

Texas Rangers - 1999

Batter	1	2	3	4	5	6	7	8	9	AB	R	H	RBI	BB	SO	LOB	TOP										
Juan Encarnacion, R OBP: 0.400, SLG: 1.000	0-0 HR		0-0 E5	1-1 L9		0-0 1B G6-4-3		1-3 K		5	2	2	2	0	1	2											
Gregg Jefferies, S OBP: 0.500, SLG: 0.333 Karim Garcia, L (8, PH)	4-1 CS BB		3-2 F8	1-1 G6-3		3-1 1B G6-4-3		1-3 K		3	0	1	1	1	0	3											
Damion Easley, R OBP: 0.400, SLG: 1.000	1-0 F8		0-0 P2	3-1 HR		3-1 G6-4-3		1-1 1B		5	1	2	3	0	0	2											
Tony Clark, S OBP: 0.400, SLG: 0.400	0-1 1B			HR 1B		3-1 G4-3		1-0 F7		5	1	2	0	0	1	1											
Dean Palmer, R OBP: 0.600, SLG: 0.500	0-0 1B			4-2 HR BB		1-3 K		0-1 FC5-4 1B		4	1	2	0	1	1	0											
Bobby Higginson, L OBP: 0.250, SLG: 1.000 Gabe Kapler, R (8, 9)	0-0 F8		2-1 HR	1-2 G3		2-1 E3 FC5-4		1-0 F8		4	1	1	3	0	0	3											
Deivi Cruz, R OBP: 0.500, SLG: 0.750 Luis Garcia, R (8, 6)		1-0 G1-6-3 1B		0-0 HBP E 2B		0-0 G6-3		1-2 FC5-4		4	1	2	0	0	0	2											
Brad Ausmus, R OBP: 0.500, SLG: 0.333		1-1 G1-6-3		1-2 E HBP HR HBP		0-2 BB 1B		1-3 K		3	2	1	0	0	1	3											
Brian Hunter, R (1, 8)		0-0 P8		2-2 E HR HBP		4-2 1B BB		3-1 L4		2	2	0	0	1	0	2											
Inning Stats	R: 1 E: 0 K: 0 S: 7	H: 3 LOB: 2 BB: 1 P: 12	R: 0 E: 0 K: 0 S: 4	H: 1 LOB: 0 BB: 0 P: 6	R: 0 E: 1 K: 0 S: 6	H: 0 LOB: 0 BB: 0 P: 9	R: 7 E: 1 K: 1 S: 22	H: 4 LOB: 0 BB: 1 P: 37	R: 0 E: 0 K: 1 S: 8	H: 0 LOB: 0 BB: 0 P: 10	R: 3 E: 0 K: 0 S: 12	H: 3 LOB: 0 BB: 1 P: 24	R: 0 E: 1 K: 1 S: 12	H: 1 LOB: 2 BB: 0 P: 19	R: 0 E: 0 K: 2 S: 10	H: 1 LOB: 1 BB: 0 P: 14	R: 0 E: 0 K: 0 S: 4	H: 0 LOB: 0 BB: 0 P: 6	1B: 9 2B: 1 3B: 0 HR: 3	SF: 0 SAC: 0 DP: 2 HBP: 2	WP: 0 PB: 0 SB: 0 CS: 2	PA: 43					
PITCHER	IP	WLS	BF	H	R	ER	SO	BB	IBB	HBP	BLK	WP	HR	S	P	ERA	WHIP										
Rick Helling, R ERA: 15.0	3.0	L	18	7	7	5	0	2	0	2	0	0	2	30	50	15.00	3.000										
Esteban Loaiza, R ERA: 13.5	2.0		11	4	4	3	2	1	0	0	0	0	1	25	39	13.50	2.500										
Mike Morgan, R ERA:	3.0		11	2	0	0	3	0	0	0	0	0	0	26	42	0.00	0.667										
Mike Munoz, L ERA:	1.0		3	0	0	0	0	0	0	0	0	0	0	4	6	0.00	0.000										

Detroit Tigers @ Texas Rangers
The Ballpark at Arlington, Arlington, TX
Mon Apr 05 1999, 2:35 PM EDT
Att: 46,650 - Sunny - 73 F

AB 38
R 11
H 13
RBI 9
BB 3
SO 5
LOB 18

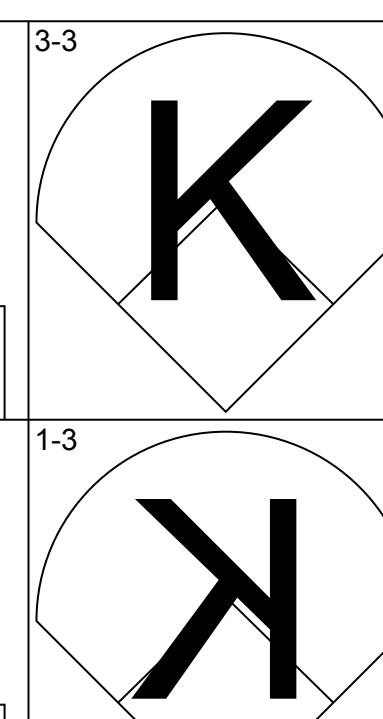
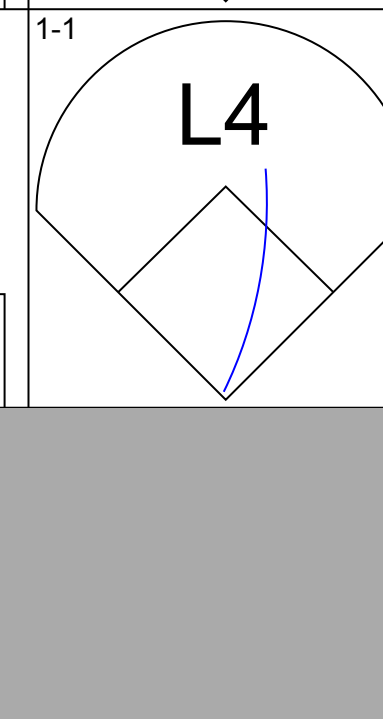
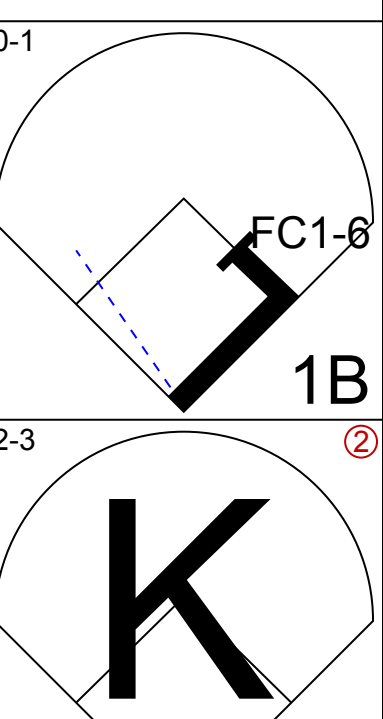
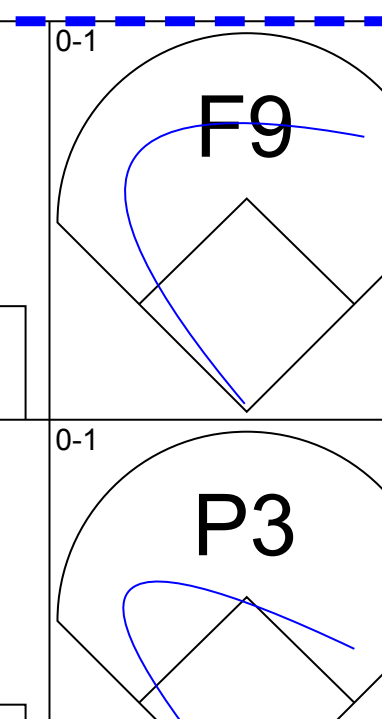
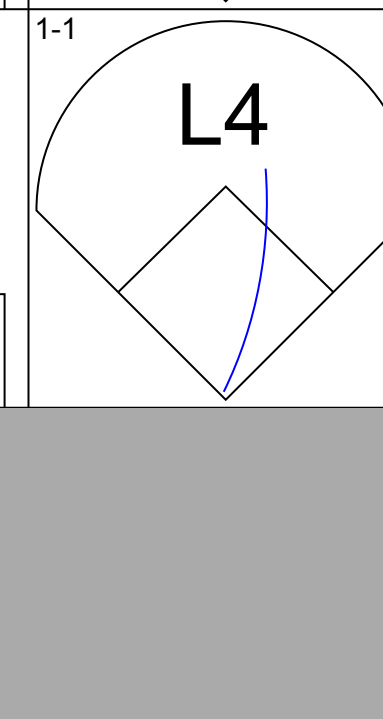
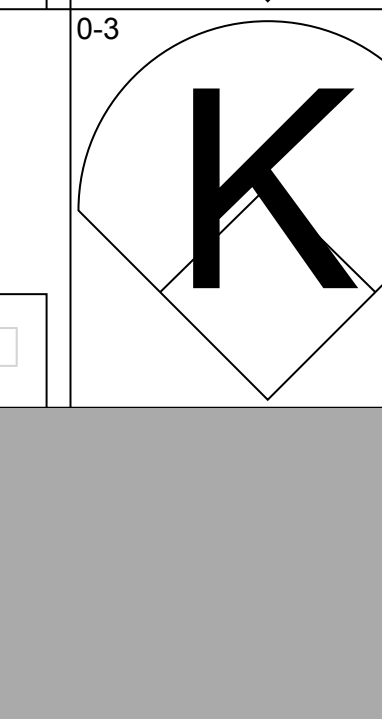
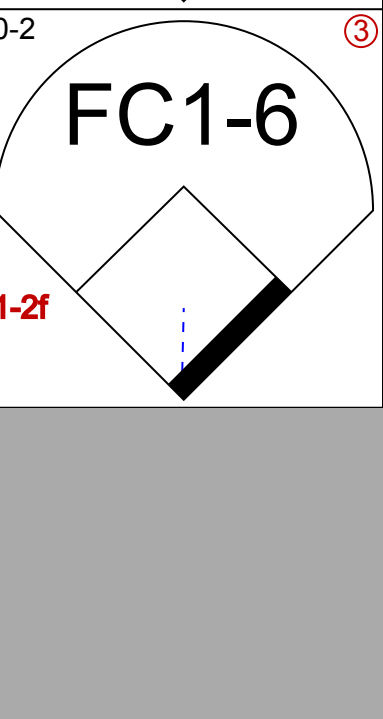
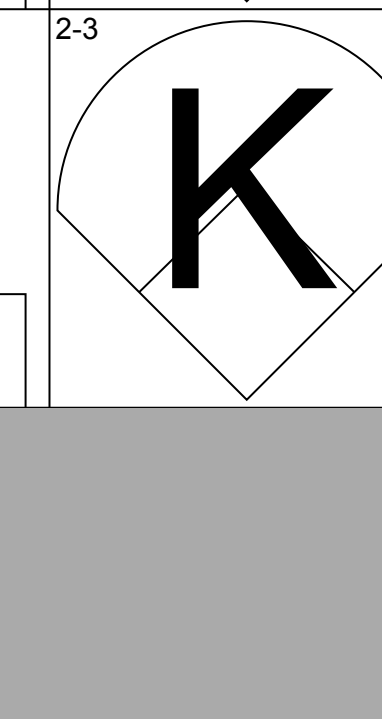




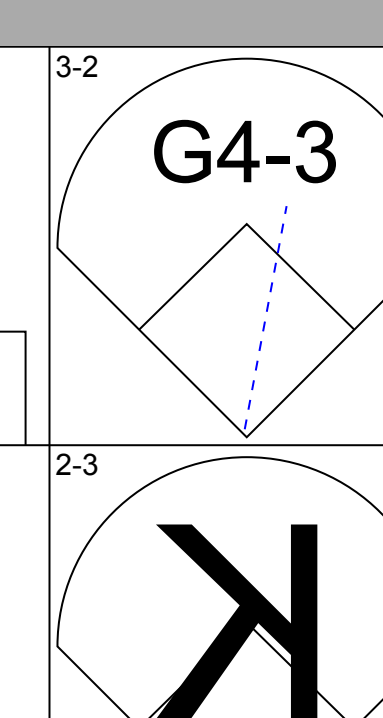
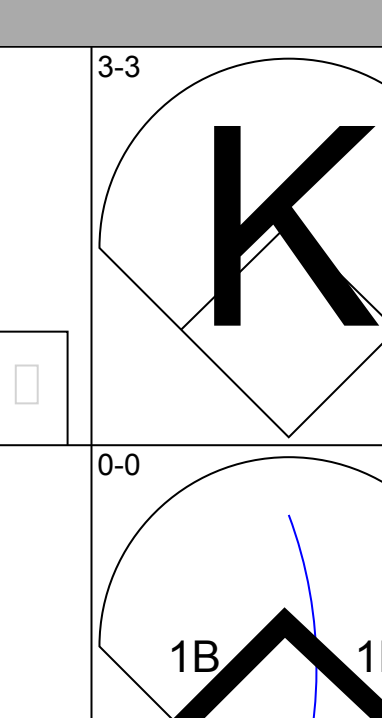
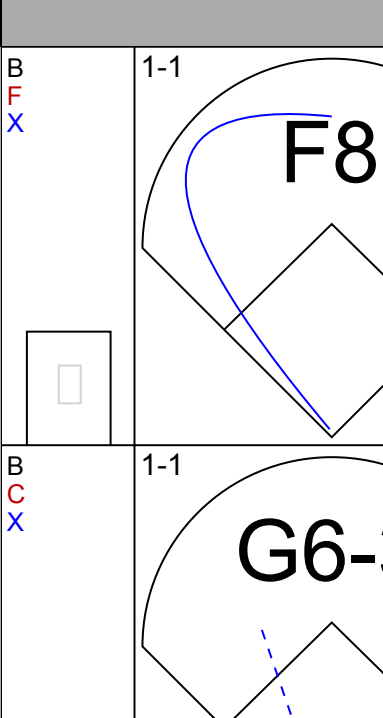
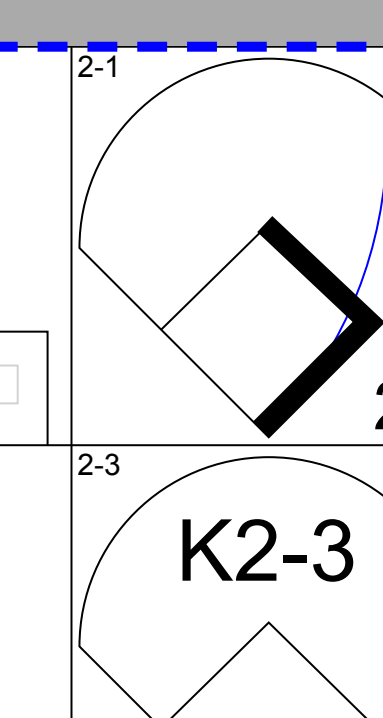
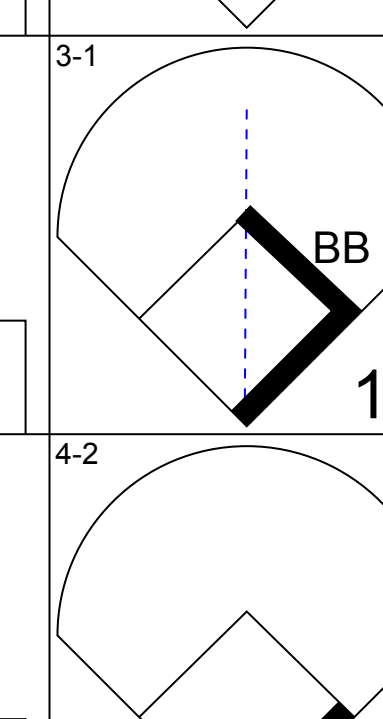
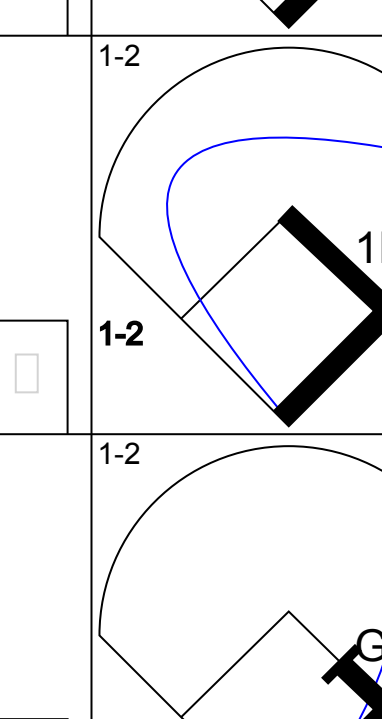
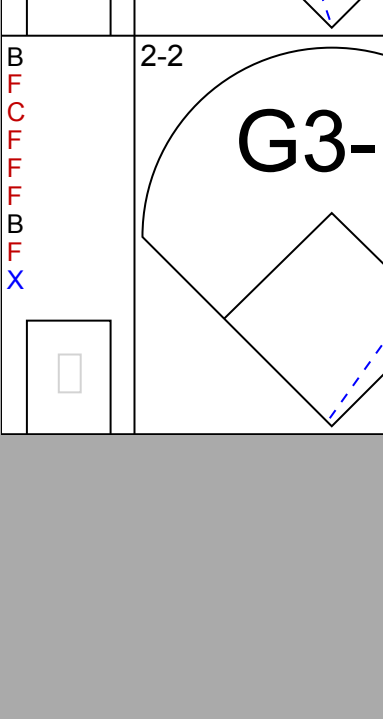
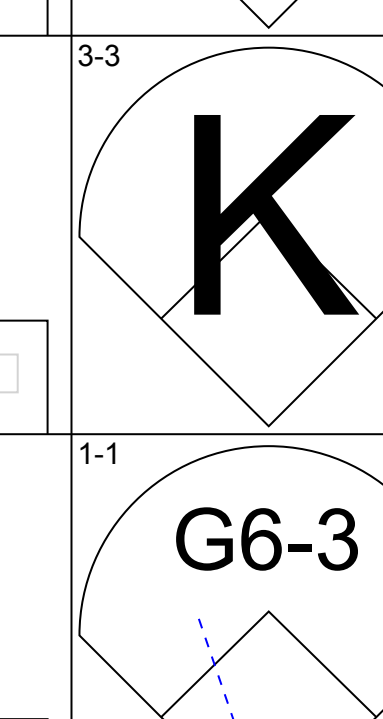
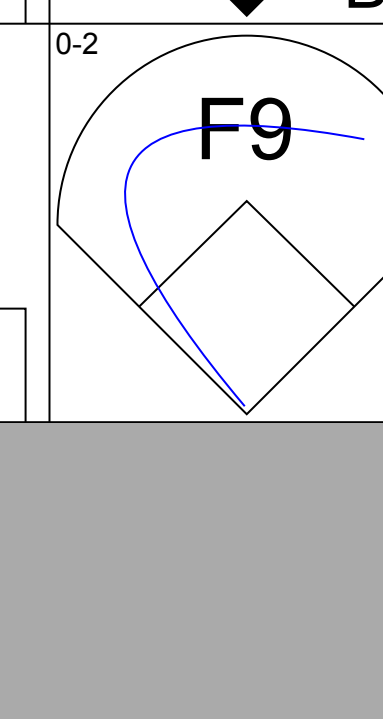
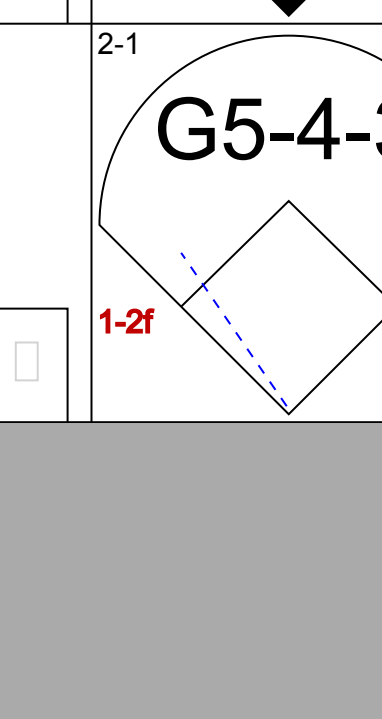


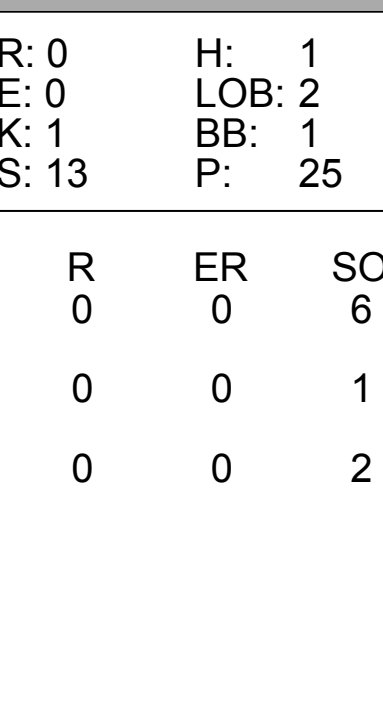
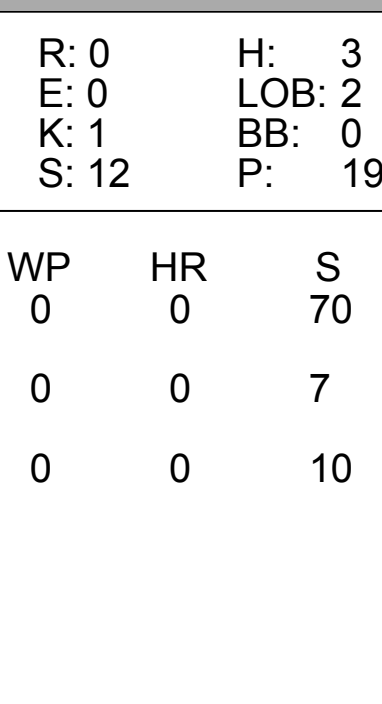
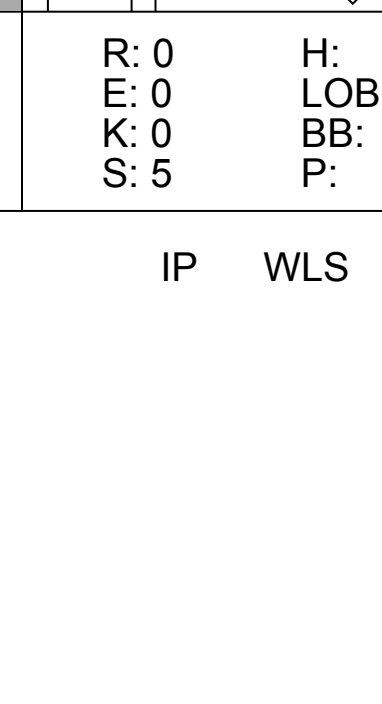
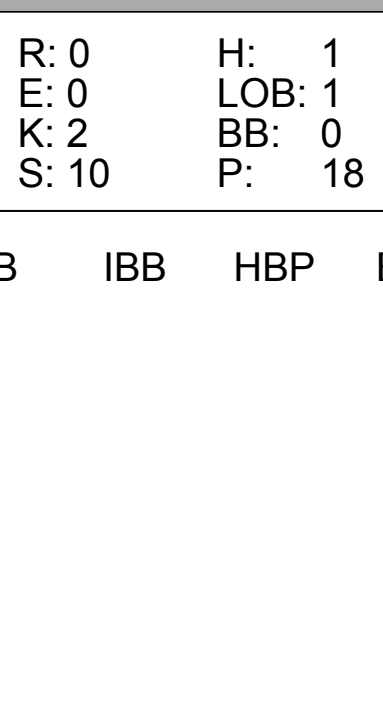
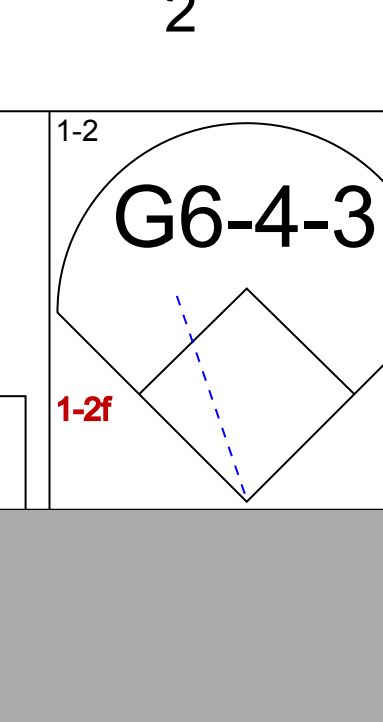

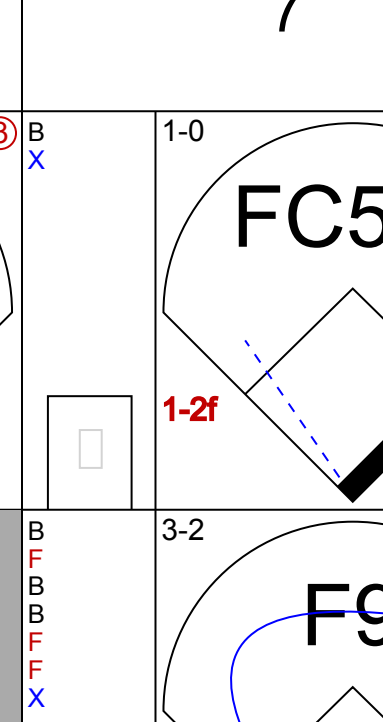
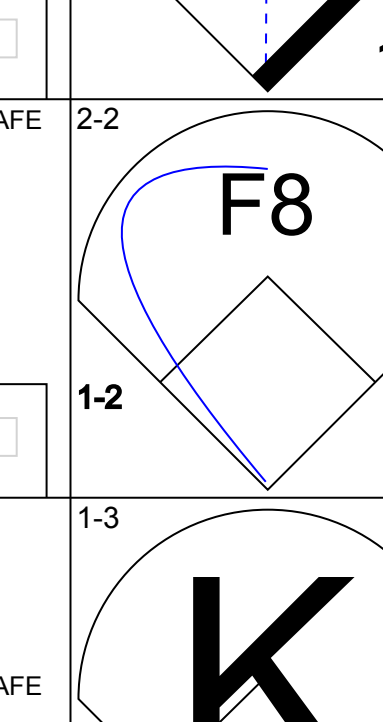
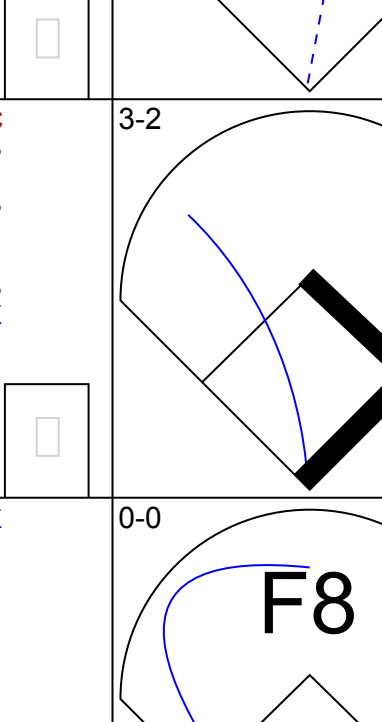
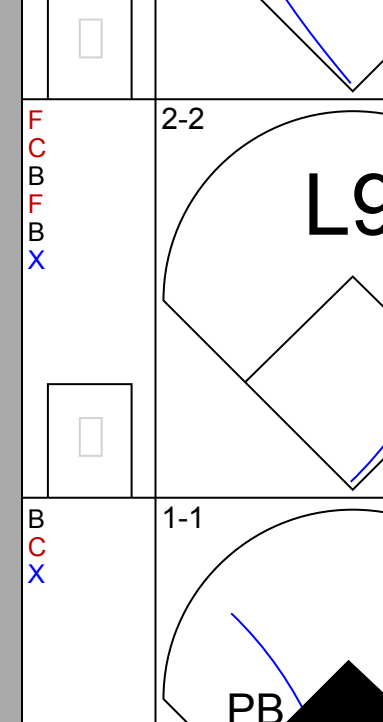


Batter	1	2	3	4	5	6	7	8	9	AB	R	H	RBI	BB	SO	LOB	BOTTOM										
Tom Goodwin, L (1, 8)	0-1 G1-6-3		2-3 K			2-2 G4-3		1-0 L8		4	0	0	0	0	1	2											
Luis Alicaia, S (1, 4)	0-0 F8			2-1 F7			1-3 K	4-0 29 G3 1B BB		3	1	0	0	1	1	0											
29 Rusty Greer, L (1, 7)	1-3 K			3-2 G4-3			2-2 2B HBP	0-0 G3		3	1	0	1	0	1	2											
Juan Gonzalez, R OBP: 0.750, SLG: 0.667		4-2 G1-6-3 BB BB		3-3 K			1-1 2B	1-2 1B	2-0 2B 1B	3	0	2	2	1	1	0											
Rafael Palmeiro, L OBP: 0.500, SLG: 0.667		4-1 G1-6-3 BB			1-1 G3		3-1 2B	3-1 G5-3		3	0	1	1	1	0	1											
Ivan Rodriguez, R (1, 2)		0-1 G1-6-3			1-0 G6-3		2-3 K		0-3 K2-3	4	0	0	0	0	2	4											
Lee Stevens, L OBP: 0.250, SLG: 1.000		0-0 P4			1-2 P2		3-2 G3-1			4	1	1	1	0	0	3											
Todd Zeile, R OBP: 0.250, SLG: 0.250			2-3 K			0-0 G6-3		0-1 BB 29 G3 PB 1B	1-3 K	4	1	1	0	0	2	0											
Royce Clayton, R (1, 6)			0-0 G6-3			0-0 L6		4-2 29 G3 BB 1B	3-2 G4-3	3	1	0	0	1	0	0											
Inning Stats	R: 0 E: 0 K: 1 S: 7	H: 0 LOB: 0 BB: 0 P: 8	R: 0 E: 0 K: 0 S: 6	H: 0 LOB: 1 BB: 2 P: 14	R: 0 E: 0 K: 2 S: 7	H: 0 LOB: 0 BB: 0 P: 11	R: 0 E: 0 K: 1 S: 8	H: 0 LOB: 0 BB: 0 P: 16	R: 0 E: 0 K: 0 S: 5	H: 0 LOB: 0 BB: 0 P: 7	R: 1 E: 0 K: 2 S: 15	H: 2 LOB: 2 BB: 0 P: 27	R: 3 E: 0 K: 0 S: 11	H: 2 LOB: 1 BB: 2 P: 23	R: 1 E: 0 K: 2 S: 22	H: 1 LOB: 0 BB: 0 P: 29	1B: 3 2B: 1 3B: 0 HR: 1	SF: 0 SAC: 0 DP: 1 HBP: 1	WP: 0 PB: 1 SB: 0 CS: 0	PA: 36							
PITCHER	IP	WLS	BF	H	R	ER	SO	BB	IBB	HBP	BLK	WP	HR	S	P	ERA	WHIP										
Brian Moehler, R ERA: 1.29	7.0	W	25	2	1	1	6	2	0	1	0	0	0	8	19	40.50	6.000										
Masao Kida, R ERA: 40.5	0.2		6	2	3	3	0	2	0	0	0	0	0	3	4	0.00	0.000										
C.J. Nitkowski, L ERA:	0.1		1	0	0	0	0	0	0	0	0	0	0	3	4	0.00	0.000										
Doug Brocail, R ERA: 9.0	1.0		4	1	1	1	2	0	0	0	0	0	1	22	29	9.00	1.000										

Detroit Tigers @ Texas Rangers
The Ballpark at Arlington, Arlington, TX
Mon Apr 05 1999, 2:35 PM EDT
Att: 46,650 - Sunny - 73 F

AB 31
R 5
H 5
RBI 5
BB 4
SO 8
LOB 12

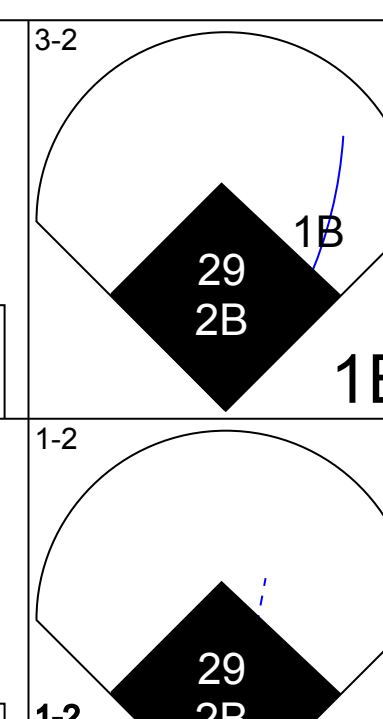
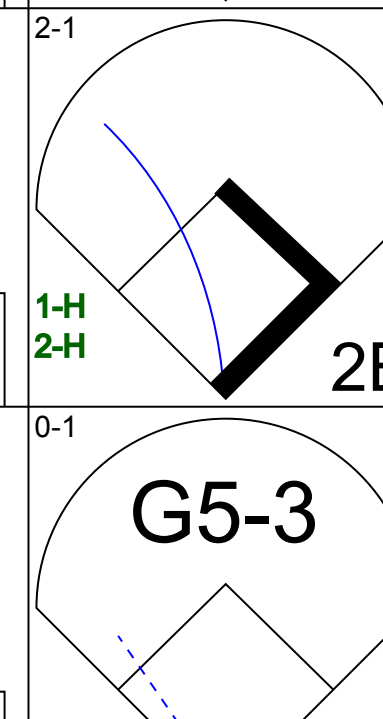
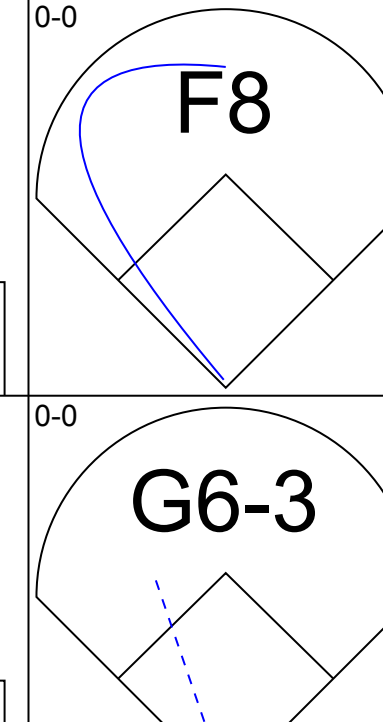

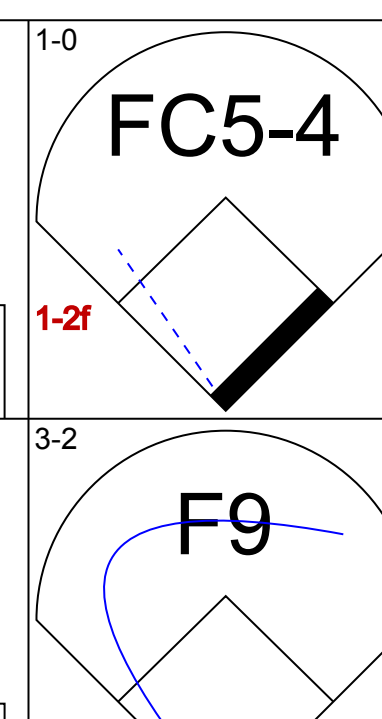
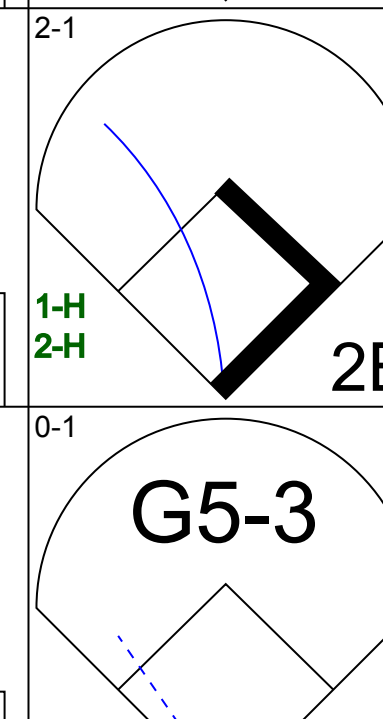
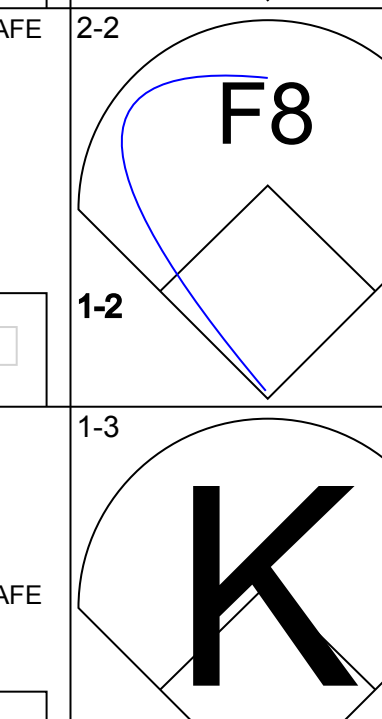
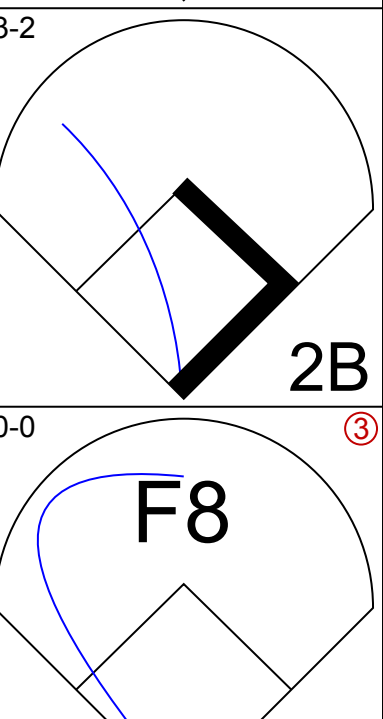
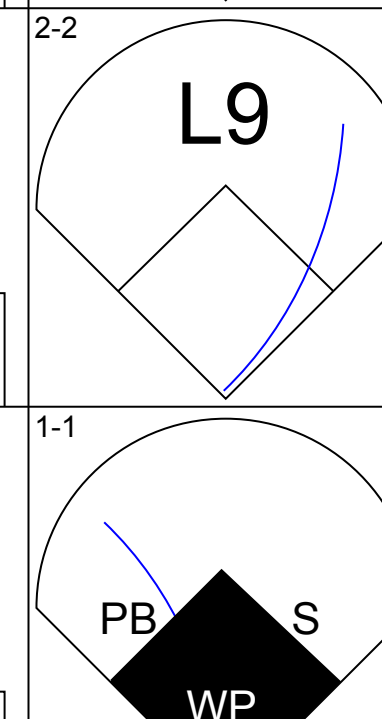
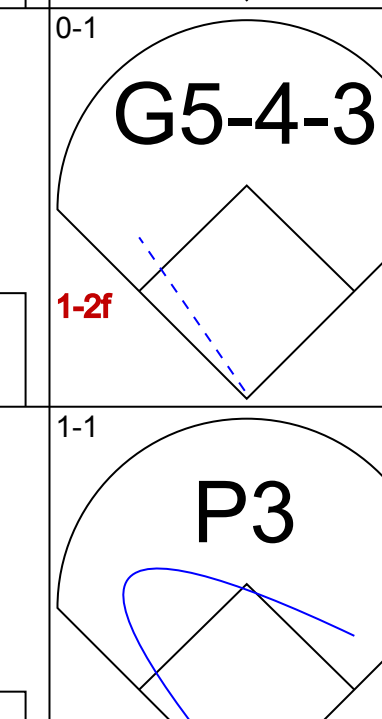
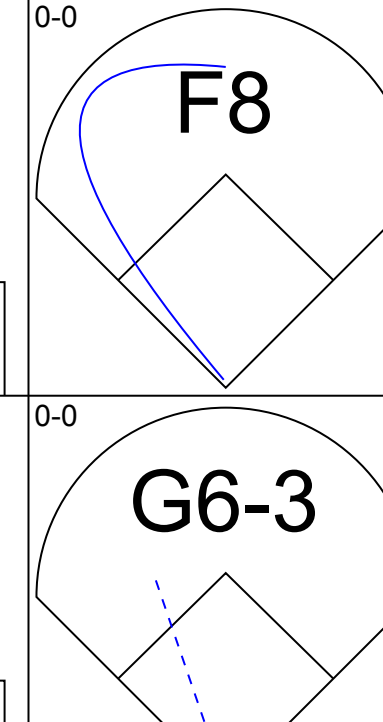
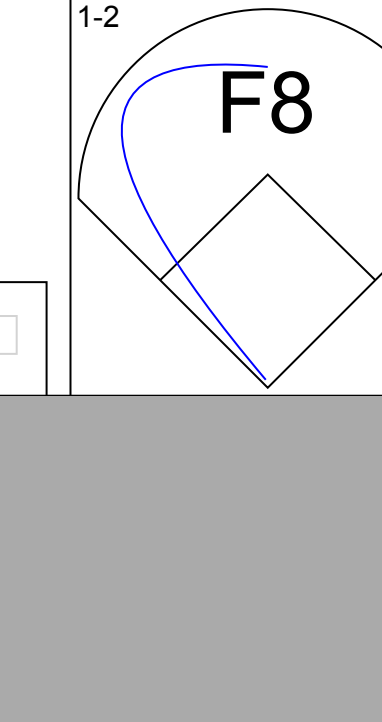

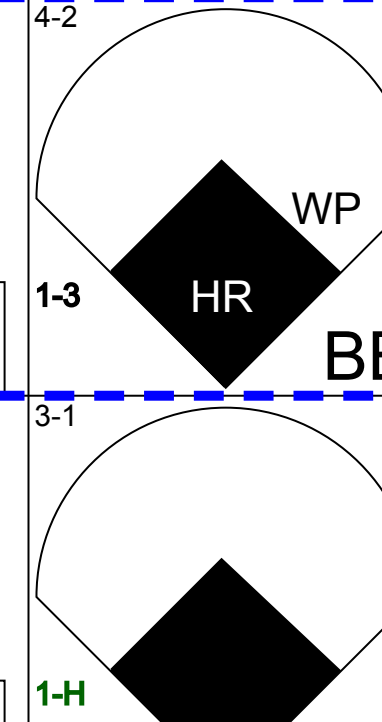




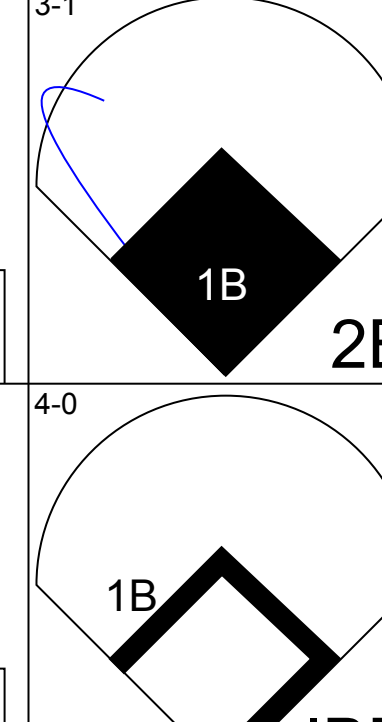


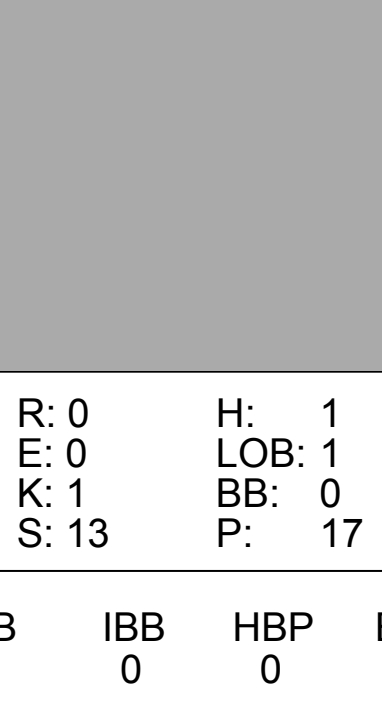
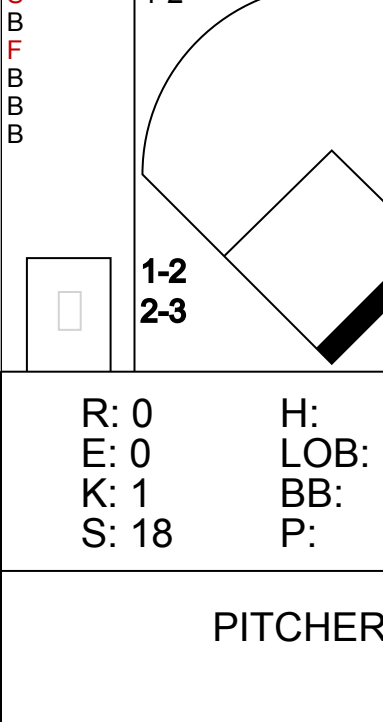
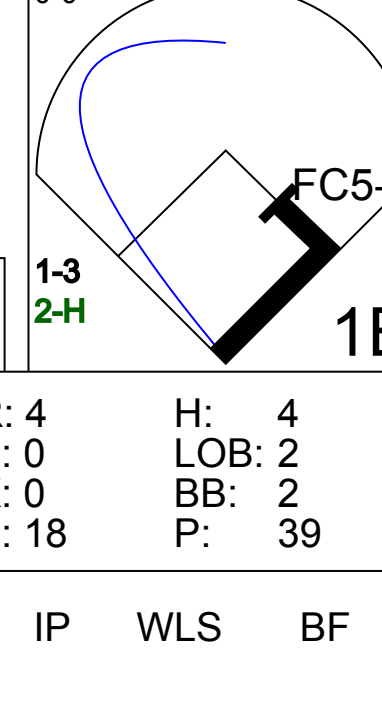






Batter	1	2	3	4	5	6	7	8	9	AB	R	H	RBI	BB	SO	LOB	TOP					
Juan Encarnacion, R OBP: 0.333, SLG: 0.667							 1B			4	0	1	0	0	1	0						
Bobby Higginson, L OBP: 0.250, SLG: 0.750										4	0	1	0	0	2	1						
Damon Easley, R OBP: 0.222, SLG: 0.556							 1-2			4	0	0	0	0	2	2						
Tony Clark, S OBP: 0.333, SLG: 0.444										4	0	1	0	0	1	0						
Dean Palmer, R OBP: 0.444, SLG: 0.375				 1B						4	0	1	0	0	2	1						
Karim Garcia, L OBP: 0.400, SLG: 0.400		 1B		 1B						4	0	2	0	0	1	1						
Gabe Kapler, R OBP: 0.400, SLG: 0.250		 1B		 1B						3	0	1	0	1	0	1						
Bill Haselman, R Gregg Jefferies, S OBP: 0.400, SLG: 0.250 Brad Ausmus, R OBP: 0.500, SLG: 0.333				 1-2						2	0	0	0	0	0	5						
Deivi Cruz, R OBP: 0.286, SLG: 0.429										3	0	0	0	0	0	0						
Inning Stats	R: 0 E: 0 K: 2 S: 8	H: 0 LOB: 0 BB: 0 P: 13	R: 0 E: 0 K: 1 S: 13	H: 1 LOB: 2 BB: 1 P: 25	R: 0 E: 0 K: 1 S: 11	H: 1 LOB: 1 BB: 0 P: 14	R: 0 E: 0 K: 1 S: 12	H: 3 LOB: 2 BB: 0 P: 19	R: 0 E: 0 K: 1 S: 10	H: 1 LOB: 1 BB: 0 P: 14	R: 0 E: 0 K: 0 S: 11	H: 0 LOB: 0 BB: 0 P: 15	R: 0 E: 0 K: 0 S: 5	H: 0 LOB: 0 BB: 0 P: 10	R: 0 E: 0 K: 1 S: 7	H: 0 LOB: 1 BB: 0 P: 9	R: 0 E: 0 K: 2 S: 10	H: 1 LOB: 1 BB: 0 P: 18	1B: 5 2B: 2 3B: 0 HR: 0	SF: 0 SAC: 0 DP: 1 HBP: 0	WP: 0 PB: 0 SB: 0 CS: 0	PA: 34
PITCHER	IP	WLS	BF	H	R	ER	SO	BB	IBB	HBP	BLK	WP	HR	S	P	ERA	WHIP					
Aaron Sele, R ERA: 3.6	(1, 1)	7.0	W	27	6	0	6	1	0	0	0	0	0	70	110	0.00	1.000					
Tim Crabtree, R ERA: 5.4	(8, 1)	1.0		3	0	0	1	0	0	0	0	0	0	7	9	0.00	0.000					
Danny Patterson, R ERA: 27.0	(9, 1)	1.0		4	1	0	2	0	0	0	0	0	0	10	18	0.00	1.000					

Detroit Tigers @ Texas Rangers
The Ballpark at Arlington, Arlington, TX
Tue Apr 06 1999, 8:35 PM EDT
Att: 28,329 - Cloudy - 75 F

AB 33
R 0
H 7
RBI 0
BB 1
SO 9
LOB 11



Batter	1	2	3	4	5	6	7	8	9	AB	R	H	RBI	BB	SO	LOB	BOTTOM				
Royce Clayton, R OBP: 0.222, SLG: 0.125	 1B						 1-2			5	1	1	0	0	1	7					
Ivan Rodriguez, R OBP: 0.333, SLG: 0.250	 1B		 1B				 BB	 BB		4	1	2	0	1	0	0					
29 Rusty Greer, L OBP: 0.333, SLG: 0.500	 2B		 1-2		 2B		 1-2	 1-2		5	0	2	2	0	0	2					
Juan Gonzalez, R OBP: 0.444, SLG: 0.375					 1-2		 PB WP	 1B		5	1	1	0	0	1	3					
Rafael Palmeiro, L OBP: 0.375, SLG: 0.333						 1-3	 HR BB			3	1	0	0	1	0	2					
Roberto Kelly, R OBP: 0.500, SLG: 1.250				 1-0		 1B	 1H 3H			4	1	2	2	0	0	1					
Todd Zeile, R OBP: 0.500, SLG: 0.571		 1B				 1B	 2B			3	1	2	0	1	1	0					
Lee Stevens, L OBP: 0.375, SLG: 0.714				 1-2		 1B	 IBB			3	0	1	0	1	0	3					
Luis Alicea, S OBP: 0.500, SLG: 0.200		 1-2				 1-2	 1-3			2	0	1	1	2	1	1					
Inning Stats	R: 2 E: 0 K: 0 S: 13	H: 3 LOB: 1 BB: 0 P: 19	R: 0 E: 0 K: 0 S: 12	H: 1 LOB: 1 BB: 1 P: 19	R: 0 E: 0 K: 1 S: 13	H: 1 LOB: 1 BB: 0 P: 17	R: 0 E: 0 K: 2 S: 15	H: 1 LOB: 1 BB: 0 P: 23	R: 0 E: 0 K: 1 S: 13	H: 1 LOB: 1 BB: 0 P: 19	R: 0 E: 0 K: 1 S: 18	H: 1 LOB: 2 BB: 2 P: 31	R: 4 E: 0 K: 0 S: 18	H: 4 LOB: 2 BB: 2 P: 39	R: 0 E: 0 K: 0 S: 5	H: 0 LOB: 0 BB: 1 P: 10	1B: 8 2B: 3 3B: 0 HR: 1	SF: 0 SAC: 0 DP: 2 HBP: 0	WP: 1 PB: 1 SB: 1 CS: 0	PA: 40	
PITCHER	IP	WLS	BF	H	R	ER	SO	BB	IBB	HBP	BLK	WP	HR	S	P	ERA	WHIP				
Justin Thompson, L ERA: 3.6	(1, 1)	5.0	L	22	7	2	3	1	0	0	0	0	0	66	97	3.60	1.600				
Matt Anderson, R ERA: 5.4	(6, 1)	1.2		9	2	1	1	2	0	0	0	0	0	28	47	5.40	2.400				
C.J. Nitkowski, L ERA: 27.0	(7, 1)	0.0		1	0	0	0	1	0	0	0	0	0	2	6	∞	∞				
Masao Kida, R ERA: 45.0	(7, 1)	0.1		5	3	3	3	0	1	0	0	1	1	6	17	81.00	9.000				
Todd Jones, R ERA: 27.0	(8, 1)	1.0		3	0	0	0	1	0	0	0	0	0	5	10	0.00	1.000				

Detroit Tigers @ Texas Rangers
The Ballpark at Arlington, Arlington, TX
Tue Apr 06 1999, 8:35 PM EDT
Att: 28,329 - Cloudy - 75 F

AB 34
R 6
H 12
RBI 5
BB 6
SO 4
LOB 19



Batter	1	2	3	4	5	6	7	8	9	AB	R	H	RBI	BB	SO	LOB	TOP				
Juan Encarnacion, R OBP: 0.214, SLG: 0.429	G5-3		FC5-4		G5-3		L5	G6-3		5	0	0	0	0	0	4					
Gregg Jefferies, S OBP: 0.300, SLG: 0.222	F9			G4-3			F8		G4-3	5	0	1	1	0	0	0					
Damon Easley, R OBP: 0.357, SLG: 0.692	G6-3			HR					F7	4	2	2	0	1	0	0					
Tony Clark, S OBP: 0.429, SLG: 0.786		L9		HR						5	2	3	3	0	0	2					
Dean Palmer, R OBP: 0.357, SLG: 0.250	G6-3			F9						4	1	0	0	0	2	1					
Bobby Higginson, L OBP: 0.250, SLG: 0.545	F8									3	0	0	0	1	0	2					
Deivi Cruz, R OBP: 0.300, SLG: 0.500 Frank Catalanotto, L OBP: 1.000, SLG: 1.000			G5-3	P4						3	0	1	0	0	0	1					
Brad Ausmus, R OBP: 0.625, SLG: 1.000										1	0	1	1	0	0	0					
Brian Hunter, R OBP: 0.375, SLG: 0.167			F8							4	1	1	0	0	1	3					
Inning Stats	R: 0 E: 0 K: 0 S: 5	H: 0 LOB: 0 BB: 0 P: 6	R: 0 E: 0 K: 0 S: 6	H: 0 LOB: 0 BB: 0 P: 10	R: 0 E: 0 K: 0 S: 8	H: 1 LOB: 1 BB: 0 P: 14	R: 2 E: 0 K: 0 S: 15	H: 2 LOB: 1 BB: 1 P: 22	R: 2 E: 0 K: 1 S: 14	H: 3 LOB: 1 BB: 1 P: 25	R: 0 E: 0 K: 1 S: 7	H: 1 LOB: 1 BB: 0 P: 11	R: 0 E: 0 K: 0 S: 7	H: 0 LOB: 0 BB: 0 P: 11	R: 3 E: 0 K: 1 S: 19	H: 4 LOB: 2 BB: 0 P: 28	R: 0 E: 0 K: 1 S: 7	H: 1 LOB: 1 BB: 0 P: 11	1B: 7 2B: 2 3B: 1 HR: 2	SF: 0 SAC: 0 DP: 1 HBP: 1	WP: 2 PA: 41
PITCHER	IP	WLS	BF	H	R	ER	SO	BB	IBB	HBP	BLK	WP	HR	S	P	ERA	WHIP				
Mark Clark, R ERA: 8.31	4.1		21	6	4	4	0	2	0	0	0	2	2	46	74	8.31	1.846				
Mike Morgan, R ERA:	2.2	W	8	1	0	0	1	0	0	0	0	0	0	16	25	0.00	0.375				
Tim Crabtree, R ERA: 27.0	0.0		3	2	3	3	0	0	0	1	0	0	0	8	13	∞	∞				
Eric Gunderson, L ERA:	0.1	H	1	0	0	0	0	0	0	0	0	0	0	1	1	0.00	0.000				
Danny Patterson, R ERA:	0.1	H	3	2	0	0	1	0	0	0	0	0	0	7	10	0.00	6.000				

Detroit Tigers @ Texas Rangers
The Ballpark at Arlington, Arlington, TX
Wed Apr 07 1999, 8:35 PM EDT
Att: 25,004 - Cloudy - 74 F

AB	38
R	7
H	12
RBI	7
BB	2
SO	3
LOB	14



Batter	1	2	3	4	5	6	7	8	9	AB	R	H	RBI	BB	SO	LOB	BOTTOM				
Tom Goodwin, L OBP: 0.222, SLG: 0.333	P5									5	2	2	0	0	0	0					
Ivan Rodriguez, R OBP: 0.357, SLG: 0.308	G4-3		G6-3							5	0	2	1	0	1	1					
29 Rusty Greer, L OBP: 0.357, SLG: 0.462	F7									5	1	2	1	0	0	2					
Juan Gonzalez, R OBP: 0.500, SLG: 0.538										5	2	3	1	0	0	3					
Rafael Palmeiro, L OBP: 0.385, SLG: 0.636 Scarborough Green, S OBP: 0.385, SLG: 0.636										5	1	2	1	0	1	3					
Todd Zeile, R OBP: 0.615, SLG: 0.818										4	1	3	1	1	0	1					
Lee Stevens, L OBP: 0.538, SLG: 0.909										4	1	3	4	1	0	1					
Luis Alicea, S OBP: 0.308, SLG: 0.100										5	0	0	0	0	2	9					
Royce Clayton, R OBP: 0.222, SLG: 0.125 Jon Shave, R OBP: 0.333, SLG: 0.333										0	0	0	0	0	0	0					
Inning Stats	R: 0 E: 0 K: 0 S: 9	H: 2 LOB: 1 BB: 0 P: 15	R: 1 E: 0 K: 2 S: 14	H: 2 LOB: 1 BB: 0 P: 21	R: 1 E: 0 K: 0 S: 10	H: 2 LOB: 1 BB: 0 P: 16	R: 0 E: 0 K: 0 S: 6	H: 1 LOB: 1 BB: 0 P: 9	R: 3 E: 0 K: 1 S: 15	H: 4 LOB: 3 BB: 2 P: 33	R: 0 E: 0 K: 0 S: 8	H: 2 LOB: 2 BB: 0 P: 15	R: 3 E: 0 K: 0 S: 14	H: 3 LOB: 0 BB: 0 P: 21	R: 2 E: 0 K: 1 S: 14	H: 4 LOB: 3 BB: 0 P: 19	1B: 11 2B: 6 3B: 0 HR: 1	SF: 0 SAC: 1 DP: 0 HBP: 0	WP: 1 PA: 44		
PITCHER	IP	WLS	BF	H	R	ER	SO	BB	IBB	HBP	BLK	WP	HR	S	P	ERA	WHIP				
Willie Blair, R ERA: 11.25	4.0	L	20	8	5	5	2	0	0	0	0	0	0	46	72	11.25	2.000				
C.J. Nitkowski, L ERA: 6.75	1.0		6	1	0	0	1	1	1	0	0	0	0	8	22	0.00	2.000				
Felipe Lira, R ERA: 18.0	1.0		7	4	2	2	0	0	0	0	0	0	1	13	20	18.00	4.000				
44 Sean Runyan, L ERA: 9.0	1.0		4	1	1	1	0	0	0	0	0	1	0	9	16	9.00	1.000				
Doug Brocail, R ERA: 13.5	1.0		7	4	2	2	1	0	0	0	0	0	0	14	19	18.00	4.000				

Detroit Tigers @ Texas Rangers
The Ballpark at Arlington, Arlington, TX
Wed Apr 07 1999, 8:35 PM EDT
Att: 25,004 - Cloudy - 74 F

AB	41
R	10
H	18
RBI	10
BB	2
SO	4
LOB	20



Batter	1	2	3	4	5	6	7	8	9	AB	R	H	RBI	BB	SO	LOB	TOP					
Orlando Palmeiro, L OBP: 0.083, SLG: 0.333										4	1	1	1	0	0	3						
Randy Velarde, R OBP: 0.412, SLG: 0.400										5	2	2	1	0	1	1						
Darin Erstad, L OBP: 0.235, SLG: 0.333										5	1	2	0	0	1	1						
Tim Salmon, R OBP: 0.412, SLG: 0.813										5	1	2	2	0	2	3						
16 Garret Anderson, L OBP: 0.118, SLG: 0.294										5	0	0	0	0	2	4						
Troy Glas, R OBP: 0.429, SLG: 0.769										4	1	2	2	0	0	0						
Todd Greene, R OBP: 0.200, SLG: 0.357										4	1	1	2	0	0	2						
Charlie O'Brien, R OBP: 0.200, SLG: 0.357										4	0	0	0	0	0	1						
Andy Sheets, R OBP: 0.500, SLG: 0.545										3	1	2	0	1	1	0						
Inning Stats	R: 1 E: 0 K: 1 S: 13	H: 2 LOB: 1 BB: 0 P: 20	R: 2 E: 0 K: 1 S: 12	H: 2 LOB: 0 BB: 0 P: 18	R: 2 E: 0 K: 0 S: 12	H: 3 LOB: 1 BB: 0 P: 19	R: 0 E: 0 K: 1 S: 12	H: 1 LOB: 1 BB: 0 P: 14	R: 0 E: 0 K: 2 S: 9	H: 0 LOB: 0 BB: 0 P: 14	R: 0 E: 0 K: 0 S: 6	H: 0 LOB: 0 BB: 0 P: 8	R: 3 E: 0 K: 0 S: 13	H: 3 LOB: 0 BB: 0 P: 18	R: 0 E: 1 K: 0 S: 5	H: 0 LOB: 2 BB: 1 P: 12	R: 0 E: 0 K: 2 S: 11	H: 1 LOB: 1 BB: 0 P: 18	1B: 4 2B: 5 3B: 0 HR: 3	SF: 0 SAC: 1 DP: 0 HBP: 0	WP: 0 PB: 0 SB: 0 CS: 0	PA: 41
PITCHER	IP	WLS	BF	H	R	ER	SO	BB	IBB	HBP	BLK	WP	HR	S	P	ERA	WHIP					
John Burkett, R ERA: 16.88	2.2	L	15	7	5	5	2	0	0	0	0	0	2	34	53	16.88	2.625					
Esteban Loaiza, R ERA: 8.53	4.1		17	4	3	3	3	0	0	0	0	0	1	43	58	6.23	0.923					
Mike Munoz, L ERA:	2.0		9	1	0	0	2	1	0	0	0	0	0	16	30	0.00	1.000					

Anaheim Angels @ Texas Rangers
The Ballpark at Arlington, Arlington, TX
Fri Apr 09 1999, 8:35 PM EDT
Att: 31,633 - Unknown - 80 F

AB 39
R 8
H 12
RBI 8
BB 1
SO 7
LOB 15



Batter	1	2	3	4	5	6	7	8	9	AB	R	H	RBI	BB	SO	LOB	BOTTOM					
Mark McLemore, S OBP: 0.500, SLG: 0.750										4	1	2	0	0	2	0						
Ivan Rodriguez, R OBP: 0.389, SLG: 0.529										4	1	2	1	0	1	3						
29 Rusty Greer, L OBP: 0.389, SLG: 0.438										3	0	1	1	1	0	1						
Juan Gonzalez, R OBP: 0.444, SLG: 0.471										4	0	1	1	0	0	2						
Rafael Palmeiro, L OBP: 0.294, SLG: 0.467										4	0	0	0	0	1	2						
Todd Zeile, R OBP: 0.529, SLG: 0.867										4	1	1	1	0	1	2						
Roberto Kelly, R OBP: 0.571, SLG: 1.000										3	0	2	0	0	0	0						
Tom Goodwin, L OBP: 0.200, SLG: 0.300										1	0	0	0	0	1	0						
Lee Stevens, L OBP: 0.412, SLG: 0.667										4	0	0	0	0	1	2						
Jon Shave, R OBP: 0.333, SLG: 0.333										3	1	1	0	0	0	0						
Luis Alicea, S OBP: 0.286, SLG: 0.091										1	0	0	0	0	1	0						
Inning Stats	R: 0 E: 0 K: 1 S: 9	H: 1 LOB: 1 BB: 1 P: 18	R: 1 E: 0 K: 0 S: 13	H: 2 LOB: 0 BB: 0 P: 19	R: 2 E: 0 K: 1 S: 14	H: 4 LOB: 2 BB: 0 P: 18	R: 0 E: 0 K: 1 S: 6	H: 0 LOB: 0 BB: 0 P: 9	R: 1 E: 1 K: 1 S: 11	H: 1 LOB: 0 BB: 0 P: 14	R: 0 E: 0 K: 1 S: 8	H: 1 LOB: 1 BB: 0 P: 13	R: 0 E: 0 K: 1 S: 7	H: 1 LOB: 1 BB: 0 P: 9	R: 0 E: 0 K: 0 S: 9	H: 0 LOB: 0 BB: 0 P: 17	R: 0 E: 0 K: 2 S: 10	H: 0 LOB: 0 BB: 0 P: 15	1B: 7 2B: 1 3B: 0 HR: 2	SF: 0 SAC: 0 DP: 1 HBP: 0	WP: 1 PB: 0 SB: 1 CS: 0	PA: 37
PITCHER	IP	WLS	BF	H	R	ER	SO	BB	IBB	HBP	BLK	WP	HR	S	P	ERA	WHIP					
Chuck Finley, L ERA: 6.0	6.0	W	26	9	4	4	5	1	0	0	0	0	2	61	91	6.00	1.667					
Mark Petkovsek, R ERA:	2.0		7	1	0	0	1	0	0	0	0	0	0	16	26	0.00	0.500					
Troy Percival, R ERA:	1.0		3	0	0	0	2	0	0	0	0	0	0	10	15	0.00	0.000					

Anaheim Angels @ Texas Rangers
The Ballpark at Arlington, Arlington, TX
Fri Apr 09 1999, 8:35 PM EDT
Att: 31,633 - Unknown - 80 F

AB 35
R 4
H 10
RBI 4
BB 1
SO 8
LOB 12



Batter	1	2	3	4	5	6	7	8	9	AB	R	H	RBI	BB	SO	LOB	TOP										
Orlando Palmeiro, L OBP: 0.167, SLG: 0.333 (1, 7)	1-2 G3-6-3 1B	1-0		2-2 F8		0-0 F7	2-2 F8		3-2 G6-3	6	1	2	1	0	0	3											
Randy Velarde, R OBP: 0.476, SLG: 0.476 (1, 4)	0-1 G3-6-3 1B	1-3 K		3-2		0-1 16 WP 16 1B	1-1		0-1 G1-3	6	1	4	2	0	1	2											
Darin Erstad, L OBP: 0.227, SLG: 0.350 (1, 3)	2-1 G3-6-3 1B			2-2 F8 16 SF7 2B		2-2 G3	1-1 F8			5	1	1	0	0	0	5											
Tim Salmon, R OBP: 0.455, SLG: 0.737 (1, 9)	4-2 16 CS BB			0-0 F8		0-1 16 1B	4-2 16 WP 16 BB		0-2 G4-3	3	2	1	0	2	0	1											
16 Garret Anderson, L OBP: 0.273, SLG: 0.429 (1, 8)	SAFE CS	3-2 BB G3-6-3 1B	1-0	2-0 SF7		0-0 1B	2-0 2B 1B		0-0 G6-3 1B	4	2	4	3	0	0	0											
Troy Glaus, R OBP: 0.421, SLG: 0.722 (1, 5)		0-2 G3-6-3 BB 1B	3-0	2-0 G4-3		0-3 K	3-1 2B		2-1 G6-3	5	1	2	0	0	1	3											
Todd Greene, R OBP: 0.300, SLG: 0.389 (1, 10)		4-1 G3-6-3 BB		3-3 K		0-0 1B	0-3 K		0-1 2B	4	0	2	2	1	2	2											
Matt Walbeck, S OBP: 0.333, SLG: 0.333 (1, 2)		2-2 G3-6-3		0-1 1B		2-3 K	1-1 1B		1-0 G4-3	5	1	2	0	0	1	5											
Andy Sheets, R OBP: 0.471, SLG: 0.467 (1, 6)		4-0 1B BB		0-0 1B		0-0 G4-3	1-2 L8		2-2 G4-3	4	1	1	0	1	0	3											
Inning Stats	R: 1 E: 0 K: 0 S: 16	H: 2 LOB: 0 BB: 1 P: 26	R: 2 E: 0 K: 1 S: 12	H: 3 LOB: 2 BB: 2 P: 25	R: 1 E: 0 K: 1 S: 4	H: 1 LOB: 0 BB: 0 P: 10	R: 2 E: 0 K: 1 S: 16	H: 3 LOB: 1 BB: 0 P: 26	R: 1 E: 0 K: 2 S: 15	H: 3 LOB: 2 BB: 1 P: 26	R: 0 E: 0 K: 0 S: 12	H: 2 LOB: 1 BB: 0 P: 18	R: 1 E: 0 K: 0 S: 9	H: 2 LOB: 0 BB: 0 P: 12	R: 0 E: 0 K: 0 S: 9	H: 0 LOB: 0 BB: 0 P: 14	1B: 17 2B: 2 3B: 0 HR: 0	SF: 1 SAC: 0 DP: 2 HBP: 0	WP: 1 PB: 0 SB: 0 CS: 1	PA: 48							
PITCHER	IP	WLS	BF	H	R	ER	SO	BB	IBB	HBP	BLK	WP	HR	S	P	ERA	WHIP										
Rick Helling, R ERA: 14.85 (1, 1)	3.2	L	20	9	6	6	2	3	0	0	0	0	0	45	82	14.73	3.273										
Mike Morgan, R ERA: 1.29 (4, 1)	1.1		7	3	1	1	2	0	0	0	0	0	0	15	19	6.75	2.250										
Eric Gunderson, L ERA: 7.71 (6, 1)	2.0		12	5	2	2	1	1	0	0	0	1	0	27	44	9.00	3.000										
Danny Patterson, R ERA: 3.86 (8, 1)	1.0		5	2	1	1	0	0	0	0	0	0	0	9	12	9.00	2.000										
Mike Munoz, L ERA: (9, 1)	1.0		3	0	0	0	0	0	0	0	0	0	0	9	14	0.00	0.000										

Anaheim Angels @ Texas Rangers
The Ballpark at Arlington, Arlington, TX
Sat Apr 10 1999, 8:35 PM EDT
Att: 37,974 - Cloudy - 76 F

AB 42
R 10
H 19
RBI 8
BB 4
SO 5
LOB 24



Batter	1	2	3	4	5	6	7	8	9	AB	R	H	RBI	BB	SO	LOB	BOTTOM										
Tom Goodwin, L OBP: 0.214, SLG: 0.286 (1, 8)	1-2 G6-3			1-0 29 G3-1 1B		1-1 L9			2-2 G1-3	4	0	1	0	0	0	1											
Mark McLemore, S OBP: 0.250, SLG: 0.375 (1, 4)	2-2 G1-3			3-1 SAFE SAFE SAFE L9		3-1 G1-3			0-0 F8	4	0	0	0	0	0	2											
29 Rusty Greer, L OBP: 0.353, SLG: 0.368 Gregg Zaun, S (1, 7) (8, 2)	0-2 P5			3-2 G3-1		2-2 F7			1-0 F9	3	0	0	0	0	0	1											
Juan Gonzalez, R OBP: 0.381, SLG: 0.400 Roberto Kelly, R OBP: 0.571, SLG: 1.000 (1, 9) (8, 9)		3-2 L8		1-3 K		1-3 K				3	0	0	0	0	2	1											
Rafael Palmeiro, L OBP: 0.300, SLG: 0.444 (1, 10)		2-1 F8		2-2 G4-6-3 1B		1-1 P7				3	0	1	0	0	0	0											
Ivan Rodriguez, R OBP: 0.350, SLG: 0.474 Scarborough Green, S (1, 2) (8, 7)		0-1 G6-3		0-1 G4-6-3		0-0 L7				2	0	0	0	0	0	1											
Todd Zeile, R OBP: 0.500, SLG: 0.765 (1, 5)				3-1 G1-3		3-1 G1-3			4-0 BB	2	0	0	0	1	0	0											
Lee Stevens, L OBP: 0.350, SLG: 0.556 (1, 3)				1-0 G3		3-2 G6-3			2-3 K	3	0	0	0	0	1	1											
Jon Shave, R OBP: 0.333, SLG: 0.333 (1, 6)				1-0 G1-3		1-0 1B			0-0 F8	3	0	1	0	0	0	1											
Inning Stats	R: 0 E: 0 K: 0 S: 9	H: 0 LOB: 0 BB: 0 P: 12	R: 0 E: 0 K: 0 S: 7	H: 0 LOB: 0 BB: 0 P: 12	R: 0 E: 0 K: 1 S: 11	H: 1 LOB: 1 BB: 0 P: 19	R: 0 E: 0 K: 0 S: 7	H: 1 LOB: 0 BB: 0 P: 12	R: 0 E: 0 K: 0 S: 9	H: 1 LOB: 1 BB: 0 P: 17	R: 0 E: 0 K: 1 S: 8	H: 0 LOB: 0 BB: 0 P: 12	R: 0 E: 0 K: 1 S: 5	H: 0 LOB: 1 BB: 1 P: 11	R: 0 E: 0 K: 0 S: 5	H: 0 LOB: 0 BB: 0 P: 8	1B: 3 2B: 0 3B: 0 HR: 0	SF: 0 SAC: 0 DP: 1 HBP: 0	WP: 0 PB: 0 SB: 0 CS: 0	PA: 30							
PITCHER	IP	WLS	BF	H	R	ER	SO	BB	IBB	HBP	BLK	WP	HR	S	P	ERA	WHIP										
Omar Olivares, R ERA: (1, 1)	7.1	W	25	3	0	0	2	1	0	0	0	0	0	57	96	0.00	0.545										
Mike Magnante, L ERA: (8, 1)	0.2		2	0	0	0	1	0	0	0	0	0	0	4	6	0.00	0.000										
Shigetoshi Hasegawa, R ERA: 6.0 (9, 1)	1.0		3	0	0	0	0	0	0	0	0	0	0	5	8	0.00	0.000										

Anaheim Angels @ Texas Rangers
The Ballpark at Arlington, Arlington, TX
Sat Apr 10 1999, 8:35 PM EDT
Att: 37,974 - Cloudy - 76 F

AB 29
R 0
H 3
RBI 0
BB 1
SO 3
LOB 8




Batter	1	2	3	4	5	6	7	8	9	AB	R	H	RBI	BB	SO	LOB	TOP								
Orlando Palmeiro, L OBP: 0.174, SLG: 0.304	1-1 G5-3		3-2 E6 3B		3-2 P6	1-1 1B			1-2 G4-3	5	1	1	0	0	0	0									
Randy Velarde, R OBP: 0.464, SLG: 0.538	0-3 K		0-0 3B		0-2 G6-3 1B	0-0 FC5			2-3 K	5	0	2	1	0	2	2									
Darin Erstad, L OBP: 0.259, SLG: 0.304	4-1 FC5-4 BB		1-3 K		2-2 G6-3 1-2		2-1 F8		4-2 DI BB	3	0	0	0	2	1	2									
Tim Salmon, R OBP: 0.407, SLG: 0.609	2-0 FC5-4 1-2		3-3 K		4-1 BB		3-1 G5-3		0-2 F8	4	0	0	0	1	1	3									
16 Garret Anderson, L OBP: 0.269, SLG: 0.375		0-3 K2-3			2-3 K					3	0	0	0	1	3	2									
Troy Glaus, R OBP: 0.435, SLG: 0.864		0-1 WP 2B			1-0 HR				0-1 F9	4	2	2	1	0	1	2									
Chris Pritchett, L (1, 10)		3-2 E6 2-3			0-3 K2-3				2-1 G6-3	4	0	0	0	0	1	1									
Matt Walbeck, S OBP: 0.313, SLG: 0.267		1-3 K			0-1 G4-3				4-1 BB	3	0	0	0	1	1	2									
Andy Sheets, R OBP: 0.429, SLG: 0.421		0-3 K			1-3 K				0-1 G5-3	4	0	1	0	0	2	2									
Inning Stats	R: 0 E: 0 K: 1 S: 7	H: 0 LOB: 1 BB: 1 P: 14	R: 1 E: 1 K: 3 S: 15	H: 1 LOB: 1 BB: 0 P: 19	R: 1 E: 1 K: 3 S: 23	H: 1 LOB: 2 BB: 1 P: 35	R: 0 E: 0 K: 1 S: 10	H: 0 LOB: 0 BB: 0 P: 13	R: 0 E: 0 K: 1 S: 14	H: 1 LOB: 2 BB: 1 P: 25	R: 1 E: 0 K: 1 S: 13	H: 3 LOB: 2 BB: 0 P: 19	R: 0 E: 0 K: 1 S: 7	H: 0 LOB: 0 BB: 0 P: 14	R: 0 E: 0 K: 0 S: 7	H: 0 LOB: 1 BB: 1 P: 13	R: 0 E: 0 K: 1 S: 13	H: 0 LOB: 1 BB: 1 P: 20	1B: 3 2B: 1 3B: 1 HR: 1	SF: 0 SAC: 0 DP: 0 HBP: 0	WP: 1 PB: 0 SB: 0 CS: 0	PA: 40			
PITCHER	IP	WLS	BF	H	R	ER	SO	BB	IBB	HBP	BLK	WP	HR	S	P	ERA	WHIP								
Aaron Sele, R ERA: 0.71	5.2	W	27	5	3	1	10	3	0	0	0	1	1	79	121	1.59	1.412								
Mike Munoz, L ERA	0.0		1	1	0	0	0	0	0	0	0	0	0	2	3	∞	∞								
Tim Crabtree, R ERA: 8.1	2.1	H	8	0	0	0	1	1	0	0	0	0	0	15	28	0.00	0.429								
John Wetteland, R ERA	1.0	S	4	0	0	0	1	1	0	0	0	0	0	13	20	0.00	1.000								

Anaheim Angels @ Texas Rangers
The Ballpark at Arlington, Arlington, TX
Sun Apr 11 1999, 7:05 PM EDT
Att: 23,175 - Cloudy - 77 F

livebaseballscorecards.com

AB 35
R 3
H 6
RBI 2
BB 5
SO 12
LOB 16




Batter	1	2	3	4	5	6	7	8	9	AB	R	H	RBI	BB	SO	LOB	BOTTOM								
Tom Goodwin, L OBP: 0.263, SLG: 0.389	3-2 3B		1-2 FC6-4		2-2 G5-3				3-3 K	4	1	1	0	1	1	4									
Mark McLemore, S OBP: 0.385, SLG: 0.583	1-1 29 SF8		4-2 29 G4-6-3		1-1 G5-4-3 29 1B			0-0 P5	2-0 G6-3	4	1	2	1	1	0	2									
29 Rusty Greer, L OBP: 0.320, SLG: 0.364	1-0 SF8		0-0 G4-6-3		2-0 G5-4-3 1B			3-2 F7		3	0	1	1	0	0	2									
Juan Gonzalez, R OBP: 0.400, SLG: 0.458	2-2 1B		0-1 1B		1-0 G5-4-3			1-0 F8		4	2	2	0	0	0	2									
Rafael Palmeiro, L OBP: 0.333, SLG: 0.455	1-0 2B		2-2 1B		0-3 K			2-1 G1-3		4	1	2	1	0	1	1									
Ivan Rodriguez, R OBP: 0.333, SLG: 0.435	1-0 F8		1-2 FC4-6 1B		1-0 E7 G4-3 1B			2-1 G6-3		4	1	1	0	0	0	1									
Todd Zeile, R OBP: 0.500, SLG: 0.762	1-1 2B		1-2 FC4-6 1B		1-1 G4-3			2-1 G4-3		4	0	2	1	0	0	1									
Lee Stevens, L OBP: 0.333, SLG: 0.476	0-0 G3		1-2 FC4-6 1B		4-1 G5-3 1B			2-1 G1-3		3	0	0	1	1	0	4									
Jon Shave, R OBP: 0.308, SLG: 0.308			0-1 F8		2-2 G5-3 1B				0-0 G5-3	4	0	1	1	0	1	2									
Inning Stats	R: 3 E: 0 K: 0 S: 14	H: 5 LOB: 2 BB: 0 P: 24	R: 0 E: 0 K: 0 S: 6	H: 0 LOB: 1 BB: 2 P: 14	R: 2 E: 0 K: 1 S: 22	H: 4 LOB: 2 BB: 0 P: 31	R: 0 E: 0 K: 1 S: 7	H: 2 LOB: 1 BB: 0 P: 11	R: 1 E: 1 K: 0 S: 11	H: 1 LOB: 1 BB: 1 P: 21	R: 0 E: 0 K: 0 S: 6	H: 0 LOB: 0 BB: 0 P: 12	R: 0 E: 0 K: 0 S: 6	H: 0 LOB: 0 BB: 0 P: 12	R: 0 E: 0 K: 1 S: 5	H: 0 LOB: 0 BB: 0 P: 10	1B: 8 2B: 2 3B: 2 HR: 0	SF: 1 SAC: 0 DP: 2 HBP: 0	WP: 0 PB: 0 SB: 1 CS: 0	PA: 38					
PITCHER	IP	WLS	BF	H	R	ER	SO	BB	IBB	HBP	BLK	WP	HR	S	P	ERA	WHIP								
Tim Lincecum, R ERA: 12.27	3.0	L	21	11	5	5	1	2	0	0	0	0	0	45	75	15.00	4.333								
Al Levine, R ERA	4.0		14	1	1	0	1	1	0	0	0	0	0	27	50	0.00	0.500								
Scott Schoeneweis, L ERA: 13.5	1.0		3	0	0	0	1	0	0	0	0	0	0	5	10	0.00	0.000								

Anaheim Angels @ Texas Rangers
The Ballpark at Arlington, Arlington, TX
Sun Apr 11 1999, 7:05 PM EDT
Att: 23,175 - Cloudy - 77 F

livebaseballscorecards.com

AB 34
R 6
H 12
RBI 6
BB 3
SO 3
LOB 19



Batter	1	2	3	4	5	6	7	8	9	AB	R	H	RBI	BB	SO	LOB	TOP								
Mark McLemore, S OBP: 0.367, SLG: 0.500 (1, 4)	2-2 2B 1B		1 SAFE 0-1 L9	2-1 SF7		2-0 P9	1-1 G4-6-3		1-0 29 BB 1B	5	1	2	2	0	0	4									
Roberto Kelly, R OBP: 0.643, SLG: 0.923 (1, 9)	0-1 2B		2-2 1B	1-2 G6-3		3-2 29 BB 1B		3-1 G6-3	4-2 29 BB 1B	5	0	3	1	1	0	1									
29 Rusty Greer, L OBP: 0.476, SLG: 0.500 (1, 7)	4-2 G6-4-3 BB		0-0 F7		2-0 G3 2B	4-2 1-2 BB		4-2 G5-4-3 BB	2-1 1-2 2-H 1B	3	0	2	1	3	0	1									
Juan Gonzalez, R OBP: 0.317, SLG: 0.378 (1, 10)	3-3 K		1-0 FC6-4 1B		1-0 L8	0-1 SF8		1-2 G5-4-3	1-2 F7	5	0	1	1	0	1	7									
Ivan Rodriguez, R OBP: 0.382, SLG: 0.636 (1, 2)	0-1 G6-4-3		0-0 FC6-4		0-0 G3	1-1 P3			0-2 HR	5	1	1	0	0	0	8									
Todd Zeile, R OBP: 0.500, SLG: 0.719 (1, 5)		1-3 K		2-2 1B 2B	4-0 BB		4-2 1B BB		1-2 F9	3	2	1	0	2	1	1									
Lee Stevens, L OBP: 0.421, SLG: 0.606 (1, 3)		1-3 K		1-2 2B SF7 1B	4-0 BB		3-1 1B		2-2 1-H HR	4	2	3	2	1	1	0									
Royce Clayton, R OBP: 0.211, SLG: 0.222 (1, 6)		2-3 K		2-2 1-3 2-H 2B	0-0 F9		1-1 B3		1-2 G4-3 1B	5	1	2	1	0	1	5									
Tom Goodwin, L OBP: 0.343, SLG: 0.355 (1, 8)			4-2 1B S BB	1-1 G4-3		2-2 1B S SF8 1B	0-1 G4-6-3 1B		0-1 G4-3	4	2	2	1	1	0	3									
Inning Stats	R: 0 E: 0 K: 1 S: 17	H: 2 LOB: 2 BB: 1 P: 26	R: 0 E: 0 K: 3 S: 11	H: 0 LOB: 0 BB: 0 P: 15	R: 1 E: 0 K: 0 S: 10	H: 2 LOB: 2 BB: 1 P: 17	R: 2 E: 0 K: 0 S: 18	H: 3 LOB: 1 BB: 2 P: 27	R: 0 E: 0 K: 0 S: 4	H: 1 LOB: 3 BB: 2 P: 15	R: 1 E: 0 K: 0 S: 13	H: 2 LOB: 2 BB: 1 P: 25	R: 1 E: 0 K: 0 S: 10	H: 2 LOB: 1 BB: 1 P: 19	R: 0 E: 0 K: 0 S: 8	H: 0 LOB: 0 BB: 1 P: 16	R: 4 E: 0 K: 0 S: 23	H: 5 LOB: 2 BB: 1 P: 35	1B: 13 2B: 3 3B: 0 HR: 1	SF: 2 SAC: 0 DP: 3 HBP: 0	WP: 0 PB: 0 SB: 3 CS: 0	PA: 49			
PITCHER	IP	WLS	BF	H	R	ER	SO	BB	IBB	HBP	BLK	WP	HR	S	P	ERA	WHIP								
Butch Henry, L ERA: 2.92 (1, 1)	5.1		30	10	4	4	4	5	0	0	0	0	0	69	120	6.75	2.812								
Jose Paniagua, R ERA: 1.5 (6, 1)	2.2	L	10	2	1	1	0	2	0	0	0	0	0	22	40	3.38	1.500								
Jose Mesa, R ERA: 18.69 (9, 1)	0.2		7	4	4	4	0	1	0	0	0	0	1	18	27	54.00	7.500								
Melvin Bunch, R ERA: (9, 1)	0.1		2	1	0	0	0	0	0	0	0	0	0	5	8	0.00	3.000								

Texas Rangers @ Seattle Mariners
The Kingdome, Seattle, WA
Wed Apr 14 1999, 10:35 PM EDT
Att: 20,123 - Dome - 72 F

AB 39
R 9
H 17
RBI 9
BB 8
SO 4
LOB 30



Batter	1	2	3	4	5	6	7	8	9	AB	R	H	RBI	BB	SO	LOB	BOTTOM								
David Bell, R OBP: 0.235, SLG: 0.469 (1, 4)	0-3 K		1-0 G4-3		1-0 2B 2B		1-0 F7		1-1 2B 2B	5	2	2	0	0	1	1									
David Segui, S OBP: 0.316, SLG: 0.514 (1, 3)	1-2 K		1-3 K		0-0 1B SF7 2B		0-1 P5		1-0 2B 2B	5	2	2	2	0	2	1									
Ken Griffey Jr., L OBP: 0.459, SLG: 0.656 (1, 8)	0-1 F7		0-3 K		0-0 F7		2-2 G5-3		1-2 2-H 2B	5	0	1	1	0	1	2									
Edgar Martinez, R OBP: 0.447, SLG: 0.656 (8, PR)		2-1 F8		1-1 G3 1B 2B	3-2 1B		4-0 G5-3 BB		0-3 K	3	1	2	0	1	0	0									
Raul Ibanez, L OBP: 0.500, SLG: 0.500 (8, PR)										1	0	0	0	0	1	1									
Jay Buhner, R OBP: 0.393, SLG: 0.476 (1, 9)		1-1 G4-3 2B		0-3 K	3-0 SF7		0-3 K		0-3 K	3	0	1	1	0	2	2									
John Mabry, L OBP: 0.250, SLG: 0.375 (8, PH)		0-0 G4-3		1-1 G3	0-1 G4-3		1-0 G5-3		1-2 G5-3	3	0	0	0	0	0	3									
Matt Mieske, R OBP: 0.250, SLG: 1.000 (9, 7)										1	0	0	0	0	0	1									
Russ Davis, R OBP: 0.361, SLG: 0.667 (1, 5)		3-2 G6-3		2-1 1B		3-3 K		0-1 F9		4	0	1	1	0	1	3									
Dan Wilson, R OBP: 0.385, SLG: 0.304 (1, 2)			4-2 2B BB	1-1 1B		1-0 F9			0-0 F8	3	1	1	0	1	0	0									
Giomar Guevara, S OBP: 0.375, SLG: 0.625 (8, PH)			0-0 G4-3	2-3 1B		3-2 G3			0-1 P2	3	0	1	1	0	1	2									
Butch Huskey, R OBP: 0.450, SLG: 0.800 (8, PH)			1-H 2B							1	0	0	0	0	0	0									
Inning Stats	R: 0 E: 0 K: 2 S: 8	H: 0 LOB: 0 BB: 0 P: 9	R: 0 E: 0 K: 0 S: 10	H: 1 LOB: 1 BB: 0 P: 16	R: 1 E: 0 K: 2 S: 11	H: 1 LOB: 1 BB: 1 P: 17	R: 1 E: 0 K: 2 S: 14	H: 3 LOB: 2 BB: 0 P: 21	R: 2 E: 0 K: 0 S: 9	H: 3 LOB: 1 BB: 0 P: 16	R: 0 E: 0 K: 1 S: 8	H: 0 LOB: 0 BB: 0 P: 15	R: 0 E: 0 K: 0 S: 6	H: 0 LOB: 0 BB: 0 P: 9	R: 0 E: 0 K: 1 S: 6	H: 0 LOB: 2 BB: 1 P: 11	R: 2 E: 0 K: 1 S: 12	H: 3 LOB: 1 BB: 0 P: 15	1B: 3 2B: 8 3B: 0 HR: 0	SF: 1 SAC: 0 DP: 0 HBP: 0	WP: 0 PB: 0 SB: 0 CS: 0	PA: 40			
PITCHER	IP	WLS	BF	H	R	ER	SO	BB	IBB	HBP	BLK	WP	HR	S	P	ERA	WHIP								
John Burkett, R ERA: 11.57 (1, 1)	4.1		22	8	4	4	6	1	0	0	0	0	0	49	73	8.31	2.077								
59 Jeff Zimmerman, R ERA: (5, 1)	2.2	W	8	0	0	0	1	0	0	0	0	0	0	17	30	0.00	0.000								
Tim Crabtree, R ERA: 7.36 (8, 1)	0.1	H	2	0	0	0	1	1	0	0	0	0	0	3	7	0.00	3.000								
Mike Munoz, L ERA: (8, 1)	0.1	H	1	0	0	0	0	0	0	0	0	0	0	1	2	0.00	0.000								
John Wetteland, R ERA: 4.91 (8, 1)	1.1	S	7	3	2	2	1	0	0	0	0	0	0	14	17	13.50	2.250								

Texas Rangers @ Seattle Mariners
The Kingdome, Seattle, WA
Wed Apr 14 1999, 10:35 PM EDT
Att: 20,123 - Dome - 72 F

AB 37
R 6
H 11
RBI 6
BB 2
SO 9
LOB 16




Batter	1	2	3	4	5	6	7	8	9	10	AB	R	H	RBI	BB	SO	LOB	TOP
Luis Alica, S OBP: 0.375, SLG: 0.300 (1, 4)	0-0 2B 1B		1-0 G2-3 2B 1B		3-2 G6-3		1-0 2-6	1-1 F8 1B		0-0 2B	5	2	3	2	0	0	0	
Roberto Kelly, R OBP: 0.579, SLG: 0.833 Jon Shave, R OBP: 0.353, SLG: 0.353 (1, 8) (10, 3)	2-1 2B 1B		0-2 G2-3		0-2 G4-3		0-2 G4-3	1-1 F8 1B		0-0 F7	5	0	2	1	0	0	3	
29 Rusty Greer, L OBP: 0.447, SLG: 0.487 (1, 7)	1-0 G3		2-1 G4-3 2B		3-1 G4-3		2-0 F8	2-1 F8		0-3 K	5	0	1	1	0	1	4	
Juan Gonzalez, R OBP: 0.289, SLG: 0.341 (1, 9)	3-3 K		0-0 P4		1-0 G6-3		2-3 K	2-1 G4-3		2-1 G3	4	0	0	0	0	1	3	
Rafael Palmeiro, L OBP: 0.375, SLG: 0.379 (1, 10)	3-1 F8		1-1 L4		2-3 K		4-1 CS BB	1-1 F8		1-0 G6-3	4	0	0	0	0	1	2	
Ivan Rodriguez, R OBP: 0.368, SLG: 0.583 (1, 2)		1-1 F9		1-2 F8		4-1 CS BB	1-1 F8		2-1 G3	3	0	0	0	1	0	0		
Todd Zeile, R OBP: 0.455, SLG: 0.639 (1, 5)		3-3 K		0-0 G4-3		1-2 CS	1-1 F8		1-1 G6-3	4	0	0	0	0	1	0		
Lee Stevens, L OBP: 0.452, SLG: 0.611 Tom Goodwin, L OBP: 0.343, SLG: 0.355 (1, 3) (10, PR) (10, 8)		0-1 G4-3		4-2 FC4-6 BB		2-1 F8	2-1 F8		0-0 SH5-3 2B 1B	3	0	2	0	1	0	0		
Royce Clayton, R OBP: 0.227, SLG: 0.238 (1, 6)		0-1 1B		2-0 FC4-6 1B		2-3 K	2-3 K		0-0 SH5-3 1B	3	1	1	0	0	1	2		
Inning Stats	R: 1 E: 0 K: 1 S: 9	H: 2 LOB: 1 BB: 0 P: 18	R: 0 E: 0 K: 1 S: 8	H: 0 LOB: 0 BB: 0 P: 12	R: 2 E: 0 K: 0 S: 11	H: 3 LOB: 1 BB: 0 P: 15	R: 0 E: 0 K: 0 S: 8	H: 0 LOB: 0 BB: 1 P: 16	R: 0 E: 0 K: 1 S: 7	H: 1 LOB: 1 BB: 0 P: 13	R: 0 E: 0 K: 0 S: 5	H: 0 LOB: 0 BB: 0 P: 9	R: 1 E: 0 K: 1 S: 7	H: 2 LOB: 2 BB: 0 P: 7	1B: 6 2B: 3 3B: 0 HR: 0	SF: 0 SAC: 1 DP: 0 HBP: 0	WP: 0 PB: 0 SB: 1 CS: 1	PA: 40
PITCHER	IP WLS BF H R ER SO BB IBB HBP BLK WP HR S P ERA WHIP	IP WLS BF H R ER SO BB IBB HBP BLK WP HR S P ERA WHIP	IP WLS BF H R ER SO BB IBB HBP BLK WP HR S P ERA WHIP	IP WLS BF H R ER SO BB IBB HBP BLK WP HR S P ERA WHIP	IP WLS BF H R ER SO BB IBB HBP BLK WP HR S P ERA WHIP	IP WLS BF H R ER SO BB IBB HBP BLK WP HR S P ERA WHIP	IP WLS BF H R ER SO BB IBB HBP BLK WP HR S P ERA WHIP	IP WLS BF H R ER SO BB IBB HBP BLK WP HR S P ERA WHIP	IP WLS BF H R ER SO BB IBB HBP BLK WP HR S P ERA WHIP	IP WLS BF H R ER SO BB IBB HBP BLK WP HR S P ERA WHIP	IP WLS BF H R ER SO BB IBB HBP BLK WP HR S P ERA WHIP	IP WLS BF H R ER SO BB IBB HBP BLK WP HR S P ERA WHIP	IP WLS BF H R ER SO BB IBB HBP BLK WP HR S P ERA WHIP	IP WLS BF H R ER SO BB IBB HBP BLK WP HR S P ERA WHIP	IP WLS BF H R ER SO BB IBB HBP BLK WP HR S P ERA WHIP	IP WLS BF H R ER SO BB IBB HBP BLK WP HR S P ERA WHIP	IP WLS BF H R ER SO BB IBB HBP BLK WP HR S P ERA WHIP	IP WLS BF H R ER SO BB IBB HBP BLK WP HR S P ERA WHIP
Jeff Fassero, L ERA: 7.5 John Halama, L ERA: 3.18 (1, 1) (9, 1)	8.0 L	32 8	7 2	3 1	3 1	4 1	0 0	0 0	0 0	0 0	0 0	0 0	0 0	0 0	0 0	0 0	0 0	4.50 1.000

Texas Rangers @ Seattle Mariners
The Kingdom, Seattle, WA
Thu Apr 15 1999, 6:35 PM EDT
Att. 22,145 - Dome - 72 F

livebaseballscores.com

AB 36
R 4
H 9
RBI 4
BB 2
SO 5
LOB 14




Batter	1	2	3	4	5	6	7	8	9	10	AB	R	H	RBI	BB	SO	LOB	BOTTOM
David Bell, R OBP: 0.237, SLG: 0.528 (1, 4)	3-1 G1-3		1-1 K HR		2-3 K		0-0 P4				4	1	1	2	0	1	0	
John Mabry, L OBP: 0.214, SLG: 0.321 (1, 8)	0-2 P6		3-2 L8		1-2 P6		3-3 K				4	0	0	0	0	1	0	
David Segui, S OBP: 0.286, SLG: 0.463 (1, 3)	1-0 F8		0-0 F7		3-2 G4-3		3-2 G4-3		2-1 F7		4	0	0	0	0	0	0	
Edgar Martinez, R OBP: 0.429, SLG: 0.611 (1, 10)		2-2 G5-3		1-0 2B 1B		0-1 G4-3		0-3 K		2-1 F7	4	1	1	0	0	0	0	
Jay Buhner, R OBP: 0.344, SLG: 0.400 (1, 9)		0-3 K		2-3 K		1-1 G6-3		0-3 K		0-3 K	4	0	0	0	0	3	1	
Butch Huskey, R OBP: 0.458, SLG: 0.792 (1, 7)		3-1 1B		1-2 2B		3-2 G4-3		0-3 K		0-3 K	4	0	2	1	0	1	0	
Russ Davis, R OBP: 0.325, SLG: 0.595 (1, 5)		2-2 F7		3-1 F9		0-0 F8		0-0 F9		0-0 F9	4	0	0	0	0	0	2	
Tom Lampkin, L OBP: 0.385, SLG: 0.385 (1, 2)			2-2 FC1-6 1B		0-0 F9		3-2 G5-3		0-3 K		4	0	1	0	0	1	1	
Giomar Guevara, S OBP: 0.300, SLG: 0.500 Raul Ibanez, L OBP: 0.400, SLG: 0.400 Domingo Cedenio, S OBP: 0.286, SLG: 0.714 (1, 6) (8, PH) (9, 6)			1-0 FC1-6 HR		0-0 F8		1-2 G3				2	1	0	0	0	0	1	
Inning Stats	R: 0 E: 0 K: 0 S: 6	H: 0 LOB: 0 BB: 0 P: 10	R: 0 E: 0 K: 1 S: 12	H: 1 LOB: 1 BB: 0 P: 19	R: 2 E: 0 K: 0 S: 11	H: 2 LOB: 0 BB: 0 P: 18	R: 1 E: 0 K: 1 S: 10	H: 2 LOB: 1 BB: 0 P: 17	R: 0 E: 0 K: 1 S: 11	H: 0 LOB: 0 BB: 0 P: 14	R: 0 E: 0 K: 0 S: 8	H: 0 LOB: 0 BB: 0 P: 13	R: 0 E: 0 K: 2 S: 7	H: 0 LOB: 0 BB: 0 P: 7	1B: 3 2B: 1 3B: 0 HR: 1	SF: 0 SAC: 0 DP: 0 HBP: 0	WP: 0 PB: 0 SB: 0 CS: 0	PA: 35
PITCHER	IP WLS BF H R ER SO BB IBB HBP BLK WP HR S P ERA WHIP	IP WLS BF H R ER SO BB IBB HBP BLK WP HR S P ERA WHIP	IP WLS BF H R ER SO BB IBB HBP BLK WP HR S P ERA WHIP	IP WLS BF H R ER SO BB IBB HBP BLK WP HR S P ERA WHIP	IP WLS BF H R ER SO BB IBB HBP BLK WP HR S P ERA WHIP	IP WLS BF H R ER SO BB IBB HBP BLK WP HR S P ERA WHIP	IP WLS BF H R ER SO BB IBB HBP BLK WP HR S P ERA WHIP	IP WLS BF H R ER SO BB IBB HBP BLK WP HR S P ERA WHIP	IP WLS BF H R ER SO BB IBB HBP BLK WP HR S P ERA WHIP	IP WLS BF H R ER SO BB IBB HBP BLK WP HR S P ERA WHIP	IP WLS BF H R ER SO BB IBB HBP BLK WP HR S P ERA WHIP	IP WLS BF H R ER SO BB IBB HBP BLK WP HR S P ERA WHIP	IP WLS BF H R ER SO BB IBB HBP BLK WP HR S P ERA WHIP	IP WLS BF H R ER SO BB IBB HBP BLK WP HR S P ERA WHIP	IP WLS BF H R ER SO BB IBB HBP BLK WP HR S P ERA WHIP	IP WLS BF H R ER SO BB IBB HBP BLK WP HR S P ERA WHIP	IP WLS BF H R ER SO BB IBB HBP BLK WP HR S P ERA WHIP	IP WLS BF H R ER SO BB IBB HBP BLK WP HR S P ERA WHIP
Rick Helting, R ERA: 8.59 Tim Crabtree, R ERA: 5.79 John Wetteland, R ERA: 3.86 (1, 1) (9, 1) (10, 1)	8.0 W S	32 3	5 0	3 0	3 0	4 1	0 0	0 0	0 0	0 0	0 0	0 0	0 0	0 0	0 0	0 0	0 0	3.38 0.000 0.000

Texas Rangers @ Seattle Mariners
The Kingdom, Seattle, WA
Thu Apr 15 1999, 6:35 PM EDT
Att. 22,145 - Dome - 72 F

livebaseballscores.com

AB 35
R 3
H 5
RBI 3
BB 0
SO 7
LOB 5



Batter	1	2	3	4	5	6	7	8	9	AB	R	H	RBI	BB	SO	LOB	TOP					
Tom Goodwin, L (1, 8) OBP: 0.333, SLG: 0.324	F7		S BB			G4-3		G3		3	0	0	0	1	0	0	Texas Rangers @ Oakland Athletics Network Associates Coliseum, Oakland, CA Fri Apr 16 1999, 10:35 PM EDT Att: 9,158 - Cloudy - 71 F					
Mark McLemore, S (1, 4) OBP: 0.324, SLG: 0.438	F7		G5-3			P6		G4-3		4	0	0	0	0	0	1						
29 Rusty Greer, L (1, 7) OBP: 0.431, SLG: 0.488	2B		L3			L5			K	4	0	1	0	0	1	1						
Juan Gonzalez, R (1, 9)	K				F7		G4-3 G4-1 WP	1B	G6-3	4	1	1	0	0	1	1						
Rafael Palmeiro, L (1, 10) OBP: 0.368, SLG: 0.355		G6-4-3 BB		G6-4-3 BB		G4-1		F7		2	0	0	0	2	0	1						
Ivan Rodriguez, R (1, 2) OBP: 0.341, SLG: 0.538	G6-4-3		G6-4-3		G6-4-3		G4-3			3	0	0	0	0	0	3						
Todd Zeile, R (1, 5) OBP: 0.447, SLG: 0.605	G5-3				G5-3		BB			2	0	0	0	1	0	0						
Lee Stevens, L (1, 3) OBP: 0.444, SLG: 0.667			HR		G4-3		K			3	1	1	1	0	1	1						
Royce Clayton, R (1, 6) OBP: 0.200, SLG: 0.208			P3		P6		F8			3	0	0	0	0	0	0						
Inning Stats	R: 0 E: 0 K: 1 S: 17	H: 1 LOB: 1 BB: 0 P: 26	R: 0 E: 0 K: 0 S: 5	H: 0 LOB: 0 BB: 1 P: 13	R: 1 E: 0 K: 0 S: 7	H: 1 LOB: 1 BB: 1 P: 15	R: 0 E: 0 K: 0 S: 6	H: 0 LOB: 0 BB: 0 P: 15	R: 0 E: 0 K: 0 S: 7	H: 0 LOB: 0 BB: 0 P: 11	R: 0 E: 0 K: 0 S: 6	H: 0 LOB: 0 BB: 0 P: 8	R: 1 E: 0 K: 1 S: 11	H: 1 LOB: 1 BB: 1 P: 20	R: 0 E: 0 K: 0 S: 9	H: 0 LOB: 0 BB: 0 P: 15	R: 0 E: 0 K: 1 S: 8	H: 0 LOB: 0 BB: 0 P: 10	1B: 1 2B: 1 3B: 0 HR: 1	SF: 0 SAC: 0 DP: 2 HBP: 0	WP: 1 PB: 0 SB: 1 CS: 0	PA: 32
PITCHER	IP WLS BF H R ER SO BB IBB HBP BLK WP HR S P ERA WHIP																					
Tom Candiotti, R (1, 1) ERA: 6.6	6.2 W 25 3 2 2 1 4 0 0 0 0 1 56 105 2.70 1.050																					
Doug Jones, R (7, 1) ERA: 1.04	2.1 7 0 0 0 2 0 0 0 0 1 0 20 28 0.00 0.000																					

Batter	1	2	3	4	5	6	7	8	9	AB	R	H	RBI	BB	SO	LOB	BOTTOM					
Tony Phillips, S (1, 8) OBP: 0.326, SLG: 0.538	G3-6-3 BB		G4-3		G4-3			2B		4	0	2	0	1	0	1	Texas Rangers @ Oakland Athletics Network Associates Coliseum, Oakland, CA Fri Apr 16 1999, 10:35 PM EDT Att: 9,158 - Cloudy - 71 F					
Tim Raines, S (1, 7) OBP: 0.350, SLG: 0.250	G3-6-3		G6-3		1B BB		F9		2B	3	0	0	0	1	0	2						
Jason McDonald, S (8, 8) OBP: 0.394, SLG: 0.310	1-2				1B BB				BB	0	0	0	0	1	0	0						
Jason Giambi, L (1, 3) OBP: 0.378, SLG: 0.385	2B 1B		HR 1B		1-3 3-H 1B		WP 1B		G1-2-3 BB	5	3	4	1	0	0	3						
John Jaha, R (1, 10) OBP: 0.421, SLG: 0.788	1-H 2B		HR 1B		1B G3-6-3 2B		G5-4-3 1B		1B	4	2	4	4	0	0	0						
Matt Stairs, L (1, 9) OBP: 0.350, SLG: 0.371	K		HR 1B		G3-6-3 1B		G5-4-3 1B		1B	4	1	3	0	0	1	1						
Scott Spiezio, S (1, 4) OBP: 0.381, SLG: 0.632		F7		HR 1B		G3-6-3		G5-4-3		4	1	1	2	0	0	3						
Miguel Tejada, R (1, 6) OBP: 0.395, SLG: 0.472	E4 F3 1B		G1-3		G4-3		F8			4	0	1	0	0	0	1						
3 Eric Chavez, L (1, 5) OBP: 0.214, SLG: 0.259	F9				WP 1B 2B		K		P5	4	1	1	0	0	1	1						
A.J. Hinch, R (1, 2) OBP: 0.174, SLG: 0.273	K				K		F8		2B 1B	4	0	1	0	0	2	2						
Inning Stats	R: 1 E: 0 K: 1 S: 12	H: 2 LOB: 1 BB: 1 P: 24	R: 0 E: 1 K: 1 S: 12	H: 1 LOB: 1 BB: 0 P: 15	R: 4 E: 0 K: 0 S: 14	H: 4 LOB: 0 BB: 0 P: 23	R: 1 E: 0 K: 1 S: 14	H: 2 LOB: 2 BB: 1 P: 25	R: 1 E: 0 K: 0 S: 8	H: 2 LOB: 0 BB: 0 P: 10	R: 0 E: 0 K: 1 S: 13	H: 1 LOB: 1 BB: 0 P: 19	R: 1 E: 0 K: 0 S: 10	H: 3 LOB: 1 BB: 0 P: 18	R: 0 E: 0 K: 0 S: 8	H: 2 LOB: 2 BB: 1 P: 13	R: 0 E: 0 K: 0 S: 8	H: 0 LOB: 0 BB: 0 P: 13	1B: 9 2B: 6 3B: 0 HR: 2	SF: 0 SAC: 0 DP: 4 HBP: 0	WP: 2 PB: 0 SB: 0 CS: 0	PA: 39
PITCHER	IP WLS BF H R ER SO BB IBB HBP BLK WP HR S P ERA WHIP																					
Aaron Sele, R (1, 1) ERA: 3.78	4.0 L 21 9 6 6 3 2 0 0 0 0 0 0 21 29 4.50 1.500																					
Esteban Loaiza, R (5, 1) ERA: 5.97	2.0 8 3 1 1 1 0 0 0 0 0 0 21 29 4.50 1.500																					
Eric Gunderson, L (7, 1) ERA: 11.81	1.0 5 3 1 1 0 0 0 0 0 0 0 10 18 9.00 3.000																					
Danny Patterson, R (8, 1) ERA: 4.15	1.0 5 2 0 0 0 1 0 0 0 0 0 8 13 0.00 3.000																					

AB	28
R	2
H	3
RBI	1
BB	4
SO	3
LOB	8



Batter	1	2	3	4	5	6	7	8	9	AB	R	H	RBI	BB	SO	LOB	TOP								
Tom Goodwin, L (1, 8) OBP: 0.346, SLG: 0.311										3	0	0	0	1	1	0	<p>Texas Rangers @ New York Yankees Yankee Stadium, Bronx, NY Tue Apr 20 1999, 7:30 PM EDT Att: 24,514 - Cloudy - 48 F</p>								
Mark McLemore, S (1, 4) OBP: 0.319, SLG: 0.455										3	0	1	0	1	0	0									
29 Rusty Greer, L (1, 7) OBP: 0.391, SLG: 0.418										3	0	0	0	1	0	3									
Juan Gonzalez, R (1, 9) OBP: 0.339, SLG: 0.345										4	0	1	0	0	1	2									
Rafael Palmeiro, L (1, 10) OBP: 0.412, SLG: 0.512										4	0	1	0	0	0	2									
Ivan Rodriguez, R (1, 2) OBP: 0.302, SLG: 0.451										3	0	1	0	0	0	0									
Todd Zeile, R (1, 5) OBP: 0.373, SLG: 0.551										3	0	0	0	0	1	2									
Lee Stevens, L (1, 3) OBP: 0.411, SLG: 0.660										3	0	0	0	0	2	2									
Royce Clayton, R (1, 6) OBP: 0.171, SLG: 0.152										3	0	0	0	0	2	0									
Inning Stats	R: 0 E: 0 K: 1 S: 7	H: 0 LOB: 1 BB: 1 P: 12	R: 0 E: 0 K: 1 S: 6	H: 0 LOB: 0 BB: 0 P: 9	R: 0 E: 0 K: 0 S: 5	H: 0 LOB: 0 BB: 0 P: 8	R: 0 E: 0 K: 1 S: 10	H: 1 LOB: 1 BB: 0 P: 16	R: 0 E: 0 K: 1 S: 5	H: 0 LOB: 0 BB: 0 P: 6	R: 0 E: 0 K: 1 S: 13	H: 0 LOB: 1 BB: 2 P: 22	R: 0 E: 0 K: 1 S: 12	H: 2 LOB: 2 BB: 0 P: 16	R: 0 E: 0 K: 1 S: 7	H: 0 LOB: 0 BB: 0 P: 11		R: 0 E: 0 K: 0 S: 4	H: 1 LOB: 0 BB: 0 P: 6	1B: 4 2B: 0 3B: 0 HR: 0	SF: 0 SAC: 0 DP: 2 HBP: 0	WP: 0 PB: 0 SB: 1 CS: 0	PA: 32		
PITCHER	IP	WLS	BF	H	R	ER	SO	BB	IBB	HBP	BLK	WP	HR	S	P	ERA	WHIP								
David Cone, R (1, 1) ERA: 0.93	8.0	W	29	3	0	0	7	3	0	0	0	0	0	65	100	0.00	0.750								
42 Mariano Rivera, R (9, 1) ERA: 3.86	1.0		3	1	0	0	0	0	0	0	0	0	0	4	6	0.00	1.000								

Batter	1	2	3	4	5	6	7	8	9	AB	R	H	RBI	BB	SO	LOB	BOTTOM									
Chuck Knoblauch, R (1, 4) OBP: 0.443, SLG: 0.404										3	0	0	0	1	0	2	<p>Texas Rangers @ New York Yankees Yankee Stadium, Bronx, NY Tue Apr 20 1999, 7:30 PM EDT Att: 24,514 - Cloudy - 48 F</p>									
2 Derek Jeter, R (1, 6) OBP: 0.525, SLG: 0.902										5	1	1	0	0	1	5										
Paul O'Neill, L (1, 9) OBP: 0.375, SLG: 0.609										4	2	2	3	0	0	1										
Bernie Williams, S (1, 8) OBP: 0.370, SLG: 0.451										4	1	3	0	0	0	0										
Tino Martinez, L (1, 3) OBP: 0.340, SLG: 0.370										3	0	2	0	1	0	1										
Chili Davis, S (1, 10) OBP: 0.500, SLG: 0.619										4	0	1	1	0	1	3										
20 Jorge Posada, S (1, 2) OBP: 0.250, SLG: 0.217										4	0	0	0	0	2	5										
Ricky Ledee, L (1, 7) OBP: 0.133, SLG: 0.133										4	0	1	0	0	2	4										
Luis Sojo, R (1, 5) OBP: 0.455, SLG: 0.545										4	0	3	0	0	0	0										
Inning Stats	R: 2 E: 0 K: 0 S: 7	H: 3 LOB: 0 BB: 0 P: 16	R: 0 E: 0 K: 1 S: 8	H: 2 LOB: 3 BB: 1 P: 16	R: 1 E: 0 K: 2 S: 11	H: 2 LOB: 2 BB: 1 P: 18	R: 0 E: 0 K: 1 S: 8	H: 0 LOB: 0 BB: 0 P: 11	R: 1 E: 0 K: 1 S: 15	H: 3 LOB: 2 BB: 0 P: 20	R: 0 E: 0 K: 0 S: 5	H: 1 LOB: 1 BB: 0 P: 11	R: 0 E: 0 K: 0 S: 9	H: 1 LOB: 1 BB: 0 P: 15	R: 0 E: 0 K: 1 S: 7	H: 1 LOB: 1 BB: 0 P: 10		1B: 8 2B: 3 3B: 0 HR: 2	SF: 0 SAC: 0 DP: 1 HBP: 1	WP: 0 PB: 0 SB: 0 CS: 1	PA: 38					
PITCHER	IP	WLS	BF	H	R	ER	SO	BB	IBB	HBP	BLK	WP	HR	S	P	ERA	WHIP									
John Burkett, R (1, 1) ERA: 12.0	2.0	L	14	7	3	3	1	2	0	0	0	0	0	2	18	39	13.50	4.500								
Esteban Loaiza, R (3, 1) ERA: 5.79	3.2		15	4	1	1	4	0	0	0	0	0	0	34	49	2.46	1.091									
Eric Gunderson, L (6, 1) ERA: 9.0	1.2		6	1	0	0	1	0	0	0	0	0	0	14	23	0.00	0.600									
Danny Patterson, R (8, 1) ERA: 5.06	0.2		3	1	0	0	0	0	0	0	0	0	0	4	6	0.00	1.500									

Batter	1	2	3	4	5	6	7	8	9	AB	R	H	RBI	BB	SO	LOB	TOP										
Tom Goodwin, L (1, 8) OBP: 0.333, SLG: 0.286	4-2 29 S 29 E BB	0-2 F8			3-3 K		0-0 FC4		0-0 F8	4	1	0	0	1	1	2											
Mark McLemore, S (1, 4) OBP: 0.333, SLG: 0.458	0-1 L8		0-2 F8 29 S		0-0 1B		3-3 K			4	0	2	0	0	1	2											
29 Rusty Greer, L (1, 7) OBP: 0.397, SLG: 0.414	1 SAFE 1 SAFE 1 SAFE 1 SAFE BB	4-2 BB	2-1 G1-3		1-1 P5				2-1 1B	3	0	1	0	1	0	2											
Juan Gonzalez, R (1, 9) OBP: 0.318, SLG: 0.322	0-2 P3		0-2 F8		1-0 F8				1-3 K	4	0	0	0	0	1	4											
Rafael Palmeiro, L (1, 10) OBP: 0.400, SLG: 0.478	4-0 1-2 BB		2-0 G4-3			3-2 F7		1 SAFE 0-0 F9		3	0	0	0	1	0	2											
Ivan Rodriguez, R (1, 2) OBP: 0.286, SLG: 0.436	1-3 K			1-0 L8		2-0 G6-3		1-0 FC6-4 1B		4	0	1	0	0	1	2											
Todd Zeile, R (1, 5) OBP: 0.365, SLG: 0.585		1-1 E4 WP		1-1 HR		2-3 K		0-2 FC6-4 1B		4	1	1	1	0	1	2											
Lee Stevens, L (1, 3) OBP: 0.383, SLG: 0.611		2-3 K		0-0 F8			1-0 G4-3		0-0 G4-3	4	0	0	0	0	1	1											
Royce Clayton, R (1, 6) OBP: 0.184, SLG: 0.143	1-2 G6-3			1-0 G6-3			4-2 FC4 BB		2-1 G4-3	2	0	0	0	1	0	1											
Luis Alicaia, S (9, PH) OBP: 0.360, SLG: 0.286										1	0	0	0	0	0	0											
Inning Stats	R: 1 E: 0 K: 1 S: 12	H: 0 LOB: 2 BB: 3 P: 25	R: 0 E: 1 K: 1 S: 12	H: 0 LOB: 1 BB: 0 P: 16	R: 0 E: 0 K: 0 S: 9	H: 1 LOB: 1 BB: 0 P: 13	R: 1 E: 0 K: 0 S: 5	H: 1 LOB: 0 BB: 0 P: 8	R: 0 E: 0 K: 1 S: 7	H: 0 LOB: 1 BB: 0 P: 12	R: 0 E: 0 K: 1 S: 10	H: 0 LOB: 1 BB: 1 P: 17	R: 0 E: 0 K: 1 S: 10	H: 2 LOB: 2 BB: 0 P: 14	R: 0 E: 0 K: 0 S: 4	H: 0 LOB: 0 BB: 0 P: 6	1B: 4 2B: 0 3B: 0 HR: 1	SF: 0 SAC: 0 DP: 0 HBP: 0	WP: 1 PB: 0 SB: 4 CS: 0	PA: 37							
PITCHER	IP	WLS	BF	H	R	ER	SO	BB	IBB	HBP	BLK	WP	HR	S	P	ERA	WHIP										
Roger Clemens, R (1, 1) ERA: 4.07	7.1	W	31	4	2	1	6	4	0	0	0	1	1	67	113	1.23	1.091										
Mike Stanton, L (8, 1) ERA: 9.0	0.1	H	1	0	0	0	0	0	0	0	0	0	0	1	1	0.00	0.000										
Jeff Nelson, R (8, 1) ERA: 2.84	0.1	H	2	1	0	0	0	0	0	0	0	0	0	4	5	0.00	3.000										
42 Mariano Rivera, R (9, 1) ERA: 3.18	1.0	S	3	0	0	0	0	0	0	0	0	0	0	4	6	0.00	0.000										

Texas Rangers @ New York Yankees
Yankee Stadium, Bronx, NY
Wed Apr 21 1999, 7:30 PM EDT
Att: 23,984 - Unknown - 62 F


AB 33
R 2
H 5
RBI 1
BB 4
SO 6
LOB 18



Batter	1	2	3	4	5	6	7	8	9	AB	R	H	RBI	BB	SO	LOB	BOTTOM										
Chuck Knoblauch, R (1, 4) OBP: 0.431, SLG: 0.392	0-0 L4		0-1 G4-3		2-2 2 WP 2 HR 1B		3-1 F7			4	1	1	0	0	0	0											
2 Derek Jeter, R (1, 6) OBP: 0.538, SLG: 0.943	4-2 BB		4-2 BB		2-1 1-H HR		1-1 F9			2	1	1	2	2	0	0											
Paul O'Neill, L (1, 9) OBP: 0.367, SLG: 0.571	3-2 P5		0-1 F9		4-0 1B FC4-6 BB		0-1 F8			3	1	0	0	1	0	2											
Bernie Williams, S (1, 8) OBP: 0.362, SLG: 0.436	3-2 P3		2-3 K		2-2 FC4-6 1B		0-0 G4-3			4	0	1	0	0	1	2											
Tino Martinez, L (1, 3) OBP: 0.333, SLG: 0.347		0-0 P4		4-2 FC4-6 BB	2-0 FC4-6 1B		1-2 G6-3			3	0	0	1	1	0	1											
Chili Davis, S (1, 10) OBP: 0.500, SLG: 0.674		0-0 HR		2-3 K	0-0 1-2 1B		2-3 K			4	1	2	1	0	2	1											
Ricky Ledee, L (1, 7) OBP: 0.158, SLG: 0.158	2-1 1B			0-0 FC4-6	2-2 F7		1-2 G3			4	0	1	0	0	0	3											
Luis Sojo, R (1, 5) OBP: 0.357, SLG: 0.429	2-3 K			3-2 G6-3		2-0 P4				3	0	0	0	0	1	2											
Joe Girardi, R (1, 2) OBP: 0.231, SLG: 0.360		2-2 K			1-1 F7		1-1 P3			3	0	0	0	0	1	1											
Inning Stats	R: 0 E: 0 K: 0 S: 16	H: 0 LOB: 1 BB: 1 P: 26	R: 1 E: 0 K: 2 S: 11	H: 2 LOB: 0 BB: 0 P: 17	R: 0 E: 0 K: 1 S: 9	H: 0 LOB: 1 BB: 1 P: 15	R: 0 E: 0 K: 1 S: 9	H: 0 LOB: 1 BB: 1 P: 18	R: 3 E: 0 K: 0 S: 16	H: 4 LOB: 2 BB: 1 P: 31	R: 0 E: 0 K: 0 S: 5	H: 0 LOB: 0 BB: 0 P: 11	R: 0 E: 0 K: 0 S: 5	H: 0 LOB: 0 BB: 0 P: 6	R: 0 E: 0 K: 1 S: 9	H: 0 LOB: 0 BB: 0 P: 13	1B: 4 2B: 0 3B: 0 HR: 2	SF: 0 SAC: 0 DP: 0 HBP: 0	WP: 1 PB: 0 SB: 0 CS: 0	PA: 34							
PITCHER	IP	WLS	BF	H	R	ER	SO	BB	IBB	HBP	BLK	WP	HR	S	P	ERA	WHIP										
Rick Helling, R (1, 1) ERA: 8.53	4.1	L	22	5	4	4	4	4	0	0	0	0	2	55	97	8.31	2.077										
Mike Munoz, L (5, 1) ERA: 5.4	0.2		3	1	0	0	0	0	0	0	0	0	0	6	10	0.00	1.500										
59 Jeff Zimmerman, R (6, 1) ERA:	2.0		6	0	0	0	0	0	0	0	0	0	0	10	17	0.00	0.000										
Eric Gunderson, L (8, 1) ERA: 8.0	1.0		3	0	0	0	1	0	0	0	0	0	0	9	13	0.00	0.000										

Texas Rangers @ New York Yankees
Yankee Stadium, Bronx, NY
Wed Apr 21 1999, 7:30 PM EDT
Att: 23,984 - Unknown - 62 F

AB 30
R 4
H 6
RBI 4
BB 4
SO 5
LOB 12



Batter	1	2	3	4	5	6	7	8	9	AB	R	H	RBI	BB	SO	LOB	TOP								
Mark McLemore, S (1.4) OBP: 0.327, SLG: 0.462	G1-3		F7		G5-3			SH 2B 29 2B		4	1	1	0	0	0	0	Texas Rangers @ Minnesota Twins Hubert H. Humphrey Metrodome, Minneapolis, MN Thu Apr 22 1999, 8:05 PM EDT Att: 11,221 - Dome - 72 F AB 32 R 6 H 6 RBI 6 BB 5 SO 7 LOB 10								
Roberto Kelly, R (1.8) OBP: 0.542, SLG: 0.783	K					F9		2B 29 2B	F9	5	1	2	2	0	1										
29 Rusty Greer, L (1.7) OBP: 0.389, SLG: 0.419	F7		G1-3			L8		F7 2B		4	0	1	2	0	0										
Juan Gonzalez, R (1.9) OBP: 0.314, SLG: 0.306		K			F8					3	0	0	0	1	1										
Rafael Palmeiro, L (1.10) OBP: 0.390, SLG: 0.520			K				G5-3	K		4	1	1	1	0	2										
Ivan Rodriguez, R (1.2) OBP: 0.288, SLG: 0.436 Gregg Zaun, S (2.2)		HR					G6-3	F7		0	0	0	0	0	0										
Todd Zeile, R (1.5) OBP: 0.343, SLG: 0.544							G5-3	K		2	0	0	0	2	0										
Lee Stevens, L (1.3) OBP: 0.391, SLG: 0.649								SH 2B BB	K	3	2	1	1	1	2										
Royce Clayton, R (1.6) OBP: 0.190, SLG: 0.132								SH 2B BB	G6-3	3	1	0	0	1	0										
Inning Stats	R: 0 E: 0 K: 1 S: 7	H: 0 LOB: 0 BB: 0 P: 7	R: 1 E: 0 K: 1 S: 10	H: 1 LOB: 0 BB: 1 P: 18	R: 1 E: 0 K: 0 S: 7	H: 2 LOB: 1 BB: 0 P: 15	R: 0 E: 0 K: 1 S: 8	H: 0 LOB: 1 BB: 1 P: 17	R: 0 E: 0 K: 1 S: 12	H: 0 LOB: 0 BB: 0 P: 19	R: 0 E: 0 K: 0 S: 5	H: 0 LOB: 0 BB: 0 P: 8	R: 0 E: 0 K: 0 S: 10	H: 0 LOB: 0 BB: 0 P: 14	R: 4 E: 1 K: 2 S: 16	H: 2 LOB: 2 BB: 3 P: 37		R: 0 E: 0 K: 1 S: 11	H: 1 LOB: 1 BB: 0 P: 19	1B: 1 2B: 3 3B: 0 HR: 2	SF: 0 SAC: 1 DP: 1 HBP: 0	WP: 0 PB: 0 SB: 1 CS: 0	PA: 38		
PITCHER	IP	WLS	BF	H	R	ER	SO	BB	IBB	HBP	BLK	WP	HR	S	P	ERA	WHIP								
Eric Milton, L (1.1) ERA: 5.32	7.0	L	27	3	4	4	4	4	0	0	0	0	2	61	108	5.14	1.000								
Bob Wells, R (8.1) ERA: 9.0	0.0		2	1	0	0	0	0	0	0	0	0	0	3	6	∞	∞								
Eddie Guardado, L (8.1) ERA: 3.0	0.2		4	1	2	1	1	0	1	0	0	0	0	8	17	13.50	1.500								
Mike Trombley, R (8.1) ERA: 13.5	0.1		1	0	0	0	1	0	0	0	0	0	0	3	4	0.00	0.000								
23 Benji Sampson, L (9.1) ERA: 13.5	1.0		4	1	0	0	1	0	0	0	0	0	0	11	19	0.00	1.000								

Batter	1	2	3	4	5	6	7	8	9	AB	R	H	RBI	BB	SO	LOB	BOTTOM								
Todd Walker, L (1.4) OBP: 0.253, SLG: 0.319	F7		G4-3		F8		G3		G4-3	5	0	0	1	0	0	2	Texas Rangers @ Minnesota Twins Hubert H. Humphrey Metrodome, Minneapolis, MN Thu Apr 22 1999, 8:05 PM EDT Att: 11,221 - Dome - 72 F AB 33 R 4 H 10 RBI 4 BB 5 SO 8 LOB 15								
Tori Hunter, R (1.8) OBP: 0.302, SLG: 0.404	K				P4		F7		1B 3B	4	1	1	1	1	1										
Matt Lawton, L (1.9) OBP: 0.394, SLG: 0.508 Denny Hocking, S (3.9)							F7		1B	1	0	1	0	0	0										
Marty Cordova, R (1.10) OBP: 0.431, SLG: 0.469									1B	4	0	1	1	0	1										
Doug Mientkiewicz, L (1.3) OBP: 0.393, SLG: 0.462									1B	5	1	3	0	0	2										
Chad Allen, R (1.7) OBP: 0.309, SLG: 0.431 Chris Latham, S (4.7)									1B	1	0	1	0	0	0										
Chris Latham, S (5.7) ERA: 8.44									1B	1	0	0	1	0	1										
Corey Koskie, L (1.5) OBP: 0.400, SLG: 0.615 Brent Gates, S (9.7)									1B	2	0	0	0	1	1										
Brent Gates, S (9.7) OBP: 0.429, SLG: 0.478									1B	0	1	0	0	1	0										
Terry Steinbach, R (1.2) OBP: 0.366, SLG: 0.353									1B	2	1	1	0	2	0										
Cristian Guzman, S (1.6) OBP: 0.186, SLG: 0.190									1B	4	0	1	0	0	1										
Inning Stats	R: 0 E: 0 K: 1 S: 8	H: 2 LOB: 2 BB: 0 P: 12	R: 0 E: 1 K: 3 S: 12	H: 1 LOB: 2 BB: 1 P: 23	R: 0 E: 0 K: 1 S: 5	H: 0 LOB: 0 BB: 1 P: 9	R: 0 E: 0 K: 0 S: 7	H: 1 LOB: 1 BB: 0 P: 12	R: 0 E: 0 K: 0 S: 5	H: 1 LOB: 1 BB: 0 P: 11	R: 1 E: 0 K: 0 S: 8	H: 2 LOB: 3 BB: 2 P: 21	R: 0 E: 0 K: 0 S: 8	H: 0 LOB: 0 BB: 0 P: 12	R: 0 E: 0 K: 2 S: 8	H: 0 LOB: 0 BB: 0 P: 13	R: 3 E: 0 K: 1 S: 15	H: 3 LOB: 1 BB: 1 P: 23	1B: 8 2B: 1 3B: 1 HR: 0	SF: 1 SAC: 0 DP: 1 HBP: 1	WP: 0 PB: 0 SB: 1 CS: 1	PA: 41			
PITCHER	IP	WLS	BF	H	R	ER	SO	BB	IBB	HBP	BLK	WP	HR	S	P	ERA	WHIP								
Aaron Sele, R (1.1) ERA: 3.22	5.2	W	25	7	1	1	5	3	0	1	0	0	0	42	25	0.00	0.600								
59 Jeff Zimmerman, R (6.1) ERA: 6.14	1.2	H	6	0	0	0	1	1	0	0	0	0	0	14	25	0.00	0.600								
Mike Munoz, L (8.1) ERA: 6.14	0.2		3	0	1	1	1	1	0	0	0	0	0	5	12	13.50	1.500								
Tim Crabtree, R (9.1) ERA: 8.44	0.2		4	2	1	1	0	0	0	0	0	0	0	10	13	13.50	3.000								
John Wetteland, R (9.1) ERA: 3.0	0.1	S	2	1	1	1	1	0	0	0	0	0	0	5	6	27.00	3.000								

Batter	1	2	3	4	5	6	7	8	9	AB	R	H	RBI	BB	SO	LOB	TOP								
Tom Goodwin, L (1, 8) OBP: 0.328, SLG: 0.283	G4-3				G4-3		G4-3			4	0	1	0	0	0	2	Texas Rangers @ Minnesota Twins Hubert H. Humphrey Metrodome, Minneapolis, MN Fri Apr 23 1999, 8:05 PM EDT Att: 15,321 - Dome - 72 F livebaseballscorecards.com								
Mark McLemore, S (1, 4) OBP: 0.322, SLG: 0.446	G6-3		G4-3			HR		F7		4	1	1	0	0	0	1									
29 Rusty Greer, L (1, 7) OBP: 0.408, SLG: 0.470					F8		HR			4	1	3	0	0	0	0									
Juan Gonzalez, R (1, 9)	K				F8		HR			4	1	1	3	0	1	2									
Rafael Palmeiro, L (1, 10) OBP: 0.381, SLG: 0.500					F7					4	0	1	0	0	0	1									
Ivan Rodriguez, R (1, 2) OBP: 0.311, SLG: 0.492										4	1	2	1	0	0	1									
Todd Zeile, R (1, 5) OBP: 0.324, SLG: 0.508										4	0	0	0	0	1	2									
Lee Stevens, L (1, 3) OBP: 0.397, SLG: 0.639										4	0	2	0	0	1	0									
Royce Clayton, R (1, 6) OBP: 0.196, SLG: 0.143										4	0	1	0	0	1	1									
Inning Stats	R: 0 E: 0 K: 1 S: 11	H: 1 LOB: 1 BB: 0 P: 18	R: 0 E: 0 K: 0 S: 6	H: 1 LOB: 0 BB: 0 P: 14	R: 0 E: 0 K: 0 S: 6	H: 2 LOB: 1 BB: 0 P: 11	R: 0 E: 0 K: 0 S: 4	H: 0 LOB: 0 BB: 0 P: 7	R: 0 E: 0 K: 0 S: 10	H: 2 LOB: 2 BB: 0 P: 15	R: 3 E: 0 K: 1 S: 15	H: 4 LOB: 0 BB: 0 P: 20	R: 0 E: 0 K: 1 S: 7	H: 0 LOB: 0 BB: 0 P: 12	R: 0 E: 0 K: 0 S: 9	H: 1 LOB: 1 BB: 0 P: 14	R: 1 E: 0 K: 2 S: 9	H: 1 LOB: 0 BB: 0 P: 11	1B: 8 2B: 2 3B: 0 HR: 2	SF: 0 SAC: 0 DP: 3 HBP: 0	WP: 0 PB: 0 CS: 0	PA: 36			
PITCHER	IP	WLS	BF	H	R	ER	SO	BB	IBB	HBP	BLK	WP	HR	S	P	ERA	WHIP								
Mike Lincoln, R (1, 1) ERA: 3.98	6.0	L	25	10	3	3	1	0	0	0	0	0	1	52	85	4.50	1.667								
Joe Mays, R (7, 1) ERA: 4.42	1.2		6	1	0	0	1	0	0	0	0	0	0	14	24	0.00	0.600								
Eddie Guardado, L (8, 1) ERA: 2.89	0.1		1	0	0	0	0	0	0	0	0	0	0	2	2	0.00	0.000								
Mike Trombley, R (9, 1) ERA: 0.6	1.0		4	1	1	1	2	0	0	0	0	0	1	9	11	9.00	1.000								

Batter	1	2	3	4	5	6	7	8	9	AB	R	H	RBI	BB	SO	LOB	BOTTOM								
Denny Hocking, S (1, 6) OBP: 0.364, SLG: 0.385	G5-3				G3					2	0	0	0	2	0	1	Texas Rangers @ Minnesota Twins Hubert H. Humphrey Metrodome, Minneapolis, MN Fri Apr 23 1999, 8:05 PM EDT Att: 15,321 - Dome - 72 F livebaseballscorecards.com								
Brent Gates, S (1, 4) OBP: 0.375, SLG: 0.407	K									4	0	0	0	0	1	3									
Matt Lawton, L (1, 9) OBP: 0.371, SLG: 0.477	F7									4	0	0	0	0	1	0									
Marty Cordova, R (1, 10) OBP: 0.435, SLG: 0.481										3	0	1	0	1	0	0									
Doug Mientkiewicz, L (1, 3) OBP: 0.385, SLG: 0.436										3	1	0	0	1	1	2									
Terry Steinbach, R (1, 2) OBP: 0.356, SLG: 0.368										4	0	1	0	0	2	3									
Corey Koskie, L (1, 5) OBP: 0.412, SLG: 0.633										4	0	2	0	0	1	2									
Tori Hunter, R (1, 8) OBP: 0.299, SLG: 0.393										4	1	1	1	0	2	2									
Chris Latham, S (1, 7) OBP: 0.063, SLG: 0.071										2	0	0	0	0	1	1									
Todd Walker, L (7, PH) OBP: 0.253, SLG: 0.319										0	0	0	0	0	0	0									
Ron Coomer, R (7, PH) OBP: 0.302, SLG: 0.366										2	0	1	1	0	0	1									
Inning Stats	R: 0 E: 0 K: 1 S: 6	H: 0 LOB: 0 BB: 0 P: 10	R: 0 E: 0 K: 0 S: 6	H: 1 LOB: 1 BB: 0 P: 10	R: 0 E: 0 K: 1 S: 8	H: 0 LOB: 1 BB: 1 P: 13	R: 0 E: 0 K: 1 S: 11	H: 1 LOB: 1 BB: 0 P: 14	R: 0 E: 0 K: 0 S: 7	H: 1 LOB: 1 BB: 0 P: 11	R: 0 E: 0 K: 0 S: 5	H: 0 LOB: 0 BB: 0 P: 10	R: 2 E: 0 K: 2 S: 13	H: 2 LOB: 2 BB: 2 P: 25	R: 0 E: 0 K: 2 S: 12	H: 0 LOB: 1 BB: 1 P: 19	R: 0 E: 0 K: 1 S: 7	H: 1 LOB: 0 BB: 0 P: 13	1B: 3 2B: 3 3B: 0 HR: 0	SF: 0 SAC: 0 DP: 1 HBP: 0	WP: 1 PB: 0 CS: 0	PA: 36			
PITCHER	IP	WLS	BF	H	R	ER	SO	BB	IBB	HBP	BLK	WP	HR	S	P	ERA	WHIP								
Mark Clark, R (1, 1) ERA: 8.14	6.2	W	26	4	2	2	6	2	0	0	0	0	0	53	84	2.70	0.900								
Eric Gunderson, L (7, 1) ERA: 8.0	0.0		1	1	0	0	0	0	0	0	0	0	0	1	2	∞	∞								
Tim Crabtree, R (7, 1) ERA: 7.94	0.1	H	2	0	0	0	0	1	0	0	0	0	0	2	7	0.00	3.000								
Mike Munoz, L (8, 1) ERA: 5.63	0.2	H	3	0	0	0	1	1	0	0	0	0	0	6	10	0.00	1.500								
John Wetteland, R (8, 1) ERA: 2.45	1.1	S	4	1	0	0	2	0	0	0	0	0	0	13	22	0.00	0.750								

AB 36
R 4
H 12
RBI 4
BB 0
SO 4
LOB 10



AB 32
R 2
H 6
RBI 2
BB 4
SO 9
LOB 15



Batter	1	2	3	4	5	6	7	8	9	AB	R	H	RBI	BB	SO	LOB	TOP			
Tom Goodwin, L (1, 8) OBP: 0.324, SLG: 0.262										4	1	1	1	1	0	1				
Luis Alcaez, S (1, 4) OBP: 0.294, SLG: 0.267										5	0	1	0	0	1	3				
29 Rusty Greer, L (1, 7) OBP: 0.395, SLG: 0.453										4	1	1	0	1	0	2				
Juan Gonzalez, R (1, 9) OBP: 0.313, SLG: 0.360										5	1	0	0	0	0	5				
Rafael Palmeiro, L (1, 10) OBP: 0.389, SLG: 0.525										3	0	1	0	2	0	0				
Todd Zeile, R (1, 5) OBP: 0.329, SLG: 0.545										5	2	2	3	0	0	3				
Lee Stevens, L (1, 3) OBP: 0.416, SLG: 0.721										4	2	2	2	1	0	2				
Gregg Zaun, S (1, 2) OBP: 0.400, SLG: 0.273										5	1	2	2	0	0	0				
Royce Clayton, R (1, 6) OBP: 0.204, SLG: 0.163										3	1	1	0	1	0	3				
Inning Stats	R: 0 E: 0 K: 0 S: 10	H: 0 LOB: 1 BB: 1 P: 22	R: 1 E: 0 K: 0 S: 8	H: 1 LOB: 0 BB: 0 P: 15	R: 3 E: 0 K: 1 S: 12	H: 3 LOB: 2 BB: 2 P: 27	R: 1 E: 0 K: 0 S: 8	H: 1 LOB: 0 BB: 0 P: 12	R: 0 E: 0 K: 0 S: 7	H: 0 LOB: 1 BB: 1 P: 16	R: 2 E: 1 K: 0 S: 15	H: 3 LOB: 2 BB: 1 P: 32	R: 0 E: 0 K: 0 S: 7	H: 1 LOB: 1 BB: 0 P: 12	R: 1 E: 0 K: 0 S: 10	H: 1 LOB: 0 BB: 0 P: 15	1B: 5 2B: 3 3B: 0 HR: 3	SF: 0 SAC: 0 DP: 0 HBP: 0	WP: 0 PB: 2 CS: 0	PA: 44
PITCHER	IP WLS BF H R ER SO BB IBB HBP BLK WP HR S P ERA WHIP																			
Dan Perkins, R (1, 1) ERA: 8.16	5.1 L 27 6 6 6 1 5 0 0 0 0 0 2 47 98 10.12 2.062																			
23 Brent Sampson, L (6, 1) ERA: 13.5	1.1 7 2 2 2 0 1 0 0 0 0 0 0 12 25 13.50 2.250																			
Joe Mays, R (7, 1) ERA: 4.35	2.1 10 3 1 1 0 0 0 0 0 0 0 1 23 39 3.86 1.286																			

Texas Rangers @ Minnesota Twins
Hubert H. Humphrey Metrodome, Minneapolis, MN

AB 38
R 9
H 11
RBI 8
BB 6
SO 1
LOB 19



WP: 0 PA: 44
PB: 2
CS: 0

Batter	1	2	3	4	5	6	7	8	9	AB	R	H	RBI	BB	SO	LOB	BOTTOM			
Tori Hunter, R (1, 8) OBP: 0.280, SLG: 0.362										4	0	0	0	0	1	0				
Denny Hocking, S (9, FH) OBP: 0.378, SLG: 0.425										5	1	2	0	0	0	1				
Doug Mientkiewicz, L (1, 3) OBP: 0.378, SLG: 0.453										4	0	0	0	0	0	2				
Brent Gates, S (1, 5) OBP: 0.333, SLG: 0.355										4	0	0	0	0	0	2				
Matt Lawton, L (1, 9) OBP: 0.372, SLG: 0.507										4	1	2	2	0	0	1				
Chad Allen, R (1, 7) OBP: 0.319, SLG: 0.426										3	1	1	0	1	0	1				
Todd Walker, L (1, 4) OBP: 0.253, SLG: 0.313										4	1	1	0	0	0	2				
Javier Valentin, S (1, 2) OBP: 0.258, SLG: 0.222										3	0	1	1	0	0	0				
Corey Koskie, L (1, 10) OBP: 0.395, SLG: 0.588										4	0	1	0	0	1	3				
Cristian Guzman, S (1, 6) OBP: 0.220, SLG: 0.245										4	1	1	1	0	1	1				
Inning Stats	R: 0 E: 0 K: 1 S: 8	H: 0 LOB: 0 BB: 0 P: 11	R: 0 E: 0 K: 1 S: 11	H: 1 LOB: 2 BB: 1 P: 20	R: 0 E: 0 K: 0 S: 6	H: 0 LOB: 0 BB: 0 P: 10	R: 0 E: 0 K: 0 S: 12	H: 1 LOB: 1 BB: 0 P: 21	R: 0 E: 0 K: 0 S: 6	H: 0 LOB: 0 BB: 0 P: 8	R: 2 E: 0 K: 0 S: 12	H: 2 LOB: 1 BB: 0 P: 16	R: 0 E: 0 K: 0 S: 8	H: 1 LOB: 1 BB: 0 P: 9	R: 3 E: 0 K: 0 S: 13	H: 4 LOB: 1 BB: 0 P: 14	1B: 6 2B: 3 3B: 0 HR: 1	SF: 1 SAC: 0 DP: 0 HBP: 0	WP: 0 PB: 0 CS: 0	PA: 38
PITCHER	IP WLS BF H R ER SO BB IBB HBP BLK WP HR S P ERA WHIP																			
Rick Helling, R (1, 1) ERA: 6.92	7.0 W 27 5 2 2 3 1 0 0 0 0 0 1 61 97 2.57 0.857																			
Esteban Loaiza, R (8, 1) ERA: 5.4	1.0 4 1 0 0 0 0 0 0 0 0 0 0 8 9 0.00 1.000																			
Danny Patterson, R (9, 1) ERA: 9.0	0.2 6 4 3 3 0 0 0 0 0 0 0 0 12 13 40.50 6.000																			
Tim Crabtree, R (9, 1) ERA: 7.5	0.1 1 0 0 0 0 0 0 0 0 0 0 0 1 1 0.00 0.000																			

Texas Rangers @ Minnesota Twins
Hubert H. Humphrey Metrodome, Minneapolis, MN

AB 36
R 5
H 10
RBI 5
BB 1
SO 3
LOB 11



WP: 0 PA: 38
PB: 0
CS: 0

Sun Apr 25 1999, 2:05 PM EDT
Att: 14,801 - Dome - 72 F

livebaseballscores.com

livebaseballscores.com

Batter	1	2	3	4	5	6	7	8	9	AB	R	H	RBI	BB	SO	LOB	TOP				
Chuck Knoblauch, R (1,4) OBP: 0.482, SLG: 0.478	1-1 G4-3 2B		1-0 1B		0-1 2B 1B	0-1 2B 1B			4-0 2B 1B BB	4	2	4	1	1	0	0					
2 Derek Jeter, R (1,6) OBP: 0.516, SLG: 0.829	0-1 G4-3 2-3		2-3 K		0-0 1B 2-H	0-0 1B 2-3 3-H			3-2 1B SF7 1B	5	1	2	1	0	1	5					
Paul O'Neill, L (1,9) OBP: 0.388, SLG: 0.556	1-1 G1-3		0-3 K		0-0 1B FC6-4			0-0 1B SF7 G5-3	5	1	3	2	0	1	2						
Bernie Williams, S (1,8) OBP: 0.338, SLG: 0.397	3-3 K			1-2 G4-3	0-0 FC6-4 1-2			0-3 1B G5-3	5	0	0	0	0	2	5						
Tino Martinez, L (1,3) OBP: 0.347, SLG: 0.317		1-1 F8		0-0 G5-3		2-0 2B E 1B	2-0 G3	4-0 SF7 IBB	4	1	1	0	1	0	0						
Chili Davis, S (1,10) OBP: 0.500, SLG: 0.721	0-1 1B		1-1 F7		0-0 1B 2B		1-2 P6	1-0 SF7	4	1	2	1	0	0	0						
Chad Curtis, R (1,7) OBP: 0.257, SLG: 0.516	1-3 K			0-0 HR				3-2 G4-3 F8	5	1	1	1	0	1	5						
Luis Sojo, R (1,5) OBP: 0.280, SLG: 0.320	2-2 P6			1-1 G5-3	1-2 E6 1B 1B			1-0 G5-3	4	0	0	1	0	0	2						
Joe Girardi, R (1,2) OBP: 0.273, SLG: 0.387 20 Jorge Posada, S (8,PH) OBP: 0.270, SLG: 0.226			1-3 K		0-1 G6-3	0-0 G5-3 1B		1-3 K	3	0	1	0	0	1	0						
Inning Stats	R: 0 E: 0 K: 1 S: 9	H: 1 LOB: 1 BB: 0 P: 14	R: 0 E: 0 K: 1 S: 10	H: 1 LOB: 1 BB: 0 P: 14	R: 0 E: 0 K: 3 S: 11	H: 1 LOB: 1 BB: 0 P: 15	R: 0 E: 0 K: 0 S: 7	H: 0 LOB: 0 BB: 0 P: 9	R: 2 E: 0 K: 0 S: 10	H: 4 LOB: 2 BB: 0 P: 11	R: 2 E: 1 K: 0 S: 12	H: 4 LOB: 2 BB: 0 P: 17	R: 1 E: 0 K: 1 S: 9	H: 1 LOB: 0 BB: 0 P: 13	R: 0 E: 0 K: 1 S: 7	H: 0 LOB: 0 BB: 0 P: 12	R: 2 E: 0 K: 0 S: 10	H: 2 LOB: 2 BB: 2 P: 24	1B: 9 2B: 3 3B: 0 HR: 2	SF: 1 SAC: 0 DP: 1 HBP: 0	WP: 0 PA: 43 SB: 0 CS: 0
PITCHER	IP WLS BF H R ER SO BB IBB HBP BLK WP HR S P ERA WHIP	PITCHER																			
Aaron Sele, R (1,1) ERA: 3.9	5.1	27	10	4	4	5	0	0	0	0	0	0	0	0	1	54	73	6.75	1.875		
59 Jeff Zimmerman, R (6,1) ERA: 9.56	2.2	H	9	2	1	1	2	0	0	0	0	0	0	1	21	32	3.38	0.750			
John Wetteland, R (9,1) ERA: 4.32	1.0	L	7	2	2	2	0	1	1	0	0	0	0	0	10	24	18.00	3.000			

New York Yankees @ Texas Rangers
The Ballpark at Arlington, Arlington, TX
Tue Apr 27 1999, 8:35 PM EDT
Att: 42,690 - Unknown - 84 F

livebaseballscores.com

AB 40
R 7
H 14
RBI 7
BB 2
SO 7
LOB 19



Batter	1	2	3	4	5	6	7	8	9	AB	R	H	RBI	BB	SO	LOB	BOTTOM		
Tom Goodwin, L (1,8) OBP: 0.316, SLG: 0.246	4-2 1B 29 1B BB		3-2 F8	1-1 F8		1 SAFE 1-2 F7			0-2 G5-3	4	1	0	0	1	0	1			
Mark McLemore, S (1,4) OBP: 0.319, SLG: 0.424	0-2 29 1B 1B	2-1 G3-1			2-0 G4-3		1-3 K		1-1 G4-3	5	1	1	0	0	1	0			
29 Rusty Greer, L (1,7) OBP: 0.400, SLG: 0.449	0-1 1B FC6-4 3-H	3-2 F8			4-0 2B WP BB		2-1 F8			3	2	1	1	1	0	0			
Juan Gonzalez, R (1,9) OBP: 0.333, SLG: 0.385	4-0 FC6-4 2B BB		0-2 1B		0-0 WP 2B		3-3 K			3	1	2	0	1	1	0			
Rafael Palmeiro, L (1,10) OBP: 0.382, SLG: 0.508	0-0 FC6-4 1B		1-3 K		2-2 K			2-2 P6	4	0	1	1	0	2	2				
Ivan Rodriguez, R (1,2) OBP: 0.304, SLG: 0.463	1-2 2-3 3-H 2B	0-2 FC6-4 S	1-2 F9		0-1 L9			2-3 K	4	1	0	1	0	1	4				
Todd Zeile, R (1,5) OBP: 0.338, SLG: 0.551	G4-3 1-H 3-H 2B		1-3 K		2-2 F8			4-1 BB	3	0	1	2	1	1	1				
Lee Stevens, L (1,3) OBP: 0.407, SLG: 0.694	1-2 G4-3			0-1 G3		0-0 1B		1-3 K	4	0	1	0	0	1	2				
Royce Clayton, R (1,6) OBP: 0.193, SLG: 0.154 Luis Alicaia, S (9,PH) OBP: 0.286, SLG: 0.258	3-2 G6-3			0-1 F8		0-2 F9			2-1 G1-3	3	0	0	0	0	2				
Inning Stats	R: 5 E: 0 K: 0 S: 21	H: 4 LOB: 1 BB: 2 P: 36	R: 0 E: 0 K: 0 S: 9	H: 0 LOB: 0 BB: 0 P: 17	R: 0 E: 0 K: 2 S: 16	H: 1 LOB: 1 BB: 0 P: 19	R: 0 E: 0 K: 0 S: 6	H: 0 LOB: 0 BB: 0 P: 7	R: 1 E: 0 K: 1 S: 9	H: 1 LOB: 1 BB: 1 P: 17	R: 0 E: 0 K: 2 S: 9	H: 0 LOB: 0 BB: 0 P: 15	R: 0 E: 0 K: 2 S: 11	H: 0 LOB: 1 BB: 1 P: 20	R: 0 E: 0 K: 0 S: 9	H: 0 LOB: 0 BB: 0 P: 12	1B: 5 2B: 2 3B: 0 HR: 0	SF: 0 SAC: 0 DP: 0 HBP: 0	WP: 1 PA: 38 SB: 0 CS: 0
PITCHER	IP WLS BF H R ER SO BB IBB HBP BLK WP HR S P ERA WHIP	PITCHER																	
Roger Clemens, R (1,1) ERA: 5.47	2.0	12	4	5	5	0	2	0	0	0	0	0	0	1	0	51	72	1.80	0.800
Hideki Irabu, R (3,1) ERA: 5.79	5.0	19	3	1	1	5	1	0	0	0	0	0	0	0	8	16	0.00	1.500	
Jeff Nelson, R (8,1) ERA: 5.19	0.2	3	0	0	0	1	1	0	0	0	0	0	0	0	3	4	0.00	0.000	
Mike Stanton, L (8,1) ERA: 7.2	0.1	W	1	0	0	0	0	0	0	0	0	0	0	0	3	4	0.00	0.000	
42 Mariano Rivera, R (9,1) ERA: 2.89	1.0	S	3	0	0	0	0	0	0	0	0	0	0	9	12	0.00	0.000		

New York Yankees @ Texas Rangers
The Ballpark at Arlington, Arlington, TX
Tue Apr 27 1999, 8:35 PM EDT
Att: 42,690 - Unknown - 84 F

livebaseballscores.com

AB 34
R 6
H 7
RBI 5
BB 4
SO 7
LOB 12



Batter	1	2	3	4	5	6	7	8	9	AB	R	H	RBI	BB	SO	LOB	TOP										
Chuck Knoblauch R (1,4) OBP: 0.461, SLG: 0.451	G5-3		L4		K			G4-3		4	0	0	0	0	1	1											
2 Derek Jeter R (1,6) OBP: 0.517, SLG: 0.808	L4-3 1B			G6-3	L3			E BB		3	1	1	0	1	0	1											
Paul O'Neill L (1,9) OBP: 0.393, SLG: 0.567	L4-3 1-2					G4-3		E8 2B		4	0	2	1	0	0	1											
Bernie Williams S (1,8) OBP: 0.321, SLG: 0.377		G4-3		F7		G5-3		F8		4	0	0	0	0	2												
Tino Martinez L (1,3) OBP: 0.354, SLG: 0.418				G4-3		G4-3				4	2	2	2	0	0	1											
Chili Davis S (1,10) OBP: 0.488, SLG: 0.692			P6				K			4	1	1	0	0	1	0											
20 Jorge Posada S (1,2) OBP: 0.293, SLG: 0.343										4	1	2	2	0	1	0											
Chad Curtis R (1,7) OBP: 0.256, SLG: 0.486			P5							4	1	1	0	0	1	1											
Luis Sojo R (1,5) OBP: 0.286, SLG: 0.321										3	0	1	1	0	1	0											
Ricky Ledee L (9,PH) OBP: 0.207, SLG: 0.148										1	0	0	0	0	0	1											
Inning Stats	R: 0 E: 0 K: 0 S: 5	H: 1 LOB: 0 BB: 0 P: 8	R: 1 E: 0 K: 1 S: 11	H: 1 LOB: 0 BB: 0 P: 17	R: 0 E: 0 K: 1 S: 6	H: 0 LOB: 0 BB: 0 P: 10	R: 0 E: 0 K: 0 S: 7	H: 1 LOB: 1 BB: 0 P: 9	R: 3 E: 0 K: 1 S: 15	H: 4 LOB: 0 BB: 0 P: 24	R: 0 E: 0 K: 0 S: 10	H: 0 LOB: 0 BB: 0 P: 14	R: 0 E: 0 K: 1 S: 6	H: 0 LOB: 0 BB: 0 P: 10	R: 1 E: 1 K: 0 S: 8	H: 1 LOB: 1 BB: 1 P: 16	R: 1 E: 0 K: 1 S: 12	H: 2 LOB: 1 BB: 0 P: 18	1B: 6 2B: 3 3B: 0 HR: 3	SF: 0 SAC: 0 DP: 2 HBP: 0	WP: 1 PB: 0 CS: 0	PA: 36					
PITCHER	IP	WLS	BF	H	R	ER	SO	BB	IBB	HBP	BLK	WP	HR	S	P	ERA	WHIP										
Mark Clark R (1,1) ERA: 7.96	5.0		20	7	4	4	3	0	0	0	0	1	2	44	68	7.20	1.400										
Mike Munoz L (6,1) ERA: 4.5	2.0	W	6	0	0	0	1	0	0	0	0	0	0	16	24	0.00	0.000										
Esteban Loaiza R (8,1) ERA: 5.74	0.2		3	0	1	1	0	1	0	0	0	0	0	4	8	13.50	1.500										
Eric Gunderson L (8,1) ERA: 7.71	0.1		2	1	0	0	0	0	0	0	0	0	0	4	8	0.00	3.000										
John Wetteland R (9,1) ERA: 4.82	1.0	S	5	2	1	1	1	0	0	0	0	0	1	12	18	9.00	2.000										

New York Yankees @ Texas Rangers
The Ballpark at Arlington, Arlington, TX
Wed Apr 28 1999, 8:35 PM EDT
Att: 33,038 - Unknown - 85 F

AB 35
R 6
H 10
RBI 6
BB 1
SO 5
LOB 8



Batter	1	2	3	4	5	6	7	8	9	AB	R	H	RBI	BB	SO	LOB	BOTTOM										
Tom Goodwin L (1,8) OBP: 0.316, SLG: 0.250	G3									3	0	1	1	0	1	1											
Roberto Kelly R (7,PH) OBP: 0.538, SLG: 0.760										2	1	1	1	0	1	0											
Mark McLemore S (1,4) OBP: 0.297, SLG: 0.394	F8			G4-3				G3		5	0	0	0	0	1	3											
29 Rusty Greer L (1,7) OBP: 0.400, SLG: 0.451	P4									4	1	1	0	1	0	0											
Juan Gonzalez R (1,9) OBP: 0.341, SLG: 0.390		L8								4	1	2	2	0	1	1											
Rafael Palmeiro L (1,10) OBP: 0.388, SLG: 0.493		L7								2	0	0	0	2	0	1											
Ivan Rodriguez R (1,2) OBP: 0.301, SLG: 0.465		L4								4	1	1	0	0	1	5											
Todd Zeile R (1,5) OBP: 0.345, SLG: 0.603										4	1	2	3	0	1	3											
Lee Stevens L (1,3) OBP: 0.424, SLG: 0.707										3	2	2	1	1	0	0											
Royce Clayton R (1,6) OBP: 0.213, SLG: 0.179										4	1	2	0	0	0	4											
Inning Stats	R: 0 E: 0 K: 0 S: 8	H: 0 LOB: 0 BB: 0 P: 11	R: 0 E: 0 K: 0 S: 4	H: 0 LOB: 0 BB: 0 P: 8	R: 1 E: 0 K: 1 S: 11	H: 2 LOB: 0 BB: 0 P: 17	R: 0 E: 0 K: 1 S: 8	H: 1 LOB: 1 BB: 0 P: 14	R: 2 E: 0 K: 2 S: 19	H: 3 LOB: 1 BB: 0 P: 29	R: 0 E: 0 K: 0 S: 10	H: 1 LOB: 2 BB: 1 P: 18	R: 5 E: 0 K: 1 S: 21	H: 5 LOB: 3 BB: 3 P: 42	R: 0 E: 0 K: 1 S: 8	H: 0 LOB: 0 BB: 0 P: 13	1B: 7 2B: 4 3B: 0 HR: 1	SF: 0 SAC: 0 DP: 0 HBP: 0	WP: 0 PB: 0 CS: 1	PA: 39							
PITCHER	IP	WLS	BF	H	R	ER	SO	BB	IBB	HBP	BLK	WP	HR	S	P	ERA	WHIP										
Orlando Hernandez R (1,1) ERA: 4.41	6.0		25	7	3	3	4	1	0	0	0	1	60	97	4.50	1.333											
Mike Stanton L (7,1) ERA: 13.5	0.1	L	5	3	4	4	0	0	1	0	0	0	0	7	16	108.00	9.000										
Jeff Nelson R (7,1) ERA: 5.79	0.2		6	2	1	1	1	1	1	0	0	0	0	14	26	13.50	4.500										
Dan Naulty R (8,1) ERA: 1.23	1.0		3	0	0	0	1	0	0	0	0	0	0	8	13	0.00	0.000										

New York Yankees @ Texas Rangers
The Ballpark at Arlington, Arlington, TX
Wed Apr 28 1999, 8:35 PM EDT
Att: 33,038 - Unknown - 85 F

AB 35
R 8
H 12
RBI 8
BB 4
SO 6
LOB 18



Batter	1	2	3	4	5	6	7	8	9	AB	R	H	RBI	BB	SO	LOB	TOP			
Chuck Knoblauch, R (1.4) OBP: 0.462, SLG: 0.493										4	2	2	1	0	0	0				
2 Derek Jeter, R (1.6) OBP: 0.505, SLG: 0.779										4	0	1	0	0	0	1				
Paul O'Neill, L (1.9) OBP: 0.386, SLG: 0.543										3	1	0	0	1	0	2				
Bernie Williams, S (1.8) OBP: 0.329, SLG: 0.383										4	1	2	1	0	0	1				
Tino Martinez, L (1.3) OBP: 0.349, SLG: 0.451										4	1	1	3	0	1	1				
Chili Davis, S (1.10)										4	0	0	0	0	1	0				
20 Jorge Posada, S (1.2) OBP: 0.289, SLG: 0.316										3	0	0	0	1	0	0				
Chad Curtis, R (1.7) OBP: 0.233, SLG: 0.436										4	0	0	0	0	1	1				
Scott Brosius, R (1.5) OBP: 0.103, SLG: 0.333										3	0	0	0	0	0	0				
Inning Stats	R: 1 E: 0 K: 1 S: 12	H: 2 LOB: 1 BB: 0 P: 19	R: 0 E: 0 K: 2 S: 10	H: 0 LOB: 0 BB: 0 P: 17	R: 4 E: 1 K: 0 S: 16	H: 2 LOB: 0 BB: 1 P: 29	R: 0 E: 0 K: 0 S: 6	H: 0 LOB: 0 BB: 0 P: 9	R: 0 E: 0 K: 1 S: 8	H: 2 LOB: 1 BB: 0 P: 8	R: 0 E: 0 K: 0 S: 5	H: 0 LOB: 0 BB: 0 P: 6	R: 0 E: 0 K: 0 S: 5	H: 0 LOB: 0 BB: 0 P: 9	R: 0 E: 0 K: 0 S: 9	H: 0 LOB: 1 BB: 1 P: 13	1B: 4 2B: 0 3B: 0 HR: 2	SF: 0 SAC: 0 DP: 1 HBP: 0	WP: 0 PB: 0 CS: 0	PA: 35
PITCHER	IP WLS BF H R ER SO BB IBB HBP BLK WP HR S P ERA WHIP																			
Mike Morgan, R (1.1) ERA: 3.26	4.0 L 20 6 5 1 3 1 0 0 0 0 0 1 47 77 2.25 1.750																			
Mike Venafro, L (5.1) ERA:	4.0 11 0 0 0 1 0 0 0 0 0 0 0 21 32 0.00 0.000																			
Tim Crabtree, R (9.1) ERA: 6.43	1.0 4 0 0 0 0 1 0 0 0 0 0 0 9 13 0.00 1.000																			

New York Yankees @ Texas Rangers
The Ballpark at Arlington, Arlington, TX
Thu Apr 29 1999, 8:35 PM EDT
Att: 35,573 - Cloudy - 75 F

AB 33
R 5
H 6
RBI 5
BB 2
SO 4
LOB 6



Batter	1	2	3	4	5	6	7	8	9	AB	R	H	RBI	BB	SO	LOB	BOTTOM			
Tom Goodwin, L (1.8) OBP: 0.298, SLG: 0.233										5	0	0	0	0	0	2				
Mark McLemore, S (1.4) OBP: 0.308, SLG: 0.392										3	1	1	0	1	1	0				
29 Rusty Greer, L (1.7) OBP: 0.404, SLG: 0.465										4	0	2	1	0	0	1				
Juan Gonzalez, R (1.9) OBP: 0.347, SLG: 0.388										3	1	1	0	0	1	1				
Rafael Palmeiro, L (1.10) OBP: 0.405, SLG: 0.543										3	1	2	2	1	0	2				
Ivan Rodriguez, R (1.2) OBP: 0.286, SLG: 0.440										4	0	0	0	0	0	2				
Todd Zeile, R (1.5) OBP: 0.341, SLG: 0.584										4	0	1	0	0	1	1				
Lee Stevens, L (1.3) OBP: 0.416, SLG: 0.684										4	0	1	0	0	2	2				
Royce Clayton, R (1.6) OBP: 0.215, SLG: 0.183										4	0	1	0	0	1	1				
Inning Stats	R: 0 E: 0 K: 0 S: 12	H: 2 LOB: 2 BB: 0 P: 16	R: 0 E: 0 K: 1 S: 8	H: 0 LOB: 0 BB: 0 P: 12	R: 1 E: 0 K: 1 S: 11	H: 2 LOB: 1 BB: 0 P: 18	R: 0 E: 0 K: 1 S: 8	H: 0 LOB: 1 BB: 1 P: 16	R: 0 E: 0 K: 0 S: 5	H: 1 LOB: 0 BB: 0 P: 5	R: 0 E: 0 K: 0 S: 7	H: 2 LOB: 1 BB: 0 P: 10	R: 0 E: 0 K: 1 S: 12	H: 1 LOB: 0 BB: 0 P: 16	R: 0 E: 0 K: 2 S: 11	H: 1 LOB: 1 BB: 0 P: 14	1B: 7 2B: 1 3B: 0 HR: 1	SF: 0 SAC: 0 DP: 2 HBP: 1	WP: 1 PB: 0 CS: 0	PA: 37
PITCHER	IP WLS BF H R ER SO BB IBB HBP BLK WP HR S P ERA WHIP																			
Ramiro Mendoza, R (1.1) ERA: 2.4	8.0 W 33 8 3 3 4 2 0 1 0 0 1 0 68 102 3.38 1.250																			
42 Mariano Rivera, R (9.1) ERA: 2.61	1.0 S 4 1 0 0 2 0 0 0 0 0 1 0 11 14 0.00 1.000																			

New York Yankees @ Texas Rangers
The Ballpark at Arlington, Arlington, TX
Thu Apr 29 1999, 8:35 PM EDT
Att: 35,573 - Cloudy - 75 F

AB 34
R 3
H 9
RBI 3
BB 2
SO 6
LOB 12



Batter	1	2	3	4	5	6	7	8	9	AB	R	H	RBI	BB	SO	LOB	TOP								
Kenny Lofton, L OBP: 0.491, SLG: 0.607 (1, 8)	3-2 HR	2 SAFE 2-1 P6		3-3 K		2-2 HBP		1-2 F9		4	1	1	1	0	1	3									
Omar Vizquel, S OBP: 0.418, SLG: 0.475 (1, 6)	1-2 G5-3		1-0 P2		2-1 HR	1-1 L4		1-1 BB		5	1	2	0	0	0	1									
Roberto Alomar, S OBP: 0.416, SLG: 0.535 (1, 4)	0-2 1B		2-2 HR		3-1 HR		1-3 K		3-2 F9	5	2	3	3	0	1	1									
Manny Ramirez, R OBP: 0.381, SLG: 0.622 (1, 9)	1-0 P2		0-2 1B		0-0 G5-3		1-0 G4-3		0-3 K	5	0	2	0	0	1	2									
Jim Thome, L OBP: 0.455, SLG: 0.532 Jolbert Cabrera, R (9, PR)	3-3 K		2-2 F7		3-3 K		0-0 G4-3		4-2 BB	4	0	0	0	1	2	3									
Travis Fryman, R OBP: 0.375, SLG: 0.476 (1, 5)		1-2 G1-3	3-2 1B		1-1 G6-3		1-0 P4		0-2 P5	5	0	1	0	0	0	3									
David Justice, L OBP: 0.283, SLG: 0.417 (1, 7)		3-2 G5-3		0-3 K		1-3 K		1-1 P3		4	0	1	0	0	2	2									
Richie Sexson, R OBP: 0.262, SLG: 0.508 (1, 3)		1-1 G5-3		1-2 G6-3		2-2 HR		0-2 E9		4	1	1	1	0	0	1									
Sandy Alomar Jr., R OBP: 0.306, SLG: 0.457 (1, 2)		4-2 BB		0-1 F8		1-1 F9		3-1 G5-3		3	0	0	0	1	0	1									
Inning Stats	R: 1 E: 0 K: 1 S: 13	H: 2 LOB: 1 BB: 0 P: 21	R: 0 E: 0 K: 0 S: 18	H: 1 LOB: 2 BB: 1 P: 29	R: 1 E: 0 K: 1 S: 20	H: 3 LOB: 2 BB: 0 P: 27	R: 0 E: 0 K: 1 S: 9	H: 0 LOB: 0 BB: 0 P: 13	R: 2 E: 0 K: 1 S: 12	H: 2 LOB: 0 BB: 0 P: 21	R: 1 E: 0 K: 1 S: 13	H: 1 LOB: 1 BB: 0 P: 20	R: 0 E: 0 K: 1 S: 6	H: 1 LOB: 1 BB: 0 P: 9	R: 0 E: 1 K: 0 S: 11	H: 0 LOB: 1 BB: 0 P: 16	R: 0 E: 0 K: 1 S: 16	H: 1 LOB: 2 BB: 1 P: 24	1B: 5 2B: 2 3B: 0 HR: 4	SF: 0 SAC: 0 DP: 0 HBP: 1	WP: 0 PB: 0 SB: 1 CS: 0	PA: 42			
PITCHER	IP	WLS	BF	H	R	ER	SO	BB	IBB	HBP	BLK	WP	HR	S	P	ERA	WHIP								
Rick Helling, R ERA: 7.18 (1, 1)	5.1	W	26	9	5	5	5	1	0	0	0	0	4	78	120	8.44	1.875								
59 Jeff Zimmerman, R ERA: 9.55 (6, 1)	2.2	H	11	1	0	0	1	0	0	1	0	0	0	24	36	0.00	0.375								
John Wetteland, R ERA: 4.35 (9, 1)	1.0	S	5	1	0	0	1	1	0	0	0	0	0	16	24	0.00	2.000								

Cleveland Indians @ Texas Rangers
The Ballpark at Arlington, Arlington, TX
Fri Apr 30 1999, 8:35 PM EDT
Att: 36,556 - Cloudy - 69 F

AB 39
R 5
H 11
RBI 5
BB 2
SO 7
LOB 17



Batter	1	2	3	4	5	6	7	8	9	AB	R	H	RBI	BB	SO	LOB	BOTTOM								
Tom Goodwin, L OBP: 0.299, SLG: 0.250 Roberto Kelly, R OBP: 0.536, SLG: 0.731 (7, 8)	1-2 G1-3		2-2 1B 29 SF7		0-0 G4-3	3-3 K		4-2 FC3-6 BB		3	1	1	0	0	0	0									
Mark McLemore, S OBP: 0.313, SLG: 0.392 (1, 4)	3-3 K		1-0 HR		1-1 HR	2-2 FC5-4		2-0 FC3-6 BB		5	2	2	0	0	1	5									
29 Rusty Greer, L OBP: 0.404, SLG: 0.494 (1, 7)	0-3 K		0-0 SF7		2-2 HR	2-1 G4-3		4-2 BB		3	1	1	3	1	1	0									
Juan Gonzalez, R OBP: 0.350, SLG: 0.456 (1, 9)		0-1 G3-1	1-0 HR		3-1 G4-3		2-0 HR		1-0 F7	5	2	2	3	0	0	3									
Rafael Palmeiro, L OBP: 0.398, SLG: 0.541 (1, 10)		3-2 P6	2-1 2B		2-2 G1-3		3-3 K			4	0	1	0	0	1	0									
Ivan Rodriguez, R OBP: 0.309, SLG: 0.456 (1, 2)		1-0 FC4 1B	0-0 G5-3			1-0 BB WP 1B	1-1 E5			4	0	3	0	0	0	1									
Todd Zeile, R OBP: 0.337, SLG: 0.593 (1, 5)		2-2 FC4		2-2 CS 3B		2-2 P5				4	0	1	0	0	1	3									
Lee Stevens, L OBP: 0.430, SLG: 0.720 (1, 3)			0-1 HR		0-1 G5-3		4-0 BB IBB		0-1 FC3-6 SH1-4 1B	3	1	2	1	1	0	1									
Royce Clayton, R OBP: 0.215, SLG: 0.183 Jon Shave, R OBP: 0.350, SLG: 0.316 (4, 6)			2-3 K		3-3 K		4-2 FC5-4 BB		0-1 SH1-4	0	0	0	0	0	0	0									
Inning Stats	R: 0 E: 0 K: 2 S: 12	H: 0 LOB: 0 BB: 0 P: 16	R: 0 E: 0 K: 0 S: 13	H: 1 LOB: 1 BB: 0 P: 19	R: 4 E: 0 K: 1 S: 17	H: 5 LOB: 1 BB: 0 P: 25	R: 0 E: 0 K: 1 S: 8	H: 1 LOB: 0 BB: 0 P: 13	R: 2 E: 0 K: 0 S: 13	H: 2 LOB: 0 BB: 0 P: 21	R: 0 E: 0 K: 1 S: 13	H: 1 LOB: 3 BB: 2 P: 29	R: 1 E: 1 K: 2 S: 13	H: 2 LOB: 1 BB: 0 P: 23	R: 0 E: 0 K: 0 S: 10	H: 1 LOB: 3 BB: 2 P: 21	R: 0 E: 0 K: 0 S: 10	H: 1 LOB: 3 BB: 2 P: 21	1B: 6 2B: 2 3B: 1 HR: 4	SF: 1 SAC: 1 DP: 0 HBP: 0	WP: 1 PB: 0 SB: 0 CS: 1	PA: 40			
PITCHER	IP	WLS	BF	H	R	ER	SO	BB	IBB	HBP	BLK	WP	HR	S	P	ERA	WHIP								
Bartolo Colon, R ERA: 3.98 (1, 1)	5.0	L	23	9	6	6	4	0	0	0	0	0	3	63	94	10.80	1.800								
Rich DelLucia, R ERA: 18.0 (6, 1)	0.1		4	1	0	0	0	1	1	0	0	1	0	7	18	0.00	6.000								
Mark Langston, L ERA: 0.68 (6, 1)	1.1		5	1	1	1	2	0	0	0	0	0	1	13	25	6.75	0.750								
Steve Reed, R ERA: 1.59 (7, 1)	1.0		6	2	0	0	1	1	0	0	0	0	0	13	22	0.00	3.000								
Paul Assenmacher, L ERA: 5.08 (8, 1)	0.0		1	0	0	0	0	1	0	0	0	0	0	2	6	"	"								

Cleveland Indians @ Texas Rangers
The Ballpark at Arlington, Arlington, TX
Fri Apr 30 1999, 8:35 PM EDT
Att: 36,556 - Cloudy - 69 F

AB 34
R 7
H 13
RBI 7
BB 4
SO 7
LOB 17



Batter	1	2	3	4	5	6	7	8	9	AB	R	H	RBI	BB	SO	LOB	TOP								
Kenny Lofton, L OBP: 0.464, SLG: 0.581 (1, 8)	G6-3		G3		F8		G5-3			4	0	0	0	0	0	2	Cleveland Indians @ Texas Rangers The Ballpark at Arlington, Arlington, TX Sat May 01 1999, 8:35 PM EDT Att: 45,579 - Cloudy - 71 F								
Omar Vizquel, S OBP: 0.438, SLG: 0.462 (1, 6)	P5			G4-3	1B		G5-3			4	0	1	1	0	0	0									
Roberto Alomar, S OBP: 0.410, SLG: 0.522 (1, 4)	K			G6-3	1B			L6		4	0	1	1	0	1	0									
Manny Ramirez, R OBP: 0.385, SLG: 0.644 (1, 9)		HR		3B	K			F8		3	2	1	1	1	1	2									
Jim Thome, L OBP: 0.448, SLG: 0.542 (1, 3)	K			1-H	3B		G4-3			4	0	1	1	0	2	0									
Travis Fryman, R OBP: 0.370, SLG: 0.466 (1, 5)	K			G2-3			P5			4	0	1	0	0	1	1									
David Justice, L OBP: 0.263, SLG: 0.385 (1, 7)	F8						G6-3			4	0	0	0	0	1	1									
Richie Sexson, R OBP: 0.262, SLG: 0.492 (1, 10)			K		F8	1B	K			4	1	1	0	0	3	1									
Sandy Alomar Jr., R OBP: 0.321, SLG: 0.520 (1, 2)	P6			1-2	1B		HR			4	2	2	1	0	1	1	C								
Inning Stats	R: 0 E: 0 K: 1 S: 8	H: 0 LOB: 0 BB: 0 P: 11	R: 1 E: 0 K: 2 S: 10	H: 1 LOB: 0 BB: 0 P: 16	R: 0 E: 0 K: 1 S: 7	H: 0 LOB: 0 BB: 0 P: 11	R: 1 E: 0 K: 0 S: 8	H: 1 LOB: 1 BB: 1 P: 14	R: 2 E: 0 K: 1 S: 18	H: 4 LOB: 2 BB: 0 P: 26	R: 0 E: 0 K: 1 S: 7	H: 0 LOB: 0 BB: 0 P: 12	R: 1 E: 0 K: 1 S: 13	H: 1 LOB: 0 BB: 0 P: 21	R: 0 E: 0 K: 2 S: 8	H: 1 LOB: 1 BB: 0 P: 19		1B: 5 2B: 0 3B: 1 HR: 2	SF: 0 SAC: 0 DP: 0 HBP: 0	WP: 0 PB: 0 SB: 0 CS: 0	PA: 36				
PITCHER	IP	WLS	BF	H	R	ER	SO	BB	IBB	HBP	BLK	WP	HR	S	P	ERA	WHIP								
Aaron Sele, R ERA: 4.45 (1, 1)	4.2	L	21	6	4	4	4	1	0	0	0	0	1	48	74	7.71	1.500								
Esteban Loaiza, R ERA: 5.71 (5, 1)	1.2		6	1	1	1	3	0	0	0	0	0	1	17	27	5.40	0.600								
Mike Venafro, L ERA: (7, 1)	1.2		5	0	0	0	1	0	0	0	0	0	0	14	22	0.00	0.000								
Danny Patterson, R ERA: 7.71 (9, 1)	1.0		4	1	0	0	2	0	0	0	0	0	0	13	19	0.00	1.000								

Batter	1	2	3	4	5	6	7	8	9	AB	R	H	RBI	BB	SO	LOB	BOTTOM								
Mark McLemore, S OBP: 0.307, SLG: 0.373 (1, 4)	G4-3		F9-3		F8		G4-3		E6	4	0	0	0	1	0	1	Cleveland Indians @ Texas Rangers The Ballpark at Arlington, Arlington, TX Sat May 01 1999, 8:35 PM EDT Att: 45,579 - Cloudy - 71 F								
Roberto Kelly, R OBP: 0.515, SLG: 0.677 (1, 8)	1B		F9-3		G6-4-3			G5-3	G6-3	5	0	2	0	0	0	3									
29 Rusty Greer, L OBP: 0.407, SLG: 0.489 (1, 7)	K				G6-4-3			HR		3	1	1	0	1	1	2									
Juan Gonzalez, R OBP: 0.346, SLG: 0.447 (1, 9)	F7		P3			G4-3-6		F9		4	0	1	0	0	0	4									
Rafael Palmeiro, L OBP: 0.402, SLG: 0.571 (1, 10)		BB			F8	G4-3-6		HR		3	1	1	2	1	0	1									
Ivan Rodriguez, R OBP: 0.306, SLG: 0.446 (1, 2)	F9					F9		F9		4	0	1	0	0	0	1									
Todd Zeile, R OBP: 0.333, SLG: 0.612 (1, 5)	K				F7		G6-3		HR	4	1	1	1	0	1	2									
Lee Stevens, L OBP: 0.423, SLG: 0.694 (1, 3)	G3						K		F8	3	0	0	0	1	1	1									
44 Kelly Dransfeldt, R OBP: 0.500, SLG: 0.500 (1, 6)			F9-3		K				P6	4	0	2	0	0	1	2	C								
Inning Stats	R: 0 E: 0 K: 1 S: 9	H: 1 LOB: 1 BB: 0 P: 12	R: 0 E: 0 K: 1 S: 10	H: 0 LOB: 1 BB: 1 P: 19	R: 0 E: 0 K: 0 S: 8	H: 1 LOB: 2 BB: 2 P: 21	R: 0 E: 0 K: 1 S: 10	H: 1 LOB: 2 BB: 1 P: 22	R: 0 E: 0 K: 0 S: 4	H: 1 LOB: 0 BB: 0 P: 8	R: 0 E: 0 K: 0 S: 5	H: 1 LOB: 0 BB: 0 P: 6	R: 0 E: 0 K: 1 S: 11	H: 1 LOB: 1 BB: 0 P: 19	R: 2 E: 0 K: 0 S: 9	H: 2 LOB: 0 BB: 0 P: 13		R: 1 E: 1 K: 0 S: 13	H: 1 LOB: 1 BB: 0 P: 23	1B: 7 2B: 1 3B: 0 HR: 2	SF: 0 SAC: 0 DP: 3 HBP: 0	WP: 0 PB: 0 SB: 2 CS: 0	PA: 38		
PITCHER	IP	WLS	BF	H	R	ER	SO	BB	IBB	HBP	BLK	WP	HR	S	P	ERA	WHIP								
Dwight Gooden, R ERA: 5.82 (1, 1)	6.0	W	24	5	3	0	0	3	1	0	0	0	0	46	88	0.00	1.333								
Steve Karsay, R ERA: 3.44 (7, 1)	2.0		9	3	2	2	1	0	0	0	0	0	1	20	32	9.00	1.500								
Michael Jackson, R ERA: 4.22 (9, 1)	1.0	S	5	1	1	1	0	0	0	0	0	0	1	13	23	9.00	1.000								

Batter	1	2	3	4	5	6	7	8	9	AB	R	H	RBI	BB	SO	LOB	TOP					
Tom Goodwin, L OBP: 0.327, SLG: 0.295	4-0 1B 29 S	0-1 F8 29 1B	1-0			1-0 F8		0-0 L7		4	2	2	0	1	0	0						
Mark McLemore, S OBP: 0.399, SLG: 0.356	3-2 K	3-2 F8	3-3 K			1-1 G4-3		4-2 29 S BB		4	0	0	0	1	2	3						
29 Rusty Greer, L OBP: 0.402, SLG: 0.456	4-2 1B 1B	0-1 BB 1B		0-3 K2-3		3-2 1B		1-1 G6-3		4	2	2	1	1	1	1						
Juan Gonzalez, R OBP: 0.347, SLG: 0.500	0-0 1B HR	0-1 P9		2-3 K		1-2 F8		1-0 HR		5	2	2	2	0	1	2						
Rafael Palmeiro, L OBP: 0.448, SLG: 0.614	2-2 HR	4-2 1B BB		0-0 FC6-4 1B		0-0 FC5-4 1B		4-2 FC5-4 BB		3	1	3	1	2	0	0						
Ivan Rodriguez, R OBP: 0.309, SLG: 0.467	2-1 HR	1-0 1B		2-2 FC6-4 1-2f		0-0 FC5-4 FC7-4		1-1 FC5-4 G4-3-2		5	1	2	4	0	0	3						
Todd Zeile, R OBP: 0.330, SLG: 0.558	2-1 BB 1B	1-2 L6		4-2 44 G6-4-3 BB		1-0 FC7-4 1-2f		3-2 G4-3-2		4	0	1	0	1	0	4						
Lee Stevens, L OBP: 0.413, SLG: 0.642	4-2 44 G6-3 BB		1-0 G4-3		2-3 K		2-3 K			3	0	0	0	1	2	2						
44 Kelly Dransfeldt, R OBP: 0.267, SLG: 0.214	1-2 G6-3 1-2f		0-1 G6-3		2-0 G6-4-3 1-2f			2-2 G5-3		4	0	0	0	0	0	3						
Inning Stats	R: 5 E: 0 K: 1 S: 19	H: 4 LOB: 1 BB: 3 P: 40	R: 2 E: 0 K: 0 S: 16	H: 3 LOB: 2 BB: 1 P: 25	R: 0 E: 0 K: 1 S: 7	H: 1 LOB: 1 BB: 0 P: 12	R: 0 E: 0 K: 2 S: 11	H: 1 LOB: 1 BB: 0 P: 15	R: 0 E: 0 K: 1 S: 9	H: 0 LOB: 0 BB: 1 P: 17	R: 0 E: 0 K: 0 S: 11	H: 1 LOB: 1 BB: 0 P: 17	R: 0 E: 0 K: 1 S: 6	H: 1 LOB: 1 BB: 0 P: 9	R: 0 E: 0 K: 0 S: 9	H: 0 LOB: 1 BB: 1 P: 16	R: 1 E: 0 K: 0 S: 8	H: 1 LOB: 0 BB: 1 P: 17	1B: 9 2B: 2 3B: 0 HR: 2	SF: 0 SAC: 0 DP: 3 HBP: 0	WP: 0 PB: 0 SB: 3 CS: 0	PA: 43
PITCHER	IP WLS BF H R ER SO BB IBB HBP BLK WP HR S P ERA WHIP	IP WLS BF H R ER SO BB IBB HBP BLK WP HR S P ERA WHIP																				
Pat Rapp, R ERA: 7.97	(1, 1) 0.1 L 8 4 5 5 1 3 0 0 0 0 1 16 36 135.00 21.000																					
John Wasdin, R ERA: 2.7	(1, 1) 6.2 27 7 2 2 5 2 0 0 0 0 0 63 99 2.70 1.350																					
Mark Guthrie, L ERA: 4.4	(8, 1) 1.0 4 0 0 0 0 1 0 0 0 0 0 9 16 0.00 1.000																					
Jim Corsi, R ERA: 4.63	(9, 1) 1.0 4 1 1 1 0 1 0 0 0 0 1 8 17 9.00 2.000																					
Batter	1	2	3	4	5	6	7	8	9	AB	R	H	RBI	BB	SO	LOB	BOTTOM					
Jose Offerman, S OBP: 0.424, SLG: 0.566	4-2 HBP 18 1B BB	0-3 K		0-0 F7			1-0 G3 HR 2B		4-2 BB	3	1	1	0	2	1	3						
John Valentin, R OBP: 0.288, SLG: 0.386	1-1 F9		2-1 F8		2-1 G1-3		3-2 F8		0-0 P3	5	0	0	0	0	0	3						
18 Reggie Jefferson, S OBP: 0.364, SLG: 0.525	1-1 HBP		3-1 1B		2-1 G3		0-1 G3		1-2 K	3	0	2	0	0	0	0						
Jeff Frye, R OBP: 0.352, SLG: 0.313	(7, PH)									1	0	0	0	0	0	1						
Brian Daubach, L OBP: 0.348, SLG: 0.607	(9, PH)									1	0	0	0	0	1	1						
Nomar Garciaparra, R OBP: 0.382, SLG: 0.436	1-0 L5		2-1 F9		3-1 G5-3		3-2 HR			4	1	1	2	0	0	3						
Troy O'Leary, L OBP: 0.336, SLG: 0.515	2-2 HBP		2-2 L4				0-0 F9		0-1 G6-3	3	0	0	0	0	0	1						
Mike Stanley, R OBP: 0.473, SLG: 0.437	1-0 F9						0-0 F9		0-1 P4	4	0	0	0	0	0	3						
Jason Varitek, S OBP: 0.300, SLG: 0.361		2-2 P2		0-1 F8			0-0 1B 3B		0-3 K	4	1	1	0	0	1	0						
Damon Buford, R OBP: 0.385, SLG: 0.424		2-3 K		0-1 2B			0-0 1B		2-0 G5-3	4	0	2	1	0	1	0						
Trot Nixon, L OBP: 0.246, SLG: 0.300		2-1 1B		4-2 BB			3-H G3		1-1 G3	3	0	1	0	1	0	1						
Inning Stats	R: 0 E: 0 K: 0 S: 12	H: 1 LOB: 3 BB: 1 P: 22	R: 0 E: 0 K: 2 S: 13	H: 1 LOB: 1 BB: 0 P: 19	R: 0 E: 0 K: 0 S: 9	H: 1 LOB: 1 BB: 0 P: 18	R: 0 E: 0 K: 0 S: 10	H: 1 LOB: 2 BB: 1 P: 14	R: 0 E: 0 K: 0 S: 6	H: 0 LOB: 0 BB: 0 P: 13	R: 1 E: 0 K: 0 S: 5	H: 2 LOB: 1 BB: 0 P: 6	R: 2 E: 0 K: 0 S: 11	H: 2 LOB: 0 BB: 0 P: 18	R: 0 E: 0 K: 1 S: 6	H: 0 LOB: 0 BB: 0 P: 8	R: 0 E: 0 K: 1 S: 11	H: 0 LOB: 1 BB: 1 P: 17	1B: 4 2B: 2 3B: 1 HR: 1	SF: 0 SAC: 0 DP: 0 HBP: 1	WP: 0 PB: 0 SB: 0 CS: 0	PA: 39
PITCHER	IP WLS BF H R ER SO BB IBB HBP BLK WP HR S P ERA WHIP	IP WLS BF H R ER SO BB IBB HBP BLK WP HR S P ERA WHIP																				
Rick Helling, R ERA: 6.45	(1, 1) 6.1 W 29 7 2 2 2 2 2 0 0 0 0 1 59 100 2.84 1.421																					
Mike Venafro, L ERA: 1.23	(7, 1) 0.2 3 1 1 1 0 0 0 0 0 0 0 1 7 10 13.50 1.500																					
59 Jeff Zimmerman, R ERA: 0.93	(8, 1) 2.0 7 0 0 0 0 2 1 0 0 0 0 0 17 25 0.00 0.500																					

Texas Rangers @ Boston Red Sox
Fenway Park, Boston, MA
Wed May 05 1999, 7:05 PM EDT
Att: 20,960 - Overcast - 59 F

AB	36
R	8
H	12
RBI	8
BB	7
SO	6
LOB	18



Texas Rangers @ Boston Red Sox
Fenway Park, Boston, MA
Wed May 05 1999, 7:05 PM EDT
Att: 20,960 - Overcast - 59 F

AB	35
R	3
H	8
RBI	3
BB	3
SO	4
LOB	16



Batter	1	2	3	4	5	6	7	8	9	AB	R	H	RBI	BB	SO	LOB	TOP								
Tom Goodwin, L (1, 8) OBP: 0.317, SLG: 0.286 Roberto Kelly, R (8, FH) OBP: 0.500, SLG: 0.656	1-3 K		2-3 K		1-0 G3			3-2 G5-3		3	0	0	0	0	2	3									
Mark McLemore, S (1, 4) OBP: 0.317, SLG: 0.372	1-1 1B		1-1 F8			1-2 2B		1-1 G5-3		4	1	2	0	0	0	1									
29 Rusty Greer, L (1, 7) OBP: 0.405, SLG: 0.458	0-3 K			2-1 G3-1		1-0 1B		2-0 1B		4	0	2	1	0	1	1									
Juan Gonzalez, R (1, 9) OBP: 0.336, SLG: 0.482	1-3 K			1-3 K		1-0 G1-3		1-3 K		4	0	0	0	0	3	3									
Rafael Palmeiro, L (1, 10) OBP: 0.440, SLG: 0.598		2-0 1B		0-0 G4-3		3-2 P2			2-1 L6	4	0	1	0	0	0	1									
Ivan Rodriguez, R (1, 2) OBP: 0.306, SLG: 0.458		0-2 1B			0-3 K	2-1 G5-3			1-1 1B	4	1	1	0	0	1	2									
Todd Zeile, R (1, 5) OBP: 0.336, SLG: 0.566		2-2 1B			2-0 1B		1-1 G5-3		1-0 E9	4	0	2	0	0	0	1									
Lee Stevens, L (1, 3) OBP: 0.416, SLG: 0.646			1-1 2B		3-1 1B		1-0 G5-3		2-2 G5-3	4	0	2	0	0	0	1									
44 Kelly Dransfeldt, R (1, 6) OBP: 0.222, SLG: 0.176 Luis Alcega, S (9, PH) OBP: 0.258, SLG: 0.243			0-3 K		1-1 FC5-4		0-1 F8		1-0 F9	3	0	0	0	0	1	3									
Inning Stats	R: 0 E: 0 K: 3 S: 11	H: 1 LOB: 1 BB: 0 P: 14	R: 0 E: 0 K: 0 S: 9	H: 1 LOB: 0 BB: 0 P: 13	R: 0 E: 0 K: 2 S: 11	H: 1 LOB: 1 BB: 0 P: 15	R: 0 E: 0 K: 1 S: 6	H: 0 LOB: 0 BB: 0 P: 9	R: 0 E: 0 K: 1 S: 9	H: 2 LOB: 2 BB: 0 P: 16	R: 1 E: 0 K: 0 S: 11	H: 2 LOB: 1 BB: 0 P: 19	R: 0 E: 0 K: 0 S: 5	H: 0 LOB: 0 BB: 0 P: 7	R: 0 E: 0 K: 1 S: 9	H: 1 LOB: 1 BB: 0 P: 16	R: 1 E: 1 K: 0 S: 9	H: 2 LOB: 1 BB: 0 P: 16	1B: 7 2B: 4 3B: 0 HR: 0	SF: 0 SAC: 0 DP: 1 HBP: 0	WP: 0 PB: 0 SB: 0 CS: 0	PA: 36			
PITCHER	IP	WLS	BF	H	R	ER	SO	BB	IBB	HBP	BLK	WP	HR	S	P	ERA	WHIP								
Bret Saberhagen, R (1, 1) ERA: 1.75	3.0		11	3	0	0	5	0	0	0	0	0	0	31	42	0.00	1.000								
Derek Lowe, R (4, 1) ERA: 5.89	2.1		11	4	1	1	2	0	0	0	0	0	0	21	34	3.86	1.714								
Rheal Cormier, L (6, 1) ERA: 3.18	3.0	W	12	3	1	0	1	0	0	0	0	0	0	24	42	0.00	1.000								
49 Tim Wakefield, R (9, 1) ERA: 7.77	0.2	S	2	0	0	0	0	0	0	0	0	0	0	4	7	0.00	0.000								

Texas Rangers @ Boston Red Sox
Fenway Park, Boston, MA
Thu May 06 1999, 7:05 PM EDT
Att: 21,412 - Overcast - 58 F

AB 36
R 2
H 10
RBI 1
BB 0
SO 8
LOB 17



Batter	1	2	3	4	5	6	7	8	9	AB	R	H	RBI	BB	SO	LOB	BOTTOM								
Jose Offerman, S (1, 4) OBP: 0.431, SLG: 0.577	0-1 1B	2-0 FC1-4		2-3 K		0-0 1B		0-2 2B		5	0	3	0	0	1	3									
John Valentin, R (1, 5) OBP: 0.282, SLG: 0.394	4-1 BB		4-2 BB		1-1 2B	2-2 1B		0-1 G6-3		3	1	1	0	2	0	4									
Brian Daubach, L (1, 10) OBP: 0.303, SLG: 0.531	0-3 K		1-2 BB		1-1 L9	1-3 K				4	1	0	0	0	2	5									
Nomar Garciaparra, R (1, 6) OBP: 0.376, SLG: 0.439	1-3 K		0-0 2B		1-0 G5-3		2-2 G1-3			4	0	1	0	0	1	2									
Troy O'Leary, L (1, 7) OBP: 0.342, SLG: 0.515		2-3 K	0-0 1B		2-2 1B		0-1 L4			4	0	2	2	0	1	0									
Mike Stanley, R (1, 3) OBP: 0.464, SLG: 0.427	1-0 1B		2-3 K		3-1 P6		2-3 K			4	0	1	0	0	2	3									
Jason Varitek, S (1, 2) OBP: 0.298, SLG: 0.347		4-2 BB	1-1 F9			2-1 F9		0-0 F8		3	0	0	0	1	0	2									
Damon Buford, R (1, 8) OBP: 0.377, SLG: 0.429		0-2 F9		2-3 K		1-1 E9		1-1 E5		4	1	1	0	0	1	2									
Trot Nixon, L (1, 9) OBP: 0.246, SLG: 0.296		0-2 E4		2-3 K		2-2 1B		1-1 K		4	0	1	1	0	2	3									
Inning Stats	R: 0 E: 0 K: 2 S: 9	H: 1 LOB: 3 BB: 1 P: 14	R: 0 E: 1 K: 1 S: 14	H: 1 LOB: 3 BB: 1 P: 23	R: 1 E: 0 K: 1 S: 12	H: 2 LOB: 2 BB: 1 P: 19	R: 0 E: 0 K: 3 S: 9	H: 0 LOB: 0 BB: 0 P: 15	R: 1 E: 1 K: 0 S: 10	H: 2 LOB: 1 BB: 0 P: 18	R: 1 E: 1 K: 1 S: 14	H: 3 LOB: 2 BB: 0 P: 22	R: 0 E: 0 K: 1 S: 8	H: 0 LOB: 0 BB: 0 P: 12	R: 0 E: 1 K: 1 S: 11	H: 1 LOB: 2 BB: 0 P: 12	1B: 6 2B: 4 3B: 0 HR: 0	SF: 0 SAC: 0 DP: 0 HBP: 0	WP: 0 PB: 0 SB: 0 CS: 1	PA: 38					
PITCHER	IP	WLS	BF	H	R	ER	SO	BB	IBB	HBP	BLK	WP	HR	S	P	ERA	WHIP								
Aaron Sele, R (1, 1) ERA: 4.54	5.1	L	28	9	3	3	7	3	0	0	0	0	0	62	102	5.06	2.250								
Danny Patterson, R (6, 1) ERA: 8.1	2.0		7	0	0	0	2	0	0	0	0	0	0	17	25	0.00	0.000								
Mike Munoz, L (8, 1) ERA: 3.86	0.1		2	1	0	0	1	0	0	0	0	0	0	6	6	0.00	3.000								
Tim Crabtree, R (8, 1) ERA: 5.4	0.1		1	0	0	0	0	0	0	0	0	0	0	2	2	0.00	0.000								

Texas Rangers @ Boston Red Sox
Fenway Park, Boston, MA
Thu May 06 1999, 7:05 PM EDT
Att: 21,412 - Overcast - 58 F

AB 35
R 3
H 10
RBI 3
BB 3
SO 10
LOB 24



Batter	1	2	3	4	5	6	7	8	9	AB	R	H	RBI	BB	SO	LOB	TOP		
Tom Goodwin, L (1,8) OBP: 0.321, SLG: 0.323	3-1 HR	0-0 F7			2-2 F7		2-1 HR 1B		0-0 G4-3	5	2	1	0	0	1				
Mark McLemore, S (1,4) OBP: 0.340, SLG: 0.412	1-1 HR		4-1 BB		3-1 1B		4-0 HR BB		2-2 F7	3	2	2	1	2	0	0			
29 Rusty Greer, L (1,7) OBP: 0.400, SLG: 0.450	2-2 1B		1-1 G3-6-1		2-1 G4-3		1-3 K			4	0	1	0	0	1	5			
Juan Gonzalez, R (1,9) OBP: 0.341, SLG: 0.535	0-2 F8		1-2 F7		1-0 HR		3-2 HR			4	2	2	4	0	0	1			
Rafael Palmeiro, L (1,10) OBP: 0.434, SLG: 0.579	0-2 FC3-6		0-0 G5-3		4-2 HR		0-2 L9			3	0	0	0	1	0	1			
Ivan Rodriguez, R (1,2) OBP: 0.304, SLG: 0.444	4-2 BB		0-0 G4-3		0-1 E6		1-0 G3-1			3	0	0	0	1	0	1			
Todd Zeile, R (1,5) OBP: 0.325, SLG: 0.544	1-2 P6		0-1 F8		0-3 K		0-3 K			4	0	0	0	0	2	4			
Lee Stevens, L (1,3) OBP: 0.402, SLG: 0.621		1-2 G3		2-3 K		0-0 G4-6-3		0-3 K		4	0	0	0	0	2	2			
44 Kelly Dransfeldt, R (1,6) OBP: 0.238, SLG: 0.158 Luis Alcega, S (9,PH) OBP: 0.252, SLG: 0.237		1-2 G5-3		4-0 1B BB		0-0 G6-3		1-2 P6		2	0	0	0	1	0	0			
Inning Stats	R: 2 E: 0 K: 0 S: 25	H: 3 LOB: 2 BB: 1 P: 36	R: 0 E: 0 K: 0 S: 9	H: 0 LOB: 0 BB: 0 P: 11	R: 0 E: 0 K: 0 S: 6	H: 0 LOB: 0 BB: 1 P: 12	R: 0 E: 0 K: 0 S: 4	H: 0 LOB: 0 BB: 0 P: 4	R: 0 E: 0 K: 1 S: 10	H: 1 LOB: 2 BB: 1 P: 15	R: 3 E: 0 K: 1 S: 12	H: 2 LOB: 0 BB: 1 P: 22	R: 0 E: 0 K: 2 S: 7	H: 0 LOB: 0 BB: 0 P: 8	R: 0 E: 0 K: 0 S: 7	H: 0 LOB: 0 BB: 0 P: 10	1B: 3 2B: 0 3B: 0 HR: 4	SF: 0 SAC: 0 DP: 2 HBP: 0	WP: 0 PA: 38 PB: 0 SB: 0 CS: 0
PITCHER	IP WLS BF H R ER SO BB IBB HBP BLK WP HR S P ERA WHIP																		
Pat Hentgen, R (1,1) ERA: 4.54	5.0 W 23 5 3 3 1 4 0 0 0 0 3 59 96 5.40 1.800																		
Tom Davey, R (6,1) ERA: 4.54	1.1 H 6 1 2 2 1 1 0 0 0 0 0 10 16 13.50 1.500																		
Dan Plesac, L (7,1) ERA: 8.53	0.2 H 3 1 1 1 1 0 0 0 0 0 1 9 13 13.50 1.500																		
Billy Koch, R (8,1) ERA:	2.0 S 6 0 0 0 2 0 0 0 0 0 0 14 18 0.00 0.000																		

Texas Rangers @ Toronto Blue Jays
SkyDome, Toronto, ON
Fri May 07 1999, 7:05 PM EDT
Att: 22,110 - Sunny - 67 F

AB	33
R	6
H	7
RBI	6
BB	5
SO	5
LOB	15



Batter	1	2	3	4	5	6	7	8	9	AB	R	H	RBI	BB	SO	LOB	BOTTOM		
Shannon Stewart, R (1,7) OBP: 0.423, SLG: 0.508	1-0 2B G4-3 1B		1-0 G5-3		4-1 CS BB		3-1 FC4-6 1B		1-0 G6-3	4	1	2	0	1	0	1			
Alex Gonzalez, R (1,6) OBP: 0.386, SLG: 0.452	0-0 G4-3 HR 2B		2-2 F9		1-2 2B		0-0 FC4-6 1B		0-2 BB 1B	5	3	3	0	0	0	1			
Shawn Green, L (1,9) OBP: 0.387, SLG: 0.629	0-1 G4-3		0-1 G4-3		0-1 G3		0-3 K		4-0 2B FC5-2 BB	4	0	0	1	1	1	3			
Carlos Delgado, L (1,3) OBP: 0.382, SLG: 0.573	2-3 3H HR		4-0 2B G3 BB		3-2 1B 1B 2B		3-1 1B 1B		0-3 K	4	2	3	2	1	1	2			
Tony Fernandez, S (1,5) OBP: 0.468, SLG: 0.542	3-1 2B 2B		2-2 G3 WP 2B		2-2 1B 1B		2-2 1B 1B		1-1 FC5-2 1B 2B	5	3	5	2	0	0	0			
Willie Greene, L (1,10) OBP: 0.299, SLG: 0.309 Mark Dalesandro, R (8,PH) Kevin Witt, L (8,PH) OBP: 0.280, SLG: 0.391	1-3 K		2-0 G3		2-1 1B		1-0 P6		1-2 FC5-2 1B IBB	4	0	1	1	0	1	5			
José Cruz Jr., S (1,8) OBP: 0.382, SLG: 0.391	4-2 2B BB		4-0 WP IBB		3-3 K		0-0 G3		4-0 1B IBB	2	0	0	0	3	1	2			
Mike Matheny, R (1,2) OBP: 0.261, SLG: 0.422	0-2 1B 2B		2-3 K		1-3 K		1-2 K		0-1 1B	5	0	3	2	0	2	3			
Pat Kelly, R (1,4) OBP: 0.343, SLG: 0.576	1-1 G6-3		0-1 F9		1-1 L7		0-0 P2		2-2 F7	5	0	0	0	0	0	8			
Inning Stats	R: 4 E: 0 K: 1 S: 17	H: 5 LOB: 2 BB: 1 P: 28	R: 0 E: 0 K: 0 S: 7	H: 0 LOB: 0 BB: 0 P: 10	R: 1 E: 0 K: 1 S: 7	H: 1 LOB: 1 BB: 2 P: 21	R: 0 E: 0 K: 0 S: 8	H: 1 LOB: 1 BB: 1 P: 13	R: 1 E: 0 K: 2 S: 16	H: 3 LOB: 2 BB: 0 P: 28	R: 1 E: 0 K: 1 S: 14	H: 3 LOB: 2 BB: 0 P: 23	R: 0 E: 0 K: 0 S: 7	H: 1 LOB: 0 BB: 0 P: 9	R: 2 E: 0 K: 1 S: 20	H: 3 LOB: 3 BB: 2 P: 32	1B: 8 2B: 8 3B: 0 HR: 1	SF: 0 SAC: 0 DP: 0 HBP: 0	WP: 1 PA: 45 PB: 0 SB: 0 CS: 1
PITCHER	IP WLS BF H R ER SO BB IBB HBP BLK WP HR S P ERA WHIP																		
Mark Clark, R (1,1) ERA: 7.85	3.2 L 20 7 5 5 2 3 1 0 0 0 0 37 70 12.27 2.727																		
Esteban Loaiza, R (4,1) ERA: 6.75	1.2 9 4 2 2 2 0 0 0 0 0 0 21 36 10.80 2.400																		
Eric Gunderson, L (6,1) ERA: 7.2	0.2 4 2 0 0 1 0 0 0 0 0 0 11 17 0.00 3.000																		
Danny Patterson, R (7,1) ERA: 5.96	1.0 4 1 0 0 0 0 0 0 0 0 0 7 9 0.00 1.000																		
Mike Venafro, L (8,1) ERA: 3.52	0.1 4 2 2 2 1 1 0 0 0 0 0 8 13 54.00 9.000																		

Texas Rangers @ Toronto Blue Jays
SkyDome, Toronto, ON
Fri May 07 1999, 7:05 PM EDT
Att: 22,110 - Sunny - 67 F

AB	39
R	9
H	17
RBI	8
BB	6
SO	6
LOB	27




Batter	1	2	3	4	5	6	7	8	9	AB	R	H	RBI	BB	SO	LOB	TOP										
Mark McLemore, S (1, 4) OBP: 0.342, SLG: 0.406	0-0 29 HR 1B		1-3 K		0-2 FC5-4 29 1B 1-2		4-1 29 S 2B BB		1-0 F8	4	3	1	0	1	1	1											
Roberto Kelly, R (1, 8) OBP: 0.462, SLG: 0.595	0-2 P4		1-0 G6-3		0-1 29 1B 1-2		1-0 P8		0-3 K	5	0	1	0	0	1	2											
29 Rusty Greer, L (1, 7) OBP: 0.407, SLG: 0.478	2-1 1-H HR		4-1 FC5-4 BB		2-2 1-3 2-H 1B		1-3 1-2		0-1 G6-3	4	1	2	3	1	1	1											
Juan Gonzalez, R (1, 9) OBP: 0.346, SLG: 0.526	1-1 G4-3		2-1 FC5-4 1-2		4-0 FC3-6 1BB		4-0 2B 1BB			2	0	0	0	2	0	1											
Rafael Palmeiro, L (1, 10) OBP: 0.427, SLG: 0.576	1-0 G3			1-0 G3-1	1-2 FC3-6 1-2		1-1 1-3 2-H 2B			4	0	1	1	0	0	3											
Ivan Rodriguez, R (1, 2) OBP: 0.302, SLG: 0.447		0-0 G5-3		0-3 K		1-0 S 2B		0-3 K		4	0	1	0	0	2	2											
Todd Zeile, R (1, 5) OBP: 0.314, SLG: 0.523		0-2 G5-3		0-1 G4-3		3-3 K		2-1 L6		4	0	0	0	0	1	1											
Lee Stevens, L (1, 3) OBP: 0.397, SLG: 0.604		4-2 BB		0-1 G4-3	2-2 G3		0-3 K			3	0	0	0	1	1	1											
Jon Shave, R (1, 6) OBP: 0.333, SLG: 0.304	0-0 F7			0-1 FC5-4 1B	2-2 G6-3		1-3 K			4	0	1	0	0	1	2											
Inning Stats	R: 2 E: 0 K: 0 S: 10	H: 2 LOB: 0 BB: 0 P: 14	R: 0 E: 0 K: 0 S: 7	H: 0 LOB: 1 BB: 1 P: 11	R: 0 E: 0 K: 1 S: 7	H: 0 LOB: 1 BB: 1 P: 15	R: 0 E: 0 K: 1 S: 6	H: 0 LOB: 0 BB: 0 P: 7	R: 1 E: 0 K: 0 S: 16	H: 3 LOB: 3 BB: 1 P: 23	R: 0 E: 0 K: 1 S: 12	H: 1 LOB: 1 BB: 0 P: 20	R: 1 E: 0 K: 2 S: 10	H: 1 LOB: 2 BB: 2 P: 21	R: 0 E: 0 K: 2 S: 8	H: 0 LOB: 0 BB: 0 P: 11	R: 0 E: 0 K: 1 S: 6	H: 0 LOB: 0 BB: 0 P: 7	1B: 4 2B: 2 3B: 0 HR: 1	SF: 0 SAC: 0 DP: 0 HBP: 0	WP: 0 PB: 0 SB: 2 CS: 0	PA: 39					
PITCHER	IP	WLS	BF	H	R	ER	SO	BB	IBB	HBP	BLK	WP	HR	S	P	ERA	WHIP										
David Wells, L (1, 1) ERA: 6.0	8.0	L	36	7	4	4	7	3	2	0	0	0	1	76	122	4.50	1.250										
Graeme Lloyd, L (9, 1) ERA: 1.6	1.0		3	0	0	0	1	0	0	0	0	0	0	6	7	0.00	0.000										

Texas Rangers @ Toronto Blue Jays
SkyDome, Toronto, ON
Sat May 08 1999, 4:05 PM EDT
Att: 24,642 - Dome - 72 F

livebaseballscores.com

AB 34
R 4
H 7
RBI 4
BB 5
SO 8
LOB 14




Batter	1	2	3	4	5	6	7	8	9	AB	R	H	RBI	BB	SO	LOB	BOTTOM										
Shannon Stewart, R (1, 7) OBP: 0.408, SLG: 0.488	0-1 G6-3		0-0 FC6-4 1B 1-2 2-3 G4-3	0-0 G1-3			1-0 F9		1-0 F8	5	1	0	0	0	0	4											
Alex Gonzalez, R (1, 6) OBP: 0.382, SLG: 0.445	1-0 G6-3		1-1 HBP 1-3 3-H 1-2 1B G4-3		0-0 F7		1-2 CS 1-2		2-3 K	4	0	1	1	0	1	0											
Shawn Green, L (1, 9) OBP: 0.377, SLG: 0.610	0-1 G3		1-1 G4-3		0-0 G4-3		0-2 P4			4	0	0	1	0	0	1											
Carlos Delgado, L (1, 3) OBP: 0.385, SLG: 0.563		1-3 K	1-1 HBP HBP		3-3 K		4-2 1B BB			2	0	0	0	1	2	0											
Tony Fernandez, S (1, 5) OBP: 0.476, SLG: 0.542		4-1 WP BB	3-2 HBP		1-1 G4-6-3 1B		2-2 1B			0	0	0	0	1	0	0											
Mark Dalesandro, R (3, PR) OBP: 0.286, SLG: 0.286			1-2 2-3 HBP				1-2 1B			2	0	2	0	0	0	0											
Willie Greene, L (1, 10) OBP: 0.282, SLG: 0.288	1-0 L1		3-3 K		1-1 G4-6-3 1-2		2-3 K			4	0	0	0	0	2	7											
José Cruz Jr., S (1, 8) OBP: 0.376, SLG: 0.493	1-0 G4-3			1-1 G6-3 3B		0-0 F8		1-1 P5		4	1	1	0	0	0	1											
Mike Matheny, R (1, 2) OBP: 0.306, SLG: 0.435			0-0 FC6-4 1B 1B		4-0 G6-3 BB		4-2 FC5-4 BB		0-1 F8	1	1	1	0	2	0	0											
Kevin Witt, L (9, PH) OBP: 0.269, SLG: 0.375										1	0	0	0	0	0	0											
Pat Kelly, R (1, 4) OBP: 0.351, SLG: 0.571			0-0 FC6-4 1B		1-0 G6-3		2-2 FC5-4 CS 1-2		1-2 1B	4	0	2	0	0	0	2											
Inning Stats	R: 0 E: 0 K: 0 S: 5	H: 0 LOB: 0 BB: 0 P: 6	R: 0 E: 0 K: 1 S: 6	H: 0 LOB: 1 BB: 1 P: 13	R: 2 E: 0 K: 1 S: 14	H: 3 LOB: 3 BB: 0 P: 23	R: 1 E: 0 K: 0 S: 4	H: 1 LOB: 0 BB: 1 P: 10	R: 0 E: 0 K: 0 S: 5	H: 0 LOB: 0 BB: 0 P: 7	R: 0 E: 0 K: 0 S: 8	H: 0 LOB: 0 BB: 1 P: 16	R: 0 E: 0 K: 2 S: 14	H: 1 LOB: 2 BB: 1 P: 24	R: 0 E: 0 K: 0 S: 8	H: 1 LOB: 1 BB: 0 P: 11	R: 0 E: 0 K: 0 S: 8	H: 1 LOB: 1 BB: 0 P: 11	1B: 6 2B: 0 3B: 1 HR: 0	SF: 0 SAC: 0 DP: 2 HBP: 2	WP: 1 PB: 0 SB: 0 CS: 1	PA: 38					
PITCHER	IP	WLS	BF	H	R	ER	SO	BB	IBB	HBP	BLK	WP	HR	S	P	ERA	WHIP										
Mike Morgan, R (1, 1) ERA: 4.12	6.0	W	26	5	3	3	3	3	2	0	0	0	0	20	34	0.00	1.333										
59 Jeff Zimmerman, R (7, 1) ERA: 9.54	2.0	H	7	1	0	0	2	1	0	0	0	0	0	20	34	0.00	1.000										
John Wetteland, R (9, 1) ERA: 4.38	1.0	S	4	1	0	0	0	0	0	0	0	0	0	8	11	0.00	1.000										

Texas Rangers @ Toronto Blue Jays
SkyDome, Toronto, ON
Sat May 08 1999, 4:05 PM EDT
Att: 24,642 - Dome - 72 F

livebaseballscores.com

AB 31
R 3
H 7
RBI 2
BB 4
SO 5
LOB 15



Batter	1	2	3	4	5	6	7	8	9	AB	R	H	RBI	BB	SO	LOB	TOP					
Tom Goodwin, L (1.8) OBP: 0.313, SLG: 0.317										5	0	1	1	0	2	6	<p>Texas Rangers @ Toronto Blue Jays</p> <p>SkyDome, Toronto, ON</p> <p>Sun May 09, 1999, 8:05 PM EDT</p> <p>Att: 20,374 - Dome - 72 F</p> <p>livebaseballscores.com</p> <p>AB 44 R 11 H 20 RBI 11 BB 3 SO 6 LOB 31</p>					
Mark McLemore, S (1.4) OBP: 0.350, SLG: 0.406										5	0	2	2	1	0	1						
29 Rusty Greer, L (1.7) OBP: 0.397, SLG: 0.458										5	0	0	0	1	2	4						
Juan Gonzalez, R (1.9) OBP: 0.356, SLG: 0.545										5	3	3	0	0	0	3						
Rafael Palmeiro, L (1.10) OBP: 0.434, SLG: 0.587										5	1	3	1	0	0	4						
Ivan Rodriguez, R (1.2) OBP: 0.315, SLG: 0.472										5	2	3	1	0	1	2						
Todd Zeile, R (1.5) OBP: 0.333, SLG: 0.541										4	3	3	2	1	0	0						
Lee Stevens, L (1.3) OBP: 0.413, SLG: 0.631										5	2	4	3	0	1	3						
44 Kelly Dransfeldt, R (1.6) OBP: 0.231, SLG: 0.167										5	0	1	1	0	0	8						
Inning Stats	R: 0 E: 0 K: 0 S: 10	H: 1 LOB: 2 BB: 2 P: 21	R: 3 E: 0 K: 1 S: 12	H: 3 LOB: 1 BB: 1 P: 19	R: 1 E: 0 K: 1 S: 13	H: 4 LOB: 3 BB: 0 P: 23	R: 0 E: 0 K: 1 S: 5	H: 0 LOB: 0 BB: 0 P: 10	R: 0 E: 0 K: 0 S: 6	H: 1 LOB: 0 BB: 0 P: 11	R: 1 E: 0 K: 2 S: 11	H: 2 LOB: 1 BB: 0 P: 17	R: 4 E: 0 K: 0 S: 16	H: 6 LOB: 2 BB: 0 P: 25	R: 2 E: 0 K: 1 S: 14	H: 3 LOB: 1 BB: 0 P: 19	R: 0 E: 0 K: 0 S: 7	H: 0 LOB: 0 BB: 0 P: 11	1B: 12 2B: 8 3B: 0 HR: 0	SF: 1 SAC: 0 DP: 2 HBP: 0	WP: 0 PB: 0 SB: 0 CS: 0	PA: 48
PITCHER	IP WLS BF H R ER SO BB IBB HBP BLK WP HR S P ERA WHIP																					
32 Roy Halladay, R (1.1) ERA: 5.93	2.0	16	8	4	4	1	3	0	0	0	0	0	0	0	27	51	18.00	5.500				
Paul Spoljaric, L (3.1) ERA: 12.93	2.0	7	1	0	0	2	0	0	0	0	0	0	0	15	25	0.00	0.500					
Pete Munro, R (5.1) ERA: 4.15	2.0	L 10	5	4	4	2	0	0	0	0	0	0	0	20	32	18.00	2.500					
Tom Davey, R (7.1) ERA: 5.48	1.2	10	5	3	3	1	0	0	0	0	0	0	0	17	25	16.20	3.000					
Dan Plesac, L (8.1) ERA: 7.71	1.1	5	1	0	0	0	0	0	0	0	0	0	0	15	23	0.00	0.750					

Batter	1	2	3	4	5	6	7	8	9	AB	R	H	RBI	BB	SO	LOB	BOTTOM					
Shannon Stewart, R (1.7) OBP: 0.408, SLG: 0.485										5	1	2	0	0	0	1	<p>Texas Rangers @ Toronto Blue Jays</p> <p>SkyDome, Toronto, ON</p> <p>Sun May 09, 1999, 8:05 PM EDT</p> <p>Att: 20,374 - Dome - 72 F</p> <p>livebaseballscores.com</p> <p>AB 34 R 6 H 8 RBI 6 BB 4 SO 7 LOB 12</p>					
Alex Gonzalez, R (1.6) OBP: 0.376, SLG: 0.436										5	0	1	0	0	1	2						
Shawn Green, L (1.9) OBP: 0.373, SLG: 0.621										4	1	1	2	0	0	2						
Carlos Delgado, L (1.3) OBP: 0.382, SLG: 0.549										3	0	0	0	1	1	1						
Kevin Witt, L (1.10) OBP: 0.241, SLG: 0.333										3	0	0	0	0	1	2						
Jacob Brumfield, R (8, PH) OBP: 0.278, SLG: 0.389										1	0	0	0	0	1	0						
Willie Greene, L (1.5) OBP: 0.280, SLG: 0.274										3	1	0	0	1	1	1						
José Cruz Jr., S (1.8) OBP: 0.382, SLG: 0.397										2	1	0	0	2	1	0						
Pat Kelly, R (1.4) OBP: 0.359, SLG: 0.649										4	2	2	4	0	0	3						
Mike Matheny, R (1.2) OBP: 0.321, SLG: 0.440										4	0	2	0	0	1	0						
Inning Stats	R: 1 E: 1 K: 1 S: 13	H: 2 LOB: 1 BB: 0 P: 18	R: 1 E: 0 K: 2 S: 12	H: 1 LOB: 0 BB: 0 P: 15	R: 0 E: 0 K: 0 S: 3	H: 0 LOB: 0 BB: 0 P: 5	R: 0 E: 0 K: 1 S: 8	H: 0 LOB: 2 BB: 2 P: 22	R: 0 E: 0 K: 0 S: 10	H: 2 LOB: 1 BB: 0 P: 13	R: 3 E: 0 K: 1 S: 13	H: 1 LOB: 0 BB: 2 P: 25	R: 1 E: 0 K: 0 S: 8	H: 1 LOB: 0 BB: 0 P: 14	R: 0 E: 1 K: 1 S: 8	H: 0 LOB: 1 BB: 0 P: 13	R: 0 E: 0 K: 1 S: 6	H: 1 LOB: 0 BB: 0 P: 10	1B: 5 2B: 0 3B: 0 HR: 3	SF: 0 SAC: 0 DP: 2 HBP: 0	WP: 0 PB: 0 SB: 0 CS: 0	PA: 38
PITCHER	IP WLS BF H R ER SO BB IBB HBP BLK WP HR S P ERA WHIP																					
John Burkett, R (1.1) ERA: 9.0	4.0	19	5	2	1	4	2	0	0	0	0	0	0	12	22	10.80	1.200					
Mike Venafro, L (5.1) ERA: 4.82	1.2	6	0	2	2	0	2	0	0	0	0	0	1	9	16	9.00	1.000					
Danny Patterson, R (6.1) ERA: 5.84	1.0	W 4	1	1	1	1	0	0	0	0	0	0	1	9	14	9.00	1.000					
Mike Munoz, L (7.1) ERA: 4.26	1.0	5	1	1	1	1	0	0	0	0	0	1	9	14	9.00	1.000						
Tim Lincecum, R (8.1) ERA: 4.35	1.1	4	1	0	0	1	0	0	0	0	0	0	9	15	0.00	0.750						

Batter	1	2	3	4	5	6	7	8	9	AB	R	H	RBI	BB	SO	LOB	TOP		
Tom Goodwin, L (1, 8) OBP: 0.319, SLG: 0.317	1-2 G3-1 1B		2-1 L7			4-0 BB		1-0 L6		3	0	1	0	1	0	0			
Mark McLemore, S (1, 4) OBP: 0.355, SLG: 0.404	2-0 F8			1-1 G1-4-3 1B		2-1 F7		4-1 1B BB		3	2	1	0	1	0	2			
29 Rusty Greer, L (1, 7) OBP: 0.386, SLG: 0.444	2-2 G3-1			1-2 G1-4-3		3-3 K		2-3 K		4	0	0	0	0	2	4			
Juan Gonzalez, R (1, 9) OBP: 0.360, SLG: 0.544	1-2 P3			2-1 G4-6-3 1B		1-0 F8		1-1 1B 1B		4	0	2	1	0	0	1			
Rafael Palmeiro, L (1, 10) OBP: 0.429, SLG: 0.574 Gregg Zaun, S (9, PR) OBP: 0.368, SLG: 0.267		0-0 G4-3		2-1 G4-6-3		0-0 G4-3		2-1 FC4 1B		4	0	1	1	0	0	1			
Ivan Rodriguez, R (1, 2) OBP: 0.313, SLG: 0.464		0-1 L9			0-3 K		3-2 S 1B		1-3 K	4	0	1	0	0	2	2			
Todd Zeile, R (1, 5) OBP: 0.323, SLG: 0.522		2-0 F9			2-1 G6-3		2-1 G4-3		0-1 FC4	4	0	0	0	0	0	3			
Lee Stevens, L (1, 3) OBP: 0.403, SLG: 0.614			1-3 K		1-0 F7			2-1 P5		3	0	0	0	0	1	0			
44 Kelly Dransfeldt, R (1, 6) OBP: 0.214, SLG: 0.154 Luis Alcaez, S (8, PH) OBP: 0.236, SLG: 0.231 Jon Shave, R (8, 6) OBP: 0.333, SLG: 0.304			1-3 K		1-1 G6-3			3-2 P2		2	0	0	0	0	1	0			
Inning Stats	R: 0 E: 0 K: 0 S: 13	H: 1 LOB: 1 BB: 0 P: 19	R: 0 E: 0 K: 0 S: 4	H: 0 LOB: 0 BB: 0 P: 6	R: 0 E: 0 K: 2 S: 8	H: 0 LOB: 0 BB: 0 P: 12	R: 1 E: 0 K: 0 S: 9	H: 2 LOB: 0 BB: 0 P: 15	R: 0 E: 0 K: 1 S: 7	H: 0 LOB: 1 BB: 1 P: 17	R: 0 E: 0 K: 0 S: 7	H: 1 LOB: 1 BB: 0 P: 13	R: 0 E: 0 K: 0 S: 9	H: 0 LOB: 0 BB: 1 P: 15	R: 1 E: 0 K: 2 S: 14	H: 2 LOB: 2 BB: 1 P: 24	1B: 6 2B: 0 3B: 0 HR: 0	SF: 0 SAC: 0 DP: 1 HBP: 0	WP: 0 PA: 34
PITCHER	IP WLS BF H R ER SO BB IBB HBP BLK WP HR S P ERA WHIP	IP WLS BF H R ER SO BB IBB HBP BLK WP HR S P ERA WHIP																	
Jaime Navarro, R (1, 1) ERA: 5.03	8.0 W 28 4 1 1 4	1.0 6 2 1 1 2																	
Bob Howry, R (9, 1) ERA: 2.77	1.0 6 2 1 1 2																		

Texas Rangers @ Chicago White Sox
Comiskey Park, Chicago, IL
Mon May 10 1999, 8:05 PM EDT
Att: 12,670 - Unknown - 58 F

AB	32
R	2
H	6
RBI	2
BB	2
SO	6
LOB	13



Batter	1	2	3	4	5	6	7	8	9	AB	R	H	RBI	BB	SO	LOB	BOTTOM	
Ray Durham, S (1, 4) OBP: 0.375, SLG: 0.517	2-1 CS HBP		0-2 G6-3	0-0 G3			2-1 E 3B	1-2 WP 1B		4	1	2	0	0	0	1		
Mike Canuso, S (1, 6) OBP: 0.288, SLG: 0.308	2-1 B3		1-1 P8		1-1 B3		0-1 P5	2-2 WP 1B		5	0	1	0	0	0	2		
Frank Thomas, R (1, 10) OBP: 0.481, SLG: 0.569	1-0 G6-3		1-2 2B		1-0 F9		4-0 FC3-6 E IBB	1-2 G3		4	0	1	0	1	0	2		
Magglio Ordonez, R (1, 9) OBP: 0.347, SLG: 0.555		1-0 HR	1-1 F8		4-0 BB		0-2 E4 FC3-6	1-2 3-H		3	1	1	2	1	0	2		
14 Paul Konerko, R (1, 3) OBP: 0.287, SLG: 0.396 Craig Wilson, R (8, 5) OBP: 0.222, SLG: 0.067		1-1 F9		3-0 1B G4-6-3 2B		3-1 F7		0-1 FC3-6		4	1	1	0	0	0	3		
Greg Norton, S (1, 5) OBP: 0.374, SLG: 0.308		4-2 2B BB		4-2 G4-6-3 1B BB		2-2 1B		3-3 K		2	1	1	0	2	1	2		
Carlos Lee, R (1, 7) OBP: 0.273, SLG: 0.545 McKay Christensen, L (8, PR) OBP: 0.273, SLG: 0.320		0-2 L6		0-1 G4-6-3 1B		2-2 F9		1-2 SH1-3 1B		4	0	2	0	0	0	2		
Chris Singleton, L (1, 8) OBP: 0.295, SLG: 0.488		1-2 2B		2-0 G4-6-3		0-0 L9		0-1 SH1-3		3	0	1	0	0	0	3		
Brook Fordyce, R (1, 2) OBP: 0.333, SLG: 0.356		2-1 L8		2-1 G4-6-3 1B		1-0 F7		3-2 1B 1B		4	0	2	2	0	0	3		
Inning Stats	R: 0 E: 0 K: 0 S: 4	H: 0 LOB: 0 BB: 0 P: 9	R: 1 E: 0 K: 0 S: 14	H: 2 LOB: 2 BB: 1 P: 23	R: 0 E: 0 K: 0 S: 10	H: 1 LOB: 1 BB: 0 P: 13	R: 2 E: 0 K: 0 S: 11	H: 3 LOB: 1 BB: 1 P: 20	R: 0 E: 0 K: 0 S: 5	H: 0 LOB: 1 BB: 1 P: 14	R: 0 E: 0 K: 1 S: 9	H: 1 LOB: 2 BB: 1 P: 21	R: 1 E: 0 K: 0 S: 17	H: 4 LOB: 3 BB: 0 P: 25	1B: 7 2B: 3 3B: 1 HR: 1	SF: 0 SAC: 1 DP: 1 HBP: 1	WP: 1 PA: 39	
PITCHER	IP WLS BF H R ER SO BB IBB HBP BLK WP HR S P ERA WHIP	IP WLS BF H R ER SO BB IBB HBP BLK WP HR S P ERA WHIP																
Rick Helling, R (1, 1) ERA: 6.34	6.1 L 30 8 4 4 0	0.2 3 0 0 0 1																
Tim Crabtree, R (7, 1) ERA: 4.09	0.2 3 0 0 0 1																	
Mike Venafro, L (8, 1) ERA: 5.4	0.2 5 4 1 1 0																	
Danny Patterson, R (8, 1) ERA: 5.88	0.1 1 0 0 0 0																	

Texas Rangers @ Chicago White Sox
Comiskey Park, Chicago, IL
Mon May 10 1999, 8:05 PM EDT
Att: 12,670 - Unknown - 58 F

AB	33
R	5
H	12
RBI	4
BB	4
SO	1
LOB	20



Batter	1	2	3	4	5	6	7	8	9	AB	R	H	RBI	BB	SO	LOB	TOP										
Tom Goodwin, L (1, 8) OBP: 0.306, SLG: 0.303	F7		L8		F7		L6		F7	5	0	0	0	0	0	6											
Luis Alica, S (1, 4) OBP: 0.250, SLG: 0.209	F9		F7		P5			F8	29 HR BB	4	1	0	1	1	0	3											
Jon Shave, R (9, 6) OBP: 0.333, SLG: 0.304										0	0	0	0	0	0	0											
29 Rusty Greer, L (1, 7) OBP: 0.393, SLG: 0.465	G4-3		K		FC6-4			G5-4-3	HR	3	1	1	4	2	1	1											
Juan Gonzalez, R (1, 9) OBP: 0.369, SLG: 0.583										2	2	2	1	0	0	0											
Roberto Kelly, R (4, 9) OBP: 0.452, SLG: 0.600					FC6-4			G5-4-3	1B	3	1	1	0	0	0	4											
Rafael Palmeiro, L (1, 10) OBP: 0.431, SLG: 0.571										4	0	2	1	0	0	0											
Gregg Zaun, S (9, PR) OBP: 0.400, SLG: 0.313	G4-3									1	2	1	0	0	0	0											
Ivan Rodriguez, R (1, 2) OBP: 0.317, SLG: 0.470					G6-4-3					5	1	2	2	0	0	1											
Todd Zeile, R (1, 5) OBP: 0.326, SLG: 0.513										4	1	1	0	1	0	0											
Lee Stevens, L (1, 3) OBP: 0.403, SLG: 0.636										4	1	2	2	0	1	2											
44 Kelly Dransfeldt, R (1, 6) OBP: 0.258, SLG: 0.241										3	0	2	0	0	0	0											
Mark McLemore, S (9, PH) OBP: 0.361, SLG: 0.409										1	1	1	0	0	0	0											
Inning Stats	R: 0 E: 0 K: 0 S: 5	H: 0 LOB: 0 BB: 0 P: 8	R: 1 E: 0 K: 0 S: 13	H: 1 LOB: 0 BB: 0 P: 17	R: 1 E: 0 K: 1 S: 12	H: 2 LOB: 1 BB: 0 P: 21	R: 1 E: 0 K: 0 S: 5	H: 2 LOB: 3 BB: 1 P: 9	R: 0 E: 0 K: 0 S: 6	H: 0 LOB: 0 BB: 0 P: 8	R: 0 E: 0 K: 0 S: 7	H: 0 LOB: 0 BB: 0 P: 11	R: 0 E: 0 K: 0 S: 3	H: 0 LOB: 0 BB: 1 P: 8	R: 8 E: 0 K: 1 S: 30	H: 8 LOB: 2 BB: 2 P: 48	1B: 8 2B: 4 3B: 0 HR: 3	SF: 1 SAC: 0 DP: 2 HBP: 0	WP: 1 PB: 0 SB: 0 CS: 0	PA: 44							
PITCHER	IP	WLS	BF	H	R	ER	SO	BB	IBB	HBP	BLK	WP	HR	S	P	ERA	WHIP										
James Baldwin, R (1, 1) ERA: 5.27	7.0		28	7	3	3	1	1	0	0	0	1	2	54	89	3.86	1.143										
41 Bill Simas, R (8, 1) ERA: 1.5	1.0	H	3	0	0	0	0	1	0	0	0	0	0	3	8	0.00	1.000										
Bob Howry, R (9, 1) ERA: 5.93	0.2	L	7	3	5	5	0	2	0	0	0	0	0	10	20	67.50	7.500										
Bryan Ward, L (9, 1) ERA: 8.71	0.0		3	3	1	1	0	0	0	0	0	0	1	9	14	∞	∞										
David Lundquist, R (9, 1) ERA: 6.75	0.1		3	2	2	2	1	0	0	0	0	0	0	11	14	54.00	6.000										

Texas Rangers @ Chicago White Sox
Comiskey Park, Chicago, IL
Tue May 11, 1999, 8:05 PM EDT
Att: 10,905 - Cloudy - 65 F

AB 39
R 11
H 15
RBI 11
BB 4
SO 2
LOB 17



Batter	1	2	3	4	5	6	7	8	9	AB	R	H	RBI	BB	SO	LOB	BOTTOM										
Ray Durham, S (1, 4) OBP: 0.386, SLG: 0.521	1B		SH1-3						L8	3	1	2	1	1	0	0											
Mike Canuso, S (1, 6) OBP: 0.292, SLG: 0.312	1B		G3						G4-3	5	0	2	1	0	0	4											
Frank Thomas, R (1, 3) OBP: 0.478, SLG: 0.561	1B		F8						1B	5	0	2	1	0	0	1											
Magglio Ordonez, R (1, 9) OBP: 0.341, SLG: 0.539	P4		L9		P4				1B	5	0	1	0	0	0	2											
14 Paul Konerko, R (1, 10) OBP: 0.292, SLG: 0.416	K		2B		2B				F9	5	1	2	0	0	1	5											
Greg Norton, S (1, 5) OBP: 0.370, SLG: 0.298	G4-3		2B		K				F8	3	1	0	0	1	1	2											
Carlos Lee, R (1, 7) OBP: 0.333, SLG: 0.600	L6		1B							4	1	2	2	0	0	0											
McKay Christensen, L (9, 8) OBP: 0.273, SLG: 0.320										0	0	0	0	0	0	0											
Chris Singleton, L (1, 8) OBP: 0.277, SLG: 0.455	G4-3		F9						L3	4	0	0	0	0	0	2											
Brook Fordyce, R (1, 2) OBP: 0.343, SLG: 0.371			SH1-3		1B				G6-3	3	1	1	0	1	0	1											
Inning Stats	R: 1 E: 0 K: 1 S: 10	H: 3 LOB: 2 BB: 0 P: 17	R: 0 E: 0 K: 0 S: 6	H: 0 LOB: 0 BB: 0 P: 7	R: 1 E: 0 K: 0 S: 4	H: 2 LOB: 0 BB: 0 P: 10	R: 3 E: 0 K: 0 S: 17	H: 3 LOB: 2 BB: 2 P: 29	R: 0 E: 0 K: 0 S: 10	H: 1 LOB: 1 BB: 0 P: 15	R: 0 E: 0 K: 0 S: 6	H: 1 LOB: 2 BB: 1 P: 12	R: 0 E: 1 K: 0 S: 11	H: 0 LOB: 1 BB: 0 P: 15	R: 0 E: 0 K: 0 S: 4	H: 0 LOB: 0 BB: 0 P: 7	R: 0 E: 0 K: 0 S: 19	H: 2 LOB: 2 BB: 0 P: 25	1B: 8 2B: 5 3B: 0 HR: 0	SF: 0 SAC: 2 DP: 1 HBP: 0	WP: 0 PB: 0 SB: 0 CS: 2	PA: 41					
PITCHER	IP	WLS	BF	H	R	ER	SO	BB	IBB	HBP	BLK	WP	HR	S	P	ERA	WHIP										
Esteban Loaiza, R (1, 1) ERA: 7.18	5.0		24	9	5	5	2	2	0	0	0	0	0	47	78	9.00	2.200										
Mike Munoz, L (6, 1) ERA: 3.95	1.0		5	1	0	0	0	0	1	0	0	0	0	6	12	0.00	1.000										
59 Jeff Zimmerman, R (7, 1) ERA: 0.77	2.0	W	7	0	0	0	0	0	0	0	0	0	0	15	22	0.00	0.000										
John Wetteland, R (9, 1) ERA: 4.05	1.0		5	2	0	0	0	0	0	0	0	0	0	19	25	0.00	2.000										

Texas Rangers @ Chicago White Sox
Comiskey Park, Chicago, IL
Tue May 11, 1999, 8:05 PM EDT
Att: 10,905 - Cloudy - 65 F

AB 37
R 5
H 12
RBI 5
BB 3
SO 2
LOB 17



Batter	1	2	3	4	5	6	7	8	9	AB	R	H	RBI	BB	SO	LOB	TOP										
Brady Anderson, L OBP: 0.422, SLG: 0.513	4-1 BB		2-0 HR		0-1 3B	1-1 1B			2-2 G3	4	1	3	3	1	0	0											
Mike Bordick, R OBP: 0.313, SLG: 0.318	0-1 G4-6-3		1-1 G6-3		3-2 G6-3	1-3 K			1-1 1B	5	0	1	0	0	1	4											
B.J. Surhoff, L OBP: 0.393, SLG: 0.543	1-1 1B			4-2 1B					1-0 G4-3	4	1	2	0	1	0	3											
Albert Belle, R OBP: 0.409, SLG: 0.444	2-2 FC6-4			0-0 BB		0-0 HR			3-2 G6-3	5	1	2	2	0	0	2											
Harold Baines, L OBP: 0.375, SLG: 0.511		0-0 1B		2-2 F8		1-0 1B			2-1 G4-3	4	1	2	0	0	0	2											
Jeff Conine, R OBP: 0.343, SLG: 0.506	1-1 L9			2-1 G6-4-3		0-0 1B			1-0 P4	4	0	1	0	0	0	3											
Cal Ripken Jr., R OBP: 0.212, SLG: 0.250	2-2 G6-4-3				2-1 P3	2-1 FC1-2			0-0 G6-3	4	1	1	1	0	0	1											
Delino DeShields, L OBP: 0.255, SLG: 0.303			4-1 BB		2-1 HR	4-1 FC1-2			1-3 K	1	1	1	1	1	0	0											
Jeff Reboulet, R OBP: 0.390, SLG: 0.277						1-2 2-3			1-3 K	1	1	0	0	1	1	0											
Charles Johnson, R OBP: 0.309, SLG: 0.464			0-0 G6-4-3		1-0 G5-3	0-1 FC1-2			1-1 P6	4	0	0	0	0	0	4											
Inning Stats	R: 0 E: 0 K: 0 S: 8	H: 1 LOB: 1 BB: 1 P: 15	R: 0 E: 0 K: 0 S: 6	H: 1 LOB: 0 BB: 0 P: 9	R: 1 E: 0 K: 0 S: 5	H: 1 LOB: 0 BB: 1 P: 12	R: 0 E: 0 K: 0 S: 9	H: 1 LOB: 1 BB: 0 P: 17	R: 1 E: 0 K: 0 S: 10	H: 2 LOB: 1 BB: 0 P: 18	R: 5 E: 0 K: 1 S: 18	H: 6 LOB: 2 BB: 1 P: 31	R: 0 E: 0 K: 0 S: 4	H: 0 LOB: 0 BB: 0 P: 10	R: 0 E: 0 K: 1 S: 6	H: 0 LOB: 0 BB: 0 P: 8	R: 0 E: 0 K: 0 S: 9	H: 1 LOB: 1 BB: 0 P: 16	1B: 9 2B: 0 3B: 1 HR: 3	SF: 0 SAC: 0 DP: 4 HBP: 0	WP: 0 PB: 0 SB: 0 CS: 0	PA: 40					
PITCHER	IP	WLS	BF	H	R	ER	SO	BB	IBB	HBP	BLK	WP	HR	S	P	ERA	WHIP										
Mike Morgan, R ERA: 4.67	5.0	W	23	9	5	5	0	3	0	0	0	0	3	42	77	9.00	2.400										
Danny Patterson, R ERA: 7.11	0.0		2	2	0	0	0	0	0	0	0	0	0	3	5	∞	∞										
Mike Venafro, L ERA: 4.91	1.0	H	5	1	2	2	1	1	0	0	0	0	0	11	20	18.00	2.000										
59 Jeff Zimmerman, R ERA: 0.71	2.0		6	0	0	0	1	0	0	0	0	0	0	10	18	0.00	0.000										
Mike Munoz, L ERA: 3.69	1.0		4	1	0	0	0	0	0	0	0	0	0	9	16	0.00	1.000										
Batter	1	2	3	4	5	6	7	8	9	AB	R	H	RBI	BB	SO	LOB	BOTTOM										
Tom Goodwin, L OBP: 0.318, SLG: 0.297	4-1 29 2B		1-1 G1-3	4-2 29 1B		4-0 3B			3-1 G4-6-3	2	3	0	0	3	0	1											
Mark McLemore, S OBP: 0.378, SLG: 0.443	3-3 K		2-0 S	0-0 29 1B		2-0 1B			2-0 2B	5	2	4	1	0	1	1											
29 Rusty Greer, L OBP: 0.394, SLG: 0.492	3-2 2H		2-1 F8	0-0 1H 2H		2-1 E1			2-1 F8	5	1	2	4	0	0	3											
Ivan Rodriguez, R OBP: 0.312, SLG: 0.467	1-0 G6-3		1-2 P4	0-1 L9		1-1 FC5-4-2			2-0 1B	5	2	1	0	0	0	4											
Rafael Palmeiro, L OBP: 0.452, SLG: 0.605	4-2 BB					4-1 S			4-0 1B	2	4	2	1	3	0	0											
Todd Zeile, R OBP: 0.329, SLG: 0.508	3-2 F8					2-2 E5			3-2 1B	5	1	2	2	0	0	2											
Lee Stevens, L OBP: 0.396, SLG: 0.618		0-1 F8		0-2 E4		0-0 G4-3			3-2 P2	5	1	1	1	0	0	3											
Roberto Kelly, R OBP: 0.426, SLG: 0.622		3-2 F9		0-1 HR		2-1 G1-3			1-2 F8	5	1	1	4	0	1	1											
44 Kelly Dransfeldt, R OBP: 0.229, SLG: 0.212		0-0 G5-3		1-1 G5-3		0-2 G6-3			1-2 FC1-6	4	0	0	0	0	0	1											
Inning Stats	R: 1 E: 0 K: 1 S: 14	H: 1 LOB: 2 BB: 2 P: 32	R: 0 E: 0 K: 0 S: 6	H: 0 LOB: 0 BB: 0 P: 9	R: 0 E: 0 K: 0 S: 8	H: 1 LOB: 0 BB: 0 P: 14	R: 3 E: 1 K: 0 S: 24	H: 6 LOB: 0 BB: 1 P: 33	R: 0 E: 0 K: 0 S: 6	H: 0 LOB: 0 BB: 0 P: 8	R: 3 E: 3 K: 0 S: 12	H: 1 LOB: 1 BB: 2 P: 30	R: 0 E: 0 K: 1 S: 8	H: 0 LOB: 0 BB: 0 P: 12	R: 3 E: 0 K: 0 S: 17	H: 4 LOB: 1 BB: 1 P: 34	R: 0 E: 0 K: 0 S: 9	H: 1 LOB: 1 BB: 0 P: 16	1B: 7 2B: 3 3B: 1 HR: 3	SF: 0 SAC: 0 DP: 2 HBP: 0	WP: 1 PB: 0 SB: 5 CS: 0	PA: 44					
PITCHER	IP	WLS	BF	H	R	ER	SO	BB	IBB	HBP	BLK	WP	HR	S	P	ERA	WHIP										
Scott Kamieniecki, R ERA: 23.4	3.1	L	21	7	8	7	1	3	0	0	0	0	1	13	23	10.80	1.200										
Doug Linton, R ERA: 6.17	1.2		7	1	2	2	0	1	0	0	0	0	0	5	10	0.00	1.500										
Mike Fetters, R ERA: 9.38	0.2		3	1	0	0	0	0	0	0	0	0	0	7	16	0.00	3.000										
Jesse Orosco, L ERA: 8.38	0.1		3	0	2	0	0	1	0	0	0	0	0	7	16	0.00	3.000										
Gabe Molina, R ERA: 4.5	2.0		10	4	3	3	1	0	1	0	0	1	0	25	46	13.50	2.000										

Baltimore Orioles @ Texas Rangers
The Ballpark at Arlington, Arlington, TX
Thu May 13 1999, 8:35 PM EDT
Att: 40,678 - Cloudy - 79 F

AB	36
R	7
H	13
RBI	7
BB	4
SO	2
LOB	19



Baltimore Orioles @ Texas Rangers
The Ballpark at Arlington, Arlington, TX
Thu May 13 1999, 8:35 PM EDT
Att: 40,678 - Cloudy - 79 F

AB	38
R	15
H	13
RBI	13
BB	6
SO	2
LOB	16



Batter	1	2	3	4	5	6	7	8	9	AB	R	H	RBI	BB	SO	LOB	TOP						
Brady Anderson, L (1, 8) OBP: 0.428, SLG: 0.521										4	1	2	0	1	1	2							
Mike Bordick, R (1, 6) OBP: 0.322, SLG: 0.324										4	2	2	0	1	1	5							
B.J. Surhoff, L (1, 7) OBP: 0.394, SLG: 0.552										5	0	2	2	0	0	4							
Albert Belle, R (1, 9) OBP: 0.409, SLG: 0.442										3	0	1	1	1	1	1							
Harold Baines, L (1, 10) OBP: 0.376, SLG: 0.505 Willis Oltanez, R (9, PR) OBP: 0.279, SLG: 0.333										5	0	2	0	0	2	3							
Jeff Conine, R (1, 3) OBP: 0.336, SLG: 0.484										4	1	0	0	1	1	2							
Cal Ripken Jr., R (1, 5) OBP: 0.237, SLG: 0.378										5	1	2	2	0	1	3							
Delino DeShields, L (1, 4) OBP: 0.282, SLG: 0.323										4	0	3	1	1	0	1							
Charles Johnson, R (1, 2) OBP: 0.316, SLG: 0.460 Rich Amaral, R (8, PR) OBP: 0.308, SLG: 0.194 Tommy Davis, R (8, 2)											3	0	1	0	1	0	1						
Inning Stats	R: 0 E: 0 K: 0 S: 9	H: 2 LOB: 1 BB: 0 P: 13	R: 1 E: 0 K: 0 S: 10	H: 2 LOB: 1 BB: 0 P: 17	R: 1 E: 1 K: 0 S: 7	H: 1 LOB: 1 BB: 1 P: 15	R: 0 E: 0 K: 2 S: 10	H: 1 LOB: 3 BB: 2 P: 20	R: 0 E: 0 K: 1 S: 7	H: 0 LOB: 0 BB: 1 P: 11	R: 0 E: 0 K: 1 S: 3	H: 0 LOB: 0 BB: 1 P: 11	R: 2 E: 0 K: 1 S: 18	H: 3 LOB: 3 BB: 2 P: 31	R: 0 E: 0 K: 2 S: 15	H: 2 LOB: 2 BB: 0 P: 21	R: 2 E: 0 K: 1 S: 15	H: 3 LOB: 1 BB: 0 P: 16	1B: 11 2B: 3 3B: 1 HR: 1	SF: 1 SAC: 0 DP: 1 HBP: 0	WP: 0 PB: 0 SB: 0 CS: 2	PA: 46	
PITCHER	IP	WLS	BF	H	R	ER	SO	BB	IBB	HBP	BLK	WP	HR	S	P	ERA	WHIP					ERA	WHIP
Mark Clark, R (1, 1) ERA: 7.53	6.1	B	29	9	4	4	3	4	0	0	0	0	0	53	97	5.68	2.053					18.00	3.000
Mike Munoz, L (7, 1) ERA: 3.5	0.1	B	3	1	0	0	1	0	1	0	0	0	0	5	10	0.00	3.000						
Tim Crabtree, R (7, 1) ERA: 3.97	0.1	W	4	2	0	0	0	1	0	0	0	0	0	12	20	0.00	9.000						
Mike Venafro, L (8, 1) ERA: 4.76	0.1	H	1	0	0	0	1	0	0	0	0	0	0	3	3	0.00	0.000						
59 Jeff Zimmerman, R (8, 1) ERA: 0.69	0.2	H	2	0	0	0	1	0	0	0	0	0	0	6	9	0.00	0.000						

Baltimore Orioles @ Texas Rangers
The Ballpark at Arlington, Arlington, TX
Fri May 14 1999, 8:35 PM EDT
Att: 36,665 - Cloudy - 84 F

AB 38
R 6
H 15
RBI 6
BB 6
SO 7
LOB 23



Batter	1	2	3	4	5	6	7	8	9	AB	R	H	RBI	BB	SO	LOB	BOTTOM							
Tom Goodwin, L (1, 8) OBP: 0.328, SLG: 0.304										4	2	2	1	1	1	0								
Mark McLemore, S (1, 4) OBP: 0.382, SLG: 0.445										4	1	2	0	0	0	1								
29 Rusty Greer, L (1, 7) OBP: 0.390, SLG: 0.507										4	1	1	2	0	0	3								
Ivan Rodriguez, R (1, 2) OBP: 0.326, SLG: 0.500										2	2	2	2	1	0	0								
Rafael Palmeiro, L (1, 10) OBP: 0.453, SLG: 0.619										4	0	2	2	0	0	1								
Todd Zeile, R (1, 5) OBP: 0.319, SLG: 0.492										4	0	0	0	0	0	3								
Lee Stevens, L (1, 3) OBP: 0.406, SLG: 0.616										2	0	1	0	2	0	0								
Roberto Kelly, R (1, 9) OBP: 0.412, SLG: 0.592										4	1	1	0	0	2	4								
44 Kelly Dransfeldt, R (1, 6) OBP: 0.205, SLG: 0.189										4	0	0	0	0	1	2								
Inning Stats	R: 1 E: 0 K: 0 S: 10	H: 2 LOB: 1 BB: 0 P: 17	R: 0 E: 0 K: 1 S: 9	H: 0 LOB: 0 BB: 0 P: 13	R: 0 E: 0 K: 0 S: 10	H: 0 LOB: 0 BB: 0 P: 17	R: 0 E: 0 K: 1 S: 12	H: 2 LOB: 3 BB: 1 P: 27	R: 3 E: 0 K: 1 S: 20	H: 3 LOB: 0 BB: 0 P: 27	R: 0 E: 0 K: 0 S: 8	H: 0 LOB: 1 BB: 1 P: 16	R: 2 E: 0 K: 0 S: 15	H: 1 LOB: 1 BB: 2 P: 27	R: 1 E: 1 K: 1 S: 16	H: 3 LOB: 1 BB: 0 P: 25	1B: 7 2B: 2 3B: 0 HR: 2	SF: 1 SAC: 1 DP: 0 HBP: 0	WP: 0 PB: 0 SB: 2 CS: 1	PA: 38				
PITCHER	IP	WLS	BF	H	R	ER	SO	BB	IBB	HBP	BLK	WP	HR	S	P	ERA	WHIP					ERA	WHIP	
Scott Erickson, R (1, 1) ERA: 6.51	6.0	L	27	7	4	4	3	1	1	0	0	0	0	2	69	11	6.00	1.333						
Arthur Rhodes, L (7, 1) ERA: 4.87	1.0	L	6	1	2	2	0	2	0	0	0	0	0	15	27	18.00	3.000							
Ricky Bones, R (8, 1) ERA: 2.66	1.0		5	3	1	1	1	0	0	0	0	0	0	16	25	9.00	3.000							


Baltimore Orioles @ Texas Rangers
The Ballpark at Arlington, Arlington, TX
Fri May 14 1999, 8:35 PM EDT
Att: 36,665 - Cloudy - 84 F

AB 32
R 7
H 11
RBI 7
BB 4
SO 4
LOB 14




Batter	1	2	3	4	5	6	7	8	9	AB	R	H	RBI	BB	SO	LOB	TOP																					
Brady Anderson, L OBP: 0.417, SLG: 0.504 (1, 8)	F9		L3			F7		G3-6-3		4	0	0	0	0	0	1	<p>Baltimore Orioles @ Texas Rangers</p> <p>The Ballpark at Arlington, Arlington, TX</p> <p>Sat May 15 1999, 8:35 PM EDT</p> <p>Att: 46,118 - Cloudy - 89 F</p>																					
Mike Bordick, R OBP: 0.321, SLG: 0.321 (1, 6)	P3		K			F9				4	0	1	0	0	1	0																						
B.J. Surhoff, L OBP: 0.390, SLG: 0.452 Rich Amaral, R OBP: 0.308, SLG: 0.194 (1, 7) (8, 7)			F7			F9		G4-3		4	0	1	0	0	0	1																						
Albert Belle, R OBP: 0.417, SLG: 0.452 Willis Otanez, R OBP: 0.279, SLG: 0.333 (1, 9) (9, PR)	G6-3									4	0	3	0	0	0	1																						
Harold Baines, L OBP: 0.363, SLG: 0.485 (1, 10)										4	0	0	0	0	0	3																						
Jeff Conine, R OBP: 0.342, SLG: 0.479 (1, 3)										3	1	1	0	1	1	2																						
Cal Ripken Jr., R OBP: 0.238, SLG: 0.390 (1, 5)										4	0	1	1	0	1	3																						
Delino DeShields, L OBP: 0.274, SLG: 0.313 (1, 4)										3	0	0	0	0	0	3																						
Charles Johnson, R OBP: 0.317, SLG: 0.449 Tommy Davis, R (8, PR) (8, 2)										2	0	0	0	1	0	1																						
Inning Stats	R: 0 E: 0 K: 0 S: 9	H: 1 LOB: 1 BB: 0 P: 14	R: 1 E: 0 K: 0 S: 16	H: 2 LOB: 1 BB: 0 P: 24	R: 0 E: 0 K: 1 S: 8	H: 0 LOB: 0 BB: 0 P: 13	R: 0 E: 0 K: 0 S: 8	H: 1 LOB: 0 BB: 0 P: 14	R: 0 E: 0 K: 0 S: 6	H: 0 LOB: 0 BB: 0 P: 11	R: 0 E: 0 K: 0 S: 6	H: 0 LOB: 0 BB: 0 P: 12	R: 0 E: 0 K: 0 S: 9	H: 1 LOB: 2 BB: 1 P: 16	R: 0 E: 0 K: 0 S: 12	H: 1 LOB: 1 BB: 0 P: 18	R: 0 E: 0 K: 2 S: 12	H: 1 LOB: 1 BB: 0 P: 18	1B: 5 2B: 2 3B: 0 HR: 0	SF: 0 SAC: 0 DP: 1 HBP: 0	WP: 0 PB: 0 SB: 0 CS: 1	PA: 34																
PITCHER	IP	WLS	BF	H	R	ER	SO	BB	IBB	HBP	BLK	WP	HR	S	P	ERA	WHIP	PITCHER				IP	WLS	BF	H	R	ER	SO	BB	IBB	HBP	BLK	WP	HR	S	P	ERA	WHIP
Rick Helling, R ERA: 5.54 Tim Crabtree, R ERA: 3.65 (1, 1) (9, 1)	8.0	W	30	6	1	1	1	2	0	0	0	0	0	76	122	1.12	1.000					1.0	4	1	0	0	2	0	0	0	0	0	12	18	0.00	1.000		

Batter	1	2	3	4	5	6	7	8	9	AB	R	H	RBI	BB	SO	LOB	BOTTOM																					
Tom Goodwin, L OBP: 0.324, SLG: 0.300 (1, 8)	G4-3 29 2B		B1			G1-3				5	1	1	0	0	0	5	<p>Baltimore Orioles @ Texas Rangers</p> <p>The Ballpark at Arlington, Arlington, TX</p> <p>Sat May 15 1999, 8:35 PM EDT</p> <p>Att: 46,118 - Cloudy - 89 F</p>																					
Mark McLemore, S OBP: 0.390, SLG: 0.455 (1, 4)	G4-3									4	1	2	0	1	0	1																						
29 Rusty Greer, L OBP: 0.396, SLG: 0.529 (1, 7)			CS							4	2	2	2	1	1	1																						
Ivan Rodriguez, R OBP: 0.328, SLG: 0.496 (1, 2)	F7									5	2	2	1	0	1	2																						
Rafael Palmeiro, L OBP: 0.455, SLG: 0.639 Jon Shave, R OBP: 0.360, SLG: 0.333 (1, 10) (7, PR)	G4-3									4	1	2	3	0	0	1																						
Todd Zeile, R OBP: 0.329, SLG: 0.492 (1, 5)										4	0	2	1	1	2	2																						
Lee Stevens, L OBP: 0.401, SLG: 0.602 (1, 3)										3	0	0	0	1	2	2																						
Roberto Kelly, R OBP: 0.418, SLG: 0.596 (1, 9)										3	0	1	1	1	1	1																						
44 Kelly Dransfeldt, R OBP: 0.209, SLG: 0.195 (1, 6)										4	0	1	0	0	1	5																						
Inning Stats	R: 1 E: 0 K: 0 S: 10	H: 2 LOB: 1 BB: 0 P: 17	R: 0 E: 0 K: 2 S: 8	H: 0 LOB: 0 BB: 0 P: 10	R: 0 E: 0 K: 2 S: 8	H: 0 LOB: 0 BB: 0 P: 11	R: 0 E: 0 K: 1 S: 9	H: 1 LOB: 2 BB: 1 P: 17	R: 3 E: 0 K: 1 S: 19	H: 5 LOB: 2 BB: 0 P: 34	R: 4 E: 0 K: 1 S: 20	H: 5 LOB: 3 BB: 2 P: 40	R: 0 E: 0 K: 1 S: 11	H: 1 LOB: 2 BB: 1 P: 22	R: 0 E: 0 K: 1 S: 11	H: 1 LOB: 2 BB: 1 P: 22	1B: 9 2B: 3 3B: 1 HR: 1	SF: 0 SAC: 0 DP: 0 HBP: 0	WP: 0 PB: 0 SB: 1 CS: 1	PA: 43																		
PITCHER	IP	WLS	BF	H	R	ER	SO	BB	IBB	HBP	BLK	WP	HR	S	P	ERA	WHIP	PITCHER				IP	WLS	BF	H	R	ER	SO	BB	IBB	HBP	BLK	WP	HR	S	P	ERA	WHIP
Juan Guzman, R ERA: 5.88 Doug Johns, L ERA: 7.35 Mike Fetters, R ERA: 4.76 Jesse Orosco, L ERA: 9.31 Gabe Molina, R ERA: 4.15 (1, 1) (5, 1) (6, 1) (7, 1) (7, 1)	4.0	L	9	4	3	3	1	1	0	0	0	0	1	19	35	20.25	3.750					1.0	5	5	1	0	0	1	1	0	0	0	0	0	22	0.00	2.000	



Batter	1	2	3	4	5	6	7	8	9	AB	R	H	RBI	BB	SO	LOB	TOP				
Brady Anderson, L (1, 8) OBP: 0.417, SLG: 0.496										6	1	2	1	1	0	2	Baltimore Orioles @ Texas Rangers The Ballpark at Arlington, Arlington, TX Sun May 16 1999, 3:05 PM EDT Att: 39,508 - Cloudy - 85 F				
Mike Bordick, R (1, 6) OBP: 0.331, SLG: 0.347										7	2	4	0	0	1	5					
Jeff Reboulet, R (9, FR) OBP: 0.390, SLG: 0.277										0	0	0	0	0	0	0					
B.J. Surhoff, L (1, 7) OBP: 0.394, SLG: 0.548										6	3	3	1	0	0	2					
Willis Oltanez, R (9, PH) OBP: 0.276, SLG: 0.329										1	0	0	0	0	0	1					
Albert Belle, R (1, 9) OBP: 0.426, SLG: 0.504										5	3	3	5	1	0	2					
Rich Amaral, R (8, 9) OBP: 0.308, SLG: 0.194										0	0	0	0	0	0	0					
Harold Baines, L (1, 10) OBP: 0.370, SLG: 0.524										6	3	3	3	0	0	4					
Jeff Conine, R (1, 3) OBP: 0.350, SLG: 0.480										6	1	3	1	0	0	3					
Cal Ripken Jr., R (1, 5) OBP: 0.271, SLG: 0.413										5	0	2	1	1	1	3					
Delino DeShields, L (1, 4) OBP: 0.277, SLG: 0.314										6	1	2	0	0	0	5					
Charles Johnson, R (1, 2) OBP: 0.336, SLG: 0.516										4	2	2	4	2	0	1					
Inning Stats	R: 5 E: 1 K: 1 S: 24	H: 6 LOB: 3 BB: 2 P: 44	R: 3 E: 0 K: 0 S: 19	H: 4 LOB: 2 BB: 1 P: 33	R: 1 E: 0 K: 0 S: 9	H: 2 LOB: 0 BB: 1 P: 16	R: 0 E: 0 K: 0 S: 9	H: 0 LOB: 0 BB: 0 P: 14	R: 0 E: 1 K: 0 S: 10	H: 1 LOB: 2 BB: 0 P: 14	R: 0 E: 0 K: 0 S: 8	H: 1 LOB: 2 BB: 1 P: 15	R: 1 E: 0 K: 0 S: 8	H: 3 LOB: 2 BB: 0 P: 11	R: 3 E: 0 K: 0 S: 13	H: 3 LOB: 0 BB: 2 P: 24	R: 3 E: 0 K: 1 S: 16	H: 4 LOB: 1 BB: 0 P: 27	1B: 15 2B: 4 3B: 0 HR: 5	SF: 0 SAC: 0 DP: 0 HBP: 0	WP: 0 PA: 57 PB: 0 SB: 0 CS: 0
PITCHER	IP WLS BF H R ER SO BB IBB HBP BLK WP HR S P ERA WHIP	IP WLS BF H R ER SO BB IBB HBP BLK WP HR S P ERA WHIP																			
Aaron Sele, R (1, 1) ERA: 6.3	2.1 L 22 11 9 9 1 4 0 0 0 0 2 48 88 34.71 6.429																				
Danny Patterson, R (3, 1) ERA: 5.51	3.2 6 3 0 0 0 1 0 0 0 0 0 0 31 48 0.00 1.091																				
Mike Munoz, L (7, 1) ERA: 5.29	2.0 12 6 4 4 0 0 0 0 0 0 2 21 35 18.00 3.000																				
Ryan Glynn, R (9, 1) ERA: 27.0	1.0 7 4 3 3 1 0 0 0 0 0 1 16 27 27.00 4.000																				

Batter	1	2	3	4	5	6	7	8	9	AB	R	H	RBI	BB	SO	LOB	BOTTOM			
Tom Goodwin, L (1, 8) OBP: 0.326, SLG: 0.320										5	0	2	1	0	0	1	Baltimore Orioles @ Texas Rangers The Ballpark at Arlington, Arlington, TX Sun May 16 1999, 3:05 PM EDT Att: 39,508 - Cloudy - 85 F			
Mark McLemore, S (1, 4) OBP: 0.383, SLG: 0.445										5	0	1	0	0	1	2				
29 Rusty Greer, L (1, 7) OBP: 0.395, SLG: 0.524										3	0	1	0	0	0	1				
Luis Alicaia, S (6, PH) OBP: 0.260, SLG: 0.205										1	1	0	0	1	0	1				
Rafael Palmeiro, L (1, 10) OBP: 0.449, SLG: 0.627										4	0	1	0	0	2	2				
Todd Zeile, R (1, 5) OBP: 0.329, SLG: 0.496										3	1	1	0	0	0	1				
Jon Shave, R (7, 5) OBP: 0.385, SLG: 0.400										1	0	1	1	0	0	0				
Lee Stevens, L (1, 3) OBP: 0.411, SLG: 0.608										2	0	1	0	2	1	1				
Roberto Kelly, R (1, 9) OBP: 0.407, SLG: 0.571										4	0	1	0	0	1	5				
Gregg Zaun, S (1, 2) OBP: 0.333, SLG: 0.250										4	1	0	0	0	0	4				
44 Kelly Dransfeldt, R (1, 6) OBP: 0.234, SLG: 0.289										4	2	2	3	0	1	1				
Inning Stats	R: 0 E: 0 K: 1 S: 11	H: 1 LOB: 1 BB: 0 P: 20	R: 3 E: 0 K: 0 S: 10	H: 2 LOB: 0 BB: 1 P: 16	R: 0 E: 0 K: 0 S: 8	H: 1 LOB: 1 BB: 0 P: 12	R: 0 E: 0 K: 0 S: 9	H: 1 LOB: 0 BB: 0 P: 13	R: 0 E: 0 K: 1 S: 10	H: 1 LOB: 1 BB: 0 P: 18	R: 0 E: 0 K: 1 S: 9	H: 1 LOB: 1 BB: 0 P: 15	R: 1 E: 0 K: 2 S: 14	H: 1 LOB: 2 BB: 2 P: 28	R: 1 E: 0 K: 1 S: 13	H: 2 LOB: 1 BB: 0 P: 22	1B: 6 2B: 3 3B: 1 HR: 1	SF: 0 SAC: 0 DP: 2 HBP: 0	WP: 0 PA: 39 PB: 0 SB: 0 CS: 0	
PITCHER	IP WLS BF H R ER SO BB IBB HBP BLK WP HR S P ERA WHIP	IP WLS BF H R ER SO BB IBB HBP BLK WP HR S P ERA WHIP																		
Sidney Ponson, R (1, 1) ERA: 5.12	7.0 W 28 8 3 3 3 1 0 0 0 0 1 65 106 3.86 1.286																			
Arthur Rhodes, L (8, 1) ERA: 5.09	1.0 6 1 1 1 2 2 0 0 0 0 0 0 14 28 9.00 3.000																			
Ricky Bones, R (9, 1) ERA: 2.95	1.0 5 2 1 1 1 0 0 0 0 0 0 0 13 22 9.00 2.000																			



Batter	1	2	3	4	5	6	7	8	9	AB	R	H	RBI	BB	SO	LOB	TOP								
Quinton McCracken, S OBP: 0.308, SLG: 0.326	0-3 K	4-2 1B HR BB		1-1 BB SF9 2B	3-2 BB		0-0 F9		3-1 G5-4-3	5	2	2	1	1	1	3									
Dave Martinez, L OBP: 0.417, SLG: 0.500	1-0 BB 2B	0-0 HR 1B		4-1 SF9 HR BB	4-1 BB		1-3 K			3	3	2	0	2	1	1									
Jose Canseco, R OBP: 0.372, SLG: 0.659	4-0 2B G3	1-1 HR		4-2 HR BB	2-3 K			3-1 G3 1B		3	3	2	3	2	1	2									
Fred McGriff, L Aaron Ledesma, R OBP: 0.441, SLG: 0.701 OBP: 0.353, SLG: 0.333	2-2 G3 HR	0-0 F8		3-2 SF9		2-1 HR		0-0 G3		4	2	2	3	0	0	1									
Herbert Perry, R OBP: 0.415, SLG: 0.500	1-0 G3		0-0 G5-3	P4		2-1 HR		1-2 G6-4-3 1B		4	0	1	1	0	0	3									
John Flaherty, R OBP: 0.313, SLG: 0.509	2-2 HR		4-1 FC6-4 BB	0-0 HR		2-3 K		0-1 G6-4-3		4	2	2	5	1	1	3									
Danny Clyburn, R OBP: 0.275, SLG: 0.370	0-3 K		1-2 FC6-4 1-2f	3-2 G6-3		0-1 G6-4-3		1-1 G6-3		5	0	0	0	0	1	2									
Miguel Cairo, R OBP: 0.310, SLG: 0.379		1-2 G5-3	1-1 F9		1-0 G6-3		3-2 G4-3		1-0 1B	5	0	1	0	0	0	1									
Kevin Stocker, S OBP: 0.394, SLG: 0.426		0-1 G6-3		1-0 E8 2B 1B		2-3 K		2-1 1B		5	1	3	0	0	1	0									
Inning Stats	R: 4 E: 0 K: 2 S: 15	H: 3 LOB: 0 BB: 1 P: 25	R: 3 E: 0 K: 0 S: 13	H: 2 LOB: 0 BB: 1 P: 19	R: 0 E: 0 K: 0 S: 7	H: 0 LOB: 1 BB: 1 P: 13	R: 5 E: 1 K: 0 S: 20	H: 3 LOB: 0 BB: 2 P: 39	R: 0 E: 0 K: 2 S: 11	H: 1 LOB: 2 BB: 1 P: 23	R: 1 E: 0 K: 1 S: 9	H: 2 LOB: 1 BB: 0 P: 15	R: 0 E: 0 K: 1 S: 12	H: 1 LOB: 1 BB: 0 P: 18	R: 0 E: 0 K: 0 S: 7	H: 1 LOB: 1 BB: 0 P: 11	R: 0 E: 0 K: 0 S: 6	H: 2 LOB: 1 BB: 0 P: 11	1B: 9 2B: 2 3B: 0 HR: 4	SF: 1 SAC: 0 DP: 3 HBP: 1	WP: 0 PB: 0 CS: 0	PA: 46			
PITCHER	IP	WLS	BF	H	R	ER	SO	BB	IBB	HBP	BLK	WP	HR	S	P	ERA	WHIP								
John Burkett, R ERA: 13.24	4.0	L	25	8	12	12	2	5	0	0	0	0	3	55	96	27.00	3.250								
Ryan Glynn, R ERA: 10.9	2.1		11	4	1	1	3	1	0	0	0	0	1	27	50	3.86	2.143								
Mike Venafro, L ERA: 3.86	2.2		10	3	0	0	1	0	0	1	0	0	0	18	28	0.00	1.125								

Tampa Bay Devil Rays @ Texas Rangers
The Ballpark at Arlington, Arlington, TX
Mon May 17 1999, 8:35 PM EDT
Att: 29,946 - Overcast - 65 F

AB 38
R 13
H 15
RBI 13
BB 6
SO 6
LOB 16



Batter	1	2	3	4	5	6	7	8	9	AB	R	H	RBI	BB	SO	LOB	BOTTOM								
Tom Goodwin, L OBP: 0.324, SLG: 0.313	4-1 G6-3 29 HR BB		1-3 K		1-3 K			0-0 FC4-6 FC6		3	1	0	0	1	2	1									
Mark McLemore, S OBP: 0.372, SLG: 0.432	2-2 G6-3		3-2 F7		0-0 L7			2-1 FC6		4	0	0	0	0	0	2									
29 Rusty Greer, L OBP: 0.392, SLG: 0.537	1-1 HR		2-1 G4-3		0-1 G6-3			3-1 G4-3		4	1	1	2	0	0	1									
Ivan Rodriguez, R OBP: 0.336, SLG: 0.500	3-2 1B		0-0 G4-6-3 1B		2-0 F8			1-2 G5-3		3	0	2	0	0	0	0									
Gregg Zaun, S OBP: 0.320, SLG: 0.238										1	0	0	0	0	0	0									
Rafael Palmeiro, L OBP: 0.437, SLG: 0.608	2-3 K		1-0 G4-6-3		1-0 L6			1-0 L7		4	0	0	0	0	1	2									
Todd Zeile, R OBP: 0.323, SLG: 0.486	2-2 P4		1-0 P6		2-0 F7			0-1 2B		3	0	0	0	0	0	1									
Luis Alicea, S OBP: 0.275, SLG: 0.244										1	0	1	0	0	0	0									
Lee Stevens, L Jon Shave, R OBP: 0.422, SLG: 0.618 OBP: 0.370, SLG: 0.385		4-2 G5-4-3 BB		0-1 F8 44 G6-3 2B		4-2 BB		1-0 G6-3		1	1	1	0	2	0	0									
Roberto Kelly, R OBP: 0.387, SLG: 0.542		0-0 G5-4-3		3-2 F8		1-2 P3				3	0	0	0	0	0	3									
44 Kelly Dransfeldt, R OBP: 0.240, SLG: 0.292		0-3 K		1-2 G6-3		1-1 FC4-6 1B				3	0	1	1	0	1	0									
Inning Stats	R: 2 E: 0 K: 1 S: 16	H: 2 LOB: 1 BB: 1 P: 30	R: 0 E: 0 K: 1 S: 6	H: 0 LOB: 0 BB: 1 P: 10	R: 0 E: 0 K: 1 S: 8	H: 0 LOB: 0 BB: 0 P: 14	R: 0 E: 0 K: 0 S: 3	H: 1 LOB: 0 BB: 0 P: 5	R: 1 E: 0 K: 1 S: 13	H: 1 LOB: 0 BB: 0 P: 18	R: 0 E: 0 K: 0 S: 4	H: 0 LOB: 0 BB: 0 P: 6	R: 0 E: 0 K: 0 S: 7	H: 0 LOB: 1 BB: 1 P: 14	R: 0 E: 0 K: 0 S: 7	H: 1 LOB: 1 BB: 0 P: 13	R: 0 E: 0 K: 0 S: 8	H: 1 LOB: 1 BB: 0 P: 11	1B: 3 2B: 2 3B: 0 HR: 1	SF: 0 SAC: 0 DP: 2 HBP: 0	WP: 0 PB: 0 CS: 0	PA: 34			
PITCHER	IP	WLS	BF	H	R	ER	SO	BB	IBB	HBP	BLK	WP	HR	S	P	ERA	WHIP								
Ryan Rupe, R ERA: 4.82	7.0	W	26	4	3	3	4	3	0	0	0	0	0	1	57	3.86	1.000								
Scott Aldred, L ERA: 1.8	1.0		4	1	0	0	0	0	0	0	0	0	0	7	13	0.00	1.000								
Rick White, R ERA: 5.09	1.0		4	1	0	0	0	0	0	0	0	0	0	8	11	0.00	1.000								

Tampa Bay Devil Rays @ Texas Rangers
The Ballpark at Arlington, Arlington, TX
Mon May 17 1999, 8:35 PM EDT
Att: 29,946 - Overcast - 65 F

AB 31
R 3
H 6
RBI 3
BB 3
SO 4
LOB 11



Batter	1	2	3	4	5	6	7	8	9	AB	R	H	RBI	BB	SO	LOB	TOP										
Quinton McCracken, S OBP: 0.311, SLG: 0.331										4	1	1	0	1	1	1											
Dave Martinez, L OBP: 0.412, SLG: 0.496										3	1	1	1	0	1	0											
Jose Canseco, R OBP: 0.373, SLG: 0.669										4	2	1	2	1	1	2											
Fred McGriff, L OBP: 0.449, SLG: 0.698										2	0	1	1	2	0	0											
Herbert Perry, R OBP: 0.400, SLG: 0.487										3	0	1	1	0	0	2											
Paul Sorrento, L OBP: 0.352, SLG: 0.413 Randy Winn, S OBP: 0.311, SLG: 0.387										4	0	0	0	0	1	2											
John Flaherty, R OBP: 0.311, SLG: 0.500										4	1	1	0	0	0	0											
Miguel Cairo, R OBP: 0.333, SLG: 0.400										4	0	3	0	0	0	0											
Kevin Stocker, S OBP: 0.392, SLG: 0.424										3	0	1	0	0	0	2											
Inning Stats	R: 2 E: 1 K: 0 S: 8	H: 2 LOB: 1 BB: 1 P: 18	R: 0 E: 0 K: 0 S: 8	H: 1 LOB: 1 BB: 0 P: 11	R: 0 E: 0 K: 1 S: 10	H: 0 LOB: 1 BB: 1 P: 19	R: 0 E: 0 K: 1 S: 11	H: 1 LOB: 0 BB: 0 P: 15	R: 2 E: 1 K: 0 S: 13	H: 3 LOB: 1 BB: 0 P: 21	R: 0 E: 0 K: 0 S: 6	H: 0 LOB: 0 BB: 1 P: 10	R: 0 E: 0 K: 0 S: 8	H: 1 LOB: 0 BB: 0 P: 11	R: 0 E: 0 K: 2 S: 8	H: 0 LOB: 0 BB: 0 P: 13	1B: 8 2B: 1 3B: 0 HR: 1	SF: 2 SAC: 2 DP: 1 HBP: 0	WP: 0 PB: 0 SB: 1 CS: 1	PA: 39							
PITCHER	IP	WLS	BF	H	R	ER	SO	BB	IBB	HBP	BLK	WP	HR	S	P	ERA	WHIP										
Mike Morgan, R ERA: 4.89	5.1	L	28	9	5	4	2	3	0	0	0	0	1	58	98	6.75	2.250										
Mike Munoz, L ERA: 5.19	0.1	1	0	0	0	0	0	0	0	0	0	0	0	1	2	0.00	0.000										
Tim Crabtree, R ERA: 3.07	2.1	7	1	0	0	0	0	1	0	0	0	0	0	16	24	0.00	0.857										
59 Jeff Zimmerman, R ERA: 0.67	1.0	3	0	0	0	0	2	0	0	0	0	0	0	8	13	0.00	0.000										

Tampa Bay Devil Rays @ Texas Rangers
The Ballpark at Arlington, Arlington, TX
Tue May 18, 1999, 8:35 PM EDT
Att: 29,706 - Unknown - 78 F

AB 31
R 5
H 10
RBI 5
BB 4
SO 4
LOB 9

Batter	1	2	3	4	5	6	7	8	9	AB	R	H	RBI	BB	SO	LOB	BOTTOM										
Tom Goodwin, L OBP: 0.327, SLG: 0.311										4	0	1	0	1	0	1											
Mark McLemore, S OBP: 0.381, SLG: 0.448 Luis Alicea, S OBP: 0.259, SLG: 0.229										2	0	2	0	0	0	0											
29 Rusty Greer, L OBP: 0.403, SLG: 0.537										2	2	1	0	3	0	2											
Ivan Rodriguez, R OBP: 0.338, SLG: 0.504										5	1	2	0	0	1	4											
Rafael Palmeiro, L OBP: 0.449, SLG: 0.637 Jon Shave, R OBP: 0.370, SLG: 0.385										5	1	4	4	0	1	0											
Todd Zeile, R OBP: 0.331, SLG: 0.482										3	0	1	0	2	0	2											
Lee Stevens, L OBP: 0.421, SLG: 0.607										4	0	1	0	1	0	4											
Roberto Kelly, R OBP: 0.403, SLG: 0.540										4	0	2	0	0	1	4											
44 Kelly Dransfeldt, R OBP: 0.228, SLG: 0.275										3	0	0	0	0	1	4											
Inning Stats	R: 0 E: 0 K: 0 S: 6	H: 1 LOB: 1 BB: 1 P: 11	R: 0 E: 0 K: 2 S: 13	H: 1 LOB: 2 BB: 0 P: 23	R: 0 E: 0 K: 1 S: 12	H: 2 LOB: 1 BB: 0 P: 17	R: 1 E: 0 K: 0 S: 12	H: 2 LOB: 3 BB: 2 P: 24	R: 2 E: 0 K: 1 S: 15	H: 2 LOB: 1 BB: 2 P: 29	R: 0 E: 0 K: 0 S: 5	H: 0 LOB: 0 BB: 0 P: 8	R: 1 E: 0 K: 0 S: 10	H: 2 LOB: 1 BB: 1 P: 17	R: 0 E: 0 K: 0 S: 11	H: 1 LOB: 0 BB: 0 P: 19	R: 0 E: 0 K: 0 S: 11	H: 3 LOB: 3 BB: 1 P: 18	1B: 11 2B: 2 3B: 0 HR: 1	SF: 0 SAC: 1 DP: 5 HBP: 1	WP: 0 PB: 0 SB: 0 CS: 0	PA: 44					
PITCHER	IP	WLS	BF	H	R	ER	SO	BB	IBB	HBP	BLK	WP	HR	S	P	ERA	WHIP										
Rolando Arjojo, R ERA: 6.54	5.0	W	26	8	3	3	4	5	0	1	0	0	0	58	104	5.40	2.600										
Bryan Rekar, R ERA: 4.94	1.0	H	3	0	0	0	0	0	0	0	0	0	0	5	8	0.00	0.000										
Scott Aldred, L ERA: 2.7	0.0	3	2	1	1	0	0	1	0	0	0	0	0	5	10	∞	∞										
Esteban Yan, R ERA: 3.7	2.0	H	6	1	0	0	0	0	0	0	0	0	0	16	26	0.00	0.500										
Roberto Hernandez, R ERA: 3.74	1.0	S	6	3	0	0	0	1	0	0	0	0	0	11	18	0.00	4.000										

Tampa Bay Devil Rays @ Texas Rangers
The Ballpark at Arlington, Arlington, TX
Tue May 18, 1999, 8:35 PM EDT
Att: 29,706 - Unknown - 78 F

AB 35
R 4
H 14
RBI 4
BB 7
SO 4
LOB 25

Batter	1	2	3	4	5	6	7	8	9	AB	R	H	RBI	BB	SO	LOB	TOP									
Randy Winn, S OBP: 0.315, SLG: 0.388 (1, 8)	1-0 1B		0-1 G4-3		3-2 G6-3	3-2 E5			1-0 BB	5	0	2	0	0	0	1	Tampa Bay Devil Rays @ Texas Rangers The Ballpark at Arlington, Arlington, TX Wed May 19 1999, 2:35 PM EDT Att: 29,513 - Cloudy - 79 F AB 38 R 6 H 11 RBI 6 BB 2 SO 8 LOB 19									
Dave Martinez, L OBP: 0.425, SLG: 0.500 (1, 9)	0-1 F8		4-0 HR		1-0 HR	2-2 1B			4-0 BB	3	2	2	1	2	0	1										
Jose Canseco, R OBP: 0.373, SLG: 0.681 (1, 10)	2-1 G1-6-3		0-0 HR		1-3 K	2-2 K			1-0 P3	5	1	2	2	0	2	5										
Fred McGriff, L OBP: 0.441, SLG: 0.701 (1, 3)	3-1 G1-6-3		1-0 F7		1-0 HR				0-1 P6	5	1	1	2	0	1	4										
Aaron Ledesma, R OBP: 0.318, SLG: 0.300 (1, 5)		0-2 P4	2-1 L9		2-2 1B				0-3 K	5	0	1	0	0	1	2										
Paul Sorrento, L OBP: 0.360, SLG: 0.463 (1, 7)		2-1 HR		0-0 1B	2-1 F8				2-3 K	4	1	2	1	0	1	1										
Miguel Cairo, R OBP: 0.316, SLG: 0.378 (1, 4)		1-3 K		3-1 F8		0-1 L8			0-1 F8	4	0	0	0	0	1	1										
Mike DiFelice, R OBP: 0.286, SLG: 0.500 (1, 2)		3-1 HBP		0-1 F7		0-2 1B			1-2 F8	3	1	1	0	0	0	1										
Kevin Stocker, S OBP: 0.381, SLG: 0.410 (1, 6)		2-1 F8		0-0 P6		1-3 K			0-3 K	4	0	0	0	0	2	3										
Inning Stats	R: 0 E: 0 K: 0 S: 7	H: 2 LOB: 1 BB: 0 P: 13	R: 1 E: 0 K: 1 S: 11	H: 1 LOB: 1 BB: 0 P: 19	R: 2 E: 0 K: 0 S: 6	H: 1 LOB: 1 BB: 1 P: 13	R: 0 E: 0 K: 0 S: 6	H: 1 LOB: 1 BB: 0 P: 9	R: 2 E: 0 K: 1 S: 14	H: 3 LOB: 1 BB: 0 P: 24	R: 1 E: 1 K: 2 S: 18	H: 2 LOB: 2 BB: 0 P: 25	R: 0 E: 0 K: 2 S: 9	H: 0 LOB: 0 BB: 0 P: 13	R: 0 E: 0 K: 1 S: 8	H: 0 LOB: 0 BB: 0 P: 9	R: 0 E: 0 K: 1 S: 7	H: 1 LOB: 2 BB: 1 P: 13	1B: 7 2B: 1 3B: 0 HR: 3	SF: 0 SAC: 0 DP: 1 HBP: 1	WP: 0 PB: 0 SB: 0 CS: 0	PA: 41				
PITCHER	IP	WLS	BF	H	R	ER	SO	BB	IBB	HBP	BLK	WP	HR	S	P	ERA	WHIP									
Mark Clark, R ERA: 7.58 (1, 1)	5.2		28	9	6	5	3	1	0	1	0	0	0	3	55	93	7.94	1.765								
Mike Venafro, L ERA: 3.95 (6, 1)	0.0	B	1	1	0	0	0	0	0	0	0	0	0	4	6	∞	∞									
59 Jeff Zimmerman, R ERA: 0.61 (6, 1)	2.1	W	7	0	0	0	4	0	0	0	0	0	0	20	26	0.00	0.000									
John Wetteland, R ERA: 4.7 (9, 1)	1.0	S	5	1	0	0	1	1	0	0	0	0	0	7	13	0.00	2.000									

Batter	1	2	3	4	5	6	7	8	9	AB	R	H	RBI	BB	SO	LOB	BOTTOM									
Tom Goodwin, L OBP: 0.323, SLG: 0.307 (1, 8)	3-2 G4-3		0-1 G3		0-0 F8				1-3 K	5	0	1	1	0	1	2	Tampa Bay Devil Rays @ Texas Rangers The Ballpark at Arlington, Arlington, TX Wed May 19 1999, 2:35 PM EDT Att: 29,513 - Cloudy - 79 F AB 33 R 7 H 9 RBI 7 BB 5 SO 7 LOB 16									
Luis Alica, S OBP: 0.271, SLG: 0.216 (1, 4)	4-2 29 1B		4-1 HR		3-3 K	1-0 G3-1			0-1 G4-6-3	3	1	0	0	2	1	2										
29 Rusty Greer, L OBP: 0.406, SLG: 0.542 (1, 7)	3-2 S		1-0 F7		2-0 HR				0-1 G4-3	4	1	2	0	0	0	1										
Ivan Rodriguez, R OBP: 0.342, SLG: 0.525 (1, 2)	3-3 K		0-0 L8		3-2 HR				1-1 1B	4	1	2	2	0	1	3										
Rafael Palmeiro, L OBP: 0.456, SLG: 0.681 (1, 10)	4-0 IBB		0-0 HR		3-0 HR				0-0 P5	3	2	2	3	1	0	1										
Todd Zeile, R OBP: 0.329, SLG: 0.497 (1, 5)	2-1 P4		1-1 P3		0-1 HR				3-2 P3	4	1	1	1	0	0	4										
Lee Stevens, L OBP: 0.417, SLG: 0.597 (1, 3)			3-3 K		1-3 K	1-0 G4-3			3-1 FC1-5	4	0	1	0	0	2	0										
Roberto Kelly, R OBP: 0.394, SLG: 0.515 (1, 9)		0-1 E5		2-3 K		0-2 F8			4-0 FC1-5	3	1	0	0	1	1	0										
44 Kelly Dransfeldt, R OBP: 0.232, SLG: 0.264 Mark McLemore, S OBP: 0.379, SLG: 0.444 Jon Shave, R OBP: 0.370, SLG: 0.385 (8, PH) (9, 6)	1-2 K2-3		1-3 K		4-2 BB				0-0 FC1-5	2	0	0	0	1	1	1										
Inning Stats	R: 0 E: 0 K: 1 S: 15	H: 1 LOB: 3 BB: 2 P: 34	R: 0 E: 1 K: 2 S: 11	H: 0 LOB: 1 BB: 0 P: 15	R: 2 E: 0 K: 0 S: 6	H: 1 LOB: 0 BB: 1 P: 12	R: 0 E: 0 K: 2 S: 13	H: 0 LOB: 1 BB: 1 P: 20	R: 4 E: 0 K: 1 S: 14	H: 4 LOB: 0 BB: 0 P: 26	R: 0 E: 0 K: 1 S: 5	H: 0 LOB: 0 BB: 0 P: 7	R: 0 E: 0 K: 0 S: 8	H: 1 LOB: 1 BB: 0 P: 12	R: 1 E: 0 K: 0 S: 7	H: 2 LOB: 1 BB: 1 P: 15	R: 0 E: 0 K: 0 S: 7	H: 0 LOB: 1 BB: 1 P: 15	1B: 4 2B: 1 3B: 0 HR: 4	SF: 0 SAC: 0 DP: 1 HBP: 0	WP: 0 PB: 0 SB: 2 CS: 0	PA: 38				
PITCHER	IP	WLS	BF	H	R	ER	SO	BB	IBB	HBP	BLK	WP	HR	S	P	ERA	WHIP									
Bobby Witt, R ERA: 5.36 (1, 1)	4.1		24	6	6	6	6	3	1	0	0	0	0	4	55	102	12.46	2.077								
Bryan Rekar, R ERA: 4.6 (5, 1)	2.0		7	1	0	0	1	0	0	0	0	0	0	13	17	0.00	0.500									
Scott Aldred, L ERA: 3.38 (7, 1)	0.2	L	3	1	1	1	0	0	0	0	0	0	0	6	12	13.50	1.500									
Rick White, R ERA: 4.88 (8, 1)	1.0		4	1	0	0	0	1	0	0	0	0	0	5	10	0.00	2.000									



Batter	1	2	3	4	5	6	7	8	9	AB	R	H	RBI	BB	SO	LOB	TOP			
Tom Goodwin, L (1.8) OBP: 0.315, SLG: 0.298	1-1 F8		2-1 G3					1-0 F8		4	0	0	0	0	1	1				
Mark McLemore, S (1.4) OBP: 0.388, SLG: 0.453	0-0 29 F9 2B		4-0 29 FC5-4 BB			1-2 G4-3		4-2 29 2B G5-3 BB		2	1	1	0	2	0	0				
29 Rusty Greer, L (1.7) OBP: 0.402, SLG: 0.541	2-1 F9		1-0 FC5-4			1-2 G1-3		1-2 2B		4	0	1	0	0	0	2				
Juan Gonzalez, R (1.9) OBP: 0.359, SLG: 0.565	2-2 F7			1-3 K		1-1 G6-3		0-2 G5-3		4	0	0	1	0	1	2				
Rafael Palmeiro, L (1.10) OBP: 0.451, SLG: 0.690		0-0 HR		0-2 L3			1-0 G1-3	3-H 3-3 K		4	1	1	1	0	1	1				
Ivan Rodriguez, R (1.2) OBP: 0.340, SLG: 0.517	0-1 F9		1-1 1B			2-3 K		1-1 F9		4	0	1	0	0	1	1				
Todd Zeile, R (1.5) OBP: 0.329, SLG: 0.493	3-1 G6-3 1B		1-2 F7			0-1 G6-3				3	0	1	0	0	0	1				
Lee Stevens, L (1.3) OBP: 0.410, SLG: 0.585	0-0 G6-3			3-2 P5			1-3 K			3	0	0	0	0	1	1				
Royce Clayton, R (1.6) OBP: 0.221, SLG: 0.190			2-2 CS 1B		2-3 K		0-0 G4-3			3	0	1	0	0	1	0				
Inning Stats	R: 0 E: 0 K: 0 S: 8	H: 1 LOB: 1 BB: 0 P: 13	R: 1 E: 0 K: 0 S: 6	H: 2 LOB: 0 BB: 0 P: 9	R: 0 E: 0 K: 0 S: 6	H: 1 LOB: 1 BB: 1 P: 15	R: 0 E: 0 K: 1 S: 12	H: 1 LOB: 1 BB: 0 P: 15	R: 0 E: 0 K: 2 S: 9	H: 0 LOB: 0 BB: 0 P: 15	R: 0 E: 0 K: 1 S: 8	H: 0 LOB: 0 BB: 0 P: 11	R: 0 E: 0 K: 1 S: 6	H: 0 LOB: 0 BB: 0 P: 8	R: 1 E: 0 K: 1 S: 14	H: 1 LOB: 1 BB: 1 P: 23	1B: 3 2B: 2 3B: 0 HR: 1	SF: 0 SAC: 0 DP: 1 HBP: 0	WP: 0 PB: 0 SB: 0 CS: 1	PA: 33
PITCHER Sidney Ponson, R (1.1) ERA: 4.53	IP: 9.0 WLS: W BF: 33 H: 6 R: 2 ER: 2 SO: 6 BB: 2 IBB: 0 HBP: 0 BLK: 0 WP: 0 HR: 1 S: 77 P: 120 ERA: 2.00 WHIP: 0.889																			

Texas Rangers @ Baltimore Orioles
 Oriole Park at Camden Yards, Baltimore, MD
 Fri May 21 1999, 7:05 PM EDT
 Att: 45,867 - Cloudy - 81 F

AB	31
R	2
H	6
RBI	2
BB	2
SO	6
LOB	9



Batter	1	2	3	4	5	6	7	8	9	AB	R	H	RBI	BB	SO	LOB	BOTTOM			
Brady Anderson, L (1.8) OBP: 0.422, SLG: 0.476	2-0 P6		4-2 BB		4-1 BB		0-3 K			2	0	0	0	2	1	0				
Rich Amaral, R (1.10) OBP: 0.298, SLG: 0.231	0-0 G6-3		1 SAFE 3-2 L8		0-1 F9-2 3H		2-2 G6-3			4	0	0	0	0	0	4				
B.J. Surhoff, L (1.7) OBP: 0.385, SLG: 0.529	0-2 1B			0-1 G4-3		2-3 K2-3		1-2 G5-3		4	0	1	0	0	1	0				
Albert Belle, R (1.9) OBP: 0.425, SLG: 0.479	0-1 L7			0-1 1B		4-0 CS BB		3-2 F8		3	0	1	0	1	0	1				
Jeff Conine, R (1.3) OBP: 0.336, SLG: 0.457		1-2 G6-4-3 1B		1-2 F8		3-3 K		1-1 G5-3		4	0	1	0	0	1	2				
Cal Ripken Jr., R (1.5) OBP: 0.297, SLG: 0.508		1-1 G6-4-3		3-2 P5			0-2 SH1-4 1B			3	1	1	0	0	0	2				
Delino DeShields, L (1.4) OBP: 0.290, SLG: 0.315		0-0 G4-3			0-1 F7		1-2 SH1-4 1B			3	1	1	0	0	0	0				
Mike Bordick, R (1.6) OBP: 0.322, SLG: 0.348			1-0 F8		1-1 E6 2B F9-2		0-0 SH1-4			2	0	0	0	0	0	0				
Charles Johnson, R (1.2) OBP: 0.347, SLG: 0.566			1-2 F9		1-1 F9		0-1 HR			3	1	2	3	0	0	0				
Inning Stats	R: 0 E: 0 K: 0 S: 7	H: 1 LOB: 1 BB: 0 P: 9	R: 0 E: 0 K: 0 S: 7	H: 1 LOB: 0 BB: 0 P: 9	R: 0 E: 0 K: 0 S: 10	H: 0 LOB: 1 BB: 1 P: 19	R: 0 E: 0 K: 0 S: 10	H: 1 LOB: 1 BB: 0 P: 14	R: 0 E: 1 K: 0 S: 9	H: 1 LOB: 2 BB: 1 P: 15	R: 0 E: 0 K: 2 S: 12	H: 0 LOB: 1 BB: 1 P: 21	R: 3 E: 0 K: 1 S: 15	H: 3 LOB: 0 BB: 0 P: 20	R: 0 E: 0 K: 0 S: 8	H: 0 LOB: 0 BB: 0 P: 13	1B: 5 2B: 3 3B: 0 HR: 1	SF: 0 SAC: 1 DP: 3 HBP: 0	WP: 0 PB: 0 SB: 0 CS: 1	PA: 32
PITCHER Rick Helling, R (1.1) ERA: 5.25	IP: 8.0 WLS: L BF: 32 H: 7 R: 3 ER: 3 SO: 3 BB: 3 IBB: 0 HBP: 0 BLK: 0 WP: 0 HR: 1 S: 78 P: 120 ERA: 3.38 WHIP: 1.250																			

Texas Rangers @ Baltimore Orioles
 Oriole Park at Camden Yards, Baltimore, MD
 Fri May 21 1999, 7:05 PM EDT
 Att: 45,867 - Cloudy - 81 F

AB	28
R	3
H	7
RBI	3
BB	3
SO	3
LOB	9



Batter	1	2	3	4	5	6	7	8	9	AB	R	H	RBI	BB	SO	LOB	TOP										
Tom Goodwin, L OBP: 0.306, SLG: 0.295	0-0 1B 2B	2-3 K		1-3 K			0-0 G4-6-3 1-2 3-H	0-0 F9		5	1	1	0	0	2	6											
Mark McLemore, S OBP: 0.395, SLG: 0.465	3-2 G6-3		0-0 G3-1		1-0 G1-3		0-1 1B		2-1 HR	5	1	2	1	0	0	1											
29 Rusty Greer, L OBP: 0.394, SLG: 0.518 Jon Shave, R OBP: 0.357, SLG: 0.370	3-1 P5		4-1 FC5 BB BB		1-0 G6-3		2-0 F7		2-3 K	3	0	0	0	1	0	2											
Juan Gonzalez, R OBP: 0.355, SLG: 0.589	2-0 2H 1B		0-1 F9		1-1 G5-3			1-0 P4	2-1 HR	5	1	2	2	0	0	1											
Rafael Palmeiro, L OBP: 0.462, SLG: 0.705	3-1 P5		4-0 1-2 BB		2-2 G6-3 1B			3-2 HR	2-3 K	4	1	2	1	1	1	1											
Ivan Rodriguez, R OBP: 0.342, SLG: 0.526 Luis Alicea, S OBP: 0.306, SLG: 0.216		1-2 FC1-6 1B 1B	0-0 FC5		1-2 G6-3 1-2			4-2 E 1B BB	4-0 BB	3	0	1	0	0	0	3											
Todd Zeile, R OBP: 0.400, SLG: 0.477 Roberto Kelly, R OBP: 0.400, SLG: 0.529		2-0 F8		2-2 F9		1-2 G5-3		1-0 E5 1B 1B	2-2 F9	3	0	0	0	0	0	1											
Lee Stevens, L OBP: 0.420, SLG: 0.597 Gregg Zaun, S OBP: 0.306, SLG: 0.227		3-2 FC1-6 1B		0-0 2B			0-2 1B G4-6-3 2B	0-3 K		3	1	3	0	0	0	0											
Royce Clayton, R OBP: 0.224, SLG: 0.200		2-2 FC1-6 1-2 2-3		1-1 L3			3-2 G4-6-3 1B	1-2 3-H 1B		4	0	2	1	0	0	3											
Inning Stats	R: 1 E: 0 K: 0 S: 9	H: 2 LOB: 1 BB: 0 P: 20	R: 0 E: 0 K: 1 S: 16	H: 2 LOB: 2 BB: 0 P: 26	R: 0 E: 0 K: 0 S: 5	H: 0 LOB: 2 BB: 2 P: 13	R: 0 E: 0 K: 1 S: 9	H: 1 LOB: 1 BB: 0 P: 13	R: 0 E: 0 K: 0 S: 4	H: 0 LOB: 0 BB: 0 P: 7	R: 0 E: 0 K: 0 S: 11	H: 1 LOB: 0 BB: 0 P: 15	R: 1 E: 0 K: 0 S: 11	H: 3 LOB: 1 BB: 0 P: 16	R: 2 E: 1 K: 1 S: 12	H: 3 LOB: 2 BB: 1 P: 22	R: 2 E: 0 K: 2 S: 13	H: 2 LOB: 1 BB: 1 P: 27	1B: 8 2B: 3 3B: 0 HR: 3	SF: 0 SAC: 0 DP: 2 HBP: 0	WP: 0 PB: 0 SB: 0 CS: 0	PA: 43					
PITCHER	IP	WLS	BF	H	R	ER	SO	BB	IBB	HBP	BLK	WP	HR	S	P	ERA	WHIP										
35 Mike Mussina, R ERA: 4.45	7.0	W	30	9	2	2	2	2	0	0	0	0	0	65	110	2.57	1.571										
Rocky Coppinger, R ERA: 13.5	2.0		13	5	4	3	3	2	0	0	0	0	3	25	49	13.50	3.500										
Rocky Coppinger, R ERA: 13.5	2.0		13	5	4	3	3	2	0	0	0	0	3	25	49	13.50	3.500										

Texas Rangers @ Baltimore Orioles
 Oriole Park at Camden Yards, Baltimore, MD
 Sun May 23 1999, 8:05 PM EDT
 Att: 40,516 - Cloudy - 80 F

AB 39
 R 6
 H 14
 RBI 5
 BB 4
 SO 5
 LOB 21



Batter	1	2	3	4	5	6	7	8	9	AB	R	H	RBI	BB	SO	LOB	BOTTOM										
Brady Anderson, L OBP: 0.421, SLG: 0.460			0-0 G4-3		1-0 FC6-4 2H 1B		0-0 P5			3	2	1	1	0	0	1											
Mike Bordick, R OBP: 0.328, SLG: 0.371			1-1 L7		2-1 FC6-4 1-2			2-1 G4-3 G4-3 2B		5	3	3	3	0	0	1											
B.J. Surhoff, L OBP: 0.387, SLG: 0.542 Willis Oteñez, R OBP: 0.273, SLG: 0.325				1-1 G5-3		0-0 G5-3 1B		1-1 G4-3		3	1	2	3	0	0	0											
Albert Belle, R OBP: 0.423, SLG: 0.463 Rocky Coppinger, R				4-2 BB		0-0 G5-3		0-0 G4-3		3	1	0	1	2	1	1											
Jeff Conine, R OBP: 0.354, SLG: 0.476	1-1 2B 2B	1-2 G4-3		1-0 F7		1-0 G5-3		0-0 BB 2B 1B		5	2	2	1	0	0	2											
Cal Ripken Jr., R OBP: 0.306, SLG: 0.500 Jeff Reboulet, R OBP: 0.369, SLG: 0.250	0-0 1B SF8 2B	0-0 F9		1-0 F7		2-1 G5-3		4-1 2B BB		3	1	1	2	0	0	1											
Delino DeShields, L OBP: 0.309, SLG: 0.364	0-0 HBP 2B 1B	1-0 G1-3			3-3 K		0-0 FC5-4 1B	1-0 1H 2H 2B		5	1	3	2	0	1	0											
Rich Amaral, R OBP: 0.333, SLG: 0.298	2-0 SF8		0-0 G4-3		1-0 1B 2B		0-0 FC5-4 1-2	3-2 G6-3		4	1	1	1	0	0	2											
Charles Johnson, R OBP: 0.354, SLG: 0.579 Tommy Davis, R	1-2 HBP 2B 1B		0-0 HR		0-1 P4		2-3 K			4	2	2	1	0	1	2											
Inning Stats	R: 10 E: 0 K: 1 S: 22	H: 7 LOB: 0 BB: 1 P: 43	R: 0 E: 0 K: 0 S: 5	H: 0 LOB: 0 BB: 0 P: 7	R: 1 E: 0 K: 0 S: 5	H: 1 LOB: 0 BB: 0 P: 6	R: 0 E: 0 K: 0 S: 6	H: 0 LOB: 1 BB: 1 P: 13	R: 1 E: 0 K: 1 S: 9	H: 2 LOB: 1 BB: 0 P: 16	R: 0 E: 0 K: 0 S: 5	H: 1 LOB: 0 BB: 0 P: 8	R: 0 E: 0 K: 1 S: 6	H: 1 LOB: 1 BB: 0 P: 8	R: 3 E: 0 K: 0 S: 11	H: 3 LOB: 1 BB: 1 P: 22	R: 3 E: 0 K: 0 S: 11	H: 3 LOB: 1 BB: 1 P: 22	1B: 7 2B: 6 3B: 0 HR: 2	SF: 2 SAC: 0 DP: 0 HBP: 2	WP: 0 PB: 0 SB: 0 CS: 0	PA: 44					
PITCHER	IP	WLS	BF	H	R	ER	SO	BB	IBB	HBP	BLK	WP	HR	S	P	ERA	WHIP										
Mike Morgan, R ERA: 6.26	0.2	L	10	5	8	8	0	1	0	0	0	0	0	16	32	108.00	9.000										
John Burkett, R ERA: 11.19	6.1		27	7	4	4	3	1	0	0	0	0	2	42	69	5.68	1.263										
Danny Patterson, R ERA: 6.75	1.0		7	3	3	3	0	1	0	0	0	0	0	11	22	27.00	4.000										

Texas Rangers @ Baltimore Orioles
 Oriole Park at Camden Yards, Baltimore, MD
 Sun May 23 1999, 8:05 PM EDT
 Att: 40,516 - Cloudy - 80 F

AB 37
 R 15
 H 15
 RBI 15
 BB 3
 SO 3
 LOB 12



Batter	1	2	3	4	5	6	7	8	9	AB	R	H	RBI	BB	SO	LOB	TOP								
Tom Goodwin, L (1.8) OBP: 0.308, SLG: 0.312	G4-3		HR 1B		F7	2B 3B		K		5	2	2	0	0	1	0	<p>Texas Rangers @ Tampa Bay Devil Rays Tropicana Field, St. Petersburg, FL Mon May 24 1999, 7:05 PM EDT Att: 14,290 - Dome - 72 F</p> <p>livebaseballscorecards.com</p>								
Mark McLemore, S (1.4) OBP: 0.494, SLG: 0.480 Luis Alicaia, S (6.4) OBP: 0.302, SLG: 0.212	FC5-4 1B		K		BB 1B	HR 2B		G3-1		4	3	3	1	0	1	1									
29 Rusty Greer, L (1.7) OBP: 0.399, SLG: 0.524	FC5-4 1B		G6-3		BB 2B	HR BB		G6-3		4	2	2	0	1	0	1									
Juan Gonzalez, R (1.9) OBP: 0.356, SLG: 0.623	FC5-4 1B		HR		K	HR		K		5	2	2	5	0	2	4									
Rafael Palmeiro, L (1.10) OBP: 0.472, SLG: 0.706	FC6-4 1B		K		BB 2B	L5-3 1B		HR 1B		4	2	3	1	1	1	0									
Ivan Rodriguez, R (1.2) OBP: 0.344, SLG: 0.538	FC6-4		K		2B	L5-3		HR		4	1	1	3	1	1	3									
Todd Zeile, R (1.5) OBP: 0.328, SLG: 0.488		K		G5-3	2B			G5-3		5	0	2	2	0	1	0									
Lee Stevens, L (1.3) OBP: 0.413, SLG: 0.584	G1-6-3		G3-1		G3-1			F9 2B		5	0	1	0	0	0	3									
Royce Clayton, R (1.6) OBP: 0.210, SLG: 0.187	K		FC6-4		G5-3			G5-3		5	0	0	0	0	2	2									
Inning Stats	R: 1 E: 0 K: 0 S: 11	H: 3 LOB: 2 BB: 0 P: 19	R: 0 E: 0 K: 2 S: 8	H: 0 LOB: 0 BB: 0 P: 12	R: 2 E: 0 K: 2 S: 11	H: 2 LOB: 0 BB: 0 P: 18	R: 0 E: 0 K: 1 S: 9	H: 1 LOB: 1 BB: 0 P: 14	R: 3 E: 0 K: 1 S: 20	H: 3 LOB: 2 BB: 2 P: 33	R: 4 E: 0 K: 0 S: 12	H: 4 LOB: 0 BB: 0 P: 21	R: 0 E: 0 K: 1 S: 10	H: 0 LOB: 0 BB: 0 P: 16	R: 0 E: 0 K: 1 S: 6	H: 0 LOB: 0 BB: 0 P: 10	R: 2 E: 0 K: 1 S: 16	H: 3 LOB: 1 BB: 0 P: 24	1B: 8 2B: 5 3B: 1 HR: 3	SF: 0 SAC: 0 DP: 1 HBP: 0	WP: 0 PB: 0 SB: 1 CS: 0	PA: 45			
PITCHER	IP	WLS	BF	H	R	ER	SO	BB	IBB	HBP	BLK	WP	HR	S	P	ERA	WHIP								
Rolando Arrojo, R (1.1) ERA: 7.31	5.1	L	29	11	8	8	6	1	1	0	0	0	1	63	102	13.50	2.250								
Bryan Rekar, R (6.1) ERA: 4.75	2.2		10	2	2	2	2	1	0	0	0	0	1	24	41	6.75	1.125								
Julio Santana, R (9.1) ERA: 9.33	1.0		6	3	2	2	1	0	0	0	0	0	1	16	24	18.00	3.000								

Batter	1	2	3	4	5	6	7	8	9	AB	R	H	RBI	BB	SO	LOB	BOTTOM								
Quinton McCracken, S (1.8) OBP: 0.317, SLG: 0.324 Danny Clyburn, R (6.9) OBP: 0.297, SLG: 0.367	G4-3		G3		F9	2B		G6-3		3	0	0	0	0	0	0	<p>Texas Rangers @ Tampa Bay Devil Rays Tropicana Field, St. Petersburg, FL Mon May 24 1999, 7:05 PM EDT Att: 14,290 - Dome - 72 F</p> <p>livebaseballscorecards.com</p>								
Dave Martinez, L (1.9) OBP: 0.407, SLG: 0.493	1B		F7		L6	HR		K		5	1	2	1	0	1	1									
Jose Canseco, R (1.10) OBP: 0.381, SLG: 0.682	P5		BB 1B		P4			G5-3		5	0	1	0	0	1	1									
Fred McGriff, L (1.3) OBP: 0.436, SLG: 0.667 Herbert Perry, R (9. PH) OBP: 0.380, SLG: 0.590	1B		BB 1B		WP BB			G4-3		3	0	2	0	1	0	0									
John Flaherty, R (1.2) OBP: 0.309, SLG: 0.474	K		BB		K			G6-3		4	0	0	0	1	2	4									
Wade Boggs, L (1.5) OBP: 0.330, SLG: 0.345	G6-3		K		F8			WP 1B		4	0	1	0	0	1	3									
Paul Sorrento, L (1.7) OBP: 0.376, SLG: 0.427	FC6-4 1B		F9		FC3-6 1B	BB		K		3	1	1	0	1	1	1									
Miguel Cairo, R (1.4) OBP: 0.319, SLG: 0.364	FC6-4		P3		P4			P4		4	0	1	0	0	0	2									
Kevin Stocker, S (1.6) OBP: 0.405, SLG: 0.420 David Lamb, S (7.6) OBP: 0.288, SLG: 0.277	F8		G4-3		FC3-6 2B			BB		3	1	0	0	0	0	3									
Inning Stats	R: 0 E: 0 K: 1 S: 14	H: 2 LOB: 2 BB: 0 P: 21	R: 0 E: 0 K: 0 S: 9	H: 1 LOB: 1 BB: 0 P: 13	R: 0 E: 0 K: 1 S: 12	H: 2 LOB: 3 BB: 1 P: 22	R: 0 E: 0 K: 0 S: 8	H: 0 LOB: 0 BB: 0 P: 12	R: 1 E: 0 K: 1 S: 12	H: 1 LOB: 1 BB: 1 P: 23	R: 2 E: 0 K: 0 S: 14	H: 2 LOB: 1 BB: 1 P: 26	R: 0 E: 0 K: 1 S: 9	H: 0 LOB: 0 BB: 0 P: 9	R: 0 E: 0 K: 1 S: 9	H: 1 LOB: 2 BB: 1 P: 19	R: 0 E: 0 K: 1 S: 8	H: 1 LOB: 1 BB: 0 P: 9	1B: 7 2B: 1 3B: 1 HR: 1	SF: 0 SAC: 0 DP: 0 HBP: 0	WP: 2 PB: 0 SB: 0 CS: 0	PA: 41			
PITCHER	IP	WLS	BF	H	R	ER	SO	BB	IBB	HBP	BLK	WP	HR	S	P	ERA	WHIP								
Mark Clark, R (1.1) ERA: 7.2	6.1	W	30	8	3	3	4	3	0	0	0	1	0	72	120	4.26	1.737								
Mike Munoz, L (7.1) ERA: 4.82	1.1		6	1	0	0	1	1	0	0	0	1	0	13	21	0.00	1.500								
Tim Crabtree, R (8.1) ERA: 2.76	1.1		5	1	0	0	1	0	0	0	0	0	0	10	13	0.00	0.750								

Batter	1	2	3	4	5	6	7	8	9	AB	R	H	RBI	BB	SO	LOB	TOP					
Luis Alicaia, S OBP: 0.294, SLG: 0.211 (1,4)	F7		29 1B WP		F8	K2-3		K		5	1	1	0	0	2	3						
Ivan Rodriguez, R OBP: 0.343, SLG: 0.530 (1,2)	G5-3		F8		F8		G4-3	G5-3		5	1	1	1	0	0	4						
29 Rusty Greer, L OBP: 0.396, SLG: 0.523 (1,7)	K		WP		F8		G1-3		G6-4-3	5	1	3	1	0	1	0						
Juan Gonzalez, R OBP: 0.349, SLG: 0.597 (1,9)		K			K		K		G6-4-3	4	0	0	0	1	3	3						
Rafael Palmeiro, L OBP: 0.465, SLG: 0.679 (9, PR)	G4-3		G3-1					F8		3	0	0	0	2	0	2						
Mark McLemore, S OBP: 0.400, SLG: 0.470 (9, PR)					1B					0	0	0	0	0	0	0						
Todd Zeile, R OBP: 0.339, SLG: 0.494 (1,5)	G5-3				IBB				BB	4	1	2	2	1	0	1						
Roberto Kelly, R OBP: 0.405, SLG: 0.562 (8, PR)					1B					3	1	1	1	1	0	3						
Tom Goodwin, L OBP: 0.317, SLG: 0.321 (8, 8)			HR		F9					0	1	0	0	0	0	0						
Royce Clayton, R OBP: 0.250, SLG: 0.232 (1,6)			29 1B 1B		F9		K			4	1	2	1	0	1	0						
Jon Shave, R OBP: 0.355, SLG: 0.400 (8, PH)							F9			3	1	1	0	0	0	1						
Lee Stevens, L OBP: 0.413, SLG: 0.591 (8, 3)					F8		F9			1	0	1	1	0	0	0						
Inning Stats	R: 0 E: 0 K: 1 S: 9	H: 0 LOB: 0 BB: 0 P: 13	R: 0 E: 0 K: 1 S: 9	H: 0 LOB: 0 BB: 0 P: 16	R: 3 E: 0 K: 0 S: 14	H: 4 LOB: 2 BB: 1 P: 26	R: 0 E: 0 K: 0 S: 5	H: 0 LOB: 0 BB: 1 P: 12	R: 3 E: 0 K: 1 S: 16	H: 4 LOB: 2 BB: 1 P: 30	R: 0 E: 0 K: 2 S: 11	H: 0 LOB: 0 BB: 0 P: 15	R: 0 E: 0 K: 1 S: 10	H: 0 LOB: 0 BB: 0 P: 14	R: 2 E: 0 K: 1 S: 16	H: 3 LOB: 2 BB: 1 P: 29	R: 0 E: 0 K: 0 S: 7	H: 1 LOB: 1 BB: 1 P: 16	1B: 8 2B: 3 3B: 0 HR: 1	SF: 0 SAC: 0 DP: 2 HBP: 0	WP: 1 PB: 0 SB: 0 CS: 0	PA: 42
PITCHER	IP	WLS	BF	H	R	ER	SO	BB	IBB	HBP	BLK	WP	HR	S	P	ERA	WHIP					
Tony Saunders, L ERA: 6.43 (1, 1)	2.2		13	4	3	3	2	1	0	0	0	1	1	31	53	10.12	1.875					
Mike Duvall, L ERA: 3.0 (3, 1)	0.1		1	0	0	0	0	0	0	0	0	0	0	1	2	0.00	0.000					
Julio Santana, R ERA: 9.85 (4, 1)	1.1	L	7	3	3	3	0	1	0	0	0	0	0	14	27	20.25	3.000					
Rick White, R ERA: 3.86 (5, 1)	2.2		10	1	0	0	4	0	1	0	0	0	0	28	44	0.00	0.375					
Esteban Yan, R ERA: 3.69 (8, 1)	1.0		7	3	2	2	1	1	0	0	0	0	0	16	29	18.00	4.000					
PITCHER	IP	WLS	BF	H	R	ER	SO	BB	IBB	HBP	BLK	WP	HR	S	P	ERA	WHIP					
Roberto Hernandez, R ERA: 4.81 (9, 1)	1.0		4	1	0	0	0	1	0	0	0	0	0	7	16	0.00	2.000					

Texas Rangers @ Tampa Bay Devil Rays
Tropicana Field, St. Petersburg, FL
Wed May 26 1999, 7:05 PM EDT
Att: 15,302 - Dome - 72 F

AB	37
R	8
H	12
RBI	7
BB	5
SO	7
LOB	17



Batter	1	2	3	4	5	6	7	8	9	AB	R	H	RBI	BB	SO	LOB	BOTTOM					
Randy Winn, S OBP: 0.323, SLG: 0.393 (1, 8)	SH2-3				E4		F7	K		3	0	1	1	0	0	0						
Wade Boggs, L OBP: 0.313, SLG: 0.326 (8, PH)		SF7								1	0	0	0	0	1	3						
Danny Cuyburn, R OBP: 0.264, SLG: 0.363 (9, 9)										0	0	0	0	0	0	0						
Dave Martinez, L OBP: 0.392, SLG: 0.471 (1, 9)	SH2-3				L9					4	1	1	0	0	1	2						
Jose Canseco, R OBP: 0.382, SLG: 0.681 (1, 10)	P3				P5					5	1	2	2	0	0	2						
Fred McGriff, L OBP: 0.439, SLG: 0.662 (1, 3)	F9						G1-3			5	0	1	0	0	2	2						
Herbert Perry, R OBP: 0.382, SLG: 0.479 (1, 5)										4	1	1	0	1	0	2						
Paul Sorrento, L OBP: 0.368, SLG: 0.407 (1, 7)										3	1	1	0	1	1	2						
John Flaherty, R OBP: 0.306, SLG: 0.461 (1, 2)										4	1	2	0	0	0	2						
Miguel Cairo, R OBP: 0.343, SLG: 0.372 (1, 4)										3	1	1	1	1	0	1						
Kevin Stocker, S OBP: 0.404, SLG: 0.413 (1, 6)										3	0	1	2	1	0	0						
Inning Stats	R: 0 E: 0 K: 0 S: 11	H: 1 LOB: 1 BB: 0 P: 14	R: 3 E: 0 K: 0 S: 14	H: 3 LOB: 1 BB: 1 P: 24	R: 0 E: 0 K: 0 S: 10	H: 1 LOB: 0 BB: 0 P: 15	R: 0 E: 0 K: 0 S: 8	H: 1 LOB: 0 BB: 0 P: 12	R: 0 E: 1 K: 1 S: 8	H: 0 LOB: 1 BB: 0 P: 16	R: 0 E: 0 K: 1 S: 13	H: 0 LOB: 0 BB: 1 P: 23	R: 0 E: 0 K: 0 S: 7	H: 0 LOB: 0 BB: 0 P: 10	R: 3 E: 0 K: 2 S: 23	H: 4 LOB: 3 BB: 2 P: 36	R: 0 E: 0 K: 2 S: 15	H: 1 LOB: 1 BB: 0 P: 22	1B: 9 2B: 1 3B: 0 HR: 1	SF: 1 SAC: 1 DP: 2 HBP: 0	WP: 0 PB: 0 SB: 1 CS: 0	PA: 41
PITCHER	IP	WLS	BF	H	R	ER	SO	BB	IBB	HBP	BLK	WP	HR	S	P	ERA	WHIP					
Rick Helling, R ERA: 5.37 (1, 1)	7.0	W	30	8	5	5	1	2	0	0	0	0	0	7	11	0.00	1.500					
Mike Munoz, L ERA: 5.12 (8, 1)	0.2	H	3	0	0	0	1	1	0	0	0	0	0	7	11	0.00	1.500					
Tim Crabtree, R ERA: 2.76 (8, 1)	0.0		2	2	1	1	0	0	0	0	0	0	0	4	7	∞	∞					
John Wetteland, R ERA: 4.88 (8, 1)	1.1	S	6	1	0	0	3	1	0	0	0	0	0	22	33	0.00	1.500					

Texas Rangers @ Tampa Bay Devil Rays
Tropicana Field, St. Petersburg, FL
Wed May 26 1999, 7:05 PM EDT
Att: 15,302 - Dome - 72 F

AB	35
R	6
H	11
RBI	6
BB	4
SO	5
LOB	16



Batter	1	2	3	4	5	6	7	8	9	AB	R	H	RBI	BB	SO	LOB	TOP																					
Todd Walker, L (1, 4) OBP: 0.327, SLG: 0.383	G4-3		G5-4-3 1B		L4		1B		K	5	1	2	2	0	1	1																						
Chad Allen, R (1, 7) OBP: 0.338, SLG: 0.405	BB		G5-4-3 1B		G4-3-6-4 1-2		1B			3	0	2	1	1	0	1																						
Matt Lawton, L (1, 9) OBP: 0.356, SLG: 0.440	K		G5-4-3 1-2			HBP				3	0	0	0	0	2	4																						
Marty Cordova, R (1, 10) OBP: 0.379, SLG: 0.468		FC3-6 1B	1B			K		K		4	0	2	0	0	2	1																						
Ron Coomer, R (1, 5) OBP: 0.346, SLG: 0.549	K		F7			F9		2B		4	0	1	0	0	1	3																						
Doug Mientkiewicz, L (1, 3) OBP: 0.350, SLG: 0.358	FC3-6 1-2				F8	G4-3		K		4	0	0	0	0	1	3																						
Terry Steinbach, R (1, 2) OBP: 0.350, SLG: 0.375	G3				G6-3		G4-3	P3		4	0	0	0	0	0	2																						
Tori Hunter, R (1, 8) OBP: 0.283, SLG: 0.327			BB 2B		F8		P6		G6-3	2	1	0	0	1	0	0																						
Brent Gates, S (9, PH) OBP: 0.307, SLG: 0.342			BB							1	0	0	0	0	0	0																						
Denny Hocking, S (1, 6) OBP: 0.330, SLG: 0.340			BB 2B 1B					1B 2B	L8	3	2	2	0	1	0	0																						
Inning Stats	R: 0 E: 0 K: 1 S: 6	H: 0 LOB: 0 BB: 1 P: 11	R: 0 E: 0 K: 1 S: 9	H: 1 LOB: 1 BB: 0 P: 14	R: 3 E: 0 K: 0 S: 16	H: 3 LOB: 1 BB: 2 P: 31	R: 0 E: 0 K: 0 S: 6	H: 0 LOB: 0 BB: 0 P: 9	R: 0 E: 0 K: 1 S: 4	H: 1 LOB: 0 BB: 0 P: 6	R: 0 E: 0 K: 1 S: 11	H: 0 LOB: 1 BB: 0 P: 18	R: 1 E: 0 K: 1 S: 14	H: 3 LOB: 2 BB: 0 P: 21	R: 0 E: 0 K: 2 S: 11	H: 1 LOB: 1 BB: 0 P: 17	R: 0 E: 0 K: 1 S: 8	H: 0 LOB: 0 BB: 0 P: 10	1B: 6 2B: 3 HR: 0	SF: 0 SAC: 0 DP: 2 HBP: 1	WP: 0 PB: 0 CS: 0	PA: 37																
PITCHER	IP	WLS	BF	H	R	ER	SO	BB	IBB	HBP	BLK	WP	HR	S	P	ERA	WHIP	PITCHER				IP	WLS	BF	H	R	ER	SO	BB	IBB	HBP	BLK	WP	HR	S	P	ERA	WHIP
Aaron Sele, R (1, 1) ERA: 5.98	6.2	W	28	7	4	4	3	3	0	1	0	0	0	61	102	5.40	1.500																					
59 Jeff Zimmerman, R (7, 1) ERA: 1.36	1.1	H	6	2	0	0	3	0	0	0	0	0	0	16	25	0.00	1.500																					
John Wetteland, R (9, 1) ERA: 4.34	1.0	S	3	0	0	0	1	0	0	0	0	0	0	8	10	0.00	0.000																					

Minnesota Twins @ Texas Rangers
The Ballpark at Arlington, Arlington, TX
Fri May 28 1999, 8:35 PM EDT
Att: 27,765 - Cloudy - 76 F

AB 33
R 4
H 9
RBI 3
BB 3
SO 7
LOB 15



Batter	1	2	3	4	5	6	7	8	9	AB	R	H	RBI	BB	SO	LOB	BOTTOM																						
Tom Goodwin, L (1, 8) OBP: 0.315, SLG: 0.315	BB 2B G4-3	G6-3		G4-3		K				3	1	0	0	1	1	3																							
Mark McLemore, S (1, 4) OBP: 0.408, SLG: 0.474	HR G4-3	F7			2B SF9		BB BB			3	2	2	0	1	0	0																							
29 Rusty Greer, L (1, 7) OBP: 0.393, SLG: 0.522	G4-3		G6-3		2B		K			4	0	1	1	0	1	2																							
Juan Gonzalez, R (1, 9) OBP: 0.353, SLG: 0.618	HR		G4-6-3 1B		SF9		P8			3	1	2	3	0	0	1																							
Rafael Palmeiro, L (1, 10) OBP: 0.466, SLG: 0.691	HR		G4-6-3 1-2		P4		FC6-4 BB			3	1	1	1	1	0	2																							
Ivan Rodriguez, R (1, 2) OBP: 0.341, SLG: 0.542	HR			F8	K		FC6-4			4	1	1	1	0	1	3																							
Todd Zeile, R (1, 5) OBP: 0.337, SLG: 0.494	K			G4-3		2B		G1-3		4	0	1	0	0	1	0																							
Lee Stevens, L (1, 3) OBP: 0.410, SLG: 0.583	G5-3			1B		K		K		4	0	1	0	0	2	1																							
Royce Clayton, R (1, 6) OBP: 0.250, SLG: 0.233		F7		1B		G5-3		F8		4	0	1	0	0	0	1																							
Inning Stats	R: 5 E: 0 K: 1 S: 16	H: 4 LOB: 0 BB: 1 P: 28	R: 0 E: 0 K: 0 S: 6	H: 0 LOB: 0 BB: 0 P: 10	R: 0 E: 0 K: 0 S: 11	H: 1 LOB: 0 BB: 0 P: 14	R: 0 E: 0 K: 0 S: 7	H: 2 LOB: 2 BB: 0 P: 14	R: 1 E: 0 K: 1 S: 9	H: 2 LOB: 1 BB: 0 P: 11	R: 0 E: 0 K: 2 S: 12	H: 1 LOB: 1 BB: 0 P: 17	R: 0 E: 0 K: 1 S: 8	H: 0 LOB: 2 BB: 2 P: 21	R: 0 E: 0 K: 1 S: 6	H: 0 LOB: 0 BB: 0 P: 11	1B: 5 2B: 2 3B: 0 HR: 3	SF: 1 SAC: 0 DP: 1 HBP: 0	WP: 0 PB: 0 CS: 0	PA: 36																			
PITCHER	IP	WLS	BF	H	R	ER	SO	BB	IBB	HBP	BLK	WP	HR	S	P	ERA	WHIP	PITCHER				IP	WLS	BF	H	R	ER	SO	BB	IBB	HBP	BLK	WP	HR	S	P	ERA	WHIP	
Brad Radke, R (1, 1) ERA: 3.82	6.0	L	28	10	6	6	4	1	0	0	0	0	0	4	11	0.00	3.000																						
Travis Miller, L (7, 1) ERA: 1.93	0.1		2	0	0	0	1	1	0	0	0	0	0	4	11	0.00	3.000																						
Bob Wells, R (7, 1) ERA: 4.61	0.1		1	0	0	0	0	0	0	0	0	0	0	1	3	0.00	0.000																						
Gary Rath, L (7, 1) ERA: 15.0	0.0		1	0	0	0	0	1	0	0	0	0	0	1	5	∞	∞																						
Mike Trombley, R (7, 1) ERA: 2.14	1.1		4	0	0	0	1	0	0	0	0	0	0	8	13	0.00	0.000																						

Minnesota Twins @ Texas Rangers
The Ballpark at Arlington, Arlington, TX
Fri May 28 1999, 8:35 PM EDT
Att: 27,765 - Cloudy - 76 F

AB 32
R 6
H 10
RBI 6
BB 3
SO 6
LOB 13



Batter	1	2	3	4	5	6	7	8	9	AB	R	H	RBI	BB	SO	LOB	TOP										
Todd Walker, L (1,4) OBP: 0.327, SLG: 0.380	0-0 P6		1-1 G3-1			0-3 K		1-0 G3		4	0	0	0	0	1	0											
Chad Allen, R (1,7) OBP: 0.327, SLG: 0.391	1-2 F7			0-0 F8		3-3 K			1-3 K	3	0	0	0	0	1	0											
Matt Lawton, L (9, PH) OBP: 0.350, SLG: 0.428										1	0	0	0	0	1	0											
Brent Gates, S (1,5) OBP: 0.315, SLG: 0.361	3-2 1B			2-2 2B		2-2 G5-3			2-1 L4	4	1	2	0	0	0	0											
Marty Cordova, R (1,10) 56 Cleatus Davidson, S (9, PR)	2-2 F7			1-0 2B			1-2 G4-3 SF9 2B		1-2 1B	4	1	3	1	0	0	1											
Ron Coomer, R (1,3) OBP: 0.339, SLG: 0.531		1-0 F8		1-3 K			2-1 G4-3		0-1 1B	4	0	1	0	0	1	2											
Corey Koskie, L (1,9) OBP: 0.345, SLG: 0.455		1-3 K		1-0 G6-3			0-1 SF9		1-3 K	3	0	0	1	0	2	3											
Tori Hunter, R (1,8) OBP: 0.275, SLG: 0.317		0-1 F9			3-1 G5-3			3-H 0-0 G6-3		3	0	0	0	0	0	0											
Javier Valentin, S (1,2) OBP: 0.266, SLG: 0.282			3-2 G3		0-0 F8			0-3 K		3	0	0	0	0	1	0											
Denny Hocking, S (1,6) OBP: 0.328, SLG: 0.336			0-0 L3		1-0 G3-1			1-3 K		3	0	0	0	0	1	0											
Inning Stats	R: 0 E: 0 K: 0 S: 16	H: 1 LOB: 1 BB: 0 P: 22	R: 0 E: 0 K: 1 S: 6	H: 0 LOB: 0 BB: 0 P: 8	R: 0 E: 0 K: 0 S: 7	H: 0 LOB: 0 BB: 0 P: 11	R: 1 E: 0 K: 1 S: 11	H: 2 LOB: 1 BB: 0 P: 16	R: 0 E: 0 K: 0 S: 4	H: 0 LOB: 0 BB: 0 P: 8	R: 1 E: 0 K: 0 S: 8	H: 1 LOB: 0 BB: 0 P: 11	R: 0 E: 0 K: 2 S: 7	H: 0 LOB: 0 BB: 0 P: 9	R: 0 E: 0 K: 2 S: 13	H: 2 LOB: 2 BB: 0 P: 18	1B: 3 2B: 3 3B: 0 HR: 0	SF: 1 SAC: 0 DP: 0 HBP: 0	WP: 0 PB: 0 CS: 0	PA: 33							
PITCHER	IP	WLS	BF	H	R	ER	SO	BB	IBB	HBP	BLK	WP	HR	S	P	ERA	WHIP										
Mark Clark, R (1,1) ERA: 6.68	7.0		25	4	2	2	4	0	0	0	0	0	0	61	90	2.57	0.571										
59 Jeff Zimmerman, R (8,1) ERA: 1.32	1.0	W	3	0	0	0	2	0	0	0	0	0	0	7	9	0.00	0.000										
John Wetteland, R (9,1) ERA: 3.92	1.0	S	5	2	0	0	2	0	0	0	0	0	0	13	18	0.00	2.000										

Minnesota Twins @ Texas Rangers
The Ballpark at Arlington, Arlington, TX
Sun May 30 1999, 3:05 PM EDT
Att: 40,286 - Cloudy - 75 F

AB 32
R 2
H 6
RBI 2
BB 0
SO 8
LOB 6



Batter	1	2	3	4	5	6	7	8	9	AB	R	H	RBI	BB	SO	LOB	BOTTOM										
Tom Goodwin, L (1,8) OBP: 0.316, SLG: 0.312	4-0 FC4-6 BB		1-2 F7		0-0 G4-3		0-0 S 1B			3	0	1	0	1	0	1											
Luis Alica, S (1,4) OBP: 0.292, SLG: 0.200	2-2 FC4-6 2B WP		0-0 G3-1			4-0 CS BB	0-3 K			3	1	0	0	1	1	3											
Rafael Palmeiro, L (1,10) 29 Rusty Greer, L (6, PR)	2-0 F7			0-0 F9		3-3 K		0-0 SH1-4 1B		4	0	1	0	0	1	2											
Juan Gonzalez, R (1,9) OBP: 0.370, SLG: 0.632	3-1 WP 2B			0-2 G6-3		0-2 BLK 2B		1-0 1B SH1-4		4	0	3	0	0	0	0											
Todd Zeile, R (1,5) OBP: 0.345, SLG: 0.511	3-3 K			1-3 K		4-2 HBP		2-0 SH1-4		2	0	0	0	0	2	1											
Lee Stevens, L (1,3) OBP: 0.403, SLG: 0.567		2-3 K			2-3 K		2-0 F7		0-0 1B	4	0	1	1	0	2	2											
Roberto Kelly, R (1,7) OBP: 0.391, SLG: 0.531		0-2 G6-3			1-0 E 1B			2-2 F8		4	1	1	0	0	0	2											
Gregg Zaun, S (1,2) OBP: 0.333, SLG: 0.269		1-0 G3			3-1 G5-3 1B			0-1 1B		4	0	2	1	0	0	2											
Jon Shave, R (1,6) OBP: 0.314, SLG: 0.353			0-0 L9		2-1 G5-3 1B			2-2 L7		3	0	0	0	0	0	2											
Inning Stats	R: 1 E: 0 K: 1 S: 9	H: 1 LOB: 1 BB: 1 P: 23	R: 0 E: 0 K: 1 S: 9	H: 0 LOB: 0 BB: 0 P: 12	R: 0 E: 0 K: 0 S: 6	H: 0 LOB: 0 BB: 0 P: 7	R: 0 E: 0 K: 1 S: 7	H: 0 LOB: 0 BB: 0 P: 8	R: 1 E: 1 K: 1 S: 10	H: 2 LOB: 1 BB: 0 P: 18	R: 0 E: 0 K: 1 S: 10	H: 1 LOB: 2 BB: 1 P: 23	R: 0 E: 0 K: 1 S: 12	H: 2 LOB: 2 BB: 0 P: 16	R: 1 E: 0 K: 0 S: 8	H: 3 LOB: 2 BB: 0 P: 12	1B: 7 2B: 3 3B: 0 HR: 0	SF: 0 SAC: 1 DP: 1 HBP: 1	WP: 1 PB: 0 CS: 1	PA: 35							
PITCHER	IP	WLS	BF	H	R	ER	SO	BB	IBB	HBP	BLK	WP	HR	S	P	ERA	WHIP										
Dan Perkins, R (1,1) ERA: 7.36	5.2		23	4	2	1	5	2	0	0	0	0	0	16	25	5.40	2.400										
Joe Mays, R (6,1) ERA: 5.53	1.2	L	9	4	1	1	1	0	0	0	0	0	0	1	1	∞	∞										
Travis Miller, L (8,1) ERA: 1.8	0.0		1	1	0	0	0	0	0	0	0	0	0	1	1	∞	∞										
Bob Wells, R (8,1) ERA: 4.5	0.2		2	0	0	0	0	0	0	0	0	0	0	4	5	0.00	0.000										

Minnesota Twins @ Texas Rangers
The Ballpark at Arlington, Arlington, TX
Sun May 30 1999, 3:05 PM EDT
Att: 40,286 - Cloudy - 75 F

AB 31
R 3
H 9
RBI 2
BB 2
SO 6
LOB 15



Batter	1	2	3	4	5	6	7	8	9	AB	R	H	RBI	BB	SO	LOB	TOP					
Carlos Beltrán, S OBP: 0.323, SLG: 0.449 (1, 8)										3	0	0	0	1	1	0						
Joe Randa, R OBP: 0.312, SLG: 0.368 (1, 5)										4	0	0	0	0	1	1						
Johnny Damon, L OBP: 0.356, SLG: 0.458 (1, 7)										4	0	0	0	0	0	1						
29 Mike Sweeney, R OBP: 0.393, SLG: 0.500 (1, 10)										4	0	0	0	0	0	1						
Jermaine Dye, R OBP: 0.356, SLG: 0.557 (1, 9)										3	0	0	0	0	1	0						
Chad Kreuter, S OBP: 0.386, SLG: 0.448 (1, 2)										1	1	1	0	2	0	0						
Larry Sutton, L OBP: 0.306, SLG: 0.344 (1, 3)										3	0	0	0	0	0	3						
Steve Scarson, R OBP: 0.260, SLG: 0.186 (1, 4)										3	0	1	1	0	1	0						
Rey Sanchez, R OBP: 0.287, SLG: 0.374 (1, 6)										3	0	1	0	0	0	1						
Inning Stats	R: 0 E: 0 K: 1 S: 12	H: 0 LOB: 1 BB: 1 P: 20	R: 0 E: 0 K: 1 S: 8	H: 0 LOB: 0 BB: 1 P: 15	R: 0 E: 0 K: 0 S: 8	H: 1 LOB: 0 BB: 0 P: 11	R: 0 E: 0 K: 0 S: 6	H: 0 LOB: 0 BB: 0 P: 12	R: 1 E: 0 K: 0 S: 11	H: 1 LOB: 1 BB: 1 P: 22	R: 0 E: 0 K: 0 S: 8	H: 0 LOB: 0 BB: 0 P: 12	R: 0 E: 0 K: 0 S: 13	H: 1 LOB: 1 BB: 0 P: 18	R: 0 E: 0 K: 2 S: 9	H: 0 LOB: 0 BB: 0 P: 13	R: 0 E: 0 K: 0 S: 4	H: 0 LOB: 0 BB: 0 P: 5	1B: 2 2B: 1 3B: 0 HR: 0	SF: 0 SAC: 0 DP: 1 HBP: 0	WP: 0 PB: 0 SB: 1 CS: 0	PA: 31
PITCHER	IP	WLS	BF	H	R	ER	SO	BB	IBB	HBP	BLK	WP	HR	S	P	ERA	WHIP					
Rick Helling, R ERA: 4.99	(1, 1)	7.0	25	3	1	1	2	3	0	0	0	0	0	66	110	1.29	0.857					
59 Jeff Zimmerman, R ERA: 1.29	(8, 1)	1.0	W	3	0	0	0	2	0	0	0	0	0	9	13	0.00	0.000					
John Wetteland, R ERA: 3.74	(9, 1)	1.0	S	3	0	0	0	0	0	0	0	0	0	4	5	0.00	0.000					

Kansas City Royals @ Texas Rangers
The Ballpark at Arlington, Arlington, TX
Tue Jun 01 1999, 8:35 PM EDT
Att: 25,184 - Cloudy - 86 F

AB	28
R	1
H	3
RBI	1
BB	3
SO	4
LOB	7



Batter	1	2	3	4	5	6	7	8	9	AB	R	H	RBI	BB	SO	LOB	BOTTOM				
Tom Goodwin, L OBP: 0.328, SLG: 0.322 (1, 8)										2	0	2	0	1	0	0					
Roberto Kelly, R OBP: 0.398, SLG: 0.531 (8, FH)										0	0	0	0	0	0	0					
Mark McLemore, S OBP: 0.396, SLG: 0.448 (1, 4)										3	1	1	2	1	0	2					
29 Rusty Greer, L OBP: 0.386, SLG: 0.505 (1, 7)										4	0	1	1	0	2	3					
Juan Gonzalez, R OBP: 0.358, SLG: 0.605 (1, 9)										4	0	0	0	0	1	4					
Rafael Palmeiro, L OBP: 0.444, SLG: 0.642 (1, 10)										3	0	0	0	1	1	0					
Ivan Rodriguez, R OBP: 0.354, SLG: 0.547 (1, 2)										3	0	1	0	1	1	2					
Todd Zeile, R OBP: 0.343, SLG: 0.503 (9, 3)										3	0	1	0	0	0	1					
Lee Stevens, L OBP: 0.404, SLG: 0.574 (8, PR)										2	0	0	0	1	1	2					
Luis Alices, S OBP: 0.292, SLG: 0.200 (9, 5)										0	1	0	0	0	0	0					
Jon Shave, R OBP: 0.333, SLG: 0.333 (1, 6)										2	1	0	0	0	1	0					
Inning Stats	R: 0 E: 0 K: 0 S: 10	H: 1 LOB: 1 BB: 0 P: 17	R: 0 E: 0 K: 1 S: 12	H: 2 LOB: 1 BB: 0 P: 20	R: 0 E: 0 K: 0 S: 5	H: 0 LOB: 0 BB: 1 P: 14	R: 0 E: 0 K: 1 S: 8	H: 0 LOB: 0 BB: 0 P: 9	R: 0 E: 0 K: 2 S: 13	H: 1 LOB: 2 BB: 1 P: 20	R: 0 E: 0 K: 1 S: 9	H: 0 LOB: 0 BB: 0 P: 15	R: 3 E: 0 K: 2 S: 14	H: 2 LOB: 2 BB: 2 P: 31	R: 0 E: 0 K: 0 S: 4	H: 0 LOB: 0 BB: 0 P: 5	1B: 6 2B: 0 3B: 0 HR: 0	SF: 0 SAC: 0 DP: 1 HBP: 2	WP: 1 PB: 0 SB: 1 CS: 2	PA: 34	
PITCHER	IP	WLS	BF	H	R	ER	SO	BB	IBB	HBP	BLK	WP	HR	S	P	ERA	WHIP				
Jay Witasick, R ERA: 6.92	(1, 1)	6.0	22	4	0	0	4	3	0	0	0	0	0	52	91	0.00	1.167				
Scott Service, R ERA: 6.66	(7, 1)	1.0	H	3	0	0	0	1	0	0	0	0	0	9	15	0.00	0.000				
Matt Whisenant, L ERA: 2.81	(8, 1)	0.0	L	3	0	3	0	1	0	2	0	0	0	3	9	∞	∞				
Terry Mathews, R ERA: 2.37	(8, 1)	1.0	B	5	2	0	2	1	0	0	0	0	0	11	22	0.00	3.000				

Kansas City Royals @ Texas Rangers
The Ballpark at Arlington, Arlington, TX
Tue Jun 01 1999, 8:35 PM EDT
Att: 25,184 - Cloudy - 86 F

AB	26
R	3
H	6
RBI	3
BB	5
SO	7
LOB	14



Batter	1	2	3	4	5	6	7	8	9	AB	R	H	RBI	BB	SO	LOB	TOP										
Carlos Beltrán, S OBP: 0.321, SLG: 0.443	1-1 G4-3 SH5-3 1B		1-2 P6	3-3 K			0-0 F7		0-2 G4-3	5	0	1	0	0	1	3											
Rey Sanchez, R OBP: 0.283, SLG: 0.367	0-0 SH5-3		2-1 G4-3				0-2 F7		1-2 G1-3	3	0	0	0	0	0	2											
Johnny Damon, L OBP: 0.362, SLG: 0.466	0-2 G4-3		4-2 FC6-4 BB				1-1 CS 1B		1-1 SF9 2B	3	1	2	0	1	0	1											
29 Mike Sweeney, R OBP: 0.396, SLG: 0.503	2-1 FC6-4 HBP		2-1 FC6-4				2-1 F7		1-2 SF9 1B 2B	3	1	1	0	0	0	3											
Jermaine Dye, R OBP: 0.354, SLG: 0.553	2-1 FC6-4			3-2 FC4-6 1B			1-0 CS		1-0 SF9	3	0	1	1	0	1	2											
Joe Randa, R OBP: 0.311, SLG: 0.366		2-0 F9		0-1 FC4-6 1B			2-1 G4-3		0-0 G4-6-3 1B	4	1	1	1	0	0	1											
Scott Leius, R OBP: 0.245, SLG: 0.277		1-2 G4-3		1-2 G5-3			0-3 K		1-1 G4-6-3	4	0	0	0	0	1	2											
Steve Scarosone, R OBP: 0.278, SLG: 0.234		0-1 G5-3		1-1 2B 1B			1-2 2B		0-2 G1-3	4	1	2	1	0	0	0											
Tim Spehr, R OBP: 0.368, SLG: 0.490			2-2 G4-3 1B				2-3 K		2-3 K	3	0	2	1	0	1	1											
Scott Pose, L OBP: 0.395, SLG: 0.389				1-1 2B						1	0	0	0	0	1	0											
Inning Stats	R: 0 E: 0 K: 0 S: 9	H: 1 LOB: 2 BB: 0 P: 14	R: 0 E: 0 K: 0 S: 6	H: 0 LOB: 0 BB: 0 P: 9	R: 0 E: 0 K: 0 S: 13	H: 1 LOB: 2 BB: 1 P: 24	R: 2 E: 0 K: 1 S: 17	H: 3 LOB: 1 BB: 0 P: 26	R: 0 E: 0 K: 2 S: 9	H: 0 LOB: 0 BB: 0 P: 13	R: 0 E: 0 K: 1 S: 12	H: 1 LOB: 1 BB: 0 P: 16	R: 2 E: 0 K: 0 S: 9	H: 3 LOB: 0 BB: 0 P: 13	R: 0 E: 0 K: 1 S: 10	H: 0 LOB: 0 BB: 0 P: 12	1B: 6 2B: 4 3B: 0 HR: 0	SF: 1 SAC: 1 DP: 1 HBP: 1	WP: 0 PB: 0 SB: 1 CS: 1	PA: 38							
PITCHER	IP	WLS	BF	H	R	ER	SO	BB	IBB	HBP	BLK	WP	HR	S	P	ERA	WHIP										
Aaron Sele, R ERA: 5.58	7.0	W	29	7	2	2	4	1	0	1	0	0	0	73	113	2.57	1.143										
Tim Crabtree, R ERA: 3.15	1.0		5	3	2	2	0	0	0	0	0	0	0	9	13	18.00	3.000										
John Wetteland, R ERA: 3.57	1.0	S	3	0	0	0	1	0	0	0	0	0	0	10	12	0.00	0.000										

Kansas City Royals @ Texas Rangers
The Ballpark at Arlington, Arlington, TX
Wed Jun 02 1999, 2:35 PM EDT
Att: 32,598 - Sunny - 89 F

AB 33
R 4
H 10
RBI 4
BB 1
SO 5
LOB 15



Batter	1	2	3	4	5	6	7	8	9	AB	R	H	RBI	BB	SO	LOB	BOTTOM										
Tom Goodwin, L OBP: 0.320, SLG: 0.313	0-0 G4-3		1-3 K					0-0 F8		5	0	0	0	0	1	3											
Mark McLemore, S OBP: 0.391, SLG: 0.438	3-2 P6		0-0 G3				1-2 2B BB		2-1 P5	4	1	0	0	1	0	0											
29 Rusty Greer, L OBP: 0.388, SLG: 0.500	4-2 BB		3-1 L3				4-1 2B BB		1-1 G6-3	2	1	0	0	2	0	0											
Juan Gonzalez, R OBP: 0.356, SLG: 0.597	1-0 F9			2-0 F8			1-1 2B FC6-2 1B		1-2 F7	4	0	1	1	0	0	1											
Rafael Palmeiro, L OBP: 0.455, SLG: 0.669		4-0 1B BB		4-2 2B BB			1-0 FC6-2 2B		0-0 HR	2	2	2	3	2	0	0											
Todd Zeile, R OBP: 0.336, SLG: 0.492		0-1 F9		0-3 K			1-0 FC6-2 E		2-3 K	4	1	0	0	0	2	4											
Lee Stevens, L OBP: 0.411, SLG: 0.579		1-3 K		0-1 2B			2-3 3H 4-2 E 1B BB		4-1 G6-4-3 BB	2	1	1	0	2	1	1											
Gregg Zaun, S OBP: 0.324, SLG: 0.267		1-0 1B		1-2 G3			2-2 E3 1B		3-1 G6-4-3	4	0	1	0	0	0	4											
Jon Shave, R OBP: 0.326, SLG: 0.326		0-0 G6-3					2-3 E6 1B		0-3 K	4	1	1	1	0	1	2											
Inning Stats	R: 0 E: 0 K: 0 S: 7	H: 0 LOB: 1 BB: 1 P: 15	R: 0 E: 0 K: 1 S: 7	H: 1 LOB: 1 BB: 1 P: 13	R: 0 E: 0 K: 1 S: 6	H: 0 LOB: 0 BB: 0 P: 10	R: 0 E: 0 K: 1 S: 11	H: 1 LOB: 2 BB: 1 P: 18	R: 6 E: 2 K: 0 S: 19	H: 3 LOB: 2 BB: 3 P: 38	R: 0 E: 0 K: 0 S: 9	H: 0 LOB: 0 BB: 0 P: 12	R: 1 E: 0 K: 1 S: 7	H: 1 LOB: 0 BB: 1 P: 16	R: 0 E: 0 K: 1 S: 7	H: 0 LOB: 0 BB: 0 P: 9	1B: 3 2B: 2 3B: 0 HR: 1	SF: 0 SAC: 0 DP: 1 HBP: 0	WP: 0 PB: 0 SB: 1 CS: 0	PA: 38							
PITCHER	IP	WLS	BF	H	R	ER	SO	BB	IBB	HBP	BLK	WP	HR	S	P	ERA	WHIP										
Kevin Appier, R ERA: 4.03	4.2	L	27	5	6	2	3	6	0	0	0	0	0	11	15	0.00	0.000										
Scott Service, R ERA: 6.31	1.1		4	0	0	0	0	0	0	0	0	0	0	1	7	9.00	2.000										
Alvin Morman, L ERA: 4.2	1.0		4	1	1	1	1	1	0	0	0	0	1	7	16	9.00	2.000										
Orber Moreno, R ERA:	1.0		3	0	0	0	1	0	0	0	0	0	0	7	9	0.00	0.000										

Kansas City Royals @ Texas Rangers
The Ballpark at Arlington, Arlington, TX
Wed Jun 02 1999, 2:35 PM EDT
Att: 32,598 - Sunny - 89 F

AB 31
R 7
H 6
RBI 5
BB 7
SO 5
LOB 15



Batter	1	2	3	4	5	6	7	8	9	AB	R	H	RBI	BB	SO	LOB	TOP					
Luis Alica, S OBP: 0.276, SLG: 0.188	P4			F9		G6-3		K		4	0	0	0	0	1	0						
Mark McLemore, S OBP: 0.383, SLG: 0.428	F8			K			K		G4-3	4	0	0	0	0	2	0						
Ivan Rodriguez, R OBP: 0.347, SLG: 0.536	K			L4			G5-3		G6-3	4	0	0	0	0	1	0						
Juan Gonzalez, R OBP: 0.359, SLG: 0.611		P4			P4					4	1	2	1	0	0	0						
Todd Zeile, R OBP: 0.330, SLG: 0.482		K			G4-3		F9		F8	4	0	0	0	0	1	1						
Roberto Kelly, R OBP: 0.407, SLG: 0.530										2	1	1	0	1	1	0						
Royce Clayton, R OBP: 0.256, SLG: 0.275										3	1	1	2	0	2	1						
Jon Shave, R OBP: 0.306, SLG: 0.304										3	0	0	0	0	2	0						
Mark Clark, R John Burkett, R Tom Goodwin, L Dan Kolb, R Mike Venafro, L Gregg Zaun, S Danny Patterson, R										1	0	0	0	0	0	1	0					
Inning Stats	R: 0 E: 0 K: 1 S: 6	H: 0 LOB: 0 BB: 0 P: 8	R: 0 E: 0 K: 2 S: 9	H: 0 LOB: 0 BB: 0 P: 13	R: 0 E: 0 K: 2 S: 7	H: 0 LOB: 0 BB: 0 P: 9	R: 0 E: 0 K: 1 S: 9	H: 0 LOB: 0 BB: 1 P: 15	R: 0 E: 0 K: 1 S: 7	H: 0 LOB: 1 BB: 1 P: 13	R: 0 E: 0 K: 1 S: 9	H: 0 LOB: 0 BB: 0 P: 14	R: 0 E: 0 K: 1 S: 14	H: 1 LOB: 1 BB: 0 P: 19	R: 2 E: 0 K: 2 S: 14	H: 2 LOB: 0 BB: 0 P: 19	R: 1 E: 0 K: 0 S: 9	H: 1 LOB: 0 BB: 0 P: 11	1B: 2 2B: 0 3B: 0 HR: 2	SF: 0 SAC: 0 DP: 0 HBP: 0	WP: 1 PB: 0 SB: 0 CS: 0	PA: 32
PITCHER	IP	WLS	BF	H	R	ER	SO	BB	IBB	HBP	BLK	WP	HR	S	P	ERA	WHIP					
Randy Johnson, L ERA: 2.83	8.0	W	28	3	2	2	11	1	0	0	0	1	1	75	110	2.25	0.500					
Amaury Telemaco, R ERA: 7.5	1.0		4	1	1	1	0	0	0	0	0	0	1	9	11	9.00	1.000					

Texas Rangers @ Arizona Diamondbacks
Bank One Ballpark, Phoenix, AZ
Fri Jun 04 1999, 10:05 PM EDT
Att: 41,029 - Unknown - 75 F

livebaseballscorecards.com

AB	31
R	3
H	4
RBI	3
BB	1
SO	11
LOB	2



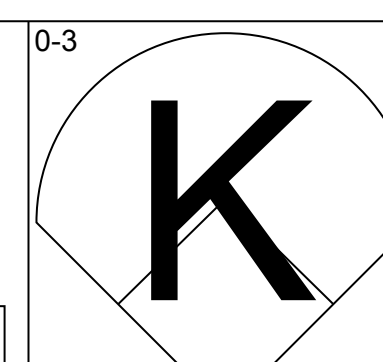
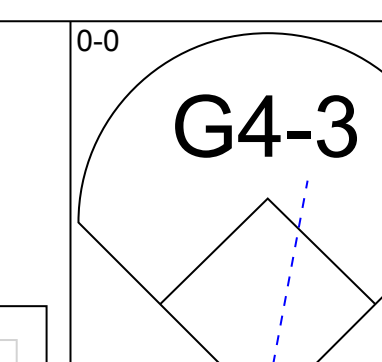
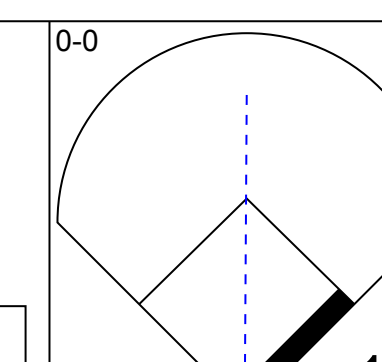
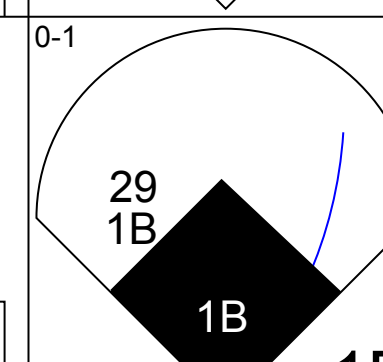
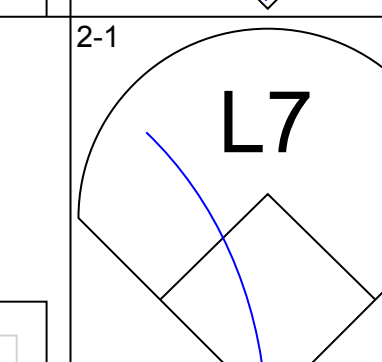
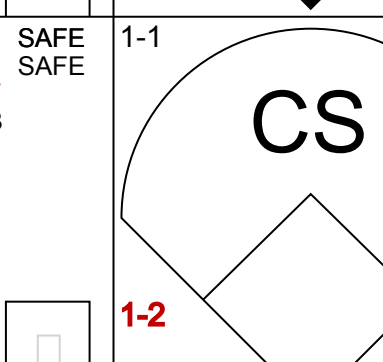
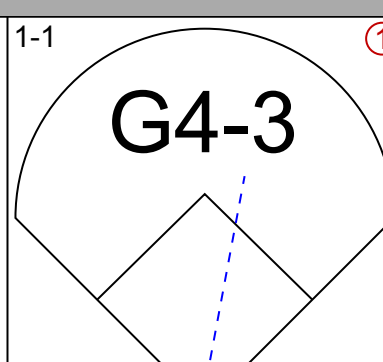
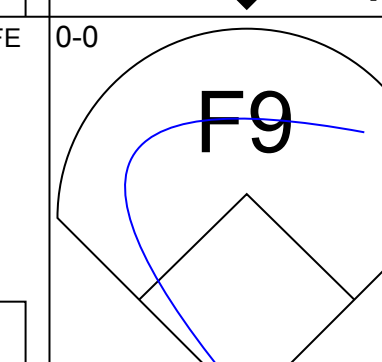
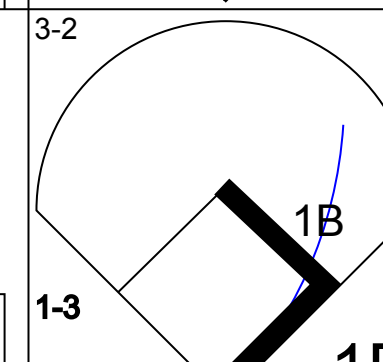
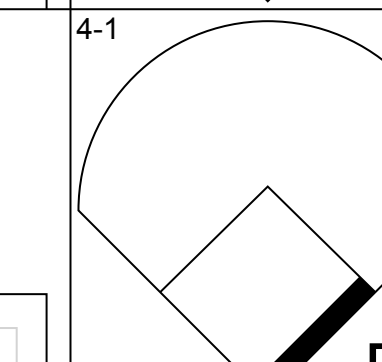
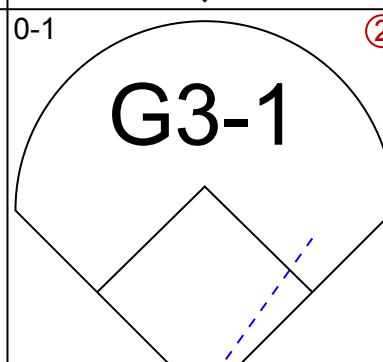
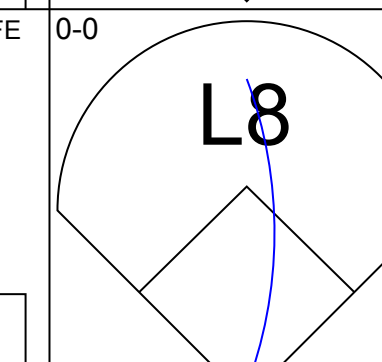
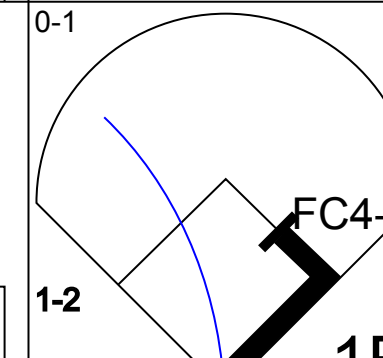
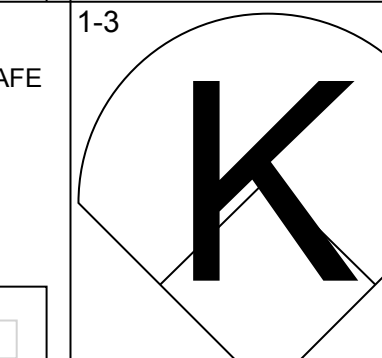
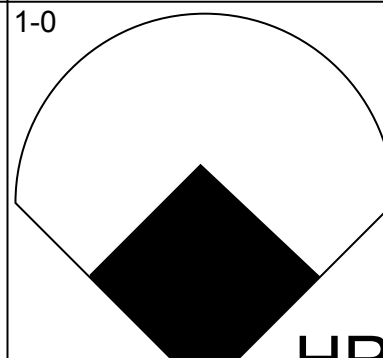
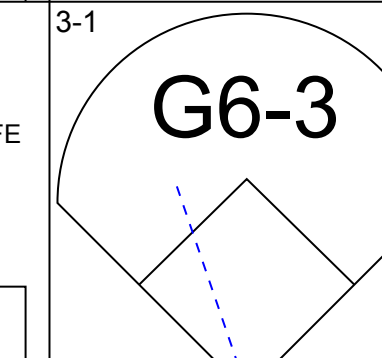
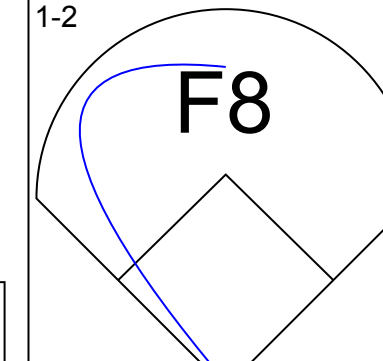
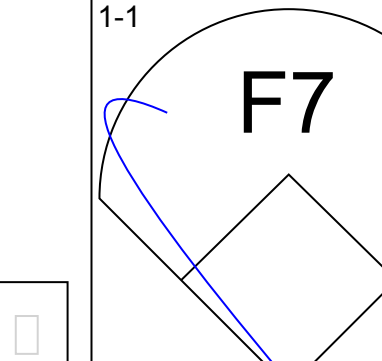
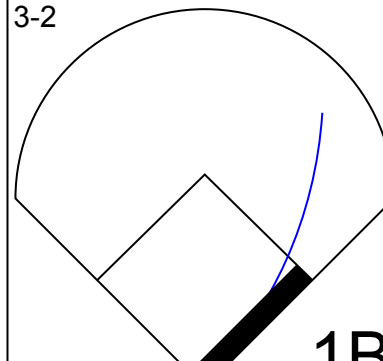
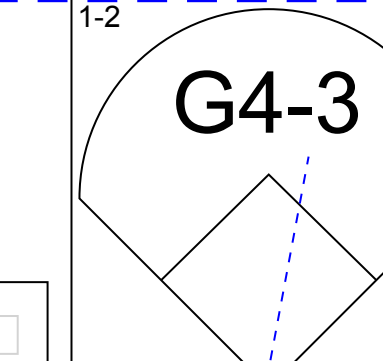
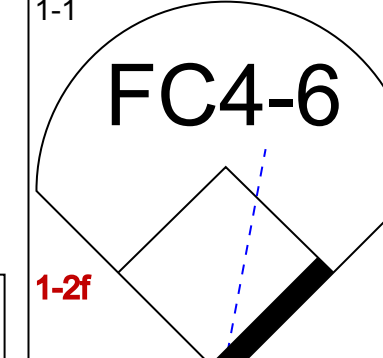
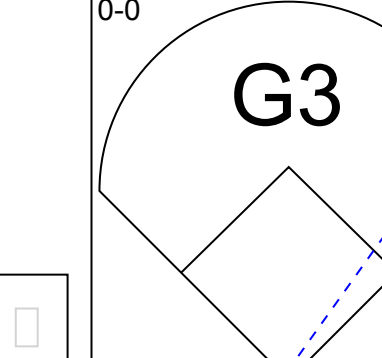
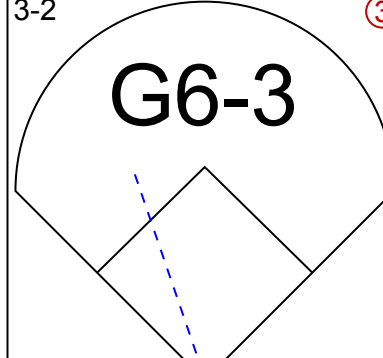
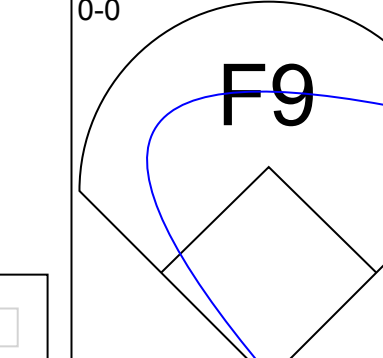
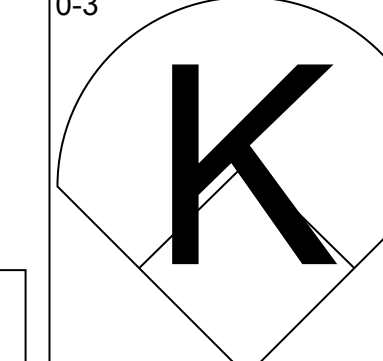
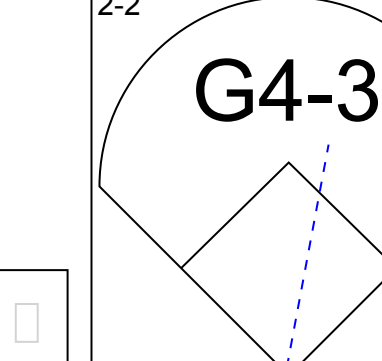
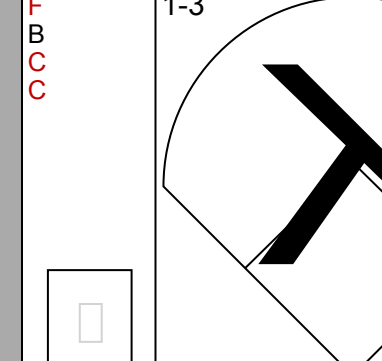
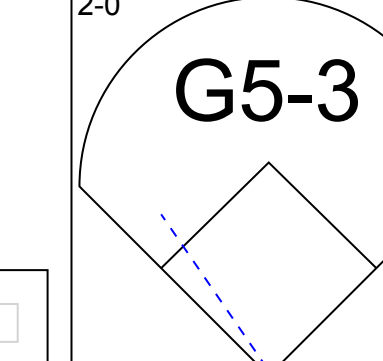
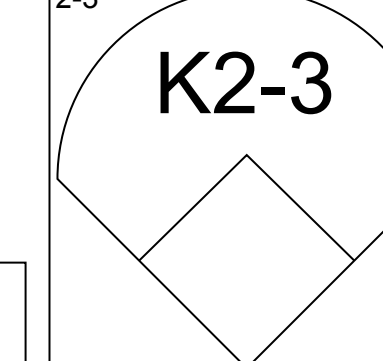
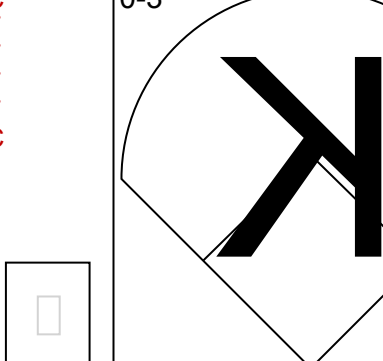
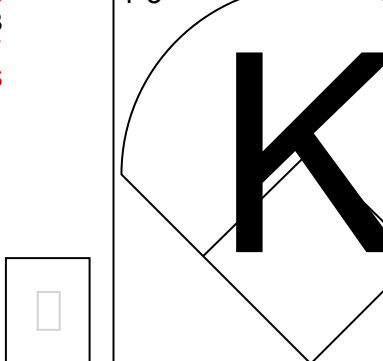
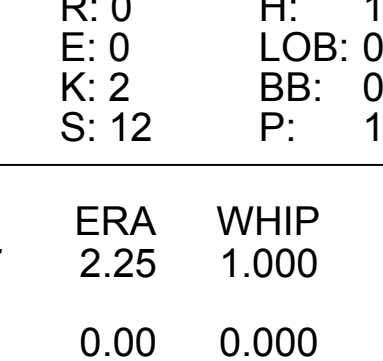
Batter	1	2	3	4	5	6	7	8	9	AB	R	H	RBI	BB	SO	LOB	BOTTOM				
Tony Womack, L OBP: 0.330, SLG: 0.340	F7			G4-3			G3			4	1	1	1	1	0	1					
Jay Bell, R OBP: 0.385, SLG: 0.582	F8				F7					5	1	1	3	0	0	3					
Luis Gonzalez, L OBP: 0.456, SLG: 0.667	L3									4	1	2	0	0	1	0					
Matt Williams, R OBP: 0.354, SLG: 0.609										5	0	1	0	0	1	5					
Steve Finley, L OBP: 0.357, SLG: 0.575										3	2	3	3	2	0	0					
Travis Lee, L OBP: 0.347, SLG: 0.375										3	2	2	1	2	0	3					
Damian Miller, R OBP: 0.344, SLG: 0.483										5	0	0	0	0	2	7					
Andy Fox, L OBP: 0.402, SLG: 0.493										3	3	1	3	1	0	0					
Randy Johnson, R OBP: 0.163, SLG: 0.209										4	1	1	0	0	0	1					
Amaury Telemaco, R ERA: 5.85										0	0	0	0	0	0	0					
Inning Stats	R: 0 E: 0 K: 0 S: 7	H: 0 LOB: 0 BB: 0 P: 11	R: 3 E: 1 K: 2 S: 15	H: 1 LOB: 0 BB: 2 P: 28	R: 5 E: 0 K: 1 S: 15	H: 4 LOB: 0 BB: 1 P: 29	R: 0 E: 0 K: 0 S: 3	H: 0 LOB: 0 BB: 0 P: 5	R: 0 E: 0 K: 1 S: 11	H: 2 LOB: 2 BB: 1 P: 19	R: 2 E: 1 K: 0 S: 15	H: 1 LOB: 3 BB: 2 P: 30	R: 1 E: 1 K: 0 S: 9	H: 1 LOB: 1 BB: 0 P: 14	R: 0 E: 0 K: 0 S: 9	H: 3 LOB: 2 BB: 0 P: 17	1B: 8 2B: 0 3B: 0 HR: 4	SF: 0 SAC: 0 DP: 2 HBP: 1	WP: 0 PB: 0 SB: 0 CS: 0	PA: 43	
PITCHER	IP	WLS	BF	H	R	ER	SO	BB	IBB	HBP	BLK	WP	HR	S	P	ERA	WHIP				
Mark Clark, R ERA: 7.55	2.1	L	15	5	8	8	2	3	0	0	0	0	0	20	35	0.00	1.125				
John Burkett, R ERA: 9.6	0.2		6	1	2	1	0	1	0	1	0	0	0	12	23	13.50	3.000				
Dan Kolb, R ERA: 13.5	1.1		7	1	1	0	0	1	0	0	0	0	0	12	21	0.00	1.500				
Mike Venafro, L ERA: 2.38	1.0		5	3	0	0	0	0	0	0	0	0	0	9	17	0.00	3.000				

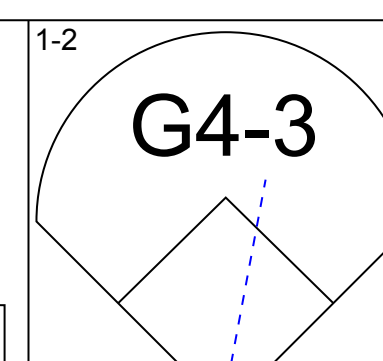
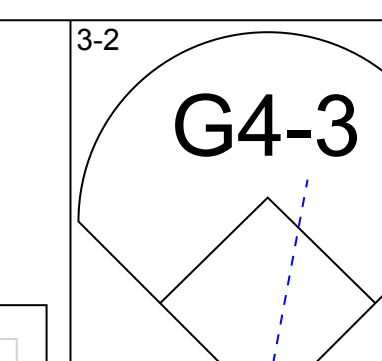
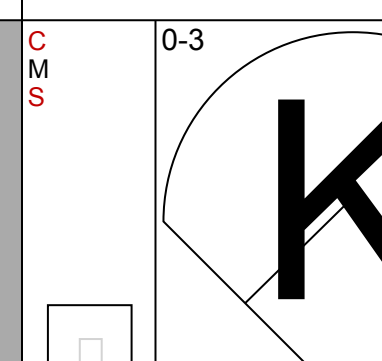
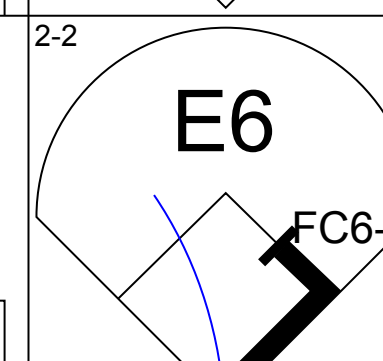
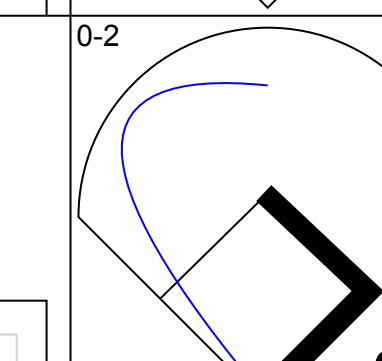
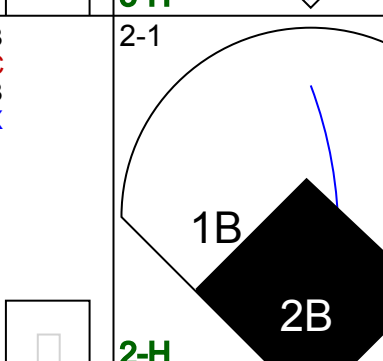
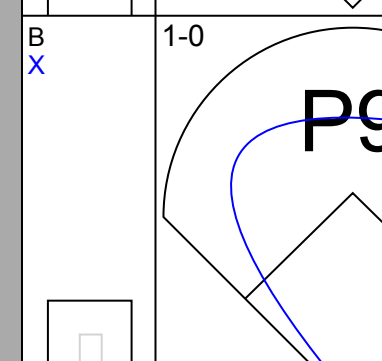
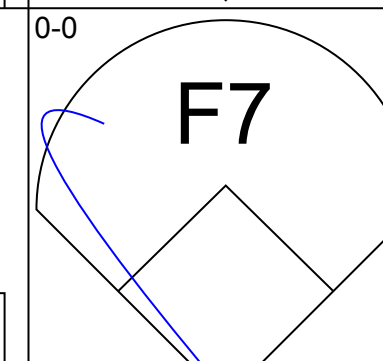
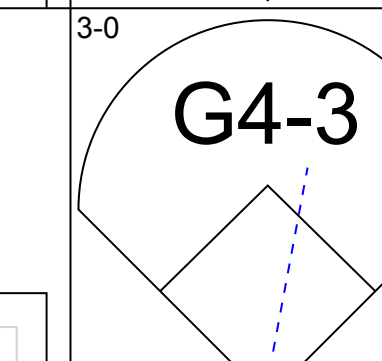
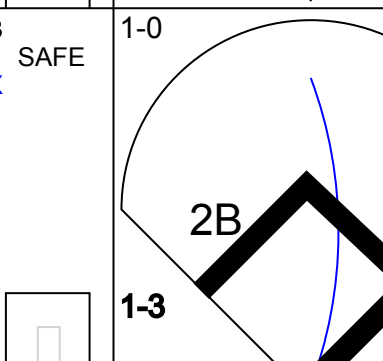
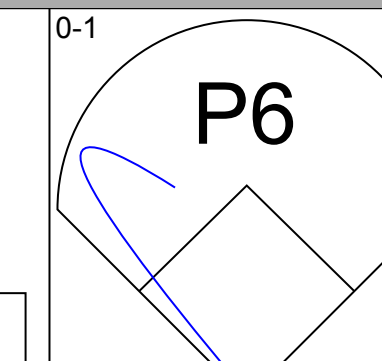
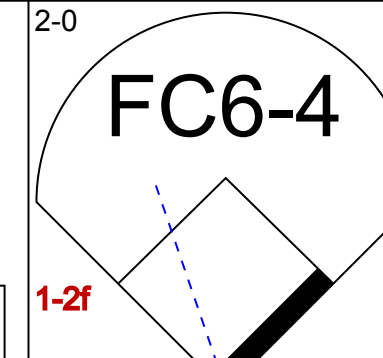
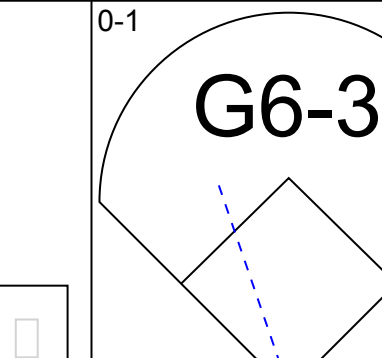
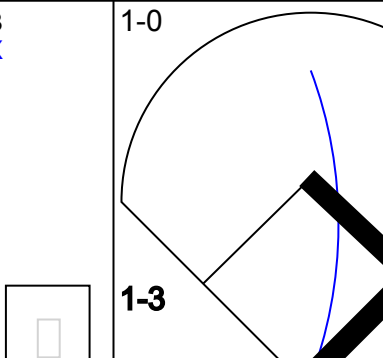
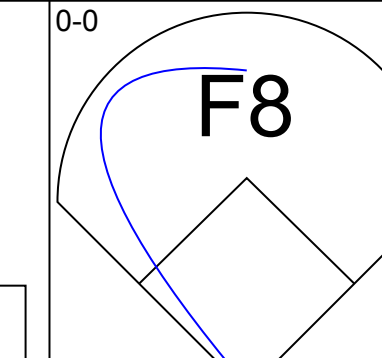
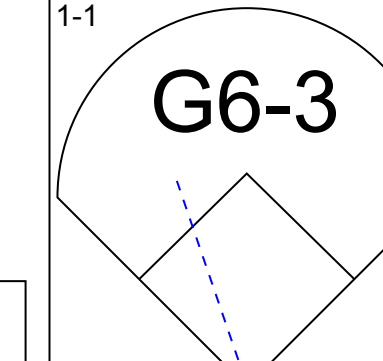
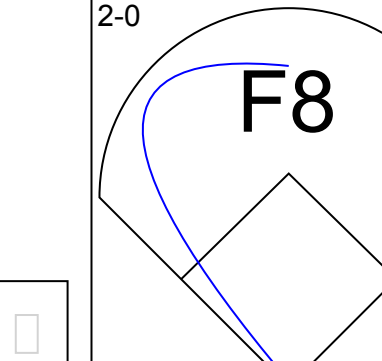
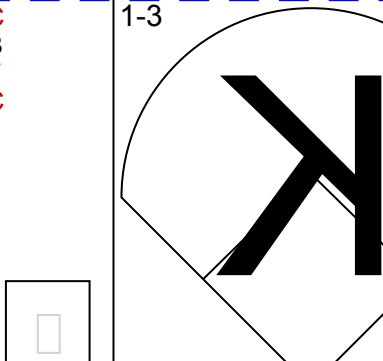
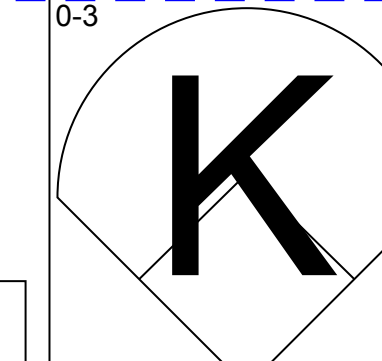
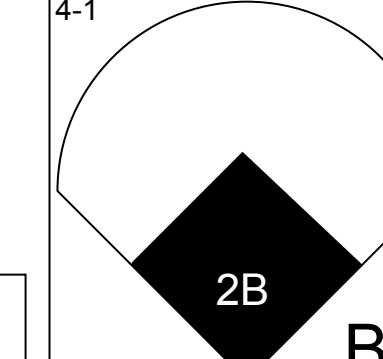
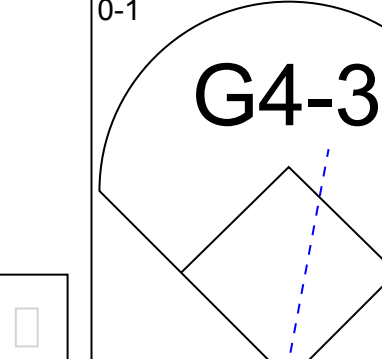
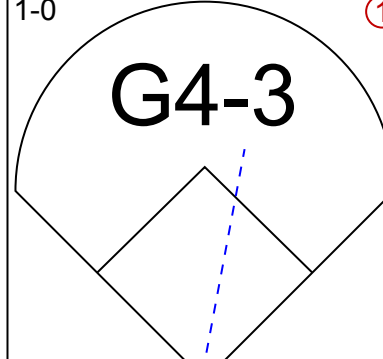
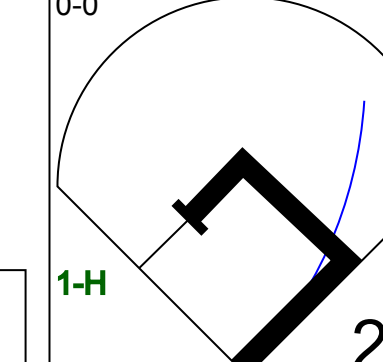
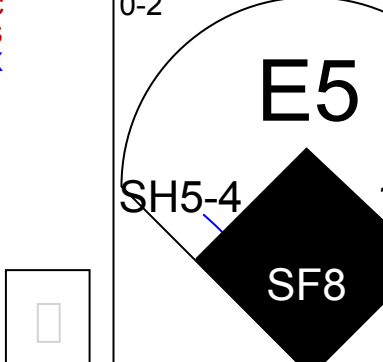
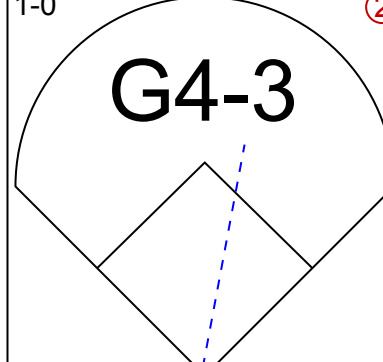
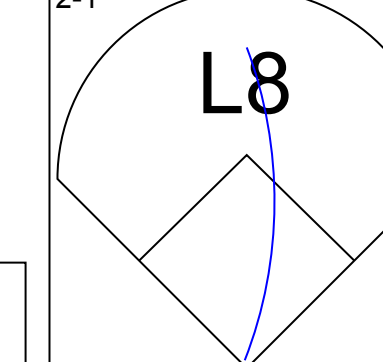
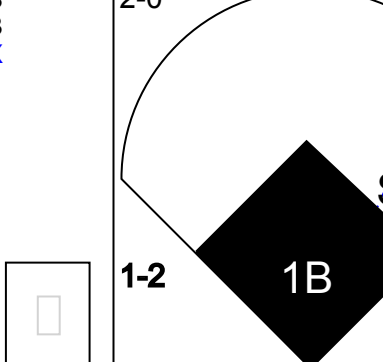
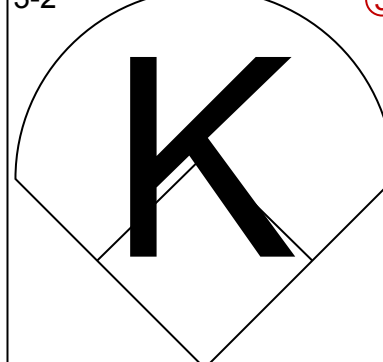
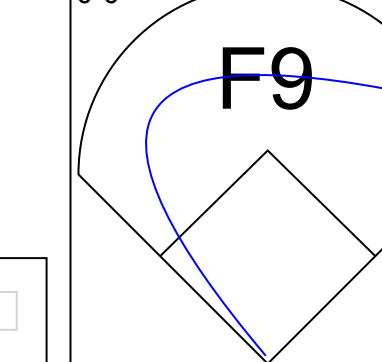
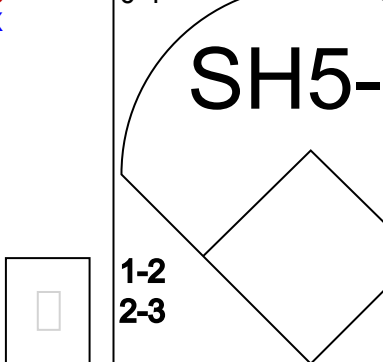
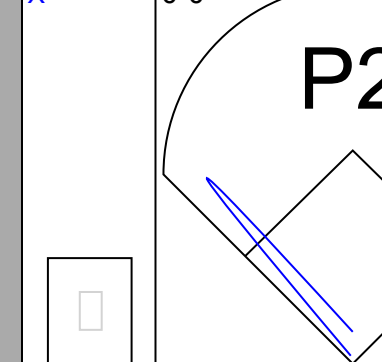
Texas Rangers @ Arizona Diamondbacks
Bank One Ballpark, Phoenix, AZ
Fri Jun 04 1999, 10:05 PM EDT
Att: 41,029 - Unknown - 75 F

livebaseballscorecards.com

AB	36
R	11
H	12
RBI	11
BB	6
SO	4
LOB	20



Batter	1	2	3	4	5	6	7	8	9	AB	R	H	RBI	BB	SO	LOB	TOP					
Tom Goodwin, L (1, 8) OBP: 0.322, SLG: 0.321										4	0	2	0	0	1	0	Texas Rangers @ Arizona Diamondbacks Bank One Ballpark, Phoenix, AZ Sun Jun 06 1999, 8:05 PM EDT Att: 34,353 - Dome - 72 F livebaseballscorecards.com					
Mark McLemore, S (1, 4) OBP: 0.380, SLG: 0.417										4	1	1	0	0	0	1						
29 Rusty Greer, L (1, 7) OBP: 0.391, SLG: 0.490										3	0	1	0	1	0	1						
Juan Gonzalez, R (1, 9) OBP: 0.367, SLG: 0.622										4	1	2	2	0	1	2						
Rafael Palmeiro, L (1, 3) OBP: 0.450, SLG: 0.684										4	0	1	0	0	0	2						
Ivan Rodriguez, R (1, 2) OBP: 0.342, SLG: 0.521										4	0	0	0	0	0	3						
Todd Zeile, R (1, 5)										4	0	0	0	0	2	0						
Royce Clayton, R (1, 6) OBP: 0.260, SLG: 0.268										3	0	0	0	0	3	0						
Rick Helling, R (1, 1)										2	0	0	0	0	2	0						
Mike Venafro, L (5, 1)										0	0	0	0	0	0	0						
Luis Alicea, S (7, PH) OBP: 0.269, SLG: 0.182 Danny Patterson, R (7, 1)										1	0	0	0	0	1	0						
Mike Munoz, L (8, 1)										0	0	0	0	0	0	0						
Inning Stats	R: 1 E: 0 K: 1 S: 16	H: 3 LOB: 2 BB: 0 P: 21	R: 0 E: 0 K: 3 S: 11	H: 0 LOB: 0 BB: 0 P: 14	R: 0 E: 0 K: 1 S: 7	H: 0 LOB: 1 BB: 1 P: 14	R: 0 E: 0 K: 0 S: 6	H: 0 LOB: 0 BB: 0 P: 9	R: 0 E: 0 K: 2 S: 12	H: 1 LOB: 0 BB: 0 P: 17	R: 1 E: 0 K: 0 S: 11	H: 2 LOB: 1 BB: 0 P: 19	R: 0 E: 0 K: 3 S: 10	H: 0 LOB: 0 BB: 0 P: 15	R: 0 E: 0 K: 0 S: 5	H: 1 LOB: 1 BB: 0 P: 8	R: 0 E: 0 K: 0 S: 5	H: 0 LOB: 0 BB: 0 P: 8	1B: 6 2B: 0 3B: 0 HR: 1	SF: 0 SAC: 0 DP: 0 HBP: 0	WP: 0 PB: 0 SB: 0 CS: 1	PA: 35
PITCHER	IP WLS BF H R ER SO BB IBB HBP BLK WP HR S P ERA WHIP																					
Andy Benes, R (1, 1) ERA: 5.4	8.0 W 31 7 2 2 10 1 0 0 0 0 1 78 117 2.25 1.000																					
Gregg Olson, R (9, 1) ERA: 4.29	1.0 S 3 0 0 0 0 0 0 0 0 0 0 0 5 8 0.00 0.000																					

Batter	1	2	3	4	5	6	7	8	9	AB	R	H	RBI	BB	SO	LOB	BOTTOM			
Tony Womack, L (1, 9) OBP: 0.326, SLG: 0.333										3	0	0	1	0	1	0	Texas Rangers @ Arizona Diamondbacks Bank One Ballpark, Phoenix, AZ Sun Jun 06 1999, 8:05 PM EDT Att: 34,353 - Dome - 72 F livebaseballscorecards.com			
Jay Bell, R (1, 4) OBP: 0.389, SLG: 0.602										4	1	2	1	0	0	0				
Luis Gonzalez, L (1, 7) OBP: 0.444, SLG: 0.646										4	0	1	0	0	0	2				
Matt Williams, R (1, 5) OBP: 0.351, SLG: 0.601										4	0	1	1	0	0	1				
Steve Finley, L (1, 8) OBP: 0.350, SLG: 0.563										4	0	0	0	0	2	2				
Travis Lee, L (1, 3) OBP: 0.349, SLG: 0.386										2	1	0	0	1	0	0				
Damian Miller, R (1, 2) OBP: 0.341, SLG: 0.484										3	1	1	1	0	0	0				
Andy Fox, L (1, 6) OBP: 0.383, SLG: 0.463										3	1	1	0	0	1	0				
Andy Benes, R (1, 1) ERA: 4.81 Gregg Olson, R (9, 1) ERA: 4.3										2	0	0	0	0	0	0				
Inning Stats	R: 0 E: 1 K: 0 S: 10	H: 0 LOB: 1 BB: 0 P: 15	R: 1 E: 0 K: 0 S: 6	H: 1 LOB: 0 BB: 1 P: 13	R: 0 E: 0 K: 0 S: 11	H: 1 LOB: 1 BB: 0 P: 17	R: 0 E: 0 K: 0 S: 5	H: 0 LOB: 0 BB: 0 P: 7	R: 0 E: 1 K: 1 S: 15	H: 4 LOB: 2 BB: 0 P: 22	R: 0 E: 0 K: 1 S: 5	H: 0 LOB: 0 BB: 0 P: 10	R: 0 E: 0 K: 1 S: 5	H: 0 LOB: 0 BB: 0 P: 6	R: 0 E: 0 K: 1 S: 6	H: 0 LOB: 0 BB: 0 P: 6		1B: 3 2B: 3 3B: 0 HR: 0	SF: 1 SAC: 1 DP: 0 HBP: 0	WP: 0 PB: 0 SB: 0 CS: 0
PITCHER	IP WLS BF H R ER SO BB IBB HBP BLK WP HR S P ERA WHIP																			
Rick Helling, R (1, 1) ERA: 4.81	4.2 L 22 6 4 1 0 1 0 0 0 0 0 0 44 70 1.93 1.500																			
Mike Venafro, L (5, 1) ERA: 2.16	1.1 4 0 0 0 2 0 0 0 0 0 0 0 8 14 0.00 0.000																			
Danny Patterson, R (7, 1) ERA: 5.4	1.2 5 0 0 0 1 0 0 0 0 0 0 0 8 9 0.00 0.000																			
Mike Munoz, L (8, 1) ERA: 4.3	0.1 1 0 0 0 1 0 0 0 0 0 0 0 3 3 0.00 0.000																			


Batter	1	2	3	4	5	6	7	8	9	10	11	12	13	AB R H RBI BB SO LOB	TOP								
Tom Goodwin, L OBP: 0.319, SLG: 0.313														6 2 2 0 1 1 1	<p>Texas Rangers @ Los Angeles Dodgers Dodger Stadium, Los Angeles, CA</p> <p>Tue Jun 08 1999, 7:10 PM PDT Att. 26,255 - Unknown - 64 F</p> <p>livebaseballscorecards.com</p> <p>AB 55 R 7 H 16 RBI 7 BB 5 SO 15 LOB 23</p> <p>W/P: 1 PA: 60 P/B: 0 S/B: 6 CS: 0</p>								
Mark McLemore, S OBP: 0.392, SLG: 0.417														7 2 3 1 0 1 2									
29 Rusty Greer, L OBP: 0.394, SLG: 0.478														7 1 2 1 0 2 4									
Juan Gonzalez, R John Wetteland, R Lee Stevens, L 59 Jeff Zimmerman, R Gregg Zaun, S Mike Munoz, L														5 1 1 1 0 0 3 3 0 0 0 0 0 0 0 0 1 0 0 0 0 0 0 1 0 0 0 0 0 0 1 0 0 0 0 0 0 0 1 0 0 0 0 0 0 0 0 0									
Rafael Palmeiro, L OBP: 0.450, SLG: 0.677														7 1 2 2 0 1 0									
Ivan Rodriguez, R OBP: 0.343, SLG: 0.510														6 0 2 1 1 2 2									
Todd Zelle, R OBP: 0.330, SLG: 0.469														5 0 1 1 1 3 2									
Royce Clayton, R OBP: 0.272, SLG: 0.283														5 0 3 0 1 1 2									
Mike Morgan, R Danny Patterson, R Luis Alcega, S Tim Crabtree, R Roberto Kelly, R														2 0 0 0 0 1 2 1 0 0 0 0 0 0 1 0 0 0 0 0 1 0 0 0 0 0 0 0 2 0 0 0 0 0 3									
Inning Stats	R: 2 E: 0 K: 1 S: 13	H: 2 LOB: 0 BB: 0 P: 19	R: 0 E: 0 K: 2 S: 9	H: 0 LOB: 0 BB: 0 P: 12	R: 1 E: 0 K: 0 S: 12	H: 2 LOB: 1 BB: 0 P: 20	R: 0 E: 0 K: 1 S: 16	H: 0 LOB: 2 BB: 0 P: 28	R: 0 E: 0 K: 1 S: 7	H: 1 LOB: 1 BB: 0 P: 15	R: 0 E: 0 K: 2 S: 10	H: 1 LOB: 1 BB: 0 P: 15	R: 0 E: 0 K: 1 S: 6	H: 1 LOB: 1 BB: 0 P: 6		R: 0 E: 0 K: 1 S: 6	H: 1 LOB: 2 BB: 1 P: 10	R: 1 E: 0 K: 1 S: 7	H: 2 LOB: 2 BB: 1 P: 11	1B: 13 2B: 2 3B: 0 HR: 1	SF: 0 SAC: 0 DP: 0 HBP: 0	W/P: 1 P/B: 0 S/B: 6 CS: 0	PA: 60
PITCHER	IP WLS BF H R ER SO BB IBB HBP BLK WP HR S P ERA WHIP	4.2 25 9 6 6 6 2 0 0 0 1 1 65 106 11.57 2.357	1.1 5 0 0 0 1 1 0 0 0 0 0 8 18 0.00 0.750	2.0 8 2 0 0 3 0 0 0 0 0 0 22 30 0.00 1.000	1.0 3 0 0 0 2 0 0 0 0 0 0 8 13 0.00 0.000	2.0 8 2 0 0 1 0 0 0 0 0 0 10 10 0.00 1.000											37 Darren Dreifort, R ERA: 5.86	Alan Mills, R ERA: 2.6	IP WLS BF H R ER SO BB IBB HBP BLK WP HR S P ERA WHIP	2.0 11 3 1 1 2 2 0 0 0 0 0 13 21 4.50 2.500			

Batter	1	2	3	4	5	6	7	8	9	10	11	12	13	AB R H RBI BB SO LOB	BOTTOM								
Eric Young Sr., R Alan Mills, R														6 1 2 2 0 1 2 0 0 0 0 0 0 0	<p>Texas Rangers @ Los Angeles Dodgers Dodger Stadium, Los Angeles, CA</p> <p>Tue Jun 08 1999, 7:10 PM PDT Att. 26,255 - Unknown - 64 F</p> <p>livebaseballscorecards.com</p> <p>AB 46 R 6 H 11 RBI 5 BB 6 SO 8 LOB 17</p> <p>W/P: 0 PA: 54 P/B: 0 S/B: 0 CS: 2</p>								
Jose Vizcaino, S OBP: 0.311, SLG: 0.313														4 1 0 0 2 1 2									
Gary Sheffield, R OBP: 0.406, SLG: 0.542														4 1 0 0 2 1 1									
Raul Mondesi, R OBP: 0.364, SLG: 0.602														6 1 2 3 0 1 2									
Eric Karros, R OBP: 0.329, SLG: 0.435														6 0 1 0 0 0 3									
Todd Hundley, S OBP: 0.286, SLG: 0.408														6 0 1 0 0 1 2									
Adrian Beltré, R OBP: 0.388, SLG: 0.485														4 0 1 0 2 1 1									
Trenidad Hubbard, R OBP: 0.320, SLG: 0.375														5 2 3 0 0 0 1									
37 Darren Dreifort, R Jamie Moyer, L Chris O'Leary, L Mike Minton, L Doug Brocton, R Drew Henson, L Jeff Shaw, R Tom Goodwin, L														2 0 0 1 0 0 0 1 0 0 0 0 0 0 0 0 1 0 0 0 0 0 0 0 0 0 0 0 0 0 0 0 1 0 0 0 0 0 0 0									
Inning Stats	R: 0 E: 0 K: 0 S: 5	H: 0 LOB: 0 BB: 0 P: 7	R: 0 E: 0 K: 0 S: 7	H: 1 LOB: 1 BB: 0 P: 11	R: 3 E: 0 K: 1 S: 15	H: 2 LOB: 1 BB: 2 P: 31	R: 1 E: 0 K: 1 S: 14	H: 3 LOB: 2 BB: 0 P: 24	R: 0 E: 0 K: 1 S: 8	H: 1 LOB: 1 BB: 0 P: 13	R: 0 E: 0 K: 0 S: 6	H: 0 LOB: 1 BB: 0 P: 9	R: 0 E: 0 K: 1 S: 3	H: 0 LOB: 1 BB: 1 P: 7		R: 0 E: 0 K: 1 S: 3	H: 0 LOB: 1 BB: 1 P: 7	R: 0 E: 0 K: 1 S: 4	H: 0 LOB: 0 BB: 1 P: 8	1B: 6 2B: 3 3B: 1 HR: 2	SF: 0 SAC: 2 DP: 2 HBP: 0	W/P: 0 P/B: 0 S/B: 0 CS: 2	PA: 54
PITCHER	IP WLS BF H R ER SO BB IBB HBP BLK WP HR S P ERA WHIP	3.2 19 6 4 4 2 2 0 0 0 0 0 38 70 9.82 2.182	3.1 11 1 0 0 3 0 0 0 0 0 0 27 39 0.00 0.300	1.0 H 4 2 1 1 0 0 0 0 0 0 1 10 13 9.00 2.000	2.0 B 8 2 1 1 1 1 0 0 0 0 1 13 22 4.50 1.500	2.0 W 8 0 0 0 1 2 0 0 0 0 0 8 16 0.00 1.000											Mike Morgan, R ERA: 6.5	Mike Munoz, L ERA: 4.13	IP WLS BF H R ER SO BB IBB HBP BLK WP HR S P ERA WHIP	1.0 3 0 0 0 1 1 0 0 0 0 4 8 0.00 1.000			

Batter	1	2	3	4	5	6	7	8	9	AB	R	H	RBI	BB	SO	LOB	TOP								
Tom Goodwin, L (1, 8) OBP: 0.313, SLG: 0.307	K		P2		P3		F8			4	0	0	0	0	1	3									
Mark McLemore, S (1, 4) OBP: 0.382, SLG: 0.412 John Burkett, R (5, 1) Mike Venafro, L (7, 1) Gregg Zaun, S (8, PH) Ryan Glynn, R (8, 1)	F8			F7	29 1B			G4-3		2	0	0	0	1	0	0									
29 Rusty Greer, L (1, 7) OBP: 0.382, SLG: 0.474	L8			G4-3	FC5-4			L5		4	0	1	2	0	0	0									
Juan Gonzalez, R (1, 9) OBP: 0.367, SLG: 0.615		G6-3		1B	BB			FC5-4		3	0	1	0	1	1	2									
Rafael Palmeiro, L (1, 3) OBP: 0.451, SLG: 0.672	K			1B	BB			K		3	0	1	0	1	2	1									
Ivan Rodriguez, R (1, 2) OBP: 0.336, SLG: 0.500	G6-3			P3				G6-3		4	0	0	0	0	0	4									
Todd Zeile, R (1, 5) OBP: 0.329, SLG: 0.462				FC6-4	BB			F8		3	0	0	0	1	0	0									
Royce Clayton, R (1, 6) OBP: 0.274, SLG: 0.284				FC6-4				G3-1		3	1	1	0	0	0	1									
Mark Clark, R (1, 1) Luis Alicaia, S (5, PH) OBP: 0.272, SLG: 0.203				K				K		1	0	0	0	0	1	1									
Inning Stats	R: 0 E: 0 K: 1 S: 5	H: 0 LOB: 0 BB: 0 P: 5	R: 0 E: 0 K: 1 S: 8	H: 1 LOB: 0 BB: 0 P: 13	R: 0 E: 0 K: 1 S: 8	H: 0 LOB: 1 BB: 1 P: 14	R: 0 E: 0 K: 0 S: 9	H: 1 LOB: 2 BB: 1 P: 19	R: 2 E: 0 K: 1 S: 12	H: 3 LOB: 2 BB: 1 P: 19	R: 0 E: 0 K: 1 S: 11	H: 0 LOB: 0 BB: 0 P: 16	R: 0 E: 0 K: 1 S: 9	H: 0 LOB: 0 BB: 0 P: 13	R: 0 E: 0 K: 0 S: 7	H: 0 LOB: 0 BB: 1 P: 12	R: 0 E: 0 K: 0 S: 6	H: 0 LOB: 0 BB: 1 P: 11	1B: 4 2B: 1 3B: 0 HR: 0	SF: 0 SAC: 0 DP: 2 HBP: 0	WP: 0 PB: 0 SB: 0 CS: 0	PA: 34			
PITCHER	IP	WLS	BF	H	R	ER	SO	BB	IBB	HBP	BLK	WP	HR	S	P	ERA	WHIP								
Kevin Brown, R (1, 1) ERA: 2.69	8.0	W	31	5	2	2	6	3	0	0	0	0	0	69	111	2.25	1.000								
Jamie Arnold, R (9, 1) ERA: 3.91	1.0		3	0	0	0	0	1	0	0	0	0	0	6	11	0.00	1.000								

Texas Rangers @ Los Angeles Dodgers
 Dodger Stadium, Los Angeles, CA
 Wed Jun 09 1999, 7:35 PM PDT
 Att: 46,539 - Unknown - 64 F


AB 30
 R 2
 H 5
 RBI 2
 BB 4
 SO 6
 LOB 12



Batter	1	2	3	4	5	6	7	8	9	AB	R	H	RBI	BB	SO	LOB	BOTTOM								
Eric Young Sr., R (1, 4) OBP: 0.369, SLG: 0.363 Jamie Arnold, R (9, 1) OBP: 0.667, SLG: 0.667	F7		G3-4-1	1B				FC6		5	0	3	3	0	0	0									
Jose Vizcaino, S (1, 6) OBP: 0.305, SLG: 0.308	FC6-4			G8				G4-3		5	0	1	0	0	0	4									
Gary Sheffield, R (1, 7) OBP: 0.403, SLG: 0.537	L8			HR	1B			G6-3		4	1	1	0	0	0	1									
Raul Mondesi, R (1, 9) OBP: 0.362, SLG: 0.594	FC6-4			HR	BB			F9		3	1	0	0	1	0	1									
Eric Karros, R (1, 3) OBP: 0.332, SLG: 0.455				HR	BB			E6		4	1	2	3	0	1	0									
Dave Hansen, L (1, 5) OBP: 0.500, SLG: 0.636	F7			HR	1B			G1-3		3	1	0	0	1	0	2									
Trenidad Hubbard, R (1, 8) OBP: 0.345, SLG: 0.393	K			1B	BB			G4-3		4	2	2	0	0	2	0									
Angel Pena, R (1, 2) OBP: 0.270, SLG: 0.286				K	1B			G5-3		4	1	1	1	0	2	1									
Kevin Brown, R (1, 1) ERA: 7.9 John Burkett, R (5, 1) Mike Venafro, L (7, 1) Ryan Glynn, R (8, 1)	K			SH5-4	1B			SH1-4		1	0	0	0	0	1	0									
Chance Sanford, L (8, PH) OBP: 0.250, SLG: 0.250	K			SH5-4	1B			SH1-4		1	0	1	0	0	0	0									
Inning Stats	R: 0 E: 0 K: 0 S: 9	H: 1 LOB: 1 BB: 0 P: 14	R: 0 E: 0 K: 2 S: 7	H: 0 LOB: 0 BB: 0 P: 11	R: 0 E: 0 K: 2 S: 11	H: 0 LOB: 0 BB: 0 P: 15	R: 6 E: 0 K: 0 S: 18	H: 5 LOB: 1 BB: 2 P: 28	R: 0 E: 0 K: 0 S: 12	H: 0 LOB: 1 BB: 0 P: 18	R: 1 E: 0 K: 1 S: 12	H: 2 LOB: 1 BB: 0 P: 14	R: 0 E: 0 K: 0 S: 8	H: 1 LOB: 1 BB: 0 P: 11	R: 0 E: 0 K: 1 S: 10	H: 2 LOB: 2 BB: 0 P: 14	1B: 9 2B: 1 3B: 0 HR: 1	SF: 0 SAC: 2 DP: 0 HBP: 0	WP: 0 PB: 0 SB: 1 CS: 0	PA: 38					
PITCHER	IP	WLS	BF	H	R	ER	SO	BB	IBB	HBP	BLK	WP	HR	S	P	ERA	WHIP								
Mark Clark, R (1, 1) ERA: 7.9	4.0	L	20	6	6	6	4	2	0	0	0	0	0	31	42	3.38	1.125								
John Burkett, R (5, 1) ERA: 9.09	2.2		12	3	1	1	1	0	0	0	0	0	0	1	1	0.00	0.000								
Mike Venafro, L (7, 1) ERA: 2.13	0.1		1	0	0	0	0	0	0	0	0	0	0	1	1	0.00	0.000								
Ryan Glynn, R (8, 1) ERA: 8.2	1.0		5	2	0	0	1	0	0	0	0	0	0	10	14	0.00	2.000								

Texas Rangers @ Los Angeles Dodgers
 Dodger Stadium, Los Angeles, CA
 Wed Jun 09 1999, 7:35 PM PDT
 Att: 46,539 - Unknown - 64 F

AB 34
 R 7
 H 11
 RBI 7
 BB 2
 SO 6
 LOB 9



Batter	1	2	3	4	5	6	7	8	9	AB	R	H	RBI	BB	SO	LOB	TOP			
Darryl Hamilton, L OBP: 0.375, SLG: 0.409										4	2	3	0	0	0	1				
Neft Perez, S OBP: 0.310, SLG: 0.410										4	1	0	0	1	0	4				
Larry Walker, L OBP: 0.433, SLG: 0.661										4	1	1	1	0	1	4				
Dante Bichette, R OBP: 0.328, SLG: 0.507										5	1	2	1	0	2	3				
Vinny Castilla, R OBP: 0.348, SLG: 0.491										4	1	1	2	1	0	2				
17 Todd Helton, L OBP: 0.351, SLG: 0.480										5	0	2	4	0	0	1				
Jeff Reed, L OBP: 0.356, SLG: 0.369										5	0	1	0	0	2	3				
Terry Shumpert, R OBP: 0.391, SLG: 0.773										4	0	1	0	0	0	2				
Henry Blanco, R OBP: 0.362, SLG: 0.434										3	2	2	0	1	0	1				
Inning Stats	R: 1 E: 0 K: 1 S: 8	H: 1 LOB: 0 BB: 0 P: 11	R: 0 E: 0 K: 0 S: 8	H: 1 LOB: 1 BB: 0 P: 11	R: 4 E: 0 K: 2 S: 23	H: 3 LOB: 1 BB: 2 P: 39	R: 0 E: 0 K: 0 S: 6	H: 1 LOB: 1 BB: 0 P: 9	R: 2 E: 0 K: 1 S: 12	H: 3 LOB: 1 BB: 0 P: 21	R: 1 E: 0 K: 0 S: 10	H: 1 LOB: 2 BB: 1 P: 19	R: 0 E: 0 K: 0 S: 8	H: 1 LOB: 1 BB: 0 P: 11	R: 0 E: 0 K: 1 S: 10	H: 1 LOB: 1 BB: 0 P: 14	1B: 9 2B: 3 3B: 1 HR: 0	SF: 0 SAC: 1 DP: 1 HBP: 1	WP: 0 PB: 0 SB: 0 CS: 0	PA: 43
PITCHER	IP WLS BF H R ER SO BB IBB HBP BLK WP HR S P ERA WHIP																			
Aaron Sele, R ERA: 5.86	(1, 1) 4.0 L 23 9 7 7 3 2 0 0 0 0 0 52 80 15.75 2.750																			
Mike Venafro, L ERA: 2.33	(5, 1) 1.2 7 0 1 1 1 1 0 0 0 0 0 12 24 5.40 0.600																			
Danny Patterson, R ERA: 4.44	(6, 1) 1.1 6 2 0 0 0 0 0 0 0 0 0 0 11 17 0.00 1.500																			
Mike Munoz, L ERA: 3.96	(8, 1) 1.0 3 1 0 0 0 0 0 0 0 0 0 6 7 0.00 1.000																			
Tim Crabtree, R ERA: 3.27	(9, 1) 1.0 4 1 0 0 1 0 0 0 0 0 0 10 14 0.00 1.000																			

Colorado Rockies @ Texas Rangers
The Ballpark at Arlington, Arlington, TX
Sat Jun 12 1999, 8:35 PM EDT
Att: 46,851 - Cloudy - 78 F

AB	38
R	8
H	13
RBI	8
BB	3
SO	5
LOB	21



Batter	1	2	3	4	5	6	7	8	9	AB	R	H	RBI	BB	SO	LOB	BOTTOM					
Mark McLemore, S OBP: 0.384, SLG: 0.411										4	2	3	0	1	1	0						
Ruben Mateo, R OBP: 0.400, SLG: 1.000										4	2	1	2	1	0	2						
29 Rusty Greer, L OBP: 0.384, SLG: 0.484										4	1	3	2	0	1	1						
Juan Gonzalez, R OBP: 0.365, SLG: 0.599										3	0	0	0	2	3	4						
Rafael Palmeiro, L OBP: 0.451, SLG: 0.675										5	0	2	2	0	1	2						
Ivan Rodriguez, R OBP: 0.327, SLG: 0.484										5	0	1	0	0	1	5						
Todd Zeile, R OBP: 0.325, SLG: 0.471										5	1	2	1	0	1	3						
Lee Stevens, L OBP: 0.401, SLG: 0.554										4	0	0	0	1	2	0						
Royce Clayton, R OBP: 0.290, SLG: 0.328										4	1	1	0	0	2							
Inning Stats	R: 0 E: 0 K: 2 S: 9	H: 1 LOB: 1 BB: 0 P: 15	R: 0 E: 0 K: 1 S: 18	H: 2 LOB: 2 BB: 1 P: 26	R: 2 E: 1 K: 2 S: 13	H: 2 LOB: 1 BB: 0 P: 21	R: 0 E: 0 K: 2 S: 10	H: 0 LOB: 0 BB: 0 P: 13	R: 2 E: 0 K: 0 S: 14	H: 3 LOB: 1 BB: 1 P: 23	R: 0 E: 0 K: 0 S: 8	H: 0 LOB: 0 BB: 0 P: 10	R: 1 E: 0 K: 1 S: 17	H: 3 LOB: 3 BB: 1 P: 30	R: 1 E: 0 K: 2 S: 19	H: 1 LOB: 2 BB: 2 P: 32	R: 1 E: 0 K: 0 S: 8	H: 1 LOB: 0 BB: 0 P: 11	1B: 9 2B: 2 3B: 0 HR: 2	SF: 1 SAC: 0 DP: 1 HBP: 0	WP: 0 PB: 0 SB: 0 CS: 1	PA: 44
PITCHER	IP WLS BF H R ER SO BB IBB HBP BLK WP HR S P ERA WHIP																					
Pedro Astacio, R ERA: 4.69	(1, 1) 6.0 W 27 8 4 2 7 2 0 0 0 0 0 10 20 27.00 12.000																					
Jerry Dipoto, R ERA: 4.35	(7, 1) 0.1 5 3 1 1 0 1 0 0 0 0 0 0 10 20 27.00 12.000																					
Curt Leskanic, R ERA: 5.17	(7, 1) 1.0 H 6 1 1 1 2 2 0 0 0 0 0 0 16 28 9.00 3.000																					
Dave Veres, R ERA: 4.75	(8, 1) 1.2 S 6 1 1 1 1 0 0 0 0 0 1 18 25 5.40 0.600																					

Colorado Rockies @ Texas Rangers
The Ballpark at Arlington, Arlington, TX
Sat Jun 12 1999, 8:35 PM EDT
Att: 46,851 - Cloudy - 78 F


AB	38
R	7
H	13
RBI	7
BB	5
SO	10
LOB	19



Batter	1	2	3	4	5	6	7	8	9	AB	R	H	RBI	BB	SO	LOB	TOP				
Darryl Hamilton, L (1, 8) OBP: 0.373, SLG: 0.406	F9							F7		4	0	1	1	0	0	0					
Neftali Perez, S (1, 6) OBP: 0.309, SLG: 0.407	G6-3	L1						P3		4	0	1	0	0	0	1					
Larry Walker, L (1, 9) OBP: 0.425, SLG: 0.646	G4-3				F8			G4-3		4	0	0	0	0	0	1					
Vinny Castilla, R (1, 5) OBP: 0.346, SLG: 0.487		G4-3			G5-3			K		4	0	1	0	0	1	0					
17 Todd Helton, L (1, 3) OBP: 0.353, SLG: 0.478		F8						F7		3	0	1	0	1	0	0					
Angel Echevarria, R (1, 7) OBP: 0.357, SLG: 0.625 Edgard Clemente, R (9, PR) OBP: 0.375, SLG: 0.600					G5-3			G6-3		4	1	2	0	0	0	3					
Lenny Harris, L (1, 10) OBP: 0.247, SLG: 0.247					G4-3			L7		3	1	0	0	1	0	1					
7 Kurt Abbott, R (1, 4) OBP: 0.280, SLG: 0.457					K			G6-3		3	1	1	3	0	1	0					
Henry Blanco, R (1, 2) OBP: 0.361, SLG: 0.453					F7			G6-3		3	1	1	0	0	0	0					
Inning Stats	R: 0 E: 0 K: 0 S: 5	H: 0 LOB: 0 BB: 0 P: 8	R: 4 E: 0 K: 0 S: 14	H: 4 LOB: 1 BB: 22 P: 22	R: 0 E: 0 K: 0 S: 7	H: 2 LOB: 0 BB: 0 P: 11	R: 0 E: 0 K: 1 S: 11	H: 0 LOB: 0 BB: 0 P: 15	R: 0 E: 0 K: 1 S: 5	H: 1 LOB: 0 BB: 1 P: 9	R: 0 E: 0 K: 0 S: 6	H: 0 LOB: 0 BB: 0 P: 8	R: 0 E: 0 K: 0 S: 5	H: 0 LOB: 0 BB: 0 P: 9	R: 0 E: 0 K: 0 S: 6	H: 1 LOB: 1 BB: 0 P: 11	1B: 6 2B: 0 3B: 1 HR: 1	SF: 0 SAC: 0 DP: 3 HBP: 0	WP: 0 PB: 0 SB: 0 CS: 0	PA: 34	
PITCHER	IP	WLS	BF	H	R	ER	SO	BB	IBB	HBP	BLK	WP	HR	S	P	ERA	WHIP				
Mike Morgan, R (1, 1) ERA: 6.34	7.0	L	27	7	4	4	2	2	0	0	0	0	1	53	83	5.14	1.286				
Mike Venafro, L (8, 1) ERA: 2.25	1.0		3	0	0	0	0	0	0	0	0	0	0	5	9	0.00	0.000				
Tim Crabtree, R (9, 1) ERA: 3.13	1.0		4	1	0	0	0	0	0	0	0	0	0	6	11	0.00	1.000				

Colorado Rockies @ Texas Rangers
The Ballpark at Arlington, Arlington, TX
Sun Jun 13 1999, 3:05 PM EDT
Att: 39,651 - Cloudy - 87 F


AB 32
R 4
H 8
RBI 4
BB 2
SO 2
LOB 6



Batter	1	2	3	4	5	6	7	8	9	AB	R	H	RBI	BB	SO	LOB	BOTTOM				
Mark McLemore, S (1, 4) OBP: 0.376, SLG: 0.401	F8		P5					F9		5	0	0	0	0	1	2					
Ruben Mateo, R (1, 8) OBP: 0.300, SLG: 0.500	FC6-4		K					L8		4	0	0	0	1	2	2					
29 Rusty Greer, L (1, 7) OBP: 0.385, SLG: 0.482	FC6-4		K					G6-3		3	0	1	0	1	1	0					
Juan Gonzalez, R (1, 9) OBP: 0.368, SLG: 0.610	FC6-4							F7		3	1	1	1	1	0	2					
Rafael Palmeiro, L (1, 10) OBP: 0.448, SLG: 0.681	P5							G3		4	1	1	1	0	1	4					
Todd Zeile, R (1, 5) OBP: 0.324, SLG: 0.467					P6			G6-3		4	0	1	0	0	0	0					
Lee Stevens, L (1, 3) OBP: 0.398, SLG: 0.547					F7			L8		4	0	1	0	0	1	1					
Royce Clayton, R (1, 6) OBP: 0.297, SLG: 0.328					K			1B		3	0	1	0	0	2	2					
Gregg Zaun, S (1, 2) OBP: 0.317, SLG: 0.250 Ivan Rodriguez, R (9, PH) OBP: 0.330, SLG: 0.486					K			1B		3	0	0	0	0	1	3					
Inning Stats	R: 0 E: 0 K: 0 S: 8	H: 1 LOB: 2 BB: 1 P: 16	R: 0 E: 0 K: 2 S: 12	H: 1 LOB: 1 BB: 0 P: 18	R: 0 E: 0 K: 2 S: 9	H: 0 LOB: 0 BB: 0 P: 15	R: 2 E: 0 K: 1 S: 10	H: 2 LOB: 1 BB: 0 P: 18	R: 0 E: 0 K: 1 S: 7	H: 1 LOB: 1 BB: 0 P: 10	R: 0 E: 0 K: 0 S: 9	H: 0 LOB: 0 BB: 0 P: 15	R: 0 E: 0 K: 0 S: 11	H: 0 LOB: 0 BB: 0 P: 17	R: 0 E: 0 K: 2 S: 15	H: 2 LOB: 2 BB: 0 P: 23	1B: 5 2B: 0 3B: 0 HR: 2	SF: 0 SAC: 0 DP: 0 HBP: 1	WP: 0 PB: 0 SB: 0 CS: 0	PA: 38	
PITCHER	IP	WLS	BF	H	R	ER	SO	BB	IBB	HBP	BLK	WP	HR	S	P	ERA	WHIP				
Bobby Jones, L (1, 1) ERA: 4.56	6.1	W	28	5	2	2	7	3	0	1	0	0	0	17	27	0.00	1.263				
Mike DeJean, R (7, 1) ERA: 6.44	1.2	H	5	0	0	0	0	0	0	0	0	0	0	15	23	0.00	2.000				
Dave Veres, R (9, 1) ERA: 4.6	1.0	S	5	2	0	0	2	0	0	0	0	0	0	15	23	0.00	2.000				

Colorado Rockies @ Texas Rangers
The Ballpark at Arlington, Arlington, TX
Sun Jun 13 1999, 3:05 PM EDT
Att: 39,651 - Cloudy - 87 F


AB 34
R 2
H 7
RBI 2
BB 3
SO 9
LOB 16




Batter	1	2	3	4	5	6	7	8	9	AB	R	H	RBI	BB	SO	LOB	TOP								
Mark McLemore, S (1,4) OBP: 0.378, SLG: 0.408	G1-3 2B		S 1B		G3			G1-3		4	0	2	0	0	0	1	Texas Rangers @ New York Yankees Yankee Stadium, Bronx, NY Mon Jun 14 1999, 7:30 PM EDT Att: 27,812 - Cloudy - 75 F								
Ruben Mateo, R (1,8) OBP: 0.357, SLG: 0.583	G1-3 2-3		P3 1-2			HR 1B		29 G4-3 2B		4	1	2	0	0	0	2									
29 Rusty Greer, L (1,7) OBP: 0.380, SLG: 0.473	K		K			K		G4-3 2-3		4	0	0	0	0	3	4									
Juan Gonzalez, R (1,9) OBP: 0.366, SLG: 0.617	L5				G5-3			G5-3 1-H HR		4	1	1	2	0	0	2									
Rafael Palmeiro, L (1,10) OBP: 0.444, SLG: 0.673		E 1B			F8			L9		4	0	1	0	0	0	0									
Ivan Rodriguez, R (1,2) OBP: 0.330, SLG: 0.486	E4 G4-3				F8			1B		0	0	0	0	0	0	0									
Gregg Zaun, S (2,2) OBP: 0.311, SLG: 0.250								1B		4	0	1	0	0	1	1									
Todd Zeile, R (1,5) OBP: 0.327, SLG: 0.465	K					BB		G3 1-2 FC5-4 1B		3	0	1	0	1	1	2									
Lee Stevens, L (1,3) OBP: 0.393, SLG: 0.539	G4-3 1-2				F7			G4-3		3	0	0	0	0	0	3									
Roberto Kelly, R (9,PH) OBP: 0.381, SLG: 0.494								K		1	0	0	0	0	1	2									
Royce Clayton, R (1,6) OBP: 0.288, SLG: 0.317			G4-3		F9			G6-3 1-2		4	0	0	0	0	0	3									
Inning Stats	R: 0 E: 0 K: 1 S: 13	H: 1 LOB: 1 BB: 0 P: 18	R: 0 E: 1 K: 1 S: 12	H: 1 LOB: 1 BB: 0 P: 18	R: 0 E: 0 K: 1 S: 13	H: 1 LOB: 0 BB: 0 P: 22	R: 0 E: 0 K: 0 S: 9	H: 0 LOB: 0 BB: 0 P: 13	R: 0 E: 0 K: 0 S: 10	H: 0 LOB: 0 BB: 1 P: 15	R: 2 E: 0 K: 2 S: 13	H: 2 LOB: 0 BB: 0 P: 20	R: 0 E: 0 K: 0 S: 7	H: 0 LOB: 0 BB: 0 P: 11	R: 0 E: 0 K: 0 S: 9	H: 1 LOB: 1 BB: 0 P: 14	R: 0 E: 0 K: 1 S: 14	H: 2 LOB: 2 BB: 0 P: 20	1B: 5 2B: 2 3B: 0 HR: 1	SF: 0 SAC: 0 DP: 1 HBP: 0	WP: 0 PB: 0 SB: 1 CS: 0	PA: 36			
PITCHER	IP	WLS	BF	H	R	ER	SO	BB	IBB	HBP	BLK	WP	HR	S	P	ERA	WHIP								
Hideki Irabu, R (1,1) ERA: 4.94	7.0	W	27	5	2	2	5	1	0	0	0	0	1	77	117	2.57	0.857								
Jason Grimsley, R (8,1) ERA: 3.82	1.0		4	1	0	0	0	0	0	0	0	0	0	9	14	0.00	1.000								
Mike Stanton, L (9,1) ERA: 4.07	1.0		5	2	0	0	1	0	0	0	0	0	0	14	20	0.00	2.000								

Batter	1	2	3	4	5	6	7	8	9	AB	R	H	RBI	BB	SO	LOB	BOTTOM								
Chuck Knoblauch, R (1,4) OBP: 0.365, SLG: 0.376	BB SF7 2BB 1B			G6-4-3 1-2	K			F9		5	1	1	0	0	2	4	Texas Rangers @ New York Yankees Yankee Stadium, Bronx, NY Mon Jun 14 1999, 7:30 PM EDT Att: 27,812 - Cloudy - 75 F								
2 Derek Jeter, R (1,6) OBP: 0.474, SLG: 0.655	BB BB 1-2 BB		CS 1B		BB 1B		K	G1-4-3		4	1	2	0	1	1	1									
Paul O'Neill, L (1,9) OBP: 0.359, SLG: 0.453					F7			2B 1B		4	0	2	0	1	1	2									
Tony Tarasco, L (6,PR) OBP: 0.235, SLG: 0.233	BB 1-2 2-3 BB		K					G3-6-3 1B		0	0	0	0	0	0	0									
Tino Martinez, L (1,3) OBP: 0.345, SLG: 0.449	SF7		HR BB		K			G3-6-3 1-2		3	1	1	1	1	1	2									
Bernie Williams, S (1,8) OBP: 0.410, SLG: 0.479	3-H		HR BB		1B 20 1B BB			2B		2	2	2	0	3	0	0									
Chili Davis, S (1,10) OBP: 0.424, SLG: 0.543	BB 1-2 2-3 BB		HR 1B		1B 20 1B BB			1B 1B		5	2	2	4	0	2	7									
20 Jorge Posada, S (1,2) OBP: 0.292, SLG: 0.364	G6-3		HR		1B 1B			FC6-4 1B		4	1	1	1	0	0	6									
Shane Spencer, R (1,7) OBP: 0.300, SLG: 0.340		F8		G5-3	1B 1-2 2-3 1B			BB		3	0	1	0	1	0	0									
Scott Brosius, R (1,5) OBP: 0.283, SLG: 0.423		P4		G6-4-3 1B	1-2 2-3 1B			F8		4	0	2	2	0	0	1									
Inning Stats	R: 1 E: 0 K: 1 S: 14	H: 1 LOB: 3 BB: 3 P: 31	R: 0 E: 0 K: 1 S: 7	H: 0 LOB: 0 BB: 0 P: 10	R: 3 E: 0 K: 1 S: 13	H: 3 LOB: 1 BB: 0 P: 25	R: 0 E: 0 K: 0 S: 6	H: 1 LOB: 0 BB: 0 P: 9	R: 4 E: 0 K: 2 S: 23	H: 5 LOB: 2 BB: 1 P: 36	R: 0 E: 0 K: 2 S: 12	H: 2 LOB: 3 BB: 1 P: 25	R: 0 E: 0 K: 0 S: 6	H: 0 LOB: 1 BB: 1 P: 11	R: 0 E: 0 K: 0 S: 7	H: 2 LOB: 1 BB: 0 P: 12	1B: 12 2B: 1 3B: 0 HR: 1	SF: 1 SAC: 0 DP: 2 HBP: 0	WP: 0 PB: 0 SB: 0 CS: 1	PA: 42					
PITCHER	IP	WLS	BF	H	R	ER	SO	BB	IBB	HBP	BLK	WP	HR	S	P	ERA	WHIP								
Mark Clark, R (1,1) ERA: 8.38	4.2	L	25	8	8	8	4	5	0	0	0	0	0	54	97	15.43	2.786								
Danny Patterson, R (5,1) ERA: 4.23	1.1		9	4	0	0	3	0	1	0	0	0	0	21	39	0.00	3.000								
John Burkett, R (7,1) ERA: 8.57	2.0		8	2	0	0	0	1	0	0	0	0	0	13	23	0.00	1.500								

AB 35
R 2
H 8
RBI 2
BB 1
SO 6
LOB 20



AB 34
R 8
H 14
RBI 8
BB 7
SO 7
LOB 23



Batter	1	2	3	4	5	6	7	8	9	AB	R	H	RBI	BB	SO	LOB	TOP				
Mark McLemore, S (1, 4) OBP: 0.372, SLG: 0.400	F8		F8		K			G3		4	0	0	0	0	1	0	Texas Rangers @ New York Yankees Yankee Stadium, Bronx, NY Tue Jun 15 1999, 7:30 PM EDT Att: 28,200 - Unknown - 79 F				
Ruben Mateo, R (1, 8) OBP: 0.333, SLG: 0.563	F9 2B		K			K		G4-3		4	0	1	0	0	2	0					
29 Rusty Greer, L (1, 7) OBP: 0.374, SLG: 0.465	F9		K			F8		G4-3		4	0	0	0	0	1	1					
Juan Gonzalez, R (1, 9) OBP: 0.360, SLG: 0.606	F9			G5-3		E8			K	4	0	0	0	0	1	1					
Rafael Palmeiro, L (1, 10) OBP: 0.445, SLG: 0.668		2B BB		G3			2B SF7 1B		F7	3	2	1	0	1	0	0					
Lee Stevens, L (1, 3) OBP: 0.399, SLG: 0.551		2B					WP 2B		K	3	0	2	1	1	1	0					
Luis Alicaia, S (1, 5) OBP: 0.262, SLG: 0.194	F8			F7			K			3	0	0	0	0	1	4					
Gregg Zaun, S (1, 2) OBP: 0.292, SLG: 0.238	P5				P6		SF7			2	0	0	1	0	0	1					
Royce Clayton, R (1, 6) OBP: 0.281, SLG: 0.310	F9				L9		K			3	0	0	0	0	1	2					
Inning Stats	R: 0 E: 0 K: 0 S: 12	H: 1 LOB: 1 BB: 0 P: 20	R: 1 E: 0 K: 0 S: 19	H: 1 LOB: 1 BB: 1 P: 32	R: 0 E: 0 K: 2 S: 7	H: 0 LOB: 0 BB: 0 P: 9	R: 0 E: 0 K: 0 S: 8	H: 0 LOB: 1 BB: 1 P: 16	R: 0 E: 1 K: 1 S: 6	H: 0 LOB: 0 BB: 0 P: 9	R: 1 E: 0 K: 2 S: 16	H: 2 LOB: 1 BB: 0 P: 22	R: 0 E: 0 K: 0 S: 5	H: 0 LOB: 0 BB: 0 P: 6	R: 0 E: 0 K: 2 S: 10	H: 0 LOB: 0 BB: 0 P: 14	1B: 1 2B: 3 3B: 0 HR: 0	SF: 1 SAC: 0 DP: 0 HBP: 0	WP: 1 PB: 0 SB: 0 CS: 0	PA: 33	
PITCHER	IP	WLS	BF	H	R	ER	SO	BB	IBB	HBP	BLK	WP	HR	S	P	ERA	WHIP				
David Cone, R (1, 1) ERA: 2.77	7.0	W	27	4	2	2	6	2	0	0	0	1	0	75	118	2.57	0.857				
Ramiro Mendoza, R (8, 1) ERA: 4.57	2.0		6	0	0	0	2	0	0	0	0	0	0	15	20	0.00	0.000				

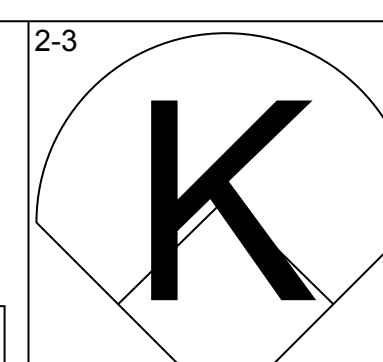
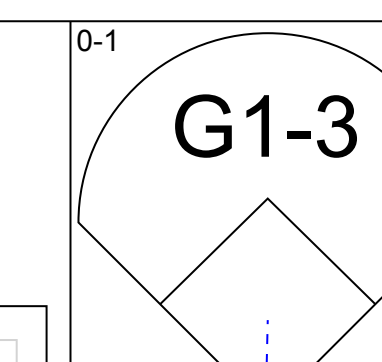
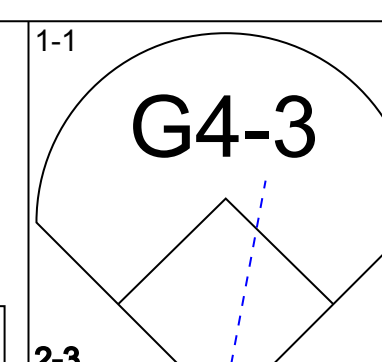
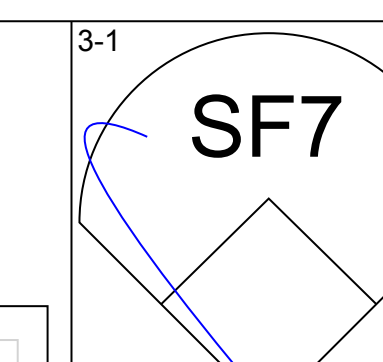
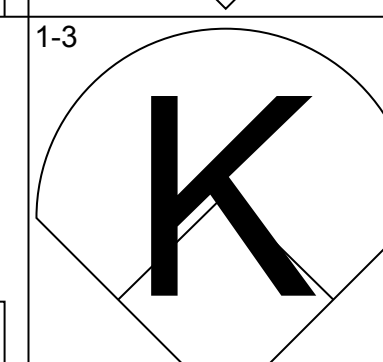
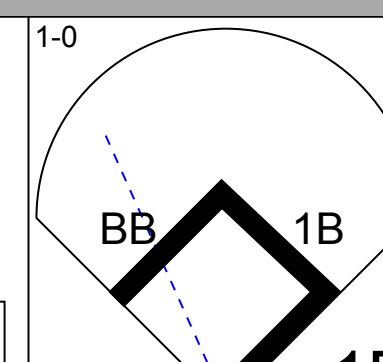
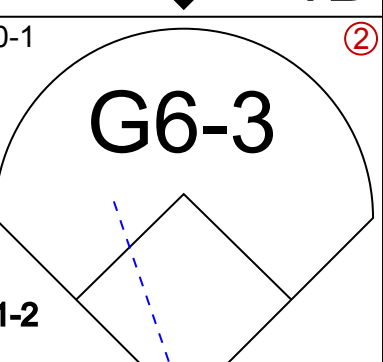
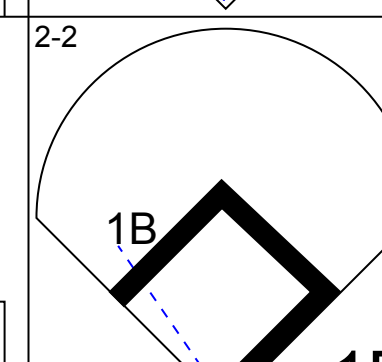
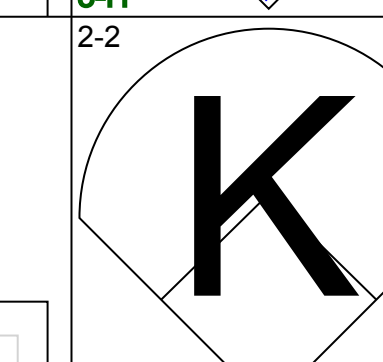
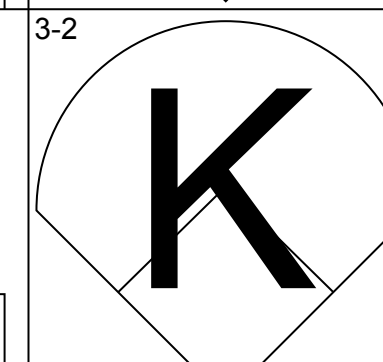
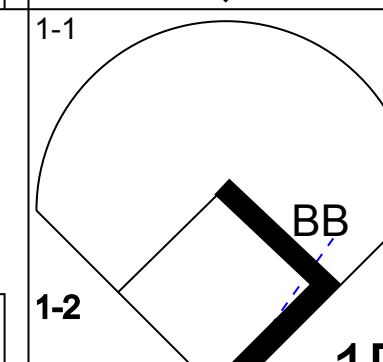
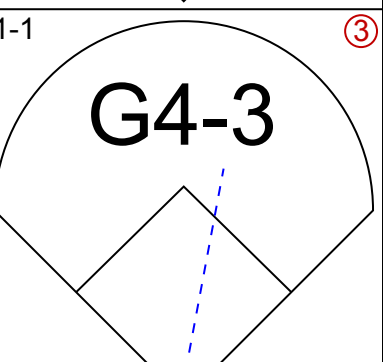
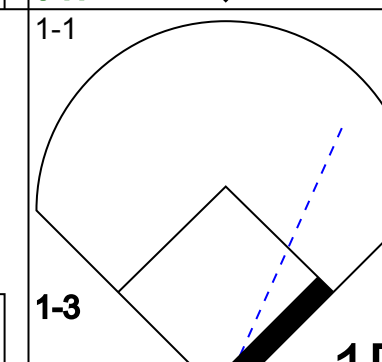
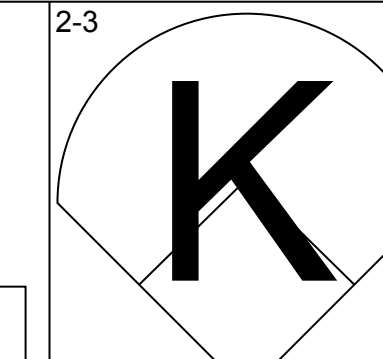
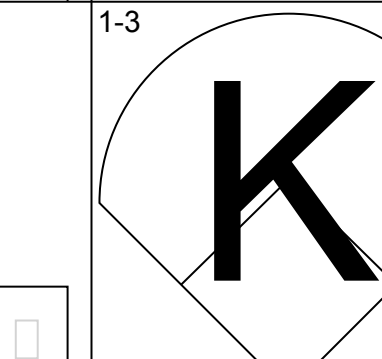
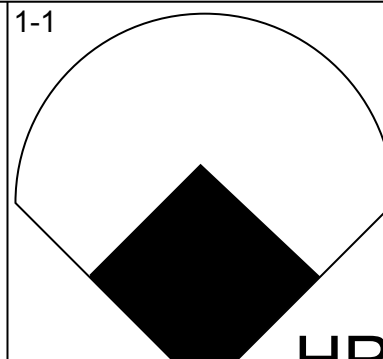
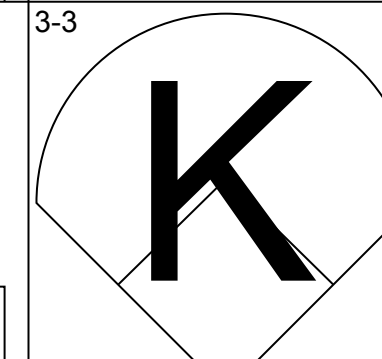

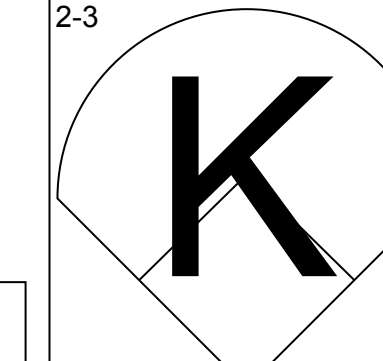
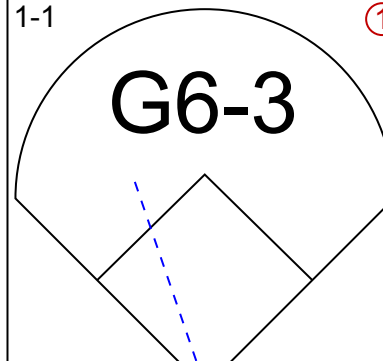
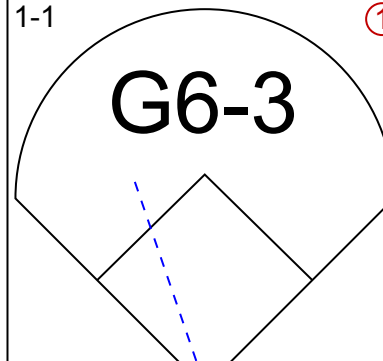
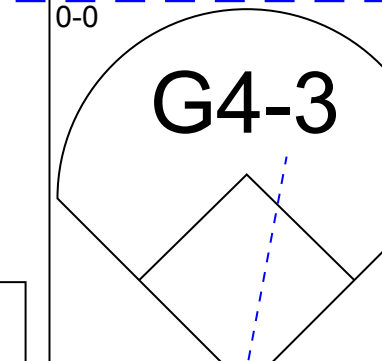

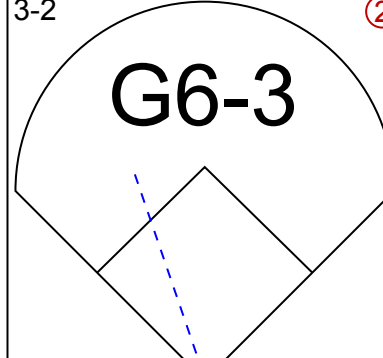
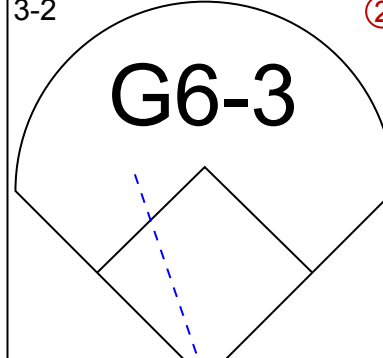
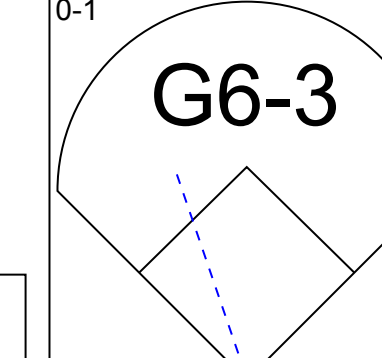

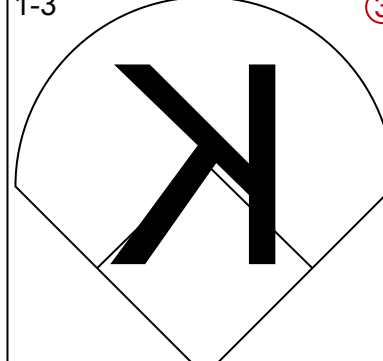
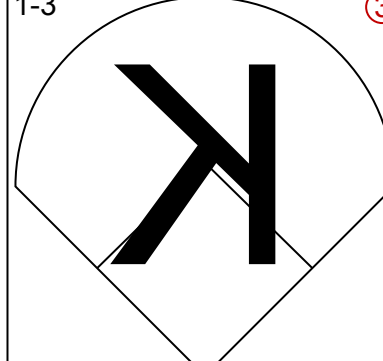
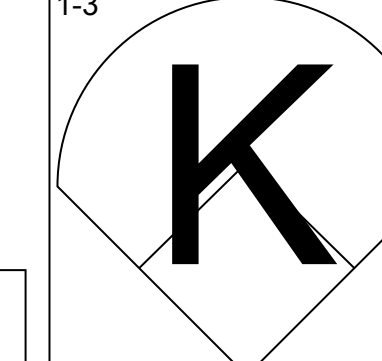
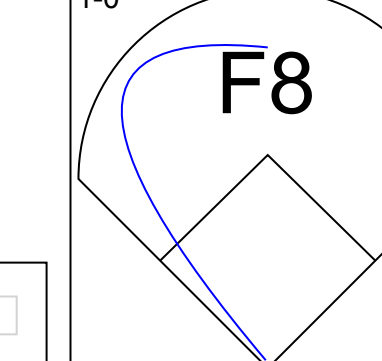
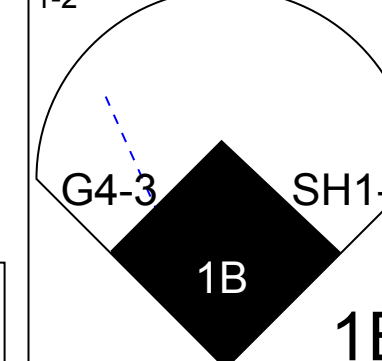
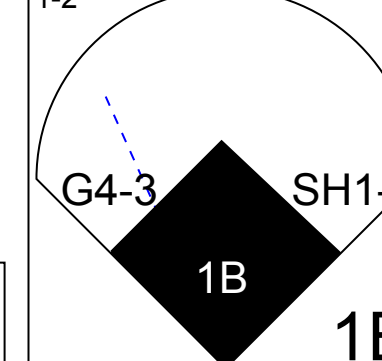
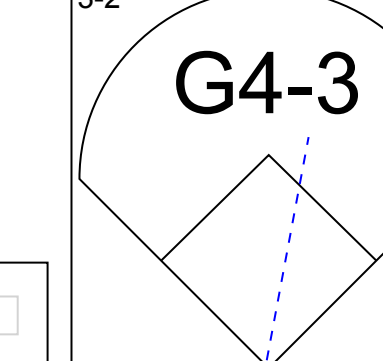
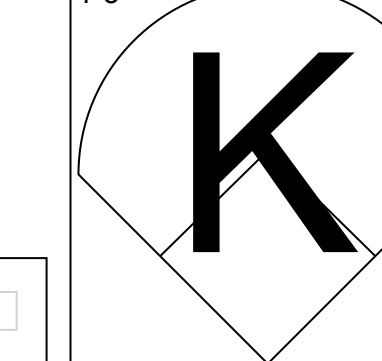
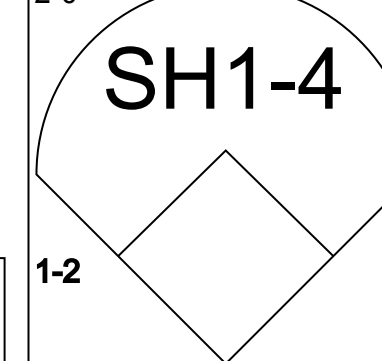
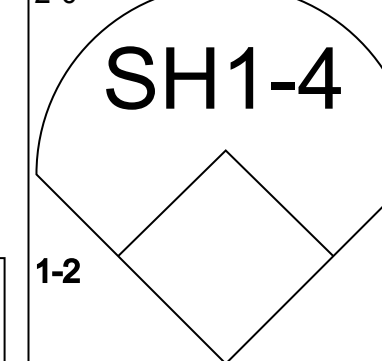
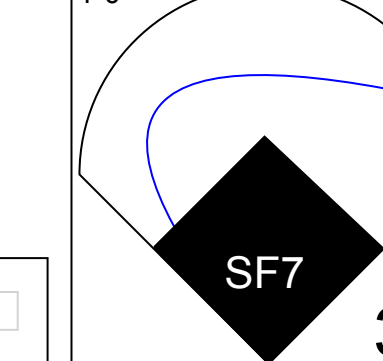
AB	30
R	2
H	4
RBI	2
BB	2
SO	8
LOB	9



Batter	1	2	3	4	5	6	7	8	9	AB	R	H	RBI	BB	SO	LOB	BOTTOM				
Chuck Knoblauch, R (1, 4) OBP: 0.364, SLG: 0.371	G5-3				F7			F8		3	1	0	0	1	0	0	Texas Rangers @ New York Yankees Yankee Stadium, Bronx, NY Tue Jun 15 1999, 7:30 PM EDT Att: 28,200 - Unknown - 79 F				
2 Derek Jeter, R (1, 6) OBP: 0.471, SLG: 0.661	K	2 HR BB			K			K		4	1	1	3	0	3	0					
Paul O'Neill, L (1, 9) OBP: 0.353, SLG: 0.445	K				F7			F8		4	0	0	0	0	2	0					
Bernie Williams, S (1, 8) OBP: 0.407, SLG: 0.473		1B BB			K			G3		3	1	0	0	1	1	0					
Tino Martinez, L (1, 3) OBP: 0.343, SLG: 0.446		1B 2B 1B			F9			F7		4	1	1	0	0	0	0					
Chili Davis, S (1, 10) OBP: 0.427, SLG: 0.545		2B 2B 1B			G3-1			1B		3	1	2	1	0	0	0					
Shane Spencer, R (1, 7) OBP: 0.302, SLG: 0.339	F7				G6-3			1B		3	0	1	0	0	0	2					
Luis Sojo, R (1, 5) OBP: 0.214, SLG: 0.236	WP 2 HR 2B				G4-6-3 BB			F8		2	1	1	1	1	0	2					
Joe Girardi, R (1, 2) OBP: 0.213, SLG: 0.279	F9				G4-6-3			G1-3		3	0	0	0	0	0	3					
Inning Stats	R: 0 E: 0 K: 2 S: 10	H: 0 LOB: 0 BB: 0 P: 16	R: 6 E: 0 K: 1 S: 19	H: 4 LOB: 2 BB: 2 P: 32	R: 0 E: 0 K: 1 S: 7	H: 0 LOB: 0 BB: 0 P: 10	R: 0 E: 0 K: 0 S: 6	H: 0 LOB: 1 BB: 1 P: 11	R: 0 E: 0 K: 1 S: 6	H: 0 LOB: 0 BB: 0 P: 11	R: 0 E: 0 K: 0 S: 10	H: 2 LOB: 2 BB: 0 P: 19	R: 0 E: 0 K: 1 S: 12	H: 0 LOB: 0 BB: 0 P: 19	R: 0 E: 0 K: 0 S: 8	H: 0 LOB: 0 BB: 0 P: 10	1B: 4 2B: 1 3B: 0 HR: 1	SF: 0 SAC: 0 DP: 1 HBP: 0	WP: 1 PB: 0 SB: 0 CS: 0	PA: 32	
PITCHER	IP	WLS	BF	H	R	ER	SO	BB	IBB	HBP	BLK	WP	HR	S	P	ERA	WHIP				
Ryan Glynn, R (1, 1) ERA: 8.39	6.0	L	26	6	6	6	5	3	0	0	0	0	0	12	19	0.00	1.500				
Tim Crabtree, R (7, 1) ERA: 3.0	1.0		3	0	0	0	1	0	0	0	0	0	0	8	10	0.00	0.000				
Mike Venafro, L (8, 1) ERA: 2.17	1.0		3	0	0	0	0	0	0	0	0	0	0	8	10	0.00	0.000				

AB	29
R	6
H	6
RBI	5
BB	3
SO	6
LOB	7

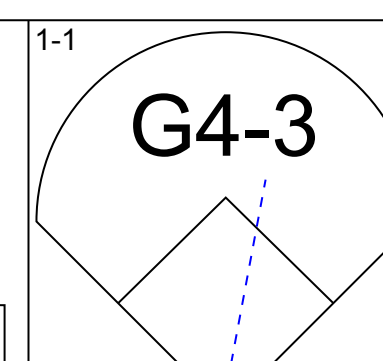
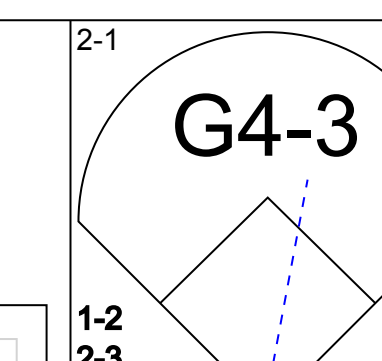
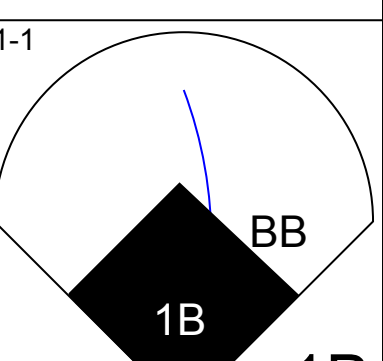
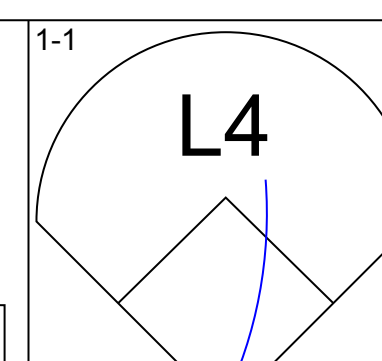
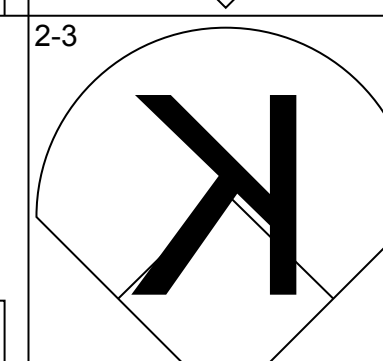
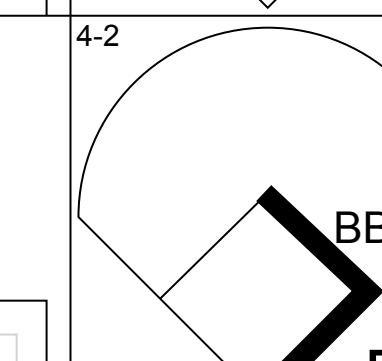
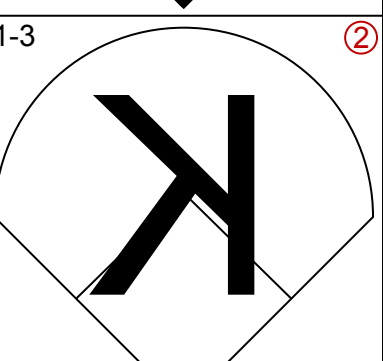
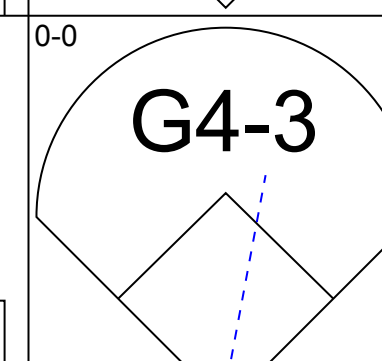
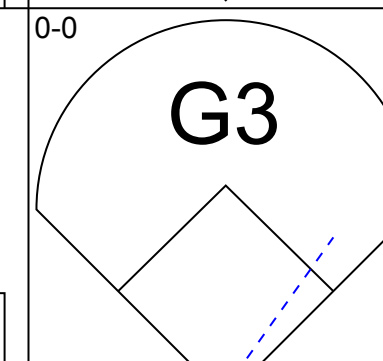
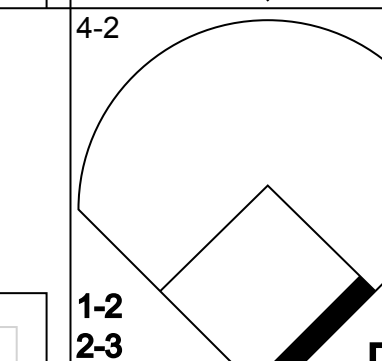
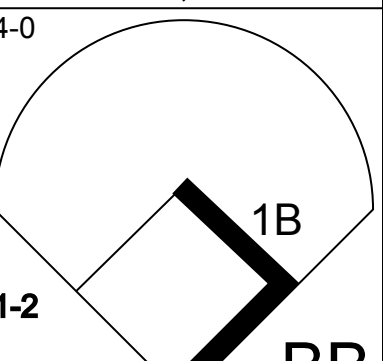
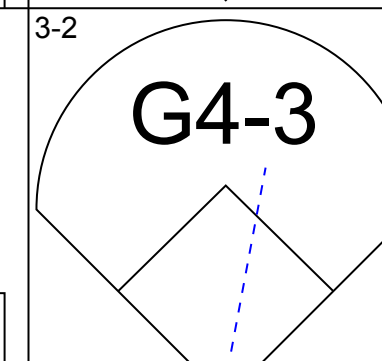
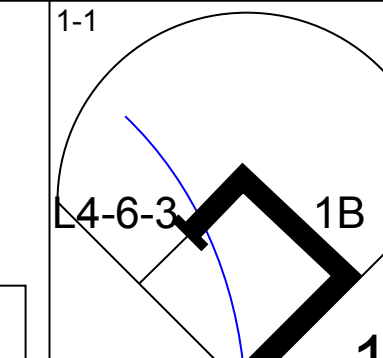
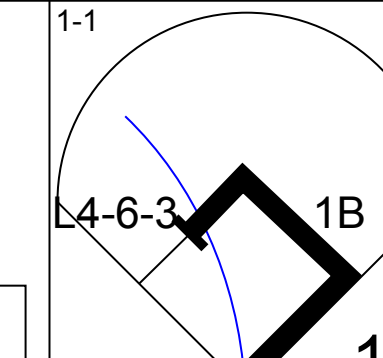
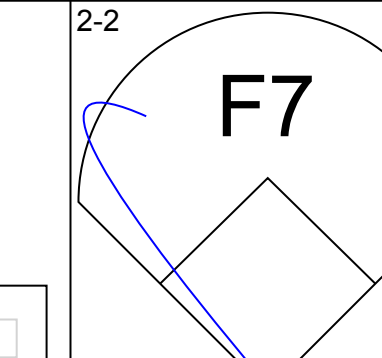
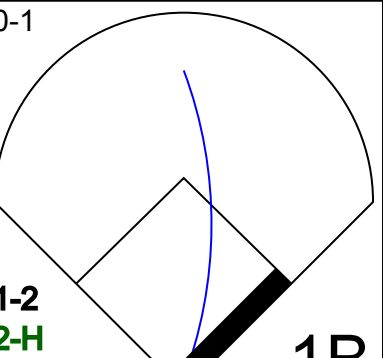

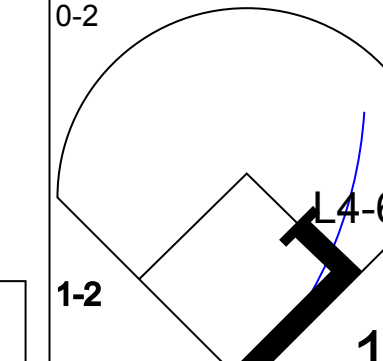
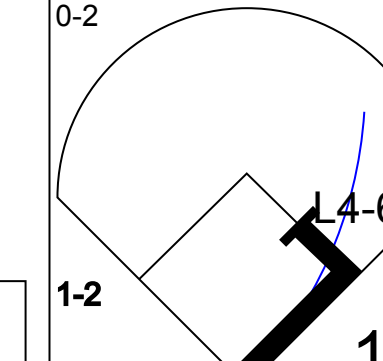

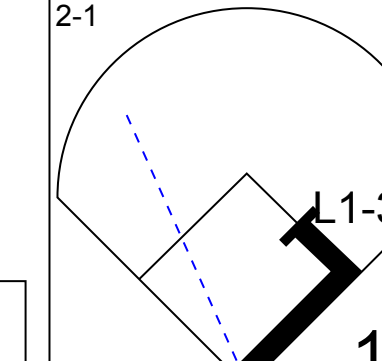

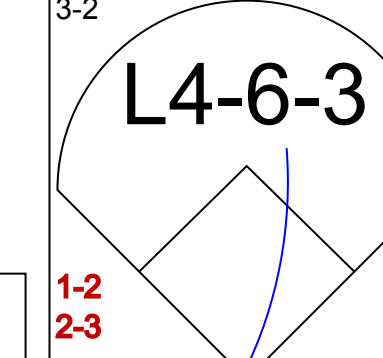
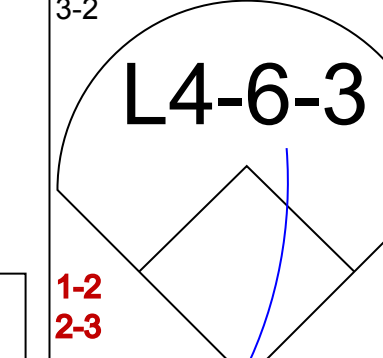
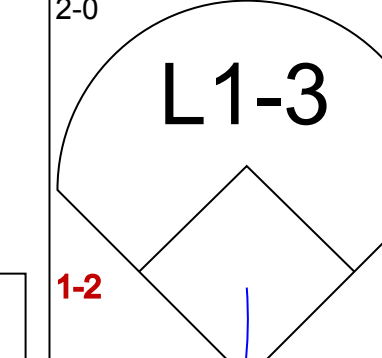
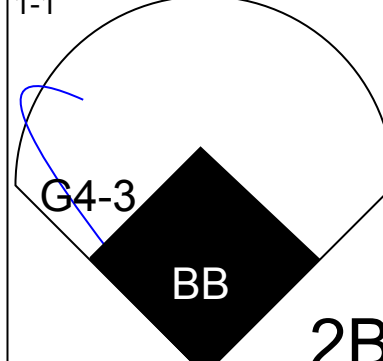

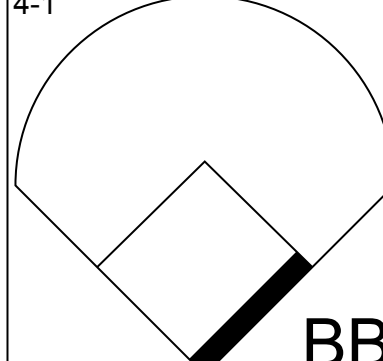
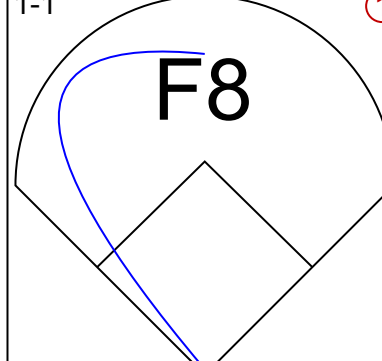
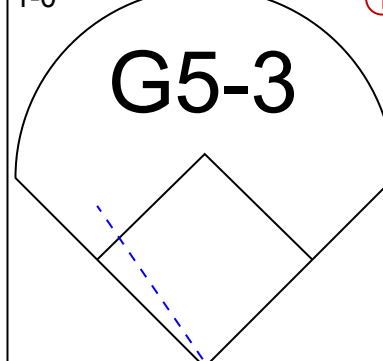

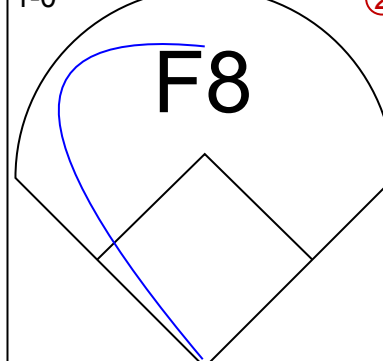
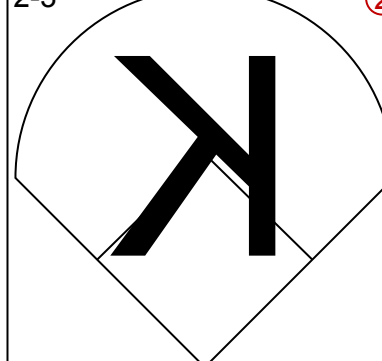
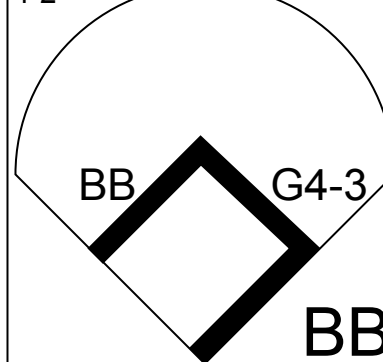


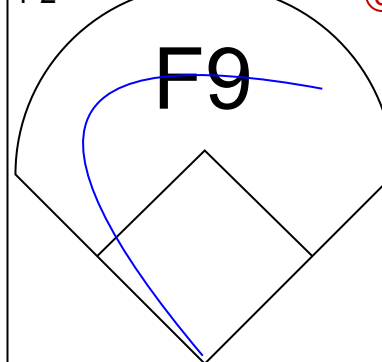




Batter	1	2	3	4	5	6	7	8	9	AB	R	H	RBI	BB	SO	LOB	TOP					
Mark McLemore, S (1.4) OBP: 0.363, SLG: 0.390										4	0	1	2	0	1	1						
Roberto Kelly, R (1.7) OBP: 0.382, SLG: 0.489										5	0	2	1	0	2	1						
Rafael Palmeiro, L (1.10) OBP: 0.439, SLG: 0.654										4	0	2	0	0	1	1						
Juan Gonzalez, R (1.9) OBP: 0.356, SLG: 0.604										4	1	1	1	0	3	4						
Lee Stevens, L (1.3) OBP: 0.394, SLG: 0.554										4	0	0	0	0	2	2						
Todd Zeile, R (1.5) OBP: 0.336, SLG: 0.468										3	0	1	0	1	0	0						
Ruben Mateo, R (1.8) OBP: 0.269, SLG: 0.458										4	0	0	0	0	4	4						
Gregg Zaun, S (1.2) OBP: 0.291, SLG: 0.245										4	1	1	0	0	1	0						
Royce Clayton, R (1.6) OBP: 0.284, SLG: 0.333										3	2	2	0	0	1	0						
Inning Stats	R: 0 E: 0 K: 3 S: 10	H: 0 LOB: 0 BB: 0 P: 16	R: 0 E: 0 K: 3 S: 13	H: 1 LOB: 1 BB: 0 P: 18	R: 0 E: 0 K: 1 S: 6	H: 0 LOB: 0 BB: 0 P: 8	R: 0 E: 0 K: 3 S: 14	H: 2 LOB: 3 BB: 1 P: 26	R: 1 E: 0 K: 1 S: 10	H: 2 LOB: 1 BB: 0 P: 15	R: 1 E: 0 K: 1 S: 10	H: 1 LOB: 0 BB: 0 P: 16	R: 1 E: 0 K: 1 S: 15	H: 3 LOB: 2 BB: 0 P: 25	R: 0 E: 0 K: 1 S: 6	H: 0 LOB: 0 BB: 0 P: 7	R: 1 E: 0 K: 1 S: 9	H: 1 LOB: 0 BB: 0 P: 18	1B: 6 2B: 2 HR: 1	SF: 1 SAC: 1 DP: 0 HBP: 0	WP: 0 PB: 0 SB: 0 CS: 0	PA: 38
PITCHER	IP	WLS	BF	H	R	ER	SO	BB	IBB	HBP	BLK	WP	HR	S	P	ERA	WHIP					
Roger Clemens, R (1.1) ERA: 5.11	7.0	L	31	9	3	3	13	1	0	0	0	0	1	78	124	3.86	1.429					
Ramiro Mendoza, R (8.1) ERA: 4.57	2.0		7	1	1	1	2	0	0	0	0	0	0	15	25	4.50	0.500					

Texas Rangers @ New York Yankees
Yankee Stadium, Bronx, NY
Thu Jun 17 1999, 7:30 PM EDT
Att: 30,157 - Overcast - 63 F


AB 35
R 4
H 10
RBI 4
BB 1
SO 15
LOB 13



Batter	1	2	3	4	5	6	7	8	9	AB	R	H	RBI	BB	SO	LOB	BOTTOM					
Chuck Knoblauch, R (1.4) OBP: 0.362, SLG: 0.369										4	1	1	0	0	0	2						
2 Derek Jeter, R (1.6) OBP: 0.465, SLG: 0.647										3	0	0	0	1	2	1						
Bernie Williams, S (1.8) OBP: 0.403, SLG: 0.461										2	0	0	1	2	0	0						
Tino Martinez, L (1.3) OBP: 0.344, SLG: 0.444										4	0	2	1	0	0	3						
Paul O'Neill, L (1.9) OBP: 0.354, SLG: 0.441										4	0	2	0	0	1	2						
Chili Davis, S (1.10) OBP: 0.413, SLG: 0.524										4	0	0	0	0	0	3						
20 Jorge Posada, S (1.2) OBP: 0.302, SLG: 0.370										3	1	2	0	1	0	0						
Shane Spencer, R (1.7) OBP: 0.282, SLG: 0.313										4	0	0	0	0	2	3						
Scott Brosius, R (1.5) OBP: 0.286, SLG: 0.420										3	0	0	0	1	1	1						
Inning Stats	R: 0 E: 0 K: 1 S: 6	H: 2 LOB: 0 BB: 0 P: 9	R: 0 E: 0 K: 0 S: 10	H: 2 LOB: 0 BB: 0 P: 14	R: 1 E: 0 K: 0 S: 15	H: 1 LOB: 3 BB: 3 P: 33	R: 0 E: 0 K: 1 S: 10	H: 1 LOB: 1 BB: 0 P: 17	R: 1 E: 0 K: 2 S: 12	H: 2 LOB: 1 BB: 1 P: 23	R: 0 E: 0 K: 1 S: 7	H: 0 LOB: 1 BB: 1 P: 14	R: 0 E: 0 K: 0 S: 6	H: 0 LOB: 0 BB: 0 P: 10	R: 0 E: 0 K: 0 S: 5	H: 1 LOB: 0 BB: 0 P: 9	R: 0 E: 0 K: 1 S: 8	H: 0 LOB: 0 BB: 0 P: 12	1B: 6 2B: 2 HR: 0	SF: 0 SAC: 0 DP: 1 HBP: 0	WP: 0 PB: 0 SB: 0 CS: 0	PA: 36
PITCHER	IP	WLS	BF	H	R	ER	SO	BB	IBB	HBP	BLK	WP	HR	S	P	ERA	WHIP					
Aaron Sele, R (1.1) ERA: 5.56	7.0	W	30	6	2	2	5	5	0	0	0	0	0	66	120	2.57	1.571					
Mike Munoz, L (8.1) ERA: 3.51	1.0	H	3	1	0	0	0	0	0	0	0	0	0	5	9	0.00	1.000					
John Wetteland, R (9.1) ERA: 3.03	1.0	S	3	0	0	0	1	0	0	0	0	0	0	8	12	0.00	0.000					

Texas Rangers @ New York Yankees
Yankee Stadium, Bronx, NY
Thu Jun 17 1999, 7:30 PM EDT
Att: 30,157 - Overcast - 63 F

AB 31
R 2
H 7
RBI 2
BB 5
SO 6
LOB 15



Batter	1	2	3	4	5	6	7	8	9	AB	R	H	RBI	BB	SO	LOB	TOP							
Mark McLemore, S (1, 4) OBP: 0.363, SLG: 0.385	1-1 F9		4-1 BB		1-0 G3		2-1 F7		4-2 BB	3	0	0	0	2	0	0								
29 Rusty Greer, L (1, 7) OBP: 0.373, SLG: 0.464	2-1 G4-3		0-1 BB		2-2 G4-3		0-2	1-3 1B	2-2 FC5	5	1	3	0	0	0	0								
Rafael Palmeiro, L (1, 10) OBP: 0.435, SLG: 0.642	4-0 BB		1-1 G1-3		1-2 P8		3-1 F8	0-1 FC5	0-1 FC5	4	0	0	0	1	0	5								
Juan Gonzalez, R (1, 9) OBP: 0.358, SLG: 0.603	3-2 P6		2-2 BB		2-0 P4		0-1 1B	1-2 FC5-4	1-2 FC5-4	4	2	2	0	0	0	1								
Lee Stevens, L (1, 3)		1-2 P8		0-1 P5		0-0 HR		2-1 FC5-4	1-3 2-H	4	1	2	2	0	0	1								
Todd Zeile, R (1, 5) OBP: 0.335, SLG: 0.462	0-1 F9		4-2 1B		2-2 G5-3		2-2 FC5-4	1-2 FC5-4	1-2 FC5-4	3	0	0	1	1	0	1								
Ruben Mateo, R (1, 8) OBP: 0.233, SLG: 0.393	1-0 L7		0-1 F7		1-3 K		1-3 F8	2-2 F8		4	0	0	0	0	1	3								
Gregg Zaun, S (1, 2) OBP: 0.288, SLG: 0.245			0-0 L9		0-0		0-1 F7		0-2 G5-3	4	0	1	1	0	0	0								
Royce Clayton, R (1, 6) OBP: 0.276, SLG: 0.324			0-2 G3-1		0-3 K		2-0 G6-3		2-2 G6-3	4	0	0	0	0	1	2								
Inning Stats	R: 0 E: 0 K: 0 S: 8	H: 0 LOB: 1 BB: 1 P: 18	R: 0 E: 0 K: 0 S: 6	H: 0 LOB: 0 BB: 0 P: 8	R: 0 E: 0 K: 0 S: 9	H: 1 LOB: 2 BB: 1 P: 14	R: 1 E: 0 K: 1 S: 13	H: 2 LOB: 2 BB: 1 P: 19	R: 0 E: 0 K: 0 S: 7	H: 0 LOB: 0 BB: 0 P: 11	R: 1 E: 0 K: 1 S: 9	H: 1 LOB: 0 BB: 0 P: 14	R: 0 E: 0 K: 0 S: 5	H: 0 LOB: 0 BB: 0 P: 9	R: 2 E: 1 K: 0 S: 17	H: 3 LOB: 1 BB: 0 P: 26	R: 0 E: 0 K: 0 S: 13	H: 1 LOB: 2 BB: 1 P: 21	1B: 6 2B: 1 3B: 0 HR: 1	SF: 0 SAC: 0 DP: 0 HBP: 0	WP: 0 PB: 0 SB: 1 CS: 0	PA: 39		
PITCHER	IP	WLS	BF	H	R	ER	SO	BB	IBB	HBP	BLK	WP	HR	S	P	ERA	WHIP							
Mark Portugal, R (1, 1) ERA: 5.56	7.0	L	28	4	2	2	2	3	0	0	0	0	1	57	93	2.57	1.000							
Rheal Cormier, L (8, 1) ERA: 4.5	0.1		4	3	2	2	0	0	0	0	0	0	0	9	14	54.00	9.000							
Derek Lowe, R (8, 1) ERA: 3.92	1.2		7	1	0	0	0	1	0	0	0	0	0	21	33	0.00	1.200							

Texas Rangers @ Boston Red Sox
Fenway Park, Boston, MA
Fri Jun 18 1999, 7:05 PM EDT
Att: 31,427 - Unknown - 68 F

AB 35
R 4
H 8
RBI 4
BB 4
SO 2
LOB 13



Batter	1	2	3	4	5	6	7	8	9	AB	R	H	RBI	BB	SO	LOB	BOTTOM							
Jose Offerman, S (1, 4) OBP: 0.375, SLG: 0.440	2-2 G5-3		3-1 F8		1-1 G1-3			1-3 K		4	0	0	0	0	1	1								
John Valentin, R (1, 5) OBP: 0.308, SLG: 0.391	2-1 G6-3				0-2 G5-3		0-0 G5-3	0-1 L9		4	0	0	0	0	0	0								
Brian Daubach, L (1, 10) OBP: 0.373, SLG: 0.631	2-3 K				0-0 2B		2-1 P7		3-3 K	4	0	1	0	0	2	0								
Nomar Garciaparra, R (1, 6) OBP: 0.376, SLG: 0.565		0-1 G6-3		1-1 L4		2-0 2B		0-1 G5-3		4	0	1	0	0	0	1								
Troy O'Leary, L (1, 7) OBP: 0.364, SLG: 0.518		3-2 HR		4-1 BB		3-2 G4-3		1-1 P3		3	1	1	1	1	0	1								
Mike Stanley, R (1, 3) OBP: 0.386, SLG: 0.441		1-3 K		1-1 G4-3			0-0 G5-3			3	0	0	0	0	1	2								
Jason Varitek, S (1, 2) OBP: 0.292, SLG: 0.442		3-1 G4-3			0-0 B1-3		4-2 G6-4-3			2	0	0	0	1	0	0								
Darren Lewis, R (1, 8) OBP: 0.330, SLG: 0.306			1-1 L3		4-0 G4-3		1-2 G6-4-3			2	0	0	0	1	0	1								
Trot Nixon, L (1, 9) OBP: 0.305, SLG: 0.336			2-0 G6-3		0-1 G4-3		1-0 F8			3	0	0	0	0	0	1								
Inning Stats	R: 0 E: 0 K: 1 S: 10	H: 0 LOB: 0 BB: 0 P: 16	R: 1 E: 0 K: 1 S: 10	H: 1 LOB: 0 BB: 0 P: 17	R: 0 E: 0 K: 0 S: 5	H: 0 LOB: 0 BB: 0 P: 11	R: 0 E: 0 K: 0 S: 10	H: 1 LOB: 2 BB: 1 P: 16	R: 0 E: 0 K: 0 S: 8	H: 1 LOB: 1 BB: 0 P: 15	R: 0 E: 0 K: 0 S: 6	H: 0 LOB: 0 BB: 1 P: 10	R: 0 E: 0 K: 1 S: 6	H: 0 LOB: 0 BB: 0 P: 8	R: 0 E: 0 K: 1 S: 9	H: 0 LOB: 0 BB: 0 P: 13	1B: 0 2B: 2 3B: 0 HR: 1	SF: 0 SAC: 0 DP: 1 HBP: 0	WP: 0 PB: 0 SB: 0 CS: 0	PA: 32				
PITCHER	IP	WLS	BF	H	R	ER	SO	BB	IBB	HBP	BLK	WP	HR	S	P	ERA	WHIP							
Mike Morgan, R (1, 1) ERA: 5.88	6.1	W	25	3	1	1	2	3	0	0	0	0	0	17	23	0.00	0.947							
59 Jeff Zimmerman, R (7, 1) ERA: 1.03	2.2	S	7	0	0	0	2	0	0	0	0	0	0	17	23	0.00	0.000							

Texas Rangers @ Boston Red Sox
Fenway Park, Boston, MA
Fri Jun 18 1999, 7:05 PM EDT
Att: 31,427 - Unknown - 68 F

AB 29
R 1
H 3
RBI 1
BB 3
SO 4
LOB 7



Batter	1	2	3	4	5	6	7	8	9	AB	R	H	RBI	BB	SO	LOB	TOP								
29 Rusty Greer, L (1, 7) OBP: 0.367, SLG: 0.457	1-2 G4-3		1-3 K		3-2 L9		1-2 G4-3			4	0	0	0	0	1	3									
Roberto Kelly, R (1, 8) OBP: 0.388, SLG: 0.469	1-3 K		0-0 G6-3		0-2 P9			1-0 P4		4	0	0	0	0	1	2									
Rafael Palmeiro, L (1, 10) OBP: 0.432, SLG: 0.636	1-0 L9		0-0 L8			3-1 P5		1-0 G3-1 1B		4	0	1	0	0	0	0									
Juan Gonzalez, R (1, 9) OBP: 0.353, SLG: 0.592		3-2 F8		2-2 F8		1-0 P4		0-2 G3-1		4	0	0	0	0	0	1									
Lee Stevens, L (1, 3) OBP: 0.393, SLG: 0.561		2-2 1B HR		3-3 K		1-3 K		0-1 G3		4	1	1	0	0	2	1									
Ivan Rodriguez, R (1, 2) OBP: 0.336, SLG: 0.502		0-2 1B HR		1-0 F8			0-1 HR		4-2 BB	3	2	2	1	1	0	0									
Todd Zeile, R (1, 5) OBP: 0.333, SLG: 0.471		0-0 1B HR			1-3 K		2-1 G4-3		2-3 K	4	1	1	3	0	2	1									
Luis Alicaia, S (1, 4) OBP: 0.273, SLG: 0.200		0-0 G4-3			1-1 29 L9 BB		4-1 BB		3-3 K	3	0	1	0	1	1	1									
Jon Shave, R (1, 6) OBP: 0.302, SLG: 0.286		0-3 K			4-0 1-2 BB		0-0 L5		1-2 F8	2	0	0	0	1	1	1									
Mark McLemore, S (9, PH) OBP: 0.362, SLG: 0.383										1	0	0	0	0	0	1									
Inning Stats	R: 0 E: 0 K: 1 S: 10	H: 0 LOB: 0 BB: 0 P: 13	R: 3 E: 0 K: 1 S: 14	H: 3 LOB: 0 BB: 0 P: 19	R: 0 E: 0 K: 1 S: 5	H: 0 LOB: 0 BB: 0 P: 6	R: 0 E: 0 K: 1 S: 7	H: 0 LOB: 0 BB: 0 P: 13	R: 0 E: 0 K: 1 S: 15	H: 1 LOB: 2 BB: 1 P: 24	R: 0 E: 0 K: 1 S: 8	H: 0 LOB: 0 BB: 0 P: 13	R: 1 E: 0 K: 0 S: 9	H: 1 LOB: 1 BB: 1 P: 16	R: 0 E: 0 K: 0 S: 7	H: 1 LOB: 1 BB: 0 P: 9	R: 0 E: 0 K: 2 S: 14	H: 0 LOB: 1 BB: 1 P: 24	1B: 4 2B: 0 3B: 0 HR: 2	SF: 0 SAC: 0 DP: 0 HBP: 0	WP: 0 PB: 0 SB: 0 CS: 0	PA: 36			
PITCHER	IP	WLS	BF	H	R	ER	SO	BB	IBB	HBP	BLK	WP	HR	S	P	ERA	WHIP								
Jin Ho Cho, R (1, 1) ERA: 4.5	6.0	W	24	5	4	4	6	1	0	0	0	0	2	61	90	6.00	1.000								
Kirk Bullinger, R (7, 1) ERA	0.2	H	3	0	0	0	0	1	0	0	0	0	0	4	10	0.00	1.500								
Mark Guthrie, L (7, 1) ERA: 5.84	0.1	H	1	0	0	0	0	0	0	0	0	0	0	3	4	0.00	0.000								
49 Tim Wakefield, R (8, 1) ERA: 5.16	2.0	S	8	1	0	0	2	1	0	0	0	0	0	21	33	0.00	1.000								

Texas Rangers @ Boston Red Sox
Fenway Park, Boston, MA
Sat Jun 19 1999
Att: 31,950 - Sunny - 71 F

AB 33
R 4
H 6
RBI 4
BB 3
SO 8
LOB 11



Batter	1	2	3	4	5	6	7	8	9	AB	R	H	RBI	BB	SO	LOB	BOTTOM								
Jose Offerman, S (1, 4) OBP: 0.379, SLG: 0.443	2-1 2B E	1-1 1B 1B		2-1 G6-4-3 1B		2-3 K		0-2 G5-3		5	2	3	1	0	1	0									
John Valentin, R (1, 5) OBP: 0.309, SLG: 0.391	3-1 L5	1-0 1B 2B 1B		3-1 G6-4-3 1-2		2-2 1B		2-2 G6-3		5	1	2	0	0	0	2									
Brian Daubach, L (1, 10) OBP: 0.377, SLG: 0.635	0-0 E	3-0 2B P3 1B		3-3 K		0-1 G3				4	0	2	1	0	1	1									
Nomar Garciaparra, R (1, 6) OBP: 0.386, SLG: 0.591	4-1 E BB	0-0 1-3 3-H 2B			0-0 2B		0-0 HR			3	1	3	2	1	0	0									
Troy O'Leary, L (1, 7) OBP: 0.359, SLG: 0.510	2-3 K	2-0 P3		1-3 K		1-3 K		1-3 K		4	0	0	0	0	3	6									
Mike Stanley, R (1, 3) OBP: 0.386, SLG: 0.453	1-0 E5		1-0 G2-3		1-2 P4		3-2 HR			4	1	1	1	0	0	3									
Creighton Gubanich, R (1, 2) OBP: 0.348, SLG: 0.400	1-2 2-3 3-H K		0-0 1B		2-1 G6-3		2-3 K			4	0	1	0	0	2	4									
Jason Varitek, S (8, 2) OBP: 0.292, SLG: 0.442										0	0	0	0	0	0	0									
Damon Buford, R (1, 8) OBP: 0.327, SLG: 0.411		2-2 G4-3 1B 2B		0-3 K		2-2 2B 1B		0-0 G4-3		4	2	2	0	0	1	1									
Trot Nixon, L (1, 9) OBP: 0.304, SLG: 0.340		0-1 G4-3		0-2 G4-3		1 SAFE 0-0 1-H 2B		0-0 F7		4	0	1	1	0	0	2									
Inning Stats	R: 1 E: 1 K: 2 S: 16	H: 2 LOB: 3 BB: 1 P: 31	R: 3 E: 0 K: 0 S: 11	H: 5 LOB: 1 BB: 0 P: 20	R: 0 E: 0 K: 1 S: 8	H: 1 LOB: 0 BB: 0 P: 9	R: 0 E: 0 K: 1 S: 9	H: 1 LOB: 0 BB: 0 P: 17	R: 0 E: 0 K: 1 S: 11	H: 1 LOB: 1 BB: 0 P: 15	R: 1 E: 0 K: 1 S: 13	H: 3 LOB: 1 BB: 0 P: 19	R: 2 E: 0 K: 2 S: 12	H: 2 LOB: 0 BB: 0 P: 18	R: 0 E: 0 K: 0 S: 7	H: 0 LOB: 0 BB: 0 P: 9	1B: 8 2B: 5 3B: 0 HR: 2	SF: 0 SAC: 0 DP: 1 HBP: 0	WP: 0 PB: 0 SB: 0 CS: 0	PA: 38					
PITCHER	IP	WLS	BF	H	R	ER	SO	BB	IBB	HBP	BLK	WP	HR	S	P	ERA	WHIP								
Mark Clark, R (1, 1) ERA: 8.6	1.1	L	13	7	4	3	2	1	0	0	0	0	0	26	48	20.25	6.000								
John Burkett, R (2, 1) ERA: 7.85	4.1		16	6	1	1	4	0	0	0	0	0	0	40	61	2.08	1.385								
Mike Venafro, L (6, 1) ERA: 2.15	0.1		1	0	0	0	0	0	0	0	0	0	0	2	2	0.00	0.000								
Danny Patterson, R (7, 1) ERA: 4.71	1.0		5	2	2	2	2	0	0	0	0	0	2	12	18	18.00	2.000								
Mike Munoz, L (8, 1) ERA: 3.67	1.0		3	0	0	0	0	0	0	0	0	0	0	7	9	0.00	0.000								

Texas Rangers @ Boston Red Sox
Fenway Park, Boston, MA
Sat Jun 19 1999
Att: 31,950 - Sunny - 71 F

AB 37
R 7
H 15
RBI 6
BB 1
SO 8
LOB 19



Batter	1	2	3	4	5	6	7	8	9	AB	R	H	RBI	BB	SO	LOB	TOP				
Mark McLemore, S OBP: 0.360, SLG: 0.381										4	0	1	0	0	0	1					
Ivan Rodriguez, R OBP: 0.332, SLG: 0.493										4	0	0	0	0	0	1					
29 Rusty Greer, L OBP: 0.373, SLG: 0.466										4	1	3	0	0	1	0					
Juan Gonzalez, R OBP: 0.347, SLG: 0.582										4	1	0	0	0	0	3					
Rafael Palmeiro, L OBP: 0.433, SLG: 0.640										3	0	2	2	0	1	1					
Todd Zeile, R OBP: 0.328, SLG: 0.463										4	0	0	0	0	2	2					
Lee Stevens, L OBP: 0.391, SLG: 0.556										4	0	1	0	0	2	1					
Ruben Mateo, R OBP: 0.226, SLG: 0.379										1	0	0	0	0	1	2					
Roberto Kelly, R OBP: 0.361, SLG: 0.460										2	0	0	0	0	1	0					
Royce Clayton, R OBP: 0.277, SLG: 0.324										3	0	1	0	0	2	0					
Inning Stats	R: 0 E: 0 K: 1 S: 5	H: 1 LOB: 0 BB: 0 P: 9	R: 0 E: 0 K: 2 S: 13	H: 2 LOB: 2 BB: 0 P: 20	R: 0 E: 0 K: 2 S: 9	H: 0 LOB: 0 BB: 0 P: 12	R: 1 E: 0 K: 1 S: 14	H: 1 LOB: 1 BB: 0 P: 21	R: 0 E: 0 K: 1 S: 10	H: 1 LOB: 1 BB: 0 P: 16	R: 0 E: 0 K: 0 S: 10	H: 0 LOB: 0 BB: 0 P: 10	R: 0 E: 0 K: 1 S: 5	H: 0 LOB: 0 BB: 0 P: 9	R: 1 E: 1 K: 1 S: 12	H: 2 LOB: 1 BB: 0 P: 17	1B: 6 2B: 2 3B: 0 HR: 0	SF: 1 SAC: 0 DP: 1 HBP: 0	WP: 0 PB: 0 SB: 1 CS: 0	PA: 34	
PITCHER	IP	WLS	BF	H	R	ER	SO	BB	IBB	HBP	BLK	WP	HR	S	P	ERA	WHIP				
Pedro Martinez, R ERA: 2.1	8.0	W	29	6	1	1	10	0	0	0	0	0	0	73	110	1.12	0.750				
Mark Guthrie, L ERA: 5.84	0.0	1	1	1	0	0	0	0	0	0	0	0	0	1	2	∞	∞				
Derek Lowe, R ERA: 3.89	0.1	2	1	0	0	0	0	0	0	0	0	0	0	3	5	0.00	3.000				
49 Tim Wakefield, R ERA: 5.1	0.2	S	2	0	0	0	1	0	0	0	0	0	0	8	10	0.00	0.000				

Texas Rangers @ Boston Red Sox
Fenway Park, Boston, MA
Sun Jun 20 1999, 1:05 PM EDT
Att: 31,501 - Sunny - 77 F

AB 33
R 2
H 8
RBI 2
BB 0
SO 11
LOB 11



Batter	1	2	3	4	5	6	7	8	9	AB	R	H	RBI	BB	SO	LOB	BOTTOM				
Jose Offerman, S OBP: 0.386, SLG: 0.445										3	1	2	1	2	0	2					
John Valentin, R OBP: 0.311, SLG: 0.395										5	0	2	2	0	0	4					
Brian Daubach, L OBP: 0.373, SLG: 0.623										4	0	1	0	0	0	3					
Lou Merloni, R OBP: 0.316, SLG: 0.421										1	0	0	0	0	0	2					
Nomar Garciaparra, R OBP: 0.392, SLG: 0.594										4	0	3	0	0	1	1					
Troy O'Leary, L OBP: 0.357, SLG: 0.504										3	0	0	0	1	0	4					
Mike Stanley, R OBP: 0.384, SLG: 0.446										3	0	0	0	1	2	3					
Jason Varitek, S OBP: 0.296, SLG: 0.446										3	1	1	0	1	0	3					
Damon Buford, R OBP: 0.318, SLG: 0.400										4	1	0	0	0	2	2					
Trot Nixon, L OBP: 0.314, SLG: 0.363										4	2	3	2	0	0	0					
Inning Stats	R: 0 E: 0 K: 0 S: 11	H: 2 LOB: 3 BB: 1 P: 23	R: 0 E: 1 K: 1 S: 14	H: 1 LOB: 1 BB: 1 P: 25	R: 0 E: 0 K: 0 S: 6	H: 2 LOB: 2 BB: 1 P: 13	R: 3 E: 1 K: 1 S: 18	H: 3 LOB: 1 BB: 0 P: 25	R: 0 E: 0 K: 2 S: 10	H: 0 LOB: 0 BB: 0 P: 15	R: 0 E: 0 K: 0 S: 13	H: 0 LOB: 1 BB: 1 P: 21	R: 0 E: 0 K: 1 S: 8	H: 1 LOB: 0 BB: 0 P: 12	R: 2 E: 0 K: 0 S: 14	H: 3 LOB: 1 BB: 1 P: 25	1B: 9 2B: 3 3B: 1 HR: 0	SF: 0 SAC: 0 DP: 3 HBP: 0	WP: 0 PB: 0 SB: 0 CS: 0	PA: 39	
PITCHER	IP	WLS	BF	H	R	ER	SO	BB	IBB	HBP	BLK	WP	HR	S	P	ERA	WHIP				
Ryan Glynn, R ERA: 7.58	5.0	L	26	8	3	2	4	3	0	0	0	0	0	59	101	3.60	2.200				
Mike Venafro, L ERA: 2.08	1.0	4	0	0	0	0	0	1	0	0	0	0	0	13	21	0.00	1.000				
Tim Crabtree, R ERA: 3.55	1.1	8	4	2	2	1	1	1	0	0	0	0	0	20	34	13.50	3.750				
Mike Munoz, L ERA: 3.58	0.2	1	0	0	0	0	0	0	0	0	0	0	0	2	3	0.00	0.000				

Texas Rangers @ Boston Red Sox
Fenway Park, Boston, MA
Sun Jun 20 1999, 1:05 PM EDT
Att: 31,501 - Sunny - 77 F

AB 34
R 5
H 12
RBI 5
BB 5
SO 5
LOB 24



Batter	1	2	3	4	5	6	7	8	9	AB	R	H	RBI	BB	SO	LOB	TOP					
Mark McLemore, S (1, 4) OBP: 0.355, SLG: 0.374	G1-3		K			G1-3	K			4	0	0	0	0	2	3						
Ivan Rodriguez, R (1, 2) OBP: 0.351, SLG: 0.489	1B			G1-3		E4 2B	G5-3			4	1	1	0	0	0	1						
29 Rusty Greer, L (1, 7) OBP: 0.368, SLG: 0.458	G6-3			P4		G3		K		4	0	0	0	0	1	2						
Juan Gonzalez, R (1, 9) OBP: 0.350, SLG: 0.585		1B		K		1B 2B		G6-3		4	1	2	1	0	1	0						
Rafael Palmeiro, L (1, 10) OBP: 0.438, SLG: 0.649 Ruben Mateo, R (8, PR) OBP: 0.226, SLG: 0.379	K				E9 2B	1B IBB		2B		3	1	2	0	1	1	1						
Todd Zeile, R (1, 5) OBP: 0.327, SLG: 0.460	G4-6-3				G4-3	1B		G6-3		4	0	1	2	0	0	2						
Lee Stevens, L (1, 3) OBP: 0.385, SLG: 0.545			F8		F8	P2			F7	4	0	0	0	0	0	2						
Roberto Kelly, R (1, 8) OBP: 0.357, SLG: 0.452			F7		F8		SH3 1B		P6	4	0	1	0	0	0	0						
Royce Clayton, R (1, 6) OBP: 0.285, SLG: 0.338						G1-3 E 2B	SH3		G6-3	3	1	2	0	0	0	0						
Inning Stats	R: 0 E: 0 K: 0 S: 7	H: 1 LOB: 0 BB: 0 P: 9	R: 0 E: 0 K: 1 S: 12	H: 1 LOB: 0 BB: 0 P: 14	R: 0 E: 0 K: 1 S: 12	H: 1 LOB: 1 BB: 0 P: 15	R: 0 E: 0 K: 1 S: 10	H: 0 LOB: 0 BB: 0 P: 15	R: 1 E: 1 K: 0 S: 9	H: 1 LOB: 0 BB: 0 P: 15	R: 3 E: 1 K: 0 S: 13	H: 3 LOB: 2 BB: 1 P: 28	R: 0 E: 0 K: 1 S: 8	H: 1 LOB: 1 BB: 0 P: 10	R: 0 E: 0 K: 1 S: 9	H: 1 LOB: 1 BB: 0 P: 15	R: 0 E: 0 K: 0 S: 10	H: 0 LOB: 0 BB: 0 P: 13	1B: 5 2B: 4 3B: 0 HR: 0	SF: 0 SAC: 1 DP: 1 HBP: 0	WP: 0 PB: 0 SB: 0 CS: 0	PA: 36
PITCHER	IP	WLS	BF	H	R	ER	SO	BB	IBB	HBP	BLK	WP	HR	S	P	ERA	WHIP					
Brian Rose, R (1, 1) ERA: 1.8	6.0		25	7	4	1	3	0	1	0	0	0	0	63	96	1.50	1.167					
John Waddell, R (7, 1) ERA: 3.23	2.0	W	8	2	0	0	2	0	0	0	0	0	0	17	25	0.00	1.000					
49 Tim Wakefield, R (9, 1) ERA: 5.03	1.0	S	3	0	0	0	0	0	0	0	0	0	0	10	13	0.00	0.000					

Texas Rangers @ Boston Red Sox
Fenway Park, Boston, MA
Mon Jun 21 1999, 7:05 PM EDT
Att: 27,627 - Cloudy - 73 F

AB 34
R 4
H 9
RBI 3
BB 1
SO 5
LOB 11





Batter	1	2	3	4	5	6	7	8	9	AB	R	H	RBI	BB	SO	LOB	BOTTOM					
Jose Offerman, S (1, 4) OBP: 0.384, SLG: 0.440	L7	L7			G6-3		E S 1B BB			3	1	0	0	1	0	3						
John Valentin, R (1, 5) OBP: 0.310, SLG: 0.393	K		K		F9		1B			4	0	1	1	0	2	1						
Brian Daubach, L (1, 10) OBP: 0.370, SLG: 0.612	P5		1B		K		K			4	0	1	0	0	2	1						
Nomar Garciaparra, R (1, 6) OBP: 0.401, SLG: 0.669		2B 2B	S 1B			HR 1B		2B		4	2	4	0	0	0	0						
Troy O'Leary, L (1, 7) OBP: 0.359, SLG: 0.520		1B SF9 2B	G4-3			HR		F9		4	2	2	3	0	0	2						
Mike Stanley, R (1, 3) OBP: 0.381, SLG: 0.439		SF9 1B BB		K		G5-3		K		3	0	0	0	1	2	1						
Jason Varitek, S (1, 2) OBP: 0.290, SLG: 0.437		F7		P5		K		F8		4	0	0	0	0	1	3						
Darren Lewis, R (1, 8) OBP: 0.330, SLG: 0.307		SF9 1B		K		L9				3	0	1	0	0	1	0						
Trot Nixon, L (1, 9) OBP: 0.315, SLG: 0.371		SF9					F8			2	0	1	1	0	0	0						
Inning Stats	R: 0 E: 0 K: 1 S: 12	H: 0 LOB: 0 BB: 0 P: 17	R: 2 E: 0 K: 0 S: 12	H: 3 LOB: 2 BB: 1 P: 24	R: 0 E: 0 K: 1 S: 7	H: 2 LOB: 1 BB: 0 P: 9	R: 0 E: 0 K: 2 S: 9	H: 0 LOB: 0 BB: 0 P: 14	R: 0 E: 0 K: 1 S: 12	H: 1 LOB: 1 BB: 0 P: 17	R: 2 E: 0 K: 1 S: 11	H: 2 LOB: 0 BB: 0 P: 15	R: 1 E: 0 K: 1 S: 11	H: 1 LOB: 0 BB: 1 P: 19	R: 0 E: 0 K: 1 S: 8	H: 1 LOB: 1 BB: 0 P: 10	1B: 5 2B: 4 3B: 0 HR: 1	SF: 1 SAC: 0 DP: 0 HBP: 0	WP: 0 PB: 0 SB: 2 CS: 0	PA: 34		
PITCHER	IP	WLS	BF	H	R	ER	SO	BB	IBB	HBP	BLK	WP	HR	S	P	ERA	WHIP					
Rick Helling, R (1, 1) ERA: 4.24	7.0	L	30	9	5	4	7	2	0	0	0	0	1	74	115	5.14	1.571					
59 Jeff Zimmerman, R (8, 1) ERA: 1.01	1.0		4	1	0	0	1	0	0	0	0	0	0	8	10	0.00	1.000					

Texas Rangers @ Boston Red Sox
Fenway Park, Boston, MA
Mon Jun 21 1999, 7:05 PM EDT
Att: 27,627 - Cloudy - 73 F

AB 31
R 5
H 10
RBI 5
BB 2
SO 8
LOB 11



Batter	1	2	3	4	5	6	7	8	9	AB	R	H	RBI	BB	SO	LOB	TOP			
Tony Phillips, S (1,4) OBP: 0.365, SLG: 0.496	G6-3		BB FC1-2 HBP 1B		1B BB		G4-3		3B 1B	4	1	2	1	1	0	0	<p>Oakland Athletics @ Texas Rangers The Ballpark at Arlington, Arlington, TX Tue Jun 22 1999, 8:35 PM EDT Att: 35,619 - Cloudy - 74 F</p> <p>livebaseballscorecards.com</p> <p>AB 35 R 5 H 11 RBI 5 BB 5 SO 6 LOB 20</p> 			
Miguel Tejada, R (1,6) OBP: 0.345, SLG: 0.443	1B 2B 1B		FC1-2 BB HBP 1B		BB 1B		G6-3		3B 1B	4	1	3	2	0	0	0				
Ben Grieve, L (1,7) OBP: 0.338, SLG: 0.379	2B G6-3 1B		FC1-2 BB 1B		K		G6-3		F7	4	1	1	0	1	1	3				
Jason Giambi, L (1,3) OBP: 0.384, SLG: 0.484	G6-3 2B		FC1-2 BB G5-4-3		BB		G6-3		K	4	0	1	1	1	1	4				
John Jaha, R (1,10) OBP: 0.404, SLG: 0.598	G6-3		G5-4-3		F7		G3		K	5	0	0	1	0	1	8				
Matt Stairs, L (1,9) OBP: 0.335, SLG: 0.517	G6-3				G6-3				BB 1B	3	0	1	0	1	0	1				
3 Eric Chavez, L (1,5) OBP: 0.325, SLG: 0.379			F8							3	0	0	0	0	1	1				
Olmedo Saenz, R (8,PH) OBP: 0.353, SLG: 0.411										1	0	0	0	0	1	1				
Ryan Christenson, R (1,8) OBP: 0.278, SLG: 0.274										2	0	1	0	1	0	0				
Tim Raines, S (8,PH) OBP: 0.347, SLG: 0.337										1	1	1	0	0	0	0				
Jorge Velazquez, R (9,4) OBP: 0.192, SLG: 0.231										0	0	0	0	0	0	0				
A.J. Hinch, R (1,2) OBP: 0.236, SLG: 0.298										3	0	0	0	0	1	2				
Mike Macfarlane, R (9,PH) OBP: 0.325, SLG: 0.393										1	1	1	0	0	0	0				
Inning Stats	R: 2 E: 0 K: 0 S: 13	H: 3 LOB: 1 BB: 0 P: 24	R: 0 E: 0 K: 1 S: 9	H: 1 LOB: 0 BB: 0 P: 13	R: 0 E: 1 K: 0 S: 9	H: 1 LOB: 2 BB: 1 P: 20	R: 0 E: 0 K: 1 S: 6	H: 0 LOB: 0 BB: 0 P: 8	R: 0 E: 0 K: 1 S: 14	H: 0 LOB: 3 BB: 2 P: 32	R: 0 E: 0 K: 0 S: 4	H: 0 LOB: 0 BB: 0 P: 7	R: 0 E: 0 K: 1 S: 9	H: 1 LOB: 1 BB: 0 P: 12	R: 3 E: 0 K: 2 S: 19	H: 4 LOB: 1 BB: 0 P: 28	1B: 9 2B: 1 3B: 1 HR: 0	SF: 0 SAC: 0 DP: 2 HBP: 1	WP: 0 PB: 0 SB: 0 CS: 1	PA: 41
PITCHER	IP WLS BF H R ER SO BB IBB HBP BLK WP HR S P ERA WHIP	IP WLS BF H R ER SO BB IBB HBP BLK WP HR S P ERA WHIP	IP WLS BF H R ER SO BB IBB HBP BLK WP HR S P ERA WHIP	IP WLS BF H R ER SO BB IBB HBP BLK WP HR S P ERA WHIP	IP WLS BF H R ER SO BB IBB HBP BLK WP HR S P ERA WHIP	IP WLS BF H R ER SO BB IBB HBP BLK WP HR S P ERA WHIP	IP WLS BF H R ER SO BB IBB HBP BLK WP HR S P ERA WHIP	IP WLS BF H R ER SO BB IBB HBP BLK WP HR S P ERA WHIP	IP WLS BF H R ER SO BB IBB HBP BLK WP HR S P ERA WHIP	IP WLS BF H R ER SO BB IBB HBP BLK WP HR S P ERA WHIP	IP WLS BF H R ER SO BB IBB HBP BLK WP HR S P ERA WHIP	IP WLS BF H R ER SO BB IBB HBP BLK WP HR S P ERA WHIP	IP WLS BF H R ER SO BB IBB HBP BLK WP HR S P ERA WHIP	IP WLS BF H R ER SO BB IBB HBP BLK WP HR S P ERA WHIP	IP WLS BF H R ER SO BB IBB HBP BLK WP HR S P ERA WHIP	IP WLS BF H R ER SO BB IBB HBP BLK WP HR S P ERA WHIP	IP WLS BF H R ER SO BB IBB HBP BLK WP HR S P ERA WHIP			
Aaron Sele, R (1,1) ERA: 5.44	5.0	2.2	0.1	1.0	1.0	1.0	1.0	1.0	1.0	1.0	1.0	1.0	1.0	1.0	1.0	1.0	3.60	1.800		
Mike Venfro, L (6,1) ERA: 1.91	2.2	0.1	0.1	0.1	0.1	0.1	0.1	0.1	0.1	0.1	0.1	0.1	0.1	0.1	0.1	0.1	0.00	1.125		
59 Jeff Zimmerman, R (8,1) ERA: 1.0	0.1	0.1	0.1	0.1	0.1	0.1	0.1	0.1	0.1	0.1	0.1	0.1	0.1	0.1	0.1	0.1	0.00	0.000		
John Wetteland, R (9,1) ERA: 3.82	1.0	1.0	1.0	1.0	1.0	1.0	1.0	1.0	1.0	1.0	1.0	1.0	1.0	1.0	1.0	1.0	27.00	4.000		

Batter	1	2	3	4	5	6	7	8	9	AB	R	H	RBI	BB	SO	LOB	BOTTOM					
Luis Altea, S (1,4) OBP: 0.258, SLG: 0.188	G1-3	L6		G1-3		G4-6-3		P2		5	0	0	0	0	0	7	<p>Oakland Athletics @ Texas Rangers The Ballpark at Arlington, Arlington, TX Tue Jun 22 1999, 8:35 PM EDT Att: 35,619 - Cloudy - 74 F</p> <p>livebaseballscorecards.com</p> <p>AB 36 R 3 H 11 RBI 3 BB 4 SO 2 LOB 26</p> 					
Ivan Rodriguez, R (1,2) OBP: 0.332, SLG: 0.487	G1-3		P5	29 E 1B		G1-3		29 BB 1B		5	0	2	2	0	0	0						
29 Rusty Greer, L (1,7) OBP: 0.372, SLG: 0.455			1B SF8 BB	E4		G4-3		F8-4 BB		2	1	0	0	3	0	1						
Juan Gonzalez, R (1,10) OBP: 0.351, SLG: 0.581	F9		1B	G6-3		E S 1B		F8-4		5	0	2	0	0	0	5						
Rafael Palmeiro, L (1,3) OBP: 0.434, SLG: 0.646		1B FC1-2-5 2B	SF8		F7		F9		F7	4	0	1	1	0	0	2						
Todd Zeile, R (1,5) OBP: 0.326, SLG: 0.456		BB FC1-2-5 1B	F8		F7		G1-4-3			4	0	1	0	0	0	2						
Roberto Kelly, R (1,9) OBP: 0.371, SLG: 0.463		FC1-2-5 BB 1B		2B 1B 1B				S 1B		4	1	3	0	0	0	2						
Ruben Mateo, R (1,8) OBP: 0.229, SLG: 0.394		F8		1B 2B		F7		G1-3		4	1	1	0	0	0	4						
John Wetteland, R (9,1) ERA: 3.82				1B 2B						0	0	0	0	0	0	0						
Royce Clayton, R (1,6) OBP: 0.290, SLG: 0.338				K				K		3	0	1	0	1	2	3						
Inning Stats	R: 0 E: 0 K: 0 S: 6	H: 0 LOB: 3 BB: 1 P: 14	R: 0 E: 0 K: 0 S: 10	H: 2 LOB: 3 BB: 1 P: 19	R: 1 E: 0 K: 0 S: 11	H: 1 LOB: 1 BB: 1 P: 22	R: 2 E: 0 K: 1 S: 15	H: 3 LOB: 2 BB: 0 P: 26	R: 0 E: 0 K: 0 S: 9	H: 1 LOB: 0 BB: 0 P: 16	R: 0 E: 0 K: 0 S: 6	H: 1 LOB: 1 BB: 0 P: 9	R: 0 E: 0 K: 0 S: 9	H: 1 LOB: 1 BB: 0 P: 15	R: 0 E: 0 K: 1 S: 13	H: 1 LOB: 1 BB: 0 P: 19	R: 0 E: 0 K: 0 S: 10	H: 1 LOB: 1 BB: 1 P: 18	1B: 9 2B: 3 3B: 0 HR: 0	SF: 1 SAC: 0 DP: 2 HBP: 0	WP: 0 PB: 0 SB: 2 CS: 0	PA: 41
PITCHER	IP WLS BF H R ER SO BB IBB HBP BLK WP HR S P ERA WHIP	IP WLS BF H R ER SO BB IBB HBP BLK WP HR S P ERA WHIP	IP WLS BF H R ER SO BB IBB HBP BLK WP HR S P ERA WHIP	IP WLS BF H R ER SO BB IBB HBP BLK WP HR S P ERA WHIP	IP WLS BF H R ER SO BB IBB HBP BLK WP HR S P ERA WHIP	IP WLS BF H R ER SO BB IBB HBP BLK WP HR S P ERA WHIP	IP WLS BF H R ER SO BB IBB HBP BLK WP HR S P ERA WHIP	IP WLS BF H R ER SO BB IBB HBP BLK WP HR S P ERA WHIP	IP WLS BF H R ER SO BB IBB HBP BLK WP HR S P ERA WHIP	IP WLS BF H R ER SO BB IBB HBP BLK WP HR S P ERA WHIP	IP WLS BF H R ER SO BB IBB HBP BLK WP HR S P ERA WHIP	IP WLS BF H R ER SO BB IBB HBP BLK WP HR S P ERA WHIP	IP WLS BF H R ER SO BB IBB HBP BLK WP HR S P ERA WHIP	IP WLS BF H R ER SO BB IBB HBP BLK WP HR S P ERA WHIP	IP WLS BF H R ER SO BB IBB HBP BLK WP HR S P ERA WHIP	IP WLS BF H R ER SO BB IBB HBP BLK WP HR S P ERA WHIP	IP WLS BF H R ER SO BB IBB HBP BLK WP HR S P ERA WHIP					
Kenny Rogers, L (1,1) ERA: 3.8	7.0	1.0	1.0	1.0	1.0	1.0	1.0	1.0	1.0	1.0	1.0	1.0	1.0	1.0	1.0	1.0	3.86	1.714				
T.J. Mathews, R (8,1) ERA: 3.34	1.0	1.0	1.0	1.0	1.0	1.0	1.0	1.0	1.0	1.0	1.0	1.0	1.0	1.0	1.0	1.0	0.00	1.000				
Billy Taylor, R (9,1) ERA: 2.7	1.0	1.0	1.0	1.0	1.0	1.0	1.0	1.0	1.0	1.0	1.0	1.0	1.0	1.0	1.0	1.0	0.00	2.000				

Batter	1	2	3	4	5	6	7	8	9	AB	R	H	RBI	BB	SO	LOB	TOP			
Tony Phillips, S (1,4) OBP: 0.363, SLG: 0.489	G3	F8		F7			F8		HR	4	1	0	0	1	0	3				
Ben Griewe, L (1,7) OBP: 0.338, SLG: 0.409	HR	FC4-6			G4-3		G1-3		HR	5	2	2	3	0	0	2				
Jason Giambi, L (1,3) OBP: 0.381, SLG: 0.476	G4-3				F9			K	L3	4	0	0	0	1	1	0				
John Jaha, R (1,10) OBP: 0.401, SLG: 0.590	K			E5	G5-3			3 WP 3 1B G6-3		4	1	1	0	0	1	1				
Matt Stairs, L (1,9) OBP: 0.337, SLG: 0.515		3 HR BB		F8			F9	3 G6-3 3 WP 1B		3	1	1	0	1	0	2				
3 Eric Chavez, L (1,5) OBP: 0.326, SLG: 0.395		HR		G4-6-3			G4-3 BB	G6-3		3	1	1	3	1	0	3				
Mike Macfarlane, R (1,2) OBP: 0.331, SLG: 0.391		F8 1B BB			FC3-6 1B		G4-3	F8		3	0	1	0	1	0	2				
Ryan Christenson, R (1,8) Tim Raines, S (9, PH) OBP: 0.344, SLG: 0.333		K		FC3-6			G3-1		F9	3	0	0	0	0	1	3				
Jorge Velandia, R (1,6) Olmedo Saenz, R (9, PH) OBP: 0.351, SLG: 0.408				F7			K		G4-3	3	0	1	0	0	1	1				
Inning Stats	R: 1 E: 0 K: 1 S: 13	H: 1 LOB: 0 BB: 0 P: 19	R: 2 E: 0 K: 1 S: 20	H: 2 LOB: 2 BB: 2 P: 37	R: 0 E: 1 K: 0 S: 5	H: 0 LOB: 1 BB: 1 P: 13	R: 0 E: 0 K: 0 S: 7	H: 1 LOB: 1 BB: 0 P: 12	R: 0 E: 0 K: 0 S: 8	H: 0 LOB: 1 BB: 0 P: 14	R: 0 E: 0 K: 1 S: 5	H: 0 LOB: 0 BB: 0 P: 8	R: 1 E: 0 K: 0 S: 14	H: 2 LOB: 1 BB: 0 P: 20	R: 2 E: 0 K: 0 S: 12	H: 1 LOB: 0 BB: 1 P: 18	1B: 4 2B: 0 3B: 0 HR: 3	SF: 0 SAC: 0 DP: 1 HBP: 0	WP: 1 PB: 0 SB: 0 CS: 0	PA: 39
PITCHER	IP	WLS	BF	H	R	ER	SO	BB	IBB	HBP	BLK	WP	HR	S	P	ERA	WHIP			
Mike Morgan, R (1,1) ERA: 5.69	7.0	W	29	4	3	3	3	4	0	0	0	0	2	66	114	3.86	1.143			
Mike Munoz, L (8,1) ERA: 3.51	0.2		4	2	1	1	1	0	0	0	0	1	0	12	18	13.50	3.000			
Tim Crabtree, R (8,1) ERA: 3.51	0.1	H	1	0	0	0	0	0	0	0	0	0	0	2	2	0.00	0.000			
John Wetteland, R (9,1) ERA: 4.26	1.0	S	5	1	2	2	0	1	0	0	0	0	1	12	18	18.00	2.000			

Oakland Athletics @ Texas Rangers
The Ballpark at Arlington, Arlington, TX
Wed Jun 23 1999, 8:35 PM EDT
Att: 45,995 - Cloudy - 89 F

AB 34
R 6
H 7
RBI 6
BB 5
SO 4
LOB 17



Batter	1	2	3	4	5	6	7	8	9	AB	R	H	RBI	BB	SO	LOB	BOTTOM			
Mark McLemore, S (1,4) OBP: 0.359, SLG: 0.374	29 PB E SF9 BB	1B BB	1B 1-3 2-H		G4-3		F9			3	1	1	1	2	0	2				
Ivan Rodriguez, R (1,2) OBP: 0.337, SLG: 0.494	E6 SF9 29 PB	1B	1B				G6-3			5	0	3	2	0	0	1				
29 Rusty Greer, L (1,7) OBP: 0.365, SLG: 0.446	P6	G5-3	K		G4-3			K		5	0	0	0	0	2	7				
Juan Gonzalez, R (1,9) OBP: 0.348, SLG: 0.580	SF9		1B 2B		F9		K	G6-3		4	1	1	1	0	1	0				
Rafael Palmeiro, L (1,10) OBP: 0.438, SLG: 0.647	2-3 3-H	IBB	CS 1B		K		G5-4-3 1B			3	0	2	1	1	1	0				
Todd Zeile, R (1,5) OBP: 0.329, SLG: 0.461	F8		1B 2B		1B		G5-4-3			4	1	2	0	0	0	3				
Lee Stevens, L (1,3) OBP: 0.387, SLG: 0.558	HR		F8		K			FC6-4 1B		4	1	2	1	0	1	2				
Roberto Kelly, R (1,8) OBP: 0.375, SLG: 0.464	G6-3		1B 1B		G4-3 SH1-4 2B 1B		F9			4	2	2	1	0	0	1				
Royce Clayton, R (1,6) OBP: 0.291, SLG: 0.333	L3		1B 1B BB		SH1-4		FC6-4			2	1	0	0	1	0	1				
Inning Stats	R: 1 E: 1 K: 0 S: 12	H: 0 LOB: 2 BB: 2 P: 26	R: 1 E: 0 K: 0 S: 9	H: 2 LOB: 1 BB: 1 P: 17	R: 4 E: 0 K: 1 S: 17	H: 6 LOB: 2 BB: 1 P: 27	R: 0 E: 0 K: 2 S: 10	H: 1 LOB: 1 BB: 0 P: 12	R: 1 E: 0 K: 0 S: 7	H: 2 LOB: 1 BB: 0 P: 11	R: 0 E: 0 K: 1 S: 6	H: 1 LOB: 0 BB: 0 P: 10	R: 0 E: 0 K: 1 S: 8	H: 0 LOB: 0 BB: 0 P: 14	1B: 9 2B: 3 3B: 0 HR: 1	SF: 1 SAC: 1 DP: 1 HBP: 0	WP: 0 PB: 1 SB: 0 CS: 1	PA: 40		
PITCHER	IP	WLS	BF	H	R	ER	SO	BB	IBB	HBP	BLK	WP	HR	S	P	ERA	WHIP			
Mike Oquist, R (1,1) ERA: 5.53	2.2	L	17	6	5	4	0	2	1	0	0	0	0	34	51	5.40	2.100			
Tim Worrell, R (3,1) ERA: 4.29	3.1		16	6	2	2	4	1	0	0	0	0	0	7	11	0.00	0.750			
Chad Harville, R (7,1) ERA:	1.1		5	1	0	0	0	0	0	0	0	0	0	7	11	0.00	0.750			
Buddy Groom, L (8,1) ERA: 7.58	0.2		2	0	0	0	1	0	0	0	0	0	0	7	13	0.00	0.000			

Oakland Athletics @ Texas Rangers
The Ballpark at Arlington, Arlington, TX
Wed Jun 23 1999, 8:35 PM EDT
Att: 45,995 - Cloudy - 89 F

AB 34
R 7
H 13
RBI 7
BB 4
SO 5
LOB 17



Batter	1	2	3	4	5	6	7	8	9	AB	R	H	RBI	BB	SO	LOB	TOP										
Tony Phillips, S (1,4) OBP: 0.361, SLG: 0.485	2-1 2B 1B	1-3 K			3-3 K			2-2 G1-3		4	0	1	0	0	2	2											
Miguel Tejada, R (1,6) OBP: 0.347, SLG: 0.448	2-2 1B 2B		0-1 G6-3			1-0 G4-3 HR 1B		2-2 G5-3		4	1	2	0	0	0	0											
Ben Grieve, L (1,7) OBP: 0.333, SLG: 0.401	1-3 K		3-2 K			0-0 G4-3 1-2		3-3 K		4	0	0	0	0	3	3											
Jason Giambi, L (1,3) OBP: 0.376, SLG: 0.469	0-0 P5		2-1 L6			0-0 F8			1-3 K	4	0	0	0	0	1	3											
John Jaha, R (1,10) OBP: 0.398, SLG: 0.599	2-2 G6-3			0-1 G6-3		0-1 G4-3 HR			3-3 K	4	1	1	2	0	1	2											
Matt Stairs, L (1,9) OBP: 0.336, SLG: 0.511		2-2 FC3-6 1B		3-2 G3		0-0 G4-3			2-1 P2	4	0	1	0	0	0	0											
Eric Chavez, L (1,5) OBP: 0.329, SLG: 0.394		1-0 FC3-6 1B		1-2 G4-3			1-2 G6-4-3 1B			3	0	1	0	0	0	1											
Ryan Christenson, R (1,8) OBP: 0.262, SLG: 0.256		0-0 P6			2-3 K			3-2 G6-4-3 1-2		3	0	0	0	0	1	2											
A.J. Hinch, R (1,2) OBP: 0.238, SLG: 0.299		0-0 1B			0-1 G4-3			0-3 K		3	0	1	0	0	1	0											
Inning Stats	R: 0 E: 0 K: 1 S: 12	H: 2 LOB: 2 BB: 0 P: 19	R: 0 E: 0 K: 1 S: 9	H: 2 LOB: 2 BB: 0 P: 13	R: 0 E: 0 K: 1 S: 7	H: 0 LOB: 0 BB: 0 P: 12	R: 0 E: 0 K: 0 S: 10	H: 0 LOB: 0 BB: 0 P: 14	R: 0 E: 0 K: 2 S: 8	H: 0 LOB: 0 BB: 0 P: 13	R: 2 E: 0 K: 0 S: 6	H: 2 LOB: 0 BB: 0 P: 7	R: 0 E: 0 K: 1 S: 15	H: 1 LOB: 0 BB: 0 P: 19	R: 0 E: 0 K: 1 S: 10	H: 0 LOB: 0 BB: 0 P: 17	R: 0 E: 0 K: 2 S: 13	H: 0 LOB: 0 BB: 0 P: 19	1B: 5 2B: 1 3B: 0 HR: 1	SF: 0 SAC: 0 DP: 1 HBP: 0	WP: 0 PB: 0 CS: 0	PA: 33					
PITCHER	IP	WLS	BF	H	R	ER	SO	BB	IBB	HBP	BLK	WP	HR	S	P	ERA	WHIP										
John Burkett, R (1,1) ERA: 7.2	6.0	W	24	6	2	2	5	0	0	0	0	0	1	52	78	3.00	1.000										
Tim Lincecum, R (7,1) ERA: 3.39	1.0	H	3	1	0	0	1	0	0	0	0	0	0	15	19	0.00	1.000										
59 Jeff Zimmerman, R (8,1) ERA: 0.98	1.0	H	3	0	0	0	1	0	0	0	0	0	0	10	17	0.00	0.000										
John Wetteland, R (9,1) ERA: 4.13	1.0	S	3	0	0	0	2	0	0	0	0	0	0	13	19	0.00	0.000										

Oakland Athletics @ Texas Rangers
The Ballpark at Arlington, Arlington, TX
Thu Jun 24 1999, 8:35 PM EDT
Att: 39,683 - Cloudy - 81 F

AB 33
R 2
H 7
RBI 2
BB 0
SO 9
LOB 13



Batter	1	2	3	4	5	6	7	8	9	AB	R	H	RBI	BB	SO	LOB	BOTTOM										
Mark McLemore, S (1,4) OBP: 0.361, SLG: 0.373	4-2 29 BB SF7 1B BB	2-1 G1		0-0 G4-3			3-2 1B			3	1	1	0	1	0	2											
Ivan Rodriguez, R (1,2) OBP: 0.340, SLG: 0.494	1-1 SF7 29 BB 1B	1-1 1B			2-2 G4-3		0-0 L7			4	1	2	2	0	0	1											
29 Rusty Greer, L (1,7) OBP: 0.364, SLG: 0.441	4-2 SF7 1B BB	0-0 P5			2-1 F8		0-1 G4-3			3	1	0	0	1	0	2											
Juan Gonzalez, R (1,9) OBP: 0.346, SLG: 0.575	0-2 SF7		0-3 K		4-2 BB			1-2 G4-3		2	0	0	1	1	1	0											
Rafael Palmeiro, L (1,10) OBP: 0.435, SLG: 0.640	0-1 F7-4-3 1B		1-1 F7		2-1 F7			2-3 K		4	0	1	2	0	1	1											
Todd Zeile, R (1,5) OBP: 0.326, SLG: 0.462	2-2 F7-4-3 1-2		0-1 2B			1-2 P4		1-2 G1-3		4	0	1	0	0	0	1											
Lee Stevens, L (1,3) OBP: 0.382, SLG: 0.551		1-2 G3		3-3 K		1-3 K				3	0	0	0	0	2	1											
Roberto Kelly, R (1,8) OBP: 0.374, SLG: 0.456		4-2 G1 1B BB		1-2 G4-3		0-3 K				2	1	0	0	1	1	0											
Royce Clayton, R (1,6) OBP: 0.292, SLG: 0.333		1-2 G1 1B		1-1 G6-3		0-2 G6-3				3	1	1	0	0	0	0											
Inning Stats	R: 3 E: 0 K: 0 S: 15	H: 2 LOB: 2 BB: 2 P: 26	R: 2 E: 0 K: 0 S: 14	H: 2 LOB: 1 BB: 1 P: 23	R: 0 E: 0 K: 2 S: 10	H: 1 LOB: 1 BB: 0 P: 14	R: 0 E: 0 K: 0 S: 6	H: 0 LOB: 0 BB: 0 P: 8	R: 0 E: 0 K: 2 S: 10	H: 0 LOB: 0 BB: 0 P: 12	R: 0 E: 0 K: 0 S: 9	H: 1 LOB: 1 BB: 0 P: 12	R: 0 E: 0 K: 1 S: 9	H: 0 LOB: 0 BB: 0 P: 13	R: 0 E: 0 K: 1 S: 9	H: 0 LOB: 0 BB: 0 P: 13	1B: 5 2B: 2 3B: 0 HR: 0	SF: 1 SAC: 0 DP: 1 HBP: 0	WP: 0 PB: 0 CS: 0	PA: 33							
PITCHER	IP	WLS	BF	H	R	ER	SO	BB	IBB	HBP	BLK	WP	HR	S	P	ERA	WHIP										
Tim Hudson, R (1,1) ERA: 3.6	6.0	L	26	5	5	5	4	4	0	0	0	0	0	64	102	7.50	1.500										
Doug Jones, R (7,1) ERA: 3.27	2.0		7	1	0	0	1	0	0	0	0	0	0	18	25	0.00	0.500										

Oakland Athletics @ Texas Rangers
The Ballpark at Arlington, Arlington, TX
Thu Jun 24 1999, 8:35 PM EDT
Att: 39,683 - Cloudy - 81 F

AB 28
R 5
H 6
RBI 5
BB 4
SO 5
LOB 8



Batter	1	2	3	4	5	6	7	8	9	AB	R	H	RBI	BB	SO	LOB	TOP		
Mark McLemore, S OBP: 0.368, SLG: 0.376	1-3 K		4-1 G6-3 BB		1-1 G5-3	4-1 HR BB		1 SAFE 2-2 HR 1B	3-2 29 BB 1B	4	3	2	0	2	1	0			
Ivan Rodriguez, R OBP: 0.344, SLG: 0.520 Gregg Zaun, S OBP: 0.288, SLG: 0.245	1-2 HR		0-1 G6-3		3-2 P6	0-0 HR		0-1 SF8	1-0 29 BB 1B	5	3	3	5	0	0	1			
29 Rusty Greer, L OBP: 0.370, SLG: 0.442	3-1 1B		4-1 BB		0-0 G6-3	1-0 1B		3-H 1-2 F7	4-1 1B G4-3 BB	4	1	2	1	2	0	1			
Juan Gonzalez, R OBP: 0.350, SLG: 0.597 Scarborough Green, S OBP: 0.288, SLG: 0.245	2-2 F9		0-0 P9		0-0 HR			1-1 HR	0-1 G4-3 1B	6	2	3	5	0	0	4			
Rafael Palmeiro, L OBP: 0.437, SLG: 0.634	1-2 1B		0-2 F9		4-0 FC6-4 BB	1-1 F7		4-1 1B BB	2-1 G4-3	4	0	1	1	2	0	3			
Todd Zeile, R OBP: 0.324, SLG: 0.455	0-1 F8			1-0 F8	0-1 FC6-4 HR	1-1 G5-3		1-0 1B	0-0 P6	6	1	1	0	0	0	5			
Lee Stevens, L OBP: 0.383, SLG: 0.560		1-1 F9		1-3 K	1-0 HR	0-1 1B		3-3 K		5	1	2	2	0	2	2			
Roberto Kelly, R OBP: 0.375, SLG: 0.454		1-1 F8		0-1 1B	2-3 K	3-3 K			2-0 FC6 1B	5	0	2	0	0	2	1			
Royce Clayton, R OBP: 0.295, SLG: 0.335		1-2 L9		2-0 F9	2-2 HR 1B			1-2 1B SF8 1B	3-2 1B 29 BB 1B	5	3	2	0	0	0	2			
Inning Stats	R: 1 E: 0 K: 1 S: 19	H: 3 LOB: 2 BB: 0 P: 27	R: 0 E: 0 K: 0 S: 7	H: 0 LOB: 0 BB: 0 P: 10	R: 0 E: 0 K: 1 S: 8	H: 1 LOB: 1 BB: 0 P: 11	R: 0 E: 0 K: 1 S: 7	H: 0 LOB: 0 BB: 0 P: 11	R: 6 E: 0 K: 1 S: 19	H: 5 LOB: 1 BB: 2 P: 38	R: 0 E: 0 K: 1 S: 9	H: 1 LOB: 1 BB: 0 P: 14	R: 3 E: 0 K: 1 S: 20	H: 4 LOB: 2 BB: 1 P: 32	R: 4 E: 0 K: 0 S: 18	H: 4 LOB: 2 BB: 1 P: 33	1B: 13 2B: 0 3B: 0 HR: 5	SF: 1 SAC: 0 DP: 0 HBP: 0	WP: 0 PA: 51 CS: 0
PITCHER	IP WLS BF H R ER SO BB IBB HBP BLK WP HR S P ERA WHIP	IP WLS BF H R ER SO BB IBB HBP BLK WP HR S P ERA WHIP	IP WLS BF H R ER SO BB IBB HBP BLK WP HR S P ERA WHIP	IP WLS BF H R ER SO BB IBB HBP BLK WP HR S P ERA WHIP	IP WLS BF H R ER SO BB IBB HBP BLK WP HR S P ERA WHIP	IP WLS BF H R ER SO BB IBB HBP BLK WP HR S P ERA WHIP	IP WLS BF H R ER SO BB IBB HBP BLK WP HR S P ERA WHIP	IP WLS BF H R ER SO BB IBB HBP BLK WP HR S P ERA WHIP	IP WLS BF H R ER SO BB IBB HBP BLK WP HR S P ERA WHIP	IP WLS BF H R ER SO BB IBB HBP BLK WP HR S P ERA WHIP	IP WLS BF H R ER SO BB IBB HBP BLK WP HR S P ERA WHIP	IP WLS BF H R ER SO BB IBB HBP BLK WP HR S P ERA WHIP	IP WLS BF H R ER SO BB IBB HBP BLK WP HR S P ERA WHIP	IP WLS BF H R ER SO BB IBB HBP BLK WP HR S P ERA WHIP	IP WLS BF H R ER SO BB IBB HBP BLK WP HR S P ERA WHIP	IP WLS BF H R ER SO BB IBB HBP BLK WP HR S P ERA WHIP	IP WLS BF H R ER SO BB IBB HBP BLK WP HR S P ERA WHIP		

Texas Rangers @ Seattle Mariners
The Kingdome, Seattle, WA
Fri Jun 25 1999, 10:05 PM EDT
Att: 30,490 - Dome - 72 F

AB 44
R 14
H 18
RBI 14
BB 6
SO 5
LOB 19



Batter	1	2	3	4	5	6	7	8	9	AB	R	H	RBI	BB	SO	LOB	BOTTOM		
Brian Hunter, R OBP: 0.326, SLG: 0.357	2-2 G6-3		3-1 L4-3 1B		0-0 SF8		0-1 F8			3	0	1	1	0	0	0			
David Bell, R OBP: 0.327, SLG: 0.480	2-2 F9		2-0 L4-3		3-H 4-2 BB			2-2 G6-3		3	0	0	0	1	0	1			
Alex Rodriguez, R OBP: 0.407, SLG: 0.634	3-2 L5			0-0 G5-3	3-3 K			0-1 E6	G5-4-3	4	0	0	0	0	1	2			
Edgar Martinez, R OBP: 0.438, SLG: 0.516		4-1 1B G5-4-3 BB		3-2 F8		3-3 K		1-0 G5-4-3		3	1	0	0	1	1	1			
David Segui, S OBP: 0.360, SLG: 0.473		0-1 G5-4-3 1B		1-1 G3		2-1 HR		1-2 F8		4	1	2	1	0	0	0			
Raul Ibanez, L OBP: 0.354, SLG: 0.333		1-0 G5-4-3 1B			0-1 1B G4-3 1B	0-2 G3		1-2 F7		4	1	2	0	0	0	0			
Dan Wilson, R OBP: 0.348, SLG: 0.430		1-2 G5-4-3			4-2 G4-3 1B SF8 HBP	1-3 K		0-0 F8		3	1	0	0	0	1	2			
John Mabry, L OBP: 0.300, SLG: 0.400					2-1 G4-3 1B		1-2 G3			3	0	1	0	0	1	1			
Russ Davis, R OBP: 0.273, SLG: 0.464					0-0 G4-3		1-0 F8			3	0	0	1	0	1	2			
Inning Stats	R: 0 E: 0 K: 0 S: 9	H: 0 LOB: 0 BB: 0 P: 16	R: 1 E: 0 K: 1 S: 10	H: 2 LOB: 1 BB: 1 P: 19	R: 0 E: 0 K: 1 S: 7	H: 1 LOB: 0 BB: 0 P: 14	R: 0 E: 0 K: 0 S: 6	H: 0 LOB: 0 BB: 0 P: 10	R: 2 E: 0 K: 1 S: 16	H: 2 LOB: 2 BB: 1 P: 29	R: 1 E: 0 K: 2 S: 12	H: 1 LOB: 0 BB: 0 P: 18	R: 0 E: 1 K: 0 S: 7	H: 0 LOB: 0 BB: 0 P: 10	R: 0 E: 0 K: 0 S: 7	H: 0 LOB: 0 BB: 0 P: 9	1B: 5 2B: 1 3B: 0 HR: 1	SF: 1 SAC: 0 DP: 3 HBP: 1	WP: 0 PA: 34 CS: 0
PITCHER	IP WLS BF H R ER SO BB IBB HBP BLK WP HR S P ERA WHIP	IP WLS BF H R ER SO BB IBB HBP BLK WP HR S P ERA WHIP	IP WLS BF H R ER SO BB IBB HBP BLK WP HR S P ERA WHIP	IP WLS BF H R ER SO BB IBB HBP BLK WP HR S P ERA WHIP	IP WLS BF H R ER SO BB IBB HBP BLK WP HR S P ERA WHIP	IP WLS BF H R ER SO BB IBB HBP BLK WP HR S P ERA WHIP	IP WLS BF H R ER SO BB IBB HBP BLK WP HR S P ERA WHIP	IP WLS BF H R ER SO BB IBB HBP BLK WP HR S P ERA WHIP	IP WLS BF H R ER SO BB IBB HBP BLK WP HR S P ERA WHIP	IP WLS BF H R ER SO BB IBB HBP BLK WP HR S P ERA WHIP	IP WLS BF H R ER SO BB IBB HBP BLK WP HR S P ERA WHIP	IP WLS BF H R ER SO BB IBB HBP BLK WP HR S P ERA WHIP	IP WLS BF H R ER SO BB IBB HBP BLK WP HR S P ERA WHIP	IP WLS BF H R ER SO BB IBB HBP BLK WP HR S P ERA WHIP	IP WLS BF H R ER SO BB IBB HBP BLK WP HR S P ERA WHIP	IP WLS BF H R ER SO BB IBB HBP BLK WP HR S P ERA WHIP	IP WLS BF H R ER SO BB IBB HBP BLK WP HR S P ERA WHIP		

Texas Rangers @ Seattle Mariners
The Kingdome, Seattle, WA
Fri Jun 25 1999, 10:05 PM EDT
Att: 30,490 - Dome - 72 F

AB 30
R 4
H 6
RBI 3
BB 2
SO 5
LOB 9



Batter	1	2	3	4	5	6	7	8	9	AB	R	H	RBI	BB	SO	LOB	TOP	
Tom Goodwin, L (1, 8) OBP: 0.319, SLG: 0.311	1-2 29 HR 1B	0-2 F7		4-0 29 1B BB		1-3 K			2-2 G6-4-3 1-2	4	1	1	0	1	1	1		
Mark McLemore, S (1, 4) OBP: 0.388, SLG: 0.371	1-1 F8	4-1 29 BB BB		2-1 F8		1-1 G4-3			4-1 29 DI BB	3	0	0	0	2	0	2		
29 Rusty Greer, L (1, 7) OBP: 0.374, SLG: 0.451	3-2 1-H HR	4-1 BB		1-2 1B			2-2 G1-3		2-2 F7 1-2	4	1	2	2	1	0	1		
Juan Gonzalez, R (1, 9) OBP: 0.353, SLG: 0.596	2-3 K	2-3 K		1-0 F8			2-0 P4			4	0	0	0	0	2	4		
Rafael Palmeiro, L (1, 10) OBP: 0.434, SLG: 0.620	4-2 2B BB		1-1 F8		4-1 1B BB		0-2 G3-1			2	0	0	0	2	0	0		
Todd Zeile, R (1, 5) OBP: 0.332, SLG: 0.464	2-0 1-3 2B		0-0 E5		2-0 G4-6-3 1B			1-1 G1-6-3 1B		4	0	3	0	0	0	0		
Lee Stevens, L (1, 3) OBP: 0.379, SLG: 0.548	4-0 IBB		3-3 K		0-0 F7			2-2 G1-6-3 1-2		3	0	0	0	1	1	4		
Gregg Zaun, S (1, 2) OBP: 0.270, SLG: 0.228	2-2 G5-3		2-0 G4-3		2-1 G4-6-3 1-2			3-3 K		4	0	0	0	0	1	6		
Royce Clayton, R (1, 6) OBP: 0.282, SLG: 0.319		1-2 G6-3		2-2 G6-3		0-0 G5-3			4-0 G6-4-3 BB	3	0	0	0	0	0	0		
Jon Shave, R (6, 6) OBP: 0.302, SLG: 0.286										0	0	0	0	0	0	0		
Luis Alicasa, S (9, PH) OBP: 0.286, SLG: 0.205										0	0	0	0	1	0	0		
Inning Stats	R: 2 H: 3 E: 0 K: 1 S: 21	WLS: 3 BF: 26 LOB: 3 BB: 2 P: 39	R: 0 H: 0 E: 0 K: 1 S: 15	R: 0 H: 0 E: 1 K: 1 S: 7	R: 0 H: 1 E: 0 K: 0 S: 9	R: 0 H: 1 E: 0 K: 0 S: 5	R: 0 H: 0 E: 0 K: 1 S: 6	R: 0 H: 0 E: 0 K: 0 S: 8	R: 0 H: 1 E: 0 K: 1 S: 8	R: 0 H: 0 E: 0 K: 0 S: 7	1B: 4 2B: 1 3B: 0 HR: 1	SF: 0 SAC: 0 DP: 3 HBP: 0	WP: 0 PA: 39 PB: 0 SB: 0 CS: 0					
PITCHER	IP: 5.0 WLS: W BF: 26 ERA: 4.37	H: 5 R: 2 ER: 2 SO: 3	BB: 5 IBB: 1 HBP: 0 BLK: 0	WP: 0 HR: 1 S: 57 P: 110	ERA: 3.60 WHIP: 2.000	IP: 3.0 WLS: H BF: 9 ERA: 5.4	H: 1 R: 0 ER: 0 SO: 2	BB: 0 IBB: 0 HBP: 0 BLK: 0	WP: 0 HR: 0 S: 22 P: 34	ERA: 0.00 WHIP: 0.333	IP: 1.0 WLS: S BF: 4 ERA: 7.52	H: 0 R: 0 ER: 0 SO: 0	BB: 2 IBB: 0 HBP: 0 BLK: 0	WP: 0 HR: 0 S: 7 P: 19	ERA: 0.00 WHIP: 2.000			

Texas Rangers @ Seattle Mariners
The Kingdome, Seattle, WA
Sun Jun 27 1999, 4:35 PM EDT
Att: 56,530 - Dome - 72 F

AB 31
R 2
H 6
RBI 2
BB 8
SO 5
LOB 18



Batter	1	2	3	4	5	6	7	8	9	AB	R	H	RBI	BB	SO	LOB	BOTTOM
Brian Hunter, R (1, 7) OBP: 0.325, SLG: 0.362	0-1 S HR 1B	2-1 G1-3 1-2		2-1 2H 1B			0-0 3B	1-3 K		5	1	3	0	0	1	3	
Alex Rodriguez, R (1, 6) OBP: 0.397, SLG: 0.606	4-2 HR BB		1-0 2B 1B	0-2 G5-3		2-2 G5-3	2-2 E6 1-2 2-3			4	2	1	0	1	0	4	
Ken Griffey Jr., L (1, 8) OBP: 0.411, SLG: 0.650	3-1 1-H 2-H HR		1-1 P3		4-1 E S BB		4-0 S IBB	1-3 K		3	1	1	3	2	1	4	
Edgar Martinez, R (1, 10) OBP: 0.440, SLG: 0.527	0-3 K		0-0 1-H 2B		1-0 L5		1-3 K			4	0	1	1	0	2	3	
David Segui, S (1, 3) OBP: 0.364, SLG: 0.468	0-0 F7		0-3 K		1-1 F8		4-0 IBB			3	0	0	0	1	1	2	
Butch Huskey, R (1, 9) OBP: 0.374, SLG: 0.547	1-2 F9		1-2 G5-3		2-3 K		0-0 G5-3			4	0	0	0	0	1	5	
Charles Gipson, R (8, 9) OBP: 0.444, SLG: 0.500										0	0	0	0	0	0	0	
John Mabry, L (1, 5) OBP: 0.294, SLG: 0.396		1-1 G2-3		2-2 F7		2-1 F8		0-1 1B 2B		4	0	1	0	0	0	0	
David Bell, R (1, 4) OBP: 0.331, SLG: 0.478		1-3 K		2-2 G6-3 E 1B		1-2 G6-3		1-1 E 1B		4	1	2	0	0	1	0	
Dan Wilson, R (1, 2) OBP: 0.346, SLG: 0.426		2-2 S 1B		3-2 G6-3 1-2		2-2 F7		0-0 FC6-2-5 E		4	0	1	0	0	0	3	
Inning Stats	R: 3 H: 2 E: 0 K: 1 S: 17	WLS: L BF: 33 LOB: 1 BB: 1 P: 25	R: 0 H: 1 E: 0 K: 1 S: 11	R: 1 H: 2 E: 0 K: 1 S: 10	R: 1 H: 2 E: 1 K: 0 S: 15	R: 0 H: 0 E: 0 K: 1 S: 7	R: 0 H: 0 E: 0 K: 0 S: 8	R: 0 H: 1 E: 0 K: 1 S: 10	R: 0 H: 2 E: 1 K: 2 S: 16	R: 0 H: 0 E: 0 K: 0 S: 7	1B: 6 2B: 2 3B: 1 HR: 1	SF: 0 SAC: 0 DP: 0 HBP: 0	WP: 0 PA: 39 PB: 0 SB: 4 CS: 0				
PITCHER	IP: 7.0 WLS: L BF: 33 ERA: 5.42	H: 8 R: 5 ER: 4 SO: 5	BB: 2 IBB: 2 HBP: 0 BLK: 0	WP: 0 HR: 1 S: 78 P: 128	ERA: 5.14 WHIP: 1.429	IP: 0.2 WLS: 5 BF: 2 ERA: 4.31	H: 2 R: 0 ER: 0 SO: 1	BB: 0 IBB: 0 HBP: 0 BLK: 0	WP: 0 HR: 0 S: 13 P: 17	ERA: 0.00 WHIP: 3.000	IP: 0.1 WLS: 1 BF: 0 ERA: 2.08	H: 0 R: 0 ER: 0 SO: 1	BB: 0 IBB: 0 HBP: 0 BLK: 0	WP: 0 HR: 0 S: 3 P: 4	ERA: 0.00 WHIP: 0.000		

Texas Rangers @ Seattle Mariners
The Kingdome, Seattle, WA
Sun Jun 27 1999, 4:35 PM EDT
Att: 56,530 - Dome - 72 F

AB 35
R 5
H 10
RBI 4
BB 4
SO 7
LOB 24




Batter	1	2	3	4	5	6	7	8	9	AB R H RBI BB SO LOB	TOP											
Mark McLemore, S (1.4) OBP: 0.366, SLG: 0.365	F7		G6-3	K		F8			G5-3 BB	4 0 0 0 1 1 0	Texas Rangers @ Anaheim Angels Edison International Field, Anaheim, CA Mon Jun 28 1999, 10:05 PM EDT Att: 20,539 - Unknown - 72 F livebaseballscorecards.com											
Ivan Rodriguez, R (1.2) OBP: 0.336, SLG: 0.508	HR		F7	G4-3		K2-3			G5-3	5 1 1 0 0 1 1												
29 Rusty Greer, L (1.7) OBP: 0.368, SLG: 0.442	F8		G4-3		F7		F8		F9	5 0 0 0 0 0 2												
Juan Gonzalez, R (1.9) Scarborough Green, S (9.8)	HR			BB 1B	HR		K		K	5 3 3 2 0 2 1 0 0 0 0 0 0 0												
Rafael Palmeiro, L (1.10) OBP: 0.435, SLG: 0.633	G4-3			P5	HR		2B			4 1 2 2 0 0 1												
Todd Zeile, R (1.5) OBP: 0.334, SLG: 0.462		F8		BB 1B	1B		F7			3 1 1 0 1 0 1												
Roberto Kelly, R (1.8) OBP: 0.368, SLG: 0.444 (9.9)		G4-3		HR BB	P4			G6-3		3 1 0 0 1 0 1												
Lee Stevens, L (1.3) OBP: 0.380, SLG: 0.545				HR 1B	K			G6-3		3 1 1 2 1 1 1												
Royce Clayton, R (1.6) OBP: 0.281, SLG: 0.335		F9		HR		K		G4-3		4 1 1 3 0 1 1												
Inning Stats	R: 2 E: 0 K: 0 S: 12	H: 2 LOB: 0 BB: 0 P: 17	R: 0 E: 0 K: 0 S: 10	H: 0 LOB: 1 BB: 1 P: 19	R: 0 E: 0 K: 0 S: 8	H: 0 LOB: 0 BB: 0 P: 14	R: 5 E: 0 K: 1 S: 19	H: 3 LOB: 0 BB: 2 P: 35	R: 2 E: 0 K: 1 S: 12	H: 3 LOB: 1 BB: 0 P: 23	R: 0 E: 0 K: 1 S: 9	H: 0 LOB: 0 BB: 0 P: 12	R: 0 E: 0 K: 1 S: 8	H: 1 LOB: 1 BB: 0 P: 13	R: 0 E: 0 K: 0 S: 6	H: 0 LOB: 0 BB: 0 P: 9	R: 0 E: 0 K: 1 S: 9	H: 0 LOB: 1 BB: 1 P: 19	1B: 5 2B: 1 3B: 0 HR: 3	SF: 0 SAC: 0 DP: 0 HBP: 0	WP: 0 PB: 0 SB: 0 CS: 0	PA: 40
PITCHER	IP WLS BF H R ER SO BB IBB HBP BLK WP HR S P ERA WHIP											PITCHER	IP WLS BF H R ER SO BB IBB HBP BLK WP HR S P ERA WHIP									
Chuck Finley, L (1.1) ERA: 5.17	4.1 L 23 7 9 9 1 3 0 0 0 0 3 55 96 18.69 2.308											Al Levine, R (5.1) ERA: 3.41	4.2 17 2 0 0 5 1 0 0 0 0 0 38 65 0.00 0.643									

Batter	1	2	3	4	5	6	7	8	9	AB R H RBI BB SO LOB	BOTTOM											
Darin Erstad, L (1.7) OBP: 0.314, SLG: 0.389	K		1B		F8					4 0 2 0 0 1 0	Texas Rangers @ Anaheim Angels Edison International Field, Anaheim, CA Mon Jun 28 1999, 10:05 PM EDT Att: 20,539 - Unknown - 72 F livebaseballscorecards.com											
Randy Velarde, R (1.4) OBP: 0.380, SLG: 0.426	G6-3		1B			G6-4-3 1B			G6-3	3 0 2 0 0 0 0 1 0 0 0 0 0 1												
Andy Sheets, R (8.4) OBP: 0.245, SLG: 0.306			1B																			
Mo Vaughn, L (1.3) OBP: 0.351, SLG: 0.520	F9		K			G6-4-3 1-2			G1-6-3 BB	3 0 0 0 0 1 3 0 0 0 0 1 0 0												
Steve Decker, R (8.3) OBP: 0.389, SLG: 0.345																						
16 Garret Anderson, L (1.8) OBP: 0.302, SLG: 0.468		G4-3			F8				G1-6-3 1-2	3 0 0 0 0 0 0 1 0 0 0 0 0 1												
Reggie Williams, S (8.8) OBP: 0.200, SLG: 0.179						F9																
Todd Greene, R (1.10) OBP: 0.295, SLG: 0.481		FC5 G3 1B			G6-3			G5-3		4 1 2 1 0 0 0												
Jeff Huson, L (1.5) OBP: 0.301, SLG: 0.307		G3						G6-3		4 0 1 0 0 0 1												
Matt Walbeck, S (1.2) OBP: 0.292, SLG: 0.325		FC5																				
Bret Hemphill, S (8.2)																						
Orlando Palmeiro, L (1.9) OBP: 0.371, SLG: 0.320			G5-3			P4			G6-3	3 0 0 0 0 0 0												
Gary Disarcina, R (1.6) OBP: 0.235, SLG: 0.188			F9			G5-3			G6-3	3 0 0 0 0 0 0												
Inning Stats	R: 0 E: 0 K: 1 S: 9	H: 0 LOB: 0 BB: 0 P: 14	R: 0 E: 0 K: 0 S: 11	H: 1 LOB: 1 BB: 0 P: 17	R: 0 E: 0 K: 1 S: 15	H: 2 LOB: 2 BB: 0 P: 23	R: 0 E: 0 K: 0 S: 5	H: 1 LOB: 1 BB: 0 P: 9	R: 0 E: 0 K: 0 S: 8	H: 0 LOB: 0 BB: 0 P: 14	R: 0 E: 0 K: 0 S: 6	H: 1 LOB: 0 BB: 0 P: 10	R: 0 E: 0 K: 0 S: 6	H: 0 LOB: 0 BB: 0 P: 7	R: 0 E: 0 K: 0 S: 10	H: 1 LOB: 0 BB: 0 P: 13	R: 1 E: 0 K: 0 S: 11	H: 1 LOB: 0 BB: 1 P: 15	1B: 6 2B: 0 3B: 0 HR: 1	SF: 0 SAC: 0 DP: 2 HBP: 0	WP: 0 PB: 0 SB: 0 CS: 0	PA: 33
PITCHER	IP WLS BF H R ER SO BB IBB HBP BLK WP HR S P ERA WHIP											PITCHER	IP WLS BF H R ER SO BB IBB HBP BLK WP HR S P ERA WHIP									
Mike Morgan, R (1.1) ERA: 5.18	9.0 W 33 7 1 1 2 1 0 0 0 0 1 81 122 1.00 0.889																					

Batter	1	2	3	4	5	6	7	8	9	AB	R	H	RBI	BB	SO	LOB	TOP				
Mark McLemore, S (1, 4) OBP: 0.368, SLG: 0.363	F8		L9			F8		WP HR		4	1	1	0	2	0	2	Texas Rangers @ Anaheim Angels Edison International Field, Anaheim, CA Tue Jun 29 1999, 10:05 PM EDT Att: 22,274 - Unknown - 76 F				
Ivan Rodriguez, R (1, 2) OBP: 0.335, SLG: 0.498	G4-3		F8	G4-3				F9	L9	5	0	0	0	1	0	6					
29 Rusty Greer, L (1, 7) OBP: 0.369, SLG: 0.438			F7							3	1	0	0	2	0	3					
Juan Gonzalez, R (1, 9) OBP: 0.361, SLG: 0.616	L8									4	2	2	3	1	0	1					
Rafael Palmeiro, L (1, 10) OBP: 0.437, SLG: 0.632		K								5	1	3	0	0	1	0					
Todd Zeile, R (1, 5) OBP: 0.339, SLG: 0.465	G6-3									5	0	3	0	0	0	2					
Lee Stevens, L (1, 3) OBP: 0.381, SLG: 0.543										3	0	1	1	1	1	4					
Roberto Kelly, R (1, 8) OBP: 0.362, SLG: 0.435			L8							5	0	1	1	0	0	3					
Royce Clayton, R (1, 6) OBP: 0.284, SLG: 0.343										5	0	2	0	0	0	2					
Inning Stats	R: 0 E: 0 K: 0 S: 7	H: 0 LOB: 1 BB: 1 P: 15	R: 0 E: 0 K: 1 S: 9	H: 1 LOB: 1 BB: 0 P: 14	R: 0 E: 0 K: 0 S: 9	H: 1 LOB: 3 BB: 0 P: 12	R: 2 E: 1 K: 0 S: 15	H: 3 LOB: 3 BB: 2 P: 29	R: 0 E: 0 K: 0 S: 4	H: 2 LOB: 2 BB: 0 P: 10	R: 0 E: 0 K: 1 S: 10	H: 1 LOB: 2 BB: 1 P: 17	R: 3 E: 0 K: 1 S: 21	H: 4 LOB: 2 BB: 1 P: 38	R: 0 E: 0 K: 0 S: 5	H: 0 LOB: 1 BB: 1 P: 12	1B: 11 2B: 1 3B: 0 HR: 1	SF: 1 SAC: 0 DP: 0 HBP: 0	WP: 1 PB: 0 SB: 0 CS: 0	PA: 47	
PITCHER	IP	WLS	BF	H	R	ER	SO	BB	IBB	HBP	BLK	WP	HR	S	P	ERA	WHIP				
Omar Olivares, R (1, 1) ERA: 3.39	5.1	L	27	8	2	2	1	3	0	0	0	0	0	51	83	3.38	2.062				
Shigetoshi Hasegawa, R (6, 1) ERA: 3.79	2.1		11	2	1	1	0	2	0	0	0	1	0	20	38	3.86	1.714				
Scott Schoeneweis, L (8, 1) ERA: 4.65	0.0		1	0	0	0	0	1	0	0	0	0	0	1	5	∞	∞				
Mark Petkovsek, R (8, 1) ERA: 1.8	1.1		8	3	2	2	1	1	0	0	0	0	1	17	32	13.50	3.000				

AB	39
R	5
H	13
RBI	5
BB	7
SO	2
LOB	23



Batter	1	2	3	4	5	6	7	8	9	AB	R	H	RBI	BB	SO	LOB	BOTTOM				
Darin Erstad, L (1, 7) OBP: 0.313, SLG: 0.386	K					K			K	3	0	0	0	1	3	0	Texas Rangers @ Anaheim Angels Edison International Field, Anaheim, CA Tue Jun 29 1999, 10:05 PM EDT Att: 22,274 - Unknown - 76 F				
Randy Velarde, R (1, 4) OBP: 0.375, SLG: 0.420	F9		G4-3			F7			K	4	0	0	0	0	1	2					
Mo Vaughn, L (1, 3) OBP: 0.346, SLG: 0.513	K									3	0	0	0	0	3	0					
16 Garret Anderson, L (1, 8) OBP: 0.299, SLG: 0.463		F8								3	0	0	0	0	2	0					
Todd Greene, R (1, 10) OBP: 0.291, SLG: 0.475		G4-3								3	0	0	0	0	0	0					
Troy Glaus, R (1, 5) OBP: 0.299, SLG: 0.424										3	0	0	0	0	0	0					
Matt Walbeck, S (1, 2) OBP: 0.293, SLG: 0.331										3	0	1	0	0	1	0					
Orlando Palmeiro, L (1, 9) OBP: 0.365, SLG: 0.315										3	0	0	0	0	0	1					
Gary Disarcina, R (1, 6) OBP: 0.211, SLG: 0.167										2	0	0	0	0	0	1					
Jeff Huson, L (9, PH) OBP: 0.298, SLG: 0.303										1	0	0	0	0	0	0					
Inning Stats	R: 0 E: 0 K: 2 S: 10	H: 0 LOB: 0 BB: 0 P: 14	R: 0 E: 0 K: 0 S: 6	H: 0 LOB: 0 BB: 0 P: 10	R: 0 E: 0 K: 0 S: 7	H: 1 LOB: 2 BB: 1 P: 14	R: 0 E: 0 K: 2 S: 9	H: 0 LOB: 0 BB: 0 P: 11	R: 0 E: 0 K: 1 S: 6	H: 0 LOB: 0 BB: 0 P: 9	R: 0 E: 0 K: 2 S: 10	H: 0 LOB: 0 BB: 0 P: 15	R: 0 E: 0 K: 1 S: 11	H: 0 LOB: 0 BB: 0 P: 15	R: 0 E: 0 K: 2 S: 9	H: 0 LOB: 0 BB: 0 P: 12	1B: 0 2B: 1 3B: 0 HR: 0	SF: 0 SAC: 0 DP: 0 HBP: 0	WP: 0 PB: 0 SB: 0 CS: 0	PA: 29	
PITCHER	IP	WLS	BF	H	R	ER	SO	BB	IBB	HBP	BLK	WP	HR	S	P	ERA	WHIP				
John Burkett, R (1, 1) ERA: 6.23	7.0	W	23	1	0	0	7	1	0	0	0	0	0	54	82	0.00	0.286				
59 Jeff Zimmerman, R (8, 1) ERA: 9.96	1.0		3	0	0	0	1	0	0	0	0	0	0	11	15	0.00	0.000				
John Wetteland, R (9, 1) ERA: 4.01	1.0		3	0	0	0	2	0	0	0	0	0	0	9	12	0.00	0.000				


AB	28
R	0
H	1
RBI	0
BB	1
SO	10
LOB	4



Batter	1	2	3	4	5	6	7	8	9	AB	R	H	RBI	BB	SO	LOB	TOP				
Mark McLemore, S OBP: 0.366, SLG: 0.374 (1, 4)		G1-3		G3		2-2 HR	2-1 P4		2-1 SF8	6	2	2	2	0	0	3					
Ivan Rodriguez, R OBP: 0.341, SLG: 0.498 Gregg Zaun, S OBP: 0.273, SLG: 0.220 (5, FR)				0-1 G1-3	0-1 E5	0-0 L5		2-1 G6-3	2-3 3-H BB	2	2	1	0	2	0	0					
29 Rusty Greer, L OBP: 0.373, SLG: 0.439 (1, 7)		F7		1-2 2B	2-1 G5-4-3		1-1 BB	1-1 G5-3	3-2 F8	6	3	3	0	1	0	3					
Juan Gonzalez, R Scarborough Green, S OBP: 0.353, SLG: 0.333 (7, PH)	P4		0-0 1B	0-0 2B	0-0 G5-4-3		1-0 F8			4	2	2	1	0	0	5					
Rafael Palmeiro, L Luis Alicea, S OBP: 0.290, SLG: 0.212 (7, PH)			1-3 SF7	1-3 2B	1-1 1B		1-2 G1	2-1 G1-3		4	2	4	4	0	0	0					
Todd Zeile, R OBP: 0.348, SLG: 0.479 (1, 5)	SF8		3-1 2B	2-1 2B	3-1 1B		4-1 G1			4	3	4	4	1	0	0					
Lee Stevens, L OBP: 0.380, SLG: 0.536 (1, 3)			3-1 2B	2-2 2B	3-2 1B		1-2 2-3 G1			3	1	0	2	2	0	5					
Roberto Kelly, R OBP: 0.367, SLG: 0.437 (7, 9)	K		1-3 K	1-0 G3	2-2 F9		2-0 F9			4	1	1	2	1	2	3					
Royce Clayton, R Jon Shave, R OBP: 0.296, SLG: 0.280 (7, 6)		K	1-0 G5-3	1-2 G3	2-0 F9		1-2 2-H 3-H 1B		1-3 2-H E5	5	0	1	2	0	1	2					
Inning Stats	R: 3 E: 0 K: 1 S: 22	H: 2 LOB: 2 BB: 3 P: 37	R: 0 E: 0 K: 1 S: 14	H: 0 LOB: 1 BB: 1 P: 22	R: 2 E: 0 K: 1 S: 11	H: 3 LOB: 1 BB: 0 P: 18	R: 6 E: 0 K: 0 S: 19	H: 6 LOB: 1 BB: 1 P: 31	R: 1 E: 1 K: 0 S: 12	H: 3 LOB: 2 BB: 0 P: 21	R: 3 E: 0 K: 0 S: 10	H: 3 LOB: 2 BB: 2 P: 22	R: 0 E: 0 K: 0 S: 8	H: 1 LOB: 1 BB: 0 P: 13	R: 2 E: 1 K: 0 S: 11	H: 1 LOB: 2 BB: 1 P: 23	1B: 15 2B: 4 3B: 0 HR: 1	SF: 3 SAC: 0 DP: 1 HBP: 1	WP: 0 PB: 0 SB: 2 CS: 0	PA: 57	
PITCHER	IP WLS BF H R ER SO BB IBB HBP BLK WP HR S P ERA WHIP	IP WLS BF H R ER SO BB IBB HBP BLK WP HR S P ERA WHIP	IP WLS BF H R ER SO BB IBB HBP BLK WP HR S P ERA WHIP	IP WLS BF H R ER SO BB IBB HBP BLK WP HR S P ERA WHIP	IP WLS BF H R ER SO BB IBB HBP BLK WP HR S P ERA WHIP	IP WLS BF H R ER SO BB IBB HBP BLK WP HR S P ERA WHIP	IP WLS BF H R ER SO BB IBB HBP BLK WP HR S P ERA WHIP	IP WLS BF H R ER SO BB IBB HBP BLK WP HR S P ERA WHIP	IP WLS BF H R ER SO BB IBB HBP BLK WP HR S P ERA WHIP	IP WLS BF H R ER SO BB IBB HBP BLK WP HR S P ERA WHIP	IP WLS BF H R ER SO BB IBB HBP BLK WP HR S P ERA WHIP	IP WLS BF H R ER SO BB IBB HBP BLK WP HR S P ERA WHIP	IP WLS BF H R ER SO BB IBB HBP BLK WP HR S P ERA WHIP	IP WLS BF H R ER SO BB IBB HBP BLK WP HR S P ERA WHIP	IP WLS BF H R ER SO BB IBB HBP BLK WP HR S P ERA WHIP	IP WLS BF H R ER SO BB IBB HBP BLK WP HR S P ERA WHIP	IP WLS BF H R ER SO BB IBB HBP BLK WP HR S P ERA WHIP	IP WLS BF H R ER SO BB IBB HBP BLK WP HR S P ERA WHIP	IP WLS BF H R ER SO BB IBB HBP BLK WP HR S P ERA WHIP	IP WLS BF H R ER SO BB IBB HBP BLK WP HR S P ERA WHIP	IP WLS BF H R ER SO BB IBB HBP BLK WP HR S P ERA WHIP

Texas Rangers @ Anaheim Angels
Edison International Field, Anaheim, CA
Wed Jun 30 1999, 10:35 PM EDT
Att: 23,450 - Unknown - 74 F


AB 45
R 18
H 20
RBI 17
BB 8
SO 3
LOB 24



Batter	1	2	3	4	5	6	7	8	9	AB	R	H	RBI	BB	SO	LOB	BOTTOM					
Darin Erstad, L OBP: 0.314, SLG: 0.385 (5, 3)	P6			1-2 1B		3-2 G4-3	0-2 FC5-4		0-1 G4-3	3	0	1	0	0	0	0						
Andy Sheets, R OBP: 0.243, SLG: 0.303 (7, 5)				2-1 1B		4-1 3B	3-1 F8		0-1 G6-3	4	1	1	0	1	0	2						
Orlando Palmeiro, L OBP: 0.366, SLG: 0.314 (5, 7)	L6			1-3 1B		0-3 K	3-2 16 1B		2-3 K	2	0	0	0	0	1	2						
Mo Vaughn, L OBP: 0.344, SLG: 0.509 Reggie Williams, S OBP: 0.233, SLG: 0.310 (5, 9)	G4-3			4-0 BB		0-2 G5-3	0-1 1B		3-H 2B	3	1	1	1	1	0	1						
Randy Velarde, R OBP: 0.377, SLG: 0.422 (1, 4)		G5-3		1-2 BB		0-0 F7	0-1 G6-3			4	0	1	1	0	0	4						
16 Garret Anderson, L OBP: 0.299, SLG: 0.460 (1, 8)		F7		1-2 F7		3-H 1B				4	0	0	0	0	4	5						
Todd Greene, R OBP: 0.286, SLG: 0.466 (1, 10)		K		1-3 K						4	0	0	0	0	4	5						
Jeff Huson, L OBP: 0.296, SLG: 0.301 (8, 3)			0-2 G3		0-1 G4-3		0-0 F7		2-3 1B	4	0	1	0	0	0	0						
Matt Walbeck, S OBP: 0.295, SLG: 0.329 Bret Hemphill, S OBP: 1.000, SLG: 1.000 (7, 2)			4-0 BB		3-2 G3-1		1-2 FC5-4		1-2 FC6-4	1	0	0	0	1	0	0						
Gary Disarcina, R OBP: 0.217, SLG: 0.182 (1, 6)			0-2 G6-4-3		1-3 K		0-0 FC5-4		1-2 FC6-4	4	0	1	0	0	1	3						
Inning Stats	R: 0 E: 0 K: 0 S: 8	H: 0 LOB: 0 BB: 0 P: 15	R: 0 E: 0 K: 1 S: 5	H: 0 LOB: 0 BB: 0 P: 6	R: 0 E: 0 K: 0 S: 6	H: 0 LOB: 1 BB: 1 P: 10	R: 0 E: 0 K: 2 S: 15	H: 2 LOB: 3 BB: 1 P: 24	R: 0 E: 0 K: 1 S: 8	H: 0 LOB: 0 BB: 0 P: 12	R: 2 E: 0 K: 1 S: 17	H: 2 LOB: 1 BB: 1 P: 29	R: 0 E: 0 K: 0 S: 10	H: 2 LOB: 2 BB: 0 P: 14	R: 2 E: 0 K: 1 S: 16	H: 4 LOB: 2 BB: 0 P: 19	R: 0 E: 0 K: 1 S: 7	H: 0 LOB: 0 BB: 0 P: 9	1B: 7 2B: 1 3B: 2 HR: 0	SF: 0 SAC: 0 DP: 1 HBP: 0	WP: 0 PB: 0 SB: 0 CS: 0	PA: 39
PITCHER	IP WLS BF H R ER SO BB IBB HBP BLK WP HR S P ERA WHIP	IP WLS BF H R ER SO BB IBB HBP BLK WP HR S P ERA WHIP	IP WLS BF H R ER SO BB IBB HBP BLK WP HR S P ERA WHIP	IP WLS BF H R ER SO BB IBB HBP BLK WP HR S P ERA WHIP	IP WLS BF H R ER SO BB IBB HBP BLK WP HR S P ERA WHIP	IP WLS BF H R ER SO BB IBB HBP BLK WP HR S P ERA WHIP	IP WLS BF H R ER SO BB IBB HBP BLK WP HR S P ERA WHIP	IP WLS BF H R ER SO BB IBB HBP BLK WP HR S P ERA WHIP	IP WLS BF H R ER SO BB IBB HBP BLK WP HR S P ERA WHIP	IP WLS BF H R ER SO BB IBB HBP BLK WP HR S P ERA WHIP	IP WLS BF H R ER SO BB IBB HBP BLK WP HR S P ERA WHIP	IP WLS BF H R ER SO BB IBB HBP BLK WP HR S P ERA WHIP	IP WLS BF H R ER SO BB IBB HBP BLK WP HR S P ERA WHIP	IP WLS BF H R ER SO BB IBB HBP BLK WP HR S P ERA WHIP	IP WLS BF H R ER SO BB IBB HBP BLK WP HR S P ERA WHIP	IP WLS BF H R ER SO BB IBB HBP BLK WP HR S P ERA WHIP	IP WLS BF H R ER SO BB IBB HBP BLK WP HR S P ERA WHIP	IP WLS BF H R ER SO BB IBB HBP BLK WP HR S P ERA WHIP	IP WLS BF H R ER SO BB IBB HBP BLK WP HR S P ERA WHIP	IP WLS BF H R ER SO BB IBB HBP BLK WP HR S P ERA WHIP	IP WLS BF H R ER SO BB IBB HBP BLK WP HR S P ERA WHIP	

Texas Rangers @ Anaheim Angels
Edison International Field, Anaheim, CA
Wed Jun 30 1999, 10:35 PM EDT
Att: 23,450 - Unknown - 74 F

AB 36
R 4
H 10
RBI 4
BB 3
SO 7
LOB 19



Batter	1	2	3	4	5	6	7	8	9	AB	R	H	RBI	BB	SO	LOB	TOP								
Brian Hunter, R OBP: 0.315, SLG: 0.346 (1, 7)	F7		G6-3		FC6-4 1B WP				K	5	1	1	2	0	1	2									
David Bell, R OBP: 0.338, SLG: 0.480 Charles Gibson, R OBP: 0.450, SLG: 0.556 Rafael Bourquinal, R OBP: 0.370, SLG: 0.521 (1, 4) (9, PR) (9, 4)	FC6-4 2B		F9		WP	G3			1B SF9	5	0	3	0	0	0	2									
Ken Griffey Jr., L OBP: 0.407, SLG: 0.629 (1, 8)				G1-3	G6-3				1B	4	0	2	0	1	0	1									
Alex Rodriguez, R OBP: 0.382, SLG: 0.573 (1, 6)	FC6-4 FC5-4			P6		E7 1B		G5-4-3	1B SF9	4	1	1	1	0	0	3									
Edgar Martinez, R OBP: 0.446, SLG: 0.523 (1, 10)	FC5-4					2B SF8 1B			K	5	1	3	1	0	1	3									
David Segui, S OBP: 0.367, SLG: 0.470 (1, 3)		F7		G1-3		SF8 1B		G3		4	1	1	0	0	0	2									
Butch Huskey, R OBP: 0.368, SLG: 0.534 (1, 9)		G6-3				1B FC6-4 1B		G5-3	K	4	1	1	0	0	1	2									
Dan Wilson, R OBP: 0.345, SLG: 0.418 (1, 2)			K			F7		1B IBB	G5-4-3 1B	3	0	1	0	1	1										
Russ Davis, R OBP: 0.276, SLG: 0.455 (1, 5)						SF8 1B		G5-4-3		2	0	1	1	1	0	1									
Inning Stats	R: 0 E: 0 K: 0 S: 13	H: 1 LOB: 2 BB: 1 P: 25	R: 0 E: 0 K: 1 S: 9	H: 0 LOB: 0 BB: 0 P: 13	R: 0 E: 0 K: 0 S: 5	H: 0 LOB: 1 BB: 1 P: 13	R: 0 E: 0 K: 0 S: 9	H: 1 LOB: 1 BB: 0 P: 14	R: 2 E: 0 K: 0 S: 13	H: 3 LOB: 1 BB: 0 P: 23	R: 3 E: 1 K: 0 S: 15	H: 4 LOB: 2 BB: 1 P: 26	R: 0 E: 0 K: 1 S: 12	H: 2 LOB: 1 BB: 0 P: 17	R: 0 E: 0 K: 1 S: 12	H: 1 LOB: 0 BB: 0 P: 15	R: 1 E: 0 K: 2 S: 17	H: 2 LOB: 1 BB: 0 P: 23	1B: 12 2B: 2 3B: 0 HR: 0	SF: 2 SAC: 0 DP: 3 HBP: 0	WP: 1 PB: 0 SB: 0 CS: 0	PA: 41			
PITCHER	IP	WLS	BF	H	R	ER	SO	BB	IBB	HBP	BLK	WP	HR	S	P	ERA	WHIP								
Rick Helling, R ERA: 4.53 (1, 1)	5.2		28	9	5	5	1	2	1	0	0	1	0	63	113	7.94	1.941								
Tim Crabtree, R ERA: 3.14 (6, 1)	1.1		5	2	0	0	0	0	0	0	0	0	0	13	18	0.00	1.500								
59 Jeff Zimmerman, R ERA: 0.94 (8, 1)	1.0		3	1	0	0	1	0	0	0	0	0	0	12	15	0.00	1.000								
John Wetteland, R ERA: 4.15 (9, 1)	1.0	W	5	2	1	1	2	0	0	0	0	0	0	17	23	9.00	2.000								

Seattle Mariners @ Texas Rangers
The Ballpark at Arlington, Arlington, TX
Fri Jul 02 1999, 8:35 PM EDT
Att: 39,677 - Unknown - 91 F

AB	36
R	6
H	14
RBI	5
BB	3
SO	4
LOB	17



Batter	1	2	3	4	5	6	7	8	9	AB	R	H	RBI	BB	SO	LOB	BOTTOM								
Luis Altea, S OBP: 0.288, SLG: 0.225 Mark McLemore, S OBP: 0.368, SLG: 0.374 (1, 4) (7, 4)	K		G4-3 2B		K	K			29 1B IBB	4	0	1	0	0	3	3									
Ivan Rodriguez, R OBP: 0.335, SLG: 0.489 (1, 2)	L4		G4-3		G5-3	F8			L4	5	0	0	0	0	0	3									
29 Rusty Greer, L OBP: 0.379, SLG: 0.445 (1, 7)	G3					2B 2B			G6-4-3 HBP	3	1	2	1	1	0	0									
Juan Gonzalez, R OBP: 0.361, SLG: 0.613 (1, 9)		P3	F7			1B 2B			G6-4-3	4	1	1	1	0	0	3									
Rafael Palmeiro, L OBP: 0.439, SLG: 0.632 (1, 10)	F7				F9	K			P8	4	0	0	0	0	1	1									
Todd Zeile, R OBP: 0.347, SLG: 0.476 (1, 5)		F9			F7	BB 1B			G1-3	4	1	1	1	0	0	0									
Roberto Kelly, R OBP: 0.377, SLG: 0.464 (1, 8)					G4-3	1B BB			HR	3	2	2	1	1	0	0									
Lee Stevens, L OBP: 0.381, SLG: 0.544 (1, 3)					G6-3 3B				K	4	1	2	2	0	1	0									
Royce Clayton, R OBP: 0.286, SLG: 0.344 (1, 6)					G6-3	F8			29 1B	3	1	1	1	0	0	0									
Inning Stats	R: 0 E: 0 K: 1 S: 8	H: 0 LOB: 0 BB: 0 P: 11	R: 0 E: 0 K: 0 S: 8	H: 0 LOB: 0 BB: 0 P: 12	R: 2 E: 0 K: 0 S: 14	H: 3 LOB: 2 BB: 1 P: 24	R: 0 E: 0 K: 0 S: 6	H: 0 LOB: 0 BB: 0 P: 10	R: 0 E: 0 K: 1 S: 5	H: 0 LOB: 0 BB: 0 P: 12	R: 3 E: 0 K: 2 S: 35	H: 4 LOB: 3 BB: 1 P: 55	R: 0 E: 0 K: 0 S: 3	H: 0 LOB: 0 BB: 0 P: 6	R: 1 E: 0 K: 1 S: 9	H: 1 LOB: 0 BB: 0 P: 18	R: 1 E: 0 K: 0 S: 7	H: 2 LOB: 2 BB: 1 P: 15	1B: 4 2B: 4 3B: 1 HR: 1	SF: 0 SAC: 0 DP: 1 HBP: 2	WP: 0 PB: 0 SB: 0 CS: 0	PA: 39			
PITCHER	IP	WLS	BF	H	R	ER	SO	BB	IBB	HBP	BLK	WP	HR	S	P	ERA	WHIP								
Jamie Moyer, L ERA: 4.74 (1, 1)	5.2		26	7	5	5	3	2	0	0	0	0	1	23	43	6.75	0.750								
28 Ken Cloude, R ERA: 7.2 (6, 1)	2.2	L	12	2	2	2	2	0	1	2	0	0	0	2	5										
46 Jordan Zimmerman, L ERA: 7.88 (9, 1)	0.0		1	1	0	0	0	0	0	0	0	0	0	2	5										

Seattle Mariners @ Texas Rangers
The Ballpark at Arlington, Arlington, TX
Fri Jul 02 1999, 8:35 PM EDT
Att: 39,677 - Unknown - 91 F

AB	34
R	7
H	10
RBI	7
BB	3
SO	5
LOB	10



Batter	1	2	3	4	5	6	7	8	9	AB	R	H	RBI	BB	SO	LOB	TOP					
Brian Hunter, R OBP: 0.318, SLG: 0.354 (1, 7)	G6-3		G5-3			E4			G3	5	2	2	1	1	0	0						
David Bell, R OBP: 0.342, SLG: 0.488 (1, 4)	G6-3		G1-3							5	2	3	0	0	0	0						
Ken Griffey Jr., L OBP: 0.410, SLG: 0.630 (1, 8)										4	2	2	3	0	1	3						
Alex Rodriguez, R OBP: 0.387, SLG: 0.605 (1, 6)	K									5	2	3	4	0	1	2						
Edgar Martinez, R OBP: 0.441, SLG: 0.515 (1, 10)										4	0	0	0	1	2	1						
David Segui, S OBP: 0.368, SLG: 0.474 (1, 3)	K									4	1	2	1	0	1	0						
Butch Huskey, R OBP: 0.450, SLG: 0.556 Charles Gipson, R OBP: 0.450, SLG: 0.556 (1, 9) (8, 9)										5	1	2	0	0	1	2						
Dan Wilson, R OBP: 0.339, SLG: 0.410 (1, 2)										0	0	0	0	0	0	0						
Russ Davis, R OBP: 0.282, SLG: 0.465 (1, 5)										4	0	0	0	0	1	2						
Inning Stats	R: 0 E: 0 K: 1 S: 9	H: 0 LOB: 1 BB: 0 P: 16	R: 0 E: 0 K: 2 S: 11	H: 1 LOB: 1 BB: 0 P: 17	R: 0 E: 0 K: 1 S: 8	H: 0 LOB: 0 BB: 0 P: 10	R: 2 E: 0 K: 0 S: 15	H: 3 LOB: 1 BB: 0 P: 25	R: 4 E: 0 K: 1 S: 12	H: 3 LOB: 1 BB: 2 P: 28	R: 3 E: 1 K: 2 S: 17	H: 3 LOB: 1 BB: 0 P: 25	R: 3 E: 0 K: 0 S: 13	H: 4 LOB: 1 BB: 1 P: 25	R: 1 E: 0 K: 1 S: 10	H: 1 LOB: 0 BB: 0 P: 14	R: 0 E: 0 K: 1 S: 8	H: 0 LOB: 0 BB: 0 P: 14	1B: 7 2B: 3 3B: 2 HR: 3	SF: 1 SAC: 1 DP: 1 HBP: 2	WP: 0 PB: 0 SB: 1 CS: 0	PA: 46
PITCHER	IP	WLS	BF	H	R	ER	SO	BB	IBB	HBP	BLK	WP	HR	S	P	ERA	WHIP					
Aaron Sele, R ERA: 5.7 (1, 1)	5.0		25	7	6	6	5	2	0	1	0	0	1	55	96	10.80	1.800					
Danny Patterson, L ERA: 4.99 (6, 1)	0.1	H	4	2	3	3	0	0	0	1	0	0	0	7	10	81.00	6.000					
Mike Venafro, L ERA: 2.5 (6, 1)	0.1	H	1	0	0	0	1	0	0	0	0	0	0	4	7	0.00	0.000					
Tim Crabtree, R ERA: 3.99 (7, 1)	0.2	L	7	4	3	3	1	1	0	0	0	0	1	17	27	40.50	7.500					
Dan Kolb, R ERA: 4.15 (7, 1)	2.2		9	2	1	1	2	0	0	0	0	0	1	20	34	3.38	0.750					

Seattle Mariners @ Texas Rangers
The Ballpark at Arlington, Arlington, TX
Sat Jul 03 1999, 8:35 PM EDT
Att: 46,674 - Cloudy - 90 F

livebaseballscorecards.com

AB 39
R 13
H 15
RBI 12
BB 3
SO 9
LOB 10



Batter	1	2	3	4	5	6	7	8	9	AB	R	H	RBI	BB	SO	LOB	BOTTOM					
Mark McLemore, S OBP: 0.377, SLG: 0.391 (1, 4)										4	4	3	1	2	1	2						
Ivan Rodriguez, R OBP: 0.341, SLG: 0.495 (1, 2)										5	4	3	1	1	0	3						
29 Rusty Greer, L OBP: 0.387, SLG: 0.447 (1, 7)										3	3	2	0	3	0	0						
Juan Gonzalez, R OBP: 0.361, SLG: 0.612 Scarborough Green, S OBP: 0.333, SLG: 0.333 (1, 9) (9, PR)										2	0	1	4	1	0	0						
Rafael Palmeiro, L OBP: 0.440, SLG: 0.628 (1, 10)										5	1	2	3	1	0	4						
Todd Zeile, R OBP: 0.348, SLG: 0.475 (1, 5)										5	0	2	1	0	1	4						
Lee Stevens, L OBP: 0.378, SLG: 0.535 (1, 3)										4	0	0	0	1	2	2						
Roberto Kelly, R OBP: 0.378, SLG: 0.458 (1, 8)										4	0	1	1	1	0	3						
Royce Clayton, R OBP: 0.284, SLG: 0.341 (1, 6)										5	0	1	0	0	1	0						
Inning Stats	R: 2 E: 0 K: 0 S: 19	H: 2 LOB: 1 BB: 1 P: 30	R: 0 E: 0 K: 1 S: 9	H: 0 LOB: 0 BB: 0 P: 15	R: 4 E: 0 K: 1 S: 9	H: 4 LOB: 2 BB: 2 P: 22	R: 3 E: 0 K: 0 S: 12	H: 2 LOB: 1 BB: 2 P: 25	R: 0 E: 0 K: 1 S: 17	H: 1 LOB: 2 BB: 1 P: 25	R: 0 E: 0 K: 0 S: 13	H: 1 LOB: 3 BB: 2 P: 27	R: 2 E: 0 K: 2 S: 18	H: 2 LOB: 2 BB: 2 P: 33	R: 0 E: 0 K: 0 S: 9	H: 0 LOB: 0 BB: 0 P: 17	R: 1 E: 0 K: 0 S: 9	H: 3 LOB: 1 BB: 0 P: 13	1B: 13 2B: 1 3B: 0 HR: 1	SF: 3 SAC: 0 DP: 1 HBP: 0	WP: 1 PB: 1 SB: 1 CS: 0	PA: 50
PITCHER	IP	WLS	BF	H	R	ER	SO	BB	IBB	HBP	BLK	WP	HR	S	P	ERA	WHIP					
Freddy Garcia, R ERA: 5.04 (1, 1)	3.2		22	7	9	9	2	5	0	0	1	0	1	45	87	22.09	3.273					
Damaso Marte, L ERA: 9.0 (4, 1)	2.0		12	3	0	0	1	3	0	0	0	0	0	31	53	0.00	3.000					
Jose Paniagua, R ERA: 4.05 (6, 1)	1.1	W	8	2	2	2	2	2	0	0	0	0	0	21	37	13.50	3.000					
Jose Mesa, R ERA: 7.13 (8, 1)	2.0	S	8	3	1	1	0	0	0	0	0	1	0	18	30	4.50	1.500					

Seattle Mariners @ Texas Rangers
The Ballpark at Arlington, Arlington, TX
Sat Jul 03 1999, 8:35 PM EDT
Att: 46,674 - Cloudy - 90 F

livebaseballscorecards.com

AB 37
R 12
H 15
RBI 11
BB 10
SO 5
LOB 18



Batter	1	2	3	4	5	6	7	8	9	AB	R	H	RBI	BB	SO	LOB	TOP					
Brian Hunter, R OBP: 0.320, SLG: 0.369 (1, 7)	P3	1B		HR		K			F7	5	2	2	1	0	1	1						
David Bell, R OBP: 0.343, SLG: 0.487 (1, 4)	E6	F7		G6-4-3		FC4			F8	5	1	2	0	0	0	1						
Ken Griffey Jr., L OBP: 0.412, SLG: 0.630 (1, 8)	HR	1B		G6-4-3		P4			K	5	1	3	1	0	1	1						
Alex Rodriguez, R OBP: 0.385, SLG: 0.598 (1, 6)	HR	F7		G6-4-3		K				4	1	1	1	0	1	4						
Edgar Martinez, R OBP: 0.439, SLG: 0.522 (1, 10)	HR	G6-3		G1-3		F9				4	1	1	3	0	0	3						
David Segui, S OBP: 0.369, SLG: 0.474 (1, 3)	1B			1B		G4-3			G3	4	0	2	0	0	0	0						
Butch Huskey, R OBP: 0.367, SLG: 0.530 (1, 9)	1B			F8		F9			K	4	0	1	0	0	1	1						
Charles Gipson, R OBP: 0.450, SLG: 0.556 (8, 9)	1B									0	0	0	0	0	0	0						
Dan Wilson, R OBP: 0.333, SLG: 0.403 (1, 2)	G6-3			P4		L4			G5-3	4	0	0	0	0	0	2						
Russ Davis, R OBP: 0.281, SLG: 0.460 (1, 5)				F9		FC4			K	3	0	0	0	1	1	1						
Inning Stats	R: 4 E: 1 K: 0 S: 19	H: 5 LOB: 1 BB: 0 P: 24	R: 1 E: 0 K: 0 S: 10	H: 3 LOB: 2 BB: 0 P: 20	R: 0 E: 0 K: 0 S: 6	H: 1 LOB: 1 BB: 0 P: 10	R: 1 E: 0 K: 0 S: 14	H: 3 LOB: 1 BB: 0 P: 22	R: 0 E: 0 K: 0 S: 4	H: 0 LOB: 0 BB: 0 P: 6	R: 0 E: 0 K: 1 S: 9	H: 0 LOB: 0 BB: 1 P: 18	R: 0 E: 0 K: 1 S: 6	H: 0 LOB: 0 BB: 0 P: 9	R: 0 E: 0 K: 2 S: 11	H: 0 LOB: 0 BB: 0 P: 15	R: 0 E: 0 K: 1 S: 5	H: 0 LOB: 0 BB: 0 P: 8	1B: 9 2B: 1 3B: 0 HR: 2	SF: 0 SAC: 0 DP: 1 HBP: 0	WP: 0 PB: 0 SB: 0 CS: 0	PA: 39
PITCHER	IP	WLS	BF	H	R	ER	SO	BB	IBB	HBP	BLK	WP	HR	S	P	ERA	WHIP					
Mike Morgan, R ERA: 5.42 (1, 1)	3.0	L	18	9	5	4	0	0	0	0	0	0	1	35	54	12.00	3.000					
Dan Kolb, R ERA: 3.69 (4, 1)	3.0		12	3	1	1	1	1	0	0	0	0	1	27	46	3.00	1.333					
Danny Patterson, R ERA: 4.54 (7, 1)	3.0		9	0	0	0	4	0	0	0	0	0	0	22	32	0.00	0.000					

Seattle Mariners @ Texas Rangers
The Ballpark at Arlington, Arlington, TX
Sun Jul 04 1999, 8:05 PM EDT
Att: 47,204 - Cloudy - 89 F

AB	38
R	6
H	12
RBI	6
BB	1
SO	5
LOB	14



Batter	1	2	3	4	5	6	7	8	9	AB	R	H	RBI	BB	SO	LOB	BOTTOM					
Mark McLemore, S OBP: 0.373, SLG: 0.385 (1, 4)	K		K			G3			F8	4	0	0	0	0	2	1						
Ivan Rodriguez, R OBP: 0.340, SLG: 0.491 (1, 2)	1B		G6-3			L9			G5-3	4	0	1	0	0	0	1						
29 Rusty Greer, L OBP: 0.382, SLG: 0.441 (1, 7)	F8			G4-3		F7			G3-1	4	0	0	0	0	0	1						
Juan Gonzalez, R OBP: 0.359, SLG: 0.607 (1, 9)	K			K		WP			G6-3	4	0	1	0	0	2	1						
Rafael Palmeiro, L OBP: 0.438, SLG: 0.626 (1, 10)			P4			F9			HBP	4	0	1	0	0	0	1						
Todd Zeile, R OBP: 0.348, SLG: 0.473 (1, 5)			1B			G3			G6-3	3	0	1	0	1	0	1						
Roberto Kelly, R OBP: 0.388, SLG: 0.462 (1, 8)			1B			F8			HBP	3	0	2	0	0	0	1						
Lee Stevens, L OBP: 0.377, SLG: 0.529 (1, 3)			G1-6-3			F8			G4-3	3	0	0	0	1	0	6						
Royce Clayton, R OBP: 0.280, SLG: 0.335 (1, 6)			G6-3			G2-3			FC9-6	3	0	0	0	0	0	2						
Inning Stats	R: 0 E: 0 K: 2 S: 10	H: 1 LOB: 1 BB: 0 P: 15	R: 0 E: 0 K: 0 S: 10	H: 2 LOB: 1 BB: 0 P: 12	R: 0 E: 0 K: 1 S: 8	H: 0 LOB: 0 BB: 0 P: 9	R: 0 E: 0 K: 1 S: 7	H: 0 LOB: 0 BB: 0 P: 11	R: 0 E: 0 K: 0 S: 12	H: 1 LOB: 1 BB: 0 P: 13	R: 0 E: 0 K: 0 S: 6	H: 0 LOB: 0 BB: 0 P: 6	R: 0 E: 0 K: 0 S: 10	H: 1 LOB: 1 BB: 0 P: 18	R: 0 E: 0 K: 0 S: 9	H: 0 LOB: 3 BB: 1 P: 18	R: 0 E: 0 K: 0 S: 12	H: 1 LOB: 3 BB: 1 P: 22	1B: 5 2B: 1 3B: 0 HR: 0	SF: 0 SAC: 0 DP: 1 HBP: 1	WP: 1 PB: 0 SB: 0 CS: 0	PA: 35
PITCHER	IP	WLS	BF	H	R	ER	SO	BB	IBB	HBP	BLK	WP	HR	S	P	ERA	WHIP					
John Halama, L ERA: 3.02 (1, 1)	9.0	W	35	6	0	0	4	2	0	1	0	1	0	84	124	0.00	0.889					

Seattle Mariners @ Texas Rangers
The Ballpark at Arlington, Arlington, TX
Sun Jul 04 1999, 8:05 PM EDT
Att: 47,204 - Cloudy - 89 F

AB	32
R	0
H	6
RBI	0
BB	2
SO	4
LOB	15



Batter	1	2	3	4	5	6	7	8	9	AB	R	H	RBI	BB	SO	LOB	TOP												
Mark McLemore, S OBP: 0.371, SLG: 0.387	1-2 1B 2B		3-3 K		2-2 G4-3			0-1 F9		4	1	1	0	0	1	1	Texas Rangers @ Oakland Athletics Network Associates Coliseum, Oakland, CA Mon Jul 05 1999, 8:05 PM EDT Att. 7,490 - Unknown - 65 F												
Ivan Rodriguez, R OBP: 0.359, SLG: 0.498	0-0 L4		1-3 K		1-3 K			1-2 HR		4	1	1	1	0	2	2													
29 Rusty Greer, L OBP: 0.387, SLG: 0.440	4-1 1B BB		4-1 BB		0-1 G4-3			4-0 BB		1	0	0	0	3	0	0													
Juan Gonzalez, R OBP: 0.358, SLG: 0.602	2-2 G4-6-3 1-2 2H 1B		3-3 K		0-0 G6-3			1-3 K		4	0	1	1	0	2	3													
Rafael Palmeiro, L OBP: 0.435, SLG: 0.620	2-0 G4-6-3 1-2		4-2 1B BB		2-0 F9			0-1 F8		3	0	0	0	1	0	2													
Todd Zeile, R OBP: 0.354, SLG: 0.475		0-0 G6-4-3 1B		1-0 G1-6-3 1B			4-2 G3-6-3 BB		2-1 F8	3	0	2	0	1	0	0													
Lee Stevens, L OBP: 0.372, SLG: 0.521		2-3 K		3-3 K			2-1 G3-6-3 1-2		2-3 K	4	0	0	0	0	3	4													
Roberto Kelly, R OBP: 0.380, SLG: 0.453		0-1 G6-4-3 1-2		1-2 G1-6-3 1-2			1-3 K			3	0	0	0	0	1	3													
Royce Clayton, R OBP: 0.281, SLG: 0.340			1-2 2B		0-0 L7			1-3 K		3	0	1	0	0	1	0													
Inning Stats	R: 1 E: 0 K: 0 S: 10	H: 2 LOB: 1 BB: 1 P: 19	R: 0 E: 0 K: 1 S: 6	H: 1 LOB: 0 BB: 0 P: 8	R: 0 E: 0 K: 3 S: 14	H: 1 LOB: 2 BB: 1 P: 26	R: 0 E: 0 K: 1 S: 11	H: 1 LOB: 1 BB: 1 P: 20	R: 0 E: 0 K: 1 S: 8	H: 0 LOB: 0 BB: 0 P: 11	R: 0 E: 0 K: 0 S: 4	H: 0 LOB: 0 BB: 0 P: 6	R: 0 E: 0 K: 1 S: 7	H: 0 LOB: 0 BB: 1 P: 14	R: 1 E: 0 K: 2 S: 12	H: 1 LOB: 1 BB: 1 P: 19	R: 0 E: 0 K: 1 S: 7	H: 0 LOB: 0 BB: 0 P: 11	1B: 3 2B: 2 3B: 0 HR: 1	SF: 0 SAC: 0 DP: 4 HBP: 0	WP: 0 PB: 0 SB: 0 CS: 0	PA: 34							
PITCHER	IP WLS BF H R ER SO BB IBB HBP BLK WP HR S P ERA WHIP	7.0 W 26 5 1 1 7 4 0 0 0 0 0 60 104 1.29 1.286	0.2 H 4 1 1 1 1 1 0 0 0 0 0 8 14 13.50 3.000	1.1 S 4 0 0 0 2 0 0 0 0 0 0 11 16 0.00 0.000	PITCHER										IP WLS BF H R ER SO BB IBB HBP BLK WP HR S P ERA WHIP														
Tim Hudson, R ERA: 2.54											7.0	W	26	5	1	1	7	4	0	0	0	0	0	0	60	104	1.29	1.286	
Doug Jones, R ERA: 3.53											0.2	H	4	1	1	1	1	1	0	0	0	0	0	0	1	8	14	13.50	3.000
Billy Taylor, R ERA: 2.55											1.1	S	4	0	0	0	2	0	0	0	0	0	0	0	11	16	0.00	0.000	

Batter	1	2	3	4	5	6	7	8	9	AB	R	H	RBI	BB	SO	LOB	BOTTOM											
Tony Phillips, S OBP: 0.358, SLG: 0.462	2-2 G4-3			1-2 SH5-3 1B		2-2 1B 1B		1-3 K		4	1	2	0	0	1	1	Texas Rangers @ Oakland Athletics Network Associates Coliseum, Oakland, CA Mon Jul 05 1999, 8:05 PM EDT Att. 7,490 - Unknown - 65 F											
Miguel Tejada, R OBP: 0.322, SLG: 0.426	3-3 K			0-0 SH5-3		3-3 K		1-2 FC5-4 1-2		3	0	0	0	0	2	2												
Ben Grieve, L OBP: 0.363, SLG: 0.403	1-2 G3-1			0-0 F7		1-2 S 1B		0-3 K		4	1	1	0	0	1	2												
Jorge Velandia, R OBP: 0.194, SLG: 0.222						1-3 1B				0	0	0	0	0	0	0												
John Jaha, R OBP: 0.404, SLG: 0.590		0-0 G5-3		3-2 P6		3-2 1B 1B		3-3 K		4	1	1	2	0	1	1												
Jason Giambi, L OBP: 0.396, SLG: 0.495		2-2 F8-4 1B			1-0 CS 1B	3-1 1B 1B		2-0 1B 1B		4	1	4	0	0	0	0												
Matt Stairs, L OBP: 0.336, SLG: 0.491		1-0 F8-4 1-2			3-3 K	2-0 1B 1B		3-3 K		4	0	1	1	0	2	3												
Ramon Hernandez, R OBP: 0.500, SLG: 0.636			2-1 G5-3		1-1 E5	0-1 FC6-4 1B		0-0 1B		4	0	2	1	0	0	0												
3 Eric Chavez, L OBP: 0.326, SLG: 0.392			1-3 K		1-0 G4-3	1-1 FC6-4 1B		3-2 P3		3	0	0	0	0	1	3												
Olmedo Saenz, R OBP: 0.355, SLG: 0.400						1-2 2H				1	0	0	0	0	0	2												
Ryan Christenson, R OBP: 0.279, SLG: 0.271			0-2 G5-3		1-0 F7	1-0 FC5-4 1B				3	0	1	0	0	0	0												
Inning Stats	R: 0 E: 0 K: 1 S: 9	H: 0 LOB: 0 BB: 0 P: 15	R: 0 E: 0 K: 0 S: 5	H: 1 LOB: 0 BB: 0 P: 8	R: 0 E: 0 K: 1 S: 9	H: 0 LOB: 0 BB: 0 P: 12	R: 0 E: 0 K: 0 S: 8	H: 1 LOB: 1 BB: 0 P: 12	R: 0 E: 0 K: 1 S: 7	H: 1 LOB: 1 BB: 0 P: 13	R: 4 E: 0 K: 1 S: 20	H: 6 LOB: 2 BB: 0 P: 36	R: 0 E: 0 K: 2 S: 14	H: 1 LOB: 1 BB: 0 P: 18	R: 0 E: 0 K: 2 S: 12	H: 2 LOB: 2 BB: 0 P: 23	1B: 12 2B: 2 3B: 0 HR: 0	SF: 0 SAC: 1 DP: 2 HBP: 0	WP: 0 PB: 0 SB: 1 CS: 1	PA: 35								
PITCHER	IP WLS BF H R ER SO BB IBB HBP BLK WP HR S P ERA WHIP	5.2 L 22 6 3 3 4 0 0 0 0 0 0 3 8 6.09 1.059	0.0 2 2 0 0 0 0 0 0 0 0 0 0 3 8 6.09 1.059	1.0 5 2 1 1 1 0 0 0 0 0 0 0 15 20 9.00 2.000	1.0 5 2 0 0 3 0 0 0 0 0 0 0 12 20 0.00 2.000	0.1 1 0 0 0 0 0 0 0 0 0 0 0 3 6 0.00 0.000	PITCHER										IP WLS BF H R ER SO BB IBB HBP BLK WP HR S P ERA WHIP											
John Burkett, R ERA: 6.09											5.2	L	22	6	3	3	4	0	0	0	0	0	0	0	3	8	6.09	1.059
Mike Munoz, L ERA: 3.9											0.0		2	2	0	0	0	0	0	0	0	0	0	0	3	8	6.09	1.059
Tim Crabtree, R ERA: 3.86											1.0		5	2	1	1	1	0	0	0	0	0	0	0	15	20	9.00	2.000
Mike Venafro, L ERA: 2.43											1.0		5	2	0	0	3	0	0	0	0	0	0	0	12	20	0.00	2.000
Esteban Loaiza, R ERA: 7.09											0.1		1	0	0	0	0	0	0	0	0	0	0	0	3	6	0.00	0.000

AB	29
R	2
H	6
RBI	2
BB	5
SO	10
LOB	15




AB	34
R	4
H	12
RBI	4
BB	0
SO	8
LOB	14



Batter	1	2	3	4	5	6	7	8	9	AB	R	H	RBI	BB	SO	LOB	TOP				
Mark McLemore, S (1.4) OBP: 0.376, SLG: 0.388	G4-3		1B			FC5-4 BB		FC5-4 BB		2	0	1	0	2	0	0	Texas Rangers @ Oakland Athletics Network Associates Coliseum, Oakland, CA Tue Jul 06 1999, 8:05 PM EDT Alt: 8,221 - Unknown - 61 F				
Ivan Rodriguez, R (1.2) OBP: 0.334, SLG: 0.491	G5-3		F9			P6		FC5-4 1-2		4	0	0	0	0	0	3					
29 Rusty Greer, L (1.7) OBP: 0.385, SLG: 0.435	G4-3		F7			K			1B BB	3	0	0	0	1	1	2					
Juan Gonzalez, R (1.9) OBP: 0.356, SLG: 0.601				G6-3		FC5-4 1-2			K	4	0	1	0	0	1	2					
Rafael Palmeiro, L (1.10) OBP: 0.433, SLG: 0.614		1B S BB		P5			F7		P5	3	0	0	0	1	0	1					
Todd Zeile, R (1.5) OBP: 0.353, SLG: 0.472	F8			G5-3			G4-3			4	0	1	0	0	0	1					
Lee Stevens, L (1.3) OBP: 0.370, SLG: 0.517							K		1B	4	0	1	0	0	2	2					
Roberto Kelly, R (1.8) OBP: 0.373, SLG: 0.444			K			P3		G4-3		3	0	0	0	0	1	2					
Royce Clayton, R (1.6) OBP: 0.277, SLG: 0.335				K			K	G4-3		3	0	0	0	0	2	0					
Inning Stats	R: 0 E: 0 K: 0 S: 10	H: 0 LOB: 0 BB: 0 P: 17	R: 0 E: 0 K: 1 S: 10	H: 2 LOB: 2 BB: 1 P: 19	R: 0 E: 0 K: 1 S: 12	H: 1 LOB: 1 BB: 0 P: 16	R: 0 E: 0 K: 0 S: 9	H: 0 LOB: 0 BB: 0 P: 16	R: 0 E: 0 K: 1 S: 12	H: 0 LOB: 1 BB: 1 P: 19	R: 0 E: 0 K: 1 S: 10	H: 0 LOB: 0 BB: 0 P: 15	R: 0 E: 0 K: 0 S: 11	H: 0 LOB: 1 BB: 1 P: 20	R: 0 E: 0 K: 1 S: 11	H: 1 LOB: 2 BB: 1 P: 21	1B: 3 2B: 1 3B: 0 HR: 0	SF: 0 SAC: 0 DP: 0 HBP: 0	WP: 0 PB: 0 SB: 1 CS: 0	PA: 34	
PITCHER	IP	WLS	BF	H	R	ER	SO	BB	IBB	HBP	BLK	WP	HR	S	P	ERA	WHIP				
Jimmy Haynes, R (1.1) ERA: 4.43	7.0	W	25	3	0	0	6	2	0	0	0	0	0	72	118	0.00	0.714				
Tim Worrell, R (8.1) ERA: 4.2	1.1		6	0	0	0	1	2	0	0	0	0	0	17	31	0.00	1.500				
Buddy Groom, L (9.1) ERA: 7.48	0.1		1	0	0	0	0	0	0	0	0	0	0	1	1	0.00	0.000				
Billy Taylor, R (9.1) ERA: 2.52	0.1		2	1	0	0	0	0	0	0	0	0	0	4	9	0.00	3.000				

Batter	1	2	3	4	5	6	7	8	9	AB	R	H	RBI	BB	SO	LOB	BOTTOM				
Tony Phillips, S (1.4) OBP: 0.357, SLG: 0.457	G3				K					3	0	0	0	1	1	1	Texas Rangers @ Oakland Athletics Network Associates Coliseum, Oakland, CA Tue Jul 06 1999, 8:05 PM EDT Alt: 8,221 - Unknown - 61 F				
Miguel Tejada, R (1.6) OBP: 0.324, SLG: 0.433			1-2 2-3 BB	F9-2	1B 3B		L4			4	1	2	1	0	0	3					
Ben Grieve, L (1.7) OBP: 0.338, SLG: 0.402										3	1	1	1	1	1	1					
Jorge Velandia, R (8.4) OBP: 0.194, SLG: 0.222	G4-6-3 1B									0	0	0	0	0	0	0					
John Jaha, R (1.10) OBP: 0.401, SLG: 0.597		G5-3								4	1	1	2	0	1	1					
Jason Giambi, L (1.3) OBP: 0.391, SLG: 0.488										4	0	0	0	0	1	0					
Matt Stairs, L (1.9) OBP: 0.331, SLG: 0.483										4	0	0	0	0	1	0					
Ramon Hernandez, R (1.2) OBP: 0.536, SLG: 0.625										2	0	1	0	2	0	1					
3 Eric Chavez, L (1.5) OBP: 0.326, SLG: 0.388										2	0	0	0	1	1	2					
Ryan Christenson, R (1.8) OBP: 0.281, SLG: 0.267										2	1	0	0	1	2	4					
Inning Stats	R: 0 E: 0 K: 0 S: 5	H: 1 LOB: 0 BB: 0 P: 8	R: 0 E: 0 K: 1 S: 8	H: 0 LOB: 0 BB: 0 P: 12	R: 0 E: 0 K: 1 S: 12	H: 0 LOB: 3 BB: 3 P: 24	R: 2 E: 0 K: 2 S: 12	H: 1 LOB: 1 BB: 2 P: 26	R: 2 E: 0 K: 1 S: 11	H: 2 LOB: 0 BB: 1 P: 19	R: 0 E: 1 K: 1 S: 9	H: 1 LOB: 2 BB: 0 P: 13	R: 0 E: 0 K: 1 S: 7	H: 0 LOB: 0 BB: 0 P: 10	R: 0 E: 1 K: 1 S: 8	H: 0 LOB: 1 BB: 0 P: 11	1B: 3 2B: 1 3B: 1 HR: 1	SF: 0 SAC: 0 DP: 3 HBP: 0	WP: 0 PB: 0 SB: 0 CS: 0	PA: 34	
PITCHER	IP	WLS	BF	H	R	ER	SO	BB	IBB	HBP	BLK	WP	HR	S	P	ERA	WHIP				
Ryan Glynn, R (1.1) ERA: 6.95	4.1	L	20	3	4	4	5	6	0	0	0	0	0	43	81	8.31	2.077				
Mike Munoz, L (5.1) ERA: 3.51	3.1		13	2	0	0	3	0	0	0	0	0	0	27	40	0.00	0.600				
Esteban Loaiza, R (8.1) ERA: 7.0	0.1		1	0	0	0	0	0	0	0	0	0	0	2	2	0.00	0.000				

AB	30
R	0
H	4
RBI	0
BB	4
SO	7
LOB	13



Batter	1	2	3	4	5	6	7	8	9	AB	R	H	RBI	BB	SO	LOB	TOP								
Roberto Kelly, R OBP: 0.374, SLG: 0.449 Scarborough Green, S OBP: 0.333, SLG: 0.333	F9		FC1-6 1B	K		2-1 1-3 2-H 3-H	K			4	0	2	2	0	1	3									
Ivan Rodriguez, R OBP: 0.332, SLG: 0.486	G5-3		FC1-6 1-2		G6-3	K		29 FC4-6 1B		5	0	1	0	0	1	3									
29 Rusty Greer, L OBP: 0.380, SLG: 0.428	K		F8		F8		K	FC4-6 CS 1-2		5	0	0	0	0	2	2									
Juan Gonzalez, R OBP: 0.360, SLG: 0.603		F9 SF7 2B		1B 1B	P4		FC6-4 BB 1B	K		4	3	2	0	1	1	1									
Rafael Palmeiro, L OBP: 0.436, SLG: 0.612	F9		F9	E 1B FC5-6-1		SH1-4 FC1-2 1B	FC6-4 BB	P4		4	0	2	0	1	0	1									
Todd Zeile, R OBP: 0.354, SLG: 0.471	SF7		E8 BB FC5-6-1	1B		FC1-2 SH1-4 2B HBP	FC6-4 BB 1B	F9		3	2	1	2	0	0	2									
Royce Clayton, R OBP: 0.281, SLG: 0.335	FC5-4 1B		FC5-2-5-1 BB		SH1-4	1B E BB		K		3	1	1	0	1	1	2									
Jon Shave, R OBP: 0.316, SLG: 0.275 Lee Stevens, L OBP: 0.372, SLG: 0.519	FC5-4 1-2					FC1-2 2B BB	S 1B			1	1	0	0	2	0	1									
Luis Alicea, S OBP: 0.287, SLG: 0.217			P8	K		FC1-2 2B BB				3	0	0	0	1	1	6									
Inning Stats	R: 0 E: 0 K: 1 S: 8	H: 0 LOB: 0 BB: 0 P: 14	R: 1 E: 0 K: 0 S: 11	H: 2 LOB: 1 BB: 0 P: 16	R: 0 E: 0 K: 0 S: 9	H: 1 LOB: 1 BB: 0 P: 16	R: 1 E: 1 K: 2 S: 19	H: 3 LOB: 3 BB: 1 P: 36	R: 0 E: 0 K: 0 S: 5	H: 0 LOB: 0 BB: 0 P: 7	R: 2 E: 0 K: 1 S: 12	H: 2 LOB: 2 BB: 1 P: 23	R: 3 E: 0 K: 2 S: 18	H: 1 LOB: 2 BB: 4 P: 39	R: 0 E: 0 K: 1 S: 7	H: 1 LOB: 1 BB: 0 P: 13	R: 0 E: 0 K: 1 S: 5	H: 0 LOB: 0 BB: 0 P: 7	1B: 8 2B: 3 3B: 0 HR: 0	SF: 1 SAC: 1 DP: 1 HBP: 1	WP: 0 PB: 0 SB: 1 CS: 1	PA: 43			
PITCHER	IP	WLS	BF	H	R	ER	SO	BB	IBB	HBP	BLK	WP	HR	S	P	ERA	WHIP								
Kenny Rogers, L ERA: 4.02	5.2		28	8	4	4	3	2	0	1	0	0	0	60	105	6.35	1.765								
Brad Rigby, R ERA: 4.55	0.2	L	3	0	1	1	2	1	0	0	0	0	0	7	16	13.50	1.500								
Buddy Groom, L ERA: 7.89	0.0		1	0	0	0	0	1	0	0	0	0	0	4	∞	∞	∞								
Tim Worrell, R ERA: 4.14	0.2		5	1	2	1	1	2	0	0	0	0	0	15	26	13.50	4.500								
Chad Harville, R ERA: 5.4	2.0		6	1	0	0	2	0	0	0	0	0	0	12	20	0.00	0.500								

Texas Rangers @ Oakland Athletics
Network Associates Coliseum, Oakland, CA
Wed Jul 07 1999, 4:05 PM EDT
Att: 15,566 - Unknown - 68 F

AB 34
R 7
H 10
RBI 6
BB 6
SO 8
LOB 23



Batter	1	2	3	4	5	6	7	8	9	AB	R	H	RBI	BB	SO	LOB	BOTTOM								
Tony Phillips, S OBP: 0.357, SLG: 0.458	SH1-3 1B 2B	P5			P5		F9		4-0 1-2 2-3 BB	4	1	1	0	1	0	2									
Miguel Tejada, R OBP: 0.321, SLG: 0.428	SH1-3 2-3		G6-3		K		G6-3		P4	4	0	0	0	0	1	5									
Ben Grieve, L OBP: 0.341, SLG: 0.416	1B		F7			HR		G5-3		4	1	2	2	0	0	0									
John Jaha, R OBP: 0.399, SLG: 0.596	F9		K			2B		K		4	0	1	0	0	2	1									
Jason Giambi, L OBP: 0.387, SLG: 0.481	K			K		G4-3		F9		4	0	0	0	0	2	2									
Matt Stairs, L OBP: 0.330, SLG: 0.478		3 HR BB	F8		F8		K		P6	3	1	0	0	1	1	1									
Ramon Hernandez, R OBP: 0.500, SLG: 0.556	F8		F8		F8		G4-3		BB BB BB	3	0	0	0	1	0	2									
3 Eric Chavez, L OBP: 0.329, SLG: 0.405		1-H HR			K			F9 G1-3 1B		4	1	2	2	0	1	1									
Ryan Christenson, R OBP: 0.282, SLG: 0.268 Tim Raines, S OBP: 0.350, SLG: 0.330		P3					G1-3		BB BB	3	0	1	0	0	0	1									
Inning Stats	R: 1 E: 0 K: 1 S: 14	H: 2 LOB: 1 BB: 0 P: 22	R: 2 E: 0 K: 0 S: 13	H: 1 LOB: 0 BB: 1 P: 23	R: 0 E: 0 K: 1 S: 8	H: 0 LOB: 0 BB: 0 P: 10	R: 0 E: 0 K: 1 S: 12	H: 0 LOB: 0 BB: 0 P: 17	R: 0 E: 0 K: 0 S: 12	H: 1 LOB: 1 BB: 0 P: 19	R: 1 E: 0 K: 0 S: 11	H: 2 LOB: 1 BB: 0 P: 17	R: 0 E: 0 K: 0 S: 8	H: 1 LOB: 1 BB: 0 P: 12	R: 0 E: 0 K: 1 S: 7	H: 0 LOB: 0 BB: 0 P: 10	R: 0 E: 0 K: 0 S: 6	H: 0 LOB: 3 BB: 3 P: 20	1B: 3 2B: 2 3B: 0 HR: 2	SF: 0 SAC: 1 DP: 0 HBP: 0	WP: 0 PB: 0 SB: 0 CS: 0	PA: 38			
PITCHER	IP	WLS	BF	H	R	ER	SO	BB	IBB	HBP	BLK	WP	HR	S	P	ERA	WHIP								
Rick Helling, R ERA: 4.64	5.0		22	6	4	4	5	1	0	0	0	0	0	65	102	7.20	1.400								
Mike Venafro, L ERA: 2.39	0.2		2	0	0	0	1	0	0	0	0	0	0	4	4	0.00	0.000								
59 Jeff Zimmerman, R ERA: 0.89	2.1	W	8	1	0	0	1	0	0	0	0	0	0	16	24	0.00	0.429								
John Wetteland, R ERA: 4.04	1.0	S	6	0	0	0	0	3	0	0	0	0	0	6	20	0.00	3.000								

Texas Rangers @ Oakland Athletics
Network Associates Coliseum, Oakland, CA
Wed Jul 07 1999, 4:05 PM EDT
Att: 15,566 - Unknown - 68 F

AB 33
R 4
H 7
RBI 4
BB 4
SO 7
LOB 15



Batter	1	2	3	4	5	6	7	8	9	AB	R	H	RBI	BB	SO	LOB	TOP					
Mark McLemore, S (1.4) OBP: 0.376, SLG: 0.386	P7	F9		CS 2H 1B			L9		2B 29 SF9 BB	4	1	1	1	1	0	3						
Ivan Rodriguez, R (1.2) OBP: 0.333, SLG: 0.498	HR		P4	CS	L6		G4-3		29 SF9 2B	5	2	2	1	0	0	0						
29 Rusty Greer, L (1.7) OBP: 0.377, SLG: 0.424	F7		FC6-4 BB		K		G3		SF9	3	0	0	1	1	1	0						
Juan Gonzalez, R (1.9) OBP: 0.355, SLG: 0.595	K		FC6-4 1-2		G6-3				SF9	4	0	0	1	0	2	1						
Rafael Palmeiro, L (1.3) OBP: 0.438, SLG: 0.611		BB 1B	P5			HR BB		BB 1B	F8	4	1	2	0	1	0	1						
Ruben Mateo, R (1.8) OBP: 0.231, SLG: 0.459	K			HR		K		F8		4	1	1	1	0	2	3						
Luis Alica, S (1.5) OBP: 0.304, SLG: 0.223		BB 1B		G5-3 1B BB		P9		BB BB		2	1	1	0	2	0	1						
Royce Clayton, R (1.6) OBP: 0.285, SLG: 0.350	K		G5-3		G5-3	1-H HR		1-2 2-3 BB		3	1	1	2	1	1	3						
Aaron Sele, R (1.1)			G5-3		G5-3	F8		G3		2	0	0	0	1	0	1						
Mike Venafro, L (7.1)										0	0	0	0	0	0	0						
Lee Stevens, L (8. PH) OBP: 0.371, SLG: 0.517										1	0	0	0	0	0	3						
59 Jeff Zimmerman, R (8.1)										0	0	0	0	0	0	0						
Tim Crabtree, R (9.1)										0	0	0	0	0	0	0						
Inning Stats	R: 1 E: 0 K: 1 S: 9	H: 1 LOB: 0 BB: 0 P: 13	R: 0 E: 0 K: 2 S: 14	H: 2 LOB: 3 BB: 1 P: 26	R: 0 E: 0 K: 0 S: 8	H: 0 LOB: 1 BB: 1 P: 18	R: 2 E: 0 K: 0 S: 12	H: 2 LOB: 0 BB: 1 P: 17	R: 0 E: 0 K: 1 S: 8	H: 0 LOB: 0 BB: 0 P: 14	R: 2 E: 0 K: 1 S: 8	H: 1 LOB: 0 BB: 1 P: 15	R: 0 E: 0 K: 0 S: 4	H: 0 LOB: 0 BB: 0 P: 5	R: 0 E: 0 K: 1 S: 13	H: 1 LOB: 3 BB: 2 P: 25	R: 2 E: 0 K: 0 S: 12	H: 1 LOB: 0 BB: 1 P: 23	1B: 4 2B: 1 3B: 0 HR: 3	SF: 2 SAC: 0 DP: 0 HBP: 0	WP: 0 PB: 0 SB: 0 CS: 1	PA: 42
PITCHER	IP WLS BF H R ER SO BB IBB HBP BLK WP HR S P ERA WHIP																					
Woody Williams, R (1.1) ERA: 4.5	6.0 L 27 6 5 5 5 4 0 0 0 0 0 3 59 103 7.50 1.667																					
Carlos Reyes, R (7.1) ERA: 2.99	1.0 3 0 0 0 0 0 0 0 0 0 0 0 4 5 0.00 0.000																					
Carlos Almanzar, R (8.1) ERA: 3.0	0.2 5 1 0 0 1 2 0 0 0 0 0 0 9 18 0.00 4.500																					
Heath Murray, L (8.1) ERA: 5.4	0.1 2 0 1 1 0 1 0 0 0 0 0 0 5 12 27.00 3.000																					
Dan Miceli, R (9.1) ERA: 3.89	1.0 4 1 1 1 0 0 0 0 0 0 0 0 11 18 9.00 1.000																					

Texas Rangers @ San Diego Padres
Qualcomm Stadium, San Diego, CA

AB 32
R 7
H 8
RBI 7
BB 7
SO 6
LOB 16



WP: 0 PA: 42
PB: 0
SB: 0
CS: 1

Batter	1	2	3	4	5	6	7	8	9	AB	R	H	RBI	BB	SO	LOB	BOTTOM			
Quilvio Veras, S (1.4) OBP: 0.362, SLG: 0.378	K		G4-3 1B		G4-3		BB 1B		G6-3	5	1	2	1	0	1	0				
Eric Owens, R (1.7) OBP: 0.325, SLG: 0.428	G5-3		G4-3		K		BB 1B			3	0	0	0	1	1	1				
Reggie Sanders, R (1.9) OBP: 0.402, SLG: 0.575	K		K		G5-3		1-2 2-H 1B			4	0	1	1	0	2	1				
Dave Magadan, L (1.3) OBP: 0.369, SLG: 0.391		BB 1B		BB 1B		G6-3 1B				3	0	3	0	0	0	0				
Phil Nevin, R (7. PH) OBP: 0.338, SLG: 0.559		BB 1B		BB 1B						1	0	0	0	0	1	2				
Carlos Almanzar, R (8.1) ERA: 3.0		G1-2-3 1B								0	0	0	0	0	0	0				
Heath Murray, L (8.1) OBP: 0.231, SLG: 0.167										0	0	0	0	0	0	0				
Dan Miceli, R (9.1) ERA: 3.89										0	0	0	0	0	0	0				
Carlos Baerga, S (1.5) OBP: 0.375, SLG: 0.476		BB 1B		FC5 BB 1B		G6-3		F9		4	0	2	0	0	0	1				
Ruben Rivera, R (1.8) OBP: 0.298, SLG: 0.507		BB 1B		K		P3		L5		3	0	0	0	1	1	2				
Ben Davis, S (1.2) OBP: 0.288, SLG: 0.339	K		K		K		F7	G3		4	0	0	0	0	2	5				
Damian Jackson, R (1.6) OBP: 0.348, SLG: 0.412		G1-2-3 BB					G3 1B 2B		K	3	1	1	0	1	1	3				
Woody Williams, R (1.1) ERA: 5.51							G3		G5-3	2	0	0	0	0	1	3				
Carlos Reyes, S (7.1) ERA: 2.37										0	0	0	0	0	0	0				
John Vander Wal, L (7. PH) OBP: 0.393, SLG: 0.486										2	0	0	0	0	0	1				
Inning Stats	R: 0 E: 0 K: 2 S: 9	H: 0 LOB: 0 BB: 0 P: 13	R: 0 E: 0 K: 1 S: 7	H: 2 LOB: 2 BB: 1 P: 15	R: 0 E: 0 K: 2 S: 13	H: 1 LOB: 0 BB: 0 P: 18	R: 0 E: 0 K: 2 S: 14	H: 2 LOB: 3 BB: 1 P: 29	R: 0 E: 0 K: 0 S: 6	H: 1 LOB: 0 BB: 0 P: 8	R: 2 E: 0 K: 1 S: 16	H: 3 LOB: 2 BB: 1 P: 27	R: 0 E: 0 K: 0 S: 5	H: 0 LOB: 0 BB: 0 P: 8	R: 0 E: 0 K: 1 S: 7	H: 0 LOB: 0 BB: 0 P: 9	1B: 8 2B: 1 3B: 0 HR: 0	SF: 0 SAC: 0 DP: 2 HBP: 0	WP: 0 PB: 0 SB: 0 CS: 0	PA: 37
PITCHER	IP WLS BF H R ER SO BB IBB HBP BLK WP HR S P ERA WHIP																			
Aaron Sele, R (1.1) ERA: 5.51	6.2 W 30 6 2 2 2 3 0 0 0 0 0 0 67 114 2.70 1.800																			
Mike Venafro, L (7.1) ERA: 2.37	0.1 H 1 0 0 0 1 0 0 0 0 0 0 0 6 8 0.00 0.000																			
59 Jeff Zimmerman, R (8.1) ERA: 0.88	1.0 H 3 0 0 0 0 0 0 0 0 0 0 0 5 8 0.00 0.000																			
Tim Crabtree, R (9.1) ERA: 3.73	1.0 3 0 0 0 1 0 0 0 0 0 0 0 7 9 0.00 0.000																			

Texas Rangers @ San Diego Padres
Qualcomm Stadium, San Diego, CA

AB 34
R 2
H 9
RBI 2
BB 3
SO 10
LOB 19



WP: 0 PA: 37
PB: 0
SB: 0
CS: 0

Batter	1	2	3	4	5	6	7	8	9	AB	R	H	RBI	BB	SO	LOB	TOP						
Mark McLemore, S OBP: 0.370, SLG: 0.379	0-0 F7		1-2 F8		2-0 L9		1-3 K		1-0 F8	5	0	0	0	0	1	2							
Ivan Rodriguez, R OBP: 0.329, SLG: 0.492	0-0 G6-3		0-2 F9			1-0 G4-3		1-0 G4-3		4	0	0	0	0	0	0							
29 Rusty Greer, L OBP: 0.379, SLG: 0.428	3-2 2B			1-1 G6-3		0-1 G6-4-3 1B		2-2 G4-3		4	0	2	0	0	0	0							
Juan Gonzalez, R OBP: 0.357, SLG: 0.602	0-1 G6-3			0-1 HR		1-0 G6-4-3 1-2		4-1 1B BB		3	1	1	1	1	0	2							
Rafael Palmeiro, L OBP: 0.439, SLG: 0.619	0-0 G3			1-3 K			2-0 HR	1-1 1B		4	1	2	1	0	1	0							
Todd Zeile, R OBP: 0.355, SLG: 0.471	1-1 1B			0-1 F9			1-2 HR 1B	0-2 P6		4	1	2	0	0	0	2							
Ruben Mateo, R OBP: 0.233, SLG: 0.512	3-3 K			2-3 K			0-2 HR	1-1 G5-3		4	1	1	2	0	2	1	AB 35						
Royce Clayton, R OBP: 0.280, SLG: 0.343	2-3 K			0-2 G4-3			0-0 G5-3	1-3 K		4	0	0	0	0	2	1	R 4						
Mike Morgan, R OBP: 0.250, SLG: 0.250			1-3 K		0-1 1B		0-1 G3	4-2 BB		2	0	1	0	0	1	0	H 9						
Danny Patterson, R OBP: 0.361, SLG: 0.527										0	0	0	0	0	0	0	RBI 4						
Luis Alcala, S OBP: 0.260, SLG: 0.333										0	0	0	0	0	0	0	BB 2						
59 Jeff Zimmerman, R OBP: 0.260, SLG: 0.333										0	0	0	0	0	0	0	SO 7						
Tim Crabtree, R OBP: 0.260, SLG: 0.333										0	0	0	0	0	0	0	LOB 8						
John Wetteland, R OBP: 0.260, SLG: 0.333										0	0	0	0	0	0	0							
Inning Stats	R: 0 E: 0 K: 0 S: 11	H: 1 LOB: 1 BB: 0 P: 14	R: 0 E: 0 K: 2 S: 11	H: 1 LOB: 1 BB: 0 P: 17	R: 0 E: 0 K: 1 S: 9	H: 0 LOB: 0 BB: 0 P: 11	R: 1 E: 0 K: 1 S: 9	H: 1 LOB: 0 BB: 0 P: 11	R: 0 E: 0 K: 1 S: 10	H: 1 LOB: 0 BB: 0 P: 14	R: 0 E: 0 K: 0 S: 4	H: 1 LOB: 0 BB: 0 P: 6	R: 3 E: 0 K: 1 S: 13	H: 3 LOB: 0 BB: 0 P: 17	R: 0 E: 0 K: 0 S: 10	H: 1 LOB: 2 BB: 1 P: 18	R: 0 E: 0 K: 1 S: 9	H: 0 LOB: 1 BB: 1 P: 16	1B: 5 2B: 1 3B: 0 HR: 3	SF: 0 SAC: 0 DP: 1 HBP: 0	WP: 0 PB: 0 SB: 1 CS: 0	PA: 37	
PITCHER	IP WLS BF H R ER SO BB IBB HBP BLK WP HR S P ERA WHIP	7.2 31 8 4 4 6 1 0 0 0 0 3 72 102 4.70 1.174	0.0 1 1 0 0 0 0 0 0 0 0 0 2 3 ∞ ∞	1.1 W 5 0 0 0 1 1 0 0 0 0 12 19 0.00 0.750																			

Texas Rangers @ San Diego Padres
Qualcomm Stadium, San Diego, CA
Sat Jul 10 1999, 4:05 PM EDT
Att: 49,123 - Unknown - 81 F

AB	35
R	4
H	9
RBI	4
BB	2
SO	7
LOB	8



Batter	1	2	3	4	5	6	7	8	9	AB	R	H	RBI	BB	SO	LOB	BOTTOM						
Quilvio Veras, S OBP: 0.363, SLG: 0.374	1-0 G4-3		3-3 K	2-0 G4-6-3 1-2			4-1 S BB		4-2 F9-2 1B BB	3	1	0	0	2	1	1							
Damian Jackson, R OBP: 0.353, SLG: 0.418	1-3 K		2-1 2B		4-2 CS BB		1-2 L7		2-0 S BB	4	2	2	0	1	1	1							
Reggie Sanders, R OBP: 0.405, SLG: 0.570	4-2 2B BB		4-1 2B BB		4-0 G6-4-3 BB		1-1 P6		0-0 F9-2	2	2	0	0	3	0	4							
John Vander Wal, L OBP: 0.394, SLG: 0.493	1-1 1 SAFE 2B		0-0 L8		0-0 G6-4-3		4-2 BB		2-3 3-H 3-2 E1	2	0	1	1	0	0	2							
Eric Owens, R OBP: 0.329, SLG: 0.429	1-H 2B				1-2				1-H 3-H 1B	2	0	1	1	1	0	1							
Wally Joyner, L OBP: 0.373, SLG: 0.384	3-3 K		2-0 2B			0-1 G4-3 1B	1-2 L6			4	0	2	2	0	1	3							
Dave Magadan, L OBP: 0.367, SLG: 0.385		1-1 G4-3	4-0 1B			0-1 G4-3		2-3 K		3	0	0	0	1	1	1							
Ruben Rivera, R OBP: 0.294, SLG: 0.498		2-0 G6-3	3-2 G5-3			2-3 K		3-2 P3		4	0	0	0	0	1	3	AB 31						
Ben Davis, S OBP: 0.317, SLG: 0.356		3-2 1B		2-0 FC1-6 1B				2-2 K		3	0	2	0	1	1	0	R 5						
Andy Ashby, R OBP: 0.158, SLG: 0.139		1-0 G6-3		0-0 FC1-6 G4-6-3				0-3 K		0	0	0	0	0	0	0	H 8						
Heath Murray, L OBP: 0.231, SLG: 0.167									0-0 E7 1B BB	0	0	0	0	0	0	0	RBI 4						
Donne Wall, R OBP: 0.231, SLG: 0.167										0	0	0	0	0	0	0	BB 9						
Carlos Baerga, S OBP: 0.360, SLG: 0.455										1	0	0	0	0	0	0	SO 7						
Ed Giovannola, L OBP: 0.327, SLG: 0.302										0	0	0	0	0	0	0	LOB 20						
Inning Stats	R: 1 E: 0 K: 2 S: 12	H: 1 LOB: 1 BB: 1 P: 22	R: 0 E: 0 K: 0 S: 8	H: 1 LOB: 0 BB: 0 P: 15	R: 2 E: 0 K: 1 S: 12	H: 2 LOB: 2 BB: 2 P: 30	R: 0 E: 0 K: 0 S: 3	H: 1 LOB: 0 BB: 0 P: 7	R: 0 E: 0 K: 0 S: 3	H: 0 LOB: 0 BB: 2 P: 11	R: 0 E: 0 K: 2 S: 12	H: 1 LOB: 2 BB: 1 P: 18	R: 0 E: 0 K: 0 S: 12	H: 0 LOB: 2 BB: 2 P: 23	R: 0 E: 0 K: 2 S: 9	H: 0 LOB: 0 BB: 0 P: 16	R: 2 E: 2 K: 0 S: 9	H: 2 LOB: 1 BB: 1 P: 18	1B: 5 2B: 4 3B: 0 HR: 0	SF: 0 SAC: 0 DP: 3 HBP: 0	WP: 0 PB: 0 SB: 2 CS: 1	PA: 40	
PITCHER	IP WLS BF H R ER SO BB IBB HBP BLK WP HR S P ERA WHIP	4.1 21 5 3 3 3 4 0 0 0 0 0 5 5 0.00 1.000	1.0 3 1 0 0 0 0 0 0 0 0 0 5 5 0.00 1.000	0.2 3 0 0 0 2 0 1 0 0 0 0 8 14 0.00 0.000	1.0 H 5 0 0 0 0 2 0 0 0 0 12 23 0.00 2.000	1.0 H 3 0 0 0 2 0 0 0 0 0 9 16 0.00 0.000																	

Texas Rangers @ San Diego Padres
Qualcomm Stadium, San Diego, CA
Sat Jul 10 1999, 4:05 PM EDT
Att: 49,123 - Unknown - 81 F

AB	31
R	5
H	8
RBI	4
BB	9
SO	7
LOB	20



Batter	1	2	3	4	5	6	7	8	9	AB	R	H	RBI	BB	SO	LOB	TOP				
Mark McLemore, S (1, 9) OBP: 0.366, SLG: 0.374	G4-3		K			K		K		4	0	0	0	0	3	1	Texas Rangers @ San Diego Padres Qualcomm Stadium, San Diego, CA Sun Jul 11 1999, 4:05 PM EDT Att: 31,301 - Unknown - 81 F				
Ivan Rodriguez, R (1, 2) OBP: 0.326, SLG: 0.487	L7			G6-3		SF7 HBP		F7		3	1	0	0	0	0						
29 Rusty Greer, L (1, 7) OBP: 0.375, SLG: 0.423	F7			G1-3		E5 WP		L7		4	0	0	0	0	0	1					
Rafael Palmeiro, L (1, 3) OBP: 0.436, SLG: 0.626		G6-3		F8		SF7			HR	3	1	1	2	0	0	0					
Todd Zeile, R (1, 5) OBP: 0.351, SLG: 0.465		K			F7	L8			F8	4	0	0	0	0	1	1					
Ruben Mateo, R (1, 8) OBP: 0.213, SLG: 0.467		F7				K			F9	4	0	0	0	0	2	0					
Luis Alica, S (1, 4) OBP: 0.308, SLG: 0.216			G4-3			E6 1B BB				2	0	0	0	2	0	0					
Royce Clayton, R (1, 6) OBP: 0.288, SLG: 0.351									K	4	0	3	0	0	1	1					
John Burkett, R (1, 1) Lee Stevens, L (7, PH) Esteban Loaiza, R (7, 1) Mike Venafro, L (8, 1) Danny Patterson, R (8, 1)				K						2	0	0	0	0	2	3					
Inning Stats	R: 0 E: 0 K: 0 S: 7	H: 0 LOB: 0 BB: 0 P: 14	R: 0 E: 0 K: 1 S: 6	H: 0 LOB: 0 BB: 0 P: 8	R: 0 E: 0 K: 2 S: 15	H: 1 LOB: 1 BB: 0 P: 21	R: 0 E: 0 K: 0 S: 5	H: 0 LOB: 0 BB: 0 P: 6	R: 0 E: 0 K: 2 S: 9	H: 1 LOB: 2 BB: 1 P: 15	R: 1 E: 1 K: 1 S: 11	H: 0 LOB: 1 BB: 0 P: 18	R: 0 E: 1 K: 1 S: 9	H: 1 LOB: 1 BB: 0 P: 13	R: 0 E: 0 K: 1 S: 8	H: 0 LOB: 0 BB: 0 P: 12		R: 1 E: 0 K: 1 S: 14	H: 1 LOB: 1 BB: 1 P: 26	1B: 3 2B: 0 3B: 0 HR: 1	SF: 1 SAC: 0 DP: 1 HBP: 1
PITCHER	IP	WLS	BF	H	R	ER	SO	BB	IBB	HBP	BLK	WP	HR	S	P	ERA	WHIP				
Matt Clement, R (1, 1) ERA: 4.78	7.0		27	3	1	0	7	1	0	1	0	1	0	62	95	0.00	0.571				
Dan Miceli, R (8, 1) ERA: 3.75	1.0	W	3	0	0	0	1	0	0	0	0	0	0	8	12	0.00	0.000				
Trevor Hoffman, R (9, 1) ERA: 3.08	1.0		5	1	1	1	1	1	0	0	0	0	1	14	26	9.00	2.000				

Batter	1	2	3	4	5	6	7	8	9	AB	R	H	RBI	BB	SO	LOB	BOTTOM				
Quilvio Veras, S (1, 4) OBP: 0.358, SLG: 0.368	K		G4-3			K		E2 BB 1B		4	1	0	0	0	2	2	Texas Rangers @ San Diego Padres Qualcomm Stadium, San Diego, CA Sun Jul 11 1999, 4:05 PM EDT Att: 31,301 - Unknown - 81 F				
Eric Owens, R (1, 8) OBP: 0.332, SLG: 0.434			G1-3			1B 2B		B5		4	1	2	0	0	0	2					
Reggie Sanders, R (1, 9) OBP: 0.410, SLG: 0.575			G6-3					1B BB		3	1	2	1	1	0	0					
John Vander Wal, L (1, 7) OBP: 0.388, SLG: 0.484					F8			1B BB		3	0	0	0	0	1	3					
Phil Nevin, R (8, PH) OBP: 0.342, SLG: 0.562	F7					K		1B 1B		1	0	1	2	0	0	0					
Ruben Rivera, R (8, PR) OBP: 0.294, SLG: 0.498								1B 1B		0	1	0	0	0	0	0					
Wally Joyner, L (1, 3) OBP: 0.376, SLG: 0.387					G4-3 1B			1B 1B		4	1	2	1	0	0	3					
Carlos Baerga, S (1, 5) OBP: 0.345, SLG: 0.423		G4-3		G4-3				1B 1B		4	0	1	1	0	0	1					
Ben Davis, S (1, 2) OBP: 0.328, SLG: 0.365						K		1B 1B		4	0	2	1	0	1	0					
Damian Jackson, R (1, 6) OBP: 0.351, SLG: 0.413								F7		3	0	0	0	1	0	4					
Matt Clement, R (1, 1) OBP: 0.167, SLG: 0.107										2	0	0	0	0	0	2					
Dan Miceli, R (8, 1) Dave Magadan, L (8, PH) Ed Giovanola, L (8, PR) Trevor Hoffman, R (9, 1)										0	0	0	0	0	0	0					
Inning Stats	R: 1 E: 0 K: 1 S: 11	H: 2 LOB: 1 BB: 0 P: 19	R: 0 E: 0 K: 0 S: 11	H: 1 LOB: 1 BB: 0 P: 12	R: 0 E: 0 K: 0 S: 4	H: 0 LOB: 0 BB: 0 P: 8	R: 0 E: 0 K: 0 S: 4	H: 1 LOB: 0 BB: 0 P: 7	R: 0 E: 0 K: 2 S: 9	H: 0 LOB: 1 BB: 1 P: 14	R: 0 E: 0 K: 1 S: 10	H: 2 LOB: 1 BB: 0 P: 16	R: 0 E: 0 K: 0 S: 3	H: 0 LOB: 0 BB: 0 P: 8	R: 5 E: 1 K: 0 S: 16	H: 5 LOB: 3 BB: 1 P: 27	1B: 9 2B: 2 3B: 0 HR: 0	SF: 0 SAC: 0 DP: 1 HBP: 0	WP: 0 PA: 36 PB: 0 SB: 0 CS: 1		
PITCHER	IP	WLS	BF	H	R	ER	SO	BB	IBB	HBP	BLK	WP	HR	S	P	ERA	WHIP				
John Burkett, R (1, 1) ERA: 5.65	6.0		23	6	1	1	4	1	0	0	0	0	0	49	76	1.50	1.167				
Esteban Loaiza, R (7, 1) ERA: 7.31	1.1	L	7	1	3	3	0	1	0	0	0	0	0	9	20	20.25	1.500				
Mike Venafro, L (8, 1) ERA: 2.84	0.0		3	3	1	0	0	0	0	0	0	0	0	5	8	∞	∞				
Danny Patterson, R (8, 1) ERA: 4.38	0.2		3	1	1	1	0	0	0	0	0	0	0	5	7	13.50	1.500				

AB	31
R	2
H	4
RBI	2
BB	2
SO	9
LOB	9



AB	34
R	6
H	11
RBI	6
BB	2
SO	4
LOB	20



Batter	1	2	3	4	5	6	7	8	9	AB	R	H	RBI	BB	SO	LOB	TOP								
Tony Womack, L (1, 9) OBP: 0.330, SLG: 0.356	4-1 G3-1 S 1B BB		1-1 E 1B		0-0 P9			2-2 G3		3	1	1	0	1	0	0									
Jay Bell, R (1, 4) OBP: 0.366, SLG: 0.572	2-2 G5-3		3-1 G6-3		4-2 FC4-6 BB			0-1 HR		3	1	1	1	1	0	2									
Luis Gonzalez, L (1, 10) OBP: 0.419, SLG: 0.576	2-0 G3-1		2-0 1B		1-0 FC4-6			1-0 F8		4	0	1	0	0	0	2									
Matt Williams, R (1, 5) OBP: 0.356, SLG: 0.579	0-0 1B		4-1 BB		0-0 L6			1-0 F8		3	0	1	1	1	0	0									
Steve Finley, L (1, 8) OBP: 0.330, SLG: 0.506	3-H K		1-1 G3		2-3 K			4-1 G6-3 BB		3	0	0	0	1	2	3									
David Dellucci, L (1, 7) OBP: 0.432, SLG: 0.500		1-2 E 2B		1-1 G4-3				0-0 G6-3		4	0	1	0	0	1	1									
Travis Lee, L (1, 3) OBP: 0.352, SLG: 0.397		3-2 P5		2-0 F7				1-3 K		4	0	0	0	0	1	2									
Andy Fox, L (1, 6) OBP: 0.390, SLG: 0.436		3-3 K		2-1 L8				0-0 G4-3		4	0	0	0	0	1	2									
Damian Miller, R (1, 2) OBP: 0.295, SLG: 0.402		3-1 P3		1-0 F7				1-1 G6-3		3	0	0	0	0	0	1									
Inning Stats	R: 1 E: 0 K: 1 S: 10	H: 1 LOB: 1 BB: 1 P: 19	R: 0 E: 2 K: 1 S: 17	H: 1 LOB: 1 BB: 0 P: 27	R: 0 E: 1 K: 0 S: 8	H: 2 LOB: 2 BB: 1 P: 19	R: 0 E: 0 K: 0 S: 5	H: 0 LOB: 0 BB: 0 P: 10	R: 0 E: 0 K: 2 S: 7	H: 0 LOB: 1 BB: 1 P: 13	R: 0 E: 0 K: 0 S: 7	H: 0 LOB: 0 BB: 0 P: 12	R: 0 E: 0 K: 0 S: 4	H: 0 LOB: 0 BB: 0 P: 7	R: 1 E: 0 K: 0 S: 7	H: 1 LOB: 0 BB: 0 P: 11	R: 0 E: 0 K: 1 S: 6	H: 0 LOB: 1 BB: 1 P: 11	1B: 3 2B: 1 3B: 0 HR: 1	SF: 0 SAC: 0 DP: 0 HBP: 0	WP: 0 PB: 0 SB: 1 CS: 0	PA: 35			
PITCHER	IP	WLS	BF	H	R	ER	SO	BB	IBB	HBP	BLK	WP	HR	S	P	ERA	WHIP								
Rick Helling, R (1, 1) ERA: 4.49	8.0		31	5	2	2	4	3	0	0	0	0	1	65	118	2.25	1.000								
Mike Venafro, L (9, 1) ERA: 2.77	1.0	W	4	0	0	0	1	1	0	0	0	0	0	6	11	0.00	1.000								

Arizona Diamondbacks @ Texas Rangers
The Ballpark at Arlington, Arlington, TX
Thu Jul 15 1999, 8:35 PM EDT
Att: 33,328 - Cloudy - 93 F

AB 31
R 2
H 5
RBI 2
BB 4
SO 5
LOB 13



Batter	1	2	3	4	5	6	7	8	9	AB	R	H	RBI	BB	SO	LOB	BOTTOM								
Mark McLemore, S (1, 7) OBP: 0.367, SLG: 0.378	2-1 G5-3		1-1 G3		0-0 F9			2-2 1B	2-2 2B	5	0	2	3	0	0	0									
Roberto Kelly, R (1, 9) OBP: 0.371, SLG: 0.450	1-3 K		0-1 PB 2B		1-1 G6-3			0-1 F9		4	0	1	0	0	1	1									
Ivan Rodriguez, R (1, 2) OBP: 0.330, SLG: 0.487	1-1 1B		2-2 F7		1-0 CS 1B			0-2 K		4	0	2	0	0	1	2									
Juan Gonzalez, R (1, 10) OBP: 0.355, SLG: 0.597	1-1 1B		2-3 K		1-0 CS		2-0 P3	1-3 K		4	0	1	0	0	2	1									
Todd Zeile, R (1, 5) OBP: 0.347, SLG: 0.459	1-3 K		1-2 F9		2-2 F8			0-3 K		4	0	0	0	0	2	2									
Ruben Mateo, R (1, 8) OBP: 0.216, SLG: 0.449		1-0 G5-3		2-2 BB 1B		1-2 P4		2-2 G1-3		4	0	1	0	0	0	0									
Royce Clayton, R (1, 6) OBP: 0.259, SLG: 0.348		1-2 F9		4-1 BB BB				4-2 BB BB 2B BB		2	0	0	0	1	1	0									
29 Rusty Greer, L (9, PH) OBP: 0.376, SLG: 0.423										0	1	0	0	1	0	0									
Luis Alicea, S (1, 4) OBP: 0.308, SLG: 0.212		0-0 G6-3		4-2 BB BB		0-0 G6-3		4-1 BB BB 2B BB		2	0	0	0	1	0	0									
Rafael Palmeiro, L (9, PH) OBP: 0.438, SLG: 0.628										0	0	0	0	1	0	0									
Scarborough Green, S (9, PR) OBP: 0.550, SLG: 0.333										0	1	0	0	0	0	0									
Jon Shave, R (1, 3) OBP: 0.300, SLG: 0.259										3	0	0	0	0	2	3									
Lee Stevens, L (9, PH) OBP: 0.372, SLG: 0.515										0	1	0	0	1	0	0									
Inning Stats	R: 0 E: 0 K: 2 S: 12	H: 2 LOB: 2 BB: 0 P: 18	R: 0 E: 0 K: 0 S: 5	H: 0 LOB: 0 BB: 0 P: 7	R: 0 E: 0 K: 2 S: 9	H: 1 LOB: 3 BB: 2 P: 12	R: 0 E: 0 K: 0 S: 4	H: 0 LOB: 0 BB: 0 P: 7	R: 0 E: 0 K: 2 S: 10	H: 0 LOB: 0 BB: 0 P: 15	R: 0 E: 0 K: 2 S: 10	H: 0 LOB: 0 BB: 0 P: 13	R: 0 E: 0 K: 2 S: 11	H: 1 LOB: 1 BB: 0 P: 14	R: 3 E: 0 K: 1 S: 19	H: 1 LOB: 3 BB: 3 P: 35	1B: 5 2B: 2 3B: 0 HR: 0	SF: 0 SAC: 0 DP: 0 HBP: 0	WP: 0 PB: 1 SB: 0 CS: 1	PA: 38					
PITCHER	IP	WLS	BF	H	R	ER	SO	BB	IBB	HBP	BLK	WP	HR	S	P	ERA	WHIP								
Randy Johnson, L (1, 1) ERA: 2.8	8.0	L	6	1	3	3	1	3	0	0	0	0	0	19	35	40.50	6.000								
Matt Mantei, R (9, 1) ERA: 3.32	0.2		6	1	3	3	1	3	0	0	0	0	0	19	35	40.50	6.000								

Arizona Diamondbacks @ Texas Rangers
The Ballpark at Arlington, Arlington, TX
Thu Jul 15 1999, 8:35 PM EDT
Att: 33,328 - Cloudy - 93 F

AB 32
R 3
H 7
RBI 3
BB 5
SO 9
LOB 9



Batter	1	2	3	4	5	6	7	8	9	10	AB	R	H	RBI	BB	SO	LOB	
Tony Womack, L OBP: 0.332, SLG: 0.362 (1.4) (10, 9)	G4-3		F8 G4-3 2B	L3					G3		5	1	2	2	1	0	1	
Jay Bell, R OBP: 0.365, SLG: 0.582 (1, 10) (10, 4)	HR		F8		F9				HR		5	2	2	2	1	1	4	
Luis Gonzalez, L OBP: 0.415, SLG: 0.566 Matt Mantei, R (1, 7) (10, 1)	G4-3		G4-3		L9				F8		6	0	1	1	0	0	3	
Matt Williams, R OBP: 0.358, SLG: 0.576 (1, 5) (10, 8)	2B				G4-3				P2		5	0	2	0	0	0	1	
Steve Finley, L OBP: 0.324, SLG: 0.503 (1, 8) (10, 7)	G6-3		G1-3								5	0	0	0	0	0	2	
David Dellucci, L OBP: 0.452, SLG: 0.595 (1, 9) (10, 7)		G4-3									4	3	2	0	1	1	0	
Travis Lee, L OBP: 0.351, SLG: 0.394 (1, 3) (10, 7)		G4-3									4	1	1	0	1	0	2	
Andy Fox, L OBP: 0.391, SLG: 0.441 Bernard Gilkey, R OBP: 0.398, SLG: 0.496 Hanley Frias, S OBP: 0.309, SLG: 0.239 (1, 6) (8, PH) (8, 6)		E3									3	0	2	1	0	0	0	
Kelly Stinnett, R OBP: 0.284, SLG: 0.399 (1, 2) (10, 1)	FC5-4										1	0	0	0	0	0	1	
Inning Stats	R: 1 E: 0 K: 0 S: 9	H: 2 LOB: 1 BB: 0 P: 15	R: 0 E: 1 K: 0 S: 6	H: 0 LOB: 1 BB: 0 P: 8	R: 1 E: 0 K: 0 S: 10	H: 2 LOB: 1 BB: 0 P: 21	R: 1 E: 0 K: 0 S: 12	H: 1 LOB: 3 BB: 3 P: 14	R: 0 E: 0 K: 1 S: 8	H: 1 LOB: 0 BB: 0 P: 9	R: 0 E: 0 K: 1 S: 6	H: 1 LOB: 0 BB: 0 P: 9	R: 2 E: 0 K: 0 S: 10	H: 2 LOB: 0 BB: 0 P: 11	R: 2 E: 0 K: 1 S: 7	H: 2 LOB: 3 BB: 3 P: 19	1B: 6 2B: 4 3B: 0 HR: 3	SF: 1 SAC: 0 DP: 2 HBP: 0
PITCHER	IP	WLS	BF	H	R	ER	SO	BB	IBB	HBP	BLK	WP	HR	S	P	ERA	WHIP	
John Burkett, R ERA: 5.71 Mike Munoz, L ERA: 3.25 Tim Crabtree, R ERA: 3.55 John Wetteland, R ERA: 4.89 Esteban Loaiza, R ERA: 7.14	5.2	7	27	7	4	4	0	2	1	0	0	0	0	14	24	6.35	1.588	

Arizona Diamondbacks @ Texas Rangers
The Ballpark at Arlington, Arlington, TX

Sat Jul 17 1999, 4:05 PM EDT
Att: 34,421 - Cloudy - 89 F

AB	41
R	8
H	13
RBI	8
BB	6
SO	3
LOB	18



Batter	1	2	3	4	5	6	7	8	9	10	AB	R	H	RBI	BB	SO	LOB			
Mark McLemore, S OBP: 0.370, SLG: 0.380 (1, 4) (10, 9)	G4-3	G6-3									4	1	1	0	1	0	1			
Ivan Rodriguez, R OBP: 0.332, SLG: 0.491 (1, 2) (10, 8)	HR 1B		FC6-5 2B		L9				F9		5	1	2	0	0	0	2			
29 Rusty Greer, L OBP: 0.379, SLG: 0.436 (1, 7) (10, 8)	HR		K		E1 HR				BB		4	2	2	2	1	1	2			
Juan Gonzalez, R OBP: 0.357, SLG: 0.598 (1, 9) (10, 8)	K		FC6-5						CS		4	1	1	3	1	1	1			
Rafael Palmeiro, L OBP: 0.437, SLG: 0.614 (1, 10) (10, 8)	G3		P5		E4 G6-4-3				L3		5	0	0	0	0	0	4			
Todd Zeile, R OBP: 0.354, SLG: 0.483 (1, 5) (10, 8)					F8						4	1	2	0	1	0	1			
Lee Stevens, L OBP: 0.371, SLG: 0.511 (1, 3) (10, 8)		G3									5	0	2	0	0	0	2			
Ruben Mateo, R OBP: 0.233, SLG: 0.483 (1, 8) (10, 8)		F8 2B			P4				FC6-4 1B		5	0	1	1	0	2	4			
Royce Clayton, R OBP: 0.288, SLG: 0.341 Luis Alicea, S OBP: 0.306, SLG: 0.210 (1, 6) (10, PH)		F8			F8						4	0	0	0	0	2	2			
Inning Stats	R: 2 E: 0 K: 1 S: 11	H: 2 LOB: 0 BB: 0 P: 13	R: 1 E: 0 K: 0 S: 13	H: 2 LOB: 1 BB: 0 P: 22	R: 0 E: 0 K: 1 S: 7	H: 1 LOB: 1 BB: 0 P: 12	R: 0 E: 0 K: 0 S: 10	H: 1 LOB: 1 BB: 0 P: 16	R: 3 E: 2 K: 0 S: 18	H: 2 LOB: 0 BB: 0 P: 26	R: 0 E: 0 K: 2 S: 6	H: 0 LOB: 0 BB: 0 P: 16	R: 0 E: 0 K: 0 S: 10	H: 1 LOB: 2 BB: 1 P: 17	R: 0 E: 0 K: 2 S: 16	H: 1 LOB: 3 BB: 2 P: 31	R: 0 E: 0 K: 2 S: 8	H: 1 LOB: 1 BB: 0 P: 9	1B: 6 2B: 3 3B: 0 HR: 2	SF: 0 SAC: 0 DP: 1 HBP: 0
PITCHER	IP	WLS	BF	H	R	ER	SO	BB	IBB	HBP	BLK	WP	HR	S	P	ERA	WHIP			
Andy Benes, R ERA: 5.58 Byung-Hyun Kim, R ERA: 4.12 Darren Holmes, R ERA: 2.53 Dan Plesac, L ERA: 7.2 Matt Mantei, R ERA: 3.23	6.2	2	30	8	6	5	4	1	0	0	0	0	0	7	16	6.75	1.350			

Arizona Diamondbacks @ Texas Rangers
The Ballpark at Arlington, Arlington, TX

Sat Jul 17 1999, 4:05 PM EDT
Att: 34,421 - Cloudy - 89 F

AB	41
R	6
H	11
RBI	6
BB	4
SO	7
LOB	20




Batter	1	2	3	4	5	6	7	8	9	AB	R	H	RBI	BB	SO	LOB	TOP				
Marvin Benard, L (1, 8) OBP: 0.359, SLG: 0.452	G1-3		G4-3			G4-3			F7	5	0	1	0	0	0	2					
Bill Mueller, S (1, 5) OBP: 0.400, SLG: 0.351	L5		G4-3			HR			F7	4	1	0	0	1	1	1					
J.T. Snow, L (1, 3) OBP: 0.385, SLG: 0.461	1B		G3			HR			E3	4	2	2	2	0	0	0					
Jeff Kent, R (1, 4) OBP: 0.378, SLG: 0.506	1B				G6-3				2B	3	0	1	0	1	1	0					
Barry Bonds, L (1, 10) OBP: 0.414, SLG: 0.539	F7				G4-3				F7	4	0	0	0	0	1	4					
Ellis Burks, R (1, 9) OBP: 0.384, SLG: 0.516		G5-3			G5-3				L8	4	0	1	1	0	0	0					
Stan Javier, S (1, 7) OBP: 0.334, SLG: 0.364		F9			G6-3				G4-3	4	1	1	0	0	0	2					
Rich Aurilia, R (1, 6) OBP: 0.353, SLG: 0.472		1B			G1-3				F9	4	0	2	0	0	0	0					
Brent Mayne, L (1, 2) OBP: 0.371, SLG: 0.411		G4-3			G4-3					2	0	0	0	0	0	1					
Scott Servais, R (7, PH) OBP: 0.310, SLG: 0.403										2	0	1	1	0	0	1					
Inning Stats	R: 0 E: 0 K: 0 S: 8	H: 2 LOB: 2 BB: 0 P: 15	R: 0 E: 0 K: 0 S: 12	H: 1 LOB: 1 BB: 0 P: 19	R: 0 E: 0 K: 0 S: 8	H: 0 LOB: 0 BB: 0 P: 16	R: 0 E: 0 K: 0 S: 5	H: 0 LOB: 0 BB: 0 P: 10	R: 0 E: 0 K: 0 S: 8	H: 0 LOB: 0 BB: 0 P: 11	R: 2 E: 0 K: 2 S: 13	H: 2 LOB: 1 BB: 0 P: 20	R: 1 E: 1 K: 1 S: 22	H: 1 LOB: 2 BB: 1 P: 31	R: 0 E: 0 K: 0 S: 8	H: 1 LOB: 1 BB: 0 P: 13	1B: 5 2B: 3 HR: 1	SF: 0 SAC: 0 DP: 0 HBP: 0	WP: 0 PB: 0 SB: 0 CS: 1	PA: 38	
PITCHER	IP	WLS	BF	H	R	ER	SO	BB	IBB	HBP	BLK	WP	HR	S	P	ERA	WHIP				
Mike Morgan, R (1, 1) ERA: 5.38	6.1	W	26	7	3	3	2	1	0	0	0	0	1	60	100	4.26	1.263				
Mike Venafro, L (7, 1) ERA: 3.12	1.0	H	4	0	1	0	1	0	0	0	0	0	0	12	16	0.00	0.000				
59 Jeff Zimmerman, R (8, 1) ERA: 0.82	0.2	H	4	1	0	0	0	1	0	0	0	0	0	12	18	0.00	3.000				
John Wetteland, R (9, 1) ERA: 4.76	1.0	S	4	1	0	0	0	0	0	0	0	0	0	8	13	0.00	1.000				

San Francisco Giants @ Texas Rangers
The Ballpark at Arlington, Arlington, TX
Sun Jul 18 1999, 8:35 PM EDT
Att: 41,746 - Cloudy - 95 F

livebaseballscorecards.com

AB 36
R 4
H 9
RBI 4
BB 2
SO 3
LOB 11





Batter	1	2	3	4	5	6	7	8	9	AB	R	H	RBI	BB	SO	LOB	BOTTOM				
Mark McLemore, S (1, 4) OBP: 0.374, SLG: 0.379	G3-1		G1-3			29 S				3	1	1	0	2	0	0					
Roberto Kelly, R (1, 8) OBP: 0.387, SLG: 0.442	G6-3		29 G4-3			SF9			FC5	3	0	0	1	1	0	4					
29 Rusty Greer, L (1, 7) OBP: 0.381, SLG: 0.435	F8		G4-3			3-H				3	0	1	1	1	0	1					
Juan Gonzalez, R (1, 9) OBP: 0.358, SLG: 0.594		WP	F7			1-H			F9	2	1	0	0	1	0	2					
Rafael Palmeiro, L (1, 10) OBP: 0.438, SLG: 0.611		G4-3			G3-1					3	1	1	0	1	0	2					
Todd Zeile, R (1, 5) OBP: 0.350, SLG: 0.459		SF8			F9					3	0	0	1	0	0	2					
Lee Stevens, L (1, 3) OBP: 0.369, SLG: 0.507		G4-3			F7					4	1	1	0	0	1	1					
Gregg Zaun, S (1, 2) OBP: 0.271, SLG: 0.222		1B			G6-3				G3	4	0	1	1	0	0	1					
Royce Clayton, R (1, 6) OBP: 0.295, SLG: 0.350		F9			1B				FC5	3	1	2	1	0	0	1					
Inning Stats	R: 0 E: 0 K: 0 S: 9	H: 0 LOB: 0 BB: 0 P: 14	R: 2 E: 0 K: 0 S: 12	H: 1 LOB: 1 BB: 1 P: 21	R: 0 E: 0 K: 0 S: 8	H: 0 LOB: 1 BB: 1 P: 14	R: 0 E: 0 K: 0 S: 5	H: 0 LOB: 0 BB: 0 P: 7	R: 2 E: 0 K: 0 S: 13	H: 2 LOB: 2 BB: 1 P: 27	R: 1 E: 0 K: 0 S: 12	H: 2 LOB: 1 BB: 1 P: 23	R: 0 E: 0 K: 1 S: 6	H: 1 LOB: 2 BB: 1 P: 18	R: 0 E: 0 K: 1 S: 6	H: 1 LOB: 2 BB: 1 P: 12	1B: 6 2B: 1 3B: 0 HR: 0	SF: 2 SAC: 0 DP: 1 HBP: 2	WP: 1 PB: 0 SB: 2 CS: 0	PA: 38	
PITCHER	IP	WLS	BF	H	R	ER	SO	BB	IBB	HBP	BLK	WP	HR	S	P	ERA	WHIP				
Mark Gardner, R (1, 1) ERA: 6.73	6.0	L	29	4	0	2	0	4	0	2	0	0	0	59	106	7.50	1.500				
Rich Rodriguez, L (7, 1) ERA: 4.81	0.1		3	1	0	0	0	1	0	0	0	0	0	8	14	0.00	6.000				
Jerry Spradlin, R (7, 1) ERA: 5.29	1.2		6	1	0	0	1	0	1	0	0	0	0	9	16	0.00	0.600				


San Francisco Giants @ Texas Rangers
The Ballpark at Arlington, Arlington, TX
Sun Jul 18 1999, 8:35 PM EDT
Att: 41,746 - Cloudy - 95 F

livebaseballscorecards.com

AB 28
R 5
H 7
RBI 5
BB 6
SO 1
LOB 14



Batter	1	2	3	4	5	6	7	8	9	AB	R	H	RBI	BB	SO	LOB	TOP								
Marvin Benard, L OBP: 0.397, SLG: 0.451	G3	P6			G3		L7		G5-3 1-H SF8 2B	5	1	1	1	0	0	2	San Francisco Giants @ Texas Rangers The Ballpark at Arlington, Arlington, TX Mon Jul 19 1999, 8:35 PM EDT Att: 40,976 - Cloudy - 91 F AB 35 R 7 H 10 RBI 7 BB 5 SO 1 LOB 14 								
Bill Mueller, S OBP: 0.400, SLG: 0.345	G1-3		G4-3		BB BB		2B BB		G5-3 2-3	3	1	0	0	2	0	1									
J.T. Snow, L OBP: 0.388, SLG: 0.466	BB HR 1B		F7		BB		2B		SF8 3-H 2-2	3	1	2	3	1	0	0									
Jeff Kent, R OBP: 0.378, SLG: 0.503	HR BB		P5		F9		G5-3		1B	4	1	1	0	1	0	3									
Barry Bonds, L OBP: 0.413, SLG: 0.553	HR			1B BB	G4-3		F7		F8	4	1	1	3	1	0	4									
Ellis Burks, R OBP: 0.380, SLG: 0.509 Ramon Martinez, R (8, FH) OBP: 0.328, SLG: 0.382	G5-3			F7		P4		L7		3	0	0	0	0	0	1									
Stan Javier, S OBP: 0.333, SLG: 0.363		P2		1B 1B		G6-3		K		4	0	1	0	0	1	0									
Rich Aurilia, R OBP: 0.352, SLG: 0.469	G5-3			G6-4-3 1B		L7		F8		4	0	1	0	0	0	0									
Scott Servais, R OBP: 0.323, SLG: 0.423	1B		G6-4-3 1-2				2B 2B		2B 1B	4	2	3	0	0	0	3									
Inning Stats	R: 3 E: 0 K: 0 S: 12	H: 2 LOB: 0 BB: 1 P: 27	R: 0 E: 0 K: 0 S: 11	H: 1 LOB: 0 BB: 0 P: 16	R: 0 E: 0 K: 0 S: 3	H: 0 LOB: 0 BB: 0 P: 7	R: 0 E: 0 K: 0 S: 6	H: 2 LOB: 2 BB: 1 P: 12	R: 0 E: 0 K: 0 S: 11	H: 0 LOB: 0 BB: 0 P: 22	R: 0 E: 0 K: 0 S: 9	H: 0 LOB: 0 BB: 0 P: 14	R: 2 E: 0 K: 0 S: 10	H: 2 LOB: 1 BB: 1 P: 19	R: 0 E: 0 K: 1 S: 7	H: 0 LOB: 0 BB: 0 P: 11	R: 2 E: 0 K: 0 S: 16	H: 3 LOB: 1 BB: 0 P: 24	1B: 6 2B: 3 3B: 0 HR: 1	SF: 1 SAC: 0 DP: 1 HBP: 0	WP: 0 PB: 0 SB: 0 CS: 0	PA: 41			
PITCHER	IP	WLS	BF	H	R	ER	SO	BB	IBB	HBP	BLK	WP	HR	S	P	ERA	WHIP								
Ryan Glynn, R ERA: 6.89	(1, 1)	4.1	21	5	3	3	0	4	0	0	0	0	1	38	77	6.23	2.077								
Esteban Loaiza, R ERA: 7.22	(5, 1)	4.2	W	20	5	4	4	1	1	0	0	0	0	47	75	7.71	1.286								

Batter	1	2	3	4	5	6	7	8	9	AB	R	H	RBI	BB	SO	LOB	BOTTOM								
Mark McLemore, S OBP: 0.376, SLG: 0.386	G5-3	1B 2B	E		29 G4-3 1B		G4-3	SF7		5	1	3	3	0	0	0	San Francisco Giants @ Texas Rangers The Ballpark at Arlington, Arlington, TX Mon Jul 19 1999, 8:35 PM EDT Att: 40,976 - Cloudy - 91 F AB 40 R 14 H 17 RBI 13 BB 4 SO 2 LOB 21 								
Ivan Rodriguez, R OBP: 0.335, SLG: 0.491	29 1B	PB SF7 1B	E6		29 G4-3 1B		G4-3	F7		6	2	3	1	0	0	3									
29 Rusty Greer, L OBP: 0.383, SLG: 0.434	2B	PB BB	L7		G4-3			F9 BB HBP		3	2	1	2	1	0	4									
Juan Gonzalez, R OBP: 0.359, SLG: 0.595	2B	SF7		G5-3	G6-3			F9 1B BB		3	1	1	2	1	0	2									
Rafael Palmeiro, L OBP: 0.435, SLG: 0.604	BB	F9		F8		F7		F9		4	0	0	0	1	0	3									
Todd Zeile, R OBP: 0.354, SLG: 0.466	F8		E	G5-3		G6-3 WP		1B 1B IBB		4	3	2	0	1	0	2									
Lee Stevens, L OBP: 0.370, SLG: 0.505	G5-3		E9 2B		1B 1B	G6-3		1B 1B SF7 1B		5	3	2	2	0	0	4									
Ruben Mateo, R OBP: 0.277, SLG: 0.524		S 2B 1B			1B 1B	K		1B 1B		5	2	4	2	0	1	0									
Royce Clayton, R OBP: 0.293, SLG: 0.347		K	G3-1		L4		L9	1B		5	0	1	1	0	1	3									
Inning Stats	R: 2 E: 0 K: 0 S: 18	H: 3 LOB: 2 BB: 1 P: 32	R: 3 E: 0 K: 1 S: 11	H: 3 LOB: 1 BB: 1 P: 25	R: 2 E: 0 K: 0 S: 17	H: 3 LOB: 2 BB: 0 P: 28	R: 0 E: 0 K: 0 S: 5	H: 0 LOB: 0 BB: 0 P: 7	R: 2 E: 0 K: 0 S: 11	H: 4 LOB: 2 BB: 0 P: 16	R: 1 E: 0 K: 1 S: 9	H: 1 LOB: 0 BB: 0 P: 16	R: 0 E: 0 K: 0 S: 8	H: 0 LOB: 0 BB: 0 P: 13	R: 4 E: 0 K: 0 S: 16	H: 3 LOB: 2 BB: 2 P: 28	1B: 12 2B: 5 3B: 0 HR: 0	SF: 2 SAC: 0 DP: 0 HBP: 1	WP: 1 PB: 1 SB: 2 CS: 0	PA: 47					
PITCHER	IP	WLS	BF	H	R	ER	SO	BB	IBB	HBP	BLK	WP	HR	S	P	ERA	WHIP								
Chris Brock, R ERA: 5.54	(1, 1)	1.1	L	12	6	5	4	1	0	0	0	0	0	26	52	27.00	6.000								
Felix Rodriguez, R ERA: 3.99	(2, 1)	2.2		14	5	4	3	0	0	0	0	0	0	28	45	10.12	1.875								
Julian Tavaraz, R ERA: 5.26	(5, 1)	3.0		12	3	1	1	1	0	0	0	1	0	25	40	3.00	1.000								
Alan Embree, L ERA: 3.67	(8, 1)	1.0		9	3	4	4	0	1	1	1	0	0	16	28	36.00	4.000								

Batter	1	2	3	4	5	6	7	8	9	AB	R	H	RBI	BB	SO	LOB	TOP		
Marvin Benard, L (1, 8) OBP: 0.359, SLG: 0.450	P5			CS BB		1B	P5			3	0	1	0	1	0	2			
F.P. Santangelo, S (1, 7) OBP: 0.450, SLG: 0.359	K			F9		P4		K		4	0	0	0	0	2	2			
J.T. Snow, L (1, 3) OBP: 0.384, SLG: 0.460	K			K			F7	G3		4	0	0	0	0	2	1			
Jeff Kent, R (1, 4) OBP: 0.379, SLG: 0.503				G6-3 1B		F9		F9		4	1	2	0	0	0	0			
Barry Bonds, L (1, 10) OBP: 0.409, SLG: 0.566				F7		G6-3		HR		4	1	1	2	0	0	1			
Stan Javier, S (1, 9) OBP: 0.336, SLG: 0.362				G6-3		FC6-4 1B		HR		3	1	1	0	1	0	1			
Bill Mueller, S (1, 5) OBP: 0.393, SLG: 0.338				P5		FC6-4 1B		F8		4	0	0	0	0	0	2			
Rich Aurilia, R (1, 6) OBP: 0.352, SLG: 0.468				K		G5-3		1B		3	0	1	0	0	1	0			
Brent Mayne, L (1, 2) OBP: 0.368, SLG: 0.407				F7		G3-1		1B		2	0	0	0	0	0	0			
Scott Servais, R (7, PH) OBP: 0.328, SLG: 0.427								1B		1	0	1	1	0	0	0			
Inning Stats	R: 0 E: 0 K: 2 S: 11	H: 0 LOB: 0 BB: 0 P: 18	R: 0 E: 0 K: 0 S: 7	H: 1 LOB: 0 BB: 0 P: 12	R: 0 E: 0 K: 1 S: 7	H: 0 LOB: 0 BB: 0 P: 13	R: 0 E: 0 K: 1 S: 5	H: 0 LOB: 1 BB: 1 P: 13	R: 0 E: 0 K: 0 S: 8	H: 1 LOB: 1 BB: 0 P: 17	R: 3 E: 0 K: 0 S: 18	H: 4 LOB: 2 BB: 1 P: 27	R: 0 E: 0 K: 1 S: 6	H: 0 LOB: 0 BB: 0 P: 9	R: 0 E: 0 K: 0 S: 5	H: 0 LOB: 0 BB: 0 P: 9	1B: 6 2B: 0 3B: 0 HR: 1	SF: 0 SAC: 0 DP: 0 HBP: 0	WP: 0 PA: 34 CS: 1
PITCHER	IP WLS BF H R ER SO BB IBB HBP BLK WP HR S P ERA WHIP	IP WLS BF H R ER SO BB IBB HBP BLK WP HR S P ERA WHIP	IP WLS BF H R ER SO BB IBB HBP BLK WP HR S P ERA WHIP	IP WLS BF H R ER SO BB IBB HBP BLK WP HR S P ERA WHIP	IP WLS BF H R ER SO BB IBB HBP BLK WP HR S P ERA WHIP	IP WLS BF H R ER SO BB IBB HBP BLK WP HR S P ERA WHIP	IP WLS BF H R ER SO BB IBB HBP BLK WP HR S P ERA WHIP	IP WLS BF H R ER SO BB IBB HBP BLK WP HR S P ERA WHIP	IP WLS BF H R ER SO BB IBB HBP BLK WP HR S P ERA WHIP	IP WLS BF H R ER SO BB IBB HBP BLK WP HR S P ERA WHIP	IP WLS BF H R ER SO BB IBB HBP BLK WP HR S P ERA WHIP	IP WLS BF H R ER SO BB IBB HBP BLK WP HR S P ERA WHIP	IP WLS BF H R ER SO BB IBB HBP BLK WP HR S P ERA WHIP	IP WLS BF H R ER SO BB IBB HBP BLK WP HR S P ERA WHIP	IP WLS BF H R ER SO BB IBB HBP BLK WP HR S P ERA WHIP	IP WLS BF H R ER SO BB IBB HBP BLK WP HR S P ERA WHIP	IP WLS BF H R ER SO BB IBB HBP BLK WP HR S P ERA WHIP	IP WLS BF H R ER SO BB IBB HBP BLK WP HR S P ERA WHIP	IP WLS BF H R ER SO BB IBB HBP BLK WP HR S P ERA WHIP

San Francisco Giants @ Texas Rangers
The Ballpark at Arlington, Arlington, TX
Tue Jul 20 1999, 8:35 PM EDT
Att: 33,922 - Cloudy - 89 F

AB	32
R	3
H	7
RBI	3
BB	2
SO	5
LOB	9



Batter	1	2	3	4	5	6	7	8	9	AB	R	H	RBI	BB	SO	LOB	BOTTOM		
Roberto Kelly, R (1, 9) OBP: 0.373, SLG: 0.443	FC6-4 1B	G6-3		29 1B BB		FC5-4 FC6-4		FC5-4 1B		4	0	2	0	1	0	2			
Ivan Rodriguez, R (1, 2) OBP: 0.330, SLG: 0.485	FC6-4 2B 1B		L6	SF8		FC6-4 2B 1B		FC5-4 2B FC6		4	2	0	2	0	0	4			
29 Rusty Greer, L (1, 7) OBP: 0.389, SLG: 0.439	1B 2B		1B BB	1B		1B BB		FC6		3	1	2	0	2	0	1			
Juan Gonzalez, R (1, 10) OBP: 0.360, SLG: 0.593	1B IBB		F8	K		1B		1B		3	0	1	1	1	1	3			
Rafael Palmeiro, L (1, 3) OBP: 0.435, SLG: 0.602	K		1B			K		K		4	0	2	0	0	2	5			
Todd Zeile, R (1, 5) OBP: 0.353, SLG: 0.463	FC6-4 1B		P3			G6-4-3 1B		G6-3		4	0	1	2	0	0	3			
Ruben Mateo, R (1, 8) OBP: 0.275, SLG: 0.500	FC6-4			SH5-3 2B BB		G1-3		G6-3		3	1	0	0	1	0	2			
Luis Alicea, S (1, 4) OBP: 0.306, SLG: 0.223		G5-3		SH5-3		FC5-4 FC6-4 2B		F8		3	1	1	0	0	0	0			
Royce Clayton, R (1, 6) OBP: 0.301, SLG: 0.352		K		WP SF8 2B		FC5-4 BB		FC5-4 1B BB		2	1	1	1	2	1	0			
Inning Stats	R: 2 E: 0 K: 1 S: 14	H: 3 LOB: 2 BB: 1 P: 24	R: 0 E: 0 K: 1 S: 8	H: 0 LOB: 0 BB: 0 P: 13	R: 0 E: 0 K: 0 S: 11	H: 1 LOB: 2 BB: 1 P: 18	R: 2 E: 0 K: 1 S: 17	H: 2 LOB: 2 BB: 2 P: 29	R: 0 E: 0 K: 0 S: 8	H: 1 LOB: 0 BB: 0 P: 12	R: 2 E: 0 K: 1 S: 15	H: 2 LOB: 2 BB: 2 P: 35	R: 0 E: 0 K: 0 S: 7	H: 0 LOB: 0 BB: 0 P: 11	R: 0 E: 0 K: 0 S: 8	H: 1 LOB: 1 BB: 1 P: 13	1B: 7 2B: 3 3B: 0 HR: 0	SF: 1 SAC: 1 DP: 2 HBP: 0	WP: 1 PA: 39 CS: 0
PITCHER	IP WLS BF H R ER SO BB IBB HBP BLK WP HR S P ERA WHIP	IP WLS BF H R ER SO BB IBB HBP BLK WP HR S P ERA WHIP	IP WLS BF H R ER SO BB IBB HBP BLK WP HR S P ERA WHIP	IP WLS BF H R ER SO BB IBB HBP BLK WP HR S P ERA WHIP	IP WLS BF H R ER SO BB IBB HBP BLK WP HR S P ERA WHIP	IP WLS BF H R ER SO BB IBB HBP BLK WP HR S P ERA WHIP	IP WLS BF H R ER SO BB IBB HBP BLK WP HR S P ERA WHIP	IP WLS BF H R ER SO BB IBB HBP BLK WP HR S P ERA WHIP	IP WLS BF H R ER SO BB IBB HBP BLK WP HR S P ERA WHIP	IP WLS BF H R ER SO BB IBB HBP BLK WP HR S P ERA WHIP	IP WLS BF H R ER SO BB IBB HBP BLK WP HR S P ERA WHIP	IP WLS BF H R ER SO BB IBB HBP BLK WP HR S P ERA WHIP	IP WLS BF H R ER SO BB IBB HBP BLK WP HR S P ERA WHIP	IP WLS BF H R ER SO BB IBB HBP BLK WP HR S P ERA WHIP	IP WLS BF H R ER SO BB IBB HBP BLK WP HR S P ERA WHIP	IP WLS BF H R ER SO BB IBB HBP BLK WP HR S P ERA WHIP	IP WLS BF H R ER SO BB IBB HBP BLK WP HR S P ERA WHIP	IP WLS BF H R ER SO BB IBB HBP BLK WP HR S P ERA WHIP	IP WLS BF H R ER SO BB IBB HBP BLK WP HR S P ERA WHIP

San Francisco Giants @ Texas Rangers
The Ballpark at Arlington, Arlington, TX
Tue Jul 20 1999, 8:35 PM EDT
Att: 33,922 - Cloudy - 89 F

AB	30
R	6
H	10
RBI	6
BB	7
SO	4
LOB	20



Batter	1	2	3	4	5	6	7	8	9	AB	R	H	RBI	BB	SO	LOB	TOP			
Darin Erstad, L (1,7) OBP: 0.318, SLG: 0.383	G3			G6-4-3		E3		G6-3		4	0	0	0	1	0	4	Anaheim Angels @ Texas Rangers The Ballpark at Arlington, Arlington, TX Thu Jul 22 1999, 8:35 PM EDT Att: 31,101 - Cloudy - 94 F			
Randy Velarde, R (1,4) OBP: 0.384, SLG: 0.435	K	FC5			G6-3	1B		G4-3	1B	5	0	2	2	0	1	2				
Mo Vaughn, L (1,3) OBP: 0.365, SLG: 0.500	2B	1B		HR		2B	1B	G4-3		5	3	3	1	0	0	3				
Tim Salmon, R (1,9) OBP: 0.434, SLG: 0.598	1H	2B		16 FC4-6	1B	16 1B	2B	P4		4	1	3	1	1	0	1				
16 Garret Anderson, L (1,8) OBP: 0.325, SLG: 0.481	P6		FC4-6	BB		G6-4-3	1B	G2-3		5	0	1	1	0	0	3				
Troy Glaus, R (1,5) OBP: 0.313, SLG: 0.457		HR		G4-6-3	BB	G6-4-3	1B	F9		4	1	1	1	1	1	3				
Orlando Palmeiro, L (1,10) OBP: 0.376, SLG: 0.942 Reggie Williams, S (7,PH) OBP: 0.277, SLG: 0.367	P4		G4-6-3	BB						3	0	1	0	0	0	2				
Steve Decker, R (1,2) OBP: 0.397, SLG: 0.311	FC5	BB		G4-3		1B	2B	G4-3		4	1	2	0	0	0	1				
Gary Disarcina, R (1,6) OBP: 0.282, SLG: 0.278 Jeff Huson, L (8,PH) OBP: 0.302, SLG: 0.303	P3			G6-4-3	1B	E3	E	G6-3	BB	2	0	1	0	1	0	1				
										0	1	0	0	1	0	0				
Inning Stats	R: 1 E: 0 K: 1 S: 13	H: 2 LOB: 1 BB: 0 P: 18	R: 1 E: 0 K: 0 S: 10	H: 2 LOB: 2 BB: 1 P: 21	R: 1 E: 0 K: 0 S: 12	H: 2 LOB: 0 BB: 1 P: 18	R: 0 E: 0 K: 0 S: 8	H: 1 LOB: 0 BB: 0 P: 12	R: 1 E: 1 K: 0 S: 15	H: 3 LOB: 2 BB: 1 P: 28	R: 1 E: 0 K: 0 S: 10	H: 1 LOB: 1 BB: 1 P: 20	R: 1 E: 0 K: 0 S: 10	H: 1 LOB: 1 BB: 1 P: 17	R: 0 E: 0 K: 2 S: 9	H: 0 LOB: 0 BB: 0 P: 11	1B: 10 2B: 3 3B: 0 HR: 2	SF: 0 SAC: 0 DP: 3 HBP: 0	WP: 0 PB: 0 SB: 0 CS: 0	PA: 43
PITCHER	IP WLS BF H R ER SO BB IBB HBP BLK WP HR S P ERA WHIP																			
John Burkett, R (1,1) ERA: 5.91	5.1 W 27 12 5 5 1 3 0 0 0 0 2 62 102 8.44 2.812																			
Mike Venafro, L (6,1) ERA: 3.12	1.1 H 7 2 1 1 0 1 0 0 0 0 0 10 21 6.75 2.250																			
Danny Patterson, R (7,1) ERA: 4.34	0.1 H 1 0 0 0 0 0 0 0 0 0 0 4 6 0.00 0.000																			
Mike Munoz, L (8,1) ERA: 3.35	0.2 H 4 1 1 1 0 1 0 0 0 0 0 6 13 13.50 3.000																			
Tim Crabtree, R (8,1) ERA: 3.39	0.1 H 1 0 0 0 0 0 0 0 0 0 0 4 4 0.00 0.000																			

AB	38
R	7
H	15
RBI	7
BB	5
SO	3
LOB	20



Batter	1	2	3	4	5	6	7	8	9	AB	R	H	RBI	BB	SO	LOB	BOTTOM			
Mark McLemore, S (1,4) OBP: 0.372, SLG: 0.379	G3-1		29 BB	G1-4-3		L4		K		4	1	0	0	1	1	6	Anaheim Angels @ Texas Rangers The Ballpark at Arlington, Arlington, TX Thu Jul 22 1999, 8:35 PM EDT Att: 31,101 - Cloudy - 94 F			
Ivan Rodriguez, R (1,2) OBP: 0.334, SLG: 0.485	G4-3		29 BB	HR		F8		G4-3		4	1	1	2	0	0	0				
29 Rusty Greer, L (1,7) OBP: 0.386, SLG: 0.433	F8		2H	HR	1B	P5		G1-3		3	1	0	0	1	0	0				
Juan Gonzalez, R (1,9) OBP: 0.358, SLG: 0.585	P6		P3			L9		K		4	0	0	0	0	1	3				
Rafael Palmeiro, L (1,10) OBP: 0.439, SLG: 0.610 Luis Alicea, S (8,PR) OBP: 0.306, SLG: 0.223	P5		HR			L7		2B	1B	3	1	1	4	1	0	0				
Todd Zeile, R (1,5) OBP: 0.356, SLG: 0.481	G6-3		K			HR		1B	2B	4	1	2	1	0	1	0				
Lee Stevens, L (1,3) OBP: 0.367, SLG: 0.502			FC5-4	1B	G6-3		1B	G4-3		4	1	2	0	0	0	2				
Ruben Mateo, R (1,8) OBP: 0.299, SLG: 0.514			FC5-4	BB	1B	1B	2B	2H	1B	4	1	3	2	0	0	1				
Royce Clayton, R (1,6) OBP: 0.303, SLG: 0.359			E5	BB	1B	G1-4-3	1B	K		3	1	1	0	1	1	2				
										1B: 5 2B: 3 3B: 0 HR: 2	SF: 0 SAC: 0 DP: 1 HBP: 0	WP: 0 PB: 0 SB: 1 CS: 0	PA: 37							
Inning Stats	R: 0 E: 0 K: 0 S: 7	H: 0 LOB: 0 BB: 0 P: 10	R: 0 E: 0 K: 0 S: 9	H: 0 LOB: 0 BB: 0 P: 16	R: 0 E: 1 K: 1 S: 18	H: 3 LOB: 2 BB: 2 P: 35	R: 0 E: 0 K: 0 S: 8	H: 2 LOB: 1 BB: 0 P: 13	R: 0 E: 0 K: 1 S: 12	H: 3 LOB: 1 BB: 0 P: 17	R: 0 E: 0 K: 1 S: 10	H: 0 LOB: 0 BB: 0 P: 16	R: 1 E: 0 K: 1 S: 14	H: 2 LOB: 3 BB: 2 P: 28	R: 0 E: 0 K: 2 S: 9	H: 0 LOB: 0 BB: 0 P: 11	1B: 5 2B: 3 3B: 0 HR: 2	SF: 0 SAC: 0 DP: 1 HBP: 0	WP: 0 PB: 0 SB: 1 CS: 0	PA: 37
PITCHER	IP WLS BF H R ER SO BB IBB HBP BLK WP HR S P ERA WHIP																			
Steve Sparks, R (1,1) ERA: 5.18	5.1 L 26 8 8 3 1 2 0 0 0 0 2 55 93 5.06 1.875																			
Jarrod Washburn, L (6,1) ERA: 7.71	2.0 8 1 1 1 2 1 0 0 0 0 0 21 35 4.50 1.000																			
Shigetoshi Hasegawa, R (8,1) ERA: 4.68	0.2 3 1 0 0 1 1 0 0 0 0 0 8 16 0.00 3.000																			



Batter	1	2	3	4	5	6	7	8	9	AB	R	H	RBI	BB	SO	LOB	TOP						
Mark McLemore, S OBP: 0.370, SLG: 0.374	G4-3		K		F7		K		CS	5	0	1	0	0	2	0	<p>Texas Rangers @ Tampa Bay Devil Rays Tropicana Field, St. Petersburg, FL Sat Jul 24 1999, 6:35 PM EDT Att: 21,228 - Dome - 72 F</p> <p>livebaseballscores.com</p>						
Ivan Rodriguez, R OBP: 0.337, SLG: 0.504	F9		F8				HR		CS	5	1	3	1	0	0	0							
29 Rusty Greer, L OBP: 0.387, SLG: 0.441	K				L5		L7		CS	3	1	0	0	1	1	1							
Rafael Palmeiro, L OBP: 0.442, SLG: 0.613		1B			SF8	BB				4	1	2	0	0	0	0							
Todd Zeile, R OBP: 0.358, SLG: 0.489		2B			1B	2B				2	1	1	1	1	1	1							
Lee Stevens, L OBP: 0.372, SLG: 0.521					SF8				FC4-6	4	1	2	3	0	0	2							
Roberto Kelly, R OBP: 0.375, SLG: 0.439					1B				FC4-6	4	0	2	0	0	0	2							
Ruben Mateo, R OBP: 0.279, SLG: 0.470		1B			F8				FC6-4	4	0	0	0	0	5								
Royce Clayton, R OBP: 0.297, SLG: 0.350					G1-3				P8	4	0	0	0	0	1								
			K		G6-3				G6-3	4	0	0	0	0	1								
Inning Stats	R: 0 E: 0 K: 1 S: 6	H: 0 LOB: 0 BB: 0 P: 12	R: 0 E: 0 K: 1 S: 11	H: 2 LOB: 2 BB: 0 P: 19	R: 0 E: 0 K: 2 S: 8	H: 0 LOB: 0 BB: 0 P: 14	R: 2 E: 0 K: 0 S: 8	H: 2 LOB: 1 BB: 1 P: 15	R: 0 E: 0 K: 1 S: 10	H: 1 LOB: 1 BB: 0 P: 11	R: 2 E: 0 K: 0 S: 16	H: 2 LOB: 1 BB: 1 P: 23	R: 1 E: 0 K: 1 S: 10	H: 1 LOB: 0 BB: 0 P: 14	R: 0 E: 0 K: 0 S: 7	H: 1 LOB: 1 BB: 0 P: 9	R: 0 E: 0 K: 0 S: 6	H: 2 LOB: 0 BB: 0 P: 11	1B: 6 2B: 3 3B: 0 HR: 2	SF: 1 SAC: 0 DP: 0 HBP: 0	WP: 0 PB: 0 SB: 1 CS: 2	PA: 39	
PITCHER	IP	WLS	BF	H	R	ER	SO	BB	IBB	HBP	BLK	WP	HR	S	P	ERA	WHIP						
Dave Eiland, R ERA: 5.83	(1, 1)		5.0	21	5	2	2	4	1	0	0	0	0	0	43	71	3.60	1.200					
Alan Newman, L ERA: 9.0	(6, 1)	L	0.1	3	1	2	2	0	1	0	0	0	0	1	9	14	54.00	6.000					
Esteban Yan, R ERA: 5.16	(6, 1)		1.2	7	2	1	1	1	0	0	0	0	0	1	17	23	5.40	1.200					
Albie Lopez, R ERA: 7.39	(8, 1)		1.0	4	1	0	0	0	0	0	0	0	0	7	9	0.00	1.000						
Roberto Hernandez, R ERA: 3.42	(9, 1)		1.0	3	2	0	0	0	0	0	0	0	0	6	11	0.00	2.000						


Batter	1	2	3	4	5	6	7	8	9	AB	R	H	RBI	BB	SO	LOB	BOTTOM						
Dave Martinez, L OBP: 0.375, SLG: 0.433	F7	G3		K					G6-4-3	3	0	1	1	1	1	0	<p>Texas Rangers @ Tampa Bay Devil Rays Tropicana Field, St. Petersburg, FL Sat Jul 24 1999, 6:35 PM EDT Att: 21,228 - Dome - 72 F</p> <p>livebaseballscores.com</p>						
Wade Boggs, L OBP: 0.354, SLG: 0.353	BB	SF7			P6		K		1B	3	1	1	1	0	1	1							
Bubba Trammell, R OBP: 0.358, SLG: 0.495	2B	1B			F9	BB			G6-4-3	3	0	0	0	1	0	4							
Fred McGriff, L OBP: 0.424, SLG: 0.594	P6	G3			F9	BB			BB	1	0	0	0	3	0	2							
John Flaherty, R OBP: 0.319, SLG: 0.416	2B			F8					G6-4-3	4	0	1	1	0	0	3							
Paul Sorrento, L OBP: 0.341, SLG: 0.410	K			G4-3					K	4	0	0	0	0	3	4							
Aaron Ledesma, R OBP: 0.311, SLG: 0.317		BB		L1					F8	4	1	1	0	0	0	0							
Rich Butler, L OBP: 0.222, SLG: 0.333		BB		G4-3					G3	4	1	1	0	0	0	0							
David Lamb, S OBP: 0.281, SLG: 0.296		BB		G3-1					F9	2	0	0	0	1	0	0							
Miguel Cairo, R OBP: 0.346, SLG: 0.399		BB							G6-3	1	0	0	0	0	0	0							
Inning Stats	R: 1 E: 0 K: 1 S: 10	H: 2 LOB: 2 BB: 1 P: 22	R: 2 E: 0 K: 0 S: 9	H: 2 LOB: 2 BB: 2 P: 23	R: 0 E: 0 K: 0 S: 6	H: 0 LOB: 0 BB: 0 P: 8	R: 0 E: 0 K: 1 S: 6	H: 0 LOB: 0 BB: 0 P: 6	R: 0 E: 0 K: 0 S: 9	H: 0 LOB: 2 BB: 2 P: 22	R: 0 E: 0 K: 0 S: 10	H: 0 LOB: 0 BB: 0 P: 15	R: 0 E: 0 K: 1 S: 5	H: 1 LOB: 0 BB: 0 P: 7	R: 0 E: 0 K: 1 S: 8	H: 0 LOB: 0 BB: 1 P: 15	R: 0 E: 0 K: 0 S: 9	H: 0 LOB: 0 BB: 0 P: 14	1B: 4 2B: 1 3B: 0 HR: 0	SF: 1 SAC: 0 DP: 2 HBP: 0	WP: 0 PB: 0 SB: 0 CS: 0	PA: 36	
PITCHER	IP	WLS	BF	H	R	ER	SO	BB	IBB	HBP	BLK	WP	HR	S	P	ERA	WHIP						
Esteban Loaiza, R ERA: 6.98	(1, 1)		5.0	24	4	3	3	3	1	0	0	0	0	0	40	81	5.40	1.800					
Mike Venafro, L ERA: 2.99	(6, 1)	H	2.0	7	1	0	0	1	1	0	0	0	0	0	17	28	0.00	1.000					
59 Jeff Zimmerman, R ERA: 0.78	(8, 1)	H	1.0	2	0	0	0	1	0	0	0	0	0	6	9	0.00	0.000						
John Wetteland, R ERA: 4.65	(9, 1)	S	1.0	3	0	0	0	0	0	0	0	0	0	9	14	0.00	0.000						


AB 35
R 5
H 11
RBI 5
BB 2
SO 5
LOB 12





AB 29
R 3
H 5
RBI 3
BB 6
SO 5
LOB 14



Batter	1	2	3	4	5	6	7	8	9	AB	R	H	RBI	BB	SO	LOB	TOP								
Mark McLemore, S (1,4) OBP: 0.374, SLG: 0.380	G6-3		2B					2B 29 G4-3 BB		3	1	2	0	1	0	0	<p>Texas Rangers @ Tampa Bay Devil Rays Tropicana Field, St. Petersburg, FL Sun Jul 25 1999, 1:35 PM EDT Att: 19,455 - Dome - 72 F</p> <p>livebaseballscores.com</p> <p>AB 34 R 4 H 8 RBI 4 BB 1 SO 4 LOB 9</p> 								
Ruben Mateo, R (1,8) OBP: 0.278, SLG: 0.471	K		F9					29 G4-3 2B		4	0	1	0	0	1	2									
29 Rusty Greer, L (1,7) OBP: 0.386, SLG: 0.439	1B		F8					G4-3		4	0	1	1	0	0	2									
Juan Gonzalez, R (1,9) OBP: 0.355, SLG: 0.577	F8							P6		4	0	0	0	0	2										
Rafael Palmeiro, L (1,10) OBP: 0.440, SLG: 0.617	F8							G4-1		4	1	1	1	0	0	1									
Todd Zeile, R (1,5) OBP: 0.359, SLG: 0.497	HR								K	4	1	2	1	0	1	0									
Lee Stevens, L (1,3) OBP: 0.368, SLG: 0.515	K								P5	4	1	0	0	0	1	1									
Gregg Zaun, S (1,2) OBP: 0.280, SLG: 0.265	F9								G3	4	0	1	1	0	0	0									
Jon Shave, R (1,6) OBP: 0.286, SLG: 0.246			K						F8	3	0	0	0	0	1	1									
Inning Stats	R: 0 E: 0 K: 1 S: 11	H: 1 LOB: 1 BB: 0 P: 17	R: 1 E: 0 K: 1 S: 9	H: 1 LOB: 0 BB: 0 P: 14	R: 0 E: 0 K: 1 S: 9	H: 1 LOB: 1 BB: 0 P: 12	R: 2 E: 0 K: 0 S: 12	H: 3 LOB: 1 BB: 0 P: 18	R: 0 E: 0 K: 0 S: 6	H: 0 LOB: 0 BB: 0 P: 10	R: 0 E: 0 K: 0 S: 9	H: 0 LOB: 0 BB: 0 P: 12	R: 1 E: 0 K: 1 S: 15	H: 1 LOB: 1 BB: 1 P: 27	R: 0 E: 0 K: 1 S: 9	H: 0 LOB: 0 BB: 0 P: 15	1B: 3 2B: 2 3B: 1 HR: 2	SF: 0 SAC: 0 DP: 0 HBP: 0	WP: 0 PB: 0 SB: 0 CS: 1	PA: 35					
PITCHER	IP	WLS	BF	H	R	ER	SO	BB	IBB	HBP	BLK	WP	HR	S	P	ERA	WHIP								
Rolando Arrojo, R (1,1) ERA: 6.34	7.0	L	27	7	3	3	3	0	0	0	0	0	2	64	90	3.86	1.000								
Alan Newman, L (8,1) ERA: 10.13	0.1		3	1	1	1	0	1	0	0	0	0	0	9	17	27.00	6.000								
Rick White, R (8,1) ERA: 3.99	1.2		5	0	0	0	1	0	0	0	0	0	0	15	25	0.00	0.000								

Batter	1	2	3	4	5	6	7	8	9	AB	R	H	RBI	BB	SO	LOB	BOTTOM								
Miguel Cairo, R (1,4) OBP: 0.343, SLG: 0.396	G5-3		G1-6-3					L7		2	0	0	0	0	0	2	<p>Texas Rangers @ Tampa Bay Devil Rays Tropicana Field, St. Petersburg, FL Sun Jul 25 1999, 1:35 PM EDT Att: 19,455 - Dome - 72 F</p> <p>livebaseballscores.com</p> <p>AB 31 R 3 H 7 RBI 3 BB 3 SO 5 LOB 14</p> 								
David Lamb, S (5,6) OBP: 0.275, SLG: 0.289			1-2F							2	0	0	0	0	1	1									
Dave Martinez, L (1,8) OBP: 0.376, SLG: 0.433	CS 1B								HR 1B	4	1	2	0	0	0	1									
Bobby Smith, R (1,5) OBP: 0.241, SLG: 0.220	K								P4	4	0	0	0	0	2	3									
Fred McGriff, L (1,10) OBP: 0.422, SLG: 0.598									HR	4	1	1	2	0	0	0									
Bubba Trammell, R (1,7) OBP: 0.370, SLG: 0.509									3B 1B	3	1	2	0	1	0	0									
Wade Boggs, L (1,3) OBP: 0.366, SLG: 0.361									1H 3B	3	0	1	1	1	0	1									
Aaron Ledesma, R (1,6) OBP: 0.302, SLG: 0.308									K	4	0	0	0	0	1	4									
Rich Butler, L (1,9) OBP: 0.231, SLG: 0.250										3	0	0	0	1	1	2									
Mike DiFelice, R (1,2) OBP: 0.292, SLG: 0.433										2	0	1	0	0	0	0									
Inning Stats	R: 0 E: 0 K: 1 S: 10	H: 1 LOB: 0 BB: 0 P: 13	R: 0 E: 0 K: 0 S: 7	H: 0 LOB: 0 BB: 0 P: 12	R: 0 E: 0 K: 0 S: 6	H: 0 LOB: 0 BB: 1 P: 13	R: 0 E: 0 K: 0 S: 6	H: 0 LOB: 0 BB: 0 P: 12	R: 0 E: 0 K: 2 S: 10	H: 1 LOB: 1 BB: 0 P: 18	R: 0 E: 0 K: 0 S: 9	H: 0 LOB: 1 BB: 1 P: 17	R: 0 E: 0 K: 0 S: 9	H: 0 LOB: 0 BB: 0 P: 16	R: 3 E: 0 K: 2 S: 16	H: 4 LOB: 1 BB: 0 P: 20	1B: 3 2B: 2 3B: 1 HR: 1	SF: 0 SAC: 0 DP: 2 HBP: 1	WP: 0 PB: 0 SB: 0 CS: 1	PA: 35					
PITCHER	IP	WLS	BF	H	R	ER	SO	BB	IBB	HBP	BLK	WP	HR	S	P	ERA	WHIP								
Rick Helling, R (1,1) ERA: 4.33	8.1	W	31	5	2	2	3	3	0	1	0	0	1	71	125	2.16	0.960								
John Wetteland, R (9,1) ERA: 4.79	0.2	S	4	2	1	1	2	0	0	0	0	0	0	9	10	13.50	3.000								

Batter	1	2	3	4	5	6	7	8	9	AB R H RBI BB SO LOB	TOP											
Mark McLemore, S OBP: 0.372, SLG: 0.375	4-1 BB	2-3 K		0-0 G3	3-2 F9			2-0 P6		4 0 0 0 1 1 2	Texas Rangers @ Baltimore Orioles Oriole Park at Camden Yards, Baltimore, MD Tue Jul 27 1999, 7:35 PM EDT Att: 42,949 - Unknown - 99 F livebaseballscores.com AB 39 R 8 H 14 RBI 8 BB 2 SO 6 LOB 21 											
Ivan Rodriguez, R OBP: 0.338, SLG: 0.506	0-3 K	1-2 29 2B		1-1 1B		0-1 F8		2-2 G4-3	5 1 2 0 0 1 1													
29 Rusty Greer, L OBP: 0.388, SLG: 0.447	2-0 1B	2-1 1B		0-0 P5		0-2 G4-3		1-2 1B	5 1 3 2 0 0 1													
Rafael Palmeiro, L OBP: 0.437, SLG: 0.611	1-0 P8	1-1 G3-1		3-1 1B		2-2 F8		3-2 G1-3	5 0 1 0 0 0 4													
Todd Zeile, R OBP: 0.365, SLG: 0.501	0-3 K		2-1 FC5-4 SF8		1-2 2B		2-1 G6-3	3-0 1B	5 2 4 1 0 1 2													
Lee Stevens, L OBP: 0.388, SLG: 0.514		4-2 HR		1-1 E4		0-0 3B		2-3 K	4 2 1 0 1 1 3													
Ruben Mateo, R OBP: 0.266, SLG: 0.451		2-3 K		1-1 FC5-4		1-2 3B		0-1 G3	4 0 0 0 0 1 5													
Luis Alicaia, S OBP: 0.305, SLG: 0.255		0-0 HR		1-1 SF8		1-0 G4-3		2-2 G4-3	3 1 1 3 0 0 2													
Royce Clayton, R OBP: 0.300, SLG: 0.360		2-1 1B		0-0 FC6-4		2-0 3B		2-3 K	4 1 2 2 0 1 1													
Inning Stats	R: 0 E: 0 K: 2 S: 10	H: 1 LOB: 2 BB: 1 P: 17	R: 4 E: 0 K: 2 S: 18	H: 4 LOB: 1 BB: 1 P: 32	R: 1 E: 1 K: 0 S: 9	H: 1 LOB: 1 BB: 0 P: 14	R: 0 E: 0 K: 0 S: 6	H: 2 LOB: 2 BB: 0 P: 10	R: 2 E: 0 K: 0 S: 12	H: 3 LOB: 1 BB: 0 P: 20	R: 0 E: 0 K: 0 S: 9	H: 0 LOB: 0 BB: 0 P: 11	R: 0 E: 0 K: 0 S: 5	H: 1 LOB: 0 BB: 0 P: 7	R: 0 E: 0 K: 1 S: 7	H: 0 LOB: 0 BB: 0 P: 13	R: 1 E: 0 K: 1 S: 13	H: 2 LOB: 1 BB: 0 P: 24	1B: 8 2B: 4 3B: 1 HR: 1	SF: 1 SAC: 0 DP: 1 HBP: 0	WP: 0 PB: 0 SB: 0 CS: 0	PA: 42
PITCHER	IP WLS BF H R ER SO BB IBB HBP BLK WP HR S P ERA WHIP											PITCHER	IP WLS BF H R ER SO BB IBB HBP BLK WP HR S P ERA WHIP									
35 Mike Mussina, R ERA: 3.69	4.2 L 27 11 7 6 4 2 0 0 0 0 0 1 52 87 11.57 2.786																					
Arthur Rhodes, L ERA: 6.17	1.1 4 0 0 0 0 0 0 0 0 0 0 0 12 17 0.00 0.000																					
Al Reyes, R ERA: 3.69	2.1 7 1 0 0 1 0 0 0 0 0 0 0 15 25 0.00 0.429																					
Jesse Orosco, L ERA: 7.06	0.1 2 1 0 0 0 0 0 0 0 0 0 0 6 10 0.00 3.000																					
Scott Kamieniecki, R ERA: 7.36	0.1 2 1 1 1 1 0 0 0 0 0 0 0 4 9 27.00 3.000																					

Batter	1	2	3	4	5	6	7	8	9	AB R H RBI BB SO LOB	BOTTOM											
Brady Anderson, L OBP: 0.419, SLG: 0.483	1-2 G4-3		1-1 G6-3		0-1 BB		3-1 HR		0-0 HR	5 2 3 4 0 0 0	Texas Rangers @ Baltimore Orioles Oriole Park at Camden Yards, Baltimore, MD Tue Jul 27 1999, 7:35 PM EDT Att: 42,949 - Unknown - 99 F livebaseballscores.com AB 37 R 6 H 11 RBI 6 BB 4 SO 6 LOB 17 											
Mike Bordick, R OBP: 0.332, SLG: 0.378	0-1 L7		2-0 L3		4-1 BB		2-3 K		3-2 P9	4 0 0 0 1 1 0												
B.J. Surhoff, L OBP: 0.367, SLG: 0.550	2-1 HR		0-3 K		1-2 F9		2-2 G5-3		1-0 1B	5 1 2 0 0 1 2												
Albert Belle, R OBP: 0.399, SLG: 0.518	0-1 HR			1-0 G5-3		4-0 BB		2-3 K	1-3 K	4 1 1 2 1 2 1												
Harold Baines, L OBP: 0.412, SLG: 0.638	2-2 2B		0-1 1B		1-3 K			1-0 BB	1-1 F9	3 0 2 0 0 1 3												
Jeff Conine, R OBP: 0.343, SLG: 0.482										2 0 1 0 0 0 1												
Will Clark, L OBP: 0.376, SLG: 0.507	0-2 F8			2-2 1B		3-1 F7		1-3 K		4 0 1 0 0 1 2												
Cal Ripken Jr., R OBP: 0.350, SLG: 0.585			0-0 G6-3		1-2 L1-3		0-1 E5		4-2 FC4-6	3 0 0 0 1 0 2												
Delino DeShields, L OBP: 0.346, SLG: 0.367			1-1 G4-3		0-1 2B		2-2 G6-4-3		2-2 P5	4 1 1 0 0 0 3												
Charles Johnson, R OBP: 0.354, SLG: 0.443			1-2 F7		3-2 P2		4-2 HR		0-0 FC4-6	3 1 0 0 1 0 3												
Inning Stats	R: 2 E: 0 K: 0 S: 16	H: 3 LOB: 1 BB: 0 P: 21	R: 0 E: 0 K: 0 S: 6	H: 0 LOB: 0 BB: 0 P: 8	R: 0 E: 0 K: 1 S: 6	H: 0 LOB: 0 BB: 0 P: 9	R: 0 E: 0 K: 0 S: 11	H: 2 LOB: 1 BB: 0 P: 15	R: 1 E: 0 K: 1 S: 15	H: 2 LOB: 3 BB: 2 P: 28	R: 0 E: 1 K: 0 S: 7	H: 0 LOB: 0 BB: 0 P: 12	R: 2 E: 0 K: 2 S: 15	H: 1 LOB: 0 BB: 1 P: 28	R: 0 E: 0 K: 1 S: 10	H: 1 LOB: 2 BB: 1 P: 18	R: 1 E: 0 K: 1 S: 11	H: 2 LOB: 1 BB: 0 P: 17	1B: 5 2B: 4 3B: 0 HR: 3	SF: 0 SAC: 0 DP: 2 HBP: 0	WP: 0 PB: 0 SB: 0 CS: 0	PA: 41
PITCHER	IP WLS BF H R ER SO BB IBB HBP BLK WP HR S P ERA WHIP											PITCHER	IP WLS BF H R ER SO BB IBB HBP BLK WP HR S P ERA WHIP									
Aaron Sele, R ERA: 5.66	6.0 W 28 8 5 0 0 2 0 0 0 0 0 0 65 104 7.50 1.833																					
Mike Venfro, L ERA: 2.91	1.0 H 3 0 0 0 2 0 0 0 0 0 0 0 11 17 0.00 0.000																					
59 Jeff Zimmerman, R ERA: 0.76	1.0 H 5 1 0 0 1 1 0 0 0 0 0 0 10 18 0.00 2.000																					
John Wetteland, R ERA: 4.89	1.0 S 5 2 1 1 1 0 0 0 0 0 0 1 11 17 9.00 2.000																					

Batter	1	2	3	4	5	6	7	8	9	AB	R	H	RBI	BB	SO	LOB	TOP					
Mark McLemore, S OBP: 0.370, SLG: 0.373 (1, 9)	G4-3		L7				G5-3		F7	5	0	1	0	0	0	1						
Ivan Rodriguez, R OBP: 0.336, SLG: 0.501 (1, 2)	F7		G4-6-3				G4-3		F8	5	0	1	0	0	0	2						
29 Rusty Greer, L OBP: 0.391, SLG: 0.446 (1, 7)							L7		G4-3	3	1	1	0	2	0	1						
Rafael Palmeiro, L OBP: 0.435, SLG: 0.606 (1, 10)	F8		K						K	3	1	0	0	1	2	3						
Todd Zeile, R OBP: 0.368, SLG: 0.511 (1, 5)										3	3	2	2	1	0	0						
Lee Stevens, L OBP: 0.364, SLG: 0.508 (1, 3)	F7						G4-3		G5-3	4	0	0	0	0	0	3						
Ruben Mateo, R OBP: 0.265, SLG: 0.474 (1, 8)	E5						K		HR	4	1	1	2	0	1	2						
Luis Alicaia, S OBP: 0.303, SLG: 0.255 (1, 4)	K								P6	4	0	1	2	0	1	1						
Royce Clayton, R OBP: 0.299, SLG: 0.359 (1, 6)			F8				K		F8	4	0	1	0	0	1	1						
Inning Stats	R: 0 E: 0 K: 0 S: 10	H: 1 LOB: 1 BB: 0 P: 14	R: 0 E: 1 K: 1 S: 11	H: 0 LOB: 1 BB: 0 P: 16	R: 0 E: 0 K: 1 S: 12	H: 1 LOB: 2 BB: 1 P: 21	R: 1 E: 0 K: 0 S: 8	H: 1 LOB: 0 BB: 0 P: 12	R: 0 E: 0 K: 1 S: 6	H: 1 LOB: 0 BB: 0 P: 10	R: 3 E: 0 K: 1 S: 14	H: 2 LOB: 1 BB: 2 P: 31	R: 0 E: 0 K: 0 S: 9	H: 0 LOB: 0 BB: 0 P: 14	R: 2 E: 0 K: 1 S: 11	H: 1 LOB: 0 BB: 1 P: 20	R: 0 E: 0 K: 0 S: 7	H: 1 LOB: 1 BB: 0 P: 13	1B: 6 2B: 0 3B: 0 HR: 2	SF: 0 SAC: 0 DP: 1 HBP: 0	WP: 0 PB: 0 SB: 1 CS: 0	PA: 39
PITCHER	IP	WLS	BF	H	R	ER	SO	BB	IBB	HBP	BLK	WP	HR	S	P	ERA	WHIP					
Scott Erickson, R ERA: 5.52 (1, 1)	6.0	W	27	6	4	4	4	3	0	0	0	0	1	61	104	6.00	1.500					
Doug Johns, L ERA: 4.36 (7, 1)	2.0	H	8	1	2	2	1	1	0	0	0	0	1	20	34	9.00	1.000					
Mike Timlin, R ERA: 4.61 (9, 1)	1.0	S	4	1	0	0	0	0	0	0	0	0	0	7	13	0.00	1.000					

Texas Rangers @ Baltimore Orioles
 Oriole Park at Camden Yards, Baltimore, MD
 Wed Jul 28 1999, 7:35 PM EDT
 Att: 41,692 - Cloudy - 73 F

AB 35
 R 6
 H 8
 RBI 6
 BB 4
 SO 5
 LOB 14



Batter	1	2	3	4	5	6	7	8	9	AB	R	H	RBI	BB	SO	LOB	BOTTOM				
Brady Anderson, L OBP: 0.422, SLG: 0.481 (1, 8)	FC4-6						L4			1	1	0	0	2	0	1					
Rich Amaral, R OBP: 0.364, SLG: 0.389 (7, PH)	HBP									1	0	0	0	0	0	1					
Mike Bordick, R OBP: 0.333, SLG: 0.378 (1, 6)	K									5	0	2	2	0	1	3					
B.J. Surhoff, L OBP: 0.366, SLG: 0.546 (1, 7)	FC4-6									5	0	1	1	0	1	6					
Albert Belle, R OBP: 0.396, SLG: 0.512 (1, 9)	FC6-4									4	0	0	0	1	1	2					
Harold Baines, L OBP: 0.408, SLG: 0.631 (6, PH)										3	0	0	0	0	1	1					
Jeff Conine, R OBP: 0.344, SLG: 0.486 (6, PH)										2	0	1	0	0	0	3					
Will Clark, L OBP: 0.380, SLG: 0.512 (1, 3)										4	2	2	0	1	1	0					
Cal Ripken Jr., R OBP: 0.354, SLG: 0.585 (1, 5)										5	3	3	0	0	1	3					
Delino DeShields, L OBP: 0.357, SLG: 0.373 (1, 4)										2	2	2	1	2	0	0					
Charles Johnson, R OBP: 0.354, SLG: 0.450 (1, 2)										5	0	2	4	0	2	6					
Inning Stats	R: 0 E: 0 K: 1 S: 11	H: 0 LOB: 1 BB: 0 P: 19	R: 2 E: 0 K: 2 S: 14	H: 3 LOB: 1 BB: 0 P: 20	R: 0 E: 1 K: 1 S: 8	H: 0 LOB: 1 BB: 0 P: 14	R: 2 E: 0 K: 0 S: 14	H: 3 LOB: 2 BB: 1 P: 26	R: 0 E: 0 K: 0 S: 6	H: 0 LOB: 0 BB: 0 P: 11	R: 2 E: 0 K: 1 S: 18	H: 3 LOB: 3 BB: 2 P: 34	R: 2 E: 0 K: 2 S: 16	H: 3 LOB: 2 BB: 1 P: 26	R: 0 E: 0 K: 1 S: 14	H: 1 LOB: 3 BB: 2 P: 27	1B: 9 2B: 4 3B: 0 HR: 0	SF: 0 SAC: 1 DP: 0 HBP: 1	WP: 0 PB: 0 SB: 0 CS: 0	PA: 45	
PITCHER	IP	WLS	BF	H	R	ER	SO	BB	IBB	HBP	BLK	WP	HR	S	P	ERA	WHIP				
John Burkett, R ERA: 6.16 (1, 1)	5.2	L	29	8	6	6	5	1	0	0	0	0	0	5	9	9.53	1.588				
Mike Munoz, L ERA: 3.35 (6, 1)	0.0		2	1	0	0	0	1	0	0	0	0	0	5	9	∞	∞				
Tim Crabtree, R ERA: 3.72 (6, 1)	1.1		8	3	2	2	2	1	0	0	0	0	0	19	31	13.50	3.000				
Danny Patterson, R ERA: 4.91 (8, 1)	1.0		6	1	0	0	1	2	0	0	0	0	0	14	27	0.00	3.000				

Texas Rangers @ Baltimore Orioles
 Oriole Park at Camden Yards, Baltimore, MD
 Wed Jul 28 1999, 7:35 PM EDT
 Att: 41,692 - Cloudy - 73 F

AB 37
 R 8
 H 13
 RBI 8
 BB 6
 SO 8
 LOB 26



Batter	1	2	3	4	5	6	7	8	9	AB	R	H	RBI	BB	SO	LOB	TOP								
Mark McLemore, S (1, 4) OBP: 0.366, SLG: 0.368	P4		P5		G5-3			L3		4	0	0	0	0	0	1									
Ivan Rodriguez, R (1, 2) OBP: 0.336, SLG: 0.510	K		29 BB 1B		G4-3			HR		4	1	2	1	0	1	0									
29 Rusty Greer, L (1, 7) OBP: 0.390, SLG: 0.442	F7		1B		G4-3			K		3	0	0	0	1	1	0									
Rafael Palmeiro, L (1, 10) OBP: 0.433, SLG: 0.601		G3	P4			CS BB		P6		3	0	0	0	1	0	3									
Todd Zeile, R (1, 5) OBP: 0.367, SLG: 0.508	F8			FC3-6 1B		P3			G3	4	0	1	0	0	0	1									
Lee Stevens, L (1, 3) OBP: 0.360, SLG: 0.502	G3			FC3-6 FC5-4 1-2f		K			K	4	0	0	0	0	2	1									
Roberto Kelly, R (1, 9) OBP: 0.372, SLG: 0.452			HR	FC5-4 1-2f			F8		G4-3	4	1	1	1	0	0	1									
Ruben Mateo, R (1, 8) OBP: 0.257, SLG: 0.459			F7	P4			F9			3	0	0	0	0	0	1									
Royce Clayton, R (1, 6) OBP: 0.303, SLG: 0.374			1B	1B			K			3	1	2	1	0	1	0									
Inning Stats	R: 0 E: 0 K: 1 S: 7	H: 0 LOB: 0 BB: 0 P: 11	R: 0 E: 0 K: 0 S: 6	H: 0 LOB: 0 BB: 0 P: 11	R: 1 E: 0 K: 0 S: 10	H: 3 LOB: 3 BB: 1 P: 18	R: 0 E: 0 K: 0 S: 10	H: 1 LOB: 1 BB: 0 P: 18	R: 1 E: 0 K: 0 S: 12	H: 1 LOB: 0 BB: 1 P: 20	R: 0 E: 0 K: 1 S: 8	H: 0 LOB: 0 BB: 1 P: 15	R: 0 E: 0 K: 1 S: 7	H: 0 LOB: 0 BB: 0 P: 10	R: 1 E: 0 K: 1 S: 14	H: 1 LOB: 0 BB: 0 P: 22	R: 0 E: 0 K: 1 S: 8	H: 0 LOB: 0 BB: 0 P: 11	1B: 3 2B: 0 3B: 0 HR: 3	SF: 0 SAC: 0 DP: 0 HBP: 0	WP: 0 PB: 0 SB: 0 CS: 1	PA: 34			
PITCHER	IP	WLS	BF	H	R	ER	SO	BB	IBB	HBP	BLK	WP	HR	S	P	ERA	WHIP								
Juan Guzman, R (1, 1) ERA: 4.18	7.1	L	29	6	3	3	3	2	0	0	0	0	3	69	117	3.68	1.091								
Jesse Orosco, L (8, 1) ERA: 6.85	0.2		2	0	0	0	1	0	0	0	0	0	0	5	8	0.00	0.000								
Scott Kamieniecki, R (9, 1) ERA: 7.09	1.0		3	0	0	0	1	0	0	0	0	0	0	8	11	0.00	0.000								

Texas Rangers @ Baltimore Orioles
 Oriole Park at Camden Yards, Baltimore, MD
 Thu Jul 29 1999, 3:05 PM EDT
 Att: 43,711 - Cloudy - 95 F

AB 32
 R 3
 H 6
 RBI 3
 BB 2
 SO 5
 LOB 8



Batter	1	2	3	4	5	6	7	8	9	AB	R	H	RBI	BB	SO	LOB	BOTTOM								
Brady Anderson, L (1, 8) OBP: 0.421, SLG: 0.477	P2		SAFE PO	L9		G6-3 BB			P6	3	0	0	0	1	0	0									
Mike Bordick, R (1, 6) OBP: 0.333, SLG: 0.383	F9		2-3	1B		G6-3				3	1	1	0	0	0	2									
Jeff Conine, R (9, PH) OBP: 0.347, SLG: 0.486				3B		1-2f				0	0	0	0	1	0	0									
B.J. Surhoff, L (1, 7) OBP: 0.365, SLG: 0.543	G6-3			G4-6-3 1B			K		F8	4	0	1	1	0	1	1									
Albert Belle, R (1, 9) OBP: 0.394, SLG: 0.508		K		G4-6-3			L4			3	0	0	0	0	1	1									
Harold Baines, L (1, 10) OBP: 0.403, SLG: 0.624	F8			G3			K			3	0	0	0	0	1	0									
Will Clark, L (1, 3) OBP: 0.376, SLG: 0.505	G3			G4-3				G4-3		3	0	0	0	0	0	0									
Cal Ripken Jr., R (1, 5) OBP: 0.354, SLG: 0.586			PO	G5-3				P4		3	0	1	0	0	0	0									
Delino DeShields, L (1, 4) OBP: 0.357, SLG: 0.370			K			SH1-3 BB		G4-3		2	0	0	0	1	1	1									
Mike Figga, R (1, 2) OBP: 0.222, SLG: 0.257			G5-3			1-2				1	0	0	0	0	0	1									
Rich Amaral, R (9, PH) OBP: 0.361, SLG: 0.385									K	1	0	0	0	0	1	0									
Inning Stats	R: 0 E: 0 K: 0 S: 6	H: 0 LOB: 0 BB: 0 P: 9	R: 0 E: 0 K: 1 S: 6	H: 0 LOB: 0 BB: 0 P: 10	R: 0 E: 0 K: 1 S: 11	H: 1 LOB: 0 BB: 0 P: 16	R: 1 E: 0 K: 0 S: 9	H: 2 LOB: 0 BB: 0 P: 17	R: 0 E: 0 K: 0 S: 4	H: 0 LOB: 0 BB: 0 P: 5	R: 0 E: 0 K: 0 S: 5	H: 0 LOB: 1 BB: 2 P: 13	R: 0 E: 0 K: 2 S: 10	H: 0 LOB: 0 BB: 0 P: 16	R: 0 E: 0 K: 0 S: 7	H: 0 LOB: 0 BB: 0 P: 7	R: 0 E: 0 K: 1 S: 16	H: 0 LOB: 1 BB: 1 P: 24	1B: 1 2B: 1 3B: 1 HR: 0	SF: 0 SAC: 1 DP: 2 HBP: 0	WP: 0 PB: 0 SB: 0 CS: 0	PA: 31			
PITCHER	IP	WLS	BF	H	R	ER	SO	BB	IBB	HBP	BLK	WP	HR	S	P	ERA	WHIP								
Mike Morgan, R (1, 1) ERA: 5.14	6.0	W	20	3	1	1	2	2	0	0	0	0	0	41	70	1.50	0.833								
Mike Venafro, L (7, 1) ERA: 2.53	1.1	H	4	0	0	0	2	0	0	0	0	0	0	11	17	0.00	0.000								
59 Jeff Zimmerman, R (8, 1) ERA: 0.75	0.2	H	2	0	0	0	0	0	0	0	0	0	0	6	6	0.00	0.000								
John Wetteland, R (9, 1) ERA: 4.78	1.0	S	4	0	0	0	1	1	0	0	0	0	0	16	24	0.00	1.000								

Texas Rangers @ Baltimore Orioles
 Oriole Park at Camden Yards, Baltimore, MD
 Thu Jul 29 1999, 3:05 PM EDT
 Att: 43,711 - Cloudy - 95 F

AB 26
 R 1
 H 3
 RBI 1
 BB 3
 SO 5
 LOB 6



Batter	1	2	3	4	5	6	7	8	9	AB	R	H	RBI	BB	SO	LOB	TOP					
Johnny Damon, L OBP: 0.383, SLG: 0.493	1-1 P3		4-0 BB		0-2 L4			1-1 L3 1B		3	0	1	0	1	0	1						
Carlos Febles, R OBP: 0.347, SLG: 0.422	2-2 G4-3		1-3 K		0-1 G5-4-3			2-2 L3		4	0	0	0	0	1	4						
Carlos Beltrán, S OBP: 0.336, SLG: 0.469	1-1 L9		2-3 K			0-0 B1-3		1-3 K		4	0	0	0	0	2	2						
29 Mike Sweeney, R OBP: 0.398, SLG: 0.560		3-2 HR		1-2 HR		2-2 G4-3		0-0 G5-3		4	2	2	2	0	0	0						
Jermaine Dye, R OBP: 0.362, SLG: 0.558	0-1 P9		1-1 1B FC3-5-3		0-0 G4-3			2-2 K		4	0	1	0	0	1	0						
Joe Randa, R OBP: 0.384, SLG: 0.516	2-0 L3		2-1 1B FC3-5-3			2-2 G4-1 1B		2-1 2B		4	0	3	0	0	0	0						
Jeremy Giambi, L OBP: 0.376, SLG: 0.359	1-1 B2-3		1-2 FC3-2-5-3 G6-4-3			0-3 K		4-2 BB		3	0	0	0	1	1	3						
Chad Kreuter, S OBP: 0.341, SLG: 0.375			3-2 BB 1B		2-2 G6-4-3		1-2 G4-1		0-2 G3		4	0	1	0	0	5						
Rey Sanchez, R OBP: 0.313, SLG: 0.358	1-1 F9				0-0 G5-4-3 1B		0-0 G4-3			3	0	1	0	0	0	2						
Inning Stats	R: 0 E: 0 K: 0 S: 9	H: 0 LOB: 0 BB: 0 P: 13	R: 1 E: 0 K: 0 S: 8	H: 1 LOB: 0 BB: 0 P: 14	R: 0 E: 0 K: 2 S: 14	H: 1 LOB: 2 BB: 1 P: 25	R: 1 E: 0 K: 0 S: 19	H: 3 LOB: 1 BB: 0 P: 26	R: 0 E: 0 K: 0 S: 6	H: 0 LOB: 0 BB: 0 P: 6	R: 0 E: 0 K: 0 S: 5	H: 1 LOB: 1 BB: 0 P: 14	R: 0 E: 0 K: 1 S: 12	H: 1 LOB: 0 BB: 1 P: 16	R: 0 E: 0 K: 1 S: 11	H: 1 LOB: 2 BB: 1 P: 19	1B: 6 2B: 2 3B: 0 HR: 2	SF: 0 SAC: 0 DP: 3 HBP: 0	WP: 0 PB: 0 SB: 0 CS: 0	PA: 35		
PITCHER	IP	WLS	BF	H	R	ER	SO	BB	IBB	HBP	BLK	WP	HR	S	P	ERA	WHIP					
Esteban Loaiza, R ERA: 6.45	(1, 1)	6.0	W	23	6	2	2	2	1	0	0	0	0	2	61	91	3.00	1.167				
Tim Lincecum, R ERA: 3.52	(7, 1)	2.0		7	2	0	0	2	0	0	0	0	0	0	23	30	0.00	1.000				
Danny Patterson, R ERA: 4.79	(9, 1)	1.0		5	1	0	0	1	1	0	0	0	0	0	11	19	0.00	2.000				

Kansas City Royals @ Texas Rangers
The Ballpark at Arlington, Arlington, TX
Fri Jul 30 1999, 8:35 PM EDT
Att: 39,611 - Unknown - 96 F

AB 33
R 2
H 9
RBI 2
BB 2
SO 5
LOB 17



Batter	1	2	3	4	5	6	7	8	9	AB	R	H	RBI	BB	SO	LOB	BOTTOM				
Mark McLemore, S OBP: 0.371, SLG: 0.371	4-0 G3 29 BB		1-0 G5-4-3 1B		2-2 29 1B	2-1 P2	4-2 29 G3 1B			3	1	2	0	2	0	2					
Ivan Rodriguez, R OBP: 0.341, SLG: 0.511	0-0 L6		2-2 G5-4-3		1-2 1B	1-0 E8	0-0 29 G3			5	2	3	3	0	0	2					
29 Rusty Greer, L OBP: 0.394, SLG: 0.443	4-2 G3		4-1 BB		1-0 1B	2-2 1B	0-0 G3			2	2	1	1	1	2	0					
Rafael Palmeiro, L OBP: 0.433, SLG: 0.597	1-2 G3		2-3 K		1-1 1B	4-2 1B	1-0 F8			4	0	1	1	1	1	5					
Todd Zeile, R OBP: 0.368, SLG: 0.508	2-3 K				3-2 G6-3	2-0 SF9	3-2 BB			4	0	2	3	0	1	2					
Lee Stevens, L OBP: 0.395, SLG: 0.494		1-1 P6		2-2 P5	0-0 G5-3	0-0 P3	1-3 2H			5	0	0	0	0	1	4					
Roberto Kelly, R OBP: 0.383, SLG: 0.456		2-1 F9		0-0 1B		0-0 1B	4-2 BB 1B HBP			3	2	2	0	1	0	0					
Ruben Mateo, R OBP: 0.255, SLG: 0.447		2-2 1B		1-0 G3		0-1 P3	1-2 F8			5	0	1	0	0	1	5					
Royce Clayton, R OBP: 0.305, SLG: 0.375			0-3 K		0-0 G4-3	1-0 1B	3-1 G3-1			5	2	2	0	0	1	3					
Inning Stats	R: 0 E: 0 K: 1 S: 9	H: 0 LOB: 2 BB: 2 P: 20	R: 0 E: 0 K: 1 S: 12	H: 1 LOB: 0 BB: 0 P: 17	R: 0 E: 0 K: 1 S: 13	H: 1 LOB: 1 BB: 0 P: 19	R: 3 E: 0 K: 0 S: 12	H: 4 LOB: 1 BB: 0 P: 20	R: 4 E: 1 K: 0 S: 18	H: 4 LOB: 2 BB: 1 P: 31	R: 2 E: 0 K: 0 S: 12	H: 2 LOB: 2 BB: 1 P: 21	R: 0 E: 0 K: 2 S: 12	H: 1 LOB: 2 BB: 1 P: 23	1B: 14 2B: 0 3B: 0 HR: 0	SF: 1 SAC: 0 DP: 1 HBP: 2	WP: 0 PB: 0 SB: 0 CS: 0	PA: 45			
PITCHER	IP	WLS	BF	H	R	ER	SO	BB	IBB	HBP	BLK	WP	HR	S	P	ERA	WHIP				
Jay Witasick, R ERA: 6.77	(1, 1)	5.1	L	27	9	5	5	3	3	0	0	0	0	58	98	8.44	2.250				
Glendon Rusch, L ERA: 16.2	(6, 1)	0.2		6	2	2	2	0	1	0	1	0	0	14	26	27.00	4.500				
Ken Ray, R ERA: 9.64	(7, 1)	0.2		6	2	2	2	0	1	0	1	0	0	11	19	27.00	4.500				
Matt Whisenant, L ERA: 5.29	(7, 1)	1.1		6	1	0	0	2	1	0	0	0	0	13	25	0.00	1.500				

Kansas City Royals @ Texas Rangers
The Ballpark at Arlington, Arlington, TX
Fri Jul 30 1999, 8:35 PM EDT
Att: 39,611 - Unknown - 96 F

AB 36
R 9
H 14
RBI 8
BB 6
SO 5
LOB 25



Batter	1	2	3	4	5	6	7	8	9	AB	R	H	RBI	BB	SO	LOB	TOP					
Johnny Damon, L OBP: 0.387, SLG: 0.496	L4		BB	1B		SF7	1B	FC3-6		5	2	3	1	1	0	2						
Carlos Febles, R OBP: 0.353, SLG: 0.425	E3		BB	BB		2B	1B			3	2	2	2	1	0	0						
Jed Hansen, R OBP: 0.317, SLG: 0.314			BB	BB		2B	1B			1	0	0	0	0	1	2						
Carlos Beltrán, S OBP: 0.338, SLG: 0.470				F8		SF7	1B			4	1	2	2	1	1	6						
29 Mike Sweeney, R OBP: 0.400, SLG: 0.564	F8		G6-4-3			2B	BB			5	2	2	0	1	1	6						
Jermaine Dye, R OBP: 0.362, SLG: 0.557		F7		G5-3		G5-3	G3			6	0	2	5	0	1	2						
Joe Randa, R OBP: 0.381, SLG: 0.514		G5-3		1B		K	G3			6	1	1	0	0	2	4						
Chad Kreuter, S OBP: 0.345, SLG: 0.375		P6		BB		P7				5	1	2	1	1	1	2						
Scott Pose, L OBP: 0.417, SLG: 0.358			WP	1B		BB				4	2	3	0	1	0	2						
Rey Sanchez, R OBP: 0.315, SLG: 0.362			2B	1B						4	1	2	1	0	0	2						
Ray Holbert, R			1B	2B		2B	1B			1	0	0	0	0	1	2						
Inning Stats	R: 0 E: 1 K: 0 S: 5	H: 0 LOB: 1 BB: 1 P: 11	R: 0 E: 0 K: 0 S: 5	H: 0 LOB: 0 BB: 6	R: 1 E: 0 K: 1 S: 21	H: 3 LOB: 2 BB: 1 P: 35	R: 2 E: 0 K: 0 S: 16	H: 3 LOB: 3 BB: 2 P: 37	R: 1 E: 0 K: 1 S: 9	H: 1 LOB: 0 BB: 0 P: 15	R: 5 E: 0 K: 0 S: 15	H: 5 LOB: 2 BB: 2 P: 30	R: 3 E: 0 K: 1 S: 14	H: 3 LOB: 1 BB: 0 P: 21	R: 0 E: 0 K: 2 S: 9	H: 2 LOB: 2 BB: 0 P: 14	R: 0 E: 0 K: 3 S: 13	H: 2 LOB: 2 BB: 0 P: 18	1B: 14 2B: 4 3B: 1 HR: 0	SF: 1 SAC: 0 DP: 1 HBP: 1	WP: 1 PB: 0 SB: 2 CS: 1	PA: 52
PITCHER	IP	WLS	BF	H	R	ER	SO	BB	IBB	HBP	BLK	WP	HR	S	P	ERA	WHIP					
Rick Helling, R ERA: 4.38	5.0		25	7	4	3	2	4	0	0	0	1	0	56	104	5.40	2.200					
Mike Munoz, L ERA: 4.06	0.0	L	3	3	3	3	0	0	0	0	0	0	0	4	7	∞	∞					
Jonathan Johnson, R ERA: 15.0	3.0		21	9	5	5	3	2	0	1	0	0	0	38	62	15.00	3.667					
Tim Crabtree, R ERA: 3.43	1.0		3	0	0	0	3	0	0	0	0	0	0	9	14	0.00	0.000					

Kansas City Royals @ Texas Rangers
The Ballpark at Arlington, Arlington, TX
Sat Jul 31 1999, 8:35 PM EDT
Att. 46,549 - Cloudy - 101 F

livebaseballscorecards.com

AB 44
R 12
H 19
RBI 12
BB 6
SO 8
LOB 30



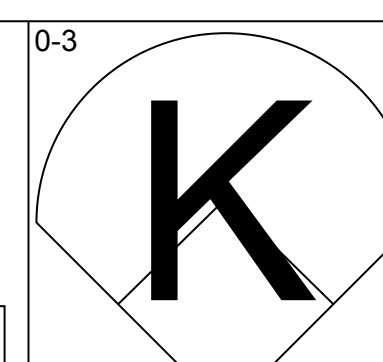
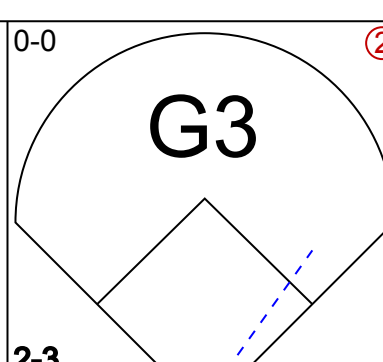
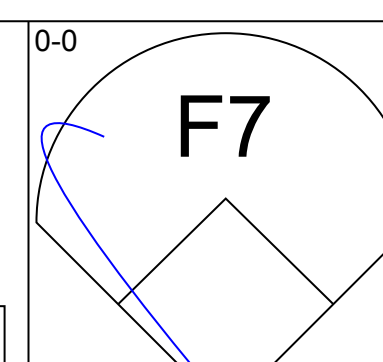
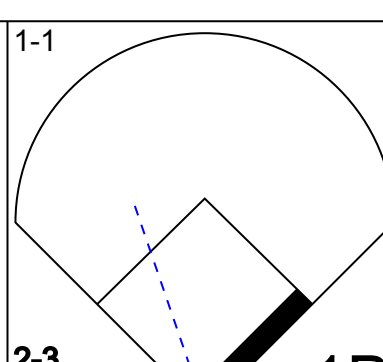
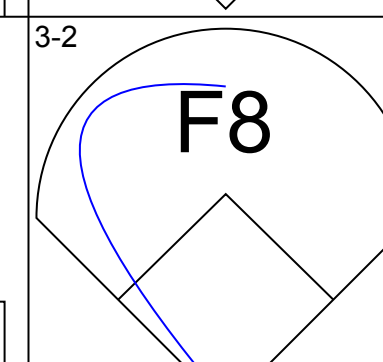
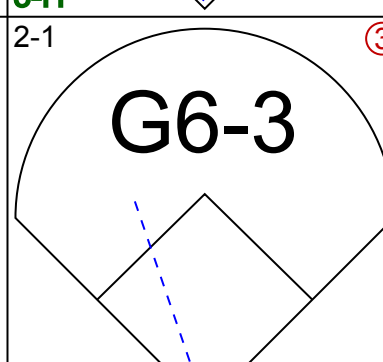
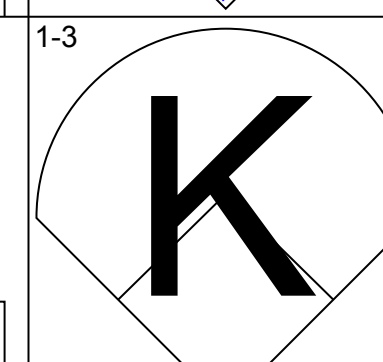
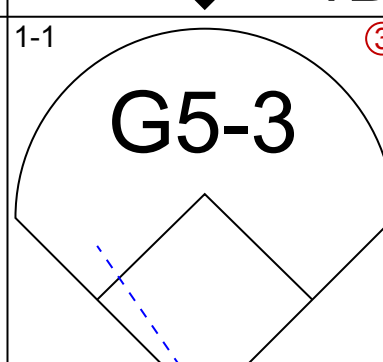
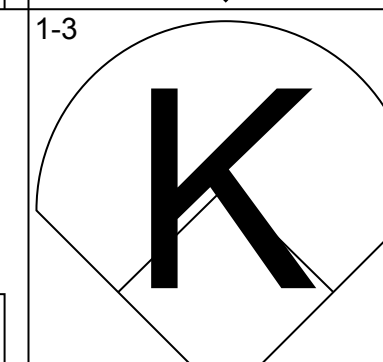
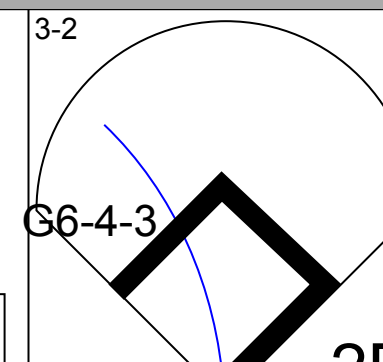
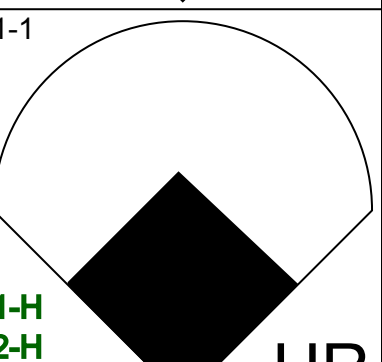
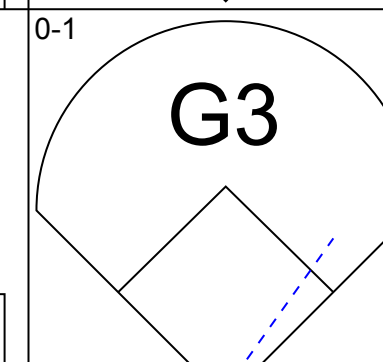
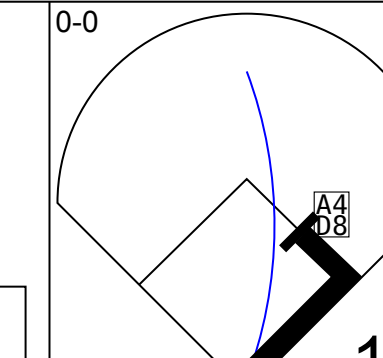
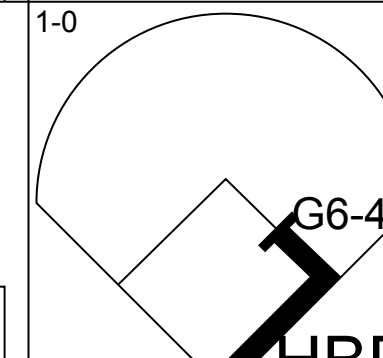
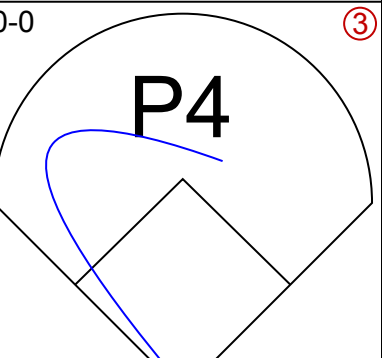
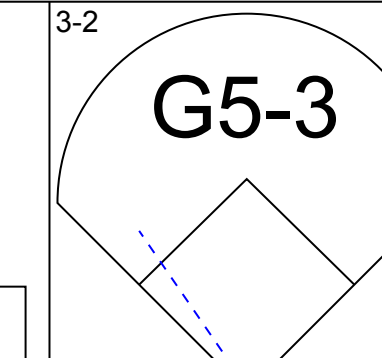
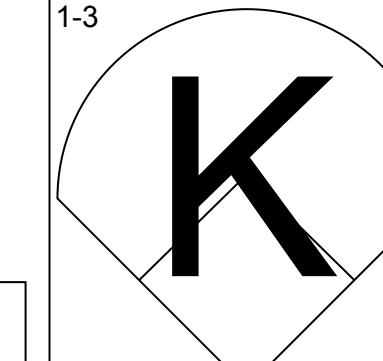
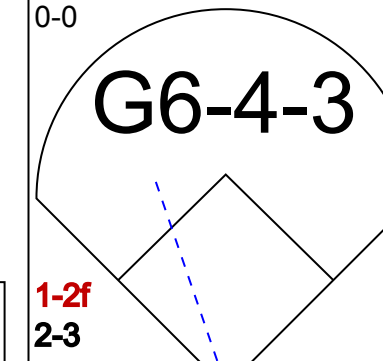
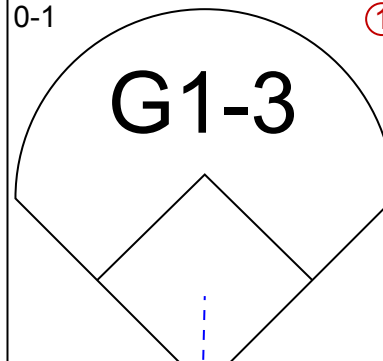
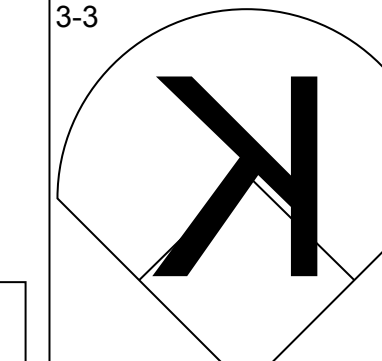
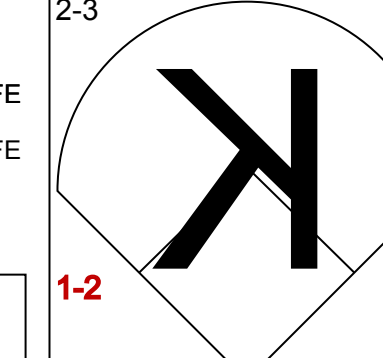
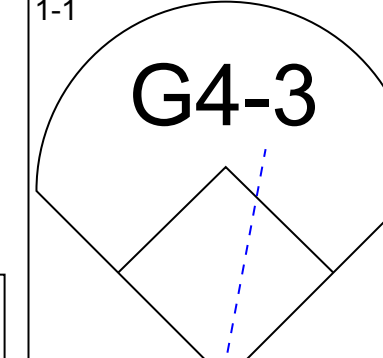
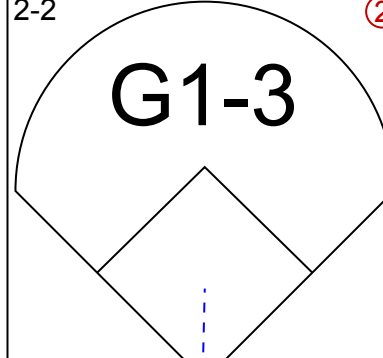
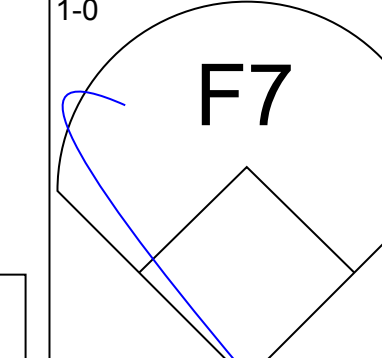
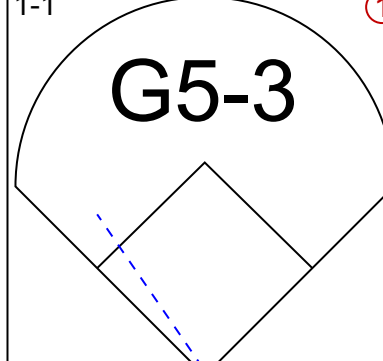
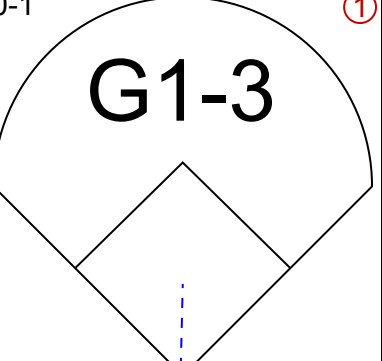
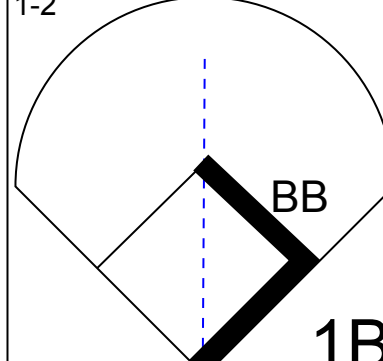
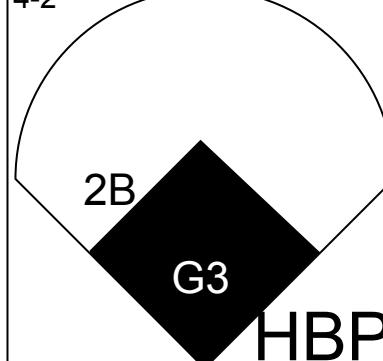
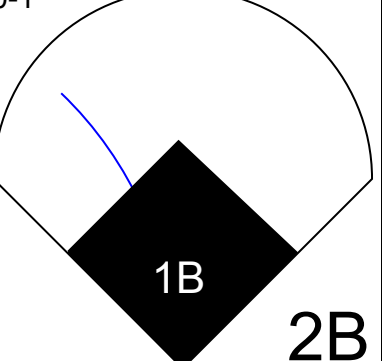
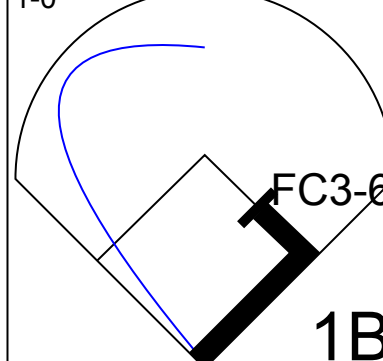
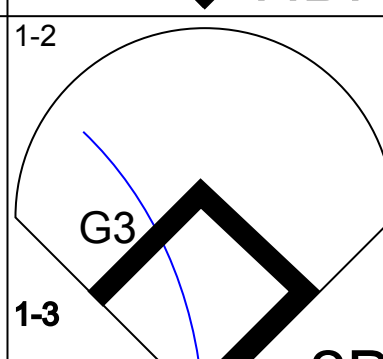
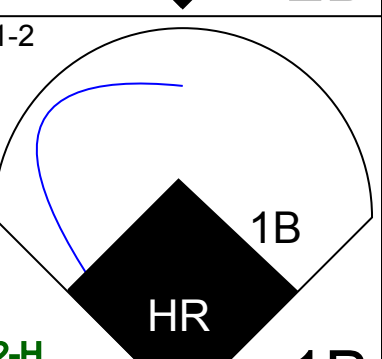
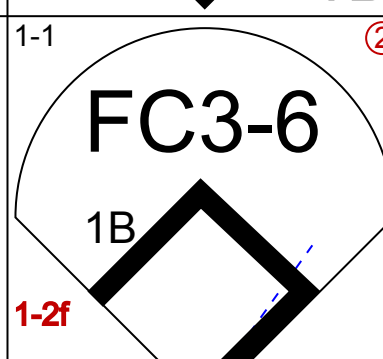
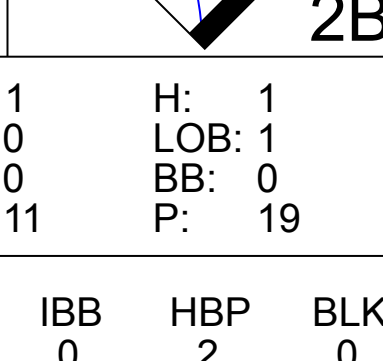
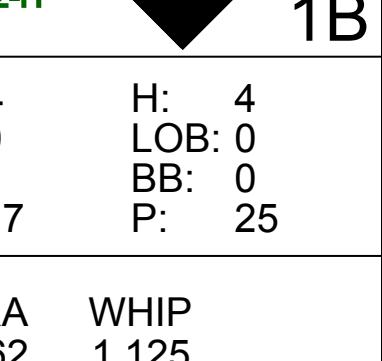
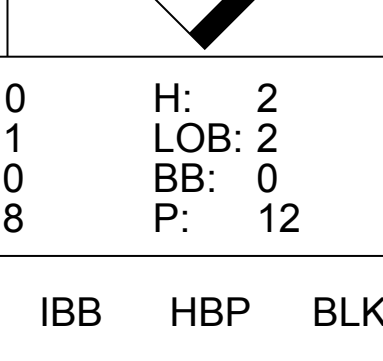



Batter	1	2	3	4	5	6	7	8	9	AB	R	H	RBI	BB	SO	LOB	BOTTOM					
Mark McLemore, S OBP: 0.368, SLG: 0.370	G4-3	G4-3		G3-1	G4-3			F8	G3	6	1	1	0	0	0	2						
Ivan Rodriguez, R OBP: 0.345, SLG: 0.514								F8	F7	4	1	3	1	0	0	0						
Luis Alicaia, S OBP: 0.299, SLG: 0.250										2	0	0	0	0	0	1						
29 Rusty Greer, L OBP: 0.395, SLG: 0.442										3	1	1	0	1	0	1						
Gregg Zaun, S OBP: 0.299, SLG: 0.275										1	1	1	0	1	0	0						
Juan Gonzalez, R OBP: 0.355, SLG: 0.572										5	1	1	1	1	1	4						
Rafael Palmeiro, L OBP: 0.437, SLG: 0.605										2	2	1	3	3	0	0						
Todd Zeile, R OBP: 0.369, SLG: 0.505										2	0	0	0	2	0	5						
Jon Shave, R OBP: 0.297, SLG: 0.259										1	0	1	2	0	0	0						
Lee Stevens, L OBP: 0.358, SLG: 0.494										4	0	2	1	1	1	1						
Ruben Mateo, R OBP: 0.261, SLG: 0.439										4	0	1	0	1	0	3						
Royce Clayton, R OBP: 0.303, SLG: 0.375										5	1	1	0	0	2	6						
Inning Stats	R: 3 E: 0 K: 0 S: 13	H: 3 LOB: 3 BB: 3 P: 27	R: 2 E: 0 K: 0 S: 15	H: 3 LOB: 2 BB: 1 P: 22	R: 0 E: 0 K: 0 S: 7	H: 0 LOB: 0 BB: 0 P: 10	R: 0 E: 0 K: 0 S: 13	H: 2 LOB: 3 BB: 1 P: 26	R: 0 E: 0 K: 1 S: 8	H: 0 LOB: 1 BB: 1 P: 14	R: 0 E: 0 K: 0 S: 7	H: 0 LOB: 0 BB: 0 P: 11	R: 0 E: 0 K: 2 S: 14	H: 1 LOB: 2 BB: 1 P: 22	R: 3 E: 0 K: 1 S: 13	H: 3 LOB: 3 BB: 3 P: 37	R: 0 E: 0 K: 0 S: 7	H: 1 LOB: 1 BB: 0 P: 8	1B: 10 2B: 2 3B: 0 HR: 1	SF: 0 SAC: 0 DP: 0 HBP: 0	WP: 0 PB: 0 SB: 0 CS: 1	PA: 49
PITCHER	IP	WLS	BF	H	R	ER	SO	BB	IBB	HBP	BLK	WP	HR	S	P	ERA	WHIP					
Dan Reichert, R ERA: 16.07	5.0		28	8	5	5	1	5	1	0	0	0	0	18	28	0.00	1.200					
Alvin Morman, L ERA: 3.31	1.2		7	1	0	0	1	1	0	0	0	0	0	12	33	27.00	5.000					
Matt Whisenant, L ERA: 5.91	1.0		8	3	3	3	2	2	0	0	0	0	0	2	6	∞	∞					
Ken Ray, R ERA: 9.64	0.0		1	0	0	0	0	1	0	0	0	0	0	2	6	∞	∞					
Scott Service, R ERA: 5.37	1.1	S	5	1	0	0	0	0	0	0	0	0	0	9	11	0.00	0.750					

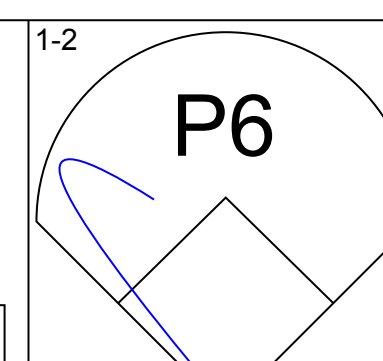
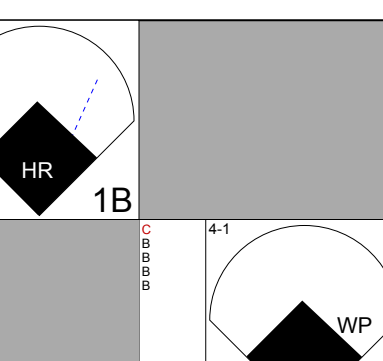
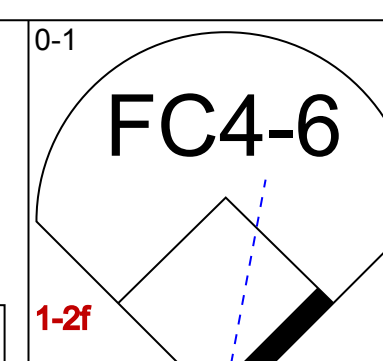
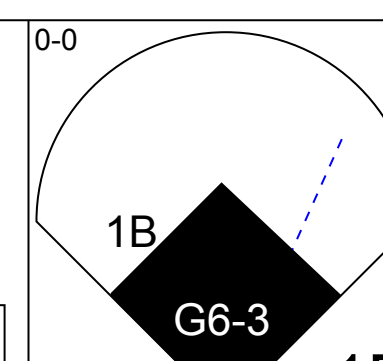
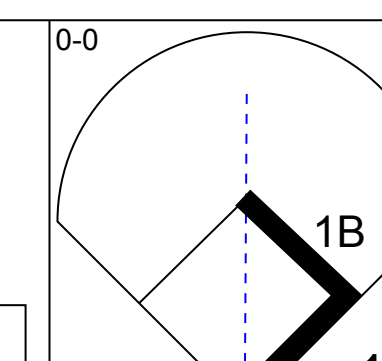
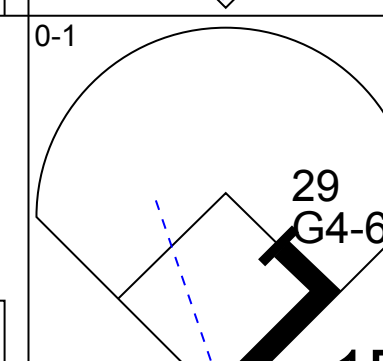
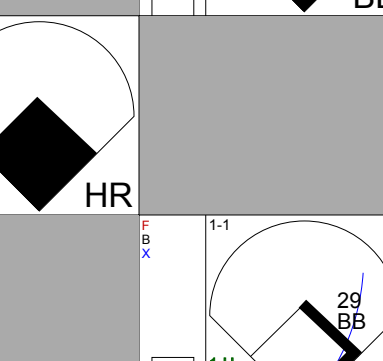
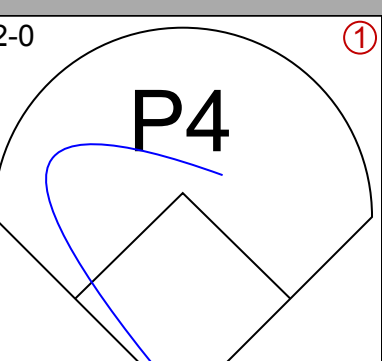
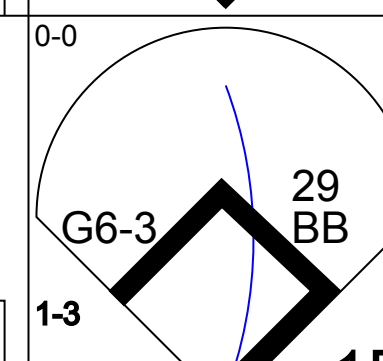
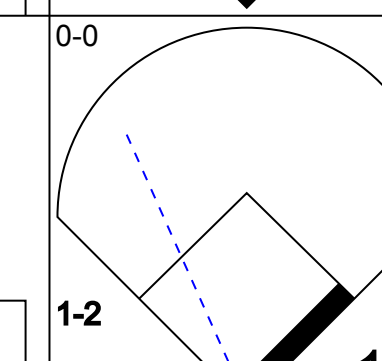
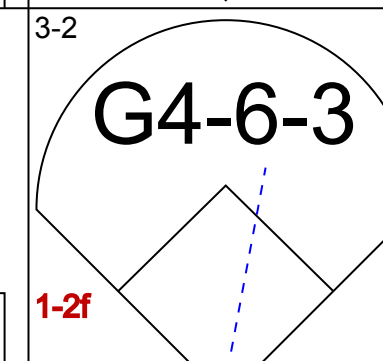
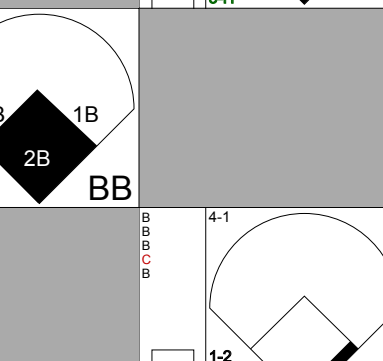
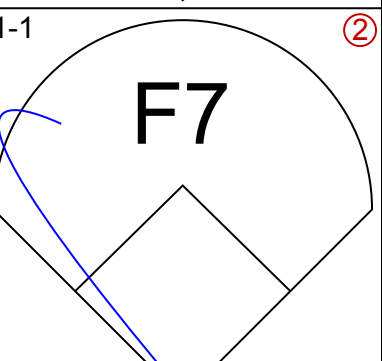
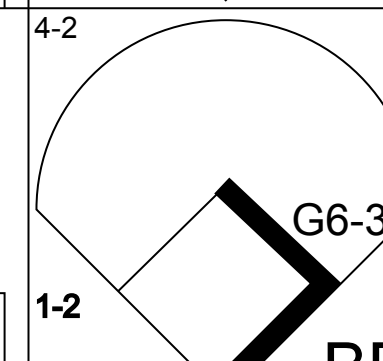
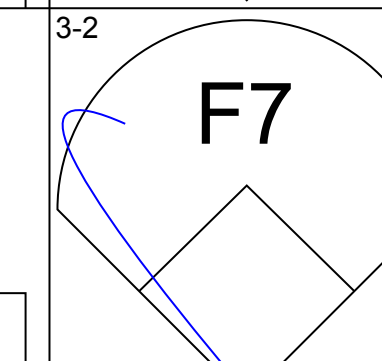
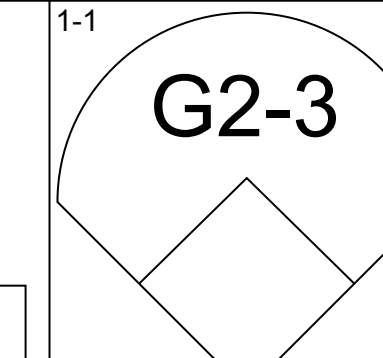
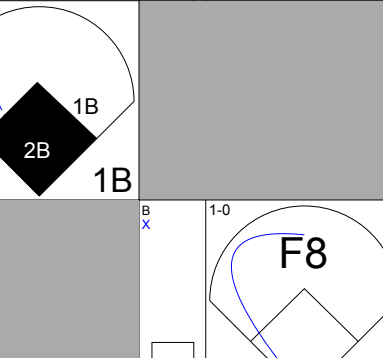
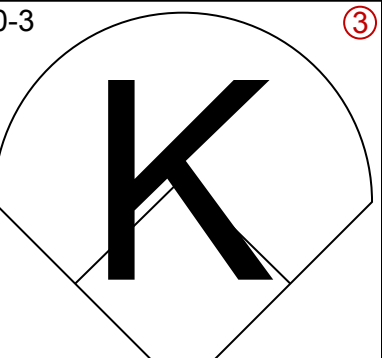
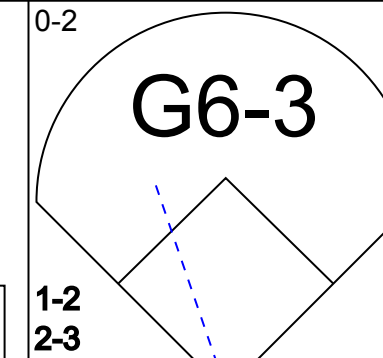
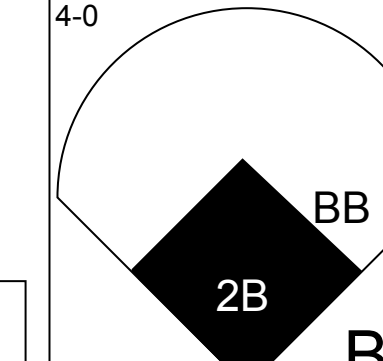
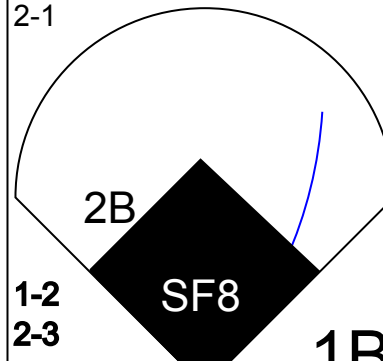
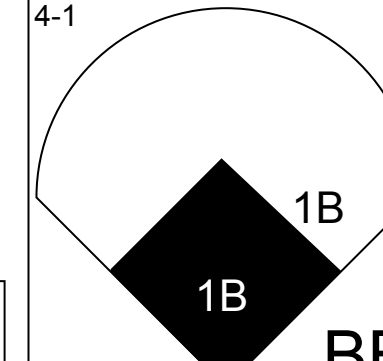

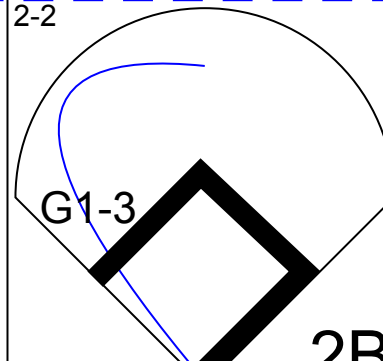

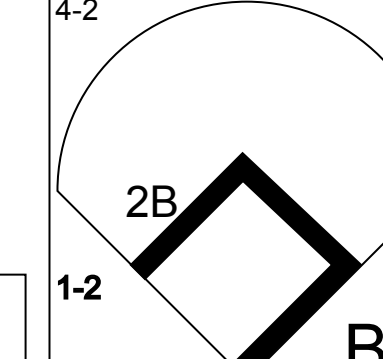
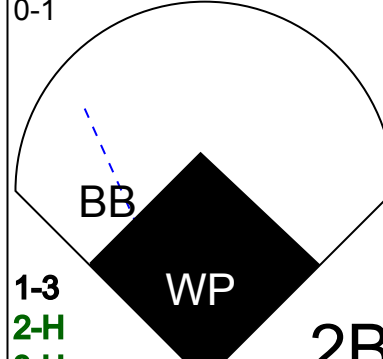
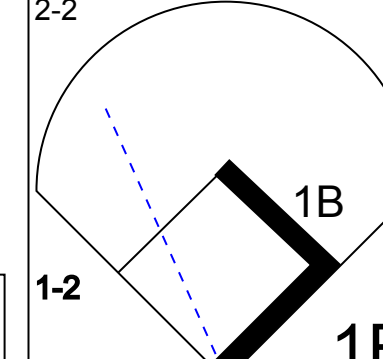

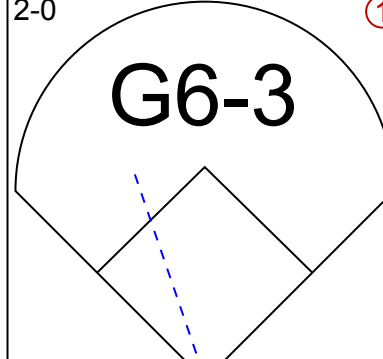

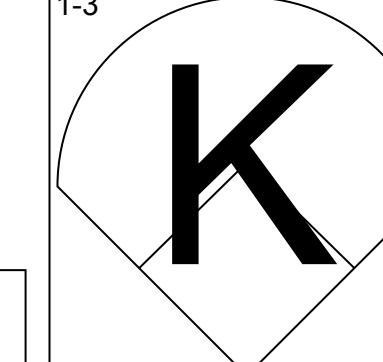
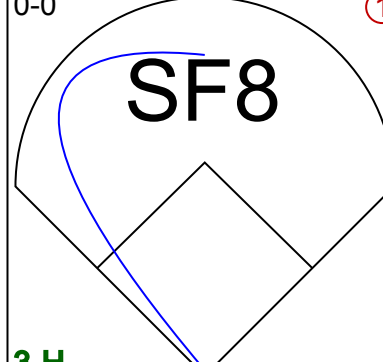
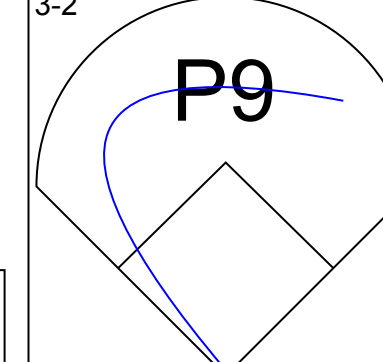
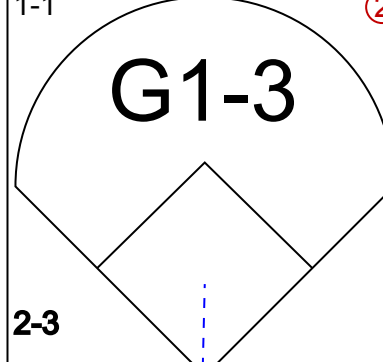
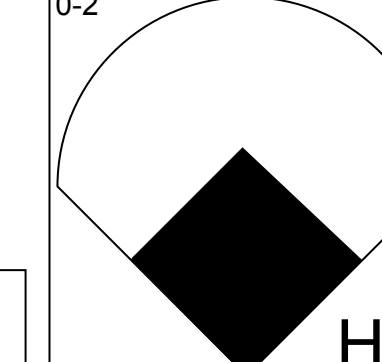
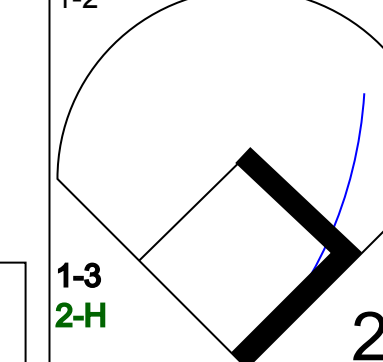
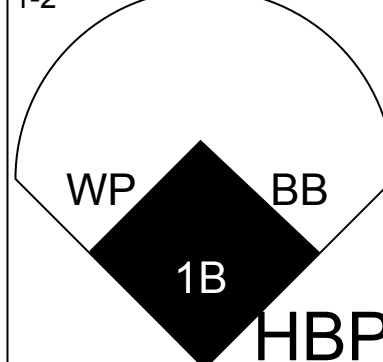
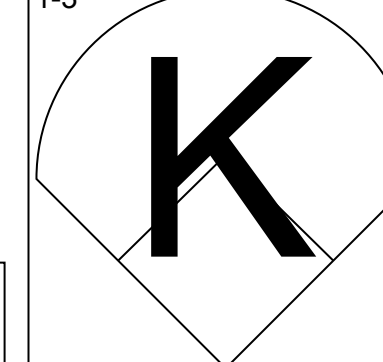

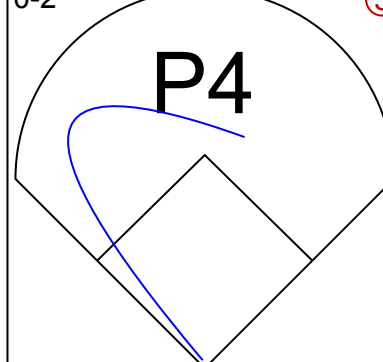
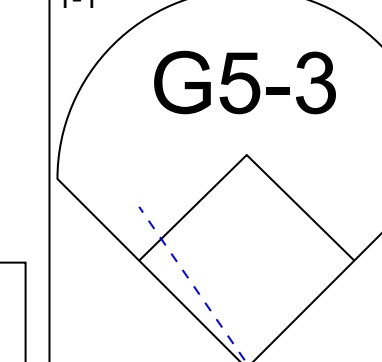

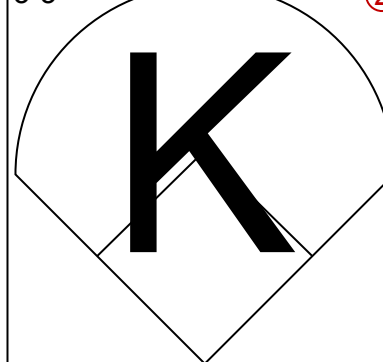
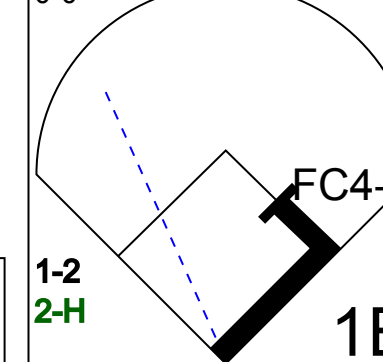

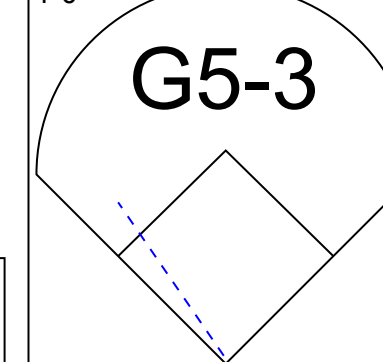
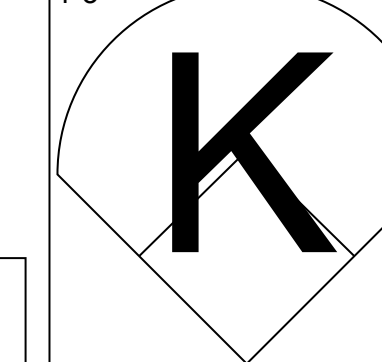
Kansas City Royals @ Texas Rangers
The Ballpark at Arlington, Arlington, TX
Sat Jul 31 1999, 8:35 PM EDT
Att. 46,549 - Cloudy - 101 F

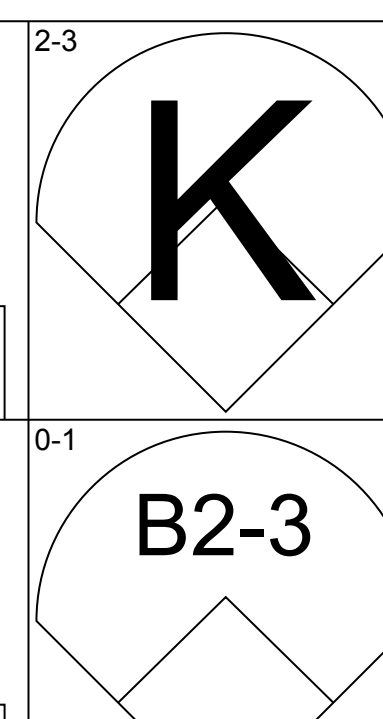
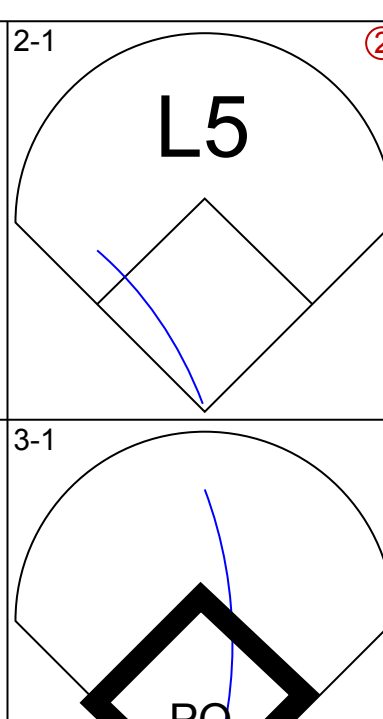
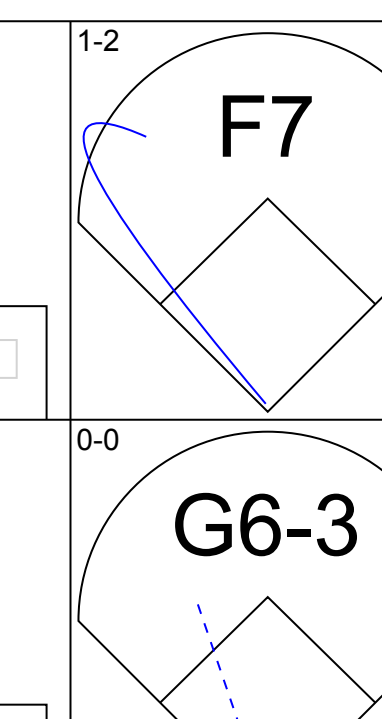
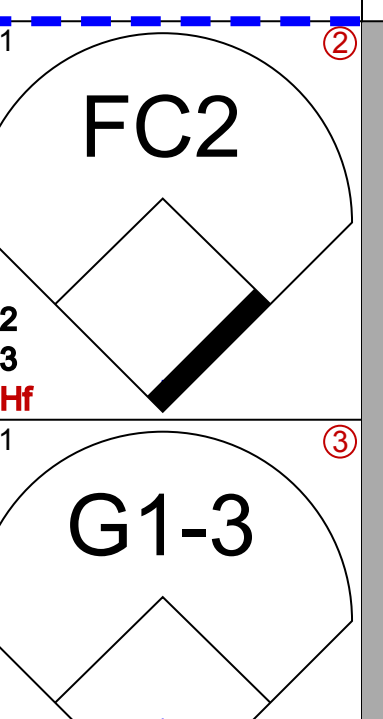
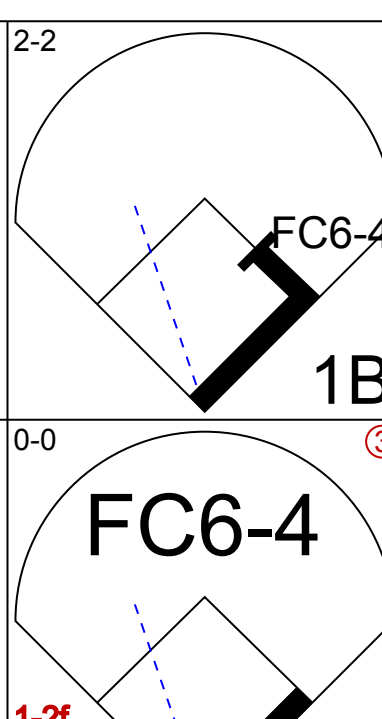

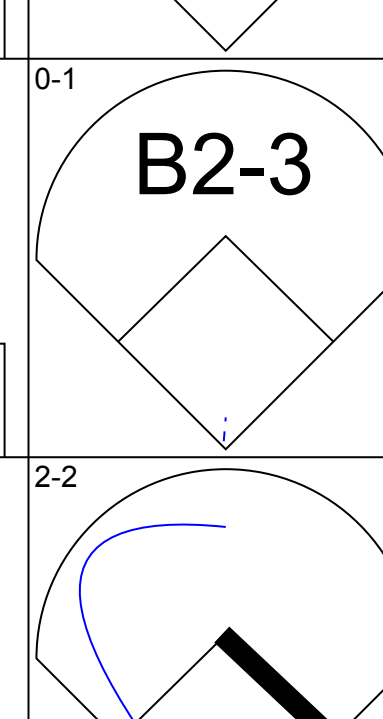
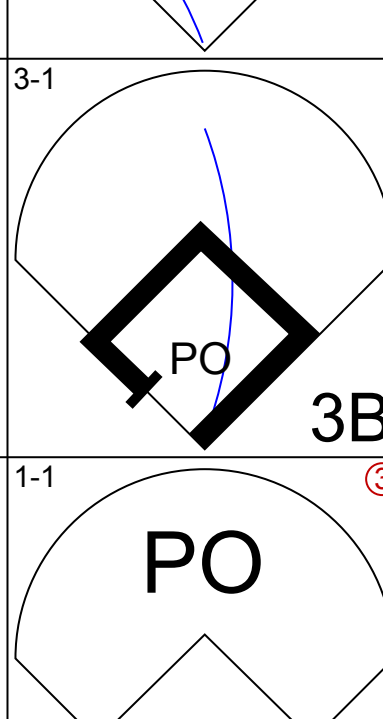
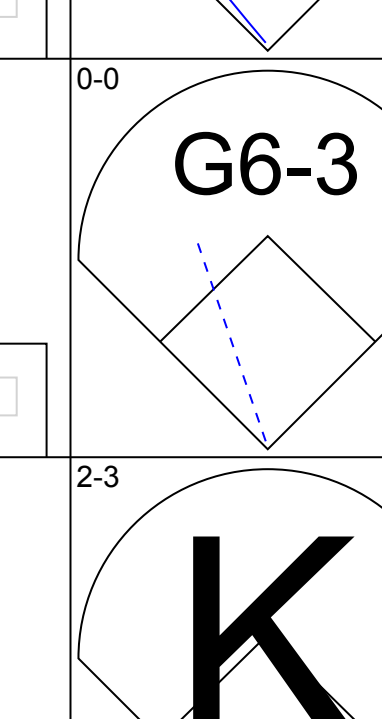
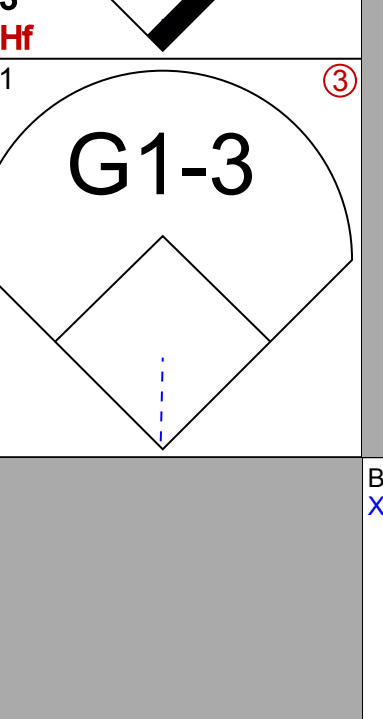
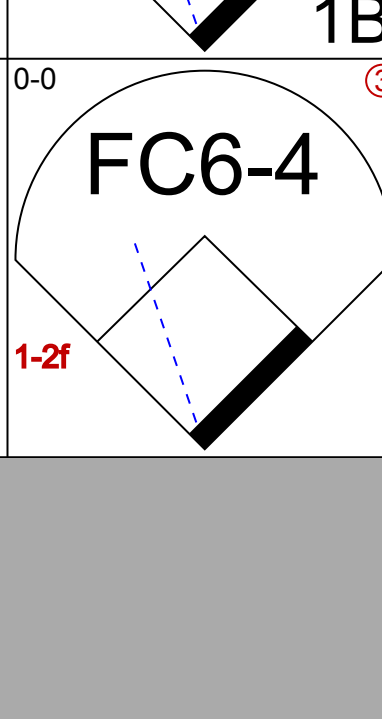
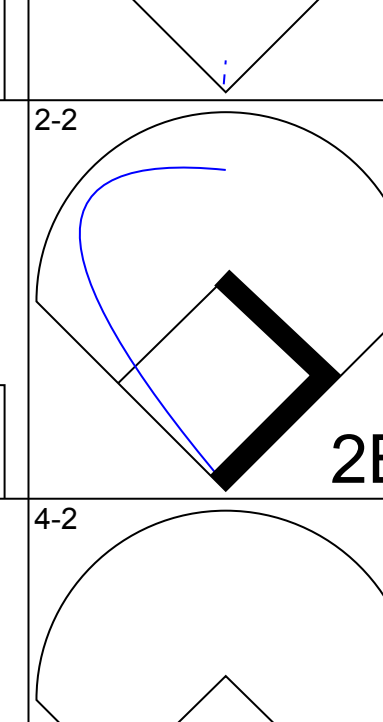
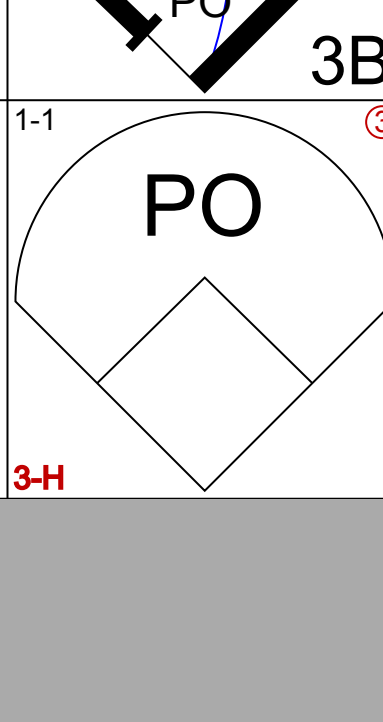
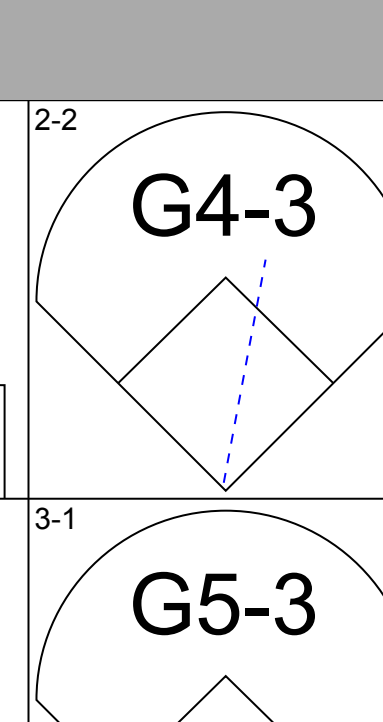
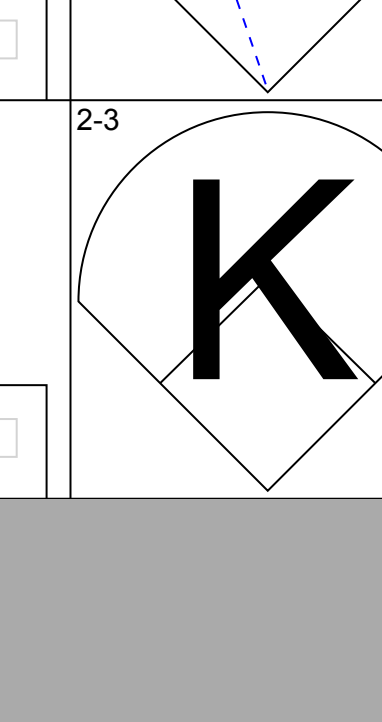
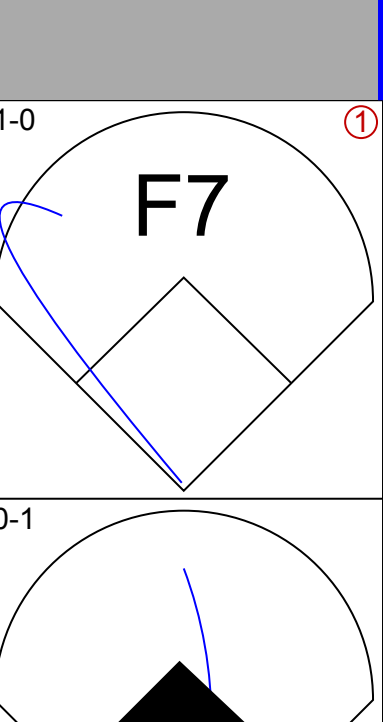
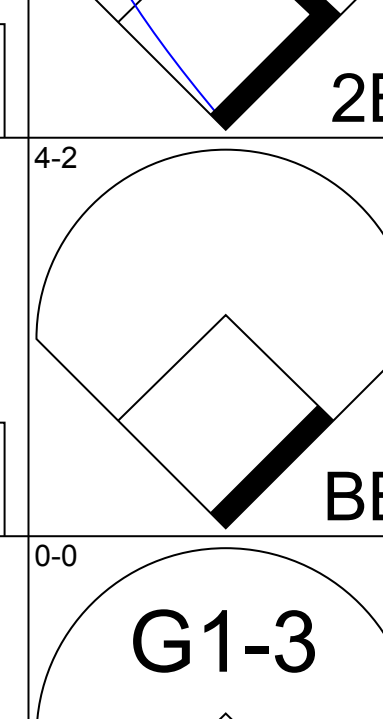
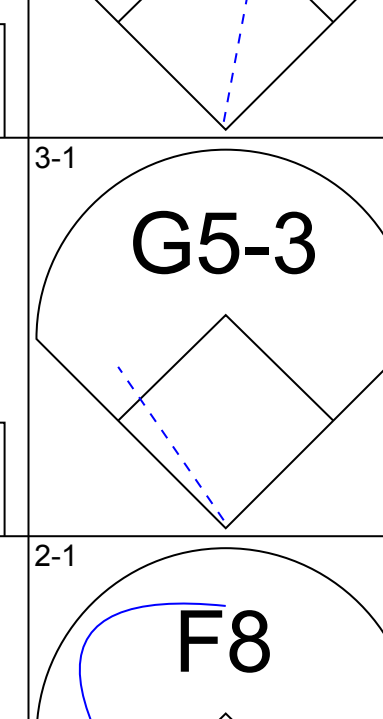
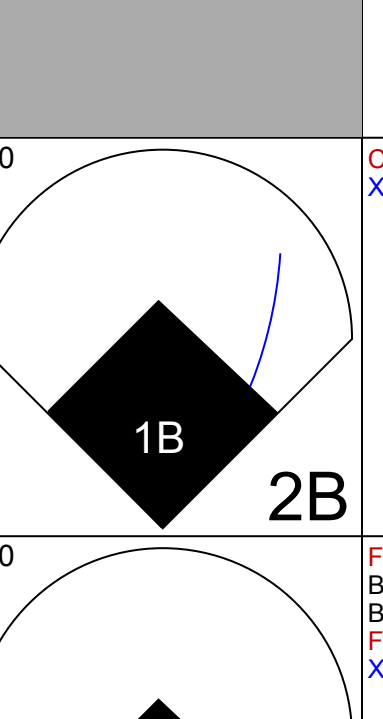
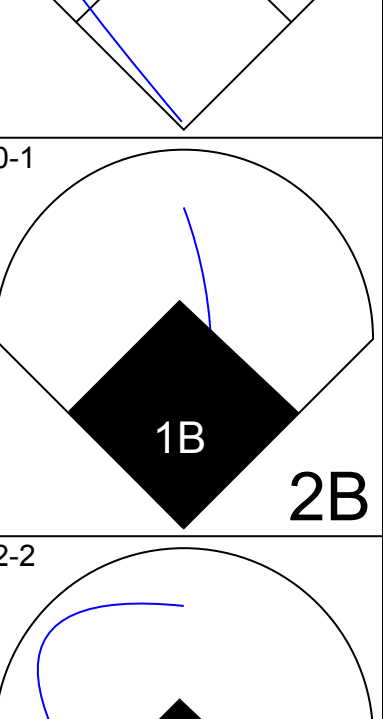

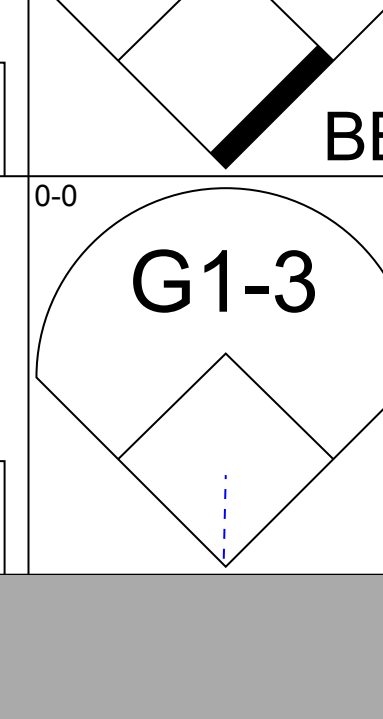
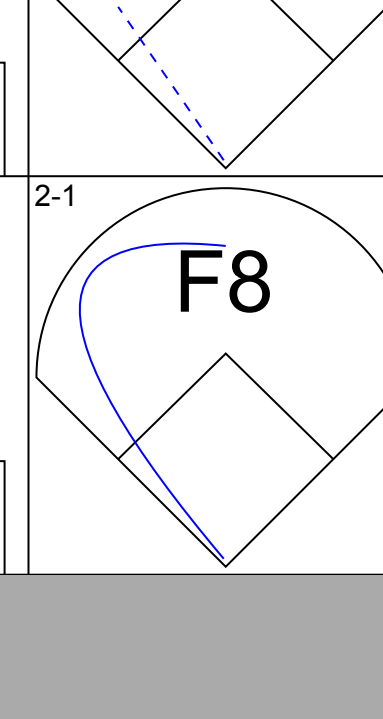
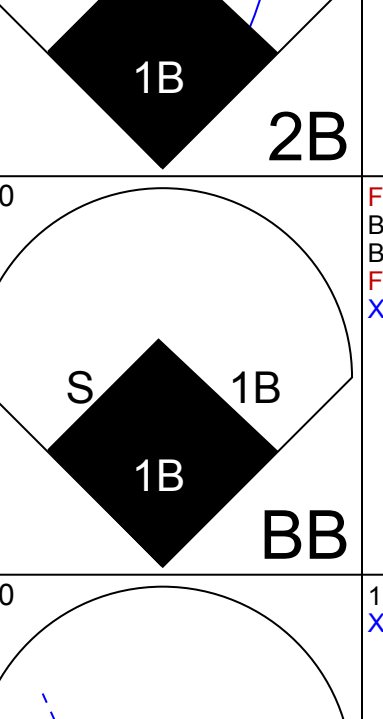
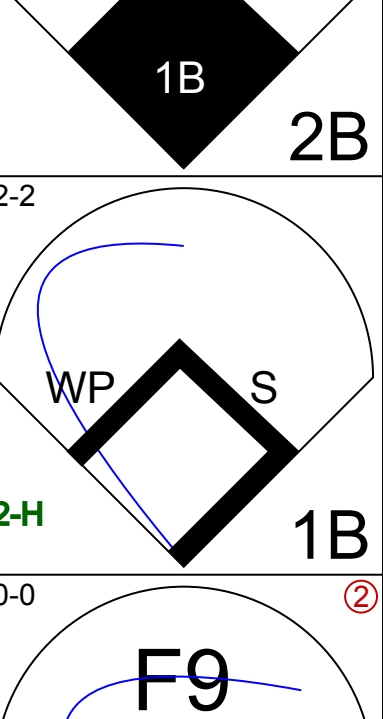

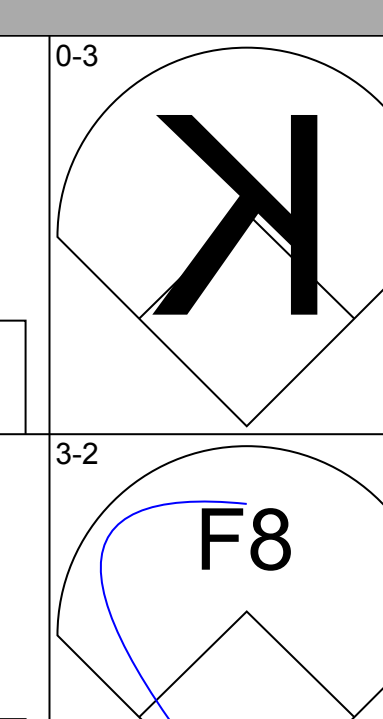
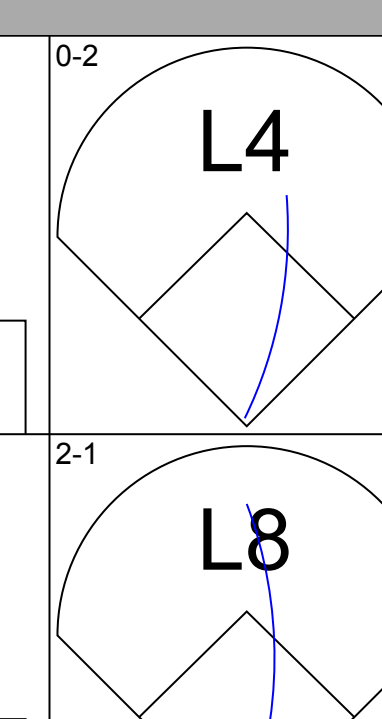
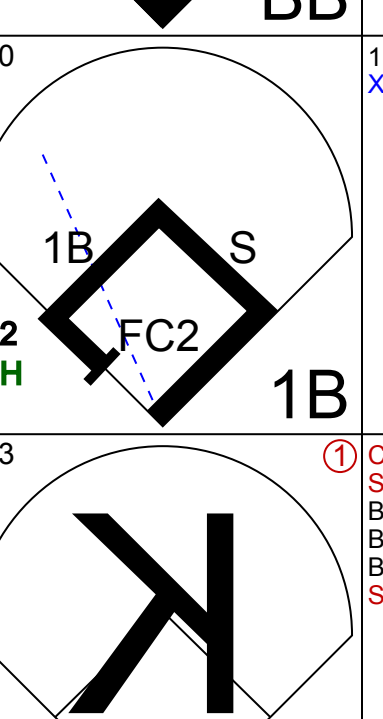
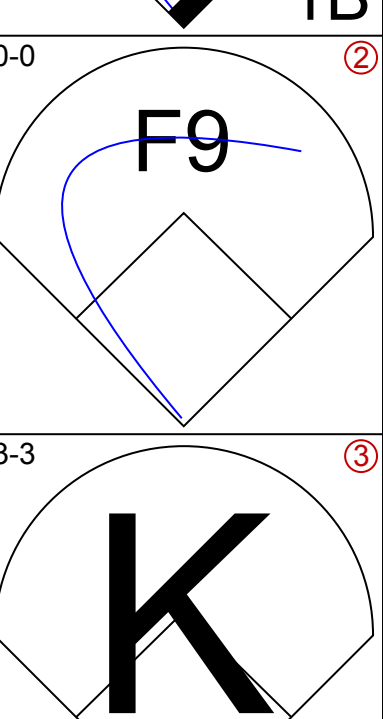



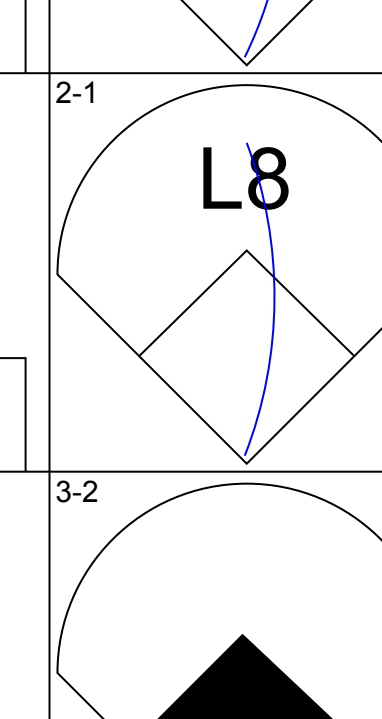
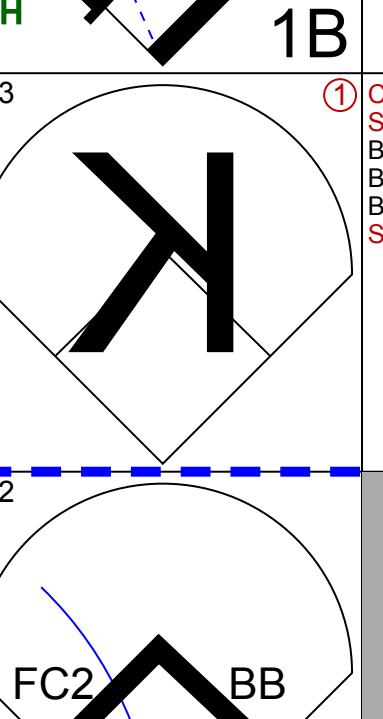
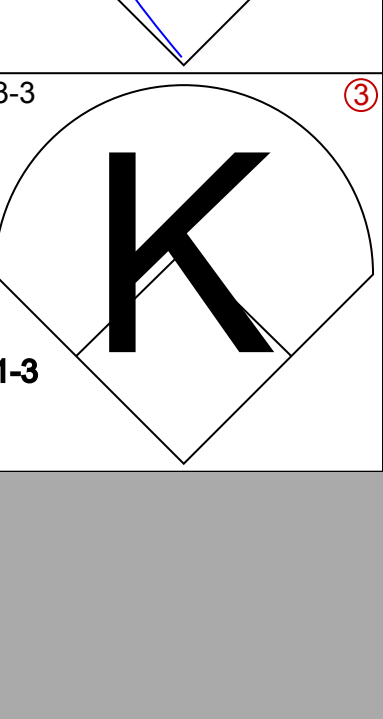

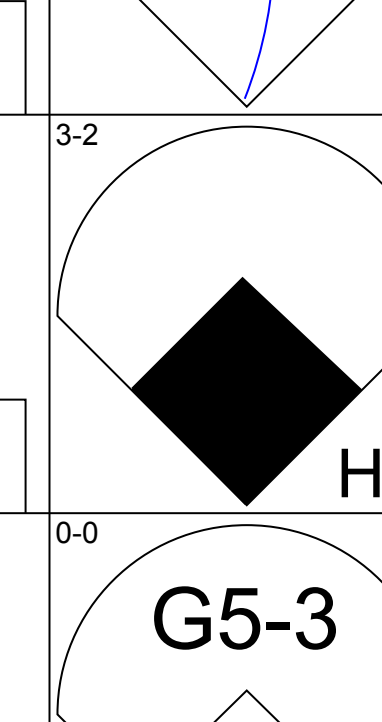
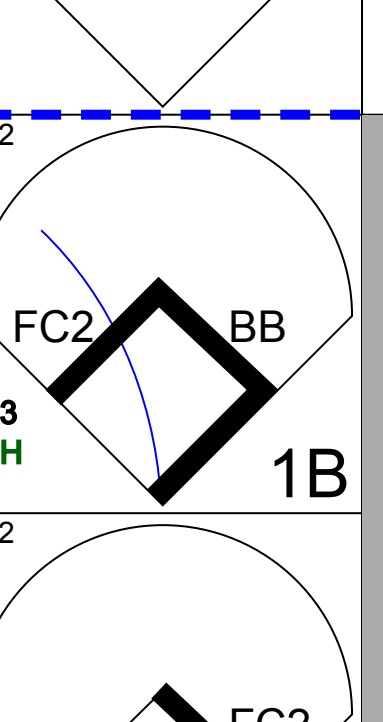

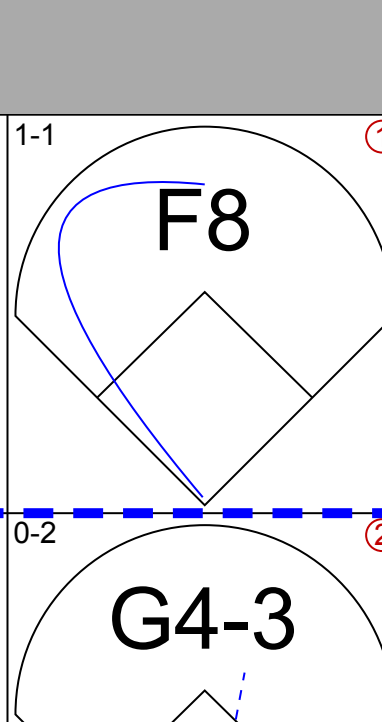
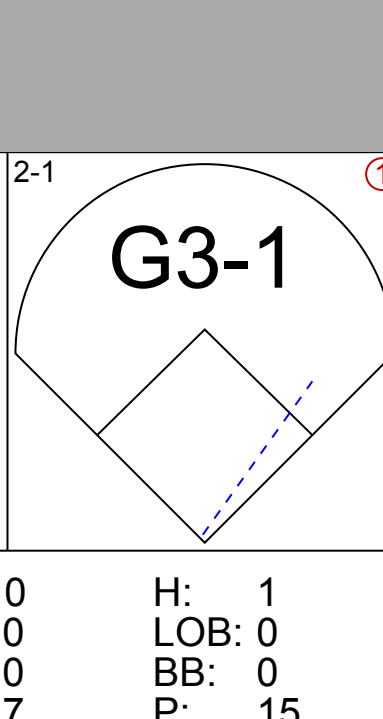
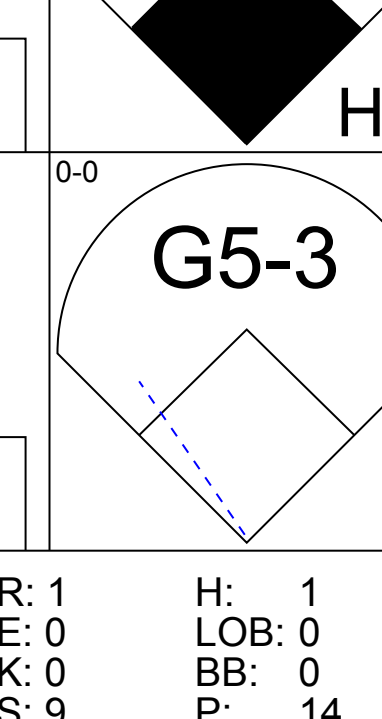
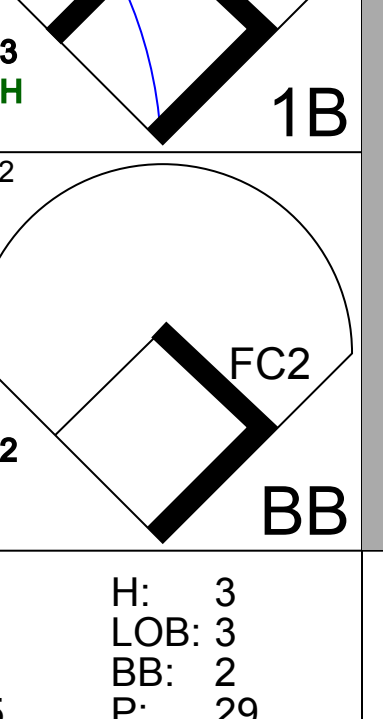

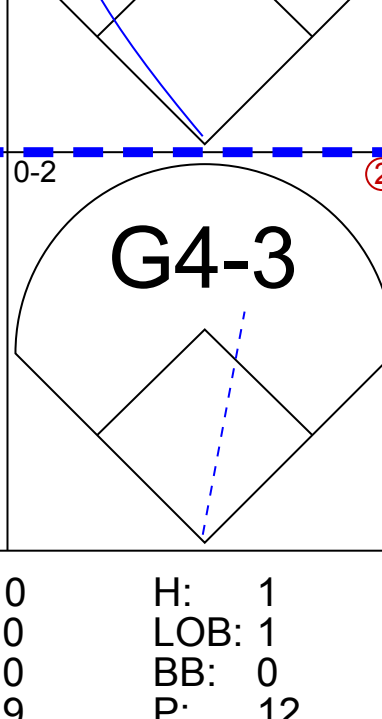
livebaseballscorecards.com

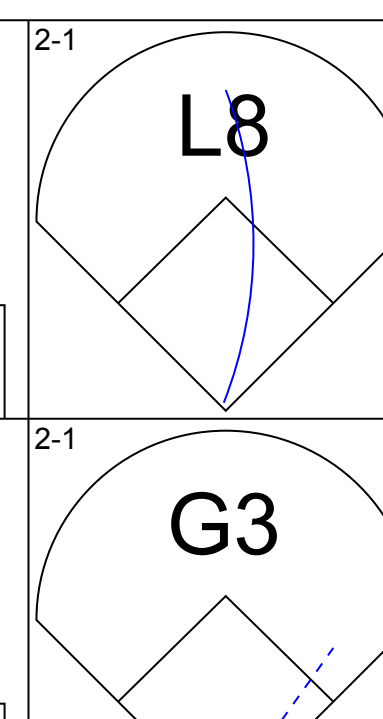
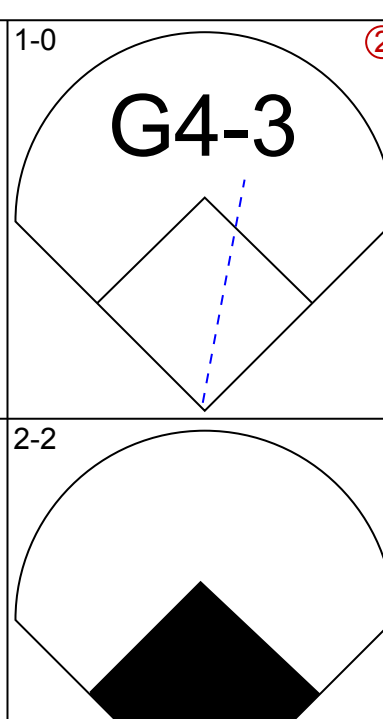
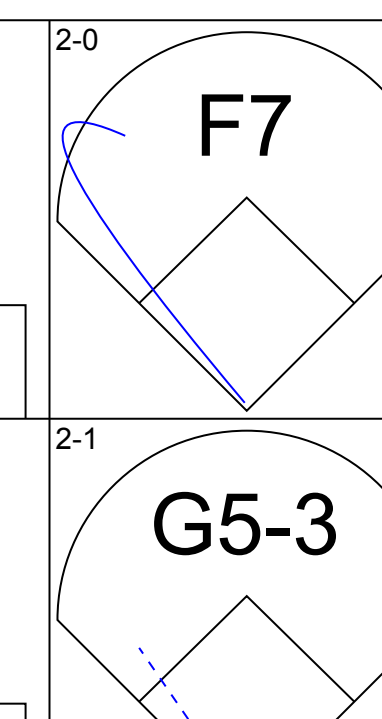
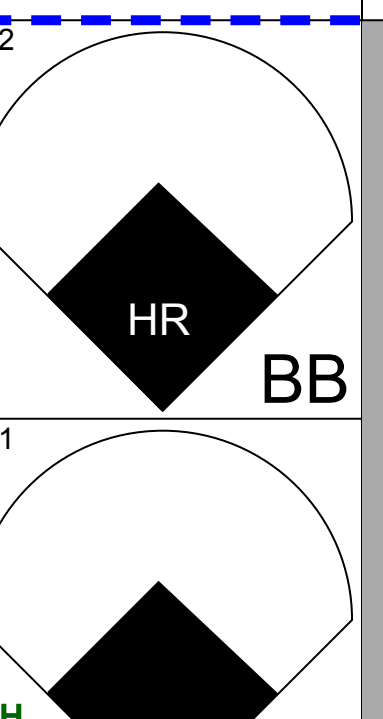

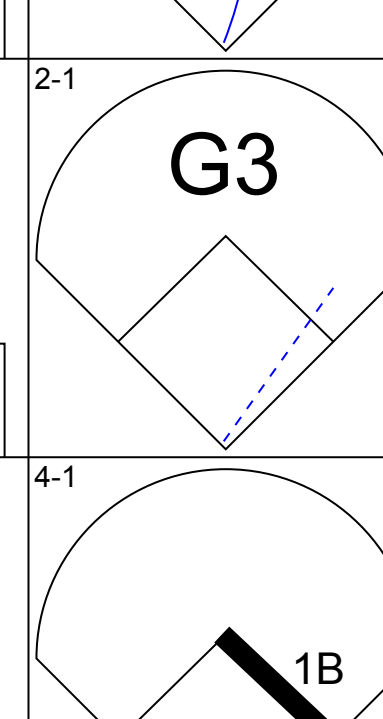
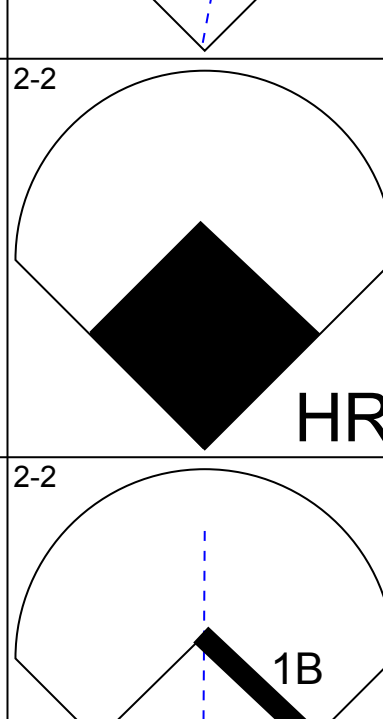
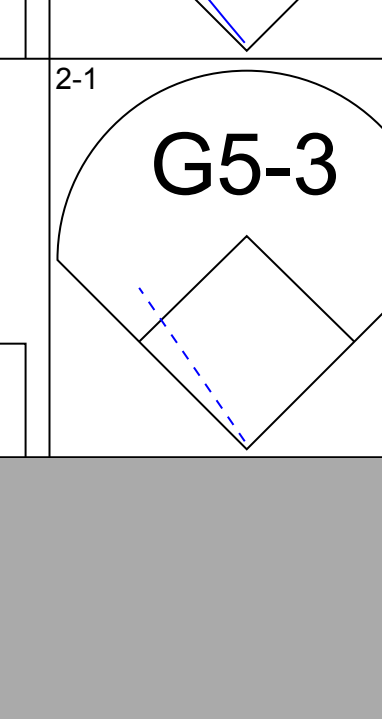
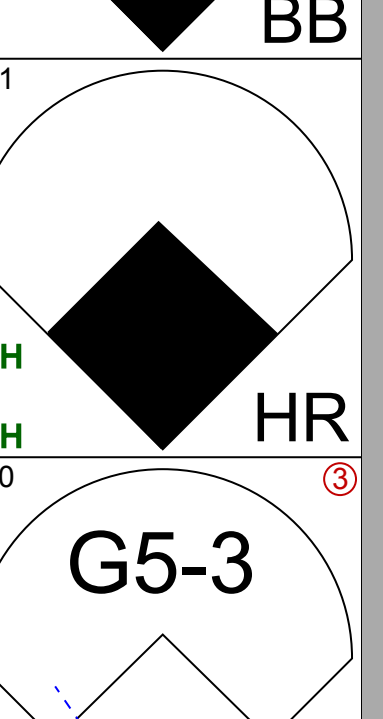
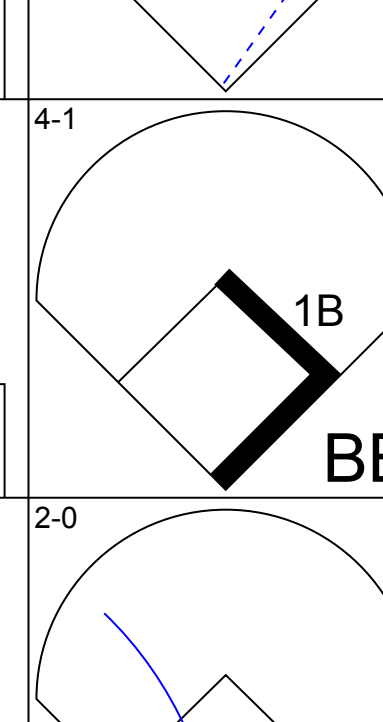
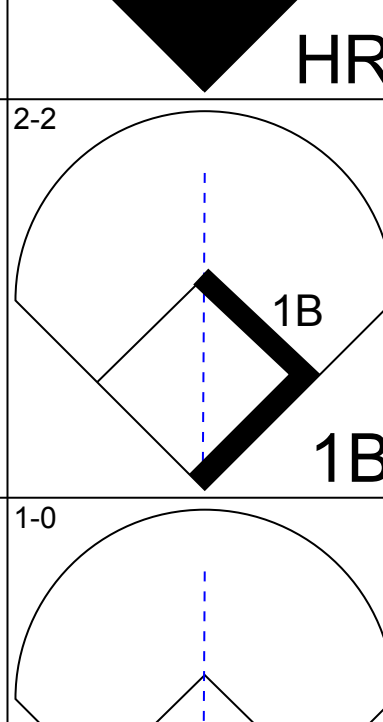

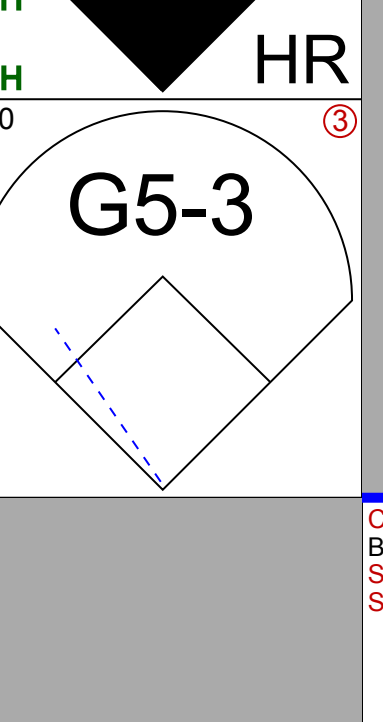
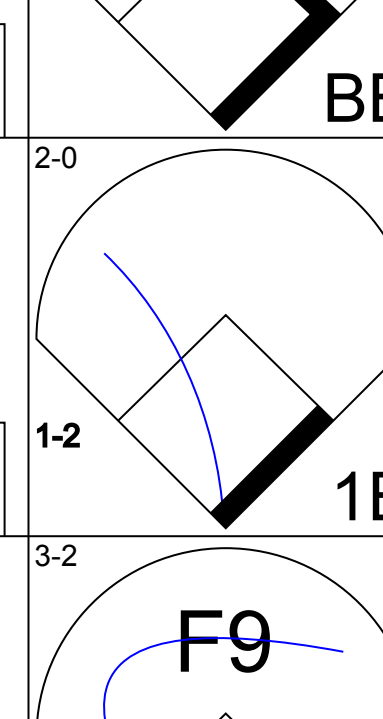
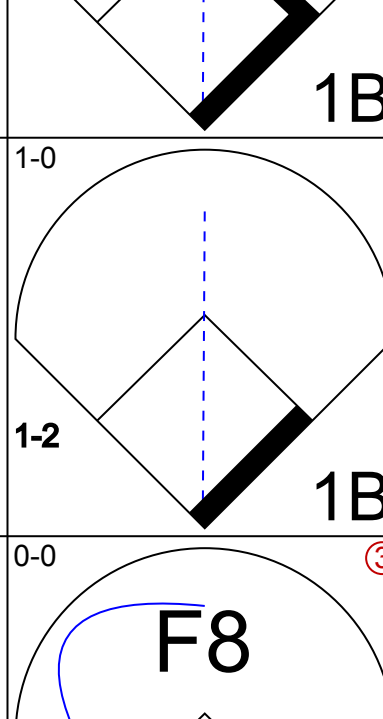

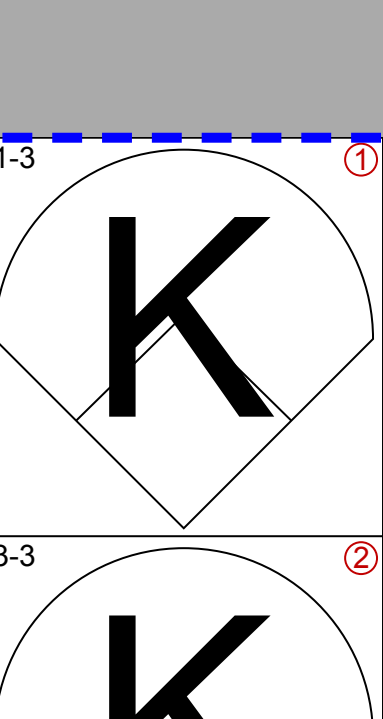
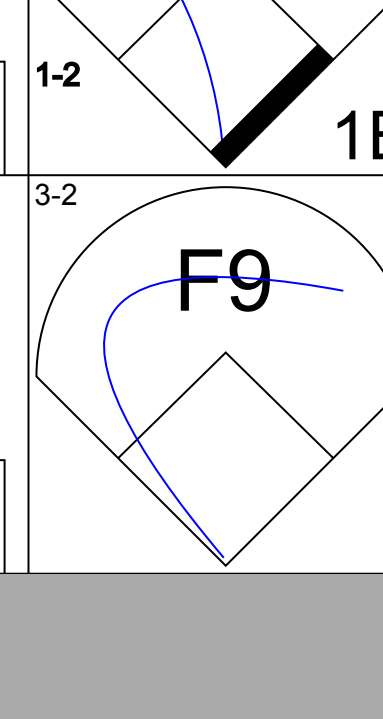
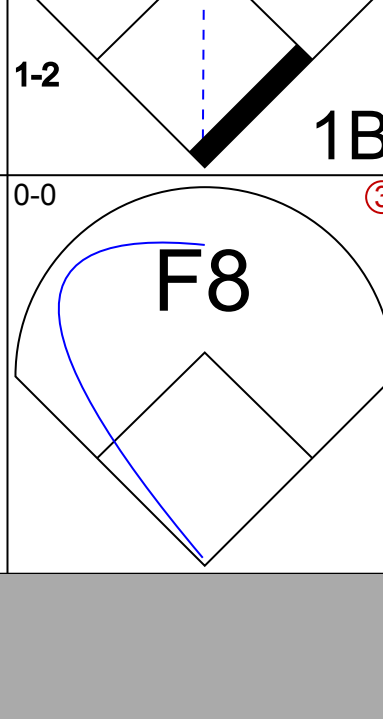


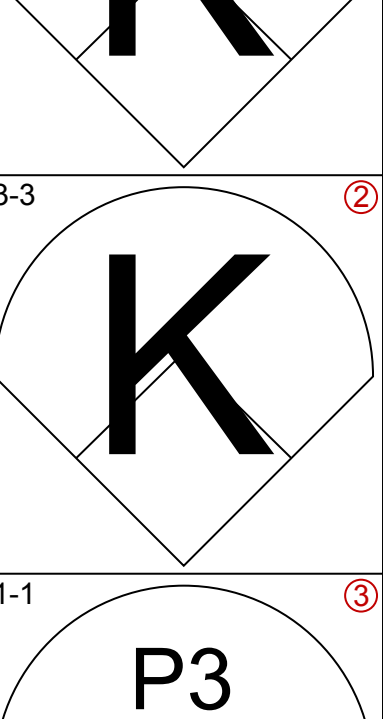
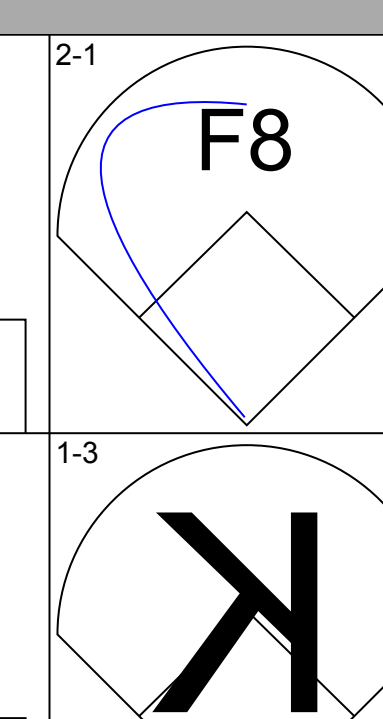
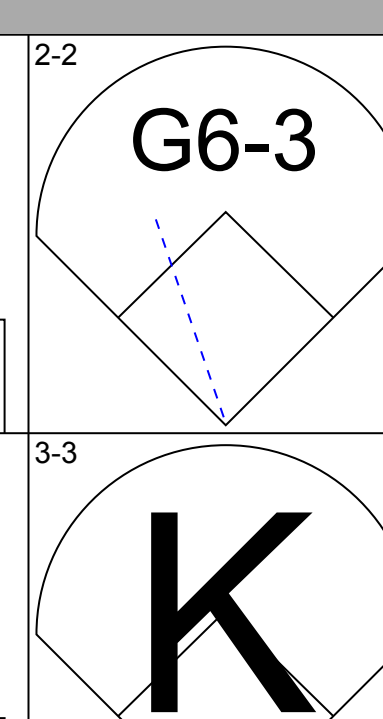
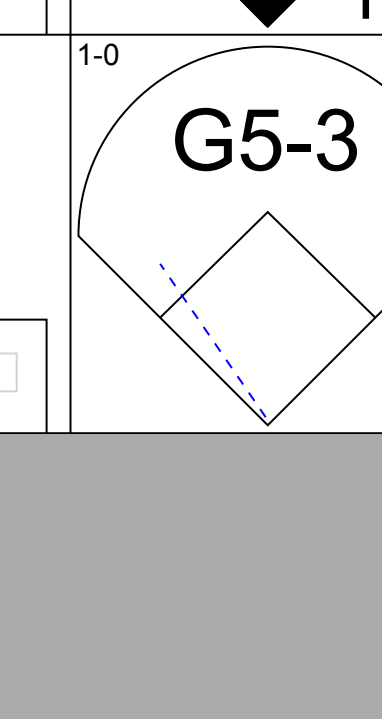
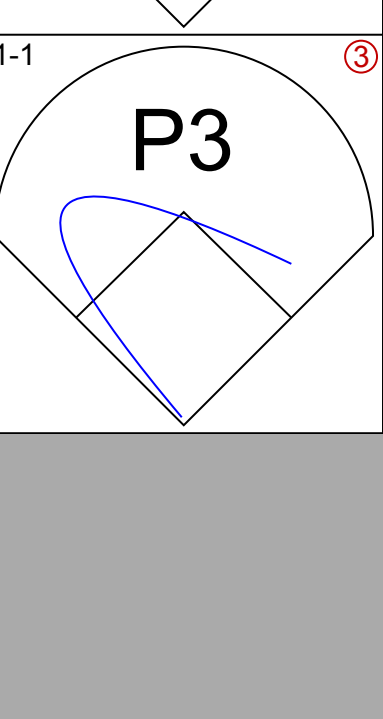
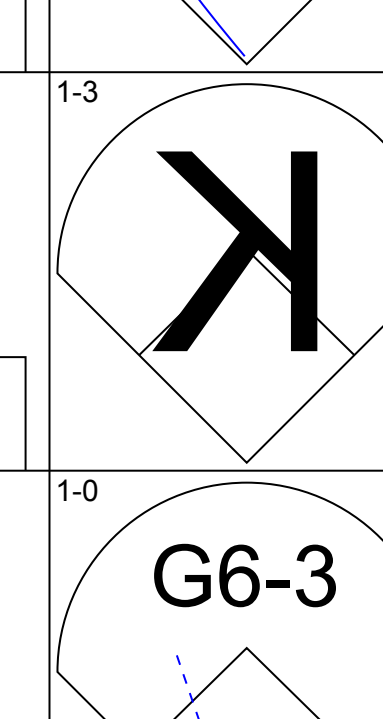
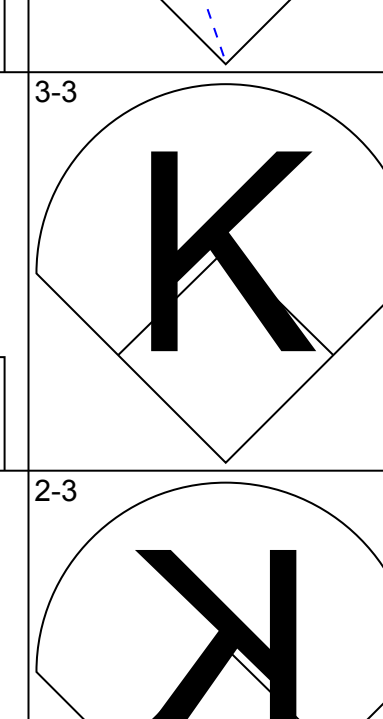


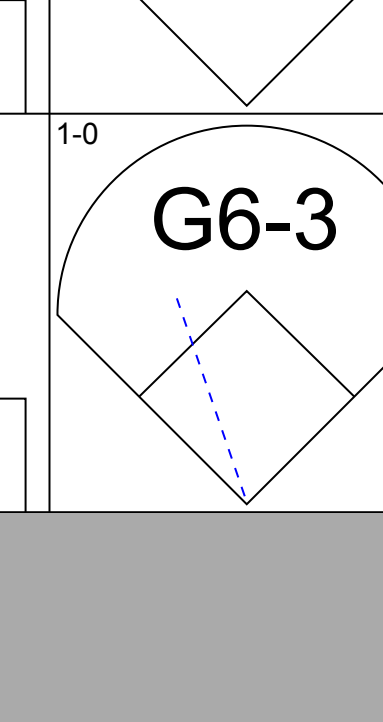
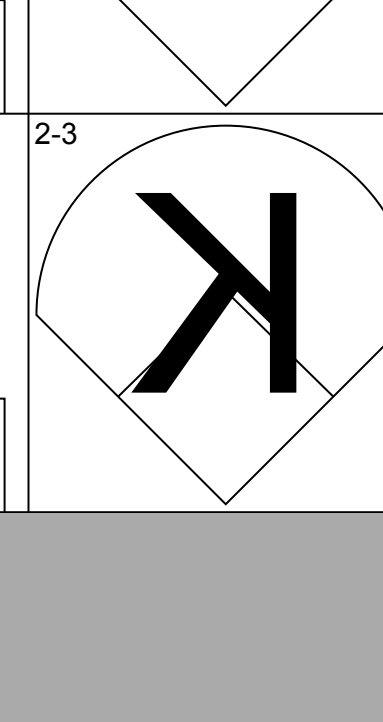


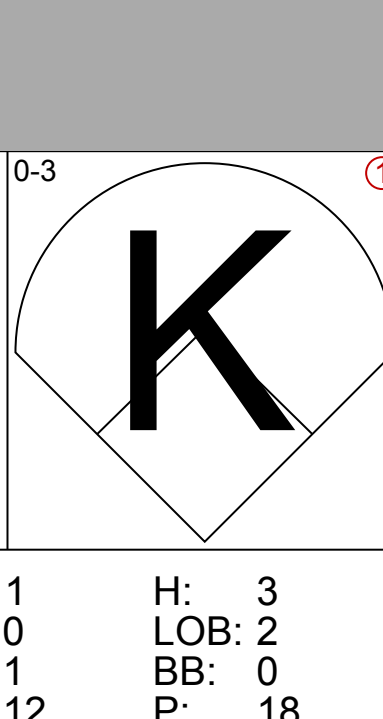
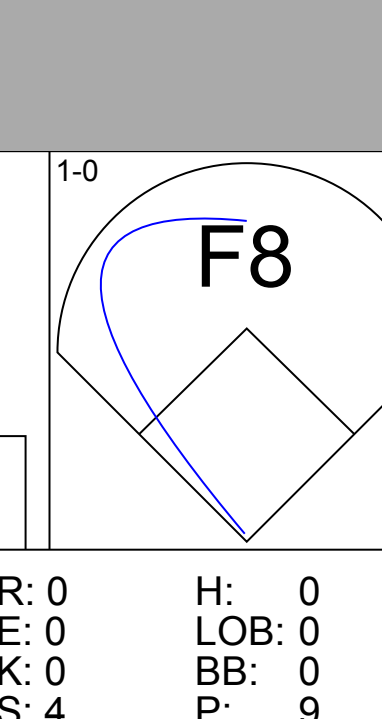
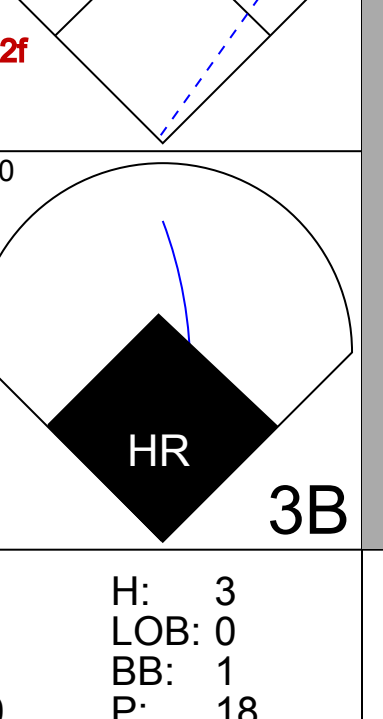

AB 39
R 8
H 13
RBI 8
BB 10
SO 4
LOB 23



Batter	1	2	3	4	5	6	7	8	9	AB	R	H	RBI	BB	SO	LOB	TOP			
Johnny Damon, L OBP: 0.387, SLG: 0.495										5	1	2	1	0	1	1	Kansas City Royals @ Texas Rangers The Ballpark at Arlington, Arlington, TX Sun Aug 01 1999, 8:05 PM EDT Att: 31,698 - Cloudy - 96 F			
Carlos Febles, R OBP: 0.348, SLG: 0.419										5	0	0	0	0	2	5				
Carlos Beltrán, S OBP: 0.340, SLG: 0.479										4	1	2	3	0	1	0				
29 Mike Sweeney, R OBP: 0.401, SLG: 0.562										3	0	1	0	0	0	0				
Jermaine Dye, R OBP: 0.358, SLG: 0.551										4	0	0	0	0	2	3				
Joe Randa, R OBP: 0.378, SLG: 0.509										4	0	0	0	0	1	2				
Scott Pose, L OBP: 0.410, SLG: 0.353										4	0	1	0	0	0	0				
Tim Spehr, R OBP: 0.350, SLG: 0.436										1	2	1	0	1	0	0				
Jeremy Giambi, L OBP: 0.380, SLG: 0.363										1	0	1	0	0	0	0				
Rey Sanchez, R OBP: 0.318, SLG: 0.368										3	1	2	1	0	0	2				
Chad Kreuter, S OBP: 0.344, SLG: 0.374										1	0	0	0	0	0	1				
Inning Stats	R: 0 E: 0 K: 2 S: 9	H: 0 LOB: 0 BB: 0 P: 13	R: 0 E: 0 K: 2 S: 7	H: 1 LOB: 0 BB: 0 P: 10	R: 1 E: 0 K: 0 S: 11	H: 1 LOB: 0 BB: 0 P: 19	R: 0 E: 0 K: 0 S: 6	H: 1 LOB: 1 BB: 0 P: 11	R: 4 E: 0 K: 1 S: 17	H: 4 LOB: 0 BB: 1 P: 25	R: 0 E: 0 K: 0 S: 16	H: 1 LOB: 2 BB: 1 P: 24	R: 0 E: 0 K: 1 S: 8	H: 0 LOB: 0 BB: 0 P: 15	R: 0 E: 1 K: 0 S: 8	H: 2 LOB: 2 BB: 0 P: 12	1B: 6 2B: 3 3B: 0 HR: 1	SF: 0 SAC: 0 DP: 1 HBP: 2	WP: 0 PB: 0 SB: 0 CS: 0	PA: 38
PITCHER	IP	WLS	BF	H	R	ER	SO	BB	IBB	HBP	BLK	WP	HR	S	P	ERA	WHIP			
Aaron Sele, R ERA: 5.65	8.0	W	33	8	5	5	7	1	0	2	0	0	1	80	124	5.62	1.125			
Danny Patterson, R ERA: 4.88	1.0		5	2	0	0	0	0	0	0	0	0	0	8	12	0.00	2.000			

Batter	1	2	3	4	5	6	7	8	9	AB	R	H	RBI	BB	SO	LOB	BOTTOM			
Mark McLemore, S OBP: 0.373, SLG: 0.374										5	3	3	0	1	0	2	Kansas City Royals @ Texas Rangers The Ballpark at Arlington, Arlington, TX Sun Aug 01 1999, 8:05 PM EDT Att: 31,698 - Cloudy - 96 F			
Ivan Rodriguez, R OBP: 0.383, SLG: 0.527										6	1	5	4	0	0	0				
29 Rusty Greer, L OBP: 0.396, SLG: 0.438										3	1	0	0	3	0	3				
Juan Gonzalez, R OBP: 0.353, SLG: 0.567										5	1	1	1	0	1	4				
Rafael Palmeiro, L OBP: 0.444, SLG: 0.610										2	3	2	0	3	0	0				
Todd Zeile, R OBP: 0.371, SLG: 0.508										4	1	2	2	1	0	4				
Lee Stevens, L OBP: 0.356, SLG: 0.500										4	1	1	2	0	1	5				
Ruben Mateo, R OBP: 0.267, SLG: 0.441										4	1	1	1	0	1	3				
Royce Clayton, R OBP: 0.301, SLG: 0.372										5	0	1	1	0	2	4				
Inning Stats	R: 0 E: 0 K: 0 S: 8	H: 1 LOB: 0 BB: 0 P: 12	R: 1 E: 0 K: 1 S: 11	H: 1 LOB: 2 BB: 2 P: 25	R: 8 E: 0 K: 1 S: 21	H: 6 LOB: 2 BB: 3 P: 42	R: 1 E: 0 K: 1 S: 17	H: 2 LOB: 2 BB: 1 P: 27	R: 0 E: 0 K: 1 S: 6	H: 0 LOB: 0 BB: 0 P: 9	R: 0 E: 0 K: 0 S: 10	H: 1 LOB: 1 BB: 0 P: 15	R: 1 E: 0 K: 0 S: 10	H: 2 LOB: 3 BB: 2 P: 20	R: 1 E: 0 K: 1 S: 14	H: 3 LOB: 2 BB: 0 P: 19		1B: 11 2B: 3 3B: 0 HR: 2	SF: 1 SAC: 0 DP: 1 HBP: 1	WP: 1 PB: 0 SB: 0 CS: 0
PITCHER	IP	WLS	BF	H	R	ER	SO	BB	IBB	HBP	BLK	WP	HR	S	P	ERA	WHIP			
Brian Barber, R ERA: 9.64	2.0	L	15	7	7	7	1	3	0	0	0	0	1	28	53	31.50	5.000			
Blake Stein, R ERA: 12.71	3.0		16	3	3	3	3	3	0	1	0	1	0	35	62	9.00	2.000			
Mac Suzuki, R ERA: 9.0	2.0		11	3	1	1	0	1	1	0	0	0	0	20	35	4.50	2.000			
Brad Rigby, R ERA: 4.41	1.0		6	3	1	1	1	0	0	0	0	0	1	14	19	9.00	3.000			

Batter	1	2	3	4	5	6	7	8	9	AB	R	H	RBI	BB	SO	LOB	TOP							
Jacque Jones, L (1, 8) OBP: 0.341, SLG: 0.457										5	0	1	0	0	1	3	<p>Minnesota Twins @ Texas Rangers The Ballpark at Arlington, Arlington, TX Mon Aug 02 1999, 8:35 PM EDT Att: 24,720 - Unknown - 95 F</p> <p>livebaseballscorecards.com</p> <p>AB 35 R 4 H 9 RBI 4 BB 3 SO 5 LOB 13</p> 							
Cristian Guzman, S (1, 6) OBP: 0.274, SLG: 0.295 Terry Steinbach, R (9, PH) OBP: 0.389, SLG: 0.428										4	0	1	0	0	0	3								
Todd Walker, L (1, 4) OBP: 0.343, SLG: 0.437										4	0	1	0	0	1	0								
Marty Cordova, R (1, 10) OBP: 0.378, SLG: 0.466										3	2	2	0	1	0	0								
Matt Lawton, L (1, 9) OBP: 0.363, SLG: 0.391										3	1	1	1	1	0	2								
Chad Allen, R (1, 7) OBP: 0.337, SLG: 0.398										4	0	1	1	0	1	1								
Corey Koskie, L (1, 5) Brent Gates, S (7, PH) OBP: 0.361, SLG: 0.372 (7, 5)										2	0	0	0	0	0	0								
Javier Valentin, S (1, 2) OBP: 0.320, SLG: 0.428										4	1	2	2	0	0	0								
Doug Mientkiewicz, L (1, 3) Ron Coomer, R (7, PH) OBP: 0.332, SLG: 0.326 (7, 3) OBP: 0.307, SLG: 0.436 (7, 3)										2	0	0	0	0	0	0								
Inning Stats	R: 0 E: 0 K: 1 S: 13	H: 1 LOB: 2 BB: 1 P: 21	R: 0 E: 0 K: 1 S: 8	H: 0 LOB: 0 BB: 0 P: 11	R: 0 E: 0 K: 0 S: 7	H: 1 LOB: 0 BB: 0 P: 15	R: 0 E: 0 K: 0 S: 9	H: 0 LOB: 0 BB: 0 P: 16	R: 1 E: 0 K: 0 S: 9	H: 1 LOB: 0 BB: 0 P: 14	R: 0 E: 0 K: 1 S: 7	H: 0 LOB: 0 BB: 0 P: 10	R: 2 E: 0 K: 1 S: 15	H: 3 LOB: 2 BB: 2 P: 29	R: 1 E: 0 K: 1 S: 10	H: 2 LOB: 1 BB: 0 P: 16		R: 0 E: 0 K: 0 S: 9	H: 1 LOB: 1 BB: 0 P: 12	1B: 4 2B: 3 3B: 1 HR: 1	SF: 0 SAC: 0 DP: 0 HBP: 0	WP: 1 PB: 0 SB: 3 CS: 0	PA: 39	
PITCHER	IP	WLS	BF	H	R	ER	SO	BB	IBB	HBP	BLK	WP	HR	S	P	ERA	WHIP							
John Burkett, R (1, 1) ERA: 6.05	6.0		24	5	3	3	3	2	0	0	0	0	1	55	94	4.50	1.167							
Mike Venafro, L (7, 1) ERA: 2.51	0.1	L	2	1	0	0	1	0	0	0	0	0	0	7	9	0.00	3.000							
59 Jeff Zimmerman, R (7, 1) ERA: 0.88	1.2	W	8	2	1	1	1	1	0	0	0	1	0	16	29	5.40	1.800							
John Wetteland, R (9, 1) ERA: 4.67	1.0	S	4	1	0	0	0	0	0	0	0	0	0	9	12	0.00	1.000							

Batter	1	2	3	4	5	6	7	8	9	AB	R	H	RBI	BB	SO	LOB	BOTTOM							
Mark McLemore, S (1, 4) OBP: 0.371, SLG: 0.370										3	1	0	0	1	0	0	<p>Minnesota Twins @ Texas Rangers The Ballpark at Arlington, Arlington, TX Mon Aug 02 1999, 8:35 PM EDT Att: 24,720 - Unknown - 95 F</p> <p>livebaseballscorecards.com</p> <p>AB 31 R 5 H 8 RBI 5 BB 2 SO 6 LOB 5</p> 							
Ivan Rodriguez, R (1, 2) OBP: 0.354, SLG: 0.543										4	2	2	4	0	0	0								
29 Rusty Greer, L (1, 7) OBP: 0.397, SLG: 0.437										3	0	1	0	1	0	0								
Juan Gonzalez, R (1, 9) OBP: 0.354, SLG: 0.566										4	0	2	0	0	1	0								
Rafael Palmeiro, L (1, 10) OBP: 0.442, SLG: 0.614										4	1	1	1	0	1	4								
Todd Zeile, R (1, 5) OBP: 0.368, SLG: 0.503										4	0	0	0	0	0	0								
Lee Stevens, L (1, 3) OBP: 0.356, SLG: 0.499										3	0	1	0	0	2	0								
Ruben Mateo, R (1, 8) OBP: 0.261, SLG: 0.430										3	0	0	0	0	1	1								
Royce Clayton, R (1, 6) OBP: 0.301, SLG: 0.379										3	1	1	0	0	1	0								
Inning Stats	R: 0 E: 0 K: 0 S: 10	H: 1 LOB: 2 BB: 1 P: 23	R: 0 E: 0 K: 1 S: 6	H: 0 LOB: 0 BB: 0 P: 10	R: 1 E: 0 K: 1 S: 12	H: 3 LOB: 2 BB: 0 P: 18	R: 0 E: 0 K: 2 S: 9	H: 0 LOB: 0 BB: 0 P: 16	R: 0 E: 0 K: 0 S: 4	H: 0 LOB: 0 BB: 0 P: 9	R: 1 E: 0 K: 0 S: 6	H: 1 LOB: 0 BB: 0 P: 9	R: 3 E: 0 K: 0 S: 10	H: 3 LOB: 1 BB: 1 P: 18	R: 0 E: 0 K: 2 S: 9	H: 0 LOB: 0 BB: 0 P: 14		1B: 4 2B: 0 3B: 1 HR: 3	SF: 0 SAC: 0 DP: 1 HBP: 0	WP: 0 PB: 0 SB: 0 CS: 0	PA: 33			
PITCHER	IP	WLS	BF	H	R	ER	SO	BB	IBB	HBP	BLK	WP	HR	S	P	ERA	WHIP							
LaTroy Hawkins, R (1, 1) ERA: 6.77	6.2		27	7	3	3	4	1	0	0	0	0	1	5	10	54.00	6.000							
Eddie Guardado, L (7, 1) ERA: 4.94	0.1	L	3	1	2	2	0	1	0	0	0	0	1	5	10	54.00	6.000							
Hector Carrasco, R (8, 1) ERA: 9.72	1.0		3	0	0	0	2	0	0	0	0	0	0	9	14	0.00	0.000							

Batter	1	2	3	4	5	6	7	8	9	AB	R	H	RBI	BB	SO	LOB	TOP								
Jacque Jones, L OBP: 0.339, SLG: 0.448 Brent Gates, S OBP: 0.359, SLG: 0.370	F8		E1			G1-3		F9		3	1	0	0	0	0	1	Minnesota Twins @ Texas Rangers The Ballpark at Arlington, Arlington, TX Tue Aug 03 1999, 8:35 PM EDT Att: 28,090 - Cloudy - 87 F								
Cristian Guzman, S OBP: 0.280, SLG: 0.302	G6-3					SF8				4	1	3	2	0	0	0									
Todd Walker, L OBP: 0.349, SLG: 0.446 Marty Cordova, R OBP: 0.377, SLG: 0.465										4	0	4	1	0	0	0									
Ron Coomer, R OBP: 0.308, SLG: 0.434	FC4-6									4	0	1	1	1	1	3									
Matt Lawton, L OBP: 0.356, SLG: 0.383										5	0	0	0	0	0	5									
Chad Allen, R OBP: 0.335, SLG: 0.398										5	1	1	0	0	1	3									
Terry Steinbach, R OBP: 0.389, SLG: 0.427										5	1	2	0	0	1	1									
Corey Koskie, L OBP: 0.363, SLG: 0.455										4	0	2	1	0	0	1									
Tori Hunter, R OBP: 0.302, SLG: 0.375 Denny Hocking, S OBP: 0.325, SLG: 0.380										3	1	1	0	0	0	2									
										1	0	0	0	0	0	2									
Inning Stats	R: 0 E: 0 K: 0 S: 7	H: 1 LOB: 1 BB: 0 P: 11	R: 1 E: 0 K: 0 S: 8	H: 2 LOB: 1 BB: 0 P: 15	R: 0 E: 1 K: 1 S: 10	H: 2 LOB: 3 BB: 1 P: 19	R: 3 E: 0 K: 0 S: 16	H: 4 LOB: 2 BB: 0 P: 26	R: 0 E: 0 K: 0 S: 5	H: 0 LOB: 0 BB: 0 P: 7	R: 1 E: 0 K: 0 S: 11	H: 2 LOB: 1 BB: 0 P: 18	R: 0 E: 0 K: 0 S: 10	H: 2 LOB: 2 BB: 0 P: 14	R: 0 E: 0 K: 2 S: 18	H: 1 LOB: 1 BB: 0 P: 25	R: 0 E: 0 K: 1 S: 9	H: 0 LOB: 0 BB: 0 P: 13	1B: 10 2B: 4 3B: 0 HR: 0	SF: 1 SAC: 0 DP: 0 HBP: 1	WP: 0 PB: 0 SB: 0 CS: 0	PA: 43			
PITCHER	IP	WLS	BF	H	R	ER	SO	BB	IBB	HBP	BLK	WP	HR	S	P	ERA	WHIP								
Mike Morgan, R ERA: 5.32	5.0	W	27	10	5	5	1	1	0	0	0	0	0	48	80	9.00	2.200								
Mike Munoz, L ERA: 3.99	0.2	H	3	1	0	0	0	0	0	0	0	0	0	8	14	0.00	1.500								
Danny Patterson, R ERA: 4.57	1.0	H	5	2	0	0	0	0	0	0	0	0	0	10	14	0.00	2.000								
Mike Venafro, L ERA: 2.77	0.2	H	3	1	0	0	0	0	0	0	0	0	0	8	13	0.00	1.500								
Tim Crabtree, R ERA: 3.29	1.2		5	0	0	0	3	0	0	0	0	0	0	20	27	0.00	0.000								

Batter	1	2	3	4	5	6	7	8	9	AB	R	H	RBI	BB	SO	LOB	BOTTOM								
Roberto Kelly, R OBP: 0.388, SLG: 0.464	E5									3	3	1	0	2	0	0	Minnesota Twins @ Texas Rangers The Ballpark at Arlington, Arlington, TX Tue Aug 03 1999, 8:35 PM EDT Att: 28,090 - Cloudy - 87 F								
Ivan Rodriguez, R OBP: 0.380, SLG: 0.546										5	3	4	0	0	0	1									
29 Rusty Greer, L OBP: 0.400, SLG: 0.441										4	1	2	2	1	0	1									
Juan Gonzalez, R OBP: 0.357, SLG: 0.565										4	1	2	3	1	2	0									
Rafael Palmeiro, L OBP: 0.440, SLG: 0.612										3	0	1	2	0	0	2									
Todd Zeile, R OBP: 0.369, SLG: 0.503										4	0	2	1	0	0	4									
Ruben Mateo, R OBP: 0.260, SLG: 0.449										4	1	1	1	0	0	5									
Royce Clayton, R OBP: 0.297, SLG: 0.373										4	0	0	0	0	0	3									
Luis Alicea, S OBP: 0.290, SLG: 0.241										4	0	0	0	0	0	3									
Inning Stats	R: 4 E: 1 K: 0 S: 20	H: 5 LOB: 2 BB: 0 P: 26	R: 2 E: 0 K: 0 S: 10	H: 2 LOB: 1 BB: 2 P: 21	R: 1 E: 0 K: 0 S: 8	H: 2 LOB: 1 BB: 0 P: 12	R: 0 E: 0 K: 1 S: 11	H: 0 LOB: 0 BB: 0 P: 17	R: 0 E: 0 K: 0 S: 7	H: 1 LOB: 1 BB: 0 P: 15	R: 2 E: 0 K: 0 S: 11	H: 2 LOB: 2 BB: 2 P: 23	R: 0 E: 0 K: 0 S: 9	H: 0 LOB: 0 BB: 0 P: 13	R: 0 E: 0 K: 1 S: 5	H: 1 LOB: 0 BB: 0 P: 5	1B: 10 2B: 1 3B: 1 HR: 1	SF: 1 SAC: 0 DP: 2 HBP: 0	WP: 0 PB: 0 SB: 0 CS: 0	PA: 40					
PITCHER	IP	WLS	BF	H	R	ER	SO	BB	IBB	HBP	BLK	WP	HR	S	P	ERA	WHIP								
23 Benj Sampson, L ERA: 7.89	1.0	L	12	6	6	5	0	2	0	0	0	0	0	23	37	45.00	8.000								
Dan Perkins, R ERA: 7.13	3.2		14	4	1	1	1	0	0	0	0	0	1	31	50	2.46	1.091								
Bob Wells, R ERA: 4.11	0.1		3	1	2	2	0	1	0	0	0	0	0	6	12	54.00	6.000								
Travis Miller, L ERA: 2.33	0.1		3	1	0	0	0	0	1	0	0	0	0	4	9	0.00	3.000								
Hector Carrasco, R ERA: 8.94	1.2		5	0	0	0	0	0	0	0	0	0	0	12	19	0.00	0.000								
PITCHER	IP	WLS	BF	H	R	ER	SO	BB	IBB	HBP	BLK	WP	HR	S	P	ERA	WHIP								
Mike Trombley, R ERA: 3.93	8.1		1.0													0.00	1.000								

AB	40
R	5
H	14
RBI	5
BB	1
SO	4
LOB	19



AB	35
R	9
H	13
RBI	9
BB	4
SO	2
LOB	19



Batter	1	2	3	4	5	6	7	8	9	AB	R	H	RBI	BB	SO	LOB	TOP	
Shannon Stewart, R OBP: 0.379, SLG: 0.422	G6-3		1B		K		F9			4	0	1	0	0	1	4		
Curtis Goodwin, L OBP: 0.291, SLG: 0.286	K		G4-3			K		K		4	0	0	0	0	3	1		
Shawn Green, L OBP: 0.392, SLG: 0.623	F7			G4-3		K		F8		4	0	0	0	0	1	0		
David Segui, S OBP: 0.359, SLG: 0.455 Willis Olavez, R OBP: 0.299, SLG: 0.354		G4-3		K		K		G5-3		0	0	0	0	0	0	0		
Carlos Delgado, L OBP: 0.356, SLG: 0.523		K							G6-3	4	0	2	0	0	1	1		
Tony Fernandez, S OBP: 0.444, SLG: 0.491		G4-3							G3	4	0	0	0	0	0	3		
Darrin Fletcher, L OBP: 0.340, SLG: 0.475										4	0	0	0	0	1	2		
Tony Batista, R OBP: 0.331, SLG: 0.488										3	0	1	0	0	1	0		
Homer Bush, R OBP: 0.344, SLG: 0.380										3	0	1	0	0	0	0		
Inning Stats	R: 0 E: 0 K: 1 S: 8	H: 0 LOB: 0 BB: 0 P: 10	R: 0 E: 0 K: 1 S: 6	H: 1 LOB: 1 BB: 0 P: 13	R: 0 E: 0 K: 1 S: 10	H: 1 LOB: 1 BB: 0 P: 13	R: 0 E: 0 K: 1 S: 10	H: 0 LOB: 1 BB: 0 P: 16	R: 0 E: 0 K: 3 S: 10	H: 3 LOB: 3 BB: 0 P: 19	R: 0 E: 0 K: 1 S: 7	H: 0 LOB: 0 BB: 0 P: 10	R: 0 E: 0 K: 1 S: 8	H: 0 LOB: 0 BB: 0 P: 12	1B: 5 2B: 1 3B: 0 HR: 0	SF: 0 SAC: 0 DP: 0 HBP: 0	WP: 0 PB: 0 SB: 0 CS: 0	PA: 34
PITCHER Aaron Sele, R ERA: 5.28	IP: 9.0 WLS: W BF: 34 H: 6 R: 0 ER: 0 SO: 10 BB: 0 IBB: 0 HBP: 0 BLK: 0 WP: 0 HR: 0 S: 82 P: 124 ERA: 0.00 WHIP: 0.667																	

Toronto Blue Jays @ Texas Rangers
The Ballpark at Arlington, Arlington, TX
Sat Aug 07 1999, 8:35 PM EDT
Att: 40,329 - Unknown - 97 F

AB 34
R 0
H 6
RBI 0
BB 0
SO 10
LOB 11



Batter	1	2	3	4	5	6	7	8	9	AB	R	H	RBI	BB	SO	LOB	BOTTOM			
Mark McLemore, S OBP: 0.376, SLG: 0.383	1B					K		F9		5	1	3	0	0	1	2				
Ivan Rodriguez, R OBP: 0.355, SLG: 0.542	1B			G3-6-3				K		5	1	2	3	0	1	2				
Rafael Palmeiro, L OBP: 0.437, SLG: 0.612	1B									3	2	1	1	1	1	0				
Juan Gonzalez, R OBP: 0.356, SLG: 0.560										4	0	2	0	0	1	2				
Lee Stevens, L OBP: 0.355, SLG: 0.501										4	0	2	1	0	1	1				
Todd Zeile, R OBP: 0.366, SLG: 0.495										4	0	1	1	0	1	3				
Roberto Kelly, R OBP: 0.386, SLG: 0.457										3	0	0	0	1	1	5				
Royce Clayton, R OBP: 0.300, SLG: 0.371										3	1	1	0	1	1	1				
Tom Goodwin, L OBP: 0.321, SLG: 0.314										4	1	1	0	0	1	3				
Inning Stats	R: 2 E: 0 K: 1 S: 18	H: 5 LOB: 2 BB: 0 P: 25	R: 0 E: 0 K: 0 S: 9	H: 1 LOB: 1 BB: 0 P: 12	R: 1 E: 0 K: 1 S: 15	H: 2 LOB: 3 BB: 2 P: 28	R: 0 E: 0 K: 1 S: 6	H: 1 LOB: 0 BB: 0 P: 11	R: 0 E: 0 K: 1 S: 9	H: 1 LOB: 1 BB: 0 P: 15	R: 3 E: 0 K: 1 S: 10	H: 3 LOB: 0 BB: 0 P: 18	R: 0 E: 0 K: 2 S: 10	H: 0 LOB: 1 BB: 1 P: 20	R: 0 E: 0 K: 2 S: 10	H: 0 LOB: 0 BB: 0 P: 13	1B: 9 2B: 2 3B: 1 HR: 1	SF: 0 SAC: 0 DP: 1 HBP: 0	WP: 0 PB: 0 SB: 0 CS: 0	PA: 38
PITCHER Pat Hentgen, R ERA: 5.32 32 Roy Halladay, R ERA: 3.93 Paul Spoljaric, L ERA: 6.14	IP: 2.2 WLS: L BF: 17 H: 8 R: 3 ER: 3 SO: 2 BB: 2 IBB: 0 HBP: 0 BLK: 0 WP: 0 HR: 0 S: 41 P: 63 ERA: 10.12 WHIP: 3.750	IP: 3.1 WLS: L BF: 14 H: 5 R: 3 ER: 3 SO: 3 BB: 0 IBB: 0 HBP: 0 BLK: 0 WP: 1 HR: 26 S: 46 P: 46 ERA: 8.10 WHIP: 1.500	IP: 7.1 WLS: L BF: 7 H: 0 R: 0 ER: 0 SO: 4 BB: 1 IBB: 0 HBP: 0 BLK: 0 WP: 0 HR: 20 S: 33 P: 33 ERA: 0.00 WHIP: 0.500																	

Toronto Blue Jays @ Texas Rangers
The Ballpark at Arlington, Arlington, TX
Sat Aug 07 1999, 8:35 PM EDT
Att: 40,329 - Unknown - 97 F

AB 35
R 6
H 13
RBI 6
BB 3
SO 9
LOB 19



Batter	1	2	3	4	5	6	7	8	9	10	11	12	AB	R	H	RBI	BB	SO	LOB	TOP				
Luis Polonia, L (1.10) OBP: 0.367, SLG: 0.529	F7		G1	G4-3			1B		K		F9		6	0	1	0	0	1	4					
Brad Ausmus, R (1.2) OBP: 0.360, SLG: 0.447	G6-4-3		1B	2B	SH1-3		1B		F8			K	6	1	4	1	0	1	0					
Damion Easley, R (1.4) OBP: 0.343, SLG: 0.421	G6-4-3		K		SH1-3				K			G1-3	5	0	0	0	0	3	4					
Dean Palmer, R (1.5) OBP: 0.334, SLG: 0.528		F9		1B	FC5-2-5-1				K			L9	6	1	1	1	0	2	3					
Tony Clark, S (1.3) OBP: 0.349, SLG: 0.467		1B	G1-3		E9					P5			5	0	3	1	0	0	1					
Juan Encarnacion, R (1.7) OBP: 0.291, SLG: 0.481		P6			G6-3					P6			5	0	1	0	0	1	5					
Karim Garcia, L (1.9) OBP: 0.266, SLG: 0.392		1B				B5-3			G6-3				3	0	0	0	2	0	1					
Delivi Cruz, R (1.8) OBP: 0.281, SLG: 0.387	FC6-4		G6-3			P4			G6-3		FC1-6		5	0	0	0	0	0	4					
Kimera Barbee, R (1.8) OBP: 0.333, SLG: 0.276													3	1	1	0	1	1	0					
Frank Catalanotto, L (11, PH) OBP: 0.331, SLG: 0.452													1	0	0	0	0	0	1					
Gabe Kapler, R (11.8) OBP: 0.305, SLG: 0.425			G1			B3			K		F8		0	0	0	0	0	0	0					
Inning Stats	R: 0 E: 0 K: 0 S: 7	H: 1 LOB: 0 BB: 0 P: 8	R: 0 E: 0 K: 0 S: 9	H: 1 LOB: 2 BB: 1 P: 18	R: 2 E: 0 K: 1 S: 16	H: 3 LOB: 1 BB: 0 P: 24	R: 0 E: 0 K: 0 S: 10	H: 1 LOB: 2 BB: 1 P: 18	R: 1 E: 1 K: 0 S: 8	H: 2 LOB: 1 BB: 0 P: 13	R: 0 E: 0 K: 3 S: 18	H: 3 LOB: 3 BB: 0 P: 21	R: 0 E: 0 K: 1 S: 11	H: 0 LOB: 0 BB: 0 P: 16	R: 0 E: 0 K: 2 S: 8	H: 0 LOB: 0 BB: 0 P: 13	R: 0 E: 0 K: 1 S: 5	H: 0 LOB: 0 BB: 1 P: 7	R: 0 E: 0 K: 1 S: 5	H: 0 LOB: 0 BB: 0 P: 6	1B: 9 2B: 2 3B: 0 HR: 0	SF: 0 SAC: 1 DP: 1 HBP: 0	WP: 0 PB: 0 SB: 1 CS: 0	PA: 49
PITCHER	IP WLS BF H R ER SO BB IBB HBP BLK WP HR S P ERA WHIP	PITCHER												IP WLS BF H R ER SO BB IBB HBP BLK WP HR S P ERA WHIP										
Esteban Loaiza, R (1.1) ERA: 5.49	6.2	32	11	3	3	3	2	0	0	0	0	0	0	0	70	104	4.05	1.950						
Tim Lincecum, R (7.1) ERA: 2.98	2.1	7	0	0	0	4	0	0	0	0	0	0	0	0	22	32	0.00	0.000						
59 Jeff Zimmerman, R (10.1) ERA: 1.22	2.0	7	0	0	0	1	1	0	0	0	0	0	0	0	8	12	0.00	0.500						
Danny Patterson, R (12.1) ERA: 5.04	1.0	W	3	0	0	0	1	0	0	0	0	0	0	0	5	5	0.00	0.000						

Detroit Tigers @ Texas Rangers
The Ballpark at Arlington, Arlington, TX
Tue Aug 10 1999, 8:35 PM EDT
Att. 24,398 - Unknown - 100 F

AB	45
R	3
H	11
RBI	3
BB	3
SO	9
LOB	23



Batter	1	2	3	4	5	6	7	8	9	10	11	12	AB	R	H	RBI	BB	SO	LOB	BOTTOM						
Mark McLemore, S (1.4) OBP: 0.375, SLG: 0.379	F8		G1-3		G6-4-3		F7			L4			5	0	1	0	0	0	2							
Ivan Rodriguez, R (1.2) OBP: 0.351, SLG: 0.547	F9		HR		G6-4-3				G6-3		G1-3		5	1	1	3	0	0	1							
29 Rusty Greer, L (1.7) OBP: 0.403, SLG: 0.441	BB		1B			F8			F8		K		4	0	1	0	1	1	0							
Juan Gonzalez, R (1.9) OBP: 0.350, SLG: 0.555			G6-4-3			E1					G1-4-3		2	0	0	0	0	0	2							
Tom Goodwin, L (5.8) OBP: 0.316, SLG: 0.303	F8		G6-4-3			1B					BB		2	0	0	0	1	0	0							
Rafael Palmeiro, L (1.3) OBP: 0.435, SLG: 0.618		P4			1B	P8			G3		G4-3		5	0	1	0	0	0	2							
Todd Zile, R (1.5) OBP: 0.365, SLG: 0.495		P2								G6-3		F7	5	0	1	0	0	1	1							
Roberto Kelly, R (1.8) OBP: 0.395, SLG: 0.482		F9				FC6-4			1B				3	1	0	0	2	1	3							
Lee Stevens, L (1.10) OBP: 0.351, SLG: 0.493			G1-3							FC4		SH5-4	4	1	1	0	0	1	2							
Luis Alcega, S (9, PR) OBP: 0.297, SLG: 0.248			HR							FC4		SH5-4	0	0	0	0	0	0	0							
Royce Clayton, R (1.6) OBP: 0.301, SLG: 0.367			HR			G3			F8		F8		5	1	2	1	0	0	1							
Inning Stats	R: 0 E: 0 K: 0 S: 5	H: 0 LOB: 1 BB: 1 P: 12	R: 0 E: 0 K: 0 S: 7	H: 0 LOB: 0 BB: 0 P: 12	R: 3 E: 0 K: 0 S: 14	H: 4 LOB: 0 BB: 0 P: 21	R: 0 E: 0 K: 2 S: 11	H: 1 LOB: 1 BB: 0 P: 14	R: 0 E: 0 K: 0 S: 4	H: 1 LOB: 2 BB: 0 P: 5	R: 0 E: 1 K: 0 S: 12	H: 0 LOB: 0 BB: 0 P: 18	R: 0 E: 0 K: 0 S: 9	H: 0 LOB: 1 BB: 1 P: 17	R: 0 E: 0 K: 0 S: 8	H: 0 LOB: 1 BB: 1 P: 14	R: 0 E: 0 K: 1 S: 5	H: 0 LOB: 0 BB: 0 P: 5	R: 0 E: 0 K: 0 S: 3	H: 0 LOB: 0 BB: 0 P: 3	R: 1 E: 0 K: 0 S: 2	H: 1 LOB: 1 BB: 1 P: 6	1B: 7 2B: 0 3B: 0 HR: 1	SF: 0 SAC: 1 DP: 2 HBP: 0	WP: 0 PB: 0 SB: 0 CS: 0	PA: 45
PITCHER	IP WLS BF H R ER SO BB IBB HBP BLK WP HR S P ERA WHIP	PITCHER												IP WLS BF H R ER SO BB IBB HBP BLK WP HR S P ERA WHIP												
Justin Thompson, L (1.1) ERA: 4.9	7.0	28	7	3	3	3	1	0	0	0	0	0	0	1	64	96	3.86	1.143								
Francisco Cordero, R (8.1) ERA: 5.8	0.2	3	0	0	0	0	1	0	0	0	0	0	0	0	7	14	0.00	1.500								
C.J. Nitkowski, L (8.1) ERA: 5.8	0.1	1	0	0	0	0	0	0	0	0	0	0	0	0	2	3	0.00	0.000								
Doug Brocail, R (8.1) ERA: 5.8	2.0	7	0	0	0	1	1	0	0	0	0	0	0	0	13	19	0.00	0.500								
Nelson Cruz, R (11.1) ERA: 5.76	1.1	L	6	1	1	1	0	0	0	0	0	0	0	0	5	9	6.75	1.500								

Detroit Tigers @ Texas Rangers
The Ballpark at Arlington, Arlington, TX
Tue Aug 10 1999, 8:35 PM EDT
Att. 24,398 - Unknown - 100 F


AB	40
R	4
H	8
RBI	4
BB	4
SO	4
LOB	14



Batter	1	2	3	4	5	6	7	8	9	AB	R	H	RBI	BB	SO	LOB	TOP					
Kimera Barteo, R OBP: 0.292, SLG: 0.238 Karim Garcia, L OBP: 0.264, SLG: 0.389	0-3 K		0-2 G6-3			1-3 K		1-3 K		3	0	0	0	0	2	2						
Brad Ausmus, R OBP: 0.359, SLG: 0.443	4-0 CS BB			2-3 K		1-0 F9		2-2 L1		3	0	0	0	1	1	2						
Juan Encarnacion, R OBP: 0.297, SLG: 0.486	1-0 P2			2-0 HR		2-2 G6-3		0-2 P5		4	1	1	1	0	0	3						
Dean Palmer, R OBP: 0.331, SLG: 0.523	2-1 CS	2-2 K2-3		0-2 F9		2-2 G5-3		1-0 F9		4	0	0	0	0	1	0						
Tony Clark, S OBP: 0.345, SLG: 0.462		3-2 G4-3		1-3 K		0-1 F8		1-3 K		4	0	0	0	0	2	0						
Damon Easley, R OBP: 0.345, SLG: 0.430		0-0 F8			0-0 B2		0-0 HR		1-0 1B	4	1	2	1	0	0	0						
Gabe Alvarez, R OBP: 0.267, SLG: 0.533			0-1 G6-3		2-0 F9		1-2 2B		0-0 F8	4	0	1	0	0	0	1						
Gabe Kapler, R OBP: 0.305, SLG: 0.422			4-0 BB		1-1 F8		1-3 K			2	0	0	0	1	1	1						
Deivi Cruz, R OBP: 0.284, SLG: 0.392			3-2 F9			1-0 1B		3-2 2B		3	0	2	0	0	0	1						
Inning Stats	R: 0 E: 0 K: 1 S: 5	H: 0 LOB: 0 BB: 1 P: 12	R: 0 E: 0 K: 1 S: 9	H: 0 LOB: 0 BB: 1 P: 14	R: 0 E: 1 K: 0 S: 9	H: 0 LOB: 1 BB: 1 P: 16	R: 1 E: 0 K: 2 S: 11	H: 1 LOB: 0 BB: 0 P: 16	R: 0 E: 0 K: 0 S: 4	H: 0 LOB: 0 BB: 0 P: 7	R: 0 E: 0 K: 1 S: 9	H: 1 LOB: 1 BB: 0 P: 14	R: 1 E: 0 K: 1 S: 13	H: 2 LOB: 1 BB: 0 P: 17	R: 0 E: 0 K: 1 S: 13	H: 1 LOB: 1 BB: 0 P: 19	R: 0 E: 0 K: 1 S: 6	H: 1 LOB: 1 BB: 0 P: 9	1B: 2 2B: 2 3B: 0 HR: 2	SF: 0 SAC: 0 DP: 0 HBP: 0	WP: 1 PB: 0 SB: 0 CS: 1	PA: 35
PITCHER Rick Helling, R ERA: 4.18	IP: 9.0 WLS: W BF: 34 H: 6 R: 2 ER: 2 SO: 8 BB: 2 IBB: 0 HBP: 0 BLK: 0 WP: 1 HR: 2 S: 79 P: 124 ERA: 2.00 WHIP: 0.889															PITCHER						

Detroit Tigers @ Texas Rangers
The Ballpark at Arlington, Arlington, TX
Wed Aug 11, 1999, 8:35 PM EDT
Att: 27,432 - Unknown - 97 F


AB 32
R 2
H 6
RBI 2
BB 2
SO 8
LOB 11



Batter	1	2	3	4	5	6	7	8	9	AB	R	H	RBI	BB	SO	LOB	BOTTOM			
Mark McLemore, S OBP: 0.375, SLG: 0.385	0-1 29 G6-3 3B	1-0 FC5-4 1B		1-0 F8		2-2 FC5-4 FC6 1-2F		1-0 L6		5	1	2	1	0	0	2				
Ivan Rodriguez, R OBP: 0.347, SLG: 0.540	1-1 G5-3	2-2 FC5-4 1-2F			0-1 G4-3	0-0 FC6 1-2F		3-2 G5-3		5	0	0	0	0	0	4				
29 Rusty Greer, L OBP: 0.399, SLG: 0.437	1-1 G6-3		1-2 G3		0-0 G4-3		1-0 E5 G5-3 BB			4	0	0	1	0	0	0				
Rafael Palmeiro, L OBP: 0.438, SLG: 0.628	0-1 HR		3-1 2B		1-0 G6-3		4-2 G5-3 BB			3	1	2	1	1	0	0				
Todd Zeile, R OBP: 0.362, SLG: 0.490	2-3 K		0-2 F8			0-2 G6-3	2-0 G5-3			4	0	0	0	0	1	3				
Lee Stevens, L OBP: 0.350, SLG: 0.490		0-0 F9	2-3 K			1-0 1B	0-3 K			4	1	1	0	0	2	3				
Roberto Kelly, R OBP: 0.396, SLG: 0.478		2-3 K		2-1 HR		2-2 1B	0-0 G4-3			4	2	2	1	0	1	2				
Royce Clayton, R OBP: 0.306, SLG: 0.372		1-0 2B 1B		3-2 F9		0-0 1B		0-0 FC6-4 1B		4	2	3	1	0	0	0				
Tom Goodwin, L OBP: 0.319, SLG: 0.310	0-1 1B 2B			1-3 K		3-1 FC5-4 1B		0-0 FC6-4		4	1	2	3	0	1	1				
Inning Stats	R: 2 E: 0 K: 1 S: 12	H: 2 LOB: 0 BB: 0 P: 16	R: 2 E: 0 K: 1 S: 12	H: 3 LOB: 1 BB: 0 P: 18	R: 0 E: 0 K: 1 S: 11	H: 1 LOB: 0 BB: 0 P: 17	R: 1 E: 0 K: 1 S: 11	H: 1 LOB: 0 BB: 0 P: 18	R: 0 E: 0 K: 0 S: 4	H: 0 LOB: 0 BB: 0 P: 5	R: 3 E: 0 K: 0 S: 16	H: 4 LOB: 1 BB: 0 P: 24	R: 0 E: 1 K: 1 S: 9	H: 0 LOB: 2 BB: 1 P: 16	R: 0 E: 0 K: 0 S: 6	H: 1 LOB: 1 BB: 0 P: 10	1B: 7 2B: 2 3B: 1 HR: 2	SF: 0 SAC: 0 DP: 0 HBP: 0	WP: 0 PB: 0 SB: 0 CS: 0	PA: 38
PITCHER Willie Blair, R ERA: 6.77 Neelson Cruz, R ERA: 5.94 C.J. Nitkowski, L ERA: 5.59 Masao Kida, R ERA: 5.12	IP: 5.1 WLS: L BF: 25 H: 9 R: 7 ER: 7 SO: 4 BB: 0 IBB: 0 HBP: 0 BLK: 0 WP: 0 HR: 2 S: 58 P: 85 ERA: 11.81 WHIP: 1.688															PITCHER				

Detroit Tigers @ Texas Rangers
The Ballpark at Arlington, Arlington, TX
Wed Aug 11, 1999, 8:35 PM EDT
Att: 27,432 - Unknown - 97 F

AB 37
R 8
H 12
RBI 8
BB 1
SO 5
LOB 15



Batter	1	2	3	4	5	6	7	8	9	AB	R	H	RBI	BB	SO	LOB	TOP				
Luis Polonia, L OBP: 0.358, SLG: 0.516 Gabe Kapler, R OBP: 0.305, SLG: 0.422	2-3 K	1-1 F8			0-0 G3-1	0-0 FC6-4			1-2 L3	5	0	0	0	0	1	3					
Deivi Cruz, R OBP: 0.283, SLG: 0.392	1-1 1B	1-3 K			1-1 G6-3				1-1 G4-3	5	1	1	0	0	2	1					
Juan Encarnacion, R OBP: 0.299, SLG: 0.485	0-2 HBP				4-2 BB					3	0	1	1	1	2	0					
Dean Palmer, R OBP: 0.330, SLG: 0.519	4-2 HBP				1-3 K					3	0	0	0	1	2	1					
Tony Clark, S OBP: 0.349, SLG: 0.473	0-3 K				0-0 HR					4	2	3	1	0	1	2					
Damion Easley, R OBP: 0.348, SLG: 0.429	1-2 HBP				0-3 K					3	0	1	0	0	1	1					
Gabe Alvarez, R OBP: 0.242, SLG: 0.485 Karim Garcia, L OBP: 0.263, SLG: 0.387	3-1 P3				0-1 P3					3	0	0	0	0	1	5					
Bill Haselman, R OBP: 0.331, SLG: 0.422					1-1 F7					4	0	2	1	0	0	1					
Kimera Batee, R OBP: 0.250, SLG: 0.200					1-3 K					4	0	0	0	0	3	3					
Inning Stats	R: 1 E: 0 K: 2 S: 19	H: 2 LOB: 3 BB: 1 P: 30	R: 0 E: 0 K: 3 S: 9	H: 1 LOB: 1 BB: 0 P: 11	R: 1 E: 0 K: 3 S: 12	H: 1 LOB: 0 BB: 0 P: 13	R: 0 E: 0 K: 1 S: 7	H: 0 LOB: 0 BB: 0 P: 9	R: 0 E: 0 K: 1 S: 8	H: 0 LOB: 1 BB: 1 P: 14	R: 1 E: 0 K: 2 S: 17	H: 3 LOB: 2 BB: 0 P: 23	R: 0 E: 0 K: 2 S: 11	H: 1 LOB: 1 BB: 0 P: 18	R: 0 E: 0 K: 0 S: 9	H: 0 LOB: 0 BB: 0 P: 13	1B: 6 2B: 1 3B: 0 HR: 1	SF: 0 SAC: 0 DP: 0 HBP: 1	WP: 0 PB: 0 SB: 0 CS: 0	PA: 38	
PITCHER	IP	WLS	BF	H	R	ER	SO	BB	IBB	HBP	BLK	WP	HR	S	P	ERA	WHIP				
Aaron Sele, R ERA: 5.21	7.0	L	32	8	3	3	13	2	0	1	0	0	1	82	115	3.86	1.429				
Danny Patterson, R ERA: 4.53	1.0		3	0	0	0	0	0	0	0	0	0	0	9	14	0.00	0.000				
59 Jeff Zimmerman, R ERA: 1.2	1.0		3	0	0	0	0	0	0	0	0	0	0	9	13	0.00	0.000				

Detroit Tigers @ Texas Rangers
The Ballpark at Arlington, Arlington, TX
Thu Aug 12 1999, 8:35 PM EDT
Att. 27,209 - Cloudy - 102 F

AB 35
R 3
H 8
RBI 3
BB 2
SO 13
LOB 18



Batter	1	2	3	4	5	6	7	8	9	AB	R	H	RBI	BB	SO	LOB	BOTTOM					
Tom Goodwin, L OBP: 0.314, SLG: 0.305	0-2 L6				0-1 F9					4	0	0	0	0	1	3						
Mark McLemore, S OBP: 0.374, SLG: 0.383	2-1 G6-3				0-0 F8					4	0	1	0	0	0	3						
29 Rusty Greer, L OBP: 0.400, SLG: 0.436	2-0 1B				1-1 F9					3	1	1	0	1	0	1						
Rafael Palmeiro, L OBP: 0.434, SLG: 0.622	2-3 K				3-3 K					4	0	0	0	0	2	3						
Todd Zeile, R OBP: 0.363, SLG: 0.489					4-0 BB					3	0	1	0	1	1	1						
Lee Stevens, L OBP: 0.346, SLG: 0.486					3-3 K					3	0	0	1	0	2	1						
Roberto Kelly, R OBP: 0.394, SLG: 0.478					2-2 2B					4	0	1	0	0	3	1						
Royce Clayton, R OBP: 0.306, SLG: 0.369					0-0 G4-3					3	0	0	0	1	1	1						
Gregg Zaun, S OBP: 0.309, SLG: 0.296 Ivan Rodriguez, R OBP: 0.346, SLG: 0.539					1-2 F9					2	0	1	0	1	1	0						
Inning Stats	R: 0 E: 0 K: 1 S: 9	H: 1 LOB: 0 BB: 0 P: 15	R: 0 E: 0 K: 1 S: 9	H: 0 LOB: 0 BB: 0 P: 11	R: 0 E: 0 K: 0 S: 10	H: 1 LOB: 1 BB: 0 P: 15	R: 0 E: 0 K: 2 S: 9	H: 0 LOB: 1 BB: 1 P: 20	R: 0 E: 0 K: 0 S: 10	H: 1 LOB: 2 BB: 1 P: 16	R: 1 E: 0 K: 1 S: 14	H: 1 LOB: 1 BB: 1 P: 25	R: 0 E: 0 K: 3 S: 10	H: 0 LOB: 0 BB: 0 P: 13	R: 0 E: 0 K: 1 S: 11	H: 1 LOB: 1 BB: 0 P: 19	R: 0 E: 0 K: 3 S: 13	H: 0 LOB: 1 BB: 1 P: 24	1B: 3 2B: 2 3B: 0 HR: 0	SF: 1 SAC: 0 DP: 0 HBP: 0	WP: 0 PB: 0 SB: 0 CS: 0	PA: 36
PITCHER	IP	WLS	BF	H	R	ER	SO	BB	IBB	HBP	BLK	WP	HR	S	P	ERA	WHIP					
Dave Micki, R ERA: 5.02	5.2	W	24	4	1	1	4	3	0	0	0	0	0	13	18	0.00	0.000					
Francisco Cordero, R ERA: 2.63	1.1	H	4	0	0	0	4	0	0	0	0	0	0	11	19	0.00	1.000					
Doug Brocail, R ERA: 4.3	1.0	S	4	0	0	0	3	1	0	0	0	0	0	13	24	0.00	1.000					

Detroit Tigers @ Texas Rangers
The Ballpark at Arlington, Arlington, TX
Thu Aug 12 1999, 8:35 PM EDT
Att. 27,209 - Cloudy - 102 F

AB 31
R 1
H 5
RBI 1
BB 4
SO 12
LOB 15



Batter	1	2	3	4	5	6	7	8	9	AB	R	H	RBI	BB	SO	LOB	TOP				
Mark McLemore, S (1.4) OBP: 0.373, SLG: 0.380										3	0	0	0	1	1	3	Texas Rangers @ Chicago White Sox Comiskey Park, Chicago, IL Fri Aug 13 1999, 5:05 PM EDT Cloudy - 73 F				
Ivan Rodriguez, R (1.2) OBP: 0.346, SLG: 0.536										4	0	1	0	0	1	3					
29 Rusty Greer, L (1.7) OBP: 0.401, SLG: 0.444										4	2	2	1	0	1	1					
Rafael Palmeiro, L (1.3)										3	0	0	0	1	1	0					
Todd Zeile, R (1.5)										3	0	0	0	1	0	2					
Lee Stevens, L (1.10)										4	0	0	1	0	1	2					
Roberto Kelly, R (1.9)										4	0	1	0	0	1	2					
Royce Clayton, R (1.6)										3	0	2	0	1	1	2					
Tom Goodwin, L (1.8)										4	0	0	0	0	2	4					
Inning Stats	R: 0 E: 0 K: 2 S: 8	H: 1 LOB: 1 BB: 0 P: 12	R: 0 E: 0 K: 0 S: 4	H: 0 LOB: 0 BB: 0 P: 6	R: 0 E: 0 K: 1 S: 12	H: 1 LOB: 2 BB: 1 P: 22	R: 1 E: 0 K: 2 S: 20	H: 1 LOB: 0 BB: 1 P: 32	R: 0 E: 0 K: 1 S: 8	H: 0 LOB: 0 BB: 1 P: 15	R: 0 E: 0 K: 2 S: 13	H: 1 LOB: 1 BB: 0 P: 20	R: 1 E: 0 K: 1 S: 11	H: 1 LOB: 0 BB: 0 P: 15	R: 0 E: 0 K: 0 S: 9	H: 1 LOB: 1 BB: 0 P: 16	1B: 4 2B: 2 3B: 0 HR: 1	SF: 0 SAC: 0 DP: 2 HBP: 0	WP: 0 PB: 0 SB: 0 CS: 1	PA: 36	
PITCHER	IP	WLS	BF	H	R	ER	SO	BB	IBB	HBP	BLK	WP	HR	S	P	ERA	WHIP				
Kip Wells, R (1.1) ERA: 1.74	5.0	W	20	3	1	1	6	3	0	0	1	0	0	52	87	1.80	1.200				
Jesus Pena, L (6.1) ERA:	1.0	H	4	0	0	0	2	1	0	0	0	0	0	8	15	0.00	1.000				
41 Bill Simas, R (7.1) ERA: 4.39	1.0	H	4	1	0	0	2	0	0	0	0	0	0	13	20	0.00	1.000				
Keith Foulke, R (8.1) ERA: 2.88	1.0	H	4	1	1	1	1	0	0	0	0	0	1	11	15	9.00	1.000				
Bob Howry, R (9.1) ERA: 3.39	1.0	S	4	1	0	0	0	0	0	0	0	0	0	9	16	0.00	1.000				

AB 32
R 2
H 6
RBI 2
BB 4
SO 9
LOB 19



Batter	1	2	3	4	5	6	7	8	9	AB	R	H	RBI	BB	SO	LOB	BOTTOM				
Ray Durham, S (1.4) OBP: 0.365, SLG: 0.458										3	0	1	0	1	1	1	Texas Rangers @ Chicago White Sox Comiskey Park, Chicago, IL Fri Aug 13 1999, 5:05 PM EDT Cloudy - 73 F				
Mike Canuso, S (1.6) OBP: 0.286, SLG: 0.313										4	0	1	1	0	1	2					
Frank Thomas, R (1.10) OBP: 0.408, SLG: 0.492										3	2	1	0	1	0	3					
Magglio Ordonez, R (1.9) OBP: 0.351, SLG: 0.547										4	1	3	1	0	0	0					
14 Paul Konerko, R (1.3) OBP: 0.350, SLG: 0.512										4	0	1	2	0	1	2					
Chris Singleton, L (1.8) OBP: 0.337, SLG: 0.516										4	0	2	0	0	0	1					
Carlos Lee, R (1.7) OBP: 0.314, SLG: 0.425										3	0	0	0	0	1	4					
Brian Simmons, S (8.7) OBP: 0.310, SLG: 0.500										1	0	0	0	0	1	0					
Greg Norton, S (1.5) OBP: 0.346, SLG: 0.406										4	1	1	0	0	1	0					
Mark Johnson, L (1.2) OBP: 0.316, SLG: 0.324										3	0	1	0	0	0	0					
Inning Stats	R: 2 E: 0 K: 3 S: 17	H: 3 LOB: 2 BB: 1 P: 30	R: 0 E: 0 K: 0 S: 9	H: 1 LOB: 2 BB: 1 P: 19	R: 0 E: 0 K: 0 S: 7	H: 1 LOB: 1 BB: 0 P: 10	R: 0 E: 0 K: 0 S: 11	H: 1 LOB: 1 BB: 0 P: 16	R: 1 E: 0 K: 0 S: 15	H: 3 LOB: 1 BB: 0 P: 20	R: 1 E: 0 K: 0 S: 12	H: 2 LOB: 1 BB: 0 P: 23	R: 0 E: 0 K: 1 S: 8	H: 0 LOB: 0 BB: 0 P: 10	R: 0 E: 0 K: 2 S: 9	H: 0 LOB: 0 BB: 0 P: 13	1B: 9 2B: 2 3B: 0 HR: 0	SF: 0 SAC: 1 DP: 1 HBP: 0	WP: 1 PB: 0 SB: 0 CS: 0	PA: 36	
PITCHER	IP	WLS	BF	H	R	ER	SO	BB	IBB	HBP	BLK	WP	HR	S	P	ERA	WHIP				
John Burkett, R (1.1) ERA: 6.3	5.1	L	28	11	4	4	3	2	0	0	0	1	0	66	109	6.75	2.438				
Tim Lincecum, R (6.1) ERA: 2.93	0.2		2	0	0	0	0	0	0	0	0	0	0	5	9	0.00	0.000				
Mike Venafro, L (7.1) ERA: 2.72	2.0		6	0	0	0	3	0	0	0	0	0	0	17	23	0.00	0.000				

AB 33
R 4
H 11
RBI 4
BB 2
SO 6
LOB 13



Batter	1	2	3	4	5	6	7	8	9	AB	R	H	RBI	BB	SO	LOB	TOP					
Tom Goodwin, L (1, 8) OBP: 0.308, SLG: 0.295	G1-3		G4-3			FC1-6 BB	F8	K		4	0	0	0	1	2							
Luis Alica, S (1, 4) OBP: 0.297, SLG: 0.256	1B		BB			FC1-6 29 G5-4-3	E2 29 1B		F7	4	1	2	0	1	0	1						
29 Rusty Greer, L (1, 7) OBP: 0.403, SLG: 0.453	G6-4-3		1B			G5-4-3	1B		HR	5	1	3	3	0	0	2						
Rafael Palmeiro, L (1, 10) OBP: 0.428, SLG: 0.610		G3	P5			F8	P6		F8	5	0	0	0	0	0	3						
Lee Stevens, L (1, 3) OBP: 0.346, SLG: 0.491		F8		F7		FC4-6 1B	FC5-4 1B		HR	5	1	3	1	0	0	0						
Roberto Kelly, R (1, 9) OBP: 0.396, SLG: 0.481		BB 1B		1B		FC4-6 1B	FC5-4 1B		G6-3	5	0	3	0	0	0	2						
Royce Clayton, R (1, 6) OBP: 0.316, SLG: 0.375		BB		1B		FC4-6 1B		1B		3	0	2	0	1	0	2						
Gregg Zaun, S (1, 2) OBP: 0.294, SLG: 0.280	G4-3			P6		P4		P3		4	0	0	0	0	0	7						
Jon Shave, R (1, 5) OBP: 0.306, SLG: 0.262			K	G6-3			E 29 1B	F7		4	1	1	0	0	1	3						
Inning Stats	R: 0 E: 0 K: 0 S: 3	H: 1 LOB: 0 BB: 0 P: 6	R: 0 E: 0 K: 0 S: 11	H: 1 LOB: 2 BB: 1 P: 18	R: 0 E: 0 K: 1 S: 15	H: 1 LOB: 2 BB: 1 P: 24	R: 0 E: 0 K: 0 S: 11	H: 2 LOB: 2 BB: 0 P: 16	R: 0 E: 0 K: 0 S: 6	H: 0 LOB: 0 BB: 1 P: 13	R: 0 E: 0 K: 0 S: 11	H: 2 LOB: 2 BB: 0 P: 13	R: 2 E: 1 K: 0 S: 11	H: 4 LOB: 2 BB: 0 P: 16	R: 0 E: 0 K: 1 S: 8	H: 1 LOB: 1 BB: 0 P: 8	R: 2 E: 0 K: 0 S: 12	H: 2 LOB: 0 BB: 0 P: 24	1B: 12 2B: 0 3B: 0 HR: 2	SF: 0 SAC: 0 DP: 2 HBP: 0	WP: 0 PB: 0 SB: 0 CS: 0	PA: 42
PITCHER	IP	WLS	BF	H	R	ER	SO	BB	IBB	HBP	BLK	WP	HR	S	P	ERA	WHIP					
James Baldwin, R (1, 1) ERA: 6.04	6.1	W	30	10	2	2	1	3	0	0	0	0	0	63	98	2.84	2.053					
Jesus Pena, L (7, 1) ERA:	0.1		2	1	0	0	0	0	0	0	0	0	0	4	6	0.00	3.000					
Carlos Castillo, R (7, 1) ERA: 4.76	2.1		10	3	2	2	1	0	0	0	0	0	2	21	34	7.71	1.286					

Texas Rangers @ Chicago White Sox
Comiskey Park, Chicago, IL
Fri Aug 13 1999, 8:05 PM EDT
Att: 20,444 - Unknown - 69 F

AB 39
R 4
H 14
RBI 4
BB 3
SO 2
LOB 22

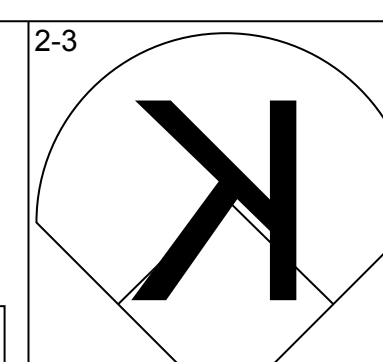
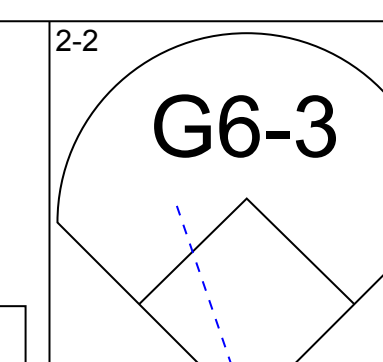
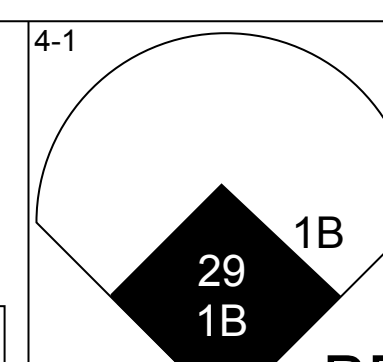
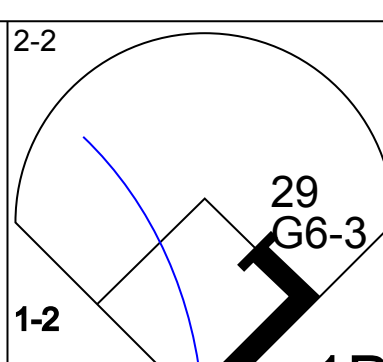
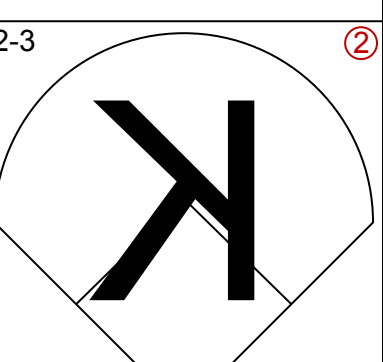
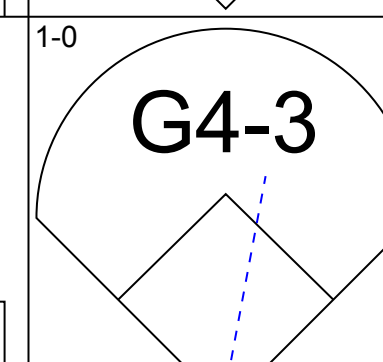
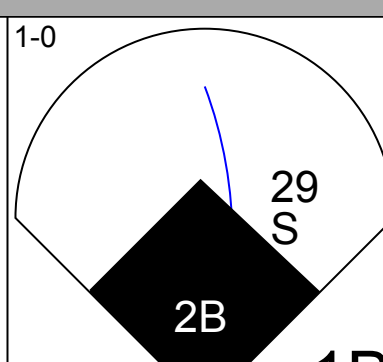
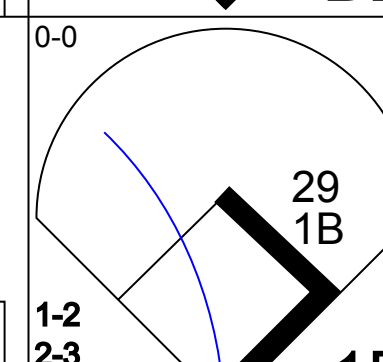

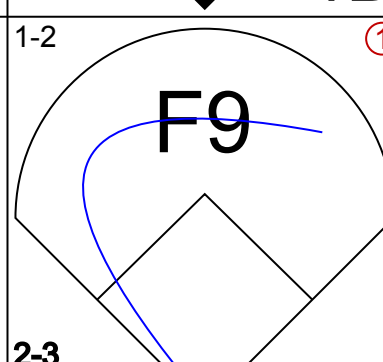
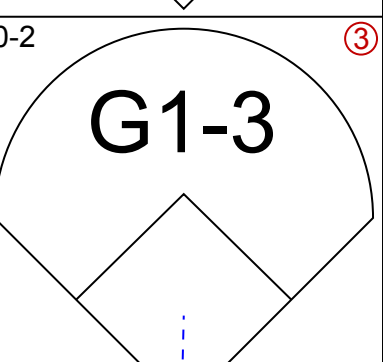
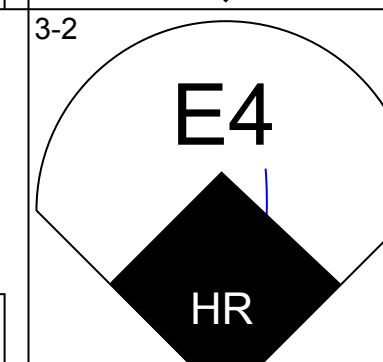
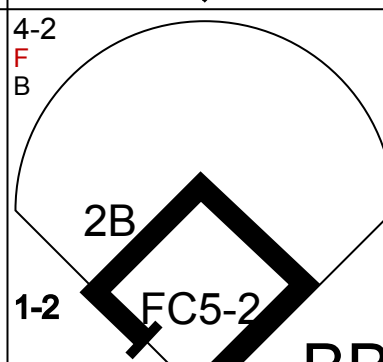
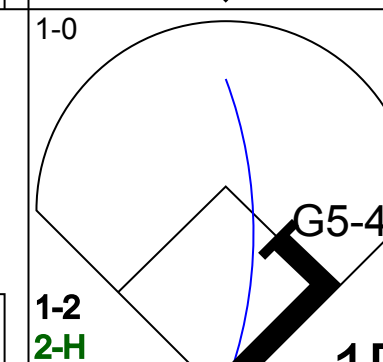
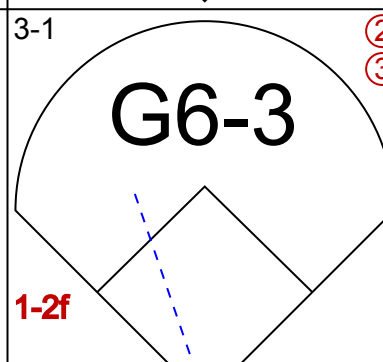

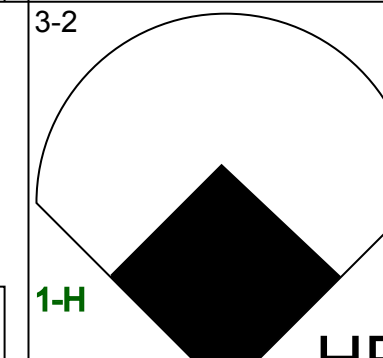
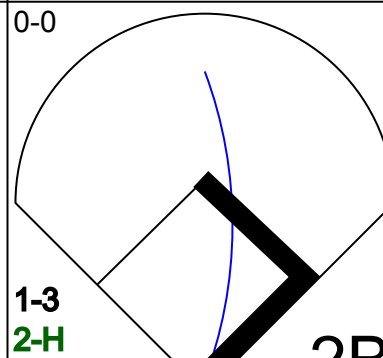
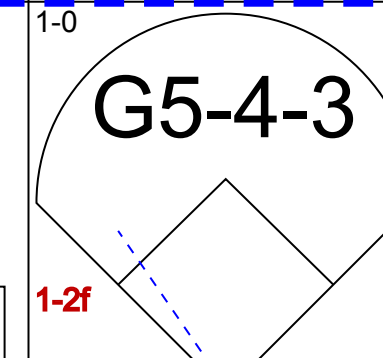
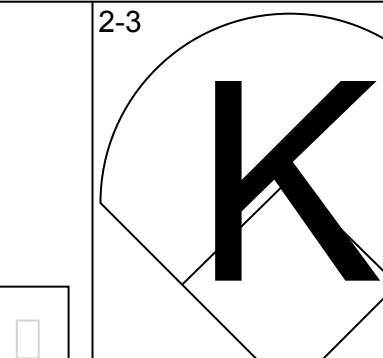
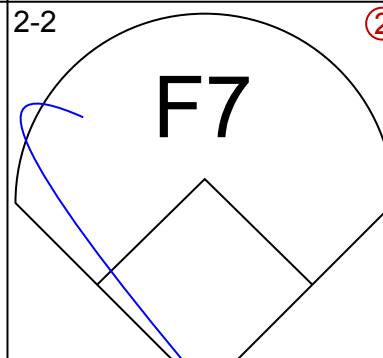
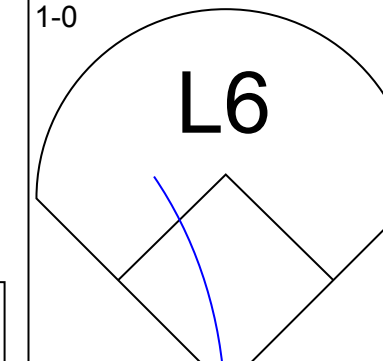
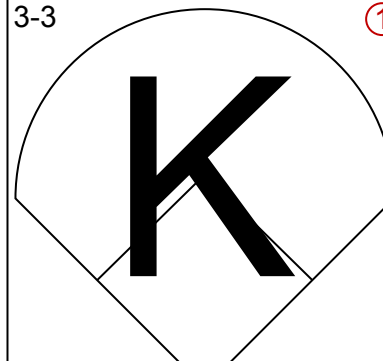
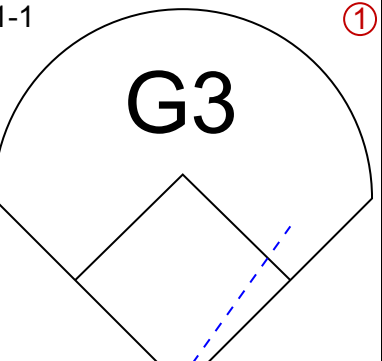
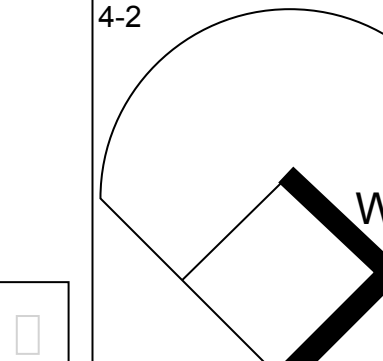
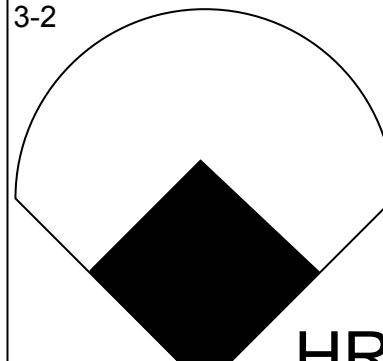
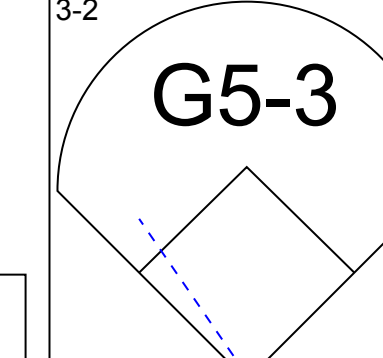
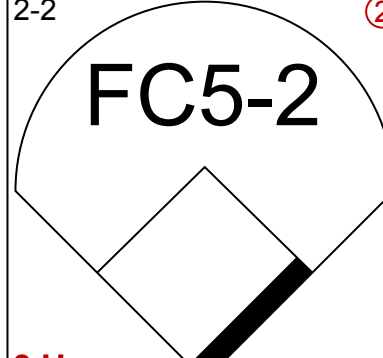
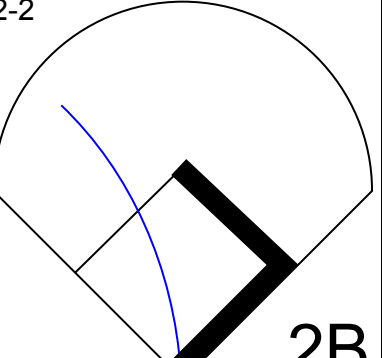
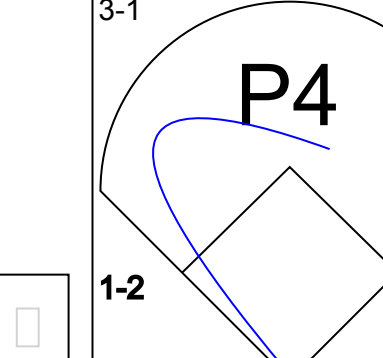
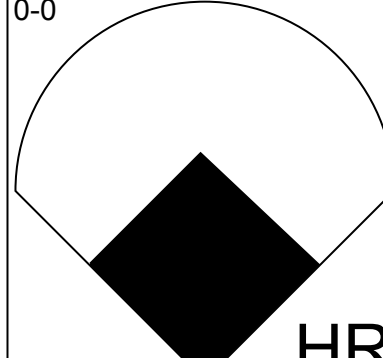
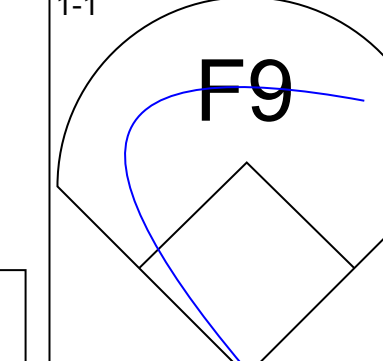
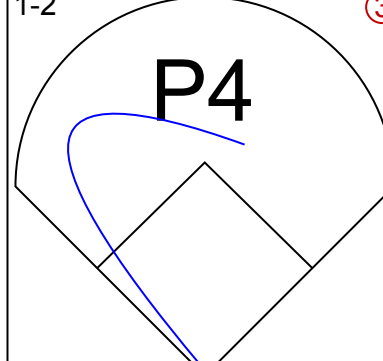
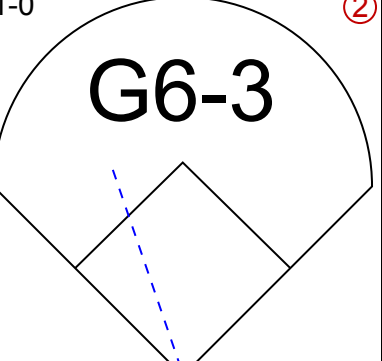
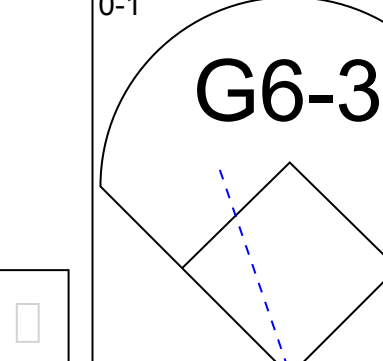
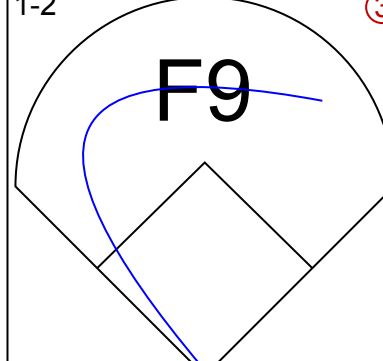
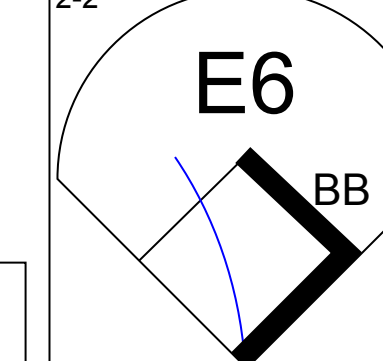
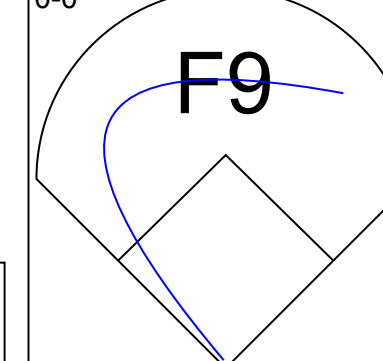
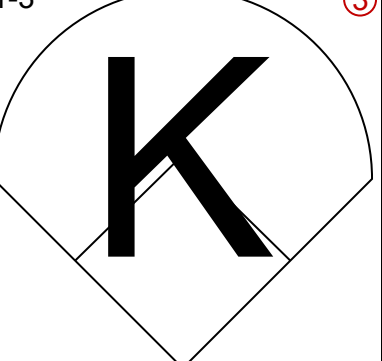
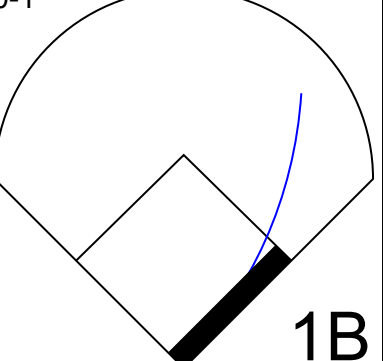
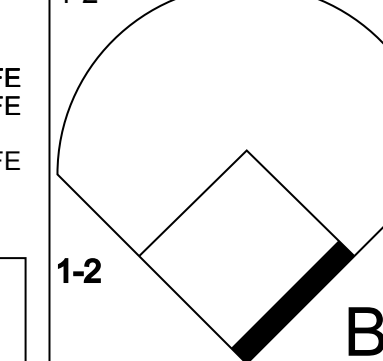
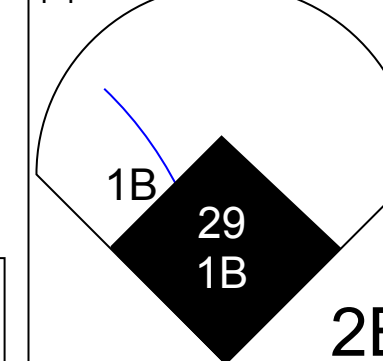
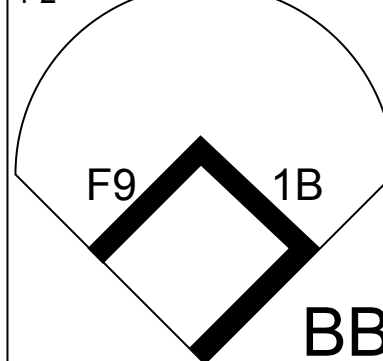
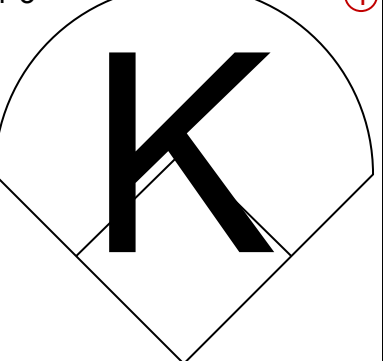


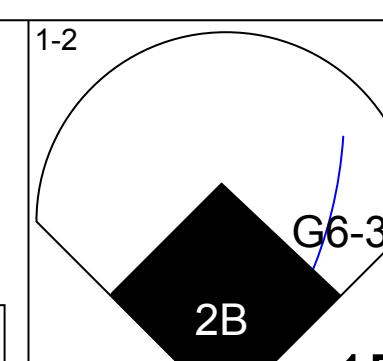
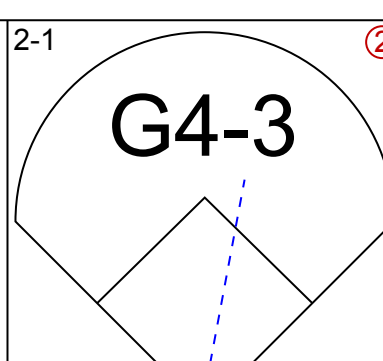
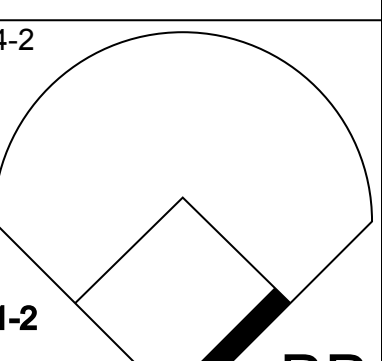
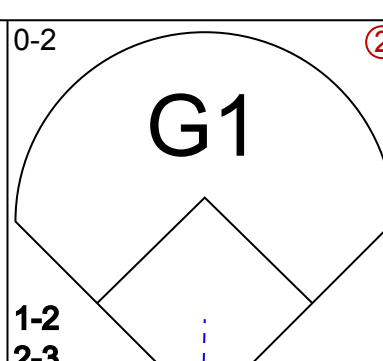
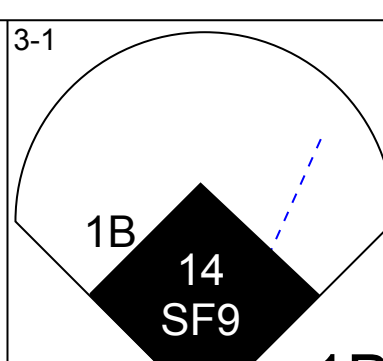
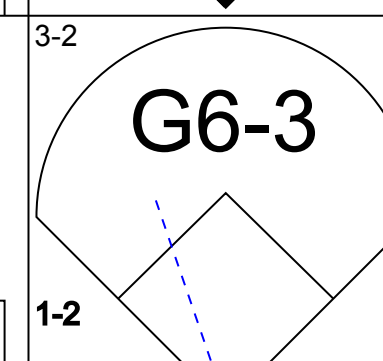
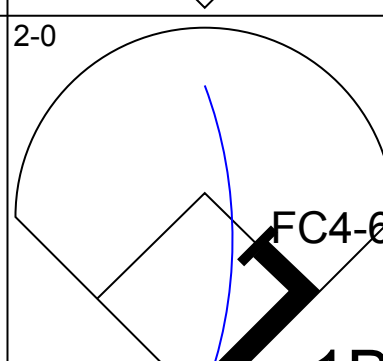
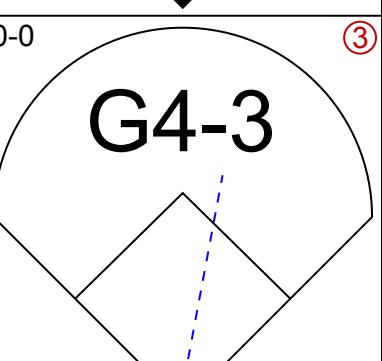
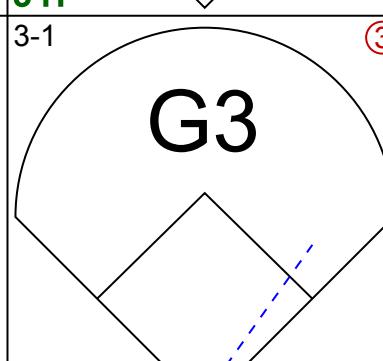
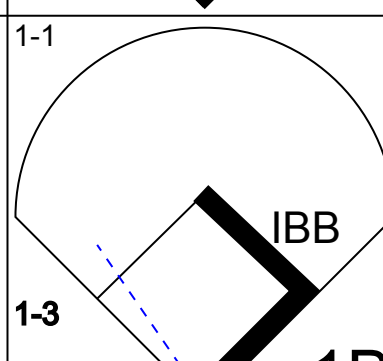
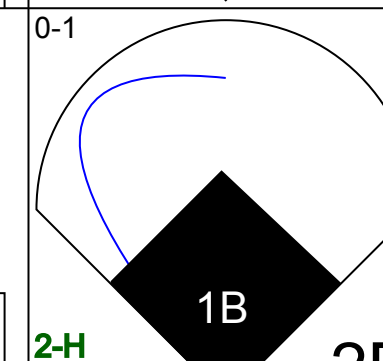
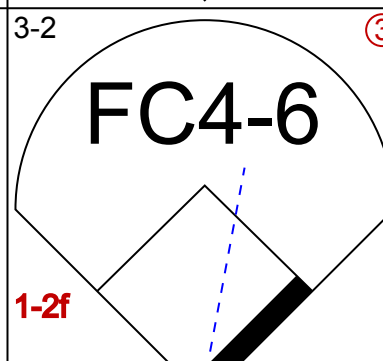
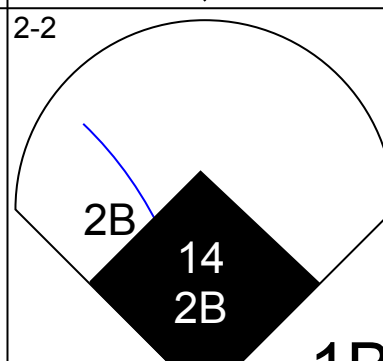
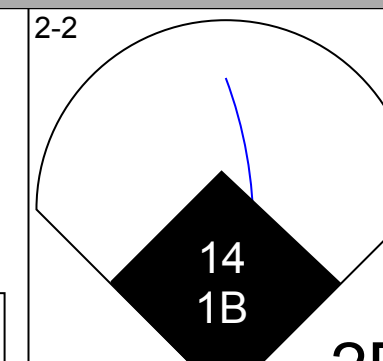
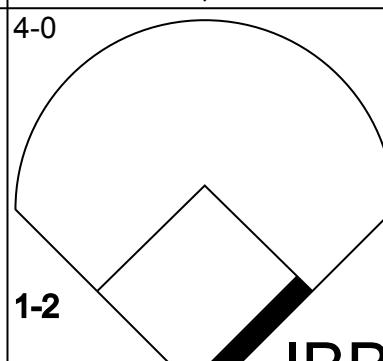
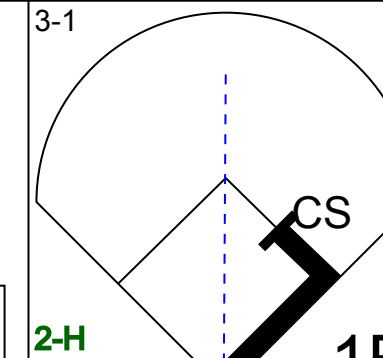
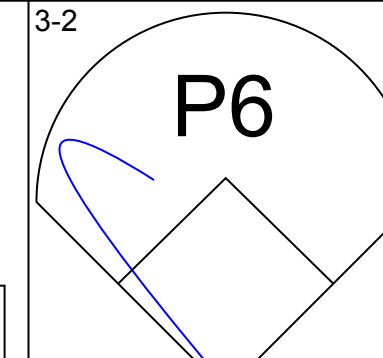
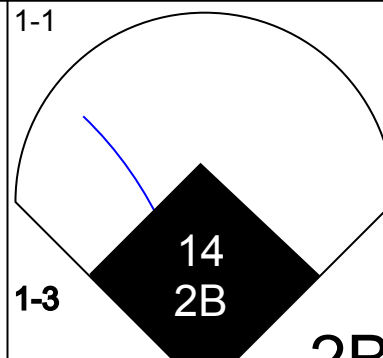
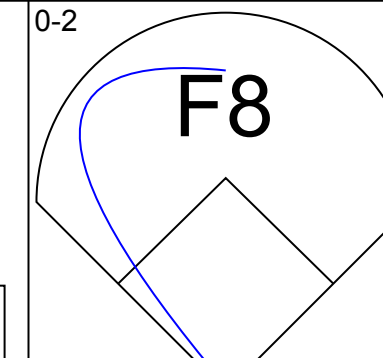
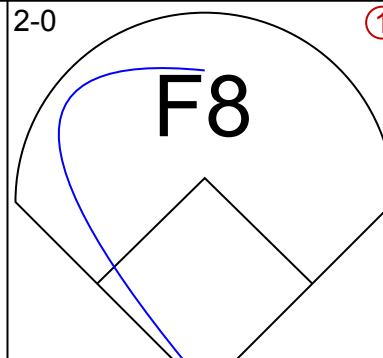
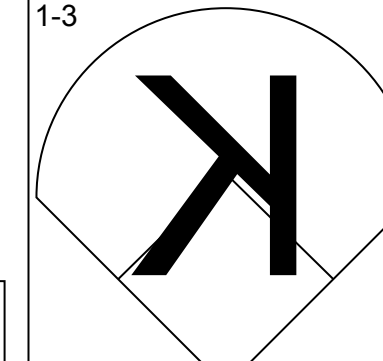
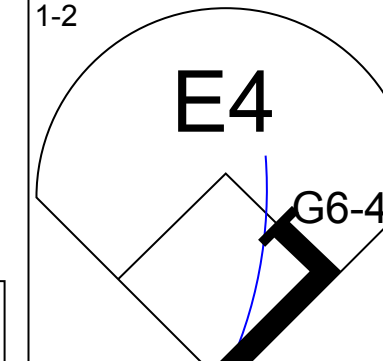
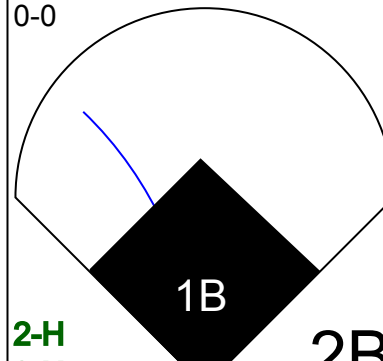
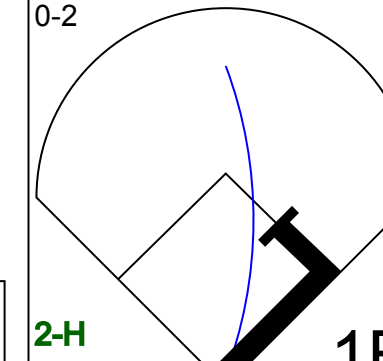

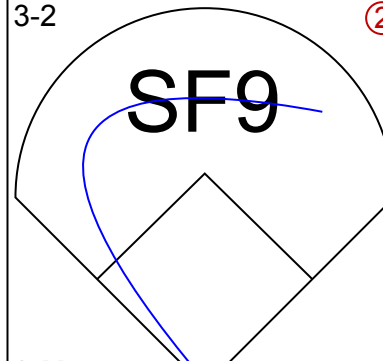
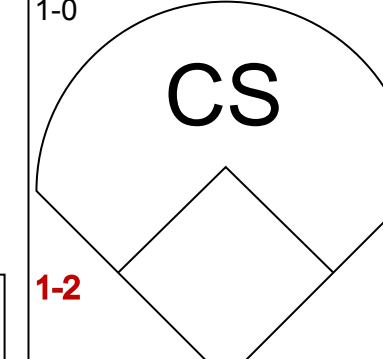
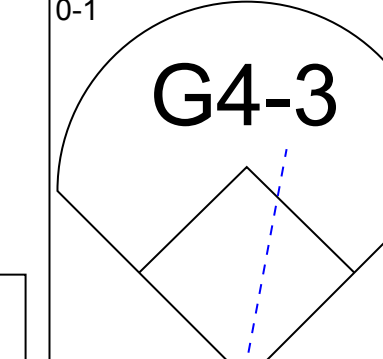
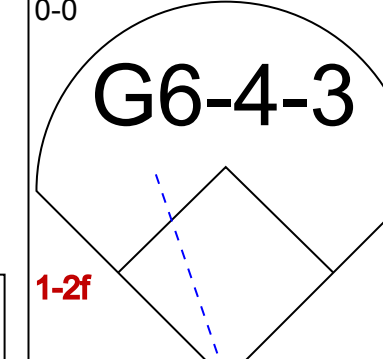
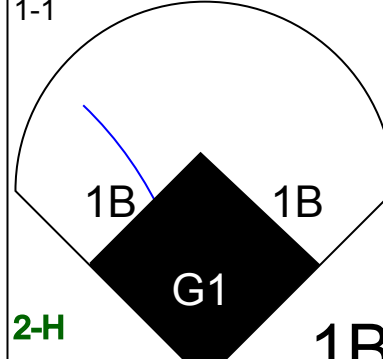
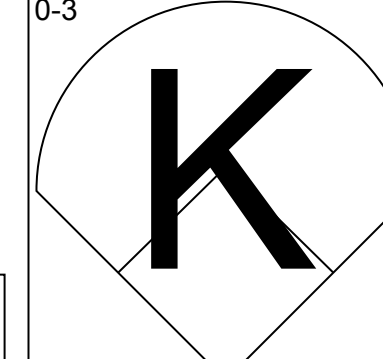
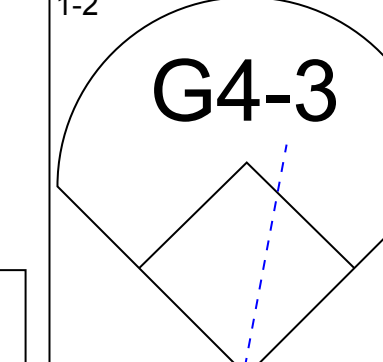
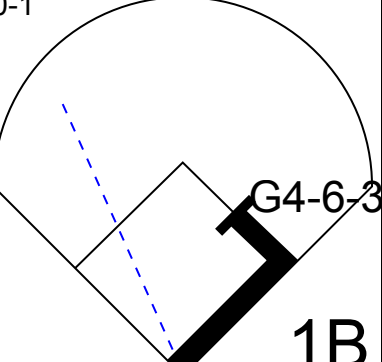
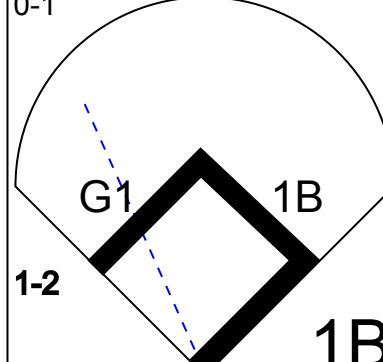
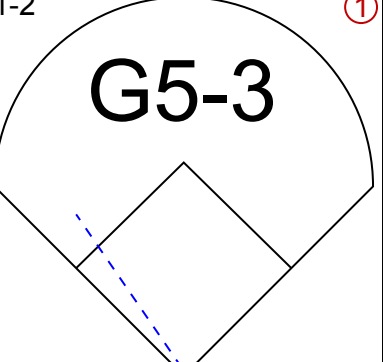
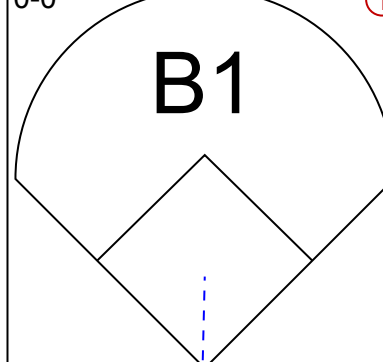
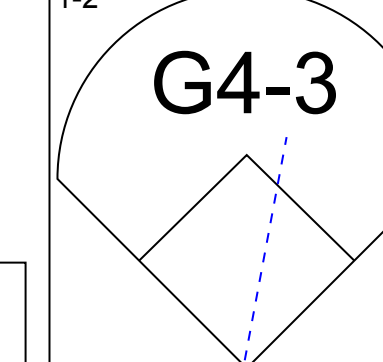
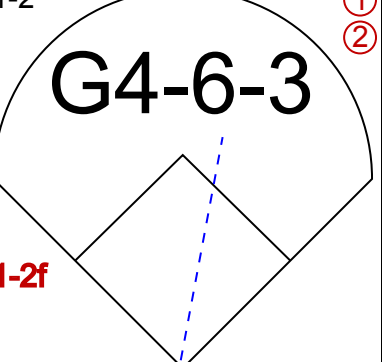
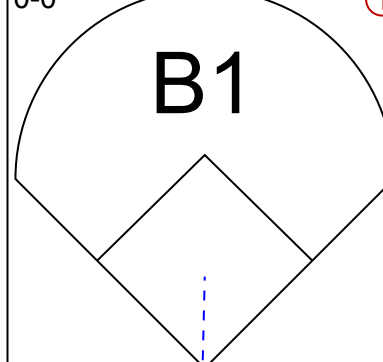
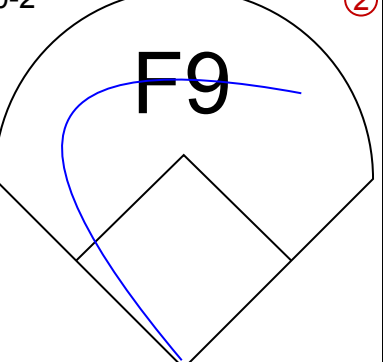
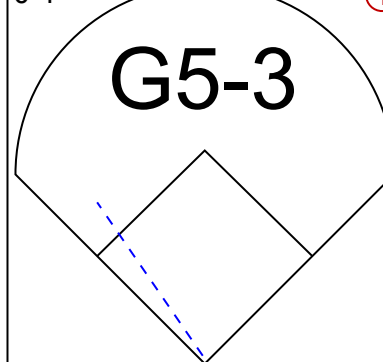
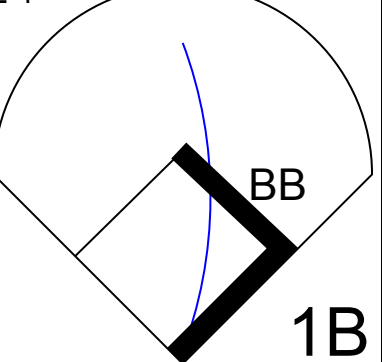
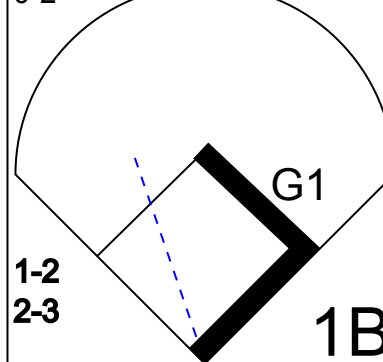
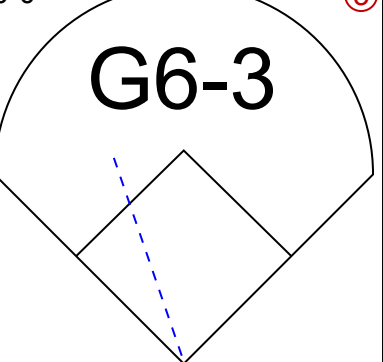
Batter	1	2	3	4	5	6	7	8	9	AB	R	H	RBI	BB	SO	LOB	BOTTOM					
Ray Durham, S (1, 4) OBP: 0.365, SLG: 0.464	L4			HR		P6		G4-3		5	1	2	3	0	0	2						
Mike Canuso, S (1, 6) OBP: 0.285, SLG: 0.310	E5 2B G6-3	F9		G4-3		G4-3				4	1	0	1	0	0	2						
Frank Thomas, R (1, 10) OBP: 0.410, SLG: 0.495	2B	CS		F9						3	1	2	0	1	0	0						
Magglio Ordonez, R (1, 9) OBP: 0.348, SLG: 0.542	G6-3		P6		G5-3	F8				4	0	0	1	0	0	4						
14 Paul Konerko, R (1, 3) OBP: 0.352, SLG: 0.509			F8		G6-3		L9-3 BB			2	0	0	0	2	0	1						
Chris Singleton, L (1, 8) OBP: 0.338, SLG: 0.517	G4-3			F9		FC1-6 BB	L9-3			3	0	1	1	1	0	3						
Brian Simmons, S (1, 7) OBP: 0.283, SLG: 0.455		P4	F7		FC1-6		G4-3			4	0	0	0	0	0	2						
Craig Wilson, R (1, 5) OBP: 0.335, SLG: 0.359		2B 1B		HR 1B		1B G4-3 BB		G4-3		3	3	2	0	1	0	0						
Brook Fordyce, R (1, 2) OBP: 0.353, SLG: 0.434		1B 2B		F8		PB G4-3 1B		K		4	1	2	1	0	1	1						
Inning Stats	R: 1 E: 1 K: 0 S: 13	H: 1 LOB: 2 BB: 1 P: 22	R: 2 E: 0 K: 0 S: 12	H: 3 LOB: 0 BB: 0 P: 18	R: 1 E: 0 K: 0 S: 7	H: 2 LOB: 1 BB: 0 P: 9	R: 2 E: 0 K: 0 S: 11	H: 2 LOB: 0 BB: 0 P: 16	R: 0 E: 0 K: 0 S: 8	H: 0 LOB: 1 BB: 1 P: 16	R: 1 E: 0 K: 0 S: 14	H: 1 LOB: 2 BB: 2 P: 25	R: 0 E: 0 K: 0 S: 9	H: 0 LOB: 0 BB: 1 P: 13	R: 0 E: 0 K: 1 S: 7	H: 0 LOB: 0 BB: 0 P: 11	1B: 5 2B: 4 3B: 0 HR: 1	SF: 0 SAC: 0 DP: 1 HBP: 0	WP: 0 PB: 1 SB: 0 CS: 1	PA: 38		
PITCHER	IP	WLS	BF	H	R	ER	SO	BB	IBB	HBP	BLK	WP	HR	S	P	ERA	WHIP					
Ryan Glynn, R (1, 1) ERA: 7.24	5.0	L	27	9	7	6	0	3	0	0	1	58	93	10.80	2.400							
Danny Patterson, R (6, 1) ERA: 4.72	2.0		7	0	0	0	0	2	0	0	0	0	0	16	26	0.00	1.000					
John Wetteland, R (8, 1) ERA: 4.47	1.0		3	0	0	0	1	0	0	0	0	0	0	7	11	0.00	0.000					

Texas Rangers @ Chicago White Sox
Comiskey Park, Chicago, IL
Fri Aug 13 1999, 8:05 PM EDT
Att: 20,444 - Unknown - 69 F


AB 32
R 7
H 9
RBI 7
BB 5
SO 1
LOB 15



Batter	1	2	3	4	5	6	7	8	9	AB R H RBI BB SO LOB	TOP												
Mark McLemore, S OBP: 0.373, SLG: 0.379										4 1 1 0 1 2 3	Texas Rangers @ Chicago White Sox Comiskey Park, Chicago, IL Sat Aug 14 1999, 7:05 PM EDT Att: 27,476 - Unknown - 67 F												
Ivan Rodriguez, R OBP: 0.346, SLG: 0.534										5 1 2 0 0 0 3													
29 Rusty Greer, L OBP: 0.403, SLG: 0.451										4 1 1 2 1 0 2													
Juan Gonzalez, R OBP: 0.350, SLG: 0.563										5 1 2 3 0 1 2													
Rafael Palmeiro, L OBP: 0.428, SLG: 0.614										4 1 1 1 1 1 2													
Todd Zeile, R OBP: 0.363, SLG: 0.494										5 1 2 1 0 0 3													
Roberto Kelly, R OBP: 0.388, SLG: 0.470										5 0 0 0 0 0 4													
Royce Clayton, R OBP: 0.315, SLG: 0.373										4 0 1 0 0 1 1													
Luis Alicea, S OBP: 0.309, SLG: 0.268										2 1 1 0 2 1 1													
Inning Stats	R: 2 E: 1 K: 1 S: 11	H: 1 LOB: 0 BB: 0 P: 21	R: 0 E: 1 K: 0 S: 16	H: 0 LOB: 2 BB: 1 P: 28	R: 1 E: 0 K: 1 S: 17	H: 2 LOB: 2 BB: 1 P: 28	R: 2 E: 0 K: 0 S: 7	H: 3 LOB: 1 BB: 1 P: 14	R: 0 E: 0 K: 1 S: 12	H: 1 LOB: 1 BB: 0 P: 22	R: 0 E: 0 K: 1 S: 9	H: 0 LOB: 1 BB: 1 P: 18	R: 0 E: 0 K: 2 S: 12	H: 1 LOB: 1 BB: 0 P: 15	R: 2 E: 0 K: 0 S: 18	H: 2 LOB: 0 BB: 0 P: 25	1B: 5 2B: 3 3B: 0 HR: 3	SF: 0 SAC: 0 DP: 2 HBP: 0	WP: 1 PB: 0 SB: 1 CS: 0	PA: 43			
PITCHER	IP WLS BF H R ER SO BB IBB HBP BLK WP HR S P ERA WHIP											IP WLS BF H R ER SO BB IBB HBP BLK WP HR S P ERA WHIP											
Jim Parque, L ERA: 4.33	3.1	21	6	5	3	2	3	0	0	0	0	0	1	0	50	89	8.10	2.700					
Sean Lowe, R ERA: 2.97	3.2	13	2	0	0	2	2	0	0	0	1	0	34	59	0.00	1.091							
Keith Foulke, R ERA: 2.84	1.0	H	4	1	0	2	0	0	0	0	0	0	12	15	0.00	1.000							
Bob Howry, R ERA: 3.67	1.0	W	5	2	2	0	0	0	0	0	0	2	18	25	18.00	2.000							

Batter	1	2	3	4	5	6	7	8	9	AB R H RBI BB SO LOB	BOTTOM											
Ray Durham, S OBP: 0.368, SLG: 0.464										4 2 2 1 1 0 2	Texas Rangers @ Chicago White Sox Comiskey Park, Chicago, IL Sat Aug 14 1999, 7:05 PM EDT Att: 27,476 - Unknown - 67 F											
Mike Canuso, S OBP: 0.286, SLG: 0.311										5 0 2 0 0 0 5												
Frank Thomas, R OBP: 0.414, SLG: 0.502										4 3 3 1 1 0 1												
Magglio Ordonez, R OBP: 0.349, SLG: 0.543										5 1 2 1 0 0 4												
14 Paul Konerko, R OBP: 0.352, SLG: 0.512										4 1 2 4 0 1 1												
Chris Singleton, L OBP: 0.338, SLG: 0.514										4 1 1 1 0 1 1												
Carlos Lee, R OBP: 0.317, SLG: 0.427										3 0 2 0 0 0 0												
Brian Simmons, S OBP: 0.277, SLG: 0.444										1 0 0 0 0 0 0												
Craig Wilson, R OBP: 0.327, SLG: 0.349										4 0 0 0 0 0 3												
Brook Fordyce, R OBP: 0.356, SLG: 0.435										4 0 2 0 0 0 0												
Inning Stats	R: 2 E: 0 K: 1 S: 13	H: 3 LOB: 0 BB: 0 P: 22	R: 0 E: 0 K: 0 S: 9	H: 0 LOB: 0 BB: 0 P: 11	R: 0 E: 0 K: 0 S: 8	H: 1 LOB: 1 BB: 0 P: 15	R: 0 E: 1 K: 0 S: 8	H: 0 LOB: 0 BB: 0 P: 12	R: 0 E: 0 K: 0 S: 11	H: 2 LOB: 2 BB: 1 P: 18	R: 4 E: 0 K: 0 S: 19	H: 6 LOB: 2 BB: 0 P: 26	R: 1 E: 0 K: 1 S: 12	H: 2 LOB: 0 BB: 0 P: 14	R: 0 E: 0 K: 0 S: 7	H: 0 LOB: 0 BB: 0 P: 8	R: 1 E: 0 K: 0 S: 8	H: 2 LOB: 2 BB: 1 P: 21	1B: 12 2B: 4 3B: 0 HR: 0	SF: 1 SAC: 0 DP: 2 HBP: 0	WP: 0 PB: 0 SB: 0 CS: 1	PA: 42
PITCHER	IP WLS BF H R ER SO BB IBB HBP BLK WP HR S P ERA WHIP											IP WLS BF H R ER SO BB IBB HBP BLK WP HR S P ERA WHIP										
Mike Morgan, R ERA: 5.63	5.0	24	10	6	6	1	1	0	0	0	0	0	57	90	10.80	2.200						
Tim Lincecum, R ERA: 3.0	2.0	9	4	1	1	1	0	0	0	0	0	0	23	28	4.50	2.000						
59 Jeff Zimmerman, R ERA: 1.3	1.2	L	8	2	1	1	0	0	1	0	0	0	15	29	5.40	1.200						

AB	38
R	7
H	11
RBI	7
BB	5
SO	6
LOB	21



AB	38
R	8
H	16
RBI	8
BB	2
SO	2
LOB	17



Batter	1	2	3	4	5	6	7	8	9	AB	R	H	RBI	BB	SO	LOB	TOP					
Mark McLemore, S OBP: 0.368, SLG: 0.379 (1, 4)	G4-3		G4-3	FC4-6			HR	K	P4	6	1	1	1	0	1	2						
Ivan Rodriguez, R OBP: 0.352, SLG: 0.566 (1, 2)	HR		G5-3	K			1B	1B	HR	6	4	4	3	0	1	1						
29 Rusty Greer, L OBP: 0.403, SLG: 0.462 (1, 7)	F8		1B	BB			K	K	FC6-4	4	1	0	0	2	2	2						
Juan Gonzalez, R OBP: 0.357, SLG: 0.564 (1, 10)	2B		1B	1B			HR	1B	FC6-4	5	2	3	0	1	0	1						
Lee Stevens, L OBP: 0.349, SLG: 0.492 (1, 3)	K		1B	1B			HR	2B		5	2	3	2	0	2	1						
Roberto Kelly, R OBP: 0.379, SLG: 0.458 Rafael Palmeiro, L (7, PH) OBP: 0.429, SLG: 0.617 Jon Shave, R OBP: 0.315, SLG: 0.288 (7, 5)	K		E5				P2	HR	2B	3	0	0	0	0	1	2						
Luis Alica, S OBP: 0.306, SLG: 0.265 (7, 4)	1B		F9				F7	G3	G5-3	5	0	1	0	0	0	4						
Royce Clayton, R OBP: 0.315, SLG: 0.380 (1, 6)	K			G1-3			HR	E6	G5-3	5	1	1	1	0	1	1						
Tom Goodwin, L OBP: 0.311, SLG: 0.302 (1, 8)	F7			FC4-6			G4-3	L3	HR	4	1	1	0	1	0	2						
Inning Stats	R: 1 E: 0 K: 1 S: 12	H: 2 LOB: 1 BB: 0 P: 15	R: 0 E: 0 K: 2 S: 9	H: 1 LOB: 1 BB: 0 P: 13	R: 1 E: 1 K: 0 S: 10	H: 2 LOB: 3 BB: 1 P: 17	R: 0 E: 0 K: 1 S: 7	H: 0 LOB: 0 BB: 1 P: 16	R: 0 E: 0 K: 1 S: 9	H: 0 LOB: 0 BB: 0 P: 14	R: 1 E: 0 K: 0 S: 8	H: 1 LOB: 0 BB: 0 P: 14	R: 5 E: 1 K: 1 S: 16	H: 5 LOB: 1 BB: 0 P: 29	R: 3 E: 0 K: 2 S: 12	H: 3 LOB: 1 BB: 1 P: 21	R: 2 E: 0 K: 0 S: 8	H: 2 LOB: 1 BB: 1 P: 14	1B: 9 2B: 2 3B: 0 HR: 5	SF: 0 SAC: 0 DP: 0 HBP: 0	WP: 0 PB: 0 SB: 1 CS: 0	PA: 49
PITCHER	IP	WLS	BF	H	R	ER	SO	BB	IBB	HBP	BLK	WP	HR	S	P	ERA	WHIP					
Dave Burba, R ERA: 4.81 Ricardo Rincon, L ERA: 5.46 Steve Reed, R ERA: 3.44 Paul Assenmacher, L ERA: 8.14 David Riske, R ERA: 9.0	6.0	0	29	8	5	4	5	2	0	0	0	0	3	58	93	6.00	1.667					
	0.1	L	3	2	0	0	1	0	0	0	0	0	0	6	10	0.00	6.000					
	0.2		4	1	3	3	0	0	0	0	0	0	1	7	15	40.50	1.500					
	1.0		7	3	3	3	2	0	1	0	0	0	0	12	21	27.00	3.000					
	1.0		6	2	2	2	0	1	0	0	0	0	1	8	14	18.00	3.000					

Texas Rangers @ Cleveland Indians
 Jacobs Field, Cleveland, OH
 Mon Aug 16 1999, 7:05 PM EDT
 Att: 43,226 - Cloudy - 78 F

AB	45
R	13
H	16
RBI	12
BB	4
SO	8
LOB	16



Batter	1	2	3	4	5	6	7	8	9	AB	R	H	RBI	BB	SO	LOB	BOTTOM					
Dave Roberts, L OBP: 0.378, SLG: 0.371 (1, 8)	G3		1B	B3					G6-3	5	1	2	0	0	0	0						
Omar Vizquel, S OBP: 0.402, SLG: 0.439 (1, 6)	F9		1B	G6-3			P8		G6-4-3	4	1	1	0	1	0	2						
Roberto Alomar, S OBP: 0.428, SLG: 0.561 Enrique Wilson, S (9, PH) OBP: 0.302, SLG: 0.349 (9, PH)	BB		1B	2B			G4-6-3		G6-4-3	3	1	2	1	1	0	0						
Manny Ramirez, R OBP: 0.423, SLG: 0.627 (1, 9)	BB		SF8				G5-3			2	0	1	1	1	0	0						
David Justice, L OBP: 0.404, SLG: 0.513 (1, 10)	G3		2B				G4-6-3		F7	4	1	1	0	0	0	4						
Jim Thome, L OBP: 0.423, SLG: 0.544 (1, 3)	K		2B				G4-3		G5-3	2	1	0	0	2	1	1						
Richie Sexson, R OBP: 0.313, SLG: 0.497 (1, 7)	F9		2B				G6-3		F9	4	0	1	3	0	0	1						
Carlos Baerga, S OBP: 0.326, SLG: 0.345 (1, 5)	K		P9				1B		G5-3	4	0	2	0	0	1	1						
Einar Diaz, R OBP: 0.307, SLG: 0.334 (1, 2)	P8		P8				L9		G5-3	4	0	0	0	0	0	3						
Inning Stats	R: 0 E: 0 K: 0 S: 17	H: 0 LOB: 2 BB: 2 P: 32	R: 0 E: 0 K: 2 S: 8	H: 0 LOB: 0 BB: 0 P: 15	R: 5 E: 0 K: 0 S: 19	H: 5 LOB: 1 BB: 1 P: 33	R: 0 E: 0 K: 0 S: 5	H: 0 LOB: 0 BB: 0 P: 6	R: 0 E: 0 K: 0 S: 13	H: 2 LOB: 1 BB: 0 P: 21	R: 0 E: 0 K: 0 S: 8	H: 2 LOB: 2 BB: 0 P: 13	R: 0 E: 0 K: 0 S: 9	H: 0 LOB: 0 BB: 0 P: 14	R: 0 E: 0 K: 0 S: 9	H: 1 LOB: 1 BB: 1 P: 15	R: 0 E: 0 K: 0 S: 5	H: 0 LOB: 0 BB: 1 P: 9	1B: 9 2B: 1 3B: 0 HR: 0	SF: 1 SAC: 0 DP: 3 HBP: 0	WP: 0 PB: 0 SB: 2 CS: 0	PA: 39
PITCHER	IP	WLS	BF	H	R	ER	SO	BB	IBB	HBP	BLK	WP	HR	S	P	ERA	WHIP					
Rick Helling, R ERA: 4.35 Mike Munoz, L ERA: 3.69 59 Jeff Zimmerman, R ERA: 1.26 Mike Venafro, L ERA: 2.67	4.0	0	22	7	5	5	2	3	0	0	0	0	0	12	20	0.00	1.000					
	2.0	W	7	2	0	0	0	0	0	0	0	0	0	18	29	0.00	1.000					
	2.0	H	7	1	0	0	0	1	0	0	0	0	0	5	9	0.00	1.000					
	1.0		3	0	0	0	0	1	0	0	0	0	0	5	9	0.00	1.000					

Texas Rangers @ Cleveland Indians
 Jacobs Field, Cleveland, OH
 Mon Aug 16 1999, 7:05 PM EDT
 Att: 43,226 - Cloudy - 78 F

AB	33
R	5
H	10
RBI	5
BB	5
SO	2
LOB	13



Batter	1	2	3	4	5	6	7	8	9	AB	R	H	RBI	BB	SO	LOB	TOP											
Luis Altea, S OBP: 0.301, SLG: 0.283	G6-3		1-1 HR	G5-3		FC3-6		L8		6	1	1	3	0	0	3												
Ivan Rodriguez, R OBP: 0.335, SLG: 0.570 Gregg Zaun, S OBP: 0.291, SLG: 0.276	2B 1B	2B HR	G6-3		L9 F7-2	K			K	5	2	3	0	0	1	1												
29 Rusty Greer, L OBP: 0.404, SLG: 0.461	2B 1B	HR 1B	G6-3		BB		K		K	5	2	2	0	1	2	0												
Juan Gonzalez, R OBP: 0.359, SLG: 0.569	2B 1B	HR 1B	2B		L9		G5-3		G3	4	3	1	3	2	0	2												
Rafael Palmeiro, L OBP: 0.428, SLG: 0.624 Jon Shave, R OBP: 0.315, SLG: 0.288	K	L9	1-H 2B		F7-2		HR			5	1	2	2	0	1	5												
Todd Zeile, R OBP: 0.370, SLG: 0.500	1B WP	F8	G3			FC6-4 BB		1B		4	1	2	2	1	0	1												
Roberto Kelly, R OBP: 0.380, SLG: 0.457	2B WP	1B		K		FC6-4 1B		F8		5	2	2	1	0	1	2	AB 45											
Royce Clayton, R OBP: 0.316, SLG: 0.383	E 2B	K		K		1B FC3-6		K		5	2	2	1	0	3	1	R 15											
Tom Goodwin, L OBP: 0.319, SLG: 0.319	E1 1B		HR 1B			1B FC3-6		G3		5	1	4	1	0	0	0	H 19											
Inning Stats	R: 6 E: 1 K: 1 S: 24	H: 6 LOB: 1 BB: 1 P: 39	R: 3 E: 0 K: 1 S: 14	H: 4 LOB: 1 BB: 0 P: 21	R: 3 E: 0 K: 0 S: 9	H: 3 LOB: 1 BB: 1 P: 17	R: 0 E: 0 K: 2 S: 8	H: 1 LOB: 1 BB: 0 P: 12	R: 0 E: 0 K: 0 S: 10	H: 1 LOB: 1 BB: 1 P: 19	R: 2 E: 0 K: 1 S: 15	H: 2 LOB: 1 BB: 1 P: 23	R: 1 E: 0 K: 1 S: 12	H: 2 LOB: 1 BB: 0 P: 19	R: 0 E: 0 K: 1 S: 10	H: 0 LOB: 0 BB: 0 P: 11	R: 0 E: 0 K: 2 S: 9	H: 0 LOB: 0 BB: 0 P: 9	1B: 10 2B: 6 3B: 1 HR: 3	SF: 0 SAC: 0 DP: 1 HBP: 0	WP: 1 PB: 0 SB: 0 CS: 0	PA: 49						
PITCHER	IP	WLS	BF	H	R	ER	SO	BB	IBB	HBP	BLK	WP	HR	S	P	ERA	WHIP											
Mark Langston, L ERA: 5.34	(1, 1)	1.0	L	10	6	6	5	1	1	0	0	0	1	0	24	39	45.00	7.000										
Tom Martin, L ERA: 9.0	(2, 1)	3.0		18	8	6	6	3	1	0	0	0	0	2	31	50	18.00	3.000										
David Riske, R ERA: 5.0	(5, 1)	2.0		10	3	2	2	1	2	0	0	0	0	0	25	42	9.00	2.500										
Paul Assenmacher, L ERA: 7.86	(7, 1)	2.0		8	2	1	1	2	0	0	0	0	0	1	22	30	4.50	1.000										
Paul Shuey, R ERA: 3.99	(9, 1)	1.0		3	0	0	0	2	0	0	0	0	0	0	9	9	0.00	0.000										

Texas Rangers @ Cleveland Indians
Jacobs Field, Cleveland, OH
Tue Aug 17 1999, 7:05 PM EDT
Att: 42,987 - Unknown - 80 F

AB	45
R	15
H	19
RBI	13
BB	4
SO	9
LOB	15



Batter	1	2	3	4	5	6	7	8	9	AB	R	H	RBI	BB	SO	LOB	BOTTOM											
Dave Roberts, L OBP: 0.381, SLG: 0.359	BB 1B	BB			G4-3		P4		G4-3	4	0	1	0	1	0	1												
Omar Vizquel, S OBP: 0.402, SLG: 0.437	BB	G4-3			1B		G6-3		G6-3	4	0	1	1	1	0	2												
Roberto Alomar, S OBP: 0.426, SLG: 0.557 Enrique Wilson, S OBP: 0.305, SLG: 0.355	K		F8		F8		2B			3	0	0	0	0	1	3												
Manny Ramirez, R OBP: 0.420, SLG: 0.622 Alex Ramirez, R OBP: 0.296, SLG: 0.389	K		F7		K		G6-3			3	0	0	0	0	2	3												
David Justice, L OBP: 0.405, SLG: 0.513	G3		L8			HR 1B		G6-4-3 1B		4	1	2	0	0	0	2												
Jim Thome, L OBP: 0.424, SLG: 0.543		FC5-4 BB		G4-3		K		G6-4-3 1B		3	0	1	0	1	1	1												
Richie Sexson, R OBP: 0.309, SLG: 0.491		FC5-4 G3 2B		K		K		G6-4-3		4	1	0	0	0	2	4	AB 35											
Carlos Baerga, S OBP: 0.323, SLG: 0.375		G3		G1-3		HR		G5-3		4	1	1	2	0	0	2	R 4											
Einar Diaz, R OBP: 0.310, SLG: 0.343		2B			G4-3 1B		F8		G6-3	4	1	2	1	0	0	0	H 9											
Inning Stats	R: 0 E: 0 K: 2 S: 14	H: 1 LOB: 2 BB: 1 P: 27	R: 1 E: 0 K: 0 S: 14	H: 1 LOB: 2 BB: 2 P: 28	R: 0 E: 0 K: 1 S: 10	H: 0 LOB: 0 BB: 0 P: 14	R: 1 E: 0 K: 1 S: 9	H: 2 LOB: 1 BB: 0 P: 14	R: 2 E: 0 K: 2 S: 10	H: 2 LOB: 0 BB: 0 P: 15	R: 0 E: 0 K: 0 S: 10	H: 1 LOB: 1 BB: 0 P: 15	R: 0 E: 0 K: 0 S: 6	H: 2 LOB: 1 BB: 0 P: 11	R: 0 E: 0 K: 0 S: 8	H: 0 LOB: 0 BB: 0 P: 13	1B: 5 2B: 3 3B: 0 HR: 1	SF: 0 SAC: 0 DP: 1 HBP: 0	WP: 0 PB: 0 SB: 0 CS: 0	PA: 38								
PITCHER	IP	WLS	BF	H	R	ER	SO	BB	IBB	HBP	BLK	WP	HR	S	P	ERA	WHIP											
Aaron Sele, R ERA: 5.21	(1, 1)	7.0	W	31	7	4	4	6	3	0	0	0	0	1	72	123	5.14	1.429										
Mike Venafro, L ERA: 2.62	(8, 1)	1.0		4	2	0	0	0	0	0	0	0	0	6	11	0.00	2.000											
Danny Patterson, R ERA: 4.62	(9, 1)	1.0		3	0	0	0	0	0	0	0	0	0	8	13	0.00	0.000											

Texas Rangers @ Cleveland Indians
Jacobs Field, Cleveland, OH
Tue Aug 17 1999, 7:05 PM EDT
Att: 42,987 - Unknown - 80 F

AB	35
R	4
H	9
RBI	4
BB	3
SO	6
LOB	19



Batter	1	2	3	4	5	6	7	8	9	AB	R	H	RBI	BB	SO	LOB	TOP								
Mark McLemore, S (1, 4) OBP: 0.367, SLG: 0.377	2-2 FC5-4 1B		1-1 G4-3			3-2 P6	3-1 F9-4-3			4	1	1	0	0	0	1									
Ivan Rodriguez, R (1, 2) OBP: 0.352, SLG: 0.565	1-0 F8		1-0 G4-3			0-0 G5-3		0-1 G1-3		4	0	0	0	0	0	1									
29 Rusty Greer, L (1, 7) OBP: 0.407, SLG: 0.463	1-1 FC5-4 1B			1-1 G4-3			2-2 2B HR 1B	4-0 BB		3	1	2	0	1	0	0									
Juan Gonzalez, R (1, 9) OBP: 0.358, SLG: 0.568	3-2 FC5-4 1-2			3-3 K			0-0 HR 2B	0-0 P6		4	1	1	1	0	1	2									
Rafael Palmeiro, L (1, 10) OBP: 0.427, SLG: 0.628	1-1 F8			2-3 K			0-1 HR	0-0 G4-3		4	1	1	3	0	1	2									
Todd Zeile, R (1, 5) OBP: 0.369, SLG: 0.498		2-3 K			0-0 G3-1		1-0 FC4-6 1B		1-1 G6-3	4	0	1	0	0	1	0									
Lee Stevens, L (1, 3) OBP: 0.350, SLG: 0.492		1-0 G6-4-3 1B			2-2 CS 1B		1-0 FC4-6 HR		2-3 K	4	1	2	0	0	1	1									
Royce Clayton, R (1, 6) OBP: 0.315, SLG: 0.391		1-1 G6-4-3 1-2			3-1 F9		2-0 HR		3-2 G3-1	4	1	1	2	0	0	2									
Tom Goodwin, L (1, 8) OBP: 0.320, SLG: 0.317			2-2 G1-3			2-3 K	4-2 F9-4-3 BB			2	0	0	0	1	1	0									
Inning Stats	R: 1 E: 0 K: 0 S: 11	H: 2 LOB: 1 BB: 0 P: 19	R: 0 E: 0 K: 1 S: 6	H: 1 LOB: 0 BB: 0 P: 10	R: 0 E: 0 K: 0 S: 6	H: 0 LOB: 0 BB: 0 P: 10	R: 0 E: 0 K: 2 S: 9	H: 0 LOB: 0 BB: 0 P: 15	R: 0 E: 0 K: 0 S: 6	H: 1 LOB: 0 BB: 0 P: 11	R: 0 E: 0 K: 1 S: 7	H: 0 LOB: 0 BB: 0 P: 12	R: 5 E: 0 K: 0 S: 13	H: 5 LOB: 0 BB: 1 P: 26	R: 0 E: 0 K: 0 S: 4	H: 0 LOB: 1 BB: 1 P: 8	R: 0 E: 0 K: 1 S: 8	H: 0 LOB: 0 BB: 0 P: 14	1B: 6 2B: 2 3B: 0 HR: 2	SF: 0 SAC: 0 DP: 2 HBP: 0	WP: 0 PB: 0 SB: 0 CS: 1	PA: 35			
PITCHER	IP	WLS	BF	H	R	ER	SO	BB	IBB	HBP	BLK	WP	HR	S	P	ERA	WHIP								
Charles Nagy, R (1, 1) ERA: 5.0	6.0	L	24	8	5	5	4	0	0	0	0	0	1	52	87	7.50	1.333								
Ricardo Rincon, L (7, 1) ERA: 5.59	1.0		4	1	1	1	0	1	0	0	0	0	1	6	16	9.00	2.000								
Steve Reed, R (8, 1) ERA: 3.4	0.2		3	0	0	0	0	1	0	0	0	0	0	3	7	0.00	1.500								
Chris Haney, L (8, 1) ERA: 2.84	1.1		4	0	0	0	1	0	0	0	0	0	0	9	15	0.00	0.000								

Texas Rangers @ Cleveland Indians
Jacobs Field, Cleveland, OH
Wed Aug 18 1999, 7:35 PM EDT
Att: 42,997 - Cloudy - 70 F

AB 33
R 6
H 9
RBI 6
BB 2
SO 5
LOB 9



Batter	1	2	3	4	5	6	7	8	9	AB	R	H	RBI	BB	SO	LOB	BOTTOM								
Dave Roberts, L (1, 8) OBP: 0.348, SLG: 0.326	0-0 B1-3	0-2 P3			1-1 F8		1-1 P2			4	0	0	0	0	0	3									
Omar Vizquel, S (1, 6) OBP: 0.403, SLG: 0.438	2-1 S 1B		2-1 G4-3			1-1 G4-3 S 1B		0-2 G6-3		4	1	2	0	0	0	0									
Roberto Alomar, S (1, 4) OBP: 0.422, SLG: 0.552	2-3 K 1-2		3-2 F7			3-0 G4-3		2-2 G4-3		4	0	0	0	0	1	2									
Manny Ramirez, R (1, 9) OBP: 0.419, SLG: 0.618	1-2 F9		2-3 K			0-0 1B 3-H 1B		2-3 K		4	0	1	1	0	2	1									
David Justice, L (1, 7) OBP: 0.406, SLG: 0.513		2-1 F7			0-0 F9		0-0 1B 1-3 1B		1-1 1B 1B	4	0	2	0	0	0	0									
Jim Thome, L (1, 3) OBP: 0.422, SLG: 0.540		3-0 G3-1			1-3 K		3-3 K		1-1 G6-3 1B	4	0	1	0	0	2	2									
Richie Sexson, R (1, 10) OBP: 0.309, SLG: 0.489		1-0 BB BB 1B			1-1 P8		2-3 K		1-3 K	4	0	1	0	0	2	4									
Carlos Baerga, S (1, 5) OBP: 0.320, SLG: 0.363		4-0 BB 1-2 BB			1-3 K		1-3 K		0-1 G6-3 1-2	3	0	0	0	1	2	2									
Einar Diaz, R (1, 2) OBP: 0.310, SLG: 0.341		4-0 1-2 2-3 BB			2-1 P2		0-1 G1-3			2	0	0	0	1	0	0									
Inning Stats	R: 0 E: 0 K: 1 S: 11	H: 1 LOB: 1 BB: 2 P: 16	R: 0 E: 0 K: 0 S: 7	H: 1 LOB: 3 BB: 2 P: 21	R: 0 E: 0 K: 1 S: 10	H: 0 LOB: 0 BB: 0 P: 17	R: 0 E: 0 K: 1 S: 6	H: 0 LOB: 0 BB: 0 P: 8	R: 0 E: 0 K: 1 S: 7	H: 0 LOB: 0 BB: 0 P: 11	R: 1 E: 0 K: 2 S: 11	H: 3 LOB: 2 BB: 0 P: 20	R: 0 E: 0 K: 1 S: 7	H: 0 LOB: 0 BB: 0 P: 9	R: 0 E: 0 K: 1 S: 12	H: 0 LOB: 0 BB: 0 P: 16	R: 0 E: 0 K: 1 S: 9	H: 2 LOB: 1 BB: 0 P: 12	1B: 7 2B: 0 3B: 0 HR: 0	SF: 0 SAC: 0 DP: 1 HBP: 0	WP: 0 PB: 0 SB: 2 CS: 0	PA: 35			
PITCHER	IP	WLS	BF	H	R	ER	SO	BB	IBB	HBP	BLK	WP	HR	S	P	ERA	WHIP								
John Burkett, R (1, 1) ERA: 5.9	8.0	W	31	5	1	1	8	2	0	0	0	0	0	71	118	1.12	0.875								
John Wetteland, R (9, 1) ERA: 4.37	1.0		4	2	0	0	1	0	0	0	0	0	0	9	12	0.00	2.000								


Texas Rangers @ Cleveland Indians
Jacobs Field, Cleveland, OH
Wed Aug 18 1999, 7:35 PM EDT
Att: 42,997 - Cloudy - 70 F


AB 33
R 1
H 7
RBI 1
BB 2
SO 9
LOB 14



Batter	1	2	3	4	5	6	7	8	9	AB	R	H	RBI	BB	SO	LOB	TOP
Mark McLemore, S (1, 4) OBP: 0.364, SLG: 0.374			G3-1		G4-3		L9			4	0	0	0	0	1	1	Texas Rangers @ Cleveland Indians Jacobs Field, Cleveland, OH Thu Aug 19 1999, 7:05 PM EDT Att: 43,263 - Cloudy - 65 F
Ivan Rodriguez, R (1, 2) OBP: 0.383, SLG: 0.566			G5-3		K			2B		3	0	1	0	1	1	1	
Luis Alicaia, S (8, 7) OBP: 0.301, SLG: 0.283										0	0	0	0	0	0	0	
29 Rusty Greer, L (1, 7) OBP: 0.406, SLG: 0.461			G6-3		F7			L7		4	0	1	0	0	0	2	
Gregg Zaun, S (8, 2) OBP: 0.291, SLG: 0.276										0	0	0	0	0	0	0	
Juan Gonzalez, R (1, 9) OBP: 0.364, SLG: 0.574										3	0	3	0	1	0	0	
Jon Shave, R (8, 4) OBP: 0.315, SLG: 0.288										0	0	0	0	0	0	0	
Rafael Palmeiro, L (1, 10) OBP: 0.425, SLG: 0.623										3	0	0	0	1	1	4	
Todd Zeile, R (1, 5) OBP: 0.366, SLG: 0.493										4	0	0	0	0	1	5	
Lee Stevens, L (1, 3) OBP: 0.350, SLG: 0.488		G4-1								3	0	0	0	1	2	1	
Royce Clayton, R (1, 6) OBP: 0.315, SLG: 0.389										4	0	1	0	0	1	2	
Tom Goodwin, L (1, 8) OBP: 0.319, SLG: 0.319										4	0	1	0	0	0	1	
Inning Stats	R: 0 H: 2 E: 0 K: 1 S: 14	H: 2 R: 0 ER: 0 LOB: 3 P: 25	R: 0 H: 0 E: 0 K: 1 S: 8	H: 0 R: 0 ER: 0 LOB: 0 P: 14	R: 0 H: 1 E: 0 K: 1 S: 9	H: 1 R: 0 ER: 0 LOB: 2 P: 16	R: 0 H: 1 E: 0 K: 2 S: 8	H: 0 R: 0 ER: 0 LOB: 0 P: 10	R: 0 H: 1 E: 0 K: 1 S: 16	H: 1 R: 0 ER: 0 LOB: 1 P: 11	1B: 4 2B: 3 3B: 0 HR: 0	SF: 0 SAC: 0 DP: 1 HBP: 0	WP: 0 PB: 0 SB: 0 CS: 1	PA: 36			
PITCHER	IP WLS BF H R ER SO BB IBB HBP BLK WP HR S P ERA WHIP																
Steve Karsay, R (1, 1) ERA: 2.41	5.0 W 21 4 0 0 4 3 0 0 0 0 0 0 57 94 0.00 1.400																
Steve Reed, R (6, 1) ERA: 3.27	2.0 7 1 0 0 2 0 0 0 0 0 0 0 14 22 0.00 0.500																
Paul Shuey, R (8, 1) ERA: 3.34	1.0 4 1 0 0 0 1 0 0 0 0 0 0 16 24 0.00 2.000																
Michael Jackson, R (9, 1) ERA: 4.27	1.0 4 1 0 0 1 0 0 0 0 0 0 0 9 11 0.00 1.000																

Batter	1	2	3	4	5	6	7	8	9	AB	R	H	RBI	BB	SO	LOB	BOTTOM
Dave Roberts, L (1, 8) OBP: 0.333, SLG: 0.313		G1-3	FC6-4		FC6-4		G4-3			5	0	1	1	0	0	4	Texas Rangers @ Cleveland Indians Jacobs Field, Cleveland, OH Thu Aug 19 1999, 7:05 PM EDT Att: 43,263 - Cloudy - 65 F
Omar Vizquel, S (1, 6) OBP: 0.401, SLG: 0.434			B5-3		G4-3		G5-4-3			4	0	0	0	1	0	2	
Roberto Alomar, S (1, 4) OBP: 0.424, SLG: 0.550										3	2	1	0	2	0	1	
Manny Ramirez, R (1, 9) OBP: 0.419, SLG: 0.615										2	2	0	0	2	0	3	
Alex Ramirez, R (8, 9) OBP: 0.291, SLG: 0.382										1	0	0	0	0	0	0	
David Justice, L (1, 7) OBP: 0.407, SLG: 0.513										4	1	2	1	0	0	4	
Jim Thome, L (1, 10) OBP: 0.425, SLG: 0.541										3	0	2	2	1	1	0	
Richie Sexson, R (1, 3) OBP: 0.311, SLG: 0.492										4	2	2	2	0	0	4	
Enrique Wilson, S (1, 5) OBP: 0.311, SLG: 0.360										2	1	1	0	2	0	0	
Jesse Levis, L (1, 2) OBP: 0.235, SLG: 0.188										4	0	2	2	0	1	1	
Inning Stats	R: 0 H: 1 E: 0 K: 0 S: 9	H: 2 R: 0 ER: 0 LOB: 1 P: 18	R: 4 H: 4 E: 0 K: 0 S: 20	H: 4 R: 0 ER: 0 LOB: 3 P: 39	R: 1 H: 1 E: 1 K: 0 S: 12	H: 1 R: 0 ER: 0 LOB: 1 P: 25	R: 1 H: 1 E: 0 K: 0 S: 7	H: 2 R: 0 ER: 0 LOB: 1 P: 14	R: 0 H: 0 E: 0 K: 1 S: 16	H: 0 R: 0 ER: 0 LOB: 0 P: 20	1B: 9 2B: 2 3B: 0 HR: 0	SF: 0 SAC: 0 DP: 3 HBP: 0	WP: 0 PB: 0 SB: 0 CS: 0	PA: 40			
PITCHER	IP WLS BF H R ER SO BB IBB HBP BLK WP HR S P ERA WHIP																
Mike Morgan, R (1, 1) ERA: 5.87	2.2 L 18 7 5 1 4 0 0 0 0 0 0 0 41 73 3.38 1.500																
Dan Kolb, R (3, 1) ERA: 3.93	5.1 22 4 3 2 1 4 0 0 0 0 0 0 51 90 3.38 1.500																

Batter	1	2	3	4	5	6	7	8	9	AB	R	H	RBI	BB	SO	LOB	TOP										
Jose Offerman, S (1, 4) OBP: 0.380, SLG: 0.429	F7		F8						F9	3	0	0	0	2	0	3	Boston Red Sox @ Texas Rangers The Ballpark at Arlington, Arlington, TX Fri Aug 20 1999, 8:35 PM EDT Att: 35,036 - Unknown - 99 F AB 30 R 3 H 6 RBI 3 BB 5 SO 7 LOB 11 										
John Valentin, R (1, 5) OBP: 0.310, SLG: 0.405	F8		FC5-4							4	0	0	0	0	1	4											
Nomar Garciaparra, R (1, 6) OBP: 0.411, SLG: 0.587				L8					G3	3	0	1	0	1	0	0											
Mike Stanley, R (1, 3) OBP: 0.386, SLG: 0.468 Brian Daubach, L (8, PH) OBP: 0.392, SLG: 0.644					K				F8	3	0	0	0	0	2	4											
Troy O'Leary, L (1, 7) OBP: 0.339, SLG: 0.521										4	0	0	0	0	2	0											
Butch Huskey, R (1, 10) OBP: 0.360, SLG: 0.523										4	1	1	1	0	1	0											
Jason Varitek, S (1, 2) OBP: 0.328, SLG: 0.456										3	1	0	0	1	0	0											
Darren Lewis, R (1, 8) OBP: 0.333, SLG: 0.344 18 Reggie Jefferson, S (9, PH) OBP: 0.399, SLG: 0.464 Donnie Sadler, R (9, PR) OBP: 0.296, SLG: 0.368										3	1	2	0	0	1	0											
Trot Nixon, L (1, 9) OBP: 0.340, SLG: 0.447										1	0	1	2	1	0	0											
Inning Stats	R: 0 E: 0 K: 1 S: 7	H: 1 LOB: 1 BB: 0 P: 9	R: 0 E: 0 K: 0 S: 5	H: 0 LOB: 0 BB: 0 P: 9	R: 0 E: 0 K: 1 S: 10	H: 1 LOB: 1 BB: 0 P: 15	R: 0 E: 0 K: 2 S: 8	H: 0 LOB: 0 BB: 0 P: 15	R: 2 E: 0 K: 1 S: 15	H: 2 LOB: 3 BB: 3 P: 32	R: 0 E: 0 K: 0 S: 4	H: 0 LOB: 0 BB: 0 P: 8	R: 1 E: 0 K: 1 S: 8	H: 1 LOB: 1 BB: 1 P: 16	R: 0 E: 0 K: 1 S: 7	H: 0 LOB: 0 BB: 0 P: 9		1B: 4 2B: 0 3B: 1 HR: 1	SF: 2 SAC: 0 DP: 0 HBP: 0	WP: 0 PB: 0 SB: 0 CS: 1	PA: 37						
PITCHER	IP	WLS	BF	H	R	ER	SO	BB	IBB	HBP	BLK	WP	HR	S	P	ERA	WHIP										
Esteban Loaiza, R (1, 1) ERA: 4.79	6.0	W	26	5	3	3	5	3	0	0	0	0	1	51	91	4.50	1.333										
Mike Munoz, L (7, 1) ERA: 3.55	0.1	H	2	0	0	0	0	1	0	0	0	0	0	3	7	0.00	3.000										
Tim Crabtree, R (7, 1) ERA: 2.96	0.2	H	1	0	0	0	0	0	0	0	0	0	0	3	6	0.00	0.000										
59 Jeff Zimmerman, R (8, 1) ERA: 1.24	1.0	H	3	0	0	0	1	0	0	0	0	0	0	7	9	0.00	0.000										
John Wetteland, R (9, 1) ERA: 4.29	1.0	S	5	1	0	0	1	1	0	0	0	0	0	12	22	0.00	2.000										

Batter	1	2	3	4	5	6	7	8	9	AB	R	H	RBI	BB	SO	LOB	BOTTOM										
Mark McLemore, S (1, 4) OBP: 0.365, SLG: 0.374			F9							3	0	1	0	1	0	1	Boston Red Sox @ Texas Rangers The Ballpark at Arlington, Arlington, TX Fri Aug 20 1999, 8:35 PM EDT Att: 35,036 - Unknown - 99 F AB 32 R 4 H 10 RBI 4 BB 3 SO 5 LOB 13 										
Ivan Rodriguez, R (1, 2) OBP: 0.350, SLG: 0.561			G3							4	0	0	0	0	1	3											
29 Rusty Greer, L (1, 7) OBP: 0.408, SLG: 0.462			G4-3							3	1	2	1	1	0	0											
Juan Gonzalez, R (1, 9) OBP: 0.367, SLG: 0.577										3	1	2	0	1	0	1											
Rafael Palmeiro, L (1, 10) OBP: 0.426, SLG: 0.629										4	1	2	3	0	1	3											
Todd Zeile, R (1, 5) OBP: 0.365, SLG: 0.491										4	0	1	0	0	1	2											
Lee Stevens, L (1, 3) OBP: 0.349, SLG: 0.488										4	0	1	0	0	0	1											
Royce Clayton, R (1, 6) OBP: 0.311, SLG: 0.385										4	0	0	0	0	1	2											
Tom Goodwin, L (1, 8) OBP: 0.319, SLG: 0.320										3	1	1	0	0	1	0											
Inning Stats	R: 0 E: 0 K: 1 S: 11	H: 0 LOB: 0 BB: 1 P: 19	R: 2 E: 0 K: 0 S: 9	H: 3 LOB: 0 BB: 0 P: 12	R: 2 E: 0 K: 1 S: 19	H: 4 LOB: 2 BB: 0 P: 24	R: 0 E: 0 K: 1 S: 6	H: 0 LOB: 0 BB: 0 P: 8	R: 0 E: 0 K: 1 S: 12	H: 1 LOB: 1 BB: 0 P: 17	R: 0 E: 0 K: 0 S: 13	H: 1 LOB: 3 BB: 2 P: 26	R: 0 E: 0 K: 1 S: 10	H: 0 LOB: 0 BB: 0 P: 14	1B: 7 2B: 3 3B: 0 HR: 1	SF: 0 SAC: 0 DP: 2 HBP: 0		WP: 1 PB: 0 SB: 1 CS: 1	PA: 35								
PITCHER	IP	WLS	BF	H	R	ER	SO	BB	IBB	HBP	BLK	WP	HR	S	P	ERA	WHIP										
Mark Portugal, R (1, 1) ERA: 5.15	6.0	L	26	9	4	4	4	1	0	0	0	0	1	67	94	6.00	1.667										
Rich Garces, R (7, 1) ERA: 1.66	2.0		9	1	0	0	1	2	0	0	0	0	0	23	40	0.00	1.500										

Batter	1	2	3	4	5	6	7	8	9	AB	R	H	RBI	BB	SO	LOB	TOP	
Jose Offerman, S OBP: 0.381, SLG: 0.434	G3		1B		G3-1		F8			4	0	1	0	0	0	3		
John Valentin, R OBP: 0.309, SLG: 0.402	G6-3		F7			1B		K		4	0	1	0	0	1	1		
Brian Daubach, L OBP: 0.387, SLG: 0.632	1B		K			FC6-4		K		4	0	1	0	0	2	2		
Nomar Garciaparra, R OBP: 0.410, SLG: 0.595	FC5-4				G5-3		G3		F8	4	0	0	0	0	2			
Troy O'Leary, L OBP: 0.335, SLG: 0.514		G3-1			1B		K		G3	4	0	1	0	0	1	1		
Butch Huskey, R OBP: 0.355, SLG: 0.513		1B			G3-6-3		G1-3		F7	4	0	1	0	0	0	1		
Jason Varitek, S OBP: 0.332, SLG: 0.454		K			1B	G4-6-3	P5		BB	3	0	1	0	1	1	1	AB 33	
Darren Lewis, R OBP: 0.336, SLG: 0.347	G6-3				1B	G4-6-3	2B		G4-3	4	0	2	0	0	0	2	R 0	
Trot Nixon, L OBP: 0.342, SLG: 0.446			G4-3		G4-6-3		BB			2	0	0	0	1	0	2	H 8	
Inning Stats	R: 0 E: 0 K: 0 S: 9	H: 1 LOB: 1 BB: 0 P: 14	R: 0 E: 0 K: 1 S: 8	H: 1 LOB: 1 BB: 0 P: 12	R: 0 E: 0 K: 1 S: 11	H: 1 LOB: 0 BB: 0 P: 21	R: 0 E: 0 K: 0 S: 9	H: 2 LOB: 1 BB: 0 P: 14	R: 0 E: 0 K: 1 S: 6	H: 1 LOB: 1 BB: 0 P: 9	R: 0 E: 0 K: 0 S: 8	H: 0 LOB: 0 BB: 0 P: 11	R: 0 E: 0 K: 0 S: 6	H: 0 LOB: 1 BB: 1 P: 12	1B: 7 2B: 1 3B: 0 HR: 0	SF: 0 SAC: 0 DP: 2 HBP: 0	WP: 1 PB: 0 SB: 0 CS: 0	PA: 35
PITCHER Aaron Sele, R ERA: 4.91	IP: 9.0 WLS: W BF: 35 H: 8 R: 0 ER: 0 SO: 5 BB: 2 IBB: 0 HBP: 0 BLK: 0 WP: 1 HR: 0 S: 73 P: 125 ERA: 0.00 WHIP: 1.111															PITCHER		

Boston Red Sox @ Texas Rangers
The Ballpark at Arlington, Arlington, TX
Sun Aug 22 1999, 8:05 PM EDT
Att: 28,099 - Cloudy - 95 F

AB 33
R 0
H 8
RBI 0
BB 2
SO 5
LOB 15



Batter	1	2	3	4	5	6	7	8	9	AB	R	H	RBI	BB	SO	LOB	BOTTOM			
Mark McLemore, S OBP: 0.366, SLG: 0.373	1B		B1-3		L8		SF9	FC4-6		4	2	1	0	1	0	3				
Ivan Rodriguez, R OBP: 0.350, SLG: 0.560	1B		F9		K		SF9			3	1	1	1	0	1	0				
29 Rusty Greer, L OBP: 0.411, SLG: 0.481	1B		BB		P5		3B			3	0	2	2	1	0	0				
Juan Gonzalez, R OBP: 0.364, SLG: 0.571	P2		K		G6-3		K			4	0	0	0	0	2	4				
Rafael Palmeiro, L OBP: 0.429, SLG: 0.651	SF7				F8		HR		2B	3	1	2	2	0	0	0				
Todd Zeile, R OBP: 0.363, SLG: 0.488	F9				F8		F7		FC6-2	4	0	1	0	0	0	1				
Lee Stevens, L OBP: 0.345, SLG: 0.484		K			1B		P4		G6-3	4	1	1	0	0	1	2	AB 32			
Royce Clayton, R OBP: 0.315, SLG: 0.387		P5			2B		G5-3		FC6-2	3	0	1	1	1	0	0	R 6			
Tom Goodwin, L OBP: 0.317, SLG: 0.315		F8			1B		SF9		FC6-2	4	1	1	0	0	0	4	H 10			
Inning Stats	R: 2 E: 0 K: 0 S: 10	H: 3 LOB: 1 BB: 0 P: 15	R: 0 E: 0 K: 1 S: 10	H: 0 LOB: 0 BB: 0 P: 14	R: 0 E: 0 K: 1 S: 8	H: 0 LOB: 1 BB: 1 P: 13	R: 1 E: 0 K: 0 S: 8	H: 2 LOB: 1 BB: 0 P: 10	R: 0 E: 0 K: 0 S: 7	H: 0 LOB: 0 BB: 0 P: 9	R: 1 E: 0 K: 0 S: 9	H: 1 LOB: 0 BB: 0 P: 11	R: 2 E: 0 K: 1 S: 28	H: 2 LOB: 1 BB: 1 P: 35	R: 0 E: 0 K: 0 S: 8	H: 2 LOB: 3 BB: 1 P: 17	1B: 6 2B: 2 3B: 1 HR: 1	SF: 2 SAC: 0 DP: 0 HBP: 0	WP: 0 PB: 1 SB: 2 CS: 0	PA: 37
PITCHER 49 Tim Wakefield, R ERA: 5.33 Mark Guthrie, L ERA: 5.96	IP: 7.0 WLS: L BF: 31 H: 8 R: 6 ER: 6 SO: 4 BB: 2 IBB: 0 HBP: 0 BLK: 0 WP: 0 HR: 1 S: 80 P: 107 ERA: 7.71 WHIP: 1.429															PITCHER				

Boston Red Sox @ Texas Rangers
The Ballpark at Arlington, Arlington, TX
Sun Aug 22 1999, 8:05 PM EDT
Att: 28,099 - Cloudy - 95 F

AB 32
R 6
H 10
RBI 6
BB 3
SO 4
LOB 14



Batter	1	2	3	4	5	6	7	8	9	AB	R	H	RBI	BB	SO	LOB	TOP																				
Chuck Knoblauch, R (1, 4) OBP: 0.388, SLG: 0.440										5	1	0	0	2	0	5	New York Yankees @ Texas Rangers The Ballpark at Arlington, Arlington, TX Mon Aug 23 1999, 8:35 PM EDT Att: 38,024 - Cloudy - 93 F																				
2 Derek Jeter, R (1, 6) OBP: 0.426, SLG: 0.569										5	0	1	0	0	1	4																					
Luis Sojo, R (7, PR) OBP: 0.296, SLG: 0.389										1	2	1	0	0	0	0																					
Paul O'Neill, L (1, 9) OBP: 0.431, SLG: 0.460										5	1	3	0	0	1	0																					
Shane Spencer, R (7, PR) OBP: 0.302, SLG: 0.372										1	1	0	0	0	0	1																					
Bernie Williams, S (1, 8) OBP: 0.363, SLG: 0.549										5	3	2	1	0	1	1																					
Chad Curtis, R (8, PH) OBP: 0.374, SLG: 0.355										1	0	0	0	0	0	1																					
Tino Martinez, L (1, 3) OBP: 0.342, SLG: 0.441										6	3	4	4	0	0	3																					
Jim Levritz, R (1, 10) OBP: 0.354, SLG: 0.466										4	3	2	1	2	1	3																					
Ricky Ledee, L (1, 7) OBP: 0.362, SLG: 0.513										5	3	2	2	1	1	4																					
Scott Brosius, R (1, 5) OBP: 0.316, SLG: 0.431										6	4	4	6	0	1	1																					
Joe Girardi, R (1, 2) OBP: 0.250, SLG: 0.329										6	0	4	7	0	0	0																					
Inning Stats	R: 6 E: 0 K: 2 S: 21	H: 5 LOB: 1 BB: 2 P: 33	R: 0 E: 0 K: 1 S: 6	H: 0 LOB: 0 BB: 0 P: 9	R: 2 E: 0 K: 1 S: 10	H: 3 LOB: 2 BB: 1 P: 20	R: 0 E: 0 K: 1 S: 15	H: 1 LOB: 1 BB: 0 P: 22	R: 1 E: 0 K: 0 S: 13	H: 2 LOB: 1 BB: 0 P: 17	R: 5 E: 0 K: 0 S: 13	H: 5 LOB: 0 BB: 0 P: 24	R: 5 E: 0 K: 1 S: 22	H: 5 LOB: 3 BB: 1 P: 38	R: 2 E: 0 K: 0 S: 12	H: 2 LOB: 1 BB: 1 P: 25	R: 0 E: 0 K: 0 S: 7	H: 0 LOB: 0 BB: 0 P: 10	1B: 13 2B: 7 3B: 1 HR: 2	SF: 0 SAC: 0 DP: 0 HBP: 0	WP: 1 PB: 0 SB: 1 CS: 0	PA: 55															
PITCHER	IP	WLS	BF	H	R	ER	SO	BB	IBB	HBP	BLK	WP	HR	S	P	ERA	WHIP	PITCHER		IP	WLS	BF	H	R	ER	SO	BB	IBB	HBP	BLK	WP	HR	S	P	ERA	WHIP	
John Burkett, R (1, 1) ERA: 6.43	2.2	L	18	8	8	8	4	2	0	0	0	0	0	35	56	27.00	3.750	Tim Crabtree, R (9, 1) ERA: 2.9		1.0		3	0	0	0	0	0	0	0	0	0	7	10	0.00	0.000		
Dan Kolb, R (3, 1) ERA: 3.92	2.1		11	3	1	1	1	1	0	0	0	1	0	30	45	3.86	1.714																				
Mike Venafro, L (6, 1) ERA: 3.36	1.0		8	5	5	5	0	0	0	0	0	0	1	13	24	45.00	5.000																				
Danny Patterson, R (7, 1) ERA: 5.44	1.0		9	5	5	5	1	1	0	0	0	0	0	22	38	45.00	6.000																				
Mike Munoz, L (8, 1) ERA: 3.89	1.0		6	2	2	2	0	1	0	0	0	0	1	12	25	18.00	3.000																				
Mark McLemore, S (1, 4) OBP: 0.362, SLG: 0.368																																					
Ivan Rodriguez, R (1, 2) OBP: 0.350, SLG: 0.558																																					
Gregg Zaun, S (7, 2) OBP: 0.287, SLG: 0.273																																					
29 Rusty Greer, L (1, 7) OBP: 0.410, SLG: 0.480																																					
Jon Shave, R (8, 5) OBP: 0.324, SLG: 0.313																																					
Juan Gonzalez, R (1, 10) OBP: 0.366, SLG: 0.571																																					
Rafael Palmeiro, L (1, 3) OBP: 0.430, SLG: 0.656																																					
Todd Zeile, R (1, 5) OBP: 0.363, SLG: 0.489																																					
Luis Alicea, S (8, 4) OBP: 0.305, SLG: 0.283																																					
Roberto Kelly, R (1, 9) OBP: 0.376, SLG: 0.453																																					
Royce Clayton, R (1, 6) OBP: 0.315, SLG: 0.385																																					
Tom Goodwin, L (1, 8) OBP: 0.316, SLG: 0.312																																					
Inning Stats	R: 0 E: 0 K: 1 S: 6	H: 0 LOB: 0 BB: 0 P: 12	R: 2 E: 0 K: 1 S: 13	H: 3 LOB: 2 BB: 1 P: 27	R: 0 E: 0 K: 0 S: 13	H: 2 LOB: 0 BB: 0 P: 22	R: 0 E: 0 K: 0 S: 8	H: 1 LOB: 0 BB: 0 P: 11	R: 0 E: 0 K: 0 S: 6	H: 1 LOB: 1 BB: 0 P: 11	R: 0 E: 0 K: 0 S: 9	H: 2 LOB: 0 BB: 0 P: 12	R: 0 E: 0 K: 0 S: 8	H: 0 LOB: 0 BB: 0 P: 14	R: 1 E: 0 K: 0 S: 7	H: 1 LOB: 1 BB: 1 P: 15	R: 0 E: 0 K: 1 S: 5	H: 0 LOB: 0 BB: 0 P: 7	1B: 7 2B: 2 3B: 0 HR: 1	SF: 0 SAC: 0 DP: 2 HBP: 0	WP: 0 PB: 0 SB: 0 CS: 0	PA: 37															
PITCHER	IP	WLS	BF	H	R	ER	SO	BB	IBB	HBP	BLK	WP	HR	S	P	ERA	WHIP	PITCHER		IP	WLS	BF	H	R	ER	SO	BB	IBB	HBP	BLK	WP	HR	S	P	ERA	WHIP	
Andy Pettitte, L (1, 1) ERA: 4.46	8.0	W	34	10	3	3	2	2	0	0	0	0	0	70	124	3.38	1.500	Tim Lincecum, R (9, 1) ERA: 4.19		1.0		3	0	0	0	1	0	0	0	0	5	7	0.00	0.000			
Jason Grimsley, R (9, 1) ERA: 4.19	1.0		3	0	0	0	1	0	0	0	0	0	0	5	7	0.00	0.000																				

AB 50
R 21
H 23
RBI 21
BB 5
SO 6
LOB 23



AB 35
R 3
H 10
RBI 3
BB 2
SO 3
LOB 15



Batter	1	2	3	4	5	6	7	8	9	AB	R	H	RBI	BB	SO	LOB	TOP										
Chuck Knoblauch, R (1.4) OBP: 0.390, SLG: 0.446	1-1 1B	4-2 BB			1-2 G4-3		0-1 L8		0-0 F9	4	1	1	0	1	0	1											
Luis Sojo, R (1.6) OBP: 0.304, SLG: 0.394	0-1 1B	2-2 G1-3			1-0 1B		0-0 G6-3			4	1	2	0	0	0	4											
Paul O'Neill, L (1.9) OBP: 0.362, SLG: 0.456	2-2 1B		1-3 K		1-0 F7			0-0 F7		4	0	1	1	0	1	1											
Bernie Williams, S (1.8) OBP: 0.432, SLG: 0.547	1-0 G4-6-3		3-3 K		0-0 G4-3			4-2 BB		3	0	0	0	1	1	2											
Tino Martinez, L (1.3) OBP: 0.345, SLG: 0.454	1-1 G3		0-1 HR			2-1 L6		0-2 F9		4	1	1	1	0	0	1											
Jim Levritz, R (1.10) OBP: 0.344, SLG: 0.450		1-0 G5-3	1-3 K		0-0 L4			4-2 BB		3	0	0	0	0	1	0											
Chili Davis, S (8, PH) OBP: 0.376, SLG: 0.455								1-2 BB		0	0	0	0	1	0	0											
Chad Curtis, R (8, FR) OBP: 0.374, SLG: 0.355										0	0	0	0	0	0	0											
20 Jorge Posada, S (1.2) OBP: 0.342, SLG: 0.421		4-1 1B		2-3 K		0-1 G6-3		3-3 K		3	0	0	0	1	2	2											
Shane Spencer, R (1.7) OBP: 0.301, SLG: 0.369		0-1 F9		0-2 1B			0-3 K		0-0 G5-3	4	0	1	0	0	1	1											
Scott Brosius, R (1.5) OBP: 0.314, SLG: 0.430	0-1 1B		1-1 G6-3			0-1 2B		1-0 F7		4	0	2	0	0	0	1											
Inning Stats	R: 2 E: 0 K: 0 S: 12	H: 3 LOB: 0 BB: 0 P: 17	R: 0 E: 0 K: 0 S: 13	H: 1 LOB: 3 BB: 2 P: 24	R: 1 E: 0 K: 3 S: 11	H: 1 LOB: 0 BB: 0 P: 16	R: 0 E: 0 K: 1 S: 10	H: 1 LOB: 0 BB: 0 P: 13	R: 0 E: 0 K: 0 S: 5	H: 0 LOB: 0 BB: 0 P: 7	R: 0 E: 0 K: 1 S: 8	H: 1 LOB: 0 BB: 0 P: 8	R: 0 E: 0 K: 1 S: 13	H: 0 LOB: 2 BB: 2 P: 24	R: 0 E: 0 K: 0 S: 3	H: 0 LOB: 0 BB: 4 P: 4	1B: 6 2B: 1 3B: 0 HR: 1	SF: 0 SAC: 0 DP: 2 HBP: 0	WP: 0 PB: 0 SB: 0 CS: 0	PA: 37							
PITCHER	IP	WLS	BF	H	R	ER	SO	BB	IBB	HBP	BLK	WP	HR	S	P	ERA	WHIP										
Esteban Loaiza, R (1.1) ERA: 4.71	7.0	W	29	8	3	3	5	2	0	0	0	0	1	65	94	3.86	1.429										
59 Jeff Zimmerman, R (8, 1) ERA: 1.18	1.0	H	5	0	0	0	1	2	0	0	0	0	0	13	24	0.00	2.000										
John Wetteland, R (9, 1) ERA: 4.03	1.0		3	0	0	0	0	0	0	0	0	0	0	3	4	0.00	0.000										

New York Yankees @ Texas Rangers
The Ballpark at Arlington, Arlington, TX
Wed Aug 25 1999, 8:35 PM EDT
Att: 38,345 - Unknown - 97 F

AB 33
R 3
H 8
RBI 2
BB 4
SO 6
LOB 13



Batter	1	2	3	4	5	6	7	8	9	AB	R	H	RBI	BB	SO	LOB	BOTTOM										
Mark McLemore, S (1.4) OBP: 0.367, SLG: 0.372	0-1 1B		1-1 1B			3-3 K		4-1 BB		0-2 1B	4	1	3	2	1	0											
Ivan Rodriguez, R (1.2) OBP: 0.346, SLG: 0.549	0-0 L9		1-0 1B		1-2 F8		4-1 BB	1-3 K		4	1	1	1	1	1	2											
29 Rusty Greer, L (1.7) OBP: 0.414, SLG: 0.492	1-0 G3-6-3		1-0 1B		3-2 1B		1-0 FC6-4	4-0 BB		4	0	2	1	1	0	4											
Juan Gonzalez, R (1.9) OBP: 0.362, SLG: 0.563		2-2 G5-3	1-2 SF7		1-2 F7		1-1 G4-3	0-1 FC4-6		4	0	0	1	0	0	3											
Rafael Palmeiro, L (1.10) OBP: 0.426, SLG: 0.654		2-2 F7	1-0 F9			0-1 HR	2-3 K			4	1	1	1	0	1	1											
Todd Zeile, R (1.5) OBP: 0.382, SLG: 0.487		0-0 P6		0-1 G6-3		0-1 1B	4-0 BB			3	1	1	0	1	0	0											
Lee Stevens, L (1.3) OBP: 0.349, SLG: 0.495			1-0 1B		1-0 2B		1-0 1B	1-3 K		4	1	3	1	0	1	1											
Royce Clayton, R (1.6) OBP: 0.319, SLG: 0.389			2-1 F8		2-3 K		1-0 SH3-4	0-1 1B		3	1	1	0	0	1	2											
Tom Goodwin, L (1.8) OBP: 0.318, SLG: 0.322			4-2 1B		0-0 F8		3-2 G4-3	1-0 SH3-4		2	1	0	0	1	0	2											
Inning Stats	R: 0 E: 0 K: 0 S: 4	H: 1 LOB: 0 BB: 0 P: 5	R: 0 E: 0 K: 0 S: 11	H: 0 LOB: 0 BB: 0 P: 15	R: 4 E: 0 K: 0 S: 13	H: 4 LOB: 1 BB: 1 P: 25	R: 0 E: 0 K: 1 S: 7	H: 1 LOB: 0 BB: 0 P: 10	R: 0 E: 0 K: 1 S: 13	H: 1 LOB: 1 BB: 0 P: 21	R: 2 E: 0 K: 0 S: 12	H: 3 LOB: 3 BB: 2 P: 26	R: 0 E: 0 K: 2 S: 8	H: 0 LOB: 1 BB: 1 P: 16	R: 1 E: 0 K: 1 S: 11	H: 2 LOB: 2 BB: 1 P: 17	1B: 10 2B: 1 3B: 0 HR: 1	SF: 1 SAC: 2 DP: 1 HBP: 0	WP: 1 PB: 1 SB: 0 CS: 0	PA: 40							
PITCHER	IP	WLS	BF	H	R	ER	SO	BB	IBB	HBP	BLK	WP	HR	S	P	ERA	WHIP										
Hideki Irabu, R (1.1) ERA: 4.49	5.0	L	25	10	6	6	2	1	0	0	0	0	1	53	82	10.80	2.200										
Jason Grimsley, R (6, 1) ERA: 4.09	2.0		9	0	0	0	2	3	0	0	0	0	0	15	36	0.00	1.500										
Jeff Nelson, R (8, 1) ERA: 5.4	1.0		6	2	1	1	1	1	0	0	0	0	0	11	17	9.00	3.000										

New York Yankees @ Texas Rangers
The Ballpark at Arlington, Arlington, TX
Wed Aug 25 1999, 8:35 PM EDT
Att: 38,345 - Unknown - 97 F

AB 32
R 7
H 12
RBI 7
BB 5
SO 5
LOB 15



Batter	1	2	3	4	5	6	7	8	9	AB	R	H	RBI	BB	SO	LOB	TOP								
Mark McLemore, S (1, 4) OBP: 0.367, SLG: 0.377										5	1	2	0	0	2	2									
Ivan Rodriguez, R (1, 2) OBP: 0.349, SLG: 0.548										4	2	2	0	1	0	1									
29 Rusty Greer, L (1, 7) OBP: 0.414, SLG: 0.490										4	1	1	0	1	1	2									
Juan Gonzalez, R (1, 9) OBP: 0.363, SLG: 0.560										4	1	1	1	1	1	3									
Rafael Palmeiro, L (1, 10) OBP: 0.426, SLG: 0.659										4	1	2	3	0	0	1									
Todd Zeile, R (1, 5) OBP: 0.366, SLG: 0.494										4	1	4	2	0	0	0									
Lee Stevens, L (1, 3) OBP: 0.350, SLG: 0.505										4	1	2	2	0	2	3									
Royce Clayton, R (1, 6) OBP: 0.315, SLG: 0.384										4	0	0	0	0	2	2									
Tom Goodwin, L (1, 8) OBP: 0.314, SLG: 0.317										4	0	0	0	0	1	2									
Inning Stats	R: 0 E: 0 K: 1 S: 9	H: 1 LOB: 1 BB: 0 P: 18	R: 2 E: 0 K: 1 S: 15	H: 2 LOB: 0 BB: 0 P: 21	R: 3 E: 0 K: 1 S: 19	H: 3 LOB: 1 BB: 1 P: 29	R: 0 E: 0 K: 0 S: 8	H: 0 LOB: 0 BB: 0 P: 11	R: 0 E: 0 K: 0 S: 6	H: 1 LOB: 0 BB: 0 P: 8	R: 1 E: 0 K: 3 S: 21	H: 3 LOB: 2 BB: 0 P: 30	R: 1 E: 0 K: 1 S: 13	H: 2 LOB: 2 BB: 1 P: 24	R: 0 E: 0 K: 1 S: 6	H: 0 LOB: 0 BB: 0 P: 9	R: 1 E: 0 K: 1 S: 10	H: 2 LOB: 2 BB: 1 P: 22	1B: 8 2B: 4 3B: 0 HR: 2	SF: 2 SAC: 0 DP: 0 HBP: 0	WP: 0 PB: 0 SB: 1 CS: 1	PA: 42			
PITCHER	IP	WLS	BF	H	R	ER	SO	BB	IBB	HBP	BLK	WP	HR	S	P	ERA	WHIP								
Chris Carpenter, R (1, 1) ERA: 4.22	5.0	L	25	10	6	6	3	1	0	0	0	0	2	66	100	10.80	2.200								
Paul Spoljarc, L (6, 1) ERA: 5.4	2.0		9	2	1	1	4	1	0	0	0	0	0	25	41	4.50	1.500								
Pete Munro, R (8, 1) ERA: 5.11	2.0		8	2	1	1	2	1	0	0	0	0	0	16	31	4.50	1.500								

Texas Rangers @ Toronto Blue Jays
SkyDome, Toronto, ON
Fri Aug 27 1999, 7:05 PM EDT
Att: 30,181 - Unknown - 82 F

AB 37
R 8
H 14
RBI 8
BB 3
SO 9
LOB 16



Batter	1	2	3	4	5	6	7	8	9	AB	R	H	RBI	BB	SO	LOB	BOTTOM								
Shannon Stewart, R (1, 7) OBP: 0.375, SLG: 0.422										4	0	1	0	0	2	0									
Jacob Brumfield, R (1, 8) OBP: 0.313, SLG: 0.385										4	0	0	0	0	0	1									
Shawn Green, L (1, 9) OBP: 0.383, SLG: 0.603										4	0	1	0	0	1	1									
Carlos Delgado, L (1, 3) OBP: 0.371, SLG: 0.573										4	1	1	1	0	1	2									
Tony Fernandez, S (1, 5) OBP: 0.439, SLG: 0.477										3	1	1	0	1	0	1									
Darin Fletcher, L (1, 2) OBP: 0.330, SLG: 0.475										3	0	2	1	0	1	0									
Tony Batista, R (1, 6) OBP: 0.333, SLG: 0.516										3	0	0	0	0	2	3									
Willie Greene, L (1, 10) OBP: 0.277, SLG: 0.406										2	0	0	0	1	1	3									
Homer Bush, R (1, 4) OBP: 0.347, SLG: 0.415										3	0	0	0	0	2										
Inning Stats	R: 0 E: 0 K: 1 S: 8	H: 0 LOB: 0 BB: 0 P: 12	R: 0 E: 0 K: 2 S: 9	H: 0 LOB: 0 BB: 0 P: 13	R: 0 E: 0 K: 0 S: 6	H: 0 LOB: 0 BB: 1 P: 10	R: 0 E: 0 K: 1 S: 8	H: 0 LOB: 0 BB: 0 P: 12	R: 2 E: 0 K: 2 S: 11	H: 3 LOB: 1 BB: 0 P: 22	R: 0 E: 0 K: 0 S: 9	H: 1 LOB: 1 BB: 0 P: 17	R: 0 E: 0 K: 1 S: 12	H: 1 LOB: 1 BB: 1 P: 22	R: 0 E: 0 K: 1 S: 9	H: 0 LOB: 0 BB: 0 P: 12	R: 0 E: 0 K: 0 S: 6	H: 1 LOB: 0 BB: 0 P: 11	1B: 3 2B: 2 3B: 0 HR: 1	SF: 0 SAC: 0 DP: 3 HBP: 0	WP: 1 PB: 0 SB: 0 CS: 0	PA: 32			
PITCHER	IP	WLS	BF	H	R	ER	SO	BB	IBB	HBP	BLK	WP	HR	S	P	ERA	WHIP								
Rick Helling, R (1, 1) ERA: 4.19	9.0	W	32	6	2	2	8	2	0	0	0	1	1	78	131	2.00	0.889								

Texas Rangers @ Toronto Blue Jays
SkyDome, Toronto, ON
Fri Aug 27 1999, 7:05 PM EDT
Att: 30,181 - Unknown - 82 F

AB 30
R 2
H 6
RBI 2
BB 2
SO 8
LOB 13



Batter	1	2	3	4	5	6	7	8	9	AB	R	H	RBI	BB	SO	LOB	TOP					
Luis Alica, S OBP: 0.314, SLG: 0.289										4	3	2	0	1	0	1	Texas Rangers @ Toronto Blue Jays SkyDome, Toronto, ON Sat Aug 28 1999, 4:05 PM EDT Att: 31,117 - Cloudy - 86 F					
Ivan Rodriguez, R OBP: 0.351, SLG: 0.555										5	2	3	1	0	2	3						
29 Rusty Greer, L OBP: 0.417, SLG: 0.495										4	1	3	3	1	0	0						
Juan Gonzalez, R OBP: 0.361, SLG: 0.562										5	1	1	2	0	2	6						
Rafael Palmeiro, L OBP: 0.426, SLG: 0.656										4	0	1	2	1	2	1						
Todd Zeile, R OBP: 0.365, SLG: 0.489										4	0	0	0	1	1	3						
Roberto Kelly, R OBP: 0.378, SLG: 0.456										5	1	2	0	0	1	3						
Royce Clayton, R OBP: 0.314, SLG: 0.385										5	0	1	1	0	2	1						
Tom Goodwin, L OBP: 0.312, SLG: 0.315										5	1	1	0	0	1	2						
Inning Stats	R: 1 E: 0 K: 2 S: 22	H: 3 LOB: 3 BB: 1 P: 34	R: 4 E: 0 K: 2 S: 18	H: 3 LOB: 0 BB: 1 P: 31	R: 1 E: 0 K: 0 S: 14	H: 2 LOB: 1 BB: 0 P: 17	R: 1 E: 0 K: 1 S: 14	H: 1 LOB: 0 BB: 0 P: 22	R: 0 E: 0 K: 1 S: 7	H: 0 LOB: 0 BB: 0 P: 10	R: 1 E: 0 K: 1 S: 15	H: 2 LOB: 3 BB: 2 P: 26	R: 0 E: 0 K: 2 S: 9	H: 0 LOB: 0 BB: 0 P: 14	R: 1 E: 0 K: 1 S: 9	H: 2 LOB: 1 BB: 0 P: 13	R: 0 E: 0 K: 1 S: 10	H: 1 LOB: 1 BB: 0 P: 15	1B: 9 2B: 3 3B: 0 HR: 2	SF: 0 SAC: 0 DP: 0 HBP: 0	WP: 1 PB: 0 SB: 3 CS: 0	PA: 45
PITCHER	IP WLS BF H R ER SO BB IBB HBP BLK WP HR S P ERA WHIP																					
David Wells, L ERA: 5.41	(1, 1) 4.0 L 23 9 7 7 5 2 0 0 0 0 0 2 68 104 15.75 2.750																					
Kelvin Escobar, R ERA: 5.94	(5, 1) 3.0 13 2 1 1 4 2 0 0 0 0 1 0 31 50 3.00 1.333																					
John Frascatore, R ERA: 3.86	(8, 1) 1.0 5 2 1 1 1 0 0 0 0 0 0 0 9 13 9.00 2.000																					
Billy Koch, R ERA: 2.34	(9, 1) 1.0 4 1 0 0 1 0 0 0 0 0 0 0 10 15 0.00 1.000																					

Batter	1	2	3	4	5	6	7	8	9	AB	R	H	RBI	BB	SO	LOB	BOTTOM					
Shannon Stewart, R OBP: 0.379, SLG: 0.426										5	1	4	0	0	1	1	Texas Rangers @ Toronto Blue Jays SkyDome, Toronto, ON Sat Aug 28 1999, 4:05 PM EDT Att: 31,117 - Cloudy - 86 F					
Brian McRae, S OBP: 0.320, SLG: 0.358										4	1	1	0	1	2	3						
Shawn Green, L OBP: 0.381, SLG: 0.599										5	1	1	1	0	3	3						
Carlos Delgado, L OBP: 0.369, SLG: 0.572										4	1	1	1	0	0	1						
Tony Fernandez, S OBP: 0.441, SLG: 0.482										4	2	2	1	1	1	1						
Darin Fletcher, L OBP: 0.334, SLG: 0.489										5	1	3	3	0	0	1						
Tony Batista, R OBP: 0.332, SLG: 0.514										4	0	1	1	0	2	2						
Willie Greene, L OBP: 0.273, SLG: 0.400										3	0	0	0	0	1	1						
Jacob Brumfield, R OBP: 0.311, SLG: 0.383										1	0	0	0	0	0	1						
Homer Bush, R OBP: 0.346, SLG: 0.416										4	0	1	0	0	2	3						
Inning Stats	R: 0 E: 0 K: 2 S: 8	H: 1 LOB: 0 BB: 0 P: 16	R: 0 E: 0 K: 1 S: 7	H: 0 LOB: 1 BB: 1 P: 14	R: 0 E: 0 K: 1 S: 9	H: 1 LOB: 0 BB: 0 P: 13	R: 2 E: 0 K: 1 S: 14	H: 2 LOB: 0 BB: 0 P: 22	R: 0 E: 0 K: 2 S: 12	H: 1 LOB: 2 BB: 1 P: 20	R: 2 E: 0 K: 2 S: 14	H: 3 LOB: 1 BB: 0 P: 19	R: 0 E: 0 K: 1 S: 13	H: 1 LOB: 1 BB: 0 P: 20	R: 0 E: 1 K: 0 S: 9	H: 1 LOB: 2 BB: 0 P: 17	R: 3 E: 0 K: 2 S: 17	H: 4 LOB: 1 BB: 0 P: 25	1B: 7 2B: 7 3B: 0 HR: 1	SF: 2 SAC: 0 DP: 1 HBP: 0	WP: 1 PB: 1 SB: 0 CS: 1	PA: 43
PITCHER	IP WLS BF H R ER SO BB IBB HBP BLK WP HR S P ERA WHIP																					
Aaron Sele, R ERA: 4.95	(1, 1) 6.0 W 27 8 4 0 0 1 0 0 0 0 0 1 0 13 20 6.00 1.667																					
Tim Crabtree, R ERA: 2.77	(7, 1) 1.0 4 1 0 0 1 0 0 0 0 0 1 0 13 20 0.00 1.000																					
Jeff Fassero, L ERA: 7.52	(8, 1) 1.0 8 4 3 3 0 0 0 0 0 0 0 0 18 32 27.00 4.000																					
John Wetteland, R ERA: 3.96	(9, 1) 1.0 S 4 1 0 0 2 0 0 0 0 0 0 0 8 10 0.00 1.000																					

AB	41
R	9
H	14
RBI	9
BB	4
SO	11
LOB	20



AB	39
R	7
H	14
RBI	7
BB	2
SO	12
LOB	17



Batter	1	2	3	4	5	6	7	8	9	AB	R	H	RBI	BB	SO	LOB	TOP				
Mark McLemore, S (1, 4) OBP: 0.364, SLG: 0.373	P9		P6		G3		F9	K		5	0	0	0	0	1	3	Texas Rangers @ Toronto Blue Jays SkyDome, Toronto, ON Sun Aug 29 1999, 1:05 PM EDT Att: 30,502 - Sunny - 70 F				
Ivan Rodriguez, R (1, 2) OBP: 0.352, SLG: 0.553	1B		K		F8		BB	K		5	0	2	0	0	2	3					
29 Rusty Greer, L (1, 7) OBP: 0.413, SLG: 0.489	F8		G4-3		L5		K	F7		5	0	0	0	0	1	5					
Juan Gonzalez, R (1, 9) OBP: 0.363, SLG: 0.564	P3			E		L3	BB	K		4	1	2	0	1	1	1					
Rafael Palmeiro, L (1, 10) OBP: 0.425, SLG: 0.652	1B	BB	E8	HR	1B	L3	P3	F7		4	1	1	1	1	0	3					
Todd Zeile, R (1, 5) OBP: 0.387, SLG: 0.498	K		2H	HR		BB	1B	F9		4	2	2	2	0	1	1					
Lee Stevens, L (1, 3) OBP: 0.354, SLG: 0.506	BB	1B	K		IBB		1B	1B		3	0	2	0	1	1	0					
Royce Clayton, R (1, 6) OBP: 0.318, SLG: 0.385	BB		G6-3		BB		1B	1B		2	0	1	1	2	0	0					
Tom Goodwin, L (1, 8) OBP: 0.311, SLG: 0.314	K		F8		F7		1B	1B		4	0	1	0	0	1	5					
Inning Stats	R: 0 E: 0 K: 0 S: 6	H: 1 LOB: 1 BB: 0 P: 9	R: 0 E: 0 K: 2 S: 11	H: 1 LOB: 2 BB: 2 P: 23	R: 0 E: 0 K: 1 S: 6	H: 0 LOB: 0 BB: 0 P: 7	R: 3 E: 1 K: 1 S: 13	H: 3 LOB: 0 BB: 0 P: 19	R: 0 E: 0 K: 0 S: 8	H: 2 LOB: 3 BB: 2 P: 25	R: 0 E: 0 K: 1 S: 10	H: 1 LOB: 2 BB: 1 P: 18	R: 1 E: 0 K: 2 S: 14	H: 3 LOB: 3 BB: 0 P: 23	R: 0 E: 0 K: 1 S: 10	H: 0 LOB: 0 BB: 0 P: 14	1B: 8 2B: 3 3B: 0 HR: 1	SF: 0 SAC: 0 DP: 1 HBP: 1	WP: 0 PB: 0 SB: 0 CS: 0	PA: 42	
PITCHER	IP	WLS	BF	H	R	ER	SO	BB	IBB	HBP	BLK	WP	HR	S	P	ERA	WHIP				
32 Roy Halladay, R (1, 1) ERA: 4.35	6.2	L	31	8	3	3	5	4	1	0	0	0	1	62	107	4.05	1.800				
Graeme Lloyd, L (7, 1) ERA: 3.12	0.1		5	3	1	1	0	0	0	1	0	0	0	7	13	27.00	9.000				
Paul Quantrill, R (8, 1) ERA: 2.55	2.0		6	0	0	0	3	0	0	0	0	0	0	20	29	0.00	0.000				

Batter	1	2	3	4	5	6	7	8	9	AB	R	H	RBI	BB	SO	LOB	BOTTOM					
Shannon Stewart, R (1, 7) OBP: 0.378, SLG: 0.424	BB	1B	F9		K		FC5-4			4	1	1	0	0	1	2	Texas Rangers @ Toronto Blue Jays SkyDome, Toronto, ON Sun Aug 29 1999, 1:05 PM EDT Att: 30,502 - Sunny - 70 F					
Homer Bush, R (1, 4) OBP: 0.345, SLG: 0.414	1B	BB	F9		FC4		G4-3			4	0	1	0	0	0	1						
Shawn Green, L (1, 9) OBP: 0.380, SLG: 0.595	BB	1B	G6-3		P5		G3-1			3	0	0	0	1	0	0						
Carlos Delgado, L (1, 3) OBP: 0.369, SLG: 0.569	BB	1B	G6-3		G4-3		L3			4	0	1	1	0	0	0						
Tony Batista, R (1, 6) OBP: 0.336, SLG: 0.518	K		1B		1B		1B			4	1	3	0	0	1	3						
Willie Greene, L (1, 10) OBP: 0.288, SLG: 0.392	G1-2-3		F8		G4-3		G3			4	0	0	0	0	0	6						
Jacob Brumfield, R (1, 8) OBP: 0.304, SLG: 0.375	F7		P3		P3		SF7			3	0	0	1	0	0	1						
Mike Matheny, R (1, 2) OBP: 0.279, SLG: 0.318	G6-3		G4-3		F7		1B			3	0	0	0	0	0	0						
Darin Fletcher, L (9, PH) OBP: 0.336, SLG: 0.491			FC4		FC5-4		1B			1	0	1	0	0	0	0						
Casey Blake, R (1, 5) OBP: 0.273, SLG: 0.200	K									3	0	2	0	0	1	0						
Brian McRae, S (9, PH) OBP: 0.320, SLG: 0.357										1	0	0	0	0	1	1						
Inning Stats	R: 1 E: 0 K: 1 S: 12	H: 3 LOB: 2 BB: 1 P: 25	R: 0 E: 0 K: 1 S: 5	H: 0 LOB: 0 BB: 0 P: 9	R: 0 E: 0 K: 0 S: 6	H: 0 LOB: 0 BB: 0 P: 10	R: 0 E: 0 K: 0 S: 8	H: 1 LOB: 1 BB: 0 P: 13	R: 0 E: 0 K: 1 S: 12	H: 1 LOB: 1 BB: 0 P: 17	R: 0 E: 0 K: 0 S: 10	H: 1 LOB: 1 BB: 0 P: 17	R: 0 E: 0 K: 0 S: 11	H: 1 LOB: 1 BB: 0 P: 16	R: 0 E: 0 K: 0 S: 5	H: 2 LOB: 0 BB: 0 P: 8	R: 1 E: 0 K: 1 S: 18	H: 0 LOB: 0 BB: 0 P: 24	1B: 8 2B: 1 3B: 0 HR: 0	SF: 1 SAC: 0 DP: 1 HBP: 0	WP: 0 PB: 0 SB: 0 CS: 0	PA: 36
PITCHER	IP	WLS	BF	H	R	ER	SO	BB	IBB	HBP	BLK	WP	HR	S	P	ERA	WHIP					
John Burkett, R (1, 1) ERA: 6.13	6.2	W	27	7	1	1	3	1	0	0	0	0	0	1	1	0.00	1.200					
Tim Lincecum, R (7, 1) ERA: 2.75	0.1	H	1	0	0	0	0	0	0	0	0	0	0	1	1	0.00	0.000					
59 Jeff Zimmerman, R (8, 1) ERA: 1.16	1.0	H	3	0	0	0	0	0	0	0	0	0	0	5	8	0.00	0.000					
John Wetteland, R (9, 1) ERA: 4.05	1.0	S	5	2	1	1	1	0	0	0	0	0	0	18	24	9.00	2.000					

AB	36
R	4
H	11
RBI	4
BB	5
SO	8
LOB	21




AB	34
R	2
H	9
RBI	2
BB	1
SO	4
LOB	14



Batter	1	2	3	4	5	6	7	8	9	AB	R	H	RBI	BB	SO	LOB	TOP			
Mark McLemore, S (1, 4) OBP: 0.367, SLG: 0.375										3	0	2	0	1	0	0	Texas Rangers @ Detroit Tigers Tiger Stadium, Detroit, MI Mon Aug 30 1999, 7:05 PM EDT Att: 19,007 - Unknown - 64 F			
Ivan Rodriguez, R (1, 2) OBP: 0.349, SLG: 0.549										4	0	0	0	0	0	3				
29 Rusty Greer, L (1, 7) OBP: 0.411, SLG: 0.485										4	0	0	0	0	0	2				
Juan Gonzalez, R (1, 9)										2	0	0	0	1	0	0				
Rafael Palmeiro, L (1, 10) OBP: 0.423, SLG: 0.648										3	0	0	0	0	1	2				
Todd Zeile, R (1, 5) OBP: 0.365, SLG: 0.495										3	0	0	0	0	1	0				
Lee Stevens, L (1, 3) OBP: 0.351, SLG: 0.502										3	0	0	0	0	0	0				
Royce Clayton, R (1, 6) OBP: 0.318, SLG: 0.385										3	0	1	0	0	0	0				
Tom Goodwin, L (1, 8) OBP: 0.308, SLG: 0.311										3	0	0	0	0	0	0				
Inning Stats	R: 0 E: 0 K: 0 S: 9	H: 1 LOB: 0 BB: 0 P: 13	R: 0 E: 0 K: 2 S: 10	H: 0 LOB: 0 BB: 0 P: 12	R: 0 E: 0 K: 0 S: 6	H: 0 LOB: 0 BB: 0 P: 10	R: 0 E: 1 K: 0 S: 16	H: 0 LOB: 2 BB: 0 P: 31	R: 0 E: 0 K: 0 S: 8	H: 1 LOB: 0 BB: 0 P: 15	R: 0 E: 0 K: 0 S: 5	H: 0 LOB: 0 BB: 0 P: 10	R: 0 E: 0 K: 0 S: 6	H: 0 LOB: 0 BB: 0 P: 10	R: 0 E: 0 K: 0 S: 14	H: 1 LOB: 1 BB: 0 P: 19	1B: 3 2B: 1 3B: 0 HR: 0	SF: 0 SAC: 0 DP: 2 HBP: 0	WP: 0 PB: 0 SB: 1 CS: 1	PA: 31
PITCHER Brian Moehler, R (1, 1) ERA: 5.2	IP: 9.0 WLS: W BF: 30 H: 3 R: 0 ER: 0 SO: 2 BB: 2 IBB: 0 HBP: 0 BLK: 0 WP: 0 HR: 0 S: 79 P: 130 ERA: 0.00 WHIP: 0.556															PITCHER				

Batter	1	2	3	4	5	6	7	8	9	AB	R	H	RBI	BB	SO	LOB	BOTTOM	
Brad Ausmus, R (1, 2) OBP: 0.356, SLG: 0.422										2	0	1	0	2	0	2	Texas Rangers @ Detroit Tigers Tiger Stadium, Detroit, MI Mon Aug 30 1999, 7:05 PM EDT Att: 19,007 - Unknown - 64 F	
Deivi Cruz, R (1, 6) OBP: 0.288, SLG: 0.382										4	0	0	0	0	0	5		
Dean Palmer, R (1, 5) OBP: 0.329, SLG: 0.500										4	0	0	0	0	1	2		
Tony Clark, S (1, 3) OBP: 0.353, SLG: 0.487										4	0	1	0	0	1	1		
Damon Easley, R (1, 4) OBP: 0.353, SLG: 0.455										4	0	3	0	0	0	0		
Bobby Higginson, L (1, 10) OBP: 0.348, SLG: 0.366										4	0	1	0	0	0	3		
Juan Encarnacion, R (1, 7) OBP: 0.289, SLG: 0.455										4	0	0	0	0	4	3		
Gabe Kapler, R (1, 8) OBP: 0.311, SLG: 0.457										3	1	2	1	0	0	0		
Karim Garcia, L (1, 9) OBP: 0.277, SLG: 0.394										2	0	2	0	1	0	0		
Inning Stats	R: 0 E: 0 K: 1 S: 11	H: 1 LOB: 1 BB: 0 P: 13	R: 0 E: 0 K: 1 S: 8	H: 0 LOB: 0 BB: 0 P: 12	R: 0 E: 0 K: 0 S: 9	H: 1 LOB: 1 BB: 1 P: 16	R: 0 E: 0 K: 1 S: 11	H: 1 LOB: 2 BB: 0 P: 17	R: 0 E: 0 K: 0 S: 15	H: 2 LOB: 2 BB: 0 P: 22	R: 1 E: 0 K: 0 S: 11	H: 2 LOB: 1 BB: 1 P: 19	R: 0 E: 0 K: 1 S: 8	H: 2 LOB: 1 BB: 0 P: 13	1B: 8 2B: 1 3B: 0 HR: 1	SF: 0 SAC: 0 DP: 2 HBP: 0	WP: 0 PB: 0 SB: 0 CS: 1	PA: 34
PITCHER Esteban Loaiza, R (1, 1) ERA: 4.46	IP: 6.1 WLS: L BF: 28 H: 8 R: 1 ER: 1 SO: 5 BB: 3 IBB: 0 HBP: 0 BLK: 0 WP: 0 HR: 1 S: 68 P: 105 ERA: 1.42 WHIP: 1.737															PITCHER		
Tim Lincecum, R (7, 1) ERA: 2.67	IP: 1.2 WLS: L BF: 6 H: 2 R: 0 ER: 0 SO: 1 BB: 0 IBB: 0 HBP: 0 BLK: 0 WP: 0 HR: 0 S: 16 P: 23 ERA: 0.00 WHIP: 1.200															PITCHER		

AB 28
R 0
H 3
RBI 0
BB 2
SO 2
LOB 7




Batter	1	2	3	4	5	6	7	8	9	AB	R	H	RBI	BB	SO	LOB	TOP					
Mark McLemore, S (1, 4) OBP: 0.366, SLG: 0.374	F7		HR	G4-3		G4-6-3		G4-3	G4-3	6	1	2	0	0	0	2						
Ivan Rodriguez, R (1, 2) OBP: 0.349, SLG: 0.554	G4-3		HR	G4-3		G4-6-3		G4-3		5	1	2	2	0	0	0						
29 Rusty Greer, L (1, 7) OBP: 0.412, SLG: 0.492	G3		HR	HR		G4-6-3		DI	BB	4	2	2	1	1	0	2						
Juan Gonzalez, R (1, 9) OBP: 0.365, SLG: 0.567		F7	BB	BB	HR	F7		BB	BB	3	2	1	2	2	0	1						
Rafael Palmeiro, L (1, 10) OBP: 0.425, SLG: 0.646	P6		BB	FC6-4		G1-2-3		F9		3	0	1	0	2	0	2						
Todd Zeile, R (1, 5) OBP: 0.365, SLG: 0.495	1B		K	FC6-4		2B		F8		4	0	1	0	1	1	3						
Lee Stevens, L (1, 3) OBP: 0.356, SLG: 0.504	BB		1B	BB		G4-1		BB	1B	3	0	2	0	2	0	0						
Royce Clayton, R (1, 6) OBP: 0.319, SLG: 0.383	BB		BB	SF9		G3		BB	BB	2	0	0	1	2	1	3						
Tom Goodwin, L (1, 8) OBP: 0.304, SLG: 0.306	G3-1		K	K		L4		L8		5	0	0	0	0	1	10						
Inning Stats	R: 0 E: 0 K: 0 S: 6	H: 0 LOB: 0 BB: 0 P: 12	R: 0 E: 0 K: 0 S: 8	H: 1 LOB: 3 BB: 2 P: 17	R: 4 E: 0 K: 2 S: 17	H: 3 LOB: 2 BB: 3 P: 37	R: 2 E: 0 K: 0 S: 16	H: 3 LOB: 1 BB: 0 P: 22	R: 0 E: 0 K: 0 S: 5	H: 0 LOB: 0 BB: 0 P: 7	R: 0 E: 0 K: 0 S: 8	H: 2 LOB: 1 BB: 0 P: 14	R: 0 E: 0 K: 1 S: 8	H: 1 LOB: 2 BB: 2 P: 17	R: 0 E: 0 K: 0 S: 5	H: 0 LOB: 2 BB: 1 P: 17	R: 0 E: 0 K: 0 S: 18	H: 1 LOB: 2 BB: 1 P: 30	1B: 7 2B: 1 3B: 0 HR: 3	SF: 1 SAC: 0 DP: 2 HBP: 0	WP: 0 PB: 0 SB: 0 CS: 0	PA: 46
PITCHER	IP	WLS	BF	H	R	ER	SO	BB	IBB	HBP	BLK	WP	HR	S	P	ERA	WHIP					
Dave Borkowski, R (1, 1) ERA: 8.2	2.0		14	4	4	0	0	4	0	0	0	0	2	24	51	18.00	4.000					
Willie Blair, R (3, 1) ERA: 6.62	4.0		17	5	2	2	2	1	0	0	0	0	1	36	58	4.50	1.500					
Francisco Cordero, R (7, 1) ERA: 5.02	1.0	W	5	1	0	0	1	1	0	0	0	0	0	8	17	0.00	2.000					
Matt Anderson, R (8, 1) ERA: 5.02	2.0		10	1	0	0	0	3	0	0	0	0	0	23	47	0.00	2.000					

Texas Rangers @ Detroit Tigers
Tiger Stadium, Detroit, MI
Tue Aug 31 1999, 7:05 PM EDT
Att: 17,439 - Unknown - 76 F

AB 35
R 6
H 11
RBI 6
BB 10
SO 3
LOB 23



Batter	1	2	3	4	5	6	7	8	9	AB	R	H	RBI	BB	SO	LOB	BOTTOM					
Luis Polonia, L (1, 7) OBP: 0.352, SLG: 0.504	G4-3			2B		F8		G5-3		4	2	2	0	0	0	1						
Kimera Barteo, R (7, FH) OBP: 0.311, SLG: 0.302	SF8			2B		FC6-4		G5-3		2	1	0	0	0	0	5						
Brad Ausmus, R (1, 2) OBP: 0.359, SLG: 0.429	G4-3		G5-3	2B		BB				4	1	2	3	1	0	1						
Dean Palmer, R (1, 5) OBP: 0.328, SLG: 0.497	SF8		G5-3	G6-3		BB		K2-3		3	1	0	1	1	1	2						
Tony Clark, S (1, 3) OBP: 0.354, SLG: 0.488	K		2B	L8		BB		K		5	2	2	2	0	2	2						
Damon Easley, R (1, 4) OBP: 0.358, SLG: 0.462		HR	BB	2B		G6-3		1B	2B	4	3	3	0	1	0	0						
Bobby Higginson, L (1, 10) OBP: 0.355, SLG: 0.377	HR		BB	BB		G1-3		2B	FC5-2	3	2	2	3	2	0	0						
Gabe Kapler, R (1, 8) OBP: 0.312, SLG: 0.459	G3		E6	G4-3		G4-3		1B	FC1-2	5	1	2	1	0	0	1						
Karim Garcia, L (1, 9) OBP: 0.275, SLG: 0.389	G6-3		G4-3			L7		FC5-2	FC1-2	5	1	1	2	0	0	5						
Deivi Cruz, R (1, 6) OBP: 0.290, SLG: 0.382	1B			G5-3		G1-3		FC1-2		5	0	2	0	0	0	3						
Inning Stats	R: 1 E: 0 K: 1 S: 7	H: 1 LOB: 0 BB: 0 P: 10	R: 2 E: 0 K: 0 S: 9	H: 2 LOB: 1 BB: 1 P: 19	R: 2 E: 1 K: 0 S: 9	H: 2 LOB: 2 BB: 1 P: 17	R: 1 E: 0 K: 0 S: 8	H: 2 LOB: 1 BB: 0 P: 17	R: 0 E: 0 K: 0 S: 7	H: 0 LOB: 0 BB: 0 P: 12	R: 8 E: 0 K: 2 S: 28	H: 7 LOB: 1 BB: 2 P: 48	R: 0 E: 0 K: 0 S: 16	H: 2 LOB: 3 BB: 1 P: 25	R: 0 E: 0 K: 0 S: 18	H: 2 LOB: 3 BB: 1 P: 30	1B: 7 2B: 7 3B: 1 HR: 1	SF: 1 SAC: 0 DP: 0 HBP: 0	WP: 0 PB: 0 SB: 0 CS: 0	PA: 46		
PITCHER	IP	WLS	BF	H	R	ER	SO	BB	IBB	HBP	BLK	WP	HR	S	P	ERA	WHIP					
Mike Morgan, R (1, 1) ERA: 6.23	2.0		10	0	2	2	0	2	0	0	0	0	0	24	41	6.75	0.750					
Dan Kolb, R (4, 1) ERA: 4.24	0.0		4	4	2	2	0	0	0	0	0	0	0	9	16	∞	∞					
59 Jeff Zimmerman, R (7, 1) ERA: 1.63	1.0		6	3	4	4	2	0	0	0	0	0	0	14	19	36.00	3.000					
Jeff Fassero, L (7, 1) ERA: 7.6	1.0		6	2	0	0	0	1	0	0	0	0	0	16	25	0.00	3.000					
Mike Venafro, L (8, 1) ERA: 3.41	1.0		6	2	0	0	0	1	0	0	0	0	0	16	25	0.00	3.000					

Texas Rangers @ Detroit Tigers
Tiger Stadium, Detroit, MI
Tue Aug 31 1999, 7:05 PM EDT
Att: 17,439 - Unknown - 76 F


AB 40
R 14
H 16
RBI 12
BB 5
SO 3
LOB 20



Batter	1	2	3	4	5	6	7	8	9	AB	R	H	RBI	BB	SO	LOB	TOP				
Tom Goodwin, L (1, 8) OBP: 0.307, SLG: 0.319	1-3 K		0-1 1B 2B	2-0 1B		1-0 3B		2-3 K	0-0 G3	6	1	3	2	0	2	1					
Mark McLemore, S (1, 4) OBP: 0.366, SLG: 0.374	1-0 G6-3		1-0 1B	0-2 F7		3-1 G6-3		1-2 29 CS 1B	0-0 L9	6	0	2	2	0	0	3					
29 Rusty Greer, L (1, 7) OBP: 0.410, SLG: 0.489	1-0 F7		0-2 G4-3		2-2 P6		2-1 G3	2-0 CS 1B	1-0 BB 1B	5	1	1	0	0	0	1					
Juan Gonzalez, R (1, 9) OBP: 0.368, SLG: 0.576		1-3 K		0-0 2B 2B	0-1 HR		0-3 K		2-1 E5 1B	5	3	3	1	0	2	0					
Rafael Palmeiro, L (1, 3) OBP: 0.426, SLG: 0.647		1-1 G4-3		3-2 G3 1B 2B	1-1 L7		0-0 1B		4-0 E BB SF8 IBB	4	2	2	1	1	0	0					
Lee Stevens, L (1, 10) OBP: 0.357, SLG: 0.504		0-1 2B		1-3 K	0-2 G4-3		2-2 G6-3		4-1 SF8 HR BB	4	1	1	1	1	1	2					
Luis Alica, S (1, 5) OBP: 0.310, SLG: 0.306		2-3 K		3-2 G3		1-2 P6		0-0 HR	0-1 E5 HR	5	2	1	2	0	1	4					
Royce Clayton, R (1, 6) OBP: 0.323, SLG: 0.382			0-1 L7	4-2 1B 1B BB		3-2 3B HBP		4-1 SH3-4 1B BB	1-2 SF8	1	3	0	1	2	0	0					
Gregg Zaun, S (1, 2) OBP: 0.297, SLG: 0.321			0-1 G3-1	1-2 1B 1B		2-2 F7		0-0 SH3-4	0-1 HR	4	1	2	4	0	0	1					
Inning Stats	R: 0 E: 0 K: 1 S: 5	H: 0 LOB: 0 BB: 0 P: 8	R: 0 E: 0 K: 2 S: 10	H: 1 LOB: 1 BB: 0 P: 14	R: 1 E: 0 K: 0 S: 10	H: 2 LOB: 1 BB: 0 P: 11	R: 3 E: 0 K: 1 S: 19	H: 4 LOB: 2 BB: 1 P: 32	R: 1 E: 0 K: 0 S: 10	H: 1 LOB: 1 BB: 0 P: 13	R: 0 E: 0 K: 1 S: 9	H: 1 LOB: 1 BB: 0 P: 13	R: 2 E: 0 K: 1 S: 9	H: 2 LOB: 0 BB: 1 P: 18	R: 6 E: 2 K: 0 S: 13	H: 3 LOB: 2 BB: 2 P: 25	1B: 7 2B: 4 3B: 1 HR: 3	SF: 1 SAC: 1 DP: 0 HBP: 1	WP: 0 PB: 0 SB: 0 CS: 1	PA: 48	
PITCHER	IP	WLS	BF	H	R	ER	SO	BB	IBB	HBP	BLK	WP	HR	S	P	ERA	WHIP				
Jeff Weaver, R (1, 1) ERA: 5.23	6.0	L	29	9	6	6	4	1	0	1	0	0	1	67	100	9.00	1.667				
Doug Brocail, R (7, 1) ERA: 2.3	2.0		9	3	2	2	2	1	0	0	0	0	1	18	31	9.00	2.000				
Masao Kida, R (9, 1) ERA: 5.81	1.0		9	3	6	5	0	1	1	0	0	0	1	13	25	45.00	4.000				

Texas Rangers @ Detroit Tigers
Tiger Stadium, Detroit, MI
Wed Sep 01 1999, 7:05 PM EDT
Att: 18,544 - Unknown - 81 F


AB 40
R 14
H 15
RBI 14
BB 4
SO 6
LOB 12



Batter	1	2	3	4	5	6	7	8	9	AB	R	H	RBI	BB	SO	LOB	BOTTOM					
Luis Polonia, L (1, 7) OBP: 0.346, SLG: 0.494	0-0 F7		1-2 P6	1-2 F7			0-0 G4-3		1-1 F8	5	0	0	0	0	0	4						
Brad Ausmus, R (1, 2) OBP: 0.359, SLG: 0.427	2-3 K		4-1 S HR BB		0-0 F8		3-2 F7		0-1 1B 1B	4	1	1	0	1	1	2						
Dean Palmer, R (1, 5) OBP: 0.331, SLG: 0.504	1-0 HR		2-2 G6-3		0-3 K2-3		1-2 BB 1B SF8 1B	0-1 1B 1B	1-3 2H 1B	5	2	3	2	0	1	1						
Tony Clark, S (1, 3) OBP: 0.354, SLG: 0.494	2-3 K		2-1 HR		2-3 K		3-2 BB 1B	1-2 K	1-3 K	5	1	2	2	0	3	2						
Damon Easley, R (1, 4) OBP: 0.358, SLG: 0.468		0-0 1B S SF8 1B	0-0 HR		2-2 K		1-3 K	3-2 P7		5	2	2	1	0	2	4						
Bobby Higginson, L (1, 10) OBP: 0.356, SLG: 0.377		1 SAFE 3-2 X	2-1 G4-3		2-1 G4-3		4-0 BB		3-0 1 0 1 0 0	0	0	0	0	0	0	0						
C.J. Nitkowski, L (8, PR)		1 SAFE 1-3	1-3 1B				1-2 BB		0 0 0 0 0 0 0													
Gabe Kapler, R (1, 8) OBP: 0.308, SLG: 0.455		1-3 K		2-2 P5		0-0 G6-3		2-0 SF8		3	0	0	1	0	1	2						
Karim Garcia, L (1, 9) OBP: 0.276, SLG: 0.390		0-0 SF8		1-2 F7			0-2 G4-3 G6-3		0-1 F8	2	0	1	1	0	0	0						
Kimera Bartee, R (7, PR) OBP: 0.311, SLG: 0.302										0	0	0	0	0	0	0						
Frank Catalanotto, L (8, PH) OBP: 0.330, SLG: 0.486										1	0	0	0	0	0	2						
Juan Encarnacion, R (9, 7) OBP: 0.289, SLG: 0.455										0	0	0	0	0	0	0						
Deivi Cruz, R (1, 6) OBP: 0.292, SLG: 0.383		3-H 2-3	1-3 K		1-1 E7 1B		0-0 G6-3		0-1 1B 1B	4	1	2	0	0	1	2						
Inning Stats	R: 1 E: 0 K: 2 S: 8	H: 1 LOB: 0 BB: 0 P: 13	R: 1 E: 0 K: 2 S: 13	H: 2 LOB: 1 BB: 0 P: 19	R: 3 E: 0 K: 0 S: 12	H: 2 LOB: 0 BB: 1 P: 23	R: 0 E: 1 K: 0 S: 11	H: 1 LOB: 1 BB: 0 P: 16	R: 0 E: 0 K: 2 S: 8	H: 0 LOB: 0 BB: 0 P: 10	R: 0 E: 0 K: 1 S: 6	H: 0 LOB: 0 BB: 0 P: 10	R: 0 E: 0 K: 0 S: 8	H: 1 LOB: 2 BB: 0 P: 11	R: 1 E: 0 K: 1 S: 15	H: 2 LOB: 2 BB: 1 P: 26	R: 1 E: 0 K: 1 S: 17	H: 3 LOB: 2 BB: 0 P: 22	1B: 9 2B: 0 3B: 0 HR: 3	SF: 2 SAC: 0 DP: 0 HBP: 0	WP: 0 PB: 0 SB: 2 CS: 0	PA: 41
PITCHER	IP	WLS	BF	H	R	ER	SO	BB	IBB	HBP	BLK	WP	HR	S	P	ERA	WHIP					
Rick Helling, R (1, 1) ERA: 4.32	7.0		30	8	6	6	7	1	0	0	0	0	0	8	16	0.00	6.000					
Tim Crabtree, R (8, 1) ERA: 2.65	0.1	H	3	1	0	0	1	1	0	0	0	0	0	8	16	0.00	6.000					
John Wetteland, R (8, 1) ERA: 4.09	1.2	S	8	3	1	1	1	0	0	0	0	0	0	20	27	5.40	1.800					

Texas Rangers @ Detroit Tigers
Tiger Stadium, Detroit, MI
Wed Sep 01 1999, 7:05 PM EDT
Att: 18,544 - Unknown - 81 F

AB 37
R 7
H 12
RBI 7
BB 2
SO 9
LOB 19



Batter	1	2	3	4	5	6	7	8	9	AB	R	H	RBI	BB	SO	LOB	TOP					
Mark McLemore, S (1, 4) OBP: 0.366, SLG: 0.374										5	1	2	0	0	2	2						
Ivan Rodriguez, R (1, 2) OBP: 0.350, SLG: 0.554										5	2	2	1	0	1	2						
29 Rusty Greer, L (1, 7) OBP: 0.409, SLG: 0.493										4	1	1	2	0	0	1						
Juan Gonzalez, R (1, 9) OBP: 0.367, SLG: 0.573										4	0	1	0	0	2	1						
Rafael Palmeiro, L (1, 10) OBP: 0.427, SLG: 0.652										4	1	2	2	0	0	1						
Todd Zeile, R (1, 5) OBP: 0.366, SLG: 0.501										4	1	2	1	0	1	0						
Lee Stevens, L (1, 3) OBP: 0.354, SLG: 0.499										4	0	0	0	0	1	2						
Royce Clayton, R (1, 6) OBP: 0.324, SLG: 0.394										4	1	2	1	0	2	0						
Tom Goodwin, L (1, 8) OBP: 0.307, SLG: 0.319										3	0	1	0	0	0	0						
Inning Stats	R: 2 E: 0 K: 1 S: 14	H: 4 LOB: 2 BB: 0 P: 18	R: 3 E: 1 K: 0 S: 23	H: 4 LOB: 1 BB: 0 P: 29	R: 0 E: 0 K: 3 S: 10	H: 0 LOB: 0 BB: 0 P: 16	R: 0 E: 0 K: 1 S: 5	H: 1 LOB: 0 BB: 0 P: 7	R: 0 E: 0 K: 1 S: 9	H: 0 LOB: 0 BB: 0 P: 11	R: 0 E: 0 K: 1 S: 7	H: 0 LOB: 0 BB: 0 P: 10	R: 0 E: 0 K: 0 S: 4	H: 1 LOB: 0 BB: 0 P: 5	R: 2 E: 0 K: 0 S: 10	H: 2 LOB: 1 BB: 0 P: 18	R: 0 E: 0 K: 2 S: 10	H: 1 LOB: 1 BB: 0 P: 11	1B: 7 2B: 2 3B: 0 HR: 4	SF: 0 SAC: 1 DP: 1 HBP: 0	WP: 0 PB: 0 SB: 1 CS: 1	PA: 38
PITCHER	IP	WLS	BF	H	R	ER	SO	BB	IBB	HBP	BLK	WP	HR	S	P	ERA	WHIP					
Dave Milick, R (1, 1) ERA: 4.89	8.0	W	34	12	7	7	7	0	0	0	0	0	4	82	114	7.88	1.500					
Todd Jones, R (9, 1) ERA: 3.98	1.0	S	4	1	0	0	2	0	0	0	0	0	0	10	11	0.00	1.000					

Texas Rangers @ Detroit Tigers
Tiger Stadium, Detroit, MI
Thu Sep 02 1999, 1:05 PM EDT
Att: 22,945 - Overcast - 66 F

AB	37
R	7
H	13
RBI	7
BB	0
SO	9
LOB	9



Batter	1	2	3	4	5	6	7	8	9	AB	R	H	RBI	BB	SO	LOB	BOTTOM				
Frank Catalanotto, L (1, 5) OBP: 0.333, SLG: 0.465										5	0	2	0	0	1	0					
Gabe Kapler, R (1, 8) OBP: 0.310, SLG: 0.454										5	0	2	0	0	0	3					
Tony Clark, S (1, 3) OBP: 0.353, SLG: 0.491										5	0	1	1	0	1	3					
Damon Easley, R (1, 4) OBP: 0.357, SLG: 0.466									4	1	1	0	0	1	3						
Bobby Higginson, L (1, 10) OBP: 0.357, SLG: 0.395										4	2	2	2	0	1	1					
Juan Encarnacion, R (1, 7) OBP: 0.291, SLG: 0.460										4	1	2	1	0	0	1					
Karim Garcia, L (1, 9) OBP: 0.322, SLG: 0.406										4	1	2	0	0	0	2					
Kimera Barteo, R (9, 8) OBP: 0.311, SLG: 0.302										0	0	0	0	0	0	0					
Bill Haselman, R (1, 2) OBP: 0.322, SLG: 0.406										4	0	1	1	0	0	3					
Brad Ausmus, R (9, PR) OBP: 0.359, SLG: 0.427										0	1	0	0	0	0	0					
Deivi Cruz, R (1, 6) OBP: 0.294, SLG: 0.391										4	2	2	3	0	2	1					
Inning Stats	R: 0 E: 0 K: 1 S: 10	H: 1 LOB: 1 BB: 0 P: 14	R: 1 E: 1 K: 1 S: 11	H: 2 LOB: 1 BB: 0 P: 17	R: 0 E: 0 K: 2 S: 7	H: 0 LOB: 0 BB: 0 P: 13	R: 1 E: 0 K: 1 S: 7	H: 2 LOB: 1 BB: 0 P: 11	R: 0 E: 0 K: 1 S: 11	H: 1 LOB: 1 BB: 0 P: 19	R: 0 E: 1 K: 0 S: 8	H: 0 LOB: 0 BB: 0 P: 10	R: 2 E: 0 K: 0 S: 10	H: 4 LOB: 2 BB: 0 P: 12	R: 4 E: 0 K: 0 S: 18	H: 5 LOB: 1 BB: 0 P: 27	1B: 9 2B: 3 3B: 0 HR: 3	SF: 0 SAC: 0 DP: 1 HBP: 0	WP: 0 PB: 0 SB: 0 CS: 0	PA: 39	
PITCHER	IP	WLS	BF	H	R	ER	SO	BB	IBB	HBP	BLK	WP	HR	S	P	ERA	WHIP				
Aaron Sele, R (1, 1) ERA: 4.97	6.2	L	30	10	4	4	6	0	0	0	0	0	2	20	29	27.00	3.750				
59 Jeff Zimmerman, R (7, 1) ERA: 2.06	1.1	L	9	5	4	4	0	0	0	0	0	0	0	2	20	27.00	3.750				

Texas Rangers @ Detroit Tigers
Tiger Stadium, Detroit, MI
Thu Sep 02 1999, 1:05 PM EDT
Att: 22,945 - Overcast - 66 F


AB	39
R	8
H	15
RBI	8
BB	0
SO	6
LOB	17



Batter	1	2	3	4	5	6	7	8	9	AB	R	H	RBI	BB	SO	LOB	TOP				
Ray Durham, S OBP: 0.381, SLG: 0.457 Mike Caruso, S OBP: 0.292, SLG: 0.308	4-2 FC3-6 BB		0-0 SH 55 1B		1-1 G3		1-0 55 1B 2B	0-2 G4-3	0-2 G4-3	0	0	0	0	1	0	0					
55 Liu Rodriguez, S OBP: 0.335, SLG: 0.298	0-0 FC3-6 1B 1-2		0-1 2H		3-1 P6		0-0 1B 1B	4-1 FC1-4 BB		4	1	2	3	1	0	1					
Carlos Lee, R OBP: 0.335, SLG: 0.476 Brian Simmons, S OBP: 0.279, SLG: 0.375	1-3 K		1-1 P4		2-0 F8		0-0 14 WP 1B 2B	2-2 FC1-4		4	1	1	0	0	0	1					
Maglio Ordonez, R OBP: 0.341, SLG: 0.515	0-0 1B		0-1 P5				1-2 L6	0-2 14 WP 1B		5	1	2	1	0	1	2					
14 Paul Konerko, R OBP: 0.347, SLG: 0.523	0-2 G1-3		0-1 F8				0-0 F8	2-1 G4-3 1B 2B		5	2	2	2	0	0	3					
Chris Singleton, L OBP: 0.329, SLG: 0.489		2-1 G3			1-2 G4-3		1-2 F9	1-2 G4-3		5	0	0	0	0	0	2					
Greg Norton, S OBP: 0.351, SLG: 0.421		2-2 L6			4-2 SH1-3 BB			0-1 2B		4	2	3	2	1	0	0					
Craig Wilson, R OBP: 0.284, SLG: 0.318		0-3 K			0-0 SH1-3			1-3 K		3	0	0	0	0	2	2					
Brook Fordyce, R OBP: 0.349, SLG: 0.439			3-2 SH 2B		0-0 G1-3			0-0 2B 55 1B 1B	2-0 55 WP FC1-4 1B	5	3	4	1	0	0	1					
Inning Stats	R: 0 E: 0 K: 1 S: 12	H: 1 LOB: 2 BB: 1 P: 17	R: 0 E: 0 K: 1 S: 10	H: 0 LOB: 0 BB: 0 P: 14	R: 2 E: 1 K: 0 S: 14	H: 2 LOB: 1 BB: 0 P: 18	R: 0 E: 0 K: 0 S: 10	H: 0 LOB: 0 BB: 0 P: 15	R: 0 E: 0 K: 0 S: 7	H: 0 LOB: 0 BB: 0 P: 9	R: 7 E: 0 K: 0 S: 20	H: 8 LOB: 1 BB: 0 P: 28	R: 1 E: 0 K: 1 S: 14	H: 1 LOB: 1 BB: 1 P: 25	R: 2 E: 0 K: 1 S: 12	H: 3 LOB: 1 BB: 0 P: 14	1B: 9 2B: 6 3B: 0 HR: 0	SF: 0 SAC: 3 DP: 0 HBP: 0	WP: 2 PB: 0 SB: 0 CS: 0	PA: 46	
PITCHER	IP WLS BF H R ER SO BB IBB HBP BLK WP HR S P ERA WHIP	6.1 L 28 6 5 4 2 2 0 0 0 0 0 0 64 92 5.68 1.263	7.1 0.0 4 4 3 3 0 0 0 0 0 1 0 7 9 ∞ ∞	7.1 0.2 3 1 1 1 0 0 0 0 0 0 0 7 11 13.50 1.500	8.1 2.0 11 4 3 3 2 1 0 0 0 1 0 26 39 13.50 2.500																

Chicago White Sox @ Texas Rangers
The Ballpark at Arlington, Arlington, TX
Sat Sep 04 1999, 3:00 PM EDT
Att: 29,279 - Sunny - 87 F

AB 40
R 12
H 15
RBI 11
BB 3
SO 4
LOB 16



Batter	1	2	3	4	5	6	7	8	9	AB	R	H	RBI	BB	SO	LOB	BOTTOM				
Mark McLemore, S OBP: 0.363, SLG: 0.371	1-2 S 29 1B		3-1 G4-3		2-3 K		3-2 F8	1-2 G5-3		5	1	1	0	0	1	2					
Ivan Rodriguez, R OBP: 0.352, SLG: 0.556 Scarborough Green, S OBP: 0.600, SLG: 0.500	4-2 29 1B BB		4-2 29 CS BB		1-1 29 S 1B		1-2 G5-3		2-1 1B 1B 1B	2	0	1	0	2	0	0					
29 Rusty Greer, L OBP: 0.411, SLG: 0.495	2-0 1-3 2H 1B		2-1 CS		3-2 HR 1B		2-2 G4-3		0-0 F7	5	1	2	1	0	0	2					
Juan Gonzalez, R OBP: 0.366, SLG: 0.576	0-2 P6		1-0 P3		1-2 P9		0-1 F8		2-2 1B 1B	5	0	1	0	0	0	4					
Rafael Palmeiro, L OBP: 0.428, SLG: 0.653 Jon Shave, R OBP: 0.324, SLG: 0.313	1-1 FC4-6 HBP		3-2 HR		2-1 G3		4-2 BB		0-0 G6-4-3 1B	3	1	2	2	1	0	0					
Todd Zeile, R OBP: 0.366, SLG: 0.502	1-3 K		4-2 1B BB		3-1 G5-3		2-3 K		0-2 G6-4-3 1B	4	0	0	0	1	2	7					
Lee Stevens, L OBP: 0.356, SLG: 0.507	1-0 FC4-6		3-3 K		4-2 FC6 BB				2-3 K	3	0	0	0	1	2	4					
Royce Clayton, R OBP: 0.325, SLG: 0.393		1-0 F8		2-2 1B		1-2 FC6			2-3 K	4	0	1	0	0	1	1					
Tom Goodwin, L OBP: 0.312, SLG: 0.330		2-2 3B		2-1 F8					2-0 1B	4	0	2	0	0	0	2					
Inning Stats	R: 1 E: 0 K: 1 S: 14	H: 2 LOB: 3 BB: 1 P: 24	R: 0 E: 0 K: 0 S: 10	H: 1 LOB: 1 BB: 1 P: 22	R: 2 E: 0 K: 1 S: 22	H: 3 LOB: 2 BB: 1 P: 40	R: 0 E: 0 K: 1 S: 12	H: 1 LOB: 0 BB: 0 P: 18	R: 0 E: 0 K: 0 S: 10	H: 0 LOB: 1 BB: 1 P: 20	R: 0 E: 0 K: 0 S: 14	H: 0 LOB: 0 BB: 0 P: 20	R: 0 E: 0 K: 1 S: 14	H: 1 LOB: 1 BB: 0 P: 18	R: 0 E: 0 K: 2 S: 11	H: 3 LOB: 3 BB: 0 P: 15	1B: 9 2B: 0 3B: 1 HR: 1	SF: 0 SAC: 0 DP: 1 HBP: 1	WP: 0 PB: 0 SB: 2 CS: 1	PA: 43	
PITCHER	IP WLS BF H R ER SO BB IBB HBP BLK WP HR S P ERA WHIP	5.0 W 7 0 0 0 1 1 0 0 0 0 0 28 40 0.00 0.500	6.1 2.0 7 0 0 0 1 1 0 0 0 0 0 28 40 0.00 0.500	8.1 1.0 4 1 0 0 2 0 0 0 0 0 0 11 18 0.00 1.000	9.1 1.0 5 3 0 0 0 0 0 0 0 0 0 11 15 0.00 3.000																

Chicago White Sox @ Texas Rangers
The Ballpark at Arlington, Arlington, TX
Sat Sep 04 1999, 3:00 PM EDT
Att: 29,279 - Sunny - 87 F

AB 36
R 3
H 11
RBI 3
BB 5
SO 6
LOB 22



Batter	1	2	3	4	5	6	7	8	9	AB	R	H	RBI	BB	SO	LOB	TOP					
Mike Caruso, S OBP: 0.290, SLG: 0.306 (1, 6)										4	0	0	0	0	1	2						
55 Liu Rodriguez, S OBP: 0.370, SLG: 0.344 (1, 4)										4	1	2	0	0	1	0						
Carlos Lee, R OBP: 0.334, SLG: 0.481 (1, 7)										4	2	1	2	0	0	1						
Magglio Ordonez, R OBP: 0.342, SLG: 0.515 (1, 9)										4	1	2	0	0	0	1						
14 Paul Konerko, R OBP: 0.346, SLG: 0.524 (1, 10)										3	1	1	2	0	1	0						
Chris Singleton, L OBP: 0.328, SLG: 0.494 (1, 8)										4	1	1	1	0	1	1						
Greg Norton, S OBP: 0.353, SLG: 0.425 (1, 3)										4	0	2	0	0	0	1						
Craig Wilson, R OBP: 0.285, SLG: 0.318 Frank Thomas, R OBP: 0.314, SLG: 0.471 (9, PH)										3	0	1	1	0	0	1						
Mark Johnson, L OBP: 0.335, SLG: 0.335 Brook Fordyce, R OBP: 0.347, SLG: 0.436 (7, PH)										1	0	0	0	1	1	0						
Inning Stats	R: 0 H: 0 E: 0 K: 2 S: 18	H: 0 LOB: 0 BB: 0 P: 24	R: 0 H: 0 E: 0 K: 1 S: 9	H: 0 LOB: 0 BB: 0 P: 13	R: 0 H: 1 E: 0 K: 0 S: 9	H: 1 LOB: 1 BB: 1 P: 18	R: 0 H: 1 E: 0 K: 0 S: 9	H: 1 LOB: 0 BB: 0 P: 13	R: 1 H: 1 E: 0 K: 1 S: 10	H: 1 LOB: 0 BB: 0 P: 19	R: 0 H: 0 E: 0 K: 1 S: 11	H: 0 LOB: 0 BB: 0 P: 17	R: 3 H: 4 E: 0 K: 0 S: 17	H: 4 LOB: 1 BB: 0 P: 25	R: 2 H: 2 E: 1 K: 0 S: 14	H: 2 LOB: 1 BB: 0 P: 18	R: 0 H: 1 E: 0 K: 1 S: 11	H: 1 LOB: 1 BB: 0 P: 15	1B: 5 2B: 2 3B: 1 HR: 2	SF: 1 SAC: 0 DP: 2 HBP: 0	WP: 0 PB: 0 SB: 0 CS: 0	PA: 36
PITCHER	IP WLS BF H R ER SO BB IBB HBP BLK WP HR S P ERA WHIP																					
Rick Helling, R ERA: 4.36 (1, 1)	6.2 W 26 H 7 R 4 ER 4 SO 5 BB 1 IBB 0 HBP 0 BLK 0 WP 0 HR 2 S 81 P 126 ERA 5.40 WHIP 1.200																					
Mike Venafro, L ERA: 3.41 (7, 1)	0.2 3 1 1 1 0 0 0 0 0 0 0 0 0 0 9 11 13.50 1.500																					
59 Jeff Zimmerman, R ERA: 2.04 (8, 1)	0.2 4 1 1 0 0 0 0 0 0 0 0 0 0 0 7 10 0.00 1.500																					
John Wetteland, R ERA: 4.02 (9, 1)	1.0 S 4 1 0 0 1 0 0 0 0 0 0 0 0 0 11 15 0.00 1.000																					

Chicago White Sox @ Texas Rangers
The Ballpark at Arlington, Arlington, TX
Mon Sep 06 1999, 5:05 PM EDT
Cloudy - 87 F

AB	34
R	6
H	10
RBI	6
BB	1
SO	6
LOB	10



Batter	1	2	3	4	5	6	7	8	9	AB	R	H	RBI	BB	SO	LOB	BOTTOM			
Luis Altea, S OBP: 0.315, SLG: 0.318 (1, 4)										4	1	2	0	0	0	3				
Ivan Rodriguez, R OBP: 0.353, SLG: 0.558 (1, 2)										4	1	2	2	0	0	2				
29 Rusty Greer, L OBP: 0.408, SLG: 0.491 (1, 7)										4	0	0	0	0	1	4				
Juan Gonzalez, R OBP: 0.363, SLG: 0.571 (1, 9)										4	1	0	0	0	2	2				
Rafael Palmeiro, L OBP: 0.430, SLG: 0.652 (1, 3)										1	1	0	0	2	1	0				
Todd Zeile, R OBP: 0.385, SLG: 0.506 (1, 5)										4	1	1	4	0	0	2				
Roberto Kelly, R OBP: 0.376, SLG: 0.453 (1, 8)										4	1	1	0	0	0	0				
Lee Stevens, L OBP: 0.355, SLG: 0.505 Scarborough Green, S OBP: 0.650, SLG: 0.500 (8, PH)										4	0	1	0	0	2	1				
Royce Clayton, R OBP: 0.329, SLG: 0.403 (1, 6)										3	2	2	1	1	1	1				
Inning Stats	R: 5 H: 3 E: 0 K: 2 S: 26	H: 3 LOB: 0 BB: 0 P: 43	R: 1 H: 2 E: 0 K: 0 S: 10	H: 2 LOB: 1 BB: 0 P: 14	R: 0 H: 0 E: 0 K: 1 S: 8	H: 0 LOB: 0 BB: 0 P: 15	R: 0 H: 1 E: 0 K: 0 S: 9	H: 1 LOB: 1 BB: 0 P: 14	R: 0 H: 0 E: 0 K: 2 S: 21	H: 0 LOB: 1 BB: 1 P: 34	R: 0 H: 0 E: 0 K: 0 S: 5	H: 0 LOB: 0 BB: 1 P: 11	R: 0 H: 1 E: 0 K: 1 S: 9	H: 1 LOB: 1 BB: 0 P: 13	R: 0 H: 0 E: 0 K: 1 S: 9	H: 0 LOB: 0 BB: 0 P: 13	1B: 5 2B: 2 3B: 0 HR: 2	SF: 0 SAC: 0 DP: 1 HBP: 1	WP: 0 PB: 1 SB: 1 CS: 0	PA: 36
PITCHER	IP WLS BF H R ER SO BB IBB HBP BLK WP HR S P ERA WHIP																			
Jim Parque, L ERA: 4.91 (6, 1)	5.1 L 27 H 7 R 8 ER 7 SO 2 BB 0 IBB 0 HBP 0 BLK 0 WP 0 HR 2 S 72 P 123 ERA 11.81 WHIP 1.688																			
Sean Lowe, R ERA: 3.4 (8, 1)	1.2 6 1 0 0 1 1 0 0 0 0 0 0 0 16 27 0.00 1.200																			
41 Bill Simas, R ERA: 3.98 (8, 1)	1.0 3 1 0 0 1 0 0 0 0 0 0 0 0 9 13 0.00 1.000																			

Chicago White Sox @ Texas Rangers
The Ballpark at Arlington, Arlington, TX
Mon Sep 06 1999, 5:05 PM EDT
Cloudy - 87 F

AB	32
R	8
H	9
RBI	7
BB	3
SO	7
LOB	15



Batter	1	2	3	4	5	6	7	8	9	AB	R	H	RBI	BB	SO	LOB	TOP										
Mike Caruso, S OBP: 0.293, SLG: 0.307	1-2 1B		1-0 2B SH3-4		4-1 BB	1-3 K			0-2 P6	4	1	2	0	1	1	4											
55 Liu Rodriguez, S OBP: 0.351, SLG: 0.323	1-0 F7		0-0 SH3-4		1-1 G6-4-3			0-2 G3-1	0-3 K	4	0	0	0	0	1	3											
Carlos Lee, R OBP: 0.333, SLG: 0.478	1-10 K		2-3 K		0-0 G6-3 1B			1-2 F9	0-1 G4-3	5	1	1	0	0	2	3											
Magglio Ordonez, R OBP: 0.345, SLG: 0.518	1-1 14 BB 1B		2-1 2B		2-2 G6-3 1B			2-2 G6-3		4	1	3	1	0	0	0											
14 Paul Konerko, R OBP: 0.345, SLG: 0.520	4-2 FC6-4 BB		2-0 L6		1-3 K			2-0 G5-3		3	0	0	0	1	1	3											
Darin Jackson, R OBP: 0.290, SLG: 0.449	1-2 FC6-4		0-1 G6-3		1-2 G6-3			1-2 FC4-6 1B		4	0	1	0	0	0	5											
Brook Fordyce, R OBP: 0.349, SLG: 0.437		2-0 G6-4-3 1B		1-0 L9		1-0 1B 1B		2-2 FC4-6 1B		4	0	2	2	0	0	1											
Brian Simmons, S OBP: 0.278, SLG: 0.368		3-1 G6-4-3		1-0 P4		1-2 1B		0-2 G5-3		4	0	1	0	0	0	2											
Craig Wilson, R OBP: 0.289, SLG: 0.326		2-0 G5-3		0-0 G6-3		1-1 1B		2-2 2B		4	0	2	0	0	0	0											
Inning Stats	R: 0 E: 0 K: 1 S: 16	H: 2 LOB: 3 BB: 1 P: 24	R: 0 E: 0 K: 0 S: 4	H: 1 LOB: 0 BB: 0 P: 11	R: 1 E: 0 K: 1 S: 9	H: 2 LOB: 1 BB: 0 P: 16	R: 0 E: 0 K: 0 S: 4	H: 0 LOB: 0 BB: 0 P: 6	R: 0 E: 0 K: 0 S: 4	H: 0 LOB: 0 BB: 1 P: 9	R: 2 E: 0 K: 2 S: 20	H: 5 LOB: 3 BB: 0 P: 29	R: 0 E: 0 K: 0 S: 10	H: 0 LOB: 0 BB: 0 P: 13	R: 0 E: 0 K: 0 S: 10	H: 1 LOB: 1 BB: 0 P: 15	R: 0 E: 0 K: 1 S: 13	H: 1 LOB: 1 BB: 0 P: 15	1B: 10 2B: 2 3B: 0 HR: 0	SF: 0 SAC: 1 DP: 2 HBP: 0	WP: 0 PB: 0 SB: 0 CS: 0	PA: 39					
PITCHER	IP	WLS	BF	H	R	ER	SO	BB	IBB	HBP	BLK	WP	HR	S	P	ERA	WHIP										
Jeff Fassero, L ERA: 7.46	5.0	W	21	6	2	2	2	2	0	0	0	0	0	38	67	3.60	1.600										
Dan Kolb, R ERA: 4.39	0.2		6	4	1	1	1	0	0	0	0	0	0	15	23	13.50	6.000										
Mike Munoz, L ERA: 3.7	1.2	H	6	1	0	0	1	0	0	0	0	0	0	18	25	0.00	0.600										
Tim Crabtree, R ERA: 3.27	0.2	H	2	0	0	0	0	0	0	0	0	0	0	6	8	0.00	0.000										
John Wetteland, R ERA: 3.95	1.0	S	4	1	0	0	1	0	0	0	0	0	0	13	15	0.00	1.000										

Chicago White Sox @ Texas Rangers
The Ballpark at Arlington, Arlington, TX
Mon Sep 06 1999, 8:05 PM EDT
Att: 31,443 - Cloudy - 83 F

livebaseballscorecards.com

AB 36
R 3
H 12
RBI 3
BB 2
SO 5
LOB 21




Batter	1	2	3	4	5	6	7	8	9	AB	R	H	RBI	BB	SO	LOB	BOTTOM										
Tom Goodwin, L OBP: 0.311, SLG: 0.330	2-2 G5-3		0-1 G3-1 29 HR	1-1 SF9		0-1 SH1-3		0-3 K		3	1	1	1	0	1	0											
Mark McLemore, S OBP: 0.380, SLG: 0.367	2-2 G3		1-2 G3-1	0-0 P4		0-0 G6-3		1-0 F7		5	0	0	0	0	0	4											
29 Rusty Greer, L OBP: 0.412, SLG: 0.499	0-1 1B		1-1 HR		4-0 HR	4-2 BB				2	2	2	3	2	0	0											
Juan Gonzalez, R OBP: 0.364, SLG: 0.576	0-2 P4		4-2 2B BB		0-1 HR	0-0 F9				3	1	1	2	1	0	3											
Rafael Palmeiro, L OBP: 0.429, SLG: 0.650		1-2 P6	0-0 2B		2-2 F7			0-0 F7		4	0	1	0	0	0	0											
Todd Zeile, R OBP: 0.384, SLG: 0.506		2-0 F9	2-1 F8		3-2 2B			3-2 G5-3		4	0	1	0	0	0	2											
Lee Stevens, L OBP: 0.356, SLG: 0.503		3-2 G3-1		1-0 SH3-4 SF9 1B		0-0 F8		4-2 BB		3	1	1	0	1	0	1											
Royce Clayton, R OBP: 0.327, SLG: 0.400			0-0 G1-3	0-1 SH3-4		3-3 K		0-2 G6-3		3	0	0	0	0	1	2											
Gregg Zaun, S OBP: 0.316, SLG: 0.325			4-2 G3-1 29 HR BB		0-2 1B			4-1 G6-3 SH1-3 BB		2	1	1	0	2	0	0											
Inning Stats	R: 0 E: 0 K: 0 S: 13	H: 1 LOB: 1 BB: 0 P: 17	R: 0 E: 0 K: 0 S: 8	H: 0 LOB: 0 BB: 0 P: 14	R: 3 E: 0 K: 0 S: 19	H: 3 LOB: 2 BB: 2 P: 31	R: 1 E: 0 K: 0 S: 10	H: 2 LOB: 1 BB: 0 P: 12	R: 2 E: 0 K: 1 S: 14	H: 2 LOB: 1 BB: 1 P: 26	R: 0 E: 0 K: 0 S: 7	H: 0 LOB: 2 BB: 2 P: 15	R: 0 E: 0 K: 0 S: 12	H: 0 LOB: 1 BB: 1 P: 19	R: 0 E: 0 K: 1 S: 6	H: 0 LOB: 0 BB: 0 P: 7	1B: 4 2B: 2 3B: 0 HR: 2	SF: 1 SAC: 2 DP: 0 HBP: 0	WP: 0 PB: 0 SB: 0 CS: 0	PA: 38							
PITCHER	IP	WLS	BF	H	R	ER	SO	BB	IBB	HBP	BLK	WP	HR	S	P	ERA	WHIP										
John Snyder, R ERA: 6.82	4.1	L	24	8	6	6	0	3	0	0	0	0	0	5	8	0.00	2.538										
Carlos Castillo, R ERA: 6.39	0.2		2	0	0	0	1	0	0	0	0	0	0	16	31	0.00	1.800										
Jesus Pena, L ERA: 2.03	1.2		8	0	0	0	0	3	0	0	0	0	0	9	10	0.00	0.000										
Keith Foulke, R ERA: 2.41	1.1		4	0	0	0	1	0	0	0	0	0	0	9	10	0.00	0.000										

Chicago White Sox @ Texas Rangers
The Ballpark at Arlington, Arlington, TX
Mon Sep 06 1999, 8:05 PM EDT
Att: 31,443 - Cloudy - 83 F

livebaseballscorecards.com

AB 29
R 6
H 8
RBI 6
BB 6
SO 2
LOB 12



Batter	1	2	3	4	5	6	7	8	9	AB	R	H	RBI	BB	SO	LOB	TOP					
Dave Roberts, L (1, 8) OBP: 0.395, SLG: 0.320	F9		G6-3		G4-3		K			4	0	0	0	0	1	0	Cleveland Indians @ Texas Rangers The Ballpark at Arlington, Arlington, TX Tue Sep 07 1999, 8:05 PM EDT Att: 26,011 - Cloudy - 98 F					
Omar Vizquel, S (1, 6) OBP: 0.395, SLG: 0.429	S 1B		BB 1B		P5		G4-3			4	2	2	0	0	0	0						
Roberto Alomar, S (1, 4) OBP: 0.425, SLG: 0.554	K		BB 1B		G4-3			G5-3		3	0	0	0	1	1	1						
Manny Ramirez, R (1, 9) OBP: 0.436, SLG: 0.660	2H 1B		BB 1B			G4-3 FC4-6	2B	K		4	1	3	2	0	1	0						
Harold Baines, L (1, 10) OBP: 0.388, SLG: 0.553	G4-3		K		G4-3			G6-3		4	0	0	0	0	1	4						
Jim Thome, L (1, 3) OBP: 0.428, SLG: 0.543		K			K				K	3	0	0	0	1	3	0						
David Justice, L (1, 7) OBP: 0.413, SLG: 0.492		K			K		FC4-6		K	4	0	0	1	0	3	1						
Enrique Wilson, S (1, 5) OBP: 0.308, SLG: 0.350		G5-3					P4		F9	4	0	1	0	0	0	1						
Sandy Alomar Jr., R (1, 2) OBP: 0.307, SLG: 0.506			K		G4-3			G5-3		3	0	0	0	0	1	1						
Inning Stats	R: 1 E: 0 K: 1 S: 11	H: 2 LOB: 1 BB: 0 P: 18	R: 0 E: 0 K: 2 S: 9	H: 0 LOB: 0 BB: 0 P: 15	R: 1 E: 0 K: 2 S: 15	H: 2 LOB: 2 BB: 1 P: 25	R: 0 E: 0 K: 2 S: 13	H: 1 LOB: 1 BB: 0 P: 18	R: 0 E: 0 K: 0 S: 4	H: 0 LOB: 0 BB: 0 P: 8	R: 1 E: 0 K: 0 S: 11	H: 1 LOB: 1 BB: 1 P: 19	R: 0 E: 0 K: 1 S: 7	H: 0 LOB: 0 BB: 0 P: 13	R: 0 E: 0 K: 1 S: 10	H: 0 LOB: 0 BB: 0 P: 12	R: 0 E: 0 K: 2 S: 9	H: 0 LOB: 0 BB: 0 P: 14	1B: 5 2B: 1 3B: 0 HR: 0	SF: 0 SAC: 0 DP: 0 HBP: 0	WP: 0 PB: 0 SB: 1 CS: 0	PA: 35
PITCHER	IP	WLS	BF	H	R	ER	SO	BB	IBB	HBP	BLK	WP	HR	S	P	ERA	WHIP					
Aaron Sele, R (1, 1) ERA: 4.93	7.0	W	29	6	3	3	8	2	0	0	0	0	0	70	116	3.86	1.143					
59 Jeff Zimmerman, R (8, 1) ERA: 2.02	1.0	H	3	0	0	0	1	0	0	0	0	0	0	10	12	0.00	0.000					
John Wetteland, R (9, 1) ERA: 3.88	1.0	S	3	0	0	0	2	0	0	0	0	0	0	9	14	0.00	0.000					

Batter	1	2	3	4	5	6	7	8	9	AB	R	H	RBI	BB	SO	LOB	BOTTOM				
Mark McLemore, S (1, 4) OBP: 0.359, SLG: 0.370	F8	2H 3B			G1-6-3		SH3-4	K		4	0	1	1	0	1	2	Cleveland Indians @ Texas Rangers The Ballpark at Arlington, Arlington, TX Tue Sep 07 1999, 8:05 PM EDT Att: 26,011 - Cloudy - 98 F				
Ivan Rodriguez, R (1, 2) OBP: 0.382, SLG: 0.561	K	G6-3			G4-3		HR			4	1	1	2	0	1	2					
29 Rusty Greer, L (1, 7) OBP: 0.411, SLG: 0.497	E3 1B				G3		1B	1B		4	0	1	0	0	0	1					
Juan Gonzalez, R (1, 10) OBP: 0.365, SLG: 0.575	1B				L9		F9			4	0	2	0	0	0	1					
Todd Zeile, R (1, 5) OBP: 0.363, SLG: 0.504	L6				L8		FC5-4 1B			4	0	1	0	0	1	3					
Lee Stevens, L (1, 3) OBP: 0.395, SLG: 0.503		2B 2B			G1-3		K	FC5-4		4	1	1	0	0	1	3					
Roberto Kelly, R (1, 9) OBP: 0.378, SLG: 0.454	G6-3				K		SH1-4 1B			4	0	2	0	0	1	1					
Tom Goodwin, L (1, 8) OBP: 0.309, SLG: 0.327	F8				G3		F8	SH1-4		3	0	0	0	0	0	3					
Royce Clayton, R (1, 6) OBP: 0.331, SLG: 0.403	2H 3B	2B			G4-3 G1-6-3		SH3-4 HR	K		2	2	1	1	2	1	1					
Inning Stats	R: 0 E: 1 K: 1 S: 11	H: 1 LOB: 2 BB: 0 P: 18	R: 2 E: 0 K: 0 S: 17	H: 3 LOB: 1 BB: 0 P: 27	R: 0 E: 0 K: 0 S: 5	H: 0 LOB: 0 BB: 0 P: 7	R: 0 E: 0 K: 1 S: 9	H: 0 LOB: 0 BB: 0 P: 12	R: 0 E: 0 K: 0 S: 11	H: 0 LOB: 1 BB: 1 P: 20	R: 0 E: 0 K: 2 S: 12	H: 2 LOB: 2 BB: 0 P: 18	R: 2 E: 0 K: 0 S: 18	H: 3 LOB: 2 BB: 1 P: 25	R: 0 E: 0 K: 2 S: 8	H: 1 LOB: 1 BB: 0 P: 13	1B: 6 2B: 2 3B: 1 HR: 1	SF: 0 SAC: 2 DP: 0 HBP: 0	WP: 0 PB: 0 SB: 0 CS: 0	PA: 37	
PITCHER	IP	WLS	BF	H	R	ER	SO	BB	IBB	HBP	BLK	WP	HR	S	P	ERA	WHIP				
Charles Nagy, R (1, 1) ERA: 4.53	6.0	L	26	6	2	2	4	1	0	0	0	0	1	15	21	27.00	6.000				
Steve Reed, R (7, 1) ERA: 3.64	0.2	L	6	3	2	2	0	1	0	0	0	0	0	3	4	0.00	0.000				
Ricardo Rincon, L (7, 1) ERA: 4.75	0.1		1	0	0	0	0	0	0	0	0	0	0	3	4	0.00	0.000				
Sean DePaula, R (8, 1) ERA: 27.0	1.0		4	1	0	0	2	0	0	0	0	0	0	8	13	0.00	1.000				

Batter	1	2	3	4	5	6	7	8	9	AB	R	H	RBI	BB	SO	LOB	TOP				
Dave Roberts, L (1, 8) OBP: 0.294, SLG: 0.307	1-2 F7		0-2 G6-3		3-3 K		0-0 F8		1-2 P3	5	0	0	0	0	1	2					
Omar Vizquel, S (1, 6) OBP: 0.393, SLG: 0.429	1-1 F9		1-3 K		1-2 F7		2-0 2B		1-0 F8	5	0	1	0	0	1	1					
Roberto Alomar, S (1, 4) OBP: 0.429, SLG: 0.556	3-2 1B		2-2 1B		2-1 1B		4-2 BB			3	0	3	0	1	0	0					
Jim Thome, L (1, 3) OBP: 0.427, SLG: 0.541	4-2 BB		0-0 G3-1		2-0 G4-3		1-3 K			2	0	0	0	1	0	2					
Manny Ramirez, R (7, PH) OBP: 0.435, SLG: 0.658	1-2 BB									1	0	0	0	0	1	3					
Harold Baines, L (1, 10) OBP: 0.384, SLG: 0.548	1-1 L6				0-1 F7		1-3 K		1-0 F7	4	0	0	0	0	1	2					
Richie Sexson, R (1, 9) OBP: 0.315, SLG: 0.519		2-3 K		2-3 K		0-3 K		0-2 G6-3		4	0	0	0	0	3	0					
David Justice, L (1, 7) OBP: 0.411, SLG: 0.490		1-1 G6-3		0-0 1B		0-0 G1-3		2-2 G6-3		4	0	1	0	0	0	0					
Travis Fryman, R (1, 5) OBP: 0.316, SLG: 0.416		3-1 1B		4-1 1B			1-2 F9		0-2 1B	2	0	1	0	1	0	0					
Enrique Wilson, S (9, PH) OBP: 0.310, SLG: 0.352				1-2 BB						1	0	1	0	0	0	0					
Einar Diaz, R (1, 2) OBP: 0.314, SLG: 0.348		1-3 K		1-1 F8			0-1 2B		1-3 K	3	0	1	0	0	1	3					
Tyler Houston, L (9, PH) OBP: 0.306, SLG: 0.378										1	0	0	0	0	1	1					
Inning Stats	R: 0 E: 0 K: 0 S: 12	H: 1 LOB: 2 BB: 1 P: 22	R: 0 E: 0 K: 2 S: 12	H: 1 LOB: 1 BB: 0 P: 19	R: 0 E: 0 K: 1 S: 10	H: 1 LOB: 1 BB: 0 P: 13	R: 0 E: 0 K: 1 S: 9	H: 1 LOB: 2 BB: 1 P: 16	R: 0 E: 0 K: 1 S: 9	H: 0 LOB: 0 BB: 0 P: 17	R: 0 E: 0 K: 2 S: 7	H: 2 LOB: 3 BB: 1 P: 23	R: 0 E: 0 K: 0 S: 7	H: 0 LOB: 0 BB: 0 P: 10	R: 0 E: 0 K: 1 S: 11	H: 1 LOB: 1 BB: 0 P: 14	1B: 7 2B: 1 3B: 0 HR: 0	SF: 0 SAC: 0 DP: 0 HBP: 0	WP: 0 PB: 0 SB: 0 CS: 0	PA: 38	
PITCHER	IP	WLS	BF	H	R	ER	SO	BB	IBB	HBP	BLK	WP	HR	S	P	ERA	WHIP				
John Burkett, R (1, 1) ERA: 5.8	6.2	W	29	7	0	0	7	2	0	0	0	0	0	66	105	0.00	1.350				
Mike Venafro, L (7, 1) ERA: 3.41	0.0		1	0	0	0	0	1	0	0	0	0	0	3	7	∞	∞				
Tim Crabtree, R (7, 1) ERA: 3.2	1.1	H	4	0	0	0	1	0	0	0	0	0	0	12	16	0.00	0.000				
John Wetteland, R (9, 1) ERA: 3.81	1.0	S	4	1	0	0	1	0	0	0	0	0	0	11	14	0.00	1.000				

Cleveland Indians @ Texas Rangers
The Ballpark at Arlington, Arlington, TX
Wed Sep 08 1999, 8:05 PM EDT
Att: 29,889 - Cloudy - 84 F

AB 35
R 0
H 8
RBI 0
BB 3
SO 9
LOB 14



Batter	1	2	3	4	5	6	7	8	9	AB	R	H	RBI	BB	SO	LOB	BOTTOM				
Luis Altea, S (1, 4) OBP: 0.319, SLG: 0.323	0-1 G6-3			1-1 E1	0-0 L4-3			0-3 K		4	1	2	1	0	1	0					
Ivan Rodriguez, R (1, 2) OBP: 0.353, SLG: 0.562	1-2 G3-1			4-2 BB	3-2 L4-3			1-0 2B		3	0	1	0	1	0	2					
29 Rusty Greer, L (1, 7) OBP: 0.408, SLG: 0.493	2-0 F8			2-0 F7	1-3 2H		3-1 G6-3	3-2 G4-3		4	0	0	0	0	0	2					
Juan Gonzalez, R (1, 10) OBP: 0.365, SLG: 0.573		2-2 P4		1-0 G5-3			1-0 G6-3	1B		3	0	1	0	0	0	1					
Todd Zeile, R (1, 5) OBP: 0.361, SLG: 0.501		2-3 K		0-1 G6-3			2-1 G6-3			3	0	0	0	0	1	2					
Roberto Kelly, R (1, 9) OBP: 0.378, SLG: 0.452		0-0 G2-3			2-1 1B		2-2 F9			3	1	1	0	0	0	1					
Lee Stevens, L (1, 3) OBP: 0.355, SLG: 0.502			1-2 F9		0-0 1B		1-1 P3			3	1	1	0	0	0	0					
Royce Clayton, R (1, 6) OBP: 0.331, SLG: 0.403			0-2 L4		1-2 1B		3-3 K			3	0	1	1	0	1	0					
Tom Goodwin, L (1, 8) OBP: 0.309, SLG: 0.325			1-0 G3-1		4-2 1B		0-3 K			2	0	0	0	1	1	0					
Inning Stats	R: 0 E: 0 K: 0 S: 6	H: 0 LOB: 0 BB: 0 P: 9	R: 0 E: 0 K: 1 S: 7	H: 0 LOB: 0 BB: 0 P: 11	R: 0 E: 0 K: 0 S: 8	H: 0 LOB: 0 BB: 0 P: 10	R: 1 E: 2 K: 0 S: 10	H: 1 LOB: 1 BB: 1 P: 18	R: 2 E: 0 K: 0 S: 12	H: 4 LOB: 1 BB: 1 P: 22	R: 0 E: 0 K: 0 S: 8	H: 1 LOB: 1 BB: 0 P: 16	R: 0 E: 0 K: 2 S: 10	H: 0 LOB: 0 BB: 0 P: 14	R: 0 E: 0 K: 1 S: 11	H: 1 LOB: 0 BB: 0 P: 15	1B: 6 2B: 2 3B: 0 HR: 0	SF: 0 SAC: 0 DP: 1 HBP: 0	WP: 0 PB: 0 SB: 1 CS: 1	PA: 30	
PITCHER	IP	WLS	BF	H	R	ER	SO	BB	IBB	HBP	BLK	WP	HR	S	P	ERA	WHIP				
Chris Haney, L (1, 1) ERA: 5.05	4.1	L	19	5	3	2	1	2	0	0	0	0	0	40	64	4.15	1.615				
Jim Brower, R (5, 1) ERA:	3.0		10	2	0	0	3	0	0	0	0	0	0	25	41	0.00	0.667				
Paul Assenmacher, L (8, 1) ERA: 9.28	0.2		1	0	0	0	0	0	0	0	0	0	0	7	10	0.00	0.000				

Cleveland Indians @ Texas Rangers
The Ballpark at Arlington, Arlington, TX
Wed Sep 08 1999, 8:05 PM EDT
Att: 29,889 - Cloudy - 84 F

AB 28
R 3
H 7
RBI 2
BB 2
SO 4
LOB 8



Batter	1	2	3	4	5	6	7	8	9	AB	R	H	RBI	BB	SO	LOB	TOP										
Mark McLemore, S (1, 4) OBP: 0.359, SLG: 0.369 Roberto Kelly, R (9, PH) OBP: 0.376, SLG: 0.451										4	0	1	1	0	0	3											
Ivan Rodriguez, R (1, 2) OBP: 0.352, SLG: 0.558										5	0	1	0	0	0	4											
29 Rusty Greer, L (1, 7) OBP: 0.407, SLG: 0.491										4	1	1	0	0	1	1											
Juan Gonzalez, R (1, 9) OBP: 0.366, SLG: 0.573										4	1	2	0	0	1	1											
Rafael Palmeiro, L (1, 10) OBP: 0.428, SLG: 0.649										4	0	1	0	0	1	3											
Todd Zeile, R (1, 5) OBP: 0.381, SLG: 0.501										4	0	1	2	0	0	2											
Lee Stevens, L (1, 3) OBP: 0.352, SLG: 0.498										4	0	0	0	0	1	1											
Royce Clayton, R (1, 6) OBP: 0.337, SLG: 0.407										3	1	3	0	1	0	0											
Tom Goodwin, L (1, 8) OBP: 0.309, SLG: 0.325 Luis Alica, S (9, PH) OBP: 0.322, SLG: 0.323										3	0	1	0	0	0	2											
Inning Stats	R: 0 E: 0 K: 1 S: 13	H: 1 LOB: 1 BB: 0 P: 19	R: 0 E: 0 K: 1 S: 7	H: 0 LOB: 0 BB: 0 P: 11	R: 0 E: 0 K: 0 S: 11	H: 0 LOB: 1 BB: 1 P: 19	R: 0 E: 0 K: 1 S: 14	H: 1 LOB: 1 BB: 0 P: 21	R: 1 E: 1 K: 0 S: 20	H: 2 LOB: 1 BB: 0 P: 30	R: 0 E: 0 K: 0 S: 14	H: 1 LOB: 1 BB: 0 P: 19	R: 0 E: 0 K: 1 S: 9	H: 2 LOB: 1 BB: 0 P: 14	R: 2 E: 0 K: 1 S: 13	H: 3 LOB: 1 BB: 0 P: 19	R: 0 E: 0 K: 0 S: 14	H: 1 LOB: 1 BB: 1 P: 20	1B: 9 2B: 2 3B: 0 HR: 0	SF: 0 SAC: 0 DP: 2 HBP: 0	WP: 1 PB: 0 SB: 0 CS: 0	PA: 38					
PITCHER	IP	WLS	BF	H	R	ER	SO	BB	IBB	HBP	BLK	WP	HR	S	P	ERA	WHIP										
Blake Stein, R (1, 1) ERA: 3.44 Scott Service, R (8, 1) ERA: 5.7 Tim Byrdak, L (8, 1) ERA: 8.55 Jeff Montgomery, R (9, 1) ERA: 6.6	7.0	W	28	7	1	0	3	1	0	0	0	1	0	88	133	0.00	1.143										

Texas Rangers @ Kansas City Royals
 Kauffman Stadium, Kansas City, MO
 Fri Sep 10 1999, 7:05 PM CDT
 Att: 14,234 - Cloudy - 70 F

AB	36
R	3
H	11
RBI	3
BB	2
SO	4
LOB	19



Batter	1	2	3	4	5	6	7	8	9	AB	R	H	RBI	BB	SO	LOB	BOTTOM										
Johnny Damon, L (1, 7) OBP: 0.377, SLG: 0.473										5	0	1	0	0	1	4											
Ray Holbert, R (1, 6) OBP: 0.325, SLG: 0.296										4	0	1	0	0	1	1											
Carlos Beltrán, S (1, 8) OBP: 0.330, SLG: 0.443										4	0	0	1	0	0	3											
Jermaine Dye, R (1, 9) OBP: 0.349, SLG: 0.521										4	1	2	0	0	1	2											
29 Mike Sweeney, R (1, 10) OBP: 0.374, SLG: 0.511										3	1	1	0	1	0	1											
Joe Randa, R (1, 5) OBP: 0.372, SLG: 0.494										3	2	2	1	1	0	1											
Jeremy Giambi, L (1, 3) OBP: 0.373, SLG: 0.381										3	2	1	0	1	0	3											
Sal Fasano, R (1, 2) OBP: 0.300, SLG: 0.389 Dee Brown, L (8, PH) OBP: 0.143, SLG: 0.077 Joe Vitiello, R (8, PH) OBP: 0.238, SLG: 0.211 Tim Spehr, R (9, 2) OBP: 0.322, SLG: 0.397										3	1	1	2	0	0	1											
Mendy López, R (1, 4) OBP: 0.400, SLG: 0.400										4	0	3	3	0	1	0											
Inning Stats	R: 0 E: 0 K: 0 S: 5	H: 6 LOB: 2 BB: 1 P: 38	R: 0 E: 0 K: 0 S: 9	H: 1 LOB: 1 BB: 0 P: 13	R: 0 E: 0 K: 2 S: 9	H: 1 LOB: 1 BB: 0 P: 12	R: 0 E: 0 K: 0 S: 6	H: 1 LOB: 0 BB: 0 P: 7	R: 0 E: 0 K: 1 S: 8	H: 0 LOB: 0 BB: 0 P: 12	R: 2 E: 0 K: 1 S: 10	H: 2 LOB: 1 BB: 1 P: 19	R: 0 E: 0 K: 0 S: 10	H: 0 LOB: 0 BB: 0 P: 12	R: 0 E: 0 K: 1 S: 10	H: 0 LOB: 0 BB: 0 P: 19	1B: 10 2B: 2 3B: 0 HR: 0	SF: 0 SAC: 0 DP: 2 HBP: 0	WP: 0 PB: 0 SB: 1 CS: 0	PA: 37							
PITCHER	IP	WLS	BF	H	R	ER	SO	BB	IBB	HBP	BLK	WP	HR	S	P	ERA	WHIP										
Esteban Loaiza, R (1, 1) ERA: 4.99 Mike Morgan, R (2, 1) ERA: 6.03 Mike Munoz, L (6, 1) ERA: 3.65 Danny Patterson, R (7, 1) ERA: 5.54 Mike Venafro, L (8, 1) ERA: 3.38	4.1	L	18	5	0	0	2	1	0	0	0	0	0	39	59	0.00	1.385										

Texas Rangers @ Kansas City Royals
 Kauffman Stadium, Kansas City, MO
 Fri Sep 10 1999, 7:05 PM CDT
 Att: 14,234 - Cloudy - 70 F

AB	34
R	7
H	12
RBI	7
BB	3
SO	4
LOB	18



Batter	1	2	3	4	5	6	7	8	9	AB	R	H	RBI	BB	SO	LOB	TOP								
Mark McLemore, S (1.4) OBP: 0.361, SLG: 0.375	G5-3			WP 3B BLK BB	1-2 1B 3B	0-1 1-3 2-H 1B		G6-4-3		4	2	2	1	1	0	2									
Ivan Rodriguez, R (1.2) OBP: 0.352, SLG: 0.561	F9			3-2 1-H 29 2B 3B	0-1 29 2B 1B	2-3 K			L7	5	2	2	2	0	1	2									
29 Rusty Greer, L (1.7) OBP: 0.407, SLG: 0.494	K			2-2 1B 2B	1-0 1-H 2B				E3	5	1	2	2	0	1	0									
Juan Gonzalez, R (1.9) OBP: 0.362, SLG: 0.567		P4		1-3 K	0-0 F9				P3	5	0	0	0	0	2	3									
Rafael Palmeiro, L (1.10) Scarbrough Green, S (9. PR) OBP: 0.650, SLG: 0.550	L4			0-0 F7	1-1 G6-3					5	0	2	0	0	0	2									
Todd Zeile, R (1.5) OBP: 0.381, SLG: 0.500	F7			2-1 1B 1B	2-2 1B 1B					5	1	2	1	0	2	3									
Lee Stevens, L (1.3) OBP: 0.352, SLG: 0.496			K	3-1 1-2 FC6 1B	1-0 F7				F7	4	0	1	0	0	1	1									
Royce Clayton, R (1.6) OBP: 0.339, SLG: 0.408			K	3-3 1-2 FC6	0-2 1B 1B				1B	4	0	2	0	0	1	2									
Tom Goodwin, L (1.8) OBP: 0.308, SLG: 0.324	F7			1-0 F7	1-0 G4-3				F7	4	0	1	0	0	0	2									
Inning Stats	R: 0 E: 0 K: 1 S: 7	H: 0 LOB: 0 BB: 0 P: 9	R: 0 E: 0 K: 0 S: 4	H: 0 LOB: 0 BB: 0 P: 6	R: 0 E: 0 K: 2 S: 10	H: 0 LOB: 0 BB: 0 P: 15	R: 3 E: 0 K: 1 S: 19	H: 4 LOB: 2 BB: 1 P: 34	R: 2 E: 0 K: 0 S: 10	H: 3 LOB: 1 BB: 0 P: 14	R: 1 E: 0 K: 1 S: 13	H: 3 LOB: 2 BB: 0 P: 18	R: 0 E: 0 K: 2 S: 14	H: 1 LOB: 1 BB: 0 P: 23	R: 0 E: 0 K: 0 S: 7	H: 2 LOB: 1 BB: 0 P: 10	R: 0 E: 1 K: 1 S: 13	H: 1 LOB: 2 BB: 0 P: 15	1B: 10 2B: 2 3B: 2 HR: 0	SF: 0 SAC: 0 DP: 1 HBP: 0	WP: 1 PB: 0 SB: 0 CS: 0	PA: 42			
PITCHER	IP	WLS	BF	H	R	ER	SO	BB	IBB	HBP	BLK	WP	HR	S	P	ERA	WHIP								
Jeff Suppan, R (1.1) ERA: 4.42	5.2	W	28	10	6	6	4	1	0	0	1	1	0	60	91	9.53	1.941								
49 Chris Fussell, R (6.1) ERA: 6.84	2.1	H	9	3	0	0	3	0	0	0	0	0	0	24	38	0.00	1.286								
Jeff Montgomery, R (9.1) ERA: 6.46	1.0	S	5	1	0	0	1	0	0	0	0	0	0	13	15	0.00	1.000								

Texas Rangers @ Kansas City Royals
Kauffman Stadium, Kansas City, MO
Sat Sep 11 1999, 7:05 PM CDT
Att: 24,683 - Unknown - 77 F

AB	41
R	6
H	14
RBI	6
BB	1
SO	8
LOB	17



Batter	1	2	3	4	5	6	7	8	9	AB	R	H	RBI	BB	SO	LOB	BOTTOM								
Johnny Damon, L (1.7) OBP: 0.379, SLG: 0.478	F9		1B 3B	SH1-3 2B 1B	1-0 E4		FC1-6 1B			5	2	3	2	0	0	0									
Rey Sanchez, R (1.6) OBP: 0.323, SLG: 0.365	G5-3		F8 BB	SH1-3	G4-3		FC1-6			4	1	1	1	0	0	3									
Carlos Beltrán, S (1.8) OBP: 0.332, SLG: 0.444			BB F8	3-H 2B		F9	K			3	0	1	1	2	1	2									
Jermaine Dye, R (1.9) OBP: 0.346, SLG: 0.517	L9		F8	K		G6-3				5	0	0	0	0	1	4									
29 Mike Sweeney, R (1.3) OBP: 0.376, SLG: 0.512		P3	BB	P5						3	0	1	0	2	0	1									
Joe Randa, R (1.5) OBP: 0.371, SLG: 0.494		HR 2B	P4		G5-3		G6-3			5	1	1	0	0	0	5									
Jeremy Giambi, L (1.10) Scott Pose, L (6. PR) OBP: 0.389, SLG: 0.333		K	1-2 2-3 3-H BB	HR 1B			1B 2B			3	2	2	1	2	1	1									
Sal Fasano, R (1.2) OBP: 0.320, SLG: 0.652		HR	F7		HR		P4			5	2	2	4	0	0	6									
Mendy López, R (1.4) OBP: 0.421, SLG: 0.526		K		1B 3B			G5-3			4	1	2	0	0	1	0									
Inning Stats	R: 0 E: 0 K: 0 S: 8	H: 2 LOB: 1 BB: 1 P: 14	R: 2 E: 0 K: 2 S: 11	H: 2 LOB: 0 BB: 0 P: 19	R: 2 E: 0 K: 0 S: 14	H: 2 LOB: 3 BB: 3 P: 28	R: 2 E: 0 K: 1 S: 13	H: 3 LOB: 1 BB: 0 P: 21	R: 2 E: 1 K: 0 S: 12	H: 2 LOB: 1 BB: 0 P: 18	R: 0 E: 0 K: 0 S: 5	H: 0 LOB: 1 BB: 1 P: 10	R: 1 E: 0 K: 1 S: 15	H: 3 LOB: 2 BB: 0 P: 20	R: 0 E: 0 K: 0 S: 7	H: 1 LOB: 2 BB: 1 P: 16	1B: 5 2B: 4 3B: 2 HR: 2	SF: 0 SAC: 1 DP: 0 HBP: 0	WP: 0 PB: 0 SB: 2 CS: 0	PA: 44					
PITCHER	IP	WLS	BF	H	R	ER	SO	BB	IBB	HBP	BLK	WP	HR	S	P	ERA	WHIP								
Rick Helling, R (1.1) ERA: 4.63	4.1	L	26	9	8	8	3	4	0	0	0	0	0	19	29	4.50	1.500								
Dan Kolb, R (5.1) ERA: 4.39	2.0		10	2	1	1	0	1	0	0	0	0	0	1	1	∞	∞								
Mike Munoz, L (7.1) ERA: 3.65	0.0		1	1	0	0	0	0	0	0	0	0	0	1	1	∞	∞								
Danny Patterson, R (7.1) ERA: 5.37	1.2		7	1	0	0	1	1	0	0	0	0	0	13	26	0.00	1.200								

Texas Rangers @ Kansas City Royals
Kauffman Stadium, Kansas City, MO
Sat Sep 11 1999, 7:05 PM CDT
Att: 24,683 - Unknown - 77 F

AB	37
R	9
H	13
RBI	9
BB	6
SO	4
LOB	22



Batter	1	2	3	4	5	6	7	8	9	AB	R	H	RBI	BB	SO	LOB	TOP										
Tom Goodwin, L (1.8) OBP: 0.308, SLG: 0.326	F7		L4		G6-3		1-H 2B			4	0	1	0	0	0	0	Texas Rangers @ Kansas City Royals Kauffman Stadium, Kansas City, MO Sun Sep 12 1999, 1:05 PM CDT Att: 12,590 - Overcast - 68 F										
Mark McLemore, S (1.4) OBP: 0.358, SLG: 0.372	K		F7		G4-3			G5-3	4	0	0	0	0	1	0												
29 Rusty Greer, L (1.7) OBP: 0.408, SLG: 0.494	1B		HR		F8			K	4	1	2	0	0	1	0												
Juan Gonzalez, R (1.9) OBP: 0.363, SLG: 0.573	F7		HR		G4-3 1B			G1-3	4	1	2	2	0	0	1												
Rafael Palmeiro, L (1.10) OBP: 0.428, SLG: 0.651		HR	1B		K			P6	4	1	2	1	0	1	1												
Todd Zeile, R (1.5) OBP: 0.360, SLG: 0.498	FC6-4 1B		G4-3		G4-3 1-2f			K	4	0	1	0	0	1	2												
Lee Stevens, L (1.3) Luis Alica, S (0. PH) OBP: 0.350, SLG: 0.492 OBP: 0.321, SLG: 0.321	K				P5		F8	F9	3	0	0	0	0	1	1												
Royce Clayton, R (1.6) OBP: 0.336, SLG: 0.405	FC6-4 1-2f		F8		F8		K		3	0	0	0	0	1	1												
Gregg Zaun, S (1.2) OBP: 0.316, SLG: 0.326	F9		F9		F9		2B 1B		3	0	1	0	0	0	1												
Inning Stats	R: 0 E: 0 K: 1 S: 9	H: 1 LOB: 1 BB: 0 P: 16	R: 1 E: 0 K: 1 S: 11	H: 2 LOB: 1 BB: 0 P: 19	R: 2 E: 0 K: 0 S: 10	H: 3 LOB: 1 BB: 0 P: 15	R: 0 E: 0 K: 0 S: 4	H: 0 LOB: 0 BB: 0 P: 6	R: 0 E: 0 K: 0 S: 7	H: 1 LOB: 0 BB: 0 P: 13	R: 0 E: 0 K: 1 S: 5	H: 2 LOB: 2 BB: 0 P: 9	R: 0 E: 0 K: 1 S: 8	H: 0 LOB: 0 BB: 0 P: 16	R: 0 E: 0 K: 1 S: 7	H: 0 LOB: 0 BB: 0 P: 12	R: 0 E: 0 K: 1 S: 10	H: 0 LOB: 0 BB: 0 P: 16	1B: 6 2B: 1 3B: 0 HR: 2	SF: 0 SAC: 0 DP: 1 HBP: 0	WP: 0 PB: 0 SB: 0 CS: 0	PA: 34					
PITCHER	IP	WLS	BF	H	R	ER	SO	BB	IBB	HBP	BLK	WP	HR	S	P	ERA	WHIP										
Jay Witasick, R (1.1) ERA: 5.78	7.0	W	28	9	3	3	4	0	0	0	0	0	2	54	94	3.86	1.286										
Avin Morman, L (8.1) ERA: 4.13	2.0	S	6	0	0	0	2	0	0	0	0	0	0	17	28	0.00	0.000										

AB 34
R 3
H 9
RBI 3
BB 0
SO 6
LOB 7



Batter	1	2	3	4	5	6	7	8	9	AB	R	H	RBI	BB	SO	LOB	BOTTOM										
Johnny Damon, L (1.9) OBP: 0.380, SLG: 0.477	FC4-6 BB		G1-3		G1-3		CS 1B	CS		3	0	1	0	1	0	1	Texas Rangers @ Kansas City Royals Kauffman Stadium, Kansas City, MO Sun Sep 12 1999, 1:05 PM CDT Att: 12,590 - Overcast - 68 F										
Rey Sanchez, R (1.6) OBP: 0.324, SLG: 0.365	FC4-6 1-2f				E 1B		G5-3 FC4-6 BB		3	0	1	0	1	0	1												
Carlos Beltrán, S (1.8) OBP: 0.331, SLG: 0.446	K				E1 1-2		29 HR 3B FC4-6 29 WP 29 S 1B		4	2	1	0	0	1	3												
29 Mike Sweeney, R (1.10) OBP: 0.377, SLG: 0.517	K				F7		HR 1B E BB		3	2	1	2	1	1	3												
Jeremy Giambi, L (1.7) Jemaine Dye, R (8.9) OBP: 0.382, SLG: 0.390 OBP: 0.346, SLG: 0.517	K				K		E 2B 1B	E9 1B 1-H 3-H 1B	4	1	2	1	0	2	2												
Joe Randa, R (1.5) OBP: 0.372, SLG: 0.495	G6-4-3 1B		K		K		G6-3 1-H 2B 2B	F9	4	1	2	1	0	1	3												
Joe Vitiello, R (1.3) OBP: 0.200, SLG: 0.174	G6-4-3 1-2f				G6-3		G6-3	K	4	0	0	0	0	1	2												
Sal Fasano, R (1.2) OBP: 0.345, SLG: 0.654			P5		G5-3		2B 2B	CS HBP	3	0	1	1	0	0	0												
Mendy López, R (1.4) Felix Martinez, S (5. PR) OBP: 0.429, SLG: 0.500 OBP: 0.344, SLG: 0.517	G1-3				G1-3		G4-3 HBP	F7	1	0	0	0	0	0	0												
Inning Stats	R: 0 E: 0 K: 2 S: 9	H: 0 LOB: 1 BB: 1 P: 14	R: 0 E: 0 K: 1 S: 6	H: 1 LOB: 0 BB: 0 P: 10	R: 0 E: 0 K: 0 S: 5	H: 0 LOB: 0 BB: 0 P: 6	R: 0 E: 1 K: 2 S: 11	H: 1 LOB: 2 BB: 0 P: 17	R: 0 E: 0 K: 0 S: 9	H: 0 LOB: 1 BB: 0 P: 13	R: 4 E: 1 K: 0 S: 18	H: 5 LOB: 1 BB: 0 P: 26	R: 2 E: 1 K: 0 S: 16	H: 2 LOB: 1 BB: 2 P: 25	R: 0 E: 0 K: 1 S: 7	H: 0 LOB: 0 BB: 0 P: 13	1B: 5 2B: 2 3B: 1 HR: 1	SF: 0 SAC: 0 DP: 1 HBP: 2	WP: 1 PB: 0 SB: 2 CS: 2	PA: 37							
PITCHER	IP	WLS	BF	H	R	ER	SO	BB	IBB	HBP	BLK	WP	HR	S	P	ERA	WHIP										
Aaron Sele, R (1.1) ERA: 4.96	6.0	L	27	7	4	4	5	1	0	0	0	0	1	58	86	6.00	1.333										
Tim Crabtree, R (7.1) ERA: 3.3	1.0		6	2	2	1	0	2	0	0	0	1	0	16	25	9.00	4.000										
59 Jeff Zimmerman, R (8.1) ERA: 1.99	1.0		3	0	0	0	1	0	0	1	0	0	0	7	13	0.00	0.000										

AB 31
R 6
H 9
RBI 5
BB 3
SO 6
LOB 17



Batter	1	2	3	4	5	6	7	8	9	10	AB	R	H	RBI	BB	SO	LOB	TOP				
Luis Alica, S OBP: 0.323, SLG: 0.329 Mark McLemore, S OBP: 0.350, SLG: 0.372	(1,4) 1-1 2B		G4-3		SH5-3		1-2 1B		4-1 BB	2-0 G4-3	2	1	1	0	0	0	0					
Ivan Rodriguez, R OBP: 0.352, SLG: 0.567	(1,2) 1-0 F9 2H 2B		G5-3		HR		0-3 K		1-1 F9	1-3 G4-3	5	1	2	3	0	1	3					
Rafael Palmeiro, L OBP: 0.426, SLG: 0.646	(1,10) 4-1 BB		K		F7		1-1 P4		0-0 G6-3	0-0 G6-3	4	0	0	0	1	1	1					
Juan Gonzalez, R OBP: 0.364, SLG: 0.573	(1,9) 0-3 K				F8 SF7 2B		2-2 1B		1-0 P3	0-0 E3 1B	5	2	2	0	0	1	2					
Todd Zeile, R OBP: 0.359, SLG: 0.495	(1,5) 1-2 F9 2-3				F8 P4		0-1 P4		2-3 K	0-0 E3 1B	5	1	1	0	0	1	4					
Roberto Kelly, R OBP: 0.373, SLG: 0.447	(1,7) 1-3 K				SF7		2-3 K		0-3 K	0-0 E3 1B	4	1	1	2	0	3	2					
Lee Stevens, L OBP: 0.348, SLG: 0.491	(1,3) 3-3 K				3H 1-2 2B		2-2 G3		1-1 F7	0-0 E5 G6-3 WP 1B	5	1	1	0	0	1	1	AB 41				
Royce Clayton, R OBP: 0.335, SLG: 0.401	(1,6) 2-2 L7				3-1 F8		1-2 G4-3		4-0 BLK BB	1-0 G6-3	4	0	0	0	1	0	2	R 8				
Tom Goodwin, L OBP: 0.309, SLG: 0.328	(1,8) 0-0 G6-3				1-0 SH5-3 HR 1B		0-0 B3		2-3 K	1-3 3H WP S 1B	5	1	2	1	0	1	1	H 11				
Inning Stats	R: 1 E: 0 K: 2 S: 13	H: 2 LOB: 2 BB: 1 P: 21	R: 0 E: 0 K: 1 S: 7	H: 0 LOB: 0 BB: 0 P: 12	R: 0 E: 0 K: 1 S: 11	H: 0 LOB: 0 BB: 0 P: 14	R: 1 E: 0 K: 0 S: 12	H: 2 LOB: 1 BB: 0 P: 20	R: 2 E: 0 K: 1 S: 9	H: 3 LOB: 1 BB: 0 P: 18	R: 0 E: 0 K: 1 S: 9	H: 1 LOB: 1 BB: 0 P: 11	R: 0 E: 0 K: 2 S: 8	H: 0 LOB: 0 BB: 0 P: 11	R: 0 E: 0 K: 1 S: 8	H: 0 LOB: 2 BB: 2 P: 20	R: 4 E: 2 K: 0 S: 8	H: 3 LOB: 1 BB: 0 P: 11	1B: 6 2B: 4 3B: 0 HR: 1	SF: 1 SAC: 1 DP: 0 HBP: 0	WP: 2 PA: 46	
PITCHER	IP WLS BF H R ER SO BB IBB HBP BLK WP HR S P ERA WHIP	IP WLS BF H R ER SO BB IBB HBP BLK WP HR S P ERA WHIP	IP WLS BF H R ER SO BB IBB HBP BLK WP HR S P ERA WHIP	IP WLS BF H R ER SO BB IBB HBP BLK WP HR S P ERA WHIP	IP WLS BF H R ER SO BB IBB HBP BLK WP HR S P ERA WHIP	IP WLS BF H R ER SO BB IBB HBP BLK WP HR S P ERA WHIP	IP WLS BF H R ER SO BB IBB HBP BLK WP HR S P ERA WHIP	IP WLS BF H R ER SO BB IBB HBP BLK WP HR S P ERA WHIP	IP WLS BF H R ER SO BB IBB HBP BLK WP HR S P ERA WHIP	IP WLS BF H R ER SO BB IBB HBP BLK WP HR S P ERA WHIP	IP WLS BF H R ER SO BB IBB HBP BLK WP HR S P ERA WHIP	IP WLS BF H R ER SO BB IBB HBP BLK WP HR S P ERA WHIP	IP WLS BF H R ER SO BB IBB HBP BLK WP HR S P ERA WHIP	IP WLS BF H R ER SO BB IBB HBP BLK WP HR S P ERA WHIP	IP WLS BF H R ER SO BB IBB HBP BLK WP HR S P ERA WHIP	IP WLS BF H R ER SO BB IBB HBP BLK WP HR S P ERA WHIP	IP WLS BF H R ER SO BB IBB HBP BLK WP HR S P ERA WHIP	IP WLS BF H R ER SO BB IBB HBP BLK WP HR S P ERA WHIP	IP WLS BF H R ER SO BB IBB HBP BLK WP HR S P ERA WHIP	IP WLS BF H R ER SO BB IBB HBP BLK WP HR S P ERA WHIP	IP WLS BF H R ER SO BB IBB HBP BLK WP HR S P ERA WHIP	IP WLS BF H R ER SO BB IBB HBP BLK WP HR S P ERA WHIP
50 José Rosado, L ERA: 3.88 Scott Service, R ERA: 5.63 Tim Byrdak, L ERA: 8.27 Jose Santiago, R ERA: 3.83 Alvin Morman, L ERA: 4.13	(1,1) 7.0 30 8 4 4 6 1 0 0 0 0 0 1 73 110 5.14 1.286	(8,1) 1.0 3 0 0 0 2 0 0 0 0 0 0 0 8 11 0.00 0.000	(9,1) 0.2 4 0 0 0 1 2 0 0 1 0 0 6 17 0.00 3.000	(9,1) 0.2 L 5 2 3 0 0 0 0 0 0 0 6 7 0.00 3.000	(10,1) 0.0 1 0 0 0 0 0 0 0 0 0 0 0 1 1 ∞ ∞	(10,1) 0.2 3 1 1 0 0 0 0 0 0 0 1 1 0 0 4.41	(10,1) 0.2 3 1 1 0 0 0 0 0 0 0 1 1 0 0 4.41	(10,1) 0.2 3 1 1 0 0 0 0 0 0 0 1 1 0 0 4.41	(10,1) 0.2 3 1 1 0 0 0 0 0 0 0 1 1 0 0 4.41	(10,1) 0.2 3 1 1 0 0 0 0 0 0 0 1 1 0 0 4.41	(10,1) 0.2 3 1 1 0 0 0 0 0 0 0 1 1 0 0 4.41	(10,1) 0.2 3 1 1 0 0 0 0 0 0 0 1 1 0 0 4.41	(10,1) 0.2 3 1 1 0 0 0 0 0 0 0 1 1 0 0 4.41	(10,1) 0.2 3 1 1 0 0 0 0 0 0 0 1 1 0 0 4.41	(10,1) 0.2 3 1 1 0 0 0 0 0 0 0 1 1 0 0 4.41	(10,1) 0.2 3 1 1 0 0 0 0 0 0 0 1 1 0 0 4.41	(10,1) 0.2 3 1 1 0 0 0 0 0 0 0 1 1 0 0 4.41	(10,1) 0.2 3 1 1 0 0 0 0 0 0 0 1 1 0 0 4.41	(10,1) 0.2 3 1 1 0 0 0 0 0 0 0 1 1 0 0 4.41	(10,1) 0.2 3 1 1 0 0 0 0 0 0 0 1 1 0 0 4.41	(10,1) 0.2 3 1 1 0 0 0 0 0 0 0 1 1 0 0 4.41	(10,1) 0.2 3 1 1 0 0 0 0 0 0 0 1 1 0 0 4.41

Texas Rangers @ Kansas City Royals
Kauffman Stadium, Kansas City, MO
Mon Sep 13 1999, 7:05 PM CDT
Att: 11,643 - Unknown - 68 F

AB 41
R 8
H 11
RBI 6
BB 3
SO 9
LOB 17



Batter	1	2	3	4	5	6	7	8	9	10	AB	R	H	RBI	BB	SO	LOB	BOTTOM					
Johnny Damon, L OBP: 0.378, SLG: 0.477	(1,7) 1-2 P8		G4-3		L3		1-1 G4-3		0-2 2B		5	0	1	1	0	0	3						
Rey Sanchez, R OBP: 0.325, SLG: 0.363	(1,6) 4-2 2B BB		P4		G4-3		3-1 BB 1B		1-2 G3		4	1	1	2	1	0	1						
Carlos Beltrán, S OBP: 0.332, SLG: 0.444	(1,8) 1-1 P6		1-0 1B		F8		3-1 BB 1B		0-0 G4-3		4	0	1	0	1	0	1						
Jermaine Dye, R OBP: 0.347, SLG: 0.519	(1,9) 0-0 2B		2-2 P2		G6-3		2-3 K		0-0 E3 2B		5	0	2	1	0	1	3						
29 Mike Sweeney, R OBP: 0.377, SLG: 0.515	(1,3) 2-1 G6-3		4-1 FC5-4 BB		G6-3		0-1 P3		0-0 E3 1B		4	0	1	0	1	1	1						
Joe Randa, R OBP: 0.369, SLG: 0.491	(1,5) 0-1 G4-3		1-2 FC5-4 G1-3		G6-3		0-1 F8		0-0 E3 1B		5	0	0	0	0	0	3						
Jeremy Giambi, L OBP: 0.380, SLG: 0.388	(1,10) 2-2 F9		2-1 G1-3		G6-3		3-2 SH5-4 WP G4-3 1B		2-3 K		4	1	1	0	0	1	1	AB 37					
Sal Fasano, R OBP: 0.375, SLG: 0.643 Jed Hansen, R OBP: 0.306, SLG: 0.351 Chad Kreuter, S OBP: 0.312, SLG: 0.322	(1,2) 1-1 1B		2-3 K		G6-3		4-2 G4-3 SH5-4 1B BB		2-3 K		2	0	1	0	1	1	1	R 4					
Ray Holbert, R OBP: 0.325, SLG: 0.311	(1,4) 2-2 L7		1-2 G1-3		G6-3		0-1 SH5-4		2-3 K		0	1	0	0	0	0	0	H 9					
Inning Stats	R: 1 E: 0 K: 0 S: 11	H: 1 LOB: 1 BB: 1 P: 19	R: 0 E: 0 K: 0 S: 11	H: 1 LOB: 1 BB: 0 P: 16	R: 0 E: 0 K: 0 S: 12	H: 0 LOB: 1 BB: 1 P: 17	R: 0 E: 0 K: 1 S: 9	H: 1 LOB: 1 BB: 0 P: 18	R: 1 E: 0 K: 0 S: 8	H: 1 LOB: 0 BB: 0 P: 15	R: 0 E: 0 K: 1 S: 6	H: 0 LOB: 0 BB: 0 P: 8	R: 2 E: 0 K: 1 S: 17	H: 2 LOB: 2 BB: 2 P: 34	R: 0 E: 0 K: 1 S: 7	H: 0 LOB: 0 BB: 0 P: 9	R: 0 E: 0 K: 2 S: 12	H: 1 LOB: 1 BB: 1 P: 17	R: 0 E: 0 K: 0 S: 4	H: 2 LOB: 1 BB: 0 P: 4	1B: 5 2B: 4 3B: 0 HR: 0	SF: 0 SAC: 1 DP: 1 HBP: 0	WP: 2 PA: 42
PITCHER	IP WLS BF H R ER SO BB IBB HBP BLK WP HR S P ERA WHIP	IP WLS BF H R ER SO BB IBB HBP BLK WP HR S P ERA WHIP	IP WLS BF H R ER SO BB IBB HBP BLK WP HR S P ERA WHIP	IP WLS BF H R ER SO BB IBB HBP BLK WP HR S P ERA WHIP	IP WLS BF H R ER SO BB IBB HBP BLK WP HR S P ERA WHIP	IP WLS BF H R ER SO BB IBB HBP BLK WP HR S P ERA WHIP	IP WLS BF H R ER SO BB IBB HBP BLK WP HR S P ERA WHIP	IP WLS BF H R ER SO BB IBB HBP BLK WP HR S P ERA WHIP	IP WLS BF H R ER SO BB IBB HBP BLK WP HR S P ERA WHIP	IP WLS BF H R ER SO BB IBB HBP BLK WP HR S P ERA WHIP	IP WLS BF H R ER SO BB IBB HBP BLK WP HR S P ERA WHIP	IP WLS BF H R ER SO BB IBB HBP BLK WP HR S P ERA WHIP	IP WLS BF H R ER SO BB IBB HBP BLK WP HR S P ERA WHIP	IP WLS BF H R ER SO BB IBB HBP BLK WP HR S P ERA WHIP	IP WLS BF H R ER SO BB IBB HBP BLK WP HR S P ERA WHIP	IP WLS BF H R ER SO BB IBB HBP BLK WP HR S P ERA WHIP	IP WLS BF H R ER SO BB IBB HBP BLK WP HR S P ERA WHIP	IP WLS BF H R ER SO BB IBB HBP BLK WP HR S P ERA WHIP	IP WLS BF H R ER SO BB IBB HBP BLK WP HR S P ERA WHIP	IP WLS BF H R ER SO BB IBB HBP BLK WP HR S P ERA WHIP	IP WLS BF H R ER SO BB IBB HBP BLK WP HR S P ERA WHIP	IP WLS BF H R ER SO BB IBB HBP BLK WP HR S P ERA WHIP	
John Burkett, R ERA: 5.8 Mike Venafro, L ERA: 3.36 59 Jeff Zimmerman, R ERA: 1.96 John Wetteland, R ERA: 3.69	(1,1) 6.1 27 5 4 4 2 3 0 0 0 0 0 0 66 109 5.88 1.263	(7,1) 0.1 H 1 0 0 0 0 0 0 0 0 0 0 2 3 0.00 0.000	(7,1) 1.1 B 6 1 0 0 2 1 0 0 0 0 0 13 24 0.00 1.500	(9,1) 2.0 W 8 3 0 0 2 0 0 0 0 0 0 16 21 0.00 1.500	(9,1) 2.0 W 8 3 0 0 2 0 0 0 0 0 0 16 21 0.00 1.500	(9,1) 2.0 W 8 3 0 0 2 0 0 0 0 0 0 16 21 0.00 1.500	(9,1) 2.0 W 8 3 0 0 2 0 0 0 0 0 0 16 21 0.00 1.500	(9,1) 2.0 W 8 3 0 0 2 0 0 0 0 0 0 16 21 0.00 1.500	(9,1) 2.0 W 8 3 0 0 2 0 0 0 0 0 0 16 21 0.00 1.500	(9,1) 2.0 W 8 3 0 0 2 0 0 0 0 0 0 16 21 0.00 1.500	(9,1) 2.0 W 8 3 0 0 2 0 0 0 0 0 0 16 21 0.00 1.500	(9,1) 2.0 W 8 3 0 0 2 0 0 0 0 0 0 16 21 0.00 1.500	(9,1) 2.0 W 8 3 0 0 2 0 0 0 0 0 0 16 21 0.00 1.500	(9,1) 2.0 W 8 3 0 0 2 0 0 0 0 0 0 16 21 0.00 1.500	(9,1) 2.0 W 8 3 0 0 2 0 0 0 0 0 0 16 21 0.00 1.500	(9,1) 2.0 W 8 3 0 0 2 0 0 0 0 0 0 16 21 0.00 1.500	(9,1) 2.0 W 8 3 0 0 2 0 0 0 0 0 0 16 21 0.00 1.500	(9,1) 2.0 W 8 3 0 0 2 0 0 0 0 0 0 16 21 0.00 1.500	(9,1) 2.0 W 8 3 0 0 2 0 0 0 0 0 0 16 21 0.00 1.500	(9,1) 2.0 W 8 3 0 0 2 0 0 0 0 0 0 16 21 0.00 1.500	(9,1) 2.0 W 8 3 0 0 2 0 0 0 0 0 0 16 21 0.00 1.500	(9,1) 2.0 W 8 3 0 0 2 0 0 0 0 0 0 16 21 0.00 1.500	

Texas Rangers @ Kansas City Royals
Kauffman Stadium, Kansas City, MO
Mon Sep 13 1999, 7:05 PM CDT
Att: 11,643 - Unknown - 68 F

AB 37
R 4
H 9
RBI 4
BB 4
SO 6
LOB 15



Batter	1	2	3	4	5	6	7	8	9	AB	R	H	RBI	BB	SO	LOB	TOP					
Mark McLemore, S (1, 4) OBP: 0.359, SLG: 0.370	G6-3		L6		G5-3		G6-3 HR	K		4	1	0	0	1	1	2	Texas Rangers @ Minnesota Twins Hubert H. Humphrey Metrodome, Minneapolis, MN Wed Sep 15 1999, 1:15 PM EDT Alt. 9,706 - Dome - 72 F					
Ivan Rodriguez, R (1, 2) OBP: 0.353, SLG: 0.567	BB 1B		K		F9		G6-3	BB		4	0	1	0	1	1	3						
Rafael Palmeiro, L (1, 10) OBP: 0.426, SLG: 0.650	BB 1-2		G3		G6-3		HR	G5-3		4	1	1	3	1	0	3						
Juan Gonzalez, R (1, 9) OBP: 0.366, SLG: 0.573	G3				FC5-4 1B		F8	BB 1B		5	0	3	0	0	0	1						
Todd Zeile, R (1, 5) OBP: 0.357, SLG: 0.496			FC1-6 1B		FC5-4 HR		G4-3	G6-3		5	1	1	0	0	0	3						
Lee Stevens, L (1, 3) OBP: 0.348, SLG: 0.487			FC1-6 2B G6-3		F8		BB	HR 1B		4	2	1	0	1	0	3						
Roberto Kelly, R (1, 7) OBP: 0.373, SLG: 0.472			G6-3 2B		HR		G6-3	HR		4	2	3	4	0	0	1						
Royce Clayton, R (1, 6) OBP: 0.336, SLG: 0.399			G6-3		G5-3		K	P4		4	0	0	1	0	1	1						
Tom Goodwin, L (1, 8) OBP: 0.311, SLG: 0.330	G3						G6-3 HR	E4		4	1	2	0	0	0	1						
Inning Stats	R: 0 E: 0 K: 0 S: 11	H: 1 LOB: 1 BB: 1 P: 18	R: 1 E: 0 K: 0 S: 12	H: 2 LOB: 1 BB: 0 P: 17	R: 0 E: 0 K: 1 S: 9	H: 0 LOB: 0 BB: 0 P: 13	R: 2 E: 0 K: 0 S: 18	H: 2 LOB: 0 BB: 0 P: 20	R: 0 E: 0 K: 0 S: 11	H: 1 LOB: 1 BB: 0 P: 15	R: 0 E: 0 K: 0 S: 6	H: 0 LOB: 1 BB: 1 P: 11	R: 3 E: 0 K: 1 S: 12	H: 3 LOB: 1 BB: 1 P: 20	R: 2 E: 1 K: 1 S: 22	H: 2 LOB: 2 BB: 1 P: 37	R: 0 E: 0 K: 0 S: 6	H: 1 LOB: 0 BB: 0 P: 9	1B: 8 2B: 1 3B: 0 HR: 3	SF: 0 SAC: 0 DP: 1 HBP: 0	WP: 0 PB: 0 SB: 3 CS: 0	PA: 42
PITCHER	IP	WLS	BF	H	R	ER	SO	BB	IBB	HBP	BLK	WP	HR	S	P	ERA	WHIP					
Brad Radke, R (1, 1) ERA: 3.96	6.2	L	31	9	6	6	2	3	0	0	0	0	2	77	111	8.10	1.800					
Bob Wells, R (7, 1) ERA: 3.47	0.1		1	0	0	0	0	0	0	0	0	0	0	2	3	0.00	0.000					
Mark Redman, L (8, 1) ERA: 8.44	0.2		6	2	2	1	1	1	0	0	0	0	1	18	31	27.00	4.500					
J.C. Romero, L (8, 1) ERA:	1.1		4	1	0	0	0	0	0	0	0	0	0	10	15	0.00	0.750					

AB	38
R	8
H	12
RBI	8
BB	4
SO	3
LOB	18



Batter	1	2	3	4	5	6	7	8	9	AB	R	H	RBI	BB	SO	LOB	BOTTOM					
Jacque Jones, L (1, 8) OBP: 0.320, SLG: 0.442	G3		F7			G6-3		BB 2B		3	0	0	1	0	0	0	Texas Rangers @ Minnesota Twins Hubert H. Humphrey Metrodome, Minneapolis, MN Wed Sep 15 1999, 1:15 PM EDT Alt. 9,706 - Dome - 72 F					
Marty Cordova, R (8, PH) OBP: 0.365, SLG: 0.471										1	0	1	0	0	0	0						
Brent Gates, S (9, 5) OBP: 0.319, SLG: 0.320										0	0	0	0	0	0	0						
Chad Allen, R (1, 7) OBP: 0.329, SLG: 0.395	FC4-6 1B				F8		P3	K		4	0	1	0	0	1	1						
Matt Lawton, L (1, 9) OBP: 0.351, SLG: 0.351	FC4-6 1-2				G6-3 BB		BB 1B			3	0	2	0	1	0	1						
Ron Coomer, R (1, 10) OBP: 0.299, SLG: 0.423	K				G6-3		K	G6-3		4	0	0	0	0	2	4						
Todd Walker, L (1, 4) OBP: 0.347, SLG: 0.417			F7		G1-3		HR 1B			4	1	2	0	0	0	0						
Terry Steinbach, R (1, 2) OBP: 0.383, SLG: 0.405			F9		G4-3		HR	WP BB		3	1	1	2	1	0	0						
Corey Koskie, L (1, 5) OBP: 0.331, SLG: 0.473			K				K	F8		2	0	1	0	0	1	0						
Denny Hocking, S (7, PH) OBP: 0.318, SLG: 0.396										2	0	0	0	0	1	2						
Doug Mientkiewicz, L (1, 3) OBP: 0.385, SLG: 0.346										2	0	0	0	0	2	1						
Torii Hunter, R (7, PH) OBP: 0.314, SLG: 0.384										1	0	0	0	0	0	0						
Mark Redman, L (8, 1) OBP: 0.319, SLG: 0.320										0	0	0	0	0	0	0						
J.C. Romero, S (8, 1) ERA:										0	0	0	0	0	0	0						
David Ortiz, L (9, PH) ERA:										1	0	0	0	0	1	2						
Cristian Guzman, S (1, 6) OBP: 0.277, SLG: 0.294										3	1	1	0	0	0	0						
Midre Cummings, L (9, PH) OBP: 0.286, SLG: 0.333										1	0	0	0	0	1	2						
Inning Stats	R: 0 E: 0 K: 1 S: 7	H: 1 LOB: 1 BB: 0 P: 12	R: 0 E: 0 K: 1 S: 9	H: 0 LOB: 0 BB: 0 P: 12	R: 0 E: 0 K: 1 S: 9	H: 0 LOB: 0 BB: 0 P: 15	R: 0 E: 0 K: 0 S: 8	H: 0 LOB: 0 BB: 1 P: 15	R: 0 E: 0 K: 1 S: 10	H: 1 LOB: 1 BB: 0 P: 12	R: 1 E: 1 K: 0 S: 8	H: 2 LOB: 1 BB: 0 P: 14	R: 2 E: 0 K: 2 S: 12	H: 2 LOB: 0 BB: 0 P: 20	R: 0 E: 0 K: 1 S: 11	H: 2 LOB: 2 BB: 0 P: 17	R: 0 E: 0 K: 2 S: 16	H: 1 LOB: 2 BB: 1 P: 25	1B: 7 2B: 1 3B: 0 HR: 1	SF: 0 SAC: 0 DP: 1 HBP: 0	WP: 1 PB: 0 SB: 0 CS: 0	PA: 36
PITCHER	IP	WLS	BF	H	R	ER	SO	BB	IBB	HBP	BLK	WP	HR	S	P	ERA	WHIP					
Esteban Loaiza, R (1, 1) ERA: 4.85	6.1	W	24	6	3	2	5	1	0	0	0	0	0	9	13	0.00	1.105					
Mike Venafro, L (7, 1) ERA: 3.25	1.0	H	4	1	0	0	1	0	0	0	0	0	0	9	13	0.00	1.000					
Tim Lincecum, R (8, 1) ERA: 3.2	1.2		8	2	0	0	3	1	0	0	0	1	0	23	36	0.00	1.800					

AB	34
R	3
H	9
RBI	3
BB	2
SO	9
LOB	13



Batter	1	2	3	4	5	6	7	8	9	AB	R	H	RBI	BB	SO	LOB	TOP					
Miguel Cairo, R OBP: 0.340, SLG: 0.380 (1, 4)	F8		F9			G6-3	P4		FC4-6	5	0	2	0	0	0	1						
Dave Martinez, L OBP: 0.363, SLG: 0.387 (1, 8)	2B	BB	P6			L9		HR	FC4-6	4	2	1	0	1	0	2						
Jose Canseco, R OBP: 0.365, SLG: 0.583 (1, 10)	1-H		F9			K		HR		5	1	3	3	0	1	1						
Fred McGriff, L OBP: 0.412, SLG: 0.559 Paul Sorrento, L OBP: 0.349, SLG: 0.399 (8, 3)	K							HR		3	1	1	0	1	1	1						
Herbert Perry, R OBP: 0.340, SLG: 0.427 Bobby Smith, R OBP: 0.239, SLG: 0.255 (8, 3)	F8							HR		1	0	0	0	0	1	2						
John Flaherty, R OBP: 0.319, SLG: 0.421 (1, 5)								HR		4	1	1	0	0	0	2						
Terrell Lowery, R OBP: 0.358, SLG: 0.425 (1, 5)								HR		4	2	3	4	0	0	0						
Bubba Trammell, R OBP: 0.379, SLG: 0.483 (1, 7)								HR		4	0	0	0	0	2	2						
Aaron Ledesma, R OBP: 0.307, SLG: 0.321 (1, 9)								HR		3	0	1	0	1	0	2						
Inning Stats	R: 1 E: 0 K: 1 S: 10	H: 1 LOB: 1 BB: 1 P: 22	R: 1 E: 0 K: 0 S: 9	H: 2 LOB: 1 BB: 0 P: 16	R: 0 E: 0 K: 0 S: 6	H: 1 LOB: 0 BB: 0 P: 10	R: 0 E: 0 K: 0 S: 4	H: 0 LOB: 0 BB: 0 P: 4	R: 0 E: 0 K: 2 S: 8	H: 0 LOB: 0 BB: 1 P: 17	R: 0 E: 0 K: 1 S: 9	H: 0 LOB: 0 BB: 0 P: 13	R: 3 E: 0 K: 0 S: 15	H: 3 LOB: 1 BB: 1 P: 24	R: 2 E: 0 K: 1 S: 12	H: 4 LOB: 2 BB: 0 P: 18	R: 0 E: 0 K: 1 S: 12	H: 2 LOB: 2 BB: 0 P: 19	1B: 9 2B: 1 3B: 0 HR: 3	SF: 0 SAC: 0 DP: 0 HBP: 0	WP: 0 PB: 0 SB: 0 CS: 1	PA: 40
PITCHER	IP	WLS	BF	H	R	ER	SO	BB	IBB	HBP	BLK	WP	HR	S	P	ERA	WHIP					
Rick Helling, R ERA: 4.71 59 Jeff Zimmerman, R ERA: 2.13 Danny Patterson, R ERA: 5.3 Mike Munoz, L ERA: 3.73 Dan Kolb, R ERA: 4.29	6.0	L	24	6	5	5	4	3	0	0	0	0	2	53	95	7.50	1.500					

Tampa Bay Devil Rays @ Texas Rangers
The Ballpark at Arlington, Arlington, TX
Fri Sep 17 1999, 8:05 PM EDT
Att: 33,695 - Unknown - 88 F

AB 37
R 7
H 13
RBI 7
BB 3
SO 6
LOB 15



Batter	1	2	3	4	5	6	7	8	9	AB	R	H	RBI	BB	SO	LOB	BOTTOM					
Mark McLemore, S OBP: 0.360, SLG: 0.369 (1, 4)	L9		1B	P3		E3		1B	FC6-4	4	1	1	0	2	0	2						
Ivan Rodriguez, R OBP: 0.397, SLG: 0.570 (1, 2)	1B		F9			1B		1B		5	0	4	2	0	0	1						
Rafael Palmeiro, L OBP: 0.424, SLG: 0.646 (1, 10)	F7		F7			1B		1B		5	0	1	0	0	0	6						
Juan Gonzalez, R OBP: 0.368, SLG: 0.573 (1, 9)	1B		1B			G6-4-3		F9	E5	5	0	3	0	0	0	2						
Todd Zeile, R OBP: 0.357, SLG: 0.494 (1, 5)	G5-3		K			F8		1B	BB	4	0	1	0	1	1	5						
Lee Stevens, L OBP: 0.347, SLG: 0.484 (1, 3)			1B			F8		K	K	5	0	1	0	0	3	4						
Roberto Kelly, R OBP: 0.370, SLG: 0.470 (1, 7)	K		2B			L1		G5-3	K	5	1	1	0	0	2	2						
Royce Clayton, R OBP: 0.338, SLG: 0.404 (1, 6)	B1-3		B1-3			1B		G4-3	FC6-4	5	1	3	1	0	0	1						
Tom Goodwin, L OBP: 0.312, SLG: 0.329 (1, 8)	L7		G3			1B		BB	F9	4	2	1	0	1	0	3						
Inning Stats	R: 0 E: 0 K: 0 S: 12	H: 2 LOB: 2 BB: 0 P: 16	R: 0 E: 0 K: 1 S: 11	H: 1 LOB: 1 BB: 0 P: 14	R: 0 E: 0 K: 1 S: 11	H: 1 LOB: 2 BB: 1 P: 19	R: 1 E: 0 K: 0 S: 9	H: 2 LOB: 1 BB: 0 P: 12	R: 0 E: 0 K: 1 S: 12	H: 2 LOB: 1 BB: 0 P: 14	R: 2 E: 1 K: 1 S: 12	H: 4 LOB: 2 BB: 0 P: 17	R: 0 E: 0 K: 1 S: 12	H: 1 LOB: 1 BB: 0 P: 18	R: 2 E: 1 K: 1 S: 14	H: 2 LOB: 3 BB: 3 P: 30	R: 0 E: 0 K: 1 S: 12	H: 1 LOB: 1 BB: 0 P: 19	1B: 14 2B: 2 3B: 0 HR: 0	SF: 0 SAC: 0 DP: 1 HBP: 0	WP: 0 PB: 0 SB: 0 CS: 0	PA: 46
PITCHER	IP	WLS	BF	H	R	ER	SO	BB	IBB	HBP	BLK	WP	HR	S	P	ERA	WHIP					
Dan Wheeler, R ERA: 5.49 Dave Elland, R ERA: 5.89 Alan Newman, L ERA: 8.03 Albie Lopez, R ERA: 5.27 Norm Charlton, L ERA: 3.66	5.0	B	6	4	2	2	1	0	0	0	0	0	0	10	14	27.00	6.000					
PITCHER	IP	WLS	BF	H	R	ER	SO	BB	IBB	HBP	BLK	WP	HR	S	P	ERA	WHIP					
Roberto Hernandez, R ERA: 3.04 (8, 1)	1.1	S	7	2	0	0	2	1	0	0	0	0	0	16	28	0.00	2.250					

Tampa Bay Devil Rays @ Texas Rangers
The Ballpark at Arlington, Arlington, TX
Fri Sep 17 1999, 8:05 PM EDT
Att: 33,695 - Unknown - 88 F

AB 42
R 5
H 16
RBI 3
BB 4
SO 6
LOB 26



Batter	1	2	3	4	5	6	7	8	9	AB	R	H	RBI	BB	SO	LOB	TOP					
Miguel Cairo, R OBP: 0.339, SLG: 0.379	2-1 P4		1-1 L7			0-1 G5-3		1-2 1B		4	0	1	0	0	0	0						
Dave Martinez, L OBP: 0.360, SLG: 0.383	0-0 G5-3			3-2 G6-3		2-2 G4-3		1-1 G1-3		4	0	0	0	0	0	1						
Jose Canseco, R OBP: 0.367, SLG: 0.582	2-2 1B			2-3 K			0-2 1B		0-1 P3	4	0	2	0	0	1	0						
Fred McGriff, L OBP: 0.409, SLG: 0.555	3-1 F7			0-0 G1-3			2-0 P5		0-0 G6-3	4	0	0	0	0	0	2						
John Flaherty, R OBP: 0.320, SLG: 0.429		1-1 G6-3				1-2 HR			0-3 K	4	1	2	1	0	1	0						
Terrell Lowery, R OBP: 0.352, SLG: 0.417		2-3 K			3-2 F7		0-3 K			3	0	0	0	0	2	2						
Bubba Trammell, R OBP: 0.378, SLG: 0.481		2-1 G6-3			1-0 G4-3 1B		2-0 L6			3	0	1	0	0	0	2						
Aaron Ledesma, R OBP: 0.304, SLG: 0.318			1-1 G6-3		2-1 G4-3			1-2 P6		3	0	0	0	0	0	1						
Bobby Smith, R OBP: 0.236, SLG: 0.251			2-3 K			3-1 G4-3			3-1 G4-3	3	0	0	0	0	1	0						
Inning Stats	R: 0 E: 0 K: 0 S: 8	H: 1 LOB: 1 BB: 0 P: 15	R: 0 E: 0 K: 1 S: 7	H: 0 LOB: 0 BB: 0 P: 12	R: 0 E: 0 K: 1 S: 7	H: 0 LOB: 0 BB: 0 P: 11	R: 0 E: 0 K: 1 S: 10	H: 0 LOB: 0 BB: 0 P: 15	R: 1 E: 0 K: 0 S: 10	H: 2 LOB: 0 BB: 0 P: 17	R: 0 E: 0 K: 1 S: 8	H: 0 LOB: 0 BB: 0 P: 13	R: 0 E: 0 K: 1 S: 9	H: 2 LOB: 2 BB: 0 P: 15	R: 0 E: 0 K: 1 S: 10	H: 1 LOB: 1 BB: 0 P: 16	R: 0 E: 0 K: 1 S: 7	H: 0 LOB: 0 BB: 0 P: 7	1B: 5 2B: 0 3B: 0 HR: 1	SF: 0 SAC: 0 DP: 1 HBP: 0	WP: 0 PB: 0 CS: 0	PA: 32
PITCHER	IP WLS BF H R ER SO BB IBB HBP BLK WP HR S P ERA WHIP	IP WLS BF H R ER SO BB IBB HBP BLK WP HR S P ERA WHIP															IP WLS BF H R ER SO BB IBB HBP BLK WP HR S P ERA WHIP					
Aaron Sele, R ERA: 4.8	(1, 1) 8.0 W 29 6 1 1 4 0 0 0 0 0 1 69 114 1.12 0.750																					
Tim Crabtree, R ERA: 3.15	(9, 1) 1.0 3 0 0 0 1 0 0 0 0 0 0 7 7 0.00 0.000																					

Tampa Bay Devil Rays @ Texas Rangers
The Ballpark at Arlington, Arlington, TX
Sat Sep 18 1999, 8:05 PM EDT
Att: 36,820 - Cloudy - 89 F

AB 32
R 1
H 6
RBI 1
BB 0
SO 5
LOB 8



Batter	1	2	3	4	5	6	7	8	9	AB	R	H	RBI	BB	SO	LOB	BOTTOM					
Mark McLemore, S OBP: 0.358, SLG: 0.366	3-2 F7	1-2 K		3-2 G4-3		3-1 CS	2-3 K			4	0	0	0	0	2	0						
Ivan Rodriguez, R OBP: 0.356, SLG: 0.567	0-1 F9	1-2 G5-3			0-0 G4-6-3 1B		1-1 L7			4	0	1	0	0	0	0						
Rafael Palmeiro, L OBP: 0.426, SLG: 0.644	4-0 2B			4-2 1B		0-0 G4-6-3 1-2	4-1 BB			1	1	0	0	3	0	1						
Juan Gonzalez, R OBP: 0.369, SLG: 0.573	1-1 1B		1-2 F8		4-1 CS		1-1 P4			3	1	1	1	1	0	2						
Todd Zeile, R OBP: 0.360, SLG: 0.495	0-2 2B		1-0 CS		1-1 CS	0-3 K		4-1 BB		3	1	2	1	1	1	0						
Lee Stevens, L OBP: 0.348, SLG: 0.486	3-2 1B		1-3 1B			0-0 2B		3-3 K		4	0	2	1	0	2	3						
Roberto Kelly, R OBP: 0.369, SLG: 0.471	2-0 G6-3		0-3 K			1-1 FC1-2 1B		1-3 K		4	1	1	0	0	2	4						
Royce Clayton, R OBP: 0.335, SLG: 0.400		2-2 G4-3		0-0 L4		2-0 FC1-2 1B		0-3 K		4	1	0	0	0	1	3						
Tom Goodwin, L OBP: 0.315, SLG: 0.334		1-0 S		2-3 K		2-3 3H 1B				3	1	2	2	0	1	0						
Inning Stats	R: 3 E: 0 K: 0 S: 15	H: 3 LOB: 1 BB: 1 P: 28	R: 1 E: 0 K: 1 S: 11	H: 1 LOB: 0 BB: 0 P: 16	R: 0 E: 0 K: 2 S: 13	H: 1 LOB: 2 BB: 1 P: 20	R: 0 E: 0 K: 1 S: 7	H: 0 LOB: 0 BB: 0 P: 12	R: 0 E: 0 K: 0 S: 4	H: 1 LOB: 0 BB: 1 P: 9	R: 2 E: 0 K: 1 S: 10	H: 3 LOB: 0 BB: 0 P: 16	R: 0 E: 0 K: 1 S: 8	H: 0 LOB: 1 BB: 1 P: 16	R: 0 E: 0 K: 3 S: 11	H: 0 LOB: 1 BB: 1 P: 19	R: 0 E: 0 K: 3 S: 11	H: 0 LOB: 1 BB: 1 P: 19	1B: 5 2B: 4 3B: 0 HR: 0	SF: 0 SAC: 0 DP: 1 HBP: 0	WP: 0 PB: 0 CS: 2	PA: 37
PITCHER	IP WLS BF H R ER SO BB IBB HBP BLK WP HR S P ERA WHIP	IP WLS BF H R ER SO BB IBB HBP BLK WP HR S P ERA WHIP															IP WLS BF H R ER SO BB IBB HBP BLK WP HR S P ERA WHIP					
Bobby Witt, R ERA: 5.96	(1, 1) 6.0 L 27 9 6 5 5 3 0 0 0 0 0 60 101 7.50 2.000																					
Jeff Sparks, R ERA:	(7, 1) 1.2 7 0 0 0 3 2 0 0 0 0 0 15 31 0.00 1.200																					
Jim Morris, L ERA:	(8, 1) 0.1 1 0 0 0 1 0 0 0 0 0 0 4 4 0.00 0.000																					

Tampa Bay Devil Rays @ Texas Rangers
The Ballpark at Arlington, Arlington, TX
Sat Sep 18 1999, 8:05 PM EDT
Att: 36,820 - Cloudy - 89 F

AB 30
R 6
H 9
RBI 5
BB 5
SO 9
LOB 13



Batter	1	2	3	4	5	6	7	8	9	AB	R	H	RBI	BB	SO	LOB	TOP		
Tony Graffanino, R OBP: 0.297, SLG: 0.454 (1, 4)	 1-2	 1-2		 0-1	 0-2		 0-2		 1-2	5	2	2	2	1	0	0			
Dave Martinez, L OBP: 0.381, SLG: 0.386 (1, 8)	 2-2	 3-1		 1-2		 0-0	 1-2		 2-3	5	1	2	2	0	0	2			
Terrell Lowery, R OBP: 0.350, SLG: 0.415 (8, 8)	 1-2	 2-3		 1-2		 1-3	 1-3		 1-3	4	1	0	0	1	2	2			
Jose Canseco, R OBP: 0.365, SLG: 0.577 (1, 10)	 0-2		 0-1	 4-1		 1-3	 1-3			4	1	0	0	1	2	2			
Fred McGriff, L OBP: 0.409, SLG: 0.560 (1, 3)	 2-0		 1-1	 2-2		 0-3	 2-2			4	2	2	2	0	1	2			
Steve Cox, L OBP: 1.000, SLG: 2.000 (7, PH) (7, 3)	 2-0		 1-1	 2-2		 0-3	 2-2			1	0	1	0	0	0	0			
Bubba Trammell, R OBP: 0.382, SLG: 0.496 (1, 7)	 1-2		 0-2	 1-1		 1-0	 1-0			5	3	3	4	0	1	2			
Jose Guillen, R OBP: 0.315, SLG: 0.348 (1, 9)	 2-2		 2-1	 1-0		 1-0	 1-2			3	2	1	2	0	0	1			
Mike DiFelice, R OBP: 0.325, SLG: 0.462 (1, 2)	 0-3		 0-1	 2-3		 1-0	 0-0			5	1	2	0	0	2	1			
Bobby Smith, R OBP: 0.239, SLG: 0.255 (1, 5)		 3-3	 3-2	 1-1		 0-1	 1-3			5	1	2	2	0	2	0			
David Lamb, S OBP: 0.287, SLG: 0.311 (1, 6)	 4-2		 2-0	 1-3		 1-2	 2-2			4	2	0	1	1	1	3			
Inning Stats	R: 3 E: 0 K: 1 S: 19	H: 2 LOB: 1 BB: 1 P: 30	R: 1 E: 0 K: 1 S: 10	H: 1 LOB: 0 BB: 1 P: 21	R: 2 E: 0 K: 0 S: 16	H: 3 LOB: 2 BB: 0 P: 24	R: 4 E: 0 K: 1 S: 17	H: 3 LOB: 0 BB: 1 P: 28	R: 0 E: 0 K: 2 S: 8	H: 0 LOB: 0 BB: 0 P: 10	R: 5 E: 1 K: 2 S: 26	H: 6 LOB: 2 BB: 0 P: 34	R: 0 E: 0 K: 1 S: 7	H: 0 LOB: 0 BB: 0 P: 9	R: 0 E: 0 K: 1 S: 11	H: 0 LOB: 0 BB: 0 P: 16	1B: 8 2B: 4 3B: 0 HR: 3	SF: 0 SAC: 0 DP: 0 HBP: 2	WP: 1 PB: 0 CS: 1 PA: 47
PITCHER	IP	WLS	BF	H	R	ER	SO	BB	IBB	HBP	BLK	WP	HR	S	P	ERA	WHIP		
John Burkett, R ERA: 6.03	2.1	L	13	4	5	5	2	2	0	1	0	1	2	33	56	19.29	2.571		
Mike Morgan, R ERA: 6.29	1.1		11	5	5	5	0	1	0	1	0	0	1	24	40	33.75	4.500		
Dan Kolb, R ERA: 4.8	2.2		11	3	3	3	4	0	0	0	0	0	0	26	33	10.12	1.125		
Jeff Fassero, L ERA: 7.43	0.1		5	3	2	1	1	0	0	0	0	0	0	18	23	27.00	9.000		
Danny Patterson, R ERA: 5.17	1.1		4	0	0	0	2	0	0	0	0	0	0	10	13	0.00	0.000		
40 Matt Perisho, L ERA: 9.0	1.0		3	0	0	0	1	0	0	0	0	0	0	11	16	0.00	0.000		
Batter	1	2	3	4	5	6	7	8	9	AB	R	H	RBI	BB	SO	LOB	BOTTOM		
Tom Goodwin, L OBP: 0.312, SLG: 0.331 (1, 8)	 1-0		 3-2		 1-0			 1-0		4	0	0	0	0	0	2			
Mark McLemore, S OBP: 0.359, SLG: 0.365 (1, 4)	 4-1			 4-1		 1-1		 2-0		2	1	0	0	2	0	2			
Rafael Palmeiro, L OBP: 0.426, SLG: 0.644 (1, 10)	 0-0			 2-1		 0-2		 3-1		3	0	1	1	0	0	1			
Mike Simms, R OBP: 1.000, SLG: 1.000 (9, PH)	 0-0			 1-0		 2-2		 2-0		1	0	0	0	0	0	1			
Juan Gonzalez, R OBP: 0.367, SLG: 0.570 (1, 9)	 2-1			 1-0		 2-2		 2-0		3	0	0	0	0	0	2			
Scott Sheldon, R (8, 5)	 2-1			 1-0		 2-2		 2-0		1	0	0	0	0	0	1			
Todd Zelle, R OBP: 0.359, SLG: 0.494 (1, 5)	 2-1			 0-1		 0-0		 2-1		2	0	0	0	0	0	1			
Scarborough Green, S OBP: 0.429, SLG: 0.333 (7, PH) (8, 9) (9, 7)	 2-1			 0-1		 0-0		 2-1		2	0	0	0	0	0	1			
Lee Stevens, L OBP: 0.348, SLG: 0.487 (1, 3)	 1-1			 0-1		 0-0		 0-0		4	0	2	0	0	0	1			
Roberto Kelly, R OBP: 0.384, SLG: 0.464 (1, 7) (9, 9)	 0-2		 0-3	 3-1		 3-2		 1-3		4	0	0	0	0	1	3			
Royce Clayton, R OBP: 0.336, SLG: 0.407 (1, 6)					 0-0		 2-1			2	1	1	1	0	1	0			
Jon Shave, R OBP: 0.333, SLG: 0.324 (8, 6)							 2-1			1	0	1	0	0	0	0			
Gregg Zaun, S OBP: 0.317, SLG: 0.326 (1, 2)			 0-0	 1-1		 1-2				3	0	1	0	0	0	0			
Inning Stats	R: 0 E: 0 K: 0 S: 5	H: 0 LOB: 1 BB: 1 P: 12	R: 0 E: 0 K: 0 S: 7	H: 1 LOB: 0 BB: 0 P: 10	R: 0 E: 0 K: 1 S: 7	H: 0 LOB: 0 BB: 0 P: 10	R: 1 E: 0 K: 0 S: 8	H: 1 LOB: 1 BB: 1 P: 15	R: 1 E: 0 K: 0 S: 6	H: 1 LOB: 0 BB: 0 P: 11	R: 0 E: 0 K: 0 S: 8	H: 0 LOB: 0 BB: 0 P: 11	R: 0 E: 0 K: 0 S: 5	H: 2 LOB: 1 BB: 0 P: 13	R: 0 E: 1 K: 1 S: 9	H: 2 LOB: 2 BB: 0 P: 17	1B: 5 2B: 2 3B: 0 HR: 1	SF: 0 SAC: 0 DP: 2 HBP: 0	WP: 0 PB: 0 CS: 0 PA: 34
PITCHER	IP	WLS	BF	H	R	ER	SO	BB	IBB	HBP	BLK	WP	HR	S	P	ERA	WHIP		
Rolando Arrojo, R ERA: 5.05	6.0	W	22	3	2	2	1	2	0	0	0	0	0	11	21	0.00	1.000		
Mike Duvel, L ERA: 4.15	2.0		7	2	0	0	0	0	0	0	0	0	0	11	21	0.00	1.000		
Cory Lidle, R ERA:	1.0		5	2	0	0	1	0	0	0	0	0	0	9	17	0.00	2.000		
PITCHER	IP	WLS	BF	H	R	ER	SO	BB	IBB	HBP	BLK	WP	HR	S	P	ERA	WHIP		
Rolando Arrojo, R ERA: 5.05	6.0	W	22	3	2	2	1	2	0	0	0	0	0	11	21	0.00	1.000		
Mike Duvel, L ERA: 4.15	2.0		7	2	0	0	0	0	0	0	0	0	0	11	21	0.00	1.000		
Cory Lidle, R ERA:	1.0		5	2	0	0	1	0	0	0	0	0	0	9	17	0.00	2.000		

Tampa Bay Devil Rays @ Texas Rangers
The Ballpark at Arlington, Arlington, TX
Sun Sep 19 1999, 3:05 PM EDT
Att: 24,930 - Unknown - 91 F

AB 42
R 15
H 15
RBI 15
BB 3
SO 10
LOB 13



Tampa Bay Devil Rays @ Texas Rangers
The Ballpark at Arlington, Arlington, TX
Sun Sep 19 1999, 3:05 PM EDT
Att: 24,930 - Unknown - 91 F

AB 32
R 2
H 7
RBI 2
BB 2
SO 2
LOB 14



Batter	1	2	3	4	5	6	7	8	9	AB	R	H	RBI	BB	SO	LOB	TOP				
Brady Anderson, L (1, 7) OBP: 0.416, SLG: 0.485	F7		G4-3 1B				G4-3			3	1	1	1	1	0	0	Baltimore Orioles @ Texas Rangers The Ballpark at Arlington, Arlington, TX Tue Sep 21 1999, 8:05 PM EDT Att: 24,192 - Unknown - 69 F				
Mike Bordick, R (1, 6) OBP: 0.335, SLG: 0.397	G4-3		G4-3 1B				F8			4	1	1	0	0	0	1					
B.J. Surhoff, L (1, 10) OBP: 0.351, SLG: 0.508	G4-3		G4-3 1B				F9			4	0	1	1	0	0	2					
Albert Belle, R (1, 9) OBP: 0.400, SLG: 0.532		L9	G4-3 1B				F9			4	0	1	2	0	0	2					
Cal Ripken Jr., R (1, 5) OBP: 0.368, SLG: 0.584			P5				P6			4	0	1	0	0	0	3					
Jeff Reboulet, R (9, 5) OBP: 0.318, SLG: 0.197										0	0	0	0	0	0	0					
Jeff Conine, R (1, 3) OBP: 0.338, SLG: 0.466			P3				P6			4	0	0	0	0	1	2					
Gene Kingsale, S (1, 8) OBP: 0.322, SLG: 0.315							P6			4	0	0	0	0	1	1					
Jerry Hairston, R (1, 4) OBP: 0.327, SLG: 0.413			G4-3 1B				K			4	1	1	0	0	1	0					
Mike Figga, R (1, 2) OBP: 0.247, SLG: 0.338			G4-3 1B				L8			3	1	1	0	0	0	0					
Inning Stats	R: 0 E: 0 K: 0 S: 8	H: 0 LOB: 0 BB: 0 P: 11	R: 0 E: 0 K: 2 S: 10	H: 1 LOB: 1 BB: 0 P: 14	R: 4 E: 0 K: 0 S: 17	H: 5 LOB: 1 BB: 0 P: 25	R: 0 E: 0 K: 0 S: 10	H: 0 LOB: 0 BB: 0 P: 14	R: 0 E: 0 K: 1 S: 8	H: 0 LOB: 0 BB: 0 P: 11	R: 0 E: 0 K: 0 S: 4	H: 0 LOB: 0 BB: 0 P: 6	R: 0 E: 0 K: 0 S: 6	H: 0 LOB: 0 BB: 0 P: 7	R: 0 E: 0 K: 0 S: 10	H: 0 LOB: 0 BB: 0 P: 15	1B: 6 2B: 1 3B: 0 HR: 0	SF: 0 SAC: 0 DP: 0 HBP: 0	WP: 0 PB: 0 SB: 0 CS: 0	PA: 35	
PITCHER	IP	WLS	BF	H	R	ER	SO	BB	IBB	HBP	BLK	WP	HR	S	P	ERA	WHIP				
Esteban Loaiza, R (1, 1) ERA: 4.82	8.0	L	32	7	4	4	3	1	0	0	0	0	0	73	105	4.50	1.000				
John Wetteland, R (9, 1) ERA: 3.57	1.0		3	0	0	0	0	0	0	0	0	0	0	10	15	0.00	0.000				

Batter	1	2	3	4	5	6	7	8	9	AB	R	H	RBI	BB	SO	LOB	BOTTOM				
Mark McLemore, S (1, 4) OBP: 0.357, SLG: 0.362	F9		L7				L7			4	0	0	0	1	0	3	Baltimore Orioles @ Texas Rangers The Ballpark at Arlington, Arlington, TX Tue Sep 21 1999, 8:05 PM EDT Att: 24,192 - Unknown - 69 F				
Ivan Rodriguez, R (1, 2) OBP: 0.354, SLG: 0.563	G4-3		L9				F8			4	0	0	0	0	0	4					
29 Rusty Greer, L (1, 7) OBP: 0.408, SLG: 0.493			L6				FC6-4			1	0	0	0	1	0	1					
Roberto Kelly, R (5, 7) OBP: 0.362, SLG: 0.461										2	0	0	0	0	1	1					
Juan Gonzalez, R (1, 9) OBP: 0.366, SLG: 0.568	G1-3									4	0	1	0	0	1	1					
Rafael Palmeiro, L (1, 10) OBP: 0.426, SLG: 0.645		P5								4	0	2	0	0	0	1					
Todd Zeile, R (1, 5) OBP: 0.358, SLG: 0.491		G4-3								3	0	0	0	1	1	1					
Lee Stevens, L (1, 3) OBP: 0.348, SLG: 0.491										4	1	1	1	0	0	3					
Royce Clayton, R (1, 6) OBP: 0.338, SLG: 0.415		F8								4	1	2	1	0	1	0					
Tom Goodwin, L (1, 8) OBP: 0.314, SLG: 0.329			F7							2	0	0	0	2	0	0					
Inning Stats	R: 0 E: 0 K: 0 S: 9	H: 0 LOB: 1 BB: 1 P: 17	R: 1 E: 0 K: 0 S: 12	H: 1 LOB: 0 BB: 0 P: 19	R: 0 E: 0 K: 0 S: 7	H: 0 LOB: 1 BB: 1 P: 15	R: 0 E: 0 K: 0 S: 6	H: 1 LOB: 0 BB: 0 P: 10	R: 0 E: 0 K: 2 S: 10	H: 1 LOB: 2 BB: 1 P: 15	R: 1 E: 0 K: 0 S: 10	H: 1 LOB: 1 BB: 1 P: 19	R: 0 E: 0 K: 1 S: 12	H: 1 LOB: 0 BB: 0 P: 19	R: 0 E: 0 K: 1 S: 8	H: 0 LOB: 0 BB: 0 P: 11	1B: 3 2B: 2 3B: 0 HR: 2	SF: 0 SAC: 0 DP: 1 HBP: 0	WP: 1 PB: 0 SB: 1 CS: 0	PA: 37	
PITCHER	IP	WLS	BF	H	R	ER	SO	BB	IBB	HBP	BLK	WP	HR	S	P	ERA	WHIP				
Jason Johnson, R (1, 1) ERA: 5.65	6.0	W	25	4	1	1	2	4	0	0	0	0	1	54	93	1.50	1.333				
Al Reyes, R (7, 1) ERA: 4.33	0.1	H	3	1	1	1	0	1	0	0	0	0	1	7	14	27.00	6.000				
Gabe Molina, R (7, 1) ERA: 3.6	1.0	H	4	1	0	0	0	0	0	0	0	0	0	6	9	0.00	1.000				
Scott Kamieniecki, R (8, 1) ERA: 5.4	0.2	H	2	0	0	0	1	0	0	0	0	0	0	9	15	0.00	0.000				
Mike Timlin, R (9, 1) ERA: 3.66	1.0	S	3	0	0	0	1	0	0	0	0	0	0	8	11	0.00	0.000				

AB	34
R	4
H	7
RBI	4
BB	1
SO	3
LOB	11



Batter	1	2	3	4	5	6	7	8	9	AB	R	H	RBI	BB	SO	LOB	TOP										
Brady Anderson, L (1, 8) OBP: 0.414, SLG: 0.488	1-3 K		1-0 F7		0-0 HR	2-1 G3			0-3 K	5	1	1	1	0	2	2											
Mike Bordick, R (1, 6) OBP: 0.334, SLG: 0.398	2-2 WP 3B		1-0 L8		2-0 P3		0-0 G4-3		1-1 G5-3	5	1	1	0	0	0	0											
B.J. Surhoff, L (1, 7) OBP: 0.350, SLG: 0.506	3-3 K		3-2 F8		4-0 BB		0-1 G1-3			3	0	0	0	1	1	0											
Albert Belle, R (1, 9) OBP: 0.402, SLG: 0.540	4-2 BB			0-0 F9 G4-3 2B	0-0 F9		3-1 HR			3	2	2	1	1	0	1											
Jeff Conine, R (1, 3) OBP: 0.336, SLG: 0.462	1-1 F8			2-2 F9	0-1 F8		2-3 K			4	0	0	0	0	1	3											
Calvin Pickering, L (1, 10) OBP: 0.364, SLG: 0.067 Rich Amaral, R (8, PH) OBP: 0.353, SLG: 0.356		2-3 K		1-0 G4-3		1-2 1B		1-0 G6-3		3	0	1	1	0	1	0											
Ryan Minor, R (1, 5) OBP: 0.253, SLG: 0.308		2-2 G5-3		1-3 K		1-2 P4		1-3 K		4	0	0	0	0	2	1											
Jesse Garcia, R (1, 4) OBP: 0.250, SLG: 0.400		0-0 HR			2-2 HR 1B		0-0 F9		1-2 G5-3	4	2	2	1	0	0	1											
Charles Johnson, R (1, 2) OBP: 0.347, SLG: 0.427		3-3 K			3-2 HR		0-1 1B		1-3 K	4	1	2	2	0	2	0											
Inning Stats	R: 1 E: 0 K: 2 S: 14	H: 1 LOB: 1 BB: 1 P: 25	R: 1 E: 0 K: 2 S: 13	H: 1 LOB: 0 BB: 0 P: 20	R: 0 E: 0 K: 0 S: 7	H: 0 LOB: 0 BB: 0 P: 12	R: 1 E: 0 K: 1 S: 8	H: 1 LOB: 0 BB: 0 P: 12	R: 3 E: 0 K: 0 S: 14	H: 3 LOB: 1 BB: 1 P: 25	R: 0 E: 0 K: 0 S: 11	H: 2 LOB: 2 BB: 0 P: 15	R: 1 E: 0 K: 1 S: 8	H: 1 LOB: 0 BB: 0 P: 13	R: 0 E: 0 K: 1 S: 8	H: 0 LOB: 0 BB: 0 P: 11	R: 0 E: 0 K: 2 S: 10	H: 0 LOB: 0 BB: 0 P: 12	1B: 3 2B: 1 3B: 1 HR: 4	SF: 0 SAC: 0 DP: 0 HBP: 0	WP: 1 PB: 0 SB: 0 CS: 0	PA: 38					
PITCHER	IP	WLS	BF	H	R	ER	SO	BB	IBB	HBP	BLK	WP	HR	S	P	ERA	WHIP										
Rick Helling, R (1, 1) ERA: 4.85	5.2	L	27	8	6	6	5	2	0	0	0	1	3	65	105	9.53	1.765										
Mike Venafro, L (6, 1) ERA: 3.32	1.1		5	1	1	1	1	0	0	0	0	0	1	10	17	6.75	0.750										
Danny Patterson, R (8, 1) ERA: 5.05	1.1		4	0	0	0	2	0	0	0	0	0	0	13	17	0.00	0.000										
Mike Munoz, L (9, 1) ERA: 3.68	0.2		2	0	0	0	1	0	0	0	0	0	0	5	6	0.00	0.000										

Baltimore Orioles @ Texas Rangers
The Ballpark at Arlington, Arlington, TX
Wed Sep 22 1999, 8:05 PM EDT
Att: 34,007 - Unknown - 73 F

AB 36
R 7
H 9
RBI 6
BB 2
SO 9
LOB 8



Batter	1	2	3	4	5	6	7	8	9	AB	R	H	RBI	BB	SO	LOB	BOTTOM										
Mark McLemore, S (1, 4) OBP: 0.356, SLG: 0.361	2-2 G1-3	1-1 G5-3			3-2 G1-3		2-1 G6-4-3 1B		1-1 G3-1	5	0	1	0	0	0	2											
Ivan Rodriguez, R (1, 2) OBP: 0.355, SLG: 0.563	1-0 HR 1B	0-0 1B			0-1 L8		1-0 G6-4-3 1-2f			4	1	2	0	0	0	2											
Rafael Palmeiro, L (1, 10) OBP: 0.427, SLG: 0.649	0-0 1H HR	1-1 G3-1			4-0 BB			0-1 G6-3		3	1	1	2	1	0	1											
Juan Gonzalez, R (1, 9) OBP: 0.367, SLG: 0.569	1-1 1B 2B				0-0 L4		0-1 F8		1-1 G6-4-3 1B	4	1	2	0	0	0	1											
Todd Zeile, R (1, 5) OBP: 0.357, SLG: 0.489	1-1 BB 1B				3-3 K		2-0 G6-3		3-2 G6-4-3	4	1	1	1	0	1	1											
Lee Stevens, L (1, 3) OBP: 0.348, SLG: 0.490	4-0 1B BB				0-1 L7		1-2 G5-3		1-1 G4-3 BB 1B	3	0	1	0	1	0	0											
Roberto Kelly, R (1, 7) OBP: 0.363, SLG: 0.459	2-0 G6-4-3 1-3 2H 1B				1-2 F8		1-1 G6-3		4-2 G4-3 BB	3	0	1	1	1	0	0											
Royce Clayton, R (1, 6) OBP: 0.335, SLG: 0.411	1-2 G6-4-3				2-3 K		0-1 G5-3		2-2 G4-3	4	0	0	0	0	1	4											
Tom Goodwin, L (1, 8) OBP: 0.313, SLG: 0.328		2-0 G6-3			0-1 G6-3		3-2 1B		0-2 P7	4	0	1	0	0	0	2											
Inning Stats	R: 4 E: 0 K: 0 S: 13	H: 5 LOB: 1 BB: 1 P: 25	R: 0 E: 0 K: 0 S: 6	H: 1 LOB: 0 BB: 0 P: 10	R: 0 E: 0 K: 1 S: 6	H: 0 LOB: 0 BB: 0 P: 9	R: 0 E: 0 K: 1 S: 9	H: 0 LOB: 0 BB: 0 P: 12	R: 0 E: 0 K: 0 S: 8	H: 0 LOB: 1 BB: 0 P: 15	R: 0 E: 0 K: 0 S: 9	H: 0 LOB: 0 BB: 0 P: 13	R: 0 E: 0 K: 0 S: 8	H: 2 LOB: 1 BB: 0 P: 14	R: 0 E: 0 K: 0 S: 11	H: 1 LOB: 0 BB: 0 P: 15	R: 0 E: 0 K: 0 S: 15	H: 1 LOB: 2 BB: 1 P: 23	1B: 8 2B: 1 3B: 0 HR: 1	SF: 0 SAC: 0 DP: 3 HBP: 0	WP: 0 PB: 0 SB: 0 CS: 0	PA: 37					
PITCHER	IP	WLS	BF	H	R	ER	SO	BB	IBB	HBP	BLK	WP	HR	S	P	ERA	WHIP										
Scott Erickson, R (1, 1) ERA: 4.76	8.0	W	34	10	4	4	2	3	0	0	0	0	1	74	122	4.50	1.625										
Mike Timlin, R (9, 1) ERA: 3.6	1.0	S	3	0	0	0	0	0	0	0	0	0	0	11	14	0.00	0.000										

Baltimore Orioles @ Texas Rangers
The Ballpark at Arlington, Arlington, TX
Wed Sep 22 1999, 8:05 PM EDT
Att: 34,007 - Unknown - 73 F

AB 34
R 4
H 10
RBI 4
BB 3
SO 2
LOB 13



Batter	1	2	3	4	5	6	7	8	9	AB	R	H	RBI	BB	SO	LOB	TOP										
Rich Becker, L OBP: 0.405, SLG: 0.384 (1, 8)	L9		K		K		K		P3	5	0	0	0	0	3	1											
Randy Velarde, R OBP: 0.389, SLG: 0.454 (1, 4)	E6 1B		BB		G4-3			G3-1 3B		4	1	3	0	0	0	1											
Jason Giambi, L OBP: 0.421, SLG: 0.561 Olmedo Saenz, R OBP: 0.365, SLG: 0.486 (1, 3) (8, 3)	K		BB		BB		F8	G3-1		3	0	0	1	1	1	1											
John Jaha, R OBP: 0.404, SLG: 0.555 (1, 10)	CS	2B E BB	G1-3		G4-3		G4-3	L8		3	1	0	0	1	0	2											
Matt Stairs, L OBP: 0.366, SLG: 0.539 Jason McDonald, S OBP: 0.304, SLG: 0.265 (1, 9) (8, 9)		E 2B			F7		1B BB	HR		3	1	2	1	1	0	0											
Ben Griewe, L OBP: 0.384, SLG: 0.476 (1, 7)	K		G4-3		G4-3		1B	G4-3		4	0	1	0	0	1	1											
Miguel Tejada, R OBP: 0.321, SLG: 0.428 (1, 6)	P3		G5-3		G5-3		G5-3	G6-3		4	0	0	0	0	0	3											
Eric Chavez, L OBP: 0.340, SLG: 0.443 (1, 5)	L9				G3		F7	K		4	0	0	0	0	1	1											
Mike MacFarlane, R OBP: 0.274, SLG: 0.368 (1, 2)	G4-3		G4-3		2B		G5-3	HR		4	1	2	1	0	0	0											
Inning Stats	R: 0 E: 1 K: 1 S: 10	H: 1 LOB: 0 BB: 0 P: 19	R: 1 E: 1 K: 1 S: 9	H: 1 LOB: 1 BB: 1 P: 19	R: 0 E: 0 K: 1 S: 13	H: 1 LOB: 2 BB: 1 P: 25	R: 0 E: 0 K: 0 S: 10	H: 0 LOB: 0 BB: 0 P: 13	R: 0 E: 0 K: 1 S: 10	H: 1 LOB: 1 BB: 0 P: 17	R: 0 E: 0 K: 0 S: 8	H: 0 LOB: 0 BB: 0 P: 11	R: 2 E: 0 K: 0 S: 11	H: 2 LOB: 0 BB: 0 P: 17	R: 1 E: 0 K: 1 S: 11	H: 1 LOB: 0 BB: 0 P: 18	1B: 3 2B: 2 3B: 1 HR: 2	SF: 0 SAC: 0 DP: 0 HBP: 0	WP: 0 PB: 0 SB: 0 CS: 1	PA: 38							
PITCHER	IP	WLS	BF	H	R	ER	SO	BB	IBB	HBP	BLK	WP	HR	S	P	ERA	WHIP										
Aaron Sele, R ERA: 4.64 (1, 1)	7.0	W	28	5	1	0	5	3	0	0	0	0	0	67	117	0.00	1.143										
Tim Crabtree, R ERA: 3.39 (8, 1)	1.0		5	2	2	2	0	0	0	0	0	0	1	11	17	18.00	2.000										
59 Jeff Zimmerman, R ERA: 2.21 (9, 1)	1.0		4	1	1	1	1	0	0	0	0	0	1	11	18	9.00	1.000										

Oakland Athletics @ Texas Rangers
The Ballpark at Arlington, Arlington, TX
Fri Sep 24 1999, 8:05 PM EDT
Att: 40,207 - Cloudy - 83 F

AB 34
R 4
H 8
RBI 3
BB 3
SO 6
LOB 10



Batter	1	2	3	4	5	6	7	8	9	AB	R	H	RBI	BB	SO	LOB	BOTTOM										
Mark McLemore, S OBP: 0.358, SLG: 0.365 (1, 4)	K		2B		E9 1B	S WP 1B	K			5	2	3	2	0	2	1											
Ivan Rodriguez, R OBP: 0.359, SLG: 0.565 (1, 2)	29 BLK 1B		G6-3		HR	29 G4-3 1B	1B			5	2	4	2	0	0	0											
29 Rusty Greer, L OBP: 0.405, SLG: 0.489 (1, 7)	K		G3		K	G4-3	G4-3			5	0	0	0	0	2	5											
Juan Gonzalez, R OBP: 0.371, SLG: 0.588 (1, 9)	F8				G1-6-3 1B	1H HR	2H HR		HR	5	3	4	5	0	0	1											
Rafael Palmeiro, L OBP: 0.426, SLG: 0.646 (1, 10)	G4-3		G4-3		G3	G4-3	BB		P2	3	0	0	0	2	0	0											
Todd Zeile, R OBP: 0.356, SLG: 0.488 (1, 5)	G4-3		G4-3		G1-6-3	F7	L8		F8	5	0	1	0	0	0	3											
Lee Stevens, L OBP: 0.350, SLG: 0.491 (1, 3)	G4-3		G4-3		G1-3	HR	1B		F9	5	2	2	0	0	0	2											
Royce Clayton, R OBP: 0.340, SLG: 0.425 (1, 6)			BB		SH5-4 E	1H HR	2H 1B			3	2	3	3	1	0	0											
Tom Goodwin, L OBP: 0.313, SLG: 0.328 (1, 8)	G3				SH5-4	E 1B	K			3	1	1	0	0	1	3											
Inning Stats	R: 0 E: 0 K: 2 S: 12	H: 1 LOB: 1 BB: 0 P: 18	R: 0 E: 0 K: 0 S: 11	H: 1 LOB: 2 BB: 1 P: 20	R: 0 E: 0 K: 0 S: 6	H: 1 LOB: 1 BB: 1 P: 15	R: 4 E: 1 K: 1 S: 12	H: 4 LOB: 0 BB: 0 P: 15	R: 6 E: 0 K: 2 S: 20	H: 6 LOB: 1 BB: 1 P: 31	R: 1 E: 0 K: 2 S: 15	H: 3 LOB: 2 BB: 0 P: 23	R: 1 E: 0 K: 0 S: 7	H: 1 LOB: 0 BB: 0 P: 11	1B: 10 2B: 4 3B: 0 HR: 4	SF: 0 SAC: 1 DP: 1 HBP: 0	WP: 1 PB: 0 SB: 2 CS: 0	PA: 43									
PITCHER	IP	WLS	BF	H	R	ER	SO	BB	IBB	HBP	BLK	WP	HR	S	P	ERA	WHIP										
Gil Heredia, R ERA: 4.78 (6, 1)	5.1	L	26	10	6	6	3	2	0	0	0	1	0	8	12	54.00	9.000										
Buddy Groom, L ERA: 5.24 (6, 1)	0.0		2	1	2	2	0	1	0	0	0	0	1	4	9	∞	∞										
Greg McMichael, R ERA: 5.23 (6, 1)	0.1		2	1	1	1	0	0	0	0	0	0	0	3	4	27.00	3.000										
Chad Harville, R ERA: 6.91 (7, 1)	2.0		9	3	1	1	2	0	0	0	0	0	1	21	33	4.50	1.500										

Oakland Athletics @ Texas Rangers
The Ballpark at Arlington, Arlington, TX
Fri Sep 24 1999, 8:05 PM EDT
Att: 40,207 - Cloudy - 83 F

AB 39
R 12
H 18
RBI 12
BB 3
SO 5
LOB 15



Batter	1	2	3	4	5	6	7	8	9	AB	R	H	RBI	BB	SO	LOB	TOP										
Rich Becker, L (1, 8) OBP: 0.403, SLG: 0.382										4	1	1	0	0	1	3											
Randy Velarde, R (1, 4) OBP: 0.388, SLG: 0.453										4	1	1	0	0	0	1											
Jason Giambi, L (1, 3) OBP: 0.420, SLG: 0.558										3	0	0	0	1	2	2											
John Jaha, R (1, 10) OBP: 0.405, SLG: 0.562										4	1	2	1	0	1	2											
Matt Stairs, L (1, 9) OBP: 0.366, SLG: 0.536										3	1	0	0	1	0	2											
Ben Griewe, L (1, 7) OBP: 0.383, SLG: 0.474										4	0	1	2	0	0	2											
Miguel Tejada, R (1, 6) OBP: 0.319, SLG: 0.425										4	0	0	0	0	0	1											
Eric Chavez, L (1, 5) OBP: 0.337, SLG: 0.438										4	0	0	0	0	1	0											
Mike MacFarlane, R (1, 2) OBP: 0.283, SLG: 0.371										1	0	1	0	2	0	0											
Inning Stats	R: 3 E: 1 K: 2 S: 16	H: 3 LOB: 1 BB: 1 P: 29	R: 0 E: 0 K: 1 S: 9	H: 1 LOB: 0 BB: 0 P: 13	R: 0 E: 0 K: 0 S: 6	H: 0 LOB: 0 BB: 0 P: 8	R: 0 E: 0 K: 0 S: 6	H: 0 LOB: 0 BB: 0 P: 12	R: 0 E: 0 K: 1 S: 9	H: 0 LOB: 1 BB: 1 P: 16	R: 0 E: 0 K: 0 S: 10	H: 1 LOB: 1 BB: 1 P: 19	R: 0 E: 0 K: 0 S: 11	H: 0 LOB: 0 BB: 1 P: 22	R: 1 E: 0 K: 1 S: 12	H: 1 LOB: 0 BB: 0 P: 17	R: 0 E: 0 K: 0 S: 8	H: 0 LOB: 0 BB: 0 P: 14	1B: 5 2B: 0 3B: 0 HR: 1	SF: 0 SAC: 0 DP: 2 HBP: 0	WP: 0 PB: 0 SB: 0 CS: 0	PA: 35					
PITCHER	IP	WLS	BF	H	R	ER	SO	BB	IBB	HBP	BLK	WP	HR	S	P	ERA	WHIP										
John Burkett, R (1, 1) ERA: 5.86	7.0	W	28	5	3	2	4	4	0	0	0	0	0	67	119	2.57	1.286										
Tim Crabtree, R (8, 1) ERA: 3.5	0.2		3	1	1	1	1	0	0	0	0	0	1	9	13	13.50	1.500										
Mike Munoz, L (8, 1) ERA: 3.66	0.1		1	0	0	0	0	0	0	0	0	0	0	3	4	0.00	0.000										
John Wetteland, R (9, 1) ERA: 3.52	1.0		3	0	0	0	0	0	0	0	0	0	0	8	14	0.00	0.000										

Oakland Athletics @ Texas Rangers
The Ballpark at Arlington, Arlington, TX
Sat Sep 25 1999, 8:05 PM EDT
Att: 46,178 - Cloudy - 77 F

AB 31
R 4
H 6
RBI 3
BB 4
SO 5
LOB 13



Batter	1	2	3	4	5	6	7	8	9	AB	R	H	RBI	BB	SO	LOB	BOTTOM										
Mark McLemore, S (1, 4) OBP: 0.359, SLG: 0.370										3	2	1	1	1	0	0											
Ivan Rodriguez, R (1, 2) OBP: 0.386, SLG: 0.564										4	0	1	0	0	0	2											
29 Rusty Greer, L (1, 7) OBP: 0.405, SLG: 0.494										4	2	2	2	0	0	1											
Juan Gonzalez, R (1, 9) OBP: 0.368, SLG: 0.584										4	0	0	0	0	3	3											
Rafael Palmeiro, L (1, 3) OBP: 0.425, SLG: 0.642										3	1	0	0	1	0	1											
Todd Zeile, R (1, 5) OBP: 0.397, SLG: 0.494										4	2	2	4	0	0	0											
Lee Stevens, L (1, 10) OBP: 0.349, SLG: 0.489										4	1	1	0	0	2	0											
Royce Clayton, R (1, 6) OBP: 0.342, SLG: 0.429										3	1	1	0	1	0	0											
Tom Goodwin, L (1, 8) OBP: 0.313, SLG: 0.327										4	1	1	2	0	2	1											
Inning Stats	R: 1 E: 0 K: 1 S: 10	H: 2 LOB: 1 BB: 0 P: 19	R: 8 E: 0 K: 2 S: 24	H: 5 LOB: 3 BB: 3 P: 43	R: 0 E: 0 K: 0 S: 6	H: 0 LOB: 0 BB: 0 P: 7	R: 0 E: 0 K: 1 S: 9	H: 0 LOB: 0 BB: 0 P: 14	R: 0 E: 0 K: 1 S: 8	H: 0 LOB: 0 BB: 0 P: 11	R: 0 E: 0 K: 1 S: 10	H: 0 LOB: 0 BB: 0 P: 13	R: 1 E: 0 K: 0 S: 10	H: 1 LOB: 0 BB: 0 P: 13	R: 0 E: 0 K: 1 S: 10	H: 1 LOB: 1 BB: 0 P: 13	1B: 4 2B: 1 3B: 1 HR: 3	SF: 0 SAC: 0 DP: 0 HBP: 0	WP: 2 PB: 0 SB: 0 CS: 0	PA: 36							
PITCHER	IP	WLS	BF	H	R	ER	SO	BB	IBB	HBP	BLK	WP	HR	S	P	ERA	WHIP										
Kevin Appier, R (1, 1) ERA: 5.32	1.2	L	15	7	9	9	2	2	0	0	0	0	1	44	60	1.69	0.188										
Ron Mahay, L (2, 1) ERA: 2.61	5.1		17	1	1	1	4	0	0	0	0	0	0	10	13	0.00	1.000										
Doug Jones, R (8, 1) ERA: 3.62	1.0		4	1	0	0	1	0	0	0	0	0	0	10	13	0.00	1.000										

Oakland Athletics @ Texas Rangers
The Ballpark at Arlington, Arlington, TX
Sat Sep 25 1999, 8:05 PM EDT
Att: 46,178 - Cloudy - 77 F

AB 33
R 10
H 9
RBI 9
BB 3
SO 7
LOB 8



Batter	1	2	3	4	5	6	7	8	9	AB	R	H	RBI	BB	SO	LOB	TOP								
Rich Becker, L OBP: 0.405, SLG: 0.382 (1, 8)	G6-3			1B	1B		E4		G3-1	3	1	1	0	1	0	1									
Ryan Christenson, R OBP: 0.302, SLG: 0.299 (9, PH)				1B	1B					1	0	0	0	0	0	0									
Randy Velarde, R OBP: 0.387, SLG: 0.452 Scott Spiezio, S OBP: 0.324, SLG: 0.441 (1, 4)	G6-3			FC3-6	1B		P4			4	0	1	0	0	0	4									
Jason Giambi, L OBP: 0.420, SLG: 0.557 Jason McDonald, S OBP: 0.302, SLG: 0.263 (7, 8)	G4-3			FC3-6	1B		P5			3	0	1	1	0	0	0									
John Jaha, R OBP: 0.402, SLG: 0.557 (1, 10)		G5-3		K			K		G6-3	4	0	0	0	0	2	2									
Matt Stairs, L OBP: 0.366, SLG: 0.534 Olmedo Saenz, R OBP: 0.367, SLG: 0.488 (7, 3)		K		FC3-6					HR	2	0	0	0	1	1	2									
Ben Grievie, L OBP: 0.362, SLG: 0.479 (1, 7)		K		K			F8		HR	4	1	1	2	0	2	3									
Ramon Hernandez, R OBP: 0.369, SLG: 0.408 (1, 2)				G5-3			P3		F9	4	0	0	0	0	0	0									
3 Eric Chavez, L OBP: 0.334, SLG: 0.434 Frank Menechino, R OBP: 0.250, SLG: 0.250 (9, PH)				G3-1			E6		G5-4-3	3	0	0	0	0	1	0									
Miguel Tejada, R OBP: 0.320, SLG: 0.424 (1, 6)				K			BB		G5-4-3	3	0	1	0	1	1	1									
Inning Stats	R: 0 E: 0 K: 0 S: 5	H: 0 LOB: 0 BB: 0 P: 10	R: 0 E: 0 K: 2 S: 9	H: 0 LOB: 0 BB: 0 P: 12	R: 0 E: 0 K: 1 S: 7	H: 0 LOB: 0 BB: 0 P: 11	R: 1 E: 0 K: 2 S: 23	H: 3 LOB: 2 BB: 0 P: 33	R: 0 E: 0 K: 0 S: 8	H: 0 LOB: 2 BB: 1 P: 16	R: 0 E: 1 K: 1 S: 11	H: 0 LOB: 1 BB: 1 P: 18	R: 0 E: 1 K: 1 S: 16	H: 1 LOB: 2 BB: 0 P: 20	R: 2 E: 0 K: 1 S: 9	H: 2 LOB: 0 BB: 0 P: 13	R: 0 E: 0 K: 0 S: 8	H: 1 LOB: 0 BB: 0 P: 11	1B: 6 2B: 0 3B: 0 HR: 1	SF: 0 SAC: 0 DP: 1 HBP: 0	WP: 0 PB: 0 SB: 0 CS: 1	PA: 37			
PITCHER	IP	WLS	BF	H	R	ER	SO	BB	IBB	HBP	BLK	WP	HR	S	P	ERA	WHIP								
Esteban Loaiza, R ERA: 4.61 59 Jeff Zimmerman, R ERA: 2.39 Mike Venafro, L ERA: 3.27	(1, 1)	7.0	W	29	4	1	7	3	0	0	0	0	0	79	120	1.29	1.000								
(8, 1)	1.0		5	2	2	2	1	0	0	0	0	0	1	9	13	18.00	2.000								
(9, 1)	1.0		3	1	0	0	0	0	0	0	0	0	0	8	11	0.00	1.000								

Oakland Athletics @ Texas Rangers
The Ballpark at Arlington, Arlington, TX
Sun Sep 26 1999, 3:05 PM EDT
Att: 38,656 - Cloudy - 84 F

livebaseballscorecards.com

AB 34
R 3
H 7
RBI 3
BB 3
SO 8
LOB 13



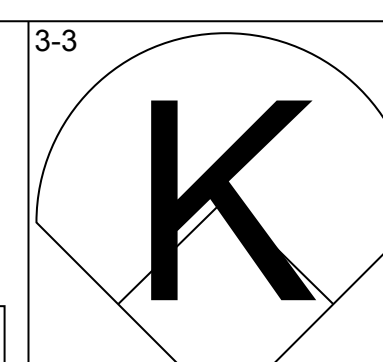
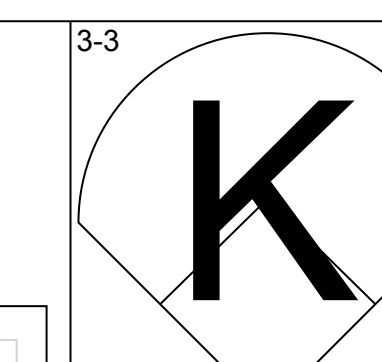
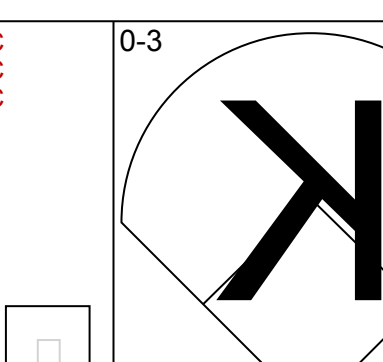
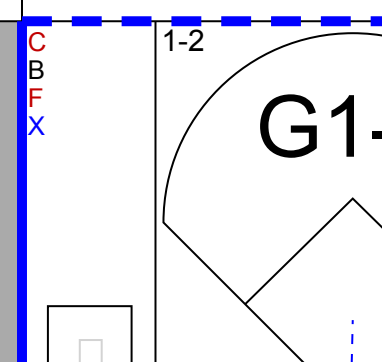
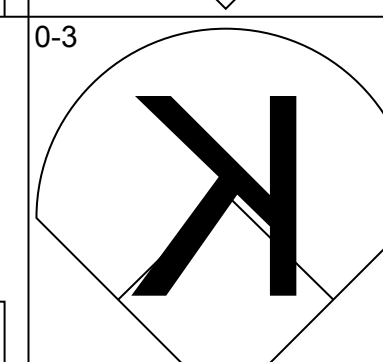
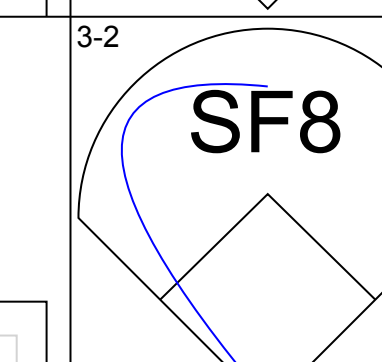
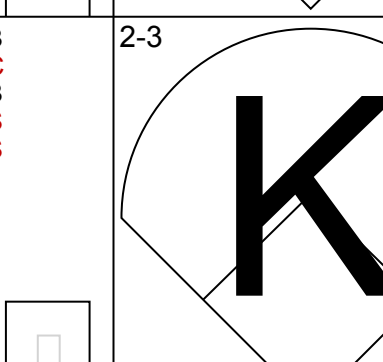
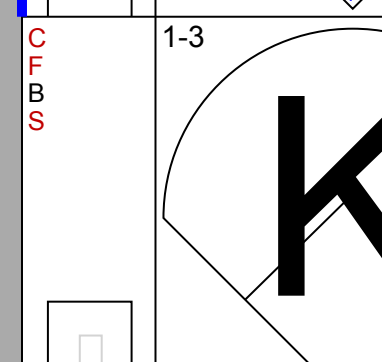
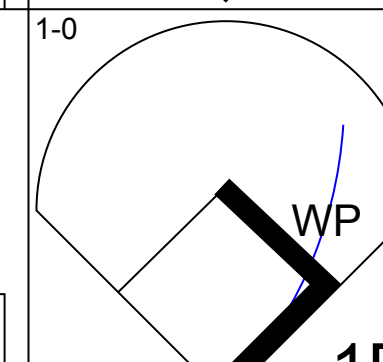
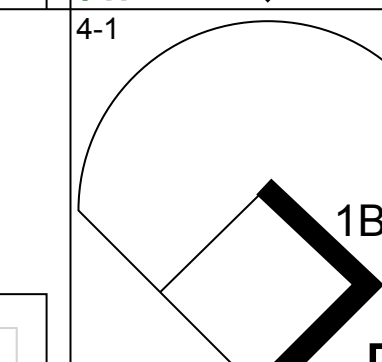
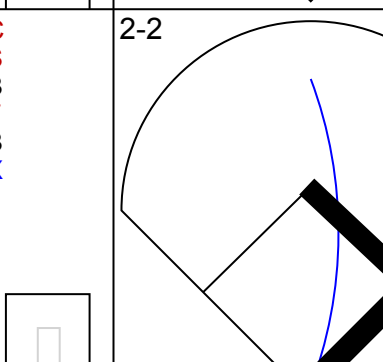
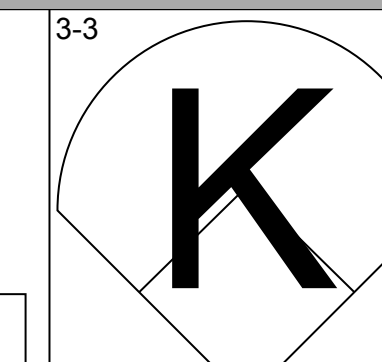
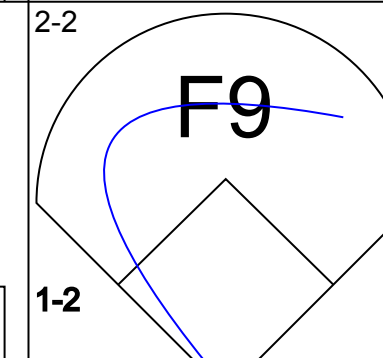
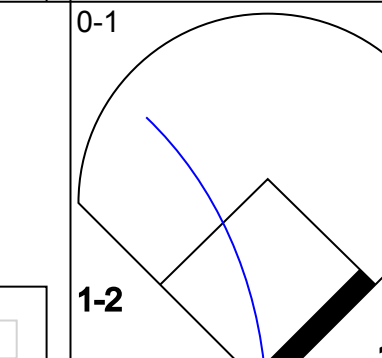
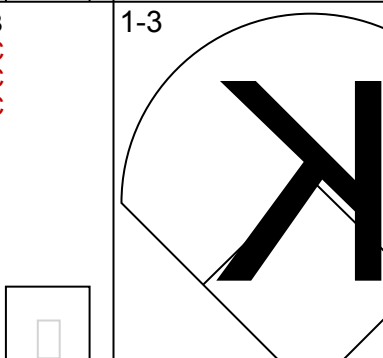
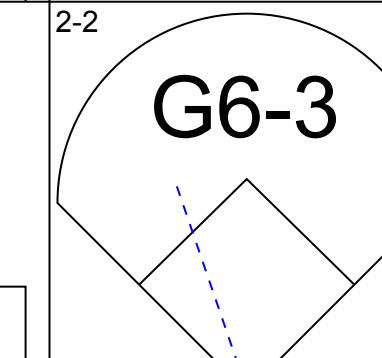
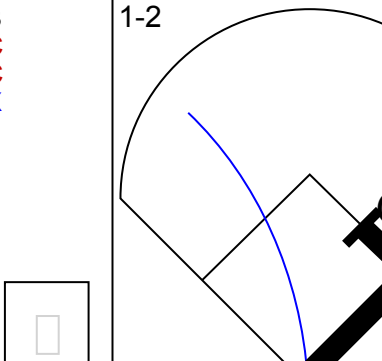
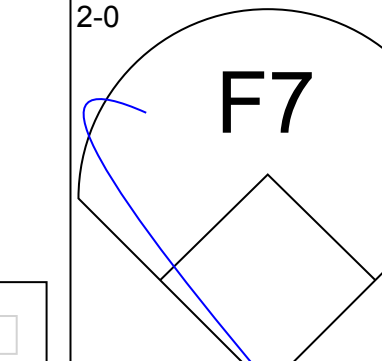
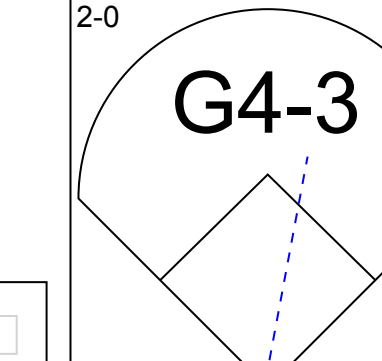
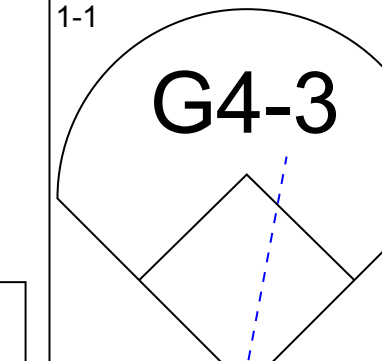

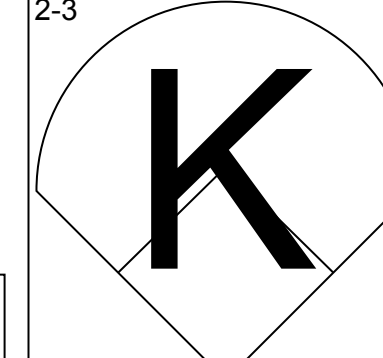
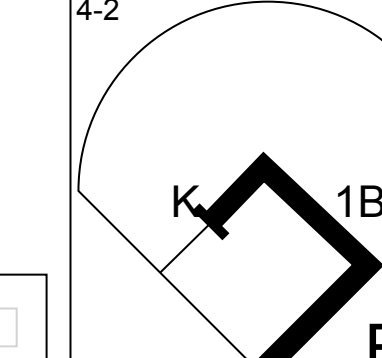
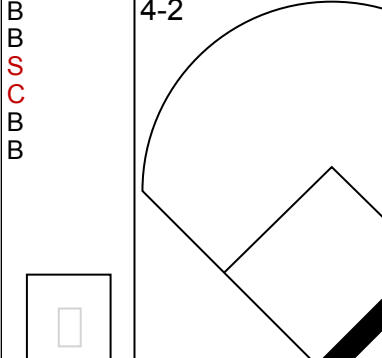

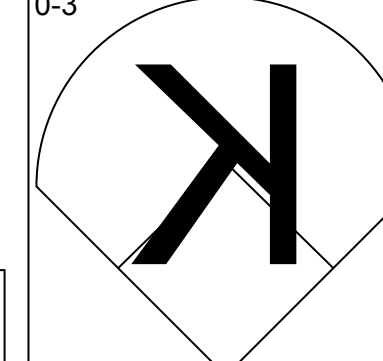
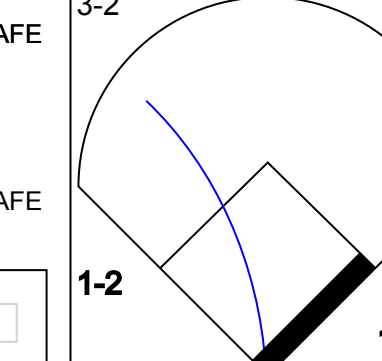
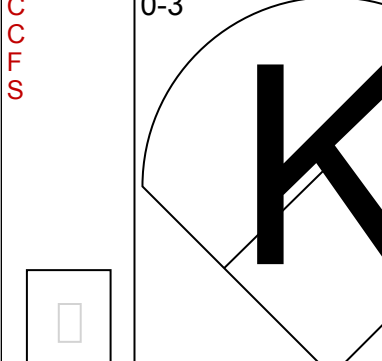
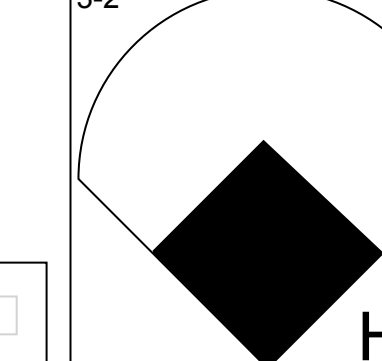
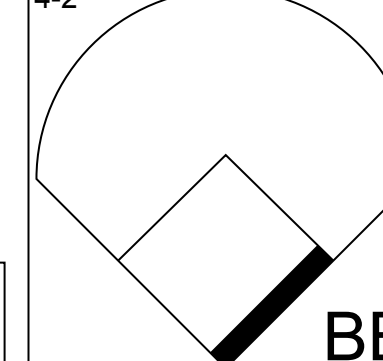
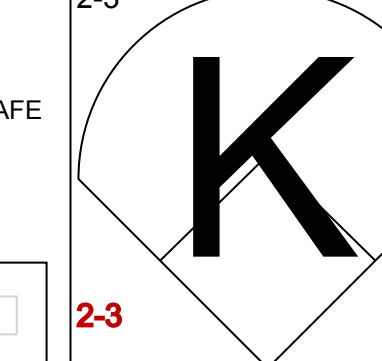
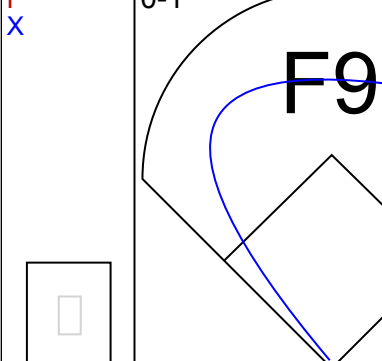
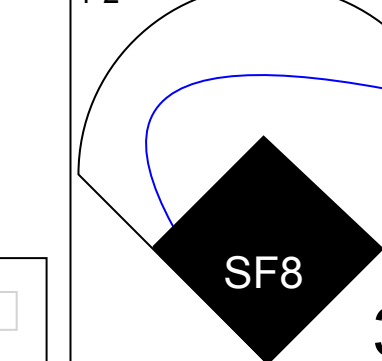
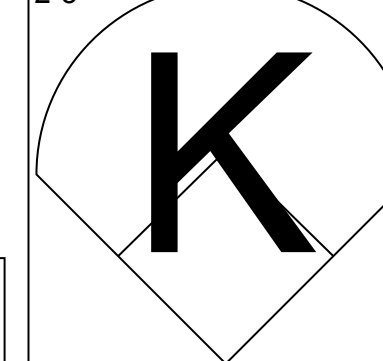
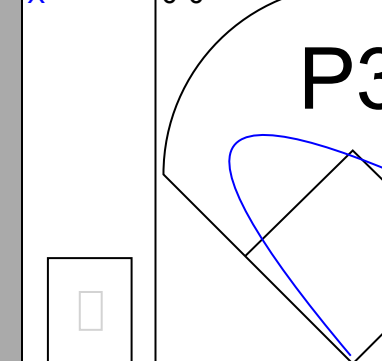
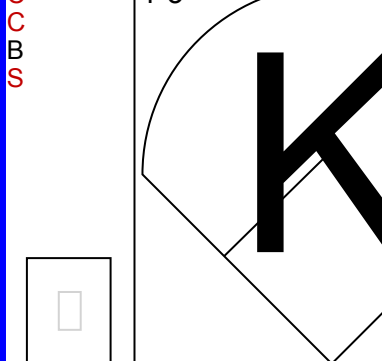
Batter	1	2	3	4	5	6	7	8	9	AB	R	H	RBI	BB	SO	LOB	BOTTOM									
Mark McLemore, S OBP: 0.359, SLG: 0.368 (1, 4)	29 1B	P6		P6		29 1B	K			3	2	0	0	2	1	3										
Ivan Rodriguez, R OBP: 0.380, SLG: 0.566 (1, 2)	29 1B			G6-3		29 3B	HR		K	5	3	3	0	0	1	0										
29 Rusty Greer, L OBP: 0.405, SLG: 0.493 (1, 7)	G4-6-3			F9		G3	HR		K	4	1	1	1	1	1	1										
Juan Gonzalez, R OBP: 0.372, SLG: 0.589 (1, 9)	G4-6-3			CS		P3			BB	4	1	3	2	1	0	3										
Rafael Palmeiro, L OBP: 0.425, SLG: 0.645 (1, 10)	G4-6-3			G4-3		HR	HR		G6-3	4	2	1	4	1	0	4										
Todd Zeile, R OBP: 0.386, SLG: 0.501 (1, 5)	G6-3			FC6-5		HR	F7			4	1	2	2	0	0	1										
Lee Stevens, L OBP: 0.346, SLG: 0.485 (1, 3)				K		K	G4-3		K	4	0	0	0	0	3	1										
Royce Clayton, R OBP: 0.341, SLG: 0.429 (1, 6)				K		FC6-5			F8	4	0	1	0	0	1	1										
Tom Goodwin, L OBP: 0.314, SLG: 0.327 (1, 8)				BB			P8		G3	3	0	1	0	1	0	1										
Inning Stats	R: 2 E: 0 K: 0 S: 8	H: 3 LOB: 1 BB: 1 P: 20	R: 0 E: 0 K: 2 S: 12	H: 1 LOB: 1 BB: 0 P: 20	R: 0 E: 0 K: 1 S: 9	H: 1 LOB: 1 BB: 0 P: 15	R: 0 E: 0 K: 1 S: 9	H: 1 LOB: 2 BB: 1 P: 16	R: 4 E: 0 K: 1 S: 17	H: 4 LOB: 1 BB: 1 P: 26	R: 4 E: 0 K: 1 S: 17	H: 2 LOB: 0 BB: 2 P: 29	R: 0 E: 0 K: 1 S: 7	H: 0 LOB: 0 BB: 0 P: 12	R: 0 E: 0 K: 2 S: 15	H: 0 LOB: 1 BB: 1 P: 25	1B: 6 2B: 3 3B: 1 HR: 2	SF: 0 SAC: 0 DP: 1 HBP: 0	WP: 0 PB: 0 SB: 0 CS: 2	PA: 41						
PITCHER	IP	WLS	BF	H	R	ER	SO	BB	IBB	HBP	BLK	WP	HR	S	P	ERA	WHIP									
Kevin Jarvis, R ERA: 12.79 Tim Worrell, R ERA: 4.24 Tim Kubinski, L ERA: 6.1 Doug Jones, R ERA: 3.59 Jason Istringhausen, R ERA: 4.74	(1, 1)	4.1	L	24	9	6	5	3	0	0	0	0	0	1	47	89	10.38	2.769								
(5, 1)	1.0		7	2	3	3	0	2	0	0	0	0	0	17	27	27.00	4.000									
(6, 1)	0.2		3	1	1	1	1	0	0	0	0	0	1	7	10	13.50	1.500									
(7, 1)	1.0		3	0	0	0	1	0	0	0	0	0	0	7	12	0.00	0.000									
(8, 1)	1.0		4	0	0	0	2	1	0	0	0	0	0	15	25	0.00	1.000									

Oakland Athletics @ Texas Rangers
The Ballpark at Arlington, Arlington, TX
Sun Sep 26 1999, 3:05 PM EDT
Att: 38,656 - Cloudy - 84 F

livebaseballscorecards.com

AB 35
R 10
H 12
RBI 9
BB 6
SO 7
LOB 15

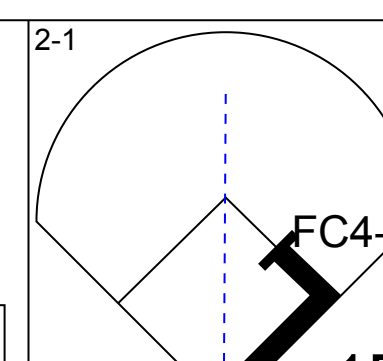
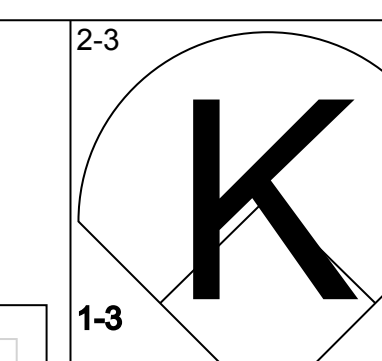
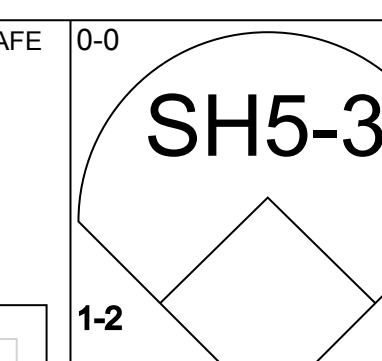
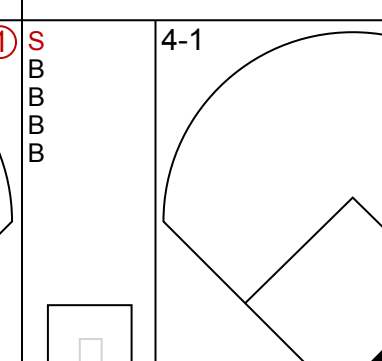
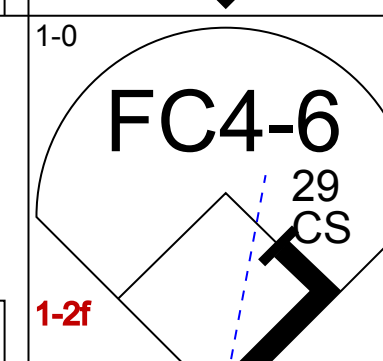
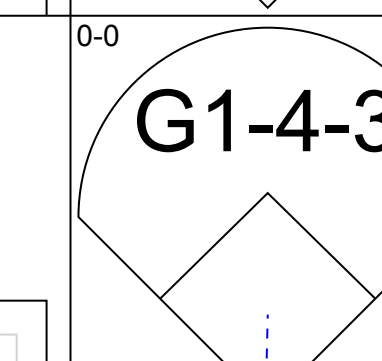
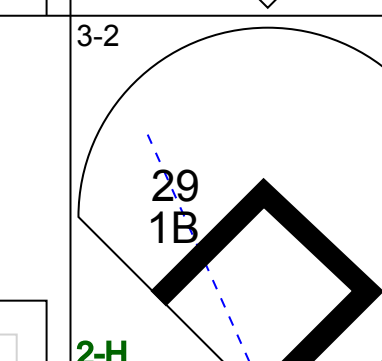
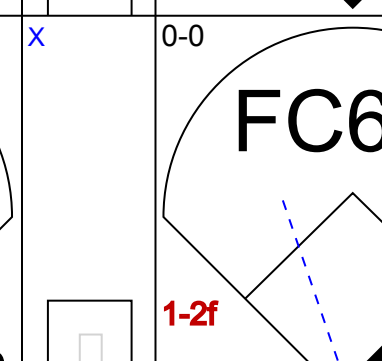
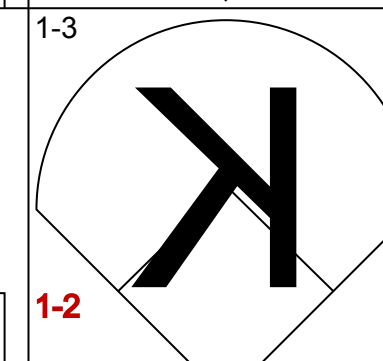
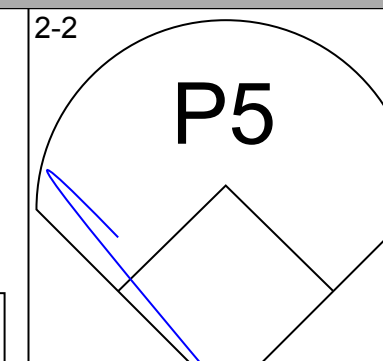
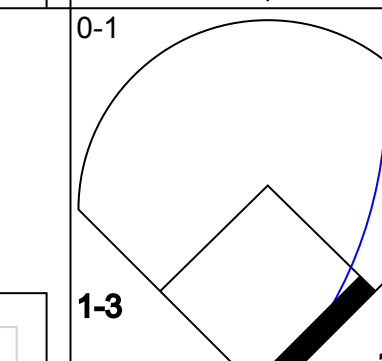
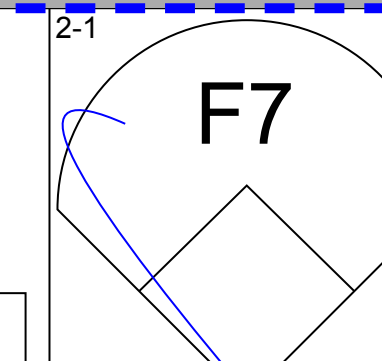
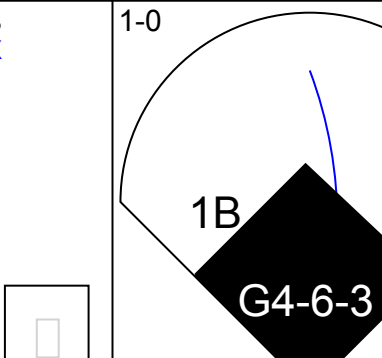
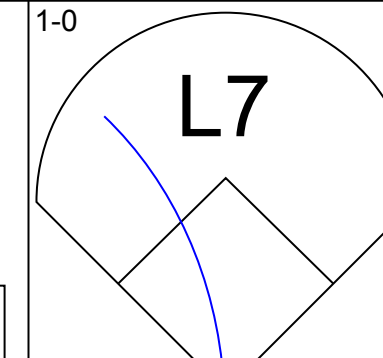
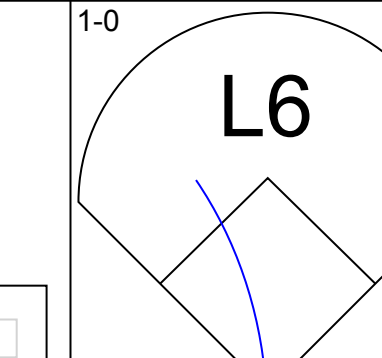
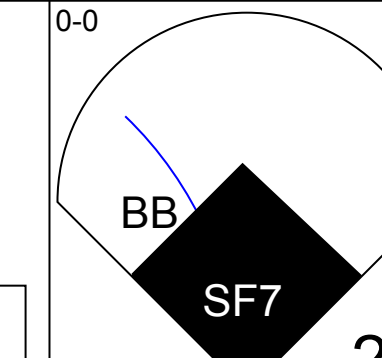
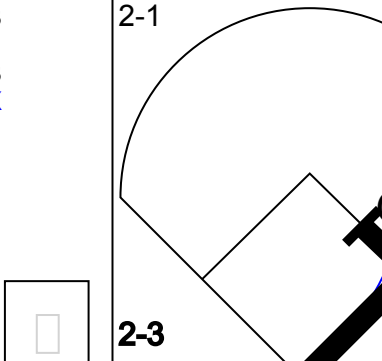
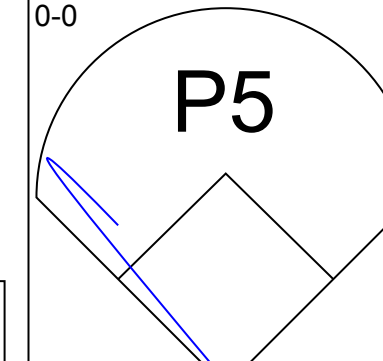
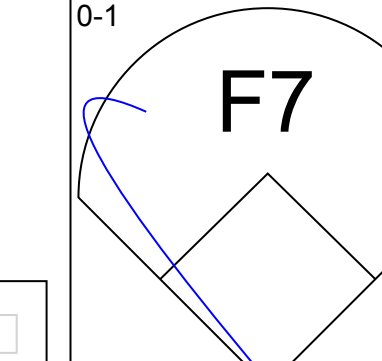
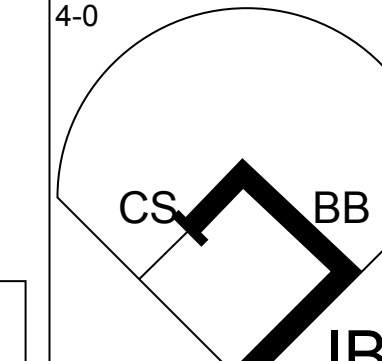

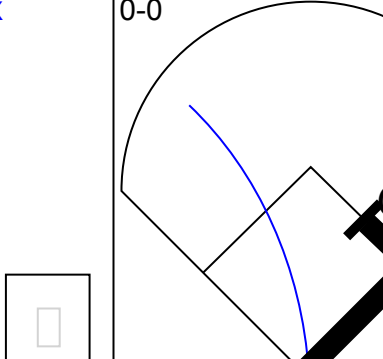
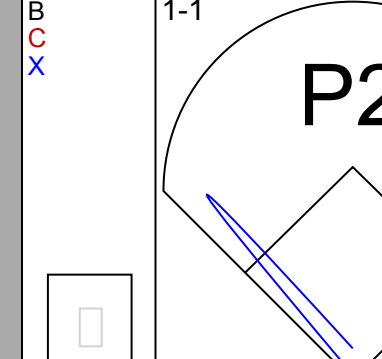
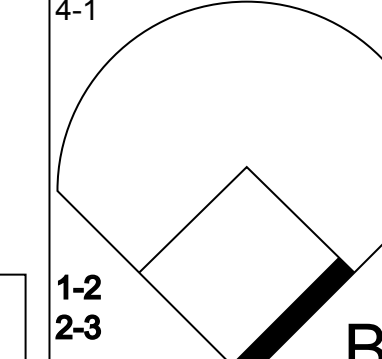

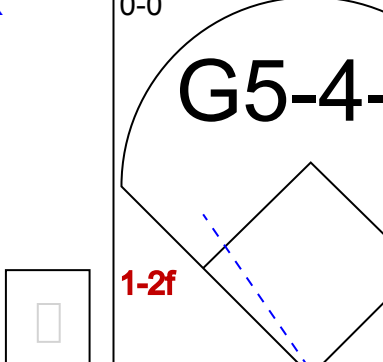
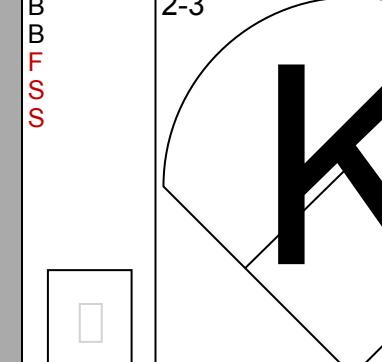
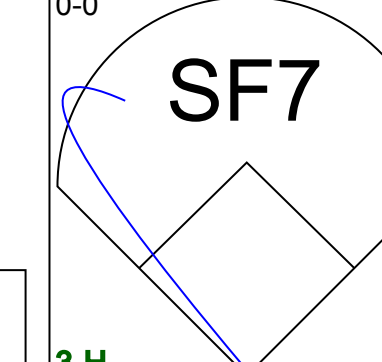
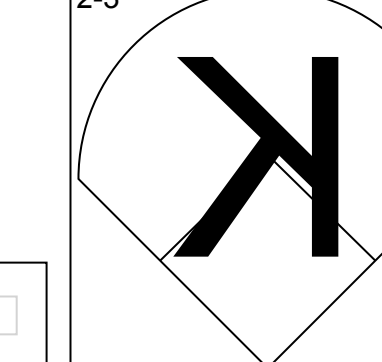
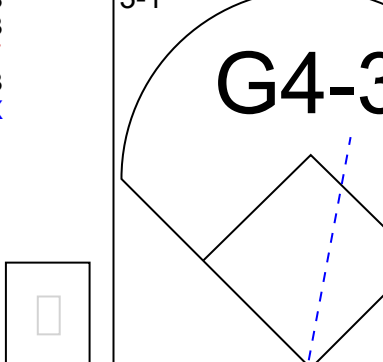
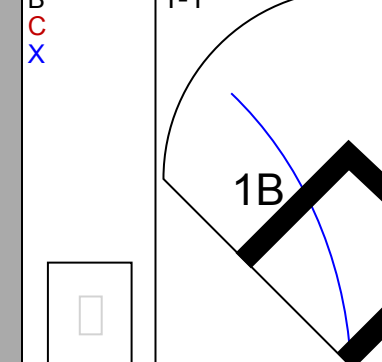
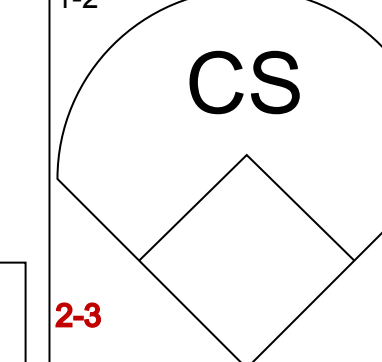
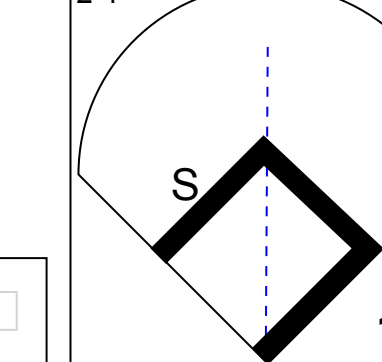
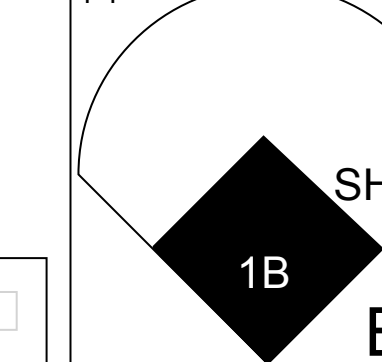
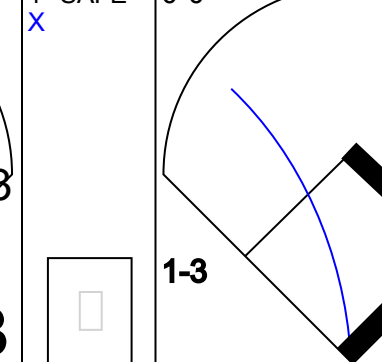


Batter	1	2	3	4	5	6	7	8	9	AB	R	H	RBI	BB	SO	LOB	TOP			
Shane Monahan, L (1, 7) OBP: 0.077, SLG: 0.077 Brian Hunter, R (7, PH) OBP: 0.282, SLG: 0.303 (7, 7)										3	0	0	0	0	3	1				
Alex Rodriguez, R (1, 6) OBP: 0.397, SLG: 0.593										3	0	0	1	0	3	0				
Ken Griffey Jr., L (1, 8) OBP: 0.387, SLG: 0.587										3	0	2	0	1	1	0				
Edgar Martinez, R (1, 10) OBP: 0.452, SLG: 0.568										4	0	1	0	0	1	2				
Tom Lampkin, L (1, 2) OBP: 0.349, SLG: 0.508										4	0	1	0	0	0	2				
Jay Buhner, R (1, 9) OBP: 0.388, SLG: 0.429 Ozzie Timmons, R (9, PR) OBP: 0.195, SLG: 0.263										2	0	0	0	2	2	1				
David Bell, R (1, 4) OBP: 0.325, SLG: 0.423										4	0	1	0	0	2	2				
Raul Ibanez, L (1, 3) OBP: 0.319, SLG: 0.422 Mike Blowers, R (6, PH) OBP: 0.388, SLG: 0.500 (6, 3)										1	1	1	1	1	0	0				
Charles Gipson, R (1, 5) OBP: 0.302, SLG: 0.379 Ryan Jackson, L (9, PH) OBP: 0.282, SLG: 0.270										3	1	1	0	0	1	1				
Inning Stats	R: 0 E: 0 K: 2 S: 11	H: 1 LOB: 1 BB: 0 P: 17	R: 0 E: 0 K: 1 S: 8	H: 1 LOB: 0 BB: 0 P: 11	R: 2 E: 0 K: 1 S: 16	H: 3 LOB: 2 BB: 1 P: 32	R: 0 E: 0 K: 3 S: 12	H: 0 LOB: 1 BB: 1 P: 20	R: 0 E: 0 K: 1 S: 13	H: 1 LOB: 1 BB: 0 P: 18	R: 0 E: 0 K: 1 S: 10	H: 0 LOB: 0 BB: 0 P: 9	R: 0 E: 0 K: 1 S: 12	H: 0 LOB: 0 BB: 0 P: 18	R: 0 E: 0 K: 2 S: 11	H: 0 LOB: 1 BB: 1 P: 16	1B: 4 2B: 1 3B: 1 HR: 1	SF: 1 SAC: 0 DP: 1 HBP: 0	WP: 1 PB: 0 SB: 0 CS: 0	PA: 36
PITCHER	IP	WLS	BF	H	R	ER	SO	BB	IBB	HBP	BLK	WP	HR	S	P	ERA	WHIP			
Rick Helling, R (1, 1) ERA: 4.81	5.1		25	7	2	2	10	3	0	0	0	1	1	67	114	3.38	1.875			
Mike Munoz, L (6, 1) ERA: 3.59	1.0	W	2	0	0	0	1	0	0	0	0	0	0	4	6	0.00	0.000			
Tim Crabtree, R (7, 1) ERA: 3.41	1.2		5	0	0	0	2	0	0	0	0	0	0	18	26	0.00	0.000			
John Wetteland, R (9, 1) ERA: 3.46	1.0	S	4	0	0	0	2	1	0	0	0	0	0	11	16	0.00	1.000			

Seattle Mariners @ Texas Rangers
The Ballpark at Arlington, Arlington, TX
Mon Sep 27 1999, 8:05 PM EDT
Att: 32,118 - Unknown - 88 F

AB 31
R 2
H 7
RBI 2
BB 4
SO 15
LOB 13



Batter	1	2	3	4	5	6	7	8	9	AB	R	H	RBI	BB	SO	LOB	BOTTOM			
Mark McLemore, S (1, 4) OBP: 0.361, SLG: 0.369										2	0	1	0	1	1	1				
Ivan Rodriguez, R (1, 2) OBP: 0.359, SLG: 0.564										4	0	1	1	0	0	5				
29 Rusty Greer, L (1, 7) OBP: 0.404, SLG: 0.491										4	0	1	0	0	1	1				
Juan Gonzalez, R (1, 9) OBP: 0.373, SLG: 0.592										4	2	2	0	0	0	2				
Rafael Palmeiro, L (1, 10) OBP: 0.425, SLG: 0.643										3	0	1	0	1	0	2				
Todd Zeile, R (1, 5) OBP: 0.359, SLG: 0.500										3	0	1	0	1	0	1				
Lee Stevens, L (1, 3) OBP: 0.344, SLG: 0.482										3	0	0	1	0	2	1				
Royce Clayton, R (1, 6) OBP: 0.341, SLG: 0.429										3	0	1	0	0	1	0				
Tom Goodwin, L (1, 8) OBP: 0.319, SLG: 0.331										2	1	2	0	1	0	0				
Inning Stats	R: 0 E: 0 K: 1 S: 6	H: 1 LOB: 0 BB: 0 P: 10	R: 1 E: 0 K: 1 S: 8	H: 2 LOB: 0 BB: 0 P: 15	R: 0 E: 0 K: 2 S: 9	H: 1 LOB: 1 BB: 0 P: 15	R: 0 E: 0 K: 0 S: 5	H: 0 LOB: 0 BB: 0 P: 8	R: 0 E: 0 K: 0 S: 4	H: 1 LOB: 0 BB: 0 P: 7	R: 1 E: 0 K: 0 S: 13	H: 2 LOB: 2 BB: 1 P: 21	R: 0 E: 0 K: 1 S: 10	H: 2 LOB: 3 BB: 1 P: 18	R: 1 E: 0 K: 0 S: 7	H: 1 LOB: 1 BB: 2 P: 18	1B: 8 2B: 2 3B: 0 HR: 0	SF: 1 SAC: 1 DP: 2 HBP: 0	WP: 0 PB: 0 SB: 0 CS: 2	PA: 35
PITCHER	IP	WLS	BF	H	R	ER	SO	BB	IBB	HBP	BLK	WP	HR	S	P	ERA	WHIP			
Freddy Garcia, R (1, 1) ERA: 4.11	7.0		29	9	2	2	5	2	0	0	0	0	0	55	94	2.57	1.571			
Steve Sinclair, L (8, 1) ERA: 7.13	0.1	L	3	1	1	1	0	0	1	0	0	0	0	3	9	27.00	3.000			
Jose Mesa, R (8, 1) ERA: 5.13	0.2		2	0	0	0	0	1	0	0	0	0	0	4	9	0.00	1.500			

Seattle Mariners @ Texas Rangers
The Ballpark at Arlington, Arlington, TX
Mon Sep 27 1999, 8:05 PM EDT
Att: 32,118 - Unknown - 88 F

AB 28
R 3
H 10
RBI 2
BB 4
SO 5
LOB 13



Batter	1	2	3	4	5	6	7	8	9	AB	R	H	RBI	BB	SO	LOB	TOP	
Charles Gipson, R OBP: 0.299, SLG: 0.361	G4-3 F8 BB		L4		G6-3		G5-3			3	0	0	0	1	0	1		
Alex Rodriguez, R OBP: 0.356, SLG: 0.589	F8				G6-3			F9		3	0	0	0	1	0	2		
Rafael Bourimigal, R OBP: 0.306, SLG: 0.396										0	0	0	0	0	0	0		
Ken Griffey Jr., L OBP: 0.585, SLG: 0.583	G4-3									4	0	0	0	0	2	3		
Shane Monahan, L OBP: 0.077, SLG: 0.077			L9		K			K		0	0	0	0	0	0	0		
Edgar Martinez, R OBP: 0.451, SLG: 0.564	L5							K		3	0	0	0	1	1			
Mike Blowers, R OBP: 0.357, SLG: 0.474		F8								4	0	1	0	0	0	0		
Jay Buhner, R OBP: 0.391, SLG: 0.427		F9								3	0	1	0	1	1	2		
David Bell, R OBP: 0.326, SLG: 0.422										3	0	1	0	1	1	3		
Dan Wilson, R OBP: 0.314, SLG: 0.370										4	0	1	0	0	1	5		
Brian Hunter, R OBP: 0.282, SLG: 0.303										4	0	1	0	0	0	3		
Inning Stats	R: 0 E: 0 K: 0 S: 8	H: 0 LOB: 1 BB: 1 P: 14	R: 0 E: 0 K: 1 S: 12	H: 0 LOB: 1 BB: 1 P: 18	R: 0 E: 0 K: 2 S: 12	H: 1 LOB: 2 BB: 1 P: 24	R: 0 E: 0 K: 1 S: 13	H: 1 LOB: 0 BB: 0 P: 21	R: 0 E: 0 K: 2 S: 12	H: 1 LOB: 0 BB: 0 P: 15	R: 0 E: 0 K: 0 S: 13	H: 1 LOB: 2 BB: 1 P: 22	1B: 5 2B: 0 3B: 0 HR: 0	SF: 0 SAC: 0 DP: 1 HBP: 0	WP: 0 PB: 0 SB: 1 CS: 0	PA: 36		
PITCHER	IP WLS BF H R ER SO BB IBB HBP BLK WP HR S P ERA WHIP																	
Jeff Fassero, L ERA: 7.24	4.0																	
Mike Morgan, R ERA: 8.15	3.0	W	11	3	0	0	1	0	0	0	0	0	0	29	43	0.00	1.000	
Danny Patterson, R ERA: 4.97	1.0		3	0	0	0	2	0	0	0	0	0	0	12	15	0.00	0.000	
Dan Kolb, R ERA: 4.65	1.0		5	1	0	0	0	1	0	0	0	0	0	13	22	0.00	2.000	

Seattle Mariners @ Texas Rangers
The Ballpark at Arlington, Arlington, TX
Tue Sep 28 1999, 8:05 PM EDT
Att: 30,292 - Cloudy - 85 F

AB	31
R	0
H	5
RBI	0
BB	5
SO	6
LOB	20



Batter	1	2	3	4	5	6	7	8	9	AB	R	H	RBI	BB	SO	LOB	BOTTOM			
Mark McLemore, S OBP: 0.363, SLG: 0.370	G6-4-3 1B		SH1-3				G4-3			3	2	2	0	1	0	1				
Ivan Rodriguez, R OBP: 0.359, SLG: 0.562	G6-4-3									4	1	1	0	0	0	4				
Gregg Zaun, S OBP: 0.324, SLG: 0.333										1	0	1	0	0	0	0				
29 Rusty Greer, L OBP: 0.404, SLG: 0.492	G1									5	2	2	2	0	0	2				
Juan Gonzalez, R OBP: 0.375, SLG: 0.594										3	0	2	2	1	0	0				
Mike Sinms, R OBP: 0.500, SLG: 0.500										1	0	0	0	0	1	0				
Rafael Palmeiro, L OBP: 0.426, SLG: 0.647										3	1	1	1	1	1	2				
Todd Zeile, R OBP: 0.356, SLG: 0.499										3	0	1	0	0	0	3				
Jon Shave, R OBP: 0.342, SLG: 0.333										1	1	1	0	0	0	0				
Roberto Kelly, R OBP: 0.360, SLG: 0.455										3	1	0	0	0	1	3				
Royce Clayton, R OBP: 0.344, SLG: 0.440										4	2	3	2	0	0	2				
Tom Goodwin, L OBP: 0.319, SLG: 0.330										4	0	1	1	0	0	2				
Inning Stats	R: 0 E: 0 K: 0 S: 4	H: 1 LOB: 0 BB: 0 P: 6	R: 0 E: 1 K: 0 S: 11	H: 0 LOB: 2 BB: 1 P: 20	R: 0 E: 0 K: 0 S: 10	H: 1 LOB: 0 BB: 0 P: 15	R: 3 E: 0 K: 1 S: 17	H: 3 LOB: 1 BB: 1 P: 24	R: 3 E: 0 K: 1 S: 19	H: 4 LOB: 1 BB: 1 P: 34	R: 3 E: 0 K: 1 S: 17	H: 3 LOB: 1 BB: 1 P: 29	R: 1 E: 0 K: 0 S: 8	H: 2 LOB: 1 BB: 0 P: 11	R: 0 E: 0 K: 1 S: 7	H: 1 LOB: 0 BB: 0 P: 13	1B: 10 2B: 3 3B: 0 HR: 2	SF: 0 SAC: 1 DP: 3 HBP: 0	WP: 1 PB: 0 SB: 0 CS: 0	PA: 40
PITCHER	IP WLS BF H R ER SO BB IBB HBP BLK WP HR S P ERA WHIP																			
John Halama, L ERA: 4.29	4.0	L	21	8	6	6	0	1	0	0	0	0	0	12	21	0.00	2.000			
Todd Williams, R ERA: 4.66	1.0		4	1	0	0	1	1	0	0	0	0	0	25	40	18.00	3.000			
2B Ken Cloude, R ERA: 8.07	2.0		12	5	4	4	1	1	0	0	0	0	0	7	13	0.00	1.000			
Denny Stark, R ERA: 16.88	1.0		3	1	0	0	1	0	0	0	0	0	0	7	13	0.00	1.000			

Seattle Mariners @ Texas Rangers
The Ballpark at Arlington, Arlington, TX
Tue Sep 28 1999, 8:05 PM EDT
Att: 30,292 - Cloudy - 85 F

AB	35
R	10
H	15
RBI	8
BB	3
SO	3
LOB	19



Batter	1	2	3	4	5	6	7	8	9	AB	R	H	RBI	BB	SO	LOB	TOP					
David Bell, R OBP: 0.327, SLG: 0.424 (1, 4)										5	2	2	1	0	1	0						
Alex Rodriguez, R OBP: 0.359, SLG: 0.587 (1, 6)										3	1	1	0	2	2	0						
Ken Griffey Jr., L OBP: 0.385, SLG: 0.585 (1, 8)										5	0	2	0	0	3	5						
Edgar Martinez, R OBP: 0.452, SLG: 0.564 (1, 10)										2	1	1	2	2	1	1						
Tom Lampkin, L OBP: 0.351, SLG: 0.505 Mike Blowers, R OBP: 0.349, SLG: 0.462 (8, 3)										3	1	1	0	0	0	3						
Jay Buhner, R OBP: 0.392, SLG: 0.427 Dan Wilson, R OBP: 0.318, SLG: 0.382 (8, 2)										4	1	3	1	0	1	0						
Raul Ibanez, L OBP: 0.316, SLG: 0.421 (2, 9)										5	0	1	0	0	1	6						
Charles Gipson, R OBP: 0.292, SLG: 0.348 (1, 5)										5	0	1	2	0	0	4						
Brian Hunter, R OBP: 0.281, SLG: 0.302 (1, 7)										5	1	1	0	0	2	4						
Inning Stats	R: 4 E: 0 K: 3 S: 19	H: 3 LOB: 2 BB: 1 P: 35	R: 0 E: 0 K: 1 S: 7	H: 0 LOB: 2 BB: 2 P: 18	R: 0 E: 0 K: 0 S: 11	H: 1 LOB: 1 BB: 0 P: 13	R: 0 E: 0 K: 2 S: 10	H: 1 LOB: 1 BB: 0 P: 17	R: 0 E: 0 K: 0 S: 8	H: 2 LOB: 1 BB: 0 P: 12	R: 2 E: 1 K: 1 S: 9	H: 3 LOB: 1 BB: 0 P: 11	R: 1 E: 0 K: 0 S: 7	H: 1 LOB: 2 BB: 0 P: 10	R: 0 E: 0 K: 2 S: 12	H: 1 LOB: 2 BB: 1 P: 20	R: 0 E: 0 K: 2 S: 13	H: 1 LOB: 1 BB: 0 P: 18	1B: 8 2B: 4 3B: 0 HR: 1	SF: 1 SAC: 0 DP: 1 HBP: 2	WP: 0 PB: 0 SB: 1 CS: 0	PA: 45
PITCHER	IP WLS BF H R ER SO BB IBB HBP BLK WP HR S P ERA WHIP	IP WLS BF H R ER SO BB IBB HBP BLK WP HR S P ERA WHIP																				
Aaron Sele, R ERA: 4.79 (1, 1)	5.0 L 29 10 6 6 6 3 0 2 0 0 0 59 99 10.80 2.600	6.1 3 0 0 1 0 0 0 0 0 0 0 1 16 21 5.40 0.600	7.1 6 1 1 1 2 0 0 0 0 0 0 1 16 27 5.40 0.600	8.1 7 2 0 0 2 0 1 0 0 0 0 16 27 0.00 1.500																		

Seattle Mariners @ Texas Rangers
The Ballpark at Arlington, Arlington, TX
Wed Sep 29 1999, 8:05 PM EDT
Att: 39,474 - Unknown - 70 F

AB 38
R 7
H 13
RBI 7
BB 4
SO 11
LOB 25



Batter	1	2	3	4	5	6	7	8	9	AB	R	H	RBI	BB	SO	LOB	BOTTOM					
Mark McLemore, S OBP: 0.367, SLG: 0.372 (1, 4)										3	1	2	0	2	1	0						
Ivan Rodriguez, R OBP: 0.397, SLG: 0.561 (1, 2)										5	1	1	1	0	1	5						
29 Rusty Greer, L OBP: 0.404, SLG: 0.495 (1, 7)										5	0	2	1	0	0	5						
Juan Gonzalez, R OBP: 0.374, SLG: 0.597 (1, 9)										4	1	1	1	0	0	2						
Rafael Palmeiro, L OBP: 0.425, SLG: 0.643 (1, 10)										3	0	0	0	1	0	0						
Todd Zeile, R OBP: 0.356, SLG: 0.497 (1, 5)										3	0	0	0	1	1	1						
Lee Stevens, L OBP: 0.342, SLG: 0.478 (1, 3)										4	0	0	0	0	2	2						
Royce Clayton, R OBP: 0.345, SLG: 0.441 (1, 6)										4	0	2	0	0	2	1						
Tom Goodwin, L OBP: 0.318, SLG: 0.329 (1, 8)										4	0	1	0	0	0	2						
Inning Stats	R: 0 E: 0 K: 2 S: 13	H: 1 LOB: 1 BB: 0 P: 20	R: 0 E: 0 K: 1 S: 8	H: 0 LOB: 0 BB: 0 P: 15	R: 0 E: 0 K: 0 S: 10	H: 2 LOB: 2 BB: 0 P: 15	R: 1 E: 0 K: 2 S: 10	H: 1 LOB: 1 BB: 1 P: 19	R: 1 E: 0 K: 0 S: 8	H: 1 LOB: 1 BB: 1 P: 17	R: 0 E: 0 K: 1 S: 7	H: 0 LOB: 0 BB: 0 P: 11	R: 1 E: 0 K: 0 S: 8	H: 3 LOB: 1 BB: 0 P: 14	R: 0 E: 0 K: 0 S: 7	H: 0 LOB: 1 BB: 1 P: 11	R: 0 E: 0 K: 1 S: 18	H: 1 LOB: 2 BB: 1 P: 31	1B: 6 2B: 1 3B: 1 HR: 1	SF: 0 SAC: 0 DP: 1 HBP: 0	WP: 0 PB: 0 SB: 0 CS: 0	PA: 39
PITCHER	IP WLS BF H R ER SO BB IBB HBP BLK WP HR S P ERA WHIP	IP WLS BF H R ER SO BB IBB HBP BLK WP HR S P ERA WHIP																				
Gil Meche, R ERA: 4.73 (1, 1)	5.0 W 22 3 1 1 1 2 0 0 0 0 0 49 86 3.60 1.400	3.0 12 3 1 1 1 1 0 0 0 0 0 22 36 3.00 1.333	5.7 5 1 0 0 1 1 0 0 0 0 0 18 31 0.00 2.000																			

Seattle Mariners @ Texas Rangers
The Ballpark at Arlington, Arlington, TX
Wed Sep 29 1999, 8:05 PM EDT
Att: 39,474 - Unknown - 70 F

AB 35
R 3
H 9
RBI 3
BB 4
SO 7
LOB 18



Batter	1	2	3	4	5	6	7	8	9	AB	R	H	RBI	BB	SO	LOB	TOP					
Charles Gipson, R OBP: 0.276, SLG: 0.329	P3		G3			F8		G6-3		4	0	0	0	0	0	1						
Alex Rodriguez, R OBP: 0.338, SLG: 0.587	2B			K		P2		G5-3		4	0	1	0	0	1	1						
Ken Griffey Jr., L OBP: 0.384, SLG: 0.582	F7			F9		BB		G6-3		3	0	0	0	1	0	1						
Edgar Martinez, R OBP: 0.451, SLG: 0.561	K			K		K		1B	BB	3	0	0	0	1	3	3						
Raul Ibanez, L OBP: 0.312, SLG: 0.415 David Bell, R OBP: 0.328, SLG: 0.425	P6					G4-3		P8		3	0	0	0	0	0	0						
Dan Wilson, R OBP: 0.320, SLG: 0.385	G4-6-3 1B					G6-3 2B		K		4	0	2	0	0	1	2						
Mike Blowers, R OBP: 0.326, SLG: 0.429	G4-6-3 1-2f					G6-3		K		3	0	0	0	0	1	2						
Ozzie Timmons, R OBP: 0.205, SLG: 0.250						K		K		2	0	0	0	1	2	1						
Rafael Bourquard, R OBP: 0.297, SLG: 0.383						G6-3		E6 BB		3	0	0	0	0	0	1						
Inning Stats	R: 0 E: 0 K: 1 S: 12	H: 1 LOB: 1 BB: 0 P: 17	R: 0 E: 0 K: 0 S: 6	H: 1 LOB: 2 BB: 0 P: 12	R: 0 E: 0 K: 0 S: 11	H: 0 LOB: 0 BB: 1 P: 17	R: 0 E: 0 K: 2 S: 11	H: 0 LOB: 0 BB: 0 P: 17	R: 0 E: 0 K: 1 S: 12	H: 1 LOB: 1 BB: 0 P: 20	R: 0 E: 0 K: 1 S: 11	H: 0 LOB: 2 BB: 1 P: 22	R: 0 E: 0 K: 2 S: 8	H: 0 LOB: 0 BB: 0 P: 10	R: 0 E: 0 K: 1 S: 10	H: 0 LOB: 0 BB: 0 P: 12	R: 0 E: 0 K: 0 S: 10	H: 1 LOB: 2 BB: 1 P: 18	1B: 2 2B: 2 3B: 0 HR: 0	SF: 0 SAC: 0 DP: 1 HBP: 0	WP: 0 PB: 0 SB: 0 CS: 1	PA: 33
PITCHER	IP	WLS	BF	H	R	ER	SO	BB	IBB	HBP	BLK	WP	HR	S	P	ERA	WHIP					
John Burkett, R ERA: 5.62	6.0	W	22	3	0	0	5	2	0	0	0	0	0	63	105	0.00	0.833					
Tim Crabtree, R ERA: 3.39	1.0		3	0	0	0	2	0	0	0	0	0	0	8	10	0.00	0.000					
59 Jeff Zimmerman, R ERA: 2.36	1.0		3	0	0	0	1	0	0	0	0	0	0	10	12	0.00	0.000					
Mike Venafro, L ERA: 3.18	1.0		5	1	0	0	0	1	0	0	0	0	0	10	18	0.00	2.000					

Seattle Mariners @ Texas Rangers
The Ballpark at Arlington, Arlington, TX
Thu Sep 30 1999, 2:35 PM EDT
Att: 28,214 - Sunny - 73 F

AB 30
R 0
H 4
RBI 0
BB 3
SO 8
LOB 12



Batter	1	2	3	4	5	6	7	8	9	AB	R	H	RBI	BB	SO	LOB	BOTTOM						
Mark McLemore, S OBP: 0.366, SLG: 0.370	F7	FC5-4 BB		L6		SH5-3	FC6-4			3	0	0	0	1	0	1							
Ivan Rodriguez, R OBP: 0.336, SLG: 0.558	F9	FC5-4 1-2f				G3-1	G1-3 29 G1-3 29 WP 1B	F9		5	0	1	2	0	0	2							
29 Rusty Greer, L OBP: 0.404, SLG: 0.495	2B			F7		L9 WP BB	G1-3	G4-3		4	0	1	0	1	0	1							
Juan Gonzalez, R OBP: 0.376, SLG: 0.601	BB			HR		BB	G6-3	G5-3		3	1	1	1	2	0	1							
Rafael Palmeiro, L OBP: 0.425, SLG: 0.641	G4-3			HBP BB		L9		2B BB		2	1	0	0	2	0	4							
Todd Zeile, R OBP: 0.397, SLG: 0.494		F9		G4-6-3 HBP		G4-3		K		3	0	0	0	0	1	3							
Lee Stevens, L OBP: 0.344, SLG: 0.487		HR		G4-6-3 1-2f				SH 1B BB	G6-3 1B 2B	3	3	2	2	1	0	2							
Royce Clayton, R OBP: 0.343, SLG: 0.438		K				G5-3		SH 1B BB	G6-3	3	1	0	0	0	1	1							
Tom Goodwin, L OBP: 0.322, SLG: 0.333		BB 1B				G4-3		SH5-3 1B 1B	FC6-4 1B	4	1	3	2	0	0	0							
Inning Stats	R: 0 E: 0 K: 0 S: 15	H: 1 LOB: 2 BB: 1 P: 25	R: 1 E: 0 K: 1 S: 12	H: 2 LOB: 2 BB: 1 P: 19	R: 1 E: 0 K: 0 S: 9	H: 1 LOB: 1 BB: 1 P: 18	R: 0 E: 0 K: 0 S: 6	H: 0 LOB: 0 BB: 0 P: 7	R: 0 E: 0 K: 0 S: 6	H: 0 LOB: 2 BB: 2 P: 17	R: 3 E: 1 K: 1 S: 11	H: 2 LOB: 1 BB: 1 P: 20	R: 2 E: 0 K: 1 S: 17	H: 2 LOB: 1 BB: 1 P: 31	R: 0 E: 0 K: 0 S: 5	H: 0 LOB: 0 BB: 0 P: 7	1B: 4 2B: 2 3B: 0 HR: 2	SF: 0 SAC: 2 DP: 1 HBP: 1	WP: 2 PB: 0 SB: 0 CS: 0	PA: 40			
PITCHER	IP	WLS	BF	H	R	ER	SO	BB	IBB	HBP	BLK	WP	HR	S	P	ERA	WHIP						
Brett Hinchliffe, R ERA: 8.8	5.0	L	26	4	4	4	1	6	0	1	0	0	1	2	51	93	7.20	2.000					
Paul Abbott, R ERA: 3.1	1.0		5	2	1	0	0	0	0	0	0	0	0	8	13	0.00	2.000						
Denny Stark, R ERA: 13.5	2.0		9	2	2	2	1	1	0	0	0	0	0	22	38	9.00	1.500						

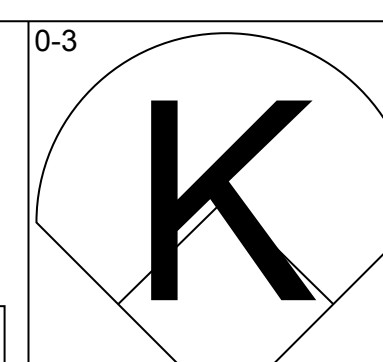
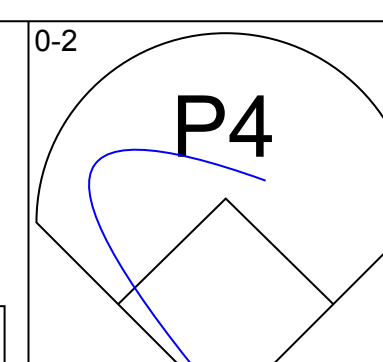
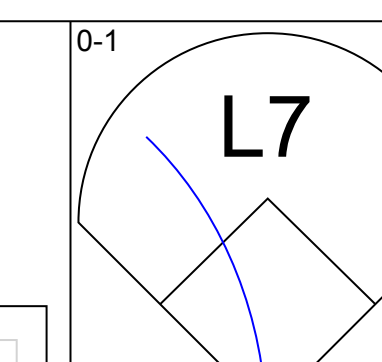
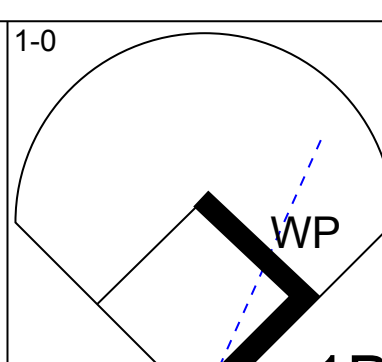
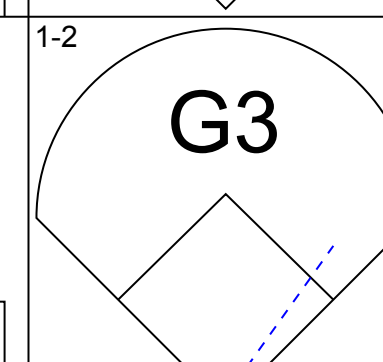
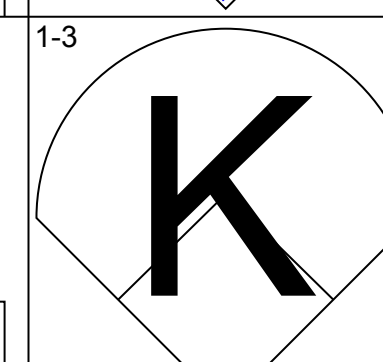
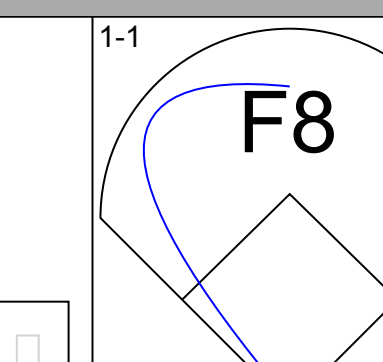
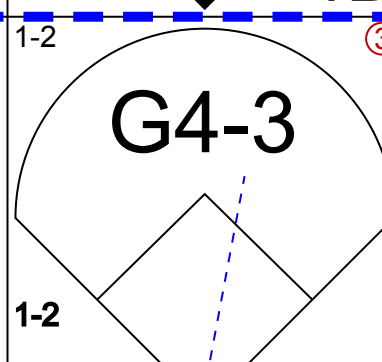
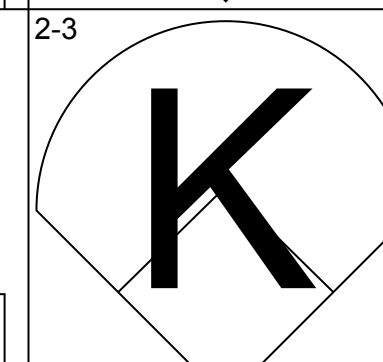
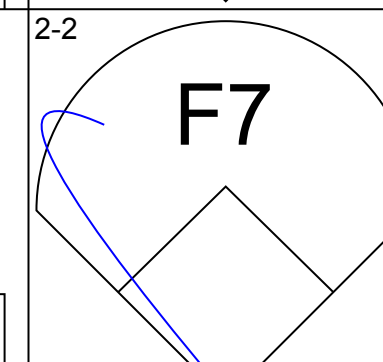
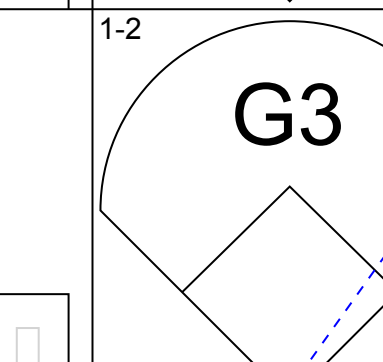
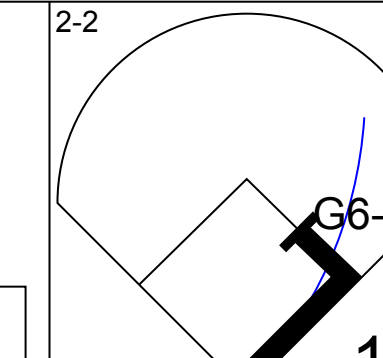
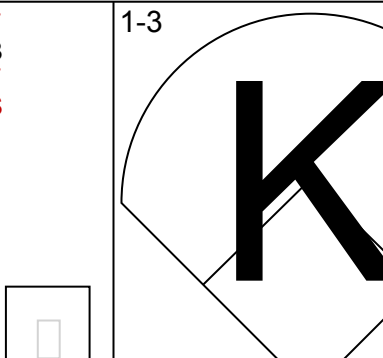
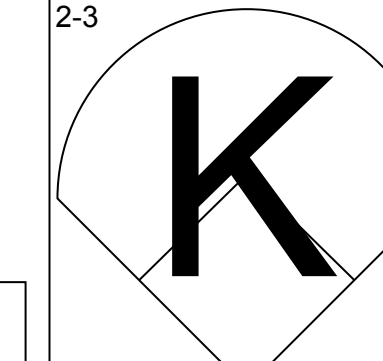
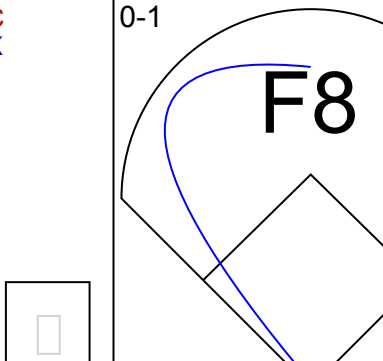
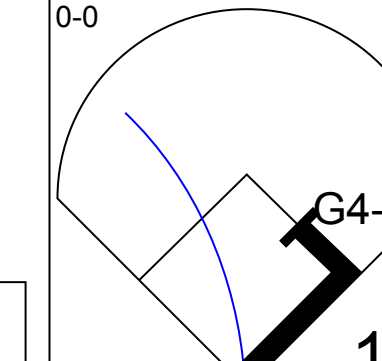
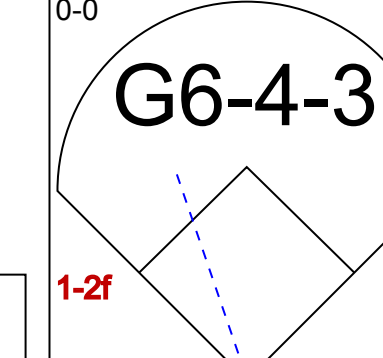
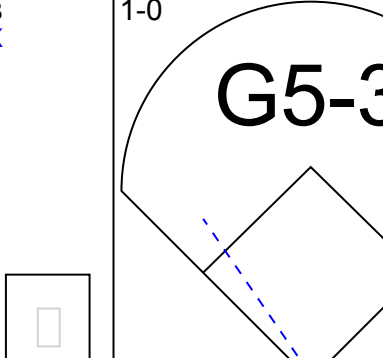
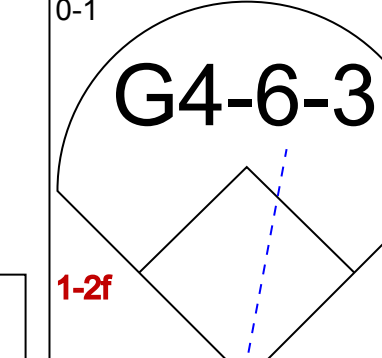
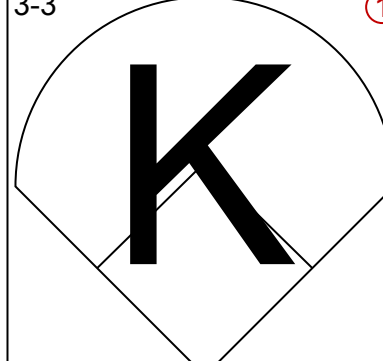
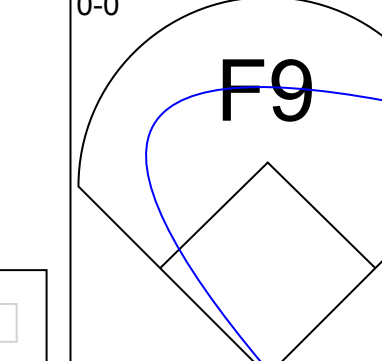
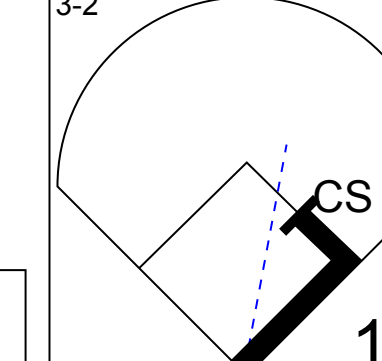
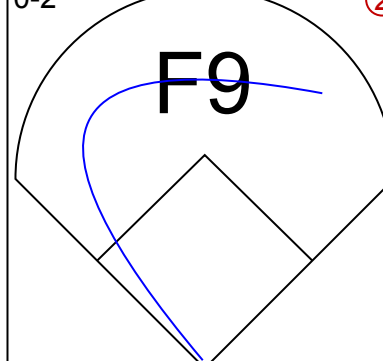
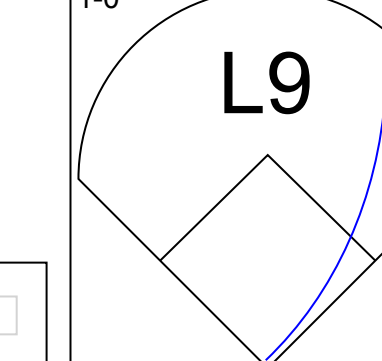
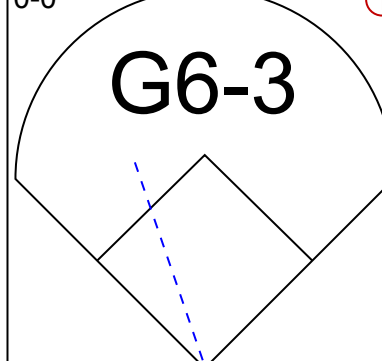
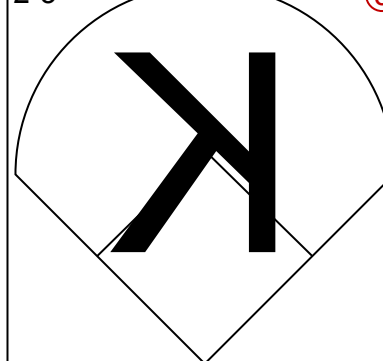
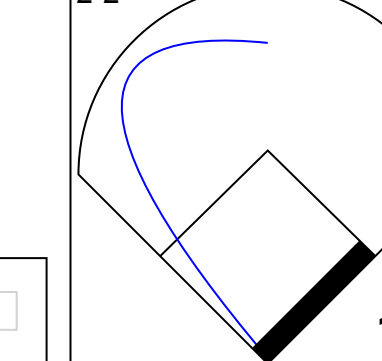
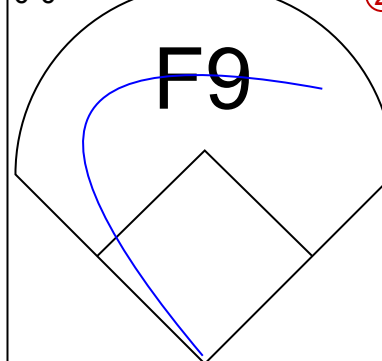
Seattle Mariners @ Texas Rangers
The Ballpark at Arlington, Arlington, TX
Thu Sep 30 1999, 2:35 PM EDT
Att: 28,214 - Sunny - 73 F

AB 30
R 7
H 8
RBI 7
BB 7
SO 2
LOB 15



Batter	1	2	3	4	5	6	7	8	9	AB	R	H	RBI	BB	SO	LOB	TOP								
Tom Goodwin, L OBP: 0.324, SLG: 0.342	L6		G4-3				G1-3			5	1	2	0	0	0	0	Texas Rangers @ Anaheim Angels Edison International Field, Anaheim, CA Sat Oct 02 1999, 10:05 PM EDT Att: 33,239 - Unknown - 65 F livebaseballscorecards.com								
Mark McLemore, S OBP: 0.363, SLG: 0.366	1B		K				P6			4	0	1	0	1	1	2									
Ivan Rodriguez, R Gregg Zaun, S OBP: 0.324, SLG: 0.333	1B				G5-3		SF9			3	0	1	1	0	0	0									
Juan Gonzalez, R Scarborough Green, S OBP: 0.364, SLG: 0.300	F8				G4-3					3	0	2	1	1	0	2									
Rafael Palmeiro, L Mike Simms, R OBP: 0.500, SLG: 0.500	F9				G4-3		F8			4	0	0	0	0	0	6									
Todd Zeile, R Scott Sheldon, R OBP: 0.354, SLG: 0.489	K				G6-3					4	0	0	0	0	1	2									
Roberto Kelly, R OBP: 0.355, SLG: 0.448	F7						P6			4	0	0	0	0	0	0									
Royce Clayton, R Jon Shave, R OBP: 0.346, SLG: 0.445	G1-3									3	1	2	1	0	0	0									
Luis Alcega, S OBP: 0.321, SLG: 0.323			G4-3				P6			3	1	0	0	1	1	2									
Inning Stats	R: 0 E: 0 K: 0 S: 11	H: 2 LOB: 2 BB: 0 P: 19	R: 0 E: 0 K: 1 S: 10	H: 0 LOB: 0 BB: 0 P: 16	R: 0 E: 0 K: 1 S: 8	H: 0 LOB: 0 BB: 0 P: 15	R: 0 E: 0 K: 0 S: 10	H: 1 LOB: 1 BB: 0 P: 17	R: 3 E: 0 K: 0 S: 16	H: 3 LOB: 2 BB: 2 P: 30	R: 0 E: 0 K: 0 S: 12	H: 1 LOB: 1 BB: 0 P: 19	R: 0 E: 0 K: 0 S: 7	H: 0 LOB: 0 BB: 0 P: 8	R: 0 E: 0 K: 0 S: 8	H: 0 LOB: 1 BB: 1 P: 13		R: 0 E: 0 K: 1 S: 16	H: 2 LOB: 2 BB: 0 P: 24	1B: 7 2B: 1 3B: 0 HR: 1	SF: 1 SAC: 0 DP: 1 HBP: 0	WP: 0 PB: 0 SB: 0 CS: 0	PA: 38		
PITCHER	IP	WLS	BF	H	R	ER	SO	BB	IBB	HBP	BLK	WP	HR	S	P	ERA	WHIP								
Al Levine, R ERA: 3.39	(1, 1)	4.0	15	3	0	0	2	0	0	0	0	0	0	39	67	0.00	0.750								
Shigetoshi Hasegawa, R ERA: 4.91	(5, 1)	2.0	W	12	4	3	3	0	2	0	0	0	1	28	49	13.50	3.000								
Mark Petkovsek, R ERA: 3.47	(7, 1)	2.0	H	6	0	0	0	1	0	0	0	0	0	15	21	0.00	0.500								
Steve Mintz, R ERA: 3.6	(9, 1)	1.0		5	2	0	0	1	0	0	0	0	0	16	24	0.00	2.000								

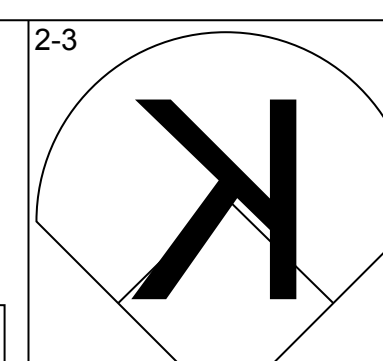
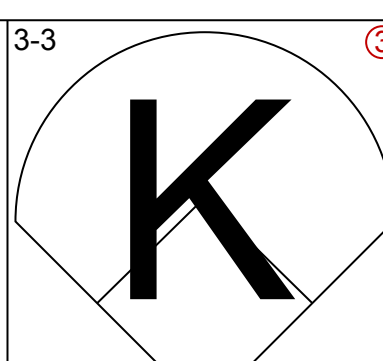
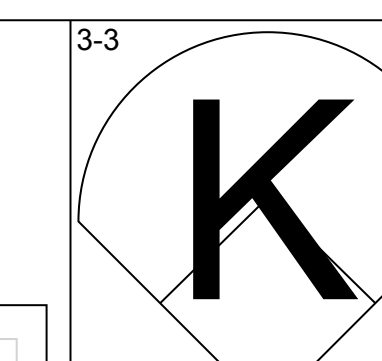
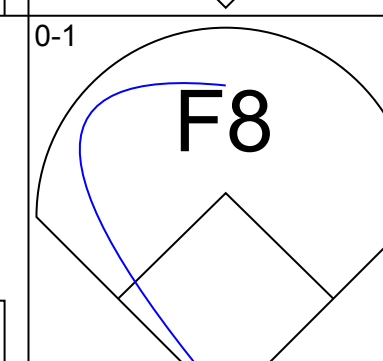
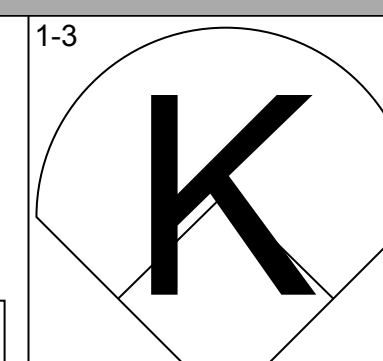
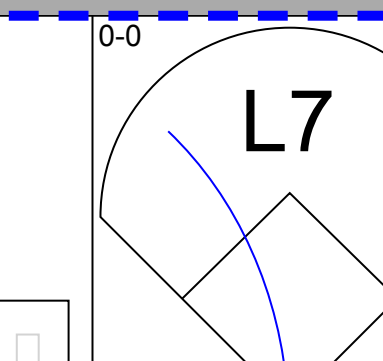
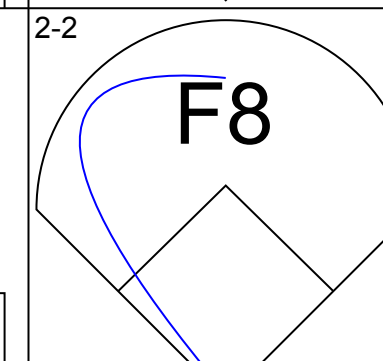
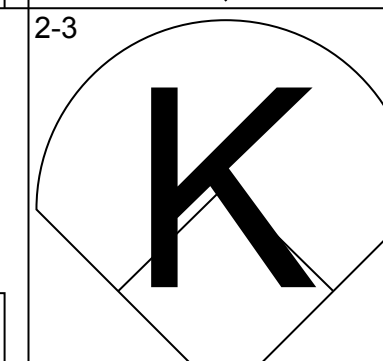
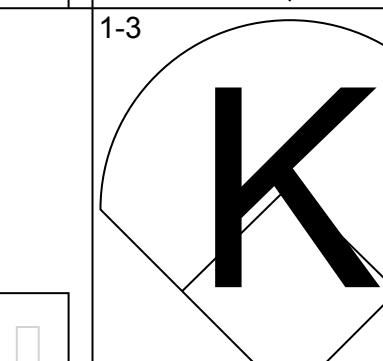
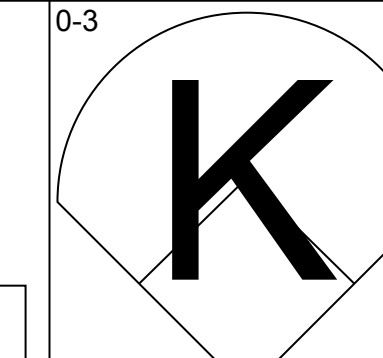
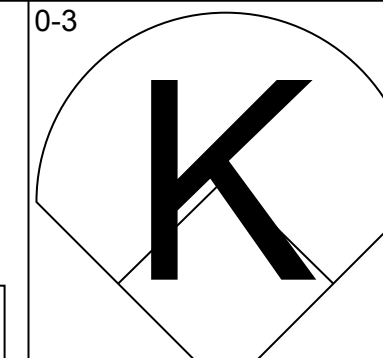
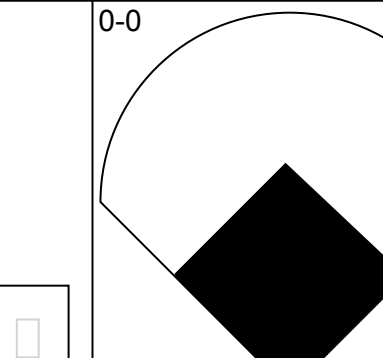
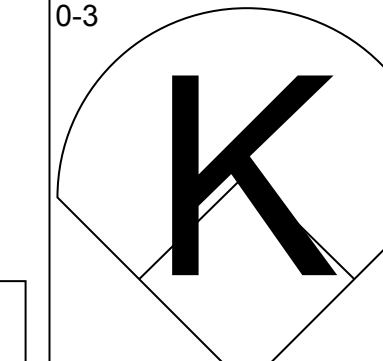
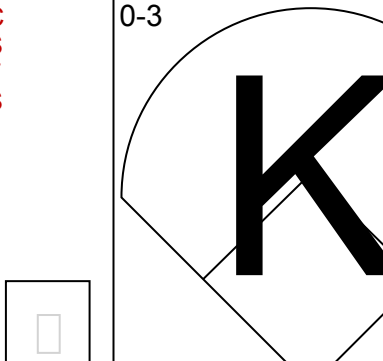
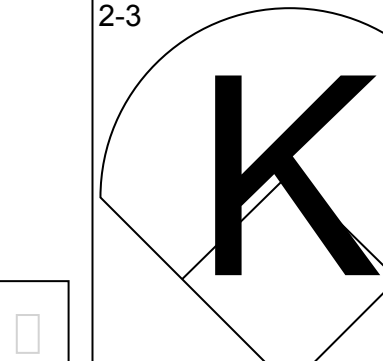
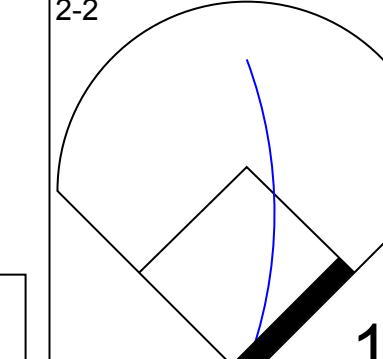
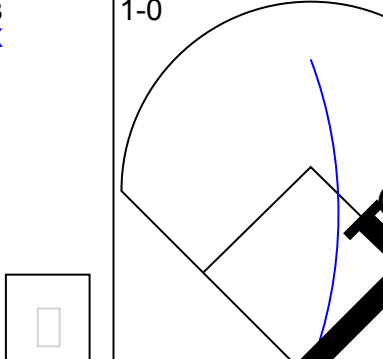
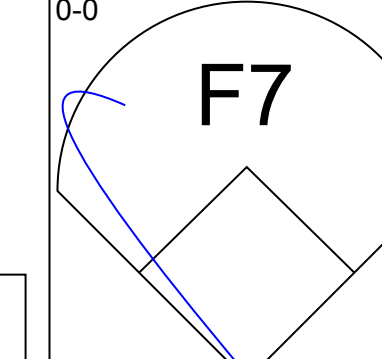
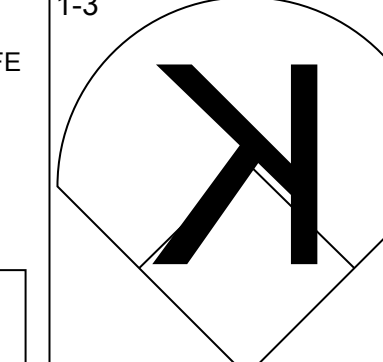
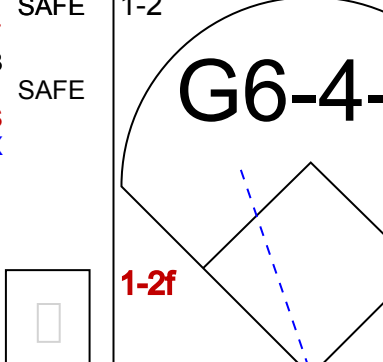
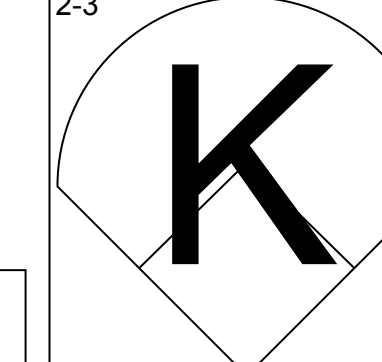
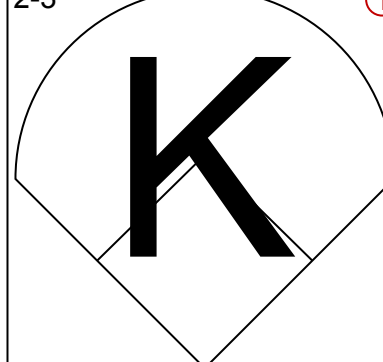
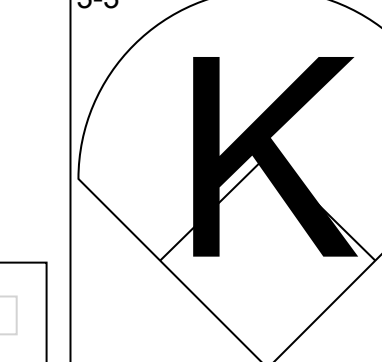
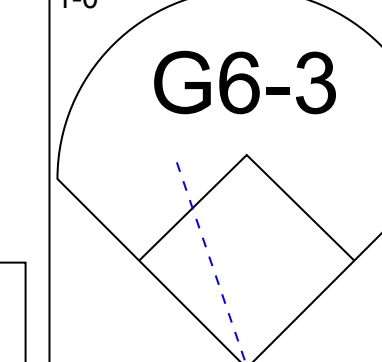
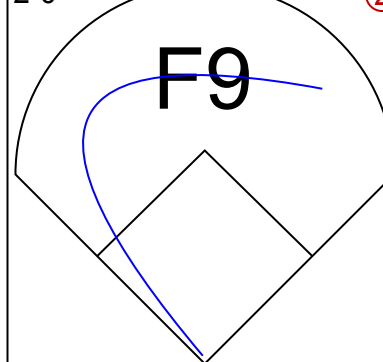
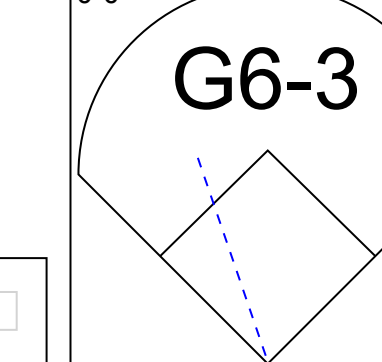
Batter	1	2	3	4	5	6	7	8	9	AB	R	H	RBI	BB	SO	LOB	BOTTOM								
Jeff DaVanon, S OBP: 0.316, SLG: 0.529	B4-3		P5				P4			6	1	2	2	0	0	3	Texas Rangers @ Anaheim Angels Edison International Field, Anaheim, CA Sat Oct 02 1999, 10:05 PM EDT Att: 33,239 - Unknown - 65 F livebaseballscorecards.com								
Jim Edmonds, L OBP: 0.343, SLG: 0.433	F7				L4		F9			6	1	2	1	0	0	2									
Mo Vaughn, L OBP: 0.360, SLG: 0.511	HR				HR					4	4	3	1	1	1	1									
Tim Salmon, R OBP: 0.372, SLG: 0.483	P6				HR					5	4	4	5	0	0	0									
Troy Glaus, R OBP: 0.333, SLG: 0.453	K				1B					2	2	0	0	3	1	2									
16 Garret Anderson, L OBP: 0.335, SLG: 0.468	F8				HBP					3	2	2	2	1	0	0									
Matt Walbeck, S OBP: 0.308, SLG: 0.306	G4-3				HBP					3	0	0	1	1	0	3									
Trent Durrington, R Jeff Huxton, L OBP: 0.242, SLG: 0.202			P4							2	0	0	0	0	1	2									
Jeff Huxton, L OBP: 0.307, SLG: 0.302					K					1	0	0	2	0	0	1									
Andy Sheets, R OBP: 0.238, SLG: 0.277	G5-3				F8					5	1	1	0	0	0	2									
Inning Stats	R: 1 E: 0 K: 0 S: 7	H: 1 LOB: 0 BB: 0 P: 13	R: 0 E: 0 K: 1 S: 7	H: 0 LOB: 0 BB: 0 P: 11	R: 0 E: 0 K: 0 S: 10	H: 0 LOB: 0 BB: 0 P: 17	R: 2 E: 0 K: 1 S: 18	H: 2 LOB: 2 BB: 2 P: 39	R: 0 E: 0 K: 0 S: 5	H: 0 LOB: 0 BB: 0 P: 6	R: 2 E: 2 K: 0 S: 17	H: 2 LOB: 3 BB: 1 P: 32	R: 7 E: 0 K: 1 S: 17	H: 6 LOB: 1 BB: 2 P: 33	R: 0 E: 1 K: 0 S: 20	H: 3 LOB: 2 BB: 1 P: 29	R: 3 E: 1 K: 0 S: 16	H: 3 LOB: 2 BB: 1 P: 24	1B: 7 2B: 3 3B: 1 HR: 3	SF: 3 SAC: 0 DP: 0 HBP: 1	WP: 0 PB: 0 SB: 0 CS: 0	PA: 47			
PITCHER	IP	WLS	BF	H	R	ER	SO	BB	IBB	HBP	BLK	WP	HR	S	P	ERA	WHIP								
Rick Helling, R ERA: 4.84	(1, 1)	6.0	L	28	5	4	2	2	1	0	0	0	0	4	6	6.00	1.167								
Mike Munoz, L ERA: 3.53	(7, 1)	0.0		2	2	2	0	0	0	0	0	0	0	4	6	∞	∞								
Danny Patterson, R ERA: 5.67	(7, 1)	0.2		7	3	4	4	0	2	0	0	0	1	9	22	54.00	7.500								
Doug Davis, L ERA: 33.75	(7, 1)	0.1		2	1	1	1	1	0	0	0	0	0	4	5	27.00	3.000								
John Wetteland, R ERA: 3.68	(8, 1)	1.0		8	3	3	2	0	1	0	0	0	0	20	29	18.00	4.000								

Batter	1	2	3	4	5	6	7	8	9	AB	R	H	RBI	BB	SO	LOB	TOP								
Tom Goodwin, L (1, 8) OBP: 0.324, SLG: 0.341									 1B	4	0	1	0	0	1	1									
Ivan Rodriguez, R (1, 10) OBP: 0.356, SLG: 0.558									 1-2	4	0	0	0	0	1	1									
Rafael Palmeiro, L (1, 3) OBP: 0.420, SLG: 0.630										3	0	0	0	0	1	0									
Juan Gonzalez, R (1, 9) OBP: 0.378, SLG: 0.601		 1B								3	0	1	0	0	1	0									
Mike Simms, R (8, 9) OBP: 0.500, SLG: 0.500										0	0	0	0	0	0	0									
Todd Zeile, R (1, 5) OBP: 0.354, SLG: 0.488									 1B	3	0	1	0	0	1	1									
Luis Alicaia, S (1, 4) OBP: 0.316, SLG: 0.317		 1-2							 1-2	3	0	0	0	0	0	2									
Scarborough Green, S (1, 7) OBP: 0.357, SLG: 0.356									 1B	3	0	1	0	0	1	0									
Gregg Zaun, S (1, 2) OBP: 0.314, SLG: 0.323									 1-2	3	0	0	0	0	0	0									
Jon Shave, R (1, 6) OBP: 0.350, SLG: 0.342						 1B				3	0	1	0	0	1	0									
Inning Stats	R: 0 H: 0 E: 0 K: 2 S: 12	H: 0 LOB: 0 BB: 0 P: 15	R: 0 H: 1 E: 0 K: 1 S: 7	LOB: 0 BB: 0 P: 11	R: 0 H: 0 E: 0 K: 2 S: 10	LOB: 0 BB: 0 P: 15	R: 0 H: 0 E: 0 K: 1 S: 9	LOB: 0 BB: 0 P: 12	R: 0 H: 0 E: 0 K: 1 S: 6	LOB: 0 BB: 0 P: 8	R: 0 H: 1 E: 0 K: 0 S: 7	LOB: 1 BB: 0 P: 10	R: 0 H: 0 E: 0 K: 0 S: 6	LOB: 0 BB: 0 P: 9	R: 0 H: 2 E: 0 K: 0 S: 8	LOB: 0 BB: 0 P: 13	R: 0 H: 1 E: 0 K: 0 S: 8	LOB: 1 BB: 0 P: 9	1B: 5 2B: 0 3B: 0 HR: 0	SF: 0 SAC: 0 DP: 2 HBP: 0	WP: 1 PB: 0 SB: 0 CS: 1	PA: 30			
PITCHER	IP	WLS	BF	H	R	ER	SO	BB	IBB	HBP	BLK	WP	HR	S	P	ERA	WHIP								
Jarrod Washburn, L (1, 1) ERA: 5.25	8.2	W	28	5	0	0	7	0	0	0	0	0	0	68	97	0.00	0.577								
Lou Pote, R (9, 1) ERA: 2.15	0.1	S	1	0	0	0	0	0	0	0	0	1	0	5	5	0.00	0.000								

Texas Rangers @ Anaheim Angels
Edison International Field, Anaheim, CA
Sun Oct 03 1999, 4:05 PM EDT
Att: 23,556 - Sunny - 78 F

AB	29
R	0
H	5
RBI	0
BB	0
SO	7
LOB	5



Batter	1	2	3	4	5	6	7	8	9	AB	R	H	RBI	BB	SO	LOB	BOTTOM								
Jeff DaVanon, S (1, 10) OBP: 0.273, SLG: 0.450										3	0	0	0	0	3	0									
Jim Edmonds, L (1, 8) OBP: 0.339, SLG: 0.426										3	0	0	0	0	1	0									
Mo Vaughn, L (1, 3) OBP: 0.358, SLG: 0.508										3	0	0	0	0	2	0									
Tim Salmon, R (1, 9) OBP: 0.372, SLG: 0.490										3	1	1	1	0	2	0									
Troy Glaus, R (1, 5) OBP: 0.331, SLG: 0.450										3	0	0	0	0	3	0									
16 Garret Anderson, L (1, 7) OBP: 0.336, SLG: 0.469					 1B					3	0	2	0	0	0	0									
Bret Hemphill, S (1, 2) OBP: 0.269, SLG: 0.143					 1-2					3	0	0	0	0	2	2									
Trent Durrington, R (1, 4) OBP: 0.237, SLG: 0.197										3	0	0	0	0	2	0									
Andy Sheets, R (1, 6) OBP: 0.236, SLG: 0.275										2	0	0	0	0	0	0									
Inning Stats	R: 0 H: 0 E: 0 K: 1 S: 8	H: 1 LOB: 1 BB: 0 P: 12	R: 0 H: 0 E: 0 K: 3 S: 12	LOB: 0 BB: 0 P: 15	R: 0 H: 0 E: 0 K: 2 S: 7	LOB: 0 BB: 0 P: 14	R: 0 H: 0 E: 0 K: 3 S: 10	LOB: 0 BB: 0 P: 13	R: 0 H: 1 E: 0 K: 1 S: 8	LOB: 0 BB: 0 P: 10	R: 0 H: 0 E: 0 K: 2 S: 8	LOB: 0 BB: 0 P: 14	R: 1 H: 1 E: 0 K: 2 S: 11	LOB: 0 BB: 0 P: 14	R: 0 H: 0 E: 0 K: 1 S: 5	LOB: 0 BB: 0 P: 8	1B: 2 2B: 0 3B: 0 HR: 1	SF: 0 SAC: 0 DP: 1 HBP: 0	WP: 0 PB: 0 SB: 0 CS: 0	PA: 26					
PITCHER	IP	WLS	BF	H	R	ER	SO	BB	IBB	HBP	BLK	WP	HR	S	P	ERA	WHIP								
40 Matt Perisho, L (1, 1) ERA: 2.61	6.0	L	19	2	0	0	12	0	0	0	0	0	0	53	78	0.00	0.333								
Mike Morgan, R (7, 1) ERA: 6.24	1.0	L	4	1	1	1	2	0	0	0	0	0	1	11	14	9.00	1.000								
Jeff Fassero, L (8, 1) ERA: 7.2	1.0		3	0	0	0	1	0	0	0	0	0	0	5	8	0.00	0.000								

Texas Rangers @ Anaheim Angels
Edison International Field, Anaheim, CA
Sun Oct 03 1999, 4:05 PM EDT
Att: 23,556 - Sunny - 78 F

AB	26
R	1
H	3
RBI	1
BB	0
SO	15
LOB	2



Batter	1	2	3	4	5	6	7	8	9	AB	R	H	RBI	BB	SO	LOB	TOP								
Mark McLemore, S (1.4)	F9		F8		F9			G1-6-3 BB		3	0	0	0	1	0	0	<p>Texas Rangers @ New York Yankees Yankee Stadium, Bronx, NY Tue Oct 05 1999, 8:00 PM EDT Att. 57,099 - Unknown - 49 F</p>								
Ivan Rodriguez, R (1.2) OBP: 0.500, SLG: 0.750	BB		F8 29 S		F7			G1-6-3 1-2		4	0	2	0	0	0	1									
29 Rusty Greer, L (1.7)	BB		1-2 BB		P6			G4-3		2	0	0	0	2	0	0									
Juan Gonzalez, R (1.9)	K		F8 2-3		L3 BB			K		3	0	0	0	1	2	4									
Rafael Palmeiro, L (1.10)	1-2 2-3 BB		F8		L3			G4-3		3	0	0	0	1	0	3									
Todd Zeile, R (1.5)	K				F7			F9		3	0	0	0	1	1	3									
Lee Stevens, L (1.3)			G5-3		K			F8		3	0	0	0	1	1	1									
Royce Clayton, R (1.6)	K		F8		F8			F8		3	0	0	0	0	1	1									
Tom Goodwin, L (1.8)			F8		G6-3			F7		3	0	0	0	0	0	1									
Inning Stats	R: 0 E: 0 K: 2 S: 8	H: 1 LOB: 3 BB: 2 P: 16	R: 0 E: 0 K: 1 S: 5	H: 0 LOB: 0 BB: 0 P: 5	R: 0 E: 0 K: 0 S: 4	H: 1 LOB: 2 BB: 1 P: 8	R: 0 E: 0 K: 1 S: 5	H: 0 LOB: 0 BB: 0 P: 5	R: 0 E: 0 K: 0 S: 3	H: 0 LOB: 0 BB: 1 P: 3	R: 0 E: 0 K: 0 S: 2	H: 0 LOB: 1 BB: 1 P: 6	R: 0 E: 0 K: 0 S: 3	H: 0 LOB: 1 BB: 1 P: 7	R: 0 E: 0 K: 0 S: 2	H: 0 LOB: 1 BB: 1 P: 6	R: 0 E: 0 K: 1 S: 5	H: 0 LOB: 1 BB: 1 P: 9	1B: 1 2B: 2 3B: 0 HR: 0	SF: 0 SAC: 0 DP: 2 HBP: 0	WP: 0 PB: 0 SB: 1 CS: 0	PA: 34			
PITCHER	IP	WLS	BF	H	R	ER	SO	BB	IBB	HBP	BLK	WP	HR	S	P	ERA	WHIP								
Orlando Hernandez, R (1.1)	8.0	W	30	2	0	0	4	6	0	0	0	0	0	32	56	0.00	1.000								
Jeff Nelson, R (9.1)	1.0		4	0	0	0	1	1	0	0	0	0	0	5	9	0.00	1.000								

Batter	1	2	3	4	5	6	7	8	9	AB	R	H	RBI	BB	SO	LOB	BOTTOM								
Chuck Knoblauch, R (1.4) OBP: 0.600, SLG: 0.500	BB		G3 BB		G6-3			2 BB		4	1	2	0	1	1	1	<p>Texas Rangers @ New York Yankees Yankee Stadium, Bronx, NY Tue Oct 05 1999, 8:00 PM EDT Att. 57,099 - Unknown - 49 F</p>								
2 Derek Jeter, R (1.6)	K		K		1B			1B		3	2	1	0	2	2	2									
Paul O'Neill, L (1.9) OBP: 0.400, SLG: 0.250	F8		G3 BB		2B			E5		4	2	1	0	1	1	4									
Chad Curtis, R (9.7)			1-2 BB		1-3 2B			1-3 2-H HR		0	0	0	0	0	0	0									
Bernie Williams, S (1.8)	L8		G3		WP			1-2 2-H 1B		5	1	3	6	0	0	3									
Tino Martinez, L (1.3) OBP: 0.400, SLG: 0.250			G6-3		1-H 3-H 2B			1-2 2-H 1B		4	0	1	0	1	0	4									
Darryl Strawberry, L (1.10) Jim Leyritz, R (7. PH)	FC4-6		1B		WP			F9		2	1	0	0	1	0	1									
20 Jorge Posada, S (1.2) OBP: 0.250, SLG: 0.500	F7		G4-1		1-2 2-3 IBB			F8		2	0	0	0	0	0	2									
Ricky Ledee, L (1.7) OBP: 0.500, SLG: 0.667			1-H 2B		K			F7		3	1	1	1	1	1	1									
Scott Brosius, R (1.5)	G4-3		G5-3		G5-3			G5-3		3	0	0	0	0	0	2									
Inning Stats	R: 0 E: 0 K: 1 S: 5	H: 0 LOB: 1 BB: 1 P: 9	R: 1 E: 0 K: 0 S: 5	H: 2 LOB: 1 BB: 0 P: 5	R: 0 E: 0 K: 1 S: 6	H: 1 LOB: 2 BB: 1 P: 10	R: 0 E: 0 K: 1 S: 5	H: 0 LOB: 0 BB: 0 P: 5	R: 2 E: 0 K: 0 S: 6	H: 3 LOB: 3 BB: 2 P: 14	R: 4 E: 1 K: 1 S: 7	H: 1 LOB: 2 BB: 2 P: 15	R: 0 E: 0 K: 0 S: 4	H: 1 LOB: 1 BB: 0 P: 4	R: 1 E: 0 K: 1 S: 7	H: 2 LOB: 2 BB: 1 P: 11	1B: 6 2B: 3 3B: 0 HR: 1	SF: 0 SAC: 1 DP: 0 HBP: 0	WP: 1 PB: 0 SB: 0 CS: 0	PA: 42					
PITCHER	IP	WLS	BF	H	R	ER	SO	BB	IBB	HBP	BLK	WP	HR	S	P	ERA	WHIP								
Aaron Sele, R (1.1)	5.0	L	26	6	4	3	3	3	2	0	0	0	0	27	47	5.40	1.800								
Tim Crabtree, R (6.1)	0.2		3	0	0	0	1	1	0	0	0	0	0	4	8	0.00	1.500								
Mike Venafro, L (6.1)	0.1		3	1	3	0	0	0	0	0	0	0	1	3	3	0.00	3.000								
Danny Patterson, R (7.1)	1.0		4	1	0	0	0	0	0	0	0	0	0	4	4	0.00	1.000								
Jeff Fassero, L (8.1)	1.0		6	2	1	1	1	1	0	0	0	0	0	7	11	9.00	3.000								

Batter	1	2	3	4	5	6	7	8	9	AB	R	H	RBI	BB	SO	LOB	TOP			
Royce Clayton, R (1,6)										4	0	0	0	0	0	3				
29 Rusty Greer, L (1,7)										4	0	0	0	0	1	2				
Ivan Rodriguez, R (1,2) OBP: 0.375, SLG: 0.500										4	0	1	0	0	1	0				
Juan Gonzalez, R (1,9) OBP: 0.250, SLG: 0.571										4	1	1	1	0	1	2				
Rafael Palmeiro, L (1,10) OBP: 0.375, SLG: 0.286										4	0	2	0	0	1	0				
Todd Zeile, R (1,5) OBP: 0.250, SLG: 0.143										4	0	1	0	0	0	1				
Roberto Kelly, R (1,8) Tom Goodwin, L (8,8)										3	0	1	0	0	2	2	AB 34 R 1 H 7 RBI 1 BB 0 SO 9 LOB 14			
Lee Stevens, L (1,3) OBP: 0.286, SLG: 0.333										3	0	1	0	0	0	2				
Mark McLemore, S (1,4)										3	0	0	0	0	2	2				
Inning Stats	R: 0 E: 1 K: 0 S: 4	H: 0 LOB: 1 BB: 0 P: 4	R: 0 E: 0 K: 1 S: 6	H: 2 LOB: 1 BB: 0 P: 6	R: 0 E: 0 K: 1 S: 5	H: 0 LOB: 0 BB: 0 P: 5	R: 1 E: 0 K: 0 S: 4	H: 1 LOB: 0 BB: 0 P: 4	R: 0 E: 0 K: 2 S: 9	H: 2 LOB: 2 BB: 0 P: 9	R: 0 E: 0 K: 1 S: 6	H: 0 LOB: 1 BB: 0 P: 6	R: 0 E: 1 K: 2 S: 7	H: 0 LOB: 0 BB: 0 P: 7	R: 0 E: 0 K: 2 S: 7	H: 0 LOB: 0 BB: 0 P: 7	1B: 5 2B: 1 3B: 0 HR: 1	SF: 0 SAC: 0 DP: 2 HBP: 0	WP: 0 PB: 0 SB: 0 CS: 0	PA: 34
PITCHER	IP WLS BF H R ER SO BB IBB HBP BLK WP HR S P ERA WHIP																			
Andy Pettitte, L (1,1) ERA: 1.23	7.1 W 29 7 1 1 5 0 0 0 0 0 1 39 39 1.23 0.955																			
Jeff Nelson, R (8,1) ERA:	0.2 H 2 0 0 0 2 0 0 0 0 0 0 6 6 0.00 0.000																			
42 Mariano Rivera, R (9,1) ERA:	1.0 S 3 0 0 0 2 0 0 0 0 0 0 7 7 0.00 0.000																			

Texas Rangers @ New York Yankees
Yankee Stadium, Bronx, NY
Thu Oct 07 1999, 8:00 PM EDT
Att: 57,486 - Unknown - 48 F

AB 34
R 1
H 7
RBI 1
BB 0
SO 9
LOB 14



Batter	1	2	3	4	5	6	7	8	9	AB	R	H	RBI	BB	SO	LOB	BOTTOM			
Chuck Knoblauch, R (1,4) OBP: 0.333, SLG: 0.250										4	0	0	0	0	1	0				
2 Derek Jeter, R (1,6) OBP: 0.556, SLG: 0.571										4	0	2	0	0	1	0				
Paul O'Neill, L (1,9) Chad Curtis, R (8, PR) (9,7)										4	0	1	0	0	0	1				
Bernie Williams, S (1,8) OBP: 0.444, SLG: 0.875										3	0	0	0	0	2	1				
Tino Martinez, L (1,3) OBP: 0.444, SLG: 0.286										3	2	1	0	1	0	3				
Chili Davis, S (1,10) Clay Bellinger, R (7, PR)										3	0	1	0	0	2	1				
Jim Leyritz, R (8, PH)										0	0	0	0	0	0	0				
Ricky Ledee, L (1,7) OBP: 0.375, SLG: 0.571										4	0	1	1	0	2	4	AB 31 R 3 H 7 RBI 3 BB 2 SO 8 LOB 17			
Scott Brosius, R (1,5) OBP: 0.167, SLG: 0.333										3	0	1	1	0	0	3				
Joe Girardi, R (1,2)										3	0	0	0	0	0	4				
Inning Stats	R: 0 E: 0 K: 1 S: 5	H: 0 LOB: 0 BB: 0 P: 5	R: 0 E: 0 K: 2 S: 7	H: 0 LOB: 0 BB: 0 P: 7	R: 0 E: 0 K: 1 S: 5	H: 0 LOB: 0 BB: 0 P: 5	R: 0 E: 0 K: 2 S: 8	H: 1 LOB: 1 BB: 0 P: 8	R: 1 E: 0 K: 2 S: 9	H: 2 LOB: 1 BB: 0 P: 9	R: 0 E: 0 K: 0 S: 3	H: 0 LOB: 0 BB: 0 P: 3	R: 1 E: 0 K: 0 S: 5	H: 2 LOB: 3 BB: 1 P: 9	R: 1 E: 0 K: 0 S: 5	H: 2 LOB: 3 BB: 1 P: 10	1B: 4 2B: 3 3B: 0 HR: 0	SF: 0 SAC: 0 DP: 0 HBP: 1	WP: 0 PB: 0 SB: 0 CS: 0	PA: 34
PITCHER	IP WLS BF H R ER SO BB IBB HBP BLK WP HR S P ERA WHIP																			
Rick Helling, R (1,1) ERA: 2.84	6.1 L 25 5 2 2 8 1 0 0 0 0 0 40 44 2.84 0.947																			
Tim Crabtree, R (7,1) ERA: 5.4	1.0 4 1 1 1 0 0 0 0 0 0 0 4 4 9.00 1.000																			
Mike Venafro, L (8,1) ERA:	0.2 5 1 0 0 0 1 0 1 0 0 0 3 8 0.00 3.000																			

Texas Rangers @ New York Yankees
Yankee Stadium, Bronx, NY
Thu Oct 07 1999, 8:00 PM EDT
Att: 57,486 - Unknown - 48 F

AB 31
R 3
H 7
RBI 3
BB 2
SO 8
LOB 17



Batter	1	2	3	4	5	6	7	8	9	AB	R	H	RBI	BB	SO	LOB	TOP										
Chuck Knoblauch, R (1.4) OBP: 0.231, SLG: 0.167										4	0	0	0	0	1	1											
2 Derek Jeter, R (1.6) OBP: 0.536, SLG: 0.727										4	1	2	0	0	0	1											
Bernie Williams, S (1.8) OBP: 0.462, SLG: 0.727										3	1	1	0	1	0	1											
Tino Martinez, L (1.3) OBP: 0.308, SLG: 0.182										4	0	0	0	0	2	4											
Darryl Strawberry, L (1.10) OBP: 0.429, SLG: 0.833										4	1	2	3	0	0	0											
Ricky Ledesma, L (1.9) OBP: 0.333, SLG: 0.455										4	0	1	0	0	2	1											
Scott Brosius, R (1.5) OBP: 0.100, SLG: 0.200										4	0	0	0	0	0	2											
Chad Curtis, R (1.7)										3	0	0	0	0	0	1											
Joe Girardi, R (1.2)										3	0	0	0	0	1	1											
Inning Stats	R: 3 E: 0 K: 2 S: 9	H: 2 LOB: 0 BB: 1 P: 13	R: 0 E: 0 K: 1 S: 5	H: 0 LOB: 0 BB: 0 P: 5	R: 0 E: 0 K: 0 S: 4	H: 1 LOB: 1 BB: 0 P: 4	R: 0 E: 0 K: 1 S: 5	H: 1 LOB: 0 BB: 0 P: 5	R: 0 E: 1 K: 0 S: 4	H: 0 LOB: 1 BB: 0 P: 4	R: 0 E: 0 K: 0 S: 3	H: 0 LOB: 0 BB: 0 P: 3	R: 0 E: 0 K: 0 S: 4	H: 1 LOB: 1 BB: 0 P: 4	R: 0 E: 0 K: 1 S: 6	H: 1 LOB: 0 BB: 0 P: 6	R: 0 E: 0 K: 1 S: 5	H: 0 LOB: 0 BB: 0 P: 5	1B: 4 2B: 0 3B: 1 HR: 1	SF: 0 SAC: 0 DP: 1 HBP: 0	WP: 0 PB: 0 CS: 0	PA: 34					
PITCHER	IP	WLS	BF	H	R	ER	SO	BB	IBB	HBP	BLK	WP	HR	S	P	ERA	WHIP										
Esteban Loaiza, R (1.1) ERA: 3.86	7.0	L	27	5	3	3	4	1	0	0	0	0	1	34	38	3.86	0.857										
59 Jeff Zimmerman, R (8.1) ERA:	1.0		4	1	0	0	1	0	0	0	0	0	0	6	6	0.00	1.000										
John Wetteland, R (9.1) ERA:	1.0		3	0	0	0	1	0	0	0	0	0	0	5	5	0.00	0.000										

New York Yankees @ Texas Rangers
The Ballpark at Arlington, Arlington, TX
Sat Oct 09 1999, 7:30 PM EDT
Att: 50,269 - Cloudy - 79 F

AB 33
R 3
H 6
RBI 3
BB 1
SO 6
LOB 12



Batter	1	2	3	4	5	6	7	8	9	AB	R	H	RBI	BB	SO	LOB	BOTTOM										
Mark McLemore, S (1.4) OBP: 0.182, SLG: 0.100										4	0	1	0	0	1	1											
Ivan Rodriguez, R (1.2) OBP: 0.250, SLG: 0.333										4	0	0	0	0	1	1											
29 Rusty Greer, L (1.7) OBP: 0.333, SLG: 0.111										3	0	1	0	1	0	0											
Juan Gonzalez, R (1.9) OBP: 0.250, SLG: 0.455										4	0	1	0	0	0	2											
Rafael Palmeiro, L (1.10) OBP: 0.333, SLG: 0.273										4	0	1	0	0	0	3											
Todd Zeile, R (1.5) OBP: 0.250, SLG: 0.100										3	0	0	0	1	0	2											
Lee Stevens, L (1.3) OBP: 0.200, SLG: 0.222										3	0	0	0	0	1	3											
Royce Clayton, R (1.6)										3	0	0	0	0	0	0											
Tom Goodwin, L (1.8) OBP: 0.143, SLG: 0.143										3	0	1	0	0	0	0											
Inning Stats	R: 0 E: 0 K: 1 S: 5	H: 0 LOB: 0 BB: 0 P: 5	R: 0 E: 0 K: 1 S: 6	H: 1 LOB: 1 BB: 0 P: 6	R: 0 E: 0 K: 0 S: 4	H: 1 LOB: 1 BB: 0 P: 4	R: 0 E: 0 K: 0 S: 4	H: 1 LOB: 2 BB: 1 P: 8	R: 0 E: 0 K: 0 S: 3	H: 0 LOB: 0 BB: 0 P: 3	R: 0 E: 0 K: 0 S: 3	H: 0 LOB: 0 BB: 0 P: 3	R: 0 E: 0 K: 1 S: 5	H: 1 LOB: 0 BB: 0 P: 5	R: 0 E: 0 K: 0 S: 4	H: 1 LOB: 1 BB: 0 P: 5	1B: 5 2B: 1 3B: 0 HR: 0	SF: 0 SAC: 0 DP: 1 HBP: 0	WP: 1 PB: 0 CS: 0	PA: 33							
PITCHER	IP	WLS	BF	H	R	ER	SO	BB	IBB	HBP	BLK	WP	HR	S	P	ERA	WHIP										
Roger Clemens, R (1.1) ERA:	7.0		26	3	0	0	2	2	0	0	0	0	0	28	36	0.00	0.714										
Jeff Nelson, R (8.1) ERA:	0.0		1	1	0	0	0	0	0	0	0	0	0	1	1	∞	∞										
42 Mariano Rivera, R (8.1) ERA:	2.0	S	6	1	0	0	1	0	0	0	0	1	0	8	9	0.00	0.500										

New York Yankees @ Texas Rangers
The Ballpark at Arlington, Arlington, TX
Sat Oct 09 1999, 7:30 PM EDT
Att: 50,269 - Cloudy - 79 F

AB 31
R 0
H 5
RBI 0
BB 2
SO 3
LOB 12

