

Texas Rangers - 2001

Batter	1	2	3	4	5	6	7	8	9	AB	R	H	RBI	BB	SO	LOB	TOP										
29 Rusty Greer, L OBP: 0.400, SLG: 0.250	3-1 CS HBP		0-0 G3	0-1 G6-3			2-1 1B		1-2 G3-1	4	0	1	0	0	0	3	Texas Rangers @ Toronto Blue Jays Hiram Bithorn Stadium, San Juan, PR Sun Apr 01 2001, 4:05 PM EDT Att: 19,891 - Sunny - 88 F livebaseballscorecards.com										
Randy Velarde, R OBP: 0.250, SLG: 0.250	3-3 1-2 K		0-2 1B		2-3 K		0-3 K			4	0	1	0	0	3	2											
Alex Rodriguez, R OBP: 0.500, SLG: 0.500	1-2 2B 1B		1-1 1B		2-3 K		2-2 P4			4	1	2	0	0	1	1											
Rafael Palmeiro, L OBP: 0.250, SLG: 0.500	0-1 1-H 2B		0-1 F8		1-2 G4-3			0-0 G3		4	0	1	1	0	0	2											
Ivan Rodriguez, R	0-1 F8		2-0 G1-3			1-2 P4		2-3 K		4	0	0	0	0	1	3											
Andrés Galarraga, R		1-0 G5-3		4-2 FC6-4 1B BB		0-3 K		0-0 G5-3		3	0	0	0	1	1	0											
Ken Caminiti, S OBP: 0.500, SLG: 0.750		2-0 G1-3		0-0 FC6-4 1B		1-0 2B		1-2 G3		4	0	2	0	0	0	0											
Ruben Mateo, R OBP: 0.500, SLG: 1.250		1-1 3B		2-1 FC6-4 1-2 2-3		0-3 K		3-2 F9 2B		4	0	2	0	0	1	3											
Bo Porter, R Frank Catalanotto, L (9, PH)	1-3 K		1-3 K		1-3 K		0-3 K		0-0 F9 2-3	3	0	0	0	0	3	3											
Inning Stats	R: 1 E: 0 K: 1 S: 13	H: 2 LOB: 1 BB: 0 P: 20	R: 0 E: 0 K: 1 S: 7	H: 1 LOB: 1 BB: 0 P: 12	R: 0 E: 0 K: 0 S: 10	H: 2 LOB: 2 BB: 1 P: 13	R: 0 E: 0 K: 1 S: 11	H: 1 LOB: 2 BB: 1 P: 18	R: 0 E: 0 K: 2 S: 9	H: 0 LOB: 0 BB: 0 P: 14	R: 0 E: 0 K: 2 S: 11	H: 1 LOB: 1 BB: 0 P: 13	R: 0 E: 0 K: 1 S: 13	H: 1 LOB: 0 BB: 0 P: 17	R: 0 E: 0 K: 1 S: 6	H: 0 LOB: 0 BB: 0 P: 8	R: 0 E: 0 K: 0 S: 11	H: 1 LOB: 1 BB: 0 P: 16	1B: 5 2B: 4 3B: 1 HR: 0	SF: 0 SAC: 0 DP: 1 HBP: 1	WP: 0 PB: 0 SB: 0 CS: 1	PA: 37					
PITCHER	IP	WLS	BF	H	R	ER	SO	BB	IBB	HBP	BLK	WP	HR	S	P	ERA	WHIP										
Esteban Loaiza, R ERA: 1.29	(1, 1)	7.0	W	30	8	1	1	9	1	0	0	0	0	74	107	1.29	1.286										
Pedro Borbon, L ERA:	(8, 1)	0.1		0	0	0	0	0	0	0	0	0	0	1	1	0.00	0.000										
Kelvim Escobar, R ERA:	(8, 1)	0.2		2	0	0	1	0	0	0	0	0	0	5	7	0.00	0.000										
Billy Koch, R ERA:	(9, 1)	1.0		4	1	0	0	0	0	0	0	0	0	11	16	0.00	1.000										

Batter	1	2	3	4	5	6	7	8	9	AB	R	H	RBI	BB	SO	LOB	BOTTOM										
Shannon Stewart, R OBP: 0.600, SLG: 1.400	1-0 F8		1-0 HR		2-2 1-H 2B		0-1 1B 1B 1B	0-3 K		5	2	3	2	0	1	0	Texas Rangers @ Toronto Blue Jays Hiram Bithorn Stadium, San Juan, PR Sun Apr 01 2001, 4:05 PM EDT Att: 19,891 - Sunny - 88 F livebaseballscorecards.com										
Alex Gonzalez, R OBP: 0.600, SLG: 0.800	2-3 K		1-2 CS 1B		2-0 F3		2-2 1B 1B SF9 1B	3-2 2B		5	1	3	1	0	1	1											
Raul Mondesi, R OBP: 0.400, SLG: 0.250	0-2 F2		1-1 CS		2-1 G6-3		4-1 1B SF9 1B 1B	2-2 G6-3		4	1	1	0	1	0	1											
Carlos Delgado, L OBP: 0.250, SLG: 0.250		1-0 E6 FC4-6		3-3 K		3-2 G3		0-0 1B 1B		4	0	1	1	0	1	2											
Brad Fullmer, L		0-0 FC4-6		4-1 HR BB		1-3 K		0-1 SF9		2	1	0	1	1	1	1											
Tony Batista, R OBP: 0.250, SLG: 1.000		2-2 F7		1-0 HR		3-1 F8		1-3 K		4	1	1	2	0	1	3											
Darrin Fletcher, L OBP: 0.500, SLG: 0.500		0-1 P4		0-2 G3-1		0-0 1B		1-2 3-H 1B		4	0	2	1	0	0	1											
José Cruz Jr., S OBP: 0.250, SLG: 0.250			0-1 G4-3		1-2 2B 1B		2-1 G4-3		2-3 K	4	1	1	0	0	1	3											
Homer Bush, R OBP: 0.250, SLG: 0.500			0-0 G6-3		1-3 K		3-2 1B 1B 2B		0-0 F7	4	1	1	0	0	1	1											
Inning Stats	R: 0 E: 0 K: 1 S: 7	H: 0 LOB: 0 BB: 0 P: 10	R: 0 E: 0 K: 0 S: 7	H: 0 LOB: 1 BB: 0 P: 10	R: 1 E: 0 K: 0 S: 8	H: 2 LOB: 0 BB: 0 P: 11	R: 2 E: 0 K: 1 S: 13	H: 1 LOB: 0 BB: 1 P: 23	R: 1 E: 0 K: 1 S: 18	H: 2 LOB: 2 BB: 1 P: 30	R: 0 E: 0 K: 1 S: 9	H: 1 LOB: 1 BB: 0 P: 15	R: 4 E: 0 K: 2 S: 25	H: 6 LOB: 2 BB: 0 P: 34	R: 0 E: 0 K: 1 S: 12	H: 1 LOB: 1 BB: 0 P: 17	1B: 8 2B: 3 3B: 0 HR: 2	SF: 1 SAC: 0 DP: 0 HBP: 0	WP: 0 PB: 0 SB: 0 CS: 1	PA: 40							
PITCHER	IP	WLS	BF	H	R	ER	SO	BB	IBB	HBP	BLK	WP	HR	S	P	ERA	WHIP										
Rick Helling, R ERA: 6.0	(1, 1)	6.0	L	26	6	4	4	4	2	0	0	0	0	10	16	6.00	1.333										
Mark Petkovsek, R ERA:	(7, 1)	0.0		4	4	4	4	0	0	0	0	0	0	3	3	0.00	3.000										
Mike Venafro, L ERA:	(7, 1)	0.1		2	1	0	0	0	0	0	0	0	0	3	3	0.00	3.000										
59 Jeff Zimmerman, R ERA:	(7, 1)	0.2		3	1	0	0	2	0	0	0	0	0	12	15	0.00	1.500										
Jeff Brantley, R ERA:	(8, 1)	1.0		4	1	0	0	1	0	0	0	0	0	12	17	0.00	1.000										

Texas Rangers @ Toronto Blue Jays
 Hiram Bithorn Stadium, San Juan, PR
 Sun Apr 01 2001, 4:05 PM EDT
 Att: 19,891 - Sunny - 88 F

AB	35
R	1
H	9
RBI	1
BB	1
SO	10
LOB	18



Texas Rangers @ Toronto Blue Jays
 Hiram Bithorn Stadium, San Juan, PR
 Sun Apr 01 2001, 4:05 PM EDT
 Att: 19,891 - Sunny - 88 F

AB	36
R	8
H	13
RBI	8
BB	2
SO	7
LOB	13



Batter	1	2	3	4	5	6	7	8	9	AB	R	H	RBI	BB	SO	LOB	TOP							
Darin Erstad, L (1, 8) OBP: 0.750, SLG: 1.250	0-1 G4-3 2B		2-0 G4-3 2B			0-1 P4		0-0 G4-6-3 1B		4	0	3	2	0	0	0	Anaheim Angels @ Texas Rangers The Ballpark at Arlington, Arlington, TX Tue Apr 03 2001, 3:05 PM EDT Att: 49,512 - Cloudy - 76 F							
Benji Gil, R (1, 6) Orlando Palmeiro, L (8, PH) Jose Nieves, R (8, 6)	3-2 G4-3		2-1 G4-3			2-2 G5-3		1-0 G4-6-3		3	0	0	0	0	0	2								
Tim Salmon, R (1, 9) OBP: 0.250, SLG: 0.250	3-3 K		3-1 G6-3			2-1 F8			0-1 2B G5-2-3 1B	4	0	1	0	0	1	2								
Troy Glaus, R (1, 5) OBP: 0.250, SLG: 0.500	2-3 K2-3			2-2 F7			2-2 G1-3		1-2 G5-2-3 2B	4	0	1	0	0	1	1								
16 Garret Anderson, L (1, 7) OBP: 0.500, SLG: 0.333		1-0 G6-4-3 1B		2-1 G1-3			0-0 G4-3		4-0 G5-2-3 IBB	3	0	1	0	1	0	0								
Glenallen Hill, R (1, 10)		0-1 G6-4-3 1-2f		0-3 K			1-1 G1-3		0-2 G5-2-3	4	0	0	0	0	1	4								
Benjie Molina, R (1, 2) OBP: 0.250, SLG: 0.500		2-3 K			0-0 F9			0-0 1B 2B	0-0 G1-3	4	1	1	0	0	1	2								
Scott Spiezio, S (1, 3) OBP: 0.333, SLG: 0.667			0-1 G6-3 2B		0-3 K			1-1 L5		3	1	1	0	0	1	1								
David Eckstein, R (1, 4) OBP: 0.333, SLG: 0.333			1-2 G6-3		1-1 G4-3			1-0 1B		3	0	1	0	0	0	1								
Inning Stats	R: 0 E: 0 K: 2 S: 12	H: 1 LOB: 1 BB: 0 P: 20	R: 0 E: 0 K: 1 S: 9	H: 1 LOB: 0 BB: 0 P: 12	R: 1 E: 0 K: 0 S: 10	H: 2 LOB: 1 BB: 0 P: 18	R: 0 E: 0 K: 1 S: 8	H: 0 LOB: 0 BB: 0 P: 12	R: 0 E: 0 K: 1 S: 6	H: 0 LOB: 0 BB: 0 P: 7	R: 0 E: 0 K: 0 S: 7	H: 0 LOB: 0 BB: 0 P: 11	R: 0 E: 0 K: 0 S: 6	H: 0 LOB: 0 BB: 0 P: 9	R: 1 E: 0 K: 0 S: 6	H: 3 LOB: 1 BB: 0 P: 9	R: 0 E: 0 K: 0 S: 11	H: 2 LOB: 2 BB: 1 P: 16	1B: 4 2B: 5 3B: 0 HR: 0	SF: 0 SAC: 0 DP: 3 HBP: 0	WP: 0 PB: 0 SB: 0 CS: 0	PA: 34		
PITCHER	IP WLS BF H R ER SO BB IBB HBP BLK WP HR S P ERA WHIP	7.1 W 28 7 2 2 5 0 0 0 0 0 0 0 63 96 2.46 0.955	0.2 H 1 0 0 0 0 0 0 0 0 0 0 0 1 2 0.00 0.000	1.0 S 5 2 0 0 0 0 1 0 0 0 0 0 11 16 0.00 2.000																				

Batter	1	2	3	4	5	6	7	8	9	AB	R	H	RBI	BB	SO	LOB	BOTTOM							
29 Rusty Greer, L (1, 7) OBP: 0.222, SLG: 0.143	2-2 G4-3	0-2 G4-3			1-3 K		2-2 SF7			3	0	0	1	0	1	1	Anaheim Angels @ Texas Rangers The Ballpark at Arlington, Arlington, TX Tue Apr 03 2001, 3:05 PM EDT Att: 49,512 - Cloudy - 76 F							
Randy Velarde, R (1, 4) OBP: 0.250, SLG: 0.375	1-0 2B		0-2 G6-3		2-3 K		2-0 G6-3			4	0	1	0	0	1	0								
Alex Rodriguez, R (1, 6) OBP: 0.375, SLG: 0.375	3-3 K		1-2 S BB 1B		2-3 K			1-3 K		4	0	1	0	0	3	1								
Rafael Palmeiro, L (1, 3) OBP: 0.375, SLG: 0.333	1-1 F8		4-2 G6-4-3 BB		4-2 1B BB			3-2 F8		2	0	0	0	2	0	1								
Ivan Rodriguez, R (1, 2) OBP: 0.250, SLG: 0.375		1-0 2B	2-0 G6-4-3		2-0 1B			0-1 G1-3		4	1	2	0	0	0	2								
Andres Galarraga, R (1, 10) OBP: 0.286, SLG: 0.333		2-1 HBP G6-4-3 2B		0-0 F8		0-0 P3				3	1	1	1	0	0	2								
Ken Caminiti, S (1, 5) OBP: 0.571, SLG: 0.667		4-0 G6-4-3 HBP BB		0-0 G4-6-3 1B		0-1 F8				2	0	1	0	1	0	2								
Chad Curtis, R (1, 8) OBP: 0.667, SLG: 0.500		1-2 G6-4-3 HBP		0-1 G4-6-3			1-0 29 SF7 1B			2	1	1	0	0	0	1								
Ruben Mateo, R (1, 9) OBP: 0.429, SLG: 0.857		2-1 G6-4-3			3-3 K		0-2 29 SF7 1B			3	0	1	0	0	1	2								
Inning Stats	R: 0 E: 0 K: 1 S: 10	H: 1 LOB: 1 BB: 0 P: 17	R: 2 E: 0 K: 0 S: 12	H: 2 LOB: 1 BB: 1 P: 22	R: 0 E: 0 K: 0 S: 10	H: 1 LOB: 1 BB: 1 P: 17	R: 0 E: 0 K: 0 S: 4	H: 1 LOB: 0 BB: 0 P: 4	R: 0 E: 0 K: 3 S: 10	H: 0 LOB: 0 BB: 0 P: 16	R: 0 E: 0 K: 1 S: 9	H: 1 LOB: 2 BB: 1 P: 17	R: 1 E: 0 K: 0 S: 9	H: 2 LOB: 0 BB: 0 P: 14	R: 0 E: 0 K: 1 S: 9	H: 0 LOB: 0 BB: 0 P: 13	1B: 5 2B: 3 3B: 0 HR: 0	SF: 1 SAC: 0 DP: 3 HBP: 1	WP: 0 PB: 0 SB: 1 CS: 0	PA: 32				
PITCHER	IP WLS BF H R ER SO BB IBB HBP BLK WP HR S P ERA WHIP	7.0 L 29 3 0 0 1 3 0 0 0 0 0 0 9 13 0.00 0.000																						

AB	33
R	2
H	9
RBI	2
BB	1
SO	5
LOB	15



AB	27
R	3
H	8
RBI	2
BB	3
SO	6
LOB	12




Batter	1	2	3	4	5	6	7	8	9	AB	R	H	RBI	BB	SO	LOB	TOP			
Darin Erstad, L (1, 8) OBP: 0.444, SLG: 0.625	4-1 BB 1B BB	1-3 K		0-3 K			0-1 L9		0-2 G1-3	4	0	0	0	1	2	5				
Benji Gil, R (1, 6) OBP: 0.296, SLG: 0.296	1-2 16 L4-6 BB	1-3 K			1-1 F8		3-2 1B		2-2 HR	4	0	2	0	0	1	3				
Orlando Palmeiro, L (9, PH) OBP: 0.500, SLG: 2.000	1-2 1B								2-H HR	0	0	0	0	0	0	0				
Tim Salmon, R (1, 9) OBP: 0.222, SLG: 0.556	2-3 K		2-1 G5-3		1-0 L5		1-3 K		1-1 HR	5	1	1	1	0	2	3				
Troy Glaus, R (1, 5) OBP: 0.556, SLG: 0.667	4-2 1B 2-3 BB		4-1 BB		4-0 16 FC5-4 BB		2-1 L7		0-1 2B	2	0	1	0	3	0	1				
16 Garret Anderson, L (1, 7) OBP: 0.222, SLG: 0.125	1-0 L4-6		1-3 K		2-2 FC5-4		0-1 F9		0-0 F7	5	0	0	0	0	1	6				
Glenallen Hill, R (1, 10)		1-0 E5 1B	1-3 K		1-3 K		0-1 F7			4	0	0	0	0	2	1				
Bengie Molina, R (1, 2) OBP: 0.250, SLG: 0.250		4-2 1B BB		0-2 F9		0-0 G1-3		1-1 G6-3		3	0	0	0	1	0	0				
Scott Spiezio, S (1, 3) OBP: 0.571, SLG: 0.667		1-1 F8		1-0 1B		4-0 FC6-4 BB		3-2 G1-3 HR		3	1	2	0	1	0	2				
David Eckstein, R (1, 4) OBP: 0.333, SLG: 0.333		2-1 1B		2-2 F7		1-1 FC6-4		0-0 F7		3	0	1	0	0	0	2				
Wally Joyner, L (9, PH)	1-2 2-3 1B									1	0	0	0	0	0	1				
Inning Stats	R: 0 H: 1 E: 0 K: 1 S: 12	H: 1 LOB: 2 BB: 2 P: 24	R: 0 H: 1 E: 1 K: 2 S: 15	H: 1 LOB: 3 BB: 1 P: 25	R: 0 H: 0 E: 0 K: 2 S: 9	H: 0 LOB: 1 BB: 1 P: 17	R: 0 H: 1 E: 0 K: 1 S: 10	H: 1 LOB: 1 BB: 0 P: 13	R: 0 H: 0 E: 0 K: 0 S: 6	H: 0 LOB: 1 BB: 1 P: 14	R: 0 H: 1 E: 0 K: 1 S: 11	H: 1 LOB: 1 BB: 0 P: 17	R: 0 H: 0 E: 0 K: 0 S: 6	H: 0 LOB: 0 BB: 0 P: 7	R: 3 H: 4 E: 0 K: 0 S: 16	H: 4 LOB: 1 BB: 0 P: 22	1B: 5 2B: 2 3B: 0 HR: 2	SF: 0 SAC: 0 DP: 1 HBP: 0	WP: 0 PB: 0 SB: 0 CS: 0	PA: 41
PITCHER	IP WLS BF H R ER SO BB IBB HBP BLK WP HR S P ERA WHIP																			
Darren Oliver, L (1, 1) ERA: 10.8	5.0 W 23 3 0 0 0 6 5 0 0 0 0 0 0 0 0 52 93 0.00 1.600																			
Pat Mahomes, R (6, 1) ERA: 23.63	1.0 4 0 0 0 1 1 0 0 0 0 0 0 0 0 6 12 0.00 1.000																			
Mark Petkovsek, R (7, 1) ERA: 23.63	2.2 13 5 3 3 1 0 0 0 0 0 0 2 32 45 10.12 1.875																			
59 Jeff Zimmerman, R (9, 1) ERA: 0.000	0.1 1 0 0 0 0 0 0 0 0 0 0 0 0 1 1 0.00 0.000																			

Anaheim Angels @ Texas Rangers
The Ballpark at Arlington, Arlington, TX
Wed Apr 04 2001, 8:05 PM EDT
Att: 34,321 - Cloudy - 81 F

livebaseballscorecards.com

AB 35
R 3
H 8
RBI 3
BB 6
SO 8
LOB 24




Batter	1	2	3	4	5	6	7	8	9	AB	R	H	RBI	BB	SO	LOB	BOTTOM			
29 Rusty Greer, L (1, 7) OBP: 0.308, SLG: 0.300	4-1 2B SF8 BB	2-2 L7		0-2 G3		1-0 2B				3	1	1	0	1	0	2				
Randy Velarde, R (1, 4) OBP: 0.333, SLG: 0.583	1-2 2B		0-2 G5-3		0-0 F8 HR		3-3 K			4	1	2	0	0	1	1				
Alex Rodriguez, R (1, 6) OBP: 0.333, SLG: 0.333	0-0 P4		0-2 G3 1B		2-2 P4		2-3 K			4	1	1	0	0	1	3				
Rafael Palmeiro, L (1, 3) OBP: 0.333, SLG: 0.250	2-2 SF8		2-1 G3		4-2 HR BB		1-2 G1-3			2	1	0	1	1	0	1				
Ivan Rodriguez, R (1, 2) OBP: 0.333, SLG: 0.667	1-1 F8		2-1 1B		2-1 F8		1-2 HR			4	1	2	2	0	0	3				
Andres Galaraga, R (1, 10) OBP: 0.273, SLG: 0.600		0-1 P4	3-3 K		3-0 HR		2-3 K			4	1	1	3	0	2	1				
Ken Caminiti, S (1, 5) OBP: 0.455, SLG: 0.444		4-2 1B SF8 BB		1-3 K		1-H 3-H 2-2 F7		2-2 G4-3		3	1	0	0	1	1	0				
Chad Curtis, R (1, 8) OBP: 0.571, SLG: 0.400		1-2 1B		4-2 FC6-4 BB		0-2 L6		0-0 G4-3		3	0	1	0	1	0	0				
Ruben Mateo, R (1, 9) OBP: 0.273, SLG: 0.600		1-1 SF8		1-0 FC6-4		0-2 P5		2-2 G1-3		3	0	0	1	0	0	1				
Inning Stats	R: 1 H: 1 E: 0 K: 0 S: 10	H: 1 LOB: 1 BB: 1 P: 18	R: 1 H: 1 E: 0 K: 0 S: 13	H: 1 LOB: 1 BB: 1 P: 21	R: 1 H: 2 E: 0 K: 1 S: 14	H: 2 LOB: 1 BB: 0 P: 21	R: 0 H: 0 E: 0 K: 1 S: 10	H: 0 LOB: 1 BB: 1 P: 16	R: 3 H: 2 E: 0 K: 0 S: 13	H: 2 LOB: 0 BB: 1 P: 26	R: 0 H: 1 E: 0 K: 1 S: 10	H: 1 LOB: 0 BB: 0 P: 14	R: 1 H: 1 E: 0 K: 2 S: 13	H: 1 LOB: 0 BB: 0 P: 19	R: 0 H: 0 E: 0 K: 0 S: 12	H: 0 LOB: 0 BB: 0 P: 16	1B: 3 2B: 3 3B: 0 HR: 2	SF: 2 SAC: 0 DP: 0 HBP: 0	WP: 0 PB: 0 SB: 0 CS: 0	PA: 36
PITCHER	IP WLS BF H R ER SO BB IBB HBP BLK WP HR S P ERA WHIP																			
Pat Rapp, R (1, 1) ERA: 10.8	5.0 L 25 6 6 6 2 4 0 0 0 0 0 0 0 10 14 0.00 1.000																			
Al Levine, R (6, 1) ERA: 4.5	1.0 4 1 0 0 1 0 0 0 0 0 0 0 10 14 0.00 1.000																			
Lou Pote, R (7, 1) ERA: 4.5	2.0 7 1 1 1 2 0 0 0 0 0 0 1 25 35 4.50 0.500																			

Anaheim Angels @ Texas Rangers
The Ballpark at Arlington, Arlington, TX
Wed Apr 04 2001, 8:05 PM EDT
Att: 34,321 - Cloudy - 81 F

livebaseballscorecards.com

AB 30
R 7
H 8
RBI 7
BB 4
SO 5
LOB 12



Batter	1	2	3	4	5	6	7	8	9	10	AB	R	H	RBI	BB	SO	LOB	TOP	
51 Ichiro Suzuki, L OBP: 0.450, SLG: 0.632	(1, 9) 1-2 HR 2B	0-0 1B	1-2 G4-3		1-1 F7			3-2 BB 1B		0-0 HR	6	2	4	2	0	0	1		
Mark McLemore, S OBP: 0.571, SLG: 1.200	(1, 4) 2H HR	0-3		4-1 2B 2B		0-1 F7		4-0 BB 1B		3-2 G4-3	4	2	1	2	2	1	2		
Edgar Martinez, R OBP: 0.700, SLG: 0.733	(1, 10) 1B E BB	4-0 F9		0-1 2B SF8 2B		1-2 G4-3		1-2 G6-3		1-2 G4-3	5	2	1	0	1	0	4		
John Olerud, L OBP: 0.368, SLG: 0.429	(1, 3) E BB 1B	1-1		0-0		1-1 F9			1-1 P5		5	1	3	1	0	0	0		
Mike Cameron, R OBP: 0.526, SLG: 0.333	(1, 8) K	1-3 F7		2-3 SF8 2B				1-0 G5-3		4-1 BB	3	0	0	1	1	1	4		
Al Martin, L OBP: 0.364, SLG: 0.125	(1, 7) 1B E BB			0-1 G6-3		1-0 G3-1			0-1 F7		3	0	0	0	1	0	1		
Anthony Sanders, R OBP: 0.400, SLG: 0.500	(8, 7)			3-1 G2-3							0	0	0	0	0	0	0		
Stan Javier, S (9, 7)	1-2 1B E BB										1	0	0	0	0	0	1		
Carlos Guillen, S OBP: 0.176, SLG: 0.125	(1, 6) E3 1B			2-3 K		0-1 L9			2-2 F8		5	0	0	1	0	2	4		
Tom Lampkin, L OBP: 0.400, SLG: 0.667	(1, 2) 1-2 2-3 3-H			0-2		1-0 G3-1		3-1 F7		4-2	4	1	2	2	1	0	0		
Charles Gipson, R (10, PR)											0	1	0	0	0	0	0		
Dan Wilson, R OBP: 0.286, SLG: 0.286	(10, 2) 1-2 2-3 3-H			1-2 HR							0	0	0	0	0	0	0		
David Bell, R OBP: 0.176, SLG: 0.188	(1, 5) G4-6-3 1B			2-1		3-2 P4		3-1 G5-3		2-2 L5	5	0	1	0	0	0	4		
Inning Stats	R: 4 E: 1 K: 1 S: 19	H: 4 LOB: 2 BB: 2 P: 35	R: 0 E: 0 K: 1 S: 10	H: 2 LOB: 2 BB: 0 P: 12	R: 1 E: 0 K: 1 S: 14	H: 2 LOB: 1 BB: 0 P: 20	R: 0 E: 0 K: 0 S: 7	H: 0 LOB: 0 BB: 0 P: 9	R: 0 E: 0 K: 1 S: 7	H: 0 LOB: 0 BB: 0 P: 11	R: 0 E: 0 K: 0 S: 10	H: 1 LOB: 2 BB: 1 P: 24	R: 0 E: 0 K: 0 S: 8	H: 0 LOB: 1 BB: 1 P: 15	R: 2 E: 0 K: 0 S: 13	H: 1 LOB: 1 BB: 1 P: 23	1B: 6 2B: 3 3B: 0 HR: 3	SF: 1 SAC: 0 DP: 1 HBP: 0	WP: 0 PA: 48 PB: 0 SB: 0 CS: 0
PITCHER	IP WLS BF H R ER SO BB IBB HBP BLK WP HR S P ERA WHIP																		
Rick Helling, R ERA: 11.0	(1, 1) 3.0	WLS: 0	BF: 21	H: 9	R: 7	ER: 7	SO: 3	BB: 3	IBB: 0	HBP: 0	BLK: 0	WP: 0	HR: 2	S: 46	P: 74	ERA: 21.00	WHIP: 4.000		
Pat Mahomes, R ERA:	(4, 1) 4.2	WLS: 15	BF: 1	H: 0	R: 0	ER: 0	SO: 1	BB: 0	IBB: 0	HBP: 0	BLK: 0	WP: 0	HR: 0	S: 32	P: 54	ERA: 0.00	WHIP: 0.214		
Mike Venafro, L ERA:	(8, 1) 0.0	WLS: 2	BF: 1	H: 0	R: 0	ER: 0	SO: 0	BB: 1	IBB: 0	HBP: 0	BLK: 0	WP: 0	HR: 0	S: 3	P: 10	ERA: ∞	WHIP: ∞		
59 Jeff Zimmerman, R ERA: 4.5	(8, 1) 2.1	L	BF: 10	H: 1	R: 2	ER: 2	SO: 0	BB: 2	IBB: 0	HBP: 0	BLK: 0	WP: 0	HR: 1	S: 24	P: 42	ERA: 7.71	WHIP: 1.286		

Seattle Mariners @ Texas Rangers
The Ballpark at Arlington, Arlington, TX
Fri Apr 06 2001, 8:05 PM EDT
Att: 34,684 - Cloudy - 77 F

AB	41
R	9
H	12
RBI	9
BB	6
SO	4
LOB	21



Batter	1	2	3	4	5	6	7	8	9	10	AB	R	H	RBI	BB	SO	LOB	BOTTOM					
29 Rusty Greer, L OBP: 0.318, SLG: 0.316	(1, 7) G1-3		2-2 F7		2-1 1B			3-2 F5		1-1	5	0	2	0	0	0	1						
Randy Velarde, R OBP: 0.333, SLG: 0.667	(1, 4) K		1-2 G6-3		1-0 F9			1-0 BB 1B		1-1 F3	5	1	1	0	0	1	1						
Alex Rodriguez, R OBP: 0.286, SLG: 0.250	(1, 6) P5			0-3 K		1-1 2B 1B		4-0 HR BB		2-3 K	4	2	1	0	1	2	0						
Rafael Palmeiro, L OBP: 0.361, SLG: 0.563	(1, 3)	1-1 2B SF7 1B		4-2 1B BB		1-1 G5-4-3 2B		1-2 HR HR		1-0 F7	4	2	3	5	1	0	0						
Ivan Rodriguez, R OBP: 0.333, SLG: 0.526	(1, 2)	2-1 1B		0-2 F3		4-1 G5-4-3 BB		4-0 F9		3-1 G4-3	4	0	1	0	1	0	1						
Andres Calatraga, R OBP: 0.263, SLG: 0.412	(1, 10)	1-3 2B		0-1		1-0 G5-4-3		4-2 E G5-3 BB		1-3 K	3	0	1	0	1	1	4						
Bo Porter, R (8, PR)				1-2 1B		1-2					0	1	0	0	0	0	0						
Frank Catalanotto, L (10, PH)											1	0	0	0	0	1	0						
Ken Caminiti, S OBP: 0.350, SLG: 0.267	(1, 5) SF7			1-2 F2		2-3 K		0-0 E4 G5-3		2-3 K	4	0	0	1	0	2	4						
Chad Curtis, R OBP: 0.400, SLG: 0.500	(1, 8) 3-H			0-0 G6-3		4-2 G5-4-3 BB		3-3 K		0-0 P4	3	0	0	0	1	1	3						
Ruben Mateo, R OBP: 0.263, SLG: 0.412	(1, 9) G5-3			2-1 G5-4-3		2-1 G5-4-3		3-2 1B HR HBP		2-2 G5-3	3	1	0	1	0	0	2						
Inning Stats	R: 0 E: 0 K: 1 S: 10	H: 0 LOB: 0 BB: 0 P: 15	R: 1 E: 0 K: 1 S: 11	H: 2 LOB: 1 BB: 0 P: 16	R: 0 E: 0 K: 0 S: 9	H: 0 LOB: 0 BB: 0 P: 14	R: 0 E: 0 K: 1 S: 14	H: 1 LOB: 2 BB: 1 P: 19	R: 0 E: 0 K: 0 S: 7	H: 1 LOB: 1 BB: 0 P: 16	R: 1 E: 0 K: 1 S: 9	H: 2 LOB: 1 BB: 1 P: 18	R: 4 E: 0 K: 1 S: 13	H: 2 LOB: 0 BB: 1 P: 30	R: 1 E: 1 K: 0 S: 17	H: 1 LOB: 2 BB: 1 P: 24	R: 0 E: 0 K: 1 S: 6	H: 0 LOB: 0 BB: 0 P: 10	R: 0 E: 0 K: 2 S: 10	H: 0 LOB: 0 BB: 0 P: 16	1B: 6 2B: 2 3B: 0 HR: 1	SF: 1 SAC: 0 DP: 2 HBP: 1	WP: 0 PA: 43 PB: 0 SB: 0 CS: 0
PITCHER	IP WLS BF H R ER SO BB IBB HBP BLK WP HR S P ERA WHIP																						
Jamie Moyer, L ERA: 3.6	(1, 1) 5.0	WLS: 23	BF: 6	H: 2	R: 2	ER: 2	SO: 3	BB: 3	IBB: 0	HBP: 0	BLK: 0	WP: 0	HR: 0	S: 56	P: 91	ERA: 3.60	WHIP: 1.800						
Jeff Nelson, R ERA: 10.13	(8, 1) 1.2	WLS: 7	BF: 1	H: 1	R: 3	ER: 3	SO: 2	BB: 1	IBB: 0	HBP: 1	BLK: 0	WP: 0	HR: 0	S: 15	P: 32	ERA: 16.20	WHIP: 1.200						
Norm Charlton, L ERA: 4.5	(7, 1) 0.0	WLS: 1	BF: 1	H: 1	R: 1	ER: 1	SO: 0	BB: 0	IBB: 0	HBP: 0	BLK: 0	WP: 0	HR: 1	S: 1	P: 2	ERA: ∞	WHIP: ∞						
Jose Paniagua, R ERA: 4.5	(7, 1) 1.0	B	BF: 5	H: 0	R: 1	ER: 1	SO: 0	BB: 1	IBB: 0	HBP: 0	BLK: 0	WP: 0	HR: 0	S: 16	P: 24	ERA: 9.00	WHIP: 1.000						
Arthur Rhodes, L ERA:	(8, 1) 1.1	W	BF: 4	H: 1	R: 0	ER: 0	SO: 1	BB: 0	IBB: 0	HBP: 0	BLK: 0	WP: 0	HR: 0	S: 8	P: 13	ERA: 0.00	WHIP: 0.750						

Seattle Mariners @ Texas Rangers
The Ballpark at Arlington, Arlington, TX
Fri Apr 06 2001, 8:05 PM EDT
Att: 34,684 - Cloudy - 77 F

AB	36
R	7
H	9
RBI	7
BB	5
SO	8
LOB	16



Batter	1	2	3	4	5	6	7	8	9	AB	R	H	RBI	BB	SO	LOB	TOP				
51 Ichiro Suzuki, L (1, 9) OBP: 0.400, SLG: 0.517	G1-3		G1-3				F7		G4-3	5	0	1	0	0	0	1	Seattle Mariners @ Texas Rangers The Ballpark at Arlington, Arlington, TX Sun Apr 08 2001, 3:05 PM EDT Att: 44,306 - Cloudy - 81 F				
Stan Javier, S (1, 3) OBP: 0.333, SLG: 0.143 (6, 7)	P4			F8			BB		K	3	0	0	0	2	1	0					
Edgar Martinez, R (1, 10) OBP: 0.633, SLG: 0.636	F9			G5-3		FC5			F8	4	0	0	0	1	0	3					
Mike Cameron, R (1, 8) OBP: 0.500, SLG: 0.429		G1-3								4	0	2	0	0	1	3					
Bret Boone, R (1, 4) OBP: 0.364, SLG: 0.556										4	2	2	1	0	0	2					
Anthony Sanders, R (1, 7) OBP: 0.300, SLG: 0.250 John Olerud, L (6, 3) OBP: 0.400, SLG: 0.421	L7								L8	2	0	0	0	1	0	0					
David Bell, R (1, 5) OBP: 0.154, SLG: 0.280	F7								P3	4	1	1	1	0	0	2					
Dan Wilson, R (1, 2) OBP: 0.214, SLG: 0.214 Mark McLemore, S (8, PH) OBP: 0.025, SLG: 1.667 Tom Lampkin, L (8, 2) OBP: 0.400, SLG: 0.667				G5-3		F8			HR	3	0	1	0	0	0	0					
Carlos Guillen, S (1, 6) OBP: 0.120, SLG: 0.083				K					G6-3	4	0	0	0	0	1	1					
Inning Stats	R: 0 E: 0 K: 0 S: 7	H: 0 LOB: 0 BB: 0 P: 10	R: 1 E: 0 K: 0 S: 8	H: 1 LOB: 0 BB: 0 P: 13	R: 0 E: 0 K: 1 S: 8	H: 0 LOB: 0 BB: 0 P: 13	R: 0 E: 0 K: 0 S: 9	H: 1 LOB: 1 BB: 0 P: 15	R: 1 E: 1 K: 0 S: 15	H: 2 LOB: 3 BB: 1 P: 21	R: 0 E: 0 K: 1 S: 13	H: 1 LOB: 3 BB: 2 P: 24	R: 2 E: 0 K: 0 S: 14	H: 2 LOB: 0 BB: 0 P: 24	R: 0 E: 0 K: 1 S: 7	H: 0 LOB: 0 BB: 0 P: 11		1B: 5 2B: 0 3B: 0 HR: 3	SF: 0 SAC: 0 DP: 1 HBP: 0	WP: 1 PB: 0 SB: 0 CS: 0	PA: 39
PITCHER	IP	WLS	BF	H	R	ER	SO	BB	IBB	HBP	BLK	WP	HR	S	P	ERA	WHIP				
Kenny Rogers, L (1, 1) ERA: 2.57	6.2		29	6	2	2	1	3	0	0	0	1	2	62	102	2.70	1.350				
59 Jeff Zimmerman, R (7, 1) ERA: 5.4	1.0	H	5	1	1	1	1	1	0	0	0	0	0	11	22	9.00	2.000				
Mike Venafro, L (8, 1) ERA: 9.0	0.2	W	3	1	1	1	0	0	0	0	0	0	1	9	14	13.50	1.500				
Tim Crabtree, R (9, 1) ERA: 6.75	0.2	S	2	0	0	0	1	0	0	0	0	0	0	5	8	0.00	0.000				

Batter	1	2	3	4	5	6	7	8	9	AB	R	H	RBI	BB	SO	LOB	BOTTOM				
29 Rusty Greer, L (1, 7) OBP: 0.438, SLG: 0.462	2B								G6-3	4	2	3	1	1	0	0	Seattle Mariners @ Texas Rangers The Ballpark at Arlington, Arlington, TX Sun Apr 08 2001, 3:05 PM EDT Att: 44,306 - Cloudy - 81 F				
Frank Catalanotto, L (1, 4) OBP: 0.280, SLG: 0.429 Randy Velarde, R (7, 4) OBP: 0.370, SLG: 0.778	L6								HR	4	0	1	1	0	0	5					
Alex Rodriguez, R (1, 6) OBP: 0.387, SLG: 0.407	2B								BB	2	0	0	0	2	1	2					
Rafael Palmeiro, L (1, 10) OBP: 0.419, SLG: 0.500	2B								F7	3	0	1	1	2	1	2					
Ivan Rodriguez, R (1, 2) OBP: 0.308, SLG: 0.435									F8	4	0	0	0	1	1	6					
Andres Galaraga, R (1, 3) OBP: 0.397, SLG: 0.680	G5-4-3									3	1	2	1	0	0	3					
Ruben Mateo, R (1, 9) OBP: 0.259, SLG: 0.360										4	0	1	0	0	1	2					
Bo Porter, R (1, 8) OBP: 0.286, SLG: 0.286										4	1	2	0	0	0	2					
Scott Sheldon, R (1, 5) OBP: 0.286, SLG: 0.286										3	0	0	0	0	1	4					
Inning Stats	R: 1 E: 0 K: 0 S: 11	H: 2 LOB: 2 BB: 2 P: 24	R: 0 E: 1 K: 0 S: 3	H: 0 LOB: 0 BB: 0 P: 5	R: 0 E: 0 K: 1 S: 12	H: 1 LOB: 2 BB: 1 P: 18	R: 0 E: 0 K: 0 S: 12	H: 2 LOB: 3 BB: 1 P: 20	R: 0 E: 0 K: 1 S: 11	H: 0 LOB: 2 BB: 0 P: 20	R: 2 E: 0 K: 1 S: 16	H: 3 LOB: 2 BB: 1 P: 29	R: 1 E: 0 K: 2 S: 9	H: 2 LOB: 0 BB: 0 P: 13	R: 1 E: 0 K: 0 S: 12	H: 1 LOB: 1 BB: 1 P: 22		1B: 5 2B: 4 3B: 0 HR: 2	SF: 0 SAC: 1 DP: 2 HBP: 2	WP: 0 PB: 0 SB: 1 CS: 1	PA: 41
PITCHER	IP	WLS	BF	H	R	ER	SO	BB	IBB	HBP	BLK	WP	HR	S	P	ERA	WHIP				
Freddy Garcia, R (1, 1) ERA: 6.75	6.0		32	8	3	3	3	3	2	2	0	0	1	65	116	4.50	1.833				
Norm Charlton, L (7, 1) ERA: 5.4	1.1		5	2	1	1	2	0	0	0	0	0	1	14	21	6.75	1.500				
Jose Paniagua, R (8, 1) ERA: 4.91	0.2	L	4	1	1	1	0	1	0	0	0	0	1	7	14	13.50	3.000				

Batter	1	2	3	4	5	6	7	8	9	AB	R	H	RBI	BB	SO	LOB	TOP					
29 Rusty Greer, L OBP: 0.357, SLG: 0.361	F8		F2			F8		G3	L5	5	0	0	1	0	0	5						
Randy Velarde, R OBP: 0.333, SLG: 0.657	K			G3-1		F8		1B	2B	4	0	1	1	0	1	1						
Alex Rodriguez, R OBP: 0.375, SLG: 0.333	K			G6-3			1B	1B		2	0	0	0	2	1	0						
Rafael Palmeiro, L OBP: 0.375, SLG: 0.400		F7		K		F8		P6		4	0	0	0	0	1	3						
Ivan Rodriguez, R OBP: 0.314, SLG: 0.406		G6-3			F9					4	0	2	0	0	0	0						
Andres Galarraga, R OBP: 0.361, SLG: 0.594		F3			K		K			4	0	0	0	0	3	2						
Ken Caminiti, S OBP: 0.303, SLG: 0.308			K		K		G3			3	0	0	0	1	2	2						
Chad Curtis, R OBP: 0.444, SLG: 0.591						F9		2B	G5-3	3	1	2	0	1	0	0						
Ruben Mateo, R OBP: 0.314, SLG: 0.455					F9				G5-3	4	1	2	0	0	0	3						
Inning Stats	R: 0 E: 0 K: 2 S: 10	H: 0 LOB: 0 BB: 0 P: 14	R: 0 E: 0 K: 0 S: 8	H: 0 LOB: 0 BB: 11 P: 11	R: 0 E: 0 K: 1 S: 15	H: 1 LOB: 1 BB: 0 P: 20	R: 0 E: 0 K: 1 S: 5	H: 0 LOB: 0 BB: 0 P: 9	R: 0 E: 0 K: 2 S: 9	H: 0 LOB: 0 BB: 0 P: 12	R: 0 E: 0 K: 0 S: 11	H: 1 LOB: 1 BB: 0 P: 19	R: 0 E: 0 K: 1 S: 8	H: 1 LOB: 2 BB: 1 P: 13	R: 2 E: 0 K: 0 S: 15	H: 3 LOB: 2 BB: 2 P: 30	R: 0 E: 0 K: 1 S: 11	H: 1 LOB: 2 BB: 1 P: 18	1B: 5 2B: 2 3B: 0 HR: 0	SF: 0 SAC: 0 DP: 0 HBP: 0	WP: 0 PB: 0 SB: 1 CS: 0	PA: 37
PITCHER	IP	WLS	BF	H	R	ER	SO	BB	IBB	HBP	BLK	WP	HR	S	P	ERA	WHIP					
Ramon Ortiz, R ERA: 2.51	(1, 1)	7.1	W	29	5	2	2	7	2	0	0	0	0	71	109	2.46	0.955					
Ben Weber, R ERA: 1.6	(8, 1)	1.2		8	2	0	0	1	2	0	0	0	0	21	37	0.00	2.400					

Texas Rangers @ Anaheim Angels
Edison International Field, Anaheim, CA
Wed Apr 11 2001, 10:05 PM EDT
Att: 16,974 - Cloudy - 60 F

AB 33
R 2
H 7
RBI 2
BB 4
SO 8
LOB 16



Batter	1	2	3	4	5	6	7	8	9	AB	R	H	RBI	BB	SO	LOB	BOTTOM				
Darin Erstad, L OBP: 0.405, SLG: 0.455	BB				G4-3		F8			5	0	3	3	0	0	4					
Wally Joyner, L OBP: 0.231, SLG: 0.462	F7			FC4-2			F8			4	0	1	0	0	0	3					
Larry Barnes, L OBP: 0.250, SLG: 0.455						16 BB				1	0	0	0	0	0	1					
Tim Salmon, R OBP: 0.242, SLG: 0.355										4	0	0	0	1	0	2					
Orlando Palmeiro, L OBP: 0.250, SLG: 0.455										0	0	0	0	0	0	0					
Troy Glaus, R OBP: 0.395, SLG: 0.700	F8									4	1	1	1	1	2	2					
16 Garret Anderson, L OBP: 0.278, SLG: 0.273	F7									4	0	0	0	1	1	2					
Scott Spiezio, S OBP: 0.412, SLG: 0.400										4	0	1	0	0	0	3					
Bengie Molina, R OBP: 0.360, SLG: 0.417										4	1	2	0	0	0	0					
David Eckstein, R OBP: 0.452, SLG: 0.429										2	3	1	0	2	0	2					
Benji Gil, R OBP: 0.542, SLG: 0.696										3	2	3	3	1	0	0					
Inning Stats	R: 0 E: 0 K: 0 S: 10	H: 1 LOB: 2 BB: 1 P: 22	R: 2 E: 0 K: 0 S: 10	H: 2 LOB: 1 BB: 1 P: 21	R: 0 E: 0 K: 1 S: 7	H: 0 LOB: 0 BB: 0 P: 14	R: 3 E: 0 K: 0 S: 13	H: 4 LOB: 1 BB: 0 P: 19	R: 1 E: 0 K: 0 S: 14	H: 3 LOB: 3 BB: 1 P: 26	R: 0 E: 0 K: 0 S: 12	H: 1 LOB: 2 BB: 2 P: 23	R: 1 E: 0 K: 0 S: 8	H: 1 LOB: 1 BB: 1 P: 14	R: 0 E: 0 K: 2 S: 7	H: 0 LOB: 0 BB: 0 P: 10	1B: 7 2B: 4 3B: 0 HR: 2	SF: 0 SAC: 0 DP: 1 HBP: 0	WP: 0 PB: 0 SB: 0 CS: 0	PA: 41	
PITCHER	IP	WLS	BF	H	R	ER	SO	BB	IBB	HBP	BLK	WP	HR	S	P	ERA	WHIP				
Ryan Glynn, R ERA: 10.24	(1, 1)	4.1	L	24	9	6	6	1	2	0	0	0	0	0	0	12.46	2.538				
Pat Mahomes, R ERA: 5.78	(5, 1)	1.2		9	2	0	0	0	3	0	0	0	0	17	35	0.00	3.000				
Jeff Brantley, R ERA: 9.0	(7, 1)	1.0		5	1	1	1	0	1	0	0	0	0	8	14	9.00	2.000				
Jonathan Johnson, R ERA: 9.0	(8, 1)	1.0		3	0	0	0	2	0	0	0	0	0	7	10	0.00	0.000				

Texas Rangers @ Anaheim Angels
Edison International Field, Anaheim, CA
Wed Apr 11 2001, 10:05 PM EDT
Att: 16,974 - Cloudy - 60 F


AB 35
R 7
H 12
RBI 7
BB 6
SO 3
LOB 19



Batter	1	2	3	4	5	6	7	8	9	AB	R	H	RBI	BB	SO	LOB	TOP								
29 Rusty Greer, L Doug Mirabelli, R	F9			G6-3			G3		2B	4	0	1	0	0	0	1									
Randy Velarde, R	BB						F8			5	0	2	1	0	1	2									
Alex Rodriguez, R Scott Sheldon, R				P6					K	4	1	3	0	0	0	0									
Rafael Palmeiro, L				E7			G6-3		F9	4	0	1	1	1	0	3									
Ivan Rodriguez, R Bo Porter, R	G6-4-3			FC4-6			G6-3			3	0	0	0	0	0	5									
Andres Galarraga, R				K					K	4	1	1	0	0	3	2									
Ken Caminiti, S Frank Catalanotto, L				L9			F8		G4-3	3	0	1	1	0	0	0									
Chad Curtis, R							G6-3			4	1	2	0	0	1	1									
Ruben Mateo, R				K			G4-3		K	4	0	0	0	0	2	3									
Inning Stats	R: 0 E: 0 K: 0 S: 10	H: 2 LOB: 2 BB: 1 P: 19	R: 1 E: 0 K: 2 S: 17	H: 3 LOB: 2 BB: 0 P: 29	R: 0 E: 1 K: 1 S: 9	H: 0 LOB: 1 BB: 0 P: 14	R: 0 E: 0 K: 1 S: 8	H: 1 LOB: 1 BB: 0 P: 13	R: 1 E: 0 K: 1 S: 11	H: 2 LOB: 1 BB: 0 P: 18	R: 0 E: 0 K: 0 S: 9	H: 0 LOB: 0 BB: 0 P: 14	R: 0 E: 0 K: 0 S: 10	H: 1 LOB: 1 BB: 0 P: 15	R: 0 E: 0 K: 2 S: 7	H: 0 LOB: 0 BB: 0 P: 11	R: 1 E: 0 K: 2 S: 14	H: 2 LOB: 2 BB: 1 P: 26	1B: 6 2B: 5 3B: 0 HR: 0	SF: 0 SAC: 0 DP: 1 HBP: 0	WP: 0 PB: 0 SB: 2 CS: 0	PA: 40			
PITCHER	IP	WLS	BF	H	R	ER	SO	BB	IBB	HBP	BLK	WP	HR	S	P	ERA	WHIP								
Matt Wise, R	1.0		7	4	1	1	0	1	0	0	0	0	0	16	31	9.00	5.000								
Lou Pote, R	3.1	W	15	4	1	1	4	0	0	0	0	0	0	33	54	2.70	1.200								
Al Levine, R	2.2		9	1	0	0	1	0	0	0	0	0	0	25	37	0.00	0.375								
Mike Holtz, L	2.0		9	2	1	1	4	1	0	0	0	0	0	21	37	4.50	1.500								

Texas Rangers @ Anaheim Angels
Edison International Field, Anaheim, CA
Thu Apr 12 2001, 10:05 PM EDT
Att. 17,435 - Sunny - 56 F


AB 38
R 3
H 11
RBI 3
BB 2
SO 9
LOB 19



Batter	1	2	3	4	5	6	7	8	9	AB	R	H	RBI	BB	SO	LOB	BOTTOM								
Darin Erstad, L Orlando Palmeiro, L	G6-3			E7				L7		4	3	3	2	0	0	0									
Wally Joyner, L Larry Barnes, L				F6			F8			4	0	1	1	0	1	4									
Tim Salmon, R Scott Spiezio, S							SF8			2	1	0	1	1	2	1									
Troy Glaus, R Jose Nieves, R				P4			G4-3		F8	4	2	2	4	0	0	0									
16 Garret Anderson, L Shawn Wooten, R							G2-3		E3	4	0	1	2	0	1	0									
Glenallen Hill, R				F9			K		K	4	0	0	0	0	2	2									
Bengie Molina, R									F8	2	2	1	0	1	0	0									
David Eckstein, R				E			L7		F9	4	2	2	0	0	0	1									
Benji Gil, R				K			FC6-4		G5-3	4	2	1	2	0	1	3									
Inning Stats	R: 0 E: 0 K: 2 S: 9	H: 0 LOB: 0 BB: 0 P: 15	R: 0 E: 0 K: 1 S: 10	H: 0 LOB: 0 BB: 0 P: 12	R: 5 E: 1 K: 1 S: 20	H: 5 LOB: 1 BB: 1 P: 34	R: 2 E: 0 K: 1 S: 10	H: 2 LOB: 1 BB: 1 P: 23	R: 0 E: 0 K: 1 S: 12	H: 0 LOB: 0 BB: 0 P: 18	R: 5 E: 1 K: 1 S: 20	H: 4 LOB: 1 BB: 0 P: 26	R: 0 E: 0 K: 0 S: 4	H: 0 LOB: 0 BB: 0 P: 7	R: 1 E: 0 K: 0 S: 6	H: 1 LOB: 0 BB: 0 P: 9	1B: 6 2B: 4 3B: 0 HR: 2	SF: 1 SAC: 0 DP: 0 HBP: 1	WP: 0 PB: 0 SB: 0 CS: 0	PA: 40					
PITCHER	IP	WLS	BF	H	R	ER	SO	BB	IBB	HBP	BLK	WP	HR	S	P	ERA	WHIP								
Rick Helling, R	4.0	L	21	7	7	7	5	2	0	0	0	0	1	32	44	22.50	2.250								
Jonathan Johnson, R	2.0		12	4	5	5	2	0	0	1	0	0	1	10	16	4.50	0.500								
Jeff Brantley, R	2.0		7	1	1	1	0	0	0	0	0	0	1	10	16	4.50	0.500								

Texas Rangers @ Anaheim Angels
Edison International Field, Anaheim, CA
Thu Apr 12 2001, 10:05 PM EDT
Att. 17,435 - Sunny - 56 F

AB 36
R 13
H 12
RBI 13
BB 2
SO 7
LOB 11



Batter	1	2	3	4	5	6	7	8	9	AB	R	H	RBI	BB	SO	LOB	TOP								
29 Rusty Greer, L OBP: 0.365, SLG: 0.478 (1, 7)	1-1 HR	2-2 G3	2-3 K		3-1 E1 1B SF8		2-2 BB		0-1 E	6	3	3	1	0	1	4									
Randy Velarde, R OBP: 0.379, SLG: 0.727 Frank Catalanotto, L OBP: 0.300, SLG: 0.333 (7, PH)	3-2 HR	0-1	0-0 G5-3		2-2 HBP 1B		4-0 BB		2-2 G1-3	4	1	3	3	0	0	2									
Alex Rodriguez, R OBP: 0.477, SLG: 0.487 Bo Porter, R OBP: 0.300, SLG: 0.300 (7, PH)	4-2 G3 1B BB	0-0 P5		3-2 HR	0-1 SF8		1-2 F3		0-0 E7 1B	2	2	1	2	1	0	1									
Rafael Palmeiro, L OBP: 0.412, SLG: 0.421 (1, 3)	3-1 G3 1B	0-0 P4		1-2 G3	1-1 HBP		4-1 BB		2-2 G1-3 1B	4	1	2	0	1	0	1									
Ivan Rodriguez, R OBP: 0.250, SLG: 0.317 Mike Venafro, L (9, 1)	0-0 G3		0-0 G5-3	2-2 F8	0-0 G1-3		2-2 L5		0-0 G1-4-3 1B	6	0	0	0	0	0	9									
Andres Galarraga, R OBP: 0.386, SLG: 0.667 Doug Mirabelli, R (8, PH)	0-2 1B		3-1 2B HBP	1-0 HR		1-2 F8		1-0 F7		3	2	2	3	0	0	0									
Ken Caminiti, S OBP: 0.293, SLG: 0.324 (1, 5)	3-1 G1-3		1-0 2B	0-3 K		1-2 F9		0-0 G4-3		5	1	1	1	0	1	0									
Chad Curtis, R OBP: 0.457, SLG: 0.633 Scott Sheldon, R OBP: 0.200, SLG: 0.200 (7, 6)		3-2 1B E	2-1 WP 2B		2-2 G5-3		0-0 F8		2-2 1B	4	1	2	1	0	0	0									
Ruben Mateo, R OBP: 0.318, SLG: 0.415 (1, 9)		2-2 E8 29 G3 1B	4-2 BB		1-0 29 E 1B		0-3 K		0-1 G5-3	4	2	2	0	1	1	1									
Inning Stats	R: 4 E: 0 K: 0 S: 18	H: 4 LOB: 0 BB: 1 P: 32	R: 2 E: 1 K: 0 S: 15	H: 3 LOB: 1 BB: 0 P: 22	R: 2 E: 0 K: 1 S: 11	H: 2 LOB: 0 BB: 1 P: 23	R: 2 E: 0 K: 1 S: 19	H: 2 LOB: 0 BB: 0 P: 26	R: 2 E: 1 K: 0 S: 14	H: 2 LOB: 2 BB: 0 P: 23	R: 0 E: 0 K: 0 S: 8	H: 0 LOB: 0 BB: 0 P: 10	R: 0 E: 0 K: 1 S: 13	H: 1 LOB: 3 BB: 2 P: 26	R: 0 E: 0 K: 0 S: 7	H: 1 LOB: 1 BB: 0 P: 10	R: 1 E: 1 K: 0 S: 10	H: 3 LOB: 1 BB: 0 P: 14	1B: 10 2B: 4 3B: 0 HR: 4	SF: 1 SAC: 0 DP: 1 HBP: 2	WP: 1 PB: 0 SB: 0 CS: 0	PA: 50			
PITCHER	IP	WLS	BF	H	R	ER	SO	BB	IBB	HBP	BLK	WP	HR	S	P	ERA	WHIP								
Cory Lidle, R ERA: 27.0 (1, 1)	2.1	L	18	9	8	7	0	2	0	1	0	1	2	40	71	27.00	4.714								
Mike Magnante, L ERA: 3.12 (3, 1)	3.2		17	4	4	2	2	0	0	1	0	0	2	45	65	4.91	1.091								
Jeff Tam, R ERA: 10.8 (7, 1)	3.0		15	5	1	1	1	2	0	0	0	0	0	30	50	3.00	2.333								

Texas Rangers @ Oakland Athletics
Network Associates Coliseum, Oakland, CA
Fri Apr 13 2001, 10:05 PM EDT
Att: 19,255 - Sunny - 53 F

AB 43
R 13
H 18
RBI 11
BB 4
SO 3
LOB 21



Batter	1	2	3	4	5	6	7	8	9	AB	R	H	RBI	BB	SO	LOB	BOTTOM								
Johnny Damon, L OBP: 0.302, SLG: 0.189 Ryan Christenson, R (9, 8)	1-1 L3	0-1 F9			1-1 1B		2-2 FC4-6 FC5 23 1B		1-0 L7	3	0	1	0	0	0	3									
Miguel Tejada, R OBP: 0.282, SLG: 0.457 Frank Menechino, R (6, 6)	3-2 F9		3-2 L4		1-3 K		2-2 F7		2-3 K	3	0	0	0	0	1	1									
Jason Giambi, L OBP: 0.500, SLG: 0.400 23 Mario Valdez, L OBP: 0.375, SLG: 0.286 (6, 3)	1-0 FC6-4 1B		2-3 K		1-1 F9		1-0 FC5 1B		1-2 FC5	3	0	1	0	0	1	1									
Olmedo Saenz, R OBP: 0.286, SLG: 0.323 (1, 10)	0-1 FC6-4		2-0 F8		1-3 K		0-2 FC5		1-2 FC5	4	0	0	0	0	1	4									
Adam Piatt, R OBP: 0.188, SLG: 0.214 (1, 9)		0-1 F8		0-1 F3		3-3 K		0-3 K		4	0	0	0	0	2	0									
Terrence Long, L OBP: 0.398, SLG: 0.281 Jeremy Giambi, L OBP: 0.211, SLG: 0.222 (8, PH)		4-2 BB 1B BB		0-0 3 2B 1B		2-2 G3-1		1-2 2B		2	1	1	0	1	0	0									
Ramon Hernandez, R OBP: 0.353, SLG: 0.375 Sal Fasano, R (7, 2)		1-1 BB 1B		3-2 F7		1-0 1B		0-0 G1-3		3	0	2	0	0	0	1									
3 Eric Chavez, L OBP: 0.282, SLG: 0.361 (1, 5)		3-2 P6		1-0 2B		1-2 F8		1-2 G5-3		4	0	1	1	0	0	4									
Jose Ortiz, R OBP: 0.256, SLG: 0.200 (1, 4)		4-2 BB		2-1 L5		4-1 FC4-6 BB		0-2 F8		2	0	0	0	2	0	1									
Inning Stats	R: 0 E: 0 K: 0 S: 9	H: 1 LOB: 1 BB: 0 P: 14	R: 0 E: 0 K: 0 S: 13	H: 1 LOB: 3 BB: 2 P: 25	R: 0 E: 0 K: 1 S: 12	H: 0 LOB: 0 BB: 0 P: 19	R: 1 E: 0 K: 0 S: 10	H: 2 LOB: 1 BB: 0 P: 16	R: 0 E: 0 K: 2 S: 11	H: 1 LOB: 1 BB: 0 P: 15	R: 0 E: 0 K: 1 S: 10	H: 1 LOB: 1 BB: 0 P: 17	R: 0 E: 0 K: 0 S: 11	H: 1 LOB: 2 BB: 1 P: 20	R: 0 E: 0 K: 1 S: 11	H: 1 LOB: 1 BB: 0 P: 13	R: 0 E: 0 K: 1 S: 7	H: 0 LOB: 0 BB: 0 P: 10	1B: 6 2B: 2 3B: 0 HR: 0	SF: 0 SAC: 0 DP: 0 HBP: 0	WP: 0 PB: 0 SB: 0 CS: 0	PA: 38			
PITCHER	IP	WLS	BF	H	R	ER	SO	BB	IBB	HBP	BLK	WP	HR	S	P	ERA	WHIP								
Doug Davis, L ERA: 3.97 (1, 1)	6.2	W	30	7	1	1	4	3	0	0	0	0	0	73	123	1.35	1.500								
59 Jeff Zimmerman, R ERA: 4.29 (7, 1)	1.1		5	1	0	0	1	0	0	0	0	0	0	14	16	0.00	0.750								
Mike Venafro, L ERA: 4.5 (9, 1)	1.0		3	0	0	0	1	0	0	0	0	0	0	7	10	0.00	0.000								

Texas Rangers @ Oakland Athletics
Network Associates Coliseum, Oakland, CA
Fri Apr 13 2001, 10:05 PM EDT
Att: 19,255 - Sunny - 53 F

AB 35
R 1
H 8
RBI 1
BB 3
SO 6
LOB 18



Batter	1	2	3	4	5	6	7	8	9	AB	R	H	RBI	BB	SO	LOB	TOP					
29 Rusty Greer, L OBP: 0.356, SLG: 0.528 (1, 7) X	F7		HR		F9	2B		K		5	1	2	1	0	1	1	Texas Rangers @ Oakland Athletics Network Associates Coliseum, Oakland, CA Sun Apr 15 2001, 8:05 PM EDT Att: 18,853 - Sunny - 59 F					
Randy Velarde, R OBP: 0.426, SLG: 0.765 (1, 4) C B X	HR		K		HR	HR		BB		4	3	3	1	0	1	0						
Alex Rodriguez, R OBP: 0.466, SLG: 0.702 (1, 6) X	HR		G5-3		HR	HR		BB		3	2	2	5	2	0	0						
Rafael Palmeiro, L OBP: 0.393, SLG: 0.395 (1, 3) C X	G4-3				HR	BB		BB		5	1	1	0	0	0	3						
Ivan Rodriguez, R OBP: 0.269, SLG: 0.388 (1, 2) B X	F8				HR					5	2	2	2	0	0	0						
Andres Galarraga, R OBP: 0.326, SLG: 0.609 (1, 10) B X	P4				BB	1B				4	0	2	0	1	0	0						
Ken Caminiti, S OBP: 0.326, SLG: 0.342 (1, 5) B C X	G6-4-3				1B	1B				4	0	2	0	1	0	2						
Bo Porter, R OBP: 0.316, SLG: 0.421 (1, 8) X	G6-4-3				HR	K				5	1	1	0	0	2	4						
Ruben Mateo, R OBP: 0.269, SLG: 0.347 (1, 9) B X			P6		P6	K		P6		4	0	0	0	0	1	1						
Inning Stats	R: 2 E: 0 K: 0 S: 8	H: 2 LOB: 0 BB: 0 P: 10	R: 0 E: 0 K: 0 S: 5	H: 1 LOB: 0 BB: 0 P: 8	R: 1 E: 0 K: 1 S: 10	H: 1 LOB: 0 BB: 0 P: 14	R: 0 E: 0 K: 0 S: 13	H: 0 LOB: 1 BB: 1 P: 25	R: 5 E: 0 K: 1 S: 17	H: 6 LOB: 2 BB: 0 P: 26	R: 1 E: 0 K: 1 S: 15	H: 2 LOB: 1 BB: 1 P: 23	R: 1 E: 0 K: 1 S: 8	H: 2 LOB: 0 BB: 0 P: 10	R: 0 E: 0 K: 1 S: 13	H: 1 LOB: 2 BB: 1 P: 22	R: 0 E: 0 K: 0 S: 9	H: 0 LOB: 1 BB: 1 P: 15	1B: 8 2B: 2 3B: 0 HR: 5	SF: 0 SAC: 0 DP: 2 HBP: 1	WP: 0 PB: 0 SB: 0 CS: 0	PA: 44
PITCHER	IP	WLS	BF	H	R	ER	SO	BB	IBB	HBP	BLK	WP	HR	S	P	ERA	WHIP					
Gil Heredia, R ERA: 7.88 (1, 1)	4.2	L	23	8	8	8	1	1	0	1	0	0	4	48	76	15.43	1.929					
T.J. Mathews, R ERA: 6.43 (5, 1)	1.1		10	6	2	2	2	1	0	0	0	0	1	24	34	13.50	5.250					
Luis Vizcaino, R ERA: (7, 1)	2.0		7	1	0	0	2	1	0	0	0	0	0	17	28	0.00	1.000					
Jason Istringhausen, R ERA: (9, 1)	1.0		4	0	0	0	0	1	0	0	0	0	0	9	15	0.00	1.000					

AB 39
R 10
H 15
RBI 9
BB 4
SO 5
LOB 11



Batter	1	2	3	4	5	6	7	8	9	AB	R	H	RBI	BB	SO	LOB	BOTTOM					
Johnny Damon, L OBP: 0.283, SLG: 0.213 (1, 7) C X	G6-3		WP		G5-3	FC6-4			K	5	1	1	0	0	1	2	Texas Rangers @ Oakland Athletics Network Associates Coliseum, Oakland, CA Sun Apr 15 2001, 8:05 PM EDT Att: 18,853 - Sunny - 59 F					
Miguel Tejada, R OBP: 0.327, SLG: 0.512 (1, 6) B C X	G4-3		1B			F9		G4-3		3	0	0	0	2	0	0						
Jason Giambi, L OBP: 0.540, SLG: 0.641 Mark Bellhorn, S (9, PR) X			BB		G4-3			HR		4	1	3	3	1	0	0						
Olmedo Saenz, R OBP: 0.268, SLG: 0.324 23 Mario Valdez, L OBP: 0.417, SLG: 0.300 (7, PH) X	G1-3		1B		G6-4-3	1B		K		3	1	1	0	0	0	3						
Adam Piatt, R OBP: 0.261, SLG: 0.333 Jeremy Giambi, L OBP: 0.190, SLG: 0.200 (7, PH) X			1B		K			G3-1		2	0	0	0	0	0	3						
Terrence Long, L OBP: 0.426, SLG: 0.450 (1, 8) F X	K				2B	1B		HR		4	2	3	1	0	1	1						
Ramon Hernandez, R OBP: 0.349, SLG: 0.415 (1, 2) X	L4-3				SF7	2B		G4-3		4	1	1	1	0	0	2						
3 Eric Chavez, L OBP: 0.340, SLG: 0.366 (1, 5) X			1B		G3			P6		3	1	1	0	1	0	2						
Frank Menechino, R OBP: 0.100, SLG: 0.111 (1, 4) X			1B		SF7			G4-6-3		3	1	1	1	0	0	2						
Inning Stats	R: 0 E: 0 K: 0 S: 11	H: 1 LOB: 1 BB: 0 P: 15	R: 0 E: 0 K: 1 S: 9	H: 1 LOB: 0 BB: 0 P: 14	R: 3 E: 1 K: 1 S: 15	H: 3 LOB: 1 BB: 1 P: 29	R: 2 E: 0 K: 0 S: 11	H: 2 LOB: 0 BB: 0 P: 17	R: 1 E: 0 K: 0 S: 10	H: 2 LOB: 1 BB: 0 P: 16	R: 0 E: 0 K: 0 S: 12	H: 2 LOB: 2 BB: 0 P: 15	R: 1 E: 0 K: 1 S: 14	H: 1 LOB: 0 BB: 0 P: 20	R: 1 E: 0 K: 0 S: 8	H: 1 LOB: 1 BB: 1 P: 14	R: 0 E: 0 K: 1 S: 7	H: 0 LOB: 2 BB: 3 P: 20	1B: 8 2B: 4 3B: 0 HR: 2	SF: 1 SAC: 0 DP: 4 HBP: 0	WP: 1 PB: 0 SB: 0 CS: 0	PA: 41
PITCHER	IP	WLS	BF	H	R	ER	SO	BB	IBB	HBP	BLK	WP	HR	S	P	ERA	WHIP					
Darren Oliver, L ERA: 5.17 (1, 1)	5.0	W	23	9	6	5	2	1	0	0	0	0	2	34	49	6.00	1.667					
Pat Mahomes, R ERA: 1.74 (6, 1)	3.0	H	13	4	2	2	1	1	0	0	0	0	2	34	49	6.00	1.667					
Mike Venafro, L ERA: 6.0 (9, 1)	1.0	S	5	0	0	0	1	3	0	0	0	0	0	7	20	0.00	3.000					

AB 35
R 8
H 13
RBI 7
BB 5
SO 4
LOB 16



Batter	1	2	3	4	5	6	7	8	9	AB	R	H	RBI	BB	SO	LOB	TOP										
29 Rusty Greer, L OBP: 0.391, SLG: 0.579	4-1 FC5-4 BB		2-1 1B 2B	3-2 G3-1		2-0 1B		3-2 WP HR 2B	4 2 3 0 1 0 0																		
Randy Velarde, R OBP: 0.407, SLG: 0.709	0-1 F9		4-2 1B BB	1-3 K		3-1 F9		2-3 K	4 1 0 0 1 2 3																		
Alex Rodriguez, R OBP: 0.444, SLG: 0.654	2-2 FC5-4 1-2		1-2 1B 1B	1-2 G1		0-3 K		3-1 F9	5 1 1 0 0 1 3																		
Rafael Palmeiro, L OBP: 0.410, SLG: 0.542	0-0 F8		1-0 1B 1B		3-1 HR		1-3 K	1-1 HR	5 3 3 5 0 1 1																		
Ivan Rodriguez, R OBP: 0.298, SLG: 0.407		0-1 1B 1B	0-0 G1-3 1B	0-2 1B		0-0 G3		0-1 G5-3	5 0 3 1 0 0 0																		
Andres Galaraga, R OBP: 0.469, SLG: 0.600		0-0 1B	1-2 G1-3 1B	1-1 F8		3-3 K			4 0 2 1 0 1 1																		
Ken Caminiti, S OBP: 0.300, SLG: 0.310		0-0 F7	0-0 G1-3 1B	0-0 F9		0-3 K			4 0 0 0 0 1 5																		
Chad Curtis, R OBP: 0.386, SLG: 0.513		1-1 P4	0-0 G1-3	2-2 F9		2-1 G6-3			4 0 0 0 0 0 5																		
Bo Porter, R OBP: 0.261, SLG: 0.348		2-3 K	0-1 F8	1-3 K		1-3 K			4 0 0 0 0 3 4																		
Inning Stats	R: 0 E: 0 K: 0 S: 7	H: 0 LOB: 1 BB: 1 P: 13	R: 0 E: 0 K: 1 S: 9	H: 2 LOB: 2 BB: 0 P: 12	R: 4 E: 0 K: 0 S: 17	H: 5 LOB: 2 BB: 1 P: 26	R: 0 E: 0 K: 1 S: 11	H: 0 LOB: 0 BB: 0 P: 16	R: 1 E: 0 K: 0 S: 11	H: 2 LOB: 1 BB: 0 P: 17	R: 0 E: 0 K: 2 S: 10	H: 1 LOB: 1 BB: 0 P: 16	R: 0 E: 0 K: 2 S: 7	H: 0 LOB: 0 BB: 0 P: 11	R: 0 E: 0 K: 2 S: 8	H: 0 LOB: 0 BB: 0 P: 11	R: 2 E: 0 K: 1 S: 12	H: 2 LOB: 0 BB: 0 P: 21	1B: 8 2B: 2 3B: 0 HR: 2	SF: 0 SAC: 0 DP: 0 HBP: 0	WP: 1 PB: 0 SB: 0 CS: 0	PA: 41					
PITCHER	IP	WLS	BF	H	R	ER	SO	BB	IBB	HBP	BLK	WP	HR	S	P	ERA	WHIP										
Aaron Sele, R ERA: 3.38	2.0		15	7	4	4	1	2	0	0	0	0	0	29	47	18.00	4.500										
Ryan Franklin, R ERA: 0.71	4.0	W	15	3	1	1	3	0	0	0	0	0	1	36	53	2.25	0.750										
Norm Charlton, L ERA: 5.06	2.0	H	7	1	1	1	4	0	0	0	0	0	0	18	28	4.50	0.500										
Kazuhiro Sasaki, R ERA: 6.75	1.0		4	1	1	1	1	0	0	0	0	1	1	9	15	9.00	1.000										

Texas Rangers @ Seattle Mariners
Safeco Field, Seattle, WA
Mon Apr 16 2001, 7:05 PM PDT
Att: 45,657 - Overcast - 65 F

AB 39
R 7
H 12
RBI 7
BB 2
SO 9
LOB 22



Batter	1	2	3	4	5	6	7	8	9	AB	R	H	RBI	BB	SO	LOB	BOTTOM										
51 Ichiro Suzuki, L OBP: 0.377, SLG: 0.404	0-2 G6-3	0-0 F9 1B 1B	4-1 BB		2-0 F8		1-2 BB		4 1 2 0 1 0 0																		
Mike Cameron, R OBP: 0.404, SLG: 0.391	4-2 S 1B BB	1-0 1B 2B 1B	1-2 F8		1-3 K		4-1 G6-4-3 BB		3 2 1 3 2 1 1																		
Edgar Martinez, R OBP: 0.557, SLG: 0.705	4-2 E 1B BB	1-0 F9		4-2 BB SF7 BB		2-2 G4-3 2B	2-2 G6-4-3		3 1 1 0 2 0 5																		
John Olerud, L OBP: 0.439, SLG: 0.444	0-3 K	1-1 2B G3-1 1B		4-1 BB BB		1-0 G4-3		2-0 F8 1B 2B	4 2 2 1 1 1 3																		
Bret Boone, R OBP: 0.407, SLG: 0.542	0-1 E2 WP 1B	2-2 G3-1 2B		0-0 P6		0-3 K		0-1 F8	5 0 2 2 0 1 4																		
Al Martin, L OBP: 0.233, SLG: 0.042	4-2 1-3 2-H	2-1 G3-1		4-1 BB BB		0-1 F5		1-2 BB 1B	2 0 0 1 2 0 2																		
Mark McLemore, S OBP: 0.409, SLG: 0.684	1-2 BB	2-3 3-H		1-2 BB					1 0 1 1 0 0 0																		
David Bell, R OBP: 0.167, SLG: 0.222	2-2 F9	3-1 F8		2-1 SF7		1-2 G4-3		0-1 F8	4 0 0 1 0 0 5																		
Dan Wilson, R OBP: 0.281, SLG: 0.267		4-2 51 1B 1B BB	0-1 F9		0-0 K		0-0 51 1B BB 2B		4 2 1 0 1 1 3																		
Carlos Guillen, S OBP: 0.265, SLG: 0.233		2-2 51 1B 1B	2-1 F7		2-1 G4-3		4-2 BB 51 1B BB		3 1 1 0 1 0 0																		
Inning Stats	R: 1 E: 1 K: 1 S: 18	H: 1 LOB: 3 BB: 3 P: 32	R: 5 E: 0 K: 0 S: 19	H: 5 LOB: 1 BB: 1 P: 32	R: 0 E: 0 K: 0 S: 8	H: 0 LOB: 1 BB: 1 P: 15	R: 1 E: 0 K: 1 S: 11	H: 0 LOB: 3 BB: 3 P: 25	R: 0 E: 0 K: 1 S: 6	H: 0 LOB: 0 BB: 0 P: 11	R: 0 E: 0 K: 1 S: 9	H: 1 LOB: 1 BB: 0 P: 12	R: 1 E: 0 K: 0 S: 15	H: 2 LOB: 2 BB: 2 P: 27	R: 1 E: 0 K: 0 S: 9	H: 2 LOB: 1 BB: 0 P: 12	R: 7 E: 0 K: 3 HR: 0	SF: 1 SAC: 0 DP: 1 HBP: 0	WP: 1 PB: 0 SB: 1 CS: 0	PA: 44							
PITCHER	IP	WLS	BF	H	R	ER	SO	BB	IBB	HBP	BLK	WP	HR	S	P	ERA	WHIP										
Ryan Glynn, R ERA: 12.79	3.0	L	21	6	7	7	1	6	0	0	0	0	0	48	86	21.00	4.000										
Jonathan Johnson, R ERA: 9.72	3.1		15	2	1	1	3	3	0	0	0	0	0	31	54	2.70	1.500										
Jeff Brantley, R ERA: 5.4	1.2		8	3	1	1	0	1	0	0	0	0	0	16	26	5.40	2.400										

Texas Rangers @ Seattle Mariners
Safeco Field, Seattle, WA
Mon Apr 16 2001, 7:05 PM PDT
Att: 45,657 - Overcast - 65 F

AB 33
R 9
H 11
RBI 9
BB 10
SO 4
LOB 23



Batter	1	2	3	4	5	6	7	8	9	AB	R	H	RBI	BB	SO	LOB	TOP										
29 Rusty Greer, L OBP: 0.382, SLG: 0.557 (1, 7)										4	0	1	1	0	1	0	Texas Rangers @ Seattle Mariners Safeco Field, Seattle, WA Tue Apr 17 2001, 7:05 PM PDT Att: 34,536 - Cloudy - 52 F										
Randy Velarde, R OBP: 0.397, SLG: 0.678 (1, 4)										4	0	1	0	0	0	1											
Alex Rodriguez, R OBP: 0.448, SLG: 0.636 (1, 6)										3	0	1	0	0	1	0											
Rafael Palmeiro, L OBP: 0.385, SLG: 0.500 (1, 3)										4	0	0	0	0	0	3											
Ivan Rodriguez, R OBP: 0.311, SLG: 0.404 (1, 2)										3	1	1	0	1	1	3											
Andres Galaraga, R OBP: 0.353, SLG: 0.574 (1, 10)										4	0	1	0	0	1	2											
Ken Caminiti, S OBP: 0.296, SLG: 0.370 (1, 5)										4	1	1	2	0	1	2											
Chad Curtis, R OBP: 0.375, SLG: 0.476 (1, 8)										3	1	0	0	1	1	0											
Ruben Mateo, R OBP: 0.273, SLG: 0.365 (1, 9) Frank Catalanotto, L OBP: 0.250, SLG: 0.273 (9, PH)										3	1	1	1	0	1	0											
Inning Stats	R: 0 E: 0 K: 0 S: 6	H: 0 LOB: 0 BB: 0 P: 9	R: 0 E: 0 K: 0 S: 8	H: 1 LOB: 1 BB: 1 P: 16	R: 0 E: 0 K: 0 S: 9	H: 0 LOB: 0 BB: 0 P: 14	R: 0 E: 0 K: 1 S: 8	H: 0 LOB: 0 BB: 0 P: 13	R: 2 E: 0 K: 1 S: 10	H: 2 LOB: 0 BB: 0 P: 14	R: 0 E: 0 K: 2 S: 14	H: 2 LOB: 2 BB: 0 P: 20	R: 2 E: 0 K: 1 S: 14	H: 2 LOB: 1 BB: 1 P: 27	R: 0 E: 0 K: 0 S: 6	H: 0 LOB: 1 BB: 0 P: 9	R: 0 E: 0 K: 2 S: 10	H: 0 LOB: 0 BB: 0 P: 14	1B: 5 2B: 1 3B: 0 HR: 1	SF: 0 SAC: 0 DP: 1 HBP: 1	WP: 0 PB: 0 SB: 0 CS: 0	PA: 36					
PITCHER	IP	WLS	BF	H	R	ER	SO	BB	IBB	HBP	BLK	WP	HR	S	P	ERA	WHIP										
Jamie Moyer, L ERA: 4.76 (1, 1)	6.2	W	27	6	4	4	5	2	0	0	0	0	1	64	104	5.40	1.200										
Arthur Rhodes, L ERA: (7, 1)	0.1	H	2	1	0	0	0	0	0	0	0	0	0	5	9	0.00	3.000										
Jose Paniagua, R ERA: 4.0 (8, 1)	1.0	H	4	0	0	0	0	0	0	1	0	0	0	6	9	0.00	0.000										
Kazuhiro Sasaki, R ERA: 5.87 (9, 1)	1.0	S	3	0	0	0	2	0	0	0	0	0	0	10	14	0.00	0.000										

Batter	1	2	3	4	5	6	7	8	9	AB	R	H	RBI	BB	SO	LOB	BOTTOM										
51 Ichiro Suzuki, L OBP: 0.415, SLG: 0.475 (1, 9)										4	1	4	1	0	0	0	Texas Rangers @ Seattle Mariners Safeco Field, Seattle, WA Tue Apr 17 2001, 7:05 PM PDT Att: 34,536 - Cloudy - 52 F										
Mike Cameron, R OBP: 0.377, SLG: 0.360 (1, 8)										4	0	0	1	0	1	2											
Edgar Martinez, R OBP: 0.538, SLG: 0.660 (1, 10)										3	1	0	0	1	2	1											
John Olerud, L OBP: 0.426, SLG: 0.490 (1, 3)										4	1	1	2	0	1	2											
Bret Boone, R OBP: 0.397, SLG: 0.519 (1, 4)										4	0	1	0	0	0	2											
Al Martin, L OBP: 0.273, SLG: 0.111 (1, 7) Stan Javier, S OBP: 0.467, SLG: 0.300 (8, 7) David Bell, R OBP: 0.187, SLG: 0.222 (9, 5)										3	1	2	0	0	0	0											
Tom Lampkin, L OBP: 0.333, SLG: 0.389 (1, 2)										4	0	1	0	0	0	3											
Carlos Guillen, S OBP: 0.264, SLG: 0.298 (1, 6)										4	1	1	2	0	1	3											
Mark McLemore, S OBP: 0.385, SLG: 0.652 (1, 5) (9, 7)										4	1	1	0	0	1	1											
Inning Stats	R: 2 E: 1 K: 0 S: 14	H: 2 LOB: 0 BB: 0 P: 22	R: 2 E: 0 K: 0 S: 14	H: 3 LOB: 0 BB: 0 P: 23	R: 0 E: 0 K: 2 S: 10	H: 0 LOB: 0 BB: 0 P: 15	R: 0 E: 0 K: 0 S: 6	H: 0 LOB: 0 BB: 0 P: 9	R: 1 E: 0 K: 1 S: 10	H: 2 LOB: 1 BB: 0 P: 18	R: 0 E: 0 K: 1 S: 11	H: 2 LOB: 2 BB: 0 P: 18	R: 1 E: 1 K: 1 S: 16	H: 1 LOB: 2 BB: 1 P: 27	R: 0 E: 0 K: 1 S: 10	H: 1 LOB: 1 BB: 0 P: 12	R: 0 E: 0 K: 1 S: 10	H: 0 LOB: 0 BB: 0 P: 14	1B: 7 2B: 1 3B: 1 HR: 2	SF: 0 SAC: 0 DP: 0 HBP: 0	WP: 0 PB: 0 SB: 1 CS: 2	PA: 37					
PITCHER	IP	WLS	BF	H	R	ER	SO	BB	IBB	HBP	BLK	WP	HR	S	P	ERA	WHIP										
Rick Helling, R ERA: 10.24 (1, 1)	6.1	L	28	10	6	4	4	0	0	0	0	0	2	73	119	5.68	1.579										
Mark Pejkovsek, R ERA: 9.35 (7, 1)	0.0		2	0	0	0	0	1	0	0	0	0	0	3	8												
Mike Venafro, L ERA: 5.4 (7, 1)	0.1		1	0	0	0	1	0	0	0	0	0	0	4	4	0.00	0.000										
59 Jeff Zimmerman, R ERA: 3.38 (7, 1)	1.1		5	1	0	0	1	0	0	0	0	0	0	11	13	0.00	0.750										

AB	33
R	4
H	7
RBI	4
BB	2
SO	7
LOB	11



AB	35
R	6
H	11
RBI	6
BB	1
SO	6
LOB	14



Batter	1	2	3	4	5	6	7	8	9	AB	R	H	RBI	BB	SO	LOB	TOP					
29 Rusty Greer, L OBP: 0.392, SLG: 0.545	G6-3	FC5-4 1B		SH2-3 BB	P4		K			5	0	2	1	1	1	3						
Randy Velardo, R OBP: 0.388, SLG: 0.625	K	FC5-4		SH2-3	P6			G4-3	K	5	0	0	0	0	2	6						
Alex Rodriguez, R OBP: 0.438, SLG: 0.627	HR				P4	SF7		FC5-4	F6	4	1	1	1	1	0	4						
Rafael Palmeiro, L OBP: 0.400, SLG: 0.545	HR				G5-3 1B			FC3-6 BB		3	1	1	2	2	0	1						
Ivan Rodriguez, R OBP: 0.318, SLG: 0.393	F8				G5-3 1B			F8		4	0	1	0	1	0	2						
Andres Galarraga, R OBP: 0.394, SLG: 0.569					G5-3			K		4	2	1	0	1	2	4						
Ken Caminiti, S OBP: 0.305, SLG: 0.392					K				G3-1	5	1	2	1	0	2	2						
Chad Curtis, R OBP: 0.404, SLG: 0.565										4	1	3	1	0	0	2						
Bo Porter, R OBP: 0.292, SLG: 0.375										1	1	1	0	0	0	0						
Ruben Mateo, R OBP: 0.300, SLG: 0.370										2	1	1	2	1	0	1						
Inning Stats	R: 2 E: 0 K: 1 S: 13	H: 2 LOB: 0 BB: 0 P: 22	R: 1 E: 0 K: 0 S: 11	H: 2 LOB: 2 BB: 1 P: 23	R: 0 E: 0 K: 1 S: 10	H: 1 LOB: 2 BB: 3 P: 17	R: 2 E: 0 K: 0 S: 13	H: 1 LOB: 2 BB: 3 P: 27	R: 2 E: 0 K: 0 S: 14	H: 4 LOB: 0 BB: 0 P: 19	R: 0 E: 0 K: 1 S: 11	H: 0 LOB: 1 BB: 0 P: 17	R: 0 E: 0 K: 2 S: 8	H: 1 LOB: 1 BB: 0 P: 12	R: 0 E: 1 K: 1 S: 10	H: 0 LOB: 2 BB: 2 P: 23	R: 1 E: 0 K: 1 S: 12	H: 2 LOB: 2 BB: 0 P: 18	1B: 8 2B: 3 3B: 0 HR: 2	SF: 2 SAC: 1 DP: 0 HBP: 1	WP: 0 PB: 0 SB: 1 CS: 0	PA: 48
PITCHER	IP	WLS	BF	H	R	ER	SO	BB	IBB	HBP	BLK	WP	HR	S	P	ERA	WHIP					
Brett Tomko, R ERA: 6.35	5.0	L	30	10	7	7	2	5	0	0	0	0	2	61	108	12.60	3.000					
Aaron Sele, R ERA: 3.0	2.0		7	1	0	0	3	0	0	0	0	0	0	19	29	0.00	0.500					
Jeff Nelson, R ERA: 3.68	1.0		5	0	0	0	1	2	0	0	0	0	0	10	23	0.00	2.000					
Jose Paniagua, R ERA: 4.5	1.0		6	2	1	1	1	0	0	1	0	0	0	12	18	9.00	2.000					

Texas Rangers @ Seattle Mariners
Safeco Field, Seattle, WA
Wed Apr 18 2001, 7:05 PM PDT
Att: 48,823 - Cloudy - 58 F

AB	37
R	8
H	13
RBI	8
BB	7
SO	7
LOB	25



Batter	1	2	3	4	5	6	7	8	9	AB	R	H	RBI	BB	SO	LOB	BOTTOM					
51 Ichiro Suzuki, L OBP: 0.400, SLG: 0.500	G4-3		G4-3		G6-3	HR		F5		5	1	1	1	0	0	2						
Mike Cameron, R OBP: 0.354, SLG: 0.333	B3		F8		E5 1B			F8		4	1	0	0	0	1	0						
Carlos Guillen, S OBP: 0.259, SLG: 0.292										1	0	0	0	0	0	2						
Edgar Martinez, R OBP: 0.514, SLG: 0.608	G5-3		K							4	0	0	0	1	2	0						
John Olerud, L OBP: 0.424, SLG: 0.537					F8					5	2	2	1	0	1	2						
Bret Boone, R OBP: 0.397, SLG: 0.509										5	0	2	1	0	2	0						
Anthony Sanders, R OBP: 0.283, SLG: 0.294										3	0	0	0	0	2	4						
Al Martin, L OBP: 0.265, SLG: 0.107										1	0	0	0	0	0	0						
Tom Lampkin, L OBP: 0.333, SLG: 0.389										0	0	0	0	0	0	0						
David Bell, R OBP: 0.231, SLG: 0.354										3	2	3	1	1	0	0						
Dan Wilson, R OBP: 0.314, SLG: 0.303										3	0	2	1	0	0	0						
Stan Javier, S OBP: 0.500, SLG: 0.364										1	0	1	0	0	0	0						
Charles Gipson, R OBP: 0.370, SLG: 0.652										3	0	0	0	0	2	4						
Mark McLemore, S OBP: 0.370, SLG: 0.652										0	0	0	1	0	0	0						
Inning Stats	R: 0 E: 0 K: 0 S: 6	H: 0 LOB: 0 BB: 0 P: 7	R: 1 E: 0 K: 2 S: 16	H: 2 LOB: 2 BB: 1 P: 29	R: 0 E: 0 K: 1 S: 7	H: 0 LOB: 0 BB: 0 P: 11	R: 1 E: 0 K: 2 S: 15	H: 4 LOB: 2 BB: 0 P: 24	R: 1 E: 1 K: 1 S: 16	H: 1 LOB: 2 BB: 1 P: 26	R: 2 E: 0 K: 1 S: 10	H: 2 LOB: 0 BB: 0 P: 15	R: 0 E: 0 K: 1 S: 10	H: 0 LOB: 0 BB: 0 P: 15	R: 1 E: 1 K: 0 S: 17	H: 2 LOB: 2 BB: 0 P: 26	R: 0 E: 0 K: 2 S: 8	H: 0 LOB: 0 BB: 0 P: 12	1B: 7 2B: 1 3B: 0 HR: 3	SF: 1 SAC: 0 DP: 0 HBP: 0	WP: 0 PB: 0 SB: 0 CS: 0	PA: 41
PITCHER	IP	WLS	BF	H	R	ER	SO	BB	IBB	HBP	BLK	WP	HR	S	P	ERA	WHIP					
Doug Davis, L ERA: 4.76	5.2	W	28	9	5	4	6	2	0	0	0	0	3	67	107	6.35	1.941					
Pat Mahomes, R ERA: 2.25	1.2	H	7	2	1	1	2	0	0	0	0	0	0	22	35	5.40	1.200					
Mike Venafro, L ERA: 4.91	0.1	H	2	0	0	0	0	0	0	0	0	0	0	5	7	0.00	0.000					
59 Jeff Zimmerman, R ERA: 2.89	1.1	S	4	0	0	0	2	0	0	0	0	0	0	11	16	0.00	0.000					

Texas Rangers @ Seattle Mariners
Safeco Field, Seattle, WA
Wed Apr 18 2001, 7:05 PM PDT
Att: 48,823 - Cloudy - 58 F

AB	38
R	6
H	11
RBI	6
BB	2
SO	10
LOB	14



Batter	1	2	3	4	5	6	7	8	9	AB	R	H	RBI	BB	SO	LOB	TOP										
Johnny Damon, L OBP: 0.288, SLG: 0.273 (1, 7)	1-1 1B SF8	2-3 K		2-2 G4-3		0-1 HR		2-1 F8		5	2	2	4	0	1	3											
Frank Menechino, R OBP: 0.357, SLG: 0.680 (1, 4)	2-3 K		0-0 HR	2-3 G5-3		0-0 G3-1		1-2 HR		5	2	2	1	0	1	2											
Jason Giambi, L OBP: 0.522, SLG: 0.667 (1, 3)	3-2 FC5-4 1B		2-0 HR		3-2 E6 1B	3-2 G3		4-2 2B SF8 BB		4	2	2	2	1	0	0											
Olmedo Saenz, R OBP: 0.288, SLG: 0.340 (1, 10)	0-0 SF8		3-3 K		2-3 K		0-0 1B BB	0-2 2B		4	0	2	1	0	2	1											
Adam Piatt, R OBP: 0.306, SLG: 0.355 (1, 9)	2-1 FC5-4 1-2		0-1 G5-3		1-1 G6-4-3 1B	1-2 1B	4-1 1B BB	2-0 SF8		3	0	1	1	1	0	1											
Terrence Long, L OBP: 0.431, SLG: 0.446 (1, 8)		4-2 1B BB		0-0 F7		0-1 G6-4-3 1-2	1-1 1B	0-1 P4		4	0	1	0	1	0	3											
Miguel Tejada, R OBP: 0.309, SLG: 0.452 (1, 6)		1-1 1B		1-0 3 2B G4-3 1B		0-2 3 CS 1B	1-0 F2	3-1 F8		5	1	3	0	0	0	3											
3 Eric Chavez, L OBP: 0.348, SLG: 0.404 (1, 5)		0-0 F2		0-1 G4-3 2B		2-1 HR 2B	2-3 K	2-3 K		5	1	2	0	0	2	5											
Ramon Hernandez, R OBP: 0.317, SLG: 0.368 (1, 2)		0-3 K		0-2 F8		2-1 HR HBP	3-2 F8	1-1 G4-3		4	1	0	0	0	1	7											
Inning Stats	R: 1 E: 0 K: 1 S: 13	H: 2 LOB: 1 BB: 0 P: 21	R: 0 E: 0 K: 2 S: 11	H: 1 LOB: 2 BB: 1 P: 18	R: 2 E: 0 K: 1 S: 8	H: 2 LOB: 1 BB: 0 P: 13	R: 1 E: 0 K: 0 S: 12	H: 2 LOB: 1 BB: 0 P: 16	R: 0 E: 1 K: 1 S: 10	H: 1 LOB: 3 BB: 0 P: 16	R: 3 E: 0 K: 0 S: 13	H: 3 LOB: 0 BB: 0 P: 20	R: 0 E: 0 K: 1 S: 11	H: 2 LOB: 3 BB: 1 P: 22	R: 2 E: 0 K: 0 S: 15	H: 2 LOB: 1 BB: 1 P: 24	R: 0 E: 0 K: 1 S: 8	H: 0 LOB: 0 BB: 0 P: 14	1B: 8 2B: 3 3B: 1 HR: 3	SF: 2 SAC: 0 DP: 1 HBP: 1	WP: 0 PB: 0 SB: 0 CS: 1	PA: 45					
PITCHER	IP	WLS	BF	H	R	ER	SO	BB	IBB	HBP	BLK	WP	HR	S	P	ERA	WHIP										
Kenny Rogers, L ERA: 5.47 (1, 1)	6.0	L	30	11	7	7	5	1	0	1	0	0	2	67	104	10.50	2.000										
Jonathan Johnson, R ERA: 9.58 (7, 1)	2.0		12	4	2	2	1	2	0	0	0	0	1	26	46	9.00	3.000										
Jeff Brantley, R ERA: 4.82 (9, 1)	1.0		3	0	0	0	1	0	0	0	0	0	0	8	14	0.00	0.000										

Oakland Athletics @ Texas Rangers
The Ballpark at Arlington, Arlington, TX
Thu Apr 19 2001, 8:05 PM EDT
Att: 33,311 - Cloudy - 72 F

AB 39
R 9
H 15
RBI 9
BB 3
SO 7
LOB 25



Batter	1	2	3	4	5	6	7	8	9	AB	R	H	RBI	BB	SO	LOB	BOTTOM										
Chad Curtis, R OBP: 0.421, SLG: 0.569 (1, 7)	2-2 WP S 1B		1-3 K		0-2 1B		1-3 K	2-2 BB 1B		5	0	3	1	0	2	2											
Randy Velarde, R OBP: 0.397, SLG: 0.627 (1, 4)	2-3 K2-3 1-2		2-2 HR 1B		3-2 1B		4-1 1-2 2-3 BB	4-1 FC6-4 BB		3	1	2	0	2	1	1											
Alex Rodriguez, R OBP: 0.436, SLG: 0.651 (1, 6)	4-2 BB		2-1 1H HR		1-1 F7		3-3 K	3-1 FC6-4 1-2		4	1	1	2	1	1	8											
Ivan Rodriguez, R OBP: 0.324, SLG: 0.394 (1, 10)	2-3 K		1-3 K			3-2 F9		2-2 1B SF9 1B	0-0 29 DI 1B	5	1	2	0	0	2	2											
Andres Galarraga, R OBP: 0.380, SLG: 0.532 (1, 3)	0-0 G1-3			3-2 G6-3		1-0 F2		4-1 SF9 1B BB	1-0 L6	4	1	0	0	1	0	3											
Ruben Mateo, R OBP: 0.292, SLG: 0.356 (1, 9)		2-3 K		1-2 P6		2-2 F3		0-0 1B DI 1B	1-0 F5	5	1	1	0	0	1	1											
Bo Porter, R OBP: 0.321, SLG: 0.385 (1, 8)	4-2 CS BB			3-3 K			3-2 BB BB 1B	2-2 SF9	1-3 K	2	0	1	1	1	1	0											
29 Rusty Greer, L OBP: 0.387, SLG: 0.537 (9, PH)								2-3 3H		1	0	0	0	0	1	1											
Doug Mirabeli, R OBP: 0.154, SLG: 0.333 (1, 2)		3-3 K			1-3 K		1-1 F9	0-3 K		4	0	0	0	0	3	4											
Scott Sheldon, R OBP: 0.300, SLG: 0.300 (1, 5)			2-3 K					2-2 BB 1B		2	0	0	0	0	2	0											
Frank Catalanotto, L OBP: 0.357, SLG: 0.333 (7, PH)								1-3 BB 1B		1	0	1	1	1	0	0											
Inning Stats	R: 0 E: 0 K: 2 S: 13	H: 1 LOB: 2 BB: 1 P: 23	R: 0 E: 0 K: 2 S: 9	H: 0 LOB: 1 BB: 1 P: 18	R: 2 E: 0 K: 3 S: 16	H: 2 LOB: 0 BB: 0 P: 24	R: 0 E: 0 K: 1 S: 11	H: 0 LOB: 0 BB: 0 P: 18	R: 0 E: 0 K: 0 S: 14	H: 2 LOB: 2 BB: 0 P: 20	R: 0 E: 0 K: 0 S: 13	H: 0 LOB: 0 BB: 0 P: 19	R: 0 E: 0 K: 2 S: 14	H: 1 LOB: 3 BB: 2 P: 30	R: 3 E: 0 K: 1 S: 21	H: 4 LOB: 3 BB: 2 P: 40	R: 0 E: 0 K: 1 S: 7	H: 1 LOB: 1 BB: 0 P: 9	1B: 10 2B: 1 3B: 0 HR: 1	SF: 1 SAC: 0 DP: 1 HBP: 0	WP: 1 PB: 0 SB: 1 CS: 1	PA: 43					
PITCHER	IP	WLS	BF	H	R	ER	SO	BB	IBB	HBP	BLK	WP	HR	S	P	ERA	WHIP										
Barry Zito, L ERA: 5.55 (1, 1)	6.0	W	24	5	2	2	10	2	0	0	0	0	0	14	30	0.00	3.000										
Jeff Tam, R ERA: 7.45 (7, 1)	1.0		6	1	0	0	2	2	0	0	0	0	0	14	30	0.00	3.000										
Luis Vizcaino, R ERA: 5.79 (8, 1)	0.2		7	4	3	3	1	1	0	0	0	0	0	18	30	40.50	7.500										
Mike Magnante, L ERA: 3.12 (8, 1)	0.0		1	0	0	0	0	1	0	0	0	0	0	1	5	∞	∞										
T.J. Mathews, R ERA: 5.4 (8, 1)	1.1	S	5	1	0	0	1	0	0	0	0	0	0	9	14	0.00	0.750										

Oakland Athletics @ Texas Rangers
The Ballpark at Arlington, Arlington, TX
Thu Apr 19 2001, 8:05 PM EDT
Att: 33,311 - Cloudy - 72 F

AB 36
R 5
H 11
RBI 5
BB 6
SO 14
LOB 22



Batter	1	2	3	4	5	6	7	8	9	AB	R	H	RBI	BB	SO	LOB	TOP				
Johnny Damon, L (1, 7) OBP: 0.298, SLG: 0.312	1-0 PB 2B	1-1 F8		1-1 HR 2B		0-1 F9	2-0 G4-3		1-0 CS 1B	6	1	3	0	0	0	3					
Frank Menechino, R (1, 4) OBP: 0.388, SLG: 0.758	1-1 F9		2-2 HR	0-1 HR		1-3 K	2-3 K		1-0 CS	5	2	2	4	0	2	3					
Jason Giambi, L (1, 3) OBP: 0.544, SLG: 0.717	4-0 BB IBB		4-1 1B BB	4-1 BB		4-0 IBB		0-3 K		1	0	0	0	4	1	0					
Terrence Long, L (1, 8) OBP: 0.446, SLG: 0.508	4-1 BB		2-0 F8	4-0 BB		1-3 K		3-1 G4-3		3	0	0	0	2	1	3					
Jeremy Giambi, L (1, 9) OBP: 0.258, SLG: 0.345	1-3 K		0-2 1B	1-1 F7			0-0 HR	0-1 1B		5	1	3	1	0	1	5					
Miguel Tejada, R (1, 6) OBP: 0.286, SLG: 0.408	1-1 G4-3		0-1 G4-6-3		1-2 L7		3-2 E5 3 HR	0-0 1B		5	1	1	0	0	0	5					
Eric Chavez, L (1, 5) OBP: 0.347, SLG: 0.446		2-1 FC1-4 2B		1-1 P5		3-3 K	2-0 HR	0-2 L8		5	1	2	2	0	1	2	AB 39				
Mario Valdez, L (1, 10) OBP: 0.316, SLG: 0.235		2-0 F7		0-0 G6-3		3-3 K	0-2 G4-3 G1-3 1B		3-3 K	5	0	1	0	0	2	1	R 7				
Ramon Hernandez, R (1, 2) OBP: 0.319, SLG: 0.369		0-1 FC1-6-5 2-3		4-1 2B HR BB		0-0 2B	1-2 G1-3		1-1 F9	4	1	1	0	1	0	2	H 13				
Inning Stats	R: 0 E: 0 K: 1 S: 10	H: 1 LOB: 3 BB: 2 P: 22	R: 0 E: 0 K: 0 S: 7	H: 1 LOB: 1 BB: 0 P: 12	R: 1 E: 0 K: 0 S: 10	H: 2 LOB: 1 BB: 1 P: 18	R: 3 E: 0 K: 2 S: 11	H: 2 LOB: 0 BB: 0 P: 18	R: 0 E: 0 K: 2 S: 10	H: 1 LOB: 2 BB: 1 P: 16	R: 3 E: 1 K: 1 S: 17	H: 3 LOB: 1 BB: 0 P: 26	R: 0 E: 0 K: 1 S: 12	H: 2 LOB: 2 BB: 0 P: 15	R: 0 E: 0 K: 1 S: 8	H: 1 LOB: 0 BB: 0 P: 14	1B: 5 2B: 4 3B: 0 HR: 4	SF: 0 SAC: 0 DP: 1 HBP: 0	WP: 0 PB: 1 SB: 0 CS: 1	PA: 47	
PITCHER	IP	WLS	BF	H	R	ER	SO	BB	IBB	HBP	BLK	WP	HR	S	P	ERA	WHIP				
Ryan Glynn, R (1, 1) ERA: 12.12	3.2		22	6	4	4	1	5	1	0	0	0	2	36	75	9.82	3.000				
Pat Mahomes, R (4, 1) ERA: 2.93	3.1	L	16	4	3	2	5	0	1	0	0	0	2	40	63	5.40	1.200				
Jeff Brantley, R (8, 1) ERA: 4.35	1.0		5	2	0	0	1	0	0	0	0	0	0	12	15	0.00	2.000				
59 Jeff Zimmerman, R (9, 1) ERA: 2.61	1.0		3	1	0	0	1	0	0	0	0	0	0	8	14	0.00	1.000				

Oakland Athletics @ Texas Rangers
The Ballpark at Arlington, Arlington, TX
Sat Apr 21 2001, 8:05 PM EDT
Att: 45,174 - Overcast - 76 F

AB 39
R 7
H 13
RBI 7
BB 7
SO 8
LOB 24



Batter	1	2	3	4	5	6	7	8	9	AB	R	H	RBI	BB	SO	LOB	BOTTOM				
29 Rusty Greer, L (1, 7) OBP: 0.357, SLG: 0.533	1-0 F9	0-0 SF7		2-3 K		0-1 SH1-4		1-3 K		3	0	0	1	0	2	1					
Randy Velarde, R (1, 4) OBP: 0.423, SLG: 0.623	4-2 1B BB	3-H G6-4-3 BB		4-1 FC6-4 BB		2-3 K		0-0 BB 1B		2	0	1	0	3	1	2					
Alex Rodriguez, R (1, 6) OBP: 0.443, SLG: 0.657	0-0 1B	1-2 G6-4-3		3-1 FC6-4		4-0 IBB		4-1 BB		3	0	1	0	2	0	4					
Rafael Palmeiro, L (1, 10) OBP: 0.363, SLG: 0.477	0-3 K		3-2 F7		1-3 K	0-1 G3		0-0 F8		5	0	0	0	0	2	7					
Ivan Rodriguez, R (1, 2) OBP: 0.321, SLG: 0.487	2-2 G5-3		0-0 G6-3		2-2 G4-3		0-0 HR		0-0 G4-3	5	1	1	1	0	0	2					
Andres Galarraga, R (1, 3) OBP: 0.388, SLG: 0.522		2-1 1B 2B		2-3 K		2-2 G6-3		2-2 G1-3		5	1	1	0	0	1	0					
Chad Curtis, R (1, 8) ERA: 4.44		0-1 2B 1B		2-0 2B 1B		0-1 E4 1B		3-3 K		1	1	1	1	0	0	0	AB 35				
Bo Porter, R (3, 8) OBP: 0.344, SLG: 0.400		2-H 2B 1B		0-1 2B 1B		1-0 E4 1B		0-0 F8		4	2	2	0	0	1	0	R 6				
Ruben Mateo, R (1, 9) OBP: 0.315, SLG: 0.354		4-2 2B 29 SF7 BB		0-1 F8		1-0 29 SH1-4 1B		0-0 G6-3		3	1	1	1	1	0	1	H 11				
Scott Sheldon, R (1, 5) OBP: 0.462, SLG: 0.615		1-0 2B		1-1 2B		0-1 29 SH1-4 1B		0-0 G6-3		3	0	3	2	0	0	0	RBI 6				
Frank Catalanotto, L (8, PH) OBP: 0.350, SLG: 0.500		1-3 2H								1	0	0	0	0	0	0	BB 6				
Inning Stats	R: 0 E: 0 K: 1 S: 10	H: 1 LOB: 2 BB: 1 P: 17	R: 3 E: 0 K: 0 S: 13	H: 3 LOB: 1 BB: 2 P: 25	R: 0 E: 0 K: 1 S: 8	H: 0 LOB: 0 BB: 0 P: 13	R: 1 E: 0 K: 1 S: 11	H: 2 LOB: 2 BB: 1 P: 23	R: 0 E: 0 K: 1 S: 10	H: 0 LOB: 0 BB: 0 P: 15	R: 1 E: 1 K: 1 S: 12	H: 3 LOB: 3 BB: 1 P: 19	R: 1 E: 0 K: 1 S: 9	H: 1 LOB: 2 BB: 1 P: 12	R: 0 E: 0 K: 1 S: 4	H: 0 LOB: 0 BB: 0 P: 9	1B: 7 2B: 3 3B: 0 HR: 1	SF: 1 SAC: 1 DP: 1 HBP: 0	WP: 0 PB: 0 SB: 1 CS: 0	PA: 43	
PITCHER	IP	WLS	BF	H	R	ER	SO	BB	IBB	HBP	BLK	WP	HR	S	P	ERA	WHIP				
Mark Mulder, L (1, 1) ERA: 4.44	6.0		31	9	5	5	5	4	1	0	0	0	0	64	112	7.50	2.167				
Jeff Tam, R (7, 1) ERA: 7.59	1.0	H	4	1	1	1	1	0	0	0	0	0	1	9	14	9.00	1.000				
Mike Magnante, L (8, 1) ERA: 2.65	0.2	H	3	1	0	0	1	0	0	0	0	0	0	5	6	0.00	1.500				
Jim Mecir, R (8, 1) ERA: 7.56	0.1	H	2	0	0	0	0	1	0	0	0	0	0	2	6	0.00	3.000				
Jason Iseringhausen, R (9, 1) ERA:	1.0	S	3	0	0	0	0	0	0	0	0	0	0	4	9	0.00	0.000				

Oakland Athletics @ Texas Rangers
The Ballpark at Arlington, Arlington, TX
Sat Apr 21 2001, 8:05 PM EDT
Att: 45,174 - Overcast - 76 F

AB 35
R 6
H 11
RBI 6
BB 6
SO 7
LOB 17



Batter	1	2	3	4	5	6	7	8	9	AB	R	H	RBI	BB	SO	LOB	TOP										
Johnny Damon, L (1, 7) <small>OBP: 0.284, SLG: 0.296</small> 23 Mario Valdez, L (8, 3) <small>OBP: 0.300, SLG: 0.222</small>	F7		K		E6		FC4-6		F5	4	0	0	0	0	1	1											
Frank Menechino, R (1, 4) <small>OBP: 0.405, SLG: 0.743</small>	BB		HR		FC6-4		BB			2	1	1	0	1	0	1											
Jason Giambi, L (1, 3) <small>OBP: 0.354, SLG: 0.762</small> Adam Platt, R (8, 9) <small>OBP: 0.300, SLG: 0.343</small>	G4-6-3		HR		1B		L6			3	1	2	2	1	0	2											
Terrence Long, L (1, 8) <small>OBP: 0.423, SLG: 0.478</small>	G4-6-3		K		F7		E7			4	0	0	0	0	1	3											
Jeremy Giambi, L (1, 9) <small>OBP: 0.257, SLG: 0.313</small>		G6-4-3		K		F7		P6		3	0	0	0	1	1	2											
Miguel Tejada, R (1, 6) <small>OBP: 0.284, SLG: 0.400</small>		G6-4-3		G6-3		1B		L6		4	0	1	0	0	0	2											
3 Eric Chavez, L (1, 10) <small>OBP: 0.346, SLG: 0.456</small> Olmedo Saenz, R (8, PH) <small>OBP: 0.286, SLG: 0.321</small>			P6		K		FC5-4			3	0	1	0	0	1	2											
Mark Bellhorn, S (1, 5) <small>OBP: 0.250, SLG: 0.250</small>			2B		K		1B		F7	4	0	1	0	0	2	1											
Sal Fasano, R (1, 2)			K		F8		K		F2	4	0	0	0	0	2	1											
Inning Stats	R: 0 E: 0 K: 1 S: 7	H: 1 LOB: 1 BB: 1 P: 16	R: 0 E: 0 K: 1 S: 10	H: 1 LOB: 1 BB: 1 P: 19	R: 2 E: 0 K: 3 S: 12	H: 1 LOB: 0 BB: 0 P: 16	R: 0 E: 0 K: 1 S: 6	H: 0 LOB: 0 BB: 0 P: 10	R: 0 E: 1 K: 1 S: 10	H: 2 LOB: 2 BB: 0 P: 28	R: 0 E: 0 K: 1 S: 12	H: 1 LOB: 2 BB: 1 P: 22	R: 0 E: 1 K: 0 S: 13	H: 0 LOB: 1 BB: 0 P: 18	R: 0 E: 0 K: 0 S: 3	H: 0 LOB: 0 BB: 0 P: 6	1B: 4 2B: 1 3B: 0 HR: 1	SF: 0 SAC: 0 DP: 2 HBP: 1	WP: 0 PB: 0 SB: 0 CS: 0	PA: 37							
PITCHER	IP	WLS	BF	H	R	ER	SO	BB	IBB	HBP	BLK	WP	HR	S	P	ERA	WHIP										
Rick Helling, R (1, 1) <small>ERA: 8.31</small>	6.2	W	29	6	2	2	8	3	0	1	0	0	1	74	123	2.70	1.350										
Mike Venafro, L (7, 1) <small>ERA: 3.0</small>	1.1		5	0	0	0	0	0	0	0	0	0	0	14	21	0.00	0.000										
R.A. Dickey, R (8, 1) <small>ERA:</small>	1.0		3	0	0	0	0	0	0	0	0	0	0	3	6	0.00	0.000										

Oakland Athletics @ Texas Rangers
The Ballpark at Arlington, Arlington, TX
Sun Apr 22 2001, 3:05 PM EDT
Att: 32,527 - Cloudy - 79 F

AB	33
R	2
H	6
RBI	2
BB	3
SO	8
LOB	16



Batter	1	2	3	4	5	6	7	8	9	AB	R	H	RBI	BB	SO	LOB	BOTTOM										
29 Rusty Greer, L (1, 7) <small>OBP: 0.348, SLG: 0.513</small>	F7		G3		G3-1		F9			5	0	1	1	0	0	1											
Randy Velarde, R (1, 4) <small>OBP: 0.422, SLG: 0.603</small>	K		HR		G6-3		F9			4	1	1	0	1	1	2											
Alex Rodriguez, R (1, 6) <small>OBP: 0.462, SLG: 0.676</small>	1B		HR		1B		CS		P4	4	3	3	0	1	0	0											
Rafael Palmeiro, L (1, 3) <small>OBP: 0.353, SLG: 0.500</small>	F9		HR		K		F7		K	5	1	1	3	0	2	3											
Ivan Rodriguez, R (1, 2) <small>OBP: 0.337, SLG: 0.525</small>		HR	F7		FC6-4		G5-3			4	2	2	2	1	0	0											
Andres Galaraga, R (1, 10) <small>OBP: 0.380, SLG: 0.548</small>		K	2B		FC6-4		1B			4	2	2	2	0	1	1											
Frank Catalanotto, L (1, 5) <small>OBP: 0.376, SLG: 0.545</small> Scott Sheldon, R (8, 5) <small>OBP: 0.462, SLG: 0.615</small>		G4-3	2B		G5-3		1B			4	1	2	2	0	0	1											
Ruben Mateo, R (1, 9) <small>OBP: 0.312, SLG: 0.338</small>		BB	F7				P6			3	0	0	0	1	0	2											
Gabe Kapler, R (1, 8) <small>OBP: 0.500, SLG: 0.333</small>		G4-3			G5-3		WP			3	1	1	0	1	0	1											
Inning Stats	R: 0 E: 0 K: 1 S: 9	H: 1 LOB: 1 BB: 0 P: 14	R: 1 E: 0 K: 1 S: 10	H: 1 LOB: 1 BB: 1 P: 17	R: 4 E: 0 K: 0 S: 18	H: 4 LOB: 1 BB: 1 P: 31	R: 0 E: 0 K: 0 S: 11	H: 0 LOB: 0 BB: 0 P: 15	R: 1 E: 0 K: 1 S: 11	H: 2 LOB: 1 BB: 0 P: 14	R: 1 E: 0 K: 0 S: 15	H: 5 LOB: 2 BB: 1 P: 43	R: 0 E: 0 K: 1 S: 9	H: 0 LOB: 0 BB: 0 P: 12	1B: 7 2B: 4 3B: 0 HR: 2	SF: 0 SAC: 0 DP: 0 HBP: 0	WP: 1 PB: 0 SB: 1 CS: 1	PA: 42									
PITCHER	IP	WLS	BF	H	R	ER	SO	BB	IBB	HBP	BLK	WP	HR	S	P	ERA	WHIP										
Tim Hudson, R (1, 1) <small>ERA: 5.46</small>	5.2	L	29	8	7	7	3	4	0	0	0	0	2	72	115	11.12	2.118										
T.J. Mathews, R (6, 1) <small>ERA: 8.68</small>	1.0		8	5	4	4	0	1	0	0	0	0	0	25	41	36.00	6.000										
Luis Vizcaino, R (7, 1) <small>ERA: 6.0</small>	0.1		1	0	0	0	0	0	0	0	0	0	0	2	5	0.00	0.000										
Jim Mecir, R (8, 1) <small>ERA: 6.75</small>	1.0		3	0	0	0	1	0	0	0	0	0	0	9	12	0.00	0.000										

Oakland Athletics @ Texas Rangers
The Ballpark at Arlington, Arlington, TX
Sun Apr 22 2001, 3:05 PM EDT
Att: 32,527 - Cloudy - 79 F

AB	36
R	11
H	13
RBI	10
BB	5
SO	4
LOB	11



Batter	1	2	3	4	5	6	7	8	9	AB	R	H	RBI	BB	SO	LOB	TOP								
29 Rusty Greer, L OBP: 0.340, SLG: 0.512	F8	SF9		L8		F9 1B	G4-3			4	1	1	1	0	0	3	Texas Rangers @ Toronto Blue Jays SkyDome, Toronto, ON Tue Apr 24 2001, 7:05 PM EDT Att: 15,381 - Dome - 72 F								
Randy Velardo, R OBP: 0.495, SLG: 0.577	K	L6		WP 1B		F9		F8		5	0	1	0	0	1	2									
Alex Rodriguez, R OBP: 0.459, SLG: 0.654				G4-3	G4-3			K		4	0	1	0	1	1	2									
Rafael Palmeiro, L OBP: 0.367, SLG: 0.493	F7							F9		3	0	1	1	2	0	1									
Ivan Rodriguez, R OBP: 0.383, SLG: 0.600										5	2	4	1	0	0	1									
Andres Galarraga, R OBP: 0.464, SLG: 0.553										3	1	1	1	1	1	2									
Frank Catalanotto, L OBP: 0.310, SLG: 0.444										5	1	0	0	0	3	7									
Ruben Mateo, R OBP: 0.305, SLG: 0.329										5	0	1	1	0	2	4									
Gabe Kapler, R OBP: 0.500, SLG: 0.429										4	0	2	0	0	0	5									
Inning Stats	R: 0 E: 0 K: 1 S: 10	H: 1 LOB: 1 BB: 0 P: 14	R: 3 E: 1 K: 0 S: 16	H: 3 LOB: 1 BB: 0 P: 21	R: 0 E: 0 K: 2 S: 23	H: 1 LOB: 2 BB: 1 P: 33	R: 0 E: 0 K: 0 S: 11	H: 2 LOB: 2 BB: 0 P: 14	R: 0 E: 0 K: 2 S: 15	H: 1 LOB: 3 BB: 1 P: 24	R: 1 E: 0 K: 0 S: 13	H: 2 LOB: 1 BB: 1 P: 20	R: 0 E: 0 K: 1 S: 14	H: 1 LOB: 2 BB: 1 P: 24	R: 0 E: 0 K: 1 S: 8	H: 0 LOB: 0 BB: 0 P: 12	R: 1 E: 0 K: 1 S: 7	H: 1 LOB: 0 BB: 0 P: 11	1B: 7 2B: 4 3B: 0 HR: 1	SF: 1 SAC: 0 DP: 0 HBP: 1	WP: 1 PB: 0 SB: 0 CS: 0	PA: 44			
PITCHER	IP	WLS	BF	H	R	ER	SO	BB	IBB	HBP	BLK	WP	HR	S	P	ERA	WHIP								
Joey Hamilton, R ERA: 3.88	5.1		30	9	4	3	5	3	0	1	0	1	0	84	122	5.06	2.250								
Pedro Borbon, L ERA: 1.29	0.1	B	1	1	0	0	0	0	0	0	0	0	0	2	2	0.00	3.000								
John Frascatore, R ERA: 2.79	1.1	W	6	1	0	0	1	1	0	0	0	0	0	16	26	0.00	1.500								
Kelvim Escobar, R ERA: 2.31	1.0	H	3	0	0	0	1	0	0	0	0	0	0	8	12	0.00	0.000								
Billy Koch, R ERA: 4.91	1.0	S	4	1	1	1	1	0	0	0	0	0	1	7	11	9.00	1.000								

AB	38
R	5
H	12
RBI	5
BB	4
SO	8
LOB	27



Batter	1	2	3	4	5	6	7	8	9	AB	R	H	RBI	BB	SO	LOB	BOTTOM								
Shannon Stewart, R OBP: 0.449, SLG: 0.613										5	1	3	1	0	0	1	Texas Rangers @ Toronto Blue Jays SkyDome, Toronto, ON Tue Apr 24 2001, 7:05 PM EDT Att: 15,381 - Dome - 72 F								
Brian Simmons, S OBP: 0.125, SLG: 0.130										0	0	0	0	0	0	0									
Alex Gonzalez, R OBP: 0.333, SLG: 0.402	FC5-4									3	1	1	2	0	0	1									
Raul Mondesi, R OBP: 0.379, SLG: 0.500										4	1	2	3	1	1	2									
Carlos Delgado, L OBP: 0.468, SLG: 0.746										3	0	0	0	1	1	2									
José Cruz Jr., S OBP: 0.413, SLG: 0.597										5	0	2	0	0	1	5									
Brad Fullmer, L OBP: 0.283, SLG: 0.318										4	0	1	0	0	0	3									
Tony Batista, R OBP: 0.225, SLG: 0.417										3	2	1	1	1	1	2									
Alberto Castillo, R OBP: 0.316, SLG: 0.133										1	0	0	0	2	0	0									
Chris Woodward, R OBP: 0.375, SLG: 1.000										0	1	0	0	0	0	0									
Jeff Frye, R OBP: 0.316, SLG: 0.212										2	1	0	0	0	0	1									
Darrin Fletcher, L OBP: 0.294, SLG: 0.290										1	0	0	0	1	0	3									
Inning Stats	R: 0 E: 0 K: 1 S: 11	H: 1 LOB: 2 BB: 1 P: 19	R: 0 E: 0 K: 0 S: 5	H: 0 LOB: 0 BB: 0 P: 8	R: 0 E: 1 K: 1 S: 6	H: 0 LOB: 1 BB: 0 P: 9	R: 0 E: 0 K: 1 S: 17	H: 2 LOB: 2 BB: 1 P: 24	R: 1 E: 0 K: 0 S: 10	H: 3 LOB: 2 BB: 1 P: 18	R: 2 E: 1 K: 1 S: 14	H: 1 LOB: 3 BB: 2 P: 30	1B: 7 2B: 1 3B: 0 HR: 2	SF: 1 SAC: 2 DP: 1 HBP: 1	WP: 0 PB: 0 SB: 1 CS: 1	PA: 41									
PITCHER	IP	WLS	BF	H	R	ER	SO	BB	IBB	HBP	BLK	WP	HR	S	P	ERA	WHIP								
Doug Davis, L ERA: 5.24	5.1		26	6	4	4	3	3	0	0	0	0	0	2	64	6.75	1.688								
Pat Mahomes, R ERA: 3.71	1.2	L	11	4	3	2	0	2	1	0	0	0	0	17	34	10.80	3.600								
Mark Petkovsek, R ERA: 9.0	1.0		4	0	0	0	1	0	0	0	1	0	0	10	18	0.00	0.000								

AB	31
R	7
H	10
RBI	7
BB	6
SO	4
LOB	20



Batter	1	2	3	4	5	6	7	8	9	AB	R	H	RBI	BB	SO	LOB	TOP								
29 Rusty Greer, L OBP: 0.337, SLG: 0.511										4	1	1	0	0	1	1	Texas Rangers @ Toronto Blue Jays SkyDome, Toronto, ON Wed Apr 25 2001, 7:05 PM EDT Att: 15,021 - Dome - 72 F								
Randy Velarde, R OBP: 0.402, SLG: 0.561										4	1	1	1	0	2	0									
Alex Rodriguez, R OBP: 0.441, SLG: 0.622										4	0	0	0	0	2	1									
Rafael Palmeiro, L OBP: 0.362, SLG: 0.494										4	1	1	0	0	1	1									
Ivan Rodriguez, R OBP: 0.388, SLG: 0.602										3	1	1	1	1	1	1									
Andres Galarraga, R OBP: 0.398, SLG: 0.575										4	1	1	2	0	1	2									
Frank Catalanotto, L OBP: 0.333, SLG: 0.452										4	0	2	1	0	1	0									
Ruben Mateo, R OBP: 0.314, SLG: 0.320										2	0	0	0	1	1	1									
Gabe Kapler, R OBP: 0.333, SLG: 0.273										4	0	0	0	0	1	4									
Inning Stats	R: 0 E: 0 K: 1 S: 7	H: 0 LOB: 0 BB: 0 P: 10	R: 1 E: 0 K: 1 S: 10	H: 2 LOB: 2 BB: 0 P: 16	R: 2 E: 0 K: 1 S: 16	H: 3 LOB: 1 BB: 0 P: 23	R: 0 E: 0 K: 1 S: 6	H: 1 LOB: 0 BB: 0 P: 7	R: 0 E: 0 K: 2 S: 8	H: 0 LOB: 0 BB: 0 P: 11	R: 2 E: 0 K: 0 S: 14	H: 1 LOB: 0 BB: 1 P: 23	R: 0 E: 1 K: 1 S: 6	H: 0 LOB: 0 BB: 0 P: 10	R: 0 E: 0 K: 3 S: 13	H: 0 LOB: 1 BB: 1 P: 18	R: 0 E: 0 K: 1 S: 10	H: 0 LOB: 1 BB: 1 P: 18	1B: 3 2B: 3 3B: 0 HR: 1	SF: 0 SAC: 0 DP: 1 HBP: 1	WP: 0 PB: 0 SB: 0 CS: 1	PA: 36			
PITCHER	IP	WLS	BF	H	R	ER	SO	BB	IBB	HBP	BLK	WP	HR	S	P	ERA	WHIP								
Chris Carpenter, R ERA: 3.15	(1, 1)	7.1	30	7	5	5	8	1	0	1	0	0	1	71	106	6.14	1.091								
Dan Plesac, L ERA: 3.18	(8, 1)	0.1	1	0	0	0	1	0	0	0	0	0	0	4	5	0.00	0.000								
Paul Quantrill, R ERA: 3.18	(8, 1)	0.1	W	1	0	0	1	0	0	0	0	0	0	5	7	0.00	0.000								
Billy Koch, R ERA: 4.5	(9, 1)	1.0	S	4	0	0	1	1	0	0	0	0	0	10	18	0.00	1.000								

AB	33
R	5
H	7
RBI	5
BB	2
SO	11
LOB	11



Batter	1	2	3	4	5	6	7	8	9	AB	R	H	RBI	BB	SO	LOB	BOTTOM								
Shannon Stewart, R OBP: 0.452, SLG: 0.619										4	1	2	0	0	1	0	Texas Rangers @ Toronto Blue Jays SkyDome, Toronto, ON Wed Apr 25 2001, 7:05 PM EDT Att: 15,021 - Dome - 72 F								
Alex Gonzalez, R OBP: 0.330, SLG: 0.395										4	1	1	0	0	1	1									
Raul Mondesi, R OBP: 0.384, SLG: 0.488										2	2	0	0	2	1	0									
Carlos Delgado, L OBP: 0.459, SLG: 0.743										3	1	1	1	0	0	1									
José Cruz Jr., S OBP: 0.417, SLG: 0.592										4	1	2	1	0	1	2									
Brad Fullmer, L OBP: 0.292, SLG: 0.360										4	2	2	4	0	1	1									
Tony Batista, R OBP: 0.226, SLG: 0.402										3	0	0	0	1	1	1									
Darrin Fletcher, L OBP: 0.292, SLG: 0.288										4	0	1	2	0	0	0									
Jeff Frye, R OBP: 0.286, SLG: 0.189										4	0	0	0	0	2	2									
Inning Stats	R: 4 E: 0 K: 2 S: 18	H: 3 LOB: 0 BB: 1 P: 27	R: 0 E: 0 K: 0 S: 8	H: 0 LOB: 0 BB: 0 P: 12	R: 0 E: 0 K: 2 S: 9	H: 0 LOB: 0 BB: 0 P: 13	R: 0 E: 0 K: 1 S: 7	H: 0 LOB: 0 BB: 0 P: 11	R: 0 E: 0 K: 1 S: 7	H: 1 LOB: 1 BB: 0 P: 11	R: 1 E: 0 K: 0 S: 8	H: 2 LOB: 1 BB: 0 P: 14	R: 0 E: 0 K: 2 S: 9	H: 0 LOB: 0 BB: 0 P: 13	R: 3 E: 1 K: 0 S: 11	H: 3 LOB: 2 BB: 2 P: 21	1B: 6 2B: 2 3B: 0 HR: 1	SF: 1 SAC: 0 DP: 0 HBP: 0	WP: 0 PB: 0 SB: 0 CS: 0	PA: 36					
PITCHER	IP	WLS	BF	H	R	ER	SO	BB	IBB	HBP	BLK	WP	HR	S	P	ERA	WHIP								
Kenny Rogers, L ERA: 6.35	(1, 1)	7.2	L	33	8	8	8	2	0	0	0	0	1	71	111	9.39	1.304								
Jeff Brantley, R ERA: 4.35	(8, 1)	0.0	1	0	0	0	0	1	0	0	0	0	0	1	5	*	*								
Mike Venafro, L ERA: 3.0	(8, 1)	0.0	1	1	0	0	0	0	0	0	0	0	0	2	2	*	*								
59 Jeff Zimmerman, R ERA: 2.53	(8, 1)	0.1	1	0	0	0	0	0	0	0	0	0	0	3	4	0.00	0.000								

AB	32
R	8
H	9
RBI	8
BB	3
SO	8
LOB	8




Batter	1	2	3	4	5	6	7	8	9	AB	R	H	RBI	BB	SO	LOB	TOP											
29 Rusty Greer, L OBP: 0.359, SLG: 0.598	4-2 2B BB		2-1 HR	0-1 G6-3		2-2 HR		0-2 1-H 2B		4	3	3	3	1	0	0	Texas Rangers @ Cleveland Indians Jacobs Field, Cleveland, OH Fri Apr 27 2001, 7:05 PM EDT Att: 40,320 - Sunny - 54 F											
Randy Velarde, R OBP: 0.402, SLG: 0.563	0-0 1-H HR 2B		0-1 FC5-4 1B	3-2 F8		1-3 K		1-2 G4-3		5	1	2	1	0	1	1												
Alex Rodriguez, R OBP: 0.439, SLG: 0.640	0-1 2-H HR		0-3 K	4-1 1B WP BB		1-0 G6-3		2-1 F9		4	2	1	2	1	1	1												
Rafael Palmeiro, L OBP: 0.354, SLG: 0.476	3-1 F8		1-1 F8	1-0 WP 1B		1-1 G3-1		0-1 F9		5	0	1	0	0	0	1												
Ivan Rodriguez, R OBP: 0.350, SLG: 0.570	0-1 L9		0-1 FC5-4	1-2 F9		1-1 G6-3		1-0 G4-3		5	0	0	0	0	0	2												
Doug Mirabeli, R OBP: 0.154, SLG: 0.333			1-2 3-H	1-2 3-H		2-3 K				0	0	0	0	0	0	0												
Andres Galarraga, R OBP: 0.362, SLG: 0.560	1-2 G6-3		1-1 HBP 1B HR 1B	0-2 L5						4	1	1	0	0	1	0												
Frank Catalanotto, L OBP: 0.333, SLG: 0.441		1-0 F7	1-1 HBP HR 1B	3-2 G3				3-2 G4-3		3	1	1	0	0	0	0												
Chad Curtis, R OBP: 0.429, SLG: 0.579		4-1 G5-4-3 BB	2-1 HR HBP	1-2 G6-3				3-2 G5-3		2	1	0	0	1	0	0												
Scott Sheldon, R OBP: 0.462, SLG: 0.615		0-1 G5-4-3	0-2 1-H 2-H 3-H HR	0-1 F9				4-0 29 CS 2B BB		0	0	0	0	0	0	0												
Ruben Mateo, R OBP: 0.322, SLG: 0.312										3	1	1	0	0	0	0												
Gabe Kapler, R OBP: 0.375, SLG: 0.500										2	1	0	0	1	0	0												
Inning Stats	R: 3 E: 0 K: 0 S: 13	H: 2 LOB: 0 BB: 1 P: 21	R: 0 E: 0 K: 0 S: 4	H: 0 LOB: 0 BB: 1 P: 9	R: 1 E: 0 K: 1 S: 11	H: 2 LOB: 1 BB: 0 P: 14	R: 5 E: 0 K: 0 S: 19	H: 4 LOB: 1 BB: 1 P: 32	R: 0 E: 0 K: 1 S: 11	H: 1 LOB: 0 BB: 0 P: 15	R: 0 E: 0 K: 1 S: 7	H: 0 LOB: 0 BB: 0 P: 11	R: 1 E: 0 K: 0 S: 14	H: 1 LOB: 1 BB: 1 P: 25	R: 0 E: 0 K: 0 S: 5	H: 0 LOB: 0 BB: 0 P: 8	1B: 4 2B: 2 3B: 0 HR: 4	SF: 0 SAC: 0 DP: 1 HBP: 1	WP: 1 PB: 0 SB: 0 CS: 1	PA: 41								
PITCHER	IP	WLS	BF	H	R	ER	SO	BB	IBB	HBP	BLK	WP	HR	S	P	ERA	WHIP											
Tim Drew, R ERA: 7.24	(1, 1)	3.0	L	16	6	6	6	1	2	0	0	0	0	2	32	50	18.00	2.667										
Justin Speier, R ERA: 7.45	(4, 1)	2.1		12	3	4	4	0	1	0	1	0	1	2	32	49	15.43	1.714										
Steve Reed, R ERA: 1.74	(6, 1)	1.2		5	0	0	0	2	0	0	0	0	0	12	18	0.00	0.000											
Rich Rodriguez, L ERA:	(8, 1)	1.0		5	1	1	0	0	1	0	0	0	0	14	25	0.00	2.000											
Steve Karsay, R ERA:	(9, 1)	1.0		3	0	0	0	0	0	0	0	0	0	5	8	0.00	0.000											
Batter	1	2	3	4	5	6	7	8	9	AB	R	H	RBI	BB	SO	LOB	BOTTOM											
Kenny Lofton, L OBP: 0.357, SLG: 0.333	1-1 F8		3-2 G6-3	0-0 2-H 3-H 2B		1-0 F7		1-1 FC5-4 1B		5	0	2	2	0	0	0	Texas Rangers @ Cleveland Indians Jacobs Field, Cleveland, OH Fri Apr 27 2001, 7:05 PM EDT Att: 40,320 - Sunny - 54 F											
Roberto Alomar, S OBP: 0.378, SLG: 0.333	0-1 WP 1B		0-0 G6-3	2-3 K		2-0 L7		0-0 FC5-4 1B		5	1	2	1	0	1	1												
Ellis Burks, R OBP: 0.375, SLG: 0.500	2-1 F9		0-1 1B 1B	0-1 1B BB 2B		2-0 F3		2-1 FC5-4		5	2	2	0	0	3	0												
Juan Gonzalez, R OBP: 0.409, SLG: 0.767	2-2 1-H 1B		0-3 K	2-3 K		0-1 1B 2B		0-1 L4		5	1	2	1	0	2	4												
Wil Cordero, R OBP: 0.409, SLG: 0.421	0-1 G6-3		2-1 HBP 1B 1B	4-0 1B BB BB		2-0 F8		1-2 L5		4	1	1	0	1	0	2												
Marty Cordova, R OBP: 0.410, SLG: 0.611		2-1 L7	1-0 1B HBP E 1B	4-1 1B BB		1-0 G4-6-3		1-0 F5		2	1	1	1	1	0	0												
Jim Thome, L OBP: 0.342, SLG: 0.400			1-2 2-H E 1B	1-2 2-3 BB		2-H 1B				2	0	1	1	0	0	0												
Einar Diaz, R OBP: 0.356, SLG: 0.391		0-1 G5-3	2-2 E 2B HBP	2-2 1B		0-2 G4-6-3		1-0 G4-3		3	1	1	1	0	0	1												
Jacob Cruz, L OBP: 0.259, SLG: 0.240			1-2 2-3 HBP	1-2 2-3 1B		1-2 2-3 1B				1	0	0	0	0	0	0												
Omar Vizquel, S OBP: 0.283, SLG: 0.232		0-1 G5-3	2-1 L6	2-1 F5				0-1 G1-3		4	0	0	0	0	0	6												
Jolbert Cabrera, R OBP: 0.364, SLG: 0.366			1-1 B5-3	2-2 E5 2B 1B		1-3 K		1-0 1B 1B 1B		4	2	2	1	0	1	3												
Inning Stats	R: 1 E: 0 K: 0 S: 11	H: 2 LOB: 1 BB: 0 P: 16	R: 0 E: 0 K: 0 S: 6	H: 0 LOB: 0 BB: 0 P: 8	R: 0 E: 0 K: 0 S: 6	H: 0 LOB: 0 BB: 0 P: 10	R: 5 E: 1 K: 2 S: 22	H: 5 LOB: 1 BB: 0 P: 33	R: 1 E: 0 K: 2 S: 17	H: 2 LOB: 3 BB: 2 P: 32	R: 0 E: 0 K: 0 S: 3	H: 0 LOB: 0 BB: 0 P: 8	R: 1 E: 0 K: 0 S: 7	H: 2 LOB: 0 BB: 0 P: 10	R: 1 E: 0 K: 0 S: 10	H: 3 LOB: 2 BB: 0 P: 14	R: 0 E: 0 K: 0 S: 5	H: 0 LOB: 0 BB: 0 P: 8	1B: 11 2B: 3 3B: 0 HR: 0	SF: 0 SAC: 0 DP: 1 HBP: 1	WP: 1 PB: 0 SB: 0 CS: 0	PA: 43						
PITCHER	IP	WLS	BF	H	R	ER	SO	BB	IBB	HBP	BLK	WP	HR	S	P	ERA	WHIP											
Darren Oliver, L ERA: 6.49	(1, 1)	4.0		21	8	7	6	2	2	0	0	0	0	0	21	43	3.86	1.714										
Pat Mahomes, R ERA: 3.72	(5, 1)	2.1	W	11	2	1	1	2	2	0	0	0	0	0	10	13	9.00	4.000										
Mike Venafro, L ERA: 3.86	(7, 1)	1.0	H	6	4	1	1	0	0	0	0	0	0	10	13	9.00	4.000											
59 Jeff Zimmerman, R ERA: 2.19	(8, 1)	1.2	S	5	0	0	0	0	0	0	0	0	0	9	14	0.00	0.000											

Batter	1	2	3	4	5	6	7	8	9	10	AB	R	H	RBI	BB	SO	LOB	TOP			
Roger Cedeno, S (1, 9) OBP: 0.244, SLG: 0.173	G6-3		G6-3		G1-2-3 1B		F9		G1-3		5	0	1	0	0	0	0				
Jose Macias, S (1, 5) OBP: 0.408, SLG: 0.642	F8				G1-2-3 1B				F8		5	0	3	0	0	0	0				
Bobby Higginson, L (1, 7) OBP: 0.381, SLG: 0.477	K		G4-3		G1-2-3 BB		F5			HR	4	1	1	0	1	1	2				
Tony Clark, S (1, 3) OBP: 0.406, SLG: 0.549																					
Ryan Jackson, L (10, PR) OBP: 0.313, SLG: 0.357		G6-4-3 BB 1B		P3	G1-2-3		G1-3			HR	4	1	1	0	1	0	4				
Dean Palmer, R (1, 10) OBP: 0.250, SLG: 0.379										HR	0	1	0	0	0	0	0				
Deivi Cruz, R (1, 6) OBP: 0.230, SLG: 0.345											4	1	1	0	1	2	4				
Juan Encarnacion, R (1, 8) OBP: 0.308, SLG: 0.378											4	1	1	1	1	2	1				
Damion Easley, R (1, 4) OBP: 0.303, SLG: 0.302											3	0	1	1	1	0	1				
Javier Cardona, R (1, 2) OBP: 0.235, SLG: 0.235											3	0	0	0	0	1	2				
Robert Fick, L (9, PH) OBP: 0.442, SLG: 0.725											1	0	0	0	0	0	0				
15 Brandon Inge, R (9, 2) OBP: 0.300, SLG: 0.345											0	0	0	0	0	0	0				
Inning Stats	R: 0 E: 0 K: 1 S: 5	H: 0 LOB: 0 BB: 0 P: 9	R: 1 E: 1 K: 0 S: 7	H: 1 LOB: 1 BB: 2 P: 19	R: 0 E: 0 K: 1 S: 9	H: 1 LOB: 1 BB: 0 P: 15	R: 2 E: 0 K: 0 S: 10	H: 3 LOB: 2 BB: 1 P: 17	R: 0 E: 0 K: 0 S: 9	H: 2 LOB: 2 BB: 1 P: 15	R: 0 E: 0 K: 1 S: 14	H: 1 LOB: 1 BB: 0 P: 14	R: 0 E: 0 K: 1 S: 9	H: 0 LOB: 0 BB: 0 P: 16	R: 0 E: 0 K: 0 S: 5	H: 0 LOB: 0 BB: 0 P: 6	R: 3 E: 0 K: 2 S: 13	H: 2 LOB: 1 BB: 1 P: 26	1B: 7 2B: 2 3B: 0 HR: 1	SF: 0 SAC: 0 DP: 2 HBP: 0	WP: 1 PA: 43
PITCHER	IP 7.0	WLS 3	BF 31	H 8	R 3	ER 2	SO 3	BB 4	IBB 0	HBP 0	BLK 0	WP 1	HR 0	S 62	P 109	ERA 2.57	WHIP 1.714				
Kenny Rogers, L (1, 1) ERA: 5.71	1.0	3	0	0	0	1	0	0	0	0	0	0	0	9	16	0.00	0.000				
Jeff Brantley, R (8, 1) ERA: 3.97	2.0	L	9	2	3	3	2	0	1	0	0	0	1	18	32	13.50	1.000				
59 Jeff Zimmerman, R (9, 1) ERA: 3.77																					

Detroit Tigers @ Texas Rangers
The Ballpark at Arlington, Arlington, TX
Tue May 01 2001, 8:05 PM EDT
Att: 25,638 - Cloudy - 78 F


AB	38
R	6
H	10
RBI	5
BB	5
SO	6
LOB	17



Batter	1	2	3	4	5	6	7	8	9	10	AB	R	H	RBI	BB	SO	LOB	BOTTOM			
29 Rusty Greer, L (1, 7) OBP: 0.353, SLG: 0.573			G6-4-3 1B		G5-3		K				4	0	2	0	1	1	1				
Randy Velarde, R (1, 4) OBP: 0.391, SLG: 0.535	F8		G6-4-3 1B		G4-3		F9		G5-3		5	0	1	0	0	0	4				
Alex Rodriguez, R (1, 6) OBP: 0.425, SLG: 0.653	K		G6-4-3								5	2	2	2	0	2	3				
Rafael Palmeiro, L (1, 3) OBP: 0.348, SLG: 0.453	L1		G4-3				HR				5	0	1	0	0	0	2				
Ivan Rodriguez, R (1, 2) OBP: 0.356, SLG: 0.567																					
Bo Porter, R (8, PR) OBP: 0.344, SLG: 0.400																					
Doug Mirabeli, R (9, 2) OBP: 0.200, SLG: 0.235																					
Frank Catalanotto, L (10, PH) OBP: 0.311, SLG: 0.488																					
Andres Galaraga, R (1, 10) OBP: 0.358, SLG: 0.510																					
Ken Caminiti, S (1, 5) OBP: 0.299, SLG: 0.362																					
Gabe Kapler, R (1, 8) OBP: 0.481, SLG: 0.667																					
Ruben Mateo, R (1, 9) OBP: 0.312, SLG: 0.300																					
Inning Stats	R: 0 E: 0 K: 1 S: 10	H: 1 LOB: 1 BB: 0 P: 13	R: 1 E: 0 K: 1 S: 10	H: 2 LOB: 1 BB: 0 P: 15	R: 0 E: 0 K: 0 S: 8	H: 2 LOB: 1 BB: 0 P: 14	R: 0 E: 0 K: 0 S: 7	H: 0 LOB: 0 BB: 0 P: 11	R: 1 E: 0 K: 1 S: 10	H: 2 LOB: 1 BB: 0 P: 12	R: 0 E: 0 K: 1 S: 8	H: 0 LOB: 1 BB: 1 P: 15	R: 1 E: 1 K: 0 S: 10	H: 1 LOB: 1 BB: 0 P: 13	R: 0 E: 0 K: 0 S: 5	H: 1 LOB: 1 BB: 0 P: 13	R: 0 E: 0 K: 2 S: 10	H: 0 LOB: 0 BB: 0 P: 13	1B: 6 2B: 3 3B: 0 HR: 2	SF: 0 SAC: 1 DP: 2 HBP: 0	WP: 0 PA: 41
PITCHER	IP 6.1	WLS 27	BF 9	H 2	R 2	ER 2	SO 3	BB 1	IBB 0	HBP 0	BLK 0	WP 0	HR 1	S 57	P 88	ERA 2.84	WHIP 1.579				
Steve Sparks, R (1, 1) ERA: 3.34	0.1	H	1	0	0	0	1	0	0	0	0	0	0	4	5	0.00	0.000				
Heath Murray, L (7, 1) ERA: 4.22	0.1	H	1	0	0	0	0	0	0	0	0	0	0	3	5	0.00	0.000				
Matt Anderson, R (7, 1) ERA: 13.5	2.0	W	9	2	1	1	0	0	1	0	0	1	15	26	4.50	1.000					
Danny Patterson, R (8, 1) ERA: 0.69	1.0	S	3	0	0	0	2	0	0	0	0	0	0	10	13	0.00	0.000				
Todd Jones, R (10, 1) ERA: 6.75																					

Detroit Tigers @ Texas Rangers
The Ballpark at Arlington, Arlington, TX
Tue May 01 2001, 8:05 PM EDT
Att: 25,638 - Cloudy - 78 F

AB	38
R	3
H	11
RBI	3
BB	2
SO	6
LOB	21



Batter	1	2	3	4	5	6	7	8	9	AB	R	H	RBI	BB	SO	LOB	TOP									
Roger Cedeno, S OBP: 0.272, SLG: 0.247	2-2 E HR 1B	2-3 K		0-1 G2-3		0-1 G6-3 1B		1-0 HR		5	2	3	3	0	1	1										
Jose Macias, S OBP: 0.407, SLG: 0.610	2-1 L7	1-1 F5		1-0 F9		1-1 G6-3		1-0 HR		5	0	1	0	0	0	3										
Shane Halter, R OBP: 0.313, SLG: 0.302	1-3					1-2				0	0	0	0	0	0	0										
Bobby Higginson, L OBP: 0.368, SLG: 0.453	0-0 F7	0-0 S 1B			1-0 F8		1-1 F8	2-0 G4-3		5	0	1	0	0	0	2										
Tony Clark, S OBP: 0.419, SLG: 0.529	4-1 HR	4-2			1-1 F7		2-2 F8		1-0 G3	2	1	0	0	2	0	0										
Ryan Jackson, L OBP: 0.294, SLG: 0.333	BB	1-2 BB			2-0 F7		3-2 F8		0-3 K	1	0	0	0	0	0	0										
Dean Palmer, R OBP: 0.262, SLG: 0.462	2-0 HR	1-3 K			2-2 2B 1B		3-2 F7		0-3 K	5	2	2	3	0	2	3										
Deivi Cruz, R OBP: 0.247, SLG: 0.394	2-2 HR			1-0 F9	2-0 E 2B			1-1 F9	1-1 G6-3	5	1	2	1	0	0	0										
Juan Encarnacion, R OBP: 0.340, SLG: 0.443	1-0 HR			2-2 G5-3	4-2 BB			4-2 1B HR BB		2	2	1	2	2	0	0										
Damon Easley, R OBP: 0.306, SLG: 0.316	3-H F8	2-1 F8		0-1 F8	0-1 F8			0-2 HR 1B		4	1	1	0	0	0	2										
15 Brandon Inge, R OBP: 0.279, SLG: 0.317		0-1 1B			1-0 F8			0-2 G6-3		4	0	1	0	0	1	2										
Inning Stats	R: 5 E: 1 K: 0 S: 14	H: 4 LOB: 0 BB: 1 P: 29	R: 0 E: 0 K: 2 S: 16	H: 2 LOB: 3 BB: 1 P: 24	R: 0 E: 0 K: 0 S: 7	H: 0 LOB: 0 BB: 0 P: 10	R: 0 E: 0 K: 0 S: 4	H: 0 LOB: 0 BB: 0 P: 6	R: 1 E: 1 K: 0 S: 13	H: 2 LOB: 2 BB: 1 P: 23	R: 0 E: 0 K: 0 S: 8	H: 1 LOB: 0 BB: 0 P: 9	R: 0 E: 0 K: 0 S: 9	H: 0 LOB: 0 BB: 0 P: 15	R: 3 E: 0 K: 1 S: 17	H: 3 LOB: 1 BB: 1 P: 29	R: 0 E: 0 K: 1 S: 6	H: 0 LOB: 0 BB: 0 P: 8	1B: 7 2B: 1 3B: 1 HR: 3	SF: 0 SAC: 0 DP: 1 HBP: 0	WP: 0 PB: 0 SB: 1 CS: 0	PA: 42				
PITCHER	IP	WLS	BF	H	R	ER	SO	BB	IBB	HBP	BLK	WP	HR	S	P	ERA	WHIP									
Rick Helling, R ERA: 8.01	(1, 1)	7.0	L	32	9	6	6	2	3	0	0	0	0	2	71	116	7.71	1.714								
Jeff Brantley, R ERA: 8.0	(8, 1)	0.2		6	3	3	3	1	1	0	0	0	0	1	16	26	40.50	6.000								
Mike Venafro, L ERA: 3.24	(8, 1)	1.1		4	0	0	0	1	0	0	0	0	0	0	7	11	0.00	0.000								

Detroit Tigers @ Texas Rangers
The Ballpark at Arlington, Arlington, TX
Thu May 03 2001, 3:05 PM EDT
Att: 34,051 - Cloudy - 81 F

AB	38
R	9
H	12
RBI	9
BB	4
SO	4
LOB	13





Batter	1	2	3	4	5	6	7	8	9	AB	R	H	RBI	BB	SO	LOB	BOTTOM									
29 Rusty Greer, L OBP: 0.360, SLG: 0.564	1-1 WP 1B 2B 1B		1-2 L9	0-0 G3			0-2 G4-3			4	1	1	0	0	0	0										
Gabe Kapler, R OBP: 0.457, SLG: 0.719	1-1 WP 2B 1B		3-1 1B 2B		2-2 F8			2-3 K		4	2	2	0	0	1	0										
Alex Rodriguez, R OBP: 0.411, SLG: 0.626	0-3 K		0-0 1B		1-1 G5-3			0-1 G6-3		4	0	1	1	0	1	2										
Rafael Palmeiro, L OBP: 0.364, SLG: 0.500	1-0 WP 2B		0-3 K		1-2 P6			4-0 BB		3	0	1	2	1	1	1										
Andres Galarraga, R OBP: 0.350, SLG: 0.500	2-3 K		1-0 1B		1-3 K			2-3 K		4	0	1	0	0	3	2										
Frank Catalanotto, L OBP: 0.398, SLG: 0.511	2-1 F9		1-2 F9		2-0 G4-3			0-1 P5		3	0	0	0	0	0	3										
Scott Sheldon, R OBP: 0.429, SLG: 0.571										1	0	0	0	0	0	0										
Ken Caminiti, S OBP: 0.293, SLG: 0.354		0-0 G4-3		2-3 K		2-2 G1-3			1-0 HBP	3	0	0	0	0	1	0										
Bo Porter, R OBP: 0.289, SLG: 0.333		1-3 K		0-0 B1-3			3-3 K		1-3 K	4	0	0	0	0	3	1										
Doug Mirabeli, R OBP: 0.259, SLG: 0.364		2-0 F9		2-1 HR			0-0 G5-3		2-3 K	4	1	1	1	0	1	1										
Inning Stats	R: 2 E: 0 K: 2 S: 14	H: 3 LOB: 1 BB: 0 P: 21	R: 0 E: 0 K: 1 S: 5	H: 0 LOB: 0 BB: 0 P: 8	R: 1 E: 0 K: 1 S: 18	H: 3 LOB: 2 BB: 0 P: 24	R: 1 E: 0 K: 1 S: 7	H: 1 LOB: 0 BB: 0 P: 11	R: 0 E: 0 K: 0 S: 9	H: 0 LOB: 0 BB: 0 P: 13	R: 0 E: 0 K: 1 S: 7	H: 0 LOB: 0 BB: 0 P: 12	R: 0 E: 0 K: 1 S: 8	H: 0 LOB: 0 BB: 0 P: 11	R: 0 E: 0 K: 2 S: 8	H: 0 LOB: 1 BB: 1 P: 16	R: 0 E: 0 K: 2 S: 11	H: 0 LOB: 1 BB: 0 P: 15	1B: 4 2B: 2 3B: 0 HR: 1	SF: 0 SAC: 0 DP: 0 HBP: 1	WP: 2 PB: 0 SB: 0 CS: 0	PA: 36				
PITCHER	IP	WLS	BF	H	R	ER	SO	BB	IBB	HBP	BLK	WP	HR	S	P	ERA	WHIP									
Dave Milicki, R ERA: 5.75	(1, 1)	8.0	W	32	4	4	4	9	1	0	0	0	0	1	76	116	4.50	1.000								
C.J. Nitkowski, L ERA: 4.22	(9, 1)	1.0		4	0	0	0	2	0	0	1	0	0	0	11	15	0.00	0.000								

Detroit Tigers @ Texas Rangers
The Ballpark at Arlington, Arlington, TX
Thu May 03 2001, 3:05 PM EDT
Att: 34,051 - Cloudy - 81 F

AB	34
R	4
H	7
RBI	4
BB	1
SO	11
LOB	10



Batter	1	2	3	4	5	6	7	8	9	AB R H RBI BB SO LOB	TOP																								
											<p>Chicago White Sox @ Texas Rangers</p> <p>The Ballpark at Arlington, Arlington, TX</p> <p>Fri May 04 2001, 8:05 PM EDT</p> <p>livebaseballscorecards.com</p> <p>AB 0 R 0 H 0 RBI 0 BB 0 SO 0 LOB 0</p> 																								
Inning Stats											1B: 0 SF: 0 WP: 0 PA: 0 2B: 0 SAC: 0 FB: 0 3B: 0 DP: 0 SB: 0 HR: 0 HBP: 0 CS: 0																								
PITCHER	IP	WLS	BF	H	R	ER	SO	BB	IBB	HBP	BLK	WP	HR	S	P	ERA	WHIP	PITCHER	IP	WLS	BF	H	R	ER	SO	BB	IBB	HBP	BLK	WP	HR	S	P	ERA	WHIP


Batter	1	2	3	4	5	6	7	8	9	AB R H RBI BB SO LOB	BOTTOM																								
											<p>Chicago White Sox @ Texas Rangers</p> <p>The Ballpark at Arlington, Arlington, TX</p> <p>Fri May 04 2001, 8:05 PM EDT</p> <p>livebaseballscorecards.com</p> <p>AB 0 R 0 H 0 RBI 0 BB 0 SO 0 LOB 0</p> 																								
Inning Stats											1B: 0 SF: 0 WP: 0 PA: 0 2B: 0 SAC: 0 FB: 0 3B: 0 DP: 0 SB: 0 HR: 0 HBP: 0 CS: 0																								
PITCHER	IP	WLS	BF	H	R	ER	SO	BB	IBB	HBP	BLK	WP	HR	S	P	ERA	WHIP	PITCHER	IP	WLS	BF	H	R	ER	SO	BB	IBB	HBP	BLK	WP	HR	S	P	ERA	WHIP

Batter	1	2	3	4	5	6	7	8	9	AB	R	H	RBI	BB	SO	LOB	TOP								
Ray Durham, S (1,4) OBP: 0.328, SLG: 0.370	F5			G6-3 1B		CS	FC6-4 1B			4	0	3	0	0	0	0									
Royce Clayton, R (1,6) OBP: 0.151, SLG: 0.179	K			G6-3			F8		K	3	0	0	0	0	1	2									
Magglio Ordonez, R (9, PH) OBP: 0.314, SLG: 0.421				G4-3			F7		F7	1	0	0	0	0	1	2									
Jose Valentin, S (1,5)	G4-3			G4-3			F7		F7	4	0	0	0	0	0	3									
14 Paul Konerko, R (1,3) OBP: 0.346, SLG: 0.545		L8			G4-3		FC6-4			3	0	0	0	0	0	1									
Carlos Lee, R (1,7) OBP: 0.365, SLG: 0.490		G5-3			G5-3			F7		3	0	0	0	0	0	0									
Harold Baines, L (1,10)		F9			K			G3-1		3	0	0	0	0	1	0									
Sandy Alomar Jr., R (1,2) OBP: 0.311, SLG: 0.333			F8			G5-3		G1-3		3	0	0	0	0	0	0									
Chris Singleton, L (1,9) OBP: 0.207, SLG: 0.293			L4				CS 1B		G4-3	3	0	1	0	0	0	0									
Julio Ramirez, R (1,8) OBP: 0.097, SLG: 0.067				G5-3						2	0	0	0	0	1	1									
Tony Graffanino, R (9, PH) OBP: 0.423, SLG: 0.565						K			S 1B	1	0	1	0	0	0	0									
Inning Stats	R: 0 E: 0 K: 1 S: 7	H: 0 LOB: 0 BB: 0 P: 11	R: 0 E: 0 K: 0 S: 6	H: 0 LOB: 0 BB: 0 P: 8	R: 0 E: 0 K: 0 S: 6	H: 0 LOB: 0 BB: 0 P: 10	R: 0 E: 0 K: 0 S: 5	H: 1 LOB: 0 BB: 0 P: 11	R: 0 E: 0 K: 1 S: 7	H: 0 LOB: 0 BB: 0 P: 12	R: 0 E: 0 K: 1 S: 9	H: 1 LOB: 0 BB: 0 P: 13	R: 0 E: 0 K: 0 S: 10	H: 1 LOB: 1 BB: 0 P: 18	R: 0 E: 0 K: 0 S: 5	H: 0 LOB: 0 BB: 0 P: 7	R: 0 E: 0 K: 1 S: 14	H: 2 LOB: 2 BB: 0 P: 22	1B: 5 2B: 0 3B: 0 HR: 0	SF: 0 SAC: 0 DP: 1 HBP: 0	WP: 0 PB: 0 SB: 1 CS: 1	PA: 31			
PITCHER	IP	WLS	BF	H	R	ER	SO	BB	IBB	HBP	BLK	WP	HR	S	P	ERA	WHIP								
Ryan Glynn, R (1,1) ERA: 7.76	8.0	W	25	3	0	0	3	0	0	0	0	0	0	55	90	0.00	0.375								
59 Jeff Zimmerman, R (9,1) ERA: 3.52	1.0	S	5	2	0	0	1	0	0	0	0	0	0	14	22	0.00	2.000								

Chicago White Sox @ Texas Rangers
The Ballpark at Arlington, Arlington, TX
Sat May 05 2001, 8:05 PM EDT
Att. 47,674 - Overcast - 73 F

livebaseballscorecards.com

AB 30
R 0
H 5
RBI 0
BB 0
SO 4
LOB 9




Batter	1	2	3	4	5	6	7	8	9	AB	R	H	RBI	BB	SO	LOB	BOTTOM								
29 Rusty Greer, L (1,7) OBP: 0.357, SLG: 0.561	F8		F7		F9 2B		FC6 1B 1B			4	1	1	1	0	0	2									
Randy Velarde, R (1,4) OBP: 0.412, SLG: 0.538	HBP BB						1B BB			2	0	2	0	2	0	0									
Alex Rodriguez, R (1,6) OBP: 0.414, SLG: 0.618			F5		F9					3	0	1	1	0	0	4									
Rafael Palmeiro, L (1,10) OBP: 0.352, SLG: 0.481	K		F8		G4-3		G3			4	0	0	0	0	1	8									
Andres Galarraga, R (1,3) OBP: 0.339, SLG: 0.481	G6-3			G6-3		K		F8		4	0	0	0	0	1	2									
Gabe Kapler, R (1,8) OBP: 0.436, SLG: 0.667		1B		G6-3		G5-3		F8		4	0	1	0	0	0	0									
Ken Caminiti, S (1,5) OBP: 0.278, SLG: 0.333		G4-3		F8		F7		G6-3		4	0	0	0	0	0	0									
Ruben Mateo, R (1,9) OBP: 0.323, SLG: 0.317		G5-3			G6-3 2B					2	1	1	0	0	0	0									
Doug Mirabeli, R (1,2) OBP: 0.267, SLG: 0.333					G6-3 BB					2	0	0	0	1	1	2									
Inning Stats	R: 0 E: 0 K: 1 S: 9	H: 0 LOB: 2 BB: 1 P: 22	R: 0 E: 0 K: 0 S: 11	H: 1 LOB: 0 BB: 0 P: 15	R: 0 E: 0 K: 0 S: 12	H: 1 LOB: 2 BB: 1 P: 20	R: 0 E: 0 K: 0 S: 4	H: 0 LOB: 0 BB: 0 P: 5	R: 1 E: 0 K: 0 S: 16	H: 2 LOB: 2 BB: 1 P: 24	R: 0 E: 0 K: 1 S: 8	H: 0 LOB: 0 BB: 0 P: 10	R: 1 E: 0 K: 1 S: 13	H: 2 LOB: 2 BB: 0 P: 22	R: 0 E: 0 K: 0 S: 6	H: 0 LOB: 0 BB: 0 P: 9	R: 0 E: 0 K: 0 S: 6	H: 0 LOB: 0 BB: 0 P: 9	1B: 4 2B: 2 3B: 0 HR: 0	SF: 0 SAC: 0 DP: 0 HBP: 2	WP: 0 PB: 0 SB: 0 CS: 0	PA: 34			
PITCHER	IP	WLS	BF	H	R	ER	SO	BB	IBB	HBP	BLK	WP	HR	S	P	ERA	WHIP								
Rocky Biddle, R (1,1) ERA: 3.68	6.0	L	26	4	2	2	2	3	0	2	0	0	0	60	97	3.00	1.167								
Gary Glover, R (7,1) ERA: 6.61	0.2		4	2	0	0	1	0	0	0	0	0	0	10	15	0.00	3.000								
Kelly Wunsch, L (7,1) ERA: 7.15	0.1		1	0	0	0	0	0	0	0	0	0	0	3	6	0.00	0.000								
Lorenzo Barcelo, R (8,1) ERA: 2.61	1.0		3	0	0	0	0	0	0	0	0	0	0	6	9	0.00	0.000								

Chicago White Sox @ Texas Rangers
The Ballpark at Arlington, Arlington, TX
Sat May 05 2001, 8:05 PM EDT
Att. 47,674 - Overcast - 73 F

livebaseballscorecards.com

AB 29
R 2
H 6
RBI 2
BB 3
SO 3
LOB 18



Batter	1	2	3	4	5	6	7	8	9	AB	R	H	RBI	BB	SO	LOB	TOP			
29 Rusty Greer, L OBP: 0.357, SLG: 0.532 (1, 7)	0-2 CS 1B		3-2 G3		1-2 F7	0-1 G1-3		0-0 G4-3		5	0	1	0	0	0	4				
Randy Velarde, R OBP: 0.398, SLG: 0.500 (1, 4)	3-3 K 1-2		2-1 CS 1B		2-1 BB 1B HBP		0-1 G6-3		1-1 F9	4	1	1	0	0	1	1				
Alex Rodriguez, R OBP: 0.408, SLG: 0.618 (1, 6)	1-2 BB 1B		0-1 L9		1-3 K		1-0 F9		0-0 1B 1B	5	0	2	0	0	1	3				
Rafael Palmeiro, L OBP: 0.374, SLG: 0.496 (1, 3)	4-1 BB 1-2		2-1 CS	2-3 K	4-2 1B BB		4-2 BB		0-2 F8	2	0	0	0	3	1	1				
Andres Galarraga, R OBP: 0.341, SLG: 0.467 (1, 10)	1-0 F9			1-2 F8	0-1 1B		2-3 K		1-0 1B	5	0	2	2	0	1	3				
Gabe Kapler, R OBP: 0.434, SLG: 0.612 (1, 8)		1-1 F8		0-1 2B 1B	0-2 G1-3			4-2 1B BB	1-2 G6-3	4	1	1	0	1	0	4				
Frank Catalanotto, L OBP: 0.355, SLG: 0.526 Bo Porter, R OBP: 0.289, SLG: 0.333 (8, 9)		1-0 G3		3-1 1-H 2B		0-0 F8		0-1 1B		4	0	2	1	0	0	0				
Ken Caminiti, S OBP: 0.272, SLG: 0.350 (1, 5)		0-0 HR		3-2 F8		1-0 P5		0-1 F5		4	1	1	1	0	0	3				
Doug Mirabeli, R OBP: 0.289, SLG: 0.333 (1, 2)		2-1 F8			4-0 BB 1B HBP BB	2-1 2B		3-2 P6		3	1	1	0	1	0	2				
Inning Stats	R: 0 E: 0 K: 1 S: 15	H: 2 LOB: 2 BB: 1 P: 24	R: 1 E: 0 K: 0 S: 6	H: 1 LOB: 0 BB: 0 P: 10	R: 0 E: 0 K: 0 S: 10	H: 1 LOB: 1 BB: 0 P: 17	R: 1 E: 0 K: 1 S: 18	H: 2 LOB: 1 BB: 2 P: 27	R: 2 E: 0 K: 0 S: 15	H: 1 LOB: 1 BB: 0 P: 9	R: 0 E: 0 K: 1 S: 8	H: 0 LOB: 1 BB: 1 P: 15	R: 0 E: 0 K: 0 S: 13	H: 1 LOB: 2 BB: 1 P: 20	R: 0 E: 0 K: 0 S: 12	H: 2 LOB: 2 BB: 0 P: 15	1B: 8 2B: 3 3B: 0 HR: 1	SF: 0 SAC: 0 DP: 1 HBP: 1	WP: 0 PB: 0 SB: 0 CS: 2	PA: 43
PITCHER	IP	WLS	BF	H	R	ER	SO	BB	IBB	HBP	BLK	WP	HR	S	P	ERA	WHIP			
Chris Holt, R ERA: 5.4 Matt Miller, L ERA: Victor Santos, R ERA: Matt Anderson, R ERA: 10.22 C.J. Nitkowski, L ERA: 3.89	(1, 1) (6, 1) (7, 1) (8, 1) (8, 1)	5.2 0.1 1.0 0.2 0.1	27 1 6 2 1	8 0 1 0 0	4 0 0 0 0	4 0 0 0 0	3 0 1 0 0	0 0 0 0 0	0 0 0 0 0	0 0 0 0 0	0 0 0 0 0	0 0 0 0 0	1 2 13 7 1	68 2 4 10 1	112 0 24 10 1	6.35 0.00 0.00 0.00 0.00	1.941 0.000 3.000 0.000 0.000			
PITCHER	IP	WLS	BF	H	R	ER	SO	BB	IBB	HBP	BLK	WP	HR	S	P	ERA	WHIP			
Todd Jones, R ERA: 5.91	(9, 1)	1.0	W	5	2	0	0	0	0	0	0	0	0	12	15	0.00	2.000			

Batter	1	2	3	4	5	6	7	8	9	AB	R	H	RBI	BB	SO	LOB	BOTTOM					
Roger Cedeno, S OBP: 0.288, SLG: 0.248 Shane Halter, R OBP: 0.306, SLG: 0.295 (9, 3)	3-2 G4-3		1-0 F2-3 1B	4-2 CS BB		4-0 1-2 2-3 3-H BB		3-3 K		3	0	1	1	2	1	2						
Jose Macias, S OBP: 0.374, SLG: 0.543 (1, 5)	0-2 BB 1B		1-2 F2-3 1-2	1-0 CS	1-1 P3	0-1 L4		0-1 1B 2B		5	1	2	0	0	0	4						
Bobby Higginson, L OBP: 0.381, SLG: 0.459 (1, 7)	0-0 L8		2-0 1B E 1B		1-1 G4-3		4-2 CS BB		4-2 F8 1B BB	3	2	1	0	2	0	1						
Dean Palmer, R OBP: 0.317, SLG: 0.527 (1, 10)	4-0 BB 1-2		2-2 E7 1-H 1B 1B		2-1 F8		3-2 F4		0-3 K	4	1	1	0	1	1	3						
Robert Fick, L OBP: 0.415, SLG: 0.640 (1, 3) (9, 2)	1-3 K		3-2 1B		2-1 P6		3-2 F8		3-1 E 1B	5	0	2	2	0	1	2						
Deivi Cruz, R OBP: 0.270, SLG: 0.414 (1, 6)		0-0 2B	1-2 F5		2-2 BB 2B		1-0 F8		0-1 F8	5	1	2	0	0	0	3						
Juan Encarnacion, R OBP: 0.342, SLG: 0.427 (1, 8)		1-1 P6		4-0 15 CS 1B BB		1-1 F8		1-3 K	0-2 E5	4	0	0	0	1	1	3						
Damon Easley, R OBP: 0.315, SLG: 0.343 (1, 4)		1-0 F9		0-2 15 G4-3 15 CS 1B		4-2 BB BB BB		2-2 1B 1B		3	0	2	0	1	0	1						
15 Brandon Inge, R OBP: 0.288, SLG: 0.333 Tony Clark, S OBP: 0.417, SLG: 0.537 Javier Cardenas, R OBP: 0.206, SLG: 0.290 Ryan Jackson, L OBP: 0.350, SLG: 0.444 (5, PH) (6, PH) (7, 2) (8, PH) (9, 9)	(1, 2) (5, PH) (6, PH) (7, 2) (8, PH) (9, 9)	0.0 0.0 0.0 0.0 0.0	0 0 0 0 0	0 0 0 0 0	0 0 0 0 0	0 0 0 0 0	0 0 0 0 0	0 0 0 0 0	0 0 0 0 0	0 0 0 0 0	2 0 0 0 1	0 0 0 0 0	0 0 0 0 0	0 0 0 0 0	0 0 0 0 0	3 1 0 0 0						
Inning Stats	R: 0 E: 0 K: 1 S: 11	H: 1 LOB: 1 BB: 1 P: 19	R: 0 E: 0 K: 0 S: 5	H: 1 LOB: 1 BB: 0 P: 7	R: 2 E: 1 K: 0 S: 16	H: 4 LOB: 1 BB: 0 P: 26	R: 0 E: 0 K: 0 S: 8	H: 1 LOB: 1 BB: 2 P: 19	R: 0 E: 0 K: 0 S: 6	H: 0 LOB: 0 BB: 0 P: 10	R: 1 E: 0 K: 0 S: 15	H: 1 LOB: 3 BB: 3 P: 32	R: 0 E: 0 K: 0 S: 9	H: 0 LOB: 0 BB: 1 P: 19	R: 0 E: 0 K: 2 S: 12	H: 2 LOB: 2 BB: 0 P: 19	R: 2 E: 1 K: 1 S: 15	H: 2 LOB: 2 BB: 1 P: 22	1B: 9 2B: 4 3B: 0 HR: 0	SF: 0 SAC: 0 DP: 1 HBP: 0	WP: 0 PB: 0 SB: 0 CS: 4	PA: 44
PITCHER	IP	WLS	BF	H	R	ER	SO	BB	IBB	HBP	BLK	WP	HR	S	P	ERA	WHIP					
Rick Helling, R ERA: 7.4 Mike Venafro, L ERA: 3.12 59 Jeff Zimmerman, R ERA: 3.12 Tim Crabtree, R ERA: 6.75	(1, 1) (6, 1) (7, 1) (9, 1)	5.2 0.1 2.0 0.2	27 H 7 6	8 0 2 2	3 0 0 2	2 0 0 1	0 0 18 15	0 0 0 0	0 0 0 0	0 0 0 0	0 0 0 0	0 0 0 0	0 0 0 0	0 0 18 15	10 13 31 22	2.294 0.00 0.00 13.50	2.294 6.000 1.000 4.500					
PITCHER	IP	WLS	BF	H	R	ER	SO	BB	IBB	HBP	BLK	WP	HR	S	P	ERA	WHIP					

Texas Rangers @ Detroit Tigers
Comerica Park, Detroit, MI
Tue May 08 2001, 7:05 PM EDT
Att: 21,662 - Sunny - 72 F

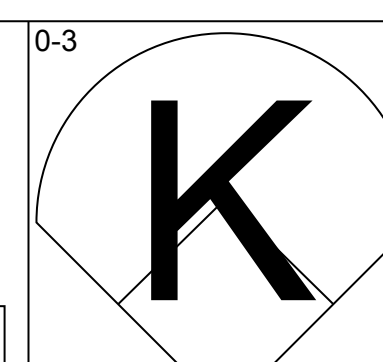
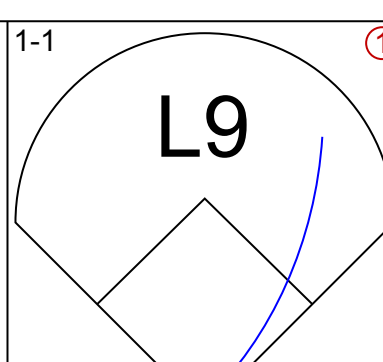
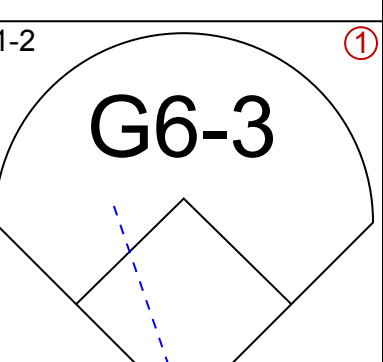
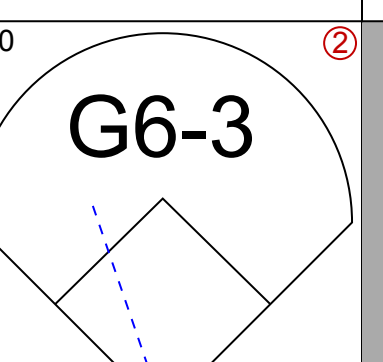
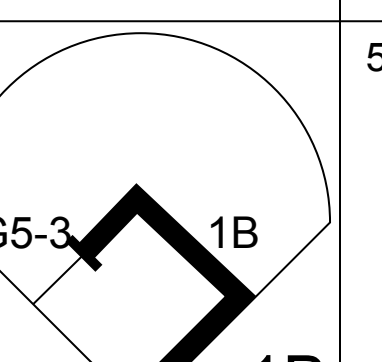
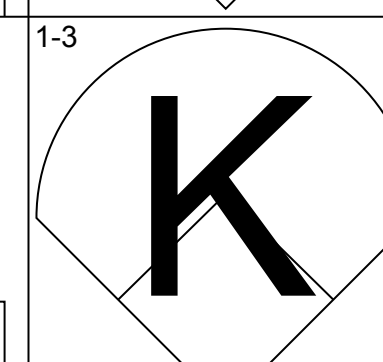
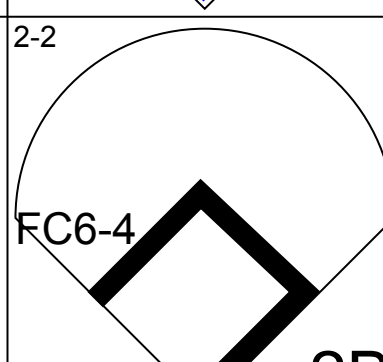
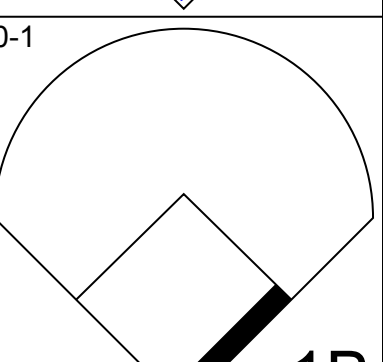
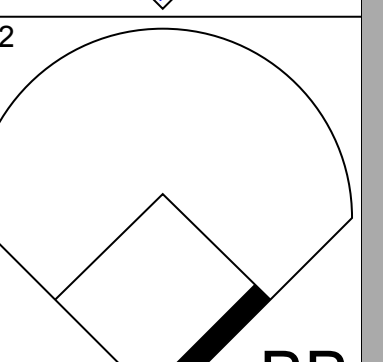
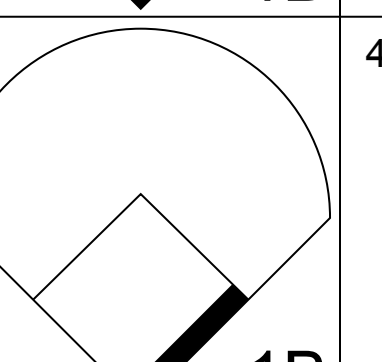
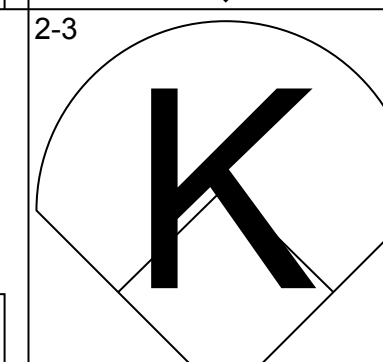
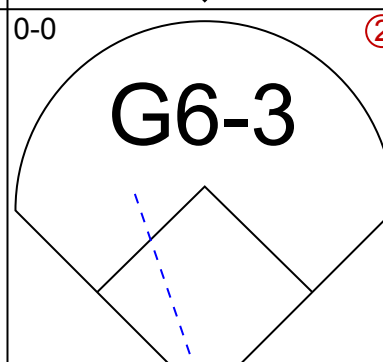
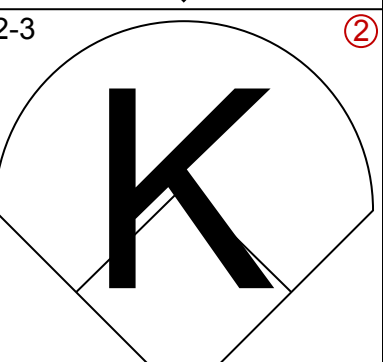
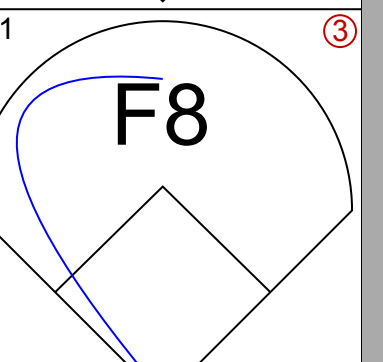
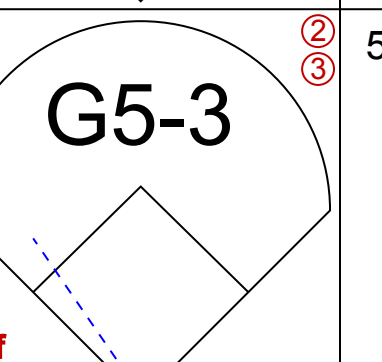
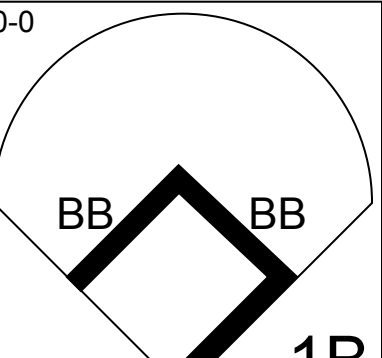
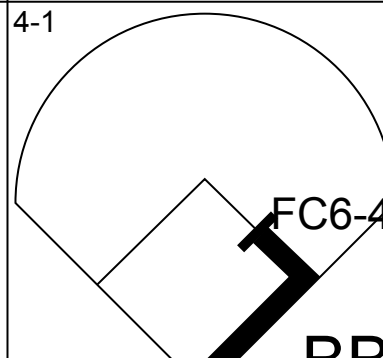
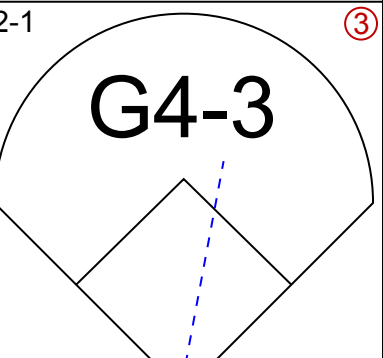
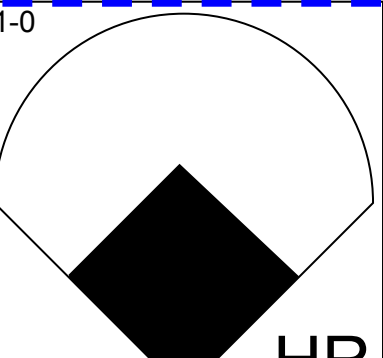

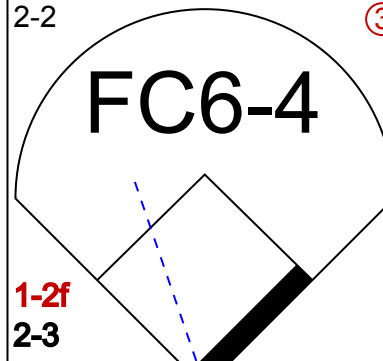
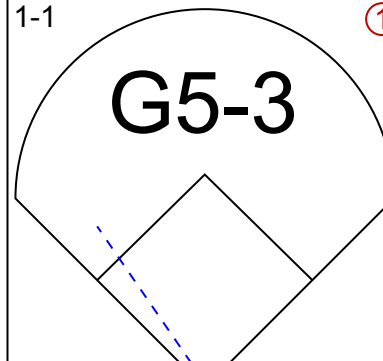
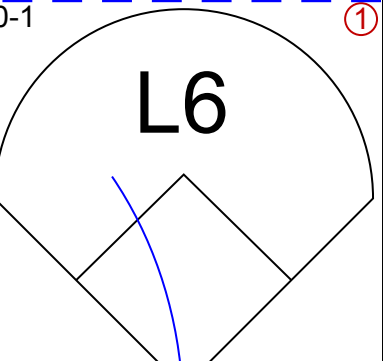
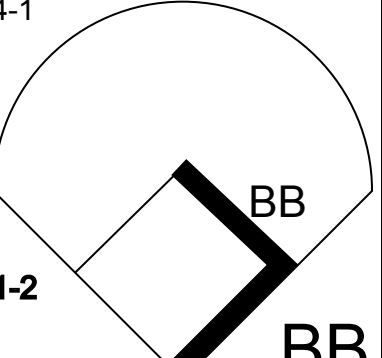
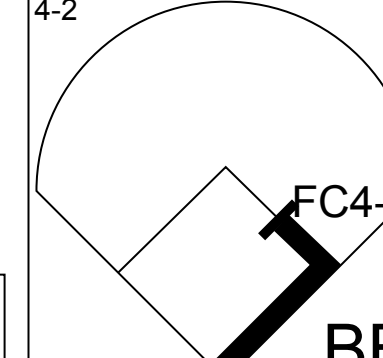
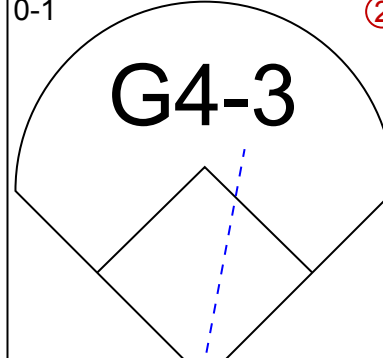
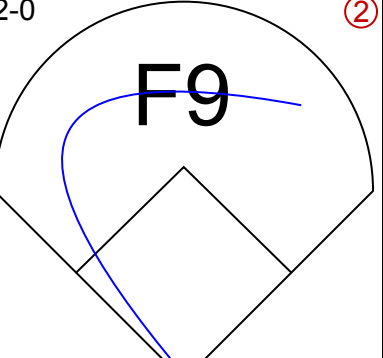
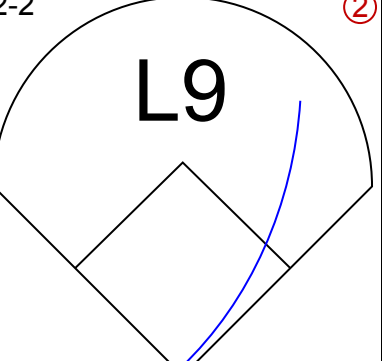
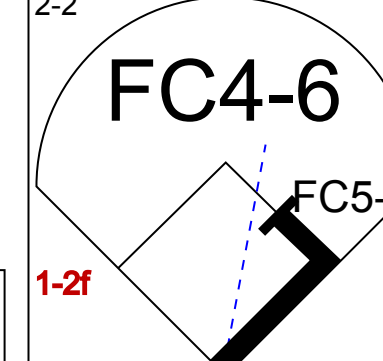

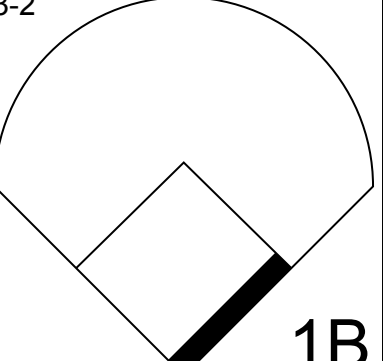
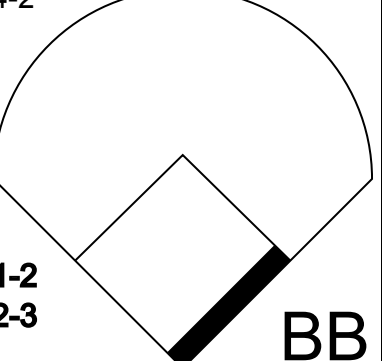
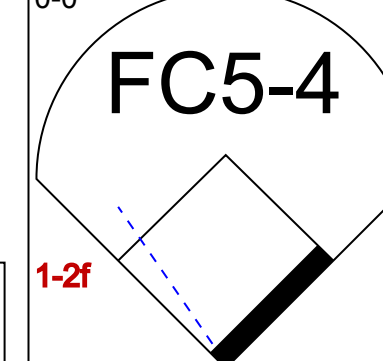
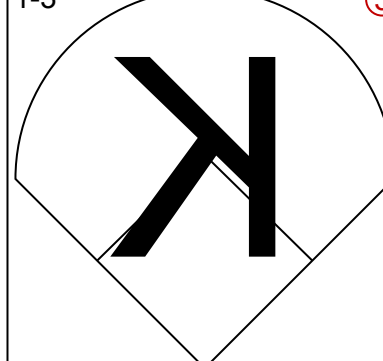
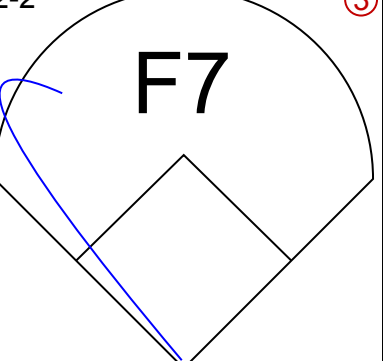
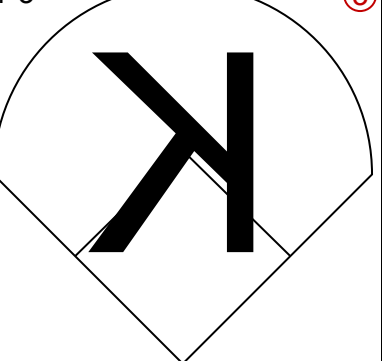
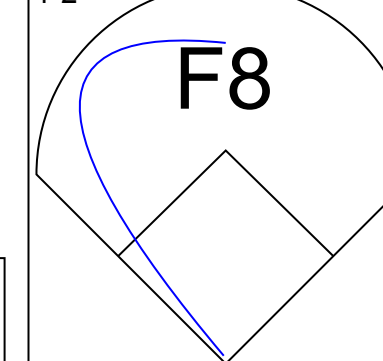
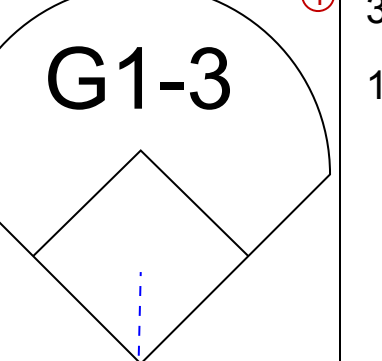
AB 36
R 4
H 11
RBI 4
BB 5
SO 4
LOB 21



Texas Rangers @ Detroit Tigers
Comerica Park, Detroit, MI
Tue May 08 2001, 7:05 PM EDT
Att: 21,662 - Sunny - 72 F

AB 35
R 5
H 12
RBI 3
BB 8
SO 4
LOB 22

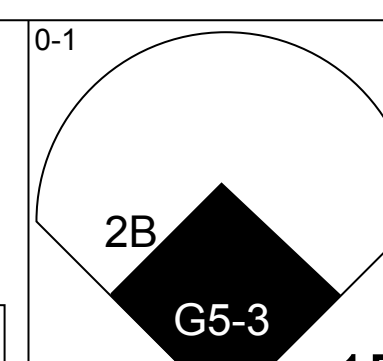
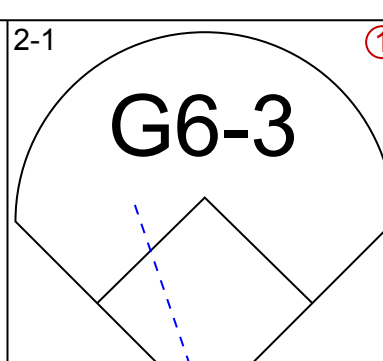

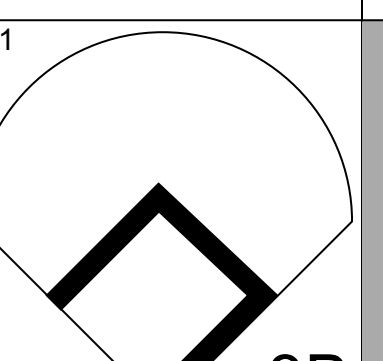
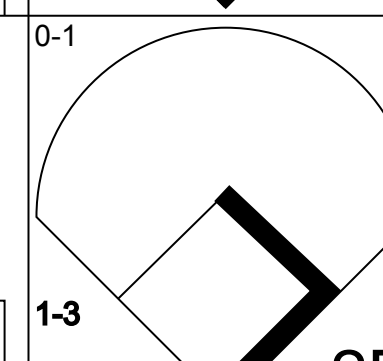
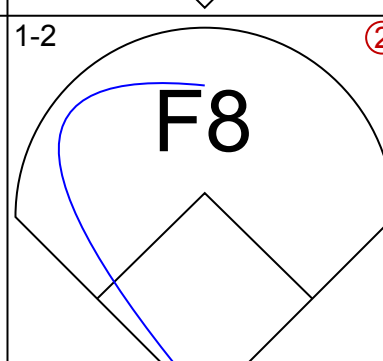

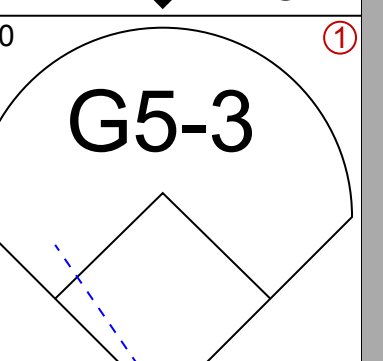
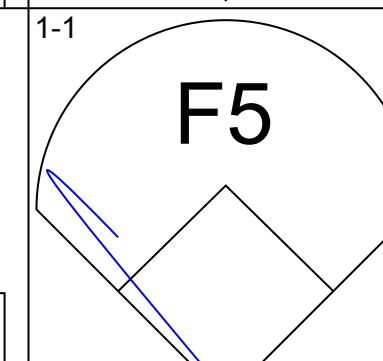
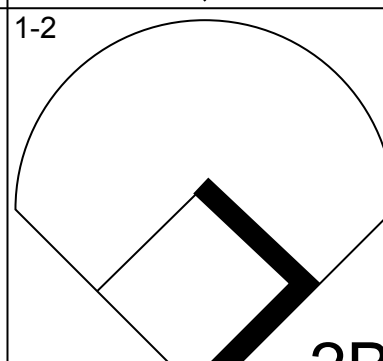

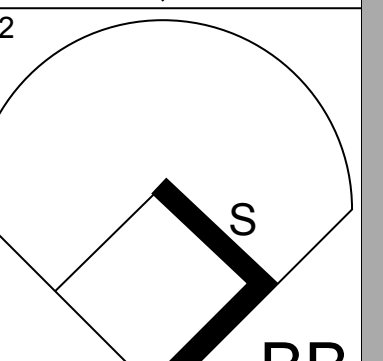
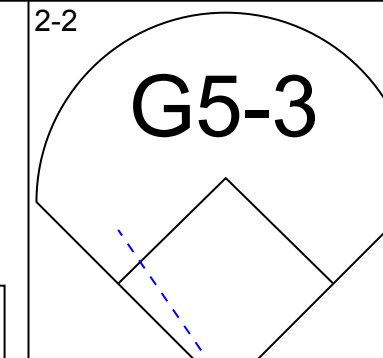
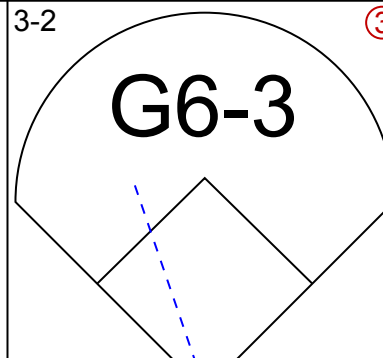
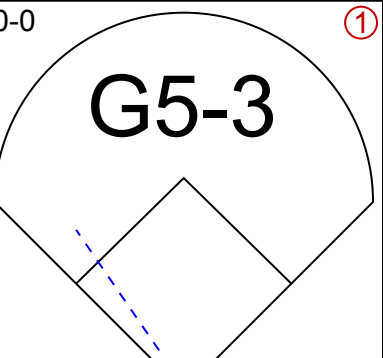
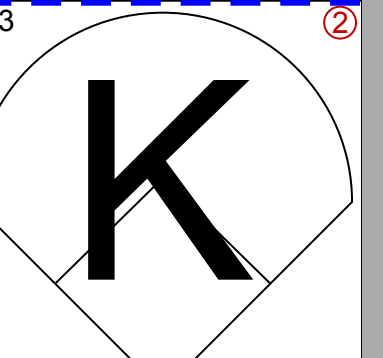
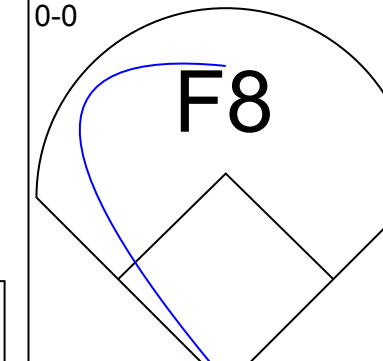
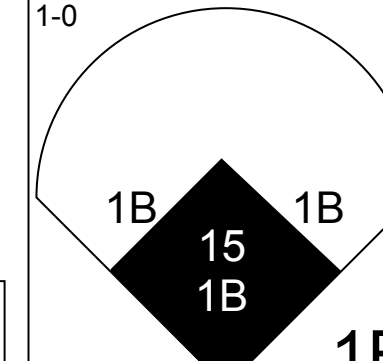
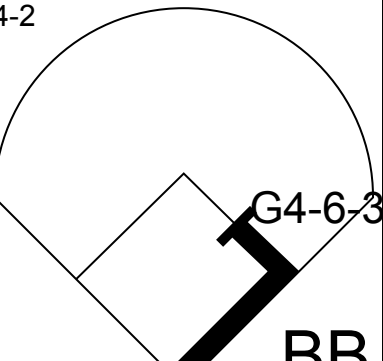
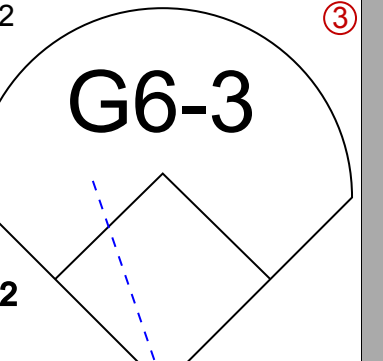
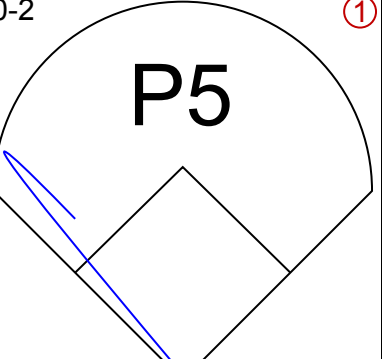
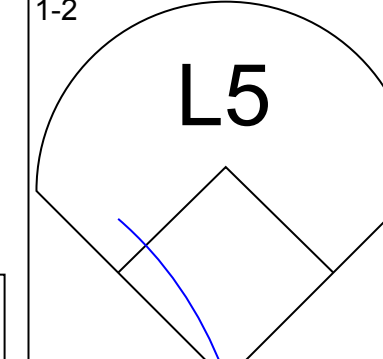
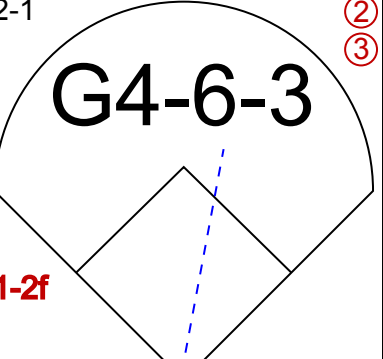
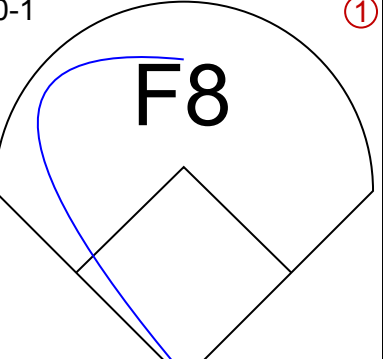
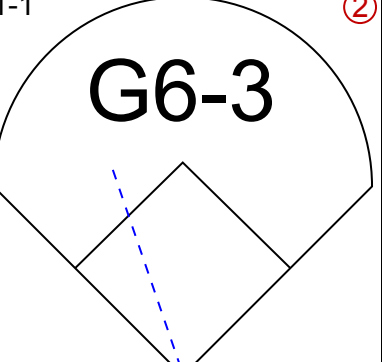
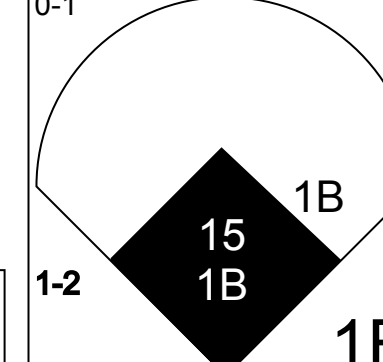
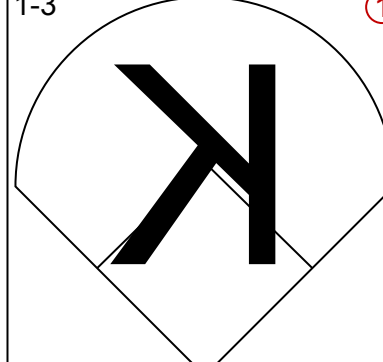
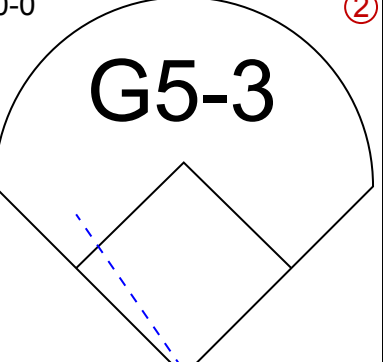
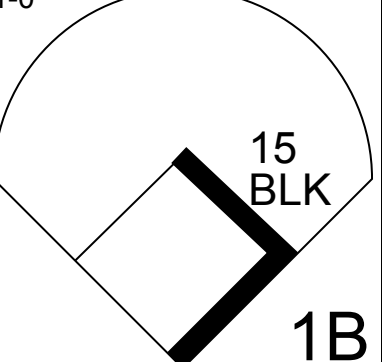
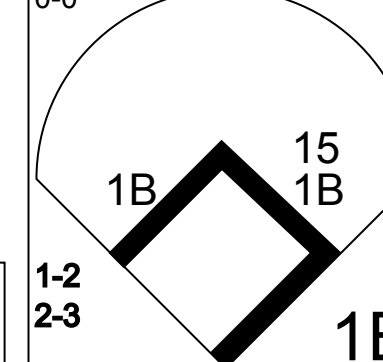
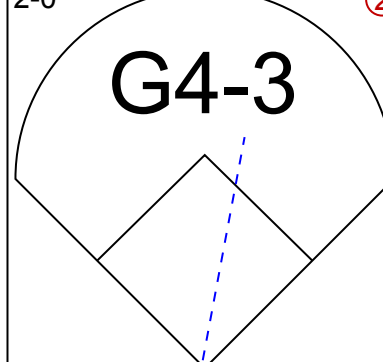
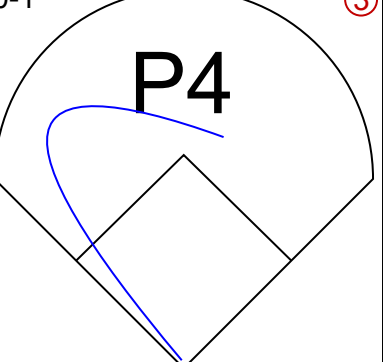
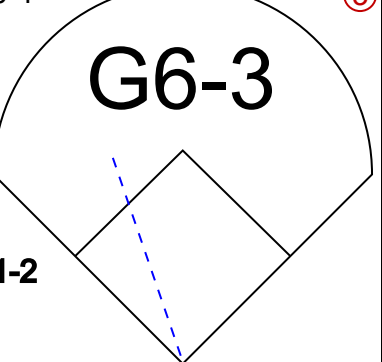
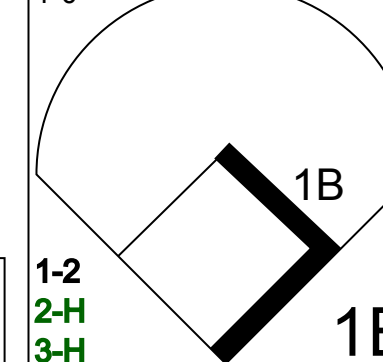
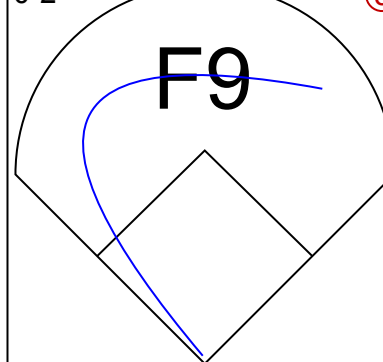


Batter	1	2	3	4	5	6	7	8	9	AB	R	H	RBI	BB	SO	LOB	TOP				
29 Rusty Greer, L OBP: 0.351, SLG: 0.519										5	0	1	0	0	1	0					
Randy Velarde, R OBP: 0.413, SLG: 0.516										4	0	3	0	1	1	0					
Alex Rodriguez, R OBP: 0.395, SLG: 0.594										5	0	0	0	0	2	5					
Rafael Palmeiro, L OBP: 0.385, SLG: 0.525										3	1	2	1	1	0	1					
Andres Galarraga, R OBP: 0.331, SLG: 0.452										4	0	0	0	0	1	3					
Gabe Kapler, R OBP: 0.439, SLG: 0.588										2	0	0	0	2	0	0					
Frank Catalanotto, L OBP: 0.317, SLG: 0.574										4	1	2	1	0	0	3					
Ken Caminiti, S OBP: 0.271, SLG: 0.337										3	0	0	0	1	1	2					
Doug Mirabeli, R OBP: 0.268, SLG: 0.303										3	0	0	0	0	2	4					
Ruben Sierra, S (9, PH)										1	0	0	0	0	0	0					
Inning Stats	R: 0 E: 0 K: 3 S: 9	H: 0 LOB: 0 BB: 0 P: 12	R: 0 E: 0 K: 2 S: 15	H: 1 LOB: 3 BB: 2 P: 27	R: 0 E: 0 K: 0 S: 10	H: 1 LOB: 2 BB: 1 P: 19	R: 0 E: 0 K: 0 S: 10	H: 0 LOB: 1 BB: 0 P: 17	R: 1 E: 0 K: 1 S: 11	H: 1 LOB: 0 BB: 0 P: 15	R: 0 E: 0 K: 1 S: 8	H: 0 LOB: 1 BB: 1 P: 14	R: 1 E: 0 K: 0 S: 11	H: 2 LOB: 1 BB: 0 P: 19	R: 0 E: 0 K: 0 S: 12	H: 2 LOB: 1 BB: 0 P: 15	1B: 5 2B: 1 3B: 0 HR: 2	SF: 0 SAC: 0 DP: 1 HBP: 0	WP: 0 PB: 0 SB: 0 CS: 0	PA: 39	
PITCHER	IP	WLS	BF	H	R	ER	SO	BB	IBB	HBP	BLK	WP	HR	S	P	ERA	WHIP				
Dave Milick, R ERA: 5.02	(1, 1)	7.0	W	30	4	1	1	8	5	0	0	0	0	1	75	121	1.29	1.286			
C.J. Nitkowski, L ERA: 4.53	(8, 1)	0.0		1	1	1	1	0	0	0	0	0	0	1	1	2	∞	∞			
Danny Patterson, R ERA: 1.08	(8, 1)	1.0	H	4	1	0	0	0	0	0	0	0	0	1	10	17	0.00	1.000			
Todd Jones, R ERA: 5.4	(9, 1)	1.0	S	4	2	0	0	0	0	0	0	0	0	0	12	15	0.00	2.000			

Texas Rangers @ Detroit Tigers
Comerica Park, Detroit, MI
Wed May 09 2001, 7:05 PM EDT
Att: 17,933 - Cloudy - 74 F

AB 34
R 2
H 8
RBI 2
BB 5
SO 8
LOB 18



Batter	1	2	3	4	5	6	7	8	9	AB	R	H	RBI	BB	SO	LOB	BOTTOM			
Roger Cedeno, S OBP: 0.304, SLG: 0.286										4	1	3	0	0	0	0				
Jose Macias, S OBP: 0.393, SLG: 0.541										4	0	1	0	0	1	4				
Bobby Higginson, L OBP: 0.384, SLG: 0.465										3	0	1	0	1	0	5				
Tony Clark, S OBP: 0.403, SLG: 0.515										4	0	0	1	0	1	4				
Dean Palmer, R OBP: 0.328, SLG: 0.517										3	1	1	0	1	0	3				
Deivi Cruz, R OBP: 0.281, SLG: 0.400										4	0	0	0	0	0	2				
Juan Encarnacion, R OBP: 0.339, SLG: 0.421										4	1	1	0	0	1	0				
Damon Easley, R OBP: 0.320, SLG: 0.348										4	0	2	0	0	0	0				
15 Brandon Inge, R OBP: 0.288, SLG: 0.333										3	0	1	2	0	0	1				
Inning Stats	R: 1 E: 0 K: 0 S: 10	H: 2 LOB: 1 BB: 0 P: 13	R: 0 E: 0 K: 0 S: 8	H: 1 LOB: 0 BB: 0 P: 10	R: 0 E: 0 K: 0 S: 13	H: 1 LOB: 1 BB: 0 P: 20	R: 2 E: 0 K: 1 S: 16	H: 5 LOB: 3 BB: 0 P: 22	R: 0 E: 0 K: 0 S: 5	H: 0 LOB: 0 BB: 1 P: 11	R: 0 E: 0 K: 1 S: 7	H: 0 LOB: 2 BB: 1 P: 23	R: 0 E: 0 K: 0 S: 5	H: 0 LOB: 0 BB: 0 P: 5	1B: 7 2B: 2 3B: 1 HR: 0	SF: 0 SAC: 0 DP: 1 HBP: 0	WP: 0 PB: 0 SB: 1 CS: 0	PA: 35		
PITCHER	IP	WLS	BF	H	R	ER	SO	BB	IBB	HBP	BLK	WP	HR	S	P	ERA	WHIP			
Doug Davis, L ERA: 6.06	(1, 1)	6.1	L	30	10	3	3	2	0	0	0	0	0	66	98	4.26	1.895			
Pat Mahomes, R ERA: 3.91	(7, 1)	1.2		5	0	0	0	1	0	0	0	0	0	11	16	0.00	0.000			

Texas Rangers @ Detroit Tigers
Comerica Park, Detroit, MI
Wed May 09 2001, 7:05 PM EDT
Att: 17,933 - Cloudy - 74 F

AB 33
R 3
H 10
RBI 3
BB 2
SO 3
LOB 19



Batter	1	2	3	4	5	6	7	8	9	AB	R	H	RBI	BB	SO	LOB	TOP										
29 Rusty Greer, L OBP: 0.346, SLG: 0.504 (1, 7)	G4-3		G3-1		G4-6-3		FC5-4 BB		G3-4-1	4	0	0	0	1	0	2											
Randy Velarde, R OBP: 0.495, SLG: 0.504 (1, 4)	G6-3		E6 1B			F8	FC5-4			5	1	1	0	0	0	2											
Alex Rodriguez, R OBP: 0.395, SLG: 0.583 (1, 6)	G5-3		3-H 1-2 1B			K		4-1 BB	K	4	1	1	1	1	2	1											
Rafael Palmeiro, L OBP: 0.395, SLG: 0.554 (1, 3)		4-2 BB	G4-6-3 1B			1B		0-0 BB		3	1	2	2	1	0	1											
Ruben Sierra, S OBP: 0.167, SLG: 0.167 (1, 10)	G4-6-3	1-0 1-2 1B		1-2 G1-3		2-2 1B		2-0 HR	F3	4	0	1	0	0	0	1											
Gabe Kapler, R OBP: 0.426, SLG: 0.556 (1, 8)	F7	3-2 1-2 1B		0-1 G4-3		2-3 1B		4-1 BB		3	0	0	0	1	1	2											
Frank Catalanotto, L OBP: 0.319, SLG: 0.578 (8, PH) Andres Galarraga, R OBP: 0.329, SLG: 0.448 (8, PH) Bo Porter, R OBP: 0.289, SLG: 0.333 (8, 9)			F9	0-1 G4-3			2-1 FC5-4 2B	1-1 F7		3	0	1	0	0	0	0	AB 35										
Ken Caminiti, S OBP: 0.280, SLG: 0.379 (1, 5)			2-2 HR		0-1 G4-6-3 1B		2-3 K	1-0 F8		4	1	2	1	0	1	2	R 5										
Doug Mirabelli, R OBP: 0.273, SLG: 0.333 (1, 2) Ruben Mateo, R OBP: 0.340, SLG: 0.337 (8, PH)			1-2 29 G3-1 E 2B		2-1 F3		0-2 F7	3-3 K		3	1	1	0	0	0	2	H 9										
Inning Stats	R: 0 E: 0 K: 0 S: 13	H: 0 LOB: 0 BB: 0 P: 20	R: 0 E: 0 K: 0 S: 6	H: 0 LOB: 0 BB: 1 P: 14	R: 3 E: 1 K: 0 S: 20	H: 3 LOB: 1 BB: 0 P: 30	R: 0 E: 0 K: 0 S: 9	H: 0 LOB: 0 BB: 0 P: 10	R: 0 E: 0 K: 0 S: 6	H: 1 LOB: 0 BB: 0 P: 9	R: 0 E: 0 K: 2 S: 13	H: 2 LOB: 2 BB: 0 P: 19	R: 0 E: 0 K: 1 S: 16	H: 1 LOB: 2 BB: 1 P: 26	R: 2 E: 0 K: 0 S: 7	H: 1 LOB: 1 BB: 2 P: 19	R: 0 E: 0 K: 2 S: 11	H: 1 LOB: 1 BB: 0 P: 19	1B: 5 2B: 2 3B: 0 HR: 2	SF: 0 SAC: 0 DP: 2 HBP: 0	WP: 0 PA: 39 PB: 0 SB: 0 CS: 0						
PITCHER	IP	WLS	BF	H	R	ER	SO	BB	IBB	HBP	BLK	WP	HR	S	P	ERA	WHIP										
Jeff Weaver, R ERA: 3.72 (1, 1)	6.2		28	7	3	1	3	2	0	0	0	0	1	81	124	1.35	1.350										
Matt Anderson, R ERA: 10.86 (7, 1)	0.1	H	2	0	1	1	0	1	0	0	0	0	0	3	9	27.00	3.000										
C.J. Nitkowski, L ERA: 5.25 (8, 1)	0.1	B	3	1	1	1	0	1	0	0	0	0	1	3	9	27.00	6.000										
Danny Patterson, R ERA: 1.04 (8, 1)	0.2	W	2	0	0	0	0	0	0	0	0	0	0	3	5	0.00	0.000										
Todd Jones, R ERA: 4.97 (9, 1)	1.0	S	4	1	0	0	2	0	0	0	0	0	0	11	19	0.00	1.000										

Texas Rangers @ Detroit Tigers
Comerica Park, Detroit, MI
Thu May 10 2001, 1:05 PM EDT
Att: 25,306 - Cloudy - 71 F

AB	35
R	5
H	9
RBI	4
BB	4
SO	5
LOB	14



Batter	1	2	3	4	5	6	7	8	9	AB	R	H	RBI	BB	SO	LOB	BOTTOM										
Roger Cedeno, S OBP: 0.311, SLG: 0.306 (1, 9)	G5-3		SF7 3B			4-2 2B BB	G4-3			3	2	1	0	1	0	0											
Jose Macias, S OBP: 0.355, SLG: 0.525 (1, 5)	F9		SF7		1-0 F7		G3			3	0	0	1	0	0	2											
Bobby Higginson, L OBP: 0.387, SLG: 0.462 (1, 7)	G4-1		3-H 2-2 1B		4-1 2B BB		L6			3	1	1	0	1	0	0											
Tony Clark, S OBP: 0.415, SLG: 0.559 (1, 3) Ryan Jackson, L OBP: 0.350, SLG: 0.444 (9, 3)		4-0 1B E BB	3-3 K		3-2 2B			3-2 HR		3	2	2	4	1	1	1											
Dean Palmer, R OBP: 0.309, SLG: 0.484 (1, 10)		1-2 F8		1-1 G4-3		0-3 K		2-1 F5		4	0	0	0	0	1	2											
Deivi Cruz, R OBP: 0.286, SLG: 0.403 (1, 6)		1-1 FC4-6 1B		2-1 G6-3		0-1 F9 WP 1B		0-0 P3		4	0	2	0	0	0	0											
Juan Encarnacion, R OBP: 0.329, SLG: 0.495 (1, 8)		2-2 FC4-6 1B		0-0 P3		1-0 F8		1-1 G4-3		4	0	0	0	0	0	2											
Damion Easley, R OBP: 0.321, SLG: 0.348 (1, 4)		2-0 F7			0-0 BB WP 2B 1B	3-2 F9				3	1	1	0	0	0	2											
15 Brandon Inge, R OBP: 0.277, SLG: 0.321 (1, 2)			G1-3		0-0 F8	1-1 P6				3	0	0	0	0	0	2											
Inning Stats	R: 0 E: 0 K: 0 S: 5	H: 0 LOB: 0 BB: 0 P: 10	R: 1 E: 1 K: 0 S: 9	H: 1 LOB: 1 BB: 1 P: 19	R: 1 E: 0 K: 1 S: 11	H: 2 LOB: 1 BB: 0 P: 17	R: 0 E: 0 K: 0 S: 5	H: 0 LOB: 0 BB: 0 P: 8	R: 3 E: 0 K: 1 S: 14	H: 2 LOB: 1 BB: 2 P: 26	R: 0 E: 0 K: 0 S: 9	H: 1 LOB: 1 BB: 0 P: 14	R: 0 E: 0 K: 0 S: 8	H: 0 LOB: 0 BB: 0 P: 10	R: 1 E: 0 K: 0 S: 8	H: 1 LOB: 0 BB: 0 P: 14	1B: 4 2B: 1 3B: 1 HR: 1	SF: 1 SAC: 0 DP: 0 HBP: 0	WP: 2 PA: 34 PB: 0 SB: 0 CS: 0								
PITCHER	IP	WLS	BF	H	R	ER	SO	BB	IBB	HBP	BLK	WP	HR	S	P	ERA	WHIP										
Ryan Glynn, R ERA: 7.44 (1, 1)	6.0		27	6	5	4	2	3	0	0	0	0	0	8	10	6.00	1.500										
Mark Pelkovsek, R ERA: 6.75 (7, 1)	1.0		3	0	0	0	0	0	0	0	0	0	0	8	10	0.00	0.000										
59 Jeff Zimmerman, R ERA: 3.44 (8, 1)	1.0	L	4	1	1	1	0	0	0	0	0	0	1	8	14	9.00	1.000										

Texas Rangers @ Detroit Tigers
Comerica Park, Detroit, MI
Thu May 10 2001, 1:05 PM EDT
Att: 25,306 - Cloudy - 71 F

AB	30
R	6
H	7
RBI	5
BB	3
SO	2
LOB	11

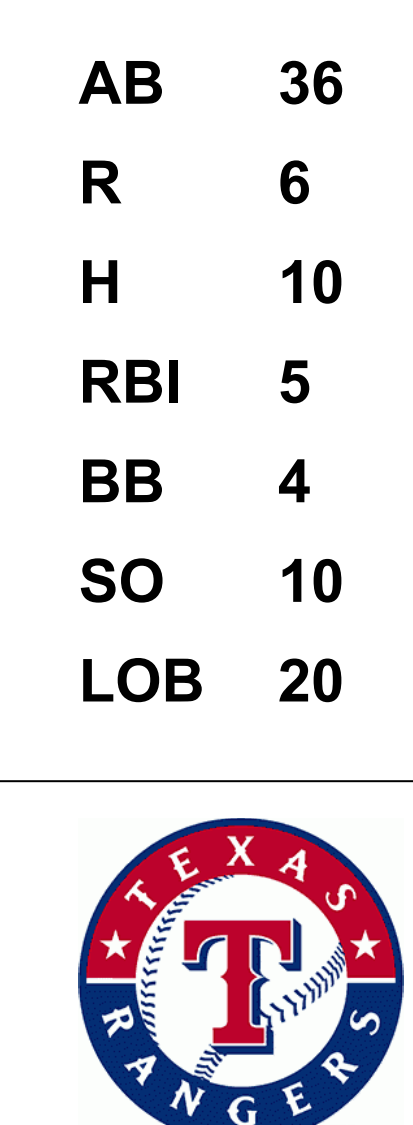


Batter	1	2	3	4	5	6	7	8	9	AB	R	H	RBI	BB	SO	LOB	TOP											
29 Rusty Greer, L OBP: 0.348, SLG: 0.486 (1, 7)	E6 FC6-4	BB 1B BB	K		G6-3		1B		1B HR BB	4	2	1	0	2	1	1	Texas Rangers @ Chicago White Sox Comiskey Park, Chicago, IL Sat May 12 2001, 7:05 PM EDT Att: 31,647 - Sunny - 54 F											
Randy Velarde, R OBP: 0.403, SLG: 0.511 (1, 4)	FC6-4 HR	BB 1B BB	G6-3			G5-3	K		HR BB 1B	5	3	1	2	1	1	4												
Alex Rodriguez, R OBP: 0.393, SLG: 0.608 (1, 6)	HR	BB BB 1B			F8	G5-3	F8		HR	6	3	3	6	0	0	2												
Rafael Palmeiro, L OBP: 0.382, SLG: 0.519 (1, 3)	G3	BB BB BB			1B BB	F7		G3-1	F7	4	0	0	0	2	0	0												
Andres Galarraga, R OBP: 0.333, SLG: 0.463 (1, 10)	HR 1B	BB BB BB			1B BB		E5 BB 1B 2B	F8	K	5	2	2	1	1	1	0												
Gabe Kapler, R OBP: 0.414, SLG: 0.565 (1, 8)	HR	G4-6-3 BB			F8		K	K		4	1	1	3	1	2	3												
Ken Caminiti, S OBP: 0.295, SLG: 0.424 (1, 5)	HR	G4-6-3			G4-3		BB 1B		29 BB 1B 1B	5	3	3	1	0	0	5												
Ruben Mateo, R OBP: 0.358, SLG: 0.383 (1, 9)	G6-3		G4-3		F8		2B BB		29 BB 1B 1B	4	2	1	0	1	0	0												
Mike Hubbard, R OBP: 0.300, SLG: 0.700 Frank Catalanotto, L OBP: 0.328, SLG: 0.600 Doug Mirabelli, R OBP: 0.287, SLG: 0.324 (7, Ph) (7, 2)		F8			K		29 1B 2B		P6	3	0	1	0	0	1	0												
Inning Stats	R: 5 E: 1 K: 0 S: 17	H: 4 LOB: 0 BB: 0 P: 33	R: 3 E: 0 K: 0 S: 21	H: 1 LOB: 2 BB: 5 P: 47	R: 0 E: 0 K: 1 S: 7	H: 1 LOB: 1 BB: 0 P: 9	R: 0 E: 0 K: 0 S: 10	H: 1 LOB: 2 BB: 1 P: 19	R: 0 E: 0 K: 1 S: 7	H: 0 LOB: 0 BB: 0 P: 10	R: 0 E: 0 K: 2 S: 6	H: 0 LOB: 0 BB: 0 P: 10	R: 3 E: 1 K: 2 S: 23	H: 3 LOB: 2 BB: 1 P: 33	R: 0 E: 0 K: 1 S: 5	H: 0 LOB: 0 BB: 0 P: 9		R: 5 E: 0 K: 1 S: 19	H: 4 LOB: 0 BB: 1 P: 34	1B: 8 2B: 2 3B: 0 HR: 4	SF: 0 SAC: 0 DP: 1 HBP: 0	WP: 0 PB: 0 SB: 0 CS: 0	PA: 50					
PITCHER	IP	WLS	BF	H	R	ER	SO	BB	IBB	HBP	BLK	WP	HR	S	P	ERA	WHIP											
Jon Garland, R ERA: 10.0 (1, 1)	1.1	L	13	5	8	4	0	3	0	0	0	0	0	3	28	60	27.00	6.000										
Kip Wells, R ERA: (2, 1)	4.2		18	2	0	0	2	3	0	0	0	0	0	0	40	68	0.00	1.071										
Lorenzo Barcelo, R ERA: 3.77 (7, 1)	2.0		11	3	3	2	3	1	0	0	0	0	0	0	28	42	9.00	2.000										
Gary Glover, R ERA: 8.66 (9, 1)	1.0		8	4	5	5	1	1	0	0	0	0	0	1	19	34	45.00	5.000										
Batter	1	2	3	4	5	6	7	8	9	AB	R	H	RBI	BB	SO	LOB	BOTTOM											
Ray Durham, S OBP: 0.327, SLG: 0.424 (1, 4)	F7	SF8		F7			K		G6-4-3 BB	3	0	0	1	1	1	1	Texas Rangers @ Chicago White Sox Comiskey Park, Chicago, IL Sat May 12 2001, 7:05 PM EDT Att: 31,647 - Sunny - 54 F											
Jose Valentin, S OBP: 0.317, SLG: 0.602 (1, 6)	K	BB 1B		CS	G4-3		HR		G6-4-3	5	1	2	2	0	1	2												
Magglio Ordonez, R OBP: 0.324, SLG: 0.475 (1, 9)	G6-3	BB			K		G6-3		1B	4	0	1	1	1	1	0												
14 Paul Konerko, R OBP: 0.328, SLG: 0.500 (1, 3)		BB 1B			K		F7		L6	4	1	0	0	1	1	4												
Carlos Lee, R OBP: 0.368, SLG: 0.516 (1, 7)		FC3-6 BB		F9		K		WP 1B		3	0	1	0	1	1	0												
Harold Baines, L OBP: 0.196, SLG: 0.163 (1, 10)	FC3-6 1B	G1-3			G3		F8			4	1	0	0	0	0	3												
Chris Singleton, L OBP: 0.270, SLG: 0.384 (1, 8)		1B SF8 1B		G3		1B BB		L8		3	1	1	1	1	0	1												
Jeff Liefer, L OBP: 0.500, SLG: 0.500 (1, 5)		SF8 BB 1B 1B		G1-3		1B		F5		4	1	2	1	0	0	1												
Josh Paul, R OBP: 0.350, SLG: 0.378 (1, 2)		BB 1B BB			CS 1B		K2-3		G6-4-3 BB 1B BB	2	1	1	0	2	1	2												
Inning Stats	R: 0 E: 0 K: 1 S: 12	H: 0 LOB: 0 BB: 0 P: 17	R: 4 E: 0 K: 0 S: 18	H: 3 LOB: 3 BB: 4 P: 38	R: 0 E: 0 K: 0 S: 6	H: 0 LOB: 0 BB: 0 P: 10	R: 0 E: 0 K: 0 S: 5	H: 1 LOB: 0 BB: 0 P: 11	R: 0 E: 0 K: 2 S: 8	H: 0 LOB: 0 BB: 0 P: 12	R: 0 E: 0 K: 2 S: 12	H: 1 LOB: 2 BB: 1 P: 24	R: 1 E: 0 K: 1 S: 8	H: 1 LOB: 0 BB: 0 P: 13	R: 0 E: 0 K: 0 S: 8	H: 1 LOB: 1 BB: 0 P: 14		R: 1 E: 0 K: 0 S: 15	H: 1 LOB: 1 BB: 2 P: 27	1B: 7 2B: 0 3B: 0 HR: 1	SF: 1 SAC: 0 DP: 1 HBP: 0	WP: 1 PB: 0 SB: 0 CS: 1	PA: 41					
PITCHER	IP	WLS	BF	H	R	ER	SO	BB	IBB	HBP	BLK	WP	HR	S	P	ERA	WHIP											
Aaron Myette, R ERA: 21.6 (1, 1)	1.2		11	3	4	4	1	3	0	0	0	0	0	0	27	48	21.60	3.600										
Pat Mahomes, R ERA: 3.34 (2, 1)	4.1	W	16	2	0	0	4	2	0	0	0	0	0	34	64	0.00	0.923											
59 Jeff Zimmerman, R ERA: 3.72 (7, 1)	1.0		4	1	1	1	1	0	0	0	0	0	0	1	8	13	9.00	1.000										
Jeff Brantley, R ERA: 4.7 (8, 1)	1.0		4	1	0	0	0	0	0	0	0	1	0	8	14	0.00	1.000											
Tim Crabtree, R ERA: 7.11 (9, 1)	1.0		5	1	1	1	0	2	0	0	0	0	0	15	27	9.00	3.000											

Batter	1	2	3	4	5	6	7	8	9	AB	R	H	RBI	BB	SO	LOB	TOP										
Kenny Lofton, L OBP: 0.336, SLG: 0.318 Russell Branyan, L OBP: 0.313, SLG: 0.539										4	0	1	0	0	1	1	Cleveland Indians @ Texas Rangers The Ballpark at Arlington, Arlington, TX Tue May 15 2001, 8:05 PM EDT Att: 39,348 - Sunny - 81 F										
Omar Vizquel, S OBP: 0.352, SLG: 0.333										4	0	2	0	1	0	0											
Roberto Alomar, S OBP: 0.400, SLG: 0.438										4	0	1	2	0	0	1											
Juan Gonzalez, R OBP: 0.403, SLG: 0.669										5	0	1	0	0	0	4											
Ellis Burks, R OBP: 0.358, SLG: 0.580 Jim Thome, L OBP: 0.372, SLG: 0.434										3	0	0	0	0	0	1											
Marty Cordova, R OBP: 0.437, SLG: 0.691										4	2	2	0	1	0	0											
Wil Cordero, R OBP: 0.432, SLG: 0.437										5	2	3	0	0	0	1											
Einar Diaz, R OBP: 0.404, SLG: 0.487										3	2	3	1	1	0	0											
Jolbert Cabrera, R OBP: 0.371, SLG: 0.386										4	0	2	4	0	0	3											
Inning Stats	R: 0 E: 0 K: 1 S: 7	H: 0 LOB: 0 BB: 0 P: 9	R: 3 E: 0 K: 0 S: 14	H: 4 LOB: 1 BB: 0 P: 20	R: 0 E: 0 K: 0 S: 6	H: 1 LOB: 1 BB: 0 P: 9	R: 3 E: 0 K: 0 S: 9	H: 3 LOB: 2 BB: 2 P: 21	R: 0 E: 0 K: 0 S: 11	H: 2 LOB: 0 BB: 0 P: 16	R: 1 E: 0 K: 0 S: 7	H: 1 LOB: 0 BB: 0 P: 9	R: 1 E: 0 K: 0 S: 12	H: 4 LOB: 2 BB: 0 P: 19	R: 0 E: 0 K: 1 S: 6	H: 0 LOB: 0 BB: 1 P: 13		1B: 13 2B: 1 3B: 1 HR: 1	SF: 1 SAC: 1 DP: 3 HBP: 0	WP: 0 PB: 0 SB: 1 CS: 0	PA: 43						
PITCHER	IP	WLS	BF	H	R	ER	SO	BB	IBB	HBP	BLK	WP	HR	S	P	ERA	WHIP										
Doug Davis, L ERA: 7.0	3.1	L	20	8	6	6	1	2	0	0	0	0	0	34	55	16.20	3.000										
Mark Petkovsek, R ERA: 8.25	3.2		14	4	1	1	0	0	0	0	0	0	1	27	37	2.46	1.091										
Jeff Brantley, R ERA: 4.67	2.0		9	4	1	1	1	1	0	0	0	0	0	18	32	4.50	2.500										

Batter	1	2	3	4	5	6	7	8	9	AB	R	H	RBI	BB	SO	LOB	BOTTOM										
29 Rusty Greer, L OBP: 0.341, SLG: 0.477										5	1	1	0	0	0	2	Cleveland Indians @ Texas Rangers The Ballpark at Arlington, Arlington, TX Tue May 15 2001, 8:05 PM EDT Att: 39,348 - Sunny - 81 F										
Randy Velarde, R OBP: 0.413, SLG: 0.511										3	1	2	0	2	0	1											
Alex Rodriguez, R OBP: 0.395, SLG: 0.600										4	0	2	1	1	1	2											
Rafael Palmeiro, L OBP: 0.373, SLG: 0.522										5	0	1	1	0	2	5											
Andres Galarraga, R OBP: 0.316, SLG: 0.437										4	0	0	0	0	2	6											
Gabe Kapler, R OBP: 0.397, SLG: 0.536										3	1	0	0	1	0	1											
Ken Caminiti, S OBP: 0.295, SLG: 0.408										4	1	1	0	0	0	1											
Ruben Mateo, R OBP: 0.345, SLG: 0.366										4	0	1	1	0	3	1											
Doug Mirabeli, R OBP: 0.280, SLG: 0.310 Ruben Sierra, S OBP: 0.286, SLG: 0.714 Mike Hubbard, R OBP: 0.300, SLG: 0.700 Frank Catalanotto, L OBP: 0.329, SLG: 0.588										2	0	0	0	0	2	1											
Inning Stats	R: 2 E: 0 K: 0 S: 15	H: 3 LOB: 1 BB: 1 P: 26	R: 0 E: 0 K: 2 S: 10	H: 0 LOB: 0 BB: 0 P: 13	R: 0 E: 0 K: 1 S: 10	H: 2 LOB: 2 BB: 0 P: 18	R: 1 E: 0 K: 1 S: 10	H: 1 LOB: 1 BB: 1 P: 20	R: 0 E: 0 K: 1 S: 11	H: 0 LOB: 1 BB: 1 P: 17	R: 2 E: 0 K: 1 S: 13	H: 2 LOB: 0 BB: 0 P: 19	R: 0 E: 0 K: 2 S: 9	H: 0 LOB: 1 BB: 1 P: 17	R: 0 E: 0 K: 1 S: 9	H: 0 LOB: 0 BB: 0 P: 13		R: 1 E: 0 K: 1 S: 15	H: 2 LOB: 1 BB: 0 P: 22	1B: 9 2B: 0 3B: 0 HR: 1	SF: 0 SAC: 0 DP: 1 HBP: 0	WP: 1 PB: 0 SB: 1 CS: 0	PA: 40				
PITCHER	IP	WLS	BF	H	R	ER	SO	BB	IBB	HBP	BLK	WP	HR	S	P	ERA	WHIP										
CC Sabathia, L ERA: 3.86	5.0	W	23	6	3	3	5	3	0	0	0	0	1	10	15	27.00	3.000										
Steve Reed, R ERA: 3.39	0.2	H	4	2	2	2	1	0	0	0	0	0	0	3	4	0.00	0.000										
Rich Rodriguez, L ERA:	0.1	H	1	0	0	0	0	0	0	0	0	0	0	3	4	0.00	0.000										
Steve Karsay, R ERA: 1.09	2.0	H	7	0	0	0	3	1	0	0	0	0	0	18	30	0.00	0.500										
Bob Wickman, R ERA: 2.25	1.0	S	5	2	1	1	1	0	0	0	0	0	0	15	22	9.00	2.000										

AB 38
R 8
H 16
RBI 8
BB 3
SO 2
LOB 11



Batter	1	2	3	4	5	6	7	8	9	AB	R	H	RBI	BB	SO	LOB	TOP								
Jolbert Cabrera, R OBP: 0.358, SLG: 0.371 (1, 8)	F8		F9		F9		FC1-6		CS 1B	5	0	1	1	0	0	1	Cleveland Indians @ Texas Rangers The Ballpark at Arlington, Arlington, TX Wed May 16 2001, 7:05 PM EDT Att: 33,695 - Sunny - 88 F								
Omar Vizquel, S OBP: 0.353, SLG: 0.338 (1, 6)	F9		BB			1B 2B	G5-3		2H 1B K	4	1	1	0	1	1	2									
Roberto Alomar, S OBP: 0.396, SLG: 0.433 (1, 4)	L6		P5			1B 2H			G3	4	0	1	1	0	0	1									
Juan Gonzalez, R OBP: 0.405, SLG: 0.664 (1, 9)		F8		F8 WP 1B		1B			F4	4	0	2	0	0	0	0									
Jim Thome, L OBP: 0.376, SLG: 0.431 (1, 10)		1B 1B		G5-4-3 BB		1B			K	3	0	1	0	1	2	2									
Marty Cordova, R OBP: 0.439, SLG: 0.683 (1, 7)		1B 1B		F8 2-3		K			E4 HR 1B	4	1	2	0	0	1	4									
Wil Cordero, R OBP: 0.424, SLG: 0.467 (1, 3)		F8		G5-4-3 1-2		G4-3			2H HR 1B	4	1	1	2	0	0	6									
Russell Branyan, L OBP: 0.311, SLG: 0.529 (1, 5)		K		F7		F7			SH1-4 1B 1B	4	1	1	0	0	1	2									
Einar Diaz, R OBP: 0.402, SLG: 0.481 (1, 2)			F7		F8		FC1-6 1B		SH1-4 1-2	3	0	1	0	0	0	0									
Inning Stats	R: 0 E: 0 K: 0 S: 7	H: 0 LOB: 0 BB: 0 P: 11	R: 0 E: 0 K: 1 S: 10	H: 2 LOB: 2 BB: 0 P: 15	R: 0 E: 0 K: 0 S: 9	H: 0 LOB: 1 BB: 1 P: 15	R: 0 E: 0 K: 0 S: 9	H: 1 LOB: 1 BB: 1 P: 19	R: 0 E: 0 K: 0 S: 8	H: 0 LOB: 0 BB: 0 P: 13	R: 1 E: 0 K: 2 S: 16	H: 3 LOB: 2 BB: 0 P: 24	R: 0 E: 0 K: 0 S: 8	H: 1 LOB: 1 BB: 0 P: 12	R: 0 E: 0 K: 1 S: 6	H: 0 LOB: 0 BB: 0 P: 9	R: 3 E: 1 K: 1 S: 12	H: 4 LOB: 0 BB: 0 P: 15	1B: 9 2B: 1 3B: 0 HR: 1	SF: 0 SAC: 1 DP: 1 HBP: 0	WP: 1 PB: 0 SB: 0 CS: 1	PA: 38			
PITCHER	IP	WLS	BF	H	R	ER	SO	BB	IBB	HBP	BLK	WP	HR	S	P	ERA	WHIP								
Ryan Glynn, R ERA: 6.81 (1, 1)	3.0		13	3	0	0	1	1	0	0	0	0	0	30	48	0.00	1.333								
Pat Mahomes, R ERA: 3.24 (4, 1)	3.2		15	4	1	1	2	1	0	0	0	1	0	34	55	2.46	1.364								
Mike Venafro, L ERA: 3.38 (7, 1)	0.1	H	1	0	0	0	0	0	0	0	0	0	0	3	6	0.00	0.000								
59 Jeff Zimmerman, R ERA: 3.54 (8, 1)	1.0	H	3	0	0	0	1	0	0	0	0	0	0	6	9	0.00	0.000								
Tim Crabtree, R ERA: 9.92 (9, 1)	1.0	L	6	4	3	3	1	0	0	0	0	0	1	12	15	27.00	4.000								

Batter	1	2	3	4	5	6	7	8	9	AB	R	H	RBI	BB	SO	LOB	BOTTOM								
29 Rusty Greer, L OBP: 0.339, SLG: 0.468 (1, 7)	K		K					G1-3		3	0	0	0	1	2	0	Cleveland Indians @ Texas Rangers The Ballpark at Arlington, Arlington, TX Wed May 16 2001, 7:05 PM EDT Att: 33,695 - Sunny - 88 F								
Randy Velarde, R OBP: 0.402, SLG: 0.497 (1, 4)	G6-3			P6	G5-3			G5-3		4	0	0	0	0	0	2									
Alex Rodriguez, R OBP: 0.403, SLG: 0.643 (1, 6)	HR			1B 2B		SF9 3B		E5		4	3	3	1	0	0	0									
Rafael Palmeiro, L OBP: 0.371, SLG: 0.514 (1, 3)	K			FC6 1B		P4		G4-3		4	0	1	0	0	1	2									
Ruben Sierra, S OBP: 0.273, SLG: 0.600 (1, 10)		K		FC6 1B		SF9		K		3	0	1	2	0	2	0									
Gabe Kapler, R OBP: 0.390, SLG: 0.534 (1, 8)		G4-3		FC6 1B		K		2B		4	0	1	0	0	1	2									
Frank Catalanotto, L OBP: 0.319, SLG: 0.563 (1, 9)		F7		G4-3				G6-3		3	0	0	0	0	0	2									
Ruben Mateo, R OBP: 0.342, SLG: 0.363 (8, 9)								G5-3		1	0	0	0	0	0	1									
Ken Caminiti, S OBP: 0.284, SLG: 0.392 (1, 5)			K		K			G3		4	0	0	0	0	3	1									
Doug Mirabelli, R OBP: 0.264, SLG: 0.295 (1, 2)			K		G5-3 29 BB BB			K		2	0	0	0	1	2	0									
Inning Stats	R: 1 E: 0 K: 2 S: 11	H: 1 LOB: 0 BB: 0 P: 17	R: 0 E: 0 K: 1 S: 5	H: 0 LOB: 0 BB: 0 P: 8	R: 0 E: 0 K: 3 S: 9	H: 0 LOB: 0 BB: 0 P: 12	R: 1 E: 0 K: 0 S: 18	H: 3 LOB: 2 BB: 0 P: 30	R: 0 E: 0 K: 1 S: 12	H: 0 LOB: 1 BB: 2 P: 23	R: 1 E: 0 K: 1 S: 8	H: 1 LOB: 0 BB: 0 P: 10	R: 0 E: 0 K: 0 S: 9	H: 0 LOB: 0 BB: 0 P: 13	R: 0 E: 1 K: 0 S: 10	H: 0 LOB: 1 BB: 0 P: 17	R: 0 E: 0 K: 1 S: 8	H: 1 LOB: 1 BB: 0 P: 13	1B: 2 2B: 2 3B: 1 HR: 1	SF: 1 SAC: 0 DP: 1 HBP: 0	WP: 0 PB: 0 SB: 0 CS: 0	PA: 35			
PITCHER	IP	WLS	BF	H	R	ER	SO	BB	IBB	HBP	BLK	WP	HR	S	P	ERA	WHIP								
Bartolo Colon, R ERA: 3.92 (1, 1)	7.1		28	5	3	3	10	2	0	0	0	0	0	6	10	0.00	0.955								
Paul Shuey, R ERA: 2.75 (8, 1)	0.2	W	3	0	0	0	0	0	0	0	0	0	0	6	10	0.00	0.000								
Bob Wickman, R ERA: 2.12 (9, 1)	1.0	S	4	1	0	0	1	0	0	0	0	0	0	8	13	0.00	1.000								



Batter	1	2	3	4	5	6	7	8	9	AB	R	H	RBI	BB	SO	LOB	TOP										
Jolbert Cabrera, R OBP: 0.347, SLG: 0.373 (1, 8)	F7		1B 2B		P6	L4		G3-1		5	1	1	0	0	0	1											
Omar Vizquel, S OBP: 0.335, SLG: 0.340 Jacob Cruz, L OBP: 0.282, SLG: 0.206 (1, 6) (3, 8)	G1-3		2B 1B		K			G3		2	1	1	0	0	0	0											
Roberto Alomar, S OBP: 0.398, SLG: 0.441 Russell Branyan, L OBP: 0.319, SLG: 0.554 (1, 4) (3, 5)	P6		1B 2B		WP HR			F5		2	0	1	2	0	0	0											
Juan Gonzalez, R OBP: 0.405, SLG: 0.675 (1, 10)		FC6-4 1B	F5		HR			F9		5	1	2	2	0	0	1											
Marty Cordova, R OBP: 0.438, SLG: 0.667 (1, 9)		FC6-4 1-2		G5-3	FC6-4 BB			G6-3		4	0	1	0	1	0	1											
Wil Cordero, R OBP: 0.422, SLG: 0.488 (1, 7)		K		1B 2B	FC6-4 1-2			F9		5	1	2	0	0	1	2											
Jim Thome, L OBP: 0.379, SLG: 0.429 (1, 3)				1B		L8				3	0	1	1	1	1	1											
Mark Lewis, R (1, 5) (3, 4)			G5-3		F9			G6-3		4	0	0	0	0	1	4											
Einar Diaz, R OBP: 0.396, SLG: 0.471 (1, 2)			F7		P4			G5-3		4	0	1	0	0	0	4											
Inning Stats	R: 0 E: 0 K: 0 S: 6	H: 0 LOB: 0 BB: 0 P: 6	R: 0 E: 0 K: 2 S: 9	H: 1 LOB: 1 BB: 0 P: 18	R: 2 E: 0 K: 0 S: 13	H: 3 LOB: 1 BB: 0 P: 21	R: 1 E: 0 K: 0 S: 8	H: 2 LOB: 1 BB: 0 P: 17	R: 2 E: 0 K: 1 S: 16	H: 1 LOB: 1 BB: 2 P: 30	R: 0 E: 0 K: 0 S: 6	H: 1 LOB: 1 BB: 0 P: 10	R: 2 E: 0 K: 1 S: 20	H: 4 LOB: 3 BB: 1 P: 29	R: 0 E: 0 K: 0 S: 6	H: 0 LOB: 0 BB: 0 P: 9	R: 0 E: 0 K: 0 S: 5	H: 0 LOB: 0 BB: 0 P: 6	1B: 6 2B: 4 3B: 0 HR: 2	SF: 0 SAC: 0 DP: 0 HBP: 0	WP: 1 PB: 0 SB: 0 CS: 0	PA: 42					
PITCHER	IP	WLS	BF	H	R	ER	SO	BB	IBB	HBP	BLK	WP	HR	S	P	ERA	WHIP										
Kenny Rogers, L ERA: 6.56 (1, 1)	6.0	W	30	10	7	7	3	2	0	0	0	1	2	60	104	10.50	2.000										
Jeff Brantley, R ERA: 4.42 (7, 1)	1.0		6	2	0	0	1	1	0	0	0	0	0	18	27	0.00	3.000										
Juan Moreno, L ERA: (8, 1)	1.0		3	0	0	0	0	0	0	0	0	0	0	6	9	0.00	0.000										
J.D. Smart, R ERA: (9, 1)	1.0		3	0	0	0	0	0	0	0	0	0	0	5	6	0.00	0.000										

Cleveland Indians @ Texas Rangers
The Ballpark at Arlington, Arlington, TX
Thu May 17 2001, 3:05 PM EDT
Att: 37,191 - Sunny - 86 F

livebaseballscorecards.com

AB 39
R 7
H 12
RBI 7
BB 3
SO 4
LOB 14



Batter	1	2	3	4	5	6	7	8	9	AB	R	H	RBI	BB	SO	LOB	BOTTOM										
29 Rusty Greer, L OBP: 0.341, SLG: 0.475 (1, 7)	1B 2B				K			G4-3		4	2	2	2	0	1	0											
Randy Velarde, R OBP: 0.402, SLG: 0.500 (1, 4)	K							K		5	1	2	1	0	2	2											
Alex Rodriguez, R OBP: 0.409, SLG: 0.660 (1, 6)	2B SF8		G5-3		F7			E6		5	2	3	3	0	0	1											
Rafael Palmeiro, L OBP: 0.371, SLG: 0.537 (1, 10)			F8		F7			F9		5	1	2	2	0	0	2											
Ivan Rodriguez, R OBP: 0.349, SLG: 0.554 (1, 2)	SF8		G6-3					L7		4	1	1	1	0	0	0											
Andres Galaraga, R OBP: 0.313, SLG: 0.425 (1, 3)	K				F8			P3		4	1	0	0	0	1	1											
Gabe Kapler, R OBP: 0.414, SLG: 0.553 (1, 8)					P6			FC6-4 BB		3	2	2	1	2	0	0											
Ruben Mateo, R OBP: 0.352, SLG: 0.368 (1, 9)					FC6-4 HBP			FC6-4		4	1	2	0	0	0	3											
Scott Sheldon, R OBP: 0.364, SLG: 0.455 (1, 5)					FC6-4			K		4	1	2	2	0	1	3											
Inning Stats	R: 2 E: 0 K: 2 S: 17	H: 3 LOB: 1 BB: 0 P: 25	R: 10 E: 0 K: 0 S: 28	H: 10 LOB: 1 BB: 0 P: 40	R: 0 E: 0 K: 0 S: 6	H: 0 LOB: 0 BB: 0 P: 9	R: 0 E: 0 K: 0 S: 7	H: 0 LOB: 1 BB: 0 P: 11	R: 0 E: 0 K: 1 S: 9	H: 1 LOB: 1 BB: 0 P: 16	R: 0 E: 0 K: 1 S: 11	H: 1 LOB: 2 BB: 1 P: 19	R: 0 E: 1 K: 1 S: 17	H: 1 LOB: 1 BB: 0 P: 23	R: 0 E: 0 K: 0 S: 8	H: 0 LOB: 1 BB: 1 P: 13	1B: 10 2B: 4 3B: 0 HR: 2	SF: 2 SAC: 0 DP: 0 HBP: 2	WP: 0 PB: 0 SB: 0 CS: 0	PA: 44							
PITCHER	IP	WLS	BF	H	R	ER	SO	BB	IBB	HBP	BLK	WP	HR	S	P	ERA	WHIP										
Chuck Finley, L ERA: 5.08 (1, 1)	1.0	L	12	9	8	8	2	0	0	0	0	0	1	30	41	72.00	9.000										
Justin Speier, R ERA: 6.97 (2, 1)	4.2		23	6	4	4	1	1	0	2	0	0	1	44	72	7.71	1.500										
Danys Baez, R ERA: (6, 1)	2.1		9	1	0	0	2	1	0	0	0	0	0	29	43	0.00	0.857										

Cleveland Indians @ Texas Rangers
The Ballpark at Arlington, Arlington, TX
Thu May 17 2001, 3:05 PM EDT
Att: 37,191 - Sunny - 86 F

livebaseballscorecards.com

AB 38
R 12
H 16
RBI 12
BB 2
SO 5
LOB 12



Batter	1	2	3	4	5	6	7	8	9	AB	R	H	RBI	BB	SO	LOB	TOP				
Shannon Stewart, R (1.7) OBP: 0.387, SLG: 0.467	G6-3		FC6-4 1-3 2-H 3-H 2B	FC4-6 HR		G6-3			F9	5	1	1	3	0	0	3					
Alex Gonzalez, R (1.6) OBP: 0.299, SLG: 0.388	B2-3		FC6-4 BB	HR			1B 2B		G4-3	4	2	2	3	1	0	0					
Carlos Delgado, L (1.3) OBP: 0.449, SLG: 0.655	G3		K	K			FC6-4 2-H 1B		1B	5	0	2	1	0	2	3					
Raul Mondesi, R (1.9) OBP: 0.397, SLG: 0.547		P4	FC6-4 1-2 2-3 3-H		L5		FC6-4 G1-6-3 1-2		K	5	0	0	1	0	1	4					
Brad Fullmer, L (1.10) OBP: 0.341, SLG: 0.466	G5-3		G3		F8		G1-6-3 1-2			4	0	0	0	0	0	3					
Tony Batista, R (1.5) OBP: 0.257, SLG: 0.443	G1-3			1B FC4-6 10 1B BB	G5-3				G5-3	3	1	0	0	1	0	0					
10 Vernon Wells, R (1.8) OBP: 0.348, SLG: 0.500			1B 2B	FC4-6 HR 1B		G6-3			G6-3	4	2	2	0	0	0	0					
Homer Bush, R (1.4) OBP: 0.375, SLG: 0.750			2B HBP 1B	F8			2B		HR	4	2	3	1	0	0	2					
Alberto Castillo, R (1.2) OBP: 0.281, SLG: 0.148			2B FC6-4 HBP	FC4-6 1B		F8			G6-3	3	1	1	0	0	0	1					
Inning Stats	R: 0 E: 0 K: 0 S: 5	H: 0 LOB: 0 BB: 0 P: 8	R: 0 E: 0 K: 0 S: 6	H: 0 LOB: 0 BB: 0 P: 12	R: 3 E: 0 K: 1 S: 18	H: 3 LOB: 2 BB: 1 P: 29	R: 4 E: 0 K: 1 S: 13	H: 3 LOB: 0 BB: 1 P: 21	R: 0 E: 0 K: 0 S: 8	H: 1 LOB: 1 BB: 0 P: 13	R: 1 E: 0 K: 0 S: 6	H: 2 LOB: 0 BB: 0 P: 7	R: 1 E: 0 K: 0 S: 8	H: 1 LOB: 0 BB: 0 P: 14	R: 0 E: 0 K: 1 S: 9	H: 1 LOB: 1 BB: 0 P: 14	1B: 5 2B: 4 3B: 0 HR: 2	SF: 0 SAC: 0 DP: 1 HBP: 1	WP: 0 PB: 0 SB: 0 CS: 0	PA: 40	
PITCHER	IP	WLS	BF	H	R	ER	SO	BB	IBB	HBP	BLK	WP	HR	S	P	ERA	WHIP				
Aaron Myette, R (1.1) ERA: 18.56	3.2	L	20	6	7	7	1	2	0	0	0	0	0	19	29	17.18	2.182				
J.D. Smart, R (4.1) ERA:	2.1		8	1	0	0	1	0	0	0	0	0	0	6	7	9.00	2.000				
Mike Venafro, L (7.1) ERA: 3.86	1.0		4	2	1	1	0	0	0	0	0	0	1	17	28	4.50	1.000				
Tim Crabtree, R (8.1) ERA: 8.88	2.0		8	2	1	1	1	0	0	0	0	0	1	17	28	4.50	1.000				

Toronto Blue Jays @ Texas Rangers
The Ballpark at Arlington, Arlington, TX
Fri May 18 2001, 8:05 PM EDT
Att: 35,368 - Overcast - 83 F

AB	37
R	9
H	11
RBI	9
BB	2
SO	3
LOB	16



Batter	1	2	3	4	5	6	7	8	9	AB	R	H	RBI	BB	SO	LOB	BOTTOM				
29 Rusty Greer, L (1.7) OBP: 0.339, SLG: 0.470	L3		F7			G5-4-3 1B		F7		4	0	1	0	0	0	0					
Randy Velarde, R (1.4) OBP: 0.395, SLG: 0.506	G6-3			FC4-6 3B		G5-4-3 1-2		K		4	1	1	0	0	1	1					
Alex Rodriguez, R (1.6) OBP: 0.405, SLG: 0.648	K			FC4-6 HBP		F9		G5-3		3	0	0	0	0	1	0					
Rafael Palmeiro, L (1.3) OBP: 0.369, SLG: 0.536		F7		FC4-6 FC5-4			1B 2B		K	4	1	1	1	0	1	1					
Ivan Rodriguez, R (1.2) OBP: 0.336, SLG: 0.533		F7		FC5-4 FC5-4			K		F9	4	0	0	0	0	1	2					
Gabe Kapler, R (1.8) OBP: 0.418, SLG: 0.582				FC5-4			1B BB		K	3	1	1	1	1	1	1					
Andres Galarraga, R (1.10) OBP: 0.307, SLG: 0.416		G5-3				G6-3				3	0	0	0	0	1	2					
Ken Caminiti, S (1.5) OBP: 0.286, SLG: 0.390			G3			K2-3				3	0	1	1	0	1	0					
Ruben Mateo, R (1.9) OBP: 0.344, SLG: 0.358			F8			G4-3				3	0	0	0	0	0	2					
Inning Stats	R: 0 E: 0 K: 1 S: 7	H: 1 LOB: 0 BB: 0 P: 7	R: 1 E: 0 K: 0 S: 10	H: 1 LOB: 0 BB: 0 P: 15	R: 0 E: 0 K: 0 S: 8	H: 0 LOB: 0 BB: 0 P: 12	R: 1 E: 0 K: 0 S: 11	H: 1 LOB: 1 BB: 0 P: 17	R: 0 E: 0 K: 1 S: 9	H: 0 LOB: 0 BB: 0 P: 13	R: 0 E: 0 K: 2 S: 12	H: 0 LOB: 0 BB: 1 P: 18	R: 0 E: 0 K: 1 S: 8	H: 0 LOB: 0 BB: 0 P: 13	R: 0 E: 0 K: 2 S: 9	H: 0 LOB: 0 BB: 0 P: 11	1B: 2 2B: 1 3B: 1 HR: 1	SF: 0 SAC: 0 DP: 1 HBP: 1	WP: 0 PB: 0 SB: 0 CS: 0	PA: 33	
PITCHER	IP	WLS	BF	H	R	ER	SO	BB	IBB	HBP	BLK	WP	HR	S	P	ERA	WHIP				
Chris Carpenter, R (1.1) ERA: 4.5	7.0	W	27	5	3	3	4	1	0	1	0	0	0	8	13	3.86	0.857				
Dan Plesac, L (8.1) ERA: 3.09	1.0		3	0	0	0	1	0	0	0	0	0	0	9	11	0.00	0.000				
Billy Koch, R (9.1) ERA: 4.5	1.0		3	0	0	0	2	0	0	0	0	0	0	9	11	0.00	0.000				

Toronto Blue Jays @ Texas Rangers
The Ballpark at Arlington, Arlington, TX
Fri May 18 2001, 8:05 PM EDT
Att: 35,368 - Overcast - 83 F

AB	31
R	3
H	5
RBI	3
BB	1
SO	7
LOB	9



Batter	1	2	3	4	5	6	7	8	9	AB	R	H	RBI	BB	SO	LOB	TOP								
Shannon Stewart, R OBP: 0.393, SLG: 0.474	1-1 F8		1-1 2B	0-1 L6		4-2 BB		0-0 2B		4	1	2	0	1	0	2									
Alex Gonzalez, R OBP: 0.302, SLG: 0.400	3-2 F9		0-1 2B		2-0 F8	2-1 G6-4-3		1-2 2B		5	0	2	2	0	0	1									
Carlos Delgado, L OBP: 0.448, SLG: 0.651	0-2 2B		0-2 F9		1-3 K		2-0 F9	4-0 IBB		4	0	1	0	1	1	1									
Raul Mondesi, R OBP: 0.397, SLG: 0.537	0-2 F8		1-0 F5		4-1 3B		4-0 BB	2-1 F8		3	1	0	0	2	0	5									
Brad Fullmer, L OBP: 0.343, SLG: 0.482		2-1 2B	1-1 F7		1-1 1B		1-0 F7	1-2 F9		5	2	2	1	0	0	2									
Tony Batista, R OBP: 0.281, SLG: 0.448	1-1 10 F8			3-2 P6	2-1 1B		0-0 FC5-4	1-2 F9		5	0	2	2	0	0	1									
Darin Fletcher, L OBP: 0.233, SLG: 0.352	0-1 F8			4-1 1B	0-2 L4		2-0 F7	0-1 10 FC5-4		3	0	0	0	1	0	2	AB 38								
Brian Simmons, S OBP: 0.196, SLG: 0.212										1	0	1	0	0	0	0	R 6								
Alberto Castillo, R OBP: 0.281, SLG: 0.148										0	0	0	0	0	0	0	H 13								
10 Vernon Wells, R OBP: 0.321, SLG: 0.444	0-0 F8		0-1 F9		3-1 SF8		0-0 G6-3	1-2 FC5-4		5	1	1	0	0	0	3	RBI 6								
Homer Bush, R OBP: 0.400, SLG: 0.737	1-1 P4		1-1 1B		1-1 SF8		0-1 1B			3	1	2	1	0	0	1	BB 5								
Inning Stats	R: 0 E: 0 K: 0 S: 12	H: 1 LOB: 1 BB: 0 P: 16	R: 1 E: 0 K: 0 S: 9	H: 2 LOB: 1 BB: 0 P: 13	R: 1 E: 0 K: 0 S: 10	H: 2 LOB: 1 BB: 0 P: 13	R: 0 E: 0 K: 0 S: 11	H: 1 LOB: 2 BB: 1 P: 20	R: 2 E: 0 K: 1 S: 13	H: 2 LOB: 1 BB: 1 P: 23	R: 1 E: 0 K: 0 S: 8	H: 1 LOB: 0 BB: 1 P: 18	R: 0 E: 0 K: 0 S: 3	H: 0 LOB: 1 BB: 1 P: 10	R: 1 E: 0 K: 0 S: 10	H: 3 LOB: 3 BB: 1 P: 19	R: 0 E: 0 K: 0 S: 11	H: 1 LOB: 1 BB: 0 P: 14	1B: 6 2B: 6 3B: 1 HR: 0	SF: 1 SAC: 0 DP: 1 HBP: 0	WP: 0 PB: 0 SB: 1 CS: 0	PA: 44			
PITCHER	IP	WLS	BF	H	R	ER	SO	BB	IBB	HBP	BLK	WP	HR	S	P	ERA	WHIP								
Rick Helling, R ERA: 7.19	6.0		29	9	5	4	1	3	0	0	0	0	0	63	103	6.00	2.000								
Juan Moreno, L ERA: 7.19	1.1	5	0	0	0	0	1	0	0	0	0	0	0	4	13	0.00	0.750								
Jeff Brantley, R ERA: 4.74	0.2	L	6	3	1	1	0	0	1	0	0	0	0	9	16	13.50	4.500								
Mike Venafro, L ERA: 3.85	0.2		2	0	0	0	0	0	0	0	0	0	0	6	8	0.00	0.000								
59 Jeff Zimmerman, R ERA: 3.48	0.1		2	1	0	0	0	0	0	0	0	0	0	5	6	0.00	3.000								

Toronto Blue Jays @ Texas Rangers
The Ballpark at Arlington, Arlington, TX
Sat May 19 2001, 8:05 PM EDT
Att. 48,336 - Overcast - 81 F

AB	38
R	6
H	13
RBI	6
BB	5
SO	1
LOB	18





Batter	1	2	3	4	5	6	7	8	9	AB	R	H	RBI	BB	SO	LOB	BOTTOM								
29 Rusty Greer, L OBP: 0.342, SLG: 0.473	2-1 G6-3			4-2 1B	2-2 G4-3			0-1 2B		3	1	1	0	1	0	1									
Randy Velarde, R OBP: 0.401, SLG: 0.506	1-1 1B			0-0 1B	1-2 F7			1-3 K		4	1	2	0	0	1	2									
Alex Rodriguez, R OBP: 0.407, SLG: 0.663	0-1 G4-6-3			0-2 1B	1-2 1B		0-1 HR	3-1 F7		4	2	2	2	0	0	2									
Rafael Palmeiro, L OBP: 0.372, SLG: 0.535		1-0 1B		1-2 1B	1-3 K		1-3 K	3-3 K		4	1	2	0	0	2	1									
Ivan Rodriguez, R OBP: 0.333, SLG: 0.523		3-3 K		1-1 1B	0-0 F9		0-0 F9	0-1 G3		4	0	1	2	0	1	1									
Gabe Kapler, R OBP: 0.400, SLG: 0.554	1-2 F8			1-3 1B	0-1 G6-4-3		1-0 G6-3	2-3 K		4	0	0	0	0	1	1									
Andres Galarraga, R OBP: 0.300, SLG: 0.465			1-1 F9	1-1 F8			0-1 G6-3	1-1 P4		4	0	0	0	0	0	0	AB 33								
Ken Caminiti, S OBP: 0.287, SLG: 0.389			1-3 K		1-2 FC5-4		0-1 F8			3	0	1	0	0	1	0	R 5								
Ruben Mateo, R OBP: 0.336, SLG: 0.348			2-0 G5-3		0-0 FC5-4		2-0 F8			3	0	0	0	0	0	1	H 9								
Inning Stats	R: 0 E: 0 K: 0 S: 6	H: 1 LOB: 0 BB: 0 P: 9	R: 0 E: 0 K: 1 S: 7	H: 1 LOB: 0 BB: 0 P: 12	R: 0 E: 0 K: 1 S: 6	H: 0 LOB: 0 BB: 0 P: 10	R: 4 E: 0 K: 0 S: 16	H: 4 LOB: 0 BB: 1 P: 24	R: 0 E: 0 K: 0 S: 15	H: 1 LOB: 0 BB: 0 P: 19	R: 1 E: 0 K: 1 S: 8	H: 1 LOB: 0 BB: 0 P: 10	R: 0 E: 0 K: 0 S: 5	H: 0 LOB: 0 BB: 0 P: 7	R: 0 E: 0 K: 2 S: 10	H: 1 LOB: 1 BB: 0 P: 17	R: 0 E: 0 K: 1 S: 7	H: 0 LOB: 0 BB: 0 P: 10	1B: 7 2B: 2 3B: 0 HR: 1	SF: 0 SAC: 0 DP: 3 HBP: 0	WP: 0 PB: 0 SB: 0 CS: 1	PA: 34			
PITCHER	IP	WLS	BF	H	R	ER	SO	BB	IBB	HBP	BLK	WP	HR	S	P	ERA	WHIP								
Esteban Loaiza, R ERA: 5.4	6.0		24	8	5	5	3	1	0	0	0	0	0	12	18	0.00	0.600								
Paul Quantrill, R ERA: 1.27	1.2	W	6	1	0	0	1	0	0	0	0	0	0	3	6	0.00	0.000								
Dan Plesac, L ERA: 3.0	0.1	H	1	0	0	0	1	0	0	0	0	0	0	3	6	0.00	0.000								
Billy Koch, R ERA: 4.29	1.0	S	3	0	0	0	1	0	0	0	0	0	0	7	10	0.00	0.000								

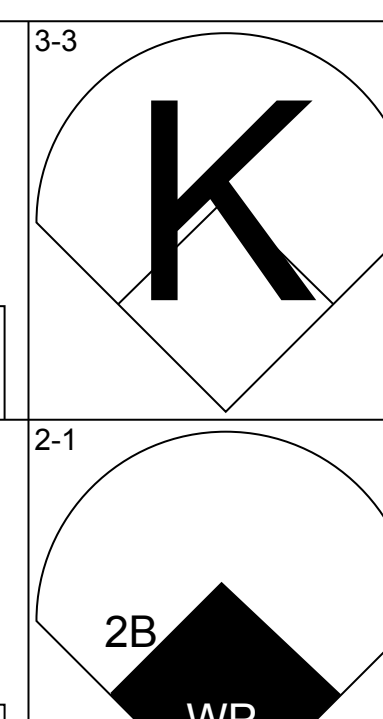
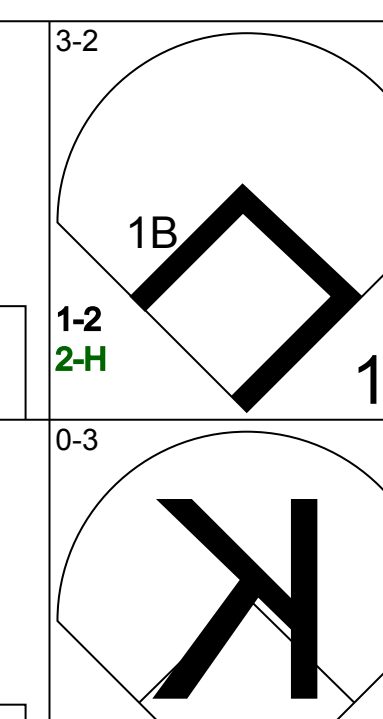
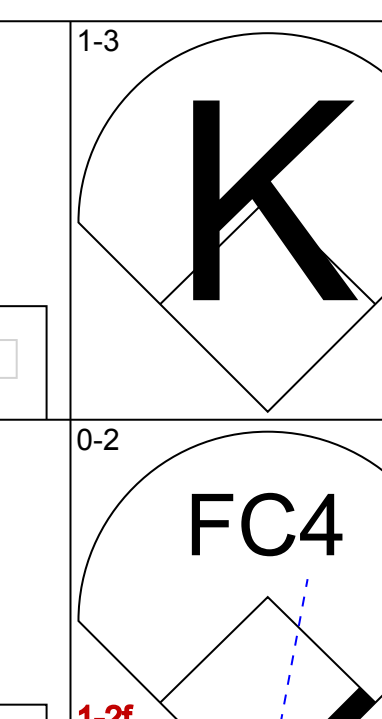
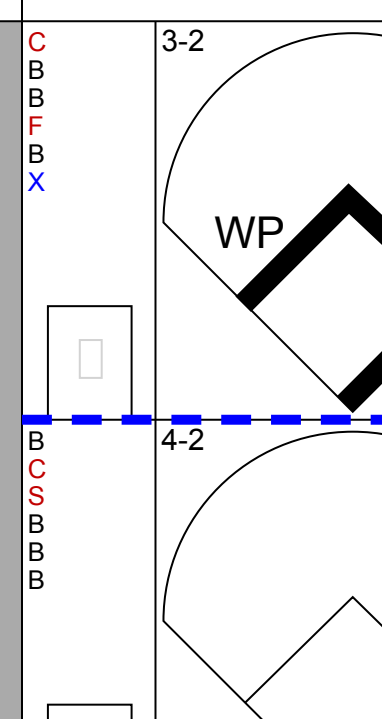
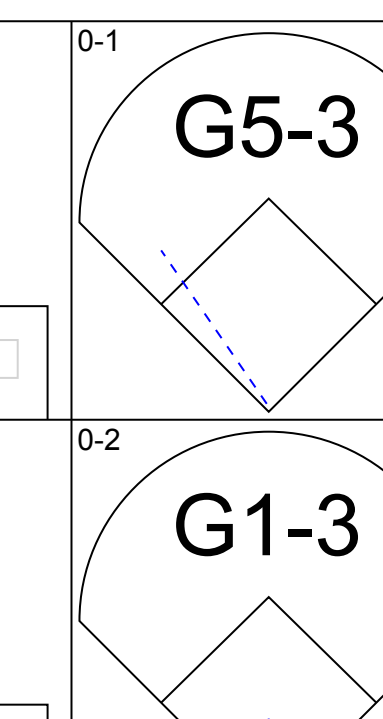

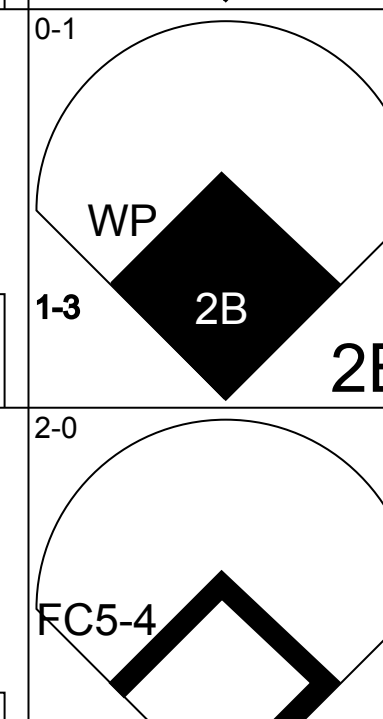
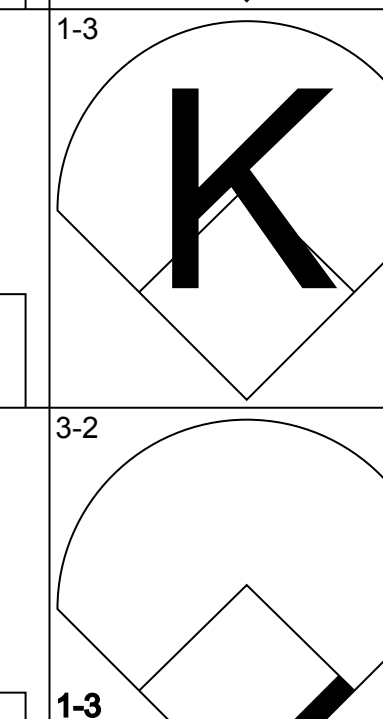

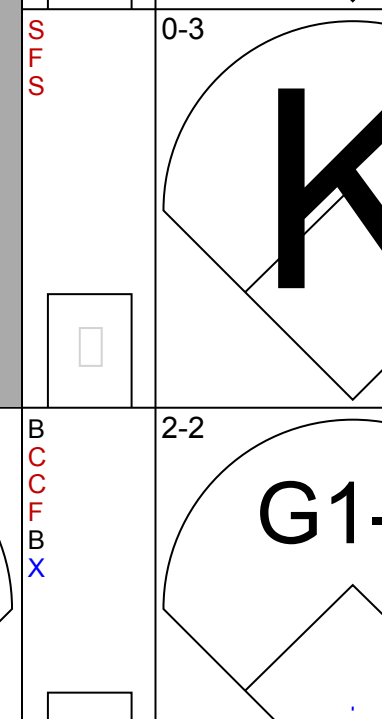

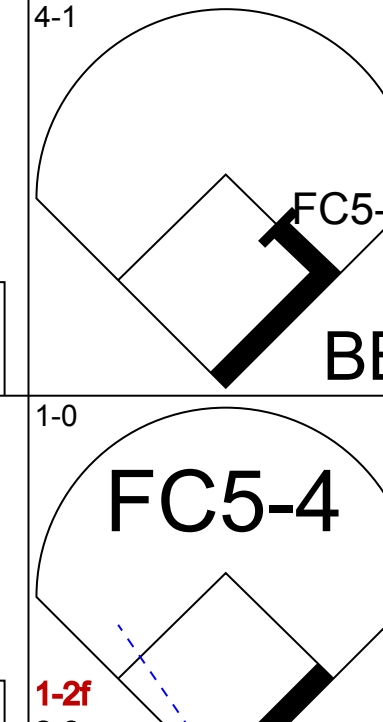
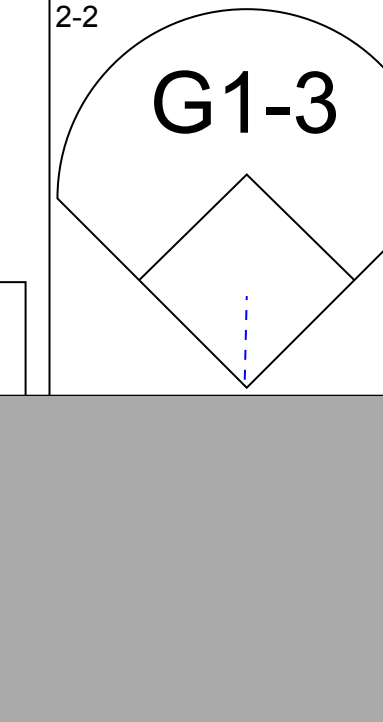

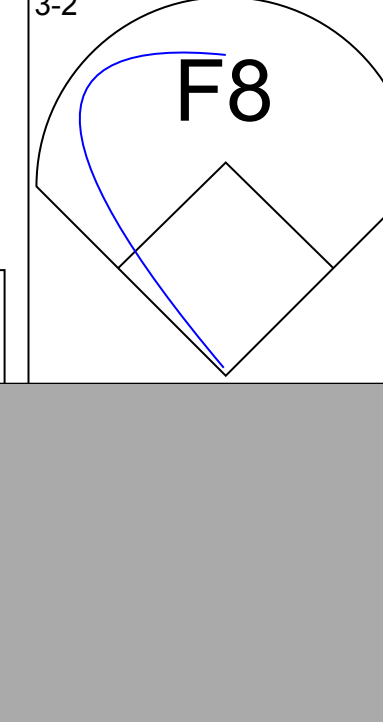
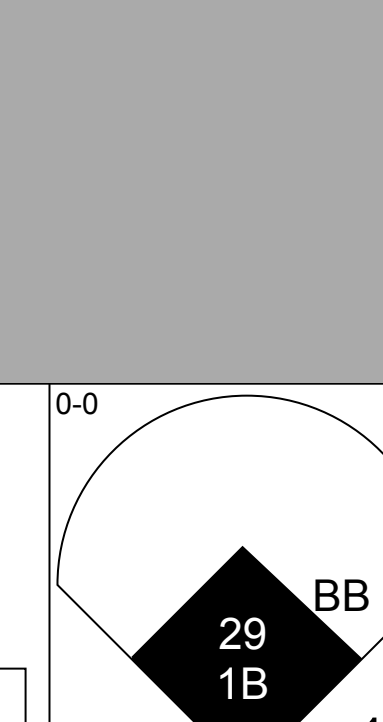


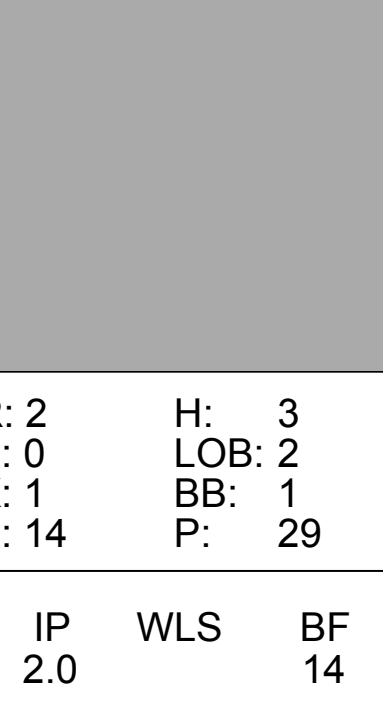
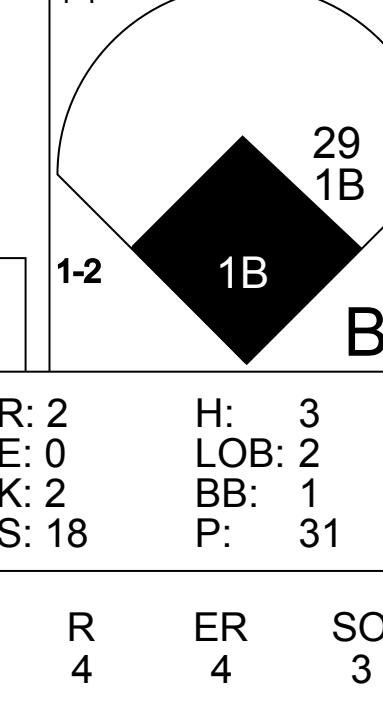
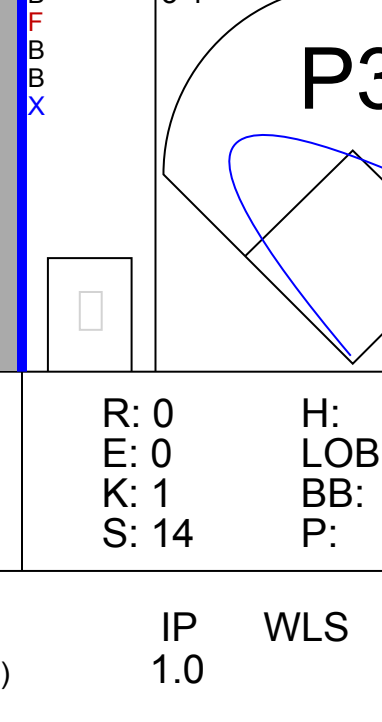
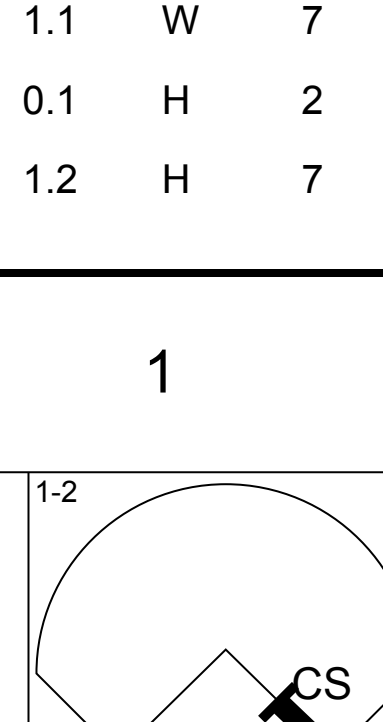
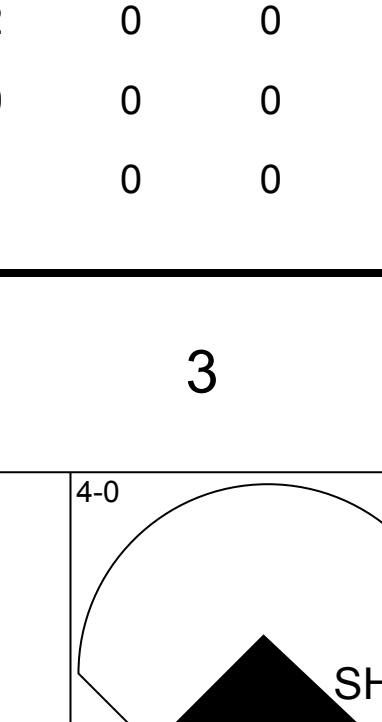
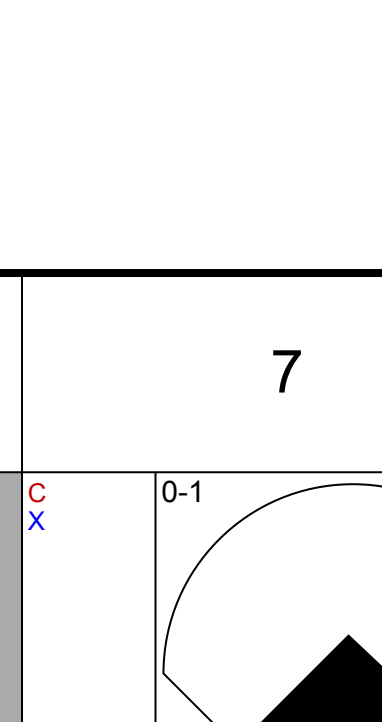
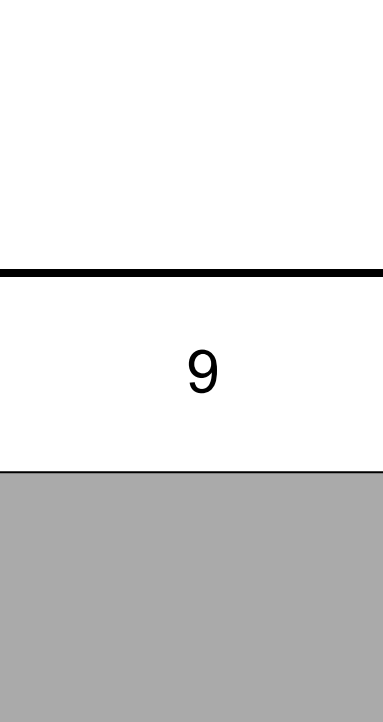
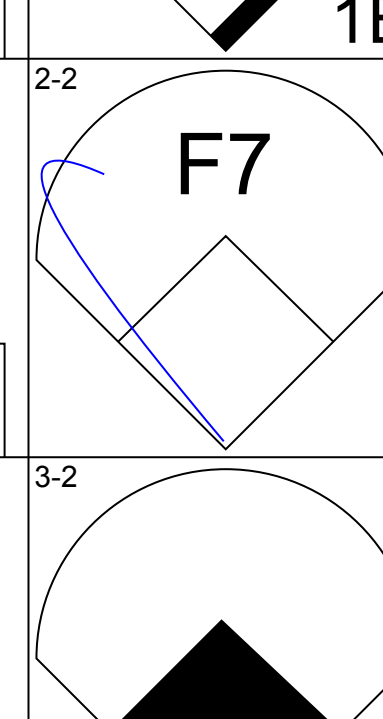
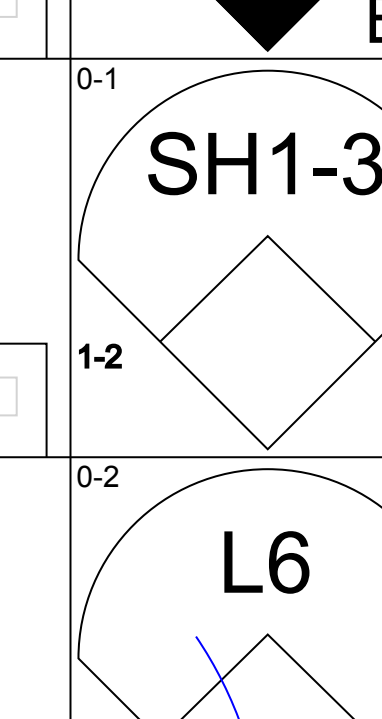
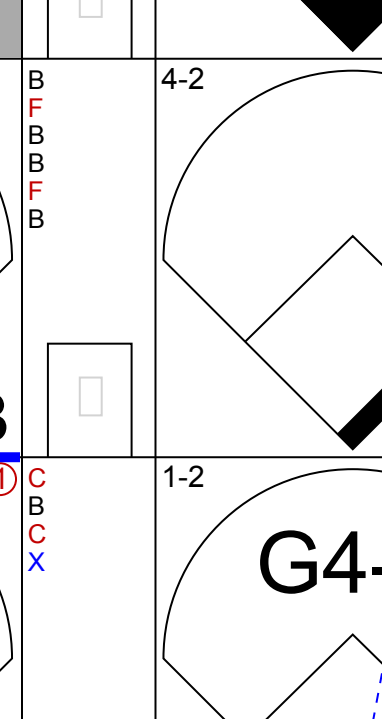

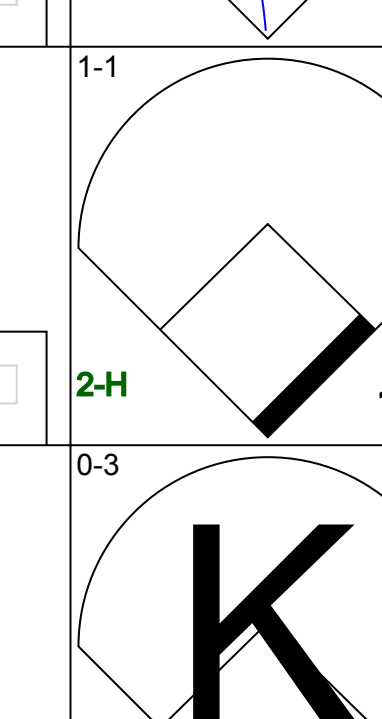


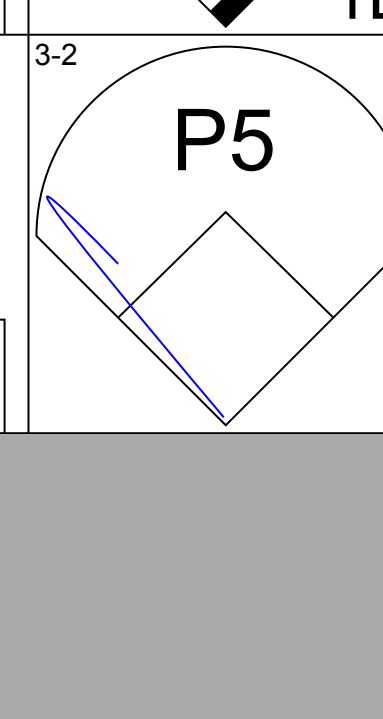

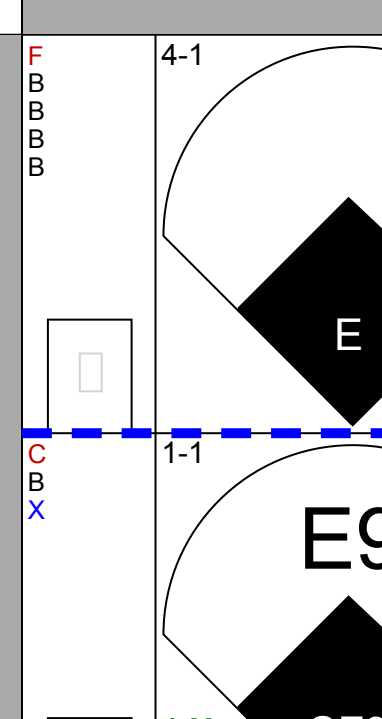

Toronto Blue Jays @ Texas Rangers
The Ballpark at Arlington, Arlington, TX
Sat May 19 2001, 8:05 PM EDT
Att. 48,336 - Overcast - 81 F

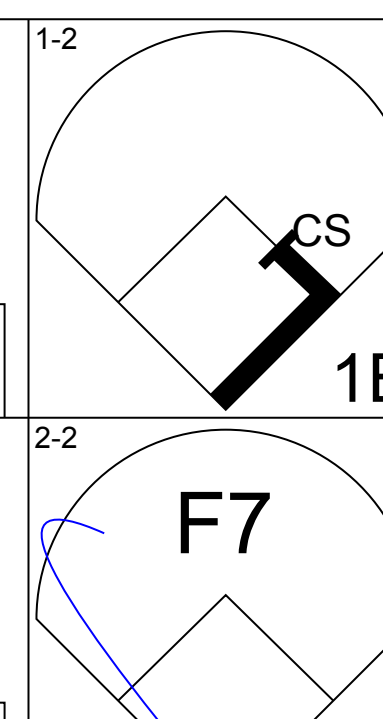
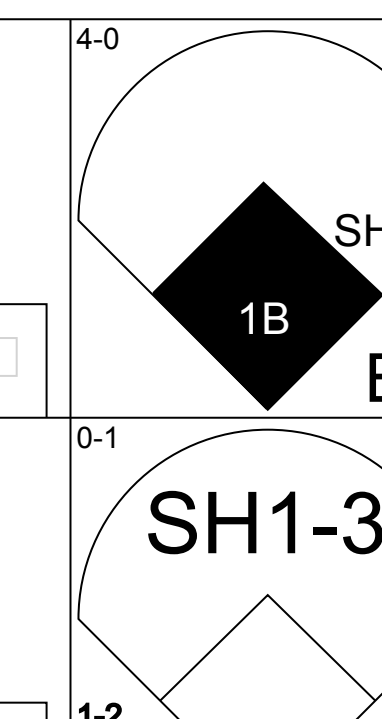
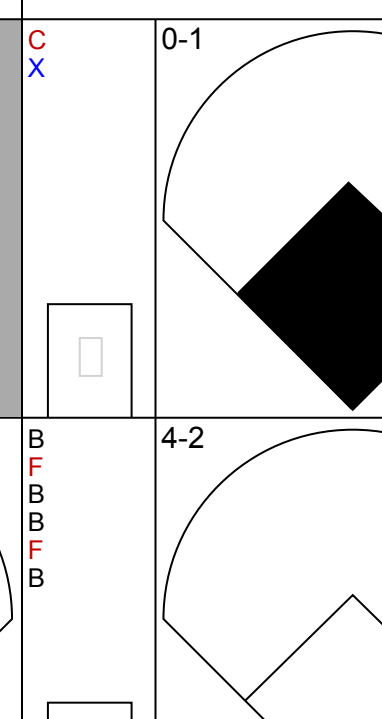

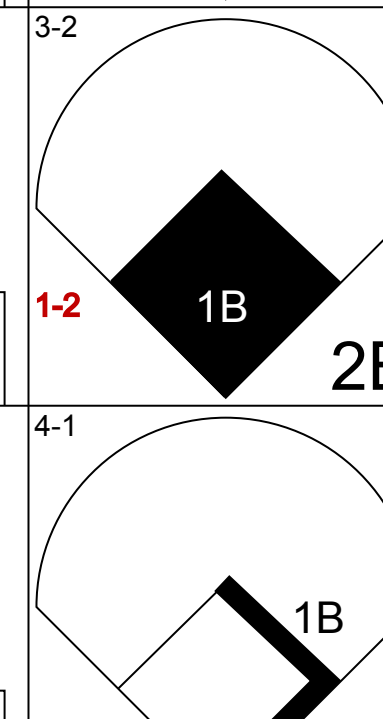
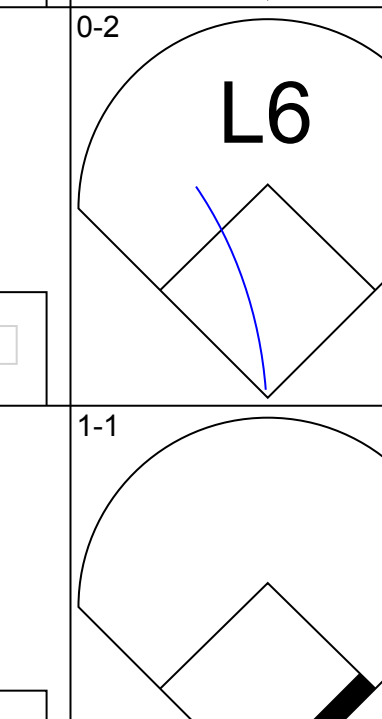
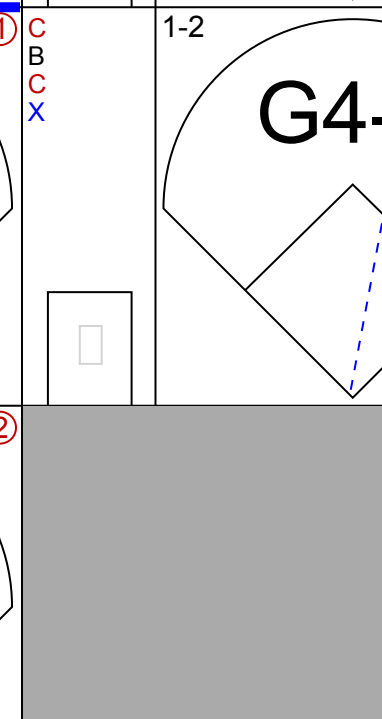
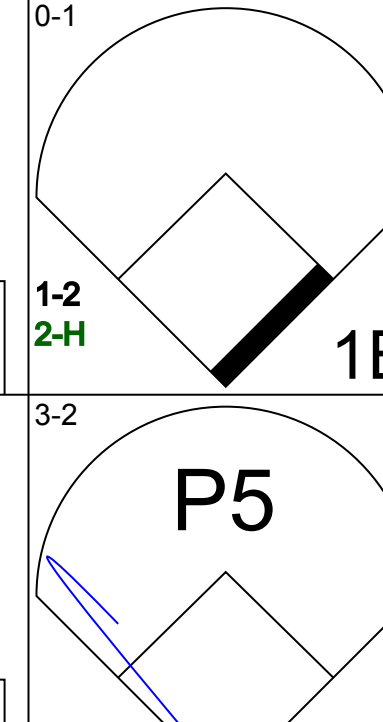

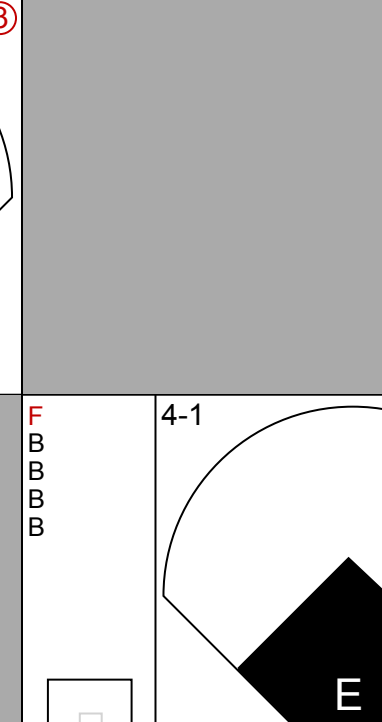



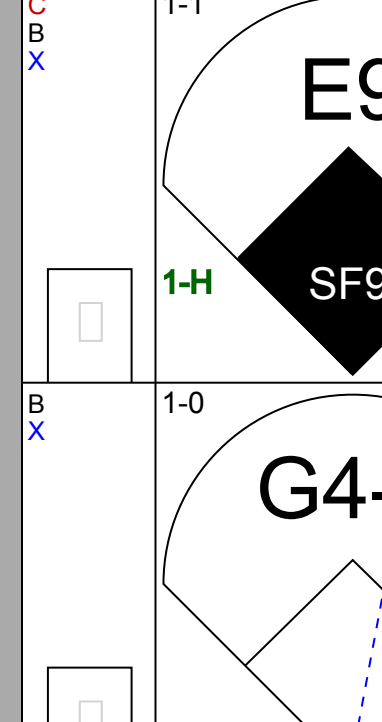
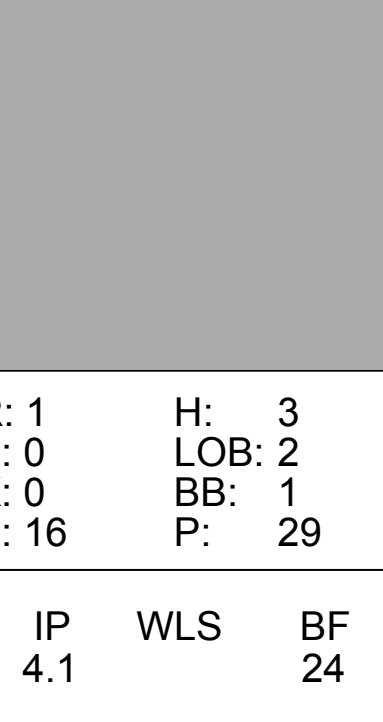
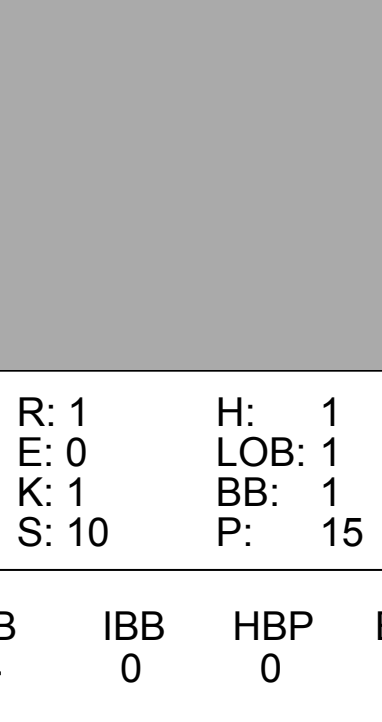
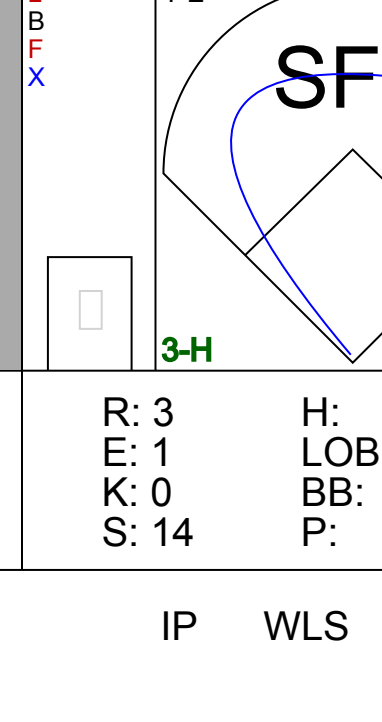





AB	33
R	5
H	9
RBI	4
BB	1
SO	6
LOB	9



Batter	1	2	3	4	5	6	7	8	9	AB	R	H	RBI	BB	SO	LOB	TOP										
29 Rusty Greer, L (1, 7) OBP: 0.344, SLG: 0.485	1-1 G3		3-2 L6					4-1 BB HBP SF9 BB	2-1 HR	4	2	1	1	1	0	0	Texas Rangers @ Tampa Bay Devil Rays Tropicana Field, St. Petersburg, FL Tue May 22 2001, 7:15 PM EDT Alt: 9:576 - Dome - 72 F livebaseballscorecards.com AB 33 R 5 H 9 RBI 5 BB 4 SO 3 LOB 13 										
Randy Velarde, R (1, 4) OBP: 0.409, SLG: 0.506	2-2 1B		1-3 K					2-2 SF9 BB 1-2 2B HBP	3-1 F8	4	1	1	0	0	1	0											
Alex Rodriguez, R (1, 6) OBP: 0.409, SLG: 0.659	0-1 2B		2-0 2B					4-2 2B 1-2 2B BB	1-0 G5-3	4	1	2	0	1	0	0											
Rafael Palmeiro, L (1, 3) OBP: 0.361, SLG: 0.525	0-0 F8		1-0 F8					2-2 SF9 2-3 3-H 0-0		3	0	0	1	0	0	2											
Ivan Rodriguez, R (1, 2) OBP: 0.328, SLG: 0.513		1-0 1B BB 1B		0-1 L7				0-0 G6-3		4	0	2	1	0	0	0											
Gabe Kapler, R (1, 8) OBP: 0.437, SLG: 0.632		4-2 1B 1-2 BB		4-2 G3 BB				2-2 HR	1-3 3-H 2-2 FC4-6 1B	2	1	2	2	2	0	0											
Frank Catalanotto, L (1, 10) OBP: 0.299, SLG: 0.533		2-1 F8		2-1 G3				0-1 G1-3	0-2 FC4-6	4	0	0	0	0	0	5											
Ken Caminiti, S (1, 5) OBP: 0.295, SLG: 0.386		0-1 G6-4-3 1B		0-0 F7				1-0 F9	2-2 G1-3	4	0	1	0	0	0	3											
Ruben Mateo, R (1, 9) OBP: 0.326, SLG: 0.331		1-1 G6-4-3			2-3 K			0-1 P5	2-3 K	4	0	0	0	0	2	3											
Inning Stats	R: 0 E: 0 K: 0 S: 8	H: 2 LOB: 1 BB: 0 P: 11	R: 0 E: 0 K: 0 S: 10	H: 2 LOB: 2 BB: 1 P: 18	R: 0 E: 0 K: 1 S: 10	H: 1 LOB: 1 BB: 0 P: 17	R: 0 E: 0 K: 0 S: 9	H: 0 LOB: 1 BB: 1 P: 15	R: 0 E: 0 K: 0 S: 9	H: 0 LOB: 0 BB: 0 P: 14	R: 0 E: 0 K: 0 S: 4	H: 0 LOB: 0 BB: 0 P: 6	R: 1 E: 0 K: 0 S: 9	H: 1 LOB: 0 BB: 0 P: 12	R: 3 E: 0 K: 0 S: 19	H: 2 LOB: 2 BB: 2 P: 35	R: 1 E: 0 K: 0 S: 8	H: 1 LOB: 0 BB: 0 P: 16	1B: 4 2B: 3 3B: 0 HR: 2	SF: 1 SAC: 0 DP: 1 HBP: 1	WP: 0 PB: 0 SB: 0 CS: 0	PA: 39					
PITCHER	IP	WLS	BF	H	R	ER	SO	BB	IBB	HBP	BLK	WP	HR	S	P	ERA	WHIP										
Bryan Rekar, R (1, 1) ERA: 5.06	7.0	L	30	6	4	4	2	4	0	1	0	0	1	65	109	5.14	1.429										
Doug Creek, L (8, 1) ERA: 3.95	0.1		1	0	0	0	0	0	0	0	0	0	0	3	5	0.00	0.000										
Rusty Meacham, R (8, 1) ERA: 3.96	0.2		4	2	0	0	0	0	0	0	0	0	0	10	14	0.00	3.000										
Mickey Callaway, R (9, 1) ERA: 9.0	1.0		4	1	1	1	1	0	0	0	0	0	1	8	16	9.00	1.000										

Batter	1	2	3	4	5	6	7	8	9	AB	R	H	RBI	BB	SO	LOB	BOTTOM										
Damian Rolls, R (1, 4) OBP: 0.346, SLG: 0.420	0-2 G6-3		0-0 G3 1B						3-2 G6-4-3	4	0	2	0	0	1	1	Texas Rangers @ Tampa Bay Devil Rays Tropicana Field, St. Petersburg, FL Tue May 22 2001, 7:15 PM EDT Alt: 9:576 - Dome - 72 F livebaseballscorecards.com AB 31 R 2 H 8 RBI 2 BB 7 SO 8 LOB 21 										
Steve Cox, L (9, FH) OBP: 0.316, SLG: 0.403			0-1 G3					0-1 G6-4-3	1-2 2-3 K	5	0	0	0	0	1	5											
Gerald Williams, R (1, 8) OBP: 0.288, SLG: 0.337	1-2 G6-3		0-1 G3					0-0 FC6-4 1-2 2-3 BB	3-3 K	5	0	0	0	0	1	5											
Ben Grieve, L (1, 7) OBP: 0.386, SLG: 0.377	4-1 BB		4-2 BB					4-0 1-2 BB	0-1 G1-3	1	0	0	0	3	0	0											
Greg Vaughn, R (1, 10) OBP: 0.339, SLG: 0.487	4-2 BB		2-3 K					3-3 K	4-2 G6-4-3 BB	2	0	0	0	2	2	5											
Fred McGriff, L (1, 3) OBP: 0.347, SLG: 0.532	2-0 G3							0-0 CS 1B	1-1 G3-1	4	0	1	0	0	0	3											
Randy Winn, S (1, 9) OBP: 0.483, SLG: 0.571		2-1 G1-6-3 1B		3-3 K				0-0 FC4-2 3B	4-0 WP E 1B BB	3	1	2	0	1	1	1											
Aubrey Huff, L (1, 5) OBP: 0.228, SLG: 0.325	0-1 G1-6-3		0-1 G1-6-3					1-2 FC4-2	1-2 E4 1B WP	4	1	0	0	0	0	3											
Mike DiFelice, R (1, 2) OBP: 0.231, SLG: 0.216	3-1 F7							1-3 K	2-2 G6-4-3 1B 1B	4	0	1	2	0	2	1											
Andy Sheets, R (1, 6) OBP: 0.294, SLG: 0.438			1-3 K					4-1 FC6-4 1B BB	3-2 G6-4-3 1B	3	0	2	0	1	1	0											
Inning Stats	R: 0 E: 0 K: 0 S: 11	H: 0 LOB: 2 BB: 2 P: 22	R: 0 E: 0 K: 0 S: 6	H: 1 LOB: 0 BB: 0 P: 11	R: 0 E: 0 K: 2 S: 12	H: 1 LOB: 2 BB: 1 P: 19	R: 0 E: 0 K: 1 S: 9	H: 1 LOB: 0 BB: 0 P: 14	R: 0 E: 0 K: 2 S: 11	H: 1 LOB: 3 BB: 2 P: 24	R: 0 E: 0 K: 1 S: 9	H: 1 LOB: 0 BB: 0 P: 11	R: 0 E: 0 K: 1 S: 8	H: 1 LOB: 0 BB: 0 P: 13	R: 3 E: 0 K: 0 S: 6	H: 0 LOB: 1 BB: 1 P: 12	R: 2 E: 1 K: 1 S: 19	H: 2 LOB: 1 BB: 1 P: 35	1B: 7 2B: 1 3B: 1 HR: 0	SF: 0 SAC: 0 DP: 5 HBP: 0	WP: 1 PB: 0 SB: 0 CS: 1	PA: 38					
PITCHER	IP	WLS	BF	H	R	ER	SO	BB	IBB	HBP	BLK	WP	HR	S	P	ERA	WHIP										
Kenny Rogers, L (1, 1) ERA: 5.97	6.0	W	26	5	0	0	6	5	0	0	0	0	0	8	13	0.00	1.667										
J.D. Smart, R (7, 1) ERA:	1.0	H	3	1	0	0	1	0	0	0	0	0	0	8	13	0.00	1.000										
Mike Venafro, L (8, 1) ERA: 3.95	1.0		5	0	2	1	0	2	0	0	0	0	0	9	20	9.00	2.000										
59 Jeff Zimmerman, R (9, 1) ERA: 3.13	1.0		4	2	0	0	1	0	0	0	0	1	0	16	27	0.00	2.000										

Batter	1	2	3	4	5	6	7	8	9	AB	R	H	RBI	BB	SO	LOB	TOP					
29 Rusty Greer, L OBP: 0.348, SLG: 0.489 (1, 7)										5	0	2	1	1	2	2	Texas Rangers @ Tampa Bay Devil Rays Tropicana Field, St. Petersburg, FL Wed May 23 2001, 7:15 PM EDT Att. 9,213 - Dome - 72 F AB 39 R 6 H 12 RBI 5 BB 8 SO 13 LOB 26 					
Gabe Kapler, R OBP: 0.440, SLG: 0.615 (1, 8)										4	1	1	0	2	1	4						
Alex Rodriguez, R OBP: 0.404, SLG: 0.652 (1, 6)										5	1	1	0	0	3	7						
Rafael Palmeiro, L OBP: 0.367, SLG: 0.530 (1, 3)										4	0	2	2	1	0	2						
Ivan Rodriguez, R OBP: 0.323, SLG: 0.496 (1, 2)										4	0	0	0	1	3	3						
Andres Galarraga, R OBP: 0.296, SLG: 0.414 (1, 10)										5	1	1	1	0	2	3						
Ruben Sierra, S OBP: 0.350, SLG: 0.526 (1, 9)										5	1	3	0	0	1	2						
Ken Caminiti, S OBP: 0.299, SLG: 0.387 (1, 5)										5	1	2	1	0	1	3						
Frank Catalanotto, L OBP: 0.325, SLG: 0.533 Randy Velarde, R OBP: 0.404, SLG: 0.500 (7, PH) (7, 4)										0	1	0	0	3	0	0						
Inning Stats	R: 2 E: 0 K: 1 S: 14	H: 3 LOB: 2 BB: 1 P: 29	R: 2 E: 0 K: 2 S: 18	H: 3 LOB: 2 BB: 1 P: 31	R: 1 E: 0 K: 1 S: 14	H: 2 LOB: 2 BB: 1 P: 21	R: 0 E: 0 K: 1 S: 9	H: 0 LOB: 0 BB: 0 P: 15	R: 1 E: 0 K: 2 S: 16	H: 1 LOB: 3 BB: 3 P: 31	R: 0 E: 0 K: 2 S: 14	H: 1 LOB: 2 BB: 1 P: 25	R: 0 E: 0 K: 1 S: 14	H: 1 LOB: 2 BB: 1 P: 26	R: 0 E: 0 K: 3 S: 13	H: 1 LOB: 1 BB: 0 P: 19	R: 0 E: 0 K: 0 S: 7	H: 0 LOB: 0 BB: 0 P: 10	1B: 8 2B: 3 3B: 0 HR: 1	SF: 0 SAC: 0 DP: 0 HBP: 0	WP: 3 PB: 1 SB: 0 CS: 0	PA: 47
PITCHER	IP	WLS	BF	H	R	ER	SO	BB	IBB	HBP	BLK	WP	HR	S	P	ERA	WHIP					
Brian Rose, R ERA: 7.18 Jeff Wallace, L ERA: 0.79 Dan Wheeler, R ERA: 6.0 Doug Creek, L ERA: 3.5 Travis Phelps, R ERA: 1.5	(1, 1)	2.0	14	6	4	4	3	2	0	0	0	1	0	32	60	18.00	4.000					
Esteban Yan, R ERA: 5.71 (9, 1)	1.0		3	0	0	0	0	0	0	0	0	0	0	7	10	0.00	0.000					

Batter	1	2	3	4	5	6	7	8	9	AB	R	H	RBI	BB	SO	LOB	BOTTOM				
Damian Rolls, R OBP: 0.386, SLG: 0.491 (1, 4)										3	2	2	1	2	0	2	Texas Rangers @ Tampa Bay Devil Rays Tropicana Field, St. Petersburg, FL Wed May 23 2001, 7:15 PM EDT Att. 9,213 - Dome - 72 F AB 34 R 10 H 14 RBI 8 BB 6 SO 6 LOB 20 				
Gerald Williams, R OBP: 0.273, SLG: 0.343 (1, 8)										3	1	1	0	1	1	3					
Ben Grieve, L OBP: 0.387, SLG: 0.380 Jason Tyner, L OBP: 0.333, SLG: 0.333 (1, 7) (9, 7)										4	1	1	0	1	1	3					
Fred McGriff, L OBP: 0.355, SLG: 0.531 (1, 3)										4	1	2	1	1	2	0					
Greg Vaughn, R OBP: 0.335, SLG: 0.479 (1, 10)										5	1	1	1	0	1	3					
Aubrey Huff, L OBP: 0.250, SLG: 0.358 (1, 5)										4	3	2	1	1	0	3					
Randy Winn, S OBP: 0.483, SLG: 0.587 (1, 9)										4	1	3	1	0	1	1					
John Flaherty, R OBP: 0.262, SLG: 0.316 (1, 2)										4	0	0	0	0	0	5					
Andy Sheets, R OBP: 0.333, SLG: 0.474 (1, 6)										3	0	2	3	0	0	0					
Inning Stats	R: 1 E: 0 K: 0 S: 16	H: 3 LOB: 2 BB: 1 P: 29	R: 0 E: 0 K: 0 S: 7	H: 1 LOB: 0 BB: 0 P: 9	R: 1 E: 0 K: 1 S: 10	H: 1 LOB: 1 BB: 1 P: 15	R: 1 E: 0 K: 2 S: 16	H: 2 LOB: 2 BB: 1 P: 24	R: 3 E: 0 K: 0 S: 21	H: 4 LOB: 2 BB: 1 P: 27	R: 1 E: 0 K: 2 S: 15	H: 1 LOB: 0 BB: 0 P: 23	R: 3 E: 1 K: 0 S: 14	H: 2 LOB: 1 BB: 2 P: 26	R: 0 E: 1 K: 1 S: 7	H: 0 LOB: 0 BB: 0 P: 10	1B: 9 2B: 4 3B: 0 HR: 1	SF: 1 SAC: 1 DP: 2 HBP: 0	WP: 0 PB: 0 SB: 0 CS: 1	PA: 42	
PITCHER	IP	WLS	BF	H	R	ER	SO	BB	IBB	HBP	BLK	WP	HR	S	P	ERA	WHIP				
Aaron Myette, R ERA: 15.83 Tim Crabtree, R ERA: 9.0 Juan Moreno, L ERA: 2.08 Jeff Brantley, R ERA: 5.14	(1, 1)	4.1	24	9	6	6	3	4	0	0	0	0	0	14	16	13.50	4.500				
Jeff Brantley, R ERA: 5.14 (7, 1)	2.0	9	2	2	2	2	1	1	0	0	0	0	1	20	31	9.00	1.500				

Batter	1	2	3	4	5	6	7	8	9	AB	R	H	RBI	BB	SO	LOB	TOP				
29 Rusty Greer, L OBP: 0.345, SLG: 0.486 (1, 7)	 2B		 P6	 G4-3		 F8		 G6-3		5	1	1	0	0	0	3					
Randy Velarde, R OBP: 0.402, SLG: 0.497 Frank Catalanotto, L OBP: 0.321, SLG: 0.532 (1, 4)	 G6-3		 2B		 E6 G3 1B 2B	 FC3-6 HR		 G4-3		1	0	0	0	0	0	1					
Alex Rodriguez, R OBP: 0.413, SLG: 0.687 (1, 6)	 HR		 G6-3		 2B G3	 HR		 BB		4	3	3	5	1	0	1					
Rafael Palmeiro, L OBP: 0.358, SLG: 0.515 (1, 10)	 F7		 G4-3		 G3	 G3		 F8		5	0	0	0	0	0	4					
Ivan Rodriguez, R OBP: 0.319, SLG: 0.492 (1, 2)	 G6-3			 F8		 2B F8 2-H 3-H		 F3		5	0	1	2	0	1	1					
Gabe Kapler, R OBP: 0.442, SLG: 0.617 (1, 8)		 F9 2B		 2B HBP BB		 F8		 G6-3		3	1	1	0	1	0	1					
Andres Galarraga, R OBP: 0.295, SLG: 0.406 (1, 3)		 F9		 2B HBP		 K		 G6-3		3	1	0	0	0	1	2					
Ken Caminiti, S OBP: 0.304, SLG: 0.393 (1, 5)		 K		 2B HBP 2-H 2-H		 FC3-6 HR BB		 F7		3	1	1	2	1	1	1					
Ruben Mateo, R OBP: 0.324, SLG: 0.328 (1, 9)		 P3		 K		 FC3-6 1B		 F8		4	0	1	0	0	1	2					
Inning Stats	R: 2 E: 0 K: 0 S: 17	H: 2 LOB: 0 BB: 0 P: 25	R: 0 E: 0 K: 1 S: 9	H: 1 LOB: 1 BB: 0 P: 12	R: 0 E: 0 K: 1 S: 8	H: 1 LOB: 1 BB: 0 P: 12	R: 2 E: 0 K: 1 S: 14	H: 1 LOB: 1 BB: 1 P: 24	R: 2 E: 1 K: 1 S: 12	H: 2 LOB: 0 BB: 1 P: 20	R: 3 E: 0 K: 0 S: 11	H: 2 LOB: 0 BB: 1 P: 22	R: 0 E: 0 K: 0 S: 7	H: 0 LOB: 0 BB: 0 P: 11	R: 0 E: 0 K: 0 S: 7	H: 0 LOB: 1 BB: 1 P: 18	1B: 2 2B: 5 3B: 0 HR: 2	SF: 0 SAC: 0 DP: 0 HBP: 1	WP: 0 PB: 0 SB: 0 CS: 0	PA: 41	
PITCHER	IP	WLS	BF	H	R	ER	SO	BB	IBB	HBP	BLK	WP	HR	S	P	ERA	WHIP				
Tanyon Sturtze, R ERA: 6.3 (1, 1)	5.0	L	25	7	6	5	3	1	0	1	0	0	1	60	93	9.00	1.600				
Mickey Callaway, R ERA: 7.2 (6, 1)	4.0		16	2	3	3	1	2	0	0	0	0	1	37	63	6.75	1.000				

Texas Rangers @ Tampa Bay Devil Rays
Tropicana Field, St. Petersburg, FL
Thu May 24 2001, 7:15 PM EDT
Att. 9,175 - Dome - 72 F

AB	37
R	9
H	9
RBI	9
BB	3
SO	4
LOB	18



Batter	1	2	3	4	5	6	7	8	9	AB	R	H	RBI	BB	SO	LOB	BOTTOM				
Damian Rolls, R OBP: 0.355, SLG: 0.448 (1, 4)	 P4		 K2-3		 G4-6-3		 K		 G5-3	5	0	0	0	0	2	4					
Gerald Williams, R OBP: 0.272, SLG: 0.337 (1, 8)	 G3		 G5-3		 CS BB			 F7		3	0	0	0	1	0	0					
Ben Grieve, L OBP: 0.384, SLG: 0.377 (1, 7)	 F8			 K		 CS		 F8		4	0	1	0	0	1	0					
Fred McGriff, L OBP: 0.352, SLG: 0.524 (1, 3)		 K		 F9		 FC4-6 1B		 F8		4	0	1	0	0	1	1					
Greg Vaughn, R OBP: 0.339, SLG: 0.497 (1, 10)		 2B 1B		 HR		 F2		 F2		4	2	2	1	0	0	2					
Aubrey Huff, L OBP: 0.250, SLG: 0.353 (1, 5)		 L9		 1B		 F9		 G3-1		4	0	1	0	0	0	2					
Randy Winn, S OBP: 0.484, SLG: 0.600 (1, 9)		 2B 1-H		 K		 G4-3		 FC1-6 1B 1B		4	0	2	1	0	1	1					
John Flaherty, R OBP: 0.278, SLG: 0.347 (1, 2)		 F7			 1B 2B		 2B	 FC1-6 1B 1B		4	1	3	0	0	0	1					
Andy Sheets, R OBP: 0.320, SLG: 0.435 (1, 6)			 G6-3		 G4-6-3 1B 2-H		 F8	 FC1-6		4	0	1	1	0	0	3					
Inning Stats	R: 0 E: 0 K: 0 S: 6	H: 0 LOB: 0 BB: 0 P: 7	R: 1 E: 0 K: 1 S: 13	H: 2 LOB: 1 BB: 0 P: 20	R: 0 E: 0 K: 1 S: 6	H: 0 LOB: 0 BB: 0 P: 10	R: 1 E: 0 K: 2 S: 13	H: 2 LOB: 1 BB: 0 P: 21	R: 1 E: 0 K: 0 S: 9	H: 2 LOB: 0 BB: 1 P: 17	R: 0 E: 0 K: 0 S: 10	H: 1 LOB: 1 BB: 0 P: 17	R: 0 E: 0 K: 0 S: 7	H: 1 LOB: 0 BB: 0 P: 13	R: 0 E: 0 K: 0 S: 11	H: 2 LOB: 2 BB: 0 P: 19	1B: 7 2B: 3 3B: 0 HR: 1	SF: 0 SAC: 0 DP: 1 HBP: 0	WP: 0 PB: 0 SB: 0 CS: 1	PA: 38	
PITCHER	IP	WLS	BF	H	R	ER	SO	BB	IBB	HBP	BLK	WP	HR	S	P	ERA	WHIP				
Rick Helling, R ERA: 6.72 (1, 1)	8.0	W	32	9	3	3	5	1	0	0	0	0	0	73	120	3.38	1.250				
Mark Petkovsek, R ERA: 5.69 (9, 1)	1.0		5	2	0	0	0	0	0	0	0	0	0	11	19	0.00	2.000				

Texas Rangers @ Tampa Bay Devil Rays
Tropicana Field, St. Petersburg, FL
Thu May 24 2001, 7:15 PM EDT
Att. 9,175 - Dome - 72 F

AB	36
R	3
H	11
RBI	3
BB	1
SO	5
LOB	14





Batter	1	2	3	4	5	6	7	8	9	AB	R	H	RBI	BB	SO	LOB	TOP											
29 Rusty Greer, L OBP: 0.351, SLG: 0.484	4-2 BB		1-2 G1-6-3 1B		1-1 G6-4-3 1-2f	0-0 L9		4-2 BB 1B		3	0	1	0	2	0	2	Texas Rangers @ Baltimore Orioles Oriole Park at Camden Yards, Baltimore, MD Fri May 25 2001, 7:05 PM EDT Att: 33,117 - Cloudy - 71 F											
Ivan Rodriguez, R OBP: 0.329, SLG: 0.492	2-3 K		1-1 G1-6-3 1B		4-2 2B BB		1-2 G3	0-0 BB 1B		4	1	2	1	1	1	1												
Alex Rodriguez, R OBP: 0.417, SLG: 0.688	1-2 F8		1-0 G1-6-3		1-0 2B		1-2 1B E	4-0 BB 1B		4	1	2	1	1	0	3												
Rafael Palmeiro, L OBP: 0.354, SLG: 0.506	2-3 K		2-1 F9		3-2 L4		1-1 E S 1B	0-0 F7		5	0	1	0	0	1	6												
Gabe Kapler, R OBP: 0.432, SLG: 0.626		1-3 K		0-1 P4		1-0 HR		0-0 P4	1-3 K	5	1	1	1	0	2	2												
Andres Galarraga, R OBP: 0.293, SLG: 0.406		2-2 2B		1-2 F9		0-0 G5-3		3-2 G6-3	1-3 K	5	0	1	0	0	1	1												
Frank Catalanotto, L 10 Michael Young, R		0-1 G5-3		3-2 F8		1-2 WP E 2B		1-0 F9	2-2 G4-3	3	1	1	0	0	0	1												
Ruben Sierra, S										1	0	0	0	0	0	0												
Ken Caminiti, S OBP: 0.310, SLG: 0.416		4-1 BB		2-1 HR		3-3 K		3-3 K		3	1	1	1	1	2	1												
Ruben Mateo, R OBP: 0.329, SLG: 0.349		2-1 F8		1-0 29 G6-4-3 1B		0-0 E6		1-2 1B	3B	4	1	2	0	0	2													
Inning Stats	R: 0 E: 0 K: 2 S: 14	H: 0 LOB: 1 BB: 1 P: 23	R: 0 E: 0 K: 1 S: 13	H: 1 LOB: 2 BB: 1 P: 22	R: 0 E: 0 K: 0 S: 8	H: 2 LOB: 1 BB: 0 P: 13	R: 0 E: 0 K: 0 S: 10	H: 0 LOB: 0 BB: 0 P: 14	R: 2 E: 0 K: 1 S: 16	H: 3 LOB: 1 BB: 1 P: 28	R: 2 E: 1 K: 1 S: 12	H: 2 LOB: 1 BB: 0 P: 17	R: 1 E: 0 K: 0 S: 17	H: 2 LOB: 1 BB: 0 P: 23	R: 1 E: 0 K: 1 S: 11	H: 2 LOB: 2 BB: 2 P: 24	R: 0 E: 0 K: 2 S: 10	H: 0 LOB: 0 BB: 0 P: 14	1B: 6 2B: 3 3B: 1 HR: 2	SF: 0 SAC: 0 DP: 2 HBP: 0	WP: 1 PA: 43 PB: 0 SB: 1 CS: 0							
PITCHER	IP	WLS	BF	H	R	ER	SO	BB	IBB	HBP	BLK	WP	HR	S	P	ERA	WHIP											
Jose Mercedes, R	(1, 1)	6.0	W	28	8	4	3	4	3	0	0	0	1	2	73	117	4.50	1.833										
Chad Paronto, R	(7, 1)	1.0	H	5	2	1	0	0	0	0	0	0	0	0	17	23	0.00	2.000										
Buddy Groom, L	(8, 1)	0.2	H	4	1	1	1	1	1	0	0	0	0	0	9	18	13.50	3.000										
Mike Trombley, R	(8, 1)	1.1	S	6	1	0	0	2	1	0	0	0	0	0	12	20	0.00	1.500										

Batter	1	2	3	4	5	6	7	8	9	AB	R	H	RBI	BB	SO	LOB	BOTTOM										
Brady Anderson, L OBP: 0.297, SLG: 0.275	2-2 L9		4-1 FC1-5 1B	0-1 HR		2-3 K				3	2	1	1	1	1	0	Texas Rangers @ Baltimore Orioles Oriole Park at Camden Yards, Baltimore, MD Fri May 25 2001, 7:05 PM EDT Att: 33,117 - Cloudy - 71 F										
Mike Bordick, R OBP: 0.321, SLG: 0.351	1-2 G6-3		0-0 FC1-5 1B	0-1 F8		1-3 K				4	1	0	0	0	1	2											
Chris Richard, L OBP: 0.355, SLG: 0.452	1-2 G4-3		1-0 1B 2B	1-2 P6		1-2 G6-3				4	1	1	1	0	0	0											
Jeff Conine, R OBP: 0.404, SLG: 0.530		3-1 6 1B G6-4-3 2B	0-0 2B 1B	1-3 3-H	1-1 SF8 3B	4-0 FC6-4 BB				3	3	3	1	1	0	0											
David Segui, S OBP: 0.300, SLG: 0.378		4-0 6 1B G6-4-3 BB	4-0 2B IBB	3-2 SF8	0-0 FC6-4					1	0	0	1	2	0	1											
6 Melvin Mora, R OBP: 0.336, SLG: 0.336		1-0 G6-4-3 1B	3-2 P6	3-1 G4-6-3 1B		0-1 G6-3				4	0	2	0	0	0	3											
Delino DeShields, L OBP: 0.322, SLG: 0.327		1-1 G6-4-3	0-1 2B	0-1 G4-6-3		0-2 G6-3				4	0	1	2	0	0	3											
Brook Fordyce, R OBP: 0.285, SLG: 0.303		2-1 G5-3	1-3 K		2-2 G4-3					4	0	1	0	0	1	3											
Jerry Hairston, R OBP: 0.301, SLG: 0.366			1-2 FC1-5 BB 1B	2-2 P6		3-2 G5-3		1-0 G6-3		4	0	1	0	0	0	1											
Inning Stats	R: 0 E: 0 K: 0 S: 10	H: 0 LOB: 0 BB: 0 P: 14	R: 1 E: 0 K: 0 S: 7	H: 2 LOB: 1 BB: 1 P: 18	R: 4 E: 0 K: 1 S: 20	H: 4 LOB: 2 BB: 2 P: 34	R: 1 E: 0 K: 0 S: 11	H: 1 LOB: 0 BB: 0 P: 14	R: 1 E: 0 K: 0 S: 9	H: 2 LOB: 0 BB: 0 P: 16	R: 0 E: 0 K: 1 S: 11	H: 0 LOB: 0 BB: 0 P: 18	R: 0 E: 0 K: 1 S: 7	H: 0 LOB: 1 BB: 1 P: 13	R: 0 E: 0 K: 0 S: 9	H: 1 LOB: 1 BB: 0 P: 12	R: 0 E: 0 K: 2 S: 10	H: 0 LOB: 0 BB: 0 P: 14	1B: 5 2B: 3 3B: 1 HR: 1	SF: 1 SAC: 0 DP: 2 HBP: 0	WP: 0 PA: 36 PB: 0 SB: 0 CS: 0						
PITCHER	IP	WLS	BF	H	R	ER	SO	BB	IBB	HBP	BLK	WP	HR	S	P	ERA	WHIP										
Pat Mahomes, R	(1, 1)	4.0	L	22	8	7	7	1	0	0	0	0	0	24	43	0.00	0.750										
Tim Lincecum, R	(5, 1)	2.2		9	1	0	0	2	1	0	0	0	0	9	11	0.00	1.000										
Mike Venafro, L	(7, 1)	1.0		4	1	0	0	0	0	0	0	0	0	1	2	0.00	0.000										
J.D. Smart, R	(8, 1)	0.1		1	0	0	0	0	0	0	0	0	0	1	2	0.00	0.000										

AB	38
R	6
H	12
RBI	4
BB	5
SO	7
LOB	19



Batter	1	2	3	4	5	6	7	8	9	AB R H RBI BB SO LOB	TOP																								
												<p style="text-align: center;">Texas Rangers @ Baltimore Orioles Oriole Park at Camden Yards, Baltimore, MD Sat May 26 2001, 1:35 PM EDT</p> <p style="text-align: right;">livebaseballscorecards.com</p> <p>AB 0 R 0 H 0 RBI 0 BB 0 SO 0 LOB 0</p> 																							
Inning Stats											1B: 0 SF: 0 WP: 0 PA: 0 2B: 0 SAC: 0 FB: 0 3B: 0 DP: 0 SB: 0 HR: 0 HBP: 0 CS: 0																								
PITCHER	IP	WLS	BF	H	R	ER	SO	BB	IBB	HBP	BLK	WP	HR	S	P	ERA	WHIP	PITCHER	IP	WLS	BF	H	R	ER	SO	BB	IBB	HBP	BLK	WP	HR	S	P	ERA	WHIP

Batter	1	2	3	4	5	6	7	8	9	AB R H RBI BB SO LOB	BOTTOM																								
												<p style="text-align: center;">Texas Rangers @ Baltimore Orioles Oriole Park at Camden Yards, Baltimore, MD Sat May 26 2001, 1:35 PM EDT</p> <p style="text-align: right;">livebaseballscorecards.com</p> <p>AB 0 R 0 H 0 RBI 0 BB 0 SO 0 LOB 0</p> 																							
Inning Stats											1B: 0 SF: 0 WP: 0 PA: 0 2B: 0 SAC: 0 FB: 0 3B: 0 DP: 0 SB: 0 HR: 0 HBP: 0 CS: 0																								
PITCHER	IP	WLS	BF	H	R	ER	SO	BB	IBB	HBP	BLK	WP	HR	S	P	ERA	WHIP	PITCHER	IP	WLS	BF	H	R	ER	SO	BB	IBB	HBP	BLK	WP	HR	S	P	ERA	WHIP

Batter	1	2	3	4	5	6	7	8	9	AB	R	H	RBI	BB	SO	LOB	TOP										
29 Rusty Greer, L OBP: 0.353, SLG: 0.489										4	1	2	0	0	1	1											
Ivan Rodriguez, R OBP: 0.326, SLG: 0.485										4	0	1	0	0	0	2											
Alex Rodriguez, R OBP: 0.419, SLG: 0.683										3	0	1	1	1	1	1											
Rafael Palmeiro, L OBP: 0.348, SLG: 0.494										4	0	0	0	0	1	4											
Gabe Kapler, R OBP: 0.434, SLG: 0.631										4	0	2	0	0	1	1											
Frank Catalanotto, L OBP: 0.332, SLG: 0.529										3	0	1	0	0	0	2											
Andres Calarraga, R OBP: 0.291, SLG: 0.454										3	0	0	0	0	1	2											
Ken Caminiti, S OBP: 0.303, SLG: 0.406										3	0	0	0	0	1	1											
Ruben Mateo, R OBP: 0.322, SLG: 0.341										3	0	0	0	0	1	1											
10 Michael Young, R OBP: 0.250, SLG: 0.250										3	0	1	0	0	0	0											
Inning Stats	R: 0 E: 0 K: 1 S: 10	H: 1 LOB: 1 BB: 0 P: 16	R: 0 E: 0 K: 0 S: 12	H: 1 LOB: 0 BB: 0 P: 16	R: 1 E: 0 K: 0 S: 16	H: 3 LOB: 2 BB: 0 P: 24	R: 0 E: 0 K: 2 S: 11	H: 1 LOB: 1 BB: 0 P: 18	R: 0 E: 0 K: 0 S: 7	H: 0 LOB: 0 BB: 0 P: 9	R: 0 E: 0 K: 1 S: 9	H: 0 LOB: 1 BB: 1 P: 14	R: 0 E: 0 K: 0 S: 4	H: 0 LOB: 0 BB: 0 P: 5	R: 0 E: 0 K: 1 S: 9	H: 0 LOB: 0 BB: 0 P: 14	R: 0 E: 0 K: 1 S: 17	H: 1 LOB: 0 BB: 0 P: 23	1B: 6 2B: 3 3B: 0 HR: 0	SF: 0 SAC: 0 DP: 3 HBP: 0	WP: 0 PB: 0 SB: 1 CS: 0	PA: 33					
PITCHER	IP	WLS	BF	H	R	ER	SO	BB	IBB	HBP	BLK	WP	HR	S	P	ERA	WHIP										
Sidney Ponson, R ERA: 4.73	(1, 1)	7.0	W	27	7	1	1	4	1	0	0	0	0	69	102	1.29	1.143										
B.J. Ryan, L ERA: 3.97	(8, 1)	1.1	H	5	1	0	0	2	0	0	0	0	0	23	33	0.00	0.750										
Mike Trombley, R ERA: 1.99	(9, 1)	0.2	S	1	0	0	0	0	0	0	0	0	0	3	4	0.00	0.000										

Texas Rangers @ Baltimore Orioles
 Oriole Park at Camden Yards, Baltimore, MD
 Sun May 27 2001, 1:35 PM EDT
 Att: 39,426 - Cloudy - 74 F

AB 32
 R 1
 H 8
 RBI 1
 BB 1
 SO 6
 LOB 15



Batter	1	2	3	4	5	6	7	8	9	AB	R	H	RBI	BB	SO	LOB	BOTTOM										
Brady Anderson, L OBP: 0.302, SLG: 0.276										3	0	1	0	1	0	1											
Mike Bordick, R OBP: 0.315, SLG: 0.343										4	1	0	0	0	0	5											
Chris Richard, L OBP: 0.359, SLG: 0.460										4	1	2	1	0	0	1											
Jeff Conine, R OBP: 0.398, SLG: 0.524										3	0	1	1	0	0	1											
David Segui, S OBP: 0.304, SLG: 0.385										4	1	2	0	0	0	0											
Greg Myers, L OBP: 0.417, SLG: 0.611											2	0	0	0	2	1	4										
Cal Ripken Jr., R OBP: 0.254, SLG: 0.328											4	0	1	1	0	0	2										
Brook Fordyce, R OBP: 0.276, SLG: 0.293										4	0	0	0	0	1	3											
Jerry Hairston, R OBP: 0.306, SLG: 0.372										3	0	1	0	1	0	0											
Inning Stats	R: 2 E: 0 K: 0 S: 10	H: 2 LOB: 0 BB: 0 P: 16	R: 0 E: 0 K: 1 S: 13	H: 0 LOB: 3 BB: 3 P: 32	R: 1 E: 1 K: 0 S: 11	H: 1 LOB: 2 BB: 1 P: 18	R: 0 E: 0 K: 0 S: 9	H: 1 LOB: 1 BB: 0 P: 14	R: 0 E: 0 K: 0 S: 4	H: 0 LOB: 0 BB: 0 P: 4	R: 0 E: 0 K: 1 S: 14	H: 2 LOB: 2 BB: 0 P: 23	R: 0 E: 0 K: 0 S: 6	H: 0 LOB: 0 BB: 0 P: 8	R: 0 E: 0 K: 0 S: 17	H: 0 LOB: 0 BB: 0 P: 23	1B: 6 2B: 2 3B: 0 HR: 0	SF: 1 SAC: 0 DP: 1 HBP: 0	WP: 1 PB: 0 SB: 0 CS: 0	PA: 36							
PITCHER	IP	WLS	BF	H	R	ER	SO	BB	IBB	HBP	BLK	WP	HR	S	P	ERA	WHIP										
Ryan Glynn, R ERA: 6.17	(1, 1)	6.2	L	31	7	3	2	1	4	0	0	0	0	65	112	2.70	1.650										
Juan Moreno, L ERA: 1.93	(7, 1)	0.1		2	1	0	0	1	0	0	0	0	0	5	8	0.00	3.000										
J.D. Smart, R ERA:	(8, 1)	1.0		3	0	0	0	0	0	0	0	0	0	6	8	0.00	0.000										

Texas Rangers @ Baltimore Orioles
 Oriole Park at Camden Yards, Baltimore, MD
 Sun May 27 2001, 1:35 PM EDT
 Att: 39,426 - Cloudy - 74 F

AB 31
 R 3
 H 8
 RBI 3
 BB 4
 SO 2
 LOB 17



Batter	1	2	3	4	5	6	7	8	9	AB	R	H	RBI	BB	SO	LOB	TOP					
29 Rusty Greer, L OBP: 0.359, SLG: 0.492	G5-3		1B			K	1B	1B		5	0	3	1	0	1	0	<p>Texas Rangers @ Baltimore Orioles</p> <p>Oriole Park at Camden Yards, Baltimore, MD</p> <p>Mon May 28 2001, 1:35 PM EDT</p> <p>Att: 37,090 - Cloudy - 77 F</p>					
Ivan Rodriguez, R OBP: 0.329, SLG: 0.489	K		1B					E6		5	1	2	0	0	1	3						
Alex Rodriguez, R OBP: 0.414, SLG: 0.668	F8		F9			G6-3		1B	F7	4	1	0	0	1	0	3						
Rafael Palmeiro, L OBP: 0.344, SLG: 0.486		P3		F2		G4-3		1B	P4	5	1	1	0	0	0	1						
Gabe Kapler, R OBP: 0.425, SLG: 0.611		F9		G5-3			G6-3	1B	F9	5	1	1	2	0	0	0						
Frank Catalanotto, L OBP: 0.330, SLG: 0.562					F7					4	1	2	1	0	0	2						
Ruben Mateo, R OBP: 0.322, SLG: 0.341										0	0	0	0	0	0	0						
Andres Galarraga, R OBP: 0.299, SLG: 0.420					G5-3					3	1	1	1	1	1	1						
Scott Sheldon, R OBP: 0.346, SLG: 0.423			P4				P6			4	0	1	1	0	0	0						
10 Michael Young, R OBP: 0.250, SLG: 0.250			G1-3							4	0	1	0	0	0	3						
Inning Stats	R: 0 E: 0 K: 1 S: 10	H: 0 LOB: 0 BB: 0 P: 17	R: 0 E: 0 K: 1 S: 11	H: 1 LOB: 1 BB: 0 P: 16	R: 0 E: 0 K: 0 S: 13	H: 2 LOB: 2 BB: 0 P: 15	R: 0 E: 0 K: 0 S: 6	H: 0 LOB: 0 BB: 0 P: 11	R: 0 E: 0 K: 1 S: 7	H: 0 LOB: 0 BB: 0 P: 9	R: 0 E: 0 K: 1 S: 8	H: 1 LOB: 1 BB: 0 P: 9	R: 2 E: 0 K: 0 S: 9	H: 4 LOB: 2 BB: 0 P: 17	R: 4 E: 1 K: 0 S: 13	H: 4 LOB: 3 BB: 2 P: 26	R: 0 E: 0 K: 0 S: 6	H: 0 LOB: 0 BB: 0 P: 10	1B: 9 2B: 1 3B: 0 HR: 2	SF: 0 SAC: 0 DP: 0 HBP: 0	WP: 0 PB: 0 SB: 0 CS: 0	PA: 41
PITCHER	IP	WLS	BF	H	R	ER	SO	BB	IBB	HBP	BLK	WP	HR	S	P	ERA	WHIP					
Josh Towers, R ERA: 4.02	7.0		28	8	2	2	3	0	0	0	0	0	2	64	94	2.57	1.143					
Chad Paronto, R ERA: 5.29	0.0	L	4	2	4	2	0	1	0	0	0	0	0	5	12	∞	∞					
Chuck McElroy, L ERA: 4.94	1.0		6	2	0	0	0	0	1	0	0	0	0	8	14	0.00	2.000					
Ryan Kohlmeier, R ERA: 4.88	1.0		3	0	0	0	0	0	0	0	0	0	0	6	10	0.00	0.000					

AB	39
R	6
H	12
RBI	6
BB	2
SO	3
LOB	13



Batter	1	2	3	4	5	6	7	8	9	AB	R	H	RBI	BB	SO	LOB	BOTTOM					
Jerry Hairston, R OBP: 0.310, SLG: 0.383	G1-3		SF9			CS		G4-3		3	0	2	1	0	0	0	<p>Texas Rangers @ Baltimore Orioles</p> <p>Oriole Park at Camden Yards, Baltimore, MD</p> <p>Mon May 28 2001, 1:35 PM EDT</p> <p>Att: 37,090 - Cloudy - 77 F</p>					
Mike Bordick, R OBP: 0.309, SLG: 0.335	G4-3		F7			F8		G4-3		4	0	0	0	0	0	3						
Chris Richard, L OBP: 0.351, SLG: 0.448	G4-3				K			L6		4	0	0	0	0	2	2						
Jeff Conine, R OBP: 0.393, SLG: 0.514		K			G6-3				F8	4	1	1	0	0	1	0						
David Segui, S OBP: 0.417, SLG: 0.439		K								4	1	3	1	0	1	0						
Cal Ripken Jr., R OBP: 0.246, SLG: 0.319					1B					4	0	0	0	0	0	3						
6 Melvin Mora, R OBP: 0.333, SLG: 0.331			G3							2	1	0	1	1	1	0						
Mike Kinkade, R OBP: 0.312, SLG: 0.361										3	0	1	0	0	0	2						
Brook Fordyce, R OBP: 0.270, SLG: 0.286			G3							3	0	0	0	0	1	2						
Inning Stats	R: 0 E: 0 K: 0 S: 6	H: 0 LOB: 0 BB: 0 P: 6	R: 0 E: 0 K: 2 S: 11	H: 0 LOB: 0 BB: 0 P: 16	R: 1 E: 0 K: 0 S: 6	H: 1 LOB: 1 BB: 1 P: 12	R: 0 E: 0 K: 1 S: 13	H: 1 LOB: 1 BB: 0 P: 19	R: 0 E: 0 K: 1 S: 7	H: 0 LOB: 0 BB: 0 P: 9	R: 0 E: 0 K: 1 S: 11	H: 1 LOB: 0 BB: 0 P: 17	R: 1 E: 1 K: 0 S: 10	H: 2 LOB: 1 BB: 0 P: 16	R: 0 E: 0 K: 0 S: 5	H: 1 LOB: 1 BB: 0 P: 7		R: 1 E: 0 K: 1 S: 8	H: 1 LOB: 0 BB: 0 P: 11	1B: 5 2B: 1 3B: 0 HR: 1	SF: 2 SAC: 0 DP: 1 HBP: 0	WP: 0 PB: 0 SB: 0 CS: 1
PITCHER	IP	WLS	BF	H	R	ER	SO	BB	IBB	HBP	BLK	WP	HR	S	P	ERA	WHIP					
Kenny Rogers, L ERA: 5.72	6.0		23	5	2	2	5	1	0	0	0	0	0	11	15	3.00	1.000					
J.D. Smart, R ERA: 3.6	1.2	W	6	1	0	0	0	0	0	0	0	0	0	1	2	0.00	0.000					
59 Jeff Zimmerman, R ERA: 3.38	1.0		4	1	1	1	1	0	0	0	0	0	1	8	11	9.00	1.000					



Batter	1	2	3	4	5	6	7	8	9	AB	R	H	RBI	BB	SO	LOB	TOP										
Carlos Beltrán, S OBP: 0.310, SLG: 0.387 (1, 10)										4	0	0	0	0	3	2	Kansas City Royals @ Texas Rangers The Ballpark at Arlington, Arlington, TX Tue May 29 2001, 8:35 PM EDT Att: 28,606 - Cloudy - 84 F										
Rey Sanchez, R OBP: 0.308, SLG: 0.346 (1, 6)										4	0	1	0	0	0	0											
29 Mike Sweeney, R OBP: 0.356, SLG: 0.559 (1, 3)										4	1	1	0	0	0	1											
Jermaine Dye, R OBP: 0.335, SLG: 0.418 (1, 9)										3	0	2	0	1	0	1											
Dee Brown, L OBP: 0.333, SLG: 0.404 (1, 7)										4	0	0	1	0	1	4											
Joe Randa, R OBP: 0.318, SLG: 0.413 (1, 5)										4	1	1	0	0	0	2											
Wilson Delgado, S OBP: 0.274, SLG: 0.154 Luis Alica, S OBP: 0.292, SLG: 0.302 (7, PH) (7, 4)										2	0	0	0	0	2	1		AB 34 R 2 H 8 RBI 2 BB 1 SO 7 LOB 17									
Héctor Ortiz, R OBP: 0.286, SLG: 0.313 Raul Ibanez, L OBP: 0.162, SLG: 0.139 (9, PH)										2	0	1	0	0	0	1											
Endy Chavez, L OBP: 0.250, SLG: 0.250 (1, 8)										4	0	1	1	0	0	3											
Inning Stats	R: 0 E: 0 K: 1 S: 9	H: 0 LOB: 0 BB: 0 P: 13	R: 0 E: 0 K: 1 S: 12	H: 1 LOB: 1 BB: 0 P: 18	R: 0 E: 0 K: 1 S: 4	H: 0 LOB: 0 BB: 0 P: 9	R: 1 E: 0 K: 0 S: 10	H: 2 LOB: 1 BB: 0 P: 17	R: 0 E: 0 K: 2 S: 17	H: 1 LOB: 1 BB: 0 P: 22	R: 1 E: 0 K: 0 S: 8	H: 2 LOB: 1 BB: 0 P: 9	R: 1 E: 0 K: 0 S: 13	H: 2 LOB: 1 BB: 0 P: 16	R: 0 E: 0 K: 1 S: 8	H: 0 LOB: 1 BB: 1 P: 15			R: 0 E: 0 K: 1 S: 10	H: 1 LOB: 1 BB: 0 P: 13	1B: 5 2B: 3 HR: 0	SF: 0 SAC: 0 DP: 0 HBP: 1	WP: 0 PB: 0 SB: 0 CS: 1	PA: 36			
PITCHER	IP	WLS	BF	H	R	ER	SO	BB	IBB	HBP	BLK	WP	HR	S	P	ERA	WHIP										
Rick Helling, R ERA: 6.31 (1, 1)	7.0	W	28	7	2	2	5	0	0	1	0	0	0	73	104	2.57	1.000										
Mark Petkovsek, R ERA: 5.47 (8, 1)	1.0		4	0	0	0	1	1	0	0	0	0	0	8	15	0.00	1.000										
Mike Judd, R ERA: 3.86 (9, 1)	1.0		4	1	0	0	1	0	0	0	0	0	0	10	13	0.00	1.000										

Batter	1	2	3	4	5	6	7	8	9	AB	R	H	RBI	BB	SO	LOB	BOTTOM										
29 Rusty Greer, L OBP: 0.360, SLG: 0.485 (1, 7)										3	1	0	0	2	1	2	Kansas City Royals @ Texas Rangers The Ballpark at Arlington, Arlington, TX Tue May 29 2001, 8:35 PM EDT Att: 28,606 - Cloudy - 84 F										
Ivan Rodriguez, R OBP: 0.325, SLG: 0.476 (1, 2)										4	1	0	0	1	1	3											
Alex Rodriguez, R OBP: 0.418, SLG: 0.662 (1, 6)										2	2	0	0	3	2	0											
Rafael Palmeiro, L OBP: 0.356, SLG: 0.524 (1, 3)										2	2	2	4	2	0	0											
Gabe Kapler, R OBP: 0.427, SLG: 0.607 (1, 8)										4	1	2	2	0	0	2											
Frank Catalanotto, L OBP: 0.327, SLG: 0.543 (1, 9)										3	0	0	0	0	0	3											
Andres Galarraga, R OBP: 0.305, SLG: 0.426 (1, 10)										2	0	1	1	1	1	0		AB 27 R 8 H 7 RBI 8 BB 9 SO 7 LOB 15									
Ken Caminiti, S OBP: 0.302, SLG: 0.417 (1, 5)										4	1	1	0	0	1	3											
10 Michael Young, R OBP: 0.250, SLG: 0.273 (1, 4)										3	0	1	1	0	1	2											
Inning Stats	R: 2 E: 0 K: 0 S: 12	H: 1 LOB: 0 BB: 1 P: 21	R: 0 E: 0 K: 2 S: 13	H: 0 LOB: 2 BB: 0 P: 20	R: 0 E: 0 K: 0 S: 9	H: 0 LOB: 1 BB: 2 P: 19	R: 0 E: 0 K: 2 S: 13	H: 1 LOB: 3 BB: 2 P: 27	R: 2 E: 0 K: 1 S: 12	H: 3 LOB: 1 BB: 0 P: 22	R: 4 E: 0 K: 0 S: 20	H: 2 LOB: 1 BB: 4 P: 42	R: 0 E: 0 K: 1 S: 7	H: 0 LOB: 0 BB: 0 P: 11	R: 0 E: 0 K: 1 S: 8	H: 0 LOB: 0 BB: 0 P: 12		1B: 3 2B: 1 3B: 1 HR: 2	SF: 1 SAC: 0 DP: 1 HBP: 2	WP: 0 PB: 0 SB: 0 CS: 1	PA: 39						
PITCHER	IP	WLS	BF	H	R	ER	SO	BB	IBB	HBP	BLK	WP	HR	S	P	ERA	WHIP										
Mac Suzuki, R ERA: 3.91 (1, 1)	4.0	L	20	2	2	2	4	5	0	2	0	0	1	47	87	4.50	1.750										
Doug Henry, R ERA: 6.35 (5, 1)	1.1		8	4	4	4	1	1	0	0	0	0	1	17	33	27.00	3.750										
Cory Bailey, R ERA: 3.48 (6, 1)	2.2		11	1	2	2	2	3	0	0	0	0	0	30	54	6.75	1.500										

Batter	1	2	3	4	5	6	7	8	9	AB	R	H	RBI	BB	SO	LOB	TOP										
Carlos Beltrán, S OBP: 0.315, SLG: 0.405	L3						G3			6	1	3	3	0	0	1	Kansas City Royals @ Texas Rangers The Ballpark at Arlington, Arlington, TX Wed May 30 2001, 8:35 PM EDT Att: 31,290 - Cloudy - 86 F										
Rey Sanchez, R OBP: 0.307, SLG: 0.344 Wilson Delgado, S OBP: 0.188, SLG: 0.133	P5	29 F 1B	G4-3		G6-4-3		K		G4-3	4	1	1	0	0	0	2											
29 Mike Sweeney, R OBP: 0.357, SLG: 0.580	1B	2B	E5 FC6-4 1B		F8					5	1	2	0	0	0	2											
Jemaine Dye, R OBP: 0.348, SLG: 0.428 Raul Ibanez, L OBP: 0.156, SLG: 0.135	2B	HR	1B				G6-3		G6-3	3	1	3	1	1	0	0											
Joe Randa, R OBP: 0.315, SLG: 0.413	HR	2B	1B				G6-4-3		F9	5	1	1	1	0	0	5											
Dee Brown, L OBP: 0.335, SLG: 0.424	HR		G6-4-3						G3-1	5	1	2	3	0	1	3											
Luis Alica, S OBP: 0.303, SLG: 0.323	1B								F8	4	2	2	0	1	0	0											
Héctor Ortiz, R OBP: 0.290, SLG: 0.316	2B						G3		K	5	2	2	1	0	1	2											
Endy Chavez, L OBP: 0.556, SLG: 0.625	2B						G4-3			4	1	3	2	1	0	0											
Inning Stats	R: 6 E: 0 K: 0 S: 26	H: 7 LOB: 1 BB: 0 P: 42	R: 1 E: 1 K: 0 S: 14	H: 2 LOB: 1 BB: 0 P: 19	R: 4 E: 0 K: 0 S: 14	H: 4 LOB: 1 BB: 1 P: 19	R: 0 E: 0 K: 1 S: 7	H: 0 LOB: 0 BB: 0 P: 9	R: 0 E: 0 K: 0 S: 8	H: 2 LOB: 2 BB: 1 P: 16	R: 0 E: 0 K: 1 S: 8	H: 0 LOB: 0 BB: 0 P: 11	R: 0 E: 0 K: 0 S: 9	H: 1 LOB: 1 BB: 0 P: 12	R: 0 E: 0 K: 1 S: 12	H: 1 LOB: 2 BB: 1 P: 19		1B: 13 2B: 3 3B: 1 HR: 2	SF: 0 SAC: 0 DP: 3 HBP: 0	WP: 1 PB: 0 SB: 0 CS: 0	PA: 47						
PITCHER	IP	WLS	BF	H	R	ER	SO	BB	IBB	HBP	BLK	WP	HR	S	P	ERA	WHIP										
Pat Mahomes, R ERA: 5.82	1.0	L	12	8	7	7	0	0	0	0	0	1	1	33	50	63.00	8.000										
Mike Judd, R ERA: 5.09	2.0		11	5	4	4	0	1	0	0	0	0	1	21	30	18.00	3.000										
Aaron Myette, R ERA: 10.43	5.0		19	5	0	0	2	1	0	0	0	0	0	39	58	0.00	1.200										
Tim Crabtree, R ERA: 6.59	1.0		5	1	0	0	1	1	0	0	0	0	0	12	19	0.00	2.000										

AB 44
R 11
H 19
RBI 11
BB 3
SO 3
LOB 18



Batter	1	2	3	4	5	6	7	8	9	AB	R	H	RBI	BB	SO	LOB	BOTTOM											
29 Rusty Greer, L OBP: 0.364, SLG: 0.492 Cliff Brumbaugh, R	G6-4-3 1B		F7				K		K2-3	3	0	2	0	0	0	0	Kansas City Royals @ Texas Rangers The Ballpark at Arlington, Arlington, TX Wed May 30 2001, 8:35 PM EDT Att: 31,290 - Cloudy - 86 F											
Ivan Rodriguez, R OBP: 0.327, SLG: 0.476 Doug Mirabeli, R OBP: 0.268, SLG: 0.283	K						L6		G5-3	2	0	1	0	0	1	1												
Alex Rodriguez, R OBP: 0.413, SLG: 0.652 Scott Sheldon, R OBP: 0.321, SLG: 0.393	G6-4-3		G1-4-3				G5-3		P4	3	0	0	0	0	0	3												
Rafael Palmeiro, L OBP: 0.354, SLG: 0.516 Ruben Sierra, S OBP: 0.333, SLG: 0.500		F9					F7		P5	3	0	0	0	1	0	1												
Gabe Kapler, R OBP: 0.437, SLG: 0.605		1B					G6-4-3		10 PB 1B	2	1	1	0	2	0	1												
Frank Catalanotto, L OBP: 0.343, SLG: 0.547		10 FC5-4 1B							F7	3	0	2	0	1	0	1												
Andres Galarraga, R OBP: 0.303, SLG: 0.422		P4					F8		10 PB 1B	4	0	1	0	0	0	5												
Ken Caminiti, S OBP: 0.314, SLG: 0.444		10 FC5-4 1B							K	3	1	2	2	1	1	2												
10 Michael Young, R OBP: 0.188, SLG: 0.200		1-2 2H					G6-3		K	4	0	0	0	0	1	7												
Inning Stats	R: 0 E: 0 K: 1 S: 9	H: 1 LOB: 0 BB: 0 P: 14	R: 1 E: 0 K: 0 S: 9	H: 2 LOB: 2 BB: 1 P: 19	R: 0 E: 0 K: 0 S: 5	H: 1 LOB: 0 BB: 0 P: 7	R: 0 E: 0 K: 0 S: 8	H: 0 LOB: 1 BB: 2 P: 17	R: 1 E: 0 K: 0 S: 10	H: 2 LOB: 1 BB: 0 P: 16	R: 0 E: 0 K: 0 S: 11	H: 1 LOB: 3 BB: 2 P: 24	R: 0 E: 0 K: 2 S: 10	H: 0 LOB: 1 BB: 1 P: 18	R: 0 E: 0 K: 2 S: 16	H: 2 LOB: 2 BB: 0 P: 24		R: 0 E: 0 K: 1 S: 8	H: 0 LOB: 0 BB: 0 P: 12	1B: 7 2B: 1 3B: 0 HR: 1	SF: 0 SAC: 0 DP: 3 HBP: 0	WP: 0 PB: 1 SB: 0 CS: 0	PA: 39					
PITCHER	IP	WLS	BF	H	R	ER	SO	BB	IBB	HBP	BLK	WP	HR	S	P	ERA	WHIP											
Dan Reichert, R ERA: 3.49	1.1		34	9	2	2	3	6	0	0	0	0	0	1	70	128	2.46	2.045										
Jason Grimsley, R ERA: 2.27	8.1		5	0	0	0	3	0	0	0	0	0	0	16	23	0.00	0.000											



Batter	1	2	3	4	5	6	7	8	9	AB	R	H	RBI	BB	SO	LOB	TOP								
Cristian Guzman, S OBP: 0.322, SLG: 0.480 (1, 6)										5	2	1	0	1	1	5	Minnesota Twins @ Texas Rangers The Ballpark at Arlington, Arlington, TX Fri Jun 01 2001, 8:35 PM EDT Att: 37,617 - Cloudy - 73 F								
Denny Hocking, S OBP: 0.354, SLG: 0.374 (1, 4)										4	2	1	0	1	1	1									
Doug Mientkiewicz, L OBP: 0.426, SLG: 0.562 (1, 3)										3	1	1	2	2	0	0									
Tori Hunter, R OBP: 0.314, SLG: 0.483 (1, 8)										5	1	3	2	0	1	2									
Corey Koskie, L OBP: 0.332, SLG: 0.417 (1, 5)										4	1	1	1	1	1	3									
Chad Allen, R OBP: 0.359, SLG: 0.400 (1, 9)										4	1	0	0	1	2	3									
Jacque Jones, L OBP: 0.328, SLG: 0.347 (1, 7)										4	1	1	1	1	1	2									
Brian Buchanan, R OBP: 0.234, SLG: 0.422 (1, 10)										4	1	1	2	1	0	3									
A.J. Pierzynski, L OBP: 0.277, SLG: 0.371 (1, 2)										4	0	3	2	0	0	1									
Inning Stats	R: 5 E: 0 K: 1 S: 17	H: 5 LOB: 2 BB: 2 P: 31	R: 0 E: 0 K: 0 S: 9	H: 1 LOB: 1 BB: 0 P: 16	R: 0 E: 0 K: 0 S: 4	H: 0 LOB: 0 BB: 0 P: 6	R: 0 E: 0 K: 2 S: 20	H: 1 LOB: 2 BB: 1 P: 28	R: 5 E: 0 K: 1 S: 14	H: 3 LOB: 2 BB: 4 P: 37	R: 0 E: 0 K: 1 S: 7	H: 0 LOB: 1 BB: 1 P: 13	R: 0 E: 0 K: 1 S: 8	H: 0 LOB: 0 BB: 0 P: 10	R: 0 E: 0 K: 1 S: 6	H: 0 LOB: 0 BB: 0 P: 9	R: 0 E: 0 K: 0 S: 8	H: 2 LOB: 1 BB: 0 P: 10	1B: 11 2B: 1 3B: 0 HR: 0	SF: 1 SAC: 0 DP: 1 HBP: 0	WP: 0 PB: 0 CS: 0	PA: 46			
PITCHER	IP	WLS	BF	H	R	ER	SO	BB	IBB	HBP	BLK	WP	HR	S	P	ERA	WHIP								
Ryan Glynn, R ERA: 7.12 (1, 1)	0.2	L	9	5	5	5	1	2	0	0	0	0	0	14	28	67.50	10.500								
Mike Judd, R ERA: 4.44 (1, 1)	3.1		13	2	0	0	2	1	0	0	0	0	0	36	53	0.00	0.900								
Pat Mahomes, R ERA: 6.75 (5, 1)	0.2		7	1	5	5	0	4	0	0	0	0	0	9	29	67.50	7.500								
Mike Venafro, L ERA: 3.12 (5, 1)	2.1		10	2	0	0	3	1	0	0	0	0	0	20	31	0.00	1.286								
Juan Moreno, L ERA: 1.59 (8, 1)	1.0		3	0	0	0	1	0	0	0	0	0	0	6	9	0.00	0.000								
PITCHER	IP	WLS	BF	H	R	ER	SO	BB	IBB	HBP	BLK	WP	HR	S	P	ERA	WHIP								
59 Jeff Zimmerman, R ERA: 3.24 (9, 1)	1.0		4	2	0	0	0	0	0	0	0	0	0	8	10	0.00	2.000								

AB	37
R	10
H	12
RBI	10
BB	8
SO	7
LOB	20



Batter	1	2	3	4	5	6	7	8	9	AB	R	H	RBI	BB	SO	LOB	BOTTOM								
29 Rusty Greer, L OBP: 0.361, SLG: 0.478 (1, 7)										5	1	1	1	0	1	1	Minnesota Twins @ Texas Rangers The Ballpark at Arlington, Arlington, TX Fri Jun 01 2001, 8:35 PM EDT Att: 37,617 - Cloudy - 73 F								
Ivan Rodriguez, R OBP: 0.335, SLG: 0.500 (1, 2)										4	1	2	2	0	0	0									
Alex Rodriguez, R OBP: 0.412, SLG: 0.660 (1, 6)										4	1	2	1	0	0	1									
Rafael Palmeiro, L OBP: 0.351, SLG: 0.500 (1, 3)										4	0	0	0	0	1	1									
Gabe Kapler, R OBP: 0.420, SLG: 0.575 (1, 8)										4	0	0	0	0	1	0									
Andres Galarraga, R OBP: 0.306, SLG: 0.417 (1, 10)										3	1	1	0	1	0	0									
Ken Caminiti, S OBP: 0.304, SLG: 0.423 (1, 5)										3	0	0	0	1	0	1									
Cliff Brumbaugh, R (7, PH) (8, 9)										1	1	0	0	1	1	1									
10 Michael Young, R OBP: 0.217, SLG: 0.238 (9, PH) Frank Catalanotto, L OBP: 0.349, SLG: 0.545 (9, PH) Scott Sheldon, R OBP: 0.310, SLG: 0.393 (9, PH)										2	1	0	0	1	1	1									
Inning Stats	R: 2 E: 0 K: 1 S: 13	H: 2 LOB: 0 BB: 0 P: 18	R: 0 E: 0 K: 1 S: 11	H: 1 LOB: 0 BB: 0 P: 14	R: 0 E: 0 K: 2 S: 10	H: 1 LOB: 0 BB: 0 P: 19	R: 0 E: 0 K: 0 S: 4	H: 0 LOB: 0 BB: 0 P: 6	R: 3 E: 0 K: 0 S: 7	H: 2 LOB: 0 BB: 2 P: 17	R: 0 E: 0 K: 0 S: 6	H: 0 LOB: 0 BB: 0 P: 9	R: 1 E: 0 K: 1 S: 11	H: 1 LOB: 0 BB: 0 P: 16	R: 0 E: 0 K: 0 S: 8	H: 0 LOB: 0 BB: 0 P: 11	R: 0 E: 0 K: 0 S: 13	H: 0 LOB: 1 BB: 2 P: 27	1B: 4 2B: 0 3B: 0 HR: 3	SF: 1 SAC: 0 DP: 1 HBP: 0	WP: 1 PB: 0 CS: 0	PA: 37			
PITCHER	IP	WLS	BF	H	R	ER	SO	BB	IBB	HBP	BLK	WP	HR	S	P	ERA	WHIP								
Johan Santana, L ERA: 5.0 (1, 1)	4.0	W	13	1	2	2	1	1	0	0	0	0	1	29	45	4.50	0.500								
Jack Cressend, R ERA: 2.39 (9, 1)	0.1		2	0	0	0	0	1	0	0	0	0	0	6	13	0.00	3.000								
LaTroy Hawkins, R ERA: 3.54 (9, 1)	0.2	S	2	0	0	0	0	0	0	0	0	0	0	5	8	0.00	0.000								
PITCHER	IP	WLS	BF	H	R	ER	SO	BB	IBB	HBP	BLK	WP	HR	S	P	ERA	WHIP								



Batter	1	2	3	4	5	6	7	8	9	10	AB	R	H	RBI	BB	SO	LOB									
Cristian Guzman, S OBP: 0.324, SLG: 0.480	K		1B 2B	BB			F9		K		4	0	1	0	1	2	1									
Denny Hocking, S OBP: 0.356, SLG: 0.375	1B		HBP 1B	F7			K		L4		5	0	2	0	0	1	3									
Doug Mientkiewicz, L OBP: 0.425, SLG: 0.575	G6-4-3 1B		G4-6-3 HBP		G4-3		K		F8		4	0	1	0	0	1	0									
Tori Hunter, R OBP: 0.304, SLG: 0.467	G6-4-3		L6		F8		K		G6-3		5	0	0	0	0	1	5									
Matt Lawton, L OBP: 0.324, SLG: 0.372		E5 G4-3 SF8	G4-6-3		K		K		K		4	1	0	0	0	2	3									
Chad Allen, R OBP: 0.365, SLG: 0.429		G4-3		G4-3 FC3-2 2B		F9 2B		G6-3			4	0	2	0	0	0	1									
Corey Koskie, L OBP: 0.326, SLG: 0.411		SF8		G4-3		K			G4-3		3	0	0	1	0	1	2									
Brian Buchanan, R OBP: 0.255, SLG: 0.479		HR		BB FC3-2 BB		F9			K		3	1	1	1	1	1	1									
A.J. Pierzynski, L OBP: 0.276, SLG: 0.375		K		FC3-2 BB		G3			2B		4	0	1	0	0	1	3									
Inning Stats	R: 0 E: 0 K: 1 S: 9	H: 2 LOB: 1 BB: 0 P: 12	R: 2 E: 1 K: 12 S: 20	H: 1 LOB: 0 BB: 0 P: 20	R: 0 E: 0 K: 0 S: 5	H: 2 LOB: 2 BB: 2 P: 7	R: 0 E: 0 K: 0 S: 9	H: 1 LOB: 3 BB: 2 P: 21	R: 0 E: 0 K: 1 S: 6	H: 0 LOB: 0 BB: 0 P: 12	R: 0 E: 0 K: 1 S: 10	H: 1 LOB: 1 BB: 0 P: 14	R: 0 E: 0 K: 2 S: 7	H: 0 LOB: 0 BB: 0 P: 10	R: 0 E: 0 K: 2 S: 11	H: 0 LOB: 0 BB: 0 P: 14	R: 0 E: 0 K: 2 S: 10	H: 1 LOB: 1 BB: 0 P: 18	R: 0 E: 0 K: 0 S: 10	H: 0 LOB: 0 BB: 0 P: 14	1B: 3 2B: 4 3B: 0 HR: 1	SF: 1 SAC: 0 DP: 2 HBP: 1	WP: 0 PB: 0 SB: 0 CS: 0	PA: 40		
PITCHER	IP	WLS	BF	H	R	ER	SO	BB	IBB	HBP	BLK	WP	HR	S	P	ERA	WHIP									
Kenny Rogers, L ERA: 5.28	(1, 1)	6.0	27	7	2	0	4	2	0	0	0	0	0	1	51	86	0.00	1.500								
Juan Moreno, L ERA: 1.13	(7, 1)	2.1	7	0	0	0	4	0	0	0	0	0	0	0	21	29	0.00	0.000								
59 Jeff Zimmerman, R ERA: 3.04	(9, 1)	1.2	6	1	0	0	2	0	0	0	0	0	0	0	17	27	0.00	0.600								

TOP

Minnesota Twins @ Texas Rangers
The Ballpark at Arlington, Arlington, TX

Sat Jun 02 2001, 8:35 PM EDT
Alt. 46.098 - Sunny - 94 F

livebaseballscorecards.com

AB 36
R 2
H 8
RBI 2
BB 2
SO 10
LOB 19



Batter	1	2	3	4	5	6	7	8	9	10	AB	R	H	RBI	BB	SO	LOB									
29 Rusty Greer, L OBP: 0.354, SLG: 0.467	G4-3		G5-3		P6		L3-6		F5		5	0	0	0	0	0	4									
Ivan Rodriguez, R OBP: 0.337, SLG: 0.516	HR		F9			G5-3		BB 1B		G6-3	5	1	2	1	0	0	0									
Alex Rodriguez, R OBP: 0.419, SLG: 0.662	1B				G6-3		BB 1B			BB BB 1B	4	1	3	0	1	0	0									
Rafael Palmeiro, L OBP: 0.352, SLG: 0.492	F5		F8		F8		BB 1B		F8		3	0	0	0	2	0	3									
Gabe Kapler, R OBP: 0.405, SLG: 0.552	F8		G4-3		G4-3		F3		F3		5	0	0	0	0	0	7									
Frank Catalanotto, L OBP: 0.348, SLG: 0.535		F7				SH1-3 10 SF8 BB		P6		G6-3	2	1	0	0	1	0	2									
Ken Caminiti, S OBP: 0.307, SLG: 0.420											1	0	0	0	1	0	2									
Ruben Sierra, S OBP: 0.393, SLG: 0.615		F8				SH1-3 BB				P3 29 L3-6 10 1B	4	0	2	1	1	0	0									
Scott Sheldon, R OBP: 0.313, SLG: 0.419						SH1-3				F9	3	0	1	0	0	1	1									
10 Michael Young, R OBP: 0.222, SLG: 0.250			G4-3			SF8				K	3	0	1	1	0	1	1									
Inning Stats	R: 1 E: 0 K: 0 S: 10	H: 2 LOB: 1 BB: 0 P: 13	R: 0 E: 0 K: 1 S: 9	H: 0 LOB: 0 BB: 0 P: 13	R: 0 E: 0 K: 0 S: 5	H: 0 LOB: 0 BB: 0 P: 6	R: 0 E: 0 K: 0 S: 5	H: 0 LOB: 0 BB: 0 P: 8	R: 1 E: 0 K: 0 S: 9	H: 1 LOB: 1 BB: 2 P: 18	R: 0 E: 0 K: 0 S: 13	H: 1 LOB: 2 BB: 1 P: 20	R: 0 E: 0 K: 0 S: 10	H: 2 LOB: 1 BB: 0 P: 14	R: 0 E: 0 K: 0 S: 7	H: 1 LOB: 2 BB: 1 P: 14	R: 0 E: 0 K: 1 S: 8	H: 1 LOB: 1 BB: 0 P: 9	R: 1 E: 0 K: 0 S: 9	H: 2 LOB: 3 BB: 2 P: 20	1B: 7 2B: 2 3B: 0 HR: 1	SF: 1 SAC: 1 DP: 1 HBP: 0	WP: 0 PB: 0 SB: 0 CS: 0	PA: 43		
PITCHER	IP	WLS	BF	H	R	ER	SO	BB	IBB	HBP	BLK	WP	HR	S	P	ERA	WHIP									
Brad Radke, R ERA: 3.35	(1, 1)	7.0	28	5	2	2	1	3	0	0	0	0	0	1	61	92	2.57	1.143								
Hector Carrasco, R ERA: 4.85	(8, 1)	0.0	2	1	0	0	0	1	0	0	0	0	0	0	2	7	∞	∞								
Travis Miller, L ERA: 4.58	(8, 1)	2.0	7	1	0	0	1	0	0	0	0	0	0	0	13	16	0.00	0.500								
LaTroy Hawkins, R ERA: 3.86	(10, 1)	0.2	6	2	1	1	0	2	0	0	0	0	0	0	9	20	13.50	6.000								


BOTTOM

Minnesota Twins @ Texas Rangers
The Ballpark at Arlington, Arlington, TX

Sat Jun 02 2001, 8:35 PM EDT
Alt. 46.098 - Sunny - 94 F

livebaseballscorecards.com

AB 35
R 3
H 9
RBI 3
BB 6
SO 2
LOB 20



Batter	1	2	3	4	5	6	7	8	9	AB	R	H	RBI	BB	SO	LOB	TOP				
Jacque Jones, L OBP: 0.324, SLG: 0.343	1-0 FC4-6 1B	1-3 K		2-3 K		0-3 K		2-2 G3-1		5	0	1	0	0	3	2					
Cristian Guzman, S OBP: 0.330, SLG: 0.488	0-2 FC4-6 1-2 1B	1-0 1-3 2-H 1B		2-1 G3		0-1 CS 1B			1-0 G6-3 1B 2B	5	1	3	1	0	0	1					
Doug Mientkiewicz, L OBP: 0.420, SLG: 0.571	2-0 P6	0-0 F8		1-0 WP 2B		2-2 F8 1-2			1-1 G6-3 2-3	5	0	1	0	0	0	5					
Corey Koskie, L OBP: 0.323, SLG: 0.402	0-0 G4-3		0-0 F9	4-0 WP BB			1-3 K		2-3 K	4	0	0	0	1	2	2					
Tori Hunter, R OBP: 0.307, SLG: 0.481		1-1 G6-3	0-1 G5-3	2-2 F8 1-2 2-3			2-0 HR		4-1 1B BB	4	1	1	1	1	0	2					
Matt Lawton, L OBP: 0.404, SLG: 0.388		3-2 2B 1B	1-2 2B		2-0 F9		1-2 G4-6-3 1B		1-0 1-3 1B	5	2	4	1	0	0	0					
Chad Allen, R OBP: 0.378, SLG: 0.447		0-1 1B 2B	4-1 2B BB		0-0 P6		1-1 G4-6-3 1-2 1B		0-3 K	1	1	1	0	1	0	0					
Denny Hocking, S OBP: 0.347, SLG: 0.364		1-3 1B 2B								3	0	0	0	0	1	3					
Jason Maxwell, R OBP: 0.310, SLG: 0.421		1-1 1B 1B	0-0 1-3 2-H 2B		2-2 WP 1B			2-1 G5-3		4	1	3	2	0	0	0					
Tom Prince, R OBP: 0.296, SLG: 0.338		0-0 1-2 3-H 1B	3-2 F2		3-3 K			0-1 G6-3		4	0	1	1	0	1	3					
Inning Stats	R: 0 E: 0 K: 0 S: 6	H: 1 LOB: 1 BB: 0 P: 9	R: 3 E: 0 K: 1 S: 15	H: 5 LOB: 2 BB: 0 P: 22	R: 1 E: 0 K: 0 S: 12	H: 2 LOB: 2 BB: 1 P: 20	R: 0 E: 0 K: 1 S: 10	H: 1 LOB: 2 BB: 1 P: 21	R: 0 E: 0 K: 1 S: 8	H: 1 LOB: 0 BB: 0 P: 10	R: 1 E: 0 K: 1 S: 10	H: 2 LOB: 0 BB: 0 P: 15	R: 0 E: 0 K: 0 S: 8	H: 0 LOB: 0 BB: 0 P: 12	R: 1 E: 0 K: 2 S: 12	H: 2 LOB: 2 BB: 1 P: 21	1B: 9 2B: 5 3B: 0 HR: 1	SF: 0 SAC: 0 DP: 1 HBP: 0	WP: 2 PB: 0 SB: 0 CS: 1	PA: 43	
PITCHER	IP	WLS	BF	H	R	ER	SO	BB	IBB	HBP	BLK	WP	HR	S	P	ERA	WHIP				
Rick Helling, R ERA: 6.09	7.0	L	34	13	5	3	5	2	0	0	0	2	1	69	112	3.86	2.143				
Tim Crabtree, R ERA: 6.49	1.0		4	1	1	1	0	0	0	0	0	0	0	9	14	9.00	1.000				
Mike Venafro, L ERA: 3.0	0.2		2	0	0	0	1	0	0	0	0	0	0	6	9	0.00	0.000				
Mark Petkovsek, R ERA: 6.28	0.1		3	1	0	0	1	1	0	0	0	0	0	5	10	0.00	6.000				

Minnesota Twins @ Texas Rangers
The Ballpark at Arlington, Arlington, TX
Sun Jun 03 2001, 3:05 PM EDT
Att: 29,649 - Sunny - 88 F

AB 40
R 6
H 15
RBI 6
BB 3
SO 7
LOB 18



Batter	1	2	3	4	5	6	7	8	9	AB	R	H	RBI	BB	SO	LOB	BOTTOM					
29 Rusty Greer, L OBP: 0.348, SLG: 0.458	0-2 F7		1-0 F3		0-1 F9			2-2 F7		4	0	0	0	0	0	0						
10 Michael Young, R OBP: 0.500, SLG: 0.222	1-0 F8		1-1 G4-3		0-1 F7			3-1 F7		3	0	0	0	0	0	0						
Frank Catalanotto, L OBP: 0.345, SLG: 0.529										1	0	0	0	0	0	0						
Alex Rodriguez, R OBP: 0.421, SLG: 0.659	1-2 2B 1B		2-2 HR 1B		2-0 G6-3			2-1 F8		4	2	2	0	0	0	0						
Gabe Kapler, R OBP: 0.408, SLG: 0.581	1-1 1-H 2B		3-2 1-H HR			1-2 G4-3			1-1 E6 FC4-6 HBP	4	1	2	3	0	0	0						
Andres Galarraga, R OBP: 0.305, SLG: 0.411	2-3 K		1-3 K			3-3 K			1-2 FC4-6 HBP	3	0	0	0	0	3	1						
Ken Caminiti, S OBP: 0.305, SLG: 0.415		2-2 1B		2-1 L8		1-3 K2-3			0-3 K	4	0	1	0	0	2	2						
Ruben Sierra, S OBP: 0.375, SLG: 0.600	1-0 F3			3-2 G3 2B			2-2 F8		3-2 FC4-6	4	0	1	0	0	0	3						
Cliff Brumbaugh, R OBP: 0.350, SLG: 0.490	0-3 K			1-2 G3			3-2 F8		3-3 K	3	0	0	0	0	1	2						
Rafael Palmeiro, L OBP: 0.350, SLG: 0.490				2-3 K						1	0	0	0	0	1	2						
Doug Mirabeli, R OBP: 0.254, SLG: 0.265				2-3 K			1-2 G6-3			3	0	0	0	0	2	2						
Inning Stats	R: 1 E: 0 K: 1 S: 13	H: 2 LOB: 1 BB: 0 P: 18	R: 0 E: 0 K: 2 S: 10	H: 1 LOB: 0 BB: 0 P: 14	R: 2 E: 0 K: 1 S: 13	H: 2 LOB: 0 BB: 0 P: 21	R: 0 E: 0 K: 1 S: 12	H: 1 LOB: 1 BB: 0 P: 20	R: 0 E: 0 K: 2 S: 5	H: 0 LOB: 0 BB: 0 P: 7	R: 0 E: 0 K: 2 S: 12	H: 0 LOB: 0 BB: 0 P: 17	R: 0 E: 0 K: 0 S: 9	H: 0 LOB: 0 BB: 0 P: 15	R: 0 E: 0 K: 0 S: 7	H: 0 LOB: 0 BB: 0 P: 14	R: 0 E: 1 K: 2 S: 16	H: 0 LOB: 2 BB: 0 P: 24	1B: 3 2B: 2 3B: 0 HR: 1	SF: 0 SAC: 0 DP: 0 HBP: 1	WP: 0 PB: 0 SB: 0 CS: 0	PA: 35
PITCHER	IP	WLS	BF	H	R	ER	SO	BB	IBB	HBP	BLK	WP	HR	S	P	ERA	WHIP					
Eric Milton, L ERA: 3.43	7.0	W	27	6	3	3	7	0	0	1	0	0	0	20	32	0.00	0.857					
Bob Wells, R ERA: 3.52	1.2	H	7	0	0	0	1	0	0	1	0	0	0	3	6	0.00	0.000					
Eddie Guardado, L ERA: 4.5	0.1	S	1	0	0	0	1	0	0	0	0	0	0	3	6	0.00	0.000					

Minnesota Twins @ Texas Rangers
The Ballpark at Arlington, Arlington, TX
Sun Jun 03 2001, 3:05 PM EDT
Att: 29,649 - Sunny - 88 F

AB 34
R 3
H 6
RBI 3
BB 0
SO 9
LOB 12



Batter	1	2	3	4	5	6	7	8	9	AB	R	H	RBI	BB	SO	LOB	TOP			
29 Rusty Greer, L OBP: 0.347, SLG: 0.459 (1, 7)	G4-3		1B	K			F8			4	1	1	0	0	1	0				
Ivan Rodriguez, R OBP: 0.335, SLG: 0.509 (1, 2)	G5-3		HR	K			G6-3			4	1	1	1	0	1	0				
Alex Rodriguez, R OBP: 0.422, SLG: 0.668 (1, 6)	HR		HR	K			F7			3	2	1	2	1	1	0				
Rafael Palmeiro, L OBP: 0.353, SLG: 0.502 (1, 3)	HR		2B				F8			3	1	1	2	1	0	0				
Gabe Kapler, R OBP: 0.404, SLG: 0.571 (1, 8)	K		F9				CS			4	0	1	0	0	2	1				
Ken Caminiti, S OBP: 0.310, SLG: 0.444 (1, 5)			HR	2B			G4-3			4	1	2	1	0	1	1				
Andres Galarraga, R OBP: 0.300, SLG: 0.452 (1, 10)	F7		F3				K			4	0	0	0	0	2	2				
Cliff Brumbaugh, R Frank Catalanotto, L OBP: 0.345, SLG: 0.519 (3, PH) (3, 9)	G4-3		IBB				K			1	0	0	0	0	0	0				
10 Michael Young, R Ruben Sierra, S OBP: 0.364, SLG: 0.581 (9, PH) (9, 9)	K		K				G5-3			3	0	0	0	0	2	3				
Inning Stats	R: 2 E: 0 K: 1 S: 12	H: 1 LOB: 0 BB: 1 P: 20	R: 1 E: 0 K: 1 S: 10	H: 1 LOB: 0 BB: 0 P: 13	R: 3 E: 0 K: 1 S: 16	H: 4 LOB: 3 BB: 2 P: 33	R: 0 E: 0 K: 3 S: 10	H: 0 LOB: 0 BB: 0 P: 13	R: 0 E: 0 K: 0 S: 6	H: 1 LOB: 0 BB: 0 P: 8	R: 0 E: 0 K: 2 S: 7	H: 0 LOB: 0 BB: 0 P: 9	R: 0 E: 0 K: 2 S: 11	H: 0 LOB: 0 BB: 0 P: 18	R: 0 E: 0 K: 2 S: 11	H: 0 LOB: 0 BB: 0 P: 16	1B: 2 2B: 2 3B: 0 HR: 3	SF: 0 SAC: 0 DP: 0 HBP: 0	WP: 0 PB: 0 SB: 0 CS: 1	PA: 36
PITCHER	IP	WLS	BF	H	R	ER	SO	BB	IBB	HBP	BLK	WP	HR	S	P	ERA	WHIP			
John Halama, L ERA: 5.37 (1, 1)	2.1		15	6	6	6	2	2	0	0	0	0	3	33	56	23.14	3.429			
Ryan Franklin, R ERA: 2.53 (3, 1)	5.2	W	18	1	0	0	8	0	1	0	0	0	0	46	67	0.00	0.176			
Jeff Nelson, R ERA: 1.07 (9, 1)	1.0		3	0	0	0	2	0	0	0	0	0	0	11	16	0.00	0.000			

Texas Rangers @ Seattle Mariners
Safeco Field, Seattle, WA
Mon Jun 04 2001, 7:05 PM PDT
Att: 45,812 - Overcast - 59 F

AB	33
R	6
H	7
RBI	6
BB	3
SO	12
LOB	7



Batter	1	2	3	4	5	6	7	8	9	AB	R	H	RBI	BB	SO	LOB	BOTTOM				
51 Ichiro Suzuki, L OBP: 0.397, SLG: 0.486 (1, 9)	G4-3	1B		G4-6-3			HR	1B		3	2	2	0	2	0	0					
Stan Javier, S OBP: 0.345, SLG: 0.304 (1, 7)	1B	HR		G4-6-3			HR	F8		3	3	1	1	2	0	3					
Bret Boone, R OBP: 0.363, SLG: 0.576 (1, 4)	K	HR		G4-3			HR	1B		5	2	4	7	0	1	1					
John Olerud, L OBP: 0.444, SLG: 0.475 (1, 3)	1B	G6-3		G4-3			F7	L3		5	0	1	0	0	0	3					
Mike Cameron, R OBP: 0.347, SLG: 0.449 (1, 8)	S			F7			K			4	0	1	1	0	1	0					
Al Martin, L OBP: 0.288, SLG: 0.238 (1, 10)	G3-1						K			2	0	1	0	0	0	2					
Ed Sprague, R OBP: 0.500, SLG: 0.250 (6, PH)								SH		1	0	0	0	1	1	0					
Charles Gipson, R OBP: 0.250, SLG: 0.267 (8, PR)				1B				2B		0	1	0	0	0	0	0					
Carlos Guillen, S OBP: 0.330, SLG: 0.308 (1, 6)		K		K			G4-3	SH		3	1	0	0	0	2	1					
Tom Lampkin, L OBP: 0.320, SLG: 0.382 (1, 2)		51 1B		F5			K	G6-3		4	1	1	0	0	1	4					
David Bell, R OBP: 0.264, SLG: 0.353 (1, 5)		F8		F3			G6-3	1B		4	1	1	2	0	0	1					
Inning Stats	R: 1 E: 0 K: 1 S: 18	H: 2 LOB: 2 BB: 1 P: 34	R: 4 E: 0 K: 1 S: 17	H: 4 LOB: 0 BB: 0 P: 25	R: 0 E: 0 K: 1 S: 14	H: 1 LOB: 1 BB: 0 P: 21	R: 0 E: 0 K: 0 S: 6	H: 0 LOB: 0 BB: 1 P: 11	R: 0 E: 0 K: 2 S: 8	H: 1 LOB: 0 BB: 0 P: 13	R: 0 E: 0 K: 2 S: 8	H: 0 LOB: 0 BB: 0 P: 13	R: 3 E: 0 K: 1 S: 14	H: 2 LOB: 0 BB: 1 P: 24	R: 3 E: 1 K: 0 S: 18	H: 2 LOB: 2 BB: 2 P: 32	1B: 8 2B: 2 3B: 0 HR: 2	SF: 0 SAC: 1 DP: 1 HBP: 0	WP: 0 PB: 0 SB: 1 CS: 0	PA: 40	
PITCHER	IP	WLS	BF	H	R	ER	SO	BB	IBB	HBP	BLK	WP	HR	S	P	ERA	WHIP				
Pat Mahomes, R ERA: 6.98 (1, 1)	5.0		23	8	5	5	3	2	0	0	0	0	0	15	28	13.50	1.500				
Mike Venafro, L ERA: 3.72 (6, 1)	1.1	L	6	1	2	2	2	1	0	0	0	0	0	1	19	32	18.00	3.000			
Mark Petkovsek, R ERA: 6.67 (7, 1)	1.0	B	8	2	4	2	1	1	1	0	0	0	0	6	9	0.00	1.500				
Tim Crabtree, R ERA: 6.23 (8, 1)	0.2		3	1	0	0	0	0	0	0	0	0	0	6	9	0.00	1.500				

Texas Rangers @ Seattle Mariners
Safeco Field, Seattle, WA
Mon Jun 04 2001, 7:05 PM PDT
Att: 45,812 - Overcast - 59 F


AB	34
R	11
H	12
RBI	11
BB	5
SO	6
LOB	15



Batter	1	2	3	4	5	6	7	8	9	AB	R	H	RBI	BB	SO	LOB	TOP										
29 Rusty Greer, L OBP: 0.348, SLG: 0.458 (1, 7)	2-1 F9 1B 1B	2-2 1B			0-2 P5		1-0 G4-3		1-2 P6	5	1	2	0	0	0	1											
Ivan Rodriguez, R OBP: 0.337, SLG: 0.506 (1, 2)	0-0 1B SF8	1-0 F8			2-3 K		0-0 1B		2-2 F8	5	1	2	1	0	1	1											
Alex Rodriguez, R OBP: 0.414, SLG: 0.653 (1, 6)	1-0 F9		0-2 F8		0-0 F9		3-H 3-3 K		1-2 F7	5	0	0	0	0	1	3											
Rafael Palmeiro, L OBP: 0.359, SLG: 0.519 (1, 3)	0-0 1B 1B		1-0 HR		4-2 FC3-6 BB		2-1 F7			3	1	2	2	1	0	0											
Gabe Kapler, R OBP: 0.394, SLG: 0.559 (1, 8)	3-1 SF8		2-1 F7		0-3 K		3-2 P4			3	0	0	1	0	1	1											
Frank Catalanotto, L OBP: 0.350, SLG: 0.514 (1, 9)	3-2 1B		2-2 L4		1-2 FC3-6		4-1 2B BB			3	0	1	0	1	0	1											
Ruben Sierra, S OBP: 0.351, SLG: 0.571 (1, 10)	2-1 G6-3		2-3 K		1-2 F7		1-0 2B			4	0	1	0	0	1	3											
Ken Caminiti, S OBP: 0.314, SLG: 0.442 (1, 5)		1-0 F7		3-3 K		3-2 29 G4-3 10 SH3-4 1B		4-0 IBB		3	1	1	0	1	1	0											
10 Michael Young, R OBP: 0.167, SLG: 0.182 (1, 4)	0-1 G5-3		2-1 F9		0-0 SH3-4		0-0 F7			3	0	0	0	0	0	3											
Inning Stats	R: 2 E: 0 K: 0 S: 12	H: 4 LOB: 2 BB: 0 P: 23	R: 0 E: 0 K: 0 S: 7	H: 1 LOB: 1 BB: 0 P: 11	R: 1 E: 0 K: 0 S: 10	H: 1 LOB: 0 BB: 0 P: 15	R: 0 E: 0 K: 2 S: 10	H: 0 LOB: 0 BB: 0 P: 17	R: 0 E: 0 K: 1 S: 8	H: 0 LOB: 1 BB: 1 P: 10	R: 0 E: 0 K: 1 S: 12	H: 0 LOB: 1 BB: 1 P: 18	R: 1 E: 0 K: 1 S: 10	H: 2 LOB: 1 BB: 0 P: 17	R: 0 E: 0 K: 0 S: 9	H: 1 LOB: 3 BB: 2 P: 23	R: 0 E: 0 K: 0 S: 11	H: 0 LOB: 0 BB: 0 P: 15	1B: 7 2B: 1 3B: 0 HR: 1	SF: 1 SAC: 1 DP: 0 HBP: 0	WP: 0 PB: 0 SB: 0 CS: 0	PA: 39					
PITCHER	IP	WLS	BF	H	R	ER	SO	BB	IBB	HBP	BLK	WP	HR	S	P	ERA	WHIP										
Aaron Sele, R ERA: 2.87 (1, 1)	7.0		30	8	4	4	5	1	0	0	0	0	1	69	111	5.14	1.286										
Jose Paniagua, R ERA: 3.03 (8, 1)	1.0	W	6	1	0	0	0	1	1	0	0	0	0	9	23	0.00	2.000										
Kazuhiro Sasaki, R ERA: 2.79 (9, 1)	1.0	S	3	0	0	0	0	0	0	0	0	0	0	11	15	0.00	0.000										

Texas Rangers @ Seattle Mariners
Safeco Field, Seattle, WA
Tue Jun 05 2001, 7:05 PM PDT
Att. 44,853 - Overcast - 60 F

AB	34
R	4
H	9
RBI	4
BB	3
SO	5
LOB	13



Batter	1	2	3	4	5	6	7	8	9	AB	R	H	RBI	BB	SO	LOB	BOTTOM										
51 Ichiro Suzuki, L OBP: 0.390, SLG: 0.479 (1, 9)	3-1 G5-3	2-1 G3		0-0 SF8-3-5			0-2 G6-3	1-2 G4-3		4	0	0	1	0	0	3											
Stan Javier, S OBP: 0.351, SLG: 0.298 (1, 7)	3-1 G5-3 HBP		2-1 G5-3		4-2 FC6-4 BB		1-1 F8			2	0	0	0	1	0	0											
Edgar Martinez, R OBP: 0.448, SLG: 0.515 (1, 10)	2-1 1B		4-2 BB		1-1 F9		3-2 F9			3	0	1	0	1	0	1											
John Olerud, L OBP: 0.444, SLG: 0.471 (1, 3)	1-0 G5-3		4-0 BB		2-1 F8		4-2 FC5-4 BB			2	0	0	0	2	0	3											
Bret Boone, R OBP: 0.361, SLG: 0.568 (1, 4)		4-0 2B 1B BB	0-3 K		2-1 FC6-4		0-1 FC5-4 HR			3	2	0	0	1	1	4											
Mike Cameron, R OBP: 0.350, SLG: 0.471 (1, 8)		1-1 E 2B	0-1 G6-3		3-2 F7		0-0 HR			4	2	2	2	0	0	2											
David Bell, R OBP: 0.269, SLG: 0.353 (1, 5)		2-2 L6		1-2 SH2-3 51 HBP		1-1 1B		2-1 E5 FC5		3	1	1	0	0	0	2											
Carlos Guillen, S OBP: 0.338, SLG: 0.314 (1, 6)		0-0 E1 1B		2-2 51 SH2-3 1B		0-3 K		4-1 FC5 BB		3	0	2	1	1	1	1											
Dan Wilson, R OBP: 0.305, SLG: 0.347 (1, 2)		0-3 K		0-0 SH2-3		1-3 K		0-1 FC5		3	0	0	0	0	2	4											
Inning Stats	R: 0 E: 0 K: 0 S: 6	H: 1 LOB: 1 BB: 0 P: 15	R: 2 E: 1 K: 1 S: 13	H: 2 LOB: 1 BB: 1 P: 22	R: 0 E: 0 K: 1 S: 9	H: 0 LOB: 2 BB: 2 P: 19	R: 1 E: 0 K: 0 S: 7	H: 1 LOB: 0 BB: 0 P: 10	R: 0 E: 0 K: 0 S: 8	H: 0 LOB: 1 BB: 1 P: 17	R: 0 E: 0 K: 2 S: 11	H: 1 LOB: 0 BB: 0 P: 16	R: 0 E: 0 K: 0 S: 8	H: 0 LOB: 0 BB: 0 P: 12	R: 2 E: 1 K: 0 S: 13	H: 1 LOB: 2 BB: 2 P: 24	R: 2 E: 1 K: 0 S: 13	H: 1 LOB: 2 BB: 2 P: 24	1B: 4 2B: 2 3B: 0 HR: 1	SF: 1 SAC: 1 DP: 2 HBP: 2	WP: 0 PB: 0 SB: 0 CS: 0	PA: 37					
PITCHER	IP	WLS	BF	H	R	ER	SO	BB	IBB	HBP	BLK	WP	HR	S	P	ERA	WHIP										
Doug Davis, L ERA: 6.41 (7, 1)	6.0		27	4	3	2	4	4	0	2	0	0	0	10	18	9.00	1.500										
Juan Moreno, L ERA: 2.0 (8, 1)	1.0	H	4	0	1	1	0	1	0	0	0	0	0	8	14	13.50	3.000										
J.D. Smart, R ERA: 1.04 (8, 1)	0.2	L	5	1	1	1	0	1	0	0	0	0	0	3	4	0.00	0.000										
Mike Venafro, L ERA: 3.86 (8, 1)	0.1		1	0	0	0	0	0	0	0	0	0	0	3	4	0.00	0.000										

Texas Rangers @ Seattle Mariners
Safeco Field, Seattle, WA
Tue Jun 05 2001, 7:05 PM PDT
Att. 44,853 - Overcast - 60 F

AB	27
R	5
H	6
RBI	4
BB	6
SO	4
LOB	20



Batter	1	2	3	4	5	6	7	8	9	AB	R	H	RBI	BB	SO	LOB	TOP										
29 Rusty Greer, L OBP: 0.341, SLG: 0.448 (1, 7)	F7		F8		F7			G1-3	K	5	0	0	0	0	1	3											
Ivan Rodriguez, R OBP: 0.330, SLG: 0.494 (1, 2)	F8		FC6-4			G5-3		K		4	0	0	0	0	1	1											
Alex Rodriguez, R OBP: 0.415, SLG: 0.647 (1, 6)	F9		F7						BB 1B BB	2	1	0	0	2	0	1											
Rafael Palmeiro, L OBP: 0.357, SLG: 0.514 (1, 3)		FC5-4 1B		K		F9		F7		4	0	1	0	0	1	2											
Gabe Kapler, R OBP: 0.396, SLG: 0.551 (1, 8)		K							BB 1B BB	2	1	0	0	2	2	2											
Andres Galarraga, R OBP: 0.303, SLG: 0.401 (1, 10)		FC5-4 1B		K			F8		BB 1B BB	3	1	1	0	1	1	1											
Ken Caminiti, S OBP: 0.313, SLG: 0.437 (1, 5)		FC5-4 1B		G5-3					BB 1B BB	4	0	1	1	0	1	3											
Cliff Brumbaugh, R Ruben Sierra, S (9, PH) OBP: 0.368, SLG: 0.583 (9, PH)		K			F7		G6-3		BB 1B BB	3	0	0	0	0	1	2											
10 Michael Young, R OBP: 0.175, SLG: 0.189 (1, 4)			FC6-4 1B					F9		4	0	1	0	0	2	2											
Inning Stats	R: 0 E: 0 K: 0 S: 6	H: 0 LOB: 0 BB: 0 P: 11	R: 0 E: 0 K: 2 S: 15	H: 2 LOB: 2 BB: 0 P: 21	R: 0 E: 0 K: 0 S: 7	H: 1 LOB: 1 BB: 0 P: 11	R: 0 E: 0 K: 2 S: 10	H: 0 LOB: 1 BB: 1 P: 17	R: 0 E: 0 K: 1 S: 8	H: 0 LOB: 0 BB: 0 P: 12	R: 0 E: 0 K: 1 S: 13	H: 0 LOB: 0 BB: 0 P: 25	R: 0 E: 0 K: 1 S: 9	H: 0 LOB: 0 BB: 0 P: 10	R: 0 E: 0 K: 1 S: 9	H: 0 LOB: 0 BB: 0 P: 16	R: 3 E: 0 K: 2 S: 21	H: 2 LOB: 2 BB: 3 P: 36	1B: 5 2B: 0 3B: 0 HR: 0	SF: 0 SAC: 0 DP: 0 HBP: 0	WP: 0 PB: 0 SB: 0 CS: 0	PA: 37					
PITCHER	IP	WLS	BF	H	R	ER	SO	BB	IBB	HBP	BLK	WP	HR	S	P	ERA	WHIP										
Jamie Moyer, L ERA: 4.24 (1, 1)	7.0	W	26	3	0	0	7	2	0	0	0	0	0	66	107	0.00	0.714										
Jeff Nelson, R ERA: 1.03 (8, 1)	1.0	H	3	0	0	0	1	0	0	0	0	0	0	9	16	0.00	0.000										
Jose Paniagua, R ERA: 3.9 (9, 1)	0.1		5	1	3	3	0	3	0	0	0	0	0	14	27	81.00	12.000										
Arthur Rhodes, L ERA: 1.09 (9, 1)	0.2		3	1	0	0	2	0	0	0	0	0	0	7	9	0.00	1.500										

Texas Rangers @ Seattle Mariners
Safeco Field, Seattle, WA
Wed Jun 06 2001, 7:05 PM PDT
Att: 45,754 - Sunny - 65 F


AB 32
R 3
H 5
RBI 3
BB 5
SO 10
LOB 17

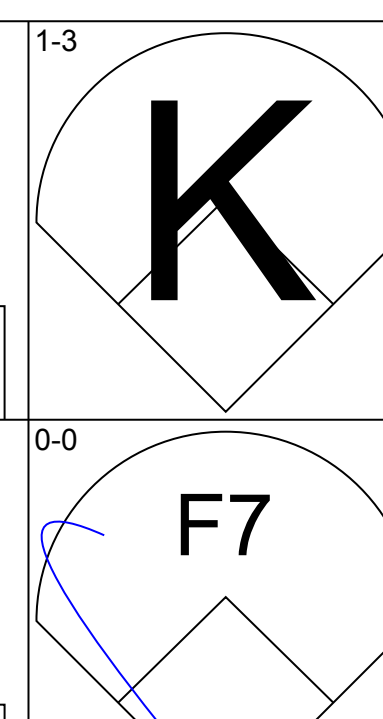
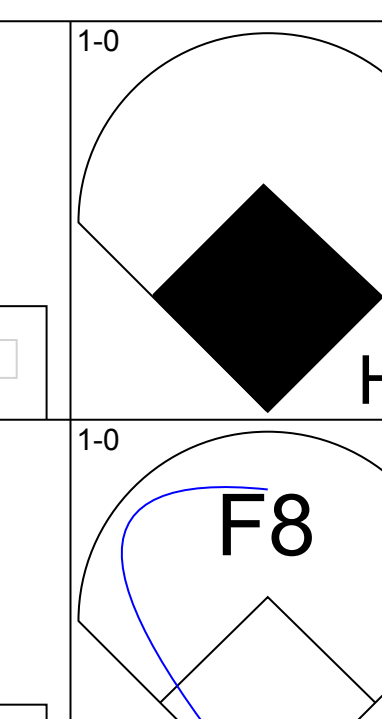
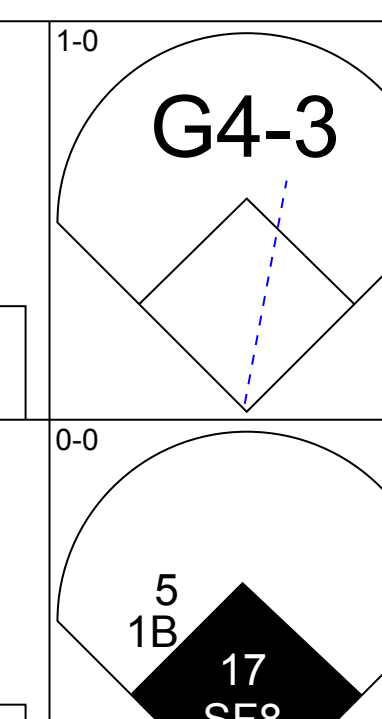
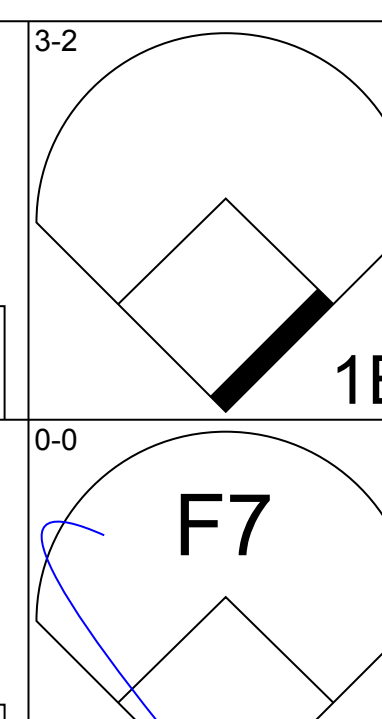
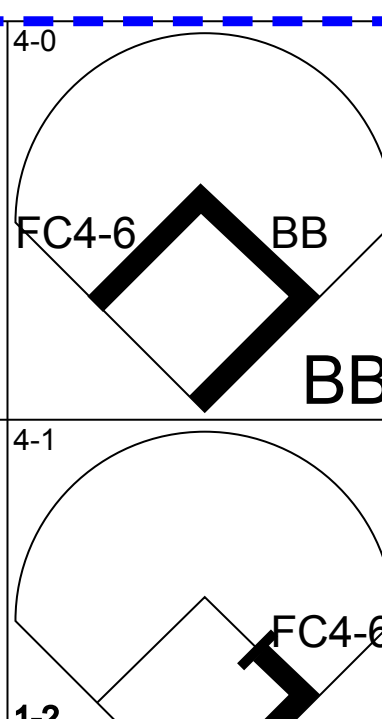
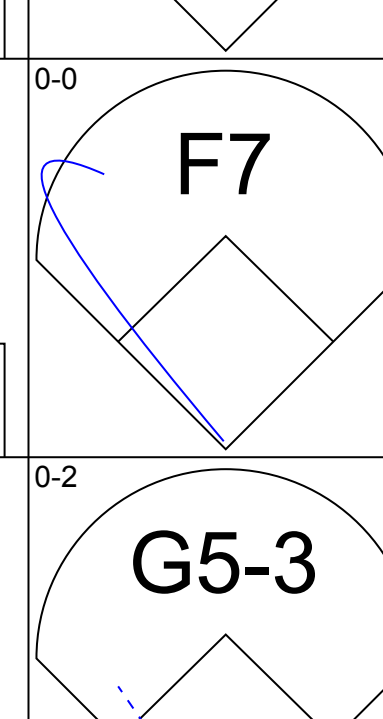
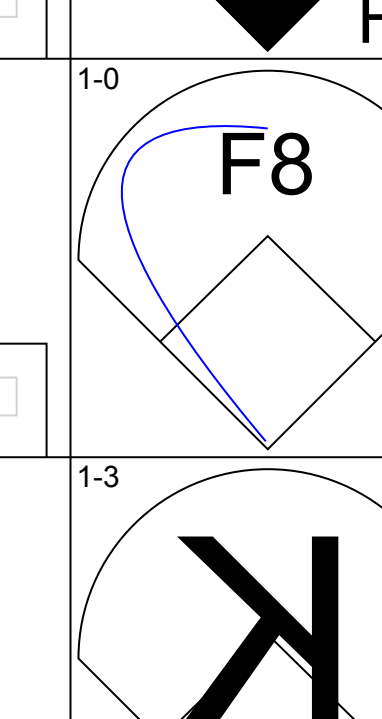
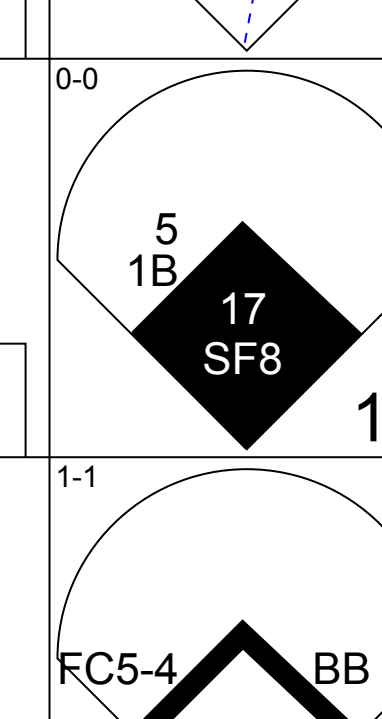
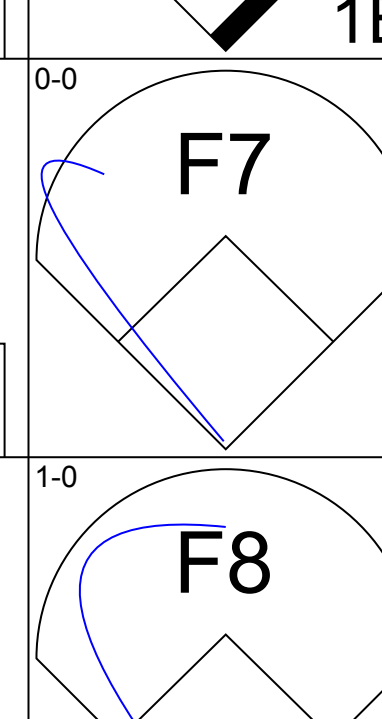
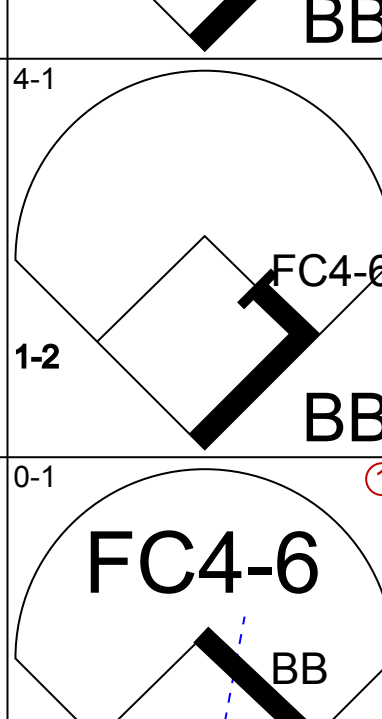
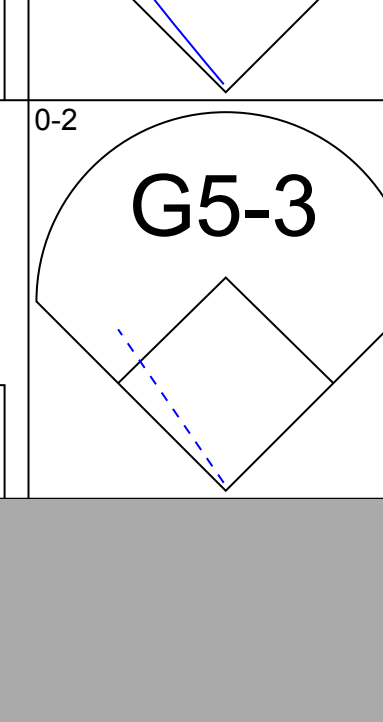
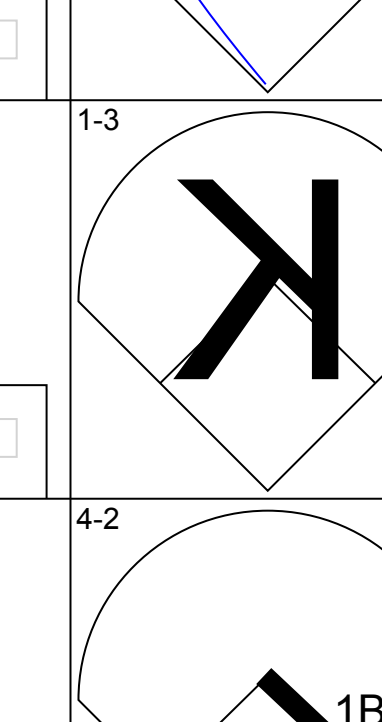
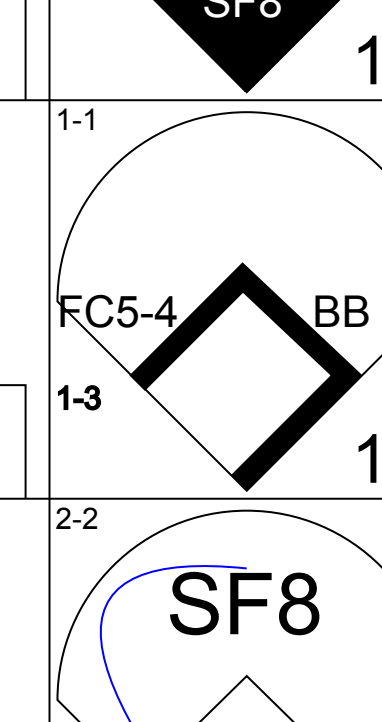
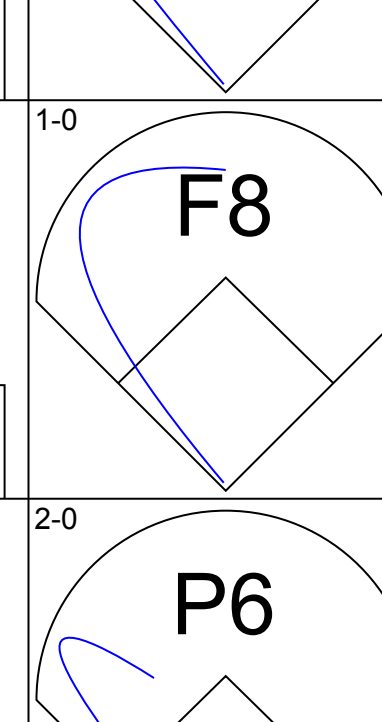
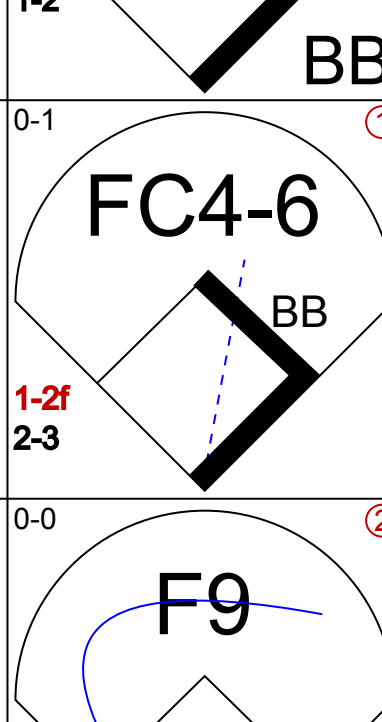

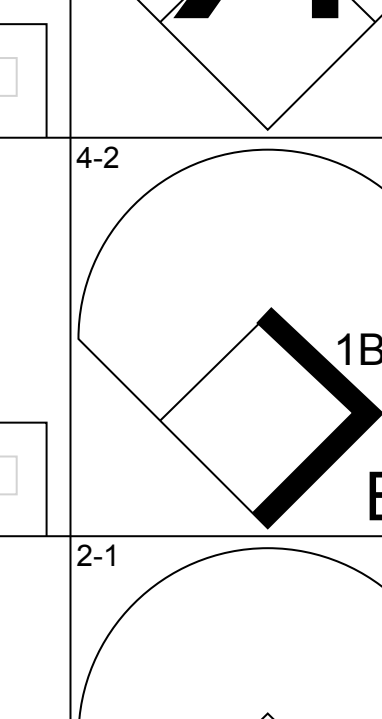
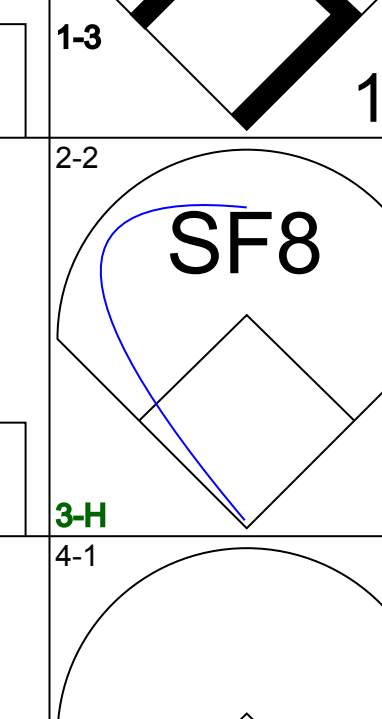
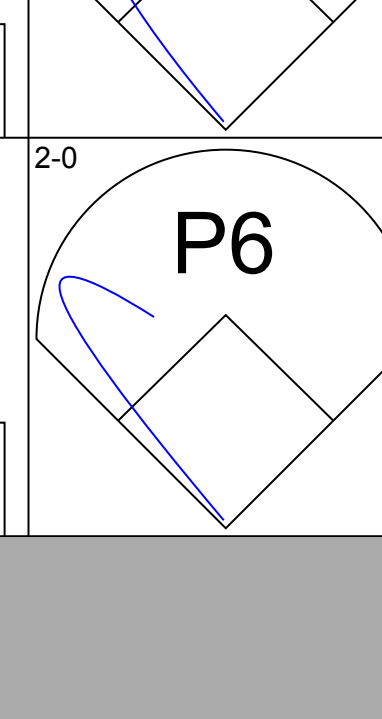
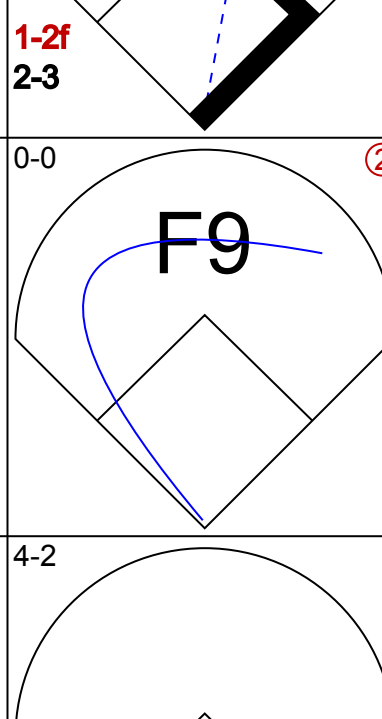

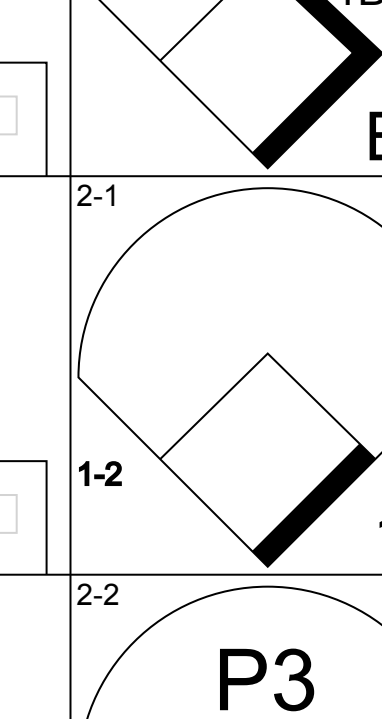
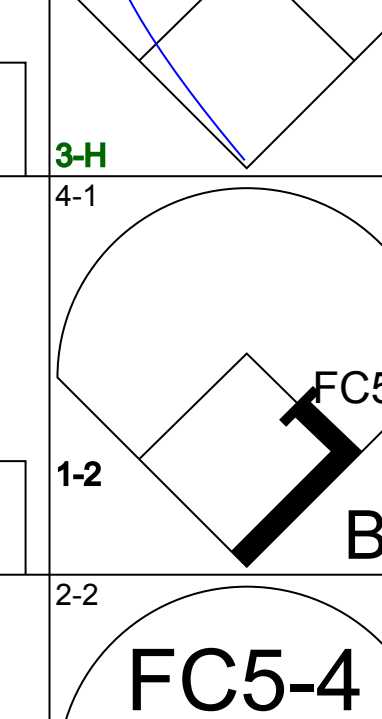

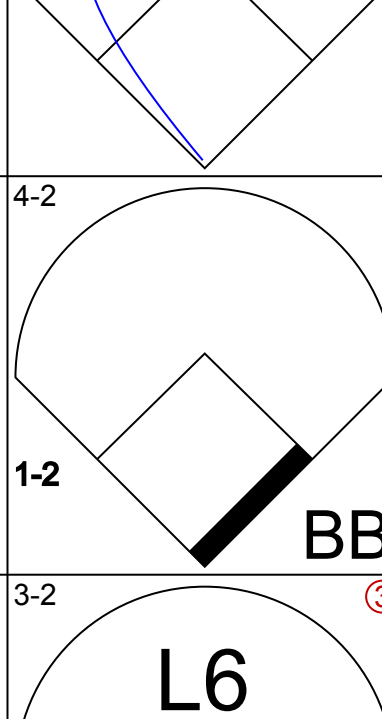
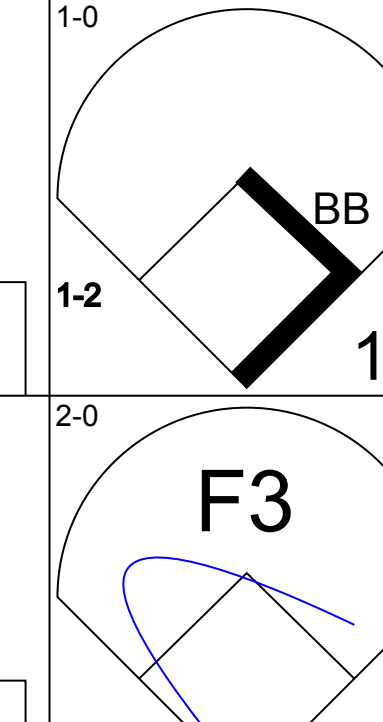
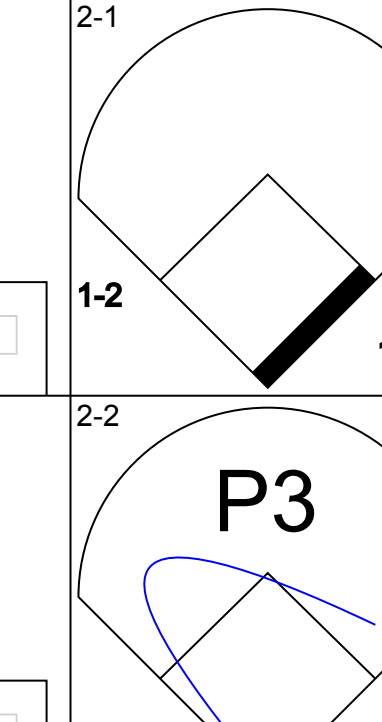
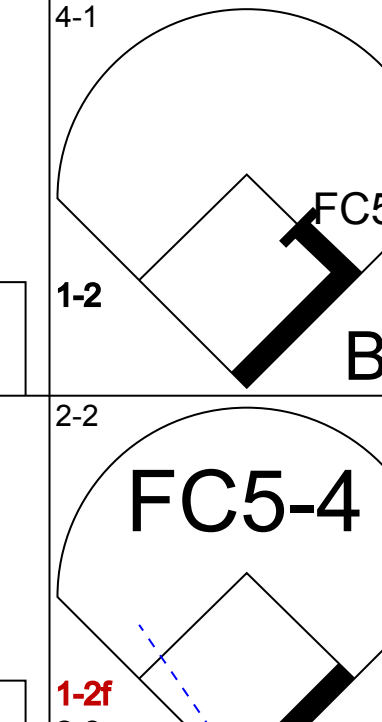

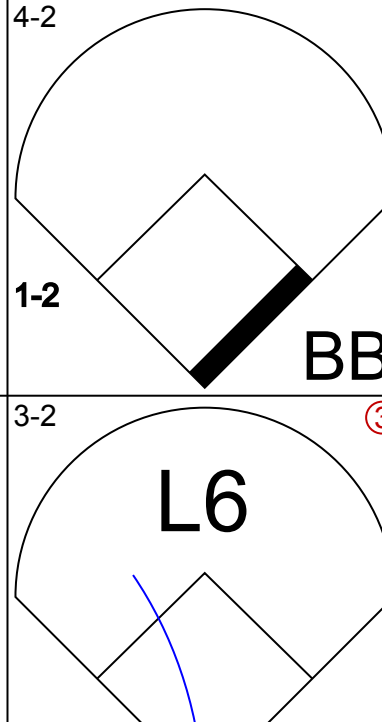
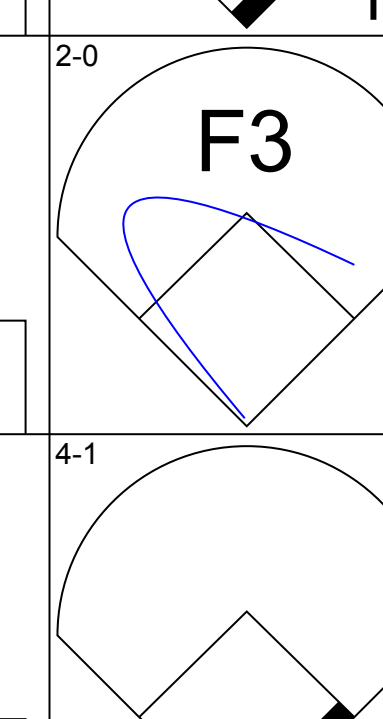
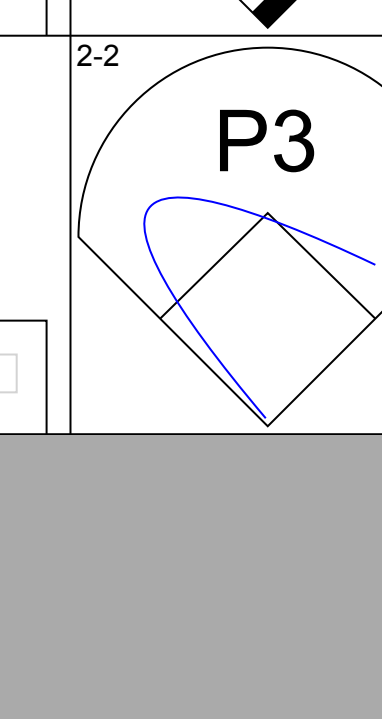
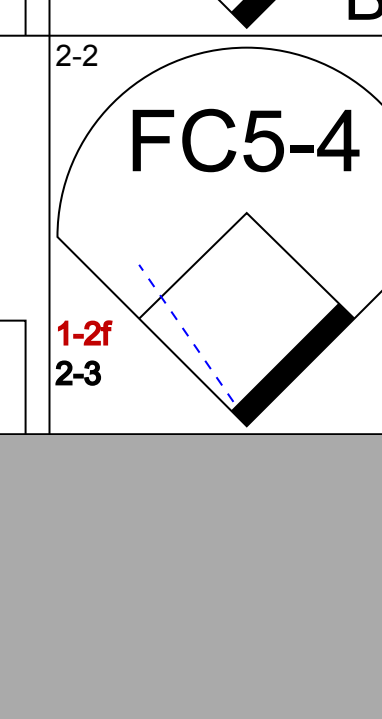

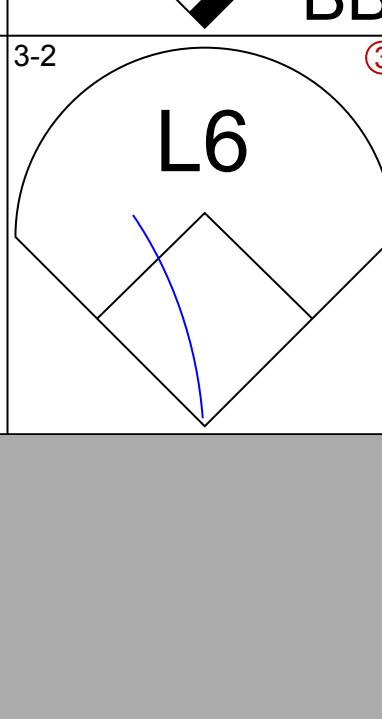
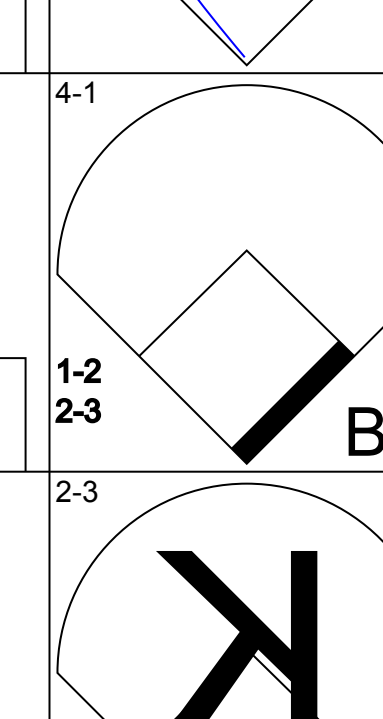




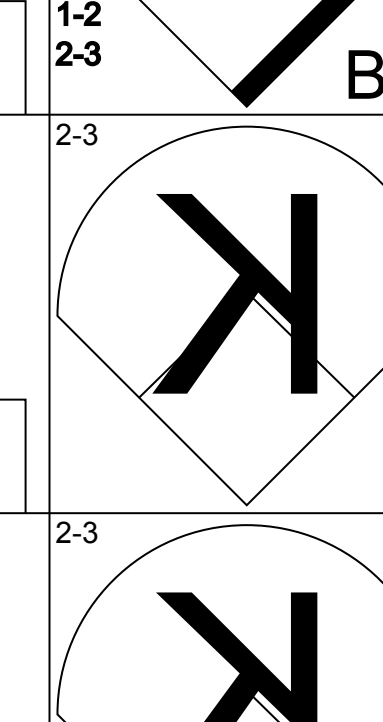




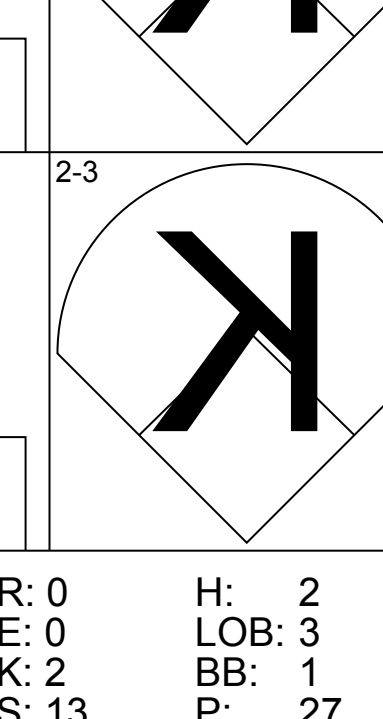



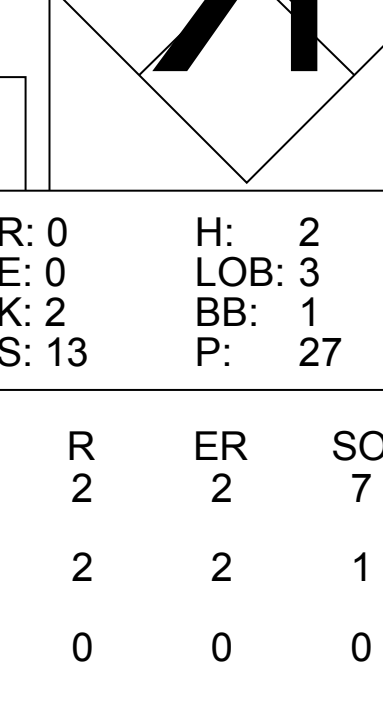
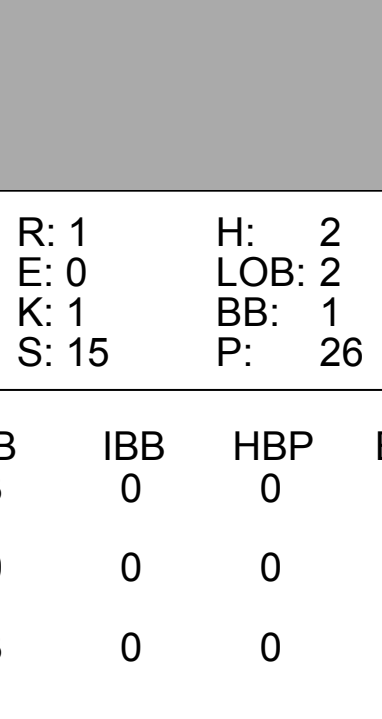
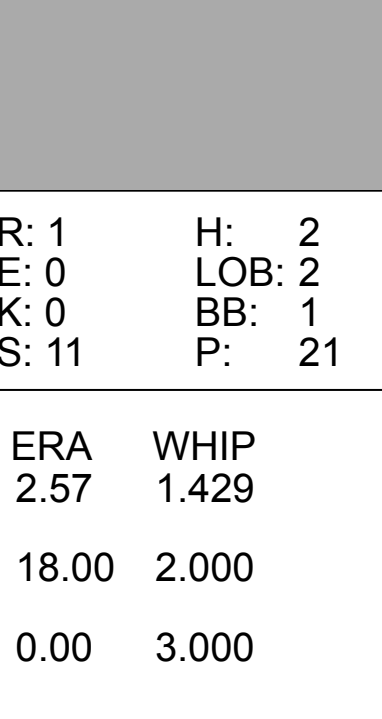
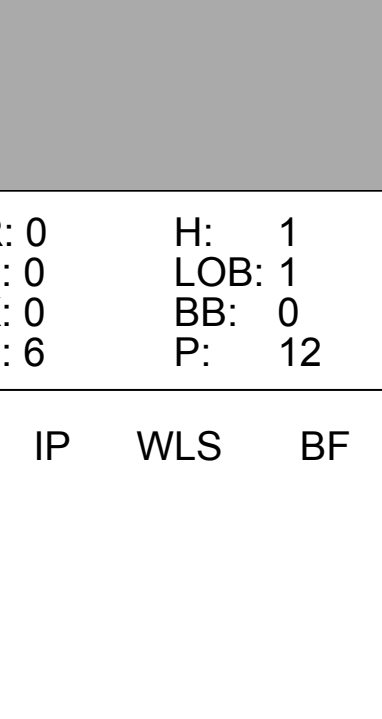
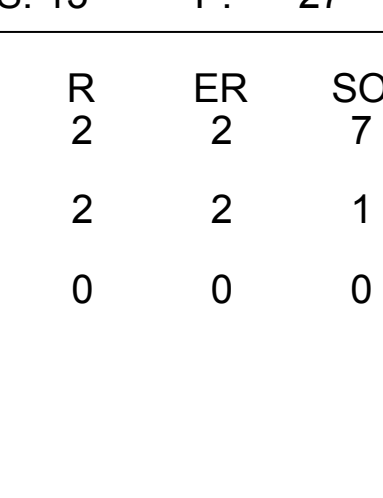
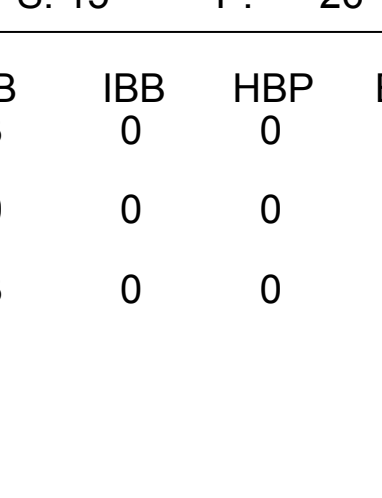
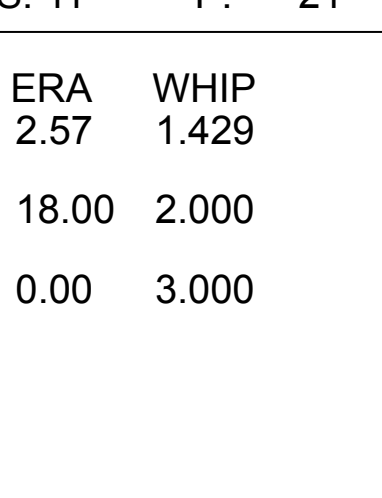

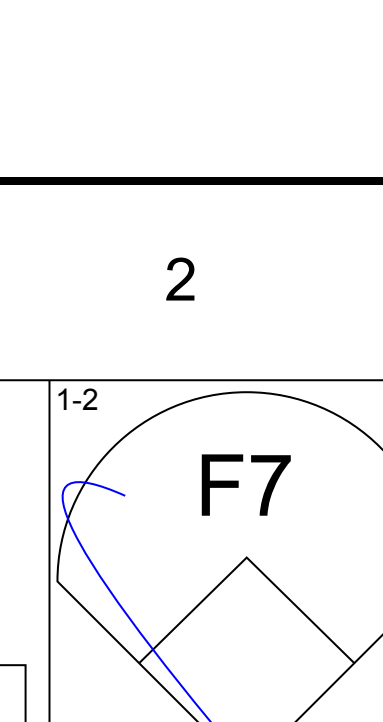
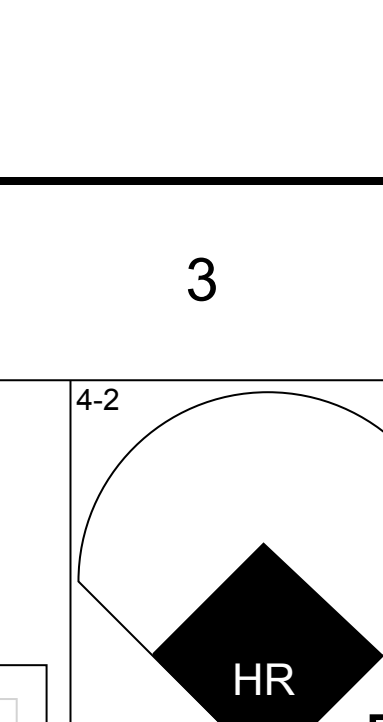
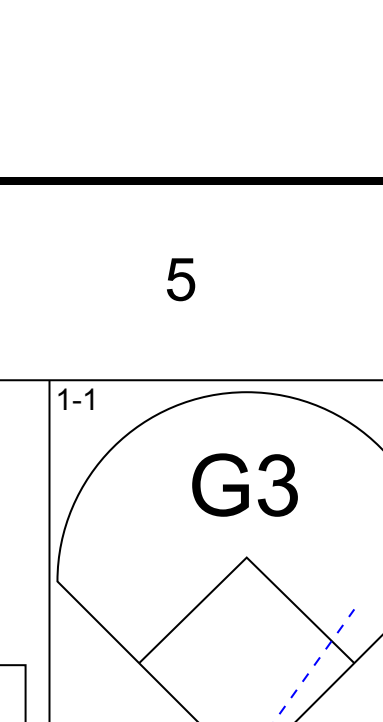
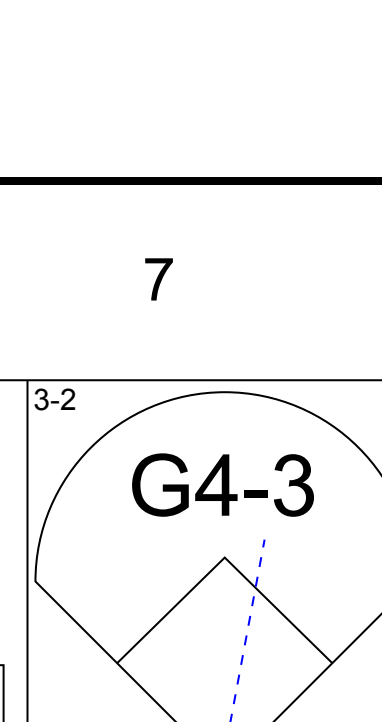


Batter	1	2	3	4	5	6	7	8	9	AB	R	H	RBI	BB	SO	LOB	BOTTOM										
51 Ichiro Suzuki, L OBP: 0.390, SLG: 0.481 (1, 9)	K		FC1-4-6					E1 1B		5	1	2	0	0	1	2											
Stan Javier, S OBP: 0.347, SLG: 0.296 (1, 7)	G5-3		G5-3			F7		BB 1B BB		4	1	1	0	0	0	1											
Edgar Martinez, R OBP: 0.453, SLG: 0.533 (1, 10)	HR			G6-3		BB		BB 1B BB		3	2	2	2	1	0	0											
Bret Boone, R OBP: 0.363, SLG: 0.565 (1, 4)	G6-3			BB		F9		BB 1B BB		3	1	1	1	1	0	1											
Ed Sprague, R OBP: 0.444, SLG: 0.286 (8, PH) John Olerud, L OBP: 0.447, SLG: 0.478 (9, 3)				G4-3		BB		BB 1B BB		3	0	1	0	0	1	1											
David Bell, R OBP: 0.269, SLG: 0.356 (1, 5)	G5-3			K		BB		BB 1B BB		4	1	1	1	0	1	3											
Carlos Guillen, S OBP: 0.332, SLG: 0.307 (1, 6)					G6-3			BB 1B BB		4	0	0	0	0	1	1											
Dan Wilson, R OBP: 0.318, SLG: 0.369 (1, 2)			F8			51 2B 1B		BB 1B BB		4	0	3	1	0	0	0											
Charles Gipson, R OBP: 0.250, SLG: 0.222 (1, 8)				BB	L6			BB 1B BB		3	0	0	0	1	2	3											
Inning Stats	R: 1 E: 0 K: 1 S: 12	H: 1 LOB: 0 BB: 0 P: 21	R: 0 E: 0 K: 2 S: 7	H: 0 LOB: 0 BB: 0 P: 8	R: 0 E: 0 K: 0 S: 7	H: 0 LOB: 1 BB: 1 P: 14	R: 0 E: 0 K: 1 S: 8	H: 0 LOB: 1 BB: 1 P: 16	R: 0 E: 0 K: 0 S: 7	H: 2 LOB: 2 BB: 0 P: 8	R: 0 E: 0 K: 0 S: 14	H: 1 LOB: 2 BB: 1 P: 21	R: 0 E: 0 K: 1 S: 8	H: 1 LOB: 0 BB: 0 P: 13	R: 6 E: 1 K: 1 S: 27	H: 7 LOB: 1 BB: 0 P: 39	1B: 7 2B: 4 3B: 0 HR: 1	SF: 0 SAC: 0 DP: 0 HBP: 0	WP: 0 PB: 0 SB: 0 CS: 1	PA: 37							
PITCHER	IP	WLS	BF	H	R	ER	SO	BB	IBB	HBP	BLK	WP	HR	S	P	ERA	WHIP										
Darren Oliver, L ERA: 6.81 (1, 1)	7.0	L	27	5	1	1	5	3	0	0	0	0	0	4	5	∞	∞										
Mike Venafro, L ERA: 4.12 (8, 1)	0.0		1	1	1	1	0	0	0	0	0	0	0	4	5	∞	∞										
J.D. Smart, R ERA: 4.15 (8, 1)	0.0		3	3	1	1	0	0	0	0	0	0	0	6	11	∞	∞										
Juan Moreno, L ERA: 3.0 (8, 1)	0.0		1	1	2	2	0	0	0	0	0	0	0	1	2	∞	∞										
59 Jeff Zimmerman, R ERA: 3.25 (8, 1)	1.0		5	2	2	2	1	0	0	0	0	0	0	16	21	18.00	2.000										

Texas Rangers @ Seattle Mariners
Safeco Field, Seattle, WA
Wed Jun 06 2001, 7:05 PM PDT
Att: 45,754 - Sunny - 65 F

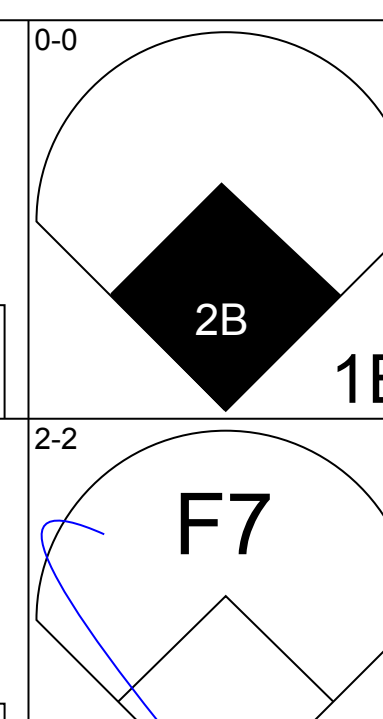
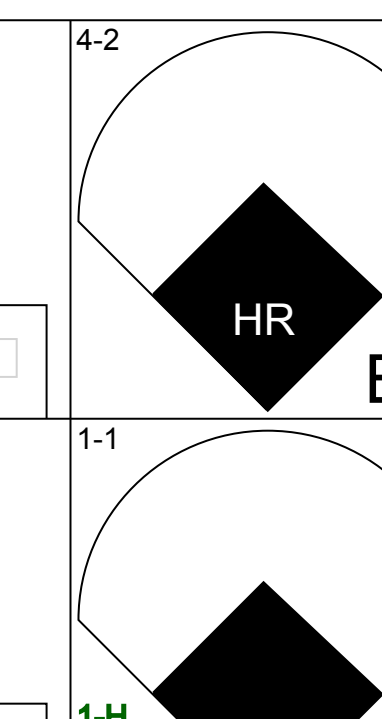
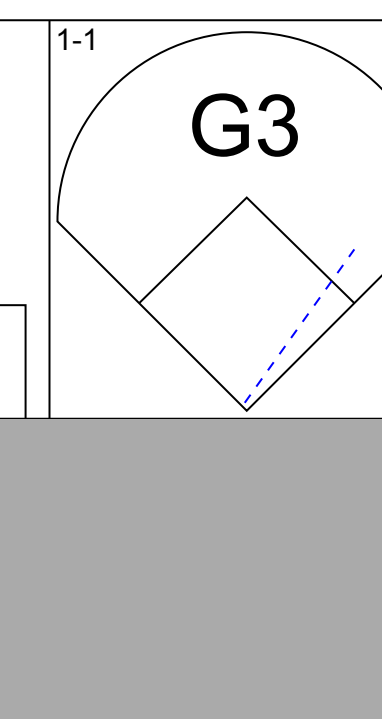
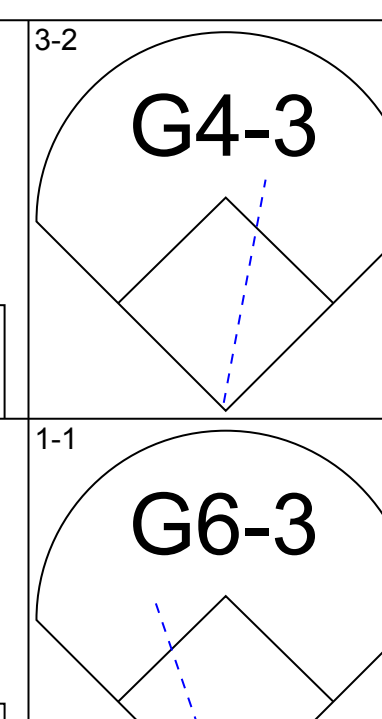
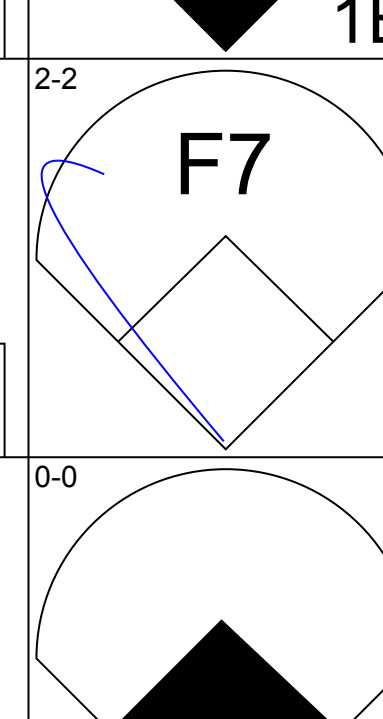
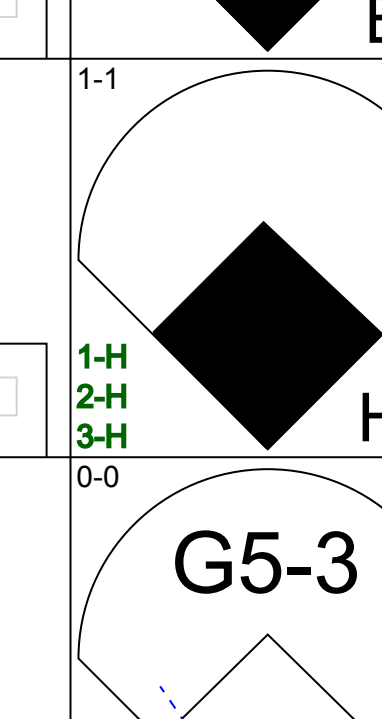
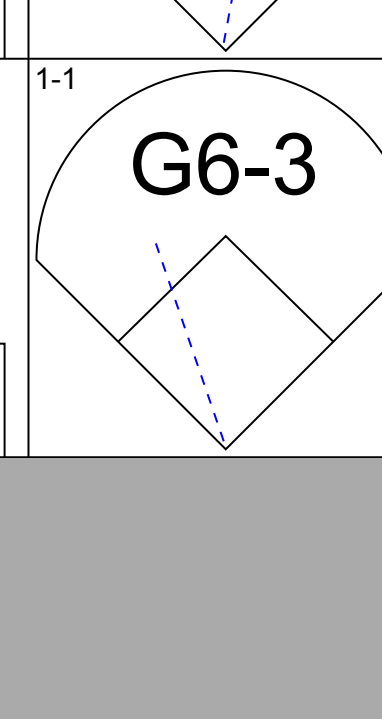
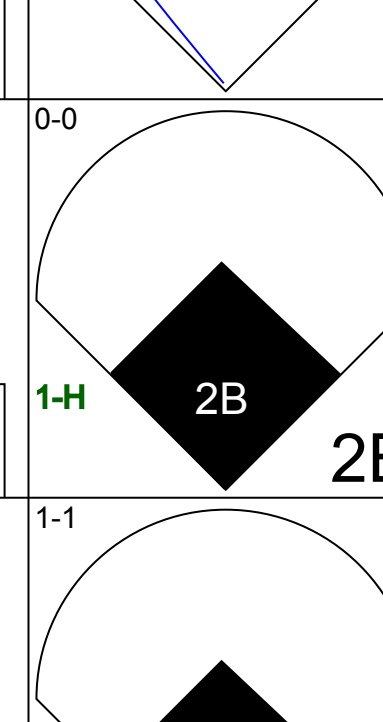
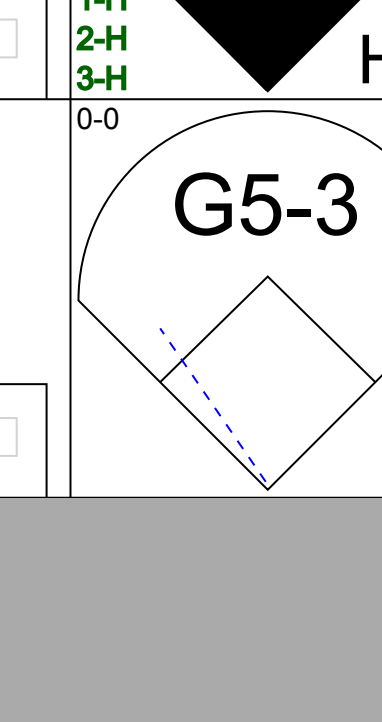

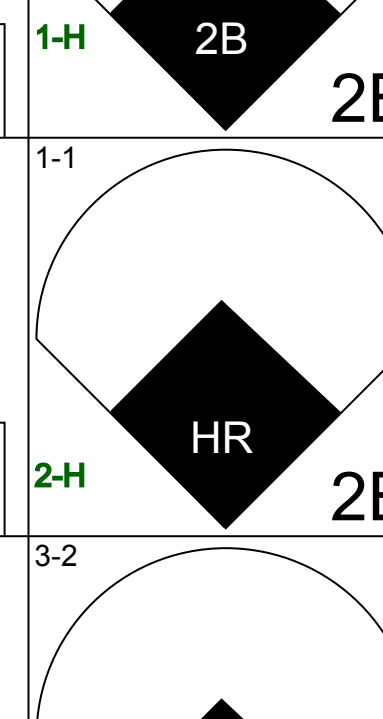


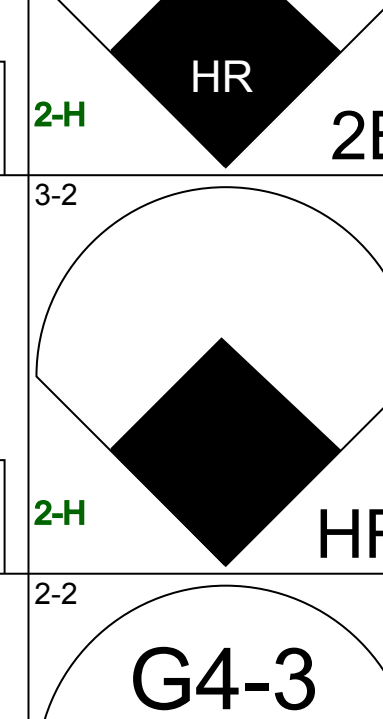


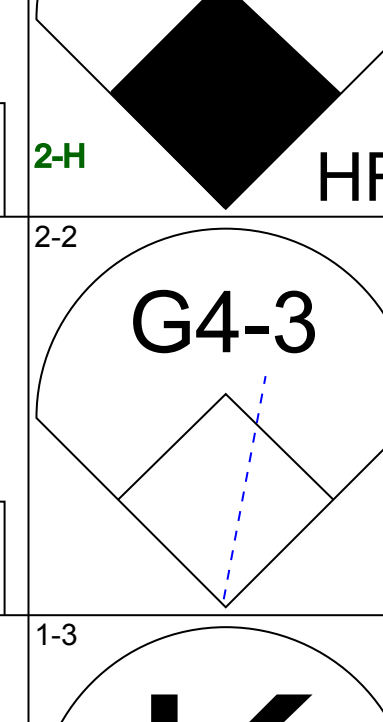
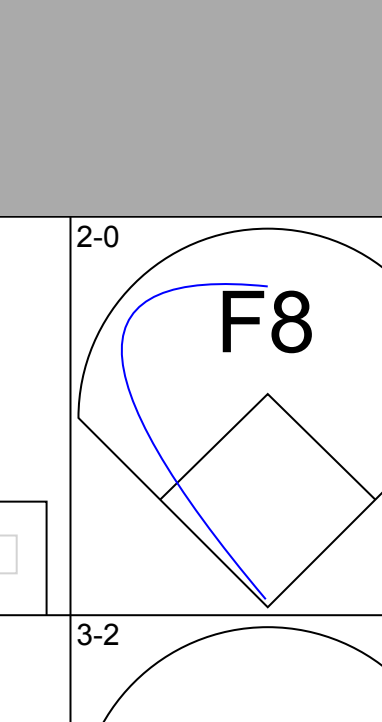

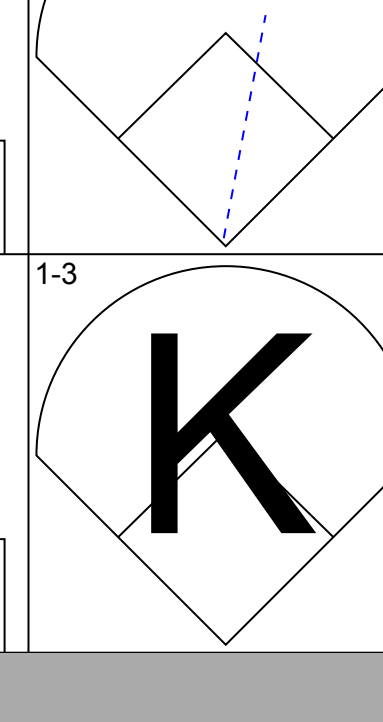
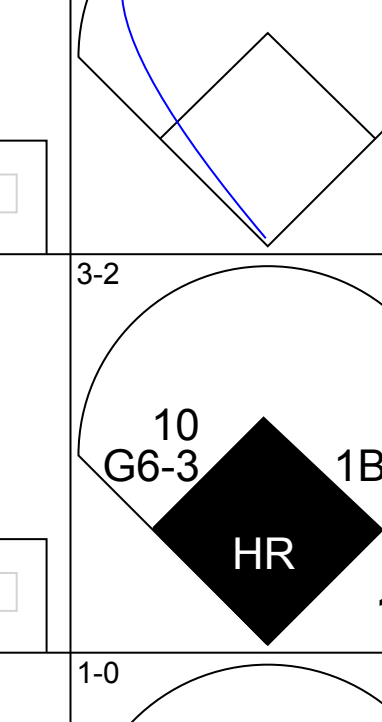
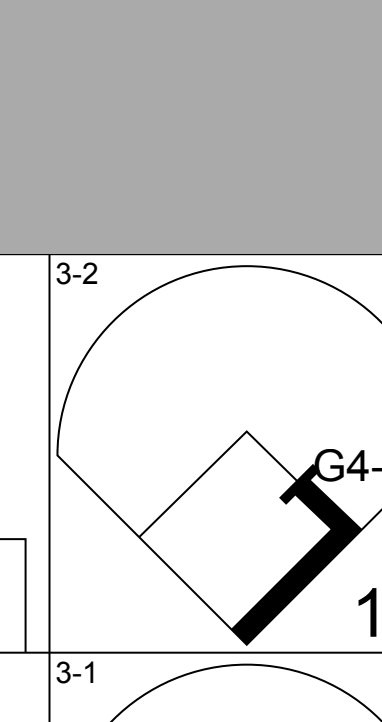


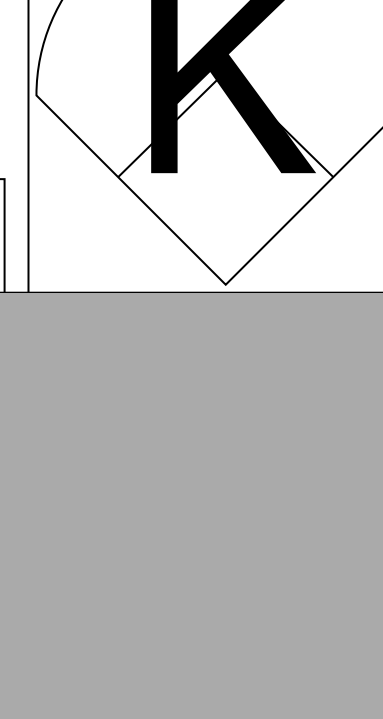
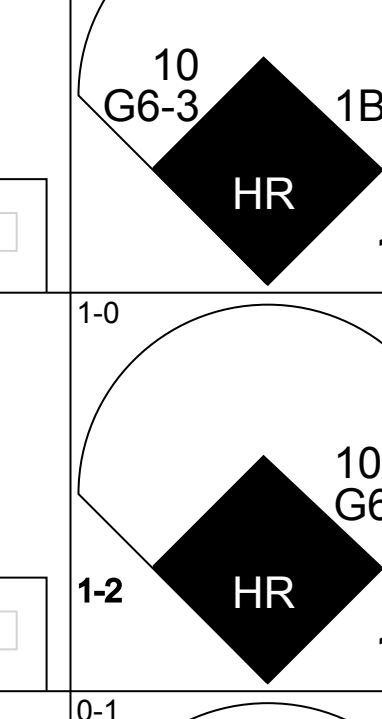
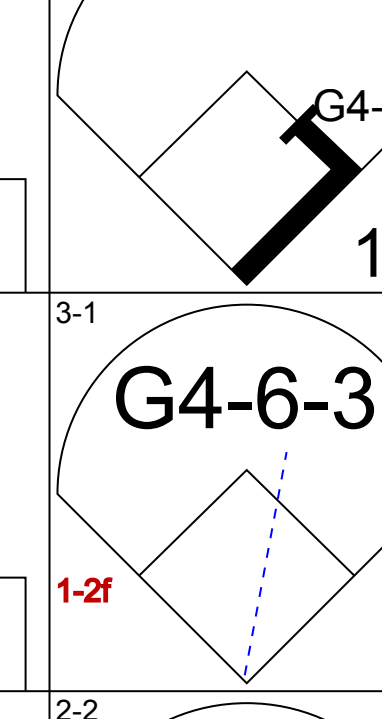



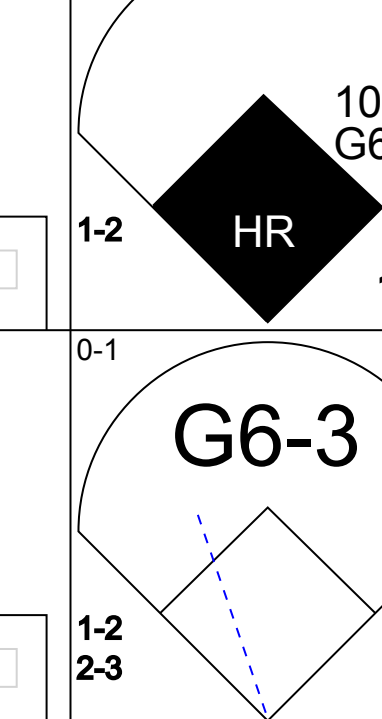
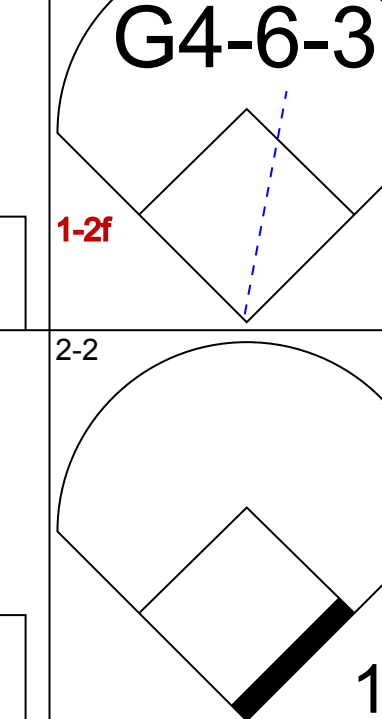
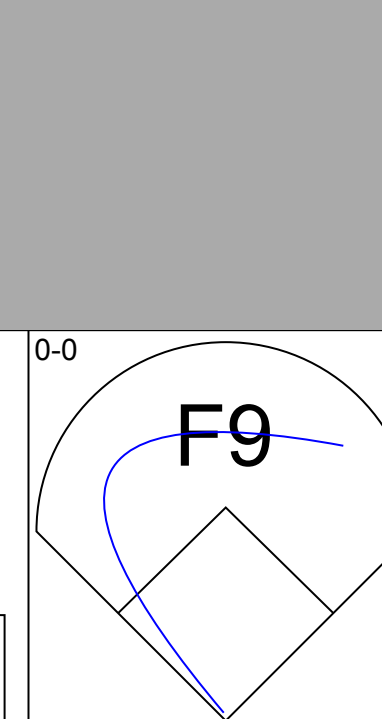

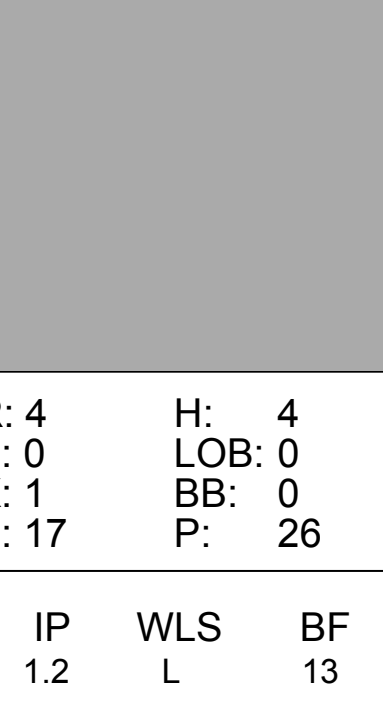
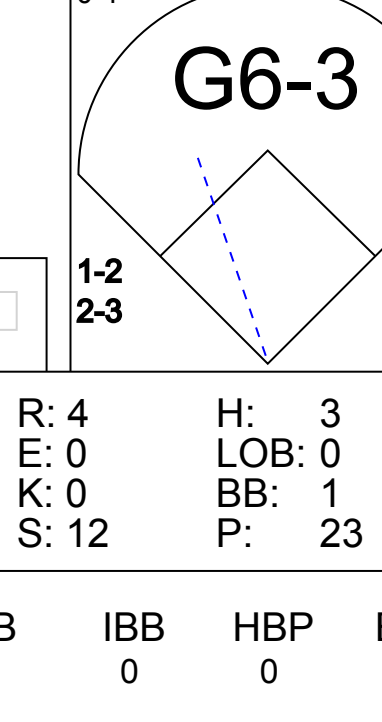
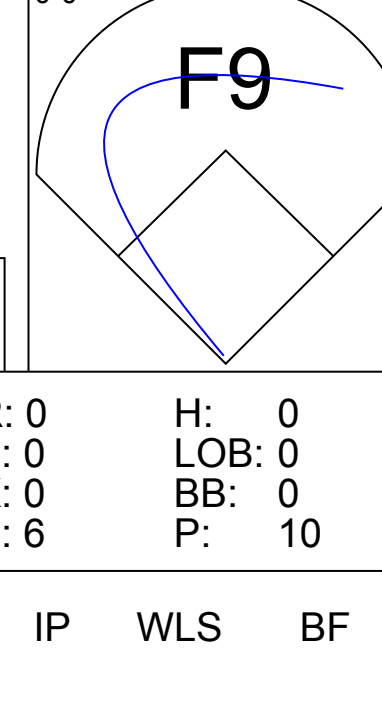

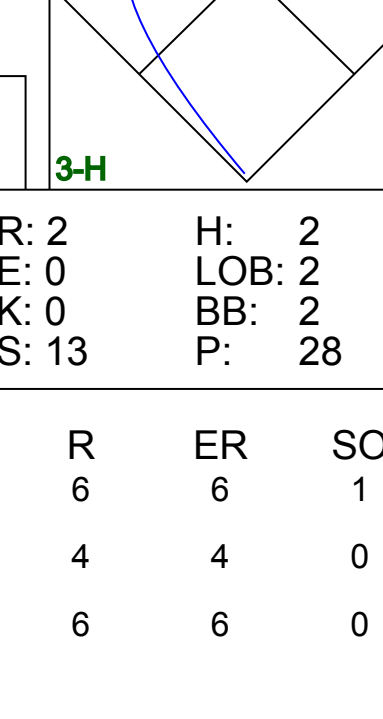
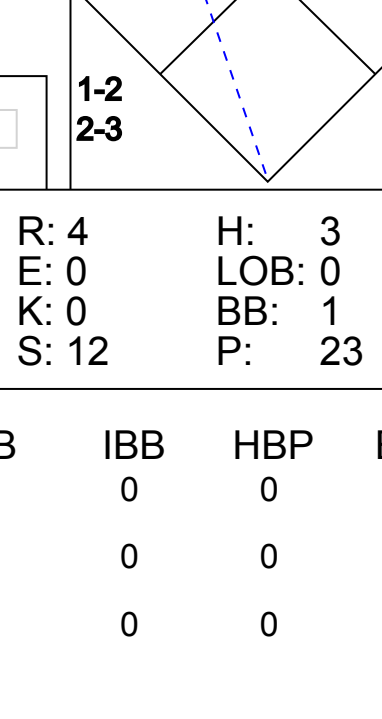
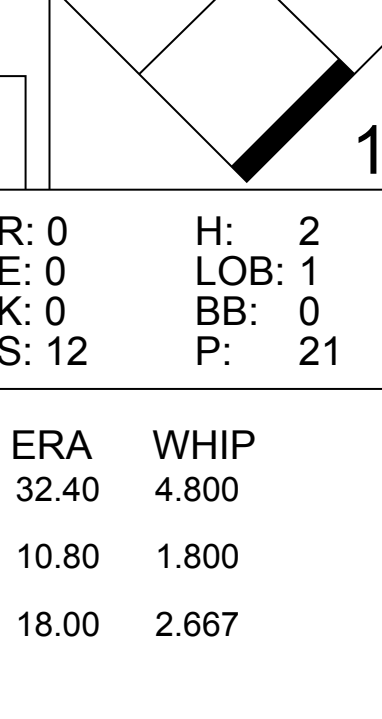
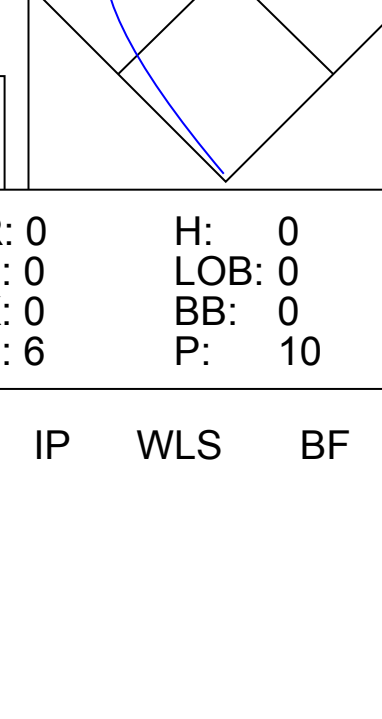

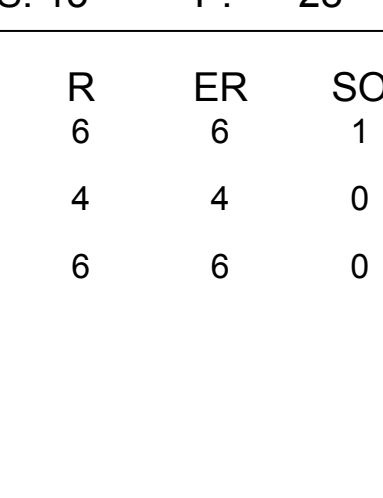
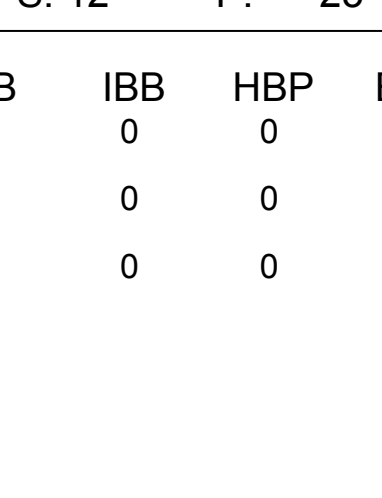
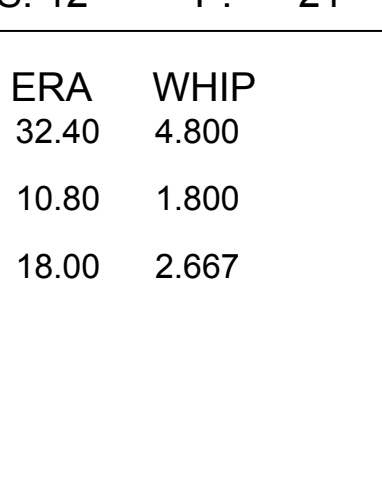


AB 34
R 7
H 12
RBI 7
BB 3
SO 6
LOB 12



Batter	1	2	3	4	5	6	7	8	9	AB	R	H	RBI	BB	SO	LOB	TOP					
Craig Biggio, R (1,4) OBP: 0.391, SLG: 0.462										3	1	1	1	0	1	0	Houston Astros @ Texas Rangers The Ballpark at Arlington, Arlington, TX Sat Jun 09 2001, 8:35 PM EDT Att: 49,603 - Sunny - 87 F					
Julio Lugo, R (6,6) OBP: 0.309, SLG: 0.421										4	1	1	0	1	0	1						
Jose Vizcaino, S (1,6) OBP: 0.329, SLG: 0.308										3	0	1	0	0	1	0						
5 Jeff Bagwell, R (1,3) OBP: 0.404, SLG: 0.530										2	0	0	0	0	0	3						
Orlando Merced, S (6,5) OBP: 0.313, SLG: 0.439										3	0	1	1	1	0	3						
17 Lance Berkman, S (1,7) OBP: 0.459, SLG: 0.633										3	1	3	1	2	0	0						
Moises Alou, R (1,10) OBP: 0.415, SLG: 0.602										4	0	1	0	0	0	6						
Richard Hidalgo, R (1,8) OBP: 0.387, SLG: 0.522										1	1	0	0	0	0	3						
Glen Barker, S (8, PR) OBP: 0.227, SLG: 0.111										2	0	0	1	1	1	0						
Daryle Ward, L (1,9) OBP: 0.340, SLG: 0.500										3	0	0	0	0	1	3						
Vinny Castilla, R (1,5) OBP: 0.274, SLG: 0.409										1	0	0	0	0	1	1						
Charlie Hayes, R (6, 3) OBP: 0.245, SLG: 0.188										4	0	0	0	0	3	4						
Brad Ausmus, R (1,2) OBP: 0.273, SLG: 0.294										4	0	0	0	0	3	4						
Inning Stats	R: 0 E: 0 K: 1 S: 7	H: 0 LOB: 0 BB: 0 P: 8	R: 0 E: 0 K: 2 S: 13	H: 2 LOB: 3 BB: 1 P: 27	R: 1 E: 0 K: 1 S: 15	H: 2 LOB: 2 BB: 1 P: 26	R: 0 E: 0 K: 2 S: 9	H: 0 LOB: 0 BB: 0 P: 13	R: 1 E: 0 K: 0 S: 11	H: 2 LOB: 2 BB: 1 P: 21	R: 0 E: 0 K: 1 S: 9	H: 0 LOB: 0 BB: 0 P: 10	R: 0 E: 0 K: 0 S: 6	H: 1 LOB: 1 BB: 0 P: 12	R: 2 E: 0 K: 1 S: 10	H: 2 LOB: 1 BB: 0 P: 18	R: 0 E: 0 K: 0 S: 9	H: 0 LOB: 3 BB: 3 P: 24	1B: 6 2B: 1 3B: 0 HR: 2	SF: 2 SAC: 0 DP: 0 HBP: 0	WP: 1 PB: 0 SB: 0 CS: 0	PA: 42
PITCHER	IP	WLS	BF	H	R	ER	SO	BB	IBB	HBP	BLK	WP	HR	S	P	ERA	WHIP					
Rick Helling, R (1, 1) ERA: 5.8	7.0	W	31	7	2	2	7	3	0	0	0	0	1	1	70	117	2.57	1.429				
J.D. Smart, R (8, 1) ERA: 5.59	1.0		5	2	2	2	1	0	0	0	0	1	1	10	18	18.00	2.000					
Juan Moreno, L (9, 1) ERA: 2.7	1.0		6	0	0	0	0	3	0	0	0	0	0	9	24	0.00	3.000					

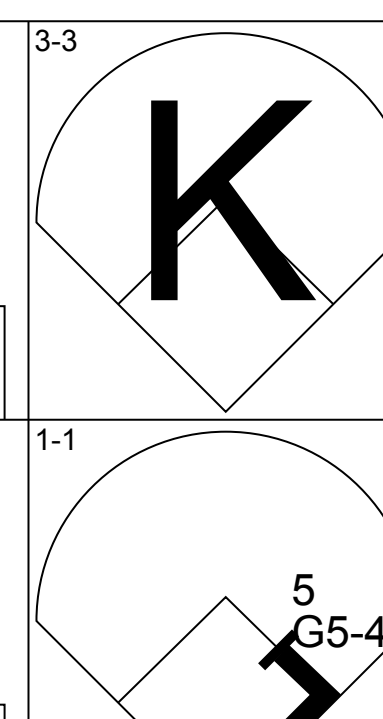
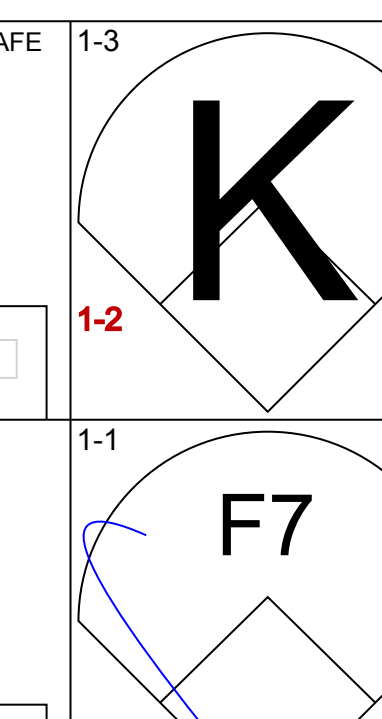
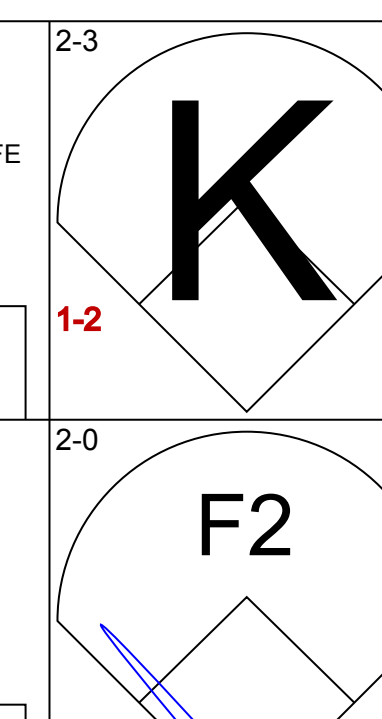
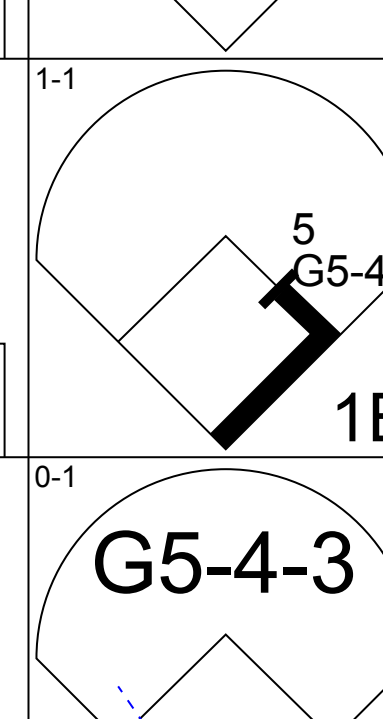
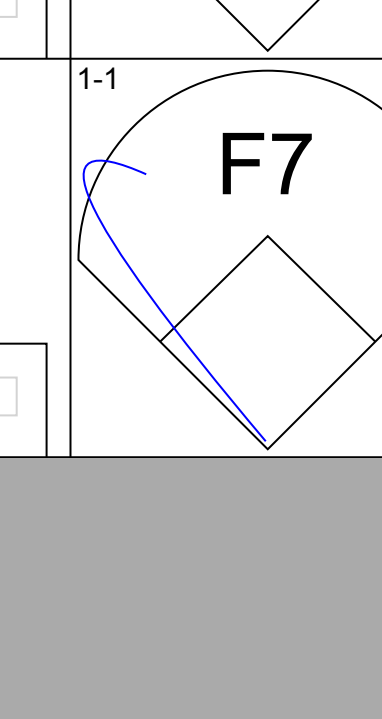
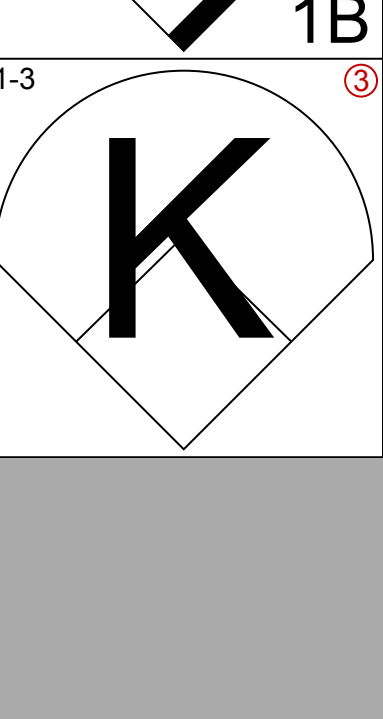
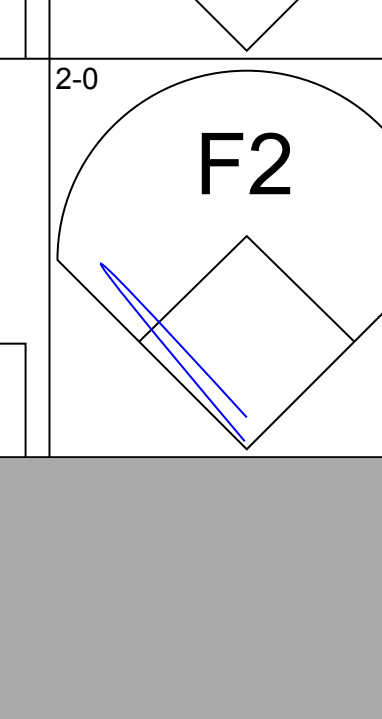
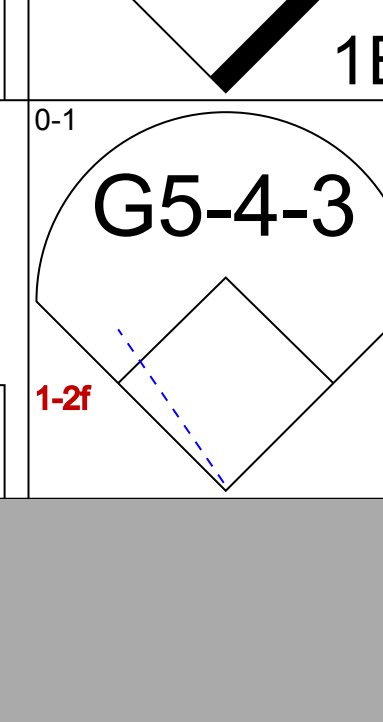
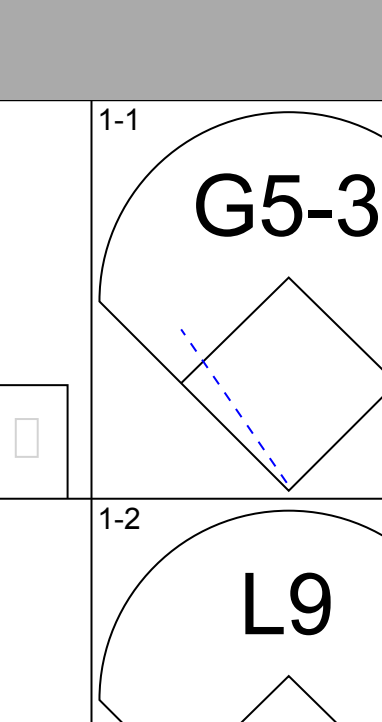
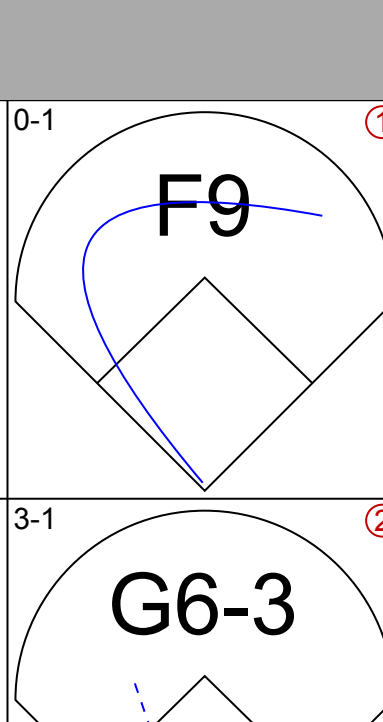
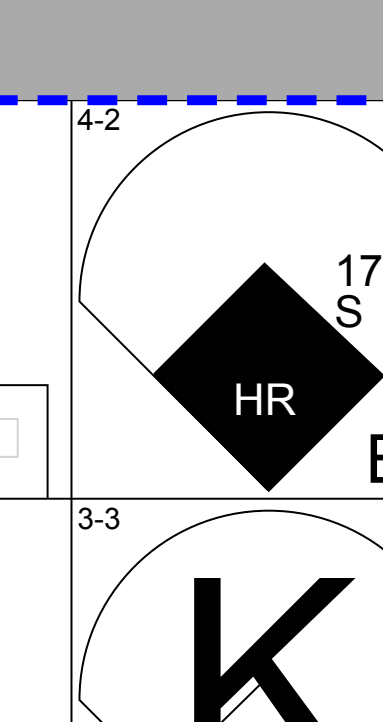
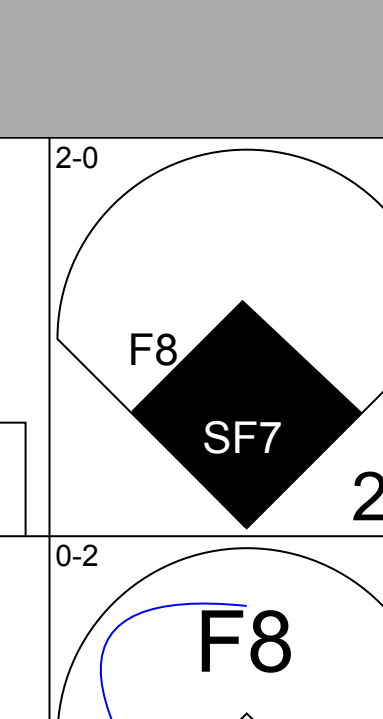
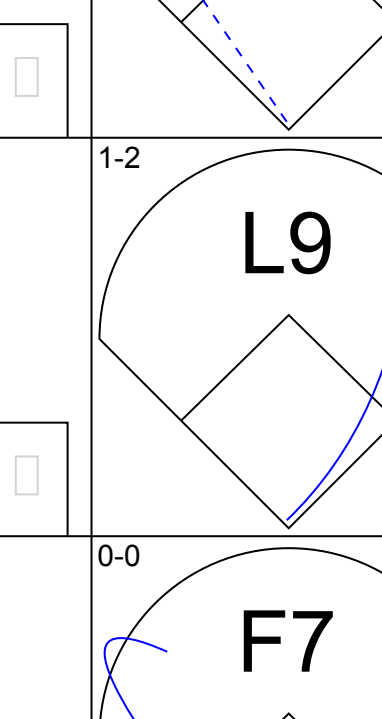
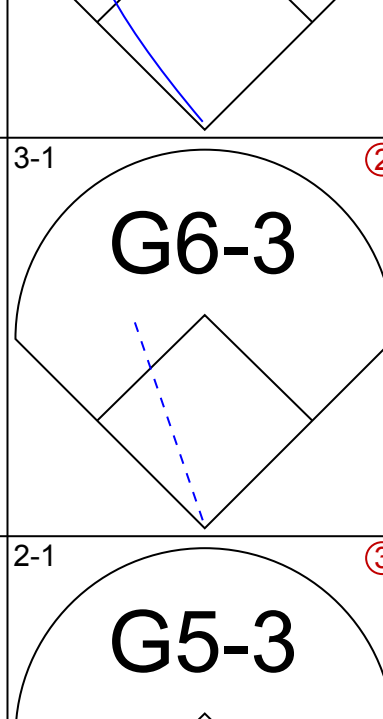
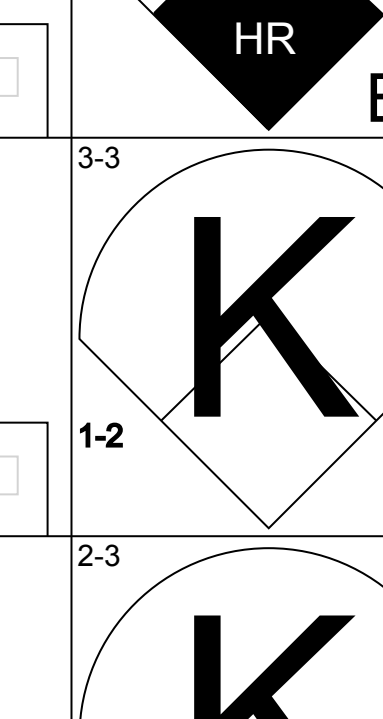
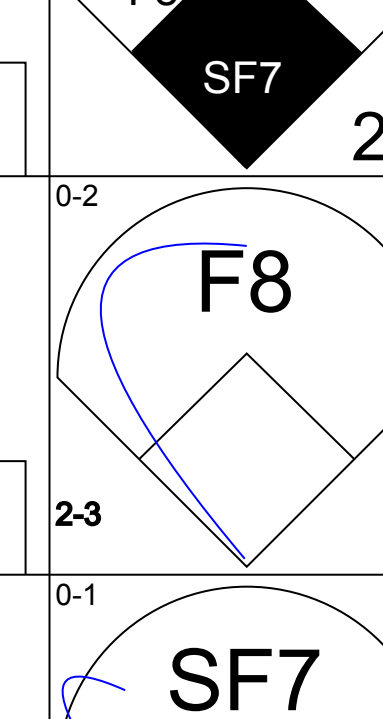
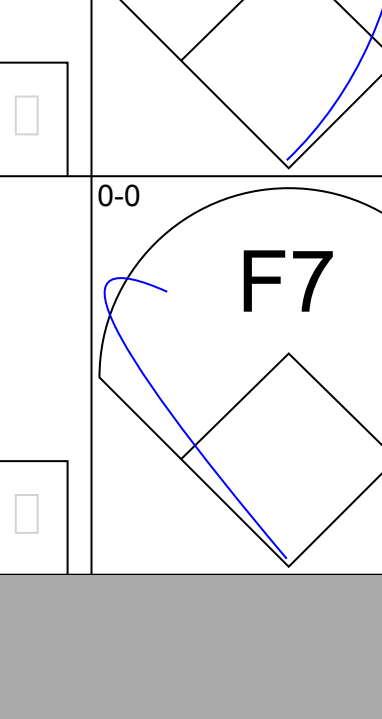
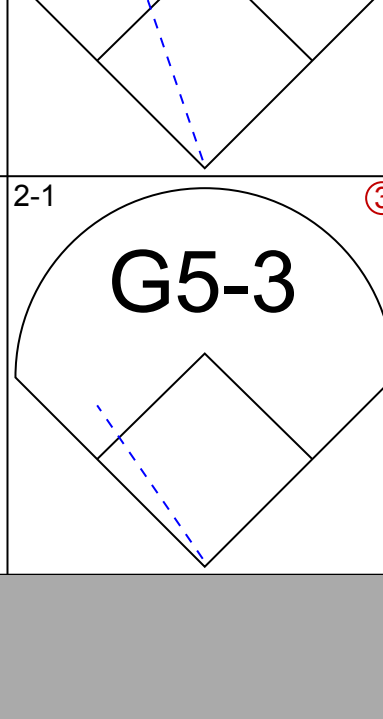
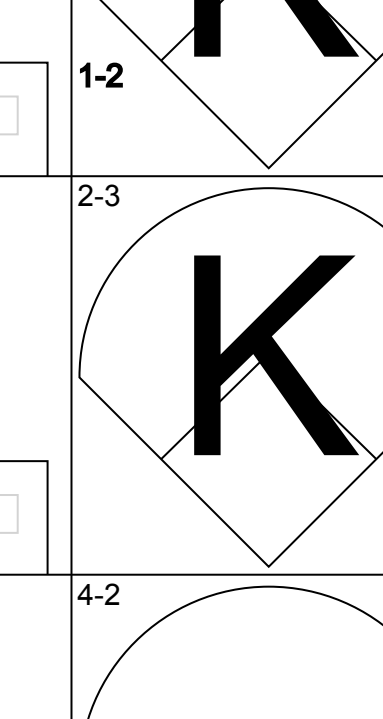
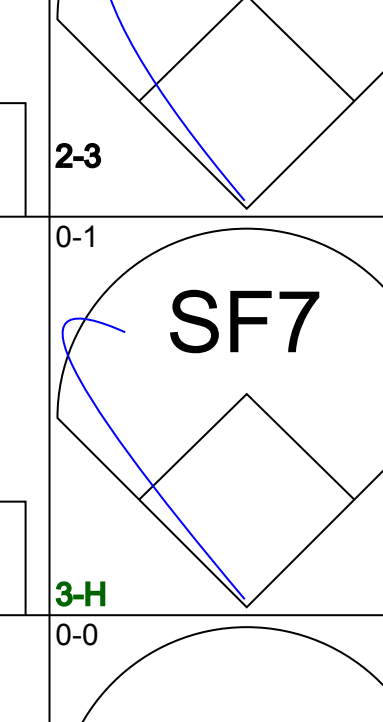
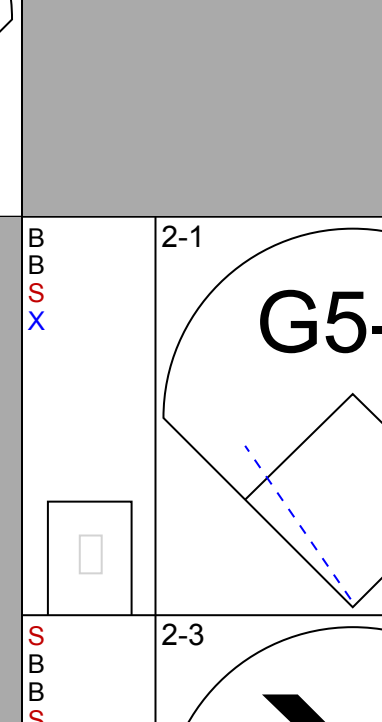
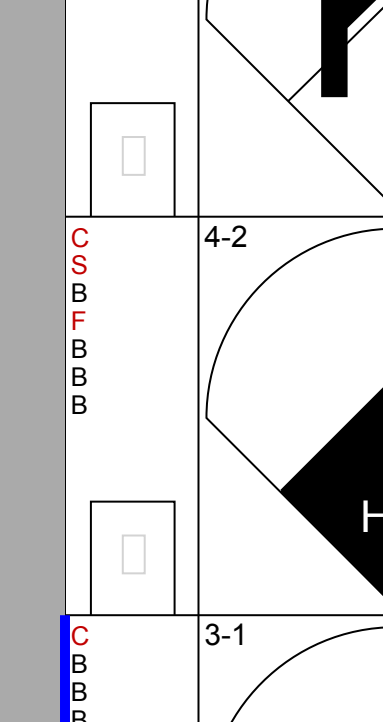
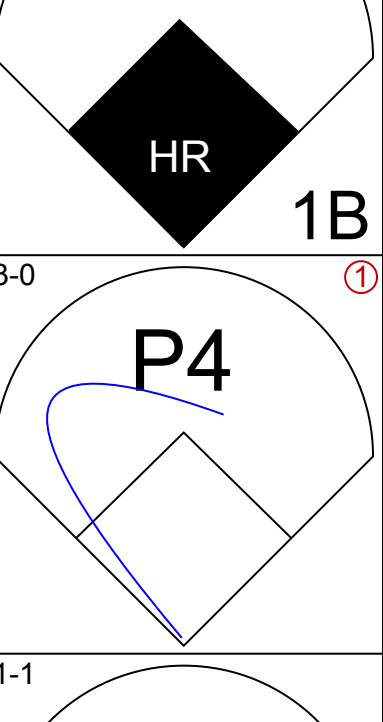
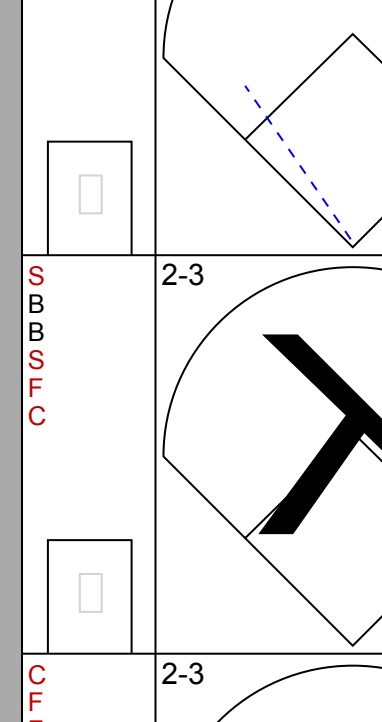
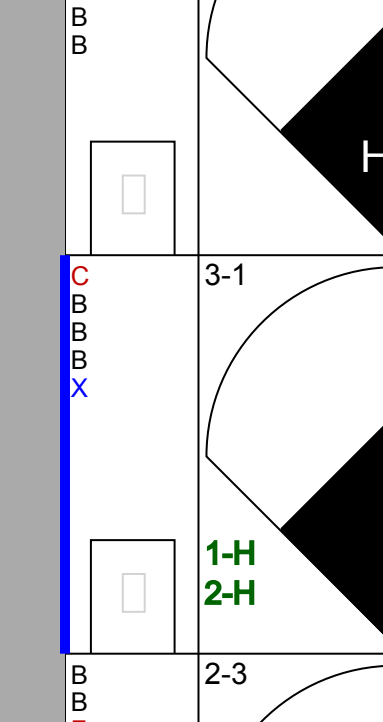
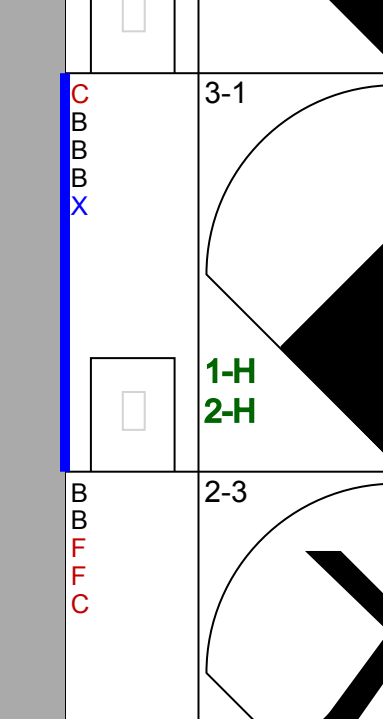
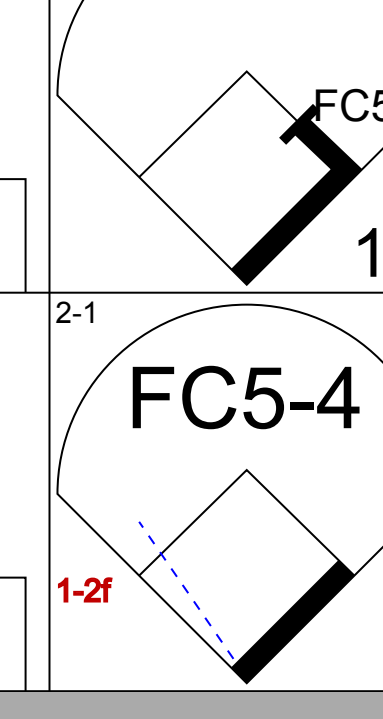
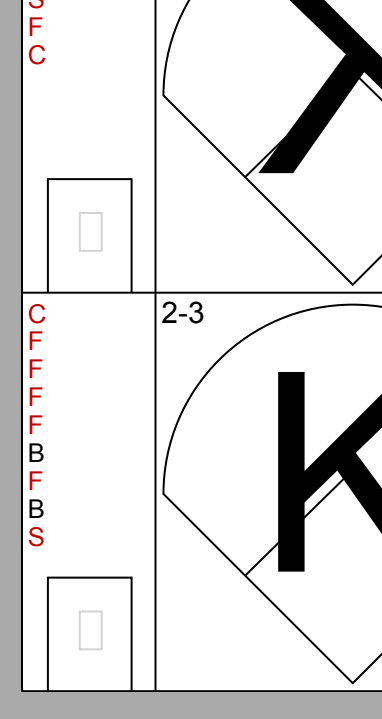
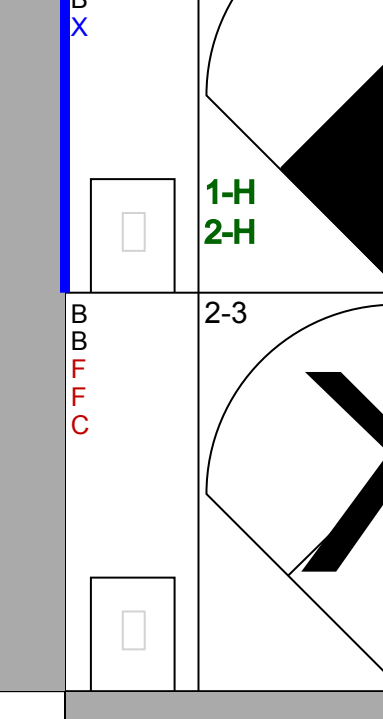
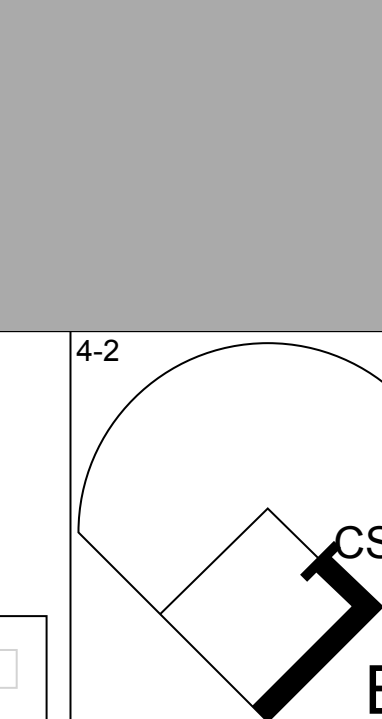
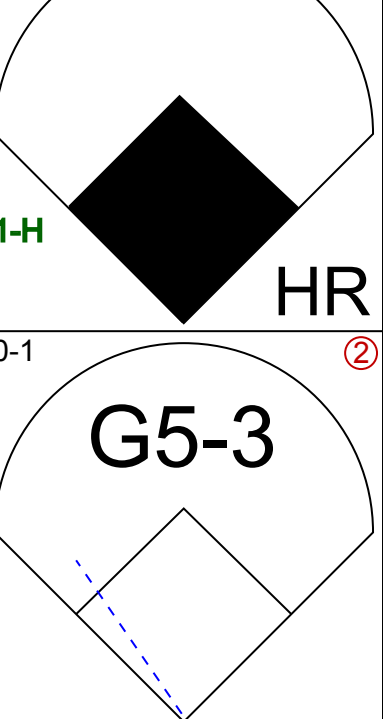
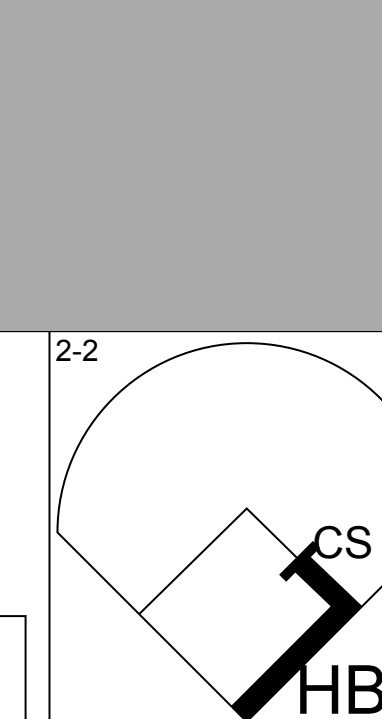
AB	34
R	4
H	9
RBI	4
BB	6
SO	8
LOB	24

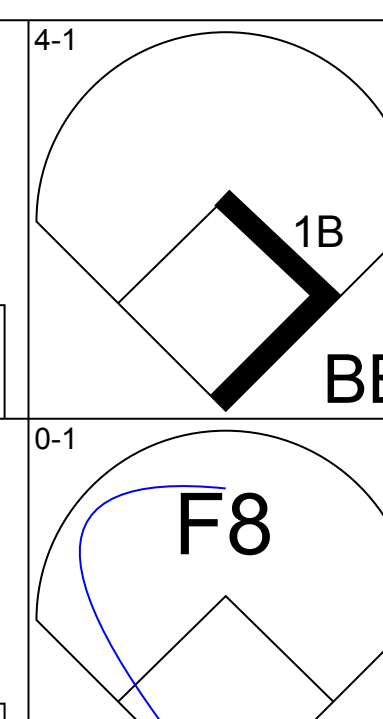
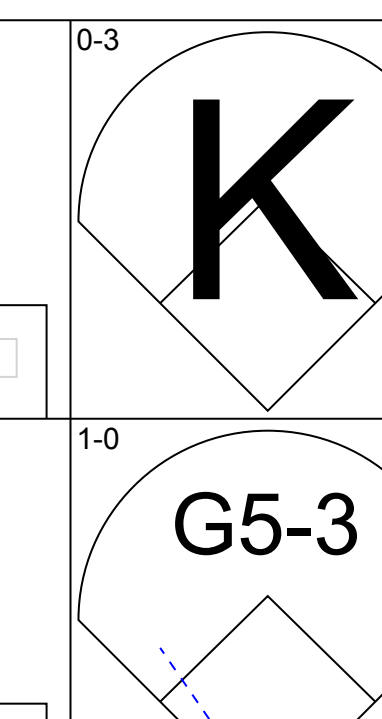
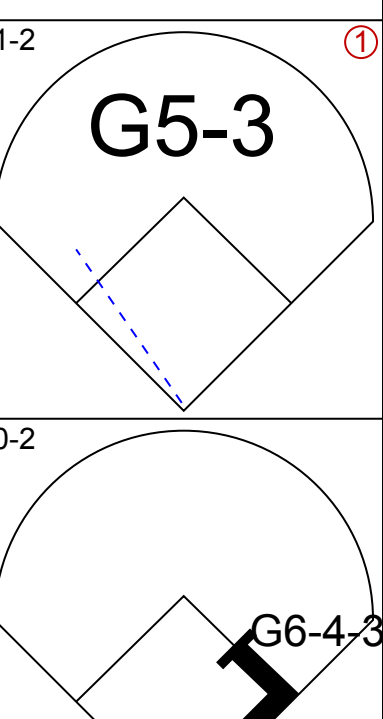
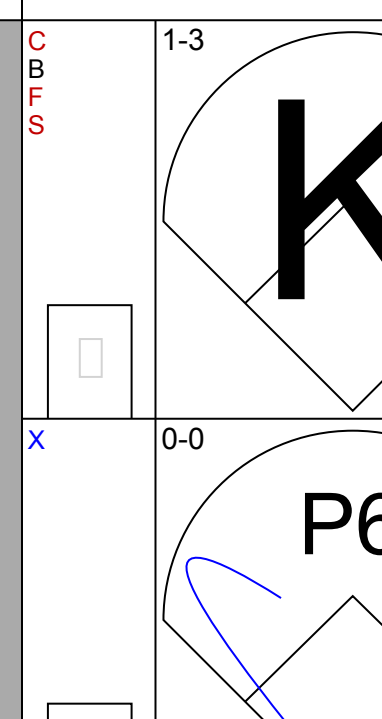
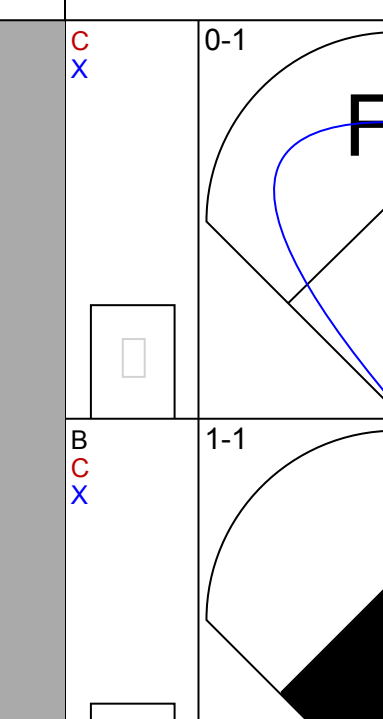
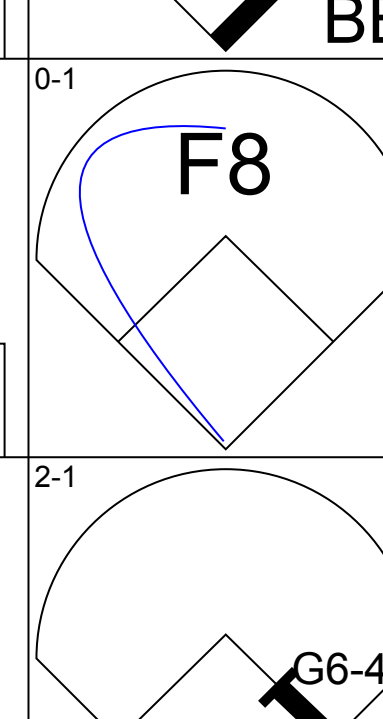
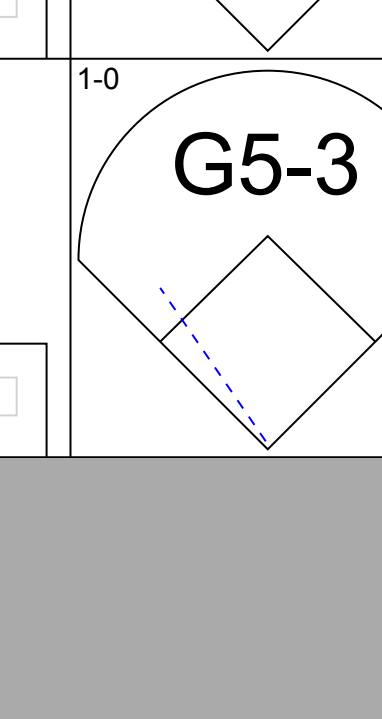
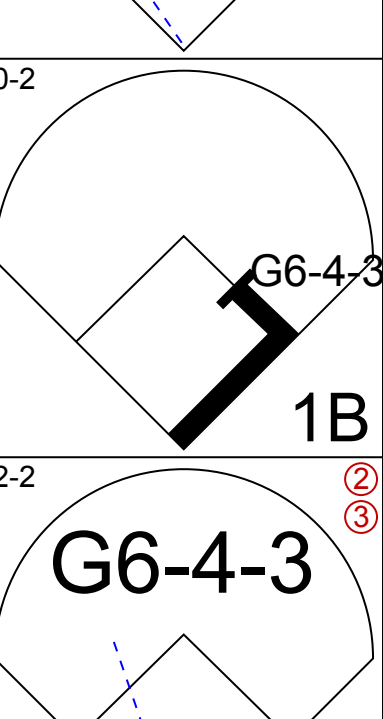
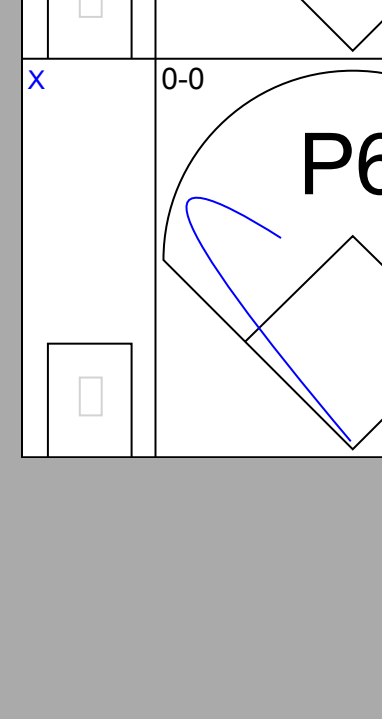
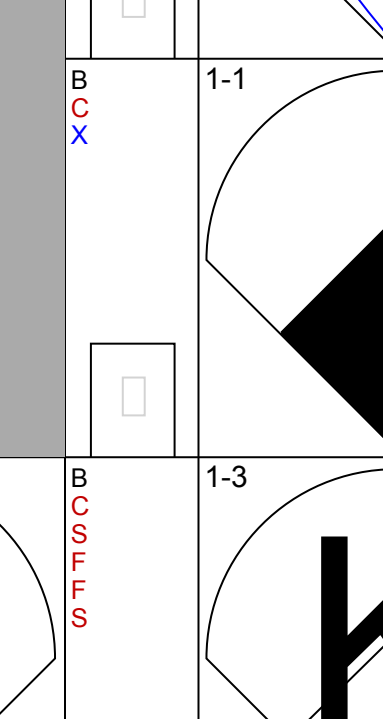
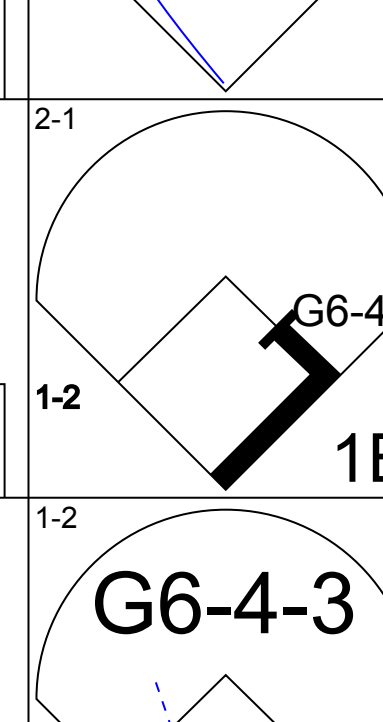
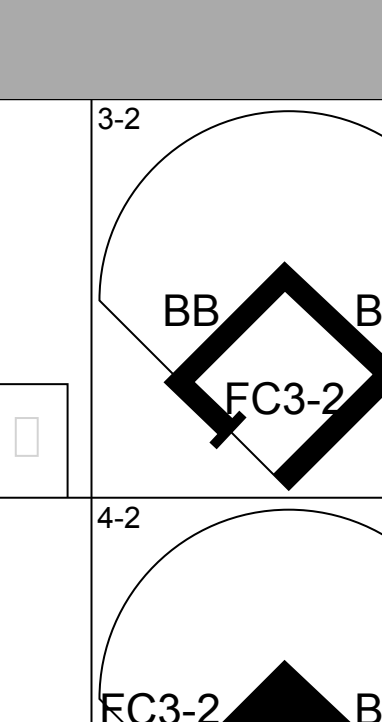
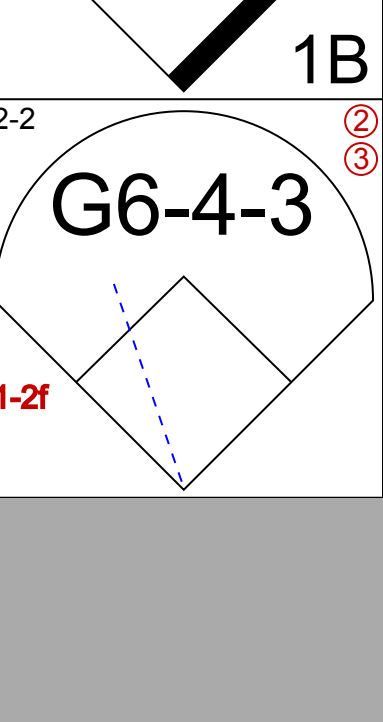
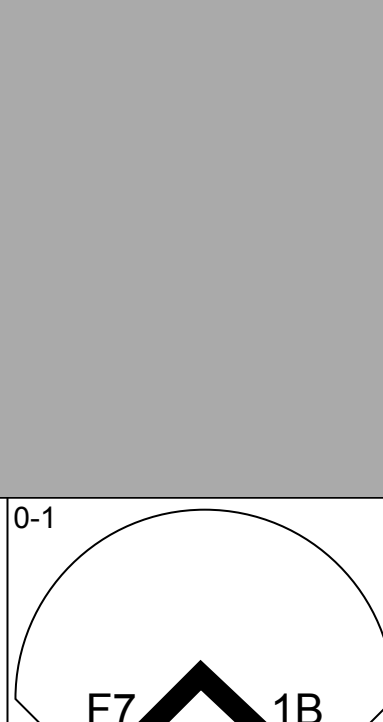
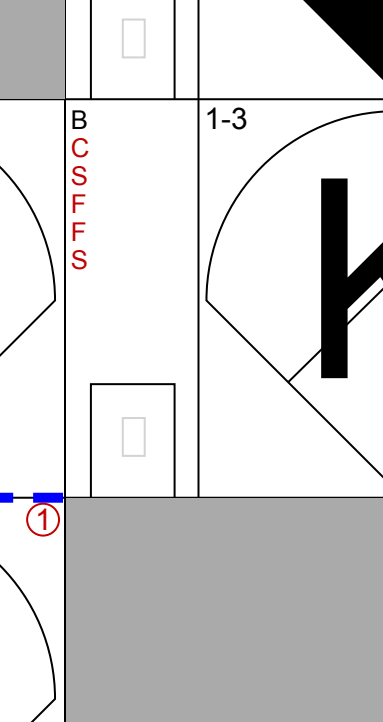
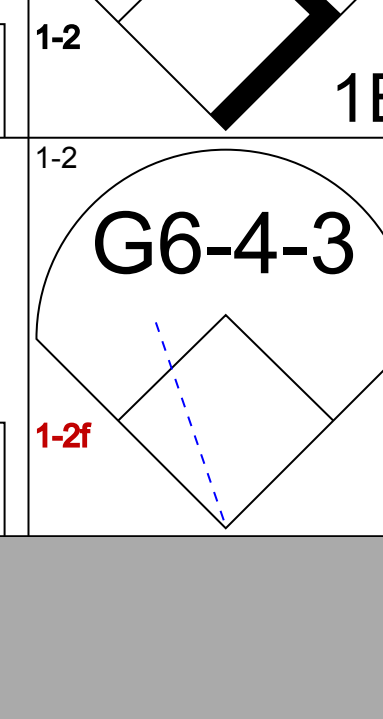
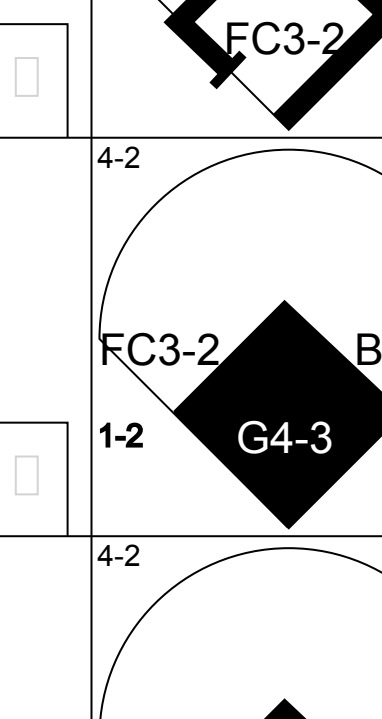

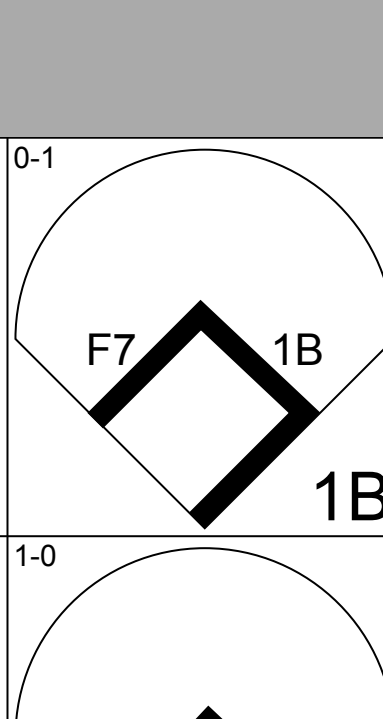
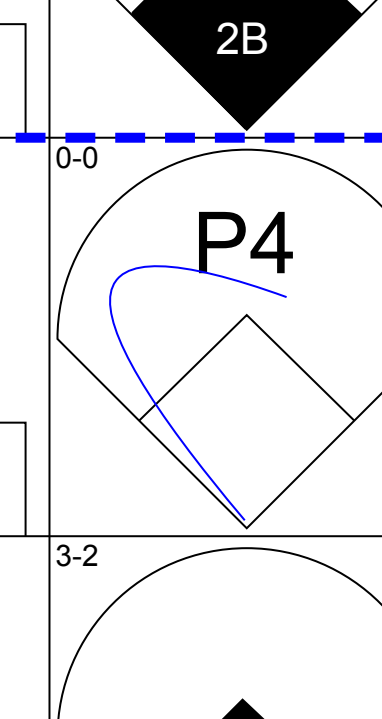
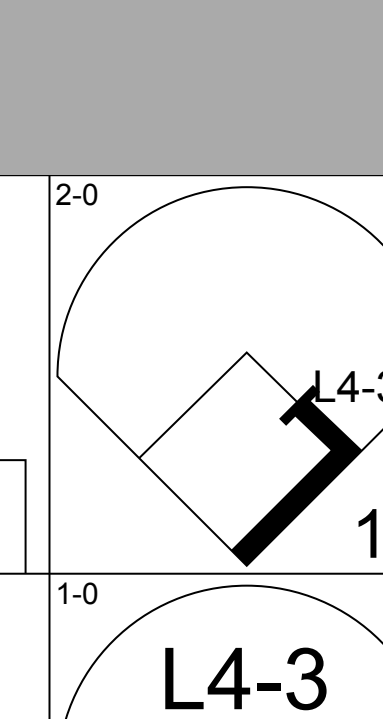
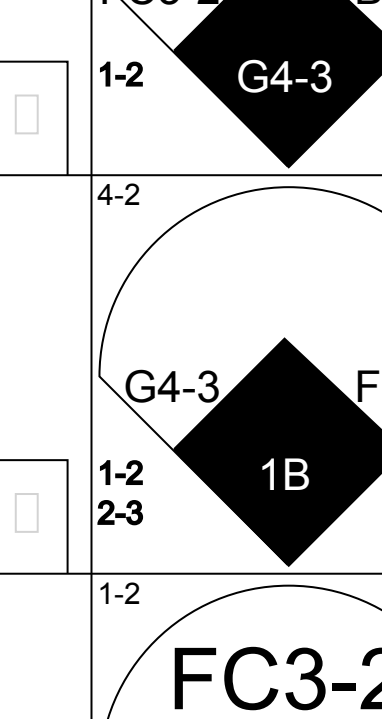

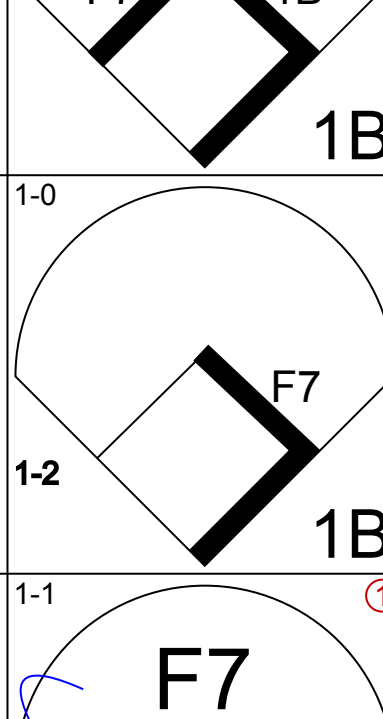
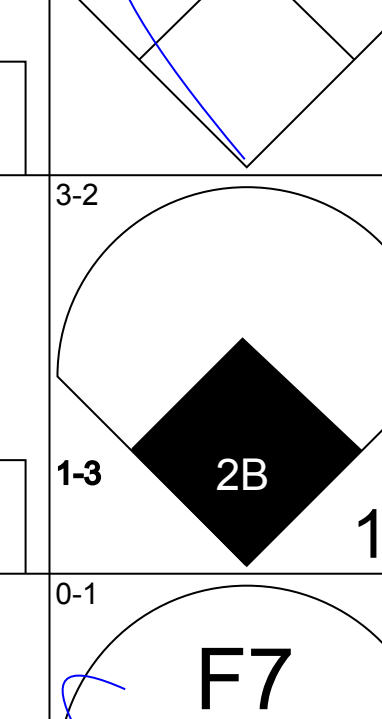
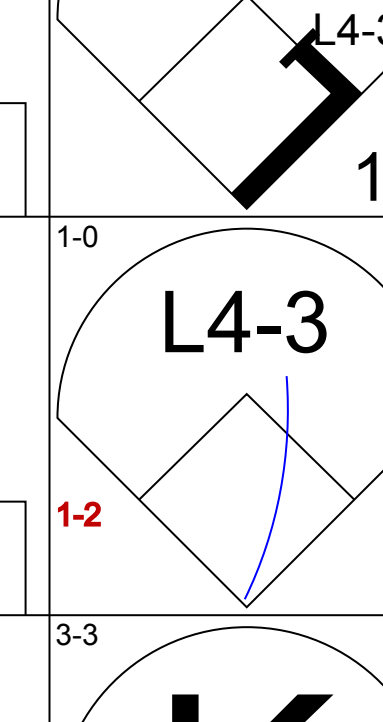
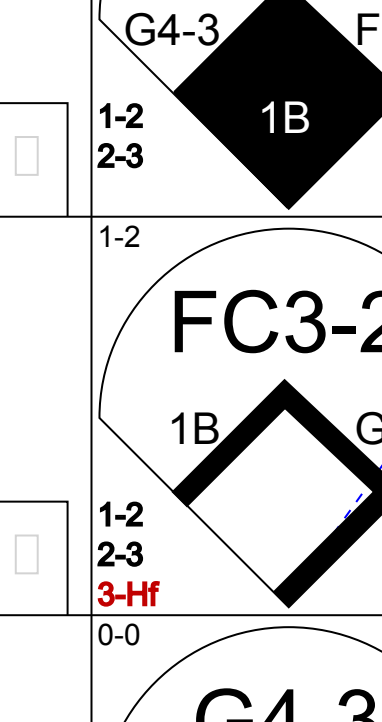

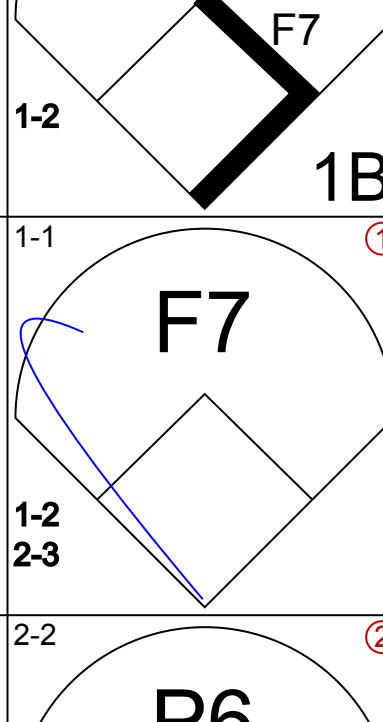
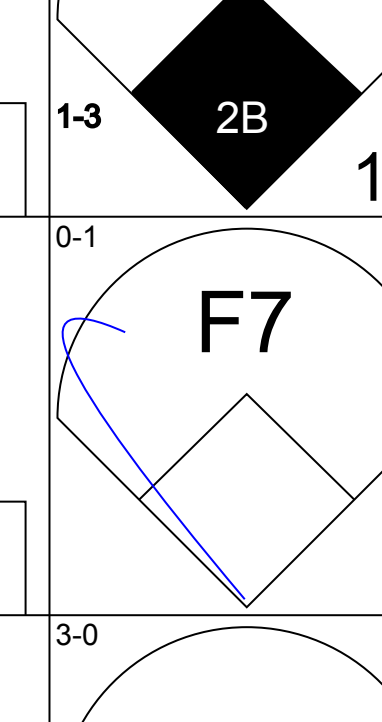
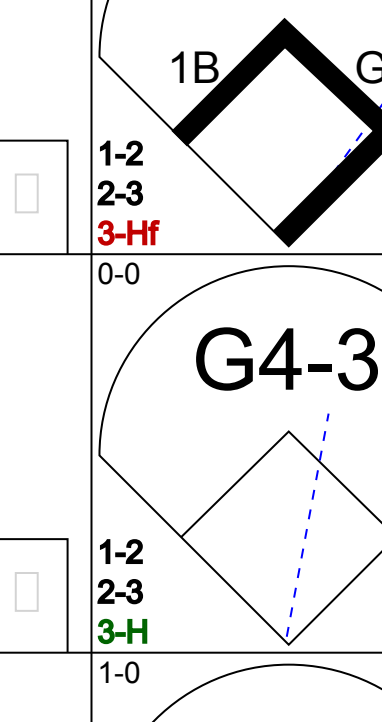
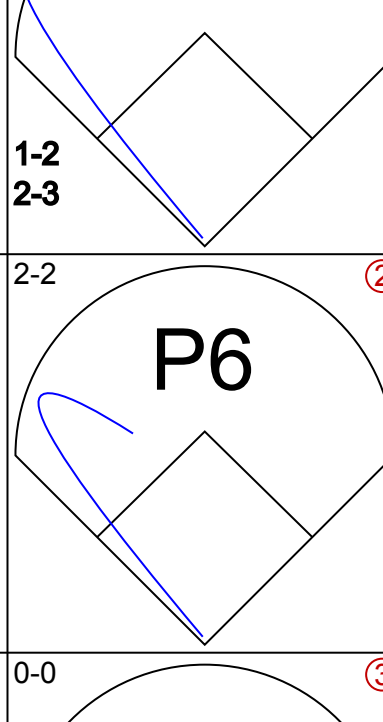
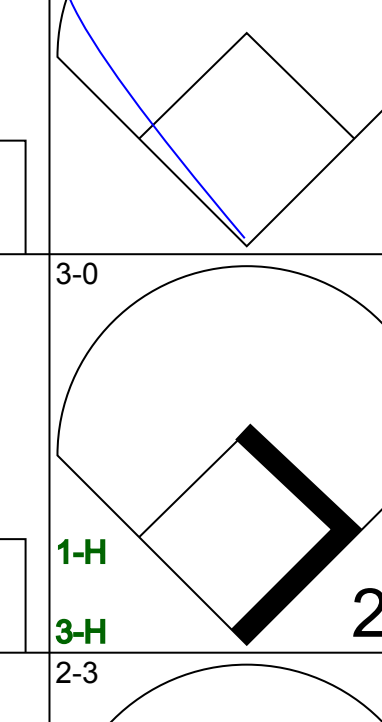
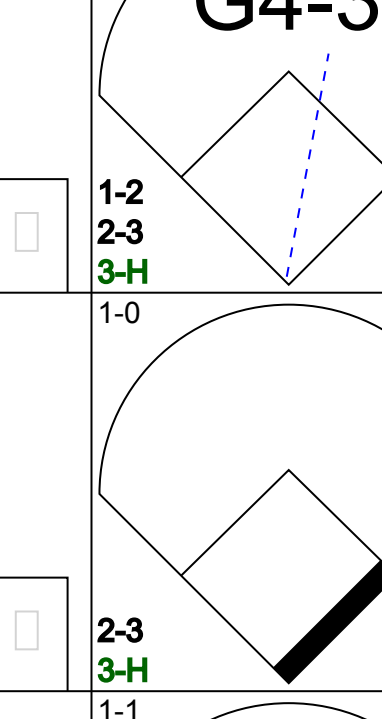
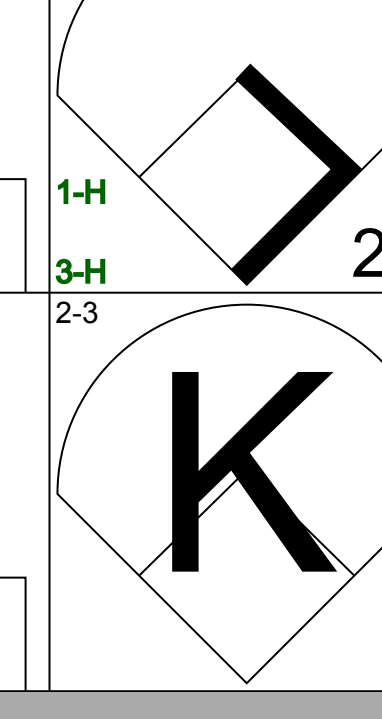
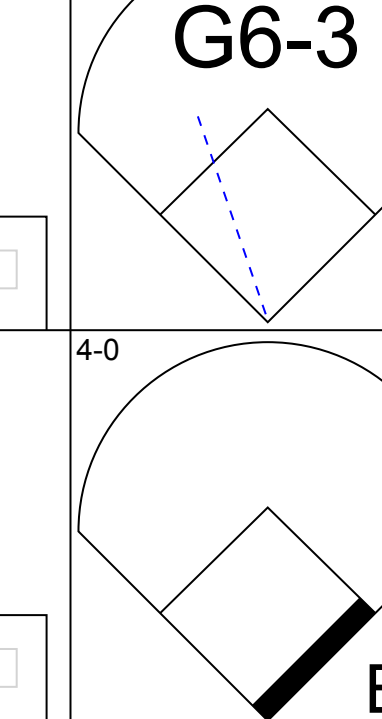

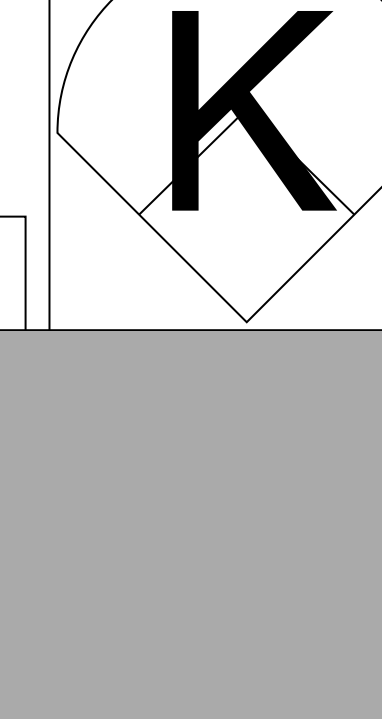
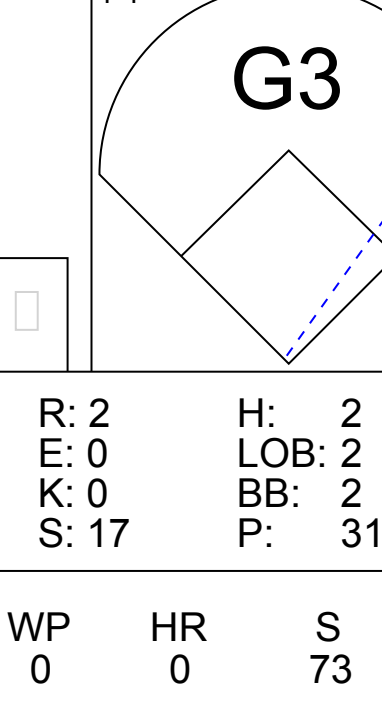
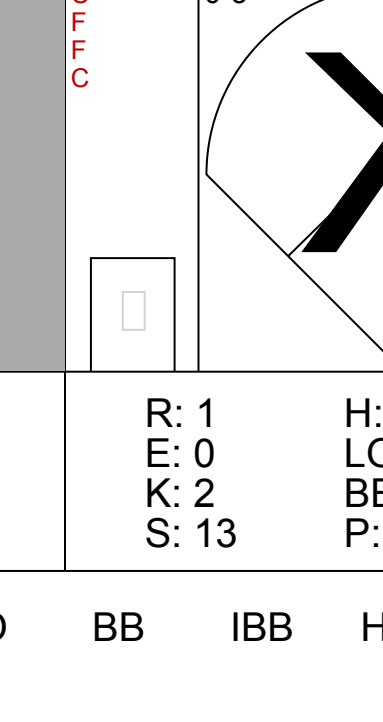


Batter	1	2	3	4	5	6	7	8	9	AB	R	H	RBI	BB	SO	LOB	BOTTOM				
29 Rusty Greer, L (1,7) OBP: 0.342, SLG: 0.454										4	2	1	0	1	0	1	Houston Astros @ Texas Rangers The Ballpark at Arlington, Arlington, TX Sat Jun 09 2001, 8:35 PM EDT Att: 49,603 - Sunny - 87 F				
Cliff Brumbaugh, R (9,7)										5	2	2	5	0	0	1					
Ivan Rodriguez, R (1,2) OBP: 0.326, SLG: 0.533										0	0	0	0	0	0	0					
Doug Mirabeli, R (8,2) OBP: 0.254, SLG: 0.265										3	2	2	1	1	0	0					
Alex Rodriguez, R (1,6) OBP: 0.427, SLG: 0.661										1	0	0	0	0	0	0					
Scott Sheldon, R (6, PH) OBP: 0.303, SLG: 0.406										3	2	2	1	2	0	0					
Rafael Palmeiro, L (1,3) OBP: 0.363, SLG: 0.516										5	2	1	2	0	0	5					
Gabe Kapler, R (1,8) OBP: 0.379, SLG: 0.541										4	1	1	2	1	0	0					
Ken Caminiti, S (1,5) OBP: 0.317, SLG: 0.442										5	2	4	2	0	1	0					
Frank Catalanotto, L (1,9) OBP: 0.370, SLG: 0.521										5	3	3	2	0	0	3					
Ruben Sierra, S (1,10) OBP: 0.375, SLG: 0.644										4	0	1	1	0	0	2					
10 Michael Young, R (1,4) OBP: 0.167, SLG: 0.182										1B: 8 2B: 3 3B: 1 HR: 5	SF: 1 SAC: 0 DP: 1 HBP: 0	WP: 0 PB: 0 SB: 0 CS: 0	PA: 45								
Inning Stats	R: 4 E: 0 K: 1 S: 17	H: 4 LOB: 0 BB: 0 P: 26	R: 2 E: 0 K: 0 S: 13	H: 2 LOB: 2 BB: 2 P: 28	R: 4 E: 0 K: 0 S: 12	H: 3 LOB: 0 BB: 1 P: 23	R: 0 E: 0 K: 0 S: 6	H: 0 LOB: 0 BB: 0 P: 11	R: 0 E: 0 K: 0 S: 12	H: 2 LOB: 1 BB: 0 P: 21	R: 2 E: 0 K: 0 S: 14	H: 2 LOB: 2 BB: 2 P: 26	R: 0 E: 0 K: 0 S: 6	H: 0 LOB: 0 BB: 0 P: 10	R: 4 E: 0 K: 0 S: 18	H: 4 LOB: 0 BB: 0 P: 26	1B: 8 2B: 3 3B: 1 HR: 5	SF: 1 SAC: 0 DP: 1 HBP: 0	WP: 0 PB: 0 SB: 0 CS: 0	PA: 45	
PITCHER	IP	WLS	BF	H	R	ER	SO	BB	IBB	HBP	BLK	WP	HR	S	P	ERA	WHIP				
Kent Bollenfield, R (1, 1) ERA: 6.4	1.2	L	13	6	6	6	1	2	0	0	0	0	2	28	52	32.40	4.800				
Jose Lima, R (2, 1) ERA: 7.24	3.1		15	5	4	4	0	1	0	0	0	0	1	32	57	10.80	1.800				
Joe Slusarski, R (6, 1) ERA: 11.12	3.0		17	6	6	6	0	2	0	0	0	0	2	38	62	18.00	2.667				

AB	39
R	16
H	17
RBI	16
BB	5
SO	1
LOB	12



Batter	1	2	3	4	5	6	7	8	9	AB	R	H	RBI	BB	SO	LOB	TOP					
Craig Biggio, R OBP: 0.389, SLG: 0.459 (1, 4)										4	0	1	0	0	3	2	Houston Astros @ Texas Rangers The Ballpark at Arlington, Arlington, TX Sun Jun 10 2001, 8:05 PM EDT Att: 41,936 - Cloudy - 90 F					
Julio Lugo, R OBP: 0.306, SLG: 0.417 (1, 6)										4	0	1	0	0	1	1						
5 Jeff Bagwell, R OBP: 0.401, SLG: 0.523 (1, 3)										3	1	0	0	1	0	1						
17 Lance Berkman, S OBP: 0.456, SLG: 0.630 (1, 7)										4	1	1	0	0	1	1						
Moises Alou, R OBP: 0.406, SLG: 0.589 (1, 10)										4	0	0	0	0	1	2						
Richard Hidalgo, R OBP: 0.369, SLG: 0.522 (1, 9)										2	2	1	1	1	0	0						
Vinny Castilla, R OBP: 0.275, SLG: 0.408 (9, PH)										3	0	1	0	0	1	1						
Orlando Merced, S OBP: 0.327, SLG: 0.524 (9, 5)										1	1	1	3	0	0	0						
Jose Vizcaino, S OBP: 0.329, SLG: 0.308 (9, 5)										0	0	0	0	0	0	0						
Tony Eusebio, R OBP: 0.281, SLG: 0.390 (1, 2)										4	1	1	2	0	2	1						
Glen Barker, S OBP: 0.280, SLG: 0.105 (1, 8)										1	0	0	0	1	0	0						
Inning Stats	R: 0 E: 0 K: 1 S: 8	H: 1 LOB: 0 BB: 0 P: 12	R: 1 E: 0 K: 0 S: 9	H: 2 LOB: 1 BB: 0 P: 13	R: 0 E: 0 K: 1 S: 8	H: 0 LOB: 0 BB: 1 P: 14	R: 0 E: 0 K: 0 S: 6	H: 0 LOB: 0 BB: 0 P: 8	R: 2 E: 0 K: 1 S: 12	H: 3 LOB: 1 BB: 0 P: 17	R: 0 E: 0 K: 0 S: 6	H: 0 LOB: 0 BB: 0 P: 11	R: 0 E: 0 K: 2 S: 13	H: 0 LOB: 0 BB: 0 P: 19	R: 0 E: 0 K: 1 S: 6	H: 0 LOB: 0 BB: 0 P: 12	R: 3 E: 0 K: 3 S: 21	H: 1 LOB: 0 BB: 2 P: 39	1B: 4 2B: 1 3B: 0 HR: 2	SF: 1 SAC: 0 DP: 1 HBP: 1	WP: 0 PB: 0 SB: 1 CS: 2	PA: 35
PITCHER	IP	WLS	BF	H	R	ER	SO	BB	IBB	HBP	BLK	WP	HR	S	P	ERA	WHIP					
Doug Davis, L ERA: 5.96 (1, 1)	8.0		29	6	3	3	6	1	0	1	0	0	1	68	106	3.38	0.875					
59 Jeff Zimmerman, R ERA: 3.92 (9, 1)	1.0	L	6	1	3	3	3	2	0	0	0	0	1	21	39	27.00	3.000					

Batter	1	2	3	4	5	6	7	8	9	AB	R	H	RBI	BB	SO	LOB	BOTTOM					
29 Rusty Greer, L OBP: 0.339, SLG: 0.447 (1, 7)										4	0	0	0	1	2	1	Houston Astros @ Texas Rangers The Ballpark at Arlington, Arlington, TX Sun Jun 10 2001, 8:05 PM EDT Att: 41,936 - Cloudy - 90 F					
Ivan Rodriguez, R OBP: 0.330, SLG: 0.546 (1, 2)										5	1	2	1	0	0	2						
Alex Rodriguez, R OBP: 0.427, SLG: 0.655 (1, 6)										5	1	2	0	0	1	1						
Rafael Palmeiro, L OBP: 0.365, SLG: 0.514 (1, 10)										3	1	1	0	1	0	3						
Gabe Kapler, R OBP: 0.393, SLG: 0.550 (1, 8)										3	2	3	0	1	0	0						
Ken Caminiti, S OBP: 0.311, SLG: 0.432 (1, 5)										4	0	0	0	0	0	8						
Ruben Sierra, S OBP: 0.365, SLG: 0.633 (9, 9)										4	0	1	3	0	1	4						
Bo Porter, R OBP: 0.289, SLG: 0.333 (9, 9)										0	0	0	0	0	0	0						
Andres Galarraga, R OBP: 0.305, SLG: 0.401 (1, 3)										4	0	1	1	0	1	3						
Frank Catalanotto, L OBP: 0.366, SLG: 0.508 (1, 4)										3	0	0	0	1	2	2						
Inning Stats	R: 0 E: 0 K: 0 S: 9	H: 1 LOB: 1 BB: 1 P: 16	R: 0 E: 0 K: 1 S: 5	H: 1 LOB: 0 BB: 0 P: 11	R: 0 E: 0 K: 1 S: 9	H: 0 LOB: 1 BB: 1 P: 15	R: 2 E: 0 K: 0 S: 17	H: 2 LOB: 2 BB: 2 P: 31	R: 0 E: 0 K: 0 S: 10	H: 1 LOB: 0 BB: 0 P: 13	R: 0 E: 0 K: 2 S: 8	H: 2 LOB: 2 BB: 0 P: 14	R: 0 E: 0 K: 1 S: 17	H: 0 LOB: 0 BB: 0 P: 10	R: 2 E: 1 K: 1 S: 17	H: 2 LOB: 1 BB: 0 P: 27	R: 1 E: 0 K: 2 S: 13	H: 1 LOB: 0 BB: 0 P: 15	1B: 8 2B: 2 3B: 0 HR: 1	SF: 0 SAC: 0 DP: 3 HBP: 0	WP: 0 PB: 0 SB: 0 CS: 0	PA: 39
PITCHER	IP	WLS	BF	H	R	ER	SO	BB	IBB	HBP	BLK	WP	HR	S	P	ERA	WHIP					
Wade Miller, R ERA: 3.81 (1, 1)	7.0		30	7	3	3	4	4	0	0	0	0	0	73	117	3.86	1.571					
Jay Powell, R ERA: 3.9 (8, 1)	1.0	W	5	2	1	0	1	0	0	0	0	0	0	12	20	0.00	2.000					
Michael Jackson, R ERA: 3.21 (9, 1)	1.0	S	4	1	1	1	2	0	0	0	0	0	1	13	15	9.00	1.000					

Batter	1	2	3	4	5	6	7	8	9	AB	R	H	RBI	BB	SO	LOB	TOP									
29 Rusty Greer, L OBP: 0.342, SLG: 0.453 Ruben Sierra, S OBP: 0.375, SLG: 0.654										1	1	1	0	0	0	0										
Ivan Rodriguez, R OBP: 0.327, SLG: 0.553										5	1	1	2	0	2	3										
Alex Rodriguez, R OBP: 0.423, SLG: 0.646										5	0	1	1	0	0	0										
Rafael Palmeiro, L OBP: 0.369, SLG: 0.542										5	2	3	2	0	0	1										
Ken Caminiti, S OBP: 0.303, SLG: 0.420										5	0	0	0	0	2	1										
Frank Catalanotto, L OBP: 0.368, SLG: 0.504										5	1	2	0	0	1	1										
Bo Porter, R OBP: 0.326, SLG: 0.400										4	3	2	0	1	0	2										
10 Michael Young, R OBP: 0.212, SLG: 0.277										3	2	2	2	0	1	1										
Darren Oliver, R OBP: 0.333, SLG: 0.667 Pat Mahomes, R OBP: 1.000, SLG: 1.000 Mike Venafro, L OBP: 0.212, SLG: 0.277										3	0	1	0	0	1	4										
Inning Stats	R: 2 E: 0 K: 1 S: 13	H: 2 LOB: 0 BB: 0 P: 23	R: 1 E: 0 K: 0 S: 10	H: 3 LOB: 1 BB: 0 P: 15	R: 0 E: 0 K: 1 S: 9	H: 0 LOB: 0 BB: 0 P: 14	R: 3 E: 0 K: 1 S: 15	H: 4 LOB: 1 BB: 0 P: 22	R: 1 E: 0 K: 0 S: 5	H: 1 LOB: 0 BB: 0 P: 10	R: 1 E: 0 K: 1 S: 8	H: 1 LOB: 1 BB: 0 P: 13	R: 0 E: 0 K: 0 S: 7	H: 1 LOB: 0 BB: 0 P: 11	R: 4 E: 0 K: 1 S: 20	H: 3 LOB: 1 BB: 1 P: 32	R: 0 E: 0 K: 2 S: 12	H: 1 LOB: 1 BB: 0 P: 17	1B: 8 2B: 4 3B: 1 HR: 4	SF: 1 SAC: 0 DP: 2 HBP: 1	WP: 1 PB: 0 SB: 2 CS: 0	PA: 43				
PITCHER	IP	WLS	BF	H	R	ER	SO	BB	IBB	HBP	BLK	WP	HR	S	P	ERA	WHIP									
Luke Prokopec, R ERA: 4.54	(1, 1)	5.0	L	24	10	7	7	3	0	0	0	0	1	3	52	84	12.60	2.000								
Eric Gagne, R ERA: 5.89	(6, 1)	2.0		8	2	1	1	1	0	0	1	0	0	0	15	24	4.50	1.000								
Gregg Olson, R ERA: 6.94	(8, 1)	1.0		7	3	4	4	1	1	0	0	0	0	1	20	32	36.00	4.000								
Jesse Orosco, L ERA: 1.93	(9, 1)	1.0		4	1	0	0	2	0	0	0	0	0	0	12	17	0.00	1.000								

Texas Rangers @ Los Angeles Dodgers
Dodger Stadium, Los Angeles, CA
Mon Jun 11 2001, 7:10 PM PDT
Att: 27,431 - Sunny - 70 F

AB 40
R 12
H 16
RBI 11
BB 1
SO 7
LOB 14



Batter	1	2	3	4	5	6	7	8	9	AB	R	H	RBI	BB	SO	LOB	BOTTOM									
Paul Lo Duca, R OBP: 0.378, SLG: 0.537										4	1	3	1	0	0	0										
Mark Czulewianek, R OBP: 0.364, SLG: 0.465 Hiram Bocachica, R OBP: 0.295, SLG: 0.384										4	0	1	1	0	1	2										
Shawn Green, L OBP: 0.358, SLG: 0.566										4	2	2	2	0	0	1										
Gary Sheffield, R OBP: 0.416, SLG: 0.543										4	0	2	2	0	1	1										
Adrián Beltré, R OBP: 0.276, SLG: 0.407										4	0	1	0	0	0	2										
Marquis Grissom, R OBP: 0.277, SLG: 0.549										4	0	1	0	0	0	2										
Jeff Reboulet, R OBP: 0.383, SLG: 0.423 Alex Cora, L OBP: 0.265, SLG: 0.323										1	0	0	0	0	0	1										
Chad Kreuter, S OBP: 0.391, SLG: 0.390 Eric Gagne, R OBP: 0.333, SLG: 0.333 Chris Donnels, L OBP: 0.270, SLG: 0.234 Gregg Olson, R OBP: 0.295, SLG: 0.384 Jesse Orosco, R OBP: 0.212, SLG: 0.277 Dave Hansen, L OBP: 0.462, SLG: 0.379										2	1	1	0	0	0	0										
Luke Prokopec, L OBP: 0.182, SLG: 0.227 Tim Bogar, R OBP: 0.357, SLG: 0.846										0	0	0	0	0	0	0										
Inning Stats	R: 1 E: 0 K: 0 S: 7	H: 2 LOB: 0 BB: 0 P: 11	R: 0 E: 0 K: 0 S: 10	H: 1 LOB: 0 BB: 0 P: 13	R: 1 E: 0 K: 1 S: 10	H: 1 LOB: 0 BB: 0 P: 15	R: 0 E: 0 K: 0 S: 9	H: 1 LOB: 0 BB: 0 P: 15	R: 0 E: 0 K: 0 S: 11	H: 0 LOB: 0 BB: 0 P: 18	R: 1 E: 0 K: 1 S: 9	H: 2 LOB: 1 BB: 0 P: 17	R: 0 E: 0 K: 0 S: 10	H: 1 LOB: 0 BB: 0 P: 13	R: 4 E: 0 K: 0 S: 14	H: 5 LOB: 1 BB: 0 P: 18	R: 0 E: 0 K: 1 S: 10	H: 0 LOB: 0 BB: 0 P: 13	1B: 7 2B: 4 3B: 0 HR: 2	SF: 1 SAC: 1 DP: 2 HBP: 0	WP: 1 PB: 0 SB: 0 CS: 1	PA: 37				
PITCHER	IP	WLS	BF	H	R	ER	SO	BB	IBB	HBP	BLK	WP	HR	S	P	ERA	WHIP									
Darren Oliver, L ERA: 6.48	(1, 1)	6.0	W	22	7	3	3	2	0	0	0	0	1	2	56	89	4.50	1.167								
Pat Mahomes, R ERA: 7.46	(7, 1)	1.2		11	6	4	4	0	0	0	0	0	0	0	22	28	21.60	3.600								
Mike Venafro, L ERA: 3.68	(8, 1)	1.1		4	0	0	0	1	0	0	0	0	0	0	12	16	0.00	0.000								

Texas Rangers @ Los Angeles Dodgers
Dodger Stadium, Los Angeles, CA
Mon Jun 11 2001, 7:10 PM PDT
Att: 27,431 - Sunny - 70 F

AB 35
R 7
H 13
RBI 7
BB 0
SO 3
LOB 12



Batter	1	2	3	4	5	6	7	8	9	AB	R	H	RBI	BB	SO	LOB	TOP			
Frank Catalanotto, L (1.7) OBP: 0.369, SLG: 0.492	4-2 BB 2B BB E	1-3 K		1-0 G4-3		4-2 1B BB		2-3 K		3	1	0	0	2	2	1				
Ivan Rodriguez, R (1.2) OBP: 0.322, SLG: 0.544	1-2 E3 BB 2B	2-3 K		0-0 G6-3		1-2 1B		G4-3	1-1	3	1	0	0	0	1	1				
Scott Sheldon, R (4.2) OBP: 0.314, SLG: 0.412	1-2 2B					1-3 2-H 1B				2	0	1	1	0	0	0				
Alex Rodriguez, R (1.6) OBP: 0.426, SLG: 0.642	4-0 2B BB G5-3	1-0 1B			4-0 G6-4-3 1B BB	1-1 G5-3			1-3	3	1	1	0	2	1	2				
Rafael Palmeiro, L (1.3) OBP: 0.370, SLG: 0.543	1-1 WP BB 1-3 2-H 3-H 2B	0-0 F8			0-2 G6-4-3 1B	1-1 G1-3			2-3	5	0	2	2	0	1	1				
Gabe Kapler, R (1.8) OBP: 0.385, SLG: 0.535	3-2 G5-3		1-2 G5-3		1-1 G6-4-3	1-2 G4-3				4	0	0	0	0	0	4				
Ruben Sierra, S (1.9) OBP: 0.350, SLG: 0.607	0-1 G5-3		3-2 F8		1-0 G4-3	2-3 K				4	0	0	1	0	1	2				
Juan Moreno, L (7.1) J.D. Smart, R (8.1)										0	0	0	0	0	0	0				
Ken Caminiti, S (1.5) OBP: 0.307, SLG: 0.418	3-H 2-1 10 BB HBP		0-0 1B		2-0 G4-3	0-2 G4-3				3	0	1	0	0	0	0				
10 Michael Young, R (1.4) OBP: 0.232, SLG: 0.280	4-0 1-2 BB		0-0 G3		2-3 K G5-3 1B	1-0 FC5-4 1B				3	1	1	0	1	1	1				
Mike Judd, R (1.1) Mark Petkovsek, R (3.1) Andres Galaraga, R (6. PH) Tim Crabtree, R (6.1) Bo Porter, R (7.9) OBP: 0.318, SLG: 0.390	3-3 K		0-0 G6-3		1-0 G5-3	1-1 FC5-4 1-2				1	0	0	0	0	1	3				
Inning Stats	R: 3 E: 1 K: 1 S: 18	H: 1 LOB: 3 BB: 3 P: 40	R: 0 E: 0 K: 2 S: 10	H: 1 LOB: 1 BB: 0 P: 14	R: 0 E: 0 K: 0 S: 8	H: 1 LOB: 1 BB: 0 P: 12	R: 0 E: 0 K: 0 S: 3	H: 0 LOB: 0 BB: 0 P: 4	R: 0 E: 0 K: 1 S: 6	H: 1 LOB: 1 BB: 1 P: 12	R: 0 E: 0 K: 1 S: 8	H: 0 LOB: 0 BB: 0 P: 12	R: 0 E: 0 K: 1 S: 9	H: 1 LOB: 1 BB: 0 P: 13	R: 0 E: 0 K: 2 S: 9	H: 0 LOB: 0 BB: 0 P: 13	1B: 5 2B: 1 3B: 0 HR: 0	SF: 0 SAC: 0 DP: 1 HBP: 1	WP: 2 PB: 0 SB: 0 CS: 0	PA: 40
PITCHER	IP WLS BF H R ER SO BB IBB HBP BLK WP HR S P ERA WHIP																			
37 Darren Dreifort, R (1.1) ERA: 4.75	5.2 W 29 5 4 2 4 5 0 1 0 2 0 56 103 3.18 1.765																			
Matt Herges, R (6.1) ERA: 2.51	2.1 H 8 1 0 0 2 0 0 0 0 0 0 19 28 0.00 0.429																			
Jeff Shaw, R (9.1) ERA: 2.27	1.0 3 0 0 0 2 0 0 0 0 0 0 9 13 0.00 0.000																			

Texas Rangers @ Los Angeles Dodgers
Dodger Stadium, Los Angeles, CA
Tue Jun 12 2001, 7:10 PM PDT
Att: 26,206 - Sunny - 69 F

AB 34
R 4
H 6
RBI 4
BB 5
SO 8
LOB 17



Batter	1	2	3	4	5	6	7	8	9	AB	R	H	RBI	BB	SO	LOB	BOTTOM			
Tom Goodwin, L (1.8) OBP: 0.305, SLG: 0.368	3-2 WP BB G3 2B	1-0 S 1B	2-1 1B 1-2 2-3 1B		1-0 G4-3	4-2 FC5-4 BB		1-2 G6-3		5	2	3	0	1	0	0				
Paul Lo Duca, R (1.2) OBP: 0.379, SLG: 0.539	0-0 G6-3	2-2 SAFE G5-3	0-2 1B		1-0 2B	0-1 FC5-4 1-2				5	0	2	2	0	0	5				
Dave Hansen, L (1.3) OBP: 0.402, SLG: 0.362	2-0 G3 2-H	4-2 1B BB	4-1 BB		2-0 G6-3	0-3 K				3	0	0	1	2	1	1				
Gary Sheffield, R (1.7) OBP: 0.420, SLG: 0.539	4-2 FC3-6 BB	0-0 1B	0-0 G4-3		4-2 BB	3-3 K				3	0	1	1	2	1	3				
Jeff Branson, L (8.4)		1-2 2-H 1B								0	0	0	0	0	0	0				
Shawn Green, L (1.9) OBP: 0.362, SLG: 0.569	4-2 FC3-6 BB	1-0 P6		3-1 S HR 1B	1-0 F7	2-1 2B				4	1	2	0	1	0	4				
Adrian Beltré, R (1.5) OBP: 0.281, SLG: 0.402	2-2 FC3-6 1-2 2-3		0-0 1B E 1B	0-1 L7		0-0 P3	4-0 IBB			4	1	1	0	1	0	3				
Hiram Bocachica, R (1.4) OBP: 0.301, SLG: 0.416		2-3 K	2-3 K	1-1 HR		4-2 SH3-4 1B BB	2-3 K			4	1	1	2	1	3	3				
Alex Cora, L (1.6) OBP: 0.269, SLG: 0.343		1-0 HR	1-1 E5 1B	0-1 G6-3		2-2 SH3-4 1B		1-2 G3		5	2	2	1	0	0	1				
37 Darren Dreifort, R (1.1) OBP: 0.222, SLG: 0.385	2.2 L 19 4 2 2 1 2 0 0 0 0 0 1 22 41 7.71 2.571																			
Matt Herges, L (6.1) ERA: 6.35	1.0 5 1 0 0 3 0 1 0 0 0 0 13 24 0.00 1.000																			
Chris Donnels, L (6. PH) OBP: 0.267, SLG: 0.231	1.0 3 0 0 0 0 0 0 0 0 0 0 9 12 0.00 0.000																			
Jeff Shaw, R (9.1)										0	0	0	0	0	0	0				
Inning Stats	R: 1 E: 0 K: 0 S: 12	H: 1 LOB: 2 BB: 2 P: 27	R: 3 E: 0 K: 1 S: 15	H: 4 LOB: 2 BB: 1 P: 28	R: 2 E: 1 K: 1 S: 16	H: 3 LOB: 3 BB: 1 P: 25	R: 2 E: 0 K: 1 S: 11	H: 2 LOB: 0 BB: 0 P: 17	R: 0 E: 0 K: 0 S: 6	H: 1 LOB: 2 BB: 1 P: 15	R: 0 E: 0 K: 3 S: 13	H: 1 LOB: 2 BB: 1 P: 24	R: 0 E: 0 K: 0 S: 9	H: 0 LOB: 0 BB: 0 P: 12	R: 0 E: 0 K: 0 S: 9	H: 0 LOB: 0 BB: 0 P: 12	1B: 8 2B: 3 3B: 0 HR: 2	SF: 0 SAC: 1 DP: 0 HBP: 0	WP: 1 PB: 0 SB: 3 CS: 0	PA: 46
PITCHER	IP WLS BF H R ER SO BB IBB HBP BLK WP HR S P ERA WHIP																			
Mike Judd, R (1.1) ERA: 5.28	2.1 13 4 2 2 1 2 0 0 0 0 0 1 22 41 7.71 2.571																			
Mark Petkovsek, R (3.1) ERA: 6.35	1.0 6 1 0 0 0 2 0 0 0 0 0 0 18 28 0.00 3.000																			
Tim Crabtree, R (6.1) ERA: 6.38	1.0 5 1 0 0 3 0 1 0 0 0 0 13 24 0.00 1.000																			
Juan Moreno, L (7.1) ERA: 2.45	1.0 3 0 0 0 0 0 0 0 0 0 0 9 12 0.00 0.000																			
J.D. Smart, R (8.1) ERA: 5.69																				

Texas Rangers @ Los Angeles Dodgers
Dodger Stadium, Los Angeles, CA
Tue Jun 12 2001, 7:10 PM PDT
Att: 26,206 - Sunny - 69 F

AB 37
R 8
H 13
RBI 7
BB 8
SO 6
LOB 22



Batter	1	2	3	4	5	6	7	8	9	AB	R	H	RBI	BB	SO	LOB	TOP																
Frank Catalanotto, L (1.4) OBP: 0.372, SLG: 0.504	1-3 K		1-2 3B		4-2 FC2-5 BB		2-2 F8			3	0	1	0	1	1	0																	
Gabe Kapler, R (1.8) OBP: 0.376, SLG: 0.522	1-2 F3		2-2 G1-3		0-0 FC2-5 FC5-4			3-3 K		4	0	0	0	0	1	3																	
Alex Rodriguez, R (1.6) OBP: 0.420, SLG: 0.632	0-1 F8		1-2 F9		2-2 FC5-4			0-2 G2-3		4	0	0	0	0	0	3																	
Rafael Palmeiro, L (1.3) OBP: 0.368, SLG: 0.538		3-2 HR 1B		0-1 L4		1-3 K		0-1 G4-3		4	1	1	0	0	1	0																	
Ruben Sierra, S (1.9) OBP: 0.375, SLG: 0.733		1-1 HR		3-3 K		0-2 HR		0-1 G6-3 2B		4	2	3	3	0	1	0																	
Ricky Ledee, L (1.7)		3-1 G4-3		4-0 BB		4-1 CS BB		0-1 P4		2	0	0	0	2	0	1																	
Mike Hubbard, R (1.2) OBP: 0.273, SLG: 0.636		0-3 K		0-0 F9		1-2 F8		2-2 G6-3		1	0	0	0	0	1	0																	
Ivan Rodriguez, R (3.2) OBP: 0.317, SLG: 0.536								2-3 F7		3	0	0	0	0	0	3																	
Scott Sheldon, R (1.5) OBP: 0.316, SLG: 0.389		1-3 K			4-2 FC2-5 BB		1-2 CS	2-2 G6-3		2	0	0	0	1	1	0																	
Ken Caminiti, S (9, PH) OBP: 0.305, SLG: 0.416						1-2 SAFE		0-0 F7		1	0	0	0	0	0	1																	
Kenny Rogers, L (1.1) OBP: 0.303, SLG: 0.387			1-3 K		2-3 K			1-3 K		2	0	0	0	0	2	1																	
Andres Galarraga, R (7, PH) OBP: 0.303, SLG: 0.387										1	0	0	0	0	1	0																	
J.D. Smart, R (7, 1)										0	0	0	0	0	0	0																	
Mike Venafro, L (8, 1)										0	0	0	0	0	0	0																	
Tim Crabtree, R (8, 1)										0	0	0	0	0	0	0																	
Inning Stats	R: 0 E: 0 K: 1 S: 10	H: 0 LOB: 0 BB: 0 P: 12	R: 2 E: 0 K: 2 S: 13	H: 2 LOB: 0 BB: 0 P: 21	R: 0 E: 0 K: 1 S: 13	H: 1 LOB: 1 BB: 0 P: 18	R: 0 E: 0 K: 1 S: 8	H: 0 LOB: 1 BB: 1 P: 15	R: 0 E: 0 K: 1 S: 19	H: 0 LOB: 2 BB: 2 P: 31	R: 1 E: 0 K: 1 S: 13	H: 1 LOB: 0 BB: 1 P: 20	R: 0 E: 0 K: 1 S: 11	H: 0 LOB: 0 BB: 0 P: 16	R: 0 E: 0 K: 1 S: 8	H: 0 LOB: 1 BB: 0 P: 11	R: 0 E: 0 K: 0 S: 11	H: 1 LOB: 1 BB: 0 P: 13	1B: 1 2B: 1 3B: 1 HR: 2	SF: 0 SAC: 0 DP: 0 HBP: 0	WP: 0 PA: 36 PB: 0 SB: 0 CS: 1												
PITCHER	IP WLS BF H R ER SO BB IBB HBP BLK WP HR S P ERA WHIP																																
Giovanni Carrara, R (1.1) ERA: 1.52	5.0	21	3	2	2	6	3	0	0	0	0	0	1	63	97	3.60	1.200																
Jeff Williams, L (6, 1) ERA: 9.0	1.0	4	1	1	1	1	1	0	0	0	0	0	1	13	20	9.00	2.000																
Matt Herges, L (7, 1) ERA: 2.7	1.2	W 5	0	0	0	2	0	0	0	0	0	0	0	17	25	0.00	0.000																
Jesse Orosco, L (8, 1) ERA: 1.8	0.1	H 1	0	0	0	0	0	0	0	0	0	0	0	2	2	0.00	0.000																
Jeff Shaw, R (9, 1) ERA: 2.2	1.0	S 4	1	0	0	0	0	0	0	0	0	0	0	11	13	0.00	1.000																

Texas Rangers @ Los Angeles Dodgers
Dodger Stadium, Los Angeles, CA
Wed Jun 13 2001, 7:10 PM PDT
Att: 30,101 - Sunny - 70 F

AB	31
R	3
H	5
RBI	3
BB	4
SO	9
LOB	12



Batter	1	2	3	4	5	6	7	8	9	AB	R	H	RBI	BB	SO	LOB	BOTTOM																
Paul Lo Duca, R (1.3) OBP: 0.379, SLG: 0.530	1-0 L8	2-0 FC6-5			0-0 1B	0-0 L1		4-0 1B		4	0	1	0	1	0	2																	
Hiram Bocachica, R (1.4) OBP: 0.307, SLG: 0.415	0-1 1B		1-1 F9		1-1 F8		1-3 K	3-1 1B		5	0	2	1	0	1	1																	
Shawn Green, L (1.9) OBP: 0.367, SLG: 0.572	1-0 BB		1-1 G3-1		4-2 BB		2-2 1B	2-2 G4-3		4	1	2	0	1	0	2																	
Gary Sheffield, R (1.7) OBP: 0.417, SLG: 0.530	4-1 BB		3-1 G6-3		2-1 L7		2-3 K			3	0	0	0	1	1	3																	
Marquis Grissom, R (1.8) OBP: 0.276, SLG: 0.542	2-2 P4			2-2 F8		1-3 K		0-0 1B		4	0	1	1	0	1	2																	
Adrian Beltré, R (1.5) OBP: 0.280, SLG: 0.391		0-0 G6-3		2-0 F8		1-2 HR HBP		2-2 G5-3		3	1	0	0	0	0	1																	
Chad Kreuter, S (1.2) OBP: 0.368, SLG: 0.346		4-2 FC4-6 BB		4-1 BB		4-1 HR BB		2-1 F8		1	1	0	0	3	0	0																	
Alex Cora, L (1.6) OBP: 0.268, SLG: 0.358		0-1 FC4-6 FC6-5 1B		1-3 K		1-0 HR		0-2 G5-3		4	1	1	3	0	1	2																	
Giovanni Carrara, R (1.1) OBP: 0.260, SLG: 0.500		0-2 FC6-5			1-0 1B		1-0 F8	4-2 1B		1	0	1	0	0	0	0																	
Tim Lincecum, R (5, PH) OBP: 0.400, SLG: 0.829										1	0	1	0	0	0	0																	
Jeff Williams, R (5, 1) ERA: 5.4										0	0	0	0	0	0	0																	
Matt Herges, L (7, 1) ERA: 2.7										0	0	0	0	0	0	0																	
Jesse Orosco, R (8, 1) OBP: 0.290, SLG: 0.290										0	0	0	0	0	0	0																	
Jeff Reeboulet, R (8, PH) OBP: 0.369, SLG: 0.423										0	0	0	0	1	0	0																	
Tom Gooden, L (8, PH) OBP: 0.300, SLG: 0.368										0	1	0	0	0	0	0																	
Jeff Shaw, R (9, 1) ERA: 2.2										0	0	0	0	0	0	0																	
Inning Stats	R: 0 E: 0 K: 0 S: 11	H: 2 LOB: 2 BB: 1 P: 19	R: 0 E: 0 K: 0 S: 11	H: 1 LOB: 2 BB: 1 P: 17	R: 0 E: 0 K: 0 S: 6	H: 0 LOB: 0 BB: 0 P: 11	R: 0 E: 0 K: 1 S: 9	H: 0 LOB: 1 BB: 1 P: 18	R: 0 E: 0 K: 0 S: 9	H: 2 LOB: 2 BB: 1 P: 17	R: 3 E: 0 K: 1 S: 10	H: 1 LOB: 0 BB: 1 P: 18	R: 1 E: 0 K: 2 S: 16	H: 2 LOB: 1 BB: 0 P: 23	R: 1 E: 1 K: 0 S: 13	H: 1 LOB: 2 BB: 2 P: 28	1B: 6 2B: 2 3B: 0 HR: 1	SF: 0 SAC: 0 DP: 0 HBP: 1	WP: 0 PA: 39 PB: 0 SB: 0 CS: 0														
PITCHER	IP WLS BF H R ER SO BB IBB HBP BLK WP HR S P ERA WHIP																																
Kenny Rogers, L (1.1) ERA: 5.28	6.0	28	6	3	3	2	5	0	0	0	0	0	0	16	23	9.00	2.000																
J.D. Smart, R (7, 1) ERA: 5.4	1.0	L 5	2	1	1	2	0	0	0	0	0	0	0	7	17	13.50	1.500																
Mike Venafro, L (8, 1) ERA: 3.97	0.2	4	0	1	1	0	1	1	0	0	0	0	0	6	11	0.00	3.000																
Tim Crabtree, R (8, 1) ERA: 6.27	0.1	2	1	0	0	0	0	0	0	0	0	0	0	6	11	0.00	3.000																

Texas Rangers @ Los Angeles Dodgers
Dodger Stadium, Los Angeles, CA
Wed Jun 13 2001, 7:10 PM PDT
Att: 30,101 - Sunny - 70 F

AB	31
R	5
H	9
RBI	5
BB	7
SO	4
LOB	13



Batter	1	2	3	4	5	6	7	8	9	AB	R	H	RBI	BB	SO	LOB	TOP						
Frank Catalanotto, L OBP: 0.377, SLG: 0.522	K									5	1	2	2	0	1	2	Texas Rangers @ Houston Astros Enron Field, Houston, TX Fri Jun 15 2001, 8:05 PM EDT Att: 43,203 - Cloudy - 84 F						
59 Jeff Zimmerman, R			1B			HR		L7	HBP	0	0	0	0	0	0	0							
Ivan Rodriguez, R OBP: 0.316, SLG: 0.540	G6-3		F7			2B		K		6	1	2	0	0	1	3							
Alex Rodriguez, R OBP: 0.416, SLG: 0.623	G6-3					2B				5	2	1	2	0	0	2							
Rafael Palmeiro, L OBP: 0.369, SLG: 0.548										5	3	2	1	0	1	1							
Ruben Sierra, S										5	1	1	1	0	0	2							
Gabe Kapler, R OBP: 0.387, SLG: 0.531										3	2	2	3	2	1	0							
Ken Caminiti, S J.D. Smart, R										4	1	3	1	1	0	1							
Mike Venafro, L										0	0	0	0	0	0	0							
Scott Sheldon, R OBP: 0.316, SLG: 0.389										0	0	0	0	0	0	0							
Ricky Ledee, L OBP: 0.333, SLG: 0.143										5	0	1	1	0	2	4							
Rick Helling, R										2	0	0	0	0	1	3							
Bo Porter, R Pat Mahomes, R										0	0	0	0	0	1	0							
10 Michael Young, R OBP: 0.241, SLG: 0.288										2	1	1	0	0	1	0							
Inning Stats	R: 0 E: 0 K: 1 S: 10	H: 0 LOB: 0 BB: 0 P: 15	R: 0 E: 0 K: 1 S: 8	H: 0 LOB: 0 BB: 0 P: 13	R: 1 E: 0 K: 1 S: 16	H: 2 LOB: 1 BB: 0 P: 22	R: 2 E: 0 K: 1 S: 18	H: 2 LOB: 2 BB: 2 P: 31	R: 4 E: 1 K: 1 S: 20	H: 5 LOB: 1 BB: 0 P: 31	R: 0 E: 0 K: 1 S: 8	H: 0 LOB: 1 BB: 1 P: 15	R: 0 E: 0 K: 1 S: 11	H: 1 LOB: 2 BB: 1 P: 19	R: 5 E: 1 K: 0 S: 15	H: 5 LOB: 0 BB: 0 P: 22	R: 0 E: 0 K: 1 S: 8	H: 0 LOB: 1 BB: 0 P: 11	1B: 8 2B: 5 3B: 0 HR: 2	SF: 0 SAC: 0 DP: 1 HBP: 1	WP: 1 PB: 0 SB: 0 CS: 0	PA: 47	
PITCHER	IP WLS BF H R ER SO BB IBB HBP BLK WP HR S P ERA WHIP											IP WLS BF H R ER SO BB IBB HBP BLK WP HR S P ERA WHIP											
Wade Miller, R ERA: 4.29	4.2 0 24 8 7 7 4 2 0 0 0 0 1 2 66 101 13.50 2.143											Jose Lima, R ERA: 7.1	1.0 0 4 0 0 0 1 0 0 1 0 0 0 0 18 26 13.50 3.000										
Nelson Cruz, R ERA: 4.58	1.1 6 1 0 0 2 1 0 0 0 0 0 0 14 26 0.00 1.500											Octavio Dotel, R ERA: 4.18	1.1 H 8 3 2 2 1 1 0 0 0 0 0 0 7 11 ∞ ∞										
Jay Powell, R ERA: 4.05	0.0 L 4 3 2 1 0 0 0 0 0 0 0 0 0 7 11 ∞ ∞											Joe Siusanski, R ERA: 6.69	0.2 1 0 1 0 0 0 0 0 0 0 0 0 1 1 0.00 0.000										

AB	42
R	12
H	15
RBI	11
BB	4
SO	8
LOB	18



Batter	1	2	3	4	5	6	7	8	9	AB	R	H	RBI	BB	SO	LOB	BOTTOM						
Craig Biggio, R OBP: 0.385, SLG: 0.455	SH2-3 5 SF9 2B		1B 2B							5	2	2	0	0	1	3	Texas Rangers @ Houston Astros Enron Field, Houston, TX Fri Jun 15 2001, 8:05 PM EDT Att: 43,203 - Cloudy - 84 F						
Jose Vizcaino, S	SH2-3		1B							4	2	2	1	0	1	1							
5 Jeff Bagwell, R			1B							3	0	1	2	1	0	0							
17 Lance Berkman, S Jose Lima, R			2B							5	2	1	0	0	2	4							
Moises Alou, R			1B							0	0	0	0	0	0	0							
Richard Hidalgo, R OBP: 0.355, SLG: 0.495			2B							4	0	0	0	1	2	1							
Vinny Castilla, R			1B							3	0	0	0	1	2	0							
Daryle Ward, L			1B							1	0	0	0	0	1	0							
Tony Eusebio, R			1B							4	1	2	0	0	1	3							
Wade Miller, R Nelson Cruz, R Charlie Frazier, R Octavio Dotel, R Jay Powell, R Joe Siusanski, R Orlando Merced, S			1B							1	0	0	0	0	0	0							
Inning Stats	R: 3 E: 0 K: 1 S: 12	H: 3 LOB: 0 BB: 0 P: 19	R: 0 E: 0 K: 1 S: 8	H: 0 LOB: 0 BB: 0 P: 10	R: 2 E: 0 K: 0 S: 11	H: 3 LOB: 1 BB: 0 P: 18	R: 0 E: 0 K: 2 S: 10	H: 1 LOB: 1 BB: 0 P: 15	R: 3 E: 0 K: 2 S: 15	H: 2 LOB: 0 BB: 0 P: 25	R: 1 E: 0 K: 0 S: 6	H: 2 LOB: 0 BB: 0 P: 10	R: 0 E: 0 K: 1 S: 15	H: 1 LOB: 3 BB: 2 P: 32	R: 0 E: 0 K: 2 S: 10	H: 1 LOB: 2 BB: 1 P: 17	R: 0 E: 0 K: 1 S: 9	H: 0 LOB: 0 BB: 0 P: 12	1B: 6 2B: 4 3B: 0 HR: 3	SF: 2 SAC: 2 DP: 1 HBP: 0	WP: 0 PB: 0 SB: 0 CS: 0	PA: 43	
PITCHER	IP WLS BF H R ER SO BB IBB HBP BLK WP HR S P ERA WHIP											IP WLS BF H R ER SO BB IBB HBP BLK WP HR S P ERA WHIP											
Rick Helling, R ERA: 6.18	5.0 0 25 9 8 7 6 2 0 0 0 0 0 0 21 42 4.50 2.500											Pat Mahomes, R ERA: 7.35	2.0 W 10 3 1 1 1 2 0 0 0 0 0 0 7 14 0.00 3.000										
J.D. Smart, R ERA: 5.11	0.2 H 4 1 0 0 1 1 0 0 0 0 0 0 3 3 0.00 0.000											Mike Venafro, L ERA: 3.91	0.1 H 1 0 0 0 1 0 0 0 0 0 0 0 3 3 0.00 0.000										
59 Jeff Zimmerman, R ERA: 3.69	1.0 S 3 0 0 0 1 0 0 0 0 0 0 0 9 12 0.00 0.000																						

AB	36
R	9
H	13
RBI	8
BB	3
SO	10
LOB	12




Batter	1	2	3	4	5	6	7	8	9	AB	R	H	RBI	BB	SO	LOB	TOP										
Frank Catalanotto, L (1.7) OBP: 0.374, SLG: 0.521	G5-3		G6-3				F9			4	0	1	1	0	0	1	<p>Texas Rangers @ Houston Astros</p> <p>Enron Field, Houston, TX</p> <p>Sat Jun 16 2001, 4:05 PM EDT</p> <p>Att: 43,245 - Dome - 72 F</p>										
Ivan Rodriguez, R (1.2) OBP: 0.318, SLG: 0.537 Marcus Jensen, S (7.2) OBP: 0.200, SLG: 0.200	S 1B		K				G4-3		K	3	0	1	0	0	1	1											
Alex Rodriguez, R (1.6) OBP: 0.414, SLG: 0.617	S 1B							F9		4	0	1	0	0	0	0											
Rafael Palmeiro, L (1.3) OBP: 0.367, SLG: 0.541	K		G6-3				FC4-6 BB		K	3	0	0	0	1	2	2											
Ruben Sierra, S (1.9) OBP: 0.342, SLG: 0.652	G4-3						E1		K	4	0	0	0	0	1	3											
Gabe Kapler, R (1.8) OBP: 0.378, SLG: 0.518							K		G5-3	4	0	0	0	0	1	2											
Ken Caminiti, S (1.5) OBP: 0.318, SLG: 0.432 Tim Crabtree, R (7.1)	G3						F8			3	0	1	0	0	0	0											
Ricky Ledee, L (9, PH) OBP: 0.300, SLG: 0.125									P4	0	0	0	0	0	0	0											
10 Michael Young, R (1.4) OBP: 0.262, SLG: 0.309										3	1	2	0	0	0	0											
Doug Davis, R (1.1) Scott Sheldon, R (7, PH) OBP: 0.308, SLG: 0.378										1	0	0	0	0	0	0											
										1	0	0	0	0	1	1											
Inning Stats	R: 0 E: 0 K: 1 S: 13	H: 2 LOB: 2 BB: 0 P: 20	R: 0 E: 0 K: 0 S: 7	H: 0 LOB: 0 BB: 0 P: 11	R: 0 E: 0 K: 1 S: 9	H: 0 LOB: 0 BB: 0 P: 14	R: 0 E: 1 K: 1 S: 8	H: 0 LOB: 1 BB: 0 P: 12	R: 1 E: 0 K: 0 S: 15	H: 2 LOB: 1 BB: 1 P: 25	R: 0 E: 0 K: 0 S: 7	H: 0 LOB: 1 BB: 1 P: 14	R: 0 E: 0 K: 1 S: 12	H: 2 LOB: 0 BB: 0 P: 14	R: 0 E: 0 K: 2 S: 8	H: 0 LOB: 0 BB: 0 P: 12	R: 0 E: 0 K: 1 S: 9	H: 0 LOB: 0 BB: 0 P: 12	1B: 5 2B: 1 3B: 0 HR: 0	SF: 0 SAC: 1 DP: 0 HBP: 0	WP: 1 PB: 0 SB: 2 CS: 0	PA: 34					
PITCHER	IP	WLS	BF	H	R	ER	SO	BB	IBB	HBP	BLK	WP	HR	S	P	ERA	WHIP										
Tony McKnight, R (1.1) ERA: 1.5	6.0		24	4	1	1	3	1	0	0	0	1	0	59	96	1.50	0.833										
Joe Slusarski, R (7.1) ERA: 9.0	1.0		4	2	0	0	1	0	0	0	0	0	0	12	14	0.00	2.000										
Nelson Cruz, R (8.1) ERA: 4.46	1.0	W	3	0	0	0	2	0	0	0	0	0	0	8	12	0.00	0.000										
Michael Jackson, R (9.1) ERA: 3.07	1.0	S	3	0	0	0	1	0	0	0	0	0	0	9	12	0.00	0.000										

AB	32
R	1
H	6
RBI	1
BB	1
SO	7
LOB	10



Batter	1	2	3	4	5	6	7	8	9	AB	R	H	RBI	BB	SO	LOB	BOTTOM										
Craig Biggio, R (1.4) OBP: 0.387, SLG: 0.456	L6						FC6-4			4	1	2	0	0	0	1	<p>Texas Rangers @ Houston Astros</p> <p>Enron Field, Houston, TX</p> <p>Sat Jun 16 2001, 4:05 PM EDT</p> <p>Att: 43,245 - Dome - 72 F</p>										
Julio Lugo, R (1.6) OBP: 0.304, SLG: 0.411 Nelson Cruz, R (8.1) OBP: 0.500, SLG: 0.500 Michael Jackson, R (9.1)	G5-3						G4-6-3			4	0	1	0	0	0	1											
5 Jeff Bagwell, R (1.3) OBP: 0.402, SLG: 0.540	K						G4-3			4	1	2	1	0	1	0											
17 Lance Berkman, S (1.7) OBP: 0.443, SLG: 0.626										4	0	0	0	0	1	3											
Moises Alou, R (1.9) OBP: 0.404, SLG: 0.608										3	0	1	0	1	1	2											
Richard Hidalgo, R (1.8) OBP: 0.353, SLG: 0.493										3	0	1	1	0	1	2											
Vinny Castilla, R (1.5) OBP: 0.271, SLG: 0.490										3	0	0	0	1	0	3											
Brad Ausmus, R (1.2) OBP: 0.271, SLG: 0.292										2	0	1	0	1	1	1											
Tony McKnight, L (1.1) Joe Slusarski, R (7.1) Jose Vizcaino, S (7, PH) OBP: 0.337, SLG: 0.344										2	0	0	0	0	0	4											
										0	0	0	0	0	0	0											
										0	0	0	0	1	0	0											
Inning Stats	R: 0 E: 0 K: 1 S: 7	H: 0 LOB: 0 BB: 0 P: 12	R: 0 E: 0 K: 0 S: 8	H: 2 LOB: 3 BB: 1 P: 17	R: 1 E: 0 K: 1 S: 17	H: 3 LOB: 2 BB: 0 P: 25	R: 0 E: 0 K: 0 S: 4	H: 2 LOB: 2 BB: 0 P: 6	R: 0 E: 0 K: 2 S: 9	H: 0 LOB: 1 BB: 1 P: 15	R: 0 E: 0 K: 0 S: 5	H: 0 LOB: 0 BB: 1 P: 10	R: 1 E: 0 K: 0 S: 8	H: 1 LOB: 1 BB: 1 P: 16	R: 0 E: 0 K: 0 S: 8	H: 0 LOB: 1 BB: 1 P: 16	1B: 6 2B: 2 3B: 0 HR: 0	SF: 1 SAC: 0 DP: 1 HBP: 0	WP: 0 PB: 0 SB: 0 CS: 0	PA: 34							
PITCHER	IP	WLS	BF	H	R	ER	SO	BB	IBB	HBP	BLK	WP	HR	S	P	ERA	WHIP										
Doug Davis, L (1.1) ERA: 5.52	6.0		26	7	1	1	0	2	0	0	0	0	0	55	90	1.50	1.500										
Tim Crabtree, R (7.1) ERA: 6.1	2.0	L	8	1	1	1	0	1	1	0	0	0	0	13	26	4.50	1.000										

AB	29
R	2
H	8
RBI	2
BB	4
SO	5
LOB	17



Batter	1	2	3	4	5	6	7	8	9	AB	R	H	RBI	BB	SO	LOB	TOP										
Frank Catalanotto, L (1,4) OBP: 0.375, SLG: 0.514	F7	FC5-4							FC5-2	4	1	1	0	1	0	2	<p>Texas Rangers @ Houston Astros Enron Field, Houston, TX Sun Jun 17 2001, 2:35 PM EDT Att: 43,277 - Dome - 72 F</p> <p>livebaseballscores.com</p>										
Ivan Rodriguez, R (1,2) OBP: 0.320, SLG: 0.533	BB SF8	1B	G5-3		HR	1B	G6-4-3		K	5	2	2	1	0	1	2											
Alex Rodriguez, R (1,6) OBP: 0.418, SLG: 0.631	BB	1B	G6-3		HR	1B				4	1	3	3	0	0	0											
Rafael Palmeiro, L (1,3) OBP: 0.366, SLG: 0.535	BB	1B	G4-3		K			G3-6-1		3	0	0	0	1	1	1											
Ruben Sierra, S (1,9) Mark Petkovsek, R (8,1) 59 Jeff Zimmerman, R (9,1)	SF8			K	G3			E6		3	0	0	1	0	1	0											
Gabe Kapler, R (1,8) OBP: 0.372, SLG: 0.506	G3			G4-3		G5-3		G5-3		4	0	0	0	0	0	3											
Mike Lamb, L (1,5) OBP: 0.250, SLG: 0.250		G6-3		G5-3		G6-3			E SF8	4	1	1	0	0	0	0											
Ricky Ledee, L (1,7) OBP: 0.286, SLG: 0.167		K			SH1-4	1B	K	E1 SF8 FC5-2	4	1	1	0	0	2	1												
Darren Oliver, R (1,1) Pat Mahomes, R (7,1) Bo Porter, R (8,9) OBP: 0.326, SLG: 0.390					SH1-4		K	SF8	2	0	1	0	0	1	0	0											
										0	0	0	0	0	0	0											
										0	0	0	1	0	0	0											
Inning Stats	R: 1 E: 0 K: 0 S: 14	H: 2 LOB: 2 BB: 1 P: 26	R: 0 E: 0 K: 1 S: 13	H: 1 LOB: 1 BB: 0 P: 18	R: 0 E: 0 K: 0 S: 7	H: 0 LOB: 0 BB: 0 P: 10	R: 0 E: 0 K: 1 S: 11	H: 0 LOB: 0 BB: 0 P: 16	R: 4 E: 0 K: 1 S: 20	H: 4 LOB: 0 BB: 0 P: 28	R: 0 E: 0 K: 1 S: 10	H: 0 LOB: 0 BB: 0 P: 15	R: 0 E: 0 K: 1 S: 9	H: 1 LOB: 1 BB: 0 P: 14	R: 1 E: 1 K: 1 S: 13	H: 1 LOB: 1 BB: 0 P: 17	1B: 8 2B: 0 3B: 0 HR: 1	SF: 2 SAC: 1 DP: 2 HBP: 0	WP: 0 PB: 0 SB: 0 CS: 0	PA: 38							
PITCHER	IP	WLS	BF	H	R	ER	SO	BB	IBB	HBP	BLK	WP	HR	S	P	ERA	WHIP										
Scott Elarton, R (1,1) ERA: 6.52	7.0	L	29	7	5	5	5	2	0	0	0	0	1	82	124	6.43	1.286										
Jay Powell, R (8,1) ERA: 3.93	1.0		6	2	1	0	0	0	0	0	0	0	0	14	19	0.00	2.000										
Joe Slusarski, R (9,1) ERA: 8.4	1.0		3	0	0	0	1	0	0	0	0	0	0	8	12	0.00	0.000										

Batter	1	2	3	4	5	6	7	8	9	AB	R	H	RBI	BB	SO	LOB	BOTTOM										
Craig Biggio, R (1,4) OBP: 0.388, SLG: 0.480	HR		HR		P6		F7			4	2	2	2	0	0	1	<p>Texas Rangers @ Houston Astros Enron Field, Houston, TX Sun Jun 17 2001, 2:35 PM EDT Att: 43,277 - Dome - 72 F</p> <p>livebaseballscores.com</p>										
Julio Lugo, R (1,6) OBP: 0.303, SLG: 0.408	F9		K		5 WP	1B		K		4	0	1	0	0	2	0											
5 Jeff Bagwell, R (1,3) OBP: 0.400, SLG: 0.533	K		1B		K			L5		3	0	0	0	1	2	1											
17 Lance Berkman, S (1,7) OBP: 0.447, SLG: 0.627	BB		FC5-4		G6-3	1B		K		3	0	2	0	1	1	0											
Moises Alou, R (1,9) OBP: 0.396, SLG: 0.596	G1-3		FC5-4		G6-3			G4-3		4	0	0	0	0	0	4											
Richard Hidalgo, R (1,8) OBP: 0.348, SLG: 0.484		P6		F9		K		P4		4	0	0	0	0	1	0											
Vinny Castilla, R (1,5) OBP: 0.287, SLG: 0.394 Jose Vizcaino, S (9, PH) OBP: 0.333, SLG: 0.340	K		F8		G1-3			K		3	0	0	0	0	1	0											
Brad Ausmus, R (1,2) OBP: 0.267, SLG: 0.287	G5-3		G6-3		F9					3	0	0	0	0	0	0											
Scott Elarton, R (1,1) ERA: 5.96 Charlie Hayes, R (7, PH) OBP: 0.279, SLG: 0.216 Jay Powell, R (8,1) Joe Slusarski, R (9,1)		P4		F8		BB				2	0	0	0	0	0	0											
										0	0	0	0	1	0	0											
										0	0	0	0	0	0	0											
Inning Stats	R: 1 E: 0 K: 1 S: 12	H: 1 LOB: 1 BB: 1 P: 22	R: 0 E: 0 K: 1 S: 6	H: 0 LOB: 0 BB: 0 P: 9	R: 1 E: 0 K: 1 S: 13	H: 2 LOB: 2 BB: 1 P: 20	R: 0 E: 0 K: 0 S: 7	H: 0 LOB: 0 BB: 0 P: 8	R: 0 E: 0 K: 1 S: 16	H: 1 LOB: 1 BB: 0 P: 23	R: 0 E: 0 K: 1 S: 9	H: 1 LOB: 0 BB: 0 P: 9	R: 0 E: 0 K: 2 S: 12	H: 0 LOB: 0 BB: 0 P: 19	R: 0 E: 0 K: 1 S: 7	H: 0 LOB: 0 BB: 0 P: 9	1B: 3 2B: 0 3B: 0 HR: 2	SF: 0 SAC: 0 DP: 1 HBP: 0	WP: 1 PB: 0 SB: 0 CS: 0	PA: 34							
PITCHER	IP	WLS	BF	H	R	ER	SO	BB	IBB	HBP	BLK	WP	HR	S	P	ERA	WHIP										
Darren Oliver, L (1,1) ERA: 5.96	6.2	W	27	5	2	2	5	3	0	0	0	0	0	2	4	0.00	0.000										
Pat Mahomes, R (7,1) ERA: 7.3	0.1	H	1	0	0	0	0	0	0	0	0	0	0	2	4	0.00	0.000										
Mark Petkovsek, R (8,1) ERA: 6.17	1.0	H	3	0	0	0	2	0	0	0	0	0	0	12	19	0.00	0.000										
59 Jeff Zimmerman, R (9,1) ERA: 3.58	1.0		3	0	0	0	1	0	0	0	0	0	0	7	9	0.00	0.000										

Batter	1	2	3	4	5	6	7	8	9	AB	R	H	RBI	BB	SO	LOB	TOP			
David Eckstein, R (1, 6) OBP: 0.392, SLG: 0.375	4-2 HR BB	1-2 P6		1-1 G5-3		1-1 WP BLK 1B		1-1 G5-3		4	1	1	0	1	0	2				
Adam Kennedy, L (1, 4) OBP: 0.357, SLG: 0.433	2-2 HR	3-2 F8			0-1 L4	4-2 FC4-6 BB			1-2 F9	4	1	1	2	1	0	0				
Darin Erstad, L (1, 8) OBP: 0.351, SLG: 0.421	0-3 K			3-1 1B 2B		2-3 K		0-2 FC4-6	0-1 1B	5	0	2	0	0	2	2				
Troy Glaus, R (1, 5) OBP: 0.379, SLG: 0.558	0-0 F9			2-3 K		1-1 16 HR 2B		4-2 G6-4-3 BB	1-3 K	4	1	1	0	1	2	2				
16 Garret Anderson, L (1, 7) OBP: 0.301, SLG: 0.415	1-0 1B 2B			1-2 P6		0-0 2H HR		0-1 F7	1-0 F8	5	2	2	2	0	0	3				
Tim Salmon, R (1, 10) OBP: 0.380, SLG: 0.396	2-0 WP BB 1B			2-2 FC4-6 1B		4-1 BB		0-0 G6-4-3		3	0	2	1	1	0	1				
Larry Barnes, L (1, 3) Shawn Wooten, R (8, PH) Benji Gil, R (8, 3) OBP: 0.360, SLG: 0.500	4-2 WP BB			0-1 FC4-6		3-2 F5		3-2 F8		2	0	0	0	1	0	3	AB 35 R 5 H 10 RBI 5 BB 5 SO 5 LOB 15			
Jorge Fabregas, L (1, 2) Shawn Wooten, R (8, PH) Orlando Palmeiro, L (8, PH) Jamie Burke, R (8, 2) OBP: 0.200, SLG: 0.200	2-2 F7			2-0 G4-3		1-3 K		2-1 G5-3 1B HBP		3	0	0	0	0	1	2				
Jeff DaVanon, S (1, 9) OBP: 0.148, SLG: 0.231		2-2 F7		0-0 F8		2-2 P4		0-1 G5-3 1B		4	0	1	0	0	0	0				
Inning Stats	R: 3 E: 0 K: 1 S: 20	H: 3 LOB: 2 BB: 2 P: 35	R: 0 E: 0 K: 0 S: 10	H: 0 LOB: 0 BB: 0 P: 16	R: 0 E: 0 K: 1 S: 15	H: 2 LOB: 2 BB: 0 P: 23	R: 0 E: 0 K: 0 S: 4	H: 0 LOB: 0 BB: 0 P: 7	R: 2 E: 0 K: 1 S: 14	H: 2 LOB: 1 BB: 1 P: 24	R: 0 E: 0 K: 0 S: 5	H: 0 LOB: 0 BB: 1 P: 9	R: 0 E: 0 K: 0 S: 10	H: 1 LOB: 1 BB: 0 P: 16	R: 0 E: 0 K: 1 S: 9	H: 1 LOB: 1 BB: 0 P: 12	1B: 5 2B: 3 3B: 0 HR: 2	SF: 0 SAC: 0 DP: 2 HBP: 1	WP: 2 PB: 0 SB: 0 CS: 0	PA: 41
PITCHER	IP WLS BF H R ER SO BB IBB HBP BLK WP HR S P ERA WHIP	IP WLS BF H R ER SO BB IBB HBP BLK WP HR S P ERA WHIP																		
Rob Bell, R (1, 1) ERA: 5.88	4.2	24	7	5	5	3	3	0	0	0	0	1	1	0	17	28	9.64	2.143		
Juan Moreno, L (5, 1) ERA: 2.19	1.1	6	1	0	0	1	1	0	0	1	1	0	0	17	28	0.00	1.500			
Mark Petkovsek, R (7, 1) ERA: 6.0	1.0	3	0	0	0	1	0	0	0	0	0	0	5	9	0.00	1.000				
Mike Venafro, L (8, 1) ERA: 3.75	1.0	4	1	0	0	0	0	0	1	0	0	0	10	16	0.00	1.000				
59 Jeff Zimmerman, R (9, 1) ERA: 3.48	1.0	4	1	0	0	1	0	0	0	0	0	0	9	12	0.00	1.000				

Anaheim Angels @ Texas Rangers
The Ballpark at Arlington, Arlington, TX
Tue Jun 19 2001, 8:35 PM EDT
Att: 31,158 - Sunny - 86 F

AB	35
R	5
H	10
RBI	5
BB	5
SO	5
LOB	15



Batter	1	2	3	4	5	6	7	8	9	AB	R	H	RBI	BB	SO	LOB	BOTTOM			
Bo Porter, R (1, 7) Frank Catalanotto, L (8, PH) OBP: 0.377, SLG: 0.910	2-2 WP 1B					4-1 1B BB		2-2 G4-3		3	0	1	0	0	2	0				
Ivan Rodriguez, R (1, 2) OBP: 0.326, SLG: 0.563	0-1 F8			1-2 F8		HR		2-0 HR		5	2	3	3	0	0	1				
Alex Rodriguez, R (1, 6) OBP: 0.421, SLG: 0.629	2-3 K			1-0 2B SF7 1B		BB FC4		3-1 1B		4	2	2	0	1	1	4				
Rafael Palmeiro, L (1, 10) OBP: 0.369, SLG: 0.544	2-2 F8			1-0 2B		1-0 1B 2B		0-0 G4-3		5	1	3	0	0	0	2				
Gabe Kapler, R (1, 8) OBP: 0.369, SLG: 0.497		3-2 G6-3		4-2 FC4-6 BB		1-3 K		1-1 E5		3	0	0	0	1	1	3				
Andres Galarraga, R (1, 3) OBP: 0.302, SLG: 0.303		1-3 K		1-1 SF7		4-1 10 F9 1B BB		0-3 K		2	1	0	1	1	2	2				
Ricky Ledee, L (1, 9) OBP: 0.278, SLG: 0.188		2-3 K		3H FC4-6		2-1 BB 1B 1B		2-1 F8		4	1	1	2	0	1	4	AB 35 R 7 H 11 RBI 7 BB 4 SO 10 LOB 20			
10 Michael Young, R (1, 4) OBP: 0.246, SLG: 0.288					0-3 K			1-0 K		4	0	0	0	0	2	4				
Mike Lamb, L (1, 5) OBP: 0.250, SLG: 0.250					0-3 K			1-0 G1-6-3		4	0	1	1	0	1	0				
Inning Stats	R: 0 E: 1 K: 1 S: 13	H: 1 LOB: 0 BB: 0 P: 19	R: 0 E: 0 K: 2 S: 9	H: 0 LOB: 0 BB: 0 P: 15	R: 0 E: 0 K: 3 S: 9	H: 0 LOB: 0 BB: 0 P: 10	R: 1 E: 0 K: 0 S: 13	H: 2 LOB: 2 BB: 1 P: 23	R: 0 E: 0 K: 2 S: 7	H: 0 LOB: 0 BB: 0 P: 11	R: 5 E: 0 K: 1 S: 21	H: 5 LOB: 3 BB: 3 P: 43	R: 0 E: 1 K: 1 S: 15	H: 1 LOB: 2 BB: 0 P: 22	R: 1 E: 0 K: 0 S: 9	H: 2 LOB: 1 BB: 0 P: 16	1B: 7 2B: 2 3B: 0 HR: 2	SF: 1 SAC: 0 DP: 0 HBP: 0	WP: 1 PB: 0 SB: 0 CS: 0	PA: 40
PITCHER	IP WLS BF H R ER SO BB IBB HBP BLK WP HR S P ERA WHIP	IP WLS BF H R ER SO BB IBB HBP BLK WP HR S P ERA WHIP																		
Scott Schoeneweis, L (1, 1) ERA: 4.08	5.2	27	6	6	6	9	3	0	0	0	0	0	17	29	9.53	1.765				
Ben Weber, R (6, 1) ERA: 2.94	0.2	6	2	0	0	1	1	0	0	0	0	0	17	29	0.00	4.500				
Mike Holtz, L (7, 1) ERA: 4.32	1.1	4	0	0	0	0	0	0	0	0	0	0	11	16	0.00	0.000				
Lou Pote, R (8, 1) ERA: 4.32	0.1	3	2	1	1	0	0	0	0	0	0	1	4	9	27.00	6.000				

Anaheim Angels @ Texas Rangers
The Ballpark at Arlington, Arlington, TX
Tue Jun 19 2001, 8:35 PM EDT
Att: 31,158 - Sunny - 86 F

AB	35
R	7
H	11
RBI	7
BB	4
SO	10
LOB	20



Batter	1	2	3	4	5	6	7	8	9	AB	R	H	RBI	BB	SO	LOB	TOP					
David Eckstein, R (1, 10) OBP: 0.393, SLG: 0.376										5	0	2	1	0	1	6	<p>Anaheim Angels @ Texas Rangers The Ballpark at Arlington, Arlington, TX Wed Jun 20 2001, 8:35 PM EDT Att: 31,789 - Sunny - 90 F</p> <p>livebaseballscores.com</p>					
Adam Kennedy, L (1, 4) OBP: 0.360, SLG: 0.437										3	1	1	0	1	2	1						
Darin Erstad, L (1, 8) OBP: 0.352, SLG: 0.418										4	1	1	0	0	1	5						
Troy Glaus, R (1, 5) OBP: 0.379, SLG: 0.553										4	1	1	0	1	0	2						
16 Garret Anderson, L (1, 7) OBP: 0.303, SLG: 0.417										4	0	1	0	1	0	2						
Tim Salmon, R (1, 9) OBP: 0.377, SLG: 0.389										4	0	0	0	1	2	6						
Shawn Wooten, R (1, 2) OBP: 0.344, SLG: 0.524										5	0	2	1	0	1	2						
Scott Spiezio, S (1, 3) OBP: 0.303, SLG: 0.371										4	0	2	1	0	1	1						
Benji Gil, R (1, 6) OBP: 0.383, SLG: 0.532										3	1	3	0	1	0	0						
Inning Stats	R: 0 E: 0 K: 2 S: 10	H: 1 LOB: 1 BB: 0 P: 16	R: 0 E: 0 K: 0 S: 10	H: 1 LOB: 0 BB: 0 P: 15	R: 0 E: 0 K: 1 S: 11	H: 1 LOB: 0 BB: 0 P: 13	R: 2 E: 0 K: 0 S: 11	H: 3 LOB: 3 BB: 1 P: 22	R: 1 E: 0 K: 0 S: 6	H: 2 LOB: 0 BB: 0 P: 9	R: 0 E: 0 K: 1 S: 6	H: 0 LOB: 0 BB: 1 P: 12	R: 1 E: 0 K: 1 S: 11	H: 2 LOB: 2 BB: 2 P: 27	R: 0 E: 0 K: 1 S: 11	H: 2 LOB: 3 BB: 1 P: 18	R: 0 E: 0 K: 2 S: 9	H: 1 LOB: 1 BB: 0 P: 16	1B: 9 2B: 3 3B: 1 HR: 0	SF: 0 SAC: 1 DP: 3 HBP: 1	WP: 1 PB: 0 SB: 0 CS: 0	PA: 43
PITCHER	IP WLS BF H R ER SO BB IBB HBP BLK WP HR S P ERA WHIP																					
Kenny Rogers, L (1, 1) ERA: 5.29	6.2 L 32 10 4 4 4 4 3 1 1 0 0 0 0 62 110 5.40 1.950																					
Tim Crabtree, R (7, 1) ERA: 5.82	1.0 5 2 0 0 2 0 0 0 0 0 0 0 1 11 14 0.00 2.000																					
Juan Moreno, L (8, 1) ERA: 2.13	0.1 2 0 0 0 0 1 0 0 0 0 0 0 1 0 3 8 0.00 3.000																					
Pat Mahomes, R (9, 1) ERA: 7.17	1.0 4 1 0 0 2 0 0 0 0 0 0 0 0 9 16 0.00 1.000																					

Batter	1	2	3	4	5	6	7	8	9	AB	R	H	RBI	BB	SO	LOB	BOTTOM					
Frank Catalanotto, L (1, 7) OBP: 0.377, SLG: 0.513										5	0	2	1	0	0	2	<p>Anaheim Angels @ Texas Rangers The Ballpark at Arlington, Arlington, TX Wed Jun 20 2001, 8:35 PM EDT Att: 31,789 - Sunny - 90 F</p> <p>livebaseballscores.com</p>					
Ivan Rodriguez, R (1, 2) OBP: 0.323, SLG: 0.555										5	0	1	0	0	0	4						
Alex Rodriguez, R (1, 6) OBP: 0.424, SLG: 0.627										4	0	2	1	0	0	1						
Rafael Palmeiro, L (1, 3) OBP: 0.370, SLG: 0.538										3	0	0	0	2	0	3						
Bo Porter, R (9, PR) OBP: 0.327, SLG: 0.386										0	0	0	0	0	0	0						
Ruben Sierra, S (1, 10) OBP: 0.317, SLG: 0.597										5	0	1	0	0	0	3						
Gabe Kapler, R (1, 8) OBP: 0.367, SLG: 0.492										4	1	1	0	0	1	3						
Ricky Ledee, L (1, 9) OBP: 0.273, SLG: 0.200										4	0	1	0	0	0	1						
Mike Lamb, L (1, 5) OBP: 0.250, SLG: 0.250										4	1	1	1	0	0	1						
10 Michael Young, R (1, 4) OBP: 0.275, SLG: 0.306										3	1	2	0	1	1	0						
Inning Stats	R: 0 E: 0 K: 0 S: 7	H: 0 LOB: 1 BB: 0 P: 13	R: 2 E: 1 K: 0 S: 11	H: 4 LOB: 2 BB: 0 P: 16	R: 0 E: 0 K: 0 S: 7	H: 0 LOB: 1 BB: 1 P: 13	R: 0 E: 0 K: 0 S: 8	H: 1 LOB: 1 BB: 0 P: 9	R: 0 E: 0 K: 0 S: 9	H: 2 LOB: 2 BB: 0 P: 13	R: 0 E: 0 K: 0 S: 7	H: 0 LOB: 0 BB: 1 P: 14	R: 0 E: 0 K: 1 S: 4	H: 2 LOB: 1 BB: 0 P: 5	R: 0 E: 0 K: 1 S: 7	H: 1 LOB: 0 BB: 0 P: 11	R: 1 E: 0 K: 1 S: 15	H: 1 LOB: 2 BB: 1 P: 26	1B: 10 2B: 1 3B: 0 HR: 0	SF: 0 SAC: 0 DP: 1 HBP: 1	WP: 0 PB: 2 SB: 1 CS: 1	PA: 42
PITCHER	IP WLS BF H R ER SO BB IBB HBP BLK WP HR S P ERA WHIP																					
Ramon Ortiz, R (1, 1) ERA: 3.86	7.0 W 31 9 2 2 0 1 0 0 0 0 0 0 7 11 2.57 1.571																					
Al Levine, R (8, 1) ERA: 2.75	1.0 H 4 1 0 0 1 0 0 0 0 0 0 0 7 11 0.00 1.000																					
Troy Percival, R (9, 1) ERA: 1.01	1.0 S 6 1 1 0 1 1 0 0 0 0 0 0 15 26 0.00 2.000																					

Batter	1	2	3	4	5	6	7	8	9	AB	R	H	RBI	BB	SO	LOB	TOP										
David Eckstein, R (1, 6) OBP: 0.393, SLG: 0.376	F8		BB 1B			G4-3 WP 2B		G6-3	FC3-6 1-2 3-H	5	1	2	1	0	0	4											
Adam Kennedy, L (1, 10) OBP: 0.361, SLG: 0.438	2B		BB			G4-3		K	K	4	0	1	1	1	2	2											
Darin Erstad, L (1, 8) OBP: 0.353, SLG: 0.419	BB		BB			BB		K	L3	4	0	1	1	1	2	3											
Troy Glaus, R (1, 5) OBP: 0.374, SLG: 0.545	BB		F7			G5-3		F9		4	0	0	0	0	1	5											
16 Garret Anderson, L (1, 7) OBP: 0.299, SLG: 0.411	K					F7		F7		4	0	0	0	0	1	2											
Tim Salmon, R (1, 9) OBP: 0.375, SLG: 0.384		K				G6-3		F7		3	0	0	0	1	1	0											
Scott Spiezio, S (1, 3) OBP: 0.302, SLG: 0.368	BB		K			K		G5-3		4	0	1	0	0	2	0											
Jorge Fabregas, L (1, 2) OBP: 0.186, SLG: 0.250						F8		FC6-5 BB		3	0	0	0	0	0	2											
Otlando Palmeiro, L (9, PH) OBP: 0.330, SLG: 0.350	F8					FC6-5 BB		1B FC3-6 2B		1	1	1	0	0	0	0											
Benji Gil, R (1, 4) OBP: 0.395, SLG: 0.545			G4-3			1B G4-3 2B		1B FC3-6 1B		3	1	2	0	1	0	0											
Inning Stats	R: 0 H: 1 E: 0 K: 2 S: 15	H: 1 LOB: 2 BB: 1 P: 22	R: 0 H: 0 E: 0 K: 2 S: 8	H: 0 LOB: 0 BB: 0 P: 11	R: 0 H: 1 E: 0 K: 1 S: 10	H: 1 LOB: 2 BB: 1 P: 18	R: 0 H: 0 E: 0 K: 1 S: 10	H: 0 LOB: 0 BB: 0 P: 11	R: 2 H: 3 E: 0 K: 0 S: 12	H: 1 LOB: 1 BB: 0 P: 19	R: 0 H: 1 E: 0 K: 2 S: 14	H: 1 LOB: 3 BB: 2 P: 27	R: 0 H: 0 E: 0 K: 0 S: 7	H: 0 LOB: 0 BB: 0 P: 9	R: 0 H: 0 E: 0 K: 0 S: 9	H: 0 LOB: 0 BB: 0 P: 15	R: 1 H: 2 E: 0 K: 1 S: 12	H: 2 LOB: 1 BB: 0 P: 17	1B: 4 2B: 4 3B: 0 HR: 0	SF: 0 SAC: 0 DP: 0 HBP: 0	WP: 1 PA: 39 PB: 0 SB: 1 CS: 0						
PITCHER	IP	WLS	BF	H	R	ER	SO	BB	IBB	HBP	BLK	WP	HR	S	P	ERA	WHIP										
Rick Helling, R (1, 1) ERA: 5.98	6.0	W	28	6	2	2	6	4	0	0	0	1	0	69	108	3.00	1.667										
Mike Venafro, L (7, 1) ERA: 3.46	2.0	H	6	0	0	0	2	0	0	0	0	0	0	16	24	0.00	0.000										
59 Jeff Zimmerman, R (9, 1) ERA: 3.63	1.0	S	5	2	1	1	1	0	0	0	0	0	0	12	17	9.00	2.000										

Anaheim Angels @ Texas Rangers
The Ballpark at Arlington, Arlington, TX
Thu Jun 21 2001, 8:35 PM EDT
Att: 30,337 - Cloudy - 78 F

AB 35
R 3
H 8
RBI 3
BB 4
SO 9
LOB 18





Batter	1	2	3	4	5	6	7	8	9	AB	R	H	RBI	BB	SO	LOB	BOTTOM										
Frank Catalanotto, L (1, 7) OBP: 0.374, SLG: 0.506	G3		G4-3							4	0	1	0	0	1	1											
Bo Porter, R (9, 7) OBP: 0.327, SLG: 0.386										0	0	0	0	0	0	0											
Ivan Rodriguez, R (1, 2) OBP: 0.322, SLG: 0.547	BB		L3 BB			K		F9		3	0	0	0	1	2	2											
Alex Rodriguez, R (1, 6) OBP: 0.425, SLG: 0.640	F8		K			HR		G1-5-3 2B		4	1	2	1	0	1	1											
Rafael Palmeiro, L (1, 3) OBP: 0.365, SLG: 0.529		K	L3			K		FC1 G1-5-3		4	0	0	0	0	2	2											
Ruben Sierra, S (1, 10) OBP: 0.337, SLG: 0.679		1B				HR		K		4	2	3	2	0	1	2											
Gabe Kapler, R (1, 8) OBP: 0.365, SLG: 0.503	F8		HR			K		G1-5-3		4	1	1	1	0	1	3											
Ricky Ledee, L (1, 9) OBP: 0.231, SLG: 0.167	F8		HR			K		G6-3		4	0	0	0	0	1	3											
Mike Lamb, L (1, 5) OBP: 0.267, SLG: 0.214			K			BB		F8		2	0	0	0	1	1	0											
10 Michael Young, R (1, 4) OBP: 0.278, SLG: 0.297			F9			F4		1B BB		2	0	0	0	1	0	1											
Inning Stats	R: 0 H: 0 E: 0 K: 1 S: 9	H: 1 LOB: 0 BB: 0 P: 15	R: 0 H: 1 E: 0 K: 1 S: 11	H: 1 LOB: 0 BB: 0 P: 20	R: 0 H: 0 E: 0 K: 1 S: 8	H: 0 LOB: 0 BB: 0 P: 10	R: 0 H: 0 E: 0 K: 1 S: 5	H: 0 LOB: 1 BB: 1 P: 10	R: 2 H: 2 E: 0 K: 2 S: 13	H: 2 LOB: 1 BB: 1 P: 21	R: 2 H: 2 E: 0 K: 3 S: 11	H: 2 LOB: 2 BB: 1 P: 23	R: 0 H: 1 E: 0 K: 1 S: 11	H: 1 LOB: 2 BB: 0 P: 18	R: 0 H: 1 E: 0 K: 1 S: 11	H: 1 LOB: 2 BB: 0 P: 18	1B: 2 2B: 2 3B: 0 HR: 4	SF: 0 SAC: 0 DP: 1 HBP: 0	WP: 0 PA: 34 PB: 0 SB: 0 CS: 0								
PITCHER	IP	WLS	BF	H	R	ER	SO	BB	IBB	HBP	BLK	WP	HR	S	P	ERA	WHIP										
Matt Wise, R (1, 1) ERA: 6.23	6.0	L	24	5	4	4	9	2	0	0	0	0	0	10	21	0.00	3.000										
47 Mark Lukasiewicz, L (7, 1) ERA: 4.22	0.2		4	1	0	0	0	1	0	0	0	0	0	10	16	0.00	1.000										
Ben Weber, R (7, 1) ERA: 2.96	1.0		5	1	0	0	1	0	0	0	0	0	0	10	16	0.00	1.000										
Mike Holtz, L (8, 1) ERA: 4.24	0.1		1	0	0	0	0	0	0	0	0	0	0	2	4	0.00	0.000										

Anaheim Angels @ Texas Rangers
The Ballpark at Arlington, Arlington, TX
Thu Jun 21 2001, 8:35 PM EDT
Att: 30,337 - Cloudy - 78 F

AB 31
R 4
H 7
RBI 4
BB 3
SO 10
LOB 15



Batter	1	2	3	4	5	6	7	8	9	AB	R	H	RBI	BB	SO	LOB	TOP					
Frank Catalanotto, L (1,7) OBP: 0.377, SLG: 0.513	G1-3		1B		F8			FC5-4 1B		4	1	2	1	0	0	1	<p>Texas Rangers @ Oakland Athletics Network Associates Coliseum, Oakland, CA</p> <p>Fri Jun 22 2001, 10:05 PM EDT Att: 18,615 - Sunny - 61 F</p> <p>livebaseballscores.com</p> <p>AB 34 R 2 H 5 RBI 2 BB 0 SO 11 LOB 9</p> 					
Ivan Rodriguez, R (1,2) OBP: 0.325, SLG: 0.546	G4-3		1B				FC1-6 1B	FC5-4 E 1-2		4	0	2	1	0	0	1						
Alex Rodriguez, R (1,6) OBP: 0.420, SLG: 0.630	K		P5				K	E3		4	0	0	0	0	2	3						
Rafael Palmeiro, L (1,3) OBP: 0.360, SLG: 0.521		K			F7		FC1-6 1-2	G4-3		4	0	0	0	0	1	3						
Ruben Sierra, S (1,10) OBP: 0.322, SLG: 0.647	G4-3				K		K		G3	4	0	0	0	0	2	1						
Gabe Kapler, R (1,8) OBP: 0.358, SLG: 0.492	K				F8			G6-3	G6-3	4	0	0	0	0	1	0						
Ricky Ledee, L (1,9) OBP: 0.200, SLG: 0.143			G1-3					K	G6-3	4	0	0	0	0	2	0						
Mike Lamb, L (1,5) OBP: 0.222, SLG: 0.176			K		L7			K		3	0	0	0	0	2	0						
10 Michael Young, R (1,4) OBP: 0.280, SLG: 0.299			2B 1B		E5			K		3	1	1	0	0	1	0						
Inning Stats	R: 0 H: 0 E: 0 K: 1 S: 6	H: 0 LOB: 0 BB: 0 P: 12	R: 0 H: 0 E: 0 K: 2 S: 9	H: 0 LOB: 0 BB: 0 P: 10	R: 2 H: 3 E: 0 K: 1 S: 14	H: 3 LOB: 1 BB: 0 P: 19	R: 0 H: 0 E: 0 K: 1 S: 6	H: 0 LOB: 0 BB: 0 P: 7	R: 0 H: 0 E: 1 K: 1 S: 7	H: 0 LOB: 1 BB: 0 P: 11	R: 0 H: 1 E: 0 K: 2 S: 11	H: 0 LOB: 0 BB: 0 P: 15	R: 0 H: 0 E: 0 K: 2 S: 8	H: 0 LOB: 0 BB: 0 P: 11	R: 0 H: 1 E: 1 K: 1 S: 10	H: 2 LOB: 2 BB: 0 P: 15		R: 0 H: 0 E: 0 K: 0 S: 4	H: 0 LOB: 0 BB: 0 P: 5	1B: 4 2B: 1 3B: 0 HR: 0	SF: 0 SAC: 0 DP: 0 HBP: 0	WP: 0 PB: 0 SB: 0 CS: 0
PITCHER Tim Hudson, R (1,1) ERA: 3.32	IP: 9.0 WLS: L BF: 34 H: 5 R: 2 ER: 2 SO: 11 BB: 0 IBB: 0 HBP: 0 BLK: 0 WP: 0 HR: 0 S: 75 P: 105 ERA: 2.00 WHIP: 0.556															PITCHER						

Batter	1	2	3	4	5	6	7	8	9	AB	R	H	RBI	BB	SO	LOB	BOTTOM					
Johnny Damon, L (1,7) OBP: 0.295, SLG: 0.308	3B 1B		G4-3		WP 1B		F5			4	1	2	0	0	0	2	<p>Texas Rangers @ Oakland Athletics Network Associates Coliseum, Oakland, CA</p> <p>Fri Jun 22 2001, 10:05 PM EDT Att: 18,615 - Sunny - 61 F</p> <p>livebaseballscores.com</p> <p>AB 35 R 1 H 9 RBI 1 BB 1 SO 9 LOB 18</p> 					
Frank Menechino, R (1,4) OBP: 0.390, SLG: 0.495	3B		1B		F9			FC5 1B		4	0	3	1	0	0	1						
Jason Giambi, L (1,3) OBP: 0.484, SLG: 0.680	K		K			L3		FC5 FC1 1B		4	0	1	0	0	2	2						
John Jaha, R (1,10) OBP: 0.209, SLG: 0.184	G4-6-3 BB				K			FC5		3	0	0	0	1	2	2						
Mark Bellhorn, S (6, PR) OBP: 0.291, SLG: 0.244						K		FC5 1-3 2-3		0	0	0	0	0	0	0						
Terrence Long, L (1,8) OBP: 0.310, SLG: 0.403	G4-6-3				2B		G3-1	FC1		4	0	1	0	0	0	4						
Miguel Tejada, R (1,6) OBP: 0.314, SLG: 0.448		K			P4			K		4	0	1	0	0	2	3						
3 Eric Chavez, L (1,5) OBP: 0.304, SLG: 0.449		G5-3			G3			K		4	0	0	0	0	2	2						
Ramon Hernandez, R (1,2) OBP: 0.299, SLG: 0.312					P4					3	0	1	0	0	0	0						
23 Mario Valdez, L (9, PH) OBP: 0.419, SLG: 0.352										1	0	0	0	0	1	0						
Jeremy Giambi, L (1,9) OBP: 0.364, SLG: 0.400			G3		P6			F7		4	0	0	0	0	0	2						
Inning Stats	R: 1 H: 2 E: 0 K: 1 S: 16	H: 2 LOB: 1 BB: 1 P: 26	R: 0 H: 0 E: 0 K: 1 S: 11	H: 0 LOB: 0 BB: 0 P: 12	R: 0 H: 1 E: 0 K: 1 S: 11	H: 1 LOB: 1 BB: 0 P: 19	R: 0 H: 1 E: 0 K: 1 S: 7	H: 1 LOB: 1 BB: 0 P: 13	R: 0 H: 1 E: 0 K: 0 S: 9	H: 1 LOB: 1 BB: 0 P: 16	R: 0 H: 0 E: 0 K: 1 S: 8	H: 0 LOB: 0 BB: 0 P: 13	R: 0 H: 2 E: 0 K: 1 S: 8	H: 2 LOB: 2 BB: 0 P: 10	R: 0 H: 2 E: 1 K: 1 S: 13	H: 2 LOB: 2 BB: 0 P: 20	R: 0 H: 0 E: 0 K: 2 S: 12	H: 0 LOB: 0 BB: 0 P: 18	1B: 7 2B: 1 3B: 1 HR: 0	SF: 0 SAC: 0 DP: 1 HBP: 0	WP: 1 PB: 0 SB: 0 CS: 0	PA: 36
PITCHER Doug Davis, L (1,1) ERA: 5.08	IP: 7.0 WLS: W BF: 28 H: 7 R: 1 ER: 1 SO: 6 BB: 1 IBB: 0 HBP: 0 BLK: 0 WP: 1 HR: 0 S: 70 P: 109 ERA: 1.29 WHIP: 1.143															PITCHER						
Mike Venafro, L (8,1) ERA: 3.38	0.2 H 1																					
Francisco Cordero, R (8,1) ERA: 3.38	0.1 H 1																					
59 Jeff Zimmerman, R (9,1) ERA: 3.53	1.0 S 3																					

Batter	1	2	3	4	5	6	7	8	9	10	AB	R	H	RBI	BB	SO	LOB	TOP							
Bo Porter, R OBP: 0.327, SLG: 0.426 Frank Catalanotto, L OBP: 0.373, SLG: 0.506	(1, 7) X 0-0 SF8 3B		(1, 3) X 1-3 K		(1, 2) X 1-2 F9			(1, 2) X 1-2 F5		(1, 1) X 1-1 F9	3	1	1	0	0	1	0								
Gabe Kapler, R OBP: 0.352, SLG: 0.484	(1, 8) X 0-2 SF8		(1, 2) X 0-0 F8		(1, 2) X 1-2 G6-3			(1, 2) X 2-2 G5-3			3	0	0	1	0	0	0								
Alex Rodriguez, R OBP: 0.415, SLG: 0.621	(1, 6) X 2-2 F3		(1, 1) X 1-1 F3				(1, 3) X 2-3 K				4	0	0	0	0	2	0								
Rafael Palmeiro, L OBP: 0.359, SLG: 0.515	(1, 10) X 2-0 L3			(1, 2) X 4-2 1B BB			(1, 2) X 3-1 L9			(1, 2) X 2-2 F9	3	0	0	0	1	0	0								
Andres Galaraga, R OBP: 0.297, SLG: 0.336	(1, 3) X 2-0 F9			(1, 3) X 2-3 K			(1, 3) X 1-3 K			(1, 2) X 0-0 G2-3	4	0	0	0	0	2	1								
Ruben Sierra, S OBP: 0.319, SLG: 0.663	(1, 9) X 0-0 P4			(1, 2) X 2-1 F7				(1, 1) X 3-1 F8			4	1	1	1	0	0	1								
Scott Sheldon, R OBP: 0.349, SLG: 0.488	(1, 5) X 1-2 E6 1B			(1, 2) X 0-2 1B				(1, 2) X 0-1 HR		(1, 3) X 1-3 HR K	4	2	3	1	0	1	0								
Bill Haselman, R OBP: 0.333, SLG: 0.333 Ivan Rodriguez, R OBP: 0.324, SLG: 0.544	(1, 2) X 0-0 1B			(1, 2) X 0-2 1B				(1, 2) X 1-2 G4-3		(1, 3) X 3-3 K	3	0	1	1	0	0	2								
10 Michael Young, R OBP: 0.266, SLG: 0.282	(1, 4) X 1-3 K							(1, 2) X 2-3 K		(1, 0) X 1-0 F9	4	0	0	0	0	2	1								
Inning Stats	R: 1 E: 0 K: 0 S: 8	H: 1 LOB: 0 BB: 0 P: 12	R: 1 E: 1 K: 1 S: 10	H: 2 LOB: 1 BB: 0 P: 14	R: 0 E: 0 K: 1 S: 6	H: 0 LOB: 0 BB: 0 P: 8	R: 0 E: 0 K: 0 S: 15	H: 1 LOB: 2 BB: 1 P: 23	R: 0 E: 0 K: 0 S: 8	H: 0 LOB: 0 BB: 0 P: 13	R: 0 E: 0 K: 2 S: 8	H: 0 LOB: 0 BB: 0 P: 14	R: 1 E: 0 K: 1 S: 13	H: 1 LOB: 0 BB: 0 P: 19	R: 0 E: 0 K: 1 S: 9	H: 0 LOB: 0 BB: 0 P: 13	R: 1 E: 0 K: 1 S: 8	H: 1 LOB: 0 BB: 0 P: 12	R: 0 E: 0 K: 1 S: 6	H: 0 LOB: 0 BB: 0 P: 11	1B: 3 2B: 0 3B: 1 HR: 2	SF: 1 SAC: 0 DP: 0 HBP: 0	WP: 0 PA: 37 PB: 0 SB: 0 CS: 0		
PITCHER	IP WLS BF H R ER SO BB IBB HBP BLK WP HR S P ERA WHIP	IP WLS BF H R ER SO BB IBB HBP BLK WP HR S P ERA WHIP	IP WLS BF H R ER SO BB IBB HBP BLK WP HR S P ERA WHIP	IP WLS BF H R ER SO BB IBB HBP BLK WP HR S P ERA WHIP	IP WLS BF H R ER SO BB IBB HBP BLK WP HR S P ERA WHIP	IP WLS BF H R ER SO BB IBB HBP BLK WP HR S P ERA WHIP	IP WLS BF H R ER SO BB IBB HBP BLK WP HR S P ERA WHIP	IP WLS BF H R ER SO BB IBB HBP BLK WP HR S P ERA WHIP	IP WLS BF H R ER SO BB IBB HBP BLK WP HR S P ERA WHIP	IP WLS BF H R ER SO BB IBB HBP BLK WP HR S P ERA WHIP	IP WLS BF H R ER SO BB IBB HBP BLK WP HR S P ERA WHIP	IP WLS BF H R ER SO BB IBB HBP BLK WP HR S P ERA WHIP	IP WLS BF H R ER SO BB IBB HBP BLK WP HR S P ERA WHIP	IP WLS BF H R ER SO BB IBB HBP BLK WP HR S P ERA WHIP	IP WLS BF H R ER SO BB IBB HBP BLK WP HR S P ERA WHIP	IP WLS BF H R ER SO BB IBB HBP BLK WP HR S P ERA WHIP	IP WLS BF H R ER SO BB IBB HBP BLK WP HR S P ERA WHIP	IP WLS BF H R ER SO BB IBB HBP BLK WP HR S P ERA WHIP	IP WLS BF H R ER SO BB IBB HBP BLK WP HR S P ERA WHIP	IP WLS BF H R ER SO BB IBB HBP BLK WP HR S P ERA WHIP	IP WLS BF H R ER SO BB IBB HBP BLK WP HR S P ERA WHIP	IP WLS BF H R ER SO BB IBB HBP BLK WP HR S P ERA WHIP	IP WLS BF H R ER SO BB IBB HBP BLK WP HR S P ERA WHIP	IP WLS BF H R ER SO BB IBB HBP BLK WP HR S P ERA WHIP	IP WLS BF H R ER SO BB IBB HBP BLK WP HR S P ERA WHIP

Texas Rangers @ Oakland Athletics
Network Associates Coliseum, Oakland, CA
Sat Jun 23 2001, 4:05 PM EDT
Att: 26,324 - Cloudy - 63 F

AB	35
R	4
H	6
RBI	4
BB	1
SO	9
LOB	5



Batter	1	2	3	4	5	6	7	8	9	10	AB	R	H	RBI	BB	SO	LOB	BOTTOM							
Johnny Damon, L OBP: 0.297, SLG: 0.316	(1, 8) X 1-3 K		(1, 2) X 0-2 1B 3B	(1, 2) X 0-2 1B		(1, 2) X 2-2 G6-3		(1, 2) X 1-2 F8			5	1	2	1	0	1	1								
Frank Menechino, R OBP: 0.394, SLG: 0.498	(1, 6) X 1-3 K		(1, 0) X 1-0 BB 1B	(1, 3) X 1-3 2H 3H 1B			(1, 1) X 1-1 BB 1B			(1, 1) X 1-1 P5	5	0	3	3	0	1	0								
Jason Giambi, L OBP: 0.489, SLG: 0.679	(1, 3) X 1-0 1B		(1, 1) X 4-1 G6-4-3 BB	(1, 2) X 1-2 BB			(1, 1) X 1-1 F9			(1, 2) X 4-2 FC6-4 BB	2	0	1	0	3	0	1								
Olmedo Saenz, R OBP: 0.312, SLG: 0.380	(1, 10) X 1-3 K		(1, 1) X 1-1 G6-4-3	(1, 3) X 3-1 F5			(1, 1) X 1-1 F9			(1, 1) X 1-1 FC6-4	5	0	0	0	0	1	8								
Jeremy Giambi, L OBP: 0.395, SLG: 0.390	(1, 7) X 2-3 K			(1, 2) X 4-2 1B BB			(1, 2) X 4-0 FC6-4 BB			(1, 2) X 2-2 F9	3	1	0	0	2	1	1								
Ramon Hernandez, R OBP: 0.301, SLG: 0.314 Tim Hudson, R (10, PR)	(1, 2) X 1-2 1B			(1, 2) X 1-2 F2			(1, 2) X 0-0 FC6-4				5	0	2	0	0	0	3								
Terrence Long, L OBP: 0.315, SLG: 0.402	(1, 9) X 1-2 F7			(1, 3) X 1-3 1B 1B			(1, 2) X 2-2 1B BB			(1, 2) X 4-0 3 1B IBB	3	1	1	0	2	0	1								
3 Eric Chavez, L OBP: 0.302, SLG: 0.444	(1, 5) X 1-3 K			(1, 2) X 2-1 L6			(1, 2) X 2-2 F5			(1, 2) X 2-1 P6	5	0	1	1	0	1	4								
Mark Bellhorn, S OBP: 0.265, SLG: 0.233 Miguel Tejada, R OBP: 0.313, SLG: 0.447	(1, 4) X 7, 6 1-2 1B BB			(1, 1) X 4-1 1B BB			(1, 2) X 0-0 F7			(1, 2) X 1-0 F8	2	1	0	0	1	1	0								
Inning Stats	R: 0 E: 0 K: 3 S: 11	H: 1 LOB: 1 BB: 0 P: 15	R: 0 E: 0 K: 2 S: 15	H: 1 LOB: 1 BB: 0 P: 20	R: 1 E: 0 K: 1 S: 10	H: 2 LOB: 1 BB: 1 P: 17	R: 3 E: 0 K: 0 S: 22	H: 3 LOB: 3 BB: 3 P: 45	R: 0 E: 0 K: 0 S: 8	H: 0 LOB: 0 BB: 0 P: 12	R: 0 E: 0 K: 0 S: 7	H: 0 LOB: 0 BB: 0 P: 11	R: 0 E: 0 K: 0 S: 9	H: 0 LOB: 1 BB: 1 P: 15	R: 0 E: 0 K: 0 S: 9	H: 0 LOB: 1 BB: 1 P: 17	R: 1 E: 0 K: 0 S: 3	H: 2 LOB: 2 BB: 1 P: 9	1B: 9 2B: 0 3B: 1 HR: 0	SF: 0 SAC: 0 DP: 1 HBP: 0	WP: 1 PA: 44 PB: 0 SB: 1 CS: 0				
PITCHER	IP WLS BF H R ER SO BB IBB HBP BLK WP HR S P ERA WHIP	IP WLS BF H R ER SO BB IBB HBP BLK WP HR S P ERA WHIP	IP WLS BF H R ER SO BB IBB HBP BLK WP HR S P ERA WHIP	IP WLS BF H R ER SO BB IBB HBP BLK WP HR S P ERA WHIP	IP WLS BF H R ER SO BB IBB HBP BLK WP HR S P ERA WHIP	IP WLS BF H R ER SO BB IBB HBP BLK WP HR S P ERA WHIP	IP WLS BF H R ER SO BB IBB HBP BLK WP HR S P ERA WHIP	IP WLS BF H R ER SO BB IBB HBP BLK WP HR S P ERA WHIP	IP WLS BF H R ER SO BB IBB HBP BLK WP HR S P ERA WHIP	IP WLS BF H R ER SO BB IBB HBP BLK WP HR S P ERA WHIP	IP WLS BF H R ER SO BB IBB HBP BLK WP HR S P ERA WHIP	IP WLS BF H R ER SO BB IBB HBP BLK WP HR S P ERA WHIP	IP WLS BF H R ER SO BB IBB HBP BLK WP HR S P ERA WHIP	IP WLS BF H R ER SO BB IBB HBP BLK WP HR S P ERA WHIP	IP WLS BF H R ER SO BB IBB HBP BLK WP HR S P ERA WHIP	IP WLS BF H R ER SO BB IBB HBP BLK WP HR S P ERA WHIP	IP WLS BF H R ER SO BB IBB HBP BLK WP HR S P ERA WHIP	IP WLS BF H R ER SO BB IBB HBP BLK WP HR S P ERA WHIP	IP WLS BF H R ER SO BB IBB HBP BLK WP HR S P ERA WHIP	IP WLS BF H R ER SO BB IBB HBP BLK WP HR S P ERA WHIP	IP WLS BF H R ER SO BB IBB HBP BLK WP HR S P ERA WHIP	IP WLS BF H R ER SO BB IBB HBP BLK WP HR S P ERA WHIP	IP WLS BF H R ER SO BB IBB HBP BLK WP HR S P ERA WHIP	IP WLS BF H R ER SO BB IBB HBP BLK WP HR S P ERA WHIP	IP WLS BF H R ER SO BB IBB HBP BLK WP HR S P ERA WHIP

Texas Rangers @ Oakland Athletics
Network Associates Coliseum, Oakland, CA
Sat Jun 23 2001, 4:05 PM EDT
Att: 26,324 - Cloudy - 63 F

AB	36
R	5
H	10
RBI	5
BB	8
SO	6
LOB	20



Batter	1	2	3	4	5	6	7	8	9	AB R H RBI BB SO LOB	TOP											
Frank Catalanotto, L (1.7) OBP: 0.379, SLG: 0.512	G6-3		G4-3							4 1 2 2 1 0 0	<p>Texas Rangers @ Oakland Athletics Network Associates Coliseum, Oakland, CA Sun Jun 24 2001, 4:05 PM EDT Att: 28,266 - Cloudy - 65 F</p> <p>livebaseballscorecards.com</p>											
Ivan Rodriguez, R (1.2) OBP: 0.321, SLG: 0.549	K			G6-3	K					5 1 1 2 0 3 2												
Alex Rodriguez, R (1.6) OBP: 0.411, SLG: 0.614	F9			F2	K					5 1 1 0 0 1 2												
Rafael Palmeiro, L (1.3) OBP: 0.363, SLG: 0.526		L3 1B		HR	K			F8		4 1 2 1 1 1 2												
Ruben Sierra, S (1.10) OBP: 0.323, SLG: 0.681		L3 1-2		HR		K2-3				5 1 2 2 0 2 3												
Mike Lamb, L (1.5) OBP: 0.227, SLG: 0.190				G6-3						4 0 1 0 0 0 1												
Bo Porter, R (1.8) OBP: 0.339, SLG: 0.440										3 2 1 0 1 2 1												
Ricky Ledee, L (1.9) OBP: 0.206, SLG: 0.156				F8 10 SF8 2B						4 1 1 0 0 1 2												
10 Michael Young, R (1.4) OBP: 0.253, SLG: 0.270										3 1 0 1 0 0 1												
Inning Stats	R: 0 E: 0 K: 1 S: 6	H: 0 LOB: 0 BB: 0 P: 7	R: 0 E: 0 K: 0 S: 5	H: 1 LOB: 0 BB: 0 P: 7	R: 0 E: 0 K: 0 S: 9	H: 1 LOB: 0 BB: 0 P: 14	R: 2 E: 0 K: 0 S: 6	H: 2 LOB: 0 BB: 0 P: 11	R: 3 E: 1 K: 3 S: 17	H: 2 LOB: 1 BB: 1 P: 30	R: 0 E: 0 K: 3 S: 14	H: 1 LOB: 1 BB: 0 P: 23	R: 3 E: 0 K: 0 S: 13	H: 4 LOB: 1 BB: 0 P: 18	R: 0 E: 0 K: 1 S: 9	H: 0 LOB: 0 BB: 0 P: 14	R: 0 E: 0 K: 2 S: 16	H: 0 LOB: 2 BB: 2 P: 28	1B: 6 2B: 3 3B: 0 HR: 3	SF: 1 SAC: 0 DP: 1 HBP: 0	WP: 1 PB: 0 SB: 1 CS: 0	PA: 41
PITCHER	IP WLS BF H R ER SO BB IBB HBP BLK WP HR S P ERA WHIP											IP WLS BF H R ER SO BB IBB HBP BLK WP HR S P ERA WHIP										
Gil Heredia, R (1.1) ERA: 6.48	4.0 L 19 6 6 4 1 1 0 0 0 0 0 2 31 50 9.00 1.750																					
Chad Bradford, R (5.1) ERA: 2.53	0.2 2 0 0 0 2 0 0 0 0 0 0 0 9 13 0.00 0.000																					
Mark Guthrie, L (5.1) ERA: 5.02	2.0 11 5 3 3 4 0 0 0 0 0 1 1 27 43 13.50 2.500																					
Mike Magnante, L (7.1) ERA: 2.73	1.1 4 0 0 0 1 0 0 0 0 0 0 0 12 18 0.00 0.000																					
Jim Mecir, R (9.1) ERA: 3.96	1.0 5 0 0 0 2 2 0 0 0 0 0 0 16 28 0.00 2.000																					

Batter	1	2	3	4	5	6	7	8	9	AB R H RBI BB SO LOB	BOTTOM											
Johnny Damon, L (1.8) OBP: 0.299, SLG: 0.318	F7									5 1 2 1 0 1 2	<p>Texas Rangers @ Oakland Athletics Network Associates Coliseum, Oakland, CA Sun Jun 24 2001, 4:05 PM EDT Att: 28,266 - Cloudy - 65 F</p> <p>livebaseballscorecards.com</p>											
Frank Menechino, R (1.4) OBP: 0.398, SLG: 0.500	2B G3 BB	CS 1B		G4-3	SF8 BB					3 1 1 0 2 0 0												
Jason Giambi, L (1.3) OBP: 0.489, SLG: 0.679	G3			G4-3						3 0 1 0 1 0 1												
Olmedo Saenz, R (9.3) OBP: 0.310, SLG: 0.378	1-3 2B				SF8 BB					1 0 0 0 0 0 0												
John Jaha, R (1.10) OBP: 0.208, SLG: 0.171	G3 BB			G6-3	SF8					3 0 0 1 1 1 1												
Jeremy Giambi, L (1.7) OBP: 0.362, SLG: 0.393	G3			F9	G3					4 1 1 1 0 0 5												
Terrence Long, L (1.9) OBP: 0.314, SLG: 0.403	F7									4 1 1 1 0 0 2												
Miguel Tejada, R (1.6) OBP: 0.315, SLG: 0.451										4 1 2 1 0 0 0												
3 Eric Chavez, L (1.5) OBP: 0.305, SLG: 0.441										2 0 0 0 2 0 1												
Tom Wilson, R (1.2) OBP: 0.273, SLG: 0.526										4 0 0 0 0 0 4												
Inning Stats	R: 1 E: 0 K: 0 S: 16	H: 1 LOB: 2 BB: 2 P: 27	R: 1 E: 0 K: 0 S: 12	H: 2 LOB: 0 BB: 0 P: 19	R: 0 E: 0 K: 0 S: 10	H: 1 LOB: 1 BB: 0 P: 16	R: 0 E: 0 K: 0 S: 8	H: 0 LOB: 0 BB: 0 P: 12	R: 1 E: 0 K: 0 S: 11	H: 1 LOB: 2 BB: 2 P: 26	R: 0 E: 0 K: 0 S: 5	H: 0 LOB: 1 BB: 1 P: 11	R: 0 E: 0 K: 1 S: 7	H: 0 LOB: 0 BB: 0 P: 11	R: 2 E: 0 K: 0 S: 12	H: 3 LOB: 2 BB: 1 P: 23	R: 0 E: 0 K: 1 S: 9	H: 0 LOB: 0 BB: 0 P: 12	1B: 3 2B: 5 3B: 0 HR: 0	SF: 1 SAC: 0 DP: 0 HBP: 0	WP: 1 PB: 0 SB: 0 CS: 1	PA: 41
PITCHER	IP WLS BF H R ER SO BB IBB HBP BLK WP HR S P ERA WHIP											IP WLS BF H R ER SO BB IBB HBP BLK WP HR S P ERA WHIP										
Rob Bell, R (1.1) ERA: 5.83	5.0 W 23 5 3 3 0 4 0 0 0 0 0 0 22 42 6.75 1.875																					
Pat Mahomes, R (6.1) ERA: 7.15	2.2 H 13 3 2 2 1 2 0 0 0 0 0 0 22 42 6.75 1.875																					
Mike Venafro, L (8.1) ERA: 3.21	1.1 S 4 0 0 0 1 0 0 0 0 0 0 0 11 15 0.00 0.000																					

Batter	1	2	3	4	5	6	7	8	9	AB	R	H	RBI	BB	SO	LOB	TOP								
Frank Catalanotto, L (1.7) OBP: 0.380, SLG: 0.515	L8						G4-3	FC4-6		5	1	2	2	0	0	2									
Ivan Rodriguez, R (1.2) OBP: 0.316, SLG: 0.540	G6-3						G6-3			4	0	0	0	0	0	3									
Bill Haselman, R (7.2) OBP: 0.250, SLG: 0.250	G6-3						G6-3			1	0	0	0	0	1	0									
Alex Rodriguez, R (1.6) OBP: 0.412, SLG: 0.622	G1-3						G4-3			3	1	1	1	1	0	0									
Scott Sheldon, R (7.6) OBP: 0.341, SLG: 0.476	G1-3						G4-3			1	0	0	0	0	0	0									
Rafael Palmeiro, L (1.3) OBP: 0.370, SLG: 0.540		L7					G4-3			4	1	3	3	1	0	0									
Ruben Sierra, S (1.10) OBP: 0.317, SLG: 0.687	G4-3						K			5	1	1	1	0	1	4									
Gabe Kapler, R (1.8) OBP: 0.344, SLG: 0.472	L7						F9			5	0	0	0	0	0	1									
Mike Lamb, L (1.5) OBP: 0.222, SLG: 0.192							G6-3			5	1	1	0	0	1	1									
Ricky Ledee, L (1.9) OBP: 0.229, SLG: 0.182							SH2-3			1	1	1	0	0	0	0									
Bo Porter, R (5.9) OBP: 0.362, SLG: 0.440							SH2-3			0	0	0	0	2	0	0									
10 Michael Young, R (1.4) OBP: 0.264, SLG: 0.295							G4-3			4	1	2	0	0	0	2									
Inning Stats	R: 0 E: 0 K: 0 S: 8	H: 0 LOB: 0 BB: 0 P: 13	R: 0 E: 0 K: 0 S: 7	H: 0 LOB: 0 BB: 0 P: 8	R: 1 E: 0 K: 0 S: 9	H: 2 LOB: 1 BB: 0 P: 12	R: 0 E: 0 K: 1 S: 9	H: 0 LOB: 1 BB: 1 P: 15	R: 3 E: 0 K: 0 S: 18	H: 4 LOB: 2 BB: 1 P: 34	R: 0 E: 0 K: 0 S: 10	H: 0 LOB: 1 BB: 1 P: 17	R: 1 E: 0 K: 0 S: 11	H: 2 LOB: 1 BB: 0 P: 16	R: 0 E: 0 K: 0 S: 13	H: 1 LOB: 2 BB: 1 P: 19	R: 2 E: 1 K: 2 S: 15	H: 2 LOB: 1 BB: 0 P: 26	1B: 6 2B: 2 3B: 0 HR: 3	SF: 0 SAC: 1 DP: 0 HBP: 0	WP: 0 PB: 0 SB: 0 CS: 0	PA: 43			
PITCHER	IP	WLS	BF	H	R	ER	SO	BB	IBB	HBP	BLK	WP	HR	S	P	ERA	WHIP								
Ramon Ortiz, R (1.1) ERA: 4.04	7.0	W	32	8	5	5	1	3	0	0	0	0	1	72	115	6.43	1.571								
Ben Weber, R (8.1) ERA: 2.7	1.0		5	1	0	0	0	1	0	0	0	0	0	13	19	0.00	2.000								
Lou Pote, R (9.1) ERA: 4.58	0.2		5	2	2	2	1	0	0	0	0	0	2	12	21	27.00	3.000								
Mike Holtz, L (9.1) ERA: 3.86	0.1		1	0	0	0	1	0	0	0	0	0	0	3	5	0.00	0.000								

Texas Rangers @ Anaheim Angels
Edison International Field, Anaheim, CA
Mon Jun 25 2001, 10:05 PM EDT
Att: 17,076 - Sunny - 78 F

AB	38
R	7
H	11
RBI	7
BB	4
SO	3
LOB	13



Batter	1	2	3	4	5	6	7	8	9	AB	R	H	RBI	BB	SO	LOB	BOTTOM								
David Eckstein, R (1.10) OBP: 0.391, SLG: 0.381	K									5	0	2	1	0	3	2									
Jeff DaVanon, S (8, FH) OBP: 0.179, SLG: 0.259	K									1	0	1	0	0	0	0									
Adam Kennedy, L (1.4) OBP: 0.356, SLG: 0.427	BLK									6	2	3	0	0	0	4									
Darin Erstad, L (1.8) OBP: 0.357, SLG: 0.413	K									3	2	1	0	2	1	1									
Troy Glaus, R (1.5) OBP: 0.370, SLG: 0.537	BB									2	3	1	1	3	0	1									
16 Garret Anderson, L (1.7) OBP: 0.298, SLG: 0.409	G4-3									4	1	2	3	0	0	2									
Tim Salmon, R (1.9) OBP: 0.367, SLG: 0.370										4	2	1	1	1	1	4									
Scott Spiezio, S (1.3) OBP: 0.313, SLG: 0.370										4	1	2	2	1	0	3									
Shawn Wooten, R (1.2) OBP: 0.363, SLG: 0.552										5	0	2	2	0	1	2									
Benji Gil, R (1.6) OBP: 0.375, SLG: 0.512										5	0	1	0	0	1	4									
Inning Stats	R: 0 E: 0 K: 2 S: 12	H: 1 LOB: 2 BB: 1 P: 23	R: 1 E: 0 K: 0 S: 11	H: 2 LOB: 2 BB: 1 P: 21	R: 2 E: 0 K: 0 S: 14	H: 3 LOB: 2 BB: 1 P: 23	R: 5 E: 1 K: 3 S: 17	H: 5 LOB: 2 BB: 1 P: 34	R: 3 E: 0 K: 2 S: 19	H: 2 LOB: 1 BB: 2 P: 35	R: 0 E: 0 K: 0 S: 4	H: 1 LOB: 0 BB: 0 P: 6	R: 0 E: 0 K: 0 S: 12	H: 1 LOB: 2 BB: 1 P: 20	R: 0 E: 0 K: 0 S: 9	H: 1 LOB: 1 BB: 0 P: 12	1B: 13 2B: 2 3B: 0 HR: 1	SF: 1 SAC: 0 DP: 1 HBP: 0	WP: 2 PB: 0 SB: 0 CS: 0	PA: 47					
PITCHER	IP	WLS	BF	H	R	ER	SO	BB	IBB	HBP	BLK	WP	HR	S	P	ERA	WHIP								
Kenny Rogers, L (1.1) ERA: 5.83	3.1	L	24	10	8	8	3	3	1	0	1	0	1	45	85	21.60	3.900								
Tim Lincecum, R (4.1) ERA: 6.56	1.2		11	3	3	3	4	2	0	0	0	0	2	28	51	16.20	3.000								
Mark Petkovsek, R (6.1) ERA: 5.4	1.0		3	1	0	0	0	0	0	0	0	0	0	4	6	0.00	1.000								
Juan Moreno, L (7.1) ERA: 1.8	1.0		5	1	0	0	0	1	0	0	0	0	0	12	20	0.00	2.000								
Francisco Cordero, R (8.1) ERA: 3.86	1.0		4	1	0	0	0	0	0	0	0	0	0	9	12	0.00	1.000								

Texas Rangers @ Anaheim Angels
Edison International Field, Anaheim, CA
Mon Jun 25 2001, 10:05 PM EDT
Att: 17,076 - Sunny - 78 F

AB	39
R	11
H	16
RBI	10
BB	7
SO	7
LOB	23




Batter	1	2	3	4	5	6	7	8	9	10	11	AB	R	H	RBI	BB	SO	LOB	TOP								
Frank Catalanotto, L OBP: 0.378, SLG: 0.506	G6-3		G6-3		F9			F8		F7	E SF8 1B	5	1	1	2	1	0	1									
Ivan Rodriguez, R OBP: 0.320, SLG: 0.537	BB 1B		K			1B BB				F7	E5 BB	5	1	2	0	1	1	3									
Alex Rodriguez, R OBP: 0.408, SLG: 0.614	K		G6-3			1-3 1B		F9			K	5	0	1	1	0	2	2									
Rafael Palmeiro, L OBP: 0.372, SLG: 0.536	1B BB				F9		1-3 1B	F8			2B 1B	4	1	1	0	2	1	3									
Ruben Sierra, S OBP: 0.318, SLG: 0.676	1-2 2H 1B				G3		1-1 P6			F8	FC6-4	6	1	2	1	0	0	4									
Gabe Kapler, R OBP: 0.341, SLG: 0.462	K				P4		2-3 K			1-3 K	1B 10 2B IBB	4	1	0	0	1	3	4									
Mike Lamb, L OBP: 0.194, SLG: 0.187							0-1 F7			G1-3		4	0	0	0	0	0	0									
Andres Galarraga, R OBP: 0.300, SLG: 0.389											1-2 2B 1B	1	0	1	1	0	0	0									
Scott Sheldon, R OBP: 0.341, SLG: 0.476											1-2 2-3 3-H 1B	0	1	0	0	0	0	0									
Bo Porter, R OBP: 0.344, SLG: 0.415												3	0	0	0	0	1	0									
Ricky Ledee, L OBP: 0.243, SLG: 0.200											10 2B 1B	2	1	1	1	0	0	0									
10 Michael Young, R OBP: 0.272, SLG: 0.305											1-2 2-3 3-H 1B	4	1	1	2	1	0	0									
											1-3 2H 3-H 1B 2B	4	1	1	2	1	0	0									
Inning Stats	R: 1 E: 0 K: 2 S: 13	H: 2 LOB: 2 BB: 1 P: 27	R: 0 E: 0 K: 0 S: 8	H: 0 LOB: 0 BB: 0 P: 15	R: 0 E: 0 K: 1 S: 9	H: 0 LOB: 0 BB: 0 P: 17	R: 0 E: 0 K: 0 S: 5	H: 0 LOB: 0 BB: 0 P: 11	R: 0 E: 0 K: 0 S: 9	H: 1 LOB: 2 BB: 1 P: 22	R: 0 E: 0 K: 1 S: 9	H: 0 LOB: 0 BB: 0 P: 13	R: 0 E: 0 K: 0 S: 5	H: 1 LOB: 1 BB: 0 P: 11	R: 0 E: 0 K: 1 S: 10	H: 0 LOB: 1 BB: 0 P: 8	R: 0 E: 0 K: 0 S: 10	H: 0 LOB: 1 BB: 1 P: 18	R: 7 E: 1 K: 1 S: 28	H: 6 LOB: 2 BB: 2 P: 50	1B: 8 2B: 2 3B: 0 HR: 0	SF: 1 SAC: 0 DP: 0 HBP: 0	WP: 0 PB: 0 SB: 0 CS: 0	PA: 50			
PITCHER	IP ERA WLS BF H R ER SO BB IBB HBP BLK WP HR S P ERA WHIP	9 5.0 0.2 21 3 0 1 3 0 0 0 0 0 0 48 1.80 1.200	9 3.72 0.1 10 1 0 2 3 0 0 0 0 0 0 19 0.00 0.333	9 2.5 1.0 4 0 0 0 0 1 0 0 0 0 0 10 0.00 1.000	11 7.62 0.2 4 0 0 0 0 1 0 0 0 0 0 10 18 0.00 1.500	11 4.5 0.1 8 6 7 6 1 0 0 0 0 0 0 10 18 0.00 1.500																					

Texas Rangers @ Anaheim Angels
Edison International Field, Anaheim, CA
Tue Jun 26 2001, 10:05 PM EDT
Att: 17,250 - Sunny - 77 F

livebaseballscorecards.com

AB 43
R 8
H 10
RBI 8
BB 6
SO 8
LOB 17




Batter	1	2	3	4	5	6	7	8	9	10	11	AB	R	H	RBI	BB	SO	LOB	BOTTOM							
David Eckstein, R OBP: 0.388, SLG: 0.382	F7	P6					G1-3			F7		5	0	1	0	0	0	2								
Adam Kennedy, L OBP: 0.361, SLG: 0.429	FC4-6 1B							P4			G1-3	4	0	2	0	1	0	0								
Darin Erstad, L OBP: 0.351, SLG: 0.406	FC4-6 2B							F7			K	5	1	0	0	0	2	4								
Troy Glaus, R OBP: 0.368, SLG: 0.535	1H 2B							G1-3			G5-3	5	0	1	1	0	0	3								
16 Garret Anderson, L OBP: 0.301, SLG: 0.413	F9							F8			CS 2B	4	0	2	0	0	0	2								
Tim Salmon, R OBP: 0.385, SLG: 0.366								G6-3			G6-4-3 1B	3	0	0	0	1	0	2								
Orlando Palmeiro, L OBP: 0.316, SLG: 0.345								G4-3			K	4	0	0	0	0	1	2								
Jorge Fabregas, L OBP: 0.215, SLG: 0.267								G3				3	0	2	0	0	0	0								
Scott Spiezio, S OBP: 0.311, SLG: 0.387											B3-4 1B	1	0	0	0	0	0	0								
Larry Barnes, L OBP: 0.179, SLG: 0.259												4	0	0	0	0	1	3								
Shawn Wooten, R OBP: 0.363, SLG: 0.552											G4-3	0	0	0	0	0	0	0								
Inning Stats	R: 1 E: 0 K: 0 S: 12	H: 2 LOB: 1 BB: 0 P: 19	R: 0 E: 0 K: 0 S: 11	H: 1 LOB: 2 BB: 1 P: 21	R: 0 E: 0 K: 0 S: 10	H: 1 LOB: 1 BB: 0 P: 17	R: 0 E: 0 K: 0 S: 7	H: 0 LOB: 0 BB: 0 P: 9	R: 0 E: 0 K: 1 S: 7	H: 1 LOB: 2 BB: 1 P: 16	R: 0 E: 0 K: 0 S: 7	H: 1 LOB: 0 BB: 0 P: 9	R: 0 E: 0 K: 1 S: 6	H: 0 LOB: 0 BB: 0 P: 9	R: 0 E: 0 K: 0 S: 8	H: 1 LOB: 0 BB: 0 P: 12	R: 0 E: 0 K: 0 S: 9	H: 0 LOB: 0 BB: 0 P: 12	R: 0 E: 0 K: 0 S: 11	H: 0 LOB: 0 BB: 0 P: 17	1B: 5 2B: 4 3B: 0 HR: 0	SF: 0 SAC: 0 DP: 2 HBP: 0	WP: 0 PB: 0 SB: 0 CS: 1	PA: 40		
PITCHER	IP ERA WLS BF H R ER SO BB IBB HBP BLK WP HR S P ERA WHIP	9 5.55 1.0 34 8 0 0 3 0 0 0 0 0 0 75 1.00 1.111	10 3.44 1.0 3 0 0 0 1 0 0 0 0 0 0 11 0.00 0.000	10 3.1 0.0 3 0 0 0 0 0 0 0 0 0 0 9 12 0.00 0.000	11 3.1 0.0 3 0 0 0 1 0 0 0 0 0 0 11 17 0.00 0.000	11 5.55 0.1 8 6 7 6 1 0 0 0 0 0 0 10 18 0.00 1.500																				

Texas Rangers @ Anaheim Angels
Edison International Field, Anaheim, CA
Tue Jun 26 2001, 10:05 PM EDT
Att: 17,250 - Sunny - 77 F

livebaseballscorecards.com

AB 38
R 1
H 8
RBI 1
BB 2
SO 4
LOB 18



Batter	1	2	3	4	5	6	7	8	9	AB	R	H	RBI	BB	SO	LOB	TOP										
Bo Porter, R OBP: 0.338, SLG: 0.393 Ricky Ledee, L OBP: 0.263, SLG: 0.222	0-0 B3		4-2 E S 2B BB		3-3 K		1-3 K		1-0 FC4-6 1B	3	1	0	0	1	2	1	Texas Rangers @ Anaheim Angels Edison International Field, Anaheim, CA Wed Jun 27 2001, 10:05 PM EDT Att: 17,302 - Sunny - 80 F AB 33 R 2 H 8 RBI 2 BB 4 SO 8 LOB 14										
Ivan Rodriguez, R OBP: 0.322, SLG: 0.538	0-1 S 1B		2-1 F9 1B 2B		2-0 F8		1-3 K		2-2 FC4-6 1-2	5	1	2	1	0	1	2											
Alex Rodriguez, R OBP: 0.409, SLG: 0.611	1-3 K 1-2		4-2 1B BB		0-2 1B					3	0	1	0	1	2	1											
Rafael Palmeiro, L OBP: 0.370, SLG: 0.530	3-2 G4-3		0-0 F9 2-3		2-1 G3				4-2 2B BB	3	0	0	0	1	0	4											
Ruben Sierra, S OBP: 0.325, SLG: 0.679		3-3 K 1-2 3-H 1B	0-1 1-2 1B		0-0 F8				1-1 1-H 2B	4	0	2	1	0	1	0											
Andres Galarraga, R OBP: 0.303, SLG: 0.388	0-1 1B		0-0 F8		1-0 P4				4-2 FC6-4 BB	3	0	1	0	1	0	2											
Gabe Kapler, R OBP: 0.335, SLG: 0.453	0-0 F8			0-0 F8		2-3 K			0-1 FC6-4 1-2	4	0	0	0	0	1	3											
Scott Sheldon, R OBP: 0.340, SLG: 0.467 Mike Lamb, L OBP: 0.188, SLG: 0.161	3-1 P4			0-3 K					2-2 F7	3	0	1	0	0	1	1											
10 Michael Young, R OBP: 0.286, SLG: 0.298 Frank Catalanotto, L OBP: 0.376, SLG: 0.503			0-1 F7	1-2 G6-3			0-0 SH3-4 1B		0-2 F7	2	0	0	0	0	0	0											
Inning Stats	R: 0 E: 0 K: 1 S: 10	H: 1 LOB: 1 BB: 0 P: 14	R: 0 E: 0 K: 1 S: 8	H: 1 LOB: 1 BB: 0 P: 14	R: 2 E: 0 K: 0 S: 14	H: 2 LOB: 2 BB: 2 P: 24	R: 0 E: 0 K: 1 S: 8	H: 0 LOB: 0 BB: 0 P: 9	R: 0 E: 0 K: 1 S: 10	H: 1 LOB: 1 BB: 0 P: 17	R: 0 E: 0 K: 2 S: 12	H: 0 LOB: 0 BB: 1 P: 19	R: 0 E: 0 K: 1 S: 8	H: 0 LOB: 1 BB: 1 P: 14	R: 0 E: 0 K: 0 S: 9	H: 1 LOB: 2 BB: 0 P: 11		R: 0 E: 0 K: 1 S: 14	H: 1 LOB: 2 BB: 2 P: 24	R: 0 E: 0 K: 0 S: 11	H: 1 LOB: 1 BB: 0 P: 16	1B: 6 2B: 2 3B: 0 HR: 0	SF: 0 SAC: 1 DP: 0 HBP: 0	WP: 0 PB: 0 SB: 2 CS: 0	PA: 38		
PITCHER	IP	WLS	BF	H	R	ER	SO	BB	IBB	HBP	BLK	WP	HR	S	P	ERA	WHIP										
Jarrod Washburn, L ERA: 3.86	(1, 1)	8.0	W	34	7	2	2	8	4	0	0	0	0	78	121	2.25	1.375										
Troy Percival, R ERA: 0.9	(9, 1)	1.0	S	4	1	0	0	0	0	0	0	0	0	11	16	0.00	1.000										

Batter	1	2	3	4	5	6	7	8	9	AB	R	H	RBI	BB	SO	LOB	BOTTOM										
David Eckstein, R OBP: 0.385, SLG: 0.378	2-2 G1-3		0-2 L5		1-2 G5-3		0-0 1B	3-2 G4-3		5	0	1	0	0	0	1	Texas Rangers @ Anaheim Angels Edison International Field, Anaheim, CA Wed Jun 27 2001, 10:05 PM EDT Att: 17,302 - Sunny - 80 F AB 30 R 4 H 7 RBI 4 BB 6 SO 3 LOB 16										
Adam Kennedy, L OBP: 0.359, SLG: 0.423	4-2 BB		0-0 F7		1-2 F7		2-1 G4-3			3	0	0	0	1	0	2											
Darin Erstad, L OBP: 0.350, SLG: 0.404	0-2 F7		1-2 P4			1-3 K		0-1 16 HR 1B		4	1	1	0	0	1	1											
Troy Glaus, R OBP: 0.369, SLG: 0.536	0-1 F8			1-2 2B		4-2 16 G5-3 BB		2-0 F7		3	0	1	0	1	0	2											
16 Garret Anderson, L OBP: 0.300, SLG: 0.421		1-0 G3		1-0 F8		1-1 G5-3		2-2 1-H HR		4	1	1	2	0	0	2											
Tim Salmon, R OBP: 0.367, SLG: 0.369	1-1 L4		4-2 BB			0-0 F8		3-2 1B 2B		3	1	1	0	1	0	1											
Shawn Wooten, R OBP: 0.362, SLG: 0.541 Orlando Palmeiro, L OBP: 0.323, SLG: 0.345 Larry Barnes, L OBP: 0.179, SLG: 0.259	4-1 PB BB		1-3 K			0-0 G5-3		4-1 E 1B SF9 BB		2	0	0	0	1	1	2											
Bengie Molina, R OBP: 0.343, SLG: 0.307	4-1 BB		0-3 K			0-1 1B		0-0 E7 SF9		3	0	2	1	1	1	2											
Benji Gil, R OBP: 0.366, SLG: 0.500 Scott Spiezio, S OBP: 0.310, SLG: 0.367	1-1 F3		1-2 G6-3			0-1 F8		2-2 1-2 3-H		3	0	0	0	0	0	3											
Inning Stats	R: 0 E: 0 K: 0 S: 12	H: 0 LOB: 1 BB: 1 P: 18	R: 0 E: 0 K: 0 S: 7	H: 0 LOB: 2 BB: 2 P: 18	R: 0 E: 0 K: 0 S: 8	H: 0 LOB: 0 BB: 0 P: 9	R: 0 E: 0 K: 2 S: 12	H: 1 LOB: 2 BB: 1 P: 19	R: 0 E: 0 K: 1 S: 8	H: 0 LOB: 1 BB: 1 P: 14	R: 0 E: 0 K: 0 S: 8	H: 2 LOB: 2 BB: 0 P: 10	R: 4 E: 1 K: 0 S: 19	H: 4 LOB: 1 BB: 1 P: 35	1B: 4 2B: 2 3B: 0 HR: 1	SF: 1 SAC: 0 DP: 0 HBP: 0		WP: 0 PB: 1 SB: 0 CS: 0	PA: 37								
PITCHER	IP	WLS	BF	H	R	ER	SO	BB	IBB	HBP	BLK	WP	HR	S	P	ERA	WHIP										
Doug Davis, L ERA: 4.94	(1, 1)	7.1	L	33	6	3	3	3	5	0	0	0	0	74	117	3.68	1.500										
Pat Mahomes, R ERA: 7.06	(8, 1)	0.2		4	1	1	0	0	1	0	0	0	0	9	18	0.00	3.000										

Batter	1	2	3	4	5	6	7	8	9	AB	R	H	RBI	BB	SO	LOB	TOP				
Frank Catalanotto, L (1.7) OBP: 0.367, SLG: 0.489										5	0	0	0	0	1	3					
Ivan Rodriguez, R (1.2) OBP: 0.320, SLG: 0.532										5	1	1	1	0	0	2					
Alex Rodriguez, R (1.6) OBP: 0.406, SLG: 0.608										5	1	1	1	0	0	1					
Rafael Palmeiro, L (1.3) OBP: 0.371, SLG: 0.532										5	1	2	1	0	0	0					
Ruben Sierra, S (1.10) OBP: 0.328, SLG: 0.667										5	1	2	0	0	2	1					
Gabe Kapler, R (1.8) OBP: 0.342, SLG: 0.456										3	0	2	0	0	0	0					
Ricky Ledee, L (1.9) OBP: 0.262, SLG: 0.231										3	1	1	2	0	0	4					
Mike Lamb, L (1.5) OBP: 0.250, SLG: 0.257										4	1	3	1	0	1	1					
10 Michael Young, R (1.4) OBP: 0.265, SLG: 0.287										3	0	0	0	1	0	4					
Inning Stats	R: 0 E: 0 K: 1 S: 7	H: 0 LOB: 0 BB: 0 P: 12	R: 1 E: 0 K: 1 S: 15	H: 3 LOB: 2 BB: 0 P: 25	R: 0 E: 0 K: 0 S: 9	H: 0 LOB: 0 BB: 0 P: 14	R: 1 E: 0 K: 1 S: 14	H: 2 LOB: 1 BB: 0 P: 19	R: 0 E: 0 K: 0 S: 7	H: 0 LOB: 1 BB: 1 P: 11	R: 0 E: 0 K: 1 S: 9	H: 0 LOB: 0 BB: 0 P: 16	R: 4 E: 0 K: 0 S: 19	H: 6 LOB: 3 BB: 0 P: 31	R: 0 E: 0 K: 0 S: 7	H: 1 LOB: 1 BB: 0 P: 9	R: 0 E: 0 K: 0 S: 12	H: 0 LOB: 0 BB: 0 P: 17	1B: 9 2B: 3 3B: 0 HR: 0	SF: 1 SAC: 0 DP: 0 HBP: 1	WP: 2 PA: 41 PB: 2 SB: 0 CS: 0
PITCHER	IP WLS BF H R ER SO BB IBB HBP BLK WP HR S P ERA WHIP	IP WLS BF H R ER SO BB IBB HBP BLK WP HR S P ERA WHIP	IP WLS BF H R ER SO BB IBB HBP BLK WP HR S P ERA WHIP	IP WLS BF H R ER SO BB IBB HBP BLK WP HR S P ERA WHIP	IP WLS BF H R ER SO BB IBB HBP BLK WP HR S P ERA WHIP	IP WLS BF H R ER SO BB IBB HBP BLK WP HR S P ERA WHIP	IP WLS BF H R ER SO BB IBB HBP BLK WP HR S P ERA WHIP	IP WLS BF H R ER SO BB IBB HBP BLK WP HR S P ERA WHIP	IP WLS BF H R ER SO BB IBB HBP BLK WP HR S P ERA WHIP	IP WLS BF H R ER SO BB IBB HBP BLK WP HR S P ERA WHIP	IP WLS BF H R ER SO BB IBB HBP BLK WP HR S P ERA WHIP	IP WLS BF H R ER SO BB IBB HBP BLK WP HR S P ERA WHIP	IP WLS BF H R ER SO BB IBB HBP BLK WP HR S P ERA WHIP	IP WLS BF H R ER SO BB IBB HBP BLK WP HR S P ERA WHIP	IP WLS BF H R ER SO BB IBB HBP BLK WP HR S P ERA WHIP	IP WLS BF H R ER SO BB IBB HBP BLK WP HR S P ERA WHIP	IP WLS BF H R ER SO BB IBB HBP BLK WP HR S P ERA WHIP	IP WLS BF H R ER SO BB IBB HBP BLK WP HR S P ERA WHIP	IP WLS BF H R ER SO BB IBB HBP BLK WP HR S P ERA WHIP	IP WLS BF H R ER SO BB IBB HBP BLK WP HR S P ERA WHIP	IP WLS BF H R ER SO BB IBB HBP BLK WP HR S P ERA WHIP
Pat Rapp, R (1.1) ERA: 4.45	6.1	L	27	7	4	4	4	1	0	0	0	0	1	0	67	105	5.68	1.263			
47 Mark Lukasiewicz, L (7.1) ERA: 7.43	0.1		1	0	0	0	0	0	0	0	0	0	0	0	3	5	0.00	0.000			
Ben Weber, R (7.1) ERA: 3.16	0.0		3	3	2	2	0	0	0	0	0	0	0	7	12	∞	∞				
62 Scot Shields, R (7.1) ERA:	2.1		10	2	0	0	0	0	0	1	0	1	0	22	32	0.00	0.857				

Texas Rangers @ Anaheim Angels
Edison International Field, Anaheim, CA
Thu Jun 28 2001, 10:05 PM EDT
Att: 17,951 - Sunny - 77 F

AB 38
R 6
H 12
RBI 6
BB 1
SO 4
LOB 16

Batter	1	2	3	4	5	6	7	8	9	AB	R	H	RBI	BB	SO	LOB	BOTTOM				
David Eckstein, R (1.10) OBP: 0.382, SLG: 0.373										4	0	0	0	1	1	2					
Adam Kennedy, L (1.4) OBP: 0.364, SLG: 0.422										3	0	1	0	1	0	0					
Darin Erstad, L (1.8) OBP: 0.349, SLG: 0.400										3	0	0	0	1	1	5					
Troy Glaus, R (1.5) OBP: 0.371, SLG: 0.534										3	1	1	0	1	0	2					
16 Garret Anderson, L (1.7) OBP: 0.300, SLG: 0.428										4	1	1	2	0	1	3					
Tim Salmon, R (1.9) OBP: 0.366, SLG: 0.365										3	0	0	0	1	2	1					
Scott Spiezio, S (1.3) OBP: 0.303, SLG: 0.359										4	0	0	0	0	0	1					
Shawn Wooten, R (1.2) OBP: 0.367, SLG: 0.569										4	1	2	1	0	1	0					
Benji Gil, R (1.6) OBP: 0.366, SLG: 0.496										3	0	1	0	0	0	0					
Orlando Palmeiro, L (9. PH) OBP: 0.320, SLG: 0.341										1	0	0	0	0	0	0					
Inning Stats	R: 0 E: 0 K: 1 S: 11	H: 0 LOB: 2 BB: 2 P: 24	R: 0 E: 0 K: 0 S: 3	H: 0 LOB: 0 BB: 1 P: 9	R: 0 E: 0 K: 0 S: 6	H: 0 LOB: 0 BB: 0 P: 9	R: 0 E: 0 K: 0 S: 7	H: 0 LOB: 1 BB: 1 P: 14	R: 1 E: 0 K: 0 S: 8	H: 2 LOB: 2 BB: 1 P: 14	R: 0 E: 0 K: 1 S: 7	H: 0 LOB: 0 BB: 0 P: 11	R: 0 E: 0 K: 1 S: 13	H: 2 LOB: 3 BB: 0 P: 19	R: 2 E: 0 K: 2 S: 11	H: 2 LOB: 0 BB: 0 P: 17	R: 0 E: 0 K: 1 S: 8	H: 0 LOB: 0 BB: 0 P: 12	1B: 4 2B: 0 3B: 0 HR: 2	SF: 0 SAC: 0 DP: 1 HBP: 1	WP: 0 PA: 38 PB: 0 SB: 0 CS: 0
PITCHER	IP WLS BF H R ER SO BB IBB HBP BLK WP HR S P ERA WHIP	IP WLS BF H R ER SO BB IBB HBP BLK WP HR S P ERA WHIP	IP WLS BF H R ER SO BB IBB HBP BLK WP HR S P ERA WHIP	IP WLS BF H R ER SO BB IBB HBP BLK WP HR S P ERA WHIP	IP WLS BF H R ER SO BB IBB HBP BLK WP HR S P ERA WHIP	IP WLS BF H R ER SO BB IBB HBP BLK WP HR S P ERA WHIP	IP WLS BF H R ER SO BB IBB HBP BLK WP HR S P ERA WHIP	IP WLS BF H R ER SO BB IBB HBP BLK WP HR S P ERA WHIP	IP WLS BF H R ER SO BB IBB HBP BLK WP HR S P ERA WHIP	IP WLS BF H R ER SO BB IBB HBP BLK WP HR S P ERA WHIP	IP WLS BF H R ER SO BB IBB HBP BLK WP HR S P ERA WHIP	IP WLS BF H R ER SO BB IBB HBP BLK WP HR S P ERA WHIP	IP WLS BF H R ER SO BB IBB HBP BLK WP HR S P ERA WHIP	IP WLS BF H R ER SO BB IBB HBP BLK WP HR S P ERA WHIP	IP WLS BF H R ER SO BB IBB HBP BLK WP HR S P ERA WHIP	IP WLS BF H R ER SO BB IBB HBP BLK WP HR S P ERA WHIP	IP WLS BF H R ER SO BB IBB HBP BLK WP HR S P ERA WHIP	IP WLS BF H R ER SO BB IBB HBP BLK WP HR S P ERA WHIP	IP WLS BF H R ER SO BB IBB HBP BLK WP HR S P ERA WHIP	IP WLS BF H R ER SO BB IBB HBP BLK WP HR S P ERA WHIP	IP WLS BF H R ER SO BB IBB HBP BLK WP HR S P ERA WHIP
Darren Oliver, L (1.1) ERA: 5.64	7.0	W	30	4	1	1	3	5	0	1	55	100	1.29	1.286							
J.D. Smart, R (8.1) ERA: 6.09	1.0		5	2	2	2	2	0	0	1	11	17	18.00	2.000							
59 Jeff Zimmerman, R (9.1) ERA: 3.35	1.0	S	3	0	0	0	1	0	0	0	8	12	0.00	0.000							

Texas Rangers @ Anaheim Angels
Edison International Field, Anaheim, CA
Thu Jun 28 2001, 10:05 PM EDT
Att: 17,951 - Sunny - 77 F

AB 32
R 3
H 6
RBI 3
BB 5
SO 6
LOB 14

Batter	1	2	3	4	5	6	7	8	9	AB	R	H	RBI	BB	SO	LOB	TOP					
Johnny Damon, L (1, 8) OBP: 0.293, SLG: 0.324	F7	G4-3			G1-3	F5			F9	5	0	0	0	0	0	1						
Frank Menechino, R (1, 4) OBP: 0.389, SLG: 0.482	G1-5-3		L5		K		P4		F9	5	0	0	0	0	1	0						
Jason Giambi, L (1, 10) OBP: 0.485, SLG: 0.659	F8			BB	1B	1B	G3			2	1	0	0	2	0	0						
Olmedo Saenz, R (1, 3)		G5-3	F9		1B	1B	G6-3			4	1	1	0	0	0	1						
Terrence Long, L (1, 9) OBP: 0.319, SLG: 0.417	P6		G4-3		1B	1B		G3-1		4	0	1	1	0	0	1						
Miguel Tejada, R (1, 6) OBP: 0.317, SLG: 0.446					G6-3			K		4	1	2	1	0	1	0						
Jeremy Giambi, L (1, 7) OBP: 0.367, SLG: 0.404										2	2	1	1	2	1	2						
3 Eric Chavez, L (1, 5) OBP: 0.309, SLG: 0.447					F7					4	1	1	2	0	1	1						
Ramon Hernandez, R (1, 2) OBP: 0.301, SLG: 0.326										3	0	1	1	0	1	0						
Billy McMillon, L (9, PH) OBP: 0.163, SLG: 0.178										1	0	0	0	0	1	0						
Inning Stats	R: 0 E: 0 K: 0 S: 7	H: 0 LOB: 0 BB: 0 P: 14	R: 3 E: 0 K: 0 S: 22	H: 3 LOB: 1 BB: 1 P: 34	R: 0 E: 0 K: 0 S: 6	H: 0 LOB: 1 BB: 1 P: 14	R: 1 E: 0 K: 1 S: 7	H: 1 LOB: 3 BB: 0 P: 12	R: 2 E: 0 K: 2 S: 14	H: 3 LOB: 2 BB: 1 P: 22	R: 0 E: 0 K: 1 S: 6	H: 0 LOB: 0 BB: 0 P: 11	R: 0 E: 0 K: 0 S: 9	H: 0 LOB: 0 BB: 0 P: 13	R: 0 E: 0 K: 1 S: 11	H: 0 LOB: 1 BB: 1 P: 16	R: 0 E: 0 K: 1 S: 7	H: 0 LOB: 0 BB: 0 P: 10	1B: 5 2B: 1 3B: 0 HR: 1	SF: 0 SAC: 0 DP: 0 HBP: 0	WP: 0 PB: 0 SB: 0 CS: 0	PA: 38
PITCHER	IP	WLS	BF	H	R	ER	SO	BB	IBB	HBP	BLK	WP	HR	S	P	ERA	WHIP					
Rob Bell, R (1, 1) ERA: 6.29	4.2		24	7	6	6	2	3	0	0	0	0	1	53	93	11.57	2.143					
Pat Mahomes, R (5, 1) ERA: 6.79	2.1	W	7	0	0	0	2	0	0	0	0	0	0	18	27	0.00	0.000					
Juan Moreno, L (8, 1) ERA: 1.69	1.0	H	4	0	0	0	1	1	0	0	0	0	0	11	16	0.00	1.000					
59 Jeff Zimmerman, R (9, 1) ERA: 3.26	1.0	S	3	0	0	0	1	0	0	0	0	0	0	7	10	0.00	0.000					

Oakland Athletics @ Texas Rangers
The Ballpark at Arlington, Arlington, TX
Fri Jun 29 2001, 8:35 PM EDT
Att: 40,025 - Sunny - 89 F

livebaseballscorecards.com

AB 34
R 6
H 7
RBI 6
BB 4
SO 6
LOB 6



Batter	1	2	3	4	5	6	7	8	9	AB	R	H	RBI	BB	SO	LOB	BOTTOM					
Frank Catalanotto, L (1, 7) OBP: 0.368, SLG: 0.500	FC5-4 HBP				F8				G4-3	4	1	1	1	0	0	3						
Scott Sheldon, R (9, 7) OBP: 0.340, SLG: 0.467										0	0	0	0	0	0	0						
Ivan Rodriguez, R (1, 2) OBP: 0.325, SLG: 0.531	FC5-4 HR								F8	4	2	2	0	1	0	1						
Alex Rodriguez, R (1, 6) OBP: 0.407, SLG: 0.616										4	1	2	2	0	1	4						
Rafael Palmeiro, L (1, 3) OBP: 0.370, SLG: 0.528										4	1	1	1	1	0	2						
Ruben Sierra, S (1, 10) OBP: 0.333, SLG: 0.695										4	2	2	1	0	0	2						
Gabe Kapler, R (1, 8) OBP: 0.344, SLG: 0.454										3	2	1	0	1	1	0						
Ricky Ledee, L (1, 9) OBP: 0.297, SLG: 0.238										3	0	1	0	0	0	1						
Andres Galaraga, R (7, PH) OBP: 0.302, SLG: 0.386										1	0	0	0	0	1	3						
Bo Porter, R (8, 9) OBP: 0.338, SLG: 0.393										0	0	0	0	0	0	0						
Mike Lamb, L (1, 5) OBP: 0.225, SLG: 0.231										4	0	0	0	0	1	3						
10 Michael Young, R (1, 4) OBP: 0.275, SLG: 0.297										4	0	2	1	0	0	0						
Inning Stats	R: 3 E: 0 K: 1 S: 16	H: 2 LOB: 0 BB: 0 P: 26	R: 0 E: 0 K: 0 S: 8	H: 1 LOB: 0 BB: 0 P: 14	R: 1 E: 0 K: 0 S: 8	H: 3 LOB: 1 BB: 0 P: 14	R: 1 E: 1 K: 1 S: 11	H: 2 LOB: 3 BB: 1 P: 18	R: 0 E: 0 K: 0 S: 7	H: 0 LOB: 0 BB: 0 P: 8	R: 0 E: 0 K: 0 S: 9	H: 1 LOB: 0 BB: 0 P: 13	R: 4 E: 0 K: 2 S: 14	H: 3 LOB: 0 BB: 1 P: 24	R: 0 E: 0 K: 0 S: 9	H: 0 LOB: 0 BB: 0 P: 12	R: 0 E: 0 K: 0 S: 9	H: 0 LOB: 0 BB: 0 P: 12	1B: 8 2B: 1 3B: 0 HR: 3	SF: 0 SAC: 0 DP: 2 HBP: 1	WP: 3 PB: 0 SB: 0 CS: 0	PA: 38
PITCHER	IP	WLS	BF	H	R	ER	SO	BB	IBB	HBP	BLK	WP	HR	S	P	ERA	WHIP					
Cory Lidle, R (1, 1) ERA: 4.66	6.0		28	5	4	4	2	1	0	1	0	0	0	59	93	6.00	1.667					
Jeff Tam, R (7, 1) ERA: 4.15	0.1	H	2	1	1	1	0	0	0	0	0	0	0	4	4	27.00	3.000					
Mike Magnante, L (7, 1) ERA: 2.93	1.1	L	7	2	3	1	2	0	1	0	0	1	0	16	28	6.75	1.500					
Chad Bradford, R (8, 1) ERA: 2.67	0.1		1	0	0	0	0	0	0	0	0	0	0	3	4	0.00	0.000					

Oakland Athletics @ Texas Rangers
The Ballpark at Arlington, Arlington, TX
Fri Jun 29 2001, 8:35 PM EDT
Att: 40,025 - Sunny - 89 F

livebaseballscorecards.com

AB 35
R 9
H 12
RBI 6
BB 2
SO 4
LOB 19



Batter	1	2	3	4	5	6	7	8	9	AB	R	H	RBI	BB	SO	LOB	TOP								
Johnny Damon, L (1, 8) OBP: 0.293, SLG: 0.329	F7		F5				K			4	0	1	0	0	1	2									
Frank Menechino, R (1, 4) OBP: 0.393, SLG: 0.478	G4-6-3 BB		FC6-4					FC5-4 1B		2	0	1	0	2	0	1									
Jeremy Giambi, L (1, 10) OBP: 0.373, SLG: 0.413	G4-6-3							FC5-4 G3-6-4		3	0	0	0	0	1	3									
Olmedo Saenz, R (6, PH) OBP: 0.312, SLG: 0.373	G4-6-3							FC5-4 G3-6-4		1	0	0	0	0	0	1									
Jason Giambi, L (1, 3) OBP: 0.481, SLG: 0.652		G4-3 2B						G3-6-1		4	0	2	0	0	0	1									
Miguel Tejada, R (1, 6) OBP: 0.325, SLG: 0.478		G4-3							2B 1B	4	0	1	0	0	0	2									
Terrence Long, L (1, 9) OBP: 0.328, SLG: 0.422										3	0	1	0	1	0	1									
3 Eric Chavez, L (1, 5) OBP: 0.307, SLG: 0.450										4	1	1	0	0	0	4									
Greg Myers, L (1, 2) OBP: 0.326, SLG: 0.422										4	0	1	0	0	1	3									
Billy McMillon, L (1, 7) OBP: 0.189, SLG: 0.213										2	0	1	1	0	0	1									
Eric Byrnes, R (6, 7) OBP: 0.348, SLG: 0.550										0	0	0	0	0	0	0									
Mark Bellhorn, S (6, PH) OBP: 0.250, SLG: 0.217										1	0	0	0	0	1	2									
Inning Stats	R: 0 E: 0 K: 0 S: 11	H: 0 LOB: 0 BB: 1 P: 21	R: 0 E: 0 K: 0 S: 12	H: 1 LOB: 1 BB: 1 P: 22	R: 0 E: 0 K: 0 S: 8	H: 1 LOB: 1 BB: 0 P: 13	R: 0 E: 0 K: 0 S: 10	H: 1 LOB: 0 BB: 0 P: 14	R: 1 E: 0 K: 1 S: 17	H: 2 LOB: 2 BB: 1 P: 28	R: 0 E: 0 K: 0 S: 8	H: 0 LOB: 0 BB: 0 P: 15	R: 0 E: 0 K: 1 S: 11	H: 1 LOB: 1 BB: 0 P: 15	R: 0 E: 0 K: 0 S: 6	H: 1 LOB: 0 BB: 0 P: 10	R: 0 E: 0 K: 2 S: 11	H: 2 LOB: 2 BB: 0 P: 19	1B: 4 2B: 5 3B: 0 HR: 0	SF: 1 SAC: 0 DP: 3 HBP: 0	WP: 1 PB: 0 SB: 0 CS: 0	PA: 36			
PITCHER	IP	WLS	BF	H	R	ER	SO	BB	IBB	HBP	BLK	WP	HR	S	P	ERA	WHIP								
Rick Helling, R (1, 1) ERA: 5.3	6.2		27	6	1	1	1	3	0	0	0	1	0	74	125	1.35	1.350								
Mike Venafro, L (7, 1) ERA: 2.97	1.1	W	4	1	0	0	1	0	0	0	0	0	0	9	13	0.00	0.750								
59 Jeff Zimmerman, R (9, 1) ERA: 3.18	1.0	S	5	2	0	0	2	0	0	0	0	0	0	11	19	0.00	2.000								

Oakland Athletics @ Texas Rangers
The Ballpark at Arlington, Arlington, TX
Sun Jul 01 2001, 8:05 PM EDT
Att: 26,547 - Overcast - 72 F

livebaseballscorecards.com

AB 32
R 1
H 9
RBI 1
BB 3
SO 4
LOB 21



Batter	1	2	3	4	5	6	7	8	9	AB	R	H	RBI	BB	SO	LOB	BOTTOM								
Bo Porter, R (1, 7) OBP: 0.329, SLG: 0.413	G2		G6-3							4	1	1	3	0	0	0									
Ivan Rodriguez, R (1, 2) OBP: 0.325, SLG: 0.527	G5-3									1	0	0	0	0	0	0									
Bill Haselman, R (4, 2) OBP: 0.300, SLG: 0.300	G5-3									3	0	1	0	0	0	0									
Alex Rodriguez, R (1, 6) OBP: 0.402, SLG: 0.606	K									4	0	0	0	0	1	1									
Rafael Palmeiro, L (1, 10) OBP: 0.374, SLG: 0.541										3	0	1	0	0	2	0									
Ruben Sierra, S (1, 9) OBP: 0.315, SLG: 0.656										3	0	0	0	0	1	1									
Ricky Ledee, L (9, 9) OBP: 0.280, SLG: 0.277										0	0	0	0	0	0	0									
Andres Galarraga, R (1, 3) OBP: 0.306, SLG: 0.394										3	0	2	0	0	0	1									
Gabe Kapler, R (1, 8) OBP: 0.343, SLG: 0.453										3	1	1	0	0	0	2									
Scott Sheldon, R (1, 5) OBP: 0.308, SLG: 0.420										3	0	0	0	0	1	3									
10 Michael Young, R (1, 4) OBP: 0.257, SLG: 0.276										3	1	0	0	0	1	2									
Inning Stats	R: 0 E: 0 K: 1 S: 8	H: 0 LOB: 0 BB: 0 P: 11	R: 0 E: 0 K: 0 S: 6	H: 1 LOB: 1 BB: 0 P: 10	R: 0 E: 0 K: 0 S: 5	H: 0 LOB: 0 BB: 0 P: 9	R: 0 E: 0 K: 1 S: 6	H: 0 LOB: 0 BB: 0 P: 12	R: 0 E: 0 K: 1 S: 11	H: 1 LOB: 1 BB: 0 P: 17	R: 0 E: 0 K: 0 S: 7	H: 0 LOB: 0 BB: 0 P: 11	R: 0 E: 0 K: 1 S: 5	H: 0 LOB: 0 BB: 0 P: 7	R: 3 E: 0 K: 1 S: 16	H: 4 LOB: 1 BB: 0 P: 24	1B: 3 2B: 2 3B: 0 HR: 1	SF: 0 SAC: 0 DP: 0 HBP: 0	WP: 0 PB: 0 SB: 0 CS: 0	PA: 30					
PITCHER	IP	WLS	BF	H	R	ER	SO	BB	IBB	HBP	BLK	WP	HR	S	P	ERA	WHIP								
Mark Mulder, L (1, 1) ERA: 4.08	7.2	L	29	6	3	3	6	0	0	0	0	0	1	61	98	3.52	0.783								
Jim Mecir, R (8, 1) ERA: 3.72	0.1		1	0	0	0	0	0	0	0	0	0	0	3	3	0.00	0.000								

Oakland Athletics @ Texas Rangers
The Ballpark at Arlington, Arlington, TX
Sun Jul 01 2001, 8:05 PM EDT
Att: 26,547 - Overcast - 72 F

livebaseballscorecards.com


AB 30
R 3
H 6
RBI 3
BB 0
SO 6
LOB 10



Batter	1	2	3	4	5	6	7	8	9	10	AB	R	H	RBI	BB	SO	LOB									
Mike Cameron, R OBP: 0.355, SLG: 0.522 (1, 8)	P3		F9	2B			3B		K	F8	6	0	2	2	0	1	4									
Stan Javier, S OBP: 0.344, SLG: 0.324 (1, 9)	E9		BB	G6-3			K				1	1	1	0	0	0	0									
Charles Gisoni, R OBP: 0.308, SLG: 0.227 (3, PH) (3, 9)	SF7		BB						HR		1	0	0	0	1	0	1									
51 Ichiro Suzuki, L OBP: 0.375, SLG: 0.463 (7, PH) (7, 9)											2	1	1	2	0	1	1									
Edgar Martinez, R OBP: 0.437, SLG: 0.532 (1, 10)	SF7						F7				3	0	0	1	1	1	1									
John Olerud, L OBP: 0.427, SLG: 0.484 (1, 3)	F7						G5-3				4	1	1	0	1	0	1									
Bret Boone, R OBP: 0.382, SLG: 0.589 (1, 4)							G6-3				5	1	1	0	0	1	3									
Ed Sprague, R OBP: 0.400, SLG: 0.577 (1, 7)							F7				3	0	0	0	0	1	3									
Al Martin, L OBP: 0.311, SLG: 0.343 (7, 7)							L4				2	0	1	1	0	0	0									
David Bell, R OBP: 0.288, SLG: 0.377 (1, 5)							L6				5	1	1	0	0	0	2									
Dan Wilson, R OBP: 0.333, SLG: 0.414 (1, 2)							P4				3	2	2	2	0	0	0									
Tom Lampkin, L OBP: 0.331, SLG: 0.371 (9, PH) (9, 2)											0	1	0	0	1	0	0									
Mark McLemore, S OBP: 0.385, SLG: 0.421 (1, 6)											3	1	1	1	1	0	1									
Inning Stats	R: 1 E: 1 K: 0 S: 14	H: 1 LOB: 0 BB: 0 P: 17	R: 2 E: 0 K: 12 S: 12	H: 2 LOB: 0 BB: 0 P: 20	R: 0 E: 0 K: 2 S: 15	H: 0 LOB: 3 BB: 3 P: 31	R: 1 E: 0 K: 0 S: 9	H: 2 LOB: 1 BB: 0 P: 14	R: 0 E: 0 K: 0 S: 8	H: 0 LOB: 0 BB: 0 P: 11	R: 0 E: 0 K: 0 S: 7	H: 0 LOB: 0 BB: 0 P: 13	R: 1 E: 0 K: 1 S: 10	H: 1 LOB: 1 BB: 1 P: 20	R: 0 E: 0 K: 0 S: 5	H: 0 LOB: 0 BB: 0 P: 8	R: 2 E: 0 K: 2 S: 12	H: 2 LOB: 0 BB: 0 P: 19	R: 2 E: 0 K: 0 S: 10	H: 3 LOB: 2 BB: 1 P: 20	1B: 5 2B: 3 3B: 1 HR: 2	SF: 2 SAC: 0 DP: 0 HBP: 1	WP: 0 PB: 0 SB: 0 CS: 1	PA: 46		
PITCHER	IP	WLS	BF	H	R	ER	SO	BB	IBB	HBP	BLK	WP	HR	S	P	ERA	WHIP									
Doug Davis, L ERA: 5.02 (1, 1)	6.0		28	6	5	4	2	4	0	0	0	0	0	1	67	113	6.00	1.667								
Pat Mahomes, R ERA: 6.91 (7, 1)	2.0	B	6	0	0	0	1	0	0	0	0	0	0	13	21	0.00	0.000									
59 Jeff Zimmerman, R ERA: 3.54 (9, 1)	1.0	B	5	2	2	2	2	0	0	1	0	0	0	1	12	19	18.00	2.000								
Mark Petkovsek, R ERA: 6.18 (10, 1)	1.0	L	7	3	2	2	0	1	0	0	0	0	0	0	10	20	18.00	4.000								

Seattle Mariners @ Texas Rangers
The Ballpark at Arlington, Arlington, TX
Mon Jul 02 2001, 8:35 PM EDT
Att. 28,487 - Sunny - 90 F

AB 38
R 9
H 11
RBI 9
BB 5
SO 5
LOB 17



Batter	1	2	3	4	5	6	7	8	9	10	AB	R	H	RBI	BB	SO	LOB
Frank Catalanotto, L OBP: 0.367, SLG: 0.495 (1, 7)	G4-3		G4-3			F8				L9	6	0	2	2	0	0	2
Ivan Rodriguez, R OBP: 0.329, SLG: 0.534 (1, 2)	1B					G4-3				K	6	0	3	0	0	1	1
Alex Rodriguez, R OBP: 0.401, SLG: 0.599 (1, 6)	2B					F2				K2-3	5	0	1	0	1	1	2
Rafael Palmeiro, L OBP: 0.371, SLG: 0.534 (1, 3)	1B					F9					4	0	0	0	1	2	6
Ruben Sierra, S OBP: 0.319, SLG: 0.669 (1, 10)	P5					K					5	1	2	1	0	1	2
Gabe Kapler, R OBP: 0.348, SLG: 0.456 (1, 8)	K					F7					5	1	2	1	0	1	2
Ricky Ledee, L OBP: 0.291, SLG: 0.260 (1, 9)						G4-3					5	1	2	1	0	1	2
Mike Lamb, L OBP: 0.265, SLG: 0.277 (1, 5)						HR					3	2	1	0	2	0	2
10 Michael Young, R OBP: 0.254, SLG: 0.282 (1, 4)						P4					3	2	1	0	2	0	2
						1B					3	1	0	0	2	2	2
						BB					4	2	2	1	0	1	1
						BB					5	1	1	2	0	2	3
						BB					3	1	0	0	2	2	2
						BB					4	2	2	1	0	1	1
						BB					3	1	1	2	0	2	3
						BB					4	2	2	1	0	1	1
						BB					5	1	1	2	0	2	3
						BB					3	1	0	0	2	2	2
						BB					4	2	2	1	0	1	1
						BB					3	1	1	2	0	2	3
						BB					4	2	2	1	0	1	1
						BB					3	1	1	2	0	2	3
						BB					4	2	2	1	0	1	1
						BB					3	1	1	2	0	2	3
						BB					4	2	2	1	0	1	1
						BB					3	1	1	2	0	2	3
						BB					4	2	2	1	0	1	1
						BB					3	1	1	2	0	2	3
						BB					4	2	2	1	0	1	1
						BB					3	1	1	2	0	2	3
						BB					4	2	2	1	0	1	1
						BB					3	1	1	2	0	2	3
						BB					4	2	2	1	0	1	1
						BB					3	1	1	2	0	2	3
						BB					4	2	2	1	0	1	1
						BB					3	1	1	2	0	2	3
						BB					4	2	2	1	0	1	1
						BB					3	1	1	2	0	2	3
						BB					4	2	2	1	0	1	1
						BB					3	1	1	2	0	2	3
						BB					4	2	2	1	0	1	1
						BB					3	1	1	2	0	2	3
						BB					4	2	2	1	0	1	1
						BB					3	1	1	2	0	2	3
						BB					4	2	2	1	0	1	1
						BB					3	1	1	2	0	2	3
						BB					4	2	2	1	0	1	1
						BB					3	1	1	2	0	2	3
						BB					4	2	2	1	0	1	1
						BB					3	1	1	2	0	2	3
						BB					4	2	2	1	0	1	1
						BB					3	1	1	2	0	2	3
						BB					4	2	2	1	0	1	1
						BB					3	1	1	2	0	2	3
						BB					4	2	2	1	0	1	1
						BB					3	1	1	2	0	2	3
						BB					4	2	2	1	0	1	1
						BB					3	1	1	2	0	2	3
						BB					4	2	2	1	0	1	1
						BB					3	1	1	2	0	2	3
						BB					4	2	2	1	0	1	1
						BB					3	1	1	2	0	2	3
						BB					4	2	2	1	0	1	1
						BB					3	1	1	2	0	2	3
						BB					4	2	2	1	0	1	1
						BB					3	1	1	2	0	2	3
						BB					4	2	2	1	0	1	1
						BB					3	1	1	2	0	2	3
						BB					4	2	2	1	0	1	1
						BB					3	1	1	2	0	2	3
						BB					4	2	2	1	0	1	1

Batter	1	2	3	4	5	6	7	8	9	AB	R	H	RBI	BB	SO	LOB	TOP					
51 Ichiro Suzuki, L (1, 9) OBP: 0.378, SLG: 0.473	1-1 G4-3	0-1 F7		0-1 3B		0-0 2B		3-1 2B 1B		5	1	3	1	0	0	1						
Carlos Guillen, S (1, 6) OBP: 0.311, SLG: 0.338	1-1 G4-3 HR		2-3 K	1-1 G5-3		1-0 F8		1-2 F9		5	1	1	0	0	1	3						
Edgar Martinez, R (1, 10) OBP: 0.436, SLG: 0.537	1-0 G4-3		2-2 2B	1-2 G4-3		2-1 F8		3-2 2B		5	1	2	1	0	0	3						
Bret Boone, R (1, 4) OBP: 0.365, SLG: 0.600	4-2 HR		2-1 FC5 2B		1-1 F9		0-2 HR	3-2 F8		4	2	2	2	1	0	1						
Mike Cameron, R (1, 8) OBP: 0.358, SLG: 0.531	1-1 HR		4-2 FC5 BB		4-2 S BB		0-1 F9	3-2 G6-3		3	1	1	3	2	0	0						
Ed Sprague, R (1, 3) OBP: 0.343, SLG: 0.484	1-1 G5-3		3-2 F2		2-0 F8		2-2 G5-3	0-0 F8		5	0	0	0	0	0	3						
Dan Wilson, R (1, 2) OBP: 0.330, SLG: 0.408		0-2 F3	0-1 FC5		1-1 G6-3		1-2 1B	2-2 P4		5	0	1	0	0	0	3						
David Bell, R (1, 5) OBP: 0.295, SLG: 0.398		1-0 FC1-6 1B		1-1 HR		1-2 51 2B		0-0 F3		4	2	3	1	0	0	1						
Charles Gipson, R (1, 7) OBP: 0.267, SLG: 0.192		1-0 FC1-6		1-0 G4-3		1-1 B1		0-0 G5-3		4	0	0	0	0	0	2						
Inning Stats	R: 3 E: 0 K: 0 S: 13	H: 2 LOB: 0 BB: 1 P: 23	R: 0 E: 0 K: 0 S: 7	H: 1 LOB: 1 BB: 0 P: 9	R: 1 E: 0 K: 1 S: 15	H: 2 LOB: 2 BB: 1 P: 28	R: 1 E: 0 K: 0 S: 11	H: 2 LOB: 1 BB: 0 P: 15	R: 0 E: 0 K: 0 S: 7	H: 0 LOB: 1 BB: 1 P: 15	R: 1 E: 0 K: 0 S: 9	H: 2 LOB: 1 BB: 0 P: 14	R: 1 E: 0 K: 0 S: 16	H: 2 LOB: 1 BB: 0 P: 19	R: 1 E: 0 K: 0 S: 12	H: 2 LOB: 0 BB: 22 P: 22	R: 0 E: 0 K: 0 S: 9	H: 0 LOB: 0 BB: 0 P: 14	1B: 3 2B: 6 3B: 1 HR: 3	SF: 0 SAC: 0 DP: 0 HBP: 0	WP: 0 PB: 0 SB: 2 CS: 0	PA: 43
PITCHER	IP WLS BF H R ER SO BB IBB HBP BLK WP HR S P ERA WHIP	IP WLS BF H R ER SO BB IBB HBP BLK WP HR S P ERA WHIP																				
Darren Oliver, L (1, 1) ERA: 5.95	6.0 L 30 9 6 6 1 3 0 0 0 0 2 62 104 9.00 2.000	3.0 L 13 4 2 2 0 0 0 0 0 1 37 55 6.00 1.333																				
Ryan Glynn, R (7, 1) ERA: 7.04																						

Seattle Mariners @ Texas Rangers
The Ballpark at Arlington, Arlington, TX
Tue Jul 03 2001, 8:35 PM EDT
Att: 41,849 - Cloudy - 89 F

AB 40
R 8
H 13
RBI 8
BB 3
SO 1
LOB 17



Batter	1	2	3	4	5	6	7	8	9	AB	R	H	RBI	BB	SO	LOB	BOTTOM					
Frank Catalanotto, L (1, 7) OBP: 0.360, SLG: 0.485	1-3 K		2-2 G6-3		0-3 K			2-1 F8		4	0	0	0	0	2	3						
Ivan Rodriguez, R (1, 2) OBP: 0.331, SLG: 0.552	0-2 G6-3 3B			2-0 HR	0-0 FC4-6			2-2 L6		4	2	2	1	0	0	2						
Alex Rodriguez, R (1, 6) OBP: 0.405, SLG: 0.608	2-0 G6-3			1-1 HR		4-2 G4-6-3 BB		4-1 BB 1B BB		2	2	1	2	2	0	0						
Rafael Palmeiro, L (1, 3) OBP: 0.370, SLG: 0.528	3-1 P5			0-1 G3		2-3 K		4-2 1B BB		3	0	0	0	1	1	1						
Ruben Sierra, S (1, 10) OBP: 0.317, SLG: 0.657		1-0 F8		2-3 K		1-2 G4-6-3		3-2 1B		4	0	1	1	0	1	1						
Gabe Kapler, R (1, 8) OBP: 0.342, SLG: 0.448		3-2 F2		1-0 F9			0-1 G4-3	1-3 K		4	0	0	0	0	1	2						
Ricky Ledee, L (1, 9) OBP: 0.293, SLG: 0.264					3-2 G3		2-2 1B		1-1 G6-3	3	0	1	0	0	0	0						
Bo Porter, R (9, PH) OBP: 0.324, SLG: 0.406										1	0	0	0	0	0	0						
Mike Lamb, L (1, 5) OBP: 0.308, SLG: 0.327									0-1 F4	2	0	2	0	1	0	0						
Scott Sheldon, R (9, PH) OBP: 0.302, SLG: 0.412										1	0	0	0	0	0	0						
10 Michael Young, R (1, 4) OBP: 0.254, SLG: 0.274					3-1 F9		4-2 FC4-6 BB		0-0 F9	3	0	0	0	1	1	2						
Inning Stats	R: 1 E: 0 K: 1 S: 9	H: 1 LOB: 0 BB: 0 P: 13	R: 0 E: 0 K: 0 S: 5	H: 0 LOB: 0 BB: 0 P: 9	R: 0 E: 0 K: 0 S: 7	H: 1 LOB: 0 BB: 0 P: 15	R: 2 E: 0 K: 1 S: 9	H: 2 LOB: 0 BB: 0 P: 15	R: 0 E: 0 K: 1 S: 12	H: 1 LOB: 2 BB: 1 P: 20	R: 0 E: 0 K: 1 S: 13	H: 0 LOB: 0 BB: 1 P: 20	R: 0 E: 0 K: 1 S: 9	H: 1 LOB: 1 BB: 1 P: 16	R: 1 E: 0 K: 1 S: 17	H: 1 LOB: 2 BB: 2 P: 33	R: 0 E: 0 K: 0 S: 5	H: 0 LOB: 0 BB: 0 P: 6	1B: 3 2B: 1 3B: 1 HR: 2	SF: 0 SAC: 0 DP: 2 HBP: 0	WP: 0 PB: 0 SB: 0 CS: 0	PA: 36
PITCHER	IP WLS BF H R ER SO BB IBB HBP BLK WP HR S P ERA WHIP	IP WLS BF H R ER SO BB IBB HBP BLK WP HR S P ERA WHIP																				
Aaron Sele, R (1, 1) ERA: 3.64	6.2 W 26 6 3 3 4 6 3 3 4 0 0 20 37 4.05 1.350	1.1 L 7 1 1 1 2 2 0 0 0 0 0 0 20 37 6.75 2.250																				
Jeff Nelson, R (7, 1) ERA: 2.29																						
Arthur Rhodes, L (9, 1) ERA: 1.96																						

Seattle Mariners @ Texas Rangers
The Ballpark at Arlington, Arlington, TX
Tue Jul 03 2001, 8:35 PM EDT
Att: 41,849 - Cloudy - 89 F

AB 31
R 4
H 7
RBI 4
BB 5
SO 6
LOB 11



Batter	1	2	3	4	5	6	7	8	9	AB	R	H	RBI	BB	SO	LOB	TOP					
51 Ichiro Suzuki, L (1, 9) OBP: 0.376, SLG: 0.469										5	1	1	0	0	2	2						
Mark McLemore, S (1, 6) OBP: 0.397, SLG: 0.423										4	0	2	0	0	0	0						
Edgar Martinez, R (1, 10) OBP: 0.434, SLG: 0.533										2	0	0	1	0	2	1						
John Olerud, L (1, 3) OBP: 0.425, SLG: 0.481										4	0	1	0	0	0	2						
Bret Boone, R (1, 4) OBP: 0.364, SLG: 0.599										4	1	1	0	0	1	2						
Mike Cameron, R (1, 8) OBP: 0.363, SLG: 0.538										4	0	3	1	0	1	0						
Al Martin, L (1, 7) OBP: 0.310, SLG: 0.336										3	0	0	0	1	1	2						
Tom Lampkin, L (1, 2) OBP: 0.333, SLG: 0.398										2	1	1	1	0	0	0						
Dan Wilson, R (7, PH) OBP: 0.326, SLG: 0.406										1	0	0	0	0	0	2						
Carlos Guillen, S (9, PH) OBP: 0.310, SLG: 0.337										1	0	0	0	0	1	1						
David Bell, R (1, 5) OBP: 0.295, SLG: 0.396										4	0	1	0	0	0	2						
Inning Stats	R: 0 E: 0 K: 2 S: 8	H: 0 LOB: 0 BB: 0 P: 16	R: 0 E: 0 K: 1 S: 6	H: 0 LOB: 0 BB: 0 P: 9	R: 0 E: 0 K: 0 S: 7	H: 0 LOB: 1 BB: 0 P: 11	R: 0 E: 0 K: 0 S: 7	H: 0 LOB: 1 BB: 0 P: 13	R: 2 E: 0 K: 0 S: 10	H: 3 LOB: 0 BB: 0 P: 17	R: 1 E: 0 K: 0 S: 7	H: 2 LOB: 0 BB: 0 P: 10	R: 0 E: 1 K: 1 S: 11	H: 1 LOB: 2 BB: 1 P: 20	R: 0 E: 1 K: 2 S: 13	H: 2 LOB: 2 BB: 0 P: 19	R: 0 E: 0 K: 2 S: 15	H: 2 LOB: 2 BB: 0 P: 19	1B: 7 2B: 2 3B: 0 HR: 1	SF: 1 SAC: 0 DP: 1 HBP: 1	WP: 0 PB: 0 SB: 0 CS: 1	PA: 37
PITCHER	IP WLS BF H R ER SO BB IBB HBP BLK WP HR S P ERA WHIP																					
Rob Bell, R (1, 1) ERA: 6.09	6.1 W 25 6 3 3 4 1 0 1 0 0 0 1 51 89 4.26 1.105																					
Juan Moreno, L (7, 1) ERA: 1.47	1.1 H 6 2 0 0 2 0 0 0 0 0 0 0 16 24 0.00 1.500																					
59 Jeff Zimmerman, R (8, 1) ERA: 3.46	1.0 H 5 2 0 0 2 0 0 0 0 0 0 0 16 18 0.00 2.000																					
Mike Venafro, L (9, 1) ERA: 2.84	0.1 S 1 0 0 0 0 0 0 0 0 0 0 0 1 3 0.00 0.000																					

Seattle Mariners @ Texas Rangers
The Ballpark at Arlington, Arlington, TX
Wed Jul 04 2001, 8:35 PM EDT
Att: 49,103 - Sunny - 90 F

AB	34
R	3
H	10
RBI	3
BB	1
SO	8
LOB	14



Batter	1	2	3	4	5	6	7	8	9	AB	R	H	RBI	BB	SO	LOB	BOTTOM					
Bo Porter, R (1, 7) OBP: 0.308, SLG: 0.382										4	0	0	0	0	1	1						
Ivan Rodriguez, R (1, 2) OBP: 0.330, SLG: 0.548										4	0	1	0	0	1	0						
Alex Rodriguez, R (1, 6) OBP: 0.408, SLG: 0.613										4	1	3	0	0	0	0						
Rafael Palmeiro, L (1, 10) OBP: 0.371, SLG: 0.541										4	2	2	2	0	0	2						
Ruben Sierra, S (1, 9) OBP: 0.322, SLG: 0.667										4	1	2	1	0	0	2						
Ricky Ledee, L (8, 9) OBP: 0.293, SLG: 0.264										0	0	0	0	0	0	0						
Andres Galaraga, R (1, 3) OBP: 0.313, SLG: 0.407										3	1	2	1	1	1	1						
Gabe Kapler, R (1, 8) OBP: 0.337, SLG: 0.442										3	0	0	1	0	0	3						
Mike Lamb, L (1, 5) OBP: 0.321, SLG: 0.396										4	1	2	1	0	0	0						
10 Michael Young, R (1, 4) OBP: 0.254, SLG: 0.273										4	0	1	0	0	2	0						
Inning Stats	R: 3 E: 0 K: 1 S: 15	H: 4 LOB: 1 BB: 0 P: 25	R: 1 E: 0 K: 1 S: 8	H: 2 LOB: 0 BB: 0 P: 16	R: 0 E: 0 K: 0 S: 9	H: 1 LOB: 2 BB: 1 P: 21	R: 0 E: 0 K: 1 S: 5	H: 0 LOB: 0 BB: 0 P: 7	R: 1 E: 0 K: 1 S: 13	H: 2 LOB: 1 BB: 0 P: 22	R: 0 E: 0 K: 0 S: 12	H: 2 LOB: 1 BB: 0 P: 18	R: 0 E: 0 K: 0 S: 8	H: 1 LOB: 1 BB: 0 P: 14	R: 1 E: 0 K: 1 S: 9	H: 1 LOB: 0 BB: 0 P: 13	R: 0 E: 0 K: 1 S: 9	H: 1 LOB: 0 BB: 0 P: 13	1B: 5 2B: 6 3B: 0 HR: 2	SF: 1 SAC: 0 DP: 0 HBP: 0	WP: 0 PB: 0 SB: 2 CS: 2	PA: 37
PITCHER	IP WLS BF H R ER SO BB IBB HBP BLK WP HR S P ERA WHIP																					
Jamie Moyer, L (1, 1) ERA: 4.75	6.0 L 28 11 5 5 4 1 0 0 0 0 0 0 62 109 7.50 2.000																					
Ryan Franklin, R (7, 1) ERA: 3.61	2.0 8 2 1 1 1 0 0 0 0 0 0 0 17 27 4.50 1.000																					

Seattle Mariners @ Texas Rangers
The Ballpark at Arlington, Arlington, TX
Wed Jul 04 2001, 8:35 PM EDT
Att: 49,103 - Sunny - 90 F

AB	34
R	6
H	13
RBI	6
BB	1
SO	5
LOB	9



Batter	1	2	3	4	5	6	7	8	9	AB	R	H	RBI	BB	SO	LOB	TOP										
51 Ichiro Suzuki, L (1, 9) OBP: 0.373, SLG: 0.465 Tom Lampkin, L (6, 9) OBP: 0.331, SLG: 0.395	G5-3	FC6-4		K			G1-3			3	0	0	0	0	1	3											
Carlos Guillen, S (1, 6) OBP: 0.395, SLG: 0.340	G4-3 1B 2B		G5-3		F8			G6-3		4	1	1	0	0	0	0											
Edgar Martinez, R (1, 10) OBP: 0.435, SLG: 0.542	G4-3			HBP	G1-3			HR		3	1	1	1	0	0	1											
John Olerud, L (1, 3) OBP: 0.427, SLG: 0.481 Ed Sprague, R (5, 3) OBP: 0.333, SLG: 0.469							K			2	0	1	1	1	1	0											
Bret Boone, R (1, 4) OBP: 0.367, SLG: 0.599 Mark McLemore, S (6, 7) OBP: 0.385, SLG: 0.421										3	0	2	0	0	0	2											
Mike Cameron, R (1, 8) OBP: 0.380, SLG: 0.532 Al Martin, L (6, 8) OBP: 0.308, SLG: 0.333										3	0	0	0	0	0	3											
David Bell, R (1, 5) OBP: 0.294, SLG: 0.398										4	0	1	0	0	0	0											
Dan Wilson, R (1, 2) OBP: 0.327, SLG: 0.408										4	0	1	0	0	1	0											
Charles Gipson, R (1, 7) OBP: 0.242, SLG: 0.172										3	0	0	0	0	1	3											
Inning Stats	R: 1 E: 0 K: 0 S: 11	H: 3 LOB: 2 BB: 0 P: 21	R: 0 E: 1 K: 0 S: 8	H: 0 LOB: 1 BB: 0 P: 14	R: 0 E: 0 K: 0 S: 5	H: 0 LOB: 1 BB: 1 P: 15	R: 0 E: 0 K: 2 S: 18	H: 2 LOB: 2 BB: 0 P: 25	R: 0 E: 0 K: 1 S: 5	H: 1 LOB: 0 BB: 0 P: 10	R: 0 E: 0 K: 0 S: 6	H: 0 LOB: 0 BB: 0 P: 7	R: 1 E: 0 K: 1 S: 11	H: 1 LOB: 0 BB: 0 P: 12	R: 0 E: 0 K: 1 S: 9	H: 0 LOB: 0 BB: 0 P: 13	1B: 3 2B: 3 3B: 0 HR: 1	SF: 0 SAC: 0 DP: 2 HBP: 1	WP: 0 PB: 0 SB: 1 CS: 0	PA: 35							
PITCHER	IP	WLS	BF	H	R	ER	SO	BB	IBB	HBP	BLK	WP	HR	S	P	ERA	WHIP										
Kenny Rogers, L (1, 1) ERA: 6.05 Aaron Myette, R (8, 1) ERA: 9.72	7.0	W	28	6	1	1	3	1	0	1	0	0	0	59	101	1.29	1.000										

Seattle Mariners @ Texas Rangers
The Ballpark at Arlington, Arlington, TX
Thu Jul 05 2001, 8:35 PM EDT
Att: 29,797 - Sunny - 91 F

AB	33
R	2
H	7
RBI	2
BB	1
SO	5
LOB	12



Batter	1	2	3	4	5	6	7	8	9	AB	R	H	RBI	BB	SO	LOB	BOTTOM											
Frank Catalanotto, L (1, 7) OBP: 0.365, SLG: 0.482	F9									3	2	1	0	1	0	1												
Ricky Ledes, L (1, 9) OBP: 0.302, SLG: 0.298	F7									4	2	1	3	1	0	2												
Alex Rodriguez, R (1, 6) OBP: 0.407, SLG: 0.618 Scott Sheldon, R (8, 6) OBP: 0.296, SLG: 0.404	F8									4	1	1	4	0	0	2												
Rafael Palmeiro, L (1, 3) OBP: 0.378, SLG: 0.564 Bo Porter, R (8, 7) OBP: 0.304, SLG: 0.377										2	3	2	3	1	0	0												
Ruben Sierra, S (1, 10) OBP: 0.318, SLG: 0.671										5	1	1	2	0	1	1												
Gabe Kapler, R (1, 8) OBP: 0.336, SLG: 0.439										4	1	1	0	0	1	1												
Mike Lamb, L (1, 5) OBP: 0.333, SLG: 0.421										4	1	2	1	0	0	1												
Bill Haselman, R (1, 2) OBP: 0.286, SLG: 0.357										4	1	1	1	0	1	1												
10 Michael Young, R (1, 4) OBP: 0.270, SLG: 0.298										4	2	3	0	0	0	0												
Inning Stats	R: 0 E: 0 K: 0 S: 8	H: 0 LOB: 0 BB: 0 P: 13	R: 1 E: 0 K: 0 S: 12	H: 1 LOB: 0 BB: 0 P: 19	R: 4 E: 0 K: 1 S: 20	H: 4 LOB: 0 BB: 0 P: 30	R: 9 E: 0 K: 0 S: 20	H: 7 LOB: 0 BB: 1 P: 33	R: 0 E: 0 K: 1 S: 9	H: 0 LOB: 1 BB: 1 P: 16	R: 0 E: 0 K: 0 S: 15	H: 0 LOB: 1 BB: 1 P: 20	R: 0 E: 0 K: 1 S: 7	H: 0 LOB: 0 BB: 0 P: 8	1B: 5 2B: 3 3B: 1 HR: 4	SF: 0 SAC: 0 DP: 1 HBP: 2	WP: 0 PB: 0 SB: 0 CS: 0	PA: 41										
PITCHER	IP	WLS	BF	H	R	ER	SO	BB	IBB	HBP	BLK	WP	HR	S	P	ERA	WHIP											
Denny Stark, R (1, 1) ERA: 12.46 Brian Fuentes, L (4, 1) ERA: 5.59 Joel Pineiro, R (5, 1) ERA: Jose Paniagua, R (8, 1) ERA: 4.01	3.0	L	18	9	9	9	1	0	0	0	0	0	0	2	47	70	27.00	3.000										
	1.2		11	4	5	5	0	1	0	2	0	0	0	2	22	39	27.00	3.000										
	2.1		9	0	0	0	1	2	0	0	0	0	0	25	39	0.00	0.857											
	1.0		3	0	0	0	1	0	0	0	0	0	0	7	8	0.00	0.000											

Seattle Mariners @ Texas Rangers
The Ballpark at Arlington, Arlington, TX
Thu Jul 05 2001, 8:35 PM EDT
Att: 29,797 - Sunny - 91 F

AB	36
R	14
H	13
RBI	14
BB	3
SO	3
LOB	9




Batter	1	2	3	4	5	6	7	8	9	AB	R	H	RBI	BB	SO	LOB	TOP				
Frank Catalanotto, L (1.7)	G5-3						G3-1		FC3-6	5	0	2	0	0	0	2	Texas Rangers @ San Diego Padres Qualcomm Stadium, San Diego, CA Fri Jul 06 2001, 10:05 PM EDT Att: 24,549 - Cloudy - 77 F				
Ivan Rodriguez, R (1.2)	BB	BB			WP		F8		E5	4	0	1	0	1	1	2					
Alex Rodriguez, R (1.6)	FC5-4	F3			G5-3			F8		3	0	0	0	2	0	3					
Rafael Palmeiro, L (1.3)	F8		G3		G4-3				K	5	0	1	0	0	1	6					
Gabe Kapler, R (1.8)	FC5-4		K			G3		F3		4	0	0	0	0	1	3					
Ricky Ledee, L (1.9)		P6	G3-1			G3		F9		4	0	0	0	0	0	1					
Mike Lamb, L (1.5)		10 HR		K		E6			FC3-6	4	2	2	0	0	1	0					
10 Michael Young, R (1.4)		HR		K		FC6-4			E6	4	1	1	2	0	1	2					
Rick Helling, R (1.1)		G1-6-3		G6-3			K		K	2	0	0	0	0	0	0					
Kevin Foster, R (6.1)										0	0	0	0	0	0	0					
Bo Porter, R (7. PH) Mark Petkovsek, R (7.1)										1	0	0	0	0	1	0					
Ruben Sierra, S (9. PH)										1	0	0	0	0	1	2					
Inning Stats	R: 0 E: 0 K: 0 S: 9	H: 1 LOB: 2 BB: 1 P: 15	R: 2 E: 0 K: 0 S: 15	H: 3 LOB: 2 BB: 1 P: 24	R: 0 E: 0 K: 1 S: 11	H: 0 LOB: 0 BB: 0 P: 15	R: 0 E: 0 K: 2 S: 11	H: 0 LOB: 0 BB: 0 P: 15	R: 0 E: 1 K: 0 S: 5	H: 0 LOB: 1 BB: 0 P: 11	R: 0 E: 0 K: 1 S: 9	H: 0 LOB: 0 BB: 0 P: 15	R: 0 E: 0 K: 0 S: 5	H: 1 LOB: 1 BB: 0 P: 9	R: 1 E: 2 K: 2 S: 15	H: 1 LOB: 3 BB: 1 P: 27	1B: 4 2B: 2 3B: 0 HR: 1	SF: 0 SAC: 0 DP: 0 HBP: 0	WP: 1 PB: 0 SB: 1 CS: 0	PA: 40	
PITCHER	IP WLS BF H R ER SO BB IBB HBP BLK WP HR S P ERA WHIP	IP WLS BF H R ER SO BB IBB HBP BLK WP HR S P ERA WHIP	IP WLS BF H R ER SO BB IBB HBP BLK WP HR S P ERA WHIP	IP WLS BF H R ER SO BB IBB HBP BLK WP HR S P ERA WHIP	IP WLS BF H R ER SO BB IBB HBP BLK WP HR S P ERA WHIP	IP WLS BF H R ER SO BB IBB HBP BLK WP HR S P ERA WHIP	IP WLS BF H R ER SO BB IBB HBP BLK WP HR S P ERA WHIP	IP WLS BF H R ER SO BB IBB HBP BLK WP HR S P ERA WHIP	IP WLS BF H R ER SO BB IBB HBP BLK WP HR S P ERA WHIP	IP WLS BF H R ER SO BB IBB HBP BLK WP HR S P ERA WHIP	IP WLS BF H R ER SO BB IBB HBP BLK WP HR S P ERA WHIP	IP WLS BF H R ER SO BB IBB HBP BLK WP HR S P ERA WHIP	IP WLS BF H R ER SO BB IBB HBP BLK WP HR S P ERA WHIP	IP WLS BF H R ER SO BB IBB HBP BLK WP HR S P ERA WHIP	IP WLS BF H R ER SO BB IBB HBP BLK WP HR S P ERA WHIP	IP WLS BF H R ER SO BB IBB HBP BLK WP HR S P ERA WHIP	IP WLS BF H R ER SO BB IBB HBP BLK WP HR S P ERA WHIP	IP WLS BF H R ER SO BB IBB HBP BLK WP HR S P ERA WHIP	IP WLS BF H R ER SO BB IBB HBP BLK WP HR S P ERA WHIP	IP WLS BF H R ER SO BB IBB HBP BLK WP HR S P ERA WHIP	IP WLS BF H R ER SO BB IBB HBP BLK WP HR S P ERA WHIP

Texas Rangers @ San Diego Padres
 Qualcomm Stadium, San Diego, CA
 Fri Jul 06 2001, 10:05 PM EDT
 Att: 24,549 - Cloudy - 77 F

livebaseballscorecards.com

AB 37
 R 3
 H 7
 RBI 2
 BB 3
 SO 7
 LOB 21




Batter	1	2	3	4	5	6	7	8	9	AB	R	H	RBI	BB	SO	LOB	BOTTOM			
Rickey Henderson, R (1.7) Rodney Myers, R (9.1) Trevor Hoffman, R (9.1)	K			1B	F9		L7	K		5	1	1	0	0	2	2	Texas Rangers @ San Diego Padres Qualcomm Stadium, San Diego, CA Fri Jul 06 2001, 10:05 PM EDT Att: 24,549 - Cloudy - 77 F			
Mark Kotsay, L (1.8)	G6-3			3B	1B		2B	1B		4	3	3	0	0	0	0				
Ryan Klesko, L (1.3)	G1-3			HR	1B		K			4	1	2	4	0	1	1				
Phil Nevin, R (1.5)		G6-3		HR	1B	BB	1B	2B		4	2	3	3	0	0	0				
Mike Darr, L (1.9)		K		G3-1		1B	1B	BB		2	0	0	0	2	1	0				
Ben Davis, S (1.2)	G3			K		F7	G3			4	0	0	0	0	1	4				
Damian Jackson, R (1.4)				G4-6-3	K			L6		4	0	2	1	0	1	0				
D'Angelo Jimenez, S (1.6)				K		G1-3	F2	F7		4	0	0	0	0	1	3				
Kevin Jarvis, L (1.1) Dave Moaden, L (6. PH) David Lee, R (7.1) Tony Gwynn, L (8. PH) Cesar Crespo, S (9.7)		G4-6-3		G4-6-3	1B		G4-3			2	1	1	0	0	0	1				
Inning Stats	R: 0 E: 0 K: 1 S: 10	H: 0 LOB: 0 BB: 0 P: 14	R: 0 E: 0 K: 1 S: 8	H: 0 LOB: 0 BB: 0 P: 10	R: 0 E: 0 K: 1 S: 7	H: 1 LOB: 0 BB: 0 P: 8	R: 4 E: 0 K: 2 S: 19	H: 4 LOB: 0 BB: 0 P: 27	R: 2 E: 0 K: 0 S: 17	H: 3 LOB: 1 BB: 0 P: 21	R: 1 E: 0 K: 0 S: 11	H: 2 LOB: 2 BB: 1 P: 22	R: 1 E: 0 K: 1 S: 12	H: 2 LOB: 2 BB: 1 P: 21	R: 0 E: 0 K: 1 S: 7	H: 1 LOB: 1 BB: 0 P: 10		1B: 9 2B: 2 3B: 1 HR: 1	SF: 0 SAC: 0 DP: 1 HBP: 0	WP: 0 PB: 0 SB: 0 CS: 0
PITCHER	IP WLS BF H R ER SO BB IBB HBP BLK WP HR S P ERA WHIP	IP WLS BF H R ER SO BB IBB HBP BLK WP HR S P ERA WHIP	IP WLS BF H R ER SO BB IBB HBP BLK WP HR S P ERA WHIP	IP WLS BF H R ER SO BB IBB HBP BLK WP HR S P ERA WHIP	IP WLS BF H R ER SO BB IBB HBP BLK WP HR S P ERA WHIP	IP WLS BF H R ER SO BB IBB HBP BLK WP HR S P ERA WHIP	IP WLS BF H R ER SO BB IBB HBP BLK WP HR S P ERA WHIP	IP WLS BF H R ER SO BB IBB HBP BLK WP HR S P ERA WHIP	IP WLS BF H R ER SO BB IBB HBP BLK WP HR S P ERA WHIP	IP WLS BF H R ER SO BB IBB HBP BLK WP HR S P ERA WHIP	IP WLS BF H R ER SO BB IBB HBP BLK WP HR S P ERA WHIP	IP WLS BF H R ER SO BB IBB HBP BLK WP HR S P ERA WHIP	IP WLS BF H R ER SO BB IBB HBP BLK WP HR S P ERA WHIP	IP WLS BF H R ER SO BB IBB HBP BLK WP HR S P ERA WHIP	IP WLS BF H R ER SO BB IBB HBP BLK WP HR S P ERA WHIP	IP WLS BF H R ER SO BB IBB HBP BLK WP HR S P ERA WHIP	IP WLS BF H R ER SO BB IBB HBP BLK WP HR S P ERA WHIP	IP WLS BF H R ER SO BB IBB HBP BLK WP HR S P ERA WHIP	IP WLS BF H R ER SO BB IBB HBP BLK WP HR S P ERA WHIP	IP WLS BF H R ER SO BB IBB HBP BLK WP HR S P ERA WHIP

Texas Rangers @ San Diego Padres
 Qualcomm Stadium, San Diego, CA
 Fri Jul 06 2001, 10:05 PM EDT
 Att: 24,549 - Cloudy - 77 F

livebaseballscorecards.com

AB 35
 R 8
 H 13
 RBI 8
 BB 2
 SO 7
 LOB 13



Batter	1	2	3	4	5	6	7	8	9	AB	R	H	RBI	BB	SO	LOB	TOP					
Frank Catalanotto, L (1,7) OBP: 0.364, SLG: 0.478			K2-3		K		F5			4	0	0	0	0	3	2						
Ricky Ledes, L (1,9) OBP: 0.283, SLG: 0.271			K			P6		K		4	0	1	0	0	2	0						
Alex Rodriguez, R (1,6) OBP: 0.397, SLG: 0.596	F8			L5		G1-3		K		4	0	0	0	0	1	1						
Rafael Palmeiro, L (1,3) OBP: 0.378, SLG: 0.567						G4-3		F8		3	0	1	0	1	0	0						
Ivan Rodriguez, R (1,2) OBP: 0.336, SLG: 0.544	FC6-4			L7						3	1	1	0	0	0	3						
Mike Lamb, L (1,5) OBP: 0.347, SLG: 0.435		P6		F7						4	1	1	1	0	0	2						
Gabe Kapler, R (1,8) OBP: 0.338, SLG: 0.435		K								4	0	2	0	0	2	1						
10 Michael Young, R (1,4) OBP: 0.263, SLG: 0.312		K			F8					4	0	1	1	0	1	2						
Darren Oliver, R (1,1) OBP: 0.333, SLG: 0.500				L3						1	0	0	0	0	0	0						
Aaron Myette, R (5,1) OBP: 0.315, SLG: 0.408					SH1-4					0	0	0	0	0	0	0						
Andres Galaraga, R (7,PH) OBP: 0.315, SLG: 0.408										1	0	0	0	0	0	2						
Juan Moreno, L (7,1) OBP: 0.315, SLG: 0.408										0	0	0	0	0	0	0						
Mark Petkovsek, R (8,1) OBP: 0.315, SLG: 0.408										0	0	0	0	0	0	0						
Inning Stats	R: 0 E: 0 K: 1 S: 8	H: 1 LOB: 2 BB: 1 P: 16	R: 0 E: 0 K: 2 S: 10	H: 0 LOB: 0 BB: 0 P: 13	R: 0 E: 0 K: 2 S: 8	H: 0 LOB: 0 BB: 0 P: 11	R: 0 E: 0 K: 0 S: 11	H: 1 LOB: 1 BB: 0 P: 13	R: 0 E: 0 K: 1 S: 12	H: 1 LOB: 1 BB: 0 P: 15	R: 0 E: 0 K: 0 S: 6	H: 0 LOB: 0 BB: 0 P: 10	R: 2 E: 0 K: 0 S: 13	H: 4 LOB: 1 BB: 0 P: 21	R: 0 E: 0 K: 2 S: 10	H: 0 LOB: 1 BB: 0 P: 15	R: 0 E: 0 K: 1 S: 9	H: 0 LOB: 1 BB: 0 P: 17	1B: 4 2B: 3 3B: 0 HR: 0	SF: 0 SAC: 1 DP: 1 HBP: 1	WP: 0 PB: 0 SB: 0 CS: 0	PA: 35
PITCHER	IP WLS BF H R ER SO BB IBB HBP BLK WP HR S P ERA WHIP																					
Woody Williams, R (1,1) ERA: 5.04	6.0 W 25 6 2 2 6 1 0 0 0 0 0 0 62 91 3.00 1.167																					
David Lee, R (7,1) ERA: 2.81	2.0 H 6 1 0 0 2 0 0 0 0 0 0 0 16 23 0.00 0.500																					
Rodney Myers, R (9,1) ERA: 4.97	1.0 4 0 0 0 1 0 0 0 1 0 0 0 9 17 0.00 0.000																					

Texas Rangers @ San Diego Padres
Qualcomm Stadium, San Diego, CA
Sun Jul 08 2001, 5:00 PM EDT
Att: 26,866 - Sunny - 81 F

AB 32
R 2
H 7
RBI 2
BB 1
SO 9
LOB 13



Batter	1	2	3	4	5	6	7	8	9	AB	R	H	RBI	BB	SO	LOB	BOTTOM			
Rickey Henderson, R (1,7) OBP: 0.361, SLG: 0.345					G4-3		K			3	0	1	0	2	1	1				
Rodney Myers, R (9,1) OBP: 0.361, SLG: 0.345										0	0	0	0	0	0	0				
Mark Kotsay, L (1,8) OBP: 0.372, SLG: 0.431	K		F8							5	2	2	1	0	1	4				
Ryan Klesko, L (1,3) OBP: 0.406, SLG: 0.556	G5-4-3		G3-6-3							4	1	0	0	1	1	4				
Phil Nevin, R (1,5) OBP: 0.400, SLG: 0.596		K								3	3	2	4	2	1	0				
Wiki Gonzalez, R (1,2) OBP: 0.325, SLG: 0.569		G3								5	1	2	3	0	1	3				
Damian Jackson, R (1,4) OBP: 0.345, SLG: 0.383										2	1	1	2	2	0	0				
Alex Arias, R (1,6) OBP: 0.317, SLG: 0.360										4	0	1	0	0	1	2				
Cesar Crespo, S (1,9) OBP: 0.340, SLG: 0.282										3	1	1	0	1	0	0				
Woody Williams, R (1,1) ERA: 6.2										3	1	1	0	0	2	3				
David Lee, R (7,1) ERA: 5.0										0	0	0	0	0	0	0				
Tony Gwynn, L (8,PH) OBP: 0.393, SLG: 0.453										1	0	1	0	0	0	0				
Mike Darr, L (8,FR) OBP: 0.391, SLG: 0.339										0	1	0	0	0	0	0				
Inning Stats	R: 0 E: 0 K: 1 S: 7	H: 1 LOB: 0 BB: 0 P: 10	R: 0 E: 0 K: 2 S: 13	H: 1 LOB: 3 BB: 2 P: 25	R: 0 E: 0 K: 0 S: 4	H: 0 LOB: 0 BB: 1 P: 9	R: 2 E: 0 K: 1 S: 11	H: 1 LOB: 0 BB: 1 P: 20	R: 3 E: 0 K: 1 S: 20	H: 4 LOB: 2 BB: 1 P: 35	R: 0 E: 0 K: 2 S: 9	H: 0 LOB: 0 BB: 0 P: 15	R: 3 E: 0 K: 1 S: 15	H: 2 LOB: 0 BB: 1 P: 26	R: 3 E: 0 K: 0 S: 16	H: 3 LOB: 2 BB: 2 P: 28	1B: 6 2B: 3 3B: 0 HR: 3	SF: 0 SAC: 0 DP: 3 HBP: 0	WP: 0 PB: 0 SB: 0 CS: 0	PA: 41
PITCHER	IP WLS BF H R ER SO BB IBB HBP BLK WP HR S P ERA WHIP																			
Darren Oliver, L (1,1) ERA: 6.2	4.2 L 24 7 5 5 5 5 0 0 0 0 0 0 10 18 0.00 0.000																			
Aaron Myette, R (5,1) ERA: 5.0	1.1 4 0 0 0 2 0 0 0 0 0 0 0 10 18 0.00 0.000																			
Juan Moreno, L (7,1) ERA: 2.79	1.0 6 2 3 3 1 0 1 0 0 0 0 1 15 26 27.00 2.000																			
Mark Petkovsek, R (8,1) ERA: 6.56	1.0 7 3 3 3 0 2 0 0 0 0 0 0 16 28 27.00 5.000																			

Texas Rangers @ San Diego Padres
Qualcomm Stadium, San Diego, CA
Sun Jul 08 2001, 5:00 PM EDT
Att: 26,866 - Sunny - 81 F

AB 33
R 11
H 12
RBI 10
BB 8
SO 8
LOB 17




Batter	1	2	3	4	5	6	7	8	9	AB	R	H	RBI	BB	SO	LOB	TOP					
Juan Pierre, L OBP: 0.375, SLG: 0.380	F7		G4-3		FC6-4			G6-3		4	0	0	0	0	0	2						
Neft Perez, S OBP: 0.330, SLG: 0.457	K						F9	K		3	0	0	0	1	2	0						
Larry Walker, L OBP: 0.433, SLG: 0.671	G1-3				F8		F8	F9		4	0	0	0	0	0	1						
Greg Norton, S OBP: 0.314, SLG: 0.489		G3			F4				SF9	3	1	1	0	1	0	1						
Jeff Cirillo, R OBP: 0.350, SLG: 0.484		G5-3			F8			SF9		3	0	0	1	0	0	2						
Todd Walker, L OBP: 0.354, SLG: 0.513								G1-4-3		3	1	2	1	1	0	0						
Brooks Kieschnick, L OBP: 0.289, SLG: 0.548										4	0	0	0	0	2	2						
Jacob Cruz, L OBP: 0.308, SLG: 0.323			F8							3	0	0	0	0	1	1						
Adam Melhuse, S OBP: 0.238, SLG: 0.316			K							3	0	1	0	0	2	0						
Inning Stats	R: 0 E: 0 K: 1 S: 7	H: 0 LOB: 0 BB: 0 P: 9	R: 0 E: 0 K: 1 S: 11	H: 1 LOB: 1 BB: 0 P: 16	R: 0 E: 0 K: 1 S: 8	H: 0 LOB: 0 BB: 0 P: 10	R: 0 E: 0 K: 0 S: 4	H: 0 LOB: 1 BB: 1 P: 12	R: 0 E: 0 K: 2 S: 14	H: 1 LOB: 2 BB: 1 P: 26	R: 0 E: 0 K: 0 S: 13	H: 0 LOB: 1 BB: 1 P: 22	R: 1 E: 0 K: 1 S: 11	H: 1 LOB: 0 BB: 0 P: 16	R: 0 E: 0 K: 1 S: 10	H: 0 LOB: 0 BB: 0 P: 17	R: 1 E: 0 K: 0 S: 9	H: 1 LOB: 0 BB: 0 P: 16	1B: 1 2B: 0 3B: 2 HR: 1	SF: 1 SAC: 0 DP: 0 HBP: 0	WP: 0 PB: 0 SB: 0 CS: 0	PA: 34
PITCHER	IP	WLS	BF	H	R	ER	SO	BB	IBB	HBP	BLK	WP	HR	S	P	ERA	WHIP					
Rick Helling, R ERA: 5.3	7.0	W	27	3	1	1	6	3	0	0	0	0	1	68	111	1.29	0.857					
Juan Moreno, L ERA: 2.95	1.0		3	0	0	0	1	0	0	0	0	0	0	10	17	0.00	0.000					
Pat Mahomes, R ERA: 6.54	1.0		4	1	1	1	0	0	0	0	0	0	0	9	16	9.00	1.000					

Colorado Rockies @ Texas Rangers
The Ballpark at Arlington, Arlington, TX
Fri Jul 13, 2001, 8:35 PM EDT
Att: 37,812 - Cloudy - 86 F

livebaseballscores.com

AB 30
R 2
H 4
RBI 2
BB 3
SO 7
LOB 9




Batter	1	2	3	4	5	6	7	8	9	AB	R	H	RBI	BB	SO	LOB	BOTTOM					
10 Michael Young, R OBP: 0.274, SLG: 0.366	G1-3	E8				F9				5	3	3	4	0	0	0						
Randy Velarde, R OBP: 0.402, SLG: 0.491	F9			L8				G6-3		4	0	1	2	1	1	0						
Alex Rodriguez, R OBP: 0.402, SLG: 0.597		F8								4	1	3	0	0	0	1						
Rafael Palmeiro, L OBP: 0.381, SLG: 0.572	F9							G4-6-3		4	1	2	2	0	0	3						
Ivan Rodriguez, R OBP: 0.337, SLG: 0.550	K	K			P4			G1-4-3		4	0	0	0	0	2	4						
Ruben Sierra, S OBP: 0.317, SLG: 0.645			G6-3			P6				4	2	2	0	0	0	0						
Andres Galarraga, R OBP: 0.314, SLG: 0.419			G6-3			F2		K		4	1	1	2	0	1	1						
Gabe Kapler, R OBP: 0.339, SLG: 0.430		L8				F9				3	1	0	0	1	0	0						
Ricky Ledee, L OBP: 0.262, SLG: 0.269					F8			K		4	1	1	0	0	1	2						
Inning Stats	R: 0 E: 0 K: 1 S: 11	H: 1 LOB: 2 BB: 1 P: 22	R: 4 E: 1 K: 1 S: 23	H: 6 LOB: 2 BB: 0 P: 37	R: 0 E: 0 K: 0 S: 6	H: 0 LOB: 0 BB: 0 P: 9	R: 3 E: 0 K: 0 S: 13	H: 3 LOB: 0 BB: 0 P: 18	R: 0 E: 0 K: 1 S: 8	H: 0 LOB: 0 BB: 0 P: 12	R: 0 E: 0 K: 0 S: 4	H: 1 LOB: 0 BB: 0 P: 6	R: 3 E: 0 K: 2 S: 17	H: 2 LOB: 0 BB: 1 P: 26	1B: 9 2B: 0 3B: 0 HR: 4	SF: 0 SAC: 0 DP: 1 HBP: 0	WP: 0 PB: 0 SB: 0 CS: 0	PA: 38				
PITCHER	IP	WLS	BF	H	R	ER	SO	BB	IBB	HBP	BLK	WP	HR	S	P	ERA	WHIP					
Mike Hampton, L ERA: 4.32	4.0	L	23	10	7	6	2	1	0	0	0	0	0	14	21	0.00	0.000					
Gabe White, L ERA: 7.59	2.0		6	0	0	0	1	0	0	0	0	0	0	4	6	0.00	1.000					
Jay Powell, R ERA: 3.59	1.0		3	1	0	0	0	0	0	0	0	0	0	4	6	0.00	1.000					
Juan Acevedo, R ERA: 4.7	1.0		6	2	3	3	2	1	0	0	0	0	1	17	26	27.00	3.000					

Colorado Rockies @ Texas Rangers
The Ballpark at Arlington, Arlington, TX
Fri Jul 13, 2001, 8:35 PM EDT
Att: 37,812 - Cloudy - 86 F

livebaseballscores.com

AB 36
R 10
H 13
RBI 10
BB 2
SO 5
LOB 11



Batter	1	2	3	4	5	6	7	8	9	AB	R	H	RBI	BB	SO	LOB	TOP									
Neft Perez, S OBP: 0.327, SLG: 0.452										6	1	1	0	0	1	6										
Kimera Barteo, R OBP: 0.351, SLG: 0.680										4	0	0	1	0	1	1										
Larry Walker, L OBP: 0.435, SLG: 0.680										5	1	3	1	0	1	0										
Jeff Cirillo, R OBP: 0.351, SLG: 0.482										5	1	2	1	0	0	1										
Greg Norton, S OBP: 0.323, SLG: 0.510										4	2	2	1	1	1	2										
Cliff Brumbaugh, R OBP: 0.270, SLG: 0.324										5	2	2	0	0	2	3										
Ben Petrick, R OBP: 0.308, SLG: 0.475										5	1	2	2	0	1	3										
Brent Butler, R OBP: 0.250, SLG: 0.438										5	2	2	2	0	0	2										
Juan Pierre, L OBP: 0.381, SLG: 0.400										4	1	4	3	0	0	0										
Inning Stats	R: 1 E: 0 K: 0 S: 13	H: 3 LOB: 3 BB: 1 P: 21	R: 0 E: 0 K: 0 S: 8	H: 1 LOB: 0 BB: 0 P: 12	R: 0 E: 0 K: 2 S: 15	H: 1 LOB: 1 BB: 0 P: 20	R: 0 E: 0 K: 1 S: 9	H: 0 LOB: 0 BB: 0 P: 14	R: 1 E: 0 K: 2 S: 9	H: 1 LOB: 0 BB: 0 P: 12	R: 2 E: 1 K: 0 S: 16	H: 3 LOB: 2 BB: 0 P: 22	R: 5 E: 0 K: 0 S: 16	H: 6 LOB: 1 BB: 0 P: 25	R: 0 E: 0 K: 2 S: 5	H: 0 LOB: 0 BB: 0 P: 8	R: 2 E: 0 K: 2 S: 14	H: 3 LOB: 1 BB: 0 P: 23	1B: 9 2B: 5 3B: 3 HR: 1	SF: 2 SAC: 0 DP: 0 HBP: 0	WP: 0 PB: 0 SB: 0 CS: 1	PA: 47				
PITCHER	IP	WLS	BF	H	R	ER	SO	BB	IBB	HBP	BLK	WP	HR	S	P	ERA	WHIP									
Doug Davis, L ERA: 4.95	(1, 1)	6.0	L	28	9	4	3	5	1	0	0	0	0	0	70	101	4.50	1.667								
Aaron Myette, R ERA: 10.89	(7, 1)	1.0		9	6	5	5	0	0	0	0	0	0	0	16	25	45.00	6.000								
Mark Petkovsek, R ERA: 6.42	(8, 1)	1.0		3	0	0	0	0	0	0	0	0	0	5	8	0.00	0.000									
Kevin Foster, R ERA: 13.5	(9, 1)	1.0		6	3	2	2	2	0	0	0	0	1	14	23	18.00	3.000									

Colorado Rockies @ Texas Rangers
The Ballpark at Arlington, Arlington, TX
Sat Jul 14 2001, 6:00 PM EDT
Att: 38,009 - Cloudy - 100 F

AB 43
R 11
H 18
RBI 11
BB 1
SO 7
LOB 18

Batter	1	2	3	4	5	6	7	8	9	AB	R	H	RBI	BB	SO	LOB	BOTTOM								
Frank Catalanotto, L OBP: 0.360, SLG: 0.475										4	0	1	0	0	0	1									
Mike Lamb, L OBP: 0.338, SLG: 0.408										3	0	0	0	1	1	2									
Alex Rodriguez, R OBP: 0.404, SLG: 0.596										2	0	1	0	1	1	0									
Scott Sheldon, R OBP: 0.286, SLG: 0.389										1	0	0	0	0	0	2									
Rafael Palmeiro, L OBP: 0.379, SLG: 0.568										4	1	1	0	0	1	3									
Ruben Sierra, S OBP: 0.315, SLG: 0.642										4	1	1	0	0	0	3									
Gabe Kapler, R OBP: 0.341, SLG: 0.435										4	0	2	2	0	1	0									
Ricky Ledee, L OBP: 0.250, SLG: 0.256										4	0	0	0	0	2	3									
Bill Haselman, R OBP: 0.222, SLG: 0.278										4	0	0	0	0	1	1									
10 Michael Young, R OBP: 0.280, SLG: 0.365										3	0	1	0	1	0	1									
Inning Stats	R: 0 E: 0 K: 2 S: 9	H: 0 LOB: 0 BB: 0 P: 12	R: 0 E: 0 K: 0 S: 9	H: 0 LOB: 0 BB: 0 P: 16	R: 0 E: 0 K: 1 S: 8	H: 0 LOB: 0 BB: 0 P: 12	R: 0 E: 0 K: 0 S: 7	H: 1 LOB: 2 BB: 1 P: 13	R: 0 E: 0 K: 1 S: 7	H: 0 LOB: 0 BB: 0 P: 10	R: 0 E: 0 K: 0 S: 4	H: 0 LOB: 0 BB: 1 P: 8	R: 0 E: 0 K: 2 S: 10	H: 1 LOB: 2 BB: 1 P: 16	R: 0 E: 0 K: 0 S: 14	H: 2 LOB: 2 BB: 0 P: 21	R: 2 E: 0 K: 1 S: 11	H: 3 LOB: 1 BB: 0 P: 18	1B: 5 2B: 2 3B: 0 HR: 0	SF: 0 SAC: 0 DP: 1 HBP: 0	WP: 0 PB: 0 SB: 0 CS: 0	PA: 36			
PITCHER	IP	WLS	BF	H	R	ER	SO	BB	IBB	HBP	BLK	WP	HR	S	P	ERA	WHIP								
Shawn Chacon, R ERA: 5.88	(1, 1)	8.0	W	33	7	2	2	6	3	0	0	0	0	74	118	2.25	1.250								
Jay Powell, R ERA: 3.5	(9, 1)	1.0		3	0	0	0	1	0	0	0	0	0	5	8	0.00	0.000								

Colorado Rockies @ Texas Rangers
The Ballpark at Arlington, Arlington, TX
Sat Jul 14 2001, 6:00 PM EDT
Att: 38,009 - Cloudy - 100 F

AB 33
R 2
H 7
RBI 2
BB 3
SO 7
LOB 16

Batter	1	2	3	4	5	6	7	8	9	AB	R	H	RBI	BB	SO	LOB	TOP				
Calvin Murray, R OBP: 0.341, SLG: 0.424	2-3 K	0-0 FC4-6				2-1 G4-6-3			0-0 G5-3	5	0	1	1	0	1	2					
Rich Aurilia, R OBP: 0.386, SLG: 0.555	0-0 F7		1-0 P6			3-1 BB 2B			0-1 F9	5	1	1	0	0	0	2					
Barry Bonds, L OBP: 0.473, SLG: 0.794	3-2 F8		0-0 G4-3			4-2 2B			0-3 K	4	1	0	0	1	1	2					
Jeff Kent, R OBP: 0.374, SLG: 0.506		3-1 HR 1B				3-2 2B			1-1 F9	4	1	3	2	0	0	0					
Eric Davis, R OBP: 0.250, SLG: 0.295		2-0 E4 HR				1-3 K			0-1 F8	4	1	0	0	0	2	3					
Shawon Dunston, R OBP: 0.283, SLG: 0.460		3-2 HR			0-0 P4				0-2 F9	4	1	1	3	0	0	0					
Benito Santiago, R OBP: 0.320, SLG: 0.377		2-2 F8			0-0 G6-3				2-1 F8	4	1	1	0	0	0	0					
J.T. Snow, L OBP: 0.351, SLG: 0.329		2-2 FC4-6 1B			3-3 K				2-1 G6-3	3	1	1	0	0	1	0					
Ramon Martinez, R OBP: 0.351, SLG: 0.372		0-3 K			4-0 G4-6-3 BB				3-2 F9	3	0	1	1	1	1	1					
Inning Stats	R: 0 E: 0 K: 1 S: 7	H: 0 LOB: 0 BB: 0 P: 12	R: 3 E: 1 K: 1 S: 18	H: 3 LOB: 1 BB: 0 P: 30	R: 0 E: 0 K: 1 S: 6	H: 1 LOB: 1 BB: 0 P: 8	R: 0 E: 0 K: 1 S: 5	H: 0 LOB: 0 BB: 0 P: 8	R: 2 E: 0 K: 0 S: 12	H: 3 LOB: 1 BB: 2 P: 20	R: 0 E: 0 K: 0 S: 8	H: 0 LOB: 0 BB: 0 P: 9	R: 0 E: 0 K: 0 S: 7	H: 0 LOB: 0 BB: 0 P: 14	R: 0 E: 0 K: 1 S: 6	H: 0 LOB: 0 BB: 0 P: 6	1B: 6 2B: 2 3B: 0 HR: 1	SF: 0 SAC: 0 DP: 1 HBP: 1	WP: 0 PB: 0 SB: 0 CS: 0	PA: 39	
PITCHER	IP WLS BF H R ER SO BB IBB HBP BLK WP HR S P ERA WHIP	IP WLS BF H R ER SO BB IBB HBP BLK WP HR S P ERA WHIP	IP WLS BF H R ER SO BB IBB HBP BLK WP HR S P ERA WHIP	IP WLS BF H R ER SO BB IBB HBP BLK WP HR S P ERA WHIP	IP WLS BF H R ER SO BB IBB HBP BLK WP HR S P ERA WHIP	IP WLS BF H R ER SO BB IBB HBP BLK WP HR S P ERA WHIP	IP WLS BF H R ER SO BB IBB HBP BLK WP HR S P ERA WHIP	IP WLS BF H R ER SO BB IBB HBP BLK WP HR S P ERA WHIP	IP WLS BF H R ER SO BB IBB HBP BLK WP HR S P ERA WHIP	IP WLS BF H R ER SO BB IBB HBP BLK WP HR S P ERA WHIP	IP WLS BF H R ER SO BB IBB HBP BLK WP HR S P ERA WHIP	IP WLS BF H R ER SO BB IBB HBP BLK WP HR S P ERA WHIP	IP WLS BF H R ER SO BB IBB HBP BLK WP HR S P ERA WHIP	IP WLS BF H R ER SO BB IBB HBP BLK WP HR S P ERA WHIP	IP WLS BF H R ER SO BB IBB HBP BLK WP HR S P ERA WHIP	IP WLS BF H R ER SO BB IBB HBP BLK WP HR S P ERA WHIP	IP WLS BF H R ER SO BB IBB HBP BLK WP HR S P ERA WHIP	IP WLS BF H R ER SO BB IBB HBP BLK WP HR S P ERA WHIP	IP WLS BF H R ER SO BB IBB HBP BLK WP HR S P ERA WHIP	IP WLS BF H R ER SO BB IBB HBP BLK WP HR S P ERA WHIP	IP WLS BF H R ER SO BB IBB HBP BLK WP HR S P ERA WHIP

San Francisco Giants @ Texas Rangers
The Ballpark at Arlington, Arlington, TX
Sun Jul 15 2001, 8:05 PM EDT
Att: 42,082 - Sunny - 98 F

AB 36
R 7
H 9
RBI 7
BB 2
SO 6
LOB 10



Batter	1	2	3	4	5	6	7	8	9	AB	R	H	RBI	BB	SO	LOB	BOTTOM				
Frank Catalanotto, L OBP: 0.365, SLG: 0.475	0-1 2B	1-1 FC6-4		4-1 1B		2-0 F7			2-2 E9	4	1	2	0	1	0	2					
Randy Velarde, R OBP: 0.402, SLG: 0.489	0-1 2B		1-3 K			2-2 L9			2-3 K	5	1	2	2	0	2	2					
Alex Rodriguez, R OBP: 0.406, SLG: 0.607	2-0 G3		0-0 HR						3-2 1B	5	2	3	3	0	1	2					
Rafael Palmeiro, L OBP: 0.377, SLG: 0.562	0-0 G3		0-0 L3						4-2 BB	4	0	0	0	1	1	1					
10 Michael Young, R OBP: 0.290, SLG: 0.365	2-3 G3		1-1 F9						1-2 BB	0	0	0	0	0	0	0					
Ivan Rodriguez, R OBP: 0.334, SLG: 0.544	1-1 G6-3		1-0 F9						1-3 K	5	0	1	1	0	2	2					
Ruben Sierra, S OBP: 0.324, SLG: 0.638	3-2 P6								0-3 K	4	0	2	0	1	1	2					
Mike Lamb, L OBP: 0.329, SLG: 0.388		2-2 F7							1-0 F7	4	1	0	0	1	0	5					
Gabe Kapler, R OBP: 0.340, SLG: 0.433		3-2 G4-3							1-3 K	4	1	1	0	0	1	2					
Ricky Ledee, L OBP: 0.250, SLG: 0.256		0-3 K							3-1 F9	4	0	1	0	0	2	2					
Inning Stats	R: 3 E: 0 K: 0 S: 11	H: 3 LOB: 0 BB: 0 P: 17	R: 0 E: 0 K: 1 S: 12	H: 0 LOB: 1 BB: 0 P: 18	R: 1 E: 0 K: 1 S: 6	H: 1 LOB: 0 BB: 0 P: 8	R: 2 E: 0 K: 2 S: 16	H: 3 LOB: 2 BB: 1 P: 30	R: 0 E: 0 K: 0 S: 15	H: 1 LOB: 2 BB: 1 P: 23	R: 0 E: 0 K: 0 S: 7	H: 1 LOB: 0 BB: 0 P: 12	R: 0 E: 1 K: 2 S: 14	H: 1 LOB: 1 BB: 0 P: 22	R: 0 E: 0 K: 2 S: 12	H: 1 LOB: 2 BB: 1 P: 21	1B: 10 2B: 1 3B: 0 HR: 1	SF: 0 SAC: 0 DP: 0 HBP: 0	WP: 1 PB: 1 SB: 1 CS: 1	PA: 43	
PITCHER	IP WLS BF H R ER SO BB IBB HBP BLK WP HR S P ERA WHIP	IP WLS BF H R ER SO BB IBB HBP BLK WP HR S P ERA WHIP	IP WLS BF H R ER SO BB IBB HBP BLK WP HR S P ERA WHIP	IP WLS BF H R ER SO BB IBB HBP BLK WP HR S P ERA WHIP	IP WLS BF H R ER SO BB IBB HBP BLK WP HR S P ERA WHIP	IP WLS BF H R ER SO BB IBB HBP BLK WP HR S P ERA WHIP	IP WLS BF H R ER SO BB IBB HBP BLK WP HR S P ERA WHIP	IP WLS BF H R ER SO BB IBB HBP BLK WP HR S P ERA WHIP	IP WLS BF H R ER SO BB IBB HBP BLK WP HR S P ERA WHIP	IP WLS BF H R ER SO BB IBB HBP BLK WP HR S P ERA WHIP	IP WLS BF H R ER SO BB IBB HBP BLK WP HR S P ERA WHIP	IP WLS BF H R ER SO BB IBB HBP BLK WP HR S P ERA WHIP	IP WLS BF H R ER SO BB IBB HBP BLK WP HR S P ERA WHIP	IP WLS BF H R ER SO BB IBB HBP BLK WP HR S P ERA WHIP	IP WLS BF H R ER SO BB IBB HBP BLK WP HR S P ERA WHIP	IP WLS BF H R ER SO BB IBB HBP BLK WP HR S P ERA WHIP	IP WLS BF H R ER SO BB IBB HBP BLK WP HR S P ERA WHIP	IP WLS BF H R ER SO BB IBB HBP BLK WP HR S P ERA WHIP	IP WLS BF H R ER SO BB IBB HBP BLK WP HR S P ERA WHIP	IP WLS BF H R ER SO BB IBB HBP BLK WP HR S P ERA WHIP	IP WLS BF H R ER SO BB IBB HBP BLK WP HR S P ERA WHIP

San Francisco Giants @ Texas Rangers
The Ballpark at Arlington, Arlington, TX
Sun Jul 15 2001, 8:05 PM EDT
Att: 42,082 - Sunny - 98 F

AB 39
R 6
H 12
RBI 6
BB 4
SO 10
LOB 20



Batter	1	2	3	4	5	6	7	8	9	AB	R	H	RBI	BB	SO	LOB	TOP					
Calvin Murray, R (1, 8) OBP: 0.333, SLG: 0.414	F9		L5		K		P6			4	0	0	0	0	1	1	San Francisco Giants @ Texas Rangers The Ballpark at Arlington, Arlington, TX Mon Jul 16 2001, 8:35 PM EDT Att: 32,682 - Sunny - 95 F					
Rich Aurilia, R (1, 6) OBP: 0.387, SLG: 0.554	K		BB 1B		BB 1B		F8			4	0	2	0	0	1	0						
Barry Bonds, L (1, 10) OBP: 0.476, SLG: 0.791	BB		BB		FC6 BB		G6-3			1	0	0	0	3	0	0						
Jeff Kent, R (1, 4) OBP: 0.371, SLG: 0.500	F8		F7		FC6		G5-3			4	0	0	0	0	6							
Armando Rios, L (1, 9) OBP: 0.328, SLG: 0.476		G5-4-3 BB			K		CS 1B		K	3	0	1	0	1	2	0						
Ramon Martinez, R (1, 5) OBP: 0.345, SLG: 0.365	G5-4-3		P6		F3		K		K	4	0	0	0	0	1	2						
J.T. Snow, L (1, 3) OBP: 0.354, SLG: 0.339	F7		1B		G3		2B			4	0	2	0	0	0	1						
Marvin Benard, L (1, 7) OBP: 0.275, SLG: 0.327			G4-3		F7		G4-6-3 BB		HBP	2	0	0	0	1	0	1						
Edwards Guzman, L (1, 2) OBP: 0.250, SLG: 0.417			1B 2B		G4-3		G4-6-3		G4-3	4	0	1	0	0	0	3						
Inning Stats	R: 0 E: 0 K: 1 S: 9	H: 0 LOB: 1 BB: 1 P: 15	R: 0 E: 0 K: 0 S: 4	H: 0 LOB: 0 BB: 1 P: 9	R: 0 E: 0 K: 0 S: 7	H: 2 LOB: 3 BB: 1 P: 13	R: 0 E: 0 K: 1 S: 10	H: 1 LOB: 1 BB: 0 P: 15	R: 0 E: 0 K: 1 S: 8	H: 1 LOB: 2 BB: 1 P: 14	R: 0 E: 0 K: 0 S: 7	H: 1 LOB: 0 BB: 0 P: 10	R: 0 E: 0 K: 0 S: 2	H: 0 LOB: 0 BB: 1 P: 10	R: 0 E: 0 K: 2 S: 8	H: 0 LOB: 0 BB: 0 P: 11	R: 0 E: 0 K: 2 S: 14	H: 1 LOB: 2 BB: 0 P: 20	1B: 4 2B: 2 3B: 0 HR: 0	SF: 0 SAC: 0 DP: 2 HBP: 1	WP: 0 PB: 0 SB: 0 CS: 1	PA: 36
PITCHER	IP	WLS	BF	H	R	ER	SO	BB	IBB	HBP	BLK	WP	HR	S	P	ERA	WHIP					
Rob Bell, R (1, 1) ERA: 5.38	8.2	W	34	6	0	0	5	5	0	0	0	0	0	65	111	0.00	1.269					
59 Jeff Zimmerman, R (9, 1) ERA: 3.27	0.1	S	2	0	0	0	0	0	0	1	0	0	0	4	6	0.00	0.000					

Batter	1	2	3	4	5	6	7	8	9	AB	R	H	RBI	BB	SO	LOB	BOTTOM				
Frank Catalanotto, L (1, 7) OBP: 0.363, SLG: 0.471	F7		1B		L6		B1-3			4	0	1	0	0	0	1	San Francisco Giants @ Texas Rangers The Ballpark at Arlington, Arlington, TX Mon Jul 16 2001, 8:35 PM EDT Att: 32,682 - Sunny - 95 F				
Mike Lamb, L (1, 5) OBP: 0.360, SLG: 0.410	BB 1B		G3-6-1 1B		BB 1B 2H		G5-3 1B HBP			3	1	3	1	0	0	0					
Alex Rodriguez, R (1, 6) OBP: 0.405, SLG: 0.603	F8		P5		BB 1B		G5-3			4	0	1	0	0	0	4					
Rafael Palmeiro, L (1, 10) OBP: 0.381, SLG: 0.561			G3-6-1		BB		1B			2	0	1	1	2	0	2					
Ivan Rodriguez, R (1, 2) OBP: 0.333, SLG: 0.540	F8		G3-1		K		E S 1B			4	0	1	0	0	1	5					
Ruben Sierra, S (1, 9) OBP: 0.322, SLG: 0.629			G3		F7		L4			4	0	1	0	0	0	4					
Ricky Ledee, L (9, 9) OBP: 0.250, SLG: 0.256			1B 1B		1B		L4			0	0	0	0	0	0	0					
Andres Galarraga, R (1, 3) OBP: 0.317, SLG: 0.424			F7 2B		G5-4-3 1B		G6-3		L4	4	0	2	0	0	0	1					
Gabe Kapler, R (1, 8) OBP: 0.339, SLG: 0.427			F7		G5-4-3		P4			3	0	0	0	1	0	3					
10 Michael Young, R (1, 4) OBP: 0.279, SLG: 0.369			K		1B 2B		F8		F8	4	1	1	0	0	1	3					
Inning Stats	R: 0 E: 0 K: 0 S: 8	H: 1 LOB: 2 BB: 1 P: 14	R: 0 E: 0 K: 1 S: 10	H: 1 LOB: 0 BB: 0 P: 17	R: 0 E: 0 K: 0 S: 8	H: 2 LOB: 1 BB: 0 P: 14	R: 0 E: 0 K: 0 S: 10	H: 2 LOB: 1 BB: 0 P: 17	R: 1 E: 0 K: 1 S: 16	H: 3 LOB: 3 BB: 1 P: 29	R: 0 E: 0 K: 0 S: 7	H: 0 LOB: 0 BB: 0 P: 10	R: 1 E: 0 K: 0 S: 6	H: 1 LOB: 1 BB: 0 P: 10	R: 0 E: 0 K: 0 S: 6	H: 1 LOB: 2 BB: 1 P: 16	1B: 9 2B: 2 3B: 0 HR: 0	SF: 0 SAC: 0 DP: 2 HBP: 1	WP: 0 PB: 0 SB: 1 CS: 0	PA: 36	
PITCHER	IP	WLS	BF	H	R	ER	SO	BB	IBB	HBP	BLK	WP	HR	S	P	ERA	WHIP				
Ryan Jensen, R (1, 1) ERA: 4.7	4.1	L	22	9	1	1	1	2	0	0	0	0	0	46	83	2.08	2.538				
Brian Boehringer, R (5, 1) ERA: 3.21	1.2		5	0	0	0	1	0	0	0	0	0	0	13	18	0.00	0.000				
Aaron Fultz, L (7, 1) ERA: 4.08	1.1		6	2	1	1	0	0	0	1	0	0	0	8	13	6.75	1.500				
Ryan Vogelsong, R (8, 1) ERA: 5.32	0.2		3	0	0	0	0	1	0	0	0	0	0	4	13	0.00	1.500				


AB	30
R	0
H	6
RBI	0
BB	5
SO	5
LOB	14



Batter	1	2	3	4	5	6	7	8	9	AB	R	H	RBI	BB	SO	LOB	TOP					
Calvin Murray, R (1, 8) OBP: 0.335, SLG: 0.413	1-2 HR 1B	0-1 FC1-5 BB		1 SAFE 2-1 G5-3		2-2 G4-3		3-2 E9 1B		5	1	2	1	0	0	3	San Francisco Giants @ Texas Rangers The Ballpark at Arlington, Arlington, TX Tue Jul 17 2001, 7:05 PM EDT Att: 31,162 - Cloudy - 91 F					
Rich Aurilia, R (1, 6) OBP: 0.385, SLG: 0.558	2-0 HR	0-1 F2			0-1 P6	1-3 K		0-0 P4		5	1	1	2	0	1	3						
Barry Bonds, L (1, 10) Pedro Feliz, R (9, PH) OBP: 0.235, SLG: 0.315	2-1 G4-6-3 HR 2B	4-0 PO BB			4-2 BB 1B 2B BB		1-1 F5		1-3 K	2	2	1	0	2	0	0						
Jeff Kent, R (1, 4) OBP: 0.373, SLG: 0.503	4-1 G4-6-3 BB	0-1 PO	3-1 G3 E		1-1 BB 2B 1B		1-2 G5-3		1-2 F9	4	2	2	0	1	0	0						
Armando Rios, L (1, 7) OBP: 0.326, SLG: 0.469	1-0 G4-6-3		0-2 G3		4-0 2B SF8 BB		2-2 G4-3		2-3 K	4	1	0	0	1	1	3						
Eric Davis, R (1, 9) OBP: 0.260, SLG: 0.348	1-1 HR		2-1 E5		2-0 SF8 2B			2-3 K		4	1	2	5	0	1	0						
Benito Santiago, R (1, 2) OBP: 0.315, SLG: 0.373	3-H F7		0-0 G5-4-3		1-3 2-H 3-H 0-0 SF8			0-0 F8		3	0	0	1	0	0	1						
J.T. Snow, L (1, 3) OBP: 0.361, SLG: 0.345		4-2 FC1-5 1B BB		3-2 FC6-4 1B		1-0 F7		1-0 1B 1B 1B		3	1	2	0	1	0	1						
Ramon Martinez, R (1, 5) OBP: 0.347, SLG: 0.367		3-1 BB FC1-5 1B		1-0 FC6-4 CS		0-1 F3		0-0 1B E 1B		4	1	2	0	0	0	1						
Inning Stats	R: 4 E: 0 K: 0 S: 13	H: 4 LOB: 0 BB: 1 P: 26	R: 0 E: 0 K: 0 S: 9	H: 1 LOB: 2 BB: 2 P: 20	R: 1 E: 1 K: 0 S: 8	H: 1 LOB: 0 BB: 0 P: 13	R: 0 E: 0 K: 0 S: 6	H: 1 LOB: 0 BB: 0 P: 12	R: 3 E: 0 K: 0 S: 10	H: 2 LOB: 1 BB: 2 P: 22	R: 0 E: 0 K: 0 S: 8	H: 0 LOB: 0 BB: 0 P: 11	R: 0 E: 0 K: 0 S: 8	H: 0 LOB: 0 BB: 0 P: 12	R: 2 E: 1 K: 1 S: 10	H: 3 LOB: 1 BB: 0 P: 16	R: 0 E: 0 K: 2 S: 9	H: 0 LOB: 0 BB: 0 P: 13	1B: 7 2B: 3 3B: 0 HR: 2	SF: 1 SAC: 0 DP: 2 HBP: 0	WP: 0 PB: 0 SB: 0 CS: 1	PA: 42
PITCHER	IP WLS BF H R ER SO BB IBB HBP BLK WP HR S P ERA WHIP																PITCHER	IP WLS BF H R ER SO BB IBB HBP BLK WP HR S P ERA WHIP				
Kenny Rogers, L (1, 1) ERA: 6.19	5.0 L 26 9 8 8 0 5																	14.40 2.800				
Kevin Foster, R (6, 1) ERA: 6.0	4.0 15 3 2 1 4 0 0 0 0 0 0 35 52 2.25 0.750																					

Batter	1	2	3	4	5	6	7	8	9	AB	R	H	RBI	BB	SO	LOB	BOTTOM					
10 Michael Young, R (1, 4) OBP: 0.283, SLG: 0.372	2-2 2B 2B	2-1 FC6-4			2-2 F9		4-2 FC6-4 BB		1-2 G5-3	4	1	1	0	1	0	3	San Francisco Giants @ Texas Rangers The Ballpark at Arlington, Arlington, TX Tue Jul 17 2001, 7:05 PM EDT Att: 31,162 - Cloudy - 91 F					
Randy Velarde, R (1, 5) OBP: 0.394, SLG: 0.478	1-2 F8		1-1 G1-3		3-2 F5		0-1 FC6-4			4	0	0	0	0	0	3						
Alex Rodriguez, R (1, 6) OBP: 0.403, SLG: 0.602	0-0 G3-1 2B		3-1 F7			2-1 G5-3		0-3 K		4	0	1	1	0	1	0						
Rafael Palmeiro, L (1, 10) OBP: 0.377, SLG: 0.555	3-1 G3-1		0-0 G3			1-1 F7		1-0 G4-3		4	0	0	0	0	0	1						
Ivan Rodriguez, R (1, 2) OBP: 0.335, SLG: 0.543	1-0 G6-3			2-1 G4-3 2B		2-1 1B		2-2 G4-3		4	0	2	0	0	0	1						
Andres Galarraga, R (1, 3) OBP: 0.316, SLG: 0.434		2-1 HR		1-2 G6-3		1-0 P4		1-1 G3-1		4	1	1	1	0	0	2						
Ruben Sierra, S (1, 9) OBP: 0.320, SLG: 0.626		0-0 L7		3-1 G4-3		1-0 E6 G5-3		1-2 E 2B		4	0	1	0	0	0	1						
Gabe Kapler, R (1, 8) OBP: 0.338, SLG: 0.425		2-1 P3		3-2 F3		1-1 G5-3		2-0 E8		4	0	1	0	0	0	2						
Scott Sheldon, R (1, 7) OBP: 0.283, SLG: 0.379		3-2 10 FC6-4 1B			2-1 P4		1-3 K		0-0 L4	4	0	1	0	0	1	3						
Inning Stats	R: 1 E: 0 K: 0 S: 10	H: 2 LOB: 1 BB: 0 P: 17	R: 1 E: 0 K: 0 S: 10	H: 2 LOB: 1 BB: 0 P: 19	R: 0 E: 0 K: 0 S: 5	H: 0 LOB: 0 BB: 0 P: 9	R: 0 E: 0 K: 0 S: 11	H: 1 LOB: 1 BB: 0 P: 20	R: 0 E: 0 K: 0 S: 10	H: 0 LOB: 0 BB: 0 P: 17	R: 0 E: 0 K: 1 S: 7	H: 1 LOB: 2 BB: 0 P: 13	R: 0 E: 1 K: 1 S: 12	H: 0 LOB: 1 BB: 1 P: 19	R: 0 E: 0 K: 1 S: 7	H: 0 LOB: 0 BB: 0 P: 10	R: 0 E: 1 K: 0 S: 11	H: 2 LOB: 2 BB: 0 P: 16	1B: 3 2B: 4 3B: 0 HR: 1	SF: 0 SAC: 0 DP: 0 HBP: 0	WP: 0 PB: 0 SB: 0 CS: 0	PA: 37
PITCHER	IP WLS BF H R ER SO BB IBB HBP BLK WP HR S P ERA WHIP																PITCHER	IP WLS BF H R ER SO BB IBB HBP BLK WP HR S P ERA WHIP				
Kirk Rueter, L (1, 1) ERA: 4.58	6.2 28 1 0 0 2 1 1 0 0 0 0 63 112 2.70 1.050																					
Brian Boehringer, R (7, 1) ERA: 3.19	0.1 1 0 0 0 0 0 0 0 0 0 0 2 2 0.00 0.000																					
Ryan Vogelsong, R (8, 1) ERA: 4.91	2.0 8 2 0 0 0 1 0 0 0 0 0 18 26 0.00 1.000																					

AB	35
R	10
H	12
RBI	9
BB	5
SO	4
LOB	12

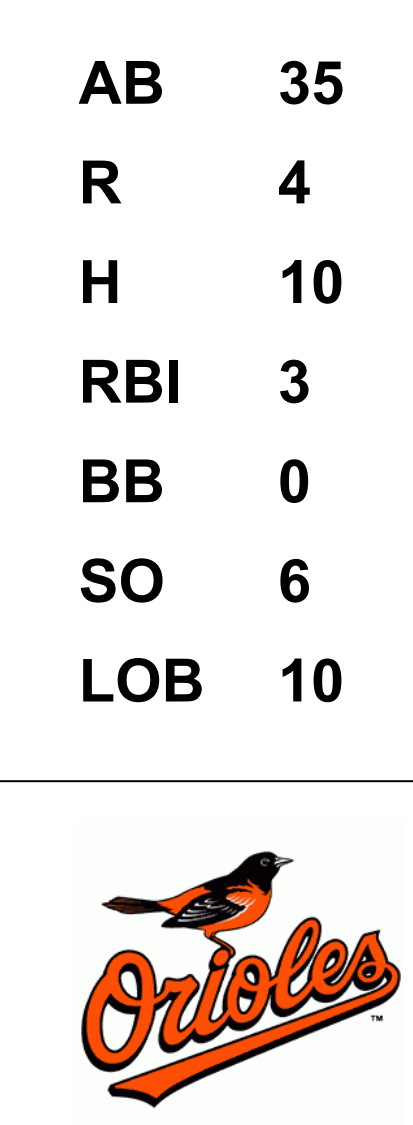



Batter	1	2	3	4	5	6	7	8	9	AB	R	H	RBI	BB	SO	LOB	TOP					
Frank Catalanotto, L (1,7) OBP: 0.375, SLG: 0.485	2-1 G4-3 SF7 2B	3-2 FC4-6 1B		4-0 WP 1B BB		1-0 1B		1 SAFE 0-1 1B		4	2	4	0	1	0	0	Texas Rangers @ Baltimore Orioles Oriole Park at Camden Yards, Baltimore, MD Wed Jul 18 2001, 1:05 PM EDT Att: 30,623 - Cloudy - 85 F					
Mike Lamb, L (1,5) OBP: 0.340, SLG: 0.386	2-0 G4-3	1-1 P6		2-3 K		2-2 F7		1-3 K		5	0	0	0	0	2	7						
Alex Rodriguez, R (1,6) OBP: 0.401, SLG: 0.596	4-2 PO BB	2-1 FC4-6		0-3 K		2-3 K			3-1 P4	4	0	0	0	1	2	5						
Rafael Palmeiro, L (1,3) OBP: 0.380, SLG: 0.554	0-1 SF7		1-2 2B	4-1 1B BB		2-2 G4-3			1-1 HBP	2	0	1	1	1	0	1						
Ivan Rodriguez, R (1,2) OBP: 0.339, SLG: 0.550	1-2 PO	0-1 1B 2B	1-2 2B	1-0 1B			0-0 G5-3		1-0 F8	5	1	3	2	0	0	1						
Ruben Sierra, S (1,9) OBP: 0.311, SLG: 0.608		3-1 P6	1-0 G4-3	0-2 G6-3			2-1 F8		2-1 F2	5	0	0	0	0	0	6						
Gabe Kapler, R (9,8) OBP: 0.338, SLG: 0.425										0	0	0	0	0	0	0						
Andres Galarraga, R (1,10) OBP: 0.315, SLG: 0.431		0-1 2B 10 E 1B	0-0 G5-3		3-2 F9		3-1 P5			4	1	1	1	0	0	2						
Ricky Ledee, L (1,8) OBP: 0.250, SLG: 0.267		2-1 10 E 2B	2-2 F9		2-3 K		0-0 L8			4	1	1	0	0	1	2						
10 Michael Young, R (1,4) OBP: 0.288, SLG: 0.372		3-2 E5 1B		1-2 WP BB 1B		1-1 L7		4-2 1B BB		3	1	1	1	1	0	0						
Inning Stats	R: 1 E: 0 K: 0 S: 9	H: 1 LOB: 0 BB: 1 P: 18	R: 3 E: 1 K: 0 S: 19	H: 4 LOB: 2 BB: 0 P: 33	R: 0 E: 0 K: 0 S: 11	H: 2 LOB: 0 BB: 0 P: 16	R: 2 E: 0 K: 2 S: 16	H: 2 LOB: 2 BB: 2 P: 28	R: 0 E: 0 K: 1 S: 9	H: 0 LOB: 0 BB: 0 P: 15	R: 0 E: 0 K: 1 S: 12	H: 1 LOB: 1 BB: 0 P: 19	R: 0 E: 0 K: 0 S: 5	H: 0 LOB: 0 BB: 0 P: 10	R: 0 E: 0 K: 1 S: 10	H: 1 LOB: 1 BB: 1 P: 15	R: 0 E: 0 K: 0 S: 6	H: 0 LOB: 1 BB: 0 P: 13	1B: 7 2B: 4 3B: 0 HR: 0	SF: 1 SAC: 0 DP: 0 HBP: 1	WP: 1 PB: 0 SB: 0 CS: 0	PA: 43
PITCHER	IP WLS BF H R ER SO BB IBB HBP BLK WP HR S P ERA WHIP	IP WLS BF H R ER SO BB IBB HBP BLK WP HR S P ERA WHIP	IP WLS BF H R ER SO BB IBB HBP BLK WP HR S P ERA WHIP	IP WLS BF H R ER SO BB IBB HBP BLK WP HR S P ERA WHIP	IP WLS BF H R ER SO BB IBB HBP BLK WP HR S P ERA WHIP	IP WLS BF H R ER SO BB IBB HBP BLK WP HR S P ERA WHIP	IP WLS BF H R ER SO BB IBB HBP BLK WP HR S P ERA WHIP	IP WLS BF H R ER SO BB IBB HBP BLK WP HR S P ERA WHIP	IP WLS BF H R ER SO BB IBB HBP BLK WP HR S P ERA WHIP	IP WLS BF H R ER SO BB IBB HBP BLK WP HR S P ERA WHIP	IP WLS BF H R ER SO BB IBB HBP BLK WP HR S P ERA WHIP	IP WLS BF H R ER SO BB IBB HBP BLK WP HR S P ERA WHIP	IP WLS BF H R ER SO BB IBB HBP BLK WP HR S P ERA WHIP	IP WLS BF H R ER SO BB IBB HBP BLK WP HR S P ERA WHIP	IP WLS BF H R ER SO BB IBB HBP BLK WP HR S P ERA WHIP	IP WLS BF H R ER SO BB IBB HBP BLK WP HR S P ERA WHIP	IP WLS BF H R ER SO BB IBB HBP BLK WP HR S P ERA WHIP					
Sean Douglass, R (1,1) ERA: 14.73	3.2 L	23 9	6 6	2 2	3 3	0 0	0 0	0 0	0 0	0 0	45 75	0.00	0.562									
Calvin Maduro, R (4,1) ERA: 3.38	5.1	19 2	0 0	0 3	1 1	0 0	1 0	0 0	0 0	0 0	45 75	0.00	0.562									


AB	36
R	6
H	11
RBI	5
BB	4
SO	5
LOB	24





Batter	1	2	3	4	5	6	7	8	9	AB	R	H	RBI	BB	SO	LOB	BOTTOM					
Brady Anderson, L (1,7) OBP: 0.302, SLG: 0.304	K		0-0 1B		0-2 F9		1-3 K			4	0	1	0	0	2	1	Texas Rangers @ Baltimore Orioles Oriole Park at Camden Yards, Baltimore, MD Wed Jul 18 2001, 1:05 PM EDT Att: 30,623 - Cloudy - 85 F					
1 Brian Roberts, S (1,6) OBP: 0.280, SLG: 0.336	2-0 P3		1-3 K			1-1 1B		0-2 L9		4	0	1	0	0	1	1						
Chris Richard, L (1,9) OBP: 0.347, SLG: 0.460	2-3 K			0-0 1B 31 G6-4-3 2B		0-0 F8		3-2 G6-3		4	1	1	0	0	1	1						
Jeff Conine, R (1,3) OBP: 0.384, SLG: 0.464		2-0 HR		0-1 31 G6-4-3 1B		1-0 F8		3-2 1B		4	1	3	1	0	0	1						
31 Jay Gibbons, L (1,10) OBP: 0.307, SLG: 0.492		1-3 K		0-1 G6-4-3		0-0 F7		0-0 G1-3		4	0	0	0	0	1	3						
Tony Batista, R (1,5) OBP: 0.258, SLG: 0.402		2-2 F5		2-2 HR			1-0 6 F8 1B 2B		2-2 G4-1	4	2	2	1	0	0	0						
6 Melvin Mora, R (1,8) OBP: 0.348, SLG: 0.398		3-3 K		3-2 G6-3			0-1 F8		2-2 P3	4	0	0	0	0	1	1						
Fernando Lunar, R (1,2) OBP: 0.302, SLG: 0.311			0-1 P5 1B		0-1 P5		3-2 1B		2-1 F8	3	0	2	1	0	0	0						
Cal Ripken Jr., R (9,PH) OBP: 0.279, SLG: 0.367							1-1 3-H 1B			1	0	0	0	0	0	0						
Jerry Hairston, R (1,4) OBP: 0.304, SLG: 0.351			2-2 P5 1B		1-0 G6-3			3-H F9		3	0	0	0	0	0	2						
Inning Stats	R: 0 E: 0 K: 2 S: 10	H: 0 LOB: 0 BB: 0 P: 17	R: 1 E: 0 K: 2 S: 12	H: 1 LOB: 0 BB: 0 P: 20	R: 0 E: 0 K: 1 S: 10	H: 2 LOB: 1 BB: 0 P: 13	R: 2 E: 0 K: 0 S: 13	H: 3 LOB: 0 BB: 0 P: 18	R: 0 E: 0 K: 0 S: 6	H: 0 LOB: 0 BB: 0 P: 7	R: 0 E: 0 K: 0 S: 5	H: 1 LOB: 1 BB: 0 P: 7	R: 1 E: 0 K: 1 S: 13	H: 2 LOB: 1 BB: 0 P: 19	R: 0 E: 0 K: 0 S: 10	H: 1 LOB: 0 BB: 0 P: 16	R: 0 E: 0 K: 0 S: 9	H: 0 LOB: 0 BB: 0 P: 15	1B: 6 2B: 2 3B: 0 HR: 2	SF: 0 SAC: 0 DP: 1 HBP: 0	WP: 0 PB: 0 SB: 0 CS: 0	PA: 35
PITCHER	IP WLS BF H R ER SO BB IBB HBP BLK WP HR S P ERA WHIP	IP WLS BF H R ER SO BB IBB HBP BLK WP HR S P ERA WHIP	IP WLS BF H R ER SO BB IBB HBP BLK WP HR S P ERA WHIP	IP WLS BF H R ER SO BB IBB HBP BLK WP HR S P ERA WHIP	IP WLS BF H R ER SO BB IBB HBP BLK WP HR S P ERA WHIP	IP WLS BF H R ER SO BB IBB HBP BLK WP HR S P ERA WHIP	IP WLS BF H R ER SO BB IBB HBP BLK WP HR S P ERA WHIP	IP WLS BF H R ER SO BB IBB HBP BLK WP HR S P ERA WHIP	IP WLS BF H R ER SO BB IBB HBP BLK WP HR S P ERA WHIP	IP WLS BF H R ER SO BB IBB HBP BLK WP HR S P ERA WHIP	IP WLS BF H R ER SO BB IBB HBP BLK WP HR S P ERA WHIP	IP WLS BF H R ER SO BB IBB HBP BLK WP HR S P ERA WHIP	IP WLS BF H R ER SO BB IBB HBP BLK WP HR S P ERA WHIP	IP WLS BF H R ER SO BB IBB HBP BLK WP HR S P ERA WHIP	IP WLS BF H R ER SO BB IBB HBP BLK WP HR S P ERA WHIP	IP WLS BF H R ER SO BB IBB HBP BLK WP HR S P ERA WHIP						
Rick Helling, R (1,1) ERA: 5.29	7.0	28 4	4 4	0 0	0 0	0 0	0 0	0 0	0 0	10 16	0.00	1.000										
Mike Venafro, L (8,1) ERA: 2.52	1.0	4 1	0 0	0 0	0 0	0 0	0 0	0 0	0 0	9 15	0.00	0.000										
59 Jeff Zimmerman, R (9,1) ERA: 3.2	1.0	3 0	0 0	0 0	0 0	0 0	0 0	0 0	0 0	9 15	0.00	0.000										





Batter	1	2	3	4	5	6	7	8	9	AB R H RBI BB SO LOB	TOP																								
											<p>Texas Rangers @ Baltimore Orioles Oriole Park at Camden Yards, Baltimore, MD Wed Jul 18 2001, 7:05 PM EDT</p> <p>livebaseballscorecards.com</p> <p>AB 0 R 0 H 0 RBI 0 BB 0 SO 0 LOB 0</p>  <p>1B: 0 SF: 0 WP: 0 PA: 0 2B: 0 SAC: 0 FB: 0 3B: 0 DP: 0 SB: 0 HR: 0 HBP: 0 CS: 0</p>																								
Inning Stats																																			
PITCHER	IP	WLS	BF	H	R	ER	SO	BB	IBB	HBP	BLK	WP	HR	S	P	ERA	WHIP	PITCHER	IP	WLS	BF	H	R	ER	SO	BB	IBB	HBP	BLK	WP	HR	S	P	ERA	WHIP

Batter	1	2	3	4	5	6	7	8	9	AB R H RBI BB SO LOB	BOTTOM																								
											<p>Texas Rangers @ Baltimore Orioles Oriole Park at Camden Yards, Baltimore, MD Wed Jul 18 2001, 7:05 PM EDT</p> <p>livebaseballscorecards.com</p> <p>AB 0 R 0 H 0 RBI 0 BB 0 SO 0 LOB 0</p>  <p>1B: 0 SF: 0 WP: 0 PA: 0 2B: 0 SAC: 0 FB: 0 3B: 0 DP: 0 SB: 0 HR: 0 HBP: 0 CS: 0</p>																								
Inning Stats																																			
PITCHER	IP	WLS	BF	H	R	ER	SO	BB	IBB	HBP	BLK	WP	HR	S	P	ERA	WHIP	PITCHER	IP	WLS	BF	H	R	ER	SO	BB	IBB	HBP	BLK	WP	HR	S	P	ERA	WHIP

Batter	1	2	3	4	5	6	7	8	9	AB R H RBI BB SO LOB	TOP																								
											<p style="text-align: center;">Texas Rangers @ Baltimore Orioles Oriole Park at Camden Yards, Baltimore, MD Thu Jul 19 2001, 1:05 PM EDT</p> <p style="text-align: right;">livebaseballscorecards.com</p> <p>AB 0 R 0 H 0 RBI 0 BB 0 SO 0 LOB 0</p> 																								
Inning Stats										1B: 0 SF: 0 WP: 0 PA: 0 2B: 0 SAC: 0 FB: 0 3B: 0 DP: 0 SB: 0 HR: 0 HBP: 0 CS: 0																									
PITCHER	IP	WLS	BF	H	R	ER	SO	BB	IBB	HBP	BLK	WP	HR	S	P	ERA	WHIP	PITCHER	IP	WLS	BF	H	R	ER	SO	BB	IBB	HBP	BLK	WP	HR	S	P	ERA	WHIP

Batter	1	2	3	4	5	6	7	8	9	AB R H RBI BB SO LOB	BOTTOM																								
											<p style="text-align: center;">Texas Rangers @ Baltimore Orioles Oriole Park at Camden Yards, Baltimore, MD Thu Jul 19 2001, 1:05 PM EDT</p> <p style="text-align: right;">livebaseballscorecards.com</p> <p>AB 0 R 0 H 0 RBI 0 BB 0 SO 0 LOB 0</p> 																								
Inning Stats										1B: 0 SF: 0 WP: 0 PA: 0 2B: 0 SAC: 0 FB: 0 3B: 0 DP: 0 SB: 0 HR: 0 HBP: 0 CS: 0																									
PITCHER	IP	WLS	BF	H	R	ER	SO	BB	IBB	HBP	BLK	WP	HR	S	P	ERA	WHIP	PITCHER	IP	WLS	BF	H	R	ER	SO	BB	IBB	HBP	BLK	WP	HR	S	P	ERA	WHIP

Batter	1	2	3	4	5	6	7	8	9	AB R H RBI BB SO LOB	TOP																								
											<p style="text-align: center;">Texas Rangers @ Baltimore Orioles Oriole Park at Camden Yards, Baltimore, MD Thu Jul 19 2001, 7:05 PM EDT</p> <p style="text-align: right;">livebaseballscorecards.com</p> <p>AB 0 R 0 H 0 RBI 0 BB 0 SO 0 LOB 0</p> 																								
Inning Stats										1B: 0 SF: 0 WP: 0 PA: 0 2B: 0 SAC: 0 FB: 0 3B: 0 DP: 0 SB: 0 HR: 0 HBP: 0 CS: 0																									
PITCHER	IP	WLS	BF	H	R	ER	SO	BB	IBB	HBP	BLK	WP	HR	S	P	ERA	WHIP	PITCHER	IP	WLS	BF	H	R	ER	SO	BB	IBB	HBP	BLK	WP	HR	S	P	ERA	WHIP

Batter	1	2	3	4	5	6	7	8	9	AB R H RBI BB SO LOB	BOTTOM																								
											<p style="text-align: center;">Texas Rangers @ Baltimore Orioles Oriole Park at Camden Yards, Baltimore, MD Thu Jul 19 2001, 7:05 PM EDT</p> <p style="text-align: right;">livebaseballscorecards.com</p> <p>AB 0 R 0 H 0 RBI 0 BB 0 SO 0 LOB 0</p> 																								
Inning Stats										1B: 0 SF: 0 WP: 0 PA: 0 2B: 0 SAC: 0 FB: 0 3B: 0 DP: 0 SB: 0 HR: 0 HBP: 0 CS: 0																									
PITCHER	IP	WLS	BF	H	R	ER	SO	BB	IBB	HBP	BLK	WP	HR	S	P	ERA	WHIP	PITCHER	IP	WLS	BF	H	R	ER	SO	BB	IBB	HBP	BLK	WP	HR	S	P	ERA	WHIP

Batter	1	2	3	4	5	6	7	8	9	AB	R	H	RBI	BB	SO	LOB	TOP																					
Frank Catalanotto, L (1, 7) OBP: 0.370, SLG: 0.476	G4-3		G1-4-3		SH3		F9	K		4	0	0	0	0	1	1																						
Mike Lamb, L (1, 5) OBP: 0.323, SLG: 0.366	G1-3		G3		G3		G4-3		E3	5	1	0	0	0	0	1																						
Alex Rodriguez, R (1, 6) OBP: 0.406, SLG: 0.600					K					4	0	3	0	1	1	1																						
Rafael Palmeiro, L (1, 3) OBP: 0.380, SLG: 0.549	F9		G4-3				G6-3			3	0	0	0	2	0	2																						
Ivan Rodriguez, R (1, 2) OBP: 0.343, SLG: 0.562					K					4	2	2	1	1	2	3																						
Ruben Sierra, S (1, 10) OBP: 0.319, SLG: 0.622										4	1	2	2	1	0	4																						
Gabe Kapler, R (1, 8) OBP: 0.336, SLG: 0.418					P3					4	0	0	0	1	1	5																						
Ricky Ledee, L (1, 9) OBP: 0.260, SLG: 0.287					FC6					4	0	2	1	0	1	2																						
10 Michael Young, R (1, 4) OBP: 0.287, SLG: 0.375										4	0	1	0	0	1	3																						
Inning Stats	R: 0 E: 0 K: 0 S: 9	H: 1 LOB: 1 BB: 0 P: 14	R: 1 E: 0 K: 0 S: 7	H: 2 LOB: 1 BB: 0 P: 13	R: 0 E: 0 K: 0 S: 11	H: 0 LOB: 1 BB: 1 P: 21	R: 0 E: 0 K: 1 S: 9	H: 1 LOB: 1 BB: 0 P: 11	R: 0 E: 0 K: 1 S: 8	H: 1 LOB: 1 BB: 0 P: 14	R: 2 E: 0 K: 1 S: 16	H: 2 LOB: 1 BB: 1 P: 28	R: 0 E: 0 K: 0 S: 16	H: 1 LOB: 3 BB: 2 P: 33	R: 0 E: 0 K: 3 S: 10	H: 1 LOB: 1 BB: 0 P: 14	R: 1 E: 1 K: 1 S: 14	H: 1 LOB: 2 BB: 2 P: 25	1B: 4 2B: 4 3B: 0 HR: 2	SF: 0 SAC: 1 DP: 1 HBP: 0	WP: 0 PB: 0 SB: 2 CS: 0	PA: 43																
PITCHER	IP	WLS	BF	H	R	ER	SO	BB	IBB	HBP	BLK	WP	HR	S	P	ERA	WHIP	PITCHER				IP	WLS	BF	H	R	ER	SO	BB	IBB	HBP	BLK	WP	HR	S	P	ERA	WHIP
Albie Lopez, R (1, 1) ERA: 5.34	5.1	L	24	7	3	3	2	1	0	0	0	0	2	52	86	5.06	1.500																					
Jesus Colome, R (6, 1) ERA: 2.53	1.2		9	1	0	0	1	2	1	0	0	0	0	24	48	0.00	1.800																					
Travis Phelps, R (8, 1) ERA: 3.09	1.0		6	2	1	0	3	0	0	0	0	0	0	13	18	0.00	2.000																					
Doug Creek, L (9, 1) ERA: 4.12	1.0		4	0	0	0	1	2	0	0	0	0	0	11	21	0.00	2.000																					

Texas Rangers @ Tampa Bay Devil Rays
Tropicana Field, St. Petersburg, FL
Fri Jul 20 2001, 7:15 PM EDT
Att: 13,611 - Dome - 72 F

AB 36
R 4
H 10
RBI 4
BB 6
SO 7
LOB 22



Batter	1	2	3	4	5	6	7	8	9	AB	R	H	RBI	BB	SO	LOB	BOTTOM																					
Jason Tyner, L (1, 7) OBP: 0.335, SLG: 0.346	G6-3		L5		G6-3				K	5	0	2	0	0	1	0																						
Damian Rolls, R (1, 8) OBP: 0.296, SLG: 0.346										4	1	1	0	0	0	2																						
Ben Grievie, L (9, PH) OBP: 0.357, SLG: 0.372	G6-3		L5						K	1	0	0	0	0	1	0																						
Greg Vaughn, R (1, 10) OBP: 0.336, SLG: 0.480	K									3	0	1	1	2	1	1																						
Fred McGriff, L (1, 3) OBP: 0.391, SLG: 0.554	G4-3		F8							4	0	1	0	0	0	3																						
Russ Johnson, R (1, 5) OBP: 0.386, SLG: 0.427										3	0	1	0	1	1	2																						
Randy Winn, S (1, 9) OBP: 0.389, SLG: 0.473										4	0	3	0	0	0	1																						
John Flaherty, R (1, 2) OBP: 0.254, SLG: 0.306										4	0	1	0	0	1	4																						
Brent Abernathy, R (1, 4) OBP: 0.366, SLG: 0.468										4	0	1	0	0	1	5																						
Andy Sheets, R (1, 6) OBP: 0.251, SLG: 0.268										4	0	0	0	0	2	7																						
Inning Stats	R: 0 E: 0 K: 1 S: 7	H: 1 LOB: 1 BB: 0 P: 8	R: 0 E: 0 K: 2 S: 11	H: 2 LOB: 2 BB: 0 P: 13	R: 0 E: 0 K: 0 S: 5	H: 0 LOB: 1 BB: 1 P: 9	R: 0 E: 0 K: 2 S: 15	H: 2 LOB: 2 BB: 0 P: 20	R: 1 E: 0 K: 0 S: 6	H: 2 LOB: 0 BB: 0 P: 8	R: 0 E: 0 K: 1 S: 9	H: 1 LOB: 2 BB: 1 P: 19	R: 0 E: 0 K: 0 S: 8	H: 2 LOB: 2 BB: 1 P: 14	R: 0 E: 0 K: 0 S: 5	H: 1 LOB: 1 BB: 0 P: 5	R: 0 E: 0 K: 2 S: 8	H: 0 LOB: 0 BB: 0 P: 10	1B: 9 2B: 2 3B: 0 HR: 0	SF: 0 SAC: 0 DP: 1 HBP: 0	WP: 0 PB: 0 SB: 0 CS: 0	PA: 39																
PITCHER	IP	WLS	BF	H	R	ER	SO	BB	IBB	HBP	BLK	WP	HR	S	P	ERA	WHIP	PITCHER				IP	WLS	BF	H	R	ER	SO	BB	IBB	HBP	BLK	WP	HR	S	P	ERA	WHIP
Doug Davis, L (1, 1) ERA: 4.65	8.0		36	11	1	1	6	3	0	0	0	0	0	66	96	1.12	1.750																					
59 Jeff Zimmerman, R (9, 1) ERA: 3.13	1.0	S	3	0	0	0	2	0	0	0	0	0	0	8	10	0.00	0.000																					

Texas Rangers @ Tampa Bay Devil Rays
Tropicana Field, St. Petersburg, FL
Fri Jul 20 2001, 7:15 PM EDT
Att: 13,611 - Dome - 72 F

AB 36
R 1
H 11
RBI 1
BB 3
SO 8
LOB 25



Batter	1	2	3	4	5	6	7	8	9	AB	R	H	RBI	BB	SO	LOB	TOP								
Frank Catalanotto, L (1, 7) OBP: 0.364, SLG: 0.468	1-1 F9		2-0 G4-3		0-1 G5-3		0-1 G6-3			4	0	0	0	0	0	3									
Randy Velarde, R (1, 4) OBP: 0.391, SLG: 0.473	0-0 P5				0-2 G5-3		3-2 F9 G4-3 1B		0-0 L4	4	0	1	0	0	0	0									
Alex Rodriguez, R (1, 6) OBP: 0.409, SLG: 0.603	3-2 1B				0-1 2B		3-2 G4-3 1-2		4-0 G3-1 S BB	3	0	2	0	1	0	1									
Rafael Palmeiro, L (1, 10) OBP: 0.376, SLG: 0.543	1-3 K				1-3 K		3-1 F9 2-3		1-1 G3-1 1-3	4	0	0	0	0	2	4									
Ivan Rodriguez, R (1, 2) OBP: 0.339, SLG: 0.555			1-3 K		1-0 G4-3		3-3 K		1-0 F7	4	0	0	0	0	2	3									
Ruben Sierra, S (1, 9) OBP: 0.323, SLG: 0.625		1-2 G5-3					2-2 G6-3 1B 2B		1-1 BB 1B	4	1	2	0	0	1	0									
Andres Galarraga, R (1, 3) OBP: 0.310, SLG: 0.424		1-3 K					0-0 G6-3 2-3		2-3 K 1B	4	0	0	0	0	2	2									
Mike Lamb, L (1, 5) OBP: 0.330, SLG: 0.371					0-2 F7		2-1 1B		0-1 1B	4	0	2	1	0	1	1									
10 Michael Young, R (9, FR) OBP: 0.297, SLG: 0.375							3-H 1B			0	0	0	0	0	0	0									
Ricky Ledee, L (1, 8) OBP: 0.260, SLG: 0.278					0-3 K		0-0 P6		2-3 K	3	0	0	0	1	2	2									
Inning Stats	R: 0 E: 0 K: 1 S: 10	H: 1 LOB: 1 BB: 0 P: 15	R: 0 E: 0 K: 2 S: 9	H: 0 LOB: 0 BB: 0 P: 12	R: 0 E: 0 K: 1 S: 7	H: 0 LOB: 0 BB: 0 P: 9	R: 0 E: 0 K: 1 S: 9	H: 1 LOB: 1 BB: 0 P: 11	R: 1 E: 0 K: 0 S: 9	H: 2 LOB: 1 BB: 0 P: 13	R: 0 E: 0 K: 1 S: 14	H: 1 LOB: 2 BB: 1 P: 26	R: 0 E: 0 K: 2 S: 10	H: 1 LOB: 2 BB: 1 P: 18	R: 0 E: 0 K: 0 S: 4	H: 0 LOB: 1 BB: 1 P: 10	R: 0 E: 0 K: 12 S: 12	H: 1 LOB: 1 BB: 0 P: 16	1B: 5 2B: 2 3B: 0 HR: 0	SF: 0 SAC: 0 DP: 0 HBP: 0	WP: 0 PB: 0 SB: 1 CS: 0	PA: 36			
PITCHER	IP	WLS	BF	H	R	ER	SO	BB	IBB	HBP	BLK	WP	HR	S	P	ERA	WHIP								
Ryan Rupe, R (1, 1) ERA: 6.68	7.0		28	6	1	1	8	1	0	0	0	0	0	68	104	1.29	1.000								
Victor Zambrano, R (8, 1) ERA: 3.0	1.0	W	4	0	0	0	0	1	0	0	0	0	0	4	10	0.00	1.000								
Esteban Yan, R (9, 1) ERA: 4.5	1.0	S	4	1	0	0	2	0	0	0	0	0	0	12	16	0.00	1.000								

Texas Rangers @ Tampa Bay Devil Rays
Tropicana Field, St. Petersburg, FL
Sat Jul 21 2001, 4:15 PM EDT
Att: 37,070 - Dome - 72 F

livebaseballscores.com

AB 34
R 1
H 7
RBI 1
BB 2
SO 10
LOB 16



Batter	1	2	3	4	5	6	7	8	9	AB	R	H	RBI	BB	SO	LOB	BOTTOM								
Jason Tyner, L (1, 7) OBP: 0.335, SLG: 0.346	2-2 G3-1				0-0 G4-3		0-1 1B			3	0	1	0	0	0	0									
Randy Winn, S (1, 8) OBP: 0.384, SLG: 0.467	1-2 G4-3				2-1 G5-3		3-3 K			3	0	0	0	0	1	1									
Greg Vaughn, R (1, 10) OBP: 0.333, SLG: 0.476	2-3 K				0-0 P1				0-2 F7	3	0	0	0	0	1	0									
Fred McGriff, L (1, 3) OBP: 0.388, SLG: 0.548					0-0 G4-3		1-0 F9		1-0 P4	3	0	0	0	0	0	0									
Russ Johnson, R (1, 5) OBP: 0.381, SLG: 0.420					2-1 G5-3		1-1 G1-3		0-1 L4	3	0	0	0	0	0	0									
Ben Griewe, L (1, 9) OBP: 0.354, SLG: 0.369					0-3 K		0-0 G1-3			3	0	0	0	0	2	0									
John Flaherty, R (1, 2) OBP: 0.255, SLG: 0.321					0-1 P4				1-3 K	3	1	1	1	0	1	0									
Brent Abernathy, R (1, 4) OBP: 0.365, SLG: 0.500					0-3 K				0-0 HR	3	1	1	1	0	1	0									
Felix Martinez, S (1, 6) OBP: 0.267, SLG: 0.269					1-3 K				3-3 HR	3	0	0	0	0	2	0									
Inning Stats	R: 0 E: 0 K: 1 S: 9	H: 0 LOB: 0 BB: 0 P: 14	R: 0 E: 0 K: 1 S: 6	H: 0 LOB: 0 BB: 0 P: 8	R: 0 E: 0 K: 2 S: 8	H: 0 LOB: 0 BB: 0 P: 9	R: 0 E: 0 K: 0 S: 4	H: 0 LOB: 0 BB: 0 P: 6	R: 0 E: 0 K: 0 S: 4	H: 0 LOB: 0 BB: 0 P: 6	R: 1 E: 0 K: 3 S: 13	H: 2 LOB: 1 BB: 0 P: 20	R: 0 E: 0 K: 0 S: 6	H: 0 LOB: 0 BB: 0 P: 7	R: 1 E: 0 K: 1 S: 7	H: 1 LOB: 0 BB: 0 P: 10	1B: 1 2B: 0 3B: 0 HR: 2	SF: 0 SAC: 0 DP: 0 HBP: 0	WP: 0 PB: 0 SB: 0 CS: 0	PA: 27					
PITCHER	IP	WLS	BF	H	R	ER	SO	BB	IBB	HBP	BLK	WP	HR	S	P	ERA	WHIP								
Darren Oliver, L (1, 1) ERA: 6.07	8.0	L	27	3	2	2	8	0	0	0	0	0	2	57	80	2.25	0.375								

Texas Rangers @ Tampa Bay Devil Rays
Tropicana Field, St. Petersburg, FL
Sat Jul 21 2001, 4:15 PM EDT
Att: 37,070 - Dome - 72 F

livebaseballscores.com

AB 27
R 2
H 3
RBI 2
BB 0
SO 8
LOB 1



Batter	1	2	3	4	5	6	7	8	9	AB	R	H	RBI	BB	SO	LOB	TOP			
Frank Catalanotto, L (1,7) OBP: 0.361, SLG: 0.467	1-2 1B 2B		0-2 F8		1-0 G4-3		1-1 F8		0-1 F8	5	1	1	0	0	0	1				
Randy Velarde, R (1,9) OBP: 0.389, SLG: 0.466	2-3 K		0-0 L9		4-1 BB		1-2 L3			3	0	0	0	1	1	1				
Alex Rodriguez, R (1,6) OBP: 0.410, SLG: 0.611	3-2 1B HBP		3-2 F8		1-0 SF7		1-0 HR			2	1	1	2	0	0	0				
Rafael Palmeiro, L (1,3) OBP: 0.375, SLG: 0.540	0-0 G6-4-3 1B				0-0 F7		1-1 F7			4	0	1	1	0	1	1				
Ivan Rodriguez, R (1,2) OBP: 0.344, SLG: 0.566	0-0 G6-4-3				4-2 CS BB		0-0 HR		2-1 G4-3 1B	3	1	2	1	1	0	2				
Ruben Sierra, S (1,10) OBP: 0.321, SLG: 0.615		1-0 G6-3		4-2 1B BB		1-2 F7		0-2 G4-3		3	0	0	0	1	0	1				
Mike Lamb, L (1,5) OBP: 0.336, SLG: 0.376		2-2 FC5-4 1B		0-0 1B		2-0 G3-1		0-1 F8		4	0	2	0	0	0	0				
Gabe Kapler, R (1,8) OBP: 0.334, SLG: 0.416		1-1 FC5-4 10 S		1-1 F9		0-1 1B			0-3 K	4	0	1	0	0	1	3				
10 Michael Young, R (1,4) OBP: 0.287, SLG: 0.378		2-3 K			2-1 G4-3 SF7 2B		1-0 L7		3-3 K	4	1	1	0	0	2	2				
Inning Stats	R: 1 E: 0 K: 1 S: 11	H: 2 LOB: 1 BB: 0 P: 17	R: 0 E: 0 K: 1 S: 10	H: 1 LOB: 1 BB: 0 P: 16	R: 0 E: 0 K: 0 S: 9	H: 0 LOB: 0 BB: 0 P: 12	R: 0 E: 0 K: 0 S: 9	H: 1 LOB: 2 BB: 2 P: 18	R: 1 E: 0 K: 1 S: 8	H: 1 LOB: 1 BB: 1 P: 18	R: 1 E: 0 K: 0 S: 8	H: 2 LOB: 1 BB: 0 P: 12	R: 1 E: 0 K: 0 S: 8	H: 1 LOB: 0 BB: 0 P: 10	R: 0 E: 0 K: 0 S: 9	H: 0 LOB: 0 BB: 0 P: 12	1B: 5 2B: 2 3B: 0 HR: 2	SF: 1 SAC: 0 DP: 2 HBP: 1	WP: 0 PB: 0 SB: 1 CS: 1	PA: 37
PITCHER	IP WLS BF H R ER SO BB IBB HBP BLK WP HR S P ERA WHIP	IP WLS BF H R ER SO BB IBB HBP BLK WP HR S P ERA WHIP																		
Tanyon Sturtze, R (1,1) ERA: 4.95	7.0 W 31 8 4 4 3 3 0 1 0 0 2 63 105 5.14 1.571	2.0 S 6 1 0 0 2 0 0 0 0 0 0 17 22 0.00 0.500																		
Esteban Yan, R (8,1) ERA: 4.24																				

Texas Rangers @ Tampa Bay Devil Rays
Tropicana Field, St. Petersburg, FL
Sun Jul 22 2001, 1:15 PM EDT
Att: 14,732 - Dome - 72 F


AB 32
R 4
H 9
RBI 4
BB 3
SO 5
LOB 11



Batter	1	2	3	4	5	6	7	8	9	AB	R	H	RBI	BB	SO	LOB	BOTTOM			
Jason Tyner, L (1,8) OBP: 0.331, SLG: 0.338	0-3 K		0-0 G3		1-2 G3		4-1 BB HR		0-2 F7	4	1	0	0	1	1	3				
Ben Griewe, L (1,10) OBP: 0.356, SLG: 0.368	0-1 1B		2-3 G5-3		0-3 K		4-2 HR BB			3	1	1	0	1	1	1				
Greg Vaughn, R (1,7) OBP: 0.335, SLG: 0.484	0-0 G3-6-1 1B			0-3 K		2-3 K		1-1 HR		4	1	2	4	0	2	0				
Fred McGriff, L (1,3) OBP: 0.386, SLG: 0.544	0-0 G3-6-1			3-2 G3-1		4-1 FC6-4 BB		3-2 P6		3	0	0	0	1	0	2				
Randy Winn, S (1,9) OBP: 0.386, SLG: 0.477		2-2 G4-3		1-0 1B 3B 2B		0-0 FC6-4		2-1 1B 2B		4	2	2	0	0	0	1				
Aubrey Huff, L (1,5) OBP: 0.282, SLG: 0.343		0-1 F8		0-0 3B 1B		0-2 F9		1-3 K		4	1	1	0	0	1	2				
John Flaherty, R (1,2) OBP: 0.260, SLG: 0.335		2-2 F7		2-2 1-H 3-H 3B		0-2 F2		0-1 2B 1B		4	0	2	3	0	0	0				
Brent Abernathy, R (1,4) OBP: 0.360, SLG: 0.500			3-1 F8		1-0 F8		1-2 F3		3-1 1-3 2B	4	0	1	0	0	0	1				
Felix Martinez, S (1,6) OBP: 0.273, SLG: 0.287			0-0 G3 2B		2-3 K		1-2 BB HR 2B		0-1 G5-3	4	1	2	0	0	1	2				
Inning Stats	R: 0 E: 0 K: 1 S: 7	H: 2 LOB: 1 BB: 0 P: 7	R: 0 E: 0 K: 0 S: 9	H: 0 LOB: 0 BB: 0 P: 13	R: 0 E: 0 K: 0 S: 6	H: 1 LOB: 1 BB: 0 P: 11	R: 2 E: 0 K: 1 S: 14	H: 3 LOB: 1 BB: 0 P: 21	R: 0 E: 0 K: 2 S: 9	H: 0 LOB: 0 BB: 0 P: 12	R: 0 E: 0 K: 1 S: 8	H: 0 LOB: 1 BB: 1 P: 14	R: 4 E: 0 K: 0 S: 19	H: 2 LOB: 0 BB: 2 P: 33	R: 1 E: 0 K: 1 S: 14	H: 3 LOB: 2 BB: 0 P: 20	1B: 4 2B: 5 3B: 1 HR: 1	SF: 0 SAC: 0 DP: 1 HBP: 0	WP: 0 PB: 0 SB: 0 CS: 0	PA: 37
PITCHER	IP WLS BF H R ER SO BB IBB HBP BLK WP HR S P ERA WHIP	IP WLS BF H R ER SO BB IBB HBP BLK WP HR S P ERA WHIP																		
Rob Bell, R (1,1) ERA: 5.38	6.2 L 1 0 0 0 0 1 0 0 0 0 0 2 6 ∞ ∞	0.0 B 6 4 3 3 1 0 0 0 0 0 1 14 24 40.50 6.000																		
Juan Moreno, L (7,1) ERA: 3.1																				
Pat Mahomes, R (7,1) ERA: 6.49																				
Mike Venafro, L (8,1) ERA: 2.48																				

Texas Rangers @ Tampa Bay Devil Rays
Tropicana Field, St. Petersburg, FL
Sun Jul 22 2001, 1:15 PM EDT
Att: 14,732 - Dome - 72 F

AB 34
R 7
H 11
RBI 7
BB 3
SO 6
LOB 12



Batter	1	2	3	4	5	6	7	8	9	AB	R	H	RBI	BB	SO	LOB	TOP					
1 Brian Roberts, S OBP: 0.312, SLG: 0.351	G3		G5-3	E7			F9		F9	5	0	1	1	0	0	2						
6 Melvin Mora, R OBP: 0.348, SLG: 0.395	F7			P4			G6-3			3	0	0	0	2	0	1						
Chris Richard, L OBP: 0.351, SLG: 0.445	F7								F8	5	2	2	0	0	0	2						
Jeff Conine, R OBP: 0.397, SLG: 0.472										4	1	2	1	1	0	1						
31 Jay Gibbons, L OBP: 0.302, SLG: 0.508										3	1	2	3	0	0	0						
Mike Kinkade, R OBP: 0.343, SLG: 0.402										1	1	1	0	0	0	0						
Brady Anderson, L OBP: 0.298, SLG: 0.294										1	0	0	0	0	1	3						
Cal Ripken Jr., R OBP: 0.286, SLG: 0.366										4	0	1	1	0	0	2						
Tony Batista, R OBP: 0.262, SLG: 0.412										3	1	1	1	0	0	0						
Fernando Lunar, R OBP: 0.306, SLG: 0.343										4	0	0	0	0	2	2						
Jerry Hairston, R OBP: 0.312, SLG: 0.358										4	1	2	0	0	1	1						
Inning Stats	R: 0 E: 0 K: 0 S: 7	H: 0 LOB: 0 BB: 0 P: 12	R: 2 E: 0 K: 0 S: 9	H: 2 LOB: 0 BB: 0 P: 15	R: 2 E: 0 K: 0 S: 13	H: 4 LOB: 2 BB: 1 P: 18	R: 1 E: 1 K: 1 S: 10	H: 2 LOB: 1 BB: 0 P: 12	R: 0 E: 0 K: 0 S: 6	H: 0 LOB: 0 BB: 0 P: 11	R: 0 E: 0 K: 1 S: 9	H: 0 LOB: 0 BB: 0 P: 13	R: 0 E: 0 K: 1 S: 7	H: 0 LOB: 0 BB: 0 P: 9	R: 2 E: 0 K: 0 S: 16	H: 3 LOB: 1 BB: 0 P: 28	R: 0 E: 0 K: 1 S: 20	H: 1 LOB: 3 BB: 2 P: 32	1B: 8 2B: 3 3B: 0 HR: 1	SF: 1 SAC: 0 DP: 0 HBP: 0	WP: 0 PB: 0 SB: 0 CS: 0	PA: 41
PITCHER	IP	WLS	BF	H	R	ER	SO	BB	IBB	HBP	BLK	WP	HR	S	P	ERA	WHIP					
Rick Helling, R ERA: 5.35	7.0		29	8	5	5	3	1	0	0	0	0	1	61	90	6.43	1.286					
Mike Venafro, L ERA: 2.99	1.0	W	6	3	2	2	0	0	0	0	0	0	0	16	28	18.00	3.000					
59 Jeff Zimmerman, R ERA: 3.06	1.0	S	6	1	0	0	1	2	0	0	0	0	0	20	32	0.00	3.000					

Baltimore Orioles @ Texas Rangers
The Ballpark at Arlington, Arlington, TX
Tue Jul 24 2001, 8:35 PM EDT
Att: 35,517 - Sunny - 95 F

AB 37
R 7
H 12
RBI 7
BB 3
SO 4
LOB 14



Batter	1	2	3	4	5	6	7	8	9	AB	R	H	RBI	BB	SO	LOB	BOTTOM				
Frank Catalanotto, L OBP: 0.363, SLG: 0.469	F7						P6			3	1	1	0	1	0	1					
Mike Lamb, L OBP: 0.342, SLG: 0.390	F7									4	1	2	1	0	0	1					
Alex Rodriguez, R OBP: 0.408, SLG: 0.607	G6-3									4	1	1	2	0	1	1					
Rafael Palmeiro, L OBP: 0.376, SLG: 0.541										3	1	1	0	1	0	0					
Ivan Rodriguez, R OBP: 0.340, SLG: 0.559										4	0	0	0	0	0	2					
Ruben Sierra, S OBP: 0.325, SLG: 0.616										3	1	2	1	0	0	1					
Gabe Kapler, R OBP: 0.330, SLG: 0.410										4	1	0	0	0	0	1					
Ricky Ledee, L OBP: 0.262, SLG: 0.290										3	1	1	0	0	0	0					
Randy Velarde, R OBP: 0.392, SLG: 0.474										1	0	1	1	0	0	0					
10 Michael Young, R OBP: 0.286, SLG: 0.381										4	1	1	1	0	1	1					
Inning Stats	R: 0 E: 0 K: 0 S: 6	H: 0 LOB: 0 BB: 0 P: 8	R: 1 E: 0 K: 0 S: 7	H: 1 LOB: 0 BB: 0 P: 9	R: 0 E: 0 K: 1 S: 10	H: 1 LOB: 1 BB: 0 P: 16	R: 0 E: 0 K: 1 S: 9	H: 0 LOB: 0 BB: 0 P: 16	R: 0 E: 0 K: 0 S: 4	H: 1 LOB: 0 BB: 0 P: 8	R: 3 E: 1 K: 0 S: 12	H: 2 LOB: 1 BB: 2 P: 23	R: 2 E: 0 K: 0 S: 11	H: 3 LOB: 1 BB: 0 P: 14	R: 2 E: 1 K: 0 S: 12	H: 2 LOB: 1 BB: 0 P: 17	1B: 4 2B: 6 3B: 0 HR: 0	SF: 1 SAC: 0 DP: 1 HBP: 0	WP: 0 PB: 0 SB: 1 CS: 0	PA: 36	
PITCHER	IP	WLS	BF	H	R	ER	SO	BB	IBB	HBP	BLK	WP	HR	S	P	ERA	WHIP				
Sidney Ponson, R ERA: 4.43	7.0		30	8	5	5	2	2	0	0	0	0	0	1	1	6.43	1.429				
B.J. Ryan, L ERA: 5.45	0.1	H	1	0	0	0	0	0	0	0	0	0	0	1	1	0.00	0.000				
Mike Trombley, R ERA: 3.33	0.1	L	3	1	1	0	0	0	0	0	0	0	0	7	9	0.00	3.000				
Buddy Groom, L ERA: 3.29	0.1		2	1	1	0	0	0	0	0	0	0	0	4	7	0.00	3.000				

Baltimore Orioles @ Texas Rangers
The Ballpark at Arlington, Arlington, TX
Tue Jul 24 2001, 8:35 PM EDT
Att: 35,517 - Sunny - 95 F

AB 33
R 8
H 10
RBI 6
BB 2
SO 2
LOB 8



Batter	1	2	3	4	5	6	7	8	9	AB	R	H	RBI	BB	SO	LOB	TOP										
Brady Anderson, L (1, 9) OBP: 0.291, SLG: 0.286										4	0	0	1	0	2	2											
6 Melvin Mora, R (1, 6) OBP: 0.346, SLG: 0.389										4	0	1	0	0	0	2											
Chris Richard, L (1, 8) OBP: 0.351, SLG: 0.452										3	0	1	0	1	0	2											
Jeff Conine, R (1, 3) OBP: 0.396, SLG: 0.466										3	0	0	0	1	1	2											
Mike Kinkade, R (1, 7) OBP: 0.348, SLG: 0.400										3	1	1	0	1	0	2											
Cal Ripken Jr., R (1, 5) OBP: 0.288, SLG: 0.366										4	1	1	0	0	0	1											
Tony Batista, R (1, 10) OBP: 0.260, SLG: 0.406										4	0	0	0	0	1	2											
Fernando Lumar, R (1, 2) OBP: 0.306, SLG: 0.337										2	0	0	1	1	0	1											
31 Jay Gibbons, L (9, PH) OBP: 0.295, SLG: 0.495										1	0	0	0	0	0	0											
Jerry Hairston, R (1, 4) OBP: 0.311, SLG: 0.355										2	0	0	0	1	0	1											
Inning Stats	R: 0 E: 0 K: 1 S: 8	H: 0 LOB: 1 BB: 1 P: 16	R: 0 E: 0 K: 0 S: 9	H: 0 LOB: 0 BB: 0 P: 11	R: 0 E: 0 K: 1 S: 5	H: 0 LOB: 0 BB: 0 P: 8	R: 0 E: 0 K: 0 S: 6	H: 1 LOB: 0 BB: 0 P: 10	R: 2 E: 1 K: 0 S: 14	H: 1 LOB: 2 BB: 2 P: 30	R: 0 E: 0 K: 1 S: 10	H: 0 LOB: 0 BB: 1 P: 15	R: 0 E: 1 K: 0 S: 6	H: 0 LOB: 2 BB: 0 P: 12	R: 0 E: 0 K: 0 S: 7	H: 0 LOB: 0 BB: 0 P: 11	1B: 4 2B: 0 3B: 0 HR: 0	SF: 0 SAC: 0 DP: 2 HBP: 0	WP: 0 PB: 0 SB: 0 CS: 1	PA: 35							
PITCHER	IP	WLS	BF	H	R	ER	SO	BB	IBB	HBP	BLK	WP	HR	S	P	ERA	WHIP										
Doug Davis, L (1, 1) ERA: 4.43	7.0		27	4	2	1	4	4	0	0	0	0	0	63	107	1.29	1.143										
Mike Venafro, L (8, 1) ERA: 2.92	1.0	W	5	0	0	0	0	0	1	0	0	0	0	6	12	0.00	0.000										
59 Jeff Zimmerman, R (9, 1) ERA: 2.94	1.0	S	3	0	0	0	0	0	0	0	0	0	0	7	11	0.00	0.000										

Baltimore Orioles @ Texas Rangers
The Ballpark at Arlington, Arlington, TX
Wed Jul 25 2001, 9:05 PM EDT
Att: 37,822 - Sunny - 93 F

AB 30
R 2
H 4
RBI 2
BB 5
SO 4
LOB 15



Batter	1	2	3	4	5	6	7	8	9	AB	R	H	RBI	BB	SO	LOB	BOTTOM										
Frank Catalanotto, L (1, 7) OBP: 0.358, SLG: 0.462										4	0	0	0	0	1	2											
Bo Porter, R (9, 7) OBP: 0.266, SLG: 0.378										0	0	0	0	0	0	0											
Mike Lamb, L (1, 5) OBP: 0.348, SLG: 0.404										4	1	2	1	0	0	0											
Alex Rodriguez, R (1, 6) OBP: 0.410, SLG: 0.604										3	1	1	1	0	1	1											
Rafael Palmeiro, L (1, 3) OBP: 0.379, SLG: 0.547										3	2	1	1	1	1	1											
Ruben Sierra, S (1, 10) OBP: 0.322, SLG: 0.606										4	0	2	1	0	1	0											
Gabe Kapler, R (1, 8) OBP: 0.325, SLG: 0.405										4	0	0	1	0	0	2											
Ricky Ledee, L (1, 9) OBP: 0.264, SLG: 0.284										2	0	0	0	1	0	0											
Bill Haselman, R (1, 2) OBP: 0.190, SLG: 0.238										3	0	0	0	0	0	2											
10 Michael Young, R (1, 4) OBP: 0.302, SLG: 0.410										3	1	2	0	0	0	0											
Inning Stats	R: 0 E: 0 K: 1 S: 11	H: 1 LOB: 1 BB: 0 P: 15	R: 0 E: 0 K: 1 S: 8	H: 0 LOB: 0 BB: 0 P: 14	R: 0 E: 0 K: 0 S: 6	H: 1 LOB: 0 BB: 0 P: 12	R: 0 E: 0 K: 1 S: 12	H: 0 LOB: 0 BB: 0 P: 18	R: 0 E: 0 K: 0 S: 9	H: 0 LOB: 0 BB: 0 P: 13	R: 0 E: 0 K: 0 S: 6	H: 0 LOB: 0 BB: 0 P: 10	R: 2 E: 0 K: 0 S: 13	H: 2 LOB: 2 BB: 2 P: 26	R: 3 E: 0 K: 1 S: 18	H: 4 LOB: 1 BB: 0 P: 23	1B: 5 2B: 2 3B: 0 HR: 1	SF: 1 SAC: 0 DP: 0 HBP: 0	WP: 0 PB: 0 SB: 1 CS: 0	PA: 34							
PITCHER	IP	WLS	BF	H	R	ER	SO	BB	IBB	HBP	BLK	WP	HR	S	P	ERA	WHIP										
Calvin Maduro, R (1, 1) ERA: 3.23	6.2		24	4	2	2	3	1	0	0	0	0	0	61	97	2.70	0.750										
B.J. Ryan, L (7, 1) ERA: 5.45	0.0		1	0	0	0	0	1	0	0	0	0	0	2	6	∞	∞										
Willis Roberts, R (7, 1) ERA: 5.2	0.1		1	0	0	0	0	0	0	0	0	0	0	2	5	0.00	0.000										
Jose Mercedes, R (8, 1) ERA: 6.02	1.0	L	7	4	3	3	1	0	0	0	0	0	1	18	23	27.00	4.000										

Baltimore Orioles @ Texas Rangers
The Ballpark at Arlington, Arlington, TX
Wed Jul 25 2001, 9:05 PM EDT
Att: 37,822 - Sunny - 93 F

AB 30
R 5
H 8
RBI 5
BB 2
SO 4
LOB 8



Batter	1	2	3	4	5	6	7	8	9	AB	R	H	RBI	BB	SO	LOB	TOP								
Brady Anderson, L (1, 9) OBP: 0.295, SLG: 0.299	G4-3		CS BB		HR		BB		G3	4	1	2	3	1	0	1	Baltimore Orioles @ Texas Rangers The Ballpark at Arlington, Arlington, TX Thu Jul 26 2001, 8:35 PM EDT Att: 41,668 - Sunny - 94 F								
Brian Roberts, S (1, 10) OBP: 0.313, SLG: 0.373	WP E 1B		F8		F9		F7		SF8	4	1	1	1	0	0	3									
Melvin Mora, R (1, 6) OBP: 0.346, SLG: 0.385	K		K			K			BB	3	1	0	0	2	3	1									
Jeff Conine, R (1, 3) OBP: 0.397, SLG: 0.468	E5		FC4			G1-6-3 1B		F8	BB	5	0	2	1	0	0	4									
Mike Kinkade, R (1, 7) OBP: 0.343, SLG: 0.388	F3				K				G4-3	4	0	0	0	1	1	3									
Cal Ripken Jr., R (1, 5) OBP: 0.288, SLG: 0.376		G5-3			G6-3				F5	4	1	1	1	0	0	1									
Chris Richard, L (1, 8) OBP: 0.350, SLG: 0.449		G4-3			G5-3		HR		G6-3	4	1	1	0	0	0	1									
Fernando Lumar, R (1, 2) OBP: 0.316, SLG: 0.346					G1-3					3	0	2	0	0	0	0									
Larry Bigbie, L (9, PH) OBP: 0.206, SLG: 0.250							FC3-6 1B		2B G3 1B	1	1	1	0	0	0	0									
Jerry Hairston, R (1, 4) OBP: 0.311, SLG: 0.357		G6-3			G5-3		FC3-6 BB 1B		G3 1 SF8 2B	4	1	1	0	0	0	3									
Inning Stats	R: 1 E: 1 K: 1 S: 11	H: 1 LOB: 1 BB: 0 P: 18	R: 0 E: 0 K: 0 S: 8	H: 1 LOB: 1 BB: 0 P: 13	R: 0 E: 0 K: 1 S: 9	H: 0 LOB: 1 BB: 1 P: 16	R: 0 E: 0 K: 1 S: 5	H: 0 LOB: 0 BB: 0 P: 9	R: 1 E: 0 K: 0 S: 8	H: 1 LOB: 0 BB: 0 P: 13	R: 0 E: 0 K: 1 S: 8	H: 1 LOB: 0 BB: 0 P: 12	R: 2 E: 0 K: 0 S: 16	H: 4 LOB: 3 BB: 1 P: 30	R: 0 E: 0 K: 0 S: 10	H: 0 LOB: 0 BB: 1 P: 15	R: 3 E: 0 K: 0 S: 19	H: 3 LOB: 1 BB: 1 P: 30	1B: 7 2B: 2 3B: 0 HR: 2	SF: 1 SAC: 0 DP: 2 HBP: 0	WP: 2 PB: 0 SB: 0 CS: 1	PA: 41			
PITCHER	IP	WLS	BF	H	R	ER	SO	BB	IBB	HBP	BLK	WP	HR	S	P	ERA	WHIP								
Darren Oliver, L (1, 1) ERA: 5.94	6.1	W	28	8	4	3	4	1	0	0	0	2	2	58	97	4.26	1.421								
Pat Mahomes, R (7, 1) ERA: 6.65	2.1	H	11	2	3	3	0	3	0	0	0	0	0	32	54	11.57	2.143								
Mike Venafro, L (9, 1) ERA: 2.79	0.1	S	2	1	0	0	0	0	0	0	0	0	0	4	5	0.00	3.000								

Batter	1	2	3	4	5	6	7	8	9	AB	R	H	RBI	BB	SO	LOB	BOTTOM								
Frank Catalanotto, L (1, 7) OBP: 0.360, SLG: 0.474	HR		G6-3			F7			1B SF7 1B	4	2	2	1	0	0	0	Baltimore Orioles @ Texas Rangers The Ballpark at Arlington, Arlington, TX Thu Jul 26 2001, 8:35 PM EDT Att: 41,668 - Sunny - 94 F								
Mike Lamb, L (1, 5) OBP: 0.353, SLG: 0.416	P6				G6-3		E		FC4-6 1B	4	1	2	0	0	0	0									
Alex Rodriguez, R (1, 6) OBP: 0.408, SLG: 0.602	P4				E5		E7		SF7	3	1	1	1	0	0	0									
Rafael Palmeiro, L (1, 3) OBP: 0.378, SLG: 0.546	F8				F9-3		2H 1B		3H FC4-6	4	1	1	1	0	0	2									
Ivan Rodriguez, R (1, 2) OBP: 0.341, SLG: 0.554						G6-4-3 1B			K	4	2	3	0	0	1	1									
Ruben Sierra, S (1, 10) OBP: 0.327, SLG: 0.607						G6-4-3 1B			HR	3	0	2	0	0	0	1									
Bo Porter, R (6, FR) OBP: 0.294, SLG: 0.373						G6-4-3 1B			HR	1	1	0	0	0	1	1									
Ricky Ledee, L (1, 9) OBP: 0.263, SLG: 0.311						G6-4-3			HR	4	1	1	3	0	2	2									
Gabe Kapler, R (1, 8) OBP: 0.324, SLG: 0.403						F3			G5-3	4	0	1	1	0	1	1									
10 Michael Young, R (1, 4) OBP: 0.297, SLG: 0.402						F9			F9	3	0	0	0	0	0	1									
Inning Stats	R: 1 E: 0 K: 0 S: 9	H: 1 LOB: 0 BB: 0 P: 11	R: 0 E: 0 K: 1 S: 8	H: 1 LOB: 0 BB: 0 P: 10	R: 0 E: 0 K: 0 S: 12	H: 0 LOB: 0 BB: 0 P: 14	R: 0 E: 1 K: 0 S: 8	H: 0 LOB: 0 BB: 0 P: 12	R: 1 E: 0 K: 0 S: 12	H: 3 LOB: 1 BB: 0 P: 16	R: 5 E: 1 K: 1 S: 17	H: 5 LOB: 1 BB: 0 P: 27	R: 1 E: 0 K: 0 S: 8	H: 2 LOB: 1 BB: 0 P: 14	R: 1 E: 1 K: 3 S: 10	H: 1 LOB: 0 BB: 0 P: 15	1B: 9 2B: 3 3B: 0 HR: 2	SF: 1 SAC: 0 DP: 3 HBP: 0	WP: 0 PB: 0 SB: 3 CS: 0	PA: 35					
PITCHER	IP	WLS	BF	H	R	ER	SO	BB	IBB	HBP	BLK	WP	HR	S	P	ERA	WHIP								
Josh Towers, R (1, 1) ERA: 3.39	6.0	L	26	10	7	7	2	0	0	0	0	0	0	66	90	10.50	1.667								
John Waddell, R (7, 1) ERA: 7.15	2.0		9	3	2	1	3	0	0	0	0	0	0	18	29	4.50	1.500								

AB	36
R	7
H	11
RBI	6
BB	4
SO	4
LOB	17



AB	34
R	9
H	13
RBI	7
BB	0
SO	5
LOB	9



Batter	1	2	3	4	5	6	7	8	9	AB	R	H	RBI	BB	SO	LOB	TOP			
Jason Tyner, L (1, 8) OBP: 0.326, SLG: 0.343	G4-3		HR	G5-3			G3		F7	5	1	1	0	0	0	3				
Ben Grievie, L (1, 7) OBP: 0.362, SLG: 0.377	K		HR			G1-6-3			F9	5	1	3	5	0	1	2				
Greg Vaughn, R (1, 10) OBP: 0.332, SLG: 0.482	K		BB						P3	3	0	0	0	1	2	2				
Steve Cox, L (1, 3) OBP: 0.290, SLG: 0.422		HR			G1-6-3			G4-3		3	1	1	1	1	0	1				
Randy Winn, S (1, 9) OBP: 0.374, SLG: 0.461		HR	G4-6-3			F5		F8		4	0	1	0	0	0	2				
Aubrey Huff, L (1, 5) OBP: 0.277, SLG: 0.346	FC4-6		P5			G3		G5-3		4	0	0	0	0	0	2				
Toby Hall, R (1, 2) OBP: 0.250, SLG: 1.000	G5-4-3			HR		F2			K	4	1	1	1	0	1	1	AB 33			
Brent Abernathy, R (1, 4) OBP: 0.337, SLG: 0.443			HR	G4-3			F8		BB	2	1	0	0	2	0	0	R 7			
Felix Martinez, S (1, 6) OBP: 0.283, SLG: 0.293			HR	G4-3			G3		BB	3	2	2	0	1	0	0	H 9			
Inning Stats	R: 0 E: 0 K: 2 S: 8	H: 0 LOB: 0 BB: 0 P: 10	R: 1 E: 0 K: 0 S: 10	H: 2 LOB: 0 BB: 0 P: 17	R: 4 E: 0 K: 0 S: 12	H: 3 LOB: 1 BB: 3 P: 25	R: 1 E: 0 K: 0 S: 10	H: 1 LOB: 0 BB: 0 P: 13	R: 0 E: 0 K: 1 S: 6	H: 0 LOB: 0 BB: 0 P: 9	R: 1 E: 0 K: 0 S: 9	H: 2 LOB: 1 BB: 0 P: 14	R: 0 E: 0 K: 0 S: 6	H: 0 LOB: 0 BB: 0 P: 10	R: 0 E: 0 K: 1 S: 10	H: 0 LOB: 2 BB: 2 P: 20	1B: 6 2B: 0 3B: 0 HR: 3	SF: 0 SAC: 0 DP: 3 HBP: 0	WP: 0 PB: 0 SB: 0 CS: 0	PA: 38
PITCHER	IP WLS BF H R ER SO	IP WLS BF H R ER SO	IP WLS BF H R ER SO	IP WLS BF H R ER SO	IP WLS BF H R ER SO	IP WLS BF H R ER SO	IP WLS BF H R ER SO	IP WLS BF H R ER SO	IP WLS BF H R ER SO	IP WLS BF H R ER SO	IP WLS BF H R ER SO	IP WLS BF H R ER SO	IP WLS BF H R ER SO	IP WLS BF H R ER SO	IP WLS BF H R ER SO	IP WLS BF H R ER SO	ERA WHIP	ERA WHIP		
Rob Bell, R (1, 1) ERA: 5.67	7.0	W	30	9	7	7	3	3	0	0	0	0	0	3	62	98	9.00	1.714		
Juan Moreno, L (8, 18) ERA: 3.18	1.0	H	3	0	0	0	0	0	0	0	0	0	0	0	6	10	0.00	0.000		
Brandon Villafuerte, R (9, 1) ERA:	1.0		5	0	0	0	1	2	0	0	0	0	0	0	10	20	0.00	2.000		


Tampa Bay Devil Rays @ Texas Rangers
The Ballpark at Arlington, Arlington, TX
Fri Jul 27, 2001, 8:35 PM EDT
Att: 38,213 - Cloudy - 91 F



Batter	1	2	3	4	5	6	7	8	9	AB	R	H	RBI	BB	SO	LOB	BOTTOM			
Frank Catalanotto, L (1, 7) OBP: 0.358, SLG: 0.471	G4-3		K			BLK		K		4	1	1	1	0	1	1				
Bo Porter, R (8, 7) OBP: 0.291, SLG: 0.368			G4-3			HR				1	0	0	0	0	1	0				
Randy Velarde, R (1, 10) OBP: 0.395, SLG: 0.495	HR		1B	G5-3		P4		1B		5	3	3	1	0	0	1				
Alex Rodriguez, R (1, 6) OBP: 0.413, SLG: 0.611	FC6-4		1B	F8		HR		1B	IBB	4	3	3	2	1	0	0				
Rafael Palmeiro, L (1, 3) OBP: 0.380, SLG: 0.546	FC6-4		1B	1B		F5		K		4	1	2	1	1	1	2				
Ivan Rodriguez, R (1, 2) OBP: 0.342, SLG: 0.551	FC6-4		BB	1B	K	F8		E	IBB	4	2	1	1	1	1	3				
Mike Lamb, L (1, 5) OBP: 0.363, SLG: 0.424	G4-3		BB			G4-3		E1		5	1	3	2	0	0	2				
Gabe Kapler, R (1, 8) OBP: 0.325, SLG: 0.399		G1-3	1B	BB		G6-4-3		F8		3	0	0	0	2	0	2	AB 37			
Ricky Ledee, L (1, 9) OBP: 0.280, SLG: 0.321	F7		1B	BB						3	1	2	2	1	0	0	R 13			
10 Michael Young, R (1, 4) OBP: 0.302, SLG: 0.416	F8		1B	S		1B		F8		4	1	2	1	0	0	1	H 17			
Inning Stats	R: 1 E: 0 K: 0 S: 16	H: 2 LOB: 2 BB: 1 P: 25	R: 0 E: 0 K: 0 S: 5	H: 0 LOB: 0 BB: 0 P: 13	R: 6 E: 0 K: 1 S: 23	H: 7 LOB: 1 BB: 1 P: 42	R: 0 E: 0 K: 1 S: 11	H: 1 LOB: 1 BB: 0 P: 18	R: 0 E: 0 K: 0 S: 9	H: 0 LOB: 1 BB: 2 P: 21	R: 3 E: 0 K: 0 S: 13	H: 3 LOB: 0 BB: 0 P: 21	R: 0 E: 0 K: 0 S: 7	H: 2 LOB: 1 BB: 0 P: 11	R: 3 E: 1 K: 2 S: 16	H: 2 LOB: 1 BB: 2 P: 29	1B: 13 2B: 1 3B: 1 HR: 2	SF: 0 SAC: 0 DP: 1 HBP: 0	WP: 0 PB: 0 SB: 3 CS: 0	PA: 43
PITCHER	IP WLS BF H R ER SO	IP WLS BF H R ER SO	IP WLS BF H R ER SO	IP WLS BF H R ER SO	IP WLS BF H R ER SO	IP WLS BF H R ER SO	IP WLS BF H R ER SO	IP WLS BF H R ER SO	IP WLS BF H R ER SO	IP WLS BF H R ER SO	IP WLS BF H R ER SO	IP WLS BF H R ER SO	IP WLS BF H R ER SO	IP WLS BF H R ER SO	IP WLS BF H R ER SO	IP WLS BF H R ER SO	ERA WHIP	ERA WHIP		
Tanyon Sturtze, R (1, 1) ERA: 5.28	5.0	L	27	10	7	7	2	4	0	0	0	0	1	64	119	12.60	2.800			
Travis Phelps, R (6, 1) ERA: 3.62	2.0		10	5	3	3	0	0	0	0	1	20	32	13.50	2.500					
Doug Creek, L (8, 1) ERA: 4.23	1.0		7	2	3	1	2	0	2	0	0	16	29	9.00	2.000					

Tampa Bay Devil Rays @ Texas Rangers
The Ballpark at Arlington, Arlington, TX
Fri Jul 27, 2001, 8:35 PM EDT
Att: 38,213 - Cloudy - 91 F



Batter	1	2	3	4	5	6	7	8	9	AB	R	H	RBI	BB	SO	LOB	TOP					
Jason Tyner, L (1, 8) OBP: 0.325, SLG: 0.337	F8		1B			G4-3		F9		4	0	1	0	0	0	0	<p>Tampa Bay Devil Rays @ Texas Rangers</p> <p>The Ballpark at Arlington, Arlington, TX</p> <p>Sun Jul 29 2001, 8:05 PM EDT</p> <p>Att: 28,084 - Cloudy - 92 F</p> <p>livebaseballscorecards.com</p>					
Ben Grievie, L (1, 9) OBP: 0.358, SLG: 0.370	G4-3			L9		K		G4-3		4	0	0	0	0	1	0						
Greg Vaughn, R (1, 7) OBP: 0.331, SLG: 0.476	F9			G5-3		K		G5-3		4	0	0	0	0	1	0						
Steve Cox, L (1, 3) OBP: 0.300, SLG: 0.428		G1-3		FC6-4 HBP			G4-3 2B		F7		3	0	1	0	0	0						
Randy Winn, S (1, 10) OBP: 0.366, SLG: 0.454	K			FC6-4 1-2			G5-3				3	0	0	0	0	1						
Aubrey Huff, L (1, 5) OBP: 0.288, SLG: 0.351					1-2 FC6-4 1B		G4-3				3	0	2	0	0	1						
Chris Gomez, R (1, 6) OBP: 0.299, SLG: 0.315						F8		L9		3	0	0	0	0	0	3						
Toby Hall, R (1, 2) OBP: 0.250, SLG: 0.500			P6			F9		F8		3	0	0	0	0	0	1						
Felix Martinez, S (1, 4) OBP: 0.280, SLG: 0.290																	<p>AB 30</p> <p>R 0</p> <p>H 4</p> <p>RBI 0</p> <p>BB 0</p> <p>SO 4</p> <p>LOB 8</p> 					
Russ Johnson, R (8, PH) OBP: 0.390, SLG: 0.414			K			FC6-4 1-2		F3		2	0	0	0	0	1	1						
Inning Stats	R: 0 E: 0 K: 0 S: 4	H: 0 LOB: 0 BB: 0 P: 6	R: 0 E: 0 K: 1 S: 9	H: 1 LOB: 1 BB: 0 P: 14	R: 0 E: 0 K: 1 S: 7	H: 1 LOB: 1 BB: 0 P: 9	R: 0 E: 0 K: 0 S: 9	H: 0 LOB: 1 BB: 0 P: 14	R: 0 E: 0 K: 2 S: 10	H: 1 LOB: 1 BB: 0 P: 15	R: 0 E: 0 K: 0 S: 10	H: 0 LOB: 0 BB: 0 P: 15	R: 0 E: 0 K: 0 S: 9	H: 1 LOB: 1 BB: 0 P: 11	R: 0 E: 0 K: 0 S: 6	H: 0 LOB: 0 BB: 0 P: 8	R: 0 E: 0 K: 0 S: 6	H: 0 LOB: 0 BB: 0 P: 7	1B: 3 2B: 1 3B: 0 HR: 0	SF: 0 SAC: 0 DP: 0 HBP: 1	WP: 0 PB: 0 SB: 0 CS: 0	PA: 31
PITCHER Rick Helling, R (1, 1) ERA: 5.02	IP: 9.0 WLS: W BF: 31 H: 4 R: 0 ER: 0 SO: 4 BB: 0 IBB: 0 HBP: 1 BLK: 0 WP: 0 HR: 0 S: 70 P: 99 ERA: 0.00 WHIP: 0.444															PITCHER						

Batter	1	2	3	4	5	6	7	8	9	AB	R	H	RBI	BB	SO	LOB	BOTTOM					
10 Michael Young, R (1, 4) OBP: 0.303, SLG: 0.417	G4-3		F8				K			3	0	0	0	1	1	2	<p>Tampa Bay Devil Rays @ Texas Rangers</p> <p>The Ballpark at Arlington, Arlington, TX</p> <p>Sun Jul 29 2001, 8:05 PM EDT</p> <p>Att: 28,084 - Cloudy - 92 F</p> <p>livebaseballscorecards.com</p>					
Randy Velarde, R (1, 10) OBP: 0.387, SLG: 0.476	P4		K		G1-3			1B BB		3	0	0	0	1	1	1						
Alex Rodriguez, R (1, 6) OBP: 0.405, SLG: 0.598	F3			E6 WP		K		F8		4	0	0	0	0	1	1						
Rafael Palmeiro, L (1, 3) OBP: 0.375, SLG: 0.536		1B 1B				G6-3		L6		4	1	1	0	0	1	2						
Ivan Rodriguez, R (1, 2) OBP: 0.344, SLG: 0.548						G5-3				4	0	2	0	0	1	1						
Gabe Kapler, R (1, 8) OBP: 0.326, SLG: 0.394					G5-3		F2			3	0	0	0	1	0	3						
Mike Lamb, L (1, 5) OBP: 0.357, SLG: 0.415						G6-3		E5 1B		4	0	1	1	0	0	3						
Craig Monroe, R (1, 9) OBP: 0.167, SLG: 0.667							P5			3	1	1	1	0	0	2						
Bo Porter, R (1, 7) OBP: 0.297, SLG: 0.370										3	0	1	0	0	1	0						
Inning Stats	R: 0 E: 0 K: 0 S: 9	H: 0 LOB: 0 BB: 0 P: 15	R: 1 E: 0 K: 0 S: 10	H: 3 LOB: 1 BB: 0 P: 15	R: 0 E: 0 K: 2 S: 10	H: 0 LOB: 0 BB: 0 P: 13	R: 0 E: 1 K: 2 S: 10	H: 0 LOB: 1 BB: 0 P: 17	R: 1 E: 0 K: 0 S: 10	H: 1 LOB: 1 BB: 1 P: 16	R: 0 E: 0 K: 1 S: 8	H: 0 LOB: 0 BB: 0 P: 10	R: 0 E: 1 K: 1 S: 13	H: 1 LOB: 2 BB: 0 P: 19	R: 0 E: 0 K: 0 S: 13	H: 1 LOB: 3 BB: 2 P: 24		R: 0 E: 0 K: 0 S: 13	H: 1 LOB: 2 BB: 3 P: 24	1B: 5 2B: 1 3B: 0 HR: 1	SF: 0 SAC: 0 DP: 1 HBP: 0	WP: 1 PB: 0 SB: 1 CS: 0
PITCHER Joe Kennedy, L (1, 1) ERA: 4.65	IP: 6.2 WLS: L BF: 27 H: 5 R: 2 ER: 2 SO: 5 BB: 1 IBB: 0 HBP: 0 BLK: 0 WP: 1 HR: 1 S: 67 P: 100 ERA: 2.70 WHIP: 0.900															PITCHER						
Jesus Colome, R (7, 1) ERA: 3.77	IP: 0.2 WLS: L BF: 3 H: 0 R: 0 ER: 0 SO: 1 BB: 1 IBB: 0 HBP: 0 BLK: 0 WP: 0 HR: 0 S: 9 P: 16 ERA: 0.00 WHIP: 1.500															PITCHER						
Doug Creek, L (8, 1) ERA: 4.2	IP: 0.1 WLS: L BF: 1 H: 0 R: 0 ER: 0 SO: 0 BB: 0 IBB: 0 HBP: 0 BLK: 0 WP: 0 HR: 0 S: 4 P: 4 ERA: 0.00 WHIP: 0.000															PITCHER						
Jason Standridge, R (8, 1) ERA: 4.2	IP: 0.1 WLS: L BF: 3 H: 1 R: 0 ER: 0 SO: 0 BB: 0 IBB: 0 HBP: 0 BLK: 0 WP: 0 HR: 0 S: 4 P: 9 ERA: 0.00 WHIP: 6.000															PITCHER						

Batter	1	2	3	4	5	6	7	8	9	AB	R	H	RBI	BB	SO	LOB	TOP					
10 Michael Young, R (1,4) OBP: 0.298, SLG: 0.405										5	0	1	2	0	2	2						
Randy Velarde, R (1,10) OBP: 0.382, SLG: 0.460										4	0	0	0	1	3	0						
Alex Rodriguez, R (1,6) OBP: 0.402, SLG: 0.596										5	1	1	1	0	2	2						
Rafael Palmeiro, L (1,3) OBP: 0.377, SLG: 0.544										4	1	2	1	0	1	0						
Ivan Rodriguez, R (1,2) OBP: 0.343, SLG: 0.554										4	1	1	1	0	1	1						
Gabe Kapler, R (1,8) OBP: 0.329, SLG: 0.395										4	1	2	0	0	0	0						
Mike Lamb, L (1,5) OBP: 0.355, SLG: 0.405										4	1	1	0	0	0	2						
Craig Monroe, R (1,9) OBP: 0.364, SLG: 0.556 (7,7)										3	1	1	0	1	1	1						
Bo Porter, R (1,7) OBP: 0.290, SLG: 0.361										2	0	0	0	0	0	0						
Ricky Ledee, L (7,PH) OBP: 0.294, SLG: 0.362 (7,9)										2	0	1	1	0	0	3						
Inning Stats	R: 0 E: 0 K: 3 S: 12	H: 0 LOB: 0 BB: 0 P: 15	R: 0 E: 0 K: 1 S: 7	H: 0 LOB: 0 BB: 0 P: 8	R: 0 E: 0 K: 0 S: 3	H: 0 LOB: 0 BB: 0 P: 6	R: 0 E: 0 K: 0 S: 12	H: 0 LOB: 0 BB: 0 P: 16	R: 1 E: 0 K: 1 S: 14	H: 2 LOB: 1 BB: 0 P: 22	R: 0 E: 0 K: 2 S: 10	H: 0 LOB: 0 BB: 0 P: 13	R: 3 E: 0 K: 1 S: 19	H: 4 LOB: 2 BB: 1 P: 31	R: 0 E: 0 K: 2 S: 9	H: 1 LOB: 1 BB: 0 P: 14	R: 2 E: 1 K: 0 S: 18	H: 3 LOB: 2 BB: 1 P: 27	1B: 6 2B: 1 3B: 0 HR: 3	SF: 0 SAC: 0 DP: 1 HBP: 0	WP: 0 PB: 0 SB: 0 CS: 0	PA: 39
PITCHER	IP WLS BF H R ER SO BB IBB HBP BLK WP HR S P ERA WHIP																					
Ted Lilly, L (1,1) ERA: 4.8	6.1 L 23 4 3 3 8 0 0 0 0 0 3 66 92 4.26 0.632																					
Ramiro Mendoza, R (7,1) ERA: 3.7	0.1 3 1 0 0 0 1 0 0 0 0 0 6 12 0.00 6.000																					
Mike Stanton, L (7,1) ERA: 1.72	0.1 2 1 1 0 0 0 0 0 0 0 0 5 7 27.00 3.000																					
Jay Witasick, R (8,1) ERA: 2.84	1.0 7 3 2 0 2 0 0 0 0 0 0 17 26 0.00 3.000																					
Mark Wohlers, R (9,1) ERA: 4.84	1.0 4 1 0 0 0 1 0 0 0 0 0 10 15 0.00 2.000																					

Texas Rangers @ New York Yankees
Yankee Stadium, Bronx, NY
Tue Jul 31 2001, 7:05 PM EDT
Att: 45,978 - Sunny - 81 F

AB	37
R	6
H	10
RBI	6
BB	2
SO	10
LOB	11





Batter	1	2	3	4	5	6	7	8	9	AB	R	H	RBI	BB	SO	LOB	BOTTOM			
Chuck Knoblauch, R (1,7) OBP: 0.346, SLG: 0.354										4	0	1	1	0	0	1				
Luis Sojo, R (1,3) OBP: 0.263, SLG: 0.226										4	0	0	0	0	0	2				
2 Derek Jeter, R (1,6) OBP: 0.381, SLG: 0.439										4	0	1	0	0	1	0				
Bernie Williams, S (1,8) OBP: 0.393, SLG: 0.511										3	1	1	0	1	0	1				
Shane Spencer, R (1,10) OBP: 0.308, SLG: 0.444										3	0	2	1	1	0	0				
Paul O'Neill, L (1,9) OBP: 0.343, SLG: 0.479										4	0	1	0	0	0	4				
Scott Brosius, R (1,5) OBP: 0.353, SLG: 0.462										4	0	0	0	0	1	2				
Todd Greene, R (1,2) OBP: 0.345, SLG: 0.412										3	1	2	0	1	0	0				
Alfonso Soriano, R (1,4) OBP: 0.303, SLG: 0.422										4	0	0	0	0	2	4				
Inning Stats	R: 0 E: 0 K: 0 S: 12	H: 2 LOB: 1 BB: 0 P: 16	R: 0 E: 0 K: 1 S: 8	H: 1 LOB: 1 BB: 0 P: 13	R: 1 E: 1 K: 1 S: 7	H: 1 LOB: 0 BB: 0 P: 11	R: 1 E: 0 K: 0 S: 10	H: 2 LOB: 1 BB: 0 P: 11	R: 0 E: 0 K: 0 S: 9	H: 0 LOB: 0 BB: 2 P: 20	R: 0 E: 0 K: 1 S: 7	H: 0 LOB: 0 BB: 0 P: 11	R: 0 E: 0 K: 0 S: 9	H: 1 LOB: 1 BB: 0 P: 15	R: 0 E: 0 K: 0 S: 14	H: 1 LOB: 2 BB: 1 P: 24	1B: 5 2B: 2 3B: 1 HR: 0	SF: 0 SAC: 0 DP: 2 HBP: 0	WP: 0 PB: 0 SB: 0 CS: 1	PA: 36
PITCHER	IP WLS BF H R ER SO BB IBB HBP BLK WP HR S P ERA WHIP																			
Darren Oliver, L (1,1) ERA: 5.61	7.0 W 27 6 2 1 4 2 0 0 0 0 0 16 31 1.29 1.143																			
Mike Venafro, L (8,1) ERA: 2.69	1.2 H 8 2 0 0 0 1 0 0 0 0 0 16 31 0.00 1.800																			
59 Jeff Zimmerman, R (9,1) ERA: 2.86	0.1 S 1 0 0 0 0 0 0 0 0 0 0 7 8 0.00 0.000																			

Texas Rangers @ New York Yankees
Yankee Stadium, Bronx, NY
Tue Jul 31 2001, 7:05 PM EDT
Att: 45,978 - Sunny - 81 F

AB	33
R	2
H	8
RBI	2
BB	3
SO	4
LOB	14



Batter	1	2	3	4	5	6	7	8	9	AB R H RBI BB SO LOB	TOP																								
											<p>Texas Rangers @ Boston Red Sox Fenway Park, Boston, MA Fri Aug 03 2001, 7:05 PM EDT</p> <p>livebaseballscorecards.com</p> <p>AB 0 R 0 H 0 RBI 0 BB 0 SO 0 LOB 0</p>  <p>1B: 0 SF: 0 WP: 0 PA: 0 2B: 0 SAC: 0 PB: 0 3B: 0 DP: 0 SB: 0 HR: 0 HBP: 0 CS: 0</p>																								
Inning Stats																																			
PITCHER	IP	WLS	BF	H	R	ER	SO	BB	IBB	HBP	BLK	WP	HR	S	P	ERA	WHIP	PITCHER	IP	WLS	BF	H	R	ER	SO	BB	IBB	HBP	BLK	WP	HR	S	P	ERA	WHIP

Batter	1	2	3	4	5	6	7	8	9	AB R H RBI BB SO LOB	BOTTOM																								
											<p>Texas Rangers @ Boston Red Sox Fenway Park, Boston, MA Fri Aug 03 2001, 7:05 PM EDT</p> <p>livebaseballscorecards.com</p> <p>AB 0 R 0 H 0 RBI 0 BB 0 SO 0 LOB 0</p>  <p>1B: 0 SF: 0 WP: 0 PA: 0 2B: 0 SAC: 0 PB: 0 3B: 0 DP: 0 SB: 0 HR: 0 HBP: 0 CS: 0</p>																								
Inning Stats																																			
PITCHER	IP	WLS	BF	H	R	ER	SO	BB	IBB	HBP	BLK	WP	HR	S	P	ERA	WHIP	PITCHER	IP	WLS	BF	H	R	ER	SO	BB	IBB	HBP	BLK	WP	HR	S	P	ERA	WHIP

Batter	1	2	3	4	5	6	7	8	9	AB	R	H	RBI	BB	SO	LOB	TOP					
Frank Catalanotto, L (1.7) C X	0-1 P6		4-1 S BB		0-0 2B		1-2 G4-3			3	0	1	0	1	0	0	Texas Rangers @ Boston Red Sox Fenway Park, Boston, MA Sat Aug 04 2001, 7:05 PM EDT Att: 32,338 - Overcast - 75 F livebaseballscorecards.com					
Mike Lamb, L (1.5) B X	1-0 G4-3		0-1 F7		1-0 F3		1-0 FC5-4 HBP			3	0	0	0	0	0	2						
Alex Rodriguez, R (1.10) B S X	1-1 F9		0-3 K2-3		0-3 K		1-0 FC5-4			4	0	0	0	0	2	3						
Rafael Palmeiro, L (1.3) B S X		4-2 1B SF9 BB	3-1 P4		1-3 K		1-2 G4-3			3	1	0	0	1	1	2						
Gabe Kapler, R (1.8) B S X		3-1 S 1B		4-2 S 2B BB		2-1 G4-3 S 1B		1-2 G4-3		3	1	2	0	1	0	0						
Ricky Ledee, L (1.9) P X	1-0 SF9		3-2 F8 1-H 2B		1-1 G4-3		0-0 G1-3			3	0	1	2	0	0	1						
Bill Haselman, R (1.2) B S X	1-2 P4		2-0 10 G6-4-3 HBP		0-1 G5-3			1-2 G6-3		2	0	0	0	0	0	2						
Randy Velarde, R (9, PH) B S X	1-2 P4		1-0 F8		0-3 K			2-3 K		1	0	0	0	0	1	0						
Scott Sheldon, R (1.6) B S X	4-1 BB		2-3 G6-4-3		1-1 G6-4-3			1-0 G6-3		4	0	0	0	0	2	4						
Ivan Rodriguez, R (9, PH) B S X	1-3 K		1-1 G6-4-3		1-3 K			1-0 G6-3		4	0	0	0	0	2	4						
10 Michael Young, R (1.4) B S X																						
Inning Stats	R: 0 E: 0 K: 0 S: 5	H: 0 LOB: 0 BB: 0 P: 7	R: 1 E: 0 K: 1 S: 14	H: 1 LOB: 2 BB: 2 P: 27	R: 0 E: 0 K: 1 S: 8	H: 0 LOB: 1 BB: 1 P: 15	R: 1 E: 0 K: 0 S: 9	H: 1 LOB: 1 BB: 1 P: 20	R: 0 E: 0 K: 2 S: 8	H: 1 LOB: 1 BB: 0 P: 10	R: 0 E: 0 K: 1 S: 10	H: 0 LOB: 1 BB: 0 P: 12	R: 0 E: 0 K: 0 S: 7	H: 0 LOB: 0 BB: 0 P: 11	R: 0 E: 0 K: 0 S: 8	H: 0 LOB: 0 BB: 0 P: 10	R: 0 E: 0 K: 1 S: 7	H: 0 LOB: 0 BB: 0 P: 11	1B: 2 2B: 2 3B: 0 HR: 0	SF: 1 SAC: 0 DP: 1 HBP: 2	WP: 0 PB: 0 SB: 4 CS: 0	PA: 36
PITCHER	IP WLS BF H R ER SO BB IBB HBP BLK WP HR S P ERA WHIP																					
49 Tim Wakefield, R (1.1) ERA: 3.33	7.0 W 30 4 2 2 6 4 0 2 0 0 0 0 61 102 2.57 1.143																					
Ugueth Urbina, R (8.1) ERA: 4.13	1.0 H 3 0 0 0 0 0 0 0 0 0 0 0 8 10 0.00 0.000																					
Derek Lowe, R (9.1) ERA: 4.09	1.0 3 0 0 0 1 0 0 0 0 0 0 0 7 11 0.00 0.000																					

Batter	1	2	3	4	5	6	7	8	9	AB	R	H	RBI	BB	SO	LOB	BOTTOM			
Chris Stynes, R (1.4) C X	0-1 G6-3			0-0 G3-1 1B 2B		1-2 F8		0-2 HR 1B		4	2	2	0	0	0	0	Texas Rangers @ Boston Red Sox Fenway Park, Boston, MA Sat Aug 04 2001, 7:05 PM EDT Att: 32,338 - Overcast - 75 F livebaseballscorecards.com			
Mike Lansing, R (1.6) B X	1-0 P5		2-2 G3-1		0-0 HR		2-0 HR			4	2	3	0	0	1					
Trot Nixon, L (1.9) C B X	1-1 G3-1		1-1 FC6-4 1B		2-1 F8		1-2 P6			4	0	1	1	0	0					
Manny Ramirez, R (1.7) C X		0-1 F9		3-H FC6-4 1B		0-1 F8		0-0 G1-3		4	0	0	0	0	1					
Dante Bichette, R (1.10) B X	1-0 G6-3		1-0 P4		1-0 P4		0-0 1B 1B		2-2 G5-3	4	1	1	0	0	1					
Scott Hatteberg, L (1.2) B S X	2-1 F7			2-2 G6-3		2-0 1B 2B 1B		1-2 1B		3	1	1	0	0	0					
Shea Hillenbrand, R (1.5) B S X			2-3 K		1-2 G6-3		0-0 2B CS 1B			3	0	1	1	0	1					
Brian Daubach, L (1.3) B S X			3-1 F7		1-1 F8		1-2 1B 2B			3	0	1	1	0	0					
Darren Lewis, R (1.8) B S X			2-0 F8		1-0 G1-3		0-1 G6-3			3	0	0	0	0	2					
Inning Stats	R: 0 E: 0 K: 0 S: 5	H: 0 LOB: 0 BB: 0 P: 7	R: 0 E: 0 K: 0 S: 5	H: 0 LOB: 0 BB: 0 P: 8	R: 0 E: 0 K: 1 S: 6	H: 0 LOB: 0 BB: 0 P: 13	R: 1 E: 1 K: 0 S: 10	H: 2 LOB: 1 BB: 0 P: 15	R: 0 E: 0 K: 0 S: 9	H: 0 LOB: 0 BB: 0 P: 13	R: 1 E: 0 K: 0 S: 7	H: 1 LOB: 0 BB: 0 P: 11	R: 2 E: 0 K: 0 S: 10	H: 4 LOB: 1 BB: 0 P: 13	R: 2 E: 0 K: 0 S: 14	H: 2 LOB: 0 BB: 0 P: 19		1B: 5 2B: 2 3B: 0 HR: 2	SF: 0 SAC: 0 DP: 0 HBP: 0	WP: 0 PB: 0 SB: 0 CS: 1
PITCHER	IP WLS BF H R ER SO BB IBB HBP BLK WP HR S P ERA WHIP																			
Doug Davis, L (1.1) ERA: 4.44	7.0 L 28 8 5 5 1 0 0 0 0 0 0 1 56 84 6.43 1.143																			
Mark Petkovsek, R (8.1) ERA: 6.32	1.0 4 1 1 1 0 0 0 0 0 0 0 1 10 15 9.00 1.000																			

Batter	1	2	3	4	5	6	7	8	9	AB	R	H	RBI	BB	SO	LOB	TOP										
Frank Catalanotto, L (1.7) OBP: 0.373, SLG: 0.493	G4-3		1B BB		G4-3		G4-6-3			3	0	0	0	1	0	1	Texas Rangers @ Boston Red Sox Fenway Park, Boston, MA Sun Aug 05 2001, 1:05 PM EDT Att: 32,923 - Overcast - 79 F										
Randy Velarde, R (1.10) OBP: 0.382, SLG: 0.453	K		1B			K	K			4	0	1	0	0	3	0											
Alex Rodriguez, R (1.6) OBP: 0.395, SLG: 0.595			1B			HR				3	1	1	1	1	2	2											
Rafael Palmeiro, L (1.3) OBP: 0.374, SLG: 0.527	K		F7			P6				4	0	0	0	0	2	3											
Ivan Rodriguez, R (1.2) OBP: 0.349, SLG: 0.547		G5-3		F9		1B				4	0	1	0	0	1	0											
Ricky Ledes, L (1.8) OBP: 0.301, SLG: 0.406	G3-1			G4-6-3 BB		K				3	0	1	0	1	1	1											
Mike Lamb, L (1.5) OBP: 0.348, SLG: 0.378		HBP		G4-6-3		HR	HBP			2	1	0	0	0	1	2											
Craig Monroe, R (1.9) OBP: 0.368, SLG: 0.688	K				G6-3		HR			4	1	1	2	0	1	2											
10 Michael Young, R (1.4) OBP: 0.300, SLG: 0.410			K			K	G4-6-3 BB			3	0	0	0	1	3	1											
Inning Stats	R: 0 E: 0 K: 2 S: 7	H: 0 LOB: 1 BB: 1 P: 13	R: 0 E: 0 K: 1 S: 9	H: 0 LOB: 1 BB: 0 P: 12	R: 0 E: 0 K: 2 S: 13	H: 1 LOB: 2 BB: 1 P: 19	R: 0 E: 0 K: 0 S: 7	H: 0 LOB: 0 BB: 0 P: 13	R: 0 E: 0 K: 1 S: 7	H: 0 LOB: 0 BB: 0 P: 11	R: 1 E: 0 K: 2 S: 13	H: 2 LOB: 1 BB: 1 P: 20	R: 2 E: 0 K: 1 S: 14	H: 1 LOB: 0 BB: 1 P: 22	R: 0 E: 0 K: 3 S: 12	H: 0 LOB: 0 BB: 0 P: 17	R: 0 E: 0 K: 2 S: 14	H: 1 LOB: 1 BB: 0 P: 20	1B: 2 2B: 1 3B: 0 HR: 2	SF: 0 SAC: 0 DP: 2 HBP: 2	WP: 0 PB: 0 SB: 0 CS: 0	PA: 36					
PITCHER	IP	WLS	BF	H	R	ER	SO	BB	IBB	HBP	BLK	WP	HR	S	P	ERA	WHIP										
Rolando Arroyo, R (1.1) ERA: 3.17	6.0	W	24	3	1	1	8	3	0	1	0	0	1	56	88	1.50	1.000										
Bill Pulsipher, L (7.1) ERA: 3.89	0.2		4	1	2	2	0	1	0	1	0	0	1	8	14	27.00	3.000										
Rich Garcés, R (7.1) ERA: 2.94	0.1	H	1	0	0	0	1	0	0	0	0	0	0	6	8	0.00	0.000										
Ugueth Urbina, R (8.1) ERA: 4.04	1.0	H	3	0	0	0	3	0	0	0	0	0	0	12	17	0.00	0.000										
Derek Lowe, R (9.1) ERA: 4.02	1.0	S	4	1	0	0	2	0	0	0	0	0	0	14	20	0.00	1.000										

Batter	1	2	3	4	5	6	7	8	9	AB	R	H	RBI	BB	SO	LOB	BOTTOM										
Chris Stynes, R (1.5) OBP: 0.350, SLG: 0.455	F7	G4-3		1B 2B		F8		FC6-4		5	0	1	0	0	0	4	Texas Rangers @ Boston Red Sox Fenway Park, Boston, MA Sun Aug 05 2001, 1:05 PM EDT Att: 32,923 - Overcast - 79 F										
Shea Hillenbrand, R (9.5) OBP: 0.292, SLG: 0.413										0	0	0	0	0	0	0											
Mike Lansing, R (1.4) OBP: 0.307, SLG: 0.404	HR 2B		BB FC5-2 1B	F7		FC5-4				4	1	2	0	0	0	2											
Nomar Garciaparra, R (1.6) OBP: 0.440, SLG: 0.590	F7		FC5-2 1B BB	1B			F8			3	1	1	0	1	0	1											
Manny Ramirez, R (1.7) OBP: 0.414, SLG: 0.636	HR		1B FC5-2 2B BB	1B			K			3	2	1	2	1	2	2											
Carl Everett, S (1.8) OBP: 0.332, SLG: 0.460	G6-3		FC5-2 1B 2B		G3-1		K			4	1	0	0	0	1	3											
Darren Lewis, R (8.8) OBP: 0.286, SLG: 0.364			1-2 2-3 3-H							0	0	0	0	0	0	0											
Dante Bichette, R (1.10) OBP: 0.341, SLG: 0.504		F9	2B 1B		F2			G4-3		4	0	1	1	0	0	0											
Trot Nixon, L (1.9) OBP: 0.381, SLG: 0.510		2B	K		F9			G4-3		4	1	1	0	0	1	3											
Doug Mirabeli, R (1.2) OBP: 0.320, SLG: 0.365						FC5-4 1B				3	0	3	3	0	0	0											
Brian Daubach, L (1.3) OBP: 0.347, SLG: 0.513	F7				K		F3			4	0	1	0	0	1	2											
Inning Stats	R: 2 E: 0 K: 0 S: 11	H: 2 LOB: 0 BB: 0 P: 16	R: 1 E: 0 K: 0 S: 11	H: 2 LOB: 1 BB: 0 P: 18	R: 3 E: 0 K: 1 S: 18	H: 3 LOB: 2 BB: 2 P: 33	R: 0 E: 0 K: 2 S: 11	H: 2 LOB: 2 BB: 0 P: 14	R: 0 E: 0 K: 0 S: 7	H: 1 LOB: 1 BB: 0 P: 12	R: 0 E: 0 K: 2 S: 8	H: 0 LOB: 0 BB: 0 P: 13	R: 0 E: 0 K: 0 S: 9	H: 1 LOB: 2 BB: 0 P: 15	R: 0 E: 0 K: 3 S: 12	H: 0 LOB: 0 BB: 0 P: 17	R: 0 E: 0 K: 2 S: 14	H: 1 LOB: 1 BB: 0 P: 20	1B: 5 2B: 4 3B: 1 HR: 1	SF: 0 SAC: 0 DP: 0 HBP: 1	WP: 0 PB: 0 SB: 0 CS: 0	PA: 37					
PITCHER	IP	WLS	BF	H	R	ER	SO	BB	IBB	HBP	BLK	WP	HR	S	P	ERA	WHIP										
Darren Oliver, L (1.1) ERA: 5.92	4.0	L	22	9	6	6	3	2	0	0	0	0	0	22	33	0.00	0.333										
Mark Pejkovsek, R (5.1) ERA: 5.99	3.0		10	1	0	0	2	0	0	0	0	0	0	8	14	0.00	1.500										
Mike Venafro, L (8.1) ERA: 2.63	0.2		4	1	0	0	0	0	0	1	0	0	0	8	14	0.00	1.500										
59 Jeff Zimmerman, R (8.1) ERA: 2.84	0.1		1	0	0	0	0	0	0	0	0	0	0	1	1	0.00	0.000										

AB	30
R	3
H	5
RBI	3
BB	4
SO	14
LOB	12



AB	34
R	6
H	11
RBI	6
BB	2
SO	5
LOB	17



Batter	1	2	3	4	5	6	7	8	9	AB	R	H	RBI	BB	SO	LOB	TOP											
Jose Macias, S OBP: 0.313, SLG: 0.419	G4-3	K			F8-3		K		P4	5	0	0	0	0	2	3												
Robert Fick, L OBP: 0.356, SLG: 0.534	G3		F7		F8			1B	K	5	1	1	0	0	1	0												
Bobby Higginson, L OBP: 0.387, SLG: 0.482	1B		K				G4-6-3	1B		3	2	2	0	1	1	0												
Tony Clark, S OBP: 0.405, SLG: 0.528	1B		F2				G4-6-3	1B	G3	5	1	2	1	0	0	2												
Randall Simon, L OBP: 0.374, SLG: 0.422					G5-3		F8		SH	3	1	1	1	0	0	0												
Shane Halter, R OBP: 0.347, SLG: 0.461	F7				WP		F7		WP	4	1	2	2	0	0	2												
Damion Easley, R OBP: 0.325, SLG: 0.396		F3			G5-3			K		4	1	1	1	0	1	1												
Deivi Cruz, R OBP: 0.282, SLG: 0.373		G6-3			F3		K	G1-3		4	0	0	0	0	1	1												
Juan Encarnacion, R OBP: 0.299, SLG: 0.412							S	K		3	0	2	0	0	1	1												
Inning Stats	R: 1 H: 2 E: 0 K: 0 S: 11	H: 2 R: 3 ER: 0 LOB: 2 BB: 0 P: 17	R: 0 H: 1 E: 0 K: 1 S: 10	H: 1 R: 3 ER: 0 LOB: 1 BB: 0 P: 14	R: 0 H: 0 E: 0 K: 1 S: 8	H: 0 R: 3 ER: 0 LOB: 0 BB: 0 P: 16	R: 1 H: 1 E: 0 K: 0 S: 5	H: 1 R: 3 ER: 0 LOB: 0 BB: 0 P: 11	R: 0 H: 0 E: 0 K: 0 S: 6	H: 1 R: 3 ER: 0 LOB: 0 BB: 0 P: 8	R: 1 H: 2 E: 0 K: 2 S: 15	H: 2 R: 3 ER: 1 LOB: 1 BB: 0 P: 22	R: 4 H: 4 E: 1 K: 2 S: 21	H: 4 R: 3 ER: 1 LOB: 1 BB: 1 P: 33	R: 0 H: 0 E: 0 K: 1 S: 8	H: 0 R: 3 ER: 1 LOB: 1 BB: 1 P: 13	1B: 7 2B: 3 3B: 1 HR: 1	SF: 0 SAC: 1 DP: 2 HBP: 2	WP: 2 PB: 0 SB: 1 CS: 0	PA: 40								
PITCHER	IP	WLS	BF	H	R	ER	SO	BB	IBB	HBP	BLK	WP	HR	S	P	ERA	WHIP											
Aaron Myette, R ERA: 7.23	(1, 1)	7.0		28	7	3	3	4	0	0	2	0	1	1	63	101	3.86	1.000										
Mike Venafro, L ERA: 3.29	(8, 1)	0.0	L	4	3	4	3	0	0	0	0	0	0	0	10	16	∞	∞										
Brandon Villafuerte, R ERA: 3.38	(8, 1)	1.0		4	1	0	0	2	0	0	0	0	1	0	11	17	0.00	1.000										
Juan Moreno, L ERA: 3.81	(9, 1)	1.0		4	0	0	0	1	1	0	0	0	0	0	8	13	0.00	1.000										

Detroit Tigers @ Texas Rangers
The Ballpark at Arlington, Arlington, TX
Tue Aug 07 2001, 8:35 PM EDT
Att: 26,621 - Sunny - 92 F

AB	36
R	7
H	11
RBI	5
BB	1
SO	7
LOB	10



Batter	1	2	3	4	5	6	7	8	9	AB	R	H	RBI	BB	SO	LOB	BOTTOM											
Randy Velarde, R OBP: 0.373, SLG: 0.439	K		G5-3			F9		F8		4	0	0	0	0	1	1												
Craig Monroe, R OBP: 0.333, SLG: 0.542	HR		G5-3			F8		FC5-4		4	1	1	0	0	0	1												
Alex Rodriguez, R OBP: 0.394, SLG: 0.602	1B				G6-3		F9	K		4	1	1	2	0	1	1												
Ivan Rodriguez, R OBP: 0.348, SLG: 0.541	G6-3				G6-3		F8		BB	4	0	1	0	0	0	0												
Rafael Palmeiro, L OBP: 0.369, SLG: 0.517	K				G4-3		F8		F7	4	0	0	0	0	1	1												
Gabe Kapler, R OBP: 0.332, SLG: 0.420	K					F9		HR		3	1	1	1	1	1	0												
Bill Haselman, R OBP: 0.273, SLG: 0.281									BB	3	0	2	0	0	0	0												
Mike Lamb, L OBP: 0.356, SLG: 0.382									K	1	0	0	0	0	1	2												
Scott Sheldon, R OBP: 0.253, SLG: 0.361										3	0	0	0	0	0	2												
Frank Catalanotto, L OBP: 0.376, SLG: 0.493									G4-3	1	0	0	0	0	0	2												
Bo Porter, R OBP: 0.296, SLG: 0.356			L3			F9		FC5-4		3	0	1	0	0	0	1												
Inning Stats	R: 2 H: 2 E: 0 K: 2 S: 14	H: 2 R: 3 ER: 0 LOB: 0 BB: 0 P: 20	R: 0 H: 0 E: 0 K: 1 S: 8	H: 0 R: 3 ER: 0 LOB: 0 BB: 0 P: 9	R: 0 H: 0 E: 0 K: 0 S: 8	H: 0 R: 3 ER: 0 LOB: 0 BB: 0 P: 12	R: 0 H: 1 E: 0 K: 0 S: 8	H: 1 R: 3 ER: 0 LOB: 1 BB: 0 P: 14	R: 0 H: 0 E: 0 K: 0 S: 6	H: 0 R: 3 ER: 0 LOB: 0 BB: 0 P: 10	R: 1 H: 2 E: 0 K: 0 S: 12	H: 2 R: 3 ER: 1 LOB: 1 BB: 0 P: 17	R: 0 H: 1 E: 0 K: 1 S: 12	H: 1 R: 3 ER: 2 LOB: 2 BB: 1 P: 14	R: 0 H: 1 E: 0 K: 1 S: 12	H: 1 R: 3 ER: 1 LOB: 2 BB: 1 P: 20	1B: 5 2B: 0 3B: 0 HR: 2	SF: 0 SAC: 0 DP: 0 HBP: 0	WP: 0 PB: 0 SB: 0 CS: 0	PA: 35								
PITCHER	IP	WLS	BF	H	R	ER	SO	BB	IBB	HBP	BLK	WP	HR	S	P	ERA	WHIP											
Adam Pettyjohn, L ERA: 5.28	(1, 1)	6.2		25	5	3	3	3	0	0	0	0	0	2	63	92	4.05	0.750										
Matt Perisho, L ERA: 7.4	(7, 1)	1.1	W	6	2	0	0	1	0	0	0	0	0	16	19	0.00	1.500											
Matt Anderson, R ERA: 5.06	(9, 1)	1.0		4	0	0	0	1	1	0	0	0	0	9	16	0.00	1.000											

Detroit Tigers @ Texas Rangers
The Ballpark at Arlington, Arlington, TX
Tue Aug 07 2001, 8:35 PM EDT
Att: 26,621 - Sunny - 92 F

AB	34
R	3
H	7
RBI	3
BB	1
SO	5
LOB	11



Batter	1	2	3	4	5	6	7	8	9	AB	R	H	RBI	BB	SO	LOB	TOP								
Roger Cedeno, S OBP: 0.344, SLG: 0.400 Javier Cardona, R OBP: 0.235, SLG: 0.314	4-0 S 1B BB		0-2 P6	0-0 SF7		0-1 G3		0-0 FC5	1-2 1B G3 1B	4	2	1	1	1	0	2									
Robert Fick, L OBP: 0.356, SLG: 0.540 Jose Macias, S OBP: 0.312, SLG: 0.418	3-3 K		3-2 HR	0-0 F7		1-1 G6-3			2B HBP G3 1B	4	1	1	1	0	1	2									
Bobby Higginson, L OBP: 0.365, SLG: 0.481 Ryan Jackson, L OBP: 0.259, SLG: 0.365	1-0 G6-3		1-1 F9		3-1 F8		1-0 F9		2B 1B HR BB	5	1	1	0	0	0	1									
Tony Clark, S OBP: 0.408, SLG: 0.530 Wendell Magee, R OBP: 0.329, SLG: 0.447	1-1 1B		0-0 2B		2-3 K		0-2 G6-3		1B IBB HR BB	4	1	2	1	1	1	0									
Randall Simon, L OBP: 0.389, SLG: 0.477	0-1 G5-3		4-0 FC6-4 BB		0-0 HR		1-0 G1-3		3B HR 1B	5	3	3	5	1	0	1									
Shane Halter, R OBP: 0.350, SLG: 0.475		1-1 F9	0-1 FC6-4		4-1 HR BB			2-2 F9	1B 2B HR	5	3	2	5	1	0	2									
Damon Easley, R OBP: 0.334, SLG: 0.412		1-1 1B		3-1 FC4 1B SF7 1B		0-0 HR		3-2 FC5 1B	1B HR 1B	6	3	6	3	0	0	0									
Deivi Cruz, R OBP: 0.286, SLG: 0.386	2-3 K		0-0 FC4 1B		0-0 G5-3			0-0 FC5 1B	HR L8	6	1	3	2	0	1	3									
Juan Encarnacion, R OBP: 0.297, SLG: 0.410	2-3 K		3-2 FC4		2-3 K			1-2 L6	1B 2B G5-3	6	1	1	0	0	2	7									
Inning Stats	R: 1 E: 0 K: 1 S: 9	H: 1 LOB: 1 BB: 1 P: 18	R: 0 E: 0 K: 2 S: 12	H: 1 LOB: 1 BB: 0 P: 18	R: 1 E: 0 K: 0 S: 13	H: 2 LOB: 2 BB: 1 P: 21	R: 1 E: 0 K: 0 S: 8	H: 2 LOB: 1 BB: 0 P: 14	R: 3 E: 0 K: 1 S: 13	H: 2 LOB: 0 BB: 0 P: 22	R: 0 E: 0 K: 1 S: 7	H: 0 LOB: 0 BB: 0 P: 10	R: 0 E: 0 K: 0 S: 5	H: 0 LOB: 0 BB: 0 P: 7	R: 0 E: 0 K: 0 S: 14	H: 2 LOB: 2 BB: 0 P: 20	R: 13 E: 0 K: 0 S: 29	H: 11 LOB: 2 BB: 2 P: 49	1B: 11 2B: 4 3B: 1 HR: 5	SF: 1 SAC: 0 DP: 0 HBP: 1	WP: 1 PB: 0 SB: 1 CS: 0	PA: 54			
PITCHER	IP WLS BF H R ER SO BB IBB HBP BLK WP HR S P ERA WHIP	5.0 26 8 2 0 6 4 3 0 0 0 0 0 3 55 93 10.80 2.200	3.0 11 2 0 0 0 1 0 0 0 0 0 0 0 26 37 0.00 0.667	0.0 L 6 4 7 7 0 0 1 1 0 0 1 0 10 19 ∞ ∞	0.1 8 6 6 6 0 1 0 0 0 0 2 15 25 162.00 21.000	0.2 3 1 0 0 0 0 0 0 0 0 0 0 0 4 5 0.00 1.500																			

Detroit Tigers @ Texas Rangers
The Ballpark at Arlington, Arlington, TX
Wed Aug 08 2001, 8:35 PM EDT
Att: 30,016 - Cloudy - 96 F

AB	47
R	19
H	21
RBI	19
BB	5
SO	5
LOB	20



Batter	1	2	3	4	5	6	7	8	9	AB	R	H	RBI	BB	SO	LOB	BOTTOM							
Frank Catalanotto, L OBP: 0.379, SLG: 0.495	4-2 3B BB		3-1 2B		1-1 1B HBP		2-1 F7			3	1	1	2	1	0	0								
Randy Velarde, R OBP: 0.373, SLG: 0.444	3-1 1B		2-2 G4-3		1-0 F9			3-3 K		4	2	1	1	0	1	2								
Alex Rodriguez, R OBP: 0.398, SLG: 0.604	1-1 1B		1-1 1B		0-2 F2		1-1 1B		0-1 E6	5	1	4	1	0	0	0								
Rafael Palmeiro, L OBP: 0.371, SLG: 0.518	2-0 1B		2-2 1B		0-0 F9		2-2 P6		0-3 K	5	0	3	1	0	1	3								
Ivan Rodriguez, R OBP: 0.347, SLG: 0.536	0-3 K		1-0 F9		3-2 BB 1B		2-2 F9		2-0 G5-3	5	0	1	0	0	1	5								
Ricky Ledee, L OBP: 0.301, SLG: 0.401	1-0 1B		3-3 K		0-0 F9		1-3 K		2-2 P6	5	0	1	1	0	2	2								
Gabe Kapler, R OBP: 0.333, SLG: 0.416	2-0 F8		1-0 L7		4-1 BB		2-3 K		4-0 BB	3	0	0	0	2	1	2								
Mike Lamb, L OBP: 0.351, SLG: 0.376	1-1 G4-3		0-0 1B 2B		3-2 L9		0-0 F7		1-3 K	5	1	1	0	0	1	6								
Craig Monroe, R OBP: 0.313, SLG: 0.483		1-3 K	2-2 1B 2B		1-3 K		2-2 G6-3		0-3 K	5	1	1	0	0	3	1								
Inning Stats	R: 3 E: 0 K: 1 S: 14	H: 4 LOB: 2 BB: 1 P: 28	R: 1 E: 0 K: 1 S: 11	H: 2 LOB: 2 BB: 0 P: 18	R: 2 E: 0 K: 1 S: 15	H: 3 LOB: 1 BB: 0 P: 26	R: 0 E: 0 K: 0 S: 15	H: 2 LOB: 3 BB: 1 P: 25	R: 0 E: 0 K: 1 S: 10	H: 1 LOB: 2 BB: 0 P: 16	R: 0 E: 0 K: 2 S: 11	H: 0 LOB: 0 BB: 0 P: 16	R: 0 E: 0 K: 0 S: 6	H: 0 LOB: 0 BB: 0 P: 10	R: 0 E: 1 K: 2 S: 11	H: 1 LOB: 1 BB: 0 P: 16	R: 0 E: 0 K: 2 S: 10	H: 0 LOB: 1 BB: 1 P: 17	1B: 11 2B: 1 3B: 1 HR: 0	SF: 0 SAC: 0 DP: 0 HBP: 2	WP: 0 PB: 0 SB: 0 CS: 0	PA: 45		
PITCHER	IP WLS BF H R ER SO BB IBB HBP BLK WP HR S P ERA WHIP	3.0 19 4 0 0 6 3 1 0 1 0 0 0 0 49 77 0.00 1.154	4.1 19 4 0 0 0 4 1 0 1 0 0 0 0 3 3 0.00 0.000	0.1 W 1 0 0 0 0 0 0 0 0 0 0 0 1 3 0.00 0.000	0.1 4 0 0 0 0 2 1 0 0 0 0 0 0 10 17 0.00 1.000																			

Detroit Tigers @ Texas Rangers
The Ballpark at Arlington, Arlington, TX
Wed Aug 08 2001, 8:35 PM EDT
Att: 30,016 - Cloudy - 96 F

AB	40
R	6
H	13
RBI	6
BB	3
SO	10
LOB	21



Batter	1	2	3	4	5	6	7	8	9	AB	R	H	RBI	BB	SO	LOB	TOP										
Roger Cedeno, S OBP: 0.347, SLG: 0.401	0-1 1B		0-0 E2 1B		0-0 F7		4-1 BB BB		1-2 G3	4	1	2	0	1	0	1											
Robert Fick, L OBP: 0.355, SLG: 0.535	2-2 F5		0-1 F9		3-3 K2-3		4-2 BB BB			3	0	0	1	1	1	3											
Bobby Higginson, L OBP: 0.384, SLG: 0.478	0-0 F7		1-1 CS 2H 1B			1-1 P5				4	0	1	1	0	1	4											
Tony Clark, S OBP: 0.404, SLG: 0.524	1-0 G1-3		1-0 CS 1-2	1-1 G5-3		3-2 L1		2-3 K		4	0	0	0	0	1	1											
Randall Simon, L OBP: 0.385, SLG: 0.477		2-2 G3-1		1-1 2B		1-2 G4-3		1-1 L7		4	0	1	0	0	0	0											
Shane Halter, R OBP: 0.348, SLG: 0.471	1-2 1B			1-0 F7			2-2 P3	0-3 K		4	0	1	0	0	1	1											
Damion Easley, R OBP: 0.336, SLG: 0.420		2-3 K		2-2 G3-1			3-2 BB BB 1B		0-0 HR	4	2	2	1	0	1	2											
Deivi Cruz, R OBP: 0.289, SLG: 0.391	0-2 F9				0-0 2B		1-1 BB BB 1B	0-1 P4		4	0	2	0	0	0	1											
Juan Encarnacion, R OBP: 0.294, SLG: 0.406			3-2 P4		1-1 G1-3		2-3 K	1-2 F8		4	0	0	0	0	1	3											
Inning Stats	R: 0 E: 0 K: 0 S: 9	H: 1 LOB: 1 BB: 0 P: 12	R: 0 E: 0 K: 1 S: 12	H: 1 LOB: 1 BB: 0 P: 17	R: 1 E: 1 K: 0 S: 8	H: 2 LOB: 0 BB: 0 P: 13	R: 0 E: 0 K: 0 S: 9	H: 1 LOB: 1 BB: 0 P: 14	R: 0 E: 0 K: 1 S: 8	H: 0 LOB: 0 BB: 0 P: 13	R: 1 E: 0 K: 2 S: 24	H: 2 LOB: 3 BB: 2 P: 42	R: 0 E: 0 K: 2 S: 12	H: 0 LOB: 0 BB: 0 P: 15	R: 1 E: 0 K: 0 S: 9	H: 1 LOB: 0 BB: 0 P: 11	1B: 6 2B: 2 3B: 0 HR: 1	SF: 0 SAC: 0 DP: 0 HBP: 0	WP: 0 PB: 0 SB: 0 CS: 1	PA: 38							
PITCHER	IP	WLS	BF	H	R	ER	SO	BB	IBB	HBP	BLK	WP	HR	S	P	ERA	WHIP										
Rick Helling, R ERA: 5.18	6.2	W	29	8	2	1	3	2	0	0	0	0	0	73	116	1.35	1.500										
Juan Moreno, L ERA: 3.94	1.1	H	4	0	0	0	3	0	0	0	0	0	0	17	22	0.00	0.000										
59 Jeff Zimmerman, R ERA: 2.96	1.0		4	1	1	1	0	0	0	0	0	0	1	9	11	9.00	1.000										

Detroit Tigers @ Texas Rangers
The Ballpark at Arlington, Arlington, TX
Thu Aug 09 2001, 8:35 PM EDT
Att: 27,652 - Sunny - 96 F

AB	35
R	3
H	9
RBI	3
BB	2
SO	6
LOB	16

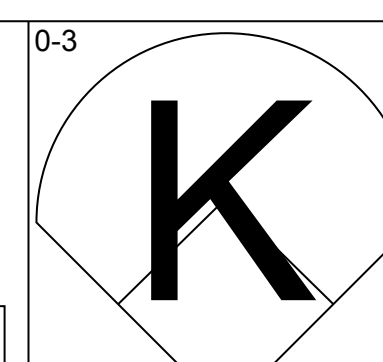
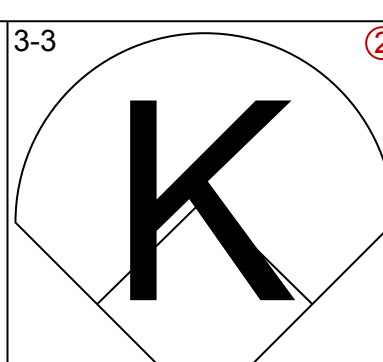
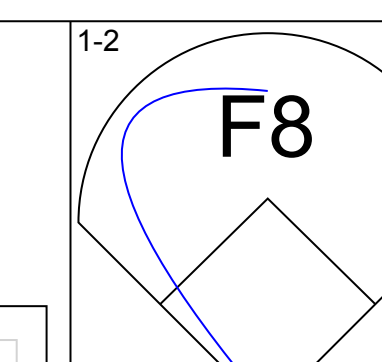
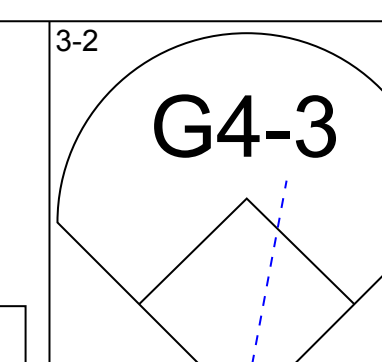
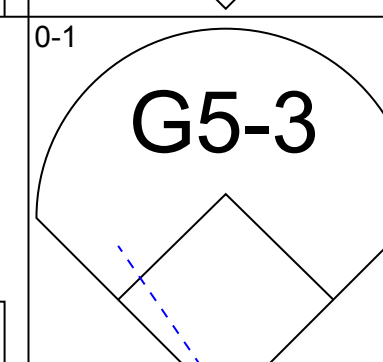
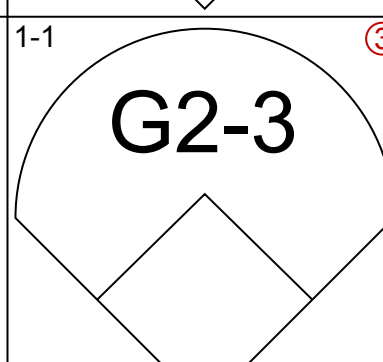
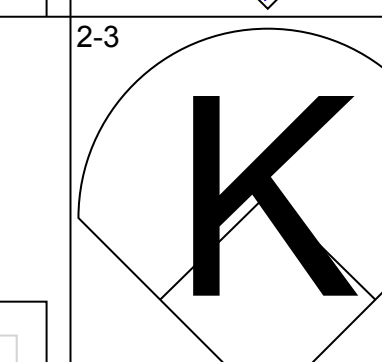
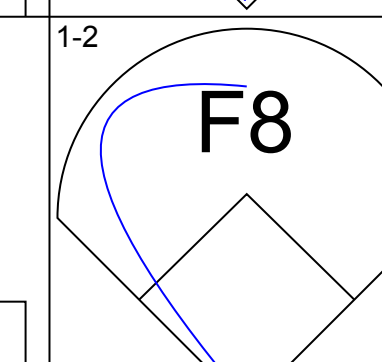
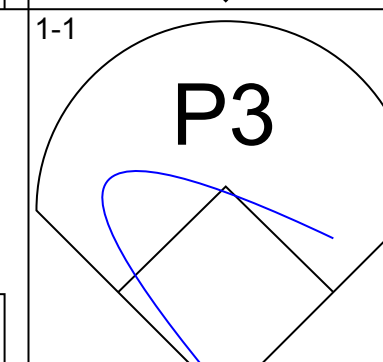
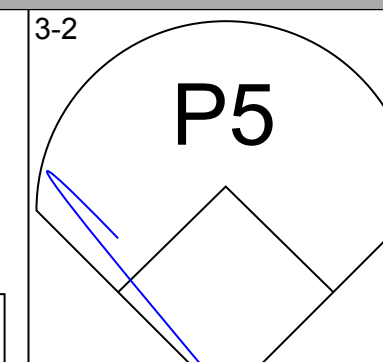
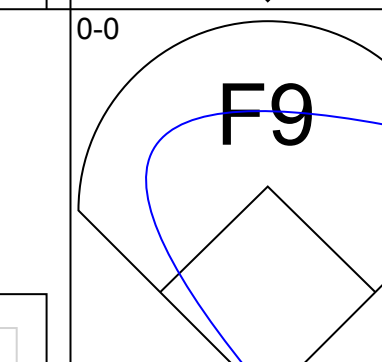
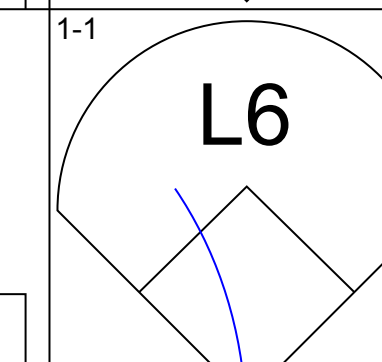
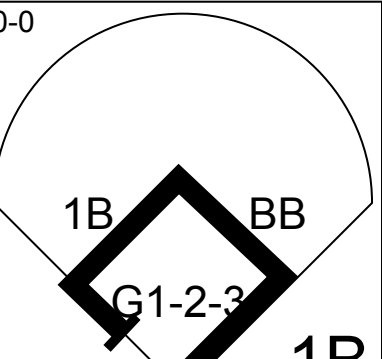
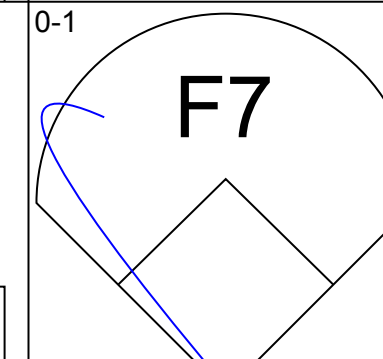
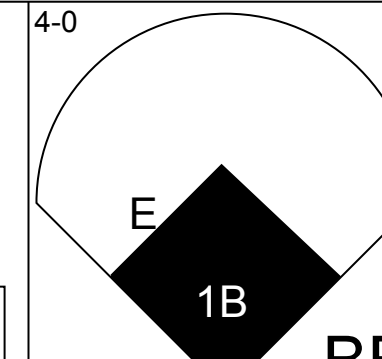
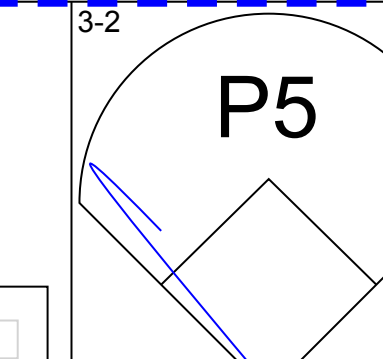
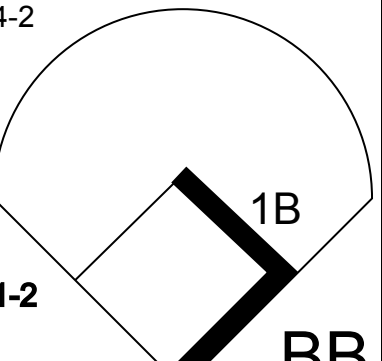
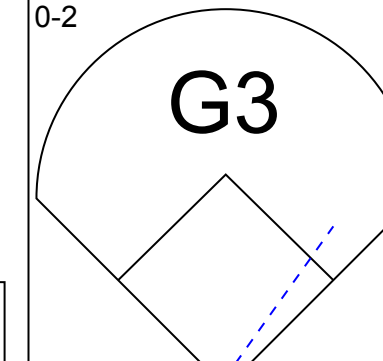
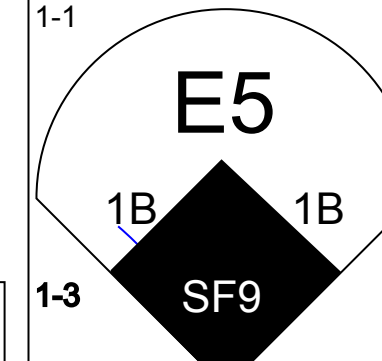
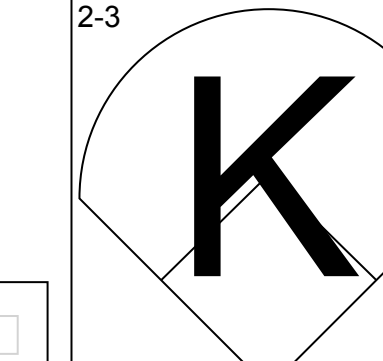
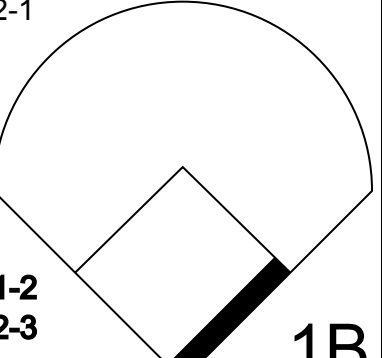
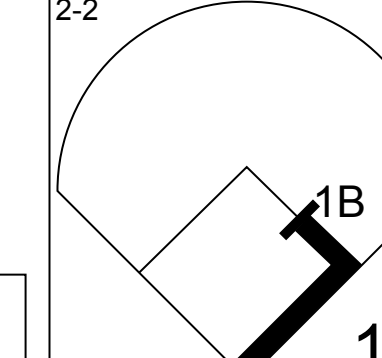
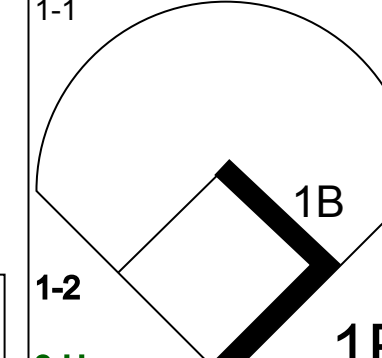
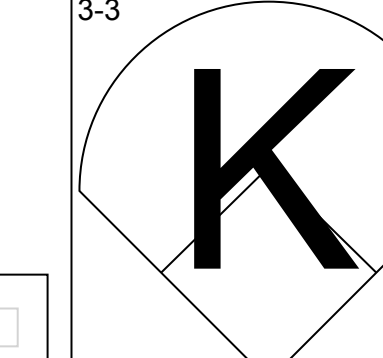
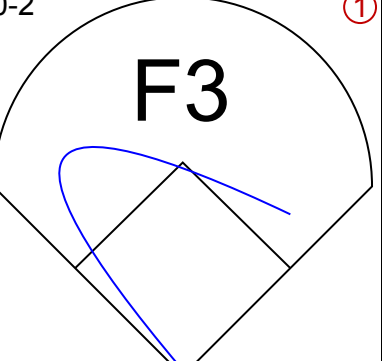
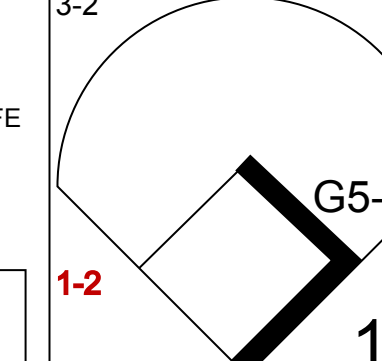
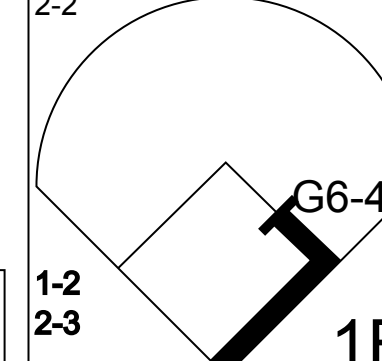
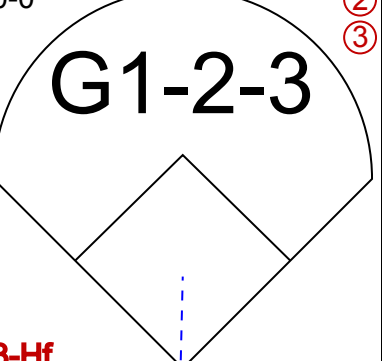
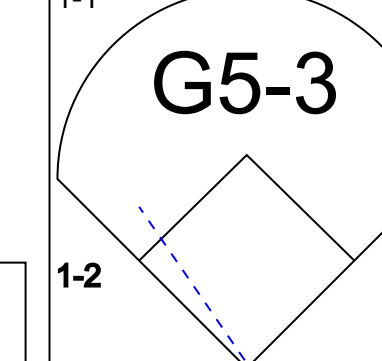
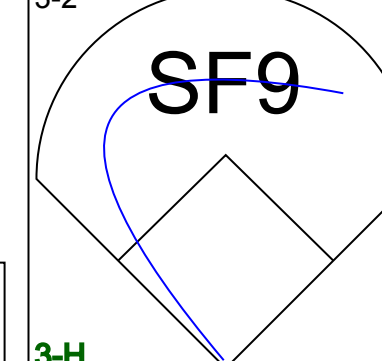
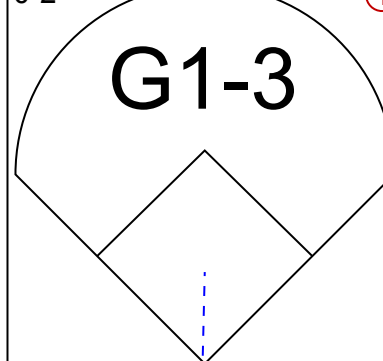
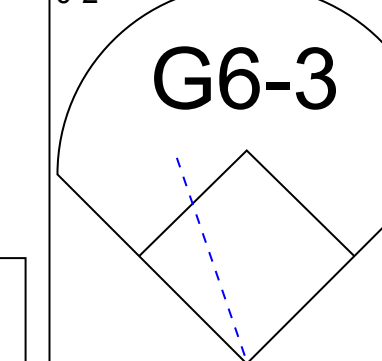
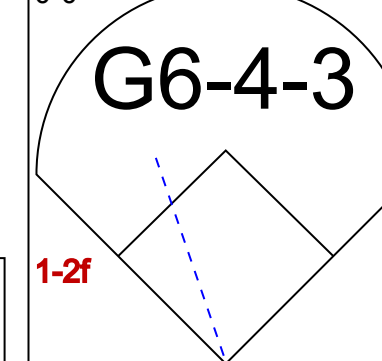


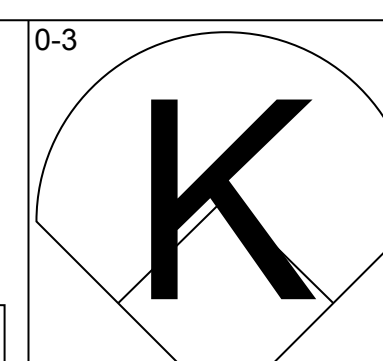
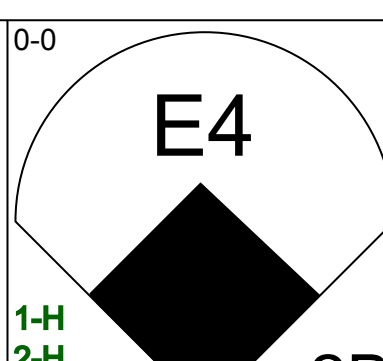
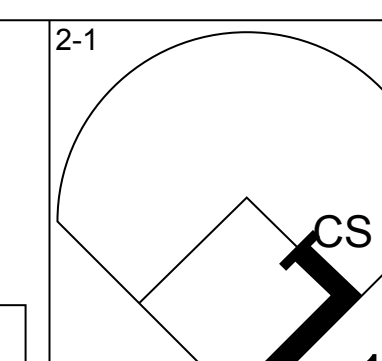
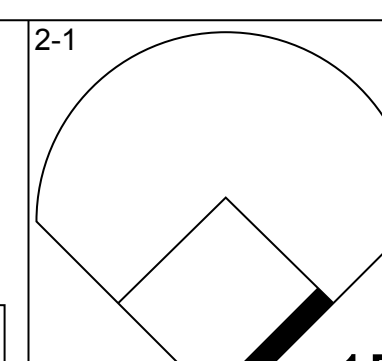
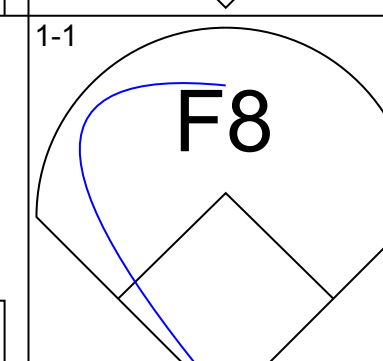
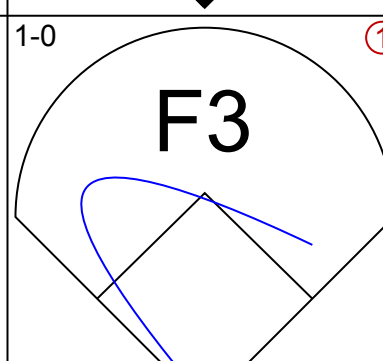
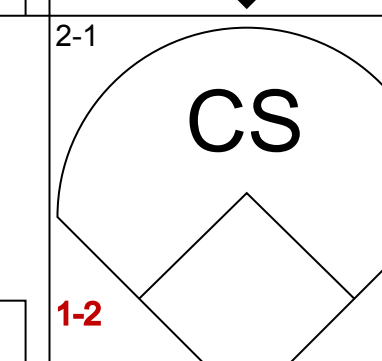
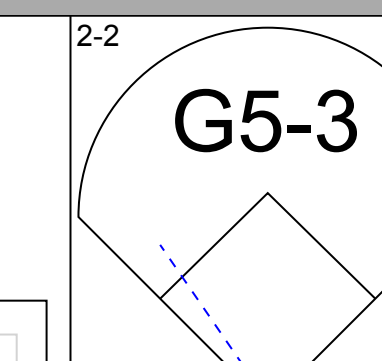

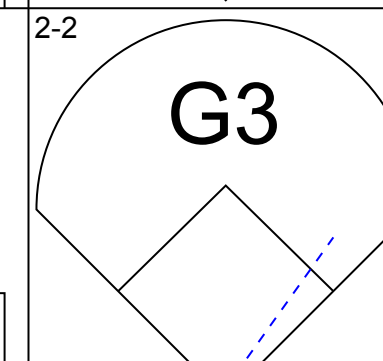
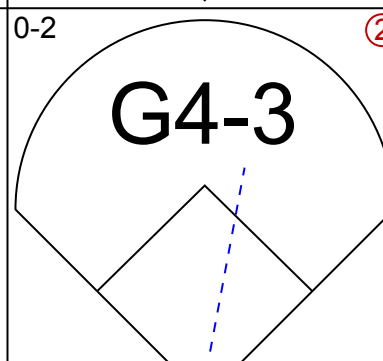
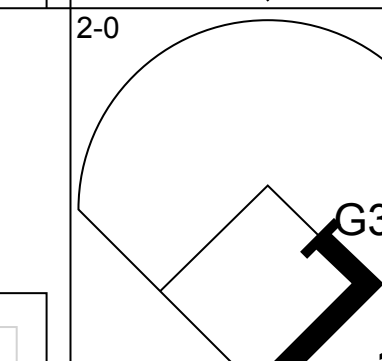
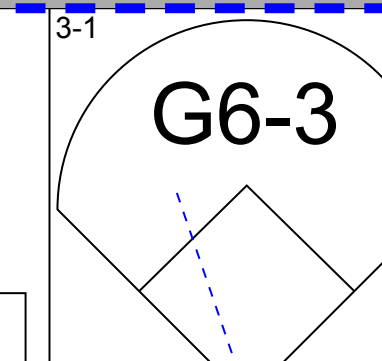
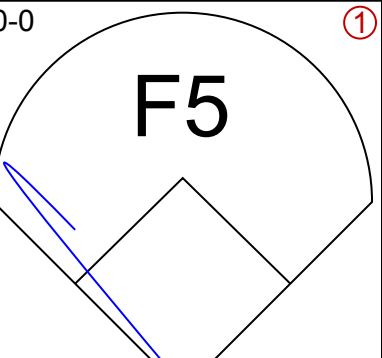
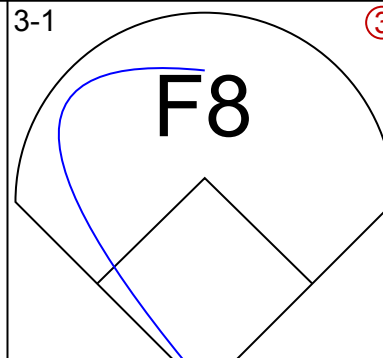
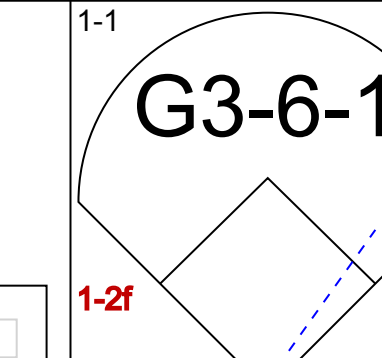
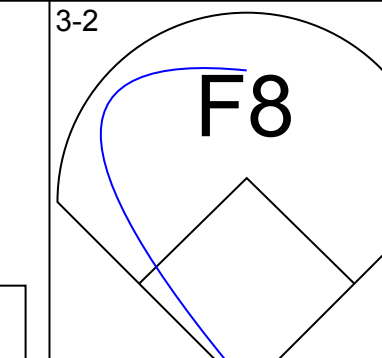

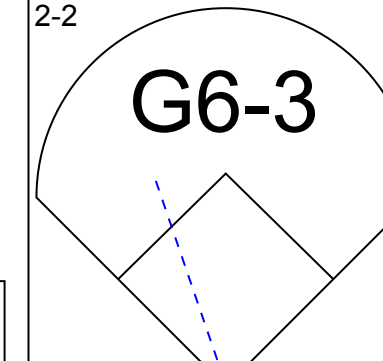
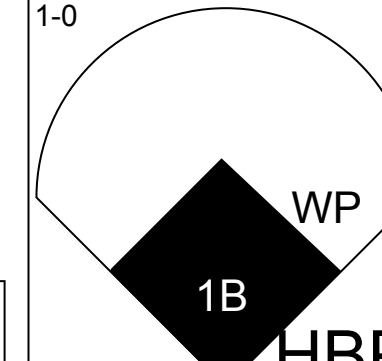
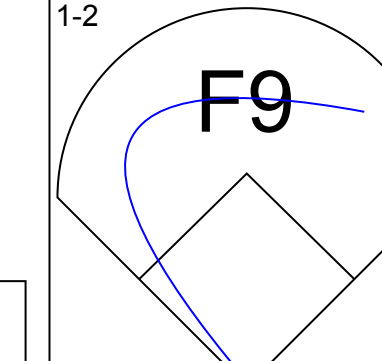
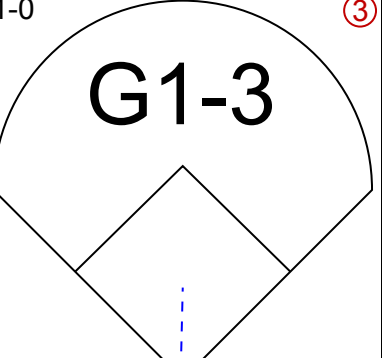
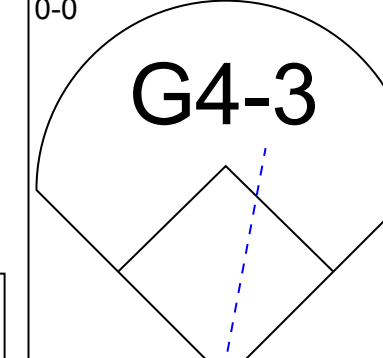
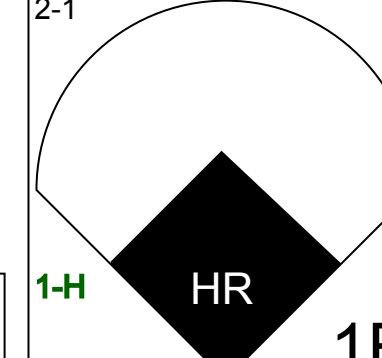
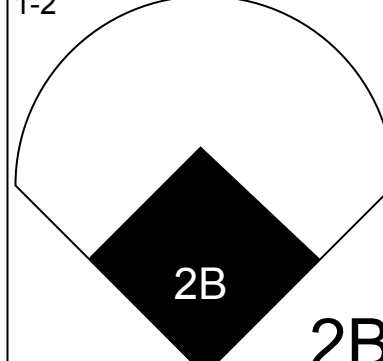
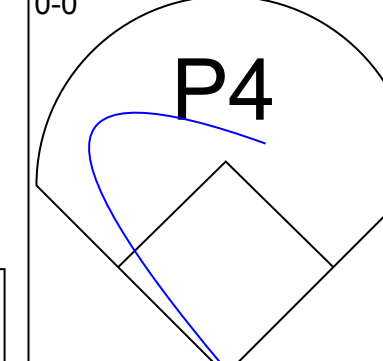
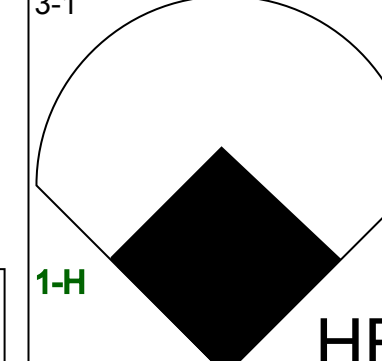
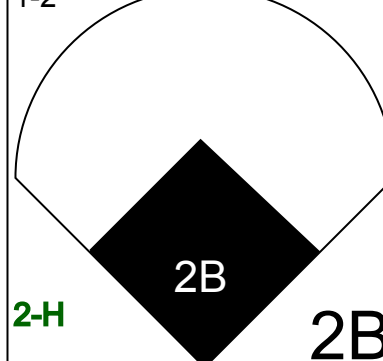
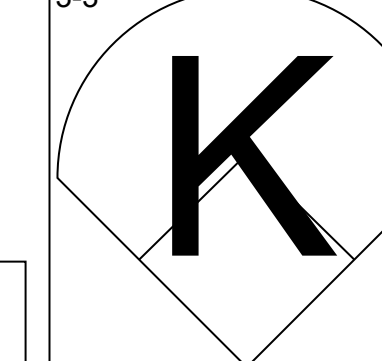
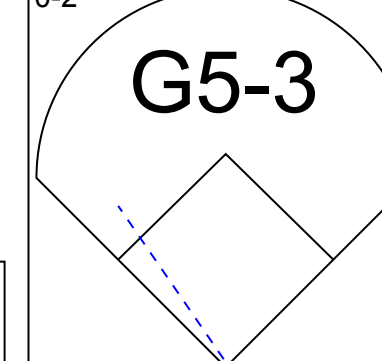
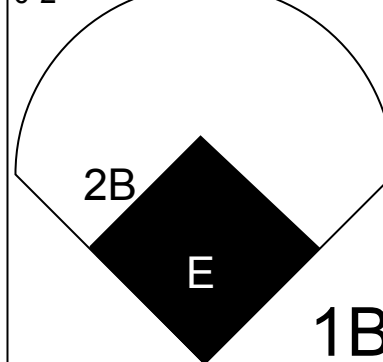

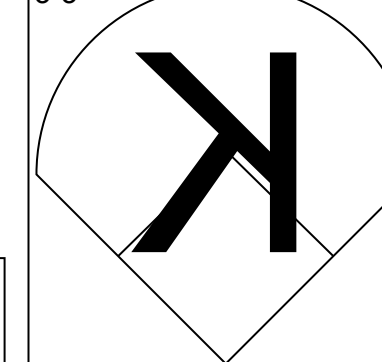
Batter	1	2	3	4	5	6	7	8	9	AB	R	H	RBI	BB	SO	LOB	BOTTOM										
Frank Catalanotto, L OBP: 0.386, SLG: 0.500	0-3 K		1-1 2B 1B	1-2 2-3 1B	1-2 2H 1B			0-0 G4-3 S 1B		5	2	4	0	0	1	0											
Randy Velarde, R OBP: 0.377, SLG: 0.451	1-2 S 1B		1-1 2B	2-1 1B		2-0 F8		2-2 G4-3		5	0	3	2	0	0	1											
Alex Rodriguez, R OBP: 0.396, SLG: 0.600	3-3 K		0-0 G3-6 1B	1-2 F9		1-2 G5-3		3-3 K		5	0	1	1	0	2	4											
Rafael Palmeiro, L OBP: 0.370, SLG: 0.514	0-1 G3-1		0-0 G3-6-1 1-2		2-3 K	1-2 P3		2-1 3H 1B		5	0	1	1	0	1	3											
Ivan Rodriguez, R OBP: 0.347, SLG: 0.545		0-1 G1-3		2-1 2B 2B	1-1 HR		1-0 F7	1-1 F9		5	2	2	1	0	0	1											
Ricky Ledee, L OBP: 0.306, SLG: 0.411		0-0 G3-1		1-3 K	2-1 BLK SF7 2B		1-1 S 1B			4	1	2	0	0	1	1											
Gabe Kapler, R OBP: 0.332, SLG: 0.413		4-1 BB		0-1 P4	3-2 SF7		3-2 F2			2	0	0	1	1	0	2											
Mike Lamb, L OBP: 0.360, SLG: 0.388		2-2 G4-3		0-0 1B 2B	0-0 BB 1B 1B		4-0 IBB			3	1	2	1	1	0	1											
Chad Curtis, R OBP: 0.390, SLG: 0.485			2-2 P4	4-0 1B BB	4-1 1B		0-1 F5			2	1	0	0	2	0	2											
Craig Monroe, R OBP: 0.313, SLG: 0.483				1-1 1B BB	1-2 BB					0	0	0	0	0	0	0											
Inning Stats	R: 0 E: 0 K: 2 S: 12	H: 1 LOB: 1 BB: 0 P: 16	R: 0 E: 0 K: 0 S: 7	H: 0 LOB: 1 BB: 1 P: 13	R: 1 E: 0 K: 0 S: 9	H: 3 LOB: 1 BB: 0 P: 13	R: 3 E: 0 K: 1 S: 17	H: 4 LOB: 2 BB: 1 P: 29	R: 2 E: 0 K: 1 S: 17	H: 4 LOB: 2 BB: 1 P: 30	R: 0 E: 0 K: 0 S: 9	H: 0 LOB: 0 BB: 0 P: 13	R: 0 E: 0 K: 0 S: 9	H: 1 LOB: 2 BB: 1 P: 18	R: 1 E: 0 K: 1 S: 13	H: 2 LOB: 1 BB: 0 P: 21	1B: 10 2B: 4 3B: 0 HR: 1	SF: 1 SAC: 0 DP: 1 HBP: 0	WP: 0 PB: 0 SB: 3 CS: 0	PA: 41							
PITCHER	IP	WLS	BF	H	R	ER	SO	BB	IBB	HBP	BLK	WP	HR	S	P	ERA	WHIP										
Steve Sparks, R ERA: 4.34	4.2	L	26	11	6	6	4	2	0	0	1	1	58	92	11.57	2.786											
Luis Pineda, R ERA: 2.25	3.0		13	3	1	1	1	1	1	0	0	0	0	31	54	3.00	1.333										
C.J. Nitkowski, L ERA: 4.98	0.1		2	1	0	0	0	0	0	0	0	0	0	4	7	0.00	3.000										

Detroit Tigers @ Texas Rangers
The Ballpark at Arlington, Arlington, TX
Thu Aug 09 2001, 8:35 PM EDT
Att: 27,652 - Sunny - 96 F

AB	36
R	7
H	15
RBI	7
BB	4
SO	5
LOB	15




Batter	1	2	3	4	5	6	7	8	9	AB	R	H	RBI	BB	SO	LOB	TOP					
Jolbert Cabrera, R OBP: 0.325, SLG: 0.379 (1, 8)										4	0	0	0	0	2	0	Cleveland Indians @ Texas Rangers The Ballpark at Arlington, Arlington, TX Fri Aug 10 2001, 8:35 PM EDT Att. 47,242 - Cloudy - 100 F					
Omar Vizquel, S OBP: 0.345, SLG: 0.353 (1, 6)										4	0	0	0	0	1	0						
Roberto Alomar, S OBP: 0.421, SLG: 0.541 (1, 4)										4	0	0	0	0	0	0						
Juan Gonzalez, R OBP: 0.394, SLG: 0.636 (1, 9)										3	1	1	0	1	0	0						
Ellis Burks, R OBP: 0.355, SLG: 0.563 (1, 10)										3	1	0	0	1	1	1						
Marty Cordova, R OBP: 0.388, SLG: 0.533 (1, 7)										4	0	3	1	0	1	0						
Travis Fryman, R OBP: 0.341, SLG: 0.351 (1, 5)										3	0	2	0	0	0	3						
Wil Cordero, R OBP: 0.332, SLG: 0.372 (1, 3)										2	0	0	1	0	0	4						
Einar Diaz, R OBP: 0.353, SLG: 0.415 (1, 2)										3	0	0	0	0	0	3						
Inning Stats	R: 0 E: 0 K: 1 S: 7	H: 0 LOB: 0 BB: 0 P: 8	R: 0 E: 0 K: 0 S: 11	H: 2 LOB: 2 BB: 1 P: 17	R: 0 E: 0 K: 1 S: 9	H: 0 LOB: 0 BB: 0 P: 13	R: 0 E: 0 K: 0 S: 8	H: 0 LOB: 0 BB: 0 P: 11	R: 0 E: 0 K: 0 S: 12	H: 2 LOB: 1 BB: 0 P: 18	R: 0 E: 0 K: 1 S: 9	H: 0 LOB: 0 BB: 0 P: 12	R: 2 E: 1 K: 0 S: 11	H: 2 LOB: 1 BB: 1 P: 22	R: 0 E: 0 K: 0 S: 10	H: 0 LOB: 0 BB: 0 P: 15	R: 0 E: 0 K: 2 S: 11	H: 0 LOB: 0 BB: 0 P: 19	1B: 6 2B: 0 3B: 0 HR: 0	SF: 1 SAC: 0 DP: 2 HBP: 0	WP: 0 PB: 0 SB: 0 CS: 0	PA: 33
PITCHER	IP	WLS	BF	H	R	ER	SO	BB	IBB	HBP	BLK	WP	HR	S	P	ERA	WHIP					
Doug Davis, L ERA: 4.23 (1, 1)	8.0	W	30	6	2	1	3	2	0	0	0	0	0	77	116	1.12	1.000					
Pat Mahomes, R ERA: 5.87 (9, 1)	1.0		3	0	0	0	2	0	0	0	0	0	0	11	19	0.00	0.000					

Batter	1	2	3	4	5	6	7	8	9	AB	R	H	RBI	BB	SO	LOB	BOTTOM				
Frank Catalanotto, L OBP: 0.390, SLG: 0.507 (1, 7)										4	1	3	1	0	1	0	Cleveland Indians @ Texas Rangers The Ballpark at Arlington, Arlington, TX Fri Aug 10 2001, 8:35 PM EDT Att. 47,242 - Cloudy - 100 F				
Randy Velarde, R OBP: 0.372, SLG: 0.444 (1, 4)										4	0	0	0	0	1	1					
Alex Rodriguez, R OBP: 0.395, SLG: 0.597 (1, 6)										4	0	1	0	0	0	0					
Rafael Palmeiro, L OBP: 0.367, SLG: 0.509 (1, 3)										4	0	0	0	0	0	1					
Ivan Rodriguez, R OBP: 0.346, SLG: 0.540 (1, 2)										3	1	0	0	0	1	0					
Ricky Ledee, L OBP: 0.307, SLG: 0.409 (1, 9)										3	1	1	1	0	0	0					
Gabe Kapler, R OBP: 0.335, SLG: 0.428 (1, 8)										3	2	2	2	0	0	0					
Mike Lamb, L OBP: 0.360, SLG: 0.393 (1, 5)										3	1	1	1	0	1	0					
Chad Curtis, R OBP: 0.388, SLG: 0.479 (1, 10)										3	1	1	0	0	1	0					
Inning Stats	R: 0 E: 0 K: 1 S: 9	H: 0 LOB: 0 BB: 0 P: 12	R: 0 E: 0 K: 1 S: 5	H: 0 LOB: 0 BB: 0 P: 6	R: 4 E: 1 K: 0 S: 17	H: 4 LOB: 0 BB: 0 P: 23	R: 0 E: 0 K: 0 S: 5	H: 0 LOB: 0 BB: 0 P: 7	R: 0 E: 0 K: 0 S: 6	H: 1 LOB: 0 BB: 0 P: 11	R: 3 E: 0 K: 2 S: 17	H: 3 LOB: 1 BB: 0 P: 29	R: 0 E: 0 K: 0 S: 10	H: 0 LOB: 0 BB: 0 P: 17	R: 0 E: 0 K: 0 S: 10	H: 0 LOB: 0 BB: 0 P: 17	1B: 5 2B: 3 3B: 0 HR: 1	SF: 0 SAC: 0 DP: 1 HBP: 1	WP: 1 PB: 0 SB: 0 CS: 1	PA: 33	
PITCHER	IP	WLS	BF	H	R	ER	SO	BB	IBB	HBP	BLK	WP	HR	S	P	ERA	WHIP				
Steve Woodard, R ERA: 4.58 (1, 1)	6.0	L	23	6	5	4	3	0	0	1	0	0	0	51	75	6.00	1.000				
Rich Rodriguez, L ERA: 4.2 (7, 1)	0.2		5	3	2	2	1	0	0	0	0	1	1	13	23	27.00	4.500				
Danys Baez, R ERA: 2.59 (7, 1)	0.1		1	0	0	0	1	0	0	0	0	0	0	4	5	0.00	0.000				
David Riske, R ERA: 0.66 (8, 1)	1.0		3	0	0	0	0	0	0	0	0	0	0	10	17	0.00	0.000				


Cleveland Indians @ Texas Rangers
 The Ballpark at Arlington, Arlington, TX
 Fri Aug 10 2001, 8:35 PM EDT
 Att. 47,242 - Cloudy - 100 F

AB 30
 R 2
 H 6
 RBI 2
 BB 2
 SO 5
 LOB 11



Cleveland Indians @ Texas Rangers
 The Ballpark at Arlington, Arlington, TX
 Fri Aug 10 2001, 8:35 PM EDT
 Att. 47,242 - Cloudy - 100 F

AB 31
 R 7
 H 9
 RBI 5
 BB 0
 SO 5
 LOB 2



Batter	1	2	3	4	5	6	7	8	9	AB	R	H	RBI	BB	SO	LOB	TOP										
Kenny Lofton, L (1, 8) OBP: 0.313, SLG: 0.352	1-0 G6-4-3 1B		3-2 G1-3	1-0 FC6-4			2-2 G4-3			4	0	1	0	0	0	3											
Omar Vizquel, S (1, 6) OBP: 0.342, SLG: 0.350	1-1 G6-4-3		1-2 G5-3		0-0 B2-3			0-3 K2-3		4	0	0	0	0	1	1											
Roberto Alomar, S (1, 4) OBP: 0.421, SLG: 0.546	2-2 HR			1-2 G6-3	2-2 G4-3			4-2 1B BB		3	1	1	1	1	0	0											
Juan Gonzalez, R (1, 9) OBP: 0.392, SLG: 0.632	1-0 G5-3			3-3 K	1-0 G5-3			0-0 G6-4-3 1B		4	0	1	0	0	1	0											
Ellis Burks, R (1, 10) OBP: 0.354, SLG: 0.558		3-2 G4-3		4-2 1B BB		2-3 K		0-0 G6-4-3		3	1	0	0	1	1	2											
Jim Thome, L (1, 3) OBP: 0.432, SLG: 0.676		0-0 2B		2-2 1B 1-3 1B		1-3 K		1-1 HR		4	2	3	1	0	1	0											
Marty Cordova, R (1, 7) OBP: 0.367, SLG: 0.529		1-1 F3		0-0 1B 1-2 1B		1-3 K		2-3 K		4	1	1	1	0	2	1											
Travis Fryman, R (1, 5) OBP: 0.339, SLG: 0.348		2-1 G2-3		1-2 3-H 2-H 1B		2-2 L5		2-2 F3		4	0	1	1	0	0	1											
Einar Diaz, R (1, 2) OBP: 0.356, SLG: 0.415			4-1 CS BB	1-1 1B		0-0 B5-3		2-3 K		2	0	1	1	1	0	0											
Russell Branyan, L (9, PH) OBP: 0.315, SLG: 0.482				1-3 2-H 1B						1	0	0	0	0	1	0											
Inning Stats	R: 1 E: 0 K: 0 S: 7	H: 2 LOB: 0 BB: 0 P: 12	R: 0 E: 0 K: 0 S: 8	H: 1 LOB: 1 BB: 0 P: 14	R: 0 E: 0 K: 0 S: 7	H: 0 LOB: 0 BB: 1 P: 15	R: 3 E: 0 K: 1 S: 21	H: 4 LOB: 2 BB: 1 P: 36	R: 0 E: 0 K: 0 S: 6	H: 0 LOB: 0 BB: 0 P: 9	R: 0 E: 0 K: 3 S: 10	H: 0 LOB: 0 BB: 0 P: 14	R: 0 E: 0 K: 0 S: 8	H: 1 LOB: 1 BB: 1 P: 12	R: 1 E: 0 K: 2 S: 11	H: 1 LOB: 0 BB: 1 P: 18	1B: 6 2B: 1 3B: 0 HR: 2	SF: 0 SAC: 0 DP: 2 HBP: 0	WP: 0 PB: 0 SB: 0 CS: 1	PA: 36							
PITCHER	IP	WLS	BF	H	R	ER	SO	BB	IBB	HBP	BLK	WP	HR	S	P	ERA	WHIP										
Darren Oliver, L (1, 1) ERA: 5.85	7.1		30	7	4	4	5	3	0	0	0	0	1	73	122	4.91	1.364										
Mark Petkovsek, R (8, 1) ERA: 5.84	0.2	W	2	1	0	0	0	0	0	0	0	0	0	2	2	0.00	1.500										
59 Jeff Zimmerman, R (9, 1) ERA: 3.08	1.0	S	4	1	1	1	2	0	0	0	0	0	1	11	18	9.00	1.000										

Cleveland Indians @ Texas Rangers
The Ballpark at Arlington, Arlington, TX
Sat Aug 11 2001, 8:35 PM EDT
Att: 43,145 - Cloudy - 85 F


AB 33
R 5
H 9
RBI 5
BB 3
SO 7
LOB 8



Batter	1	2	3	4	5	6	7	8	9	AB	R	H	RBI	BB	SO	LOB	BOTTOM										
Frank Catalanotto, L (1, 7) OBP: 0.380, SLG: 0.508	2-1 F8		0-0 G4-6-3 1B			2-2 G6-4-3 1B WP		4-1 HBP BB BLK BB		3	1	2	0	0	0	0											
Chad Curtis, R (8, PH) OBP: 0.356, SLG: 0.479			1-2 1B			2-1 G6-4-3 1B		4-1 BLK HBP BB		3	0	1	0	0	0	2											
Craig Monroe, R (9, 7) OBP: 0.313, SLG: 0.483						1-2 1B		1-2 2B BB		0	1	0	0	1	0	0											
Mike Lamb, L (1, 5) OBP: 0.360, SLG: 0.392	0-2 L4		2-0 G4-6-3			1-0 G6-4-3 1B		4-2 2B BLK HBP		3	1	0	0	0	0	2											
Randy Velarde, R (8, PH) OBP: 0.374, SLG: 0.444			1-2 1B			1-2 1B		1-2 2B BB		0	1	0	0	1	0	0											
Alex Rodriguez, R (1, 6) OBP: 0.394, SLG: 0.593	1-0 F8			1-2 E5 G4-3 G4-3		1-0 G6-4-3		4-2 2B BLK HBP		3	1	0	0	0	0	2											
Rafael Palmeiro, L (1, 3) OBP: 0.370, SLG: 0.513		3-1 G6-4-3 1B		0-0 G4-3		4-0 WP 1B BB		1-1 PB 1B 2B		3	2	2	2	1	0	1											
Ivan Rodriguez, R (1, 2) OBP: 0.345, SLG: 0.537		0-1 G6-4-3		0-0 G4-3		1-2 1B		0-0 F2		4	0	1	1	0	0	3											
Ruben Sierra, S (1, 10) OBP: 0.326, SLG: 0.605		1-1 2B		1-2 G3-1		1-1 F5		1-3 K		4	0	1	0	0	1	3											
Ricky Ledee, L (1, 9) OBP: 0.305, SLG: 0.405		1-3 K			3-2 G3-1		0-3 K	3-2 1B		4	0	1	1	0	2	1											
Gabe Kapler, R (1, 8) OBP: 0.332, SLG: 0.423			2-1 G3		3-2 F9		1-1 G3-1	2-1 G5-3		4	0	0	0	0	0	1											
10 Michael Young, R (1, 4) OBP: 0.300, SLG: 0.408			1-1 1B 1B		0-1 G6-3		3-2 F7			3	0	1	0	0	0	0											
Inning Stats	R: 0 E: 0 K: 0 S: 6	H: 0 LOB: 0 BB: 0 P: 9	R: 0 E: 0 K: 1 S: 9	H: 2 LOB: 1 BB: 0 P: 14	R: 0 E: 0 K: 0 S: 6	H: 2 LOB: 1 BB: 0 P: 11	R: 0 E: 1 K: 0 S: 9	H: 0 LOB: 1 BB: 0 P: 11	R: 0 E: 0 K: 0 S: 13	H: 3 LOB: 1 BB: 1 P: 23	R: 0 E: 0 K: 1 S: 9	H: 0 LOB: 0 BB: 0 P: 13	R: 4 E: 0 K: 1 S: 21	H: 2 LOB: 1 BB: 2 P: 40	1B: 7 2B: 2 3B: 0 HR: 0	SF: 0 SAC: 0 DP: 3 HBP: 1	WP: 1 PB: 1 SB: 0 CS: 0	PA: 35									
PITCHER	IP	WLS	BF	H	R	ER	SO	BB	IBB	HBP	BLK	WP	HR	S	P	ERA	WHIP										
Charles Nagy, R (1, 1) ERA: 6.14	5.2		23	7	2	2	1	1	0	0	0	0	0	51	82	3.18	1.412										
Danys Baez, R (6, 1) ERA: 2.45	1.1	H	4	0	0	0	1	0	0	0	0	0	0	10	14	0.00	0.000										
John Rocker, L (8, 1) ERA: 3.86	0.0	L	4	1	4	3	0	2	0	1	1	0	0	8	21	∞	∞										
Bob Wickman, R (8, 1) ERA: 2.83	1.0		4	1	0	0	1	0	0	0	0	0	0	13	19	0.00	1.000										

Cleveland Indians @ Texas Rangers
The Ballpark at Arlington, Arlington, TX
Sat Aug 11 2001, 8:35 PM EDT
Att: 43,145 - Cloudy - 85 F

AB 31
R 6
H 9
RBI 4
BB 3
SO 3
LOB 13



Batter	1	2	3	4	5	6	7	8	9	AB	R	H	RBI	BB	SO	LOB	TOP			
Kenny Lofton, L OBP: 0.316, SLG: 0.357 (1, 8)	2-1 SH1-3 1B	0-0 SF8			3-3 K		0-0 2B 1B	4-2 3B BB	2-1 G5-3	4	3	2	2	1	1	0	Cleveland Indians @ Texas Rangers The Ballpark at Arlington, Arlington, TX Sun Aug 12 2001, 8:05 PM EDT Att: 28,765 - Cloudy - 99 F			
Omar Vizquel, S OBP: 0.345, SLG: 0.360 (1, 6)	0-0 SH1-3	0-0 F8			2-1 3B		4-1 2B 1B	2-2 3B 3B	0-1 G6-3	4	2	2	1	1	0	0				
Roberto Alomar, S OBP: 0.423, SLG: 0.554 Jolbert Cabrera, R OBP: 0.328, SLG: 0.379 (8, 4)	1-2 BB SF8 1B		0-1 G3-1		2-1 F5		0-1 1B 2B	0-1 1B 3B	1-0 FC6-4 HBP	5	3	3	4	0	0	1				
Juan Gonzalez, R OBP: 0.392, SLG: 0.629 Wil Cordero, R OBP: 0.331, SLG: 0.371 (8, PR) (8, 7)	1-1 FC5 BB		1-0 F8		1-1 F9		0-1 BB 1B SF9 1B	1-1 G4-6-3 1B	0-0 FC6-4	5	1	2	3	0	0	2				
Jim Thome, L OBP: 0.433, SLG: 0.675 (1, 3)	4-2 1-2 2-3 BB		0-0			4-1 BB		1-2 G4-6-3		3	0	1	0	2	1	2				
Ellis Burks, R OBP: 0.355, SLG: 0.556 (1, 10)	1-2 SF8		0-2 P6			2-3 K		0-0 BB 1B		3	0	1	1	1	1	2				
Marty Cordova, R OBP: 0.364, SLG: 0.522 (8, 9)	0-0 P6			1-3 K		2-2 F3		4-1 1-2 2-3 BB		4	0	0	0	1	2	4				
Travis Fryman, R OBP: 0.338, SLG: 0.353 Russell Branyan, L OBP: 0.316, SLG: 0.484 (9, PH) (9, 5)		2-1 SH3 SF8 2B		0-0 F9		1-1 G5-3		0-2 SF9		3	1	1	1	0	0	1				
Einar Diaz, R OBP: 0.358, SLG: 0.421 Eddie Taubensee, L OBP: 0.270, SLG: 0.323 (9, 2)		0-0 SH3		2-3 K				3-3 BB HBP F8	1-1 G5-3 3B	3	2	1	1	0	1	2				
Inning Stats	R: 2 E: 1 K: 0 S: 14	H: 2 LOB: 2 BB: 1 P: 23	R: 1 E: 0 K: 0 S: 5	H: 1 LOB: 0 BB: 0 P: 7	R: 0 E: 0 K: 0 S: 7	H: 1 LOB: 1 BB: 0 P: 8	R: 0 E: 0 K: 2 S: 7	H: 0 LOB: 0 BB: 0 P: 10	R: 0 E: 0 K: 1 S: 10	H: 0 LOB: 1 BB: 1 P: 18	R: 5 E: 0 K: 1 S: 15	H: 4 LOB: 2 BB: 2 P: 28	R: 3 E: 0 K: 1 S: 16	H: 3 LOB: 1 BB: 2 P: 29	R: 2 E: 0 K: 0 S: 8	H: 2 LOB: 1 BB: 0 P: 12		1B: 6 2B: 4 3B: 4 HR: 0	SF: 3 SAC: 2 DP: 1 HBP: 2	WP: 0 PB: 0 SB: 0 CS: 0
PITCHER	IP WLS BF H R ER SO	IP WLS BF H R ER SO	IP WLS BF H R ER SO	IP WLS BF H R ER SO	IP WLS BF H R ER SO	IP WLS BF H R ER SO	IP WLS BF H R ER SO	IP WLS BF H R ER SO	IP WLS BF H R ER SO	IP WLS BF H R ER SO	IP WLS BF H R ER SO	IP WLS BF H R ER SO	IP WLS BF H R ER SO	IP WLS BF H R ER SO	IP WLS BF H R ER SO	IP WLS BF H R ER SO	ERA WHIP	ERA WHIP		
Rob Bell, R ERA: 6.64	6.0	L	30	7	7	6	4	3	0	0	0	0	0	0	0	0	0	9.00	1.667	
Mark Petkovsek, R ERA: 6.0	0.0	1	1	0	0	0	0	0	0	0	0	0	0	0	0	0	0	∞	∞	
Juan Moreno, L ERA: 3.6	0.1	2	1	0	0	1	0	0	0	0	0	0	0	0	0	0	0	0.00	3.000	
Kevin Foster, R ERA: 7.04	1.2	10	3	4	4	4	1	3	0	0	0	0	0	0	0	0	21.60	3.600		
Mike Venafro, L ERA: 4.93	1.0	6	2	2	2	0	0	0	0	0	1	0	0	0	0	0	18.00	2.000		

AB 36
R 13
H 14
RBI 13
BB 6
SO 6
LOB 15



Batter	1	2	3	4	5	6	7	8	9	AB	R	H	RBI	BB	SO	LOB	BOTTOM			
Chad Curtis, R OBP: 0.376, SLG: 0.453 (1, 7)	0-1 G5-3		1-0 F9	0-1 F7			3-2 G6-4-3			4	0	0	0	0	0	3	Cleveland Indians @ Texas Rangers The Ballpark at Arlington, Arlington, TX Sun Aug 12 2001, 8:05 PM EDT Att: 28,765 - Cloudy - 99 F			
Randy Velarde, R OBP: 0.372, SLG: 0.438 (1, 5)	2-1 F9		4-1 2B BB		1-3 K			0-3 K		3	1	0	0	1	2	0				
Alex Rodriguez, R OBP: 0.394, SLG: 0.593 Frank Catalanotto, L OBP: 0.392, SLG: 0.507 (8, PH) (9, 3)	0-1 F7		1-1 1-H 2B		2-3 K			3-2 P5		3	0	1	1	0	1	0				
Rafael Palmeiro, L OBP: 0.368, SLG: 0.509 Scott Sheldon, R OBP: 0.250, SLG: 0.356 (9, 6)		3-0 F7	2-0 P6		0-1 F8			3-3 K		3	0	0	0	0	0	1				
Ruben Sierra, S OBP: 0.324, SLG: 0.598 (1, 10)		1-3 K2-3		0-2 1B 10 SF9 1B		0-1 G5-3			0-1 F8	4	1	1	0	0	1	0				
Gabe Kapler, R OBP: 0.336, SLG: 0.421 (1, 8)		4-2 S BB BB		4-1 10 SF9 1B BB		3-3 K		4-2 BB BB		1	0	0	0	3	1	0				
Craig Monroe, R OBP: 0.361, SLG: 0.484 (1, 9)		4-1 S BB		2-2 1-2 2-3 1B		1-3 K		4-1 BB		2	0	1	0	2	1	0				
Bill Haselman, R OBP: 0.270, SLG: 0.278 (1, 2)		2-3 K		1-3 K			1-1 G6-4-3 1B		1-3 K	4	0	1	0	0	3	7				
10 Michael Young, R OBP: 0.295, SLG: 0.403 (1, 4)			0-1 L8	1-0 SF9			3-1 F8		0-1 F9	3	0	0	1	0	0	3				
Inning Stats	R: 0 E: 0 K: 0 S: 6	H: 0 LOB: 0 BB: 0 P: 8	R: 0 E: 0 K: 2 S: 16	H: 0 LOB: 2 BB: 2 P: 30	R: 1 E: 0 K: 0 S: 7	H: 1 LOB: 1 BB: 1 P: 15	R: 0 E: 0 K: 1 S: 14	H: 2 LOB: 2 BB: 1 P: 22	R: 0 E: 0 K: 2 S: 9	H: 0 LOB: 0 BB: 0 P: 12	R: 0 E: 0 K: 2 S: 10	H: 0 LOB: 0 BB: 0 P: 14	R: 0 E: 0 K: 2 S: 13	H: 0 LOB: 0 BB: 0 P: 19	R: 0 E: 0 K: 1 S: 13	H: 0 LOB: 2 BB: 2 P: 22		1B: 3 2B: 1 3B: 0 HR: 0	SF: 1 SAC: 0 DP: 1 HBP: 0	WP: 0 PB: 0 SB: 2 CS: 0
PITCHER	IP WLS BF H R ER SO	IP WLS BF H R ER SO	IP WLS BF H R ER SO	IP WLS BF H R ER SO	IP WLS BF H R ER SO	IP WLS BF H R ER SO	IP WLS BF H R ER SO	IP WLS BF H R ER SO	IP WLS BF H R ER SO	IP WLS BF H R ER SO	IP WLS BF H R ER SO	IP WLS BF H R ER SO	IP WLS BF H R ER SO	IP WLS BF H R ER SO	IP WLS BF H R ER SO	IP WLS BF H R ER SO	ERA WHIP	ERA WHIP		
CC Sabathia, L ERA: 4.42	6.0	W	25	3	2	2	0	4	0	0	0	0	0	0	0	0	3.00	1.167		
Danys Baez, R ERA: 2.36	1.0	3	1	0	0	0	0	0	0	0	0	0	0	0	0	0	0.00	1.000		
David Riske, R ERA: 0.61	1.0	3	0	0	0	0	2	0	0	0	0	0	0	0	0	0	0.00	0.000		
John Rocker, L ERA: 3.78	1.0	5	0	0	0	0	1	2	0	0	0	0	0	0	0	0	0.00	2.000		

AB 29
R 2
H 4
RBI 2
BB 6
SO 10
LOB 14




Batter	1	2	3	4	5	6	7	8	9	AB	R	H	RBI	BB	SO	LOB	TOP				
10 Michael Young, R (1.4) OBP: 0.290, SLG: 0.395	G5-3		FC6-5 G6-4-3 1B		G6-3			F9		4	0	0	1	0	0	1					
Randy Velarde, R (1.5) OBP: 0.378, SLG: 0.466	HR		G6-4-3 1B			HR		F9		4	2	3	2	0	0	0					
Alex Rodriguez, R (1.6) OBP: 0.391, SLG: 0.588	G6-3		G6-4-3			F7		G6-3		4	0	0	0	0	0	2					
Rafael Palmeiro, L (1.3) OBP: 0.367, SLG: 0.514	F5			G3-1		HR			F8	4	1	1	1	0	0	0					
Ivan Rodriguez, R (1.2) OBP: 0.344, SLG: 0.535		G1-3		2-5 1B 1B		F8		L5		4	0	1	0	0	0	0					
Ruben Sierra, S (1.10) OBP: 0.318, SLG: 0.587	K			F2		L8		K		4	0	0	0	0	2	1					
Gabe Kapler, R (1.8) OBP: 0.338, SLG: 0.424	K			1B						3	0	2	0	0	1	0					
Chad Curtis, R (1.7) OBP: 0.375, SLG: 0.442			10 BLK 10 FC6-5 BB	2-5		F8		F9		2	1	0	0	1	0	1					
Craig Monroe, R (1.9) OBP: 0.359, SLG: 0.471			10 FC6-5 10 BLK 1B		G5-3			F8		3	0	1	0	0	0	1					
Inning Stats	R: 1 E: 0 K: 0 S: 8	H: 1 LOB: 0 BB: 0 P: 11	R: 0 E: 0 K: 2 S: 9	H: 0 LOB: 0 BB: 0 P: 13	R: 1 E: 0 K: 0 S: 13	H: 2 LOB: 1 BB: 1 P: 23	R: 0 E: 0 K: 0 S: 8	H: 2 LOB: 2 BB: 0 P: 11	R: 0 E: 0 K: 0 S: 7	H: 0 LOB: 0 BB: 0 P: 10	R: 2 E: 0 K: 0 S: 15	H: 2 LOB: 0 BB: 0 P: 26	R: 0 E: 0 K: 0 S: 7	H: 1 LOB: 0 BB: 0 P: 12	R: 0 E: 0 K: 1 S: 9	H: 0 LOB: 0 BB: 0 P: 11	1B: 5 2B: 0 3B: 0 HR: 3	SF: 0 SAC: 0 DP: 1 HBP: 0	WP: 0 PB: 0 SB: 0 CS: 0	PA: 33	
PITCHER	IP	WLS	BF	H	R	ER	SO	BB	IBB	HBP	BLK	WP	HR	S	P	ERA	WHIP				
56 Mark Buehrle, L (1.1) ERA: 3.0	7.0	W	28	8	4	4	2	1	0	0	1	0	3	67	106	5.14	1.286				
Bob Howry, R (8.1) ERA: 4.56	1.0	H	3	0	0	0	0	0	0	0	0	0	0	9	12	0.00	0.000				
Keith Foulke, R (9.1) ERA: 2.69	1.0	S	3	0	0	0	1	0	0	0	0	0	0	7	11	0.00	0.000				

Texas Rangers @ Chicago White Sox
Comiskey Park, Chicago, IL
Tue Aug 14 2001, 8:05 PM EDT
Att: 22,336 - Sunny - 77 F

livebaseballscores.com

AB 32
R 4
H 8
RBI 4
BB 1
SO 3
LOB 6




Batter	1	2	3	4	5	6	7	8	9	AB	R	H	RBI	BB	SO	LOB	BOTTOM				
Ray Durham, S (1.4) OBP: 0.329, SLG: 0.421	1B 14 SF8 BB			K		K2-5-2		K		3	1	0	0	2	3	1					
Jose Valentin, S (1.5) OBP: 0.343, SLG: 0.521	FC6-4 BB 1B					CS 1B		F7		4	0	3	0	1	0	0					
Magglio Ordonez, R (1.9) OBP: 0.371, SLG: 0.521	F9			F2		14 2B		14 BB 1B		5	1	2	0	0	1	5					
14 Paul Konerko, R (1.3) OBP: 0.341, SLG: 0.516	SF8		P5		K	WP SF7 2B		14 BB 1B		3	1	1	2	1	1	0					
Jose Canseco, R (1.10) OBP: 0.397, SLG: 0.542	FC6-4 BB					HBP 2B BB		SF7		1	1	0	1	3	1	3					
Carlos Lee, R (1.7) OBP: 0.328, SLG: 0.506	FC6-4			L8		2B HBP				3	1	1	0	0	0	3					
Chris Singleton, L (8.8) OBP: 0.300, SLG: 0.380	1-2 2-3					2B HBP				0	0	0	0	0	0	0					
Aaron Rowand, R (1.8) OBP: 0.397, SLG: 0.507				CS BB		E 2B				2	1	1	2	2	0	1					
Mark Johnson, L (1.2) OBP: 0.381, SLG: 0.371	K				K	E1 SH5-4 K2-5-2 1B		F9		4	0	1	0	0	2	3					
Royce Clayton, R (1.6) OBP: 0.287, SLG: 0.358	HR			G5-3		SH5-4		G6-3		3	1	1	1	0	0	0					
Inning Stats	R: 1 E: 0 K: 0 S: 10	H: 1 LOB: 2 BB: 2 P: 22	R: 1 E: 0 K: 2 S: 19	H: 1 LOB: 3 BB: 3 P: 33	R: 0 E: 0 K: 0 S: 9	H: 0 LOB: 1 BB: 1 P: 15	R: 0 E: 0 K: 2 S: 9	H: 0 LOB: 0 BB: 0 P: 15	R: 0 E: 1 K: 1 S: 13	H: 1 LOB: 1 BB: 1 P: 9	R: 3 E: 1 K: 1 S: 13	H: 2 LOB: 1 BB: 1 P: 22	R: 2 E: 0 K: 0 S: 13	H: 3 LOB: 2 BB: 1 P: 26	R: 0 E: 0 K: 2 S: 16	H: 2 LOB: 3 BB: 1 P: 22	1B: 5 2B: 5 3B: 0 HR: 1	SF: 2 SAC: 1 DP: 1 HBP: 1	WP: 1 PB: 0 SB: 0 CS: 2	PA: 41	
PITCHER	IP	WLS	BF	H	R	ER	SO	BB	IBB	HBP	BLK	WP	HR	S	P	ERA	WHIP				
Aaron Myette, R (1.1) ERA: 7.44	5.0	L	25	4	5	5	5	7	0	0	0	0	0	9	12	0.00	0.750				
Juan Moreno, L (6.1) ERA: 3.45	1.1		4	1	0	0	1	0	0	0	0	0	0	9	12	0.00	0.750				
Pat Mahomes, R (7.1) ERA: 6.05	0.2		6	3	2	2	0	1	0	0	0	1	0	11	24	27.00	6.000				
Mark Petkovsek, R (8.1) ERA: 5.9	1.0		6	2	0	0	2	1	0	0	0	0	0	16	22	0.00	3.000				

Texas Rangers @ Chicago White Sox
Comiskey Park, Chicago, IL
Tue Aug 14 2001, 8:05 PM EDT
Att: 22,336 - Sunny - 77 F

livebaseballscores.com

AB 28
R 7
H 10
RBI 6
BB 9
SO 8
LOB 16



Batter	1	2	3	4	5	6	7	8	9	AB	R	H	RBI	BB	SO	LOB	TOP					
Frank Catalanotto, L (1,7) OBP: 0.388, SLG: 0.513	F9		G4-6-3 1B		FC6-5 2B		SH5-4 2B 1B		F8	5	1	3	1	0	0	0						
Mike Lamb, L (1,5) OBP: 0.348, SLG: 0.377	L4		G4-6-3 1-2		FC6-5 2-3		SH5-4 1-2 2-3		P4	4	0	0	0	0	0	2						
Alex Rodriguez, R (1,6) OBP: 0.393, SLG: 0.594	E BB 1B			F7	P4		K		DI 1B	5	0	2	0	0	1	3						
Rafael Palmeiro, L (1,3) OBP: 0.373, SLG: 0.529	E 1-2 BB				1B	HR			K	4	1	3	3	1	1	1						
Ivan Rodriguez, R (1,2) OBP: 0.344, SLG: 0.530	F9 1-2 2-3			K	K				K	4	0	1	0	0	2	4						
Ruben Sierra, S (1,10) OBP: 0.310, SLG: 0.568		L7		P5					G4-3	4	0	0	0	0	0	2						
Ricky Ledee, L (1,9) OBP: 0.301, SLG: 0.388		K							F9	3	0	0	0	1	2	1						
Gabe Kapler, R (1,8) OBP: 0.336, SLG: 0.415		F3			E6 10 3B				K	4	1	0	0	0	2	2						
10 Michael Young, R (1,4) OBP: 0.286, SLG: 0.396			G4-3						E4 SH5-4 1B 2B	4	2	1	1	0	0	1						
Inning Stats	R: 0 E: 1 K: 0 S: 11	H: 1 LOB: 2 BB: 1 P: 24	R: 0 E: 0 K: 1 S: 11	H: 0 LOB: 0 BB: 0 P: 20	R: 0 E: 0 K: 1 S: 5	H: 1 LOB: 0 BB: 0 P: 10	R: 0 E: 0 K: 1 S: 16	H: 1 LOB: 1 BB: 0 P: 24	R: 2 E: 1 K: 1 S: 16	H: 2 LOB: 1 BB: 0 P: 26	R: 1 E: 0 K: 2 S: 11	H: 2 LOB: 1 BB: 0 P: 14	R: 2 E: 1 K: 2 S: 15	H: 2 LOB: 1 BB: 0 P: 22	R: 0 E: 0 K: 1 S: 7	H: 0 LOB: 1 BB: 1 P: 13	R: 0 E: 0 K: 1 S: 14	H: 1 LOB: 1 BB: 0 P: 17	1B: 6 2B: 2 3B: 1 HR: 1	SF: 0 SAC: 1 DP: 1 HBP: 0	WP: 0 PB: 0 SB: 0 CS: 0	PA: 40
PITCHER	IP	WLS	BF	H	R	ER	SO	BB	IBB	HBP	BLK	WP	HR	S	P	ERA	WHIP					
Jon Garland, R (1,1) ERA: 3.58	5.0	2	23	7	3	2	3	1	0	0	0	0	1	63	108	3.60	1.600					
Alan Embree, L (6,1) ERA: 9.51	0.2	H	2	0	0	0	0	0	0	0	0	0	0	3	3	0.00	0.000					
Kip Wells, R (6,1) ERA: 4.17	1.1	W	7	2	2	0	3	0	0	0	0	0	0	19	29	0.00	1.500					
Bob Howry, R (8,1) ERA: 4.5	1.0	H	4	0	0	0	1	1	0	0	0	0	0	7	13	0.00	1.000					
Keith Foulke, R (9,1) ERA: 2.6	1.0	S	4	1	0	0	1	0	0	0	0	0	0	14	17	0.00	1.000					

Texas Rangers @ Chicago White Sox
Comiskey Park, Chicago, IL
Thu Aug 16 2001, 8:05 PM EDT
Att: 20,252 - Sunny - 73 F


AB	37
R	5
H	10
RBI	5
BB	2
SO	8
LOB	16



Batter	1	2	3	4	5	6	7	8	9	AB	R	H	RBI	BB	SO	LOB	BOTTOM					
Tony Graffanino, R (1,4) OBP: 0.345, SLG: 0.394	G5-3 14 2B		F8		FC5-6 1B	FC5-4			G6-3	5	2	1	0	0	0	4						
Jose Valentin, S (1,6) OBP: 0.343, SLG: 0.514	F7		G6-3						F7	5	1	2	1	0	0	2						
Magglio Ordonez, R (1,9) OBP: 0.373, SLG: 0.527	G5-3									3	1	2	1	1	0	1						
14 Paul Konerko, R (1,3) OBP: 0.341, SLG: 0.518										4	0	1	1	0	0	5						
Jose Canseco, R (1,10) OBP: 0.386, SLG: 0.564	F9									4	0	1	1	0	0	4						
Carlos Lee, R (1,7) OBP: 0.327, SLG: 0.501										4	0	1	1	0	1	1						
Chris Singleton, L (8,8) OBP: 0.300, SLG: 0.380										0	0	0	0	0	0	0						
Herbert Perry, R (1,5) OBP: 0.337, SLG: 0.423										4	2	2	2	0	0	1						
Aaron Rowand, R (1,8) OBP: 0.407, SLG: 0.493										2	1	1	0	1	1	0						
Mark Johnson, L (1,2) OBP: 0.378, SLG: 0.362										3	0	1	0	0	2	1						
Inning Stats	R: 1 E: 0 K: 0 S: 14	H: 2 LOB: 1 BB: 0 P: 21	R: 0 E: 0 K: 1 S: 7	H: 0 LOB: 0 BB: 0 P: 9	R: 0 E: 0 K: 1 S: 9	H: 0 LOB: 0 BB: 0 P: 13	R: 1 E: 0 K: 0 S: 17	H: 1 LOB: 1 BB: 1 P: 24	R: 2 E: 0 K: 0 S: 14	H: 4 LOB: 2 BB: 0 P: 21	R: 1 E: 1 K: 2 S: 11	H: 1 LOB: 1 BB: 1 P: 20	R: 1 E: 1 K: 0 S: 10	H: 3 LOB: 1 BB: 0 P: 18	R: 1 E: 0 K: 0 S: 12	H: 1 LOB: 1 BB: 0 P: 20	R: 1 E: 0 K: 0 S: 14	H: 1 LOB: 1 BB: 0 P: 17	1B: 8 2B: 2 3B: 0 HR: 2	SF: 0 SAC: 1 DP: 1 HBP: 1	WP: 0 PB: 0 SB: 0 CS: 0	PA: 38
PITCHER	IP	WLS	BF	H	R	ER	SO	BB	IBB	HBP	BLK	WP	HR	S	P	ERA	WHIP					
Doug Davis, L (1,1) ERA: 4.38	6.0		28	8	5	5	4	2	0	0	1	0	1	72	108	7.50	1.667					
Mark Pekovsek, R (7,1) ERA: 6.1	1.0	L	7	4	2	2	0	0	0	1	0	0	0	18	31	18.00	4.000					
Mike Venafro, L (8,1) ERA: 4.74	1.0		3	0	0	0	0	0	0	0	0	0	0	4	7	0.00	0.000					

Texas Rangers @ Chicago White Sox
Comiskey Park, Chicago, IL
Thu Aug 16 2001, 8:05 PM EDT
Att: 20,252 - Sunny - 73 F

AB	34
R	7
H	12
RBI	7
BB	2
SO	4
LOB	19



Batter	1	2	3	4	5	6	7	8	9	AB	R	H	RBI	BB	SO	LOB	TOP			
Frank Catalanotto, L OBP: 0.395, SLG: 0.508	0-1 G5-4-3 1B	1-1 F9			2-1 F7		0-0 G1-3		0-0 P6	5	0	1	0	0	0	3				
Randy Velarde, R OBP: 0.372, SLG: 0.459	2-2 G5-4-3 1-2		1-0 F9		1-1 F9		3-1 P5			4	0	0	0	0	0	2				
Alex Rodriguez, R OBP: 0.395, SLG: 0.610	1-0		0-2		3-2 G5-3			1-2		4	2	3	2	0	0	0				
Scott Sheldon, R OBP: 0.250, SLG: 0.356										0	0	0	0	0	0	0				
Rafael Palmeiro, L OBP: 0.372, SLG: 0.533	0-2		2-1 F8		1-0 L9			1-1 G4-3		4	1	1	1	0	0	1				
Ivan Rodriguez, R OBP: 0.343, SLG: 0.527	1-2		3-3 K		0-0 P3			2-0 L9		4	0	1	0	0	1	1				
Bill Haselman, R OBP: 0.270, SLG: 0.278										0	0	0	0	0	0	0				
Ricky Ledes, L OBP: 0.300, SLG: 0.390	1-2 F8			1-2 G4-3			0-1 2B		0-0 G4-3	4	0	1	0	0	0	1				
Gabe Kapler, R OBP: 0.333, SLG: 0.411		2-1 F3		0-2 F7		0-0 G5-3			1-0 F8	3	0	0	0	0	0	1				
Craig Monroe, R OBP: 0.350, SLG: 0.457										1	0	0	0	0	0	0				
Mike Lamb, L OBP: 0.356, SLG: 0.391		0-1 FC6-4 1B					2-1 G1-3 2B		2-0 G6-3	4	0	3	0	0	0	0				
10 Michael Young, R OBP: 0.286, SLG: 0.394	1-0 FC6-4 1-2			0-0 G4-3			0-1 G6-3		0-0 1B	4	0	1	0	0	0	3				
Inning Stats	R: 2 E: 0 K: 0 S: 17	H: 4 LOB: 1 BB: 0 P: 22	R: 0 E: 0 K: 0 S: 8	H: 1 LOB: 1 BB: 0 P: 11	R: 0 E: 0 K: 1 S: 10	H: 1 LOB: 1 BB: 0 P: 16	R: 0 E: 0 K: 0 S: 10	H: 1 LOB: 1 BB: 0 P: 11	R: 0 E: 0 K: 0 S: 5	H: 1 LOB: 1 BB: 0 P: 6	R: 0 E: 0 K: 0 S: 7	H: 1 LOB: 1 BB: 0 P: 12	R: 1 E: 0 K: 0 S: 7	H: 1 LOB: 0 BB: 0 P: 11	R: 0 E: 0 K: 0 S: 4	H: 1 LOB: 1 BB: 0 P: 7	1B: 5 2B: 3 3B: 0 HR: 3	SF: 0 SAC: 0 DP: 1 HBP: 0	WP: 0 PB: 0 SB: 0 CS: 0	PA: 37
PITCHER	IP WLS BF H R ER SO BB IBB HBP BLK WP HR S P ERA WHIP	IP WLS BF H R ER SO BB IBB HBP BLK WP HR S P ERA WHIP																		
Esteban Loaiza, R ERA: 5.16	(1, 1) 8.0 W 33 10 3 3 1 0 0 0 0 0 3 72 103 3.38 1.250	(9, 1) 1.0 4 1 0 0 0 0 0 0 0 0 0 0 4 7 0.00 1.000																		

Texas Rangers @ Toronto Blue Jays
SkyDome, Toronto, ON
Fri Aug 17 2001, 7:05 PM EDT
Att: 22,384 - Dome - 72 F

AB	37
R	3
H	11
RBI	3
BB	0
SO	1
LOB	12



Batter	1	2	3	4	5	6	7	8	9	AB	R	H	RBI	BB	SO	LOB	BOTTOM			
José Cruz Jr., S OBP: 0.327, SLG: 0.512	2-0 P6	0-1 P4			1-1 F9	3-2 HR	1-2 G4-3			5	1	1	1	0	0	3				
Alex Gonzalez, R OBP: 0.296, SLG: 0.395	0-0 1B	1-1 P6			1-2 G4-3	1-1 F7		2-2 P6		5	1	1	0	0	0	2				
Shannon Stewart, R OBP: 0.380, SLG: 0.470	2-2 1B SF7 1B		1-1 P6		0-0 1B	3-2 HR		2-1 1B HBP		4	2	3	2	0	0	0				
Carlos Delgado, L OBP: 0.402, SLG: 0.557	0-0 1B		3-2 G3		0-1 G3	3-2 HR		2-3 K		5	1	2	2	0	1	2				
Chris Latham, S OBP: 0.460, SLG: 0.512	1-2 3-H 1B		0-1 G6-3					0-1 K		4	1	2	0	1	1	0				
Brad Fullmer, L OBP: 0.330, SLG: 0.450	0-0 SF7			0-3 K		0-0 E8 2B 1B	2-2 G4-3	0-0 F9		4	1	1	1	0	1	2				
Homer Bush, R OBP: 0.362, SLG: 0.442	0-3 K2-3			2-2 L3		0-1 G4-3 HR 2B	0-0 1B 1B			4	2	2	1	0	1	2				
Darrin Fletcher, L OBP: 0.283, SLG: 0.349		2-2 F8			0-0 G1-3		1-2 G4-3	2-0 F8		4	0	0	0	0	0	2				
Jeff Frye, R OBP: 0.301, SLG: 0.327		1-0			0-2 F9 1B	3-2 HR	3-2 1B			4	2	4	3	0	0	0				
Inning Stats	R: 2 E: 0 K: 1 S: 14	H: 4 LOB: 2 BB: 0 P: 19	R: 0 E: 0 K: 0 S: 8	H: 1 LOB: 0 BB: 0 P: 12	R: 0 E: 0 K: 1 S: 8	H: 0 LOB: 0 BB: 0 P: 10	R: 1 E: 0 K: 0 S: 11	H: 2 LOB: 1 BB: 0 P: 13	R: 7 E: 1 K: 1 S: 32	H: 6 LOB: 0 BB: 1 P: 51	R: 1 E: 0 K: 0 S: 13	H: 2 LOB: 1 BB: 0 P: 21	R: 0 E: 0 K: 1 S: 12	H: 1 LOB: 2 BB: 0 P: 18	1B: 9 2B: 2 3B: 1 HR: 4	SF: 1 SAC: 0 DP: 0 HBP: 1	WP: 0 PB: 0 SB: 0 CS: 0	PA: 42		
PITCHER	IP WLS BF H R ER SO BB IBB HBP BLK WP HR S P ERA WHIP	IP WLS BF H R ER SO BB IBB HBP BLK WP HR S P ERA WHIP																		
Darren Oliver, L ERA: 6.05	(1, 1) 5.1 L 26 9 6 6 2 1 0 0 0 0 4 20 33 108.00 12.000	(6, 1) 0.1 5 4 4 4 0 0 0 0 0 0 0 0 16 25 6.75 1.500	(6, 1) 1.1 6 2 1 1 1 0 0 0 0 0 0 0 12 18 0.00 1.000	(8, 1) 1.0 5 1 0 0 1 0 0 1 0 0 0 0 12 18 0.00 1.000																

Texas Rangers @ Toronto Blue Jays
SkyDome, Toronto, ON
Fri Aug 17 2001, 7:05 PM EDT
Att: 22,384 - Dome - 72 F

AB	39
R	11
H	16
RBI	10
BB	1
SO	4
LOB	13



Batter	1	2	3	4	5	6	7	8	9	AB	R	H	RBI	BB	SO	LOB	TOP										
Frank Catalanotto, L OBP: 0.398, SLG: 0.508	0-2 S 1B		1-0 G4-3		2-3 K			4-2 1B 2B BB	1-2 1B SH1-4 HR 1B	4	2	2	2	1	1	1											
Randy Velarde, R OBP: 0.374, SLG: 0.460	3-2 G6-3		0-1 1B			1-3 K		3-1 2B 1B	3-1 SH1-4	4	1	2	0	0	1	1											
Alex Rodriguez, R OBP: 0.395, SLG: 0.609	3-3 K		3-3 K			3-2 G6-3		2-1 1B 2B	4-0 1B HR IBB	4	2	1	1	1	2	2											
Rafael Palmeiro, L OBP: 0.372, SLG: 0.531	0-0 G1-3			0-0 G4-3		2-1 G4-3		4-1 1B BB	0-0 HR 1B	4	1	1	1	1	0	1											
Ivan Rodriguez, R OBP: 0.344, SLG: 0.533		1-2 G6-3		0-1 G5-3		3-2 G4-6-3 1B		3-1 L9	0-0 HR	5	1	2	4	0	0	3											
Ruben Sierra, S OBP: 0.312, SLG: 0.568		0-1 G6-3		0-0 G3		1-0 G4-6-3		3-2 1B	1-1 HR	5	1	2	2	0	0	1											
Mike Lamb, L OBP: 0.362, SLG: 0.413		2-1 G6-3			1-0 S 1B		3-2 1B	0-3 K	1-2 HR	5	1	3	2	0	1	2											
Ricky Ledee, L OBP: 0.297, SLG: 0.381			1-0 E7 G4-3		1-0 P5		1-3 K		1-2 HR BB	4	2	0	0	1	1	2											
Chad Curtis, R OBP: 0.366, SLG: 0.427			0-1 G4-3		3-3 K			0-1 G6-3	SH1-4 1B K	5	1	1	0	0	2	2											
Inning Stats	R: 0 E: 0 K: 1 S: 10	H: 1 LOB: 1 BB: 0 P: 16	R: 0 E: 0 K: 0 S: 8	H: 0 LOB: 0 BB: 0 P: 11	R: 1 E: 1 K: 1 S: 9	H: 1 LOB: 1 BB: 0 P: 14	R: 0 E: 0 K: 0 S: 4	H: 0 LOB: 0 BB: 0 P: 4	R: 0 E: 0 K: 1 S: 8	H: 0 LOB: 0 BB: 0 P: 14	R: 0 E: 0 K: 1 S: 13	H: 2 LOB: 1 BB: 0 P: 21	R: 3 E: 0 K: 1 S: 18	H: 3 LOB: 2 BB: 2 P: 37	R: 8 E: 0 K: 1 S: 30	H: 6 LOB: 2 BB: 2 P: 48	1B: 10 2B: 2 3B: 0 HR: 2	SF: 0 SAC: 1 DP: 1 HBP: 0	WP: 0 PB: 0 SB: 2 CS: 0	PA: 45							
PITCHER	IP	WLS	BF	H	R	ER	SO	BB	IBB	HBP	BLK	WP	HR	S	P	ERA	WHIP										
32 Roy Halladay, R ERA: 4.53	(1, 1)	7.1	30	7	4	3	6	1	0	0	0	0	0	68	112	3.68	1.091										
Dan Plesac, L ERA: 3.68	(8, 1)	0.0	1	0	0	0	0	1	0	0	0	0	0	1	5	∞	∞										
Paul Quantrill, R ERA: 2.7	(8, 1)	0.1	H	2	1	0	0	0	0	0	0	0	0	6	12	0.00	3.000										
Billy Koch, R ERA: 5.5	(8, 1)	0.2	L	8	4	6	6	1	1	1	0	0	1	18	32	81.00	7.500										
Bob Fife, R ERA: 2.88	(9, 1)	0.2		4	2	2	2	1	0	0	0	0	1	15	19	27.00	3.000										

Texas Rangers @ Toronto Blue Jays
SkyDome, Toronto, ON
Sat Aug 18 2001, 4:05 PM EDT
Att: 26,092 - Cloudy - 75 F

AB 40
R 12
H 14
RBI 12
BB 4
SO 8
LOB 15



Batter	1	2	3	4	5	6	7	8	9	AB	R	H	RBI	BB	SO	LOB	BOTTOM										
José Cruz Jr., S OBP: 0.326, SLG: 0.510	0-2 2B	0-0 P3		0-1 P5		2-3 K			1-1 G4-3	5	1	1	0	0	1	2											
Alex Gonzalez, R OBP: 0.295, SLG: 0.393	0-1 F9	0-1 1B			2-0 F8		1-1 F8		3-3 K	5	0	1	0	0	1	1											
Shannon Stewart, R OBP: 0.379, SLG: 0.470	1-0 S 2B	0-0 F8			1-1 G5-3		1-0 P6			4	1	1	1	0	0	1											
Chris Latham, S OBP: 0.460, SLG: 0.512										0	0	0	0	0	0	0											
Carlos Delgado, L OBP: 0.401, SLG: 0.553	4-0 S BB				1-3 K		1-3 K		1-1 F8	3	1	0	0	1	2	0											
Raul Mondesi, R OBP: 0.338, SLG: 0.459	3-3 K			0-3 K		2-2 S 1B SF9 1B		0-0 F7		4	1	1	0	0	2	2											
Brad Fullmer, L OBP: 0.332, SLG: 0.449	1-2 2-3 HBP BB				0-0 F8		0-1 SF9 S 1B WP 1B		3-1 L3	3	1	1	0	1	0	0											
Homer Bush, R OBP: 0.365, SLG: 0.437		2-2 HBP			1-2 G5-3		3-3 K		4-1 BB	2	0	0	0	1	1	2											
Darrin Fletcher, L OBP: 0.280, SLG: 0.346		0-2 F8			1-0 G6-3		0-0 SF9		1-3 K	3	0	0	1	0	1	3											
Jeff Frye, R OBP: 0.305, SLG: 0.331			3-2 F9		2-2 1B		2-2 3H 2-2 1B		0-2 G4-3	4	0	2	0	0	0	0											
Inning Stats	R: 3 E: 0 K: 1 S: 20	H: 2 LOB: 2 BB: 2 P: 34	R: 0 E: 0 K: 0 S: 8	H: 1 LOB: 1 BB: 0 P: 11	R: 0 E: 0 K: 2 S: 7	H: 0 LOB: 0 BB: 0 P: 8	R: 0 E: 0 K: 0 S: 9	H: 1 LOB: 1 BB: 0 P: 13	R: 0 E: 0 K: 1 S: 6	H: 0 LOB: 0 BB: 0 P: 10	R: 2 E: 0 K: 2 S: 15	H: 3 LOB: 1 BB: 0 P: 24	R: 0 E: 0 K: 1 S: 5	H: 0 LOB: 1 BB: 1 P: 15	R: 0 E: 0 K: 1 S: 9	H: 0 LOB: 0 BB: 0 P: 13	1B: 5 2B: 2 3B: 0 HR: 0	SF: 1 SAC: 0 DP: 0 HBP: 1	WP: 3 PB: 0 SB: 4 CS: 0	PA: 38							
PITCHER	IP	WLS	BF	H	R	ER	SO	BB	IBB	HBP	BLK	WP	HR	S	P	ERA	WHIP										
Rob Bell, R ERA: 6.62	(1, 1)	7.0	31	7	5	5	6	2	0	1	0	0	0	70	108	6.43	1.286										
Juan Moreno, L ERA: 3.34	(8, 1)	1.0	W	4	0	0	0	1	0	0	0	0	0	7	15	0.00	1.000										
Mark Petkovsek, R ERA: 6.0	(9, 1)	1.0		3	0	0	0	1	0	0	0	0	0	9	13	0.00	0.000										

Texas Rangers @ Toronto Blue Jays
SkyDome, Toronto, ON
Sat Aug 18 2001, 4:05 PM EDT
Att: 26,092 - Cloudy - 75 F

AB 33
R 5
H 7
RBI 2
BB 3
SO 8
LOB 11



Batter	1	2	3	4	5	6	7	8	9	AB	R	H	RBI	BB	SO	LOB	TOP										
2 Derek Jeter, R OBP: 0.388, SLG: 0.483 (1, 6)	G6-3		P4				G4-3	FC6-4		5	0	1	1	0	0	1											
Paul O'Neill, L OBP: 0.337, SLG: 0.478 (1, 9)	G3		F8					HR	G3	5	1	1	1	0	1	1											
Bernie Williams, S OBP: 0.389, SLG: 0.493 (1, 8)	K			F7				HR	G6-3	5	1	1	0	0	1	0											
Tino Martinez, L OBP: 0.319, SLG: 0.489 (1, 3)										5	2	3	2	0	1	0											
Luis Sojo, R OBP: 0.233, SLG: 0.206 (9, 3)									G4-1	0	0	0	0	0	0	0											
David Justice, L OBP: 0.327, SLG: 0.454 (1, 10)		HR		FC3-6				HR		4	2	2	2	0	1	1											
20 Jorge Posada, S OBP: 0.383, SLG: 0.512 (1, 2)										2	1	1	1	1	1	1											
Shane Spencer, R OBP: 0.311, SLG: 0.438 (1, 7)							G6-3			4	0	0	0	0	1	2											
Alfonso Soriano, R OBP: 0.305, SLG: 0.453 (1, 4)								E4		4	2	2	1	0	2	1											
Clayton Kershaw, R OBP: 0.200, SLG: 0.393 (1, 5)										2	0	0	0	0	1	1											
Chuck Knoblauch, R OBP: 0.335, SLG: 0.349 (7, PH)										1	0	0	0	0	1	0											
Enrique Wilson, S OBP: 0.206, SLG: 0.231 (7, 5)										1	0	1	1	0	0	0											
Inning Stats	R: 0 E: 0 K: 1 S: 10	H: 0 LOB: 0 BB: 0 P: 16	R: 1 E: 0 K: 2 S: 19	H: 2 LOB: 1 BB: 0 P: 25	R: 0 E: 0 K: 1 S: 9	H: 0 LOB: 0 BB: 0 P: 15	R: 0 E: 0 K: 1 S: 12	H: 1 LOB: 1 BB: 0 P: 18	R: 1 E: 0 K: 1 S: 12	H: 2 LOB: 1 BB: 0 P: 16	R: 2 E: 0 K: 1 S: 15	H: 2 LOB: 0 BB: 0 P: 24	R: 0 E: 0 K: 2 S: 8	H: 0 LOB: 0 BB: 0 P: 8	R: 5 E: 1 K: 1 S: 23	H: 5 LOB: 1 BB: 1 P: 37	R: 0 E: 0 K: 0 S: 7	H: 0 LOB: 0 BB: 0 P: 12	1B: 7 2B: 1 3B: 1 HR: 3	SF: 1 SAC: 0 DP: 0 HBP: 0	WP: 0 PB: 0 SB: 1 CS: 0	PA: 40					
PITCHER	IP	WLS	BF	H	R	ER	SO	BB	IBB	HBP	BLK	WP	HR	S	P	ERA	WHIP										
Rick Helling, R ERA: 5.31 (1, 1)	5.1		23	7	4	4	6	0	0	0	0	0	1	73	108	6.75	1.312										
Dan Kolb, R ERA: 5.31 (6, 1)	1.2	H	5	0	0	0	3	0	0	0	0	0	0	12	14	0.00	0.000										
Juan Moreno, L ERA: 4.41 (8, 1)	0.1	L	5	3	4	4	1	1	0	0	0	0	2	14	26	108.00	12.000										
Mark Petkovsek, R ERA: 6.08 (8, 1)	0.2		4	2	1	1	0	0	0	0	0	0	0	9	11	13.50	3.000										
Pat Mahomes, R ERA: 6.4 (9, 1)	1.0		3	0	0	0	0	0	0	0	0	0	0	7	12	0.00	0.000										

New York Yankees @ Texas Rangers
The Ballpark at Arlington, Arlington, TX
Mon Aug 20 2001, 8:05 PM EDT
Att: 35,125 - Sunny - 94 F

livebaseballscores.com

AB 38
R 9
H 12
RBI 9
BB 1
SO 10
LOB 8



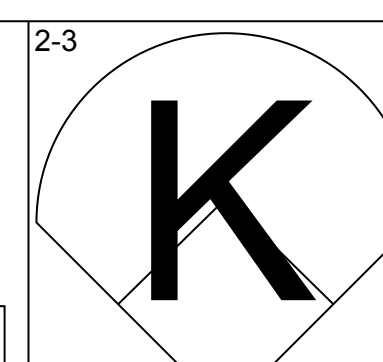
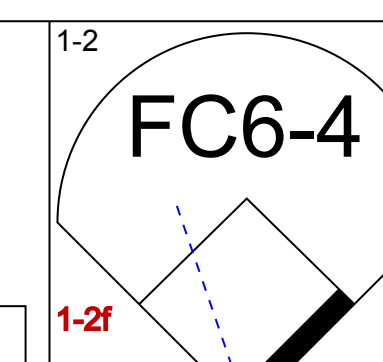
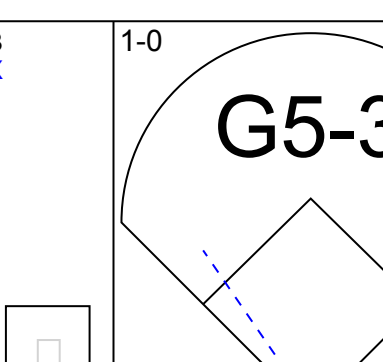
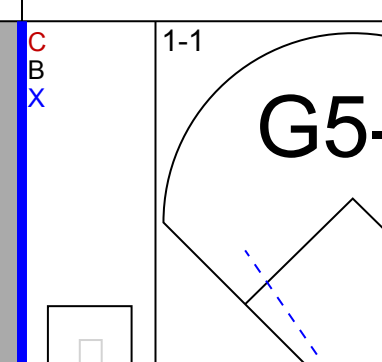
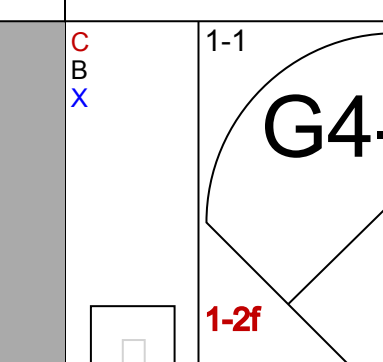
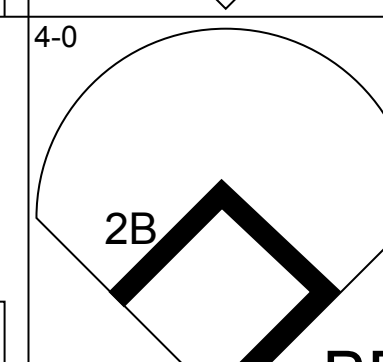
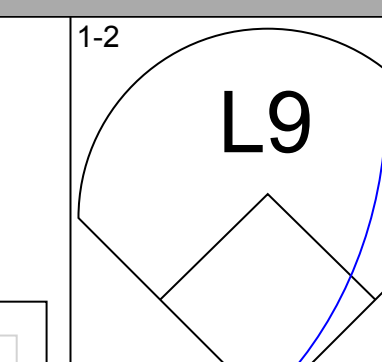
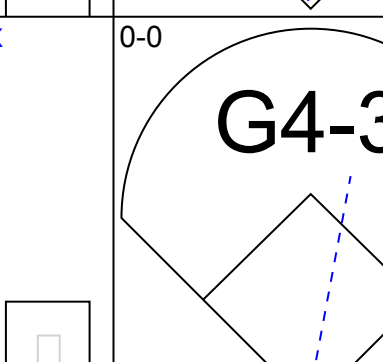
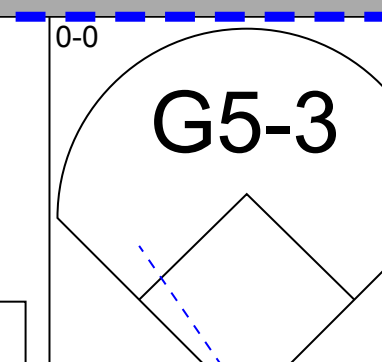
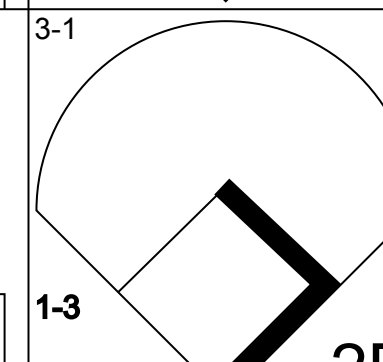
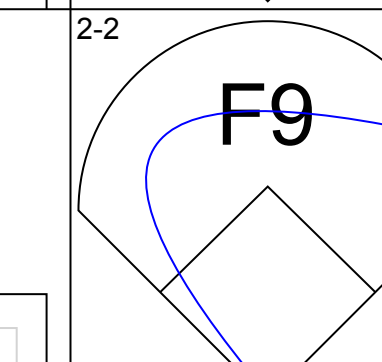
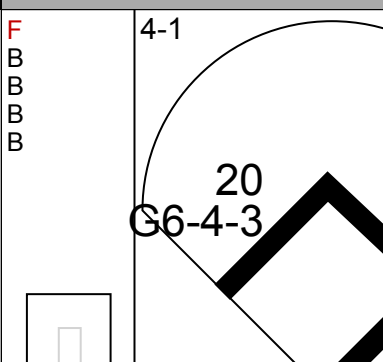
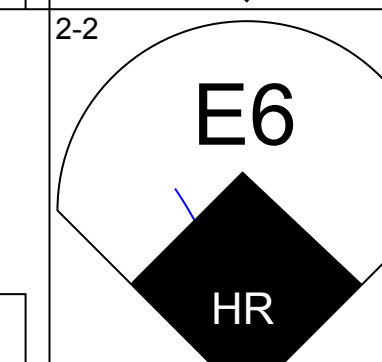
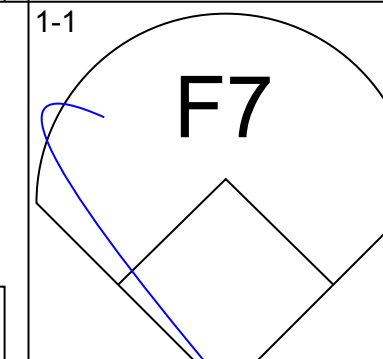
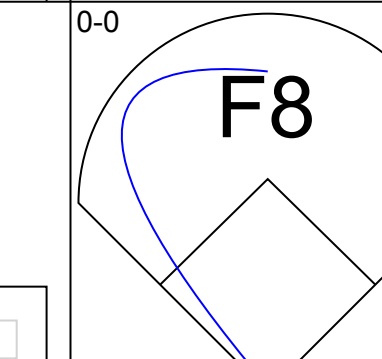
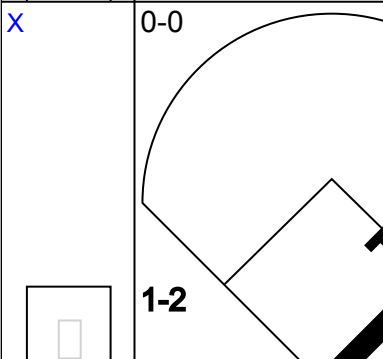
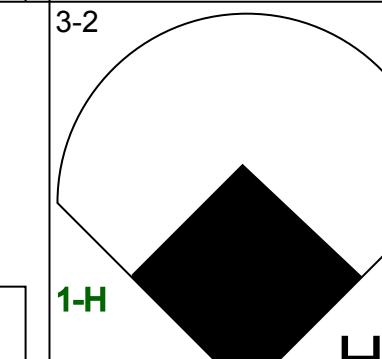
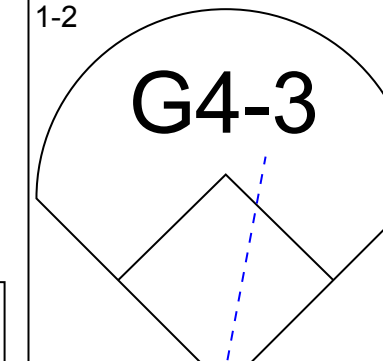
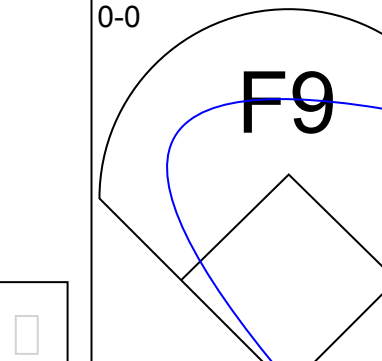
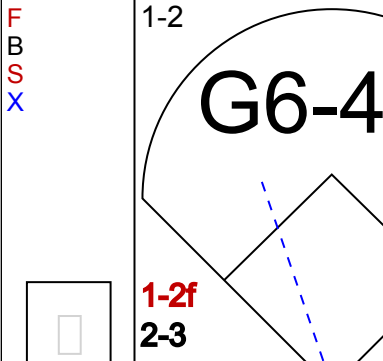
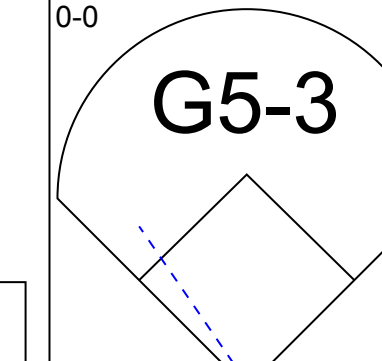
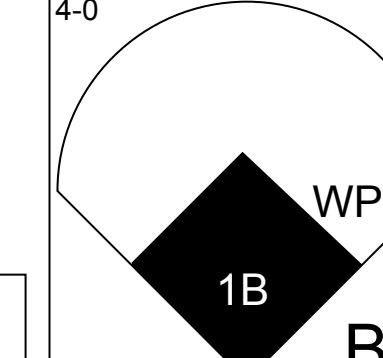
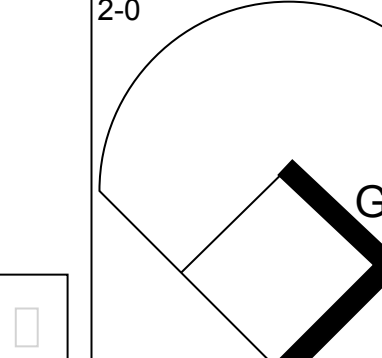
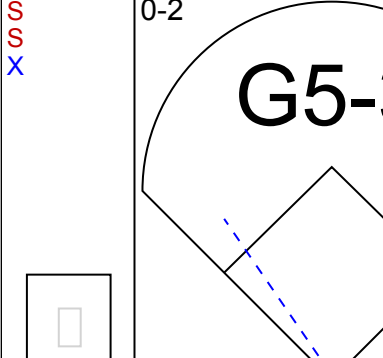
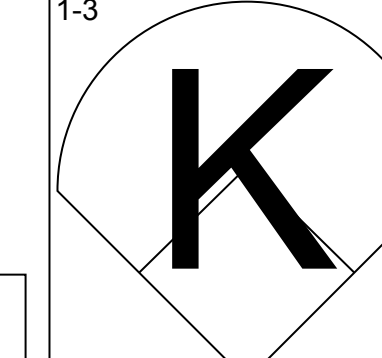
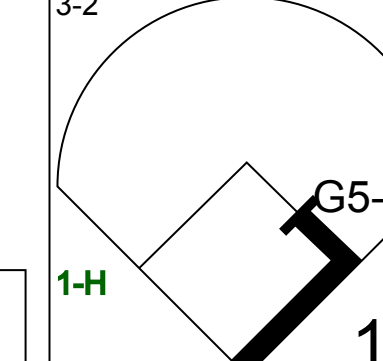
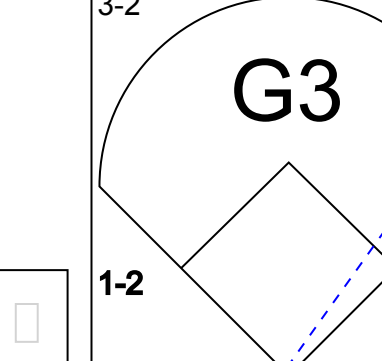
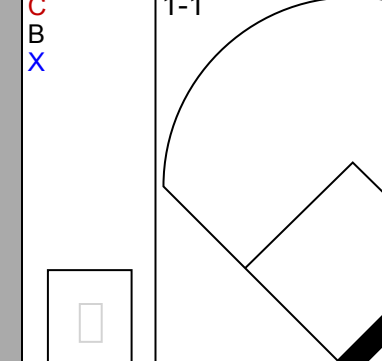
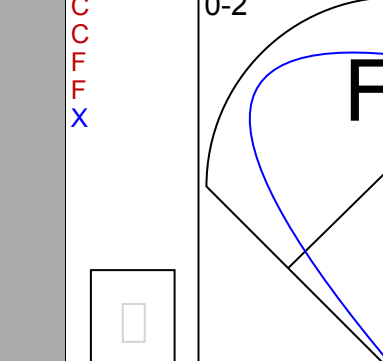
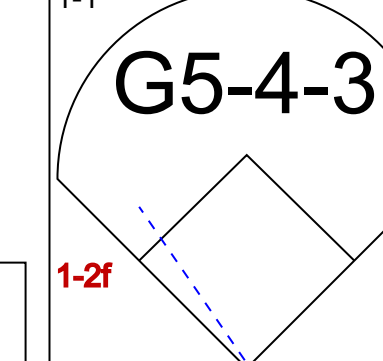
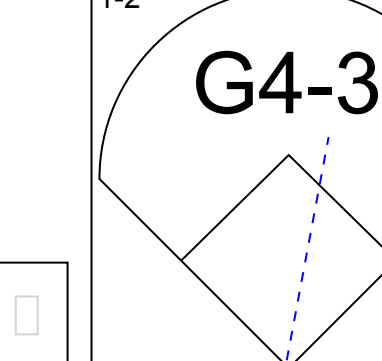
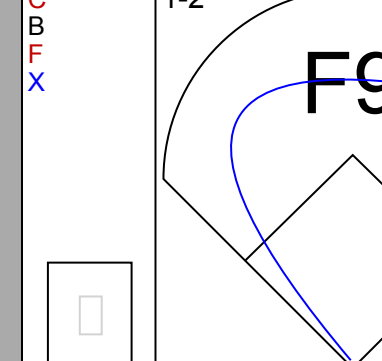
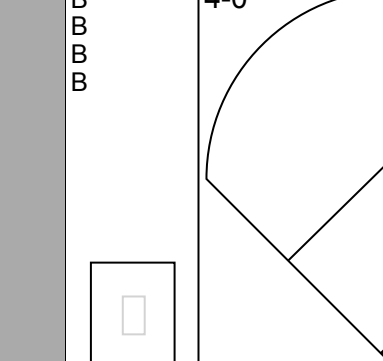
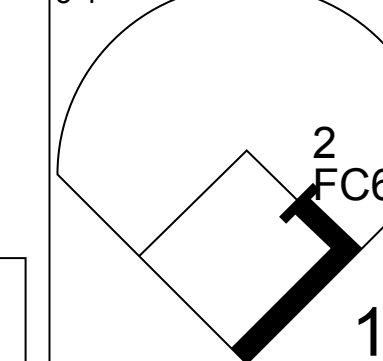
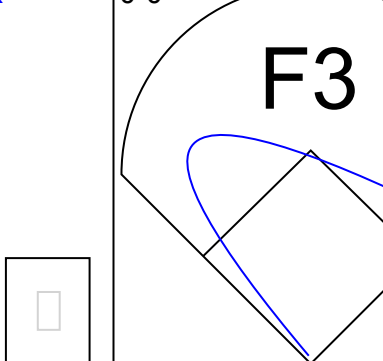
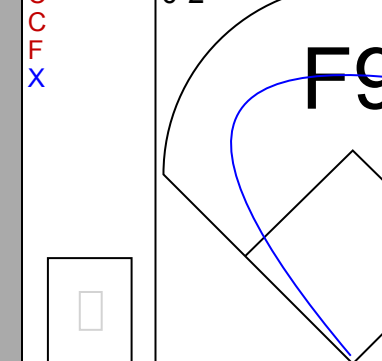
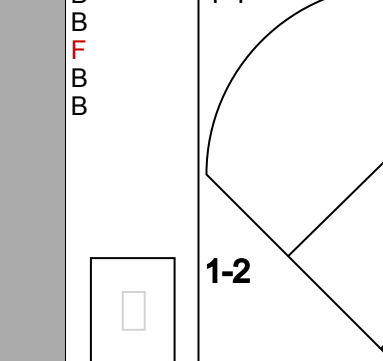
Batter	1	2	3	4	5	6	7	8	9	AB	R	H	RBI	BB	SO	LOB	BOTTOM										
Frank Catalanotto, L OBP: 0.405, SLG: 0.506 (1, 7)	F8		K	CS					G4-3	4	0	1	0	1	1	3											
Mike Lamb, L OBP: 0.394, SLG: 0.438 (1, 5)	P6		1B						G1-3	5	1	1	1	0	0	4											
Alex Rodriguez, R OBP: 0.402, SLG: 0.617 (1, 6)										3	1	2	0	2	0	1											
Rafael Palmeiro, L OBP: 0.372, SLG: 0.530 (1, 3)	F7									4	0	0	1	1	0	7											
Ivan Rodriguez, R OBP: 0.348, SLG: 0.542 (1, 2)										4	1	3	2	0	0	0											
Ruben Sierra, S OBP: 0.307, SLG: 0.558 (1, 10)										4	0	0	0	0	0	5											
Ricky Ledee, L OBP: 0.299, SLG: 0.386 (1, 9)										4	0	1	0	0	1	2											
Gabe Kapler, R OBP: 0.341, SLG: 0.415 (1, 8)										3	1	2	0	0	0	0											
10 Michael Young, R OBP: 0.287, SLG: 0.396 (1, 4)										4	1	2	1	0	0	1											
Inning Stats	R: 0 E: 0 K: 0 S: 9	H: 0 LOB: 1 BB: 1 P: 17	R: 0 E: 0 K: 0 S: 8	H: 1 LOB: 0 BB: 0 P: 13	R: 2 E: 1 K: 1 S: 16	H: 5 LOB: 3 BB: 0 P: 24	R: 0 E: 0 K: 1 S: 6	H: 0 LOB: 0 BB: 0 P: 13	R: 3 E: 0 K: 0 S: 14	H: 3 LOB: 0 BB: 0 P: 21	R: 0 E: 0 K: 0 S: 8	H: 0 LOB: 0 BB: 1 P: 13	R: 0 E: 0 K: 0 S: 8	H: 1 LOB: 1 BB: 1 P: 14	R: 0 E: 0 K: 0 S: 15	H: 2 LOB: 3 BB: 1 P: 28	1B: 9 2B: 2 3B: 0 HR: 1	SF: 0 SAC: 0 DP: 2 HBP: 1	WP: 0 PB: 0 SB: 1 CS: 1	PA: 41							
PITCHER	IP	WLS	BF	H	R	ER	SO	BB	IBB	HBP	BLK	WP	HR	S	P	ERA	WHIP										
Roger Clemens, R ERA: 3.6 (1, 1)	6.0		27	9	5	5	2	1	0	0	0	0	1	61	97	7.50	1.667										
Mike Stanton, L ERA: 2.03 (7, 1)	1.0	W	4	0	0	0	2	2	0	0	0	0	0	10	19	0.00	2.000										
Ramiro Mendoza, R ERA: 3.61 (8, 1)	1.0		3	1	0	0	0	0	0	0	0	0	0	6	8	0.00	1.000										
42 Mariano Rivera, R ERA: 2.39 (9, 1)	1.0		6	2	0	0	0	1	0	0	0	0	0	15	28	0.00	3.000										

New York Yankees @ Texas Rangers
The Ballpark at Arlington, Arlington, TX
Mon Aug 20 2001, 8:05 PM EDT
Att: 35,125 - Sunny - 94 F

livebaseballscores.com

AB 35
R 5
H 12
RBI 5
BB 4
SO 2
LOB 23

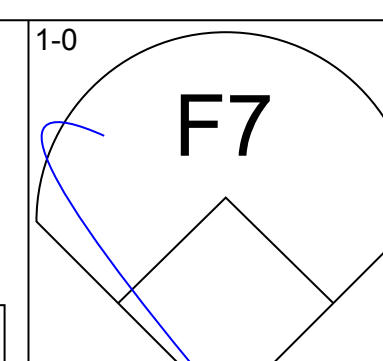
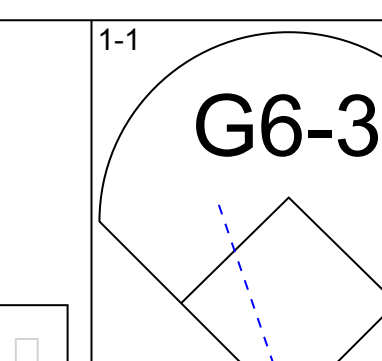
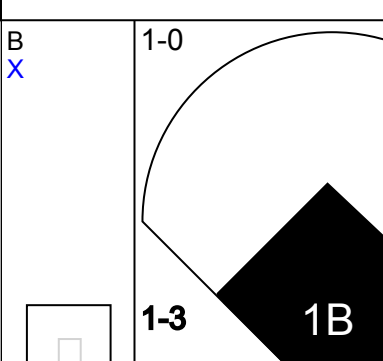

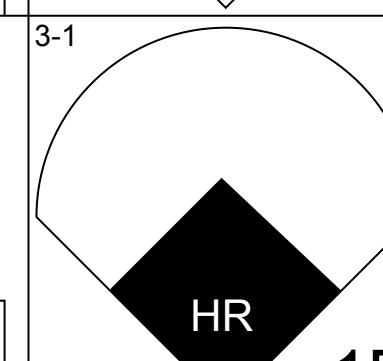
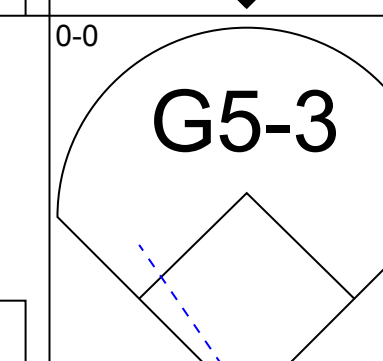
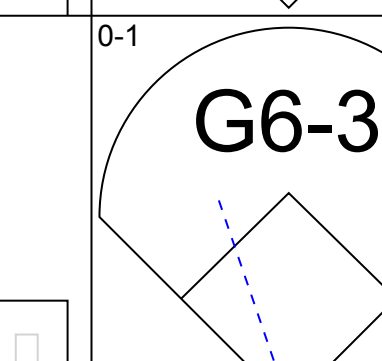
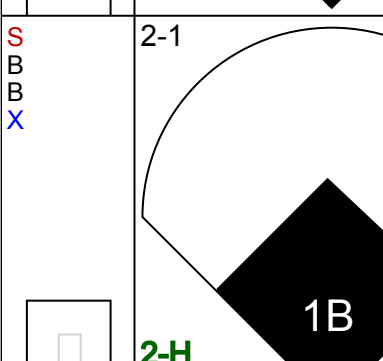

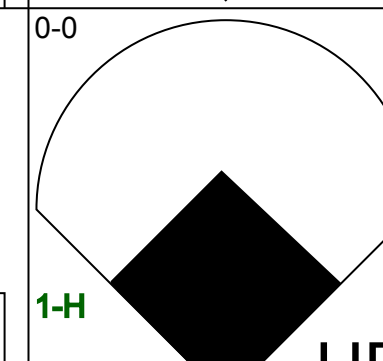
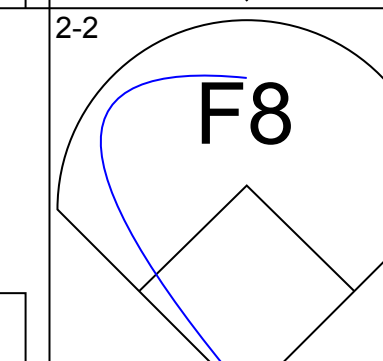
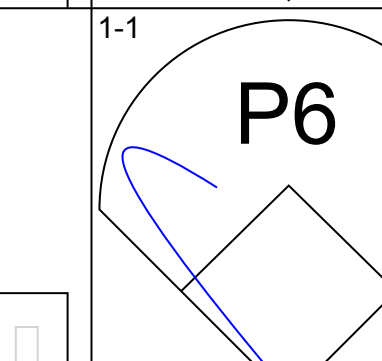
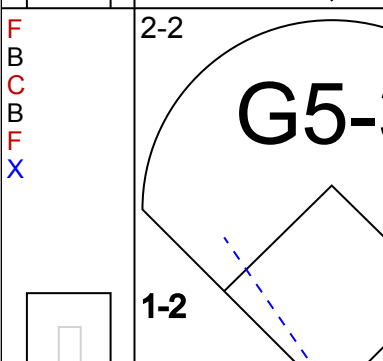

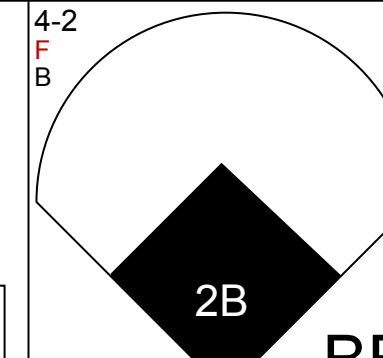
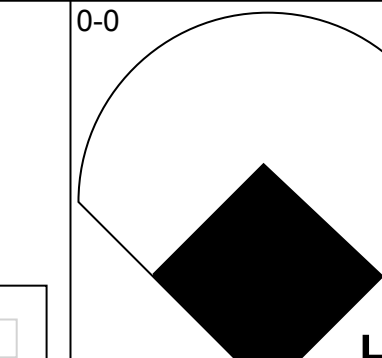
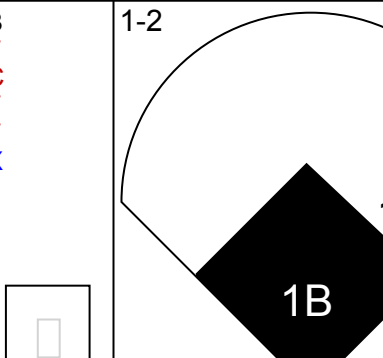
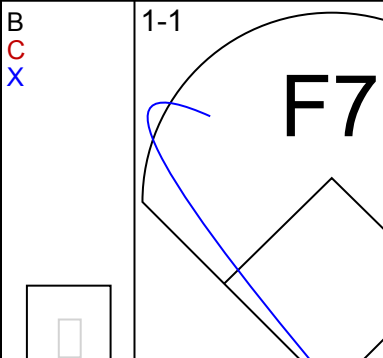
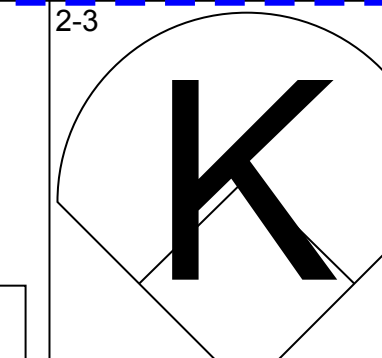
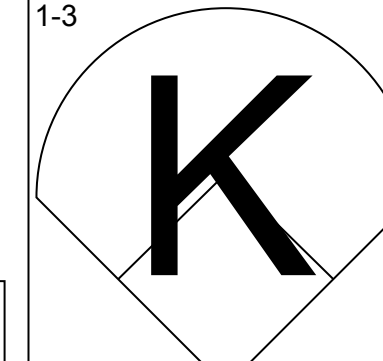
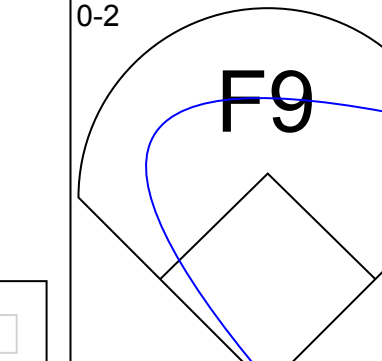
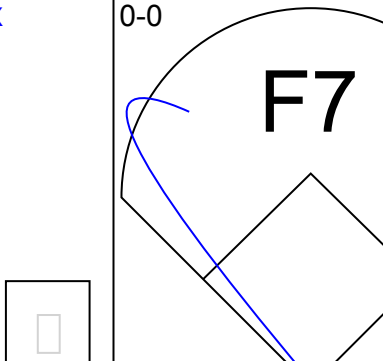
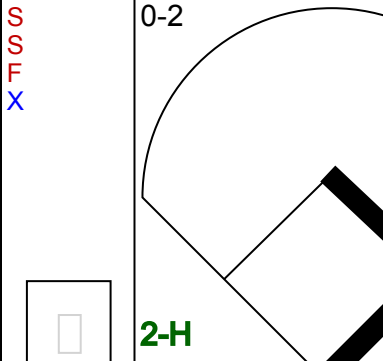
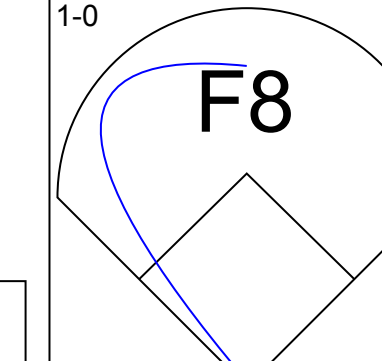
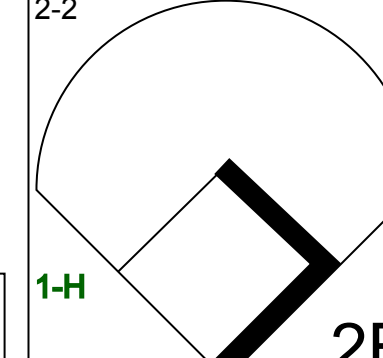
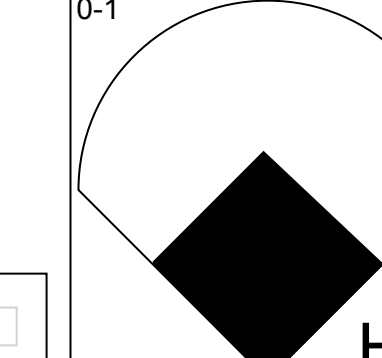
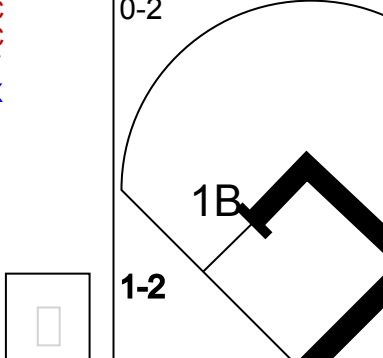
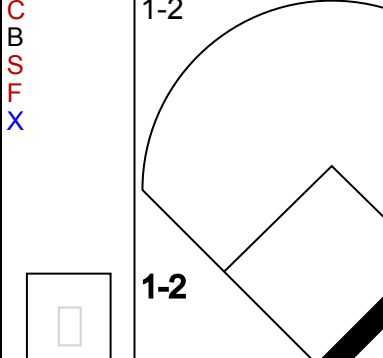
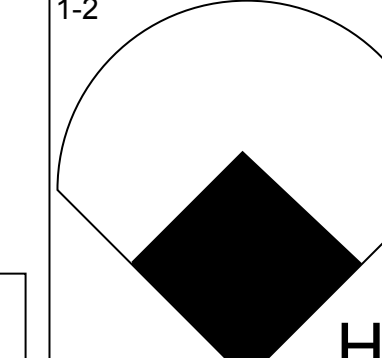
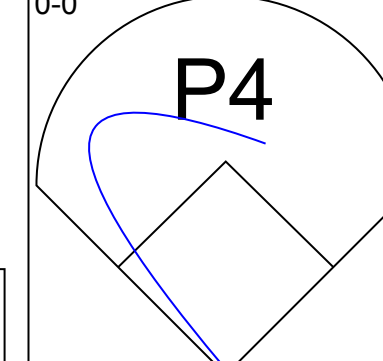
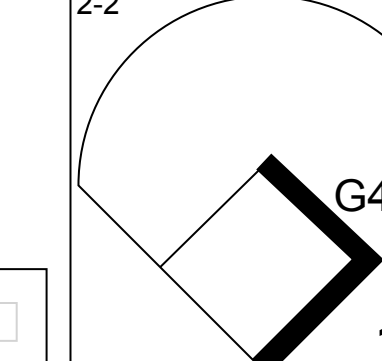
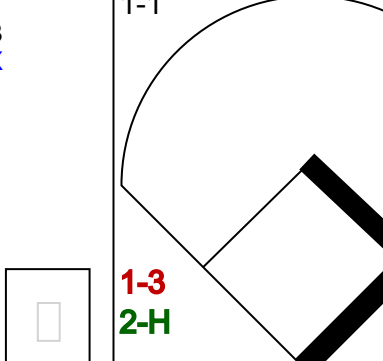
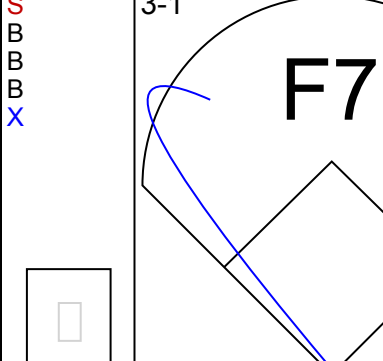
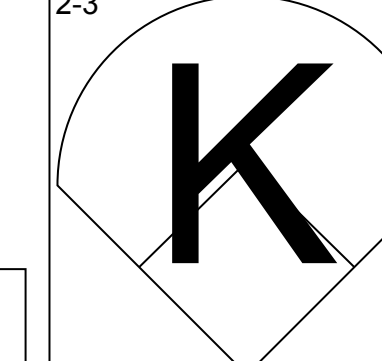
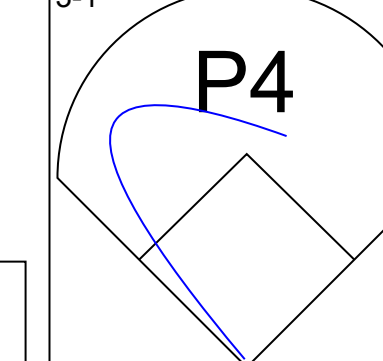
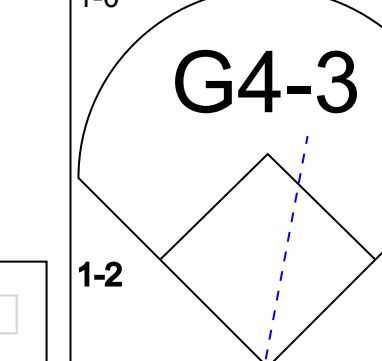
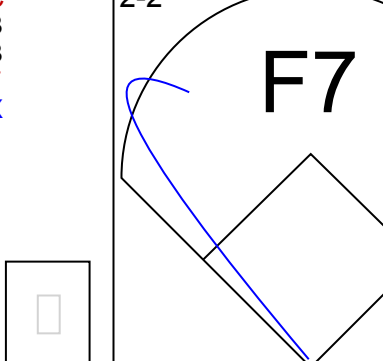

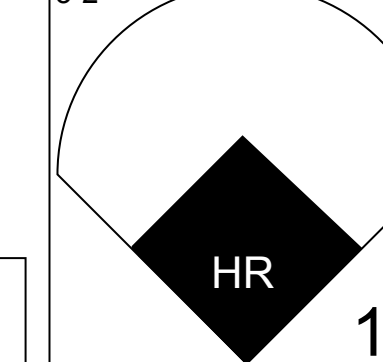
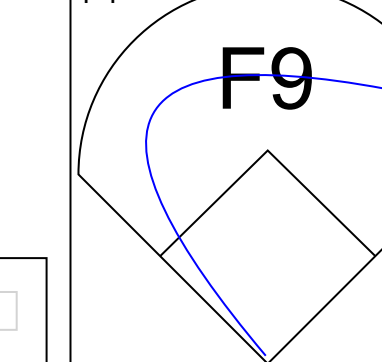
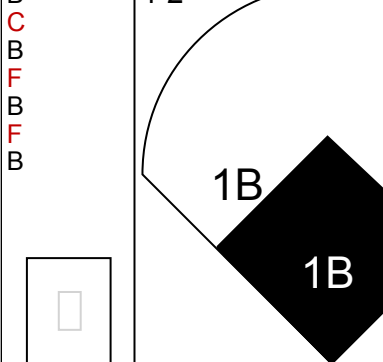




Batter	1	2	3	4	5	6	7	8	9	AB	R	H	RBI	BB	SO	LOB	TOP			
2 Derek Jeter, R OBP: 0.385, SLG: 0.480 Enrique Wilson, S OBP: 0.204, SLG: 0.228 (7, 6)										3	0	0	0	0	1	1				
Paul O'Neill, L OBP: 0.337, SLG: 0.476 Luis Sojo, R OBP: 0.230, SLG: 0.203 (1, 9) (7, 5)										2	0	0	0	1	0	0				
Bernie Williams, S OBP: 0.389, SLG: 0.495 Gerald Williams, R OBP: 0.266, SLG: 0.313 (1, 8) (7, 8)										2	0	1	0	1	0	0				
David Justice, L OBP: 0.329, SLG: 0.465 (1, 10)										4	1	2	2	0	0	2				
20 Jorge Posada, S OBP: 0.381, SLG: 0.508 Todd Greene, R OBP: 0.309, SLG: 0.359 (1, 2) (7, 2)										3	0	0	0	0	0	4				
Shane Spencer, R OBP: 0.315, SLG: 0.436 (1, 7)										3	1	1	0	1	1	1				
Nick Johnson, L OBP: 0.500, SLG: 0.500 (1, 3)										4	0	2	1	0	0	1				
Alfonso Soriano, R OBP: 0.304, SLG: 0.450 (1, 4)										3	0	0	0	1	0	3				
Clay Bellinger, R OBP: 0.219, SLG: 0.390 (1, 5) (7, 9)										3	0	1	0	1	0	1				
Inning Stats	R: 0 E: 0 K: 1 S: 11	H: 1 LOB: 2 BB: 1 P: 22	R: 1 E: 0 K: 0 S: 10	H: 2 LOB: 1 BB: 1 P: 22	R: 0 E: 0 K: 0 S: 8	H: 0 LOB: 0 BB: 0 P: 11	R: 0 E: 0 K: 0 S: 8	H: 1 LOB: 1 BB: 0 P: 14	R: 0 E: 0 K: 0 S: 3	H: 1 LOB: 0 BB: 0 P: 4	R: 0 E: 0 K: 0 S: 11	H: 1 LOB: 0 BB: 0 P: 14	R: 2 E: 1 K: 1 S: 14	H: 1 LOB: 0 BB: 2 P: 20	R: 0 E: 0 K: 0 S: 8	H: 0 LOB: 1 BB: 2 P: 17	1B: 5 2B: 1 3B: 0 HR: 1	SF: 0 SAC: 0 DP: 3 HBP: 0	WP: 1 PB: 0 CS: 0	PA: 37
PITCHER	IP	WLS	BF	H	R	ER	SO	BB	IBB	HBP	BLK	WP	HR	S	P	ERA	WHIP			
Doug Davis, L ERA: 4.23 Mark Petkovsek, R ERA: 6.13 Kevin Foster, R ERA: 6.62	(1, 1) (8, 1) (9, 1)	7.0 1.0 1.0	W 5 4	28 1 0	6 2 0	1 1 0	1 1 0	3 0 2	0 0 0	0 0 0	0 0 0	1 0 0	0 1 0	59 14 8	100 20 17	0.00 9.00 0.00	1.286 1.000 2.000			

New York Yankees @ Texas Rangers
The Ballpark at Arlington, Arlington, TX
Tue Aug 21 2001, 8:05 PM EDT
Att: 34,940 - Cloudy - 94 F

AB 32
R 3
H 7
RBI 3
BB 5
SO 2
LOB 16



Batter	1	2	3	4	5	6	7	8	9	AB	R	H	RBI	BB	SO	LOB	BOTTOM			
Frank Catalanotto, L OBP: 0.405, SLG: 0.514 (1, 7)										5	2	2	2	0	1	1				
Mike Lamb, L OBP: 0.365, SLG: 0.439 (1, 5)										4	2	2	3	0	0	0				
Alex Rodriguez, R OBP: 0.401, SLG: 0.620 Scott Sheldon, R OBP: 0.247, SLG: 0.351 (1, 6) (7, PH) (8, 6)										4	1	1	2	0	0	1				
Rafael Palmeiro, L OBP: 0.375, SLG: 0.538 Randy Velarde, R OBP: 0.372, SLG: 0.451 (1, 3) (8, 3)										3	3	2	1	1	0	1				
Ivan Rodriguez, R OBP: 0.347, SLG: 0.540 Bill Haselman, R OBP: 0.233, SLG: 0.238 (1, 2) (8, 2)										4	0	1	1	0	1	2				
Ruben Sierra, S OBP: 0.321, SLG: 0.597 (1, 10)										5	2	5	3	0	0	0				
Ricky Ledee, L OBP: 0.302, SLG: 0.387 (1, 9)										5	0	2	1	0	1	3				
Gabe Kapler, R OBP: 0.337, SLG: 0.410 (1, 8)										4	0	0	0	0	1	2				
10 Michael Young, R OBP: 0.294, SLG: 0.403 (1, 4)										3	3	2	0	1	0	1				
Inning Stats	R: 3 E: 0 K: 1 S: 19	H: 3 LOB: 1 BB: 1 P: 30	R: 2 E: 0 K: 0 S: 10	H: 2 LOB: 0 BB: 0 P: 19	R: 2 E: 0 K: 0 S: 16	H: 3 LOB: 1 BB: 0 P: 20	R: 0 E: 0 K: 0 S: 6	H: 0 LOB: 0 BB: 0 P: 8	R: 1 E: 0 K: 0 S: 15	H: 3 LOB: 1 BB: 0 P: 19	R: 3 E: 0 K: 0 S: 22	H: 4 LOB: 2 BB: 1 P: 36	R: 1 E: 0 K: 2 S: 11	H: 1 LOB: 1 BB: 0 P: 17	R: 1 E: 0 K: 2 S: 12	H: 1 LOB: 0 BB: 0 P: 18	1B: 10 2B: 2 3B: 0 HR: 5	SF: 1 SAC: 0 DP: 0 HBP: 0	WP: 1 PB: 0 CS: 0	PA: 43
PITCHER	IP	WLS	BF	H	R	ER	SO	BB	IBB	HBP	BLK	WP	HR	S	P	ERA	WHIP			
Orlando Hernandez, R ERA: 6.0 Jay Witasick, R ERA: 3.71 Mark Wohlers, R ERA: 4.5	(1, 1) (6, 1) (8, 1)	5.0 2.0 1.0	L 13 4	26 5 1	8 4 1	8 4 1	8 2 2	1 0 0	0 0 0	0 0 0	0 0 0	0 1 0	0 0 1	33 53 18	96 53 18	14.40 18.00 9.00	2.400 3.000 1.000			

New York Yankees @ Texas Rangers
The Ballpark at Arlington, Arlington, TX
Tue Aug 21 2001, 8:05 PM EDT
Att: 34,940 - Cloudy - 94 F

AB 40
R 13
H 17
RBI 13
BB 2
SO 5
LOB 12



Batter	1	2	3	4	5	6	7	8	9	AB	R	H	RBI	BB	SO	LOB	TOP				
Chuck Knoblauch R (1.7) OBP: 0.337, SLG: 0.356	1-2 F7		2-2 F7	1-0 HR		0-3 K		1-1 G5-3		5	1	1	1	0	1	0					
2 Derek Jeter R (1.6) OBP: 0.392, SLG: 0.480	0-1 F8		0-0 HR		0-2 S	0-0 F8			2-2 F8	5	1	2	1	0	0	0					
Paul O'Neill L (1.9) OBP: 0.333, SLG: 0.471	1-3 K		1-2 G4-3		0-1 L8				3-2 P6	5	0	0	0	0	1	1					
Bernie Williams S (1.8) OBP: 0.396, SLG: 0.502		1-1 BB	0-0		0-0 FC6-4				1-1 G4-3	5	1	4	0	0	0	0					
David Justice L (1.10) OBP: 0.330, SLG: 0.457		4-0 BB	0-0 G3		2-2 L7					2	0	0	0	2	0	2					
Nick Johnson L (1.3) OBP: 0.417, SLG: 0.300					2-2 FC6-4					3	1	1	0	1	2	4					
Alfonso Soriano R (1.4) OBP: 0.305, SLG: 0.448					0-1 WP				3-2 G6-3	4	1	1	1	0	1	6					
Todd Greene R (1.2) OBP: 0.306, SLG: 0.353		1-1			0-0 G5-3				1-1 G6-3	4	0	1	1	0	1	3					
Enrique Wilson S (1.5) OBP: 0.202, SLG: 0.223	0-0 F7				1-0 SF7				1-2 F9	3	0	0	1	0	0	2					
Inning Stats	R: 0 E: 0 K: 1 S: 11	H: 0 LOB: 0 BB: 0 P: 13	R: 1 E: 0 K: 2 S: 11	H: 2 LOB: 2 BB: 1 P: 17	R: 1 E: 0 K: 0 S: 9	H: 2 LOB: 1 BB: 0 P: 12	R: 3 E: 0 K: 0 S: 10	H: 3 LOB: 1 BB: 1 P: 16	R: 0 E: 0 K: 1 S: 15	H: 0 LOB: 0 BB: 0 P: 6	R: 0 E: 0 K: 1 S: 13	H: 1 LOB: 2 BB: 1 P: 26	R: 0 E: 0 K: 0 S: 8	H: 0 LOB: 0 BB: 0 P: 11	R: 0 E: 0 K: 0 S: 9	H: 0 LOB: 0 BB: 0 P: 15	1B: 5 2B: 3 3B: 0 HR: 2	SF: 1 SAC: 0 DP: 0 HBP: 0	WP: 1 PB: 0 SB: 1 CS: 0	PA: 40	
PITCHER	IP	WLS	BF	H	R	ER	SO	BB	IBB	HBP	BLK	WP	HR	S	P	ERA	WHIP				
Rob Bell, R (1.1) ERA: 6.65	6.1	L	31	10	5	5	5	2	0	0	0	1	2	66	93	7.11	1.895				
Juan Moreno, L (7.1) ERA: 4.35	0.1		2	0	0	0	1	1	0	0	0	0	0	6	12	0.00	3.000				
Mark Petkovsek, R (7.1) ERA: 6.0	1.1		4	0	0	0	0	0	0	0	0	0	0	11	17	0.00	0.000				
59 Jeff Zimmerman, R (9.1) ERA: 2.91	1.0		3	0	0	0	0	0	0	0	0	0	0	9	15	0.00	0.000				

New York Yankees @ Texas Rangers
The Ballpark at Arlington, Arlington, TX
Thu Aug 23 2001, 8:05 PM EDT
Att: 36,158 - Sunny - 95 F

AB	36
R	5
H	10
RBI	5
BB	3
SO	6
LOB	18



Batter	1	2	3	4	5	6	7	8	9	AB	R	H	RBI	BB	SO	LOB	BOTTOM				
Frank Catalanotto L (1.7) OBP: 0.407, SLG: 0.516	2-3 K		1-0		0-1 1B		1-1 FC3-6		1-1	5	0	3	0	0	1	1					
Randy Velarde R (1.3) OBP: 0.370, SLG: 0.453	2-1 F3		2-1		0-1 1B		2-3 K		2-3 1B	5	0	2	0	0	1	3					
Alex Rodriguez R (1.6) OBP: 0.401, SLG: 0.614	4-1		2-0 G5-3		3-2 F3		0-3 K			3	0	0	0	1	1	4					
Rafael Palmeiro L (1.10) OBP: 0.375, SLG: 0.539	1-3 K			1-1 HR	0-0 P4			0-1 L3		4	1	1	1	0	1	3					
Chad Curtis R (1.9) OBP: 0.366, SLG: 0.422		0-0 G5-3		3-3 K	2-2 F9			2-3 K		4	0	0	0	0	2	2					
Gabe Kapler R (1.8) OBP: 0.336, SLG: 0.411		1-1		2-2 G4-3		2-1 F9		1-2 F8		4	0	1	0	0	0	0					
Mike Lamb L (1.5) OBP: 0.374, SLG: 0.441		1-1 F2		4-1	0-1 G3				1-1	3	1	1	0	1	0	1					
Bill Haselman R (1.2) OBP: 0.260, SLG: 0.286		0-0 G4-3		2-2	4-1		1-3 K		0-1 F2	3	0	1	1	0	1	1					
Ricky Ledee L (9. PH) OBP: 0.299, SLG: 0.378				1-H						1	0	0	0	0	0	1					
10 Michael Young R (1.4) OBP: 0.294, SLG: 0.401			2-1 F8		1-3 K				2-1 G3	4	0	1	0	0	1	2					
Inning Stats	R: 0 E: 0 K: 2 S: 10	H: 0 LOB: 1 BB: 1 P: 19	R: 0 E: 0 K: 0 S: 6	H: 1 LOB: 0 BB: 0 P: 8	R: 0 E: 0 K: 0 S: 6	H: 2 LOB: 1 BB: 0 P: 13	R: 2 E: 0 K: 2 S: 15	H: 2 LOB: 1 BB: 1 P: 28	R: 0 E: 0 K: 1 S: 8	H: 0 LOB: 0 BB: 0 P: 11	R: 0 E: 0 K: 2 S: 11	H: 1 LOB: 1 BB: 0 P: 16	R: 0 E: 0 K: 1 S: 8	H: 0 LOB: 0 BB: 0 P: 11	R: 0 E: 0 K: 0 S: 12	H: 2 LOB: 2 BB: 0 P: 17	1B: 6 2B: 3 3B: 0 HR: 1	SF: 0 SAC: 0 DP: 0 HBP: 0	WP: 0 PB: 0 SB: 0 CS: 0	PA: 38	
PITCHER	IP	WLS	BF	H	R	ER	SO	BB	IBB	HBP	BLK	WP	HR	S	P	ERA	WHIP				
Sterling Hitchcock L (1.1) ERA: 5.12	6.1	W	28	8	2	2	5	2	0	0	0	0	1	64	106	2.84	1.579				
Ramiro Mendoza R (7.1) ERA: 3.54	1.2	H	5	0	0	0	3	0	0	0	0	0	0	15	20	0.00	0.000				
42 Mariano Rivera R (9.1) ERA: 2.35	1.0	S	5	2	0	0	0	0	0	0	0	0	0	12	17	0.00	2.000				

New York Yankees @ Texas Rangers
The Ballpark at Arlington, Arlington, TX
Thu Aug 23 2001, 8:05 PM EDT
Att: 36,158 - Sunny - 95 F

AB	36
R	2
H	10
RBI	2
BB	2
SO	8
LOB	18



Batter	1	2	3	4	5	6	7	8	9	AB	R	H	RBI	BB	SO	LOB	TOP								
Trot Nixon, L OBP: 0.372, SLG: 0.498 (1, 8)	E6 SH3		HR 1B	BB		G3		HR		4	2	4	1	0	2										
Jose Offerman, S OBP: 0.325, SLG: 0.354 (1, 3)	SH3		HR			G5-3		G4-3		4	1	1	2	0	1	4									
Nomar Garciaparra, R OBP: 0.360, SLG: 0.494 (1, 6)	BB		L7			F8		1B		4	0	2	0	1	0	0									
Carl Everett, S OBP: 0.329, SLG: 0.457 (1, 10)	F9		G1			K		F2		5	0	0	0	0	2	4									
Dante Bichette, R OBP: 0.325, SLG: 0.473 (1, 7)	K					K				5	0	1	0	0	3	2									
Darren Lewis, R OBP: 0.284, SLG: 0.360 (9, 7)	K					K		G6-3		0	0	0	0	0	0	0									
Troy O'Leary, L OBP: 0.310, SLG: 0.455 (1, 9)		K	P4			G3-1		1B HR		5	1	1	0	0	1	1									
Shea Hillenbrand, R OBP: 0.290, SLG: 0.411 (1, 5)	E4 FC5-4					G5-3		1B HR		4	2	2	0	1	0	0									
Mike Lansing, R OBP: 0.294, SLG: 0.401 (1, 4)	FC5-4					F9		1B BB		5	0	1	1	0	1	4									
Doug Mirabeli, R OBP: 0.345, SLG: 0.420 (1, 2)	K					G3 2B		K		2	1	1	0	2	1	1									
Inning Stats	R: 0 E: 1 K: 1 S: 11	H: 0 LOB: 2 BB: 1 P: 18	R: 0 E: 1 K: 2 S: 11	H: 0 LOB: 1 BB: 0 P: 14	R: 2 E: 0 K: 0 S: 17	H: 3 LOB: 1 BB: 0 P: 24	R: 0 E: 0 K: 1 S: 11	H: 1 LOB: 2 BB: 1 P: 18	R: 0 E: 0 K: 2 S: 8	H: 0 LOB: 0 BB: 0 P: 14	R: 1 E: 0 K: 0 S: 14	H: 2 LOB: 2 BB: 1 P: 25	R: 0 E: 0 K: 0 S: 8	H: 1 LOB: 0 BB: 0 P: 13	R: 4 E: 0 K: 2 S: 20	H: 4 LOB: 1 BB: 1 P: 33	R: 0 E: 0 K: 1 S: 12	H: 0 LOB: 1 BB: 1 P: 22	1B: 7 2B: 2 3B: 0 HR: 2	SF: 0 SAC: 1 DP: 0 HBP: 0	WP: 0 PB: 0 SB: 0 CS: 1	PA: 44			
PITCHER	IP	WLS	BF	H	R	ER	SO	BB	IBB	HBP	BLK	WP	HR	S	P	ERA	WHIP								
Aaron Myette, R ERA: 6.88 (1, 1)	5.1		27	6	3	3	6	3	0	0	0	0	1	67	102	5.06	1.688								
Chris Michalak, L ERA: 4.53 (6, 1)	1.2	L	6	2	1	1	0	0	0	0	0	0	0	15	27	5.40	1.200								
Dan Kolb, R ERA: 7.36 (8, 1)	0.1		4	2	3	3	1	1	0	0	0	0	1	10	18	81.00	9.000								
Pat Mahomes, R ERA: 6.2 (8, 1)	1.2		7	1	0	0	2	1	0	0	0	0	0	20	34	0.00	1.200								

Boston Red Sox @ Texas Rangers
The Ballpark at Arlington, Arlington, TX
Fri Aug 24 2001, 8:05 PM EDT
Att: 45,378 - Sunny - 93 F

AB 38
R 7
H 11
RBI 7
BB 5
SO 9
LOB 18



Batter	1	2	3	4	5	6	7	8	9	AB	R	H	RBI	BB	SO	LOB	BOTTOM								
Frank Catalanotto, L OBP: 0.411, SLG: 0.519 (1, 7)	CS S 1B		P5			1-1 1B		HBP 1B		4	1	3	0	0	0	0									
Mike Lamb, L OBP: 0.368, SLG: 0.435 (1, 5)	L9					SF7		K		3	0	0	1	0	1	2									
Alex Rodriguez, R OBP: 0.402, SLG: 0.611 (1, 6)	BB					P4		1B HBP		2	0	0	0	1	1	1									
Rafael Palmeiro, L OBP: 0.372, SLG: 0.535 (1, 3)	K					P6		K		4	0	0	0	0	2	4									
Ivan Rodriguez, R OBP: 0.350, SLG: 0.543 (1, 2)		P4				BB		2B		3	1	2	1	1	0	0									
Ruben Sierra, S OBP: 0.315, SLG: 0.580 (1, 10)	F8					K		G3-1		3	0	0	0	1	1	3									
Ricky Ledee, L OBP: 0.298, SLG: 0.381 (1, 9)	K					K		K		4	1	1	1	0	3	1									
Gabe Kapler, R OBP: 0.336, SLG: 0.409 (1, 8)			F8			L8		F8		4	0	1	1	0	0	1									
10 Michael Young, R OBP: 0.293, SLG: 0.396 (1, 4)			G6-3			G4-6-3		K		3	1	0	0	1	1	1									
Inning Stats	R: 0 E: 0 K: 1 S: 8	H: 1 LOB: 1 BB: 1 P: 15	R: 0 E: 0 K: 1 S: 6	H: 0 LOB: 0 BB: 0 P: 9	R: 0 E: 0 K: 0 S: 8	H: 0 LOB: 0 BB: 0 P: 10	R: 0 E: 0 K: 1 S: 5	H: 0 LOB: 0 BB: 0 P: 10	R: 0 E: 0 K: 2 S: 11	H: 0 LOB: 1 BB: 1 P: 22	R: 1 E: 0 K: 0 S: 11	H: 1 LOB: 1 BB: 1 P: 19	R: 2 E: 0 K: 0 S: 14	H: 3 LOB: 0 BB: 1 P: 22	R: 1 E: 0 K: 2 S: 11	H: 2 LOB: 2 BB: 0 P: 16	R: 0 E: 0 K: 2 S: 7	H: 0 LOB: 0 BB: 0 P: 9	1B: 5 2B: 2 3B: 0 HR: 0	SF: 1 SAC: 0 DP: 1 HBP: 1	WP: 0 PB: 0 SB: 1 CS: 1	PA: 36			
PITCHER	IP	WLS	BF	H	R	ER	SO	BB	IBB	HBP	BLK	WP	HR	S	P	ERA	WHIP								
Hideo Nomo, R ERA: 4.19 (1, 1)	6.0		24	3	3	3	5	4	0	0	0	0	0	59	102	4.50	1.167								
Rod Beck, R ERA: 4.14 (7, 1)	1.0	W	3	2	0	0	0	0	0	0	0	0	0	4	5	0.00	2.000								
Allen McDill, L ERA: 13.5 (8, 1)	0.2		4	1	1	1	2	0	0	1	0	0	0	8	12	13.50	1.500								
Derek Lowe, R ERA: 3.89 (8, 1)	0.1	H	2	1	0	0	0	0	0	0	0	0	0	3	4	0.00	3.000								
Ugueth Urbina, R ERA: 3.53 (9, 1)	1.0	S	3	0	0	0	2	0	0	0	0	0	0	7	9	0.00	0.000								

Boston Red Sox @ Texas Rangers
The Ballpark at Arlington, Arlington, TX
Fri Aug 24 2001, 8:05 PM EDT
Att: 45,378 - Sunny - 93 F


AB 30
R 4
H 7
RBI 4
BB 4
SO 9
LOB 13



Batter	1	2	3	4	5	6	7	8	9	10	11	12	13	14	15	16	17	18	AB	R	H	RBI	BB	SO	LOB	
Trot Nixon, L OBP: 0.370, SLG: 0.489	K									K			G4-3		F7		F9		7	1	0	0	2	3	7	
Jose Offerman, S OBP: 0.323, SLG: 0.350	K		F8										P6			G4-3		F7	7	1	1	2	1	1	1	
Chris Stynes, R OBP: 0.327, SLG: 0.423	K																		9	1	4	0	0	1	6	
Carl Everett, S OBP: 0.288, SLG: 0.459																			7	1	1	2	2	4	3	
Dante Bichette, R OBP: 0.328, SLG: 0.471																			8	0	3	0	0	1	3	
Troy O'Leary, L OBP: 0.309, SLG: 0.452																			7	0	1	1	1	2	7	
Shea Hillenbrand, R OBP: 0.298, SLG: 0.411																			7	1	2	0	1	1	2	
Scott Hatteberg, L OBP: 0.343, SLG: 0.372																			6	1	2	0	2	1	0	
Darren Lewis, R OBP: 0.304, SLG: 0.361																			0	0	0	0	0	0	0	
Doug Mirabeli, R OBP: 0.345, SLG: 0.420																			0	0	0	0	0	0	0	
Mike Lansing, R OBP: 0.299, SLG: 0.403																			6	1	2	0	2	2	3	
Inning Stats	R: 0 E: 0 S: 10	H: 0 LOB: 0 P: 15	R: 1 E: 0 S: 15	H: 2 LOB: 0 P: 21	R: 0 E: 0 S: 11	H: 0 LOB: 1 P: 12	R: 1 E: 0 S: 15	H: 2 LOB: 1 P: 21	R: 0 E: 0 S: 10	H: 0 LOB: 1 P: 15	R: 0 E: 0 S: 10	H: 1 LOB: 2 P: 9	R: 0 E: 0 S: 11	H: 0 LOB: 2 P: 24	R: 0 E: 0 S: 9	H: 1 LOB: 0 P: 14	R: 0 E: 0 S: 14	H: 0 LOB: 0 P: 22	R: 0 E: 0 S: 11	H: 1 LOB: 2 P: 18	R: 0 E: 0 S: 9	H: 1 LOB: 1 P: 13	18: 10 2B: 4 3B: 3 HR: 1	SF: 1 SAC: 0 DF: 2 HBP: 1	WP: 0 PB: 0 CS: 1	PA: 77
PITCHER	IP: 6.1 WLS: 27 BF: 8 H: 4 R: 4 ER: 6 SO: 6 BB: 2 IBB: 0 HBP: 0 BLK: 0 WP: 1 HR: 1 S: 75 P: 117 ERA: 5.68 WHIP: 1.579																			IP: 3.0 WLS: 13 BF: 3 H: 0 R: 0 ER: 0 SO: 1 BB: 1 IBB: 0 HBP: 1 BLK: 0 WP: 0 HR: 0 S: 27 P: 46 ERA: 0.00 WHIP: 1.333						

Boston Red Sox @ Texas Rangers
The Ballpark at Arlington, Arlington, TX
Sat Aug 25 2001, 8:05 PM EDT
Alt: 43,775 - Cloudy - 95 F

AB 64
R 7
H 16
RBI 5
BB 11
SO 16
LOB 32



Batter	1	2	3	4	5	6	7	8	9	10	11	12	13	14	15	16	17	18	AB	R	H	RBI	BB	SO	LOB									
Frank Catalanotto, L OBP: 0.404, SLG: 0.508																			9	1	1	1	0	0	6									
Mike Lamb, L OBP: 0.367, SLG: 0.437																			6	0	2	0	0	1	1									
Chris Curtis, R OBP: 0.365, SLG: 0.413																			2	1	0	0	1	0	1									
Alex Rodriguez, R OBP: 0.409, SLG: 0.614																			6	1	2	3	2	1	3									
Rafael Palmeiro, L OBP: 0.373, SLG: 0.536																			6	1	1	1	1	3	1									
Ivan Rodriguez, R OBP: 0.342, SLG: 0.537																			8	0	2	0	0	2	4									
Bill Haselman, R OBP: 0.255, SLG: 0.280																			1	0	0	1	0	0	2									
Ruben Sierra, S OBP: 0.309, SLG: 0.564																			7	0	0	0	1	2	4									
Ricky Ledee, L OBP: 0.304, SLG: 0.375																			3	1	0	0	1	0	4									
Scott Shadon, R OBP: 0.247, SLG: 0.351																			0	0	0	0	0	0	0									
Randy Velarde, R OBP: 0.368, SLG: 0.450																			2	0	0	0	0	2	0									
Gabe Kapler, R OBP: 0.338, SLG: 0.410																			7	1	2	1	0	2	1									
10 Michael Young, R OBP: 0.300, SLG: 0.414																			6	2	3	1	1	2	0									
Inning Stats	R: 1 E: 0 S: 16	H: 2 LOB: 1 P: 23	R: 0 E: 0 S: 8	H: 0 LOB: 0 P: 10	R: 1 E: 0 S: 17	H: 1 LOB: 0 P: 16	R: 0 E: 0 S: 16	H: 0 LOB: 1 P: 23	R: 0 E: 0 S: 11	H: 0 LOB: 0 P: 15	R: 2 E: 0 S: 11	H: 2 LOB: 0 P: 18	R: 3 E: 1 S: 12	H: 3 LOB: 1 P: 20	R: 0 E: 0 S: 9	H: 1 LOB: 3 P: 18	R: 0 E: 0 S: 10	H: 0 LOB: 2 P: 23	R: 0 E: 0 S: 5	H: 1 LOB: 0 P: 9	R: 0 E: 0 S: 13	H: 2 LOB: 3 P: 21	R: 0 E: 0 S: 11	H: 1 LOB: 0 P: 17	R: 0 E: 0 S: 9	H: 0 LOB: 0 P: 14	R: 0 E: 0 S: 10	H: 0 LOB: 0 P: 13	R: 1 E: 1 S: 13	H: 0 LOB: 3 P: 22	18: 7 2B: 3 3B: 0 HR: 3	SF: 1 SAC: 1 DF: 2 HBP: 3	WP: 2 PB: 0 CS: 0	PA: 77
PITCHER	IP: 5.1 WLS: 22 BF: 22 H: 5 R: 4 ER: 6 SO: 6 BB: 1 IBB: 0 HBP: 0 BLK: 0 WP: 0 HR: 3 S: 67 P: 97 ERA: 6.75 WHIP: 1.125																			IP: 3.2 WLS: 3 BF: 19 H: 4 R: 0 ER: 0 SO: 3 BB: 1 IBB: 1 HBP: 1 BLK: 0 WP: 1 HR: 1 S: 36 P: 67 ERA: 0.00 WHIP: 1.909														

Boston Red Sox @ Texas Rangers
The Ballpark at Arlington, Arlington, TX
Sat Aug 25 2001, 8:05 PM EDT
Alt: 43,775 - Cloudy - 95 F

AB 63
R 8
H 13
RBI 8
BB 9
SO 13
LOB 29



Batter	1	2	3	4	5	6	7	8	9	AB	R	H	RBI	BB	SO	LOB	TOP					
Chad Curtis, R OBP: 0.349, SLG: 0.392 (1, 7)	1-2 G5-3		0-0 P3			0-0 F9		0-0 F8	1-3 K2-3	5	0	0	0	0	1	0	Texas Rangers @ Minnesota Twins Hubert H. Humphrey Metrodome, Minneapolis, MN Wed Aug 29 2001, 8:05 PM EDT Att: 13,682 - Dome - 72 F livebaseballscorecards.com					
Randy Velarde, R OBP: 0.389, SLG: 0.456 (1, 5)	4-1 BB			1-1 F7		2-2 F9		0-2 1B 1B	4-2 1B BB	3	2	1	0	2	0	0						
Alex Rodriguez, R OBP: 0.403, SLG: 0.616 (1, 6)	1-3 K			3-3 K		1-0 F8		1-0 F8	2-1 E4 1B	5	0	1	0	0	2	2						
Rafael Palmeiro, L OBP: 0.376, SLG: 0.537 Ricky Ledee, L OBP: 0.300, SLG: 0.368 (1, 3)	1-2 G4-1			3-2 F9			1-2 F7	4-2 1B BB	4-0 BB	3	1	0	0	2	0	1						
Ivan Rodriguez, R OBP: 0.350, SLG: 0.546 (8, 2)		0-3 K			1-2 HR		2-1 2B 2B	0-2 2B 1B	1-1 G6-3	5	3	3	2	0	1	2						
Ruben Sierra, S OBP: 0.311, SLG: 0.562 (1, 9)		1-0 F7			0-0 1B		0-0 F8	0-2 2B 2B		4	1	2	2	0	0	1						
Gabe Kapler, R OBP: 0.342, SLG: 0.423 (1, 8)		0-1 F8			1-2 1B		0-2 1B 2B	0-0 2B 2B		4	1	3	2	0	0	0						
Bill Haselman, R OBP: 0.259, SLG: 0.281 Frank Catalanotto, L OBP: 0.400, SLG: 0.515 Mike Venafro, L (8, 1)			0-0 G6-3		0-1 F9		0-0 1B	0-2 G4-3		3	0	1	1	0	0	2						
10 Michael Young, R OBP: 0.304, SLG: 0.423 (1, 4)			3-3 K		1-0 G5-4-3		2-2 F7		0-3 K	4	0	0	0	0	2	3						
Inning Stats	R: 0 E: 0 K: 1 S: 11	H: 0 LOB: 1 BB: 1 P: 18	R: 0 E: 0 K: 1 S: 6	H: 0 LOB: 0 BB: 0 P: 7	R: 0 E: 0 K: 1 S: 7	H: 0 LOB: 0 BB: 0 P: 10	R: 0 E: 0 K: 1 S: 10	H: 0 LOB: 0 BB: 0 P: 17	R: 1 E: 0 K: 0 S: 8	H: 3 LOB: 1 BB: 0 P: 10	R: 0 E: 0 K: 0 S: 6	H: 0 LOB: 0 BB: 0 P: 9	R: 2 E: 0 K: 0 S: 13	H: 3 LOB: 1 BB: 0 P: 18	R: 4 E: 0 K: 0 S: 20	H: 4 LOB: 1 BB: 1 P: 25		R: 1 E: 1 K: 2 S: 12	H: 1 LOB: 2 BB: 2 P: 24	1B: 6 2B: 4 3B: 0 HR: 1	SF: 0 SAC: 0 DP: 1 HBP: 0	WP: 0 PB: 0 SB: 0 CS: 0
PITCHER	IP WLS BF H R ER SO BB IBB HBP BLK WP HR S P ERA WHIP	7.0 W 27 6 3 3 4 1 0 0 0 0 1 61 89 3.86 1.000	0.2 5 2 3 3 0 1 0 0 0 0 0 0 10 15 40.50 4.500	0.0 1 1 0 0 0 0 0 0 0 0 0 5 5 ∞	1.0 H 7 2 2 1 2 2 0 0 0 0 0 15 26 9.00 4.000	0.1 S 1 0 0 0 0 0 0 0 0 0 2 3 0.00 0.000																

Batter	1	2	3	4	5	6	7	8	9	AB	R	H	RBI	BB	SO	LOB	BOTTOM			
Jacque Jones, L OBP: 0.333, SLG: 0.399 (1, 7)	4-1 BB	2-0 F8		2-2 F8		1-2 F8		2-3 K		4	0	0	0	1	1	4	Texas Rangers @ Minnesota Twins Hubert H. Humphrey Metrodome, Minneapolis, MN Wed Aug 29 2001, 8:05 PM EDT Att: 13,682 - Dome - 72 F livebaseballscorecards.com			
Cristian Guzman, S OBP: 0.348, SLG: 0.486 (1, 6)	3-2 F2		1-0 F7		2-1 G3	1-0 F2		2-2 E6 1B FC1-6		5	1	0	0	0	0	1				
Doug Mientkiewicz, L OBP: 0.389, SLG: 0.591 (1, 3)	0-1 F7		4-2 HR BB		4-2 WP 2B BB	1-0 F8		1-2 FC1-6 1B		3	2	1	0	2	0	1				
Corey Koskie, L OBP: 0.362, SLG: 0.493 (1, 5)	0-0 F8		2-1 HR		2-2 WP 2B 1B		1-0 G3	1-1 FC1-6		5	2	2	3	0	0	2				
David Ortiz, L OBP: 0.351, SLG: 0.491 (1, 10)		0-1 G3	1-1 G3		4-2 2B 1B BB		2-2 2B SF8 2B	2-2 F7		4	2	1	0	1	0	1				
Torii Hunter, R OBP: 0.285, SLG: 0.456 (1, 8)		1-0 BB 1B		1-0 F8		2-3 K		0-0 SF8 CS 2B		4	1	2	0	0	1	3				
A.J. Pierzynski, L OBP: 0.324, SLG: 0.422 (1, 2)		4-0 1B BB			1-1 WP 2B		1-1 1B 2B			2	1	2	2	2	0	0				
Dustan Mohr, R OBP: 0.250, SLG: 0.333 (1, 9)		1-0 F8			1-3 K		3-2 SF8			3	0	1	3	0	1	3				
Luis Rivas, R OBP: 0.302, SLG: 0.346 (1, 4)		0-1 1B			1-3 K		2-3 CS	4-0 S E BB		3	1	1	1	1	1	2				
Inning Stats	R: 0 E: 0 K: 0 S: 11	H: 0 LOB: 1 BB: 1 P: 18	R: 1 E: 0 K: 0 S: 7	H: 2 LOB: 2 BB: 1 P: 15	R: 2 E: 0 K: 0 S: 9	H: 1 LOB: 0 BB: 1 P: 18	R: 0 E: 0 K: 2 S: 12	H: 1 LOB: 0 BB: 0 P: 17	R: 4 E: 0 K: 1 S: 25	H: 3 LOB: 1 BB: 2 P: 43	R: 0 E: 0 K: 0 S: 5	H: 0 LOB: 0 BB: 0 P: 8	R: 1 E: 0 K: 0 S: 14	H: 2 LOB: 1 BB: 1 P: 26	R: 2 E: 1 K: 1 S: 16	H: 1 LOB: 1 BB: 1 P: 28		1B: 5 2B: 4 3B: 0 HR: 1	SF: 1 SAC: 0 DP: 0 HBP: 0	WP: 2 PB: 0 SB: 0 CS: 1
PITCHER	IP WLS BF H R ER SO BB IBB HBP BLK WP HR S P ERA WHIP	4.2 L 26 7 7 7 3 5 0 0 0 0 0 1 2 0.00 0.000	0.1 1 0 0 0 0 0 0 0 0 0 0 0 1 2 0.00 0.000	2.0 8 2 1 1 0 0 0 1 0 0 0 0 19 34 4.50 1.000	1.0 6 1 2 1 1 1 0 0 0 0 0 0 16 28 9.00 2.000															

Batter	1	2	3	4	5	6	7	8	9	AB	R	H	RBI	BB	SO	LOB	TOP										
Frank Catalanotto, L (1.7) OBP: 0.400, SLG: 0.518										4	1	2	1	0	1	2											
10 Michael Young, R (1.4) OBP: 0.304, SLG: 0.422										3	1	1	0	0	1	0											
Alex Rodriguez, R (1.6) OBP: 0.402, SLG: 0.612										3	0	0	0	0	2	2											
Rafael Palmeiro, L (1.3) OBP: 0.376, SLG: 0.534										4	0	1	2	0	2	2											
Ivan Rodriguez, R (1.10) OBP: 0.347, SLG: 0.541										4	0	0	0	0	0	3											
Mike Lamb, L (1.5) OBP: 0.394, SLG: 0.431										4	1	2	0	0	0	0											
Gabe Kapler, R (1.8) OBP: 0.340, SLG: 0.419										3	0	0	0	0	1	1											
Ricky Ledee, L (1.9) OBP: 0.304, SLG: 0.365										2	1	0	0	2	1	2											
Bill Haselman, R (1.2) OBP: 0.290, SLG: 0.361										4	1	3	2	0	0	1											
Inning Stats	R: 2 H: 3 E: 0 K: 1 S: 9	H: 3 LOB: 0 BB: 0 P: 13	R: 0 H: 1 E: 0 K: 0 S: 8	H: 1 LOB: 2 BB: 1 P: 15	R: 0 H: 0 E: 0 K: 1 S: 6	H: 0 LOB: 0 BB: 0 P: 9	R: 0 H: 0 E: 0 K: 0 S: 6	H: 0 LOB: 0 BB: 0 P: 7	R: 1 H: 1 E: 0 K: 1 S: 13	H: 1 LOB: 0 BB: 1 P: 19	R: 0 H: 0 E: 0 K: 1 S: 10	H: 0 LOB: 0 BB: 0 P: 11	R: 0 H: 1 E: 0 K: 1 S: 10	H: 1 LOB: 1 BB: 0 P: 15	R: 0 H: 1 E: 0 K: 1 S: 11	H: 1 LOB: 2 BB: 0 P: 16	R: 2 H: 2 E: 0 K: 2 S: 10	H: 2 LOB: 0 BB: 0 P: 16	1B: 6 2B: 2 3B: 0 HR: 1	SF: 1 SAC: 2 DP: 1 HBP: 1	WP: 0 PB: 0 SB: 1 CS: 0	PA: 37					
PITCHER	IP	WLS	BF	H	R	ER	SO	BB	IBB	HBP	BLK	WP	HR	S	P	ERA	WHIP										
Joe Mays, R (1.1) ERA: 3.43	8.0	L	33	8	4	4	6	2	0	1	0	0	0	74	107	4.50	1.250										
Jack Cressend, R (9.1) ERA: 2.99	0.1		1	0	0	0	0	0	0	0	0	0	0	2	3	0.00	0.000										
Eddie Guardado, L (9.1) ERA: 3.42	0.2		3	1	1	1	2	0	0	0	0	0	1	7	11	13.50	1.500										

Texas Rangers @ Minnesota Twins
Hubert H. Humphrey Metrodome, Minneapolis, MN
Thu Aug 30 2001, 8:05 PM EDT
Att: 11,820 - Dome - 72 F

AB 31
R 5
H 9
RBI 5
BB 2
SO 8
LOB 13



Batter	1	2	3	4	5	6	7	8	9	AB	R	H	RBI	BB	SO	LOB	BOTTOM										
Jacque Jones, L (1.7) OBP: 0.333, SLG: 0.401										3	0	1	0	0	1	1											
Brian Buchanan, R (8, FH) OBP: 0.347, SLG: 0.513										1	0	0	0	0	0	1											
Cristian Guzman, S (1.6) OBP: 0.350, SLG: 0.485										3	0	1	0	1	1	1											
Doug Mientkiewicz, L (1.3) OBP: 0.395, SLG: 0.497										4	0	0	0	0	2	5											
Corey Koskie, L (1.5) OBP: 0.361, SLG: 0.490										3	0	0	0	1	0	2											
David Ortiz, L (1.10) OBP: 0.345, SLG: 0.482										4	0	0	0	0	1	3											
Torii Hunter, R (1.8) OBP: 0.283, SLG: 0.452										4	0	0	0	0	1	1											
A.J. Pierzynski, L (1.2) OBP: 0.327, SLG: 0.434										3	1	2	1	0	0	0											
Dustan Mohr, R (1.9) OBP: 0.143, SLG: 0.167										3	0	0	0	0	1	1											
Luis Rivas, R (1.4) OBP: 0.304, SLG: 0.347										2	0	1	0	1	1	0											
Inning Stats	R: 0 H: 1 E: 0 K: 1 S: 9	H: 1 LOB: 2 BB: 1 P: 19	R: 0 H: 1 E: 0 K: 1 S: 11	H: 1 LOB: 0 BB: 0 P: 15	R: 0 H: 0 E: 0 K: 0 S: 9	H: 0 LOB: 1 BB: 1 P: 16	R: 0 H: 0 E: 0 K: 1 S: 11	H: 0 LOB: 0 BB: 1 P: 19	R: 1 H: 1 E: 0 K: 2 S: 13	H: 1 LOB: 0 BB: 0 P: 18	R: 0 H: 0 E: 0 K: 2 S: 9	H: 0 LOB: 0 BB: 0 P: 12	R: 0 H: 0 E: 0 K: 1 S: 12	H: 0 LOB: 0 BB: 0 P: 16	R: 0 H: 2 E: 0 K: 0 S: 16	H: 2 LOB: 2 BB: 0 P: 22	R: 0 H: 0 E: 0 K: 0 S: 7	H: 0 LOB: 0 BB: 0 P: 8	1B: 3 2B: 2 3B: 0 HR: 1	SF: 0 SAC: 0 DP: 1 HBP: 0	WP: 0 PB: 0 SB: 0 CS: 2	PA: 34					
PITCHER	IP	WLS	BF	H	R	ER	SO	BB	IBB	HBP	BLK	WP	HR	S	P	ERA	WHIP										
Aaron Myette, R (1.1) ERA: 6.23	7.0	W	25	3	1	1	8	3	0	0	0	0	0	74	115	1.29	0.857										
Dan Kolb, R (8.1) ERA: 5.4	0.1	H	2	1	0	0	0	0	0	0	0	0	0	7	10	0.00	3.000										
Mike Venafro, L (8.1) ERA: 4.53	0.2	H	3	1	0	0	0	0	0	0	0	0	0	9	12	0.00	1.500										
59 Jeff Zimmerman, R (9.1) ERA: 2.7	1.0		3	0	0	0	0	0	0	0	0	0	0	7	8	0.00	0.000										

Texas Rangers @ Minnesota Twins
Hubert H. Humphrey Metrodome, Minneapolis, MN
Thu Aug 30 2001, 8:05 PM EDT
Att: 11,820 - Dome - 72 F

AB 30
R 1
H 5
RBI 1
BB 3
SO 8
LOB 15



Batter	1	2	3	4	5	6	7	8	9	AB	R	H	RBI	BB	SO	LOB	TOP			
Frank Catalanotto, L (1,7) OBP: 0.399, SLG: 0.513	4-0 BB 1B HR BB	1-1 F7			0-0 F7		2-2 F7			3	1	0	0	1	0	0				
Mike Lamb, L (1,5) OBP: 0.366, SLG: 0.445	1-1 BB HR BB		1-1 G6-3			0-1 IHR	1-1 L5			4	2	2	1	0	0	0				
Alex Rodriguez, R (1,6) OBP: 0.401, SLG: 0.609	1-3 K		2-3 K			2-1 F7		4-1 BB		3	0	0	0	1	2	2				
Rafael Palmeiro, L (1,3) OBP: 0.376, SLG: 0.533	4-1 HR BB		2-2 P6			1-1 F7 BB 1B		1-0 F9		3	2	1	0	1	0	1				
Ruben Sierra, S (1,10) OBP: 0.314, SLG: 0.571	0-0 HR			2-3 K		4-1 1B 2B BB		3-3 K		3	2	1	4	1	2	1				
Ricky Ledes, L (1,9) OBP: 0.299, SLG: 0.357	1-0 G4-3			1-2 F8		0-1 F7		2-1 F7		4	0	0	0	0	0	3				
Gabe Kapler, R (1,8) OBP: 0.341, SLG: 0.419	2-0 F9			1-1 F5		1-2 2B 1B		4-2 G5-4-3 BB		3	0	1	1	1	0	0				
Bill Haselman, R (1,2) OBP: 0.288, SLG: 0.369		2-2 F9			1-3 K	0-1 2B		0-0 G5-4-3		4	0	1	1	0	1	1				
10 Michael Young, R (1,4) OBP: 0.300, SLG: 0.416		1-2 G5-3			2-3 K		1-3 K		2-3 K	4	0	0	0	0	3	0				
Inning Stats	R: 4 E: 0 K: 1 S: 9	H: 2 LOB: 0 BB: 2 P: 22	R: 0 E: 0 K: 0 S: 8	H: 0 LOB: 0 BB: 0 P: 12	R: 0 E: 0 K: 1 S: 9	H: 0 LOB: 0 BB: 0 P: 14	R: 0 E: 0 K: 1 S: 7	H: 0 LOB: 0 BB: 0 P: 10	R: 3 E: 0 K: 0 S: 14	H: 4 LOB: 2 BB: 1 P: 22	R: 0 E: 0 K: 1 S: 11	H: 0 LOB: 0 BB: 0 P: 15	R: 0 E: 0 K: 1 S: 7	H: 0 LOB: 1 BB: 1 P: 17	R: 0 E: 0 K: 1 S: 8	H: 0 LOB: 0 BB: 1 P: 14	1B: 3 2B: 1 3B: 0 HR: 2	SF: 0 SAC: 0 DP: 1 HBP: 0	WP: 0 PB: 0 SB: 0 CS: 0	PA: 36
PITCHER	IP WLS BF H R ER SO BB IBB HBP BLK WP HR S P ERA WHIP	IP WLS BF H R ER SO BB IBB HBP BLK WP HR S P ERA WHIP																		
Paul Byrd, R (1,1) ERA: 4.12	6.0 L 26 6 7 7 5 3 0 0 0 0 1 55 92 10.50 1.500	3.0 10 0 0 0 3 2 0 0 0 0 0 26 46 0.00 0.667																		
Doug Henry, R (7,1) ERA: 6.19																				

Texas Rangers @ Kansas City Royals
Kauffman Stadium, Kansas City, MO
Fri Aug 31 2001, 7:05 PM CDT
Att: 15,071 - Sunny - 80 F

AB	31
R	7
H	6
RBI	7
BB	5
SO	8
LOB	8



Batter	1	2	3	4	5	6	7	8	9	AB	R	H	RBI	BB	SO	LOB	BOTTOM					
Carlos Febles, R (1,4) OBP: 0.300, SLG: 0.374	2-1 F9		0-0 F9			3-1 G4-3		0-1 G3		4	0	0	0	0	0	1						
Neftali Perez, S (1,6) OBP: 0.311, SLG: 0.413	2-2 G4-3			0-1 G3		1-2 2B		0-2 29 HR 1B		4	1	2	0	0	0	0						
Carlos Beltrán, S (1,8) OBP: 0.352, SLG: 0.470	4-2 29 HR BB			3-1 3B		1-3 K		0-1 F7		3	0	1	0	1	1	2						
29 Mike Sweeney, R (1,3) OBP: 0.372, SLG: 0.573	1-1 P6			2-0 L5			1-1 F9		2-1 HR	4	1	1	2	0	0	2						
Joe Randa, R (1,10) OBP: 0.298, SLG: 0.363		2-1 F9		2-1 F8		0-1 G4-3		0-0 G6-3		4	0	0	0	0	0	1						
Dee Brown, L (1,7) OBP: 0.303, SLG: 0.369		2-2 F5			0-0 F7		3-2 G4-3		1-1 BB 1B	4	0	1	0	0	0	0						
Mark Quinn, R (1,9) OBP: 0.246, SLG: 0.474					2-3 K			2-1 1B		2	0	0	0	0	1	0						
Raul Ibanez, L (7,9) OBP: 0.397, SLG: 0.486								4-2 BB		1	0	1	0	1	0	0						
Brent Mayne, L (1,2) OBP: 0.351, SLG: 0.362					1-1 G6-3			0-0 F7		3	0	0	0	0	0	1						
Dave McCarty, R (9,PH) OBP: 0.328, SLG: 0.402						1-2 G6-3		2-1 G4-3		1	0	0	0	0	0	2						
Donnie Sadler, R (1,5) OBP: 0.246, SLG: 0.217					3-2 G4-3			0-1 F7		2	0	0	0	0	0	0						
Luis Alicea, S (8,PH) OBP: 0.328, SLG: 0.358								0-1 F7		1	0	0	0	0	0	1						
Inning Stats	R: 0 E: 0 K: 0 S: 10	H: 0 LOB: 1 BB: 1 P: 19	R: 0 E: 0 K: 0 S: 11	H: 0 LOB: 0 BB: 0 P: 16	R: 0 E: 0 K: 0 S: 6	H: 0 LOB: 0 BB: 0 P: 10	R: 0 E: 0 K: 0 S: 7	H: 1 LOB: 1 BB: 0 P: 14	R: 0 E: 0 K: 1 S: 7	H: 0 LOB: 0 BB: 0 P: 10	R: 0 E: 0 K: 1 S: 9	H: 1 LOB: 1 BB: 0 P: 14	R: 0 E: 0 K: 0 S: 8	H: 0 LOB: 0 BB: 0 P: 12	R: 0 E: 0 K: 0 S: 7	H: 1 LOB: 1 BB: 0 P: 9	R: 2 E: 0 K: 0 S: 14	H: 3 LOB: 2 BB: 1 P: 23	1B: 3 2B: 1 3B: 1 HR: 1	SF: 0 SAC: 0 DP: 0 HBP: 0	WP: 0 PB: 0 SB: 1 CS: 0	PA: 35
PITCHER	IP WLS BF H R ER SO BB IBB HBP BLK WP HR S P ERA WHIP	IP WLS BF H R ER SO BB IBB HBP BLK WP HR S P ERA WHIP																				
Rick Helling, R (1,1) ERA: 5.17	8.2 W 33 6 2 2 2 1 0 0 0 0 1 75 117 2.08 0.808	0.1 2 0 0 0 0 1 0 0 0 0 0 4 10 0.00 3.000																				
Mike Venafro, L (9,5) ERA: 4.5																						

Texas Rangers @ Kansas City Royals
Kauffman Stadium, Kansas City, MO
Fri Aug 31 2001, 7:05 PM CDT
Att: 15,071 - Sunny - 80 F

AB	33
R	2
H	6
RBI	2
BB	2
SO	2
LOB	10



Batter	1	2	3	4	5	6	7	8	9	AB	R	H	RBI	BB	SO	LOB	TOP										
Frank Catalanotto, L (1, 7) OBP: 0.400, SLG: 0.522	0-3 K	3-2 2B			0-0 BLK 1B		0-2 HR 1B		1-2 S E 1B	5	3	4	1	0	1	0											
Chad Curtis, R (1, 9) OBP: 0.333, SLG: 0.373	0-2 G6-3	2-1 F9			1-0 F8		2-3 K		0-1 E3 2B 1B	5	1	0	0	0	1	3											
Alex Rodriguez, R (1, 6) OBP: 0.404, SLG: 0.614	1-2 G3-1				0-1 S BLK 1B		0-1 F7		0-0 1B 1B	5	2	3	2	0	0	1											
Rafael Palmeiro, L (1, 3) OBP: 0.383, SLG: 0.548		1-2 HR			1-0 F9		0-0 1B		2-2 BB 1B	4	2	3	3	1	0	1											
Ruben Sierra, S (1, 10) OBP: 0.317, SLG: 0.572		0-0 2B 10 2B 1B			0-3 K		1-2 HR		4-0 F9 1B BB	4	2	2	1	1	1	2											
Gabe Kapler, R (1, 8) OBP: 0.340, SLG: 0.416		1-0 F8			2-3 K		2-2 CS 1B		2-2 S 1B	5	0	3	2	0	1	2											
Scott Sheldon, R (1, 5) OBP: 0.244, SLG: 0.354		0-2 10 2B 2B			3-2 F2		0-2 F7		2-3 K F9	5	1	1	0	0	1	4											
Marcus Jensen, S (1, 2) OBP: 0.100, SLG: 0.100		3-2 F2			2-3 K		3-3 K		3-3 K	5	0	0	0	0	4	6											
10 Michael Young, R (1, 4) OBP: 0.300, SLG: 0.413		0-1 2B			2-1 G4-3		2-3 K		0-1 G6-3 G4-3	5	1	1	2	0	1	3											
Inning Stats	R: 0 E: 0 K: 1 S: 10	H: 0 LOB: 0 BB: 0 P: 11	R: 4 E: 0 K: 0 S: 19	H: 5 LOB: 1 BB: 0 P: 29	R: 0 E: 0 K: 2 S: 11	H: 1 LOB: 1 BB: 0 P: 14	R: 0 E: 0 K: 1 S: 10	H: 0 LOB: 0 BB: 0 P: 17	R: 1 E: 0 K: 0 S: 5	H: 2 LOB: 1 BB: 0 P: 6	R: 1 E: 0 K: 1 S: 12	H: 2 LOB: 1 BB: 0 P: 18	R: 2 E: 0 K: 2 S: 18	H: 2 LOB: 1 BB: 1 P: 28	R: 0 E: 0 K: 2 S: 10	H: 1 LOB: 1 BB: 0 P: 15	R: 4 E: 1 K: 1 S: 25	H: 4 LOB: 2 BB: 1 P: 37	1B: 10 2B: 5 3B: 0 HR: 3	SF: 0 SAC: 0 DP: 1 HBP: 0	WP: 0 PB: 0 SB: 3 CS: 1	PA: 45					
PITCHER	IP	WLS	BF	H	R	ER	SO	BB	IBB	HBP	BLK	WP	HR	S	P	ERA	WHIP										
Chris George, L (1, 1) ERA: 6.59	5.0	L	23	9	6	6	4	0	0	0	2	0	2	58	81	10.80	1.800										
Jeff Austin, R (6, 1) ERA: 4.82	1.2		7	3	2	2	3	0	0	0	0	0	1	21	31	10.80	1.800										
Scott Mullen, L (7, 1) ERA: 1.59	0.1		2	0	0	0	0	1	0	0	0	0	0	6	11	0.00	3.000										
Cory Bailey, R (8, 1) ERA: 3.41	1.0		4	1	0	0	2	0	0	0	0	0	0	10	15	0.00	1.000										
Roberto Hernandez, R (9, 1) ERA: 4.15	1.0		9	4	4	3	1	1	0	0	0	0	0	25	37	27.00	5.000										

Texas Rangers @ Kansas City Royals
Kauffman Stadium, Kansas City, MO
Sun Sep 02 2001, 1:05 PM CDT
Att: 18,389 - Cloudy - 79 F

livebaseballscores.com

AB 43
R 12
H 17
RBI 11
BB 2
SO 10
LOB 22



Batter	1	2	3	4	5	6	7	8	9	AB	R	H	RBI	BB	SO	LOB	BOTTOM										
Carlos Febles, R (1, 4) OBP: 0.303, SLG: 0.379	3-1 F8		4-0 BB 29 BB 1B	4-2 BB	1-0 F7			0-1 G5-3		3	1	0	0	2	0	2											
Nefti Perez, S (1, 6) OBP: 0.309, SLG: 0.408	1-0 F7		0-0 29 BB 1B	2-1 F7		2-0 P5		0-2 P9		5	0	1	0	0	0	3											
Carlos Beltrán, S (1, 8) OBP: 0.354, SLG: 0.466	3-1 F8		4-1 29 BB BB		4-1 FC5 29 F7 BB	4-1 BB		2-1 G5-3		2	0	0	0	3	0	0											
29 Mike Sweeney, R (1, 3) OBP: 0.371, SLG: 0.568		2-0 F2	4-2 BB FC4-6 BB		0-0 F7	2-1 FC6-4 BB		2-3 K		4	0	0	1	1	1	2											
Joe Randa, R (1, 10) OBP: 0.301, SLG: 0.370		0-1 G3-6 1B	3-1 FC4-6		3-1 FC5 2B	2-1 G1-3		2-1 F9		5	1	1	0	0	0	5											
Luis Alicaia, S (1, 5) OBP: 0.329, SLG: 0.372		0-0 G3-6			0-1 G5-3	1-2 S 2B 2B		0-2 G6-3		5	2	2	2	0	0	1											
Dave McCarty, R (1, 7) OBP: 0.330, SLG: 0.413			2-2 1B BLK 2B		2-0 G5-3	2-2 1B 2B		0-3 K		5	2	2	1	0	1	0											
Gregg Zaun, S (1, 2) OBP: 0.367, SLG: 0.482			0-0 CS BLK 1B		3-2 BB BB 1B	4-1 1B BB		1-1 FC4-6 1B		3	0	3	0	1	0	0											
Donnie Sadler, R (1, 9) OBP: 0.250, SLG: 0.218			2-3 K		4-1 BB BB	2-2 BB		0-0 FC4-6		2	0	1	1	1	1	1											
Dee Brown, L (7, PH) OBP: 0.307, SLG: 0.371			1-2 3H		1-2 BB			1-2 1B		1	0	0	0	0	0	1											
Inning Stats	R: 0 E: 0 K: 0 S: 5	H: 0 LOB: 0 BB: 0 P: 12	R: 0 E: 0 K: 0 S: 4	H: 1 LOB: 0 BB: 0 P: 6	R: 2 E: 0 K: 1 S: 17	H: 3 LOB: 3 BB: 3 P: 36	R: 0 E: 0 K: 0 S: 12	H: 1 LOB: 2 BB: 2 P: 27	R: 3 E: 0 K: 0 S: 16	H: 3 LOB: 2 BB: 2 P: 33	R: 0 E: 0 K: 1 S: 6	H: 0 LOB: 1 BB: 1 P: 16	R: 0 E: 0 K: 1 S: 9	H: 1 LOB: 1 BB: 0 P: 10	R: 0 E: 0 K: 0 S: 7	H: 0 LOB: 0 BB: 0 P: 9	R: 1 E: 0 K: 1 S: 10	H: 1 LOB: 0 BB: 0 P: 16	1B: 6 2B: 3 3B: 0 HR: 1	SF: 0 SAC: 0 DP: 1 HBP: 0	WP: 0 PB: 0 SB: 1 CS: 1	PA: 43					
PITCHER	IP	WLS	BF	H	R	ER	SO	BB	IBB	HBP	BLK	WP	HR	S	P	ERA	WHIP										
Darren Oliver, L (1, 1) ERA: 5.72	4.2		26	7	5	5	1	1	0	0	0	0	0	10	23	0.00	1.500										
Chris Michalak, L (5, 1) ERA: 4.45	1.1	W	6	1	0	0	0	0	0	0	0	0	0	9	10	0.00	1.000										
Dan Kolb, R (7, 1) ERA: 3.68	1.0	H	4	1	0	0	1	0	0	0	0	0	0	7	9	0.00	0.000										
Mike Venafro, L (8, 1) ERA: 4.41	1.0	H	3	0	0	0	0	0	0	0	0	0	0	7	9	0.00	0.000										
59 Jeff Zimmerman, R (9, 1) ERA: 2.5	1.0		4	1	1	1	1	0	0	0	0	0	1	10	16	9.00	1.000										

Texas Rangers @ Kansas City Royals
Kauffman Stadium, Kansas City, MO
Sun Sep 02 2001, 1:05 PM CDT
Att: 18,389 - Cloudy - 79 F

livebaseballscores.com

AB 35
R 6
H 10
RBI 5
BB 8
SO 3
LOB 15



Batter	1	2	3	4	5	6	7	8	9	AB	R	H	RBI	BB	SO	LOB	TOP					
Jacque Jones, L OBP: 0.324, SLG: 0.390 (1, 7)	G4-3		L9-3		G4-6-3		K			4	0	0	0	0	1	3						
Cristian Guzman, S OBP: 0.348, SLG: 0.492 (1, 6)	G4-3			2B	G6-3			2B		4	2	2	0	0	0	0						
Doug Mientkiewicz, L OBP: 0.397, SLG: 0.495 (1, 3)	L4			1B		P6		2B		3	2	1	1	1	0	0						
Corey Koskie, L OBP: 0.362, SLG: 0.492 (1, 5)		K			L8			BB		4	0	1	2	0	1	1						
David Ortiz, L OBP: 0.346, SLG: 0.500 (1, 10)	G4-3			P4			HR	G3		4	1	1	1	0	0	2						
Torii Hunter, R OBP: 0.287, SLG: 0.458 (1, 8)				BB	1B			L4-5		3	0	1	1	1	1	1						
A.J. Pierzynski, L OBP: 0.330, SLG: 0.442 (1, 2)	F7				BB				F8	3	0	1	0	1	0	1						
Bobby Kielty, S OBP: 0.253, SLG: 0.294 (1, 9)			K		K			G2-3		4	0	0	0	0	2	3						
Luis Rivas, R OBP: 0.308, SLG: 0.353 (1, 4)								G6-3		4	0	2	0	0	0	1						
Inning Stats	R: 0 H: 0 E: 0 K: 0 S: 5	H: 0 LOB: 0 BB: 0 P: 6	R: 0 H: 0 E: 0 K: 1 S: 7	H: 0 LOB: 1 BB: 1 P: 14	R: 0 H: 1 E: 0 K: 1 S: 8	H: 1 LOB: 0 BB: 0 P: 13	R: 2 H: 3 E: 0 K: 1 S: 16	H: 3 LOB: 2 BB: 1 P: 27	R: 0 H: 1 E: 0 K: 0 S: 7	H: 1 LOB: 0 BB: 0 P: 9	R: 1 H: 1 E: 0 K: 1 S: 8	H: 1 LOB: 1 BB: 0 P: 9	R: 0 H: 1 E: 0 K: 1 S: 7	H: 1 LOB: 1 BB: 0 P: 9	R: 2 H: 2 E: 0 K: 0 S: 10	H: 2 LOB: 0 BB: 1 P: 19	R: 0 H: 0 E: 0 K: 0 S: 10	H: 0 LOB: 0 BB: 0 P: 14	1B: 4 2B: 6 3B: 0 HR: 1	SF: 0 SAC: 0 DP: 3 HBP: 0	WP: 0 PB: 0 SB: 1 CS: 0	PA: 36
PITCHER	IP	WLS	BF	H	R	ER	SO	BB	IBB	HBP	BLK	WP	HR	S	P	ERA	WHIP					
Rob Bell, R ERA: 6.82 (1, 1)	7.0		29	8	4	4	5	2	0	0	0	0	1	59	88	5.14	1.429					
Mike Venafro, L ERA: 4.42 (8, 1)	2.0	W	7	1	1	1	0	1	0	0	0	0	0	19	32	4.50	1.000					

Minnesota Twins @ Texas Rangers
The Ballpark at Arlington, Arlington, TX
Tue Sep 04 2001, 8:05 PM EDT
Att: 22,045 - Overcast - 75 F

AB 33
R 5
H 9
RBI 5
BB 3
SO 5
LOB 12



Batter	1	2	3	4	5	6	7	8	9	AB	R	H	RBI	BB	SO	LOB	BOTTOM				
Chad Curtis, R OBP: 0.339, SLG: 0.377 (1, 7)	10 HR		K					G6-4-3		4	1	2	0	0	1	1					
10 Michael Young, R OBP: 0.303, SLG: 0.436 (1, 4)	HR		K					HR		4	2	3	0	2	1						
Alex Rodriguez, R OBP: 0.401, SLG: 0.610 (1, 6)	F3				K			F8		4	0	0	0	0	2	1					
Rafael Palmeiro, L OBP: 0.382, SLG: 0.545 Chris Magruder, S (9, PR)	G4-3				F9			G4-3		4	0	1	0	0	0	1					
Ruben Sierra, S OBP: 0.316, SLG: 0.568 (1, 10)	F9				F7				1B	0	1	0	0	0	0	0					
Gabe Kapler, R OBP: 0.342, SLG: 0.426 (1, 8)	G6-3							HR	1B	4	1	1	0	0	1	0					
Mike Lamb, L OBP: 0.357, SLG: 0.430 (1, 5)	F7				F9			L6		3	0	0	0	0	0	0					
Bill Haselman, R OBP: 0.311, SLG: 0.397 (1, 2)	G3							F9		3	0	1	0	0	0	0					
Craig Monroe, R OBP: 0.333, SLG: 0.432 Frank Catalanotto, L OBP: 0.402, SLG: 0.522 (8, PH) (9, 7)			K					G6-4-3		2	0	0	0	0	1	1					
Inning Stats	R: 2 H: 2 E: 0 K: 0 S: 10	H: 2 LOB: 0 BB: 0 P: 14	R: 0 H: 0 E: 0 K: 3 S: 10	H: 0 LOB: 0 BB: 0 P: 12	R: 0 H: 0 E: 0 K: 3 S: 10	H: 0 LOB: 0 BB: 0 P: 15	R: 0 H: 0 E: 0 K: 1 S: 10	H: 0 LOB: 0 BB: 0 P: 14	R: 0 H: 1 E: 0 K: 2 S: 15	H: 1 LOB: 1 BB: 0 P: 23	R: 1 H: 1 E: 0 K: 1 S: 8	H: 1 LOB: 0 BB: 0 P: 13	R: 1 H: 1 E: 0 K: 0 S: 13	H: 1 LOB: 1 BB: 1 P: 22	R: 2 H: 3 E: 0 K: 0 S: 5	H: 3 LOB: 2 BB: 0 P: 8	1B: 4 2B: 2 3B: 0 HR: 3	SF: 0 SAC: 0 DP: 1 HBP: 0	WP: 0 PB: 0 SB: 0 CS: 0	PA: 33	
PITCHER	IP	WLS	BF	H	R	ER	SO	BB	IBB	HBP	BLK	WP	HR	S	P	ERA	WHIP				
Eric Milton, L ERA: 4.26 (1, 1)	7.0		26	5	3	3	7	0	0	0	0	0	2	76	110	3.86	0.714				
Todd Jones, R ERA: 4.45 (8, 1)	0.2	H	3	1	1	1	0	1	0	0	0	0	1	11	19	13.50	3.000				
Eddie Guardado, L ERA: 3.59 (8, 1)	0.1	H	2	1	1	1	0	0	0	0	0	0	0	4	6	27.00	3.000				
LaTroy Hawkins, R ERA: 6.13 (9, 1)	0.0	L	2	2	1	1	0	0	0	0	0	0	0	3	5	∞	∞				

Minnesota Twins @ Texas Rangers
The Ballpark at Arlington, Arlington, TX
Tue Sep 04 2001, 8:05 PM EDT
Att: 22,045 - Overcast - 75 F

AB 32
R 6
H 9
RBI 6
BB 1
SO 7
LOB 5



Batter	1	2	3	4	5	6	7	8	9	AB	R	H	RBI	BB	SO	LOB	TOP								
Jacque Jones, L (1, 7) OBP: 0.326, SLG: 0.400 Matthew LeCroy, R (7, PH) OBP: 0.500, SLG: 0.500 Dustan Mohr, R (7, 7) OBP: 0.176, SLG: 0.133	1-2 G3-1		3-2 2B		0-0 F2		2-2 F8			3	0	1	0	0	0	2	Minnesota Twins @ Texas Rangers The Ballpark at Arlington, Arlington, TX Thu Sep 06 2001, 8:05 PM EDT Att: 26,192 - Sunny - 86 F								
Cristian Guzman, S (1, 6) OBP: 0.352, SLG: 0.505	1-2 F9		1-3 K		1-1 E3 1B		0-1 1B			4	0	1	0	0	1	3									
Doug Mientkiewicz, L (1, 3) OBP: 0.352, SLG: 0.488	2-3 K		2-2 F7		3-0 SF9 2-3 3-H 0-1		1-2 F8			3	0	0	1	0	1	2									
Corey Koskie, L (1, 5) OBP: 0.363, SLG: 0.490		2-2 G4-3	0-1 G6-3		1-2 3-H 1B		2-2 F8			4	0	1	1	0	0	1									
David Ortiz, L (1, 10) OBP: 0.350, SLG: 0.528		3-2 1B 2B		3-2 G3		2-1 F8		2-3 K		4	1	1	0	0	1	2									
Brian Buchanan, R (1, 9) OBP: 0.351, SLG: 0.536		3-2 1B 2-H		1-1 G6-3		2-3 K		1-3 K		4	0	1	1	0	2	0									
Torii Hunter, R (1, 8) OBP: 0.290, SLG: 0.462		0-1 1B		0-3 K		1-1 G6-3		3-2 F8		4	0	1	0	0	1	0									
A.J. Pierzynski, L (1, 2) OBP: 0.328, SLG: 0.436		0-3 K			0-0 E SF9 1B		2-1 F7		1-2 F2	4	1	1	0	0	1	2									
Jason Maxwell, R (1, 4) OBP: 0.293, SLG: 0.303 Denny Hocking, S (9, PH) OBP: 0.309, SLG: 0.329		3-3 K			0-1 SF9 E 1B		0-2 G5-3		2-3 K	3	1	1	0	0	1	2									
										1	0	0	0	0	1	0									
Inning Stats	R: 0 E: 0 K: 1 S: 9	H: 0 LOB: 0 BB: 0 P: 13	R: 1 E: 0 K: 2 S: 21	H: 3 LOB: 2 BB: 0 P: 32	R: 0 E: 0 K: 1 S: 16	H: 1 LOB: 1 BB: 0 P: 22	R: 0 E: 0 K: 1 S: 10	H: 0 LOB: 0 BB: 0 P: 14	R: 2 E: 1 K: 0 S: 11	H: 3 LOB: 2 BB: 0 P: 17	R: 0 E: 0 K: 1 S: 7	H: 0 LOB: 0 BB: 0 P: 12	R: 0 E: 0 K: 0 S: 12	H: 1 LOB: 1 BB: 0 P: 15	R: 0 E: 0 K: 2 S: 11	H: 0 LOB: 0 BB: 0 P: 16	R: 0 E: 0 K: 1 S: 10	H: 0 LOB: 0 BB: 0 P: 16	1B: 6 2B: 2 3B: 0 HR: 0	SF: 1 SAC: 0 DP: 0 HBP: 0	WP: 0 PB: 0 CS: 0	PA: 36			
PITCHER	IP	WLS	BF	H	R	ER	SO	BB	IBB	HBP	BLK	WP	HR	S	P	ERA	WHIP								
Rick Helling, R (1, 1) ERA: 5.06	6.0	W	26	7	3	1	6	0	0	0	0	0	0	74	110	1.50	1.167								
Mike Venafro, L (7, 1) ERA: 4.23	1.2	H	6	1	0	0	1	0	0	0	0	0	0	20	27	0.00	0.600								
59 Jeff Zimmerman, R (8, 1) ERA: 2.74	1.1	S	4	0	0	0	2	0	0	0	0	0	0	13	20	0.00	0.000								

AB 35
R 3
H 8
RBI 3
BB 0
SO 9
LOB 14



Batter	1	2	3	4	5	6	7	8	9	AB	R	H	RBI	BB	SO	LOB	BOTTOM								
Frank Catalanotto, L (1, 7) OBP: 0.401, SLG: 0.519	1-1 1B	0-2 G3-1		1-2 CS	1-2 F8		0-2 G1-3			4	0	1	0	0	0	2	Minnesota Twins @ Texas Rangers The Ballpark at Arlington, Arlington, TX Thu Sep 06 2001, 8:05 PM EDT Att: 26,192 - Sunny - 86 F								
10 Michael Young, R (1, 4) OBP: 0.299, SLG: 0.429	1-3 K		2-3 K		0-1 G1-3		2-2 G5-3			4	0	0	0	0	2	1									
Alex Rodriguez, R (1, 6) OBP: 0.398, SLG: 0.609	2-2 F9		3-1 G6-3		0-0 HR		2-2 G5-3			4	1	1	1	0	0	1									
Rafael Palmeiro, L (1, 10) OBP: 0.379, SLG: 0.542	0-0 F5		1-2 G1-3		0-0 1B 2B		0-1 G5-3			4	0	1	0	0	0	1									
Mike Lamb, L (1, 5) OBP: 0.357, SLG: 0.433		1-2 1B G6-3 1B		0-0 1B 2B	1-2 1B		0-0 G6-3			4	2	3	0	0	0	0									
Gabe Kapler, R (1, 8) OBP: 0.343, SLG: 0.429		0-0 G6-3 1B 1B		1-0 S 1B 1B	2-3 1B 1B		2-1 G5-3		0-1 F7	4	1	2	0	0	0	0									
Ricky Ledee, L (1, 9) OBP: 0.305, SLG: 0.367		2-1 G6-3		2-1 F7			0-0 G4-3 2B			3	0	1	1	0	0	3									
Carlos Pena, L (1, 3) OBP: 0.325, SLG: 0.405		4-1 1B BB		3-3 K	1-2 K		0-1 G4-3			2	0	0	0	1	1	3									
Bill Haselman, R (1, 2) OBP: 0.325, SLG: 0.405		0-2 1B		3-1 CS 1B	2-H 3-H		0-2 L5			3	0	2	2	0	0	1									
Inning Stats	R: 0 E: 0 K: 1 S: 11	H: 1 LOB: 1 BB: 0 P: 15	R: 1 E: 0 K: 0 S: 15	H: 3 LOB: 2 BB: 1 P: 21	R: 0 E: 0 K: 1 S: 9	H: 0 LOB: 0 BB: 0 P: 15	R: 2 E: 0 K: 1 S: 13	H: 3 LOB: 0 BB: 0 P: 23	R: 1 E: 0 K: 0 S: 10	H: 3 LOB: 2 BB: 0 P: 12	R: 0 E: 0 K: 0 S: 9	H: 1 LOB: 1 BB: 0 P: 11	R: 0 E: 0 K: 0 S: 10	H: 0 LOB: 0 BB: 0 P: 14	R: 0 E: 0 K: 0 S: 5	H: 0 LOB: 0 BB: 0 P: 5	1B: 7 2B: 3 3B: 0 HR: 1	SF: 0 SAC: 0 DP: 0 HBP: 0	WP: 0 PB: 0 CS: 1	PA: 34					
PITCHER	IP	WLS	BF	H	R	ER	SO	BB	IBB	HBP	BLK	WP	HR	S	P	ERA	WHIP								
Brad Radke, R (1, 1) ERA: 3.96	7.0	L	30	11	4	4	3	1	0	0	0	0	0	77	111	5.14	1.714								
Eddie Guardado, L (8, 1) ERA: 3.55	0.2		2	0	0	0	0	0	0	0	0	0	0	3	3	0.00	0.000								
Bob Wells, R (8, 1) ERA: 5.48	0.1		1	0	0	0	0	0	0	0	0	0	0	2	2	0.00	0.000								

AB 32
R 4
H 11
RBI 4
BB 1
SO 3
LOB 12



Batter	1	2	3	4	5	6	7	8	9	AB	R	H	RBI	BB	SO	LOB	TOP
Carlos Febles, R OBP: 0.295, SLG: 0.369 (1, 4)	0-2 SH3-4 2B		3-2 G3		3-3 K			1-0 F9		4	1	1	0	0	1	0	Kansas City Royals @ Texas Rangers The Ballpark at Arlington, Arlington, TX Fri Sep 07 2001, 8:05 PM EDT Att: 29,954 - Cloudy - 88 F AB 31 R 2 H 6 RBI 2 BB 1 SO 8 LOB 8
Neft Perez, S OBP: 0.310, SLG: 0.404 Donnie Sadler, R OBP: 0.246, SLG: 0.214 (1, 6) (8, 6)	1-0 SH3-4 2-3		0-1 P4		0-0 P3			3-1 L8		3	0	0	0	0	0	0	
Carlos Beltrán, S OBP: 0.356, SLG: 0.478 (1, 8)	0-0 2B		1-3 K		3-2 F9			1-2 G4-3		4	1	1	1	0	1	0	
29 Mike Sweeney, R OBP: 0.373, SLG: 0.560 (1, 3)	1-3 K		2-1 G4-6-3 1B		1-2 F8			4-2 FC3-6 BB		3	0	1	0	1	1	1	
Joe Randa, R OBP: 0.299, SLG: 0.364 (1, 10)	2-2 2H 2B		0-0 G4-6-3 1-2f		0-3 K			0-1 FC3-6 1-2f		4	0	1	1	0	1	2	
Mark Quinn, R OBP: 0.300, SLG: 0.475 (1, 9)	0-3 K		1-1 1B		0-3 K			0-0 G1		4	0	1	0	0	2	2	
Luis Aícea, S OBP: 0.327, SLG: 0.369 (1, 5)		1-0 G6-3		2-2 F9		2-1 1B				3	0	1	0	0	0	1	
Dee Brown, L OBP: 0.302, SLG: 0.361 (1, 7)		0-0 G6-3		1-3 K G5-4-3		2-3 K				3	0	0	0	0	2	1	
Héctor Ortiz, R OBP: 0.294, SLG: 0.300 (1, 2)		3-2 P4		1-1 G5-4-3 1-2f		0-2 G4-3				3	0	0	0	0	0	1	
Inning Stats	R: 2 H: 3 E: 0 K: 2 S: 18	H: 3 R: 2 ER: 2 SO: 8 BB: 0 IBB: 0 HBP: 0 BLK: 0 WP: 1 HR: 0 S: 71 P: 103 ERA: 2.57 WHIP: 0.857	R: 0 H: 0 E: 0 K: 1 S: 5	H: 0 R: 2 ER: 1 SO: 13 BB: 0 IBB: 0 HBP: 0 BLK: 0 WP: 0 HR: 0 S: 13 P: 13	R: 0 H: 2 E: 0 K: 0 S: 8	H: 0 R: 0 ER: 0 SO: 14 BB: 0 IBB: 0 HBP: 0 BLK: 0 WP: 0 HR: 0 S: 14 P: 14	R: 0 H: 0 E: 0 K: 0 S: 7	H: 0 R: 1 ER: 1 SO: 21 BB: 0 IBB: 0 HBP: 0 BLK: 0 WP: 0 HR: 0 S: 21 P: 21	R: 0 H: 0 E: 0 K: 0 S: 10	H: 0 R: 0 ER: 0 SO: 14 BB: 0 IBB: 0 HBP: 0 BLK: 0 WP: 0 HR: 0 S: 14 P: 14	R: 0 H: 0 E: 0 K: 0 S: 9	H: 0 R: 0 ER: 0 SO: 14 BB: 1 IBB: 0 HBP: 0 BLK: 0 WP: 0 HR: 0 S: 14 P: 14	1B: 3 2B: 3 3B: 0 HR: 0	SF: 0 SAC: 1 DP: 2 HBP: 0	WP: 1 PB: 0 SB: 0 CS: 0	PA: 33	
PITCHER	IP	WLS	BF	H	R	ER	SO	BB	IBB	HBP	BLK	WP	HR	S	P	ERA	WHIP
Doug Davis, L ERA: 4.25 (1, 1)	7.0	W	26	6	2	2	8	0	0	0	0	1	0	71	103	2.57	0.857
Dan Kolb, R ERA: 3.24 (8, 1)	1.0		3	0	0	0	0	0	0	0	0	0	0	10	14	0.00	0.000
Pat Mahomes, R ERA: 5.84 (9, 1)	1.0		4	0	0	0	0	1	0	0	0	0	0	9	14	0.00	1.000

Batter	1	2	3	4	5	6	7	8	9	AB	R	H	RBI	BB	SO	LOB	BOTTOM
Frank Catalanotto, L OBP: 0.401, SLG: 0.516 (1, 7)	1-2 G4-3		0-1 F2	1-1 SF8 BB 1B		4-0 BB		2-1 E6 G4-6-3		4	0	1	1	1	0	1	Kansas City Royals @ Texas Rangers The Ballpark at Arlington, Arlington, TX Fri Sep 07 2001, 8:05 PM EDT Att: 29,954 - Cloudy - 88 F AB 31 R 8 H 9 RBI 8 BB 5 SO 5 LOB 16
Mike Lamb, L OBP: 0.354, SLG: 0.426 (1, 5)	0-1 G5-3		1-0 F8	4-0 BB		0-2 F8		2-1 G4-6-3 1-2f		4	0	0	1	1	0	3	
Alex Rodriguez, R OBP: 0.399, SLG: 0.613 (1, 6)	2-2 HR			HR BB K		3-3 K				3	2	1	1	1	2	4	
Rafael Palmeiro, L OBP: 0.380, SLG: 0.550 (1, 10)	0-0 2B			HR SF8		1-2 F5				3	1	2	3	0	0	1	
Ruben Sierra, S OBP: 0.315, SLG: 0.567 Craig Monroe, R OBP: 0.326, SLG: 0.421 (1, 9) (9, 9)	1-0 G6-3			BB 2B G4-3		3-1 G3-1				4	1	1	0	0	0	3	
Gabe Kapler, R OBP: 0.344, SLG: 0.430 (1, 8)		1-1 G6-3		0-1 1B 10 BB 1B	2-2 1B		2-2 G5-3			4	1	2	0	0	0	0	
Carlos Pena, L OBP: 0.300, SLG: 0.125 (1, 3)		2-0 G6-4-3 1B		4-1 10 BB 1B 1B	3-2 P6		3-3 K			3	1	1	0	1	1	1	
Bill Haselman, R OBP: 0.321, SLG: 0.398 (1, 2)		2-2 G6-4-3 1-2f		0-1 1B 10 BB 1B	3-3 K		0-3 K			4	1	1	1	0	2	2	
10 Michael Young, R OBP: 0.302, SLG: 0.426 (1, 4)			1-1 G6-3	4-2 BB 1B SF8 BB	1-2 F8		4-1 HBP			2	1	0	1	1	0	1	
Inning Stats	R: 1 H: 2 E: 0 K: 0 S: 10	H: 1 R: 5 ER: 5 SO: 12 BB: 0 IBB: 0 HBP: 0 BLK: 0 WP: 0 HR: 0 S: 14 P: 14	R: 0 H: 0 E: 0 K: 0 S: 5	H: 0 R: 0 ER: 0 SO: 7 BB: 0 IBB: 0 HBP: 0 BLK: 0 WP: 0 HR: 0 S: 7 P: 7	R: 7 H: 5 E: 0 K: 1 S: 21	H: 5 R: 4 ER: 2 SO: 42 BB: 4 IBB: 0 HBP: 0 BLK: 0 WP: 0 HR: 0 S: 42 P: 42	R: 0 H: 1 E: 0 K: 1 S: 17	H: 0 R: 0 ER: 0 SO: 26 BB: 1 IBB: 0 HBP: 0 BLK: 0 WP: 0 HR: 0 S: 26 P: 26	R: 0 H: 0 E: 0 K: 1 S: 12	H: 0 R: 0 ER: 0 SO: 17 BB: 0 IBB: 0 HBP: 0 BLK: 0 WP: 0 HR: 0 S: 17 P: 17	R: 0 H: 0 E: 1 K: 1 S: 8	H: 0 R: 0 ER: 0 SO: 16 BB: 0 IBB: 0 HBP: 0 BLK: 0 WP: 0 HR: 2 S: 16 P: 16	1B: 5 2B: 2 3B: 0 HR: 2	SF: 1 SAC: 0 DP: 2 HBP: 1	WP: 0 PB: 0 SB: 0 CS: 0	PA: 38	
PITCHER	IP	WLS	BF	H	R	ER	SO	BB	IBB	HBP	BLK	WP	HR	S	P	ERA	WHIP
51 Kris Wilson, R ERA: 4.96 (1, 1)	3.0	L	15	3	3	3	3	4	0	0	0	0	0	43	74	9.00	2.333
Blake Stein, R ERA: 5.17 (4, 1)	3.0		16	3	3	3	3	4	0	0	0	0	0	43	74	9.00	2.333
Jeff Austin, R ERA: 4.58 (7, 1)	1.0		3	0	0	0	1	0	0	0	0	0	0	9	17	0.00	0.000
Dan Reichert, R ERA: 5.54 (8, 1)	1.0		4	0	0	0	1	0	0	1	0	0	0	8	16	0.00	0.000

Batter	1	2	3	4	5	6	7	8	9	AB	R	H	RBI	BB	SO	LOB	TOP					
Carlos Febles, R (1, 4) OBP: 0.297, SLG: 0.379	1-1 G4-3 3B 2B	1-0 1-H 2B		0-0 L7		1-1 G5-3			1-2 F9	5	1	2	1	0	0	0						
Neft Perez, S (1, 6) OBP: 0.310, SLG: 0.403	2-0 G4-3	0-0 FC6-4 1B		0-0 F3			0-0 G3		4-2 29 F 1B BB	4	1	1	0	1	0	1						
Carlos Beltrán, S (1, 8) OBP: 0.356, SLG: 0.483	1-2 29 1B 3B	2-0 FC6-4 1-2		1-0 F8			2-1 F9 2B		3-2 F7	5	1	2	1	0	0	2						
29 Mike Sweeney, R (1, 3) OBP: 0.375, SLG: 0.566	1-0 1B 1B		4-1 1B 1B SF9 BB		0-0 HR		2-1 F9		0-2 E6 1B	4	2	2	2	1	0	2						
Joe Randa, R (1, 5) OBP: 0.301, SLG: 0.366	2-1 G6-4-3 1B		0-0 1B		1-2 L7		2-1 F9		0-1 FC4-6 1B	5	0	3	1	0	0	1						
Mark Quinn, R (1, 9) OBP: 0.299, SLG: 0.471	2-0 G6-4-3 1-2		0-1 1B		0-0 F9			3-1 G5-3	0-1 FC4-6 1-2	5	0	1	0	0	0	4						
Gregg Zaun, S (1, 2) OBP: 0.343, SLG: 0.484		2-1 F7		0-0 F9		1-1 G4-3		2-1 G6-3		4	0	0	0	0	0	3						
Dave McCarty, R (1, 10) OBP: 0.324, SLG: 0.410		1-2 1B 2B		0-0 SF9		0-0 P6		2-0 HR		2	1	1	1	0	0	0						
Luis Alícea, S (8, PH) OBP: 0.325, SLG: 0.380			3-1 1B 2B							1	1	1	1	0	0	0						
Dee Brown, L (1, 7) OBP: 0.301, SLG: 0.360		1-0 2B 1B		0-0 G4-3		1-3 K		1-0 G3		4	1	1	1	0	1	2						
Inning Stats	R: 2 E: 0 K: 0 S: 10	H: 4 LOB: 1 BB: 0 P: 19	R: 2 E: 0 K: 0 S: 9	H: 4 LOB: 1 BB: 0 P: 16	R: 1 E: 0 K: 0 S: 7	H: 2 LOB: 2 BB: 1 P: 11	R: 0 E: 0 K: 0 S: 3	H: 0 LOB: 0 BB: 0 P: 4	R: 1 E: 0 K: 0 S: 7	H: 1 LOB: 0 BB: 0 P: 9	R: 0 E: 0 K: 1 S: 6	H: 0 LOB: 0 BB: 0 P: 8	R: 0 E: 0 K: 0 S: 7	H: 1 LOB: 0 BB: 0 P: 13	R: 1 E: 0 K: 0 S: 6	H: 1 LOB: 0 BB: 0 P: 14	R: 1 E: 1 K: 0 S: 17	H: 1 LOB: 2 BB: 1 P: 25	1B: 7 2B: 4 3B: 1 HR: 2	SF: 1 SAC: 0 DP: 1 HBP: 0	WP: 0 PB: 0 SB: 0 CS: 0	PA: 42
PITCHER	IP WLS BF H R ER SO BB IBB HBP BLK WP HR S P ERA WHIP																	PITCHER	IP WLS BF H R ER SO BB IBB HBP BLK WP HR S P ERA WHIP			
Darren Oliver, L (1, 1) ERA: 5.9	5.0 L 25 11 6 6 0 0 1 0 0 0 0 1 36 59 10.80 2.400																					
Pat Mahomes, R (6, 1) ERA: 5.75	3.0 11 2 1 1 1 0 0 0 0 0 0 0 1 19 35 3.00 0.667																					
Juan Moreno, L (9, 1) ERA: 4.0	0.2 3 0 1 0 0 0 0 0 0 0 0 0 0 9 17 0.00 1.500																					
Mark Petkovsek, R (9, 1) ERA: 5.77	0.1 3 1 0 0 0 0 0 0 0 0 0 0 0 8 8 0.00 3.000																					

Kansas City Royals @ Texas Rangers
The Ballpark at Arlington, Arlington, TX
Sat Sep 08 2001, 8:05 PM EDT
Att: 37,501 - Sunny - 87 F

livebaseballscorecards.com

AB 39
R 8
H 14
RBI 8
BB 2
SO 1
LOB 15




Batter	1	2	3	4	5	6	7	8	9	AB	R	H	RBI	BB	SO	LOB	BOTTOM					
Frank Catalanotto, L (1, 7) OBP: 0.402, SLG: 0.521	0-2 HR 3B	1-2 F8-2 3-H			0-1 1B		0-2 FC4-6 FC6 1-2 2-3			4	1	2	0	0	0	5						
Chad Curtis, R (1, 10) OBP: 0.331, SLG: 0.367	1-2 L4		1-2 F8		1-3 K		1-0 FC6 1-2			3	0	0	0	0	1	2						
Ruben Sierra, S (7, PH) OBP: 0.314, SLG: 0.565										1	0	0	0	0	0	2						
Alex Rodriguez, R (1, 6) OBP: 0.398, SLG: 0.616	0-1 HR		0-2 G5-3			0-3 K		0-1 G5-3		4	1	1	2	0	1	0						
Rafael Palmeiro, L (1, 3) OBP: 0.378, SLG: 0.546	3-H F8		1-2 G6-3			1-1 F9		1-2 G4-3		4	0	0	0	0	0	0						
Gabe Kapler, R (1, 8) OBP: 0.344, SLG: 0.428	2-1 L5			2-2 G6-4-3 1B		2-2 F7		0-0 G5-3		4	0	1	0	0	0	0						
Mike Lamb, L (1, 5) OBP: 0.348, SLG: 0.419		2-2 F8		0-0 F7			1-2 F7		1-2 F7	4	0	0	0	0	0	1						
Bill Haselman, R (1, 2) OBP: 0.333, SLG: 0.435		4-1 F8-2 BB		0-1 G6-4-3 1-2			0-1 HR		4-2 L3 BB	2	1	1	1	1	0	1						
Carlos Pena, L (9, PH) OBP: 0.364, SLG: 0.125										0	0	0	0	0	1	0						
Chris Magruder, S (1, 9) OBP: 0.300, SLG: 0.400		3-2 10 1B 1B			0-0 F7		1-2 FC4-6 10 BB 1B		2-1 L3	4	0	2	0	0	0	1						
10 Michael Young, R (1, 4) OBP: 0.305, SLG: 0.426		2-0 1B			0-3 K		4-1 FC4-6 BB			2	0	1	0	1	1	0						
Inning Stats	R: 2 E: 0 K: 0 S: 11	H: 2 LOB: 2 BB: 1 P: 15	R: 0 E: 0 K: 0 S: 14	H: 2 LOB: 1 BB: 1 P: 26	R: 0 E: 0 K: 0 S: 14	H: 0 LOB: 0 BB: 0 P: 16	R: 0 E: 0 K: 0 S: 6	H: 1 LOB: 0 BB: 0 P: 8	R: 0 E: 0 K: 2 S: 9	H: 1 LOB: 1 BB: 0 P: 10	R: 0 E: 0 K: 1 S: 8	H: 0 LOB: 0 BB: 0 P: 11	R: 1 E: 0 K: 0 S: 13	H: 2 LOB: 2 BB: 1 P: 20	R: 0 E: 0 K: 0 S: 7	H: 0 LOB: 0 BB: 0 P: 8	R: 0 E: 0 K: 0 S: 7	H: 0 LOB: 0 BB: 1 P: 14	1B: 5 2B: 2 3B: 1 HR: 2	SF: 0 SAC: 0 DP: 3 HBP: 0	WP: 0 PB: 0 SB: 0 CS: 0	PA: 35
PITCHER	IP WLS BF H R ER SO BB IBB HBP BLK WP HR S P ERA WHIP																	PITCHER	IP WLS BF H R ER SO BB IBB HBP BLK WP HR S P ERA WHIP			
Chris George, L (1, 1) ERA: 6.29	6.1 W 26 8 3 3 3 1 0 0 0 0 0 2 70 9 4.26 1.421																					
Cory Bailey, R (7, 1) ERA: 3.38	0.1 H 2 0 0 0 0 1 0 0 0 0 0 4 8 0.00 3.000																					
Jason Grimsley, R (7, 1) ERA: 2.86	1.1 H 4 0 0 0 0 0 0 0 0 0 0 8 10 0.00 0.000																					
Brad Voyles, R (9, 1) ERA:	1.0 3 0 0 0 0 0 1 0 0 0 0 0 7 14 0.00 1.000																					


Kansas City Royals @ Texas Rangers
The Ballpark at Arlington, Arlington, TX
Sat Sep 08 2001, 8:05 PM EDT
Att: 37,501 - Sunny - 87 F


livebaseballscorecards.com


AB 32
R 3
H 8
RBI 3
BB 3
SO 3
LOB 12





Batter	1	2	3	4	5	6	7	8	9	AB	R	H	RBI	BB	SO	LOB	TOP			
10 Michael Young, R OBP: 0.310, SLG: 0.436	0-2 P4			0-0 G4-3		2-3 K			2-1 HR	4	1	1	1	0	1	0	<p>Texas Rangers @ Oakland Athletics Network Associates Coliseum, Oakland, CA</p> <p>Mon Sep 10 2001, 10:05 PM EDT Att. 12,115 - Sunny - 68 F</p> <p>livebaseballscorecards.com</p> <p>AB 30 R 1 H 4 RBI 1 BB 2 SO 10 LOB 7</p> 			
Gabe Kapler, R OBP: 0.344, SLG: 0.428	0-2 G5-3			1-1 2B 1B		0-3 K			0-0 G5-3 G4-3 1B	4	0	2	0	0	1	0				
Alex Rodriguez, R OBP: 0.395, SLG: 0.608	0-3 K			2-2 P4			1-3 K		1-0 G4-3	4	0	0	0	0	2	2				
Rafael Palmeiro, L OBP: 0.378, SLG: 0.556		1-2 G4-3		0-0 2B		2-3 K			4-1 BB	3	0	1	0	1	1	0				
Ruben Sierra, S OBP: 0.315, SLG: 0.570		1-3 K		1-0 G4-3		4-2 BB			2-2 G5-3	3	0	0	0	1	1	4				
Bill Haselman, R OBP: 0.322, SLG: 0.420		0-3 K			1-3 K		2-1 F3			3	0	0	0	0	2	1				
Scott Sheldon, R OBP: 0.230, SLG: 0.333			1-0 F7		1-3 K			0-1 F3		3	0	0	0	0	1	0				
Craig Monroe, R OBP: 0.304, SLG: 0.390			1-3 K		1-2 P4			1-1 G5-3		3	0	0	0	0	1	0				
Chris Magruder, S OBP: 0.250, SLG: 0.250			2-1 F9			0-1 G4-3		1-1 G6-3		3	0	0	0	0	0	0				
Inning Stats	R: 0 E: 0 K: 1 S: 10	H: 0 LOB: 0 BB: 0 P: 10	R: 0 E: 0 K: 2 S: 11	H: 0 LOB: 0 BB: 0 P: 13	R: 0 E: 0 K: 1 S: 6	H: 0 LOB: 2 BB: 0 P: 10	R: 0 E: 0 K: 2 S: 8	H: 0 LOB: 0 BB: 0 P: 13	R: 0 E: 0 K: 2 S: 9	H: 0 LOB: 1 BB: 1 P: 11	R: 0 E: 0 K: 2 S: 10	H: 0 LOB: 1 BB: 1 P: 19	R: 0 E: 0 K: 0 S: 6	H: 0 LOB: 0 BB: 0 P: 8	R: 1 E: 0 K: 0 S: 8	H: 2 LOB: 1 BB: 1 P: 17	1B: 2 2B: 1 3B: 0 HR: 1	SF: 0 SAC: 0 DP: 1 HBP: 0	WP: 0 PB: 0 SB: 0 CS: 0	PA: 32
PITCHER Barry Zito, L ERA: 3.57	IP: 9.0 WLS: W BF: 32 H: 4 R: 1 ER: 1 SO: 10 BB: 2 IBB: 0 HBP: 0 BLK: 0 WP: 0 HR: 1 S: 78 P: 113 ERA: 1.00 WHIP: 0.667															PITCHER	IP: WLS: BF: H: R: ER: SO: BB: IBB: HBP: BLK: WP: HR: S: P: ERA: WHIP:			


Batter	1	2	3	4	5	6	7	8	9	AB	R	H	RBI	BB	SO	LOB	BOTTOM			
Johnny Damon, L OBP: 0.387, SLG: 0.372	4-0 BB 1B	2-1 HR 1B	0-0 P6			1-0 G5-3		2-2 F8		4	2	1	0	1	0	3	<p>Texas Rangers @ Oakland Athletics Network Associates Coliseum, Oakland, CA</p> <p>Mon Sep 10 2001, 10:05 PM EDT Att. 12,115 - Sunny - 68 F</p> <p>livebaseballscorecards.com</p> <p>AB 35 R 7 H 12 RBI 7 BB 3 SO 7 LOB 17</p> 			
Jeremy Giambi, L OBP: 0.474, SLG: 0.471 Andy Abad, L (8, PH) (9, 3)	4-2 BB 1B 2B	1-2 HR 1B	2-0 G3-2-3			2-2 G1-3		1-0 P5		3	2	1	2	1	0	3				
Jason Giambi, L OBP: 0.642, SLG: 0.642 Rob Ryan, L (8, PH)	1-2 BB 2B 1B	2-3 K		0-0 F5		1-1 FC5-4 1B		2-3 K		4	1	2	1	0	1	0				
Jermaine Dye, R OBP: 0.350, SLG: 0.470	0-2 BB 1B 2B	2-2 L8		1-1 G6-3		1-1 FC5-4				4	1	1	1	0	0	1				
3 Eric Chavez, L OBP: 0.327, SLG: 0.505	0-2 FC5-4 1B	0-0 E1		0-3 K		2-1 L9 SF7 2B				4	1	2	1	0	1	0				
Terrence Long, L OBP: 0.337, SLG: 0.415	2-3 FC5-4 1B	2-3 K			0-0 G6-3		2-2 L9		2-3	4	0	1	1	0	1	2				
Miguel Tejada, R OBP: 0.311, SLG: 0.452	0-0 FC5-4		3-2 BB 1B G3-2-3 1B		1-1 G5-3		2-2 SF7		2-2	3	0	1	1	0	0	2				
Ramon Hernandez, R OBP: 0.313, SLG: 0.380	1-3 K		0-1 BB 1B		2-2 1B		3-2			4	0	3	0	0	1	2				
Frank Menechino, R OBP: 0.373, SLG: 0.384	3-3 K		4-2 BB 1B		0-1 F7		2-3 K			3	0	0	0	1	2	4				
Inning Stats	R: 4 E: 0 K: 2 S: 24	H: 4 LOB: 2 BB: 2 P: 38	R: 2 E: 1 K: 2 S: 16	H: 2 LOB: 1 BB: 0 P: 25	R: 0 E: 0 K: 0 S: 10	H: 2 LOB: 2 BB: 1 P: 19	R: 0 E: 0 K: 1 S: 6	H: 0 LOB: 0 BB: 0 P: 7	R: 0 E: 0 K: 0 S: 8	H: 1 LOB: 1 BB: 0 P: 11	R: 0 E: 0 K: 0 S: 8	H: 1 LOB: 1 BB: 0 P: 13	R: 1 E: 0 K: 1 S: 17	H: 2 LOB: 1 BB: 0 P: 28	R: 0 E: 0 K: 1 S: 8	H: 0 LOB: 0 BB: 0 P: 13	1B: 8 2B: 3 3B: 0 HR: 1	SF: 1 SAC: 0 DP: 1 HBP: 0	WP: 0 PB: 0 SB: 0 CS: 0	PA: 39
PITCHER Aaron Myette, R ERA: 7.2 Chris Michalak, L ERA: 4.39 Mark Petkovsek, R ERA: 5.73	IP: 1.2 WLS: L BF: 14 H: 6 R: 6 ER: 6 SO: 6 BB: 2 IBB: 0 HBP: 0 BLK: 0 WP: 0 HR: 1 S: 37 P: 58 ERA: 32.40 WHIP: 4.800															PITCHER	IP: WLS: BF: H: R: ER: SO: BB: IBB: HBP: BLK: WP: HR: S: P: ERA: WHIP:			


Batter	1	2	3	4	5	6	7	8	9	AB R H RBI BB SO LOB	TOP																								
											<p>Texas Rangers @ Oakland Athletics Network Associates Coliseum, Oakland, CA Tue Sep 11 2001, 10:05 PM EDT</p> <p>livebaseballscorecards.com</p> <p>AB 0 R 0 H 0 RBI 0 BB 0 SO 0 LOB 0</p>  <p>1B: 0 SF: 0 WP: 0 PA: 0 2B: 0 SAC: 0 FB: 0 3B: 0 DP: 0 SB: 0 HR: 0 HBP: 0 CS: 0</p>																								
Inning Stats																																			
PITCHER	IP	WLS	BF	H	R	ER	SO	BB	IBB	HBP	BLK	WP	HR	S	P	ERA	WHIP	PITCHER	IP	WLS	BF	H	R	ER	SO	BB	IBB	HBP	BLK	WP	HR	S	P	ERA	WHIP


Batter	1	2	3	4	5	6	7	8	9	AB R H RBI BB SO LOB	BOTTOM																								
											<p>Texas Rangers @ Oakland Athletics Network Associates Coliseum, Oakland, CA Tue Sep 11 2001, 10:05 PM EDT</p> <p>livebaseballscorecards.com</p> <p>AB 0 R 0 H 0 RBI 0 BB 0 SO 0 LOB 0</p>  <p>1B: 0 SF: 0 WP: 0 PA: 0 2B: 0 SAC: 0 FB: 0 3B: 0 DP: 0 SB: 0 HR: 0 HBP: 0 CS: 0</p>																								
Inning Stats																																			
PITCHER	IP	WLS	BF	H	R	ER	SO	BB	IBB	HBP	BLK	WP	HR	S	P	ERA	WHIP	PITCHER	IP	WLS	BF	H	R	ER	SO	BB	IBB	HBP	BLK	WP	HR	S	P	ERA	WHIP


Batter	1	2	3	4	5	6	7	8	9	AB R H RBI BB SO LOB	TOP																								
											<p>Texas Rangers @ Oakland Athletics Network Associates Coliseum, Oakland, CA Wed Sep 12 2001, 10:05 PM EDT</p> <p>livebaseballscorecards.com</p> <p>AB 0 R 0 H 0 RBI 0 BB 0 SO 0 LOB 0</p>  <p>1B: 0 SF: 0 WP: 0 PA: 0 2B: 0 SAC: 0 PB: 0 3B: 0 DP: 0 SB: 0 HR: 0 HBP: 0 CS: 0</p>																								
Inning Stats																																			
PITCHER	IP	WLS	BF	H	R	ER	SO	BB	IBB	HBP	BLK	WP	HR	S	P	ERA	WHIP	PITCHER	IP	WLS	BF	H	R	ER	SO	BB	IBB	HBP	BLK	WP	HR	S	P	ERA	WHIP


Batter	1	2	3	4	5	6	7	8	9	AB R H RBI BB SO LOB	BOTTOM																								
											<p>Texas Rangers @ Oakland Athletics Network Associates Coliseum, Oakland, CA Wed Sep 12 2001, 10:05 PM EDT</p> <p>livebaseballscorecards.com</p> <p>AB 0 R 0 H 0 RBI 0 BB 0 SO 0 LOB 0</p>  <p>1B: 0 SF: 0 WP: 0 PA: 0 2B: 0 SAC: 0 PB: 0 3B: 0 DP: 0 SB: 0 HR: 0 HBP: 0 CS: 0</p>																								
Inning Stats																																			
PITCHER	IP	WLS	BF	H	R	ER	SO	BB	IBB	HBP	BLK	WP	HR	S	P	ERA	WHIP	PITCHER	IP	WLS	BF	H	R	ER	SO	BB	IBB	HBP	BLK	WP	HR	S	P	ERA	WHIP


Batter	1	2	3	4	5	6	7	8	9	AB R H RBI BB SO LOB	TOP																								
											<p style="text-align: center;">Texas Rangers @ Seattle Mariners Safeco Field, Seattle, WA Thu Sep 13 2001, 7:05 PM PDT</p> <p style="text-align: right;">livebaseballscorecards.com</p> <p>AB 0 R 0 H 0 RBI 0 BB 0 SO 0 LOB 0</p> 																								
Inning Stats										1B: 0 SF: 0 WP: 0 PA: 0 2B: 0 SAC: 0 FB: 0 3B: 0 DP: 0 SB: 0 HR: 0 HBP: 0 CS: 0																									
PITCHER	IP	WLS	BF	H	R	ER	SO	BB	IBB	HBP	BLK	WP	HR	S	P	ERA	WHIP	PITCHER	IP	WLS	BF	H	R	ER	SO	BB	IBB	HBP	BLK	WP	HR	S	P	ERA	WHIP


Batter	1	2	3	4	5	6	7	8	9	AB R H RBI BB SO LOB	BOTTOM																								
											<p style="text-align: center;">Texas Rangers @ Seattle Mariners Safeco Field, Seattle, WA Thu Sep 13 2001, 7:05 PM PDT</p> <p style="text-align: right;">livebaseballscorecards.com</p> <p>AB 0 R 0 H 0 RBI 0 BB 0 SO 0 LOB 0</p> 																								
Inning Stats										1B: 0 SF: 0 WP: 0 PA: 0 2B: 0 SAC: 0 FB: 0 3B: 0 DP: 0 SB: 0 HR: 0 HBP: 0 CS: 0																									
PITCHER	IP	WLS	BF	H	R	ER	SO	BB	IBB	HBP	BLK	WP	HR	S	P	ERA	WHIP	PITCHER	IP	WLS	BF	H	R	ER	SO	BB	IBB	HBP	BLK	WP	HR	S	P	ERA	WHIP


Batter	1	2	3	4	5	6	7	8	9	AB R H RBI BB SO LOB	TOP																								
											<p style="text-align: center;">Texas Rangers @ Seattle Mariners Safeco Field, Seattle, WA Fri Sep 14 2001, 7:05 PM PDT</p> <p style="text-align: right;">livebaseballscorecards.com</p> <p>AB 0 R 0 H 0 RBI 0 BB 0 SO 0 LOB 0</p> 																								
Inning Stats										1B: 0 SF: 0 2B: 0 SAC: 0 3B: 0 DP: 0 HR: 0 HBP: 0	WP: 0 PA: 0 PB: 0 SB: 0 CS: 0																								
PITCHER	IP	WLS	BF	H	R	ER	SO	BB	IBB	HBP	BLK	WP	HR	S	P	ERA	WHIP	PITCHER	IP	WLS	BF	H	R	ER	SO	BB	IBB	HBP	BLK	WP	HR	S	P	ERA	WHIP

Batter	1	2	3	4	5	6	7	8	9	AB R H RBI BB SO LOB	BOTTOM																								
											<p style="text-align: center;">Texas Rangers @ Seattle Mariners Safeco Field, Seattle, WA Fri Sep 14 2001, 7:05 PM PDT</p> <p style="text-align: right;">livebaseballscorecards.com</p> <p>AB 0 R 0 H 0 RBI 0 BB 0 SO 0 LOB 0</p> 																								
Inning Stats										1B: 0 SF: 0 2B: 0 SAC: 0 3B: 0 DP: 0 HR: 0 HBP: 0	WP: 0 PA: 0 PB: 0 SB: 0 CS: 0																								
PITCHER	IP	WLS	BF	H	R	ER	SO	BB	IBB	HBP	BLK	WP	HR	S	P	ERA	WHIP	PITCHER	IP	WLS	BF	H	R	ER	SO	BB	IBB	HBP	BLK	WP	HR	S	P	ERA	WHIP

Batter	1	2	3	4	5	6	7	8	9	AB R H RBI BB SO LOB	TOP																								
											<p>Texas Rangers @ Seattle Mariners</p> <p>Safeco Field, Seattle, WA</p> <p>Sat Sep 15 2001, 1:05 PM PDT</p> <p>livebaseballscorecards.com</p> <p>AB 0</p> <p>R 0</p> <p>H 0</p> <p>RBI 0</p> <p>BB 0</p> <p>SO 0</p> <p>LOB 0</p> 																								
Inning Stats										1B: 0 SF: 0 2B: 0 SAC: 0 3B: 0 DP: 0 HR: 0 HBP: 0	WP: 0 PA: 0 PB: 0 SB: 0 CS: 0																								
PITCHER	IP	WLS	BF	H	R	ER	SO	BB	IBB	HBP	BLK	WP	HR	S	P	ERA	WHIP	PITCHER	IP	WLS	BF	H	R	ER	SO	BB	IBB	HBP	BLK	WP	HR	S	P	ERA	WHIP

Batter	1	2	3	4	5	6	7	8	9	AB R H RBI BB SO LOB	BOTTOM																								
											<p>Texas Rangers @ Seattle Mariners</p> <p>Safeco Field, Seattle, WA</p> <p>Sat Sep 15 2001, 1:05 PM PDT</p> <p>livebaseballscorecards.com</p> <p>AB 0</p> <p>R 0</p> <p>H 0</p> <p>RBI 0</p> <p>BB 0</p> <p>SO 0</p> <p>LOB 0</p> 																								
Inning Stats										1B: 0 SF: 0 2B: 0 SAC: 0 3B: 0 DP: 0 HR: 0 HBP: 0	WP: 0 PA: 0 PB: 0 SB: 0 CS: 0																								
PITCHER	IP	WLS	BF	H	R	ER	SO	BB	IBB	HBP	BLK	WP	HR	S	P	ERA	WHIP	PITCHER	IP	WLS	BF	H	R	ER	SO	BB	IBB	HBP	BLK	WP	HR	S	P	ERA	WHIP

Batter	1	2	3	4	5	6	7	8	9	AB R H RBI BB SO LOB	TOP																								
											<p>Texas Rangers @ Seattle Mariners</p> <p>Safeco Field, Seattle, WA</p> <p>Sun Sep 16 2001, 1:35 PM PDT</p> <p>livebaseballscorecards.com</p> <p>AB 0</p> <p>R 0</p> <p>H 0</p> <p>RBI 0</p> <p>BB 0</p> <p>SO 0</p> <p>LOB 0</p> 																								
Inning Stats										1B: 0 SF: 0 2B: 0 SAC: 0 3B: 0 DP: 0 HR: 0 HBP: 0	WP: 0 PA: 0 PB: 0 SB: 0 CS: 0																								
PITCHER	IP	WLS	BF	H	R	ER	SO	BB	IBB	HBP	BLK	WP	HR	S	P	ERA	WHIP	PITCHER	IP	WLS	BF	H	R	ER	SO	BB	IBB	HBP	BLK	WP	HR	S	P	ERA	WHIP

Batter	1	2	3	4	5	6	7	8	9	AB R H RBI BB SO LOB	BOTTOM																								
											<p>Texas Rangers @ Seattle Mariners</p> <p>Safeco Field, Seattle, WA</p> <p>Sun Sep 16 2001, 1:35 PM PDT</p> <p>livebaseballscorecards.com</p> <p>AB 0</p> <p>R 0</p> <p>H 0</p> <p>RBI 0</p> <p>BB 0</p> <p>SO 0</p> <p>LOB 0</p> 																								
Inning Stats										1B: 0 SF: 0 2B: 0 SAC: 0 3B: 0 DP: 0 HR: 0 HBP: 0	WP: 0 PA: 0 PB: 0 SB: 0 CS: 0																								
PITCHER	IP	WLS	BF	H	R	ER	SO	BB	IBB	HBP	BLK	WP	HR	S	P	ERA	WHIP	PITCHER	IP	WLS	BF	H	R	ER	SO	BB	IBB	HBP	BLK	WP	HR	S	P	ERA	WHIP

Batter	1	2	3	4	5	6	7	8	9	AB	R	H	RBI	BB	SO	LOB	TOP										
Johnny Damon, L (1, 8) OBP: 0.324, SLG: 0.373	4-2 1B BB		2-2 1B 2B		1-2 F7		4-2 E BB	1-3 K		3	2	1	0	2	1	1											
Miguel Tejada, R (1, 6) OBP: 0.312, SLG: 0.451	1-1 F9		1-2 G3-6 1B		1-2 G6-3		0-0 E1 2B 1B		2-2 F9	5	1	2	1	0	0	1											
Jason Giambi, L (1, 3) OBP: 0.474, SLG: 0.642	1-1 F9		2-1 G3-6-1 1-2		0-1 G3-1		2-1 FC3-6 2B		0-2 BB 1B	5	0	2	1	0	0	2											
Jemaine Dye, R (1, 9) OBP: 0.354, SLG: 0.471	2-2 1-2 1B		1-1 1B		3-1 F7		4-0 FC3-6 IBB		4-1 1-2 BB	3	0	2	0	2	0	0											
Eric Chavez, L (1, 5) OBP: 0.326, SLG: 0.508	2-2 F9		1-3 K		3-2 HR		2-0 FC3-6 1-2 2-3		2-2 F9	5	1	1	1	0	1	7											
Greg Myers, L (1, 10) OBP: 0.311, SLG: 0.439		2-0 G3		3-3 K		2-3 K		0-3 K		3	0	0	0	0	2	0											
Olmedo Saenz, R (7, PH) OBP: 0.297, SLG: 0.396										2	0	0	0	0	2	4											
Terrence Long, L (1, 7) OBP: 0.337, SLG: 0.414		1-3 K		1-0 G6-3		1-0 F7		3-2 G6-3 1B		4	0	1	0	0	1	0											
Ramon Hernandez, R (1, 2) OBP: 0.315, SLG: 0.391		2-2 FC5 2B		0-0 HR		1-2 L4		1-0 G6-3		4	1	2	1	0	0	1											
Frank Menechino, R (1, 4) OBP: 0.372, SLG: 0.381		3-2 FC5 2-3		3-2 F9		4-1 1B WP E BB		1-3 K		3	1	0	0	1	1	2											
Inning Stats	R: 0 E: 0 K: 0 S: 13	H: 1 LOB: 2 BB: 1 P: 23	R: 0 E: 0 K: 1 S: 12	H: 1 LOB: 1 BB: 0 P: 20	R: 1 E: 0 K: 1 S: 13	H: 3 LOB: 1 BB: 0 P: 20	R: 1 E: 0 K: 1 S: 10	H: 1 LOB: 0 BB: 0 P: 17	R: 0 E: 0 K: 0 S: 11	H: 0 LOB: 0 BB: 0 P: 13	R: 1 E: 0 K: 1 S: 9	H: 1 LOB: 0 BB: 0 P: 18	R: 3 E: 1 K: 2 S: 14	H: 2 LOB: 2 BB: 3 P: 34	R: 0 E: 0 K: 2 S: 11	H: 1 LOB: 1 BB: 0 P: 17	R: 0 E: 0 K: 1 S: 23	H: 1 LOB: 2 BB: 1 P: 31	1B: 6 2B: 3 3B: 0 HR: 2	SF: 0 SAC: 0 DP: 1 HBP: 0	WP: 1 PB: 0 SB: 0 CS: 0	PA: 42					
PITCHER	IP	WLS	BF	H	R	ER	SO	BB	IBB	HBP	BLK	WP	HR	S	P	ERA	WHIP										
Rick Helling, R (1, 1) ERA: 5.04	6.0		25	7	3	3	4	1	0	0	0	0	2	68	111	4.50	1.333										
Dan Kolb, R (7, 1) ERA: 4.15	0.1	H	2	0	1	1	0	1	0	0	0	0	0	4	9	27.00	3.000										
Mike Venafro, L (7, 1) ERA: 4.42	0.1	L	5	2	2	2	0	1	1	0	0	1	0	7	19	54.00	9.000										
Pat Mahomes, R (7, 1) ERA: 5.67	1.1		5	1	0	0	3	0	0	0	0	0	0	14	23	0.00	0.750										
59 Jeff Zimmerman, R (9, 1) ERA: 2.62	1.0		5	1	0	0	1	1	0	0	0	0	0	23	31	0.00	2.000										

Oakland Athletics @ Texas Rangers
The Ballpark at Arlington, Arlington, TX
Tue Sep 18 2001, 8:05 PM EDT
Att: 21,517 - Cloudy - 86 F

AB 37
R 6
H 11
RBI 4
BB 5
SO 8
LOB 18



Batter	1	2	3	4	5	6	7	8	9	AB	R	H	RBI	BB	SO	LOB	BOTTOM										
Frank Catalanotto, L (1, 7) OBP: 0.402, SLG: 0.517	2-2 1B HBP 1B		0-0 F7		1-1 G6-3		0-0 G6-3			4	1	1	0	0	0	1											
Chad Curtis, R (1, 9) OBP: 0.339, SLG: 0.369	0-0 1B		0-2 G5-3		4-1 HR BB		1-1 G6-3			2	2	1	0	1	0	0											
Ricky Ledee, L (8, PH) OBP: 0.305, SLG: 0.366	HBP 1-2 G6-4-3 1B		0-1 G4-3		1-2 HR HR		2-2 S G1 2B			1	0	0	0	0	0	0											
Alex Rodriguez, R (1, 6) OBP: 0.397, SLG: 0.616	1-0 G6-4-3 HBP 1-2 2-3 1B		0-3 K		1-2 HR HR		4-2 G1 2B			2	0	0	1	1	2	0											
Rafael Palmeiro, L (1, 3) OBP: 0.379, SLG: 0.553	3-1 HBP		1-0 F2		1-3 K		2-2 G1 BB			0	0	0	0	0	0	0											
Chris Magruder, S (8, PR) OBP: 0.250, SLG: 0.250	1-2 2-3 3-H HBP		1-0 F2		1-3 K		2-2 G1			4	0	0	1	0	1	3											
Ruben Sierra, S (1, 10) OBP: 0.310, SLG: 0.562	0-2 G6-4-3		4-1 FC6-4 BB		2-1 F9		2-2 G6-3			3	0	0	0	1	0	2											
Gabe Kapler, R (1, 8) OBP: 0.343, SLG: 0.425	1-2 2-3 3-H L8		1-2 FC6-4 BB		4-1 F9		2-2 G6-3			3	0	0	0	1	0	2											
Mike Lamb, L (1, 5) OBP: 0.345, SLG: 0.412		1-2 G3-1		1-2 FC6-4		0-0 1B		1-0 G6-3		4	0	1	0	0	0	1											
Bill Haselman, R (1, 2) OBP: 0.323, SLG: 0.418		3-1 G4-6-3 1B		2-2 L8		1-3 K		2-3 K		3	0	1	0	0	1	1											
Carlos Pena, L (9, PH) OBP: 0.234, SLG: 0.077										1	0	0	0	0	1	0											
10 Michael Young, R (1, 4) OBP: 0.306, SLG: 0.430		3-1 G4-6-3		3-2 G6-3		1-0 F5		1-0 F3		4	0	0	0	0	0	2											
Inning Stats	R: 2 E: 0 K: 0 S: 13	H: 3 LOB: 1 BB: 0 P: 19	R: 0 E: 0 K: 0 S: 7	H: 1 LOB: 0 BB: 0 P: 14	R: 0 E: 0 K: 1 S: 8	H: 0 LOB: 1 BB: 1 P: 14	R: 0 E: 0 K: 0 S: 10	H: 0 LOB: 0 BB: 0 P: 16	R: 2 E: 0 K: 2 S: 12	H: 1 LOB: 1 BB: 1 P: 21	R: 0 E: 0 K: 1 S: 6	H: 1 LOB: 1 BB: 0 P: 8	R: 1 E: 0 K: 0 S: 15	H: 1 LOB: 1 BB: 1 P: 26	R: 0 E: 0 K: 1 S: 5	H: 0 LOB: 0 BB: 0 P: 9	1B: 5 2B: 1 3B: 0 HR: 1	SF: 0 SAC: 0 DP: 2 HBP: 1	WP: 0 PB: 0 SB: 1 CS: 0	PA: 36							
PITCHER	IP	WLS	BF	H	R	ER	SO	BB	IBB	HBP	BLK	WP	HR	S	P	ERA	WHIP										
Mark Mulder, L (1, 1) ERA: 3.57	6.0	W	25	6	4	4	3	2	0	1	0	0	1	57	91	6.00	1.333										
Jeff Tam, R (7, 1) ERA: 2.9	1.1	H	5	1	1	1	1	0	0	0	0	0	0	11	16	6.75	0.750										
Jim Mecir, R (8, 1) ERA: 4.05	0.2	H	3	0	0	0	0	1	0	0	0	0	0	9	17	0.00	1.500										
Jason Istringhausen, R (9, 1) ERA: 2.78	1.0	S	3	0	0	0	1	0	0	0	0	0	0	5	9	0.00	0.000										

Oakland Athletics @ Texas Rangers
The Ballpark at Arlington, Arlington, TX
Tue Sep 18 2001, 8:05 PM EDT
Att: 21,517 - Cloudy - 86 F


AB 32
R 5
H 7
RBI 4
BB 3
SO 5
LOB 10



Batter	1	2	3	4	5	6	7	8	9	AB	R	H	RBI	BB	SO	LOB	TOP					
Johnny Damon, L (1, 8) OBP: 0.325, SLG: 0.375 Eric Byrnes, R (9, PH) OBP: 0.333, SLG: 0.519	G4-3		G6-3		G4-3		1B		1B	3	1	1	1	1	0	1						
Ramon Hernandez, R (1, 2) OBP: 0.314, SLG: 0.389	G6-3		K		G3		K		1B	5	0	1	0	0	2	3						
Jason Giambi, L (1, 3) OBP: 0.472, SLG: 0.639 Olmedo Saenz, R (9, PH) OBP: 0.297, SLG: 0.394	P4		L9		G4-3		1B		F9	4	0	1	1	0	0	1						
Jermaine Dye, R (1, 9) OBP: 0.352, SLG: 0.468		G4-3			F9		G6-4-3			4	0	0	0	0	1	2						
Ron Gant, R (1, 10) OBP: 0.344, SLG: 0.462		K			FC4-6		F8		P4	4	0	1	0	0	1	0						
Terrence Long, L (1, 7) OBP: 0.336, SLG: 0.413		1B			FC4-6		G4-3		G4-3	4	1	1	0	0	0	1						
Miguel Tejada, R (1, 6) OBP: 0.315, SLG: 0.457		1B			HR		1B		G4-3	2	1	1	2	2	0	0						
3 Eric Chavez, L (1, 5) OBP: 0.325, SLG: 0.506		K			HR		BB		G4-3	4	0	1	0	0	2	2						
F.P. Santangelo, S (1, 4) OBP: 0.318, SLG: 0.273					G6-3		1B		F7	4	1	2	0	0	1	2						
Inning Stats	R: 0 E: 0 K: 0 S: 8	H: 0 LOB: 0 BB: 0 P: 11	R: 0 E: 0 K: 2 S: 10	H: 1 LOB: 2 BB: 1 P: 15	R: 0 E: 0 K: 1 S: 13	H: 1 LOB: 1 BB: 0 P: 19	R: 2 E: 0 K: 1 S: 11	H: 2 LOB: 0 BB: 0 P: 20	R: 2 E: 0 K: 1 S: 13	H: 2 LOB: 0 BB: 0 P: 22	R: 0 E: 0 K: 1 S: 11	H: 1 LOB: 1 BB: 1 P: 21	R: 0 E: 0 K: 1 S: 9	H: 1 LOB: 1 BB: 1 P: 17	R: 0 E: 0 K: 0 S: 6	H: 0 LOB: 0 BB: 0 P: 11	R: 0 E: 0 K: 0 S: 9	H: 2 LOB: 2 BB: 0 P: 14	1B: 7 2B: 2 3B: 0 HR: 1	SF: 0 SAC: 0 DP: 1 HBP: 0	WP: 0 PB: 0 SB: 0 CS: 0	PA: 39
PITCHER	IP	WLS	BF	H	R	ER	SO	BB	IBB	HBP	BLK	WP	HR	S	P	ERA	WHIP					
Doug Davis, L (1, 1) ERA: 4.31	6.0	W	27	7	4	4	6	2	0	0	0	0	1	66	108	6.00	1.500					
Chris Michalak, L (7, 1) ERA: 4.26	3.0	S	12	3	0	0	1	1	0	0	0	0	0	24	42	0.00	1.333					

Oakland Athletics @ Texas Rangers
The Ballpark at Arlington, Arlington, TX
Wed Sep 19 2001, 8:05 PM EDT
Att: 25,013 - Sunny - 80 F


AB	36
R	4
H	10
RBI	4
BB	3
SO	7
LOB	14





Batter	1	2	3	4	5	6	7	8	9	AB	R	H	RBI	BB	SO	LOB	BOTTOM				
Frank Catalanotto, L (1, 7) OBP: 0.400, SLG: 0.512	HR	F9		F9	L5			F8		4	1	0	0	1	0	2					
10 Michael Young, R (1, 4) OBP: 0.301, SLG: 0.424	F9	G4-3		L8			K	K		5	0	0	0	0	2	1					
Alex Rodriguez, R (1, 6) OBP: 0.400, SLG: 0.623	HR		2B	1B	1B		K	1B		5	2	4	2	0	1	0					
Rafael Palmeiro, L (1, 10) OBP: 0.379, SLG: 0.553	G1-3	1B	2B	FC3-2	BB		P4	F7		4	1	1	0	1	0	2					
Mike Lamb, L (1, 5) OBP: 0.344, SLG: 0.414	G1-3		E	2B			G1-3			4	1	1	1	0	0	1					
Gabe Kapler, R (1, 8) OBP: 0.347, SLG: 0.426	FC5	1B	E	BB	1B		K			3	2	2	1	1	1	0					
Ricky Ledee, L (1, 9) OBP: 0.308, SLG: 0.363	FC5	BB	FC3-2	BB	BB		G4-3			2	0	0	0	2	0	1					
Bill Haselman, R (1, 2) OBP: 0.330, SLG: 0.453	FC5		K		E7			HR		4	1	2	2	0	1	2					
Carlos Pena, L (1, 3) OBP: 0.333, SLG: 0.529		F8		HR	K			HR		4	2	2	2	0	1	2					
Inning Stats	R: 3 E: 0 K: 0 S: 21	H: 3 LOB: 2 BB: 2 P: 39	R: 0 E: 0 K: 0 S: 11	H: 0 LOB: 0 BB: 0 P: 14	R: 3 E: 1 K: 1 S: 11	H: 2 LOB: 2 BB: 2 P: 19	R: 1 E: 0 K: 0 S: 12	H: 2 LOB: 1 BB: 0 P: 16	R: 1 E: 1 K: 1 S: 14	H: 2 LOB: 2 BB: 1 P: 22	R: 0 E: 0 K: 2 S: 9	H: 0 LOB: 0 BB: 0 P: 13	R: 0 E: 0 K: 1 S: 8	H: 0 LOB: 0 BB: 0 P: 15	R: 2 E: 0 K: 1 S: 17	H: 3 LOB: 1 BB: 0 P: 25	1B: 6 2B: 2 3B: 0 HR: 4	SF: 0 SAC: 0 DP: 0 HBP: 0	WP: 0 PB: 0 SB: 3 CS: 0	PA: 40	
PITCHER	IP	WLS	BF	H	R	ER	SO	BB	IBB	HBP	BLK	WP	HR	S	P	ERA	WHIP				
Tim Hudson, R (1, 1) ERA: 3.38	3.0	L	17	5	6	4	1	4	0	0	0	0	1	43	72	12.00	3.000				
Gl Hernandez, R (4, 1) ERA: 5.59	1.0		5	2	1	1	0	0	0	0	0	0	0	12	16	9.00	2.000				
Mark Guthrie, L (5, 1) ERA: 4.74	1.0		6	2	1	1	1	1	0	0	0	0	0	14	22	9.00	3.000				
Mike Fyhrie, R (6, 1) ERA: 3.94	1.0		3	0	0	0	2	0	0	0	0	0	0	9	13	0.00	0.000				
Chad Harville, R (7, 1) ERA:	1.0		3	0	0	0	1	0	0	0	0	0	0	8	15	0.00	0.000				
PITCHER	IP	WLS	BF	H	R	ER	SO	BB	IBB	HBP	BLK	WP	HR	S	P	ERA	WHIP				
Luis Vizcaino, R (8, 1) ERA: 3.69	1.0		6	3	2	2	1	0	0	0	0	0	0	17	25	18.00	3.000				

Oakland Athletics @ Texas Rangers
The Ballpark at Arlington, Arlington, TX
Wed Sep 19 2001, 8:05 PM EDT
Att: 25,013 - Sunny - 80 F

AB	35
R	10
H	12
RBI	8
BB	5
SO	6
LOB	11



Batter	1	2	3	4	5	6	7	8	9	AB	R	H	RBI	BB	SO	LOB	TOP								
Johnny Damon, L OBP: 0.325, SLG: 0.376 (1, 8)	F9	K					K			4	1	1	0	1	2	1	Oakland Athletics @ Texas Rangers The Ballpark at Arlington, Arlington, TX Thu Sep 20 2001, 8:05 PM EDT Att: 22,219 - Sunny - 75 F livebaseballscorecards.com AB 36 R 7 H 12 RBI 7 BB 5 SO 5 LOB 16 								
Miguel Tejada, R OBP: 0.316, SLG: 0.455 (1, 6)	1B SF9 BB		F3				G5-3	F7		4	1	1	2	1	0	2									
Jason Giambi, L OBP: 0.472, SLG: 0.635 (1, 10)	1B		G1-3					G6-3		4	0	1	0	1	1	3									
Jermaine Dye, R OBP: 0.349, SLG: 0.464 (1, 9)	SF9		K				G4-3		P3	4	0	0	1	0	1	1									
Terrence Long, L OBP: 0.338, SLG: 0.414 (1, 7)	1B						G4-3		F7	5	1	3	0	0	0	0									
Olmedo Saenz, R OBP: 0.297, SLG: 0.397 Jeremy Giambi, L OBP: 0.388, SLG: 0.469 (8, PH) (8, 3)	P4							F8	FC5-4 BB	3	1	1	0	0	1	3									
Ramon Hernandez, R OBP: 0.315, SLG: 0.388 (1, 2)		L5					F8		FC5-4 BB	4	1	1	0	1	0	2									
3 Eric Chavez, L OBP: 0.328, SLG: 0.514 (1, 5)		1B								4	1	3	4	0	0	1									
F.P. Santangelo, S OBP: 0.329, SLG: 0.276 (1, 4)	P6									3	1	1	0	0	0	2									
Inning Stats	R: 1 E: 0 K: 0 S: 10	H: 2 LOB: 2 BB: 1 P: 19	R: 0 E: 0 K: 1 S: 8	H: 1 LOB: 1 BB: 0 P: 14	R: 0 E: 0 K: 1 S: 12	H: 0 LOB: 0 BB: 0 P: 17	R: 0 E: 0 K: 1 S: 12	H: 1 LOB: 1 BB: 1 P: 20	R: 2 E: 0 K: 1 S: 13	H: 2 LOB: 1 BB: 0 P: 19	R: 1 E: 0 K: 0 S: 9	H: 2 LOB: 1 BB: 0 P: 13	R: 0 E: 0 K: 1 S: 14	H: 0 LOB: 1 BB: 1 P: 24	R: 3 E: 0 K: 0 S: 12	H: 4 LOB: 2 BB: 1 P: 20		R: 0 E: 0 K: 0 S: 10	H: 0 LOB: 1 BB: 1 P: 18	1B: 9 2B: 2 3B: 0 HR: 1	SF: 1 SAC: 0 DP: 0 HBP: 1	WP: 1 PB: 0 SB: 2 CS: 2	PA: 43		
PITCHER	IP	WLS	BF	H	R	ER	SO	BB	IBB	HBP	BLK	WP	HR	S	P	ERA	WHIP								
Darren Oliver, L ERA: 5.91 (1, 1)	6.0	L	27	8	4	4	4	2	0	1	0	0	0	64	102	6.00	1.667								
Dan Kolb, R ERA: 3.72 (7, 1)	1.0		4	0	0	0	1	1	0	0	0	1	0	14	24	0.00	1.000								
Mark Petkovsek, R ERA: 6.03 (8, 1)	1.0		8	4	3	3	0	1	0	0	0	0	1	12	20	27.00	5.000								
Juan Moreno, L ERA: 3.89 (9, 1)	1.0		4	0	0	0	0	1	0	0	0	0	0	10	18	0.00	1.000								

Batter	1	2	3	4	5	6	7	8	9	AB	R	H	RBI	BB	SO	LOB	BOTTOM								
Chad Curtis, R OBP: 0.344, SLG: 0.363 (1, 7)	10 L3 BB		F9				L5			2	0	0	0	2	0	0	Oakland Athletics @ Texas Rangers The Ballpark at Arlington, Arlington, TX Thu Sep 20 2001, 8:05 PM EDT Att: 22,219 - Sunny - 75 F livebaseballscorecards.com AB 31 R 2 H 8 RBI 2 BB 4 SO 9 LOB 16 								
10 Michael Young, R OBP: 0.307, SLG: 0.431 (1, 4)	L3			1B	1B			G4-6-3 1B		4	1	3	0	0	0	1									
Alex Rodriguez, R OBP: 0.399, SLG: 0.620 (1, 6)	F8			1B BB	K			G4-6-3 1B		3	0	0	0	1	1	3									
Rafael Palmeiro, L OBP: 0.378, SLG: 0.556 (1, 10)		HR		K			F8	K		4	1	1	1	0	2	2									
Ruben Sierra, S OBP: 0.313, SLG: 0.561 (1, 9)	G1-3			FC5-4 1B			1B		G1-3	4	0	2	1	0	0	0									
Gabe Kapler, R OBP: 0.348, SLG: 0.427 (1, 8)				F7			F7		1B	4	0	2	0	0	0	3									
Bill Haselman, R OBP: 0.230, SLG: 0.439 Chris Magruder, S OBP: 0.222, SLG: 0.222 (9, PH)	G6-3			FC5-4			K		K	3	0	0	0	0	1	4									
Scott Sheldon, R OBP: 0.233, SLG: 0.326 Ricky Ledee, L OBP: 0.307, SLG: 0.361 (9, PH)			G5-3						K	2	0	0	0	1	1	0									
Carlos Pena, L OBP: 0.292, SLG: 0.450 (1, 3)			K				G5-3			3	0	0	0	0	2	1									
Inning Stats	R: 0 E: 0 K: 0 S: 6	H: 0 LOB: 0 BB: 1 P: 13	R: 1 E: 0 K: 0 S: 8	H: 2 LOB: 0 BB: 0 P: 14	R: 0 E: 0 K: 1 S: 10	H: 0 LOB: 0 BB: 0 P: 12	R: 1 E: 0 K: 1 S: 11	H: 2 LOB: 2 BB: 1 P: 17	R: 0 E: 0 K: 2 S: 14	H: 1 LOB: 2 BB: 2 P: 27	R: 0 E: 0 K: 1 S: 12	H: 1 LOB: 1 BB: 0 P: 17	R: 0 E: 0 K: 1 S: 7	H: 0 LOB: 0 BB: 0 P: 10	R: 0 E: 0 K: 1 S: 7	H: 1 LOB: 0 BB: 0 P: 11		R: 0 E: 0 K: 2 S: 10	H: 1 LOB: 1 BB: 0 P: 12	1B: 6 2B: 3 3B: 0 HR: 1	SF: 0 SAC: 0 DP: 3 HBP: 0	WP: 0 PB: 0 SB: 1 CS: 2	PA: 35		
PITCHER	IP	WLS	BF	H	R	ER	SO	BB	IBB	HBP	BLK	WP	HR	S	P	ERA	WHIP								
Barry Zito, L ERA: 3.56 (1, 1)	6.0	W	25	6	2	2	5	4	0	0	0	0	0	61	100	3.00	1.667								
Mike Magnante, L ERA: 2.74 (7, 1)	1.0	H	3	0	0	0	1	0	0	0	0	0	0	7	10	0.00	0.000								
Jim Mecir, R ERA: 3.9 (8, 1)	2.0		7	2	0	0	3	0	0	0	0	0	0	17	23	0.00	1.000								

Batter	1	2	3	4	5	6	7	8	9	AB	R	H	RBI	BB	SO	LOB	TOP										
Darin Erstad, L (1.8) OBP: 0.332, SLG: 0.363	1-2 G3	2-2 G1-3			1-1 F7		0-1 G4-6-3			4	0	0	0	0	0	3											
David Eckstein, R (1.6) OBP: 0.380, SLG: 0.364	0-1 1B WP		2-2 G5-3		0-2 1B			0-1 16 G3-1 2B		4	1	3	1	0	0	0											
16 Garret Anderson, L (1.7) OBP: 0.308, SLG: 0.469	2-3 K		0-0 F8		0-1 G5-3			0-0 G3-1		4	0	0	0	0	1	3											
Scott Spiezio, S (1.3) OBP: 0.337, SLG: 0.463	1-0 WP		2-3 K			0-1 G5-4-3 2B		0-0 F3		4	1	2	0	0	1	1											
Troy Glaus, R (1.5) OBP: 0.351, SLG: 0.516	2-1 1B HR			2-0 G5-3		1-0 G5-4-3 HBP		4-2 1B		2	1	1	2	1	0	0											
Tim Salmon, R (1.9) OBP: 0.374, SLG: 0.403	2-2 G6-3			1-1 G6-3		2-2 G5-4-3		2-1 F8		4	0	0	0	0	0	4											
Adam Kennedy, L (1.10) OBP: 0.328, SLG: 0.384		3-2 G4-3		0-1 F8		3-3 K			2-2 P1-3 1B	4	0	1	0	0	1	1	AB 32										
Jorge Fabregas, L (1.2) OBP: 0.246, SLG: 0.316		1-2 P6			1-2 SH1-3 1B		1-0 G3		1-0 P1-3	4	1	1	0	0	0	1	R 4										
Jose Nieves, R (1.4) OBP: 0.324, SLG: 0.355		2-1 1B			SH1-3		1-2 G4-6-3 HBP		1-3 K2-3	2	0	1	0	0	1	0	H 9										
Inning Stats	R: 3 E: 0 K: 1 S: 14	H: 3 LOB: 0 BB: 0 P: 22	R: 0 E: 0 K: 0 S: 12	H: 1 LOB: 1 BB: 0 P: 20	R: 0 E: 0 K: 1 S: 7	H: 0 LOB: 0 BB: 0 P: 11	R: 0 E: 0 K: 0 S: 5	H: 0 LOB: 0 BB: 0 P: 8	R: 1 E: 0 K: 0 S: 11	H: 2 LOB: 1 BB: 0 P: 13	R: 0 E: 0 K: 1 S: 9	H: 1 LOB: 1 BB: 0 P: 15	R: 0 E: 0 K: 0 S: 6	H: 0 LOB: 0 BB: 0 P: 8	R: 0 E: 0 K: 0 S: 9	H: 1 LOB: 2 BB: 1 P: 15	R: 0 E: 0 K: 1 S: 7	H: 1 LOB: 0 BB: 0 P: 11	1B: 6 2B: 3 3B: 0 HR: 1	SF: 0 SAC: 1 DP: 3 HBP: 2	WP: 1 PB: 0 SB: 0 CS: 0	PA: 36					
PITCHER	IP	WLS	BF	H	R	ER	SO	BB	IBB	HBP	BLK	WP	HR	S	P	ERA	WHIP										
Aaron Myette, R (1.1) ERA: 7.0	7.0		28	7	4	4	3	0	0	2	0	1	1	64	97	5.14	1.000										
Chris Michalak, L (8.1) ERA: 4.24	0.2		3	1	0	0	0	0	0	0	0	0	0	4	4	0.00	1.500										
Pat Mahomes, R (8.1) ERA: 5.6	1.1	W	5	1	0	0	1	1	0	0	0	0	0	12	22	0.00	1.500										

Anaheim Angels @ Texas Rangers
The Ballpark at Arlington, Arlington, TX
Sat Sep 22 2001, 8:05 PM EDT
Att: 38,781 - Cloudy - 80 F

AB 32
R 4
H 9
RBI 3
BB 1
SO 4
LOB 13



Batter	1	2	3	4	5	6	7	8	9	AB	R	H	RBI	BB	SO	LOB	BOTTOM										
Frank Catalanotto, L (1.7) OBP: 0.399, SLG: 0.508	1-2 10 G6-3 2B	2-3 K		1-0 F2			2-2 G6-3			4	1	1	0	0	1	2											
10 Michael Young, R (1.4) OBP: 0.299, SLG: 0.419	3-1 G6-3		1-1 G6-3		1-1 F8		2-3 K			4	0	0	0	0	1	1											
Alex Rodriguez, R (1.6) OBP: 0.401, SLG: 0.625	0-1 G4-3 2B		1-1 HR		2-3 K		2-1 G6-3			4	1	2	1	0	1	0											
Rafael Palmeiro, L (1.10) OBP: 0.379, SLG: 0.565	2-1 G4-3		1-0 HR		2-2 G4-3			3-2 HR		4	2	2	3	0	0	1											
Ruben Sierra, S (1.9) OBP: 0.317, SLG: 0.575	3-2 F9		2-2 L3			3-2 HR		0-1 G6-3		4	1	1	1	0	0	1											
Craig Monroe, R (9.9) OBP: 0.304, SLG: 0.390										0	0	0	0	0	0	0											
Mike Lamb, L (1.5) OBP: 0.347, SLG: 0.412		0-2 G4-3		0-0 1B		4-2 G4-3 SH1-3 BB		3-2 P5		3	0	1	0	1	0	0											
Gabe Kapler, R (1.8) OBP: 0.347, SLG: 0.422		0-1 G4-3		2-1 F8		0-1 SH1-3		2-3 K		3	0	0	0	0	1	1	AB 31										
Carlos Pena, L (1.3) OBP: 0.387, SLG: 0.667		1-2 BB 1B			0-0 L4		2-0 G4-3			3	0	1	0	0	0	1	R 5										
Bill Haselman, R (1.2) OBP: 0.327, SLG: 0.437		4-0 BB			1-3 K		2-1 G5-3			2	0	0	0	1	1	1	H 8										
Inning Stats	R: 1 E: 0 K: 0 S: 13	H: 2 LOB: 1 BB: 0 P: 22	R: 0 E: 0 K: 1 S: 12	H: 1 LOB: 1 BB: 1 P: 19	R: 2 E: 0 K: 0 S: 12	H: 3 LOB: 1 BB: 0 P: 19	R: 0 E: 0 K: 1 S: 5	H: 0 LOB: 0 BB: 0 P: 7	R: 0 E: 0 K: 0 S: 9	H: 0 LOB: 0 BB: 0 P: 14	R: 1 E: 0 K: 0 S: 10	H: 1 LOB: 1 BB: 1 P: 21	R: 0 E: 0 K: 1 S: 10	H: 0 LOB: 0 BB: 0 P: 16	R: 1 E: 0 K: 1 S: 11	H: 1 LOB: 0 BB: 0 P: 19	R: 0 E: 0 K: 0 S: 10	H: 0 LOB: 0 BB: 0 P: 16	1B: 4 2B: 1 3B: 0 HR: 3	SF: 0 SAC: 1 DP: 0 HBP: 0	WP: 0 PB: 0 SB: 0 CS: 0	PA: 34					
PITCHER	IP	WLS	BF	H	R	ER	SO	BB	IBB	HBP	BLK	WP	HR	S	P	ERA	WHIP										
Matt Wise, R (1.1) ERA: 4.34	5.0		24	7	4	4	3	2	0	0	0	0	0	15	25	0.00	0.000										
Shigetoshi Hasegawa, R (6.1) ERA: 3.51	2.0		6	0	0	0	1	0	0	0	0	0	0	8	14	13.50	1.500										
Mike Holtz, L (8.1) ERA: 4.37	0.2	L	3	1	1	1	0	0	0	0	0	0	1	8	14	13.50	1.500										
Lou Pote, R (8.1) ERA: 2.86	0.1		1	0	0	0	1	0	0	0	0	0	0	3	5	0.00	0.000										

Anaheim Angels @ Texas Rangers
The Ballpark at Arlington, Arlington, TX
Sat Sep 22 2001, 8:05 PM EDT
Att: 38,781 - Cloudy - 80 F

AB 31
R 5
H 8
RBI 5
BB 2
SO 5
LOB 8



Batter	1	2	3	4	5	6	7	8	9	AB R H RBI BB SO LOB	TOP									
Darin Erstad, L (1, 10) OBP: 0.331, SLG: 0.360			G6-3		F7		G4-6-3			4 0 0 0 1 1 1	Anaheim Angels @ Texas Rangers The Ballpark at Arlington, Arlington, TX Sun Sep 23 2001, 3:05 PM EDT Att: 34,542 - Sunny - 82 F									
David Eckstein, R (1, 6) OBP: 0.380, SLG: 0.364	F5				F7			WP G6-3 1B	P6	5 1 2 0 0 0 2										
16 Garret Anderson, L (1, 7) OBP: 0.310, SLG: 0.473								1B WP	K	5 0 3 0 0 1 3										
Scott Spiezio, S (1, 3) OBP: 0.334, SLG: 0.458	P4		P4		P6			G6-3		4 0 0 1 0 0 4										
Troy Glaus, R (1, 5) OBP: 0.353, SLG: 0.521		1B SF8 2B								4 1 3 0 0 1 0										
Tim Salmon, R (1, 9) OBP: 0.373, SLG: 0.402					K					4 0 1 0 0 1 3										
Adam Kennedy, L (1, 4) OBP: 0.326, SLG: 0.383										2 0 0 1 0 0 1										
Jose Fernandez, R (8, PH) OBP: 0.160, SLG: 0.130		SF8			G4-3					1 0 0 0 0 1 2										
Benji Gil, R (8, 4) OBP: 0.335, SLG: 0.498										0 0 0 0 0 0 0										
Bengie Molina, R (1, 2) OBP: 0.319, SLG: 0.359										3 0 1 0 0 0 1										
Jeff DaVanon, S (1, 8) OBP: 0.268, SLG: 0.397										3 0 0 0 1 2 4										
Inning Stats	R: 0 E: 0 K: 1 S: 10	H: 1 LOB: 1 BB: 0 P: 17	R: 1 E: 0 K: 0 S: 5	H: 2 LOB: 1 BB: 0 P: 9	R: 0 E: 0 K: 2 S: 9	H: 1 LOB: 1 BB: 0 P: 15	R: 0 E: 0 K: 2 S: 15	H: 0 LOB: 0 BB: 1 P: 26	R: 0 E: 0 K: 1 S: 7	H: 0 LOB: 0 BB: 1 P: 11	R: 0 E: 0 K: 0 S: 5	H: 0 LOB: 0 BB: 1 P: 10	R: 1 E: 0 K: 1 S: 22	H: 3 LOB: 2 BB: 1 P: 31	R: 0 E: 0 K: 2 S: 15	H: 1 LOB: 2 BB: 1 P: 23	1B: 5 2B: 5 3B: 0 HR: 0	SF: 1 SAC: 0 DP: 1 HBP: 1	WP: 1 PB: 0 SB: 0 CS: 0	PA: 39
PITCHER	IP WLS BF H R ER SO BB IBB HBP BLK WP HR S P ERA WHIP											IP WLS BF H R ER SO BB IBB HBP BLK WP HR S P ERA WHIP								
Rick Helling, R (1, 1) ERA: 4.91	7.0 W 28 6 1 1 4 1 0 1 0 0 0 0 58 98 1.29 1.000																			
Dan Kolb, R (8, 1) ERA: 4.35	0.2 5 3 1 1 0 0 0 0 0 0 1 0 17 24 13.50 4.500																			
Juan Moreno, L (8, 1) ERA: 3.86	0.1 H 1 0 0 0 1 0 0 0 0 0 0 0 5 7 0.00 0.000																			
59 Jeff Zimmerman, R (9, 1) ERA: 2.5	1.0 S 5 1 0 0 2 1 0 0 0 0 0 0 15 23 0.00 2.000																			

Batter	1	2	3	4	5	6	7	8	9	AB R H RBI BB SO LOB	BOTTOM									
Frank Catalanotto, L (1, 7) OBP: 0.399, SLG: 0.506	F9 10 SH5-3 1B BB				G3			G1-3		4 1 1 1 1 0 2	Anaheim Angels @ Texas Rangers The Ballpark at Arlington, Arlington, TX Sun Sep 23 2001, 3:05 PM EDT Att: 34,542 - Sunny - 82 F									
10 Michael Young, R (1, 4) OBP: 0.298, SLG: 0.417	SH5-3				F9					4 0 1 0 0 1 3										
Alex Rodriguez, R (1, 6) OBP: 0.403, SLG: 0.630	F9									4 1 2 1 0 0 1										
Rafael Palmeiro, L (1, 10) OBP: 0.381, SLG: 0.570	1B BB									3 1 1 1 2 0 2										
Ruben Sierra, S (1, 9) OBP: 0.319, SLG: 0.574										4 0 2 1 0 0 2										
Craig Monroe, R (9, 9) OBP: 0.304, SLG: 0.390										0 0 0 0 0 0 0										
Carlos Pena, L (1, 3) OBP: 0.371, SLG: 0.600										3 1 0 0 1 1 3										
Ricky Ledee, L (1, 8) OBP: 0.310, SLG: 0.361										3 1 1 0 1 1 0										
Scott Sheldon, R (1, 5) OBP: 0.234, SLG: 0.322										4 0 1 0 0 3 4										
Marcus Jensen, S (1, 2) OBP: 0.105, SLG: 0.105										4 0 1 0 0 1 4										
Inning Stats	R: 1 E: 0 K: 0 S: 10	H: 1 LOB: 2 BB: 2 P: 23	R: 0 E: 0 K: 0 S: 12	H: 2 LOB: 0 BB: 0 P: 12	R: 2 E: 0 K: 2 S: 17	H: 4 LOB: 2 BB: 0 P: 22	R: 0 E: 0 K: 0 S: 8	H: 0 LOB: 2 BB: 1 P: 16	R: 2 E: 0 K: 2 S: 14	H: 1 LOB: 2 BB: 2 P: 24	R: 0 E: 0 K: 3 S: 9	H: 0 LOB: 0 BB: 0 P: 12	R: 0 E: 0 K: 0 S: 12	H: 2 LOB: 2 BB: 0 P: 22	R: 0 E: 0 K: 0 S: 12	H: 0 LOB: 0 BB: 0 P: 22	1B: 8 2B: 0 3B: 0 HR: 2	SF: 0 SAC: 1 DP: 0 HBP: 1	WP: 0 PB: 0 SB: 3 CS: 0	PA: 40
PITCHER	IP WLS BF H R ER SO BB IBB HBP BLK WP HR S P ERA WHIP											IP WLS BF H R ER SO BB IBB HBP BLK WP HR S P ERA WHIP								
Ramon Ortiz, R (1, 1) ERA: 4.44	4.2 L 28 8 5 5 3 5 0 0 0 0 0 0 29 44 9.64 2.786																			
Lou Pote, R (5, 1) ERA: 2.74	3.1 12 2 0 0 4 0 0 0 0 0 0 0 29 44 0.00 0.600																			

AB	35
R	2
H	10
RBI	2
BB	2
SO	7
LOB	21



Batter	1	2	3	4	5	6	7	8	9	AB	R	H	RBI	BB	SO	LOB	TOP								
51 Ichiro Suzuki, L (1, 9) OBP: 0.391, SLG: 0.454	G4-3		G6-3	G5-3			F8			5	1	2	0	1	0	2	Seattle Mariners @ Texas Rangers The Ballpark at Arlington, Arlington, TX Mon Sep 24 2001, 8:05 PM EDT Att: 22,765 - Sunny - 68 F								
Carlos Guillen, S (1, 6) OBP: 0.328, SLG: 0.342 Ramón Vázquez, L (9, 6) OBP: 0.071, SLG: 0.077	G6-3		K						K	4	1	1	0	1	2	2									
Bret Boone, R (1, 4) OBP: 0.369, SLG: 0.579			G6-3				F8			5	2	3	0	0	0	4									
Edgar Martínez, R (1, 10) OBP: 0.426, SLG: 0.544	G4-3		G6-3				F7			4	1	1	1	1	1	2									
Mike Cameron, R (1, 8) OBP: 0.354, SLG: 0.495		L4								4	1	2	2	1	1	1									
John Olerud, L (1, 3) OBP: 0.398, SLG: 0.459										4	1	2	2	1	0	3									
Jay Buhner, R (1, 7) OBP: 0.375, SLG: 0.258 Charles Gipson, S (7, PR) OBP: 0.241, SLG: 0.255	E6		P6							3	0	0	0	1	0	4									
Ed Sprague, R (1, 5) OBP: 0.375, SLG: 0.443 Mark McLemore, S (5, 5) OBP: 0.393, SLG: 0.393	K			L4						3	1	1	3	0	1	0									
Dan Wilson, R (1, 2) OBP: 0.301, SLG: 0.384	K			G5-3						5	0	1	1	0	1	2									
Inning Stats	R: 0 E: 0 K: 0 S: 16	H: 1 LOB: 1 BB: 0 P: 25	R: 0 E: 1 K: 2 S: 12	H: 1 LOB: 2 BB: 0 P: 18	R: 3 E: 0 K: 1 S: 17	H: 3 LOB: 1 BB: 1 P: 31	R: 0 E: 0 K: 0 S: 9	H: 0 LOB: 0 BB: 0 P: 13	R: 2 E: 0 K: 0 S: 11	H: 3 LOB: 2 BB: 2 P: 21	R: 0 E: 0 K: 0 S: 10	H: 0 LOB: 2 BB: 2 P: 20	R: 4 E: 0 K: 1 S: 20	H: 3 LOB: 2 BB: 2 P: 40	R: 0 E: 0 K: 1 S: 10	H: 1 LOB: 1 BB: 0 P: 16		R: 0 E: 0 K: 2 S: 12	H: 1 LOB: 1 BB: 0 P: 16	1B: 6 2B: 6 3B: 1 HR: 0	SF: 0 SAC: 0 DP: 1 HBP: 1	WP: 0 PB: 0 SB: 1 CS: 0	PA: 47		
PITCHER	IP	WLS	BF	H	R	ER	SO	BB	IBB	HBP	BLK	WP	HR	S	P	ERA	WHIP								
Doug Davis, L (1, 1) ERA: 4.47	4.0	L	23	8	5	5	3	2	0	0	0	0	0	61	102	11.25	2.500								
Pat Mahomes, R (5, 1) ERA: 5.74	2.1		11	1	3	3	1	3	1	0	0	0	0	21	43	11.57	1.714								
Mike Venafro, L (7, 1) ERA: 4.88	1.2		9	3	1	1	1	0	0	1	0	0	0	23	39	5.40	1.800								
Mark Petkovsek, R (9, 1) ERA: 5.94	1.0		4	1	0	0	2	0	0	0	0	0	0	12	16	0.00	1.000								

AB 40
R 9
H 13
RBI 9
BB 6
SO 7
LOB 23



Batter	1	2	3	4	5	6	7	8	9	AB	R	H	RBI	BB	SO	LOB	BOTTOM								
Frank Catalanotto, L (1, 7) OBP: 0.399, SLG: 0.505		E5		F3						5	1	2	0	0	1	2	Seattle Mariners @ Texas Rangers The Ballpark at Arlington, Arlington, TX Mon Sep 24 2001, 8:05 PM EDT Att: 22,765 - Sunny - 68 F								
10 Michael Young, R (1, 4) OBP: 0.302, SLG: 0.424	F9									4	1	2	1	1	1	2									
Alex Rodriguez, R (1, 6) OBP: 0.403, SLG: 0.627	SF8		F2							4	0	1	0	0	1	5									
Rafael Palmeiro, L (1, 3) OBP: 0.382, SLG: 0.569										4	0	2	0	1	1	1									
Ruben Sierra, S (1, 9) OBP: 0.320, SLG: 0.575	SF8									3	0	2	2	0	1	1									
Gabe Kapler, R (1, 8) OBP: 0.346, SLG: 0.420	B1-3		L5							5	0	1	0	0	0	6									
Carlos Peña, L (1, 10) OBP: 0.325, SLG: 0.514										5	0	0	0	0	2	6									
Bill Haselman, R (1, 2) OBP: 0.333, SLG: 0.434		G1-3		G6-3						3	1	1	0	1	0	0									
Scott Sheldon, R (1, 5) OBP: 0.235, SLG: 0.319										4	0	1	0	0	1	2									
Inning Stats	R: 1 E: 0 K: 0 S: 12	H: 2 LOB: 2 BB: 1 P: 21	R: 0 E: 1 K: 1 S: 15	H: 2 LOB: 3 BB: 1 P: 22	R: 0 E: 0 K: 1 S: 10	H: 1 LOB: 1 BB: 0 P: 17	R: 0 E: 0 K: 1 S: 9	H: 0 LOB: 0 BB: 0 P: 11	R: 1 E: 0 K: 2 S: 19	H: 3 LOB: 2 BB: 0 P: 29	R: 0 E: 0 K: 1 S: 10	H: 0 LOB: 1 BB: 1 P: 19	R: 0 E: 0 K: 0 S: 9	H: 1 LOB: 2 BB: 0 P: 16	R: 1 E: 1 K: 1 S: 11	H: 2 LOB: 1 BB: 0 P: 12		R: 0 E: 0 K: 1 S: 10	H: 1 LOB: 1 BB: 0 P: 14	1B: 11 2B: 0 3B: 1 HR: 0	SF: 2 SAC: 0 DP: 0 HBP: 1	WP: 0 PB: 0 SB: 0 CS: 0	PA: 43		
PITCHER	IP	WLS	BF	H	R	ER	SO	BB	IBB	HBP	BLK	WP	HR	S	P	ERA	WHIP								
Jamie Moyer, L (1, 1) ERA: 3.25	5.0		25	8	2	2	5	2	0	0	0	0	0	65	100	3.60	2.000								
Jeff Nelson, R (6, 1) ERA: 2.92	1.0	H	5	0	0	0	1	1	0	1	0	0	0	12	24	0.00	1.000								
Norm Charlton, L (7, 1) ERA: 3.25	1.0		4	1	0	0	0	0	0	0	0	0	0	7	11	0.00	1.000								
Ryan Franklin, R (8, 1) ERA: 3.54	2.0		9	3	1	0	2	0	0	0	0	0	0	21	26	0.00	1.500								

AB 37
R 3
H 12
RBI 3
BB 3
SO 8
LOB 25



Batter	1	2	3	4	5	6	7	8	9	AB	R	H	RBI	BB	SO	LOB	TOP								
Frank Catalanotto, L OBP: 0.400, SLG: 0.501 Chris Magruder, S OBP: 0.250, SLG: 0.250	0-2 G4-6-3 1B	4-2 BB		1-0 P6	0-1 G4-3	0-0 F7			1-1 L6	5	0	1	0	1	0	5									
10 Michael Young, R OBP: 0.303, SLG: 0.415	0-0 G4-6-3 1-2	3-2 P4		2-0 1B		4-2 1B BB		0-2 G4-3	1-3 K	5	1	1	0	1	1	3									
Alex Rodriguez, R OBP: 0.493, SLG: 0.632 Kelly Dransfeldt, R OBP: 0.000, SLG: 0.000	2-2 HR		3-2 F9 1B HBP	1-0 PO	2-0 G6-3	1-2 1B G1-4 1B		2-1 G6-3	0-1 P6	4	2	2	1	0	0	0									
Rafael Palmeiro, L OBP: 0.385, SLG: 0.571	0-1 BB 1B		2-0 P4		0-1 BB 1B	1-1 BB G1-4 2B 1B		1-0 HR		5	3	4	2	0	0	1									
Ruben Sierra, S OBP: 0.325, SLG: 0.564 Craig Monroe, R OBP: 0.304, SLG: 0.390	4-1 BB 1B		3-1 1B	4-0 BB 1B BB	4-0 BB 1B BB	1-2 BB BB		2-0 F9		3	1	1	1	2	0	1									
Gabe Kapler, R OBP: 0.347, SLG: 0.434	0-0 L8		2-2 F9	1-1 BB BB SF8 1B	1-1 BB BB	3-1 HR 2B		0-0 P4		5	2	2	2	0	0	4									
Carlos Pena, L OBP: 0.340, SLG: 0.535		1-3 K	0-0 F5		4-2 BB	0-0 HR		1-2 F7		4	1	1	2	1	1	2									
Bill Haselman, R OBP: 0.341, SLG: 0.426	2-1 L8			0-0 F9	4-2 BB	4-2 HR		0-1 F8		3	0	0	1	2	0	0									
Scott Sheldon, R OBP: 0.236, SLG: 0.343	2-2 HR		0-0 PO 1B	0-0 SF8	1-0 K	2-3 K		1-0 1B		4	1	3	2	0	1	1									
Inning Stats	R: 1 E: 0 K: 0 S: 14	H: 3 LOB: 2 BB: 1 P: 20	R: 1 E: 0 K: 1 S: 14	H: 1 LOB: 1 BB: 1 P: 25	R: 0 E: 0 K: 0 S: 11	H: 1 LOB: 2 BB: 0 P: 21	R: 0 E: 0 K: 0 S: 4	H: 2 LOB: 1 BB: 0 P: 8	R: 3 E: 0 K: 0 S: 13	H: 2 LOB: 3 BB: 3 P: 29	R: 5 E: 0 K: 1 S: 19	H: 4 LOB: 1 BB: 2 P: 36	R: 1 E: 0 K: 0 S: 7	H: 1 LOB: 0 BB: 0 P: 12	R: 0 E: 0 K: 0 S: 6	H: 0 LOB: 0 BB: 0 P: 7	R: 0 E: 0 K: 1 S: 8	H: 1 LOB: 1 BB: 0 P: 11	1B: 10 2B: 1 3B: 0 HR: 4	SF: 1 SAC: 0 DP: 1 HBP: 1	WP: 0 PB: 0 SB: 0 CS: 0	PA: 49			
PITCHER	IP WLS BF H R ER SO BB IBB HBP BLK WP HR S P ERA WHIP	IP WLS BF H R ER SO BB IBB HBP BLK WP HR S P ERA WHIP	IP WLS BF H R ER SO BB IBB HBP BLK WP HR S P ERA WHIP	IP WLS BF H R ER SO BB IBB HBP BLK WP HR S P ERA WHIP	IP WLS BF H R ER SO BB IBB HBP BLK WP HR S P ERA WHIP	IP WLS BF H R ER SO BB IBB HBP BLK WP HR S P ERA WHIP	IP WLS BF H R ER SO BB IBB HBP BLK WP HR S P ERA WHIP	IP WLS BF H R ER SO BB IBB HBP BLK WP HR S P ERA WHIP	IP WLS BF H R ER SO BB IBB HBP BLK WP HR S P ERA WHIP	IP WLS BF H R ER SO BB IBB HBP BLK WP HR S P ERA WHIP	IP WLS BF H R ER SO BB IBB HBP BLK WP HR S P ERA WHIP	IP WLS BF H R ER SO BB IBB HBP BLK WP HR S P ERA WHIP	IP WLS BF H R ER SO BB IBB HBP BLK WP HR S P ERA WHIP	IP WLS BF H R ER SO BB IBB HBP BLK WP HR S P ERA WHIP	IP WLS BF H R ER SO BB IBB HBP BLK WP HR S P ERA WHIP	IP WLS BF H R ER SO BB IBB HBP BLK WP HR S P ERA WHIP	IP WLS BF H R ER SO BB IBB HBP BLK WP HR S P ERA WHIP	IP WLS BF H R ER SO BB IBB HBP BLK WP HR S P ERA WHIP	IP WLS BF H R ER SO BB IBB HBP BLK WP HR S P ERA WHIP	IP WLS BF H R ER SO BB IBB HBP BLK WP HR S P ERA WHIP	IP WLS BF H R ER SO BB IBB HBP BLK WP HR S P ERA WHIP	IP WLS BF H R ER SO BB IBB HBP BLK WP HR S P ERA WHIP	IP WLS BF H R ER SO BB IBB HBP BLK WP HR S P ERA WHIP	IP WLS BF H R ER SO BB IBB HBP BLK WP HR S P ERA WHIP	IP WLS BF H R ER SO BB IBB HBP BLK WP HR S P ERA WHIP

Texas Rangers @ Anaheim Angels
Edison International Field, Anaheim, CA
Fri Sep 28 2001, 10:05 PM EDT
Att: 26,128 - Sunny - 74 F

AB 39
R 11
H 15
RBI 11
BB 7
SO 3
LOB 18



Batter	1	2	3	4	5	6	7	8	9	AB	R	H	RBI	BB	SO	LOB	BOTTOM								
Darin Erstad, L OBP: 0.333, SLG: 0.360 Orlando Palmeiro, L OBP: 0.320, SLG: 0.322	1-3 K		0-3 K		3-2 P4		0-1 2B		2-2 G4-3	4	0	1	0	0	2	1									
David Eckstein, R OBP: 0.358, SLG: 0.358 José Molina, R OBP: 0.325, SLG: 0.514	0-2 16 2B 1B		1-2 FC4-6 16 E 1-2		1-0 1B HBP		1-3 K		0-2 1B	3	1	1	0	0	1	3									
16 Garret Anderson, L OBP: 0.312, SLG: 0.475 Jose Fernandez, R OBP: 0.148, SLG: 0.120	0-1 1H 2B		3-2 E6		1-0 F9		0-3 K		0-3 K	4	0	1	1	0	1	4									
Troy Glaus, R OBP: 0.357, SLG: 0.517	0-3 K		3-3 K		2-2 1B		1-0 F9			4	0	1	0	0	2	5									
Scott Spiezio, S OBP: 0.326, SLG: 0.444	0-0 F7			2-0 F9	1-1 F7			0-2 G3		4	0	0	0	0	0	3									
Tim Lincecum, R OBP: 0.371, SLG: 0.394 Jeff DaVanon, S OBP: 0.270, SLG: 0.409		2-1 F8		4-2 1B SF8 BB		0-0 L5		4-0 1B BB		2	1	0	0	2	0	0									
Adam Kennedy, L OBP: 0.323, SLG: 0.378		1-1 F7		2-2 FC5-4 1B		1-2 F7		1-2 G6-4-3 1B		4	0	2	0	0	0	0									
Bengie Molina, R OBP: 0.308, SLG: 0.347 Benji Gil, R OBP: 0.333, SLG: 0.492		2-3 K		1-2 SF8		0-2 G6-3		0-2 G6-4-3		2	0	0	1	0	1	0									
Jose Nieves, R OBP: 0.333, SLG: 0.342			1-0 FC4-6 HBP		1-1 FC5-4 1-2		2-1 2B 1B		2-3 K	3	0	1	0	0	1	1									
Inning Stats	R: 1 E: 0 K: 2 S: 14	H: 2 LOB: 1 BB: 0 P: 15	R: 0 E: 0 K: 1 S: 7	H: 0 LOB: 0 BB: 0 P: 12	R: 0 E: 1 K: 2 S: 14	H: 0 LOB: 2 BB: 0 P: 22	R: 1 E: 0 K: 0 S: 11	H: 1 LOB: 1 BB: 1 P: 21	R: 0 E: 0 K: 0 S: 10	H: 1 LOB: 2 BB: 0 P: 18	R: 0 E: 0 K: 0 S: 9	H: 0 LOB: 0 BB: 0 P: 10	R: 0 E: 0 K: 2 S: 13	H: 2 LOB: 2 BB: 0 P: 17	R: 0 E: 0 K: 0 S: 12	H: 1 LOB: 2 BB: 1 P: 17	R: 0 E: 0 K: 2 S: 13	H: 1 LOB: 1 BB: 0 P: 17	1B: 6 2B: 2 3B: 0 HR: 0	SF: 1 SAC: 0 DP: 1 HBP: 2	WP: 0 PB: 0 SB: 1 CS: 0	PA: 39			
PITCHER	IP WLS BF H R ER SO BB IBB HBP BLK WP HR S P ERA WHIP	IP WLS BF H R ER SO BB IBB HBP BLK WP HR S P ERA WHIP	IP WLS BF H R ER SO BB IBB HBP BLK WP HR S P ERA WHIP	IP WLS BF H R ER SO BB IBB HBP BLK WP HR S P ERA WHIP	IP WLS BF H R ER SO BB IBB HBP BLK WP HR S P ERA WHIP	IP WLS BF H R ER SO BB IBB HBP BLK WP HR S P ERA WHIP	IP WLS BF H R ER SO BB IBB HBP BLK WP HR S P ERA WHIP	IP WLS BF H R ER SO BB IBB HBP BLK WP HR S P ERA WHIP	IP WLS BF H R ER SO BB IBB HBP BLK WP HR S P ERA WHIP	IP WLS BF H R ER SO BB IBB HBP BLK WP HR S P ERA WHIP	IP WLS BF H R ER SO BB IBB HBP BLK WP HR S P ERA WHIP	IP WLS BF H R ER SO BB IBB HBP BLK WP HR S P ERA WHIP	IP WLS BF H R ER SO BB IBB HBP BLK WP HR S P ERA WHIP	IP WLS BF H R ER SO BB IBB HBP BLK WP HR S P ERA WHIP	IP WLS BF H R ER SO BB IBB HBP BLK WP HR S P ERA WHIP	IP WLS BF H R ER SO BB IBB HBP BLK WP HR S P ERA WHIP	IP WLS BF H R ER SO BB IBB HBP BLK WP HR S P ERA WHIP	IP WLS BF H R ER SO BB IBB HBP BLK WP HR S P ERA WHIP	IP WLS BF H R ER SO BB IBB HBP BLK WP HR S P ERA WHIP	IP WLS BF H R ER SO BB IBB HBP BLK WP HR S P ERA WHIP	IP WLS BF H R ER SO BB IBB HBP BLK WP HR S P ERA WHIP	IP WLS BF H R ER SO BB IBB HBP BLK WP HR S P ERA WHIP	IP WLS BF H R ER SO BB IBB HBP BLK WP HR S P ERA WHIP	IP WLS BF H R ER SO BB IBB HBP BLK WP HR S P ERA WHIP	IP WLS BF H R ER SO BB IBB HBP BLK WP HR S P ERA WHIP

Texas Rangers @ Anaheim Angels
Edison International Field, Anaheim, CA
Fri Sep 28 2001, 10:05 PM EDT
Att: 26,128 - Sunny - 74 F

AB 34
R 2
H 8
RBI 2
BB 2
SO 9
LOB 20



Batter	1	2	3	4	5	6	7	8	9	AB	R	H	RBI	BB	SO	LOB	TOP										
Frank Catalanotto, L (1.7) OBP: 0.400, SLG: 0.502	1-0 FC3-6 10 1B 2B		0-2 F7						1-1 F9	5	1	2	0	0	0	2											
10 Michael Young, R (1.4) OBP: 0.302, SLG: 0.412	1-0 FC3-6 2-3 1B		0-0 L7						1-3 K	5	0	1	0	0	2	2											
Alex Rodriguez, R (1.6) OBP: 0.404, SLG: 0.630	1-1 F8		1-0 1B						0-0 G4-3	3	0	1	0	1	0	2											
Rafael Palmeiro, L (1.10) OBP: 0.384, SLG: 0.568	0-0 FC3-6 1-2 3-H WP		0-1 L7						4-0 1B BB	3	0	0	1	1	0	3											
Ruben Sierra, S (1.9) OBP: 0.324, SLG: 0.560	1-2 G6-3								2-2 FC5-4 1B	4	0	1	0	0	1	2											
Gabe Kapler, R (1.8) OBP: 0.344, SLG: 0.430		1-0 F2							0-1 FC4-6 1-2 FC5-4	4	0	0	0	0	0	2											
Mike Lamb, L (1.5) OBP: 0.346, SLG: 0.414		2-1 1B 2B							0-0 F7	4	1	1	0	0	0	1											
Carlos Pena, L (1.3) OBP: 0.352, SLG: 0.532		2-0 G4-6-3 1B							3-2 E 1B	4	0	2	0	0	0	1											
Marcus Jensen, S (1.2) OBP: 0.130, SLG: 0.174		0-0 G4-6-3 1-2							2-1 E3	4	0	1	1	0	0	3											
Inning Stats	R: 1 E: 0 K: 0 S: 9	H: 2 LOB: 1 BB: 0 P: 13	R: 0 E: 0 K: 0 S: 5	H: 2 LOB: 1 BB: 0 P: 10	R: 0 E: 0 K: 0 S: 8	H: 1 LOB: 1 BB: 0 P: 9	R: 0 E: 0 K: 0 S: 9	H: 0 LOB: 0 BB: 0 P: 11	R: 0 E: 0 K: 2 S: 6	H: 0 LOB: 0 BB: 1 P: 10	R: 0 E: 0 K: 0 S: 8	H: 0 LOB: 1 BB: 1 P: 14	R: 1 E: 1 K: 0 S: 12	H: 2 LOB: 2 BB: 0 P: 18	R: 0 E: 0 K: 0 S: 8	H: 1 LOB: 2 BB: 1 P: 14	R: 0 E: 1 K: 1 S: 12	H: 1 LOB: 2 BB: 0 P: 19	1B: 6 2B: 3 3B: 0 HR: 0	SF: 0 SAC: 0 DP: 1 HBP: 0	WP: 2 PB: 0 SB: 0 CS: 0	PA: 38					
PITCHER	IP	WLS	BF	H	R	ER	SO	BB	IBB	HBP	BLK	WP	HR	S	P	ERA	WHIP										
Ramon Ortiz, R (1.1) ERA: 4.31	8.0	W	33	8	2	1	2	2	0	0	0	2	0	65	99	1.12	1.250										
Shigetoshi Hasegawa, R (9.1) ERA: 4.1	1.0		5	1	0	0	1	0	0	0	0	0	0	12	19	0.00	1.000										

Texas Rangers @ Anaheim Angels
Edison International Field, Anaheim, CA
Sat Sep 29 2001, 10:05 PM EDT
Att: 26,439 - Sunny - 78 F

AB 36
R 2
H 9
RBI 2
BB 2
SO 3
LOB 18



Batter	1	2	3	4	5	6	7	8	9	AB	R	H	RBI	BB	SO	LOB	BOTTOM										
Darin Erstad, L (1.3) OBP: 0.334, SLG: 0.362	1-0 1B 2B									3	2	1	0	1	1	2											
Scott Spiezio, S (8.3) OBP: 0.328, SLG: 0.447										1	1	1	0	0	0	0											
David Eckstein, R (1.6) OBP: 0.357, SLG: 0.357	1-2 G6-3	0-0 F2								4	1	1	0	0	0	1											
Benji Gil, R (8.6) OBP: 0.336, SLG: 0.492										0	1	0	0	1	0	0											
16 Garret Anderson, L (1.7) OBP: 0.313, SLG: 0.476	0-1 HR 2H 1B									5	3	2	4	0	1	1											
Troy Glaus, R (1.5) OBP: 0.360, SLG: 0.532										5	2	4	6	0	0	0											
Jose Fernandez, R (8. PR) OBP: 0.148, SLG: 0.120	1-1 HR 2B									0	0	0	0	0	0	0											
Tim Salmon, R (1.10) OBP: 0.367, SLG: 0.389	0-0 F8	2-3 K								5	0	0	0	0	2	2											
Orlando Palmeiro, L (1.8) OBP: 0.319, SLG: 0.326	2-1 2B 2B									4	1	1	0	0	0	0											
Adam Kennedy, L (1.4) OBP: 0.322, SLG: 0.379	0-1 1B 2B									4	1	1	1	0	0	0											
Jorge Fabregas, L (1.2) OBP: 0.248, SLG: 0.336	2-1 BB 2H 1B									4	0	1	1	0	1	0											
Jeff DaVanon, S (1.9) OBP: 0.282, SLG: 0.449	4-1 BB									3	1	1	1	1	0	0											
Inning Stats	R: 5 E: 0 K: 0 S: 19	H: 6 LOB: 2 BB: 1 P: 31	R: 0 E: 0 K: 2 S: 10	H: 1 LOB: 1 BB: 0 P: 14	R: 0 E: 0 K: 0 S: 5	H: 0 LOB: 0 BB: 0 P: 7	R: 0 E: 0 K: 1 S: 7	H: 0 LOB: 0 BB: 0 P: 12	R: 0 E: 0 K: 0 S: 6	H: 0 LOB: 0 BB: 0 P: 9	R: 0 E: 0 K: 0 S: 9	H: 0 LOB: 0 BB: 0 P: 13	R: 5 E: 0 K: 1 S: 16	H: 3 LOB: 1 BB: 1 P: 28	R: 3 E: 0 K: 1 S: 12	H: 3 LOB: 1 BB: 1 P: 20	1B: 4 2B: 6 3B: 0 HR: 3	SF: 0 SAC: 0 DP: 0 HBP: 0	WP: 1 PB: 0 SB: 2 CS: 0	PA: 41							
PITCHER	IP	WLS	BF	H	R	ER	SO	BB	IBB	HBP	BLK	WP	HR	S	P	ERA	WHIP										
Rick Helling, R (1.1) ERA: 5.11	6.0	L	29	9	8	8	3	2	0	0	0	0	2	60	95	12.00	1.833										
Juan Moreno, L (7.1) ERA: 4.02	0.0		1	0	0	0	0	0	0	0	0	0	0	3	3	∞	∞										
Pat Mahomes, R (7.1) ERA: 5.69	1.0		4	1	2	2	1	0	0	0	0	0	1	9	16	18.00	1.000										
Mark Petkovsek, R (8.1) ERA: 6.63	1.0		7	3	3	3	1	1	0	0	0	1	0	12	20	27.00	4.000										

Texas Rangers @ Anaheim Angels
Edison International Field, Anaheim, CA
Sat Sep 29 2001, 10:05 PM EDT
Att: 26,439 - Sunny - 78 F

AB 38
R 13
H 13
RBI 13
BB 3
SO 5
LOB 6



Batter	1	2	3	4	5	6	7	8	9	AB	R	H	RBI	BB	SO	LOB	TOP							
Chad Curtis, R OBP: 0.338, SLG: 0.357 Chris Magruder, S OBP: 0.313, SLG: 0.267 Mike Lamb, L OBP: 0.346, SLG: 0.414 Carlos Pena, L OBP: 0.364, SLG: 0.563 Kelly Dransfeldt, R (9, 5)	1-0 P6		2-3 K		0-1 F9	1-0 10 1B		1-2 BB E HBP	2-1 2B	1 0 0 0 0 0 3 1 1 0 0 1 0 0 0 0 0 0 0 0 1 0 1 1 0 0 0 0 0 0 0 0 0 0														
10 Michael Young, R OBP: 0.302, SLG: 0.411	0-2 G6-3		1-0 1B		0-1 G5-3	0-2 1B		3-2 F8	1-2 F8	6 0 2 1 0 0 4														
Alex Rodriguez, R OBP: 0.404, SLG: 0.633	0-3 K		0-1 P6		0-0 HR	G2-3		4-1 BB E		4 1 1 1 1 1 3														
Rafael Palmeiro, L OBP: 0.384, SLG: 0.567		2-1 G3	3-1 1B		1-0 1B			1-2 FC3	G4-6-3	5 0 2 1 0 0 1														
Ruben Sierra, S OBP: 0.325, SLG: 0.567		0-0 E5 1B	0-1 F9		0-0 1B			2-1 G4-6-3		5 2 2 1 0 0 4														
Gabe Kapler, R OBP: 0.346, SLG: 0.436		1-3 K			0-0 HR	P4		4-2 BB G4-3	P3-4 BB	3 1 1 1 2 1 3														
Bill Haselman, R OBP: 0.344, SLG: 0.420		4-2 BB 1B			0-0 F8			2-1 G4-3	P3-4 BB	4 1 1 0 1 0 2														
Craig Monroe, R OBP: 0.306, SLG: 0.386 Ricky Ledee, L OBP: 0.308, SLG: 0.355		0-1 1B			2-3 K			1-2 F7	K	3 0 1 1 0 1 1 1 1 0 0 1 1 1														
Scott Sheldon, R OBP: 0.230, SLG: 0.333 Frank Catalanotto, L OBP: 0.462, SLG: 0.506		2-2 P6			1-0 G6-3			1-1 F9	10 F8 E 2B	3 0 0 0 0 0 3 1 1 1 0 1 0 0														
Inning Stats	R: 0 E: 0 K: 1 S: 7	H: 0 LOB: 0 BB: 0 P: 8	R: 1 E: 1 K: 1 S: 14	H: 1 LOB: 2 BB: 1 P: 23	R: 0 E: 0 K: 1 S: 10	H: 2 LOB: 2 BB: 0 P: 16	R: 1 E: 0 K: 1 S: 6	H: 1 LOB: 0 BB: 0 P: 9	R: 1 E: 0 K: 0 S: 9	H: 3 LOB: 2 BB: 0 P: 10	R: 1 E: 0 K: 0 S: 13	H: 3 LOB: 2 BB: 0 P: 19	R: 1 E: 0 K: 1 S: 12	H: 1 LOB: 1 BB: 1 P: 21	R: 2 E: 1 K: 0 S: 16	H: 1 LOB: 1 BB: 1 P: 30	R: 1 E: 0 K: 0 S: 10	H: 1 LOB: 2 BB: 3 P: 26	1B: 8 2B: 3 3B: 0 HR: 3	SF: 0 SAC: 0 DP: 2 HBP: 1	WP: 1 PB: 0 SB: 1 CS: 0	PA: 47		
PITCHER	IP WLS BF H R ER SO BB IBB HBP BLK WP HR S P ERA WHIP	IP WLS BF H R ER SO BB IBB HBP BLK WP HR S P ERA WHIP	IP WLS BF H R ER SO BB IBB HBP BLK WP HR S P ERA WHIP	IP WLS BF H R ER SO BB IBB HBP BLK WP HR S P ERA WHIP	IP WLS BF H R ER SO BB IBB HBP BLK WP HR S P ERA WHIP	IP WLS BF H R ER SO BB IBB HBP BLK WP HR S P ERA WHIP	IP WLS BF H R ER SO BB IBB HBP BLK WP HR S P ERA WHIP	IP WLS BF H R ER SO BB IBB HBP BLK WP HR S P ERA WHIP	IP WLS BF H R ER SO BB IBB HBP BLK WP HR S P ERA WHIP	IP WLS BF H R ER SO BB IBB HBP BLK WP HR S P ERA WHIP	IP WLS BF H R ER SO BB IBB HBP BLK WP HR S P ERA WHIP	IP WLS BF H R ER SO BB IBB HBP BLK WP HR S P ERA WHIP	IP WLS BF H R ER SO BB IBB HBP BLK WP HR S P ERA WHIP	IP WLS BF H R ER SO BB IBB HBP BLK WP HR S P ERA WHIP	IP WLS BF H R ER SO BB IBB HBP BLK WP HR S P ERA WHIP	IP WLS BF H R ER SO BB IBB HBP BLK WP HR S P ERA WHIP	IP WLS BF H R ER SO BB IBB HBP BLK WP HR S P ERA WHIP	IP WLS BF H R ER SO BB IBB HBP BLK WP HR S P ERA WHIP	IP WLS BF H R ER SO BB IBB HBP BLK WP HR S P ERA WHIP	IP WLS BF H R ER SO BB IBB HBP BLK WP HR S P ERA WHIP	IP WLS BF H R ER SO BB IBB HBP BLK WP HR S P ERA WHIP	IP WLS BF H R ER SO BB IBB HBP BLK WP HR S P ERA WHIP	IP WLS BF H R ER SO BB IBB HBP BLK WP HR S P ERA WHIP	IP WLS BF H R ER SO BB IBB HBP BLK WP HR S P ERA WHIP

Texas Rangers @ Anaheim Angels
Edison International Field, Anaheim, CA
Sun Sep 30 2001, 4:05 PM EDT
Att: 17,507 - Cloudy - 86 F

AB	40
R	8
H	13
RBI	7
BB	6
SO	5
LOB	22



Batter	1	2	3	4	5	6	7	8	9	AB	R	H	RBI	BB	SO	LOB	BOTTOM							
Darin Erstad, L OBP: 0.333, SLG: 0.362	0-0 16 WP 2B		G4-3		3-2 G1-6-3			1-1 G5-3		5 1 1 0 0 1 4														
Benji Gil, R OBP: 0.331, SLG: 0.484 Scott Spiezo, S OBP: 0.327, SLG: 0.446	1-0 F9		3-3 K		1-1 F8			1-2 G4-3	1-3 K	4 0 0 0 0 1 1 1 0 0 0 0 1 2														
16 Garret Anderson, L OBP: 0.312, SLG: 0.475	1-1 3B 2B		3-2 F8		0-2 F7			0-1 F7	0-3 K	5 1 1 1 0 1 2														
Troy Glaus, R OBP: 0.363, SLG: 0.538	3-2 1B 3B		3-2 1B 2B		4-2 BB			2-2 L7		3 2 2 1 1 0 0														
Tim Salmon, R OBP: 0.368, SLG: 0.390	0-1 3B 1B		0-1 CS 1B		0-1 P4			2-3 K		4 1 2 1 0 1 1														
Bengie Molina, R OBP: 0.308, SLG: 0.346	0-0 F9		0-0 FC6-4 1B		1-1 G4-3			1-2 F9		4 0 1 1 0 0 1														
Jose Nieves, R OBP: 0.348, SLG: 0.476	0-1 3B		0-0 FC6-4		0-0 HR			0-1 G5-3		4 1 2 2 0 0 1														
Jeff DaVanon, S OBP: 0.293, SLG: 0.437	2-1 G1-3				4-1 G1-6-3 BB			0-1 G4-3		2 0 0 0 2 0 1														
Orlando Palmeiro, L OBP: 0.321, SLG: 0.326			0-3 K		0-1 F2			1-1 1B		3 0 1 0 1 1 1														
Inning Stats	R: 4 E: 0 K: 0 S: 15	H: 5 LOB: 1 BB: 0 P: 22	R: 0 E: 0 K: 2 S: 11	H: 0 LOB: 0 BB: 0 P: 14	R: 1 E: 0 K: 0 S: 15	H: 3 LOB: 1 BB: 0 P: 24	R: 0 E: 0 K: 0 S: 6	H: 0 LOB: 0 BB: 1 P: 13	R: 0 E: 0 K: 0 S: 9	H: 0 LOB: 1 BB: 1 P: 14	R: 1 E: 0 K: 0 S: 9	H: 2 LOB: 1 BB: 0 P: 12	R: 0 E: 0 K: 1 S: 8	H: 0 LOB: 0 BB: 0 P: 11	R: 0 E: 0 K: 3 S: 12	H: 0 LOB: 2 BB: 2 P: 23	1B: 4 2B: 3 3B: 2 HR: 1	SF: 0 SAC: 0 DP: 1 HBP: 0	WP: 1 PB: 0 SB: 0 CS: 1	PA: 39				
PITCHER	IP WLS BF H R ER SO BB IBB HBP BLK WP HR S P ERA WHIP	IP WLS BF H R ER SO BB IBB HBP BLK WP HR S P ERA WHIP	IP WLS BF H R ER SO BB IBB HBP BLK WP HR S P ERA WHIP	IP WLS BF H R ER SO BB IBB HBP BLK WP HR S P ERA WHIP	IP WLS BF H R ER SO BB IBB HBP BLK WP HR S P ERA WHIP	IP WLS BF H R ER SO BB IBB HBP BLK WP HR S P ERA WHIP	IP WLS BF H R ER SO BB IBB HBP BLK WP HR S P ERA WHIP	IP WLS BF H R ER SO BB IBB HBP BLK WP HR S P ERA WHIP	IP WLS BF H R ER SO BB IBB HBP BLK WP HR S P ERA WHIP	IP WLS BF H R ER SO BB IBB HBP BLK WP HR S P ERA WHIP	IP WLS BF H R ER SO BB IBB HBP BLK WP HR S P ERA WHIP	IP WLS BF H R ER SO BB IBB HBP BLK WP HR S P ERA WHIP	IP WLS BF H R ER SO BB IBB HBP BLK WP HR S P ERA WHIP	IP WLS BF H R ER SO BB IBB HBP BLK WP HR S P ERA WHIP	IP WLS BF H R ER SO BB IBB HBP BLK WP HR S P ERA WHIP	IP WLS BF H R ER SO BB IBB HBP BLK WP HR S P ERA WHIP	IP WLS BF H R ER SO BB IBB HBP BLK WP HR S P ERA WHIP	IP WLS BF H R ER SO BB IBB HBP BLK WP HR S P ERA WHIP	IP WLS BF H R ER SO BB IBB HBP BLK WP HR S P ERA WHIP	IP WLS BF H R ER SO BB IBB HBP BLK WP HR S P ERA WHIP	IP WLS BF H R ER SO BB IBB HBP BLK WP HR S P ERA WHIP	IP WLS BF H R ER SO BB IBB HBP BLK WP HR S P ERA WHIP	IP WLS BF H R ER SO BB IBB HBP BLK WP HR S P ERA WHIP	IP WLS BF H R ER SO BB IBB HBP BLK WP HR S P ERA WHIP

Texas Rangers @ Anaheim Angels
Edison International Field, Anaheim, CA
Sun Sep 30 2001, 4:05 PM EDT
Att: 17,507 - Cloudy - 86 F

AB	35
R	6
H	10
RBI	6
BB	4
SO	6
LOB	14



Batter	1	2	3	4	5	6	7	8	9	AB	R	H	RBI	BB	SO	LOB	TOP								
Gabe Kapler, R OBP: 0.347, SLG: 0.434 (1, 8)	B1		P4				FC6-4			4	0	1	0	1	0	2	Texas Rangers @ Oakland Athletics Network Associates Coliseum, Oakland, CA Tue Oct 02 2001, 10:05 PM EDT Att: 18,336 - Sunny - 63 F								
10 Michael Young, R OBP: 0.303, SLG: 0.411 (1, 4)	FC6-4 1B				K		G6-4-3		F9	5	0	2	1	0	1	5									
Alex Rodriguez, R OBP: 0.403, SLG: 0.630 (1, 6)	FC6-4				1B				F8	4	0	1	1	0	1	2									
Rafael Palmeiro, L OBP: 0.383, SLG: 0.565 (1, 3)	L9								K	4	0	1	0	0	1	1									
Ruben Sierra, S OBP: 0.324, SLG: 0.572 (1, 10)		G6-3							F9	4	1	1	1	0	0	3									
Bill Haselman, R OBP: 0.344, SLG: 0.418 (1, 2)		F5								3	0	1	0	0	1	0									
Ricky Ledee, L OBP: 0.307, SLG: 0.353 (9, PH)									F5	1	0	0	0	0	0	0									
Craig Monroe, R OBP: 0.302, SLG: 0.375 (1, 9)										4	1	1	0	0	2	1									
Scott Sheldon, R OBP: 0.233, SLG: 0.342 (1, 5)										3	1	1	0	0	0	0									
Carlos Pena, L OBP: 0.375, SLG: 0.592 (9, PH)										1	0	1	1	0	0	0									
Chris Magruder, S OBP: 0.300, SLG: 0.222 (1, 7)										3	1	0	0	1	0	2									
Inning Stats	R: 0 E: 0 K: 0 S: 8	H: 1 LOB: 1 BB: 0 P: 14	R: 0 E: 0 K: 1 S: 6	H: 0 LOB: 0 BB: 0 P: 9	R: 1 E: 0 K: 1 S: 11	H: 2 LOB: 1 BB: 0 P: 17	R: 1 E: 0 K: 0 S: 6	H: 2 LOB: 0 BB: 0 P: 9	R: 1 E: 0 K: 1 S: 20	H: 3 LOB: 3 BB: 1 P: 33	R: 0 E: 0 K: 2 S: 8	H: 0 LOB: 0 BB: 0 P: 10	R: 0 E: 1 K: 0 S: 5	H: 0 LOB: 0 BB: 0 P: 6	R: 0 E: 0 K: 1 S: 11	H: 0 LOB: 0 BB: 0 P: 16	R: 1 E: 0 K: 0 S: 13	H: 2 LOB: 2 BB: 1 P: 22	1B: 7 2B: 2 3B: 0 HR: 1	SF: 0 SAC: 0 DP: 2 HBP: 0	WP: 0 PB: 0 SB: 0 CS: 0	PA: 38			
PITCHER	IP	WLS	BF	H	R	ER	SO	BB	IBB	HBP	BLK	WP	HR	S	P	ERA	WHIP								
Barry Zito, L ERA: 3.53 (1, 1)	6.0	W	27	8	3	3	5	1	0	0	0	0	1	61	95	4.50	1.500								
Jeff Tam, R ERA: 3.91 (7, 1)	1.0		2	0	0	0	0	0	0	0	0	0	0	3	3	0.00	0.000								
Jim Mecir, R ERA: 3.6 (8, 1)	1.0		3	0	0	0	1	0	0	0	0	0	0	11	16	0.00	0.000								
Luis Vizcaino, R ERA: 3.97 (9, 1)	1.0		6	2	1	1	0	1	0	0	0	0	0	13	22	9.00	3.000								

AB	36
R	4
H	10
RBI	4
BB	2
SO	6
LOB	16



Batter	1	2	3	4	5	6	7	8	9	AB	R	H	RBI	BB	SO	LOB	BOTTOM								
Johnny Damon, L OBP: 0.327, SLG: 0.368 (1, 8)	1B	1B		G1-3				G5-3		5	3	3	0	0	0	0	Texas Rangers @ Oakland Athletics Network Associates Coliseum, Oakland, CA Tue Oct 02 2001, 10:05 PM EDT Att: 18,336 - Sunny - 63 F								
Miguel Tejada, R OBP: 0.326, SLG: 0.475 (1, 6)	1B	1B		F9				L5		5	2	3	3	0	0	0									
Jason Giambi, L OBP: 0.476, SLG: 0.652 (1, 3)	1B	1B		FC6-4				F8		4	2	3	4	1	0	0									
Jermaine Dye, R OBP: 0.347, SLG: 0.461 (1, 9)	F3	BB		FC6-4				F9		4	0	0	0	1	0	3									
3 Eric Chavez, L OBP: 0.333, SLG: 0.527 (1, 5)	FC3-6	FC3-6						F8		3	0	0	1	1	0	4									
Olmedo Saenz, R OBP: 0.291, SLG: 0.385 (1, 10)	BB	FC3-6						1B		2	0	0	0	1	0	1									
Jeremy Giambi, L OBP: 0.388, SLG: 0.458 (7, PH)	BB	F8						K		1	0	0	0	0	1	1									
Terrence Long, L OBP: 0.334, SLG: 0.411 (1, 7)	G3-1							F7		4	0	0	0	0	2	4									
Ramon Hernandez, R OBP: 0.312, SLG: 0.396 (1, 2)		G5-3						1B		4	0	2	0	0	0	0									
Frank Menechino, R OBP: 0.367, SLG: 0.372 (1, 4)	1B	1B						1B		3	2	1	0	1	1	2									
Inning Stats	R: 1 E: 0 K: 0 S: 14	H: 3 LOB: 3 BB: 1 P: 22	R: 4 E: 0 K: 0 S: 21	H: 4 LOB: 1 BB: 1 P: 31	R: 0 E: 0 K: 1 S: 9	H: 0 LOB: 0 BB: 0 P: 14	R: 0 E: 0 K: 0 S: 8	H: 0 LOB: 1 BB: 1 P: 15	R: 0 E: 0 K: 1 S: 7	H: 0 LOB: 0 BB: 0 P: 13	R: 3 E: 0 K: 0 S: 9	H: 3 LOB: 0 BB: 1 P: 21	R: 0 E: 0 K: 2 S: 13	H: 1 LOB: 2 BB: 1 P: 23	R: 1 E: 0 K: 0 S: 11	H: 1 LOB: 0 BB: 0 P: 14	1B: 8 2B: 2 3B: 0 HR: 2	SF: 0 SAC: 0 DP: 0 HBP: 0	WP: 1 PB: 0 SB: 0 CS: 0	PA: 40					
PITCHER	IP	WLS	BF	H	R	ER	SO	BB	IBB	HBP	BLK	WP	HR	S	P	ERA	WHIP								
Darren Oliver, L ERA: 6.12 (1, 1)	5.1	L	28	9	7	7	2	4	0	0	0	0	0	62	104	11.81	2.438								
Pat Mahomes, R ERA: 5.69 (6, 1)	1.2		8	2	1	1	2	1	0	0	0	0	1	19	35	5.40	1.800								
Justin Duchscherer, R ERA: 10.8 (8, 1)	1.0		4	1	1	1	0	0	0	0	0	0	1	11	14	9.00	1.000								

AB	35
R	9
H	12
RBI	8
BB	5
SO	4
LOB	15



Batter	1	2	3	4	5	6	7	8	9	AB	R	H	RBI	BB	SO	LOB	TOP											
Frank Catalanotto, L (1,7) OBP: 0.388, SLG: 0.499	E6 G1-3		G5-3		L6		G4-3			4	0	0	0	0	0	0	Texas Rangers @ Seattle Mariners Safeco Field, Seattle, WA Thu Oct 04 2001, 7:05 PM PDT Att: 45,302 - Sunny - 66 F											
10 Michael Young, R (1,4) OBP: 0.300, SLG: 0.405	E5 G1-3		K		K		G5-3			4	0	0	0	0	2	1												
Alex Rodriguez, R (1,6) Kelly Dransfeldt, R (5,6)	F8		HR		2B		G6-3			2	1	1	1	1	0	2												
Rafael Palmeiro, L (1,10) OBP: 0.383, SLG: 0.563	G1-3		1B		2B		F7			4	0	2	0	0	0	2												
Ruben Sierra, S (1,9) Chris Magruder, S (6,9)	BB		K		F8		G4-3			2	0	0	0	1	1	3												
Gabe Kapler, R (1,8) OBP: 0.344, SLG: 0.431	F7		K		L7		P5			4	0	0	0	0	1	3												
Carlos Pena, L (1,3) OBP: 0.359, SLG: 0.536		G4-3		1B		F7		F8		4	0	1	0	0	0	0												
Bill Haselman, R (1,2) Craig Monroe, R (9,PH)		K		K		G1-3		K		3	0	0	0	0	2	1												
Scott Sheldon, R (1,5) OBP: 0.221, SLG: 0.325		G6-3		G4-3		G5-3				3	0	0	0	0	0	1												
Inning Stats	R: 0 E: 2 K: 0 S: 18	H: 0 LOB: 3 BB: 1 P: 30	R: 0 E: 0 K: 1 S: 10	H: 0 LOB: 0 BB: 0 P: 14	R: 1 E: 0 K: 2 S: 12	H: 2 LOB: 1 BB: 0 P: 15	R: 0 E: 0 K: 1 S: 9	H: 1 LOB: 1 BB: 0 P: 11	R: 0 E: 0 K: 0 S: 12	H: 0 LOB: 0 BB: 0 P: 11	R: 0 E: 0 K: 0 S: 5	H: 0 LOB: 0 BB: 0 P: 7	R: 0 E: 0 K: 0 S: 5	H: 0 LOB: 0 BB: 0 P: 9	R: 0 E: 0 K: 1 S: 6	H: 0 LOB: 0 BB: 0 P: 10		1B: 2 2B: 1 3B: 0 HR: 1	SF: 0 SAC: 0 DP: 0 HBP: 0	WP: 0 PB: 0 SB: 0 CS: 0	PA: 35							
PITCHER	IP	WLS	BF	H	R	ER	SO	BB	IBB	HBP	BLK	WP	HR	S	P	ERA	WHIP											
Brett Tomko, R (1,1) ERA: 5.19	5.0	W	23	4	1	1	6	2	0	0	0	0	0	1	61	91	1.80	1.200										
John Halama, L (6,1) ERA: 4.73	3.0		9	0	0	0	0	0	0	0	0	0	0	18	27	0.00	0.000											
Jose Paniagua, R (9,1) ERA: 4.43	1.0		3	0	0	0	1	0	0	0	0	0	0	6	10	0.00	0.000											

AB	33
R	1
H	4
RBI	1
BB	2
SO	7
LOB	13



Batter	1	2	3	4	5	6	7	8	9	AB	R	H	RBI	BB	SO	LOB	BOTTOM										
51 Ichiro Suzuki, L (1,9) OBP: 0.383, SLG: 0.458	G5-3		FC6-4	FC6-4		G5-3				4	1	1	0	0	0	4	Texas Rangers @ Seattle Mariners Safeco Field, Seattle, WA Thu Oct 04 2001, 7:05 PM PDT Att: 45,302 - Sunny - 66 F										
Mark McLemore, S (1,6) OBP: 0.385, SLG: 0.399	BB	G4-3	BB	G4-3		G5-3		1B		6	2	3	3	0	0	2											
Bret Boone, R (1,4) Charles Gipson, R (5,5)	K	K	BB	F8		2B		1B		3	0	0	0	1	2	3											
John Olerud, L (1,3) Ed Sprague, R (7,3)	BB	BB	BB	F9		G6-3		2B		3	1	1	1	1	0	3											
Mike Cameron, R (1,8) OBP: 0.354, SLG: 0.482	2B	K		1B		G5-3		L5		4	2	0	0	2	2	4											
Al Martin, L (1,10) OBP: 0.330, SLG: 0.382	2B		WP	1B		G6-3				4	3	3	2	1	0	1											
Tom Lampkin, L (1,2) Pat Borders, R (8,2)	2B		1B	E				K		4	1	2	4	0	2	2											
Ramon Vazquez, L (1,5) OBP: 0.222, SLG: 0.229	P5		51 FC6-4	51 FC6-4		G5-3		G3		5	2	2	2	0	0	1											
Gene Kingsale, S (1,7) OBP: 0.421, SLG: 0.313		51 1B	51 S	51 FC6-4		K		WP		3	2	0	1	1	1	0											
Inning Stats	R: 4 E: 0 K: 1 S: 20	H: 3 LOB: 2 BB: 2 P: 38	R: 2 E: 0 K: 2 S: 19	H: 2 LOB: 1 BB: 1 P: 33	R: 2 E: 0 K: 1 S: 16	H: 3 LOB: 3 BB: 1 P: 28	R: 4 E: 1 K: 0 S: 16	H: 4 LOB: 1 BB: 1 P: 30	R: 0 E: 0 K: 1 S: 8	H: 0 LOB: 0 BB: 0 P: 20	R: 0 E: 0 K: 1 S: 11	H: 0 LOB: 0 BB: 0 P: 18	R: 1 E: 0 K: 0 S: 13	H: 2 LOB: 1 BB: 0 P: 20	R: 3 E: 0 K: 2 S: 16	H: 5 LOB: 2 BB: 0 P: 25		1B: 12 2B: 6 3B: 0 HR: 1	SF: 0 SAC: 0 DP: 0 HBP: 1	WP: 2 PB: 0 SB: 2 CS: 0	PA: 50						
PITCHER	IP	WLS	BF	H	R	ER	SO	BB	IBB	HBP	BLK	WP	HR	S	P	ERA	WHIP										
Aaron Myette, R (1,1) ERA: 7.14	1.2		13	5	6	6	2	3	0	0	0	0	0	36	65	32.40	4.800										
Justin Duchscherer, R (2,1) ERA: 12.27	1.1		11	4	4	4	2	2	0	1	0	1	0	22	41	27.00	4.500										
Mark Petkovsek, R (4,1) ERA: 6.69	2.0		10	3	2	2	1	1	0	0	0	0	0	21	43	9.00	2.000										
Mike Venafro, L (6,1) ERA: 4.8	1.0		3	0	0	0	1	0	0	0	0	0	0	11	18	0.00	0.000										
Pat Mahomes, R (7,1) ERA: 5.72	1.0		5	2	1	1	0	0	0	0	0	0	0	13	20	9.00	2.000										

AB	43
R	16
H	19
RBI	16
BB	6
SO	8
LOB	20



Batter	1	2	3	4	5	6	7	8	9	AB	R	H	RBI	BB	SO	LOB	TOP										
Frank Catalanotto, L (1.7) OBP: 0.384, SLG: 0.495	0-2 G4-3		0-2 G5-3		2-2 F9			3-1 F8		4	0	0	0	0	0	1											
10 Michael Young, R (1.4) OBP: 0.297, SLG: 0.401	1-2 F9		2-2 F7			3-3 K			0-0 F7	4	0	0	0	0	1	0											
Alex Rodriguez, R (1.6) OBP: 0.401, SLG: 0.628	2-3 K		3-2 G6-3			1-1 L5			2-1 F9	4	0	0	0	0	1	0											
Rafael Palmeiro, L (1.3) OBP: 0.381, SLG: 0.559		0-1 G3		2-2 F9		0-0 G3-1			2-2 F7	4	0	0	0	0	0	0											
Ruben Sierra, S (1.10) OBP: 0.323, SLG: 0.566		0-0 2B		0-0 F8					0-0 F7	3	1	1	0	0	0	0											
Gabe Kapler, R (1.8) OBP: 0.344, SLG: 0.432		1-1 1B		0-0 G5-3					0-0 B5-3	3	1	1	1	0	0	0											
Chris Magruder, S (1.9) OBP: 0.280, SLG: 0.217		1-1 FC4-5		2-1 G6-3					3-2 F9	3	0	1	1	0	0	0											
Scott Sheldon, R (1.5) OBP: 0.216, SLG: 0.317		0-1 FC4-5		1-3 K					1-3 K	3	0	0	0	0	2	1											
Marcus Jensen, S (1.2) OBP: 0.154, SLG: 0.192		2-2 FC5-4		3-2 1B					0-0 F8	3	0	1	0	0	0	1											
Inning Stats	R: 0 E: 0 K: 1 S: 10	H: 0 LOB: 0 BB: 0 P: 13	R: 2 E: 0 K: 0 S: 12	H: 3 LOB: 1 BB: 0 P: 16	R: 0 E: 0 K: 0 S: 10	H: 0 LOB: 0 BB: 0 P: 15	R: 0 E: 0 K: 0 S: 5	H: 0 LOB: 0 BB: 0 P: 7	R: 0 E: 0 K: 1 S: 15	H: 1 LOB: 1 BB: 0 P: 23	R: 0 E: 0 K: 1 S: 7	H: 0 LOB: 0 BB: 0 P: 11	R: 0 E: 0 K: 0 S: 5	H: 0 LOB: 0 BB: 0 P: 8	R: 0 E: 0 K: 1 S: 7	H: 0 LOB: 0 BB: 0 P: 11	R: 0 E: 0 K: 0 S: 6	H: 0 LOB: 0 BB: 0 P: 10	1B: 2 2B: 2 3B: 0 HR: 0	SF: 0 SAC: 0 DP: 0 HBP: 0	WP: 0 PB: 0 SB: 0 CS: 0	PA: 31					
PITCHER	IP	WLS	BF	H	R	ER	SO	BB	IBB	HBP	BLK	WP	HR	S	P	ERA	WHIP										
Jamie Moyer, L (1.1) ERA: 3.43	7.0	W	25	4	2	2	3	0	0	0	0	0	0	64	93	2.57	0.571										
Arthur Rhodes, L (8.1) ERA: 1.75	1.0	H	3	0	0	0	1	0	0	0	0	0	0	7	11	0.00	0.000										
Kazuhiro Sasaki, R (9.1) ERA: 3.29	1.0		3	0	0	0	0	0	0	0	0	0	0	6	10	0.00	0.000										

Texas Rangers @ Seattle Mariners
Safeco Field, Seattle, WA
Fri Oct 05 2001, 7:05 PM PDT
Att: 45,333 - Sunny - 69 F


AB	31
R	2
H	4
RBI	2
BB	0
SO	4
LOB	3



Batter	1	2	3	4	5	6	7	8	9	AB	R	H	RBI	BB	SO	LOB	BOTTOM										
51 Ichiro Suzuki, L (1.9) OBP: 0.382, SLG: 0.456	1-0 F9		3-2 3B		2-3 K			0-0 P6		4	1	1	0	0	1	0											
Mark McLemore, S (1.6) OBP: 0.388, SLG: 0.411	4-2 WP		0-0 1B		3-2 G4-3			1-0 SF9		3	3	2	1	1	0	0											
Bret Boone, R (1.4) OBP: 0.375, SLG: 0.578	2-1 G4-3		0-0 1B			2-0 G6-3		4-1 SF9		3	1	1	3	1	0	0											
Edgar Martinez, R (1.10) OBP: 0.425, SLG: 0.544	3-2 F7		2-3 K			3-3 K		0-0 SF9		3	0	0	1	0	2	0											
John Olerud, L (1.3) OBP: 0.404, SLG: 0.475		2-0 HR	0-1 F7			1-1 1B		4-0 FC6-4		3	1	2	1	1	0	0											
Stan Javier, S (1.7) OBP: 0.380, SLG: 0.397		3-3 K		1-0 F8		1-2 G4-3		1-2 FC6-4		4	0	0	0	0	1	3											
David Bell, R (1.5) OBP: 0.305, SLG: 0.418		0-1 G4-3		1-0 G4-3			2-2 G3-6-3			3	0	1	0	0	0	0											
Dan Wilson, R (1.2) OBP: 0.305, SLG: 0.396		3-2 L5		0-1 G5-3			2-3 K			3	0	0	0	0	1	1											
Gene Kingsale, S (1.8) OBP: 0.364, SLG: 0.263			0-0 B5-3		2-1 G4-3					3	0	0	0	0	0	1											
Mike Cameron, R (9.8) OBP: 0.354, SLG: 0.482							1-2 G3-6-3			0	0	0	0	0	0	0											
Inning Stats	R: 1 E: 0 K: 0 S: 8	H: 0 LOB: 0 BB: 1 P: 18	R: 1 E: 0 K: 1 S: 11	H: 1 LOB: 0 BB: 0 P: 19	R: 3 E: 0 K: 1 S: 13	H: 3 LOB: 0 BB: 0 P: 18	R: 0 E: 0 K: 0 S: 4	H: 0 LOB: 0 BB: 0 P: 6	R: 0 E: 0 K: 1 S: 8	H: 0 LOB: 0 BB: 0 P: 15	R: 0 E: 0 K: 1 S: 9	H: 1 LOB: 1 BB: 0 P: 16	R: 0 E: 0 K: 1 S: 10	H: 1 LOB: 0 BB: 0 P: 15	R: 1 E: 0 K: 0 S: 7	H: 1 LOB: 2 BB: 2 P: 17	1B: 3 2B: 0 3B: 2 HR: 2	SF: 1 SAC: 0 DP: 1 HBP: 0	WP: 1 PB: 0 SB: 1 CS: 0	PA: 33							
PITCHER	IP	WLS	BF	H	R	ER	SO	BB	IBB	HBP	BLK	WP	HR	S	P	ERA	WHIP										
Rick Helling, R (1.1) ERA: 5.17	8.0	L	33	7	6	6	5	2	1	0	0	1	2	70	124	6.75	1.125										

Texas Rangers @ Seattle Mariners
Safeco Field, Seattle, WA
Fri Oct 05 2001, 7:05 PM PDT
Att: 45,333 - Sunny - 69 F

AB	29
R	6
H	7
RBI	6
BB	3
SO	5
LOB	5



Batter	1	2	3	4	5	6	7	8	9	AB	R	H	RBI	BB	SO	LOB	TOP										
Frank Catalanotto, L (1,7) OBP: 0.391, SLG: 0.490	2-1 G4-3		2-0 F7			2-3 K			0-1 P4	4	0	0	0	0	1	0											
10 Michael Young, R (1,4) OBP: 0.294, SLG: 0.396	1-0 G6-3			0-0 F9		3-3 K			1-2 F8	4	0	0	0	0	1	0											
Alex Rodriguez, R (1,6) OBP: 0.399, SLG: 0.624	1-3 K			1-2 F8		1-0 P3			0-3 K	4	0	0	0	0	2	0											
Rafael Palmeiro, L (1,10) OBP: 0.381, SLG: 0.560		2-2 F8 2B		1-1 F5				0-2 P6		3	0	1	0	0	0	0											
Ruben Sierra, S (1,9) OBP: 0.323, SLG: 0.563		0-1 F8			4-1 FC4 BB			2-3 K		2	0	0	0	1	1	1											
Ricky Ledee, L (1,8) OBP: 0.303, SLG: 0.351		2-3 K			1-2 FC4 1B 1-2			2-3 K		3	0	0	0	0	2	2											
Mike Lamb, L (1,5) OBP: 0.346, SLG: 0.413		2-2 G3-1			0-0 1B			1-0 F8		3	0	1	0	0	0	1											
Carlos Pena, L (1,3) OBP: 0.358, SLG: 0.517			4-2 G5-4-3 BB		2-1 F7			1-3 K		2	0	0	0	1	1	2											
Bill Haselman, R (1,2) OBP: 0.331, SLG: 0.400			1-1 G5-4-3		0-1 F9			2-0 G6-3		3	2	0	0	0	0	3											
Chris Magruder, S (8, PH) OBP: 0.269, SLG: 0.208											1	0	0	0	0	0											
Marcus Jensen, S (8, 2) OBP: 0.154, SLG: 0.192											0	0	0	0	0	0											
Inning Stats	R: 0 E: 0 K: 1 S: 6	H: 0 LOB: 0 BB: 0 P: 10	R: 0 E: 0 K: 1 S: 11	H: 1 LOB: 1 BB: 0 P: 17	R: 0 E: 0 K: 0 S: 5	H: 0 LOB: 0 BB: 1 P: 12	R: 0 E: 0 K: 0 S: 6	H: 0 LOB: 0 BB: 0 P: 8	R: 0 E: 0 K: 0 S: 9	H: 1 LOB: 2 BB: 1 P: 16	R: 0 E: 0 K: 2 S: 10	H: 0 LOB: 0 BB: 0 P: 16	R: 0 E: 0 K: 2 S: 9	H: 0 LOB: 0 BB: 0 P: 13	R: 0 E: 0 K: 1 S: 5	H: 0 LOB: 0 BB: 0 P: 9	R: 0 E: 0 K: 1 S: 8	H: 0 LOB: 0 BB: 0 P: 9	1B: 1 2B: 1 3B: 0 HR: 0	SF: 0 SAC: 0 DP: 1 HBP: 0	WP: 0 PB: 0 SB: 0 CS: 0	PA: 30					
PITCHER	IP	WLS	BF	H	R	ER	SO	BB	IBB	HBP	BLK	WP	HR	S	P	ERA	WHIP										
Denny Stark, R (1,1) ERA: 9.2	3.0		10	1	0	0	2	1	0	0	0	0	0	22	39	0.00	0.667										
Paul Abbott, R (4,1) ERA: 4.25	2.0		8	1	0	0	0	1	0	0	0	0	0	15	24	0.00	1.000										
Joel Pineiro, R (6,1) ERA: 2.03	2.0	W	6	0	0	0	4	0	0	0	0	0	0	19	29	0.00	0.000										
Jeff Nelson, R (8,1) ERA: 2.66	1.0	H	3	0	0	0	1	0	0	0	0	0	0	5	9	0.00	0.000										
Kazuhiko Sasaki, R (9,1) ERA: 3.24	1.0	S	3	0	0	0	1	0	0	0	0	0	0	8	9	0.00	0.000										

Texas Rangers @ Seattle Mariners
Safeco Field, Seattle, WA
Sat Oct 06 2001, 6:05 PM PDT
Att: 45,607 - Cloudy - 62 F

AB 28
R 0
H 2
RBI 0
BB 2
SO 8
LOB 9



Batter	1	2	3	4	5	6	7	8	9	AB	R	H	RBI	BB	SO	LOB	BOTTOM										
Stan Javier, S (1,7) OBP: 0.375, SLG: 0.391	0-2 G5-3		2-3 K2-3		1-2 G6-3			2-1 G6-3		4	0	0	0	0	1	0											
Mike Cameron, R (1,8) OBP: 0.354, SLG: 0.479	3-2 F9		4-2 BB			1-0 F7		3-2 F8		3	0	0	0	1	0	0											
Bret Boone, R (1,4) OBP: 0.374, SLG: 0.582	2-1 HR		0-3 K			1-0 G5-3				3	1	1	1	0	1	1											
Edgar Martinez, R (1,10) OBP: 0.425, SLG: 0.543	2-1 1B			1-1 F8		3-3 K				3	0	1	0	0	1	0											
Ed Sprague, R (1,3) OBP: 0.377, SLG: 0.441	3-2 F3			2-2 1B			0-0 F9			3	0	1	0	0	0	1											
John Olerud, L (9,3) OBP: 0.404, SLG: 0.475										0	0	0	0	0	0	0											
Jay Buhner, R (1,9) OBP: 0.340, SLG: 0.333		4-2 G5-4-3 BB		0-0 L5			4-1 1B BB			1	0	0	0	2	0	1											
Charles Gipson, R (7, PR) OBP: 0.282, SLG: 0.313				1-3 G6-3			1-3 1B BB			0	0	0	0	0	0	0											
Dan Wilson, R (1,2) OBP: 0.305, SLG: 0.396		2-2 F8		1-1 G6-3			1-0 CS 1B			3	0	1	0	0	0	2											
David Bell, R (1,5) OBP: 0.303, SLG: 0.415		1-2 G5-4-3			1-0 G5-3		2-3 SAFE K			3	0	0	0	0	1	3											
Mark McLemore, S (1,6) OBP: 0.386, SLG: 0.408			1-0 F2		2-2 F7			2-2 G6-3		3	0	0	0	0	0	0											
Inning Stats	R: 1 E: 0 K: 0 S: 15	H: 2 LOB: 1 BB: 0 P: 25	R: 0 E: 0 K: 0 S: 9	H: 0 LOB: 0 BB: 1 P: 16	R: 0 E: 0 K: 2 S: 14	H: 0 LOB: 1 BB: 1 P: 21	R: 0 E: 0 K: 0 S: 8	H: 1 LOB: 1 BB: 0 P: 12	R: 0 E: 0 K: 0 S: 7	H: 0 LOB: 0 BB: 0 P: 11	R: 0 E: 0 K: 1 S: 7	H: 0 LOB: 0 BB: 0 P: 12	R: 0 E: 0 K: 1 S: 6	H: 1 LOB: 2 BB: 1 P: 13	R: 0 E: 0 K: 0 S: 8	H: 0 LOB: 0 BB: 0 P: 15	R: 0 E: 0 K: 0 S: 8	H: 0 LOB: 0 BB: 0 P: 15	1B: 3 2B: 0 3B: 0 HR: 1	SF: 0 SAC: 0 DP: 1 HBP: 0	WP: 0 PB: 0 SB: 0 CS: 1	PA: 29					
PITCHER	IP	WLS	BF	H	R	ER	SO	BB	IBB	HBP	BLK	WP	HR	S	P	ERA	WHIP										
Doug Davis, L (1,1) ERA: 4.45	8.0	L	29	4	1	1	4	3	0	0	0	0	1	74	125	1.12	0.875										

Texas Rangers @ Seattle Mariners
Safeco Field, Seattle, WA
Sat Oct 06 2001, 6:05 PM PDT
Att: 45,607 - Cloudy - 62 F

AB 26
R 1
H 4
RBI 1
BB 3
SO 4
LOB 8



Batter	1	2	3	4	5	6	7	8	9	AB	R	H	RBI	BB	SO	LOB	TOP										
Chris Magruder, S OBP: 0.226, SLG: 0.172 (1, 7)	F8		F7	G6-3		K			K	5	0	0	0	0	2	4											
10 Michael Young, R OBP: 0.288, SLG: 0.402 (1, 4)	G5-3		HR	1B	1B	2B			BB	5	2	3	0	0	1	0											
Alex Rodriguez, R OBP: 0.399, SLG: 0.622 (1, 6)	G2-3		K		G4-6-3	1B			BB	4	0	1	0	1	1	1											
Rafael Palmeiro, L OBP: 0.381, SLG: 0.563 (1, 10)		G4-3	HR		F5				BB	5	1	2	3	0	0	2											
Carlos Pena, L OBP: 0.361, SLG: 0.500 (1, 3)		G4-3	G4-3		G4-6-3				BB	4	0	1	0	1	0	2											
Gabe Kapler, R OBP: 0.348, SLG: 0.437 (1, 8)		G4-3		1B		S	HBP		K	4	1	3	0	1	1	3											
Mike Lamb, L OBP: 0.348, SLG: 0.412 (1, 5)		G4-3		1B		WP	HBP		G5-3	3	0	1	0	0	0	3											
Craig Monroe, R OBP: 0.293, SLG: 0.346 (1, 9)				K					K	3	0	0	0	1	3	5											
Marcus Jensen, S OBP: 0.172, SLG: 0.207 (1, 2)		F5							G4-3	3	0	1	1	0	1	5											
Ruben Sierra, S OBP: 0.322, SLG: 0.561 (9, PH)										1	0	0	0	0	0	0											
Bill Haselman, R OBP: 0.331, SLG: 0.400 (9, 2)										0	0	0	0	0	0	0											
Inning Stats	R: 0 E: 0 K: 0 S: 6	H: 0 LOB: 0 BB: 0 P: 9	R: 0 E: 0 K: 0 S: 8	H: 1 LOB: 3 BB: 2 P: 21	R: 2 E: 0 K: 1 S: 13	H: 2 LOB: 0 BB: 0 P: 21	R: 1 E: 0 K: 1 S: 12	H: 3 LOB: 1 BB: 0 P: 19	R: 0 E: 0 K: 3 S: 14	H: 1 LOB: 2 BB: 0 P: 21	R: 0 E: 0 K: 1 S: 8	H: 0 LOB: 0 BB: 0 P: 12	R: 0 E: 0 K: 1 S: 10	H: 1 LOB: 1 BB: 0 P: 16	R: 1 E: 0 K: 2 S: 13	H: 2 LOB: 3 BB: 2 P: 26	1B: 9 2B: 2 3B: 0 HR: 1	SF: 0 SAC: 0 DP: 2 HBP: 1	WP: 1 PB: 0 SB: 1 CS: 0	PA: 42							
PITCHER	IP	WLS	BF	H	R	ER	SO	BB	IBB	HBP	BLK	WP	HR	S	P	ERA	WHIP										
Aaron Sele, R ERA: 3.6 (1, 1)	5.0		23	8	3	3	2	2	0	0	0	0	1	48	86	5.40	2.000										
Norm Charlton, L ERA: 3.02 (6, 1)	1.0		5	1	0	0	3	0	0	1	0	1	0	14	21	0.00	1.000										
Jose Paniagua, R ERA: 4.36 (7, 1)	1.0		3	0	0	0	1	0	0	0	0	0	0	8	12	0.00	0.000										
Arthur Rhodes, L ERA: 1.72 (8, 1)	1.0		4	1	0	0	1	0	0	0	0	0	0	10	16	0.00	1.000										
Jeff Nelson, R ERA: 2.79 (9, 1)	1.0	L	7	2	1	1	2	2	0	0	0	0	0	13	26	9.00	4.000										

Texas Rangers @ Seattle Mariners
Safeco Field, Seattle, WA
Sun Oct 07 2001, 1:35 PM PDT
Att: 45,578 - Dome - 72 F

AB	37
R	4
H	12
RBI	4
BB	4
SO	9
LOB	25



Batter	1	2	3	4	5	6	7	8	9	AB	R	H	RBI	BB	SO	LOB	BOTTOM										
51 Ichiro Suzuki, L OBP: 0.391, SLG: 0.457 (1, 9)	S	G1-3			L3			K		4	1	1	0	0	1	1											
Mike Cameron, R OBP: 0.353, SLG: 0.480 (1, 8)	G1-3		K		G5-3			K		4	0	1	1	0	2	0											
Bret Boone, R OBP: 0.372, SLG: 0.578 (1, 4)	G1-3		K		G6-3			F8		4	0	0	0	0	1	1											
Edgar Martinez, R OBP: 0.423, SLG: 0.543 (1, 10)	K		G6-3			CS		F9		4	0	1	0	0	1	1											
John Olerud, L OBP: 0.401, SLG: 0.472 (1, 3)	G1-3			G6-3		G6-3		G3-1		4	0	0	0	0	0	2											
Jay Buhner, R OBP: 0.340, SLG: 0.400 (1, 7)		F8								3	1	1	1	0	1	0											
Gene Kingsale, S OBP: 0.364, SLG: 0.263 (8, 7)				HR						0	0	0	0	0	0	0											
Dan Wilson, R OBP: 0.305, SLG: 0.403 (1, 2)				F9						3	1	1	1	0	1	0											
David Bell, R OBP: 0.303, SLG: 0.415 (1, 5)				F7						3	0	1	0	0	0	0											
Mark McLemore, S OBP: 0.384, SLG: 0.406 (1, 6)					L5					2	0	0	0	0	0	1											
Ed Sprague, R OBP: 0.374, SLG: 0.436 (8, PH)										1	0	0	0	0	0	0											
Ramón Vázquez, L OBP: 0.222, SLG: 0.229 (9, 6)										0	0	0	0	0	0	0											
Inning Stats	R: 1 E: 0 K: 1 S: 12	H: 2 LOB: 1 BB: 0 P: 18	R: 1 E: 0 K: 0 S: 9	H: 2 LOB: 1 BB: 0 P: 19	R: 0 E: 0 K: 2 S: 12	H: 0 LOB: 0 BB: 0 P: 19	R: 1 E: 0 K: 0 S: 11	H: 1 LOB: 0 BB: 0 P: 15	R: 0 E: 0 K: 0 S: 7	H: 0 LOB: 0 BB: 0 P: 14	R: 0 E: 0 K: 0 S: 6	H: 1 LOB: 0 BB: 0 P: 7	R: 0 E: 0 K: 2 S: 9	H: 0 LOB: 0 BB: 0 P: 12	R: 0 E: 0 K: 2 S: 10	H: 0 LOB: 0 BB: 0 P: 17	R: 0 E: 0 K: 0 S: 5	H: 0 LOB: 0 BB: 0 P: 6	1B: 1 2B: 3 3B: 0 HR: 2	SF: 0 SAC: 0 DP: 0 HBP: 0	WP: 0 PB: 0 SB: 0 CS: 1	PA: 32					
PITCHER	IP	WLS	BF	H	R	ER	SO	BB	IBB	HBP	BLK	WP	HR	S	P	ERA	WHIP										
Darren Oliver, L ERA: 6.02 (1, 1)	7.0		26	6	3	3	5	6	3	3	5	0	2	66	104	3.86	0.857										
Chris Michalak, L ERA: 4.41 (8, 1)	0.2		2	0	0	0	1	0	0	0	0	0	0	7	11	0.00	0.000										
Pat Mahomes, R ERA: 5.7 (8, 1)	0.1	W	1	0	0	0	1	0	0	0	0	0	0	3	6	0.00	0.000										
59 Jeff Zimmerman, R ERA: 2.4 (9, 1)	1.0	S	3	0	0	0	0	0	0	0	0	0	0	5	6	0.00	0.000										

Texas Rangers @ Seattle Mariners
Safeco Field, Seattle, WA
Sun Oct 07 2001, 1:35 PM PDT
Att: 45,578 - Dome - 72 F

AB	32
R	3
H	6
RBI	3
BB	0
SO	7
LOB	6

