



Texas Rangers - 2002

Batter	1	2	3	4	5	6	7	8	9	AB R H RBI BB SO LOB	TOP																								
											<p>Texas Rangers @ Oklahoma RedHawks AT&T Bricktown Ballpark, Oklahoma City, OK Sun Mar 31 2002, 2:05 PM EST</p> <p>livebaseballscorecards.com</p> <p>AB 0 R 0 H 0 RBI 0 BB 0 SO 0 LOB 0</p>  <p>1B: 0 SF: 0 WP: 0 PA: 0 2B: 0 SAC: 0 FB: 0 3B: 0 DP: 0 SB: 0 HR: 0 HBP: 0 CS: 0</p>																								
Inning Stats																																			
PITCHER	IP	WLS	BF	H	R	ER	SO	BB	IBB	HBP	BLK	WP	HR	S	P	ERA	WHIP	PITCHER	IP	WLS	BF	H	R	ER	SO	BB	IBB	HBP	BLK	WP	HR	S	P	ERA	WHIP

Batter	1	2	3	4	5	6	7	8	9	AB R H RBI BB SO LOB	BOTTOM																								
											<p>Texas Rangers @ Oklahoma RedHawks AT&T Bricktown Ballpark, Oklahoma City, OK Sun Mar 31 2002, 2:05 PM EST</p> <p>livebaseballscorecards.com</p> <p>AB 0 R 0 H 0 RBI 0 BB 0 SO 0 LOB 0</p>  <p>1B: 0 SF: 0 WP: 0 PA: 0 2B: 0 SAC: 0 FB: 0 3B: 0 DP: 0 SB: 0 HR: 0 HBP: 0 CS: 0</p>																								
Inning Stats																																			
PITCHER	IP	WLS	BF	H	R	ER	SO	BB	IBB	HBP	BLK	WP	HR	S	P	ERA	WHIP	PITCHER	IP	WLS	BF	H	R	ER	SO	BB	IBB	HBP	BLK	WP	HR	S	P	ERA	WHIP

Batter	1	2	3	4	5	6	7	8	9	AB	R	H	RBI	BB	SO	LOB	TOP		
Frank Catalanotto, L (1, 10) OBP: 0.250, SLG: 0.500	G4-3		G2-6-3			K			HR	4	1	1	0	0	1	1			
Carl Everett, S (1, 8) OBP: 0.250, SLG: 1.000	F9			F3			F8		HR	4	1	1	2	0	0	0			
Alex Rodriguez, R (1, 6)	F8			G5-3			F8		F2	4	0	0	0	0	0	0			
Juan Gonzalez, R (1, 9) OBP: 0.500, SLG: 0.500		K		G5-3				1B	P6-3	4	0	2	0	0	1	0			
Rafael Palmeiro, L (1, 3)		K			G6-3			K	P6-3	4	0	0	0	0	2	2			
Ivan Rodriguez, R (1, 2) Bill Haselman, R (8, 2)		G5-3			F9			G4-3		3	0	0	0	0	0	0			
Gabe Kapler, R (1, 7) OBP: 0.667, SLG: 1.000					F9			1B		3	1	2	0	0	0	0			
9 Hank Blalock, L (1, 5) OBP: 0.333, SLG: 0.333								K		3	0	1	1	0	2	1			
10 Michael Young, R (1, 4)								K	G1-3	3	0	0	0	0	2	2			
Inning Stats	R: 0 H: 0 E: 0 K: 0 S: 7	H: 0 LOB: 0 BB: 0 P: 11	R: 0 H: 0 E: 0 K: 2 S: 8	H: 0 LOB: 0 BB: 0 P: 11	R: 1 H: 2 E: 0 K: 1 S: 7	H: 2 LOB: 0 BB: 0 P: 10	R: 0 H: 0 E: 0 K: 0 S: 6	H: 0 LOB: 0 BB: 0 P: 9	R: 0 H: 0 E: 0 K: 3 S: 11	H: 0 LOB: 0 BB: 0 P: 14	R: 0 H: 1 E: 0 K: 1 S: 9	H: 1 LOB: 1 BB: 0 P: 13	R: 0 H: 1 E: 0 K: 1 S: 7	H: 1 LOB: 1 BB: 0 P: 9	R: 2 H: 3 E: 0 K: 0 S: 12	H: 3 LOB: 0 BB: 0 P: 18	1B: 4 2B: 3 3B: 0 HR: 1	SF: 0 SAC: 0 DP: 2 HBP: 0	WP: 0 PA: 32
PITCHER	IP WLS BF H R ER SO BB IBB HBP BLK WP HR S P ERA WHIP																		
Mark Mulder, L (1, 1) ERA: 3.38	8.0 W 29 6 3 3 8 0 0 0 0 0 1 67 95 3.38 0.750																		
Chad Bradford, R (9, 1) ERA:	1.0 3 1 0 0 0 0 0 0 0 0 0 6 10 0.00 1.000																		

Texas Rangers @ Oakland Athletics
Network Associates Coliseum, Oakland, CA
Mon Apr 01 2002, 10:05 PM EST
Att: 43,908 - Cloudy - 55 F

AB	32
R	3
H	7
RBI	3
BB	0
SO	8
LOB	6



Batter	1	2	3	4	5	6	7	8	9	AB	R	H	RBI	BB	SO	LOB	BOTTOM		
Jeremy Giambi, L (1, 7) OBP: 0.750, SLG: 0.750	G4-6-3					G4-3				4	1	3	1	0	0	0			
Mike Colangelo, R (6, 7)	HBP					WP				1	0	0	0	0	0	0			
Randy Velarde, R (1, 4) Frank Menechino, R (3, 4) OBP: 1.000, SLG: 1.500	1B					2B				0	0	0	0	0	0	0			
Scott Hatteberg, L (1, 10)	G4-6-3					HR				2	1	2	1	1	0	0			
David Justice, L (1, 9) OBP: 0.750, SLG: 1.500	HBP					2B				4	0	0	0	0	0	6			
3 Eric Chavez, L (1, 5) OBP: 0.500, SLG: 1.500	G4-6-3					F7				4	0	0	0	0	0	6			
Miguel Tejada, R (1, 6) OBP: 0.250, SLG: 0.500	G6-3					G3-6-1				4	2	3	2	0	0	1			
Terrence Long, L (1, 8) OBP: 0.250, SLG: 0.250						G6-3				4	2	3	2	0	0	1			
Ramon Hernandez, R (1, 2) OBP: 0.250, SLG: 0.500						HR				4	2	2	2	0	1	1			
Carlos Pena, L (1, 3)						K				4	1	1	1	0	1	1			
Inning Stats	R: 0 H: 1 E: 0 K: 0 S: 9	H: 2 LOB: 1 BB: 0 P: 16	R: 1 H: 2 E: 0 K: 2 S: 13	H: 2 LOB: 0 BB: 0 P: 22	R: 3 H: 3 E: 0 K: 1 S: 12	H: 3 LOB: 0 BB: 0 P: 17	R: 0 H: 0 E: 0 K: 2 S: 10	H: 0 LOB: 0 BB: 0 P: 14	R: 0 H: 1 E: 0 K: 0 S: 8	H: 1 LOB: 0 BB: 0 P: 11	R: 4 H: 5 E: 0 K: 1 S: 26	H: 5 LOB: 3 BB: 1 P: 43	R: 0 H: 1 E: 0 K: 0 S: 11	H: 1 LOB: 1 BB: 0 P: 13	R: 0 H: 0 E: 0 K: 0 S: 9	H: 0 LOB: 0 BB: 0 P: 15	1B: 7 2B: 4 3B: 0 HR: 2	SF: 0 SAC: 0 DP: 2 HBP: 1	WP: 1 PA: 37
PITCHER	IP WLS BF H R ER SO BB IBB HBP BLK WP HR S P ERA WHIP																		
Chan Ho Park, R (1, 1) ERA: 10.8	5.0 L 23 9 6 6 5 0 0 0 0 0 0 0 10 15 27.00 6.000																		
Todd Van Poppel, R (6, 1) ERA: 54.0	0.1 3 2 1 1 1 0 0 0 0 0 0 0 3 7 27.00 3.000																		
Rich Rodriguez, L (6, 1) ERA:	0.1 2 1 1 1 0 0 0 0 0 0 0 3 7 27.00 3.000																		
Colby Lewis, R (6, 1) ERA:	1.1 6 1 0 0 0 1 0 0 0 1 0 17 24 0.00 1.500																		
Steve Woodard, R (8, 1) ERA:	1.0 3 0 0 0 0 0 0 0 0 0 0 9 15 0.00 0.000																		

Texas Rangers @ Oakland Athletics
Network Associates Coliseum, Oakland, CA
Mon Apr 01 2002, 10:05 PM EST
Att: 43,908 - Cloudy - 55 F

AB	35
R	8
H	13
RBI	8
BB	1
SO	6
LOB	13



Batter	1	2	3	4	5	6	7	8	9	AB	R	H	RBI	BB	SO	LOB	TOP								
Frank Catalanotto, L OBP: 0.111, SLG: 0.222	G3		L3			F7	FC6-4		K	5	0	0	0	0	1	6									
Carl Everett, S OBP: 0.125, SLG: 0.500	G4-3		K			K			K	4	0	0	0	0	3	1									
Alex Rodriguez, R OBP: 0.125, SLG: 0.500										3	0	0	0	1	0	1									
Juan Gonzalez, R OBP: 0.250, SLG: 0.250	K									4	0	0	0	0	1	1									
Rafael Palmeiro, L OBP: 0.250, SLG: 0.286 10 Michael Young, R (9, PR)		G3-1								3	1	1	0	1	1	0									
Ivan Rodriguez, R OBP: 0.429, SLG: 0.429										4	1	3	1	0	0	0									
29 Rusty Greer, L Herbert Perry, R (7, PH)										2	0	0	0	0	0	1									
9 Hank Blalock, L OBP: 0.286, SLG: 0.167										3	0	0	0	1	3	3									
Gabe Kapler, R OBP: 0.714, SLG: 0.833										3	0	2	1	1	0	0									
Inning Stats	R: 0 E: 0 K: 1 S: 8	H: 0 LOB: 1 BB: 1 P: 15	R: 0 E: 0 K: 1 S: 10	H: 1 LOB: 1 BB: 0 P: 17	R: 0 E: 0 K: 1 S: 12	H: 0 LOB: 0 BB: 0 P: 16	R: 0 E: 0 K: 1 S: 8	H: 0 LOB: 0 BB: 0 P: 11	R: 0 E: 0 K: 1 S: 7	H: 0 LOB: 0 BB: 0 P: 8	R: 0 E: 0 K: 1 S: 11	H: 1 LOB: 1 BB: 0 P: 15	R: 1 E: 0 K: 0 S: 15	H: 2 LOB: 3 BB: 2 P: 26	R: 0 E: 0 K: 1 S: 9	H: 0 LOB: 0 BB: 0 P: 13	R: 1 E: 0 K: 2 S: 16	H: 2 LOB: 2 BB: 1 P: 24	1B: 5 2B: 1 3B: 0 HR: 0	SF: 0 SAC: 0 DP: 0 HBP: 0	WP: 1 PB: 0 SB: 0 CS: 0	PA: 37			
PITCHER	IP	WLS	BF	H	R	ER	SO	BB	IBB	HBP	BLK	WP	HR	S	P	ERA	WHIP								
Tim Hudson, R ERA: 1.42	6.1		24	4	1	1	6	1	0	0	0	0	0	62	89	1.42	0.789								
Mike Venafro, L ERA:	0.1	H	2	0	0	0	0	1	0	0	0	0	0	4	9	0.00	3.000								
Jim Mecir, R ERA:	1.1	H	5	0	0	0	1	1	0	0	0	1	0	14	23	0.00	0.750								
Billy Koch, R ERA: 9.0	1.0	W	6	2	1	1	2	1	0	0	0	0	0	16	24	9.00	3.000								

Texas Rangers @ Oakland Athletics
Network Associates Coliseum, Oakland, CA
Tue Apr 02 2002, 10:05 PM EST
Att: 10,267 - Cloudy - 55 F

AB 33
R 2
H 6
RBI 2
BB 4
SO 9
LOB 16



Batter	1	2	3	4	5	6	7	8	9	AB	R	H	RBI	BB	SO	LOB	BOTTOM								
Jeremy Giambi, L OBP: 0.800, SLG: 0.750 Mike Colangelo, R (2, FH)	BB 3B HBP	K			G6-3		BB BB BB			0	1	0	0	0	0	0									
Frank Menechino, R OBP: 0.857, SLG: 1.000	BB 3B	FC4-6			BB 1B		BB BB BB			2	1	1	0	2	0	1									
Scott Hatteberg, L (1, 10)	K				F7		F7			3	0	0	0	1	1	5									
David Justice, L OBP: 0.750, SLG: 1.500					G1-6-3					2	0	1	2	2	0	1									
3 Eric Chavez, L OBP: 0.375, SLG: 0.857	BB 3B				BB		L9			3	0	0	0	1	1	5									
Miguel Tejada, R OBP: 0.250, SLG: 0.375	FC3-2-5-1				G6-3		G5-4-3 1B		G6-3	4	0	1	0	0	0	2									
Terrence Long, L OBP: 0.125, SLG: 0.125	G4-3				L8		K		G1-3	4	0	0	0	0	1	3									
Ramon Hernandez, R OBP: 0.250, SLG: 0.286					G5-3		G5-4-3 1-2		F9	3	0	0	0	1	0	1									
Carlos Pena, L OBP: 0.250, SLG: 0.625					FC4-6 1B		G1-3			4	1	2	1	0	1	1									
Inning Stats	R: 2 E: 0 K: 1 S: 17	H: 1 LOB: 2 BB: 2 P: 33	R: 0 E: 0 K: 1 S: 9	H: 1 LOB: 0 BB: 0 P: 11	R: 0 E: 0 K: 1 S: 6	H: 0 LOB: 1 BB: 1 P: 15	R: 0 E: 0 K: 1 S: 12	H: 0 LOB: 1 BB: 1 P: 20	R: 0 E: 0 K: 0 S: 11	H: 1 LOB: 2 BB: 1 P: 21	R: 0 E: 0 K: 1 S: 13	H: 1 LOB: 0 BB: 0 P: 18	R: 0 E: 0 K: 0 S: 10	H: 0 LOB: 3 BB: 3 P: 25	R: 0 E: 0 K: 0 S: 7	H: 0 LOB: 0 BB: 0 P: 12	R: 1 E: 0 K: 0 S: 2	H: 1 LOB: 0 BB: 0 P: 3	1B: 3 2B: 0 3B: 1 HR: 1	SF: 0 SAC: 0 DP: 2 HBP: 1	WP: 1 PB: 0 SB: 0 CS: 0	PA: 36			
PITCHER	IP	WLS	BF	H	R	ER	SO	BB	IBB	HBP	BLK	WP	HR	S	P	ERA	WHIP								
Kenny Rogers, L ERA: 3.6	5.0		23	3	2	2	4	3	2	2	4	0	0	55	100	3.60	1.600								
Hideki Irabu, R ERA:	1.1		6	1	0	0	1	2	0	0	0	0	0	19	34	0.00	2.250								
Rich Rodriguez, L ERA:	0.2		3	0	0	0	0	1	0	0	0	0	0	4	9	0.00	1.500								
Dan Miceli, R ERA: 9.0	1.0	L	4	1	1	1	0	0	0	0	0	0	1	9	15	9.00	1.000								

Texas Rangers @ Oakland Athletics
Network Associates Coliseum, Oakland, CA
Tue Apr 02 2002, 10:05 PM EST
Att: 10,267 - Cloudy - 55 F

AB 27
R 3
H 5
RBI 3
BB 8
SO 5
LOB 20



Batter	1	2	3	4	5	6	7	8	9	AB	R	H	RBI	BB	SO	LOB	TOP			
David Eckstein, R (1, 6) OBP: 0.353, SLG: 0.529	F7		F8			L3		G5-3		4	0	0	0	0	0	0				
Darin Erstad, L (1, 8) OBP: 0.294, SLG: 0.267	F7			P5		F8		P4		4	0	0	0	0	0	0				
Tim Salmon, R (1, 9) OBP: 0.294, SLG: 0.333	G5-3			G6-3			HR		BB	3	2	1	0	1	0	0				
16 Garret Anderson, L (1, 7) OBP: 0.353, SLG: 0.267		P6			1B	L9			BB	4	0	1	0	0	1	2				
Troy Glaus, R (1, 5) OBP: 0.353, SLG: 0.533	G5-3			L9			HR		BB	3	1	1	2	1	0	1				
Brad Fullmer, L (1, 10) OBP: 0.375, SLG: 0.308					F7		F2		F8	4	0	1	0	0	0	2				
Bengie Molina, R (1, 2) OBP: 0.267, SLG: 0.333		K			G5-3					4	0	2	1	0	1	1				
Benji Gil, R (1, 3) OBP: 0.182, SLG: 0.200				G1-3		F8				0	0	0	0	0	0	0				
Jose Nieves, R (1, 3)							K			3	0	0	0	0	1	1				
Adam Kennedy, L (1, 4) OBP: 0.143, SLG: 0.154				F8		G4-3		F7		3	0	0	0	0	0	0				
Inning Stats	R: 0 E: 0 K: 0 S: 5	H: 0 LOB: 0 BB: 0 P: 8	R: 0 E: 0 K: 1 S: 10	H: 1 LOB: 1 BB: 0 P: 14	R: 0 E: 0 K: 0 S: 7	H: 0 LOB: 0 BB: 0 P: 10	R: 0 E: 0 K: 0 S: 7	H: 1 LOB: 1 BB: 0 P: 9	R: 0 E: 0 K: 0 S: 8	H: 0 LOB: 0 BB: 0 P: 10	R: 2 E: 0 K: 1 S: 17	H: 3 LOB: 1 BB: 0 P: 21	R: 0 E: 0 K: 0 S: 8	H: 0 LOB: 0 BB: 0 P: 11	R: 1 E: 0 K: 1 S: 11	H: 1 LOB: 2 BB: 2 P: 24	1B: 3 2B: 2 3B: 0 HR: 1	SF: 0 SAC: 0 DP: 0 HBP: 0	WP: 0 PB: 0 SB: 0 CS: 0	PA: 34
PITCHER	IP	WLS	BF	H	R	ER	SO	BB	IBB	HBP	BLK	WP	HR	S	P	ERA	WHIP			
Ismael Valdez, R (1, 1) ERA: 2.25	8.0	L	29	5	2	2	2	0	0	0	0	0	1	72	98	2.25	0.625			
Colby Lewis, R (9, 1) ERA: 3.95	1.0		5	1	1	1	1	2	0	0	0	0	0	11	24	9.00	3.000			

Anaheim Angels @ Texas Rangers
The Ballpark at Arlington, Arlington, TX
Fri Apr 05 2002, 3:05 PM EST
Att: 49,617 - Sunny - 67 F

AB 32
R 3
H 6
RBI 3
BB 2
SO 3
LOB 7

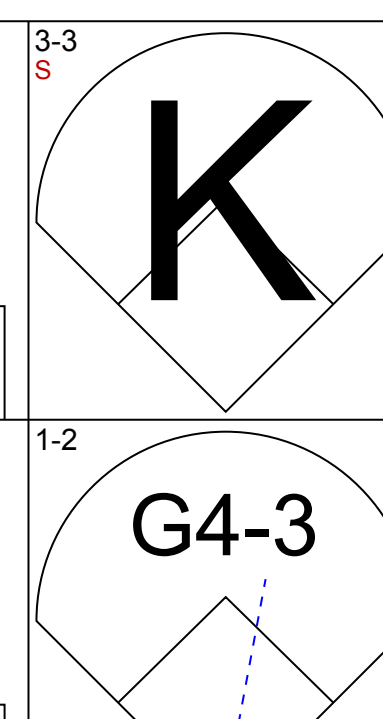
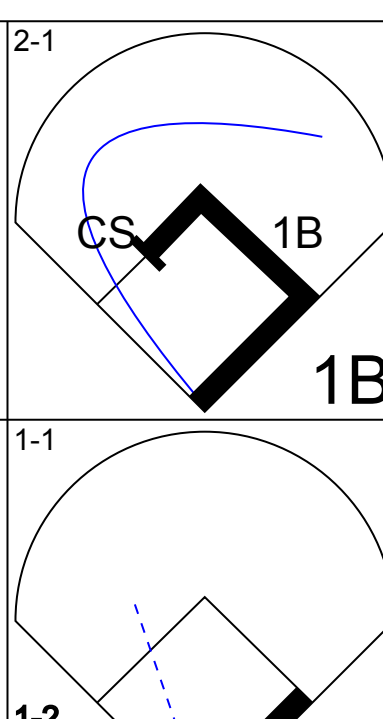
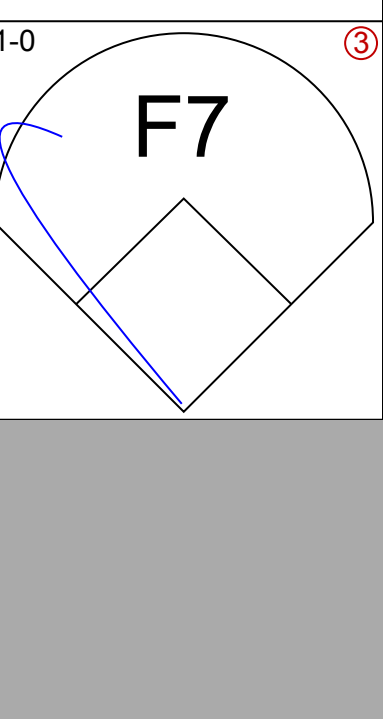
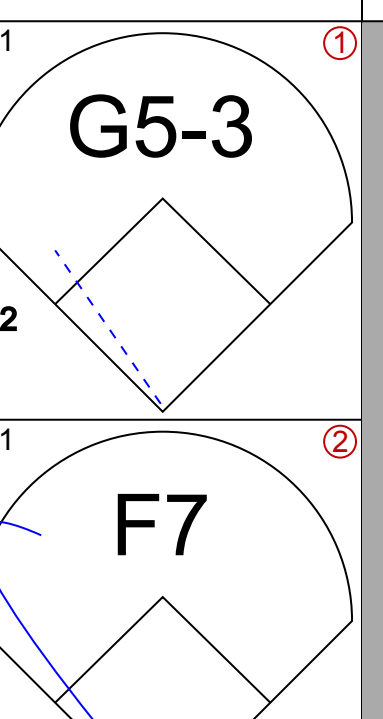
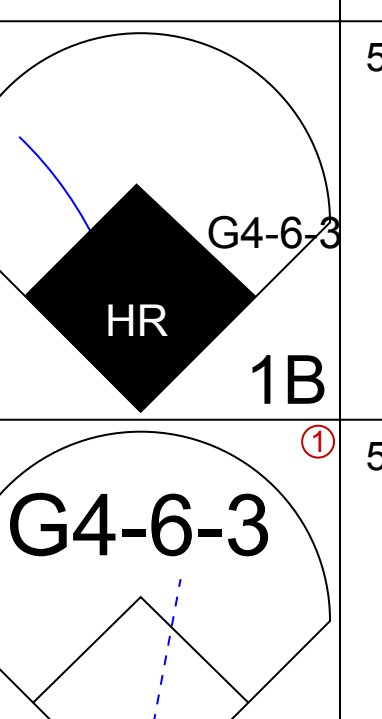
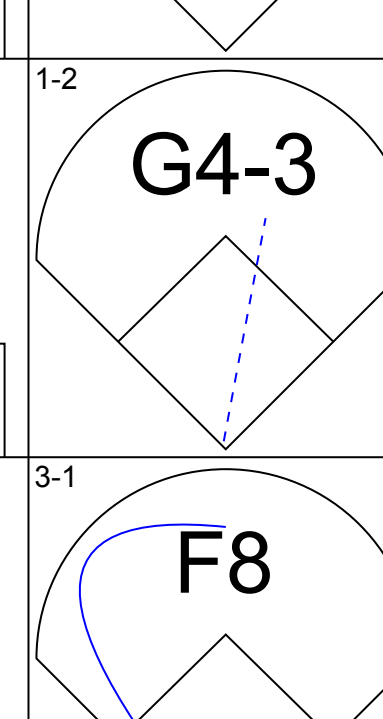
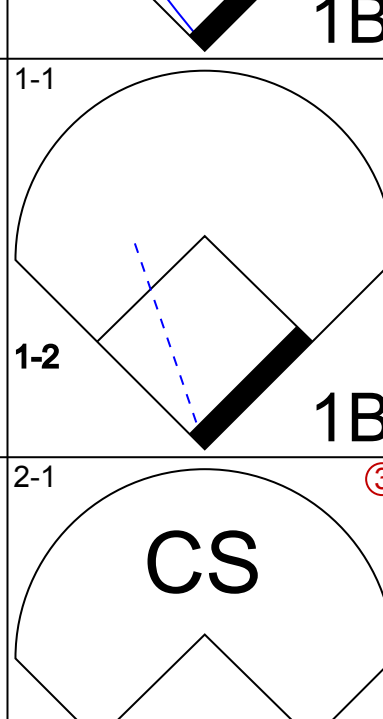
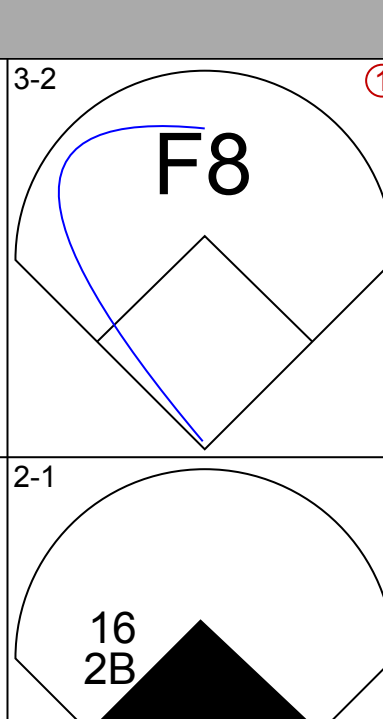
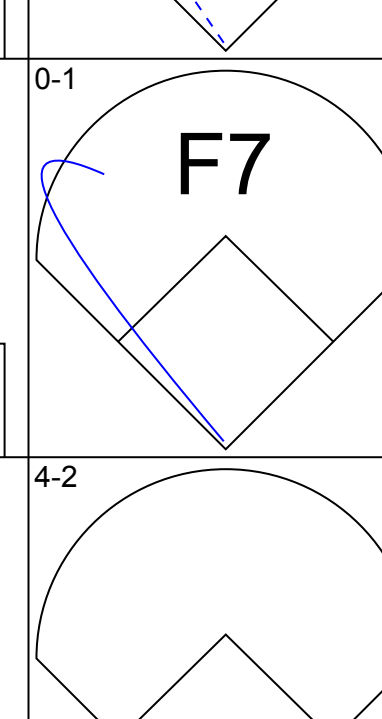
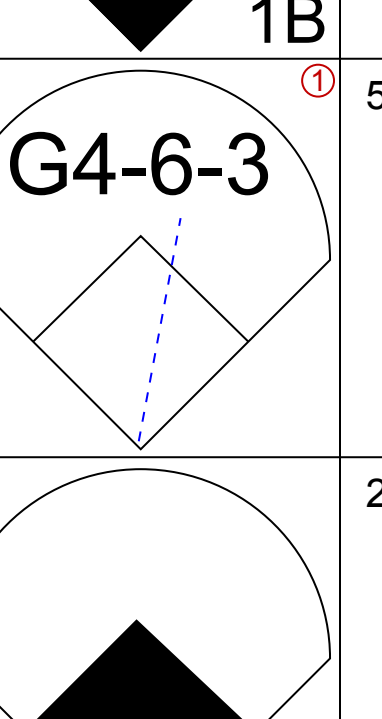
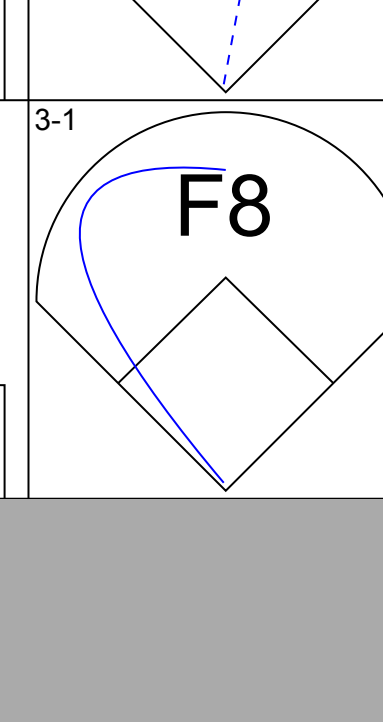
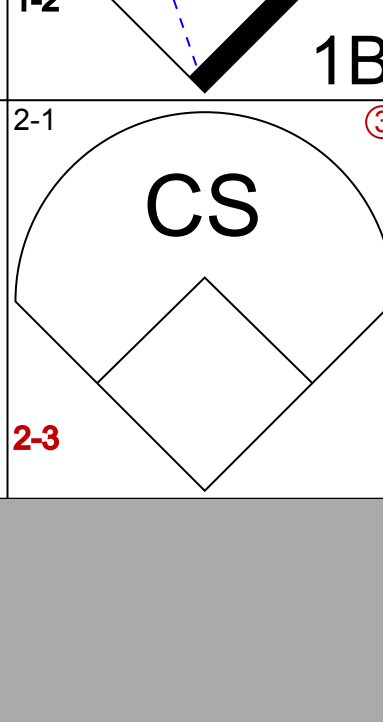
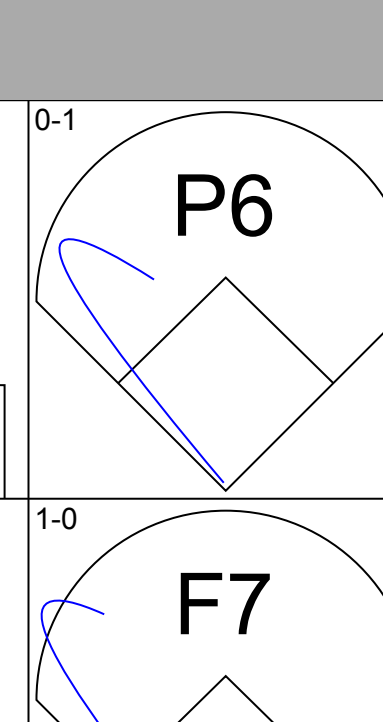
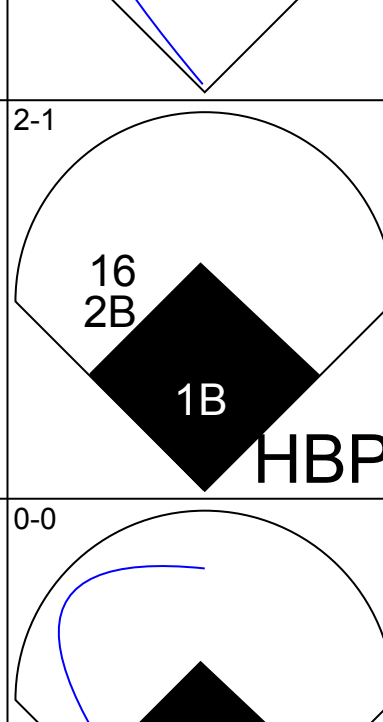
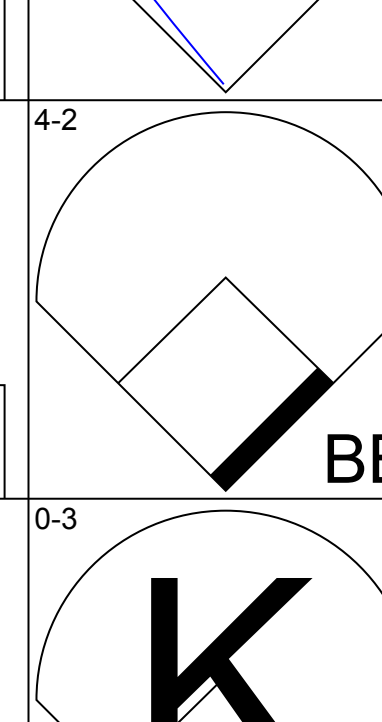
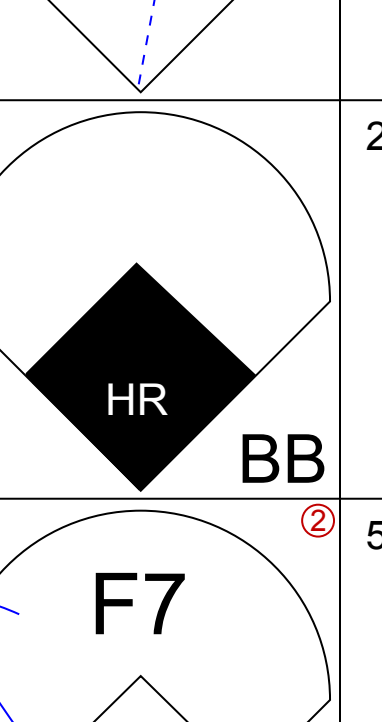
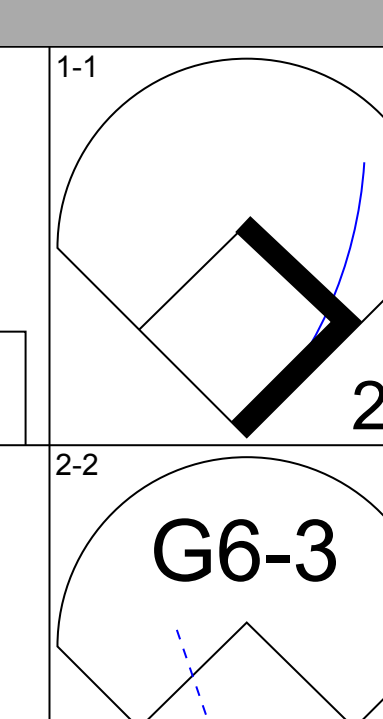
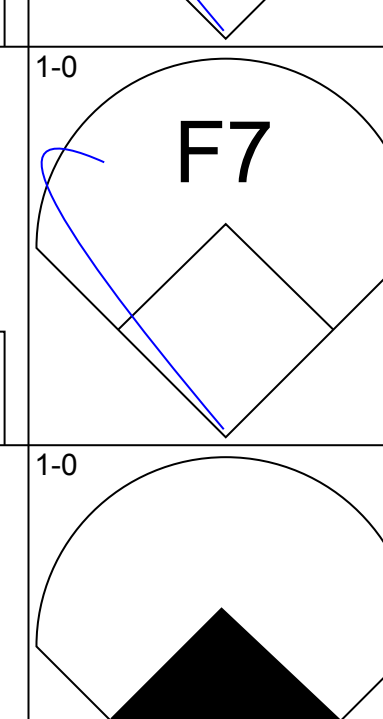
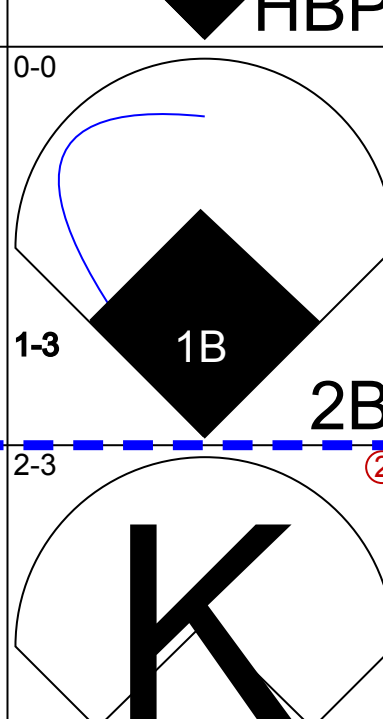
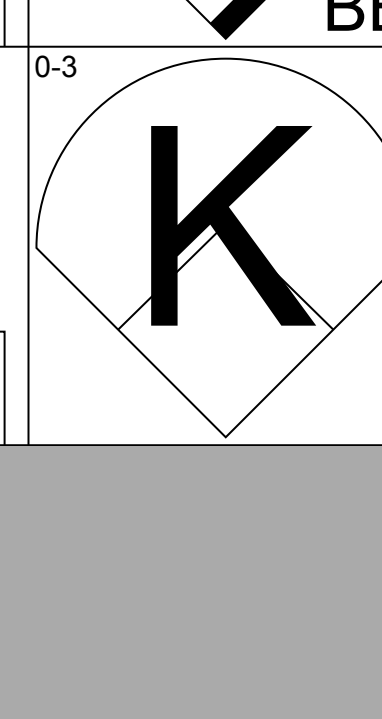
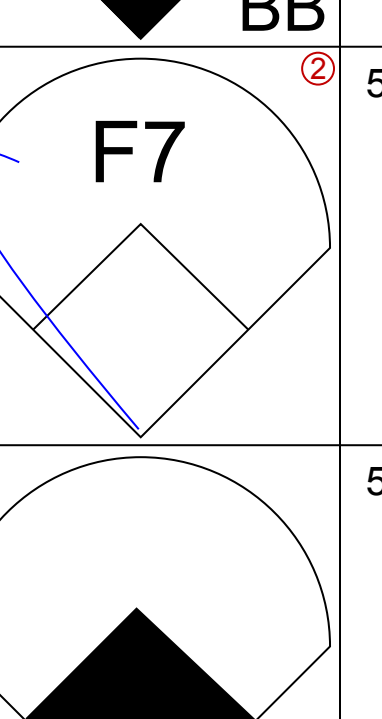
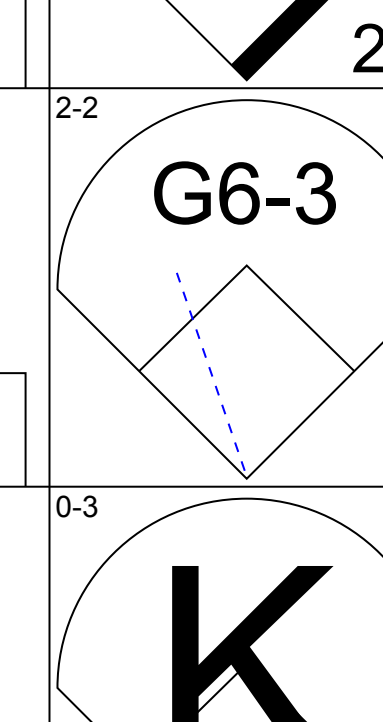
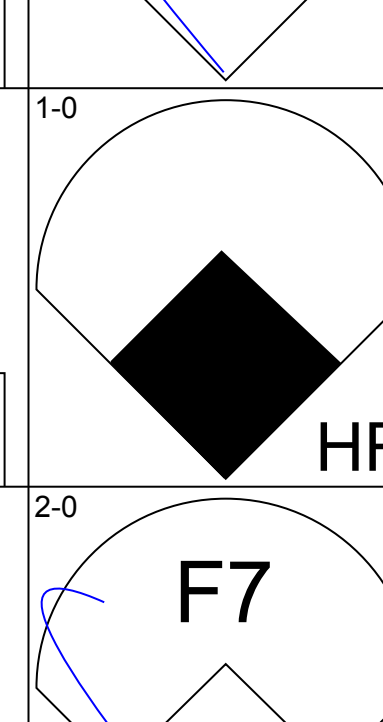
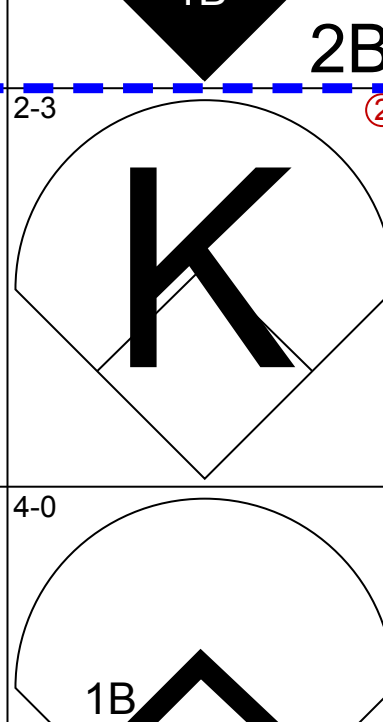
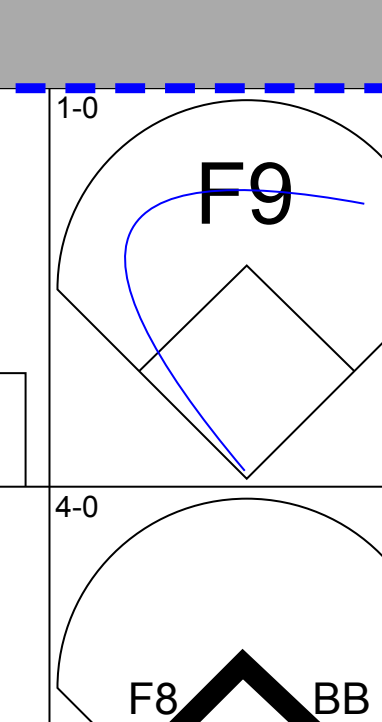
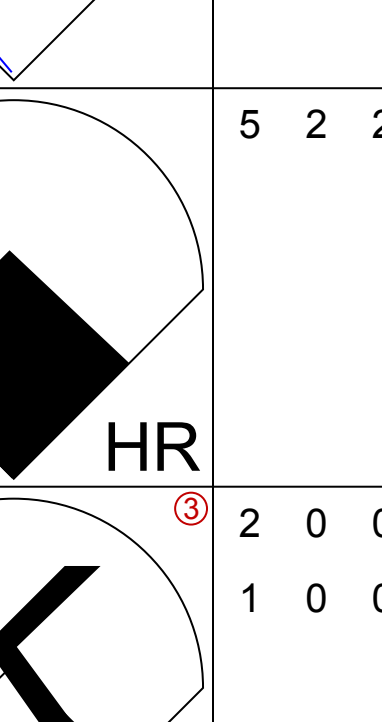
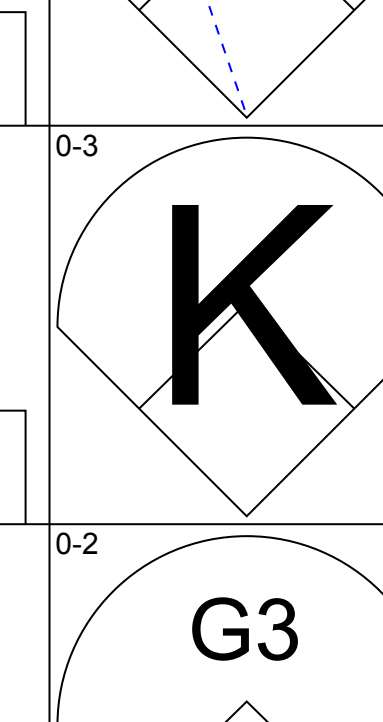
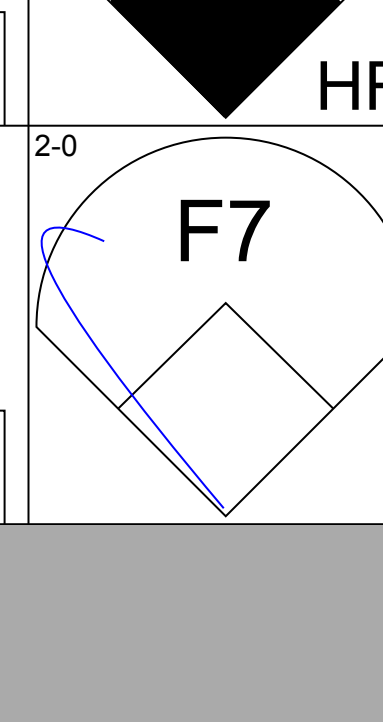
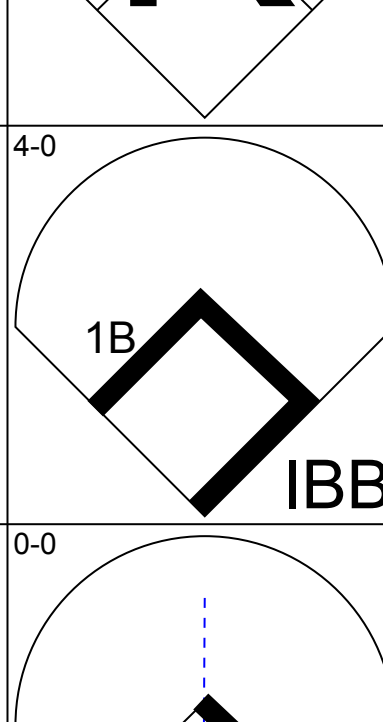
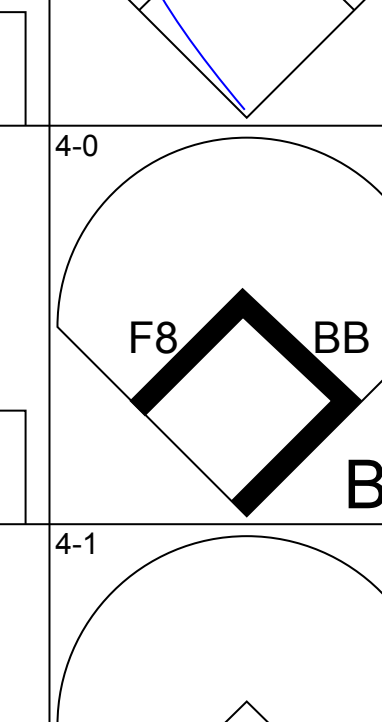
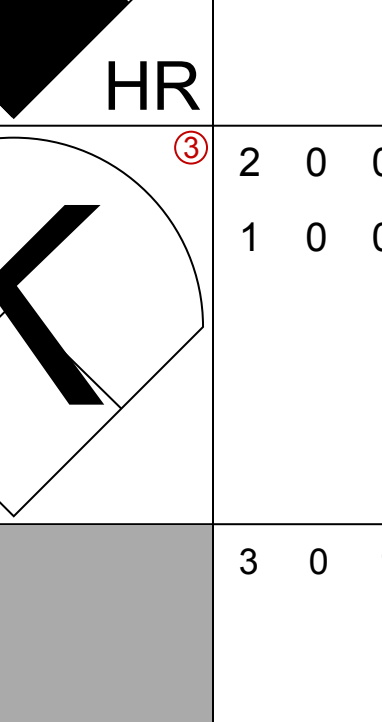
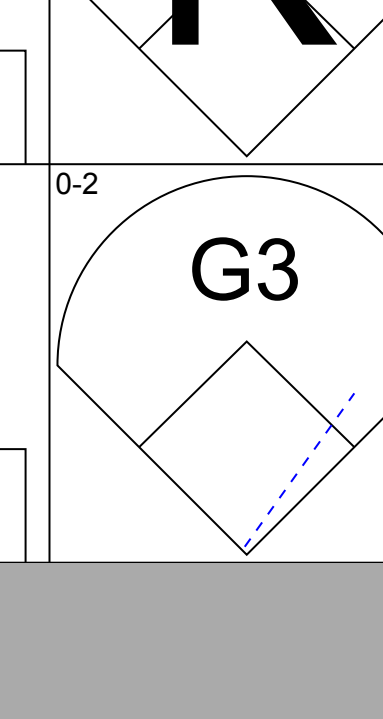
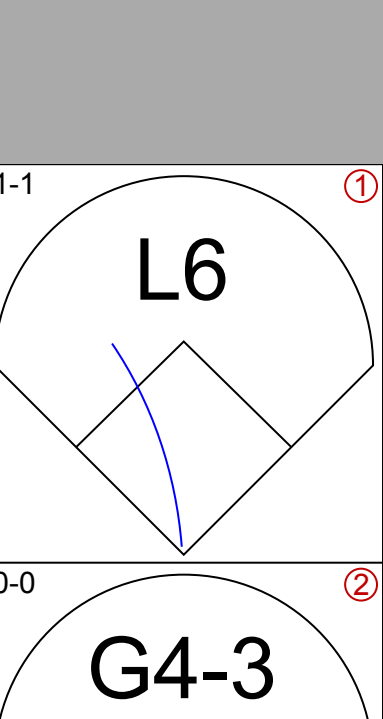
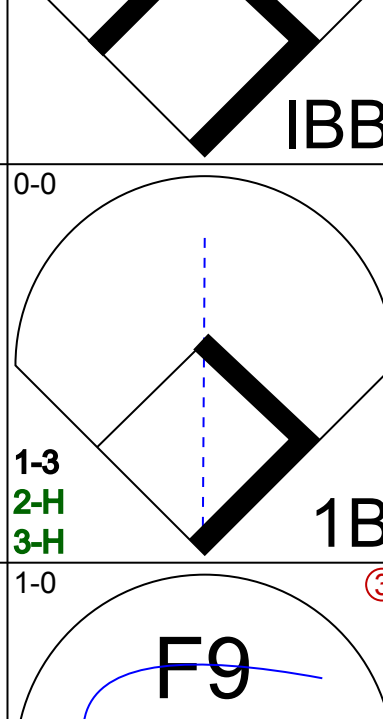
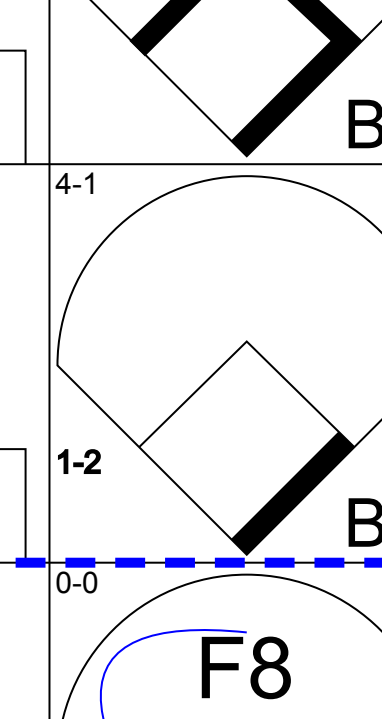
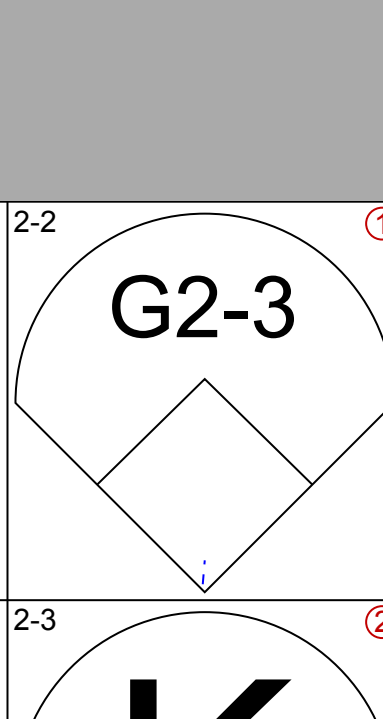
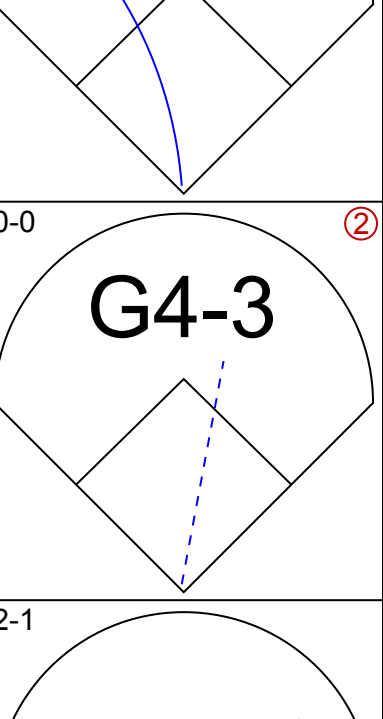
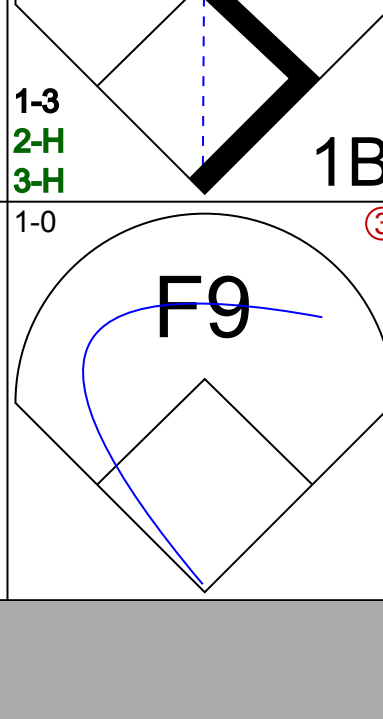
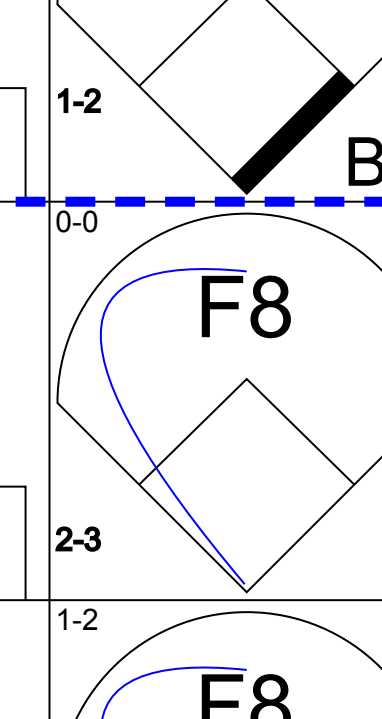
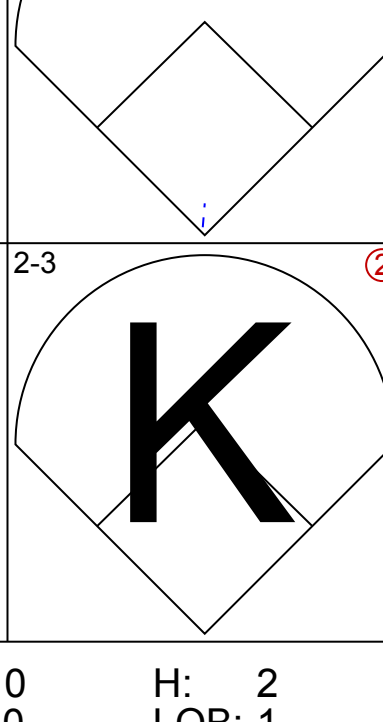
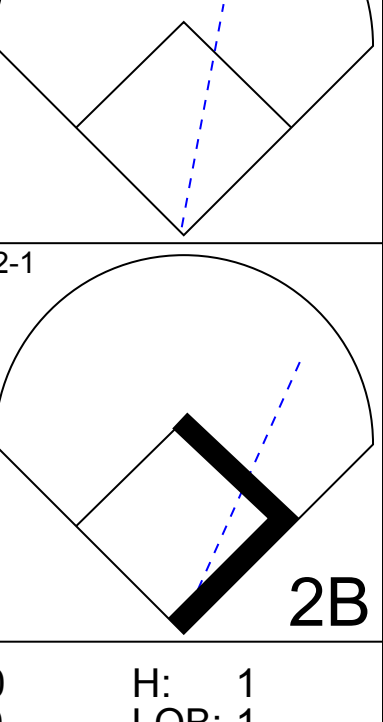
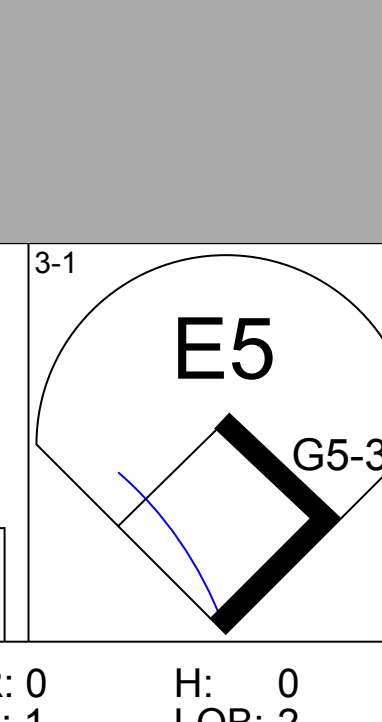
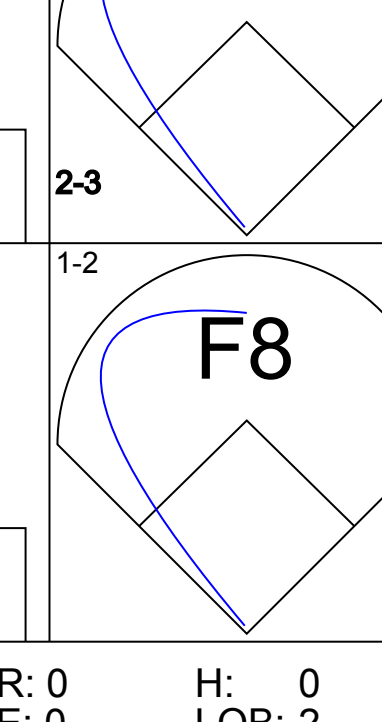


Batter	1	2	3	4	5	6	7	8	9	AB	R	H	RBI	BB	SO	LOB	BOTTOM			
29 Rusty Greer, L (1, 7) OBP: 0.267, SLG: 0.267	G3		K			G4-3		G4-3		4	0	0	0	0	1	1				
Gabe Kapler, R (1, 8) OBP: 0.471, SLG: 0.625	F8		F9				1B		BB	4	0	2	0	0	0	0				
Alex Rodriguez, R (1, 6) OBP: 0.227, SLG: 0.056	K			L6		K				4	0	0	0	0	3	2				
Juan Gonzalez, R (1, 9) OBP: 0.381, SLG: 0.368		2B		E5		K		G1-3		4	1	1	0	0	1	1				
Rafael Palmeiro, L (1, 3) OBP: 0.227, SLG: 0.421		SF8		G4-6-3		G6-4-3		F7		3	0	1	0	1	0	2				
Ivan Rodriguez, R (1, 2) OBP: 0.386, SLG: 0.444		F7			F8	G6-4-3				3	0	0	0	0	0	3				
Carl Everett, S (1, 10) OBP: 0.150, SLG: 0.316		SF8			G4-3			FC1-6		2	0	1	1	0	0	0				
9 Hank Blalock, L (1, 5) OBP: 0.143, SLG: 0.077		K			G1-3			FC1-6		3	0	0	0	0	1	2				
10 Michael Young, R (1, 4) OBP: 0.222, SLG: 0.125			F7			L4		FC6-4		3	0	0	0	0	0	1				
Inning Stats	R: 0 E: 0 K: 1 S: 6	H: 0 LOB: 0 BB: 0 P: 10	R: 1 E: 0 K: 1 S: 8	H: 2 LOB: 1 BB: 0 P: 11	R: 0 E: 0 K: 1 S: 6	H: 0 LOB: 0 BB: 0 P: 10	R: 0 E: 1 K: 0 S: 6	H: 0 LOB: 0 BB: 0 P: 10	R: 0 E: 0 K: 1 S: 10	H: 1 LOB: 1 BB: 0 P: 11	R: 0 E: 0 K: 1 S: 6	H: 0 LOB: 0 BB: 1 P: 12	R: 0 E: 0 K: 0 S: 9	H: 1 LOB: 1 BB: 0 P: 15	R: 0 E: 0 K: 1 S: 8	H: 1 LOB: 1 BB: 0 P: 14	1B: 3 2B: 2 3B: 0 HR: 0	SF: 1 SAC: 0 DP: 2 HBP: 0	WP: 0 PB: 0 SB: 0 CS: 0	PA: 32
PITCHER	IP	WLS	BF	H	R	ER	SO	BB	IBB	HBP	BLK	WP	HR	S	P	ERA	WHIP			
Scott Schoeneweis, L (1, 1) ERA: 1.08	8.1	W	30	5	1	1	6	1	0	0	0	0	0	65	98	1.08	0.720			
Al Levine, R (9, 1) ERA: 3.38	0.2	S	2	0	0	0	0	0	0	0	0	0	0	3	7	0.00	0.000			

Anaheim Angels @ Texas Rangers
The Ballpark at Arlington, Arlington, TX
Fri Apr 05 2002, 3:05 PM EST
Att: 49,617 - Sunny - 67 F

AB 30
R 1
H 5
RBI 1
BB 1
SO 6
LOB 12

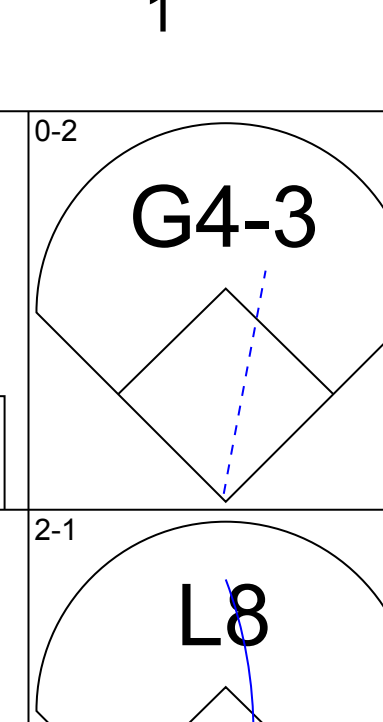
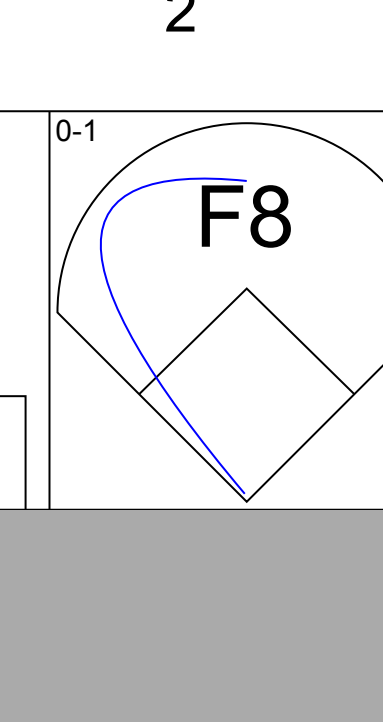
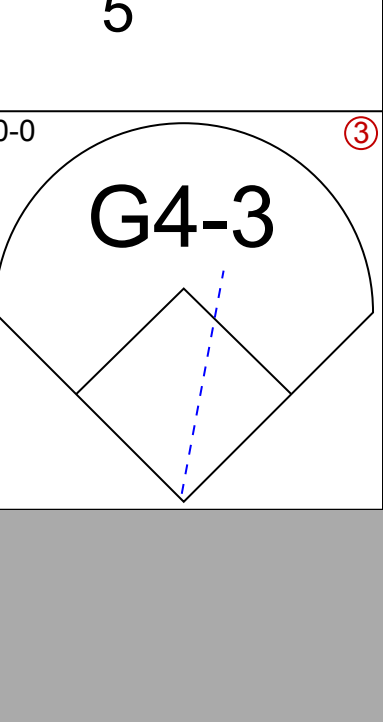
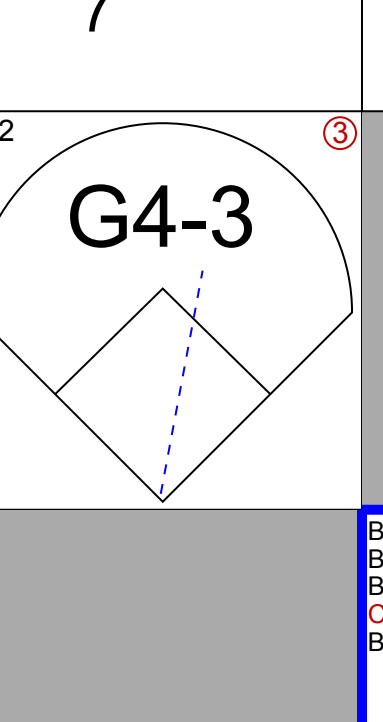
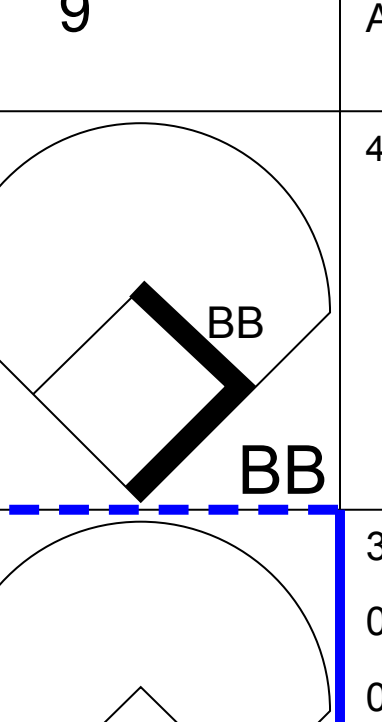
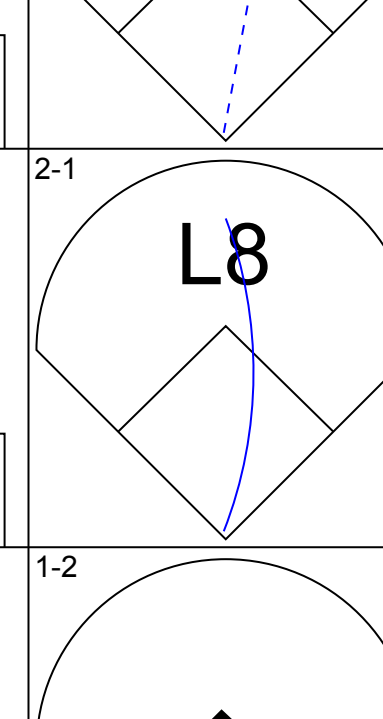
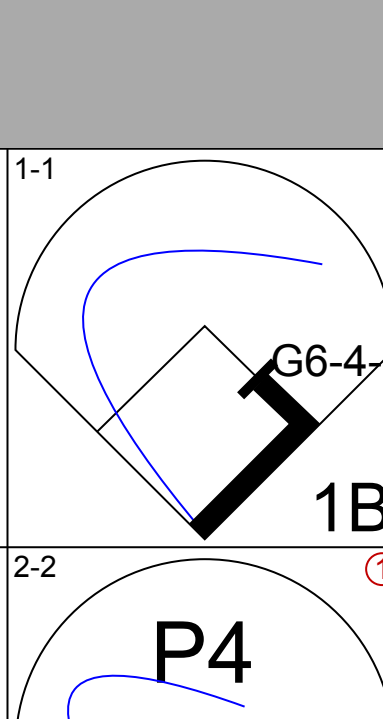
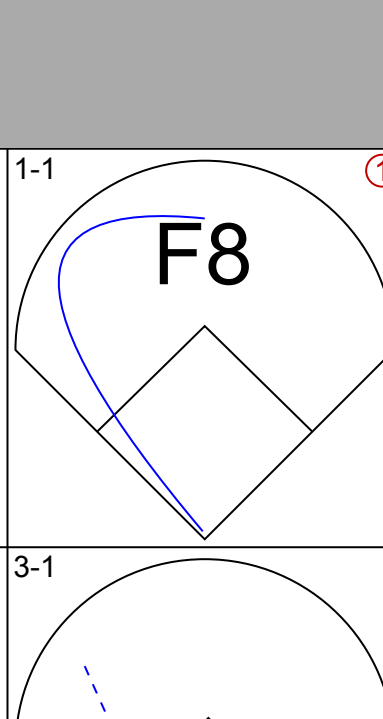
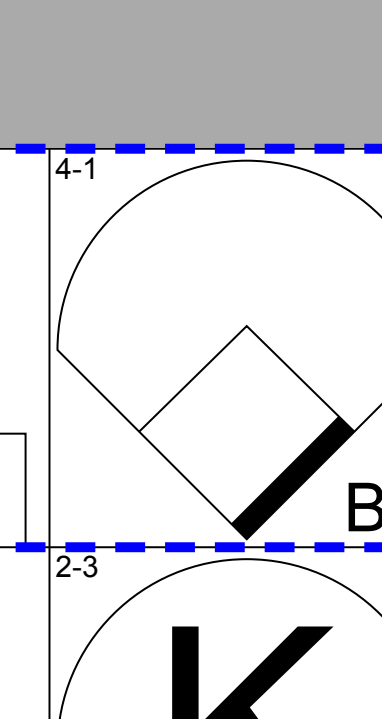
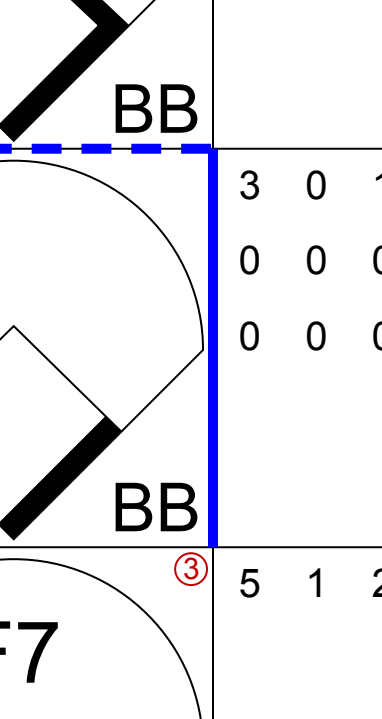
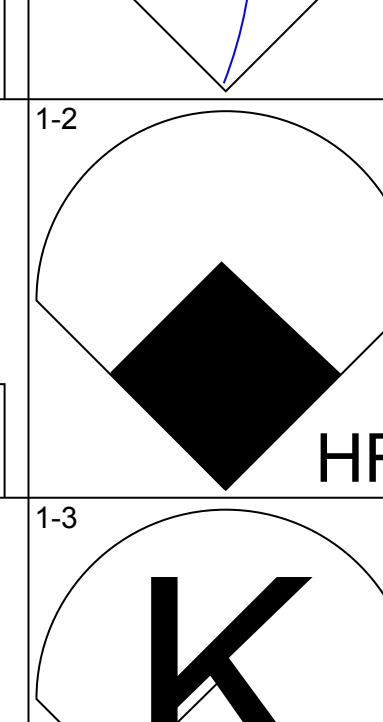
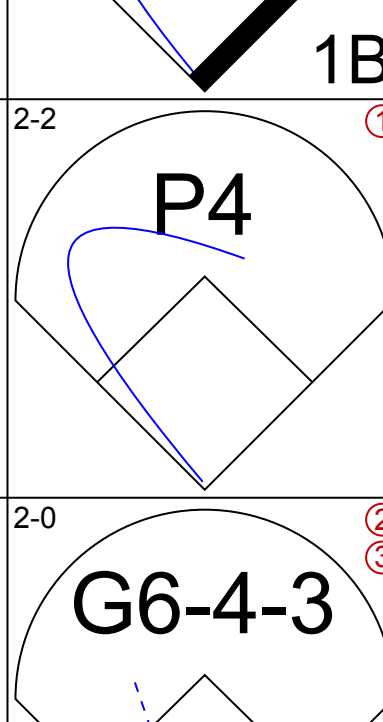
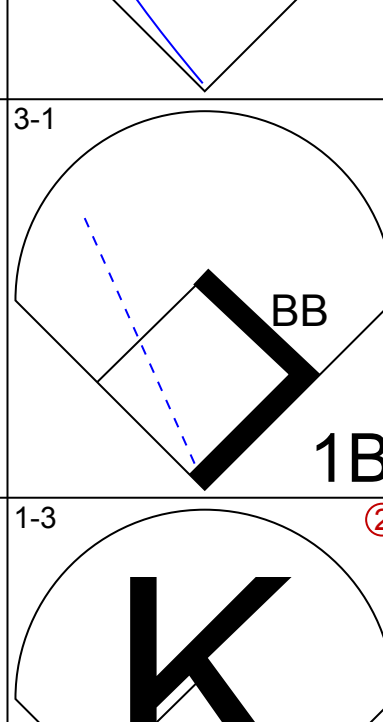
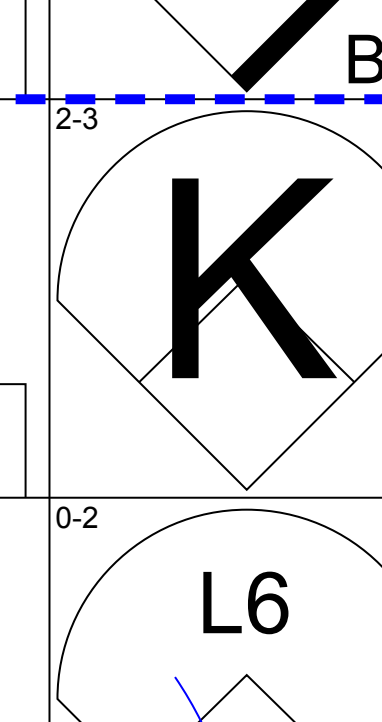
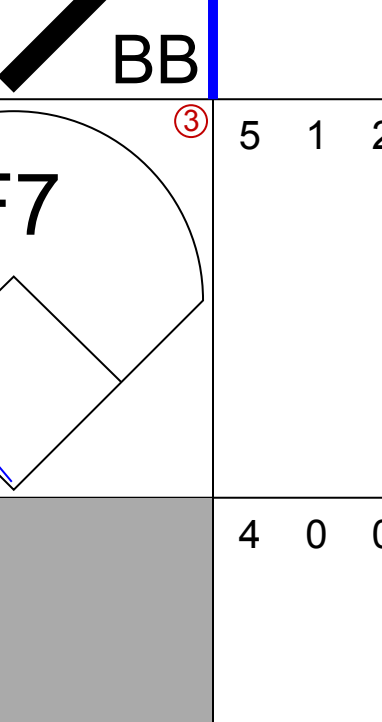
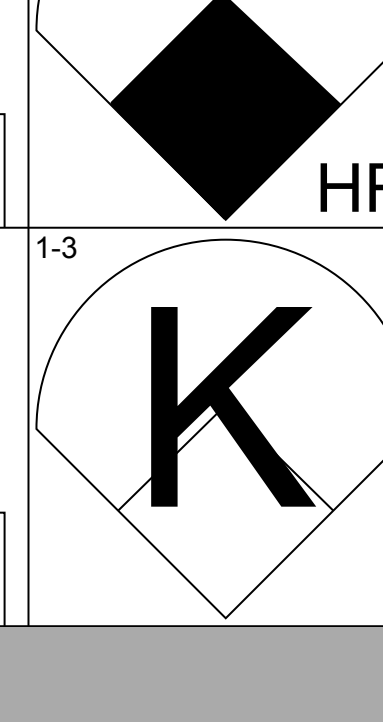
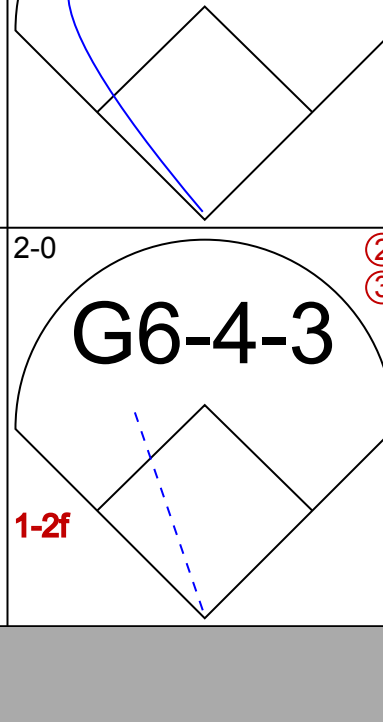
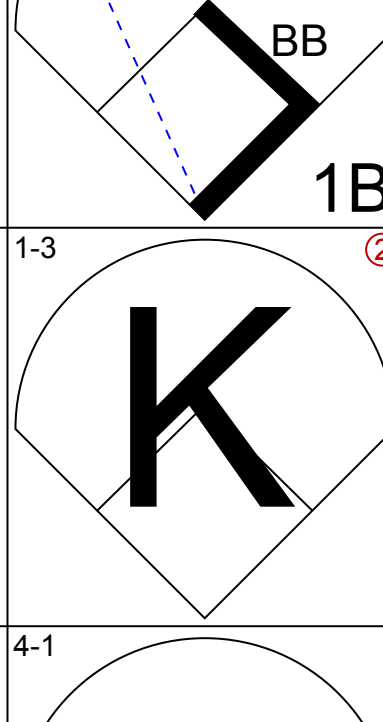
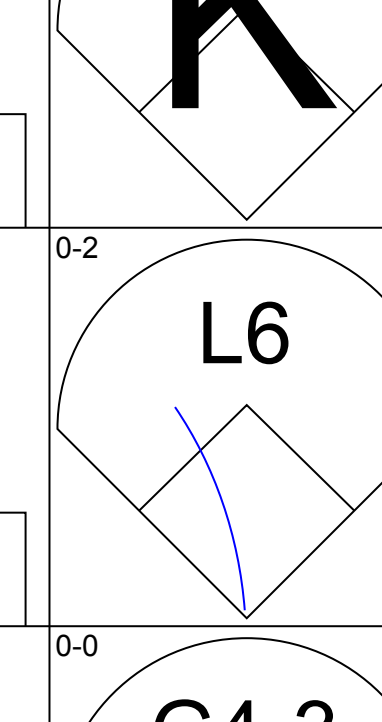
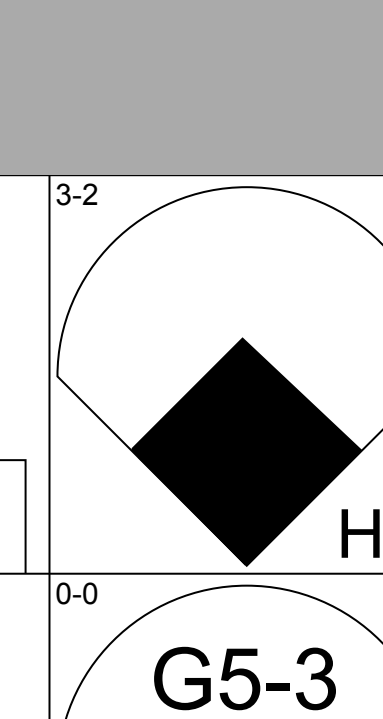
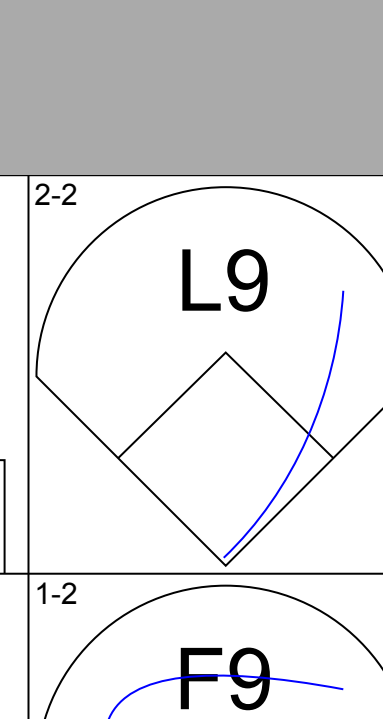
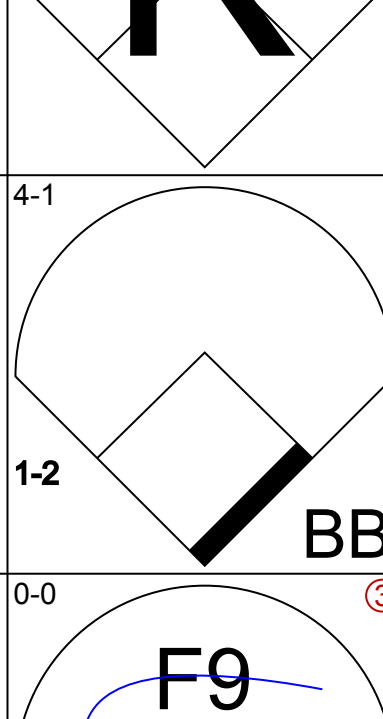
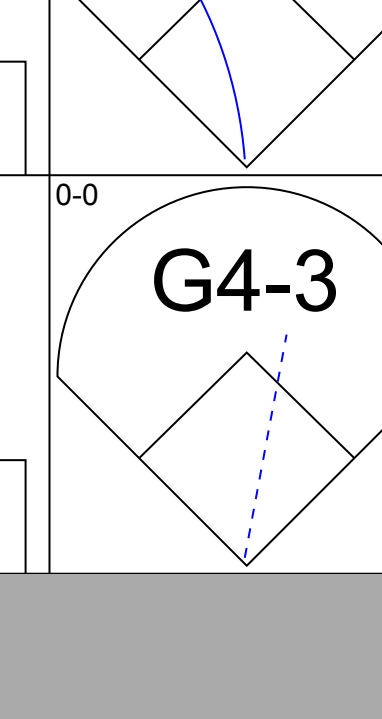
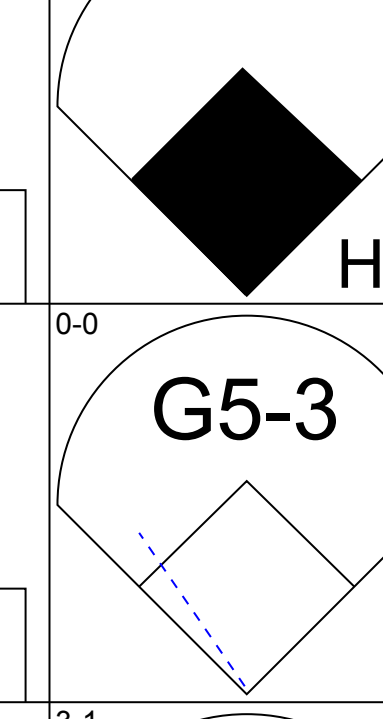
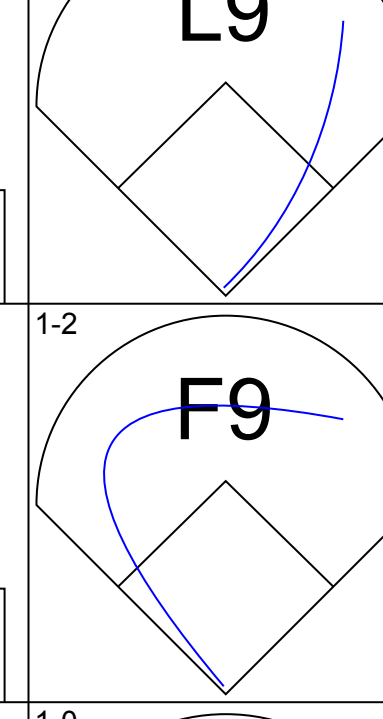
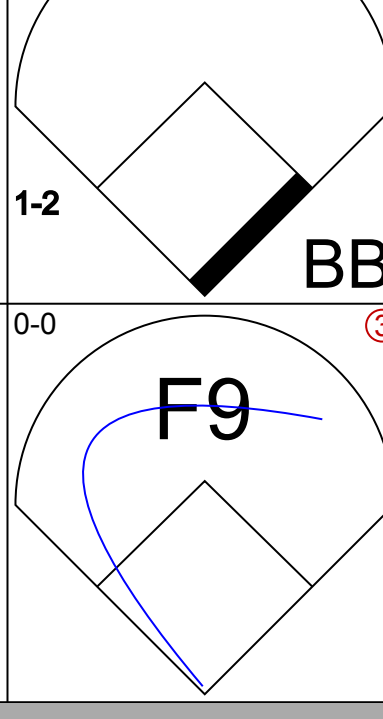
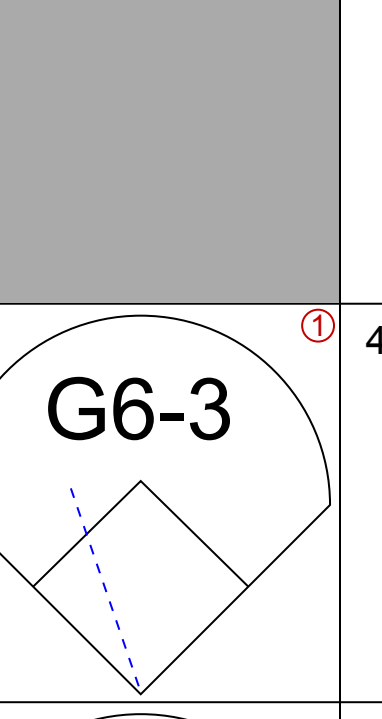
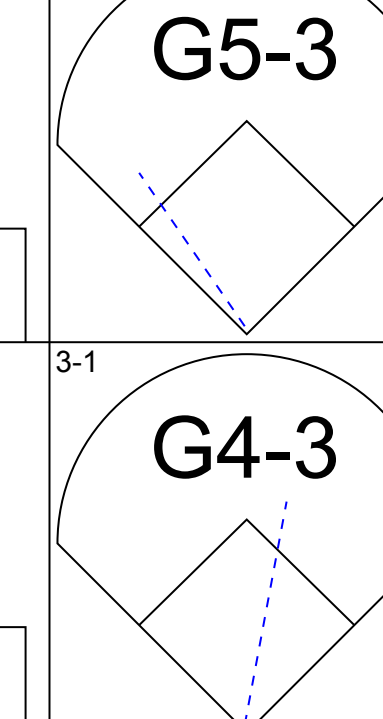
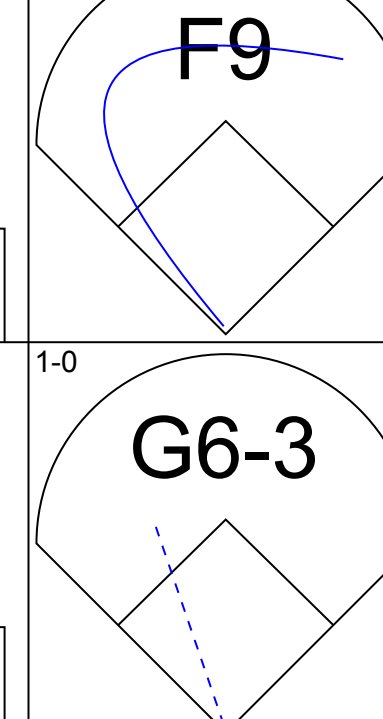
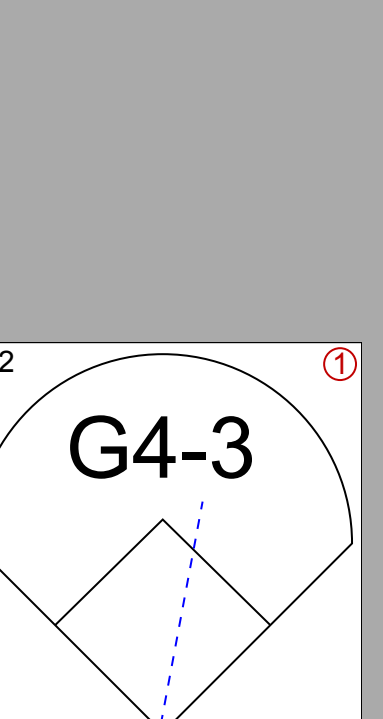
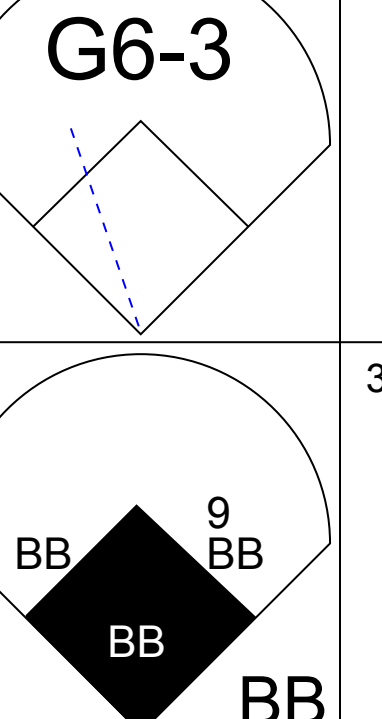
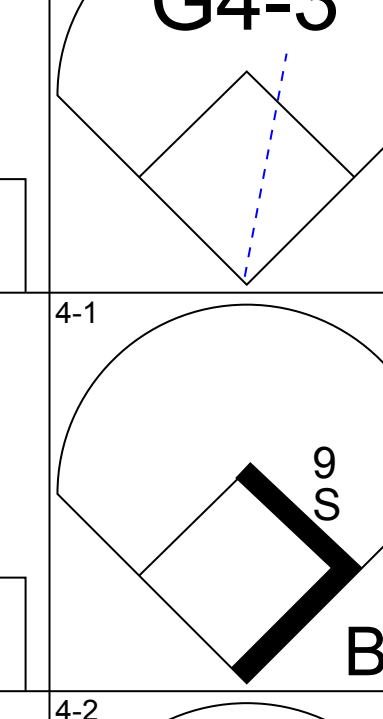
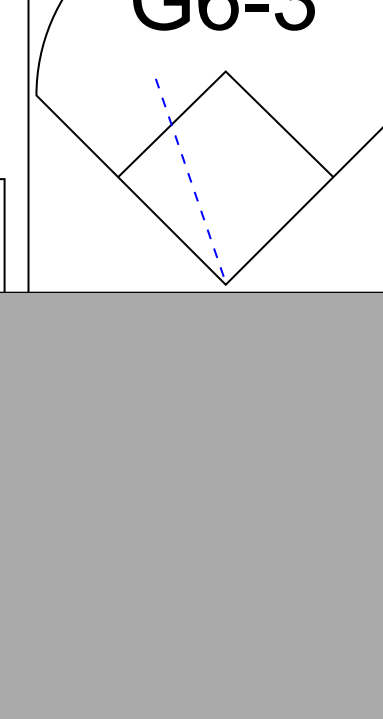
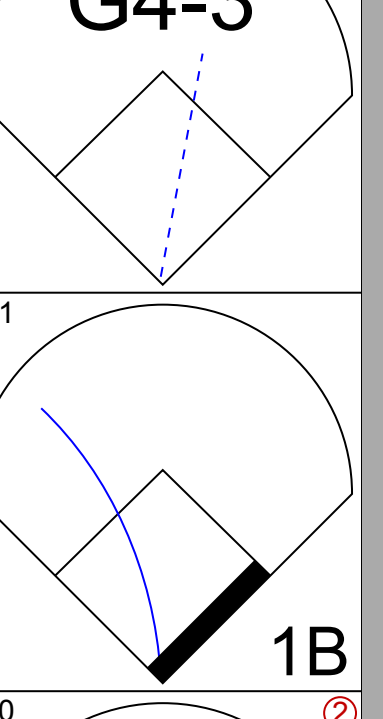
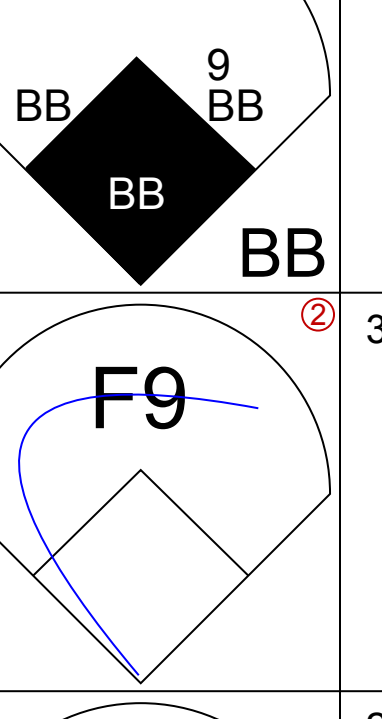
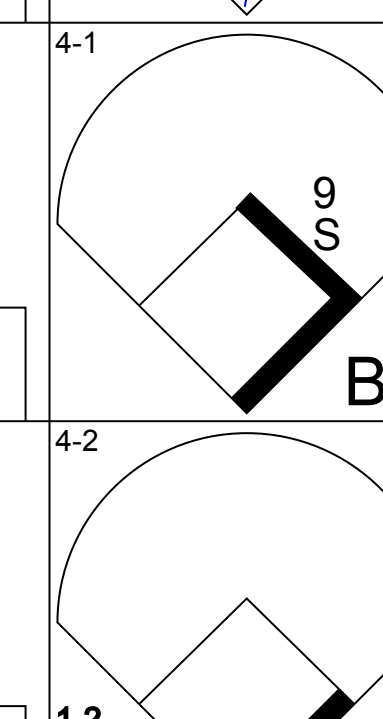

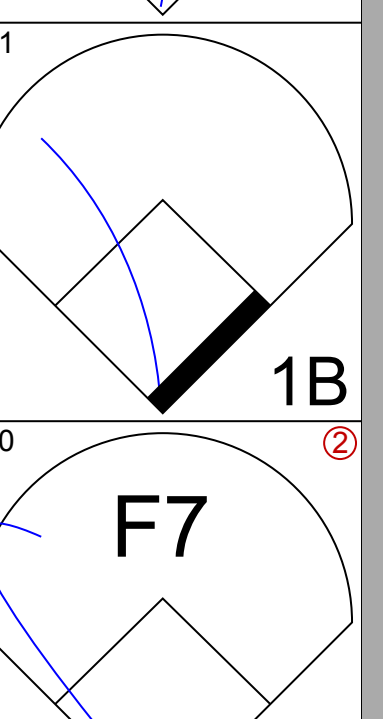
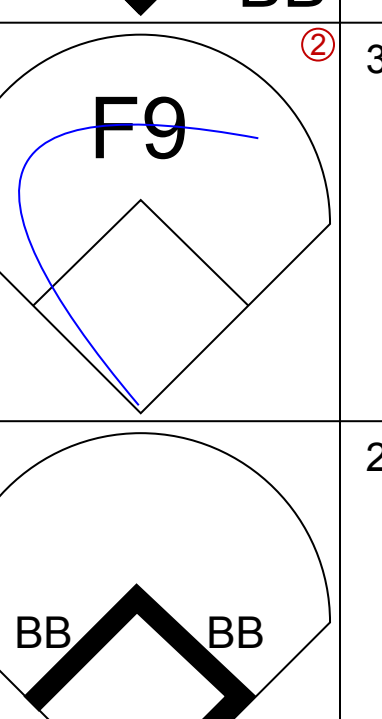


Batter	1	2	3	4	5	6	7	8	9	AB	R	H	RBI	BB	SO	LOB	TOP					
David Eckstein, R (1, 6) OBP: 0.364, SLG: 0.500										5	1	2	0	0	1	2						
Darin Erstad, L (1, 8) OBP: 0.273, SLG: 0.250										5	0	1	0	0	0	2						
Tim Salmon, R (1, 10) OBP: 0.364, SLG: 0.294										2	2	0	0	2	0	0						
16 Garret Anderson, L (1, 7) OBP: 0.364, SLG: 0.400										5	1	2	0	0	1	4						
Troy Glaus, R (1, 5) OBP: 0.364, SLG: 0.800										5	2	2	4	0	1	3						
Brad Fullmer, L (1, 3) Clay Bellinger, R (8, 3)										2	0	0	0	2	1	1						
Orlando Palmeiro, L (1, 9) OBP: 0.500, SLG: 0.333										3	0	1	2	1	0	1						
Jorge Fabregas, L (1, 2)										4	0	0	0	0	0	4						
Adam Kennedy, L (1, 4) OBP: 0.167, SLG: 0.235										4	0	1	0	0	1	2						
Inning Stats	R: 0 E: 0 K: 1 S: 12	H: 0 LOB: 0 BB: 0 P: 19	R: 0 E: 0 K: 1 S: 12	H: 1 LOB: 1 BB: 0 P: 15	R: 0 E: 0 K: 1 S: 12	H: 2 LOB: 1 BB: 0 P: 21	R: 1 E: 0 K: 0 S: 5	H: 1 LOB: 0 BB: 0 P: 9	R: 0 E: 0 K: 0 S: 6	H: 1 LOB: 1 BB: 0 P: 10	R: 2 E: 0 K: 1 S: 12	H: 2 LOB: 2 BB: 1 P: 24	R: 0 E: 1 K: 1 S: 13	H: 0 LOB: 2 BB: 1 P: 20	R: 0 E: 0 K: 0 S: 6	H: 0 LOB: 2 BB: 2 P: 16	R: 3 E: 0 K: 1 S: 9	H: 2 LOB: 0 BB: 1 P: 17	1B: 4 2B: 3 HR: 2	SF: 0 SAC: 0 DP: 0 HBP: 1	WP: 0 PB: 0 SB: 0 CS: 1	PA: 43
PITCHER	IP WLS BF H R ER SO BB IBB HBP BLK WP HR S P ERA WHIP																					
Hideki Irabu, R (1, 1) ERA: 4.05	5.1 L 22 6 3 3 3 0 0 1 0 0 0 1 54 86 5.06 1.125																					
Steve Woodard, R (8, 1) ERA:	1.2 B 9 1 0 0 2 1 1 0 0 0 0 0 18 32 0.00 1.200																					
Francisco Cordero, R (8, 1) ERA:	0.1 3 0 0 0 0 2 0 0 0 0 0 0 2 11 0.00 6.000																					
Todd Van Poppel, R (8, 1) ERA: 22.5	1.2 8 2 3 3 1 1 0 0 0 0 0 1 13 22 16.20 1.800																					

Anaheim Angels @ Texas Rangers
The Ballpark at Arlington, Arlington, TX
Sat Apr 06 2002, 8:05 PM EST
Att: 35,006 - Cloudy - 53 F

AB	36
R	6
H	9
RBI	6
BB	5
SO	6
LOB	19



Batter	1	2	3	4	5	6	7	8	9	AB	R	H	RBI	BB	SO	LOB	BOTTOM					
Frank Catalanotto, L (1, 4) OBP: 0.350, SLG: 0.444										4	0	0	0	1	0	3						
29 Rusty Greer, L (1, 10) OBP: 0.278, SLG: 0.278										3	0	1	0	0	0	0						
Herbert Perry, R (8, FH) OBP: 0.500, SLG: 0.333										0	0	0	1	2	0	0						
10 Michael Young, R (9, PR) OBP: 0.222, SLG: 0.125										0	0	0	0	0	0	0						
Alex Rodriguez, R (1, 6) OBP: 0.259, SLG: 0.261										5	1	2	1	0	1	5						
Juan Gonzalez, R (1, 9) OBP: 0.320, SLG: 0.304										4	0	0	0	0	2	3						
Rafael Palmeiro, L (1, 3) OBP: 0.269, SLG: 0.545										3	1	1	1	1	0	1						
Ivan Rodriguez, R (1, 2) OBP: 0.304, SLG: 0.364										4	0	0	0	0	0	2						
Carl Everett, S (1, 8) OBP: 0.167, SLG: 0.273										3	1	0	0	1	0	0						
Gabe Kapler, R (1, 7) OBP: 0.476, SLG: 0.579										3	0	1	0	1	0	1						
9 Hank Bialock, L (1, 5) OBP: 0.222, SLG: 0.067										2	0	0	0	2	1	1						
Inning Stats	R: 1 E: 0 K: 1 S: 12	H: 1 LOB: 0 BB: 0 P: 16	R: 1 E: 0 K: 0 S: 11	H: 1 LOB: 2 BB: 2 P: 25	R: 0 E: 0 K: 0 S: 6	H: 1 LOB: 0 BB: 0 P: 11	R: 0 E: 0 K: 0 S: 8	H: 0 LOB: 0 BB: 0 P: 12	R: 0 E: 0 K: 1 S: 9	H: 0 LOB: 0 BB: 0 P: 11	R: 0 E: 0 K: 1 S: 9	H: 1 LOB: 2 BB: 1 P: 18	R: 0 E: 0 K: 0 S: 10	H: 1 LOB: 1 BB: 0 P: 15	R: 0 E: 0 K: 1 S: 8	H: 0 LOB: 1 BB: 1 P: 14	R: 1 E: 0 K: 0 S: 11	H: 0 LOB: 3 BB: 4 P: 29	1B: 3 2B: 0 HR: 2	SF: 0 SAC: 0 DP: 1 HBP: 0	WP: 0 PB: 0 SB: 1 CS: 0	PA: 39
PITCHER	IP WLS BF H R ER SO BB IBB HBP BLK WP HR S P ERA WHIP																					
Ramon Ortiz, R (1, 1) ERA: 2.57	7.0 W 28 5 2 2 3 3 0 0 0 0 0 0 2 65 108 2.57 1.143																					
47 Mark Lukasiewicz, L (8, 1) ERA: 4.5	0.0 1 0 0 0 0 1 0 0 0 0 0 0 1 5 - - -																					
Ben Weber, R (8, 1) ERA: 2.45	1.2 H 8 0 1 1 1 3 0 0 0 0 0 0 14 28 5.40 1.800																					
Al Levine, R (9, 1) ERA: 3.0	0.1 S 2 0 0 0 0 1 0 0 0 0 0 0 4 10 0.00 3.000																					

Anaheim Angels @ Texas Rangers
The Ballpark at Arlington, Arlington, TX
Sat Apr 06 2002, 8:05 PM EST
Att: 35,006 - Cloudy - 53 F

AB	31
R	3
H	5
RBI	3
BB	8
SO	4
LOB	16



Batter	1	2	3	4	5	6	7	8	9	10	11	AB	R	H	RBI	BB	SO	LOB
Jeremy Giambi, L (1, 10) OBP: 0.469, SLG: 0.519 Mark Ellis, R (8, PR)	1-1 1B 2B		3-1 G6-3		1-1 G3			1-1 1B		1-2 G6-3	3-2 1B	4	1	2	0	0	0	2
Frank Menechino, R (1, 4) OBP: 0.405, SLG: 0.500	3-2 FC5-4 2H 1B		1-3 K		2-2 G5-3			3-2 1B		0-0 F8	1-1 P4	6	0	2	1	0	1	2
3 Eric Chavez, L (1, 5) OBP: 0.455, SLG: 1.211	1-3 K			2-2 G4-3				2-2 1B		1-0 HR		5	2	2	2	0	1	3
David Justice, L (1, 9) OBP: 0.444, SLG: 0.625	3-2 FC5-4 1-2F			0-1 G1				1-1 G3		4-1 HR		4	0	0	0	1	1	3
Miguel Tejada, R (1, 6) OBP: 0.257, SLG: 0.382	2-1 FC5-4 1-2F			3-1 G4-3				1-1 F8		0-0 G3		5	0	0	0	0	1	2
Terrence Long, L (1, 8) OBP: 0.226, SLG: 0.310		1-2 G4-3		0-1 G4-3 2B				3-1 F8		1-0 2B 3B	1-1 SH1-4 1B	5	2	3	0	0	0	0
Mike Colangelo, R (1, 7) OBP: 0.333, SLG: 0.364		1-1 G6-4-3 1B		1-0 G4-3				0-3 K		0-2 G5-3	0-0 SH1-4	4	0	1	0	0	1	2
Greg Myers, L (1, 2) OBP: 0.500, SLG: 0.556		2-1 G6-4-3 1-2F		4-1 BB				0-0 G3		0-0 2B	3-2 FC3-6 1B	4	0	2	2	1	0	1
Carlos Pena, L (1, 3) OBP: 0.261, SLG: 0.645			2-1 G4-3		3-3 K			2-2 G1-3		1-3 K	0-0 FC3-6 1B	5	0	0	0	0	2	4

Inning Stats	R: 1	H: 2	E: 0	K: 1	S: 14	LOB: 1	P: 24	R: 0	H: 1	E: 0	K: 0	S: 7	LOB: 0	P: 11	R: 0	H: 0	E: 0	K: 1	S: 7	LOB: 0	P: 13	R: 0	H: 0	E: 0	K: 0	S: 10	LOB: 0	P: 15	R: 0	H: 1	E: 0	K: 1	S: 9	LOB: 2	P: 18	R: 1	H: 1	E: 0	K: 1	S: 12	LOB: 0	P: 18	R: 0	H: 0	E: 0	K: 1	S: 6	LOB: 0	P: 9	R: 0	H: 2	E: 0	K: 0	S: 13	LOB: 2	P: 22	R: 1	H: 2	E: 0	K: 2	S: 11	LOB: 1	P: 15	R: 1	H: 1	E: 0	K: 0	S: 7	LOB: 1	P: 13	R: 1	H: 3	E: 0	K: 0	S: 12	LOB: 2	P: 20	1B: 7	2B: 3	3B: 1	HR: 2	SF: 0	SAC: 1	DP: 1	HBP: 0	WP: 0	PB: 0	SB: 0	CS: 0	PA: 47
--------------	------	------	------	------	-------	--------	-------	------	------	------	------	------	--------	-------	------	------	------	------	------	--------	-------	------	------	------	------	-------	--------	-------	------	------	------	------	------	--------	-------	------	------	------	------	-------	--------	-------	------	------	------	------	------	--------	------	------	------	------	------	-------	--------	-------	------	------	------	------	-------	--------	-------	------	------	------	------	------	--------	-------	------	------	------	------	-------	--------	-------	-------	-------	-------	-------	-------	--------	-------	--------	-------	-------	-------	-------	--------

PITCHER	IP	WLS	BF	H	R	ER	SO	BB	IBB	HBP	BLK	WP	HR	S	P	ERA	WHIP	
Kenny Rogers, L (1, 1) ERA: 3.27	6.0	23	8	2	0	0	1	0	0	0	0	0	0	19	31	0.00	1.000	
Chris Michalak, L (7, 1) ERA:	2.0	8	2	0	0	1	0	0	0	0	0	0	0	11	15	9.00	2.000	
John Rocker, L (9, 1) ERA: 18.0	1.0	B	5	2	1	1	2	0	0	0	0	0	0	1	13	23	13.50	3.000
Rudy Seanez, R (10, 1) ERA: 12.0	1.1	L	8	3	2	2	0	1	0	0	0	0	0	1	23	13.50	3.000	
Dan Miceli, R (11, 1) ERA: 9.38	0.2	3	1	0	0	0	0	0	0	0	0	0	0	6	10	0.00	1.500	


TOP

Oakland Athletics @ Texas Rangers
The Ballpark at Arlington, Arlington, TX

Tue Apr 09 2002, 8:05 PM EDT
Att: 20,168 - Sunny - 69 F

livebaseballscorecards.com

AB 44
R 5
H 13
RBI 5
BB 2
SO 7
LOB 19



Batter	1	2	3	4	5	6	7	8	9	10	11	AB	R	H	RBI	BB	SO	LOB
Gabe Kapler, R (1, 8) OBP: 0.444, SLG: 0.500	4-1 1B BB	0-2 G5-3			2-3 K 1-2					2-2 G6-3		5	2	1	0	1	2	3
Ivan Rodriguez, R (1, 2) OBP: 0.357, SLG: 0.385	4-2 1B BB		1-1 FC6-4 1B		0-3 K			0-1 F8		1-2 29 BB FC4-2 1B		4	0	2	0	1	1	0
Alex Rodriguez, R (1, 6) OBP: 0.313, SLG: 0.407	0-1 FC5-4 1-2 2-H 1B		1-0 FC6-4 29 G4-3		2-3 K			1-0 HR		4-0 FC4-2 29 BB FC4-2 IBB		4	1	2	2	1	1	1
Juan Gonzalez, R (1, 9) OBP: 0.308, SLG: 0.292 29 Rusty Greer, L (3, 7) OBP: 0.319, SLG: 0.250	3-2 P6		3-2 G4-3		0-3 K			4-1 FC6-4 BB		4-0 FC4-2 FC4-2 BB		1	0	0	0	0	0	2
Rafael Palmeiro, L (1, 3) OBP: 0.229, SLG: 0.444	0-2 L9		3-2 F9		1-3 K			1-3 K		1-2 2-3 3-H FC4-2 FC4-2		5	0	0	0	0	2	7
Herbert Perry, R (1, 5) OBP: 0.385, SLG: 0.545	0-1 FC5-4 1-2F			0-0 F9				1-2 HR		0-0 FC6-4 1-2F		5	1	1	1	0	0	6
Carl Everett, S (1, 10) OBP: 0.138, SLG: 0.222		2-1 P6		0-3 K				0-3 K		0-2 F8	2-2 G4-1	5	0	0	0	0	2	3
Kevin Mench, R (1, 7) (3, 9)		0-3 K		0-1 G5-3				0-2 G6-3		3-1 P5		4	0	0	0	0	1	0
9 Hank Blalock, L (11, PH) OBP: 0.211, SLG: 0.063												1	0	0	0	0	0	0
Frank Catalanotto, L (1, 4) OBP: 0.400, SLG: 0.429		4-1 BB		4-1 CS BB				2-2 1B		0-0 G5-3		3	0	1	0	2	1	0

Inning Stats	R: 1	H: 1	E: 0	K: 0	S: 16	LOB: 2	P: 27	R: 0	H: 0	E: 0	K: 1	S: 10	LOB: 1	P: 16	R: 0	H: 1	E: 0	K: 0	S: 9	LOB: 1	P: 17	R: 0	H: 0	E: 0	K: 1	S: 6	LOB: 0	P: 6	R: 0	H: 0	E: 0	K: 2	S: 7	LOB: 0	P: 13	R: 0	H: 2	E: 0	K: 1	S: 17	LOB: 1	P: 22	R: 1	H: 1	E: 0	K: 1	S: 8	LOB: 1	P: 14	R: 0	H: 0	E: 0	K: 0	S: 6	LOB: 0	P: 9	R: 1	H: 2	E: 0	K: 0	S: 17	LOB: 3	P: 31	R: 0	H: 0	E: 0	K: 2	S: 7	LOB: 0	P: 8	1B: 5	2B: 0	3B: 0	HR: 2	SF: 0	SAC: 0	DP: 0	HBP: 0	WP: 0	PB: 0	SB: 1	CS: 1	PA: 46
--------------	------	------	------	------	-------	--------	-------	------	------	------	------	-------	--------	-------	------	------	------	------	------	--------	-------	------	------	------	------	------	--------	------	------	------	------	------	------	--------	-------	------	------	------	------	-------	--------	-------	------	------	------	------	------	--------	-------	------	------	------	------	------	--------	------	------	------	------	------	-------	--------	-------	------	------	------	------	------	--------	------	-------	-------	-------	-------	-------	--------	-------	--------	-------	-------	-------	-------	--------

PITCHER	IP	WLS	BF	H	R	ER	SO	BB	IBB	HBP	BLK	WP	HR	S	P	ERA	WHIP
Barry Zito, L (1, 1) ERA: 2.13	6.2	27	4	1	1	1	8	4	0	0	0	0	1	71	108	2.70	1.200
Jim Mecir, R (7, 1) ERA: 1.69	1.1	6	1	1	1	1	1	1	0	0	0	0	0	12	20	6.75	1.500
Mike Heltz, L (9, 1) ERA: 2.7	1.0	3	0	0	0	0	0	0	0	0	0	0	6	9	0.00	0.000	
Billy Koch, R (10, 1) ERA: 2.84	2.0	W	10	2	1	1	2	1	1	0	0	0	0	24	39	4.50	1.500


BOTTOM

Oakland Athletics @ Texas Rangers
The Ballpark at Arlington, Arlington, TX

Tue Apr 09 2002, 8:05 PM EDT
Att: 20,168 - Sunny - 69 F

livebaseballscorecards.com

AB 39
R 4
H 7
RBI 4
BB 7
SO 11
LOB 23



Batter	1	2	3	4	5	6	7	8	9	AB	R	H	RBI	BB	SO	LOB	TOP				
Jeremy Giambi, L (1, 7) OBP: 0.432, SLG: 0.469	G3	P5		K					K	5	0	1	0	0	2	3					
Frank Menchino, R (1, 4) OBP: 0.390, SLG: 0.472	G6-3	F8					K			4	0	1	0	0	1	1					
3 Eric Chavez, L (1, 10) OBP: 0.423, SLG: 1.045	BB 1B		P5		K		K			3	1	0	0	1	2	2					
David Justice, L (1, 9) OBP: 0.425, SLG: 0.571	1B BB		G5-3		G4-6-3			K		3	1	0	0	1	1	1					
Terrence Long, L (1, 8) OBP: 0.229, SLG: 0.303	BB 1B		F9			F7		G3-1		4	0	1	1	0	0	0					
Miguel Tejada, R (1, 6) OBP: 0.296, SLG: 0.368	BB 1B		G6-3		G4-3			G1-3		4	0	1	1	0	0	0					
Greg Myers, L (1, 2) OBP: 0.571, SLG: 0.636	FC5-4 BB		F9	BB					K	2	0	1	0	2	1	0					
Olmedo Saenz, R (1, 5) OBP: 0.333, SLG: 0.235	FC5-4			S BB		F9			K	3	0	0	0	1	1	4					
Carlos Pena, L (1, 3) OBP: 0.278, SLG: 0.600			K		F9					4	0	1	0	0	2	2					
Inning Stats	R: 2 H: 2 E: 0 K: 0 S: 20	H: 2 LOB: 3 BB: 3 P: 35	R: 0 H: 0 E: 0 K: 1 S: 7	H: 0 LOB: 0 BB: 0 P: 12	R: 0 H: 0 E: 0 K: 0 S: 7	H: 0 LOB: 0 BB: 0 P: 10	R: 0 H: 0 E: 0 K: 1 S: 12	H: 1 LOB: 2 BB: 2 P: 22	R: 0 H: 1 E: 0 K: 0 S: 11	H: 1 LOB: 1 BB: 0 P: 16	R: 0 H: 1 E: 0 K: 3 S: 14	H: 1 LOB: 0 BB: 0 P: 19	R: 0 H: 0 E: 0 K: 1 S: 9	H: 0 LOB: 0 BB: 0 P: 15	R: 0 H: 1 E: 0 K: 3 S: 11	H: 1 LOB: 1 BB: 0 P: 12	1B: 5 2B: 1 3B: 0 HR: 0	SF: 0 SAC: 0 DP: 1 HBP: 0	WP: 0 PB: 0 SB: 1 CS: 0	PA: 37	
PITCHER	IP	WLS	BF	H	R	ER	SO	BB	IBB	HBP	BLK	WP	HR	S	P	ERA	WHIP				
Dave Burba, R (1, 1) ERA: 5.06	5.2	W	25	4	2	2	3	5	0	0	0	0	0	63	106	3.18	1.588				
Colby Lewis, R (6, 1) ERA: 1.53	2.1	H	8	1	0	0	4	0	0	0	0	0	0	24	35	0.00	0.429				
John Rocker, L (9, 1) ERA: 12.0	1.0	S	4	1	0	0	3	0	0	0	0	0	0	11	12	0.00	1.000				

Oakland Athletics @ Texas Rangers
The Ballpark at Arlington, Arlington, TX
Wed Apr 10 2002, 8:05 PM EDT
Att: 21,384 - Cloudy - 72 F

AB 32
R 2
H 6
RBI 2
BB 5
SO 10
LOB 13

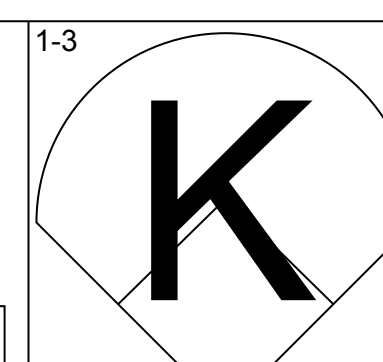
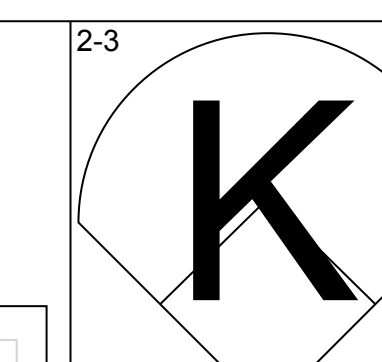
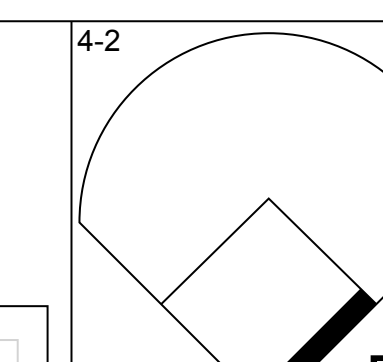

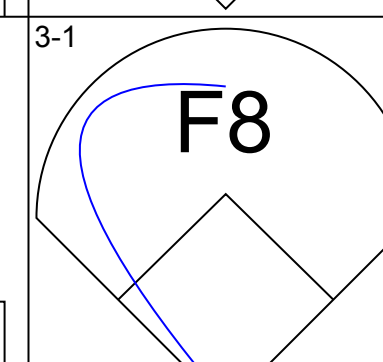
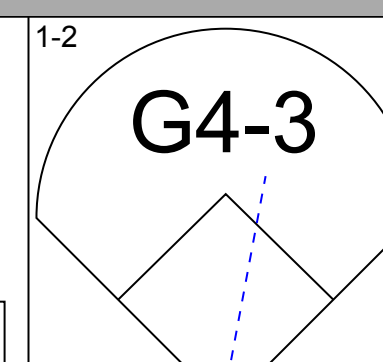
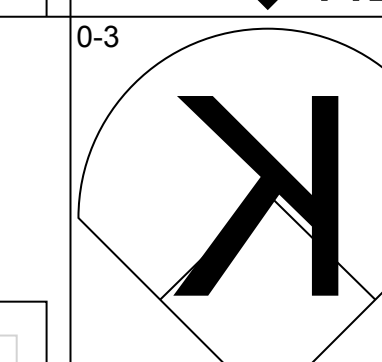
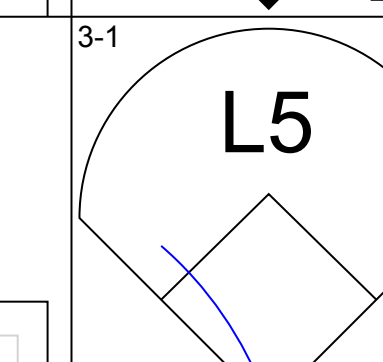
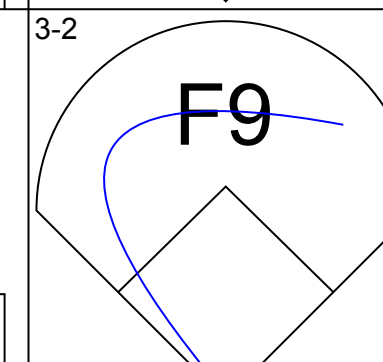
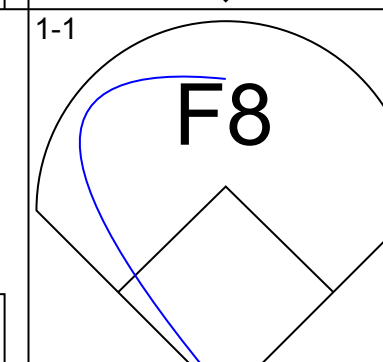
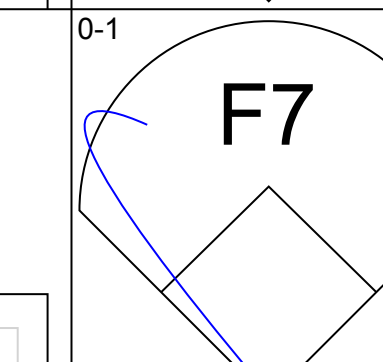
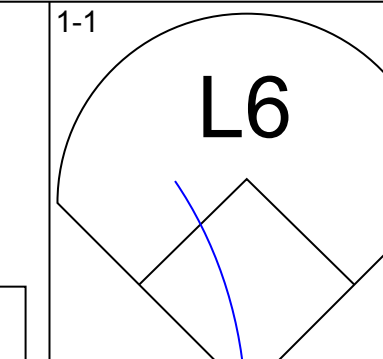
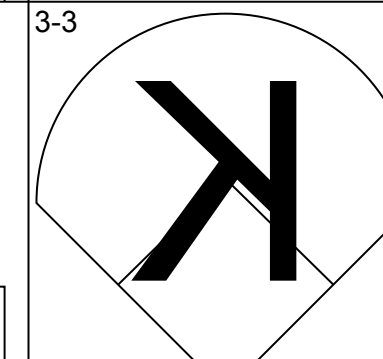
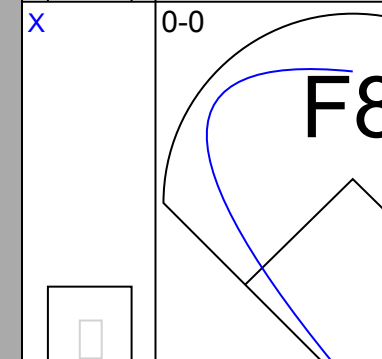
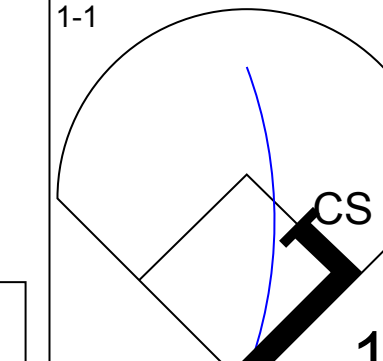
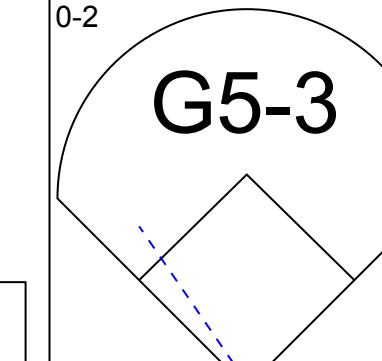
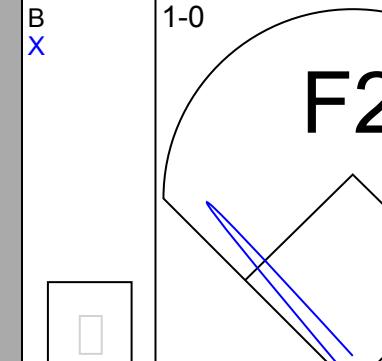
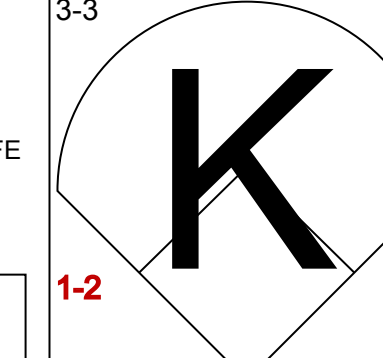
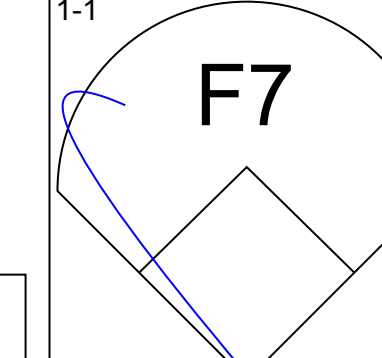
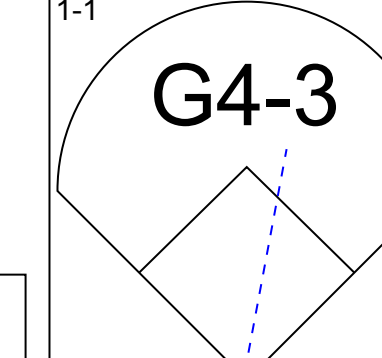
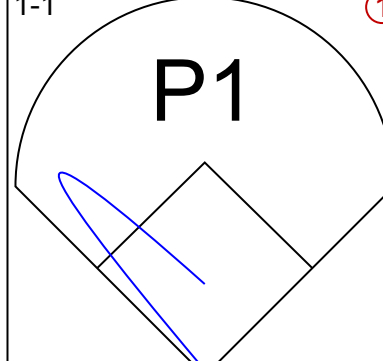
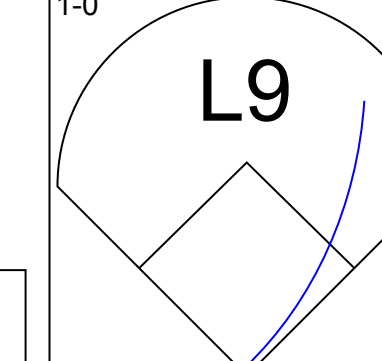
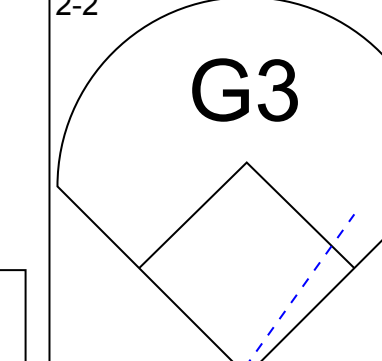
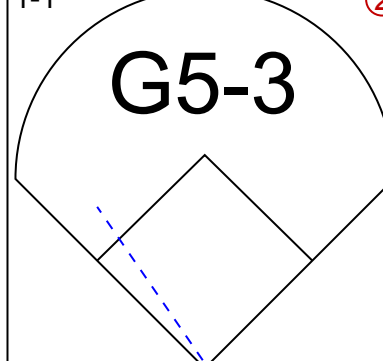
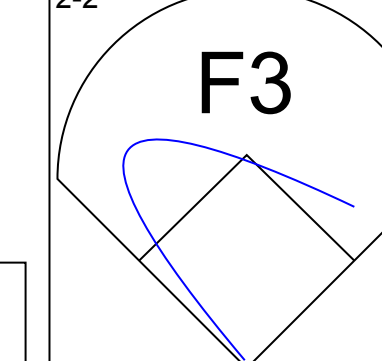
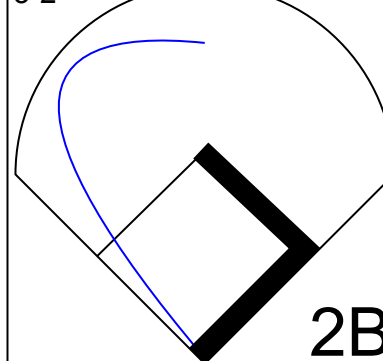
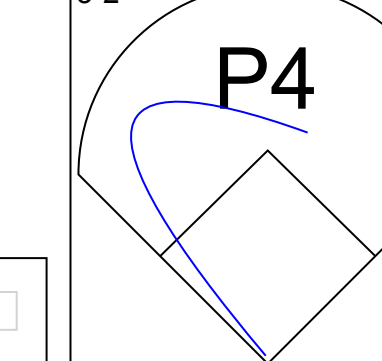
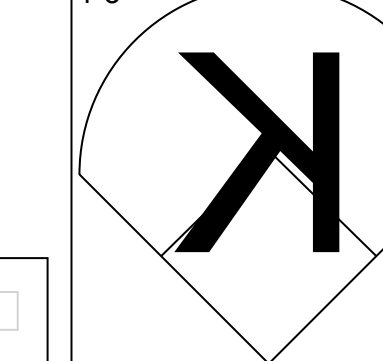


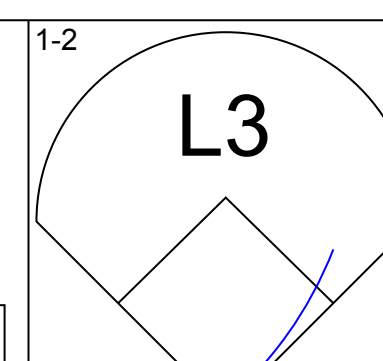
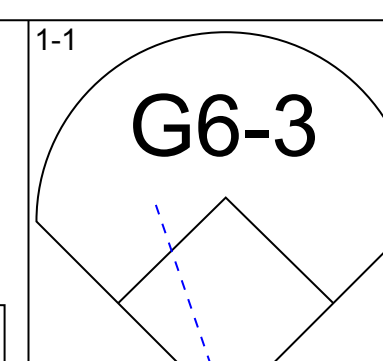
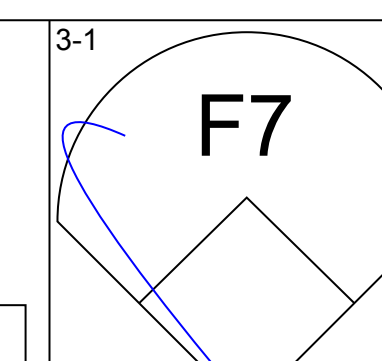
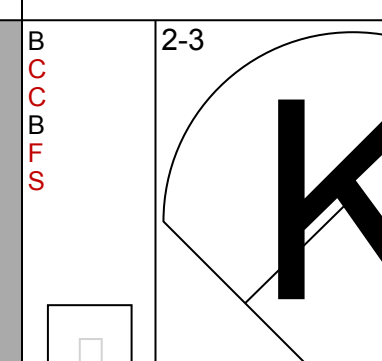

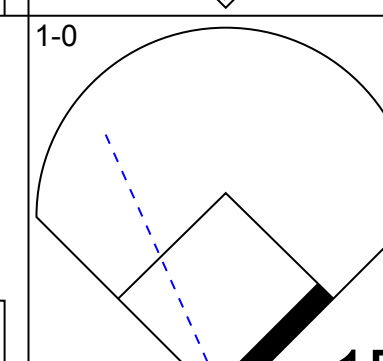
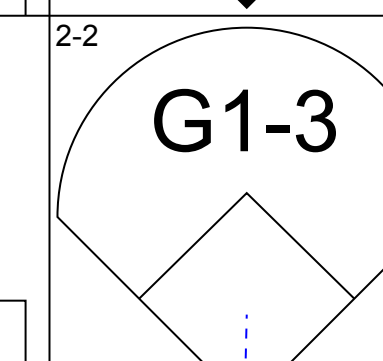
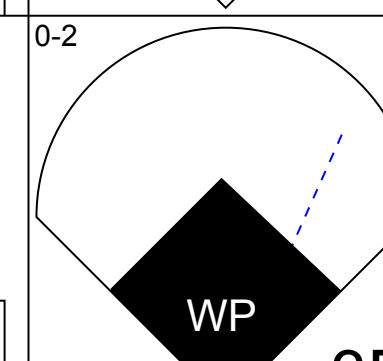
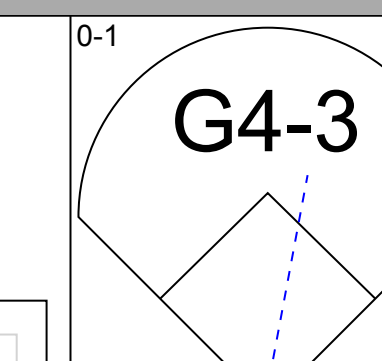
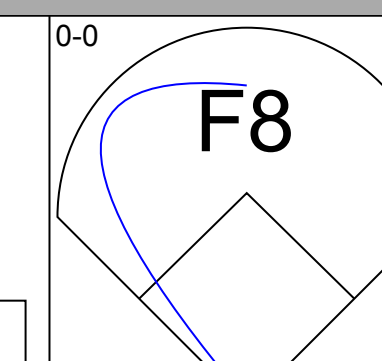
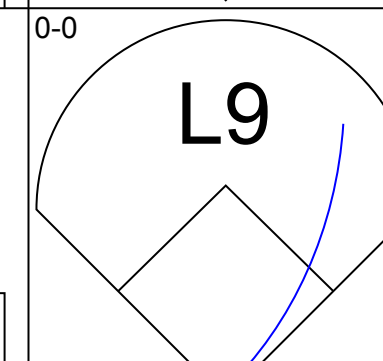
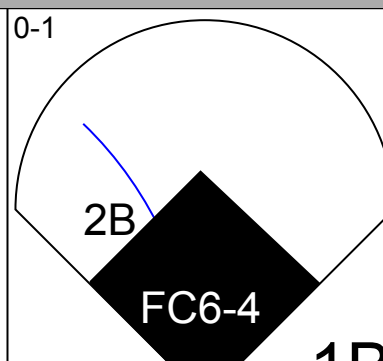
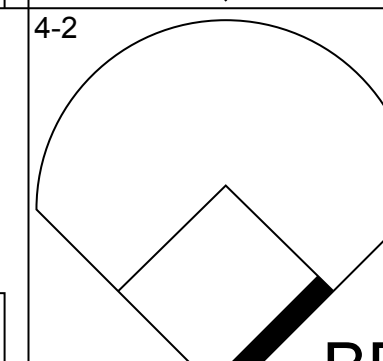
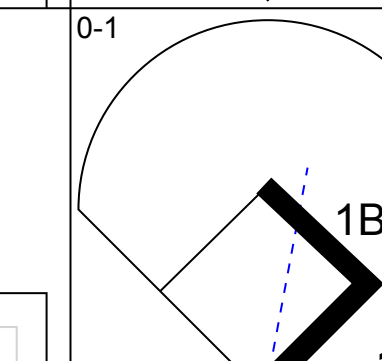
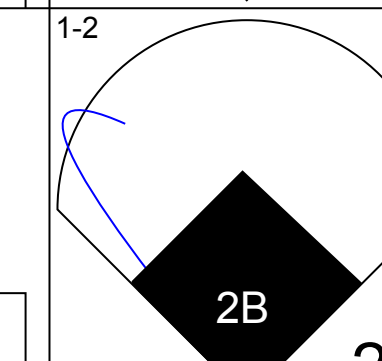
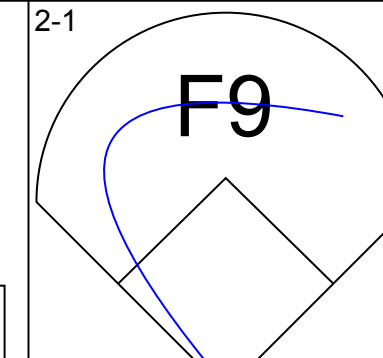
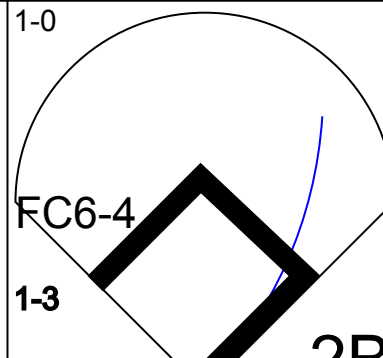
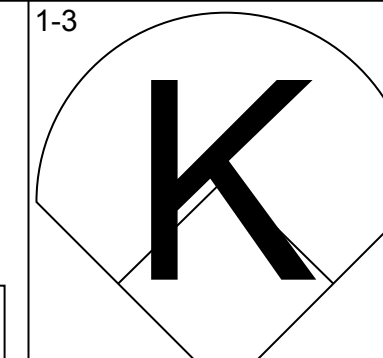
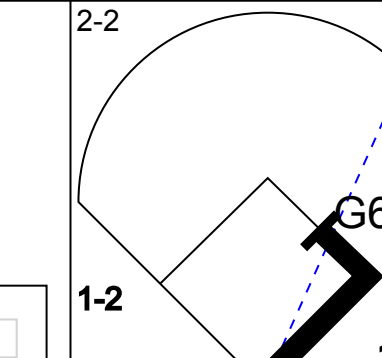
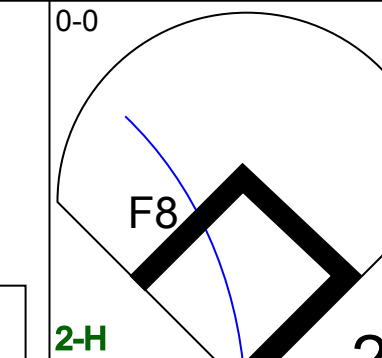
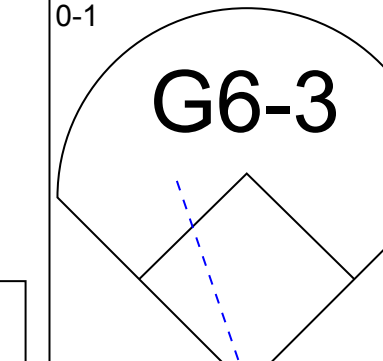
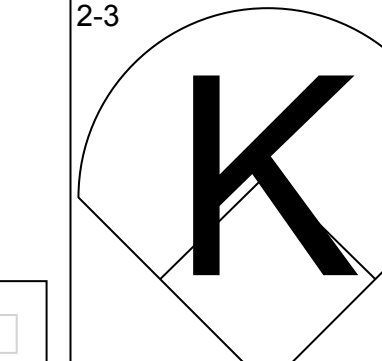
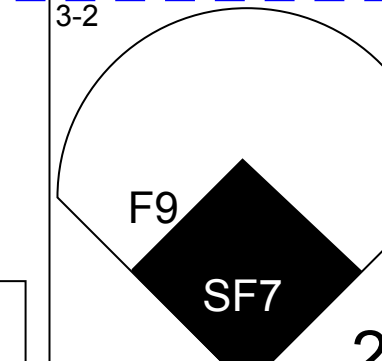
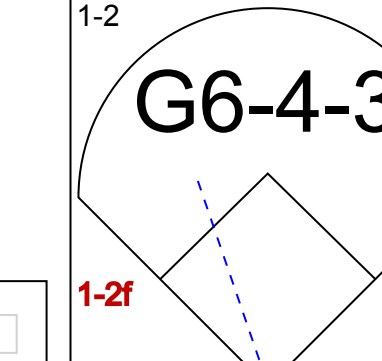
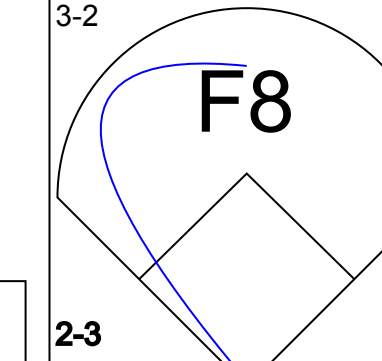
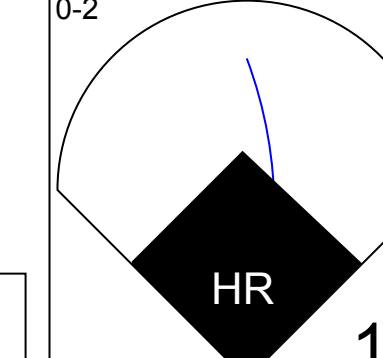
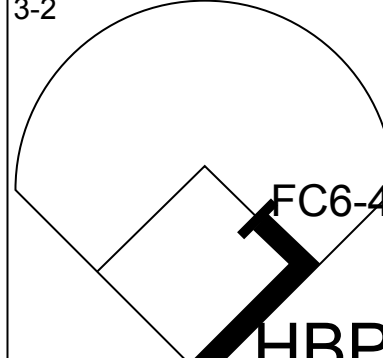

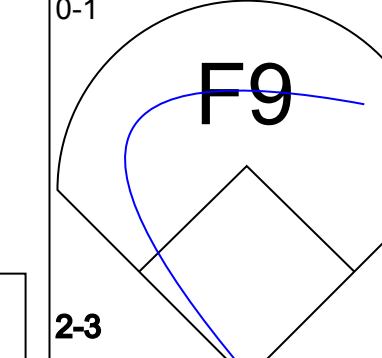
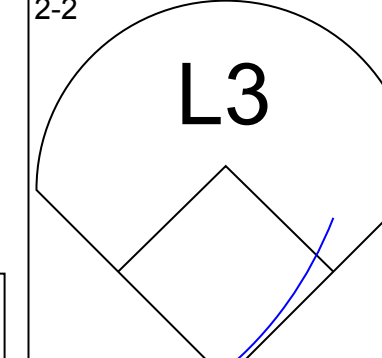
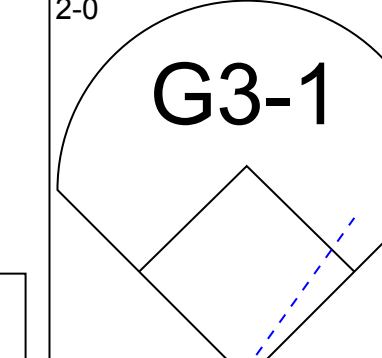
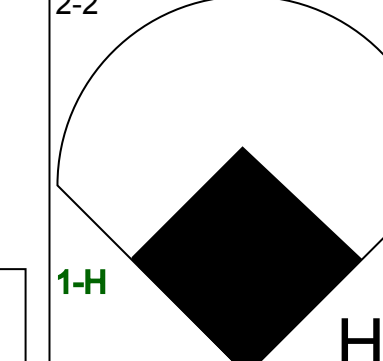
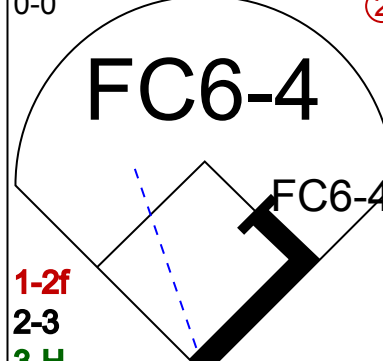

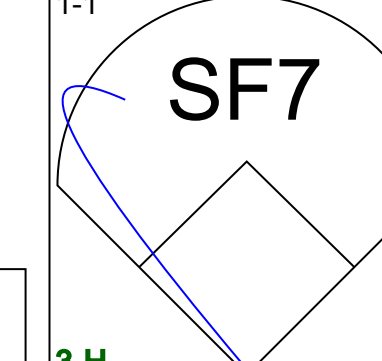
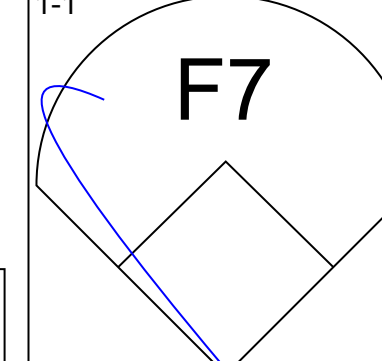

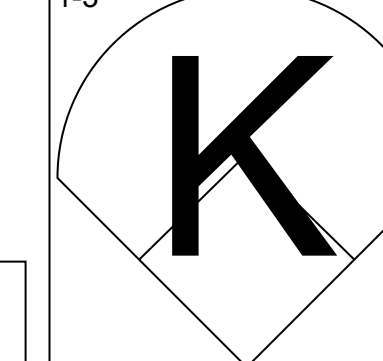
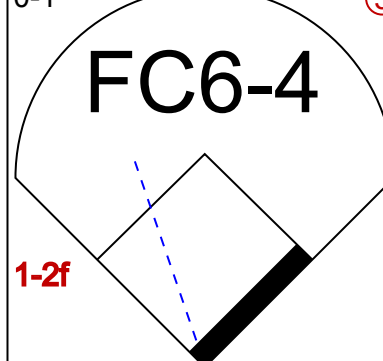

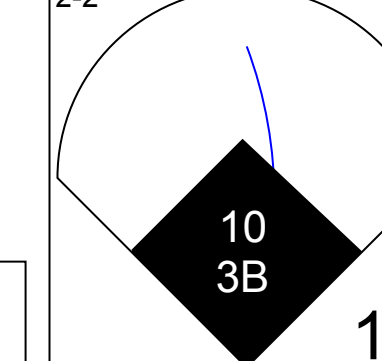
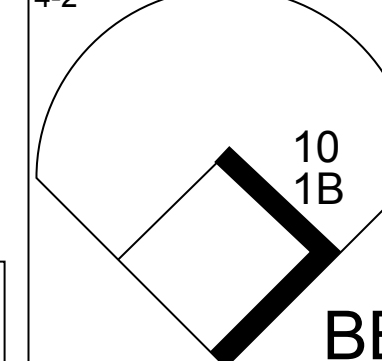
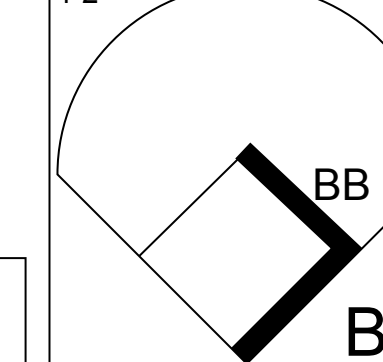

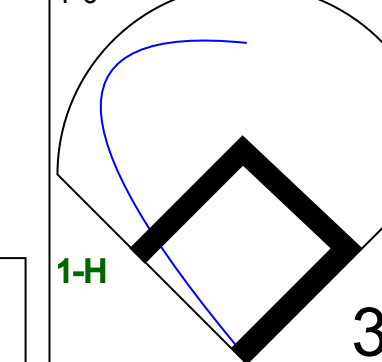

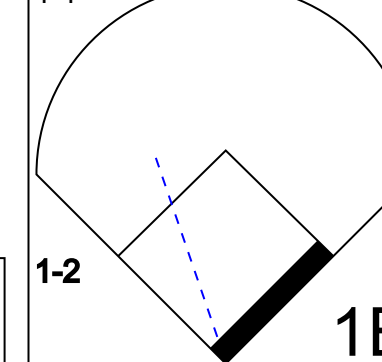

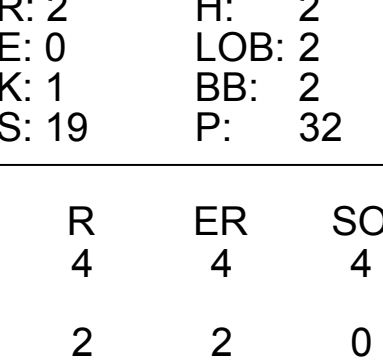
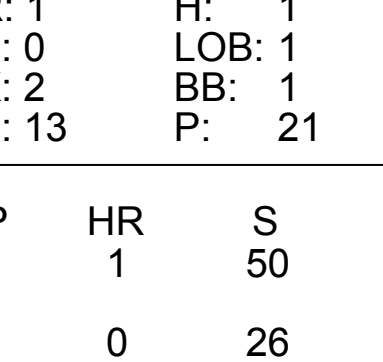
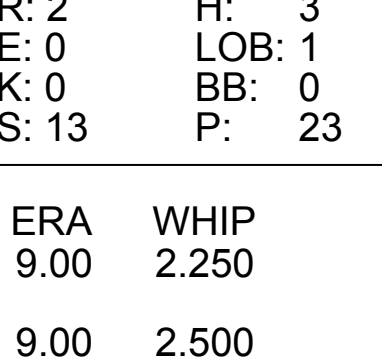
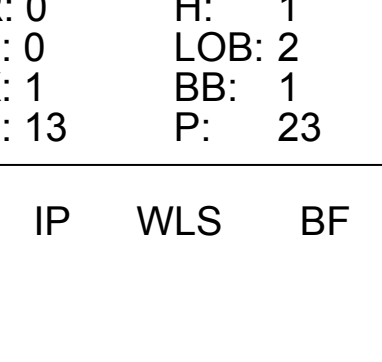
Batter	1	2	3	4	5	6	7	8	9	AB	R	H	RBI	BB	SO	LOB	BOTTOM				
Frank Catalanotto, L (1, 4) OBP: 0.414, SLG: 0.417	1B SF9 BB				F7		G1-3			3	1	1	0	1	0	1					
29 Rusty Greer, L (1, 7) OBP: 0.346, SLG: 0.417	SF9 1B	G3-6-3					F9			4	1	2	1	0	0	3					
Alex Rodriguez, R (1, 6) OBP: 0.278, SLG: 0.355	K				F9		P6		F8	4	0	0	0	0	1	2					
Rafael Palmeiro, L (1, 3) OBP: 0.257, SLG: 0.484	SF9 1B				F8		G3-1		WP 1B	4	1	2	0	0	0	0					
Ivan Rodriguez, R (1, 2) OBP: 0.344, SLG: 0.357	SF9				K				1B WP IBB	2	0	0	1	1	1	0					
Carl Everett, S (1, 10) OBP: 0.192, SLG: 0.226	K				K		K		1B	4	0	1	1	0	3	2					
Gabe Kapler, R (1, 8) OBP: 0.387, SLG: 0.429		E5 G3 1B			G6-3		G5-3		K	4	1	0	0	0	1	2					
9 Hank Blalock, L (1, 5) OBP: 0.261, SLG: 0.200		G3			FC6-4 1B				F7	4	0	2	0	0	0	3					
Kevin Mench, R (1, 9) OBP: 0.143, SLG: 0.143	1B 2H				FC6-4		G1-3			3	0	1	1	0	0	2					
Inning Stats	R: 1 H: 2 E: 0 K: 2 S: 13	H: 2 LOB: 1 BB: 1 P: 18	R: 0 H: 0 E: 1 K: 1 S: 5	H: 0 LOB: 0 BB: 0 P: 8	R: 0 H: 1 E: 0 K: 1 S: 8	H: 1 LOB: 1 BB: 0 P: 11	R: 1 H: 1 E: 0 K: 0 S: 7	H: 0 LOB: 0 BB: 0 P: 11	R: 0 H: 1 E: 0 K: 0 S: 7	H: 1 LOB: 1 BB: 0 P: 9	R: 1 H: 2 E: 0 K: 1 S: 13	H: 2 LOB: 2 BB: 1 P: 26	1B: 6 2B: 2 3B: 0 HR: 1	SF: 1 SAC: 0 DP: 1 HBP: 0	WP: 1 PB: 0 SB: 0 CS: 0	PA: 35					
PITCHER	IP	WLS	BF	H	R	ER	SO	BB	IBB	HBP	BLK	WP	HR	S	P	ERA	WHIP				
Cory Lidle, R (1, 1) ERA: 4.63	6.1	L	27	7	3	2	5	1	0	0	0	0	0	3	3	0.00	0.000				
Mike Magnante, L (7, 1) ERA: 9.0	0.2		2	0	0	0	0	0	0	0	0	0	0	3	3	0.00	0.000				
Jeff Tam, R (8, 1) ERA: 18.0	0.1		1	0	0	0	0	0	0	0	0	0	0	3	5	0.00	0.000				
Mike Venafro, L (8, 1) ERA: 20.25	0.0		3	2	1	1	0	0	1	0	0	1	0	3	10	∞	∞				
Chad Bradford, R (8, 1) ERA:	0.2		2	0	0	0	1	0	0	0	0	0	0	7	11	0.00	0.000				

Oakland Athletics @ Texas Rangers
The Ballpark at Arlington, Arlington, TX
Wed Apr 10 2002, 8:05 PM EDT
Att: 21,384 - Cloudy - 72 F

AB 32
R 4
H 9
RBI 4
BB 2
SO 6
LOB 15



Batter	1	2	3	4	5	6	7	8	9	AB	R	H	RBI	BB	SO	LOB	TOP			
Jeremy Giambi, L (1,7) OBP: 0.439, SLG: 0.441										2	0	0	0	1	2	1	<p>Oakland Athletics @ Texas Rangers The Ballpark at Arlington, Arlington, TX Thu Apr 11 2002, 3:05 PM EDT Att: 21,903 - Cloudy - 77 F</p> <p>livebaseballscorecards.com</p> <p>AB 28 R 0 H 2 RBI 0 BB 1 SO 6 LOB 5</p> 			
Frank Menchino, R (1,4) OBP: 0.356, SLG: 0.425										4	0	0	0	0	1	2				
3 Eric Chavez, L (1,5) OBP: 0.367, SLG: 0.885										4	0	0	0	0	0	1				
David Justice, L (1,10) OBP: 0.395, SLG: 0.526										3	0	0	0	0	1	0				
Miguel Tejada, R (1,6) OBP: 0.262, SLG: 0.366										3	0	1	0	0	0	0				
Terrence Long, L (1,8) OBP: 0.211, SLG: 0.278										3	0	0	0	0	1	1				
Ramon Hernandez, R (1,2) OBP: 0.154, SLG: 0.125										3	0	0	0	0	0	0				
Mike Colangelo, R (1,9) OBP: 0.267, SLG: 0.286										3	0	0	0	0	0	0				
Carlos Pena, L (1,3) OBP: 0.282, SLG: 0.605										3	0	1	0	0	1	0				
Inning Stats	R: 0 E: 0 K: 1 S: 8	H: 0 LOB: 0 BB: 0 P: 15	R: 0 E: 0 K: 1 S: 7	H: 1 LOB: 1 BB: 0 P: 12	R: 0 E: 0 K: 1 S: 10	H: 1 LOB: 1 BB: 0 P: 17	R: 0 E: 0 K: 1 S: 9	H: 0 LOB: 0 BB: 0 P: 14	R: 0 E: 0 K: 0 S: 6	H: 0 LOB: 1 BB: 0 P: 8	R: 0 E: 0 K: 0 S: 4	H: 0 LOB: 0 BB: 0 P: 6	R: 0 E: 0 K: 0 S: 8	H: 0 LOB: 1 BB: 1 P: 13	R: 0 E: 0 K: 1 S: 10	H: 0 LOB: 1 BB: 1 P: 18	1B: 1 2B: 1 3B: 0 HR: 0	SF: 0 SAC: 0 DP: 0 HBP: 1	WP: 0 PB: 0 SB: 0 CS: 1	PA: 30
PITCHER Doug Davis, L (1,1) ERA: 1.13	IP: 9.0 WLS: W BF: 30 H: 2 R: 0 ER: 0 SO: 6 BB: 1 IBB: 0 HBP: 1 BLK: 0 WP: 0 HR: 0 S: 72 P: 119 ERA: 0.00 WHIP: 0.333															PITCHER				

Batter	1	2	3	4	5	6	7	8	9	AB	R	H	RBI	BB	SO	LOB	BOTTOM			
Gabe Kapler, R (1,8) OBP: 0.361, SLG: 0.375										4	0	0	0	1	1	3	<p>Oakland Athletics @ Texas Rangers The Ballpark at Arlington, Arlington, TX Thu Apr 11 2002, 3:05 PM EDT Att: 21,903 - Cloudy - 77 F</p> <p>livebaseballscorecards.com</p> <p>AB 36 R 7 H 14 RBI 6 BB 4 SO 5 LOB 19</p> 			
29 Rusty Greer, L (1,7) OBP: 0.355, SLG: 0.483										5	1	2	0	0	0	2				
Alex Rodriguez, R (1,6) OBP: 0.341, SLG: 0.429										4	2	3	0	1	0	1				
Rafael Palmeiro, L (1,3) OBP: 0.300, SLG: 0.556										5	0	3	1	0	1	2				
Ivan Rodriguez, R (1,10) OBP: 0.324, SLG: 0.364										5	1	1	0	0	1	5				
Herbert Perry, R (1,5) OBP: 0.438, SLG: 0.538										2	1	1	0	0	0	1				
9 Hank Blalock, L (6,5) OBP: 0.240, SLG: 0.182										2	0	0	0	0	0	1				
Kevin Mench, R (1,9) OBP: 0.182, SLG: 0.500										3	1	1	4	0	0	2				
Bill Haselman, R (1,2) OBP: 0.375, SLG: 0.714										3	1	1	0	1	1	2				
10 Michael Young, R (1,4) OBP: 0.385, SLG: 0.455										3	0	2	1	1	1	0				
Inning Stats	R: 0 E: 0 K: 0 S: 7	H: 1 LOB: 1 BB: 0 P: 11	R: 2 E: 0 K: 1 S: 19	H: 2 LOB: 2 BB: 2 P: 32	R: 1 E: 0 K: 1 S: 11	H: 2 LOB: 2 BB: 0 P: 17	R: 1 E: 0 K: 2 S: 13	H: 1 LOB: 1 BB: 1 P: 21	R: 2 E: 0 K: 0 S: 13	H: 3 LOB: 1 BB: 0 P: 23	R: 0 E: 0 K: 0 S: 13	H: 2 LOB: 1 BB: 0 P: 16	R: 0 E: 0 K: 1 S: 13	H: 1 LOB: 2 BB: 1 P: 23	R: 1 E: 0 K: 0 S: 14	H: 2 LOB: 1 BB: 0 P: 20	1B: 7 2B: 4 3B: 2 HR: 1	SF: 1 SAC: 0 DP: 1 HBP: 1	WP: 1 PB: 0 SB: 0 CS: 0	PA: 42
PITCHER Mark Mulder, L (1,1) ERA: 4.91 Jeff Tam, R (6,1) ERA: 13.5 Mike Venafro, L (7,1) ERA: 10.8	IP: 4.0 WLS: L BF: 22 H: 6 R: 4 ER: 4 SO: 4 BB: 3 IBB: 0 HBP: 1 BLK: 0 WP: 0 HR: 1 S: 50 P: 81 ERA: 9.00 WHIP: 2.250															PITCHER				

Batter	1	2	3	4	5	6	7	8	9	AB	R	H	RBI	BB	SO	LOB	TOP								
51 Ichiro Suzuki, L (1, 9) OBP: 0.377, SLG: 0.391										4	0	2	0	1	0	1	Seattle Mariners @ Texas Rangers The Ballpark at Arlington, Arlington, TX Sat Apr 13 2002, 8:05 PM EDT Att: 39,644 - Cloudy - 70 F								
Jeff Cirillo, R (1, 5) OBP: 0.264, SLG: 0.271										5	0	1	0	0	0	6									
Bret Boone, R (1, 4) OBP: 0.333, SLG: 0.480										5	0	1	0	0	1	4									
John Olerud, L (1, 3) OBP: 0.378, SLG: 0.564										5	1	1	0	0	1	2									
Mike Cameron, R (1, 8)										4	3	3	3	1	1	0									
Ruben Sierra, S (1, 10) OBP: 0.435, SLG: 0.650										4	2	1	0	1	0	2									
Carlos Guillen, S (1, 6)										4	3	3	2	1	0	0									
Dan Wilson, R (1, 2) OBP: 0.364, SLG: 0.379										5	0	3	3	0	1	1									
Mark McLemore, S (1, 7) OBP: 0.333, SLG: 0.457										4	0	1	1	0	0	2									
Inning Stats	R: 0 E: 0 K: 1 S: 9	H: 1 LOB: 1 BB: 0 P: 14	R: 0 E: 0 K: 0 S: 7	H: 0 LOB: 0 BB: 1 P: 12	R: 0 E: 0 K: 0 S: 9	H: 0 LOB: 0 BB: 0 P: 15	R: 0 E: 0 K: 0 S: 5	H: 0 LOB: 0 BB: 0 P: 10	R: 2 E: 0 K: 0 S: 14	H: 3 LOB: 1 BB: 0 P: 20	R: 4 E: 0 K: 0 S: 25	H: 7 LOB: 3 BB: 1 P: 43	R: 0 E: 0 K: 1 S: 8	H: 1 LOB: 0 BB: 0 P: 9	R: 2 E: 0 K: 0 S: 12	H: 3 LOB: 2 BB: 1 P: 20	R: 1 E: 0 K: 2 S: 13	H: 1 LOB: 1 BB: 1 P: 21	1B: 10 2B: 4 3B: 0 HR: 2	SF: 0 SAC: 0 DP: 2 HBP: 0	WP: 2 PB: 0 SB: 1 CS: 0	PA: 44			
PITCHER	IP	WLS	BF	H	R	ER	SO	BB	IBB	HBP	BLK	WP	HR	S	P	ERA	WHIP								
Hideki Irabu, R (1, 1) ERA: 5.84	5.2	L	24	8	5	5	1	1	0	0	0	1	1	59	95	7.94	1.588								
Colby Lewis, R (6, 1) ERA: 3.0	1.1	H	8	4	1	1	1	0	1	0	0	0	0	18	28	6.75	3.000								
Chris Michalak, L (8, 1) ERA: 7.71	0.1	S	5	3	2	2	0	1	0	0	0	1	0	10	18	54.00	12.000								
Steve Woodard, R (8, 1) ERA:	0.2		2	0	0	0	0	0	0	0	0	0	0	2	2	0.00	0.000								
Rudy Seanez, R (9, 1) ERA: 11.25	1.0		5	1	1	1	2	1	0	0	0	0	1	13	21	9.00	2.000								


AB 40
R 9
H 16
RBI 9
BB 4
SO 4
LOB 18




Batter	1	2	3	4	5	6	7	8	9	AB	R	H	RBI	BB	SO	LOB	BOTTOM								
Frank Catalanotto, L (1, 4) OBP: 0.421, SLG: 0.452										3	1	2	0	1	0	1	Seattle Mariners @ Texas Rangers The Ballpark at Arlington, Arlington, TX Sat Apr 13 2002, 8:05 PM EDT Att: 39,644 - Cloudy - 70 F								
10 Michael Young, R (9, PH) OBP: 0.397, SLG: 0.417										1	0	0	0	0	0	1									
29 Rusty Greer, L (1, 10) OBP: 0.390, SLG: 0.459										3	0	1	0	2	1	2									
Alex Rodriguez, R (1, 6) OBP: 0.353, SLG: 0.455										5	0	1	1	0	1	4									
Rafael Palmeiro, L (1, 3) OBP: 0.286, SLG: 0.500										3	1	0	0	1	2	3									
Ivan Rodriguez, R (1, 2) OBP: 0.289, SLG: 0.317										4	0	1	0	0	0	4									
Carl Everett, S (1, 8) OBP: 0.195, SLG: 0.316										4	1	2	2	0	2	1									
Gabe Kapler, R (1, 7) OBP: 0.341, SLG: 0.333										4	1	1	0	0	1	2									
9 Hank Blalock, L (1, 5) OBP: 0.303, SLG: 0.250										3	0	0	0	1	2	1									
Kevin Mench, R (1, 9) OBP: 0.278, SLG: 0.500										4	0	1	1	0	1	1									
Inning Stats	R: 0 E: 0 K: 1 S: 9	H: 1 LOB: 0 BB: 0 P: 14	R: 3 E: 0 K: 1 S: 14	H: 3 LOB: 1 BB: 1 P: 24	R: 0 E: 0 K: 1 S: 10	H: 1 LOB: 1 BB: 0 P: 12	R: 0 E: 0 K: 1 S: 9	H: 0 LOB: 0 BB: 0 P: 12	R: 1 E: 0 K: 1 S: 16	H: 2 LOB: 2 BB: 1 P: 25	R: 0 E: 0 K: 1 S: 8	H: 1 LOB: 0 BB: 0 P: 9	R: 0 E: 0 K: 0 S: 9	H: 0 LOB: 1 BB: 1 P: 15	R: 0 E: 0 K: 3 S: 12	H: 1 LOB: 1 BB: 0 P: 18	R: 0 E: 0 K: 1 S: 12	H: 0 LOB: 2 BB: 2 P: 23	1B: 6 2B: 3 3B: 0 HR: 1	SF: 0 SAC: 0 DP: 2 HBP: 0	WP: 0 PB: 0 SB: 0 CS: 1	PA: 39			
PITCHER	IP	WLS	BF	H	R	ER	SO	BB	IBB	HBP	BLK	WP	HR	S	P	ERA	WHIP								
Paul Abbott, R (1, 1) ERA: 8.22	5.0	W	23	7	4	4	5	2	0	0	0	0	0	34	53	0.00	1.200								
Joel Pineiro, R (6, 1) ERA:	3.1	H	13	2	0	0	5	2	0	0	0	0	0	7	12	0.00	1.500								
Arthur Rhodes, L (9, 1) ERA: 5.79	0.2		3	0	0	0	0	1	0	0	0	0	0	7	12	0.00	1.500								

AB 34
R 4
H 9
RBI 4
BB 5
SO 10
LOB 20



Batter	1	2	3	4	5	6	7	8	9	AB	R	H	RBI	BB	SO	LOB	TOP					
51 Ichiro Suzuki, L (1.9) OBP: 0.373, SLG: 0.404	G5-3 G6-3 2B		G1-3		G3		K		G5-3	6	2	2	0	0	1	4	<p>Seattle Mariners @ Texas Rangers The Ballpark at Arlington, Arlington, TX Sun Apr 14 2002, 3:05 PM EDT Att: 32,866 - Overcast - 76 F</p> <p>livebaseballscores.com</p> <p>AB 42 R 9 H 18 RBI 9 BB 5 SO 5 LOB 25</p> 					
Carlos Guillen, S (1.6) OBP: 0.447, SLG: 0.500	G5-3 2-3		F7		BB		1B 3B	F8	G6-3	5	1	1	2	1	0	2						
Bret Boone, R (1.4) OBP: 0.355, SLG: 0.481	G6-3				FC5-4 BB		1B 1B	F9		4	1	2	2	1	0	0						
Mike Cameron, R (1.8) OBP: 0.492, SLG: 0.705	F8 3-H 2-2		F7		FC5-4 BB		F9	WP 1B BB		4	1	0	0	1	0	5						
Ruben Sierra, S (1.7) OBP: 0.536, SLG: 0.760 Desi Relaford, S (8, PR) OBP: 0.235, SLG: 0.235		BB 1B		1B 2B		G6-4-3 1B	1B 1B	1B 1B	PB 1B 1B	5	1	5	1	0	0	0						
John Olerud, L (1.3) OBP: 0.440, SLG: 0.605		BB 1B		1B		G6-4-3 1B	1B WP 1B	1B 1B	1B	4	1	4	2	1	0	0						
Ron Wright, R (1, 10) Mark McLemore, S (7, PH) OBP: 0.317, SLG: 0.432			FC1-6-2-5-1-4		G6-4-3		K	K		3	0	0	0	0	1	6						
Ben Davis, S (1, 2) OBP: 0.278, SLG: 0.333	F3				F8		G5-3	1B 1B	K	5	0	1	1	0	1	3						
Charles Gipson, R (1, 5) OBP: 0.667, SLG: 0.857	G1-3				51 G3 2B			51 G5-3 BB		4	1	3	1	1	0	2						
Inning Stats	R: 1 E: 0 K: 0 S: 12	H: 1 LOB: 0 BB: 0 P: 18	R: 0 E: 0 K: 1 S: 10	H: 1 LOB: 2 BB: 1 P: 15	R: 0 E: 0 K: 0 S: 7	H: 1 LOB: 1 BB: 0 P: 14	R: 0 E: 0 K: 0 S: 9	H: 2 LOB: 0 BB: 0 P: 15	R: 0 E: 0 K: 0 S: 11	H: 1 LOB: 3 BB: 2 P: 24	R: 0 E: 0 K: 0 S: 6	H: 2 LOB: 1 BB: 0 P: 11	R: 6 E: 0 K: 2 S: 27	H: 8 LOB: 2 BB: 0 P: 41	R: 2 E: 0 K: 1 S: 14	H: 2 LOB: 1 BB: 1 P: 26		R: 0 E: 0 K: 1 S: 11	H: 0 LOB: 1 BB: 1 P: 20	1B: 13 2B: 4 3B: 2 HR: 0	SF: 0 SAC: 0 DP: 1 HBP: 0	WP: 2 PB: 1 SB: 0 CS: 0
PITCHER	IP WLS BF H R ER SO BB IBB HBP BLK WP HR S P ERA WHIP	IP WLS BF H R ER SO BB IBB HBP BLK WP HR S P ERA WHIP	IP WLS BF H R ER SO BB IBB HBP BLK WP HR S P ERA WHIP	IP WLS BF H R ER SO BB IBB HBP BLK WP HR S P ERA WHIP	IP WLS BF H R ER SO BB IBB HBP BLK WP HR S P ERA WHIP	IP WLS BF H R ER SO BB IBB HBP BLK WP HR S P ERA WHIP	IP WLS BF H R ER SO BB IBB HBP BLK WP HR S P ERA WHIP	IP WLS BF H R ER SO BB IBB HBP BLK WP HR S P ERA WHIP	IP WLS BF H R ER SO BB IBB HBP BLK WP HR S P ERA WHIP	IP WLS BF H R ER SO BB IBB HBP BLK WP HR S P ERA WHIP	IP WLS BF H R ER SO BB IBB HBP BLK WP HR S P ERA WHIP	IP WLS BF H R ER SO BB IBB HBP BLK WP HR S P ERA WHIP	IP WLS BF H R ER SO BB IBB HBP BLK WP HR S P ERA WHIP	IP WLS BF H R ER SO BB IBB HBP BLK WP HR S P ERA WHIP	IP WLS BF H R ER SO BB IBB HBP BLK WP HR S P ERA WHIP	IP WLS BF H R ER SO BB IBB HBP BLK WP HR S P ERA WHIP	IP WLS BF H R ER SO BB IBB HBP BLK WP HR S P ERA WHIP					
Kenny Rogers, L (1, 1) ERA: 2.65	6.0	26	8	1	1	1	3	0	0	0	0	0	0	0	0	0	1.50	1.833				
Steve Woodard, R (7, 1) ERA: 4.75	0.0	3	3	3	3	0	0	0	0	0	0	0	0	0	0	0	∞	∞				
Dan Miceli, R (7, 1) ERA: 9.64	0.1	B	4	3	1	1	0	0	0	0	0	0	0	0	0	0	27.00	9.000				
Rudy Seanez, R (7, 1) ERA: 10.13	1.1	L	8	3	4	3	2	1	0	0	0	2	0	24	40	20.25	3.000					
John Rocker, L (8, 1) ERA: 8.31	1.1	6	1	0	0	2	1	0	0	0	0	0	0	16	29	0.00	1.500					

Batter	1	2	3	4	5	6	7	8	9	AB	R	H	RBI	BB	SO	LOB	BOTTOM					
10 Michael Young, R (1, 4) OBP: 0.412, SLG: 0.533 Frank Catalanotto, L (7, PH) OBP: 0.400, SLG: 0.424	G3-1				29 G3 HR 2B		29 1B HR		P6	3	2	2	0	0	0	0	<p>Seattle Mariners @ Texas Rangers The Ballpark at Arlington, Arlington, TX Sun Apr 14 2002, 3:05 PM EDT Att: 32,866 - Overcast - 76 F</p> <p>livebaseballscores.com</p> <p>AB 35 R 7 H 10 RBI 6 BB 2 SO 5 LOB 12</p> 					
29 Rusty Greer, L (1, 7) OBP: 0.391, SLG: 0.452	G6-3				G3		HBP 1B		K	5	1	2	1	0	1	1						
Alex Rodriguez, R (1, 6) OBP: 0.382, SLG: 0.596	G6-3				HR		HR			3	2	2	5	0	0	0						
Rafael Palmeiro, L (1, 3) OBP: 0.264, SLG: 0.458		F9			G1		G4-3		L3	4	0	0	0	0	0	2						
Ivan Rodriguez, R (1, 10) OBP: 0.285, SLG: 0.289		G6-3			G1-3		G4-3		K	4	0	0	0	0	1	0						
Gabe Kapler, R (1, 8) OBP: 0.354, SLG: 0.372		P6			1B		F8		G4-3 2B	4	0	2	0	0	0	0						
Kevin Mench, R (1, 9) OBP: 0.318, SLG: 0.474					K		BB BB		G4-3	3	1	1	0	1	1	2						
Bill Haselman, R (1, 2) OBP: 0.455, SLG: 0.667 Carl Everett, S (8, PH) OBP: 0.190, SLG: 0.308 Mike Lamb, L (9, 2) ERA:		F9			F9		FC6-4 BB		G4-3	2	0	1	0	1	0	1						
9 Hank Blalock, L (1, 5) OBP: 0.270, SLG: 0.219					G3-6-3		K		G4-3	1	0	0	0	0	0	0						
Inning Stats	R: 0 E: 0 K: 0 S: 8	H: 0 LOB: 0 BB: 0 P: 13	R: 0 E: 0 K: 0 S: 8	H: 0 LOB: 0 BB: 0 P: 13	R: 0 E: 0 K: 0 S: 6	H: 1 LOB: 0 BB: 0 P: 10	R: 2 E: 0 K: 0 S: 9	H: 2 LOB: 0 BB: 0 P: 16	R: 0 E: 0 K: 2 S: 12	H: 2 LOB: 1 BB: 0 P: 20	R: 3 E: 0 K: 0 S: 11	H: 3 LOB: 0 BB: 0 P: 15	R: 2 E: 1 K: 1 S: 14	H: 1 LOB: 2 BB: 2 P: 34	R: 0 E: 0 K: 1 S: 10	H: 1 LOB: 1 BB: 0 P: 12		R: 0 E: 0 K: 1 S: 7	H: 0 LOB: 0 BB: 0 P: 13	1B: 6 2B: 2 3B: 0 HR: 2	SF: 0 SAC: 0 DP: 1 HBP: 1	WP: 0 PB: 0 SB: 0 CS: 0
PITCHER	IP WLS BF H R ER SO BB IBB HBP BLK WP HR S P ERA WHIP	IP WLS BF H R ER SO BB IBB HBP BLK WP HR S P ERA WHIP	IP WLS BF H R ER SO BB IBB HBP BLK WP HR S P ERA WHIP	IP WLS BF H R ER SO BB IBB HBP BLK WP HR S P ERA WHIP	IP WLS BF H R ER SO BB IBB HBP BLK WP HR S P ERA WHIP	IP WLS BF H R ER SO BB IBB HBP BLK WP HR S P ERA WHIP	IP WLS BF H R ER SO BB IBB HBP BLK WP HR S P ERA WHIP	IP WLS BF H R ER SO BB IBB HBP BLK WP HR S P ERA WHIP	IP WLS BF H R ER SO BB IBB HBP BLK WP HR S P ERA WHIP	IP WLS BF H R ER SO BB IBB HBP BLK WP HR S P ERA WHIP	IP WLS BF H R ER SO BB IBB HBP BLK WP HR S P ERA WHIP	IP WLS BF H R ER SO BB IBB HBP BLK WP HR S P ERA WHIP	IP WLS BF H R ER SO BB IBB HBP BLK WP HR S P ERA WHIP	IP WLS BF H R ER SO BB IBB HBP BLK WP HR S P ERA WHIP	IP WLS BF H R ER SO BB IBB HBP BLK WP HR S P ERA WHIP	IP WLS BF H R ER SO BB IBB HBP BLK WP HR S P ERA WHIP						
John Halama, L (1, 1) ERA: 3.88	6.0	24	8	5	5	2	0	0	0	0	0	0	0	0	0	0	7.50	1.333				
Ryan Franklin, R (7, 1) ERA: 15.75	0.0	2	0	2	1	0	2	0	0	0	0	0	0	0	0	0	∞	∞				
Shigetoshi Hasegawa, R (7, 1) ERA:	1.2	W	8	2	0	0	2	0	0	1	0	0	0	20	34	0.00	1.200					
Kazuhiko Sasaki, R (8, 1) ERA:	1.1	S	4	0	0	0	1	0	0	0	0	0	0	8	14	0.00	0.000					

Batter	1	2	3	4	5	6	7	8	9	10	AB	R	H	RBI	BB	SO	LOB	TOP							
51 Ichiro Suzuki, L OBP: 0.394, SLG: 0.421											5	1	2	1	2	0	2								
Desi Relaford, S OBP: 0.292, SLG: 0.409											5	1	2	4	0	1	3								
Bret Boone, R OBP: 0.324, SLG: 0.433											6	0	0	0	0	2	8								
John Olenud, L 23 Luis Ugueto, S Jeff Cirillo, R OBP: 0.292, SLG: 0.265											4	1	2	1	1	1	0								
Mike Cameron, R OBP: 0.477, SLG: 0.720											6	2	2	1	0	4	4								
Ruben Sierra, S OBP: 0.559, SLG: 0.759											4	2	2	2	2	2	1								
Carlos Guillen, S OBP: 0.453, SLG: 0.477											4	3	1	0	2	0	4								
Dan Wilson, R Charles Gipson, R Ben Davis, S OBP: 0.316, SLG: 0.333											4	1	3	1	0	0	0								
Mark McLemore, S OBP: 0.326, SLG: 0.425											3	1	1	3	1	0	1								
Inning Stats	R: 3 E: 0 K: 0 S: 18	H: 4 LOB: 1 BB: 0 P: 29	R: 0 E: 0 K: 0 S: 5	H: 0 LOB: 0 BB: 0 P: 7	R: 0 E: 0 K: 3 S: 9	H: 0 LOB: 0 BB: 0 P: 13	R: 1 E: 0 K: 2 S: 13	H: 1 LOB: 1 BB: 1 P: 22	R: 1 E: 0 K: 1 S: 10	H: 1 LOB: 0 BB: 0 P: 15	R: 4 E: 0 K: 1 S: 17	H: 5 LOB: 3 BB: 2 P: 38	R: 1 E: 0 K: 0 S: 7	H: 0 LOB: 3 BB: 3 P: 22	R: 0 E: 0 K: 2 S: 12	H: 1 LOB: 2 BB: 0 P: 19	R: 1 E: 1 K: 0 S: 8	H: 1 LOB: 2 BB: 1 P: 14	R: 2 E: 0 K: 1 S: 11	H: 2 LOB: 2 BB: 2 P: 23	1B: 10 2B: 3 3B: 0 HR: 2	SF: 2 SAC: 2 DP: 0 HBP: 1	WP: 0 PB: 0 SB: 3 CS: 0	PA: 56	
PITCHER	IP 5.0	WLS 0	BF 23	H 7	R 6	ER 6	SO 6	BB 1	IBB 0	HBP 0	BLK 0	WP 0	HR 2	S 57	P 91	ERA 10.80	WHIP 1.600								
Dave Burba, R ERA: 6.89																									
Colby Lewis, R ERA: 7.30																									
Chris Michalak, L ERA: 6.75																									
Todd Van Poppel, R ERA: 7.5																									
John Rocker, L ERA: 6.75																									

Seattle Mariners @ Texas Rangers
The Ballpark at Arlington, Arlington, TX
Mon Apr 15 2002, 8:05 PM EDT
Att: 20,208 - Cloudy - 77 F

AB	42
R	13
H	15
RBI	13
BB	9
SO	10
LOB	25



Batter	1	2	3	4	5	6	7	8	9	10	AB	R	H	RBI	BB	SO	LOB	BOTTOM							
Frank Catalanotto, L OBP: 0.370, SLG: 0.436											6	0	1	2	0	1	0								
29 Rusty Greer, L OBP: 0.404, SLG: 0.488											6	2	3	0	0	0	1								
Alex Rodriguez, R OBP: 0.339, SLG: 0.635											5	1	2	2	1	0	2								
Rafael Palmeiro, L OBP: 0.288, SLG: 0.491											5	1	2	0	1	0	2								
Carl Everett, S OBP: 0.229, SLG: 0.372											4	2	1	3	2	0	3								
Gabe Kapler, R OBP: 0.358, SLG: 0.396											5	2	2	0	0	1	2								
Kevin Mench, R OBP: 0.333, SLG: 0.435											4	1	1	1	0	0	1								
9 Hank Blalock, L OBP: 0.293, SLG: 0.278											4	1	2	1	0	1	1								
Bill Haselman, R OBP: 0.467, SLG: 0.615											4	1	2	1	0	0	2								
Mike Lamb, L ERA:											0	0	0	1	0	0	0								
Inning Stats	R: 0 E: 0 K: 0 S: 6	H: 0 LOB: 2 BB: 2 P: 15	R: 0 E: 0 K: 2 S: 8	H: 0 LOB: 0 BB: 0 P: 13	R: 2 E: 0 K: 0 S: 9	H: 2 LOB: 0 BB: 0 P: 9	R: 1 E: 0 K: 0 S: 8	H: 3 LOB: 2 BB: 0 P: 11	R: 4 E: 0 K: 0 S: 15	H: 5 LOB: 2 BB: 2 P: 24	R: 0 E: 0 K: 0 S: 11	H: 1 LOB: 1 BB: 0 P: 13	R: 3 E: 0 K: 0 S: 18	H: 3 LOB: 1 BB: 1 P: 26	R: 0 E: 0 K: 0 S: 7	H: 1 LOB: 1 BB: 1 P: 13	R: 1 E: 1 K: 1 S: 6	H: 0 LOB: 0 BB: 0 P: 8	R: 0 E: 0 K: 0 S: 9	H: 1 LOB: 1 BB: 0 P: 13	1B: 9 2B: 4 3B: 1 HR: 2	SF: 1 SAC: 1 DP: 1 HBP: 1	WP: 0 PB: 0 SB: 0 CS: 0	PA: 50	
PITCHER	IP 4.2	WLS 0	BF 10	H 7	R 7	ER 0	SO 2	BB 2	IBB 0	HBP 1	BLK 0	WP 0	HR 2	S 42	P 66	ERA 13.50	WHIP 2.571								
James Baldwin, R ERA: 4.34																									
Ryan Franklin, R ERA: 12.6																									
Jeff Nelson, R ERA: 9.0																									
Arthur Rhodes, L ERA: 4.5																									
Kazuhiko Sasaki, R ERA:																									

Seattle Mariners @ Texas Rangers
The Ballpark at Arlington, Arlington, TX
Mon Apr 15 2002, 8:05 PM EDT
Att: 20,208 - Cloudy - 77 F

AB	43
R	11
H	16
RBI	11
BB	4
SO	3
LOB	14



Batter	1	2	3	4	5	6	7	8	9	AB	R	H	RBI	BB	SO	LOB	TOP					
Jason Romano, R (1, 7)	F7		G5-3			K		K		4	1	0	0	1	2	2						
29 Rusty Greer, L (1, 10) OBP: 0.419, SLG: 0.483	BB		F7			BB		G4-6-3		5	1	2	0	0	0	1						
Alex Rodriguez, R (1, 6) OBP: 0.423, SLG: 0.678	1B		1B			1B				4	1	2	1	1	1	0						
Rafael Palmeiro, L (1, 3) OBP: 0.333, SLG: 0.540	BB		1B			2B		F2		5	0	3	1	0	0	2						
Herbert Perry, R (1, 5) OBP: 0.400, SLG: 0.529 9 Hank Blalock, L (7, PR) OBP: 0.261, SLG: 0.244	F9		1B			1B		1B		4	0	1	0	0	1	5						
Carl Everett, S (1, 8) OBP: 0.211, SLG: 0.385			K			HR		F8		4	1	1	1	0	1	3						
Kevin Mench, R (1, 9) OBP: 0.314, SLG: 0.387			F2			K		K		4	0	1	0	0	2	2						
Bill Haselman, R (1, 2) OBP: 0.348, SLG: 0.476	FC6-4		1B			F9		G6-3		4	0	0	0	0	0	3						
10 Michael Young, R (1, 4) OBP: 0.429, SLG: 0.526	FC6-4		1B			G5-3		1B		4	0	2	0	0	0	1						
	F7		G5-3					1B														
Inning Stats	R: 0 E: 0 K: 0 S: 12	H: 1 LOB: 2 BB: 1 P: 18	R: 0 E: 0 K: 0 S: 9	H: 1 LOB: 1 BB: 0 P: 12	R: 0 E: 0 K: 1 S: 14	H: 2 LOB: 2 BB: 0 P: 20	R: 1 E: 0 K: 0 S: 10	H: 1 LOB: 0 BB: 0 P: 12	R: 3 E: 1 K: 2 S: 16	H: 3 LOB: 2 BB: 1 P: 28	R: 0 E: 0 K: 1 S: 9	H: 1 LOB: 0 BB: 0 P: 14	R: 0 E: 0 K: 0 S: 6	H: 1 LOB: 1 BB: 0 P: 10	R: 0 E: 0 K: 2 S: 12	H: 1 LOB: 1 BB: 0 P: 16	R: 0 E: 0 K: 2 S: 9	H: 1 LOB: 1 BB: 0 P: 12	1B: 9 2B: 2 3B: 0 HR: 1	SF: 0 SAC: 0 DP: 1 HBP: 0	WP: 0 PB: 0 SB: 0 CS: 0	PA: 41
PITCHER	IP	WLS	BF	H	R	ER	SO	BB	IBB	HBP	BLK	WP	HR	S	P	ERA	WHIP					
Scott Schoeneweis, L (1, 1) ERA: 5.14	7.0	L	33	10	4	3	4	2	0	0	0	0	1	76	114	3.86	1.714					
Ben Weber, R (8, 1) ERA: 6.43	2.0		8	2	0	0	4	0	0	0	0	0	0	21	28	0.00	1.000					

Texas Rangers @ Anaheim Angels
Edison International Field, Anaheim, CA
Wed Apr 17 2002, 10:05 PM EDT
Att: 15,632 - Sunny - 67 F

AB	39
R	4
H	12
RBI	3
BB	2
SO	8
LOB	20



Batter	1	2	3	4	5	6	7	8	9	AB	R	H	RBI	BB	SO	LOB	BOTTOM					
David Eckstein, R (1, 6) OBP: 0.383, SLG: 0.396	G5-3		F2			L3		FC5-4		3	0	0	0	0	0	0						
Darin Erstad, L (1, 10) OBP: 0.283, SLG: 0.273	K		BB			K		HBP		3	0	0	0	1	2	1						
Brad Fullmer, L (1, 3) OBP: 0.298, SLG: 0.262	P3		F8			G4-3		1B		4	0	1	0	0	0	1						
16 Garret Anderson, L (1, 7) OBP: 0.259, SLG: 0.407			1B			F2		G1-3		4	1	2	0	0	0	2						
Scott Spiezio, S (1, 5) OBP: 0.324, SLG: 0.323	L9		L9			G4-3		G4-3		3	0	1	0	1	0	1						
Tim Salmon, R (1, 9) OBP: 0.236, SLG: 0.184	F8		F8			P4		G2-3		4	0	0	0	0	0	4						
Orlando Palmeiro, L (1, 8) OBP: 0.462, SLG: 0.364	1B		1B			F7		G4-3		4	0	1	1	0	0	3						
Bengie Molina, R (1, 2) OBP: 0.244, SLG: 0.300	F9		F9			F9		K		4	0	0	0	0	1	4						
Adam Kennedy, L (1, 4) OBP: 0.238, SLG: 0.275	F7		F7			P4		F8		3	0	0	0	0	0	0						
Inning Stats	R: 0 E: 0 K: 1 S: 10	H: 0 LOB: 0 BB: 0 P: 13	R: 1 E: 0 K: 0 S: 10	H: 2 LOB: 1 BB: 0 P: 16	R: 0 E: 0 K: 0 S: 7	H: 0 LOB: 1 BB: 1 P: 14	R: 0 E: 0 K: 0 S: 13	H: 1 LOB: 2 BB: 1 P: 21	R: 0 E: 0 K: 1 S: 8	H: 0 LOB: 0 BB: 0 P: 9	R: 0 E: 0 K: 0 S: 5	H: 0 LOB: 0 BB: 0 P: 10	R: 0 E: 0 K: 0 S: 9	H: 0 LOB: 0 BB: 0 P: 12	R: 0 E: 0 K: 0 S: 15	H: 1 LOB: 2 BB: 0 P: 23	R: 0 E: 0 K: 1 S: 11	H: 1 LOB: 1 BB: 0 P: 13	1B: 3 2B: 2 3B: 0 HR: 0	SF: 0 SAC: 0 DP: 0 HBP: 1	WP: 0 PB: 0 SB: 0 CS: 0	PA: 35
PITCHER	IP	WLS	BF	H	R	ER	SO	BB	IBB	HBP	BLK	WP	HR	S	P	ERA	WHIP					
Ismael Valdez, R (1, 1) ERA: 4.34	7.1	W	28	3	1	1	2	2	0	1	0	0	0	68	106	1.23	0.682					
Chris Michalak, L (8, 1) ERA: 5.4	0.2	H	3	1	0	0	0	0	0	0	0	0	0	9	12	0.00	1.500					
Hideki Irabu, R (9, 1) ERA: 5.02	1.0	S	4	1	0	0	1	0	0	0	0	0	0	11	13	0.00	1.000					

Texas Rangers @ Anaheim Angels
Edison International Field, Anaheim, CA
Wed Apr 17 2002, 10:05 PM EDT
Att: 15,632 - Sunny - 67 F

AB	32
R	1
H	5
RBI	1
BB	2
SO	3
LOB	16



Batter	1	2	3	4	5	6	7	8	9	10	11	AB	R	H	RBI	BB	SO	LOB	TOP					
Frank Catalanotto, L OBP: 0.397, SLG: 0.481	1-1 29 G1-3 1B		4-2 G1-3 BB		0-1 G6-3		1-1 29 1B 3B		4-2 29 FC4-6 BB		0-1 F8	4	1	2	0	2	0	1						
29 Rusty Greer, L OBP: 0.364, SLG: 0.435	2-1 G1-3		2-1 P5		2-1 L3		0-1 G5-4-3 1B		2-2 FC4-6		0-0 F9	6	0	1	1	0	0	4						
Alex Rodriguez, R OBP: 0.407, SLG: 0.612	0-3 K		2-1 G1-3		3-1 P4		1-0 G5-4-3		2-2 F9			5	0	0	0	0	1	4						
Rafael Palmeiro, L OBP: 0.367, SLG: 0.629	4-2 BB		2-0 G4-3			1-2 HR		3-2 G3-1		0-1 F9		4	1	1	1	1	0	1						
Carl Everett, S Jason Romano, R	0-0 F7			1-2 G3		1-0 F8		0-1 1B 1B		4-1 BB		4	0	1	0	0	0	2						
Mike Lamb, L OBP: 0.059, SLG: 0.125		2-2 G1-3		0-0 G4-3		2-2 L5		1-0 F7		1-3 K		5	0	0	0	0	1	2						
Bill Haselman, R OBP: 0.303, SLG: 0.387		0-3 K		1-0 1B		3-1 E5		2-1 1B		0-1 G4-3		5	0	2	0	0	1	1						
9 Hank Blalock, L OBP: 0.286, SLG: 0.245		4-1 FC6-4 BB		0-0 1B		2-0 F8		3-2 G3			1-0 L4	4	0	1	0	1	0	3						
10 Michael Young, R OBP: 0.400, SLG: 0.571		1-2 FC6-4		0-3 K			2-1 F9		2-3 K		1-2 E6	5	0	0	0	0	2	3						
Inning Stats	R: 0 E: 0 K: 1 S: 11	H: 1 LOB: 2 BB: 1 P: 18	R: 0 E: 0 K: 1 S: 10	H: 0 LOB: 1 BB: 1 P: 17	R: 0 E: 0 K: 1 S: 8	H: 0 LOB: 1 BB: 1 P: 17	R: 0 E: 0 K: 0 S: 6	H: 0 LOB: 0 BB: 0 P: 11	R: 1 E: 1 K: 0 S: 7	H: 1 LOB: 1 BB: 0 P: 20	R: 0 E: 0 K: 0 S: 12	H: 0 LOB: 1 BB: 1 P: 22	R: 0 E: 0 K: 1 S: 8	H: 0 LOB: 1 BB: 0 P: 13	R: 0 E: 0 K: 0 S: 7	H: 0 LOB: 1 BB: 0 P: 9	1B: 6 2B: 0 3B: 1 HR: 1	SF: 0 SAC: 0 DP: 1 HBP: 0	WP: 0 PB: 0 SB: 0 CS: 0	PA: 47				
PITCHER	James Baldwin, R ERA: 3.96	IP: 6.1 WLS: 2 BF: 28 H: 5 R: 2 ER: 2 SO: 3 BB: 0 IBB: 0 HBP: 0 BLK: 0 WP: 0 HR: 0 S: 60 P: 102 ERA: 2.84 WHIP: 1.263	Arthur Rhodes, L ERA: 3.38	IP: 7.1 WLS: 1 BF: 5 H: 2 R: 0 ER: 0 SO: 0 BB: 0 IBB: 0 HBP: 0 BLK: 0 WP: 0 HR: 0 S: 9 P: 14 ERA: 0.00 WHIP: 1.500	Jeff Nelson, R ERA: 7.71	IP: 8.1 WLS: 0 BF: 2 H: 1 R: 0 ER: 0 SO: 0 BB: 0 IBB: 0 HBP: 0 BLK: 0 WP: 0 HR: 0 S: 6 P: 11 ERA: 0.00 WHIP: 3.000	Shigetoshi Hasegawa, R ERA:	IP: 9.1 WLS: 0 BF: 12 H: 0 R: 0 ER: 0 SO: 2 BB: 2 IBB: 0 HBP: 0 BLK: 0 WP: 0 HR: 0 S: 27 P: 44 ERA: 0.00 WHIP: 0.667	PITCHER	IP: 6.1 WLS: 2 BF: 3 H: 0 R: 0 ER: 0 SO: 9 BB: 0 IBB: 0 HBP: 0 BLK: 0 WP: 0 HR: 0 S: 60 P: 102 ERA: 2.84 WHIP: 1.263	Arthur Rhodes, L ERA: 3.38	IP: 7.1 WLS: 1 BF: 5 H: 2 R: 0 ER: 0 SO: 0 BB: 0 IBB: 0 HBP: 0 BLK: 0 WP: 0 HR: 0 S: 9 P: 14 ERA: 0.00 WHIP: 1.500	Jeff Nelson, R ERA: 7.71	IP: 8.1 WLS: 0 BF: 2 H: 1 R: 0 ER: 0 SO: 0 BB: 0 IBB: 0 HBP: 0 BLK: 0 WP: 0 HR: 0 S: 6 P: 11 ERA: 0.00 WHIP: 3.000	Shigetoshi Hasegawa, R ERA:	IP: 9.1 WLS: 0 BF: 12 H: 0 R: 0 ER: 0 SO: 2 BB: 2 IBB: 0 HBP: 0 BLK: 0 WP: 0 HR: 0 S: 27 P: 44 ERA: 0.00 WHIP: 0.667	PITCHER	IP: 6.1 WLS: 2 BF: 3 H: 0 R: 0 ER: 0 SO: 9 BB: 0 IBB: 0 HBP: 0 BLK: 0 WP: 0 HR: 0 S: 60 P: 102 ERA: 2.84 WHIP: 1.263	Arthur Rhodes, L ERA: 3.38	IP: 7.1 WLS: 1 BF: 5 H: 2 R: 0 ER: 0 SO: 0 BB: 0 IBB: 0 HBP: 0 BLK: 0 WP: 0 HR: 0 S: 9 P: 14 ERA: 0.00 WHIP: 1.500	Jeff Nelson, R ERA: 7.71	IP: 8.1 WLS: 0 BF: 2 H: 1 R: 0 ER: 0 SO: 0 BB: 0 IBB: 0 HBP: 0 BLK: 0 WP: 0 HR: 0 S: 6 P: 11 ERA: 0.00 WHIP: 3.000	Shigetoshi Hasegawa, R ERA:	IP: 9.1 WLS: 0 BF: 12 H: 0 R: 0 ER: 0 SO: 2 BB: 2 IBB: 0 HBP: 0 BLK: 0 WP: 0 HR: 0 S: 27 P: 44 ERA: 0.00 WHIP: 0.667

Texas Rangers @ Seattle Mariners
Safeco Field, Seattle, WA
Sat Apr 20 2002, 6:05 PM PDT
Att: 45,354 - Sunny - 55 F

AB	42
R	2
H	8
RBI	2
BB	5
SO	5
LOB	21



Batter	1	2	3	4	5	6	7	8	9	10	11	AB	R	H	RBI	BB	SO	LOB	BOTTOM							
51 Ichiro Suzuki, L OBP: 0.400, SLG: 0.425	2-2 FC6-4 HBP		0-1 F7			1-0 SH3-4 1B			2-3 K		1-2 G1-3		4	0	1	0	1	1	3							
Jeff Cirillo, R OBP: 0.271, SLG: 0.281	0-0 L9		2-3 K			0-0 SH3-4			2-3 K		1-1 E S 1B		4	0	1	1	1	2	1							
Bret Boone, R OBP: 0.291, SLG: 0.372	2-1 FC6-4		2-1 G1-3			2-2 F9			3-3 K		2-3 K		5	0	0	0	0	2	3							
John Olerud, L OBP: 0.465, SLG: 0.586	4-2 BB			2-1 G4-3		4-0 IBB			1-0 1B SF8 1B		0-3 K		2	0	1	0	2	0	0							
23 Luis Ugueto, S Ben Davis, S OBP: 0.360, SLG: 0.348	1-2 BB			1-3 K		3-3 IBB			0-1 WP S 1B		2-3 K		0	1	0	0	0	0	1							
Mike Cameron, R OBP: 0.430, SLG: 0.625	2-3 K			1-2 P5					1-3 K		0-0 L8		5	0	1	0	0	1	2							
Ruben Sierra, S OBP: 0.471, SLG: 0.600		1-2 G4-3							1-2 K																	
Carlos Guillen, S OBP: 0.456, SLG: 0.526		2-0 1B 3B							4-0 WP IBB		0-0 51 BB 2B		4	2	2	0	1	0	1							
Dan Wilson, R OBP: 0.413, SLG: 0.452		0-0 1B							3-2 SF8		1-3 K		3	0	1	1	0	2	1							
Desi Relaford, S OBP: 0.233, SLG: 0.333		4-6-3 1B							1-2 3H				1	0	0	1	0	1	1							
Mark McLemore, S OBP: 0.339, SLG: 0.400		1-1 L4-6-3							1-1 G3-1		4-1 BB 51 IBB BB		3	0	0	0	2	0	2							
Inning Stats	R: 0 E: 0 K: 1 S: 11	H: 0 LOB: 2 BB: 1 P: 21	R: 1 E: 0 K: 0 S: 8	H: 2 LOB: 0 BB: 0 P: 12	R: 0 E: 0 K: 1 S: 7	H: 0 LOB: 0 BB: 0 P: 11	R: 0 E: 0 K: 1 S: 8	H: 0 LOB: 0 BB: 0 P: 12	R: 0 E: 0 K: 1 S: 10	H: 1 LOB: 2 BB: 1 P: 20	R: 0 E: 0 K: 3 S: 11	H: 0 LOB: 0 BB: 0 P: 18	R: 1 E: 0 K: 1 S: 14	H: 2 LOB: 3 BB: 2 P: 28	R: 0 E: 0 K: 3 S: 11	H: 1 LOB: 1 BB: 0 P: 16	R: 1 E: 0 K: 1 S: 7	H: 1 LOB: 3 BB: 3 P: 20	1B: 6 2B: 2 3B: 1 HR: 0	SF: 1 SAC: 1 DP: 1 HBP: 1	WP: 1 PB: 0 SB: 0 CS: 0	PA: 47				
PITCHER	Dave Burba, R ERA: 5.4	IP: 6.0 WLS: 2 BF: 24 H: 4 R: 1 ER: 1 SO: 5 BB: 1 IBB: 1 HBP: 0 BLK: 0 WP: 0 HR: 0 S: 57 P: 97 ERA: 1.50 WHIP: 0.833	Rudy Seanez, R ERA: 7.36	IP: 7.1 WLS: 0 BF: 6 H: 0 R: 0 ER: 0 SO: 4 BB: 0 IBB: 0 HBP: 0 BLK: 0 WP: 0 HR: 0 S: 18 P: 31 ERA: 0.00 WHIP: 0.000	Hideki Irabu, R ERA: 4.95	IP: 9.1 WLS: 1 BF: 11 H: 3 R: 1 ER: 1 SO: 4 BB: 1 IBB: 0 HBP: 0 BLK: 0 WP: 1 HR: 0 S: 25 P: 44 ERA: 4.50 WHIP: 2.000	Chris Michalak, L ERA: 6.75	IP: 11.1 WLS: 0 BF: 5 H: 1 R: 1 ER: 1 SO: 1 BB: 1 IBB: 0 HBP: 0 BLK: 0 WP: 0 HR: 0 S: 6 P: 15 ERA: 13.50 WHIP: 3.000	Dan Miceli, R ERA: 11.12	IP: 11.1 WLS: 0 BF: 1 H: 0 R: 0 ER: 0 SO: 0 BB: 1 IBB: 0 HBP: 0 BLK: 0 WP: 0 HR: 0 S: 1 P: 5 ERA: ∞ WHIP: ∞	PITCHER	IP: 6.1 WLS: 2 BF: 3 H: 0 R: 0 ER: 0 SO: 9 BB: 0 IBB: 0 HBP: 0 BLK: 0 WP: 0 HR: 0 S: 60 P: 102 ERA: 2.84 WHIP: 1.263	Arthur Rhodes, L ERA: 3.38	IP: 7.1 WLS: 1 BF: 5 H: 2 R: 0 ER: 0 SO: 0 BB: 0 IBB: 0 HBP: 0 BLK: 0 WP: 0 HR: 0 S: 9 P: 14 ERA: 0.00 WHIP: 1.500	Jeff Nelson, R ERA: 7.71	IP: 8.1 WLS: 0 BF: 2 H: 1 R: 0 ER: 0 SO: 0 BB: 0 IBB: 0 HBP: 0 BLK: 0 WP: 0 HR: 0 S: 6 P: 11 ERA: 0.00 WHIP: 3.000	Shigetoshi Hasegawa, R ERA:	IP: 9.1 WLS: 0 BF: 12 H: 0 R: 0 ER: 0 SO: 2 BB: 2 IBB: 0 HBP: 0 BLK: 0 WP: 0 HR: 0 S: 27 P: 44 ERA: 0.00 WHIP: 0.667	PITCHER	IP: 6.1 WLS: 2 BF: 3 H: 0 R: 0 ER: 0 SO: 9 BB: 0 IBB: 0 HBP: 0 BLK: 0 WP: 0 HR: 0 S: 60 P: 102 ERA: 2.84 WHIP: 1.263	Arthur Rhodes, L ERA: 3.38	IP: 7.1 WLS: 1 BF: 5 H: 2 R: 0 ER: 0 SO: 0 BB: 0 IBB: 0 HBP: 0 BLK: 0 WP: 0 HR: 0 S: 9 P: 14 ERA: 0.00 WHIP: 1.500	Jeff Nelson, R ERA: 7.71	IP: 8.1 WLS: 0 BF: 2 H: 1 R: 0 ER: 0 SO: 0 BB: 0 IBB: 0 HBP: 0 BLK: 0 WP: 0 HR: 0 S: 6 P: 11 ERA: 0.00 WHIP: 3.000	Shigetoshi Hasegawa, R ERA:	IP: 9.1 WLS: 0 BF: 12 H: 0 R: 0 ER: 0 SO: 2 BB: 2 IBB: 0 HBP: 0 BLK: 0 WP: 0 HR: 0 S: 27 P: 44 ERA: 0.00 WHIP: 0.667

Texas Rangers @ Seattle Mariners
Safeco Field, Seattle, WA
Sat Apr 20 2002, 6:05 PM PDT
Att: 45,354 - Sunny - 55 F

AB	37
R	3
H	8
RBI	3
BB	7
SO	14
LOB	20



Batter	1	2	3	4	5	6	7	8	9	AB	R	H	RBI	BB	SO	LOB	TOP								
Shannon Stewart, R (1, 10) OBP: 0.397, SLG: 0.479										3	1	1	0	2	0	2									
Eric Hinske, L (1, 5) OBP: 0.386, SLG: 0.468										5	1	2	1	0	1	5									
Raul Mondesi, R (1, 9) OBP: 0.294, SLG: 0.480										4	0	0	0	0	1	3									
Carlos Delgado, L (1, 3) OBP: 0.531, SLG: 0.684										2	0	0	0	2	1	1									
José Cruz Jr., S (1, 7) OBP: 0.304, SLG: 0.333										3	0	1	0	1	1	1									
Darin Fletcher, L (1, 2) OBP: 0.200, SLG: 0.227										3	0	0	1	0	0	2									
10 Vernon Wells, R (1, 8) OBP: 0.215, SLG: 0.355										4	0	0	0	0	0	2									
Felipe Lopez, S (1, 6) OBP: 0.379, SLG: 0.560										3	0	0	0	1	1	0									
Homer Bush, R (1, 4) OBP: 0.254, SLG: 0.263										4	0	2	0	0	1	1									
Inning Stats	R: 0 E: 0 K: 2 S: 9	H: 1 LOB: 1 BB: 0 P: 14	R: 0 E: 0 K: 0 S: 5	H: 1 LOB: 0 BB: 0 P: 8	R: 1 E: 0 K: 1 S: 14	H: 1 LOB: 1 BB: 1 P: 26	R: 0 E: 0 K: 0 S: 7	H: 0 LOB: 0 BB: 0 P: 12	R: 0 E: 0 K: 0 S: 7	H: 1 LOB: 1 BB: 0 P: 9	R: 1 E: 0 K: 0 S: 13	H: 1 LOB: 2 BB: 0 P: 28	R: 0 E: 1 K: 0 S: 9	H: 1 LOB: 1 BB: 0 P: 11	R: 0 E: 0 K: 1 S: 8	H: 0 LOB: 1 BB: 1 P: 14	R: 0 E: 0 K: 1 S: 14	H: 0 LOB: 2 BB: 2 P: 25	1B: 4 2B: 2 3B: 0 HR: 0	SF: 1 SAC: 0 DP: 2 HBP: 0	WP: 1 PB: 0 SB: 2 CS: 0	PA: 38			
PITCHER	IP	WLS	BF	H	R	ER	SO	BB	IBB	HBP	BLK	WP	HR	S	P	ERA	WHIP								
Ismael Valdez, R (1, 1) ERA: 4.13	5.1	L	23	5	2	2	3	3	0	0	0	0	0	52	90	3.38	1.500								
Randy Flores, L (6, 1) ERA:	0.1		1	0	0	0	0	0	0	0	0	0	0	2	4	0.00	0.000								
Steve Woodard, R (6, 1) ERA: 4.26	0.2		4	1	0	0	0	0	0	0	0	0	0	9	13	0.00	1.500								
John Rocker, L (7, 1) ERA: 8.53	0.2		1	0	0	0	0	0	0	0	0	0	0	1	1	0.00	0.000								
Todd Van Poppel, R (8, 1) ERA: 4.66	1.2		8	0	0	0	2	3	0	0	0	1	0	18	34	0.00	1.800								
PITCHER	IP	WLS	BF	H	R	ER	SO	BB	IBB	HBP	BLK	WP	HR	S	P	ERA	WHIP								
Rudy Seanez, R (9, 1) ERA: 7.04	0.1		1	0	0	0	1	0	0	0	0	0	0	4	5	0.00	0.000								

Toronto Blue Jays @ Texas Rangers
The Ballpark at Arlington, Arlington, TX
Tue Apr 23 2002, 8:05 PM EDT
Att: 20,472 - Cloudy - 81 F

AB	31
R	2
H	6
RBI	2
BB	6
SO	6
LOB	17



Batter	1	2	3	4	5	6	7	8	9	AB	R	H	RBI	BB	SO	LOB	BOTTOM								
Frank Catalanotto, L (1, 4) OBP: 0.352, SLG: 0.417										4	0	0	0	0	1	1									
29 Rusty Greer, L (1, 10) OBP: 0.370, SLG: 0.408										3	0	0	0	1	1	1									
Alex Rodriguez, R (1, 6) OBP: 0.416, SLG: 0.693										4	0	1	0	0	1	1									
Rafael Palmeiro, L (1, 3) OBP: 0.356, SLG: 0.597										4	1	1	0	0	0	0									
Carl Everett, S (1, 9) OBP: 0.230, SLG: 0.343										3	0	1	0	1	0	0									
Kevin Mench, R (9, PR) OBP: 0.314, SLG: 0.387										0	0	0	0	0	0	0									
Gabe Kapler, R (1, 7) OBP: 0.357, SLG: 0.392										3	0	1	0	0	1	1									
9 Hank Blalock, L (1, 5) OBP: 0.274, SLG: 0.222										1	0	0	0	1	0	0									
Herbert Perry, R (7, PH) OBP: 0.381, SLG: 0.500										1	0	0	1	0	0	1									
10 Michael Young, R (8, 5) OBP: 0.353, SLG: 0.500										0	0	0	0	0	0	0									
Bill Haselman, R (1, 2) OBP: 0.275, SLG: 0.342										3	0	0	0	0	0	3									
Calvin Murray, R (1, 8) OBP: 0.275, SLG: 0.342										2	0	0	0	1	1	0									
Inning Stats	R: 0 E: 0 K: 0 S: 10	H: 0 LOB: 0 BB: 0 P: 16	R: 0 E: 0 K: 0 S: 10	H: 1 LOB: 2 BB: 1 P: 19	R: 0 E: 1 K: 1 S: 10	H: 1 LOB: 2 BB: 1 P: 18	R: 0 E: 0 K: 1 S: 8	H: 0 LOB: 0 BB: 0 P: 12	R: 0 E: 0 K: 0 S: 9	H: 0 LOB: 0 BB: 0 P: 14	R: 0 E: 0 K: 1 S: 10	H: 0 LOB: 1 BB: 0 P: 17	R: 1 E: 0 K: 0 S: 11	H: 2 LOB: 1 BB: 0 P: 16	R: 0 E: 0 K: 2 S: 11	H: 0 LOB: 1 BB: 1 P: 19	R: 0 E: 0 K: 0 S: 5	H: 0 LOB: 1 BB: 1 P: 11	1B: 4 2B: 0 3B: 0 HR: 0	SF: 0 SAC: 1 DP: 1 HBP: 0	WP: 0 PB: 0 SB: 1 CS: 0	PA: 33			
PITCHER	IP	WLS	BF	H	R	ER	SO	BB	IBB	HBP	BLK	WP	HR	S	P	ERA	WHIP								
Brandon Lyon, R (1, 1) ERA: 6.75	6.1	W	24	4	1	1	3	2	0	0	0	0	0	63	106	1.42	0.947								
Pedro Borbon, L (7, 1) ERA: 1.0	0.1	H	1	0	0	0	0	0	0	0	0	0	0	3	4	0.00	0.000								
Bob File, R (7, 1) ERA: 18.9	0.1	H	2	0	0	0	0	1	0	0	0	0	0	4	8	0.00	3.000								
Dan Plesac, L (8, 1) ERA: 3.0	0.2	H	2	0	0	0	1	0	0	0	0	0	0	4	6	0.00	0.000								
Kelvim Escobar, R (8, 1) ERA: 4.5	1.1	S	4	0	0	0	1	1	0	0	0	0	0	10	18	0.00	0.750								

Toronto Blue Jays @ Texas Rangers
The Ballpark at Arlington, Arlington, TX
Tue Apr 23 2002, 8:05 PM EDT
Att: 20,472 - Cloudy - 81 F

AB	28
R	1
H	4
RBI	1
BB	4
SO	5
LOB	8



Batter	1	2	3	4	5	6	7	8	9	AB	R	H	RBI	BB	SO	LOB	TOP								
Shannon Stewart, R (1, 10) OBP: 0.390, SLG: 0.480	1-3 K		2-2 2B		1-1 F7			0-0 L9		4	0	1	0	0	1	1									
Felipe Lopez, S (1, 6) OBP: 0.355, SLG: 0.519	3-2 G1-3		1-0 G6-3			1-0 G1-3		3-2 F7		4	0	0	0	0	0	1									
Raul Mondesi, R (1, 9) OBP: 0.292, SLG: 0.506	1-0 HR			3-3 K			2-3 K		1-2 P4	4	1	1	1	0	2	0									
Carlos Delgado, L (1, 3) OBP: 0.506, SLG: 0.639	0-3 K			3-2 G4-3			2-3 K		0-1 G6-3	4	0	0	0	0	2	0									
José Cruz Jr., S (1, 7) OBP: 0.301, SLG: 0.329		1-0 L9		1-1 G6-3				0-0 F7		4	0	1	0	0	0	0									
10 Vernon Wells, R (1, 8) OBP: 0.220, SLG: 0.354		0-1 G4-3			0-0 2B SF9			0-1 G4-6-3		3	1	1	0	0	0	1									
Eric Hinske, L (1, 5) OBP: 0.397, SLG: 0.484		2-3 K			0-2 SF9			4-2 BB		2	0	1	0	1	1	0									
Tom Wilson, R (1, 2) OBP: 0.379, SLG: 0.435			1-1 G6-3		1-1 SF9			0-0 F8		2	0	0	1	0	0	1									
Homer Bush, R (1, 4) OBP: 0.246, SLG: 0.254			1-0 F8		2-3 3-H					2	0	0	0	0	0	1									
Darin Fletcher, L (8, PH) OBP: 0.196, SLG: 0.222					2-2 G4-3					1	0	0	0	0	1	0									
Chris Woodward, R (8, 4) OBP: 0.231, SLG: 0.364								1-3 K		0	0	0	0	0	0	0									
Inning Stats	R: 1 E: 0 K: 2 S: 10	H: 1 LOB: 0 BB: 0 P: 15	R: 0 E: 0 K: 1 S: 6	H: 0 LOB: 0 BB: 0 P: 9	R: 0 E: 0 K: 0 S: 7	H: 1 LOB: 1 BB: 0 P: 12	R: 0 E: 0 K: 1 S: 8	H: 0 LOB: 0 BB: 0 P: 15	R: 1 E: 0 K: 0 S: 13	H: 2 LOB: 1 BB: 0 P: 17	R: 0 E: 0 K: 2 S: 9	H: 0 LOB: 0 BB: 0 P: 14	R: 0 E: 0 K: 0 S: 7	H: 1 LOB: 1 BB: 1 P: 12	R: 0 E: 0 K: 1 S: 9	H: 0 LOB: 0 BB: 0 P: 13	R: 0 E: 0 K: 0 S: 6	H: 0 LOB: 0 BB: 0 P: 7	1B: 2 2B: 2 3B: 0 HR: 1	SF: 1 SAC: 0 DP: 1 HBP: 0	WP: 0 PB: 0 SB: 0 CS: 0	PA: 32			
PITCHER	IP	WLS	BF	H	R	ER	SO	BB	IBB	HBP	BLK	WP	HR	S	P	ERA	WHIP								
Kenny Rogers, L (1, 1) ERA: 1.91	7.0	W	26	5	2	2	6	1	0	0	0	0	1	60	94	2.57	0.857								
Rudy Seanez, R (8, 1) ERA: 8.23	1.0	H	3	0	0	0	1	0	0	0	0	0	0	9	13	0.00	0.000								
Hideki Irabu, R (9, 1) ERA: 4.67	1.0	S	3	0	0	0	0	0	0	0	0	0	0	6	7	0.00	0.000								

Toronto Blue Jays @ Texas Rangers
The Ballpark at Arlington, Arlington, TX
Wed Apr 24 2002, 8:05 PM EDT
Att: 21,072 - Overcast - 88 F

AB	30
R	2
H	5
RBI	2
BB	1
SO	7
LOB	5



Batter	1	2	3	4	5	6	7	8	9	AB	R	H	RBI	BB	SO	LOB	BOTTOM								
Frank Catalanotto, L (1, 4) OBP: 0.360, SLG: 0.403	1-2 G5-3		0-0 F7		4-2 H 29 G5-3		4-2 HBP			2	0	0	0	1	0	1									
10 Michael Young, R (8, 4) OBP: 0.353, SLG: 0.500								29 S BB		0	0	0	0	0	0	0									
29 Rusty Greer, L (1, 10) OBP: 0.395, SLG: 0.400	2-1 HR		2-1 F7		2-1 G5-3		1-2 F8			4	1	1	0	0	0	3									
1B																									
Alex Rodriguez, R (1, 6) OBP: 0.419, SLG: 0.684	0-1 L8		2-2 2-H		0-0 G6-3			0-1 E		4	0	2	1	0	0	2									
1B																									
Rafael Palmeiro, L (1, 3) OBP: 0.352, SLG: 0.617	3-2 1-H		2-1 F8			3-2 P4		1-2 P6		4	1	1	2	0	0	2									
HR																									
Carl Everett, S (1, 9) OBP: 0.218, SLG: 0.324	0-3 K				0-0 F9			0-1 E4		4	0	0	0	0	1	1									
								1-2 F9-3																	
Gabe Kapler, R (1, 7) OBP: 0.333, SLG: 0.364		1-0 F8		1-1 P4		2-2 E3		2-2 F9-3		4	0	0	0	0	0	2									
								1-2																	
9 Hank Blalock, L (1, 5) OBP: 0.277, SLG: 0.246		3-3 K		2-2 2B		1-3 K				3	0	1	0	0	2	1									
Bill Haselman, R (1, 2) OBP: 0.256, SLG: 0.317		0-0 F7		2-0 F9						3	0	0	0	0	0	1									
Calvin Murray, R (1, 8) OBP: 0.158, SLG: 0.118			0-0 WP		0-3 K			1-1 F9		3	1	1	0	0	1	0									
1B																									
2B																									
Inning Stats	R: 2 E: 0 K: 1 S: 13	H: 2 LOB: 0 BB: 0 P: 19	R: 0 E: 0 K: 1 S: 5	H: 0 LOB: 0 BB: 0 P: 9	R: 1 E: 0 K: 0 S: 9	H: 2 LOB: 1 BB: 0 P: 15	R: 0 E: 0 K: 0 S: 7	H: 1 LOB: 1 BB: 0 P: 12	R: 0 E: 0 K: 1 S: 12	H: 0 LOB: 1 BB: 0 P: 18	R: 0 E: 1 K: 1 S: 13	H: 0 LOB: 1 BB: 1 P: 20	R: 0 E: 0 K: 0 S: 13	H: 0 LOB: 1 BB: 1 P: 19	R: 0 E: 1 K: 0 S: 11	H: 1 LOB: 1 BB: 0 P: 14	R: 0 E: 1 K: 0 S: 6	H: 0 LOB: 0 BB: 0 P: 7	1B: 3 2B: 3 3B: 0 HR: 1	SF: 0 SAC: 0 DP: 1 HBP: 1	WP: 1 PB: 0 SB: 1 CS: 0	PA: 33			
PITCHER	IP	WLS	BF	H	R	ER	SO	BB	IBB	HBP	BLK	WP	HR	S	P	ERA	WHIP								
Luke Prokopec, R (1, 1) ERA: 6.86	6.2	L	28	5	3	3	4	1	0	1	0	0	0	66	105	4.05	0.900								
Felix Heredia, L (7, 1) ERA: 4.5	0.1		1	0	0	0	0	0	0	0	0	0	0	6	7	0.00	0.000								
Corey Thurman, R (8, 1) ERA: 3.75	0.0		1	1	0	0	0	0	0	0	0	0	0	2	2	∞	∞								
Pedro Borbon, L (8, 1) ERA: 0.96	0.1		2	0	0	0	0	0	0	0	0	0	0	6	7	0.00	0.000								
Scott Cassidy, R (8, 1) ERA: 4.05	0.2		1	0	0	0	0	0	0	0	0	0	0	3	5	0.00	0.000								

Toronto Blue Jays @ Texas Rangers
The Ballpark at Arlington, Arlington, TX
Wed Apr 24 2002, 8:05 PM EDT
Att: 21,072 - Overcast - 88 F

AB	31
R	3
H	6
RBI	3
BB	1
SO	4
LOB	13



Batter	1	2	3	4	5	6	7	8	9	AB	R	H	RBI	BB	SO	LOB	TOP					
Omar Vizquel, S OBP: 0.343, SLG: 0.477	4-2 S BB		0-0 G3		1-3 K2-3		1-0 P3-1		2-2 FC3-6	4	0	0	0	1	1	2						
Ricky Gutierrez, R OBP: 0.276, SLG: 0.282	2-2 F9		0-1 L5		3-2 G6-3			2-3 K	1-3 K	5	0	0	0	0	2	3						
Jim Thome, L OBP: 0.354, SLG: 0.500	3-3 K		3-2 2B		4-2 BB			2-3 K		3	0	1	0	1	2	1						
Ellis Burks, R OBP: 0.427, SLG: 0.557	0-0 G5-3		1-3 K		1-0 F9			0-2 HR		4	1	1	1	0	1	3						
Matt Lawton, L OBP: 0.364, SLG: 0.456		3-1 G1-3		0-1 F7				2-0 S 1B		4	0	1	0	0	0	0						
Travis Fryman, R OBP: 0.275, SLG: 0.378		0-2 P3		1-2 2B 3B				2-3 K		4	1	1	0	0	1	1						
Brady Anderson, L OBP: 0.391, SLG: 0.353		4-2 1B BB		0-0 F8 2B				1-2 E3 FC3-6		3	0	1	1	1	0	0						
Russell Branyan, L OBP: 0.310, SLG: 0.500		1-0 1B		0-1 F8			0-3 K	1-3 K		4	0	1	0	0	2	2						
Einar Diaz, R OBP: 0.250, SLG: 0.349		3-3 K		1-1 G1-3			0-1 G6-3	4-1 FC3-6		3	0	0	0	0	1	3						
Milton Bradley, S OBP: 0.375, SLG: 0.482								1-2 BB		0	0	0	0	1	0	0						
Inning Stats	R: 0 E: 0 K: 1 S: 17	H: 0 LOB: 1 BB: 1 P: 26	R: 0 E: 0 K: 1 S: 15	H: 1 LOB: 2 BB: 1 P: 26	R: 0 E: 0 K: 1 S: 9	H: 1 LOB: 1 BB: 0 P: 13	R: 1 E: 0 K: 0 S: 10	H: 2 LOB: 1 BB: 0 P: 12	R: 0 E: 0 K: 0 S: 6	H: 0 LOB: 0 BB: 0 P: 7	R: 0 E: 0 K: 1 S: 6	H: 0 LOB: 0 BB: 0 P: 7	R: 1 E: 0 K: 3 S: 13	H: 2 LOB: 1 BB: 0 P: 21	R: 0 E: 1 K: 2 S: 13	H: 0 LOB: 2 BB: 1 P: 22	1B: 2 2B: 2 3B: 1 HR: 1	SF: 0 SAC: 0 DP: 0 HBP: 0	WP: 0 PB: 0 SB: 4 CS: 0	PA: 38		
PITCHER	IP	WLS	BF	H	R	ER	SO	BB	IBB	HBP	BLK	WP	HR	S	P	ERA	WHIP					
Rob Bell, R ERA: 1.5	6.0	W	25	4	1	1	4	3	0	0	0	0	0	66	102	1.50	1.167					
Todd Van Poppel, R ERA: 3.55	1.0	H	3	0	0	0	1	0	0	0	0	0	0	6	7	0.00	0.000					
Rudy Seanez, R ERA: 6.52	1.0	H	5	2	1	1	3	0	0	0	0	0	0	1	13	21	9.00	2.000				
Hideki Irabu, R ERA: 4.19	1.0	S	5	0	0	0	2	1	0	0	0	0	0	13	22	0.00	1.000					

Cleveland Indians @ Texas Rangers
The Ballpark at Arlington, Arlington, TX
Sat Apr 27 2002, 8:05 PM EDT
Att: 43,353 - Cloudy - 82 F

AB 34
R 2
H 6
RBI 2
BB 4
SO 10
LOB 15



Batter	1	2	3	4	5	6	7	8	9	AB	R	H	RBI	BB	SO	LOB	BOTTOM					
Frank Catalanotto, L OBP: 0.373, SLG: 0.435	3-2 29 G4-3 2B		0-0 29 3B 1B		0-2 G5-4-3 1B		0-0 G3			4	2	3	1	0	0	0						
Gabe Kapler, R OBP: 0.336, SLG: 0.371			2H 1B		1-2 1B			0-1 G4-3		4	1	1	1	0	0	3						
29 Rusty Greer, L OBP: 0.357, SLG: 0.419	0-0 G4-3		0-1 SF7 3B		2-1 F9			0-1 G4-3		3	0	0	2	0	0	2						
Alex Rodriguez, R OBP: 0.411, SLG: 0.670	1-1 G6-3		1-2 SF7		0-2 G5-4-3			3-2 G6-3		3	0	0	2	0	0	2						
Rafael Palmeiro, L OBP: 0.343, SLG: 0.559	3H F8		3H K		1-2 1-2			2-1 F8		4	0	0	0	0	1	0						
Carl Everett, S OBP: 0.233, SLG: 0.354		2-2 P6		0-1 L3				3-2 1B		3	0	1	0	0	0	0						
Bill Haselman, R OBP: 0.250, SLG: 0.286		2-1 F2		1-2 F8				0-1 L6		3	0	0	0	0	0	1						
9 Hank Blalock, L OBP: 0.292, SLG: 0.286		0-0 P6		3-2 2B				2-3 K		3	0	1	0	0	1	1						
10 Michael Young, R OBP: 0.349, SLG: 0.450			1-0 F9		1-3 K			0-3 K		3	0	0	0	0	2	1						
Calvin Murray, R OBP: 0.267, SLG: 0.286			0-0 1B 2B		1-0 1B			1-3 K		3	1	2	0	0	1	0						
Inning Stats	R: 1 E: 0 K: 0 S: 8	H: 1 LOB: 0 BB: 0 P: 13	R: 0 E: 0 K: 0 S: 7	H: 0 LOB: 0 BB: 0 P: 11	R: 3 E: 0 K: 1 S: 13	H: 3 LOB: 0 BB: 0 P: 18	R: 0 E: 0 K: 1 S: 11	H: 1 LOB: 1 BB: 0 P: 16	R: 0 E: 0 K: 0 S: 9	H: 2 LOB: 1 BB: 0 P: 12	R: 0 E: 0 K: 1 S: 11	H: 1 LOB: 0 BB: 0 P: 17	R: 0 E: 0 K: 2 S: 8	H: 0 LOB: 0 BB: 0 P: 9	R: 0 E: 0 K: 0 S: 7	H: 0 LOB: 0 BB: 0 P: 12	1B: 4 2B: 3 3B: 1 HR: 0	SF: 1 SAC: 0 DP: 1 HBP: 0	WP: 0 PB: 0 SB: 0 CS: 0	PA: 31		
PITCHER	IP	WLS	BF	H	R	ER	SO	BB	IBB	HBP	BLK	WP	HR	S	P	ERA	WHIP					
Danys Baez, R ERA: 4.33	7.0	L	28	8	4	4	5	8	4	4	5	0	0	0	0	67	5.14	1.143				
Paul Shuey, R ERA:	1.0		3	0	0	0	0	0	0	0	0	0	0	7	12	0.00	0.000					

Cleveland Indians @ Texas Rangers
The Ballpark at Arlington, Arlington, TX
Sat Apr 27 2002, 8:05 PM EDT
Att: 43,353 - Cloudy - 82 F

AB 30
R 4
H 8
RBI 4
BB 0
SO 5
LOB 8



Batter	1	2	3	4	5	6	7	8	9	AB	R	H	RBI	BB	SO	LOB	TOP										
Matt Lawton, L OBP: 0.366, SLG: 0.457 (1, 9)	2-1 2B 2B		1-0 F8	3-3 K			4-1 CS 1B BB		1-0 G3	4	1	1	0	1	1	2											
Omar Vizquel, S OBP: 0.359, SLG: 0.500 (1, 6)	2-2 FC5-4 2H 2B		0-2 P6		0-2		1-1 S 1B			4	0	3	1	0	0	0											
Jim Thome, L OBP: 0.350, SLG: 0.482 (1, 3)	4-2 FC5-4 BB		1-1 E5 BB 1B		2-2 F8		2-3 K			3	0	0	0	1	1	3											
Ellis Burks, R OBP: 0.421, SLG: 0.543 (1, 10)	0-0 FC5-4 1-2 2-3		1-0 BB 1B		2-1 L8			2-0 G1-3		4	0	1	0	0	0	3											
Brady Anderson, L OBP: 0.380, SLG: 0.324 (1, 7)	2-3 K		4-2 BB		1-2 F9			3-3 K		3	0	0	0	1	2	3											
Russell Branyan, L OBP: 0.293, SLG: 0.470 (1, 5)	3-3 K		0-0 F9			3-2 G3-1		0-3 K		4	0	0	0	0	2	5											
Milton Bradley, S OBP: 0.353, SLG: 0.450 (1, 8)		1-2 G4-3		2-2 P6		3-3 K		2-1 G6-3		4	0	0	0	0	1	0											
Einar Diaz, R OBP: 0.239, SLG: 0.333 (9, PH)		0-1 G1-3		2-1 G5-3		0-1 G5-3		2-2 G6-3		3	0	0	0	0	0	0											
Travis Fryman, R OBP: 0.272, SLG: 0.373 (9, PH)										1	0	0	0	0	0	0											
John McDonald, R OBP: 0.333, SLG: 0.294 (9, PH)		1-3 K		0-1 S 1B		3-2 F9		3-2 1B		3	0	1	0	0	1	0											
Earl Snyder, R OBP: 1.000, SLG: 1.000 (9, PH)										1	0	1	0	0	0	0											
Inning Stats	R: 1 H: 2 E: 0 K: 2 S: 18	H: 2 LOB: 2 BB: 1 P: 31	R: 0 H: 0 E: 0 K: 1 S: 9	H: 0 LOB: 0 BB: 0 P: 11	R: 0 H: 1 E: 1 K: 0 S: 12	H: 1 LOB: 3 BB: 1 P: 19	R: 0 H: 1 E: 0 K: 1 S: 14	H: 1 LOB: 1 BB: 0 P: 21	R: 0 H: 1 E: 0 K: 0 S: 11	H: 0 LOB: 0 BB: 0 P: 16	R: 0 H: 0 E: 0 K: 1 S: 12	H: 0 LOB: 0 BB: 0 P: 18	R: 0 H: 1 E: 0 K: 1 S: 11	H: 1 LOB: 1 BB: 1 P: 21	R: 0 H: 0 E: 0 K: 2 S: 7	H: 0 LOB: 0 BB: 0 P: 12	R: 0 H: 1 E: 0 K: 0 S: 9	H: 1 LOB: 1 BB: 0 P: 17	1B: 5 2B: 2 3B: 0 HR: 0	SF: 0 SAC: 0 DP: 0 HBP: 0	WP: 0 PB: 0 SB: 2 CS: 1	PA: 37					
PITCHER	IP	WLS	BF	H	R	ER	SO	BB	IBB	HBP	BLK	WP	HR	S	P	ERA	WHIP										
Ismael Valdez, R ERA: 3.6 (1, 1)	6.0	W	26	5	1	1	5	2	0	0	0	0	0	76	116	1.50	1.167										
John Rucker, L ERA: 8.59 (7, 1)	1.0	H	4	1	0	0	1	1	0	0	0	0	0	11	21	0.00	2.000										
Rudy Seanez, R ERA: 5.91 (8, 1)	1.0	H	3	0	0	0	2	0	0	0	0	0	0	7	12	0.00	0.000										
Hideki Irabu, R ERA: 3.98 (9, 1)	1.0	S	4	1	0	0	0	0	0	0	0	0	0	9	17	0.00	1.000										

Cleveland Indians @ Texas Rangers
The Ballpark at Arlington, Arlington, TX
Sun Apr 28 2002, 8:05 PM EDT
Att: 24,118 - Cloudy - 83 F

AB 34
R 1
H 7
RBI 1
BB 3
SO 8
LOB 16



Batter	1	2	3	4	5	6	7	8	9	AB	R	H	RBI	BB	SO	LOB	BOTTOM										
Frank Catalanotto, L OBP: 0.368, SLG: 0.417 (1, 4)	4-1 29 1B SF8 BB		0-1 G4-3		0-0 G1-3			3-2 G6-3		3	1	0	1	1	0	0											
10 Michael Young, R OBP: 0.349, SLG: 0.450 (9, 4)			3-H 1B		1-3 K			2-2 G6-3		4	0	2	0	0	1	0											
29 Rusty Greer, L OBP: 0.383, SLG: 0.423 (1, 10)	3-2 1B		2-0 1B		1-3 K			1-2 F9		3	0	0	1	0	2	1											
Alex Rodriguez, R OBP: 0.396, SLG: 0.649 (1, 6)	3-1 SF8		1-3 K			0-3 K				3	0	0	1	0	2	1											
Rafael Palmeiro, L OBP: 0.343, SLG: 0.552 (1, 3)	3-H F7		0-0 1B		2-3 K					3	0	1	0	0	1	1											
Carl Everett, S OBP: 0.226, SLG: 0.341 (1, 9)	1-3 K		0-3 K		1-2 P5					3	0	0	0	0	2	3											
Gabe Kapler, R OBP: 0.338, SLG: 0.369 (1, 7)		0-0 F9		0-1 P4			1-0 1B			3	0	1	0	0	0	0											
9 Hank Blalock, L OBP: 0.280, SLG: 0.273 (1, 5)		0-3 K		1-3 K			1-0 P6			3	0	0	0	0	2	1											
Bill Haselman, R OBP: 0.236, SLG: 0.269 (1, 2)		1-2 F7		0-1 L4			0-1 P4			3	0	0	0	0	0	1											
Calvin Murray, R OBP: 0.273, SLG: 0.355 (1, 8)			0-1 G4-3 3B		1-1 G6-3		1-3 K			3	1	1	0	0	1	1											
Inning Stats	R: 1 H: 1 E: 0 K: 1 S: 12	H: 1 LOB: 1 BB: 1 P: 25	R: 0 H: 0 E: 0 K: 1 S: 9	H: 0 LOB: 0 BB: 0 P: 10	R: 1 H: 3 E: 0 K: 2 S: 15	H: 3 LOB: 0 BB: 0 P: 18	R: 0 H: 0 E: 0 K: 1 S: 7	H: 0 LOB: 0 BB: 0 P: 8	R: 0 H: 0 E: 0 K: 2 S: 9	H: 0 LOB: 0 BB: 0 P: 12	R: 0 H: 1 E: 0 K: 1 S: 7	H: 1 LOB: 1 BB: 0 P: 10	R: 0 H: 0 E: 0 K: 0 S: 12	H: 0 LOB: 0 BB: 0 P: 18	1B: 4 2B: 0 3B: 1 HR: 0	SF: 1 SAC: 0 DP: 0 HBP: 0	WP: 0 PB: 0 SB: 0 CS: 0	PA: 30									
PITCHER	IP	WLS	BF	H	R	ER	SO	BB	IBB	HBP	BLK	WP	HR	S	P	ERA	WHIP										
Bartolo Colon, R ERA: 3.48 (1, 1)	8.0	L	30	5	2	2	9	1	0	0	0	0	0	77	109	2.25	0.750										

Cleveland Indians @ Texas Rangers
The Ballpark at Arlington, Arlington, TX
Sun Apr 28 2002, 8:05 PM EDT
Att: 24,118 - Cloudy - 83 F

AB 28
R 2
H 5
RBI 2
BB 1
SO 9
LOB 8



Batter	1	2	3	4	5	6	7	8	9	AB	R	H	RBI	BB	SO	LOB	TOP										
Frank Catalanotto, L (1.7) OBP: 0.360, SLG: 0.440 Gabe Kapler, R (9.9) OBP: 0.342, SLG: 0.373	4-2 G4-3 BB		2-1 G4-3		0-2 E9 10 1B 29 SF8 2B		1-2 G6-3		1-3 K	4	1	1	1	1	1	0											
10 Michael Young, R (1.4) OBP: 0.373, SLG: 0.455	3-3 K			1-0 G5-3	2-2 CS E 1B		1-3 K		2-1 G6-3	5	0	1	0	0	2	1											
29 Rusty Greer, L (1.9) OBP: 0.371, SLG: 0.445	1-0 G4-3			0-2 G6-3	2-1 SF8			0-0 1B BB 1B		3	0	1	1	0	0	1											
Alex Rodriguez, R (1.6) OBP: 0.392, SLG: 0.673	3-3 K			3-2 1B 2B	3-H 1-2 FC1			3-2 F9		4	1	1	0	0	1	3											
Rafael Palmeiro, L (1.3) OBP: 0.377, SLG: 0.577		0-1 F9		1-0 1B	3-3 K			4-1 1B BB		3	0	1	1	1	1	2											
Carl Everett, S (1.10) OBP: 0.215, SLG: 0.309		0-1 F8		3-1 F7		0-0 G6-4-3 1B		0-0 F9		4	0	1	0	0	0	3											
Bill Haselman, R (1.2) OBP: 0.290, SLG: 0.385		2-2 G3			0-1 SH 1B	2-2 G6-4-3		2-2 1B		4	1	2	0	0	0	1											
9 Hank Blalock, L (1.5) OBP: 0.292, SLG: 0.308			0-0 F7		1-2 SH 2B 1B	0-1 P6		1-0 G1-3		4	1	1	0	0	0	3											
Calvin Murray, R (1.8) OBP: 0.244, SLG: 0.310			1-0 G6-3		0-0 SH 2B E		0-3 K		2-2 G5-3	3	1	0	0	0	1	0											
Inning Stats	R: 0 E: 0 K: 2 S: 11	H: 0 LOB: 1 BB: 1 P: 22	R: 0 E: 0 K: 0 S: 8	H: 0 LOB: 0 BB: 0 P: 10	R: 0 E: 0 K: 0 S: 4	H: 0 LOB: 0 BB: 0 P: 7	R: 1 E: 0 K: 0 S: 10	H: 2 LOB: 1 BB: 0 P: 18	R: 4 E: 3 K: 1 S: 22	H: 4 LOB: 2 BB: 0 P: 31	R: 0 E: 0 K: 0 S: 7	H: 1 LOB: 0 BB: 0 P: 9	R: 0 E: 0 K: 2 S: 9	H: 0 LOB: 0 BB: 0 P: 11	R: 0 E: 0 K: 0 S: 11	H: 2 LOB: 3 BB: 1 P: 21	R: 0 E: 0 K: 1 S: 9	H: 0 LOB: 0 BB: 0 P: 14	1B: 7 2B: 3 3B: 0 HR: 0	SF: 1 SAC: 1 DP: 2 HBP: 0	WP: 0 PB: 0 SB: 1 CS: 1	PA: 38					
PITCHER	IP	WLS	BF	H	R	ER	SO	BB	IBB	HBP	BLK	WP	HR	S	P	ERA	WHIP										
Mike Smith, R (1.1) ERA: 9.0	4.0	L	20	6	5	4	2	1	0	0	0	0	0	46	73	9.00	1.750										
Scott Cassidy, R (5.1) ERA: 7.11	3.0		9	1	0	0	3	0	0	0	0	0	0	25	35	0.00	0.333										
Scott Eyre, L (8.1) ERA: 9.12	1.0		6	2	0	0	0	1	0	0	0	0	0	11	21	0.00	3.000										
Kelvin Escobar, R (9.1) ERA: 3.78	1.0		3	0	0	0	1	0	0	0	0	0	0	9	14	0.00	0.000										

Texas Rangers @ Toronto Blue Jays
SkyDome, Toronto, ON
Thu May 02 2002, 7:05 PM EDT
Att: 13,011 - Dome - 72 F

AB	34
R	5
H	9
RBI	3
BB	2
SO	6
LOB	14



Batter	1	2	3	4	5	6	7	8	9	AB	R	H	RBI	BB	SO	LOB	BOTTOM										
10 Vernon Wells, R (1.8) OBP: 0.268, SLG: 0.393	0-2 G3		0-0 G3-1 2B			4-1 HR BB	1-3 K		2-1 G5-3	4	1	1	0	1	1	1											
Eric Hinske, L (1.5) OBP: 0.393, SLG: 0.495	1-3 K		3-2 G3-1			2-2 HR	2-2 2B		1-2 L7	5	1	2	2	0	1	2											
José Cruz Jr., S (1.7) OBP: 0.327, SLG: 0.320	2-2 G3-1		3-2 G3-1			1-3 K	4-1 BB			3	0	0	0	1	1	1											
Carlos Delgado, L (1.3) OBP: 0.441, SLG: 0.533		1-2 G1-3		2-3 K		2-2 FC1-6 1B	0-3 K			4	0	1	0	0	2	2											
Raul Mondesi, R (1.9) OBP: 0.260, SLG: 0.405		0-2 E 1B		1-3 K		0-0 FC1-6 1B 2B		0-0 F7		4	1	1	0	0	1	1											
Darin Fletcher, L (1.2) OBP: 0.231, SLG: 0.288		2-0 E9		0-1 L4		0-0 2B 1B		1-0 G3-1		4	0	1	0	0	0	1											
Dave Berg, R (1.10) OBP: 0.289, SLG: 0.395		0-0 L8			1-0 P3	1-0 2B		1-2 G6-3		4	0	1	1	0	0	2											
Felipe Lopez, S (1.6) OBP: 0.344, SLG: 0.512		1-1 G4-3			1-3 K	3-H 1-3 K			1-2 F9	4	0	0	0	0	2	4											
Joe Lawrence, R (1.4) OBP: 0.333, SLG: 0.250			2-0 F7		1-0 P3		2-2 F7		4-1 G5-3 BB	3	0	0	0	1	0	0											
Inning Stats	R: 0 E: 0 K: 1 S: 9	H: 0 LOB: 0 BB: 0 P: 12	R: 0 E: 1 K: 0 S: 10	H: 1 LOB: 2 BB: 0 P: 14	R: 0 E: 0 K: 0 S: 10	H: 1 LOB: 1 BB: 0 P: 18	R: 0 E: 0 K: 2 S: 8	H: 0 LOB: 0 BB: 0 P: 11	R: 0 E: 0 K: 1 S: 5	H: 0 LOB: 0 BB: 0 P: 8	R: 3 E: 0 K: 2 S: 16	H: 4 LOB: 2 BB: 1 P: 27	R: 0 E: 0 K: 2 S: 14	H: 1 LOB: 2 BB: 1 P: 23	R: 0 E: 0 K: 0 S: 5	H: 0 LOB: 0 BB: 0 P: 7	R: 0 E: 0 K: 0 S: 15	H: 0 LOB: 1 BB: 1 P: 23	1B: 3 2B: 3 3B: 0 HR: 1	SF: 0 SAC: 0 DP: 0 HBP: 0	WP: 0 PB: 0 SB: 0 CS: 0	PA: 38					
PITCHER	IP	WLS	BF	H	R	ER	SO	BB	IBB	HBP	BLK	WP	HR	S	P	ERA	WHIP										
Rob Bell, R (1.1) ERA: 3.09	5.2	W	23	4	3	3	5	1	0	0	0	0	0	1	1	3.09	0.882										
Randy Flores, L (6.1) ERA: 3.38	0.0		1	1	0	0	0	0	0	0	0	0	0	1	1	0.00	0.000										
Todd Van Poppel, R (6.1) ERA: 3.38	1.0	H	6	2	0	0	2	1	0	0	0	0	0	15	26	0.00	3.000										
Rudy Seanez, R (7.1) ERA: 5.25	1.1	H	4	0	0	0	1	0	0	0	0	0	0	8	10	0.00	0.000										
Hideki Irabu, R (9.1) ERA: 3.8	1.0	S	4	0	0	0	0	1	0	0	0	0	0	15	23	0.00	1.000										

Texas Rangers @ Toronto Blue Jays
SkyDome, Toronto, ON
Thu May 02 2002, 7:05 PM EDT
Att: 13,011 - Dome - 72 F

AB	35
R	3
H	7
RBI	3
BB	3
SO	8
LOB	14



Batter	1	2	3	4	5	6	7	8	9	AB	R	H	RBI	BB	SO	LOB	TOP				
Frank Catalanotto, L (1.7) Gabe Kapler, R (9.7)	K		L7		L7		BB		BB	4	1	1	0	1	1	1					
10 Michael Young, R (1.4)	K			F9	G5-3		K		BB	4	0	0	0	1	2	1					
29 Rusty Greer, L (1.10)	L8			G4-3	L9		G4-3		BB	4	0	0	0	1	0	1					
Alex Rodriguez, R (1.6)		P4		BB		BB			BB	2	1	1	1	3	0	0					
Rafael Palmeiro, L (1.3)	G6-3			BB					G4-3	5	1	1	0	0	1	5					
Carl Everett, S (1.9)	F8			BB						4	1	2	2	0	0	1					
Bill Haselman, R (1.2)				BB						2	0	0	0	2	2	3					
9 Hank Blalock, L (1.5)			K						G4-3	4	0	1	1	0	2	3					
Calvin Murray, R (1.8)	F8								G5-3	4	0	0	0	0	2	3					
Inning Stats	R: 0 E: 0 K: 2 S: 12	H: 0 LOB: 0 BB: 0 P: 18	R: 0 E: 0 K: 0 S: 10	H: 0 LOB: 0 BB: 0 P: 18	R: 0 E: 0 K: 1 S: 9	H: 0 LOB: 1 BB: 1 P: 17	R: 3 E: 0 K: 1 S: 18	H: 3 LOB: 2 BB: 2 P: 37	R: 0 E: 0 K: 3 S: 12	H: 2 LOB: 2 BB: 0 P: 15	R: 0 E: 0 K: 2 S: 12	H: 0 LOB: 1 BB: 1 P: 21	R: 0 E: 0 K: 1 S: 7	H: 0 LOB: 1 BB: 1 P: 14	R: 1 E: 0 K: 0 S: 14	H: 1 LOB: 3 BB: 3 P: 31	1B: 5 2B: 1 3B: 0 HR: 0	SF: 0 SAC: 0 DP: 0 HBP: 0	WP: 1 PB: 0 SB: 2 CS: 0	PA: 41	
PITCHER	IP	WLS	BF	H	R	ER	SO	BB	IBB	HBP	BLK	WP	HR	S	P	ERA	WHIP				
Danys Baez, R (1.1)	5.0	L	21	3	3	3	4	3	0	0	0	1	0	61	108	5.40	1.200				
David Riske, R (6.1)	1.2		8	2	0	0	5	1	0	0	0	0	0	21	30	0.00	1.800				
Ricardo Rincon, L (7.1)	0.1		1	0	0	0	0	0	0	0	0	0	0	3	6	0.00	0.000				
Paul Shuey, R (8.1)	1.0		4	0	0	0	1	1	0	0	0	0	0	7	14	0.00	1.000				
Bob Wickman, R (9.1)	1.0		7	1	1	1	0	3	0	0	0	0	0	14	31	9.00	4.000				

Texas Rangers @ Cleveland Indians
Jacobs Field, Cleveland, OH
Fri May 03 2002, 7:05 PM EDT
Att: 32,846 - Sunny - 49 F

AB 33
R 4
H 6
RBI 4
BB 8
SO 10
LOB 18

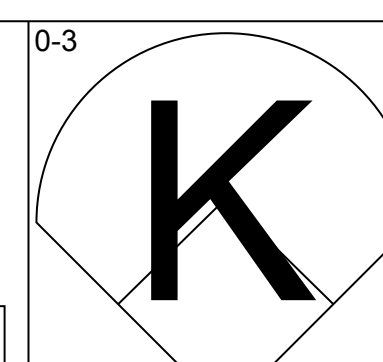
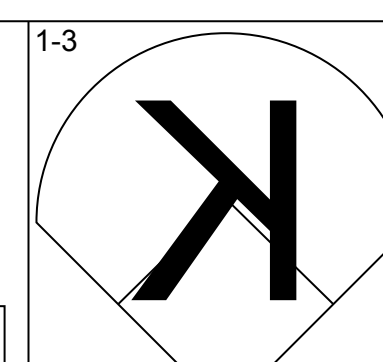
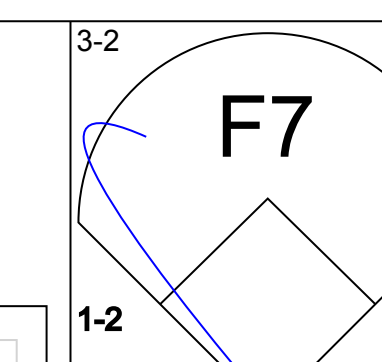
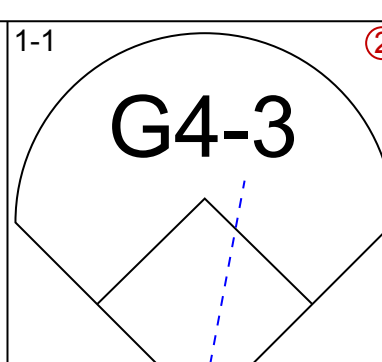
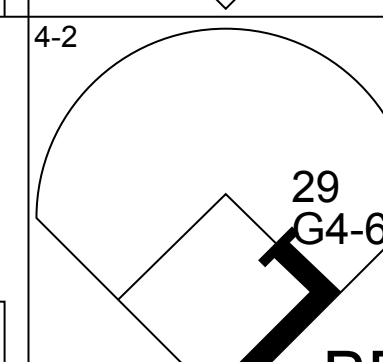
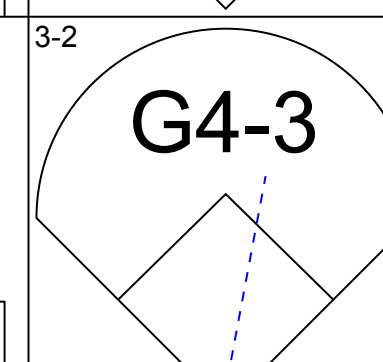
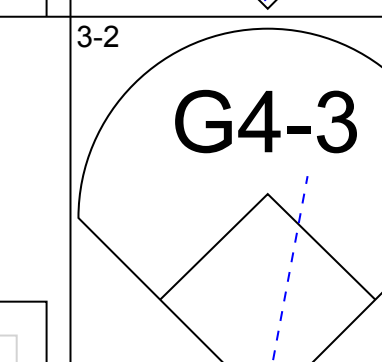
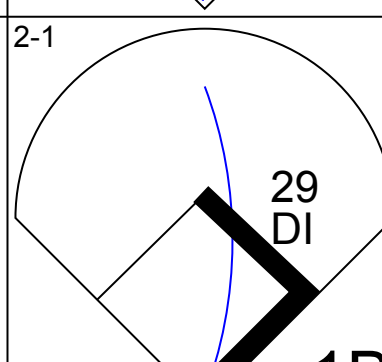
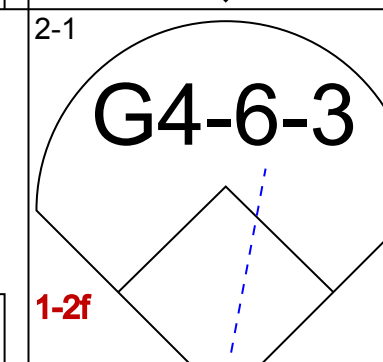
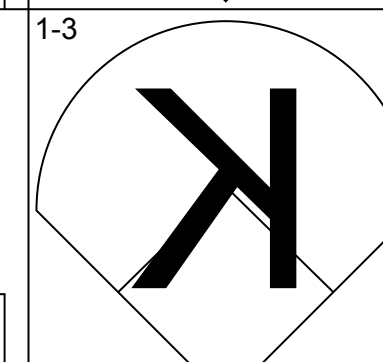
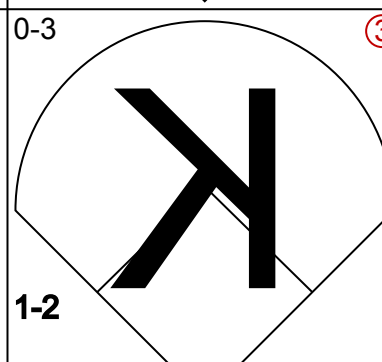
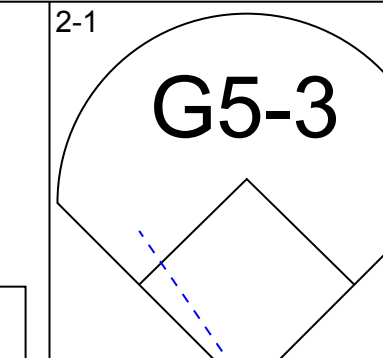
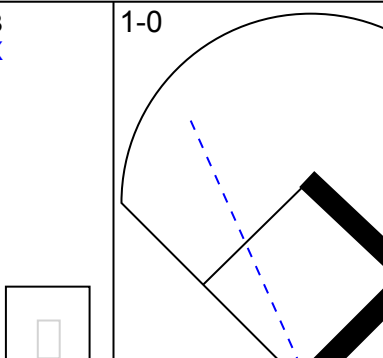
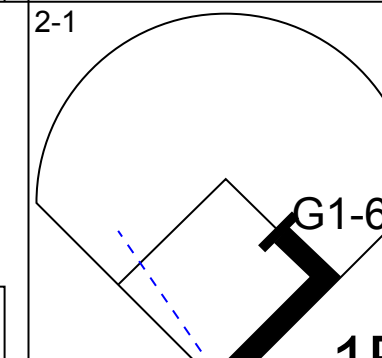
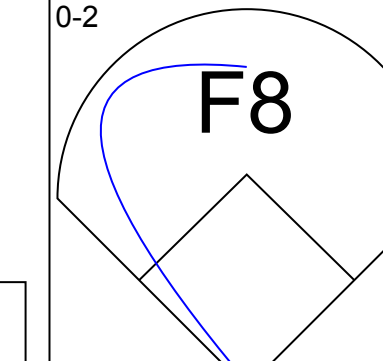
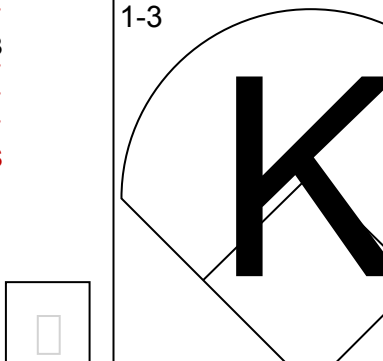
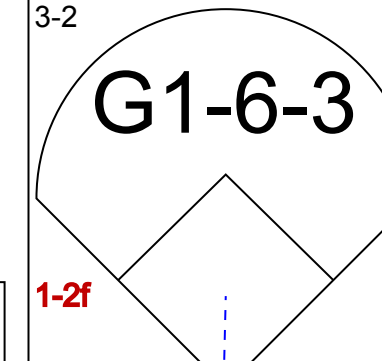
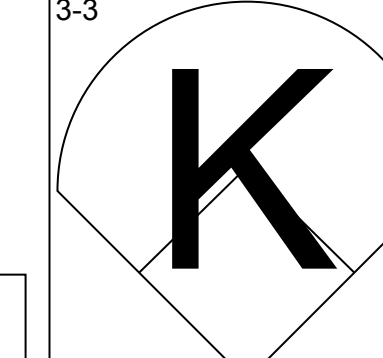
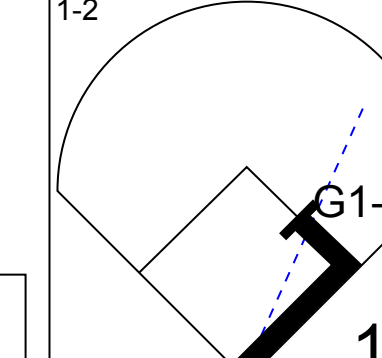
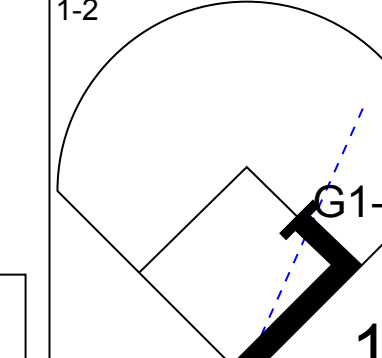
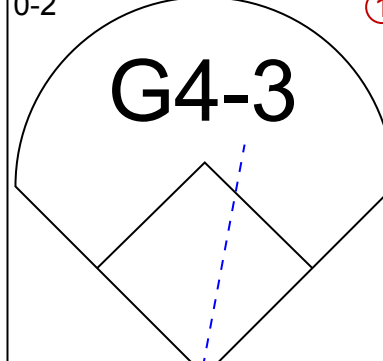
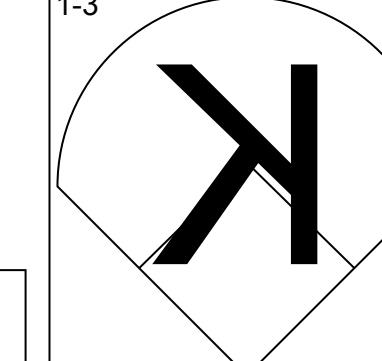
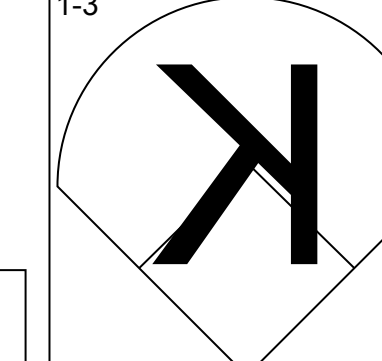
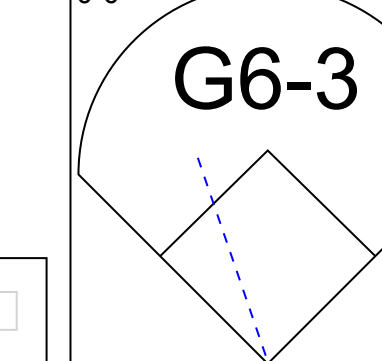
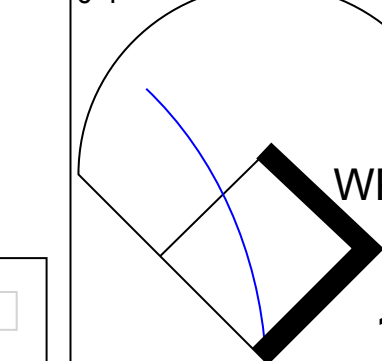
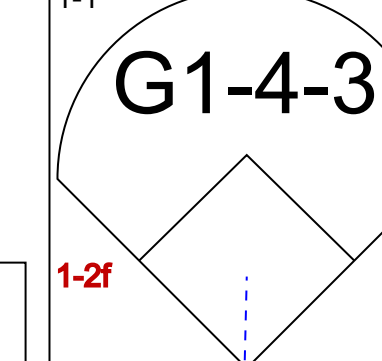


Batter	1	2	3	4	5	6	7	8	9	AB	R	H	RBI	BB	SO	LOB	BOTTOM				
Omar Vizquel, S (1.6)	G1-3	L4		BB		G6-3		F8		4	1	0	0	1	0	4					
Ricky Gutierrez, R (1.4)			F8	BB		K		FC4-6		5	0	2	0	0	1	2					
Travis Fryman, R (1.5)	K		BB	BB					BB	4	0	2	1	1	2	1					
Jim Thome, L (1.10)	L7		P6	G4-3					BB	5	0	1	0	0	1	5					
Earl Snyder, R (1.3)		BB		BB		F9		P4		3	1	1	0	2	0	1					
Matt Lawton, L (1.9)	G6-3	E4		G3-1		F8		G4-3		5	0	0	0	0	0	6					
Jolbert Cabrera, R (1.8)	L9		K			F8				4	0	0	0	0	2	6					
Russell Branyan, L (1.7)				G3				K		3	0	2	1	0	0	0					
Ellis Burks, R (8. PH)										1	0	0	0	0	1	0					
Eddie Pérez, R (9.2)										0	0	0	0	0	0	0					
Einar Diaz, R (1.2)				G5-3						1	0	0	0	1	0	0					
Brady Anderson, L (8. PH)										0	0	0	0	1	0	0					
Inning Stats	R: 0 E: 0 K: 1 S: 8	H: 1 LOB: 1 BB: 0 P: 9	R: 1 E: 0 K: 0 S: 13	H: 2 LOB: 2 BB: 1 P: 21	R: 0 E: 1 K: 1 S: 10	H: 1 LOB: 3 BB: 1 P: 21	R: 1 E: 0 K: 0 S: 10	H: 2 LOB: 2 BB: 1 P: 20	R: 0 E: 0 K: 1 S: 10	H: 1 LOB: 1 BB: 0 P: 14	R: 0 E: 0 K: 2 S: 14	H: 1 LOB: 2 BB: 1 P: 21	R: 0 E: 0 K: 1 S: 8	H: 0 LOB: 1 BB: 1 P: 16	R: 0 E: 0 K: 1 S: 10	H: 0 LOB: 1 BB: 1 P: 19	1B: 6 2B: 2 3B: 0 HR: 0	SF: 0 SAC: 1 DP: 0 HBP: 0	WP: 0 PB: 0 SB: 0 CS: 0	PA: 42	
PITCHER	IP	WLS	BF	H	R	ER	SO	BB	IBB	HBP	BLK	WP	HR	S	P	ERA	WHIP				
Doug Davis, L (1.1)	5.2	W	28	7	2	2	2	3	0	0	0	0	0	53	88	3.18	1.765				
Steve Woodard, R (6.1)	0.2	H	4	1	0	0	2	1	0	0	0	0	0	11	17	0.00	3.000				
John Rocker, L (7.1)	0.2	H	2	0	0	0	1	0	0	0	0	0	0	6	8	0.00	0.000				
Rudy Seanez, R (8.1)	1.0	H	4	0	0	0	1	1	0	0	0	0	0	8	16	0.00	1.000				
Hideki Irabu, R (9.1)	1.0	S	4	0	0	0	1	1	0	0	0	0	0	10	19	0.00	1.000				

Texas Rangers @ Cleveland Indians
Jacobs Field, Cleveland, OH
Fri May 03 2002, 7:05 PM EDT
Att: 32,846 - Sunny - 49 F

AB 35
R 2
H 8
RBI 2
BB 6
SO 7
LOB 25

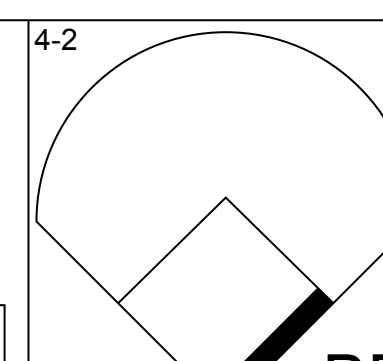
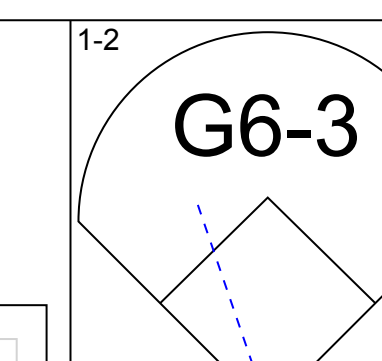
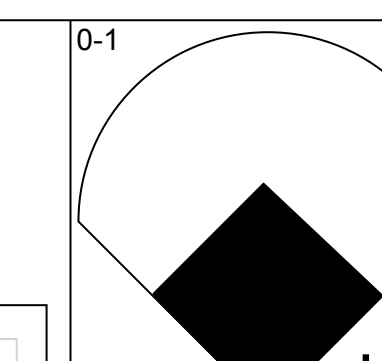
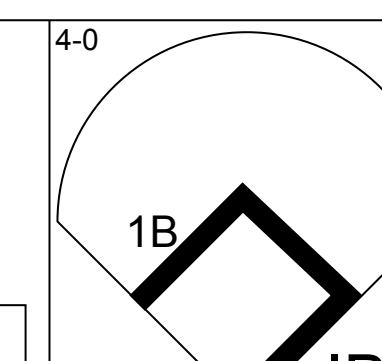
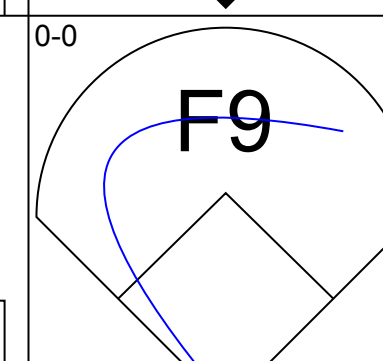
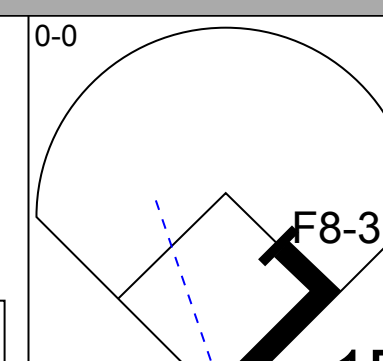
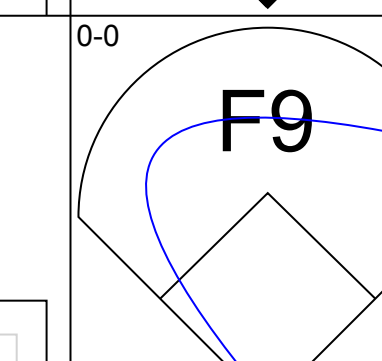
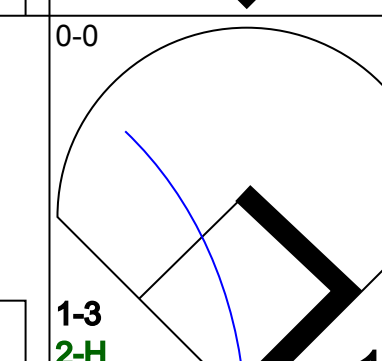
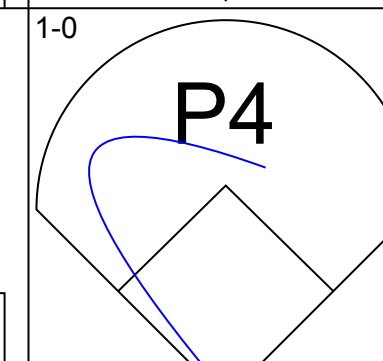
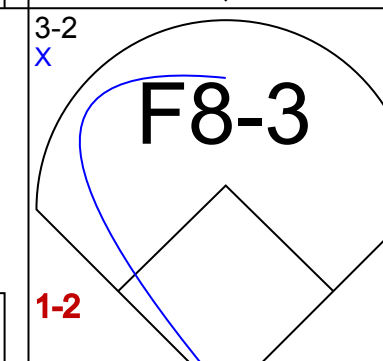

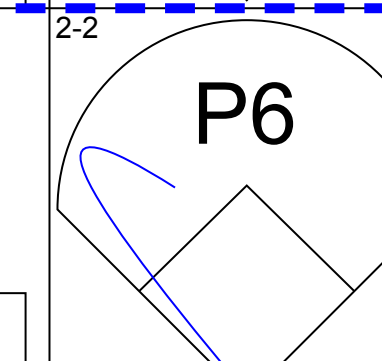
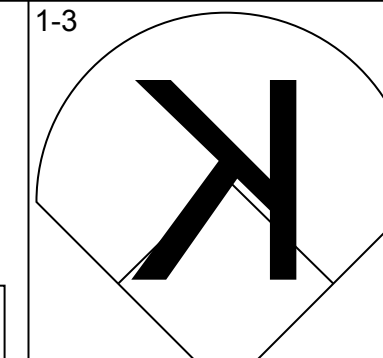
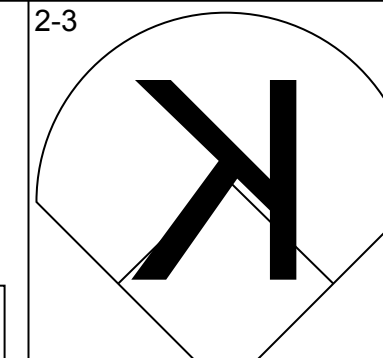


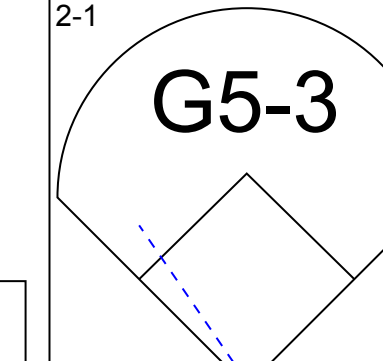
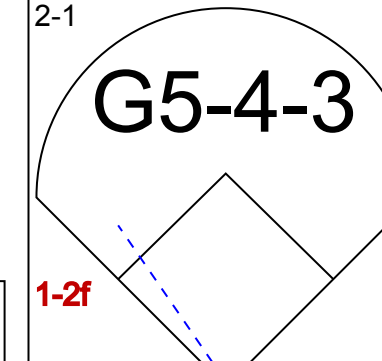
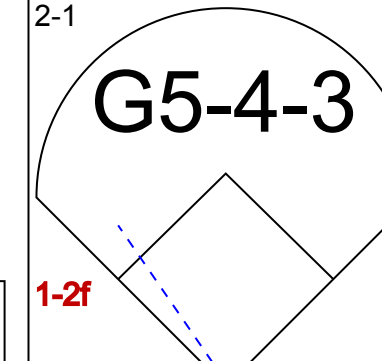
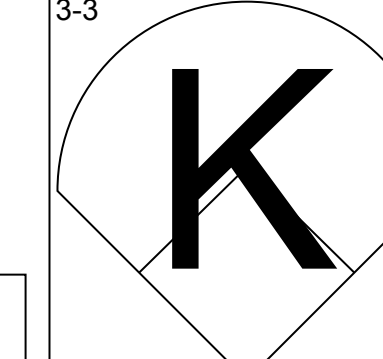
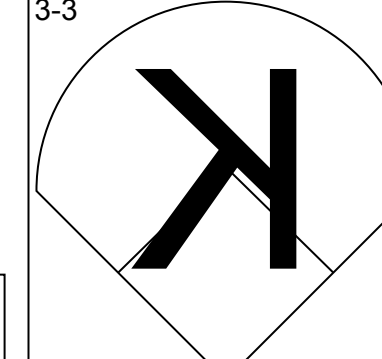
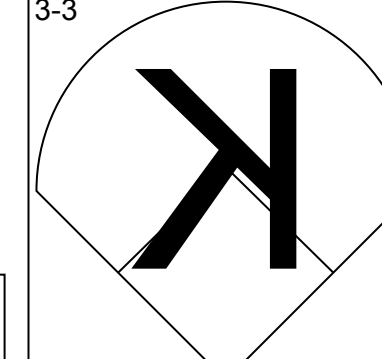
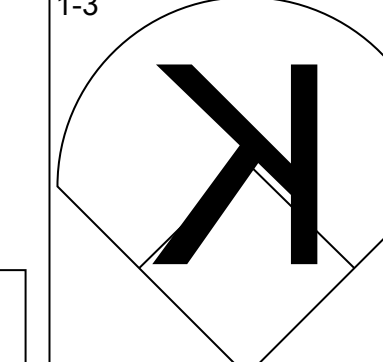
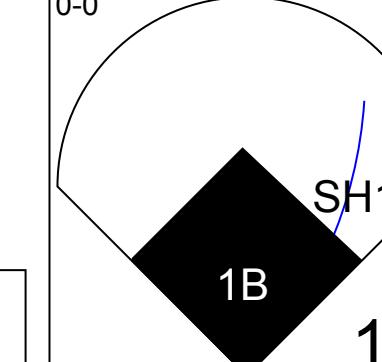
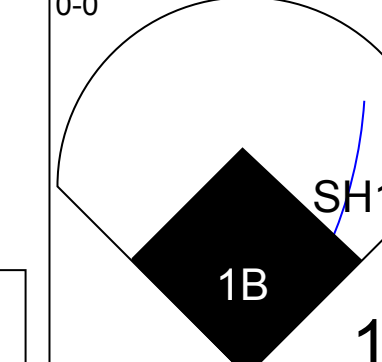
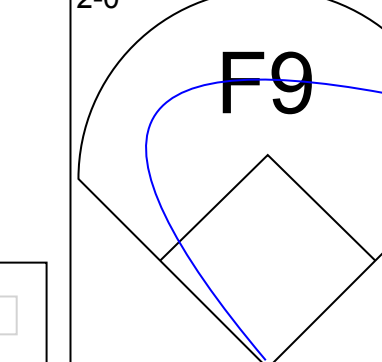
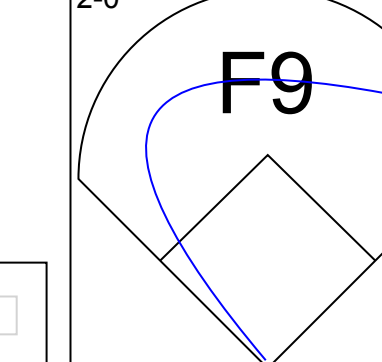
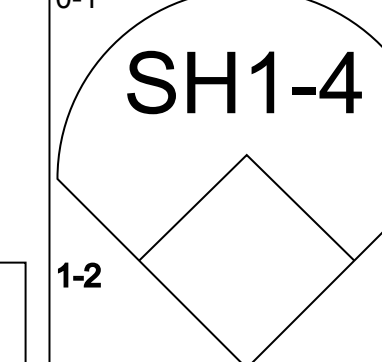
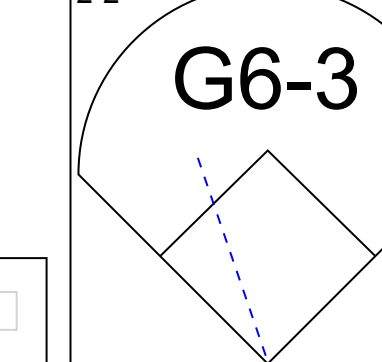
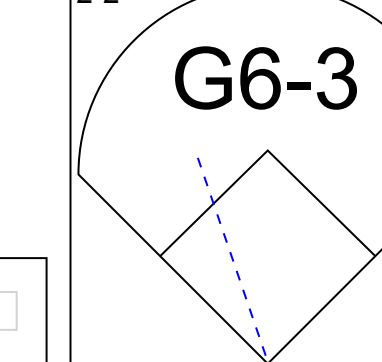
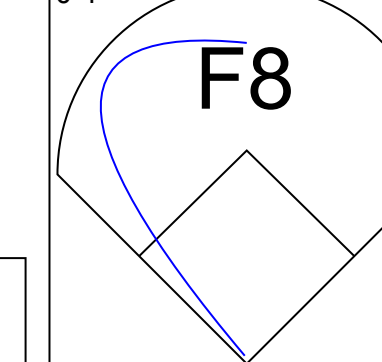


Batter	1	2	3	4	5	6	7	8	9	AB	R	H	RBI	BB	SO	LOB	TOP					
Mike Lamb, L (1, 3) OBP: 0.111, SLG: 0.192										4	0	0	0	0	2	1						
10 Michael Young, R (1, 4) OBP: 0.368, SLG: 0.419										3	0	1	0	1	0	1						
29 Rusty Greer, L (1, 7) OBP: 0.352, SLG: 0.415										4	0	0	0	0	3	2						
Alex Rodriguez, R (1, 6) OBP: 0.414, SLG: 0.679										3	0	2	0	0	0	0						
Rafael Palmeiro, L (1, 10) OBP: 0.362, SLG: 0.545										3	0	0	0	0	1	2						
Carl Everett, S (1, 9) OBP: 0.228, SLG: 0.327										3	0	1	0	0	1	1						
Gabe Kapler, R (8, PR) OBP: 0.342, SLG: 0.373										0	0	0	0	0	0	0						
Herbert Perry, R (1, 5) OBP: 0.367, SLG: 0.423										3	0	0	0	0	2	2						
Héctor Ortiz, R (1, 2)										2	0	0	0	0	1	0						
Frank Catalanotto, L (8, PH) OBP: 0.358, SLG: 0.427										1	0	0	0	0	1	0						
Bill Haselman, R (8, 2) OBP: 0.301, SLG: 0.373										0	0	0	0	0	0	0						
Calvin Murray, R (1, 8) OBP: 0.231, SLG: 0.286										3	0	1	0	0	0	0						
Inning Stats	R: 0 H: 0 E: 0 K: 1 S: 8	H: 0 LOB: 0 BB: 1 P: 14	R: 0 H: 0 E: 0 K: 1 S: 8	H: 0 LOB: 0 BB: 0 P: 13	R: 0 H: 0 E: 0 K: 1 S: 8	H: 0 LOB: 0 BB: 0 P: 8	R: 0 H: 0 E: 0 K: 2 S: 14	H: 0 LOB: 0 BB: 0 P: 19	R: 0 H: 1 E: 0 K: 2 S: 15	H: 1 LOB: 1 BB: 0 P: 20	R: 0 H: 1 E: 0 K: 1 S: 14	H: 1 LOB: 0 BB: 0 P: 20	R: 0 H: 1 E: 0 K: 1 S: 12	H: 1 LOB: 0 BB: 0 P: 20	R: 0 H: 1 E: 0 K: 1 S: 8	H: 1 LOB: 1 BB: 0 P: 11	R: 0 H: 1 E: 0 K: 1 S: 9	H: 1 LOB: 1 BB: 0 P: 13	1B: 4 2B: 1 3B: 0 HR: 0	SF: 0 SAC: 0 DP: 3 HBP: 0	WP: 1 PB: 0 SB: 0 CS: 0	PA: 30
PITCHER	IP	WLS	BF	H	R	ER	SO	BB	IBB	HBP	BLK	WP	HR	S	P	ERA	WHIP					
Bartolo Colon, R (1, 1) ERA: 2.92	8.0	W	26	4	0	0	9	1	0	0	0	1	0	87	125	0.00	0.625					
Bob Wickman, R (9, 1) ERA: 4.82	1.0	S	4	1	0	0	1	0	0	0	0	0	0	9	13	0.00	1.000					

Texas Rangers @ Cleveland Indians
Jacobs Field, Cleveland, OH
Sat May 04 2002, 1:05 PM EDT
Att: 33,788 - Cloudy - 57 F

AB 29
R 0
H 5
RBI 0
BB 1
SO 10
LOB 10



Batter	1	2	3	4	5	6	7	8	9	AB	R	H	RBI	BB	SO	LOB	BOTTOM				
Omar Vizquel, S (1, 6) OBP: 0.382, SLG: 0.519										2	1	1	1	2	0	0					
Ricky Gutierrez, R (1, 4) OBP: 0.279, SLG: 0.283										4	0	2	1	0	0	1					
Matt Lawton, L (1, 10) OBP: 0.346, SLG: 0.430										4	1	1	0	0	0	4					
Jim Thome, L (1, 3) OBP: 0.344, SLG: 0.480										3	0	1	1	0	2	1					
Travis Fryman, R (1, 5) OBP: 0.277, SLG: 0.347										3	0	0	0	0	0	1					
Brady Anderson, L (1, 9) OBP: 0.348, SLG: 0.275										3	0	0	0	0	2	0					
Russell Branyan, L (1, 7) OBP: 0.290, SLG: 0.422										3	1	1	0	0	1	0					
Eddie Pérez, R (1, 2) OBP: 0.280, SLG: 0.360										2	0	1	0	0	0	0					
Jolbert Cabrera, R (1, 8) OBP: 0.280, SLG: 0.360										3	0	0	0	0	0	2					
Inning Stats	R: 0 H: 0 E: 0 K: 1 S: 9	H: 0 LOB: 1 BB: 1 P: 15	R: 0 H: 0 E: 0 K: 2 S: 11	H: 0 LOB: 0 BB: 0 P: 17	R: 0 H: 1 E: 0 K: 0 S: 6	H: 1 LOB: 0 BB: 0 P: 9	R: 0 H: 1 E: 0 K: 1 S: 11	H: 1 LOB: 0 BB: 0 P: 16	R: 0 H: 0 E: 0 K: 0 S: 8	H: 0 LOB: 0 BB: 0 P: 14	R: 1 H: 1 E: 0 K: 0 S: 7	H: 1 LOB: 0 BB: 0 P: 11	R: 1 H: 2 E: 0 K: 1 S: 8	H: 2 LOB: 0 BB: 0 P: 14	R: 1 H: 2 E: 0 K: 0 S: 10	H: 2 LOB: 1 BB: 1 P: 16	1B: 5 2B: 2 3B: 0 HR: 1	SF: 0 SAC: 1 DP: 3 HBP: 0	WP: 0 PB: 0 SB: 0 CS: 0	PA: 30	
PITCHER	IP	WLS	BF	H	R	ER	SO	BB	IBB	HBP	BLK	WP	HR	S	P	ERA	WHIP				
Ismael Valdez, R (1, 1) ERA: 3.58	7.2	L	29	7	3	3	5	1	0	0	0	0	0	66	106	3.52	1.043				
Chris Michalak, L (8, 1) ERA: 5.06	0.1		1	0	0	0	0	0	0	0	0	0	0	4	6	0.00	0.000				

Texas Rangers @ Cleveland Indians
Jacobs Field, Cleveland, OH
Sat May 04 2002, 1:05 PM EDT
Att: 33,788 - Cloudy - 57 F

AB 27
R 3
H 7
RBI 3
BB 2
SO 5
LOB 9



Batter	1	2	3	4	5	6	7	8	9	AB	R	H	RBI	BB	SO	LOB	TOP											
10 Michael Young, R OBP: 0.342, SLG: 0.388										5	0	0	0	0	2	6												
29 Rusty Greer, L OBP: 0.354, SLG: 0.410										4	0	1	0	1	1	2												
Alex Rodriguez, R OBP: 0.413, SLG: 0.667										5	0	2	1	0	2	1												
Rafael Palmeiro, L OBP: 0.363, SLG: 0.534										4	0	1	0	1	0	1												
Herbert Perry, R OBP: 0.324, SLG: 0.367										4	0	0	0	0	1	6												
Gabe Kapler, R OBP: 0.338, SLG: 0.366										4	1	1	0	0	1	2												
Bill Haselman, R OBP: 0.325, SLG: 0.394										4	0	3	0	0	0	2												
9 Hank Blalock, L OBP: 0.289, SLG: 0.314										4	0	1	0	0	1	3												
Calvin Murray, R OBP: 0.250, SLG: 0.340										4	1	2	1	0	0	3												
Inning Stats	R: 0 E: 0 K: 3 S: 12	H: 0 LOB: 0 BB: 0 P: 20	R: 0 E: 0 K: 0 S: 7	H: 0 LOB: 0 BB: 0 P: 10	R: 0 E: 0 K: 1 S: 10	H: 1 LOB: 1 BB: 0 P: 16	R: 0 E: 0 K: 0 S: 8	H: 1 LOB: 1 BB: 0 P: 14	R: 1 E: 0 K: 1 S: 12	H: 3 LOB: 2 BB: 0 P: 17	R: 0 E: 0 K: 1 S: 12	H: 2 LOB: 2 BB: 0 P: 18	R: 1 E: 0 K: 1 S: 16	H: 2 LOB: 3 BB: 2 P: 28	R: 0 E: 0 K: 0 S: 12	H: 2 LOB: 2 BB: 0 P: 18	R: 0 E: 0 K: 1 S: 9	H: 0 LOB: 0 BB: 0 P: 12	1B: 8 2B: 3 3B: 0 HR: 0	SF: 0 SAC: 0 DP: 0 HBP: 0	WP: 1 PB: 0 SB: 0 CS: 0	PA: 40						
PITCHER	IP	WLS	BF	H	R	ER	SO	BB	IBB	HBP	BLK	WP	HR	S	P	ERA	WHIP											
CC Sabathia, L ERA: 6.13	(1, 1)	6.2	W	31	9	2	2	6	2	0	0	0	1	0	73	119	2.70	1.650										
David Riske, R ERA: 4.11	(7, 1)	1.1		6	2	0	0	1	0	0	0	0	0	16	22	0.00	1.500											
Paul Shuey, R ERA:	(9, 1)	1.0		3	0	0	0	1	0	0	0	0	0	9	12	0.00	0.000											

Texas Rangers @ Cleveland Indians
Jacobs Field, Cleveland, OH
Sun May 05 2002, 1:05 PM EDT
Att: 31,990 - Sunny - 69 F

AB 38
R 2
H 11
RBI 2
BB 2
SO 8
LOB 26





Batter	1	2	3	4	5	6	7	8	9	AB	R	H	RBI	BB	SO	LOB	BOTTOM										
Omar Vizquel, S OBP: 0.406, SLG: 0.569										5	2	5	2	0	0	0											
Ricky Gutierrez, R OBP: 0.276, SLG: 0.279										5	0	1	0	0	2	6											
Travis Fryman, R OBP: 0.282, SLG: 0.343										4	0	1	2	1	1	5											
Jim Thome, L OBP: 0.346, SLG: 0.481										4	1	2	2	0	1	3											
Earl Snyder, R OBP: 0.350, SLG: 0.250										4	0	0	0	1	2	6											
Matt Lawton, L OBP: 0.350, SLG: 0.475										4	2	2	2	0	0	1											
Jolbert Cabrera, R OBP: 0.182, SLG: 0.273										4	1	2	1	0	0	1											
Russell Branyan, L OBP: 0.278, SLG: 0.402										4	0	0	0	0	3	3											
Einar Diaz, R OBP: 0.301, SLG: 0.438										4	3	3	0	0	0	1											
Inning Stats	R: 0 E: 0 K: 1 S: 6	H: 1 LOB: 0 BB: 0 P: 10	R: 2 E: 0 K: 1 S: 14	H: 3 LOB: 1 BB: 0 P: 21	R: 0 E: 0 K: 1 S: 14	H: 1 LOB: 1 BB: 1 P: 22	R: 4 E: 0 K: 3 S: 19	H: 5 LOB: 1 BB: 0 P: 27	R: 0 E: 0 K: 0 S: 9	H: 0 LOB: 1 BB: 1 P: 14	R: 2 E: 0 K: 0 S: 11	H: 3 LOB: 1 BB: 0 P: 16	R: 0 E: 0 K: 1 S: 9	H: 0 LOB: 0 BB: 0 P: 14	R: 1 E: 0 K: 2 S: 16	H: 3 LOB: 2 BB: 0 P: 27	R: 0 E: 0 K: 1 S: 12	H: 0 LOB: 0 BB: 0 P: 12	1B: 9 2B: 5 3B: 1 HR: 1	SF: 1 SAC: 0 DP: 1 HBP: 0	WP: 0 PB: 0 SB: 0 CS: 0	PA: 41					
PITCHER	IP	WLS	BF	H	R	ER	SO	BB	IBB	HBP	BLK	WP	HR	S	P	ERA	WHIP										
Kenny Rogers, L ERA: 3.07	(1, 1)	4.0	L	22	10	6	6	6	1	0	0	0	0	53	80	13.50	2.750										
Steve Woodard, R ERA: 4.61	(5, 1)	1.1		8	3	2	2	0	1	0	0	0	0	18	28	13.50	3.000										
Randy Flores, L ERA:	(6, 1)	1.2		5	0	0	0	1	0	0	0	0	0	11	16	0.00	0.000										
John Rocker, L ERA: 8.0	(8, 1)	1.0		6	3	1	1	2	0	0	0	0	0	16	27	9.00	3.000										

Texas Rangers @ Cleveland Indians
Jacobs Field, Cleveland, OH
Sun May 05 2002, 1:05 PM EDT
Att: 31,990 - Sunny - 69 F

AB 38
R 9
H 16
RBI 9
BB 2
SO 9
LOB 26




Batter	1	2	3	4	5	6	7	8	9	AB	R	H	RBI	BB	SO	LOB	TOP					
Kenny Lofton, L OBP: 0.412, SLG: 0.408 (1, 8)										5	0	1	0	0	3	2	Chicago White Sox @ Texas Rangers The Ballpark at Arlington, Arlington, TX Mon May 06 2002, 8:05 PM EDT Att: 24,609 - Cloudy - 84 F livebaseballscores.com AB 38 R 5 H 12 RBI 4 BB 2 SO 9 LOB 11 					
Ray Durham, S OBP: 0.394, SLG: 0.417 (1, 4)										4	2	2	0	1	0	1						
Frank Thomas, R OBP: 0.389, SLG: 0.513 (1, 10)										5	1	1	1	0	2	2						
Magglio Ordonez, R OBP: 0.373, SLG: 0.592 (1, 9)										5	2	3	1	0	0	0						
14 Paul Konerko, R OBP: 0.376, SLG: 0.512 (1, 3)										3	0	2	2	1	0	0						
Jose Valentin, S OBP: 0.305, SLG: 0.481 (1, 5)										4	0	1	0	0	1	3						
Jeff Liefer, L OBP: 0.348, SLG: 0.333 (8, PH) Carlos Lee, R OBP: 0.293, SLG: 0.458 (8, 7)										3	0	0	0	0	0	3						
Tony Graffanino, R OBP: 0.359, SLG: 0.412 (1, 6)										4	0	0	0	0	1	0						
Mark Johnson, L OBP: 0.345, SLG: 0.340 (1, 2)										4	0	2	0	0	1	0						
Inning Stats	R: 3 E: 0 K: 1 S: 18	H: 4 LOB: 1 BB: 0 P: 28	R: 0 E: 0 K: 0 S: 12	H: 1 LOB: 1 BB: 0 P: 17	R: 1 E: 1 K: 1 S: 14	H: 2 LOB: 1 BB: 1 P: 22	R: 0 E: 0 K: 1 S: 9	H: 1 LOB: 1 BB: 1 P: 16	R: 0 E: 0 K: 0 S: 12	H: 0 LOB: 1 BB: 1 P: 19	R: 0 E: 0 K: 2 S: 7	H: 0 LOB: 0 BB: 0 P: 11	R: 1 E: 1 K: 1 S: 13	H: 2 LOB: 1 BB: 0 P: 19	R: 0 E: 0 K: 2 S: 12	H: 1 LOB: 1 BB: 0 P: 18		R: 0 E: 0 K: 1 S: 9	H: 1 LOB: 1 BB: 0 P: 15	1B: 9 2B: 2 3B: 0 HR: 1	SF: 0 SAC: 0 DP: 0 HBP: 0	WP: 0 PB: 0 SB: 1 CS: 0
PITCHER	IP	WLS	BF	H	R	ER	SO	BB	IBB	HBP	BLK	WP	HR	S	P	ERA	WHIP					
Dave Burba, R ERA: 5.22 (1, 1)	6.0		28	8	4	4	5	2	0	0	0	0	1	72	113	6.00	1.667					
Todd Van Poppel, R ERA: 3.99 (7, 1)	0.2		4	2	1	1	0	0	0	0	0	0	0	10	14	13.50	3.000					
Randy Flores, L ERA: (7, 1)	0.1		1	0	0	0	1	0	0	0	0	0	0	3	5	0.00	0.000					
Steve Woodard, R ERA: 4.4 (8, 1)	0.2		3	1	0	0	1	0	0	0	0	0	0	9	15	0.00	1.500					
John Rocker, L ERA: 7.71 (8, 1)	0.1		1	0	0	0	1	0	0	0	0	0	0	3	3	0.00	0.000					

Batter	1	2	3	4	5	6	7	8	9	AB	R	H	RBI	BB	SO	LOB	BOTTOM					
Frank Catalanotto, L OBP: 0.369, SLG: 0.452 (1, 7)										4	1	2	1	0	1	3	Chicago White Sox @ Texas Rangers The Ballpark at Arlington, Arlington, TX Mon May 06 2002, 8:05 PM EDT Att: 24,609 - Cloudy - 84 F livebaseballscores.com AB 35 R 6 H 12 RBI 6 BB 4 SO 4 LOB 21 					
10 Michael Young, R OBP: 0.333, SLG: 0.375 (1, 4)										5	0	1	1	0	1	5						
Alex Rodriguez, R OBP: 0.406, SLG: 0.648 (1, 6)										5	1	1	1	0	0	4						
Rafael Palmeiro, L OBP: 0.371, SLG: 0.555 (1, 3)										3	2	1	2	2	0	0						
29 Rusty Greer, L OBP: 0.370, SLG: 0.429 (1, 10)										4	0	3	0	1	0	0						
Gabe Kapler, R OBP: 0.317, SLG: 0.347 (1, 9) (9, 8)										4	0	0	1	0	2	4						
Bill Haselman, R OBP: 0.313, SLG: 0.378 (1, 2) Mike Lamb, L OBP: 0.107, SLG: 0.185 (9, 9)										3	0	0	0	0	0	3						
9 Hank Blalock, L OBP: 0.317, SLG: 0.348 (1, 5)										3	2	3	0	1	0	0						
Calvin Murray, R OBP: 0.241, SLG: 0.327 (1, 8) Herbert Perry, R OBP: 0.343, SLG: 0.387 (8, PH) Héctor Ortiz, R (9, 2)										2	0	0	0	0	0	2						
Inning Stats	R: 3 E: 0 K: 0 S: 17	H: 3 LOB: 1 BB: 1 P: 24	R: 0 E: 0 K: 0 S: 10	H: 0 LOB: 1 BB: 1 P: 18	R: 0 E: 0 K: 1 S: 14	H: 1 LOB: 2 BB: 1 P: 23	R: 0 E: 0 K: 0 S: 11	H: 1 LOB: 0 BB: 0 P: 19	R: 0 E: 0 K: 1 S: 9	H: 0 LOB: 0 BB: 0 P: 11	R: 1 E: 0 K: 1 S: 15	H: 2 LOB: 1 BB: 0 P: 23	R: 0 E: 0 K: 0 S: 6	H: 1 LOB: 1 BB: 0 P: 13	R: 1 E: 0 K: 1 S: 18	H: 3 LOB: 2 BB: 0 P: 27		R: 0 E: 0 K: 0 S: 9	H: 1 LOB: 1 BB: 1 P: 17	1B: 7 2B: 4 3B: 0 HR: 1	SF: 1 SAC: 1 DP: 0 HBP: 1	WP: 0 PB: 0 SB: 0 CS: 0
PITCHER	IP	WLS	BF	H	R	ER	SO	BB	IBB	HBP	BLK	WP	HR	S	P	ERA	WHIP					
Jon Garland, R ERA: 5.54 (1, 1)	5.1		26	6	4	4	2	3	0	0	0	0	1	68	104	6.75	1.688					
Rocky Biddle, R ERA: (6, 1)	1.2		7	2	0	0	1	0	0	0	0	0	0	14	27	0.00	1.200					
Antonio Osuna, R ERA: 5.29 (8, 1)	1.1		9	4	2	2	1	1	0	0	0	0	0	27	44	13.50	3.750					

Batter	1	2	3	4	5	6	7	8	9	AB	R	H	RBI	BB	SO	LOB	TOP							
Kenny Lofton, L OBP: 0.408, SLG: 0.437	E3 SH1-3 SF8		F7 2B	PO 1-2	HR	E3 1B BB	G4-3		G6-3	6	3	2	2	0	0	1								
Ray Durham, S OBP: 0.395, SLG: 0.418	SH1-3				F9	1B HR BB				2	1	1	0	2	0	0								
Frank Thomas, R OBP: 0.389, SLG: 0.508	SF8		F7		14 S BB	HR 1B	F8			3	1	1	3	1	0	3								
Magglio Ordonez, R OBP: 0.381, SLG: 0.612						HR			G5-3	4	1	2	3	1	1	1								
14 Paul Konerko, R OBP: 0.377, SLG: 0.515	F7		F8		G6-3	HR 2B				5	1	2	0	0	0	5								
Jose Valentin, S OBP: 0.309, SLG: 0.513		K		K		HR			F8	5	1	2	2	0	2	1								
Carlos Lee, R OBP: 0.289, SLG: 0.455		K		1B 2B		G5-3 G4-3			F2	5	1	1	0	0	1	2								
Sandy Alomar Jr., R OBP: 0.338, SLG: 0.516										1	0	0	0	0	0	0								
Mark Johnson, L OBP: 0.339, SLG: 0.333	G4-3								F9	4	1	1	0	0	1	2								
Royce Clayton, R OBP: 0.270, SLG: 0.461			G4-3			BB E 1B 1B	G6-3		F9	5	1	2	1	0	0	0								
Inning Stats	R: 1 E: 1 K: 0 S: 11	H: 1 LOB: 1 BB: 0 P: 19	R: 0 E: 0 K: 2 S: 8	H: 0 LOB: 0 BB: 0 P: 12	R: 0 E: 0 K: 0 S: 13	H: 1 LOB: 3 BB: 2 P: 25	R: 1 E: 0 K: 2 S: 12	H: 2 LOB: 1 BB: 0 P: 15	R: 1 E: 0 K: 1 S: 8	H: 1 LOB: 1 BB: 1 P: 13	R: 8 E: 1 K: 0 S: 23	H: 7 LOB: 1 BB: 1 P: 34	R: 0 E: 0 K: 0 S: 10	H: 1 LOB: 1 BB: 0 P: 14	R: 0 E: 0 K: 0 S: 9	H: 1 LOB: 1 BB: 0 P: 16	R: 0 E: 0 K: 0 S: 6	H: 0 LOB: 0 BB: 0 P: 10	1B: 7 2B: 4 3B: 0 HR: 3	SF: 1 SAC: 1 DP: 0 HBP: 0	WP: 0 PB: 0 SB: 3 CS: 0	PA: 47		
PITCHER	IP	WLS	BF	H	R	ER	SO	BB	IBB	HBP	BLK	WP	HR	S	P	ERA	WHIP							
Rob Bell, R ERA: 4.76	5.1	L	27	8	6	5	5	3	0	0	0	0	2	58	91	8.44	2.062							
Randy Flores, L ERA: 3.85	0.0		2	0	0	0	0	1	0	0	0	0	0	1	5	∞	∞							
Todd Van Poppel, R ERA: 5.52	0.2		6	4	5	4	0	0	0	0	0	0	1	16	22	54.00	6.000							
Chris Michalak, L ERA: 3.24	3.0		11	2	0	0	0	0	0	0	0	0	0	25	40	0.00	0.667							

Chicago White Sox @ Texas Rangers
The Ballpark at Arlington, Arlington, TX
Tue May 07 2002, 8:05 PM EDT
Att: 20,108 - Cloudy - 83 F


AB 40
R 11
H 14
RBI 11
BB 4
SO 5
LOB 15



Batter	1	2	3	4	5	6	7	8	9	AB	R	H	RBI	BB	SO	LOB	BOTTOM							
Frank Catalanotto, L OBP: 0.379, SLG: 0.458	L6		29 BB 10 S 2B	10 3B BB		F8			10 HR 2B	3	3	1	0	1	0	0								
10 Michael Young, R OBP: 0.337, SLG: 0.442	K		G5-3	1-2 H 3B		F8			HR	5	1	2	3	0	1	1								
Alex Rodriguez, R OBP: 0.395, SLG: 0.627	F3		P4	F9		F8			G6-3	4	0	0	0	0	0	2								
Héctor Ortiz, R										1	0	0	0	0	0	0								
Rafael Palmeiro, L OBP: 0.382, SLG: 0.579										2	2	1	1	2	0	0								
Herbert Perry, R OBP: 0.361, SLG: 0.387		HR	29 BB 2B	IBB		F9			BB	0	0	0	0	1	0	0								
29 Rusty Greer, L OBP: 0.364, SLG: 0.415		P3	2B	BB		F8			F9	4	0	0	0	1	0	2								
Gabe Kapler, R OBP: 0.314, SLG: 0.354		E5 FC4 S	1-3 2-H 3-H	2B		F8			E4 G4-6-3	4	0	1	2	0	0	1								
Bill Haselman, R OBP: 0.313, SLG: 0.368										2	0	0	0	1	0	3								
Mike Lamb, L OBP: 0.103, SLG: 0.179										1	0	0	0	0	0	1								
9 Hank Blalock, L OBP: 0.305, SLG: 0.333										4	0	0	0	0	1	5								
Calvin Murray, R OBP: 0.226, SLG: 0.305		FC4							F9	4	0	0	0	0	0	2								
Inning Stats	R: 0 E: 0 K: 1 S: 7	H: 0 LOB: 0 BB: 0 P: 10	R: 1 E: 1 K: 0 S: 13	H: 1 LOB: 2 BB: 1 P: 24	R: 2 E: 0 K: 0 S: 12	H: 1 LOB: 2 BB: 2 P: 27	R: 1 E: 0 K: 1 S: 7	H: 1 LOB: 1 BB: 1 P: 16	R: 0 E: 0 K: 0 S: 12	H: 0 LOB: 0 BB: 0 P: 21	R: 0 E: 0 K: 0 S: 7	H: 0 LOB: 0 BB: 0 P: 9	R: 0 E: 0 K: 0 S: 5	H: 0 LOB: 0 BB: 0 P: 8	R: 0 E: 1 K: 0 S: 9	H: 0 LOB: 0 BB: 0 P: 12	R: 2 E: 0 K: 0 S: 11	H: 2 LOB: 1 BB: 1 P: 20	1B: 0 2B: 2 3B: 1 HR: 2	SF: 0 SAC: 0 DP: 1 HBP: 1	WP: 0 PB: 0 SB: 2 CS: 0	PA: 41		
PITCHER	IP	WLS	BF	H	R	ER	SO	BB	IBB	HBP	BLK	WP	HR	S	P	ERA	WHIP							
Gary Glover, R ERA: 2.7	3.0		16	2	3	3	1	2	1	1	0	0	0	19	37	4.50	1.333							
Mike Porzio, L ERA: 4.29	2.0	W	10	1	1	1	1	2	0	0	0	0	0	19	37	4.50	1.500							
Matt Ginter, R ERA: 4.5	4.0	S	15	2	2	2	0	1	0	0	0	0	1	32	49	4.50	0.750							

Chicago White Sox @ Texas Rangers
The Ballpark at Arlington, Arlington, TX
Tue May 07 2002, 8:05 PM EDT
Att: 20,108 - Cloudy - 83 F

AB 34
R 6
H 5
RBI 6
BB 6
SO 2
LOB 17



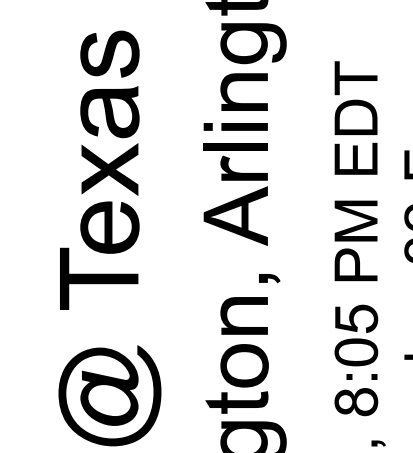
Batter	1	2	3	4	5	6	7	8	9	AB	R	H	RBI	BB	SO	LOB	TOP								
Kenny Lofton, L OBP: 0.401, SLG: 0.435 (1, 8)	G4-3		G4-3						G6-3	5	0	1	2	0	0	0	Chicago White Sox @ Texas Rangers The Ballpark at Arlington, Arlington, TX Wed May 08 2002, 8:05 PM EDT Att: 21,305 - Cloudy - 82 F								
Tony Graffanino, R OBP: 0.364, SLG: 0.447 (1, 4)	2B		1B						G6-3	4	0	2	1	0	0	0									
Frank Thomas, R OBP: 0.377, SLG: 0.488 (1, 10)	P6		K						F9	5	0	0	0	0	1	3									
Magglio Ordonez, R OBP: 0.392, SLG: 0.629 (1, 9)	BB									3	1	2	0	1	0	1									
14 Paul Konerko, R OBP: 0.373, SLG: 0.507 (1, 3)	F7								G4-3	4	0	1	0	0	0	4									
Carlos Lee, R OBP: 0.288, SLG: 0.457 Aaron Rowand, R OBP: 0.231, SLG: 0.385 (9, 7)		F9							E	4	1	1	1	0	1	1									
Jose Valentin, S OBP: 0.315, SLG: 0.509 (1, 5)		F9							2B	0	0	0	0	0	0	0									
Sandy Alomar Jr., R OBP: 0.333, SLG: 0.492 (1, 2)		L4							F7	3	1	0	0	1	0	3									
Royce Clayton, R OBP: 0.261, SLG: 0.443 (1, 6)			F9						G6-3	4	1	0	0	0	0	5									
Inning Stats	R: 0 E: 0 K: 0 S: 16	H: 1 LOB: 2 BB: 1 P: 25	R: 0 E: 0 K: 0 S: 5	H: 0 LOB: 0 BB: 0 P: 8	R: 0 E: 0 K: 1 S: 9	H: 1 LOB: 1 BB: 0 P: 13	R: 0 E: 0 K: 1 S: 9	H: 1 LOB: 0 BB: 0 P: 13	R: 3 E: 1 K: 0 S: 13	H: 1 LOB: 1 BB: 2 P: 28	R: 0 E: 0 K: 0 S: 19	H: 2 LOB: 2 BB: 0 P: 25	R: 0 E: 0 K: 0 S: 8	H: 0 LOB: 0 BB: 0 P: 13	R: 2 E: 1 K: 0 S: 13	H: 2 LOB: 1 BB: 0 P: 20		R: 0 E: 0 K: 0 S: 9	H: 0 LOB: 0 BB: 0 P: 13	1B: 3 2B: 5 3B: 0 HR: 0	SF: 1 SAC: 0 DP: 0 HBP: 0	WP: 1 PB: 0 SB: 0 CS: 1	PA: 39		
PITCHER	IP	WLS	BF	H	R	ER	SO	BB	IBB	HBP	BLK	WP	HR	S	P	ERA	WHIP								
Doug Davis, L ERA: 4.11 (1, 1)	5.0	L	23	5	3	2	2	3	0	0	0	0	0	56	94	3.60	1.600								
Francisco Cordero, R ERA: 5.27 (8, 1)	2.0		7	1	0	0	0	0	0	0	0	0	0	23	31	0.00	0.500								
Rudy Seanez, R ERA: 5.27 (8, 1)	0.2		5	2	2	1	0	0	0	0	0	0	1	12	18	13.50	3.000								
Randy Flores, L ERA: 2.45 (8, 1)	1.1		4	0	0	0	0	0	0	0	0	0	0	10	15	0.00	0.000								

Batter	1	2	3	4	5	6	7	8	9	AB	R	H	RBI	BB	SO	LOB	BOTTOM								
10 Michael Young, R OBP: 0.345, SLG: 0.457 (1, 4)	G6-3		29 G3						K	4	0	2	1	0	1	0	Chicago White Sox @ Texas Rangers The Ballpark at Arlington, Arlington, TX Wed May 08 2002, 8:05 PM EDT Att: 21,305 - Cloudy - 82 F								
29 Rusty Greer, L OBP: 0.354, SLG: 0.403 (1, 10)	G4-3		G3						P5	4	0	0	0	0	0	3									
Alex Rodriguez, R OBP: 0.397, SLG: 0.617 (1, 6)	BB		BB						F9	2	0	0	0	2	0	0									
Rafael Palmeiro, L OBP: 0.378, SLG: 0.576 (1, 3)	G5-3		F7						HR	4	1	1	0	0	0	3									
Herbert Perry, R OBP: 0.350, SLG: 0.457 (1, 5)		K							F7	4	1	1	2	0	1	0									
Gabe Kapler, R OBP: 0.300, SLG: 0.337 (9, 8)	F8		G5-3						L4	4	0	0	0	0	0	0									
Kevin Mench, R OBP: 0.289, SLG: 0.353 Mike Lamb, L OBP: 0.133, SLG: 0.207 (9, PH)	G6-3		P6						K	3	0	0	0	0	1	0									
Bill Haselman, R OBP: 0.326, SLG: 0.380 9 Hank Blalock, L OBP: 0.302, SLG: 0.330 (9, PH)			10 2B						K	3	1	2	0	0	0	0									
Calvin Murray, R OBP: 0.219, SLG: 0.295 Frank Catalanotto, L OBP: 0.376, SLG: 0.454 (8, PH)			F8						F8	1	0	0	0	0	0	0									
Inning Stats	R: 0 E: 0 K: 0 S: 11	H: 0 LOB: 1 BB: 1 P: 19	R: 0 E: 0 K: 1 S: 10	H: 0 LOB: 0 BB: 0 P: 12	R: 1 E: 0 K: 0 S: 11	H: 2 LOB: 2 BB: 1 P: 19	R: 0 E: 0 K: 0 S: 6	H: 0 LOB: 0 BB: 0 P: 9	R: 0 E: 0 K: 1 S: 12	H: 2 LOB: 1 BB: 0 P: 17	R: 0 E: 0 K: 0 S: 8	H: 0 LOB: 0 BB: 0 P: 13	R: 0 E: 0 K: 1 S: 6	H: 0 LOB: 0 BB: 0 P: 7	R: 0 E: 0 K: 1 S: 6	H: 0 LOB: 0 BB: 0 P: 10		R: 2 E: 0 K: 1 S: 20	H: 3 LOB: 1 BB: 0 P: 24	1B: 4 2B: 2 3B: 0 HR: 1	SF: 0 SAC: 0 DP: 1 HBP: 0	WP: 0 PB: 0 SB: 0 CS: 0	PA: 35		
PITCHER	IP	WLS	BF	H	R	ER	SO	BB	IBB	HBP	BLK	WP	HR	S	P	ERA	WHIP								
56 Mark Buehrle, L ERA: 3.22 (1, 1)	7.0	W	26	4	1	1	3	2	0	0	0	0	0	64	96	1.29	0.857								
Bob Howry, R ERA: 2.51 (8, 1)	1.0		3	0	0	0	1	0	0	0	0	0	0	6	10	0.00	0.000								
Keith Foulke, R ERA: 4.02 (9, 1)	1.0		6	3	2	2	1	0	0	0	0	0	1	20	24	18.00	3.000								

AB 35
R 5
H 8
RBI 4
BB 3
SO 2
LOB 17



AB 33
R 3
H 7
RBI 3
BB 2
SO 5
LOB 9




Batter	1	2	3	4	5	6	7	8	9	AB	R	H	RBI	BB	SO	LOB	TOP										
Kenny Lofton, L OBP: 0.397, SLG: 0.425 (1, 8)	G3		G6-4-3 BB		F9			G3		3	0	0	0	1	0	0	Chicago White Sox @ Texas Rangers The Ballpark at Arlington, Arlington, TX Thu May 09 2002, 3:05 PM EDT Att: 32,962 - Overcast - 71 F										
Ray Durham, S OBP: 0.391, SLG: 0.407 (1, 4)	BB		G6-4-3 1-2		F7			K		3	0	0	0	1	1												
Frank Thomas, R OBP: 0.373, SLG: 0.477 (1, 10)	F9		BB		P4			F8		3	0	0	0	1	0												
Magglio Ordonez, R OBP: 0.388, SLG: 0.618 (1, 9)	P4		E7 1B		G6-3			L6		4	0	1	0	0	0												
14 Paul Konerko, R OBP: 0.370, SLG: 0.500 (1, 3)			F7		F8			F8		4	0	1	0	0	0												
Jose Valentin, S OBP: 0.308, SLG: 0.496 (1, 5)	K				K			L3		3	0	0	0	0	2												
Carlos Lee, R OBP: 0.289, SLG: 0.462 (1, 7)			G6-3 1B 2B		G6-3			G5-3		3	1	1	0	0	0												
Mark Johnson, L OBP: 0.344, SLG: 0.339 (1, 2)			G4-3		G4-3			G3		2	0	1	1	0	0												
Sandy Alomar Jr., R OBP: 0.329, SLG: 0.485 (7, PH) (7, 2)			1B							1	0	0	0	0	0												
Royce Clayton, R OBP: 0.254, SLG: 0.431 (1, 6)	F8				K			G6-3		3	0	0	0	0	1												
Inning Stats	R: 0 E: 0 K: 0 S: 8	H: 0 LOB: 1 BB: 1 P: 14	R: 1 E: 0 K: 1 S: 16	H: 3 LOB: 1 BB: 2 P: 26	R: 0 E: 1 K: 0 S: 14	H: 1 LOB: 2 BB: 2 P: 26	R: 0 E: 0 K: 1 S: 8	H: 0 LOB: 0 BB: 0 P: 12	R: 0 E: 0 K: 1 S: 11	H: 0 LOB: 0 BB: 0 P: 16	R: 0 E: 0 K: 0 S: 7	H: 0 LOB: 0 BB: 0 P: 11	R: 0 E: 0 K: 0 S: 7	H: 0 LOB: 0 BB: 0 P: 13	R: 0 E: 0 K: 1 S: 10	H: 0 LOB: 0 BB: 0 P: 14	R: 0 E: 0 K: 0 S: 4	H: 0 LOB: 0 BB: 0 P: 9	1B: 3 2B: 1 3B: 0 HR: 0	SF: 0 SAC: 0 DP: 1 HBP: 0	WP: 0 PB: 0 SB: 0 CS: 0	PA: 32					
PITCHER	IP	WLS	BF	H	R	ER	SO	BB	IBB	HBP	BLK	WP	HR	S	P	ERA	WHIP										
53 Joaquin Benoit, R ERA: 1.5 (1, 1)	6.0	W	23	4	1	1	3	3	0	0	0	0	0	64	105	1.50	1.167										
John Rocker, L ERA: 6.97 (7, 1)	1.0	H	3	0	0	0	0	0	0	0	0	0	0	7	13	0.00	0.000										
Rudy Seanez, R ERA: 4.91 (8, 1)	1.0	H	3	0	0	0	1	0	0	0	0	0	0	10	14	0.00	0.000										
Hideki Irabu, R ERA: 3.33 (9, 1)	1.0	S	3	0	0	0	0	0	0	0	0	0	0	4	9	0.00	0.000										

Batter	1	2	3	4	5	6	7	8	9	AB	R	H	RBI	BB	SO	LOB	BOTTOM										
Frank Catalanotto, L OBP: 0.372, SLG: 0.475 (1, 7)	G3	G4-3			G6-3					4	1	1	1	0	0	0	Chicago White Sox @ Texas Rangers The Ballpark at Arlington, Arlington, TX Thu May 09 2002, 3:05 PM EDT Att: 32,962 - Overcast - 71 F										
10 Michael Young, R OBP: 0.363, SLG: 0.464 (1, 4)	1B BB		WP 29 1B S		1B			K		3	1	2	0	1	1												
Alex Rodriguez, R OBP: 0.400, SLG: 0.614 (1, 6)	S 1B		G6-3		P4			CS 29 1B		4	0	2	0	0	0												
Rafael Palmeiro, L OBP: 0.368, SLG: 0.558 (1, 10)	P4		F8		G3			K		4	0	0	0	0	1												
29 Rusty Greer, L OBP: 0.365, SLG: 0.409 (1, 9)								G4-3		3	0	2	1	1	0												
Calvin Murray, R OBP: 0.219, SLG: 0.295 (9, 8)										0	0	0	0	0	0												
Herbert Perry, R OBP: 0.341, SLG: 0.436 (1, 3)	G1-3		K					WP SF8 1B		4	1	1	0	0	1												
Gabe Kapler, R OBP: 0.287, SLG: 0.326 (1, 8) (9, 9)		G5-3			P4			SF8		3	0	0	1	0	0												
9 Hank Blalock, L OBP: 0.300, SLG: 0.320 (1, 5)		G4-3			G4-3			F8		3	0	0	0	1	0												
Héctor Ortiz, R OBP: 0.167, SLG: 0.667 (1, 2)					F9			G3		3	1	1	1	0	0												
Inning Stats	R: 0 E: 0 K: 0 S: 21	H: 1 LOB: 3 BB: 2 P: 33	R: 1 E: 0 K: 0 S: 9	H: 1 LOB: 0 BB: 0 P: 13	R: 1 E: 0 K: 1 S: 10	H: 2 LOB: 1 BB: 0 P: 15	R: 0 E: 0 K: 0 S: 7	H: 0 LOB: 0 BB: 0 P: 11	R: 0 E: 0 K: 0 S: 5	H: 1 LOB: 1 BB: 0 P: 8	R: 0 E: 0 K: 0 S: 9	H: 1 LOB: 2 BB: 1 P: 13	R: 1 E: 0 K: 2 S: 13	H: 2 LOB: 0 BB: 0 P: 19	R: 1 E: 0 K: 0 S: 13	H: 1 LOB: 0 BB: 0 P: 18	1B: 7 2B: 0 3B: 0 HR: 2	SF: 1 SAC: 0 DP: 0 HBP: 0	WP: 3 PB: 0 SB: 3 CS: 1	PA: 36							
PITCHER	IP	WLS	BF	H	R	ER	SO	BB	IBB	HBP	BLK	WP	HR	S	P	ERA	WHIP										
Todd Ritchie, R ERA: 3.18 (1, 1)	6.1	L	30	8	3	3	2	2	1	0	0	0	0	69	105	4.26	1.579										
Damaso Marte, L ERA: 5.54 (7, 1)	1.0		2	0	0	0	1	0	0	0	0	0	0	9	11	0.00	0.000										
Rocky Biddle, R ERA: 2.7 (8, 1)	0.2		3	1	1	1	0	0	0	0	0	1	0	9	14	13.50	1.500										


livebaseballscores.com

AB 29
R 1
H 4
RBI 1
BB 3
SO 4
LOB 7



livebaseballscores.com

AB 31
R 4
H 9
RBI 4
BB 3
SO 3
LOB 15



Batter	1	2	3	4	5	6	7	8	9	AB	R	H	RBI	BB	SO	LOB	TOP										
Damian Jackson, R OBP: 0.390, SLG: 0.457	1-1 F7		4-2 FC3-6 BB		0-1 G4-3		1-0 G5-4-3			3	0	0	0	1	0	2											
Robert Fick, L OBP: 0.362, SLG: 0.462	2-2 1B		3-1 FC3-6		2-3 K			3-2 P6		4	0	1	0	0	1	2											
Bobby Higginson, L OBP: 0.317, SLG: 0.457	3-2 F8		2-3 K		0-0 G1-3			3-1 P3		4	0	0	0	0	1	3											
Randall Simon, L OBP: 0.337, SLG: 0.566	0-1 G4-3			0-0 G1-3		1-0 F8		2-3 K		4	0	0	0	0	1	1											
Shane Halter, R OBP: 0.333, SLG: 0.374		2-0 G5-3		0-0 1B 1B		1-3 K		2-3 K		4	0	1	0	0	2	0											
Wendell Magee, R OBP: 0.347, SLG: 0.500		1-2 L7		1-0 1B 1-2 1B		2-2 G5-3		1-1 2B		4	0	2	0	0	0	0											
Craig Paquette, R OBP: 0.233, SLG: 0.366		3-1 G4-3		1-0 1-2 2-3 1B		1-1 15 FC1-6 1B		0-0 F9		4	0	2	0	0	0	1											
15 Brandon Inge, R OBP: 0.375, SLG: 0.567			3-1 F4	2-3 K		0-0 FC1-6 1B		0-3 K		4	0	0	0	0	2	5											
Jose Macias, S OBP: 0.283, SLG: 0.269			1-2 FC3-6 2B	0-0 G1-3		1-1 G5-4-3 1B				3	0	2	0	0	0	3											
Inning Stats	R: 0 E: 0 K: 0 S: 10	H: 1 LOB: 1 BB: 0 P: 16	R: 0 E: 0 K: 0 S: 6	H: 0 LOB: 0 BB: 0 P: 12	R: 0 E: 0 K: 1 S: 16	H: 1 LOB: 2 BB: 1 P: 29	R: 0 E: 0 K: 1 S: 8	H: 3 LOB: 3 BB: 0 P: 12	R: 0 E: 0 K: 1 S: 7	H: 0 LOB: 0 BB: 0 P: 11	R: 0 E: 0 K: 0 S: 6	H: 2 LOB: 1 BB: 0 P: 9	R: 0 E: 0 K: 2 S: 8	H: 0 LOB: 0 BB: 0 P: 16	R: 0 E: 0 K: 2 S: 9	H: 1 LOB: 1 BB: 0 P: 12	1B: 6 2B: 2 3B: 0 HR: 0	SF: 0 SAC: 0 DP: 1 HBP: 0	WP: 0 PB: 0 SB: 0 CS: 0	PA: 35							
PITCHER	IP	WLS	BF	H	R	ER	SO	BB	IBB	HBP	BLK	WP	HR	S	P	ERA	WHIP										
Kenny Rogers, L ERA: 2.6	(1, 1)	8.0	W	31	7	0	5	1	0	0	0	0	0	68	114	0.00	1.000										
Hideki Irabu, R ERA: 3.2	(9, 1)	1.0	S	4	1	0	2	0	0	0	0	0	0	9	12	0.00	1.000										

Detroit Tigers @ Texas Rangers
The Ballpark at Arlington, Arlington, TX
Fri May 10 2002, 8:05 PM EDT
Att: 41,969 - Cloudy - 83 F

AB	34
R	0
H	8
RBI	0
BB	1
SO	7
LOB	17



Batter	1	2	3	4	5	6	7	8	9	AB	R	H	RBI	BB	SO	LOB	BOTTOM										
Frank Catalanotto, L OBP: 0.363, SLG: 0.462	0-2 G3-1			0-1 G4-3		2-2 G4-3		0-0 SH5-3		3	0	0	0	0	0	0											
Gabe Kapler, R OBP: 0.297, SLG: 0.326								1-2		0	0	0	0	0	0	0											
10 Michael Young, R OBP: 0.358, SLG: 0.466	0-3 K			2-2 G4-3		3-3 K		2-2 2B 2B		4	1	1	1	0	2	0											
Alex Rodriguez, R OBP: 0.403, SLG: 0.625	1-0 P6			2-2 E5 HBP		1-2 2B		1-1 2H 2B		4	0	2	1	0	0	0											
Rafael Palmeiro, L OBP: 0.365, SLG: 0.545		1-0 L9		2-0 1-2 HBP		0-1 G3		0-0 F5		3	0	0	0	0	0	2											
29 Rusty Greer, L OBP: 0.355, SLG: 0.397		0-1 F8		2-3 K			3-1 F7	1-1 G5-3		4	0	0	0	0	1	3											
Mike Lamb, L OBP: 0.152, SLG: 0.219		0-0 F8			2-0 SH1-3 1B		1-0 G3			3	0	1	0	0	0	0											
Bill Haselman, R OBP: 0.330, SLG: 0.383			0-2 G5-3		1-1 SH1-3		0-2 1B			2	0	1	0	0	0	0											
9 Hank Blalock, L OBP: 0.292, SLG: 0.310			1-3 K		1-3 K		0-2 G4-1			3	0	0	0	0	2	2											
Calvin Murray, R OBP: 0.224, SLG: 0.286			0-0 L8		1-2 G1-3			4-2 SH5-3 10 2B BB		2	1	0	0	1	0	1											
Inning Stats	R: 0 E: 0 K: 1 S: 7	H: 0 LOB: 0 BB: 0 P: 8	R: 0 E: 0 K: 0 S: 4	H: 0 LOB: 0 BB: 0 P: 5	R: 0 E: 0 K: 1 S: 8	H: 0 LOB: 0 BB: 0 P: 9	R: 0 E: 1 K: 1 S: 11	H: 0 LOB: 2 BB: 0 P: 19	R: 0 E: 0 K: 1 S: 9	H: 1 LOB: 1 BB: 0 P: 14	R: 0 E: 0 K: 1 S: 15	H: 1 LOB: 1 BB: 0 P: 21	R: 0 E: 0 K: 0 S: 9	H: 1 LOB: 1 BB: 0 P: 13	R: 2 E: 0 K: 0 S: 14	H: 2 LOB: 1 BB: 1 P: 22	1B: 2 2B: 3 3B: 0 HR: 0	SF: 0 SAC: 2 DP: 0 HBP: 1	WP: 0 PB: 0 SB: 0 CS: 0	PA: 32							
PITCHER	IP	WLS	BF	H	R	ER	SO	BB	IBB	HBP	BLK	WP	HR	S	P	ERA	WHIP										
Jeff Weaver, R ERA: 3.33	(1, 1)	7.1	L	30	5	2	5	1	0	1	0	0	0	74	107	2.46	0.818										
Jamie Walker, L ERA: 3.66	(8, 1)	0.2		2	0	0	0	0	0	0	0	0	0	3	4	0.00	0.000										

Detroit Tigers @ Texas Rangers
The Ballpark at Arlington, Arlington, TX
Fri May 10 2002, 8:05 PM EDT
Att: 41,969 - Cloudy - 83 F

AB	28
R	2
H	5
RBI	2
BB	1
SO	5
LOB	8



Batter	1	2	3	4	5	6	7	8	9	AB	R	H	RBI	BB	SO	LOB	TOP				
Damian Jackson, R OBP: 0.413, SLG: 0.525 (1, 4)	1-1 S 1B	3-1 G3 2B		1-0 G6-3		2-1 FC5-4 1-2F		3-1 2B		5	1	3	2	0	0	3					
Robert Fick, L OBP: 0.356, SLG: 0.446 (1, 9)	1-0 F8	0-2 G3 2-3		2-0 L3			4-2 HR BB	3-3 K2-3		4	1	0	0	1	1	5					
Bobby Higginson, L OBP: 0.327, SLG: 0.485 (1, 7)	1-0 1B	0-1 L9			1-0 P4		0-0 HR		3-2 G4-3 1B	5	1	3	3	0	0	1					
Randall Simon, L OBP: 0.321, SLG: 0.538 (1, 3)	0-0 F9		2-2 L9		1-3 K		2-2 G4-3		0-1 G4-3 1-2	5	0	0	0	0	1	2					
Shane Halter, R OBP: 0.322, SLG: 0.359 (1, 6)	1-1 G5-3		1-2 G5-3		1-3 K		2-3 K		2-2 F9	5	0	0	0	0	2	2					
Craig Paquette, R OBP: 0.240, SLG: 0.362 (1, 5)		0-0 G4-3	4-2 BB		1-0 15 BB 1B		1-3 K		2-0 L9	4	0	1	0	1	1	1					
Wendell Magee, R OBP: 0.333, SLG: 0.480 (1, 8)		1-1 E7 15 2B	1-0 G4-3		0-3 K		0-3 K			4	1	0	0	0	2	2	AB 39				
Jacob Cruz, L OBP: 0.386, SLG: 0.384 (1, 10)		0-0 15 2B		0-1 G6-3		1-3 K		2-0 P5		4	1	1	0	0	1	1	R 6				
15 Brandon Inge, R OBP: 0.429, SLG: 0.656 Mike Rivera, R OBP: 0.260, SLG: 0.371 (1, 2) (6, 2)	1-0 2B	1-0 2B		0-0 2B		4-2 FC5-4 BB		1-2 2B		2	1	2	1	1	0	0	H 11				
Inning Stats	R: 1 E: 0 K: 0 S: 7	H: 2 LOB: 1 BB: 0 P: 11	R: 3 E: 1 K: 0 S: 12	H: 3 LOB: 1 BB: 0 P: 17	R: 0 E: 0 K: 0 S: 10	H: 0 LOB: 1 BB: 1 P: 18	R: 0 E: 0 K: 2 S: 8	H: 1 LOB: 0 BB: 0 P: 11	R: 0 E: 0 K: 2 S: 13	H: 1 LOB: 2 BB: 1 P: 21	R: 2 E: 0 K: 2 S: 12	H: 1 LOB: 0 BB: 1 P: 21	R: 0 E: 0 K: 2 S: 12	H: 2 LOB: 2 BB: 0 P: 21	R: 0 E: 0 K: 0 S: 10	H: 1 LOB: 1 BB: 0 P: 17	1B: 6 2B: 4 3B: 0 HR: 1	SF: 0 SAC: 0 DP: 0 HBP: 0	WP: 0 PB: 0 SB: 1 CS: 0	PA: 42	
PITCHER	IP	WLS	BF	H	R	ER	SO	BB	IBB	HBP	BLK	WP	HR	S	P	ERA	WHIP				
Dave Burba, R ERA: 5.12 (1, 1)	6.0	W	28	7	4	3	4	2	0	0	0	0	0	55	86	4.50	1.500				
John Rucker, L ERA: 7.94 (7, 1)	1.0		5	1	2	2	2	1	0	0	0	0	1	12	21	18.00	2.000				
Rudy Seanez, R ERA: 4.6 (8, 1)	1.0		5	2	0	0	2	0	0	0	0	0	0	12	21	0.00	2.000				
Hideki Irabu, R ERA: 3.08 (9, 1)	1.0		4	1	0	0	0	0	0	0	0	0	0	10	17	0.00	1.000				

Detroit Tigers @ Texas Rangers
The Ballpark at Arlington, Arlington, TX
Sat May 11 2002, 8:05 PM EDT
Att: 37,354 - Sunny - 84 F

AB 39
R 6
H 11
RBI 6
BB 3
SO 8
LOB 17



Batter	1	2	3	4	5	6	7	8	9	AB	R	H	RBI	BB	SO	LOB	BOTTOM				
29 Rusty Greer, L OBP: 0.344, SLG: 0.384 (1, 7)	2-2 G1-3	2-0 G4-3		0-2 L7		1-0 L9	2-0 L5			5	0	0	0	0	0	5					
10 Michael Young, R OBP: 0.350, SLG: 0.462 (1, 4)	0-3 K	0-1 HR 2B		1-2 G4-3		0-0 F8	2-3 K			5	1	1	2	0	2	3					
Alex Rodriguez, R OBP: 0.415, SLG: 0.671 (1, 6)	0-0 1B	0-1 HR		0-0 HR		4-1 1B BB		2-3 K		4	2	3	3	1	1	0					
Rafael Palmeiro, L OBP: 0.373, SLG: 0.555 (1, 3)	0-1 G4-3	0-0 2B		0-2 1B		3-2 FC6-4 1B		1-2 F8		5	0	3	1	0	0	1					
Herbert Perry, R OBP: 0.327, SLG: 0.409 (1, 5)		2B 1B		1-0 F8		0-0 FC6-4 1-2F		1-2 G5-3		5	1	1	0	0	0	4					
Mike Lamb, L OBP: 0.189, SLG: 0.361 (1, 10)		2B L9			3-2 F8		3-1 HR			4	2	2	1	0	0	1					
Gabe Kapler, R OBP: 0.286, SLG: 0.344 (1, 9)		0-0 1B 3B	0-0 B1		3-2 G6-3		0-1 F8			4	1	1	2	0	0	0	AB 38				
Bill Haselman, R OBP: 0.337, SLG: 0.400 (1, 2)		2-1 29 G4-3 10 2B 1B	1-1 G5-3		1-0 P6		0-1 2B			4	1	2	1	0	0	0	R 10				
Calvin Murray, R OBP: 0.254, SLG: 0.292 (1, 8)		3-1 29 G4-3 10 2B 1B	1-2 G6-3		4-2 10 F8 29 S 1B BB		1-2 HBP			2	2	1	0	1	0	0	H 14				
Inning Stats	R: 0 E: 0 K: 1 S: 11	H: 1 LOB: 1 BB: 0 P: 13	R: 7 E: 0 K: 0 S: 22	H: 8 LOB: 1 BB: 0 P: 30	R: 0 E: 0 K: 0 S: 7	H: 0 LOB: 0 BB: 0 P: 9	R: 1 E: 0 K: 0 S: 13	H: 2 LOB: 1 BB: 0 P: 15	R: 0 E: 0 K: 0 S: 8	H: 0 LOB: 0 BB: 0 P: 15	R: 1 E: 0 K: 0 S: 9	H: 1 LOB: 2 BB: 2 P: 21	R: 1 E: 0 K: 1 S: 12	H: 2 LOB: 0 BB: 0 P: 20	R: 0 E: 0 K: 1 S: 9	H: 0 LOB: 0 BB: 0 P: 13	1B: 6 2B: 4 3B: 1 HR: 3	SF: 0 SAC: 0 DP: 0 HBP: 1	WP: 0 PB: 0 SB: 1 CS: 0	PA: 41	
PITCHER	IP	WLS	BF	H	R	ER	SO	BB	IBB	HBP	BLK	WP	HR	S	P	ERA	WHIP				
Steve Sparks, R ERA: 4.21 (1, 1)	1.1	L	12	8	7	7	1	0	0	0	0	0	1	27	33	47.25	6.000				
Jeff Farnsworth, R ERA: 4.5 (2, 1)	2.2		11	3	1	1	0	0	0	0	0	0	1	26	34	3.38	1.125				
Julio Santana, R ERA: 3.18 (5, 1)	2.0		9	1	1	1	0	2	0	0	0	0	0	17	36	4.50	1.500				
Jose Paniagua, R ERA: 5.4 (7, 1)	1.0		6	2	1	1	1	0	0	1	0	0	1	12	20	9.00	2.000				
Jose Lima, R ERA: 11.3 (8, 1)	1.0		3	0	0	0	1	0	0	0	0	0	0	9	13	0.00	0.000				

Detroit Tigers @ Texas Rangers
The Ballpark at Arlington, Arlington, TX
Sat May 11 2002, 8:05 PM EDT
Att: 37,354 - Sunny - 84 F

AB 38
R 10
H 14
RBI 10
BB 2
SO 3
LOB 14




Batter	1	2	3	4	5	6	7	8	9	AB	R	H	RBI	BB	SO	LOB	TOP								
Damian Jackson, R OBP: 0.400, SLG: 0.500 (1,4)	G4-3		F2					G4-3		4	0	1	1	0	0	1	Detroit Tigers @ Texas Rangers The Ballpark at Arlington, Arlington, TX Sun May 12 2002, 3:05 PM EDT Att: 26,896 - Cloudy - 79 F								
Robert Fick, L OBP: 0.353, SLG: 0.440 (1,9)	K		F9					FC5 BB 1B		4	0	1	0	0	2	3									
Bobby Higginson, L OBP: 0.338, SLG: 0.493 (1,7)	G4-3							FC5 BB 1B		2	0	1	0	2	0	0									
Randall Simon, L OBP: 0.310, SLG: 0.519 (1,3)			F9					F7		4	0	0	0	0	0	4									
Shane Halter, R OBP: 0.320, SLG: 0.364 (1,6)			G5-3 2B					FC5		4	0	1	0	0	0	3									
Craig Paquette, R OBP: 0.233, SLG: 0.350 (1,5)			G5-3 2-3							4	0	0	0	0	1	1									
Jacob Cruz, L OBP: 0.380, SLG: 0.368 (1,10)			F7					G6-3		3	1	0	0	0	0	1									
Mike Rivera, R OBP: 0.273, SLG: 0.370 (1,2)			F9							3	0	1	0	1	1	1									
Jose Macias, S OBP: 0.291, SLG: 0.271 (1,8)								G4-3		3	0	1	0	1	1	2									
Inning Stats	R: 0 E: 0 K: 1 S: 6	H: 0 LOB: 0 BB: 0 P: 9	R: 0 E: 0 K: 0 S: 12	H: 1 LOB: 1 BB: 0 P: 18	R: 0 E: 0 K: 0 S: 7	H: 1 LOB: 1 BB: 0 P: 8	R: 0 E: 0 K: 0 S: 10	H: 1 LOB: 0 BB: 0 P: 15	R: 1 E: 0 K: 3 S: 18	H: 1 LOB: 2 BB: 1 P: 28	R: 0 E: 0 K: 0 S: 5	H: 0 LOB: 0 BB: 1 P: 11	R: 0 E: 0 K: 0 S: 6	H: 1 LOB: 1 BB: 0 P: 8	R: 0 E: 0 K: 0 S: 11	H: 1 LOB: 2 BB: 1 P: 20	R: 0 E: 0 K: 1 S: 18	H: 0 LOB: 1 BB: 1 P: 26	1B: 4 2B: 2 3B: 0 HR: 0	SF: 0 SAC: 0 DP: 2 HBP: 1	WP: 1 PB: 0 SB: 0 CS: 0	PA: 36			
PITCHER	IP	WLS	BF	H	R	ER	SO	BB	IBB	HBP	BLK	WP	HR	S	P	ERA	WHIP								
Chan Ho Park, R ERA: 6.3 (1,1)	5.0	W	20	4	1	1	4	1	0	1	0	1	0	53	78	1.80	1.000								
Chris Michalak, L ERA: 2.45 (6,1)	2.2	H	11	2	0	0	0	2	0	0	0	0	0	20	36	0.00	1.500								
Todd Van Poppel, R ERA: 5.06 (8,1)	1.1	S	5	0	0	0	1	1	0	0	0	0	0	20	29	0.00	0.750								

Batter	1	2	3	4	5	6	7	8	9	AB	R	H	RBI	BB	SO	LOB	BOTTOM								
29 Rusty Greer, L OBP: 0.348, SLG: 0.387 (1,7)	G6-3									4	1	2	0	0	0	1	Detroit Tigers @ Texas Rangers The Ballpark at Arlington, Arlington, TX Sun May 12 2002, 3:05 PM EDT Att: 26,896 - Cloudy - 79 F								
Calvin Murray, R OBP: 0.250, SLG: 0.288 (7,8)								L4		1	0	0	0	0	0	1									
10 Michael Young, R OBP: 0.359, SLG: 0.463 (1,4)										2	0	1	1	1	0	1									
Alex Rodriguez, R OBP: 0.411, SLG: 0.667 (1,6)										4	1	1	1	0	1	2									
Rafael Palmeiro, L OBP: 0.372, SLG: 0.547 (1,10)										2	0	0	0	1	0	1									
Jason Romano, R (5, PR)										1	0	0	0	0	0	0									
Herbert Perry, R OBP: 0.358, SLG: 0.438 (1,5)										4	2	3	0	0	0	0									
Mike Lamb, L OBP: 0.195, SLG: 0.350 (1,3)										4	0	1	1	0	1	3									
Gabe Kapler, R OBP: 0.275, SLG: 0.330 (7,7)										4	0	0	0	0	0	4									
Kevin Mench, R OBP: 0.333, SLG: 0.389 (1,9)										2	1	1	1	2	0	0									
Héctor Ortiz, R OBP: 0.200, SLG: 0.600 (1,2)										4	0	1	0	0	0	4									
Inning Stats	R: 0 E: 0 K: 0 S: 7	H: 0 LOB: 1 BB: 1 P: 16	R: 1 E: 1 K: 1 S: 12	H: 2 LOB: 1 BB: 0 P: 21	R: 0 E: 0 K: 0 S: 5	H: 1 LOB: 0 BB: 0 P: 7	R: 1 E: 0 K: 0 S: 17	H: 2 LOB: 2 BB: 1 P: 30	R: 2 E: 1 K: 0 S: 20	H: 3 LOB: 2 BB: 1 P: 35	R: 1 E: 0 K: 1 S: 18	H: 1 LOB: 1 BB: 1 P: 25	R: 0 E: 0 K: 0 S: 4	H: 0 LOB: 0 BB: 0 P: 5	R: 0 E: 0 K: 0 S: 9	H: 1 LOB: 1 BB: 0 P: 11	1B: 7 2B: 3 3B: 0 HR: 0	SF: 0 SAC: 1 DP: 1 HBP: 0	WP: 0 PB: 0 SB: 1 CS: 0	PA: 37					
PITCHER	IP	WLS	BF	H	R	ER	SO	BB	IBB	HBP	BLK	WP	HR	S	P	ERA	WHIP								
Seth Greisinger, R ERA: 4.43 (1,1)	4.1	L	22	7	4	4	1	2	0	0	0	0	0	48	89	8.31	2.077								
Fernando Rodney, R ERA: 6.75 (5,1)	1.1		7	2	1	1	0	1	0	0	0	0	0	28	41	6.75	2.250								
Julio Santana, R ERA: 2.57 (6,1)	1.1		4	0	0	0	1	0	0	0	0	0	0	7	9	0.00	0.000								
Juan Acevedo, R ERA: 3.91 (8,1)	1.0		4	1	0	0	0	0	0	0	0	0	0	9	11	0.00	1.000								

AB	31
R	1
H	6
RBI	1
BB	4
SO	5
LOB	16



AB	32
R	5
H	10
RBI	4
BB	4
SO	2
LOB	17



Batter	1	2	3	4	5	6	7	8	9	AB	R	H	RBI	BB	SO	LOB	TOP			
10 Michael Young, R (1.4) OBP: 0.355, SLG: 0.465 Jason Romano, R (9, PH)											4	1	1	1	0	2	0			
29 Rusty Greer, L (1.10) OBP: 0.343, SLG: 0.381											5	0	1	0	0	0	0			
Alex Rodriguez, R (1.6) OBP: 0.410, SLG: 0.655											4	1	1	0	1	0	0			
Herbert Perry, R (1.5) OBP: 0.362, SLG: 0.481											4	1	1	2	1	0	3			
Kevin Mench, R (1.9) OBP: 0.348, SLG: 0.385											3	0	1	0	1	0	1			
Gabe Kapler, R (1.7) OBP: 0.283, SLG: 0.337											4	0	2	0	0	0	1			
Bill Haselman, R (1.2) Héctor Ortiz, R (8, PH) OBP: 0.182, SLG: 0.545											1	0	0	0	1	1	2			
Mike Lamb, L (1.3) OBP: 0.200, SLG: 0.326											3	0	0	0	0	0	3			
Calvin Murray, R (1.8) OBP: 0.250, SLG: 0.286																				
Inning Stats	R: 2 E: 0 K: 1 S: 12	H: 2 LOB: 0 BB: 0 P: 19	R: 0 E: 0 K: 0 S: 7	H: 0 LOB: 0 BB: 1 P: 14	R: 2 E: 1 K: 0 S: 10	H: 2 LOB: 0 BB: 0 P: 13	R: 0 E: 0 K: 2 S: 11	H: 1 LOB: 2 BB: 1 P: 15	R: 0 E: 0 K: 0 S: 5	H: 1 LOB: 3 BB: 0 P: 23	R: 0 E: 0 K: 1 S: 7	H: 0 LOB: 0 BB: 0 P: 10	R: 0 E: 0 K: 0 S: 10	H: 1 LOB: 1 BB: 1 P: 17	R: 0 E: 0 K: 0 S: 6	H: 1 LOB: 3 BB: 2 P: 19	1B: 6 2B: 1 3B: 0 HR: 1	SF: 0 SAC: 0 DP: 2 HBP: 2	WP: 0 PB: 0 SB: 0 CS: 0	PA: 40
PITCHER	IP	WLS	BF	H	R	ER	SO	BB	IBB	HBP	BLK	WP	HR	S	P	ERA	WHIP			
56 Mark Buehrle, L (1.1) ERA: 3.3	7.0	W	30	6	4	3	4	2	0	2	0	0	1	66	106	3.86	1.143			
Bob Howry, R (8.1) ERA: 3.06	1.0		4	1	0	0	0	1	0	0	0	0	0	10	17	0.00	2.000			
Matt Ginter, R (9.1) ERA: 4.91	1.0		6	1	0	0	0	2	0	0	0	0	0	6	19	0.00	3.000			

Texas Rangers @ Chicago White Sox
Comiskey Park, Chicago, IL
Tue May 14 2002, 8:05 PM EDT
Att. 17,503 - Sunny - 57 F

AB	33
R	4
H	8
RBI	3
BB	5
SO	4
LOB	17



Batter	1	2	3	4	5	6	7	8	9	AB	R	H	RBI	BB	SO	LOB	BOTTOM			
Kenny Lofton, L (1.8) OBP: 0.383, SLG: 0.412										4	1	0	0	1	0	1				
Tony Graffano, R (1.4) OBP: 0.421, SLG: 0.673										4	3	4	6	1	0	0				
Magglio Ordonez, R (1.9) Aaron Rowand, R (6.9) OBP: 0.261, SLG: 0.391										2	1	0	0	1	2	2				
14 Paul Konerko, R (1.3) OBP: 0.368, SLG: 0.519										5	1	1	1	0	0	3				
Frank Thomas, R (1.10) Jeff Liefer, L (8, PH) OBP: 0.321, SLG: 0.308										4	1	2	2	0	1	0				
Carlos Lee, R (1.7) OBP: 0.305, SLG: 0.473										3	2	2	1	2	0	1				
Jose Valentin, S (1.5) OBP: 0.322, SLG: 0.492										3	2	2	0	2	0	1				
Sandy Alomar Jr., R (1.2) OBP: 0.239, SLG: 0.462										5	1	3	4	0	0	4				
Royce Clayton, R (1.6) OBP: 0.239, SLG: 0.387										4	2	0	1	0	0	2				
Inning Stats	R: 2 E: 0 K: 0 S: 14	H: 2 LOB: 1 BB: 1 P: 24	R: 3 E: 1 K: 1 S: 14	H: 2 LOB: 1 BB: 1 P: 27	R: 0 E: 0 K: 1 S: 8	H: 2 LOB: 0 BB: 0 P: 10	R: 0 E: 0 K: 1 S: 10	H: 0 LOB: 2 BB: 1 P: 18	R: 0 E: 0 K: 0 S: 8	H: 1 LOB: 0 BB: 0 P: 14	R: 6 E: 0 K: 0 S: 17	H: 5 LOB: 0 BB: 1 P: 27	R: 3 E: 0 K: 0 S: 10	H: 2 LOB: 1 BB: 2 P: 21	R: 0 E: 0 K: 0 S: 6	H: 2 LOB: 1 BB: 2 P: 21	1B: 9 2B: 3 3B: 0 HR: 3	SF: 0 SAC: 1 DP: 1 HBP: 1	WP: 1 PB: 0 SB: 0 CS: 0	PA: 46
PITCHER	IP	WLS	BF	H	R	ER	SO	BB	IBB	HBP	BLK	WP	HR	S	P	ERA	WHIP			
Doug Davis, L (1.1) ERA: 4.53	5.2	L	29	8	6	5	3	4	0	0	1	0	1	63	109	7.94	2.118			
Francisco Cordero, R (6.1) ERA: 13.5	1.0		8	4	5	5	0	1	0	1	0	0	1	17	28	45.00	5.000			
Steve Woodard, R (7.1) ERA: 6.32	1.1		9	3	4	4	0	2	0	0	1	0	1	13	25	27.00	3.750			

Texas Rangers @ Chicago White Sox
Comiskey Park, Chicago, IL
Tue May 14 2002, 8:05 PM EDT
Att. 17,503 - Sunny - 57 F

AB	37
R	15
H	15
RBI	15
BB	7
SO	3
LOB	14



Batter	1	2	3	4	5	6	7	8	9	AB	R	H	RBI	BB	SO	LOB	TOP					
Jason Romano, R (1.8) (7.4)	G6-3		F9		G4-3	K		G1-3		5	0	0	0	0	1	3						
10 Michael Young, R (1.4) OBP: 0.348, SLG: 0.481 (7.6)	K		G6-3		G5-3		HR	G4-3		5	1	1	1	0	1	0						
Alex Rodriguez, R (1.6) Calvin Murray, R (7.8) OBP: 0.247, SLG: 0.282	G6-3			29 2B			G1-3-1	G6-3		3	1	1	0	1	0	0						
29 Rusty Greer, L (1.10) OBP: 0.351, SLG: 0.386		F7		1B	G4-3		G5-4-3	FC6-4		3	1	1	1	2	0	1						
Herbert Perry, R (1.5) OBP: 0.333, SLG: 0.439		G3-1		1B	F9		G5-4-3	FC6-4		5	0	0	0	0	0	3						
Mike Lamb, L (1.3) OBP: 0.204, SLG: 0.319		1B		1B	F7		F7	F8		4	0	1	0	0	0	1						
Gabe Kapler, R (1.7) OBP: 0.309, SLG: 0.373		1B		1B	1B		1B	1B		4	2	4	0	0	0	0						
Kevin Mench, R (1.9) OBP: 0.360, SLG: 0.395		F9		1B	1B		BB	G6-3		4	0	2	2	0	0	3						
Héctor Ortiz, R (1.2) OBP: 0.267, SLG: 0.500			G4-3		P4		BB	1B		3	0	1	1	1	0	2						
Inning Stats	R: 0 E: 0 K: 1 S: 6	H: 0 LOB: 0 BB: 0 P: 8	R: 0 E: 0 K: 0 S: 14	H: 2 LOB: 2 BB: 0 P: 19	R: 0 E: 0 K: 0 S: 5	H: 0 LOB: 0 BB: 0 P: 11	R: 2 E: 0 K: 0 S: 21	H: 4 LOB: 2 BB: 0 P: 33	R: 0 E: 0 K: 0 S: 8	H: 0 LOB: 1 BB: 1 P: 18	R: 1 E: 0 K: 1 S: 13	H: 2 LOB: 2 BB: 1 P: 23	R: 1 E: 0 K: 0 S: 16	H: 1 LOB: 0 BB: 1 P: 24	R: 1 E: 0 K: 0 S: 7	H: 2 LOB: 1 BB: 0 P: 11	R: 0 E: 0 K: 0 S: 10	H: 0 LOB: 1 BB: 1 P: 17	1B: 8 2B: 2 3B: 0 HR: 1	SF: 0 SAC: 0 DP: 1 HBP: 0	WP: 0 PB: 0 SB: 1 CS: 0	PA: 41
PITCHER	IP	WLS	BF	H	R	ER	SO	BB	IBB	HBP	BLK	WP	HR	S	P	ERA	WHIP					
Todd Ritchie, R (1.1) ERA: 3.32	6.0	L	28	8	3	3	2	2	0	0	0	0	0	67	112	4.50	1.667					
Rocky Biddle, R (7.1) ERA: 4.05	2.0		9	3	2	2	0	1	0	0	0	0	1	23	35	9.00	2.000					
Antonio Osuna, R (9.1) ERA: 4.29	1.0		4	0	0	0	0	1	0	0	0	0	0	10	17	0.00	1.000					

Texas Rangers @ Chicago White Sox
Comiskey Park, Chicago, IL
Wed May 15 2002, 8:05 PM EDT
Att. 13,980 - Sunny - 73 F

AB	37
R	5
H	11
RBI	5
BB	4
SO	2
LOB	13



Batter	1	2	3	4	5	6	7	8	9	AB	R	H	RBI	BB	SO	LOB	BOTTOM					
Kenny Lofton, L (1.8) OBP: 0.374, SLG: 0.401	G4-3		K		F9			G3		4	0	0	0	0	1	0						
Tony Graffanino, R (1.4) OBP: 0.393, SLG: 0.623	G5-3			G4-3		F9		G4-3		4	0	0	0	0	0	0						
Magglio Ordonez, R (1.9) OBP: 0.386, SLG: 0.616	G4-3			CI	14 1B	K		G4-3		3	1	0	0	0	1	0						
14 Paul Konerko, R (1.3) OBP: 0.365, SLG: 0.513		G6-3		FC3-6	BB	K		G6-3		4	0	1	0	0	1	0						
Frank Thomas, R (1.10) OBP: 0.382, SLG: 0.500		HR		FC3-6	BB	K		K		2	1	1	1	1	1	0						
Jose Valentin, S (1.5) OBP: 0.315, SLG: 0.481		P5		FC3-6	FC6-4	F8		G6-3		3	0	0	1	0	0	2						
Carlos Lee, R (1.7) OBP: 0.299, SLG: 0.462		P4		FC6-4	FC6-4	G1-3		G1-3		3	0	0	0	0	0	2						
Mark Johnson, L (1.2) OBP: 0.329, SLG: 0.311			G4-3		G4-3			F8		2	0	0	0	0	0	0						
Ray Durham, S (8. PH) OBP: 0.366, SLG: 0.377										1	0	0	0	0	0	0						
Sandy Alomar Jr., R (9.2) OBP: 0.359, SLG: 0.462										0	0	0	0	0	0	0						
Royce Clayton, R (1.6) OBP: 0.234, SLG: 0.378		G6-3			F4			F7		3	0	0	0	0	0	0						
Inning Stats	R: 0 E: 0 K: 0 S: 9	H: 1 LOB: 0 BB: 0 P: 14	R: 1 E: 0 K: 0 S: 11	H: 1 LOB: 0 BB: 0 P: 18	R: 0 E: 0 K: 1 S: 7	H: 0 LOB: 0 BB: 0 P: 9	R: 1 E: 1 K: 0 S: 13	H: 1 LOB: 2 BB: 1 P: 23	R: 0 E: 0 K: 0 S: 6	H: 0 LOB: 0 BB: 0 P: 9	R: 0 E: 0 K: 2 S: 12	H: 0 LOB: 0 BB: 0 P: 18	R: 0 E: 0 K: 1 S: 12	H: 0 LOB: 0 BB: 0 P: 17	R: 0 E: 0 K: 0 S: 10	H: 0 LOB: 0 BB: 0 P: 17	R: 0 E: 0 K: 0 S: 5	H: 0 LOB: 0 BB: 0 P: 6	1B: 1 2B: 0 3B: 0 HR: 1	SF: 0 SAC: 0 DP: 0 HBP: 0	WP: 0 PB: 0 SB: 0 CS: 0	PA: 31
PITCHER	IP	WLS	BF	H	R	ER	SO	BB	IBB	HBP	BLK	WP	HR	S	P	ERA	WHIP					
Ismael Valdez, R (1.1) ERA: 3.3	6.0		22	2	2	1	3	1	0	0	0	0	0	58	91	1.50	0.500					
John Rocker, L (7.1) ERA: 6.75	2.0	H	6	0	0	0	1	0	0	0	0	0	0	22	34	0.00	0.000					
Hideki Irabu, R (9.1) ERA: 2.96	1.0	S	3	0	0	0	0	0	0	0	0	0	0	5	6	0.00	0.000					

Texas Rangers @ Chicago White Sox
Comiskey Park, Chicago, IL
Wed May 15 2002, 8:05 PM EDT
Att. 13,980 - Sunny - 73 F

AB	29
R	2
H	2
RBI	2
BB	1
SO	4
LOB	4



Batter	1	2	3	4	5	6	7	8	9	AB	R	H	RBI	BB	SO	LOB	TOP			
10 Michael Young, R OBP: 0.336, SLG: 0.463	1-2 G6-3			0-0 G5-3		0-1 G1-3			2-2 F9	4	0	0	0	0	0	0				
Mike Lamb, L OBP: 0.226, SLG: 0.353	2-0 F7			2-1 1B		0-1 F8			3-1 2B	4	0	2	0	0	0	0				
Alex Rodriguez, R OBP: 0.409, SLG: 0.639	1-2 G3			3-2 29 G6-3 1B			2-2 G1-3		0-3 K	4	0	1	0	0	1	1				
29 Rusty Greer, L OBP: 0.345, SLG: 0.379		1-1 L8		3-1 G6-3			3-3 K			3	0	0	0	0	1	2				
Herbert Perry, R OBP: 0.333, SLG: 0.433		1-0 L9			0-0 WP S 1B		0-0 G6-3			3	0	1	0	0	0	0				
Gabe Kapler, R OBP: 0.310, SLG: 0.371		2-1 G6-3			1-1 F7			2-1 G6-4-3 1B		3	0	1	0	0	0	1				
Kevin Mench, R OBP: 0.356, SLG: 0.378			2-3 K		4-2 G5-4-3 BB			1-0 G6-4-3		2	0	0	0	1	1	1	AB 29			
Bill Haselman, R OBP: 0.337, SLG: 0.382			1-1 G6-3		2-0 G5-4-3			1-1 L8		3	0	0	0	0	0	2	R 0			
Calvin Murray, R OBP: 0.238, SLG: 0.270			3-1 G6-3			2-3 K		0-0 G5-3		3	0	0	0	0	1	0	H 5			
Inning Stats	R: 0 E: 0 K: 0 S: 7	H: 0 LOB: 0 BB: 0 P: 11	R: 0 E: 0 K: 0 S: 5	H: 0 LOB: 0 BB: 0 P: 9	R: 0 E: 0 K: 1 S: 7	H: 2 LOB: 1 BB: 0 P: 13	R: 0 E: 0 K: 0 S: 8	H: 1 LOB: 1 BB: 1 P: 14	R: 0 E: 0 K: 1 S: 7	H: 0 LOB: 0 BB: 0 P: 9	R: 0 E: 0 K: 1 S: 9	H: 0 LOB: 0 BB: 0 P: 14	R: 0 E: 0 K: 0 S: 5	H: 1 LOB: 0 BB: 0 P: 9	R: 0 E: 0 K: 1 S: 10	H: 1 LOB: 1 BB: 0 P: 15	1B: 4 2B: 1 3B: 0 HR: 0	SF: 0 SAC: 0 DP: 3 HBP: 0	WP: 1 PB: 0 SB: 1 CS: 0	PA: 30
PITCHER Dan Wright, R ERA: 5.4	IP: 9.0 WLS: W BF: 30 H: 5 R: 0 ER: 0 SO: 4 BB: 1 IBB: 0 HBP: 0 BLK: 0 WP: 1 HR: 0 S: 65 P: 110 ERA: 0.00 WHIP: 0.667															PITCHER				

Texas Rangers @ Chicago White Sox
Comiskey Park, Chicago, IL
Thu May 16 2002, 8:05 PM EDT
Att. 13,119 - Cloudy - 47 F

AB 29
R 0
H 5
RBI 0
BB 1
SO 4
LOB 7



Batter	1	2	3	4	5	6	7	8	9	AB	R	H	RBI	BB	SO	LOB	BOTTOM			
Kenny Lofton, L OBP: 0.377, SLG: 0.400	4-2 G4-6-3 BB		2-1 G3			3-2 F7	1-2 FC3-6 1B			3	0	1	0	1	0	1				
Ray Durham, S OBP: 0.363, SLG: 0.373	2-1 G4-6-3			3-3 K		0-0 14 BB FC4-6 1B	0-1 FC3-6 S 1B			4	1	1	0	0	1	3				
Frank Thomas, R OBP: 0.385, SLG: 0.497	1-0 F8			3-1 L9		1-0 FC4-6 14 BB 1B	4-2 HBP			3	1	1	0	0	0	0				
14 Paul Konerko, R OBP: 0.368, SLG: 0.516		0-2 G5-3		1-0 1B 2B		4-0 FC4-6 BB	0-1 F8			3	1	1	1	1	0	3				
Carlos Lee, R OBP: 0.297, SLG: 0.456		2-0 G1-3		1-1 1B		2-2 FC4-6 1B		2-2 G4-3		4	0	1	2	0	0	2				
Tony Graffanino, R OBP: 0.400, SLG: 0.607		4-2 BB			0-3 K	0-0 1B		2-2 F3		3	0	1	1	1	1	0				
Sandy Alomar Jr., R OBP: 0.314, SLG: 0.439		0-1 F9			0-1 G6-3	1-2 3-H 0-0 G1-3		0-3 K		4	0	0	0	0	1	3	AB 30			
Aaron Rowand, R OBP: 0.231, SLG: 0.346			1-1 F7		3-1 F8		2-0 G5-3			3	0	0	0	0	0	0	R 4			
Royce Clayton, R OBP: 0.243, SLG: 0.385			1-1 G5-3			2-2 1B 14 BB 1B	2-2 FC3-6 1B			3	1	2	0	0	0	0	H 8			
Inning Stats	R: 0 E: 0 K: 0 S: 5	H: 0 LOB: 1 BB: 1 P: 12	R: 0 E: 0 K: 0 S: 8	H: 0 LOB: 1 BB: 1 P: 14	R: 0 E: 0 K: 0 S: 6	H: 0 LOB: 0 BB: 0 P: 10	R: 1 E: 0 K: 1 S: 8	H: 2 LOB: 1 BB: 0 P: 16	R: 0 E: 0 K: 1 S: 7	H: 0 LOB: 0 BB: 0 P: 10	R: 3 E: 0 K: 0 S: 13	H: 4 LOB: 2 BB: 1 P: 25	R: 0 E: 0 K: 0 S: 13	H: 2 LOB: 3 BB: 0 P: 22	R: 0 E: 0 K: 1 S: 12	H: 0 LOB: 0 BB: 0 P: 16	1B: 7 2B: 1 3B: 0 HR: 0	SF: 0 SAC: 0 DP: 1 HBP: 1	WP: 0 PB: 0 SB: 1 CS: 0	PA: 34
PITCHER Kenny Rogers, L ERA: 2.91 Todd Van Poppel, R ERA: 4.67	IP: 6.2 WLS: L BF: 29 H: 8 R: 4 ER: 4 SO: 2 BB: 3 IBB: 0 HBP: 0 BLK: 0 WP: 0 HR: 0 S: 56 P: 101 ERA: 5.40 WHIP: 1.650															PITCHER				

Texas Rangers @ Chicago White Sox
Comiskey Park, Chicago, IL
Thu May 16 2002, 8:05 PM EDT
Att. 13,119 - Cloudy - 47 F

AB 30
R 4
H 8
RBI 4
BB 3
SO 3
LOB 12



Batter	1	2	3	4	5	6	7	8	9	AB	R	H	RBI	BB	SO	LOB	TOP										
29 Rusty Greer, L (1, 10) OBP: 0.353, SLG: 0.381	G3-1	E6 10 G6-3 10 PB		1B 1B		F7		BB FC4-6 BB		3	1	0	0	2	0	0											
10 Michael Young, R (1, 4) OBP: 0.347, SLG: 0.466	F9 BLK 1B	G6-3		1B 1B			F8	FC4-6 1-2 2-3		5	1	2	0	0	0	3											
Alex Rodriguez, R (1, 6) OBP: 0.405, SLG: 0.620	E BLK 2B BB	F8		1B			G5-3	K		4	1	1	1	1	1	3											
Juan Gonzalez, R (1, 9) OBP: 0.286, SLG: 0.273	F9 2-3		K	F8			1B	G6-3		5	0	1	0	0	1	4											
Mike Lamb, L (1, 3) OBP: 0.197, SLG: 0.305	E3 2B 1-3 3-H		E4		P4		F8	G6-3		5	1	0	0	0	0	2											
Herbert Perry, R (1, 5) OBP: 0.380, SLG: 0.471	1B 2B 1-H 3-H		P6		G5-3			1B BB 1B		4	2	2	2	1	0	1											
Todd Greene, R (1, 2) OBP: 0.400, SLG: 0.400			F5		F8			F8		4	0	2	1	0	0	1											
Calvin Murray, R (8, PR) OBP: 0.228, SLG: 0.260								1B S 1B		0	1	0	0	0	0	0											
Rafael Palmeiro, L (9, PH) OBP: 0.370, SLG: 0.543	2-H 1B							1B SF7 1B		1	0	0	0	0	0	1											
Gabe Kapler, R (1, 7) OBP: 0.306, SLG: 0.363						F8		G6-3 FC4-6 SF7 1B		4	0	1	1	0	1	1											
Jason Romano, R (1, 8)								SF7		3	0	0	1	0	1	0											
Bill Haselman, R (8, 2) OBP: 0.333, SLG: 0.376			F7		G5-3			K		0	0	0	0	0	0	0											
Inning Stats	R: 4 E: 1 K: 1 S: 17	H: 3 LOB: 1 BB: 1 P: 29	R: 0 E: 1 K: 0 S: 9	H: 0 LOB: 1 BB: 0 P: 13	R: 0 E: 1 K: 1 S: 9	H: 0 LOB: 1 BB: 0 P: 14	R: 1 E: 0 K: 0 S: 9	H: 2 LOB: 2 BB: 1 P: 18	R: 0 E: 0 K: 1 S: 6	H: 0 LOB: 0 BB: 0 P: 7	R: 0 E: 0 K: 1 S: 7	H: 0 LOB: 0 BB: 0 P: 9	R: 0 E: 0 K: 0 S: 8	H: 1 LOB: 1 BB: 0 P: 10	R: 2 E: 0 K: 1 S: 18	H: 2 LOB: 2 BB: 2 P: 33	R: 0 E: 0 K: 0 S: 11	H: 1 LOB: 1 BB: 0 P: 14	1B: 8 2B: 1 3B: 0 HR: 0	SF: 1 SAC: 0 DP: 0 HBP: 0	WP: 0 PA: 43 PB: 1 SB: 2 CS: 0						
PITCHER	IP	WLS	BF	H	R	ER	SO	BB	IBB	HBP	BLK	WP	HR	S	P	ERA	WHIP										
Steve Sparks, R (1, 1) ERA: 4.01	7.0		32	6	5	2	3	2	0	0	1	0	0	65	100	2.57	1.143										
Matt Anderson, R (8, 1) ERA: 7.59	0.1	B	4	2	2	2	0	1	0	0	0	0	0	11	22	54.00	9.000										
Jamie Walker, L (8, 1) ERA: 5.59	0.0		1	0	0	0	0	1	0	0	0	0	0	1	5	∞	∞										
Julio Santana, R (8, 1) ERA: 2.89	0.2	W	2	0	0	0	1	0	0	0	0	0	0	6	6	0.00	0.000										
Juan Acevedo, R (9, 1) ERA: 3.6	1.0	S	4	1	0	0	0	0	0	0	0	0	0	11	14	0.00	1.000										

Texas Rangers @ Detroit Tigers
Comerica Park, Detroit, MI
Sat May 18 2002, 2:05 PM EDT
Att: 24,297 - Cloudy - 45 F

AB 38
R 7
H 9
RBI 6
BB 4
SO 4
LOB 16



Batter	1	2	3	4	5	6	7	8	9	AB	R	H	RBI	BB	SO	LOB	BOTTOM										
Damian Jackson, R (1, 4) OBP: 0.328, SLG: 0.400	F8	K		G1-2-3 3-H			G1-3	K		5	0	0	0	0	2	6											
Robert Fick, L (1, 9) OBP: 0.353, SLG: 0.471	BB 2B 1B		F8		G1-3		SF8	1B		4	1	2	2	0	0	0											
Bobby Higginson, L (1, 7) OBP: 0.321, SLG: 0.453	4-1 1-2 2B BB		G6-3		G3-1		3-H 1B 1B	F7		4	2	1	0	1	0	1											
Dmitri Young, S (1, 10) OBP: 0.360, SLG: 0.507	1-0 G4-3 1-H 2-H 2B		0-1 1B 2B		K		0-1 1B 1B			4	1	3	2	0	1	0											
Randall Simon, L (1, 3) OBP: 0.297, SLG: 0.480	2-1 G4-3		0-0 1B				F8	1B 1B		4	0	2	2	0	0	1											
Wendell Magee, R (1, 8) OBP: 0.310, SLG: 0.474			K		E5 G1-2-3		G6-3	K		4	0	0	0	0	2	3											
Chris Truby, R (1, 5) OBP: 0.288, SLG: 0.378			K		1-0 HBP		F3	F9		3	0	0	0	0	1	0											
Matt Walbeck, S (1, 2) OBP: 0.429, SLG: 0.500			F8		F4		1-2 2B 2B	1B BB		3	1	1	0	1	0	2											
Jacob Cruz, L (8, PR) OBP: 0.380, SLG: 0.368					1-2 2-3			3B 2B		0	1	0	0	0	0	0											
Mike Rivera, R (9, 2) OBP: 0.289, SLG: 0.385					4-1 BB			1B BB		0	0	0	0	0	0	0											
Ramon Santiago, S (1, 6) OBP: 0.714, SLG: 1.333							1-0 2-H SF8 3B	1B 1B		3	2	3	2	1	0	0											
Inning Stats	R: 2 E: 0 K: 1 S: 13	H: 2 LOB: 1 BB: 1 P: 24	R: 0 E: 0 K: 2 S: 9	H: 1 LOB: 0 BB: 0 P: 15	R: 1 E: 0 K: 0 S: 6	H: 2 LOB: 1 BB: 0 P: 9	R: 0 E: 2 K: 0 S: 7	H: 0 LOB: 2 BB: 1 P: 15	R: 0 E: 0 K: 0 S: 8	H: 0 LOB: 0 BB: 0 P: 12	R: 0 E: 0 K: 0 S: 5	H: 0 LOB: 0 BB: 0 P: 9	R: 3 E: 0 K: 1 S: 16	H: 5 LOB: 2 BB: 0 P: 24	R: 2 E: 0 K: 1 S: 13	H: 2 LOB: 1 BB: 1 P: 22	1B: 7 2B: 4 3B: 1 HR: 0	SF: 1 SAC: 0 DP: 1 HBP: 1	WP: 0 PA: 39 PB: 1 SB: 2 CS: 0								
PITCHER	IP	WLS	BF	H	R	ER	SO	BB	IBB	HBP	BLK	WP	HR	S	P	ERA	WHIP										
Chan Ho Park, R (1, 1) ERA: 6.61	6.1		28	7	5	5	4	2	0	0	0	0	0	7	11	27.00	9.000										
John Rocker, L (7, 1) ERA: 7.53	0.1	B	4	3	1	1	0	0	0	0	0	0	0	7	11	27.00	9.000										
Rudy Seanez, R (7, 1) ERA: 5.4	1.0	L	6	2	2	2	2	1	0	0	0	0	0	15	25	18.00	3.000										
Chris Michalak, L (8, 1) ERA: 2.38	0.1		1	0	0	0	0	0	0	0	0	0	0	1	1	0.00	0.000										

Texas Rangers @ Detroit Tigers
Comerica Park, Detroit, MI
Sat May 18 2002, 2:05 PM EDT
Att: 24,297 - Cloudy - 45 F

AB 34
R 8
H 12
RBI 8
BB 3
SO 6
LOB 13



Batter	1	2	3	4	5	6	7	8	9	AB	R	H	RBI	BB	SO	LOB	TOP				
29 Rusty Greer, L OBP: 0.346, SLG: 0.372 (1, 10)	F8		G4-3			F8		L6		4	0	0	0	0	0	2	Texas Rangers @ Detroit Tigers Comerica Park, Detroit, MI Sun May 19 2002, 2:05 PM EDT Att: 18,232 - Cloudy - 50 F				
10 Michael Young, R OBP: 0.344, SLG: 0.458 (1, 4)	L8		E7			G1-3		K		4	0	1	1	0	1	1					
Alex Rodriguez, R OBP: 0.407, SLG: 0.620 (1, 6)			F8					F8		3	0	1	0	1	0	2					
Juan Gonzalez, R OBP: 0.256, SLG: 0.243 (1, 9)	L6				G6-3			F9		4	0	0	0	0	1	2					
Mike Lamb, L OBP: 0.215, SLG: 0.333 (1, 3)		F5			P5			L4-6		4	0	2	0	0	0	0					
Herbert Perry, R OBP: 0.342, SLG: 0.444 (1, 5)		G3-1			G5-3			L4-6		4	0	0	0	0	0	2					
Gabe Kapler, R OBP: 0.306, SLG: 0.362 (1, 7)		F8				L9				3	0	1	0	0	0	0					
Bill Haselman, R OBP: 0.333, SLG: 0.375 (1, 2)					G4-3			G1-3		3	1	1	0	0	0	1					
Calvin Murray, R OBP: 0.221, SLG: 0.250 (1, 8)			F8			F2		E3		3	0	0	0	0	0	1					
Inning Stats	R: 0 E: 0 K: 0 S: 14	H: 1 LOB: 1 BB: 0 P: 20	R: 0 E: 0 K: 0 S: 7	H: 0 LOB: 0 BB: 0 P: 11	R: 1 E: 1 K: 0 S: 13	H: 2 LOB: 1 BB: 0 P: 21	R: 0 E: 0 K: 0 S: 6	H: 0 LOB: 0 BB: 0 P: 10	R: 0 E: 0 K: 0 S: 8	H: 0 LOB: 1 BB: 1 P: 18	R: 0 E: 0 K: 0 S: 6	H: 2 LOB: 1 BB: 0 P: 8	R: 0 E: 1 K: 1 S: 7	H: 0 LOB: 1 BB: 0 P: 12	R: 0 E: 0 K: 1 S: 6	H: 1 LOB: 0 BB: 0 P: 6	1B: 4 2B: 3 3B: 0 HR: 0	SF: 0 SAC: 0 DP: 2 HBP: 0	WP: 0 PB: 0 SB: 0 CS: 0	PA: 33	
PITCHER	IP	WLS	BF	H	R	ER	SO	BB	IBB	HBP	BLK	WP	HR	S	P	ERA	WHIP				
Seth Greisinger, R ERA: 3.67 (1, 1)	6.2	W	25	5	1	1	0	1	0	0	0	0	0	62	97	1.35	0.900				
Jose Paniagua, R ERA: 5.3 (7, 1)	1.0	H	4	0	0	0	1	0	0	0	0	0	0	7	10	0.00	0.000				
Juan Acevedo, R ERA: 3.42 (8, 1)	1.1	S	4	1	0	0	1	0	0	0	0	0	0	7	9	0.00	0.750				


AB	32
R	1
H	6
RBI	1
BB	1
SO	2
LOB	11



Batter	1	2	3	4	5	6	7	8	9	AB	R	H	RBI	BB	SO	LOB	BOTTOM				
Wendell Magee, R OBP: 0.325, SLG: 0.492 (1, 8)	G4-3				G6-3	CS				4	1	3	0	0	0	0	Texas Rangers @ Detroit Tigers Comerica Park, Detroit, MI Sun May 19 2002, 2:05 PM EDT Att: 18,232 - Cloudy - 50 F				
Robert Fick, L OBP: 0.344, SLG: 0.458 (1, 9)	G4-3		P4		F7			K		4	0	0	0	0	1	3					
Craig Paquette, R OBP: 0.243, SLG: 0.346 (1, 3)			L9					F9		4	0	2	1	0	0	1					
Dmitri Young, S OBP: 0.367, SLG: 0.542 (1, 10)	G5-4-3							G6-3		3	1	1	1	1	0	1					
Shane Halter, R OBP: 0.310, SLG: 0.345 (1, 4)		G6-3						K		3	0	0	0	1	2	0					
Mike Rivera, R OBP: 0.276, SLG: 0.366 (1, 2)		P3						K		4	0	0	0	0	2	3					
Jacob Cruz, L OBP: 0.389, SLG: 0.372 (1, 7)								F7		2	0	1	0	1	0	0					
Chris Truby, R OBP: 0.289, SLG: 0.372 (1, 5)		F9						G6-3		2	0	0	0	1	0	1					
Ramon Santiago, S OBP: 0.600, SLG: 1.000 (1, 6)			F8							2	0	0	0	0	0	2					
Inning Stats	R: 1 E: 0 K: 0 S: 5	H: 2 LOB: 0 BB: 0 P: 8	R: 0 E: 0 K: 0 S: 9	H: 1 LOB: 1 BB: 0 P: 11	R: 0 E: 0 K: 0 S: 10	H: 1 LOB: 1 BB: 0 P: 16	R: 1 E: 0 K: 2 S: 17	H: 1 LOB: 2 BB: 2 P: 30	R: 0 E: 0 K: 1 S: 16	H: 1 LOB: 3 BB: 2 P: 29	R: 0 E: 0 K: 0 S: 9	H: 1 LOB: 0 BB: 0 P: 16	R: 0 E: 0 K: 1 S: 9	H: 0 LOB: 0 BB: 0 P: 12	R: 0 E: 0 K: 1 S: 6	H: 0 LOB: 0 BB: 0 P: 8	1B: 5 2B: 1 3B: 0 HR: 1	SF: 0 SAC: 0 DP: 1 HBP: 1	WP: 0 PB: 0 SB: 0 CS: 2	PA: 34	
PITCHER	IP	WLS	BF	H	R	ER	SO	BB	IBB	HBP	BLK	WP	HR	S	P	ERA	WHIP				
Doug Davis, L ERA: 4.45 (1, 1)	5.0	L	24	6	2	2	3	4	0	0	0	0	0	57	94	3.60	2.000				
Francisco Cordero, R ERA: 8.44 (6, 1)	2.0		6	1	0	0	1	0	0	1	0	0	0	18	28	0.00	0.500				
Rudy Seanez, R ERA: 5.08 (8, 1)	1.0		3	0	0	0	1	0	0	0	0	0	0	6	8	0.00	0.000				

AB	28
R	2
H	7
RBI	2
BB	4
SO	5
LOB	11



Batter	1	2	3	4	5	6	7	8	9	AB	R	H	RBI	BB	SO	LOB	TOP					
Gabe Kapler, R OBP: 0.302, SLG: 0.355 (1, 8)	G4-3		E5 FC5 10 1B		F9		FC6-4 1B		G4-3	5	0	1	0	0	0	3	<p>Texas Rangers @ Minnesota Twins Hubert H. Humphrey Metrodome, Minneapolis, MN</p> <p>Tue May 21 2002, 8:05 PM EDT Att: 16,335 - Dome - 72 F</p> <p>livebaseballscores.com</p>					
10 Michael Young, R OBP: 0.346, SLG: 0.452 (1, 4)	K		FC5 1B		F8		FC6-4 BB 1-2f		1B BB	4	0	1	0	1	1	2						
Alex Rodriguez, R OBP: 0.402, SLG: 0.606 (1, 6)	F8		FC5 1-2 2-3f				K		K	4	0	0	0	1	2	5						
Juan Gonzalez, R OBP: 0.273, SLG: 0.262 (1, 9)					F9		HR 1B		K	5	1	2	0	0	1	2						
Rafael Palmeiro, L OBP: 0.371, SLG: 0.559 (1, 10)	K				K		HR 1B		G1-3	5	1	2	2	0	2	3						
Herbert Perry, R OBP: 0.349, SLG: 0.453 (1, 5)	K				2B		F7		G6-4-3 BB	3	0	1	0	1	1	0						
Carl Everett, S OBP: 0.237, SLG: 0.333 (1, 7)					K		1B		G6-4-3	4	0	2	0	0	1	3						
Todd Greene, R OBP: 0.222, SLG: 0.222 (1, 3)					F2		P6		G6-3	4	0	0	0	0	1	3						
Bill Haselman, R OBP: 0.333, SLG: 0.374 (1, 2)					F8					3	0	1	0	0	0	1	<p>AB 38 R 2 H 11 RBI 2 BB 3 SO 9 LOB 22</p> 					
Mike Lamb, L OBP: 0.227, SLG: 0.344 (9, PH)									1B G4-3 1B	1	0	1	0	0	0	0						
Inning Stats	R: 0 E: 0 K: 1 S: 9	H: 0 LOB: 0 BB: 0 P: 13	R: 0 E: 0 K: 2 S: 8	H: 0 LOB: 0 BB: 0 P: 12	R: 0 E: 1 K: 0 S: 15	H: 2 LOB: 3 BB: 0 P: 22	R: 0 E: 0 K: 2 S: 13	H: 1 LOB: 1 BB: 0 P: 16	R: 0 E: 0 K: 0 S: 10	H: 1 LOB: 1 BB: 0 P: 19	R: 2 E: 0 K: 2 S: 16	H: 3 LOB: 1 BB: 0 P: 23	R: 0 E: 0 K: 1 S: 12	H: 1 LOB: 2 BB: 1 P: 20	R: 0 E: 0 K: 0 S: 4	H: 1 LOB: 3 BB: 1 P: 11	R: 0 E: 0 K: 1 S: 16	H: 2 LOB: 3 BB: 1 P: 27	1B: 9 2B: 1 3B: 0 HR: 1	SF: 0 SAC: 0 DP: 1 HBP: 0	WP: 0 PB: 0 SB: 0 CS: 0	PA: 41
PITCHER	IP WLS BF H R ER SO BB IBB HBP BLK WP HR S P ERA WHIP	6.0 W 26 7 2 2 7 0 0 0 0 0 1 71 105 3.00 1.167	1.0 H 5 1 0 0 1 1 0 0 0 0 0 12 20 0.00 2.000	1.0 H 4 1 0 0 1 1 0 0 0 0 0 4 11 0.00 2.000	1.0 6 2 0 0 1 1 0 0 0 0 0 0 16 27 0.00 3.000	PITCHER										IP WLS BF H R ER SO BB IBB HBP BLK WP HR S P ERA WHIP	5.0 L 10 2 2 2 1 3 0 0 0 0 0 18 32 7.71 2.143					

Batter	1	2	3	4	5	6	7	8	9	AB	R	H	RBI	BB	SO	LOB	BOTTOM				
Jacque Jones, L OBP: 0.340, SLG: 0.495 (1, 7)	1B SF9 2B	2B 1B	BB		G1-3			FC1-6 1B HR		4	3	2	0	1	0	1	<p>Texas Rangers @ Minnesota Twins Hubert H. Humphrey Metrodome, Minneapolis, MN</p> <p>Tue May 21 2002, 8:05 PM EDT Att: 16,335 - Dome - 72 F</p> <p>livebaseballscores.com</p>				
Cristian Guzman, S OBP: 0.237, SLG: 0.281 (1, 6)	1B	F8	G1-3				F9	HR 1B		5	2	2	0	0	0	3					
Tori Hunter, R OBP: 0.378, SLG: 0.602 (1, 8)	SF9	1B 2B			K		K	HR		4	2	2	5	0	2	0					
David Ortiz, L OBP: 0.337, SLG: 0.500 (1, 10)	F9	BB 1B			FC4-6 1B		1B	1B 2B		5	0	4	1	0	0	1					
Bobby Kielty, S OBP: 0.441, SLG: 0.526 (1, 3)	HBP 1B				F9		L7			4	0	2	0	1	0	2					
Casey Blake, R OBP: 0.273, SLG: 0.250 (8, PR)	1B	BB			F9			1B		0	0	0	0	0	0	0					
Dustin Mohr, R OBP: 0.376, SLG: 0.461 (1, 9)	HBP 1B	P6			FC4-6		G3-6 BB	K		4	0	1	1	1	1	5					
A.J. Pierzynski, L OBP: 0.343, SLG: 0.405 (1, 2)	HBP				K		G3-6 1-2f	F9		4	0	0	0	0	1	3					
Jay Canizaro, R OBP: 0.284, SLG: 0.309 (1, 5)	G6-3		G6-3		K		CS BB			3	0	0	0	1	1	3					
Denny Hocking, S OBP: 0.291, SLG: 0.291 (1, 4)		G4-3			HR		CS	FC1-6 BB		3	1	2	1	1	0	0					
Inning Stats	R: 2 E: 0 K: 0 S: 18	H: 4 LOB: 3 BB: 0 P: 29	R: 2 E: 0 K: 0 S: 16	H: 3 LOB: 2 BB: 1 P: 28	R: 0 E: 0 K: 1 S: 7	H: 1 LOB: 1 BB: 1 P: 13	R: 0 E: 0 K: 1 S: 17	H: 1 LOB: 0 BB: 0 P: 23	R: 1 E: 0 K: 1 S: 11	H: 1 LOB: 0 BB: 0 P: 13	R: 0 E: 0 K: 1 S: 7	H: 1 LOB: 1 BB: 0 P: 8	R: 0 E: 0 K: 0 S: 5	H: 0 LOB: 2 BB: 2 P: 14	R: 3 E: 0 K: 1 S: 18	H: 4 LOB: 2 BB: 1 P: 29	R: 0 E: 0 K: 1 S: 16	H: 2 LOB: 4 BB: 0 HR: 2	SF: 1 SAC: 0 DP: 1 HBP: 1	WP: 0 PB: 0 SB: 0 CS: 1	PA: 44
PITCHER	IP WLS BF H R ER SO BB IBB HBP BLK WP HR S P ERA WHIP	5.0 L 10 2 2 2 1 3 0 0 0 0 0 18 32 7.71 2.143	2.1 10 2 2 2 1 3 0 0 0 0 0 0 12 19 13.50 4.500	0.2 5 3 1 1 1 0 0 0 0 0 0 1 12 19 13.50 4.500	PITCHER										IP WLS BF H R ER SO BB IBB HBP BLK WP HR S P ERA WHIP	5.0 L 10 2 2 2 1 3 0 0 0 0 0 18 32 7.71 2.143					

Batter	1	2	3	4	5	6	7	8	9	AB	R	H	RBI	BB	SO	LOB	TOP										
29 Rusty Greer, L OBP: 0.347, SLG: 0.379 (1, 10)										5	0	2	2	0	0	0	Texas Rangers @ Minnesota Twins Hubert H. Humphrey Metrodome, Minneapolis, MN Wed May 22 2002, 1:05 PM EDT Att: 23,518 - Dome - 72 F livebaseballscores.com										
10 Michael Young, R OBP: 0.333, SLG: 0.434 (1, 4)										5	0	0	0	0	2	3											
Alex Rodriguez, R OBP: 0.399, SLG: 0.595 (1, 6)										3	0	0	0	1	1	1											
Juan Gonzalez, R OBP: 0.250, SLG: 0.239 (1, 9)										4	0	0	0	0	1	2											
Carl Everett, S OBP: 0.238, SLG: 0.330 Calvin Murray, R OBP: 0.221, SLG: 0.250 (8, 8)										4	1	1	0	0	2	0											
Herbert Perry, R OBP: 0.388, SLG: 0.481 (1, 5)										4	2	3	0	0	0	0											
Mike Lamb, L OBP: 0.261, SLG: 0.424 (1, 3)										2	3	2	3	1	0	0											
Gabe Kapler, R OBP: 0.303, SLG: 0.355 (8, 7)										3	0	1	1	0	1	2											
Bill Haselman, R OBP: 0.330, SLG: 0.363 (1, 2)										3	0	0	0	1	0	1											
Inning Stats	R: 0 E: 0 K: 1 S: 10	H: 1 LOB: 1 BB: 0 P: 18	R: 1 E: 1 K: 0 S: 10	H: 2 LOB: 1 BB: 0 P: 16	R: 0 E: 0 K: 1 S: 7	H: 0 LOB: 0 BB: 0 P: 13	R: 3 E: 0 K: 1 S: 14	H: 3 LOB: 0 BB: 0 P: 21	R: 0 E: 0 K: 2 S: 11	H: 1 LOB: 2 BB: 1 P: 20	R: 0 E: 0 K: 1 S: 12	H: 0 LOB: 0 BB: 0 P: 18	R: 0 E: 0 K: 1 S: 8	H: 0 LOB: 0 BB: 1 P: 15	R: 2 E: 0 K: 0 S: 10	H: 2 LOB: 1 BB: 1 P: 21		1B: 5 2B: 3 3B: 0 HR: 1	SF: 0 SAC: 2 DP: 2 HBP: 0	WP: 0 PB: 0 SB: 0 CS: 0	PA: 38						
PITCHER	IP	WLS	BF	H	R	ER	SO	BB	IBB	HBP	BLK	WP	HR	S	P	ERA	WHIP										
Kyle Lohse, R ERA: 5.22 (1, 1)	6.0	L	26	7	4	4	5	0	1	0	0	0	1	63	105	6.00	1.167										
Jack Cressend, R ERA: 5.0 (7, 1)	2.0		6	0	0	0	2	1	0	0	0	0	0	20	33	0.00	0.500										
Eddie Guardado, L ERA: 2.91 (9, 1)	1.0		6	2	2	2	0	0	1	0	0	0	0	10	21	18.00	2.000										

Batter	1	2	3	4	5	6	7	8	9	AB	R	H	RBI	BB	SO	LOB	BOTTOM										
Jacque Jones, L OBP: 0.332, SLG: 0.481 (1, 7)										5	0	0	1	0	0	4	Texas Rangers @ Minnesota Twins Hubert H. Humphrey Metrodome, Minneapolis, MN Wed May 22 2002, 1:05 PM EDT Att: 23,518 - Dome - 72 F livebaseballscores.com										
Cristian Guzman, S OBP: 0.242, SLG: 0.295 (1, 6)										5	1	2	1	0	0	1											
Doug Mientkiewicz, L OBP: 0.362, SLG: 0.394 (1, 3)										5	0	1	0	0	0	2											
Torii Hunter, R OBP: 0.376, SLG: 0.594 (1, 8)										4	0	1	0	0	1	1											
David Ortiz, L OBP: 0.333, SLG: 0.482 Casey Blake, R OBP: 0.273, SLG: 0.250 (8, PR)										3	0	0	0	1	1	1											
Brian Buchanan, R OBP: 0.313, SLG: 0.440 Bobby Kielty, S OBP: 0.436, SLG: 0.519 (8, PH) (9, 9)										3	1	1	0	0	0	0											
Jay Canizaro, R OBP: 0.283, SLG: 0.307 (1, 5)										4	1	1	0	0	1	3											
Tom Prince, R OBP: 0.404, SLG: 0.711 (1, 2)										3	1	1	0	1	2	0											
Denny Hocking, S OBP: 0.306, SLG: 0.302 (1, 4)										3	1	2	2	1	0	0											
Inning Stats	R: 0 E: 0 K: 0 S: 6	H: 1 LOB: 0 BB: 0 P: 11	R: 0 E: 1 K: 0 S: 8	H: 0 LOB: 1 BB: 0 P: 15	R: 1 E: 0 K: 0 S: 11	H: 1 LOB: 1 BB: 1 P: 18	R: 2 E: 0 K: 0 S: 17	H: 3 LOB: 2 BB: 1 P: 30	R: 0 E: 0 K: 1 S: 13	H: 1 LOB: 1 BB: 0 P: 19	R: 0 E: 0 K: 1 S: 6	H: 0 LOB: 0 BB: 0 P: 9	R: 0 E: 0 K: 3 S: 14	H: 1 LOB: 2 BB: 1 P: 22	R: 2 E: 0 K: 1 S: 14	H: 2 LOB: 0 BB: 0 P: 22		1B: 7 2B: 0 3B: 2 HR: 0	SF: 0 SAC: 0 DP: 1 HBP: 0	WP: 1 PB: 0 SB: 0 CS: 0	PA: 39						
PITCHER	IP	WLS	BF	H	R	ER	SO	BB	IBB	HBP	BLK	WP	HR	S	P	ERA	WHIP										
Kenny Rogers, L ERA: 3.02 (1, 1)	7.0		29	6	3	3	2	2	0	0	0	0	0	65	110	3.86	1.143										
Rudy Seanez, R ERA: 4.82 (8, 1)	1.0	H	5	1	0	0	3	1	0	0	0	0	0	14	22	0.00	2.000										
Hideki Irabu, R ERA: 3.49 (9, 1)	1.0	S	5	2	2	2	1	0	0	0	0	1	0	14	22	18.00	2.000										

Batter	1	2	3	4	5	6	7	8	9	AB	R	H	RBI	BB	SO	LOB	TOP					
29 Rusty Greer, L OBP: 0.348, SLG: 0.372 Gabe Kapler, R OBP: 0.294, SLG: 0.344	F7		G1-3			FC6-4 BB		E BB	K	2	0	0	0	2	0	0						
10 Michael Young, R OBP: 0.324, SLG: 0.419	F9			G5-3		FC6-4 HR		SH1-3		3	1	0	0	0	0	1						
Alex Rodriguez, R OBP: 0.398, SLG: 0.619	P4			G4-3		HR		E8 1B		4	2	2	3	0	0	0						
Rafael Palmeiro, L OBP: 0.354, SLG: 0.529		G4-3		L4		K		K		4	0	0	0	0	2	1						
Juan Gonzalez, R OBP: 0.268, SLG: 0.245							F8		K	4	0	2	0	0	1	1						
Carl Everett, S OBP: 0.238, SLG: 0.333 Calvin Murray, R OBP: 0.221, SLG: 0.250	F9			G3-6 1B		G3-6 1B		G3		4	0	1	0	0	0	2						
Herbert Perry, R OBP: 0.383, SLG: 0.535	F9			HR		HR		E 1B		4	1	2	1	0	0	2						
Mike Lamb, L OBP: 0.274, SLG: 0.420			K		G4-3			E6 1B		3	0	1	0	1	1	0						
Bill Haselman, R OBP: 0.311, SLG: 0.339			P3			G5-3		F8		4	0	0	0	0	0	4						
Inning Stats	R: 0 E: 0 K: 0 S: 8	H: 0 LOB: 0 BB: 0 P: 16	R: 0 E: 0 K: 0 S: 8	H: 1 LOB: 1 BB: 0 P: 14	R: 0 E: 0 K: 1 S: 9	H: 0 LOB: 0 BB: 0 P: 13	R: 0 E: 0 K: 0 S: 6	H: 0 LOB: 0 BB: 0 P: 11	R: 1 E: 0 K: 0 S: 8	H: 2 LOB: 0 BB: 0 P: 13	R: 2 E: 0 K: 1 S: 11	H: 1 LOB: 0 BB: 1 P: 18	R: 0 E: 1 K: 0 S: 10	H: 2 LOB: 2 BB: 0 P: 10	R: 2 E: 1 K: 2 S: 9	H: 1 LOB: 1 BB: 1 P: 15	R: 0 E: 0 K: 1 S: 12	H: 1 LOB: 3 BB: 1 P: 24	1B: 5 2B: 1 3B: 0 HR: 2	SF: 0 SAC: 1 DP: 1 HBP: 0	WP: 0 PB: 0 SB: 0 CS: 0	PA: 37
PITCHER	IP	WLS	BF	H	R	ER	SO	BB	IBB	HBP	BLK	WP	HR	S	P	ERA	WHIP					
Miguel Asencio, R ERA: 6.65	6.0		22	4	3	3	2	1	0	0	0	0	2	50	85	4.50	0.833					
Dan Reichert, R ERA: 5.35	2.0		10	3	2	1	2	1	0	0	0	0	0	19	25	4.50	2.000					
Cory Bailey, R ERA: 3.58	1.0	W	5	1	0	0	1	0	1	0	0	0	0	12	24	0.00	1.000					

Texas Rangers @ Kansas City Royals
Kauffman Stadium, Kansas City, MO
Sun May 26 2002, 1:05 PM CDT
Sunny - 75 F

AB 33
R 5
H 8
RBI 4
BB 3
SO 5
LOB 14



Batter	1	2	3	4	5	6	7	8	9	AB	R	H	RBI	BB	SO	LOB	BOTTOM						
Neftali Feliz, S OBP: 0.237, SLG: 0.317	P6		G6-3		F8		F7	K		5	0	0	0	0	1	5							
Carlos Febles, R OBP: 0.342, SLG: 0.328	G5-3		L3			FC6-4 BB		K		4	0	0	0	1	1	0							
Carlos Beltrán, S OBP: 0.348, SLG: 0.437			G1-3		F8		K			5	1	2	0	0	1	1							
29 Mike Sweeney, R OBP: 0.408, SLG: 0.547 Chuck Knoblauch, R OBP: 0.295, SLG: 0.272			L9		G4-6-3			F8		5	0	2	1	0	0	1							
Joe Randa, R OBP: 0.360, SLG: 0.471	P4			FC3 1B			K			4	3	2	2	1	1	2							
Michael Tucker, L OBP: 0.338, SLG: 0.356			G4-3 2B		FC1-5 FC3 1B		1B BB			3	1	2	0	1	1	1							
Raul Ibanez, L OBP: 0.252, SLG: 0.306		G4-3		FC3 FC4-6 FC1-5			HBP 1B			3	1	1	1	1	0	2							
Luis Alicaia, S OBP: 0.277, SLG: 0.214 Donnie Sadler, R OBP: 0.263, SLG: 0.283			G4-3 BB		FC1-5 FC4-6		G6-3 HBP			1	0	0	0	2	0	2							
Juan Brito, R OBP: 0.304, SLG: 0.391 Mark Quinn, R OBP: 0.245, SLG: 0.244 A.J. Hinch, R OBP: 0.278, SLG: 0.408		G4-3		FC4-6			G6-3			3	0	0	1	0	0	6							
Inning Stats	R: 0 E: 0 K: 0 S: 7	H: 2 LOB: 2 BB: 0 P: 11	R: 1 E: 0 K: 0 S: 9	H: 1 LOB: 1 BB: 1 P: 18	R: 0 E: 0 K: 0 S: 6	H: 0 LOB: 0 BB: 0 P: 10	R: 1 E: 0 K: 0 S: 11	H: 2 LOB: 2 BB: 0 P: 17	R: 0 E: 0 K: 1 S: 14	H: 1 LOB: 0 BB: 1 P: 22	R: 0 E: 0 K: 2 S: 7	H: 0 LOB: 0 BB: 0 P: 11	R: 2 E: 2 K: 2 S: 12	H: 0 LOB: 2 BB: 3 P: 27	R: 3 E: 0 K: 0 S: 10	H: 3 LOB: 1 BB: 0 P: 17	1B: 7 2B: 1 3B: 0 HR: 1	SF: 0 SAC: 0 DP: 2 HBP: 1	WP: 0 PB: 0 SB: 1 CS: 0	PA: 41			
PITCHER	IP	WLS	BF	H	R	ER	SO	BB	IBB	HBP	BLK	WP	HR	S	P	ERA	WHIP						
Ismael Valdez, R ERA: 3.85	1.1		6	2	2	1	0	3	0	1	0	0	0	10	15	0.00	0.000						
Francisco Cordero, R ERA: 6.43	1.2	H	4	0	0	0	2	0	0	0	0	0	0	7	20	0.00	4.500						
Rudy Seanez, R ERA: 4.96	0.2	H	5	0	2	0	1	3	0	0	0	0	0	1	15	24	40.50	4.500					

Texas Rangers @ Kansas City Royals
Kauffman Stadium, Kansas City, MO
Sun May 26 2002, 1:05 PM CDT
Sunny - 75 F

AB 34
R 7
H 9
RBI 5
BB 6
SO 5
LOB 21



Batter	1	2	3	4	5	6	7	8	9	AB	R	H	RBI	BB	SO	LOB	TOP					
Gabe Kapler, R OBP: 0.286, SLG: 0.336 (1, 7)	F9		K			SF7	SH1-3	F8		3	0	0	1	0	1	0	Texas Rangers @ Kansas City Royals Kauffman Stadium, Kansas City, MO Sun May 26 2002, 4:05 PM CDT Att: 21,740 - Sunny - 76 F					
10 Michael Young, R OBP: 0.320, SLG: 0.411 (1, 4)	F9		G5-3			BB 1B	F9	K		5	0	1	0	0	1							
Alex Rodriguez, R OBP: 0.403, SLG: 0.616 (1, 6)	BB		G6-3			BB 1B	BB 1B			4	0	2	2	1	1	0						
Rafael Palmeiro, L OBP: 0.361, SLG: 0.545 (1, 10)	F8					HR	BB			3	1	1	1	2	0	1						
Juan Gonzalez, R OBP: 0.279, SLG: 0.328 (1, 9)			G4-3 1B			F3	K	P4		5	2	2	1	0	1	5						
Carl Everett, S OBP: 0.237, SLG: 0.328 (1, 8)	P3					G4-6-3 1B	K			5	0	1	0	0	1	4						
Herbert Perry, R OBP: 0.378, SLG: 0.556 (1, 5)	G4-3					G4-6-3 1B		K		4	1	1	1	0	1	2						
Todd Greene, R OBP: 0.385, SLG: 0.692 (1, 2)	FC4-6 1B					SF7 2B		K		4	2	3	2	0	1	0						
Mike Lamb, L OBP: 0.286, SLG: 0.425 (1, 3)	FC4-6					1B	SH1-3 1B	G6-3		4	2	2	0	0	0	1						
Inning Stats	R: 0 E: 0 K: 0 S: 5	H: 0 LOB: 1 BB: 1 P: 12	R: 1 E: 0 K: 0 S: 18	H: 2 LOB: 1 BB: 0 P: 22	R: 0 E: 0 K: 1 S: 8	H: 0 LOB: 0 BB: 0 P: 10	R: 1 E: 0 K: 0 S: 10	H: 2 LOB: 0 BB: 0 P: 15	R: 2 E: 0 K: 2 S: 29	H: 4 LOB: 3 BB: 1 P: 41	R: 3 E: 0 K: 0 S: 16	H: 4 LOB: 2 BB: 1 P: 27	R: 0 E: 0 K: 2 S: 9	H: 0 LOB: 0 BB: 0 P: 12	R: 0 E: 0 K: 1 S: 10	H: 0 LOB: 0 BB: 0 P: 15	R: 1 E: 0 K: 1 S: 7	H: 1 LOB: 0 BB: 0 P: 9	1B: 7 2B: 2 3B: 0 HR: 4	SF: 1 SAC: 1 DP: 1 HBP: 0	WP: 0 PB: 0 SB: 0 CS: 0	PA: 42
PITCHER	IP WLS BF H R ER SO BB IBB HBP BLK WP HR S P ERA WHIP																					
Darrell May, L ERA: 7.36 (1, 1)	4.1	22	8	4	4	1	2	0	0	0	0	0	1	59	86	8.31	2.308					
Blake Stein, R ERA: 9.11 (5, 1)	1.0	6	3	3	3	2	0	0	0	0	0	2	21	27	27.00	3.000						
Cory Bailey, R ERA: 3.49 (6, 1)	0.2	W	4	1	0	0	0	0	0	0	0	0	6	14	0.00	3.000						
Jason Grimsley, R ERA: 3.63 (7, 1)	2.0	H	6	0	0	0	0	0	0	0	0	0	19	27	0.00	0.000						
Roberto Hernandez, R ERA: 3.6 (9, 1)	1.0	S	4	1	1	1	0	0	0	0	0	1	7	9	9.00	1.000						

Batter	1	2	3	4	5	6	7	8	9	AB	R	H	RBI	BB	SO	LOB	BOTTOM			
Chuck Knoblauch, R OBP: 0.252, SLG: 0.271 (1, 7)	1B WP		G6-3			G4-3				4	1	1	0	0	0	3	Texas Rangers @ Kansas City Royals Kauffman Stadium, Kansas City, MO Sun May 26 2002, 4:05 PM CDT Att: 21,740 - Sunny - 76 F			
Michael Tucker, L OBP: 0.342, SLG: 0.361 (7, 7)	1B					G4-3				1	0	1	0	0	0					
Neftali Feliz, S OBP: 0.251, SLG: 0.326 (1, 6)	G6-4-3 1B		S			F9				4	2	3	0	1	0	0				
Carlos Beltrán, S OBP: 0.345, SLG: 0.447 (1, 8)	G6-4-3		F8			F8				5	1	1	2	0	1	4				
29 Mike Sweeney, R OBP: 0.413, SLG: 0.571 (1, 3)	2B		S 1B			HR				5	2	3	2	0	0	2				
Joe Randa, R OBP: 0.361, SLG: 0.469 (1, 10)	G4-3		S 1B			G1-3				5	1	2	0	0	1	1				
Mark Quinn, R OBP: 0.296, SLG: 0.347 (1, 9)	HR		S 1B			1B				4	2	3	3	1	0	0				
A.J. Hinch, R OBP: 0.310, SLG: 0.440 (1, 2)	FC5-6 1B		FC4-6 HBP			1B				4	0	3	0	0	0	2				
Donnie Sadler, R OBP: 0.258, SLG: 0.276 (1, 5)	FC5-6		FC4-6			1B				5	0	1	1	0	0	6				
Carlos Febles, R OBP: 0.340, SLG: 0.321 (1, 4)	G6-4-3					K				3	0	0	0	0	1	1				
Inning Stats	R: 1 E: 0 K: 0 S: 9	H: 3 LOB: 1 BB: 0 P: 14	R: 1 E: 0 K: 0 S: 7	H: 2 LOB: 0 BB: 0 P: 10	R: 3 E: 0 K: 0 S: 19	H: 4 LOB: 2 BB: 0 P: 28	R: 0 E: 0 K: 1 S: 9	H: 0 LOB: 0 BB: 0 P: 12	R: 2 E: 0 K: 0 S: 23	H: 3 LOB: 3 BB: 1 P: 39	R: 2 E: 0 K: 0 S: 13	H: 4 LOB: 2 BB: 0 P: 18	R: 0 E: 0 K: 1 S: 11	H: 1 LOB: 2 BB: 1 P: 19	R: 0 E: 0 K: 1 S: 10	H: 1 LOB: 1 BB: 0 P: 13	1B: 13 2B: 2 3B: 0 HR: 3	SF: 0 SAC: 0 DP: 2 HBP: 2	WP: 1 PB: 0 SB: 4 CS: 0	PA: 44
PITCHER	IP WLS BF H R ER SO BB IBB HBP BLK WP HR S P ERA WHIP																			
Doug Davis, L ERA: 4.98 (1, 1)	3.0	17	9	5	5	0	0	0	0	0	1	35	52	15.00	3.000					
Steve Woodard, R ERA: 6.62 (4, 1)	2.0	11	3	2	2	1	1	0	1	0	1	32	51	9.00	2.000					
Chris Michalak, L ERA: 4.4 (6, 1)	0.2	L	6	4	2	2	0	0	0	0	1	11	16	27.00	6.000					
Todd Van Poppel, R ERA: 4.43 (6, 1)	2.1	10	2	0	0	2	1	0	0	0	0	23	34	0.00	1.286					

AB	37
R	8
H	13
RBI	8
BB	3
SO	7
LOB	14



AB	40
R	9
H	18
RBI	8
BB	2
SO	3
LOB	19



Batter	1	2	3	4	5	6	7	8	9	AB	R	H	RBI	BB	SO	LOB	TOP					
Dustan Mohr, R OBP: 0.367, SLG: 0.441 (1, 7)	G5-3		E3 G4-3 1B G3 1-3		G4-3		FC5-4 BB		FC4-6 1B	4	1	1	0	1	0	1	Minnesota Twins @ Texas Rangers The Ballpark at Arlington, Arlington, TX Mon May 27 2002, 8:05 PM EDT Att: 30,871 - Overcast - 69 F					
Cristian Guzman, S OBP: 0.246, SLG: 0.294 (1, 6)	G5-3		G3 G4-3 1-2 3-H 1-2		HR 1B		FC5-4 3B 1-2		FC4-6 CS 1-2	5	2	2	1	0	0	2						
Tori Hunter, R OBP: 0.366, SLG: 0.606 (1, 8)	G5-3		G4-3		HR		3B 1-H		K 2	5	1	2	3	0	1	3						
Corey Koskie, L OBP: 0.403, SLG: 0.459 (1, 5)			G3		G6-3		FC6-4 BB		CS 1-2	3	0	1	1	1	0	1						
Bobby Kielty, S OBP: 0.441, SLG: 0.512 (1, 9)			G5-3		G6-3		FC6-4 1-2			4	0	0	0	0	1	4						
Doug Mientkiewicz, L OBP: 0.346, SLG: 0.353 (1, 3)					G6-3				G1-3	4	0	0	0	0	0	1						
Brian Buchanan, R OBP: 0.320, SLG: 0.436 (1, 10)									K 2	3	0	1	0	1	1	0						
Tom Prince, R OBP: 0.383, SLG: 0.642 (1, 2)									1B 2-1	4	0	2	0	0	0	2						
Jay Canizaro, R OBP: 0.282, SLG: 0.298 (1, 4)					G3				F9 3	3	1	0	0	1	0	2						
Inning Stats	R: 0 E: 0 K: 0 S: 3	H: 0 LOB: 0 BB: 0 P: 8	R: 0 E: 0 K: 1 S: 9	H: 1 LOB: 2 BB: 1 P: 18	R: 2 E: 1 K: 0 S: 11	H: 1 LOB: 1 BB: 1 P: 22	R: 0 E: 0 K: 0 S: 8	H: 2 LOB: 1 BB: 0 P: 10	R: 2 E: 0 K: 0 S: 11	H: 2 LOB: 0 BB: 0 P: 17	R: 0 E: 0 K: 0 S: 5	H: 0 LOB: 0 BB: 0 P: 6	R: 1 E: 0 K: 0 S: 9	H: 1 LOB: 2 BB: 2 P: 23	R: 0 E: 0 K: 1 S: 10	H: 1 LOB: 1 BB: 0 P: 14	R: 0 E: 0 K: 1 S: 9	H: 1 LOB: 0 BB: 0 P: 11	1B: 7 2B: 0 3B: 1 HR: 1	SF: 0 SAC: 0 DP: 0 HBP: 0	WP: 0 PB: 0 SB: 0 CS: 1	PA: 40
PITCHER	IP	WLS	BF	H	R	ER	SO	BB	IBB	HBP	BLK	WP	HR	S	P	ERA	WHIP					
Kenny Rogers, L ERA: 3.1 (1, 1)	7.0	L	32	7	5	3	1	4	0	0	0	0	1	56	104	3.86	1.571					
Anthony Teiford, R ERA: (8, 1)	1.2		7	2	0	0	2	0	0	0	0	0	0	18	23	0.00	1.200					
Randy Flores, L ERA: 2.25 (9, 1)	0.1		0	0	0	0	0	0	0	0	0	0	0	1	2	0.00	0.000					

Batter	1	2	3	4	5	6	7	8	9	AB	R	H	RBI	BB	SO	LOB	BOTTOM					
29 Rusty Greer, L OBP: 0.345, SLG: 0.364 (1, 7)	K		K				F7 2		K 1	4	0	0	0	1	3	0	Minnesota Twins @ Texas Rangers The Ballpark at Arlington, Arlington, TX Mon May 27 2002, 8:05 PM EDT Att: 30,871 - Overcast - 69 F					
10 Michael Young, R OBP: 0.316, SLG: 0.400 (1, 4)	F9 2		G5-3 3				BB K 2		F8 2	4	0	0	0	1	1	2						
Alex Rodriguez, R OBP: 0.403, SLG: 0.611 (1, 6)	1B 2-2				F2 3		BB 1B 1-0		G5-3 3	5	0	2	0	0	1	2						
Rafael Palmeiro, L OBP: 0.364, SLG: 0.563 (1, 10)	K 3				1B 1-1		HR 1B 2-2		F9 3	4	1	2	1	0	1	3						
Juan Gonzalez, R OBP: 0.292, SLG: 0.328 (1, 9)					1B 1-2		G5-3 1		K 1-3	3	0	1	0	1	1	0						
Carl Everett, S OBP: 0.252, SLG: 0.349 (1, 8)					1B 1-2		1B 2-2		2B 1-2	4	1	3	0	0	0	1						
Herbert Perry, R OBP: 0.373, SLG: 0.553 (1, 5)					1B 1-2		1B 1-0		2B 2-0	4	0	1	1	0	1	5						
Mike Lamb, L OBP: 0.272, SLG: 0.403 (1, 3)					L3 3		F7 1		G6-3 2	4	0	0	0	0	1	3						
Bill Haselman, R OBP: 0.309, SLG: 0.345 (1, 2)					P3 1		2B 1-0		F5 3	4	0	1	0	0	0	1						
Inning Stats	R: 0 E: 0 K: 2 S: 19	H: 1 LOB: 1 BB: 0 P: 27	R: 0 E: 0 K: 1 S: 10	H: 0 LOB: 1 BB: 1 P: 18	R: 0 E: 0 K: 1 S: 11	H: 0 LOB: 0 BB: 0 P: 13	R: 0 E: 0 K: 1 S: 10	H: 3 LOB: 2 BB: 0 P: 13	R: 0 E: 0 K: 1 S: 9	H: 1 LOB: 1 BB: 1 P: 18	R: 1 E: 0 K: 0 S: 20	H: 2 LOB: 1 BB: 0 P: 28	R: 0 E: 0 K: 0 S: 11	H: 1 LOB: 2 BB: 1 P: 21	R: 1 E: 0 K: 1 S: 12	H: 2 LOB: 1 BB: 0 P: 17	R: 0 E: 0 K: 1 S: 10	H: 0 LOB: 0 BB: 0 P: 15	1B: 6 2B: 3 3B: 0 HR: 1	SF: 0 SAC: 0 DP: 1 HBP: 0	WP: 0 PB: 0 SB: 1 CS: 0	PA: 39
PITCHER	IP	WLS	BF	H	R	ER	SO	BB	IBB	HBP	BLK	WP	HR	S	P	ERA	WHIP					
Kyle Lohse, R ERA: 4.88 (1, 1)	5.1	W	24	7	1	1	6	2	0	0	0	0	1	74	109	1.69	1.688					
Bob Weir, R ERA: 5.29 (6, 1)	1.1	H	6	1	0	0	1	1	0	0	0	0	0	14	26	0.00	1.500					
Mike Trombley, R ERA: 15.75 (7, 1)	1.1	H	6	2	1	1	1	0	0	0	0	0	0	14	20	6.75	1.500					
Eddie Guardado, L ERA: 2.92 (9, 1)	1.0	S	3	0	0	0	1	0	0	0	0	0	0	10	15	0.00	0.000					

Batter	1	2	3	4	5	6	7	8	9	AB	R	H	RBI	BB	SO	LOB	TOP								
Jacque Jones, L OBP: 0.348, SLG: 0.512 (1, 7)	F7	HR		G6-3		P4		BB	G3	5	2	5	1	0	1										
Cristian Guzman, S OBP: 0.250, SLG: 0.294 (1, 6)	G6-3	BB		G6-3		K		BB		4	1	1	1	1	1										
Doug Mientkiewicz, L OBP: 0.353, SLG: 0.348 (1, 3)	BB	K		BB		K		BB		2	1	0	0	3	2	1									
David Ortiz, L OBP: 0.311, SLG: 0.447 (1, 10)	G4-3			L7		G3		BB		5	0	1	3	0	0	3									
Tori Hunter, R Dustan Mohr, R (8, PR) OBP: 0.367, SLG: 0.441 (8, 9)		G5-3		G4-3		F8		BB		4	0	0	0	1	0	0									
Corey Koskie, L OBP: 0.405, SLG: 0.453 Jay Canizaro, R OBP: 0.280, SLG: 0.295 (8, 5)		2B		K		F		BB		2	2	0	0	0	1	0									
Bobby Kielty, S OBP: 0.439, SLG: 0.500 (8, 8)	F7	HBP		3B		S		BB		4	1	1	1	1	1										
A.J. Pierzynski, L OBP: 0.351, SLG: 0.450 (1, 2)	HR			2B		K		L4		5	2	2	1	0	2	1									
Denny Hocking, S OBP: 0.317, SLG: 0.320 (1, 4)	HR	BB		G6-3		K		BB		3	2	1	0	2	1	2									
Inning Stats	R: 0 E: 0 K: 0 S: 10	H: 0 LOB: 1 BB: 1 P: 17	R: 4 E: 0 K: 1 S: 21	H: 2 LOB: 1 BB: 2 P: 43	R: 0 E: 0 K: 1 S: 6	H: 0 LOB: 0 BB: 0 P: 10	R: 2 E: 0 K: 0 S: 17	H: 2 LOB: 2 BB: 2 P: 27	R: 1 E: 0 K: 2 S: 17	H: 1 LOB: 1 BB: 0 P: 31	R: 0 E: 0 K: 2 S: 8	H: 0 LOB: 0 BB: 0 P: 11	R: 0 E: 0 K: 0 S: 4	H: 0 LOB: 0 BB: 0 P: 5	R: 4 E: 0 K: 0 S: 14	H: 2 LOB: 2 BB: 4 P: 34	R: 0 E: 0 K: 2 S: 12	H: 1 LOB: 1 BB: 0 P: 15	1B: 3 2B: 3 3B: 1 HR: 1	SF: 0 SAC: 0 DP: 0 HBP: 2	WP: 0 PB: 0 SB: 2 CS: 0	PA: 46			
PITCHER	IP	WLS	BF	H	R	ER	SO	BB	IBB	HBP	BLK	WP	HR	S	P	ERA	WHIP								
Chan Ho Park, R ERA: 8.24 (1, 1)	3.1	L	19	4	6	6	2	4	0	1	0	0	1	43	81	16.20	2.400								
Dave Burba, R ERA: 5.34 (4, 1)	1.2		8	1	1	1	2	1	0	1	0	0	0	28	47	5.40	1.200								
Juan Alvarez, L ERA: (6, 1)	2.0		6	0	0	0	2	0	0	0	0	0	0	12	16	0.00	0.000								
Rudy Seanez, R ERA: 6.3 (8, 1)	0.2		6	1	4	4	0	3	0	0	0	0	0	9	23	54.00	6.000								
Randy Flores, L ERA: 1.69 (8, 1)	1.1		7	2	0	0	2	1	0	0	0	0	0	17	26	0.00	2.250								
Batter	1	2	3	4	5	6	7	8	9	AB	R	H	RBI	BB	SO	LOB	BOTTOM								
29 Rusty Greer, L OBP: 0.351, SLG: 0.366 (1, 7)	G6-3			FC4-6						4	0	2	1	1	0	2									
10 Michael Young, R OBP: 0.306, SLG: 0.387 (1, 4)	F9			G1-6-3		G4-3		F9		5	0	0	0	0	0	5									
Alex Rodriguez, R OBP: 0.408, SLG: 0.628 Jason Romano, R (5, PH) (6, 4)	WP			HR		K		F2		1	1	1	1	1	0	0									
Rafael Palmeiro, L OBP: 0.361, SLG: 0.555 (1, 10)	L4			2B		K		F8		4	1	1	0	0	1	1									
Juan Gonzalez, R OBP: 0.304, SLG: 0.344 Calvin Murray, R OBP: 0.221, SLG: 0.250 (9, 9)	P4			SF9				G4-3		3	1	1	0	1	0	0									
Carl Everett, S OBP: 0.245, SLG: 0.341 (1, 8)	G4-3			SF9		K		F8		3	0	0	1	0	1	1									
Herbert Perry, R OBP: 0.368, SLG: 0.541 (1, 5)	F7			P4		K				4	1	1	0	0	1	2									
Mike Lamb, L OBP: 0.282, SLG: 0.400 (1, 3)				E5		K				3	0	1	0	1	1	1									
Bill Haselman, R OBP: 0.310, SLG: 0.345 Todd Greene, R OBP: 0.357, SLG: 0.643 (9, 2)	F8			F8		K2-3				3	0	1	1	0	1	1									
Inning Stats	R: 0 E: 0 K: 0 S: 9	H: 0 LOB: 1 BB: 1 P: 15	R: 0 E: 0 K: 0 S: 7	H: 0 LOB: 0 BB: 0 P: 10	R: 0 E: 1 K: 0 S: 6	H: 0 LOB: 1 BB: 1 P: 12	R: 3 E: 0 K: 0 S: 16	H: 4 LOB: 2 BB: 1 P: 29	R: 0 E: 0 K: 2 S: 8	H: 0 LOB: 0 BB: 0 P: 11	R: 0 E: 0 K: 3 S: 13	H: 0 LOB: 1 BB: 1 P: 20	R: 0 E: 0 K: 1 S: 8	H: 1 LOB: 0 BB: 0 P: 13	R: 0 E: 0 K: 0 S: 8	H: 0 LOB: 0 BB: 0 P: 10	R: 1 E: 0 K: 0 S: 15	H: 3 LOB: 1 BB: 0 P: 21	1B: 6 2B: 1 3B: 0 HR: 1	SF: 1 SAC: 0 DP: 2 HBP: 0	WP: 1 PB: 0 SB: 0 CS: 0	PA: 38			
PITCHER	IP	WLS	BF	H	R	ER	SO	BB	IBB	HBP	BLK	WP	HR	S	P	ERA	WHIP								
Tony Fiore, R ERA: 2.64 (1, 1)	5.1	W	24	4	3	3	3	4	0	0	0	0	0	16	22	0.00	0.600								
Jack Cressend, R ERA: 5.96 (8, 1)	1.2		6	1	0	0	3	0	0	0	0	0	0	8	10	0.00	0.000								
LaTroy Hawkins, R ERA: 1.88 (9, 1)	1.0		3	0	0	0	0	0	0	0	0	0	0	15	21	9.00	3.000								

Minnesota Twins @ Texas Rangers
The Ballpark at Arlington, Arlington, TX
Tue May 28 2002, 8:05 PM EDT
Att: 20,181 - Cloudy - 76 F

AB 35
R 11
H 8
RBI 11
BB 9
SO 8
LOB 12



Minnesota Twins @ Texas Rangers
The Ballpark at Arlington, Arlington, TX
Tue May 28 2002, 8:05 PM EDT
Att: 20,181 - Cloudy - 76 F

AB 33
R 4
H 8
RBI 4
BB 4
SO 6
LOB 16




Batter	1	2	3	4	5	6	7	8	9	AB	R	H	RBI	BB	SO	LOB	TOP								
Neft Perez, S (1, 6) OBP: 0.271, SLG: 0.358	G5-3		G5-3			G6-4-3 1B		K		4	0	1	0	0	1	1									
Carlos Febles, R (1, 4) OBP: 0.339, SLG: 0.340	G3		K			G6-4-3 1-2			F9 29 G4-3 2B	4	1	1	0	0	1	1									
Carlos Beltrán, S (1, 8) OBP: 0.351, SLG: 0.464	29 1B BB			G5-3			K		F9	3	0	0	0	1	1	1									
29 Mike Sweeney, R (1, 3) OBP: 0.402, SLG: 0.567	FC5-4 1B			F8			G6-3		G4-3	4	0	1	1	0	0	0									
Joe Randa, R (1, 5) OBP: 0.364, SLG: 0.484	FC5-4 1-2			F3			1B		G6-3	4	0	1	0	0	0	2									
Mark Quinn, R (1, 9) OBP: 0.309, SLG: 0.377		G6-3			G4-3		G5-3			3	0	0	0	0	0	1									
Luis Alica, S (1, 10) OBP: 0.276, SLG: 0.254		G4-3			G5-3			K		3	0	0	0	0	1	0									
A.J. Hinch, R (1, 2) OBP: 0.300, SLG: 0.420		G4-3			K			1B		3	0	1	0	0	1	0									
Donnie Sadler, R (1, 7) OBP: 0.242, SLG: 0.258			G4-3			G1-3		K		3	0	0	0	0	1	1									
Inning Stats	R: 0 E: 0 K: 0 S: 12	H: 1 LOB: 2 BB: 1 P: 22	R: 0 E: 0 K: 0 S: 8	H: 0 LOB: 0 BB: 0 P: 11	R: 0 E: 0 K: 1 S: 7	H: 0 LOB: 0 BB: 0 P: 12	R: 0 E: 0 K: 0 S: 3	H: 0 LOB: 0 BB: 0 P: 5	R: 0 E: 0 K: 1 S: 7	H: 0 LOB: 0 BB: 0 P: 9	R: 0 E: 0 K: 0 S: 8	H: 1 LOB: 0 BB: 0 P: 13	R: 0 E: 0 K: 1 S: 10	H: 1 LOB: 1 BB: 0 P: 14	R: 0 E: 0 K: 3 S: 11	H: 1 LOB: 1 BB: 0 P: 17	R: 1 E: 0 K: 0 S: 14	H: 1 LOB: 0 BB: 0 P: 24	1B: 4 2B: 1 3B: 0 HR: 0	SF: 0 SAC: 0 DP: 1 HBP: 0	WP: 0 PB: 0 SB: 0 CS: 0	PA: 32			
PITCHER Kenny Rogers, L (1, 1) ERA: 2.87	IP: 9.0 WLS: W BF: 32	H: 5 R: 1 ER: 1 SO: 6	BB: 1 IBB: 0 HBP: 0 BLK: 0	WP: 0 HR: 0 S: 80 P: 127	ERA: 1.00 WHIP: 0.667																				

Kansas City Royals @ Texas Rangers
The Ballpark at Arlington, Arlington, TX
Sat Jun 01 2002, 8:05 PM EDT
Att: 39,245 - Cloudy - 86 F

livebaseballscorecards.com

AB	31
R	1
H	5
RBI	1
BB	1
SO	6
LOB	7



Batter	1	2	3	4	5	6	7	8	9	AB	R	H	RBI	BB	SO	LOB	BOTTOM								
Calvin Murray, R (1, 8) OBP: 0.211, SLG: 0.238	G6-3	FC5-4 1-2			K		F7			4	0	0	0	0	1	4									
Herbert Perry, R (1, 5) OBP: 0.392, SLG: 0.573	HR		K		2H 1B			G6-4-3 1B		4	1	3	2	0	1	0									
Alex Rodriguez, R (1, 6) OBP: 0.395, SLG: 0.624	K		K		L8			G6-4-3 1-2		4	0	0	0	0	2	2									
Rafael Palmeiro, L (1, 10) OBP: 0.369, SLG: 0.542	G1-3		F8			K		1B BB		3	0	0	0	1	1	0									
Jason Romano, R (8, PR) OBP: 0.200, SLG: 0.063										0	0	0	0	0	0	0									
Juan Gonzalez, R (1, 9) OBP: 0.321, SLG: 0.430		1B 2B		P4		G6-3		1-2 1B		4	1	2	0	0	0	0									
Todd Greene, R (1, 3) OBP: 0.385, SLG: 0.538		10 BB 1B		P6		G6-3		L6		3	0	1	1	0	0	0									
Mike Lamb, L (8, PH) OBP: 0.323, SLG: 0.461		2H 1B								1	0	0	0	0	0	2									
Gabe Kapler, R (1, 7) OBP: 0.299, SLG: 0.343		F9		K			10 G3-1 G4-3 BB			2	0	0	0	1	1	1									
Bill Haselman, R (1, 2) OBP: 0.308, SLG: 0.336		F3			G6-3		G4-3			3	0	0	0	0	0	2									
10 Michael Young, R (1, 4) OBP: 0.306, SLG: 0.375		FC5-4 1-2 BB			1B 2B		G3-1 2-3			2	1	1	0	1	0	1									
Inning Stats	R: 1 E: 0 K: 1 S: 13	H: 1 LOB: 0 BB: 0 P: 19	R: 1 E: 0 K: 0 S: 14	H: 2 LOB: 2 BB: 1 P: 25	R: 0 E: 0 K: 2 S: 10	H: 0 LOB: 0 BB: 0 P: 13	R: 0 E: 0 K: 1 S: 7	H: 0 LOB: 0 BB: 0 P: 11	R: 1 E: 0 K: 1 S: 10	H: 2 LOB: 1 BB: 0 P: 15	R: 0 E: 0 K: 1 S: 6	H: 0 LOB: 0 BB: 0 P: 9	R: 0 E: 0 K: 0 S: 14	H: 0 LOB: 1 BB: 1 P: 23	R: 0 E: 0 K: 0 S: 12	H: 2 LOB: 2 BB: 1 P: 22	R: 0 E: 0 K: 0 S: 14	H: 2 LOB: 2 BB: 1 P: 24	1B: 4 2B: 2 3B: 0 HR: 1	SF: 0 SAC: 0 DP: 1 HBP: 0	WP: 0 PB: 0 SB: 0 CS: 0	PA: 33			
PITCHER Darrell May, L (1, 1) ERA: 6.43	IP: 6.1 WLS: L BF: 26	H: 5 R: 3 ER: 3 SO: 6	BB: 2 IBB: 0 HBP: 0 BLK: 0	WP: 0 HR: 1 S: 66 P: 102	ERA: 4.26 WHIP: 1.105																				
Dan Reichert, R (7, 1) ERA: 5.19	IP: 1.1 WLS: L BF: 6	H: 2 R: 0 ER: 0 SO: 0	BB: 1 IBB: 0 HBP: 0 BLK: 0	WP: 0 HR: 0 S: 17 P: 30	ERA: 0.00 WHIP: 2.250																				
Brian Shouse, L (8, 1) ERA: 5.54	IP: 0.1 WLS: L BF: 1	H: 0 R: 0 ER: 0 SO: 0	BB: 0 IBB: 0 HBP: 0 BLK: 0	WP: 0 HR: 0 S: 3 P: 5	ERA: 0.00 WHIP: 0.000																				

Kansas City Royals @ Texas Rangers
The Ballpark at Arlington, Arlington, TX
Sat Jun 01 2002, 8:05 PM EDT
Att: 39,245 - Cloudy - 86 F

livebaseballscorecards.com


AB	30
R	3
H	7
RBI	3
BB	3
SO	6
LOB	12



Batter	1	2	3	4	5	6	7	8	9	AB	R	H	RBI	BB	SO	LOB	TOP					
Neft Perez, S (1, 6) OBP: 0.266, SLG: 0.353	F9		F8		SF7		G5-3			3	0	0	1	0	0	0						
Carlos Febles, R (1, 4) OBP: 0.349, SLG: 0.384	G5-3			1B	HR			29 SF8 3B		4	2	3	2	0	0	0						
Carlos Beltrán, S (1, 8) OBP: 0.349, SLG: 0.457	K			K	G4-3			FC4-6 BB		3	0	0	0	1	2	1						
29 Mike Sweeney, R (1, 3) OBP: 0.399, SLG: 0.563		2-2 1B		L4				SF8		3	0	1	1	0	1	1						
Joe Randa, R (1, 5) OBP: 0.361, SLG: 0.497	K			G6-3				FC4-6		4	1	1	1	0	1	3						
Michael Tucker, L (1, 9) OBP: 0.341, SLG: 0.345	F7				F8 BB 1B BB			F7		2	1	0	0	1	0	2						
Luis Alicaia, S (1, 10) OBP: 0.288, SLG: 0.246	B1-3				G1-6-3 1B SF7 BB			G4-6-3 BB		2	1	0	0	2	0	2						
Raul Ibanez, L (1, 7) OBP: 0.252, SLG: 0.302			G3		F8			F7		4	0	0	0	0	0	3						
Brent Mayne, L (1, 2) OBP: 0.295, SLG: 0.279	K				F9 HR 1B			G4-6-3		4	1	1	1	0	1	1						
Inning Stats	R: 0 E: 0 K: 1 S: 6	H: 0 LOB: 0 BB: 0 P: 9	R: 0 E: 0 K: 1 S: 10	H: 1 LOB: 1 BB: 0 P: 16	R: 0 E: 0 K: 1 S: 7	H: 0 LOB: 0 BB: 0 P: 9	R: 0 E: 0 K: 1 S: 10	H: 1 LOB: 1 BB: 0 P: 17	R: 4 E: 0 K: 0 S: 12	H: 2 LOB: 0 BB: 2 P: 25	R: 1 E: 0 K: 1 S: 8	H: 1 LOB: 0 BB: 0 P: 13	R: 0 E: 0 K: 0 S: 8	H: 0 LOB: 0 BB: 0 P: 13	R: 1 E: 0 K: 0 S: 15	H: 1 LOB: 1 BB: 1 P: 24	R: 0 E: 0 K: 0 S: 6	H: 0 LOB: 0 BB: 1 P: 11	1B: 3 2B: 0 3B: 1 HR: 2	SF: 2 SAC: 0 DP: 2 HBP: 1	WP: 0 PB: 0 SB: 0 CS: 0	PA: 36
PITCHER	IP	WLS	BF	H	R	ER	SO	BB	IBB	HBP	BLK	WP	HR	S	P	ERA	WHIP					
Chan Ho Park, R (1, 1) ERA: 8.28	5.1	W	24	5	5	5	5	2	0	1	0	0	2	51	87	8.44	1.312					
Randy Flores, L (6, 1) ERA: 3.89	1.2	H	4	0	0	0	0	0	0	0	0	0	0	10	15	0.00	0.000					
Anthony Telford, R (8, 1) ERA: 1.5	1.0	H	5	1	1	1	0	1	0	0	0	0	0	15	24	9.00	2.000					
Hideki Irabu, R (9, 1) ERA: 4.73	1.0	S	3	0	0	0	0	1	0	0	0	0	0	6	11	0.00	1.000					

Kansas City Royals @ Texas Rangers
The Ballpark at Arlington, Arlington, TX
Sun Jun 02 2002, 3:05 PM EDT
Att: 26,464 - Cloudy - 86 F


AB 29
R 6
H 6
RBI 6
BB 4
SO 5
LOB 13



Batter	1	2	3	4	5	6	7	8	9	AB	R	H	RBI	BB	SO	LOB	BOTTOM					
29 Rusty Greer, L (1, 7) OBP: 0.355, SLG: 0.376	S 1B			WP BB 1B				F7		5	1	2	0	0	0	1						
Calvin Murray, R (9, 8) OBP: 0.211, SLG: 0.238		G1-3				L6				0	0	0	0	0	0	0						
Herbert Perry, R (1, 5) OBP: 0.387, SLG: 0.563	1B 2B HBP			SF9		G5-3				2	1	0	1	0	0	0						
Alex Rodriguez, R (1, 6) OBP: 0.401, SLG: 0.639	2B 1-3 2H			WP BB				HR		3	2	2	2	1	1	0						
Rafael Palmeiro, L (1, 10) OBP: 0.367, SLG: 0.541	2B			F9				P5		4	1	1	1	0	1	2						
Juan Gonzalez, R (1, 9) OBP: 0.318, SLG: 0.434	G3 1B 2B			K				L8		4	1	1	2	0	2	0						
Carl Everett, S (1, 8) OBP: 0.247, SLG: 0.331	G3							G6-3		3	0	0	0	1	0	1						
10 Michael Young, R (8, 4) OBP: 0.306, SLG: 0.375				G4-3						0	0	0	0	0	0	0						
Mike Lamb, L (1, 3) OBP: 0.330, SLG: 0.462					K			F8		4	0	2	1	0	1	0						
Bill Haselman, R (1, 2) OBP: 0.306, SLG: 0.358	F7				HR			K		4	1	1	1	0	1	3						
Jason Romano, R (1, 4) OBP: 0.250, SLG: 0.150	K				29 1B SF9			L6		4	1	2	0	0	1	1						
Inning Stats	R: 5 E: 0 K: 1 S: 24	H: 5 LOB: 1 BB: 0 P: 30	R: 0 E: 0 K: 1 S: 7	H: 0 LOB: 0 BB: 0 P: 9	R: 0 E: 0 K: 1 S: 8	H: 0 LOB: 0 BB: 0 P: 11	R: 2 E: 0 K: 2 S: 17	H: 3 LOB: 2 BB: 1 P: 30	R: 0 E: 0 K: 1 S: 7	H: 1 LOB: 0 BB: 1 P: 17	R: 0 E: 0 K: 0 S: 7	H: 0 LOB: 0 BB: 0 P: 11	R: 1 E: 0 K: 0 S: 11	H: 1 LOB: 0 BB: 0 P: 18	R: 0 E: 0 K: 1 S: 8	H: 1 LOB: 1 BB: 0 P: 16	1B: 7 2B: 2 3B: 0 HR: 2	SF: 1 SAC: 0 DP: 1 HBP: 1	WP: 1 PB: 0 SB: 3 CS: 0	PA: 37		
PITCHER	IP	WLS	BF	H	R	ER	SO	BB	IBB	HBP	BLK	WP	HR	S	P	ERA	WHIP					
Paul Byrd, R (1, 1) ERA: 3.53	3.2	L	21	8	7	7	4	1	0	1	0	0	1	52	73	17.18	2.455					
Mae Suzuki, R (4, 1) ERA: 8.31	2.1		8	1	0	0	2	1	0	0	0	1	0	18	35	0.00	0.857					
Brad Voyles, R (7, 1) ERA: 3.52	1.2		7	2	1	1	1	0	0	0	0	0	1	16	28	5.40	1.200					
Jason Grimsley, R (8, 1) ERA: 3.38	0.1		1	0	0	0	0	0	0	0	0	0	0	3	6	0.00	0.000					

Kansas City Royals @ Texas Rangers
The Ballpark at Arlington, Arlington, TX
Sun Jun 02 2002, 3:05 PM EDT
Att: 26,464 - Cloudy - 86 F

AB 33
R 8
H 11
RBI 8
BB 2
SO 7
LOB 8



Batter	1	2	3	4	5	6	7	8	9	AB	R	H	RBI	BB	SO	LOB	TOP				
Jason Romano, R (1, 8) OBP: 0.250, SLG: 0.167 29 Rusty Greer, L (9, PH) OBP: 0.358, SLG: 0.379	F3		G5-3		K		1-2 2-H 1B		2-2 1B	4	0	1	1	0	1	0					
Herbert Perry, R (1, 5) OBP: 0.372, SLG: 0.538	G5-3		G5-3		G5-3		1-3 K		0-0 F8	5	0	0	0	0	1	3					
Alex Rodriguez, R (1, 6) OBP: 0.407, SLG: 0.654	HR		S BB		G6-3		2-1 BB 1B		3-1 BB 1B	3	1	2	1	1	0	0					
Rafael Palmeiro, L (1, 10) OBP: 0.369, SLG: 0.536	BB BB		G3		K		4-2 FC6-4 BB		1-2 BB	2	0	0	0	2	1	1					
Juan Gonzalez, R (1, 9) OBP: 0.326, SLG: 0.424	1-2 BB		S BB		G4-3		3-3 K		0-2 K	2	0	0	0	2	1	2					
Mike Lamb, L (1, 3) OBP: 0.327, SLG: 0.454	K		F7		1-2 BB		1-0 1B 1B		2-3 K	4	1	1	0	0	2	5					
Todd Greene, R (1, 2) OBP: 0.333, SLG: 0.467		2-2 L8		3-3 K		2-0 F7		0-0 FC6-4	4	0	0	0	0	1	4						
Gabe Kapler, R (1, 7) OBP: 0.297, SLG: 0.340	F8		G5-3		0-0 G5-3		2-1 1B 1B		3-2 F9	4	0	1	0	0	0	1					
10 Michael Young, R (1, 4) OBP: 0.299, SLG: 0.366	G6-3		L9		0-1 L9		3-3 K		3-2 F7	4	0	0	0	0	1	2					
Inning Stats	R: 1 E: 0 K: 1 S: 15	H: 1 LOB: 2 BB: 2 P: 25	R: 0 E: 0 K: 0 S: 7	H: 0 LOB: 0 BB: 0 P: 14	R: 0 E: 0 K: 0 S: 9	H: 0 LOB: 1 BB: 1 P: 17	R: 0 E: 0 K: 1 S: 8	H: 0 LOB: 0 BB: 0 P: 10	R: 0 E: 0 K: 1 S: 9	H: 0 LOB: 0 BB: 0 P: 12	R: 1 E: 0 K: 2 S: 16	H: 3 LOB: 2 BB: 0 P: 26	R: 0 E: 0 K: 2 S: 11	H: 1 LOB: 2 BB: 1 P: 22	R: 0 E: 0 K: 0 S: 12	H: 1 LOB: 1 BB: 0 P: 20	1B: 5 2B: 0 3B: 0 HR: 1	SF: 0 SAC: 0 DP: 0 HBP: 0	WP: 0 PB: 0 SB: 2 CS: 0	PA: 38	
PITCHER	IP WLS BF H R ER SO BB IBB HBP BLK WP HR S P ERA WHIP	IP WLS BF H R ER SO BB IBB HBP BLK WP HR S P ERA WHIP	IP WLS BF H R ER SO BB IBB HBP BLK WP HR S P ERA WHIP	IP WLS BF H R ER SO BB IBB HBP BLK WP HR S P ERA WHIP	IP WLS BF H R ER SO BB IBB HBP BLK WP HR S P ERA WHIP	IP WLS BF H R ER SO BB IBB HBP BLK WP HR S P ERA WHIP	IP WLS BF H R ER SO BB IBB HBP BLK WP HR S P ERA WHIP	IP WLS BF H R ER SO BB IBB HBP BLK WP HR S P ERA WHIP	IP WLS BF H R ER SO BB IBB HBP BLK WP HR S P ERA WHIP	IP WLS BF H R ER SO BB IBB HBP BLK WP HR S P ERA WHIP	IP WLS BF H R ER SO BB IBB HBP BLK WP HR S P ERA WHIP	IP WLS BF H R ER SO BB IBB HBP BLK WP HR S P ERA WHIP	IP WLS BF H R ER SO BB IBB HBP BLK WP HR S P ERA WHIP	IP WLS BF H R ER SO BB IBB HBP BLK WP HR S P ERA WHIP	IP WLS BF H R ER SO BB IBB HBP BLK WP HR S P ERA WHIP	IP WLS BF H R ER SO BB IBB HBP BLK WP HR S P ERA WHIP	IP WLS BF H R ER SO BB IBB HBP BLK WP HR S P ERA WHIP	IP WLS BF H R ER SO BB IBB HBP BLK WP HR S P ERA WHIP	IP WLS BF H R ER SO BB IBB HBP BLK WP HR S P ERA WHIP	IP WLS BF H R ER SO BB IBB HBP BLK WP HR S P ERA WHIP	IP WLS BF H R ER SO BB IBB HBP BLK WP HR S P ERA WHIP

Texas Rangers @ Anaheim Angels
Edison International Field, Anaheim, CA
Mon Jun 03 2002, 10:05 PM EDT
Att: 15,619 - Sunny - 62 F

AB 33
R 2
H 6
RBI 2
BB 5
SO 8
LOB 18



Batter	1	2	3	4	5	6	7	8	9	AB	R	H	RBI	BB	SO	LOB	BOTTOM				
David Eckstein, R (1, 6) OBP: 0.351, SLG: 0.378	P3	F7		G1-3			1-1 1B 2B			4	1	1	0	0	0	2					
Darin Erstad, L (1, 8) OBP: 0.343, SLG: 0.410	K		F7		K		1-1 16 FC6-4 1B			4	0	1	1	0	2	0					
Troy Glaus, R (1, 5) OBP: 0.355, SLG: 0.505	F7		4-2 3B BB		K		3-2 P4			3	1	0	0	1	1	1					
16 Garret Anderson, L (1, 7) OBP: 0.326, SLG: 0.533		0-1 HR	2-2 F8		2-1 1B		0-0 FC6-4			4	1	2	1	0	0	2					
Brad Fullmer, L (1, 10) OBP: 0.339, SLG: 0.491		4-0 G6-3 WP G3-1 BB	1-1 1B 3B		2-2 F9					3	2	1	1	1	1	1					
Tim Salmon, R (1, 9) OBP: 0.373, SLG: 0.489		3-2 G6-3	1-1 FC6-4 1B		1-0 F7		0-2 L5			4	0	1	1	0	0	1					
Scott Spiezio, S (1, 3) OBP: 0.365, SLG: 0.384		1-0 G3-1	2-2 FC6-4		0-3 K		3-1 G4-3			4	0	0	1	0	1	1					
Bengie Molina, R (1, 2) OBP: 0.301, SLG: 0.328		0-0 E5 2B		0-1 F8		1-1 G6-3				3	0	0	0	0	0	0					
Adam Kennedy, L (1, 4) OBP: 0.316, SLG: 0.402		3-2 2B		0-3 K		1-3 K				3	0	1	0	0	2	0					
Inning Stats	R: 0 E: 0 K: 1 S: 10	H: 0 LOB: 0 BB: 0 P: 13	R: 2 E: 1 K: 0 S: 15	H: 2 LOB: 2 BB: 1 P: 29	R: 2 E: 0 K: 0 S: 13	H: 2 LOB: 1 BB: 1 P: 21	R: 0 E: 0 K: 1 S: 6	H: 0 LOB: 0 BB: 0 P: 7	R: 0 E: 0 K: 2 S: 12	H: 1 LOB: 1 BB: 0 P: 17	R: 0 E: 0 K: 1 S: 6	H: 0 LOB: 0 BB: 0 P: 8	R: 1 E: 0 K: 1 S: 11	H: 2 LOB: 1 BB: 0 P: 17	R: 0 E: 0 K: 1 S: 8	H: 0 LOB: 0 BB: 0 P: 13	1B: 3 2B: 2 3B: 1 HR: 1	SF: 0 SAC: 0 DP: 0 HBP: 0	WP: 1 PB: 0 SB: 0 CS: 0	PA: 34	
PITCHER	IP WLS BF H R ER SO BB IBB HBP BLK WP HR S P ERA WHIP	IP WLS BF H R ER SO BB IBB HBP BLK WP HR S P ERA WHIP	IP WLS BF H R ER SO BB IBB HBP BLK WP HR S P ERA WHIP	IP WLS BF H R ER SO BB IBB HBP BLK WP HR S P ERA WHIP	IP WLS BF H R ER SO BB IBB HBP BLK WP HR S P ERA WHIP	IP WLS BF H R ER SO BB IBB HBP BLK WP HR S P ERA WHIP	IP WLS BF H R ER SO BB IBB HBP BLK WP HR S P ERA WHIP	IP WLS BF H R ER SO BB IBB HBP BLK WP HR S P ERA WHIP	IP WLS BF H R ER SO BB IBB HBP BLK WP HR S P ERA WHIP	IP WLS BF H R ER SO BB IBB HBP BLK WP HR S P ERA WHIP	IP WLS BF H R ER SO BB IBB HBP BLK WP HR S P ERA WHIP	IP WLS BF H R ER SO BB IBB HBP BLK WP HR S P ERA WHIP	IP WLS BF H R ER SO BB IBB HBP BLK WP HR S P ERA WHIP	IP WLS BF H R ER SO BB IBB HBP BLK WP HR S P ERA WHIP	IP WLS BF H R ER SO BB IBB HBP BLK WP HR S P ERA WHIP	IP WLS BF H R ER SO BB IBB HBP BLK WP HR S P ERA WHIP	IP WLS BF H R ER SO BB IBB HBP BLK WP HR S P ERA WHIP	IP WLS BF H R ER SO BB IBB HBP BLK WP HR S P ERA WHIP	IP WLS BF H R ER SO BB IBB HBP BLK WP HR S P ERA WHIP	IP WLS BF H R ER SO BB IBB HBP BLK WP HR S P ERA WHIP	IP WLS BF H R ER SO BB IBB HBP BLK WP HR S P ERA WHIP

Texas Rangers @ Anaheim Angels
Edison International Field, Anaheim, CA
Mon Jun 03 2002, 10:05 PM EDT
Att: 15,619 - Sunny - 62 F

AB 32
R 5
H 7
RBI 5
BB 2
SO 7
LOB 8



Batter	1	2	3	4	5	6	7	8	9	AB	R	H	RBI	BB	SO	LOB	TOP
Gabe Kapler, R OBP: 0.290, SLG: 0.331 (1, 7)	G5-3		P4			G4-3		K		4	0	0	0	0	1	1	
Herbert Perry, R OBP: 0.361, SLG: 0.521 (1, 5)	K			G5-3		G4-3		G4-3		4	0	0	0	0	1	0	
Alex Rodriguez, R OBP: 0.408, SLG: 0.654 (1, 6)	K				1B BB				F3	3	0	1	0	1	1	0	
Rafael Palmeiro, L OBP: 0.362, SLG: 0.524 (1, 10)		P3		F8		G4-3			F7	4	0	0	0	0	2		
Juan Gonzalez, R OBP: 0.344, SLG: 0.432 (1, 9)	F8				1B					3	0	2	0	1	0	0	
Todd Greene, R OBP: 0.294, SLG: 0.412 (1, 3)	G6-3			G3			P4		F8	4	0	0	0	0	4		
Bill Haselman, R OBP: 0.307, SLG: 0.357 (1, 2)			G5-3		G6-3					3	0	1	0	0	0	0	
10 Michael Young, R OBP: 0.294, SLG: 0.359 (1, 4)			F8		K					3	0	0	0	0	1	2	
Calvin Murray, R OBP: 0.215, SLG: 0.233 (1, 8)					F8				F9	2	0	0	0	1	0	0	
Inning Stats	R: 0 H: 0 E: 0 K: 2 S: 9	H: 0 R: 0 ER: 0 LOB: 0 BB: 0 P: 12	R: 0 H: 0 E: 0 K: 0 S: 8	H: 0 R: 0 ER: 0 LOB: 1 BB: 1 P: 13	R: 0 H: 0 E: 0 K: 0 S: 9	H: 1 R: 0 ER: 0 LOB: 2 BB: 1 P: 17	R: 0 H: 0 E: 0 K: 1 S: 6	H: 0 R: 0 ER: 0 LOB: 0 BB: 0 P: 8	R: 0 H: 1 E: 0 K: 0 S: 10	H: 2 R: 0 ER: 0 LOB: 1 BB: 0 P: 13	R: 0 H: 0 E: 0 K: 1 S: 10	H: 0 R: 0 ER: 0 LOB: 1 BB: 1 P: 17	R: 0 H: 0 E: 0 K: 0 S: 9	H: 0 R: 0 ER: 0 LOB: 1 BB: 1 P: 19	1B: 3 2B: 1 3B: 0 HR: 0	SF: 0 SAC: 0 DP: 1 HBP: 0	WP: 0 PA: 33 PB: 0 SB: 0 CS: 0
PITCHER	IP	WLS	BF	H	R	ER	SO	BB	IBB	HBP	BLK	WP	HR	S	P	ERA	WHIP
Scott Schoeneweis, L ERA: 4.77 (1, 1)	8.2	W	32	4	0	0	4	3	0	0	0	0	0	76	125	0.00	0.808
Troy Percival, R ERA: 2.6 (9, 1)	0.1	S	1	0	0	0	0	0	0	0	0	0	0	2	4	0.00	0.000

Texas Rangers @ Anaheim Angels
Edison International Field, Anaheim, CA
Tue Jun 04 2002, 10:05 PM EDT
Att: 16,810 - Sunny - 79 F

AB 30
R 0
H 4
RBI 0
BB 3
SO 4
LOB 9



Batter	1	2	3	4	5	6	7	8	9	AB	R	H	RBI	BB	SO	LOB	BOTTOM
David Eckstein, R OBP: 0.344, SLG: 0.370 (1, 6)	G3-1		G5-3			G6-3	FC5			4	0	0	0	0	0	3	
Darin Erstad, L OBP: 0.336, SLG: 0.402 (1, 8)	B5-3		F9			G6-3		F8		4	0	0	0	0	0	0	
Troy Glaus, R OBP: 0.357, SLG: 0.515 (1, 5)					16 2B		L7	G5-3		4	1	2	0	0	0	0	
16 Garret Anderson, L OBP: 0.329, SLG: 0.541 (1, 7)					G3-6-3			F8		4	1	2	1	0	0	1	
Brad Fullmer, L OBP: 0.333, SLG: 0.482 (1, 10)	P5				F9		F8			3	0	0	0	0	2		
Tim Salmon, R OBP: 0.377, SLG: 0.497 (1, 9)		G6-3								3	1	2	1	0	0	0	
Scott Spiezio, S OBP: 0.364, SLG: 0.380 (1, 3)		G3			G1-6-3					2	0	0	0	1	0	1	
Bengie Molina, R OBP: 0.301, SLG: 0.328 (1, 2)		G3			F9					3	0	1	1	0	0	0	
Adam Kennedy, L OBP: 0.317, SLG: 0.398 (1, 4)			L4							2	0	0	0	1	0	0	
Inning Stats	R: 1 H: 2 E: 0 K: 0 S: 8	H: 2 R: 3 ER: 0 LOB: 0 BB: 0 P: 10	R: 0 H: 0 E: 0 K: 0 S: 8	H: 0 R: 0 ER: 0 LOB: 0 BB: 0 P: 12	R: 0 H: 0 E: 0 K: 0 S: 9	H: 0 R: 0 ER: 0 LOB: 0 BB: 0 P: 11	R: 0 H: 1 E: 0 K: 0 S: 5	H: 1 R: 0 ER: 0 LOB: 0 BB: 0 P: 7	R: 0 H: 0 E: 0 K: 0 S: 7	H: 0 R: 2 ER: 0 LOB: 3 BB: 2 P: 10	R: 2 H: 3 E: 0 K: 0 S: 12	H: 3 R: 0 ER: 0 LOB: 0 BB: 0 P: 27	R: 0 H: 0 E: 0 K: 0 S: 5	H: 0 R: 0 ER: 0 LOB: 0 BB: 0 P: 10	1B: 3 2B: 3 3B: 1 HR: 0	SF: 0 SAC: 0 DP: 2 HBP: 0	WP: 0 PA: 31 PB: 0 SB: 0 CS: 0
PITCHER	IP	WLS	BF	H	R	ER	SO	BB	IBB	HBP	BLK	WP	HR	S	P	ERA	WHIP
Dave Burba, R ERA: 5.21 (1, 1)	6.2	L	26	7	3	3	3	0	0	0	0	0	0	53	78	4.05	1.050
Anthony Telford, R ERA: 1.42 (7, 1)	0.1		2	0	0	0	0	1	0	0	0	0	0	1	6	0.00	3.000
Juan Alvarez, L ERA: (8, 1)	1.0		3	0	0	0	0	0	0	0	0	0	0	5	10	0.00	0.000

Texas Rangers @ Anaheim Angels
Edison International Field, Anaheim, CA
Tue Jun 04 2002, 10:05 PM EDT
Att: 16,810 - Sunny - 79 F

AB 29
R 3
H 7
RBI 3
BB 2
SO 0
LOB 7



Batter	1	2	3	4	5	6	7	8	9	AB	R	H	RBI	BB	SO	LOB	TOP					
Jason Romano, R (1, 7) OBP: 0.270, SLG: 0.273	G6-3							L8		5	1	2	1	0	0	1						
Mike Lamb, L (1, 3) OBP: 0.345, SLG: 0.490	G5-3							F7		5	3	3	1	0	0	0						
Alex Rodriguez, R (1, 6) OBP: 0.408, SLG: 0.653	K							G6-3		4	1	1	1	1	1	1						
Juan Gonzalez, R (1, 9) OBP: 0.368, SLG: 0.505										5	1	3	4	0	0	1						
Rafael Palmeiro, L (1, 10) OBP: 0.362, SLG: 0.516 Calvin Murray, R (9, PR) OBP: 0.216, SLG: 0.225										4	1	1	0	1	0	2						
Herbert Perry, R (1, 5) OBP: 0.350, SLG: 0.511										0	0	0	0	0	0	0						
Ryan Ludwick, R (1, 8) OBP: 0.400, SLG: 0.600										5	0	1	0	0	0	5						
Bill Haselman, R (1, 2) OBP: 0.303, SLG: 0.346										5	1	2	0	0	1	2						
10 Michael Young, R (1, 4) OBP: 0.293, SLG: 0.354										3	1	0	0	1	0	3						
Inning Stats	R: 0 E: 0 K: 1 S: 6	H: 0 LOB: 0 BB: 0 P: 10	R: 0 E: 0 K: 0 S: 13	H: 2 LOB: 2 BB: 0 P: 22	R: 7 E: 1 K: 0 S: 27	H: 7 LOB: 2 BB: 1 P: 43	R: 1 E: 0 K: 0 S: 15	H: 1 LOB: 1 BB: 1 P: 25	R: 0 E: 0 K: 0 S: 10	H: 1 LOB: 1 BB: 1 P: 15	R: 1 E: 0 K: 0 S: 12	H: 2 LOB: 1 BB: 0 P: 14	R: 0 E: 0 K: 1 S: 8	H: 0 LOB: 0 BB: 0 P: 11	R: 0 E: 0 K: 0 S: 10	H: 0 LOB: 0 BB: 0 P: 17	R: 0 E: 0 K: 0 S: 7	H: 2 LOB: 2 BB: 0 P: 12	1B: 11 2B: 2 3B: 0 HR: 2	SF: 0 SAC: 0 DP: 1 HBP: 0	WP: 1 PB: 0 SB: 2 CS: 0	PA: 43
PITCHER	IP	WLS	BF	H	R	ER	SO	BB	IBB	HBP	BLK	WP	HR	S	P	ERA	WHIP					
Kevin Appier, R (1, 1) ERA: 3.62	2.2	L	18	8	7	4	1	1	0	0	0	0	1	43	70	13.50	3.375					
Lou Pote, R (3, 1) ERA: 2.54	3.1		15	5	2	2	0	2	0	0	0	1	1	40	59	5.40	2.100					
Donne Wall, R (7, 1) ERA: 6.75	2.0		6	0	0	0	1	0	0	0	0	0	0	18	28	0.00	0.000					
Dennis Cook, L (9, 1) ERA: 2.16	1.0		4	2	0	0	0	0	0	0	0	0	0	7	12	0.00	2.000					

Texas Rangers @ Anaheim Angels
Edison International Field, Anaheim, CA
Thu Jun 06 2002, 10:05 PM EDT
Att: 17,948 - Cloudy - 69 F

AB	40
R	9
H	15
RBI	8
BB	3
SO	2
LOB	15



Batter	1	2	3	4	5	6	7	8	9	AB	R	H	RBI	BB	SO	LOB	BOTTOM					
David Eckstein, R (1, 10) OBP: 0.351, SLG: 0.379	L4							L4		5	1	2	1	0	0	2						
Darin Erstad, L (1, 8) OBP: 0.330, SLG: 0.397	F8									5	1	2	1	0	0	3						
Troy Glaus, R (1, 5) OBP: 0.347, SLG: 0.509	F9									5	0	0	0	0	0	6						
16 Garret Anderson, L (1, 7) OBP: 0.329, SLG: 0.557										4	2	2	4	1	0	2						
Tim Salmon, R (1, 9) OBP: 0.379, SLG: 0.521 Julio Ramirez, R (9, PR) OBP: 0.350, SLG: 0.579										5	1	2	0	0	1	3						
Scott Spiezio, S (1, 3) OBP: 0.365, SLG: 0.376										0	0	0	0	0	0	0						
Benji Gil, R (1, 6) OBP: 0.192, SLG: 0.200 Orlando Palmeiro, L (8, PH) OBP: 0.418, SLG: 0.457										4	1	1	0	1	0	1						
Bengie Molina, R (1, 2) OBP: 0.294, SLG: 0.324										4	1	1	1	0	0	1						
Jose Nieves, R (1, 4) OBP: 0.301, SLG: 0.319 Adam Kennedy, L (7, PH) OBP: 0.323, SLG: 0.407										1	1	1	0	1	0	0						
Inning Stats	R: 0 E: 0 K: 0 S: 12	H: 0 LOB: 0 BB: 0 P: 18	R: 0 E: 0 K: 0 S: 13	H: 1 LOB: 1 BB: 0 P: 18	R: 4 E: 0 K: 1 S: 19	H: 4 LOB: 0 BB: 0 P: 30	R: 0 E: 0 K: 0 S: 4	H: 0 LOB: 0 BB: 0 P: 7	R: 0 E: 0 K: 0 S: 13	H: 1 LOB: 3 BB: 2 P: 29	R: 0 E: 0 K: 1 S: 8	H: 0 LOB: 2 BB: 0 P: 12	R: 0 E: 0 K: 0 S: 18	H: 2 LOB: 2 BB: 0 P: 24	R: 2 E: 0 K: 1 S: 13	H: 2 LOB: 1 BB: 1 P: 22	R: 2 E: 0 K: 0 S: 12	H: 3 LOB: 2 BB: 0 P: 13	1B: 6 2B: 5 3B: 0 HR: 2	SF: 0 SAC: 0 DP: 0 HBP: 0	WP: 0 PB: 0 SB: 0 CS: 0	PA: 43
PITCHER	IP	WLS	BF	H	R	ER	SO	BB	IBB	HBP	BLK	WP	HR	S	P	ERA	WHIP					
Kenny Rogers, L (1, 1) ERA: 3.12	5.0	W	23	6	4	4	1	2	0	0	0	0	0	61	102	7.20	1.600					
Todd Van Poppel, R (6, 1) ERA: 4.56	2.0		10	3	2	2	1	1	0	0	0	0	0	29	44	9.00	2.000					
Juan Alvarez, L (8, 1) ERA:	0.2		3	1	0	0	1	0	0	0	0	0	0	7	10	0.00	1.500					
Anthony Telford, R (8, 1) ERA: 3.12	1.1	S	7	3	2	2	0	0	0	0	0	0	1	15	17	13.50	2.250					

Texas Rangers @ Anaheim Angels
Edison International Field, Anaheim, CA
Thu Jun 06 2002, 10:05 PM EDT
Att: 17,948 - Cloudy - 69 F

AB	40
R	8
H	13
RBI	8
BB	3
SO	3
LOB	22



Batter	1	2	3	4	5	6	7	8	9	10	AB	R	H	RBI	BB	SO	LOB	TOP							
Rafael Furcal, S OBP: 0.312, SLG: 0.368 (1, 6)	G1-3		B5-3		F7			G4-3 1B BB		G3	4	1	0	0	1	0	1								
Julio Franco, R OBP: 0.321, SLG: 0.317 Jesse Garcia, R OBP: 0.400, SLG: 0.400 Wes Helms, R OBP: 0.290, SLG: 0.434 (1, 3)	K		G6-3		K			G4-3		G3	4	0	0	0	1	2	2								
Gary Sheffield, R OBP: 0.340, SLG: 0.420 (1, 10)	2B			K				G4-3		G3	5	1	4	1	0	1	0								
10 Chipper Jones, S OBP: 0.398, SLG: 0.452 (1, 7)	K			K				F7		P6	5	0	0	0	0	3	5								
Andruw Jones, R OBP: 0.399, SLG: 0.579 (1, 8)		G6-4-3 1B		HR				G5-3		HR	5	2	3	4	0	1	2								
Vinny Castilla, R OBP: 0.282, SLG: 0.381 (1, 5)	G6-4-3		G6-3		K			K		F9	5	0	0	0	0	1	3								
Darren Bragg, L OBP: 0.345, SLG: 0.500 (1, 9)	1B	WP			SF7 3B			G6-4-3 1B		E4	4	1	4	0	0	0	0								
Javy Lopez, R OBP: 0.276, SLG: 0.295 (1, 2)	K				SF7			G6-4-3		F8	3	0	0	1	0	1	3								
Keith Lockhart, L OBP: 0.222, SLG: 0.319 (1, 4)			F9		E1			G4-3		L8	4	0	0	0	0	0	1								
Inning Stats	R: 0 E: 0 K: 2 S: 9	H: 1 LOB: 1 BB: 0 P: 17	R: 0 E: 0 K: 10 S: 10	H: 2 LOB: 1 BB: 0 P: 17	R: 0 E: 0 K: 0 S: 5	H: 0 LOB: 0 BB: 0 P: 8	R: 1 E: 0 K: 2 S: 9	H: 1 LOB: 0 BB: 0 P: 9	R: 1 E: 1 K: 1 S: 9	H: 1 LOB: 1 BB: 0 P: 17	R: 0 E: 0 K: 0 S: 5	H: 1 LOB: 0 BB: 0 P: 8	R: 1 E: 0 K: 0 S: 8	H: 1 LOB: 1 BB: 1 P: 17	R: 0 E: 1 K: 0 S: 12	H: 1 LOB: 1 BB: 0 P: 17	R: 3 E: 0 K: 0 S: 13	H: 2 LOB: 1 BB: 1 P: 18	1B: 7 2B: 1 3B: 1 HR: 2	SF: 1 SAC: 0 DP: 2 HBP: 0	WP: 1 PB: 0 SB: 0 CS: 0	PA: 42			
PITCHER	IP 7.0	WLS 28	H 7	R 3	ER 3	SO 9	BB 1	IBB 0	HBP 0	BLK 0	WP 1	HR 1	S 60	P 98	ERA 3.86	WHIP 1.143									
Rob Bell, R ERA: 6.29 (8, 1)	2.0	8	2	0	0	0	0	0	0	0	0	0	19	29	0.00	1.000									
Hideki Irabu, R ERA: 6.49 (10, 1)	1.0	L	6	2	3	3	0	1	0	0	0	0	1	13	18	27.00	3.000								

Atlanta Braves @ Texas Rangers
The Ballpark at Arlington, Arlington, TX
Sat Jun 08 2002, 8:05 PM EDT
Att. 48,776 - Cloudy - 82 F

AB	39
R	6
H	11
RBI	6
BB	2
SO	9
LOB	17



Batter	1	2	3	4	5	6	7	8	9	10	AB	R	H	RBI	BB	SO	LOB	BOTTOM							
Mike Lamb, L OBP: 0.330, SLG: 0.467 (1, 3)	L3	F7			K			E1		L4	5	0	0	0	0	1	1								
Ivan Rodriguez, R OBP: 0.322, SLG: 0.370 (1, 2)	BB 1B		G6-3		L1			K		L7	5	0	1	0	0	1	1								
Alex Rodriguez, R OBP: 0.407, SLG: 0.642 (1, 6)	BB 1B							1B 1B		K	5	1	3	0	0	1	1								
Juan Gonzalez, R OBP: 0.371, SLG: 0.514 (1, 9)	K		F9		F9			F9		G6-3	5	1	1	0	0	1	4								
Rafael Palmeiro, L OBP: 0.393, SLG: 0.503 (1, 10)	BB		F9		F9			F7		K	4	0	1	1	1	1	1								
Herbert Perry, R OBP: 0.355, SLG: 0.514 Jason Romano, R OBP: 0.262, SLG: 0.243 (1, 5)	L4				K			E9 1B 2B			4	0	2	1	0	1	3								
Gabe Kapler, R OBP: 0.292, SLG: 0.338 Calvin Murray, R OBP: 0.216, SLG: 0.225 (1, 7)	L9				K			SH G5-2-3 1B		CS 1B	3	0	1	1	0	1	0								
Ryan Ludwick, R OBP: 0.286, SLG: 0.308 (1, 8)	F9				F8			G5-2-3 K		K	4	0	0	0	0	1	5								
10 Michael Young, R OBP: 0.291, SLG: 0.355 (9, 5)	1B		G6-3		K			G4-3			4	0	1	0	0	1	2								
Inning Stats	R: 0 E: 0 K: 1 S: 14	H: 2 LOB: 3 BB: 1 P: 23	R: 0 E: 0 K: 8 S: 8	H: 1 LOB: 1 BB: 0 P: 14	R: 0 E: 0 K: 0 S: 5	H: 1 LOB: 1 BB: 0 P: 7	R: 0 E: 0 K: 2 S: 12	H: 0 LOB: 0 BB: 0 P: 17	R: 0 E: 0 K: 1 S: 10	H: 0 LOB: 0 BB: 0 P: 14	R: 2 E: 1 K: 1 S: 17	H: 4 LOB: 2 BB: 0 P: 22	R: 0 E: 1 K: 1 S: 10	H: 0 LOB: 1 BB: 0 P: 12	R: 1 E: 1 K: 1 S: 7	H: 2 LOB: 1 BB: 0 P: 12	R: 0 E: 0 K: 0 S: 8	H: 0 LOB: 0 BB: 0 P: 10	R: 0 E: 0 K: 2 S: 8	H: 0 LOB: 0 BB: 0 P: 10	1B: 9 2B: 1 3B: 0 HR: 0	SF: 0 SAC: 1 DP: 1 HBP: 0	WP: 0 PB: 0 SB: 0 CS: 1	PA: 41	
PITCHER	IP 6.0	WLS 27	H 8	R 2	ER 2	SO 5	BB 1	IBB 0	HBP 0	BLK 0	WP 0	HR 0	S 66	P 97	ERA 3.00	WHIP 1.500									
Kevin Millwood, R ERA: 4.54 (7, 1)	1.0	4	0	0	1	0	0	0	0	0	0	0	10	12	0.00	0.000									
Mike Remlinger, L ERA: 1.67 (8, 1)	2.0	W	7	2	1	0	1	0	0	0	0	0	15	22	0.00	1.000									
29 John Smoltz, R ERA: 5.19 (10, 1)	1.0	S	3	0	0	0	2	0	0	0	0	0	8	10	0.00	0.000									

Atlanta Braves @ Texas Rangers
The Ballpark at Arlington, Arlington, TX
Sat Jun 08 2002, 8:05 PM EDT
Att. 48,776 - Cloudy - 82 F

AB	39
R	3
H	10
RBI	3
BB	1
SO	9
LOB	18



Batter	1	2	3	4	5	6	7	8	9	AB	R	H	RBI	BB	SO	LOB	TOP					
Rafael Furcal, S OBP: 0.310, SLG: 0.365 (1, 6)	G4-3		G3				G6-3	K		5	0	1	0	0	1	0						
Darren Bragg, L OBP: 0.337, SLG: 0.472 (1, 10) (8, 8)	G4-3		F7				FC4-6	HR	BB	3	1	0	0	2	0	1						
Gary Sheffield, R OBP: 0.337, SLG: 0.430 (1, 9)	F9		G4-3				HR		P5	5	1	1	2	0	1	2						
10 Chipper Jones, S OBP: 0.398, SLG: 0.449 (1, 7)		G4-3					K		FC4-6	4	1	1	0	1	1	0						
Andruw Jones, R OBP: 0.401, SLG: 0.576 (8, 1) Kevin Grysoski, R							G6-3		FC4-6	3	2	1	0	1	1	1						
Matt Franco, L OBP: 0.300, SLG: 0.556 (9, PH) Albie Lopez, R OBP: 0.200, SLG: 0.200 (9, 1)		2B							FC6-4	1	0	0	0	0	0	0						
Vinny Castilla, R OBP: 0.289, SLG: 0.390 (1, 5)	FC6-4								FC6-4	5	2	3	2	0	0	2						
Julio Franco, R OBP: 0.333, SLG: 0.336 (1, 3)										2	1	1	0	2	0	2						
Javy Lopez, R OBP: 0.282, SLG: 0.327 (1, 2)	FC6-4									3	1	2	4	0	0	2						
Jesse Garcia, R OBP: 0.286, SLG: 0.286 (1, 4)	G4-3									4	0	0	0	0	0	4						
Inning Stats	R: 0 E: 0 K: 0 S: 9	H: 0 LOB: 0 BB: 0 P: 15	R: 1 E: 0 K: 0 S: 12	H: 1 LOB: 2 BB: 2 P: 23	R: 0 E: 0 K: 0 S: 7	H: 0 LOB: 0 BB: 0 P: 13	R: 2 E: 1 K: 1 S: 11	H: 2 LOB: 1 BB: 1 P: 18	R: 0 E: 0 K: 1 S: 6	H: 1 LOB: 1 BB: 0 P: 9	R: 2 E: 0 K: 0 S: 12	H: 3 LOB: 1 BB: 0 P: 19	R: 2 E: 0 K: 1 S: 12	H: 1 LOB: 0 BB: 1 P: 18	R: 2 E: 0 K: 1 S: 14	H: 2 LOB: 0 BB: 2 P: 21	R: 0 E: 0 K: 0 S: 12	H: 0 LOB: 2 BB: 2 P: 24	1B: 5 2B: 3 3B: 1 HR: 2	SF: 1 SAC: 0 DP: 1 HBP: 0	WP: 1 PB: 1 SB: 0 CS: 0	PA: 42
PITCHER	IP	WLS	BF	H	R	ER	SO	BB	IBB	HBP	BLK	WP	HR	S	P	ERA	WHIP					
Dave Burba, R ERA: 5.28 (1, 1)	6.0	L	27	7	5	4	2	3	0	0	0	0	0	57	97	6.00	1.667					
Juan Alvarez, L ERA: 1.93 (7, 1)	0.1		2	0	1	1	0	1	0	0	0	0	0	5	9	27.00	3.000					
Todd Van Poppel, R ERA: 4.78 (7, 1)	0.2		3	1	1	1	0	0	0	0	0	0	1	7	9	13.50	1.500					
Aaron Myette, R ERA: 9.0 (8, 1)	2.0		10	2	2	2	1	2	0	0	0	1	1	26	45	9.00	2.000					

Atlanta Braves @ Texas Rangers
The Ballpark at Arlington, Arlington, TX
Sun Jun 09 2002, 8:05 PM EDT
Att: 35,436 - Cloudy - 85 F

AB 35
R 9
H 10
RBI 8
BB 6
SO 4
LOB 16



Batter	1	2	3	4	5	6	7	8	9	AB	R	H	RBI	BB	SO	LOB	BOTTOM					
Jason Romano, R OBP: 0.277, SLG: 0.286 (1, 7) (9, 4)	L6								F8	5	0	2	0	0	1	1						
Ivan Rodriguez, R OBP: 0.333, SLG: 0.379 (1, 2) Todd Greene, R OBP: 0.295, SLG: 0.372 (9, 3)			G4-6-3						L7	4	0	2	0	0	1	3						
Alex Rodriguez, R OBP: 0.409, SLG: 0.637 (1, 6) Bill Haselman, R OBP: 0.303, SLG: 0.346 (9, 2)										2	0	0	0	1	0	1						
Juan Gonzalez, R OBP: 0.367, SLG: 0.505 (1, 9) Calvin Murray, R OBP: 0.216, SLG: 0.225 (9, 8)										4	0	1	0	0	0	5						
Rafael Palmeiro, L OBP: 0.366, SLG: 0.517 (1, 10)										4	1	2	1	0	0	1						
Herbert Perry, R OBP: 0.346, SLG: 0.500 (1, 5)										4	0	0	0	0	1	2						
Mike Lamb, L OBP: 0.336, SLG: 0.464 (1, 3) (9, 9)										3	1	1	0	1	0	0						
Ryan Ludwick, R OBP: 0.333, SLG: 0.471 (1, 8) (9, 7)										4	1	2	1	0	1	1						
10 Michael Young, R OBP: 0.290, SLG: 0.353 (1, 4) (9, 6)										4	0	1	1	0	2	2						
Inning Stats	R: 0 E: 0 K: 0 S: 12	H: 1 LOB: 1 BB: 0 P: 18	R: 0 E: 0 K: 0 S: 8	H: 0 LOB: 0 BB: 0 P: 11	R: 1 E: 0 K: 0 S: 14	H: 3 LOB: 2 BB: 1 P: 22	R: 1 E: 0 K: 2 S: 11	H: 1 LOB: 1 BB: 1 P: 18	R: 0 E: 0 K: 1 S: 8	H: 1 LOB: 1 BB: 0 P: 14	R: 0 E: 0 K: 2 S: 13	H: 1 LOB: 0 BB: 0 P: 17	R: 0 E: 0 K: 0 S: 5	H: 1 LOB: 1 BB: 0 P: 8	R: 1 E: 0 K: 1 S: 16	H: 2 LOB: 1 BB: 0 P: 26	1B: 7 2B: 3 3B: 0 HR: 1	SF: 0 SAC: 0 DP: 3 HBP: 1	WP: 1 PB: 0 SB: 0 CS: 0	PA: 38		
PITCHER	IP	WLS	BF	H	R	ER	SO	BB	IBB	HBP	BLK	WP	HR	S	P	ERA	WHIP					
Jason Marquis, R ERA: 4.14 (1, 1)	7.0	W	29	8	2	2	5	2	0	1	0	0	0	74	112	2.57	1.429					
Kevin Grysoski, R ERA: 1.52 (8, 1)	1.0		4	1	0	0	0	0	0	0	0	0	0	5	8	0.00	1.000					
Albie Lopez, R ERA: 4.07 (9, 1)	1.0		5	2	1	1	1	0	0	0	0	0	0	16	26	9.00	2.000					

Atlanta Braves @ Texas Rangers
The Ballpark at Arlington, Arlington, TX
Sun Jun 09 2002, 8:05 PM EDT
Att: 35,436 - Cloudy - 85 F

AB 35
R 3
H 11
RBI 3
BB 2
SO 6
LOB 17



Batter	1	2	3	4	5	6	7	8	9	AB	R	H	RBI	BB	SO	LOB	TOP			
Barry Larkin, R OBP: 0.288, SLG: 0.355 Juan Castro, R OBP: 0.500, SLG: 1.000	0-1 F7	2-2 1B		0-0 G4-3			0-0 G6-3		0-0 2B	4	0	1	0	0	0	2				
Sean Casey, L OBP: 0.375, SLG: 0.383	1-0 1B	0-1 G3-1			2-0 1B		1-0 F8		1-2 L3	5	0	2	0	0	0	5				
Adam Dunn, L OBP: 0.457, SLG: 0.528	4-1 1B			1-0 1B		2-3 K		0-1 G4-3	4-1 BB	3	0	1	0	2	1	1				
Austin Kearns, R OBP: 0.421, SLG: 0.503	0-0 L9			2-3 K		0-1 G6-4-3		1-2 G4-3	0-3 K	5	0	0	0	0	2	6				
Juan Encarnacion, R OBP: 0.320, SLG: 0.459 Reggie Taylor, L OBP: 0.266, SLG: 0.390	0-3 K			1-2 F7			1-1 G5-3		1-2 1B	3	0	0	0	0	1	3				
Aaron Boone, R OBP: 0.287, SLG: 0.350		0-0 B1-3		0-0 F9			1-2 L9		0-0 L7	4	0	0	0	0	0	2				
Russell Bryan, L OBP: 0.276, SLG: 0.395		1-0 1B			1-2 G4-3			0-2 P6	3-2 1B	4	1	2	0	0	0	0				
Todd Walker, L OBP: 0.341, SLG: 0.380 Wilton Guerrero, S OBP: 0.319, SLG: 0.286		1-1 P4			1-3 K			1-2 F9	0-0 BLK	3	0	0	0	0	1	1				
Jason LaRue, R OBP: 0.316, SLG: 0.336		2-2 1B			1-2 2B			0-0 2B	2-3 K	3	0	2	0	0	1	1				
Inning Stats	R: 0 E: 0 K: 1 S: 8	H: 1 LOB: 2 BB: 1 P: 13	R: 0 E: 0 K: 0 S: 12	H: 2 LOB: 2 BB: 0 P: 18	R: 0 E: 0 K: 1 S: 8	H: 1 LOB: 1 BB: 0 P: 12	R: 0 E: 0 K: 1 S: 12	H: 1 LOB: 0 BB: 0 P: 15	R: 0 E: 0 K: 0 S: 7	H: 0 LOB: 0 BB: 0 P: 10	R: 0 E: 0 K: 0 S: 6	H: 1 LOB: 1 BB: 0 P: 8	R: 0 E: 0 K: 0 S: 9	H: 1 LOB: 1 BB: 0 P: 11	R: 2 E: 0 K: 2 S: 16	H: 3 LOB: 2 BB: 1 P: 26	1B: 7 2B: 4 3B: 0 HR: 0	SF: 0 SAC: 0 DP: 1 HBP: 1	WP: 0 PB: 0 SB: 0 CS: 0	PA: 40
PITCHER	IP WLS BF H R ER SO BB IBB HBP BLK WP HR S P ERA WHIP	8.1 W 37 11 2 2 5 1 0 1 1 0 0 7 112 2.16 1.440	0.2 3 0 0 0 1 1 0 0 0 0 0 0 7 12 0.00 1.500																	

Cincinnati Reds @ Texas Rangers
The Ballpark at Arlington, Arlington, TX
Mon Jun 10 2002, 8:05 PM EDT
Att: 23,991 - Sunny - 88 F

AB 37
R 2
H 11
RBI 1
BB 2
SO 6
LOB 21



Batter	1	2	3	4	5	6	7	8	9	AB	R	H	RBI	BB	SO	LOB	BOTTOM			
Mike Lamb, L OBP: 0.341, SLG: 0.460	1-1 G4-3	3-2 HBP		0-0 F7		4-1 1B				3	0	1	0	1	0	1				
Ivan Rodriguez, R OBP: 0.326, SLG: 0.371	2-0 F7	1-3 K		1-3 K		1-0 BB			1-2 1B	4	0	1	1	0	2	2				
Alex Rodriguez, R OBP: 0.410, SLG: 0.633	1-1 BB	3-2 HBP		1-2 CS		1-3 K			1-3 K	3	1	1	0	0	2	2				
Juan Gonzalez, R OBP: 0.363, SLG: 0.491 Jason Romano, R OBP: 0.277, SLG: 0.266	4-2 1B	1-3 K			1-0 G6-3		0-1 G5-3			3	1	0	0	1	1	2				
Rafael Palmeiro, L OBP: 0.364, SLG: 0.512	1-2 HR	3-2 HBP			0-1 G4-3		1-2 F2			4	1	1	1	0	0	2				
Herbert Perry, R OBP: 0.344, SLG: 0.514	3-1 HR			1-0 F7		2-0 F9		0-1 G6-3		4	1	1	3	0	0	0				
Kevin Mench, R OBP: 0.351, SLG: 0.429	2-3 K			0-1 F9		1-0 HR		2-2 P6		4	1	1	1	0	1	0				
Ryan Ludwick, R OBP: 0.318, SLG: 0.400		4-2 10 HR		0-2 F8		0-0 G6-3		0-1 G6-3		3	1	0	0	1	0	0				
10 Michael Young, R OBP: 0.299, SLG: 0.377		1-0 HR			1-1 CS		1-2 BB		2-1 G4-3	4	2	3	2	0	0	0				
Inning Stats	R: 4 E: 0 K: 1 S: 14	H: 3 LOB: 0 BB: 1 P: 27	R: 2 E: 0 K: 2 S: 18	H: 2 LOB: 2 BB: 1 P: 34	R: 0 E: 0 K: 0 S: 6	H: 0 LOB: 0 BB: 0 P: 7	R: 0 E: 0 K: 1 S: 11	H: 1 LOB: 0 BB: 0 P: 14	R: 0 E: 0 K: 1 S: 6	H: 0 LOB: 0 BB: 0 P: 8	R: 2 E: 0 K: 1 S: 12	H: 3 LOB: 2 BB: 1 P: 22	R: 0 E: 0 K: 0 S: 7	H: 0 LOB: 0 BB: 0 P: 8	R: 0 E: 0 K: 0 S: 7	H: 0 LOB: 0 BB: 0 P: 11	1B: 6 2B: 0 3B: 0 HR: 3	SF: 0 SAC: 0 DP: 0 HBP: 1	WP: 0 PB: 0 SB: 0 CS: 1	PA: 37
PITCHER	IP WLS BF H R ER SO BB IBB HBP BLK WP HR S P ERA WHIP	1.1 L 9 3 3 3 3 1 0 1 0 0 2 23 44 20.25 3.000	1.1 9 3 3 3 3 3 1 0 1 0 0 2 23 44 20.25 3.000	3.2 13 3 2 2 2 0 0 0 0 0 1 30 40 4.91 0.818	4.5 6 1 0 0 1 1 0 0 0 0 0 12 19 0.00 1.500	2.5 6 1 0 0 1 1 0 0 0 0 0 7 11 0.00 0.000	8.1 L 37 11 2 2 5 1 0 1 1 0 0 7 112 2.16 1.440	0.2 3 0 0 0 1 1 0 0 0 0 0 0 7 12 0.00 1.500												

Cincinnati Reds @ Texas Rangers
The Ballpark at Arlington, Arlington, TX
Mon Jun 10 2002, 8:05 PM EDT
Att: 23,991 - Sunny - 88 F

AB 32
R 8
H 9
RBI 8
BB 3
SO 6
LOB 9



Batter	1	2	3	4	5	6	7	8	9	AB	R	H	RBI	BB	SO	LOB	TOP					
Barry Larkin, R OBP: 0.291, SLG: 0.357 Wilton Guerrero, S OBP: 0.314, SLG: 0.281	0-1 G5-3		0-1 G6-4-3 1B		0-0 1B		2-1 F2		1-3 K	4	1	2	0	0	0	0						
Juan Encarnacion, R OBP: 0.318, SLG: 0.453	3-2 F9		0-0 G6-4-3 1-2		1-3 K		0-1 HR		0-0 G4-3	5	1	1	0	0	1	2						
Sean Casey, L OBP: 0.381, SLG: 0.383 Reggie Taylor, L OBP: 0.283, SLG: 0.385	0-1 HR		1-0 G3-1		4-1 1B		3-1 P6		1-2 F7	3	1	1	0	1	0	1						
Adam Dunn, L OBP: 0.462, SLG: 0.567	0-1 HR				0-0 SH		2-3 K			4	3	3	4	0	1	2						
Austin Kearns, R OBP: 0.434, SLG: 0.513	1-0 PO				4-0 SH		1-2 1B		1-1 FC6-4	3	1	3	1	1	0	0						
Aaron Boone, R OBP: 0.284, SLG: 0.345	0-0 PO	2-3 K			0-1 SH		2-3 K		2-2 FC6-4	3	0	0	0	0	2	3						
Russell Branyan, L OBP: 0.276, SLG: 0.409					3-1 P6		1-0 P3-1		2-0 F9	4	1	1	1	0	0	2						
Jason LaRue, R OBP: 0.308, SLG: 0.326					0-1 G1		1-3 K		2-3 K	4	0	0	1	0	2	1						
Juan Castro, R OBP: 0.167, SLG: 0.333					2-3 F7		1-3 K		1-2 G4-3	4	0	0	0	0	1	1						
Inning Stats	R: 2 E: 0 K: 0 S: 11	H: 3 LOB: 0 BB: 0 P: 15	R: 1 E: 0 K: 1 S: 9	H: 1 LOB: 0 BB: 0 P: 15	R: 0 E: 0 K: 0 S: 4	H: 1 LOB: 0 BB: 0 P: 5	R: 2 E: 1 K: 0 S: 9	H: 1 LOB: 1 BB: 1 P: 18	R: 1 E: 0 K: 3 S: 16	H: 2 LOB: 2 BB: 1 P: 26	R: 2 E: 0 K: 0 S: 13	H: 3 LOB: 1 BB: 0 P: 22	R: 0 E: 0 K: 1 S: 7	H: 0 LOB: 0 BB: 0 P: 12	R: 0 E: 0 K: 1 S: 7	H: 0 LOB: 0 BB: 0 P: 9	1B: 7 2B: 1 3B: 0 HR: 3	SF: 0 SAC: 1 DP: 1 HBP: 0	WP: 0 PB: 0 SB: 1 CS: 0	PA: 40		
PITCHER	IP WLS BF H R ER SO BB IBB HBP BLK WP HR S P ERA WHIP	IP WLS BF H R ER SO BB IBB HBP BLK WP HR S P ERA WHIP	IP WLS BF H R ER SO BB IBB HBP BLK WP HR S P ERA WHIP	IP WLS BF H R ER SO BB IBB HBP BLK WP HR S P ERA WHIP	IP WLS BF H R ER SO BB IBB HBP BLK WP HR S P ERA WHIP	IP WLS BF H R ER SO BB IBB HBP BLK WP HR S P ERA WHIP	IP WLS BF H R ER SO BB IBB HBP BLK WP HR S P ERA WHIP	IP WLS BF H R ER SO BB IBB HBP BLK WP HR S P ERA WHIP	IP WLS BF H R ER SO BB IBB HBP BLK WP HR S P ERA WHIP	IP WLS BF H R ER SO BB IBB HBP BLK WP HR S P ERA WHIP	IP WLS BF H R ER SO BB IBB HBP BLK WP HR S P ERA WHIP	IP WLS BF H R ER SO BB IBB HBP BLK WP HR S P ERA WHIP	IP WLS BF H R ER SO BB IBB HBP BLK WP HR S P ERA WHIP	IP WLS BF H R ER SO BB IBB HBP BLK WP HR S P ERA WHIP	IP WLS BF H R ER SO BB IBB HBP BLK WP HR S P ERA WHIP	IP WLS BF H R ER SO BB IBB HBP BLK WP HR S P ERA WHIP	IP WLS BF H R ER SO BB IBB HBP BLK WP HR S P ERA WHIP	IP WLS BF H R ER SO BB IBB HBP BLK WP HR S P ERA WHIP	IP WLS BF H R ER SO BB IBB HBP BLK WP HR S P ERA WHIP	IP WLS BF H R ER SO BB IBB HBP BLK WP HR S P ERA WHIP	IP WLS BF H R ER SO BB IBB HBP BLK WP HR S P ERA WHIP	IP WLS BF H R ER SO BB IBB HBP BLK WP HR S P ERA WHIP

Cincinnati Reds @ Texas Rangers
The Ballpark at Arlington, Arlington, TX
Tue Jun 11 2002, 8:05 PM EDT
Att: 22,446 - Cloudy - 89 F

AB	36
R	8
H	11
RBI	7
BB	2
SO	8
LOB	12



Batter	1	2	3	4	5	6	7	8	9	AB	R	H	RBI	BB	SO	LOB	BOTTOM					
10 Michael Young, R OBP: 0.298, SLG: 0.379 Ivan Rodriguez, R OBP: 0.324, SLG: 0.371	2-3 K				1-0 G6-3				0-1 SF8	4	0	1	1	0	1	0						
Mike Lamb, L OBP: 0.352, SLG: 0.466	0-0 F5				2-2 1B			2-0 1B	3-3 K2-3	5	0	3	0	0	1	1						
Alex Rodriguez, R OBP: 0.404, SLG: 0.622	0-3 K2-3				2-1 L9			1-0 F8	0-3 K	4	0	0	0	0	2	4						
Juan Gonzalez, R OBP: 0.352, SLG: 0.475					0-3 K			1-1 F7	0-0 F9	4	0	0	0	0	1	4						
Rafael Palmeiro, L OBP: 0.362, SLG: 0.505								2-2 F8	4-0 1B	3	1	0	0	1	0	0						
Herbert Perry, R OBP: 0.341, SLG: 0.503								1-1 G3	4-0 1B	3	1	0	0	1	0	0						
Kevin Mench, R OBP: 0.361, SLG: 0.423								2-0 F7	1-2 1B	3	2	1	0	1	1	0						
Ryan Ludwick, R OBP: 0.385, SLG: 0.500								2-3 K	1-1 1B	4	0	3	3	0	1	0						
Bill Haselman, R OBP: 0.304, SLG: 0.346 Todd Greene, R OBP: 0.289, SLG: 0.364								0-0 G4-3	0-1 P5	3	1	1	0	0	0	2						
Inning Stats	R: 0 E: 0 K: 2 S: 9	H: 0 LOB: 0 BB: 0 P: 11	R: 0 E: 0 K: 0 S: 6	H: 0 LOB: 0 BB: 0 P: 9	R: 0 E: 0 K: 1 S: 6	H: 1 LOB: 0 BB: 0 P: 9	R: 0 E: 0 K: 1 S: 10	H: 1 LOB: 1 BB: 0 P: 15	R: 1 E: 0 K: 0 S: 8	H: 1 LOB: 0 BB: 0 P: 15	R: 0 E: 0 K: 0 S: 6	H: 0 LOB: 0 BB: 0 P: 11	R: 1 E: 0 K: 2 S: 11	H: 3 LOB: 2 BB: 0 P: 17	R: 3 E: 0 K: 1 S: 12	H: 2 LOB: 1 BB: 2 P: 23	1B: 7 2B: 2 3B: 0 HR: 0	SF: 1 SAC: 0 DP: 1 HBP: 0	WP: 0 PB: 0 SB: 0 CS: 0	PA: 38		
PITCHER	IP WLS BF H R ER SO BB IBB HBP BLK WP HR S P ERA WHIP	IP WLS BF H R ER SO BB IBB HBP BLK WP HR S P ERA WHIP	IP WLS BF H R ER SO BB IBB HBP BLK WP HR S P ERA WHIP	IP WLS BF H R ER SO BB IBB HBP BLK WP HR S P ERA WHIP	IP WLS BF H R ER SO BB IBB HBP BLK WP HR S P ERA WHIP	IP WLS BF H R ER SO BB IBB HBP BLK WP HR S P ERA WHIP	IP WLS BF H R ER SO BB IBB HBP BLK WP HR S P ERA WHIP	IP WLS BF H R ER SO BB IBB HBP BLK WP HR S P ERA WHIP	IP WLS BF H R ER SO BB IBB HBP BLK WP HR S P ERA WHIP	IP WLS BF H R ER SO BB IBB HBP BLK WP HR S P ERA WHIP	IP WLS BF H R ER SO BB IBB HBP BLK WP HR S P ERA WHIP	IP WLS BF H R ER SO BB IBB HBP BLK WP HR S P ERA WHIP	IP WLS BF H R ER SO BB IBB HBP BLK WP HR S P ERA WHIP	IP WLS BF H R ER SO BB IBB HBP BLK WP HR S P ERA WHIP	IP WLS BF H R ER SO BB IBB HBP BLK WP HR S P ERA WHIP	IP WLS BF H R ER SO BB IBB HBP BLK WP HR S P ERA WHIP	IP WLS BF H R ER SO BB IBB HBP BLK WP HR S P ERA WHIP	IP WLS BF H R ER SO BB IBB HBP BLK WP HR S P ERA WHIP	IP WLS BF H R ER SO BB IBB HBP BLK WP HR S P ERA WHIP	IP WLS BF H R ER SO BB IBB HBP BLK WP HR S P ERA WHIP	IP WLS BF H R ER SO BB IBB HBP BLK WP HR S P ERA WHIP	IP WLS BF H R ER SO BB IBB HBP BLK WP HR S P ERA WHIP

Cincinnati Reds @ Texas Rangers
The Ballpark at Arlington, Arlington, TX
Tue Jun 11 2002, 8:05 PM EDT
Att: 22,446 - Cloudy - 89 F

AB	34
R	5
H	9
RBI	5
BB	3
SO	7
LOB	13



Batter	1	2	3	4	5	6	7	8	9	AB	R	H	RBI	BB	SO	LOB	TOP										
Todd Walker, L (1, 4) OBP: 0.335, SLG: 0.372	G3		G3	G4-3			G6-3		G1-3	5	0	0	0	0	0	2											
Juan Encarnacion, R (1, 9) OBP: 0.377, SLG: 0.450	K		BB G3 1B			B1-3		K		4	0	1	0	0	2	0											
Sean Casey, L (1, 10) OBP: 0.374, SLG: 0.376	K		G3			F7		K		4	0	0	0	0	2	2											
Adam Dunn, L (1, 3) OBP: 0.466, SLG: 0.564		BB HR BB	BB IBB			K		G1-6-3 BB		1	1	0	0	3	1	0											
Austin Kearns, R (1, 7) OBP: 0.435, SLG: 0.507		HR BB	BB			K		G1-6-3		2	1	0	0	2	1	2											
Russell Branyan, L (1, 5) OBP: 0.276, SLG: 0.404										2	0	0	0	1	1	5											
Aaron Boone, R (8, 5) OBP: 0.287, SLG: 0.348	K		G3			G6-4-3 BB			DI 1B	1	0	1	0	0	0	0											
Corky Miller, R (1, 2) OBP: 0.375, SLG: 0.543		L6				G6-4-3			F9	3	1	1	0	0	0	3	AB 28										
Wilton Guerrero, S (9, PH) OBP: 0.310, SLG: 0.277				WP SH1-4 SH3-4 1B						1	0	0	0	0	0	1	R 4										
Reggie Taylor, L (1, 8) OBP: 0.265, SLG: 0.420				SH1-4			F7		K	3	1	1	3	0	1	1	H 4										
Juan Castro, R (1, 6) OBP: 0.125, SLG: 0.250										2	0	0	1	0	0	0	RBI 4										
Ken Griffey Jr., L (9, PH) OBP: 0.308, SLG: 0.345	G5-3						F8			0	0	0	0	1	0	0	BB 7										
Jason LaRue, R (9, PR) OBP: 0.308, SLG: 0.326									BB	0	0	0	0	0	0	0	SO 8										
Inning Stats	R: 0 E: 0 K: 2 S: 9	H: 0 LOB: 0 BB: 0 P: 13	R: 3 E: 0 K: 1 S: 12	H: 1 LOB: 0 BB: 2 P: 24	R: 0 E: 0 K: 0 S: 10	H: 1 LOB: 3 BB: 2 P: 22	R: 1 E: 0 K: 0 S: 6	H: 1 LOB: 0 BB: 0 P: 9	R: 0 E: 0 K: 1 S: 7	H: 0 LOB: 0 BB: 0 P: 11	R: 0 E: 0 K: 1 S: 8	H: 0 LOB: 0 BB: 0 P: 14	R: 0 E: 0 K: 0 S: 7	H: 0 LOB: 0 BB: 0 P: 10	R: 0 E: 0 K: 2 S: 11	H: 1 LOB: 2 BB: 1 P: 17	R: 0 E: 0 K: 1 S: 12	H: 1 LOB: 1 BB: 1 P: 21	1B: 3 2B: 0 3B: 0 HR: 1	SF: 0 SAC: 2 DP: 2 HBP: 0	WP: 1 PB: 1 CS: 0	PA: 37					
PITCHER	IP	WLS	BF	H	R	ER	SO	BB	IBB	HBP	BLK	WP	HR	S	P	ERA	WHIP										
Chan Ho Park, R (1, 1) ERA: 10.02	6.0		25	3	4	4	5	4	1	0	0	1	1	52	93	6.00	1.167										
Juan Alvarez, L (7, 1) ERA: 1.59	1.0	3	0	0	0	0	0	0	0	0	0	0	0	7	10	0.00	0.000										
John Rocker, L (8, 1) ERA: 6.75	1.0	W	4	0	0	0	2	1	0	0	0	0	0	11	17	0.00	1.000										
Anthony Telford, R (9, 1) ERA: 2.31	1.0		5	1	0	0	1	1	0	0	0	0	0	12	21	0.00	2.000										

Cincinnati Reds @ Texas Rangers
The Ballpark at Arlington, Arlington, TX
Wed Jun 12 2002, 8:05 PM EDT
Att: 29,891 - Sunny - 89 F

AB	28
R	4
H	4
RBI	4
BB	7
SO	8
LOB	16



Batter	1	2	3	4	5	6	7	8	9	AB	R	H	RBI	BB	SO	LOB	BOTTOM										
Mike Lamb, L (1, 3) OBP: 0.344, SLG: 0.455	L1		G4-3		G4-3		K	SF9		3	0	0	0	0	0	0											
Todd Greene, R (7, PH) OBP: 0.277, SLG: 0.356										1	0	0	1	0	1	2											
Ivan Rodriguez, R (1, 2) OBP: 0.329, SLG: 0.373	K		1B			P5		F9		5	0	2	0	0	1	0											
Alex Rodriguez, R (1, 6) OBP: 0.401, SLG: 0.612	E5 2B		G6-3			K		FC6-4		4	2	0	0	1	1	3											
Juan Gonzalez, R (1, 9) OBP: 0.364, SLG: 0.496					G4-3 G6-3 2B		G5-3		E 1B BB	3	2	2	1	1	0	0											
Rafael Palmeiro, L (1, 10) OBP: 0.364, SLG: 0.509					G4-3					4	1	2	1	0	1	2											
Gabe Kapler, R (8, PR) OBP: 0.292, SLG: 0.338	K						10 1B 2B	E9 1B 1B		0	1	0	0	0	0	0											
Herbert Perry, R (1, 5) OBP: 0.339, SLG: 0.494			G6-3		G6-3		L6	E 10 3B IBB		3	1	0	1	1	0	1											
Kevin Mench, R (1, 7) OBP: 0.354, SLG: 0.411			G1-3				G6-3	E 10 3B 1B		4	1	1	2	0	1	1											
Ryan Ludwick, R (1, 8) OBP: 0.367, SLG: 0.444							G6-3	E6 10 3B		3	1	0	0	1	1	2											
10 Michael Young, R (1, 4) OBP: 0.302, SLG: 0.392			G5-3				G6-3	SF9 3B		4	1	2	4	0	0	0											
Inning Stats	R: 1 E: 1 K: 2 S: 13	H: 1 LOB: 1 BB: 0 P: 22	R: 0 E: 0 K: 1 S: 8	H: 0 LOB: 0 BB: 0 P: 13	R: 0 E: 0 K: 0 S: 9	H: 1 LOB: 1 BB: 0 P: 17	R: 1 E: 0 K: 1 S: 8	H: 1 LOB: 0 BB: 0 P: 11	R: 0 E: 0 K: 0 S: 5	H: 0 LOB: 0 BB: 0 P: 7	R: 0 E: 0 K: 1 S: 5	H: 0 LOB: 0 BB: 0 P: 7	R: 1 E: 0 K: 1 S: 14	H: 2 LOB: 2 BB: 1 P: 20	R: 7 E: 2 K: 0 S: 14	H: 4 LOB: 3 BB: 3 P: 31	1B: 5 2B: 3 3B: 1 HR: 0	SF: 1 SAC: 0 DP: 0 HBP: 0	WP: 0 PB: 0 CS: 0	PA: 39							
PITCHER	IP	WLS	BF	H	R	ER	SO	BB	IBB	HBP	BLK	WP	HR	S	P	ERA	WHIP										
Chris Reitsma, R (1, 1) ERA: 2.9	6.2		27	5	3	2	5	1	0	0	0	0	0	4	4	0.00	0.900										
Gabe White, L (7, 1) ERA: 2.49	0.1	H	1	0	0	0	1	0	0	0	0	0	0	4	4	0.00	0.000										
Scott Sullivan, R (8, 1) ERA: 4.89	0.1	L	4	1	3	3	0	2	0	0	0	0	0	6	15	81.00	9.000										
Danny Graves, R (8, 1) ERA: 2.82	0.2		7	3	4	2	0	0	1	0	0	0	0	8	16	27.00	4.500										

Cincinnati Reds @ Texas Rangers
The Ballpark at Arlington, Arlington, TX
Wed Jun 12 2002, 8:05 PM EDT
Att: 29,891 - Sunny - 89 F

AB	34
R	10
H	9
RBI	10
BB	4
SO	6
LOB	11



Batter	1	2	3	4	5	6	7	8	9	AB	R	H	RBI	BB	SO	LOB	TOP										
Ryan Ludwick, R (1, 8) OBP: 0.385, SLG: 0.472										4	0	1	0	0	2	0	<p>Texas Rangers @ Houston Astros Astros Field, Houston, TX Sat Jun 15 2002, 4:05 PM EDT Att: 41,149 - Dome - 72 F</p> <p>livebaseballscorecards.com</p>										
Ivan Rodriguez, R (1, 2) OBP: 0.309, SLG: 0.347										4	0	0	0	0	1	1											
Alex Rodriguez, R (1, 6) OBP: 0.395, SLG: 0.595										3	0	0	0	1	1	0											
Juan Gonzalez, R (1, 9) OBP: 0.364, SLG: 0.484										3	0	1	0	0	1	1											
Rafael Palmeiro, L (1, 3) OBP: 0.364, SLG: 0.512										3	0	1	0	0	0	1											
Herbert Perry, R (1, 5) OBP: 0.341, SLG: 0.506										3	0	0	0	0	0	2											
Kevin Mench, R (1, 7) OBP: 0.329, SLG: 0.375										3	0	0	0	0	1	1											
10 Michael Young, R (1, 4) OBP: 0.314, SLG: 0.430										3	0	0	0	0	3	1											
Ismael Valdez, R (1, 1) Hideki Irabu, R (5, 1) Gabe Kapler, R (6, PH) Todd Van Poppel, R (6, 1) Mike Lamb, L (8, PH) Juan Alvarez, L (8, 1)										1	0	0	0	0	1	0											
Inning Stats	R: 0 E: 0 K: 1 S: 7	H: 0 LOB: 0 BB: 0 P: 12	R: 0 E: 0 K: 0 S: 12	H: 0 LOB: 0 BB: 0 P: 18	R: 0 E: 0 K: 2 S: 10	H: 0 LOB: 0 BB: 0 P: 14	R: 0 E: 0 K: 1 S: 15	H: 1 LOB: 1 BB: 1 P: 24	R: 0 E: 0 K: 1 S: 10	H: 1 LOB: 1 BB: 0 P: 17	R: 0 E: 0 K: 2 S: 9	H: 0 LOB: 0 BB: 0 P: 13	R: 0 E: 0 K: 0 S: 6	H: 1 LOB: 1 BB: 0 P: 9	R: 0 E: 0 K: 3 S: 11	H: 0 LOB: 0 BB: 0 P: 16		R: 0 E: 0 K: 2 S: 9	H: 0 LOB: 0 BB: 0 P: 13	1B: 2 2B: 1 3B: 0 HR: 0	SF: 0 SAC: 0 DP: 0 HBP: 0	WP: 0 PB: 0 SB: 0 CS: 1	PA: 30				
PITCHER	IP	WLS	BF	H	R	ER	SO	BB	IBB	HBP	BLK	WP	HR	S	P	ERA	WHIP										
Wade Miller, R (1, 1) ERA: 5.54	7.0	W	24	3	0	0	7	1	0	0	0	0	0	69	107	0.00	0.571										
Octavio Dotel, R (8, 1) ERA: 2.83	1.0		3	0	0	0	3	0	0	0	0	0	0	11	16	0.00	0.000										
Billy Wagner, L (9, 1) ERA: 2.54	1.0		3	0	0	0	2	0	0	0	0	0	0	9	13	0.00	0.000										

Batter	1	2	3	4	5	6	7	8	9	AB	R	H	RBI	BB	SO	LOB	BOTTOM										
Jose Vizcaino, S (1, 6) OBP: 0.341, SLG: 0.364										4	0	1	0	0	0	0	<p>Texas Rangers @ Houston Astros Astros Field, Houston, TX Sat Jun 15 2002, 4:05 PM EDT Att: 41,149 - Dome - 72 F</p> <p>livebaseballscorecards.com</p>										
Craig Biggio, R (1, 4) OBP: 0.338, SLG: 0.408										4	1	2	1	0	0	0											
17 Lance Berkman, S (1, 8) OBP: 0.393, SLG: 0.579										3	1	1	1	1	0	2											
5 Jeff Bagwell, R (1, 3) OBP: 0.384, SLG: 0.502										4	1	1	0	0	1	3											
Orlando Merced, S (1, 7) OBP: 0.406, SLG: 0.450										3	0	2	1	0	0	2											
Brian Hunter, R (8, PH) OBP: 0.295, SLG: 0.407										1	0	0	0	0	0	0											
Richard Hidalgo, R (1, 9) OBP: 0.360, SLG: 0.511										3	0	0	0	1	0	2											
Geoff Blum, S (1, 5) OBP: 0.348, SLG: 0.391										3	0	1	1	0	1	2											
Brad Ausmus, R (1, 2) OBP: 0.342, SLG: 0.371										4	0	2	0	0	0	2											
Wade Miller, R (1, 1) OBP: 0.267, SLG: 0.333										3	1	1	0	0	0	1											
Octavio Dotel, R (8, 1)										0	0	0	0	0	0	0											
Billy Wagner, L (9, 1)										0	0	0	0	0	0	0											
Inning Stats	R: 1 E: 0 K: 0 S: 9	H: 1 LOB: 0 BB: 0 P: 11	R: 0 E: 0 K: 0 S: 6	H: 1 LOB: 1 BB: 1 P: 10	R: 0 E: 0 K: 0 S: 5	H: 0 LOB: 0 BB: 0 P: 8	R: 2 E: 0 K: 0 S: 11	H: 2 LOB: 1 BB: 1 P: 20	R: 1 E: 0 K: 1 S: 17	H: 3 LOB: 2 BB: 0 P: 29	R: 0 E: 0 K: 1 S: 8	H: 1 LOB: 1 BB: 0 P: 12	R: 0 E: 0 K: 0 S: 9	H: 1 LOB: 1 BB: 0 P: 13	R: 0 E: 0 K: 0 S: 11	H: 2 LOB: 2 BB: 0 P: 17	R: 0 E: 0 K: 0 S: 11	H: 2 LOB: 2 BB: 0 P: 17	1B: 8 2B: 2 3B: 0 HR: 1	SF: 1 SAC: 0 DP: 1 HBP: 0	WP: 0 PB: 0 SB: 1 CS: 0	PA: 35					
PITCHER	IP	WLS	BF	H	R	ER	SO	BB	IBB	HBP	BLK	WP	HR	S	P	ERA	WHIP										
Ismael Valdez, R (1, 1) ERA: 3.83	4.0	L	20	7	4	4	0	2	0	0	0	0	0	10	18	0.00	0.000										
Hideki Irabu, R (5, 1) ERA: 6.31	1.0		3	0	0	0	1	0	0	0	0	0	0	17	25	0.00	1.000										
Todd Van Poppel, R (6, 1) ERA: 4.7	2.0		8	2	0	0	1	0	0	0	0	0	0	11	17	0.00	2.000										
Juan Alvarez, L (8, 1) ERA: 1.29	1.0		4	2	0	0	0	0	0	0	0	0	0	11	17	0.00	2.000										

Texas Rangers @ Houston Astros
Astros Field, Houston, TX
Sat Jun 15 2002, 4:05 PM EDT
Att: 41,149 - Dome - 72 F

livebaseballscorecards.com

AB 29
R 0
H 3
RBI 0
BB 1
SO 12
LOB 7

Texas Rangers @ Houston Astros
Astros Field, Houston, TX
Sat Jun 15 2002, 4:05 PM EDT
Att: 41,149 - Dome - 72 F

livebaseballscorecards.com

AB 32
R 4
H 11
RBI 4
BB 2
SO 2
LOB 14

Batter	1	2	3	4	5	6	7	8	9	AB	R	H	RBI	BB	SO	LOB	TOP										
Ryan Ludwick, R (1, 8) OBP: 0.333, SLG: 0.386	G6-3		K			K		K		4	0	0	0	0	3	2	Texas Rangers @ Chicago Cubs Wrigley Field, Chicago, IL Tue Jun 18 2002, 7:05 PM CDT Att: 39,690 - Sunny - 67 F										
Ivan Rodriguez, R (1, 2) OBP: 0.300, SLG: 0.325	F8			K			F9	F7		4	0	0	0	0	1	2											
Alex Rodriguez, R (1, 6) OBP: 0.392, SLG: 0.588	K			G5-3			F9		G1-6-3 1B	4	0	1	0	0	1	0											
Juan Gonzalez, R (1, 9) OBP: 0.356, SLG: 0.463		G4-3		K			K		G1-6-3 1-2	4	0	0	0	0	2	1											
Rafael Palmeiro, L (1, 3) OBP: 0.360, SLG: 0.518		HR			P4			E3 1B 2B	G3	4	2	1	1	0	0	0											
Herbert Perry, R (1, 5) OBP: 0.348, SLG: 0.521		P4			F2			2B 1-2 SF7 1B		3	1	1	0	0	0	0											
Kevin Mench, R (1, 7) OBP: 0.338, SLG: 0.441		F9			L8			SF7 1-3 2-H 2B		3	0	1	1	0	0	0											
10 Michael Young, R (1, 4) OBP: 0.317, SLG: 0.427			K			G1-3		S BB		2	0	0	0	1	1	0											
Chan Ho Park, R (5, PH) Gabe Kapler, R (5, PH) Anthony Tetford, R (5, PH) Mike Lamb, L (5, PH) Jay Powell, R (5, PH) John Rocker, R (5, PH)			G5-3			G6-3		SF7 2-3 3-H		1	0	0	0	0	0	0											
Inning Stats	R: 0 E: 0 K: 1 S: 8	H: 0 LOB: 0 BB: 0 P: 10	R: 1 E: 0 K: 0 S: 9	H: 1 LOB: 0 BB: 0 P: 13	R: 0 E: 0 K: 2 S: 11	H: 0 LOB: 0 BB: 0 P: 16	R: 0 E: 0 K: 2 S: 7	H: 0 LOB: 0 BB: 0 P: 10	R: 0 E: 0 K: 1 S: 6	H: 0 LOB: 0 BB: 0 P: 8	R: 0 E: 0 K: 1 S: 8	H: 0 LOB: 0 BB: 0 P: 12	R: 2 E: 1 K: 1 S: 20	H: 2 LOB: 2 BB: 1 P: 36	R: 0 E: 0 K: 0 S: 4	H: 1 LOB: 0 BB: 0 P: 8		1B: 2 2B: 1 3B: 0 HR: 1	SF: 1 SAC: 0 DP: 1 HBP: 0	WP: 0 PB: 0 SB: 1 CS: 0	PA: 32						
PITCHER	IP	WLS	BF	H	R	ER	SO	BB	IBB	HBP	BLK	WP	HR	S	P	ERA	WHIP										
Jason Bere, R (1, 1) ERA: 4.99	7.0		25	3	3	2	7	0	0	0	0	0	1	66	98	2.57	0.429										
Juan Cruz, R (5, 1) ERA: 3.97	1.0	B	4	0	0	0	1	1	0	0	0	0	0	12	20	0.00	1.000										
Antonio Alfonseca, R (5, 1) ERA: 2.25	1.0	W	3	1	0	0	0	0	0	0	0	0	0	4	8	0.00	1.000										

Batter	1	2	3	4	5	6	7	8	9	AB	R	H	RBI	BB	SO	LOB	BOTTOM										
Corey Patterson, L (1, 8) OBP: 0.341, SLG: 0.436	2B		HR		G6-3			1B		4	1	3	3	0	0	0	Texas Rangers @ Chicago Cubs Wrigley Field, Chicago, IL Tue Jun 18 2002, 7:05 PM CDT Att: 39,690 - Sunny - 67 F										
Bill Mueller, S (1, 5) OBP: 0.283, SLG: 0.333	F7		G4-3		1B		K			4	0	1	0	0	1	1											
Sammy Sosa, R (1, 9) OBP: 0.437, SLG: 0.689	F9		F7		K			F8		4	0	0	0	0	1	1											
Fred McGriff, L (1, 3) OBP: 0.344, SLG: 0.452		CS BB		F8		BB BB		BB BB		1	0	0	0	3	0	0											
Mark Bellhorn, S (5, PR) OBP: 0.349, SLG: 0.492		BB				BB BB		BB BB		0	0	0	0	0	0	0											
Moises Alou, R (1, 7) OBP: 0.285, SLG: 0.313		K			BB		L1-3 BB	F8		2	0	0	0	2	1	2											
Todd Hundley, S (1, 2) OBP: 0.293, SLG: 0.443		BB			K		K			3	0	0	0	1	3	4											
Antonio Alfonseca, R (5, 1) OBP: 0.687, SLG: 0.687		BB			K		K			0	0	0	0	0	0	0											
Alex Gonzalez, R (1, 6) OBP: 0.288, SLG: 0.490		K			F9		L1-3		HR	4	1	1	1	0	1	4											
Delino DeShields, L (1, 4) OBP: 0.267, SLG: 0.303			SH2-4 HR BB		SH1-4 G6-3 2B		F8			2	2	1	0	1	0	0											
Jason Bere, R (1, 1) OBP: 0.130, SLG: 0.217			SH2-4		SH1-4		K			1	0	0	0	0	1	0											
Juan Cruz, R (5, 1) OBP: 0.154, SLG: 0.154										0	0	0	0	0	0	0											
Joe Girardi, R (5, 2) OBP: 0.274, SLG: 0.296										0	0	0	0	0	0	0											
Inning Stats	R: 0 E: 0 K: 0 S: 6	H: 1 LOB: 0 BB: 0 P: 12	R: 0 E: 0 K: 2 S: 8	H: 0 LOB: 2 BB: 2 P: 19	R: 2 E: 0 K: 0 S: 12	H: 1 LOB: 0 BB: 1 P: 21	R: 0 E: 0 K: 1 S: 6	H: 0 LOB: 1 BB: 1 P: 14	R: 1 E: 0 K: 1 S: 17	H: 2 LOB: 1 BB: 0 P: 24	R: 0 E: 0 K: 1 S: 11	H: 0 LOB: 2 BB: 2 P: 23	R: 0 E: 0 K: 2 S: 10	H: 1 LOB: 1 BB: 0 P: 13	R: 0 E: 0 K: 1 S: 10	H: 0 LOB: 1 BB: 1 P: 15	R: 1 E: 0 K: 0 S: 1	H: 1 LOB: 0 BB: 0 P: 3	1B: 2 2B: 4 3B: 0 HR: 2	SF: 0 SAC: 2 DP: 2 HBP: 0	WP: 0 PB: 0 SB: 0 CS: 1	PA: 34					
PITCHER	IP	WLS	BF	H	R	ER	SO	BB	IBB	HBP	BLK	WP	HR	S	P	ERA	WHIP										
Chan Ho Park, R (1, 1) ERA: 9.4	5.0		21	4	3	3	4	4	0	0	0	0	1	49	90	5.40	1.600										
Anthony Tetford, R (5, 1) ERA: 4.3	2.0		8	1	0	0	3	2	0	0	0	0	0	21	36	0.00	1.500										
Jay Powell, R (5, 1) ERA:	0.2		3	0	0	0	0	1	0	0	0	0	0	7	12	0.00	1.500										
John Rocker, L (5, 1) ERA: 6.75	0.1	L	2	1	1	1	1	0	0	0	0	0	1	4	6	27.00	3.000										

AB	30
R	3
H	4
RBI	3
BB	1
SO	8
LOB	5



AB	25
R	4
H	6
RBI	4
BB	7
SO	8
LOB	12




Batter	1	2	3	4	5	6	7	8	9	10	AB	R	H	RBI	BB	SO	LOB	TOP					
Mike Lamb, L OBP: 0.347, SLG: 0.455 (1, 7) BB 1B	2-2 BB 1B	4-2 BB		2-2 3-H 1B		0-1 1B			0-0 G4-3	0-3 K	5	1	3	1	1	1	2						
Ivan Rodriguez, R OBP: 0.313, SLG: 0.348 (1, 2) BB 2B	1-0 BB 2B	1-3 K		2-3 K		2-2 F3			0-1 1B	0-1 FC6-4 1B	6	0	3	0	0	2	3						
Alex Rodriguez, R OBP: 0.388, SLG: 0.578 (1, 6) K	0-3 K		1-2 S 1B		0-0 L9	1-3 K			0-3 K	2-2 FC6-4 1B	6	0	1	0	0	3	6						
Rafael Palmeiro, L OBP: 0.351, SLG: 0.527 (1, 3) BB	4-1 BB		1-2 F8		3-2 HR	1-3 K			0-1 G6-3		4	1	1	1	1	1	2						
Herbert Perry, R OBP: 0.349, SLG: 0.512 Jason Romano, R OBP: 0.275, SLG: 0.304 (10, PR) (10, 7) 1-2 2-3 3-H BB	4-2 BB		1-2 F8		0-0 L9	1-0 G5-3			4-2 SH1-4 1B WP		3	0	0	1	2	0	1						
Kevin Mench, R OBP: 0.341, SLG: 0.431 (1, 9) K	0-3 K		0-0 G5-3		4-2 BB	1-2 P3			1-2 WP SH1-4 1B		4	1	1	0	1	1	4						
Gabe Kapler, R OBP: 0.285, SLG: 0.333 (1, 8) G1-3				2-1 G5-3 1B 2B	1-2 F9	3-2 L5			0-0 SH1-4		4	1	1	0	0	0	4						
10 Michael Young, R OBP: 0.319, SLG: 0.438 (1, 4) K		1-3 K		2-3 K		0-0 HR			0-1 G6-3		4	2	1	1	1	2	1						
Dave Burba, R OBP: 0.300, SLG: 0.280 (7, 1) Juan Alvarez, L OBP: 0.300, SLG: 0.280 (7, 1) Todd Greene, R OBP: 0.300, SLG: 0.280 (8, 1) Jay Powell, R OBP: 0.300, SLG: 0.280 (8, 1) John Rocker, L OBP: 0.300, SLG: 0.280 (8, 1) Hideki Irabu, R OBP: 0.300, SLG: 0.280 (9, 1) Ryan Ludwick, R OBP: 0.300, SLG: 0.280 (10, PR) Francisco Cordero, R OBP: 0.300, SLG: 0.280 (10, 1)		0-3 K		0-0 G5-3		1-3 K			3-3 K		3	0	0	0	0	2	1						
Inning Stats	R: 1 E: 0 K: 2 S: 15	H: 2 LOB: 3 BB: 2 P: 28	R: 0 E: 0 K: 3 S: 13	H: 0 LOB: 1 BB: 1 P: 19	R: 0 E: 0 K: 0 S: 13	H: 1 LOB: 1 BB: 0 P: 16	R: 1 E: 0 K: 2 S: 16	H: 2 LOB: 1 BB: 0 P: 24	R: 1 E: 0 K: 0 S: 12	H: 1 LOB: 1 BB: 0 P: 20	R: 0 E: 0 K: 1 S: 8	H: 0 LOB: 0 BB: 0 P: 11	R: 0 E: 0 K: 1 S: 10	H: 0 LOB: 0 BB: 0 P: 16	R: 0 E: 0 K: 1 S: 8	H: 1 LOB: 1 BB: 0 P: 8	R: 3 E: 0 K: 1 S: 19	H: 3 LOB: 2 BB: 2 P: 33	1B: 8 2B: 2 3B: 0 HR: 2	SF: 0 SAC: 1 DP: 0 HBP: 0	WP: 1 PB: 0 SB: 1 CS: 0	PA: 48	
PITCHER	IP WLS BF H R ER SO BB IBB HBP BLK WP HR S P ERA WHIP	5.0 2.0 8.0 3.0 6.0 3.0 7.0 4.0 0.0 0.0 0.0 0.0 1.0 69 107 5.40 2.000	2.0 1.0 1.0 1.2 0.1	8.0 3.0 3.0 3.0 2.0	2.0 1.0 1.0 1.0 0.0	2.0 1.0 1.0 1.0 0.0	2.0 1.0 1.0 1.0 0.0	2.0 1.0 1.0 1.0 0.0	2.0 1.0 1.0 1.0 0.0	2.0 1.0 1.0 1.0 0.0	2.0 1.0 1.0 1.0 0.0	2.0 1.0 1.0 1.0 0.0	2.0 1.0 1.0 1.0 0.0	2.0 1.0 1.0 1.0 0.0	2.0 1.0 1.0 1.0 0.0	2.0 1.0 1.0 1.0 0.0	2.0 1.0 1.0 1.0 0.0	2.0 1.0 1.0 1.0 0.0	2.0 1.0 1.0 1.0 0.0	2.0 1.0 1.0 1.0 0.0	2.0 1.0 1.0 1.0 0.0	2.0 1.0 1.0 1.0 0.0	2.0 1.0 1.0 1.0 0.0

Texas Rangers @ Chicago Cubs
Wrigley Field, Chicago, IL
Wed Jun 19 2002, 1:20 PM CDT
Att: 35,681 - Overcast - 79 F

livebaseballscorecards.com

AB 41
R 7
H 12
RBI 6
BB 6
SO 13
LOB 24




Batter	1	2	3	4	5	6	7	8	9	10	AB	R	H	RBI	BB	SO	LOB	BOTTOM					
Corey Patterson, L OBP: 0.335, SLG: 0.427 (1, 8) G6-3	1-0 G6-3	3-3 K			1-1 F5				0-2 FC3-6 1B		5	0	0	0	0	2	3						
Bill Mueller, S OBP: 0.273, SLG: 0.321 (1, 5) G4-3	2-2 G4-3	2-2 L7			3-2 L8				1-0 F9		5	0	0	0	0	0	3						
Sammy Sosa, R OBP: 0.439, SLG: 0.699 (1, 9) HR	2-1 HR		3-3 K		0-0 1B				0-1 G5-3	3-2 1B	5	1	3	1	0	1	0						
Fred McGriff, L OBP: 0.345, SLG: 0.451 (1, 3) 1B	3-2 1B		0-0 F8		0-1 L7				0-0 2B 1B	2-0 G4-3	5	1	2	0	0	0	3						
Moises Alou, R OBP: 0.278, SLG: 0.305 (1, 7) P1	0-0 P1		1-1 L8			0-0 G5-3			2-1 L8		5	0	0	0	0	1	2						
Alex Gonzalez, R OBP: 0.290, SLG: 0.405 (1, 6) 2B 1B		0-0 2B 1B		2-3 K		0-0 B5-3			0-0 1H 2B	0-3 K	5	1	2	1	0	2	0						
Joe Girardi, R OBP: 0.280, SLG: 0.304 (1, 2) 2B		2-0 1H 2B 2B		3-3 K		3-2 F8			4-2 BB	1-3 K	4	1	1	1	1	2	0						
Delino DeShields, L OBP: 0.279, SLG: 0.324 (7, PR) Kyle Farnsworth, R OBP: 0.300, SLG: 0.280 (8, 1) Todd Hundley, S OBP: 0.300, SLG: 0.280 (8, PR) Jeff Fassero, L OBP: 0.300, SLG: 0.280 (9, 1) 38 Carlos Zambrano, S OBP: 0.300, SLG: 0.280 (10, 1)		0-0 22 SH3-4 2B		1-2 1B		3-2 L7			0-2 F5		2	0	2	1	0	0	0						
22 Mark Prior, R OBP: 0.125, SLG: 0.250 Joe Borowski, R OBP: 0.500, SLG: 0.500 Mark Bellhorn, S OBP: 0.358, SLG: 0.492 (8, 4) SH3-4		0-0 SH3-4		0-3 K		4-2 BB			4-2 FC3-6 BB		1	0	0	0	0	1	1						
Inning Stats	R: 1 E: 0 K: 0 S: 12	H: 2 LOB: 1 BB: 0 P: 20	R: 2 E: 0 K: 1 S: 12	H: 3 LOB: 0 BB: 0 P: 19	R: 0 E: 0 K: 1 S: 9	H: 0 LOB: 0 BB: 0 P: 13	R: 0 E: 0 K: 3 S: 13	H: 1 LOB: 1 BB: 0 P: 19	R: 0 E: 0 K: 0 S: 8	H: 1 LOB: 1 BB: 0 P: 12	R: 0 E: 0 K: 1 S: 9	H: 0 LOB: 1 BB: 1 P: 17	R: 1 E: 0 K: 0 S: 11	H: 2 LOB: 2 BB: 1 P: 17	R: 0 E: 0 K: 0 S: 10	H: 1 LOB: 2 BB: 1 P: 20	R: 0 E: 0 K: 3 S: 9	H: 0 LOB: 0 BB: 0 P: 10	1B: 6 2B: 3 3B: 0 HR: 1	SF: 0 SAC: 1 DP: 0 HBP: 0	WP: 0 PB: 0 SB: 0 CS: 0	PA: 43	
PITCHER	IP WLS BF H R ER SO BB IBB HBP BLK WP HR S P ERA WHIP	6.0 1.0 5.0 4.0 0.0 3.0 5.0 0.0 0.0 0.0 0.0 0.0 1.0 92 150 4.50 1.167	0.2 B	0.0 0.0 0.0 0.0 0.0	0.0 0.0 0.0 0.0 0.0	0.0 0.0 0.0 0.0 0.0	0.0 0.0 0.0 0.0 0.0	0.0 0.0 0.0 0.0 0.0	0.0 0.0 0.0 0.0 0.0	0.0 0.0 0.0 0.0 0.0	0.0 0.0 0.0 0.0 0.0	0.0 0.0 0.0 0.0 0.0	0.0 0.0 0.0 0.0 0.0	0.0 0.0 0.0 0.0 0.0	0.0 0.0 0.0 0.0 0.0	0.0 0.0 0.0 0.0 0.0	0.0 0.0 0.0 0.0 0.0	0.0 0.0 0.0 0.0 0.0	0.0 0.0 0.0 0.0 0.0	0.0 0.0 0.0 0.0 0.0	0.0 0.0 0.0 0.0 0.0	0.0 0.0 0.0 0.0 0.0	0.0 0.0 0.0 0.0 0.0

Texas Rangers @ Chicago Cubs
Wrigley Field, Chicago, IL
Wed Jun 19 2002, 1:20 PM CDT
Att: 35,681 - Overcast - 79 F

livebaseballscorecards.com


AB 39
R 4
H 10
RBI 4
BB 3
SO 9
LOB 14



Batter	1	2	3	4	5	6	7	8	9	AB	R	H	RBI	BB	SO	LOB	TOP										
Mike Lamb, L OBP: 0.349, SLG: 0.444 (1, 5)										3	1	0	0	2	2	1											
Ivan Rodriguez, R OBP: 0.317, SLG: 0.344 (1, 2)										4	0	1	0	1	1	2											
Alex Rodriguez, R OBP: 0.388, SLG: 0.573 (1, 6)										4	0	1	0	1	2	0											
Rafael Palmeiro, L OBP: 0.362, SLG: 0.535 (1, 3)										4	1	1	1	1	2	2											
Todd Greene, R OBP: 0.246, SLG: 0.364 Juan Alvarez, L (8, 1)										4	1	1	1	0	1	0											
Hideki Iribu, R OBP: 0.347, SLG: 0.509 Francisco Cordero, R (9, 1)										0	0	0	0	0	0	0											
Herbert Perry, R OBP: 0.347, SLG: 0.509 Francisco Cordero, R (9, 1)										0	0	0	0	0	0	0											
Kevin Mench, R OBP: 0.372, SLG: 0.547 (1, 9)										3	3	2	1	0	0												
Ryan Ludwick, R OBP: 0.340, SLG: 0.375 (1, 8)										3	1	0	0	1	2	1											
10 Michael Young, R OBP: 0.322, SLG: 0.436 (1, 4)										3	0	1	1	1	1	0											
Ismael Valdez, R (1, 1)										2	0	0	1	0	1	1											
Anthony Telford, R (7, 1)										0	0	0	0	0	0	0											
Gabe Kapler, R OBP: 0.289, SLG: 0.337 (8, 7)										1	0	1	0	0	0	0											
Inning Stats	R: 0 E: 0 K: 1 S: 12	H: 2 LOB: 1 BB: 0 P: 19	R: 0 E: 0 K: 1 S: 8	H: 0 LOB: 1 BB: 1 P: 18	R: 0 E: 0 K: 3 S: 11	H: 0 LOB: 0 BB: 0 P: 13	R: 0 E: 0 K: 2 S: 8	H: 0 LOB: 0 BB: 0 P: 13	R: 2 E: 0 K: 0 S: 11	H: 2 LOB: 1 BB: 1 P: 19	R: 0 E: 0 K: 3 S: 10	H: 0 LOB: 0 BB: 0 P: 14	R: 2 E: 0 K: 0 S: 12	H: 2 LOB: 2 BB: 2 P: 25	R: 2 E: 0 K: 2 S: 15	H: 2 LOB: 0 BB: 0 P: 21	R: 1 E: 0 K: 1 S: 11	H: 1 LOB: 3 BB: 4 P: 30	1B: 4 2B: 3 3B: 0 HR: 4	SF: 0 SAC: 1 DP: 2 HBP: 0	WP: 1 PB: 1 SB: 1 CS: 2	PA: 41					
PITCHER	IP	WLS	BF	H	R	ER	SO	BB	IBB	HBP	BLK	WP	HR	S	P	ERA	WHIP										
Matt Clement, R ERA: 3.53 (1, 1)	6.1		26	6	4	4	10	3	0	0	0	0	2	66	109	5.68	1.421										
Kyle Farnsworth, R ERA: 1.04 (7, 1)	0.2	3	0	0	0	0	1	0	0	0	0	0	0	6	12	0.00	1.500										
Juan Cruz, R ERA: 4.32 (8, 1)	1.2	L	10	3	3	3	2	3	0	0	0	0	2	22	42	16.20	3.600										
Joe Borowski, R ERA: 3.27 (9, 1)	0.1		2	0	0	0	1	0	1	0	0	1	0	4	9	0.00	0.000										

Texas Rangers @ Chicago Cubs
Wrigley Field, Chicago, IL
Thu Jun 20 2002, 1:20 PM CDT
Att: 36,247 - Sunny - 86 F


AB 32
R 7
H 9
RBI 6
BB 8
SO 13
LOB 10



Batter	1	2	3	4	5	6	7	8	9	AB	R	H	RBI	BB	SO	LOB	BOTTOM										
Corey Patterson, L OBP: 0.333, SLG: 0.436 (1, 8)										4	1	1	1	0	1	0											
Bill Mueller, S OBP: 0.273, SLG: 0.319 (1, 5)										4	0	1	0	0	0	0											
Sammy Sosa, R OBP: 0.434, SLG: 0.688 (1, 9)										4	0	0	0	0	0	1											
Fred McGriff, L OBP: 0.344, SLG: 0.445 (1, 3)										3	0	0	0	1	0	1											
Moises Alou, R OBP: 0.282, SLG: 0.309 (1, 7)										4	1	2	0	0	0	2											
Todd Hundley, S OBP: 0.286, SLG: 0.424 (1, 2)										3	1	0	0	1	1	3											
Alex Gonzalez, R OBP: 0.290, SLG: 0.417 (1, 6)										4	1	1	3	0	2	1											
Delino DeShields, L OBP: 0.272, SLG: 0.316 Juan Cruz, R OBP: 0.154, SLG: 0.154 Joe Borowski, R OBP: 0.500, SLG: 0.500 Roosevelt Brown, L OBP: 0.253, SLG: 0.282 (9, PH)										3	0	0	0	0	1	0											
Matt Clement, R OBP: 0.194, SLG: 0.111 Kyle Farnsworth, R (7, 1)										2	0	0	0	0	1	0											
Mark Bellhorn, S OBP: 0.353, SLG: 0.484 (8, 4)										2	0	0	0	0	2	2											
Inning Stats	R: 1 E: 1 K: 0 S: 9	H: 1 LOB: 2 BB: 1 P: 17	R: 0 E: 0 K: 0 S: 6	H: 0 LOB: 0 BB: 0 P: 8	R: 0 E: 0 K: 0 S: 8	H: 0 LOB: 0 BB: 0 P: 12	R: 0 E: 0 K: 0 S: 5	H: 0 LOB: 0 BB: 0 P: 11	R: 0 E: 0 K: 2 S: 10	H: 0 LOB: 0 BB: 0 P: 14	R: 0 E: 0 K: 1 S: 13	H: 0 LOB: 0 BB: 0 P: 20	R: 3 E: 0 K: 2 S: 16	H: 2 LOB: 1 BB: 1 P: 30	R: 0 E: 0 K: 0 S: 8	H: 1 LOB: 1 BB: 0 P: 12	R: 0 E: 0 K: 3 S: 17	H: 1 LOB: 2 BB: 1 P: 25	1B: 3 2B: 0 3B: 0 HR: 2	SF: 0 SAC: 0 DP: 0 HBP: 0	WP: 0 PB: 0 SB: 0 CS: 0	PA: 36					
PITCHER	IP	WLS	BF	H	R	ER	SO	BB	IBB	HBP	BLK	WP	HR	S	P	ERA	WHIP										
Ismael Valdez, R ERA: 3.98 (1, 1)	6.1		24	2	3	3	3	2	0	0	0	0	1	59	98	4.26	0.632										
Anthony Telford, R ERA: 4.7 (7, 1)	0.2	W	3	1	1	1	2	0	0	0	0	0	1	8	14	13.50	1.500										
Juan Alvarez, L ERA: 1.08 (8, 1)	0.1	H	2	1	0	0	0	0	0	0	0	0	0	5	5	0.00	3.000										
Hideki Iribu, R ERA: 5.92 Francisco Cordero, R ERA: 3.38 (9, 1)	0.2	H	2	0	0	0	0	0	0	0	0	0	0	3	7	0.00	0.000										
Francisco Cordero, R ERA: 3.38 (9, 1)	1.0	S	5	1	0	0	3	1	0	0	0	0	0	17	25	0.00	2.000										

Texas Rangers @ Chicago Cubs
Wrigley Field, Chicago, IL
Thu Jun 20 2002, 1:20 PM CDT
Att: 36,247 - Sunny - 86 F

AB 33
R 4
H 5
RBI 4
BB 3
SO 8
LOB 10



Batter	1	2	3	4	5	6	7	8	9	AB	R	H	RBI	BB	SO	LOB	TOP																		
10 Michael Young, R OBP: 0.325, SLG: 0.442			G6-3			F9 1B		2B 2B		4	1	2	0	0	1	1	Texas Rangers @ Pittsburgh Pirates PNC Park, Pittsburgh, PA Fri Jun 21 2002, 7:05 PM EDT Att: 24,475 - Sunny - 84 F																		
Ivan Rodriguez, R OBP: 0.324, SLG: 0.392	G6-3			HR		F9		2B		4	1	2	2	0	0	2																			
Alex Rodriguez, R OBP: 0.383, SLG: 0.565	G6-3			G6-3		G5-3		K		4	0	0	0	0	1	3																			
Rafael Palmeiro, L OBP: 0.368, SLG: 0.534				K		IBB		IBB		2	0	1	0	2	1	0																			
Kevin Mench, R OBP: 0.356, SLG: 0.519		K		G6-3		F7		K		4	0	0	0	0	2	6																			
Hideki Irabu, R										0	0	0	0	0	0	0																			
Francisco Cordero, R										0	0	0	0	0	0	0																			
Mike Lamb, L OBP: 0.346, SLG: 0.439	G4-6-3					F7			K	4	0	1	0	0	1	1																			
Ryan Ludwick, R OBP: 0.333, SLG: 0.365					G5-4-3	F9		K		4	0	1	0	0	1	1																			
Jason Romano, R OBP: 0.255, SLG: 0.280			K			P6		K		4	0	0	0	0	3	1																			
Kenny Rogers, L OBP: 0.750, SLG: 0.667			F2			F9 10 1B		K		2	0	1	0	0	0	1																			
Todd Greene, R OBP: 0.241, SLG: 0.357										1	0	0	0	0	1	0																			
Jay Powell, R										0	0	0	0	0	0	0																			
John Rocker, R										0	0	0	0	0	0	0																			
Gabe Kapler, R OBP: 0.289, SLG: 0.337										0	0	0	0	0	0	0																			
Inning Stats	R: 0 E: 0 K: 1 S: 7	H: 0 LOB: 0 BB: 0 P: 10	R: 0 E: 0 K: 1 S: 10	H: 1 LOB: 0 BB: 0 P: 13	R: 0 E: 0 K: 1 S: 9	H: 1 LOB: 1 BB: 0 P: 14	R: 1 E: 0 K: 1 S: 7	H: 1 LOB: 0 BB: 0 P: 9	R: 0 E: 0 K: 1 S: 6	H: 2 LOB: 3 BB: 1 P: 22	R: 0 E: 0 K: 0 S: 6	H: 0 LOB: 0 BB: 0 P: 7	R: 1 E: 0 K: 3 S: 13	H: 2 LOB: 2 BB: 0 P: 27	R: 0 E: 0 K: 3 S: 10	H: 0 LOB: 0 BB: 0 P: 11	1B: 5 2B: 2 3B: 0 HR: 1	SF: 0 SAC: 0 DP: 2 HBP: 0	WP: 0 PB: 0 SB: 1 CS: 0	PA: 35															
PITCHER	IP WLS BF H R ER SO BB IBB HBP BLK WP HR S P ERA WHIP																																		
Kip Wells, R ERA: 3.03	(1, 1)	8.0	L	32	8	2	2	8	0	2	0	0	0	0	1	71	114	2.25	1.000																
Brian Boehringer, R ERA: 3.06	(9, 1)	1.0		3	0	0	0	3	0	0	0	0	0	0	0	10	11	0.00	0.000																

Batter	1	2	3	4	5	6	7	8	9	AB	R	H	RBI	BB	SO	LOB	BOTTOM																	
18 Jason Kendall, R OBP: 0.329, SLG: 0.356	F9			G4-1		G5-3		L6		4	0	0	0	0	0	1	Texas Rangers @ Pittsburgh Pirates PNC Park, Pittsburgh, PA Fri Jun 21 2002, 7:05 PM EDT Att: 24,475 - Sunny - 84 F																	
Mike Benjamin, R OBP: 0.186, SLG: 0.167	L1			BLK 1B		G6-3		K		3	0	1	0	0	0	0																		
Abraham Nunez, S OBP: 0.301, SLG: 0.311								K		1	0	0	0	0	1	0																		
Brian Giles, L OBP: 0.430, SLG: 0.613	G4-3			K		F5		F5		4	0	0	0	0	1	1																		
Aramis Ramirez, R OBP: 0.265, SLG: 0.333		G5-3		G4-3				K		3	0	1	0	0	0	1																		
2 Jack Wilson, R OBP: 0.297, SLG: 0.309				G4-3				K		1	0	0	0	0	1	0																		
Craig Wilson, R OBP: 0.363, SLG: 0.473		K				G6-3		L7		3	0	0	0	0	1	1																		
Kevin Young, R OBP: 0.301, SLG: 0.421				P3		FC6-4 1B		F7		3	0	1	0	0	0	1																		
Chad Hermansen, R OBP: 0.277, SLG: 0.396				G1-6-3 1B		F2		F4		3	0	1	0	0	0	1																		
Pokey Reese, R OBP: 0.295, SLG: 0.315				G1-6-3		FC6-4		1B		3	0	1	0	0	0	2																		
Kip Wells, R OBP: 0.182, SLG: 0.273				G5-3				K		2	0	0	0	0	1	0																		
Rob Mackowiak, L OBP: 0.302, SLG: 0.445								K		1	0	0	0	0	1	1																		
Brian Boehringer, S										0	0	0	0	0	0	0																		
Inning Stats	R: 0 E: 0 K: 0 S: 7	H: 0 LOB: 0 BB: 0 P: 11	R: 0 E: 0 K: 1 S: 6	H: 0 LOB: 0 BB: 0 P: 9	R: 0 E: 0 K: 0 S: 6	H: 1 LOB: 0 BB: 0 P: 9	R: 0 E: 0 K: 1 S: 12	H: 1 LOB: 0 BB: 0 P: 18	R: 0 E: 0 K: 1 S: 16	H: 1 LOB: 1 BB: 0 P: 24	R: 0 E: 0 K: 1 S: 8	H: 0 LOB: 0 BB: 0 P: 12	R: 0 E: 0 K: 0 S: 6	H: 1 LOB: 1 BB: 0 P: 10	R: 0 E: 0 K: 1 S: 11	H: 1 LOB: 1 BB: 0 P: 13	R: 0 E: 0 K: 2 S: 10	H: 0 LOB: 0 BB: 0 P: 13	1B: 5 2B: 0 3B: 0 HR: 0	SF: 0 SAC: 0 DP: 1 HBP: 0	WP: 0 PB: 0 SB: 0 CS: 0	PA: 31												
PITCHER	IP WLS BF H R ER SO BB IBB HBP BLK WP HR S P ERA WHIP																																	
Kenny Rogers, L ERA: 3.24	(1, 1)	7.0	W	24	4	0	0	1	0	0	0	0	0	0	61	93	0.00	0.571																
Jay Powell, R ERA: 2.45	(8, 1)	0.1	H	2	1	0	0	0	0	0	0	0	0	5	7	0.00	3.000																	
John Rocker, L ERA: 6.52	(8, 1)	0.1	H	1	0	0	0	0	0	0	0	0	0	3	3	0.00	0.000																	
Hideki Irabu, R ERA: 5.87	(8, 1)	0.1	H	1	0	0	0	0	0	0	0	0	0	3	3	0.00	0.000																	
Francisco Cordero, R ERA: 3.2	(9, 1)	1.0	S	3	0	0	0	2	0	0	0	0	0	10	13	0.00	0.000																	

Batter	1	2	3	4	5	6	7	8	9	AB	R	H	RBI	BB	SO	LOB	TOP								
10 Michael Young, R OBP: 0.325, SLG: 0.441	G6-3		F7				SH3-4		SH1-4	3	0	1	1	0	0	0									
Ivan Rodriguez, R OBP: 0.327, SLG: 0.396	G5-3			G5-3	G5-3					4	0	1	1	1	0	2									
Alex Rodriguez, R OBP: 0.389, SLG: 0.567	FC5-4								K	4	1	3	0	1	1	2									
Juan Gonzalez, R OBP: 0.351, SLG: 0.454	FC5-4			E5			F7		P6	5	0	1	0	0	0	6									
Rafael Palmeiro, L OBP: 0.362, SLG: 0.525		F8		F9						4	0	0	0	0	1	6									
Kevin Mench, R OBP: 0.362, SLG: 0.512										3	1	1	0	1	0	2									
Mike Lamb, L OBP: 0.344, SLG: 0.434	G4-3									4	0	1	1	0	0	2									
Ryan Ludwick, R OBP: 0.311, SLG: 0.339										4	0	0	0	0	0	3									
John Rocker, R										0	0	0	0	0	0	0									
Hideki Irabu, R										0	0	0	0	0	0	0									
Rob Bell, R										1	0	0	0	1	0	0									
Gabe Kapler, R OBP: 0.290, SLG: 0.341										1	1	1	0	0	0	0									
Anthony Telford, R										0	0	0	0	0	0	0									
Jason Romano, R OBP: 0.268, SLG: 0.294										1	0	1	0	0	0	0									
Inning Stats	R: 0 E: 0 K: 0 S: 8	H: 1 LOB: 1 BB: 0 P: 15	R: 0 E: 0 K: 0 S: 5	H: 1 LOB: 0 BB: 0 P: 10	R: 0 E: 0 K: 0 S: 6	H: 0 LOB: 0 BB: 0 P: 8	R: 0 E: 1 K: 0 S: 7	H: 1 LOB: 1 BB: 0 P: 11	R: 1 E: 0 K: 0 S: 12	H: 1 LOB: 2 BB: 2 P: 23	R: 1 E: 0 K: 0 S: 14	H: 3 LOB: 2 BB: 1 P: 18	R: 1 E: 0 K: 1 S: 14	H: 2 LOB: 2 BB: 1 P: 25	R: 0 E: 0 K: 0 S: 11	H: 0 LOB: 0 BB: 0 P: 16	R: 0 E: 0 K: 1 S: 10	H: 1 LOB: 2 BB: 1 P: 17	1B: 9 2B: 1 3B: 0 HR: 0	SF: 0 SAC: 2 DP: 1 HBP: 0	WP: 0 PB: 0 SB: 0 CS: 2	PA: 40			
PITCHER	IP	WLS	BF	H	R	ER	SO	BB	IBB	HBP	BLK	WP	HR	S	P	ERA	WHIP								
Jimmy Anderson, L ERA: 4.53	5.1		23	6	2	2	0	2	0	0	0	0	0	48	80	3.38	1.500								
Mike Lincoln, R ERA: 0.99	1.1	L	8	3	1	1	0	0	1	0	0	0	0	15	25	6.75	2.250								
Scott Sauerbeck, L ERA: 2.4	0.1		1	0	0	0	1	0	0	0	0	0	0	3	5	0.00	0.000								
Brian Boehringer, R ERA: 2.89	2.0		8	1	0	0	1	0	1	0	0	0	0	21	33	0.00	0.500								

Texas Rangers @ Pittsburgh Pirates
PNC Park, Pittsburgh, PA
Sat Jun 22 2002, 7:05 PM EDT
Att: 35,302 - Sunny - 85 F

AB 34
R 3
H 10
RBI 3
BB 4
SO 2
LOB 23



Batter	1	2	3	4	5	6	7	8	9	AB	R	H	RBI	BB	SO	LOB	BOTTOM								
18 Jason Kendall, R OBP: 0.328, SLG: 0.351	G6-3									3	1	0	0	1	0	1									
2 Jack Wilson, R OBP: 0.300, SLG: 0.309										3	1	1	0	1	0	0									
Brian Giles, L OBP: 0.428, SLG: 0.611										4	0	1	2	0	0	1									
Aramis Ramirez, R OBP: 0.270, SLG: 0.337										4	0	2	0	0	0	1									
Mike Benjamin, R OBP: 0.196, SLG: 0.167										0	0	0	0	0	0	0									
Craig Wilson, R OBP: 0.357, SLG: 0.464										3	0	0	0	0	1	2									
Abraham Nunez, S OBP: 0.299, SLG: 0.308										1	0	0	0	0	0	1									
Kevin Young, R OBP: 0.296, SLG: 0.412										4	0	0	0	0	1	2									
Chad Hermansen, R OBP: 0.279, SLG: 0.401										3	0	1	0	0	1	0									
Brian Boehringer, S ERA: 4.41										0	0	0	0	0	0	0									
Rob Mackowiak, L OBP: 0.300, SLG: 0.443										1	0	0	0	0	1	1									
Pokey Reese, R OBP: 0.291, SLG: 0.309										3	0	0	0	0	0	1									
Jimmy Anderson, L OBP: 0.172, SLG: 0.172										2	0	0	0	0	0	1									
Mike Lincoln, R										0	0	0	0	0	0	0									
Scott Sauerbeck, R										0	0	0	0	0	0	0									
Adrian Brown, S OBP: 0.268, SLG: 0.265										1	0	0	0	0	1	0									
Inning Stats	R: 2 E: 0 K: 0 S: 9	H: 2 LOB: 1 BB: 1 P: 21	R: 0 E: 0 K: 0 S: 8	H: 1 LOB: 1 BB: 0 P: 10	R: 0 E: 0 K: 0 S: 9	H: 1 LOB: 1 BB: 0 P: 14	R: 0 E: 0 K: 0 S: 11	H: 0 LOB: 0 BB: 0 P: 20	R: 0 E: 0 K: 1 S: 6	H: 0 LOB: 0 BB: 0 P: 8	R: 0 E: 0 K: 2 S: 8	H: 0 LOB: 0 BB: 0 P: 10	R: 0 E: 0 K: 1 S: 14	H: 0 LOB: 1 BB: 1 P: 19	R: 0 E: 0 K: 1 S: 7	H: 1 LOB: 1 BB: 0 P: 13	1B: 3 2B: 2 3B: 0 HR: 0	SF: 0 SAC: 0 DP: 0 HBP: 0	WP: 0 PB: 0 SB: 0 CS: 0	PA: 34					
PITCHER	IP	WLS	BF	H	R	ER	SO	BB	IBB	HBP	BLK	WP	HR	S	P	ERA	WHIP								
Rob Bell, R ERA: 5.6	6.0	W	23	4	2	2	1	0	0	0	0	0	0	8	10	0.00	0.833								
Anthony Telford, R ERA: 4.41	1.0	H	3	0	0	0	2	0	0	0	0	0	0	14	19	0.00	1.000								
John Rocker, L ERA: 6.2	1.0	H	4	0	0	0	1	1	0	0	0	0	0	7	13	0.00	1.000								
Hideki Irabu, R ERA: 5.72	1.0	S	4	1	0	0	1	0	0	0	0	0	0	7	13	0.00	1.000								

Texas Rangers @ Pittsburgh Pirates
PNC Park, Pittsburgh, PA
Sat Jun 22 2002, 7:05 PM EDT
Att: 35,302 - Sunny - 85 F

AB 32
R 2
H 5
RBI 2
BB 2
SO 5
LOB 11



Batter	1	2	3	4	5	6	7	8	9	AB	R	H	RBI	BB	SO	LOB	TOP		
10 Michael Young, R OBP: 0.323, SLG: 0.433	F7		F9	G6-3			F8	1B BB		4	0	0	0	1	0	0			
Mike Lamb, L OBP: 0.358, SLG: 0.446	BB 1B		HR	1B			G4-3	1B		5	2	4	2	0	0	0			
Alex Rodriguez, R OBP: 0.390, SLG: 0.573	1B SF9 BB		HR	HR			F4	K		4	2	1	2	1	2	2			
Juan Gonzalez, R OBP: 0.348, SLG: 0.448 Gabe Kapler, R OBP: 0.291, SLG: 0.339	1B		F7	F2			K	K		4	0	1	1	0	1	0			
Rafael Palmeiro, L OBP: 0.367, SLG: 0.525 Juan Alvarez, L	SF9		2B	1B			HR BB	BB 1B BB		2	2	1	1	2	0	0			
Kevin Mench, R OBP: 0.384, SLG: 0.565	G6-3		1B	2B			HR	1B BB		3	2	2	2	1	0	1			
Bill Haselman, R OBP: 0.301, SLG: 0.340			E5 B2-6-4	F3			F7	10 BB 1B 1B		5	1	1	1	0	0	3			
Ryan Ludwick, R OBP: 0.308, SLG: 0.333	F8			P4			L6	10 BB 1B 1B		4	1	1	1	0	0	1			
Chan Ho Park, R Todd Van Poppel, R Todd Greene, R	B2-6-4		1-2	L4			G1-3	K		3	0	0	0	0	0	1			
Inning Stats	R: 2 H: 2 E: 0 K: 0 S: 13	H: 2 R: 1 LOB: 1 BB: 1 P: 22	R: 0 H: 0 E: 1 K: 0 S: 9	H: 0 R: 1 LOB: 0 BB: 0 P: 13	R: 2 H: 4 E: 0 K: 0 S: 11	H: 0 R: 0 LOB: 2 BB: 0 P: 17	R: 0 H: 0 E: 0 K: 0 S: 10	H: 1 R: 0 LOB: 0 BB: 0 P: 14	R: 2 H: 1 E: 0 K: 0 S: 11	H: 0 R: 0 LOB: 0 BB: 1 P: 16	R: 0 H: 0 E: 0 K: 1 S: 9	H: 0 R: 0 LOB: 0 BB: 0 P: 10	R: 4 H: 3 E: 0 K: 3 S: 24	H: 3 R: 0 LOB: 2 BB: 3 P: 43	R: 0 H: 0 E: 0 K: 0 S: 10	H: 0 R: 0 LOB: 1 BB: 0 P: 15	1B: 8 2B: 1 3B: 0 HR: 2	SF: 1 SAC: 0 DP: 1 HBP: 1	WP: 0 PA: 43 PB: 0 SB: 0 CS: 0
PITCHER	IP	WLS	BF	H	R	ER	SO	BB	IBB	HBP	BLK	WP	HR	S	P	ERA	WHIP		
Josh Fogg, R ERA: 3.87	5.0	L	22	7	4	4	0	1	0	0	0	0	1	51	79	7.20	1.600		
Ron Villone, L ERA: 5.4	2.0		8	1	2	2	1	1	0	0	0	0	1	20	26	9.00	1.000		
Mike Fetters, R ERA: 3.33	0.2		8	3	4	4	2	3	0	0	0	0	0	21	40	54.00	9.000		
Sean Lowe, R ERA: 6.29	0.1		1	0	0	0	1	0	0	0	0	0	0	3	3	0.00	0.000		
Mike Williams, R ERA: 2.22	1.0		4	0	0	0	0	0	0	1	0	0	0	10	15	0.00	0.000		

Texas Rangers @ Pittsburgh Pirates
PNC Park, Pittsburgh, PA
Sun Jun 23 2002, 1:35 PM EDT
Att: 26,930 - Sunny - 86 F

AB	36
R	10
H	11
RBI	10
BB	5
SO	4
LOB	10



Batter	1	2	3	4	5	6	7	8	9	AB	R	H	RBI	BB	SO	LOB	BOTTOM				
Rob Mackowiak, L OBP: 0.308, SLG: 0.469	F7	L8			2 G5-3 1B		2B		HR	5	1	3	2	0	0	1					
2 Jack Wilson, R OBP: 0.298, SLG: 0.304	2B 1B BB		K		G5-3		G6-3		G5-3	4	1	0	1	1	1	2					
Brian Giles, L OBP: 0.432, SLG: 0.616 Mike Williams, R	1B		P6		1-2 3-H 4-1 BB		FC5-4 1B			3	0	2	0	1	0	0					
Aramis Ramirez, R OBP: 0.270, SLG: 0.335	1B		F9		F7		FC5-4			4	0	1	1	0	0	3					
Kevin Young, R OBP: 0.291, SLG: 0.404	K						G5-3		K	4	0	0	0	0	3	3					
Keith Osik, R OBP: 0.226, SLG: 0.288	G1-3			K2-3			G4-3		P6	4	0	0	0	0	1	3					
Chad Hermansen, R OBP: 0.271, SLG: 0.390		P4		P5			F8		K	4	0	0	0	0	1	0					
Pokey Reese, R OBP: 0.301, SLG: 0.311		BB			1B 2 G5-3 1B		K		FC5-4 BB	2	1	1	0	2	1	0					
Josh Fogg, R ERA: 3.16, SLG: 0.115 Adrian Brown, S Ron Villone, L Abraham Nunez Mike Fetters, R Sean Lowe, R Craig Wilson, R	F3				F8		G3		FC5-4 HR	1	0	0	0	0	0	1					
Inning Stats	R: 1 H: 2 E: 0 K: 1 S: 14	H: 2 R: 2 LOB: 2 BB: 1 P: 23	R: 0 H: 0 E: 0 K: 0 S: 10	H: 0 R: 1 LOB: 1 BB: 1 P: 16	R: 0 H: 0 E: 0 K: 1 S: 9	H: 0 R: 0 LOB: 0 BB: 0 P: 13	R: 0 H: 0 E: 0 K: 2 S: 8	H: 0 R: 0 LOB: 0 BB: 0 P: 10	R: 1 H: 2 E: 0 K: 0 S: 14	H: 2 R: 0 LOB: 2 BB: 1 P: 24	R: 0 H: 0 E: 0 K: 0 S: 7	H: 0 R: 0 LOB: 0 BB: 0 P: 12	R: 0 H: 1 E: 0 K: 1 S: 9	H: 1 R: 0 LOB: 1 BB: 0 P: 11	R: 0 H: 1 E: 0 K: 1 S: 13	H: 1 R: 0 LOB: 1 BB: 0 P: 19	R: 2 H: 1 E: 0 K: 1 S: 16	H: 1 R: 0 LOB: 0 BB: 1 P: 24	1B: 4 2B: 2 3B: 0 HR: 1	SF: 0 SAC: 0 DP: 0 HBP: 0	WP: 0 PA: 38 PB: 0 SB: 1 CS: 0
PITCHER	IP	WLS	BF	H	R	ER	SO	BB	IBB	HBP	BLK	WP	HR	S	P	ERA	WHIP				
Chan Ho Park, R ERA: 8.52	6.0	W	25	4	2	2	4	3	0	0	0	0	0	62	98	3.00	1.167				
Todd Van Poppel, R ERA: 4.41	2.0		8	2	0	0	2	0	0	0	0	0	0	22	30	0.00	1.000				
Juan Alvarez, L ERA: 2.89	1.0		5	1	2	2	1	1	0	0	0	0	1	16	24	18.00	2.000				

Texas Rangers @ Pittsburgh Pirates
PNC Park, Pittsburgh, PA
Sun Jun 23 2002, 1:35 PM EDT
Att: 26,930 - Sunny - 86 F

AB	34
R	4
H	7
RBI	4
BB	4
SO	7
LOB	15



Batter	1	2	3	4	5	6	7	8	9	AB	R	H	RBI	BB	SO	LOB	TOP										
Adam Kennedy, L (1, 4) OBP: 0.333, SLG: 0.447	1-1 F7		2-2 G4-6-3			2-1 F7		1-2 2B 16 G4-3 1B		4	1	1	0	0	0	1											
Darin Erstad, L (1, 10) OBP: 0.347, SLG: 0.425	1-2 1B 1B		0-1 P4			1-1 F7		0-2 16 G4-3 1-3 2B		4	0	2	0	0	0	0											
Troy Glaus, R (1, 5) OBP: 0.350, SLG: 0.470	0-0 1-2 1B			2-3 K		1-1 F7		0-1 P3		4	0	1	0	0	1	2											
16 Garret Anderson, L (1, 8) OBP: 0.320, SLG: 0.548	1-0 F8			1-0 G3-1			1-0 G6-3	0-0 G4-3		4	0	0	1	0	0	3											
Tim Salmon, R (1, 9) OBP: 0.358, SLG: 0.500	0-0 F8			2-0 F8			1-3 K	0-3 2-3 3-H K		4	0	0	0	0	2	3											
Brad Fullmer, L (1, 3) OBP: 0.338, SLG: 0.528		0-0 G4-6-3 1B			2-1 P4		0-0 2B	0-0 G4-3 G4-3 1B		4	1	3	0	0	0	0											
Bengie Molina, R (1, 2) OBP: 0.291, SLG: 0.321		0-0 P4			2-2 1B		1-0 1B 2B	0-0 G4-3		4	0	2	1	0	0	2											
Orlando Palmeiro, L (1, 7) OBP: 0.364, SLG: 0.383		2-2 G4-6-3			0-0 F8		2-2 K	0-2 G4-3		4	0	1	0	0	0	3											
Benji Gil, R (1, 6) OBP: 0.308, SLG: 0.373			2-2 1B		0-1 F9		3-3 K	2-2 G1-3		2	0	1	0	0	0	1											
Scott Spiezio, S (7, PH) OBP: 0.374, SLG: 0.411										1	0	0	0	0	1	2											
David Eckstein, R (7, 6) OBP: 0.364, SLG: 0.405										1	0	0	0	0	0	1											
Inning Stats	R: 0 E: 0 K: 0 S: 9	H: 2 LOB: 2 BB: 0 P: 12	R: 0 E: 0 K: 0 S: 5	H: 1 LOB: 0 BB: 0 P: 7	R: 0 E: 0 K: 0 S: 10	H: 1 LOB: 0 BB: 0 P: 14	R: 0 E: 0 K: 1 S: 5	H: 0 LOB: 0 BB: 0 P: 10	R: 0 E: 0 K: 0 S: 8	H: 1 LOB: 1 BB: 0 P: 12	R: 0 E: 0 K: 0 S: 6	H: 0 LOB: 0 BB: 0 P: 10	R: 1 E: 0 K: 2 S: 12	H: 3 LOB: 2 BB: 0 P: 20	R: 1 E: 0 K: 1 S: 13	H: 2 LOB: 1 BB: 0 P: 14	R: 0 E: 0 K: 0 S: 9	H: 1 LOB: 1 BB: 0 P: 11	1B: 8 2B: 3 3B: 0 HR: 0	SF: 0 SAC: 0 DP: 2 HBP: 0	WP: 0 PB: 0 SB: 0 CS: 0	PA: 36					
PITCHER	IP	WLS	BF	H	R	ER	SO	BB	IBB	HBP	BLK	WP	HR	S	P	ERA	WHIP										
Dave Burba, R (1, 1) ERA: 5.1	6.2	W	26	8	1	1	2	0	0	0	0	0	0	52	79	1.35	1.200										
Jay Powell, R (7, 1) ERA: 4.15	0.2	H	4	2	1	1	1	0	0	0	0	0	0	12	16	13.50	3.000										
John Rocker, L (8, 1) ERA: 5.73	0.2	H	2	0	0	0	1	0	0	0	0	0	0	4	4	0.00	0.000										
Hideki Irabu, R (9, 1) ERA: 5.71	1.0	S	4	1	0	0	0	0	0	0	0	0	0	9	11	0.00	1.000										

Anaheim Angels @ Texas Rangers
The Ballpark at Arlington, Arlington, TX
Mon Jun 24 2002, 9:05 PM EDT
Att: 23,103 - Overcast - 84 F

AB 36
R 2
H 11
RBI 2
BB 0
SO 4
LOB 18



Batter	1	2	3	4	5	6	7	8	9	AB	R	H	RBI	BB	SO	LOB	BOTTOM										
Mike Lamb, L (1, 5) OBP: 0.351, SLG: 0.433	0-1 G3-1		0-0 1B		0-3 K2-3		0-0 F7			4	0	1	0	0	1	0											
Ivan Rodriguez, R (1, 10) OBP: 0.311, SLG: 0.367	1-1 G4-3		1-2 P6		1-1 F7		1-1 G4-3			4	0	0	0	0	0	1											
Alex Rodriguez, R (1, 6) OBP: 0.397, SLG: 0.591	1-1 HR			3-1 G5-3 G3 2B	2-2 F8		3-3 K			4	2	2	1	0	1	0											
Juan Gonzalez, R (1, 9) OBP: 0.347, SLG: 0.448	2-3 K			0-0 G5-3		1-0 G4-3		3-2 1B		4	0	1	0	0	1	1											
Rafael Palmeiro, L (1, 3) OBP: 0.362, SLG: 0.516		0-3 K		2-2 G3		0-0 F8		2-0 P5		4	0	0	1	0	1	1											
Kevin Mench, R (1, 7) OBP: 0.393, SLG: 0.565		0-0 G6-3		0-0 2B 1B		2-2 2B				3	1	2	0	0	0	0											
Bill Haselman, R (1, 2) OBP: 0.301, SLG: 0.347		1-2 G5-3		3-1 1B 2B		0-3 K				3	0	1	1	0	1	1											
10 Michael Young, R (1, 4) OBP: 0.325, SLG: 0.428			1-3 K		4-2 BB		1-0 P4			2	0	0	0	1	1	0											
Jason Romano, R (1, 8) OBP: 0.254, SLG: 0.278			2-3 K		0-1 G1-3		1-2 G4-3			3	0	0	0	0	1	2											
Inning Stats	R: 1 E: 0 K: 1 S: 9	H: 1 LOB: 0 BB: 0 P: 13	R: 0 E: 0 K: 1 S: 7	H: 0 LOB: 0 BB: 0 P: 8	R: 0 E: 0 K: 2 S: 10	H: 1 LOB: 1 BB: 0 P: 14	R: 2 E: 0 K: 0 S: 14	H: 3 LOB: 2 BB: 1 P: 26	R: 0 E: 0 K: 1 S: 9	H: 0 LOB: 0 BB: 0 P: 12	R: 0 E: 0 K: 1 S: 8	H: 1 LOB: 1 BB: 0 P: 11	R: 0 E: 0 K: 0 S: 5	H: 0 LOB: 0 BB: 0 P: 7	R: 0 E: 0 K: 1 S: 11	H: 1 LOB: 1 BB: 0 P: 20	R: 0 E: 0 K: 0 S: 9	H: 3 LOB: 1 BB: 0 P: 11	1B: 3 2B: 3 3B: 0 HR: 1	SF: 0 SAC: 0 DP: 0 HBP: 0	WP: 0 PB: 0 SB: 0 CS: 0	PA: 32					
PITCHER	IP	WLS	BF	H	R	ER	SO	BB	IBB	HBP	BLK	WP	HR	S	P	ERA	WHIP										
41 John Lackey, R (1, 1) ERA: 3.86	7.0	L	28	6	3	3	6	1	0	0	0	0	0	62	91	3.86	1.000										
Al Levine, R (8, 1) ERA: 3.89	1.0		4	1	0	0	1	0	0	0	0	0	0	11	20	0.00	1.000										

Anaheim Angels @ Texas Rangers
The Ballpark at Arlington, Arlington, TX
Mon Jun 24 2002, 9:05 PM EDT
Att: 23,103 - Overcast - 84 F

AB 31
R 3
H 7
RBI 3
BB 1
SO 7
LOB 6



Batter	1	2	3	4	5	6	7	8	9	AB	R	H	RBI	BB	SO	LOB	TOP										
David Eckstein, R (1, 6) OBP: 0.362, SLG: 0.401 Scott Spiezio, S (8, 7) OBP: 0.372, SLG: 0.410	1-3 K	4-1 BB		2-3 K			1-0 P5		2-1 F7	3	0	0	0	1	2	0											
Darin Erstad, L (1, 8) OBP: 0.342, SLG: 0.419 Jose Nieves, R (8, 8) OBP: 0.304, SLG: 0.321	1-1 P4	0-2 F8		1-0 E3			2-3 K		0-2 G4-6-3	4	0	0	0	0	1	2											
Troy Glaus, R (1, 5) OBP: 0.346, SLG: 0.463	2-2 G6-3			0-3 K			0-1 G6-3			4	0	0	0	0	1	1											
16 Garret Anderson, L (1, 7) OBP: 0.319, SLG: 0.547 Benji Gil, R (8, 6) OBP: 0.308, SLG: 0.373		0-1 F7		2-0 1B			0-1 G3-1		3-2 G4-3	4	1	1	0	0	0	0											
Tim Salmon, R (1, 10) OBP: 0.360, SLG: 0.504	3-2 HBP	2-2 F7		3-3 K			1-1 G6-3		1-1 G6-3	4	2	2	0	0	1	1											
Brad Fullmer, L (1, 3) OBP: 0.340, SLG: 0.525	0-0 HBP	1-0 1B		0-1 F9			0-0 G6-3		2-3 G6-3	3	1	1	0	0	0	1											
Adam Kennedy, L (1, 4) OBP: 0.340, SLG: 0.450	1-2 2B	1-2 HBP		1-3 2-H			0-2 G5-3		1-2 DI	3	1	2	2	0	0	0											
Bengie Molina, R (1, 2) OBP: 0.291, SLG: 0.324	0-0 G4-3	0-0 G5-3		2-2 G6-3			2-2 G6-3		0-3 K	4	0	1	3	0	1	3											
Orlando Palmeiro, L (1, 9) OBP: 0.361, SLG: 0.378	1-0 G4-3			2-2 F7			1-2 G4-3		0-2 G4-3	4	0	1	0	0	0	1											
Inning Stats	R: 0 E: 0 K: 1 S: 8	H: 0 LOB: 0 BB: 0 P: 12	R: 3 E: 0 K: 0 S: 16	H: 3 LOB: 2 BB: 1 P: 25	R: 1 E: 0 K: 0 S: 11	H: 2 LOB: 2 BB: 0 P: 17	R: 0 E: 1 K: 2 S: 11	H: 0 LOB: 1 BB: 0 P: 16	R: 0 E: 0 K: 1 S: 8	H: 0 LOB: 0 BB: 0 P: 11	R: 0 E: 0 K: 0 S: 11	H: 0 LOB: 0 BB: 0 P: 14	R: 0 E: 0 K: 1 S: 14	H: 0 LOB: 1 BB: 0 P: 19	R: 0 E: 0 K: 0 S: 8	H: 1 LOB: 0 BB: 0 P: 10	1B: 5 2B: 3 3B: 0 HR: 0	SF: 0 SAC: 0 DP: 1 HBP: 2	WP: 0 PB: 0 SB: 0 CS: 0	PA: 38							
PITCHER	IP	WLS	BF	H	R	ER	SO	BB	IBB	HBP	BLK	WP	HR	S	P	ERA	WHIP										
Ismael Valdez, R (1, 1) ERA: 3.95	7.0	W	30	5	4	4	5	1	0	2	0	0	0	71	104	5.14	0.857										
Todd Van Poppel, R (8, 1) ERA: 4.41	2.0		8	3	1	1	1	0	0	0	0	0	0	22	29	4.50	1.500										

Anaheim Angels @ Texas Rangers
The Ballpark at Arlington, Arlington, TX
Tue Jun 25 2002, 8:05 PM EDT
Att: 20,089 - Cloudy - 85 F

AB 35
R 5
H 8
RBI 5
BB 1
SO 6
LOB 11



Batter	1	2	3	4	5	6	7	8	9	AB	R	H	RBI	BB	SO	LOB	BOTTOM										
10 Michael Young, R (1, 4) OBP: 0.327, SLG: 0.425	2-2 G4-3		0-0 F7		4-2 BB	0-2 FC5-4		3-2 E		4	2	1	0	1	0	1											
Ivan Rodriguez, R (1, 2) OBP: 0.315, SLG: 0.363	2-3 K		1-3 K		0-0 BB	2-2 BB		1-2 E8		4	1	1	0	0	2	1											
Alex Rodriguez, R (1, 6) OBP: 0.397, SLG: 0.586	0-1 G6-3		0-0 G5-3		4-2 BB	2-2 G6-4-3		1-3 K		4	1	1	1	1	1	2											
Juan Gonzalez, R (1, 9) OBP: 0.339, SLG: 0.439 Jason Romano, R (9, 7) OBP: 0.254, SLG: 0.278		0-0 F8		0-1 F7	0-1 SF9	0-1 G6-4-3				3	0	0	1	0	0	2											
Rafael Palmeiro, L (1, 10) OBP: 0.364, SLG: 0.526	1-1 HR		1-0 G4-3		4-2 WP			2-3 K		3	2	1	1	1	1	0											
Herbert Perry, R (1, 5) OBP: 0.357, SLG: 0.506	4-1 BB		0-0 G4-3		4-1 WP			1-3 K		2	1	0	1	2	1	0											
Kevin Mench, R (1, 7) OBP: 0.396, SLG: 0.589	3-2 P6				1-2 HR			2-2 L7		3	2	1	3	1	0	1											
Todd Greene, R (1, 3) OBP: 0.242, SLG: 0.400	2-1 P4				1-2 HR			3-2 F9		4	1	1	2	0	1	1											
Ryan Ludwick, R (1, 8) OBP: 0.315, SLG: 0.364			3-2 HR		2-2 F9	4-2 FC5-4		3-2 F8		3	1	1	1	1	0	0											
Inning Stats	R: 0 E: 0 K: 1 S: 11	H: 0 LOB: 0 BB: 0 P: 15	R: 1 E: 0 K: 0 S: 11	H: 1 LOB: 1 BB: 1 P: 21	R: 1 E: 0 K: 1 S: 10	H: 1 LOB: 0 BB: 0 P: 14	R: 0 E: 0 K: 0 S: 4	H: 0 LOB: 0 BB: 0 P: 5	R: 8 E: 0 K: 1 S: 25	H: 3 LOB: 0 BB: 5 P: 49	R: 1 E: 0 K: 0 S: 15	H: 1 LOB: 1 BB: 1 P: 23	R: 0 E: 0 K: 2 S: 9	H: 0 LOB: 0 BB: 0 P: 14	R: 0 E: 1 K: 1 S: 23	H: 1 LOB: 2 BB: 0 P: 34	1B: 3 2B: 0 3B: 0 HR: 4	SF: 1 SAC: 0 DP: 1 HBP: 1	WP: 1 PB: 0 SB: 0 CS: 0	PA: 39							
PITCHER	IP	WLS	BF	H	R	ER	SO	BB	IBB	HBP	BLK	WP	HR	S	P	ERA	WHIP										
Scott Schoeneweis, L (1, 1) ERA: 5.38	4.2	L	23	4	8	8	2	5	0	0	0	0	3	55	92	15.43	1.929										
Lou Poffo, R (5, 1) ERA: 2.88	0.1		3	1	2	2	1	1	0	0	0	1	1	6	12	54.00	6.000										
Matt Wise, R (6, 1) ERA: 3.0	2.0		8	1	1	1	2	1	0	1	0	0	0	24	37	4.50	1.000										
Dennis Cook, L (8, 1) ERA: 2.95	1.0		5	1	0	0	1	0	0	0	0	0	0	23	34	0.00	1.000										

Anaheim Angels @ Texas Rangers
The Ballpark at Arlington, Arlington, TX
Tue Jun 25 2002, 8:05 PM EDT
Att: 20,089 - Cloudy - 85 F

AB 30
R 11
H 7
RBI 10
BB 7
SO 6
LOB 8



Batter	1	2	3	4	5	6	7	8	9	AB	R	H	RBI	BB	SO	LOB	TOP								
Adam Kennedy, L (1, 10) OBP: 0.338, SLG: 0.444	F7		F8		G6-3		F5		16 2B 1B	5	1	1	0	0	0	1									
Darin Erstad, L (1, 8) OBP: 0.346, SLG: 0.433	K			1B	2B	16 1B 3B		16 BB 1B SF9	P3	5	3	3	0	0	1	1									
Tim Salmon, R (1, 9) OBP: 0.368, SLG: 0.508	F8			G4-3 2H 1B		S 16 1B BB		SF9 1B HR	16 2B 1B	4	1	3	1	1	0	0									
16 Garret Anderson, L (1, 7) OBP: 0.326, SLG: 0.552		K		G4-3 1B		S 1B		HR BB	16 2B 2B	3	1	2	2	2	1	0									
Brad Fullmer, L (1, 3) OBP: 0.336, SLG: 0.518	F7			BB		3H 1B		HR BB	G6-3	3	0	0	0	0	2	4									
Troy Glaus, R (8, PH) OBP: 0.344, SLG: 0.460 (8, 5)				K		K		K	G6-3	2	0	0	0	0	1	5									
Scott Spiezio, S (1, 5) OBP: 0.371, SLG: 0.406 (8, 3)				G4-3		K		SF9		2	0	0	1	1	1	4									
Bengie Molina, R (1, 2) OBP: 0.290, SLG: 0.335				BB		K		2-3 3H 0-0		4	1	1	3	0	1	5									
Benji Gil, R (1, 4) OBP: 0.286, SLG: 0.345				F9		G5-3		1H 3H 1-3	HR	4	0	0	0	0	1	0									
Jose Nieves, R (1, 6) OBP: 0.301, SLG: 0.317				F8		L3		G5-3	K	4	0	0	0	0	1	0									
				L9		G6-3 1B		G6-3	G4-3	4	0	1	0	0	0	0									
Inning Stats	R: 0 E: 0 K: 1 S: 8	H: 0 LOB: 0 BB: 0 P: 16	R: 0 E: 0 K: 2 S: 11	H: 0 LOB: 1 BB: 1 P: 18	R: 0 E: 0 K: 0 S: 7	H: 0 LOB: 0 BB: 0 P: 11	R: 1 E: 0 K: 1 S: 12	H: 2 LOB: 2 BB: 1 P: 21	R: 0 E: 0 K: 0 S: 5	H: 1 LOB: 0 BB: 0 P: 6	R: 1 E: 0 K: 2 S: 15	H: 2 LOB: 2 BB: 1 P: 26	R: 0 E: 0 K: 0 S: 7	H: 0 LOB: 0 BB: 0 P: 12	R: 4 E: 0 K: 2 S: 17	H: 3 LOB: 0 BB: 1 P: 27	R: 1 E: 0 K: 0 S: 18	H: 3 LOB: 2 BB: 0 P: 27	1B: 7 2B: 2 3B: 1 HR: 1	SF: 1 SAC: 0 DP: 1 HBP: 0	WP: 0 PB: 0 SB: 2 CS: 0	PA: 41			
PITCHER	IP	WLS	BF	H	R	ER	SO	BB	IBB	HBP	BLK	WP	HR	S	P	ERA	WHIP								
Aaron Myette, R (1, 1) ERA: 5.14	5.0		22	5	2	2	4	3	0	0	0	0	0	47	81	3.60	1.600								
Juan Alvarez, L (6, 1) ERA: 2.51	0.1	H	1	0	0	0	1	0	0	0	0	0	0	6	9	0.00	0.000								
Jay Powell, R (6, 1) ERA: 3.0	1.2	H	5	0	0	0	1	0	0	0	0	0	0	12	20	0.00	0.000								
John Rocker, L (8, 1) ERA: 7.04	1.0	L	7	3	4	4	2	1	0	0	0	0	1	17	27	36.00	4.000								
Hideki Irabu, R (9, 1) ERA: 5.79	1.0	L	6	3	1	1	0	0	0	0	0	0	0	18	27	9.00	3.000								

Anaheim Angels @ Texas Rangers
The Ballpark at Arlington, Arlington, TX
Wed Jun 26 2002, 8:05 PM EDT
Att: 29,726 - Cloudy - 74 F

AB	36
R	7
H	11
RBI	7
BB	4
SO	8
LOB	20



Batter	1	2	3	4	5	6	7	8	9	AB	R	H	RBI	BB	SO	LOB	BOTTOM								
Mike Lamb, L (1, 3) OBP: 0.341, SLG: 0.420	F5		L8		F8		F8		F8	5	0	0	0	0	0	1									
Ivan Rodriguez, R (1, 2) OBP: 0.310, SLG: 0.381	L4		K		F9		HR		G5-3	5	1	1	2	0	1	0									
Alex Rodriguez, R (1, 6) OBP: 0.403, SLG: 0.599	CS		K		1B		HR		BB	4	1	3	1	1	1	0									
Juan Gonzalez, R (1, 9) OBP: 0.335, SLG: 0.438	CS	G6-3		P6	F8		2B		F3	5	0	1	0	0	0	2									
Rafael Palmeiro, L (1, 10) OBP: 0.369, SLG: 0.526		BB 10 E BB		BB 2B 1B		P4		IBB		2	2	1	0	2	0	0									
Herbert Perry, R (1, 5) OBP: 0.360, SLG: 0.500		BB 10 E4 BB		BB 2B 10 WP BB		F8		K		2	1	0	0	2	1	2									
Kevin Mench, R (1, 7) OBP: 0.391, SLG: 0.571		BB 10 E4 BB		P3		K		F9		3	0	0	0	1	1	2									
Ryan Ludwick, R (1, 8) OBP: 0.325, SLG: 0.386		F9		BB 10 WP 2B		HR		G6-3		4	1	2	1	0	0	3									
10 Michael Young, R (1, 4) OBP: 0.322, SLG: 0.418		E4		F8		B3		G1-3		4	0	0	0	0	0	4									
Inning Stats	R: 0 E: 0 K: 0 S: 9	H: 1 LOB: 0 BB: 0 P: 14	R: 1 E: 1 K: 0 S: 9	H: 0 LOB: 2 BB: 3 P: 21	R: 0 E: 0 K: 2 S: 12	H: 0 LOB: 0 BB: 0 P: 18	R: 2 E: 0 K: 0 S: 14	H: 2 LOB: 1 BB: 1 P: 24	R: 0 E: 0 K: 1 S: 7	H: 0 LOB: 0 BB: 0 P: 8	R: 3 E: 0 K: 1 S: 15	H: 4 LOB: 2 BB: 1 P: 28	R: 0 E: 0 K: 0 S: 7	H: 0 LOB: 0 BB: 0 P: 11	R: 0 E: 0 K: 0 S: 9	H: 0 LOB: 1 BB: 1 P: 20	1B: 4 2B: 2 3B: 0 HR: 2	SF: 0 SAC: 0 DP: 0 HBP: 0	WP: 1 PB: 0 SB: 0 CS: 1	PA: 41					
PITCHER	IP	WLS	BF	H	R	ER	SO	BB	IBB	HBP	BLK	WP	HR	S	P	ERA	WHIP								
Ramon Ortiz, R (1, 1) ERA: 3.47	6.2		29	6	5	4	3	4	0	0	0	0	1	68	106	5.40	1.500								
Al Levine, R (7, 1) ERA: 4.11	0.1		4	2	1	1	1	0	1	0	0	0	1	9	20	27.00	6.000								
Ben Weber, R (8, 1) ERA: 2.75	1.0	W	3	0	0	0	0	0	0	0	0	0	0	7	11	0.00	0.000								
Troy Percival, R (9, 1) ERA: 2.31	1.0	S	4	0	0	0	0	1	0	0	0	0	0	9	20	0.00	1.000								

Anaheim Angels @ Texas Rangers
The Ballpark at Arlington, Arlington, TX
Wed Jun 26 2002, 8:05 PM EDT
Att: 29,726 - Cloudy - 74 F

AB	34
R	6
H	8
RBI	4
BB	6
SO	4
LOB	14



Batter	1	2	3	4	5	6	7	8	9	AB	R	H	RBI	BB	SO	LOB	TOP								
David Eckstein, R (1, 6) OBP: 0.363, SLG: 0.401	0-1 P6		2-2 BB 1B		1-1 FC1-5 G3 1B		1-1 F7		2-2 2B E 1B	5	2	2	0	0	0	2									
Darin Erstad, L (1, 8) OBP: 0.347, SLG: 0.433	0-0 L9		4-2 BB		0-0 G3		1-1 L6		1-2 E 16 FC3-2-5 2B	4	0	1	1	1	0	2									
Tim Salmon, R (1, 9) OBP: 0.368, SLG: 0.504 Orlando Palmeiro, L (9, PR) OBP: 0.361, SLG: 0.378	4-1 16 WP BB		3-3 K		0-0 16 1B 2-H 3-H 1B		2-3 K		3-1 E6 16 FC3-2-5 2B	4	0	1	2	1	2	3									
16 Garret Anderson, L (1, 7) OBP: 0.324, SLG: 0.546	2-2 F8				0-0 G3				1-0 G3-1 FC3-2-5 2B	5	0	1	0	0	0	3									
Troy Glaus, R (1, 5) OBP: 0.342, SLG: 0.453		1-0 F8			3-2 F9				1-3 K	4	0	0	0	1	2	4									
Brad Fullmer, L (1, 10) OBP: 0.335, SLG: 0.518		1-3 K			0-1 L3				0-1 P6 1B	4	1	1	0	0	1	1									
Scott Spiezio, S (1, 3) OBP: 0.373, SLG: 0.407		1-3 K2-3			0-2 1B 1B				3-2 L9	4	1	2	1	0	1	1									
Bengie Molina, R (1, 2) OBP: 0.290, SLG: 0.333			1-3 K		0-0 FC1-5 1B				1-1 G6-3	4	0	1	0	0	1	0									
Adam Kennedy, L (1, 4) OBP: 0.340, SLG: 0.449			2-3 K		1-0 G3 FC1-5 1B				2-2 G6-3 1B 2B	4	2	2	1	0	1	0									
Inning Stats	R: 0 E: 0 K: 0 S: 7	H: 0 LOB: 1 BB: 1 P: 13	R: 0 E: 0 K: 2 S: 8	H: 0 LOB: 0 BB: 0 P: 11	R: 0 E: 0 K: 3 S: 16	H: 1 LOB: 2 BB: 1 P: 28	R: 0 E: 0 K: 0 S: 8	H: 0 LOB: 0 BB: 0 P: 13	R: 3 E: 0 K: 1 S: 14	H: 5 LOB: 2 BB: 0 P: 17	R: 1 E: 0 K: 0 S: 7	H: 2 LOB: 0 BB: 0 P: 8	R: 0 E: 0 K: 1 S: 11	H: 0 LOB: 1 BB: 1 P: 18	R: 0 E: 0 K: 0 S: 11	H: 0 LOB: 1 BB: 1 P: 18	R: 2 E: 1 K: 1 S: 22	H: 3 LOB: 2 BB: 0 P: 33	1B: 8 2B: 3 3B: 0 HR: 0	SF: 0 SAC: 0 DP: 0 HBP: 0	WP: 1 PB: 0 SB: 0 CS: 0	PA: 41			
PITCHER	IP	WLS	BF	H	R	ER	SO	BB	IBB	HBP	BLK	WP	HR	S	P	ERA	WHIP								
Rob Bell, R (1, 1) ERA: 5.66	7.1	L	32	8	4	4	7	3	0	0	0	1	0	72	110	4.91	1.500								
Juan Alvarez, L (8, 1) ERA: 2.45	0.2		2	0	0	0	0	0	0	0	0	0	0	6	9	0.00	0.000								
Anthony Telford, R (9, 1) ERA: 4.82	1.0		7	3	2	1	1	0	0	0	0	0	0	22	33	9.00	3.000								

Anaheim Angels @ Texas Rangers
The Ballpark at Arlington, Arlington, TX
Thu Jun 27 2002, 8:05 PM EDT
Att: 22,077 - Cloudy - 85 F

AB 38
R 6
H 11
RBI 5
BB 3
SO 8
LOB 16



Batter	1	2	3	4	5	6	7	8	9	AB	R	H	RBI	BB	SO	LOB	BOTTOM								
10 Michael Young, R (1, 4) OBP: 0.316, SLG: 0.410	1-3 K		0-1 F7		1-3 K				1-2 E6 FC6-4 1B	5	0	0	0	0	2	1									
Ivan Rodriguez, R (1, 2) OBP: 0.306, SLG: 0.398	0-1 F9		2-1 HR		1-2 F9				0-0 FC6-4 1-2 1B	5	1	1	1	0	0	2									
Alex Rodriguez, R (1, 6) OBP: 0.403, SLG: 0.593	2-3 K		1-0 F8						2-3 K2-3	3	1	0	0	2	2	0									
Juan Gonzalez, R (1, 9) OBP: 0.339, SLG: 0.440		0-0 BB 1B	3-3 K		0-0 F8				1-1 HBP BB 1B	4	1	2	0	0	1	1									
Rafael Palmeiro, L (1, 10) OBP: 0.368, SLG: 0.520 Jason Romano, R (8, PR) OBP: 0.254, SLG: 0.278		0-1 F8			0-3 K				4-1 BB HBP BB	3	0	0	0	1	1	2									
Herbert Perry, R (1, 5) OBP: 0.357, SLG: 0.495		2-2 BB 1B			2-1 F9				1-3 K	4	0	1	0	0	1	4									
Kevin Mench, R (1, 7) OBP: 0.403, SLG: 0.574		1-0 P4			3-2 1B				1-1 G5-4-3 1B	3	0	2	1	0	0	2									
Todd Greene, R (1, 3) OBP: 0.246, SLG: 0.387 Mike Lamb, L (8, PH) OBP: 0.345, SLG: 0.420		4-2 BB			2-1 L5				1-1 G5-4-3 1B	2	0	0	0	1	0	2									
Ryan Ludwick, R (1, 8) OBP: 0.321, SLG: 0.378		1-2 2-3 BB			3-3 K				4-1 G4-6-3 BB	0	0	0	1	1	0	0									
Inning Stats	R: 0 E: 0 K: 2 S: 9	H: 2 LOB: 3 BB: 1 P: 24	R: 1 E: 0 K: 1 S: 10	H: 1 LOB: 0 BB: 0 P: 16	R: 0 E: 0 K: 1 S: 16	H: 1 LOB: 1 BB: 0 P: 23	R: 0 E: 0 K: 0 S: 6	H: 0 LOB: 1 BB: 1 P: 12	R: 0 E: 1 K: 0 S: 9	H: 2 LOB: 2 BB: 0 P: 14	R: 2 E: 0 K: 1 S: 14	H: 1 LOB: 3 BB: 3 P: 29	R: 0 E: 0 K: 1 S: 8	H: 0 LOB: 0 BB: 0 P: 13	R: 0 E: 0 K: 1 S: 8	H: 0 LOB: 0 BB: 0 P: 13	1B: 6 2B: 0 3B: 0 HR: 1	SF: 0 SAC: 0 DP: 2 HBP: 1	WP: 0 PB: 0 SB: 0 CS: 0	PA: 39					
PITCHER	IP	WLS	BF	H	R	ER	SO	BB	IBB	HBP	BLK	WP	HR	S	P	ERA	WHIP								
Jarrod Washburn, L (1, 1) ERA: 3.47	6.0		24	4	1	1	6	2	0	0	0	0	0	19	35	13.50	3.750								
Ben Weber, R (7, 1) ERA: 3.13	1.1	H	10	3	2	2	1	2	0	1	0	0	0	3	3	0.00	0.000								
Dennis Cook, L (8, 1) ERA: 2.95	0.0		1	0	0	0	0	1	0	0	0	0	0	1	5	∞	∞								
62 Scot Shields, R (8, 1) ERA: 4.15	0.2	H	1	0	0	0	0	0	0	0	0	0	0	3	3	0.00	0.000								
Troy Percival, R (9, 1) ERA: 2.22	1.0	S	3	0	0	0	1	0	0	0	0	0	0	8	13	0.00	0.000								

Anaheim Angels @ Texas Rangers
The Ballpark at Arlington, Arlington, TX
Thu Jun 27 2002, 8:05 PM EDT
Att: 22,077 - Cloudy - 85 F

AB 33
R 3
H 7
RBI 3
BB 5
SO 8
LOB 20



Batter	1	2	3	4	5	6	7	8	9	AB	R	H	RBI	BB	SO	LOB	TOP				
Jose Vizcaino, S OBP: 0.341, SLG: 0.353	F8		K		G6-3	F8		F7		5	0	1	1	0	1	1					
Craig Biggio, R OBP: 0.331, SLG: 0.376	E5				G6-3	F8			F9	5	0	1	0	0	0	1					
17 Lance Berkman, S OBP: 0.398, SLG: 0.592	F9		K				L6			5	1	2	1	0	1	2					
5 Jeff Bagwell, R OBP: 0.369, SLG: 0.464	G6-3				FC6-4		K		K	4	0	0	0	1	2	2					
Daryle Ward, L OBP: 0.307, SLG: 0.392		G4-3				F9				3	0	0	0	1	1	2					
Brian Hunter, R OBP: 0.310, SLG: 0.420			K						P4	1	0	0	0	0	0	0					
Richard Hidalgo, R OBP: 0.351, SLG: 0.483				G6-3		G3	G1-3			3	2	1	0	1	0	1					
Orlando Merced, S OBP: 0.404, SLG: 0.538					G4-3	G3		G3		3	2	2	2	1	0	0					
Geoff Blum, S OBP: 0.331, SLG: 0.396		L4			G4-3	G3		K		4	0	0	0	0	1	3					
Brad Ausmus, R OBP: 0.344, SLG: 0.376	F9				G6-3					3	1	1	2	1	0	1					
Inning Stats	R: 0 E: 1 K: 0 S: 7	H: 0 LOB: 1 BB: 0 P: 11	R: 2 E: 0 K: 0 S: 12	H: 2 LOB: 0 BB: 0 P: 20	R: 0 E: 0 K: 3 S: 14	H: 1 LOB: 2 BB: 1 P: 24	R: 0 E: 0 K: 0 S: 4	H: 0 LOB: 1 BB: 1 P: 9	R: 0 E: 0 K: 0 S: 7	H: 1 LOB: 1 BB: 0 P: 11	R: 3 E: 0 K: 0 S: 13	H: 3 LOB: 1 BB: 1 P: 23	R: 0 E: 0 K: 1 S: 9	H: 0 LOB: 1 BB: 1 P: 18	R: 1 E: 0 K: 1 S: 12	H: 1 LOB: 0 BB: 0 P: 19	1B: 4 2B: 2 3B: 0 HR: 2	SF: 0 SAC: 0 DP: 0 HBP: 0	WP: 0 PB: 0 SB: 1 CS: 0	PA: 41	
PITCHER	IP	WLS	BF	H	R	ER	SO	BB	IBB	HBP	BLK	WP	HR	S	P	ERA	WHIP				
Chan Ho Park, R ERA: 8.12	7.2	L	36	7	5	5	5	5	0	0	0	0	1	69	122	5.87	1.565				
Todd Van Poppel, R ERA: 4.5	1.1		5	1	1	1	1	0	0	0	0	0	1	16	25	6.75	0.750				

Houston Astros @ Texas Rangers
The Ballpark at Arlington, Arlington, TX
Fri Jun 28 2002, 8:05 PM EDT
Att: 36,471 - Cloudy - 75 F

AB 36
R 6
H 8
RBI 6
BB 5
SO 6
LOB 13



Batter	1	2	3	4	5	6	7	8	9	AB	R	H	RBI	BB	SO	LOB	BOTTOM					
Frank Catalanotto, L OBP: 0.359, SLG: 0.454	P6		G4-3				K			4	0	1	1	0	1	1						
Ivan Rodriguez, R OBP: 0.312, SLG: 0.409	K				G6-4-3					4	2	2	0	0	1	1						
Alex Rodriguez, R OBP: 0.401, SLG: 0.598	G5-3					G6-3				4	1	1	2	0	1	1						
Juan Gonzalez, R OBP: 0.348, SLG: 0.444		FC5-4								3	0	2	1	1	1	0						
Rafael Palmeiro, L OBP: 0.363, SLG: 0.512						F7				4	0	0	0	0	2	3						
Herbert Perry, R OBP: 0.395, SLG: 0.489										4	0	1	0	0	0	1						
Kevin Mench, R OBP: 0.407, SLG: 0.619		FC5-4								4	1	2	1	0	1	2						
Ryan Ludwick, R OBP: 0.310, SLG: 0.364										3	0	0	0	0	2	3						
Todd Greene, R OBP: 0.242, SLG: 0.381										1	0	0	0	0	1	0						
10 Michael Young, R OBP: 0.315, SLG: 0.411			F8							4	1	1	0	0	1	1						
Inning Stats	R: 0 E: 0 K: 1 S: 9	H: 0 LOB: 0 BB: 0 P: 12	R: 0 E: 0 K: 2 S: 16	H: 2 LOB: 2 BB: 0 P: 23	R: 2 E: 0 K: 1 S: 8	H: 2 LOB: 0 BB: 0 P: 14	R: 0 E: 0 K: 2 S: 10	H: 0 LOB: 0 BB: 0 P: 15	R: 1 E: 0 K: 0 S: 6	H: 2 LOB: 0 BB: 0 P: 10	R: 0 E: 0 K: 0 S: 12	H: 0 LOB: 1 BB: 1 P: 18	R: 0 E: 0 K: 3 S: 12	H: 1 LOB: 1 BB: 0 P: 19	R: 1 E: 0 K: 1 S: 9	H: 2 LOB: 0 BB: 0 P: 13	R: 1 E: 0 K: 1 S: 13	H: 1 LOB: 0 BB: 0 P: 19	1B: 5 2B: 2 3B: 1 HR: 2	SF: 0 SAC: 0 DP: 2 HBP: 0	WP: 0 PB: 0 SB: 1 CS: 0	PA: 36
PITCHER	IP	WLS	BF	H	R	ER	SO	BB	IBB	HBP	BLK	WP	HR	S	P	ERA	WHIP					
44 Roy Oswalt, R ERA: 3.24	7.0	W	28	7	3	3	9	1	0	0	0	0	0	8	12	27.00	6.000					
Ricky Stone, R ERA: 2.2	0.1	H	3	2	1	1	1	0	0	0	0	0	0	1	14	5.40	0.600					
Billy Wagner, L ERA: 2.75	1.2	S	5	1	1	1	1	0	0	0	0	0	1	14	20	5.40	0.600					

Houston Astros @ Texas Rangers
The Ballpark at Arlington, Arlington, TX
Fri Jun 28 2002, 8:05 PM EDT
Att: 36,471 - Cloudy - 75 F

AB 35
R 5
H 10
RBI 5
BB 1
SO 11
LOB 13



Batter	1	2	3	4	5	6	7	8	9	AB	R	H	RBI	BB	SO	LOB	TOP								
Julio Lugo, R OBP: 0.327, SLG: 0.377 (1, 6)										5	2	2	0	0	2	3									
Craig Biggio, R OBP: 0.339, SLG: 0.379 (1, 4)										3	2	2	1	1	0	0									
17 Lance Berkman, S OBP: 0.401, SLG: 0.601 (7, 7)										4	1	2	3	1	0	0									
5 Jeff Bagwell, R OBP: 0.367, SLG: 0.459 (1, 3)										3	0	0	1	1	1	2									
Daryle Ward, L OBP: 0.309, SLG: 0.390 (1, 10)										4	0	1	0	1	1	3									
Richard Hidalgo, R OBP: 0.355, SLG: 0.483 (1, 9)										4	1	2	1	1	0	1									
Orlando Merced, S OBP: 0.391, SLG: 0.519 (7, 7)										3	0	0	0	0	0	2									
Brian Hunter, R OBP: 0.314, SLG: 0.422 (7, 8)										2	0	1	0	0	0	0									
Geoff Blum, S OBP: 0.345, SLG: 0.424 (1, 5)										4	1	3	2	1	0	2									
Gregg Zaun, S OBP: 0.302, SLG: 0.348 (1, 2)										3	0	0	0	0	0	3									
Brad Ausmus, R OBP: 0.345, SLG: 0.377 (7, 2)										2	1	1	0	0	0	1									
Inning Stats	R: 0 E: 0 K: 1 S: 13	H: 2 LOB: 2 BB: 0 P: 22	R: 0 E: 0 K: 1 S: 7	H: 0 LOB: 2 BB: 2 P: 20	R: 0 E: 0 K: 1 S: 7	H: 0 LOB: 1 BB: 1 P: 11	R: 0 E: 0 K: 0 S: 9	H: 1 LOB: 1 BB: 1 P: 16	R: 1 E: 0 K: 0 S: 7	H: 2 LOB: 0 BB: 0 P: 10	R: 2 E: 1 K: 0 S: 11	H: 2 LOB: 0 BB: 0 P: 16	R: 3 E: 0 K: 1 S: 19	H: 4 LOB: 2 BB: 1 P: 38	R: 2 E: 0 K: 0 S: 9	H: 2 LOB: 2 BB: 2 P: 19	R: 0 E: 0 K: 0 S: 8	H: 1 LOB: 1 BB: 0 P: 14	1B: 11 2B: 1 3B: 0 HR: 2	SF: 1 SAC: 1 DP: 0 HBP: 1	WP: 0 PB: 0 SB: 0 CS: 0	PA: 46			
PITCHER	IP	WLS	BF	H	R	ER	SO	BB	IBB	HBP	BLK	WP	HR	S	P	ERA	WHIP								
Dave Burba, R ERA: 5.06 (1, 1)	6.0		27	7	3	3	3	3	0	0	0	0	1	54	95	4.50	1.667								
Jay Powell, R ERA: 8.75 (7, 1)	0.2	L	6	3	3	3	1	1	0	0	0	0	1	14	29	40.50	6.000								
Juan Alvarez, L ERA: 2.38 (7, 1)	0.1		2	1	0	0	1	0	0	0	0	0	0	5	9	0.00	3.000								
Anthony Telford, R ERA: 5.49 (8, 1)	1.0		7	2	2	2	0	1	1	1	0	0	0	9	19	18.00	3.000								
Colby Lewis, R ERA: 6.49 (9, 1)	1.0		4	1	0	0	0	0	0	0	0	0	0	8	14	0.00	1.000								

Houston Astros @ Texas Rangers
The Ballpark at Arlington, Arlington, TX
Sat Jun 29 2002, 8:05 PM EDT
Att: 44,708 - Cloudy - 75 F

AB 37
R 8
H 14
RBI 8
BB 6
SO 4
LOB 17



Batter	1	2	3	4	5	6	7	8	9	AB	R	H	RBI	BB	SO	LOB	BOTTOM								
Frank Catalanotto, L OBP: 0.371, SLG: 0.462 (1, 3)										2	2	1	2	2	0	0									
Herbert Perry, R OBP: 0.354, SLG: 0.487 (9, PH)										4	0	2	0	1	1	1									
Ivan Rodriguez, R OBP: 0.322, SLG: 0.412 (1, 2)										4	1	1	0	1	2	3									
Alex Rodriguez, R OBP: 0.401, SLG: 0.593 (1, 6)										4	1	1	0	1	2	3									
Juan Gonzalez, R OBP: 0.349, SLG: 0.443 (1, 9)										5	0	2	1	0	1	3									
Rafael Palmeiro, L OBP: 0.368, SLG: 0.523 (1, 10)										2	1	1	1	2	1	2									
Kevin Mench, R OBP: 0.394, SLG: 0.602 (1, 7)										3	0	0	1	0	1	1									
Mike Lamb, L OBP: 0.343, SLG: 0.416 (1, 5)										4	0	1	0	0	1	2									
Ryan Ludwick, R OBP: 0.295, SLG: 0.346 (1, 8)										4	0	0	0	0	0	1									
10 Michael Young, R OBP: 0.314, SLG: 0.409 (1, 4)										4	1	1	0	0	0	1									
Inning Stats	R: 2 E: 0 K: 0 S: 15	H: 1 LOB: 2 BB: 3 P: 35	R: 2 E: 0 K: 2 S: 16	H: 3 LOB: 1 BB: 0 P: 18	R: 1 E: 0 K: 1 S: 10	H: 1 LOB: 0 BB: 0 P: 13	R: 0 E: 0 K: 1 S: 9	H: 0 LOB: 0 BB: 0 P: 16	R: 0 E: 0 K: 0 S: 10	H: 1 LOB: 1 BB: 1 P: 15	R: 0 E: 0 K: 0 S: 8	H: 0 LOB: 0 BB: 0 P: 12	R: 0 E: 0 K: 1 S: 10	H: 2 LOB: 2 BB: 1 P: 16	R: 0 E: 0 K: 1 S: 14	H: 1 LOB: 1 BB: 0 P: 17	R: 0 E: 0 K: 1 S: 13	H: 0 LOB: 1 BB: 1 P: 22	1B: 7 2B: 0 3B: 0 HR: 2	SF: 1 SAC: 0 DP: 1 HBP: 0	WP: 0 PB: 0 SB: 1 CS: 1	PA: 40			
PITCHER	IP	WLS	BF	H	R	ER	SO	BB	IBB	HBP	BLK	WP	HR	S	P	ERA	WHIP								
Kirk Saarloos, R ERA: 17.65 (1, 1)	2.0		14	5	5	5	2	2	0	0	0	0	0	34	56	22.50	3.500								
Brandon Puffer, R ERA: 4.5 (3, 1)	4.0	W	13	1	0	0	2	1	0	0	0	0	0	34	53	0.00	0.500								
Ricky Stone, R ERA: 2.16 (7, 1)	0.2	H	4	2	0	0	0	1	0	0	0	0	0	6	11	0.00	4.500								
Pedro Borbon, L ERA: 5.59 (7, 1)	0.1	H	1	0	0	0	1	0	0	0	0	0	0	4	5	0.00	0.000								
Octavio Dotel, R ERA: 2.68 (8, 1)	1.0	H	4	1	0	0	1	0	0	0	0	0	0	14	17	0.00	1.000								
PITCHER	IP	WLS	BF	H	R	ER	SO	BB	IBB	HBP	BLK	WP	HR	S	P	ERA	WHIP								
Billy Wagner, L ERA: 2.68 (9, 1)	1.0	S	4	0	0	0	1	1	0	0	0	0	0	13	22	0.00	1.000								

Houston Astros @ Texas Rangers
The Ballpark at Arlington, Arlington, TX
Sat Jun 29 2002, 8:05 PM EDT
Att: 44,708 - Cloudy - 75 F

AB 33
R 5
H 9
RBI 5
BB 6
SO 7
LOB 14



Batter	1	2	3	4	5	6	7	8	9	AB	R	H	RBI	BB	SO	LOB	TOP										
Randy Winn, S (1, 8) OBP: 0.356, SLG: 0.472	4-2 FC1-6 BB		2-2 E9 1B		1-1 G4-3		0-0 G6-3			3	0	1	0	1	0	0											
Brent Abernathy, R (1, 4) OBP: 0.295, SLG: 0.329	0-1 FC1-6 FC6-4 BB 1-2		0-0 F9		1-0 G1-3			1-2 G6-3		4	0	0	0	0	0	2											
Ben Grieve, L (1, 9) OBP: 0.342, SLG: 0.429	4-2 FC6-4 BB 1-2		2-1 F7			3-2 G5-3		0-0 G3		3	0	0	0	1	0	1											
Aubrey Huff, L (1, 10) OBP: 0.361, SLG: 0.517	1-2 FC6-4 HBP 1-2 2-3		4-0 BB			1-2 G1		0-0 F8		3	0	0	0	1	0	2											
Dave McCarty, R (1, 7) OBP: 0.209, SLG: 0.308	2-0 HBP 1-2		2-3 K			0-0 HR			3-2 G4-3	3	1	1	1	0	1	2											
John Flaherty, R (1, 2) OBP: 0.298, SLG: 0.387	3-2 F8			1-3 K2-3		1-1 2B			2-3 K	4	0	1	0	0	2	3											
18 Jared Sandberg, R (1, 3) OBP: 0.264, SLG: 0.441		3-3 K		2-0 F8		3-2 G5-3			3-3 K	4	0	0	0	0	2	1											
Chris Gomez, R (1, 6) OBP: 0.306, SLG: 0.401		1-3 K		1-0 F7			3-2 G5-3			3	0	0	0	0	1	0											
Russ Johnson, R (1, 5) OBP: 0.330, SLG: 0.301		0-1 G5-3			3-2 G4-3		2-1 G6-3			3	0	0	0	0	0	0											
Inning Stats	R: 0 E: 0 K: 0 S: 12	H: 0 LOB: 3 BB: 2 P: 26	R: 0 E: 0 K: 2 S: 8	H: 0 LOB: 0 BB: 0 P: 12	R: 0 E: 1 K: 1 S: 9	H: 1 LOB: 2 BB: 1 P: 19	R: 0 E: 0 K: 1 S: 5	H: 0 LOB: 0 BB: 0 P: 9	R: 0 E: 0 K: 0 S: 6	H: 0 LOB: 0 BB: 0 P: 11	R: 1 E: 0 K: 0 S: 12	H: 2 LOB: 1 BB: 0 P: 20	R: 0 E: 0 K: 0 S: 6	H: 0 LOB: 0 BB: 0 P: 11	R: 0 E: 0 K: 2 S: 12	H: 0 LOB: 0 BB: 0 P: 20	R: 0 E: 0 K: 2 S: 12	H: 0 LOB: 0 BB: 0 P: 20	1B: 1 2B: 1 3B: 0 HR: 1	SF: 0 SAC: 0 DP: 0 HBP: 1	WP: 0 PB: 0 SB: 0 CS: 0	PA: 34					
PITCHER	IP	WLS	BF	H	R	ER	SO	BB	IBB	HBP	BLK	WP	HR	S	P	ERA	WHIP										
Kenny Rogers, L (1, 1) ERA: 3.12	7.0	W	28	3	1	1	4	3	0	1	0	0	1	58	108	1.29	0.857										
John Rocker, L (8, 1) ERA: 8.75	1.0	H	3	0	0	0	0	0	0	0	0	0	0	6	7	0.00	0.000										
Hideki Irabu, R (9, 1) ERA: 5.65	1.0	S	3	0	0	0	2	0	0	0	0	0	0	12	20	0.00	0.000										

Tampa Bay Devil Rays @ Texas Rangers
The Ballpark at Arlington, Arlington, TX
Tue Jul 02 2002, 8:05 PM EDT
Att: 20,295 - Cloudy - 75 F

AB	30
R	1
H	3
RBI	1
BB	3
SO	6
LOB	11



Batter	1	2	3	4	5	6	7	8	9	AB	R	H	RBI	BB	SO	LOB	BOTTOM										
Frank Catalanotto, L (1, 10) OBP: 0.375, SLG: 0.482	3-2 G4-3		1-0 P6		1-0 G5-4-3 1B		2-2 E3 1B			4	0	2	0	0	0	1											
Ivan Rodriguez, R (1, 2) OBP: 0.320, SLG: 0.403	0-1 G4-3		0-0 G4-3		1-3 K		4-2 BB			3	0	0	0	1	1	2											
Alex Rodriguez, R (1, 6) OBP: 0.399, SLG: 0.589	0-1 P3		3-2 S 1B		0-1 G5-4-3 1-2		2-2 P3			4	0	1	1	0	0	3											
Juan Gonzalez, R (1, 9) OBP: 0.352, SLG: 0.461		0-0 HR	1-2 L4		1-0 G5-3		0-0 G5-3 1B			4	1	2	1	0	0	1											
Rafael Palmeiro, L (1, 3) OBP: 0.369, SLG: 0.532		1-1 F8		2-1 HR		4-0 FC6-4 BB		1-0 G5-3		3	1	1	1	1	0	1											
Herbert Perry, R (1, 5) OBP: 0.356, SLG: 0.487		2-2 1B		3-2 CS 1B		0-0 FC6-4 1-2		0-0 G5-3		4	0	2	0	0	0	2											
Carl Everett, S (1, 8) OBP: 0.241, SLG: 0.322		0-3 K		3-3 K 1-2		1-0 F7		0-3 K		4	0	0	0	0	3	4											
Kevin Mench, R (1, 7) OBP: 0.392, SLG: 0.591		1-3 K		4-2 BB			0-1 G1-3			2	0	0	0	1	1	1											
10 Michael Young, R (1, 4) OBP: 0.314, SLG: 0.412			0-0 G4-3 1B 2B		0-1 L7		0-1 F9			3	1	1	0	0	0	1											
Inning Stats	R: 0 E: 0 K: 0 S: 7	H: 0 LOB: 0 BB: 0 P: 10	R: 1 E: 0 K: 2 S: 13	H: 2 LOB: 1 BB: 0 P: 17	R: 1 E: 0 K: 0 S: 10	H: 2 LOB: 1 BB: 0 P: 15	R: 1 E: 0 K: 1 S: 13	H: 2 LOB: 1 BB: 1 P: 25	R: 0 E: 0 K: 0 S: 6	H: 1 LOB: 0 BB: 0 P: 8	R: 0 E: 0 K: 0 S: 3	H: 0 LOB: 1 BB: 1 P: 9	R: 0 E: 1 K: 0 S: 16	H: 1 LOB: 2 BB: 1 P: 24	R: 0 E: 0 K: 1 S: 6	H: 1 LOB: 1 BB: 0 P: 7	R: 0 E: 0 K: 1 S: 6	H: 1 LOB: 1 BB: 0 P: 7	1B: 6 2B: 2 3B: 0 HR: 2	SF: 0 SAC: 0 DP: 2 HBP: 0	WP: 0 PB: 0 SB: 1 CS: 1	PA: 34					
PITCHER	IP	WLS	BF	H	R	ER	SO	BB	IBB	HBP	BLK	WP	HR	S	P	ERA	WHIP										
Tanyon Sturtze, R (1, 1) ERA: 4.81	8.0	L	34	9	3	3	5	3	0	0	0	0	2	74	115	3.38	1.500										

Tampa Bay Devil Rays @ Texas Rangers
The Ballpark at Arlington, Arlington, TX
Tue Jul 02 2002, 8:05 PM EDT
Att: 20,295 - Cloudy - 75 F

AB	31
R	3
H	9
RBI	3
BB	3
SO	5
LOB	16



Batter	1	2	3	4	5	6	7	8	9	AB	R	H	RBI	BB	SO	LOB	TOP
6 Melvin Mora, R OBP: 0.353, SLG: 0.427	1-1 G4-3 1B		1-3 K		0-0 G5-3		2-1 K 1BB	0-0 F9		5	0	2	0	0	1	2	
1 Brian Roberts, S OBP: 0.328, SLG: 0.317	1-2 G4-3		3-1 G4-3		0-2 F9		4-0 WP BB		2-1 F8	4	0	0	0	1	0	2	
Gary Matthews, S OBP: 0.349, SLG: 0.441	1-3 K		0-0 G3-1			4-0 HR BB	1-3 K		1-2 G4-3	4	1	0	0	1	2	3	
Tony Batista, R OBP: 0.338, SLG: 0.526	3-3 K			0-0 31 1B 21 G4-6-3 1B		2-2 HR	4-0 IBB		2-2 G5-3	4	2	2	2	1	1	1	
31 Jay Gibbons, L OBP: 0.331, SLG: 0.487		1-0 G3-1		1-2 21 G4-6-3 1B		3-1 HR	3-2 F9			4	1	2	0	0	0	3	
21 Marty Cordova, R OBP: 0.332, SLG: 0.444		1-0 2B 1B		0-1 G4-6-3 1B		3-2 F8		2-3 K		4	1	1	0	0	1	1	
Chris Singleton, L OBP: 0.286, SLG: 0.406		1-2 1B 2B		1-3 K		3-H L9		0-0 BB 1B		4	1	2	0	0	1	0	
Geronomo Gil, R OBP: 0.286, SLG: 0.404		1-0 G5-4-3 1B			0-3 K2-3	1-2 G5-3		4-1 1B BB		3	0	1	1	1	1	0	
Mike Bordick, R OBP: 0.311, SLG: 0.360	0-1 G5-4-3 1B			4-2 6 G5-3 BB		1-3 K		1-2 1B		3	0	1	1	1	1	2	
Inning Stats	R: 0 H: 1 E: 0 K: 2 S: 11	H: 3 R: 1 ER: 1 SO: 6 BB: 1 LOB: 17	R: 0 H: 0 E: 0 K: 1 S: 6	H: 0 R: 0 ER: 0 SO: 10 BB: 0 LOB: 10	R: 1 H: 2 E: 0 K: 1 S: 9	H: 0 R: 0 ER: 0 SO: 10 BB: 1 LOB: 14	R: 3 H: 2 E: 0 K: 0 S: 17	H: 2 R: 0 ER: 0 SO: 27 BB: 2 LOB: 31	R: 0 H: 1 E: 0 K: 1 S: 10	H: 2 R: 1 ER: 1 SO: 17 BB: 1 LOB: 17	R: 0 H: 0 E: 0 K: 0 S: 10	H: 0 R: 0 ER: 0 SO: 15 BB: 0 LOB: 15	1B: 8 2B: 1 3B: 1 HR: 1	SF: 0 SAC: 0 DP: 2 HBP: 0	WP: 2 PA: 40 PB: 0 SB: 0 CS: 0		
PITCHER	IP WLS BF H R ER SO BB IBB HBP BLK WP HR S P ERA WHIP	IP WLS BF H R ER SO BB IBB HBP BLK WP HR S P ERA WHIP															IP WLS BF H R ER SO BB IBB HBP BLK WP HR S P ERA WHIP
Chan Ho Park, R ERA: 8.01	6.1 28 9 5 5 6 2 0 0 0 1 1 68 105 7.11 1.737																
Randy Flores, L ERA: 4.0	0.2 4 0 0 0 1 1 1 0 0 0 0 0 7 19 0.00 1.500																
Anthony Telford, R ERA: 5.4	2.0 W 8 2 1 1 1 1 0 0 0 0 0 20 32 4.50 1.500																

Baltimore Orioles @ Texas Rangers
The Ballpark at Arlington, Arlington, TX
Fri Jul 05 2002, 8:05 PM EDT
Att: 28,454 - Cloudy - 82 F

AB	35
R	6
H	11
RBI	4
BB	5
SO	8
LOB	14



Batter	1	2	3	4	5	6	7	8	9	AB	R	H	RBI	BB	SO	LOB	BOTTOM
10 Michael Young, R OBP: 0.314, SLG: 0.404	4-2 1B 1B BB G1-2-3	2-2 G1-3		0-0 CS 1B			0-0 G5-3		2-3 K	4	0	1	0	1	1	3	
Mike Lamb, L OBP: 0.351, SLG: 0.420	1-2 G1-2-3 1B	1-0 P6		2-2 CS	1-1 F7			1-1 HR 1B	2-1 G4-3 1B	5	2	3	0	0	0	2	
Alex Rodriguez, R OBP: 0.399, SLG: 0.602	1-1 G1-2-3 1B		1-3 K		2-2 G6-3			1-1 HR 1B	2-0 G4-3	5	1	2	3	0	1	1	
Juan Gonzalez, R OBP: 0.359, SLG: 0.489	0-2 G1-2-3		0-0 HR		2-1 G1-3			0-2 G6-3	4-0 1B IBB	4	1	1	1	1	0	3	
Rafael Palmeiro, L OBP: 0.377, SLG: 0.554	3-1 F9		1-0 HR			3-2 G3		4-1 1B BB	1-2 1B	3	1	1	1	1	0	2	
Jason Romano, R OBP: 0.254, SLG: 0.278										0	0	0	0	0	0	0	
Frank Catalanotto, L OBP: 0.380, SLG: 0.487										1	0	1	1	0	0	0	
Ivan Rodriguez, R OBP: 0.340, SLG: 0.486		0-0 2B	1-2 L1			1-2 G6-3 1B		0-3 K		4	1	2	0	0	1	1	
Herbert Perry, R OBP: 0.346, SLG: 0.466	4-2 2B BB		1-2 G5-3			1-2 G6-3		1-0 1B		3	0	1	0	1	0	1	
Kevin Mench, R OBP: 0.383, SLG: 0.595		2-3 K		2-2 F7			1-2 G6-4-3 1B	2-2 G4-3		4	0	1	0	0	1	4	
Carl Everett, S OBP: 0.243, SLG: 0.321		0-0 2B		1-1 F8			1-1 G6-4-3		3-1 E3 1B 10 WP G4-3	4	1	1	1	0	0	1	
Inning Stats	R: 0 H: 2 E: 0 K: 0 S: 20	H: 2 R: 1 ER: 2 SO: 21 BB: 1 LOB: 2	R: 2 H: 2 E: 0 K: 1 S: 12	H: 2 R: 0 ER: 0 SO: 16 BB: 0 LOB: 0	R: 0 H: 1 E: 0 K: 0 S: 9	H: 0 R: 0 ER: 0 SO: 12 BB: 0 LOB: 0	R: 0 H: 1 E: 0 K: 0 S: 15	H: 1 R: 0 ER: 0 SO: 9 BB: 0 LOB: 0	R: 2 H: 3 E: 0 K: 1 S: 17	H: 2 R: 2 ER: 1 SO: 28 BB: 1 LOB: 2	R: 2 H: 2 E: 1 K: 1 S: 14	H: 2 R: 0 ER: 0 SO: 28 BB: 1 LOB: 2	1B: 9 2B: 2 3B: 0 HR: 3	SF: 0 SAC: 0 DP: 3 HBP: 0	WP: 1 PA: 42 PB: 0 SB: 0 CS: 1		
PITCHER	IP WLS BF H R ER SO BB IBB HBP BLK WP HR S P ERA WHIP	IP WLS BF H R ER SO BB IBB HBP BLK WP HR S P ERA WHIP															IP WLS BF H R ER SO BB IBB HBP BLK WP HR S P ERA WHIP
Jason Johnson, R ERA: 3.82	1.1 H 6 3 2 2 0 0 0 0 0 0 1 14 18 13.50 2.250																
Willis Roberts, R ERA: 2.03	0.0 1 0 0 0 0 1 0 0 0 0 0 1 5 ∞ ∞																
Buddy Groom, L ERA: 1.95	1.1 L 9 3 2 0 2 0 1 0 0 0 1 0 23 40 0.00 2.250																

Baltimore Orioles @ Texas Rangers
The Ballpark at Arlington, Arlington, TX
Fri Jul 05 2002, 8:05 PM EDT
Att: 28,454 - Cloudy - 82 F

AB	37
R	7
H	14
RBI	7
BB	4
SO	4
LOB	18



Batter	1	2	3	4	5	6	7	8	9	AB	R	H	RBI	BB	SO	LOB	TOP															
6 Melvin Mora, R OBP: 0.354, SLG: 0.437	F8	2B		E4			G5-3		SF8	5	1	2	2	0	0	1																
1 Brian Roberts, S Brook Fordyce, R OBP: 0.317, SLG: 0.306 OBP: 0.299, SLG: 0.312	K	F7		FC4-6			K		SF8	4	0	0	1	0	2	3																
Gary Matthews, S OBP: 0.350, SLG: 0.438	BB			CS	F7			21 1B	K	4	0	1	0	1	1	1																
Tony Batista, R OBP: 0.333, SLG: 0.518	P4				F7			F8	F9	5	0	0	0	0	0	3																
31 Jay Gibbons, L OBP: 0.333, SLG: 0.483					G4-3					2	2	0	0	1	1	1																
21 Marty Cordova, R OBP: 0.338, SLG: 0.457																																
Chris Singleton, L OBP: 0.281, SLG: 0.399																																
Geronimo Gil, R OBP: 0.294, SLG: 0.412																																
Jerry Hairston, R OBP: 0.296, SLG: 0.302																																
Mike Bordick, R OBP: 0.310, SLG: 0.356																																
Inning Stats	R: 0 E: 0 K: 1 S: 9	H: 0 LOB: 1 BB: 1 P: 17	R: 3 E: 0 K: 0 S: 18	H: 3 LOB: 1 BB: 0 P: 29	R: 1 E: 0 K: 0 S: 20	H: 1 LOB: 1 BB: 1 P: 31	R: 0 E: 1 K: 0 S: 18	H: 0 LOB: 0 BB: 0 P: 28	R: 0 E: 0 K: 2 S: 11	H: 0 LOB: 0 BB: 0 P: 14	R: 0 E: 0 K: 1 S: 7	H: 0 LOB: 0 BB: 0 P: 12	R: 0 E: 0 K: 1 S: 11	H: 2 LOB: 2 BB: 0 P: 15	R: 3 E: 0 K: 1 S: 13	H: 2 LOB: 1 BB: 0 P: 19	1B: 3 2B: 4 3B: 1 HR: 0	SF: 1 SAC: 0 DP: 0 HBP: 2	WP: 2 PA: 41 PB: 0 SB: 0 CS: 1													
PITCHER	IP WLS BF H R ER SO BB IBB HBP BLK WP HR S P ERA WHIP																															
Dave Burba, R ERA: 5.22	4.0	20	4	4	4	1	3	0	1	0	2	0	65	105	9.00	1.750																
Todd Van Poppel, R ERA: 4.31	3.0	9	0	0	0	3	0	0	0	0	0	0	25	35	0.00	0.000																
Colby Lewis, R ERA: 8.38	1.0	L	8	4	3	3	1	0	0	1	0	0	17	24	27.00	4.000																
Juan Alvarez, L ERA: 1.98	1.0	3	0	0	0	1	0	0	0	0	0	0	7	10	0.00	0.000																

Baltimore Orioles @ Texas Rangers
The Ballpark at Arlington, Arlington, TX
Sat Jul 06 2002, 8:05 PM EDT
Att: 29,360 - Cloudy - 89 F

AB 34
R 7
H 8
RBI 6
BB 3
SO 6
LOB 15



Batter	1	2	3	4	5	6	7	8	9	AB	R	H	RBI	BB	SO	LOB	BOTTOM															
Frank Catalanotto, L OBP: 0.369, SLG: 0.471	K									4	0	0	0	0	2	0																
Herbert Perry, R OBP: 0.346, SLG: 0.464										1	0	0	0	0	1	2																
10 Michael Young, R OBP: 0.316, SLG: 0.406	F8									4	2	2	0	0	0	0																
Alex Rodriguez, R OBP: 0.397, SLG: 0.598	G5-3									4	0	1	0	0	0	1																
Juan Gonzalez, R OBP: 0.357, SLG: 0.490										4	1	1	1	0	3	2																
Jason Romano, R OBP: 0.254, SLG: 0.278										0	0	0	0	0	0	0																
Rafael Palmeiro, L OBP: 0.379, SLG: 0.549	G3									2	1	0	0	2	0	1																
Ivan Rodriguez, R OBP: 0.344, SLG: 0.486	G1-3									2	0	1	2	1	0	0																
Mike Lamb, L OBP: 0.344, SLG: 0.411										4	0	0	0	0	1	5																
Kevin Mench, R OBP: 0.379, SLG: 0.584										4	0	1	1	0	1	0																
Carl Everett, S OBP: 0.243, SLG: 0.337										4	1	1	1	0	0	2																
Inning Stats	R: 0 E: 0 K: 1 S: 9	H: 0 LOB: 0 BB: 0 P: 11	R: 0 E: 0 K: 1 S: 6	H: 0 LOB: 0 BB: 0 P: 11	R: 1 E: 0 K: 0 S: 11	H: 1 LOB: 0 BB: 0 P: 20	R: 2 E: 0 K: 0 S: 11	H: 3 LOB: 1 BB: 0 P: 21	R: 0 E: 0 K: 2 S: 9	H: 0 LOB: 0 BB: 0 P: 12	R: 1 E: 0 K: 2 S: 17	H: 2 LOB: 2 BB: 1 P: 31	R: 0 E: 0 K: 1 S: 7	H: 0 LOB: 0 BB: 0 P: 13	R: 0 E: 0 K: 1 S: 7	H: 0 LOB: 0 BB: 0 P: 13	R: 1 E: 0 K: 1 S: 11	H: 1 LOB: 2 BB: 2 P: 25	1B: 5 2B: 1 3B: 0 HR: 1	SF: 1 SAC: 0 DP: 0 HBP: 0	WP: 0 PA: 37 PB: 0 SB: 0 CS: 0											
PITCHER	IP WLS BF H R ER SO BB IBB HBP BLK WP HR S P ERA WHIP																															
Sidney Ponson, R ERA: 4.14	5.2	24	6	4	4	5	1	0	0	0	0	1	60	103	6.35	1.235																
B.J. Ryan, L ERA: 7.18	1.1	4	0	0	0	1	0	0	0	0	0	10	16	0.00	0.000																	
Rick Bauer, R ERA: 5.03	1.2	W	8	1	1	1	2	0	0	0	0	15	33	5.40	1.800																	
Yorkis Perez, L ERA: 4.5	0.1	S	1	0	0	1	0	0	0	0	0	3	5	0.00	0.000																	

Baltimore Orioles @ Texas Rangers
The Ballpark at Arlington, Arlington, TX
Sat Jul 06 2002, 8:05 PM EDT
Att: 29,360 - Cloudy - 89 F

AB 33
R 5
H 7
RBI 5
BB 3
SO 8
LOB 13



Batter	1	2	3	4	5	6	7	8	9	AB	R	H	RBI	BB	SO	LOB	TOP					
6 Melvin Mora, R OBP: 0.356, SLG: 0.438										6	2	3	1	0	0	3	<p>Baltimore Orioles @ Texas Rangers The Ballpark at Arlington, Arlington, TX Sun Jul 07 2002, 8:05 PM EDT Att: 24,226 - Sunny - 90 F</p> <p>AB 41 R 10 H 16 RBI 10 BB 4 SO 0 LOB 25</p>					
Jerry Hairston, R OBP: 0.292, SLG: 0.309										6	1	1	1	0	0	5						
Gary Matthews, S OBP: 0.356, SLG: 0.442										5	0	3	0	0	0	1						
Tony Batista, R OBP: 0.340, SLG: 0.522										3	1	2	1	1	0	1						
21 Marty Cordova, R OBP: 0.339, SLG: 0.462										4	1	1	2	1	0	5						
Jose Leon, R OBP: 0.300, SLG: 0.517										4	1	1	2	0	0	2						
Geronomo Gil, R OBP: 0.300, SLG: 0.423										4	2	2	0	1	0	2						
Mike Bordick, R OBP: 0.311, SLG: 0.357										5	1	2	1	0	0	3						
Chris Singleton, L OBP: 0.284, SLG: 0.401										4	1	1	2	1	0	3						
Inning Stats	R: 0 E: 0 K: 0 S: 15	H: 2 LOB: 2 BB: 0 P: 23	R: 0 E: 0 K: 0 S: 9	H: 0 LOB: 0 BB: 0 P: 13	R: 0 E: 0 K: 0 S: 8	H: 0 LOB: 0 BB: 0 P: 11	R: 7 E: 0 K: 0 S: 21	H: 9 LOB: 2 BB: 0 P: 31	R: 0 E: 0 K: 0 S: 9	H: 0 LOB: 2 BB: 1 P: 21	R: 2 E: 0 K: 0 S: 9	H: 2 LOB: 1 BB: 0 P: 20	R: 1 E: 0 K: 0 S: 13	H: 2 LOB: 1 BB: 0 P: 18	R: 0 E: 0 K: 0 S: 9	H: 1 LOB: 1 BB: 0 P: 12	R: 0 E: 0 K: 0 S: 9	H: 0 LOB: 2 BB: 2 P: 22	1B: 9 2B: 4 3B: 2 HR: 1	SF: 0 SAC: 0 DP: 1 HBP: 2	WP: 0 PB: 0 SB: 0 CS: 0	PA: 47
PITCHER	IP WLS BF H R ER SO BB IBB HBP BLK WP HR S P ERA WHIP																					
Kenny Rogers, L ERA: 3.57	(1, 1) 3.2 L 21 10 7 7 0 0 0 0 1 0 0 0 0 1 52 76 17.18 2.727																					
Anthony Telford, R ERA: 5.73	(4, 1) 1.2 10 3 2 2 0 1 1 1 0 0 0 0 0 17 40 10.80 2.400																					
Jay Powell, R ERA: 7.45	(6, 1) 1.2 7 2 1 1 0 0 0 0 0 0 0 0 0 15 21 5.40 1.200																					
Randy Flores, L ERA: 3.6	(8, 1) 1.0 4 1 0 0 0 0 0 0 0 0 0 0 0 9 12 0.00 1.000																					
Hideki Irabu, R ERA: 5.72	(9, 1) 1.0 5 0 0 0 0 2 0 0 0 0 0 0 0 9 22 0.00 2.000																					
Batter	1	2	3	4	5	6	7	8	9	AB	R	H	RBI	BB	SO	LOB	BOTTOM					
Frank Catalanotto, L OBP: 0.366, SLG: 0.459										3	1	0	0	1	1	0	<p>Baltimore Orioles @ Texas Rangers The Ballpark at Arlington, Arlington, TX Sun Jul 07 2002, 8:05 PM EDT Att: 24,226 - Sunny - 90 F</p> <p>AB 31 R 4 H 4 RBI 4 BB 4 SO 8 LOB 8</p>					
10 Michael Young, R OBP: 0.312, SLG: 0.400										4	0	0	0	0	2	1						
Alex Rodriguez, R OBP: 0.401, SLG: 0.607										2	1	1	2	2	0	0						
Bill Haselman, R OBP: 0.301, SLG: 0.347										0	0	0	0	0	0	0						
Juan Gonzalez, R OBP: 0.355, SLG: 0.485										4	0	1	0	0	0	2						
Jason Romano, R OBP: 0.254, SLG: 0.278										0	0	0	0	0	0	0						
Rafael Palmeiro, L OBP: 0.380, SLG: 0.558										3	1	1	1	1	0	3						
Ivan Rodriguez, R OBP: 0.337, SLG: 0.477										3	0	0	0	0	1	2						
Mike Lamb, L OBP: 0.342, SLG: 0.409										1	0	0	0	0	0	0						
Herbert Perry, R OBP: 0.343, SLG: 0.474										4	1	1	1	0	1	0						
Kevin Mench, R OBP: 0.369, SLG: 0.566										4	0	0	0	0	2	0						
Carl Everett, S OBP: 0.239, SLG: 0.331										3	0	0	0	0	1	0						
Inning Stats	R: 0 E: 0 K: 2 S: 8	H: 0 LOB: 0 BB: 0 P: 11	R: 1 E: 0 K: 0 S: 10	H: 1 LOB: 0 BB: 0 P: 14	R: 0 E: 0 K: 2 S: 13	H: 0 LOB: 0 BB: 0 P: 17	R: 0 E: 0 K: 0 S: 11	H: 0 LOB: 2 BB: 2 P: 23	R: 0 E: 0 K: 1 S: 11	H: 0 LOB: 0 BB: 0 P: 10	R: 2 E: 0 K: 1 S: 11	H: 2 LOB: 0 BB: 1 P: 20	R: 1 E: 0 K: 1 S: 8	H: 1 LOB: 0 BB: 0 P: 11	R: 0 E: 1 K: 0 S: 13	H: 0 LOB: 2 BB: 1 P: 23	R: 0 E: 0 K: 2 S: 7	H: 0 LOB: 0 BB: 0 P: 8	1B: 1 2B: 0 3B: 0 HR: 3	SF: 0 SAC: 0 DP: 1 HBP: 0	WP: 0 PB: 0 SB: 0 CS: 0	PA: 35
PITCHER	IP WLS BF H R ER SO BB IBB HBP BLK WP HR S P ERA WHIP																					
Rodrigo Lopez, R ERA: 3.04	(1, 1) 7.0 W 27 4 4 4 6 3 0 0 0 0 0 0 0 3 68 106 5.14 1.000																					
Buddy Groom, L ERA: 1.99	(8, 1) 1.0 5 0 0 0 0 1 0 0 0 0 0 0 0 13 23 0.00 1.000																					
Willis Roberts, R ERA: 1.99	(9, 1) 1.0 3 0 0 0 0 2 0 0 0 0 0 0 0 7 8 0.00 0.000																					

Batter	1	2	3	4	5	6	7	8	9	AB	R	H	RBI	BB	SO	LOB	TOP
10 Michael Young, R OBP: 0.310, SLG: 0.404 (1, 4)	1-2 G5-3 3B	0-0 P4			2-2 F8			0-1 G4-3	0-3 K	5	1	1	0	0	1	3	
Herbert Perry, R OBP: 0.340, SLG: 0.479 Frank Catalanotto, L OBP: 0.366, SLG: 0.459 (1, 5)	0-0 G5-3	1-2 G4-3			3-2 2B			0-2 WP 1B		4	0	2	1	0	0	1	
Alex Rodriguez, R OBP: 0.397, SLG: 0.599 (1, 6)	1-1 P6		1-3 K		1-0 G5-3			0-3 K		4	0	0	0	0	2	2	
Juan Gonzalez, R OBP: 0.358, SLG: 0.485 (1, 9)	0-1 1B		1-3 K		1-3 K			0-2 WP 1B		4	0	2	0	0	2	0	
Rafael Palmeiro, L OBP: 0.376, SLG: 0.550 (1, 3)	3-3 K		0-3 K		2-2 F5			3-2 G3-1		4	0	0	0	0	2	3	
Ivan Rodriguez, R OBP: 0.335, SLG: 0.468 (1, 2)		4-2 HR BB		0-3 K				2-2 F9		3	1	0	0	1	2	0	
Kevin Mench, R OBP: 0.375, SLG: 0.591 29 Rusty Greer, L OBP: 0.356, SLG: 0.377 (1, 7)	1-2 1H HR		1-3 K		0-0 1B			0-1 G1-3		3	1	2	2	0	1	0	
Carl Everett, S OBP: 0.239, SLG: 0.329 (1, 10)	3-3 K		1-3 K		1-1 F9			2-2 1B		4	0	1	0	0	2	0	
Ruben Rivera, R OBP: 0.500, SLG: 0.333 (1, 8)	4-2 BB				1-2 F7			0-2 1B		3	0	1	0	1	0	0	
Inning Stats	R: 1 E: 0 K: 1 S: 12	H: 2 LOB: 1 BB: 0 P: 17	R: 2 E: 0 K: 1 S: 19	H: 1 LOB: 1 BB: 2 P: 32	R: 0 E: 0 K: 3 S: 9	H: 0 LOB: 0 BB: 0 P: 11	R: 0 E: 0 K: 3 S: 9	H: 0 LOB: 0 BB: 0 P: 11	R: 0 E: 0 K: 2 S: 11	H: 1 LOB: 1 BB: 0 P: 16	R: 0 E: 0 K: 1 S: 6	H: 2 LOB: 2 BB: 0 P: 20	R: 0 E: 0 K: 1 S: 15	H: 2 LOB: 2 BB: 0 P: 19	1B: 6 2B: 1 3B: 1 HR: 1	SF: 0 SAC: 0 DP: 0 HBP: 0	WP: 1 PA: 37 PB: 0 CS: 0
PITCHER	IP WLS BF H R ER SO BB IBB HBP BLK WP HR S P ERA WHIP	IP WLS BF H R ER SO BB IBB HBP BLK WP HR S P ERA WHIP	IP WLS BF H R ER SO BB IBB HBP BLK WP HR S P ERA WHIP	IP WLS BF H R ER SO BB IBB HBP BLK WP HR S P ERA WHIP	IP WLS BF H R ER SO BB IBB HBP BLK WP HR S P ERA WHIP	IP WLS BF H R ER SO BB IBB HBP BLK WP HR S P ERA WHIP	IP WLS BF H R ER SO BB IBB HBP BLK WP HR S P ERA WHIP	IP WLS BF H R ER SO BB IBB HBP BLK WP HR S P ERA WHIP	IP WLS BF H R ER SO BB IBB HBP BLK WP HR S P ERA WHIP	IP WLS BF H R ER SO BB IBB HBP BLK WP HR S P ERA WHIP	IP WLS BF H R ER SO BB IBB HBP BLK WP HR S P ERA WHIP	IP WLS BF H R ER SO BB IBB HBP BLK WP HR S P ERA WHIP	IP WLS BF H R ER SO BB IBB HBP BLK WP HR S P ERA WHIP	IP WLS BF H R ER SO BB IBB HBP BLK WP HR S P ERA WHIP	IP WLS BF H R ER SO BB IBB HBP BLK WP HR S P ERA WHIP	IP WLS BF H R ER SO BB IBB HBP BLK WP HR S P ERA WHIP	IP WLS BF H R ER SO BB IBB HBP BLK WP HR S P ERA WHIP
Eric Milton, L ERA: 5.14	7.0 W 27	5 3 3 10	2 0 0 0	0 0 0 0	0 0 1 11	0 0 6 9	0 0 15 19	0 0 115 3.86	1 0 0 0	0 0 0 0	0 0 0 0	0 0 0 0	0 0 0 0	0 0 0 0	0 0 0 0	0 0 0 0	0 0 0 0
LaTroy Hawkins, R ERA: 1.5	0.2 H 4	2 0 0 1	0 0 0 0	0 0 0 0	0 0 1 6	0 0 9 9	0 0 15 19	0.00 3.000	0 0 0 0	0 0 0 0	0 0 0 0	0 0 0 0	0 0 0 0	0 0 0 0	0 0 0 0	0 0 0 0	0 0 0 0
J.C. Romero, L ERA: 2.05	0.1 H 1	0 0 0 0	0 0 0 0	0 0 0 0	0 0 1 6	0 0 9 9	0 0 15 19	0.00 0.000	0 0 0 0	0 0 0 0	0 0 0 0	0 0 0 0	0 0 0 0	0 0 0 0	0 0 0 0	0 0 0 0	0 0 0 0
Eddie Guardado, L ERA: 2.79	1.0 S 5	2 0 0 1	0 0 0 0	0 0 0 0	0 0 15 19	0 0 15 19	0 0 15 19	0.00 2.000	0 0 0 0	0 0 0 0	0 0 0 0	0 0 0 0	0 0 0 0	0 0 0 0	0 0 0 0	0 0 0 0	0 0 0 0

Texas Rangers @ Minnesota Twins
Hubert H. Humphrey Metrodome, Minneapolis, MN
Thu Jul 11 2002, 8:05 PM EDT
Att: 18,144 - Dome - 72 F

AB 35
R 3
H 9
RBI 3
BB 2
SO 12
LOB 9



Batter	1	2	3	4	5	6	7	8	9	AB	R	H	RBI	BB	SO	LOB	BOTTOM		
Jacque Jones, L OBP: 0.326, SLG: 0.471 (1, 7)	2-3 K		1-2 G4-3		0-1 G3-1			4-0 BB 2B		3	1	0	0	1	1	1			
Cristian Guzman, S OBP: 0.273, SLG: 0.338 (1, 6)	1-1 G3		1-0 G6-3		3-2 G6-3			4-2 2B BB		3	0	0	0	1	0	1			
Doug Mientkiewicz, L OBP: 0.386, SLG: 0.367 (1, 3)	1-0 G4-3		1-1 2B		0-1 P5			2-3 K		4	1	1	1	0	1	2			
Corey Koskie, L OBP: 0.384, SLG: 0.470 (1, 5)		4-2 WP S E BB	1-1 2B		4-2 HBP BB			2-2 1-3 2H 2B		2	1	2	2	2	0	0			
Tori Hunter, R OBP: 0.346, SLG: 0.559 (1, 8)	3-3 K		2-0 G6-3		2-0 HBP			0-0 G6-3		3	0	0	0	0	1	4			
David Ortiz, L OBP: 0.308, SLG: 0.403 (1, 10)	4-1 2H BB		1-1 L4		0-0 F7			2-2 G4-3		3	0	0	0	1	0	2			
Bobby Kielty, S OBP: 0.432, SLG: 0.497 (1, 9)	1-3 K		2-3 K		3-1 HBP			2-3 K		3	0	0	0	0	3	1			
A.J. Pierzynski, L OBP: 0.353, SLG: 0.496 (1, 2)	0-2 G5-3		2-0 F8		0-3 K			0-1 G6-3		4	0	0	0	0	1	4			
Luis Rivas, R OBP: 0.327, SLG: 0.362 (1, 4)			2-0 G6-3 2B		0-0 F8			0-1 F8		3	1	1	0	0	0	0			
Inning Stats	R: 0 E: 0 K: 1 S: 6	H: 0 LOB: 0 BB: 0 P: 10	R: 1 E: 1 K: 2 S: 14	H: 0 LOB: 1 BB: 2 P: 26	R: 2 E: 0 K: 0 S: 10	H: 3 LOB: 1 BB: 0 P: 18	R: 0 E: 0 K: 1 S: 6	H: 0 LOB: 0 BB: 0 P: 11	R: 0 E: 0 K: 0 S: 7	H: 0 LOB: 0 BB: 0 P: 10	R: 0 E: 0 K: 1 S: 10	H: 0 LOB: 3 BB: 1 P: 19	R: 1 E: 0 K: 1 S: 13	H: 1 LOB: 2 BB: 2 P: 25	R: 0 E: 0 K: 1 S: 10	H: 0 LOB: 0 BB: 0 P: 14	1B: 1 2B: 3 3B: 0 HR: 0	SF: 0 SAC: 0 DP: 0 HBP: 2	WP: 1 PA: 35 PB: 0 CS: 0
PITCHER	IP WLS BF H R ER SO BB IBB HBP BLK WP HR S P ERA WHIP	IP WLS BF H R ER SO BB IBB HBP BLK WP HR S P ERA WHIP	IP WLS BF H R ER SO BB IBB HBP BLK WP HR S P ERA WHIP	IP WLS BF H R ER SO BB IBB HBP BLK WP HR S P ERA WHIP	IP WLS BF H R ER SO BB IBB HBP BLK WP HR S P ERA WHIP	IP WLS BF H R ER SO BB IBB HBP BLK WP HR S P ERA WHIP	IP WLS BF H R ER SO BB IBB HBP BLK WP HR S P ERA WHIP	IP WLS BF H R ER SO BB IBB HBP BLK WP HR S P ERA WHIP	IP WLS BF H R ER SO BB IBB HBP BLK WP HR S P ERA WHIP	IP WLS BF H R ER SO BB IBB HBP BLK WP HR S P ERA WHIP	IP WLS BF H R ER SO BB IBB HBP BLK WP HR S P ERA WHIP	IP WLS BF H R ER SO BB IBB HBP BLK WP HR S P ERA WHIP	IP WLS BF H R ER SO BB IBB HBP BLK WP HR S P ERA WHIP	IP WLS BF H R ER SO BB IBB HBP BLK WP HR S P ERA WHIP	IP WLS BF H R ER SO BB IBB HBP BLK WP HR S P ERA WHIP	IP WLS BF H R ER SO BB IBB HBP BLK WP HR S P ERA WHIP	IP WLS BF H R ER SO BB IBB HBP BLK WP HR S P ERA WHIP		
Chan Ho Park, R ERA: 7.63	6.1 L 29	3 4 3 5	0 2 2 0	0 2 2 0	0 0 7 11	0 0 7 11	0 0 11 15	0 0 115 4.26	1 0 0 0	0 0 0 0	0 0 0 0	0 0 0 0	0 0 0 0	0 0 0 0	0 0 0 0	0 0 0 0	0 0 0 0		
Rich Rodriguez, L ERA: 16.2	0.1 L 2	1 0 0 1	0 0 0 0	0 0 0 0	0 0 7 11	0 0 7 11	0 0 11 15	0.00 3.000	0 0 0 0	0 0 0 0	0 0 0 0	0 0 0 0	0 0 0 0	0 0 0 0	0 0 0 0	0 0 0 0	0 0 0 0		
Colby Lewis, R ERA: 7.36	1.1 L 4	0 0 0 1	0 0 0 0	0 0 0 0	0 0 11 15	0 0 11 15	0 0 11 15	0.00 0.000	0 0 0 0	0 0 0 0	0 0 0 0	0 0 0 0	0 0 0 0	0 0 0 0	0 0 0 0	0 0 0 0	0 0 0 0		

Texas Rangers @ Minnesota Twins
Hubert H. Humphrey Metrodome, Minneapolis, MN
Thu Jul 11 2002, 8:05 PM EDT
Att: 18,144 - Dome - 72 F

AB 28
R 4
H 4
RBI 3
BB 5
SO 7
LOB 15



Batter	1	2	3	4	5	6	7	8	9	10	11	AB	R	H	RBI	BB	SO	LOB										
Frank Catalanotto, L OBP: 0.360, SLG: 0.449 (1, 3)	F7		10 3B		F8			G6-3		F7		5	1	1	0	0	0	0										
10 Michael Young, R OBP: 0.312, SLG: 0.410 (1, 4)	K		1B		F9			F9		F8		5	0	2	1	0	1	0										
Alex Rodriguez, R OBP: 0.397, SLG: 0.605 (1, 6)	1B		G5-3		G5-3			F9				5	1	2	1	0	0	2										
Juan Gonzalez, R OBP: 0.354, SLG: 0.478 (1, 9)	G6-3				P4			G6-3				5	1	1	0	0	1	1										
Rafael Palmeiro, L OBP: 0.374, SLG: 0.546 Carl Everett, S OBP: 0.298, SLG: 0.327 (1, 10)	K		F7		F7			K		FC6-4 1B		4	0	1	0	0	2	0										
Ivan Rodriguez, R OBP: 0.339, SLG: 0.484 (1, 2)	K				1B							3	0	2	1	0	1	0										
Herbert Perry, R OBP: 0.340, SLG: 0.470 (1, 5)	F8				F3			G5-3		FC6-4		4	0	0	0	0	0	2										
Kevin Mench, R OBP: 0.365, SLG: 0.574 Mike Lamb, L OBP: 0.342, SLG: 0.409 (1, 7)			G6-3		G6-3			F9		K		4	0	0	0	0	1	1										
Ruben Rivera, R OBP: 0.290, SLG: 0.143 (1, 8)			G6-3		F7			F8		K		0	0	0	0	0	0	0										
												4	0	0	0	0	2	0										
Inning Stats	R: 0 E: 0 K: 1 S: 6	H: 1 LOB: 1 BB: 0 P: 8	R: 0 E: 0 K: 2 S: 11	H: 0 LOB: 0 BB: 0 P: 17	R: 1 E: 0 K: 0 S: 15	H: 2 LOB: 1 BB: 0 P: 20	R: 0 E: 0 K: 0 S: 11	H: 1 LOB: 1 BB: 0 P: 17	R: 0 E: 0 K: 0 S: 6	H: 0 LOB: 0 BB: 0 P: 10	R: 1 E: 0 K: 1 S: 12	H: 1 LOB: 0 BB: 0 P: 18	R: 0 E: 0 K: 1 S: 13	H: 1 LOB: 1 BB: 0 P: 17	R: 1 E: 0 K: 1 S: 18	H: 2 LOB: 1 BB: 0 P: 24	R: 0 E: 0 K: 1 S: 7	H: 0 LOB: 0 BB: 0 P: 10	R: 0 E: 0 K: 1 S: 7	H: 0 LOB: 0 BB: 0 P: 13	1B: 6 2B: 0 3B: 2 HR: 1	SF: 1 SAC: 0 DP: 0 HBP: 0	WP: 0 PB: 0 SB: 0 CS: 0	PA: 41				
PITCHER	IP 7.0	WLS 4	BF 26	H 6	R 2	ER 2	SO 4	BB 0	IBB 0	HBP 0	BLK 0	WP 0	HR 1	S 69	P 100	ERA 2.57	WHIP 0.857											
Rick Reed, R ERA: 4.49 (8, 1)	1.0	H	4	1	0	0	1	0	0	0	0	0	0	0	13	17	0.00	1.000										
Michael Jackson, R ERA: 2.17 (9, 1)	1.0	B	5	2	1	1	1	0	0	0	0	0	0	0	18	24	9.00	2.000										
Eddie Cuadado, L ERA: 2.93 (10, 1)	1.0	3	0	0	0	0	1	0	0	0	0	0	0	7	10	0.00	0.000											
LaTroy Hawkins, R ERA: 1.47 Tony Fiore, R ERA: 3.52 (11, 1)	1.0	W	3	0	0	0	1	0	0	0	0	0	0	7	13	0.00	0.000											


TEXAS RANGERS

Texas Rangers @ Minnesota Twins
Hubert H. Humphrey Metrodome, Minneapolis, MN

Fri Jul 12 2002, 8:05 PM EDT
Att: 25,804 - Dome - 72 F

livebaseballscorecards.com

AB 40
R 3
H 9
RBI 3
BB 0
SO 8
LOB 6



Batter	1	2	3	4	5	6	7	8	9	10	11	AB	R	H	RBI	BB	SO	LOB									
Jacque Jones, L OBP: 0.324, SLG: 0.466 (1, 7)	G1-3	F7			P6			F9		K	1B	6	0	1	1	0	1	0									
Cristian Guzman, S OBP: 0.274, SLG: 0.347 (1, 6)	G4-3		G1-3		G3-4-1			3B		HBP FC6-2 2B		5	0	2	0	0	0	0									
Doug Mientkewicz, L OBP: 0.389, SLG: 0.363 (1, 3)	BB		P5					K		FC6-2 HBP IBB		3	0	0	0	2	1	1									
Corey Koskie, L OBP: 0.384, SLG: 0.466 (1, 5)	L4		F7					P5		FC6-2 HBP		4	0	1	0	0	0	2									
Torii Hunter, R OBP: 0.347, SLG: 0.557 (1, 8)		BB 2B 1B			K			F8		F7 SH1-4 1B	FC6-2	5	1	2	0	0	1	4									
David Ortiz, L OBP: 0.313, SLG: 0.410 5 Michael Cuddyer, R (7, PR)		2B G4-3 BB			K			SH3-4 2B		SH1-4	K	2	1	1	0	1	1	0									
Dustan Mohr, R OBP: 0.396, SLG: 0.476 (1, 9)		G4-3 G6-3 2B			PB 1B			SH3-4		IBB		3	2	3	1	1	0	0									
A.J. Pierzynski, L OBP: 0.351, SLG: 0.492 Matthew LeCroy, R OBP: 0.342, SLG: 0.531 Tom Prince, R OBP: 0.322, SLG: 0.475 (1, 2)		G4-3			G1-3			G5-3		F7		2	0	0	1	0	0	2									
Luis Rivas, R OBP: 0.314, SLG: 0.345 (1, 4)		G6-3			L8			F9		L9		5	0	0	1	0	0	5									
												2	0	0	0	0	0	2									
Inning Stats	R: 0 E: 0 K: 0 S: 11	H: 0 LOB: 1 BB: 1 P: 19	R: 3 E: 0 K: 0 S: 9	H: 2 LOB: 0 BB: 1 P: 16	R: 0 E: 0 K: 0 S: 7	H: 0 LOB: 0 BB: 0 P: 9	R: 0 E: 0 K: 2 S: 14	H: 1 LOB: 1 BB: 0 P: 18	R: 0 E: 0 K: 0 S: 4	H: 1 LOB: 2 BB: 0 P: 7	R: 0 E: 0 K: 1 S: 9	H: 1 LOB: 1 BB: 0 P: 14	R: 0 E: 0 K: 0 S: 6	H: 1 LOB: 2 BB: 0 P: 10	R: 0 E: 0 K: 1 S: 9	H: 1 LOB: 1 BB: 0 P: 12	R: 0 E: 0 K: 2 S: 10	H: 1 LOB: 3 BB: 1 P: 20	R: 1 E: 0 K: 0 S: 9	H: 2 LOB: 1 BB: 0 P: 13	1B: 6 2B: 3 3B: 1 HR: 0	SF: 0 SAC: 3 DP: 0 HBP: 1	WP: 0 PB: 1 SB: 0 CS: 1	PA: 46			
PITCHER	IP 6.1	WLS 5	BF 25	H 1	R 3	ER 3	SO 2	BB 2	IBB 0	HBP 0	BLK 0	WP 0	HR 0	S 56	P 86	ERA 4.26	WHIP 1.105										
Ismael Valdez, R ERA: 3.93 (7, 1)	1.2	6	1	0	0	1	0	0	0	0	0	0	0	12	21	0.00	0.600										
Juan Alvarez, L ERA: 1.76 (9, 1)	1.0	5	1	0	0	0	0	1	0	0	0	0	0	6	12	0.00	1.000										
Jay Powell, R ERA: 6.75 (10, 1)	0.1	4	1	0	0	1	0	1	1	0	0	0	0	4	10	0.00	3.000										
Rich Rodriguez, L ERA: 13.5 Hideki Iribu, R ERA: 5.74 (10, 1)	1.1	L	6	2	1	1	1	0	0	0	0	0	0	15	23	6.75	1.500										


MINNESOTA TWINS

Texas Rangers @ Minnesota Twins
Hubert H. Humphrey Metrodome, Minneapolis, MN

Fri Jul 12 2002, 8:05 PM EDT
Att: 25,804 - Dome - 72 F

livebaseballscorecards.com

AB 38
R 4
H 10
RBI 4
BB 4
SO 5
LOB 21



Batter	1	2	3	4	5	6	7	8	9	AB	R	H	RBI	BB	SO	LOB	TOP					
Frank Catalanotto, L (1, 3) OBP: 0.361, SLG: 0.443	1-2 F7	0-1 G3-1		1-1 F6		0-0 10 BB 2B 1B	4-1 BB			4	1	1	0	1	0	3	Texas Rangers @ Minnesota Twins Hubert H. Humphrey Metrodome, Minneapolis, MN Sat Jul 13 2002, 7:05 PM EDT Att: 28,352 - Dome - 72 F livebaseballscorecards.com					
10 Michael Young, R (1, 4) OBP: 0.316, SLG: 0.412	2-2 BB 1B		2-3 K		1-1 E 2B 1B	4-1 2B BB	0-0 F9			4	2	2	0	1	1	1						
Alex Rodriguez, R (1, 6) OBP: 0.399, SLG: 0.616	4-2 BB		0-0 HR		2-3 K	2-2 2B 2B		1-1 P4		4	2	2	3	1	1	1						
Juan Gonzalez, R (1, 9) OBP: 0.346, SLG: 0.467 Kevin Mench, R (8, 9) OBP: 0.365, SLG: 0.574	3-1 F9		2-3 K		0-1 E6 2B	G5-3		2-1 P5		5	1	0	0	0	1	5						
Rafael Palmeiro, L (1, 10) OBP: 0.378, SLG: 0.552	1-2 P6		4-2 BB		2-2 1B 2B			3-1 F8		4	1	2	4	1	0	2						
Ivan Rodriguez, R (1, 2) OBP: 0.330, SLG: 0.469		0-0 G6-3	1-3 K		1-2 F7	K			1-2 G4-3	5	0	0	0	0	2	3						
Carl Everett, S (1, 7) OBP: 0.242, SLG: 0.330	1-2 BB 1B			0-0 G3	2-0 BB 1B	P5			1-0 F8	5	0	2	1	0	0	1						
Mike Lamb, L (1, 5) OBP: 0.336, SLG: 0.403	1-1 BB 1B		3-3 K	0-0 F9			1-0 F9		3-1 G6-3	5	0	1	0	0	1	1						
Ruben Rivera, R (1, 8) OBP: 0.333, SLG: 0.455	1-2 F3		0-2 BB			1B 2B			2-1 F9	4	1	2	0	0	0	2						
Inning Stats	R: 0 E: 0 K: 0 S: 14	H: 1 LOB: 2 BB: 1 P: 25	R: 0 E: 0 K: 0 S: 11	H: 2 LOB: 2 BB: 0 P: 14	R: 1 E: 0 K: 3 S: 14	H: 1 LOB: 1 BB: 1 P: 23	R: 0 E: 0 K: 1 S: 12	H: 1 LOB: 1 BB: 0 P: 16	R: 3 E: 1 K: 1 S: 17	H: 3 LOB: 1 BB: 1 P: 25	R: 4 E: 0 K: 1 S: 18	H: 4 LOB: 1 BB: 1 P: 28	R: 0 E: 0 K: 0 S: 5	H: 0 LOB: 0 BB: 1 P: 12	R: 0 E: 0 K: 0 S: 6	H: 0 LOB: 0 BB: 0 P: 12	R: 0 E: 0 K: 0 S: 6	H: 0 LOB: 0 BB: 0 P: 11	1B: 6 2B: 5 3B: 0 HR: 1	SF: 0 SAC: 0 DP: 0 HBP: 0	WP: 0 PB: 0 SB: 0 CS: 0	PA: 44
PITCHER	IP WLS BF H R ER SO BB IBB HBP BLK WP HR S P ERA WHIP																					
Juan Rincon, R (1, 1) ERA: 2.76	4.2 L 25 8 4 2 5 2 0 0 0 0 0 1 67 102 3.86 2.143																					
Jose Rodriguez, L (5, 1) ERA: 18.0	0.2 7 4 4 4 0 1 0 0 0 0 0 0 11 18 54.00 7.500																					
Tony Fiore, R (6, 1) ERA: 3.3	3.2 12 0 0 0 1 1 0 0 0 0 0 0 25 46 0.00 0.273																					

Batter	1	2	3	4	5	6	7	8	9	AB	R	H	RBI	BB	SO	LOB	BOTTOM			
Cristian Guzman, S (1, 6) OBP: 0.273, SLG: 0.345	0-1 2B 1B	1-1 G5-3		2-0 G5-3			0-1 G5-3		0-1 G6-4-3	5	1	1	0	0	0	5	Texas Rangers @ Minnesota Twins Hubert H. Humphrey Metrodome, Minneapolis, MN Sat Jul 13 2002, 7:05 PM EDT Att: 28,352 - Dome - 72 F livebaseballscorecards.com			
Dustin Mohr, R (1, 9) OBP: 0.351, SLG: 0.468	0-0 F8	0-1 F9			2-0 G6-3		1-3 K			4	0	0	0	0	1	3				
Tori Hunter, R (1, 8) OBP: 0.347, SLG: 0.557 David Ortiz, L (6, PH) OBP: 0.317, SLG: 0.410	0-1 FC1-6 1H 2B		0-1 G5-3		2-2 G5-3			4-2 BB 1B		3	0	1	1	0	0	0				
Corey Koskie, L (1, 5) OBP: 0.390, SLG: 0.466 Denny Hocking, S (8, 3) OBP: 0.320, SLG: 0.324	4-2 FC1-6 BB		4-2 G6-4-3 BB		4-2 WP BB			2-2 F9		0	0	0	0	3	0	0				
Matthew LeCroy, R (1, 10) OBP: 0.331, SLG: 0.513	1-1 FC1-6		1-1 G6-4-3		2-1 G1			1-0 F8		4	0	0	0	0	0	5				
Bobby Kielty, S (1, 7) OBP: 0.433, SLG: 0.497	2-0 F8			1-3 K				1-0 G6-4-3 1B		4	0	2	0	0	1	2				
5 Michael Cuddyer, R (1, 3) OBP: 0.200, SLG: 0.200		0-0 SH1-3 HBP 1B		0-3 K				1-2 F8		4	0	1	0	0	1	3				
Tom Prince, R (1, 2) OBP: 0.340, SLG: 0.488		2-2 SH1-3 HBP		0-0 BB 2B				2-2 G6-4-3		2	0	1	0	1	0	1				
Luis Rivas, R (1, 4) OBP: 0.314, SLG: 0.339		0-0 SH1-3		4-1 BB				2-3 K		2	0	0	0	1	2	1				
Inning Stats	R: 1 E: 0 K: 0 S: 10	H: 2 LOB: 2 BB: 1 P: 17	R: 0 E: 0 K: 0 S: 8	H: 1 LOB: 0 BB: 0 P: 11	R: 0 E: 0 K: 2 S: 9	H: 1 LOB: 2 BB: 1 P: 16	R: 0 E: 0 K: 2 S: 8	H: 0 LOB: 1 BB: 1 P: 18	R: 0 E: 0 K: 0 S: 9	H: 1 LOB: 0 BB: 0 P: 15	R: 0 E: 0 K: 2 S: 8	H: 0 LOB: 0 BB: 0 P: 11	R: 0 E: 0 K: 0 S: 13	H: 1 LOB: 2 BB: 1 P: 23	R: 0 E: 0 K: 1 S: 8	H: 0 LOB: 0 BB: 1 P: 13	1B: 4 2B: 2 3B: 0 HR: 0	SF: 0 SAC: 1 DP: 3 HBP: 1	WP: 2 PB: 0 SB: 0 CS: 0	PA: 37
PITCHER	IP WLS BF H R ER SO BB IBB HBP BLK WP HR S P ERA WHIP																			
Kenny Rogers, L (1, 1) ERA: 3.44	7.0 W 29 5 1 1 4 4 0 1 0 0 0 0 0 58 99 1.29 1.286																			
Todd Van Poppel, R (8, 1) ERA: 4.2	1.0 5 1 0 0 0 1 0 0 0 0 0 0 13 23 0.00 2.000																			
Randy Flores, L (9, 1) ERA: 3.27	1.0 3 0 0 0 0 1 1 0 0 0 0 0 0 8 13 0.00 1.000																			

Batter	1	2	3	4	5	6	7	8	9	AB	R	H	RBI	BB	SO	LOB	TOP								
Frank Catalanotto, L (1,7) OBP: 0.352, SLG: 0.430	F7		G6-3		F5			G4-3		4	0	0	0	0	0	2	Texas Rangers @ Minnesota Twins Hubert H. Humphrey Metrodome, Minneapolis, MN Sun Jul 14 2002, 2:05 PM EDT Att: 22,610 - Dome - 72 F livebaseballscorecards.com								
10 Michael Young, R (1,4) OBP: 0.316, SLG: 0.409	K			K		K		HR	1B	4	1	1	0	0	3	0									
Alex Rodriguez, R (1,6) OBP: 0.403, SLG: 0.634	F9			F7 BB		HR		HR		3	2	2	3	1	0	0									
Juan Gonzalez, R (1,10) OBP: 0.341, SLG: 0.458		L9		F7		F9		F8		4	0	0	0	0	0	1									
Rafael Palmeiro, L (1,3) OBP: 0.376, SLG: 0.546	F3			F8		G6-3		WP BB		3	0	0	0	1	0	1									
Herbert Perry, R (1,5) OBP: 0.339, SLG: 0.466	F8				E6 1B S		1B	P4		4	1	1	0	0	0	1									
Kevin Mench, R (1,9) OBP: 0.363, SLG: 0.564			K		P4		1B		G6-3	4	0	1	0	0	1	1									
Bill Haselman, R (1,2) OBP: 0.302, SLG: 0.347 Ivan Rodriguez, R (9,PH) OBP: 0.326, SLG: 0.466	F9					1B	K		G3	3	0	1	1	0	1	1									
Ruben Rivera, R (1,8) OBP: 0.313, SLG: 0.400						1B	P6		F8	1	0	0	0	0	0	0									
Inning Stats	R: 0 E: 0 K: 1 S: 8	H: 0 LOB: 0 BB: 0 P: 13	R: 0 E: 0 K: 0 S: 6	H: 0 LOB: 0 BB: 0 P: 8	R: 0 E: 0 K: 1 S: 10	H: 1 LOB: 1 BB: 0 P: 15	R: 0 E: 0 K: 1 S: 8	H: 0 LOB: 1 BB: 1 P: 14	R: 1 E: 1 K: 1 S: 11	H: 1 LOB: 1 BB: 0 P: 16	R: 1 E: 0 K: 1 S: 10	H: 1 LOB: 0 BB: 0 P: 14	R: 0 E: 0 K: 1 S: 14	H: 2 LOB: 1 BB: 0 P: 19	R: 2 E: 0 K: 0 S: 14	H: 2 LOB: 1 BB: 0 P: 23		R: 0 E: 0 K: 0 S: 7	H: 0 LOB: 0 BB: 0 P: 7	1B: 5 2B: 0 3B: 0 HR: 2	SF: 0 SAC: 0 DP: 0 HBP: 0	WP: 1 PB: 0 SB: 1 CS: 0	PA: 36		
PITCHER	IP	WLS	BF	H	R	ER	SO	BB	IBB	HBP	BLK	WP	HR	S	P	ERA	WHIP								
Kyle Lohse, R (1,1) ERA: 4.99	7.0		27	5	2	1	6	1	0	0	0	0	1	67	99	1.29	0.857								
Michael Jackson, R (8,1) ERA: 2.51	0.2	B	4	2	2	2	0	0	0	0	0	0	1	10	12	27.00	3.000								
J.C. Romero, L (8,1) ERA: 2.03	0.1	W	2	0	0	0	0	1	0	0	0	0	1	4	11	0.00	3.000								
Eddie Guardado, L (9,1) ERA: 2.86	1.0	S	3	0	0	0	0	0	0	0	0	0	0	7	7	0.00	0.000								

Batter	1	2	3	4	5	6	7	8	9	AB	R	H	RBI	BB	SO	LOB	BOTTOM								
Jacque Jones, L (1,7) OBP: 0.321, SLG: 0.462 5 Michael Cuddyer, R (7,PH) OBP: 0.429, SLG: 0.571	E4 CS		F8		FC1-5-6-4-5		1B 2B			3	0	0	0	0	0	1	Texas Rangers @ Minnesota Twins Hubert H. Humphrey Metrodome, Minneapolis, MN Sun Jul 14 2002, 2:05 PM EDT Att: 22,610 - Dome - 72 F livebaseballscorecards.com								
Dustan Mohr, R (9,9) OBP: 0.351, SLG: 0.468							1B	1B		0	0	0	0	0	0	0									
Cristian Guzman, S (1,6) OBP: 0.273, SLG: 0.344 Luis Rivas, R (2,4) OBP: 0.312, SLG: 0.336	K		G6-3		G5-3		1B	G4-3		1	0	0	0	0	1	1									
Doug Mientkiewicz, L (1,3) OBP: 0.381, SLG: 0.356	K		L6			G3-1	F8			4	0	0	0	0	1	2									
Corey Koskie, L (1,5) OBP: 0.391, SLG: 0.474		BLK 2B		K			K			4	0	2	0	0	2	1									
Tori Hunter, R (1,8) OBP: 0.348, SLG: 0.564		FC1-6 2B BB		G4-3		G1-3		HR		3	1	1	1	1	0	1									
David Ortiz, L (1,10) OBP: 0.320, SLG: 0.432		FC1-6 1B BB				F7		HR		4	1	2	1	0	0	3									
Bobby Kielty, S (1,9) OBP: 0.434, SLG: 0.512 (8,7)			F8				HR	B1-3		3	1	1	1	1	0	1									
A.J. Pierzynski, L (1,2) OBP: 0.346, SLG: 0.484		P6			F8		K	K		4	0	0	0	0	2	3									
Denny Hocking, S (1,4) OBP: 0.328, SLG: 0.335 (2,6)		G1-3					5 2B 1B	1B BB		3	1	2	0	1	0	3									
Inning Stats	R: 0 E: 1 K: 2 S: 9	H: 0 LOB: 0 BB: 0 P: 14	R: 0 E: 0 K: 0 S: 13	H: 1 LOB: 3 BB: 2 P: 26	R: 0 E: 0 K: 0 S: 9	H: 0 LOB: 0 BB: 0 P: 13	R: 0 E: 0 K: 1 S: 10	H: 1 LOB: 1 BB: 0 P: 19	R: 0 E: 0 K: 0 S: 9	H: 1 LOB: 1 BB: 1 P: 15	R: 3 E: 0 K: 2 S: 19	H: 4 LOB: 1 BB: 0 P: 30	R: 2 E: 0 K: 1 S: 19	H: 3 LOB: 2 BB: 1 P: 31	R: 0 E: 0 K: 0 S: 0	H: 0 LOB: 0 BB: 0 P: 0	1B: 3 2B: 5 3B: 0 HR: 3	SF: 0 SAC: 0 DP: 0 HBP: 0	WP: 0 PB: 0 SB: 1 CS: 1	PA: 38					
PITCHER	IP	WLS	BF	H	R	ER	SO	BB	IBB	HBP	BLK	WP	HR	S	P	ERA	WHIP								
Dave Burba, R (1,1) ERA: 5.01	6.0		25	5	1	1	3	2	0	0	1	0	0	63	109	1.50	1.167								
Rich Rodriguez, L (7,1) ERA: 15.43	0.1	H	2	1	0	0	1	0	0	0	0	0	0	5	9	0.00	3.000								
Todd Van Poppel, R (7,1) ERA: 4.43	0.0	B	2	2	2	2	0	0	0	0	0	0	0	4	4	∞	∞								
Juan Alvarez, L (7,1) ERA: 1.69	0.2		2	0	0	0	1	0	0	0	0	0	0	6	10	0.00	0.000								
Colby Lewis, R (8,1) ERA: 8.49	0.2	L	5	2	2	2	1	1	0	0	0	0	2	15	25	27.00	4.500								



Batter	1	2	3	4	5	6	7	8	9	AB	R	H	RBI	BB	SO	LOB	TOP										
Frank Catalanotto, L (1, 4) OBP: 0.358, SLG: 0.435 10 Michael Young, R (7, PH) OBP: 0.317, SLG: 0.468	2-1 BB HBP 1B	1-1 F9			1-0 1B		2-1 G6-3		4-0 HR BB	3	1	2	0	0	0	0											
Mike Lamb, L (1, 5) OBP: 0.338, SLG: 0.399 Herbert Perry, R (7, PH) OBP: 0.340, SLG: 0.480	4-1 HBP BB G3 BB		0-1 F8		2-2 F8		1-3 K2-3		2-2 HR	2	1	0	0	1	0	1											
Alex Rodriguez, R (1, 6) OBP: 0.403, SLG: 0.629	4-2 G3 HBP BB		1-1 F9		3-3 K		1-2 E6		0-1 DI 1B	4	1	1	0	1	1	0											
Juan Gonzalez, R (1, 9) OBP: 0.346, SLG: 0.459	2-2 G3 HBP		1-0 G5-3		1-1 WP 2B 1B		0-0 F9		0-1 1B	4	1	2	2	0	0	1											
Rafael Palmeiro, L (1, 3) OBP: 0.376, SLG: 0.541	0-0 G3			0-1 L9		4-2 2B BB		4-1 BB BB		0-1 F8	3	0	0	1	2	0	3										
Ivan Rodriguez, R (1, 10) OBP: 0.324, SLG: 0.464	1-0 F3			0-1 F3		1-2 BB		2-2 F8		1-1 F7	5	0	1	1	0	0	4										
Carl Everett, S (1, 7) OBP: 0.247, SLG: 0.326	3-1 F9			0-2 P6		4-0 FC6-4 IBB		4-2 BB BB			2	0	0	0	2	0	2										
Bill Haselman, R (1, 2) OBP: 0.294, SLG: 0.338			1-3 K		0-0 B5-3		1-3 K		0-1 G6-4-3	4	0	0	0	0	2	5											
Ruben Rivera, R (1, 8) OBP: 0.250, SLG: 0.316			0-0 P6		0-3 K		2-2 FC6-4		3-1 L8	4	0	0	0	0	1	3											
Inning Stats	R: 2 E: 0 K: 0 S: 11	H: 1 LOB: 2 BB: 2 P: 27	R: 0 E: 0 K: 1 S: 6	H: 0 LOB: 0 BB: 0 P: 8	R: 0 E: 0 K: 0 S: 5	H: 0 LOB: 0 BB: 0 P: 7	R: 0 E: 0 K: 0 S: 7	H: 0 LOB: 0 BB: 0 P: 7	R: 0 E: 0 K: 1 S: 9	H: 1 LOB: 1 BB: 0 P: 12	R: 1 E: 0 K: 2 S: 18	H: 2 LOB: 3 BB: 2 P: 34	R: 0 E: 1 K: 1 S: 9	H: 0 LOB: 1 BB: 0 P: 13	R: 0 E: 0 K: 0 S: 11	H: 0 LOB: 1 BB: 2 P: 21	R: 3 E: 0 K: 0 S: 14	H: 3 LOB: 1 BB: 1 P: 24	1B: 5 2B: 1 3B: 0 HR: 1	SF: 0 SAC: 0 DP: 1 HBP: 1	WP: 1 PB: 0 SB: 0 CS: 0	PA: 42					
PITCHER	IP	WLS	BF	H	R	ER	SO	BB	IBB	HBP	BLK	WP	HR	S	P	ERA	WHIP										
56 Shawn Sedlacek, R (1, 1) ERA: 3.16	6.0	W	27	4	3	3	4	3	1	1	0	1	0	56	95	4.50	1.167										
Scott Mullen, L (7, 1) ERA: 1.5	1.0		4	0	0	0	1	0	0	0	0	0	0	9	13	0.00	0.000										
Dan Reichert, R (8, 1) ERA: 5.32	1.1	H	2	1	0	0	0	0	0	0	0	0	1	19	38	20.25	3.750										
Jason Grimsley, R (9, 1) ERA: 4.86	0.1	S	1	0	0	0	0	0	0	0	0	0	0	4	4	0.00	3.000										
Roberto Hernandez, R (9, 1) ERA: 4.0	0.1		1	0	0	0	0	0	0	0	0	0	0	2	3	0.00	0.000										

Texas Rangers @ Kansas City Royals
Kauffman Stadium, Kansas City, MO
Mon Jul 15 2002, 4:05 PM CDT
Cloudy - 86 F

AB 34
R 6
H 7
RBI 6
BB 7
SO 5
LOB 19

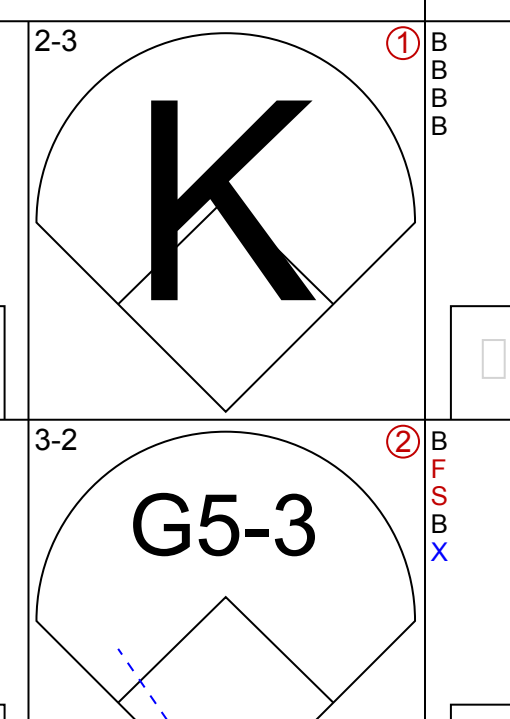
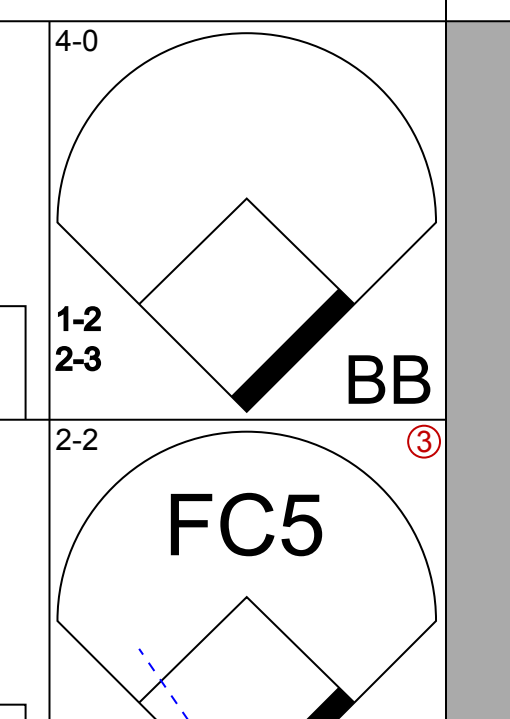
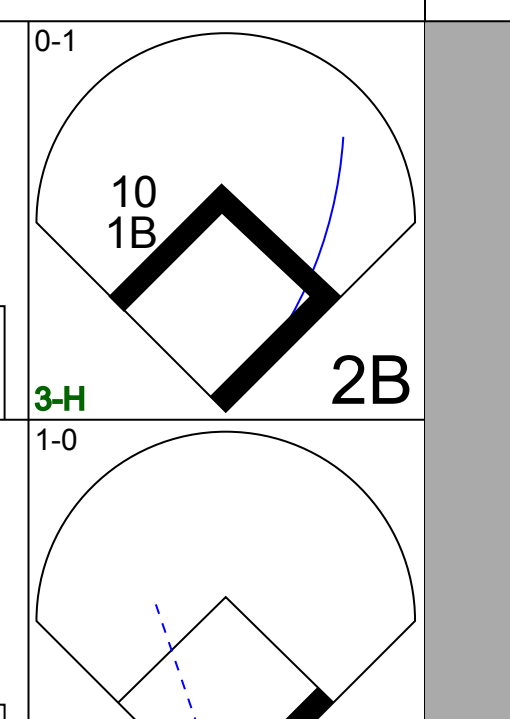
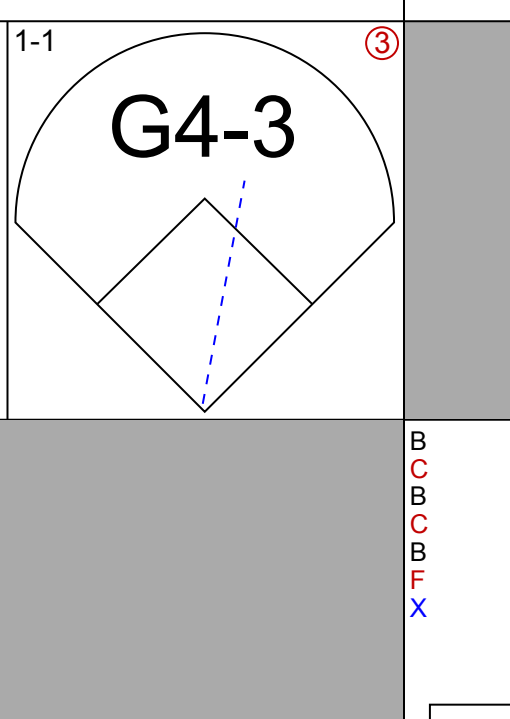
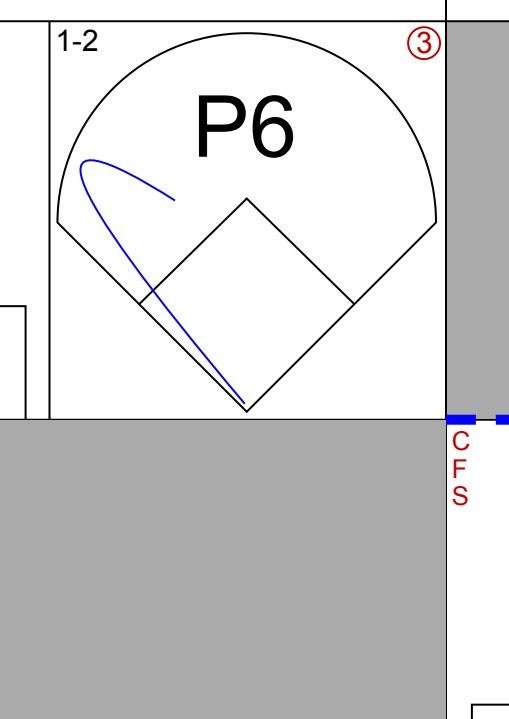
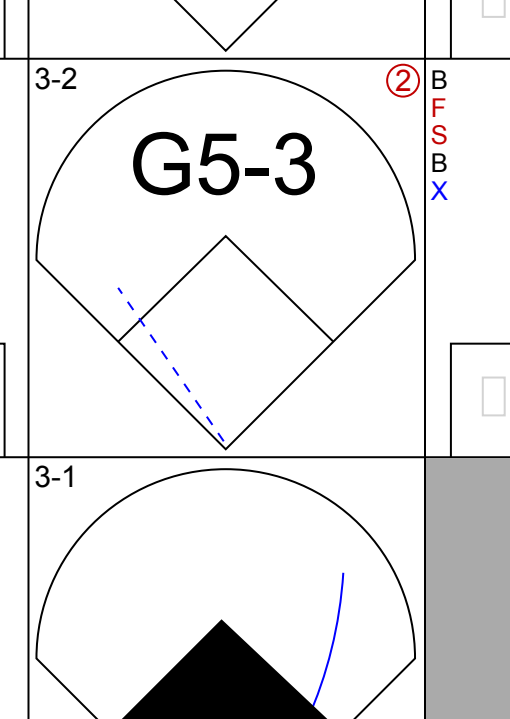
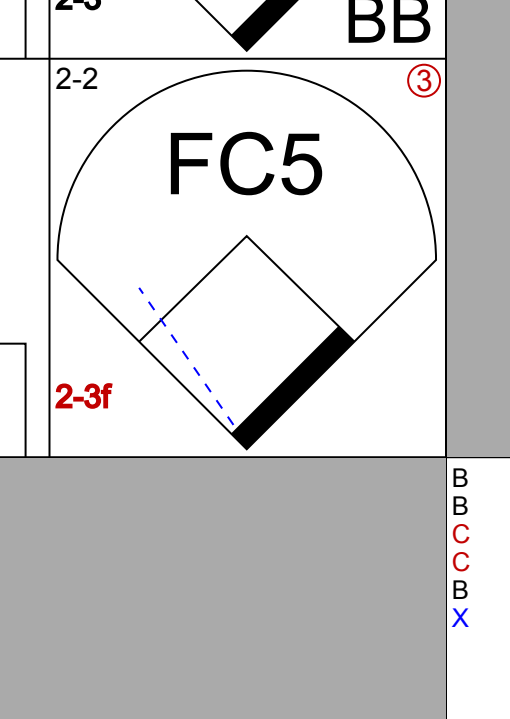
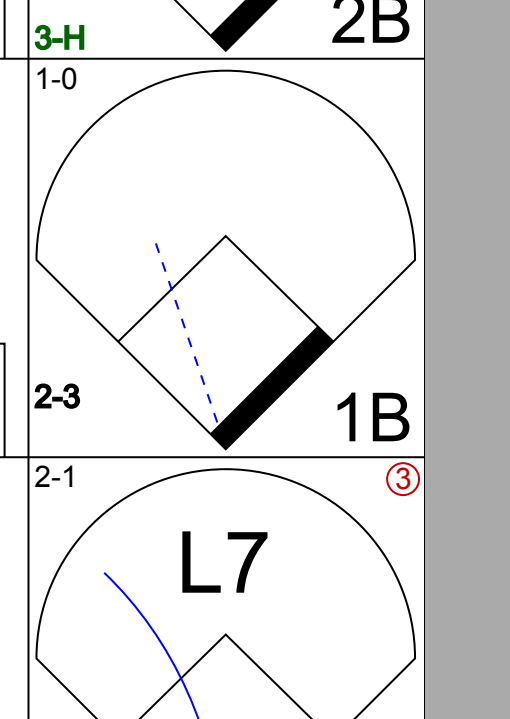
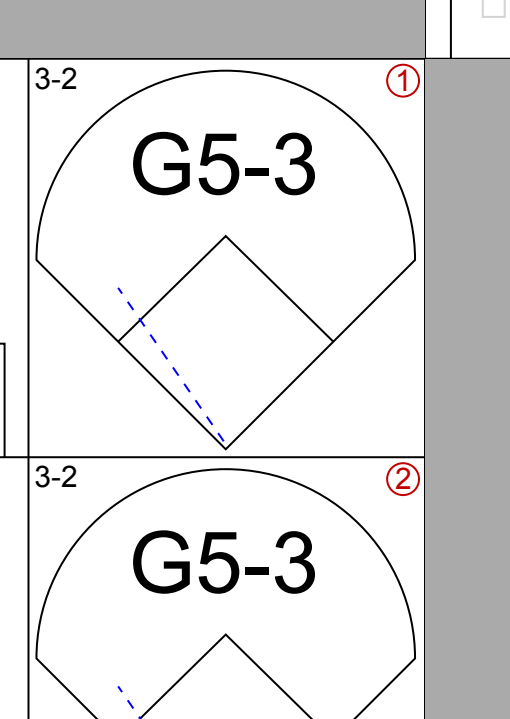
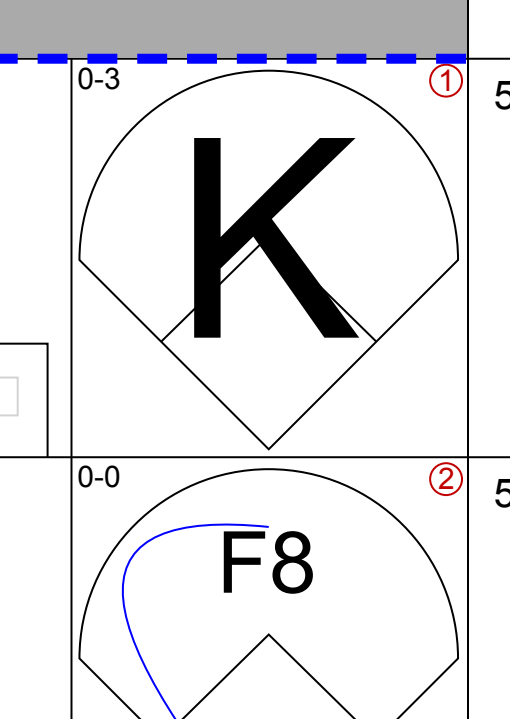
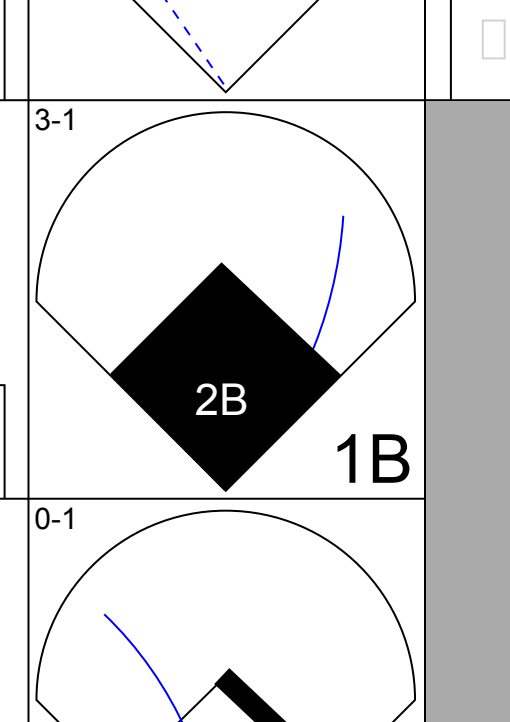
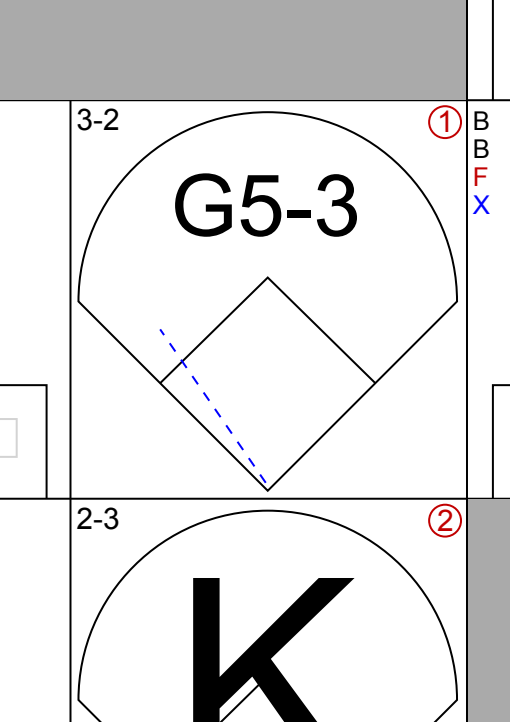
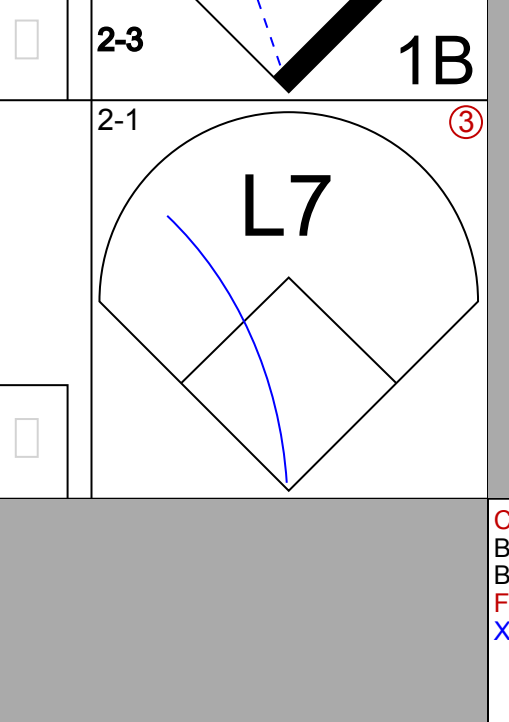
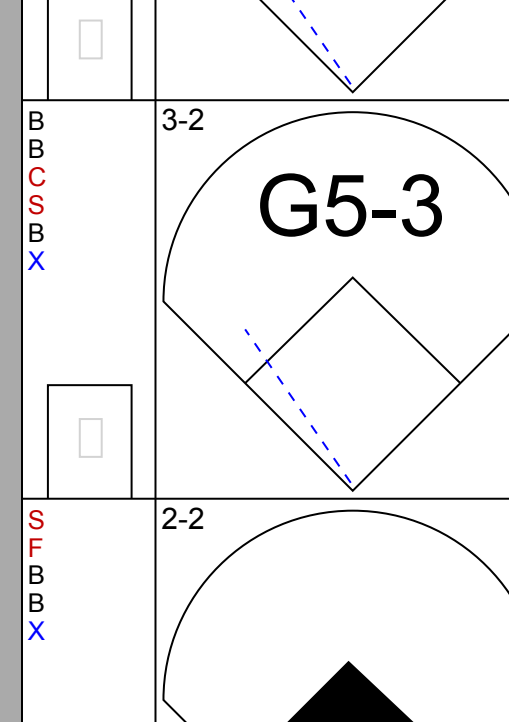
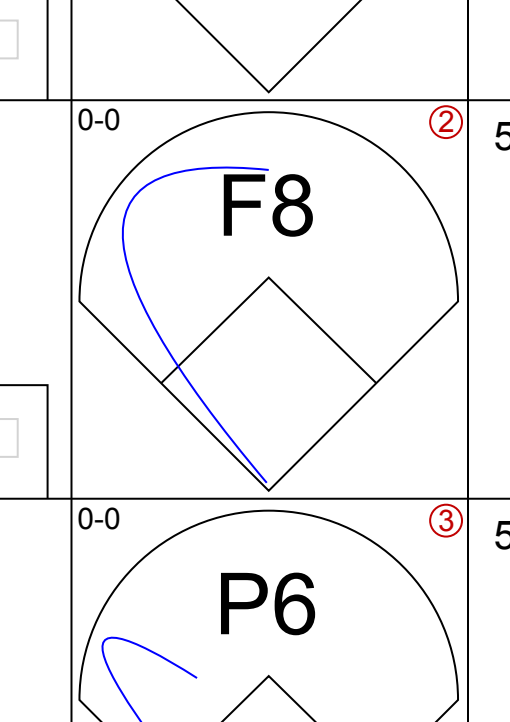
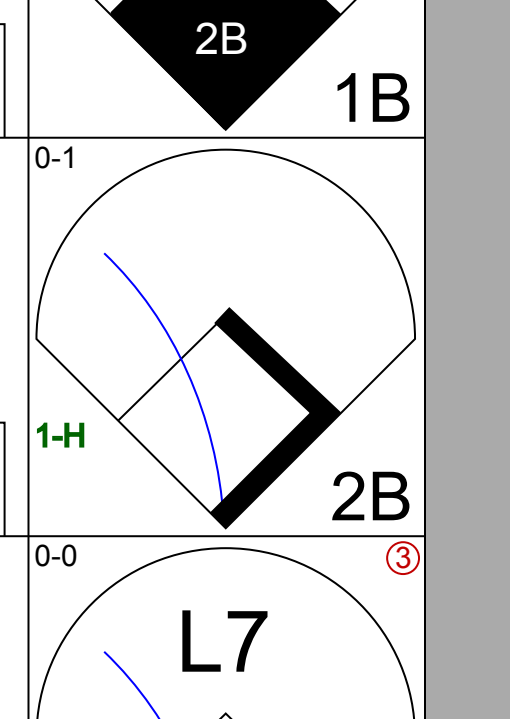
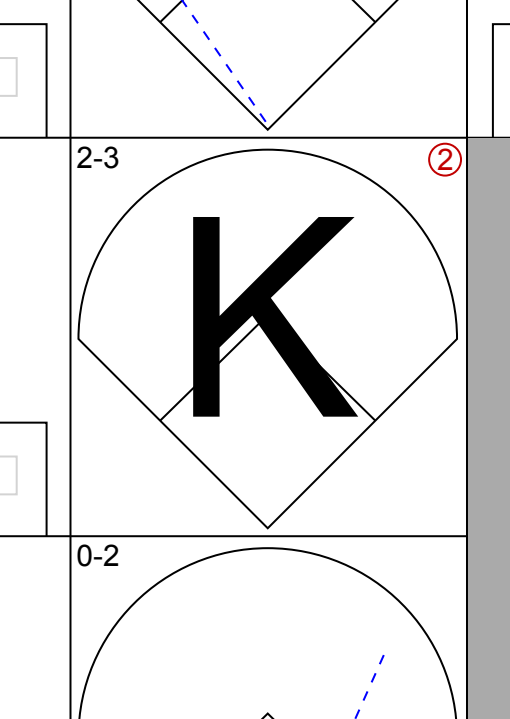
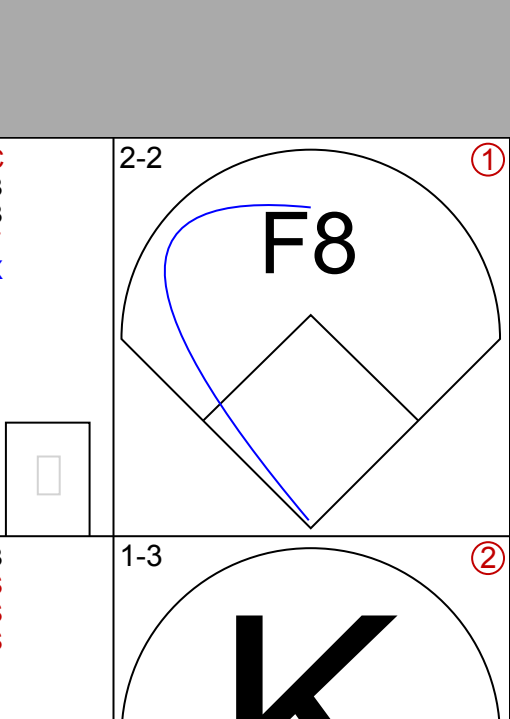

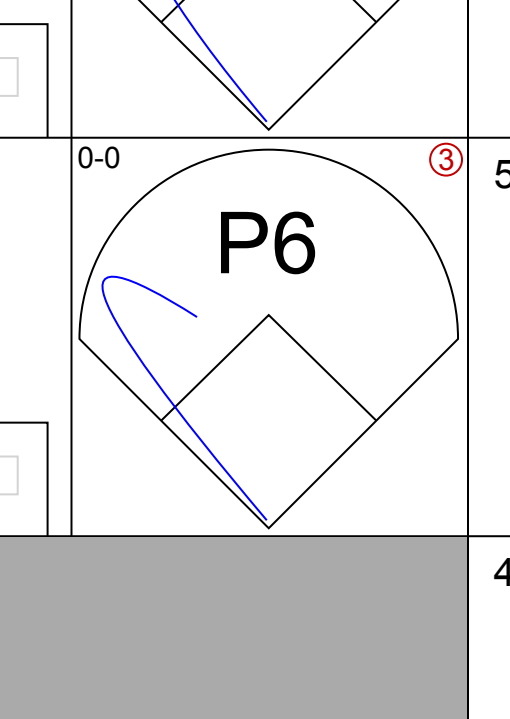
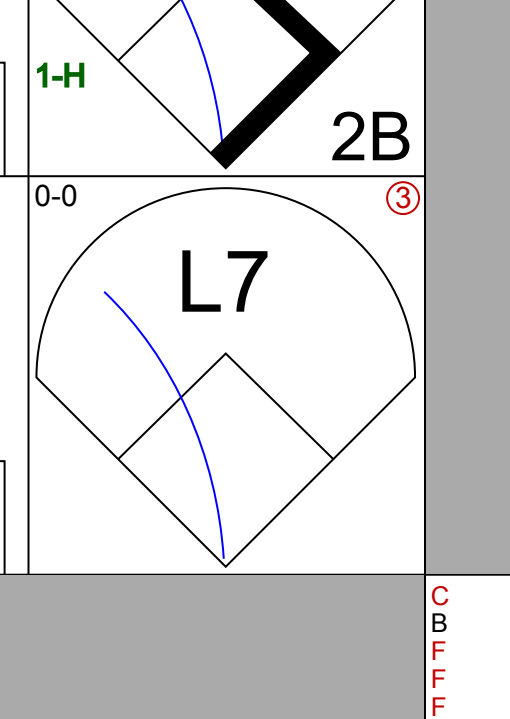
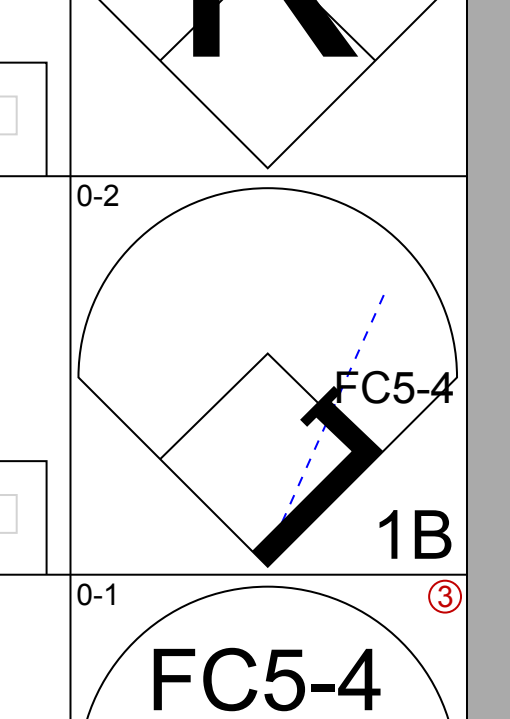
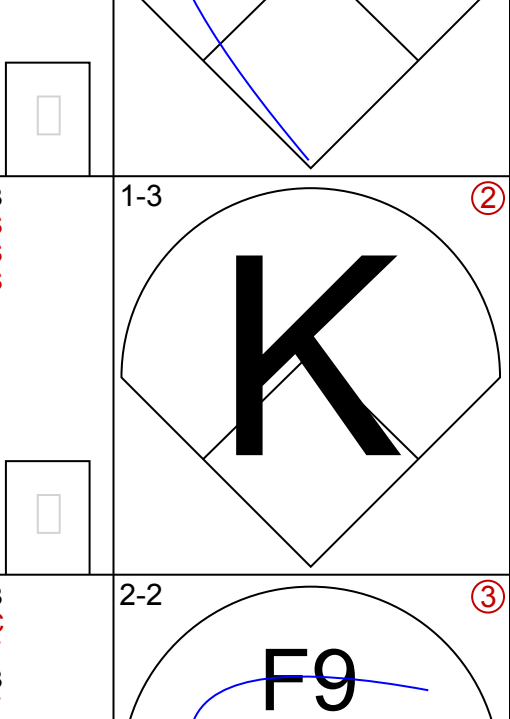
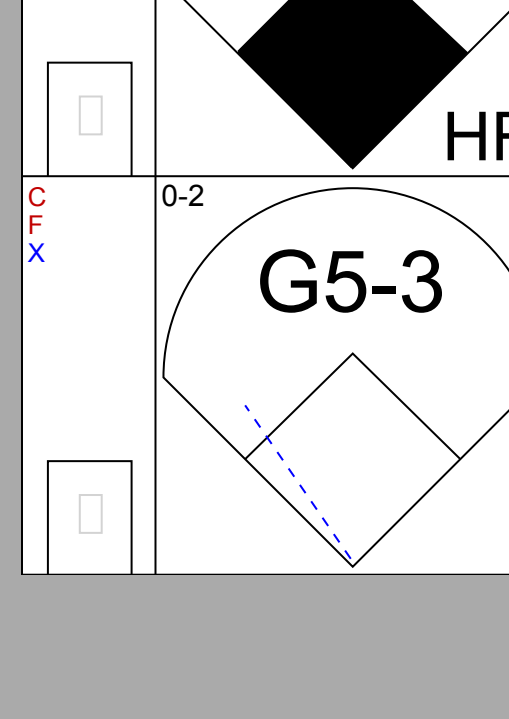
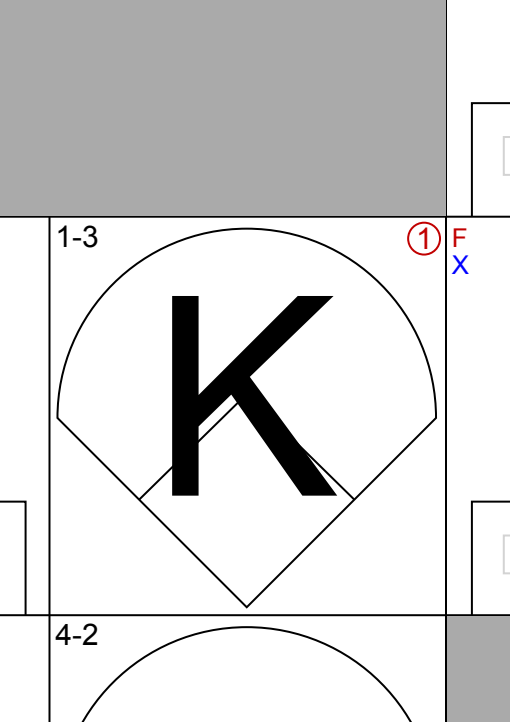
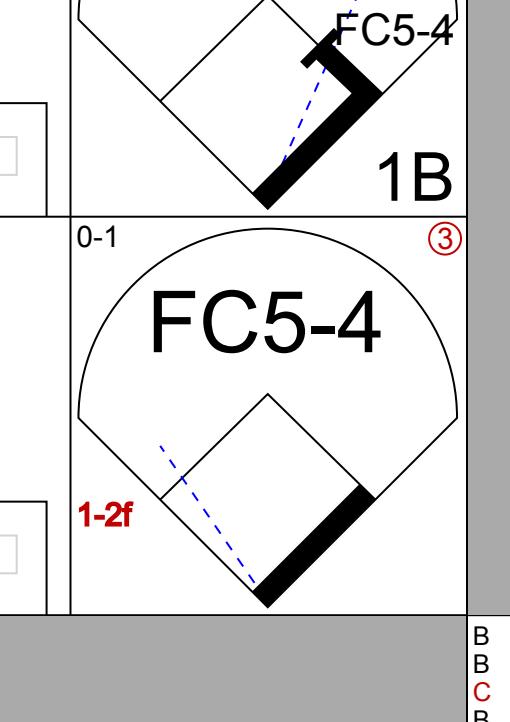
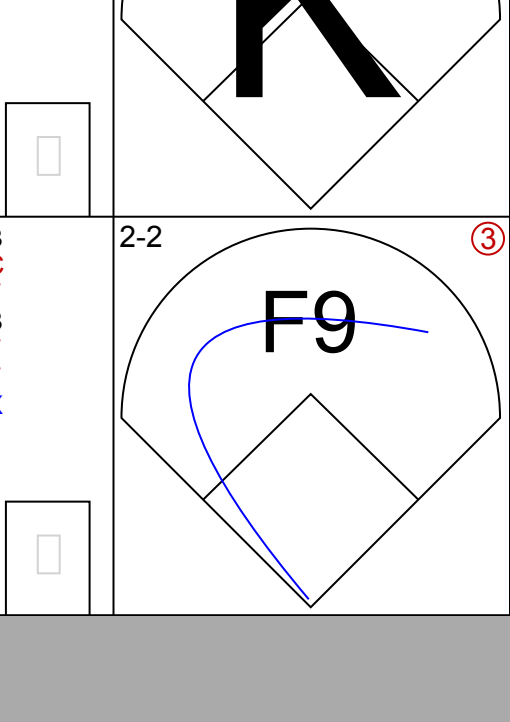
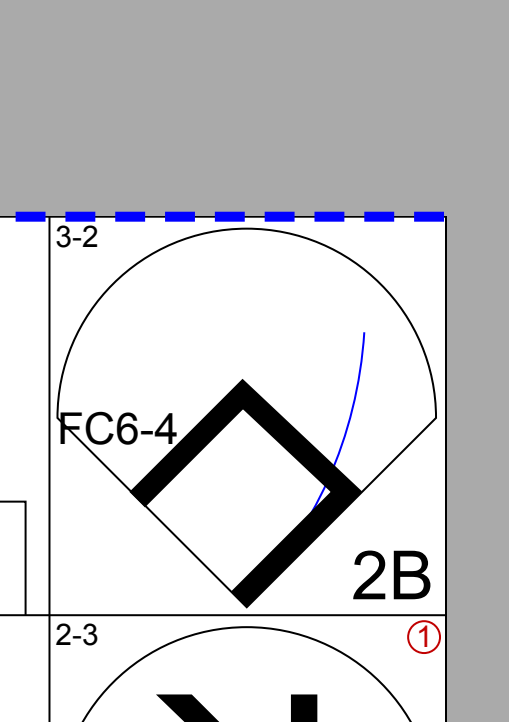

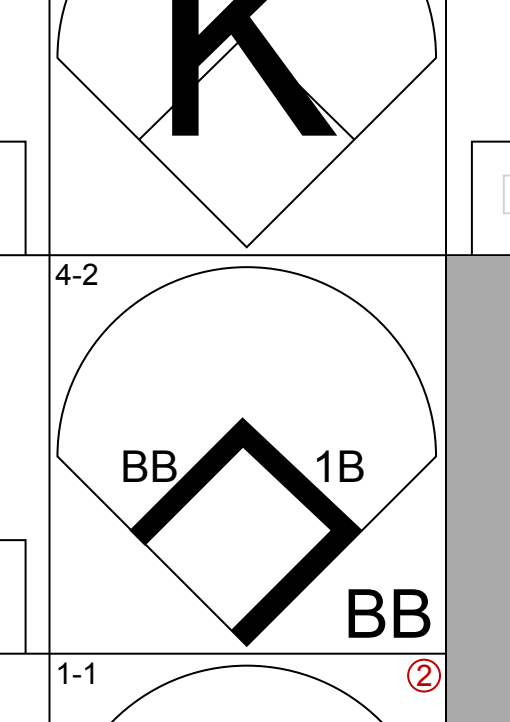
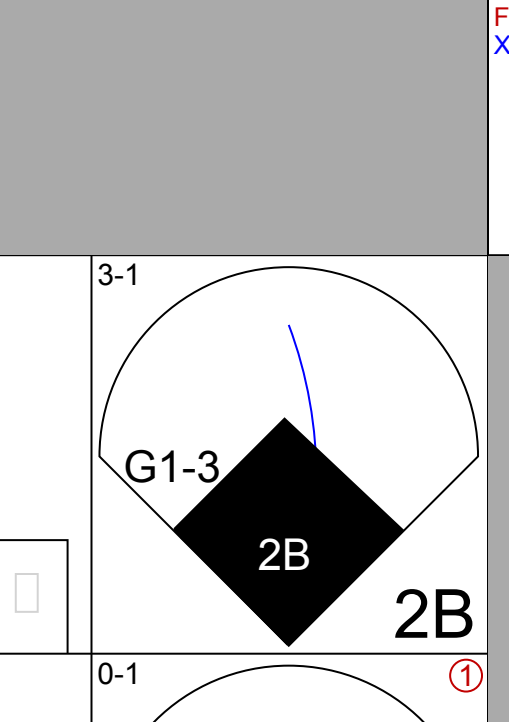
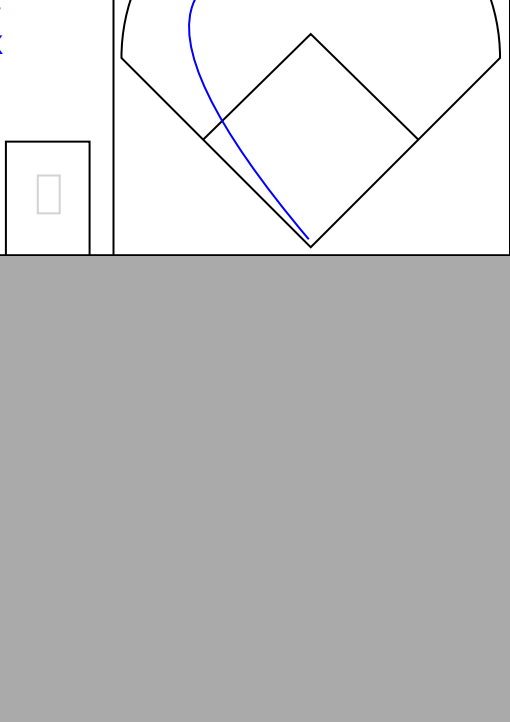
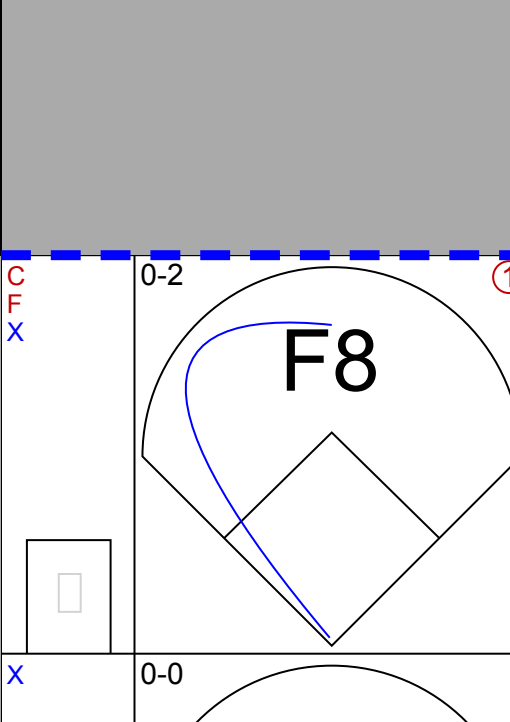

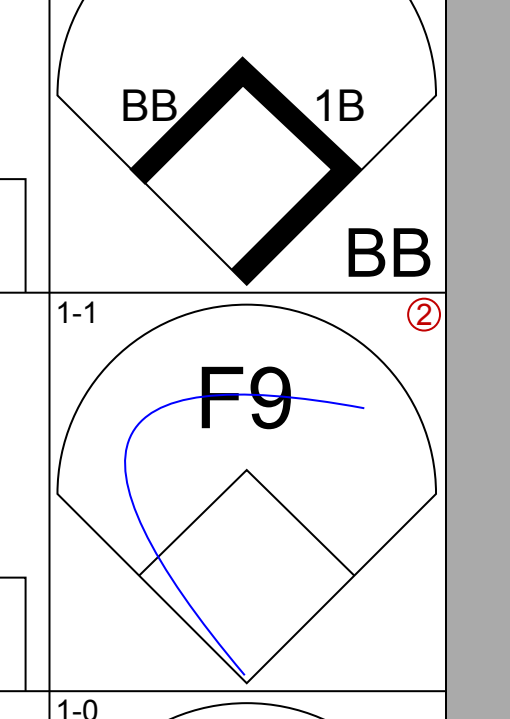
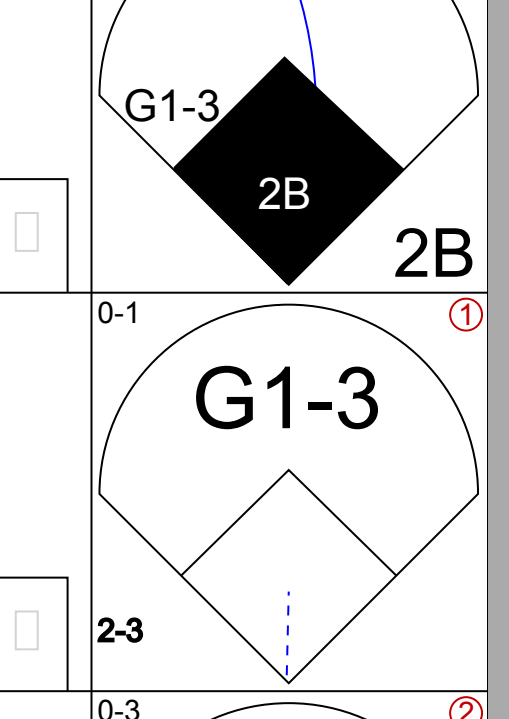
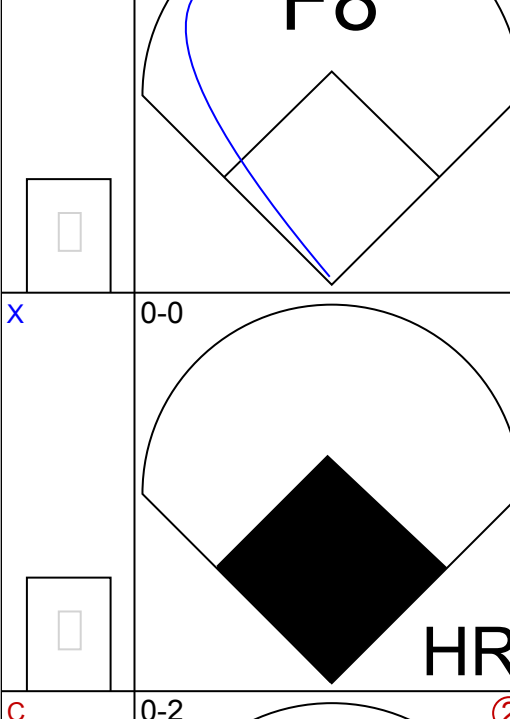
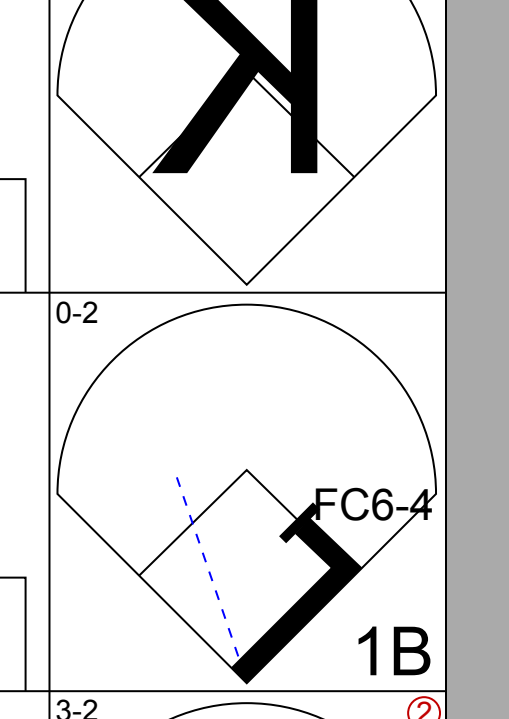

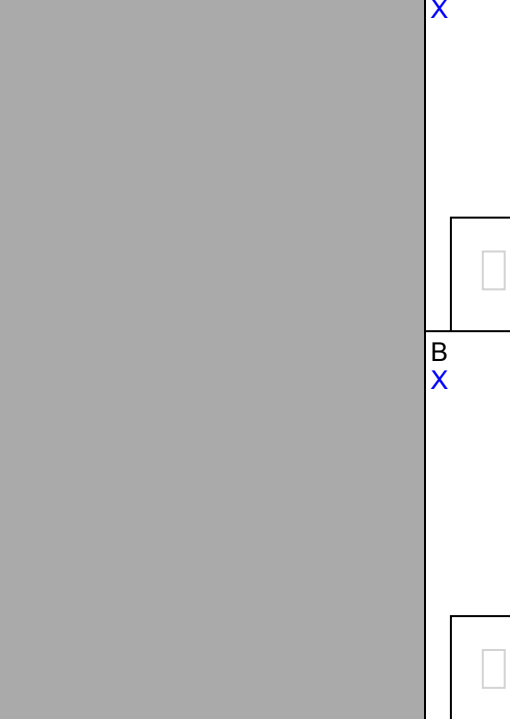
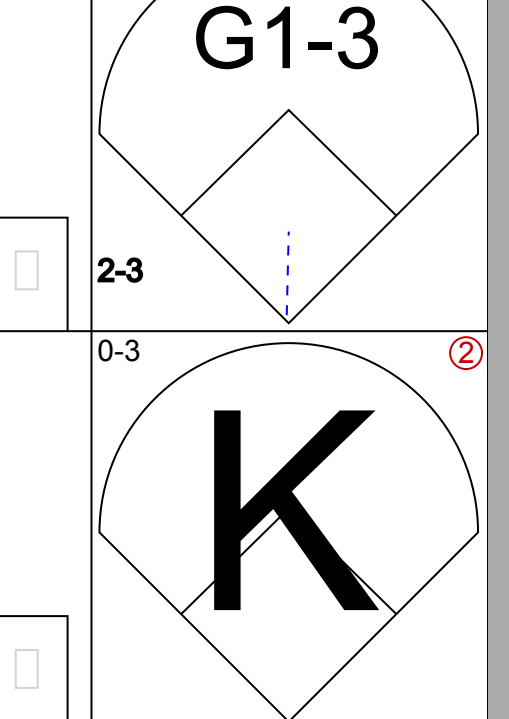
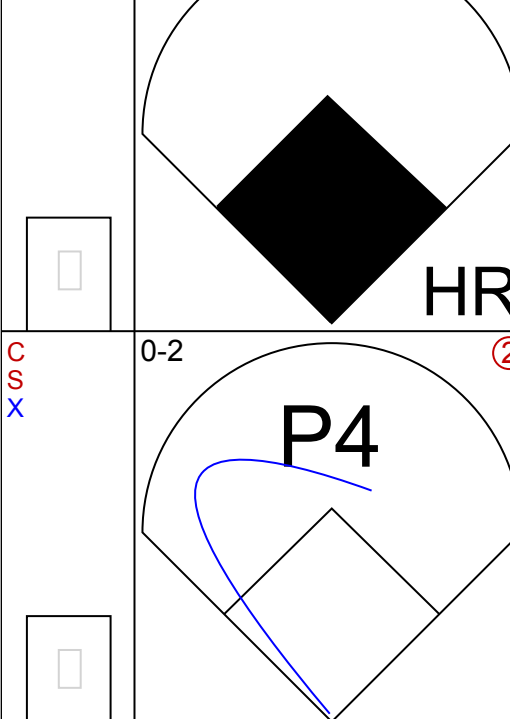
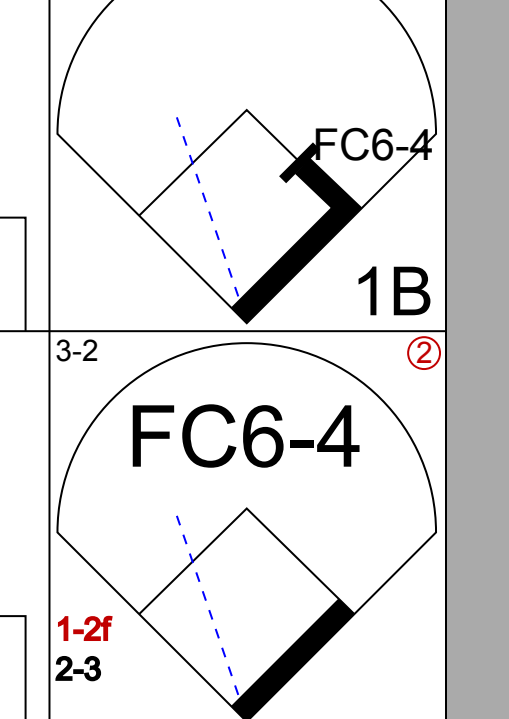


Batter	1	2	3	4	5	6	7	8	9	AB	R	H	RBI	BB	SO	LOB	BOTTOM										
Aaron Guiel, L (1, 9) OBP: 0.359, SLG: 0.463	4-1 BB S 3B BB	4-2 BB		1-1 F9		3-2 HR		2-1 G4-3		3	2	1	3	2	0	0											
Carlos Febles, R (1, 4) OBP: 0.323, SLG: 0.343	3-3 K	3-3 K		1-2 P4		2-2 G6-3		1-2 P6		5	0	0	0	0	2	3											
Carlos Beltrán, S (1, 8) OBP: 0.332, SLG: 0.464	4-0 BB BB	1-1 G1-3		0-1 S 2B		1-2 G5-3				3	1	1	0	1	0	2											
Joe Randa, R (1, 5) OBP: 0.353, SLG: 0.476	4-2 BB BB		4-1 FC4-6 BB		1-0 P4		2-1 E 2B			2	2	1	0	2	0	1											
Raul Ibanez, L (1, 3) OBP: 0.333, SLG: 0.556	3-2 SF7 3B		0-0 FC4-6 FC6-4		3-2 G6-3		0-0 P6			4	1	1	3	0	0	3											
Michael Tucker, L (1, 7) OBP: 0.335, SLG: 0.370	0-2 SF7		2-2 F8		4-2 WP SH3-4 FC4-2 BB		3-2 E2 1B			2	0	1	2	1	0	1											
Neifi Perez, S (1, 6) OBP: 0.243, SLG: 0.297	0-2 P6		2-1 FC6-4		0-1 SH3-4		4-2 BB			2	0	0	0	1	0	1											
Brandon Berger, R (1, 10) OBP: 0.273, SLG: 0.390			4-1 BB BB		1-3 K		4-0 FC4-2 WP HR IBB		0-2 P5	2	1	0	0	2	1	2											
Brent Mayne, L (1, 2) OBP: 0.284, SLG: 0.247			1-3 K		1-1 F8		3-2 FC4-2 HR		1-2 L9	4	1	0	0	0	1	3											
Inning Stats	R: 4 E: 0 K: 1 S: 16	H: 1 LOB: 3 BB: 3 P: 34	R: 0 E: 0 K: 2 S: 13	H: 0 LOB: 2 BB: 2 P: 26	R: 0 E: 0 K: 0 S: 7	H: 0 LOB: 1 BB: 1 P: 15	R: 0 E: 0 K: 1 S: 7	H: 0 LOB: 0 BB: 0 P: 10	R: 0 E: 0 K: 0 S: 9	H: 1 LOB: 1 BB: 0 P: 14	R: 3 E: 0 K: 0 S: 14	H: 1 LOB: 2 BB: 2 P: 30	R: 1 E: 1 K: 0 S: 25	H: 2 LOB: 2 BB: 1 P: 35	R: 0 E: 0 K: 0 S: 8	H: 0 LOB: 0 BB: 0 P: 12	1B: 1 2B: 2 3B: 1 HR: 1	SF: 1 SAC: 1 DP: 0 HBP: 0	WP: 1 PB: 0 SB: 3 CS: 0	PA: 38							
PITCHER	IP	WLS	BF	H	R	ER	SO	BB	IBB	HBP	BLK	WP	HR	S	P	ERA	WHIP										
53 Joaquin Benoit, R (1, 1) ERA: 4.5	5.0	L	24	2	5	5	4	7	0	0	0	1	1	12	24	18.00	1.800										
Randy Flores, L (6, 1) ERA: 4.5	1.0		5	1	2	2	0	0	1	0	0	1	1	12	24	18.00	1.800										
Todd Van Poppel, R (7, 1) ERA: 4.43	2.0		9	2	1	1	0	1	0	0	0	0	0	33	47	4.50	1.500										

Texas Rangers @ Kansas City Royals
Kauffman Stadium, Kansas City, MO
Mon Jul 15 2002, 4:05 PM CDT
Cloudy - 86 F

AB 27
R 8
H 5
RBI 8
BB 9
SO 4
LOB 16

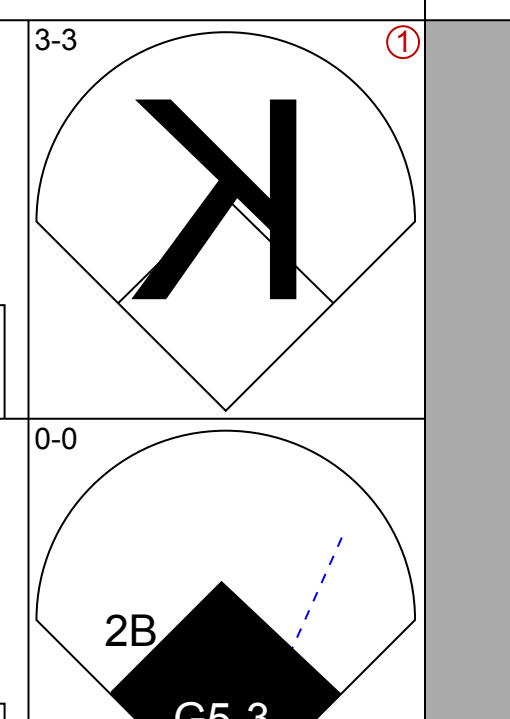
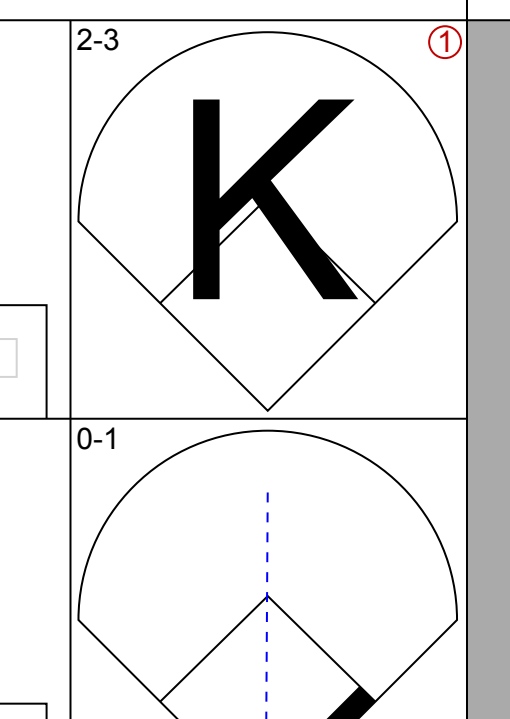
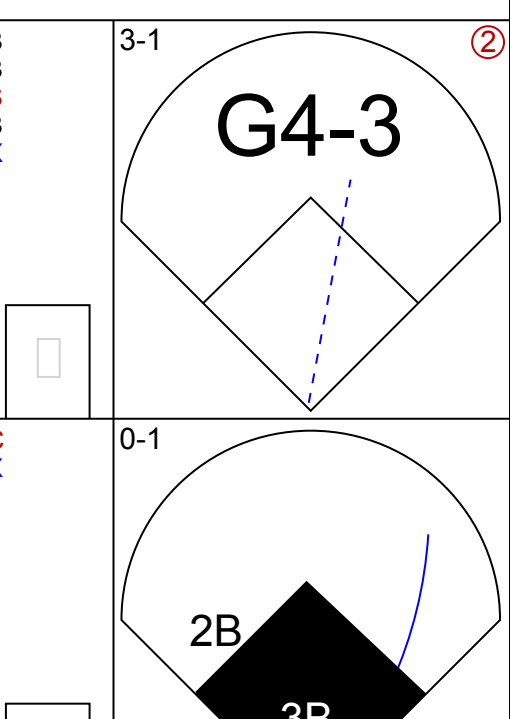
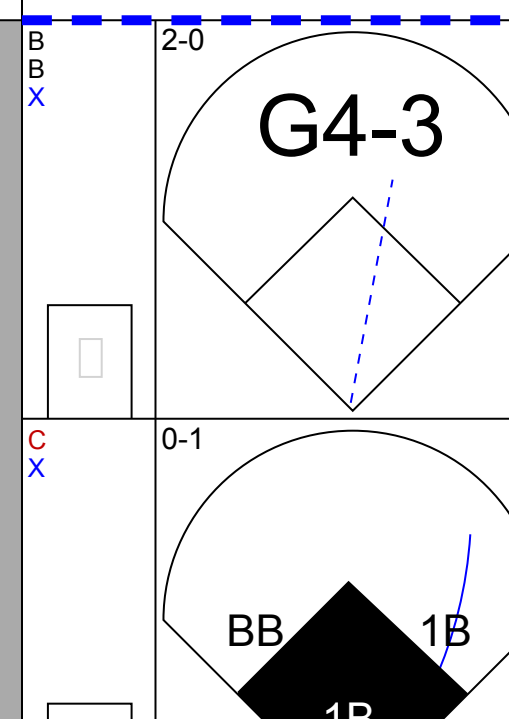
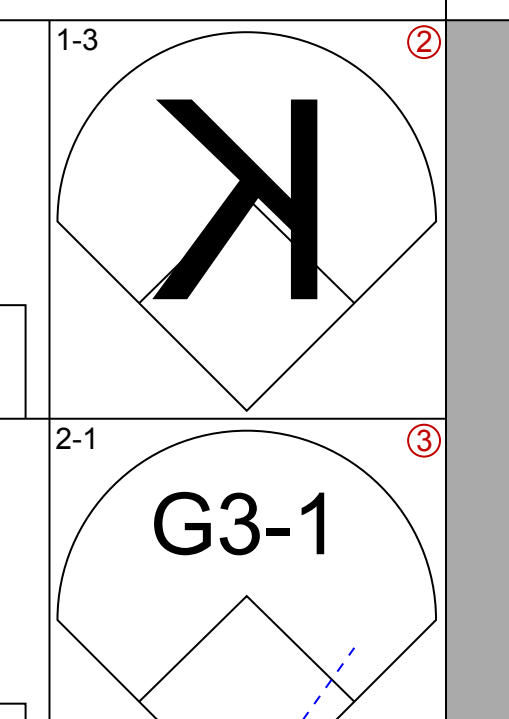
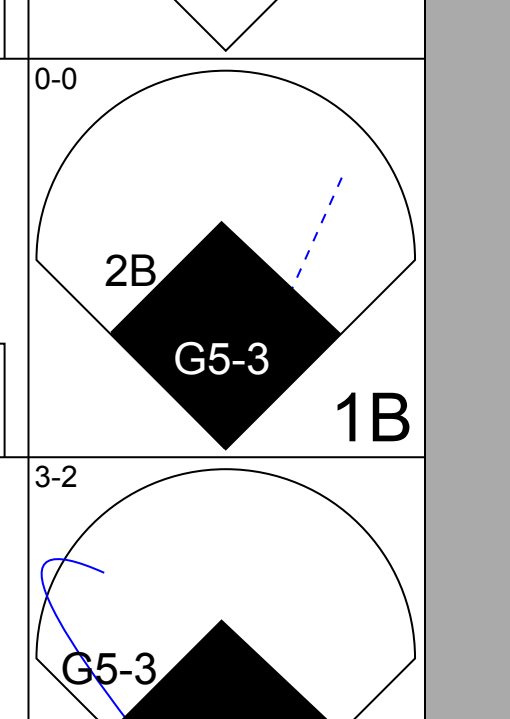
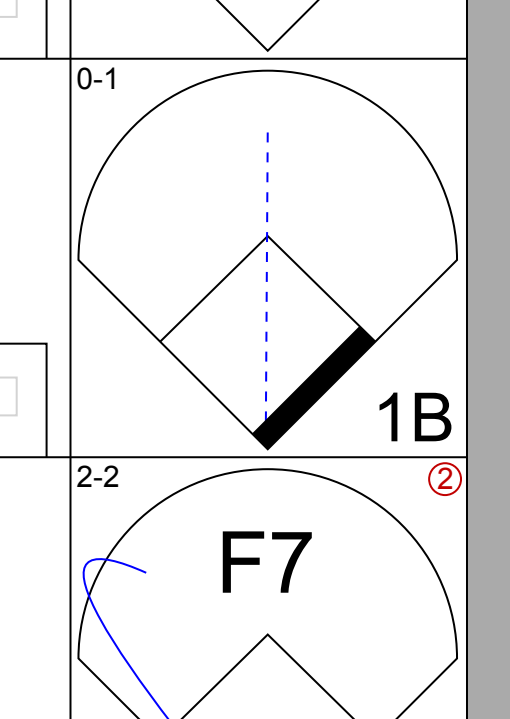
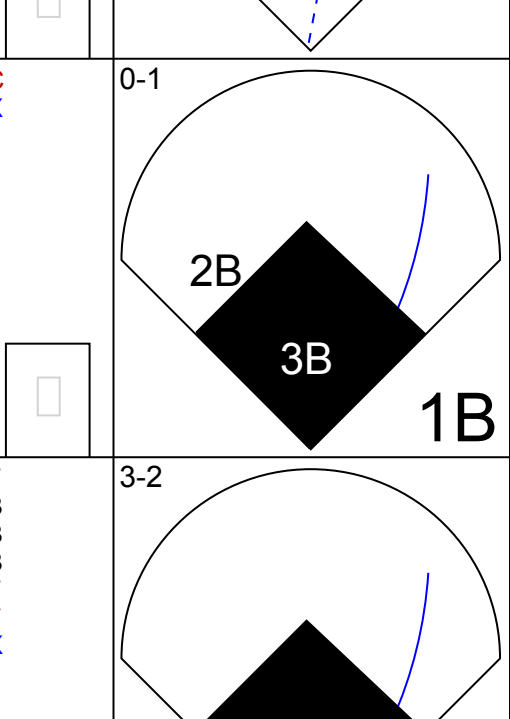

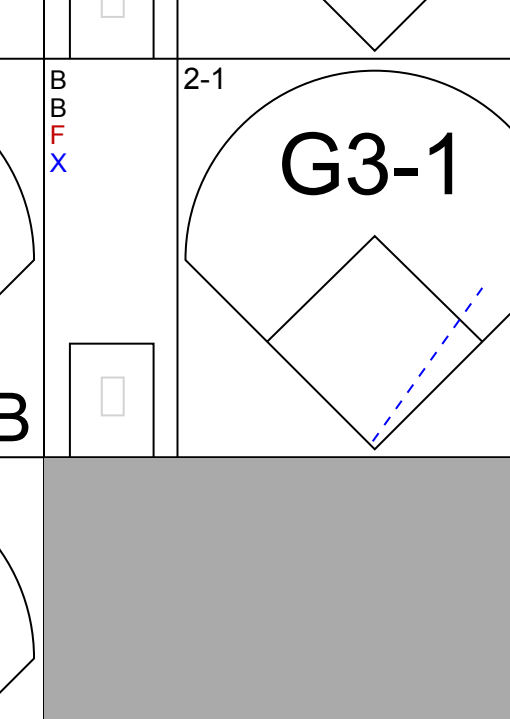

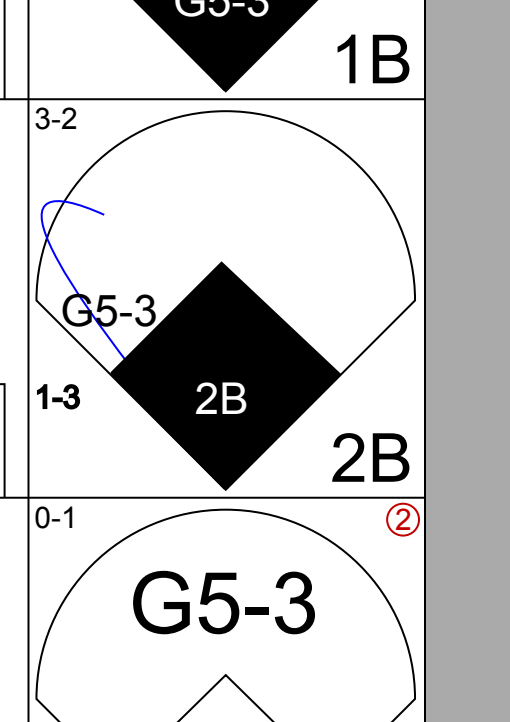
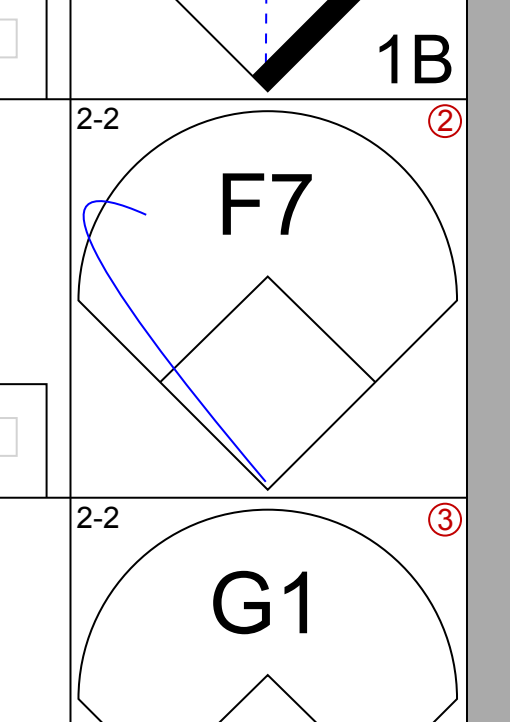
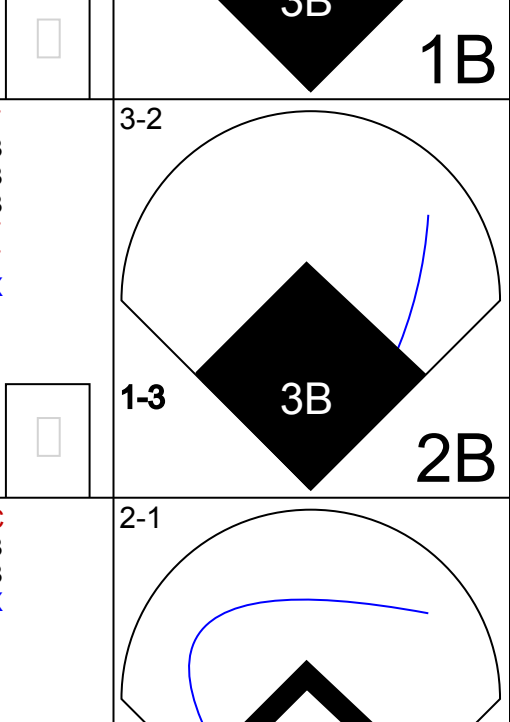

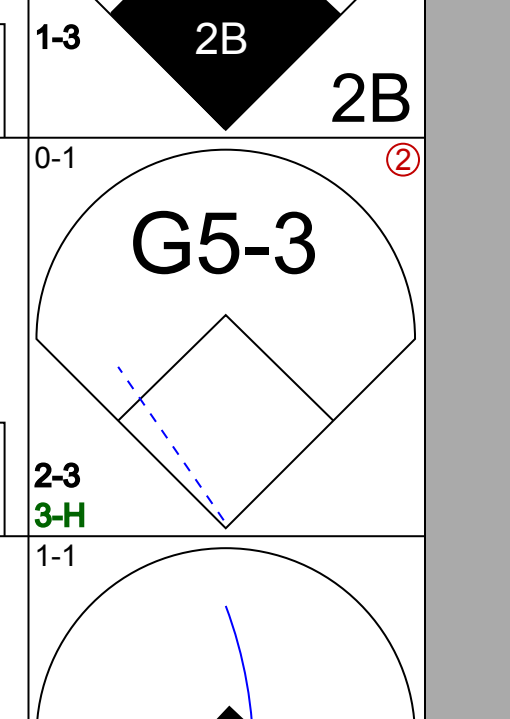
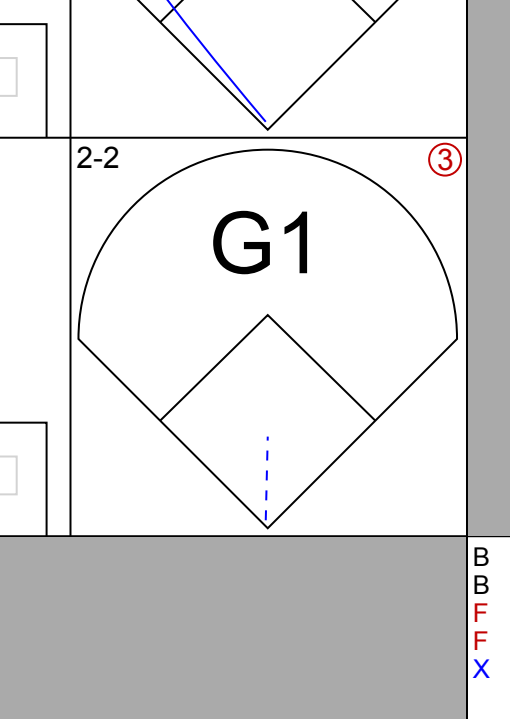
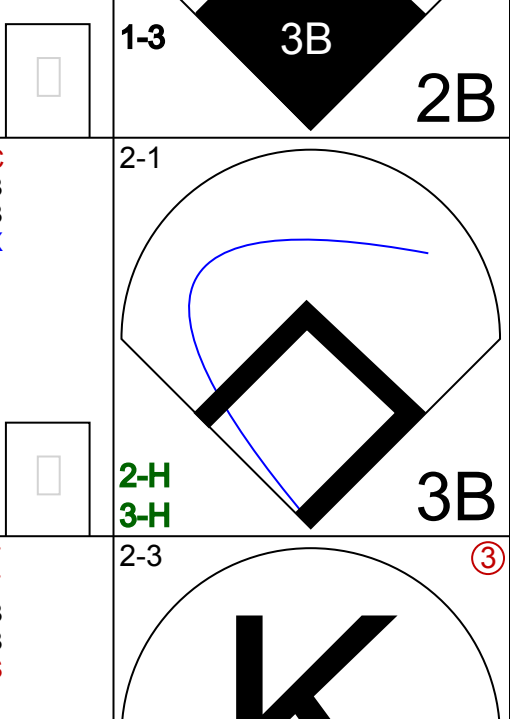
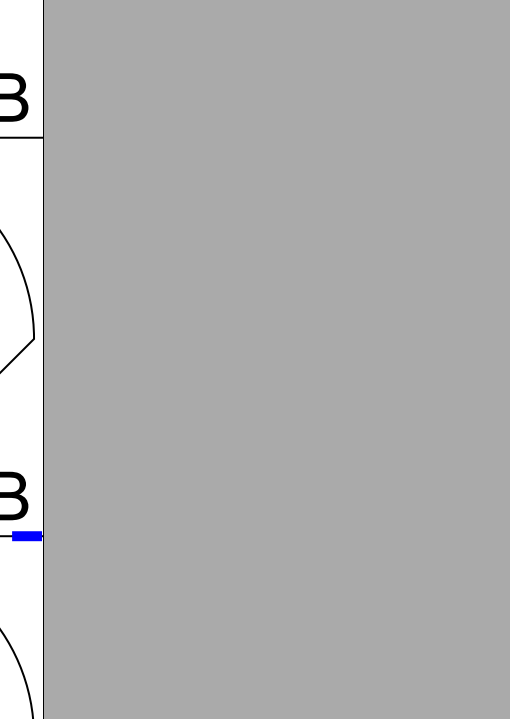

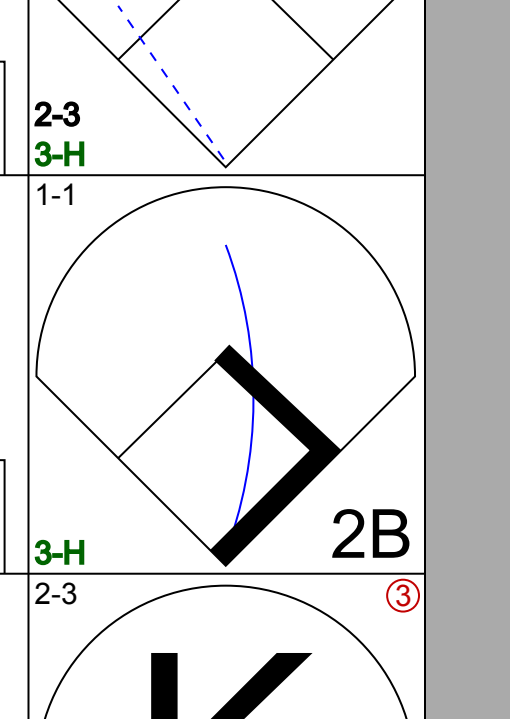
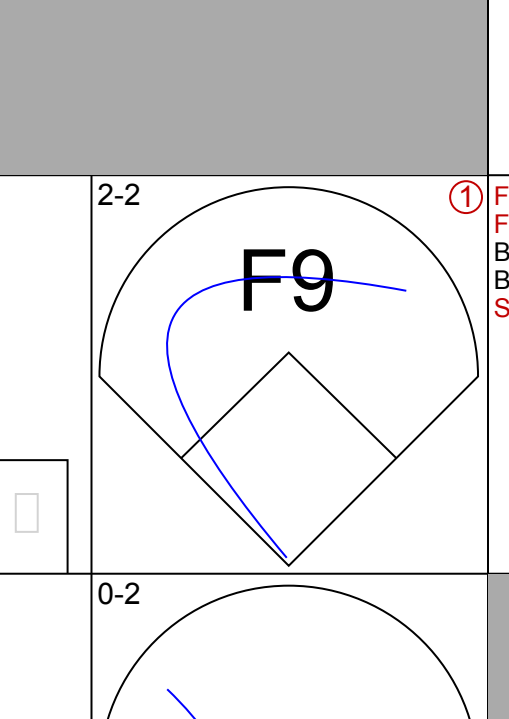
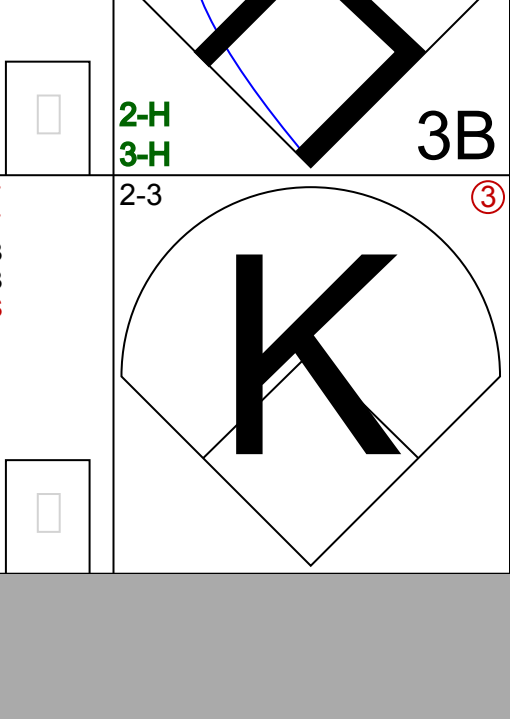
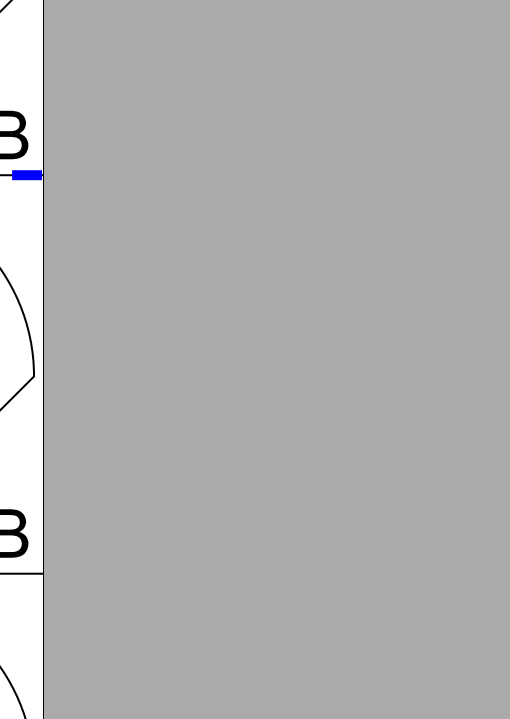

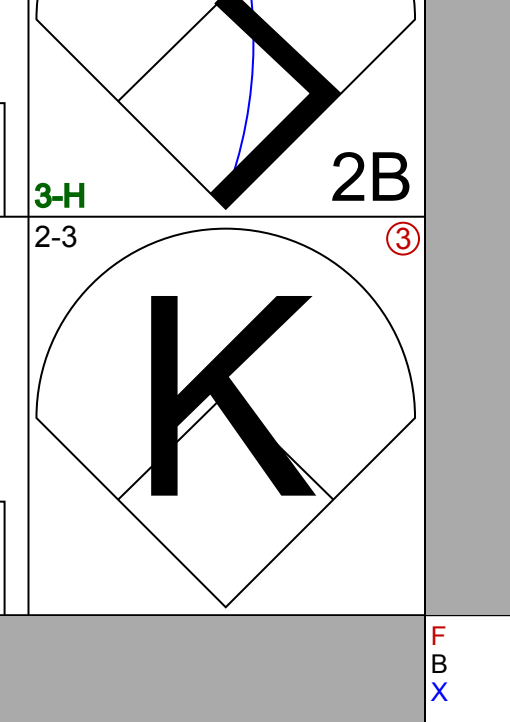
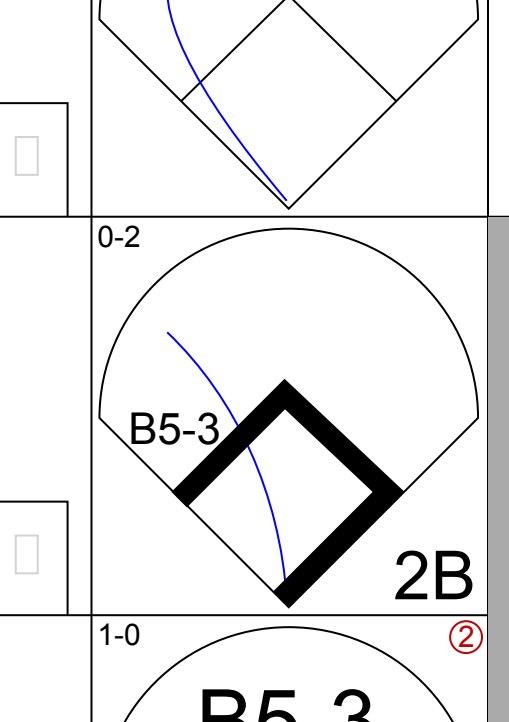
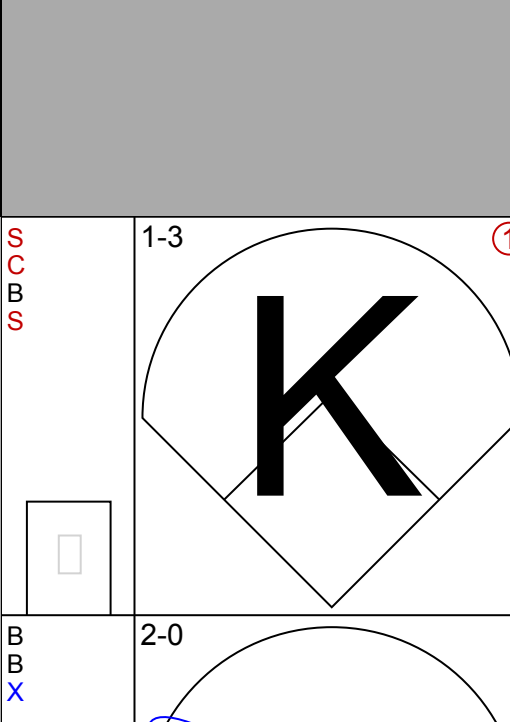
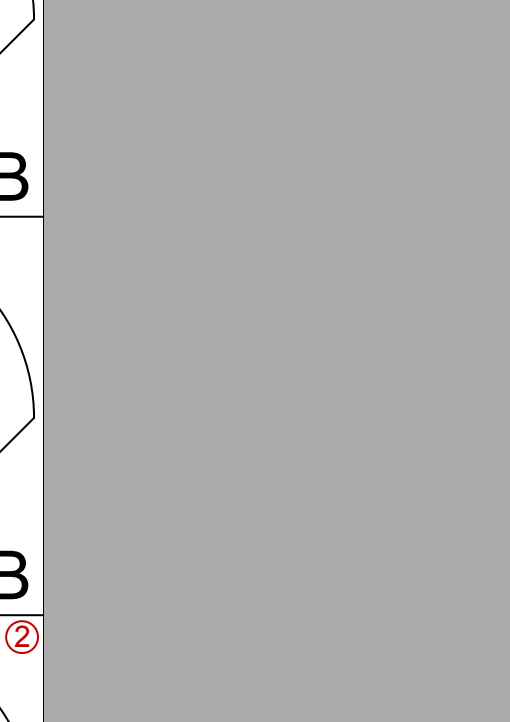
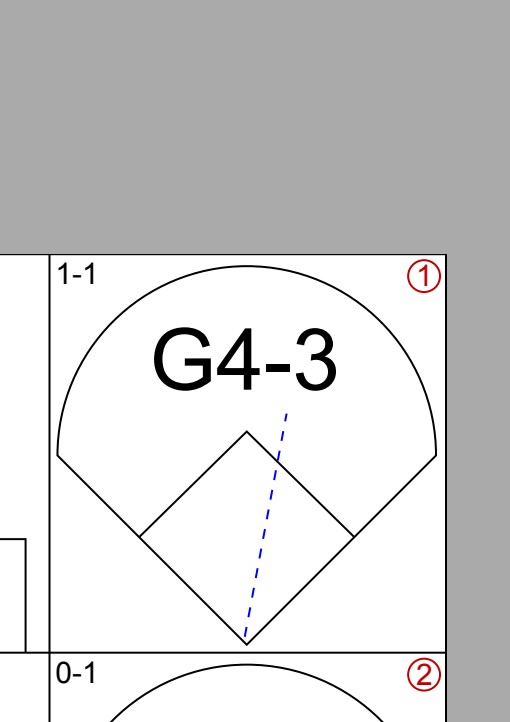
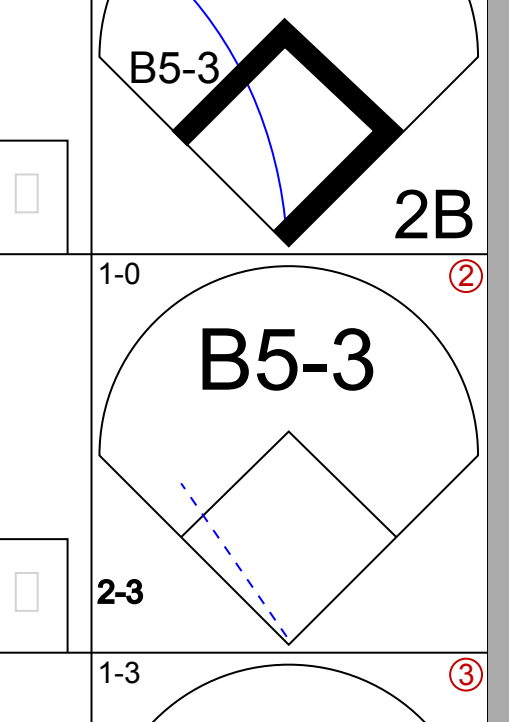
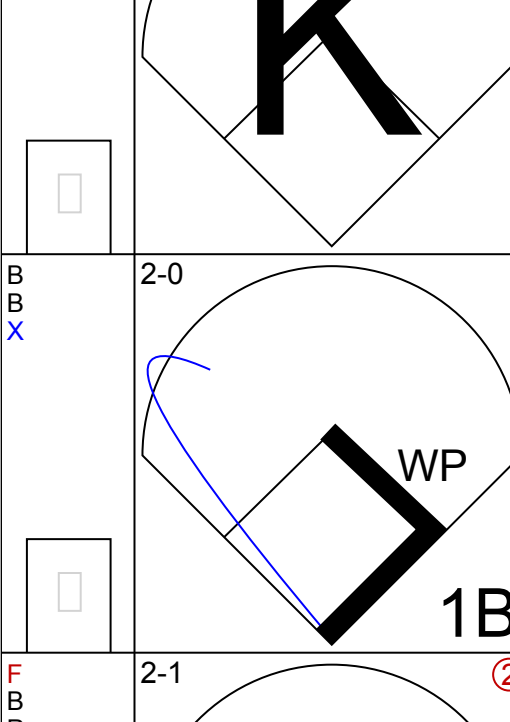
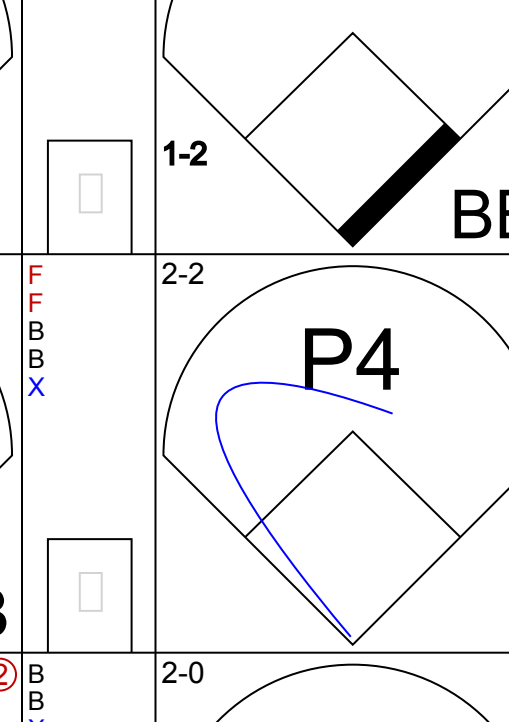
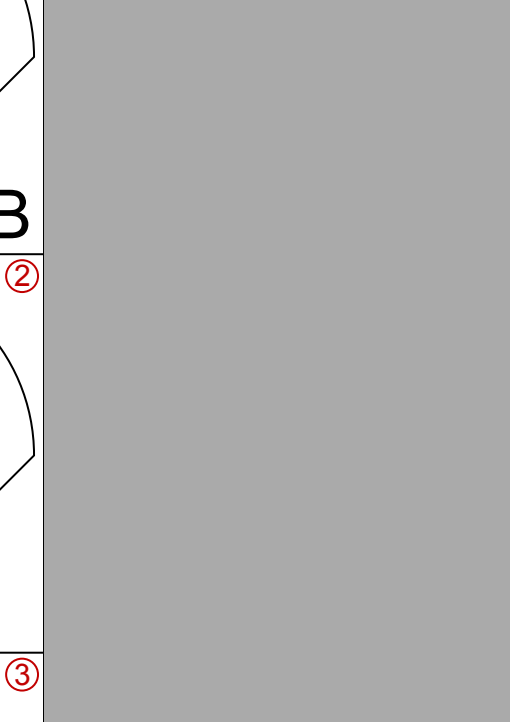
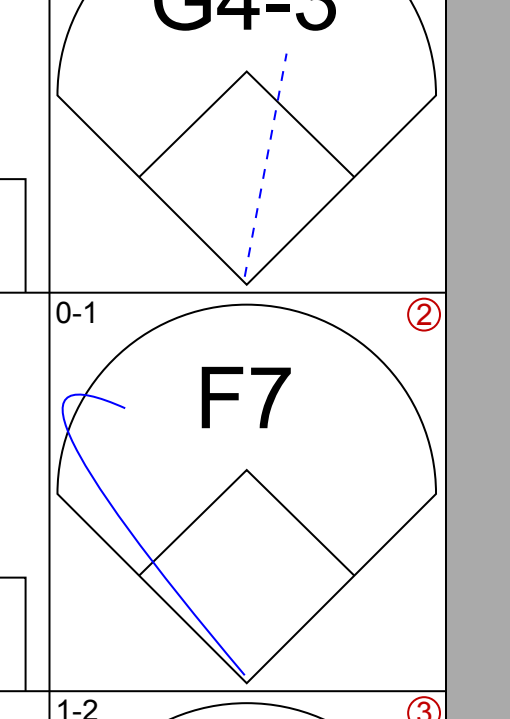
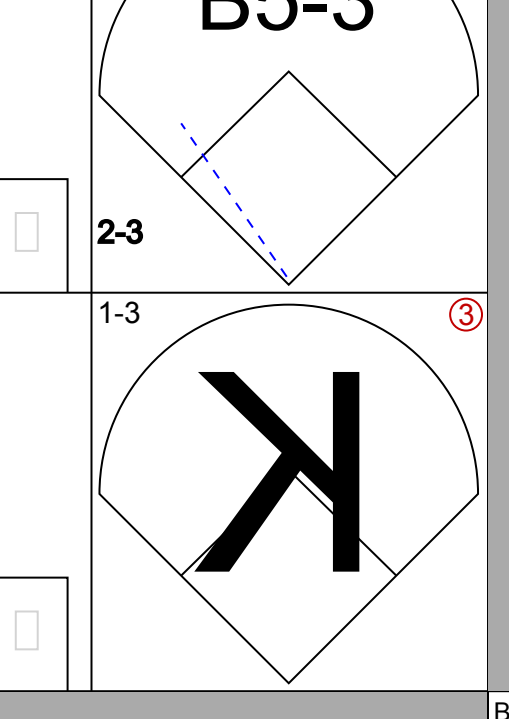
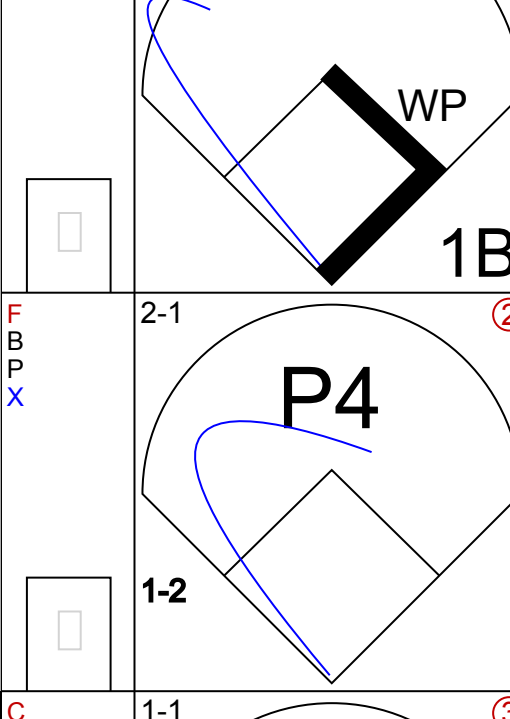
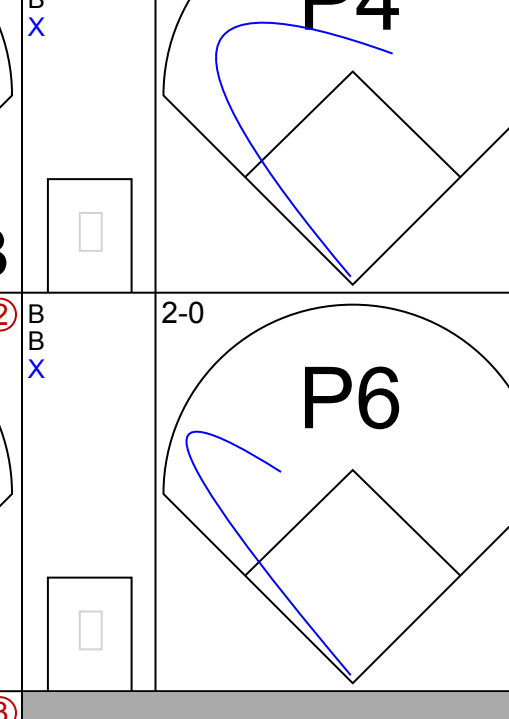
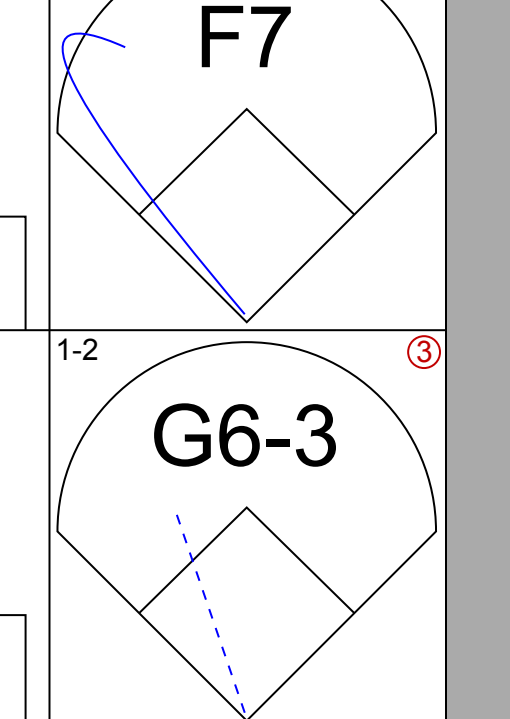
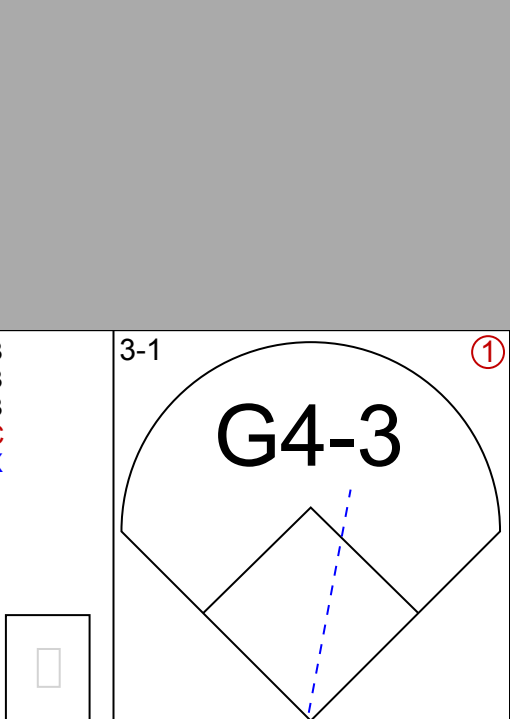
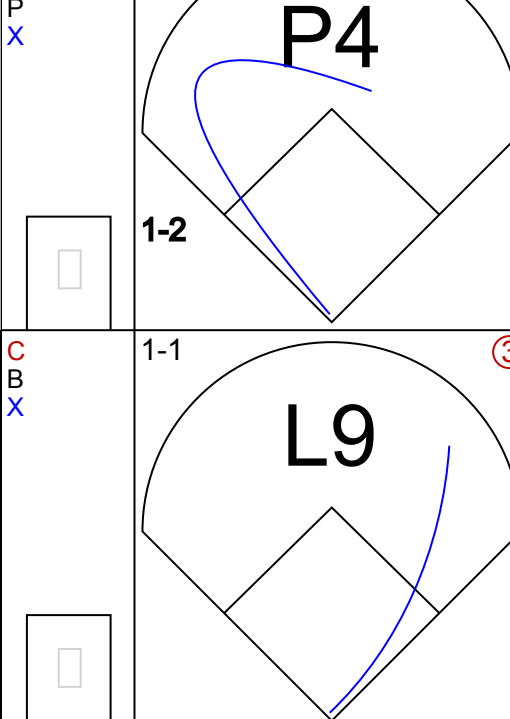
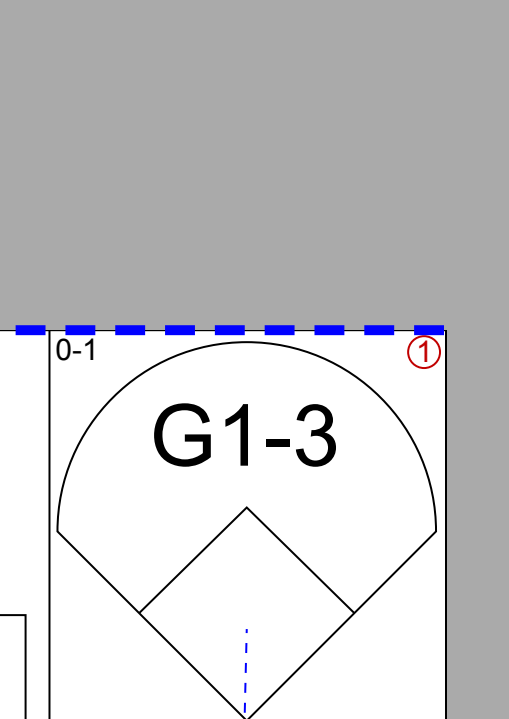


Batter	1	2	3	4	5	6	7	8	9	AB	R	H	RBI	BB	SO	LOB	TOP					
Frank Catalanotto, L (1,3) OBP: 0.359, SLG: 0.437										4	0	1	1	1	1	2						
10 Michael Young, R (1,4) OBP: 0.315, SLG: 0.405										5	0	1	0	0	1	3						
Alex Rodriguez, R (1,6) OBP: 0.400, SLG: 0.623										5	1	1	0	0	0	2						
Rafael Palmeiro, L (1,10) OBP: 0.377, SLG: 0.552										5	1	2	2	0	1	0						
Ivan Rodriguez, R (1,2) OBP: 0.323, SLG: 0.459										4	0	1	0	0	1	1						
Herbert Perry, R (1,5) OBP: 0.339, SLG: 0.480										4	0	1	0	0	1	1						
Carl Everett, S (1,7) (8,8)										3	1	1	0	1	1	1						
Kevin Mench, R (1,9) OBP: 0.366, SLG: 0.583 (8,7)										4	1	2	1	0	0	2						
Ruben Rivera, R (1,8) OBP: 0.261, SLG: 0.318 Juan Gonzalez, R (8,PH) OBP: 0.345, SLG: 0.457 (8,9)										3	0	1	0	0	1	1						
										1	0	0	0	0	0	2						
Inning Stats	R: 1 E: 0 K: 1 S: 12	H: 2 LOB: 1 BB: 0 P: 20	R: 0 E: 0 K: 1 S: 13	H: 1 LOB: 3 BB: 2 P: 26	R: 0 E: 0 K: 1 S: 11	H: 1 LOB: 1 BB: 0 P: 16	R: 1 E: 0 K: 1 S: 12	H: 3 LOB: 2 BB: 0 P: 18	R: 0 E: 0 K: 1 S: 11	H: 0 LOB: 0 BB: 0 P: 16	R: 1 E: 0 K: 0 S: 9	H: 1 LOB: 0 BB: 0 P: 10	R: 1 E: 0 K: 0 S: 13	H: 1 LOB: 0 BB: 0 P: 21	R: 0 E: 0 K: 1 S: 19	H: 2 LOB: 2 BB: 0 P: 28	R: 0 E: 0 K: 1 S: 5	H: 0 LOB: 0 BB: 0 P: 5	1B: 5 2B: 4 3B: 0 HR: 2	SF: 0 SAC: 0 DP: 0 HBP: 0	WP: 0 PB: 0 SB: 0 CS: 0	PA: 40
PITCHER	IP	WLS	BF	H	R	ER	SO	BB	IBB	HBP	BLK	WP	HR	S	P	ERA	WHIP					
Runelvis Hernandez, R (1,1) ERA: 3.8	5.0		24	7	2	2	5	2	0	0	0	0	0	59	96	3.60	1.800					
51 Kris Wilson, R (8,1) ERA: 4.26	2.0	W	8	2	2	2	0	0	0	0	0	0	2	22	31	9.00	1.000					
Ryan Bukvich, R (8,1) ERA:	1.0	H	5	2	0	0	1	0	0	0	0	0	0	19	28	0.00	2.000					
Roberto Hernandez, R (9,1) ERA: 3.86	1.0	S	3	0	0	0	1	0	0	0	0	0	0	5	5	0.00	0.000					

Texas Rangers @ Kansas City Royals
Kauffman Stadium, Kansas City, MO
Mon Jul 15 2002, 7:05 PM CDT
Att: 14,905 - Cloudy - 82 F

AB 38
R 4
H 11
RBI 4
BB 2
SO 7
LOB 15



Batter	1	2	3	4	5	6	7	8	9	AB	R	H	RBI	BB	SO	LOB	BOTTOM				
Aaron Guiel, L (1,9) OBP: 0.337, SLG: 0.431										5	0	0	0	0	3	0					
Luis Alica, S (1,5) OBP: 0.321, SLG: 0.285										5	3	4	0	0	0	0					
Carlos Beltrán, S (1,8) OBP: 0.337, SLG: 0.473										4	3	3	0	0	0	1					
Joe Randa, R (1,10) OBP: 0.355, SLG: 0.481										3	0	1	3	1	0	2					
Raul Ibanez, L (1,3) OBP: 0.336, SLG: 0.559										4	0	2	3	0	1	1					
Michael Tucker, L (1,7) OBP: 0.337, SLG: 0.374										3	0	1	0	1	2	1					
Neifi Perez, S (1,6) OBP: 0.243, SLG: 0.297										4	0	1	0	0	0	4					
A.J. Hinch, R (1,2) OBP: 0.314, SLG: 0.402										4	0	0	0	0	1	5					
Mike Caruso, S (1,4) OBP: 0.337, SLG: 0.374										4	0	0	0	0	0	1					
Inning Stats	R: 2 E: 0 K: 2 S: 15	H: 3 LOB: 1 BB: 0 P: 24	R: 0 E: 0 K: 0 S: 7	H: 0 LOB: 0 BB: 0 P: 9	R: 0 E: 0 K: 1 S: 12	H: 1 LOB: 1 BB: 0 P: 18	R: 0 E: 0 K: 1 S: 11	H: 1 LOB: 1 BB: 0 P: 15	R: 2 E: 0 K: 1 S: 15	H: 3 LOB: 3 BB: 2 P: 28	R: 0 E: 0 K: 1 S: 9	H: 1 LOB: 1 BB: 0 P: 14	R: 2 E: 0 K: 0 S: 16	H: 3 LOB: 3 BB: 2 P: 31	R: 0 E: 0 K: 1 S: 7	H: 0 LOB: 0 BB: 0 P: 10	1B: 7 2B: 4 3B: 1 HR: 0	SF: 0 SAC: 0 DP: 0 HBP: 0	WP: 1 PB: 0 SB: 0 CS: 0	PA: 38	
PITCHER	IP	WLS	BF	H	R	ER	SO	BB	IBB	HBP	BLK	WP	HR	S	P	ERA	WHIP				
Rob Bell, R (1,1) ERA: 5.97	6.0	L	27	9	4	4	6	1	0	0	0	0	0	69	108	6.00	1.500				
Anthony Telford, R (7,1) ERA: 6.46	0.1		4	2	2	2	0	1	0	0	0	0	0	9	16	54.00	9.000				
Juan Alvarez, L (7,1) ERA: 1.62	0.2		4	1	0	0	0	1	0	0	0	0	0	7	15	0.00	3.000				
Colby Lewis, R (8,1) ERA: 7.82	1.0		3	0	0	0	1	0	0	0	0	0	0	7	10	0.00	0.000				

Texas Rangers @ Kansas City Royals
Kauffman Stadium, Kansas City, MO
Mon Jul 15 2002, 7:05 PM CDT
Att: 14,905 - Cloudy - 82 F

AB 36
R 6
H 12
RBI 6
BB 2
SO 7
LOB 15



Batter	1	2	3	4	5	6	7	8	9	AB	R	H	RBI	BB	SO	LOB	TOP										
51 Ichiro Suzuki, L (1, 9) OBP: 0.425, SLG: 0.472	G3		G1-3	G1-3			L7		FC3-6 1B	5	0	1	0	0	0	2											
Mark McLemore, S (1, 7) OBP: 0.378, SLG: 0.430	P5		K		F7		F8		FC3-6 1B	4	0	0	0	0	0	1											
Ruben Sierra, S (9, PH) OBP: 0.344, SLG: 0.479										1	0	0	0	0	0	2											
Charles Gipson, R (9, PR) OBP: 0.367, SLG: 0.429										0	1	0	0	0	0	0											
John Olerud, L (1, 3) OBP: 0.418, SLG: 0.545	L6			FC6-4 BB	F8			L9	1B	4	0	1	2	1	0	0											
Edgar Martinez, R (1, 10) OBP: 0.374, SLG: 0.452		F9	FC6-4		F9			K	K	5	0	0	0	0	2	2											
Bret Boone, R (1, 4) OBP: 0.311, SLG: 0.402						F8				2	2	1	1	2	0	0											
Mike Cameron, R (1, 8) OBP: 0.327, SLG: 0.464		1B				K				4	1	2	2	0	2	1											
Carlos Guillen, S (1, 6) OBP: 0.357, SLG: 0.460					G4-3		G1-6-3		G6-3 1B	4	1	1	0	0	1	1											
Dan Wilson, R (1, 2) OBP: 0.336, SLG: 0.401									G6-3	4	0	3	0	0	0	1											
Jeff Cirillo, R (1, 5) OBP: 0.292, SLG: 0.322					F7				FC3-6 1B	4	1	1	1	0	0	4											
Inning Stats	R: 0 E: 0 K: 0 S: 7	H: 0 LOB: 0 BB: 0 P: 12	R: 1 E: 0 K: 1 S: 18	H: 3 LOB: 2 BB: 0 P: 25	R: 0 E: 0 K: 1 S: 7	H: 0 LOB: 1 BB: 1 P: 15	R: 2 E: 0 K: 0 S: 14	H: 2 LOB: 1 BB: 1 P: 20	R: 0 E: 0 K: 0 S: 6	H: 0 LOB: 0 BB: 0 P: 13	R: 0 E: 0 K: 1 S: 7	H: 0 LOB: 0 BB: 0 P: 11	R: 0 E: 0 K: 0 S: 5	H: 1 LOB: 1 BB: 0 P: 9	R: 0 E: 0 K: 2 S: 10	H: 0 LOB: 1 BB: 1 P: 19	R: 3 E: 0 K: 1 S: 19	H: 4 LOB: 1 BB: 0 P: 29	1B: 7 2B: 1 3B: 0 HR: 2	SF: 0 SAC: 0 DP: 0 HBP: 0	WP: 0 PB: 0 SB: 0 CS: 0	PA: 40					
PITCHER	IP	WLS	BF	H	R	ER	SO	BB	IBB	HBP	BLK	WP	HR	S	P	ERA	WHIP										
Ismael Valdez, R (1, 1) ERA: 3.89	8.0	L	33	6	3	3	5	3	0	0	0	0	2	74	124	3.38	1.125										
Jay Powell, R (9, 1) ERA: 7.94	0.1		3	2	2	2	0	0	0	0	0	0	0	7	11	54.00	6.000										
Rich Rodriguez, L (9, 1) ERA: 20.25	0.0		1	1	0	0	0	0	0	0	0	0	0	1	2	∞	∞										
Dave Burba, R (9, 1) ERA: 4.98	0.2		3	1	1	1	1	0	0	0	0	0	0	11	16	13.50	1.500										

Seattle Mariners @ Texas Rangers
The Ballpark at Arlington, Arlington, TX
Wed Jul 17 2002, 8:05 PM EDT
Att: 34,659 - Cloudy - 79 F

AB 37
R 6
H 10
RBI 6
BB 3
SO 6
LOB 14



Batter	1	2	3	4	5	6	7	8	9	AB	R	H	RBI	BB	SO	LOB	BOTTOM										
10 Michael Young, R (1, 4) OBP: 0.310, SLG: 0.401	K		K		L8					4	0	0	0	0	3	2											
Mike Lamb, L (1, 3) OBP: 0.341, SLG: 0.401										3	0	1	0	0	0	0											
Gabe Kapler, R (7, PH) OBP: 0.289, SLG: 0.335										1	0	0	0	0	1	2											
Frank Catalanotto, L (8, 3) OBP: 0.359, SLG: 0.437	2B									0	0	0	0	0	0	0											
Alex Rodriguez, R (1, 6) OBP: 0.397, SLG: 0.611	P6				F7					4	0	0	0	0	0	1											
Juan Gonzalez, R (1, 9) OBP: 0.348, SLG: 0.476										3	1	2	1	1	0	0											
Rafael Palmeiro, L (1, 10) OBP: 0.381, SLG: 0.562										3	0	0	0	0	0	2											
Ivan Rodriguez, R (1, 2) OBP: 0.326, SLG: 0.489										4	2	2	2	0	0	2											
Herbert Perry, R (1, 5) OBP: 0.338, SLG: 0.483										3	0	0	0	1	1	0											
Kevin Mench, R (1, 7) OBP: 0.347, SLG: 0.549										4	0	0	0	0	2	1											
Ruben Rivera, R (1, 8) OBP: 0.241, SLG: 0.286										2	0	0	0	0	0	0											
Carl Everett, S (7, PH) OBP: 0.254, SLG: 0.328										1	0	0	0	1	0	0											
Inning Stats	R: 0 E: 0 K: 1 S: 14	H: 2 LOB: 2 BB: 0 P: 24	R: 0 E: 0 K: 1 S: 8	H: 0 LOB: 0 BB: 0 P: 10	R: 0 E: 0 K: 1 S: 9	H: 0 LOB: 0 BB: 0 P: 16	R: 2 E: 0 K: 0 S: 15	H: 2 LOB: 0 BB: 0 P: 25	R: 0 E: 0 K: 1 S: 6	H: 0 LOB: 0 BB: 0 P: 7	R: 0 E: 0 K: 0 S: 10	H: 0 LOB: 2 BB: 1 P: 22	R: 0 E: 0 K: 3 S: 11	H: 0 LOB: 2 BB: 2 P: 23	R: 0 E: 0 K: 0 S: 7	H: 0 LOB: 0 BB: 0 P: 9	R: 1 E: 0 K: 0 S: 5	H: 1 LOB: 0 BB: 0 P: 7	1B: 1 2B: 1 3B: 0 HR: 3	SF: 0 SAC: 0 DP: 0 HBP: 1	WP: 0 PB: 0 SB: 0 CS: 0	PA: 36					
PITCHER	IP	WLS	BF	H	R	ER	SO	BB	IBB	HBP	BLK	WP	HR	S	P	ERA	WHIP										
Jamie Moyer, L (1, 1) ERA: 3.1	5.2	W	23	4	2	2	4	1	0	1	0	0	2	60	101	3.18	0.882										
Jeff Nelson, R (6, 1) ERA: 5.4	1.0	H	5	0	0	0	2	2	0	0	0	0	0	10	22	0.00	2.000										
Arthur Rhodes, L (7, 1) ERA: 2.55	1.1	H	4	0	0	0	1	0	0	0	0	0	0	10	13	0.00	0.000										
Kazuhiro Sasaki, R (9, 1) ERA: 1.5	1.0		4	1	1	1	0	0	0	0	0	0	1	5	7	9.00	1.000										

Seattle Mariners @ Texas Rangers
The Ballpark at Arlington, Arlington, TX
Wed Jul 17 2002, 8:05 PM EDT
Att: 34,659 - Cloudy - 79 F

AB 32
R 3
H 5
RBI 3
BB 3
SO 7
LOB 10



Batter	1	2	3	4	5	6	7	8	9	AB	R	H	RBI	BB	SO	LOB	TOP			
Frank Catalanotto, L (1, 3) OBP: 0.354, SLG: 0.423	4-2 G1-6-3 BB			0-1 P4			1-1 P4		1-1 P4	3	0	0	0	1	0	0				
10 Michael Young, R (1, 4) OBP: 0.308, SLG: 0.396	0-1 G1-6-3			1-3 K			1-2 G6-3			3	0	0	0	0	1	1				
Alex Rodriguez, R (1, 6) OBP: 0.390, SLG: 0.599	1-2 G6-3			1-0 G6-3			2-1 G5-3			3	0	0	0	0	0	0				
Bill Haselman, R (8, 2) OBP: 0.294, SLG: 0.338										0	0	0	0	0	0	0				
Juan Gonzalez, R (1, 9) OBP: 0.343, SLG: 0.470		1-1 G5-3			1-2 G6-3			0-0 G4-3 2B		3	0	1	0	0	0	0				
Gabe Kapler, R (8, PR) OBP: 0.299, SLG: 0.335										0	0	0	0	0	0	0				
Rafael Palmeiro, L (1, 10) OBP: 0.377, SLG: 0.562		1-0 F9			0-0 F8			2-0 G4-3		3	0	0	0	0	0	1				
Ivan Rodriguez, R (1, 2) OBP: 0.322, SLG: 0.476					3-3 K			2-3 K		3	0	0	0	0	2	2				
Herbert Perry, R (8, 5) OBP: 0.333, SLG: 0.475										0	0	0	0	0	0	0				
Mike Lamb, L (1, 5) OBP: 0.336, SLG: 0.395			0-3 K2-3			0-0 G1		2-3 K		3	0	0	0	0	2	2				
Kevin Mench, R (1, 7) OBP: 0.346, SLG: 0.553			0-3 K		3-2 G5-3			3-2 F2		3	0	0	0	0	1	0				
Ruben Rivera, R (1, 8) OBP: 0.229, SLG: 0.242			0-0 F8			2-0 G6-3		0-0 G1-3		3	0	0	0	0	0	0				
Inning Stats	R: 0 E: 0 K: 0 S: 7	H: 0 LOB: 0 BB: 1 P: 12	R: 0 E: 0 K: 0 S: 4	H: 0 LOB: 0 BB: 0 P: 6	R: 0 E: 0 K: 2 S: 7	H: 0 LOB: 0 BB: 0 P: 7	R: 0 E: 0 K: 1 S: 6	H: 0 LOB: 0 BB: 0 P: 8	R: 0 E: 0 K: 1 S: 7	H: 0 LOB: 0 BB: 0 P: 11	R: 0 E: 0 K: 0 S: 6	H: 0 LOB: 0 BB: 0 P: 11	R: 0 E: 0 K: 2 S: 8	H: 1 LOB: 2 BB: 0 P: 14	R: 0 E: 0 K: 0 S: 6	H: 0 LOB: 0 BB: 0 P: 10	1B: 0 2B: 1 3B: 0 HR: 0	SF: 0 SAC: 0 DP: 1 HBP: 0	WP: 0 PB: 0 SB: 0 CS: 0	PA: 28
PITCHER Cory Lidle, R ERA: 5.08	IP: 9.0 WLS: W BF: 28 H: 1 R: 0 ER: 0 SO: 6 BB: 1 IBB: 0 HBP: 0 BLK: 0 WP: 0 HR: 0 S: 58 P: 90 ERA: 0.00 WHIP: 0.222																			

Texas Rangers @ Oakland Athletics
Network Associates Coliseum, Oakland, CA
Fri Jul 19 2002, 10:05 PM EDT
Att: 21,445 - Sunny - 68 F

AB	27
R	0
H	1
RBI	0
BB	1
SO	6
LOB	6



Batter	1	2	3	4	5	6	7	8	9	AB	R	H	RBI	BB	SO	LOB	BOTTOM			
Mark Ellis, R (1, 4) OBP: 0.338, SLG: 0.387	1-2 F7		0-3 K		0-0 G4-6-3 2B	4-0 WP HR BB		1-2 G1-3		4	1	1	0	1	1	1				
Scott Hatteberg, L (1, 3) OBP: 0.396, SLG: 0.438	3-2 F7		3-2 F8		4-2 G4-6-3 BB	3-2 1-H 2-H HR		4-1 BB		3	1	1	3	1	0	1				
Eric Byrnes, R (8, 7) OBP: 0.295, SLG: 0.455										0	0	0	0	1	0	0				
Miguel Tejada, R (1, 6) OBP: 0.340, SLG: 0.499	0-1 F8		1-2 F7		0-0 G4-6-3 1-2 2-3	3-1 HR		1-1 G1-3		5	1	1	1	0	0	4				
David Justice, L (1, 10) OBP: 0.398, SLG: 0.391		1-3 K		1-2 F7	3-2 F5	3-2 G4-3				4	0	0	0	0	1	1				
Jermaine Dye, R (1, 9) OBP: 0.346, SLG: 0.437		4-2 HR BB		4-0 3 2B SF8 BB						1	2	0	0	2	0	0				
Adam Platt, R (6, PH) OBP: 0.314, SLG: 0.407										1	0	0	0	0	0	0				
3 Eric Chavez, L (1, 5) OBP: 0.331, SLG: 0.512		2-1 P5		1-0 2B	1-3 2B	1-2 2B 2B		0-1 G4-3		4	1	2	0	0	0	1				
John Mabry, L (1, 7) OBP: 0.366, SLG: 0.576	0-1 HR		1-0 SF8		1-0 3-H 1B	2-1 WP E 2B		2-0 G4-3		3	2	2	4	0	0	0				
Ramon Hernandez, R (1, 2) OBP: 0.295, SLG: 0.318		1-3 K		1-1 1B	0-1 F9	3-2 FC5 1B		2-2 G1-3		4	1	1	0	0	1	0				
Terrence Long, L (1, 8) OBP: 0.305, SLG: 0.374			1-0 1B			2-2 WP HR BB 1B		2-2 G6-3		4	1	2	1	0	0	2				
Inning Stats	R: 0 E: 0 K: 0 S: 9	H: 0 LOB: 0 BB: 0 P: 13	R: 2 E: 0 K: 2 S: 14	H: 1 LOB: 0 BB: 1 P: 22	R: 0 E: 0 K: 1 S: 10	H: 1 LOB: 1 BB: 0 P: 15	R: 1 E: 0 K: 0 S: 9	H: 2 LOB: 2 BB: 1 P: 17	R: 0 E: 0 K: 0 S: 7	H: 1 LOB: 1 BB: 1 P: 14	R: 7 E: 1 K: 0 S: 26	H: 5 LOB: 0 BB: 1 P: 51	R: 0 E: 0 K: 0 S: 7	H: 0 LOB: 0 BB: 0 P: 11	R: 0 E: 0 K: 0 S: 10	H: 0 LOB: 1 BB: 1 P: 18	1B: 3 2B: 4 3B: 0 HR: 3	SF: 1 SAC: 0 DP: 1 HBP: 0	WP: 2 PB: 0 SB: 0 CS: 0	PA: 39
PITCHER Aaron Myette, R ERA: 7.3	IP: 5.1 WLS: L BF: 27 H: 8 R: 7 ER: 6 SO: 3 BB: 3 IBB: 0 HBP: 0 BLK: 0 WP: 1 HR: 1 S: 62 P: 103 ERA: 10.12 WHIP: 2.062																			
Reynaldo Garcia, R ERA: 40.5	0.2	5	2	3	3	0	1	0	0	0	1	2	13	29	40.50	4.500				
Jay Powell, R ERA: 7.62	1.0	3	0	0	0	0	0	0	0	0	0	7	11	0.00	0.000					
Dan Kolb, R ERA: 3.38	1.0	4	0	0	0	0	1	0	0	0	0	10	18	0.00	1.000					

Texas Rangers @ Oakland Athletics
Network Associates Coliseum, Oakland, CA
Fri Jul 19 2002, 10:05 PM EDT
Att: 21,445 - Sunny - 68 F

AB	33
R	10
H	10
RBI	9
BB	5
SO	3
LOB	10



Batter	1	2	3	4	5	6	7	8	9	AB	R	H	RBI	BB	SO	LOB	TOP				
10 Michael Young, R OBP: 0.304, SLG: 0.391	F4		K		F7		G5-3			4	0	0	0	0	1	1					
Kevin Mench, R OBP: 0.344, SLG: 0.546	F8		HR		F7			G3		4	1	1	1	0	0	0					
Alex Rodriguez, R OBP: 0.391, SLG: 0.606	1B		HR		G6-3			K		4	1	2	2	0	1	0					
Juan Gonzalez, R OBP: 0.341, SLG: 0.471	F2					G5-3		G3-1		4	0	1	0	0	0	1					
Rafael Palmeiro, L OBP: 0.378, SLG: 0.571		G3-1	F9			FC4-6 1B			HR	4	1	2	1	0	0	1					
Ivan Rodriguez, R OBP: 0.321, SLG: 0.468	G6-4-3 BB			P6		FC4-6 1-2		G6-3		3	0	0	0	1	0	1					
Herbert Perry, R OBP: 0.328, SLG: 0.467	G6-4-3 1-2			K		G3			K	4	0	0	0	0	2	2					
Gabe Kapler, R OBP: 0.289, SLG: 0.341				F7			G3-1			3	1	1	0	0	0	0					
Carl Everett, S OBP: 0.257, SLG: 0.328			1B		F7					0	0	0	0	1	0	0					
Ruben Rivera, R OBP: 0.243, SLG: 0.343							P6			2	1	1	1	0	1	1					
Frank Catalanotto, L OBP: 0.350, SLG: 0.417								G3		2	0	0	0	0	0	1					
Inning Stats	R: 0 E: 0 K: 0 S: 7	H: 1 LOB: 1 BB: 0 P: 10	R: 0 E: 0 K: 0 S: 3	H: 0 LOB: 0 BB: 1 P: 7	R: 3 E: 0 K: 2 S: 19	H: 4 LOB: 1 BB: 0 P: 28	R: 0 E: 0 K: 1 S: 7	H: 0 LOB: 0 BB: 0 P: 10	R: 1 E: 0 K: 0 S: 8	H: 1 LOB: 0 BB: 0 P: 11	R: 0 E: 0 K: 0 S: 7	H: 0 LOB: 0 BB: 0 P: 10	R: 0 E: 0 K: 1 S: 6	H: 0 LOB: 0 BB: 0 P: 10	R: 1 E: 0 K: 1 S: 13	H: 1 LOB: 1 BB: 1 P: 20	1B: 3 2B: 2 3B: 0 HR: 3	SF: 0 SAC: 0 DP: 1 HBP: 0	WP: 0 PB: 0 SB: 0 CS: 0	PA: 36	
PITCHER	IP	WLS	BF	H	R	ER	SO	BB	IBB	HBP	BLK	WP	HR	S	P	ERA	WHIP				
Ted Lilly, L ERA: 3.39	5.0		21	6	4	4	3	1	0	0	0	0	2	43	65	7.20	1.400				
Chad Bradford, R ERA: 1.44	3.0		10	1	0	0	1	0	0	0	0	0	0	21	31	0.00	0.333				
Billy Koch, R ERA: 3.15	1.0	W	5	1	1	1	1	1	0	0	0	0	1	13	20	9.00	2.000				

Texas Rangers @ Oakland Athletics
Network Associates Coliseum, Oakland, CA
Sat Jul 20 2002, 9:05 PM EDT
Att: 31,129 - Cloudy - 65 F

AB 34
R 5
H 8
RBI 5
BB 2
SO 5
LOB 8



Batter	1	2	3	4	5	6	7	8	9	AB	R	H	RBI	BB	SO	LOB	BOTTOM					
Mark Ellis, R OBP: 0.340, SLG: 0.387	BB 1B	F9		G1-3		G4-6-3 1B		F8		5	1	2	1	0	0	3						
Scott Hatteberg, L OBP: 0.397, SLG: 0.437					F5				F8	3	1	1	0	1	0	2						
Eric Byrnes, R OBP: 0.295, SLG: 0.455						G4-6-3 1-2				0	0	0	0	0	0	0						
David Justice, L OBP: 0.397, SLG: 0.389	BB									1	0	0	0	0	0	0						
Miguel Tejada, R OBP: 0.340, SLG: 0.498										5	1	2	1	0	1	0						
3 Eric Chavez, L OBP: 0.334, SLG: 0.510										3	1	1	1	2	0	3						
Jermaine Dye, R OBP: 0.347, SLG: 0.436										3	0	1	1	1	0	3						
John Mabry, L OBP: 0.369, SLG: 0.590										4	1	1	1	1	0	3						
Olmedo Saenz, R OBP: 0.372, SLG: 0.522					L5					4	0	0	1	0	1	0						
Terrence Long, L OBP: 0.310, SLG: 0.384										4	1	3	0	0	1	0						
Greg Myers, L OBP: 0.316, SLG: 0.408										3	0	1	0	1	1	2						
Ramon Hernandez, R OBP: 0.295, SLG: 0.318										0	0	0	0	0	0	0						
Inning Stats	R: 1 E: 0 K: 0 S: 14	H: 2 LOB: 2 BB: 1 P: 25	R: 0 E: 0 K: 2 S: 11	H: 1 LOB: 1 BB: 0 P: 14	R: 2 E: 0 K: 0 S: 15	H: 2 LOB: 0 BB: 0 P: 21	R: 0 E: 0 K: 1 S: 9	H: 0 LOB: 1 BB: 1 P: 16	R: 0 E: 0 K: 0 S: 13	H: 0 LOB: 1 BB: 1 P: 22	R: 2 E: 1 K: 0 S: 10	H: 4 LOB: 1 BB: 0 P: 14	R: 0 E: 0 K: 1 S: 11	H: 2 LOB: 1 BB: 0 P: 17	R: 0 E: 0 K: 0 S: 8	H: 1 LOB: 1 BB: 0 P: 11	R: 1 E: 0 K: 0 S: 6	H: 0 LOB: 3 BB: 3 P: 24	1B: 9 2B: 2 3B: 0 HR: 1	SF: 1 SAC: 0 DP: 1 HBP: 1	WP: 2 PB: 0 SB: 0 CS: 0	PA: 43
PITCHER	IP	WLS	BF	H	R	ER	SO	BB	IBB	HBP	BLK	WP	HR	S	P	ERA	WHIP					
Rob Bell, R ERA: 6.17	5.1		28	9	5	5	3	3	0	0	0	0	1	71	111	8.44	2.250					
Rich Rodriguez, L ERA: 16.2	0.2		1	0	0	0	0	0	0	0	0	0	0	1	1	0.00	0.000					
Todd Van Poppel, R ERA: 4.33	0.2		3	2	0	0	1	0	0	0	0	0	0	9	14	0.00	3.000					
Juan Alvarez, L ERA: 2.75	1.0		4	1	0	0	0	0	0	0	0	0	0	9	13	0.00	1.000					
Dave Burba, R ERA: 5.02	1.0	L	7	0	1	1	0	2	1	1	0	1	0	7	25	9.00	2.000					

Texas Rangers @ Oakland Athletics
Network Associates Coliseum, Oakland, CA
Sat Jul 20 2002, 9:05 PM EDT
Att: 31,129 - Cloudy - 65 F

AB 35
R 6
H 12
RBI 6
BB 6
SO 4
LOB 16



Batter	1	2	3	4	5	6	7	8	9	10	11	12	AB	R	H	RBI	BB	SO	LOB															
10 Michael Young, R OBP: 0.305, SLG: 0.391	G1-3		1B			G6-3		G6-3			1B	SF9	5	0	2	1	0	0	0															
Gabe Kapler, R OBP: 0.286, SLG: 0.335	K		F8			F3		G1-3			K	3B	6	1	1	2	0	2	2															
Alex Rodriguez, R OBP: 0.356, SLG: 0.612	HR		F8			1B			K		1B	3B	5	1	3	1	1	1	1															
Juan Gonzalez, R OBP: 0.337, SLG: 0.476	HR				F8	F7			G6-3		P5	F9	6	1	1	2	0	0	4															
Kevin Mench, R OBP: 0.335, SLG: 0.530	G5-3				F3			G5-3				G6-3	5	0	0	0	0	0	0															
Herbert Perry, R OBP: 0.326, SLG: 0.466		G6-3			K			F3			G6-3	1B	5	1	1	0	0	1	0															
Bill Haselman, R OBP: 0.295, SLG: 0.333		F8								P4		1B	2	0	0	0	1	0	0															
Rafael Palmeiro, L OBP: 0.379, SLG: 0.569												1B	1	1	0	0	1	0	0															
Mike Lamb, L OBP: 0.333, SLG: 0.391		G4-3				G1-3					F8	1B	2	0	0	0	0	0	0															
Carl Everett, S OBP: 0.256, SLG: 0.326												10 SF9	1	0	0	0	0	1	1															
Frank Catalanotto, L OBP: 0.352, SLG: 0.418												1B	2	1	1	0	0	0	0															
Ruben Rivera, R OBP: 0.295, SLG: 0.316			F7									1B	3	0	0	0	0	1	0															
Ivan Rodriguez, R OBP: 0.322, SLG: 0.469					K							1B	2	1	1	1	0	0	0															
Inning Stats	R: 2 E: 0 K: 11	H: 1 LOB: 0 BB: 1	P: 21	R: 0 E: 0 K: 6	H: 0 LOB: 0 BB: 0	P: 8	R: 0 E: 0 K: 11	H: 1 LOB: 1 BB: 0	P: 14	R: 0 E: 0 K: 1	H: 0 LOB: 0 BB: 0	P: 10	R: 0 E: 0 K: 10	H: 0 LOB: 0 BB: 0	P: 15	R: 0 E: 0 K: 10	H: 0 LOB: 0 BB: 0	P: 12	R: 0 E: 0 K: 10	H: 0 LOB: 0 BB: 0	P: 17	R: 0 E: 0 K: 11	H: 0 LOB: 0 BB: 0	P: 11	R: 0 E: 0 K: 11	H: 2 LOB: 2 BB: 0	P: 23	R: 5 E: 0 K: 17	H: 5 LOB: 1 BB: 1	P: 27	1B: 7 2B: 1 3B: 1 HR: 1	SF: 1 SAC: 0 DP: 0 HBP: 0	WP: 0 PB: 0 SB: 0 CS: 0	PA: 49
PITCHER	IP	WLS	BF	H	R	ER	SO	BB	IBB	HBP	BLK	WP	HR	S	P	ERA	WHIP																	
Mark Mulder, L ERA: 3.4	(1, 1)	9.0	32	3	2	2	5	2	0	0	0	0	0	11	16	0.00	0.000																	
Billy Koch, R ERA: 3.09	(10, 1)	1.0	3	0	0	0	0	0	0	0	0	0	0	0	11	16	0.00	0.000																
Jim Mecir, R ERA: 3.36	(11, 1)	1.2	L	12	6	5	5	1	0	1	0	0	0	0	29	47	27.00	3.600																
Mike Venafro, L ERA: 3.93	(12, 1)	0.1	2	1	0	0	0	0	0	0	0	0	0	0	3	3	0.00	3.000																

Texas Rangers @ Oakland Athletics
Network Associates Coliseum, Oakland, CA

Sun Jul 21 2002, 4:05 PM EDT
Alt. 27,567 - Cloudy - 69 F

AB	45
R	7
H	10
RBI	7
BB	3
SO	6
LOB	8

Batter	1	2	3	4	5	6	7	8	9	10	11	12	AB	R	H	RBI	BB	SO	LOB									
Mark Ellis, R OBP: 0.337, SLG: 0.378	3B	FC6-4		F2					F9		FC6-2	G6-3	6	1	1	0	0	0	6									
Scott Hatteberg, L OBP: 0.367, SLG: 0.445	G6-3				K			G4-3		G4-3		FC1-5	6	1	2	1	0	1	4									
Miguel Tejada, R OBP: 0.340, SLG: 0.498	G6-3		G6-3					F9			G6-3		6	0	2	1	0	0	3									
David Justice, L OBP: 0.399, SLG: 0.383	G3-1					G4-6-3			F8				3	0	0	0	3	0	1									
Jermaine Dye, R OBP: 0.340, SLG: 0.426	K		F7						G6-3		F9		6	0	0	0	0	3	7									
3 Eric Chavez, L OBP: 0.334, SLG: 0.513		G3		K					G4-3				6	1	2	0	0	1	4									
John Mabry, L OBP: 0.276, SLG: 0.376		G3											3	0	0	0	0	0	1									
Orlando Sanchez, R OBP: 0.266, SLG: 0.405					F8								1	0	1	0	0	0	0									
Eric Byrnes, R OBP: 0.266, SLG: 0.405													0	0	0	0	0	0	0									
Greg Myers, L OBP: 0.276, SLG: 0.405													0	0	0	0	1	0	0									
Adam Piatt, R OBP: 0.379, SLG: 0.411													1	0	1	1	0	0	0									
Ramon Hernandez, R OBP: 0.297, SLG: 0.314					K								3	0	0	0	2	3	4									
Terrence Long, L OBP: 0.316, SLG: 0.385													4	0	2	0	2	1	3									
Inning Stats	R: 2 E: 0 K: 11	H: 1 LOB: 0 BB: 1	P: 15	R: 0 E: 0 K: 14	H: 1 LOB: 2 BB: 1	P: 23	R: 0 E: 0 K: 12	H: 1 LOB: 2 BB: 1	P: 22	R: 0 E: 0 K: 11	H: 0 LOB: 0 BB: 0	P: 21	R: 0 E: 0 K: 10	H: 1 LOB: 3 BB: 3	P: 15	R: 0 E: 0 K: 11	H: 1 LOB: 3 BB: 2	P: 26	R: 0 E: 0 K: 11	H: 2 LOB: 3 BB: 1	P: 19	R: 1 E: 0 K: 17	H: 2 LOB: 1 BB: 0	P: 24	1B: 6 2B: 4 3B: 1 HR: 0	SF: 0 SAC: 1 DP: 1 HBP: 1	WP: 2 PB: 0 SB: 1 CS: 0	PA: 55
PITCHER	IP	WLS	BF	H	R	ER	SO	BB	IBB	HBP	BLK	WP	HR	S	P	ERA	WHIP											
Chan Ho Park, R ERA: 2.7	(1, 1)	8.0	33	5	2	2	5	4	0	1	0	0	1	0	81	131	2.25	1.125										
Juan Alvarez, L ERA: 2.7	(9, 1)	0.1	3	1	0	0	0	1	0	0	0	0	0	0	3	8	0.00	6.000										
Dan Kolb, R ERA: 3.0	(9, 1)	0.1	1	0	0	0	0	0	0	0	0	0	0	0	2	3	0.00	0.000										
Rich Rodriguez, L ERA: 14.73	(9, 1)	0.1	1	0	0	0	0	0	0	0	0	0	0	0	2	4	0.00	0.000										
Jay Powell, R ERA: 6.6	(10, 1)	2.0	W	12	3	0	0	2	0	3	0	0	0	0	22	45	0.00	1.500										

Texas Rangers @ Oakland Athletics
Network Associates Coliseum, Oakland, CA

Sun Jul 21 2002, 4:05 PM EDT
Alt. 27,567 - Cloudy - 69 F

AB	45
R	3
H	11
RBI	3
BB	8
SO	9
LOB	33

Batter	1	2	3	4	5	6	7	8	9	AB	R	H	RBI	BB	SO	LOB	TOP										
10 Michael Young, R OBP: 0.301, SLG: 0.387	2-2 F9	1-1 F8		0-0 G1-3			2-1 F8			4	0	0	0	0	0	2											
Mike Lamb, L OBP: 0.333, SLG: 0.390	0-1 G4-3		1-2		0-2 F7			2-3 K		3	0	1	0	0	0	0											
Kevin Mench, R OBP: 0.333, SLG: 0.527				1B						1	0	0	0	0	1	0											
Alex Rodriguez, R OBP: 0.396, SLG: 0.613	1-2 1B		0-3 K		0-1 G4-3			0-1 1B		4	1	2	0	0	1	1											
Juan Gonzalez, R OBP: 0.336, SLG: 0.472	1-1 BB		2-3 K		1-0 F8			0-1 F9		4	0	1	1	0	1	2											
Rafael Palmeiro, L OBP: 0.380, SLG: 0.567	4-2 1B		0-1		2-3 K			1-3 K		3	0	1	0	1	2	1											
Ivan Rodriguez, R OBP: 0.321, SLG: 0.464	2-2 F7		2-2 G5-3			0-1 G5-3			2-2 G4-6-3 1B	4	0	1	0	0	0	4											
Herbert Perry, R OBP: 0.325, SLG: 0.460		4-2 G5-3 BB		2-3 K		0-0 P4			0-1 G4-6-3 1-2	3	0	0	0	1	1	1											
Gabe Kapler, R OBP: 0.281, SLG: 0.330		1-2 F8		2-3 K			0-0 P6		0-2 G4-3	3	0	0	0	0	1	1											
Frank Catalanotto, L OBP: 0.350, SLG: 0.416										1	0	0	0	0	0	0											
Ruben Rivera, R OBP: 0.233, SLG: 0.300	1-2 G5-3		1-2	4-2		2-3 K				2	0	0	0	1	1	1											
Inning Stats	R: 1 E: 0 K: 0 S: 17	H: 2 LOB: 2 BB: 1 P: 27	R: 0 E: 0 K: 0 S: 12	H: 0 LOB: 1 BB: 1 P: 19	R: 0 E: 0 K: 2 S: 15	H: 2 LOB: 2 BB: 0 P: 20	R: 0 E: 0 K: 2 S: 9	H: 0 LOB: 1 BB: 1 P: 17	R: 0 E: 0 K: 1 S: 8	H: 0 LOB: 0 BB: 0 P: 9	R: 0 E: 0 K: 1 S: 6	H: 0 LOB: 0 BB: 0 P: 10	R: 0 E: 0 K: 2 S: 12	H: 1 LOB: 1 BB: 0 P: 15	R: 0 E: 0 K: 0 S: 8	H: 1 LOB: 0 BB: 0 P: 10	1B: 5 2B: 1 3B: 0 HR: 0	SF: 0 SAC: 0 DP: 1 HBP: 0	WP: 0 PB: 0 SB: 0 CS: 0	PA: 35							
PITCHER	IP	WLS	BF	H	R	ER	SO	BB	IBB	HBP	BLK	WP	HR	S	P	ERA	WHIP										
Jamie Moyer, L ERA: 3.01	7.0		28	4	1	1	6	3	0	0	0	0	0	73	110	1.29	1.000										
Arthur Rhodes, L ERA: 3.05	1.0	W	4	1	0	0	2	0	0	0	0	0	0	12	15	0.00	1.000										
Kazuhiro Sasaki, R ERA: 1.42	1.0	S	3	1	0	0	0	0	0	0	0	0	0	8	10	0.00	1.000										

Texas Rangers @ Seattle Mariners
Safeco Field, Seattle, WA
Tue Jul 23 2002, 7:05 PM PDT
Att: 45,014 - Sunny - 86 F

AB 32
R 1
H 6
RBI 1
BB 3
SO 8
LOB 13



Batter	1	2	3	4	5	6	7	8	9	AB	R	H	RBI	BB	SO	LOB	BOTTOM										
51 Ichiro Suzuki, L OBP: 0.424, SLG: 0.479	0-0 G6-4-3 1B			0-0 HR		2-2 G2-3		3-2 G4-3		4	1	2	1	0	0	1											
Mike Cameron, R OBP: 0.331, SLG: 0.463	1-3 K			0-2 F7		1-0 F8		1-2 2B		4	1	1	0	0	1	1											
John Olerud, L OBP: 0.415, SLG: 0.546	0-1 G6-4-3 1-2			1-1 L8			1-1 F7	1-1 2B 1B		4	1	1	2	0	0	1											
Edgar Martinez, R OBP: 0.371, SLG: 0.434		2-3 K		2-1 1B			4-1 1B	1-0 1B		2	0	1	0	1	1	0											
23 Luis Ugueto, S OBP: 0.294, SLG: 0.400								2-3 1B		1	0	1	0	0	0	0											
Bret Boone, R OBP: 0.319, SLG: 0.409		0-2 F8		3-1 F8			0-1 1B	3-2 1B		4	0	2	1	0	0	1											
Ruben Sierra, S OBP: 0.337, SLG: 0.461		0-1 G4-3			2-3 K		1-2 1B	1-2 1B		4	0	0	0	0	1	4											
Ben Davis, S OBP: 0.299, SLG: 0.268								0-0 G5-3		0	0	0	0	0	0	0											
Carlos Guillen, S OBP: 0.354, SLG: 0.451				1-1 P6		0-1 1B		0-1 L4		3	0	1	0	0	0	2											
Dan Wilson, R OBP: 0.326, SLG: 0.388				1-1 G5-3		2-1 1B		1-1 P6		2	0	0	0	0	0	0											
Dest Relaford, S OBP: 0.332, SLG: 0.313									1-1 P6	1	0	0	0	0	0	0											
Jeff Cirillo, R OBP: 0.291, SLG: 0.323				0-1 G6-3		1-0 G6-3		2-2 1B		3	1	1	0	0	0	0											
Inning Stats	R: 0 E: 0 K: 1 S: 6	H: 1 LOB: 0 BB: 0 P: 7	R: 0 E: 0 K: 1 S: 10	H: 0 LOB: 0 BB: 0 P: 12	R: 0 E: 0 K: 0 S: 6	H: 0 LOB: 0 BB: 0 P: 8	R: 1 E: 0 K: 0 S: 10	H: 2 LOB: 1 BB: 0 P: 16	R: 0 E: 0 K: 1 S: 9	H: 1 LOB: 0 BB: 0 P: 13	R: 0 E: 0 K: 0 S: 5	H: 0 LOB: 0 BB: 0 P: 9	R: 0 E: 0 K: 0 S: 8	H: 1 LOB: 2 BB: 1 P: 14	R: 3 E: 0 K: 0 S: 22	H: 5 LOB: 2 BB: 0 P: 34	1B: 8 2B: 1 3B: 0 HR: 1	SF: 0 SAC: 0 DP: 1 HBP: 0	WP: 0 PB: 0 SB: 0 CS: 0	PA: 33							
PITCHER	IP	WLS	BF	H	R	ER	SO	BB	IBB	HBP	BLK	WP	HR	S	P	ERA	WHIP										
Ismael Valdez, R ERA: 3.74	7.0		25	5	1	1	3	1	0	0	0	0	0	15	22	13.50	3.000										
Jay Powell, R ERA: 9.32	0.2	L	4	2	2	1	0	0	0	0	0	0	0	3	5	∞	∞										
Juan Alvarez, L ERA: 3.15	0.0		2	2	0	0	0	0	0	0	0	0	0	4	7	0.00	3.000										
Dan Kolb, R ERA: 2.7	0.1		2	1	1	0	0	0	0	0	0	0	0	4	7	0.00	3.000										

Texas Rangers @ Seattle Mariners
Safeco Field, Seattle, WA
Tue Jul 23 2002, 7:05 PM PDT
Att: 45,014 - Sunny - 86 F

AB 32
R 4
H 10
RBI 4
BB 1
SO 3
LOB 10



Batter	1	2	3	4	5	6	7	8	9	AB	R	H	RBI	BB	SO	LOB	TOP							
Frank Catalanotto, L (1, 7) OBP: 0.359, SLG: 0.439 Gabe Kapler, R (9, 7) OBP: 0.281, SLG: 0.330	1-0 HR		4-2 BB		2-2 1B		2-0 F8			3	1	2	3	1	0	2								
10 Michael Young, R (1, 4) OBP: 0.288, SLG: 0.382	2-1 G6-3		2-0 G1-6-3		1-1 G5-3		2-2 FC6-4			4	0	0	0	0	0	4								
Alex Rodriguez, R (1, 6) OBP: 0.395, SLG: 0.608	0-0 G6-3			3-3 K		4-1 BB		0-0 G6-3		3	0	0	0	1	1	0								
Juan Gonzalez, R (1, 10) OBP: 0.331, SLG: 0.465	1-3 K			1-1 F8		2-2 G5-4-3		2-3 K		4	0	0	0	0	2	1								
Rafael Palmeiro, L (1, 3) OBP: 0.379, SLG: 0.562		1-3 K		2-1 F9		4-2 BB		1-1 F7		3	0	0	0	1	1	0								
Ivan Rodriguez, R (1, 2) OBP: 0.315, SLG: 0.455	0-3 K				0-0 L6		0-0 L9		2-2 F8		4	0	0	0	1	1								
Herbert Perry, R (1, 5) OBP: 0.327, SLG: 0.461	3-3 K			1-2 2B 1B		1-1 F8 1B		0-0 G5-3		4	1	2	0	0	1	0								
Kevin Mench, R (1, 9) OBP: 0.337, SLG: 0.529			4-2 SH1-3 WP BB		1-0 1B 2B		0-0 F9		2-3 K		3	2	1	0	1	1								
Ruben Rivera, R (1, 8) OBP: 0.244, SLG: 0.310			1-0 SH1-3		2-3 K		0-2 FC6-4 1B			2	0	1	0	0	1	2								
Inning Stats	R: 1 E: 0 K: 1 S: 7	H: 1 LOB: 0 BB: 0 P: 11	R: 0 E: 0 K: 3 S: 9	H: 0 LOB: 0 BB: 0 P: 13	R: 1 E: 0 K: 0 S: 9	H: 0 LOB: 0 BB: 2 P: 20	R: 0 E: 0 K: 1 S: 8	H: 0 LOB: 0 BB: 0 P: 14	R: 2 E: 0 K: 1 S: 14	H: 3 LOB: 1 BB: 0 P: 21	R: 0 E: 0 K: 0 S: 10	H: 0 LOB: 1 BB: 2 P: 20	R: 0 E: 0 K: 0 S: 12	H: 2 LOB: 0 BB: 0 P: 16	R: 0 E: 0 K: 1 S: 7	H: 0 LOB: 0 BB: 0 P: 10	R: 0 E: 0 K: 1 S: 7	H: 0 LOB: 0 BB: 0 P: 11	1B: 4 2B: 1 3B: 0 HR: 1	SF: 0 SAC: 1 DP: 2 HBP: 0	WP: 2 PB: 0 SB: 1 CS: 0	PA: 35		
PITCHER	IP WLS BF H R ER SO BB IBB HBP BLK WP HR S P ERA WHIP	6.1 L 27 6 4 4 6 4 0 0 0 1 1 64 107 5.68 1.579	2.2 8 0 0 0 2 0 0 0 0 0 0 0 0 19 29 0.00 0.000																					

Texas Rangers @ Seattle Mariners
Safeco Field, Seattle, WA
Wed Jul 24 2002, 7:05 PM PDT
Att: 45,941 - Sunny - 82 F

AB 30
R 4
H 6
RBI 3
BB 4
SO 8
LOB 11



Batter	1	2	3	4	5	6	7	8	9	AB	R	H	RBI	BB	SO	LOB	BOTTOM							
51 Ichiro Suzuki, L (1, 9) OBP: 0.425, SLG: 0.479	1-1 L8		0-1 FC5-4 1B		1-1 F8		1-1 FC5-4 1B			4	0	2	0	0	0	2								
Mike Cameron, R (1, 8) OBP: 0.330, SLG: 0.459	1-1 1B HBP		3-1 FC5-4		2-3 K		0-0 FC5-4			3	0	0	0	0	1	4								
Bret Boone, R (1, 4) OBP: 0.318, SLG: 0.407	3-1 G5-4-3 1B			0-1 G6-3		1-2 G6-3		0-0 G6-3		4	0	1	0	0	0	0								
Edgar Martinez, R (1, 10) OBP: 0.367, SLG: 0.424 23 Luis Ugueto, S (8, PR) OBP: 0.294, SLG: 0.400	0-2 G5-4-3			3-3 K		0-0 L1		4-2 G6-3 BB		3	0	0	0	1	1	2								
John Olerud, L (1, 3) OBP: 0.411, SLG: 0.540		2-3 K		1-0 F8		2-1 F8		3-2 G6-3		4	0	0	0	0	1	1								
Ruben Sierra, S (1, 7) OBP: 0.336, SLG: 0.459	1-0 G4-3				0-0 1B E 1B		2-0 F9		1-2 F8		4	1	1	0	0	2								
Jeff Cirillo, R (1, 5) OBP: 0.294, SLG: 0.328		2-0 P6			0-0 51 F8 E 1B		3-2 HR		0-1 G4-3		4	1	2	0	0	0								
Dan Wilson, R (1, 2) OBP: 0.326, SLG: 0.401 Mark McLemore, S (9, PH) OBP: 0.380, SLG: 0.426			0-1 F2		1-1 F3		2-1 HR		2-3 K		3	1	1	2	0	2								
Desi Relaford, S (1, 6) OBP: 0.326, SLG: 0.307			1-0 L9		2-0 E5		2-2 F7		0-0 G3		4	0	0	0	0	1								
Inning Stats	R: 0 E: 0 K: 0 S: 8	H: 1 LOB: 1 BB: 0 P: 13	R: 0 E: 0 K: 1 S: 5	H: 0 LOB: 0 BB: 0 P: 10	R: 0 E: 0 K: 0 S: 7	H: 1 LOB: 1 BB: 0 P: 11	R: 0 E: 0 K: 1 S: 6	H: 0 LOB: 0 BB: 0 P: 10	R: 1 E: 1 K: 1 S: 10	H: 2 LOB: 2 BB: 0 P: 16	R: 0 E: 0 K: 0 S: 6	H: 0 LOB: 0 BB: 0 P: 9	R: 2 E: 0 K: 0 S: 13	H: 3 LOB: 1 BB: 0 P: 23	R: 0 E: 0 K: 0 S: 9	H: 0 LOB: 2 BB: 1 P: 17	R: 0 E: 0 K: 1 S: 7	H: 0 LOB: 0 BB: 0 P: 9	1B: 5 2B: 1 3B: 0 HR: 1	SF: 0 SAC: 0 DP: 1 HBP: 1	WP: 0 PB: 0 SB: 0 CS: 0	PA: 36		
PITCHER	IP WLS BF H R ER SO BB IBB HBP BLK WP HR S P ERA WHIP	8.0 W 33 7 3 2 3 7 3 2 3 0 0 7 9 0.00 0.000	1.0 S 3 0 0 0 1 0 0 0 0 0 0 0 7 9 0.00 0.000																					

Texas Rangers @ Seattle Mariners
Safeco Field, Seattle, WA
Wed Jul 24 2002, 7:05 PM PDT
Att: 45,941 - Sunny - 82 F

AB 34
R 3
H 7
RBI 2
BB 1
SO 4
LOB 14



Batter	1	2	3	4	5	6	7	8	9	AB	R	H	RBI	BB	SO	LOB	TOP										
10 Michael Young, R (1,4) OBP: 0.295, SLG: 0.378 Mike Lamb, L (9, PH) OBP: 0.332, SLG: 0.388	1-2 G1-3		2-1 G6-3		1-0 F9	0-0 F9			0-1 L7	4	0	0	0	0	0	1											
Gabe Kapler, R (1,9) OBP: 0.281, SLG: 0.328 Carl Everett, S (9, PH) OBP: 0.255, SLG: 0.324	1-1 F9		0-1 G6-3		2-2 1B			1-1 G6-3	1-3 K	4	1	1	0	0	0	0											
Alex Rodriguez, R (1,6) OBP: 0.397, SLG: 0.607	4-1 BB		2-1 1B		1-1 F8			2-2 F8	2-1 P3	4	0	2	0	1	0	1											
Juan Gonzalez, R (1,10) OBP: 0.330, SLG: 0.461	2-2 F8		1-1 F9		2-2 1B			1-3 K		4	0	1	1	0	1	2											
Rafael Palmeiro, L (1,3) OBP: 0.377, SLG: 0.567		2-1 HR		1-1 F7				2-2 F9		4	1	1	1	0	0	2											
Ivan Rodriguez, R (1,2) OBP: 0.314, SLG: 0.448	1-2 F3			4-1 FC6-4		2-1 F9		0-0 L5		3	0	0	0	1	0	2											
Herbert Perry, R (1,5) OBP: 0.333, SLG: 0.465	1-1 FC6-4			0-0 FC6-4				1-1 P4		4	0	3	0	0	0	0											
Kevin Mench, R (1,7) OBP: 0.335, SLG: 0.528	1-0 L8			1-0 FC6-4				3-2 1B		4	0	1	0	0	0	4											
Ruben Rivera, R (1,8) OBP: 0.234, SLG: 0.295 Frank Catalanotto, L (6, PH) OBP: 0.360, SLG: 0.440	0-0 FC6-4			0-0 FC6-4				1-3 K	3-2 1B	2	0	0	0	0	0	3											
				1-2 FC6-4						2	0	1	0	0	1	1											
Inning Stats	R: 0 E: 0 K: 0 S: 9	H: 0 LOB: 1 BB: 1 P: 17	R: 1 E: 0 K: 0 S: 10	H: 2 LOB: 1 BB: 0 P: 15	R: 0 E: 0 K: 0 S: 8	H: 1 LOB: 1 BB: 0 P: 13	R: 0 E: 0 K: 0 S: 6	H: 1 LOB: 2 BB: 1 P: 12	R: 1 E: 0 K: 1 S: 14	H: 3 LOB: 2 BB: 0 P: 22	R: 0 E: 0 K: 1 S: 11	H: 1 LOB: 0 BB: 0 P: 16	R: 0 E: 0 K: 0 S: 9	H: 0 LOB: 0 BB: 0 P: 13	R: 0 E: 0 K: 0 S: 8	H: 1 LOB: 1 BB: 0 P: 13	R: 0 E: 0 K: 1 S: 12	H: 1 LOB: 1 BB: 0 P: 18	1B: 8 2B: 1 3B: 0 HR: 1	SF: 0 SAC: 0 DP: 0 HBP: 0	WP: 0 PB: 0 SB: 0 CS: 0	PA: 39					
PITCHER	IP	WLS	BF	H	R	ER	SO	BB	IBB	HBP	BLK	WP	HR	S	P	ERA	WHIP										
John Halama, L (1,1) ERA: 2.55	5.0	W	24	7	2	2	0	2	0	0	0	0	1	47	79	3.60	1.800										
Ryan Franklin, R (6,1) ERA: 3.7	3.0		11	2	0	0	2	0	0	0	0	0	0	28	42	0.00	0.667										
Jeff Nelson, R (9,1) ERA: 5.91	1.0		4	1	0	0	1	0	0	0	0	0	0	12	18	0.00	1.000										

Texas Rangers @ Seattle Mariners
Safeco Field, Seattle, WA
Thu Jul 25 2002, 7:05 PM PDT
Att: 45,515 - Cloudy - 66 F


AB 37
R 2
H 10
RBI 2
BB 2
SO 3
LOB 18



Batter	1	2	3	4	5	6	7	8	9	AB	R	H	RBI	BB	SO	LOB	BOTTOM										
51 Ichiro Suzuki, L (1,9) OBP: 0.429, SLG: 0.489	4-2 G6-3			0-0 1B				1-1 F8		4	2	3	3	1	0	1											
Mark McLemore, S (1,7) OBP: 0.377, SLG: 0.419 Charles Gipson, R (9,7) OBP: 0.377, SLG: 0.457	3-3 K	4-2 1B		2-2 F8		1-3 K		1-3 K		4	1	0	0	1	3	4											
John Olerud, L (1,3) OBP: 0.408, SLG: 0.535	1-2 G6-3	0-1 2B		1-0 F8		0-0 F8		0-1 F8		5	1	1	0	0	0	4											
Bret Boone, R (1,4) OBP: 0.322, SLG: 0.413	0-2 1B	1-2 2B				1-0 G4-3		0-0 1B		4	0	3	3	0	0	0											
Edgar Martinez, R (1,10) OBP: 0.364, SLG: 0.419	2-3 K	0-3 K				0-0 2B		0-0 P4		4	0	1	0	0	2	3											
Mike Cameron, R (1,8) OBP: 0.334, SLG: 0.464		4-2 1B	1-3 K		0-1 2B			3-2 G6-4-3		3	1	2	0	1	1	0											
Carlos Guillen, S (1,6) OBP: 0.350, SLG: 0.445		1-1 P5	2-3 K		0-0 F7			1-0 G6-4-3		4	0	0	0	0	1	5											
Ben Davis, S (1,2) OBP: 0.304, SLG: 0.282		0-2 51 HR	2-3 K		2-3 K			1-0 2B		4	2	2	0	0	2	2											
Jeff Cirillo, R (1,5) OBP: 0.293, SLG: 0.330		0-3 K		0-0 P4		2-2 P6		0-1 2B		4	0	1	1	0	1	2											
Inning Stats	R: 1 E: 0 K: 2 S: 18	H: 1 LOB: 1 BB: 1 P: 28	R: 5 E: 0 K: 2 S: 31	H: 4 LOB: 1 BB: 2 P: 43	R: 0 E: 0 K: 3 S: 9	H: 0 LOB: 0 BB: 0 P: 14	R: 0 E: 0 K: 0 S: 6	H: 1 LOB: 1 BB: 0 P: 9	R: 0 E: 0 K: 1 S: 8	H: 2 LOB: 2 BB: 0 P: 11	R: 0 E: 0 K: 1 S: 9	H: 1 LOB: 0 BB: 0 P: 13	R: 0 E: 0 K: 0 S: 11	H: 2 LOB: 1 BB: 0 P: 15	R: 1 E: 0 K: 1 S: 10	H: 2 LOB: 1 BB: 0 P: 13	1B: 8 2B: 4 3B: 0 HR: 1	SF: 0 SAC: 0 DP: 1 HBP: 0	WP: 0 PB: 0 SB: 2 CS: 0	PA: 39							
PITCHER	IP	WLS	BF	H	R	ER	SO	BB	IBB	HBP	BLK	WP	HR	S	P	ERA	WHIP										
Aaron Myette, R (1,1) ERA: 9.39	3.0	L	17	5	6	6	7	3	0	0	0	0	0	58	85	18.00	2.667										
Dave Burba, R (4,1) ERA: 4.99	3.1		16	6	0	0	2	0	0	0	0	0	0	33	46	0.00	1.800										
Juan Alvarez, L (7,1) ERA: 3.32	1.2		6	2	1	1	1	0	0	0	0	0	0	11	15	5.40	1.200										

Texas Rangers @ Seattle Mariners
Safeco Field, Seattle, WA
Thu Jul 25 2002, 7:05 PM PDT
Att: 45,515 - Cloudy - 66 F

AB 36
R 7
H 13
RBI 7
BB 3
SO 10
LOB 21



Batter	1	2	3	4	5	6	7	8	9	10	AB	R	H	RBI	BB	SO	LOB	TOP
Ray Durham, S OBP: 0.385, SLG: 0.444 (1, 4)											5	0	1	0	0	1	1	
Scott Hatteberg, L OBP: 0.361, SLG: 0.430 (1, 3)											5	0	1	0	0	1	1	
Miguel Tejada, R OBP: 0.344, SLG: 0.506 (1, 6)											4	1	1	0	1	0	3	
3 Eric Chavez, L OBP: 0.338, SLG: 0.505 (1, 5)											5	1	3	1	0	0	1	
David Justice, L OBP: 0.399, SLG: 0.389 (1, 10)											3	1	2	1	2	1	2	
Jermaine Dye, R OBP: 0.330, SLG: 0.420 (1, 9)											5	1	1	3	0	2	6	
John Mabry, L OBP: 0.333, SLG: 0.518 Eric Byrnes, R OBP: 0.308, SLG: 0.439 (1, 7) (8, 7)												3	0	0	0	1	1	
Terrence Long, L OBP: 0.315, SLG: 0.379 (1, 8)												5	0	0	0	1	2	
Ramon Hernandez, R OBP: 0.303, SLG: 0.325 (1, 2)												3	2	1	1	0	0	
Inning Stats	R: 4 E: 0 K: 0 S: 17	H: 4 LOB: 0 BB: 0 P: 24	R: 0 E: 0 K: 1 S: 8	H: 0 LOB: 0 BB: 0 P: 10	R: 0 E: 0 K: 2 S: 18	H: 1 LOB: 1 BB: 0 P: 25	R: 1 E: 0 K: 2 S: 8	H: 2 LOB: 3 BB: 1 P: 34	R: 0 E: 0 K: 0 S: 7	H: 0 LOB: 2 BB: 2 P: 18	R: 0 E: 0 K: 2 S: 10	H: 2 LOB: 2 BB: 0 P: 14	R: 0 E: 0 K: 0 S: 6	H: 0 LOB: 0 BB: 1 P: 13	1B: 7 2B: 1 3B: 0 HR: 2	SF: 0 SAC: 0 DP: 1 HBP: 1	WP: 1 PB: 0 SB: 0 CS: 0	PA: 44
PITCHER	IP WLS BF H R ER SO	IP WLS BF H R ER SO	IP WLS BF H R ER SO	IP WLS BF H R ER SO	IP WLS BF H R ER SO	IP WLS BF H R ER SO	IP WLS BF H R ER SO	IP WLS BF H R ER SO	IP WLS BF H R ER SO	IP WLS BF H R ER SO	IP WLS BF H R ER SO	IP WLS BF H R ER SO	IP WLS BF H R ER SO	IP WLS BF H R ER SO	ERA WHIP	ERA WHIP		
Chan Ho Park, R ERA: 6.88 Francisco Cordero, R ERA: 2.55	Juan Alvarez, L ERA: 3.52	Jay Powell, R ERA: 5.71	Rich Rodriguez, L ERA: 10.8	Francisco Cordero, R ERA: 2.55														

Oakland Athletics @ Texas Rangers
The Ballpark at Arlington, Arlington, TX
Sat Jul 27 2002, 8:05 PM EDT
Att. 35,359 - Sunny - 91 F

AB	39
R	6
H	10
RBI	6
BB	4
SO	7
LOB	17



Batter	1	2	3	4	5	6	7	8	9	10	AB	R	H	RBI	BB	SO	LOB	BOTTOM		
Frank Catalanotto, L OBP: 0.359, SLG: 0.442 (1, 7)												6	1	2	0	0	3			
Herbert Perry, R OBP: 0.332, SLG: 0.455 (1, 5)												4	2	1	0	1	0	2		
Alex Rodriguez, R OBP: 0.400, SLG: 0.621 (1, 6)												6	3	3	5	0	1	2		
Juan Gonzalez, R OBP: 0.337, SLG: 0.470 (1, 9)											4	1	2	1	1	1	1			
Rafael Palmeiro, L OBP: 0.354, SLG: 0.575 (1, 3)											3	1	1	1	2	1	1			
Carl Everett, S OBP: 0.268, SLG: 0.375 (1, 10)											4	1	1	3	0	2	2			
Bill Haselman, R OBP: 0.296, SLG: 0.333 Ivan Rodriguez, R OBP: 0.314, SLG: 0.450 (1, 2) (8, 2)											3	0	1	0	0	0	0			
Ruben Rivera, R OBP: 0.222, SLG: 0.333 Mike Lamb, L OBP: 0.335, SLG: 0.391 Gabe Kapler, R OBP: 0.283, SLG: 0.330 (1, 8) (8, PH) (8, PH) (9, 8)											3	0	0	0	0	1	1			
10 Michael Young, R OBP: 0.295, SLG: 0.376 (1, 4)											3	0	1	0	0	0	0			
Inning Stats	R: 1 E: 0 K: 1 S: 10	H: 1 LOB: 1 BB: 1 P: 20	R: 0 E: 0 K: 1 S: 10	H: 0 LOB: 0 BB: 0 P: 16	R: 5 E: 0 K: 0 S: 20	H: 6 LOB: 1 BB: 0 P: 35	R: 0 E: 0 K: 1 S: 9	H: 1 LOB: 2 BB: 1 P: 19	R: 0 E: 0 K: 2 S: 8	H: 0 LOB: 0 BB: 0 P: 11	R: 0 E: 0 K: 0 S: 13	H: 1 LOB: 3 BB: 0 P: 18	R: 0 E: 0 K: 0 S: 6	H: 1 LOB: 2 BB: 0 P: 8	R: 0 E: 1 K: 1 S: 12	H: 3 LOB: 0 BB: 0 P: 10	1B: 9 2B: 3 3B: 0 HR: 3	SF: 0 SAC: 2 DP: 1 HBP: 2	WP: 0 PB: 0 SB: 0 CS: 1	PA: 48
PITCHER	IP WLS BF H R ER SO	IP WLS BF H R ER SO	IP WLS BF H R ER SO	IP WLS BF H R ER SO	IP WLS BF H R ER SO	IP WLS BF H R ER SO	IP WLS BF H R ER SO	IP WLS BF H R ER SO	IP WLS BF H R ER SO	IP WLS BF H R ER SO	IP WLS BF H R ER SO	IP WLS BF H R ER SO	IP WLS BF H R ER SO	IP WLS BF H R ER SO	ERA WHIP	ERA WHIP				
Aaron Harang, R ERA: 3.65	Chad Bradford, R ERA: 2.95	Jim Mecir, R ERA: 5.11	Billy Koch, R ERA: 3.57																	

Oakland Athletics @ Texas Rangers
The Ballpark at Arlington, Arlington, TX
Sat Jul 27 2002, 8:05 PM EDT
Att. 35,359 - Sunny - 91 F

AB	40
R	10
H	14
RBI	10
BB	4
SO	6
LOB	17



Batter	1	2	3	4	5	6	7	8	9	AB	R	H	RBI	BB	SO	LOB	TOP										
Ray Durham, S OBP: 0.383, SLG: 0.440	1-1 G5-3			2-3 K		2-2 F8		2-3 K	1-2 2B HBP	5	1	1	2	0	2	1											
Terrence Long, L OBP: 0.315, SLG: 0.386	1-0 F8			1-2 K		1-2 F8		4-2 HR BB	4-2 2B HBP	3	1	1	1	0	0	0											
Olmedo Saenz, R OBP: 0.385, SLG: 0.525										0	0	0	0	1	0	0											
Eric Byrnes, R OBP: 0.318, SLG: 0.439										0	2	0	0	0	0	0											
Miguel Tejada, R OBP: 0.344, SLG: 0.514	0-3 K			1-0 F8		3-1 G5-3		2-1 HR	0-0 HR	5	2	2	6	0	1	0											
3 Eric Chavez, L OBP: 0.341, SLG: 0.509		0-1 F8		2-2 2B			2-1 L4-6 BB	2-1 2B	0-3 K	5	0	3	0	0	1	1											
David Justice, L OBP: 0.402, SLG: 0.409		3-2 G6-3		0-2 1B			4-1 1B	0-0 F9	2-2 2B	4	1	2	2	1	0	2											
John Mabry, L OBP: 0.333, SLG: 0.518				1-3 2B			1-2 BB		2-H HR	0	0	0	0	0	0	0											
Jermaine Dye, R OBP: 0.331, SLG: 0.418	0-1 L4			3-2 F8			2-3 K		1-B 1B	4	1	1	0	1	1	4											
Scott Hatteberg, L OBP: 0.358, SLG: 0.427			2-2 G6-3		1-0 F8		2-0 L4-6		1-B 1B	5	1	1	0	0	0	3											
Mark Ellis, R OBP: 0.349, SLG: 0.394			3-1 F8		1-2 P6			2-0 G3-1 HR	1-B 1B	5	2	3	1	0	0	0											
Greg Myers, L OBP: 0.310, SLG: 0.387			0-1 G4-3		1-1 G1-3			2-0 G3-1	1-B 1B	5	1	1	0	0	1	3											
Inning Stats	R: 0 E: 0 K: 1 S: 6	H: 0 LOB: 0 BB: 0 P: 8	R: 0 E: 0 K: 0 S: 10	H: 0 LOB: 0 BB: 0 P: 13	R: 0 E: 0 K: 0 S: 9	H: 0 LOB: 0 BB: 0 P: 14	R: 1 E: 0 K: 1 S: 19	H: 3 LOB: 2 BB: 0 P: 28	R: 0 E: 0 K: 0 S: 6	H: 0 LOB: 0 BB: 0 P: 9	R: 0 E: 0 K: 0 S: 8	H: 0 LOB: 0 BB: 0 P: 14	R: 0 E: 0 K: 1 S: 7	H: 1 LOB: 1 BB: 1 P: 17	R: 3 E: 0 K: 1 S: 12	H: 3 LOB: 2 BB: 1 P: 26	R: 8 E: 0 K: 2 S: 34	H: 8 LOB: 2 BB: 1 P: 54	1B: 7 2B: 8 3B: 0 HR: 3	SF: 0 SAC: 0 DP: 1 HBP: 1	WP: 0 PB: 0 SB: 0 CS: 0	PA: 45					
PITCHER	IP	WLS	BF	H	R	ER	SO	BB	IBB	HBP	BLK	WP	HR	S	P	ERA	WHIP										
Ismael Valdez, R ERA: 3.63	(1, 1)	6.0	21	3	1	1	2	0	0	0	0	0	1	58	86	1.50	0.500										
Rich Rodriguez, L ERA: 10.8	(7, 1)	0.0	2	1	0	0	0	1	0	0	0	0	0	3	9	∞	∞										
Jay Powell, R ERA: 5.68	(7, 1)	1.2	H	5	1	1	2	0	0	0	0	0	0	9	19	5.40	0.600										
Juan Alvarez, L ERA: 3.91	(8, 1)	0.0	L	1	0	0	0	1	0	0	0	0	0	2	6	∞	∞										
Dave Burba, R ERA: 5.42	(8, 1)	0.1	B	9	7	8	8	0	0	1	0	0	1	18	33	216.00	21.000										
PITCHER	IP	WLS	BF	H	R	ER	SO	BB	IBB	HBP	BLK	WP	HR	S	P	ERA	WHIP										
Todd Van Poppel, R ERA: 4.7	(9, 1)	1.0	7	3	2	2	2	1	0	0	0	0	0	1	30	18.00	4.000										

Oakland Athletics @ Texas Rangers
The Ballpark at Arlington, Arlington, TX
Sun Jul 28 2002, 8:05 PM EDT
Att: 24,022 - Cloudy - 92 F

AB 41
R 12
H 15
RBI 12
BB 3
SO 6
LOB 14



Batter	1	2	3	4	5	6	7	8	9	AB	R	H	RBI	BB	SO	LOB	BOTTOM										
Kevin Mench, R OBP: 0.335, SLG: 0.516	1-0 F7		3-2 P5		0-2 SH1-4 1B		0-0 F7			4	0	1	1	0	0	1											
Herbert Perry, R OBP: 0.329, SLG: 0.450	1-2 F8		0-0 G5-3		0-0 SH1-4			1-2 L3		3	0	0	0	0	0	1											
Alex Rodriguez, R OBP: 0.401, SLG: 0.622	1-3 K			1-2 F8	4-0 G4-6-3 IBB			3-1 2B		3	0	1	0	1	1	0											
Juan Gonzalez, R OBP: 0.332, SLG: 0.463		3-2 P3		1-3 K	2-1 G4-6-3			2-2 F7		4	0	0	0	0	1	4											
Rafael Palmeiro, L OBP: 0.385, SLG: 0.571		1-1 F8		4-0 2B BB		3-3 K		4-2 BB		2	0	0	0	2	1	0											
Gabe Kapler, R OBP: 0.283, SLG: 0.330										0	0	0	0	0	0	0											
Ivan Rodriguez, R OBP: 0.316, SLG: 0.469		2-0 HR		2-2 2B		3-0 F7		0-0 G6-3		4	1	2	1	0	0	2											
Carl Everett, S OBP: 0.283, SLG: 0.367		2-2 G5-3		0-1 F7		2-2 F7			1-1 F3	4	0	0	0	0	2												
Ruben Rivera, R OBP: 0.246, SLG: 0.340			4-2 BB		1-0 10 1B 1B				0-1 G4-3	2	1	1	0	1	1	0											
Frank Catalanotto, L OBP: 0.358, SLG: 0.440										1	0	0	0	0	0	0											
10 Michael Young, R OBP: 0.294, SLG: 0.374			2-2 F8		2-2 SH1-4 1B		1-2 F9		1-1 F7	4	0	1	0	0	0	1											
Inning Stats	R: 0 E: 0 K: 1 S: 8	H: 0 LOB: 0 BB: 0 P: 11	R: 1 E: 0 K: 0 S: 9	H: 1 LOB: 0 BB: 0 P: 17	R: 0 E: 0 K: 0 S: 11	H: 0 LOB: 1 BB: 1 P: 20	R: 0 E: 0 K: 1 S: 11	H: 1 LOB: 2 BB: 1 P: 19	R: 1 E: 0 K: 0 S: 10	H: 3 LOB: 2 BB: 1 P: 19	R: 0 E: 0 K: 1 S: 7	H: 0 LOB: 0 BB: 0 P: 15	R: 0 E: 0 K: 1 S: 7	H: 0 LOB: 0 BB: 0 P: 10	R: 0 E: 0 K: 0 S: 12	H: 1 LOB: 2 BB: 1 P: 22	R: 0 E: 0 K: 0 S: 6	H: 0 LOB: 0 BB: 0 P: 8	1B: 3 2B: 2 3B: 0 HR: 1	SF: 0 SAC: 1 DP: 1 HBP: 0	WP: 0 PB: 0 SB: 0 CS: 0	PA: 36					
PITCHER	IP	WLS	BF	H	R	ER	SO	BB	IBB	HBP	BLK	WP	HR	S	P	ERA	WHIP										
Barry Zito, L ERA: 3.02	(1, 1)	7.0	W	28	5	2	4	2	1	0	0	0	0	12	22	0.00	2.000										
Jim Mecir, R ERA: 5.01	(8, 1)	1.0	H	5	1	0	0	0	0	0	0	0	0	6	8	0.00	0.000										
Mike Magnante, L ERA: 5.02	(9, 1)	1.0		3	0	0	0	0	0	0	0	0	0	6	8	0.00	0.000										

Oakland Athletics @ Texas Rangers
The Ballpark at Arlington, Arlington, TX
Sun Jul 28 2002, 8:05 PM EDT
Att: 24,022 - Cloudy - 92 F

AB 31
R 2
H 6
RBI 2
BB 4
SO 4
LOB 11



Batter	1	2	3	4	5	6	7	8	9	AB	R	H	RBI	BB	SO	LOB	TOP								
Alfonso Soriano, R (1.4) OBP: 0.338, SLG: 0.570										5	1	2	0	0	0	0									
2 Derek Jeter, R (1.6) OBP: 0.394, SLG: 0.428										4	1	1	0	1	1	1									
25 Jason Giambi, L (1.3) OBP: 0.381, SLG: 0.595 Nick Johnson, L (8.3) OBP: 0.345, SLG: 0.421										3	2	1	1	2	1	2									
Bernie Williams, S (1.8) OBP: 0.416, SLG: 0.485										5	1	2	1	0	0	2									
Raul Mondesi, R (1.9) OBP: 0.307, SLG: 0.427										5	1	1	1	0	1	3									
20 Jorge Posada, S (1.2) OBP: 0.373, SLG: 0.517										3	1	2	2	2	0	0									
Robin Ventura, L (1.5) Enrique Wilson, S (7.5) OBP: 0.269, SLG: 0.347										4	1	2	1	0	2	4									
Rondell White, R (1.7) OBP: 0.315, SLG: 0.398										4	1	1	2	0	1	4									
Shane Spencer, R (1.10) OBP: 0.321, SLG: 0.381										4	0	0	0	0	0	0									
Inning Stats	R: 3 E: 1 K: 1 S: 11	H: 4 LOB: 2 BB: 1 P: 24	R: 0 E: 0 K: 0 S: 7	H: 0 LOB: 0 BB: 0 P: 9	R: 0 E: 0 K: 0 S: 6	H: 0 LOB: 0 BB: 1 P: 10	R: 3 E: 0 K: 0 S: 15	H: 3 LOB: 2 BB: 0 P: 21	R: 2 E: 0 K: 3 S: 18	H: 3 LOB: 1 BB: 1 P: 31	R: 0 E: 0 K: 0 S: 3	H: 0 LOB: 0 BB: 0 P: 7	R: 1 E: 0 K: 0 S: 10	H: 1 LOB: 2 BB: 2 P: 21	R: 0 E: 0 K: 1 S: 11	H: 1 LOB: 1 BB: 0 P: 15	R: 0 E: 0 K: 1 S: 6	H: 0 LOB: 0 BB: 0 P: 9	1B: 8 2B: 3 3B: 0 HR: 2	SF: 0 SAC: 0 DP: 2 HBP: 0	WP: 0 PB: 0 SB: 0 CS: 1	PA: 42			
PITCHER	IP	WLS	BF	H	R	ER	SO	BB	IBB	HBP	BLK	WP	HR	S	P	ERA	WHIP								
Kenny Rogers, L (1.1) ERA: 3.67	4.1	L	23	9	8	7	2	3	0	0	0	0	2	49	84	14.54	2.769								
53 Joaquin Benoit, R (5.1) ERA: 4.01	4.2		19	3	1	1	4	2	0	0	0	0	0	38	63	1.93	1.071								

New York Yankees @ Texas Rangers
The Ballpark at Arlington, Arlington, TX
Mon Jul 29 2002, 8:05 PM EDT
Att: 44,006 - Cloudy - 86 F

AB 37
R 9
H 12
RBI 8
BB 5
SO 6
LOB 16



Batter	1	2	3	4	5	6	7	8	9	AB	R	H	RBI	BB	SO	LOB	BOTTOM									
Frank Catalanotto, L (1.10) OBP: 0.354, SLG: 0.444										5	1	1	0	0	1	1										
Carl Everett, S (1.7) OBP: 0.297, SLG: 0.384										2	1	1	2	0	1	0										
Alex Rodriguez, R (1.6) Mike Lamb, L (8.4) OBP: 0.333, SLG: 0.389										3	0	2	0	0	0	0										
Juan Gonzalez, R (1.9) Kevin Mench, R (8.9) OBP: 0.336, SLG: 0.516										3	0	0	0	0	2	3										
Rafael Palmeiro, L (1.3) Gabe Kapler, R (8, PH) OBP: 0.286, SLG: 0.333										3	0	1	0	0	1	3										
Ivan Rodriguez, R (1.2) Bill Haselman, R (8.2) OBP: 0.294, SLG: 0.331										3	0	0	0	0	0	1										
Herbert Perry, R (1.5) OBP: 0.331, SLG: 0.455										4	0	2	0	0	0	0										
Ruben Rivera, R (1.8) OBP: 0.230, SLG: 0.316										4	0	0	0	0	1	2										
10 Michael Young, R (1.4) OBP: 0.294, SLG: 0.376										4	0	1	0	0	1	2										
Inning Stats	R: 0 E: 0 K: 1 S: 7	H: 0 LOB: 0 BB: 0 P: 11	R: 0 E: 0 K: 0 S: 10	H: 1 LOB: 0 BB: 0 P: 14	R: 0 E: 0 K: 0 S: 5	H: 0 LOB: 0 BB: 0 P: 10	R: 0 E: 0 K: 3 S: 12	H: 1 LOB: 2 BB: 0 P: 19	R: 0 E: 0 K: 0 S: 8	H: 1 LOB: 1 BB: 0 P: 12	R: 1 E: 0 K: 1 S: 16	H: 2 LOB: 1 BB: 0 P: 27	R: 0 E: 0 K: 1 S: 6	H: 1 LOB: 1 BB: 0 P: 10	R: 1 E: 0 K: 0 S: 10	H: 2 LOB: 2 BB: 1 P: 17	R: 0 E: 0 K: 1 S: 8	H: 1 LOB: 1 BB: 0 P: 13	1B: 5 2B: 2 3B: 1 HR: 1	SF: 1 SAC: 0 DP: 1 HBP: 1	WP: 1 PB: 0 SB: 0 CS: 0	PA: 37				
PITCHER	IP	WLS	BF	H	R	ER	SO	BB	IBB	HBP	BLK	WP	HR	S	P	ERA	WHIP									
Orlando Hernandez, R (1.1) ERA: 3.31	6.0	W	23	5	1	1	5	0	0	0	0	0	0	1	58	93	1.50	0.833								
Ramiro Mendoza, R (7.1) ERA: 3.62	2.0		10	3	1	1	1	1	0	0	0	0	0	16	27	4.50	2.000									
Sterling Hitchcock, L (8.1) ERA: 7.15	1.0		4	1	0	0	1	0	0	0	0	0	0	8	13	0.00	1.000									

New York Yankees @ Texas Rangers
The Ballpark at Arlington, Arlington, TX
Mon Jul 29 2002, 8:05 PM EDT
Att: 44,006 - Cloudy - 86 F

AB 34
R 2
H 9
RBI 2
BB 1
SO 7
LOB 14



Batter	1	2	3	4	5	6	7	8	9	AB	R	H	RBI	BB	SO	LOB	TOP					
Alfonso Soriano, R OBP: 0.341, SLG: 0.584 (1, 4)			G6-3			HR		2B		5	1	3	1	0	1	0	<p>New York Yankees @ Texas Rangers The Ballpark at Arlington, Arlington, TX Wed Jul 31 2002, 8:05 PM EDT Att: 41,133 - Cloudy - 95 F</p> <p>AB 38 R 6 H 11 RBI 6 BB 4 SO 8 LOB 15</p>					
2 Derek Jeter, R OBP: 0.384, SLG: 0.427 Enrique Wilson, S OBP: 0.266, SLG: 0.342 (8, PH) (8, 6)			L1							3	0	0	0	1	1	0						
25 Jason Giambi, L OBP: 0.440, SLG: 0.613 Brandon Knight, L (8, 1) Shane Spencer, R OBP: 0.324, SLG: 0.381 (9, PH)										4	2	3	1	0	0	2						
Bernie Williams, S OBP: 0.411, SLG: 0.488 (1, 8)	G3									5	0	0	0	0	0	3						
20 Jorge Posada, S OBP: 0.376, SLG: 0.511 Chris Widger, R OBP: 0.360, SLG: 0.348 (8, 2)		F7								2	0	0	0	2	1	0						
John Vander Wal, L OBP: 0.324, SLG: 0.420 Rondell White, R OBP: 0.315, SLG: 0.400 (7, PH) (7, 7)										3	1	0	0	0	1	3						
Raul Mondesi, R OBP: 0.311, SLG: 0.442 (1, 9)										4	1	3	1	0	1	1						
Nick Johnson, L OBP: 0.346, SLG: 0.428 (8, 3) (8, 10)										4	1	1	3	0	1	3						
Ron Coomer, R OBP: 0.348, SLG: 0.494 (1, 5)										4	0	0	0	0	0	0						
Inning Stats	R: 1 E: 0 K: 2 S: 11	H: 1 LOB: 0 BB: 0 P: 17	R: 0 E: 0 K: 1 S: 10	H: 1 LOB: 1 BB: 0 P: 12	R: 0 E: 0 K: 0 S: 5	H: 0 LOB: 0 BB: 0 P: 6	R: 1 E: 0 K: 1 S: 15	H: 2 LOB: 2 BB: 1 P: 26	R: 1 E: 0 K: 0 S: 11	H: 2 LOB: 1 BB: 0 P: 18	R: 3 E: 0 K: 0 S: 18	H: 3 LOB: 2 BB: 0 P: 28	R: 0 E: 0 K: 2 S: 10	H: 1 LOB: 0 BB: 0 P: 15	R: 0 E: 0 K: 1 S: 8	H: 1 LOB: 1 BB: 1 P: 14		R: 0 E: 0 K: 1 S: 9	H: 0 LOB: 1 BB: 1 P: 18	1B: 3 2B: 5 3B: 0 HR: 3	SF: 0 SAC: 0 DP: 0 HBP: 0	WP: 0 PB: 0 SB: 0 CS: 0
PITCHER	IP WLS BF H R ER SO BB IBB HBP BLK WP HR S P ERA WHIP																					
Rob Bell, R ERA: 6.43 Jay Powell, R ERA: 5.85 Rich Rodriguez, L ERA: 5.0 Francisco Cordero, R ERA: 2.78 Todd Van Poppel, R ERA: 4.58	(1, 1) (6, 1) (6, 1) (7, 1) (9, 1)	5.1 0.1 1.0 1.1 1.0	W 3 4 5 4	26 1 1 1 0	8 1 1 0 0	6 0 0 0 0	6 0 0 2 1	4 0 0 0 0	2 1 0 0 1	0 0 0 0 0	0 0 0 0 0	0 0 0 0 0	0 0 0 0 0	3 6 7 12 9	61 8 12 20 18	94 12 10 20 18	10.12 0.00 0.00 0.00 0.00	1.875 6.000 1.000 0.750 1.000				

Batter	1	2	3	4	5	6	7	8	9	AB	R	H	RBI	BB	SO	LOB	BOTTOM			
Frank Catalanotto, L OBP: 0.363, SLG: 0.455 (1, 3) (9, 4)			L7							5	2	3	1	1	0	1	<p>New York Yankees @ Texas Rangers The Ballpark at Arlington, Arlington, TX Wed Jul 31 2002, 8:05 PM EDT Att: 41,133 - Cloudy - 95 F</p> <p>AB 43 R 17 H 21 RBI 17 BB 3 SO 3 LOB 16</p>			
Kevin Mench, R OBP: 0.348, SLG: 0.544 (1, 9)	G6-3									6	2	4	3	0	0	1				
Alex Rodriguez, R OBP: 0.406, SLG: 0.635 Herbert Perry, R OBP: 0.329, SLG: 0.454 (1, 6) (9, 5)										5	2	3	2	0	0	4				
Rafael Palmeiro, L OBP: 0.386, SLG: 0.578 (1, 10)	G3									3	1	2	2	1	0	1				
Ivan Rodriguez, R OBP: 0.322, SLG: 0.484 Bill Haselman, R OBP: 0.294, SLG: 0.331 (1, 2) (9, 2)										5	2	3	3	0	0	2				
Carl Everett, S OBP: 0.297, SLG: 0.367 (1, 7)										5	0	0	0	0	1	3				
Mike Lamb, L OBP: 0.339, SLG: 0.411 (1, 5) (9, 3)										4	4	2	2	1	0	0				
10 Michael Young, R OBP: 0.295, SLG: 0.377 (1, 4) (9, 6)										5	2	2	1	0	1	2				
Ruben Rivera, R OBP: 0.246, SLG: 0.369 (1, 8)										5	2	3	0	1	2	2				
Inning Stats	R: 0 E: 0 K: 0 S: 7	H: 2 LOB: 1 BB: 0 P: 14	R: 6 E: 0 K: 1 S: 22	H: 7 LOB: 1 BB: 0 P: 36	R: 1 E: 0 K: 0 S: 10	H: 2 LOB: 1 BB: 0 P: 13	R: 4 E: 0 K: 0 S: 14	H: 4 LOB: 0 BB: 0 P: 24	R: 0 E: 0 K: 1 S: 8	H: 0 LOB: 0 BB: 1 P: 15	R: 4 E: 2 K: 0 S: 16	H: 4 LOB: 2 BB: 0 P: 26	R: 2 E: 0 K: 1 S: 12	H: 1 LOB: 0 BB: 1 P: 21	1B: 10 2B: 7 3B: 0 HR: 4	SF: 1 SAC: 0 DP: 2 HBP: 0		WP: 1 PB: 0 SB: 0 CS: 1	PA: 47	
PITCHER	IP WLS BF H R ER SO BB IBB HBP BLK WP HR S P ERA WHIP																			
35 Mike Mussina, R ERA: 4.83 Mike Thurman, R ERA: 8.05 Sterling Hitchcock, L ERA: 6.93 Brandon Knight, R ERA: 6.75	(1, 1) (4, 1) (6, 1) (8, 1)	3.0 2.0 2.0 1.0	L 11 12 5	19 5 4 2	7 4 4 2	7 4 1 2	1 1 0 2	0 0 0 1	0 1 0 1	0 0 0 0	0 0 0 1	0 1 24 12	39 22 41 21	63 40 21 18	21.00 18.00 4.50 18.00	3.667 3.000 2.500 2.000				

Batter	1	2	3	4	5	6	7	8	9	AB	R	H	RBI	BB	SO	LOB	TOP				
18 Johnny Damon, L (1, 8) OBP: 0.365, SLG: 0.446	3-2 HR 2B	1-2 F3					4-2 FC5-2 G3 BB	1-0 E3 HR	2-3 K	5	3	2	1	1	1	3					
Trot Nixon, L (1, 9) OBP: 0.349, SLG: 0.497	1-1 HR 2H	0-2 G4-3					0-0 G3	3-2 F8	3-2 HR	6	2	2	5	0	1	4					
Nomar Garciaparra, R (1, 6) OBP: 0.342, SLG: 0.531	0-0 F3		3-2 F8				0-0 FC5-2 BB	1-1 G6-3	0-1 2B 1B	5	0	1	0	0	0	2					
Lou Merton, R (8, 6) OBP: 0.378							2-3 3-H 4-1			0	0	0	0	0	0	0					
Manny Ramirez, R (1, 10) OBP: 0.435, SLG: 0.580	0-1 F9		1-3 K				1-2 BB			4	1	1	0	1	2	1					
Cliff Floyd, L (1, 7) OBP: 0.399, SLG: 0.527	1-1 P5		0-1 G6-3				1-0 L4			5	1	2	0	0	0	3					
Jason Varitek, S (1, 2) OBP: 0.350, SLG: 0.426		0-1 F8		1-0 G1-3			0-0 G6-3			5	0	0	0	0	2	5					
Doug Mirabeli, R (8, 2) OBP: 0.324, SLG: 0.465										0	0	0	0	0	0	0					
Shea Hillenbrand, R (1, 5) OBP: 0.337, SLG: 0.486	1-1 HR 3B		1-2 F8				3-2 F8	3-1 E 1B 1B	3-1 1B 2B	5	3	3	1	0	0	0					
Brian Daubach, L (1, 3) OBP: 0.355, SLG: 0.497	0-0 HR		2-3 K				1-3 K	0-0 E4 1B 1B	2-3 K	5	2	1	2	0	3	3					
Rey Sanchez, R (1, 4) OBP: 0.322, SLG: 0.373	3-H HR		1-0 1B				1-0 G3 18 BLK FC5-2 HBP	1-2 2-H HR 1B	0-0 1B	3	1	2	2	0	1	0					
Carlos Baerga, S (8, 4) OBP: 0.345, SLG: 0.423										1	0	1	1	0	0	0					
Inning Stats	R: 2 H: 2 E: 0 K: 0 S: 13	H: 2 LOB: 0 BB: 0 P: 18	R: 2 H: 3 E: 0 K: 0 S: 13	H: 3 LOB: 1 BB: 0 P: 16	R: 0 H: 0 E: 0 K: 1 S: 8	H: 0 LOB: 0 BB: 0 P: 12	R: 0 H: 0 E: 0 K: 1 S: 9	H: 0 LOB: 0 BB: 0 P: 13	R: 0 H: 0 E: 0 K: 1 S: 8	H: 0 LOB: 3 BB: 2 P: 18	R: 0 H: 0 E: 0 K: 1 S: 12	H: 1 LOB: 0 BB: 0 P: 17	R: 1 H: 7 E: 2 K: 3 S: 31	H: 0 LOB: 3 BB: 0 P: 50	R: 1 H: 2 E: 0 K: 3 S: 17	H: 2 LOB: 1 BB: 0 P: 26	1B: 6 2B: 4 3B: 1 HR: 4	SF: 0 SAC: 0 DP: 0 HBP: 1	WP: 0 PB: 0 SB: 0 CS: 0	PA: 47	
PITCHER	IP WLS BF H R ER SO BB IBB HBP BLK WP HR S P ERA WHIP	IP WLS BF H R ER SO BB IBB HBP BLK WP HR S P ERA WHIP	IP WLS BF H R ER SO BB IBB HBP BLK WP HR S P ERA WHIP	IP WLS BF H R ER SO BB IBB HBP BLK WP HR S P ERA WHIP	IP WLS BF H R ER SO BB IBB HBP BLK WP HR S P ERA WHIP	IP WLS BF H R ER SO BB IBB HBP BLK WP HR S P ERA WHIP	IP WLS BF H R ER SO BB IBB HBP BLK WP HR S P ERA WHIP	IP WLS BF H R ER SO BB IBB HBP BLK WP HR S P ERA WHIP	IP WLS BF H R ER SO BB IBB HBP BLK WP HR S P ERA WHIP	IP WLS BF H R ER SO BB IBB HBP BLK WP HR S P ERA WHIP	IP WLS BF H R ER SO BB IBB HBP BLK WP HR S P ERA WHIP	IP WLS BF H R ER SO BB IBB HBP BLK WP HR S P ERA WHIP	IP WLS BF H R ER SO BB IBB HBP BLK WP HR S P ERA WHIP	IP WLS BF H R ER SO BB IBB HBP BLK WP HR S P ERA WHIP	IP WLS BF H R ER SO BB IBB HBP BLK WP HR S P ERA WHIP	IP WLS BF H R ER SO BB IBB HBP BLK WP HR S P ERA WHIP	IP WLS BF H R ER SO BB IBB HBP BLK WP HR S P ERA WHIP	IP WLS BF H R ER SO BB IBB HBP BLK WP HR S P ERA WHIP	IP WLS BF H R ER SO BB IBB HBP BLK WP HR S P ERA WHIP	IP WLS BF H R ER SO BB IBB HBP BLK WP HR S P ERA WHIP	IP WLS BF H R ER SO BB IBB HBP BLK WP HR S P ERA WHIP

Boston Red Sox @ Texas Rangers
The Ballpark at Arlington, Arlington, TX
Fri Aug 02 2002, 8:05 PM EDT
Att: 32,366 - Sunny - 94 F

AB 44
R 13
H 15
RBI 12
BB 2
SO 10
LOB 21




Batter	1	2	3	4	5	6	7	8	9	AB	R	H	RBI	BB	SO	LOB	BOTTOM				
Frank Catalanotto, L (1, 4) OBP: 0.357, SLG: 0.440	2-2 G4-3			1-1 G6-3			1-2 G6-3	1-2 FC6-4		3	0	0	0	0	0	0					
10 Michael Young, R (8, PH) OBP: 0.299, SLG: 0.382								1-2 2-3		1	0	0	0	0	0	2					
Kevin Mench, R (1, 9) OBP: 0.351, SLG: 0.547	1-2 G3-1			3-2 F7			3-1 1B	0-0 F9		4	0	1	0	0	0	2					
Alex Rodriguez, R (1, 6) OBP: 0.407, SLG: 0.629	3-2 G1-3			1-0 HBP			0-1 F8	1-0 P4		2	0	0	0	0	0	1					
Donnie Sadler, R (8, PH) OBP: 0.230, SLG: 0.232										1	0	0	0	0	0	2					
Rafael Palmeiro, L (1, 10) OBP: 0.389, SLG: 0.584		0-1 L3		3-2 G3			1-2 G4-3	1-2 E6 G6-4-3		3	0	0	0	0	0	1					
Ruben Rivera, R (9, PH) OBP: 0.243, SLG: 0.364										1	0	0	0	0	0	0					
Ivan Rodriguez, R (1, 2) OBP: 0.329, SLG: 0.485		0-3 K			2-1 G4-3		4-2 BB	1-0 G6-4-3		2	0	0	0	1	1	0					
Bill Haselman, R (9, 2) OBP: 0.295, SLG: 0.331								1-2		1	0	0	0	0	0	1					
Todd Hollandsworth, L (1, 8) OBP: 0.351, SLG: 0.450		2-3 K			2-2 G4-3		0-3 K			4	0	0	0	0	2	1					
Carl Everett, S (1, 7) OBP: 0.261, SLG: 0.395				2-1 G3-1			0-1 1B	3-2 G4-3		3	0	1	0	0	0	1					
Herbert Perry, R (1, 5) OBP: 0.329, SLG: 0.450				0-1 G1-3			0-0 G5-3	2-2 10 FC6-4 1B HBP		2	0	0	0	0	0	1					
Mike Lamb, L (1, 3) OBP: 0.341, SLG: 0.423				1-1 G5-3			3-3 K	1-2 10 FC6-4 1B		3	0	1	0	0	1	0					
Inning Stats	R: 0 H: 0 E: 0 K: 0 S: 12	H: 0 LOB: 0 BB: 0 P: 18	R: 0 H: 0 E: 0 K: 2 S: 8	H: 0 LOB: 0 BB: 0 P: 10	R: 0 H: 0 E: 0 K: 0 S: 6	H: 0 LOB: 0 BB: 0 P: 9	R: 0 H: 0 E: 0 K: 0 S: 8	H: 0 LOB: 1 BB: 0 P: 16	R: 0 H: 1 E: 0 K: 1 S: 10	H: 1 LOB: 1 BB: 0 P: 17	R: 0 H: 0 E: 0 K: 1 S: 12	H: 0 LOB: 1 BB: 1 P: 20	R: 0 H: 1 E: 0 K: 0 S: 11	H: 1 LOB: 2 BB: 0 P: 16	R: 0 H: 0 E: 1 K: 0 S: 6	H: 0 LOB: 0 BB: 0 P: 8	1B: 3 2B: 0 3B: 0 HR: 0	SF: 0 SAC: 0 DP: 1 HBP: 2	WP: 0 PB: 0 SB: 1 CS: 0	PA: 33	
PITCHER	IP WLS BF H R ER SO BB IBB HBP BLK WP HR S P ERA WHIP	IP WLS BF H R ER SO BB IBB HBP BLK WP HR S P ERA WHIP	IP WLS BF H R ER SO BB IBB HBP BLK WP HR S P ERA WHIP	IP WLS BF H R ER SO BB IBB HBP BLK WP HR S P ERA WHIP	IP WLS BF H R ER SO BB IBB HBP BLK WP HR S P ERA WHIP	IP WLS BF H R ER SO BB IBB HBP BLK WP HR S P ERA WHIP	IP WLS BF H R ER SO BB IBB HBP BLK WP HR S P ERA WHIP	IP WLS BF H R ER SO BB IBB HBP BLK WP HR S P ERA WHIP	IP WLS BF H R ER SO BB IBB HBP BLK WP HR S P ERA WHIP	IP WLS BF H R ER SO BB IBB HBP BLK WP HR S P ERA WHIP	IP WLS BF H R ER SO BB IBB HBP BLK WP HR S P ERA WHIP	IP WLS BF H R ER SO BB IBB HBP BLK WP HR S P ERA WHIP	IP WLS BF H R ER SO BB IBB HBP BLK WP HR S P ERA WHIP	IP WLS BF H R ER SO BB IBB HBP BLK WP HR S P ERA WHIP	IP WLS BF H R ER SO BB IBB HBP BLK WP HR S P ERA WHIP	IP WLS BF H R ER SO BB IBB HBP BLK WP HR S P ERA WHIP	IP WLS BF H R ER SO BB IBB HBP BLK WP HR S P ERA WHIP	IP WLS BF H R ER SO BB IBB HBP BLK WP HR S P ERA WHIP	IP WLS BF H R ER SO BB IBB HBP BLK WP HR S P ERA WHIP	IP WLS BF H R ER SO BB IBB HBP BLK WP HR S P ERA WHIP	IP WLS BF H R ER SO BB IBB HBP BLK WP HR S P ERA WHIP

Boston Red Sox @ Texas Rangers
The Ballpark at Arlington, Arlington, TX
Fri Aug 02 2002, 8:05 PM EDT
Att: 32,366 - Sunny - 94 F

AB 30
R 0
H 3
RBI 0
BB 1
SO 4
LOB 12




Batter	1	2	3	4	5	6	7	8	9	AB	R	H	RBI	BB	SO	LOB	TOP							
Rickey Henderson, R OBP: 0.374, SLG: 0.373 Cliff Floyd, L OBP: 0.400, SLG: 0.527	4-2 1B 18 1B BB	3-1 F8		0-0 F8			3-1 F8	4-1 18 2B BB		3	0	0	0	1	0	2								
18 Johnny Damon, L OBP: 0.369, SLG: 0.458	0-0 1B 1-2 1B		2-1 HR		2-2 P6		4-1 F 1B BB	2-0 1-H 2B		4	2	3	2	1	0	0								
Nomar Garciaparra, R OBP: 0.343, SLG: 0.529	0-0 G6-4-3 1B		3-1 F7		0-0 G6-3		0-1 1B 1B	1-1 F9		5	1	2	0	0	0	1								
Manny Ramirez, R OBP: 0.431, SLG: 0.572	2-3 K		0-1 G5-3		3-2 FC6-4 1B		2-2 F4		1-0 G6-3	5	0	1	0	0	1	5								
Jason Varitek, S OBP: 0.354, SLG: 0.425	2-0 G6-4-3 1-2		4-1 2B BB		2-2 FC6-4 1-2		3-2 1B 1B		4-2 FC6-4 BB	3	0	1	2	2	0	4								
Shea Hillenbrand, R OBP: 0.340, SLG: 0.490		2-1 F8 FC6-4 1B		2-2 1-3 2B		1-1 L7		0-2 1-2 1B		0-0 FC6-4 DI 1-2	5	1	3	0	0	1								
Tony Clark, S OBP: 0.285, SLG: 0.314 Brian Daubach, L OBP: 0.354, SLG: 0.495		1-1 FC6-4 1B		3-2 F9		2-2 L8		2-2 G3-1		3-3 K	4	0	1	0	0	4	AB 38 R 6 H 12 RBI 5 BB 5 SO 3 LOB 21							
Trot Nixon, L OBP: 0.345, SLG: 0.492		2-0 F8		2-3 K		3-2 G6-3		3-2 F8		4	0	0	0	0	1	2								
Lou Merloni, R OBP: 0.340, SLG: 0.381		1-2 FC6-4 1-2		2-2 F7			0-0 1B E 2B		0-0 F9	4	1	1	1	0	0	1								
Inning Stats	R: 0 E: 0 K: 1 S: 8	H: 2 LOB: 2 BB: 1 P: 16	R: 1 E: 0 K: 0 S: 10	H: 2 LOB: 1 BB: 0 P: 19	R: 1 E: 0 K: 1 S: 15	H: 2 LOB: 2 BB: 1 P: 29	R: 0 E: 0 K: 1 S: 9	H: 0 LOB: 0 BB: 0 P: 13	R: 0 E: 0 K: 0 S: 10	H: 1 LOB: 1 BB: 0 P: 17	R: 0 E: 0 K: 0 S: 9	H: 0 LOB: 0 BB: 0 P: 15	R: 3 E: 1 K: 0 S: 19	H: 4 LOB: 2 BB: 1 P: 33	R: 1 E: 0 K: 0 S: 9	H: 1 LOB: 1 BB: 1 P: 19	R: 0 E: 0 K: 1 S: 12	H: 0 LOB: 1 BB: 1 P: 20	1B: 8 2B: 3 3B: 0 HR: 1	SF: 0 SAC: 0 DP: 1 HBP: 0	WP: 0 PB: 0 SB: 0 CS: 0	PA: 43		
PITCHER	IP WLS BF H R ER SO BB IBB HBP BLK WP HR S P ERA WHIP	6.1 29 8 4 2 2 2 3 0 0 0 0 1 65 120 2.84 1.737	1.1 8 3 2 1 0 0 1 0 0 0 0 0 21 35 6.75 3.000	0.0 1 1 0 0 0 0 0 0 0 0 0 0 1 3 ∞ ∞	1.1 5 0 0 0 0 1 1 0 0 0 0 0 14 23 0.00 0.750																			

Boston Red Sox @ Texas Rangers
The Ballpark at Arlington, Arlington, TX
Sat Aug 03 2002, 8:05 PM EDT
Att: 44,291 - Cloudy - 95 F

livebaseballscorecards.com




Batter	1	2	3	4	5	6	7	8	9	AB	R	H	RBI	BB	SO	LOB	BOTTOM						
Kevin Mench, R OBP: 0.353, SLG: 0.560	2-2 FC3-6 1B		2-2 P6		1-1 F7		3-2 1-H 2-H HR			4	1	2	3	0	0	2							
Herbert Perry, R OBP: 0.325, SLG: 0.444	1-2 FC3-6 G6-4-3 1-2		1-3 K		0-1 L3		0-1 F7			4	0	0	0	0	1	3							
Alex Rodriguez, R OBP: 0.405, SLG: 0.633	2-0 G6-4-3 1-2		3-3 K			1-2 HR	3-3 K			4	1	1	1	0	2	1							
Rafael Palmeiro, L OBP: 0.386, SLG: 0.577		3-1 F8		1-0 L4		1-3 K	2-1 F9			4	0	0	0	0	1	0							
Ivan Rodriguez, R OBP: 0.332, SLG: 0.487		4-2 2B 10 E BB		2-1 G4-3		0-0 G6-3		1-2 SH 2B		3	2	1	0	1	0	0							
Carl Everett, S OBP: 0.296, SLG: 0.401		2-1 10 E 2B		1-1 G6-3		4-0 S BB		1-1 SH SH1-3 10 1B		2	2	1	0	1	0	0							
Todd Hollandsworth, L OBP: 0.352, SLG: 0.490 Frank Catalanotto, L OBP: 0.355, SLG: 0.438		2-3 K			0-0 10 1B 1B	0-2 G4-3		0-0 SH1-3		2	0	1	0	0	1	2	AB 31 R 8 H 9 RBI 5 BB 3 SO 6 LOB 13						
10 Michael Young, R OBP: 0.302, SLG: 0.389		1-2 E3 2-H 3-H			2-2 1-2 1B		1-2 HR 2B	2-1 P4-3 1B		4	1	3	1	0	0	0							
Ruben Rivera, R OBP: 0.236, SLG: 0.353 Mike Lamb, L OBP: 0.343, SLG: 0.423 Donnie Sadler, R OBP: 0.227, SLG: 0.229		1-3 K			1-2 L4		4-2 HR BB	0-0 P4-3 1-2		2	0	0	0	0	1	3							
Inning Stats	R: 0 E: 0 K: 0 S: 8	H: 1 LOB: 0 BB: 0 P: 13	R: 2 E: 1 K: 2 S: 16	H: 1 LOB: 1 BB: 1 P: 29	R: 0 E: 0 K: 2 S: 10	H: 0 LOB: 0 BB: 0 P: 16	R: 0 E: 0 K: 0 S: 5	H: 0 LOB: 0 BB: 0 P: 9	R: 0 E: 0 K: 0 S: 11	H: 2 LOB: 2 BB: 0 P: 15	R: 1 E: 0 K: 1 S: 11	H: 1 LOB: 1 BB: 1 P: 17	R: 3 E: 0 K: 1 S: 18	H: 2 LOB: 0 BB: 1 P: 31	R: 2 E: 1 K: 0 S: 11	H: 2 LOB: 0 BB: 0 P: 14	1B: 4 2B: 4 3B: 0 HR: 2	SF: 0 SAC: 2 DP: 2 HBP: 0	WP: 0 PB: 0 SB: 1 CS: 0	PA: 36			
PITCHER	IP WLS BF H R ER SO BB IBB HBP BLK WP HR S P ERA WHIP	6.0 25 6 2 3 3 1 2 0 0 0 0 1 18 31 27.00 3.000	1.0 6 2 3 3 1 1 0 0 0 0 0 1 18 31 27.00 3.000	1.0 5 2 2 1 0 0 0 0 0 0 0 0 11 14 9.00 2.000																			

Boston Red Sox @ Texas Rangers
The Ballpark at Arlington, Arlington, TX
Sat Aug 03 2002, 8:05 PM EDT
Att: 44,291 - Cloudy - 95 F


livebaseballscorecards.com



Batter	1	2	3	4	5	6	7	8	9	AB	R	H	RBI	BB	SO	LOB	TOP								
18 Johnny Damon, L (1, 8) OBP: 0.369, SLG: 0.458	4-1 HBP BB G6-3 BB		2-3 K	0-1 2B 2B	0-1 G3-1			0-2 G3	1-2 G6-3	5	2	1	2	1	1	3									
Trot Nixon, L (1, 9) OBP: 0.348, SLG: 0.503	4-0 G6-3 HBP BB		1-0 HR	1-1 HR 2B			0-3 K	3-3 K		4	2	2	2	1	2	0									
Nomar Garciaparra, R (1, 6) OBP: 0.350, SLG: 0.550	3-0 G6-3 HBP		0-0 HR	0-0 HR			0-1 2B	0-1 2B 1B		4	3	4	3	0	0	0									
Cliff Floyd, L (1, 7) OBP: 0.402, SLG: 0.533	0-2 G6-3		1-1 1B	0-1 2B			0-1 P3	1-0 2B 2B		5	1	3	0	0	0	3									
Jason Varitek, S (1, 2) OBP: 0.351, SLG: 0.425	P3		2-3 K	2-3 K			1-0 F8	1-2 2B		5	0	1	2	0	2	4									
Doug Mirabeli, R (8, 2) OBP: 0.324, SLG: 0.465								2-H 3-H 2B		0	0	0	0	0	0	0									
Shea Hillenbrand, R (1, 5) OBP: 0.343, SLG: 0.458		2-2 F7		0-1 1B 1B	0-2 2B 1B		3-2 HR	1-2 P3		5	1	3	1	0	0	1									
Brian Daubach, L (1, 10) OBP: 0.352, SLG: 0.490		2-3 K		0-0 F8	0-0 L9		2-3 K	2-2 G4-3 1B		5	0	1	0	0	2	2	AB 43								
Tony Clark, S (1, 3) OBP: 0.268, SLG: 0.321		1-3 K		2-2 1B 2B	2-2 2B		2-3 K	0-0 G4-3		5	1	2	0	0	2	1	R 11								
Chris Haney, L (9, 1)				1-2 1B 2B	1-3 2B			1-2 G4-3		0	0	0	0	0	0	0	H 19								
Rey Sanchez, R (1, 4) OBP: 0.321, SLG: 0.371			1-1 F7	0-0 1B 2B	3-2 L9		0-1 P4	1-2 2B		4	1	1	0	0	0	2	RBI 10								
Lou Merloni, R (9, PH) OBP: 0.344, SLG: 0.393				1-2 1B						1	0	1	0	0	0	0	BB 2								
																	SO 9								
																	LOB 16								
																									
Inning Stats	R: 1 E: 0 K: 0 S: 8	H: 0 LOB: 1 BB: 2 P: 21	R: 0 E: 0 K: 2 S: 9	H: 0 LOB: 0 BB: 0 P: 14	R: 2 E: 0 K: 2 S: 14	H: 3 LOB: 1 BB: 0 P: 21	R: 5 E: 0 K: 1 S: 17	H: 7 LOB: 1 BB: 0 P: 22	R: 0 E: 0 K: 0 S: 14	H: 2 LOB: 2 BB: 0 P: 19	R: 0 E: 0 K: 1 S: 8	H: 1 LOB: 1 BB: 0 P: 9	R: 1 E: 0 K: 2 S: 14	H: 1 LOB: 0 BB: 0 P: 21	R: 2 E: 0 K: 1 S: 16	H: 3 LOB: 1 BB: 0 P: 22	R: 0 E: 0 K: 0 S: 10	H: 2 LOB: 1 BB: 0 P: 14	1B: 7 2B: 8 3B: 0 HR: 4	SF: 0 SAC: 0 DP: 2 HBP: 1	WP: 0 PB: 0 SB: 0 CS: 0	PA: 46			
PITCHER	IP	WLS	BF	H	R	ER	SO	BB	IBB	HBP	BLK	WP	HR	S	P	ERA	WHIP								
Aaron Myette, R (1, 1) ERA: 11.91	3.2	L	21	9	8	8	4	2	0	1	0	0	3	43	71	19.64	3.000								
Rob Bell, R (4, 1) ERA: 6.27	3.1		15	5	1	1	4	0	0	0	0	0	1	41	56	2.70	1.500								
Dennys Reyes, L (8, 1) ERA: 4.85	2.0		10	5	2	2	1	0	0	0	0	0	0	26	36	9.00	2.500								

Boston Red Sox @ Texas Rangers
The Ballpark at Arlington, Arlington, TX
Sun Aug 04 2002, 8:05 PM EDT
Att: 29,359 - Sunny - 94 F

livebaseballscorecards.com
AB 43
R 11
H 19
RBI 10
BB 2
SO 9
LOB 16

Batter	1	2	3	4	5	6	7	8	9	AB	R	H	RBI	BB	SO	LOB	BOTTOM								
Frank Catalanotto, L (1, 10) OBP: 0.352, SLG: 0.429	0-3 K		1-3 K			0-0 G4-3		3-3 K	1-0 HBP	4	0	0	1	0	3	3									
Kevin Mench, R (1, 9) OBP: 0.350, SLG: 0.552	2-3 K			0-3 K			2-1 F9	2-1 1B	1-2 G4-3	5	0	1	1	0	2	3									
Alex Rodriguez, R (1, 6) OBP: 0.403, SLG: 0.628	2-2 G6-3			3-3 K			0-1 F9	0-3 K		3	0	0	0	0	1	0									
Donnie Sadler, R (8, 6) OBP: 0.224, SLG: 0.225										1	0	0	0	0	1	2									
Rafael Palmeiro, L (1, 3) OBP: 0.385, SLG: 0.575		1-3 K		3-2 F8			2-0 BB 1B		1-2 F8 1B 2B	3	0	1	0	0	1	0									
Mike Lamb, L (9, 3) OBP: 0.346, SLG: 0.431										1	1	1	0	0	0	0									
Carl Everett, S (1, 7) OBP: 0.269, SLG: 0.400		1-1 G6-4-3 1B			1-2 P6		4-2 BB		1-2 F8	3	0	1	0	1	0	1									
Herbert Perry, R (1, 5) OBP: 0.324, SLG: 0.441		1-2 G6-4-3			0-3 K		1-1 F8		1-0 FC5-4 1B	4	0	1	1	0	1	3									
Bill Haselman, R (1, 2) OBP: 0.288, SLG: 0.323			3-2 G6-3		1-3 K			0-1 F9	0-1 FC5-4 1B HBP	4	1	0	0	0	1	1	AB 34								
10 Michael Young, R (1, 4) OBP: 0.307, SLG: 0.391								0-1 F8	4-1 1B BB	3	1	2	0	1	0	0	R 3								
Ruben Rivera, R (1, 8) OBP: 0.250, SLG: 0.352								3-3 K	0-2 1B BB	3	0	1	0	1	2	1	H 8								
									1-2 1B								RBI 3								
																	BB 3								
																	SO 12								
																	LOB 14								
																									
Inning Stats	R: 0 E: 0 K: 2 S: 9	H: 0 LOB: 0 BB: 0 P: 13	R: 0 E: 0 K: 1 S: 11	H: 1 LOB: 0 BB: 0 P: 14	R: 0 E: 0 K: 2 S: 12	H: 1 LOB: 1 BB: 0 P: 18	R: 0 E: 0 K: 2 S: 10	H: 0 LOB: 0 BB: 0 P: 16	R: 0 E: 0 K: 1 S: 6	H: 0 LOB: 0 BB: 0 P: 9	R: 0 E: 0 K: 0 S: 9	H: 1 LOB: 2 BB: 1 P: 18	R: 1 E: 0 K: 2 S: 15	H: 2 LOB: 2 BB: 1 P: 24	R: 2 E: 0 K: 0 S: 19	H: 3 LOB: 3 BB: 1 P: 31	1B: 7 2B: 1 3B: 0 HR: 0	SF: 0 SAC: 0 DP: 1 HBP: 1	WP: 0 PB: 0 SB: 0 CS: 0	PA: 38					
PITCHER	IP	WLS	BF	H	R	ER	SO	BB	IBB	HBP	BLK	WP	HR	S	P	ERA	WHIP								
Pedro Martinez, R (1, 1) ERA: 2.25	7.0	W	24	3	0	0	10	1	0	0	0	0	0	67	100	0.00	0.571								
Alan Embree, L (8, 1) ERA: 1.98	1.0		6	2	1	1	2	1	0	0	0	0	0	15	24	9.00	3.000								
Chris Haney, L (9, 1) ERA: 3.12	1.0		8	3	2	2	0	1	0	1	0	0	0	19	31	18.00	4.000								

Boston Red Sox @ Texas Rangers
The Ballpark at Arlington, Arlington, TX
Sun Aug 04 2002, 8:05 PM EDT
Att: 29,359 - Sunny - 94 F

livebaseballscorecards.com
AB 34
R 3
H 8
RBI 3
BB 3
SO 12
LOB 14

Batter	1	2	3	4	5	6	7	8	9	AB	R	H	RBI	BB	SO	LOB	TOP					
Frank Catalanotto, L (1, 10) OBP: 0.350, SLG: 0.430	F8	G1-3					G4-3			4	0	1	1	0	0	4	Texas Rangers @ Detroit Tigers Comerica Park, Detroit, MI Tue Aug 06 2002, 7:05 PM EDT Att: 19,518 - Sunny - 73 F					
Kevin Mench, R (1, 9) OBP: 0.344, SLG: 0.542	K				K		G5-3			4	0	0	0	0	3	3						
Alex Rodriguez, R (1, 6) OBP: 0.402, SLG: 0.627					L9		K2-3			4	0	1	0	0	1	2						
Rafael Palmeiro, L (1, 3) OBP: 0.382, SLG: 0.569	F8				G1-3		G1-3			4	0	0	0	0	3							
Ivan Rodriguez, R (1, 2) OBP: 0.331, SLG: 0.483										4	1	1	0	0	2	0						
Carl Everett, S (1, 7) OBP: 0.269, SLG: 0.397					G1-3		K			4	0	1	0	0	1	1						
Herbert Perry, R (1, 5) OBP: 0.320, SLG: 0.435										4	0	0	1	0	0	1						
10 Michael Young, R (1, 4) OBP: 0.309, SLG: 0.392 Travis Hafner, L (9, PH)										2	1	1	0	1	0	0						
Ruben Rivera, R (1, 8) OBP: 0.278, SLG: 0.384										1	0	0	0	0	1	0						
Inning Stats	R: 0 E: 0 K: 1 S: 10	H: 1 LOB: 1 BB: 0 P: 16	R: 1 E: 1 K: 0 S: 13	H: 2 LOB: 0 BB: 0 P: 16	R: 0 E: 0 K: 1 S: 6	H: 0 LOB: 0 BB: 0 P: 10	R: 0 E: 0 K: 1 S: 6	H: 0 LOB: 0 BB: 0 P: 10	R: 1 E: 0 K: 2 S: 20	H: 2 LOB: 2 BB: 0 P: 25	R: 0 E: 0 K: 0 S: 9	H: 0 LOB: 0 BB: 0 P: 13	R: 0 E: 0 K: 0 S: 6	H: 1 LOB: 1 BB: 1 P: 13	R: 0 E: 0 K: 0 S: 8	H: 0 LOB: 0 BB: 0 P: 14		R: 0 E: 0 K: 1 S: 6	H: 1 LOB: 0 BB: 0 P: 10	1B: 4 2B: 3 3B: 0 HR: 0	SF: 0 SAC: 0 DP: 2 HBP: 1	WP: 0 PB: 0 SB: 1 CS: 0
PITCHER Steve Sparks, R (1, 1) ERA: 5.27	IP: 9.0 WLS: W BF: 35 H: 7 R: 2 ER: 2 SO: 8 BB: 1 IBB: 0 HBP: 1 BLK: 0 WP: 0 HR: 0 S: 84 P: 127 ERA: 2.00 WHIP: 0.889															PITCHER						

Batter	1	2	3	4	5	6	7	8	9	AB	R	H	RBI	BB	SO	LOB	BOTTOM	
George Lombard, L (1, 8) OBP: 0.296, SLG: 0.453	K	P3					K			5	1	1	0	0	3	4	Texas Rangers @ Detroit Tigers Comerica Park, Detroit, MI Tue Aug 06 2002, 7:05 PM EDT Att: 19,518 - Sunny - 73 F	
Damion Easley, R (1, 4) OBP: 0.325, SLG: 0.360										4	2	1	1	1	0	3		
Bobby Higginson, L (1, 7) OBP: 0.356, SLG: 0.433										3	1	0	0	1	0	1		
Randall Simon, L (1, 10) OBP: 0.326, SLG: 0.468										3	2	2	1	2	0	0		
Robert Fick, L (1, 9) OBP: 0.334, SLG: 0.446										5	0	1	1	0	2	5		
Carlos Pena, L (1, 3) OBP: 0.327, SLG: 0.471										4	1	1	3	0	1	4		
Shane Halter, R (1, 6) OBP: 0.331, SLG: 0.414										3	1	2	1	1	1	0		
Chris Truby, R (1, 5) OBP: 0.254, SLG: 0.345										3	0	0	1	0	1	1		
Matt Walbeck, S (1, 2) OBP: 0.222, SLG: 0.235										4	0	3	0	0	0	2		
Inning Stats	R: 1 E: 0 K: 3 S: 17	H: 1 LOB: 2 BB: 1 P: 29	R: 0 E: 0 K: 1 S: 9	H: 2 LOB: 2 BB: 0 P: 17	R: 2 E: 0 K: 0 S: 11	H: 2 LOB: 2 BB: 2 P: 22	R: 4 E: 0 K: 1 S: 16	H: 3 LOB: 0 BB: 1 P: 29	R: 0 E: 0 K: 1 S: 7	H: 0 LOB: 0 BB: 0 P: 9	R: 1 E: 0 K: 1 S: 12	H: 2 LOB: 1 BB: 0 P: 20	R: 0 E: 0 K: 0 S: 5	H: 0 LOB: 1 BB: 1 P: 10	1B: 9 2B: 0 3B: 0 HR: 2	SF: 1 SAC: 0 DP: 0 HBP: 1		WP: 1 PB: 0 SB: 1 CS: 0
PITCHER Chan Ho Park, R (1, 1) ERA: 7.14 Todd Van Poppel, R (4, 1) ERA: 5.13 Dennys Reyes, L (6, 1) ERA: 4.84 Jay Powell, R (8, 1) ERA: 5.57	IP: 3.0 WLS: L BF: 18 H: 5 R: 3 ER: 3 SO: 4 BB: 3 IBB: 0 HBP: 1 BLK: 0 WP: 0 HR: 0 S: 25 P: 42 ERA: 18.00 WHIP: 2.667															PITCHER		

AB	33
R	2
H	7
RBI	2
BB	1
SO	8
LOB	14



AB	34
R	8
H	11
RBI	8
BB	5
SO	8
LOB	20



Batter	1	2	3	4	5	6	7	8	9	10	11	AB	R	H	RBI	BB	SO	LOB	TOP								
Kevin Mench, R OBP: 0.348, SLG: 0.543 (1, 9)	4-1 BB		2-3 K		1-1 1B 2B		1-1 P3		2-0 F8		0-0 2B 1B	5	1	2	1	1	1	1									
Carl Everett, S OBP: 0.278, SLG: 0.402 (11, 8)	2-3 K		0-0 G3-1		1-2 1B		1-0 WP 1B		4-2 1B BB		1-1 2B SF8 1B	5	1	3	1	1	1	1									
Alex Rodriguez, R OBP: 0.491, SLG: 0.624 (1, 6)	3-3 K			0-2 F8	1-0 P6		1-2 1B		4-0 1B		0-1 K	5	0	1	2	1	2	4									
Rafael Palmeiro, L OBP: 0.379, SLG: 0.564 (11, 3)	0-0 F9			1-2 F5	3-2 L3		1-1 F9		0-1 G6-4-3 1B		0-1 SF8	5	0	1	1	0	0	6									
Ivan Rodriguez, R OBP: 0.331, SLG: 0.484 (1, 2)		1-0 2B		1-2 E1 2B 1B		1-0 F3		0-1 F3		1-2 G6-4-3 1B	0-0 G5-3	6	1	2	0	0	0	3									
Herbert Perry, R OBP: 0.321, SLG: 0.438 (1, 5)		0-2 G5-3		0-1 3B 2B		0-2 G5-3		0-1 G4-3		1-1 10 SH FC3-2 1B	1-1 FC3-2 1B	5	1	2	1	0	0	1									
Travis Hafner, L OBP: 0.333, SLG: 0.667 (1, 10)		1-3 K		2-2 2H 3B		3-2 F7		0-0 F9		1-2 FC3-2 10 SH 1B	1-2 FC3-2 1B	5	1	2	1	0	1	1									
10 Michael Young, R OBP: 0.309, SLG: 0.390 (1, 4)		1-2 G6-3		1-2 G4-3		0-1 1B SH2-4 1B		0-0 G6-3		0-0 SH FC3-2 1B	1-2 FC3-2 1B	4	1	1	0	0	0	2									
Ruben Rivera, R OBP: 0.272, SLG: 0.373 Frank Catalanotto, L OBP: 0.348, SLG: 0.428 Donnie Sadler, R OBP: 0.224, SLG: 0.225 Mike Lamb, L OBP: 0.345, SLG: 0.429 (11, 7)			1-3 K		1-3 K		1-1 SH2-4 1B		0-0 F7		3-2 FC3-2 1B 2B	2	0	0	0	0	2	0									
Inning Stats	R: 0 E: 0 K: 2 S: 9	H: 0 LOB: 1 BB: 1 P: 18	R: 0 E: 0 K: 1 S: 12	H: 1 LOB: 1 BB: 0 P: 15	R: 0 E: 0 K: 2 S: 7	H: 0 LOB: 0 BB: 0 P: 10	R: 2 E: 1 K: 0 S: 17	H: 3 LOB: 1 BB: 0 P: 22	R: 0 E: 0 K: 1 S: 14	H: 2 LOB: 2 BB: 0 P: 21	R: 0 E: 0 K: 0 S: 7	H: 0 LOB: 0 BB: 1 P: 11	R: 0 E: 0 K: 0 S: 9	H: 2 LOB: 3 BB: 1 P: 17	R: 0 E: 0 K: 0 S: 5	H: 0 LOB: 0 BB: 0 P: 5	R: 0 E: 0 K: 0 S: 3	H: 0 LOB: 0 BB: 0 P: 5	R: 0 E: 0 K: 1 S: 13	H: 1 LOB: 1 BB: 1 P: 18	R: 5 E: 1 K: 0 S: 17	H: 5 LOB: 1 BB: 0 P: 23	1B: 9 2B: 4 3B: 1 HR: 0	SF: 1 SAC: 2 DP: 1 HBP: 0	WP: 1 PB: 0 SB: 0 CS: 0	PA: 50	
PITCHER	IP 7.0	WLS 31	BF 31	H 8	R 2	ER 2	SO 6	BB 1	IBB 0	HBP 0	BLK 0	WP 1	HR 0	S 75	P 114	ERA 2.57	WHIP 1.286										
Mark Rodman, L ERA: 3.16 Oscar Henriquez, R ERA: 1.93 Juan Acevedo, R ERA: 3.2 Julio Santana, R ERA: 2.78 Jamie Walker, L ERA: 4.88	(1, 1)	(8, 1)	(9, 1)	(10, 1)	(11, 1)											Adam Berbero, R ERA: 6.32 (11, 1)	(0, 2)										

Texas Rangers @ Detroit Tigers
Comerica Park, Detroit, MI
Wed Aug 07 2002, 7:05 PM EDT
Att: 16,685 - Sunny - 71 F

AB	44
R	7
H	14
RBI	7
BB	3
SO	7
LOB	22



Batter	1	2	3	4	5	6	7	8	9	10	11	AB	R	H	RBI	BB	SO	LOB	BOTTOM								
George Lombard, L OBP: 0.302, SLG: 0.455 (1, 8)	3-3 K		1-0 SH3-4		1-1 F9			1-1 1B		3-2 E7 1B		4	0	2	0	0	1	0									
Damion Easley, R OBP: 0.318, SLG: 0.351 (1, 4)	0-2 F8		0-1 F8		0-0 G5-3			0-0 F3		1-1 G4-3		5	0	0	0	0	0	3									
Bobby Higginson, L OBP: 0.356, SLG: 0.430 (1, 7)	1-0 G3		3-2 1B		0-2 F2			1-1 F9		4-0 FC5 G4-3 BB		4	0	1	1	1	0	1									
Randall Simon, L OBP: 0.324, SLG: 0.464 (1, 10)		0-2 G6-3	2-1 G6-3		0-2 1B			2-1 G6-3		0-1 G4-3		5	0	1	0	0	0	3									
Robert Fick, L OBP: 0.333, SLG: 0.450 (1, 9)		3-1 HR		3-1 F8		0-2 F7		1-0 F8		2-1 L3		5	1	1	1	0	0	2									
Carlos Pena, L OBP: 0.324, SLG: 0.463 (1, 3)		3-3 K		1-0 F8		0-0 G4-3		2-1 G1-3		4-2 FC5 BB		4	0	0	0	1	1	1									
Shane Halter, R OBP: 0.332, SLG: 0.417 (1, 6)		1-1 2B		0-0 1B			3-1 G4-3		0-0 F9		1-0 FC5	5	0	2	0	0	0	2									
Chris Truby, R OBP: 0.250, SLG: 0.340 (1, 5)		0-3 K		0-0 F8			2-2 G5-3		0-1 F8			4	0	0	0	0	1	2									
Matt Walbeck, S OBP: 0.224, SLG: 0.236 (1, 2)			0-2 WP SH3-4 1B		1-2 F8		0-3 K		3-3 K			4	1	1	0	0	2	0									
Inning Stats	R: 0 E: 0 K: 1 S: 10	H: 0 LOB: 0 BB: 0 P: 14	R: 1 E: 0 K: 2 S: 14	H: 2 LOB: 1 BB: 0 P: 21	R: 1 E: 0 K: 0 S: 14	H: 2 LOB: 1 BB: 0 P: 20	R: 0 E: 0 K: 0 S: 5	H: 1 LOB: 1 BB: 0 P: 9	R: 0 E: 0 K: 0 S: 12	H: 1 LOB: 1 BB: 0 P: 12	R: 0 E: 0 K: 1 S: 9	H: 0 LOB: 0 BB: 0 P: 14	R: 0 E: 0 K: 0 S: 7	H: 1 LOB: 1 BB: 0 P: 11	R: 0 E: 0 K: 0 S: 4	H: 0 LOB: 0 BB: 0 P: 7	R: 0 E: 1 K: 1 S: 11	H: 1 LOB: 1 BB: 0 P: 18	R: 0 E: 0 K: 0 S: 11	H: 0 LOB: 2 BB: 2 P: 22	1B: 6 2B: 1 3B: 0 HR: 1	SF: 0 SAC: 1 DP: 0 HBP: 0	WP: 1 PB: 0 SB: 0 CS: 0	PA: 43			
PITCHER	IP 7.1	WLS 29	BF 29	H 7	R 2	ER 2	SO 4	BB 0	IBB 0	HBP 0	BLK 0	WP 1	HR 1	S 73	P 102	ERA 2.46	WHIP 0.955										
53 Joaquin Benoit, R ERA: 3.63 Rich Rodriguez, L ERA: 5.1 Francisco Cordero, R ERA: 2.77 Dan Kolb, R ERA: 1.04	(1, 1)	(8, 1)	(9, 1)	(11, 1)																							

Texas Rangers @ Detroit Tigers
Comerica Park, Detroit, MI
Wed Aug 07 2002, 7:05 PM EDT
Att: 16,685 - Sunny - 71 F

AB	40
R	2
H	8
RBI	2
BB	2
SO	5
LOB	14



Batter	1	2	3	4	5	6	7	8	9	AB	R	H	RBI	BB	SO	LOB	TOP				
Kevin Mench, R OBP: 0.349, SLG: 0.540 (1, 9)																	5 0 2 0 0 1 2				
Carl Everett, S OBP: 0.281, SLG: 0.399 (1, 7) (6, 8)																	4 0 1 0 1 2 3				
Alex Rodriguez, R OBP: 0.399, SLG: 0.620 (1, 6)																	5 0 1 0 0 0 6				
Rafael Palmeiro, L OBP: 0.376, SLG: 0.558 (1, 3)																	4 0 0 0 0 0 3				
Ivan Rodriguez, R OBP: 0.328, SLG: 0.480 Bill Haselman, R OBP: 0.291, SLG: 0.325 (1, 2) (5, 2)																	2 0 0 0 0 0 2 2 1 1 0 0 1 0				
Travis Hafner, L OBP: 0.300, SLG: 0.500 (1, 10)																	4 0 1 0 0 1 0				
Herbert Perry, R OBP: 0.323, SLG: 0.442 (1, 5)																	4 0 2 1 0 0 0				
10 Michael Young, R OBP: 0.309, SLG: 0.390 Frank Catalanotto, L OBP: 0.347, SLG: 0.426 (1, 4) (9, PH)																	3 0 1 0 0 0 3 1 0 0 0 0 0 0				
Ruben Rivera, R OBP: 0.289, SLG: 0.390 Mike Lamb, L OBP: 0.346, SLG: 0.427 (1, 8) (6, PH)																	2 0 2 0 0 0 0 1 0 0 0 1 0 2				
Donnie Sadler, R OBP: 0.224, SLG: 0.225 (9, PR)																	0 0 0 0 0 0 0				
Inning Stats	R: 0 E: 0 K: 0 S: 8	H: 2 LOB: 2 BB: 0 P: 13	R: 0 E: 0 K: 1 S: 8	H: 2 LOB: 2 BB: 0 P: 10	R: 0 E: 0 K: 0 S: 7	H: 0 LOB: 0 BB: 0 P: 10	R: 0 E: 0 K: 1 S: 11	H: 2 LOB: 2 BB: 0 P: 13	R: 1 E: 0 K: 0 S: 17	H: 3 LOB: 2 BB: 0 P: 27	R: 0 E: 0 K: 2 S: 10	H: 0 LOB: 0 BB: 0 P: 15	R: 0 E: 0 K: 1 S: 7	H: 0 LOB: 0 BB: 2 P: 12	R: 0 E: 0 K: 0 S: 12	H: 1 LOB: 3 BB: 2 P: 20	1B: 10 2B: 1 3B: 0 HR: 0	SF: 0 SAC: 0 DP: 0 HBP: 0	WP: 1 PB: 0 SB: 0 CS: 0	PA: 39	
PITCHER	IP	WLS	BF	H	R	ER	SO	BB	IBB	HBP	BLK	WP	HR	S	P	ERA	WHIP				
Jose Lima, R ERA: 6.91 Julio Santana, R ERA: 2.7 Oscar Henriquez, R ERA: 1.8 Juan Acevedo, R ERA: 3.14	(1, 1) (6, 1) (8, 1) (9, 1)	5.1 1.2 1.0 1.0	W H H S	24 6 3 6	9 1 0 1	1 0 0 0	2 0 1 0	0 0 0 2	0 0 0 0	0 0 0 0	0 0 0 0	1 0 0 0	0 0 7 12	53 16 26 20	71 26 12 20	1.69 0.00 0.00 0.00	1.688 0.600 0.000 3.000				

Texas Rangers @ Detroit Tigers
Comerica Park, Detroit, MI
Thu Aug 08 2002, 7:05 PM EDT
Att: 15,879 - Sunny - 73 F

AB 37
R 1
H 11
RBI 1
BB 2
SO 5
LOB 21





Batter	1	2	3	4	5	6	7	8	9	AB	R	H	RBI	BB	SO	LOB	BOTTOM				
George Lombard, L OBP: 0.301, SLG: 0.444 (1, 8)																	3 0 0 0 1 2 1				
Damion Easley, R OBP: 0.317, SLG: 0.354 (1, 4)																	4 1 1 0 0 1 2				
Bobby Higginson, L OBP: 0.358, SLG: 0.429 (1, 7)																	3 1 1 1 1 1 0				
Robert Flick, L OBP: 0.330, SLG: 0.446 (1, 10)																	4 0 0 0 0 0 4				
Carlos Pena, L OBP: 0.321, SLG: 0.457 (1, 3)																	3 0 0 0 0 3 1				
Shane Halter, R OBP: 0.332, SLG: 0.414 (1, 6)																	2 0 0 0 1 0 0				
Wendell Magee, R OBP: 0.288, SLG: 0.386 (1, 9)																	3 0 1 1 0 2 0				
15 Brandon Inge, R OBP: 0.289, SLG: 0.397 (1, 2)																	3 0 0 0 0 0 0				
Chris Truby, R OBP: 0.251, SLG: 0.340 (1, 5)																	3 0 1 0 0 0 0				
Inning Stats	R: 0 E: 0 K: 1 S: 5	H: 0 LOB: 0 BB: 0 P: 9	R: 0 E: 0 K: 1 S: 5	H: 0 LOB: 0 BB: 0 P: 7	R: 0 E: 1 K: 2 S: 14	H: 0 LOB: 1 BB: 0 P: 17	R: 2 E: 1 K: 1 S: 10	H: 3 LOB: 2 BB: 1 P: 18	R: 0 E: 0 K: 2 S: 9	H: 0 LOB: 0 BB: 0 P: 12	R: 0 E: 0 K: 0 S: 8	H: 0 LOB: 0 BB: 0 P: 12	R: 0 E: 0 K: 1 S: 9	H: 0 LOB: 0 BB: 0 P: 12	R: 0 E: 0 K: 0 S: 12	H: 0 LOB: 0 BB: 2 P: 27	1B: 3 2B: 1 3B: 0 HR: 0	SF: 0 SAC: 0 DP: 0 HBP: 0	WP: 0 PB: 0 SB: 0 CS: 0	PA: 31	
PITCHER	IP	WLS	BF	H	R	ER	SO	BB	IBB	HBP	BLK	WP	HR	S	P	ERA	WHIP				
Ismael Valdez, R ERA: 3.71 Rich Rodriguez, L ERA: 7.36	(1, 1) (8, 1)	7.1 0.2	L L	29 2	4 0	2 0	8 1	3 0	0 0	0 0	0 0	0 0	0 4	72 6	108 6	0.00 0.000	0.955				

Texas Rangers @ Detroit Tigers
Comerica Park, Detroit, MI
Thu Aug 08 2002, 7:05 PM EDT
Att: 15,879 - Sunny - 73 F

AB 28
R 2
H 4
RBI 2
BB 3
SO 9
LOB 8



Batter	1	2	3	4	5	6	7	8	9	AB R H RBI BB SO LOB	TOP												
Frank Catalanotto, L (1,7) OBP: 0.345, SLG: 0.422	1-1 1B S 1B		1-3 K			2-0 L3		1-2 G3-1		4 1 1 0 0 1 0	<p>Texas Rangers @ Cleveland Indians Jacobs Field, Cleveland, OH Fri Aug 09 2002, 7:05 PM EDT Att: 41,019 - Sunny - 74 F</p> <p>livebaseballscores.com</p> <p>AB 33 R 3 H 9 RBI 3 BB 1 SO 7 LOB 9</p> 												
Kevin Mench, R (1,9) OBP: 0.348, SLG: 0.535	2-1 G4-6-3 1B 1B		1-1 F5			2-3 K		0-3 K		4 0 1 0 0 2 0													
Alex Rodriguez, R (1,6) OBP: 0.400, SLG: 0.618	0-1 G4-6-3 1B				0-0 G6-3		4-2 S 2B BB		1-2 F9	3 1 1 1 1 0 0													
Rafael Palmeiro, L (1,3) OBP: 0.377, SLG: 0.568	2-1 G4-6-3 1B				3-2 L8		1-0 1-H 2B		0-0 HR	4 1 2 2 0 0 2													
Ivan Rodriguez, R (1,2) OBP: 0.331, SLG: 0.480	1-1 F9				1-2 1B		0-1 G6-3		0-0 SH2-4 1B	4 0 2 0 0 0 2													
Herbert Perry, R (1,5) OBP: 0.320, SLG: 0.438					0-1 F9				0-1 SH2-4 1B	3 0 0 0 0 1 1													
Travis Hafner, L (1,10) OBP: 0.286, SLG: 0.429									0-3 K	4 0 1 0 0 1 1													
10 Michael Young, R (1,4) OBP: 0.308, SLG: 0.388									0-3 K	4 0 1 0 0 1 1													
Ruben Rivera, R (1,8) OBP: 0.279, SLG: 0.375									2-1 F8	4 0 1 0 0 1 1													
Inning Stats	R: 1 E: 0 K: 0 S: 10	H: 3 LOB: 1 BB: 0 P: 16	R: 0 E: 0 K: 1 S: 7	H: 0 LOB: 0 BB: 0 P: 9	R: 0 E: 0 K: 2 S: 8	H: 0 LOB: 0 BB: 0 P: 11	R: 0 E: 0 K: 0 S: 9	H: 1 LOB: 1 BB: 0 P: 13	R: 0 E: 0 K: 1 S: 9	H: 0 LOB: 0 BB: 0 P: 13	R: 1 E: 0 K: 1 S: 10	H: 1 LOB: 1 BB: 1 P: 19	R: 0 E: 0 K: 1 S: 12	H: 2 LOB: 1 BB: 0 P: 17	R: 0 E: 0 K: 1 S: 9	H: 0 LOB: 0 BB: 0 P: 11	R: 1 E: 0 K: 1 S: 9	H: 2 LOB: 1 BB: 0 P: 11	1B: 7 2B: 1 3B: 0 HR: 1	SF: 0 SAC: 1 DP: 2 HBP: 0	WP: 0 PB: 0 SB: 2 CS: 0	PA: 35	
PITCHER	IP WLS BF H R ER SO BB IBB HBP BLK WP HR S P ERA WHIP											IP WLS BF H R ER SO BB IBB HBP BLK WP HR S P ERA WHIP											
37 Jake Westbrook, R (1,1) ERA: 5.54	6.0	23	5	2	2	4	1	0	0	0	0	0	0	53	81	3.00	1.000						
Dave Elder, R (7,1) ERA: 3.86	2.0	7	2	0	0	2	0	0	0	0	0	0	0	21	28	0.00	1.000						
Mark Wohlers, R (9,1) ERA: 5.01	1.0	L	5	2	1	1	1	0	0	0	0	0	0	1	9	11	9.00	2.000					

Batter	1	2	3	4	5	6	7	8	9	AB R H RBI BB SO LOB	BOTTOM											
Matt Lawton, L (1,7) OBP: 0.341, SLG: 0.409	1-0 L9									4 0 0 0 0 0 0	<p>Texas Rangers @ Cleveland Indians Jacobs Field, Cleveland, OH Fri Aug 09 2002, 7:05 PM EDT Att: 41,019 - Sunny - 74 F</p> <p>livebaseballscores.com</p> <p>AB 29 R 2 H 2 RBI 2 BB 1 SO 4 LOB 4</p> 											
Omar Vizquel, S (1,6) OBP: 0.357, SLG: 0.462	3-2 F8									4 0 0 0 0 0 0												
Ellis Burks, R (1,10) OBP: 0.347, SLG: 0.529	3-3 K									4 0 0 0 0 1 0												
Jim Thome, L (1,3) OBP: 0.428, SLG: 0.636										2 1 0 0 1 2 0												
Milton Bradley, S (1,8) OBP: 0.317, SLG: 0.431										3 1 1 0 0 0 0												
Travis Fryman, R (1,5) OBP: 0.307, SLG: 0.347										3 0 0 0 0 1 2												
Ricky Gutierrez, R (1,4) ERA: 3.56										3 0 1 2 0 0 0												
John McDonald, R (8, PR) OBP: 0.319, SLG: 0.354										0 0 0 0 0 0 0												
Karim Garcia, L (1,9) OBP: 0.263, SLG: 0.526										3 0 0 0 0 0 1												
Einar Diaz, R (1,2) OBP: 0.258, SLG: 0.296										3 0 0 0 0 0 1												
Inning Stats	R: 0 E: 0 K: 1 S: 8	H: 0 LOB: 0 BB: 0 P: 15	R: 0 E: 0 K: 1 S: 5	H: 0 LOB: 0 BB: 0 P: 8	R: 0 E: 0 K: 0 S: 9	H: 0 LOB: 0 BB: 0 P: 13	R: 0 E: 0 K: 0 S: 7	H: 0 LOB: 0 BB: 0 P: 13	R: 0 E: 0 K: 1 S: 6	H: 0 LOB: 0 BB: 0 P: 12	R: 0 E: 0 K: 0 S: 12	H: 0 LOB: 0 BB: 0 P: 16	R: 0 E: 0 K: 1 S: 5	H: 0 LOB: 0 BB: 0 P: 10	R: 2 E: 0 K: 1 S: 13	H: 2 LOB: 1 BB: 1 P: 21	R: 0 E: 0 K: 0 S: 7	H: 0 LOB: 0 BB: 0 P: 14	1B: 0 2B: 2 3B: 0 HR: 0	SF: 0 SAC: 0 DP: 0 HBP: 0	WP: 0 PB: 0 SB: 0 CS: 0	PA: 30
PITCHER	IP WLS BF H R ER SO BB IBB HBP BLK WP HR S P ERA WHIP											IP WLS BF H R ER SO BB IBB HBP BLK WP HR S P ERA WHIP										
Kenny Rogers, L (1,1) ERA: 3.56	8.0	W	27	2	2	4	1	0	0	0	0	0	0	65	108	2.25	0.375					
Francisco Cordero, R (9,1) ERA: 2.67	1.0	S	3	0	0	0	0	0	0	0	0	0	0	7	14	0.00	0.000					

Batter	1	2	3	4	5	6	7	8	9	AB	R	H	RBI	BB	SO	LOB	TOP		
Willie Harris, L (1,4) OBP: 0.243, SLG: 0.254	F9	K		G4-3	F8		WP HBP BB		K	5	0	0	0	1	2	2			
Aaron Rowand, R (1,8) OBP: 0.277, SLG: 0.368	1B BB			WP HR 2B			WP		14 BB HR	4	3	4	1	1	0	0			
Frank Thomas, R (1,10) OBP: 0.346, SLG: 0.441	2B FC3-6 1B	P4		G6-3	P6				14 HR BB	4	2	1	0	2	0	4			
Magglio Ordonez, R (1,9) OBP: 0.389, SLG: 0.589	FC3-6 2B			14 G6-3 BB	14 HR BB		F7	K	F7	4	1	1	1	2	1	5			
14 Paul Konerko, R (1,3) OBP: 0.377, SLG: 0.539	FC3-6 BB			G6-3	HR HBP		K	K	HR	4	2	1	3	1	2	1			
Jose Valentin, S (1,6) OBP: 0.300, SLG: 0.465	FC3-6 BB			24 FC6-4 BB	1-H 2-H 3-H HR		K		F5	5	2	2	6	1	1	2			
Jeff Liefer, L (1,7) OBP: 0.266, SLG: 0.314				L9	K					4	0	0	0	1	2	2			
24 Joe Crede, R (1,5) OBP: 0.275, SLG: 0.347	F8			FC6-4			HBP WP BB			5	1	2	0	0	0	5			
Mark Johnson, L (1,2) OBP: 0.295, SLG: 0.277		K		G4-3 2B 1B	1B		F9	K		5	1	2	0	0	2	2			
Inning Stats	R: 2 H: 2 E: 0 K: 0 S: 21	H: 2 R: 2 ER: 0 LOB: 3 BB: 3 P: 38	R: 0 H: 1 E: 0 K: 2 S: 11	H: 1 R: 1 ER: 0 LOB: 1 BB: 0 P: 15	R: 0 H: 0 E: 0 K: 0 S: 6	H: 0 R: 0 ER: 0 LOB: 2 BB: 2 P: 19	R: 5 H: 3 E: 0 K: 1 S: 18	H: 3 R: 0 ER: 0 LOB: 0 BB: 1 P: 36	R: 0 H: 2 E: 0 K: 0 S: 12	H: 0 R: 0 ER: 0 LOB: 0 BB: 0 P: 15	R: 1 H: 1 E: 0 K: 2 S: 14	H: 1 R: 0 ER: 0 LOB: 3 BB: 2 P: 26	R: 1 H: 2 E: 0 K: 2 S: 12	H: 1 R: 1 ER: 0 LOB: 1 BB: 1 P: 14	R: 3 H: 2 E: 0 K: 1 S: 16	H: 2 R: 0 ER: 0 LOB: 0 BB: 1 P: 25	1B: 7 2B: 3 3B: 0 HR: 3	SF: 0 SAC: 0 DP: 0 HBP: 2	WP: 2 PA: 51 PB: 0 SB: 0 CS: 0
PITCHER	IP WLS BF H R ER SO BB IBB HBP BLK WP HR S P ERA WHIP																		
53 Joaquin Benoit, R (1,1) ERA: 4.7	3.2 L 23 5 6 6 2 6 0 1 0 0 1 0 51 99 14.73 3.000																		
Dennys Reyes, L (4,1) ERA: 4.99	3.0 14 4 2 2 4 1 0 0 0 0 1 36 63 6.00 1.667																		
Todd Van Poppel, R (7,1) ERA: 5.56	2.1 14 4 4 4 4 2 0 1 0 1 2 33 49 15.43 2.571																		

Chicago White Sox @ Texas Rangers
The Ballpark at Arlington, Arlington, TX
Tue Aug 13 2002, 8:05 PM EDT
Att: 25,657 - Sunny - 91 F


AB 40
R 12
H 13
RBI 11
BB 9
SO 10
LOB 23



Batter	1	2	3	4	5	6	7	8	9	AB	R	H	RBI	BB	SO	LOB	BOTTOM		
Frank Catalanotto, L (1,7) OBP: 0.358, SLG: 0.438	K		F7		G4-3			FC6-4 1B		4	0	1	0	0	1	0			
Kevin Mench, R (1,9) OBP: 0.338, SLG: 0.517	F9		G3		K			F2		4	0	0	0	0	1	1			
Alex Rodriguez, R (1,6) OBP: 0.402, SLG: 0.623	BB 1B			HR 1B			P4	FC6-4		4	1	2	0	0	0	1			
Rafael Palmeiro, L (1,3) OBP: 0.379, SLG: 0.572				HR			F3		G4-6-3 1B	3	1	2	2	1	0	0			
Donnie Sadler, R (9, PR) OBP: 0.216, SLG: 0.219	BB			HR						0	0	0	0	0	0	0			
Ivan Rodriguez, R (1,2) OBP: 0.326, SLG: 0.466	F8			F9			K		K	4	0	0	0	0	2	3			
Carl Everett, S (1,8) OBP: 0.283, SLG: 0.408		K		HR			F8		G4-6-3	4	1	1	1	0	1	1			
Herbert Perry, R (1,5) OBP: 0.320, SLG: 0.432		G5-3		K			F9			3	0	0	0	0	1	0			
Travis Hafner, L (1,10) OBP: 0.400, SLG: 0.667		K		G4-3			F9			3	0	0	0	0	1	0			
10 Michael Young, R (1,4) OBP: 0.304, SLG: 0.381			G6-3		P4			K2-3		3	0	0	0	0	1	0			
Inning Stats	R: 0 H: 1 E: 0 K: 1 S: 11	H: 0 R: 0 ER: 0 LOB: 0 BB: 0 P: 17	R: 0 H: 0 E: 0 K: 2 S: 8	H: 0 R: 0 ER: 0 LOB: 0 BB: 0 P: 15	R: 0 H: 0 E: 0 K: 0 S: 5	H: 0 R: 0 ER: 0 LOB: 0 BB: 0 P: 6	R: 3 H: 3 E: 0 K: 1 S: 14	H: 3 R: 0 ER: 0 LOB: 0 BB: 0 P: 23	R: 0 H: 0 E: 0 K: 1 S: 6	H: 0 R: 0 ER: 0 LOB: 0 BB: 0 P: 9	R: 0 H: 0 E: 0 K: 1 S: 14	H: 0 R: 0 ER: 0 LOB: 0 BB: 0 P: 21	R: 0 H: 1 E: 0 K: 1 S: 7	H: 1 R: 0 ER: 0 LOB: 1 BB: 0 P: 12	R: 0 H: 1 E: 0 K: 1 S: 6	H: 1 R: 0 ER: 0 LOB: 1 BB: 0 P: 9	1B: 4 2B: 0 3B: 0 HR: 2	SF: 0 SAC: 0 DP: 1 HBP: 0	WP: 0 PA: 33 PB: 0 SB: 0 CS: 0
PITCHER	IP WLS BF H R ER SO BB IBB HBP BLK WP HR S P ERA WHIP																		
Gary Glover, R (1,1) ERA: 4.5	8.0 W 30 5 3 3 7 1 0 0 0 0 0 0 72 111 3.38 0.750																		
Mike Porzio, L (9,1) ERA: 5.57	1.0 3 1 0 0 1 0 0 0 0 0 0 0 6 9 0.00 1.000																		

Chicago White Sox @ Texas Rangers
The Ballpark at Arlington, Arlington, TX
Tue Aug 13 2002, 8:05 PM EDT
Att: 25,657 - Sunny - 91 F

AB 32
R 3
H 6
RBI 3
BB 1
SO 8
LOB 6



Batter	1	2	3	4	5	6	7	8	9	AB	R	H	RBI	BB	SO	LOB	TOP									
Willie Harris, L OBP: 0.244, SLG: 0.243	G4-3		G3				K			3	1	0	0	1	1	0	Chicago White Sox @ Texas Rangers The Ballpark at Arlington, Arlington, TX Wed Aug 14 2002, 8:05 PM EDT Att: 21,450 - Overcast - 77 F									
Aaron Rowand, R OBP: 0.277, SLG: 0.365	1B		G5-3				G5-3			4	0	1	0	0	1	2										
Carlos Lee, R OBP: 0.343, SLG: 0.466	P4						P4			3	2	1	1	1	0	1										
Magglio Ordonez, R OBP: 0.390, SLG: 0.590	1B									4	1	2	2	0	0	0										
Frank Thomas, R OBP: 0.347, SLG: 0.451	F8									4	1	2	3	0	0	2										
Jose Valentin, S OBP: 0.297, SLG: 0.459			L3							4	0	0	0	0	1	1										
Jeff Liefer, L OBP: 0.258, SLG: 0.303	P5									4	0	0	0	0	1	1										
24 Joe Crede, R OBP: 0.273, SLG: 0.340	G1-3									4	1	1	0	0	0	0										
Josh Paul, R OBP: 0.345, SLG: 0.320			G4-3							4	0	0	0	0	1	1										
Inning Stats	R: 0 E: 0 K: 0 S: 8	H: 2 LOB: 2 BB: 0 P: 12	R: 0 E: 0 K: 0 S: 9	H: 0 LOB: 0 BB: 0 P: 13	R: 0 E: 0 K: 0 S: 7	H: 0 LOB: 0 BB: 0 P: 12	R: 1 E: 0 K: 1 S: 13	H: 2 LOB: 1 BB: 0 P: 16	R: 5 E: 0 K: 2 S: 18	H: 3 LOB: 0 BB: 2 P: 32	R: 0 E: 0 K: 1 S: 6	H: 0 LOB: 0 BB: 0 P: 9	R: 0 E: 0 K: 1 S: 10	H: 0 LOB: 0 BB: 0 P: 15	R: 0 E: 0 K: 0 S: 5	H: 0 LOB: 0 BB: 0 P: 9		R: 0 E: 0 K: 0 S: 7	H: 0 LOB: 0 BB: 0 P: 13	1B: 3 2B: 2 3B: 0 HR: 2	SF: 0 SAC: 0 DP: 0 HBP: 0	WP: 0 PB: 0 SB: 0 CS: 0	PA: 36			
PITCHER	IP	WLS	BF	H	R	ER	SO	BB	IBB	HBP	BLK	WP	HR	S	P	ERA	WHIP									
Ismael Valdez, R ERA: 3.93	(1, 1)	6.0	W	27	7	6	6	4	2	0	0	0	0	2	61	94	9.00	1.500								
Jay Powell, R ERA: 4.85	(7, 1)	2.0	H	6	0	0	0	1	0	0	0	0	0	0	15	24	0.00	0.000								
Francisco Cordero, R ERA: 2.57	(9, 1)	1.0		3	0	0	0	0	0	0	0	0	0	0	7	13	0.00	0.000								

Batter	1	2	3	4	5	6	7	8	9	AB	R	H	RBI	BB	SO	LOB	BOTTOM									
10 Michael Young, R OBP: 0.304, SLG: 0.378	HR	SF9	WP		G6-3		G6-3	K		3	1	0	1	2	1	4	Chicago White Sox @ Texas Rangers The Ballpark at Arlington, Arlington, TX Wed Aug 14 2002, 8:05 PM EDT Att: 21,450 - Overcast - 77 F									
Kevin Mench, R OBP: 0.351, SLG: 0.525	HR	1B	WP					1B		2	2	2	0	3	0	0										
Alex Rodriguez, R OBP: 0.400, SLG: 0.620	P6	SF7	P4					2B		4	1	1	1	0	1	6										
Rafael Palmeiro, L OBP: 0.381, SLG: 0.583	HR	1B						F7		5	2	3	3	0	1	2										
Ivan Rodriguez, R OBP: 0.328, SLG: 0.472	F9	K						SF8		5	1	2	1	0	1	4										
Carl Everett, S OBP: 0.289, SLG: 0.407	P4		HR					BB		3	1	1	0	2	0	1										
Herbert Perry, R OBP: 0.321, SLG: 0.442		BB	HR					SF8		4	2	2	4	0	0	2										
Travis Hafner, L OBP: 0.400, SLG: 0.607		BB	F2					BB		4	1	1	0	1	0	0										
Ruben Rivera, R OBP: 0.293, SLG: 0.369		BB	G4-3					BB		3	0	1	1	2	0	0										
Inning Stats	R: 3 E: 0 K: 0 S: 13	H: 2 LOB: 1 BB: 1 P: 26	R: 2 E: 0 K: 1 S: 20	H: 3 LOB: 2 BB: 2 P: 35	R: 2 E: 0 K: 0 S: 13	H: 1 LOB: 2 BB: 3 P: 30	R: 1 E: 0 K: 0 S: 8	H: 2 LOB: 0 BB: 0 P: 12	R: 0 E: 0 K: 1 S: 7	H: 1 LOB: 2 BB: 1 P: 15	R: 0 E: 0 K: 1 S: 13	H: 1 LOB: 0 BB: 0 P: 17	R: 0 E: 0 K: 0 S: 8	H: 0 LOB: 0 BB: 0 P: 13	R: 3 E: 0 K: 1 S: 23	H: 3 LOB: 3 BB: 3 P: 39		R: 0 E: 0 K: 0 S: 0	H: 0 LOB: 0 BB: 0 P: 0	1B: 7 2B: 5 3B: 0 HR: 2	SF: 3 SAC: 0 DP: 1 HBP: 0	WP: 1 PB: 1 SB: 1 CS: 0	PA: 46			
PITCHER	IP	WLS	BF	H	R	ER	SO	BB	IBB	HBP	BLK	WP	HR	S	P	ERA	WHIP									
Jim Parque, L ERA: 9.19	(1, 1)	1.1	L	11	4	5	5	0	3	0	0	0	1	1	31	57	10.12	2.625								
Matt Ginter, R ERA: 4.33	(2, 1)	2.2		14	4	3	3	1	3	0	0	0	1	1	31	57	10.12	2.625								
Rocky Biddle, R ERA: 4.63	(5, 1)	3.0		12	2	0	0	2	1	0	0	0	0	0	28	45	0.00	1.000								
Antonio Osuna, R ERA: 4.78	(8, 1)	0.2		6	3	3	3	0	0	1	0	0	0	0	16	24	40.50	4.500								
Kelly Wunsch, L ERA: 4.29	(8, 1)	0.0		2	0	0	0	0	2	0	0	0	0	0	2	10	∞	∞								

Batter	1	2	3	4	5	6	7	8	9	AB	R	H	RBI	BB	SO	LOB	TOP				
Shannon Stewart, R OBP: 0.361, SLG: 0.434	1-1 F9		1-2 G1-3		2-1 G1-3		1-1 2B		3-2 G6-3	5	0	1	0	0	0	2					
Orlando Hudson, S OBP: 0.346, SLG: 0.571	3-3 K		0-1 1B		1-1 1B		3-1 G6-3		2-3 K	5	2	2	1	0	2	3					
Chris Woodward, R OBP: 0.377, SLG: 0.593	3-2 2B		4-1 1B		0-1 1B		3-H L7			3	1	2	0	1	0	1					
Josh Phelps, R OBP: 0.312, SLG: 0.408	0-0 G5-3		1-0 1B		0-0 G4-3-6		0-0 F8			4	0	1	2	0	0	3					
10 Vernon Wells, R OBP: 0.294, SLG: 0.429		1-2 G6-3		1-2 1B		1-0 G5-3		3-1 F9		4	0	1	1	0	0	0					
Eric Hinske, L OBP: 0.366, SLG: 0.485	1-2 F7		1-1 F7		2-3 K		2-3 K			4	0	0	0	0	2	2					
Dave Berg, R OBP: 0.322, SLG: 0.405	1-2 L9				0-1 L6		1-0 2B		1-1 G4-3	4	0	1	0	0	0	0					
Tom Wilson, R OBP: 0.329, SLG: 0.365			3-1 1B		1-1 G5-3		2-3 K		2-3 K	4	1	1	0	0	2	1					
Ken Huckaby, R OBP: 0.290, SLG: 0.335			0-1 F9		1-2 G4-3		2-1 2B		4-2 G6-3	3	1	1	0	0	0	1					
Pedro Swann, L OBP: 0.200, SLG: 0.111										0	0	0	0	1	0	0					
Dewayne Wise, L OBP: 0.167, SLG: 0.375										0	0	0	0	0	0	0					
Inning Stats	R: 0 E: 0 K: 1 S: 9	H: 1 LOB: 1 BB: 0 P: 16	R: 0 E: 0 K: 0 S: 9	H: 0 LOB: 0 BB: 0 P: 12	R: 3 E: 0 K: 0 S: 16	H: 4 LOB: 2 BB: 1 P: 26	R: 0 E: 0 K: 0 S: 8	H: 0 LOB: 0 BB: 0 P: 10	R: 1 E: 0 K: 2 S: 7	H: 2 LOB: 1 BB: 0 P: 15	R: 1 E: 0 K: 0 S: 8	H: 2 LOB: 1 BB: 0 P: 15	R: 0 E: 0 K: 1 S: 7	H: 0 LOB: 0 BB: 1 P: 13	R: 0 E: 0 K: 2 S: 13	H: 0 LOB: 2 BB: 1 P: 24	1B: 6 2B: 4 3B: 0 HR: 0	SF: 0 SAC: 0 DP: 1 HBP: 0	WP: 2 PB: 0 SB: 1 CS: 0	PA: 38	
PITCHER	IP WLS BF H R ER SO BB IBB HBP BLK WP HR S P ERA WHIP	7.0 31 10 5 5 3 1 0 0 0 2 0 66 104 6.43 1.571	2.0 W 7 0 0 0 3 1 0 0 0 0 0 20 37 0.00 0.500																		

Toronto Blue Jays @ Texas Rangers
The Ballpark at Arlington, Arlington, TX
Fri Aug 16 2002, 8:05 PM EDT
Att: 31,194 - Sunny - 90 F

AB 36
R 5
H 10
RBI 4
BB 2
SO 6
LOB 13



Batter	1	2	3	4	5	6	7	8	9	AB	R	H	RBI	BB	SO	LOB	BOTTOM					
Frank Catalanotto, L OBP: 0.364, SLG: 0.443	1-1 G4-3		4-1 BB		1-0 1B		2-2 1B		3-3 K	2	1	1	0	1	0	0						
Ruben Rivera, R OBP: 0.253, SLG: 0.369										0	1	0	0	0	0	0						
Mike Lamb, L OBP: 0.346, SLG: 0.424										1	0	0	0	0	1	1						
Kevin Mench, R OBP: 0.351, SLG: 0.520	0-3 K		1-1 F8		2-2 1B		1-0 1B		0-0 P3	4	1	1	0	0	1	1						
Alex Rodriguez, R OBP: 0.406, SLG: 0.629	4-2 BB				0-1 1B		2-1 1B		0-1 HR	4	2	4	3	1	0	0						
Rafael Palmeiro, L OBP: 0.382, SLG: 0.580	1-0 F8				4-1 F9		3-1 FC7-2			2	0	0	0	2	0	3						
Ivan Rodriguez, R OBP: 0.330, SLG: 0.476		2-2 P4			1-0 1B		0-2 G4-3		3-2 F8	4	1	2	1	0	0	2						
Carl Everett, S OBP: 0.285, SLG: 0.401		2-2 G4-3			0-2 F9		0-2 G4-3		2-3 K	4	0	0	0	0	1	5						
Herbert Perry, R OBP: 0.320, SLG: 0.440		0-1 G6-3			0-0 F3		2-2 FC4-6		3-2 F9	4	0	1	1	0	0	5						
Travis Hafner, L OBP: 0.353, SLG: 0.531			0-3 K		0-0 F7		0-0 FC4-6		2-3 K	4	0	0	0	0	2	3						
10 Michael Young, R OBP: 0.303, SLG: 0.377			2-2 L6		2-2 L8		0-3 K		0-0 CS	4	0	1	0	0	1	1						
Inning Stats	R: 0 E: 0 K: 1 S: 12	H: 0 LOB: 1 BB: 1 P: 18	R: 0 E: 0 K: 0 S: 11	H: 0 LOB: 0 BB: 0 P: 15	R: 0 E: 0 K: 1 S: 10	H: 0 LOB: 1 BB: 1 P: 17	R: 1 E: 0 K: 0 S: 11	H: 2 LOB: 2 BB: 1 P: 16	R: 1 E: 0 K: 1 S: 10	H: 2 LOB: 1 BB: 0 P: 20	R: 1 E: 0 K: 1 S: 14	H: 2 LOB: 3 BB: 1 P: 16	R: 2 E: 1 K: 1 S: 15	H: 2 LOB: 3 BB: 1 P: 33	R: 0 E: 0 K: 2 S: 9	H: 1 LOB: 0 BB: 0 P: 14	R: 1 E: 0 K: 0 S: 3	H: 1 LOB: 0 BB: 0 P: 3	1B: 7 2B: 4 3B: 0 HR: 1	SF: 0 SAC: 0 DP: 2 HBP: 2	WP: 0 PB: 0 SB: 1 CS: 1	PA: 39
PITCHER	IP WLS BF H R ER SO BB IBB HBP BLK WP HR S P ERA WHIP	6.0 27 6 3 3 3 3 0 0 0 0 0 0 6 16 27 4.50 1.500	0.0 1 0 1 1 0 0 0 0 0 0 0 0 0 6 16 27 0.00 0.600	0.1 B 4 2 1 1 0 0 0 0 0 0 0 0 1 3 3 27.00 3.000	0.1 L 2 1 1 1 0 0 0 0 0 0 1 3 3 27.00 3.000																	

Toronto Blue Jays @ Texas Rangers
The Ballpark at Arlington, Arlington, TX
Fri Aug 16 2002, 8:05 PM EDT
Att: 31,194 - Sunny - 90 F

AB 33
R 6
H 10
RBI 5
BB 4
SO 6
LOB 21



Batter	1	2	3	4	5	6	7	8	9	AB	R	H	RBI	BB	SO	LOB	TOP			
Shannon Stewart, R OBP: 0.360, SLG: 0.436	2-1 F8	2-1 G3-1 3B		2-2 BB 1B		0-2 F9			1-0 G6-3	5	1	2	1	0	0	1				
Eric Hinske, L OBP: 0.373, SLG: 0.485	1-2 G6-3	0-0 G3-1		4-0 BB 1B		4-1 FC6-4 BB			0-1 2B 1B	3	1	1	1	2	0	0				
Chris Woodward, R OBP: 0.368, SLG: 0.575	4-1 BB 1B	3-1 K		0-0 F7		1-1 FC6-4			0-0 2B 2B	4	2	1	1	1	1	4				
Josh Phelps, R OBP: 0.327, SLG: 0.445	4-2 BB 1B			1-3 K		0-3 K			2-0 2B 10 HR	4	1	1	1	1	3	0				
10 Vernon Wells, R OBP: 0.295, SLG: 0.436	2-1 BB 1B			2-1 F9		2-1 F9			3-1 2B HR	5	1	2	3	0	0	0				
Orlando Hudson, S OBP: 0.367, SLG: 0.602	4-2 BB			1-1 1B		4-2 BB			3-2 F8	3	0	1	0	2	0	0				
Dave Berg, R OBP: 0.316, SLG: 0.394	1-3 K			3-2 F8		3-2 F8			1-1 G1-3 G4-3	5	0	0	0	0	1	5				
Dewayne Wise, L OBP: 0.192, SLG: 0.360				4-0 G6-3 BB		1-3 K			1-1 G4-3	2	1	0	0	2	1	0				
Ken Huckaby, R OBP: 0.289, SLG: 0.330				2-2 G6-3		0-0 FC6-4 BB 1B			2-0 G4-3	4	0	1	0	0	1	2				
Inning Stats	R: 1 E: 0 K: 1 S: 16	H: 1 LOB: 3 BB: 3 P: 34	R: 2 E: 0 K: 2 S: 10	H: 1 LOB: 0 BB: 2 P: 21	R: 0 E: 0 K: 1 S: 12	H: 1 LOB: 1 BB: 0 P: 18	R: 0 E: 0 K: 0 S: 11	H: 0 LOB: 1 BB: 1 P: 20	R: 0 E: 0 K: 1 S: 10	H: 1 LOB: 2 BB: 1 P: 16	R: 0 E: 0 K: 1 S: 8	H: 0 LOB: 0 BB: 0 P: 12	R: 0 E: 0 K: 0 S: 5	H: 0 LOB: 0 BB: 0 P: 9	R: 4 E: 0 K: 0 S: 14	H: 4 LOB: 0 BB: 0 P: 23	1B: 5 2B: 2 3B: 1 HR: 1	SF: 0 SAC: 0 DP: 1 HBP: 0	WP: 0 PB: 0 SB: 0 CS: 0	PA: 43
PITCHER	IP	WLS	BF	H	R	ER	SO	BB	IBB	HBP	BLK	WP	HR	S	P	ERA	WHIP			
Aaron Myette, R ERA: 9.09	5.0	W	25	4	3	3	5	7	0	0	0	0	0	60	116	5.40	2.200			
Juan Alvarez, L ERA: 3.57	0.2		4	1	0	0	1	1	0	0	0	0	0	8	13	0.00	3.000			
Jay Powell, R ERA: 4.3	1.1		4	0	0	0	1	0	0	0	0	0	0	10	15	0.00	0.000			
Dan Kolb, R ERA: 1.38	1.0		3	0	0	0	0	0	0	0	0	0	0	5	9	0.00	0.000			
Reynaldo Garcia, R ERA: 31.5	0.1		5	4	4	4	0	0	0	0	0	0	1	7	13	108.00	12.000			
Francisco Cordero, R ERA: 2.43	0.2		2	0	0	0	0	0	0	0	0	0	0	7	10	0.00	0.000			

Toronto Blue Jays @ Texas Rangers
The Ballpark at Arlington, Arlington, TX
Sun Aug 18 2002, 8:05 PM EDT
Att: 20,214 - Sunny - 93 F

AB	35
R	7
H	9
RBI	7
BB	8
SO	7
LOB	12



Batter	1	2	3	4	5	6	7	8	9	AB	R	H	RBI	BB	SO	LOB	BOTTOM			
10 Michael Young, R OBP: 0.308, SLG: 0.379	4-2 BB HBP 1B	0-0 HR 2B	3-3 K			3-2 CS 1B			3-2 F8	4	2	2	0	1	1	1				
Mike Lamb, L OBP: 0.337, SLG: 0.409	1-2 BB 2B	0-2 G6-3		1-1 G4-3		3-2 F8			4-0 FC6-4 1B BB	3	1	0	1	0	0	2				
Jason Hart, R	1-2 HBP 2B	3-1 G6-3		0-1 G4-3		1-2 F8			3-3 FC6-4 BB	0	0	0	0	1	0	0				
Alex Rodriguez, R OBP: 0.386, SLG: 0.660	1-3 K	2-0 HR		0-1 F9		2-1 HR			3-3 K	5	2	2	3	0	2	3				
Kevin Mench, R OBP: 0.351, SLG: 0.520		2-1 HR		0-0 G3		3-2 HR			3-1 FC6-4 1B	0	0	0	0	0	0	0				
Rafael Palmeiro, L OBP: 0.386, SLG: 0.592	4-1 BB 2B	3-3 K		0-0 G3		3-2 HR			3-1 FC6-4 1B	4	2	2	1	1	1	0				
Donnie Sadler, R OBP: 0.216, SLG: 0.219	1-2 2B BB					3-2 HR			1-2 FC6-4 1B	0	0	0	0	0	0	0				
Ivan Rodriguez, R OBP: 0.338, SLG: 0.491	1-1 FC1-5 1B	2-0 G1-3				3-2 F9			0-0 FC6-4	4	1	2	1	0	0	0				
Bill Haselman, R OBP: 0.289, SLG: 0.323	1-2 FC1-5 1B					1-0 BB 3B			1-2 FC6-4	1	0	0	0	0	0	2				
Carl Everett, S OBP: 0.301, SLG: 0.417	0-0 FC1-5 2B			3-2 G6-3 FC3 1B		2-1 CS 1B			2-1 BB HBP	3	1	3	3	0	0	0				
Herbert Perry, R OBP: 0.316, SLG: 0.441	1-3 2H 3H FC1-5			0-1 G6-3		3-3 K			1-3 K	4	0	0	0	0	2	5				
Travis Hafner, L OBP: 0.310, SLG: 0.436	2-3 3H FC4-6			1-3 K		1-2 K			1-3 K	3	0	0	1	1	0	2				
Ruben Rivera, R OBP: 0.290, SLG: 0.359	1-2 FC4-6			1-0 FC3		0-0 F9			4-2 BB	3	0	0	1	1	0	2				
Inning Stats	R: 3 E: 0 K: 1 S: 15	H: 2 LOB: 2 BB: 2 P: 28	R: 3 E: 0 K: 1 S: 13	H: 3 LOB: 0 BB: 0 P: 20	R: 1 E: 0 K: 2 S: 13	H: 1 LOB: 1 BB: 0 P: 20	R: 0 E: 0 K: 0 S: 5	H: 0 LOB: 0 BB: 0 P: 6	R: 1 E: 0 K: 1 S: 7	H: 2 LOB: 0 BB: 0 P: 13	R: 0 E: 0 K: 0 S: 11	H: 1 LOB: 0 BB: 0 P: 17	R: 2 E: 0 K: 2 S: 18	H: 2 LOB: 2 BB: 1 P: 34	R: 0 E: 0 K: 1 S: 10	H: 1 LOB: 2 BB: 1 P: 23	1B: 6 2B: 3 3B: 1 HR: 3	SF: 0 SAC: 0 DP: 1 HBP: 2	WP: 0 PB: 0 SB: 1 CS: 2	PA: 41
PITCHER	IP	WLS	BF	H	R	ER	SO	BB	IBB	HBP	BLK	WP	HR	S	P	ERA	WHIP			
Esteban Loaiza, R ERA: 5.56	4.0	L	24	8	8	8	4	2	0	1	0	0	0	49	80	18.00	2.500			
Scott Cassidy, R ERA: 5.17	2.0		5	1	0	0	1	0	0	0	0	0	0	15	24	0.00	0.500			
Corey Thurman, R ERA: 3.83	1.0		7	2	2	2	2	1	0	1	0	0	2	18	34	18.00	3.000			
Mike Smith, R ERA: 7.85	1.0		5	1	0	0	1	1	0	0	0	0	0	10	23	0.00	2.000			

Toronto Blue Jays @ Texas Rangers
The Ballpark at Arlington, Arlington, TX
Sun Aug 18 2002, 8:05 PM EDT
Att: 20,214 - Sunny - 93 F

AB	35
R	10
H	12
RBI	10
BB	4
SO	8
LOB	18



Batter	1	2	3	4	5	6	7	8	9	10	AB	R	H	RBI	BB	SO	LOB	TOP									
Todd Hollandsworth, L OBP: 0.353, SLG: 0.502	G1-3		G1-3		G3-1			SF8 1-3 2B		HR	5	1	2	1	0	0	1										
Kevin Mench, R OBP: 0.352, SLG: 0.524	BB 1B		2B		K			SF8		K	4	0	2	1	0	2	0										
Alex Rodriguez, R OBP: 0.407, SLG: 0.654	BB BB		F8		K			G3		K	4	0	0	0	1	2	2										
Rafael Palmeiro, L OBP: 0.388, SLG: 0.590	G5-4-3 BB		F7		F7			F8		F8	3	0	1	0	2	0	1										
Ivan Rodriguez, R OBP: 0.335, SLG: 0.496	G5-4-3		G2-3		G2-3			FC6-4 BB		HR	5	1	1	1	0	0	5										
Carl Everett, S OBP: 0.297, SLG: 0.411		G4-3		F7				G4-3		G4-3	4	0	0	0	0	0	0										
Herbert Perry, R OBP: 0.315, SLG: 0.439		G4-3						G4-3		K	4	0	1	0	0	1	0										
Travis Hafner, L OBP: 0.304, SLG: 0.405					L5			G6-3			3	0	0	0	1	0	1										
Ruben Rivera, R OBP: 0.290, SLG: 0.359										S BB	0	0	0	0	0	0	0										
10 Michael Young, R OBP: 0.306, SLG: 0.376					G6-3						3	1	0	0	0	1	1										
Mike Lamb, L OBP: 0.336, SLG: 0.408											1	0	0	0	0	1	1										
Donnie Sadler, R OBP: 0.218, SLG: 0.219								E6 2B SF8		K	0	0	0	0	0	0	0										
Inning Stats	R: 0 E: 0 K: 0 S: 13	H: 1 LOB: 2 BB: 2 P: 24	R: 0 E: 0 K: 0 S: 6	H: 0 LOB: 0 BB: 0 P: 10	R: 0 E: 0 K: 1 S: 10	H: 1 LOB: 1 BB: 0 P: 13	R: 0 E: 0 K: 0 S: 4	H: 0 LOB: 0 BB: 0 P: 5	R: 0 E: 0 K: 2 S: 12	H: 0 LOB: 1 BB: 1 P: 20	R: 0 E: 0 K: 0 S: 7	H: 0 LOB: 0 BB: 0 P: 13	R: 1 E: 1 K: 0 S: 11	H: 1 LOB: 1 BB: 0 P: 15	R: 1 E: 0 K: 2 S: 18	H: 1 LOB: 2 BB: 1 P: 30	R: 1 E: 0 K: 2 S: 15	H: 2 LOB: 1 BB: 0 P: 23	1B: 3 2B: 2 3B: 0 HR: 2	SF: 1 SAC: 0 DP: 1 HBP: 0	WP: 1 PB: 0 SB: 1 CS: 0	PA: 41					
PITCHER	IP	WLS	BF	H	R	ER	SO	BB	IBB	HBP	BLK	WP	HR	S	P	ERA	WHIP										
Derek Lowe, R ERA: 2.19	7.0		28	4	1	0	3	3	0	0	0	1	0	64	105	0.00	1.000										
Bob Howry, R ERA: 3.7	0.2	H	2	0	0	0	0	0	0	0	0	0	0	6	9	0.00	0.000										
Alan Embree, L ERA: 1.75	0.1	H	1	0	0	0	0	0	0	0	0	0	0	1	1	0.00	0.000										
Ugueth Urbina, R ERA: 3.68	1.0	B	5	1	1	1	2	1	0	0	0	0	1	18	30	9.00	2.000										
Willie Banks, R ERA: 3.51	1.0	L	5	2	1	1	2	0	0	0	0	0	1	15	23	9.00	2.000										

Texas Rangers @ Boston Red Sox
Fenway Park, Boston, MA
Tue Aug 20 2002, 7:05 PM EDT
Att. 33,742 - Sunny - 73 F

AB 36
R 3
H 7
RBI 3
BB 4
SO 7
LOB 12



Batter	1	2	3	4	5	6	7	8	9	10	AB	R	H	RBI	BB	SO	LOB	BOTTOM									
18 Johnny Damon, L OBP: 0.356, SLG: 0.442	F9		F7		P6						4	0	0	0	1	1	1										
Trot Nixon, L OBP: 0.344, SLG: 0.485	F7		1B WP BB							G1-3	3	0	0	0	2	1	2										
Nomar Garciaparra, R OBP: 0.349, SLG: 0.533	K		1B		P6					G4-3	5	0	1	1	0	1	1										
Manny Ramirez, R OBP: 0.429, SLG: 0.576		F8	K2-3			E FC3-6 WP 1B				F9	5	1	1	0	0	2	2										
Cliff Floyd, L OBP: 0.396, SLG: 0.539		F7			F7					G4-3	5	0	1	0	0	1	1										
Shea Hillenbrand, R OBP: 0.337, SLG: 0.484		1B			G6-3			E5 FC3-6 BB 1B		G4-3	4	0	2	0	1	0	0										
Brian Daubach, L OBP: 0.344, SLG: 0.470																											
Rickey Henderson, R OBP: 0.391, SLG: 0.352																											
Tony Clark, S OBP: 0.261, SLG: 0.310					1B																						
Jason Varitek, S OBP: 0.333, SLG: 0.403			G4-3 1B 2B		K					SH3-4 BB	3	1	1	1	0	1	3										
Rey Sanchez, R OBP: 0.324, SLG: 0.358																											
Carlos Baerga, S OBP: 0.346, SLG: 0.421			G4-3		K					G6-3	3	0	0	0	0	1	3										
Inning Stats	R: 0 E: 0 K: 1 S: 10	H: 0 LOB: 0 BB: 0 P: 13	R: 0 E: 0 K: 1 S: 9	H: 1 LOB: 1 BB: 0 P: 15	R: 1 E: 0 K: 1 S: 15	H: 2 LOB: 2 BB: 1 P: 26	R: 0 E: 0 K: 1 S: 10	H: 1 LOB: 1 BB: 0 P: 13	R: 0 E: 0 K: 1 S: 6	H: 0 LOB: 0 BB: 0 P: 14	R: 1 E: 1 K: 1 S: 19	H: 2 LOB: 2 BB: 1 P: 29	R: 0 E: 0 K: 1 S: 8	H: 0 LOB: 0 BB: 0 P: 11	R: 0 E: 0 K: 1 S: 6	H: 0 LOB: 0 BB: 0 P: 10	R: 0 E: 0 K: 0 S: 7	H: 0 LOB: 2 BB: 2 P: 15	R: 0 E: 0 K: 0 S: 14	H: 1 LOB: 2 BB: 1 P: 24	1B: 5 2B: 2 3B: 0 HR: 0	SF: 0 SAC: 1 DP: 0 HBP: 0	WP: 2 PB: 0 SB: 0 CS: 0	PA: 43			
PITCHER	IP	WLS	BF	H	R	ER	SO	BB	IBB	HBP	BLK	WP	HR	S	P	ERA	WHIP										
53 Joaquin Benoit, R ERA: 4.47	6.0		27	6	2	2	6	3	0	0	0	2	0	69	110	3.00	1.500										
Juan Alvarez, L ERA: 3.56	0.2		2	0	0	0	2	0	0	0	0	0	0	7	9	0.00	0.000										
Jay Powell, R ERA: 4.11	1.1		4	0	0	0	1	0	0	0	0	0	0	7	12	0.00	0.000										
Dan Kolb, R ERA: 1.32	0.2		4	0	0	0	0	1	1	0	0	0	0	6	14	0.00	1.500										
Rich Rodriguez, L ERA: 6.75	0.1	W	1	0	0	0	0	0	0	0	0	0	0	1	1	0.00	0.000										

Texas Rangers @ Boston Red Sox
Fenway Park, Boston, MA
Tue Aug 20 2002, 7:05 PM EDT
Att. 33,742 - Sunny - 73 F

AB 36
R 2
H 7
RBI 2
BB 6
SO 9
LOB 18



Batter	1	2	3	4	5	6	7	8	9	AB	R	H	RBI	BB	SO	LOB	TOP										
Kevin Mench, R OBP: 0.391, SLG: 0.532 (1, 7)										4	1	1	1	0	0	3											
10 Michael Young, R OBP: 0.308, SLG: 0.378 (1, 4)										4	0	2	0	0	1	0											
Alex Rodriguez, R OBP: 0.405, SLG: 0.651 (1, 6)										4	0	1	0	0	2	1											
Rafael Palmeiro, L OBP: 0.385, SLG: 0.584 (1, 3)										4	0	0	0	0	1	3											
Ivan Rodriguez, R OBP: 0.334, SLG: 0.493 (1, 10)										4	1	1	0	0	0	2											
Carl Everett, S OBP: 0.296, SLG: 0.406 (1, 9)										3	1	0	0	1	1	1											
Herbert Perry, R OBP: 0.317, SLG: 0.440 (1, 5)										4	0	2	0	0	1	0											
Bill Haselman, R OBP: 0.290, SLG: 0.324 (9, PH)										3	0	1	0	0	1	2											
Mike Lamb, L OBP: 0.335, SLG: 0.406 (7, 8)										1	0	0	1	0	0	2											
Ruben Rivera, R OBP: 0.284, SLG: 0.355 (7, PH)										1	0	0	0	0	1	0											
Todd Hollandsworth, L OBP: 0.352, SLG: 0.500 (7, 8)										1	0	0	0	0	1	0											
Inning Stats	R: 1 E: 0 K: 2 S: 17	H: 2 LOB: 1 BB: 0 P: 25	R: 1 E: 0 K: 0 S: 7	H: 1 LOB: 1 BB: 1 P: 15	R: 0 E: 0 K: 1 S: 11	H: 0 LOB: 0 BB: 0 P: 16	R: 1 E: 1 K: 0 S: 17	H: 3 LOB: 2 BB: 0 P: 22	R: 0 E: 0 K: 0 S: 9	H: 0 LOB: 1 BB: 0 P: 14	R: 0 E: 0 K: 2 S: 11	H: 0 LOB: 0 BB: 0 P: 14	R: 0 E: 0 K: 2 S: 15	H: 0 LOB: 0 BB: 0 P: 21	R: 0 E: 0 K: 1 S: 6	H: 0 LOB: 0 BB: 0 P: 10	R: 0 E: 0 K: 1 S: 8	H: 0 LOB: 0 BB: 0 P: 11	1B: 7 2B: 0 3B: 0 HR: 1	SF: 1 SAC: 0 DP: 1 HBP: 0	WP: 0 PB: 0 SB: 0 CS: 1	PA: 35					
PITCHER	IP	WLS	BF	H	R	ER	SO	BB	IBB	HBP	BLK	WP	HR	S	P	ERA	WHIP										
Casey Fossum, L ERA: 3.15 (1, 1)	6.0		26	8	3	3	5	1	0	0	0	0	1	72	106	4.50	1.500										
Bob Howry, R ERA: 3.58 (7, 1)	2.0	W	6	0	0	0	2	0	0	0	0	0	0	21	31	0.00	0.000										
Ugueth Urbina, R ERA: 3.6 (9, 1)	1.0	S	3	0	0	0	1	0	0	0	0	0	0	8	11	0.00	0.000										

Texas Rangers @ Boston Red Sox
Fenway Park, Boston, MA
Wed Aug 21 2002, 7:05 PM EDT
Att: 32,726 - Sunny - 74 F

AB 33
R 3
H 8
RBI 2
BB 1
SO 8
LOB 14



Batter	1	2	3	4	5	6	7	8	9	AB	R	H	RBI	BB	SO	LOB	BOTTOM										
Rickey Henderson, R OBP: 0.373, SLG: 0.382 (8, PH)										4	0	0	0	0	1	2											
Trot Nixon, L OBP: 0.346, SLG: 0.485 (9, 9)										0	1	0	0	1	0	0											
18 Johnny Damon, L OBP: 0.357, SLG: 0.440 (1, 8)										4	1	1	0	1	1	1											
Nomar Garciaparra, R OBP: 0.353, SLG: 0.540 (1, 6)										5	1	4	2	0	0	0											
Manny Ramirez, R OBP: 0.432, SLG: 0.576 (9, 7)										3	0	1	1	2	2	1											
Cliff Floyd, L OBP: 0.394, SLG: 0.535 (1, 10)										5	0	1	0	0	0	5											
Shea Hillenbrand, R OBP: 0.337, SLG: 0.482 (1, 5)										4	0	1	1	0	0	3											
Jason Varitek, S OBP: 0.333, SLG: 0.404 (1, 2)										4	1	1	0	0	1	2											
Tony Clark, S OBP: 0.262, SLG: 0.308 (8, PH)										2	0	0	0	1	0	1											
Rey Sanchez, R OBP: 0.323, SLG: 0.356 (9, 4)										1	0	0	0	0	0	0											
Lou Merloni, R OBP: 0.354, SLG: 0.412 (8, PH)										3	0	2	1	0	0	3											
Brian Daubach, L OBP: 0.348, SLG: 0.472 (9, 3)										1	1	1	0	0	0	0											
Inning Stats	R: 0 E: 0 K: 2 S: 12	H: 1 LOB: 1 BB: 0 P: 20	R: 0 E: 0 K: 1 S: 7	H: 0 LOB: 0 BB: 0 P: 13	R: 0 E: 0 K: 1 S: 14	H: 1 LOB: 1 BB: 0 P: 23	R: 0 E: 0 K: 1 S: 11	H: 0 LOB: 0 BB: 0 P: 16	R: 1 E: 0 K: 0 S: 9	H: 2 LOB: 1 BB: 0 P: 13	R: 2 E: 0 K: 0 S: 12	H: 4 LOB: 3 BB: 1 P: 18	R: 0 E: 0 K: 0 S: 9	H: 2 LOB: 3 BB: 1 P: 21	R: 2 E: 0 K: 0 S: 24	H: 2 LOB: 3 BB: 3 P: 44	1B: 8 2B: 4 3B: 0 HR: 0	SF: 0 SAC: 0 DP: 0 HBP: 0	WP: 1 PB: 0 SB: 0 CS: 0	PA: 41							
PITCHER	IP	WLS	BF	H	R	ER	SO	BB	IBB	HBP	BLK	WP	HR	S	P	ERA	WHIP										
Kenny Rogers, L ERA: 3.7 (1, 1)	7.0		33	10	3	3	5	1	0	0	0	0	0	74	124	3.86	1.571										
Dan Kolb, R ERA: 1.88 (8, 1)	0.2	L	3	1	1	1	0	0	0	0	0	0	0	11	16	13.50	1.500										
Rich Rodriguez, L ERA: 7.88 (8, 1)	0.0		2	0	0	0	0	2	0	0	0	0	0	4	12	∞	∞										
Jay Powell, R ERA: 4.06 (8, 1)	0.1		3	1	1	1	0	1	0	0	0	0	0	9	16	27.00	6.000										

Texas Rangers @ Boston Red Sox
Fenway Park, Boston, MA
Wed Aug 21 2002, 7:05 PM EDT
Att: 32,726 - Sunny - 74 F

AB 36
R 5
H 12
RBI 5
BB 5
SO 5
LOB 18



Batter	1	2	3	4	5	6	7	8	9	AB	R	H	RBI	BB	SO	LOB	TOP										
Todd Hollandsworth, L (1.8) OBP: 0.346, SLG: 0.492	G6-3		F7		P6	G1-3			G4-3	5	0	0	0	0	0	5											
Kevin Mench, R (1.7) OBP: 0.346, SLG: 0.523	F7		P3		K		F7			4	0	0	0	0	1	4											
Alex Rodriguez, R (1.6) OBP: 0.344, SLG: 0.647	G6-3			G5-3	BB	1B	P6			4	0	1	1	0	0	0											
Donnie Sadler, R (7.6) OBP: 0.218, SLG: 0.219					1-3 2-H					0	0	0	0	0	0	0											
Rafael Palmeiro, L (1.10) OBP: 0.384, SLG: 0.580		K		G4-3			K			3	0	0	0	1	2	0											
Ivan Rodriguez, R (1.2) OBP: 0.334, SLG: 0.495	L1							F9		3	0	1	0	0	1	3											
Bill Haselman, R (7.2) OBP: 0.288, SLG: 0.322					K					1	0	0	0	0	0	0											
Carl Everett, S (1.9) OBP: 0.296, SLG: 0.407	F8			G6-3			F9	G3-1		4	1	1	0	0	1												
Herbert Perry, R (1.5) OBP: 0.319, SLG: 0.449			10 E				F9			4	1	2	1	0	0	1											
Travis Hafner, L (1.3) OBP: 0.320, SLG: 0.400			F7		10 BB				K	3	1	1	1	1	1												
10 Michael Young, R (1.4) OBP: 0.307, SLG: 0.375	E7				1B				G1-3	3	0	0	0	1	1	2											
Inning Stats	R: 0 E: 0 K: 0 S: 5	H: 0 LOB: 0 BB: 0 P: 11	R: 0 E: 0 K: 1 S: 8	H: 0 LOB: 0 BB: 0 P: 11	R: 0 E: 1 K: 0 S: 6	H: 1 LOB: 2 BB: 0 P: 7	R: 0 E: 0 K: 0 S: 10	H: 1 LOB: 1 BB: 0 P: 17	R: 2 E: 0 K: 2 S: 22	H: 2 LOB: 3 BB: 3 P: 37	R: 1 E: 0 K: 1 S: 13	H: 2 LOB: 1 BB: 0 P: 17	R: 0 E: 0 K: 1 S: 9	H: 0 LOB: 0 BB: 0 P: 15	R: 0 E: 0 K: 0 S: 6	H: 0 LOB: 0 BB: 0 P: 8	R: 0 E: 0 K: 1 S: 8	H: 0 LOB: 0 BB: 0 P: 13	1B: 3 2B: 2 3B: 0 HR: 1	SF: 0 SAC: 0 DP: 0 HBP: 0	WP: 0 PB: 0 SB: 0 CS: 0	PA: 37					
PITCHER	IP	WLS	BF	H	R	ER	SO	BB	IBB	HBP	BLK	WP	HR	S	P	ERA	WHIP										
Dustin Hermanson, R (1.1) ERA: 6.0	5.0	W	23	4	2	2	3	3	0	0	0	0	1	51	83	3.60	1.400										
Frank Castillo, R (6.1) ERA: 5.37	4.0	S	14	2	1	1	3	0	0	0	0	0	0	36	53	2.25	0.500										

Texas Rangers @ Boston Red Sox
Fenway Park, Boston, MA
Thu Aug 22 2002, 7:05 PM EDT
Att: 33,014 - Cloudy - 79 F

AB	34
R	3
H	6
RBI	3
BB	3
SO	6
LOB	17



Batter	1	2	3	4	5	6	7	8	9	AB	R	H	RBI	BB	SO	LOB	BOTTOM											
18 Johnny Damon, L (1.8) OBP: 0.558, SLG: 0.441	HR		F8		G6-3		E9			1	0	1	0	0	0	0												
Rickey Henderson, R (1.1PR) OBP: 0.371, SLG: 0.375		1B								3	2	0	0	1	0	1												
Nomar Garciaparra, R (1.6) OBP: 0.350, SLG: 0.596	K	F8			F8		F8			4	1	0	0	0	1	4												
Lou Merloni, R (6.4) OBP: 0.352, SLG: 0.409			HR							1	0	0	0	0	0	1												
Manny Ramirez, R (1.7) OBP: 0.439, SLG: 0.601	HR	BB			2B					4	3	4	6	1	0	0												
Cliff Floyd, L (1.10) OBP: 0.394, SLG: 0.543	HR	K	F7				K			5	1	2	1	0	2	4												
Shea Hillenbrand, R (1.5) OBP: 0.339, SLG: 0.484	2B	1B			F8	FC3-6		F9		4	3	2	0	1	1	4												
Brian Daubach, L (1.3) OBP: 0.344, SLG: 0.466	K	E3					G3-1			4	0	0	0	0	2	3												
Jason Varitek, S (1.2) OBP: 0.334, SLG: 0.408	BLK				F8		F8			4	0	2	3	0	0	2												
Doug Mirabeli, R (8.2) OBP: 0.290, SLG: 0.414										1	0	0	0	0	1	0												
Trot Nixon, L (1.9) OBP: 0.346, SLG: 0.486	K				FC3-6					5	0	2	1	0	1	3												
Rey Sanchez, R (1.4) OBP: 0.322, SLG: 0.355					FC6					4	2	1	0	0	1	3												
Inning Stats	R: 4 E: 0 K: 3 S: 20	H: 5 LOB: 2 BB: 0 P: 30	R: 4 E: 1 K: 1 S: 13	H: 3 LOB: 2 BB: 2 P: 27	R: 3 E: 1 K: 0 S: 13	H: 2 LOB: 0 BB: 0 P: 19	R: 1 E: 0 K: 0 S: 10	H: 1 LOB: 1 BB: 0 P: 19	R: 0 E: 0 K: 1 S: 14	H: 2 LOB: 2 BB: 0 P: 19	R: 0 E: 0 K: 1 S: 9	H: 1 LOB: 1 BB: 0 P: 14	R: 0 E: 1 K: 1 S: 9	H: 0 LOB: 2 BB: 1 P: 19	R: 0 E: 0 K: 2 S: 7	H: 0 LOB: 0 BB: 0 P: 9	1B: 7 2B: 4 3B: 0 HR: 3	SF: 0 SAC: 0 DP: 0 HBP: 1	WP: 0 PB: 0 SB: 0 CS: 0	PA: 44								
PITCHER	IP	WLS	BF	H	R	ER	SO	BB	IBB	HBP	BLK	WP	HR	S	P	ERA	WHIP											
Dennys Reyes, L (1.1) ERA: 5.43	2.0	L	16	8	8	5	4	2	0	0	1	0	0	1	46	71	2.25	1.500										
Rob Bell, R (3.1) ERA: 6.22	4.0		20	6	4	1	2	0	0	1	0	0	0	9	19	0.00	1.000											
C.J. Nitkowski, L (7.1) ERA:	1.0		5	0	0	0	1	1	0	0	0	0	0	7	9	0.00	0.000											
Todd Van Poppel, R (8.1) ERA: 5.46	1.0		3	0	0	0	2	0	0	0	0	0	0	7	9	0.00	0.000											

Texas Rangers @ Boston Red Sox
Fenway Park, Boston, MA
Thu Aug 22 2002, 7:05 PM EDT
Att: 33,014 - Cloudy - 79 F

AB	40
R	12
H	14
RBI	11
BB	3
SO	9
LOB	25



Batter	1	2	3	4	5	6	7	8	9	AB	R	H	RBI	BB	SO	LOB	TOP			
Todd Hollandsworth, L OBP: 0.349, SLG: 0.486 (1, 8)	F7 1-2		K 1-3		G4-3 3-2			G1-3 SH5-4 BB 4-1		3	0	0	0	1	1	1				
Kevin Mench, R OBP: 0.343, SLG: 0.519 (1, 7)	L5 1-2		2B 2-2		L7 0-0			SH5-4 0-0		3	0	1	1	0	0	0				
Alex Rodriguez, R OBP: 0.403, SLG: 0.649 (1, 6)	HR 2-1		P4 0-1		2B 1-0			G1-3 2-1		4	1	2	1	0	0	2				
Rafael Palmeiro, L OBP: 0.387, SLG: 0.592 Donnie Sadler, R OBP: 0.219, SLG: 0.219 (8, PR) (8, 5)	K 0-3		K 3-3		BB 4-0			IBB 4-0		2	0	0	0	2	2	1				
Ivan Rodriguez, R OBP: 0.332, SLG: 0.492 (1, 2)		WP 1B 0-0		K 3-3		K 2-3		G6-3 1-1		4	0	1	0	0	2	4				
Carl Everett, S OBP: 0.294, SLG: 0.414 (1, 9)	F7 2-2		G6-3 0-1		G1-3 0-0				P6 0-0	4	0	0	0	0	0	3				
Herbert Perry, R OBP: 0.318, SLG: 0.451 (8, 3)	K 1-3		F9 0-0			CS BB 4-2		G3 2-1		3	0	0	0	1	1	1				
Mike Lamb, L OBP: 0.332, SLG: 0.401 (1, 10)	K 3-3				K 1-3		K 1-2		F7 1-2	4	0	0	0	0	3	2				
10 Michael Young, R OBP: 0.307, SLG: 0.378 (1, 4)			2B 3-2		G5-3 2-2		G5-3 1-1			3	1	1	0	0	0	0				
Inning Stats	R: 1 E: 0 K: 1 S: 11	H: 1 LOB: 0 BB: 0 P: 15	R: 0 E: 0 K: 2 S: 11	H: 1 LOB: 1 BB: 0 P: 17	R: 1 E: 0 K: 2 S: 16	H: 2 LOB: 1 BB: 0 P: 25	R: 0 E: 0 K: 1 S: 6	H: 0 LOB: 0 BB: 0 P: 9	R: 0 E: 0 K: 1 S: 10	H: 1 LOB: 2 BB: 1 P: 13	R: 0 E: 0 K: 1 S: 9	H: 0 LOB: 0 BB: 1 P: 17	R: 0 E: 0 K: 0 S: 6	H: 0 LOB: 3 BB: 2 P: 17	R: 0 E: 0 K: 0 S: 6	H: 0 LOB: 0 BB: 0 P: 9	1B: 1 2B: 4 3B: 0 HR: 1	SF: 0 SAC: 1 DP: 1 HBP: 0	WP: 2 PB: 0 SB: 1 CS: 1	PA: 35
PITCHER	IP	WLS	BF	H	R	ER	SO	BB	IBB	HBP	BLK	WP	HR	S	P	ERA	WHIP			
Roger Clemens, R ERA: 4.17 Steve Karsay, R ERA: 3.01	(1, 1) (8, 1)	7.0 2.0	W S	27 8	5 0	2 0	9 0	2 1	0 0	0 0	0 0	2 0	1 0	69 12	112 26	2.57 0.00	1.000 0.500			

Texas Rangers @ New York Yankees
Yankee Stadium, Bronx, NY
Sat Aug 24 2002, 4:05 PM EDT
Att: 53,494 - Cloudy - 68 F

AB 30
R 2
H 5
RBI 2
BB 4
SO 9
LOB 14



Batter	1	2	3	4	5	6	7	8	9	AB	R	H	RBI	BB	SO	LOB	BOTTOM				
Alfonso Soriano, R OBP: 0.328, SLG: 0.549 (1, 4)	G6-3 0-0			FC1-6 25 PC 2 HBP 0-2		G5-3 1-1		K 1-3		4	0	0	0	0	1	3					
2 Derek Jeter, R OBP: 0.377, SLG: 0.425 (1, 6)	F9 1-2		G3 2-2		HBP 1-0		G5-3 1-1			3	0	0	0	0	0	1					
25 Jason Giambi, L OBP: 0.433, SLG: 0.586 (1, 3)	BB 1B 20 BB 4-2		FC6-4 BB 20 4-2		PO 1-1		L4 1-1		HR 3-2	2	2	1	1	2	0	0					
Bernie Williams, S OBP: 0.428, SLG: 0.508 (1, 10)	BB 20 BB 0-1		FC6-4 BB 20 4-1		2B 1-1		K 1-1		K 3-3	3	1	2	0	1	1	0					
Robin Ventura, L OBP: 0.375, SLG: 0.483 (1, 5)	BB 20 BB 4-1		K 1-3		2B 2-1		P4 3-2			3	0	1	1	1	1	2					
20 Jorge Posada, S OBP: 0.378, SLG: 0.495 (1, 2)	BB 1-2 2-3 4-2		FC6-4 1-1		G1-3 1-0		BB 1-2		FC4-6 BB 4-2	3	0	1	1	1	0	3					
Raul Mondesi, R OBP: 0.305, SLG: 0.431 (1, 8)	BB 1-2 2-3 3-H 1-3		F7 2-2		K 1-3		K 1-3		BB 1-2	3	0	0	0	1	2	6					
John Vander Wal, L OBP: 0.335, SLG: 0.464 Rondell White, R OBP: 0.230, SLG: 0.359 (8, 7)		G4-3 0-2		P6 1-2		F5 3-2		B5 0-1		3	0	0	0	0	0	0					
Shane Spencer, R OBP: 0.322, SLG: 0.379 (8, 9)	F9 0-1		E1 FC1-6 3-2		F8 0-2		FC4-6 1-2 2-3			4	0	0	0	0	0	2					
Inning Stats	R: 1 E: 0 K: 1 S: 19	H: 1 LOB: 3 BB: 3 P: 33	R: 0 E: 0 K: 0 S: 10	H: 0 LOB: 0 BB: 0 P: 14	R: 0 E: 0 K: 1 S: 12	H: 0 LOB: 2 BB: 2 P: 24	R: 0 E: 1 K: 0 S: 13	H: 0 LOB: 1 BB: 0 P: 19	R: 1 E: 0 K: 1 S: 10	H: 2 LOB: 1 BB: 0 P: 16	R: 0 E: 0 K: 0 S: 8	H: 0 LOB: 0 BB: 0 P: 12	R: 1 E: 0 K: 1 S: 15	H: 1 LOB: 0 BB: 0 P: 25	R: 0 E: 0 K: 1 S: 12	H: 1 LOB: 2 BB: 1 P: 18	1B: 2 2B: 2 3B: 0 HR: 1	SF: 0 SAC: 0 DP: 0 HBP: 2	WP: 0 PB: 0 SB: 0 CS: 0	PA: 38	
PITCHER	IP	WLS	BF	H	R	ER	SO	BB	IBB	HBP	BLK	WP	HR	S	P	ERA	WHIP				
Aaron Myette, R ERA: 8.15 Juan Alvarez, L ERA: 3.56 Dan Kolb, R ERA: 1.72	(1, 1) (7, 1) (8, 1)	6.0 1.0 1.0	L	4	1	1	1	1	0	0	0	0	0	1	15	25	9.00 3.00 0.00	1.333 1.000 2.000			

Texas Rangers @ New York Yankees
Yankee Stadium, Bronx, NY
Sat Aug 24 2002, 4:05 PM EDT
Att: 53,494 - Cloudy - 68 F

AB 29
R 3
H 5
RBI 3
BB 6
SO 5
LOB 19



Batter	1	2	3	4	5	6	7	8	9	AB	R	H	RBI	BB	SO	LOB	TOP										
Todd Hollandsworth, L (1.8) OBP: 0.348, SLG: 0.485	2-2 WP 1B		1-2 G2-3		0-0 G4-3		0-1 G3		0-3 K	5	0	1	0	0	1	1											
Kevin Mench, R (1.7) OBP: 0.342, SLG: 0.515	2-3 K		3-3 K			2-3 K		0-0 BB 1B 2B	2-2 F2	5	1	1	0	0	3	2											
Alex Rodriguez, R (1.6) OBP: 0.404, SLG: 0.650	2-2 F4		4-1 BB			1-0 HR		4-1 1B BB BB		2	1	1	1	2	0	1											
Donnie Sadler, R (8.6) OBP: 0.218, SLG: 0.219										0	0	0	0	0	0	0											
Rafael Palmeiro, L (1.10) OBP: 0.388, SLG: 0.596	3-3 K		2-2 F5			3-1 HR		4-0 1B BB		3	1	1	1	1	1	3											
Carl Everett, S (1.9) OBP: 0.296, SLG: 0.413		2-2 G5-3		2-0 F9		2-2 2B		2-1 1B BB		4	0	2	1	0	0	0											
Herbert Perry, R (1.5) OBP: 0.318, SLG: 0.457		2-1 1B		0-1 F8		3-2 F7		0-3 K		4	0	1	0	0	1	4											
Travis Hafner, L (1.3) OBP: 0.296, SLG: 0.367		1-3 K		3-3 K		2-3 K		3-3 K		4	0	0	0	0	4	5											
Bill Haselman, R (1.2) OBP: 0.287, SLG: 0.320		0-3 K			0-1 F2		1-2 G5-4-3 1B	0-3 K		4	0	1	0	0	2	4											
10 Michael Young, R (1.4) OBP: 0.309, SLG: 0.382			1-1 G2-3 1B		1-0 G6-3		0-1 G5-4-3 1B	1-3 K		4	0	1	0	0	1	1											
Inning Stats	R: 0 E: 0 K: 2 S: 13	H: 1 LOB: 1 BB: 0 P: 22	R: 0 E: 0 K: 2 S: 12	H: 1 LOB: 1 BB: 0 P: 17	R: 0 E: 0 K: 1 S: 13	H: 1 LOB: 2 BB: 1 P: 24	R: 0 E: 0 K: 1 S: 6	H: 0 LOB: 0 BB: 0 P: 11	R: 0 E: 0 K: 0 S: 4	H: 0 LOB: 0 BB: 0 P: 5	R: 2 E: 0 K: 2 S: 19	H: 3 LOB: 1 BB: 0 P: 32	R: 0 E: 0 K: 0 S: 7	H: 1 LOB: 0 BB: 0 P: 8	R: 1 E: 0 K: 3 S: 14	H: 2 LOB: 3 BB: 2 P: 27	R: 0 E: 0 K: 2 S: 9	H: 0 LOB: 0 BB: 0 P: 12	1B: 5 2B: 2 3B: 0 HR: 2	SF: 0 SAC: 0 DP: 1 HBP: 0	WP: 1 PB: 0 SB: 0 CS: 0	PA: 38					
PITCHER	IP	WLS	BF	H	R	ER	SO	BB	IBB	HBP	BLK	WP	HR	S	P	ERA	WHIP										
Orlando Hernandez, R (1.1) ERA: 3.98	6.0	W	25	6	2	2	8	1	0	0	0	1	2	67	111	3.00	1.167										
Jeff Weaver, R (7.1) ERA: 3.98	3.0	S	13	3	1	1	5	2	0	0	0	0	0	30	47	3.00	1.667										

Texas Rangers @ New York Yankees
Yankee Stadium, Bronx, NY
Mon Aug 26 2002, 1:05 PM EDT
Att: 42,785 - Cloudy - 78 F

AB 35
R 3
H 9
RBI 3
BB 3
SO 13
LOB 21



Batter	1	2	3	4	5	6	7	8	9	AB	R	H	RBI	BB	SO	LOB	BOTTOM										
Alfonso Soriano, R (1.4) OBP: 0.331, SLG: 0.554	3-2 F9	0-2 FC6-4 1B		1-0 HR	0-1 FC5-4	0-2 FC6-4 1B		0-1 F7		6	1	3	3	0	0	2											
2 Derek Jeter, R (1.6) OBP: 0.376, SLG: 0.423	1-0 L9	0-0 FC6-4		4-2 BB		1-2 2H 3H 1B		2-1 25 1B		5	2	2	0	1	0	4											
25 Jason Giambi, L (1.3) OBP: 0.436, SLG: 0.583	4-1 20 1B BB		3-2 P5	2-1 P5		4-1 20 FC2 1B 2B	1-0 BB 1B	3-2 2H 1B		4	1	2	1	2	0	1											
Bernie Williams, S (1.8) OBP: 0.427, SLG: 0.506	1-1 20 1B		2-1 G6-3	0-0 L9		0-0 20 FC2 2B	1-0 BB 1B	1-1 F7		6	1	3	0	0	0	2											
20 Jorge Posada, S (1.2) OBP: 0.378, SLG: 0.496	0-0 1-2 2H 1B		2-1 1B 2B		1-0 F9	3-1 FC2 1B	0-3 K			5	2	2	1	0	1	4											
Raul Mondesi, R (1.10) OBP: 0.308, SLG: 0.432		3-2 F7	4-2 1B BB		2-2 1B 1B	0-0 1B 2B	3-2 F3			4	2	2	2	1	0	2											
Shane Spencer, R (1.9) OBP: 0.322, SLG: 0.373		2-0 G4-3	1-2 2H 1B		2-1 F9	4-1 1B BB	4-2 BB			3	0	1	1	2	0	1											
Rondell White, R (1.7) OBP: 0.291, SLG: 0.362		0-1 1B 2B	0-0 F8		1-2 1B 1B	0-3 K	1-3 K			5	1	2	0	0	2	8											
Ron Coomer, R (1.5) OBP: 0.320, SLG: 0.417		3-1 1B 2H		0-0 L7	1-2 FC5-4 1B	0-3 K		0-3 K		5	0	2	2	0	2	3											
Inning Stats	R: 0 E: 0 K: 0 S: 8	H: 2 LOB: 2 BB: 1 P: 17	R: 1 E: 0 K: 0 S: 14	H: 3 LOB: 0 BB: 0 P: 22	R: 1 E: 0 K: 0 S: 13	H: 2 LOB: 1 BB: 1 P: 25	R: 1 E: 0 K: 0 S: 8	H: 1 LOB: 1 BB: 1 P: 15	R: 1 E: 0 K: 0 S: 14	H: 3 LOB: 2 BB: 0 P: 21	R: 5 E: 0 K: 2 S: 18	H: 4 LOB: 2 BB: 2 P: 29	R: 0 E: 0 K: 2 S: 17	H: 2 LOB: 3 BB: 1 P: 27	R: 1 E: 0 K: 1 S: 13	H: 2 LOB: 1 BB: 0 P: 19	1B: 14 2B: 4 3B: 0 HR: 1	SF: 0 SAC: 0 DP: 0 HBP: 0	WP: 0 PB: 0 SB: 0 CS: 0	PA: 49							
PITCHER	IP	WLS	BF	H	R	ER	SO	BB	IBB	HBP	BLK	WP	HR	S	P	ERA	WHIP										
Kenny Rogers, L (1.1) ERA: 3.95	5.0	L	31	13	7	7	0	4	0	0	0	0	0	15	22	12.60	3.400										
Dan Keib, R (6.1) ERA: 2.7	1.0		7	2	2	2	2	1	0	0	0	0	0	14	23	0.00	4.500										
C.J. Nitkowski, L (7.1) ERA:	0.2		5	2	0	0	1	1	0	0	0	0	0	14	23	0.00	4.500										
Todd Van Poppel, R (7.1) ERA: 5.49	1.1		6	2	1	1	2	0	0	0	0	0	0	16	23	6.75	1.500										

Texas Rangers @ New York Yankees
Yankee Stadium, Bronx, NY
Mon Aug 26 2002, 1:05 PM EDT
Att: 42,785 - Cloudy - 78 F

AB 43
R 10
H 19
RBI 10
BB 6
SO 5
LOB 27



Batter	1	2	3	4	5	6	7	8	9	AB	R	H	RBI	BB	SO	LOB	TOP										
6 Melvin Mora, R OBP: 0.353, SLG: 0.435	4-2 E BB	2-1 2B		4-0 PO E BB		3-3 K		2-3 K		3	1	1	0	2	2	3											
Jerry Hairston, R OBP: 0.333, SLG: 0.367	2-2 E7 G4-3 1B	1-0 L4		0-1 E5		4-1 BB		0-2 G5-3		4	1	1	0	1	0	3											
Chris Richard, L OBP: 0.326, SLG: 0.539	2-0 G4-3		0-1 F5	1-0 PO	0-1 F7	1-3 K			2-1 21 FC6-4 BB 1B	5	0	1	0	0	1	4											
Tony Batista, R OBP: 0.327, SLG: 0.492	1-1 1B		1-1 21 F8 BB 1B		2-2 L9		1-0 HR		4-2 21 FC6-4 BB 1B	4	1	3	2	1	0	0											
Jeff Conine, R OBP: 0.299, SLG: 0.445	2-2 F8		4-0 BB	1-2 BB	2-1 1B		1-3 K		0-0 F7	4	0	1	0	1	1	3											
21 Marty Cordova, R OBP: 0.333, SLG: 0.464	1-0 G6-3		2-0 F8	1-2 BB	0-0 F8		1-2 G6-3		3-2 FC6-4	5	0	0	0	0	0	6											
31 Jay Gibbons, L OBP: 0.321, SLG: 0.486		1-1 G3	1-3 K		0-0 BB 1B		1-2 F8		1-2 P5	5	0	1	0	0	1	4											
Geronomo Gil, R OBP: 0.288, SLG: 0.382		1-1 F7		1-1 F9		0-1 BB 1B		1-2 1B		4	0	2	0	0	0	0											
Mike Bordick, R OBP: 0.312, SLG: 0.362		2-1 HR		3-3 K		2-1 P4		0-3 K		4	1	1	1	0	2	3											
Inning Stats	R: 2 E: 1 K: 0 S: 13	H: 2 LOB: 1 BB: 1 P: 25	R: 1 E: 0 K: 0 S: 9	H: 2 LOB: 1 BB: 0 P: 16	R: 0 E: 0 K: 1 S: 8	H: 1 LOB: 2 BB: 1 P: 16	R: 0 E: 0 K: 1 S: 7	H: 0 LOB: 1 BB: 1 P: 16	R: 0 E: 0 K: 2 S: 12	H: 2 LOB: 3 BB: 1 P: 22	R: 1 E: 0 K: 1 S: 11	H: 1 LOB: 0 BB: 0 P: 15	R: 0 E: 0 K: 2 S: 12	H: 1 LOB: 1 BB: 0 P: 15	R: 0 E: 0 K: 0 S: 13	H: 1 LOB: 2 BB: 1 P: 23	1B: 8 2B: 1 3B: 0 HR: 2	SF: 0 SAC: 0 DP: 0 HBP: 0	WP: 0 PB: 0 SB: 0 CS: 0	PA: 44							
PITCHER	IP	WLS	BF	H	R	ER	SO	BB	IBB	HBP	BLK	WP	HR	S	P	ERA	WHIP										
Dennys Reyes, L ERA: 5.43	5.0	W	24	6	3	3	2	3	0	0	0	0	1	45	85	5.40	1.800										
Jay Powell, R ERA: 4.09	1.2	H	9	3	1	1	3	1	0	0	0	0	1	20	33	5.40	2.400										
Rich Rodriguez, L ERA: 6.75	0.1	H	1	0	0	0	0	0	0	0	0	0	0	3	4	0.00	0.000										
Dan Kolb, R ERA: 2.55	1.0	H	4	1	0	0	2	0	0	0	0	0	0	12	15	0.00	1.000										
Juan Alvarez, L ERA: 3.45	1.0		5	1	0	0	0	1	0	0	0	0	0	13	23	0.00	2.000										

Baltimore Orioles @ Texas Rangers
The Ballpark at Arlington, Arlington, TX
Tue Aug 27 2002, 8:05 PM EDT
Att: 20,139 - Cloudy - 82 F

AB 38
R 4
H 11
RBI 3
BB 5
SO 7
LOB 26

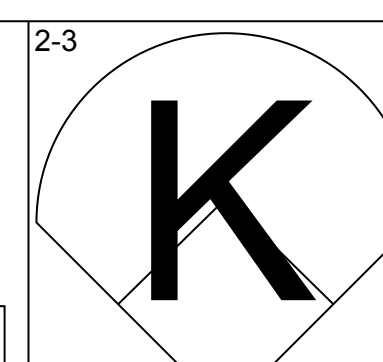
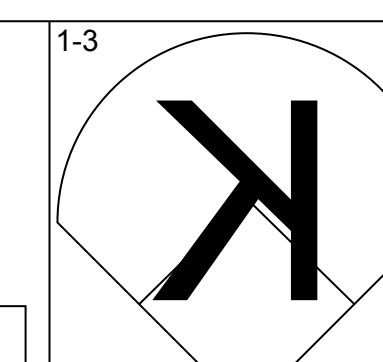
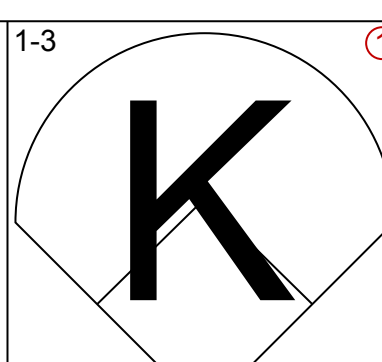
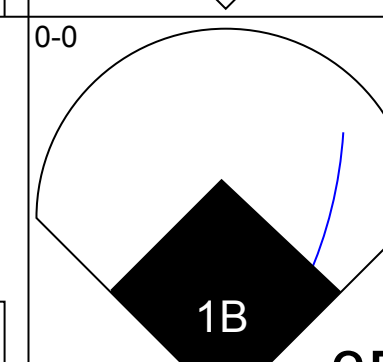
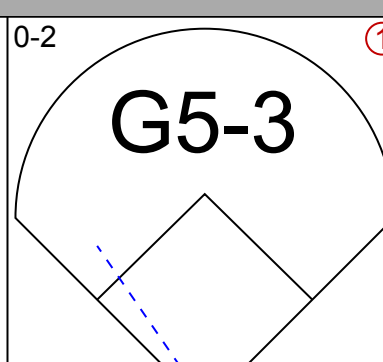
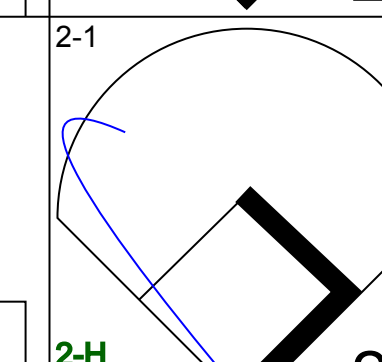
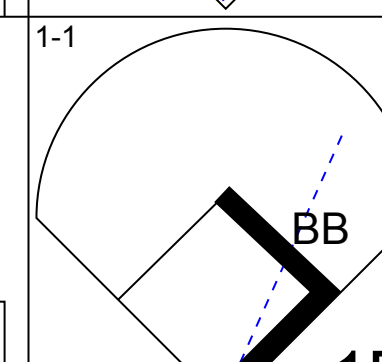
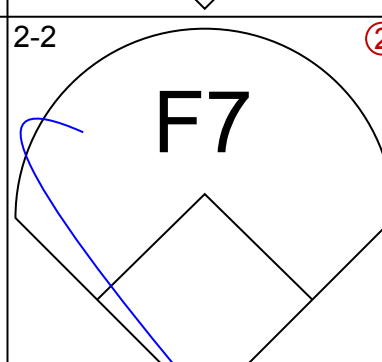
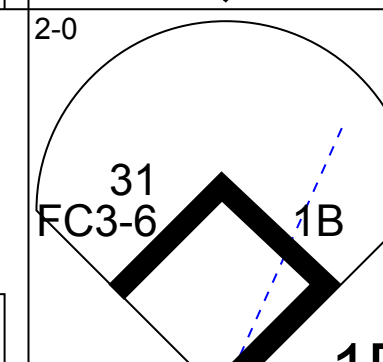
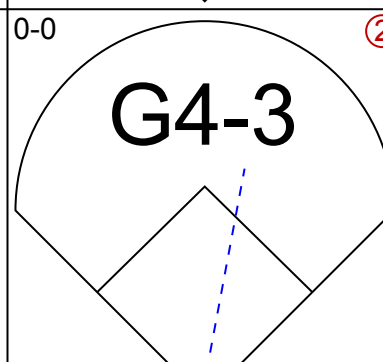
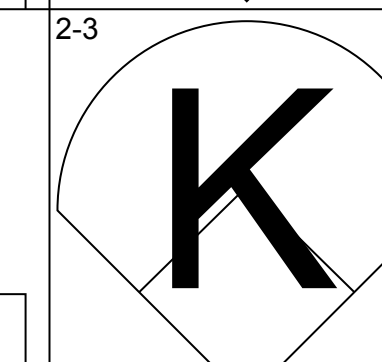
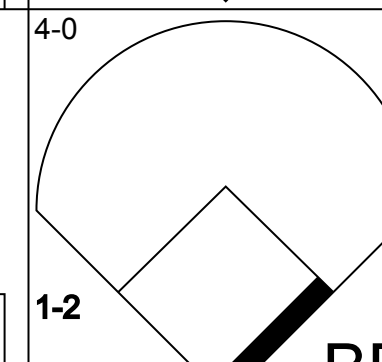
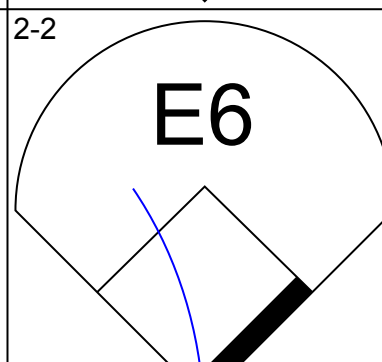
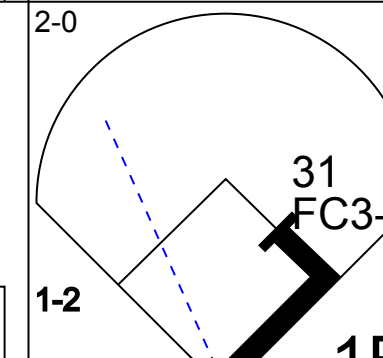
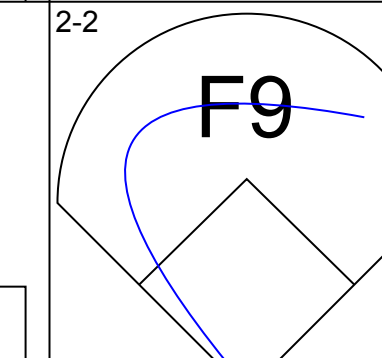
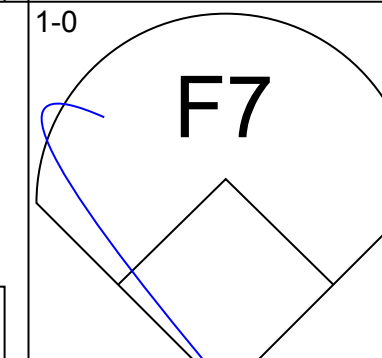
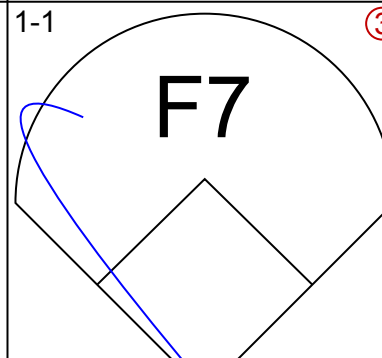
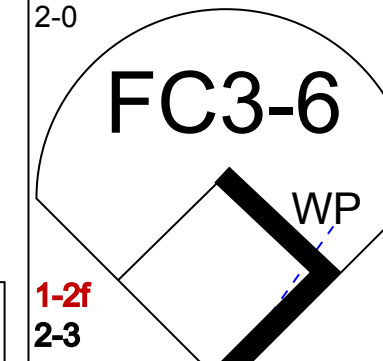
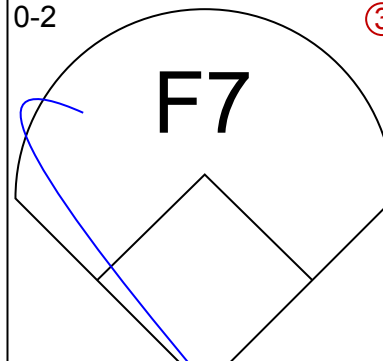
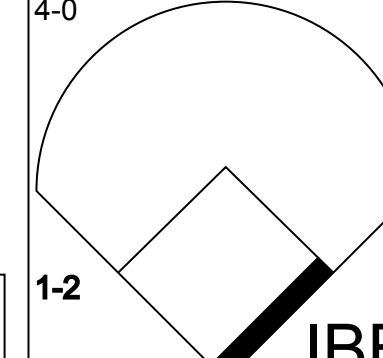
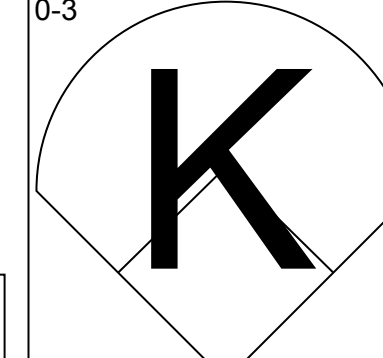
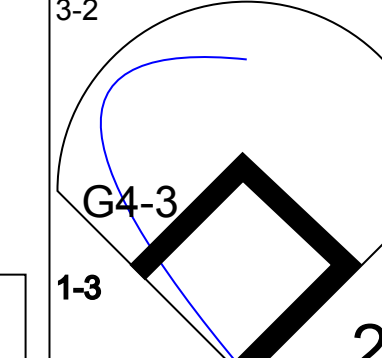

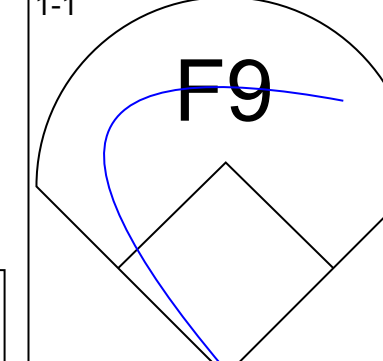
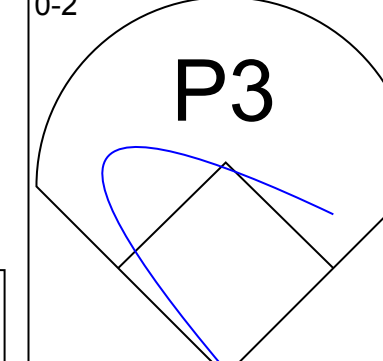
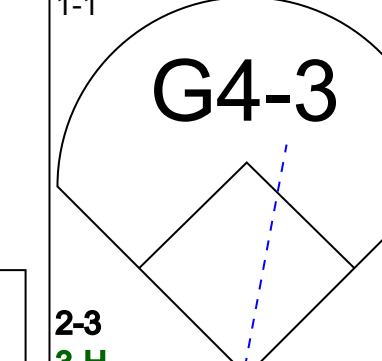
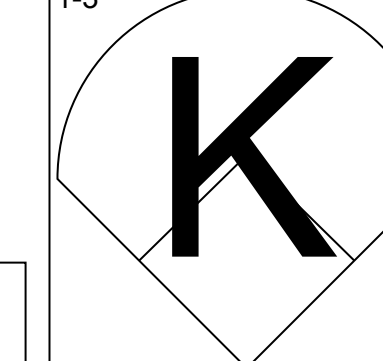
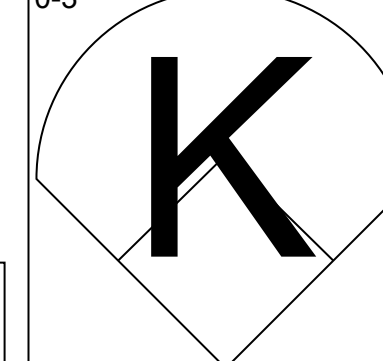
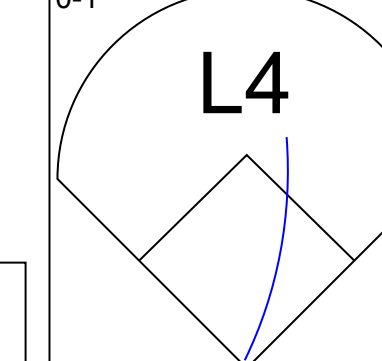
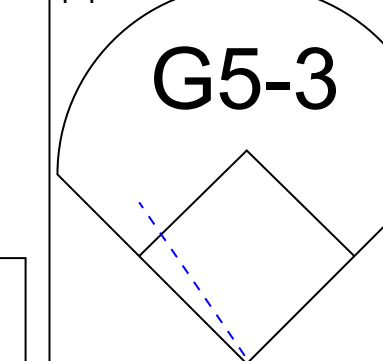
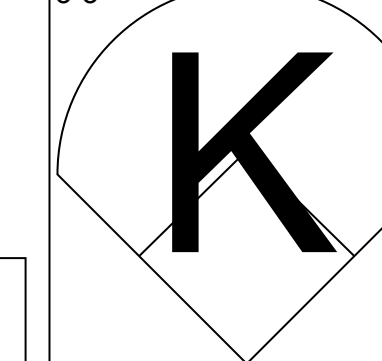



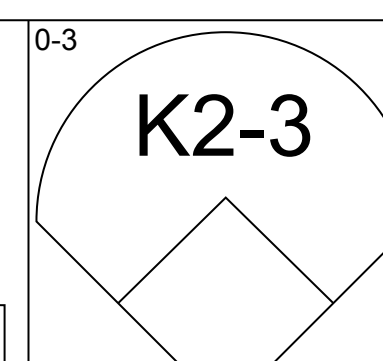
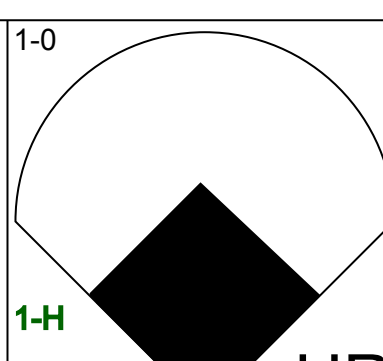
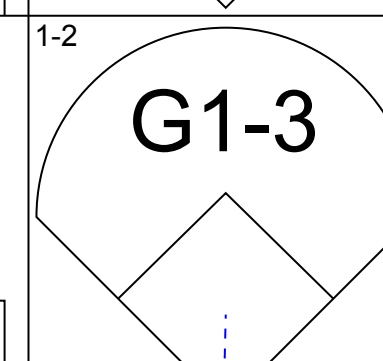
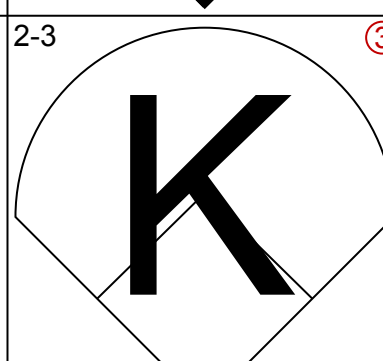
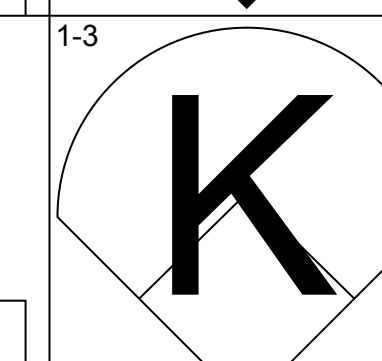
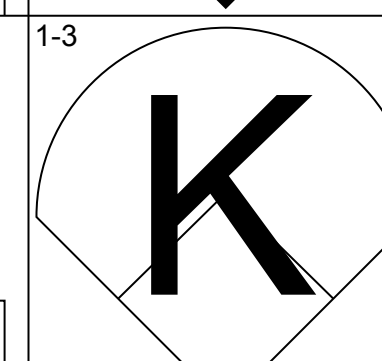

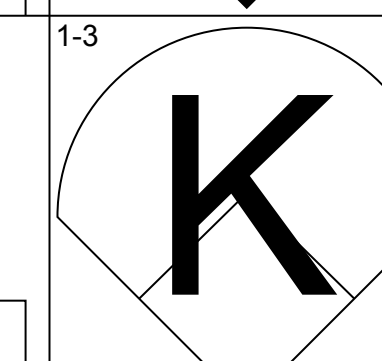
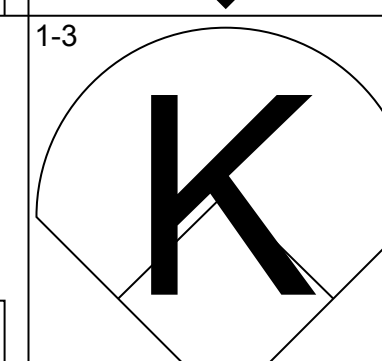

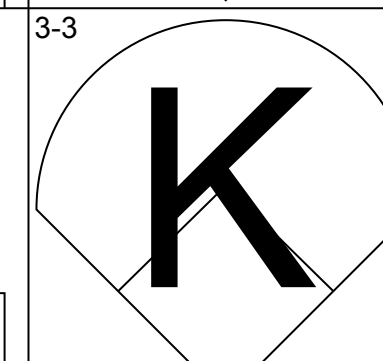
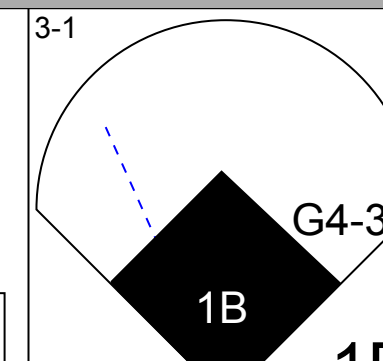
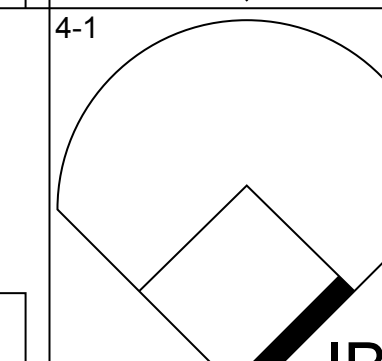
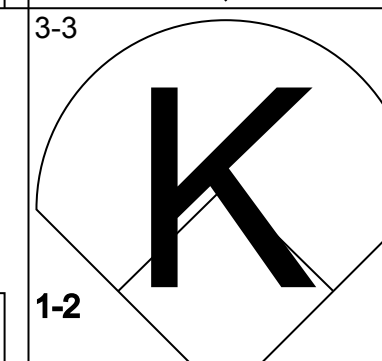
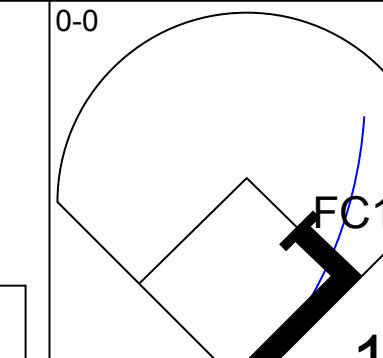
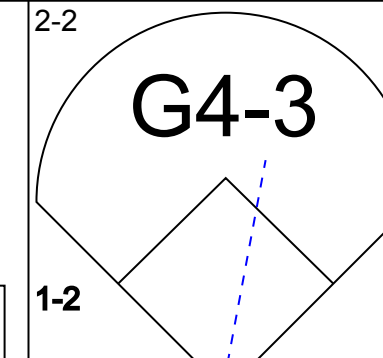
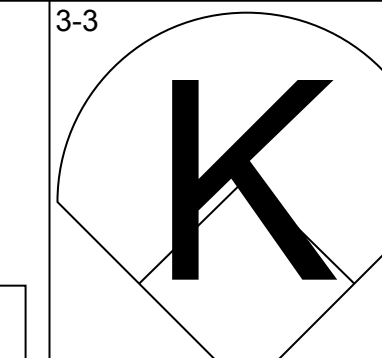
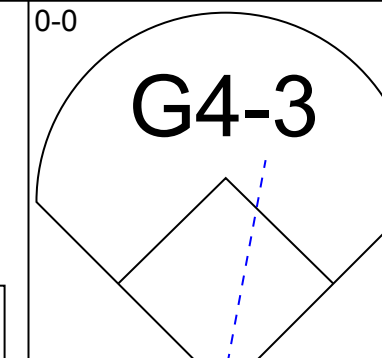
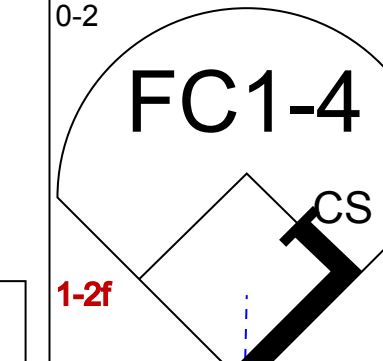
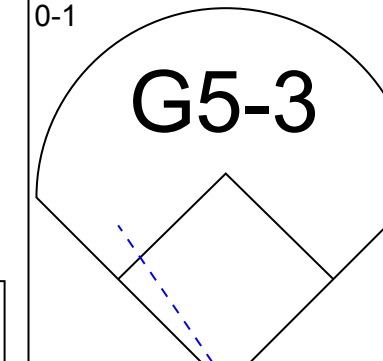
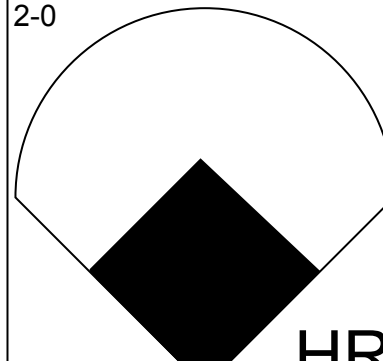
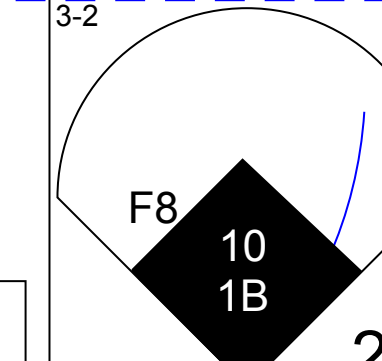

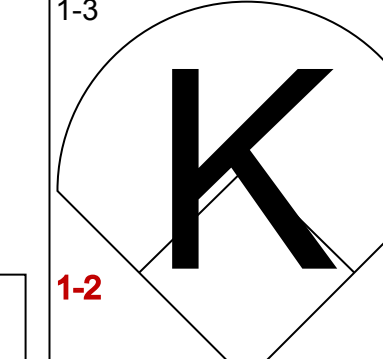
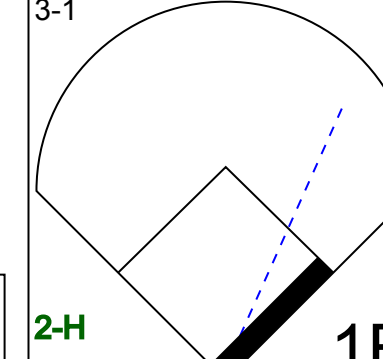
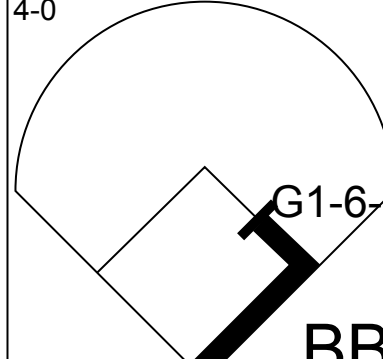
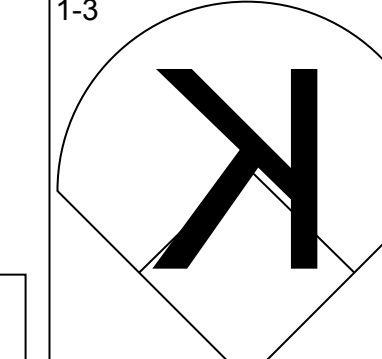

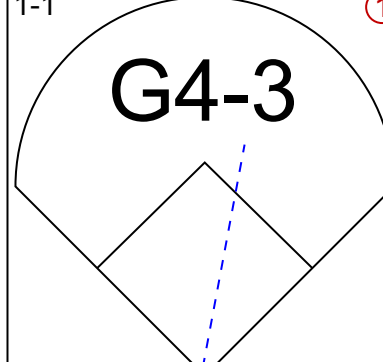
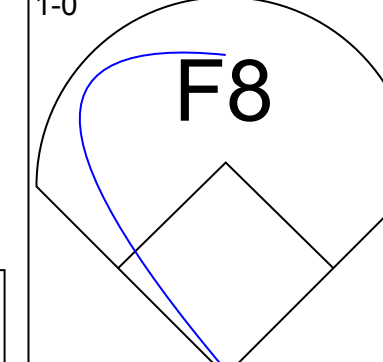
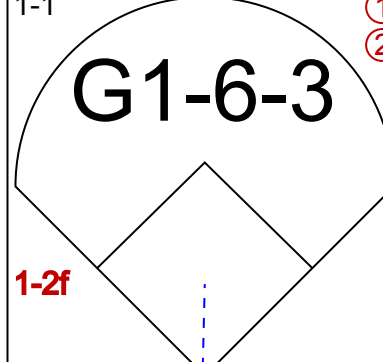

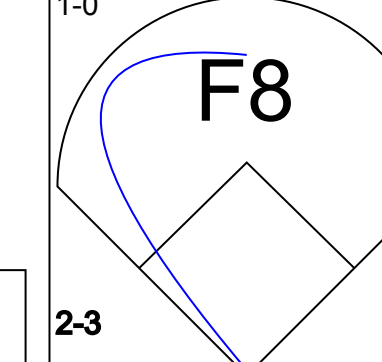
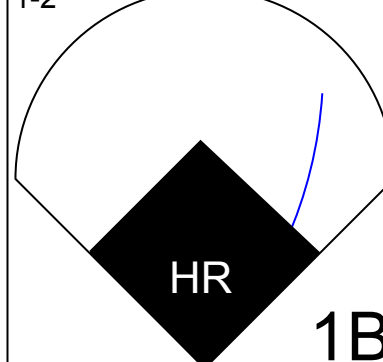
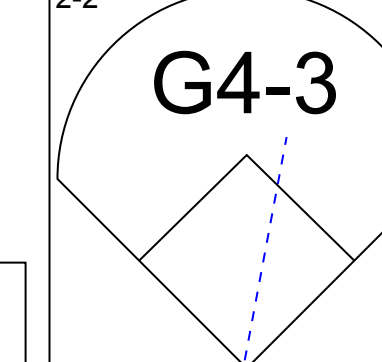

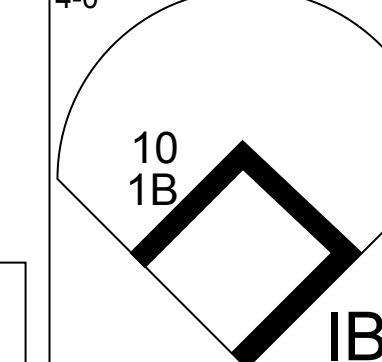

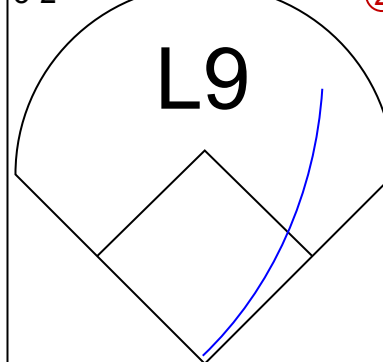
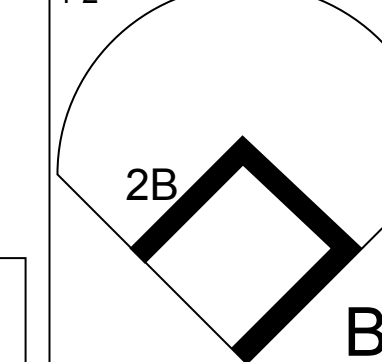
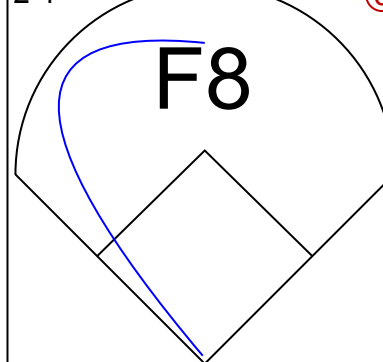
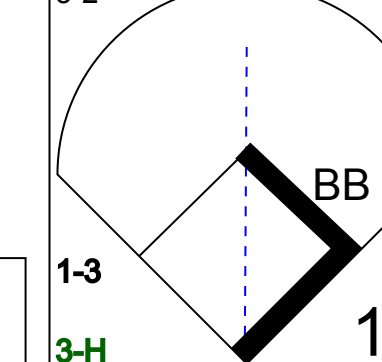

Batter	1	2	3	4	5	6	7	8	9	AB	R	H	RBI	BB	SO	LOB	BOTTOM										
Todd Hollandsworth, L OBP: 0.346, SLG: 0.484	1-0 F7		0-1 FC6-4 1B	2-2 2B		0-0 F7		1-3 K		5	0	1	1	0	1	3											
Kevin Mench, R OBP: 0.343, SLG: 0.513	0-1 G6-3		1-2 1B	3-3 K			0-0 F7	0-1 HR 1B		5	1	2	1	0	1	1											
Alex Rodriguez, R OBP: 0.404, SLG: 0.653	1-2 F9		3-2 G5-3		1-0 G4-3		4-0 BB 1B	0-0 HR 1B		4	2	1	2	1	0	2											
Rafael Palmeiro, L OBP: 0.390, SLG: 0.594		2-3 K		1-0 HR 1B	0-0 F7		4-2 1B BB	4-2 BB		3	1	1	0	2	1	0											
Ivan Rodriguez, R OBP: 0.328, SLG: 0.484		3-2 G6-3		1-3 K	2-1 2B 2B		0-2 P5	0-1 F8		5	1	1	0	0	1	4											
Carl Everett, S OBP: 0.304, SLG: 0.424		1-1 FC5-4 1B		0-0 HR 1B	3-1 2B 2B		3-2 1B			4	1	4	2	0	0	0											
Ruben Rivera, R OBP: 0.274, SLG: 0.340				1-2 HR 1B	2-2 2B 2B		1-3 2H 1B			0	0	0	0	0	0	0											
Herbert Perry, R OBP: 0.317, SLG: 0.463		0-1 FC5-4		3-2 HR	0-0 G5-3		0-0 G5-3			4	1	1	3	0	0	4											
Mike Lamb, L OBP: 0.327, SLG: 0.394			1-3 K	1-2 F8		0-2 F8		3-2 E3 10 SH1-4 1B		4	0	0	0	0	1	0											
Donnie Sadler, R OBP: 0.218, SLG: 0.219										0	1	0	0	0	0	0											
10 Michael Young, R OBP: 0.312, SLG: 0.388			0-1 FC6-4 1B	2-1 2B 3B		3-1 G6-3		1-1 SH1-4		3	1	2	0	0	0	0											
Inning Stats	R: 0 E: 0 K: 0 S: 6	H: 0 LOB: 0 BB: 0 P: 8	R: 0 E: 0 K: 1 S: 15	H: 1 LOB: 1 BB: 0 P: 21	R: 0 E: 0 K: 1 S: 14	H: 2 LOB: 2 BB: 0 P: 19	R: 4 E: 0 K: 2 S: 23	H: 5 LOB: 1 BB: 0 P: 35	R: 1 E: 0 K: 0 S: 7	H: 2 LOB: 1 BB: 0 P: 13	R: 0 E: 0 K: 0 S: 6	H: 0 LOB: 0 BB: 0 P: 9	R: 1 E: 0 K: 0 S: 10	H: 1 LOB: 2 BB: 2 P: 21	R: 3 E: 1 K: 1 S: 16	H: 2 LOB: 1 BB: 1 P: 25	1B: 7 2B: 3 3B: 1 HR: 2	SF: 0 SAC: 1 DP: 0 HBP: 0	WP: 0 PB: 0 SB: 0 CS: 0	PA: 41							
PITCHER	IP	WLS	BF	H	R	ER	SO	BB	IBB	HBP	BLK	WP	HR	S	P	ERA	WHIP										
Rodrigo Lopez, R ERA: 3.31	5.0	L	25	10	5	5	4	0	0	0	0	0	1	65	96	9.00	2.000										
Sean Douglass, R ERA: 5.27	3.0		16	3	4	1	1	3	0	0	0	0	1	32	55	3.00	2.000										

Baltimore Orioles @ Texas Rangers
The Ballpark at Arlington, Arlington, TX
Tue Aug 27 2002, 8:05 PM EDT
Att: 20,139 - Cloudy - 82 F

AB 37
R 9
H 13
RBI 9
BB 3
SO 5
LOB 14



Batter	1	2	3	4	5	6	7	8	9	AB	R	H	RBI	BB	SO	LOB	TOP					
6 Melvin Mora, R OBP: 0.352, SLG: 0.435										5	1	1	0	0	3	0	<p>Baltimore Orioles @ Texas Rangers The Ballpark at Arlington, Arlington, TX Wed Aug 28 2002, 8:05 PM EDT Att: 20,236 - Sunny - 86 F</p>					
Jerry Hairston, R OBP: 0.337, SLG: 0.380										5	1	3	1	0	0	0						
Chris Richard, L OBP: 0.330, SLG: 0.527										4	0	1	1	1	1	1						
Tony Batista, R OBP: 0.327, SLG: 0.490										4	0	1	0	0	0	4						
31 Jay Gibbons, L OBP: 0.321, SLG: 0.484										4	1	1	0	0	0	3						
Jeff Conine, R OBP: 0.304, SLG: 0.450										3	0	2	0	1	1	0						
Chris Singleton, L OBP: 0.302, SLG: 0.402										4	0	0	1	0	0	5						
Geronomo Gil, R OBP: 0.285, SLG: 0.377										4	0	0	0	0	2	2						
Mike Bordick, R OBP: 0.309, SLG: 0.359										3	0	0	0	0	2	0						
Luis Lopez, S OBP: 0.224, SLG: 0.274										1	0	0	0	0	1	1						
Inning Stats	R: 1 E: 0 K: 1 S: 9	H: 3 LOB: 3 BB: 1 P: 22	R: 0 E: 0 K: 2 S: 9	H: 0 LOB: 0 BB: 0 P: 12	R: 0 E: 0 K: 0 S: 9	H: 0 LOB: 1 BB: 0 P: 10	R: 0 E: 0 K: 2 S: 9	H: 0 LOB: 0 BB: 0 P: 9	R: 1 E: 0 K: 0 S: 17	H: 2 LOB: 1 BB: 0 P: 27	R: 0 E: 0 K: 0 S: 9	H: 1 LOB: 1 BB: 0 P: 15	R: 0 E: 0 K: 1 S: 9	H: 1 LOB: 2 BB: 1 P: 19	R: 1 E: 0 K: 1 S: 11	H: 2 LOB: 1 BB: 0 P: 18	R: 0 E: 1 K: 1 S: 12	H: 0 LOB: 1 BB: 0 P: 18	1B: 5 2B: 3 3B: 1 HR: 0	SF: 0 SAC: 0 DP: 0 HBP: 1	WP: 1 PB: 0 SB: 0 CS: 0	PA: 40
PITCHER	IP WLS BF H R ER SO BB IBB HBP BLK WP HR S P ERA WHIP																					
Chan Ho Park, R ERA: 6.6	(1, 1) 7.0 W 31 7 2 2 8 1 1 1 0 0 1 0 71 114 2.57 1.143																					
Rich Rodriguez, L ERA: 7.71	(8, 1) 0.0 0 1 1 1 0 0 0 0 0 0 0 0 7 11 0.00 1.500																					
Jay Powell, R ERA: 4.01	(8, 1) 0.2 H 3 1 0 0 0 0 0 0 0 0 0 0 7 11 0.00 1.500																					
Francisco Cordero, R ERA: 2.12	(8, 1) 1.1 S 5 0 0 0 2 0 0 0 0 0 0 0 15 24 0.00 0.000																					

Batter	1	2	3	4	5	6	7	8	9	AB	R	H	RBI	BB	SO	LOB	BOTTOM					
Todd Hollandsworth, L OBP: 0.352, SLG: 0.497										3	1	2	2	2	1	0	<p>Baltimore Orioles @ Texas Rangers The Ballpark at Arlington, Arlington, TX Wed Aug 28 2002, 8:05 PM EDT Att: 20,236 - Sunny - 86 F</p>					
Kevin Mench, R OBP: 0.338, SLG: 0.505										4	0	0	0	0	3	3						
Ruben Rivera, R OBP: 0.271, SLG: 0.337										1	0	0	0	0	1	3						
Alex Rodriguez, R OBP: 0.404, SLG: 0.651										3	1	1	0	1	2	1						
Rafael Palmeiro, L OBP: 0.389, SLG: 0.591										4	0	1	0	0	1	5						
Ivan Rodriguez, R OBP: 0.330, SLG: 0.497										4	2	2	1	0	0	2						
Carl Everett, S OBP: 0.307, SLG: 0.423										3	0	1	1	1	2	2						
Herbert Perry, R OBP: 0.314, SLG: 0.458										4	0	0	0	0	0	3						
Mike Lamb, L OBP: 0.333, SLG: 0.398										3	1	2	0	1	0	0						
10 Michael Young, R OBP: 0.313, SLG: 0.388										3	0	1	1	1	0	2						
Inning Stats	R: 0 E: 0 K: 2 S: 10	H: 0 LOB: 0 BB: 0 P: 14	R: 0 E: 0 K: 1 S: 7	H: 1 LOB: 1 BB: 0 P: 8	R: 2 E: 0 K: 1 S: 12	H: 2 LOB: 0 BB: 0 P: 20	R: 1 E: 0 K: 0 S: 10	H: 2 LOB: 1 BB: 0 P: 19	R: 0 E: 0 K: 0 S: 14	H: 1 LOB: 3 BB: 2 P: 29	R: 1 E: 0 K: 0 S: 9	H: 2 LOB: 1 BB: 1 P: 20	R: 0 E: 0 K: 2 S: 7	H: 0 LOB: 1 BB: 1 P: 15	R: 1 E: 0 K: 0 S: 16	H: 2 LOB: 3 BB: 2 P: 33	R: 0 E: 0 K: 2 S: 12	H: 0 LOB: 1 BB: 0 P: 18	1B: 6 2B: 3 3B: 0 HR: 2	SF: 0 SAC: 0 DP: 2 HBP: 0	WP: 0 PB: 0 SB: 1 CS: 1	PA: 38
PITCHER	IP WLS BF H R ER SO BB IBB HBP BLK WP HR S P ERA WHIP																					
John Stephens, R ERA: 6.0	(1, 1) 6.0 L 27 8 4 4 4 0 2 1 0 0 0 0 0 7 15 0.00 1.000																					
Yorkis Perez, L ERA: 3.39	(7, 1) 1.0 4 0 0 0 2 1 0 0 0 0 0 0 7 15 0.00 1.000																					
Willis Roberts, R ERA: 2.63	(8, 1) 1.0 7 2 1 1 2 1 1 0 0 0 0 0 16 33 9.00 3.000																					

AB	37
R	3
H	9
RBI	3
BB	2
SO	10
LOB	16



AB	32
R	5
H	10
RBI	5
BB	6
SO	10
LOB	21



Batter	1	2	3	4	5	6	7	8	9	AB	R	H	RBI	BB	SO	LOB	TOP										
Brent Abernathy, R OBP: 0.282, SLG: 0.304 (1, 4)	G4-3	G4-6-3 13 1B	K		P4		G3-1		G6-4-3 13 1B	6	0	2	2	0	1	4	Tampa Bay Devil Rays @ Texas Rangers The Ballpark at Arlington, Arlington, TX Fri Aug 30 2002, 8:05 PM EDT Att: 26,395 - Sunny - 85 F AB 43 R 9 H 17 RBI 7 BB 4 SO 11 LOB 31										
13 Carl Crawford, L OBP: 0.302, SLG: 0.429 (1, 7)	G4-3	G4-6-3 1B	F7		1B		HBP		E1 G6-4-3	5	1	2	1	0	0	4											
Aubrey Huff, L OBP: 0.361, SLG: 0.523 (1, 3)		G4-6-3 1B		HR	1B				G6-4-3 1B	5	1	3	2	1	0	4											
18 Jared Sandberg, R OBP: 0.293, SLG: 0.448 (1, 5)	K	K		K	FC5-4 1B		K		G5-3	6	0	0	0	0	4	6											
Steve Cox, L OBP: 0.339, SLG: 0.425 (1, 10)		HR	BB 1B 1B	WP 1B			G4-3			5	2	3	1	0	1	2											
Toby Hall, R OBP: 0.276, SLG: 0.368 (1, 2)	SH BB WP 1B	1B BB 1B	K		G3-1			FC5-4 1B		5	1	3	0	0	1	1											
Ben Grieve, L OBP: 0.346, SLG: 0.419 (1, 9)	WP SH BB 1B	1B BB	G4-3		1B			K		3	1	1	0	2	1	2											
Andy Sheets, R OBP: 0.330, SLG: 0.481 (1, 6)	SH BB WP 1B	1B			13 BLK 1B			FC5-4 1B		4	2	3	1	0	0	1											
Jason Conti, L OBP: 0.314, SLG: 0.376 (1, 8)	13 1B G4-6-3 BB	K			K		K	L8		4	1	0	0	1	3	7											
Inning Stats	R: 0 E: 0 K: 1 S: 8	H: 1 LOB: 1 BB: 0 P: 10	R: 5 E: 0 K: 1 S: 21	H: 4 LOB: 1 BB: 2 P: 36	R: 1 E: 0 K: 2 S: 17	H: 3 LOB: 3 BB: 1 P: 24	R: 1 E: 0 K: 2 S: 14	H: 2 LOB: 1 BB: 0 P: 21	R: 2 E: 0 K: 1 S: 15	H: 3 LOB: 1 BB: 0 P: 17	R: 0 E: 0 K: 2 S: 15	H: 2 LOB: 2 BB: 0 P: 23	R: 0 E: 0 K: 1 S: 9	H: 0 LOB: 2 BB: 1 P: 16	R: 0 E: 0 K: 1 S: 8	H: 1 LOB: 1 BB: 0 P: 14	R: 0 E: 1 K: 0 S: 5	H: 1 LOB: 1 BB: 0 P: 6	1B: 13 2B: 1 3B: 1 HR: 2	SF: 0 SAC: 1 DP: 2 HBP: 1	WP: 2 PB: 0 SB: 0 CS: 0	PA: 49					
PITCHER	IP	WLS	BF	H	R	ER	SO	BB	IBB	HBP	BLK	WP	HR	S	P	ERA	WHIP										
53 Joaquin Benoit, R ERA: 5.09 (1, 1)	2.0		17	8	6	6	2	3	0	0	0	1	1	38	59	27.00	5.500										
Todd Van Poppel, R ERA: 5.4 (3, 1)	2.2	L	11	3	2	2	5	0	0	0	0	1	1	30	41	6.75	1.125										
Juan Alvarez, L ERA: 3.44 (5, 1)	1.2		11	4	1	1	2	1	0	1	1	0	0	27	42	5.40	3.000										
Jay Powell, R ERA: 3.82 (7, 1)	1.2		7	2	0	0	2	0	0	0	0	0	0	13	20	0.00	1.200										
Rich Rodriguez, L ERA: 6.97 (9, 1)	1.0		3	0	0	0	0	0	0	0	0	0	0	4	5	0.00	0.000										

Batter	1	2	3	4	5	6	7	8	9	AB	R	H	RBI	BB	SO	LOB	BOTTOM										
Todd Hollandsworth, L OBP: 0.352, SLG: 0.490 (1, 8)	G6-4-3 1B	BB BB		FC6-4 1B	F7		G6-3		P4	5	0	2	0	1	0	0	Tampa Bay Devil Rays @ Texas Rangers The Ballpark at Arlington, Arlington, TX Fri Aug 30 2002, 8:05 PM EDT Att: 26,395 - Sunny - 85 F AB 37 R 7 H 13 RBI 7 BB 8 SO 4 LOB 21										
Kevin Mench, R OBP: 0.344, SLG: 0.500 (1, 7)	G6-4-3 1B	FC6-4 BB		HR 1B	1B		BB			3	1	1	1	2	0	2											
Alex Rodriguez, R OBP: 0.404, SLG: 0.651 (1, 6)	BB	FC6-4 1B		HR	K		P4			4	1	1	2	1	1	5											
Rafael Palmeiro, L OBP: 0.391, SLG: 0.595 (1, 3)	F9			HR	F9		G1-3			4	1	1	1	1	0	3											
Ivan Rodriguez, R OBP: 0.336, SLG: 0.506 (1, 2)		G6-4-3 HBP 1B	F8	WP S 2B 1B		K		F8		5	2	2	0	0	1	1											
Carl Everett, S OBP: 0.310, SLG: 0.423 (1, 9)		G6-4-3 HBP	K	2B BB	G6-3			K		3	0	0	0	1	2	1											
Herbert Perry, R OBP: 0.314, SLG: 0.457 (1, 5)		G6-4-3 1B		1B	BB 1B			F9		5	0	3	1	0	0	2											
Mike Lamb, L OBP: 0.341, SLG: 0.408 (1, 10)		HR	G3	10 G6-3 BB			BB		G4-3	3	1	1	2	2	0	2											
10 Michael Young, R OBP: 0.316, SLG: 0.393 (1, 4)	BB BB 1B					L7		G4-3		5	1	2	0	0	0	5											
Inning Stats	R: 0 E: 0 K: 0 S: 18	H: 1 LOB: 1 BB: 1 P: 28	R: 2 E: 0 K: 0 S: 16	H: 3 LOB: 3 BB: 2 P: 32	R: 0 E: 1 K: 1 S: 12	H: 1 LOB: 2 BB: 1 P: 21	R: 5 E: 1 K: 0 S: 23	H: 6 LOB: 2 BB: 2 P: 43	R: 0 E: 0 K: 1 S: 13	H: 1 LOB: 1 BB: 0 P: 22	R: 0 E: 0 K: 1 S: 15	H: 1 LOB: 2 BB: 1 P: 25	R: 0 E: 0 K: 1 S: 6	H: 0 LOB: 1 BB: 1 P: 12	R: 0 E: 0 K: 1 S: 6	H: 0 LOB: 0 BB: 0 P: 10	R: 0 E: 0 K: 0 S: 8	H: 0 LOB: 0 BB: 0 P: 15	1B: 8 2B: 2 3B: 0 HR: 3	SF: 0 SAC: 0 DP: 3 HBP: 1	WP: 1 PB: 0 SB: 1 CS: 0	PA: 46					
PITCHER	IP	WLS	BF	H	R	ER	SO	BB	IBB	HBP	BLK	WP	HR	S	P	ERA	WHIP										
Paul Wilson, R ERA: 4.14 (1, 1)	3.1		22	9	6	6	1	4	0	1	0	0	0	25	47	5.40	3.900										
Travis Phelps, R ERA: 5.63 (4, 1)	1.2	W	9	3	1	1	1	2	0	0	0	1	0	25	47	5.40	3.000										
Wilson Alvarez, L ERA: 5.4 (6, 1)	1.1	H	7	1	0	0	1	2	0	0	0	0	0	17	31	0.00	2.250										
Lee Gardner, R ERA: 4.32 (7, 1)	0.2	H	2	0	0	0	0	0	0	0	0	0	0	4	6	0.00	0.000										
Esteban Yan, R ERA: 3.92 (8, 1)	2.0	S	6	0	0	0	1	0	0	0	0	0	0	14	25	0.00	0.000										

Batter	1	2	3	4	5	6	7	8	9	AB	R	H	RBI	BB	SO	LOB	TOP		
13 Carl Crawford, L OBP: 0.299, SLG: 0.419	G5-3	P4				L6		G4-3		4	1	0	0	1	0	4	Tampa Bay Devil Rays @ Texas Rangers The Ballpark at Arlington, Arlington, TX Sat Aug 31 2002, 8:05 PM EDT Att: 30,757 - Sunny - 89 F livebaseballscorecards.com		
Andy Sheets, R OBP: 0.333, SLG: 0.470	K		G6-3		G4-6-3		K		4	1	1	0	1	2	0				
Randy Winn, S OBP: 0.360, SLG: 0.453	E4		G6-3		G4-6-3		L8		5	1	2	1	0	0	3				
Aubrey Huff, L OBP: 0.366, SLG: 0.524					G4-6-3				3	1	2	0	2	0	1				
Toby Hall, R OBP: 0.274, SLG: 0.365	G1-6-3		FC6-4		G4-3		G6-3		5	0	1	1	0	0	4				
Steve Cox, L OBP: 0.338, SLG: 0.421									4	1	0	0	1	3	1				
18 Jared Sandberg, R OBP: 0.297, SLG: 0.454		G6-3							5	2	3	1	0	0	0				
Ben Grieve, L OBP: 0.349, SLG: 0.420									4	0	2	1	1	1	1				
Chris Gomez, R OBP: 0.309, SLG: 0.420									4	0	1	1	1	1	2				
Inning Stats	R: 0 H: 0 E: 1 K: 1 S: 14	H: 0 R: 0 ER: 0 LOB: 2 BB: 1 P: 25	R: 0 H: 1 E: 0 K: 1 S: 10	LOB: 2 BB: 1 P: 15	R: 0 H: 0 E: 0 K: 0 S: 9	LOB: 0 BB: 1 P: 15	R: 0 H: 1 E: 0 K: 1 S: 10	LOB: 1 BB: 0 P: 14	R: 2 H: 2 E: 0 K: 0 S: 8	H: 2 R: 0 ER: 0 LOB: 0 BB: 1 P: 13	R: 2 H: 3 E: 0 K: 0 S: 13	H: 3 R: 0 ER: 0 LOB: 1 BB: 1 P: 21	R: 2 H: 3 E: 0 K: 1 S: 22	H: 3 R: 0 ER: 0 LOB: 1 BB: 0 P: 30	R: 0 H: 0 E: 0 K: 2 S: 14	LOB: 0 BB: 0 P: 21	1B: 11 2B: 1 3B: 0 HR: 0	SF: 0 SAC: 0 DP: 2 HBP: 0	WP: 1 PA: 45 PB: 0 SB: 0 CS: 0
PITCHER	IP	WLS	BF	H	R	ER	SO	BB	IBB	HBP	BLK	WP	HR	S	P	ERA	WHIP		
Kenny Rogers, L ERA: 3.98	(1, 1)	5.2	29	6	3	3	4	6	0	0	0	0	0	62	106	4.76	2.118		
Jay Powell, R ERA: 3.79	(6, 1)	0.1	H	1	0	0	0	0	0	0	0	0	0	2	5	0.00	0.000		
Dan Kolb, R ERA: 4.19	(7, 1)	1.2	L	11	6	4	4	1	1	0	0	1	0	31	45	21.60	4.200		
Rich Rodriguez, L ERA: 6.17	(8, 1)	1.1		4	0	0	0	2	0	0	0	0	0	18	27	0.00	0.000		

Batter	1	2	3	4	5	6	7	8	9	AB	R	H	RBI	BB	SO	LOB	BOTTOM		
Todd Hollandsworth, L OBP: 0.352, SLG: 0.492	K		G4-3			F8		G5-3		5	1	2	1	0	1	1	Tampa Bay Devil Rays @ Texas Rangers The Ballpark at Arlington, Arlington, TX Sat Aug 31 2002, 8:05 PM EDT Att: 30,757 - Sunny - 89 F livebaseballscorecards.com		
10 Michael Young, R OBP: 0.312, SLG: 0.389	K		G4-3		FC6-4		F8		5	0	0	0	0	1	4				
Alex Rodriguez, R OBP: 0.406, SLG: 0.650									4	1	2	1	0	2	0				
Rafael Palmeiro, L OBP: 0.393, SLG: 0.597	P5								4	1	2	0	1	0	2				
Ivan Rodriguez, R OBP: 0.340, SLG: 0.517									5	1	3	2	0	1	1				
Carl Everett, S OBP: 0.315, SLG: 0.424									4	0	2	1	1	1	3				
Herbert Perry, R OBP: 0.316, SLG: 0.456									3	1	1	0	1	1	3				
Mike Lamb, L OBP: 0.339, SLG: 0.403									3	0	0	0	1	0	3				
Kevin Mench, R OBP: 0.345, SLG: 0.498									3	0	1	0	1	0	5				
Inning Stats	R: 0 H: 1 E: 0 K: 2 S: 10	H: 2 R: 0 ER: 0 LOB: 2 BB: 0 P: 15	R: 1 H: 2 E: 0 K: 0 S: 10	H: 2 R: 0 ER: 0 LOB: 0 BB: 0 P: 14	R: 2 H: 2 E: 0 K: 0 S: 17	H: 2 R: 0 ER: 0 LOB: 2 BB: 3 P: 30	R: 2 H: 3 E: 0 K: 1 S: 21	H: 3 R: 0 ER: 0 LOB: 0 BB: 1 P: 38	R: 0 H: 0 E: 0 K: 1 S: 7	H: 0 R: 0 ER: 0 LOB: 1 BB: 0 P: 9	R: 0 H: 1 E: 0 K: 0 S: 6	H: 1 R: 0 ER: 0 LOB: 1 BB: 1 P: 16	R: 0 H: 1 E: 0 K: 0 S: 8	H: 1 R: 0 ER: 0 LOB: 1 BB: 0 P: 10	R: 0 H: 1 E: 0 K: 2 S: 12	LOB: 1 BB: 0 P: 15	1B: 10 2B: 3 3B: 0 HR: 1	SF: 0 SAC: 0 DP: 2 HBP: 1	WP: 1 PA: 43 PB: 0 SB: 0 CS: 2
PITCHER	IP	WLS	BF	H	R	ER	SO	BB	IBB	HBP	BLK	WP	HR	S	P	ERA	WHIP		
Travis Harper, R ERA: 4.4	(1, 1)	4.0	24	10	5	5	3	3	0	1	0	0	1	61	99	11.25	3.250		
Travis Pheips, R ERA: 5.19	(5, 1)	2.0		6	0	0	0	2	1	0	0	0	0	17	28	0.00	0.500		
Lee Gardner, R ERA: 3.48	(7, 1)	2.0	W	8	2	0	0	0	1	0	0	0	0	14	26	0.00	1.500		
Esteban Yan, R ERA: 3.86	(9, 1)	1.0	S	4	1	0	0	2	0	0	0	0	0	12	15	0.00	1.000		

Batter	1	2	3	4	5	6	7	8	9	AB	R	H	RBI	BB	SO	LOB	TOP					
Jose Vizcaino, S OBP: 0.344, SLG: 0.406 (1, 6)	F8		FC4-6 1B		P6		P4		G1-3	5	0	1	0	0	0	0						
Mark Loretta, R OBP: 0.349, SLG: 0.356 (1, 4)	1B		FC4-6 17 BB 1-2		G5-3		17 2B 1B		L9	5	0	2	0	0	0	1						
17 Lance Berkman, S OBP: 0.409, SLG: 0.594 (7, 7)	K		1-2 BB				5 1B 1B		G3-1	4	0	2	0	1	1	1						
5 Jeff Bagwell, R OBP: 0.394, SLG: 0.510 (1, 10)	K		F7				1B 1-2 1B		G4-3 BB WP HBP	3	1	1	0	0	1	3						
Orlando Merced, S OBP: 0.364, SLG: 0.470 (7, 9)			G4-3		F7		1-1 1B		WP G4-3 BB	3	0	1	0	1	0	0						
Brad Ausmus, R OBP: 0.338, SLG: 0.379 (1, 2)	L3				G5-3		0-3 1B		G4-3	4	0	0	0	0	1	5						
Geoff Blum, S OBP: 0.369, SLG: 0.438 (1, 5)	1B						2-2 G4-6-3 1-2		K	3	0	1	0	1	1	4						
16 Jason Lane, R OBP: 0.321, SLG: 0.360 (7, PH)							2-3 K		2-3 3-H 4-0 BB	2	0	0	0	0	2	2						
Brian Hunter, R OBP: 0.336, SLG: 0.411 (7, 8)	K				K		2-3 K		BB	1	0	0	0	1	1	0						
Alan Zinter, S OBP: 0.162, SLG: 0.378 (1, 3)			K				1-2 F8		K	4	1	1	1	0	2	2						
									HR													
Inning Stats	R: 0 E: 0 K: 2 S: 11	H: 1 LOB: 1 BB: 0 P: 14	R: 0 E: 0 K: 1 S: 15	H: 1 LOB: 1 BB: 0 P: 21	R: 0 E: 0 K: 1 S: 11	H: 1 LOB: 2 BB: 1 P: 18	R: 0 E: 0 K: 1 S: 9	H: 0 LOB: 1 BB: 1 P: 17	R: 0 E: 0 K: 0 S: 8	H: 3 LOB: 2 BB: 0 P: 19	R: 1 E: 0 K: 1 S: 10	H: 3 LOB: 2 BB: 0 P: 15	R: 1 E: 0 K: 2 S: 9	H: 0 LOB: 2 BB: 2 P: 25	R: 0 E: 0 K: 0 S: 12	H: 0 LOB: 0 BB: 0 P: 16	1B: 7 2B: 1 3B: 0 HR: 1	SF: 0 SAC: 0 DP: 1 HBP: 1	WP: 1 PA: 39 PB: 0 SB: 0 CS: 0			
PITCHER	IP WLS BF H R ER SO BB IBB HBP BLK WP HR S P ERA WHIP	IP WLS BF H R ER SO BB IBB HBP BLK WP HR S P ERA WHIP	IP WLS BF H R ER SO BB IBB HBP BLK WP HR S P ERA WHIP	IP WLS BF H R ER SO BB IBB HBP BLK WP HR S P ERA WHIP	IP WLS BF H R ER SO BB IBB HBP BLK WP HR S P ERA WHIP	IP WLS BF H R ER SO BB IBB HBP BLK WP HR S P ERA WHIP	IP WLS BF H R ER SO BB IBB HBP BLK WP HR S P ERA WHIP	IP WLS BF H R ER SO BB IBB HBP BLK WP HR S P ERA WHIP	IP WLS BF H R ER SO BB IBB HBP BLK WP HR S P ERA WHIP	IP WLS BF H R ER SO BB IBB HBP BLK WP HR S P ERA WHIP	IP WLS BF H R ER SO BB IBB HBP BLK WP HR S P ERA WHIP	IP WLS BF H R ER SO BB IBB HBP BLK WP HR S P ERA WHIP	IP WLS BF H R ER SO BB IBB HBP BLK WP HR S P ERA WHIP	IP WLS BF H R ER SO BB IBB HBP BLK WP HR S P ERA WHIP	IP WLS BF H R ER SO BB IBB HBP BLK WP HR S P ERA WHIP	IP WLS BF H R ER SO BB IBB HBP BLK WP HR S P ERA WHIP	IP WLS BF H R ER SO BB IBB HBP BLK WP HR S P ERA WHIP					
Chan Ho Park, R ERA: 6.29	6.2	W	29	8	1	1	7	2	0	0	0	0	0	0	0	0	0	1	76	114	1.35	1.500
Rich Rodriguez, L ERA: 6.0	0.1	1	1	0	0	0	0	0	0	0	0	0	0	0	2	3	0.00	3.000				
Jay Powell, R ERA: 3.93	1.0	6	0	1	1	2	2	2	0	1	0	9	25	9.00	2.000							
Dan Kolb, R ERA: 3.98	1.0	3	0	0	0	0	0	0	0	0	12	16	0.00	0.000								

Houston Astros @ Texas Rangers
The Ballpark at Arlington, Arlington, TX
Mon Sep 02 2002, 3:05 PM EDT
Att: 24,468 - Cloudy - 92 F

AB 34
R 2
H 9
RBI 1
BB 4
SO 9
LOB 18



Batter	1	2	3	4	5	6	7	8	9	AB	R	H	RBI	BB	SO	LOB	BOTTOM		
Kevin Mench, R OBP: 0.344, SLG: 0.495 (1, 7)	G4-3		10 1B 1-2 3-H	1-1 2B		K	G5-3			5	0	2	3	0	1	1			
10 Michael Young, R OBP: 0.315, SLG: 0.391 (1, 4)	K		FC6-4 1-3 2-H	1-2 G6-3		2B BB	2-H 2B			4	1	2	2	1	1	1			
Alex Rodriguez, R OBP: 0.403, SLG: 0.643 (1, 6)	G6-3		FC6-4 IBB			K	1-2 BB 1-H 2B		G6-3	4	0	1	1	1	1	1			
Rafael Palmeiro, L OBP: 0.395, SLG: 0.596 (1, 10)			L1-3 1B	P5		BB 1B BB	4-0 BB IBB		F5	3	0	1	0	2	0	2			
Herbert Perry, R OBP: 0.319, SLG: 0.452 (1, 3)	L1-3		FC6-4 1-2	1-2 FC6-4		BB 1B	4-2 BB		BB	3	0	1	0	2	0	3			
Carl Everett, S OBP: 0.324, SLG: 0.429 (1, 9)			FC6-4 1B			1B 2B 1B	4-1 BB		L7	4	1	2	0	1	0	4			
Todd Greene, R OBP: 0.243, SLG: 0.451 (1, 2)	FC6-4 1-2			F8		F7			F8	5	1	1	1	0	0	6			
Ruben Rivera, R OBP: 0.274, SLG: 0.337 (1, 8)			1B 1B	1-0 2B 1B		K			L4	4	2	2	0	0	1	3			
Donnie Sadler, R OBP: 0.232, SLG: 0.234 (1, 5)			10 1B 1-3	2-1 1B		K			F9	4	2	2	0	0	1	2			
									S 10 2B										
Inning Stats	R: 0 E: 0 K: 1 S: 8	H: 0 LOB: 0 BB: 0 P: 9	R: 0 E: 0 K: 0 S: 8	H: 2 LOB: 1 BB: 0 P: 12	R: 2 E: 0 K: 0 S: 15	H: 4 LOB: 2 BB: 1 P: 23	R: 2 E: 0 K: 1 S: 15	H: 3 LOB: 1 BB: 0 P: 22	R: 0 E: 0 K: 2 S: 17	H: 1 LOB: 3 BB: 2 P: 28	R: 1 E: 0 K: 1 S: 14	H: 1 LOB: 3 BB: 3 P: 33	R: 2 E: 0 K: 0 S: 13	H: 3 LOB: 1 BB: 0 P: 17	R: 0 E: 0 K: 0 S: 11	H: 0 LOB: 1 BB: 1 P: 19	1B: 10 2B: 4 3B: 0 HR: 1	SF: 0 SAC: 0 DP: 1 HBP: 0	WP: 0 PA: 43 PB: 0 SB: 1 CS: 0
PITCHER	IP WLS BF H R ER SO BB IBB HBP BLK WP HR S P ERA WHIP	IP WLS BF H R ER SO BB IBB HBP BLK WP HR S P ERA WHIP	IP WLS BF H R ER SO BB IBB HBP BLK WP HR S P ERA WHIP	IP WLS BF H R ER SO BB IBB HBP BLK WP HR S P ERA WHIP	IP WLS BF H R ER SO BB IBB HBP BLK WP HR S P ERA WHIP	IP WLS BF H R ER SO BB IBB HBP BLK WP HR S P ERA WHIP	IP WLS BF H R ER SO BB IBB HBP BLK WP HR S P ERA WHIP	IP WLS BF H R ER SO BB IBB HBP BLK WP HR S P ERA WHIP	IP WLS BF H R ER SO BB IBB HBP BLK WP HR S P ERA WHIP	IP WLS BF H R ER SO BB IBB HBP BLK WP HR S P ERA WHIP	IP WLS BF H R ER SO BB IBB HBP BLK WP HR S P ERA WHIP	IP WLS BF H R ER SO BB IBB HBP BLK WP HR S P ERA WHIP	IP WLS BF H R ER SO BB IBB HBP BLK WP HR S P ERA WHIP	IP WLS BF H R ER SO BB IBB HBP BLK WP HR S P ERA WHIP	IP WLS BF H R ER SO BB IBB HBP BLK WP HR S P ERA WHIP	IP WLS BF H R ER SO BB IBB HBP BLK WP HR S P ERA WHIP	IP WLS BF H R ER SO BB IBB HBP BLK WP HR S P ERA WHIP		
Jerome Robertson, L ERA: 6.75	2.2	L	13	6	2	2	1	0	1	0	0	29	42	6.75	2.250				
Ricky Stone, R ERA: 3.65	1.1	7	3	2	2	1	0	0	0	0	17	24	13.50	2.250					
54 Brad Lidge, R ERA: 0.64	2.0	13	2	1	1	3	4	1	0	0	31	61	4.50	3.000					
Brandon Puffer, R ERA: 5.6	1.0	6	3	2	2	0	0	0	0	1	13	17	18.00	3.000					
Nelson Cruz, R ERA: 4.46	1.0	4	0	0	0	0	1	0	0	0	11	19	0.00	1.000					

Houston Astros @ Texas Rangers
The Ballpark at Arlington, Arlington, TX
Mon Sep 02 2002, 3:05 PM EDT
Att: 24,468 - Cloudy - 92 F

AB 36
R 7
H 14
RBI 7
BB 7
SO 5
LOB 23



Batter	1	2	3	4	5	6	7	8	9	AB	R	H	RBI	BB	SO	LOB	TOP										
Todd Hollandsworth, L (1,7) OBP: 0.352, SLG: 0.488	1-1 P4	0-2 SF9			0-1 F9	2-2 10 3B		0-0 G4-3		4	1	1	1	0	0	0											
10 Michael Young, R (1,4) OBP: 0.318, SLG: 0.400	2-2 G5-3	3-2 CS	0-2 SF8		4-1 F9 1B	0-0 WP		1-1 G5-3		4	2	2	1	1	0	0											
Alex Rodriguez, R (1,6) OBP: 0.403, SLG: 0.641	1-2 HBP		1-1 SF8		1-0 BB	3-2 F8		0-0 G6-3		3	0	1	1	0	0	0											
Rafael Palmeiro, L (1,3) OBP: 0.392, SLG: 0.589	3-3 K		3-H L6		2-2 F9			2-1 G4-3		5	0	0	0	0	1	3											
Ivan Rodriguez, R (1,2) OBP: 0.344, SLG: 0.524		1-0 FC6-4 1B	0-2 G6-3		4-1 BB			0-1 G6-3		3	0	1	0	1	0	0											
Carl Everett, S (1,9) OBP: 0.323, SLG: 0.427	1-2 FC6-4 1B			1-1 F7	1-1 F8			3-1 BB		4	1	1	0	0	0	4											
Herbert Perry, R (1,5) OBP: 0.321, SLG: 0.460	0-1 G6-3			0-2 G6-3		0-0 HR		0-0 F7		4	2	2	1	0	0	1											
Mike Lamb, L (1,10) OBP: 0.346, SLG: 0.420	1-0 1B	1-2 SF9 2B		4-2 E BB		2-2 L8		1-1 L8		3	1	1	2	1	0	0											
Ruben Rivera, R (1,8) OBP: 0.274, SLG: 0.333	1-1 10 CS			1-3 K		0-0 L6		0-0 F9		4	0	1	0	0	1	1											
Inning Stats	R: 0 E: 0 K: 1 S: 10	H: 0 LOB: 1 BB: 0 P: 17	R: 3 E: 0 K: 0 S: 14	H: 4 LOB: 0 BB: 0 P: 21	R: 1 E: 0 K: 0 S: 12	H: 1 LOB: 0 BB: 1 P: 14	R: 0 E: 1 K: 1 S: 10	H: 0 LOB: 1 BB: 1 P: 16	R: 0 E: 0 K: 0 S: 12	H: 1 LOB: 3 BB: 2 P: 24	R: 3 E: 0 K: 0 S: 16	H: 3 LOB: 0 BB: 0 P: 23	R: 0 E: 0 K: 0 S: 7	H: 1 LOB: 1 BB: 0 P: 10	R: 0 E: 0 K: 0 S: 4	H: 0 LOB: 0 BB: 0 P: 5	R: 0 E: 0 K: 0 S: 5	H: 0 LOB: 0 BB: 0 P: 8	1B: 6 2B: 1 3B: 2 HR: 1	SF: 2 SAC: 0 DP: 0 HBP: 1	WP: 1 PB: 0 SB: 0 CS: 1	PA: 41					
PITCHER	IP	WLS	BF	H	R	ER	SO	BB	IBB	HBP	BLK	WP	HR	S	P	ERA	WHIP										
John Stephens, R (1,1) ERA: 6.15	5.0	L	24	6	4	4	2	3	0	1	0	0	0	58	92	7.20	1.800										
Travis Driskill, R (6,1) ERA: 4.99	4.0		16	4	3	3	0	0	0	0	0	1	1	32	46	6.75	1.000										

Texas Rangers @ Baltimore Orioles
 Oriole Park at Camden Yards, Baltimore, MD
 Tue Sep 03 2002, 7:05 PM EDT
 Att: 29,248 - Cloudy - 93 F

AB 34
 R 7
 H 10
 RBI 6
 BB 3
 SO 2
 LOB 9

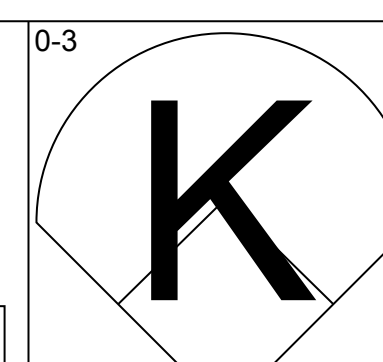
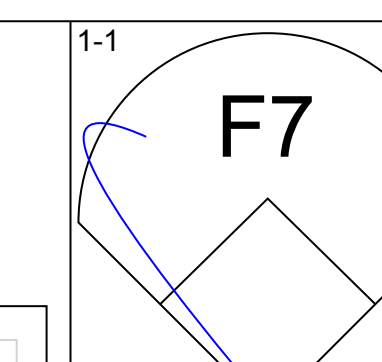
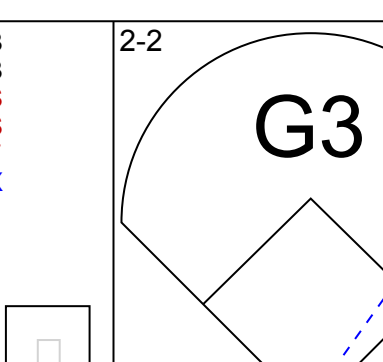
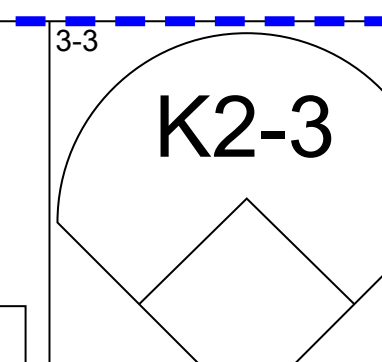
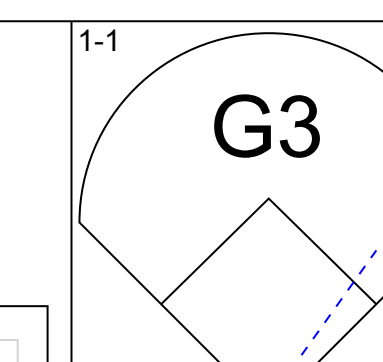
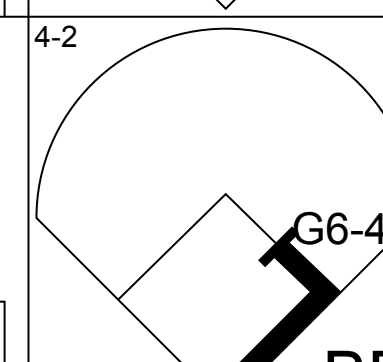
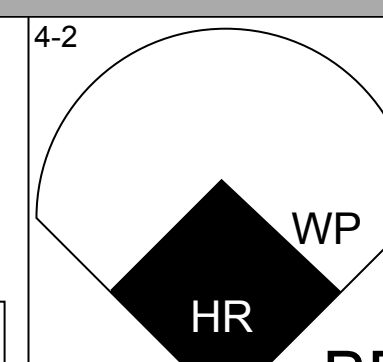
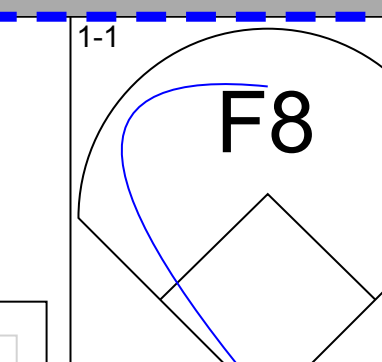
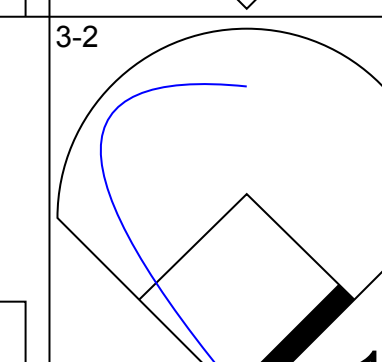
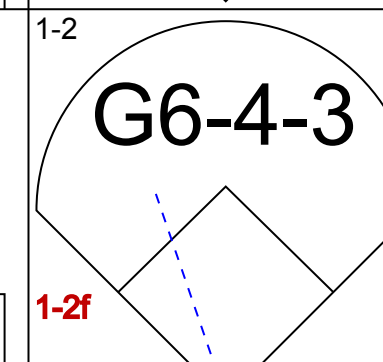
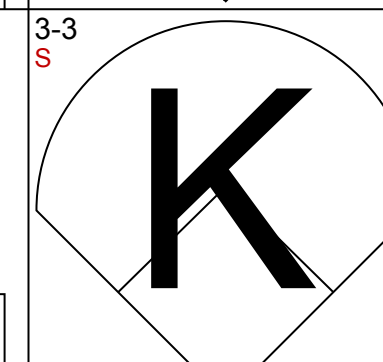
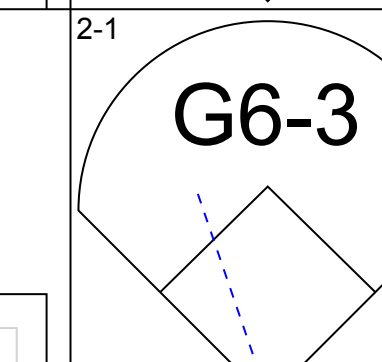
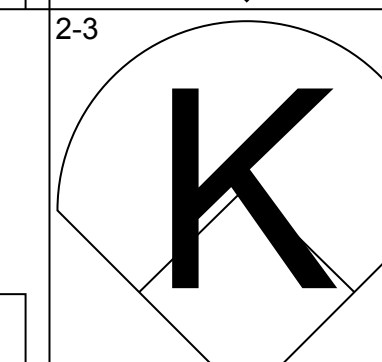
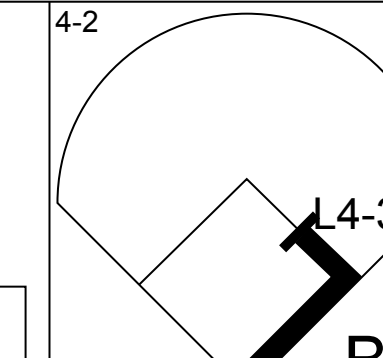
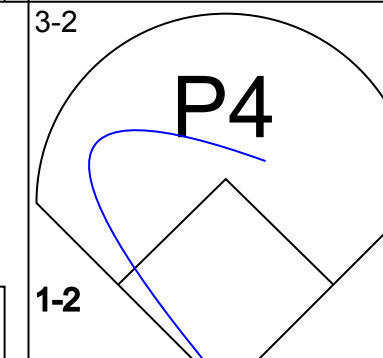
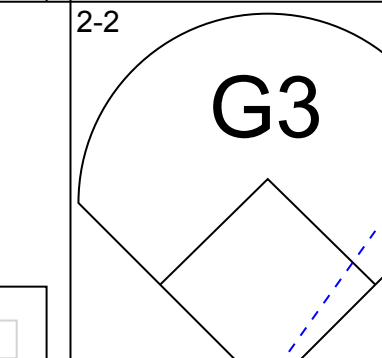
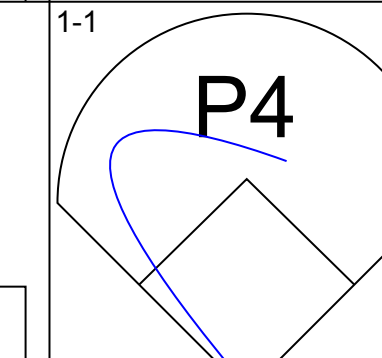
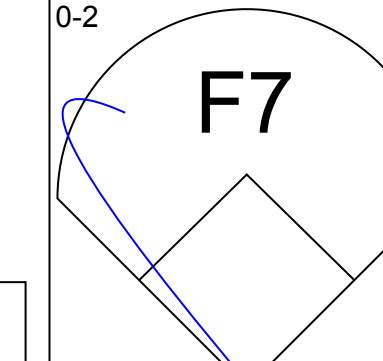
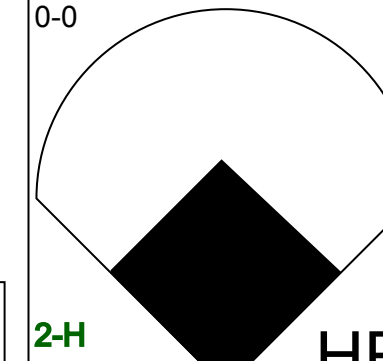

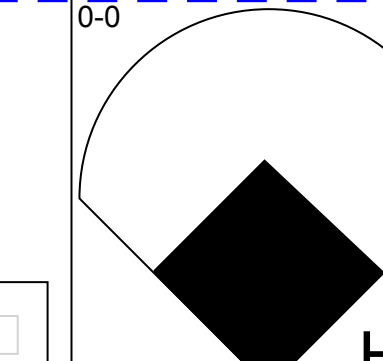
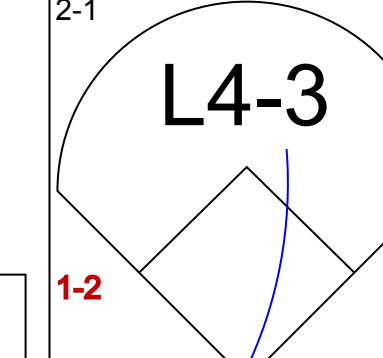
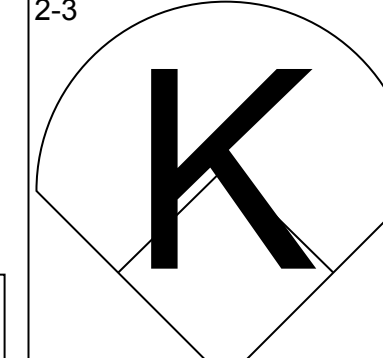

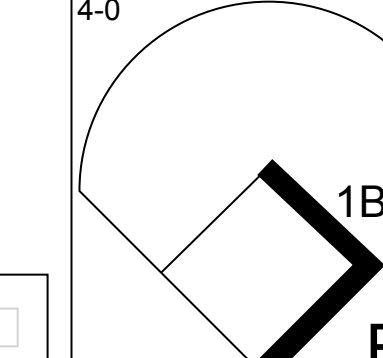
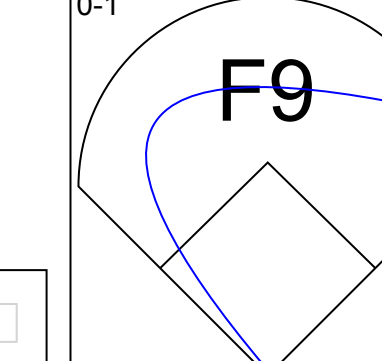
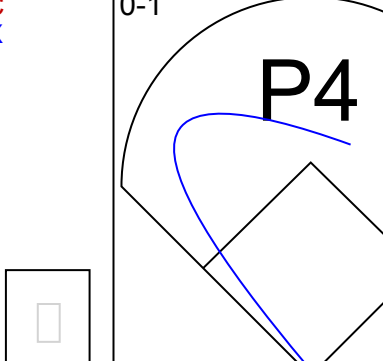
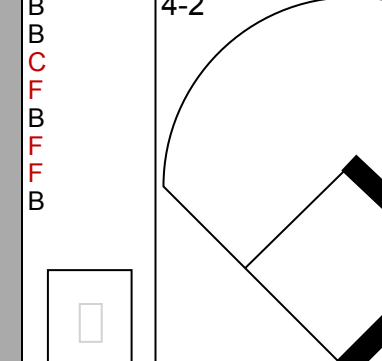
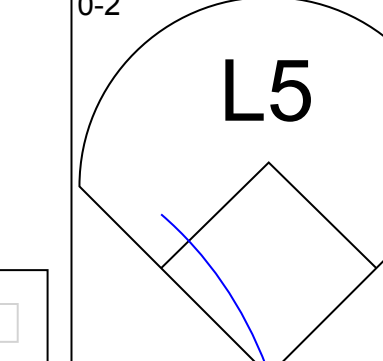
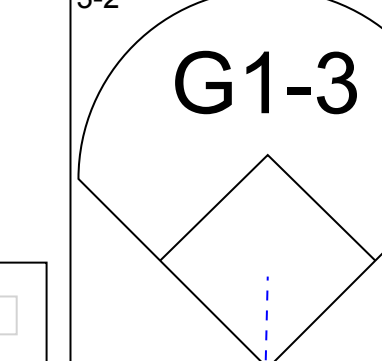
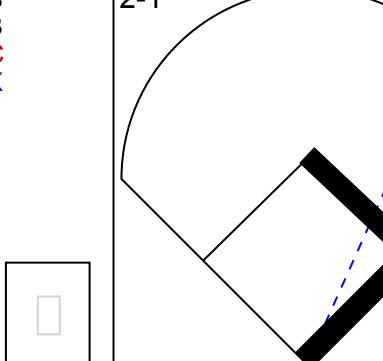
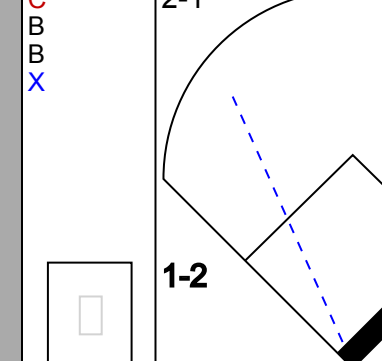
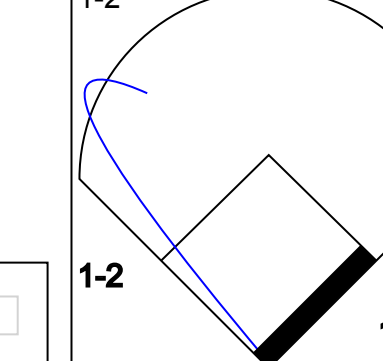
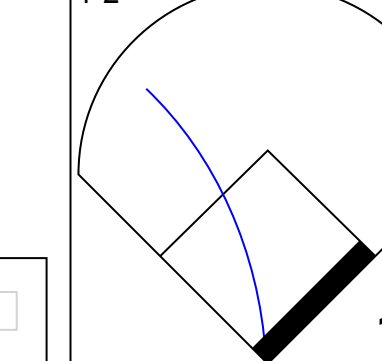
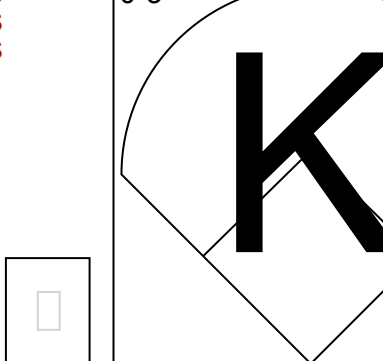
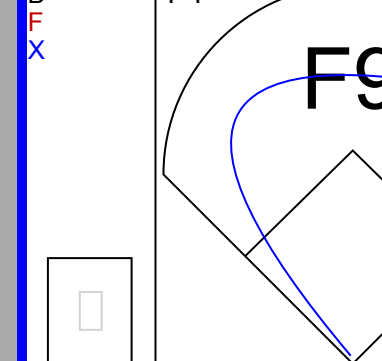
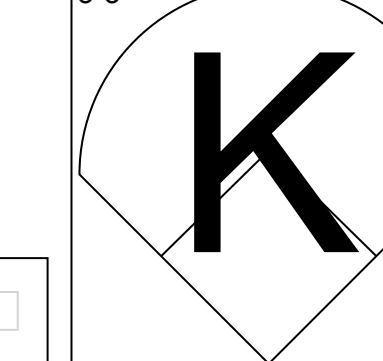


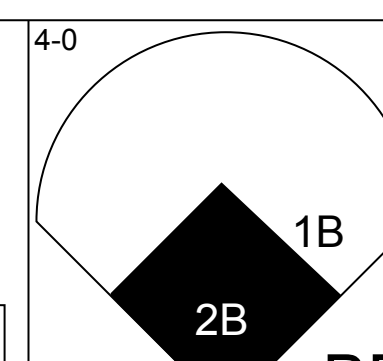
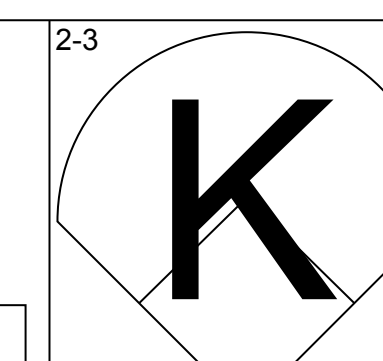
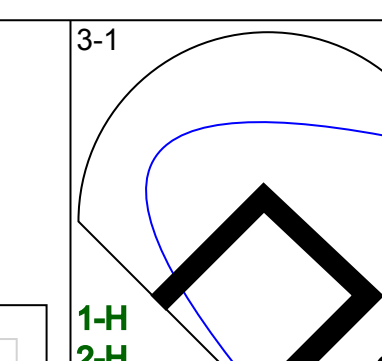
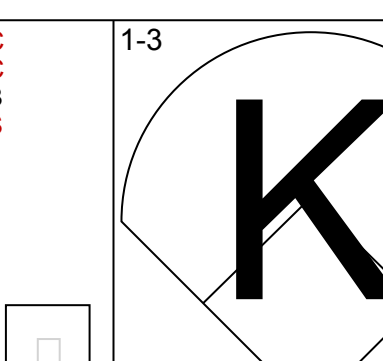
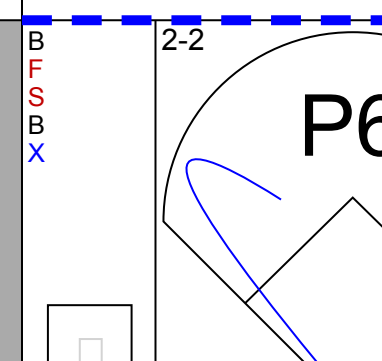
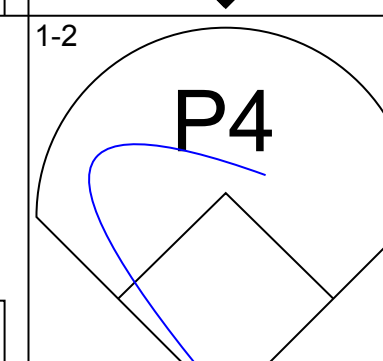
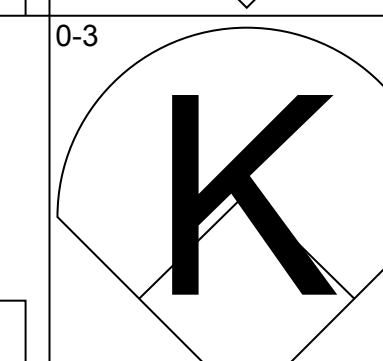
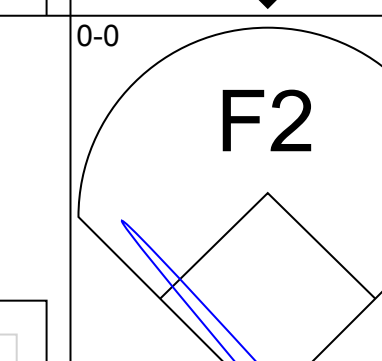
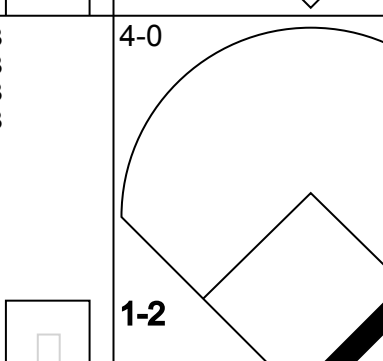
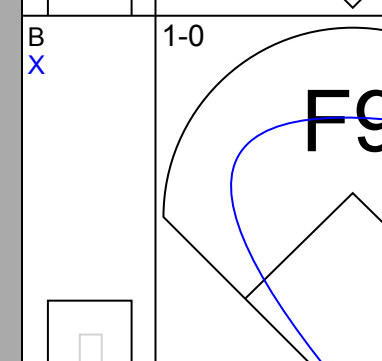
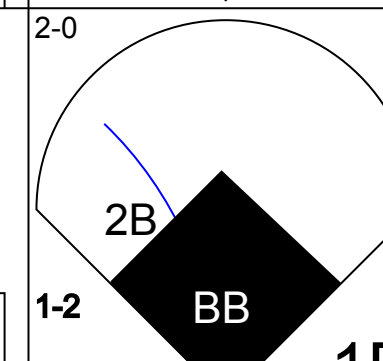
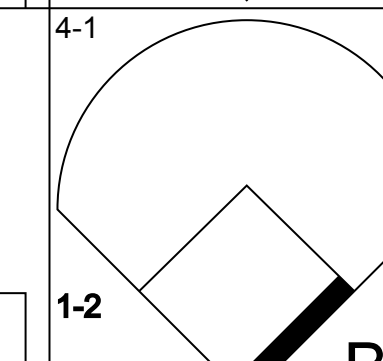
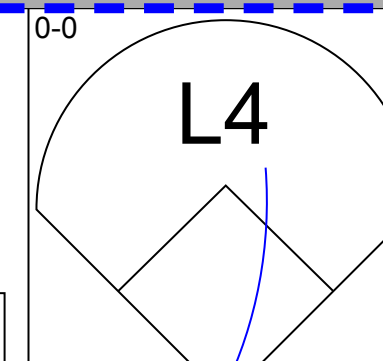
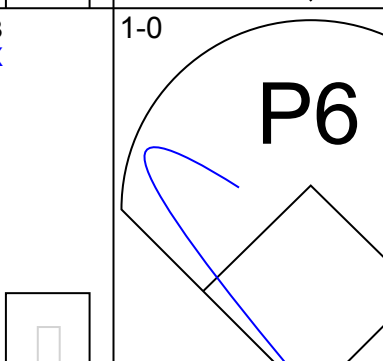
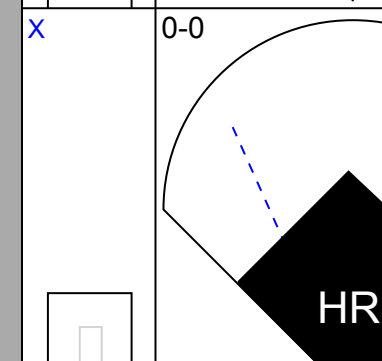
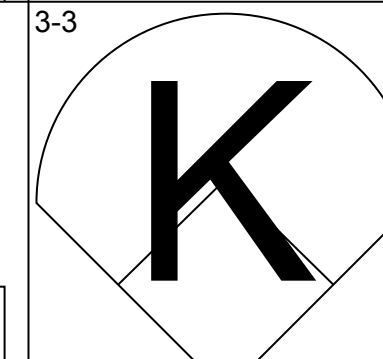
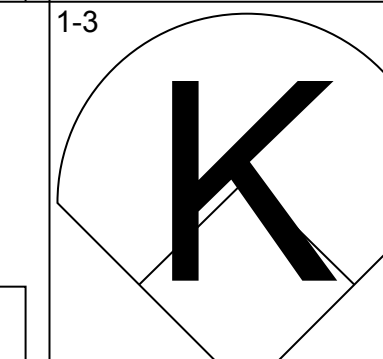
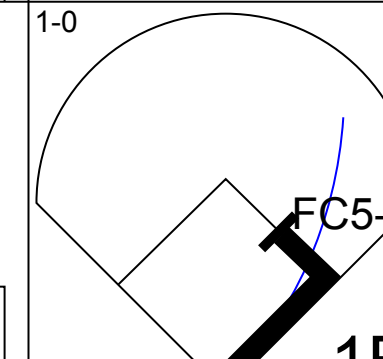
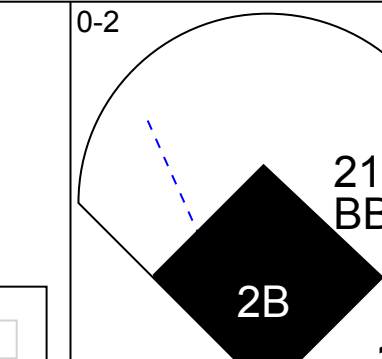
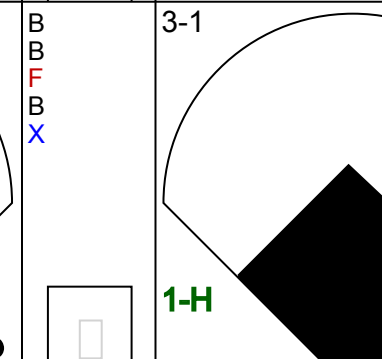
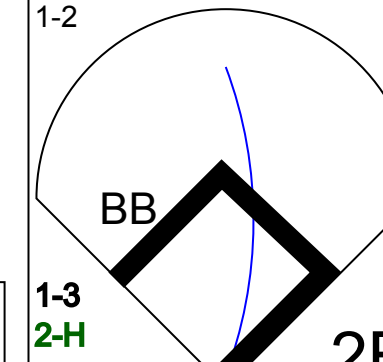
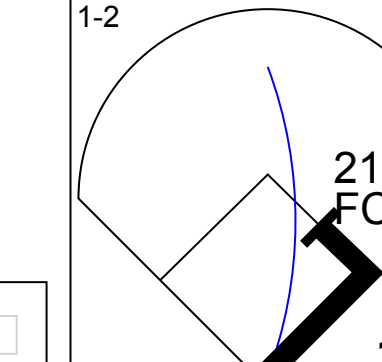
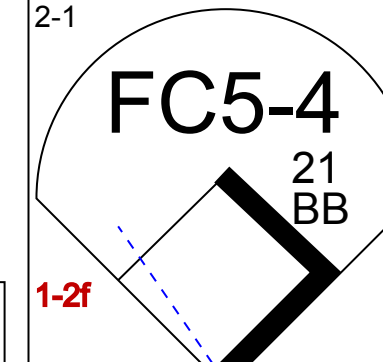

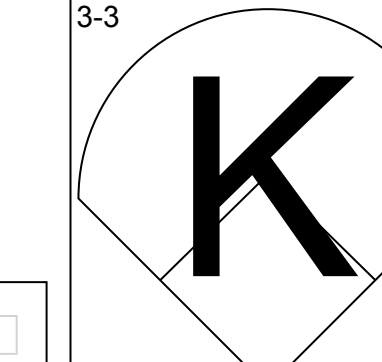
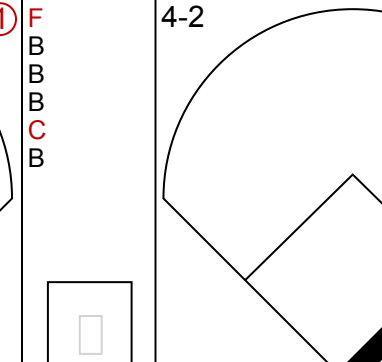
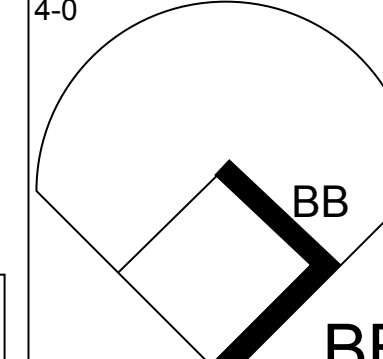

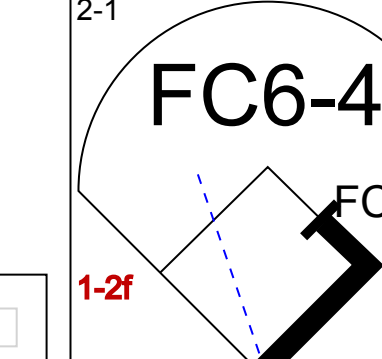
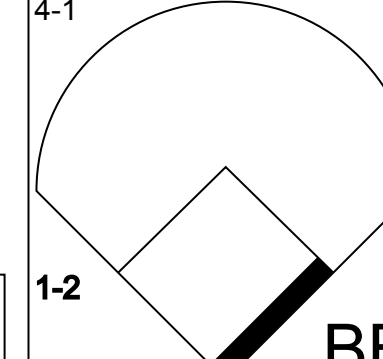

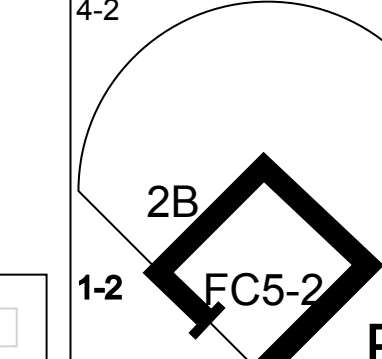
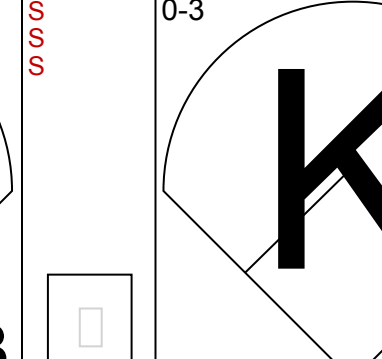
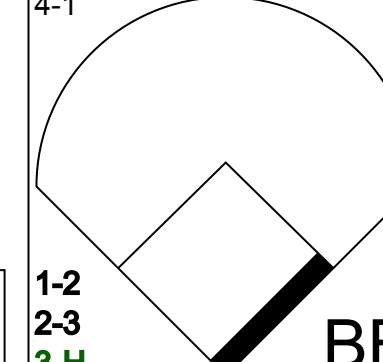
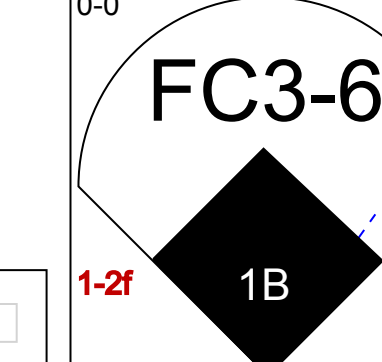
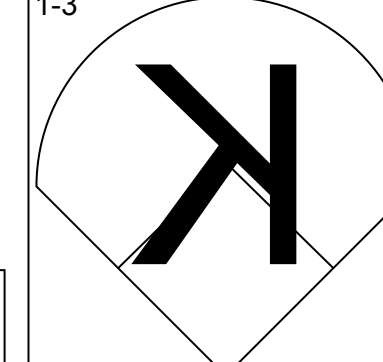
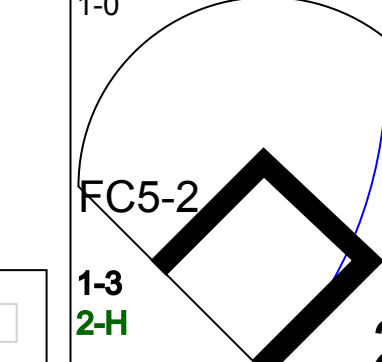
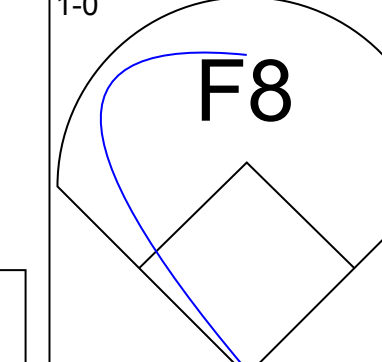
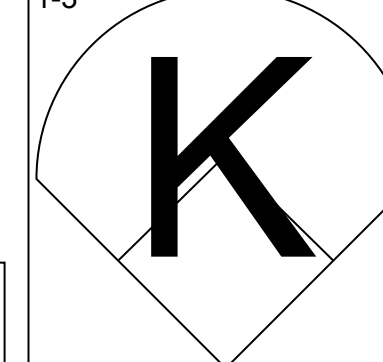
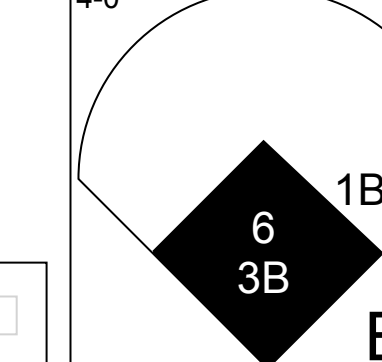
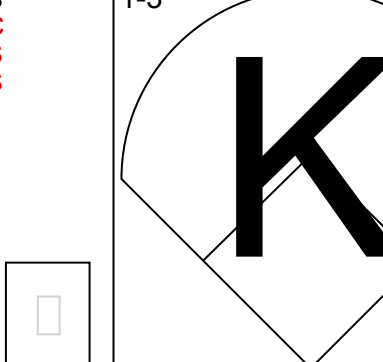
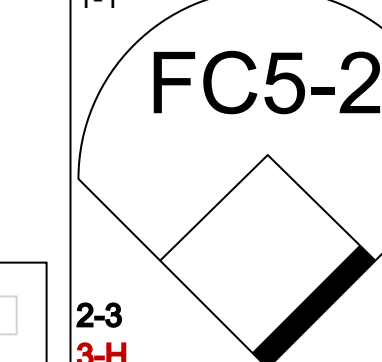
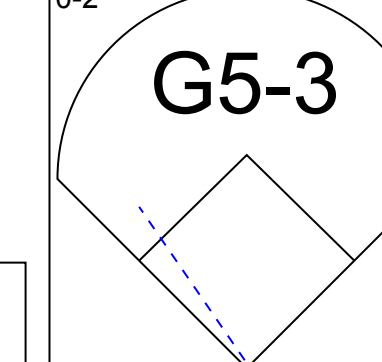
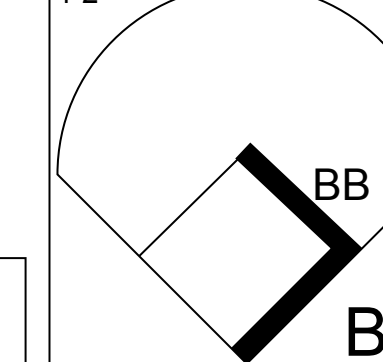
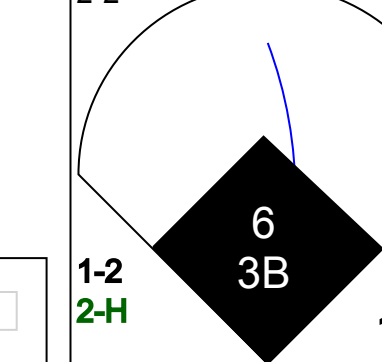
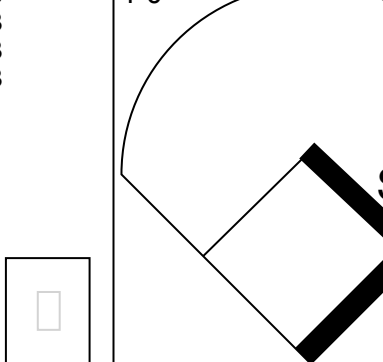
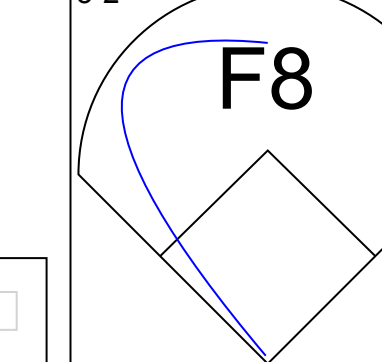
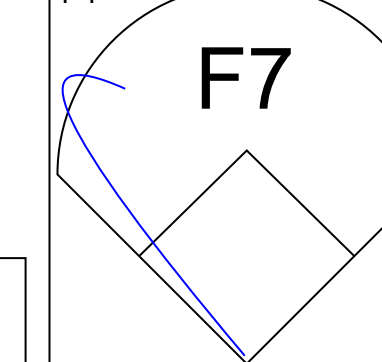
Batter	1	2	3	4	5	6	7	8	9	AB	R	H	RBI	BB	SO	LOB	BOTTOM										
6 Melvin Mora, R (1,8) OBP: 0.351, SLG: 0.426	4-0 BB		1-2 G5-3			3-2 G5-3		1-1 G5-3		3	0	0	0	1	0	0											
Jerry Hairston, R (1,4) OBP: 0.337, SLG: 0.392	4-1 BB		0-0 P6			0-0 G5-3			1-2 G4-3 3B	3	1	1	0	1	0	0											
Chris Richard, L (1,10) OBP: 0.325, SLG: 0.468	1-3 K			0-3 K		1-2 G5-3			0-0 G4-3	4	0	0	1	0	2	2											
Tony Batista, R (1,5) OBP: 0.325, SLG: 0.484	0-3 K			1-1 G5-3			3-2 HBP		3-2 G5-3	3	0	0	0	0	1	2											
31 Jay Gibbons, L (1,9) OBP: 0.311, SLG: 0.465	2-3 K			2-2 P5			1-2 F5		0-2 F8	4	0	0	0	0	1	3											
Jeff Conine, R (1,3) OBP: 0.305, SLG: 0.449		3-2 F9			1-1 F9		0-0 P4			3	0	0	0	0	0	1											
21 Marty Cordova, R (1,7) OBP: 0.331, SLG: 0.458		1-3 K			2-1 HBP		3-2 G5-3			2	0	0	0	0	1	1											
Geronimo Gil, R (1,2) OBP: 0.284, SLG: 0.377		0-3 K			0-3 K					2	0	0	0	0	2	1											
Luis Lopez, S (8,PH) OBP: 0.205, SLG: 0.250										1	0	0	0	0	0	0											
Mike Bordick, R (1,6) OBP: 0.307, SLG: 0.367					0-1 F7					2	0	0	0	0	1	1											
Larry Bigbie, L (8,PH)										1	0	0	0	0	1	0											
Brook Fordyce, R (9,2) OBP: 0.287, SLG: 0.299										0	0	0	0	0	0	0											
Inning Stats	R: 0 E: 0 K: 3 S: 12	H: 0 LOB: 2 BB: 2 P: 23	R: 0 E: 0 K: 2 S: 10	H: 0 LOB: 0 BB: 0 P: 14	R: 0 E: 0 K: 1 S: 8	H: 0 LOB: 0 BB: 0 P: 10	R: 0 E: 0 K: 1 S: 8	H: 0 LOB: 0 BB: 0 P: 11	R: 0 E: 0 K: 0 S: 9	H: 0 LOB: 1 BB: 0 P: 12	R: 0 E: 0 K: 0 S: 7	H: 0 LOB: 0 BB: 0 P: 11	R: 0 E: 0 K: 0 S: 11	H: 0 LOB: 1 BB: 0 P: 18	R: 0 E: 0 K: 1 S: 7	H: 0 LOB: 0 BB: 0 P: 10	R: 1 E: 0 K: 0 S: 11	H: 1 LOB: 0 BB: 0 P: 15	1B: 0 2B: 0 3B: 1 HR: 0	SF: 0 SAC: 0 DP: 0 HBP: 2	WP: 0 PB: 0 SB: 0 CS: 0	PA: 32					
PITCHER	IP	WLS	BF	H	R	ER	SO	BB	IBB	HBP	BLK	WP	HR	S	P	ERA	WHIP										
Aaron Myette, R (1,1) ERA: 8.93	2.0	W	8	0	0	0	5	2	0	0	0	0	0	22	37	0.00	1.000										
Todd Van Poppel, R (1,1) ERA: 5.16	7.0	S	24	1	1	1	4	0	0	2	0	0	0	61	87	1.29	0.143										
53 Joaquin Benoit, R (3,1) ERA: 4.65																											

Texas Rangers @ Baltimore Orioles
 Oriole Park at Camden Yards, Baltimore, MD
 Tue Sep 03 2002, 7:05 PM EDT
 Att: 29,248 - Cloudy - 93 F

AB 28
 R 1
 H 1
 RBI 1
 BB 2
 SO 9
 LOB 11



Batter	1	2	3	4	5	6	7	8	9	AB	R	H	RBI	BB	SO	LOB	TOP					
Todd Hollandsworth, L OBP: 0.347, SLG: 0.481 (1, 7)										5	0	0	0	0	2	4	Texas Rangers @ Baltimore Orioles Oriole Park at Camden Yards, Baltimore, MD Wed Sep 04 2002, 7:05 PM EDT Att: 29,435 - Sunny - 93 F					
10 Michael Young, R OBP: 0.321, SLG: 0.401 (1, 4)										2	1	1	0	2	0	0						
Alex Rodriguez, R OBP: 0.400, SLG: 0.636 Bill Haselman, R OBP: 0.287, SLG: 0.320 (1, 6)										4	0	0	0	0	2	3						
Rafael Palmeiro, L OBP: 0.391, SLG: 0.585 Donnie Sadler, R OBP: 0.232, SLG: 0.234 (8, 6)										3	0	0	0	1	0	2						
Ivan Rodriguez, R OBP: 0.343, SLG: 0.531 Todd Greene, R OBP: 0.253, SLG: 0.500 (1, 2)										3	1	1	2	0	0	1						
Carl Everett, S OBP: 0.322, SLG: 0.423 (1, 9)										3	0	0	0	1	2	1						
Herbert Perry, R OBP: 0.320, SLG: 0.457 (1, 5)										3	0	0	0	1	0	1						
Mike Lamb, L OBP: 0.352, SLG: 0.429 (1, 10)										4	0	3	0	0	0	0						
Ruben Rivera, R OBP: 0.277, SLG: 0.336 Kevin Mench, R OBP: 0.342, SLG: 0.492 (7, PH)										2	0	1	0	0	1	1						
										2	0	0	0	0	1	4						
Inning Stats	R: 0 E: 0 K: 1 S: 10	H: 0 LOB: 0 BB: 1 P: 15	R: 0 E: 0 K: 0 S: 9	H: 0 LOB: 0 BB: 1 P: 15	R: 0 E: 0 K: 0 S: 10	H: 1 LOB: 1 BB: 0 P: 15	R: 2 E: 0 K: 2 S: 19	H: 1 LOB: 0 BB: 1 P: 31	R: 0 E: 0 K: 1 S: 11	H: 1 LOB: 1 BB: 0 P: 15	R: 0 E: 0 K: 0 S: 8	H: 0 LOB: 0 BB: 0 P: 13	R: 0 E: 0 K: 1 S: 13	H: 1 LOB: 2 BB: 1 P: 23	R: 0 E: 0 K: 12 S: 12	H: 1 LOB: 1 BB: 0 P: 21	R: 1 E: 0 K: 13 S: 13	H: 2 LOB: 2 BB: 1 P: 22	1B: 4 2B: 2 3B: 0 HR: 2	SF: 0 SAC: 0 DP: 2 HBP: 0	WP: 1 PB: 0 SB: 0 CS: 0	PA: 37
PITCHER	IP WLS BF H R ER SO BB IBB HBP BLK WP HR S P ERA WHIP																					
Sidney Ponson, R ERA: 4.14 (1, 1)	5.0 W 19 3 2 2 4 3 0 0 0 1 1 59 91 3.60 1.200																					
Rick Bauer, R ERA: 4.42 (6, 1)	2.0 H 8 1 0 0 1 0 0 0 0 0 0 21 36 0.00 1.000																					
Buddy Groom, L ERA: 1.66 (8, 1)	1.0 4 1 0 0 2 0 0 0 0 0 0 12 21 0.00 1.000																					
Jorge Julio, R ERA: 1.87 (9, 1)	1.0 6 2 1 1 1 1 0 0 0 0 1 13 22 9.00 3.000																					


Batter	1	2	3	4	5	6	7	8	9	AB	R	H	RBI	BB	SO	LOB	BOTTOM			
6 Melvin Mora, R OBP: 0.352, SLG: 0.428 (1, 7)										4	1	1	2	1	2	2	Texas Rangers @ Baltimore Orioles Oriole Park at Camden Yards, Baltimore, MD Wed Sep 04 2002, 7:05 PM EDT Att: 29,435 - Sunny - 93 F			
Jerry Hairston, R OBP: 0.335, SLG: 0.387 (1, 4)										4	0	0	0	1	1	3				
Jeff Conine, R OBP: 0.309, SLG: 0.449 (1, 3)										4	2	2	0	1	0	2				
Tony Batista, R OBP: 0.327, SLG: 0.491 (1, 5)										5	2	3	2	0	2	4				
Larry Bigbie, L OBP: 0.500, SLG: 0.600 Luis Matos, R (7, PR)										4	0	2	1	1	1	2				
21 Marty Cordova, R OBP: 0.334, SLG: 0.455 (1, 10)										2	0	0	0	3	1	2				
Chris Singleton, L OBP: 0.291, SLG: 0.400 (1, 8)										4	1	1	2	1	1	3				
Gerónimo Gil, R OBP: 0.283, SLG: 0.373 (1, 2)										4	1	0	0	1	2	5				
Mike Bordick, R OBP: 0.312, SLG: 0.366 (1, 6)										3	1	1	1	2	0	2				
Inning Stats	R: 2 E: 0 K: 2 S: 16	H: 2 LOB: 3 BB: 3 P: 36	R: 0 E: 0 K: 3 S: 13	H: 0 LOB: 2 BB: 2 P: 24	R: 3 E: 1 K: 0 S: 14	H: 3 LOB: 1 BB: 1 P: 26	R: 0 E: 0 K: 1 S: 9	H: 1 LOB: 2 BB: 1 P: 17	R: 0 E: 0 K: 2 S: 7	H: 0 LOB: 2 BB: 2 P: 18	R: 1 E: 0 K: 0 S: 15	H: 2 LOB: 2 BB: 1 P: 27	R: 2 E: 0 K: 1 S: 12	H: 2 LOB: 1 BB: 1 P: 22	R: 0 E: 0 K: 0 S: 6	H: 0 LOB: 0 BB: 0 P: 8		1B: 6 2B: 2 3B: 1 HR: 1	SF: 0 SAC: 0 DP: 0 HBP: 0	WP: 0 PB: 0 SB: 1 CS: 0
PITCHER	IP WLS BF H R ER SO BB IBB HBP BLK WP HR S P ERA WHIP																			
Aaron Myette, R ERA: 9.34 (1, 1)	3.0 L 20 5 5 5 5 6 0 0 0 0 0 43 86 15.00 3.667																			
C.J. Ninkowski, L ERA: 1.08 (4, 1)	2.1 12 2 1 1 4 3 0 0 0 0 0 23 45 3.86 2.143																			
Jay Powell, R ERA: 3.86 (6, 1)	0.2 4 1 0 0 0 1 0 0 0 0 0 8 17 0.00 3.000																			
Rudy Seanez, R ERA: 6.95 (7, 1)	1.0 6 2 2 2 1 1 0 0 0 0 1 12 22 18.00 3.000																			
Juan Alvarez, L ERA: 4.11 (8, 1)	1.0 3 0 0 0 0 0 0 0 0 0 0 6 8 0.00 0.000																			


AB	32
R	3
H	7
RBI	3
BB	5
SO	8
LOB	17



AB	34
R	8
H	10
RBI	8
BB	11
SO	10
LOB	25



Batter	1	2	3	4	5	6	7	8	9	AB R H RBI BB SO LOB	TOP									
10 Michael Young, R OBP: 0.320, SLG: 0.406	F9	F8		E		K		G1-6-3	SF9	5 1 1 1 0 1 5	Texas Rangers @ Tampa Bay Devil Rays Tropicana Field, St. Petersburg, FL Sat Sep 07 2002, 6:15 PM EDT Att: 12,528 - Dome - 72 F AB 37 R 11 H 13 RBI 11 BB 7 SO 8 LOB 26 									
Todd Hollandsworth, L OBP: 0.355, SLG: 0.500			WP	E3		G1-3			K	5 1 3 1 1 1 4										
Alex Rodriguez, R OBP: 0.399, SLG: 0.638 Mike Lamb, L OBP: 0.355, SLG: 0.432	P3		K	FC6-2		G5-3			F8	5 0 0 0 0 1 6 0 0 0 0 0 0 0										
Rafael Palmeiro, L OBP: 0.392, SLG: 0.577 Donnie Sadler, R OBP: 0.216, SLG: 0.220	F9		1B	P3			HR		1B	3 2 1 0 1 0 2 0 1 0 0 0 0 0										
Ivan Rodriguez, R OBP: 0.348, SLG: 0.537		1B	F3		G6-3		F9		1B	5 2 2 0 0 0 3										
Carl Everett, S OBP: 0.328, SLG: 0.435		1B	HR		F5		K		1B	4 2 2 2 1 1 1										
Herbert Perry, R OBP: 0.328, SLG: 0.479		1B	HR		G5-3		HR		K	5 2 3 5 0 1 2										
Kevin Mench, R OBP: 0.344, SLG: 0.486		K	G5-3			G1-3	K		BB	4 0 1 0 1 2 3										
Ruben Rivera, R OBP: 0.299, SLG: 0.336	SF7			K		G1-3		G1-6-3	BB	1 0 0 2 3 1 0										
Inning Stats	R: 0 E: 0 K: 0 S: 8	H: 1 LOB: 1 BB: 0 P: 15	R: 1 E: 0 K: 1 S: 17	H: 2 LOB: 2 BB: 1 P: 29	R: 4 E: 0 K: 1 S: 9	H: 2 LOB: 0 BB: 2 P: 22	R: 1 E: 0 K: 1 S: 10	H: 2 LOB: 1 BB: 0 P: 16	R: 0 E: 0 K: 0 S: 6	H: 0 LOB: 0 BB: 0 P: 13	R: 2 E: 0 K: 2 S: 11	H: 2 LOB: 0 BB: 0 P: 17	R: 0 E: 0 K: 0 S: 5	H: 1 LOB: 1 BB: 1 P: 13	R: 3 E: 0 K: 2 S: 24	H: 3 LOB: 2 BB: 1 P: 37	1B: 10 2B: 1 3B: 0 HR: 2	SF: 2 SAC: 0 DP: 1 HBP: 1	WP: 1 PB: 0 SB: 0 CS: 0	PA: 47
PITCHER	IP WLS BF H R ER SO BB IBB HBP BLK WP HR S P ERA WHIP											PITCHER	IP WLS BF H R ER SO BB IBB HBP BLK WP HR S P ERA WHIP							
Victor Zambrano, R ERA: 6.1	5.0 L 25 7 6 2 3 3 0 0 0 0 1 1 50 95 10.80 2.000																			
Lee Gardner, R ERA: 4.05	2.0 10 2 2 2 3 2 0 0 0 0 1 22 44 9.00 2.000																			
Steve Kent, L ERA: 5.27	1.0 4 1 0 0 0 1 0 0 0 0 0 5 13 0.00 2.000																			
Travis Phelps, R ERA: 5.7	1.0 8 3 3 3 2 1 0 1 0 0 0 24 37 27.00 4.000																			

Batter	1	2	3	4	5	6	7	8	9	AB R H RBI BB SO LOB	BOTTOM									
Damian Rolls, R OBP: 0.353, SLG: 0.438	F8		F9			K		F8		4 0 0 0 0 1 0	Texas Rangers @ Tampa Bay Devil Rays Tropicana Field, St. Petersburg, FL Sat Sep 07 2002, 6:15 PM EDT Att: 12,528 - Dome - 72 F AB 30 R 2 H 7 RBI 2 BB 4 SO 6 LOB 9 									
13 Carl Crawford, L OBP: 0.283, SLG: 0.391	F9			G6-3					F9	4 0 1 0 0 0 0										
Randy Winn, S OBP: 0.360, SLG: 0.452		CS		G4-3		K			BB	3 1 1 0 1 1 1										
Aubrey Huff, L OBP: 0.373, SLG: 0.545	CS			K			HR		BB	3 1 2 1 1 1 0										
Steve Cox, L OBP: 0.336, SLG: 0.415		FC3-6			P4		F8		BB	3 0 0 0 1 0 1										
Toby Hall, R OBP: 0.276, SLG: 0.355				G4-3		G6-3			BB	3 0 1 1 1 1 0										
Ben Grieve, L OBP: 0.350, SLG: 0.415			G4-3				F9		G4-6-3	4 0 1 0 0 0 5										
Andy Sheets, R OBP: 0.328, SLG: 0.423					F8			K		3 0 1 0 0 1 1										
Chris Gomez, R OBP: 0.306, SLG: 0.415			G4-6-3			F8		K		3 0 0 0 0 1 1										
Inning Stats	R: 0 E: 0 K: 0 S: 10	H: 1 LOB: 0 BB: 0 P: 17	R: 0 E: 0 K: 0 S: 5	H: 2 LOB: 1 BB: 0 P: 7	R: 0 E: 0 K: 0 S: 6	H: 1 LOB: 0 BB: 0 P: 10	R: 0 E: 0 K: 1 S: 10	H: 0 LOB: 0 BB: 0 P: 14	R: 0 E: 0 K: 2 S: 10	H: 1 LOB: 1 BB: 0 P: 14	R: 1 E: 0 K: 1 S: 9	H: 1 LOB: 0 BB: 0 P: 14	R: 0 E: 0 K: 2 S: 9	H: 0 LOB: 0 BB: 0 P: 13	R: 1 E: 0 K: 0 S: 6	H: 0 LOB: 2 BB: 4 P: 23	1B: 6 2B: 0 3B: 0 HR: 1	SF: 0 SAC: 0 DP: 3 HBP: 0	WP: 0 PB: 0 SB: 0 CS: 1	PA: 35
PITCHER	IP WLS BF H R ER SO BB IBB HBP BLK WP HR S P ERA WHIP											PITCHER	IP WLS BF H R ER SO BB IBB HBP BLK WP HR S P ERA WHIP							
Chan Ho Park, R ERA: 6.0	8.1 W 33 7 2 2 6 4 0 0 0 0 0 0 71 121 2.16 1.320																			
Rudy Seanez, R ERA: 6.75	0.2 1 0 0 0 0 0 0 0 0 0 0 1 1 0.00 0.000																			

Batter	1	2	3	4	5	6	7	8	9	AB	R	H	RBI	BB	SO	LOB	TOP					
10 Michael Young, R OBP: 0.319, SLG: 0.402										4	1	0	0	1	3	3	<p>Texas Rangers @ Tampa Bay Devil Rays Tropicana Field, St. Petersburg, FL Sun Sep 08 2002, 1:15 PM EDT Att: 11,779 - Dome - 72 F</p> <p>AB 32 R 3 H 7 RBI 2 BB 6 SO 8 LOB 23</p>					
Mike Lamb, L OBP: 0.355, SLG: 0.427										3	0	0	0	2	1							
Alex Rodriguez, R OBP: 0.399, SLG: 0.642										4	1	2	1	0	0	1						
Rafael Palmeiro, L OBP: 0.392, SLG: 0.583										4	1	2	1	0	0	3						
Herbert Perry, R OBP: 0.327, SLG: 0.475										3	0	0	0	1	1	1						
Carl Everett, S OBP: 0.330, SLG: 0.433										2	0	0	0	2	0	3						
Kevin Mench, R OBP: 0.343, SLG: 0.483										4	0	1	0	0	1	6						
Todd Greene, R OBP: 0.266, SLG: 0.500										4	0	2	0	0	1	1						
Ruben Rivera, R OBP: 0.292, SLG: 0.328 Todd Hollandsworth, L OBP: 0.355, SLG: 0.469										3	0	0	0	0	0	3						
Inning Stats	R: 0 E: 0 K: 1 S: 7	H: 0 LOB: 0 BB: 1 P: 12	R: 0 E: 0 K: 1 S: 9	H: 0 LOB: 0 BB: 0 P: 14	R: 0 E: 0 K: 1 S: 9	H: 1 LOB: 0 BB: 0 P: 11	R: 1 E: 0 K: 0 S: 15	H: 1 LOB: 3 BB: 3 P: 30	R: 0 E: 0 K: 1 S: 6	H: 0 LOB: 0 BB: 0 P: 9	R: 1 E: 0 K: 0 S: 7	H: 1 LOB: 2 BB: 1 P: 10	R: 0 E: 0 K: 2 S: 11	H: 1 LOB: 2 BB: 1 P: 23	R: 1 E: 0 K: 2 S: 14	H: 2 LOB: 2 BB: 1 P: 27	R: 0 E: 0 K: 2 S: 11	H: 1 LOB: 1 BB: 0 P: 15	1B: 5 2B: 0 3B: 0 HR: 2	SF: 0 SAC: 0 DP: 2 HBP: 0	WP: 3 PB: 0 SB: 0 CS: 0	PA: 38
PITCHER	IP WLS BF H R ER SO BB IBB HBP BLK WP HR S P ERA WHIP																					
Jorge Sosa, R ERA: 5.63	(1, 1) 5.0 W 19 2 1 1 4 4 0 0 0 0 1 0 46 76 1.80 1.200																					
Wilson Alvarez, L ERA: 5.37	(6, 1) 2.0 9 2 1 1 0 1 0 0 0 0 0 1 18 33 4.50 1.500																					
Esteban Yan, R ERA: 4.1	(8, 1) 2.0 10 3 1 1 4 1 0 0 0 0 2 1 25 42 4.50 2.000																					

Batter	1	2	3	4	5	6	7	8	9	AB	R	H	RBI	BB	SO	LOB	BOTTOM			
Damian Rolls, R OBP: 0.364, SLG: 0.571										5	0	2	0	0	1	3	<p>Texas Rangers @ Tampa Bay Devil Rays Tropicana Field, St. Petersburg, FL Sun Sep 08 2002, 1:15 PM EDT Att: 11,779 - Dome - 72 F</p> <p>AB 34 R 6 H 10 RBI 6 BB 6 SO 7 LOB 22</p>			
13 Carl Crawford, L OBP: 0.281, SLG: 0.383										4	1	0	0	1	0	5				
Randy Winn, S OBP: 0.361, SLG: 0.450										4	2	1	0	1	1	2				
Aubrey Huff, L OBP: 0.379, SLG: 0.550										4	1	3	2	1	0	0				
Steve Cox, L OBP: 0.335, SLG: 0.414										4	0	1	2	0	0	4				
Toby Hall, R OBP: 0.279, SLG: 0.355										3	1	1	0	1	1	2				
Ben Grieve, L OBP: 0.351, SLG: 0.421										3	1	1	2	1	1	2				
Brent Abernathy, R OBP: 0.281, SLG: 0.302										3	0	0	0	1	0	2				
Felix Escalona, R OBP: 0.248, SLG: 0.287										4	0	1	0	0	3	2				
Inning Stats	R: 1 E: 0 K: 0 S: 15	H: 1 LOB: 1 BB: 1 P: 27	R: 0 E: 0 K: 1 S: 9	H: 1 LOB: 3 BB: 2 P: 21	R: 2 E: 0 K: 1 S: 13	H: 3 LOB: 2 BB: 1 P: 22	R: 0 E: 0 K: 0 S: 10	H: 1 LOB: 2 BB: 1 P: 18	R: 2 E: 0 K: 1 S: 10	H: 3 LOB: 1 BB: 0 P: 18	R: 1 E: 0 K: 2 S: 12	H: 1 LOB: 1 BB: 1 P: 22	R: 0 E: 0 K: 1 S: 8	H: 0 LOB: 0 BB: 0 P: 11	R: 0 E: 0 K: 1 S: 8	H: 0 LOB: 0 BB: 0 P: 14	1B: 6 2B: 2 3B: 1 HR: 1	SF: 0 SAC: 0 DP: 0 HBP: 0	WP: 0 PB: 0 SB: 3 CS: 0	PA: 40
PITCHER	IP WLS BF H R ER SO BB IBB HBP BLK WP HR S P ERA WHIP																			
53 Joaquin Benoit, R ERA: 5.01	(1, 1) 4.2 L 28 5 5 5 3 4 1 0 0 0 0 0 0 8 17 13.50 3.000																			
C.J. Niskowski, L ERA: 2.0	(5, 1) 0.2 4 1 1 1 0 1 0 0 0 0 0 0 0 8 17 13.50 3.000																			
Jay Powell, R ERA: 0.69	(6, 1) 1.2 5 0 0 0 3 0 0 0 0 0 0 0 14 20 0.00 0.000																			
Francisco Cordero, R ERA: 1.95	(8, 1) 1.0 3 0 0 0 1 0 0 0 0 0 0 0 8 14 0.00 0.000																			

Batter	1	2	3	4	5	6	7	8	9	AB	R	H	RBI	BB	SO	LOB	TOP																
51 Ichiro Suzuki, L (1, 9) OBP: 0.395, SLG: 0.434										4	1	2	1	0	1	0																	
Dest Relaford, S (1, 5) OBP: 0.357, SLG: 0.407										4	3	3	1	0	0	1																	
Edgar Martinez, R (1, 10) OBP: 0.405, SLG: 0.530										2	0	0	0	2	1	2																	
John Olerud, L (1, 3) OBP: 0.405, SLG: 0.519										4	1	2	3	0	0	2																	
Bret Boone, R (1, 4) OBP: 0.333, SLG: 0.448										4	0	0	0	0	2	1																	
Ruben Sierra, S (1, 7) OBP: 0.327, SLG: 0.427										4	1	1	0	0	1	1																	
Carlos Guillen, S (1, 6) OBP: 0.333, SLG: 0.417										4	1	1	0	0	1	0	AB 32																
Dan Wilson, R (1, 2) OBP: 0.323, SLG: 0.411										2	0	0	1	0	1	0	R 7																
Jose Offerman, S (9, PH) OBP: 0.326, SLG: 0.342										1	0	0	0	0	1	0	H 9																
Mike Cameron, R (1, 8) OBP: 0.338, SLG: 0.441										3	0	0	1	0	2	0	RBI 7																
Inning Stats	R: 2 E: 0 K: 1 S: 10	H: 2 LOB: 0 BB: 1 P: 21	R: 2 E: 0 K: 0 S: 12	H: 2 LOB: 0 BB: 0 P: 15	R: 1 E: 0 K: 1 S: 14	H: 2 LOB: 1 BB: 0 P: 23	R: 0 E: 0 K: 1 S: 6	H: 0 LOB: 0 BB: 0 P: 9	R: 0 E: 0 K: 0 S: 9	H: 0 LOB: 1 BB: 1 P: 15	R: 0 E: 0 K: 3 S: 9	H: 0 LOB: 0 BB: 0 P: 16	R: 0 E: 0 K: 2 S: 9	H: 0 LOB: 0 BB: 0 P: 14	R: 2 E: 0 K: 0 S: 9	H: 2 LOB: 0 BB: 0 P: 14	R: 0 E: 0 K: 2 S: 9	H: 0 LOB: 0 BB: 0 P: 13	1B: 5 2B: 1 3B: 0 HR: 3	SF: 2 SAC: 0 DP: 1 HBP: 0	WP: 2 PB: 0 SB: 1 CS: 1	PA: 36											
PITCHER	IP WLS BF H R ER SO BB IBB HBP BLK WP HR S P ERA WHIP																																
Aaron Myette, R (1, 1) ERA: 9.7	3.0	15	6	5	5	2	1	0	0	0	0	1	2	36	59	15.00	2.333																
Dennys Reyes, L (4, 1) ERA: 5.2	3.0	W 10	1	0	0	4	1	0	0	0	0	1	0	24	40	0.00	0.667																
Dan Kolb, R (7, 1) ERA: 4.13	2.0	H 8	2	2	2	2	0	0	0	0	0	0	1	18	28	9.00	1.000																
Jay Powell, R (9, 1) ERA: 3.6	1.0	3	0	0	0	2	0	0	0	0	0	0	0	9	13	0.00	0.000																

Seattle Mariners @ Texas Rangers
The Ballpark at Arlington, Arlington, TX
Mon Sep 09 2002, 8:05 PM EDT
Att: 18,066 - Cloudy - 84 F

AB 32
R 7
H 9
RBI 7
BB 2
SO 10
LOB 7



Batter	1	2	3	4	5	6	7	8	9	AB	R	H	RBI	BB	SO	LOB	BOTTOM																
Todd Hollandsworth, L (1, 7) OBP: 0.355, SLG: 0.497										5	1	2	0	0	0	2																	
10 Michael Young, R (8, PR) OBP: 0.319, SLG: 0.462										0	1	0	0	0	0	0																	
Mike Lamb, L (1, 10) OBP: 0.359, SLG: 0.426										3	3	1	0	2	1	0																	
Alex Rodriguez, R (1, 6) OBP: 0.399, SLG: 0.651										5	2	2	6	0	0	2																	
Rafael Palmeiro, L (1, 3) OBP: 0.394, SLG: 0.587										3	2	1	1	2	1	2																	
Ivan Rodriguez, R (1, 2) OBP: 0.354, SLG: 0.538										3	1	2	0	2	1	1																	
Carl Everett, S (1, 9) OBP: 0.331, SLG: 0.435										5	1	2	3	0	2	4																	
9 Hank Blalock, L (1, 5) OBP: 0.297, SLG: 0.308										4	0	1	2	1	0	3	AB 33																
Ruben Rivera, R (1, 8) OBP: 0.298, SLG: 0.323										2	1	0	0	1	2	1	R 12																
Donnie Sadler, R (1, 4) OBP: 0.211, SLG: 0.212										3	0	0	0	0	4		H 11																
Inning Stats	R: 0 E: 0 K: 1 S: 10	H: 3 LOB: 1 BB: 1 P: 14	R: 3 E: 0 K: 1 S: 18	H: 3 LOB: 1 BB: 1 P: 25	R: 0 E: 0 K: 1 S: 7	H: 0 LOB: 0 BB: 0 P: 9	R: 0 E: 0 K: 0 S: 6	H: 1 LOB: 2 BB: 1 P: 14	R: 2 E: 0 K: 0 S: 13	H: 2 LOB: 2 BB: 2 P: 28	R: 3 E: 0 K: 1 S: 15	H: 1 LOB: 4 BB: 4 P: 34	R: 0 E: 0 K: 1 S: 5	H: 0 LOB: 0 BB: 0 P: 7	R: 4 E: 0 K: 2 S: 18	H: 4 LOB: 1 BB: 0 P: 29	1B: 7 2B: 1 3B: 0 HR: 3	SF: 0 SAC: 1 DP: 1 HBP: 1	WP: 0 PB: 0 SB: 2 CS: 0	PA: 43													
PITCHER	IP WLS BF H R ER SO BB IBB HBP BLK WP HR S P ERA WHIP																																
Jamie Moyer, L (1, 1) ERA: 3.23	4.2	24	6	5	5	3	4	0	0	0	0	0	0	2	3	0.00	0.000																
Doug Creek, L (5, 1) ERA: 5.43	0.1	1	0	0	0	0	0	0	0	0	0	0	0	2	3	0.00	0.000																
John Halama, L (6, 1) ERA: 3.83	0.2	L 4	0	2	2	0	2	0	0	0	0	0	0	5	13	27.00	3.000																
Jeff Nelson, R (6, 1) ERA: 4.35	0.1	4	1	1	1	1	2	0	0	0	0	1	10	21	27.00	9.000																	
Aaron Taylor, R (7, 1) ERA: 36.0	1.0	7	4	4	4	1	0	0	0	0	0	2	14	24	36.00	4.000																	

Seattle Mariners @ Texas Rangers
The Ballpark at Arlington, Arlington, TX
Mon Sep 09 2002, 8:05 PM EDT
Att: 18,066 - Cloudy - 84 F

AB 33
R 12
H 11
RBI 12
BB 8
SO 7
LOB 19



Batter	1	2	3	4	5	6	7	8	9	AB	R	H	RBI	BB	SO	LOB	TOP								
51 Ichiro Suzuki, L (1, 9) OBP: 0.396, SLG: 0.435	G4-3			G6-3		1B		WP 1B 2B		4	1	2	1	0	0	0	Seattle Mariners @ Texas Rangers The Ballpark at Arlington, Arlington, TX Wed Sep 11, 2002, 8:05 PM EDT Att: 23,470 - Sunny - 88 F								
Dest Relaford, S (1, 5) OBP: 0.355, SLG: 0.405	G4-3			F8		1B		P6		4	0	1	0	0	0	1									
Edgar Martinez, R (1, 10) 23 Luis Ugueto, S (8, PR) OBP: 0.238, SLG: 0.316	F8			1B		G6-4-3		G4-6-3		4	0	2	1	0	0	2									
John Olerud, L (1, 3) OBP: 0.402, SLG: 0.514				K				G4-6-3		4	0	0	0	0	1	2									
Bret Boone, R (1, 4) OBP: 0.334, SLG: 0.451						G4-3				4	0	2	0	0	0	0									
Ruben Sierra, S (1, 7) OBP: 0.328, SLG: 0.435						G4-3				4	1	2	1	0	1	2									
Carlos Guillen, S (1, 6) OBP: 0.335, SLG: 0.418				G6-3		G4-3				3	0	1	0	1	0	1									
Dan Wilson, R (1, 2) Jose Offerman, S (8, PH) Pat Borders, R (9, 2)				K		G6-3				3	0	0	0	0	1	2									
Mike Cameron, R (1, 8) OBP: 0.337, SLG: 0.437				K						2	1	0	0	1	1	0									
Inning Stats	R: 0 E: 0 K: 0 S: 6	H: 0 LOB: 0 BB: 0 P: 9	R: 0 E: 0 K: 0 S: 6	H: 1 LOB: 0 BB: 0 P: 13	R: 0 E: 0 K: 2 S: 10	H: 0 LOB: 0 BB: 0 P: 12	R: 0 E: 0 K: 1 S: 11	H: 1 LOB: 1 BB: 0 P: 16	R: 0 E: 0 K: 0 S: 9	H: 1 LOB: 1 BB: 0 P: 15	R: 0 E: 0 K: 0 S: 6	H: 2 LOB: 1 BB: 0 P: 10	R: 1 E: 0 K: 0 S: 11	H: 1 LOB: 1 BB: 1 P: 19	R: 2 E: 0 K: 0 S: 12	H: 2 LOB: 1 BB: 1 P: 22		R: 0 E: 0 K: 2 S: 10	H: 2 LOB: 2 BB: 0 P: 19	1B: 5 2B: 6 3B: 0 HR: 1	SF: 0 SAC: 0 DP: 4 HBP: 0	WP: 2 PB: 0 SB: 0 CS: 1	PA: 35		
PITCHER	IP	WLS	BF	H	R	ER	SO	BB	IBB	HBP	BLK	WP	HR	S	P	ERA	WHIP								
Colby Lewis, R (1, 1) ERA: 5.95	7.0		27	6	2	2	3	2	0	0	0	0	1	61	100	2.57	1.143								
Dan Kolb, R (8, 1) ERA: 4.44	0.1	B	3	2	1	1	0	0	0	0	0	2	0	8	13	27.00	6.000								
Rich Rodriguez, L (8, 1) ERA: 5.02	0.2		1	0	0	0	0	0	0	0	0	0	0	2	3	0.00	0.000								
Francisco Cordero, R (9, 1) ERA: 1.85	1.0	W	4	2	0	0	2	0	0	0	0	0	0	10	19	0.00	2.000								

AB	33
R	3
H	10
RBI	3
BB	2
SO	5
LOB	12



Batter	1	2	3	4	5	6	7	8	9	AB	R	H	RBI	BB	SO	LOB	BOTTOM								
10 Michael Young, R (1, 4) OBP: 0.314, SLG: 0.396	K			K		G3		F9		4	0	0	0	0	2	2	Seattle Mariners @ Texas Rangers The Ballpark at Arlington, Arlington, TX Wed Sep 11, 2002, 8:05 PM EDT Att: 23,470 - Sunny - 88 F								
Mike Lamb, L (1, 10) Kevin Mench, R (8, PH) OBP: 0.340, SLG: 0.478	K			F8				G5-3		3	0	0	0	0	1	0									
Alex Rodriguez, R (1, 6) OBP: 0.398, SLG: 0.651				F7				G5-3		3	2	1	1	1	0	0									
Rafael Palmeiro, L (1, 3) Donnie Sadler, R (8, PR) Jason Hart, R (9, 3)				F8				G5-3		3	0	1	1	1	1	0									
Ivan Rodriguez, R (1, 2) Todd Greene, R (8, PH) OBP: 0.272, SLG: 0.538				F8				G5-3		0	0	0	0	0	0	0									
Carl Everett, S (1, 9) OBP: 0.331, SLG: 0.434				F8				CS		0	0	0	0	0	0	0									
Todd Hollandsworth, L (1, 7) OBP: 0.355, SLG: 0.492				K				CS		3	0	0	0	0	3	1									
9 Hank Blalock, L (1, 5) OBP: 0.306, SLG: 0.346				K				HR		1	1	1	1	0	0	0									
Ruben Rivera, R (1, 8) OBP: 0.288, SLG: 0.310				K				HR		3	0	2	0	0	1	0									
Inning Stats	R: 1 E: 0 K: 3 S: 13	H: 1 LOB: 1 BB: 1 P: 21	R: 1 E: 0 K: 3 S: 12	H: 1 LOB: 0 BB: 0 P: 18	R: 0 E: 0 K: 1 S: 7	H: 0 LOB: 0 BB: 0 P: 12	R: 0 E: 0 K: 1 S: 9	H: 1 LOB: 1 BB: 0 P: 13	R: 0 E: 0 K: 2 S: 9	H: 0 LOB: 0 BB: 0 P: 15	R: 0 E: 1 K: 1 S: 14	H: 2 LOB: 2 BB: 0 P: 19	R: 0 E: 0 K: 0 S: 12	H: 0 LOB: 1 BB: 1 P: 20	R: 1 E: 0 K: 0 S: 5	H: 1 LOB: 0 BB: 0 P: 7		1B: 4 2B: 0 3B: 0 HR: 3	SF: 0 SAC: 0 DP: 0 HBP: 0	WP: 0 PB: 0 SB: 1 CS: 1	PA: 33				
PITCHER	IP	WLS	BF	H	R	ER	SO	BB	IBB	HBP	BLK	WP	HR	S	P	ERA	WHIP								
Freddy Garcia, R (1, 1) ERA: 4.37	7.0		28	6	3	3	12	1	0	0	0	0	2	72	111	3.86	1.000								
Arthur Rhodes, L (8, 1) ERA: 2.69	1.0	L	4	1	1	1	0	1	0	0	0	0	1	17	27	9.00	2.000								

AB	30
R	4
H	7
RBI	4
BB	2
SO	12
LOB	7



Batter	1	2	3	4	5	6	7	8	9	AB	R	H	RBI	BB	SO	LOB	TOP					
51 Ichiro Suzuki, L OBP: 0.394, SLG: 0.433		G3		K2-3		G5-3		F9		5	1	1	0	0	1	8						
Desti Relaford, S OBP: 0.353, SLG: 0.401		K				L7		G4-3		5	1	1	0	0	1	6						
Edgar Martinez, R OBP: 0.398, SLG: 0.514	K		K			F9		F8		5	0	0	0	0	2	2						
John Olerud, L OBP: 0.404, SLG: 0.515			F7			FC6-4 BB		G3-1		3	0	1	2	2	0	0						
Bret Boone, R OBP: 0.332, SLG: 0.447	G5-3		K			FC6-4 1-2		L9		5	0	0	0	0	1	3						
Ruben Sierra, S OBP: 0.327, SLG: 0.431	G3-1					K		G1		3	1	0	0	1	2							
Carlos Guillen, S OBP: 0.332, SLG: 0.414		K		G3		F7		F8		4	0	0	0	0	1	1						
Dan Wilson, R OBP: 0.330, SLG: 0.415										4	0	4	0	0	0	0						
Mike Cameron, R OBP: 0.342, SLG: 0.443										2	0	2	1	2	0	0						
Inning Stats	R: 2 E: 0 K: 1 S: 11	H: 3 LOB: 1 BB: 0 P: 19	R: 0 E: 0 K: 2 S: 10	H: 2 LOB: 2 BB: 0 P: 14	R: 0 E: 0 K: 2 S: 11	H: 0 LOB: 0 BB: 0 P: 16	R: 0 E: 0 K: 2 S: 11	H: 1 LOB: 2 BB: 1 P: 22	R: 0 E: 0 K: 0 S: 10	H: 0 LOB: 1 BB: 1 P: 19	R: 1 E: 0 K: 0 S: 10	H: 2 LOB: 2 BB: 1 P: 18	R: 0 E: 0 K: 0 S: 5	H: 0 LOB: 1 BB: 1 P: 12	R: 0 E: 0 K: 0 S: 11	H: 1 LOB: 2 BB: 1 P: 19	R: 0 E: 0 K: 0 S: 4	H: 0 LOB: 0 BB: 0 P: 6	1B: 6 2B: 3 3B: 0 HR: 0	SF: 0 SAC: 0 DP: 0 HBP: 0	WP: 1 PB: 0 SB: 2 CS: 0	PA: 41
PITCHER	IP	WLS	BF	H	R	ER	SO	BB	IBB	HBP	BLK	WP	HR	S	P	ERA	WHIP					
Chan Ho Park, R ERA: 5.96	5.1	W	27	8	3	3	7	3	0	0	0	1	0	59	102	5.06	2.062					
C.J. Nitkowski, L ERA: 1.5	1.0	H	4	0	0	0	0	1	0	0	0	0	0	5	12	0.00	1.000					
Rudy Seanez, R ERA: 6.57	1.0		5	1	0	0	0	1	0	0	0	0	0	11	17	0.00	2.000					
Juan Alvarez, L ERA: 4.04	0.2	H	2	0	0	0	0	0	0	0	0	0	0	4	8	0.00	0.000					
Jay Powell, R ERA: 3.46	1.0		3	0	0	0	0	0	0	0	0	0	0	4	6	0.00	0.000					

Seattle Mariners @ Texas Rangers
The Ballpark at Arlington, Arlington, TX
Thu Sep 12 2002, 3:05 PM EDT
Att: 19,211 - Cloudy - 85 F

AB 36
R 3
H 9
RBI 3
BB 5
SO 7
LOB 22





Batter	1	2	3	4	5	6	7	8	9	AB	R	H	RBI	BB	SO	LOB	BOTTOM				
Todd Hollandsworth, L OBP: 0.358, SLG: 0.494	K							F8		5	0	3	1	0	1	1					
10 Michael Young, R OBP: 0.317, SLG: 0.403			G1-3					F9		4	1	2	2	1	0	2					
Alex Rodriguez, R OBP: 0.395, SLG: 0.645	G6-3		F7	FC6-4		E5		K		5	0	0	0	0	1	6					
Rafael Palmeiro, L OBP: 0.395, SLG: 0.588			K					K		4	2	2	0	0	2	4					
Herbert Perry, R OBP: 0.333, SLG: 0.489				HBP FC6-4 1B		G3-1 SF9 2B		G5-3		4	2	3	2	0	0	3					
9 Hank Blalock, L OBP: 0.304, SLG: 0.336	K			FC6-4 HBP 1B BB		G3-1		F7		3	1	0	0	1	1	2					
Todd Greene, R OBP: 0.259, SLG: 0.519		K		F3		SF9		F9		3	0	0	1	0	1	2					
Ivan Rodriguez, R OBP: 0.354, SLG: 0.538										0	0	0	0	0	0	0					
Kevin Mench, R OBP: 0.339, SLG: 0.474		F9		FC6-4 HBP		G5-3		K		3	0	0	0	0	1	0					
Ruben Rivera, R OBP: 0.288, SLG: 0.310										0	0	0	0	0	0	0					
Donnie Sadler, R OBP: 0.213, SLG: 0.225	G4-3			FC6-4 1B 10 1B		F8				4	1	1	1	0	0	2					
Inning Stats	R: 2 E: 0 K: 2 S: 19	H: 3 LOB: 1 BB: 0 P: 26	R: 0 E: 0 K: 1 S: 8	H: 0 LOB: 0 BB: 0 P: 8	R: 0 E: 0 K: 1 S: 12	H: 1 LOB: 1 BB: 0 P: 18	R: 3 E: 0 K: 0 S: 20	H: 3 LOB: 2 BB: 1 P: 30	R: 2 E: 0 K: 1 S: 11	H: 2 LOB: 0 BB: 0 P: 17	R: 0 E: 1 K: 1 S: 13	H: 1 LOB: 3 BB: 1 P: 27	R: 0 E: 0 K: 1 S: 6	H: 0 LOB: 0 BB: 0 P: 8	R: 0 E: 0 K: 1 S: 17	H: 1 LOB: 1 BB: 0 P: 23	1B: 5 2B: 5 3B: 0 HR: 1	SF: 1 SAC: 0 DP: 0 HBP: 1	WP: 0 PB: 0 SB: 0 CS: 0	PA: 39	
PITCHER	IP	WLS	BF	H	R	ER	SO	BB	IBB	HBP	BLK	WP	HR	S	P	ERA	WHIP				
Ryan Franklin, R ERA: 4.35	4.0	L	21	7	5	5	4	1	0	1	0	0	0	30	52	6.00	1.333				
James Baldwin, R ERA: 5.29	3.0		14	3	2	2	2	1	0	0	0	0	0	30	52	6.00	1.333				
Aaron Taylor, R ERA: 16.0	1.0		4	1	0	0	1	0	0	0	0	0	0	17	23	0.00	1.000				

Seattle Mariners @ Texas Rangers
The Ballpark at Arlington, Arlington, TX
Thu Sep 12 2002, 3:05 PM EDT
Att: 19,211 - Cloudy - 85 F

AB 35
R 7
H 11
RBI 7
BB 2
SO 7
LOB 22



Batter	1	2	3	4	5	6	7	8	9	AB	R	H	RBI	BB	SO	LOB	TOP										
Kevin Mench, R (1,7) OBP: 0.336, SLG: 0.469 Todd Hollandsworth, L (8,PH) OBP: 0.357, SLG: 0.493	2-1 G6-3		1-1 F9		3-3 K			2-2 G1-3		3	0	0	0	0	1	1	<p>Texas Rangers @ Anaheim Angels Edison International Field, Anaheim, CA Fri Sep 13, 2002, 10:05 PM EDT Att: 35,345 - Sunny - 69 F</p> <p>livebaseballscorecards.com</p> <p>AB 32 R 2 H 5 RBI 1 BB 0 SO 7 LOB 4</p> 										
10 Michael Young, R (1,4) OBP: 0.315, SLG: 0.400	0-0 F9		1-0 F9		1-1 F9			1-3 K		4	0	0	0	0	1	1											
Alex Rodriguez, R (1,6) OBP: 0.394, SLG: 0.642	2-2 2B E	1B	1-1 G5-3			3-1 P4		0-0 F5		4	1	1	0	0	0	0											
Rafael Palmeiro, L (1,3) OBP: 0.394, SLG: 0.587	3-2 E7 1H 2B			0-1 F7		2-2 P6		2-2 P4		4	0	1	0	0	0	0											
Ivan Rodriguez, R (1,2) OBP: 0.350, SLG: 0.532	3-3 K			1-0 G5-3		2-2 F9		1-3 K		4	0	0	0	0	2	1											
Herbert Perry, R (1,5) OBP: 0.331, SLG: 0.486				2-3 K			0-0 L6			3	0	0	0	0	2	0											
Carl Everett, S (1,9) OBP: 0.328, SLG: 0.430						3-1 F8		2-1 F8		3	0	0	0	0	0	0											
Todd Greene, R (1,10) OBP: 0.273, SLG: 0.571						0-0 HR		1-0 G5-3		3	1	2	1	0	0	0											
Ruben Rivera, R (1,8) OBP: 0.289, SLG: 0.311						1-1 1B		0-0 B5		3	0	1	0	0	1	1											
Inning Stats	R: 1 E: 1 K: 1 S: 17	H: 2 LOB: 1 BB: 0 P: 27	R: 0 E: 0 K: 2 S: 10	H: 1 LOB: 1 BB: 0 P: 13	R: 0 E: 0 K: 0 S: 5	H: 0 LOB: 0 BB: 0 P: 8	R: 0 E: 0 K: 1 S: 7	H: 0 LOB: 0 BB: 0 P: 10	R: 1 E: 0 K: 1 S: 11	H: 2 LOB: 1 BB: 0 P: 19	R: 0 E: 0 K: 0 S: 8	H: 0 LOB: 0 BB: 0 P: 15	R: 0 E: 0 K: 0 S: 4	H: 0 LOB: 0 BB: 0 P: 7	R: 0 E: 0 K: 1 S: 8	H: 0 LOB: 0 BB: 0 P: 11	R: 0 E: 0 K: 1 S: 8	H: 0 LOB: 0 BB: 0 P: 11	1B: 2 2B: 2 3B: 0 HR: 1	SF: 0 SAC: 0 DP: 0 HBP: 0	WP: 0 PB: 0 SB: 0 CS: 0	PA: 32					
PITCHER	IP	WLS	BF	H	R	ER	SO	BB	IBB	HBP	BLK	WP	HR	S	P	ERA	WHIP										
Jarrod Washburn, L (1,1) ERA: 3.24	7.1	W	27	5	2	1	5	0	0	0	0	0	1	63	100	1.23	0.682										
Ben Weber, R (8,1) ERA: 2.5	0.2	H	2	0	0	0	1	0	0	0	0	0	0	7	10	0.00	0.000										
Troy Percival, R (9,1) ERA: 1.72	1.0	S	3	0	0	0	1	0	0	0	0	0	0	8	11	0.00	0.000										

Batter	1	2	3	4	5	6	7	8	9	AB	R	H	RBI	BB	SO	LOB	BOTTOM										
David Eckstein, R (1,6) OBP: 0.377, SLG: 0.409	4-2 CS BB		2-1 SF9 1H	4-1 BB		0-3 K		0-0 G2-3		2	0	0	1	2	1	2	<p>Texas Rangers @ Anaheim Angels Edison International Field, Anaheim, CA Fri Sep 13, 2002, 10:05 PM EDT Att: 35,345 - Sunny - 69 F</p> <p>livebaseballscorecards.com</p> <p>AB 31 R 3 H 9 RBI 3 BB 6 SO 11 LOB 23</p> 										
Darin Erstad, L (1,8) OBP: 0.316, SLG: 0.392	3-3 K		2-1 16 1B 2B	2-3 K2-3		1-3 K		2-2 G5-3		5	1	1	0	0	3	5											
Scott Spiezio, S (1,3) OBP: 0.376, SLG: 0.435	4-1 BB		3-1 P5		0-1 1B		1-1 WP BB			3	0	2	0	1	0	1											
16 Garret Anderson, L (1,7) OBP: 0.336, SLG: 0.545	1-2 L9		2-2 1B		2-2 F9		1-3 K			4	0	1	1	0	1	3											
Brad Fullmer, L (1,10) OBP: 0.349, SLG: 0.508 Shawn Wooten, R (7,PH) OBP: 0.348, SLG: 0.465		2-2 F8 2B	0-0 F8		3-2 L9		1-2 F9			3	0	1	0	0	0	2											
Troy Glaus, R (1,5) OBP: 0.351, SLG: 0.435		0-0 F8		0-3 K	0-1 1B		4-2 WP			3	0	1	0	1	1	1											
Tim Salmon, R (1,9) OBP: 0.385, SLG: 0.499			3-3 K		3-1 1B 2B		1-3 K			4	1	1	0	0	3	5											
Bengie Molina, R (1,2) OBP: 0.279, SLG: 0.322			3-3 K		2-2 F9		4-2 BB		2-2 G3	3	0	0	0	1	1	2											
Adam Kennedy, L (1,4) OBP: 0.352, SLG: 0.465			4-2 PB WP SF9 BB	1-1 1B		3-3 K		3-2 G2-3 1B		3	1	2	1	1	1	1											
Inning Stats	R: 0 E: 0 K: 1 S: 10	H: 0 LOB: 1 BB: 2 P: 22	R: 0 E: 0 K: 2 S: 14	H: 1 LOB: 1 BB: 0 P: 22	R: 2 E: 0 K: 0 S: 14	H: 2 LOB: 1 BB: 1 P: 27	R: 1 E: 0 K: 2 S: 20	H: 2 LOB: 2 BB: 1 P: 32	R: 0 E: 0 K: 3 S: 13	H: 0 LOB: 1 BB: 1 P: 21	R: 0 E: 0 K: 2 S: 13	H: 1 LOB: 2 BB: 1 P: 22	R: 0 E: 0 K: 0 S: 12	H: 1 LOB: 1 BB: 0 P: 19	1B: 6 2B: 4 3B: 0 HR: 0	SF: 1 SAC: 0 DP: 1 HBP: 0	WP: 2 PB: 1 SB: 0 CS: 1	PA: 38									
PITCHER	IP	WLS	BF	H	R	ER	SO	BB	IBB	HBP	BLK	WP	HR	S	P	ERA	WHIP										
53 Joaquin Benoit, R (1,1) ERA: 5.11	4.0	L	20	5	3	3	5	4	0	0	0	0	0	58	103	6.75	2.250										
Todd Van Poppel, R (5,1) ERA: 5.0	2.0		10	3	0	0	4	1	0	0	0	0	0	29	44	0.00	2.000										
Juan Alvarez, L (7,1) ERA: 4.0	0.1		1	0	0	0	1	0	0	0	0	0	0	3	4	0.00	0.000										
Dan Kolb, R (7,1) ERA: 4.15	1.2		7	1	0	0	1	1	0	0	0	1	0	20	34	0.00	1.200										

Batter	1	2	3	4	5	6	7	8	9	AB	R	H	RBI	BB	SO	LOB	TOP					
Todd Hollandsworth, L (1, 8) OBP: 0.354, SLG: 0.485	1-0 SH1-3 WP 1B		0-0 F7	1-3 K			2-2 F7			4	0	1	0	0	1	1						
Herbert Perry, R (1, 10) OBP: 0.330, SLG: 0.481	1-0 SH1-3		2-2 P4		1-3 K		0-3 K			3	0	0	0	0	2	0						
Alex Rodriguez, R (1, 6) OBP: 0.392, SLG: 0.641	0-1 FC1-2-5 FC5 BB		0-0 G5-3		1-0 G5-3			2-3 K		4	0	0	0	0	1	1						
Rafael Palmeiro, L (1, 3) OBP: 0.398, SLG: 0.592	4-2 FC5 1-2 BB			1-1 BB 9 SF8 1B	3-2 F8			1-0 G6-4-3 1B		3	1	2	0	1	0	0						
Ivan Rodriguez, R (1, 2) OBP: 0.355, SLG: 0.539	1-0 FC5			0-0 SF8 9 10 2B 1B		2-2 HR		0-0 G6-4-3 1B		4	2	2	1	0	0	3						
Carl Everett, S (1, 9) OBP: 0.327, SLG: 0.434 Jason Hart, R (9, PH)		3-2 G6-3		4-1 10 2B BB		2-3 K			0-3 K	2	1	0	0	1	1	0						
Kevin Mench, R (1, 7) OBP: 0.335, SLG: 0.465		4-2 FC6 9 BB		0-1 P4		1-2 F7			1-2 G4-3	3	0	0	0	1	0	3						
9 Hank Blalock, L (1, 5) OBP: 0.295, SLG: 0.328 Donnie Sadler, R (9, PH)		2-0 FC6 1-2		0-1 SF8		0-3 K			0-0 P4	2	0	0	1	0	1	1						
10 Michael Young, R (1, 4) OBP: 0.312, SLG: 0.398		0-0 F9		2-3 3-H 1-0 1-H 3-H 2B			2-3 K			3	0	1	2	0	1	1						
Inning Stats	R: 0 E: 0 K: 0 S: 8	H: 1 LOB: 2 BB: 1 P: 15	R: 0 E: 0 K: 0 S: 7	H: 0 LOB: 1 BB: 1 P: 16	R: 0 E: 0 K: 0 S: 7	H: 0 LOB: 0 BB: 0 P: 9	R: 3 E: 0 K: 1 S: 12	H: 3 LOB: 1 BB: 1 P: 19	R: 0 E: 0 K: 2 S: 9	H: 0 LOB: 0 BB: 0 P: 14	R: 1 E: 0 K: 2 S: 15	H: 1 LOB: 0 BB: 0 P: 20	R: 0 E: 0 K: 1 S: 12	H: 0 LOB: 0 BB: 0 P: 16	R: 0 E: 0 K: 1 S: 5	H: 1 LOB: 0 BB: 0 P: 8	R: 0 E: 0 K: 1 S: 8	H: 0 LOB: 0 BB: 0 P: 9	1B: 4 2B: 1 3B: 0 HR: 1	SF: 1 SAC: 1 DP: 1 HBP: 0	WP: 1 PB: 0 SB: 0 CS: 0	PA: 35
PITCHER	IP WLS BF H R ER SO BB IBB HBP BLK WP HR S P ERA WHIP																					
Ramon Ortiz, R (1, 1) ERA: 3.88	7.0 W 29 5 4 4 6 3 0 0 0 0 1 1 70 109 5.14 1.143																					
Ben Weber, R (8, 1) ERA: 2.52	1.0 3 1 0 0 1 0 0 0 0 0 0 0 5 8 0.00 1.000																					
47 Mark Lukasiewicz, L (9, 1) ERA: 3.18	1.0 3 0 0 0 1 0 0 0 0 0 0 0 8 9 0.00 0.000																					

Texas Rangers @ Anaheim Angels
Edison International Field, Anaheim, CA
Sun Sep 15 2002, 8:05 PM EDT
Att: 33,445 - Sunny - 78 F

AB 30
R 4
H 6
RBI 4
BB 3
SO 8
LOB 10



Batter	1	2	3	4	5	6	7	8	9	AB	R	H	RBI	BB	SO	LOB	BOTTOM			
Darin Erstad, L (1, 8) OBP: 0.315, SLG: 0.391 Orlando Palmeiro, L (9, 9) OBP: 0.369, SLG: 0.355	1B BB G3-1			0-1 G3-1			1-1 HR 1B	1-3 K		4	2	1	0	1	1	4				
Troy Glaus, R (1, 5) OBP: 0.354, SLG: 0.454	1-1 FC4 1B 1-2 1B	1-2 G5-3			2-2 HR		0-0 1-H HR	1-2 1-H 2-H HR		5	4	3	6	0	0	1				
Scott Spiezio, S (1, 3) OBP: 0.377, SLG: 0.442	1-0 1B 1B 1-2 2-3 1B	2-1 G4-3			2-1 HR		0-0 F8	3-1 G6-3		5	2	2	1	0	0	0				
Shawn Wooten, R (1, 10) OBP: 0.347, SLG: 0.484	2-1 1B 1B 1-3 2-H 3-H 1B	1-0 F8			1-3 K		0-0 G6-3	1-3 K		5	1	1	2	0	2	0				
Tim Salmon, R (1, 9) OBP: 0.383, SLG: 0.500 Julio Ramirez, R (7, PR) OBP: 0.357, SLG: 0.480	2-0 F8		0-3 K		2-0 G5-3		4-2 BB			3	0	0	0	1	1	2				
Benji Gil, R (1, 6) OBP: 0.280, SLG: 0.395	1-0 E 1B 2-3 3-H 1B		2-3 K		1-3 K		1-1 F8			4	1	1	1	0	2	1				
Alex Ochoa, R (1, 7) OBP: 0.362, SLG: 0.401	3-1 E 9 1-2 FC3-2-5 1B 3-H 1B		2-0 G6-3			1-1 G6-3		4-1 1B 9 1B BB		3	1	1	1	1	0	0				
Bengie Molina, R (1, 2) OBP: 0.279, SLG: 0.321	1-2 E6 9 1-3 2-H 1B			3-2 F9		1-2 P4		2-1 9 1B HR 1B		4	1	1	0	0	0	1				
9 Chone Figgins, S (1, 4) OBP: 0.143, SLG: 0.143	2-1 FC3-2-5 1-2 3-H 1B			0-3 K		1-0 G4-3		3-2 HR 1B		4	1	1	1	0	1	2				
Inning Stats	R: 5 E: 3 K: 0 S: 19	H: 4 LOB: 2 BB: 1 P: 37	R: 0 E: 0 K: 0 S: 8	H: 0 LOB: 0 BB: 0 P: 12	R: 0 E: 0 K: 2 S: 7	H: 0 LOB: 0 BB: 0 P: 11	R: 0 E: 0 K: 1 S: 10	H: 0 LOB: 0 BB: 0 P: 13	R: 2 E: 0 K: 0 S: 7	H: 2 LOB: 0 BB: 0 P: 23	R: 0 E: 0 K: 0 S: 9	H: 0 LOB: 0 BB: 1 P: 15	R: 2 E: 0 K: 2 S: 20	H: 2 LOB: 1 BB: 1 P: 35	R: 4 E: 0 K: 2 S: 20	H: 3 LOB: 0 BB: 1 P: 35	1B: 7 2B: 0 3B: 0 HR: 4	SF: 0 SAC: 0 DP: 0 HBP: 0	WP: 0 PB: 0 SB: 0 CS: 0	PA: 40
PITCHER	IP WLS BF H R ER SO BB IBB HBP BLK WP HR S P ERA WHIP																			
Kenny Rogers, L (1, 1) ERA: 3.94	5.0 L 24 6 7 5 5 1 0 0 0 0 0 0 2 59 9.00 1.400																			
Jay Powell, R (6, 1) ERA: 3.71	2.0 9 2 2 2 0 1 0 0 0 0 0 1 16 25 9.00 1.500																			
Aaron Myette, R (8, 1) ERA: 10.27	0.0 3 2 3 3 0 1 0 0 0 0 0 0 7 16 ∞ ∞																			
Juan Alvarez, L (8, 1) ERA: 4.14	1.0 4 1 1 1 2 0 0 0 0 0 0 1 13 19 9.00 1.000																			

Texas Rangers @ Anaheim Angels
Edison International Field, Anaheim, CA
Sun Sep 15 2002, 8:05 PM EDT
Att: 33,445 - Sunny - 78 F

AB 37
R 13
H 11
RBI 12
BB 3
SO 7
LOB 11



Batter	1	2	3	4	5	6	7	8	9	10	11	AB	R	H	RBI	BB	SO	LOB	TOP	
Todd Hollandsworth, L OBP: 0.349, SLG: 0.483 Kevin Merz, R OBP: 0.338, SLG: 0.484	(1, 7) 1-3 K		(1, 1) 0-1 G1-3		(4, 1) 1-2 BB	(3, 2) 1-2 BB, 2-3 HBP		(2, 3) K		(4, 2) IBB, 1B, BB		2	0	0	0	1	1	0		
Mike Lamb, L OBP: 0.361, SLG: 0.423	(1, 10) 3-3 K		(1, 0) 1B		(2, 1) L7	(4, 2) 1B, BB			(4, 2) 1B, BB	(2, 2) IBB		4	1	2	1	2	1	1		
Alex Rodriguez, R OBP: 0.390, SLG: 0.635	(1, 6) 4-2 PB, BB		(3, 1) F8		(2, 2) P3	(1, 3) K			(0, 0) F9	(2, 1) F2		5	0	0	0	1	1	8		
Rafael Palmeiro, L OBP: 0.401, SLG: 0.594	(1, 3) 1-0 F9		(2, 2) F9			(2, 1) 1B, 10 SF8, 1B	(2, 2) 2B		(3, 2) 2B, 9 SF7, 1B	(4, 0) FC6-4, IBB		5	2	3	0	1	0	2		
Ivan Rodriguez, R OBP: 0.354, SLG: 0.538 Todd Greene, R OBP: 0.290, SLG: 0.596	(1, 2) 2-3 K		(1, 2) F8, 2B		(1, 0) 1B, 1B	(1, 3) K			(0, 1) 2B	(0, 0) FC6-4		1	0	0	0	0	1	0		
Carl Everett, S OBP: 0.328, SLG: 0.431	(1, 9) 1-1 F7		(0, 0) F8		(1, 2) HBP, 1B, BB, 1B	(1, 3) K			(4, 0) IBB			5	1	1	0	1	1	2		
Hank Blalock, L OBP: 0.297, SLG: 0.331	(1, 5) 1-0 10 1B		(1, 3) K		(1, 3) K				(2, 1) SF7			5	0	2	1	0	3	5		
Michael Young, R OBP: 0.311, SLG: 0.396	(1, 4) 3-2 1B		(3, 2) G6-3		(2, 1) SF8				(2, 2) G3			5	0	1	1	0	1	4		
Ruben Rivera, R Herbert Pistry, R Domingo Soto, R Travis Hafner, L Jason Hart, R	(1, 8) 1-0 P5		(1, 1) G5-3		(2, 1) 3H, BB, HBP, 1B				(3, 1) F5			2	0	0	0	0	0	2		
Inning Stats	R: 0, E: 0, K: 2, S: 11	H: 0, LOB: 1, BB: 1, P: 20	R: 0, E: 0, K: 1, S: 13	H: 2, LOB: 2, BB: 0, P: 21	R: 0, E: 0, K: 1, S: 8	H: 1, LOB: 1, BB: 0, P: 14	R: 0, E: 0, K: 0, S: 10	H: 1, LOB: 1, BB: 0, P: 15	R: 0, E: 0, K: 1, S: 8	H: 0, LOB: 0, BB: 0, P: 15	R: 2, E: 0, K: 1, S: 14	H: 2, LOB: 2, BB: 2, P: 27	R: 0, E: 0, K: 1, S: 14	H: 1, LOB: 3, BB: 2, P: 27	R: 0, E: 0, K: 1, S: 9	H: 1, LOB: 1, BB: 0, P: 16	1B: 10, 2B: 3, 3B: 0, HR: 0	SF: 2, SAC: 0, DP: 0, HBP: 1	WP: 0, PB: 1, SB: 0, CS: 0	PA: 54
PITCHER	Freddy Garcia, R ERA: 4.38	IP: 5.2, WLS: 27, BF: 8, H: 3, R: 3, ER: 5, SO: 5, BB: 0, IBB: 0, HBP: 0, BLK: 0, WP: 0, HR: 0, S: 63, P: 109, ERA: 4.76, WHIP: 1.765	Doug Creek, L ERA: 5.7	IP: 0.0, WLS: 2, BF: 0, H: 0, R: 0, ER: 0, SO: 1, BB: 0, IBB: 0, HBP: 0, BLK: 0, WP: 0, HR: 4, S: 11, ERA: **, WHIP: **	Jeff Nelson, R ERA: 4.1	IP: 2.1, WLS: 8, BF: 1, H: 0, R: 0, ER: 5, SO: 0, BB: 0, IBB: 0, HBP: 0, BLK: 0, WP: 0, HR: 24, S: 37, ERA: 0.00, WHIP: 0.429	Kazuhiko Sasaki, R ERA: 2.37	IP: 1.0, WLS: 7, BF: 2, H: 2, R: 2, ER: 1, SO: 1, BB: 1, IBB: 0, HBP: 0, BLK: 0, WP: 0, HR: 14, S: 27, ERA: 18.00, WHIP: 3.000	Shigetoshi Hasegawa, R ERA: 2.88	IP: 2.0, WLS: 10, BF: 2, H: 0, R: 0, ER: 2, SO: 1, BB: 1, IBB: 0, HBP: 0, BLK: 0, WP: 0, HR: 23, S: 43, ERA: 0.00, WHIP: 1.500	PITCHER	Rich Rodriguez, L ERA: 4.8	IP: 0.1, WLS: 2, BF: 0, H: 0, R: 0, ER: 0, SO: 1, BB: 1, IBB: 0, HBP: 0, BLK: 0, WP: 0, HR: 0, S: 0, P: 7, ERA: 0.00, WHIP: 3.000							

Texas Rangers @ Seattle Mariners
Safeco Field, Seattle, WA
Mon Sep 16 2002, 7:05 PM PDT
Att: 42,635 - Cloudy - 64 F


AB	44
R	5
H	13
RBI	5
BB	7
SO	13
LOB	29



Batter	1	2	3	4	5	6	7	8	9	10	11	AB	R	H	RBI	BB	SO	LOB	BOTTOM			
51 Ichiro Suzuki, L OBP: 0.393, SLG: 0.427	(1, 9) 2-3 K		(4, 1) G4-6-3, BB		(1, 2) WP, 1B					(4, 0) BB, BB, IBB		4	0	3	1	3	1	0				
Desi Relaford, S Charles Gipson, R	(1, 7) 2-2 BB, BB, 1B		(0, 0) G4-6-3		(1, 1) F7				(0, 2) F5			5	1	1	0	0	1	6				
Edgar Martinez, R 16 Willie Bloomquist, R Ruben Sierra, S	(1, 10) 2-2 F8		(0, 1) G4-6-3, 1B		(2, 2) G6-3				(4, 0) 1B, BB			3	0	1	0	2	0	3				
John Olerud, L	(1, 3) 4-1 BB, BB		(1, 0) G4-6-3		(0, 1) G4-3				(4, 2) 1B, BB, FC6-4, BB			4	1	0	1	2	0	5				
Bret Boone, R	(1, 4) 4-1 1B, BB		(4, 0) BB		(3, 1) FC3-6, 2B				(2, 2) G4-3			4	1	1	0	2	1	3				
Mike Cameron, R	(1, 8) 0-0 1B		(2, 3) K		(4, 2) FC3-6, BB				(1, 0) F9			5	1	2	2	1	2	1				
Carlos Guillen, S	(1, 6) 2-1 1B		(2, 2) G3, 1B, HBP		(0, 1) FC3-6				(2, 3) K			4	1	1	1	1	1	2				
Dan Wilson, R 23 Luis Ugueto, S Ben Davis, S	(1, 2) 0-3 K		(0, 1) G3		(1, 3) K				(2, 2) BB, SH3-4, 1B			4	0	1	0	0	2	5				
Jeff Cirillo, R Scott Podsednik, L Jose Offerman, S	(1, 5) 3-3 K		(2, 0) WP, 51 1B		(1, 2) G4-3				(2, 1) SH3-4, 1B			3	0	1	1	1	1	0				
Inning Stats	R: 3, E: 0, K: 2, S: 21	H: 3, LOB: 2, BB: 2, P: 37	R: 0, E: 0, K: 1, S: 5	H: 0, LOB: 0, BB: 1, P: 12	R: 0, E: 0, K: 1, S: 6	H: 1, LOB: 1, BB: 1, P: 13	R: 1, E: 0, K: 0, S: 11	H: 2, LOB: 2, BB: 0, P: 18	R: 0, E: 0, K: 1, S: 11	H: 1, LOB: 2, BB: 1, P: 19	R: 0, E: 0, K: 1, S: 7	H: 0, LOB: 0, BB: 0, P: 12	R: 1, E: 0, K: 0, S: 15	H: 1, LOB: 3, BB: 3, P: 30	R: 0, E: 0, K: 1, S: 12	H: 1, LOB: 1, BB: 1, P: 19	R: 1, E: 0, K: 2, S: 10	H: 1, LOB: 3, BB: 3, P: 24	1B: 10, 2B: 1, 3B: 0, HR: 0	SF: 0, SAC: 1, DP: 2, HBP: 1	WP: 2, PB: 0, SB: 0, CS: 0	PA: 55
PITCHER	Coby Lewis, R ERA: 6.2	IP: 5.0, WLS: 7, BF: 26, H: 7, R: 4, ER: 5, SO: 5, BB: 5, IBB: 0, HBP: 1, BLK: 0, WP: 0, HR: 0, S: 54, P: 99, ERA: 7.20, WHIP: 2.400	C.J. Nitkowski, L ERA: 1.5	IP: 1.0, WLS: 5, BF: 4, H: 0, R: 0, ER: 0, SO: 1, BB: 0, IBB: 0, HBP: 0, BLK: 0, WP: 0, HR: 9, S: 18, ERA: 0.00, WHIP: 2.000	Rudy Seanez, R ERA: 6.91	IP: 1.1, WLS: 6, BF: 1, H: 1, R: 1, ER: 1, SO: 0, BB: 1, IBB: 0, HBP: 0, BLK: 0, WP: 0, HR: 14, S: 26, ERA: 6.75, WHIP: 0.750	Francisco Cordero, R ERA: 1.77	IP: 1.2, WLS: 7, BF: 0, H: 0, R: 0, ER: 2, SO: 2, BB: 0, IBB: 0, HBP: 0, BLK: 0, WP: 0, HR: 17, S: 30, ERA: 0.00, WHIP: 1.200	Dan Kolb, R ERA: 4.28	IP: 1.1, WLS: 9, BF: 2, H: 1, R: 1, ER: 2, SO: 3, BB: 0, IBB: 0, HBP: 0, BLK: 0, WP: 1, HR: 19, S: 36, ERA: 6.75, WHIP: 3.750	PITCHER	Rich Rodriguez, L ERA: 4.8	IP: 0.1, WLS: 2, BF: 0, H: 0, R: 0, ER: 0, SO: 1, BB: 1, IBB: 0, HBP: 0, BLK: 0, WP: 0, HR: 0, S: 0, P: 7, ERA: 0.00, WHIP: 3.000									

Texas Rangers @ Seattle Mariners
Safeco Field, Seattle, WA
Mon Sep 16 2002, 7:05 PM PDT
Att: 42,635 - Cloudy - 64 F

AB	40
R	6
H	11
RBI	6
BB	13
SO	12
LOB	32



Batter	1	2	3	4	5	6	7	8	9	10	AB	R	H	RBI	BB	SO	LOB	TOP	
Todd Hollandsworth, L (1.7) X OBP: 0.351, SLG: 0.478	G4-3			L8		G1-3		G4-3			4	0	0	0	0	0	2	Texas Rangers @ Seattle Mariners Safeco Field, Seattle, WA Tue Sep 17 2002, 7:05 PM PDT Alt. 37,566 - Sunny - 65 F	
10 Michael Young, R (1.4) B OBP: 0.309, SLG: 0.394	L3			K		SF8		K			3	0	0	1	0	2			
Alex Rodriguez, R (1.6) C OBP: 0.390, SLG: 0.634	K			F3		1B		BB			3	0	1	1	1	0			
Rafael Palmeiro, L (1.10) X OBP: 0.398, SLG: 0.589		F8		K		L4		L3			4	0	0	0	0	1			
Ivan Rodriguez, R (1.2) S OBP: 0.351, SLG: 0.532	K			K			L9	F9			4	0	0	0	0	2			
Carl Everett, S (1.9) X OBP: 0.327, SLG: 0.429	G4-3			1B			K	K			4	0	1	0	0	2			
Herbert Perry, R (1.3) X OBP: 0.328, SLG: 0.478			G6-3	F8		F9		F9			4	0	0	0	0	1			
9 Hank Blalock, L (1.5) C OBP: 0.298, SLG: 0.325			G6-3	G6-3		G1-3		L8			2	1	0	0	1	0			
Todd Greene, R (10. PH) X OBP: 0.287, SLG: 0.589						10 SF8		BB			1	0	0	0	0	1			
Ruben Rivera, R (1.8) C OBP: 0.288, SLG: 0.309						1B					2	1	1	0	0	1			
Mike Lamb, L (8. PH) X OBP: 0.360, SLG: 0.422						1B					1	0	0	0	0	1			
Donnie Sadler, R (8.8) X OBP: 0.224, SLG: 0.220						1B		K			0	0	0	0	0	0			
Inning Stats	R: 0 E: 0 K: 1 S: 7	H: 0 LOB: 0 BB: 0 P: 12	R: 0 E: 0 K: 1 S: 9	H: 0 LOB: 0 BB: 0 P: 11	R: 0 E: 0 K: 1 S: 8	H: 0 LOB: 0 BB: 0 P: 12	R: 0 E: 0 K: 2 S: 9	H: 1 LOB: 1 BB: 0 P: 12	R: 2 E: 0 K: 0 S: 10	H: 2 LOB: 1 BB: 1 P: 21	R: 0 E: 0 K: 1 S: 7	H: 0 LOB: 0 BB: 0 P: 12	R: 0 E: 0 K: 1 S: 10	H: 0 LOB: 1 BB: 0 P: 14	R: 0 E: 0 K: 2 S: 11	H: 0 LOB: 0 BB: 0 P: 15	1B: 3 2B: 0 3B: 0 HR: 0	SF: 1 SAC: 0 DP: 0 HBP: 0	WP: 0 PA: 35 PB: 0 SB: 0 CS: 0
PITCHER	IP WLS BF H R ER SO BB IBB HBP BLK WP HR S P ERA WHIP	IP WLS BF H R ER SO BB IBB HBP BLK WP HR S P ERA WHIP	IP WLS BF H R ER SO BB IBB HBP BLK WP HR S P ERA WHIP	IP WLS BF H R ER SO BB IBB HBP BLK WP HR S P ERA WHIP	IP WLS BF H R ER SO BB IBB HBP BLK WP HR S P ERA WHIP	IP WLS BF H R ER SO BB IBB HBP BLK WP HR S P ERA WHIP	IP WLS BF H R ER SO BB IBB HBP BLK WP HR S P ERA WHIP	IP WLS BF H R ER SO BB IBB HBP BLK WP HR S P ERA WHIP	IP WLS BF H R ER SO BB IBB HBP BLK WP HR S P ERA WHIP	IP WLS BF H R ER SO BB IBB HBP BLK WP HR S P ERA WHIP	IP WLS BF H R ER SO BB IBB HBP BLK WP HR S P ERA WHIP	IP WLS BF H R ER SO BB IBB HBP BLK WP HR S P ERA WHIP	IP WLS BF H R ER SO BB IBB HBP BLK WP HR S P ERA WHIP	IP WLS BF H R ER SO BB IBB HBP BLK WP HR S P ERA WHIP	IP WLS BF H R ER SO BB IBB HBP BLK WP HR S P ERA WHIP	IP WLS BF H R ER SO BB IBB HBP BLK WP HR S P ERA WHIP	IP WLS BF H R ER SO BB IBB HBP BLK WP HR S P ERA WHIP	IP WLS BF H R ER SO BB IBB HBP BLK WP HR S P ERA WHIP	
Ryan Franklin, R (1.1) X ERA: 4.17	8.1	W	30	3	2	2	9	2	0	0	0	0	0	0	0	0	0	2.16	0.600
Arthur Rhodes, L (9.1) X ERA: 2.53	1.2	W	5	0	0	0	2	0	0	0	0	0	0	0	0	0	0	0.00	0.000

AB	32
R	2
H	3
RBI	2
BB	2
SO	11
LOB	6



Batter	1	2	3	4	5	6	7	8	9	10	AB	R	H	RBI	BB	SO	LOB	BOTTOM			
51 Ichiro Suzuki, L (1.9) X OBP: 0.391, SLG: 0.425	F8	F7			FC1-6		G3		L4		5	0	1	0	0	0	1	Texas Rangers @ Seattle Mariners Safeco Field, Seattle, WA Tue Sep 17 2002, 7:05 PM PDT Alt. 37,566 - Sunny - 65 F			
Mike Cameron, R (1.8) B OBP: 0.341, SLG: 0.442	HBP				FC1-6		F8		K		4	2	0	0	1	2	1				
Edgar Martinez, R (1.10) C OBP: 0.407, SLG: 0.512	BB				E2				CS		1	0	0	0	4	0	0				
23 Luis Ugueto, S (9. PR) X OBP: 0.238, SLG: 0.316	BB				BB				BB		0	0	0	0	0	0	0				
John Olerud, L (1.3) B OBP: 0.402, SLG: 0.505					SF8		G4-3		CS		2	0	1	1	1	0	1				
Jose Offerman, S (10. PR) X OBP: 0.320, SLG: 0.335	HBP				BB				CS		0	1	0	0	0	0	0				
Bret Boone, R (1.4) B OBP: 0.335, SLG: 0.447	G6-3				K				BB		3	0	2	1	1	1	1				
Scott Podsednik, L (1.7) X OBP: 0.364, SLG: 0.125	G6-3								SH3-4		3	0	2	1	1	1	1				
16 Willie Bloomquist, R (10. PH) X									1B		0	1	0	0	0	0	0				
Carlos Guillen, S (1.6) X OBP: 0.333, SLG: 0.408		F7			G4-6-3		G4-3		1B		5	0	2	1	0	0	3				
Dan Wilson, R (1.2) X OBP: 0.331, SLG: 0.412		L8			G4-6-3		K		F2		3	0	0	0	0	1	2				
Ruben Sierra, S (8. PH) X OBP: 0.323, SLG: 0.424											1	0	0	0	0	0	2				
Ben Davis, S (9.2) X OBP: 0.318, SLG: 0.405											0	0	0	0	0	0	0				
Jeff Cirillo, R (1.5) X OBP: 0.297, SLG: 0.322					P4		K		F2		3	0	1	0	0	1	1				
Desi Relaford, S (8. PH) X OBP: 0.350, SLG: 0.394											1	0	0	0	0	0	2				
Inning Stats	R: 1 E: 0 K: 0 S: 10	H: 0 LOB: 2 BB: 3 P: 25	R: 0 E: 0 K: 0 S: 6	H: 1 LOB: 1 BB: 0 P: 9	R: 0 E: 0 K: 2 S: 10	H: 1 LOB: 2 BB: 1 P: 18	R: 0 E: 0 K: 0 S: 5	H: 1 LOB: 0 BB: 0 P: 7	R: 1 E: 1 K: 1 S: 9	H: 1 LOB: 1 BB: 1 P: 16	R: 0 E: 0 K: 2 S: 14	H: 0 LOB: 1 BB: 1 P: 22	R: 0 E: 0 K: 0 S: 7	H: 0 LOB: 1 BB: 1 P: 13	R: 0 E: 0 K: 1 S: 9	H: 0 LOB: 1 BB: 0 P: 15	R: 1 E: 0 K: 0 S: 6	H: 2 LOB: 1 BB: 0 P: 9	1B: 7 2B: 0 3B: 0 HR: 0	SF: 1 SAC: 1 DP: 2 HBP: 1	WP: 0 PA: 44 PB: 0 SB: 0 CS: 1
PITCHER	IP WLS BF H R ER SO BB IBB HBP BLK WP HR S P ERA WHIP	IP WLS BF H R ER SO BB IBB HBP BLK WP HR S P ERA WHIP	IP WLS BF H R ER SO BB IBB HBP BLK WP HR S P ERA WHIP	IP WLS BF H R ER SO BB IBB HBP BLK WP HR S P ERA WHIP	IP WLS BF H R ER SO BB IBB HBP BLK WP HR S P ERA WHIP	IP WLS BF H R ER SO BB IBB HBP BLK WP HR S P ERA WHIP	IP WLS BF H R ER SO BB IBB HBP BLK WP HR S P ERA WHIP	IP WLS BF H R ER SO BB IBB HBP BLK WP HR S P ERA WHIP	IP WLS BF H R ER SO BB IBB HBP BLK WP HR S P ERA WHIP	IP WLS BF H R ER SO BB IBB HBP BLK WP HR S P ERA WHIP	IP WLS BF H R ER SO BB IBB HBP BLK WP HR S P ERA WHIP	IP WLS BF H R ER SO BB IBB HBP BLK WP HR S P ERA WHIP	IP WLS BF H R ER SO BB IBB HBP BLK WP HR S P ERA WHIP	IP WLS BF H R ER SO BB IBB HBP BLK WP HR S P ERA WHIP	IP WLS BF H R ER SO BB IBB HBP BLK WP HR S P ERA WHIP	IP WLS BF H R ER SO BB IBB HBP BLK WP HR S P ERA WHIP	IP WLS BF H R ER SO BB IBB HBP BLK WP HR S P ERA WHIP	IP WLS BF H R ER SO BB IBB HBP BLK WP HR S P ERA WHIP			
Chan Ho Park, R (1.1) X ERA: 5.67	8.0	W	36	5	2	1	5	8	0	0	0	0	0	0	0	0	0	1.12	1.625		
Jay Powell, R (9.1) X ERA: 3.65	0.2	L	3	0	0	0	1	0	0	0	0	0	0	0	0	0	0	0.00	1.500		
Rich Rodriguez, L (9.1) X ERA: 5.28	0.1	L	1	1	1	1	0	0	0	0	0	0	0	0	0	0	0	27.00	3.000		
Rudy Seanez, R (10.1) X ERA: 6.43	0.1	L	1	0	0	0	0	0	0	0	0	0	0	0	0	0	0	0.00	0.000		
C.J. Nitkowski, L (10.1) X ERA: 1.40	0.1	L	2	1	0	0	0	0	0	0	0	0	0	0	0	0	0	0.00	3.000		




Batter	1	2	3	4	5	6	7	8	9	10	AB	R	H	RBI	BB	SO	LOB	TOP
Todd Hollandsworth, L OBP: 0.349, SLG: 0.475 Kevin Mench, R OBP: 0.336, SLG: 0.461	(1, 7) 2-3 K		(1, 2) F8		(1, 2) F8			(1, 2) F3		(1, 2) K	3	0	0	0	0	1	0	
10 Michael Young, R OBP: 0.306, SLG: 0.390	(1, 4) 1-3 K		(1, 2) L7		(1, 2) G4-3			(1, 2) E5		(1, 2) K	5	0	0	0	0	2	0	
Rafael Palmeiro, L OBP: 0.395, SLG: 0.583	(1, 3) 0-1 G1-3		(1, 2) L9					(1, 2) K		(1, 2) K	5	0	0	0	0	2	1	
Ivan Rodriguez, R OBP: 0.350, SLG: 0.532		0-0 2B			(1, 1) G6-3			(1, 2) L9		(1, 2) G5-3	4	1	1	0	0	0	1	
Carl Everett, S OBP: 0.331, SLG: 0.435		0-1 2B			(1, 2) 1B			(1, 2) G6-3		(1, 2) G6-3	4	1	3	1	0	0	0	
Herbert Perry, R OBP: 0.330, SLG: 0.477		0-2 1B			(1, 2) F9			(1, 2) G6-3		(1, 2) F9 WP	3	0	1	1	1	0	2	
Travis Hafner, L OBP: 0.322, SLG: 0.396 Todd Greene, R OBP: 0.295, SLG: 0.589		2H 1B			(1, 2) 1B			(1, 2) 1B		(1, 2) BB	2	0	2	0	1	0	0	
Ruben Rivera, R OBP: 0.282, SLG: 0.302 Alex Rodriguez, R OBP: 0.390, SLG: 0.633		0-0 2B			(1, 2) BB			(1, 2) F9		(1, 2) F9	3	0	0	0	0	1	3	
Donnie Sadler, R OBP: 0.218, SLG: 0.213 Mike Lamb, L OBP: 0.359, SLG: 0.420		0-0 2B			(1, 2) K			(1, 3) K		(1, 2) K	3	0	0	0	0	2	1	
											1	0	0	0	0	1	2	
Inning Stats	R: 0 E: 0 K: 2 S: 8	H: 0 LOB: 0 BB: 0 P: 11	R: 2 E: 0 K: 0 S: 11	H: 4 LOB: 1 BB: 0 P: 13	R: 0 E: 0 K: 0 S: 13	H: 0 LOB: 0 BB: 0 P: 17	R: 0 E: 0 K: 1 S: 10	H: 1 LOB: 1 BB: 0 P: 10	R: 0 E: 1 K: 1 S: 11	H: 0 LOB: 1 BB: 0 P: 15	R: 0 E: 0 K: 3 S: 12	H: 0 LOB: 2 BB: 0 P: 18	R: 0 E: 0 K: 3 S: 12	H: 0 LOB: 0 BB: 0 P: 18	1B: 4 2B: 3 3B: 0 HR: 0	SF: 0 SAC: 0 DP: 0 HBP: 0	WP: 1 PA: 39	
PITCHER	IP	WLS	BF	H	R	ER	SO	BB	IBB	HBP	BLK	WP	HR	S	P	ERA	WHIP	
Ismael Valdez, R ERA: 3.98	(1, 1) 7.0		27	7	2	2	5	1	0	0	0	0	0	70	97	2.57	1.143	
Arthur Rhodes, L ERA: 2.48	(8, 1) 1.1		6	0	0	0	1	1	0	0	0	0	0	17	28	0.00	0.750	
Jeff Nelson, R ERA: 4.04	(9, 1) 0.2		3	0	0	0	1	1	0	0	0	1	0	7	16	0.00	1.500	
Kazuhiko Sasaki, R ERA: 2.33	(10, 1) 1.0	W	3	0	0	0	3	0	0	0	0	0	0	12	18	0.00	0.000	

Texas Rangers @ Seattle Mariners
Safeco Field, Seattle, WA
Wed Sep 18 2002, 7:05 PM PDT
Att. 39,208 - Sunny - 69 F

livebaseballscorecards.com

AB 36
R 2
H 7
RBI 2
BB 3
SO 10
LOB 12




Batter	1	2	3	4	5	6	7	8	9	10	AB	R	H	RBI	BB	SO	LOB	BOTTOM
51 Ichiro Suzuki, L OBP: 0.390, SLG: 0.422	(1, 9) 1-3 K			(1, 1) L7				(1, 2) L8		(1, 2) SH1-4	4	0	0	0	1	2	2	
Mike Cameron, R OBP: 0.343, SLG: 0.442	(1, 8) 0-1 1B			(1, 2) 1B				(1, 2) G4-3		(1, 2) 1B IBB	5	0	2	0	1	0	4	
Edgar Martinez, R OBP: 0.404, SLG: 0.510 Scott Podsednik, L OBP: 0.384, SLG: 0.125	(1, 10) 1-3 K			(1, 2) 1B				(1, 2) FC5-4		(1, 2) 1B	3	1	1	0	3	1	1	
John Olerud, L OBP: 0.411, SLG: 0.505 23 Luis Ugueto, S OBP: 0.238, SLG: 0.316 Jose Offerman, S OBP: 0.320, SLG: 0.335 Ruben Sierra, S OBP: 0.324, SLG: 0.426	(1, 3) 4-0 1B			(1, 2) 1B				(1, 2) FC5-4		(1, 2) 1B	0	0	0	0	0	0	0	
Bret Boone, R OBP: 0.334, SLG: 0.445	(1, 4) 2-3 K			(1, 1) FC5-4				(1, 2) G4-3		(1, 2) 2B	4	0	2	0	1	1	5	
Desi Relaford, S OBP: 0.350, SLG: 0.392				(1, 2) 1B				(1, 2) F7		(1, 2) B3	4	0	1	1	1	1	1	
Carlos Guillen, S OBP: 0.334, SLG: 0.410				(1, 2) 1B				(1, 2) L7		(1, 2) G3	5	1	2	0	0	0	4	
Ben Davis, S OBP: 0.320, SLG: 0.405				(1, 2) 1B				(1, 2) FC5-4		(1, 2) G1-4-3	5	0	2	0	0	0	7	
Jeff Cirillo, R OBP: 0.298, SLG: 0.324 Charles Gipson, R OBP: 0.353, SLG: 0.368	(1, 5) 0-1 1B			(1, 2) 1B				(1, 2) SH3-4		(1, 2) G1-3	4	0	2	1	0	0	2	
											0	1	0	0	0	0	0	
Inning Stats	R: 0 E: 0 K: 3 S: 11	H: 1 LOB: 2 BB: 1 P: 19	R: 1 E: 0 K: 2 S: 14	H: 3 LOB: 2 BB: 0 P: 20	R: 1 E: 0 K: 0 S: 15	H: 3 LOB: 3 BB: 0 P: 19	R: 0 E: 0 K: 0 S: 10	H: 1 LOB: 3 BB: 1 P: 19	R: 0 E: 0 K: 0 S: 10	H: 0 LOB: 0 BB: 0 P: 14	R: 0 E: 0 K: 0 S: 8	H: 1 LOB: 3 BB: 2 P: 16	R: 1 E: 0 K: 0 S: 6	H: 2 LOB: 3 BB: 2 P: 15	1B: 13 2B: 1 3B: 0 HR: 0	SF: 0 SAC: 2 DP: 0 HBP: 0	WP: 1 PA: 49	
PITCHER	IP	WLS	BF	H	R	ER	SO	BB	IBB	HBP	BLK	WP	HR	S	P	ERA	WHIP	
53 Joaquin Benoit, R ERA: 4.96	(1, 1) 5.2		30	9	2	2	6	3	1	0	0	0	0	72	115	3.18	2.118	
Juan Alvarez, L ERA: 4.1	(6, 1) 0.1		1	0	0	0	0	0	0	0	0	0	0	2	2	0.00	0.000	
Dan Kolb, R ERA: 4.13	(7, 1) 1.0		5	2	0	0	0	0	0	0	0	0	0	8	14	0.00	2.000	
Jay Powell, R ERA: 3.5	(8, 1) 2.0		8	1	0	0	1	1	0	0	0	0	0	16	27	0.00	1.000	
Dennys Reyes, L ERA: 5.69	(10, 1) 0.1	L	4	1	1	1	0	1	1	0	0	1	0	4	13	27.00	6.000	

Texas Rangers @ Seattle Mariners
Safeco Field, Seattle, WA
Wed Sep 18 2002, 7:05 PM PDT
Att. 39,208 - Sunny - 69 F

livebaseballscorecards.com

AB 40
R 3
H 14
RBI 3
BB 7
SO 7
LOB 31



Batter	1	2	3	4	5	6	7	8	9	AB	R	H	RBI	BB	SO	LOB	TOP										
10 Michael Young, R OBP: 0.311, SLG: 0.392	F9			2B 1B		G6-3		G6-3		4	1	1	0	0	0	1											
Herbert Perry, R OBP: 0.331, SLG: 0.477	F9			1B 2B		G4-3			G5-3	4	1	1	1	0	0	0											
Alex Rodriguez, R OBP: 0.391, SLG: 0.633	K			F9		G4-3			F9	4	0	0	0	0	1	1											
Rafael Palmeiro, L OBP: 0.394, SLG: 0.583		F8							G3	3	0	1	1	1	0	0											
Ivan Rodriguez, R OBP: 0.347, SLG: 0.527	F9			1B						3	0	1	0	0	1	1											
Todd Greene, R OBP: 0.289, SLG: 0.576				1B						2	0	0	0	0	0	1											
Mike Lamb, L OBP: 0.358, SLG: 0.415	P6			F5						1	0	0	0	0	0	1											
Kevin Mench, R OBP: 0.333, SLG: 0.457				G6-3						2	0	0	0	0	0	0											
Todd Hollandsworth, L OBP: 0.349, SLG: 0.474						F5				1	0	0	0	0	1	0											
Jason Hart, R				P6						2	0	0	0	0	1	0											
9 Hank Blalock, L OBP: 0.295, SLG: 0.320						K				1	0	0	0	0	1	0											
Ruben Rivera, R OBP: 0.283, SLG: 0.298				F5						2	0	0	0	0	0	0											
Travis Hafner, L OBP: 0.333, SLG: 0.426						F7				1	0	1	0	0	0	0											
Donnie Sadler, R OBP: 0.212, SLG: 0.206										0	0	0	0	0	0	0											
Inning Stats	R: 0 E: 0 K: 1 S: 8	H: 0 LOB: 0 BB: 0 P: 12	R: 0 E: 0 K: 0 S: 9	H: 0 LOB: 0 BB: 0 P: 17	R: 0 E: 0 K: 0 S: 7	H: 0 LOB: 0 BB: 0 P: 13	R: 2 E: 0 K: 0 S: 11	H: 4 LOB: 1 BB: 0 P: 16	R: 0 E: 0 K: 1 S: 6	H: 0 LOB: 0 BB: 0 P: 7	R: 0 E: 0 K: 1 S: 7	H: 0 LOB: 0 BB: 1 P: 12	R: 0 E: 0 K: 2 S: 10	H: 1 LOB: 1 BB: 0 P: 13	R: 0 E: 0 K: 0 S: 7	H: 0 LOB: 0 BB: 0 P: 12	1B: 3 2B: 2 3B: 0 HR: 0	SF: 0 SAC: 0 DP: 1 HBP: 0	WP: 0 PB: 0 SB: 0 CS: 0	PA: 31							
PITCHER	IP	WLS	BF	H	R	ER	SO	BB	IBB	HBP	BLK	WP	HR	S	P	ERA	WHIP										
Ted Lilly, L ERA: 3.77	5.0		18	4	2	2	2	0	0	0	0	0	0	42	66	3.60	0.800										
Chad Bradford, R ERA: 2.5	2.0		6	0	0	0	1	1	0	0	0	0	0	13	19	0.00	0.500										
Mike Venafro, L ERA: 4.66	0.1		1	0	0	0	1	0	0	0	0	0	0	3	4	0.00	0.000										
Jim Mecir, R ERA: 4.2	0.2	W	3	1	0	0	1	0	0	0	0	0	0	7	9	0.00	1.500										
Ricardo Rincon, L ERA: 3.88	1.0	S	3	0	0	0	0	0	0	0	0	0	0	7	12	0.00	0.000										

Texas Rangers @ Oakland Athletics
Network Associates Coliseum, Oakland, CA
Fri Sep 20, 2002, 10:05 PM EDT
Att: 25,281 - Sunny - 75 F

AB 30
R 2
H 5
RBI 2
BB 1
SO 5
LOB 5



Batter	1	2	3	4	5	6	7	8	9	AB	R	H	RBI	BB	SO	LOB	BOTTOM										
Ray Durham, S OBP: 0.374, SLG: 0.448	G4-3							K		4	0	1	0	0	2	1											
Mark Ellis, R OBP: 0.347, SLG: 0.393										3	1	2	1	1	1	2											
Miguel Tejada, R OBP: 0.348, SLG: 0.496	L4-3									4	1	0	0	0	0	5											
3 Eric Chavez, L OBP: 0.345, SLG: 0.520										3	0	0	0	1	2	2											
Jermaine Dye, R OBP: 0.330, SLG: 0.444										3	0	0	1	0	1	0											
David Justice, L OBP: 0.381, SLG: 0.426										3	0	0	0	1	3	0											
Eric Byrnes, R OBP: 0.304, SLG: 0.422										0	0	0	0	0	0	0											
Randy Velarde, R OBP: 0.329, SLG: 0.347										3	0	0	1	1	0	0											
Terrence Long, L OBP: 0.300, SLG: 0.399										4	1	2	0	0	0	3											
Ramon Hernandez, R OBP: 0.310, SLG: 0.328										3	1	1	1	0	0	1											
Inning Stats	R: 0 E: 0 K: 0 S: 7	H: 1 LOB: 0 BB: 0 P: 10	R: 0 E: 0 K: 1 S: 12	H: 0 LOB: 0 BB: 0 P: 17	R: 2 E: 1 K: 2 S: 14	H: 3 LOB: 2 BB: 0 P: 21	R: 0 E: 0 K: 1 S: 10	H: 0 LOB: 0 BB: 0 P: 15	R: 0 E: 0 K: 3 S: 11	H: 0 LOB: 0 BB: 0 P: 19	R: 0 E: 0 K: 0 S: 10	H: 0 LOB: 0 BB: 0 P: 12	R: 2 E: 1 K: 1 S: 12	H: 0 LOB: 3 BB: 4 P: 35	R: 0 E: 0 K: 0 S: 7	H: 0 LOB: 0 BB: 0 P: 12	1B: 4 2B: 3 3B: 0 HR: 0	SF: 1 SAC: 0 DP: 1 HBP: 0	WP: 0 PB: 0 SB: 0 CS: 0	PA: 35							
PITCHER	IP	WLS	BF	H	R	ER	SO	BB	IBB	HBP	BLK	WP	HR	S	P	ERA	WHIP										
Kenny Rogers, L ERA: 3.89	7.0		27	6	2	2	8	0	0	0	0	0	0	79	115	2.57	0.857										
Dan Kolb, R ERA: 4.03	0.2	L	5	0	2	0	1	1	1	0	0	0	0	7	22	0.00	1.500										
Juan Alvarez, L ERA: 3.99	0.1		3	0	0	0	0	2	0	0	0	0	0	5	13	0.00	6.000										

Texas Rangers @ Oakland Athletics
Network Associates Coliseum, Oakland, CA
Fri Sep 20, 2002, 10:05 PM EDT
Att: 25,281 - Sunny - 75 F

AB 30
R 4
H 6
RBI 4
BB 4
SO 9
LOB 14



Batter	1	2	3	4	5	6	7	8	9	AB	R	H	RBI	BB	SO	LOB	TOP										
10 Michael Young, R OBP: 0.310, SLG: 0.390	F8		K			G3			K	5	0	1	0	0	2	3											
Mike Lamb, L OBP: 0.355, SLG: 0.409	BB		K			FC6-4 2B			K	4	1	0	0	1	2	2											
Alex Rodriguez, R OBP: 0.393, SLG: 0.632	L6					2B			K	4	0	2	0	1	1	1											
Rafael Palmeiro, L OBP: 0.394, SLG: 0.583	P4					2B				3	0	1	1	1	1	2											
Todd Greene, R OBP: 0.277, SLG: 0.552		G5-3								4	0	0	0	0	0	5											
Todd Hollandsworth, L OBP: 0.346, SLG: 0.469		G3								4	0	0	0	0	1	3											
Kevin Mench, R OBP: 0.331, SLG: 0.452										4	0	0	0	0	0	0											
9 Hank Blalock, L OBP: 0.293, SLG: 0.313			F5							3	1	0	0	1	0	0											
Ruben Rivera, R OBP: 0.296, SLG: 0.324										1	1	1	2	1	0	0											
Herbert Perry, R OBP: 0.330, SLG: 0.476										1	0	0	0	0	0	0											
Donnie Sadler, R OBP: 0.212, SLG: 0.206										0	0	0	0	0	0	0											
Inning Stats	R: 0 E: 0 K: 0 S: 8	H: 0 LOB: 1 BB: 1 P: 15	R: 0 E: 0 K: 0 S: 6	H: 0 LOB: 0 BB: 0 P: 8	R: 0 E: 0 K: 2 S: 13	H: 0 LOB: 1 BB: 1 P: 20	R: 0 E: 0 K: 2 S: 10	H: 1 LOB: 1 BB: 0 P: 13	R: 3 E: 1 K: 0 S: 13	H: 3 LOB: 2 BB: 2 P: 27	R: 0 E: 0 K: 0 S: 9	H: 0 LOB: 2 BB: 0 P: 16	R: 0 E: 0 K: 0 S: 12	H: 1 LOB: 2 BB: 1 P: 22	R: 0 E: 0 K: 0 S: 6	H: 0 LOB: 0 BB: 0 P: 11	R: 0 E: 0 K: 3 S: 9	H: 0 LOB: 0 BB: 0 P: 15	1B: 3 2B: 1 3B: 0 HR: 1	SF: 0 SAC: 0 DP: 0 HBP: 1	WP: 0 PB: 0 SB: 0 CS: 0	PA: 39					
PITCHER	IP	WLS	BF	H	R	ER	SO	BB	IBB	HBP	BLK	WP	HR	S	P	ERA	WHIP										
Cory Lidle, R ERA: 3.96	(1, 1)	6.1	30	5	3	3	4	4	0	1	1	0	1	62	105	4.26	1.421										
Jim Mecir, R ERA: 4.15	(7, 1)	0.2	3	0	0	0	0	1	0	0	0	0	0	9	16	0.00	1.500										
Jeff Tam, R ERA: 4.66	(8, 1)	1.0	W	3	0	0	0	0	0	0	0	0	0	6	11	0.00	0.000										
Billy Koch, R ERA: 2.84	(9, 1)	1.0	S	3	0	0	3	0	0	0	0	0	0	9	15	0.00	0.000										

Texas Rangers @ Oakland Athletics
Network Associates Coliseum, Oakland, CA
Sat Sep 21 2002, 4:05 PM EDT
Att: 24,862 - Sunny - 70 F

AB 33
R 3
H 5
RBI 3
BB 5
SO 7
LOB 16



Batter	1	2	3	4	5	6	7	8	9	AB	R	H	RBI	BB	SO	LOB	BOTTOM										
Mark Ellis, R OBP: 0.350, SLG: 0.395	1B 2B		K		F8					3	2	1	1	2	1	3											
Scott Hatteberg, L OBP: 0.327, SLG: 0.422										3	0	2	0	0	0	0											
Adam Dunn, R OBP: 0.326, SLG: 0.417										0	0	0	0	1	0	0											
John Mabry, R OBP: 0.326, SLG: 0.517										0	0	0	0	0	0	0											
Frank Menechino, R OBP: 0.332, SLG: 0.339										1	0	1	1	0	0	0											
Greg Myers, R OBP: 0.348, SLG: 0.401										0	1	0	0	0	0	0											
Jose Torres, R ERA: 4.15										0	1	0	0	0	0	0											
Miguel Tejada, R OBP: 0.349, SLG: 0.495	P6		K							5	0	2	1	0	1	5											
3 Eric Chavez, L OBP: 0.343, SLG: 0.517	K		F9							4	0	0	0	1	1	4											
Jermaine Dye, R OBP: 0.332, SLG: 0.444	1B									3	0	1	1	2	0	3											
David Justice, L OBP: 0.379, SLG: 0.421	F7									4	1	0	0	1	0	6											
Eric Byrnes, R OBP: 0.304, SLG: 0.422										0	0	0	0	0	0	0											
Randy Velarde, R OBP: 0.327, SLG: 0.339			K							3	1	0	0	1	3	2											
Terrence Long, L OBP: 0.301, SLG: 0.400	G3-1									4	1	2	0	0	0	2											
Ramon Hernandez, R OBP: 0.313, SLG: 0.327	F9									1	0	0	0	2	0	0											
Inning Stats	R: 1 E: 0 K: 1 S: 12	H: 3 LOB: 2 BB: 0 P: 21	R: 0 E: 0 K: 1 S: 8	H: 0 LOB: 0 BB: 0 P: 10	R: 0 E: 0 K: 2 S: 11	H: 1 LOB: 1 BB: 0 P: 18	R: 0 E: 0 K: 1 S: 10	H: 1 LOB: 2 BB: 2 P: 20	R: 0 E: 0 K: 0 S: 7	H: 1 LOB: 1 BB: 0 P: 10	R: 2 E: 0 K: 0 S: 10	H: 0 LOB: 2 BB: 4 P: 30	R: 0 E: 0 K: 1 S: 8	H: 0 LOB: 1 BB: 1 P: 15	R: 3 E: 0 K: 0 S: 17	H: 3 LOB: 3 BB: 2 P: 31	R: 0 E: 0 K: 0 S: 9	H: 0 LOB: 0 BB: 0 P: 15	1B: 7 2B: 2 3B: 0 HR: 0	SF: 0 SAC: 1 DP: 0 HBP: 0	WP: 1 PB: 0 SB: 2 CS: 0	PA: 42					
PITCHER	IP	WLS	BF	H	R	ER	SO	BB	IBB	HBP	BLK	WP	HR	S	P	ERA	WHIP										
Colby Lewis, R ERA: 6.0	(1, 1)	5.1	28	6	3	3	5	6	0	0	1	1	0	53	102	5.06	2.250										
Rich Rodriguez, L ERA: 5.05	(6, 1)	0.1	B	1	0	0	0	0	0	0	0	0	0	1	1	0.00	0.000										
Rudy Seanez, R ERA: 6.1	(6, 1)	1.1	5	0	0	0	1	1	0	0	0	0	0	12	21	0.00	0.750										
C.J. Nitkowski, L ERA: 2.84	(8, 1)	0.1	L	3	1	2	2	0	1	0	0	0	0	5	10	54.00	6.000										
Jay Powell, R ERA: 3.61	(8, 1)	0.0	2	2	0	0	0	0	0	0	0	0	0	5	6	∞	∞										
Juan Alvarez, L ERA: 3.99	(8, 1)	0.0	1	0	1	1	0	0	0	0	0	0	0	0	0	0.00	0.000										
Dan Kolb, R ERA: 3.54	(8, 1)	0.2	2	0	0	0	0	0	0	0	0	0	0	5	9	0.00	0.000										

Texas Rangers @ Oakland Athletics
Network Associates Coliseum, Oakland, CA
Sat Sep 21 2002, 4:05 PM EDT
Att: 24,862 - Sunny - 70 F

AB 32
R 6
H 9
RBI 5
BB 9
SO 6
LOB 27



Batter	1	2	3	4	5	6	7	8	9	AB	R	H	RBI	BB	SO	LOB	TOP								
David Eckstein, R (1, 6) OBP: 0.369, SLG: 0.396	F7		F8		L5		K			4	0	0	0	0	1	4									
Darin Erstad, L (1, 8) OBP: 0.314, SLG: 0.391	K			F8		G6-3		P4		4	0	0	0	0	1	0									
Tim Salmon, R (1, 9) OBP: 0.362, SLG: 0.595	G6-3			G3-1		F9		E8		4	0	0	0	0	0	0									
Alfredo Amezaga, S (6, PR) OBP: 0.500, SLG: 0.700								16 L9		0	0	0	0	0	0	0									
Alex Ochoa, R (8, 9) OBP: 0.361, SLG: 0.400										0	0	0	0	0	0	0									
16 Garret Anderson, L (1, 7) OBP: 0.335, SLG: 0.546		G6-3						L9		4	1	2	1	0	0	1									
Brad Fullmer, L (1, 10) OBP: 0.349, SLG: 0.510		G3-1								2	0	0	0	0	0	1									
Shawn Wooten, R (8, PH) OBP: 0.342, SLG: 0.466										0	0	0	0	1	0	0									
Julio Ramirez, R (6, PR) OBP: 0.357, SLG: 0.480										0	0	0	0	0	0	0									
Troy Glaus, R (1, 5) OBP: 0.350, SLG: 0.446										3	0	1	0	1	0	4									
Scott Spiezio, S (1, 3) OBP: 0.373, SLG: 0.433										4	0	2	0	0	0	1									
Bengie Molina, R (1, 2) OBP: 0.275, SLG: 0.325										2	0	1	0	0	0	0									
9 Chone Figgins, S (7, PR) OBP: 0.143, SLG: 0.143										0	0	0	0	0	0	0									
José Molina, R (7, 2) OBP: 0.252, SLG: 0.277										0	0	0	0	0	0	0									
Orlando Palmeiro, L (9, PH) OBP: 0.360, SLG: 0.347										1	0	0	0	0	0	1									
Adam Kennedy, L (1, 4) OBP: 0.344, SLG: 0.452										4	0	0	0	0	2	3									
Inning Stats	R: 0 E: 0 K: 1 S: 11	H: 0 LOB: 0 BB: 0 P: 15	R: 0 E: 0 K: 0 S: 7	H: 1 LOB: 1 BB: 0 P: 13	R: 0 E: 0 K: 0 S: 11	H: 0 LOB: 0 BB: 0 P: 15	R: 0 E: 0 K: 0 S: 5	H: 1 LOB: 1 BB: 0 P: 7	R: 0 E: 0 K: 1 S: 12	H: 1 LOB: 2 BB: 1 P: 21	R: 1 E: 0 K: 0 S: 9	H: 1 LOB: 1 BB: 0 P: 12	R: 0 E: 0 K: 2 S: 8	H: 1 LOB: 2 BB: 0 P: 15	R: 0 E: 1 K: 0 S: 13	H: 0 LOB: 3 BB: 1 P: 21	R: 0 E: 0 K: 0 S: 7	H: 1 LOB: 0 BB: 0 P: 11	1B: 4 2B: 1 3B: 0 HR: 1	SF: 0 SAC: 1 DP: 0 HBP: 1	WP: 1 PB: 0 SB: 0 CS: 1	PA: 36			
PITCHER	IP	WLS	BF	H	R	ER	SO	BB	IBB	HBP	BLK	WP	HR	S	P	ERA	WHIP								
53 Joaquin Benoit, R (1, 1) ERA: 4.65	7.0	W	28	5	1	1	4	1	0	1	0	1	1	63	98	1.29	0.857								
Rudy Seanez, R (8, 1) ERA: 6.03	0.1	H	2	0	0	0	0	0	0	0	0	0	0	4	5	0.00	0.000								
Rich Rodriguez, L (8, 1) ERA: 5.4	0.1	H	1	0	0	0	0	0	0	0	0	0	0	2	2	0.00	0.000								
Jay Powell, R (8, 1) ERA: 3.59	0.1	H	2	0	0	0	0	1	0	0	0	0	0	7	14	0.00	3.000								
Francisco Cordero, R (9, 1) ERA: 1.98	1.0	S	3	1	0	0	0	0	0	0	0	0	0	7	11	0.00	1.000								

Anaheim Angels @ Texas Rangers
The Ballpark at Arlington, Arlington, TX
Tue Sep 24 2002, 8:05 PM EDT
Att: 21,869 - Cloudy - 77 F

AB 32
R 1
H 6
RBI 1
BB 2
SO 4
LOB 15



Batter	1	2	3	4	5	6	7	8	9	AB	R	H	RBI	BB	SO	LOB	BOTTOM								
10 Michael Young, R (1, 4) OBP: 0.310, SLG: 0.389	G5-3 1B		K	F8			G4-3 1B			4	0	2	0	0	1	3									
Mike Lamb, L (1, 10) OBP: 0.350, SLG: 0.403	F7		G3-1			K	G4-3			4	0	0	0	0	1	2									
Alex Rodriguez, R (1, 6) OBP: 0.391, SLG: 0.627	G5-3		K			G6-3				3	0	0	0	1	1	1									
Rafael Palmeiro, L (1, 3) OBP: 0.391, SLG: 0.577	P5			P5		K	G4-3			4	0	0	0	0	1	3									
Ivan Rodriguez, R (1, 2) OBP: 0.354, SLG: 0.535		G1-3								3	2	1	1	1	0	0									
Todd Hollandsworth, L (1, 7) OBP: 0.345, SLG: 0.466		G3								4	0	1	0	0	1	0									
Kevin Mench, R (1, 9) OBP: 0.352, SLG: 0.452										4	0	2	1	0	2	0									
Donnie Sadler, R (9, 9) OBP: 0.212, SLG: 0.206										0	0	0	0	0	0	0									
9 Hank Blalock, L (1, 5) OBP: 0.294, SLG: 0.313										3	0	1	0	0	1	2									
Ruben Rivera, R (1, 8) OBP: 0.290, SLG: 0.315										3	0	1	0	0	0	2									
Inning Stats	R: 0 E: 0 K: 0 S: 11	H: 1 LOB: 1 BB: 0 P: 15	R: 0 E: 1 K: 0 S: 9	H: 2 LOB: 2 BB: 0 P: 14	R: 0 E: 0 K: 2 S: 10	H: 0 LOB: 0 BB: 0 P: 15	R: 1 E: 0 K: 0 S: 14	H: 3 LOB: 3 BB: 1 P: 25	R: 0 E: 0 K: 2 S: 12	H: 0 LOB: 0 BB: 0 P: 18	R: 1 E: 0 K: 2 S: 10	H: 1 LOB: 0 BB: 0 P: 14	R: 0 E: 0 K: 0 S: 18	H: 1 LOB: 2 BB: 1 P: 27	R: 0 E: 0 K: 2 S: 10	H: 0 LOB: 0 BB: 0 P: 12	1B: 7 2B: 0 3B: 0 HR: 1	SF: 0 SAC: 0 DP: 0 HBP: 0	WP: 0 PB: 0 SB: 0 CS: 0	PA: 34					
PITCHER	IP	WLS	BF	H	R	ER	SO	BB	IBB	HBP	BLK	WP	HR	S	P	ERA	WHIP								
Kevin Appier, R (1, 1) ERA: 3.92	6.0	L	26	7	2	2	6	1	0	0	0	0	0	12	18	3.00	1.333								
Brendan Donnelly, R (7, 1) ERA: 2.31	0.2		4	1	0	0	0	0	1	0	0	0	0	6	9	0.00	0.000								
Scott Schoeneweis, L (7, 1) ERA: 4.83	0.1		1	0	0	0	0	0	0	0	0	0	0	6	9	0.00	0.000								
Ben Weber, R (8, 1) ERA: 2.38	1.0		3	0	0	0	2	0	0	0	0	0	0	10	12	0.00	0.000								

Anaheim Angels @ Texas Rangers
The Ballpark at Arlington, Arlington, TX
Tue Sep 24 2002, 8:05 PM EDT
Att: 21,869 - Cloudy - 77 F

AB 32
R 2
H 8
RBI 2
BB 2
SO 8
LOB 13



Batter	1	2	3	4	5	6	7	8	9	AB	R	H	RBI	BB	SO	LOB	TOP								
David Eckstein, R (1, 6) OBP: 0.366, SLG: 0.393	G4-3		G4-3			F9	F7		K	5	0	0	0	0	1	6									
Darin Erstad, L (1, 8) OBP: 0.312, SLG: 0.388	F9			L3			G4-3			4	0	0	0	0	1	2									
Tim Salmon, R (1, 9) OBP: 0.362, SLG: 0.593	G6-3			L5						2	0	0	0	2	0	0									
9 Chone Figgins, S (6, PR) OBP: 0.143, SLG: 0.143										0	0	0	0	0	0	0									
Alex Ochoa, R (8, 9) OBP: 0.361, SLG: 0.400										0	0	0	0	0	0	0									
16 Garret Anderson, L (1, 7) OBP: 0.333, SLG: 0.542		F8		K					G3-6-3-6	4	0	0	0	0	2	2									
Shawn Wooten, R (1, 10) OBP: 0.339, SLG: 0.458		F9				FC6-4 1B	F8		K	4	0	1	0	0	1	2									
Troy Glaus, R (1, 5) OBP: 0.350, SLG: 0.450		F9								4	1	1	1	0	1	1									
Scott Spiezio, S (1, 3) OBP: 0.372, SLG: 0.431			F8		FC6-4 2B				G3-1	4	1	1	0	0	0	1									
Bengie Molina, R (1, 2) OBP: 0.276, SLG: 0.326			G3							2	0	1	0	0	0	0									
Otlando Palmeiro, L (9, PH) OBP: 0.363, SLG: 0.349						2B	SH3-4 1B		SH3-4 1B	1	1	1	0	0	0	0									
Benji Gil, R (1, 4) OBP: 0.313, SLG: 0.444									WP DI 1B	2	0	2	1	1	0	0									
Brad Fuller, L (9, PH) OBP: 0.351, SLG: 0.511										1	0	1	1	0	0	0									
Alfredo Amezaga, S (9, PR) OBP: 0.500, SLG: 0.700										0	0	0	0	0	0	0									
Inning Stats	R: 0 E: 0 K: 0 S: 8	H: 0 LOB: 0 BB: 0 P: 13	R: 0 E: 0 K: 0 S: 5	H: 0 LOB: 0 BB: 0 P: 10	R: 0 E: 0 K: 0 S: 12	H: 1 LOB: 1 BB: 0 P: 18	R: 0 E: 0 K: 1 S: 6	H: 0 LOB: 0 BB: 0 P: 8	R: 1 E: 0 K: 1 S: 15	H: 3 LOB: 2 BB: 0 P: 22	R: 0 E: 0 K: 2 S: 11	H: 0 LOB: 1 BB: 1 P: 17	R: 1 E: 0 K: 0 S: 11	H: 2 LOB: 2 BB: 1 P: 20	R: 0 E: 0 K: 1 S: 5	H: 0 LOB: 1 BB: 1 P: 12	R: 1 E: 0 K: 1 S: 16	H: 2 LOB: 1 BB: 0 P: 24	1B: 6 2B: 1 3B: 0 HR: 1	SF: 0 SAC: 1 DP: 1 HBP: 0	WP: 1 PB: 0 SB: 0 CS: 0	PA: 37			
PITCHER	IP	WLS	BF	H	R	ER	SO	BB	IBB	HBP	BLK	WP	HR	S	P	ERA	WHIP								
Kenny Rogers, L (1, 1) ERA: 3.94	7.0		29	6	2	2	4	2	0	0	0	0	1	68	108	2.57	1.143								
Rudy Seanez, R (8, 1) ERA: 5.85	1.0	W	3	0	0	0	1	1	0	0	0	0	0	5	12	0.00	1.000								
Francisco Cordero, R (9, 1) ERA: 1.83	1.0	S	5	2	1	1	1	0	0	0	0	1	0	16	24	9.00	2.000								

Anaheim Angels @ Texas Rangers
The Ballpark at Arlington, Arlington, TX
Wed Sep 25 2002, 8:05 PM EDT
Att: 20,976 - Sunny - 81 F

AB	33
R	3
H	8
RBI	3
BB	3
SO	6
LOB	14



Batter	1	2	3	4	5	6	7	8	9	AB	R	H	RBI	BB	SO	LOB	BOTTOM								
10 Michael Young, R (1, 4) OBP: 0.309, SLG: 0.386	G5-3		G5-3			G6-3	F9			4	0	0	1	1	0	0									
9 Hank Blalock, L (1, 5) OBP: 0.304, SLG: 0.336	FC5 1B									3	1	1	1	2	1	3									
Alex Rodriguez, R (1, 6) OBP: 0.393, SLG: 0.632	FC5 1B									3	1	2	1	1	0	1									
Rafael Palmeiro, L (1, 3) OBP: 0.391, SLG: 0.581	F5									3	1	1	1	1	0	3									
Ivan Rodriguez, R (1, 2) OBP: 0.353, SLG: 0.535	FC5		G5-3							4	1	1	0	0	0	3									
Todd Hollandsworth, L (1, 7) OBP: 0.345, SLG: 0.464		G5-3	G6-3							2	0	0	0	1	0	1									
Kevin Mench, R (1, 9) OBP: 0.329, SLG: 0.447		G4-3								4	0	0	0	0	2	2									
Travis Hafner, L (1, 10) OBP: 0.344, SLG: 0.421										3	0	1	0	1	1	1									
Ruben Rivera, R (1, 8) OBP: 0.287, SLG: 0.311										2	0	0	0	0	0	1									
Mike Lamb, L (7, PH) OBP: 0.349, SLG: 0.401										1	0	0	0	0	0	0									
Donnie Sadler, R (8, 8) OBP: 0.219, SLG: 0.206										0	0	0	0	0	0	0									
Inning Stats	R: 0 E: 0 K: 0 S: 8	H: 1 LOB: 2 BB: 1 P: 17	R: 0 E: 0 K: 0 S: 9	H: 1 LOB: 1 BB: 0 P: 14	R: 2 E: 0 K: 0 S: 13	H: 2 LOB: 1 BB: 1 P: 23	R: 0 E: 0 K: 1 S: 9	H: 0 LOB: 0 BB: 0 P: 14	R: 0 E: 0 K: 1 S: 9	H: 0 LOB: 1 BB: 1 P: 16	R: 0 E: 0 K: 1 S: 14	H: 0 LOB: 1 BB: 1 P: 21	R: 0 E: 0 K: 1 S: 11	H: 0 LOB: 2 BB: 2 P: 23	R: 2 E: 0 K: 1 S: 11	H: 2 LOB: 3 BB: 2 P: 23	1B: 2 2B: 1 3B: 0 HR: 3	SF: 0 SAC: 1 DP: 0 HBP: 1	WP: 0 PB: 0 SB: 0 CS: 0	PA: 38					
PITCHER	IP	WLS	BF	H	R	ER	SO	BB	IBB	HBP	BLK	WP	HR	S	P	ERA	WHIP								
Ramon Ortiz, R (1, 1) ERA: 3.77	6.0		26	4	2	2	3	4	0	0	0	0	2	57	100	3.00	1.333								
Brendan Donnelly, R (7, 1) ERA: 2.27	1.0		4	0	0	0	0	1	0	0	0	0	0	14	21	0.00	1.000								
Scott Schoeneweis, L (8, 1) ERA: 4.91	0.0	L	1	1	1	1	0	0	0	0	0	0	1	3	6	∞	∞								
Ben Weber, R (8, 1) ERA: 2.49	0.1		2	1	1	0	0	0	0	0	0	0	0	2	2	0.00	3.000								
Francisco Rodriguez, R (8, 1) ERA:	0.2		5	0	1	1	1	1	1	1	0	0	0	6	15	13.50	1.500								

Anaheim Angels @ Texas Rangers
The Ballpark at Arlington, Arlington, TX
Wed Sep 25 2002, 8:05 PM EDT
Att: 20,976 - Sunny - 81 F

AB	29
R	4
H	6
RBI	4
BB	7
SO	4
LOB	15



Batter	1	2	3	4	5	6	7	8	9	AB	R	H	RBI	BB	SO	LOB	TOP										
David Eckstein, R (1, 6) OBP: 0.365, SLG: 0.390	G5-3		L1-3			SH5-3 16 HR BB	F8	G6-3		4	1	0	0	1	0	1	Anaheim Angels @ Texas Rangers The Ballpark at Arlington, Arlington, TX Thu Sep 26 2002, 3:05 PM EDT Att: 21,774 - Sunny - 81 F										
Darin Erstad, L (1, 8) OBP: 0.313, SLG: 0.388	K			E7 2B	SH5-3		HR BB	1B		3	2	1	0	1	1	0											
Tim Salmon, R (1, 9) OBP: 0.393, SLG: 0.509	P4			K	16 HR 1B		HR	F9		4	2	2	3	0	1	2											
Alex Ochoa, R (7, 9) OBP: 0.360, SLG: 0.399							HR			1	0	0	0	0	0	1											
16 Garret Anderson, L (1, 7) OBP: 0.334, SLG: 0.545	F2			2B G5-3 BB			G3			4	2	1	3	1	0	1											
Brad Fullmer, L (1, 10) OBP: 0.351, SLG: 0.511		G6-3		2B			G3-1		F5	4	0	1	1	1	0	0											
Troy Glas, R (1, 5) OBP: 0.348, SLG: 0.447	K			2B			HR BB		L6	4	1	0	1	1	2	2											
Scott Spiezio, S (1, 3) OBP: 0.373, SLG: 0.437	F9						HR		K	3	1	1	2	1	0	1											
Bengie Molina, R (1, 2) OBP: 0.274, SLG: 0.323			K	F8			K2-3	F8		4	0	0	0	0	2	2											
Adam Kennedy, L (1, 4) OBP: 0.345, SLG: 0.453			L1-3 1B			SH5-3 BB 1B	F7	G4-3		4	1	2	0	0	0	0											
Inning Stats	R: 0 E: 0 K: 1 S: 9	H: 0 LOB: 1 BB: 0 P: 13	R: 0 E: 0 K: 1 S: 8	H: 0 LOB: 0 BB: 0 P: 9	R: 0 E: 0 K: 1 S: 9	H: 1 LOB: 0 BB: 0 P: 15	R: 2 E: 1 K: 1 S: 11	H: 1 LOB: 2 BB: 2 P: 25	R: 4 E: 0 K: 0 S: 12	H: 3 LOB: 1 BB: 2 P: 24	R: 0 E: 0 K: 1 S: 10	H: 0 LOB: 0 BB: 0 P: 12	R: 4 E: 0 K: 0 S: 16	H: 2 LOB: 0 BB: 2 P: 31	R: 0 E: 0 K: 0 S: 8	H: 1 LOB: 1 BB: 0 P: 8	R: 0 E: 0 K: 1 S: 5	H: 0 LOB: 0 BB: 0 P: 9	1B: 4 2B: 2 3B: 0 HR: 3	SF: 0 SAC: 1 DP: 1 HBP: 0	WP: 1 PB: 0 SB: 1 CS: 0	PA: 42					
PITCHER	IP	WLS	BF	H	R	ER	SO	BB	IBB	HBP	BLK	WP	HR	S	P	ERA	WHIP										
Colby Lewis, R (1, 1) ERA: 6.29	4.1	L	23	5	6	4	4	3	1	0	0	1	1	43	80	8.31	1.846										
Todd Van Poppel, R (5, 1) ERA: 5.5	1.2		7	1	2	2	1	1	0	0	0	0	1	20	28	10.80	1.200										
Juan Alvarez, L (7, 1) ERA: 4.35	1.0		5	1	2	2	0	1	0	0	0	0	1	12	21	18.00	2.000										
Dan Kolb, R (8, 1) ERA: 3.77	1.0		4	1	0	0	0	0	0	0	0	0	0	8	8	0.00	1.000										
Aaron Myette, R (9, 1) ERA: 10.06	1.0		3	0	0	0	1	0	0	0	0	0	0	5	9	0.00	0.000										

Batter	1	2	3	4	5	6	7	8	9	AB	R	H	RBI	BB	SO	LOB	BOTTOM										
10 Michael Young, R (1, 4) OBP: 0.309, SLG: 0.385	G6-4-3 1B		G4-3				G6-3	G4-3		5	0	1	0	0	0	3	Anaheim Angels @ Texas Rangers The Ballpark at Arlington, Arlington, TX Thu Sep 26 2002, 3:05 PM EDT Att: 21,774 - Sunny - 81 F										
Mike Lamb, L (1, 7) OBP: 0.350, SLG: 0.411	G6-4-3		BLK 1B		G5-3		G4-3		HR	5	1	2	1	0	0	1											
Alex Rodriguez, R (1, 6) OBP: 0.392, SLG: 0.629			K		K		K		K	3	0	0	0	1	3	1											
Jason Hart, R (8, 7) OBP: 0.273, SLG: 0.222			BB							1	0	0	0	0	1	0											
Rafael Palmeiro, L (1, 10) OBP: 0.391, SLG: 0.579	K		G3				9 1B 1B	F5	BB	4	1	1	0	1	1	3											
Herbert Perry, R (1, 3) OBP: 0.333, SLG: 0.482	K						9 1B 1B	G5-3	K	5	1	2	1	0	2	3											
Todd Hollandsworth, L (1, 9) OBP: 0.344, SLG: 0.463			L3				P4		F7	1	0	0	0	0	0	0											
Kevin Mench, R (3, 9) OBP: 0.329, SLG: 0.448								1B HBP 2B		4	1	1	0	0	0	3											
Todd Greene, R (1, 2) OBP: 0.296, SLG: 0.592							K	HBP 9 BB 1B		4	1	3	1	0	1	2											
9 Hank Blalock, L (1, 5) OBP: 0.309, SLG: 0.336			F7				1-2 2H 1B		HBP BB	3	0	1	1	1	0	1											
Ruben Rivera, R (1, 8) OBP: 0.283, SLG: 0.307							G4-3		HBP	2	0	0	0	0	0	1											
Travis Hafner, L (6, PH) OBP: 0.338, SLG: 0.414										1	0	0	0	0	0	2											
Donnie Sadler, R (7, 8) OBP: 0.226, SLG: 0.206										0	0	0	1	0	0	0											
Inning Stats	R: 0 E: 0 K: 2 S: 15	H: 1 LOB: 2 BB: 1 P: 27	R: 1 E: 0 K: 0 S: 13	H: 1 LOB: 0 BB: 0 P: 19	R: 0 E: 0 K: 1 S: 9	H: 1 LOB: 1 BB: 0 P: 14	R: 1 E: 0 K: 0 S: 7	H: 2 LOB: 1 BB: 0 P: 12	R: 0 E: 0 K: 1 S: 9	H: 0 LOB: 0 BB: 0 P: 16	R: 1 E: 0 K: 1 S: 20	H: 3 LOB: 2 BB: 0 P: 30	R: 0 E: 0 K: 1 S: 7	H: 0 LOB: 0 BB: 0 P: 11	R: 1 E: 0 K: 0 S: 14	H: 2 LOB: 3 BB: 1 P: 24	R: 1 E: 0 K: 2 S: 18	H: 1 LOB: 1 BB: 1 P: 32	1B: 7 2B: 1 3B: 0 HR: 3	SF: 0 SAC: 0 DP: 0 HBP: 1	WP: 0 PB: 0 SB: 0 CS: 0	PA: 42					
PITCHER	IP	WLS	BF	H	R	ER	SO	BB	IBB	HBP	BLK	WP	HR	S	P	ERA	WHIP										
41 John Lackey, R (1, 1) ERA: 3.88	5.0	W	23	7	3	3	4	1	0	0	1	0	0	15	22	0.00	1.000										
Brendan Donnelly, R (6, 1) ERA: 2.22	1.0	H	4	1	0	0	1	0	0	0	0	0	0	1	2	0.00	1.000										
Ben Weber, R (7, 1) ERA: 2.54	2.0		10	2	1	1	1	1	0	1	0	0	0	21	35	4.50	1.500										
Troy Percival, R (9, 1) ERA: 1.79	1.0		5	1	1	1	2	1	0	0	0	0	1	18	32	9.00	2.000										

AB	35
R	10
H	8
RBI	10
BB	6
SO	6
LOB	10



Batter	1	2	3	4	5	6	7	8	9	AB	R	H	RBI	BB	SO	LOB	TOP					
Ray Durham, S OBP: 0.374, SLG: 0.451 (1, 4)										5	1	2	1	0	1	1						
Mark Ellis, R OBP: 0.349, SLG: 0.397 Miguel Tejada, R OBP: 0.350, SLG: 0.497 (9, PH) (9, 6)										3	1	2	0	0	0	0						
Scott Hatteberg, L OBP: 0.373, SLG: 0.434 (1, 3)										5	0	2	0	0	2	5						
David Justice, L OBP: 0.376, SLG: 0.410 (1, 10)										5	0	1	1	0	1	5						
Greg Myers, L OBP: 0.343, SLG: 0.385 Ramon Hernandez, R OBP: 0.315, SLG: 0.338 (1, 2) (8, 2)										3	0	0	0	1	1	0						
Frank Menechino, R OBP: 0.313, SLG: 0.328 (1, 5)										4	0	0	1	0	1	2						
John Mabry, L OBP: 0.325, SLG: 0.507 (1, 9)										2	0	0	0	2	0	0						
Terrence Long, L OBP: 0.298, SLG: 0.391 (1, 8)										4	0	0	0	0	1	4						
Jason Grabowski, L OBP: 0.500, SLG: 0.500 (1, 7)										3	1	1	0	1	0	0						
Inning Stats	R: 2 E: 0 K: 2 S: 18	H: 3 LOB: 3 BB: 2 P: 33	R: 0 E: 0 K: 1 S: 9	H: 1 LOB: 1 BB: 0 P: 13	R: 0 E: 0 K: 0 S: 5	H: 0 LOB: 0 BB: 0 P: 7	R: 0 E: 0 K: 0 S: 8	H: 0 LOB: 0 BB: 0 P: 12	R: 0 E: 0 K: 1 S: 12	H: 1 LOB: 1 BB: 0 P: 16	R: 0 E: 0 K: 0 S: 6	H: 0 LOB: 0 BB: 0 P: 11	R: 1 E: 0 K: 0 S: 12	H: 2 LOB: 2 BB: 0 P: 21	R: 0 E: 0 K: 2 S: 12	H: 0 LOB: 1 BB: 1 P: 20	R: 0 E: 0 K: 1 S: 12	H: 1 LOB: 2 BB: 1 P: 19	1B: 5 2B: 3 3B: 0 HR: 0	SF: 0 SAC: 0 DP: 0 HBP: 1	WP: 0 PB: 0 SB: 0 CS: 0	PA: 40
PITCHER	IP WLS BF H R ER SO BB IBB HBP BLK WP HR S P ERA WHIP	8.0 L 35 7 3 3 6 3 0 1 0 0 0 0 82 133 3.38 1.250	1.0 5 1 0 0 1 1 0 0 0 0 0 0 12 19 0.00 2.000	PITCHER										IP WLS BF H R ER SO BB IBB HBP BLK WP HR S P ERA WHIP	4.0 1 10 0 0 0 1 4 0 1 0 0 0 0 1 13 1.000 0.571							
Chan Ho Park, R ERA: 5.75 Dan Kolb, R ERA: 3.66 (1, 1) (9, 1)																						

Oakland Athletics @ Texas Rangers
The Ballpark at Arlington, Arlington, TX
Fri Sep 27 2002, 8:05 PM EDT
Att: 31,521 - Sunny - 84 F

livebaseballscores.com

AB 35
R 3
H 8
RBI 3
BB 4
SO 7
LOB 18

Batter	1	2	3	4	5	6	7	8	9	AB	R	H	RBI	BB	SO	LOB	BOTTOM					
10 Michael Young, R OBP: 0.308, SLG: 0.384 (1, 4)										4	0	1	0	0	0	1						
Herbert Perry, R OBP: 0.333, SLG: 0.482 (1, 5)										4	1	1	0	0	0	2						
Alex Rodriguez, R OBP: 0.391, SLG: 0.626 (1, 6)										3	1	0	0	1	1	0						
Rafael Palmeiro, L OBP: 0.392, SLG: 0.578 9 Hank Blalock, L OBP: 0.309, SLG: 0.336 (9, PR) (9, PR)										4	0	2	1	0	1	0						
Ivan Rodriguez, R OBP: 0.352, SLG: 0.532 (1, 2)										4	0	1	1	0	0	1						
Todd Greene, R OBP: 0.288, SLG: 0.575 (1, 10)										3	0	0	0	0	2	1						
Kevin Mench, R OBP: 0.357, SLG: 0.444 Mike Lamb, L OBP: 0.352, SLG: 0.411 (1, 9) (9, PH)										3	0	0	0	0	0	1						
Jason Hart, R OBP: 0.357, SLG: 0.417 Carl Everett, S OBP: 0.333, SLG: 0.439 Kenny Rogers, L OBP: 0.750, SLG: 0.667 (1, 7) (9, PH) (9, PR)										3	0	2	0	0	0	0						
Ruben Rivera, R OBP: 0.286, SLG: 0.305 Travis Hafner, L OBP: 0.333, SLG: 0.407 Donnie Sadler, R OBP: 0.224, SLG: 0.204 (1, 8) (8, PH) (9, 8)										1	0	0	0	1	1	1						
Inning Stats	R: 0 E: 0 K: 1 S: 9	H: 0 LOB: 0 BB: 0 P: 14	R: 0 E: 0 K: 1 S: 10	H: 1 LOB: 0 BB: 0 P: 11	R: 0 E: 0 K: 0 S: 10	H: 1 LOB: 2 BB: 1 P: 21	R: 0 E: 0 K: 1 S: 5	H: 0 LOB: 0 BB: 0 P: 9	R: 0 E: 0 K: 0 S: 7	H: 1 LOB: 1 BB: 0 P: 8	R: 0 E: 0 K: 0 S: 9	H: 0 LOB: 0 BB: 0 P: 13	R: 0 E: 0 K: 1 S: 9	H: 0 LOB: 1 BB: 0 P: 13	R: 0 E: 0 K: 0 S: 9	H: 1 LOB: 0 BB: 0 P: 15	R: 2 E: 0 K: 0 S: 13	H: 3 LOB: 3 BB: 2 P: 23	1B: 5 2B: 2 3B: 0 HR: 0	SF: 0 SAC: 1 DP: 2 HBP: 0	WP: 1 PB: 0 SB: 0 CS: 0	PA: 36
PITCHER	IP WLS BF H R ER SO BB IBB HBP BLK WP HR S P ERA WHIP	7.0 W 25 3 0 0 0 1 0 0 0 0 0 9 15 0.00 1.000	1.0 S 8 3 2 2 0 1 1 0 0 1 0 13 23 18.00 4.000	PITCHER										IP WLS BF H R ER SO BB IBB HBP BLK WP HR S P ERA WHIP	7.0 W 25 3 0 0 0 1 0 0 0 0 0 9 15 0.00 1.000							
Mark Mulder, L ERA: 3.47 Jim Mecir, R ERA: 4.32 Billy Koch, R ERA: 3.01 (1, 1) (8, 1) (9, 1)																						

Oakland Athletics @ Texas Rangers
The Ballpark at Arlington, Arlington, TX
Fri Sep 27 2002, 8:05 PM EDT
Att: 31,521 - Sunny - 84 F

livebaseballscores.com

AB 32
R 2
H 7
RBI 2
BB 3
SO 5
LOB 14

Batter	1	2	3	4	5	6	7	8	9	AB	R	H	RBI	BB	SO	LOB	TOP				
Ray Durham, S (1, 10) OBP: 0.374, SLG: 0.450 Olmedo Saenz, R (8, PH) OBP: 0.354, SLG: 0.468										3	1	1	0	1	1	2					
Scott Hatteberg, L (1, 3) OBP: 0.374, SLG: 0.433 John Mabry, L (5, 3) OBP: 0.321, SLG: 0.500										3	2	1	0	1	0	3					
Miguel Tejada, R (1, 6) OBP: 0.348, SLG: 0.513 Frank Menechino, R (4, 6) OBP: 0.312, SLG: 0.326										1	2	1	1	2	0	0					
3 Eric Chavez, L (1, 5) OBP: 0.348, SLG: 0.513 Randy Velarde, R (6, 4) OBP: 0.325, SLG: 0.331										2	2	2	2	2	2	0					
Jermaine Dye, R (1, 9) OBP: 0.333, SLG: 0.459 Jason Grabowski, L (6, 7) OBP: 0.545, SLG: 0.750										4	1	1	4	0	1	4					
David Justice, L (1, 7) OBP: 0.376, SLG: 0.410 Adam Platt, R (5, 7) OBP: 0.303, SLG: 0.401										3	0	1	1	0	0	2					
Mark Ellis, R (1, 4) OBP: 0.359, SLG: 0.394 Jose Flores, R (7, PH) (7, 6)										2	0	0	0	1	1	1					
Terrence Long, L (1, 8) OBP: 0.298, SLG: 0.390 Eric Byrnes, R (5, 8) OBP: 0.291, SLG: 0.426										2	0	0	0	0	1	1					
Ramon Hernandez, R (1, 2) OBP: 0.313, SLG: 0.335 Greg Myers, L (7, PH) (7, 2)										3	0	0	0	0	1	2					
Inning Stats	R: 1 E: 0 K: 1 S: 12	H: 2 LOB: 2 BB: 1 P: 23	R: 0 E: 0 K: 0 S: 7	H: 0 LOB: 2 BB: 1 P: 15	R: 2 E: 0 K: 1 S: 12	H: 2 LOB: 1 BB: 1 P: 20	R: 5 E: 0 K: 1 S: 17	H: 2 LOB: 0 BB: 3 P: 37	R: 0 E: 0 K: 2 S: 9	H: 0 LOB: 1 BB: 1 P: 18	R: 0 E: 0 K: 1 S: 7	H: 0 LOB: 0 BB: 0 P: 12	R: 0 E: 0 K: 1 S: 11	H: 2 LOB: 1 BB: 0 P: 18	R: 0 E: 0 K: 0 S: 5	H: 0 LOB: 0 BB: 5 P: 5	1B: 7 2B: 1 3B: 0 HR: 1	SF: 0 SAC: 0 DP: 1 HBP: 1	WP: 0 PB: 0 SB: 1 CS: 0	PA: 43	
PITCHER	IP WLS BF H R ER SO BB IBB HBP BLK WP HR S P ERA WHIP	IP WLS BF H R ER SO BB IBB HBP BLK WP HR S P ERA WHIP	IP WLS BF H R ER SO BB IBB HBP BLK WP HR S P ERA WHIP	IP WLS BF H R ER SO BB IBB HBP BLK WP HR S P ERA WHIP	IP WLS BF H R ER SO BB IBB HBP BLK WP HR S P ERA WHIP	IP WLS BF H R ER SO BB IBB HBP BLK WP HR S P ERA WHIP	IP WLS BF H R ER SO BB IBB HBP BLK WP HR S P ERA WHIP	IP WLS BF H R ER SO BB IBB HBP BLK WP HR S P ERA WHIP	IP WLS BF H R ER SO BB IBB HBP BLK WP HR S P ERA WHIP	IP WLS BF H R ER SO BB IBB HBP BLK WP HR S P ERA WHIP	IP WLS BF H R ER SO BB IBB HBP BLK WP HR S P ERA WHIP	IP WLS BF H R ER SO BB IBB HBP BLK WP HR S P ERA WHIP	IP WLS BF H R ER SO BB IBB HBP BLK WP HR S P ERA WHIP	IP WLS BF H R ER SO BB IBB HBP BLK WP HR S P ERA WHIP	IP WLS BF H R ER SO BB IBB HBP BLK WP HR S P ERA WHIP	IP WLS BF H R ER SO BB IBB HBP BLK WP HR S P ERA WHIP	IP WLS BF H R ER SO BB IBB HBP BLK WP HR S P ERA WHIP	IP WLS BF H R ER SO BB IBB HBP BLK WP HR S P ERA WHIP	IP WLS BF H R ER SO BB IBB HBP BLK WP HR S P ERA WHIP	IP WLS BF H R ER SO BB IBB HBP BLK WP HR S P ERA WHIP	IP WLS BF H R ER SO BB IBB HBP BLK WP HR S P ERA WHIP

Oakland Athletics @ Texas Rangers
The Ballpark at Arlington, Arlington, TX
Sun Sep 29 2002, 3:05 PM EDT
Att: 34,529 - Cloudy - 86 F

AB	35
R	8
H	9
RBI	8
BB	7
SO	8
LOB	19



Batter	1	2	3	4	5	6	7	8	9	AB	R	H	RBI	BB	SO	LOB	BOTTOM				
10 Michael Young, R (1, 4) OBP: 0.308, SLG: 0.382										5	2	2	1	0	1	2					
Herbert Perry, R (1, 3) OBP: 0.333, SLG: 0.480										4	0	1	0	1	3	3					
Alex Rodriguez, R (1, 6) OBP: 0.392, SLG: 0.623										4	1	1	2	1	0	3					
Rafael Palmeiro, L (1, 10) OBP: 0.391, SLG: 0.571 Donnie Sadler, R (9, PR) OBP: 0.231, SLG: 0.204										4	0	1	1	1	0	2					
Ivan Rodriguez, R (1, 2) OBP: 0.353, SLG: 0.542 Todd Greene, R (8, PR) OBP: 0.282, SLG: 0.580										4	1	2	2	0	1	1					
Kevin Mench, R (1, 9) OBP: 0.327, SLG: 0.448										4	0	0	0	0	1	1					
9 Hank Blalock, L (1, 5) OBP: 0.306, SLG: 0.327										4	0	0	0	0	1	0					
Jason Hart, R (1, 7) OBP: 0.353, SLG: 0.467 Mike Lamb, L (9, PH) OBP: 0.354, SLG: 0.411										3	1	1	0	0	1	0					
Ruben Rivera, R (1, 8) OBP: 0.302, SLG: 0.310 Travis Hafner, L (9, PH) OBP: 0.329, SLG: 0.387										2	0	1	1	1	0	0					
Inning Stats	R: 1 E: 0 K: 1 S: 14	H: 2 LOB: 0 BB: 0 P: 23	R: 0 E: 0 K: 2 S: 11	H: 0 LOB: 0 BB: 0 P: 16	R: 0 E: 0 K: 0 S: 9	H: 1 LOB: 1 BB: 1 P: 18	R: 0 E: 0 K: 1 S: 7	H: 0 LOB: 0 BB: 0 P: 10	R: 0 E: 0 K: 0 S: 5	H: 0 LOB: 1 BB: 1 P: 13	R: 2 E: 0 K: 1 S: 15	H: 3 LOB: 1 BB: 0 P: 23	R: 1 E: 0 K: 2 S: 11	H: 1 LOB: 1 BB: 1 P: 17	R: 3 E: 0 K: 1 S: 21	H: 3 LOB: 2 BB: 2 P: 36	1B: 6 2B: 3 3B: 0 HR: 1	SF: 0 SAC: 0 DP: 0 HBP: 0	WP: 0 PB: 0 SB: 0 CS: 1	PA: 41	
PITCHER	IP WLS BF H R ER SO BB IBB HBP BLK WP HR S P ERA WHIP	IP WLS BF H R ER SO BB IBB HBP BLK WP HR S P ERA WHIP	IP WLS BF H R ER SO BB IBB HBP BLK WP HR S P ERA WHIP	IP WLS BF H R ER SO BB IBB HBP BLK WP HR S P ERA WHIP	IP WLS BF H R ER SO BB IBB HBP BLK WP HR S P ERA WHIP	IP WLS BF H R ER SO BB IBB HBP BLK WP HR S P ERA WHIP	IP WLS BF H R ER SO BB IBB HBP BLK WP HR S P ERA WHIP	IP WLS BF H R ER SO BB IBB HBP BLK WP HR S P ERA WHIP	IP WLS BF H R ER SO BB IBB HBP BLK WP HR S P ERA WHIP	IP WLS BF H R ER SO BB IBB HBP BLK WP HR S P ERA WHIP	IP WLS BF H R ER SO BB IBB HBP BLK WP HR S P ERA WHIP	IP WLS BF H R ER SO BB IBB HBP BLK WP HR S P ERA WHIP	IP WLS BF H R ER SO BB IBB HBP BLK WP HR S P ERA WHIP	IP WLS BF H R ER SO BB IBB HBP BLK WP HR S P ERA WHIP	IP WLS BF H R ER SO BB IBB HBP BLK WP HR S P ERA WHIP	IP WLS BF H R ER SO BB IBB HBP BLK WP HR S P ERA WHIP	IP WLS BF H R ER SO BB IBB HBP BLK WP HR S P ERA WHIP	IP WLS BF H R ER SO BB IBB HBP BLK WP HR S P ERA WHIP	IP WLS BF H R ER SO BB IBB HBP BLK WP HR S P ERA WHIP	IP WLS BF H R ER SO BB IBB HBP BLK WP HR S P ERA WHIP	IP WLS BF H R ER SO BB IBB HBP BLK WP HR S P ERA WHIP

Oakland Athletics @ Texas Rangers
The Ballpark at Arlington, Arlington, TX
Sun Sep 29 2002, 3:05 PM EDT
Att: 34,529 - Cloudy - 86 F

AB	36
R	7
H	10
RBI	7
BB	5
SO	8
LOB	14

