



Texas Rangers - 2003

Batter	1	2	3	4	5	6	7	8	9	AB R H RBI BB SO LOB	TOP																								
											Texas Longhorns @ Texas Rangers Surprise Stadium, Surprise, AZ Thu Feb 27 2003, 6:05 PM EST livebaseballscorecards.com																								
																				AB 0															
																				R 0															
																				H 0															
																				RBI 0															
																				BB 0															
																				SO 0															
																				LOB 0															
																																			
Inning Stats																				1B: 0 SF: 0 2B: 0 SAC: 0 3B: 0 DP: 0 HR: 0 HBP: 0	WP: 0 PA: 0 FB: 0 SB: 0 CS: 0														
PITCHER	IP	WLS	BF	H	R	ER	SO	BB	IBB	HBP	BLK	WP	HR	S	P	ERA	WHIP	PITCHER	IP	WLS	BF	H	R	ER	SO	BB	IBB	HBP	BLK	WP	HR	S	P	ERA	WHIP

Batter	1	2	3	4	5	6	7	8	9	AB R H RBI BB SO LOB	BOTTOM																								
											Texas Longhorns @ Texas Rangers Surprise Stadium, Surprise, AZ Thu Feb 27 2003, 6:05 PM EST livebaseballscorecards.com																								
																				AB 0															
																				R 0															
																				H 0															
																				RBI 0															
																				BB 0															
																				SO 0															
																				LOB 0															
																																			
Inning Stats																				1B: 0 SF: 0 2B: 0 SAC: 0 3B: 0 DP: 0 HR: 0 HBP: 0	WP: 0 PA: 0 FB: 0 SB: 0 CS: 0														
PITCHER	IP	WLS	BF	H	R	ER	SO	BB	IBB	HBP	BLK	WP	HR	S	P	ERA	WHIP	PITCHER	IP	WLS	BF	H	R	ER	SO	BB	IBB	HBP	BLK	WP	HR	S	P	ERA	WHIP

Batter	1	2	3	4	5	6	7	8	9	AB	R	H	RBI	BB	SO	LOB	TOP								
Doug Glanville, R OBP: 0.400, SLG: 0.250	4-2 G5-3 1B BB	3-3 K		2-2 F7		1-1 BB 1B		0-1 P5		4	0	1	0	1	1	2									
Carl Everett, S OBP: 0.500, SLG: 0.500	1-1 G5-3 1B 1B		1-2 G6-3		2-1 F7	4-2 BB 1B		1-2 1B		4	1	2	0	1	0	0									
Alex Rodriguez, R OBP: 0.200, SLG: 0.800	0-1 G5-3		0-1 L9		2-1 HR	1-1 F9		0-0 F7		5	1	1	1	0	0	7									
Juan Gonzalez, R OBP: 0.600, SLG: 1.400	3-2 BB 2H 1B		1-1 G6-3		0-1 2B		1-0 HR		0-2 E5	5	1	3	2	0	0	0									
Rafael Palmeiro, L (1, 3)	4-1 BB			3-2 F7	0-0 E1		2-0 F9		2-2 F6	4	0	0	0	1	0	1									
Ruben Sierra, S OBP: 0.200, SLG: 0.200	1-3 K		0-0 9 10 HR 1B		2-2 L3		0-0 G6-3		2-3 K	5	1	1	0	0	2	4									
9 Hank Blalock, L OBP: 0.400, SLG: 0.400		1-0 G4-3		0-0 10 HR 1B		1-1 10 FC4-6 1B		0-0 G4-3		0-0 F6	5	1	2	0	0	1									
10 Michael Young, R OBP: 0.250, SLG: 1.000		2-2 G4-3		0-0 HR		0-2 FC4-6 BB 1B		0-1 L9		4	1	1	3	0	0	1									
Einar Diaz, R OBP: 0.500, SLG: 0.667		2-0 2B		0-2 F6		1-0 F4		4-1 1B BB		3	0	1	0	1	0	1									
Inning Stats	R: 1 E: 0 K: 1 S: 14	H: 2 LOB: 2 BB: 2 P: 27	R: 0 E: 0 K: 1 S: 12	H: 1 LOB: 1 BB: 0 P: 20	R: 0 E: 0 K: 0 S: 7	H: 0 LOB: 0 BB: 0 P: 9	R: 3 E: 0 K: 0 S: 13	H: 3 LOB: 0 BB: 0 P: 18	R: 1 E: 1 K: 0 S: 10	H: 2 LOB: 1 BB: 0 P: 16	R: 0 E: 0 K: 0 S: 14	H: 2 LOB: 3 BB: 1 P: 22	R: 1 E: 0 K: 0 S: 4	H: 1 LOB: 0 BB: 0 P: 7	R: 0 E: 0 K: 0 S: 10	H: 1 LOB: 2 BB: 1 P: 15	R: 0 E: 1 K: 1 S: 12	H: 0 LOB: 1 BB: 0 P: 16	1B: 7 2B: 2 3B: 0 HR: 3	SF: 0 SAC: 0 DP: 1 HBP: 0	WP: 0 PB: 0 SB: 0 CS: 0	PA: 43			
PITCHER	IP WLS BF H R ER SO BB IBB HBP BLK WP HR S P ERA WHIP	IP WLS BF H R ER SO BB IBB HBP BLK WP HR S P ERA WHIP	IP WLS BF H R ER SO BB IBB HBP BLK WP HR S P ERA WHIP	IP WLS BF H R ER SO BB IBB HBP BLK WP HR S P ERA WHIP	IP WLS BF H R ER SO BB IBB HBP BLK WP HR S P ERA WHIP	IP WLS BF H R ER SO BB IBB HBP BLK WP HR S P ERA WHIP	IP WLS BF H R ER SO BB IBB HBP BLK WP HR S P ERA WHIP	IP WLS BF H R ER SO BB IBB HBP BLK WP HR S P ERA WHIP	IP WLS BF H R ER SO BB IBB HBP BLK WP HR S P ERA WHIP	IP WLS BF H R ER SO BB IBB HBP BLK WP HR S P ERA WHIP	IP WLS BF H R ER SO BB IBB HBP BLK WP HR S P ERA WHIP	IP WLS BF H R ER SO BB IBB HBP BLK WP HR S P ERA WHIP	IP WLS BF H R ER SO BB IBB HBP BLK WP HR S P ERA WHIP	IP WLS BF H R ER SO BB IBB HBP BLK WP HR S P ERA WHIP	IP WLS BF H R ER SO BB IBB HBP BLK WP HR S P ERA WHIP	IP WLS BF H R ER SO BB IBB HBP BLK WP HR S P ERA WHIP	IP WLS BF H R ER SO BB IBB HBP BLK WP HR S P ERA WHIP	IP WLS BF H R ER SO BB IBB HBP BLK WP HR S P ERA WHIP	IP WLS BF H R ER SO BB IBB HBP BLK WP HR S P ERA WHIP	IP WLS BF H R ER SO BB IBB HBP BLK WP HR S P ERA WHIP	IP WLS BF H R ER SO BB IBB HBP BLK WP HR S P ERA WHIP	IP WLS BF H R ER SO BB IBB HBP BLK WP HR S P ERA WHIP	IP WLS BF H R ER SO BB IBB HBP BLK WP HR S P ERA WHIP	IP WLS BF H R ER SO BB IBB HBP BLK WP HR S P ERA WHIP	IP WLS BF H R ER SO BB IBB HBP BLK WP HR S P ERA WHIP

Texas Rangers @ Anaheim Angels
Edison International Field, Anaheim, CA
Sun Mar 30 2003, 8:05 PM EST
Att: 43,525 - Sunny - 85 F

AB	39
R	6
H	12
RBI	6
BB	4
SO	3
LOB	17



Batter	1	2	3	4	5	6	7	8	9	AB	R	H	RBI	BB	SO	LOB	BOTTOM								
David Eckstein, R OBP: 0.667, SLG: 0.500	1-2 FC2-6 1B		4-2 G4-3 16 1B BB		0-0 SH1-3		0-1 F8			2	1	1	0	1	0	0									
Darin Erstad, L (1, 8)	1-0 FC2-6 16 F9 1B		1-1 G4-3		2-3 G6-3		1-1 G1-3			4	1	0	1	0	0	2									
Tim Salmon, R OBP: 0.750, SLG: 0.667	0-0 FC5 1B		1-1 16 1B HBP		3-3 G6-3		0-2 K			3	0	2	0	0	1	0									
16 Garret Anderson, L OBP: 0.250, SLG: 0.250	0-2 F9		0-0 G5-4-3 1B		1-1 G1-3		1-1 G4-3			4	0	1	1	0	0	3									
Brad Fullmer, L OBP: 0.500, SLG: 0.333	0-0 1B		1-1 G5-4-3			0-2 G3		4-2 BB		3	0	1	1	1	0	2									
Troy Glaus, R OBP: 0.500, SLG: 0.500	2-2 FC5			0-0 G5-4-3 1B		0-1 BLK 1B		2-3 K		4	0	2	0	0	1	3									
Scott Spiezio, S (1, 3)		1-2 L8		1-3 K		0-1 F9		0-3 K		4	0	0	0	0	2	2									
Bengie Molina, R (1, 2)		0-0 F9		1-0 G5-4-3		1-2 G5-3		2-1 F8		4	0	0	0	0	0	2									
Adam Kennedy, L OBP: 0.250, SLG: 0.500		2-2 G4-3			1-0 SH1-3 G6-3 2B		2-1 F8		1-2 F8	4	1	1	0	0	0	0									
Inning Stats	R: 1 E: 0 K: 0 S: 15	H: 3 LOB: 2 BB: 0 P: 19	R: 0 E: 0 K: 0 S: 7	H: 0 LOB: 0 BB: 0 P: 10	R: 1 E: 0 K: 1 S: 9	H: 1 LOB: 1 BB: 1 P: 16	R: 0 E: 0 K: 1 S: 5	H: 1 LOB: 0 BB: 0 P: 7	R: 1 E: 0 K: 0 S: 9	H: 2 LOB: 1 BB: 0 P: 12	R: 0 E: 0 K: 0 S: 10	H: 1 LOB: 1 BB: 0 P: 11	R: 0 E: 0 K: 2 S: 10	H: 0 LOB: 0 BB: 1 P: 17	R: 0 E: 0 K: 1 S: 8	H: 0 LOB: 0 BB: 0 P: 11	1B: 7 2B: 1 3B: 0 HR: 0	SF: 0 SAC: 1 DP: 2 HBP: 1	WP: 0 PB: 0 SB: 1 CS: 0	PA: 36					
PITCHER	IP WLS BF H R ER SO BB IBB HBP BLK WP HR S P ERA WHIP	IP WLS BF H R ER SO BB IBB HBP BLK WP HR S P ERA WHIP	IP WLS BF H R ER SO BB IBB HBP BLK WP HR S P ERA WHIP	IP WLS BF H R ER SO BB IBB HBP BLK WP HR S P ERA WHIP	IP WLS BF H R ER SO BB IBB HBP BLK WP HR S P ERA WHIP	IP WLS BF H R ER SO BB IBB HBP BLK WP HR S P ERA WHIP	IP WLS BF H R ER SO BB IBB HBP BLK WP HR S P ERA WHIP	IP WLS BF H R ER SO BB IBB HBP BLK WP HR S P ERA WHIP	IP WLS BF H R ER SO BB IBB HBP BLK WP HR S P ERA WHIP	IP WLS BF H R ER SO BB IBB HBP BLK WP HR S P ERA WHIP	IP WLS BF H R ER SO BB IBB HBP BLK WP HR S P ERA WHIP	IP WLS BF H R ER SO BB IBB HBP BLK WP HR S P ERA WHIP	IP WLS BF H R ER SO BB IBB HBP BLK WP HR S P ERA WHIP	IP WLS BF H R ER SO BB IBB HBP BLK WP HR S P ERA WHIP	IP WLS BF H R ER SO BB IBB HBP BLK WP HR S P ERA WHIP	IP WLS BF H R ER SO BB IBB HBP BLK WP HR S P ERA WHIP	IP WLS BF H R ER SO BB IBB HBP BLK WP HR S P ERA WHIP	IP WLS BF H R ER SO BB IBB HBP BLK WP HR S P ERA WHIP	IP WLS BF H R ER SO BB IBB HBP BLK WP HR S P ERA WHIP	IP WLS BF H R ER SO BB IBB HBP BLK WP HR S P ERA WHIP	IP WLS BF H R ER SO BB IBB HBP BLK WP HR S P ERA WHIP	IP WLS BF H R ER SO BB IBB HBP BLK WP HR S P ERA WHIP	IP WLS BF H R ER SO BB IBB HBP BLK WP HR S P ERA WHIP	IP WLS BF H R ER SO BB IBB HBP BLK WP HR S P ERA WHIP	IP WLS BF H R ER SO BB IBB HBP BLK WP HR S P ERA WHIP

Texas Rangers @ Anaheim Angels
Edison International Field, Anaheim, CA
Sun Mar 30 2003, 8:05 PM EST
Att: 43,525 - Sunny - 85 F

AB	32
R	3
H	8
RBI	3
BB	2
SO	4
LOB	14



Batter	1	2	3	4	5	6	7	8	9	AB	R	H	RBI	BB	SO	LOB	TOP				
Doug Glanville, R OBP: 0.333, SLG: 0.250	2-3 K	0-1 1B						2-2 G4-3		4	0	1	0	0	1	0					
Carl Everett, S OBP: 0.500, SLG: 0.571 Jermaine Clark, L (7.7)	1-1 BB	3-2 F8					1-3 K	1-0 F7		3	0	1	0	0	1	2					
Alex Rodriguez, R OBP: 0.222, SLG: 0.556	3-1 G5-3						1-3 K	3-2 G6-3		4	0	1	0	0	1	1					
Juan Gonzalez, R OBP: 0.500, SLG: 1.000 Todd Greene, R (9, PH)	4-0 BB						1-0 G4-3	3-2 F9		2	0	0	0	1	0	1					
Rafael Palmeiro, L Mike Lamb, L (8.3)	4-2 BB						2-2 G4-3	1-2 F9		2	0	0	0	1	0	1					
23 Mark Teixeira, S (1, 10)	3-2 G4-3						3-3 K	4-2 9 1B BB		3	0	0	0	1	1	4					
9 Hank Blalock, L OBP: 0.333, SLG: 0.333		1-1 G5-3					0-0 G4-3	3-2 F7		4	0	1	0	0	0	0					
10 Michael Young, R OBP: 0.125, SLG: 0.500		2-0 P4					3-2 G4-3	2-2 G6-3		4	0	0	0	0	0	2					
Chad Kreuter, S OBP: 0.333, SLG: 0.667		2-2 1B					1-0 G4-3	2-3 K		3	0	1	0	0	1	0					
Inning Stats	R: 0 E: 0 K: 1 S: 13	H: 1 LOB: 3 BB: 2 P: 30	R: 0 E: 0 K: 0 S: 15	H: 2 LOB: 2 BB: 0 P: 23	R: 0 E: 0 K: 0 S: 7	H: 1 LOB: 1 BB: 0 P: 10	R: 0 E: 0 K: 0 S: 5	H: 0 LOB: 0 BB: 0 P: 9	R: 0 E: 0 K: 2 S: 8	H: 0 LOB: 0 BB: 0 P: 10	R: 0 E: 0 K: 1 S: 7	H: 0 LOB: 0 BB: 0 P: 13	R: 0 E: 0 K: 0 S: 7	H: 0 LOB: 0 BB: 0 P: 12	R: 0 E: 0 K: 0 S: 12	H: 1 LOB: 2 BB: 1 P: 24	1B: 3 2B: 2 3B: 0 HR: 0	SF: 0 SAC: 0 DP: 0 HBP: 0	WP: 0 PB: 0 SB: 0 CS: 0	PA: 35	
PITCHER	IP	WLS	BF	H	R	ER	SO	BB	IBB	HBP	BLK	WP	HR	S	P	ERA	WHIP				
Mickey Callaway, R ERA: 4.5	6.0	W	24	4	0	0	4	2	0	0	0	0	0	55	95	0.00	1.000				
62 Scot Shields, R ERA: 4.5	2.0		6	0	0	0	1	0	0	0	0	0	0	14	25	0.00	0.000				
Ben Weber, R ERA: 4.5	1.0		5	1	0	0	0	1	0	0	0	0	0	12	24	0.00	2.000				

Texas Rangers @ Anaheim Angels
Edison International Field, Anaheim, CA
Tue Apr 01 2003, 10:05 PM EST
Att: 43,267 - Cloudy - 62 F

AB	32
R	0
H	5
RBI	0
BB	3
SO	5
LOB	11



Batter	1	2	3	4	5	6	7	8	9	AB	R	H	RBI	BB	SO	LOB	BOTTOM				
David Eckstein, R OBP: 0.375, SLG: 0.167	2-2 F9	4-0 1B	2-2 G6-3		0-0 FC6-4		1-2 L4			4	0	0	0	1	0	2					
Darin Erstad, L OBP: 0.500, SLG: 0.429 Eric Owens, R (8.9)	4-0 2B	0-0 1B			2-2 16 1B SF8		1-1 16 1B	1-1 G4-3		3	3	3	1	1	0	0					
Tim Salmon, R OBP: 0.625, SLG: 0.667 Julio Ramirez, R (8.8)	0-0 16 1B	1-1 F7			4-2 SF8		0-0 F9	0-2 G6-3		3	1	1	0	1	0	3					
16 Garret Anderson, L OBP: 0.667, SLG: 0.750	1-1 1B				0-0 HR		1-0 BB	1-2 WP		4	3	4	2	1	0	0					
Brad Fullmer, L OBP: 0.500, SLG: 1.000 Shawn Wooten, R (8, PH)	1-0 P5				0-0 SF8		3-1 WP	2-3 K		3	1	2	4	0	0	1					
Troy Glaus, R OBP: 0.222, SLG: 0.222	1-0 P4				2-2 F8		2-2 G4-6-3	2-1 L5		5	0	0	0	0	0	7					
Scott Spiezio, S OBP: 0.375, SLG: 0.167 Benji Gil, R (9.3)		2-2 G5-4-3	1-1 L7		4-2 FC6-4		4-2 WP	1-3 K		2	0	1	0	2	0	0					
Bengie Molina, R OBP: 0.125, SLG: 0.250		0-1 G5-4-3	0-0 1B		0-1 F9		1-2 F8			4	1	1	0	0	0	4					
Adam Kennedy, L OBP: 0.375, SLG: 0.429		1-2 1B	1-2 S		1-0 F7		1-3 K			3	1	1	1	0	1	1					
Inning Stats	R: 2 E: 0 K: 0 S: 9	H: 2 LOB: 1 BB: 1 P: 18	R: 1 E: 0 K: 0 S: 10	H: 2 LOB: 2 BB: 1 P: 18	R: 3 E: 0 K: 0 S: 16	H: 3 LOB: 1 BB: 1 P: 26	R: 1 E: 0 K: 0 S: 15	H: 2 LOB: 1 BB: 1 P: 23	R: 0 E: 0 K: 0 S: 6	H: 0 LOB: 1 BB: 1 P: 11	R: 2 E: 0 K: 0 S: 13	H: 3 LOB: 2 BB: 1 P: 25	R: 0 E: 0 K: 1 S: 8	H: 0 LOB: 0 BB: 0 P: 11	R: 1 E: 0 K: 2 S: 13	H: 1 LOB: 1 BB: 0 P: 17	1B: 9 2B: 3 3B: 0 HR: 1	SF: 1 SAC: 0 DP: 2 HBP: 1	WP: 3 PB: 0 SB: 2 CS: 0	PA: 43	
PITCHER	IP	WLS	BF	H	R	ER	SO	BB	IBB	HBP	BLK	WP	HR	S	P	ERA	WHIP				
Chan Ho Park, R ERA: 20.25	2.2	L	17	6	6	6	0	3	0	1	0	0	0	27	51	20.25	3.375				
C.J. Niekowski, L ERA: 10.13	2.2		15	6	3	3	0	2	0	0	0	0	0	35	56	10.12	3.000				
Jay Powell, R ERA: 9.0	0.2		3	0	0	0	0	1	0	0	0	1	0	7	14	0.00	1.500				
Reynaldo Garcia, R ERA: 9.0	1.0		3	0	0	0	1	0	0	0	0	0	0	8	11	0.00	0.000				
Esteban Yan, R ERA: 9.0	1.0		5	1	1	1	2	0	0	0	0	2	0	13	17	9.00	1.000				

Texas Rangers @ Anaheim Angels
Edison International Field, Anaheim, CA
Tue Apr 01 2003, 10:05 PM EST
Att: 43,267 - Cloudy - 62 F

AB	35
R	10
H	13
RBI	8
BB	6
SO	3
LOB	20



Batter	1	2	3	4	5	6	7	8	9	AB	R	H	RBI	BB	SO	LOB	TOP									
Doug Glanville, R OBP: 0.429, SLG: 0.615	0-1 G5-3 1B		0-0 HR		2-2 HR 1B	0-3 K			0-1 E4 WP 9 1B	5	2	3	1	0	1	2										
9 Hank Blalock, L OBP: 0.214, SLG: 0.385	1-0 G5-3		4-2 G6-4-3 BB		2-1 HR 1B		2-3 K		0-0 WP 1B	4	1	2	0	1	1	1										
Alex Rodriguez, R OBP: 0.214, SLG: 0.643	1-3 K		1-1 G6-4-3		2-1 HR		1-3 K		1-1 P3	5	1	1	3	0	2	4										
Juan Gonzalez, R OBP: 0.385, SLG: 0.667	1-3 K			1-1 G5-3	0-0 1B		2-3 K		3-3 K	5	0	1	0	0	3	3										
Rafael Palmeiro, L OBP: 0.308, SLG: 0.400		4-0 BB		3-3 K	0-1 F7			1-1 HR	2-1 F8	4	1	1	1	1	1	3										
Ruben Sierra, S OBP: 0.222, SLG: 0.333		3-1 P5		3-2 2B		0-2 E9		0-1 G4-3		4	0	1	0	0	0	1										
23 Mark Teixeira, S (1.5)		1-1 L5		0-0 P3		3-2 F8		0-0 G4-3		4	0	0	0	0	0	3										
Todd Greene, R OBP: 0.200, SLG: 0.200		3-3 K			0-0 P4	0-1 P6		2-0 1B		4	0	1	0	0	1	2										
Jermaine Clark, L (1.7)			1-1 G4-3		3-2 L8	4-2 BB		1-2 G5-3		3	0	0	0	1	0	1										
Inning Stats	R: 0 E: 0 K: 2 S: 9	H: 1 LOB: 1 BB: 0 P: 12	R: 0 E: 0 K: 1 S: 9	H: 0 LOB: 1 BB: 1 P: 20	R: 1 E: 0 K: 0 S: 7	H: 1 LOB: 0 BB: 1 P: 13	R: 0 E: 0 K: 1 S: 10	H: 1 LOB: 0 BB: 0 P: 17	R: 3 E: 0 K: 0 S: 15	H: 4 LOB: 1 BB: 0 P: 24	R: 0 E: 1 K: 1 S: 15	H: 0 LOB: 2 BB: 1 P: 22	R: 0 E: 0 K: 0 S: 12	H: 0 LOB: 0 BB: 0 P: 17	R: 1 E: 0 K: 0 S: 9	H: 2 LOB: 1 BB: 0 P: 13	R: 0 E: 1 K: 1 S: 12	H: 1 LOB: 2 BB: 0 P: 18	1B: 6 2B: 1 3B: 0 HR: 3	SF: 0 SAC: 0 DP: 1 HBP: 0	WP: 1 PB: 0 SB: 0 CS: 0	PA: 41				
PITCHER	IP	WLS	BF	H	R	ER	SO	BB	IBB	HBP	BLK	WP	HR	S	P	ERA	WHIP									
Ramon Ortiz, R ERA: 7.2	(1.1)	5.0	W	23	7	4	4	4	2	0	0	0	0	2	50	86	7.20	1.800								
Brendan Donnelly, R ERA:	(6.1)	1.0		5	0	0	0	1	1	0	0	0	0	0	15	22	0.00	1.000								
Francisco Rodriguez, R ERA: 4.5	(7.1)	2.0		8	2	1	1	3	0	0	0	0	1	21	30	4.50	1.000									
Troy Percival, R ERA:	(9.1)	1.0		5	1	0	0	1	0	0	0	0	1	0	12	18	0.00	1.000								

Texas Rangers @ Anaheim Angels
Edison International Field, Anaheim, CA
Wed Apr 02 2003, 4:05 PM EST
Att: 25,821 - Sunny - 64 F

AB 38
R 5
H 10
RBI 5
BB 3
SO 9
LOB 20

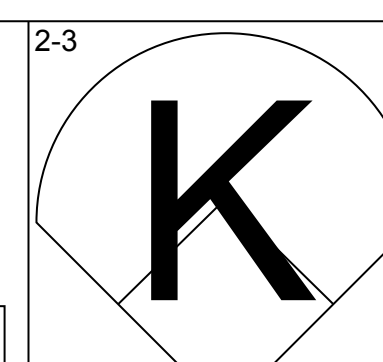
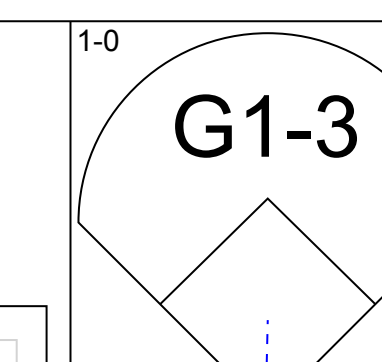
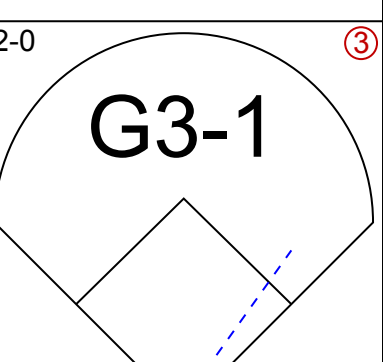
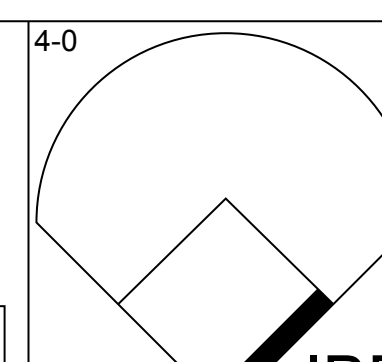
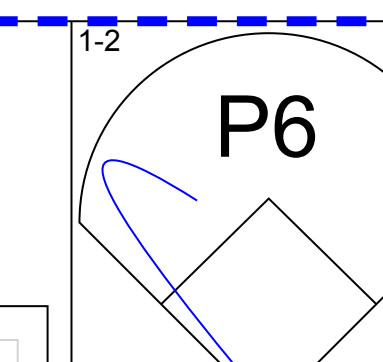
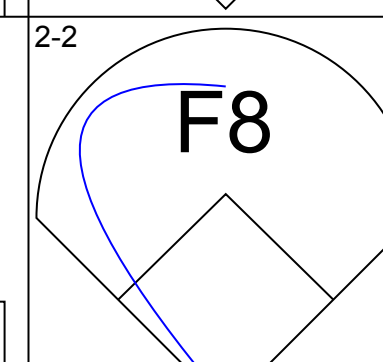
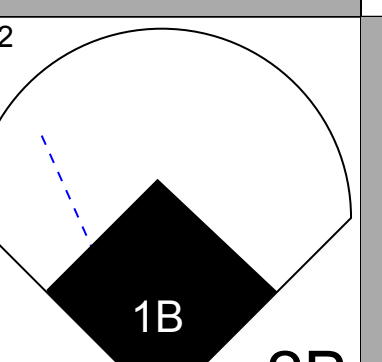
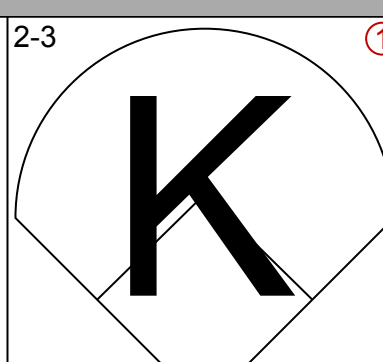
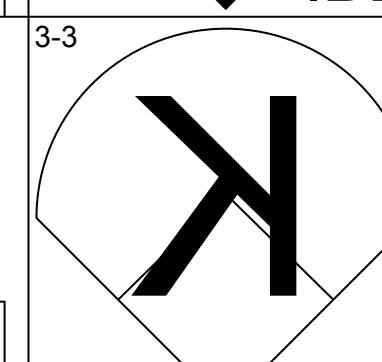
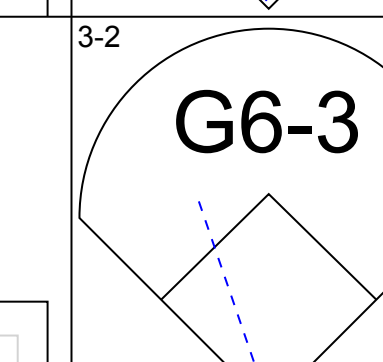
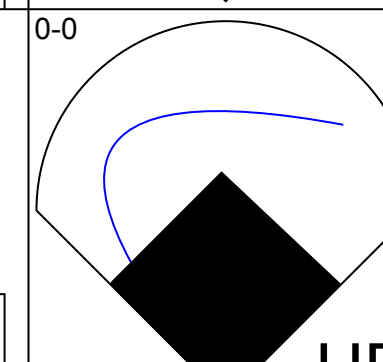
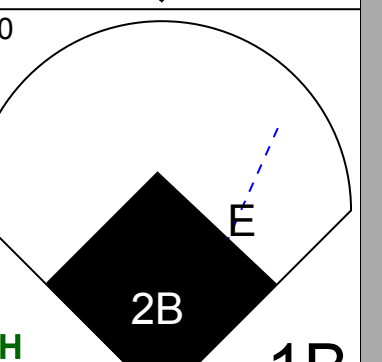
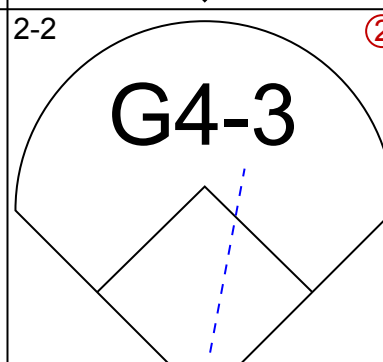
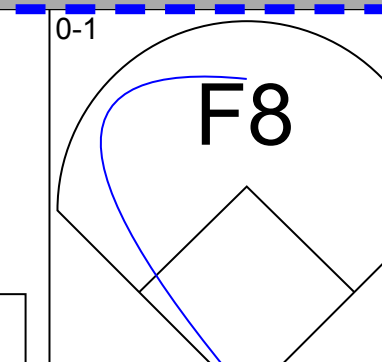
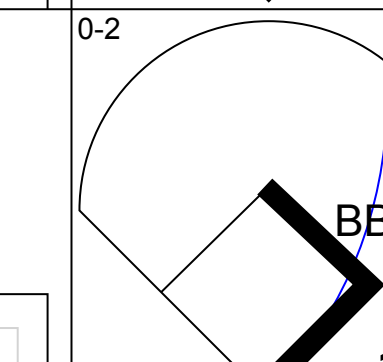
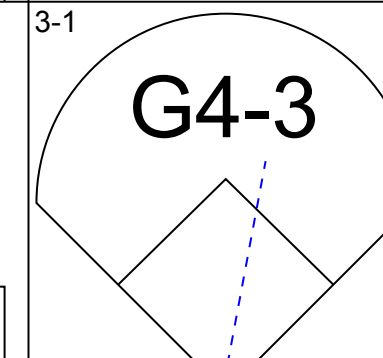
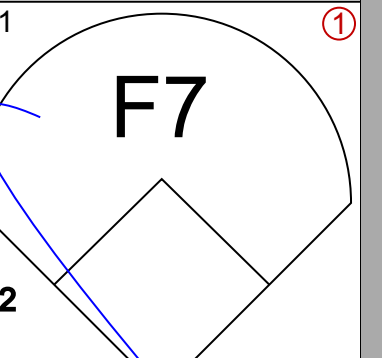
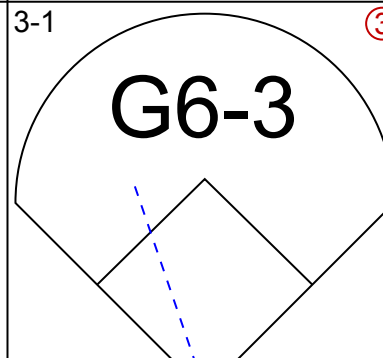
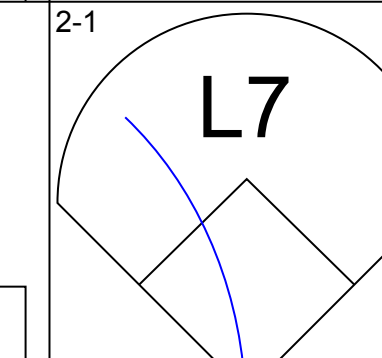
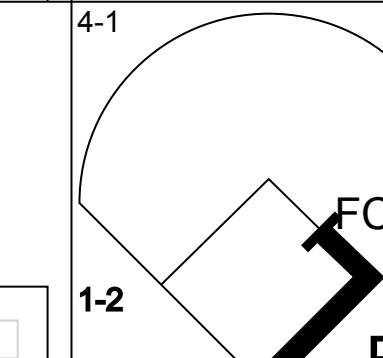
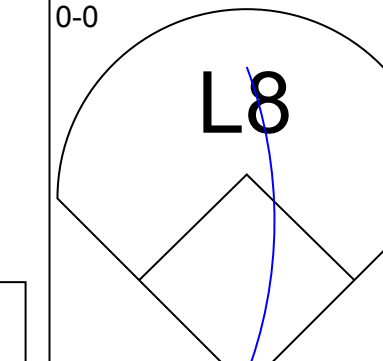
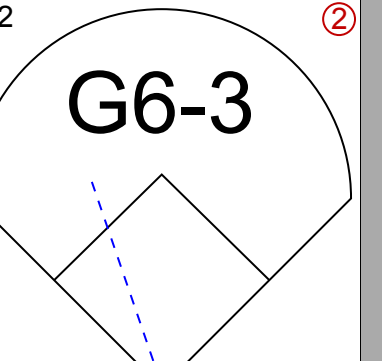
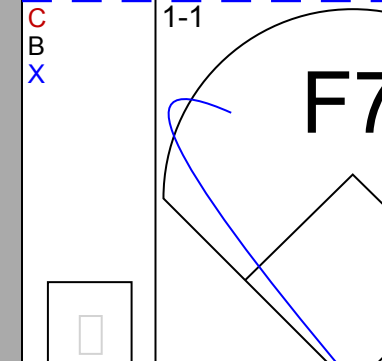
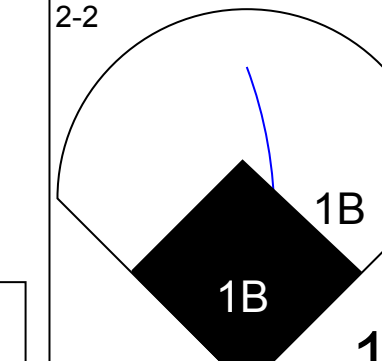
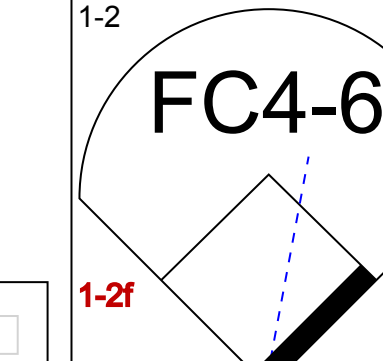
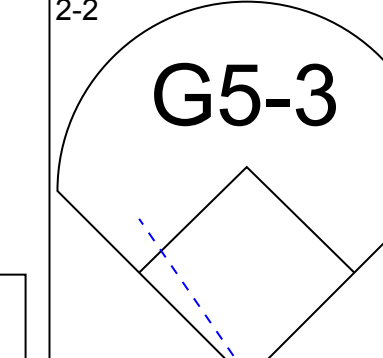
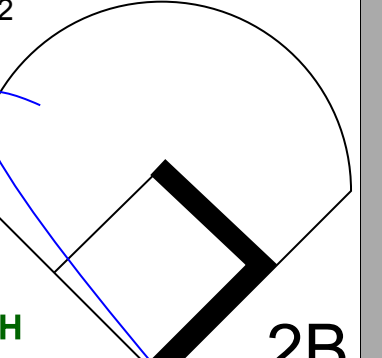
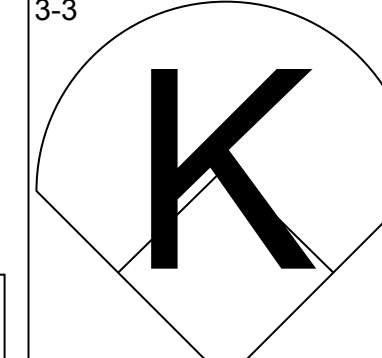
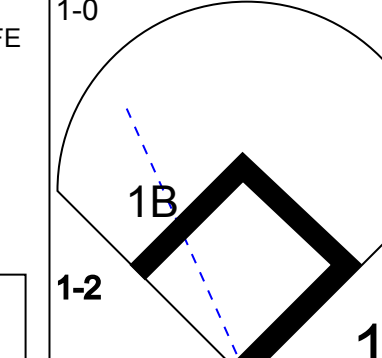
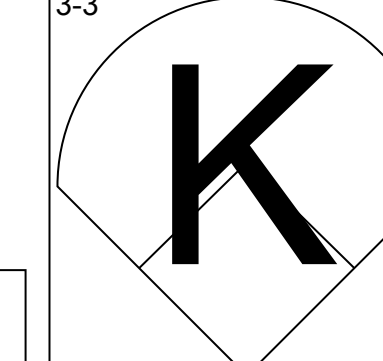
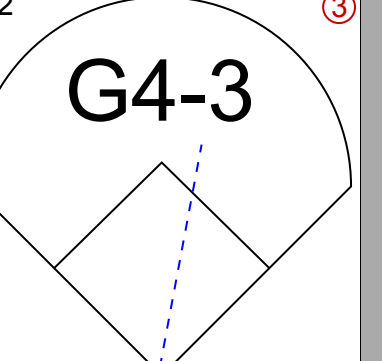
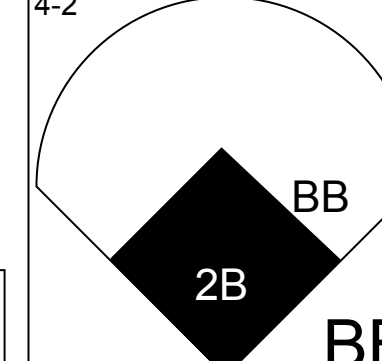
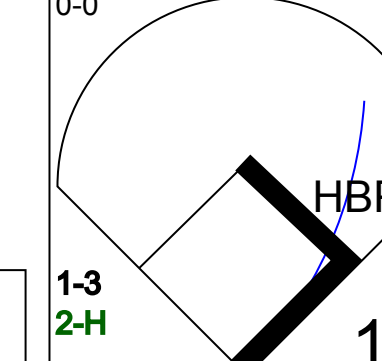
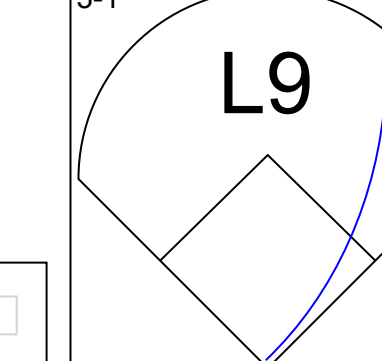
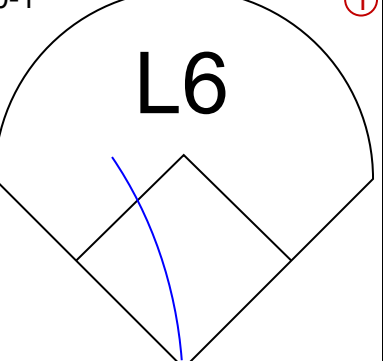
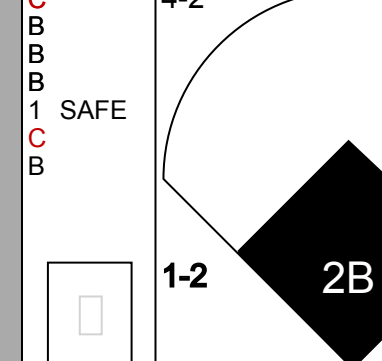
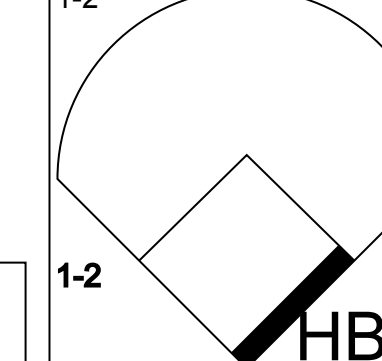
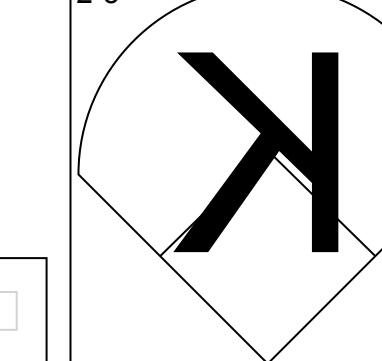
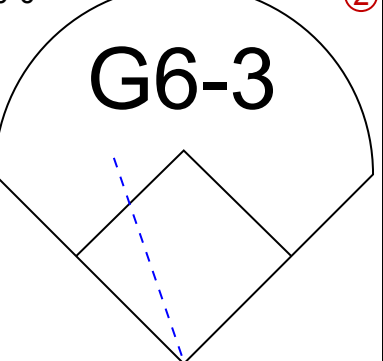
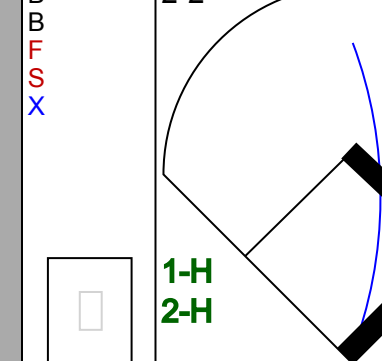
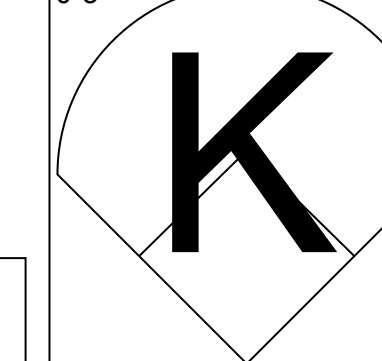


Batter	1	2	3	4	5	6	7	8	9	AB	R	H	RBI	BB	SO	LOB	BOTTOM									
David Eckstein, R OBP: 0.385, SLG: 0.222	2-1 G4-6-3 HBP 1B		1-2 S 1B	2-2 SF8		2-3 K	0-0 G4-3			3	0	1	1	0	1	1										
Darin Erstad, L OBP: 0.500, SLG: 0.727	1-1 G4-6-3 1B		0-1 F8	0-2 P5		3-2 HR		0-0 F9		4	1	2	1	0	0	2										
Eric Owens, R (8.9)										1	0	0	0	0	0	0										
Tim Salmon, R OBP: 0.385, SLG: 0.364	1-2 G4-6-3 1B		3-3 K		2-3 K	1-0 P4		2-3 K		5	0	0	0	0	3	3										
Julio Ramirez, R (9.8)			1-2 K							0	0	0	0	0	0	0										
16 Garret Anderson, L OBP: 0.571, SLG: 0.692	0-1 G3-1			0-0 HR 2B	2-0 BB 1B	1-0 G4-3		0-3 K		5	2	2	0	0	1	1										
Brad Fullmer, L OBP: 0.417, SLG: 1.000		0-2 G5-3		2-1 HR 2H	0-1 F9		1-0 L1			4	1	1	2	0	0	1										
Troy Glaus, R OBP: 0.462, SLG: 0.636		2-1 HR		1-0 G4-3 2B 1B	4-2 1B 2B BB	4-2 BB BB				2	4	2	1	2	0	0										
Scott Spiezio, S OBP: 0.417, SLG: 0.222		1-3 K		0-0 G4-3	2-2 2B 1B	4-1 BB		1-2 E BB		3	2	1	1	1	1	1										
Bengie Molina, R OBP: 0.333, SLG: 0.583		1-2 L8		2-1 1B SF8 2B	0-1 1B 2B	1-0 FC6-4 1B		1-2 2H		4	1	3	4	0	0	0										
Adam Kennedy, L OBP: 0.455, SLG: 0.500			1-2 1B	1-0 S 1B				0-0 FC6-4		3	0	2	0	0	0	1										
Benji Gil, R (6.4)				2-3 1B				1-2 2H		1	0	0	0	0	0	1										
Inning Stats	R: 0 E: 0 K: 0 S: 8	H: 1 LOB: 1 BB: 0 P: 12	R: 1 E: 0 K: 1 S: 11	H: 1 LOB: 0 BB: 0 P: 15	R: 0 E: 0 K: 1 S: 12	H: 2 LOB: 1 BB: 0 P: 17	R: 4 E: 0 K: 0 S: 15	H: 5 LOB: 1 BB: 0 P: 23	R: 3 E: 0 K: 1 S: 17	H: 3 LOB: 1 BB: 1 P: 28	R: 1 E: 0 K: 0 S: 10	H: 1 LOB: 0 BB: 0 P: 17	R: 2 E: 1 K: 0 S: 8	H: 1 LOB: 1 BB: 2 P: 18	R: 0 E: 0 K: 2 S: 7	H: 0 LOB: 0 BB: 0 P: 9	1B: 8 2B: 3 3B: 0 HR: 3	SF: 1 SAC: 0 DP: 1 HBP: 1	WP: 0 PB: 0 SB: 2 CS: 0	PA: 40						
PITCHER	IP	WLS	BF	H	R	ER	SO	BB	IBB	HBP	BLK	WP	HR	S	P	ERA	WHIP									
John Thomson, R ERA: 12.46	(1.1)	4.1	L	22	10	6	6	3	0	0	0	0	0	1	0	75	12.46	2.308								
Aaron Fultz, L ERA: 6.75	(5.1)	0.2		5	2	2	2	0	1	0	0	0	0	1	13	20	27.00	4.500								
Reynaldo Garcia, R ERA: 4.5	(6.1)	1.0		4	1	1	1	1	0	0	0	0	0	1	10	17	9.00	1.000								
Jay Powell, R ERA: 5.4	(7.1)	1.0		6	1	2	1	0	2	0	0	0	0	0	8	18	9.00	3.000								
Francisco Cordero, R ERA:	(8.1)	1.0		3	0	0	0	2	0	0	0	0	0	0	7	9	0.00	0.000								

Texas Rangers @ Anaheim Angels
Edison International Field, Anaheim, CA
Wed Apr 02 2003, 4:05 PM EST
Att: 25,821 - Sunny - 64 F

AB 35
R 11
H 14
RBI 10
BB 3
SO 6
LOB 11




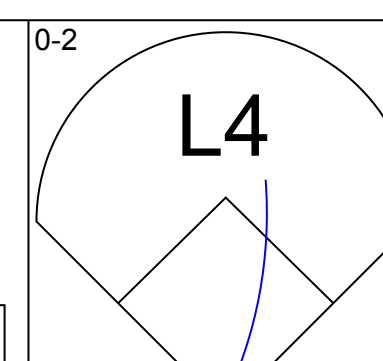
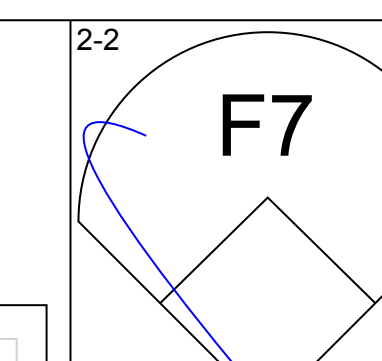
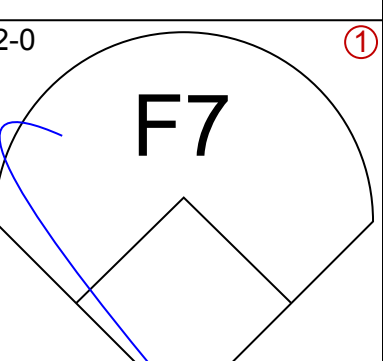
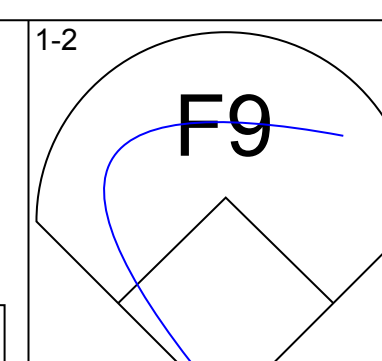
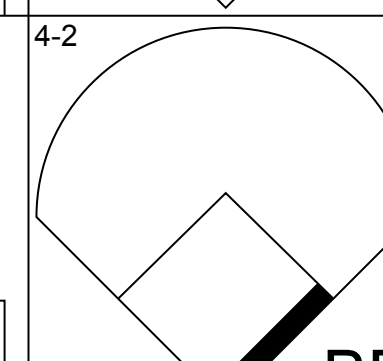
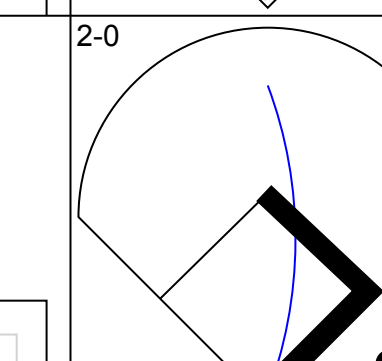
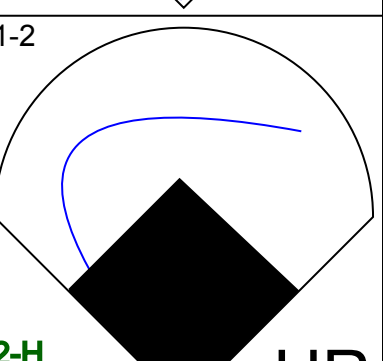
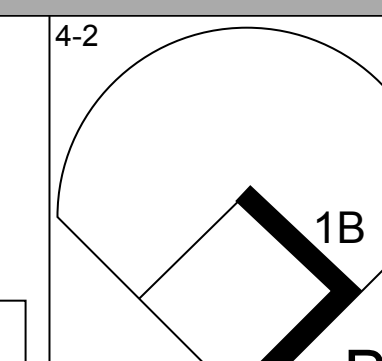
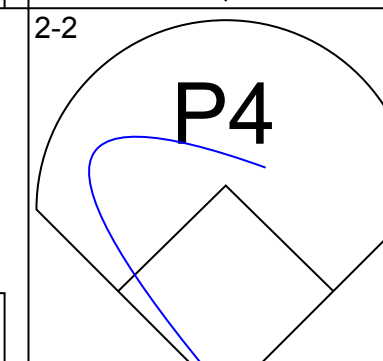
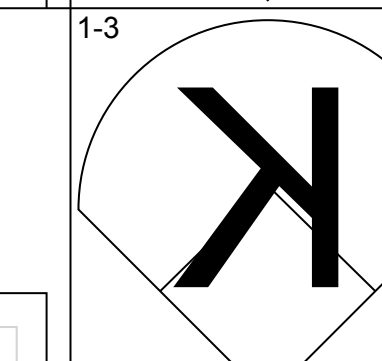
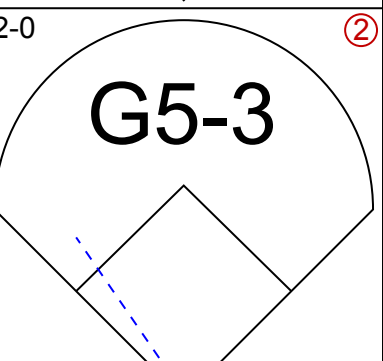
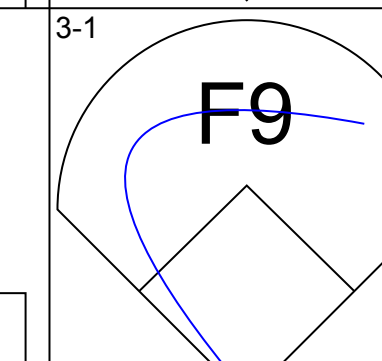
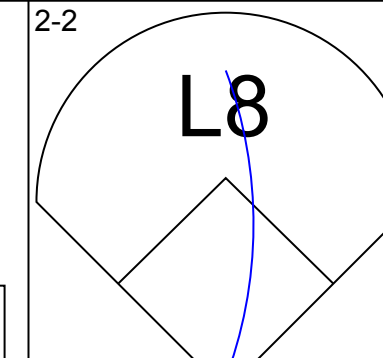
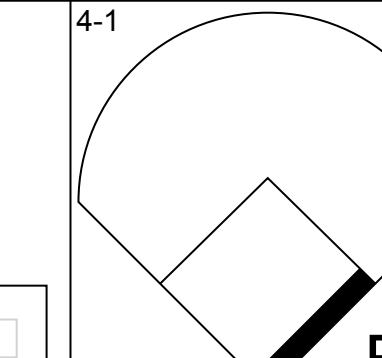
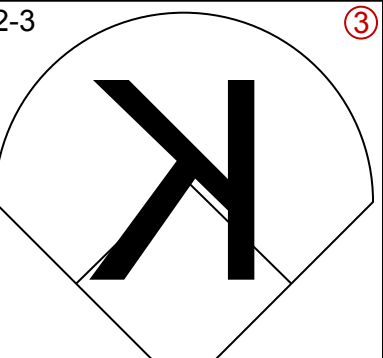
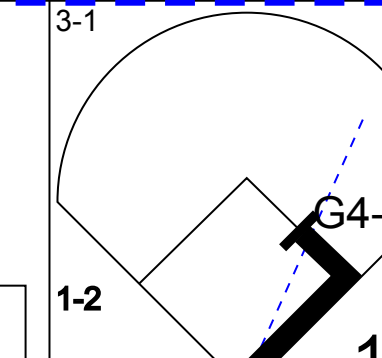
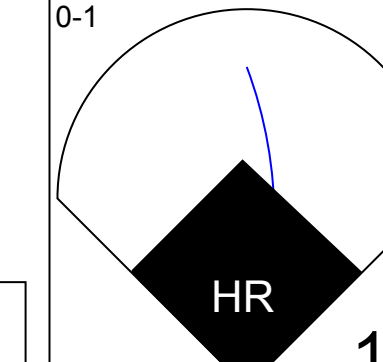
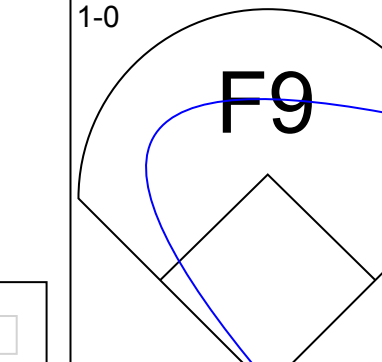


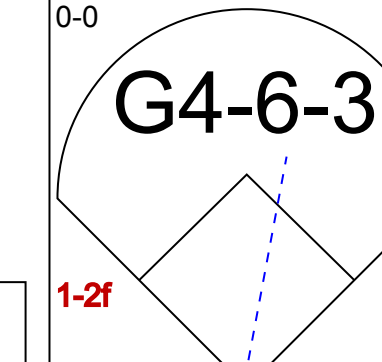
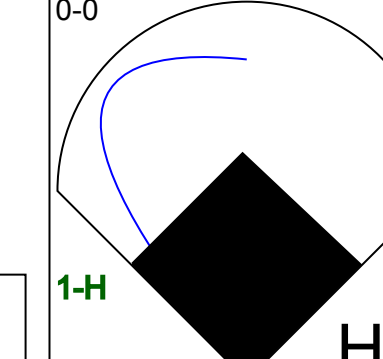
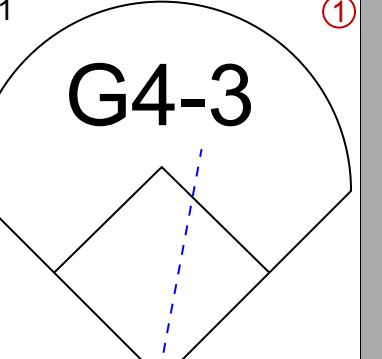
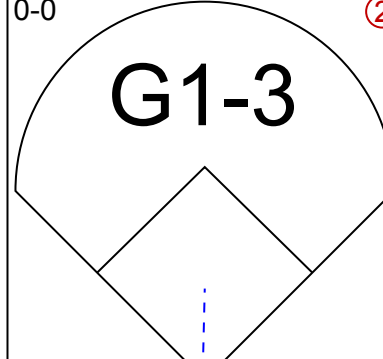
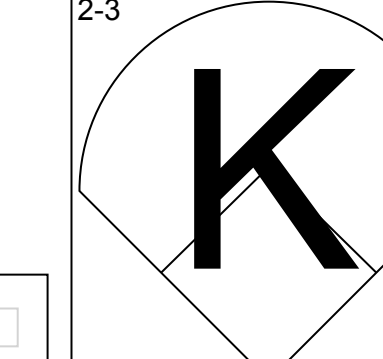
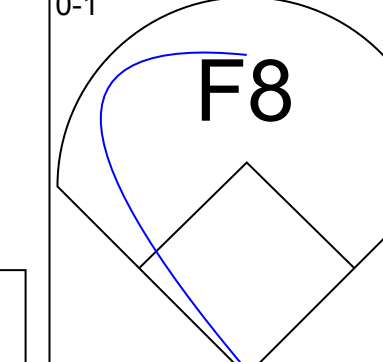
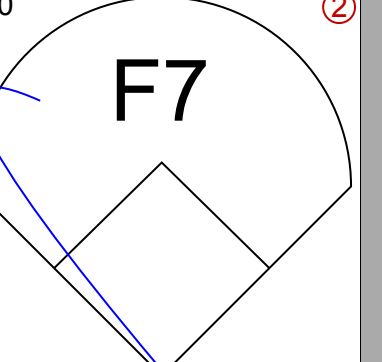
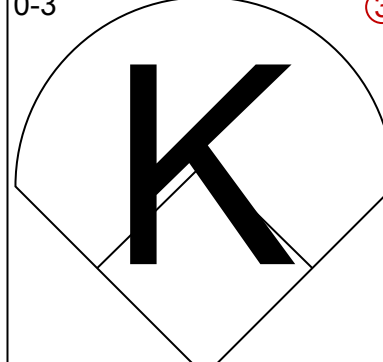

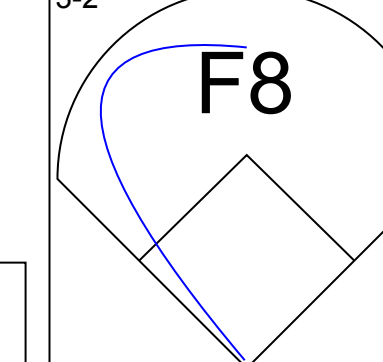



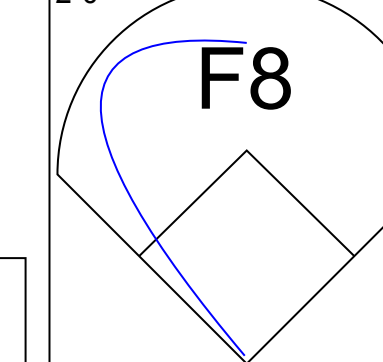


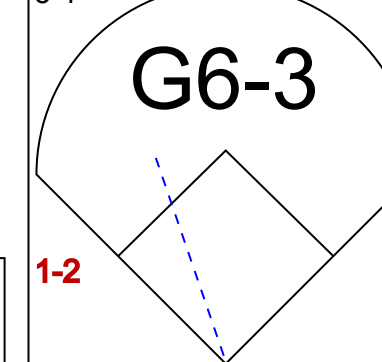
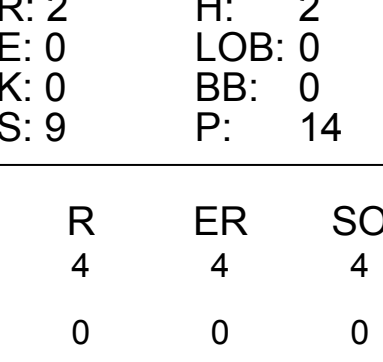
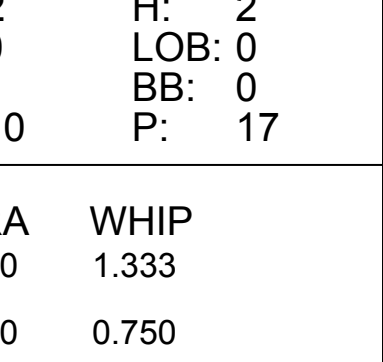
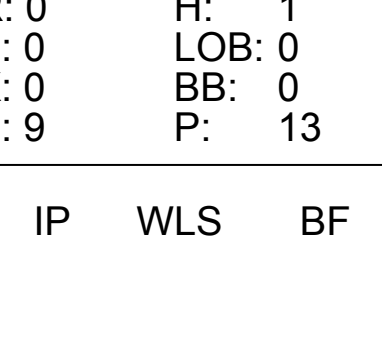
Batter	1	2	3	4	5	6	7	8	9	AB	R	H	RBI	BB	SO	LOB	TOP					
51 Ichiro Suzuki, L (1, 9) OBP: 0.316, SLG: 0.333										4	0	0	0	1	1	0						
Randy Winn, S (1, 7) OBP: 0.388, SLG: 0.500										5	1	1	0	0	2	2						
Edgar Martinez, R (1, 10) 16 Willie Bloomquist, R (9, PR)										5	2	3	2	0	0	0						
John Olerud, L (1, 3) OBP: 0.267, SLG: 0.286										4	0	0	0	1	0	1						
Bret Boone, R (1, 4) OBP: 0.222, SLG: 0.278										5	1	1	0	0	0	3						
Mike Cameron, R (1, 8) OBP: 0.294, SLG: 0.333										4	0	2	1	0	1	0						
Mark McLemore, S (1, 6) OBP: 0.500, SLG: 0.500										3	1	1	1	1	1	1						
Jeff Cirillo, R (1, 5) OBP: 0.188, SLG: 0.071										2	1	0	0	1	0	0						
Ben Davis, S (1, 2) OBP: 0.143, SLG: 0.429										4	0	1	2	0	2	3						
Inning Stats	R: 1 E: 0 K: 1 S: 9	H: 1 LOB: 0 BB: 0 P: 16	R: 0 E: 0 K: 1 S: 7	H: 0 LOB: 0 BB: 0 P: 12	R: 0 E: 0 K: 1 S: 6	H: 0 LOB: 0 BB: 0 P: 12	R: 2 E: 1 K: 0 S: 16	H: 3 LOB: 1 BB: 0 P: 23	R: 0 E: 0 K: 0 S: 4	H: 0 LOB: 0 BB: 0 P: 6	R: 0 E: 0 K: 1 S: 8	H: 0 LOB: 0 BB: 0 P: 15	R: 2 E: 0 K: 2 S: 20	H: 1 LOB: 2 BB: 3 P: 41	R: 1 E: 0 K: 1 S: 14	H: 3 LOB: 3 BB: 0 P: 20	R: 0 E: 0 K: 0 S: 15	H: 1 LOB: 2 BB: 1 P: 24	1B: 5 2B: 3 3B: 0 HR: 1	SF: 0 SAC: 0 DP: 0 HBP: 1	WP: 0 PB: 0 SB: 0 CS: 0	PA: 41
PITCHER	IP	WLS	BF	H	R	ER	SO	BB	IBB	HBP	BLK	WP	HR	S	P	ERA	WHIP					
Ismael Valdez, R (1, 1) ERA: 4.05	6.0		22	4	3	2	4	0	0	0	0	0	1	50	84	3.00	0.667					
Francisco Cordero, R (7, 1) ERA: 6.0	1.0	L	7	1	2	2	2	2	1	0	0	0	0	20	41	18.00	3.000					
Esteban Yan, R (8, 1) ERA: 10.5	0.2		6	3	1	1	0	0	0	1	0	0	0	11	17	13.50	4.500					
Aaron Fultz, L (8, 1) ERA: 6.0	0.1		1	0	0	0	1	0	0	0	0	0	0	3	3	0.00	0.000					
Ugueth Urbina, R (9, 1) ERA:	1.0		5	1	0	0	0	1	0	0	0	0	0	15	24	0.00	2.000					

Seattle Mariners @ Texas Rangers
The Ballpark at Arlington, Arlington, TX
Fri Apr 04 2003, 2:05 PM EST
Att: 49,231 - Cloudy - 72 F

livebaseballscores.com

AB 36
R 6
H 9
RBI 6
BB 4
SO 7
LOB 10




Batter	1	2	3	4	5	6	7	8	9	AB	R	H	RBI	BB	SO	LOB	BOTTOM					
Doug Glanville, R (1, 8) OBP: 0.333, SLG: 0.471										4	0	0	0	0	0	1						
9 Hank Blalock, L (1, 5) OBP: 0.556, SLG: 0.733										2	1	2	2	2	0	0						
Alex Rodriguez, R (1, 6) OBP: 0.167, SLG: 0.500										4	0	0	0	0	1	3						
Rafael Palmeiro, L (1, 3) OBP: 0.353, SLG: 0.385										3	0	1	0	1	1	1						
Juan Gonzalez, R (1, 9) OBP: 0.353, SLG: 0.563										4	1	1	0	0	0	4						
Ruben Sierra, S (1, 7) OBP: 0.250, SLG: 0.583										3	1	1	2	0	0	0						
Jermaine Clark, L (7, 7)										0	0	0	0	0	0	0						
Todd Greene, R (9, PH) OBP: 0.167, SLG: 0.167										1	0	0	0	0	1	0						
Carl Everett, S (1, 10) OBP: 0.333, SLG: 0.364										4	0	0	0	0	2	0						
10 Michael Young, R (1, 4) OBP: 0.167, SLG: 0.417										4	0	1	0	0	2	1						
Einar Diaz, R (1, 2) OBP: 0.429, SLG: 0.667										3	1	1	0	0	0	1						
Mike Lamb, L (9, PH)										1	0	0	0	0	1	1						
Inning Stats	R: 0 E: 0 K: 0 S: 12	H: 0 LOB: 1 BB: 1 P: 20	R: 2 E: 0 K: 0 S: 9	H: 2 LOB: 0 BB: 0 P: 14	R: 0 E: 0 K: 1 S: 9	H: 1 LOB: 2 BB: 1 P: 19	R: 0 E: 0 K: 1 S: 7	H: 0 LOB: 0 BB: 0 P: 10	R: 2 E: 0 K: 1 S: 10	H: 2 LOB: 0 BB: 0 P: 17	R: 0 E: 0 K: 1 S: 6	H: 0 LOB: 0 BB: 0 P: 8	R: 0 E: 0 K: 0 S: 9	H: 1 LOB: 0 BB: 0 P: 13	R: 0 E: 0 K: 0 S: 8	H: 1 LOB: 1 BB: 1 P: 18	R: 0 E: 0 K: 4 S: 14	H: 0 LOB: 1 BB: 0 P: 21	1B: 3 2B: 2 3B: 0 HR: 2	SF: 0 SAC: 0 DP: 1 HBP: 0	WP: 1 PB: 0 SB: 0 CS: 1	PA: 36
PITCHER	IP	WLS	BF	H	R	ER	SO	BB	IBB	HBP	BLK	WP	HR	S	P	ERA	WHIP					
Ryan Franklin, R (1, 1) ERA: 6.0	6.0		26	6	4	4	4	2	0	0	0	0	0	11	21	0.00	0.750					
Shigetoshi Hasegawa, R (7, 1) ERA:	1.1	H	4	0	0	0	0	1	0	0	0	0	0	3	6	0.00	1.500					
Arthur Rhodes, L (8, 1) ERA:	0.2	H	2	1	0	0	0	0	0	0	0	0	0	3	6	0.00	1.500					
Kazuhiko Sasaki, R (9, 1) ERA: 4.5	1.0	S	4	0	0	0	4	0	0	0	0	1	0	14	21	0.00	0.000					


Seattle Mariners @ Texas Rangers
The Ballpark at Arlington, Arlington, TX
Fri Apr 04 2003, 2:05 PM EST
Att: 49,231 - Cloudy - 72 F

livebaseballscores.com

AB 33
R 4
H 7
RBI 4
BB 3
SO 8
LOB 12



Batter	1	2	3	4	5	6	7	8	9	AB	R	H	RBI	BB	SO	LOB	TOP			
51 Ichiro Suzuki, L (1.9) OBP: 0.292, SLG: 0.304	0-1 F9 BB 1B		1-3 K		2-1 L3		2-2 G4-3		2-1 G3-1	5	0	1	0	0	1	0	Seattle Mariners @ Texas Rangers The Ballpark at Arlington, Arlington, TX Sat Apr 05 2003, 8:05 PM EST Att: 25,562 - Cloudy - 74 F AB 38 R 4 H 11 RBI 4 BB 3 SO 11 LOB 18 			
Randy Winn, S (1.7) OBP: 0.500, SLG: 0.619	4-2 SAFE S BB		0-2 BB		0-1 BB		2-2 2B 1B		4-0 1B 2B BB	3	2	3	0	2	0	0				
Edgar Martinez, R (1.10) OBP: 0.478, SLG: 0.611	1-1 F9		2-0 F8		2-3 K		3-1 1-H 2B		1-2 F8	5	0	1	1	1	0	1				
John Olerud, L (1.3) OBP: 0.250, SLG: 0.263	3-3 SAFE K				1-0 G4-3		1-3 K		1-1 2B 1B	5	0	1	0	0	3	4				
Bret Boone, R (1.4) OBP: 0.261, SLG: 0.348	2-1 G6-3				0-0 HR 1B		1-3 K2-3		1-0 P3	5	1	2	1	0	1	2				
Mike Cameron, R (1.8) OBP: 0.318, SLG: 0.500		2-1 G6-3			1-0 1-H HR		0-1 G6-3		1-2 WP 1B	5	1	2	2	0	1	2				
Mark McLemore, S (1.5) OBP: 0.417, SLG: 0.333		1-3 K			1-0 L7		4-2 BB		2-3 K	3	0	0	0	1	2	1				
Carlos Guillen, S (1.6) OBP: 0.125, SLG: 0.125 John Mabry, L (8. PH) 16 Willie Bloomquist, R (8. PH) Ben Davis, S (1.2) OBP: 0.111, SLG: 0.333		2-3 K			1-0 1B		2-3 K		2-2 HBP	3	0	1	0	0	2	1				
					1-0 SAFE L6		1-0 G4-3		2-2 P5	4	0	0	0	0	0	3				
Inning Stats	R: 0 E: 0 K: 1 S: 12	H: 1 LOB: 2 BB: 1 P: 22	R: 0 E: 0 K: 2 S: 9	H: 0 LOB: 0 BB: 0 P: 14	R: 0 E: 0 K: 1 S: 8	H: 1 LOB: 1 BB: 0 P: 12	R: 2 E: 0 K: 1 S: 9	H: 3 LOB: 1 BB: 0 P: 15	R: 0 E: 0 K: 2 S: 11	H: 0 LOB: 1 BB: 1 P: 18	R: 1 E: 0 K: 1 S: 13	H: 2 LOB: 1 BB: 0 P: 22	R: 0 E: 0 K: 1 S: 14	H: 1 LOB: 2 BB: 1 P: 20	R: 1 E: 0 K: 1 S: 13	H: 2 LOB: 2 BB: 1 P: 23		1B: 7 2B: 3 3B: 0 HR: 1	SF: 0 SAC: 0 DP: 0 HBP: 1	WP: 1 PB: 0 SB: 1 CS: 0
PITCHER	IP WLS BF H R ER SO BB IBB HBP BLK WP HR S P ERA WHIP	6.2 W 30 8 3 3 8 2 0 0 0 0 1 67 112 4.05 1.500	0.1 H 1 0 0 0 1 0 0 0 0 0 0 3 4 0.00 0.000	0.2 H 4 1 0 0 1 0 0 1 0 0 1 10 16 0.00 1.500	1.1 S 7 2 1 1 1 1 0 0 0 0 0 17 29 6.75 2.250	PITCHER										IP WLS BF H R ER SO BB IBB HBP BLK WP HR S P ERA WHIP				

Batter	1	2	3	4	5	6	7	8	9	AB	R	H	RBI	BB	SO	LOB	BOTTOM			
Doug Glanville, R (1.8) OBP: 0.348, SLG: 0.455	0-1 9 S 1B				0-3 K		0-1 P2		0-2 9 S HR 1B	5	2	2	0	0	1	2	Seattle Mariners @ Texas Rangers The Ballpark at Arlington, Arlington, TX Sat Apr 05 2003, 8:05 PM EST Att: 25,562 - Cloudy - 74 F AB 38 R 8 H 15 RBI 8 BB 2 SO 8 LOB 16 			
9 Hank Blalock, L (1.5) OBP: 0.605, SLG: 0.900	2-2 2B HR 1B		2-2 1B BB 1B		1-3 K		1-2 BB 1B		2-2 1-H HR	5	2	4	3	0	1	0				
Alex Rodriguez, R (1.6) OBP: 0.304, SLG: 0.727	3-2 P3		4-0 G3-1 1B BB		2-0 HR		0-0 BB 1B		0-1 HR	4	1	3	1	1	0	1				
Rafael Palmeiro, L (1.10) OBP: 0.364, SLG: 0.444	1-0 HR 2B		2-0 G3-1 1B		2-3 K		3-3 K		1-0 F8	5	1	2	0	0	2	3				
Juan Gonzalez, R (1.9) OBP: 0.381, SLG: 0.850	0-0 HR		0-1 G3-1		3-0 HR		1-0 F8			4	2	2	4	0	0	4				
Ruben Sierra, S (1.7) OBP: 0.200, SLG: 0.467 Jermaine Clark, L (7.7)	2-2 G4-3		3-3 K		1-1 P6		4-2 BB			3	0	0	0	0	1	2				
23 Mark Teixeira, S (1.3) OBP: 0.364, SLG: 0.444	0-1 F8				1-3 K		2-3 K		1-1 G3-1	4	0	0	0	0	2	3				
10 Michael Young, R (1.4) OBP: 0.188, SLG: 0.438		3-3 K			1-2 G1-3		2-2 2B		0-0 F9	4	0	1	0	0	1	0				
Einar Diaz, R (1.2) OBP: 0.364, SLG: 0.500		3-2 G6-3			2-2 1B		2-1 L8		1-2 G5-3	4	0	1	0	0	0	1				
Inning Stats	R: 4 E: 0 K: 0 S: 17	H: 4 LOB: 0 BB: 0 P: 25	R: 0 E: 0 K: 1 S: 9	H: 0 LOB: 0 BB: 0 P: 16	R: 0 E: 0 K: 1 S: 10	H: 2 LOB: 2 BB: 1 P: 21	R: 0 E: 0 K: 2 S: 12	H: 1 LOB: 1 BB: 0 P: 16	R: 2 E: 0 K: 2 S: 11	H: 2 LOB: 0 BB: 0 P: 20	R: 0 E: 0 K: 1 S: 11	H: 1 LOB: 1 BB: 0 P: 17	R: 0 E: 0 K: 1 S: 14	H: 2 LOB: 3 BB: 1 P: 24	R: 2 E: 0 K: 0 S: 16	H: 3 LOB: 1 BB: 0 P: 20		1B: 8 2B: 3 3B: 0 HR: 4	SF: 0 SAC: 0 DP: 0 HBP: 0	WP: 0 PB: 0 SB: 2 CS: 0
PITCHER	IP WLS BF H R ER SO BB IBB HBP BLK WP HR S P ERA WHIP	5.0 L 24 9 6 6 6 1 0 0 0 0 3 59 98 10.80 2.000	2.0 L 10 3 0 0 2 1 0 0 0 0 0 25 41 0.00 2.000	1.0 L 6 3 2 2 0 0 0 0 0 1 16 20 18.00 3.000	PITCHER										IP WLS BF H R ER SO BB IBB HBP BLK WP HR S P ERA WHIP					

Batter	1	2	3	4	5	6	7	8	9	AB	R	H	RBI	BB	SO	LOB	TOP											
Mark Ellis, R OBP: 0.438, SLG: 0.571 (1, 4)										4	1	3	0	0	0	0												
Scott Hatteberg, L OBP: 0.360, SLG: 0.348 (1, 3)										5	1	3	1	0	0	2												
Miguel Tejada, R OBP: 0.212, SLG: 0.344 (1, 6)										5	0	1	1	0	2	5												
3 Eric Chavez, L OBP: 0.438, SLG: 0.480 (1, 5)										2	0	0	0	2	1	2												
Jermaine Dye, R OBP: 0.323, SLG: 0.370 (1, 9)										4	0	0	0	0	2	4												
Erubiel Durazo, L OBP: 0.577, SLG: 0.900 (1, 10)										3	0	2	0	1	1	0												
Terrence Long, L OBP: 0.360, SLG: 0.350 (1, 7)										4	0	0	0	0	0	5												
Ramon Hernandez, R OBP: 0.292, SLG: 0.273 (1, 2)										4	0	0	0	0	1	2												
Chris Singleton, L OBP: 0.364, SLG: 0.450 (1, 8)										3	0	1	0	1	1	0												
Inning Stats	R: 0 E: 0 K: 1 S: 16	H: 1 LOB: 1 BB: 0 P: 22	R: 0 E: 0 K: 1 S: 7	H: 1 LOB: 0 BB: 0 P: 11	R: 0 E: 0 K: 1 S: 8	H: 0 LOB: 0 BB: 0 P: 11	R: 1 E: 0 K: 2 S: 14	H: 2 LOB: 2 BB: 1 P: 28	R: 0 E: 0 K: 2 S: 14	H: 1 LOB: 2 BB: 1 P: 25	R: 1 E: 0 K: 0 S: 14	H: 3 LOB: 2 BB: 1 P: 26	R: 0 E: 0 K: 1 S: 6	H: 0 LOB: 0 BB: 0 P: 8	R: 0 E: 0 K: 0 S: 13	H: 0 LOB: 1 BB: 1 P: 22	1B: 6 2B: 4 3B: 0 HR: 0	SF: 0 SAC: 1 DP: 1 HBP: 0	WP: 1 PB: 1 SB: 0 CS: 0	PA: 39								
PITCHER	IP	WLS	BF	H	R	ER	SO	BB	IBB	HBP	BLK	WP	HR	S	P	ERA	WHIP											
John Thomson, R ERA: 6.1 (1, 1)	6.0		26	7	1	1	7	1	1	0	0	0	0	0	76	121	1.50	1.333										
Esteban Yan, R ERA: 5.79 (7, 1)	1.0	L	6	3	1	1	0	0	1	0	0	1	0	14	26	9.00	3.000											
Aaron Fultz, L ERA: 3.86 (8, 1)	1.0		3	0	0	0	1	0	0	0	0	0	0	6	8	0.00	0.000											
Francisco Cordero, R ERA: 4.5 (9, 1)	1.0		4	0	0	0	0	1	0	0	0	0	0	13	22	0.00	1.000											

Oakland Athletics @ Texas Rangers
The Ballpark at Arlington, Arlington, TX
Tue Apr 08 2003, 8:05 PM EDT
Att: 18,036 - Sunny - 51 F

livebaseballscores.com

AB 34
R 2
H 10
RBI 2
BB 4
SO 8
LOB 20

Batter	1	2	3	4	5	6	7	8	9	AB	R	H	RBI	BB	SO	LOB	BOTTOM											
Doug Glanville, R OBP: 0.281, SLG: 0.355 (1, 8)										5	0	1	0	0	0	3												
9 Hank Blalock, L OBP: 0.516, SLG: 0.821 (1, 5)										4	0	1	0	0	1	2												
Alex Rodriguez, R OBP: 0.290, SLG: 0.571 (1, 6)										3	0	0	0	1	2	2												
Juan Gonzalez, R OBP: 0.379, SLG: 0.692 (1, 9)										3	0	0	0	1	1	2												
Ruben Sierra, S OBP: 0.222, SLG: 0.412 (1, 7)										2	0	0	0	1	1	3												
Carl Everett, S OBP: 0.375, SLG: 0.357 (8, 7)										1	0	0	0	0	1	1												
Rafael Palmeiro, L OBP: 0.367, SLG: 0.500 (1, 10)										4	1	1	1	0	1	2												
Jermaine Clark, L (9, FR)										0	0	0	0	0	0	0												
23 Mark Teixeira, S (1, 3)										3	0	0	0	1	1	1												
10 Michael Young, R OBP: 0.250, SLG: 0.450 (1, 4)										4	0	2	0	0	1	1												
Einar Diaz, R OBP: 0.286, SLG: 0.385 (1, 2)										3	0	0	0	0	0	2												
Mike Lamb, L (9, PH)										1	0	0	0	0	1	2												
Inning Stats	R: 0 E: 0 K: 1 S: 7	H: 0 LOB: 0 BB: 1 P: 9	R: 0 E: 0 K: 1 S: 11	H: 0 LOB: 0 BB: 1 P: 18	R: 0 E: 0 K: 1 S: 8	H: 0 LOB: 0 BB: 0 P: 13	R: 0 E: 0 K: 2 S: 11	H: 1 LOB: 2 BB: 1 P: 17	R: 1 E: 0 K: 1 S: 14	H: 2 LOB: 2 BB: 1 P: 23	R: 0 E: 0 K: 1 S: 9	H: 0 LOB: 1 BB: 1 P: 15	R: 0 E: 0 K: 0 S: 10	H: 1 LOB: 0 BB: 0 P: 13	R: 0 E: 1 K: 1 S: 7	H: 0 LOB: 1 BB: 0 P: 9	R: 0 E: 1 K: 2 S: 16	H: 1 LOB: 2 BB: 0 P: 23	1B: 4 2B: 0 3B: 0 HR: 1	SF: 0 SAC: 0 DP: 0 HBP: 0	WP: 0 PB: 0 SB: 0 CS: 1	PA: 37						
PITCHER	IP	WLS	BF	H	R	ER	SO	BB	IBB	HBP	BLK	WP	HR	S	P	ERA	WHIP											
Barry Zito, L ERA: 1.38 (1, 1)	7.0		28	4	1	1	7	4	0	0	0	0	0	1	70	108	1.29	1.143										
Ricardo Rincon, L ERA: 7.71 (8, 1)	0.0		1	0	0	0	0	0	0	0	0	0	0	1	1	∞	∞											
Chad Bradford, R ERA: 4.15 (8, 1)	0.2	H	2	0	0	0	0	0	0	0	0	0	0	3	4	0.00	0.000											
Keith Foulke, R ERA: 3.38 (8, 1)	1.1	S	6	1	0	0	3	0	0	0	0	0	0	19	27	0.00	0.750											

Oakland Athletics @ Texas Rangers
The Ballpark at Arlington, Arlington, TX
Tue Apr 08 2003, 8:05 PM EDT
Att: 18,036 - Sunny - 51 F

livebaseballscores.com

AB 33
R 1
H 5
RBI 1
BB 4
SO 10
LOB 21

Batter	1	2	3	4	5	6	7	8	9	AB	R	H	RBI	BB	SO	LOB	TOP							
Mark Ellis, R (1, 4) <small>OBP: 0.405, SLG: 0.606</small> Frank Menechino, R (9, PH) <small>(9, 4)</small>										5	2	1	1	0	2	3								
Scott Hatteberg, L (1, 3) <small>OBP: 0.400, SLG: 0.500</small>										5	2	3	3	0	2	0								
Miguel Tejada, R (1, 6) <small>OBP: 0.289, SLG: 0.472</small>										4	2	3	2	0	0	0								
Eric Chavez, L (1, 5) <small>OBP: 0.378, SLG: 0.400</small>										5	0	0	0	0	1	4								
Jermaine Dye, R (1, 9) <small>OBP: 0.333, SLG: 0.387</small> Adam Platt, R (9, 9) <small>OBP: 0.333, SLG: 1.000</small>										4	1	1	0	1	1	1								
Erubiel Durazo, L (1, 10) <small>OBP: 0.548, SLG: 0.783</small>										3	2	0	0	2	1	3								
Terrence Long, L (1, 7) <small>OBP: 0.433, SLG: 0.565</small>										3	3	2	2	2	1	0								
Ramon Hernandez, R (1, 2) <small>OBP: 0.276, SLG: 0.259</small>										5	1	1	3	0	1	2								
Chris Singleton, L (1, 8) <small>OBP: 0.370, SLG: 0.440</small>										5	0	2	2	0	2	1								
Inning Stats	R: 0 E: 0 K: 2 S: 7	H: 0 LOB: 0 BB: 0 P: 12	R: 0 E: 0 K: 1 S: 11	H: 0 LOB: 0 BB: 0 P: 17	R: 2 E: 0 K: 2 S: 13	H: 2 LOB: 0 BB: 0 P: 22	R: 4 E: 0 K: 1 S: 16	H: 3 LOB: 1 BB: 2 P: 29	R: 2 E: 0 K: 1 S: 12	H: 2 LOB: 0 BB: 0 P: 19	R: 0 E: 0 K: 2 S: 9	H: 0 LOB: 0 BB: 0 P: 11	R: 0 E: 0 K: 0 S: 13	H: 2 LOB: 3 BB: 1 P: 21	R: 3 E: 0 K: 2 S: 12	H: 2 LOB: 1 BB: 1 P: 24	R: 2 E: 0 K: 1 S: 18	H: 2 LOB: 1 BB: 1 P: 28	1B: 7 2B: 2 3B: 0 HR: 4	SF: 0 SAC: 0 DP: 0 HBP: 1	WP: 0 PB: 0 SB: 0 CS: 0	PA: 46		
PITCHER	IP	WLS	BF	H	R	ER	SO	BB	IBB	HBP	BLK	WP	HR	S	P	ERA	WHIP							
Ismael Valdez, R (1, 1) ERA: 7.8	4.0	L	21	7	8	8	6	2	0	0	0	0	3	50	87	18.00	2.250							
C.J. Nitkowski, L (5, 1) ERA: 4.7	2.2		10	2	0	0	3	0	0	0	0	0	0	27	35	0.00	0.750							
Reynaldo Garcia, R (7, 1) ERA: 9.82	1.0		8	2	3	3	1	2	0	1	0	0	1	12	26	27.00	4.000							
Jay Powell, R (8, 1) ERA: 16.62	1.1		7	2	2	2	2	1	0	0	0	0	0	22	35	13.50	2.250							

Oakland Athletics @ Texas Rangers
The Ballpark at Arlington, Arlington, TX
Wed Apr 09 2003, 8:05 PM EDT
Att: 18,107 - Sunny - 63 F

AB	40
R	13
H	13
RBI	13
BB	5
SO	12
LOB	15



Batter	1	2	3	4	5	6	7	8	9	AB	R	H	RBI	BB	SO	LOB	BOTTOM							
Doug Glanville, R (1, 8) <small>OBP: 0.270, SLG: 0.333</small>										5	0	1	0	0	1	1								
Carl Everett, S (1, 7) <small>OBP: 0.300, SLG: 0.278</small> Jermaine Clark, L (9, PH) <small>(9, PH)</small>										4	1	0	0	0	1	1								
Alex Rodriguez, R (1, 6) <small>OBP: 0.343, SLG: 0.625</small> Mike Lamb, L (9, PH) <small>OBP: 0.125, SLG: 0.143</small>										4	1	3	1	0	1	0								
Juan Gonzalez, R (1, 9) <small>OBP: 0.364, SLG: 0.733</small>										4	1	1	2	0	0	2								
Todd Greene, R (1, 10) <small>OBP: 0.182, SLG: 0.182</small>										4	1	1	0	0	2	1								
Rafael Palmeiro, L (1, 3) <small>OBP: 0.353, SLG: 0.571</small>										4	1	1	1	0	0	1								
23 Mark Teixeira, S (1, 5) <small>OBP: 0.238, SLG: 0.167</small>										3	0	2	1	1	0	0								
10 Michael Young, R (1, 4) <small>OBP: 0.333, SLG: 0.478</small>										3	0	2	0	1	0	1								
Einar Diaz, R (1, 2) <small>OBP: 0.222, SLG: 0.294</small>										4	0	0	0	0	1	6								
Inning Stats	R: 0 E: 0 K: 0 S: 7	H: 1 LOB: 1 BB: 0 P: 9	R: 0 E: 0 K: 1 S: 13	H: 1 LOB: 2 BB: 1 P: 22	R: 1 E: 1 K: 1 S: 13	H: 2 LOB: 1 BB: 0 P: 18	R: 0 E: 0 K: 1 S: 8	H: 1 LOB: 1 BB: 0 P: 14	R: 2 E: 0 K: 1 S: 14	H: 2 LOB: 0 BB: 0 P: 20	R: 1 E: 0 K: 0 S: 12	H: 2 LOB: 1 BB: 1 P: 22	R: 0 E: 0 K: 1 S: 8	H: 0 LOB: 0 BB: 0 P: 15	R: 1 E: 0 K: 0 S: 9	H: 2 LOB: 0 BB: 0 P: 12	R: 0 E: 0 K: 1 S: 8	H: 0 LOB: 0 BB: 0 P: 10	1B: 7 2B: 2 3B: 0 HR: 2	SF: 0 SAC: 0 DP: 1 HBP: 0	WP: 1 PB: 0 SB: 1 CS: 0	PA: 39		
PITCHER	IP	WLS	BF	H	R	ER	SO	BB	IBB	HBP	BLK	WP	HR	S	P	ERA	WHIP							
Mark Mulder, L (1, 1) ERA: 6.55	5.0	W	26	9	4	4	4	2	0	0	0	0	2	62	98	7.20	2.200							
Jeremy Fikac, R (6, 1) ERA: 3.68	3.0	H	10	2	1	1	1	0	0	0	0	0	0	22	34	3.00	0.667							
Mike Neu, R (9, 1) ERA:	1.0		3	0	0	0	1	0	0	0	0	0	0	8	10	0.00	0.000							

Oakland Athletics @ Texas Rangers
The Ballpark at Arlington, Arlington, TX
Wed Apr 09 2003, 8:05 PM EDT
Att: 18,107 - Sunny - 63 F

AB	37
R	5
H	11
RBI	5
BB	2
SO	6
LOB	13



Batter	1	2	3	4	5	6	7	8	9	AB	R	H	RBI	BB	SO	LOB	TOP			
Mark Ellis, R OBP: 0.429, SLG: 0.622 (1, 4)										4	1	2	1	1	1	1	Oakland Athletics @ Texas Rangers The Ballpark at Arlington, Arlington, TX Thu Apr 10 2003, 2:05 PM EDT Att: 18,178 - Sunny - 69 F			
Scott Hatteberg, L OBP: 0.486, SLG: 0.645 (1, 3)										3	0	3	2	2	0	0				
Miguel Tejada, R OBP: 0.326, SLG: 0.447 (1, 6)										2	0	0	0	2	0	3				
3 Eric Chavez, L OBP: 0.357, SLG: 0.353 (1, 5)										4	0	0	0	1	1	6				
Jermaine Dye, R OBP: 0.341, SLG: 0.457 (1, 9)										4	1	1	1	1	1	5				
Erubiel Durazo, L OBP: 0.500, SLG: 0.692 (6, PH) Ron Gant, R										3	0	0	0	0	1	2				
Terrence Long, L OBP: 0.371, SLG: 0.464 (1, 7)										5	0	0	0	0	1	0				
Eric Byrnes, R OBP: 0.364, SLG: 0.125 (1, 8)										2	0	0	0	2	0	0				
Mark Johnson, L (1, 2)										2	2	0	0	2	1	1				
Inning Stats	R: 1 E: 0 K: 0 S: 11	H: 1 LOB: 2 BB: 2 P: 26	R: 1 E: 0 K: 0 S: 18	H: 1 LOB: 2 BB: 3 P: 32	R: 1 E: 0 K: 0 S: 10	H: 1 LOB: 0 BB: 0 P: 17	R: 1 E: 0 K: 0 S: 13	H: 1 LOB: 3 BB: 3 P: 30	R: 0 E: 0 K: 2 S: 11	H: 0 LOB: 1 BB: 1 P: 18	R: 0 E: 0 K: 1 S: 7	H: 0 LOB: 0 BB: 0 P: 11	R: 0 E: 0 K: 1 S: 10	H: 0 LOB: 1 BB: 1 P: 22	R: 0 E: 0 K: 1 S: 8	H: 0 LOB: 0 BB: 0 P: 12		1B: 1 2B: 4 3B: 0 HR: 1	SF: 0 SAC: 0 DP: 1 HBP: 1	WP: 0 PB: 0 SB: 0 CS: 1
PITCHER	IP WLS BF H R ER SO BB IBB HBP BLK WP HR S P ERA WHIP																			
Colby Lewis, R ERA: 6.1 (1, 1)	3.2 22 4 4 4 1 8 0 0 0 0 1 50 103 9.82 3.273																			
Esteban Yan, R ERA: 4.5 (4, 1)	1.1 8 2 0 0 2 1 0 1 0 0 0 0 19 30 0.00 2.250																			
Aaron Fultz, L ERA: 2.7 (6, 1)	2.0 6 0 0 0 2 0 1 0 0 0 0 0 12 20 0.00 0.000																			
Francisco Cordero, R ERA: 3.6 (8, 1)	1.0 W 4 0 0 0 1 1 0 0 0 0 0 0 10 22 0.00 1.000																			
Ugueth Urbina, R ERA: 2.98 (9, 1)	1.0 S 3 0 0 0 1 0 0 0 0 0 0 0 8 12 0.00 0.000																			

AB	31
R	4
H	6
RBI	4
BB	11
SO	7
LOB	21



Batter	1	2	3	4	5	6	7	8	9	AB	R	H	RBI	BB	SO	LOB	BOTTOM			
Doug Glanville, R OBP: 0.286, SLG: 0.325 (1, 8)										4	0	1	0	1	0	4	Oakland Athletics @ Texas Rangers The Ballpark at Arlington, Arlington, TX Thu Apr 10 2003, 2:05 PM EDT Att: 18,178 - Sunny - 69 F			
9 Hank Blalock, L OBP: 0.457, SLG: 0.719 (1, 5)										4	0	0	0	0	1	2				
Alex Rodriguez, R OBP: 0.333, SLG: 0.583 (1, 6)										4	0	1	0	0	2	2				
Juan Gonzalez, R OBP: 0.351, SLG: 0.676 (1, 10)										4	1	1	0	0	1	2				
Ruben Sierra, S OBP: 0.273, SLG: 0.450 (1, 9) Jermaine Clark, L (9, 7)										3	1	1	0	1	1	2				
Carl Everett, S OBP: 0.348, SLG: 0.476 (1, 7) (9, 9)										3	2	2	1	0	0	1				
23 Mark Teixeira, S OBP: 0.240, SLG: 0.318 (1, 3)										4	1	1	3	0	0	2				
10 Michael Young, R OBP: 0.357, SLG: 0.481 (1, 4)										4	0	2	1	0	0	1				
Einar Diaz, R OBP: 0.273, SLG: 0.429 (1, 2)										4	0	2	0	0	0	1				
Inning Stats	R: 0 E: 0 K: 2 S: 10	H: 0 LOB: 1 BB: 1 P: 16	R: 0 E: 0 K: 0 S: 9	H: 1 LOB: 1 BB: 0 P: 13	R: 0 E: 0 K: 0 S: 12	H: 1 LOB: 1 BB: 0 P: 17	R: 3 E: 0 K: 1 S: 13	H: 4 LOB: 1 BB: 0 P: 15	R: 0 E: 0 K: 2 S: 10	H: 0 LOB: 0 BB: 0 P: 13	R: 1 E: 0 K: 0 S: 13	H: 2 LOB: 2 BB: 1 P: 21	R: 0 E: 0 K: 0 S: 7	H: 1 LOB: 1 BB: 0 P: 11	R: 1 E: 0 K: 0 S: 14	H: 2 LOB: 1 BB: 0 P: 22		1B: 7 2B: 1 3B: 1 HR: 2	SF: 0 SAC: 1 DP: 0 HBP: 0	WP: 0 PB: 0 SB: 0 CS: 0
PITCHER	IP WLS BF H R ER SO BB IBB HBP BLK WP HR S P ERA WHIP																			
Ted Lilly, L ERA: 3.95 (1, 1)	6.1 29 8 4 4 0 2 0 0 0 0 0 1 68 96 5.68 1.579																			
Chad Bradford, R ERA: 4.5 (7, 1)	1.2 L 8 3 1 1 0 0 0 0 0 0 0 1 20 32 5.40 1.800																			


AB	34
R	5
H	11
RBI	5
BB	2
SO	5
LOB	17



Batter	1	2	3	4	5	6	7	8	9	AB	R	H	RBI	BB	SO	LOB	TOP				
Doug Glanville, R (1, 8) OBP: 0.281, SLG: 0.295	1-3 K		0-1 G6-3		2-1 G4-3		0-0 P5			4	0	0	0	0	1	1					
9 Hank Blalock, L (1, 5) OBP: 0.410, SLG: 0.639	1-2 G6-3		2-3 K		0-0 G3		2-2 G1-3			4	0	0	0	0	1	1					
Alex Rodriguez, R (1, 6) OBP: 0.349, SLG: 0.564	3-1 G6-3			3-2 1B WP	4-2 HR		3-2 K			3	2	1	0	1	1	0					
Rafael Palmeiro, L (1, 3) OBP: 0.368, SLG: 0.656		3-1 F8		1-2 G1-4-3 WP	2-1 HR			0-1 G4-3		4	2	2	2	0	0	0					
Juan Gonzalez, R (1, 9) OBP: 0.317, SLG: 0.605	2-3 K		2-3 K		3-2 F8			1-2 F9		4	0	0	0	0	2	1					
Ruben Sierra, S (1, 10) OBP: 0.308, SLG: 0.458	3-1 1B		3-2 G1-4-3		1-1 1B			1-1 F7		4	0	2	0	0	0	1					
Carl Everett, S (1, 7) OBP: 0.333, SLG: 0.440	1-2 F8		3-2 10 1B		1-2 F8			0-0 F8		4	0	1	1	0	0	2					
10 Michael Young, R (1, 4) OBP: 0.375, SLG: 0.484			2-2 G6-3 F8		2-3 K			3-3 K		4	0	2	0	0	2	1					
Chad Kreuter, S (1, 2) OBP: 0.200, SLG: 0.222	1-2 F8		1-0 F9		3-2 F8			1-2 P6		4	0	0	0	0	0	4					
Inning Stats	R: 0 E: 0 K: 1 S: 10	H: 0 LOB: 0 BB: 0 P: 15	R: 0 E: 0 K: 1 S: 11	H: 1 LOB: 1 BB: 0 P: 20	R: 0 E: 0 K: 1 S: 9	H: 1 LOB: 1 BB: 0 P: 13	R: 2 E: 0 K: 1 S: 19	H: 4 LOB: 2 BB: 0 P: 33	R: 2 E: 0 K: 0 S: 12	H: 1 LOB: 0 BB: 1 P: 23	R: 0 E: 0 K: 1 S: 8	H: 0 LOB: 0 BB: 0 P: 13	R: 0 E: 0 K: 0 S: 9	H: 0 LOB: 0 BB: 0 P: 11	R: 0 E: 0 K: 1 S: 11	H: 0 LOB: 0 BB: 0 P: 15	1B: 7 2B: 0 3B: 0 HR: 1	SF: 0 SAC: 0 DP: 0 HBP: 0	WP: 1 PB: 0 SB: 0 CS: 0	PA: 36	
PITCHER	IP	WLS	BF	H	R	ER	SO	BB	IBB	HBP	BLK	WP	HR	S	P	ERA	WHIP				
Freddy Garcia, R (1, 1) ERA: 6.19	5.0	L	23	7	4	4	4	1	0	0	0	1	1	61	104	7.20	1.600				
40 Julio Mateo, R (6, 1) ERA: 3.86	1.1		5	1	0	0	1	0	0	0	0	0	0	14	21	0.00	0.750				
Arthur Rhodes, L (7, 1) ERA:	2.2		8	0	0	0	2	0	0	0	0	0	0	27	38	0.00	0.000				

Texas Rangers @ Seattle Mariners
Safeco Field, Seattle, WA
Fri Apr 11 2003, 7:05 PM PDT
Att: 37,784 - Cloudy - 60 F

AB 35
R 4
H 8
RBI 3
BB 1
SO 7
LOB 11



Batter	1	2	3	4	5	6	7	8	9	AB	R	H	RBI	BB	SO	LOB	BOTTOM				
51 Ichiro Suzuki, L (1, 9) OBP: 0.333, SLG: 0.279	4-0 G3-1 BB	4-2 BB		0-0 L4		2-0 BB		1-2 L4		3	0	1	0	2	0	0					
Randy Winn, S (1, 7) OBP: 0.458, SLG: 0.462	4-1 G3-1 BB	1-3 K		4-2 BLK		1-1 SF8		1-3 K2-3		2	1	0	1	2	2	3					
Bret Boone, R (1, 4) OBP: 0.311, SLG: 0.275	3-2 F7	1-3 K		2-0 1B		4-2 G1-6-3		2-2 G4-3		3	0	0	0	1	1	5					
John Olerud, L (1, 3) OBP: 0.442, SLG: 0.371	1-1 G3-1		4-2 FC1-6 1B	1-0 1B		1-1 G1-6-3		4-2 BB		3	0	1	1	2	0	4					
Mike Cameron, R (1, 8) OBP: 0.295, SLG: 0.385	4-2 BB		0-0 FC1-6	1-3 K			0-0 G5-3		0-0 P3	4	0	1	0	1	1	3					
Mark McLemore, S (1, 10) OBP: 0.333, SLG: 0.227	1-1 F7		1-2 P5		3-2 G1-3		4-2 BB		1-3 K	4	0	0	0	1	1	6					
Jeff Cirillo, R (1, 5) OBP: 0.159, SLG: 0.036		3-3 K	0-0 FC1-6		2-1 G4-3		1-1 F7		1-1 F8	3	0	0	0	0	1	2					
John Mabry, L (7, PH) OBP: 0.200, SLG: 0.222			1-2 2-3							1	0	0	0	0	0	1					
16 Willie Bloomquist, R (8, 5) OBP: 0.333, SLG: 0.500			1-2 2-3							1	0	0	0	0	0	1					
Carlos Guillen, S (1, 6) OBP: 0.360, SLG: 0.500		4-2 1B	1-3 K		1-2 P4		4-2 BB			2	0	0	0	2	1	2					
Dan Wilson, R (1, 2) OBP: 0.333, SLG: 0.357		0-1 51 BB		1-2 F8		1-1 51 1B		0-3 K		4	1	2	0	0	1	2					
Inning Stats	R: 0 E: 0 K: 0 S: 13	H: 0 LOB: 3 BB: 3 P: 30	R: 0 E: 0 K: 3 S: 20	H: 1 LOB: 2 BB: 2 P: 33	R: 0 E: 0 K: 1 S: 10	H: 1 LOB: 2 BB: 1 P: 16	R: 1 E: 0 K: 1 S: 10	H: 1 LOB: 2 BB: 1 P: 19	R: 0 E: 0 K: 0 S: 10	H: 0 LOB: 0 BB: 0 P: 16	R: 1 E: 0 K: 0 S: 9	H: 2 LOB: 1 BB: 1 P: 18	R: 0 E: 0 K: 1 S: 11	H: 0 LOB: 2 BB: 2 P: 20	R: 0 E: 0 K: 1 S: 11	H: 0 LOB: 0 BB: 1 P: 17	1B: 4 2B: 1 3B: 0 HR: 0	SF: 1 SAC: 0 DP: 1 HBP: 1	WP: 0 PB: 0 SB: 0 CS: 0	PA: 43	
PITCHER	IP	WLS	BF	H	R	ER	SO	BB	IBB	HBP	BLK	WP	HR	S	P	ERA	WHIP				
Chan Ho Park, R (1, 1) ERA: 9.28	5.0	W	26	3	1	1	5	7	0	1	1	0	0	63	114	1.80	2.000				
C.J. Niskowski, L (6, 1) ERA: 5.0	1.1	H	7	2	1	1	0	2	0	0	0	0	0	12	25	6.75	3.000				
Francisco Cordero, R (7, 1) ERA: 2.7	1.2	H	6	0	0	0	2	1	0	0	0	0	0	19	28	0.00	0.600				
Ugueth Urbina, R (9, 1) ERA: 1.69	1.0	S	4	0	0	0	1	1	0	0	0	0	0	11	17	0.00	1.000				

Texas Rangers @ Seattle Mariners
Safeco Field, Seattle, WA
Fri Apr 11 2003, 7:05 PM PDT
Att: 37,784 - Cloudy - 60 F

AB 30
R 2
H 5
RBI 2
BB 11
SO 8
LOB 29



Batter	1	2	3	4	5	6	7	8	9	10	11	12	13	AB R H RBI BB SO LOB	TOP												
Doug Glanville, R OBP: 0.261, SLG: 0.321	1-1 2B 1B 1B		1-2 F9	1-1 F9		0-3 K	1-2 L4		0-1 G5-3		2-1 L7			7 1 1 0 0 1 2													
Carl Everett, S OBP: 0.242, SLG: 0.364	1-2 SAFE F8		1-2 P5	1-0 G3		1-1 BB 1B	2-1 F8		1-0 P6					6 0 1 0 0 0 3													
Alex Rodriguez, R OBP: 0.415, SLG: 0.717	1-0 1B 2B		2-1 HR		1-1 G5-3	2-2 SAFE BB 1B	4-1 1B BB		1-3 K					5 1 3 1 1 1 0													
Rafael Palmeiro, L OBP: 0.388, SLG: 0.575	2-1 3-H 3-3 1B		4-2 E BB		1-1 G6-3	4-1 1-2 2-3 BB	1-2 1B		2-2 G6-3					4 0 2 1 2 0 0													
Juan Gonzalez, R OBP: 0.288, SLG: 0.500	1-10 K		1-2 E7 1-3 1B		2-1 G1-3	0-3 K	1-3 K		2-2 L4					6 0 1 0 0 3 7													
Ruben Sierra, S OBP: 0.313, SLG: 0.433	1-7 SAFE K		2-3 K			1-1 G6-3	1-0 F7		1-1 FC6-4 1B					6 0 2 0 0 2 4													
Todd Greene, R OBP: 0.235, SLG: 0.375		2-2 P4		4-2 2B 1B BB		2-3 K	3-2 HR		1-3 K					5 1 1 1 1 3 2													
23 Mark Teixeira, S OBP: 0.200, SLG: 0.250		3-3 K		2-0 1B		0-1 F8	0-1 G4-3		3-1 F8					6 0 1 0 0 1 1													
10 Michael Young, R OBP: 0.333, SLG: 0.415		3-3 K		1-3 K		1-0 F9	1-3 K		SAFE 1-2 FC6-4 1-2r					6 0 0 0 0 3 3													
Inning Stats	R: 1 E: 0 K: 2 S: 14	H: 3 LOB: 2 BB: 0 P: 25	R: 0 E: 0 K: 2 S: 11	H: 0 LOB: 0 BB: 19	R: 1 E: 1 K: 1 S: 23	H: 2 LOB: 2 BB: 1 P: 34	R: 0 E: 0 K: 1 S: 12	H: 1 LOB: 2 BB: 1 P: 21	R: 0 E: 0 K: 2 S: 14	H: 2 LOB: 3 BB: 1 P: 22	R: 1 E: 0 K: 1 S: 10	H: 1 LOB: 0 BB: 0 P: 15	R: 0 E: 0 K: 1 S: 13	H: 1 LOB: 2 BB: 1 P: 22	R: 0 E: 0 K: 1 S: 6	H: 0 LOB: 0 BB: 0 P: 8	R: 0 E: 0 K: 1 S: 12	H: 1 LOB: 1 BB: 0 P: 19	R: 0 E: 0 K: 0 S: 8	H: 0 LOB: 0 BB: 0 P: 13	1B: 9 2B: 1 3B: 0 HR: 2	SF: 0 SAC: 0 DP: 0 HBP: 0	W/P: 0 PB: 0 SB: 0 CS: 0	PA: 55			
PITCHER	IP WLS BF H R ER SO BB IBB HBP BLK WP HR S P ERA WHIP	IP WLS BF H R ER SO BB IBB HBP BLK WP HR S P ERA WHIP	IP WLS BF H R ER SO BB IBB HBP BLK WP HR S P ERA WHIP	IP WLS BF H R ER SO BB IBB HBP BLK WP HR S P ERA WHIP	IP WLS BF H R ER SO BB IBB HBP BLK WP HR S P ERA WHIP	IP WLS BF H R ER SO BB IBB HBP BLK WP HR S P ERA WHIP	IP WLS BF H R ER SO BB IBB HBP BLK WP HR S P ERA WHIP	IP WLS BF H R ER SO BB IBB HBP BLK WP HR S P ERA WHIP	IP WLS BF H R ER SO BB IBB HBP BLK WP HR S P ERA WHIP	IP WLS BF H R ER SO BB IBB HBP BLK WP HR S P ERA WHIP	IP WLS BF H R ER SO BB IBB HBP BLK WP HR S P ERA WHIP	IP WLS BF H R ER SO BB IBB HBP BLK WP HR S P ERA WHIP	IP WLS BF H R ER SO BB IBB HBP BLK WP HR S P ERA WHIP	IP WLS BF H R ER SO BB IBB HBP BLK WP HR S P ERA WHIP	IP WLS BF H R ER SO BB IBB HBP BLK WP HR S P ERA WHIP	IP WLS BF H R ER SO BB IBB HBP BLK WP HR S P ERA WHIP	IP WLS BF H R ER SO BB IBB HBP BLK WP HR S P ERA WHIP	IP WLS BF H R ER SO BB IBB HBP BLK WP HR S P ERA WHIP	IP WLS BF H R ER SO BB IBB HBP BLK WP HR S P ERA WHIP	IP WLS BF H R ER SO BB IBB HBP BLK WP HR S P ERA WHIP	IP WLS BF H R ER SO BB IBB HBP BLK WP HR S P ERA WHIP	IP WLS BF H R ER SO BB IBB HBP BLK WP HR S P ERA WHIP	IP WLS BF H R ER SO BB IBB HBP BLK WP HR S P ERA WHIP	IP WLS BF H R ER SO BB IBB HBP BLK WP HR S P ERA WHIP	IP WLS BF H R ER SO BB IBB HBP BLK WP HR S P ERA WHIP	IP WLS BF H R ER SO BB IBB HBP BLK WP HR S P ERA WHIP	IP WLS BF H R ER SO BB IBB HBP BLK WP HR S P ERA WHIP

Texas Rangers @ Seattle Mariners
Safeco Field, Seattle, WA
Sun Apr 13 2003, 1:05 PM PDT
Att. 35,496 - Cloudy - 52 F

AB 51
R 3
H 12
RBI 3
BB 4
SO 14
LOB 22



Batter	1	2	3	4	5	6	7	8	9	10	11	12	13	AB R H RBI BB SO LOB	BOTTOM												
51 Ichiro Suzuki, L OBP: 0.375, SLG: 0.353	0-0 G3		2-0 S 1B			1-2 FC6-4 1B G1-3 1-2r		1-2 G5-3		2-2 FC4 1-2r		0-0 1B		6 1 2 0 0 0 2													
Carlos Guillen, S OBP: 0.351, SLG: 0.515	0-2 G3-1		1-3 K			SAFE 2-1 G1-3		2-1 F8		SAFE 2-1 SH1-3 BB 1B		SAFE 0-0 L6		6 0 1 0 0 1 3													
Edgar Martinez, R OBP: 0.500, SLG: 0.880 16 Willie Bloomquist, R OBP: 0.300, SLG: 0.444	1-10 G3		2-3 K			0-1 1B		0-1 G1-3		SAFE 4-2 SH1-3 BB 1B				4 0 1 1 1 1 1 0 1 0 0 0 0 0 0 0													
John Olerud, L OBP: 0.396, SLG: 0.302		2-2 G3-1		2-1 G3-1		0-0 L7			2-1 F8		0-0 SH1-3 BB			5 0 0 0 0 0 1													
Bret Boone, R OBP: 0.357, SLG: 0.500		1-0 1B		2-3 K			2-1 HR		2-3 K		4-0 1B			5 2 3 2 1 2 0													
Mike Cameron, R OBP: 0.278, SLG: 0.319		2-1 F9			1-0 G6-3		3-3 K		3-3 K		2-3 K			5 0 0 0 0 3 4													
John Mabry, L OBP: 0.214, SLG: 0.462 Mark McLemore, S OBP: 0.324, SLG: 0.276		2-3 K			2-2 G6-3		0-0 HR			2-2 L9		0-3 K		3 1 1 1 0 1 1 2 0 0 0 0 1 3	AB 47 R 4 H 9 RBI 4 BB 2 SO 11 LOB 14												
Jeff Cirillo, R OBP: 0.220, SLG: 0.162			0-2 G5-3			0-3 K		0-2 L4		2-1 F8		2-1 F8		5 0 0 0 0 1 0													
Dan Wilson, R OBP: 0.300, SLG: 0.316			1-1 F9			1-0 51 FC6-4 1B		1-0 G4-3		1-2 E5 51 FC4		0-3 K		5 0 1 0 0 1 0													
Inning Stats	R: 0 E: 0 K: 0 S: 8	H: 0 LOB: 0 BB: 0 P: 8	R: 0 E: 0 K: 1 S: 9	H: 1 LOB: 1 BB: 0 P: 16	R: 0 E: 0 K: 1 S: 12	H: 1 LOB: 1 BB: 0 P: 16	R: 0 E: 0 K: 1 S: 10	H: 2 LOB: 0 BB: 0 P: 14	R: 0 E: 0 K: 0 S: 7	H: 0 LOB: 0 BB: 0 P: 10	R: 0 E: 0 K: 2 S: 8	H: 0 LOB: 0 BB: 0 P: 15	R: 0 E: 1 K: 0 S: 13	H: 1 LOB: 1 BB: 0 P: 20	R: 0 E: 0 K: 1 S: 7	H: 1 LOB: 1 BB: 0 P: 9	R: 1 E: 0 K: 0 S: 4	H: 1 LOB: 0 BB: 0 P: 9	R: 1 E: 0 K: 0 S: 4	H: 1 LOB: 0 BB: 0 P: 9	1B: 6 2B: 0 3B: 0 HR: 3	SF: 0 SAC: 1 DP: 0 HBP: 0	W/P: 0 PB: 0 SB: 2 CS: 0	PA: 50			
PITCHER	IP WLS BF H R ER SO BB IBB HBP BLK WP HR S P ERA WHIP	IP WLS BF H R ER SO BB IBB HBP BLK WP HR S P ERA WHIP	IP WLS BF H R ER SO BB IBB HBP BLK WP HR S P ERA WHIP	IP WLS BF H R ER SO BB IBB HBP BLK WP HR S P ERA WHIP	IP WLS BF H R ER SO BB IBB HBP BLK WP HR S P ERA WHIP	IP WLS BF H R ER SO BB IBB HBP BLK WP HR S P ERA WHIP	IP WLS BF H R ER SO BB IBB HBP BLK WP HR S P ERA WHIP	IP WLS BF H R ER SO BB IBB HBP BLK WP HR S P ERA WHIP	IP WLS BF H R ER SO BB IBB HBP BLK WP HR S P ERA WHIP	IP WLS BF H R ER SO BB IBB HBP BLK WP HR S P ERA WHIP	IP WLS BF H R ER SO BB IBB HBP BLK WP HR S P ERA WHIP	IP WLS BF H R ER SO BB IBB HBP BLK WP HR S P ERA WHIP	IP WLS BF H R ER SO BB IBB HBP BLK WP HR S P ERA WHIP	IP WLS BF H R ER SO BB IBB HBP BLK WP HR S P ERA WHIP	IP WLS BF H R ER SO BB IBB HBP BLK WP HR S P ERA WHIP	IP WLS BF H R ER SO BB IBB HBP BLK WP HR S P ERA WHIP	IP WLS BF H R ER SO BB IBB HBP BLK WP HR S P ERA WHIP	IP WLS BF H R ER SO BB IBB HBP BLK WP HR S P ERA WHIP	IP WLS BF H R ER SO BB IBB HBP BLK WP HR S P ERA WHIP	IP WLS BF H R ER SO BB IBB HBP BLK WP HR S P ERA WHIP	IP WLS BF H R ER SO BB IBB HBP BLK WP HR S P ERA WHIP	IP WLS BF H R ER SO BB IBB HBP BLK WP HR S P ERA WHIP	IP WLS BF H R ER SO BB IBB HBP BLK WP HR S P ERA WHIP	IP WLS BF H R ER SO BB IBB HBP BLK WP HR S P ERA WHIP	IP WLS BF H R ER SO BB IBB HBP BLK WP HR S P ERA WHIP	IP WLS BF H R ER SO BB IBB HBP BLK WP HR S P ERA WHIP	IP WLS BF H R ER SO BB IBB HBP BLK WP HR S P ERA WHIP

Texas Rangers @ Seattle Mariners
Safeco Field, Seattle, WA
Sun Apr 13 2003, 1:05 PM PDT
Att. 35,496 - Cloudy - 52 F

AB 47
R 4
H 9
RBI 4
BB 2
SO 11
LOB 14



Batter	1	2	3	4	5	6	7	8	9	AB	R	H	RBI	BB	SO	LOB	TOP										
David Eckstein, R (1, 6) OBP: 0.339, SLG: 0.184	0-3 K	0-0 F8		4-1 BB		2-2 G6-3			2-1 P6	4	0	0	0	1	1	2											
Darin Erstad, L (1, 8) OBP: 0.383, SLG: 0.423	2-2 G4-3		3-1 G4-3 BB	2-2 G4-3			2-2 HR		0-2 L4	5	2	2	1	0	0	2											
Tim Salmon, R (1, 9) OBP: 0.436, SLG: 0.696	1-2 16 3B		1-2 16 G4-3 BB		4-2 BB				0-0 16 CS	3	1	2	0	2	1	0											
Eric Owens, R (9, PR) OBP: 0.333, SLG: 0.300										0	0	0	0	0	0	0											
16 Garret Anderson, L (1, 7) OBP: 0.483, SLG: 0.679	0-0 1B		1-2 G4-3		2-0 F7		1-1		0-1 CS	4	0	2	1	0	0	3											
Troy Glaus, R (1, 5) OBP: 0.327, SLG: 0.500	1-3 K		2-0 G1-6-3 1B		2-2 F9		1-3			4	0	1	1	0	2	3											
Brad Fullmer, L (1, 10) OBP: 0.359, SLG: 0.571		1-0 F8	2-0 G1-6-3		3-1 G4-3		1-1			3	0	0	0	0	0	3											
Shawn Wooten, R (7, PH) OBP: 0.300, SLG: 0.389			1-2 1B							1	0	0	0	0	0	1											
Scott Spiezio, S (1, 3) OBP: 0.285, SLG: 0.349		2-0 G3-1		1-0 L9		2-1 HR		0-0	P4	4	1	1	1	0	0	0											
Bengie Molina, R (1, 2) OBP: 0.229, SLG: 0.313		0-1 9 1B		0-2 G6-3		0-1 F9		1-1	P4	4	0	1	0	0	0	0											
9 Chone Figgins, S (1, 4) OBP: 0.360, SLG: 0.318		0-0		4-2		2-2 G6-3		0-3	K	2	0	1	0	1	0	0											
Benji Gil, R (8, PH) (8, 4)	1-2 1B			WP E						1	0	0	0	0	1	0											
Inning Stats	R: 1 E: 0 K: 2 S: 14	H: 2 LOB: 1 BB: 0 P: 18	R: 0 E: 0 K: 0 S: 6	H: 2 LOB: 2 BB: 0 P: 9	R: 1 E: 0 K: 0 S: 10	H: 2 LOB: 1 BB: 1 P: 21	R: 0 E: 0 K: 0 S: 11	H: 0 LOB: 2 BB: 2 P: 22	R: 0 E: 0 K: 0 S: 9	H: 0 LOB: 1 BB: 1 P: 20	R: 1 E: 0 K: 2 S: 10	H: 1 LOB: 0 BB: 0 P: 16	R: 1 E: 0 K: 2 S: 14	H: 2 LOB: 1 BB: 0 P: 20	R: 0 E: 0 K: 1 S: 6	H: 0 LOB: 0 BB: 0 P: 7	R: 0 E: 0 K: 0 S: 7	H: 1 LOB: 1 BB: 0 P: 9	1B: 7 2B: 0 3B: 1 HR: 2	SF: 0 SAC: 0 DP: 1 HBP: 0	WP: 1 PB: 0 SB: 0 CS: 1	PA: 40					
PITCHER	IP	WLS	BF	H	R	ER	SO	BB	IBB	HBP	BLK	WP	HR	S	P	ERA	WHIP										
Colby Lewis, R (1, 1) ERA: 5.51	6.0	W	28	7	3	3	2	4	0	0	0	1	1	60	106	4.50	1.833										
Aaron Fultz, L (7, 1) ERA: 2.79	1.2	H	7	2	1	1	2	0	0	0	0	0	1	17	24	5.40	1.200										
Ugueth Urbina, R (8, 1) ERA: 1.35	1.1	S	4	1	0	0	1	0	0	0	0	0	0	10	12	0.00	0.750										

Anaheim Angels @ Texas Rangers
The Ballpark at Arlington, Arlington, TX
Tue Apr 15 2003, 8:05 PM EDT
Att: 18,152 - Overcast - 72 F

AB	35
R	4
H	10
RBI	4
BB	4
SO	5
LOB	14



Batter	1	2	3	4	5	6	7	8	9	AB	R	H	RBI	BB	SO	LOB	BOTTOM										
Ryan Christenson, R (1, 8) OBP: 0.250, SLG: 0.500	1-2 F9		2-3 K	2-1 1H 2B			1-3 K			4	0	1	2	0	2	0											
23 Mark Teixeira, S (1, 5) OBP: 0.205, SLG: 0.229	4-2 WP BB		2-1 F9	1-1 G6-3			0-2 F8			3	0	0	0	1	0	1											
Alex Rodriguez, R (1, 6) OBP: 0.377, SLG: 0.630	2-2 G6-3			1-2 HBP 1B	0-0 F8		1-1 F7			4	1	1	0	0	0	1											
Juan Gonzalez, R (1, 9) OBP: 0.283, SLG: 0.464	1-1 F8			1-1 BB HBP 1B	1-2 P4			3-3 K		4	1	1	0	0	1	1											
Todd Greene, R (1, 10) OBP: 0.286, SLG: 0.421		1-2 F8		2-1 1B HBP	1-2 G6-3			0-2 2B		3	1	1	0	0	0	0											
Rafael Palmeiro, L (1, 3) OBP: 0.421, SLG: 0.545	0-1			4-2 1B 2B BB		4-2 10 G1-3 BB		1-1 F8		2	1	1	1	2	0	1											
Ruben Sierra, S (1, 7) OBP: 0.250, SLG: 0.342	3-1 F8			1-2 2B BB		0-3 K		2-1 F8		4	0	0	0	0	2	6											
Carl Everett, S (9, 7) OBP: 0.397, SLG: 0.541				K		K				0	0	0	0	0	0	0											
10 Michael Young, R (1, 4) OBP: 0.333, SLG: 0.435	0-1 G5-3			K		G1-3				3	0	0	0	0	1	5											
Einar Diaz, R (1, 2) OBP: 0.313, SLG: 0.400			1-1 F7	1-3 2H 1B		2-1 P4				3	1	1	2	0	0	1											
Inning Stats	R: 0 E: 0 K: 0 S: 13	H: 0 LOB: 1 BB: 1 P: 21	R: 0 E: 0 K: 0 S: 9	H: 1 LOB: 1 BB: 0 P: 13	R: 0 E: 0 K: 1 S: 8	H: 0 LOB: 0 BB: 0 P: 13	R: 5 E: 0 K: 2 S: 21	H: 4 LOB: 1 BB: 1 P: 35	R: 0 E: 0 K: 0 S: 7	H: 0 LOB: 0 BB: 0 P: 9	R: 0 E: 0 K: 1 S: 9	H: 0 LOB: 1 BB: 1 P: 16	R: 0 E: 0 K: 1 S: 8	H: 0 LOB: 0 BB: 0 P: 10	R: 0 E: 0 K: 1 S: 11	H: 1 LOB: 1 BB: 0 P: 17	1B: 4 2B: 2 3B: 0 HR: 0	SF: 0 SAC: 0 DP: 0 HBP: 1	WP: 1 PB: 0 SB: 0 CS: 0	PA: 34							
PITCHER	IP	WLS	BF	H	R	ER	SO	BB	IBB	HBP	BLK	WP	HR	S	P	ERA	WHIP										
Jarrod Washburn, L (1, 1) ERA: 3.92	6.0	L	27	5	5	5	4	3	0	1	0	0	0	67	107	7.50	1.333										
Brendan Donnelly, R (7, 1) ERA:	2.0		7	1	0	0	2	0	0	0	0	0	0	19	27	0.00	0.500										

Anaheim Angels @ Texas Rangers
The Ballpark at Arlington, Arlington, TX
Tue Apr 15 2003, 8:05 PM EDT
Att: 18,152 - Overcast - 72 F

AB	30
R	5
H	6
RBI	5
BB	3
SO	6
LOB	16



Batter	1	2	3	4	5	6	7	8	9	AB	R	H	RBI	BB	SO	LOB	TOP				
David Eckstein, R OBP: 0.343, SLG: 0.204	G5-3		P6			G5-4-3 1B		FC5		5	1	2	0	0	0	2					
Darin Erstad, L OBP: 0.400, SLG: 0.446	L3					G5-4-3 1B		SH3-4		4	2	2	1	1	0	1					
Tim Salmon, R OBP: 0.424, SLG: 0.660 Julio Ramirez, R (8, PR)	L5					F8		SH3-4		4	0	1	1	0	1	1					
16 Garret Anderson, L OBP: 0.477, SLG: 0.672								SH3-4		0	1	0	0	0	0	0					
Brad Fullmer, L OBP: 0.432, SLG: 0.632								SH3-4		5	1	2	1	0	2	2					
Scott Spiezio, S OBP: 0.241, SLG: 0.319								SH3-4		3	1	3	1	2	0	0					
Eric Owens, R OBP: 0.320, SLG: 0.261								SH3-4		3	1	0	0	1	0	2					
Bengie Molina, R OBP: 0.250, SLG: 0.327								SH3-4		4	0	2	2	0	1	0					
9 Chone Figgins, S OBP: 0.345, SLG: 0.308								SH3-4		4	1	1	1	0	0	1					
Inning Stats	R: 0 E: 0 K: 0 S: 7	H: 0 LOB: 0 BB: 0 P: 11	R: 1 E: 0 K: 0 S: 8	H: 2 LOB: 0 BB: 0 P: 15	R: 0 E: 0 K: 1 S: 8	H: 0 LOB: 0 BB: 0 P: 13	R: 1 E: 0 K: 1 S: 9	H: 2 LOB: 1 BB: 1 P: 16	R: 0 E: 0 K: 0 S: 6	H: 1 LOB: 0 BB: 0 P: 8	R: 0 E: 0 K: 1 S: 9	H: 1 LOB: 1 BB: 0 P: 13	R: 7 E: 1 K: 0 S: 20	H: 6 LOB: 2 BB: 2 P: 37	R: 0 E: 0 K: 2 S: 10	H: 1 LOB: 2 BB: 1 P: 16	1B: 10 2B: 4 3B: 0 HR: 0	SF: 1 SAC: 1 DP: 3 HBP: 0	WP: 0 PB: 0 SB: 0 CS: 0	PA: 42	
PITCHER	IP	WLS	BF	H	R	ER	SO	BB	IBB	HBP	BLK	WP	HR	S	P	ERA	WHIP				
Chan Ho Park, R ERA: 7.02	6.0		21	5	2	2	2	1	0	0	0	0	0	46	73	3.00	1.000				
Aaron Fultz, L ERA: 2.61	0.2	H	3	1	0	0	1	0	0	0	0	0	0	8	12	0.00	1.500				
Esteban Yan, R ERA: 7.27	0.2	H	4	2	2	2	0	0	0	0	0	0	0	5	6	27.00	3.000				
Francisco Cordero, R ERA: 2.79	0.1	L	7	3	4	1	0	1	1	0	0	0	0	11	23	27.00	12.000				
R.A. Dickey, R ERA: 2.45	1.1		7	2	1	0	2	0	1	0	0	0	0	15	25	0.00	1.500				

Anaheim Angels @ Texas Rangers
The Ballpark at Arlington, Arlington, TX
Wed Apr 16 2003, 8:05 PM EDT
Att: 19,014 - Sunny - 82 F

AB 36
R 9
H 13
RBI 8
BB 4
SO 5
LOB 15



Batter	1	2	3	4	5	6	7	8	9	AB	R	H	RBI	BB	SO	LOB	BOTTOM					
Ryan Christenson, R OBP: 0.333, SLG: 0.375	G1-3		2B							4	1	1	0	0	2	0						
Carl Everett, S OBP: 0.404, SLG: 0.667	S		2B							5	3	4	2	0	0	1						
Alex Rodriguez, R OBP: 0.394, SLG: 0.724	K		2B							4	3	2	3	1	1	1						
Rafael Palmeiro, L OBP: 0.452, SLG: 0.565			9 1B							2	0	1	2	3	1	0						
Juan Gonzalez, R OBP: 0.277, SLG: 0.443	K		G6-3							5	0	1	0	0	2	4						
9 Hank Blalock, L OBP: 0.442, SLG: 0.673			E4							5	0	3	0	0	0	2						
23 Mark Teixeira, S OBP: 0.205, SLG: 0.300	F8									5	1	1	1	0	1	4						
10 Michael Young, R OBP: 0.308, SLG: 0.400	K									4	0	0	0	0	3	1						
Chad Kreuter, S OBP: 0.143, SLG: 0.154			G5-3							4	0	0	0	0	0	0						
Inning Stats	R: 0 E: 0 K: 2 S: 16	H: 1 LOB: 2 BB: 1 P: 26	R: 0 E: 1 K: 1 S: 8	H: 0 LOB: 1 BB: 0 P: 11	R: 3 E: 0 K: 0 S: 12	H: 4 LOB: 2 BB: 1 P: 20	R: 1 E: 0 K: 0 S: 7	H: 1 LOB: 1 BB: 0 P: 11	R: 0 E: 0 K: 0 S: 9	H: 1 LOB: 1 BB: 1 P: 15	R: 0 E: 0 K: 1 S: 10	H: 0 LOB: 0 BB: 0 P: 13	R: 2 E: 0 K: 2 S: 15	H: 3 LOB: 2 BB: 1 P: 20	R: 0 E: 0 K: 2 S: 7	H: 0 LOB: 0 BB: 0 P: 10	R: 2 E: 0 K: 2 S: 21	H: 3 LOB: 1 BB: 0 P: 32	1B: 7 2B: 3 3B: 0 HR: 4	SF: 0 SAC: 0 DP: 2 HBP: 1	WP: 0 PB: 0 SB: 1 CS: 1	PA: 43
PITCHER	IP	WLS	BF	H	R	ER	SO	BB	IBB	HBP	BLK	WP	HR	S	P	ERA	WHIP					
41 John Lackey, R ERA: 7.17	6.1		30	9	6	6	5	3	0	1	0	0	0	69	104	8.53	1.895					
Francisco Rodriguez, R ERA: 7.04	1.2	W	7	1	0	0	3	1	0	0	0	0	0	15	22	0.00	1.200					
Troy Percival, R ERA: 4.5	1.0	S	6	3	2	2	2	0	0	0	0	0	1	21	32	18.00	3.000					

Anaheim Angels @ Texas Rangers
The Ballpark at Arlington, Arlington, TX
Wed Apr 16 2003, 8:05 PM EDT
Att: 19,014 - Sunny - 82 F

AB 38
R 8
H 13
RBI 8
BB 4
SO 10
LOB 13



Batter	1	2	3	4	5	6	7	8	9	AB	R	H	RBI	BB	SO	LOB	TOP			
David Eckstein, R (1, 6) OBP: 0.333, SLG: 0.254										5	1	1	1	0	0	1				
Darin Erstad, L (1, 8) OBP: 0.400, SLG: 0.443										5	1	2	0	0	1	0				
Tim Salmon, R (1, 9) OBP: 0.406, SLG: 0.618										5	1	1	0	0	3	2				
16 Garret Anderson, L (1, 7) OBP: 0.471, SLG: 0.667										5	1	2	1	0	2	1				
Brad Fullmer, L (1, 3) OBP: 0.490, SLG: 0.659										3	2	3	1	2	0	0				
Troy Glas, R (1, 10) OBP: 0.351, SLG: 0.558										4	1	2	3	1	0	3				
Scott Spiezio, S (1, 5) OBP: 0.271, SLG: 0.360										3	0	2	1	1	0	0				
Benji Gil, R (1, 4) Eric Owens, R (8, PH) 9 Chone Figgins, S (8, 4) Bengie Molina, R (9, PH)										3	0	0	0	0	2	6				
José Molina, R (1, 2) Shawn Wooten, R (8, PH)										3	0	0	0	0	1	0				
Inning Stats	R: 4 E: 1 K: 2 S: 17	H: 5 LOB: 1 BB: 0 P: 29	R: 0 E: 0 K: 0 S: 9	H: 1 LOB: 1 BB: 0 P: 11	R: 0 E: 0 K: 2 S: 15	H: 1 LOB: 2 BB: 2 P: 25	R: 0 E: 0 K: 1 S: 8	H: 0 LOB: 0 BB: 0 P: 12	R: 0 E: 0 K: 2 S: 13	H: 2 LOB: 3 BB: 1 P: 26	R: 0 E: 0 K: 0 S: 8	H: 0 LOB: 1 BB: 1 P: 23	R: 0 E: 0 K: 1 S: 11	H: 1 LOB: 1 BB: 0 P: 19	R: 3 E: 0 K: 1 S: 22	H: 4 LOB: 1 BB: 0 P: 33	1B: 10 2B: 2 3B: 0 HR: 2	SF: 1 SAC: 0 DP: 0 HBP: 0	WP: 1 PB: 0 SB: 1 CS: 1	PA: 44
PITCHER	IP WLS BF H R ER SO BB IBB HBP BLK WP HR S P ERA WHIP																			
Ryan Drese, R (1, 1) ERA: 11.05	7.0 W 33 9 4 4 8 3 1 0 0 0 1 2 81 137 5.14 1.714																			
R.A. Dickey, R (8, 1) ERA: 1.93	1.0 4 1 0 0 1 0 0 0 0 0 0 0 11 19 0.00 1.000																			
C.J. Nitkowski, L (9, 1) ERA: 7.45	0.1 4 3 3 3 1 0 0 0 0 0 0 0 10 16 81.00 9.000																			
Ugueth Urbina, R (9, 1) ERA: 1.23	0.2 S 3 1 0 0 0 0 0 0 0 0 0 0 12 17 0.00 1.500																			

Anaheim Angels @ Texas Rangers
The Ballpark at Arlington, Arlington, TX
Thu Apr 17 2003, 2:05 PM EDT
Att: 18,492 - Sunny - 72 F

AB	39
R	7
H	14
RBI	7
BB	4
SO	10
LOB	14



Batter	1	2	3	4	5	6	7	8	9	AB	R	H	RBI	BB	SO	LOB	BOTTOM			
10 Michael Young, R (1, 4) OBP: 0.316, SLG: 0.400										5	1	2	0	0	1	1				
Carl Everett, S (1, 9) OBP: 0.423, SLG: 0.717										4	2	2	2	1	0	1				
Alex Rodriguez, R (1, 6) OBP: 0.380, SLG: 0.683										5	1	1	0	0	1	3				
Rafael Palmeiro, L (1, 3) OBP: 0.448, SLG: 0.540										4	2	1	0	0	0	3				
9 Hank Blalock, L (1, 5) OBP: 0.464, SLG: 0.731										3	3	2	1	1	0	0				
23 Mark Teixeira, S (1, 10) OBP: 0.208, SLG: 0.295										4	0	1	2	0	3	2				
Kevin Mench, R (1, 7) OBP: 0.500, SLG: 0.333										3	0	1	0	1	2	2				
Ryan Christenson, R (1, 8) OBP: 0.385, SLG: 0.417										4	0	2	3	0	1	1				
Einar Diaz, R (1, 2) OBP: 0.306, SLG: 0.382										4	0	1	0	0	1	5				
Inning Stats	R: 0 E: 0 K: 1 S: 8	H: 0 LOB: 0 BB: 0 P: 14	R: 0 E: 0 K: 1 S: 7	H: 0 LOB: 0 BB: 0 P: 10	R: 0 E: 0 K: 1 S: 8	H: 1 LOB: 0 BB: 0 P: 9	R: 4 E: 0 K: 2 S: 21	H: 5 LOB: 1 BB: 1 P: 39	R: 4 E: 0 K: 0 S: 9	H: 3 LOB: 2 BB: 2 P: 37	R: 0 E: 0 K: 0 S: 9	H: 1 LOB: 0 BB: 0 P: 17	R: 1 E: 0 K: 2 S: 9	H: 1 LOB: 0 BB: 0 P: 12	R: 0 E: 0 K: 1 S: 15	H: 2 LOB: 2 BB: 0 P: 19	1B: 11 2B: 0 3B: 0 HR: 2	SF: 0 SAC: 0 DP: 1 HBP: 1	WP: 0 PB: 0 SB: 0 CS: 0	PA: 40
PITCHER	IP WLS BF H R ER SO BB IBB HBP BLK WP HR S P ERA WHIP																			
Mickey Callaway, R (1, 1) ERA: 5.17	4.1 L 21 7 6 6 5 2 0 0 0 0 0 0 9 84 12.46 2.077																			
Scott Schoeneweis, L (5, 1) ERA: 7.71	0.0 3 1 1 1 0 1 0 1 0 0 0 0 9 17 = =																			
Ben Weber, R (5, 1) ERA: 0.9	1.2 7 2 1 1 1 0 0 0 0 0 0 0 16 25 5.40 1.200																			
62 Scot Shields, R (7, 1) ERA: 0.69	2.0 9 3 1 1 3 0 0 0 0 0 0 1 24 31 4.50 1.500																			

Anaheim Angels @ Texas Rangers
The Ballpark at Arlington, Arlington, TX
Thu Apr 17 2003, 2:05 PM EDT
Att: 18,492 - Sunny - 72 F

AB	36
R	9
H	13
RBI	8
BB	3
SO	9
LOB	18



Batter	1	2	3	4	5	6	7	8	9	AB	R	H	RBI	BB	SO	LOB	TOP				
Ryan Christenson, R OBP: 0.294, SLG: 0.313	P2			G1-3	G6-3			K		4	0	0	0	0	1	1	Texas Rangers @ Oakland Athletics Network Associates Coliseum, Oakland, CA Fri Apr 18 2003, 10:05 PM EDT Att: 15,285 - Sunny - 61 F				
Kevin Mench, R OBP: 0.375, SLG: 0.286	G6-3			F8			1B	P4		4	0	1	0	0	0	0					
Alex Rodriguez, R OBP: 0.373, SLG: 0.657	K			BB 1B			P2		G6-3	4	0	1	0	0	1	1					
Juan Gonzalez, R OBP: 0.290, SLG: 0.446		K		BB 1B			P6		2B 1B	4	0	2	0	0	1	1					
Ruben Sierra, S OBP: 0.273, SLG: 0.366	G3			BB 1B			K		1B 2B	3	0	1	0	1	1	1					
Rafael Palmeiro, L OBP: 0.423, SLG: 0.500	G3			BB			G5-3		K	4	0	0	0	0	1	5					
Todd Greene, R OBP: 0.240, SLG: 0.348			G6-3		F7		F9		F7	4	0	0	0	0	0	2					
23 Mark Teixeira, S OBP: 0.216, SLG: 0.298			F8		10 G3		G4-3			3	0	1	0	0	0	0					
10 Michael Young, R OBP: 0.300, SLG: 0.379	G3-1			G3				K		3	0	0	0	0	1	1					
Inning Stats	R: 0 H: 0 E: 0 K: 1 S: 9	H: 0 LOB: 0 BB: 0 P: 13	R: 0 H: 0 E: 0 K: 1 S: 8	H: 0 LOB: 0 BB: 0 P: 12	R: 0 H: 0 E: 0 K: 0 S: 6	H: 2 LOB: 3 BB: 1 P: 18	R: 0 H: 1 E: 0 K: 0 S: 9	H: 1 LOB: 1 BB: 0 P: 11	R: 0 H: 0 E: 0 K: 2 S: 7	H: 0 LOB: 0 BB: 0 P: 9	R: 0 H: 0 E: 0 K: 1 S: 8	H: 2 LOB: 2 BB: 0 P: 12	R: 0 H: 2 E: 0 K: 1 S: 10	H: 2 LOB: 2 BB: 0 P: 15	1B: 5 2B: 1 3B: 0 HR: 0	SF: 0 SAC: 0 DP: 0 HBP: 0	WP: 0 PA: 34 PB: 0 SB: 0 CS: 0				
PITCHER Barry Zito, L ERA: 3.0	IP: 9.0 WLS: W BF: 34 H: 6 R: 0 ER: 0 SO: 6 BB: 1 IBB: 0 HBP: 0 BLK: 0 WP: 0 HR: 0 S: 75 P: 111 ERA: 0.00 WHIP: 0.778																				

Batter	1	2	3	4	5	6	7	8	9	AB	R	H	RBI	BB	SO	LOB	BOTTOM				
Mark Ellis, R OBP: 0.342, SLG: 0.492	F8	K		K		F7		FC6-4		5	0	0	0	0	2	2	Texas Rangers @ Oakland Athletics Network Associates Coliseum, Oakland, CA Fri Apr 18 2003, 10:05 PM EDT Att: 15,285 - Sunny - 61 F				
Scott Hatteberg, L OBP: 0.409, SLG: 0.483	3 2B	F8		E		P5				4	2	2	0	0	0	0					
Miguel Tejada, R OBP: 0.244, SLG: 0.292	E5	F8		E1		L8				4	1	1	0	0	0	1					
3 Eric Chavez, L OBP: 0.382, SLG: 0.508	2B		E1	K		K				4	1	1	1	0	2	1					
Jermaine Dye, R OBP: 0.296, SLG: 0.328	K		G6-4-3			K				3	0	0	0	0	2	3					
Adam Platt, R OBP: 0.182, SLG: 0.545	K					K				1	0	0	0	0	1	0					
Erubiel Durazo, L OBP: 0.462, SLG: 0.654	1B		G6-3			HR		F7		4	2	2	3	0	0	0					
Terrence Long, L OBP: 0.318, SLG: 0.542	2B					L8				3	2	2	2	0	0	0					
Ron Gant, R OBP: 0.231, SLG: 0.182	2B			HR				FC4-6		1	0	1	0	0	0	0					
Ramon Hernandez, R OBP: 0.400, SLG: 0.540	1B			HR		K		FC4-6		4	1	3	2	0	1	0					
Eric Byrnes, R OBP: 0.250, SLG: 0.118	G5-3			HR		K		FC4-6		4	0	0	0	0	1	3					
Inning Stats	R: 5 H: 5 E: 1 K: 1 S: 24	H: 5 LOB: 1 BB: 0 P: 36	R: 0 H: 0 E: 0 K: 1 S: 9	H: 0 LOB: 0 BB: 0 P: 14	R: 0 H: 0 E: 1 K: 0 S: 7	H: 4 LOB: 1 BB: 0 P: 35	R: 1 H: 1 E: 0 K: 2 S: 11	H: 1 LOB: 0 BB: 0 P: 16	R: 0 H: 0 E: 0 K: 1 S: 6	H: 0 LOB: 0 BB: 0 P: 7	R: 0 H: 0 E: 0 K: 2 S: 8	H: 0 LOB: 0 BB: 0 P: 13	R: 0 H: 2 E: 0 K: 0 S: 11	H: 2 LOB: 2 BB: 0 P: 15	1B: 4 2B: 5 3B: 0 HR: 3	SF: 0 SAC: 0 DP: 1 HBP: 0		WP: 0 PA: 37 PB: 0 SB: 0 CS: 0			
PITCHER John Thomson, R ERA: 5.57	IP: 3.2 WLS: L BF: 20 H: 8 R: 8 ER: 3 SO: 3 BB: 0 IBB: 0 HBP: 0 BLK: 0 WP: 0 HR: 2 S: 25 P: 87 ERA: 7.36 WHIP: 2.182																				
Esteban Yan, R ERA: 6.0	IP: 4.1 WLS: L BF: 12 H: 2 R: 1 ER: 1 SO: 6 BB: 0 IBB: 0 HBP: 0 BLK: 0 WP: 0 HR: 1 S: 30 P: 46 ERA: 2.70 WHIP: 0.600																				
Brian Shouse, L ERA: 6.0	IP: 8.1 WLS: L BF: 5 H: 2 R: 0 ER: 0 SO: 0 BB: 0 IBB: 0 HBP: 0 BLK: 0 WP: 0 HR: 0 S: 11 P: 15 ERA: 0.00 WHIP: 2.000																				

AB	33
R	0
H	6
RBI	0
BB	1
SO	6
LOB	12



Batter	1	2	3	4	5	6	7	8	9	AB R H RBI BB SO LOB	TOP
Ryan Christenson, R (1, 8) OBP: 0.289, SLG: 0.263	4-2 SH3-1 BB		2-2 G5-3		0-1 G6-4-3			2-3 K		3 0 0 0 1 1 2	Texas Rangers @ Oakland Athletics Network Associates Coliseum, Oakland, CA Sat Apr 19 2003, 4:05 PM EDT Att: 25,792 - Sunny - 61 F
Carl Everett, S (1, 9) OBP: 0.418, SLG: 0.755	1 SAFE 0-1 SH3-1		1-1 G5-3			0-1 HR		2-2 F9		3 1 1 1 0 0 0	
Alex Rodriguez, R (1, 6) OBP: 0.367, SLG: 0.629	1-3 K			1-3 K		3-3 K		4-0 HBP		3 0 0 0 0 3 1	
Juan Gonzalez, R (1, 10) OBP: 0.288, SLG: 0.435	0-2 F7			1-3 K		1-0 1B		1-1 F7		4 0 1 0 0 1 2	
Rafael Palmeiro, L (1, 3) OBP: 0.419, SLG: 0.544 9 Hank Blalock, L (9, PH) OBP: 0.456, SLG: 0.717		1-2 F8		2-2 HR		0-0 L9		0-0 F7		3 1 1 1 0 0 1 1 0 0 0 0 0 0	
Kevin Mench, R (1, 7) OBP: 0.333, SLG: 0.364		1-0 2B		0-2 G5-3		0-0 G6-3		1-1 L6		4 0 1 0 0 0 1	
23 Mark Teixeira, S (1, 5) OBP: 0.236, SLG: 0.320		4-2 G4-6-3 BB			0-0 L9 2B		1-3 K		0-0 G1-3	3 0 1 0 1 1 0	
10 Michael Young, R (1, 4) OBP: 0.286, SLG: 0.361			0-1 G4-6-3		2-1 L9		0-2 G4-3			3 0 0 0 0 0 3	
Einar Diaz, R (1, 2) OBP: 0.308, SLG: 0.361			0-1 G1-3		1-1 G6-4-3 HBP		0-0 G6-3			2 0 0 0 0 0 0	
Inning Stats	R: 0 H: 0 E: 0 LOB: 1 K: 1 BB: 1 S: 14 P: 19	R: 0 H: 1 E: 0 LOB: 1 K: 0 BB: 1 S: 8 P: 14	R: 0 H: 0 E: 0 LOB: 0 K: 0 BB: 0 S: 8 P: 11	R: 1 H: 1 E: 0 LOB: 0 K: 2 BB: 0 S: 14 P: 18	R: 0 H: 1 E: 0 LOB: 1 K: 0 BB: 0 S: 6 P: 9	R: 1 H: 2 E: 0 LOB: 0 K: 1 BB: 0 S: 9 P: 13	R: 0 H: 0 E: 0 LOB: 0 K: 1 BB: 0 S: 7 P: 8	R: 0 H: 0 E: 0 LOB: 1 K: 1 BB: 0 S: 10 P: 19	R: 0 H: 0 E: 0 LOB: 0 K: 0 BB: 0 S: 4 P: 5	1B: 1 SF: 0 2B: 2 SAC: 1 3B: 0 DP: 2 HR: 2 HBP: 2	
PITCHER	IP WLS BF H R ER SO BB IBB HBP BLK WP HR S P ERA WHIP										
Mark Mulder, L (1, 1) ERA: 5.04	7.0 W 27 5 2 2 5 2 0 0 1 0 0 2 66 92 2.57 1.000										
Chad Bradford, R (8, 1) ERA: 2.51	1.0 4 0 0 0 1 0 0 1 0 0 0 10 19 0.00 0.000										
Keith Foulke, R (9, 1) ERA: 2.16	1.0 3 0 0 0 0 0 0 0 0 0 0 4 5 0.00 0.000										


Batter	1	2	3	4	5	6	7	8	9	AB R H RBI BB SO LOB	BOTTOM
Mark Ellis, R (1, 4) OBP: 0.333, SLG: 0.486	3-2 G5-3	1-1 F8		0-2 G6-4-3		1-0 HR 2B		0-2 G5-3		5 1 1 0 0 0 2	Texas Rangers @ Oakland Athletics Network Associates Coliseum, Oakland, CA Sat Apr 19 2003, 4:05 PM EDT Att: 25,792 - Sunny - 61 F
Scott Hatteberg, L (1, 3) OBP: 0.437, SLG: 0.541	4-2 G5-3 BB		3-2 P6	4-1 HR BB		2-1 HR 2H		1-0 3B 1B 1B		3 3 2 2 2 0 0	
Miguel Tejada, R (1, 6) OBP: 0.241, SLG: 0.325	2-2 G5-3		0-0 F8	0-2 HR		1-2 P4		0-1 F8		5 1 1 2 0 0 2	
3 Eric Chavez, L (1, 5) OBP: 0.395, SLG: 0.529	0-2 L8		0-2 2B 1B	0-1 1B		1-3 K		2-0 1B 2B		5 2 3 0 0 1 1	
Erubiel Durazo, L (1, 10) OBP: 0.457, SLG: 0.649		1-3 K	2-2 1B 2B	1-3 K		2-1 G5-3		0-0 1B 2B		5 1 2 2 0 2 1	
Ramon Hernandez, R (1, 2) OBP: 0.441, SLG: 0.577		2-2 FC6-5 HBP	1-0 1B HBP		3-2 1B G6-4-3 1B		1-2 G4-3 G6-3 2B			2 2 2 0 0 0 0	
Terrence Long, L (1, 9) OBP: 0.329, SLG: 0.540		1-1 E1 1B	1-1 1B		0-1 G6-4-3 1B		1-1 G4-3			4 1 2 2 0 0 2	
Ron Gant, R (1, 7) OBP: 0.176, SLG: 0.133		3-2 FC6-5 1B E	1-2 F7		0-0 G6-4-3		1-1 G6-3			4 1 0 1 0 0 5	
Chris Singleton, L (1, 8) OBP: 0.288, SLG: 0.333		3-2 1B		0-1 G6-4-3 1B		3-2 K		2-1 F7		4 0 2 1 0 1 0	
Inning Stats	R: 0 H: 0 E: 0 LOB: 1 K: 0 BB: 1 S: 12 P: 21	R: 2 H: 1 E: 2 LOB: 0 K: 1 BB: 0 S: 16 P: 27	R: 2 H: 3 E: 0 LOB: 2 K: 0 BB: 0 S: 15 P: 23	R: 2 H: 3 E: 0 LOB: 1 K: 1 BB: 1 S: 14 P: 19	R: 1 H: 2 E: 0 LOB: 0 K: 1 BB: 0 S: 13 P: 17	R: 2 H: 2 E: 0 LOB: 0 K: 1 BB: 0 S: 11 P: 18	R: 1 H: 1 E: 0 LOB: 0 K: 0 BB: 0 S: 9 P: 14	R: 2 H: 3 E: 0 LOB: 1 K: 0 BB: 0 S: 8 P: 11	1B: 9 SF: 0 2B: 4 SAC: 0 3B: 0 DP: 2 HR: 2 HBP: 2	WP: 0 PA: 41 PB: 0 SB: 0 CS: 0	
PITCHER	IP WLS BF H R ER SO BB IBB HBP BLK WP HR S P ERA WHIP										
Ismael Valdez, R (1, 1) ERA: 5.74	3.2 L 22 7 6 4 1 2 0 0 0 0 0 0 16 21 9.82 2.455										
Brian Shouse, L (4, 1) ERA: 3.95	1.1 5 2 1 1 2 0 0 0 0 0 0 16 21 6.75 1.500										
56 Rosman Garcia, R (6, 1) ERA: 16.88	2.2 13 5 5 5 1 0 0 0 0 0 1 27 42 16.88 1.875										
Aaron Fultz, L (8, 1) ERA: 2.53	0.1 1 1 0 0 0 0 0 0 0 0 0 1 1 0.00 3.000										


AB	29
R	2
H	5
RBI	2
BB	2
SO	6
LOB	10





AB	37
R	12
H	15
RBI	10
BB	2
SO	4
LOB	13



Batter	1	2	3	4	5	6	7	8	9	AB	R	H	RBI	BB	SO	LOB	TOP			
10 Michael Young, R OBP: 0.294, SLG: 0.379	1-0 S 1B		1-0 S 2B		2-0 G5-3	0-3 K		3-3 K		5	0	2	0	0	2	4	<p>Texas Rangers @ Oakland Athletics Network Associates Coliseum, Oakland, CA</p> <p>Sun Apr 20 2003, 8:05 PM EDT Att: 17,613 - Overcast - 59 F</p> <p>livebaseballscorecards.com</p> <p>AB 35 R 2 H 8 RBI 2 BB 4 SO 8 LOB 29</p> 			
Carl Everett, S OBP: 0.400, SLG: 0.759	1-1 P4		1-0 P2		1-1 F7		3-2 HR	0-2 P2		5	1	1	1	0	0	3				
Alex Rodriguez, R OBP: 0.393, SLG: 0.625	3-3 K		4-2 BB		2-2 1B		4-2 G5-3 BB	3-2 HBP		2	0	1	0	2	1	1				
Juan Gonzalez, R OBP: 0.269, SLG: 0.405	1-0 G4-3		0-0 G5-3		1-0 G4-3		1-0 F7		1-3 K	5	0	0	0	0	1	6				
Kevin Mench, R OBP: 0.235, SLG: 0.250		3-3 K		0-2 P4		2-0 P4	3-2 G5-3	1-0 P4		5	0	0	0	0	1	2				
23 Mark Teixeira, S OBP: 0.283, SLG: 0.327		3-2 HBP		1-0 F9		1-0 9 1B	2-2 HBP	4-0 9 BB		2	0	1	0	1	0	0				
9 Hank Blalock, L OBP: 0.468, SLG: 0.702	0-1 P4		0-0 1B		0-0 E6 1B	1-2 1B	2-3 K	4-0 BB		4	1	2	0	1	1	3				
Ryan Christenson, R OBP: 0.308, SLG: 0.261	3-2 F9		3-2 1B		0-0 E6	1-2 1B	1-1 SH1-4 HBP	1-2 F8		4	0	1	1	0	0	6				
Einar Diaz, R OBP: 0.286, SLG: 0.333			1-3 K		0-1 F8		1-0 K	1-2 SH1-4		3	0	0	0	0	2	4				
Inning Stats	R: 0 E: 0 K: 1 S: 7	H: 1 LOB: 1 BB: 0 P: 13	R: 0 E: 0 K: 1 S: 12	H: 0 LOB: 1 BB: 0 P: 21	R: 0 E: 0 K: 1 S: 9	H: 1 LOB: 2 BB: 1 P: 16	R: 1 E: 1 K: 0 S: 14	H: 2 LOB: 1 BB: 0 P: 18	R: 0 E: 0 K: 2 S: 12	H: 2 LOB: 3 BB: 0 P: 17	R: 1 E: 0 K: 1 S: 19	H: 1 LOB: 2 BB: 1 P: 34	R: 0 E: 0 K: 1 S: 8	H: 0 LOB: 1 BB: 0 P: 13	R: 0 E: 0 K: 1 S: 9	H: 0 LOB: 3 BB: 2 P: 23		1B: 6 2B: 1 3B: 0 HR: 1	SF: 0 SAC: 1 DP: 0 HBP: 4	WP: 0 PB: 0 SB: 2 CS: 0
PITCHER	IP WLS BF H R ER SO	IP WLS BF H R ER SO	IP WLS BF H R ER SO	IP WLS BF H R ER SO	IP WLS BF H R ER SO	IP WLS BF H R ER SO	IP WLS BF H R ER SO	IP WLS BF H R ER SO	IP WLS BF H R ER SO	IP WLS BF H R ER SO	IP WLS BF H R ER SO	IP WLS BF H R ER SO	IP WLS BF H R ER SO	IP WLS BF H R ER SO	IP WLS BF H R ER SO	IP WLS BF H R ER SO	ERA WHIP	ERA WHIP	ERA WHIP	
Ted Lilly, L ERA: 3.24	(1, 1)	5.2	27	7	1	0	4	1	0	1	0	0	0	0	0	0	0	0.00	1.412	
Chad Bradford, R ERA: 3.19	(6, 1)	1.0	L	6	1	1	1	1	1	0	1	18	31	9.00	2.000					
Ricardo Rincon, L ERA: 4.15	(7, 1)	1.1		5	0	0	2	0	0	1	0	0	12	19	0.00	0.000				
Keith Foulke, R ERA: 1.93	(9, 1)	1.0		6	0	0	1	2	0	1	0	0	9	23	0.00	2.000				

Batter	1	2	3	4	5	6	7	8	9	AB	R	H	RBI	BB	SO	LOB	BOTTOM					
Mark Ellis, R OBP: 0.329, SLG: 0.466	2-3 K	2-2 FC6-4			4-0 L9-3 BB			0-1 P5		3	0	0	0	1	1	1	<p>Texas Rangers @ Oakland Athletics Network Associates Coliseum, Oakland, CA</p> <p>Sun Apr 20 2003, 8:05 PM EDT Att: 17,613 - Overcast - 59 F</p> <p>livebaseballscorecards.com</p> <p>AB 30 R 1 H 5 RBI 1 BB 5 SO 6 LOB 15</p> 					
Scott Hatteberg, L OBP: 0.453, SLG: 0.540	2-2 FC6-4 BB		4-2 BB		0-1 L9-3		4-2 BB			2	1	1	0	2	0	1						
Miguel Tejada, R OBP: 0.241, SLG: 0.313	4-0 FC6-4 BB		2-2 F7		0-1 G6-3		2-2 P3			3	0	0	0	1	0	2						
3 Eric Chavez, L OBP: 0.388, SLG: 0.507	0-2 FC6-4 1B		0-1 P2		4-2 CS BB		3-1 G6-3			3	0	0	0	1	0	4						
Erubiel Durazo, L OBP: 0.446, SLG: 0.623	0-0 1B		1-1 F8		0-0 P5		1-3 K			4	0	1	1	0	1	2						
Jermaine Dye, R OBP: 0.280, SLG: 0.308	1-1 L5			1-1 G6-3		2-0 F8		0-1 F7		4	0	0	0	0	0	3						
Terrence Long, L OBP: 0.324, SLG: 0.537		2-2 G4-3		2-3 K		2-2 CS	1-3 K	1-0 2B		4	0	1	0	0	2	0						
Chris Singleton, L OBP: 0.296, SLG: 0.340	0-3 K		0-1 1B		2-3 K		2-2 L7			2	0	1	0	0	1	0						
Ron Gant, R OBP: 0.158, SLG: 0.118				3-2 1B						2	0	0	0	0	1	1						
Mark Johnson, L OBP: 0.231, SLG: 0.100	1-0 FC6-4 1B			3-2 L4		0-0 F9				2	0	1	0	0	0	1						
Ramon Hernandez, R OBP: 0.433, SLG: 0.566										1	0	0	0	0	0	0						
Inning Stats	R: 1 E: 0 K: 1 S: 13	H: 2 LOB: 2 BB: 1 P: 22	R: 0 E: 0 K: 1 S: 10	H: 1 LOB: 0 BB: 0 P: 15	R: 0 E: 0 K: 1 S: 10	H: 1 LOB: 1 BB: 0 P: 17	R: 0 E: 0 K: 1 S: 10	H: 1 LOB: 0 BB: 0 P: 16	R: 0 E: 0 K: 0 S: 4	H: 0 LOB: 0 BB: 1 P: 8	R: 0 E: 0 K: 2 S: 6	H: 0 LOB: 0 BB: 0 P: 14	R: 0 E: 0 K: 0 S: 7	H: 0 LOB: 0 BB: 0 P: 10	R: 0 E: 0 K: 0 S: 10	H: 0 LOB: 1 BB: 1 P: 19	R: 0 E: 0 K: 1 S: 10	H: 1 LOB: 1 BB: 0 P: 14	1B: 4 2B: 2 3B: 0 HR: 0	SF: 0 SAC: 0 DP: 1 HBP: 0	WP: 0 PB: 0 SB: 0 CS: 1	PA: 36
PITCHER	IP WLS BF H R ER SO	IP WLS BF H R ER SO	IP WLS BF H R ER SO	IP WLS BF H R ER SO	IP WLS BF H R ER SO	IP WLS BF H R ER SO	IP WLS BF H R ER SO	IP WLS BF H R ER SO	IP WLS BF H R ER SO	IP WLS BF H R ER SO	IP WLS BF H R ER SO	IP WLS BF H R ER SO	IP WLS BF H R ER SO	IP WLS BF H R ER SO	IP WLS BF H R ER SO	IP WLS BF H R ER SO	ERA WHIP	ERA WHIP	ERA WHIP			
Colby Lewis, R ERA: 4.43	(1, 1)	6.0	W	24	4	1	1	3	4	0	0	0	0	0	0	0	0	0.00	1.333			
Aaron Fultz, L ERA: 2.45	(7, 1)	0.1	H	1	0	0	0	1	0	0	0	3	4	0.00	0.000							
Francisco Cordero, R ERA: 2.98	(7, 1)	1.2	H	6	0	0	0	1	1	0	0	14	25	0.00	0.600							
Ugueth Urbina, R ERA: 1.08	(9, 1)	1.0	S	4	1	0	0	1	0	0	0	10	14	0.00	1.000							

Batter	1	2	3	4	5	6	7	8	9	AB	R	H	RBI	BB	SO	LOB	TOP										
18 Johnny Damon, L (1, 8) OBP: 0.330, SLG: 0.494	0-1 2B		2-0 G4-3			2-2 BB 34 SF7 1B		4-2 BB		3	1	2	0	1	0	0	Boston Red Sox @ Texas Rangers The Ballpark at Arlington, Arlington, TX Wed Apr 23 2003, 8:05 PM EDT Att: 20,042 - Overcast - 67 F livebaseballscores.com AB 31 R 1 H 6 RBI 1 BB 2 SO 3 LOB 15 										
Todd Walker, L (1, 4) OBP: 0.352, SLG: 0.400	0-0 F7			1-2 G3-1		1-1 BB		3-2 F8		4	0	1	0	0	0	2											
Nomar Garciaparra, R (1, 6) OBP: 0.323, SLG: 0.539	1-0 G6-3			2-0 G1-3		1-2 F8		0-0 F7		4	0	0	0	0	0	4											
Manny Ramirez, R (1, 7) OBP: 0.402, SLG: 0.519	0-0 F8			2-2 2B		4-2 BB		3-1 F8		3	0	1	0	1	0	2											
34 David Ortiz, L (1, 3) OBP: 0.306, SLG: 0.310		1-1 G6-4-3 1B		1-2 F7		1-0 SF7		2-2 F9		3	0	1	1	0	0	1											
Kevin Millar, R (1, 9) OBP: 0.376, SLG: 0.589		3-2 F8			3-0 F9	3-1 L7		0-0 F9		4	0	0	0	0	0	3											
Shea Hillenbrand, R (1, 5) OBP: 0.341, SLG: 0.449		2-0 G6-4-3 1-2			2-0 2B		1-2 P4		1-2 G4-3		4	0	1	0	0	0		1									
Jeremy Giambi, L (1, 10) OBP: 0.315, SLG: 0.326			1-1 G6-3		1-3 K		3-2 L4			3	0	0	0	0	1	1											
Doug Mirabeli, R (1, 2) OBP: 0.200, SLG: 0.458 Jason Varitek, S (7, PH) OBP: 0.385, SLG: 0.536			3-3 K		2-1 F8		3-3 K			2	0	0	0	0	1	1											
Inning Stats	R: 0 E: 0 K: 0 S: 5	H: 1 LOB: 1 BB: 0 P: 6	R: 0 E: 0 K: 0 S: 6	H: 1 LOB: 0 BB: 0 P: 12	R: 0 E: 0 K: 1 S: 8	H: 0 LOB: 0 BB: 0 P: 14	R: 0 E: 0 K: 0 S: 12	H: 1 LOB: 1 BB: 0 P: 18	R: 0 E: 0 K: 1 S: 7	H: 1 LOB: 1 BB: 0 P: 15	R: 1 E: 0 K: 0 S: 15	H: 2 LOB: 2 BB: 1 P: 24	R: 0 E: 0 K: 1 S: 10	H: 0 LOB: 0 BB: 0 P: 17	R: 0 E: 0 K: 0 S: 8	H: 0 LOB: 1 BB: 1 P: 18	R: 0 E: 0 K: 0 S: 11	H: 0 LOB: 0 BB: 0 P: 14	1B: 3 2B: 3 3B: 0 HR: 0	SF: 1 SAC: 0 DP: 1 HBP: 0	WP: 0 PB: 0 SB: 0 CS: 0	PA: 34					
PITCHER	IP	WLS	BF	H	R	ER	SO	BB	IBB	HBP	BLK	WP	HR	S	P	ERA	WHIP										
John Thomson, R (1, 1) ERA: 4.5	7.0	W	27	6	1	1	3	1	0	0	0	0	0	63	106	1.29	1.000										
Francisco Cordero, R (8, 1) ERA: 2.19	1.0		4	0	0	0	0	1	0	0	0	0	0	8	18	0.00	1.000										
Brian Shouse, L (9, 1) ERA: 2.7	1.0		3	0	0	0	0	0	0	0	0	0	0	11	14	0.00	0.000										

Batter	1	2	3	4	5	6	7	8	9	AB	R	H	RBI	BB	SO	LOB	BOTTOM										
Ryan Christenson, R (1, 8) OBP: 0.353, SLG: 0.357	2-2 HR		3-1 G6-3			0-3 K	4-2 9 WP 9 S 9 1B BB			3	2	1	1	1	1	0	Boston Red Sox @ Texas Rangers The Ballpark at Arlington, Arlington, TX Wed Apr 23 2003, 8:05 PM EDT Att: 20,042 - Overcast - 67 F livebaseballscores.com AB 30 R 6 H 10 RBI 6 BB 5 SO 6 LOB 14 										
9 Hank Blalock, L (1, 5) OBP: 0.479, SLG: 0.688	1-2 G4-3			0-1 2B		3-2 BB 1B HBP	3-2 G6-3 1B			4	1	3	1	0	0	0											
Alex Rodriguez, R (1, 6) OBP: 0.409, SLG: 0.620	1-0 CS 1B			0-0 1B		1-0 BB	0-1 G6-3			3	1	2	0	0	0	1											
Rafael Palmeiro, L (1, 3) OBP: 0.398, SLG: 0.508	3-3 K 1-2			0-1 F9		4-0 BB 10 BB 1B BB	1-1 F8			3	1	0	0	1	1	2											
Juan Gonzalez, R (1, 9) OBP: 0.279, SLG: 0.439		1-0 P3		1-0 P3		0-2 10 BB 1B BB	0-1 F8			4	0	1	2	0	0	1											
Carl Everett, S (1, 7) OBP: 0.412, SLG: 0.754		0-3 K			0-0 23 CS 1B	4-0 FC5 10 BB	1-0 10 1B 3B			3	1	2	0	1	1	0											
23 Mark Teixeira, S (1, 10) OBP: 0.266, SLG: 0.304		1-0 G4-3			3-3 K 1-2	1-3 K	0-2 P5			4	0	0	0	0	2	5											
10 Michael Young, R (1, 4) OBP: 0.299, SLG: 0.356			0-2 G4-3		4-1 BB	4-2 BB	0-0 FC6 1B			2	0	1	2	2	0	0											
Einar Diaz, R (1, 2) OBP: 0.261, SLG: 0.302			3-2 F8		2-3 K	2-1 FC5	1-2 FC6			4	0	0	0	0	1	5											
Inning Stats	R: 1 E: 0 K: 1 S: 14	H: 2 LOB: 1 BB: 0 P: 21	R: 0 E: 0 K: 1 S: 5	H: 0 LOB: 0 BB: 0 P: 7	R: 0 E: 0 K: 0 S: 9	H: 0 LOB: 0 BB: 0 P: 15	R: 0 E: 0 K: 0 S: 6	H: 2 LOB: 1 BB: 0 P: 7	R: 0 E: 0 K: 2 S: 9	H: 1 LOB: 1 BB: 1 P: 18	R: 3 E: 0 K: 2 S: 20	H: 2 LOB: 3 BB: 3 P: 39	R: 1 E: 0 K: 0 S: 14	H: 1 LOB: 0 BB: 1 P: 22	R: 1 E: 0 K: 0 S: 10	H: 2 LOB: 1 BB: 0 P: 12	1B: 7 2B: 3 3B: 1 HR: 1	SF: 0 SAC: 0 DP: 3 HBP: 1	WP: 1 PB: 0 SB: 1 CS: 2	PA: 36							
PITCHER	IP	WLS	BF	H	R	ER	SO	BB	IBB	HBP	BLK	WP	HR	S	P	ERA	WHIP										
49 Tim Wakefield, R (1, 1) ERA: 4.62	5.1	L	24	7	4	4	5	3	0	1	0	0	0	53	90	6.75	1.875										
Ramiro Mendoza, R (6, 1) ERA: 11.81	0.2		3	0	0	0	1	1	0	0	0	0	0	10	17	0.00	1.500										
Jason Shiell, R (7, 1) ERA: 3.6	2.0		9	3	2	2	0	1	0	0	0	1	0	24	34	9.00	2.000										

Batter	1	2	3	4	5	6	7	8	9	AB	R	H	RBI	BB	SO	LOB	TOP				
Alfonso Soriano, R OBP: 0.432, SLG: 0.667 (1, 4)	F8		BB 25 1B		HR		K		P4	5	2	2	0	0	1	2					
Nick Johnson, L OBP: 0.448, SLG: 0.533 (1, 3)	F8		BB 25 1B		HR		F7		G4-3	4	1	1	2	1	0	2					
25 Jason Giambi, L OBP: 0.362, SLG: 0.357 (1, 10)	K		G3-6-3		BB		K			3	0	1	1	1	2	0					
Bernie Williams, S OBP: 0.463, SLG: 0.644 (1, 8)		F7	G3-6-3		G6-3				G6-3	4	0	0	0	0	0	3					
55 Hideki Matsui, L OBP: 0.346, SLG: 0.409 (1, 7)		BB BB			G3		G3-6-3		F7	3	0	1	0	1	0	0					
20 Jorge Posada, S OBP: 0.356, SLG: 0.618 (1, 2)	F8		G6-3		G6-3		G3-6-3		K2-3	4	0	0	0	0	1	2					
Robin Ventura, L OBP: 0.329, SLG: 0.530 (1, 5)		BB			F8				SH5-4	2	0	1	0	2	0	0					
Raul Mondesi, R OBP: 0.414, SLG: 0.663 (1, 9)	F9				F8				SH5-4	2	0	0	0	2	0	2					
Erick Almonte, R OBP: 0.315, SLG: 0.358 (1, 6)					G3		G4-3		SH5-4	3	0	0	0	0	1	2					
Charles Gipson, R (9, PH)										0	0	0	0	0	0	0					
Enrique Wilson, S OBP: 0.278, SLG: 0.353 (9, 6)									SH5-4	0	0	0	0	0	0	0					
										0	0	0	0	0	0	0					
Inning Stats	R: 0 H: 0 E: 0 K: 1 S: 8	H: 0 LOB: 0 BB: 0 P: 11	R: 0 H: 0 E: 0 K: 0 S: 9	H: 0 LOB: 2 BB: 2 P: 20	R: 1 H: 2 E: 0 K: 1 S: 14	H: 2 LOB: 1 BB: 1 P: 26	R: 0 H: 0 E: 0 K: 0 S: 9	H: 0 LOB: 0 BB: 0 P: 15	R: 2 H: 2 E: 0 K: 0 S: 9	H: 2 LOB: 1 BB: 1 P: 17	R: 0 H: 2 E: 0 K: 2 S: 10	H: 0 LOB: 0 BB: 0 P: 17	R: 0 H: 0 E: 0 K: 1 S: 5	H: 0 LOB: 0 BB: 0 P: 7	R: 0 H: 0 E: 0 K: 0 S: 6	H: 0 LOB: 2 BB: 2 P: 14	1B: 3 2B: 2 3B: 0 HR: 1	SF: 0 SAC: 1 DP: 2 HBP: 0	WP: 0 PB: 0 CS: 0	PA: 38	
PITCHER	IP	WLS	BF	H	R	ER	SO	BB	IBB	HBP	BLK	WP	HR	S	P	ERA	WHIP				
Colby Lewis, R ERA: 4.45 (1, 1)	6.0	L	27	6	3	3	2	4	1	0	0	0	1	58	104	4.50	1.667				
Aaron Fultz, L ERA: 1.99 (7, 1)	2.0		6	0	0	0	3	0	0	0	0	0	0	15	24	0.00	0.000				
Ugueth Urbina, R ERA: 0.96 (9, 1)	1.0	S	5	0	0	0	0	2	0	0	0	0	0	6	14	0.00	2.000				

New York Yankees @ Texas Rangers
The Ballpark at Arlington, Arlington, TX
Fri Apr 25 2003, 8:05 PM EDT
Att: 40,052 - Sunny - 73 F

AB 30
R 3
H 6
RBI 3
BB 7
SO 5
LOB 13



Batter	1	2	3	4	5	6	7	8	9	AB	R	H	RBI	BB	SO	LOB	BOTTOM				
Ryan Christenson, R OBP: 0.349, SLG: 0.371 (1, 8)			B5-3					K		3	0	1	0	1	1	1					
9 Hank Blalock, L OBP: 0.469, SLG: 0.671 (1, 5)	2B				BB			K		4	0	1	1	0	2	3					
Alex Rodriguez, R OBP: 0.412, SLG: 0.588 (1, 6)	L4		F8					K		4	0	0	0	0	2	2					
Rafael Palmeiro, L OBP: 0.391, SLG: 0.527 (1, 3)	F8				G5-3		F8		K	4	0	0	0	0	1	1					
Juan Gonzalez, R OBP: 0.305, SLG: 0.500 (1, 9)					G6-3			2B		4	0	1	0	0	1	0					
Carl Everett, S OBP: 0.403, SLG: 0.743 (1, 7)	P5				F8		F8		DI	4	1	1	0	0	0	1					
Ruben Sierra, S OBP: 0.302, SLG: 0.396 (1, 10)	G4-3							F8		4	0	1	1	0	1	0					
10 Michael Young, R OBP: 0.314, SLG: 0.383 (1, 4)								K		4	0	0	0	0	2	1					
Einar Diaz, R OBP: 0.283, SLG: 0.320 (1, 2)					BB			G5-3		3	1	2	0	0	0	0					
					BB																
Inning Stats	R: 0 H: 1 E: 0 K: 0 S: 10	H: 0 LOB: 0 BB: 0 P: 19	R: 0 H: 0 E: 0 K: 1 S: 7	H: 0 LOB: 0 BB: 0 P: 8	R: 1 H: 2 E: 0 K: 1 S: 9	H: 2 LOB: 1 BB: 0 P: 12	R: 0 H: 0 E: 0 K: 0 S: 6	H: 0 LOB: 0 BB: 0 P: 7	R: 0 H: 1 E: 0 K: 1 S: 11	H: 1 LOB: 1 BB: 0 P: 15	R: 0 H: 0 E: 0 K: 1 S: 6	H: 0 LOB: 0 BB: 0 P: 8	R: 0 H: 0 E: 0 K: 3 S: 9	H: 0 LOB: 0 BB: 0 P: 12	R: 1 H: 2 E: 0 K: 1 S: 13	H: 2 LOB: 1 BB: 0 P: 20	1B: 4 2B: 3 3B: 0 HR: 0	SF: 0 SAC: 0 DP: 0 HBP: 0	WP: 0 PB: 0 CS: 0	PA: 35	
PITCHER	IP	WLS	BF	H	R	ER	SO	BB	IBB	HBP	BLK	WP	HR	S	P	ERA	WHIP				
35 Mike Mussina, R ERA: 1.7 (1, 1)	8.0	W	30	5	1	1	9	1	0	0	0	0	0	71	102	1.12	0.750				
Juan Acevedo, R ERA: 6.0 (9, 1)	1.0	S	5	2	1	1	1	0	0	0	0	0	0	13	20	9.00	2.000				

New York Yankees @ Texas Rangers
The Ballpark at Arlington, Arlington, TX
Fri Apr 25 2003, 8:05 PM EDT
Att: 40,052 - Sunny - 73 F

AB 34
R 2
H 7
RBI 2
BB 1
SO 10
LOB 9



Batter	1	2	3	4	5	6	7	8	9	AB	R	H	RBI	BB	SO	LOB	TOP							
Alfonso Soriano, R (1,4) OBP: 0.450, SLG: 0.690										3	0	1	1	1	0	2								
Nick Johnson, L (1,3) OBP: 0.462, SLG: 0.531										3	1	1	0	2	1	1								
Bernie Williams, S (1,8) OBP: 0.475, SLG: 0.639										3	1	1	0	2	0	4								
55 Hideki Matsui, L (1,7) OBP: 0.316, SLG: 0.369										5	1	0	0	0	3	8								
Raul Mondesi, R (1,9) OBP: 0.413, SLG: 0.660										4	2	1	3	1	1	1								
Robin Ventura, L (1,5) OBP: 0.354, SLG: 0.556										5	1	4	1	0	0	0								
Todd Zeile, R (1,10) OBP: 0.319, SLG: 0.421										4	0	2	0	1	1	3								
John Flaherty, R (1,2) OBP: 0.409, SLG: 0.450										3	1	1	0	0	1	3								
20 Jorge Posada, S (9,PH) OBP: 0.356, SLG: 0.695										1	0	1	1	0	0	0								
Enrique Wilson, S (1,6) OBP: 0.217, SLG: 0.273										4	0	0	0	0	0	3								
25 Jason Giambi, L (9,PH) OBP: 0.360, SLG: 0.382										1	0	0	0	0	0	2								
Inning Stats	R: 0 E: 0 K: 1 S: 5	H: 0 LOB: 1 BB: 1 P: 16	R: 1 E: 0 K: 1 S: 17	H: 1 LOB: 2 BB: 1 P: 31	R: 3 E: 0 K: 0 S: 15	H: 3 LOB: 1 BB: 2 P: 30	R: 0 E: 0 K: 0 S: 6	H: 0 LOB: 0 BB: 0 P: 10	R: 1 E: 0 K: 1 S: 9	H: 1 LOB: 1 BB: 1 P: 19	R: 1 E: 0 K: 1 S: 19	H: 2 LOB: 2 BB: 1 P: 32	R: 0 E: 0 K: 1 S: 10	H: 1 LOB: 1 BB: 0 P: 14	R: 0 E: 0 K: 1 S: 12	H: 1 LOB: 2 BB: 1 P: 22	R: 1 E: 0 K: 1 S: 12	H: 3 LOB: 1 BB: 0 P: 17	1B: 8 2B: 3 3B: 0 HR: 1	SF: 0 SAC: 0 DP: 3 HBP: 2	WP: 1 PB: 0 SB: 2 CS: 0	PA: 45		
PITCHER	IP WLS BF H R ER SO BB IBB HBP BLK WP HR S P ERA WHIP	IP WLS BF H R ER SO BB IBB HBP BLK WP HR S P ERA WHIP	IP WLS BF H R ER SO BB IBB HBP BLK WP HR S P ERA WHIP	IP WLS BF H R ER SO BB IBB HBP BLK WP HR S P ERA WHIP	IP WLS BF H R ER SO BB IBB HBP BLK WP HR S P ERA WHIP	IP WLS BF H R ER SO BB IBB HBP BLK WP HR S P ERA WHIP	IP WLS BF H R ER SO BB IBB HBP BLK WP HR S P ERA WHIP	IP WLS BF H R ER SO BB IBB HBP BLK WP HR S P ERA WHIP	IP WLS BF H R ER SO BB IBB HBP BLK WP HR S P ERA WHIP	IP WLS BF H R ER SO BB IBB HBP BLK WP HR S P ERA WHIP	IP WLS BF H R ER SO BB IBB HBP BLK WP HR S P ERA WHIP	IP WLS BF H R ER SO BB IBB HBP BLK WP HR S P ERA WHIP	IP WLS BF H R ER SO BB IBB HBP BLK WP HR S P ERA WHIP	IP WLS BF H R ER SO BB IBB HBP BLK WP HR S P ERA WHIP	IP WLS BF H R ER SO BB IBB HBP BLK WP HR S P ERA WHIP	IP WLS BF H R ER SO BB IBB HBP BLK WP HR S P ERA WHIP	IP WLS BF H R ER SO BB IBB HBP BLK WP HR S P ERA WHIP	IP WLS BF H R ER SO BB IBB HBP BLK WP HR S P ERA WHIP	IP WLS BF H R ER SO BB IBB HBP BLK WP HR S P ERA WHIP	IP WLS BF H R ER SO BB IBB HBP BLK WP HR S P ERA WHIP	IP WLS BF H R ER SO BB IBB HBP BLK WP HR S P ERA WHIP	IP WLS BF H R ER SO BB IBB HBP BLK WP HR S P ERA WHIP	IP WLS BF H R ER SO BB IBB HBP BLK WP HR S P ERA WHIP	IP WLS BF H R ER SO BB IBB HBP BLK WP HR S P ERA WHIP

New York Yankees @ Texas Rangers
The Ballpark at Arlington, Arlington, TX
Sun Apr 27 2003, 3:05 PM EDT
Att: 49,544 - Sunny - 82 F

AB 36
R 7
H 12
RBI 6
BB 7
SO 7
LOB 27



Batter	1	2	3	4	5	6	7	8	9	AB	R	H	RBI	BB	SO	LOB	BOTTOM							
Carl Everett, S (1,7) OBP: 0.396, SLG: 0.693										4	1	0	0	0	0	3								
9 Hank Blalock, L (1,5) OBP: 0.442, SLG: 0.628										5	2	0	0	0	2	6								
Alex Rodriguez, R (1,6) OBP: 0.429, SLG: 0.642										5	1	5	6	0	0	0								
Rafael Palmeiro, L (1,3) OBP: 0.396, SLG: 0.561										4	1	2	1	1	0	2								
Juan Gonzalez, R (1,9) OBP: 0.298, SLG: 0.469										4	0	0	0	1	1	5								
Kevin Mench, R (9,7) OBP: 0.207, SLG: 0.214										0	0	0	0	0	0	0								
Ruben Sierra, S (1,10) OBP: 0.323, SLG: 0.456										5	1	2	1	0	0	2								
Ryan Christenson, R (1,8) OBP: 0.340, SLG: 0.356										5	1	2	0	0	1	4								
10 Michael Young, R (1,4) OBP: 0.330, SLG: 0.416										5	1	3	2	0	1	1								
Chad Kreuter, S (1,2) OBP: 0.238, SLG: 0.167										3	0	1	0	0	0	2								
Einar Diaz, R (5,PR) OBP: 0.281, SLG: 0.308										0	2	0	0	1	0	0								
Inning Stats	R: 2 E: 0 K: 2 S: 17	H: 3 LOB: 2 BB: 1 P: 26	R: 0 E: 0 K: 0 S: 8	H: 1 LOB: 0 BB: 0 P: 12	R: 0 E: 1 K: 0 S: 10	H: 1 LOB: 2 BB: 0 P: 15	R: 2 E: 1 K: 1 S: 12	H: 2 LOB: 2 BB: 1 P: 25	R: 5 E: 0 K: 0 S: 19	H: 6 LOB: 2 BB: 0 P: 28	R: 0 E: 0 K: 0 S: 8	H: 0 LOB: 0 BB: 0 P: 15	R: 1 E: 0 K: 1 S: 12	H: 1 LOB: 1 BB: 1 P: 21	R: 0 E: 0 K: 1 S: 8	H: 1 LOB: 1 BB: 0 P: 16	R: 0 E: 0 K: 1 S: 8	H: 1 LOB: 1 BB: 0 P: 16	1B: 12 2B: 3 3B: 0 HR: 0	SF: 0 SAC: 0 DP: 0 HBP: 1	WP: 1 PB: 0 SB: 1 CS: 0	PA: 44		
PITCHER	IP WLS BF H R ER SO BB IBB HBP BLK WP HR S P ERA WHIP	IP WLS BF H R ER SO BB IBB HBP BLK WP HR S P ERA WHIP	IP WLS BF H R ER SO BB IBB HBP BLK WP HR S P ERA WHIP	IP WLS BF H R ER SO BB IBB HBP BLK WP HR S P ERA WHIP	IP WLS BF H R ER SO BB IBB HBP BLK WP HR S P ERA WHIP	IP WLS BF H R ER SO BB IBB HBP BLK WP HR S P ERA WHIP	IP WLS BF H R ER SO BB IBB HBP BLK WP HR S P ERA WHIP	IP WLS BF H R ER SO BB IBB HBP BLK WP HR S P ERA WHIP	IP WLS BF H R ER SO BB IBB HBP BLK WP HR S P ERA WHIP	IP WLS BF H R ER SO BB IBB HBP BLK WP HR S P ERA WHIP	IP WLS BF H R ER SO BB IBB HBP BLK WP HR S P ERA WHIP	IP WLS BF H R ER SO BB IBB HBP BLK WP HR S P ERA WHIP	IP WLS BF H R ER SO BB IBB HBP BLK WP HR S P ERA WHIP	IP WLS BF H R ER SO BB IBB HBP BLK WP HR S P ERA WHIP	IP WLS BF H R ER SO BB IBB HBP BLK WP HR S P ERA WHIP	IP WLS BF H R ER SO BB IBB HBP BLK WP HR S P ERA WHIP	IP WLS BF H R ER SO BB IBB HBP BLK WP HR S P ERA WHIP	IP WLS BF H R ER SO BB IBB HBP BLK WP HR S P ERA WHIP	IP WLS BF H R ER SO BB IBB HBP BLK WP HR S P ERA WHIP	IP WLS BF H R ER SO BB IBB HBP BLK WP HR S P ERA WHIP	IP WLS BF H R ER SO BB IBB HBP BLK WP HR S P ERA WHIP	IP WLS BF H R ER SO BB IBB HBP BLK WP HR S P ERA WHIP	IP WLS BF H R ER SO BB IBB HBP BLK WP HR S P ERA WHIP	IP WLS BF H R ER SO BB IBB HBP BLK WP HR S P ERA WHIP

New York Yankees @ Texas Rangers
The Ballpark at Arlington, Arlington, TX
Sun Apr 27 2003, 3:05 PM EDT
Att: 49,544 - Sunny - 82 F


AB 40
R 10
H 15
RBI 10
BB 3
SO 5
LOB 25



Batter	1	2	3	4	5	6	7	8	9	AB	R	H	RBI	BB	SO	LOB	TOP				
Carl Everett, S OBP: 0.411, SLG: 0.750 (1, 7)	G4-3		K				1B		K	5	0	2	2	1	2	2					
9 Hank Blalock, L OBP: 0.441, SLG: 0.635 (1, 5)	F7	F8		1B	F9		P4		1B	6	1	2	0	0	0	3					
Alex Rodriguez, R OBP: 0.444, SLG: 0.673 Mike Lamb, L OBP: 0.125, SLG: 0.143 (9, PR) (9, 3)	G6-3		P6	1B		BB	F9		1B	6	0	3	0	0	0	1					
Rafael Palmeiro, L OBP: 0.384, SLG: 0.522 15 Gerald Laird, R (9, 2)		HR	HBP	1B	K		P5		F7	5	2	1	0	1	2	5					
Juan Gonzalez, R OBP: 0.322, SLG: 0.556 Donnie Sadler, R (8, 9) (9, 6)		HR	K	BB	1B		BB		K	5	1	3	3	0	2	1					
Ruben Sierra, S OBP: 0.343, SLG: 0.459 (1, 10)		10	1B	HBP	G6-4-3		P4			4	2	2	0	1	1	2					
Ryan Christenson, R OBP: 0.344, SLG: 0.321 (1, 8)	F7		E	10	G6-4-3				E5	3	2	0	0	1	0	4					
Einar Diaz, R OBP: 0.302, SLG: 0.345 Kevin Mench, R OBP: 0.295, SLG: 0.281 (1, 2) (9, 7)	F8	F8	E2				L6		10	5	1	2	1	0	1	4					
10 Michael Young, R OBP: 0.337, SLG: 0.444 (1, 4)					L5				HR	5	2	3	4	0	1	0					
Inning Stats	R: 0 E: 0 K: 0 S: 8	H: 0 LOB: 0 BB: 0 P: 15	R: 4 E: 0 K: 0 S: 23	H: 4 LOB: 1 BB: 3 P: 33	R: 3 E: 1 K: 2 S: 17	H: 4 LOB: 2 BB: 0 P: 24	R: 1 E: 0 K: 1 S: 9	H: 3 LOB: 2 BB: 1 P: 19	R: 0 E: 0 K: 1 S: 7	H: 0 LOB: 1 BB: 1 P: 16	R: 0 E: 0 K: 1 S: 12	H: 1 LOB: 1 BB: 0 P: 16	R: 0 E: 0 K: 3 S: 12	H: 0 LOB: 0 BB: 0 P: 15	R: 3 E: 1 K: 2 S: 21	H: 4 LOB: 2 BB: 0 P: 26	1B: 14 2B: 2 3B: 0 HR: 2	SF: 0 SAC: 0 DP: 1 HBP: 1	WP: 0 PB: 0 SB: 0 CS: 0	PA: 50	
PITCHER	IP	WLS	BF	H	R	ER	SO	BB	IBB	HBP	BLK	WP	HR	S	P	ERA	WHIP				
Tanyon Sturtze, R ERA: 5.57 (1, 1)	3.1	L	23	11	8	6	3	1	0	1	0	0	1	56	86	16.20	3.600				
Jeff Tam, R ERA: 6.32 (4, 1)	2.0		9	2	0	0	1	2	0	0	0	0	0	13	28	0.00	2.000				
Trevor Miller, L ERA: 6.75 (6, 1)	1.1		6	1	0	0	1	1	0	0	0	0	0	13	23	0.00	1.500				
Cliff Politte, R ERA: 3.65 (7, 1)	1.1		4	0	0	0	3	0	0	0	0	0	0	15	19	0.00	0.000				
Kevin Escobar, R ERA: 13.06 (9, 1)	1.0		8	4	3	2	2	0	0	0	0	0	1	21	26	18.00	4.000				

Texas Rangers @ Toronto Blue Jays
SkyDome, Toronto, ON
Wed Apr 30 2003, 7:05 PM EDT
Att: 16,021 - Dome - 72 F


AB 45
R 11
H 18
RBI 10
BB 4
SO 10
LOB 24



Batter	1	2	3	4	5	6	7	8	9	AB	R	H	RBI	BB	SO	LOB	BOTTOM				
Shannon Stewart, R OBP: 0.360, SLG: 0.408 Jayson Werth, R OBP: 0.143, SLG: 0.154 (1, 7) (9, FH)	G6-3		10	F9			L9		K	4	0	1	0	0	0	1					
Frank Catalanotto, L OBP: 0.371, SLG: 0.465 (1, 9)	BB		10	F8			K		BB	4	0	2	0	1	1	0					
10 Vernon Wells, R OBP: 0.290, SLG: 0.466 (1, 8)	L6-4		G5-3		WP		F9		SF7	3	1	1	1	1	0	2					
Carlos Delgado, L OBP: 0.483, SLG: 0.688 (1, 3)			K		K				WP	3	0	1	0	2	2	2					
Josh Phelps, R OBP: 0.364, SLG: 0.446 (1, 10)	L6-4		G6-3		K				F8	5	0	0	0	0	2	9					
Eric Hinske, L OBP: 0.321, SLG: 0.408 (1, 5)			G3-6-1		G4-3		L3		F7	2	0	0	0	2	0	1					
Greg Myers, L OBP: 0.375, SLG: 0.449 (1, 2)	G3-6-1		1B	FC5-4		L3			K	4	1	1	0	0	1	3					
Orlando Hudson, S OBP: 0.305, SLG: 0.311 (1, 4)				FC5-4		FC6-4			2B	3	1	3	0	1	0	0					
Mike Bordick, R OBP: 0.333, SLG: 0.395 (1, 6)			K	FC5-4		FC6-4			10	4	0	1	1	0	1	3					
Inning Stats	R: 0 E: 0 K: 0 S: 8	H: 1 LOB: 2 BB: 2 P: 18	R: 0 E: 0 K: 1 S: 7	H: 0 LOB: 1 BB: 2 P: 17	R: 0 E: 0 K: 1 S: 10	H: 2 LOB: 2 BB: 0 P: 16	R: 1 E: 0 K: 2 S: 9	H: 1 LOB: 0 BB: 0 P: 15	R: 0 E: 0 K: 1 S: 7	H: 1 LOB: 1 BB: 1 P: 14	R: 0 E: 0 K: 1 S: 6	H: 0 LOB: 0 BB: 0 P: 9	R: 0 E: 0 K: 1 S: 12	H: 1 LOB: 1 BB: 0 P: 21	R: 1 E: 0 K: 2 S: 23	H: 2 LOB: 3 BB: 2 P: 38	1B: 7 2B: 5 3B: 0 HR: 0	SF: 1 SAC: 0 DP: 3 HBP: 0	WP: 2 PB: 0 SB: 0 CS: 0	PA: 41	
PITCHER	IP	WLS	BF	H	R	ER	SO	BB	IBB	HBP	BLK	WP	HR	S	P	ERA	WHIP				
Ryan Drese, R ERA: 7.63 (1, 1)	6.0	W	27	7	2	1	4	5	0	0	0	0	0	51	94	1.50	2.000				
R.A. Dickey, R ERA: 3.09 (7, 1)	2.2		12	3	1	1	3	1	0	0	0	1	0	36	57	3.38	1.500				
Erasmio Ramirez, L ERA: (9, 1)	0.1		2	0	0	0	1	1	0	0	0	0	0	5	11	0.00	3.000				

Texas Rangers @ Toronto Blue Jays
SkyDome, Toronto, ON
Wed Apr 30 2003, 7:05 PM EDT
Att: 16,021 - Dome - 72 F

AB 33
R 3
H 10
RBI 2
BB 7
SO 8
LOB 23



Batter	1	2	3	4	5	6	7	8	9	AB	R	H	RBI	BB	SO	LOB	TOP				
Carl Everett, S OBP: 0.390, SLG: 0.734										5	1	1	1	0	3	2					
9 Hank Blalock, L OBP: 0.416, SLG: 0.591										4	1	0	1	0	2	2					
Alex Rodriguez, R OBP: 0.424, SLG: 0.661										4	1	1	1	0	2	3					
Rafael Palmeiro, L OBP: 0.392, SLG: 0.545										3	0	0	0	1	0	1					
Juan Gonzalez, R OBP: 0.341, SLG: 0.617										3	0	2	0	1	1	0					
Ruben Sierra, S OBP: 0.347, SLG: 0.433										3	0	0	0	1	3	2					
Ryan Christenson, R OBP: 0.214, SLG: 0.288 Mike Lamb, L OBP: 0.200, SLG: 0.222										3	0	0	0	0	0	2					
Einar Diaz, R OBP: 0.282, SLG: 0.333										4	0	0	0	0	1	1					
10 Michael Young, R OBP: 0.348, SLG: 0.443										3	2	2	0	1	0	0					
Inning Stats	R: 1 E: 0 K: 1 S: 11	H: 1 LOB: 0 BB: 0 P: 16	R: 0 E: 0 K: 2 S: 11	H: 0 LOB: 0 BB: 0 P: 16	R: 3 E: 1 K: 2 S: 18	H: 1 LOB: 2 BB: 2 P: 32	R: 0 E: 0 K: 0 S: 5	H: 0 LOB: 0 BB: 1 P: 12	R: 1 E: 0 K: 1 S: 13	H: 2 LOB: 1 BB: 0 P: 19	R: 0 E: 0 K: 2 S: 8	H: 0 LOB: 0 BB: 0 P: 11	R: 0 E: 0 K: 1 S: 10	H: 0 LOB: 1 BB: 1 P: 20	R: 0 E: 0 K: 1 S: 9	H: 1 LOB: 1 BB: 0 P: 17	1B: 3 2B: 3 3B: 0 HR: 1	SF: 0 SAC: 0 DP: 1 HBP: 0	WP: 3 PB: 1 SB: 0 CS: 0	PA: 37	
PITCHER	IP	WLS	BF	H	R	ER	SO	BB	IBB	HBP	BLK	WP	HR	S	P	ERA	WHIP				
Jason Davis, R ERA: 6.39	4.0		19	4	5	2	5	3	0	0	1	2	1	50	84	4.50	1.750				
Billy Traber, L ERA: 3.31	3.2	W	12	1	0	0	5	0	0	0	0	1	0	30	45	0.00	0.273				
Dave Elder, R ERA:	0.1	S	2	0	0	0	1	1	0	0	0	0	0	7	12	0.00	3.000				
Danys Baez, R ERA: 5.14	1.0		4	1	0	0	1	0	0	0	0	0	0	9	17	0.00	1.000				

Texas Rangers @ Cleveland Indians
Jacobs Field, Cleveland, OH
Fri May 02 2003, 7:05 PM EDT
Att: 19,823 - Cloudy - 51 F

AB 33
R 5
H 6
RBI 3
BB 4
SO 12
LOB 13



Batter	1	2	3	4	5	6	7	8	9	AB	R	H	RBI	BB	SO	LOB	BOTTOM				
Matt Lawton, L OBP: 0.291, SLG: 0.311										4	2	2	0	0	0	0					
Omar Vizquel, S OBP: 0.335, SLG: 0.396										2	2	0	0	2	1	0					
Ellis Burks, R OBP: 0.380, SLG: 0.495										4	0	2	4	0	1	0					
Karim Garcia, L OBP: 0.239, SLG: 0.388										4	0	0	0	0	3	2					
Josh Bard, S OBP: 0.280, SLG: 0.259										3	0	0	0	1	1	1					
Jody Gerut, L OBP: 0.333, SLG: 0.550										3	1	1	1	1	0	0					
48 Travis Hafner, L OBP: 0.266, SLG: 0.407 Casey Blake, R OBP: 0.284, SLG: 0.407										4	1	1	1	0	0	3					
Bill Selby, L OBP: 0.148, SLG: 0.080 John McDonald, R OBP: 0.333, SLG: 0.323										0	0	0	0	0	0	0					
Brandon Phillips, R OBP: 0.244, SLG: 0.314										3	0	0	0	0	2	0					
Inning Stats	R: 0 E: 0 K: 1 S: 13	H: 0 LOB: 0 BB: 0 P: 22	R: 1 E: 0 K: 2 S: 9	H: 1 LOB: 0 BB: 0 P: 14	R: 0 E: 0 K: 1 S: 10	H: 0 LOB: 0 BB: 0 P: 15	R: 0 E: 0 K: 2 S: 8	H: 0 LOB: 0 BB: 0 P: 9	R: 1 E: 0 K: 0 S: 6	H: 1 LOB: 0 BB: 0 P: 11	R: 2 E: 0 K: 0 S: 9	H: 2 LOB: 1 BB: 1 P: 17	R: 0 E: 0 K: 0 S: 4	H: 0 LOB: 0 BB: 0 P: 9	R: 2 E: 0 K: 2 S: 19	H: 2 LOB: 3 BB: 3 P: 39	1B: 2 2B: 2 3B: 0 HR: 2	SF: 0 SAC: 0 DP: 0 HBP: 0	WP: 1 PB: 0 SB: 0 CS: 0	PA: 34	
PITCHER	IP	WLS	BF	H	R	ER	SO	BB	IBB	HBP	BLK	WP	HR	S	P	ERA	WHIP				
53 Joaquin Benoit, R ERA: 6.75	5.1		20	3	4	4	6	1	0	0	0	0	2	51	82	6.75	0.750				
56 Rosman Garcia, R ERA: 9.0	0.0		1	1	0	0	0	0	0	0	0	0	0	1	1	-	-				
Aaron Fultz, L ERA: 2.04	1.2	H	5	0	0	0	0	0	0	0	0	0	0	7	14	0.00	0.000				
Francisco Cordero, R ERA: 3.12	0.1	L	3	1	2	2	1	1	0	0	0	0	0	8	15	54.000	6.000				
Ugueth Urbina, R ERA: 2.19	0.2	B	5	1	0	0	1	2	0	0	0	1	0	11	24	0.00	4.500				

Texas Rangers @ Cleveland Indians
Jacobs Field, Cleveland, OH
Fri May 02 2003, 7:05 PM EDT
Att: 19,823 - Cloudy - 51 F

AB 30
R 6
H 6
RBI 6
BB 4
SO 8
LOB 6



Batter	1	2	3	4	5	6	7	8	9	AB	R	H	RBI	BB	SO	LOB	TOP																					
10 Michael Young, R OBP: 0.359, SLG: 0.445	F7	2H 1B			G6-4-3		9 1B 2B BB		1-2 1B	4	1	2	1	1	0	1																						
9 Hank Blalock, L OBP: 0.415, SLG: 0.577	G6-4-3 BB	F8			G4-3		2B 1B		F9	4	1	1	0	1	0	2																						
Alex Rodriguez, R OBP: 0.426, SLG: 0.664	G6-4-3		F8			2B 1B	1H 2H 2B			4	0	2	2	0	0	1																						
Rafael Palmeiro, L OBP: 0.395, SLG: 0.549		3B 2B	G5-4-3 HBP			P3	G3			3	1	1	0	0	0	2																						
Juan Gonzalez, R OBP: 0.331, SLG: 0.597	K		G5-4-3			K			K	4	0	0	0	0	3	3																						
Carl Everett, S OBP: 0.394, SLG: 0.755	1B 3B			F8		2B			F7	4	1	2	1	0	0	0																						
Mike Lamb, L Ruben Sierra, S Donnie Sadler, R	1B BB			K		G5-3			G6-3	1	1	0	0	1	1	0	AB 34 R 6 H 11 RBI 6 BB 3 SO 5 LOB 14																					
Einar Diaz, R Ryan Christenson, R	F8			G5-3			G6-3		CS 1B	4	0	1	0	0	0	2																						
		10 1B			10 G6-4-3 1B		G5-3		K	4	1	2	2	0	1	1																						
Inning Stats	R: 0 E: 0 K: 0 S: 7	H: 0 LOB: 0 BB: 1 P: 14	R: 4 E: 0 K: 1 S: 16	H: 4 LOB: 1 BB: 1 P: 29	R: 0 E: 0 K: 1 S: 4	H: 0 LOB: 0 BB: 0 P: 7	R: 0 E: 0 K: 1 S: 8	H: 0 LOB: 0 BB: 0 P: 9	R: 0 E: 0 K: 0 S: 6	H: 1 LOB: 0 BB: 0 P: 8	R: 0 E: 0 K: 1 S: 17	H: 2 LOB: 2 BB: 0 P: 26	R: 2 E: 0 K: 0 S: 12	H: 2 LOB: 1 BB: 1 P: 20	R: 0 E: 0 K: 1 S: 11	H: 0 LOB: 0 BB: 0 P: 17	R: 0 E: 0 K: 1 S: 9	H: 2 LOB: 1 BB: 0 P: 12	1B: 7 2B: 3 3B: 1 HR: 0	SF: 0 SAC: 0 DP: 3 HBP: 1	WP: 0 PB: 0 SB: 1 CS: 1	PA: 38																
PITCHER	IP	WLS	BF	H	R	ER	SO	BB	IBB	HBP	BLK	WP	HR	S	P	ERA	WHIP	PITCHER				IP	WLS	BF	H	R	ER	SO	BB	IBB	HBP	BLK	WP	HR	S	P	ERA	WHIP
37 Jake Westbrook, R ERA: 3.07	5.2		24	7	4	4	3	2	0	1	0	0	0	54	88	6.35	1.588																					
53 Carl Sadler, L ERA: 2.45	0.1	H	1	0	0	0	0	0	0	0	0	0	0	4	5	0.00	0.000																					
Jose Santiago, R ERA: 3.94	0.2	L	5	2	2	2	0	1	0	0	0	0	0	11	18	27.00	4.500																					
David Riske, R ERA: 4.5	2.1		8	2	0	0	2	0	0	0	0	0	0	21	31	0.00	0.857																					

Texas Rangers @ Cleveland Indians
Jacobs Field, Cleveland, OH
Sat May 03 2003, 1:05 PM EDT
Att: 23,030 - Sunny - 51 F

AB	34
R	6
H	11
RBI	6
BB	3
SO	5
LOB	14



Batter	1	2	3	4	5	6	7	8	9	AB	R	H	RBI	BB	SO	LOB	BOTTOM																					
Matt Lawton, L OBP: 0.315, SLG: 0.355	1B BB G4-3	1H HR		3H 1B			F8 E BB		K	3	2	2	3	2	1	0																						
Omar Vizquel, S OBP: 0.333, SLG: 0.382	G4-3 1B BB	G5-3		F9			E5 G5-4-3		P3	4	0	0	0	1	0	2																						
Ellis Burks, R OBP: 0.363, SLG: 0.470	F9		P4		K		F8		K	5	0	0	0	0	2	4																						
Shane Spencer, R OBP: 0.303, SLG: 0.370	G4-3 1B		K		G1-3		G5-4-3			4	0	1	0	0	1	2																						
Jody Gerut, L OBP: 0.320, SLG: 0.500	G4-3		G4-3		CS 1B				G3-1	4	0	1	1	0	0	2																						
Casey Blake, R OBP: 0.293, SLG: 0.405	K			FC4-6 1B	CS		G5-3		1B BB	3	0	1	0	1	1	2																						
48 Travis Hafner, L Brandon Phillips, R Bill Selby, L		F8		F7			G3		K	3	0	0	0	0	0	1	AB 35 R 5 H 8 RBI 5 BB 4 SO 7 LOB 19																					
Tim Laker, R Josh Bard, S		E6 HR		FC4-6 3B			FC5-4 1B		1B	3	2	1	0	0	0	1																						
John McDonald, R		L6		1H 1B 3B			FC5-4		K	4	1	1	1	0	1	4																						
Inning Stats	R: 1 E: 0 K: 1 S: 16	H: 1 LOB: 2 BB: 2 P: 30	R: 2 E: 1 K: 0 S: 11	H: 1 LOB: 0 BB: 0 P: 17	R: 0 E: 0 K: 1 S: 9	H: 0 LOB: 0 BB: 0 P: 12	R: 2 E: 0 K: 0 S: 8	H: 3 LOB: 1 BB: 0 P: 15	R: 0 E: 0 K: 1 S: 7	H: 1 LOB: 0 BB: 0 P: 10	R: 0 E: 0 K: 0 S: 4	H: 1 LOB: 1 BB: 0 P: 6	R: 0 E: 1 K: 0 S: 12	H: 0 LOB: 1 BB: 1 P: 21	R: 0 E: 0 K: 2 S: 10	H: 1 LOB: 2 BB: 1 P: 19	R: 0 E: 0 K: 2 S: 14	H: 0 LOB: 0 BB: 0 P: 19	1B: 6 2B: 0 3B: 1 HR: 1	SF: 0 SAC: 0 DP: 1 HBP: 0	WP: 0 PB: 0 SB: 1 CS: 1	PA: 40																
PITCHER	IP	WLS	BF	H	R	ER	SO	BB	IBB	HBP	BLK	WP	HR	S	P	ERA	WHIP	PITCHER				IP	WLS	BF	H	R	ER	SO	BB	IBB	HBP	BLK	WP	HR	S	P	ERA	WHIP
Todd Van Poppel, R ERA: 6.75	4.0		20	5	5	3	2	2	0	0	0	0	0	11	16	0.00	1.000																					
Jay Powell, R ERA: 10.8	2.0	W	7	2	0	0	1	0	0	0	0	0	0	12	21	0.00	1.000																					
R.A. Dickey, R ERA: 2.84	1.0	H	4	0	0	0	0	1	0	0	0	0	0	3	8	0.00	3.000																					
Brian Shouse, L ERA: 1.08	0.1	H	2	0	0	0	0	1	0	0	0	0	0	3	8	0.00	3.000																					
Francisco Cordero, R ERA: 3.0	0.2	H	3	1	0	0	2	0	0	0	0	0	0	7	11	0.00	1.500																					

Texas Rangers @ Cleveland Indians
Jacobs Field, Cleveland, OH
Sat May 03 2003, 1:05 PM EDT
Att: 23,030 - Sunny - 51 F

AB	35
R	5
H	8
RBI	5
BB	4
SO	7
LOB	19



Batter	1	2	3	4	5	6	7	8	9	AB	R	H	RBI	BB	SO	LOB	TOP					
10 Michael Young, R (1,4) OBP: 0.347, SLG: 0.430										4	1	0	0	0	1	1	<p>Texas Rangers @ Cleveland Indians Jacobs Field, Cleveland, OH Sun May 04 2003, 1:05 PM EDT Att: 20,866 - Sunny - 54 F</p>					
Carl Everett, S (1,9) OBP: 0.396, SLG: 0.743										3	0	1	1	1	2	1						
Alex Rodriguez, R (1,6) OBP: 0.429, SLG: 0.664										3	0	1	0	1	0	2						
Juan Gonzalez, R (1,10) OBP: 0.321, SLG: 0.577										4	0	0	0	0	1	4						
Ruben Sierra, S (1,7) OBP: 0.333, SLG: 0.411										4	0	1	0	0	0	2						
Ryan Christenson, R (1,8) OBP: 0.325, SLG: 0.292										2	0	0	0	1	0	2						
Rafael Palmeiro, L (9,PH) OBP: 0.352, SLG: 0.544										1	0	0	0	0	0	1						
23 Mark Teixeira, S (1,3) OBP: 0.289, SLG: 0.343										3	0	1	0	0	1	1						
Einar Diaz, R (1,2) OBP: 0.269, SLG: 0.315										3	0	0	0	0	0	2						
Donnie Sadler, R (1,5) OBP: 0.269, SLG: 0.315										2	0	0	0	1	1	0						
Inning Stats	R: 0 E: 0 K: 1 S: 11	H: 0 LOB: 1 BB: 1 P: 18	R: 0 E: 0 K: 1 S: 6	H: 1 LOB: 0 BB: 0 P: 11	R: 0 E: 0 K: 1 S: 11	H: 0 LOB: 1 BB: 1 P: 16	R: 0 E: 0 K: 0 S: 9	H: 1 LOB: 0 BB: 0 P: 16	R: 0 E: 0 K: 0 S: 11	H: 0 LOB: 0 BB: 0 P: 14	R: 1 E: 1 K: 0 S: 8	H: 1 LOB: 0 BB: 0 P: 10	R: 0 E: 0 K: 0 S: 8	H: 1 LOB: 1 BB: 1 P: 14	R: 0 E: 0 K: 2 S: 12	H: 0 LOB: 0 BB: 0 P: 16	R: 0 E: 0 K: 1 S: 7	H: 0 LOB: 1 BB: 1 P: 15	1B: 3 2B: 1 3B: 0 HR: 0	SF: 0 SAC: 0 DP: 2 HBP: 0	WP: 0 PB: 0 SB: 2 CS: 1	PA: 33
PITCHER	IP WLS BF H R ER SO BB IBB HBP BLK WP HR S P ERA WHIP																					
CC Sabathia, L (1,1) ERA: 3.13	8.0 W 29 4 1 0 5 3 0 0 0 0 0 0 76 115 0.00 0.875																					
Danys Baez, R (9,1) ERA: 4.8	1.0 S 4 0 0 0 1 1 0 0 0 0 0 0 7 15 0.00 1.000																					

Texas Rangers @ Cleveland Indians
Jacobs Field, Cleveland, OH
Sun May 04 2003, 1:05 PM EDT
Att: 20,866 - Sunny - 54 F

AB	29
R	1
H	4
RBI	1
BB	4
SO	6
LOB	16





Batter	1	2	3	4	5	6	7	8	9	AB	R	H	RBI	BB	SO	LOB	BOTTOM			
Matt Lawton, L (1,7) OBP: 0.313, SLG: 0.344										3	1	0	0	1	1	0	<p>Texas Rangers @ Cleveland Indians Jacobs Field, Cleveland, OH Sun May 04 2003, 1:05 PM EDT Att: 20,866 - Sunny - 54 F</p>			
Jody Gerut, L (8,8) OBP: 0.320, SLG: 0.500										0	0	0	0	0	0	0				
Omar Vizquel, S (1,6) OBP: 0.331, SLG: 0.377										4	1	1	0	0	0	0				
Ellis Burks, R (1,10) OBP: 0.368, SLG: 0.471										4	1	2	1	0	0	0				
Karim Garcia, L (1,8) OBP: 0.239, SLG: 0.381										4	0	1	1	0	0	1				
Shane Spencer, R (1,9) OBP: 0.293, SLG: 0.357										3	0	0	0	0	1	3				
Josh Bard, S (1,2) OBP: 0.299, SLG: 0.273										2	0	1	0	1	0	0				
Bill Selby, L (1,5) OBP: 0.129, SLG: 0.071										2	0	0	1	0	0	2				
John McDonald, R (7,5) OBP: 0.324, SLG: 0.371										0	0	0	0	0	0	0				
Casey Blake, R (1,3) OBP: 0.284, SLG: 0.391										3	0	0	0	0	1	2				
Brandon Phillips, R (1,4) OBP: 0.237, SLG: 0.303										3	0	0	0	0	1	0				
Inning Stats	R: 0 E: 0 K: 0 S: 10	H: 0 LOB: 0 BB: 0 P: 18	R: 0 E: 0 K: 1 S: 5	H: 0 LOB: 0 BB: 0 P: 9	R: 0 E: 0 K: 0 S: 5	H: 0 LOB: 0 BB: 0 P: 8	R: 3 E: 0 K: 0 S: 15	H: 3 LOB: 2 BB: 2 P: 27	R: 0 E: 0 K: 1 S: 7	H: 0 LOB: 0 BB: 0 P: 10	R: 0 E: 0 K: 0 S: 14	H: 2 LOB: 2 BB: 0 P: 14	R: 0 E: 0 K: 2 S: 9	H: 0 LOB: 0 BB: 0 P: 10	R: 0 E: 0 K: 0 S: 6	H: 0 LOB: 0 BB: 0 P: 11	1B: 5 2B: 0 3B: 0 HR: 0	SF: 1 SAC: 0 DP: 0 HBP: 0	WP: 0 PB: 0 SB: 0 CS: 0	PA: 31
PITCHER	IP WLS BF H R ER SO BB IBB HBP BLK WP HR S P ERA WHIP																			
John Thomson, R (1,1) ERA: 4.61	8.0 L 31 5 3 3 4 2 0 0 0 0 0 0 71 107 3.38 0.875																			

Texas Rangers @ Cleveland Indians
Jacobs Field, Cleveland, OH
Sun May 04 2003, 1:05 PM EDT
Att: 20,866 - Sunny - 54 F

AB	28
R	3
H	5
RBI	3
BB	2
SO	4
LOB	8



Batter	1	2	3	4	5	6	7	8	9	AB	R	H	RBI	BB	SO	LOB	TOP											
Shannon Stewart, R (1, 7) OBP: 0.366, SLG: 0.426	G1-3		G5-3			G6-3				6	0	3	0	0	0	1	<p>Toronto Blue Jays @ Texas Rangers The Ballpark at Arlington, Arlington, TX Tue May 06 2003, 8:05 PM EDT Att: 20,092 - Cloudy - 82 F</p> <p>livebaseballscorecards.com</p> <p>AB 43 R 15 H 17 RBI 15 BB 3 SO 5 LOB 12</p> 											
Eric Hinske, L (1, 5) OBP: 0.296, SLG: 0.378	K	K	L6		FC4 10 BB 1B		G6-3		G4-6-3	6	1	0	1	0	2	5												
10 Vernon Wells, R (1, 8) OBP: 0.312, SLG: 0.514	P3	F9			FC5-2-5 BB 1B		G4-3			5	2	1	1	0	0	3												
Carlos Delgado, L (1, 3) OBP: 0.482, SLG: 0.726										4	3	2	2	1	0	0												
Tom Wilson, R (8, 3) OBP: 0.357, SLG: 0.459										0	0	0	0	0	0	0												
Josh Phelps, R (1, 10) OBP: 0.374, SLG: 0.462		HR	HR		F7					3	2	1	2	1	0	0												
Greg Myers, L (1, 2) OBP: 0.327, SLG: 0.424										4	2	2	1	1	0	0												
Orlando Hudson, S (1, 4) OBP: 0.327, SLG: 0.382										5	2	2	4	0	1	2												
Jayson Werth, R (1, 9) OBP: 0.263, SLG: 0.500										5	2	3	3	0	2	0												
Chris Woodward, R (1, 6) OBP: 0.350, SLG: 0.404										5	1	3	1	0	0	1												
Inning Stats	R: 0 E: 0 K: 1 S: 8	H: 0 LOB: 0 BB: 0 P: 14	R: 5 E: 0 K: 1 S: 18	H: 4 LOB: 1 BB: 1 P: 30	R: 4 E: 0 K: 1 S: 20	H: 4 LOB: 1 BB: 1 P: 36	R: 1 E: 0 K: 0 S: 11	H: 1 LOB: 0 BB: 0 P: 15	R: 5 E: 0 K: 1 S: 26	H: 5 LOB: 2 BB: 1 P: 39	R: 0 E: 0 K: 0 S: 5	H: 1 LOB: 0 BB: 0 P: 10	R: 0 E: 0 K: 0 S: 7	H: 0 LOB: 0 BB: 0 P: 9	R: 0 E: 0 K: 0 S: 4	H: 0 LOB: 0 BB: 0 P: 4	R: 0 E: 0 K: 1 S: 9	H: 2 LOB: 1 BB: 0 P: 13	1B: 7 2B: 5 3B: 0 HR: 5	SF: 0 SAC: 0 DP: 2 HBP: 1	WP: 0 PB: 0 SB: 0 CS: 0	PA: 47						
PITCHER	IP	WLS	BF	H	R	ER	SO	BB	IBB	HBP	BLK	WP	HR	S	P	ERA	WHIP											
Colby Lewis, R (1, 1) ERA: 7.52	2.0	L	13	5	6	6	2	1	0	1	0	0	0	3	27	46	27.00	3.000										
Esteban Yan, R (3, 1) ERA: 7.71	2.0		11	4	4	4	1	1	0	0	0	0	2	30	49	18.00	2.500											
Jay Powell, R (5, 1) ERA: 13.06	2.0		13	6	5	5	1	1	0	0	0	0	0	31	49	22.50	3.500											
Brian Shouse, L (7, 1) ERA: 0.87	2.0		6	0	0	0	0	0	0	0	0	0	0	11	13	0.00	0.000											
R.A. Dickey, R (9, 1) ERA: 2.63	1.0		4	2	0	0	1	0	0	0	0	0	0	9	13	0.00	2.000											

Batter	1	2	3	4	5	6	7	8	9	AB	R	H	RBI	BB	SO	LOB	BOTTOM										
Carl Everett, S (1, 7) OBP: 0.393, SLG: 0.752	P2									4	1	1	4	0	0	0	<p>Toronto Blue Jays @ Texas Rangers The Ballpark at Arlington, Arlington, TX Tue May 06 2003, 8:05 PM EDT Att: 20,092 - Cloudy - 82 F</p> <p>livebaseballscorecards.com</p> <p>AB 34 R 5 H 7 RBI 5 BB 1 SO 6 LOB 8</p> 										
9 Hank Blalock, L (1, 5) OBP: 0.427, SLG: 0.620		HR								3	1	2	1	1	0	0											
Alex Rodriguez, R (1, 6) OBP: 0.427, SLG: 0.656										3	0	1	0	0	0	2											
15 Gerald Laird, R (7, 2) OBP: 1.000, SLG: 2.000										1	0	1	0	0	0	0											
Rafael Palmeiro, L (1, 3) OBP: 0.386, SLG: 0.533										2	0	0	0	0	1	1											
23 Mark Teixeira, S (6, PH) OBP: 0.292, SLG: 0.333	K									2	0	0	0	0	0	2											
Juan Gonzalez, R (1, 9) OBP: 0.316, SLG: 0.568										2	0	0	0	0	2	1											
Ruben Sierra, S (6, 9) OBP: 0.325, SLG: 0.400	K									2	0	0	0	0	1	1											
Mike Lamb, L (1, 10) OBP: 0.188, SLG: 0.143										4	0	0	0	0	0	1											
Ryan Christenson, R (1, 8) OBP: 0.309, SLG: 0.275										4	0	0	0	0	1	0											
Einar Diaz, R (1, 2) OBP: 0.275, SLG: 0.311										1	1	0	0	0	0	0											
Donnie Sadler, R (7, 6) OBP: 0.275, SLG: 0.311										2	0	0	0	0	1	0											
10 Michael Young, R (1, 4) OBP: 0.352, SLG: 0.449										4	2	2	0	0	0	0											
Inning Stats	R: 1 E: 0 K: 2 S: 18	H: 2 LOB: 1 BB: 0 P: 23	R: 3 E: 0 K: 0 S: 14	H: 2 LOB: 1 BB: 1 P: 24	R: 0 E: 0 K: 1 S: 8	H: 0 LOB: 0 BB: 0 P: 9	R: 0 E: 0 K: 1 S: 8	H: 0 LOB: 0 BB: 0 P: 11	R: 0 E: 0 K: 0 S: 12	H: 1 LOB: 1 BB: 0 P: 17	R: 0 E: 0 K: 0 S: 6	H: 0 LOB: 0 BB: 0 P: 7	R: 1 E: 0 K: 1 S: 11	H: 1 LOB: 0 BB: 0 P: 14	R: 0 E: 0 K: 1 S: 10	H: 1 LOB: 1 BB: 0 P: 16	R: 0 E: 0 K: 0 S: 7	H: 0 LOB: 0 BB: 0 P: 8	1B: 2 2B: 2 3B: 1 HR: 2	SF: 0 SAC: 0 DP: 0 HBP: 1	WP: 0 PB: 0 SB: 1 CS: 0	PA: 36					
PITCHER	IP	WLS	BF	H	R	ER	SO	BB	IBB	HBP	BLK	WP	HR	S	P	ERA	WHIP										
32 Roy Halladay, R (1, 1) ERA: 5.13	7.0	W	29	6	5	5	5	1	0	1	0	0	0	10	16	0.00	1.000										
Doug Creek, L (8, 1) ERA: 3.27	1.0		4	1	0	0	1	0	0	0	0	0	0	7	8	0.00	0.000										
Jeff Tam, R (9, 1) ERA: 5.94	1.0		3	0	0	0	0	0	0	0	0	0	0	7	8	0.00	0.000										

Batter	1	2	3	4	5	6	7	8	9	AB	R	H	RBI	BB	SO	LOB	TOP										
Shannon Stewart, R OBP: 0.361, SLG: 0.425										5	1	1	0	0	0	3											
Frank Catalanotto, L OBP: 0.364, SLG: 0.508										5	1	2	1	0	1	2											
10 Vernon Wells, R OBP: 0.316, SLG: 0.510										3	0	1	2	1	1	1											
Carlos Delgado, L OBP: 0.490, SLG: 0.748										2	1	1	1	2	1	1											
Josh Phelps, R OBP: 0.364, SLG: 0.447										4	0	0	0	0	3	5											
Eric Hinske, L OBP: 0.296, SLG: 0.369										3	0	0	0	1	1	0											
Tom Wilson, R OBP: 0.356, SLG: 0.453										3	0	1	0	0	1	1											
Greg Myers, L OBP: 0.377, SLG: 0.417										1	0	0	0	0	1	0											
Orlando Hudson, S OBP: 0.324, SLG: 0.387										4	0	1	0	0	0	1											
Chris Woodward, R OBP: 0.346, SLG: 0.398										4	1	1	0	0	1	1											
Inning Stats	R: 3 E: 0 K: 2 S: 14	H: 3 LOB: 0 BB: 0 P: 22	R: 0 E: 0 K: 0 S: 9	H: 1 LOB: 1 BB: 0 P: 17	R: 0 E: 0 K: 2 S: 12	H: 0 LOB: 1 BB: 1 P: 21	R: 0 E: 0 K: 1 S: 7	H: 0 LOB: 0 BB: 0 P: 11	R: 0 E: 0 K: 1 S: 8	H: 1 LOB: 1 BB: 0 P: 13	R: 0 E: 0 K: 0 S: 8	H: 0 LOB: 1 BB: 2 P: 17	R: 1 E: 0 K: 2 S: 14	H: 3 LOB: 3 BB: 1 P: 25	R: 0 E: 0 K: 1 S: 8	H: 0 LOB: 0 BB: 0 P: 15	R: 0 E: 0 K: 1 S: 10	H: 0 LOB: 0 BB: 0 P: 14	1B: 3 2B: 3 3B: 1 HR: 1	SF: 0 SAC: 0 DP: 1 HBP: 0	WP: 0 PB: 0 SB: 0 CS: 0	PA: 38					
PITCHER	IP	WLS	BF	H	R	ER	SO	BB	IBB	HBP	BLK	WP	HR	S	P	ERA	WHIP										
53 Joaquin Benoit, R ERA: 6.1	5.0		21	5	3	3	6	1	0	0	0	0	1	50	84	5.40	1.200										
Aaron Fultz, L ERA: 2.33	1.2	W	8	2	1	1	1	2	0	0	0	0	0	16	30	5.40	2.400										
Francisco Cordero, R ERA: 2.75	1.1	H	6	1	0	0	2	0	1	0	0	0	0	14	27	0.00	0.750										
Ugueth Urbina, R ERA: 1.88	1.0	S	3	0	0	0	1	0	0	0	0	0	0	10	14	0.00	0.000										

Toronto Blue Jays @ Texas Rangers
The Ballpark at Arlington, Arlington, TX
Wed May 07 2003, 8:05 PM EDT
Att: 18,508 - Sunny - 86 F

livebaseballscorecards.com

AB 34
R 4
H 8
RBI 4
BB 4
SO 10
LOB 15

Batter	1	2	3	4	5	6	7	8	9	AB	R	H	RBI	BB	SO	LOB	BOTTOM										
Carl Everett, S OBP: 0.397, SLG: 0.738										2	1	0	0	2	0	2											
9 Hank Blalock, L OBP: 0.421, SLG: 0.606										4	0	1	1	0	0	1											
Alex Rodriguez, R OBP: 0.422, SLG: 0.667										4	1	1	1	0	2	2											
Rafael Palmeiro, L OBP: 0.374, SLG: 0.514										4	0	0	0	0	1	1											
Juan Gonzalez, R OBP: 0.328, SLG: 0.605										4	2	3	1	0	1	0											
Donnie Sadler, R OBP: 0.328, SLG: 0.397										3	1	1	0	0	0	1											
Ryan Christenson, R OBP: 0.305, SLG: 0.271										1	0	0	0	0	1	1											
23 Mark Teixeira, S OBP: 0.293, SLG: 0.361										3	0	2	2	0	1	1											
Einar Diaz, R OBP: 0.286, SLG: 0.312										3	0	1	0	0	0	2											
10 Michael Young, R OBP: 0.352, SLG: 0.442										2	0	0	0	1	0	2											
Inning Stats	R: 1 E: 0 K: 0 S: 7	H: 1 LOB: 1 BB: 1 P: 13	R: 1 E: 0 K: 0 S: 20	H: 2 LOB: 2 BB: 1 P: 33	R: 0 E: 0 K: 1 S: 6	H: 0 LOB: 0 BB: 0 P: 10	R: 1 E: 0 K: 0 S: 10	H: 2 LOB: 0 BB: 0 P: 14	R: 0 E: 0 K: 0 S: 8	H: 0 LOB: 0 BB: 0 P: 13	R: 2 E: 0 K: 1 S: 19	H: 3 LOB: 2 BB: 0 P: 33	R: 0 E: 0 K: 2 S: 13	H: 0 LOB: 1 BB: 1 P: 19	R: 0 E: 0 K: 2 S: 10	H: 1 LOB: 1 BB: 0 P: 15	1B: 5 2B: 2 3B: 0 HR: 2	SF: 1 SAC: 0 DP: 1 HBP: 1	WP: 1 PB: 0 SB: 1 CS: 1	PA: 35							
PITCHER	IP	WLS	BF	H	R	ER	SO	BB	IBB	HBP	BLK	WP	HR	S	P	ERA	WHIP										
Tanyon Sturtze, R ERA: 5.92	5.2	L	25	8	5	5	2	2	0	0	0	0	0	3	7	0.00	0.000										
Jeff Tam, R ERA: 5.82	0.1		2	0	0	0	0	0	0	1	0	0	0	3	7	0.00	0.000										
Doug Creek, L ERA: 3.18	0.1		2	0	0	0	0	1	0	0	0	0	0	6	10	0.00	3.000										
Aquilino Lopez, R ERA: 4.61	1.2		6	1	0	0	4	0	0	0	0	0	0	17	24	0.00	0.600										

Toronto Blue Jays @ Texas Rangers
The Ballpark at Arlington, Arlington, TX
Wed May 07 2003, 8:05 PM EDT
Att: 18,508 - Sunny - 86 F

livebaseballscorecards.com

AB 30
R 5
H 9
RBI 5
BB 3
SO 6
LOB 13

Batter	1	2	3	4	5	6	7	8	9	AB	R	H	RBI	BB	SO	LOB	TOP									
Shannon Stewart, R OBP: 0.374, SLG: 0.449	2-2 1B	0-0 HR			4-0 E BB	0-0 P3-1		4-1 FC6-4 BB		3	2	2	3	2	0	0										
Frank Catalanotto, L OBP: 0.358, SLG: 0.504	1-0 P5	1-0 G6-3			3-3 SAFE K	1-2 K	1-2 1B 2B	1-1 F7		5	1	1	0	0	1	3										
10 Vernon Wells, R OBP: 0.307, SLG: 0.493	2-2 P3				0-3 K	0-2 P4	0-2 SAFE P4	2-0 FC6-4		5	0	0	0	0	1	4										
Carlos Delgado, L OBP: 0.473, SLG: 0.717	0-0 G4-3				2-2 E5 2B		1-1 P6		3-2 F7	5	1	0	0	0	0	2										
Greg Myers, L OBP: 0.397, SLG: 0.500		1-0 HR			1-1 2B		3-2 1B		2-2 F9	4	2	3	3	0	0	0										
Tom Wilson, R OBP: 0.351, SLG: 0.446					1-1 2B		2-1 2B		0-2 F9	1	0	0	0	0	0	0										
Eric Hinske, L OBP: 0.314, SLG: 0.392		4-1 FC1-5 S BB			2-1 2B		4-0 1B		0-2 F9	3	0	2	1	2	0	0										
Jayson Werth, R OBP: 0.261, SLG: 0.455		0-3 K			2-2 G5-3		0-0 1B			4	0	1	0	0	2	3										
Dave Berg, R OBP: 0.346, SLG: 0.520		1-0 FC1-5-6 1B HR			0-1 F8		2-2 P4		1-0 P3-1	4	1	0	0	0	0	5										
Mike Bordick, R OBP: 0.340, SLG: 0.391		3-2 HR 1B			3-3 K		1-0 G6-3		0-1 F9	4	1	1	0	0	1	1										
Inning Stats	R: 0 E: 0 K: 0 S: 8	H: 1 LOB: 1 BB: 0 P: 13	R: 4 E: 0 K: 1 S: 11	H: 3 LOB: 0 BB: 1 P: 21	R: 0 E: 0 K: 0 S: 11	H: 0 LOB: 0 BB: 0 P: 15	R: 0 E: 0 K: 1 S: 12	H: 1 LOB: 1 BB: 0 P: 19	R: 3 E: 1 K: 3 S: 19	H: 2 LOB: 1 BB: 1 P: 33	R: 0 E: 0 K: 0 S: 5	H: 0 LOB: 0 BB: 0 P: 8	R: 1 E: 0 K: 0 S: 13	H: 3 LOB: 3 BB: 1 P: 23	R: 0 E: 0 K: 0 S: 6	H: 0 LOB: 1 BB: 1 P: 13	R: 0 E: 0 K: 0 S: 11	H: 0 LOB: 0 BB: 0 P: 16	1B: 4 2B: 4 3B: 0 HR: 2	SF: 0 SAC: 0 DP: 0 HBP: 0	WP: 0 PB: 0 SB: 2 CS: 0	PA: 42				
PITCHER	IP WLS BF H R ER SO BB IBB HBP BLK WP HR S P ERA WHIP	IP WLS BF H R ER SO BB IBB HBP BLK WP HR S P ERA WHIP	IP WLS BF H R ER SO BB IBB HBP BLK WP HR S P ERA WHIP	IP WLS BF H R ER SO BB IBB HBP BLK WP HR S P ERA WHIP	IP WLS BF H R ER SO BB IBB HBP BLK WP HR S P ERA WHIP	IP WLS BF H R ER SO BB IBB HBP BLK WP HR S P ERA WHIP	IP WLS BF H R ER SO BB IBB HBP BLK WP HR S P ERA WHIP	IP WLS BF H R ER SO BB IBB HBP BLK WP HR S P ERA WHIP	IP WLS BF H R ER SO BB IBB HBP BLK WP HR S P ERA WHIP	IP WLS BF H R ER SO BB IBB HBP BLK WP HR S P ERA WHIP	IP WLS BF H R ER SO BB IBB HBP BLK WP HR S P ERA WHIP	IP WLS BF H R ER SO BB IBB HBP BLK WP HR S P ERA WHIP	IP WLS BF H R ER SO BB IBB HBP BLK WP HR S P ERA WHIP	IP WLS BF H R ER SO BB IBB HBP BLK WP HR S P ERA WHIP	IP WLS BF H R ER SO BB IBB HBP BLK WP HR S P ERA WHIP	IP WLS BF H R ER SO BB IBB HBP BLK WP HR S P ERA WHIP	IP WLS BF H R ER SO BB IBB HBP BLK WP HR S P ERA WHIP	IP WLS BF H R ER SO BB IBB HBP BLK WP HR S P ERA WHIP	IP WLS BF H R ER SO BB IBB HBP BLK WP HR S P ERA WHIP	IP WLS BF H R ER SO BB IBB HBP BLK WP HR S P ERA WHIP	IP WLS BF H R ER SO BB IBB HBP BLK WP HR S P ERA WHIP	IP WLS BF H R ER SO BB IBB HBP BLK WP HR S P ERA WHIP	IP WLS BF H R ER SO BB IBB HBP BLK WP HR S P ERA WHIP	IP WLS BF H R ER SO BB IBB HBP BLK WP HR S P ERA WHIP	IP WLS BF H R ER SO BB IBB HBP BLK WP HR S P ERA WHIP	IP WLS BF H R ER SO BB IBB HBP BLK WP HR S P ERA WHIP

Toronto Blue Jays @ Texas Rangers
The Ballpark at Arlington, Arlington, TX
Thu May 08 2003, 2:05 PM EDT
Att: 20,177 - Overcast - 83 F

AB	38
R	8
H	10
RBI	7
BB	4
SO	5
LOB	18



Batter	1	2	3	4	5	6	7	8	9	AB	R	H	RBI	BB	SO	LOB	BOTTOM									
Carl Everett, S OBP: 0.405, SLG: 0.748	2-3 K		0-1 1B 2B		3-2 SF8		0-1 FC5-4 1B		1-1 G6-3 PB 1B	4	1	3	2	0	1	0										
9 Hank Blalock, L OBP: 0.412, SLG: 0.587	1-1 G4-3 1B		3-1 F7		3-1 F9		1-1 FC5-4 G6-4-3 1B		3-1 F8	5	0	1	0	0	0	4										
Alex Rodriguez, R OBP: 0.414, SLG: 0.649	3-2 G4-3 1-2		0-0 2H 1B		0-0 P4		0-2 G6-4-3 1-2		0-1 G6-3 1-3	5	0	1	1	0	0	4										
Rafael Palmeiro, L OBP: 0.368, SLG: 0.526	2-2 G3-1		0-1 F9		1-3 K		2-1 HR		3-3 K	5	1	1	1	0	2	3										
Juan Gonzalez, R OBP: 0.326, SLG: 0.602		1-2 P6			0-1 F7		2-2 2B		2-2 F7	4	0	1	0	0	0	0										
Ruben Sierra, S OBP: 0.333, SLG: 0.395		4-0 23 WP BB			1-1 G3-1		0-1 F8		0-0 1B	3	0	1	0	1	0	1										
Ryan Christenson, R OBP: 0.305, SLG: 0.271										0	0	0	0	0	0	0										
23 Mark Teixeira, S OBP: 0.291, SLG: 0.368		2-3 K			2-0 G3		0-1 1B 10 1B 2B		1-3 K	4	1	1	0	0	2	2										
Einar Diaz, R OBP: 0.295, SLG: 0.333		2-1 L7			3-1 10 G4-3 SF8 2B		1-2 1B 10 1B 1B		0-2 F7	4	2	2	0	0	2											
10 Michael Young, R OBP: 0.356, SLG: 0.468			0-1 G5-3		0-1 G4-3		0-2 FC5-4 1B		1-2 HR	4	1	2	2	0	0	1										
Inning Stats	R: 0 E: 0 K: 1 S: 12	H: 1 LOB: 1 BB: 0 P: 20	R: 0 E: 0 K: 1 S: 8	H: 0 LOB: 1 BB: 1 P: 17	R: 1 E: 0 K: 0 S: 9	H: 2 LOB: 0 BB: 0 P: 12	R: 0 E: 0 K: 0 S: 5	H: 0 LOB: 0 BB: 0 P: 8	R: 1 E: 0 K: 0 S: 9	H: 1 LOB: 1 BB: 0 P: 12	R: 2 E: 0 K: 0 S: 17	H: 4 LOB: 1 BB: 0 P: 19	R: 1 E: 0 K: 1 S: 12	H: 2 LOB: 1 BB: 0 P: 17	R: 1 E: 0 K: 1 S: 12	H: 2 LOB: 1 BB: 0 P: 20	1B: 7 2B: 4 3B: 0 HR: 2	SF: 1 SAC: 0 DP: 1 HBP: 0	WP: 1 PB: 1 SB: 0 CS: 0	PA: 40						
PITCHER	IP WLS BF H R ER SO BB IBB HBP BLK WP HR S P ERA WHIP	IP WLS BF H R ER SO BB IBB HBP BLK WP HR S P ERA WHIP	IP WLS BF H R ER SO BB IBB HBP BLK WP HR S P ERA WHIP	IP WLS BF H R ER SO BB IBB HBP BLK WP HR S P ERA WHIP	IP WLS BF H R ER SO BB IBB HBP BLK WP HR S P ERA WHIP	IP WLS BF H R ER SO BB IBB HBP BLK WP HR S P ERA WHIP	IP WLS BF H R ER SO BB IBB HBP BLK WP HR S P ERA WHIP	IP WLS BF H R ER SO BB IBB HBP BLK WP HR S P ERA WHIP	IP WLS BF H R ER SO BB IBB HBP BLK WP HR S P ERA WHIP	IP WLS BF H R ER SO BB IBB HBP BLK WP HR S P ERA WHIP	IP WLS BF H R ER SO BB IBB HBP BLK WP HR S P ERA WHIP	IP WLS BF H R ER SO BB IBB HBP BLK WP HR S P ERA WHIP	IP WLS BF H R ER SO BB IBB HBP BLK WP HR S P ERA WHIP	IP WLS BF H R ER SO BB IBB HBP BLK WP HR S P ERA WHIP	IP WLS BF H R ER SO BB IBB HBP BLK WP HR S P ERA WHIP	IP WLS BF H R ER SO BB IBB HBP BLK WP HR S P ERA WHIP	IP WLS BF H R ER SO BB IBB HBP BLK WP HR S P ERA WHIP	IP WLS BF H R ER SO BB IBB HBP BLK WP HR S P ERA WHIP	IP WLS BF H R ER SO BB IBB HBP BLK WP HR S P ERA WHIP	IP WLS BF H R ER SO BB IBB HBP BLK WP HR S P ERA WHIP	IP WLS BF H R ER SO BB IBB HBP BLK WP HR S P ERA WHIP	IP WLS BF H R ER SO BB IBB HBP BLK WP HR S P ERA WHIP	IP WLS BF H R ER SO BB IBB HBP BLK WP HR S P ERA WHIP	IP WLS BF H R ER SO BB IBB HBP BLK WP HR S P ERA WHIP	IP WLS BF H R ER SO BB IBB HBP BLK WP HR S P ERA WHIP	IP WLS BF H R ER SO BB IBB HBP BLK WP HR S P ERA WHIP

Toronto Blue Jays @ Texas Rangers
The Ballpark at Arlington, Arlington, TX
Thu May 08 2003, 2:05 PM EDT
Att: 20,177 - Overcast - 83 F

AB	38
R	6
H	13
RBI	6
BB	1
SO	5
LOB	17



Batter	1	2	3	4	5	6	7	8	9	AB	R	H	RBI	BB	SO	LOB	TOP										
Matt Lawton, L (1, 7) OBP: 0.308, SLG: 0.386	G6-3	K	K			HR		2B		5	1	2	2	0	2	3	Cleveland Indians @ Texas Rangers The Ballpark at Arlington, Arlington, TX Fri May 09 2003, 8:05 PM EDT Att: 25,106 - Cloudy - 84 F										
Omar Vizquel, S (1, 6) OBP: 0.352, SLG: 0.400	1B		1B	1B	1B	CS		G3-1		5	2	4	0	0	0	0											
Milton Bradley, S (1, 8) OBP: 0.444, SLG: 0.593	G6-4-3		1B	FC4-6	FC4-6	K		BB		4	0	2	1	1	1	2											
Ellis Burks, R (1, 10) OBP: 0.368, SLG: 0.479	G6-4-3		FC5-4	FC5-4	K					3	1	0	0	0	1	4											
Bill Selby, L (6, PH) OBP: 0.114, SLG: 0.063	G6-4-3		FC5-4	FC5-4	K			K		2	0	0	0	0	1	1											
Shane Spencer, R (1, 9) OBP: 0.283, SLG: 0.367	G6-3		4B	1B	K					5	1	1	1	0	2	1											
48 Travis Hafner, L (1, 3) OBP: 0.280, SLG: 0.392	2B		2B							1	2	1	1	0	0	0											
John McDonald, R (3, 5) OBP: 0.340, SLG: 0.467	HBP		2B		1B					3	0	1	0	0	1	0											
Tim Laker, R (1, 2) OBP: 0.346, SLG: 0.348	P5		FC5		K			G4-3		5	0	1	2	0	2	3											
Casey Blake, R (1, 5) OBP: 0.291, SLG: 0.394	2B		FC5		K					3	1	2	1	1	0	1											
Brandon Phillips, R (1, 4) OBP: 0.245, SLG: 0.333	2B		FC5		G6-3			2B		4	1	2	1	0	0	3											
Inning Stats	R: 1 E: 0 K: 0 S: 8	H: 2 LOB: 0 BB: 0 P: 12	R: 2 E: 0 K: 1 S: 15	H: 2 LOB: 1 BB: 0 P: 25	R: 4 E: 0 K: 1 S: 16	H: 5 LOB: 2 BB: 1 P: 28	R: 0 E: 0 K: 2 S: 8	H: 1 LOB: 1 BB: 0 P: 11	R: 0 E: 0 K: 1 S: 13	H: 2 LOB: 0 BB: 0 P: 13	R: 1 E: 0 K: 1 S: 13	H: 2 LOB: 1 BB: 0 P: 22	R: 0 E: 1 K: 2 S: 11	H: 0 LOB: 1 BB: 0 P: 15	R: 1 E: 0 K: 1 S: 12	H: 2 LOB: 1 BB: 1 P: 21	R: 0 E: 0 K: 1 S: 8	H: 0 LOB: 0 BB: 0 P: 11	1B: 8 2B: 8 3B: 0 HR: 1	SF: 0 SAC: 0 DP: 2 HBP: 1	WP: 0 PB: 0 SB: 1 CS: 1	PA: 43					
PITCHER	IP	WLS	BF	H	R	ER	SO	BB	IBB	HBP	BLK	WP	HR	S	P	ERA	WHIP										
John Thomson, R (1, 1) ERA: 5.82	2.1	L	15	8	7	7	1	0	0	1	0	0	0	31	50	27.00	3.429										
R.A. Dickey, R (3, 1) ERA: 2.5	3.2		16	6	1	1	5	1	0	0	0	0	1	37	61	2.46	1.909										
Esteban Yan, R (7, 1) ERA: 7.06	3.0		12	2	1	1	4	1	0	0	0	0	0	31	47	3.00	1.000										

Batter	1	2	3	4	5	6	7	8	9	AB	R	H	RBI	BB	SO	LOB	BOTTOM										
Carl Everett, S (1, 7) OBP: 0.408, SLG: 0.735	FC6-4		L9		G3					2	1	0	0	1	0	1	Cleveland Indians @ Texas Rangers The Ballpark at Arlington, Arlington, TX Fri May 09 2003, 8:05 PM EDT Att: 25,106 - Cloudy - 84 F										
23 Mark Teixeira, S (9, PH) OBP: 0.299, SLG: 0.368	HBP				1B					0	1	0	0	1	0	0											
9 Hank Blalock, L (1, 5) OBP: 0.419, SLG: 0.588	FC6-4		1B		G6-3					5	1	3	1	0	1	2											
Alex Rodriguez, R (1, 6) OBP: 0.417, SLG: 0.642	1B		1B		2B					3	0	1	0	1	1	2											
Donnie Sadler, R (9, 6) OBP: 0.286, SLG: 0.167	FC6-4		1B		K					1	1	1	1	0	0	0											
Rafael Palmeiro, L (1, 3) OBP: 0.383, SLG: 0.543	SF8		1B							2	0	2	3	2	0	0											
Juan Gonzalez, R (1, 9) OBP: 0.315, SLG: 0.580	FC5-4		1B		G6-4-3					5	0	0	0	0	2	8											
Mike Lamb, L (1, 10) OBP: 0.150, SLG: 0.111					G4-3					4	0	0	0	0	0	3											
Ryan Christenson, R (1, 8) OBP: 0.291, SLG: 0.257	G5-3				G6-3					4	0	0	0	0	1	2											
Einar Diaz, R (1, 2) OBP: 0.297, SLG: 0.333	1B				G6-3					3	0	1	0	0	0	0											
15 Gerald Laird, R (9, 2) OBP: 1.000, SLG: 1.500					G6-3					1	0	1	0	0	0	0											
10 Michael Young, R (1, 4) OBP: 0.360, SLG: 0.469	G4-3				G6-3					4	1	2	0	0	0	2											
Inning Stats	R: 1 E: 0 K: 0 S: 10	H: 1 LOB: 1 BB: 0 P: 13	R: 0 E: 0 K: 0 S: 9	H: 1 LOB: 1 BB: 0 P: 14	R: 0 E: 0 K: 0 S: 9	H: 2 LOB: 2 BB: 1 P: 16	R: 0 E: 0 K: 0 S: 5	H: 0 LOB: 0 BB: 0 P: 10	R: 1 E: 0 K: 1 S: 11	H: 1 LOB: 0 BB: 0 P: 21	R: 0 E: 0 K: 0 S: 6	H: 1 LOB: 2 BB: 1 P: 8	R: 0 E: 0 K: 2 S: 13	H: 1 LOB: 2 BB: 1 P: 22	R: 0 E: 0 K: 1 S: 19	H: 0 LOB: 2 BB: 2 P: 32	R: 3 E: 0 K: 1 S: 22	H: 4 LOB: 1 BB: 1 P: 35	1B: 10 2B: 1 3B: 0 HR: 0	SF: 1 SAC: 0 DP: 3 HBP: 1	WP: 1 PB: 0 SB: 0 CS: 0	PA: 41					
PITCHER	IP	WLS	BF	H	R	ER	SO	BB	IBB	HBP	BLK	WP	HR	S	P	ERA	WHIP										
37 Jake Westbrook, R (1, 1) ERA: 3.0	6.2	W	27	7	2	2	2	1	0	1	0	0	0	58	94	2.70	1.200										
53 Carl Sadler, L (7, 1) ERA: 2.35	0.1		2	0	0	0	1	1	0	0	0	0	0	5	10	0.00	3.000										
Dave Elder, R (8, 1) ERA: 40.5	0.0		2	0	0	0	0	2	0	0	0	0	0	8	16	∞	∞										
David Riske, R (8, 1) ERA: 3.78	1.0		3	0	0	0	1	0	0	0	0	0	0	11	16	0.00	0.000										
Terry Mulholland, L (9, 1) ERA: 3.6	1.0		7	4	3	3	1	1	0	0	0	0	0	22	35	27.00	5.000										

AB	40
R	9
H	16
RBI	9
BB	2
SO	10
LOB	18

AB	34
R	5
H	11
RBI	5
BB	5
SO	5
LOB	20



Batter	1	2	3	4	5	6	7	8	9	AB	R	H	RBI	BB	SO	LOB	TOP								
Matt Lawton, L (1, 7) OBP: 0.299, SLG: 0.373 John McDonald, R (8, 5) OBP: 0.333, SLG: 0.457	G3-1		FC1-2 2B	F7		G6-4-3			F9	4	1	0	0	0	0	4									
Omar Vizquel, S (1, 6) OBP: 0.353, SLG: 0.407	K		FC6-4 1B	E			F8		G4-3	5	0	2	2	0	1	0									
Milton Bradley, S (1, 8) OBP: 0.433, SLG: 0.567	G3-1		FC6-4 BB	E5			G6-3		K	4	0	0	0	1	1	1									
Ellis Burks, R (1, 10) OBP: 0.358, SLG: 0.463		G6-3	FC6-4 2B	K			L7			4	0	0	0	0	1	4									
Shane Spencer, R (1, 3) OBP: 0.300, SLG: 0.376 (8, 7)		1B		2B 1B BB			K		FC1-6 1B	3	1	2	0	1	1	0									
Jody Gerut, L (1, 9) OBP: 0.243, SLG: 0.389	F7		1B	1B 2B			K		FC1-6 FC3-6 1-2F	4	1	1	0	0	1	2									
Josh Bard, S (1, 2) OBP: 0.310, SLG: 0.291	K		F7 1B	G6-3			G6-3		FC3-6 2B 1-2F	4	2	1	1	0	1	2									
Casey Blake, R (1, 5) OBP: 0.299, SLG: 0.408 (8, 3)			F8	K			G6-4-3 1B		1-2F 2B	4	0	2	1	0	1	2									
Brandon Phillips, R (1, 4) OBP: 0.255, SLG: 0.349			BLK FC1-2 2B	1B E 1B			F8		K	4	1	2	1	0	1	2									
Inning Stats	R: 0 E: 0 K: 1 S: 6	H: 0 LOB: 0 BB: 0 P: 10	R: 0 E: 0 K: 1 S: 8	H: 1 LOB: 1 BB: 0 P: 14	R: 1 E: 0 K: 0 S: 16	H: 2 LOB: 2 BB: 1 P: 26	R: 4 E: 1 K: 2 S: 18	H: 4 LOB: 2 BB: 1 P: 30	R: 0 E: 0 K: 2 S: 10	H: 0 LOB: 0 BB: 0 P: 14	R: 0 E: 0 K: 0 S: 7	H: 1 LOB: 0 BB: 0 P: 12	R: 0 E: 0 K: 0 S: 7	H: 0 LOB: 0 BB: 0 P: 12	R: 1 E: 0 K: 1 S: 17	H: 2 LOB: 1 BB: 0 P: 27	R: 0 E: 0 K: 1 S: 7	H: 0 LOB: 0 BB: 0 P: 10	1B: 6 2B: 4 3B: 0 HR: 0	SF: 0 SAC: 0 DP: 1 HBP: 0	WP: 0 PB: 0 SB: 0 CS: 0	PA: 39			
PITCHER	IP	WLS	BF	H	R	ER	SO	BB	IBB	HBP	BLK	WP	HR	S	P	ERA	WHIP								
Alan Benes, R (1, 1) ERA: 4.63	3.1	L	18	6	5	4	3	2	0	0	1	0	0	40	68	10.80	2.400								
Todd Van Poppel, R (4, 1) ERA: 4.32	2.0		9	2	0	0	3	0	0	0	0	0	0	22	33	0.00	1.000								
Brian Shouse, L (6, 1) ERA: 1.42	2.1		7	1	1	1	0	0	0	0	0	0	0	20	31	3.86	0.429								
Jay Powell, R (8, 1) ERA: 11.57	0.1		2	1	0	0	1	0	0	0	0	0	0	7	13	0.00	3.000								
Francisco Cordero, R (9, 1) ERA: 2.98	1.0		3	0	0	0	1	0	0	0	0	0	0	7	10	0.00	0.000								

Cleveland Indians @ Texas Rangers
The Ballpark at Arlington, Arlington, TX
Sat May 10 2003, 8:05 PM EDT
Att. 43,484 - Overcast - 82 F

AB 37
R 6
H 10
RBI 5
BB 2
SO 8
LOB 17



Batter	1	2	3	4	5	6	7	8	9	AB	R	H	RBI	BB	SO	LOB	BOTTOM								
Carl Everett, S (1, 7) OBP: 0.415, SLG: 0.724	2B BB	F7			10 2B 1B		P4		10 FC3-6 BB	3	2	1	0	2	0	2									
10 Michael Young, R (1, 4) OBP: 0.355, SLG: 0.466	L6		K		1B 1B 2B		G5-3		FC3-6 1-2F	5	0	1	1	0	1	2									
Alex Rodriguez, R (1, 6) OBP: 0.416, SLG: 0.641	1-2F 2B		L9		1B 2B 1B				F9	5	0	2	1	0	1	1									
Juan Gonzalez, R (1, 9) OBP: 0.320, SLG: 0.582	P3		BB		P6				2B 2B	3	1	1	0	1	0	3									
Herbert Perry, R (1, 3) OBP: 0.250, SLG: 0.500 Donnie Sadler, R (8, PR) OBP: 0.286, SLG: 0.167 (9, 5)	L7		P3		F9				23 1B 2B 2-H	4	0	1	1	0	0	4									
Rafael Palmeiro, L (1, 10) OBP: 0.379, SLG: 0.529	F8				L4		G3		23 1B BB	3	0	0	0	1	0	0									
23 Mark Teixeira, S (1, 5) OBP: 0.308, SLG: 0.375 (9, 3)		BB 1B			L5		P2		G4-3 1-2 2-H	4	0	2	1	0	0	0									
Einar Diaz, R (1, 2) OBP: 0.298, SLG: 0.326 Ruben Sierra, S (8, PH) OBP: 0.330, SLG: 0.350 15 Gerald Laird, R (9, 2) OBP: 1.000, SLG: 1.500		BB 1B			G4-3		F9		G4-3 1-2 2-H	2	0	0	0	1	0	0									
Ryan Christenson, R (1, 8) OBP: 0.278, SLG: 0.244	F8				K		K		F9	4	0	0	0	0	2	2									
Inning Stats	R: 1 E: 0 K: 0 S: 16	H: 1 LOB: 1 BB: 1 P: 24	R: 0 E: 0 K: 0 S: 11	H: 1 LOB: 2 BB: 1 P: 19	R: 0 E: 0 K: 1 S: 6	H: 0 LOB: 1 BB: 1 P: 15	R: 0 E: 0 K: 0 S: 5	H: 0 LOB: 0 BB: 0 P: 6	R: 1 E: 0 K: 1 S: 11	H: 3 LOB: 2 BB: 0 P: 17	R: 0 E: 0 K: 0 S: 5	H: 0 LOB: 0 BB: 0 P: 8	R: 0 E: 0 K: 1 S: 9	H: 0 LOB: 0 BB: 0 P: 13	R: 2 E: 0 K: 1 S: 13	H: 3 LOB: 1 BB: 1 P: 25	R: 0 E: 0 K: 0 S: 7	H: 0 LOB: 1 BB: 1 P: 12	1B: 4 2B: 4 3B: 0 HR: 0	SF: 0 SAC: 0 DP: 1 HBP: 0	WP: 0 PB: 0 SB: 0 CS: 0	PA: 39			
PITCHER	IP	WLS	BF	H	R	ER	SO	BB	IBB	HBP	BLK	WP	HR	S	P	ERA	WHIP								
CC Sabathia, L (1, 1) ERA: 3.06	7.0	W	29	5	2	2	3	3	0	0	0	0	0	63	102	2.57	1.143								
David Riske, R (8, 1) ERA: 4.79	0.1		3	2	2	2	1	0	0	0	0	0	0	8	12	54.00	6.000								
53 Carl Sadler, L (8, 1) ERA: 2.35	0.0		1	0	0	0	0	1	0	0	0	0	0	1	5	∞	∞								
Danys Baez, R (8, 1) ERA: 4.08	1.2	S	6	1	0	0	0	1	0	0	0	0	0	11	20	0.00	1.200								

Cleveland Indians @ Texas Rangers
The Ballpark at Arlington, Arlington, TX
Sat May 10 2003, 8:05 PM EDT
Att. 43,484 - Overcast - 82 F

AB 34
R 4
H 8
RBI 4
BB 5
SO 4
LOB 16



Batter	1	2	3	4	5	6	7	8	9	AB	R	H	RBI	BB	SO	LOB	TOP					
Matt Lawton, L (1, 10) OBP: 0.302, SLG: 0.393	F7	L9				P5			HR	4	1	1	1	1	0	2						
Omar Vizquel, S (1, 6) OBP: 0.351, SLG: 0.403	P4		G6-3			G3			2B	4	0	1	2	0	0	0						
John McDonald, R (8, 6) OBP: 0.347, SLG: 0.468									G3	1	1	1	0	0	0	0						
Milton Bradley, S (1, 8) OBP: 0.422, SLG: 0.543			G3	P2			P3		F8	4	0	0	0	1	0	3						
Shane Spencer, R (1, 7) OBP: 0.296, SLG: 0.377	G4-3		G5-3				G5-3		G3	5	1	1	0	0	1	1						
Jody Gerut, L (1, 9) OBP: 0.262, SLG: 0.415									F8	5	2	2	1	0	0	1						
Tim Laker, R (1, 2) OBP: 0.367, SLG: 0.519									G3	4	2	2	2	0	1	1						
Bill Selby, L (1, 5) OBP: 0.150, SLG: 0.111									2B	4	1	1	1	1	1	1						
Casey Blake, R (1, 3) OBP: 0.297, SLG: 0.396									HR	3	1	0	0	1	2	3						
Brandon Phillips, R (1, 4) OBP: 0.272, SLG: 0.367									P4	3	1	2	3	0	0	1						
Inning Stats	R: 0 E: 0 K: 0 S: 10	H: 0 LOB: 1 BB: 1 P: 17	R: 2 E: 0 K: 2 S: 17	H: 2 LOB: 1 BB: 1 P: 26	R: 0 E: 0 K: 0 S: 7	H: 0 LOB: 0 BB: 0 P: 13	R: 3 E: 0 K: 1 S: 14	H: 3 LOB: 2 BB: 2 P: 29	R: 0 E: 0 K: 1 S: 8	H: 0 LOB: 0 BB: 0 P: 15	R: 0 E: 0 K: 1 S: 10	H: 0 LOB: 0 BB: 0 P: 20	R: 0 E: 0 K: 0 S: 5	H: 0 LOB: 0 BB: 0 P: 6	R: 1 E: 0 K: 0 S: 10	H: 2 LOB: 1 BB: 0 P: 13	R: 4 E: 0 K: 0 S: 18	H: 4 LOB: 0 BB: 0 P: 25	1B: 4 2B: 5 3B: 0 HR: 2	SF: 0 SAC: 1 DP: 0 HBP: 1	WP: 0 PB: 0 SB: 0 CS: 0	PA: 43
PITCHER	IP	WLS	BF	H	R	ER	SO	BB	IBB	HBP	BLK	WP	HR	S	P	ERA	WHIP					
Colby Lewis, R (1, 1) ERA: 8.0	3.2		20	5	5	5	3	4	0	0	0	0	0	46	82	12.27	2.455					
53 Joaquin Benoit, R (4, 1) ERA: 5.11	2.0	W	7	0	0	0	2	0	0	1	0	0	0	18	34	0.00	0.000					
Aaron Fultz, L (6, 1) ERA: 2.08	1.1	H	4	0	0	0	0	0	0	0	0	0	0	7	10	0.00	0.000					
Jay Powell, R (8, 1) ERA: 11.37	1.0		5	2	1	1	0	0	0	0	0	0	0	10	13	9.00	2.000					
Ugueth Urbina, R (9, 1) ERA: 4.11	1.0		7	4	4	4	0	0	0	0	0	0	2	18	25	36.00	4.000					

Cleveland Indians @ Texas Rangers
The Ballpark at Arlington, Arlington, TX
Sun May 11 2003, 3:05 PM EDT
Att: 23,407 - Sunny - 71 F

AB 37
R 10
H 11
RBI 10
BB 4
SO 5
LOB 13



Batter	1	2	3	4	5	6	7	8	9	AB	R	H	RBI	BB	SO	LOB	BOTTOM					
Carl Everett, S (1, 8) OBP: 0.418, SLG: 0.736	G4-3								F8	5	3	2	3	1	1	3						
9 Hank Blalock, L (1, 5) OBP: 0.434, SLG: 0.597	G4-3									5	2	4	4	0	0	0						
Alex Rodriguez, R (1, 6) OBP: 0.416, SLG: 0.630	F8									4	0	1	1	1	1	3						
Ugueth Urbina, R (9, 1)										0	0	0	0	0	0	0						
Rafael Palmeiro, L (1, 3) OBP: 0.380, SLG: 0.556										5	2	2	3	0	0	5						
Herbert Perry, R (8, 3) OBP: 0.250, SLG: 0.500										0	0	0	0	0	0	0						
Juan Gonzalez, R (1, 9) OBP: 0.325, SLG: 0.586										4	0	2	1	0	1	0						
Donnie Sadler, R (7, PR) OBP: 0.250, SLG: 0.143										1	1	0	0	0	0	1						
Ruben Sierra, S (1, 7) ERA: 4.68										3	0	1	0	0	0	1						
Ryan Christenson, R (6, PR) OBP: 0.293, SLG: 0.313										2	3	2	2	0	0	0						
23 Mark Teixeira, S (1, 10) OBP: 0.323, SLG: 0.381										4	2	2	1	1	1	1						
15 Gerald Laird, R (1, 2) OBP: 0.571, SLG: 0.667										4	1	1	0	0	1	3						
10 Michael Young, R (1, 4) OBP: 0.363, SLG: 0.471										5	3	3	1	0	0	3						
Inning Stats	R: 0 E: 0 K: 0 S: 6	H: 0 LOB: 0 BB: 0 P: 12	R: 1 E: 0 K: 0 S: 7	H: 2 LOB: 0 BB: 0 P: 13	R: 2 E: 0 K: 1 S: 13	H: 3 LOB: 1 BB: 0 P: 22	R: 0 E: 0 K: 1 S: 6	H: 0 LOB: 0 BB: 0 P: 9	R: 4 E: 1 K: 1 S: 15	H: 4 LOB: 0 BB: 1 P: 28	R: 2 E: 0 K: 1 S: 17	H: 4 LOB: 3 BB: 1 P: 30	R: 7 E: 0 K: 1 S: 19	H: 6 LOB: 1 BB: 0 P: 31	R: 1 E: 0 K: 0 S: 12	H: 1 LOB: 1 BB: 1 P: 23	1B: 14 2B: 3 3B: 0 HR: 3	SF: 0 SAC: 0 DP: 2 HBP: 1	WP: 1 PB: 0 SB: 1 CS: 0	PA: 46		
PITCHER	IP	WLS	BF	H	R	ER	SO	BB	IBB	HBP	BLK	WP	HR	S	P	ERA	WHIP					
Ricardo Rodriguez, R (1, 1) ERA: 4.68	4.0	L	21	9	7	6	2	1	0	0	0	0	0	23	40	9.00	2.500					
Billy Traber, L (5, 1) ERA: 4.05	2.0		10	4	2	2	2	1	0	0	0	0	0	12	19	162.00	15.000					
Jason Boyd, R (7, 1) ERA: 18.9	0.1		7	5	6	6	0	0	0	1	0	0	0	2	19	35	10.80	1.800				
Dave Elder, R (7, 1) ERA: 19.29	1.2		8	2	2	2	1	1	0	0	0	0	2	19	35	10.80	1.800					

Cleveland Indians @ Texas Rangers
The Ballpark at Arlington, Arlington, TX
Sun May 11 2003, 3:05 PM EDT
Att: 23,407 - Sunny - 71 F

AB 42
R 17
H 20
RBI 16
BB 3
SO 5
LOB 20



Batter	1	2	3	4	5	6	7	8	9	AB	R	H	RBI	BB	SO	LOB	TOP					
Carl Everett, S (1, 8) OBP: 0.414, SLG: 0.720	0-1 1B		1-0 G4-3			0-1 F7	2-2 P6			4	0	1	0	0	0	1						
9 Hank Blalock, L (1, 5) OBP: 0.429, SLG: 0.610	2-0 F7		0-0 G5-3			0-0 HR		3-3 K		4	1	1	1	0	1	1						
Alex Rodriguez, R (1, 6) OBP: 0.412, SLG: 0.617	2-1 L6			2-2 P4		4-2 HR BB		0-2 F9		3	1	0	0	1	0	1						
Rafael Palmeiro, L (1, 10) OBP: 0.377, SLG: 0.543	1-1 F8			1-0 P5		4-2 HR BB		2-2 F7		3	1	0	0	1	0	1						
Juan Gonzalez, R (1, 9) OBP: 0.335, SLG: 0.611 Donnie Sadler, R (9, PR) OBP: 0.250, SLG: 0.143		1-0 23 BB 1B		0-3 K		0-1 HR		0-1 1B		4	1	3	3	0	1	0						
Ruben Sierra, S (1, 7) OBP: 0.316, SLG: 0.371	2-0 F7			1-1 G6-3		2-1 F9		1-2 F8		4	0	0	0	0	0	2						
23 Mark Teixeira, S (1, 3) OBP: 0.330, SLG: 0.379	4-0 G6-4-3 BB			1-0 G6-3 1B		2-3 K		1-0 F8		3	0	1	0	1	1	1						
Einar Diaz, R (1, 2) OBP: 0.299, SLG: 0.326 Herbert Perry, R (9, PH) OBP: 0.400, SLG: 0.600 15 Gerald Laird, R (9, PR) OBP: 0.571, SLG: 0.667	3-1 G6-4-3			0-1 G6-3		0-1 1B		3-2 10 FC6-4 1B		3	0	1	0	0	0	3						
10 Michael Young, R (1, 4) OBP: 0.353, SLG: 0.458			1-2 F8			3-2 G1-3		1-2 FC6-4		4	0	0	0	0	0	3						
Inning Stats	R: 0 E: 0 K: 0 S: 7	H: 1 LOB: 1 BB: 0 P: 12	R: 0 E: 0 K: 0 S: 4	H: 1 LOB: 1 BB: 1 P: 14	R: 0 E: 0 K: 1 S: 5	H: 0 LOB: 0 BB: 0 P: 7	R: 0 E: 0 K: 1 S: 11	H: 0 LOB: 0 BB: 0 P: 14	R: 0 E: 0 K: 0 S: 5	H: 1 LOB: 0 BB: 0 P: 7	R: 4 E: 0 K: 0 S: 19	H: 2 LOB: 1 BB: 2 P: 32	R: 0 E: 0 K: 1 S: 10	H: 1 LOB: 1 BB: 0 P: 14	R: 0 E: 0 K: 1 S: 10	H: 0 LOB: 0 BB: 0 P: 15	R: 0 E: 0 K: 0 S: 16	H: 2 LOB: 2 BB: 0 P: 22	1B: 6 2B: 0 3B: 0 HR: 2	SF: 0 SAC: 0 DP: 2 HBP: 0	WP: 0 PB: 0 SB: 0 CS: 0	PA: 36
PITCHER	IP	WLS	BF	H	R	ER	SO	BB	IBB	HBP	BLK	WP	HR	S	P	ERA	WHIP					
John Burkett, R (1, 1) ERA: 6.04	7.0		28	6	4	4	2	3	0	0	0	0	2	61	100	5.14	1.286					
Alan Embree, L (8, 1) ERA: 9.0	1.0	W	3	0	0	0	1	0	0	0	0	0	0	10	15	0.00	0.000					
Brandon Lyon, R (9, 1) ERA: 2.29	1.0	S	5	2	0	0	0	0	0	0	0	0	0	16	22	0.00	2.000					

Texas Rangers @ Boston Red Sox
Fenway Park, Boston, MA
Tue May 13 2003, 7:05 PM EDT
Att: 31,956 - Cloudy - 59 F

AB 33
R 4
H 8
RBI 4
BB 3
SO 3
LOB 13



Batter	1	2	3	4	5	6	7	8	9	AB	R	H	RBI	BB	SO	LOB	BOTTOM				
18 Johnny Damon, L (1, 8) OBP: 0.320, SLG: 0.415	0-1 G3		1-2 G4-3			1-1 P3		0-2 1B 2B 1B		4	1	1	1	0	0	1					
Todd Walker, L (1, 4) OBP: 0.354, SLG: 0.422	1-1 F8		1-2 F8			1-3 K		0-0 2B 1B		4	0	1	1	0	1	1					
Nomar Garciaparra, R (1, 6) OBP: 0.313, SLG: 0.485	0-0 P3			3-2 P4		0-2 FC5-4		2-2 2B		4	0	1	1	0	0	1					
Manny Ramirez, R (1, 7) OBP: 0.411, SLG: 0.521		2-2 HR		0-2 G6-3		0-3 K		4-0 FC6-4 IBB		3	1	1	1	1	1	0					
Kevin Millar, R (1, 3) OBP: 0.357, SLG: 0.488		1-1 G6-3		3-2 F9		0-1 P3		3-3 K		4	0	0	0	0	1	3					
34 David Ortiz, L (1, 10) OBP: 0.310, SLG: 0.347 Bill Mueller, S (8, PH) OBP: 0.404, SLG: 0.609		1-0 G4-3		1-1 P4		0-1 G3		2-2 FC6-4		3	0	0	0	0	0	0					
Shea Hillenbrand, R (1, 5) OBP: 0.342, SLG: 0.456		2-1 F9		3-2 G3		2-1 E5		1B 18 1B		3	1	0	0	0	0	0					
Trot Nixon, L (1, 9) OBP: 0.404, SLG: 0.510			0-0 HR		1-1 P5		2-3 K			3	1	1	1	0	1	1					
Jason Varitek, S (1, 2) OBP: 0.339, SLG: 0.510 Damian Jackson, R (8, PR) OBP: 0.300, SLG: 0.222 Doug Mirabeli, R (9, 2) OBP: 0.277, SLG: 0.444			2-1 F8		1-0 P4		1-0 FC5-4 1B		1-3 1B 1B	3	0	2	0	0	0	0					
Inning Stats	R: 0 E: 0 K: 0 S: 5	H: 0 LOB: 0 BB: 0 P: 6	R: 1 E: 0 K: 0 S: 9	H: 1 LOB: 0 BB: 0 P: 15	R: 1 E: 0 K: 0 S: 10	H: 1 LOB: 0 BB: 0 P: 14	R: 0 E: 0 K: 0 S: 10	H: 0 LOB: 0 BB: 0 P: 16	R: 0 E: 0 K: 1 S: 7	H: 0 LOB: 0 BB: 0 P: 12	R: 0 E: 0 K: 1 S: 11	H: 1 LOB: 1 BB: 0 P: 14	R: 0 E: 0 K: 1 S: 7	H: 0 LOB: 0 BB: 0 P: 7	R: 3 E: 1 K: 2 S: 27	H: 4 LOB: 3 BB: 1 P: 43	1B: 4 2B: 1 3B: 0 HR: 2	SF: 0 SAC: 0 DP: 0 HBP: 0	WP: 0 PB: 0 SB: 0 CS: 0	PA: 33	
PITCHER	IP	WLS	BF	H	R	ER	SO	BB	IBB	HBP	BLK	WP	HR	S	P	ERA	WHIP				
John Thomson, R (1, 1) ERA: 5.47	6.0		21	3	2	2	1	0	0	0	0	0	2	52	77	3.00	0.500				
Francisco Cordero, R (7, 1) ERA: 3.27	1.2	L	11	4	3	2	3	0	1	0	0	0	0	25	39	10.80	2.400				
Brian Shouse, L (8, 1) ERA: 1.38	0.1		1	0	0	0	0	0	0	0	0	0	0	9	11	0.00	0.000				

Texas Rangers @ Boston Red Sox
Fenway Park, Boston, MA
Tue May 13 2003, 7:05 PM EDT
Att: 31,956 - Cloudy - 59 F

AB 32
R 5
H 7
RBI 5
BB 1
SO 4
LOB 10



Batter	1	2	3	4	5	6	7	8	9	AB	R	H	RBI	BB	SO	LOB	TOP										
Carl Everett, S OBP: 0.409, SLG: 0.705	P3		G3					G3		4	0	1	1	0	0	0	Texas Rangers @ Boston Red Sox Fenway Park, Boston, MA Wed May 14, 2003, 7:05 PM EDT Att: 32,485 - Cloudy - 53 F										
23 Mark Teixeira, S OBP: 0.337, SLG: 0.371 Ruben Sierra, S OBP: 0.316, SLG: 0.371	P3			1B	L7			FC6-4 HBP		2	0	0	0	1	0	1											
Alex Rodriguez, R OBP: 0.408, SLG: 0.608	K			1B				K		4	0	1	0	0	2	1											
Juan Gonzalez, R OBP: 0.333, SLG: 0.601		K		P2				FC3-6 1B		4	0	1	0	0	1	3											
Herbert Perry, R OBP: 0.222, SLG: 0.333	G6-3			F9				FC3-6 FC6-4		4	0	0	0	0	0	3											
9 Hank Blalock, L OBP: 0.423, SLG: 0.606				F8				FC6-4		4	0	1	0	0	0	3											
Ryan Christenson, R OBP: 0.292, SLG: 0.310				F9						4	0	1	0	0	0	1											
Einar Diaz, R OBP: 0.287, SLG: 0.312			K		P5			K		4	0	0	0	0	2	1											
10 Michael Young, R OBP: 0.353, SLG: 0.462			K					F8		3	1	1	0	0	1	0											
Inning Stats	R: 0 E: 0 K: 1 S: 9	H: 0 LOB: 0 BB: 0 P: 13	R: 0 E: 0 K: 1 S: 12	H: 1 LOB: 1 BB: 0 P: 17	R: 0 E: 0 K: 2 S: 13	H: 0 LOB: 0 BB: 0 P: 16	R: 0 E: 0 K: 0 S: 13	H: 1 LOB: 2 BB: 1 P: 19	R: 1 E: 0 K: 0 S: 10	H: 2 LOB: 1 BB: 0 P: 19	R: 0 E: 0 K: 0 S: 6	H: 1 LOB: 1 BB: 0 P: 9	R: 0 E: 0 K: 1 S: 8	H: 0 LOB: 0 BB: 0 P: 11	R: 0 E: 0 K: 1 S: 7	H: 0 LOB: 1 BB: 0 P: 10		R: 0 E: 0 K: 0 S: 11	H: 1 LOB: 1 BB: 0 P: 20	1B: 4 2B: 2 3B: 0 HR: 0	SF: 0 SAC: 0 DP: 0 HBP: 1	WP: 0 PB: 0 SB: 0 CS: 0	PA: 35				
PITCHER	IP	WLS	BF	H	R	ER	SO	BB	IBB	HBP	BLK	WP	HR	S	P	ERA	WHIP										
Casey Fossum, L ERA: 4.07	5.0	W	20	4	1	1	4	1	0	0	0	0	0	57	84	1.80	1.000										
Ramiro Mendoza, R ERA: 6.93	2.0	H	7	1	0	0	1	0	0	0	0	0	0	14	20	0.00	0.500										
50 Mike Timlin, R ERA: 3.86	1.0		4	0	0	0	1	0	0	1	0	0	0	7	10	0.00	0.000										
Robert Person, R ERA:	1.0		4	1	0	0	0	0	0	0	0	0	0	11	20	0.00	1.000										

Batter	1	2	3	4	5	6	7	8	9	AB	R	H	RBI	BB	SO	LOB	BOTTOM															
18 Johnny Damon, L OBP: 0.316, SLG: 0.408	F9	P5		CS	F8 34 1B	K		G6-3		5	1	1	0	0	1	0	Texas Rangers @ Boston Red Sox Fenway Park, Boston, MA Wed May 14, 2003, 7:05 PM EDT Att: 32,485 - Cloudy - 53 F															
Todd Walker, L OBP: 0.355, SLG: 0.417	HR	F7			F9		WP 34 2B	F9		4	2	1	0	1	0	1																
Nomar Garciaparra, R OBP: 0.315, SLG: 0.590	HR		G5-3		F8		34 2B WP	F8		4	2	1	2	1	0	1																
Manny Ramirez, R OBP: 0.413, SLG: 0.514	BB	BB	G4-3		G4-3 34 1B		F8			2	1	0	0	2	0	2																
34 David Ortiz, L OBP: 0.330, SLG: 0.373	BB	BB	F8		F8		WP 2B			3	1	2	2	1	0	0																
Shea Hillenbrand, R OBP: 0.346, SLG: 0.453	BB			K	1B		K			3	0	1	1	1	2	1																
Trot Nixon, L OBP: 0.407, SLG: 0.500	K			1B	G4-3		2B			2	0	0	0	2	1	5																
Bill Mueller, S OBP: 0.408, SLG: 0.615	F9			1B	G4-3		K			4	0	2	1	0	1	3																
Doug Mirabeli, R OBP: 0.255, SLG: 0.408		G4-3		F9		G1-3		K		4	0	0	0	0	1	4																
Inning Stats	R: 2 E: 0 K: 1 S: 20	H: 1 LOB: 3 BB: 4 P: 43	R: 0 E: 0 K: 0 S: 9	H: 0 LOB: 0 BB: 0 P: 14	R: 0 E: 0 K: 0 S: 6	H: 0 LOB: 0 BB: 0 P: 12	R: 0 E: 0 K: 1 S: 11	H: 1 LOB: 1 BB: 1 P: 20	R: 2 E: 0 K: 0 S: 14	H: 3 LOB: 2 BB: 1 P: 22	R: 0 E: 0 K: 2 S: 13	H: 0 LOB: 0 BB: 0 P: 18	R: 3 E: 0 K: 2 S: 23	H: 3 LOB: 2 BB: 2 P: 40	R: 0 E: 0 K: 0 S: 8	H: 0 LOB: 0 BB: 0 P: 12		1B: 5 2B: 2 3B: 0 HR: 1	SF: 0 SAC: 0 DP: 0 HBP: 0	WP: 3 PB: 0 SB: 1 CS: 1	PA: 40											
PITCHER	IP	WLS	BF	H	R	ER	SO	BB	IBB	HBP	BLK	WP	HR	S	P	ERA	WHIP															
53 Joaquin Benoit, R ERA: 5.4	4.1	L	20	3	3	3	2	3	3	3	2	1	1	0	0	0	1	0	32	51	13.50	2.000										
R.A. Dickey, R ERA: 3.72	2.0		11	3	3	3	2	1	1	0	0	1	0	32	51	13.50	2.000															
Esteban Yan, R ERA: 6.94	1.2		8	2	1	1	2	1	0	0	0	1	0	21	35	5.40	1.800															

AB	33
R	1
H	6
RBI	1
BB	1
SO	6
LOB	13



AB	31
R	7
H	8
RBI	6
BB	8
SO	6
LOB	17



Batter	1	2	3	4	5	6	7	8	9	AB	R	H	RBI	BB	SO	LOB	TOP				
Carl Everett, S OBP: 0.408, SLG: 0.720 Herbert Perry, R OBP: 0.200, SLG: 0.300			SH1-3		F9		HR		G4-3	3	1	1	1	0	1	0					
9 Hank Blalock, L OBP: 0.415, SLG: 0.591			F9			FC5-4 1B	K		K	5	0	1	0	0	3	1					
Alex Rodriguez, R OBP: 0.373, SLG: 0.534 Donnie Sadler, R OBP: 0.222, SLG: 0.125			K			FC5-4 1B		G3 2B BB	K	2	1	0	0	2	1	2					
Rafael Palmeiro, L OBP: 0.373, SLG: 0.534 23 Mark Teixeira, S OBP: 0.337, SLG: 0.371	G1-3			G3				G3		4	0	1	0	0	0	2					
Juan Gonzalez, R OBP: 0.337, SLG: 0.611		G6-3								4	0	2	1	0	0	2					
Ruben Sierra, S OBP: 0.314, SLG: 0.366				P6						4	0	1	0	0	1	4					
Todd Greene, R OBP: 0.265, SLG: 0.516				K						3	1	1	1	0	2	2					
Ryan Christenson, R OBP: 0.290, SLG: 0.299										3	0	0	0	1	2	1					
10 Michael Young, R OBP: 0.350, SLG: 0.456										4	0	1	0	0	1	3					
Inning Stats	R: 0 E: 0 K: 2 S: 8	H: 0 LOB: 1 BB: 1 P: 15	R: 0 E: 0 K: 2 S: 10	H: 1 LOB: 1 BB: 0 P: 12	R: 0 E: 0 K: 1 S: 12	H: 1 LOB: 1 BB: 0 P: 15	R: 0 E: 0 K: 1 S: 9	H: 1 LOB: 1 BB: 0 P: 12	R: 0 E: 0 K: 2 S: 11	H: 2 LOB: 2 BB: 0 P: 16	R: 2 E: 0 K: 1 S: 10	H: 2 LOB: 0 BB: 0 P: 15	R: 1 E: 0 K: 1 S: 11	H: 1 LOB: 3 BB: 2 P: 24	R: 0 E: 0 K: 2 S: 9	H: 0 LOB: 0 BB: 0 P: 14	1B: 4 2B: 2 3B: 0 HR: 2	SF: 0 SAC: 1 DP: 0 HBP: 1	WP: 0 PB: 0 SB: 0 CS: 0	PA: 39	
PITCHER	IP WLS BF H R ER SO BB IBB HBP BLK WP HR S P ERA WHIP	IP WLS BF H R ER SO BB IBB HBP BLK WP HR S P ERA WHIP	IP WLS BF H R ER SO BB IBB HBP BLK WP HR S P ERA WHIP	IP WLS BF H R ER SO BB IBB HBP BLK WP HR S P ERA WHIP	IP WLS BF H R ER SO BB IBB HBP BLK WP HR S P ERA WHIP	IP WLS BF H R ER SO BB IBB HBP BLK WP HR S P ERA WHIP	IP WLS BF H R ER SO BB IBB HBP BLK WP HR S P ERA WHIP	IP WLS BF H R ER SO BB IBB HBP BLK WP HR S P ERA WHIP	IP WLS BF H R ER SO BB IBB HBP BLK WP HR S P ERA WHIP	IP WLS BF H R ER SO BB IBB HBP BLK WP HR S P ERA WHIP	IP WLS BF H R ER SO BB IBB HBP BLK WP HR S P ERA WHIP	IP WLS BF H R ER SO BB IBB HBP BLK WP HR S P ERA WHIP	IP WLS BF H R ER SO BB IBB HBP BLK WP HR S P ERA WHIP	IP WLS BF H R ER SO BB IBB HBP BLK WP HR S P ERA WHIP	IP WLS BF H R ER SO BB IBB HBP BLK WP HR S P ERA WHIP	IP WLS BF H R ER SO BB IBB HBP BLK WP HR S P ERA WHIP	IP WLS BF H R ER SO BB IBB HBP BLK WP HR S P ERA WHIP	IP WLS BF H R ER SO BB IBB HBP BLK WP HR S P ERA WHIP	IP WLS BF H R ER SO BB IBB HBP BLK WP HR S P ERA WHIP	IP WLS BF H R ER SO BB IBB HBP BLK WP HR S P ERA WHIP	IP WLS BF H R ER SO BB IBB HBP BLK WP HR S P ERA WHIP

Texas Rangers @ Boston Red Sox
Fenway Park, Boston, MA
Thu May 15 2003, 7:05 PM EDT
Att: 33,801 - Cloudy - 54 F

AB	34
R	3
H	8
RBI	3
BB	3
SO	12
LOB	17



Batter	1	2	3	4	5	6	7	8	9	AB	R	H	RBI	BB	SO	LOB	BOTTOM				
18 Johnny Damon, L OBP: 0.330, SLG: 0.426	G4-3		1B 3B BB	G4-6-3 BB		1B 2B 2B	SF9 2B			3	2	2	0	2	0	0					
Todd Walker, L OBP: 0.357, SLG: 0.419	G4-3		3B 1B	G4-6-3 1-2 2-3		2B 34 1B	SF9 2B			4	2	2	1	0	0	2					
Nomar Garciaparra, R OBP: 0.324, SLG: 0.520 Damian Jackson, R OBP: 0.290, SLG: 0.214	P4		1 SAFE 1-3 3B 1B	4-1 1-2 3B BB		1-2 34 1B 2B	2-3 3-H 0-0 F8			3	1	2	3	1	0	0					
Manny Ramirez, R OBP: 0.415, SLG: 0.510 Jeremy Giambi, L OBP: 0.341, SLG: 0.441		P5	1 SAFE 1-3 3B 1B	0-0 1-2 3-H 1B		34 1B IBB				3	0	1	1	1	0	1					
34 David Ortiz, L OBP: 0.344, SLG: 0.388			1 SAFE 1-3 3B 1B	1-2 3-H 1B		1-2 2B 1B	G6-4-3 1B			5	1	3	2	0	1	2					
Kevin Millar, R OBP: 0.355, SLG: 0.480			1 SAFE 1-3 3B 1B	0-1 1-2 3B 1B		1-2 2B 1B	G6-4-3 1B			4	1	1	0	1	0	3					
Trot Nixon, L OBP: 0.402, SLG: 0.491			1 SAFE 1-3 3B 1B	1-2 2-H 3B 1B		1-2 2-H 3-H 1B				4	1	1	1	0	1	2					
Bill Mueller, S OBP: 0.421, SLG: 0.649			1 SAFE 1-3 3B 1B	2-2 1-2 3B 1B		1-2 L5-3 BB				3	2	2	2	1	0	1					
Jason Varitek, S OBP: 0.345, SLG: 0.509			1 SAFE 1-3 3B 1B	2-2 1-2 3B 1B		1-2 L5-3 BB				4	2	2	2	0	1	1					
Inning Stats	R: 0 E: 0 K: 0 S: 12	H: 0 LOB: 0 BB: 0 P: 20	R: 0 E: 0 K: 0 S: 7	H: 1 LOB: 1 BB: 0 P: 13	R: 2 E: 0 K: 1 S: 20	H: 2 LOB: 1 BB: 2 P: 34	R: 5 E: 0 K: 0 S: 18	H: 6 LOB: 2 BB: 2 P: 35	R: 0 E: 0 K: 1 S: 10	H: 0 LOB: 0 BB: 1 P: 17	R: 3 E: 0 K: 0 S: 13	H: 4 LOB: 1 BB: 1 P: 21	R: 2 E: 0 K: 0 S: 8	H: 3 LOB: 1 BB: 0 P: 14	R: 0 E: 0 K: 2 S: 8	H: 0 LOB: 0 BB: 0 P: 10	1B: 10 2B: 6 3B: 2 HR: 0	SF: 1 SAC: 0 DP: 4 HBP: 0	WP: 0 PB: 0 SB: 0 CS: 1	PA: 42	
PITCHER	IP WLS BF H R ER SO BB IBB HBP BLK WP HR S P ERA WHIP	IP WLS BF H R ER SO BB IBB HBP BLK WP HR S P ERA WHIP	IP WLS BF H R ER SO BB IBB HBP BLK WP HR S P ERA WHIP	IP WLS BF H R ER SO BB IBB HBP BLK WP HR S P ERA WHIP	IP WLS BF H R ER SO BB IBB HBP BLK WP HR S P ERA WHIP	IP WLS BF H R ER SO BB IBB HBP BLK WP HR S P ERA WHIP	IP WLS BF H R ER SO BB IBB HBP BLK WP HR S P ERA WHIP	IP WLS BF H R ER SO BB IBB HBP BLK WP HR S P ERA WHIP	IP WLS BF H R ER SO BB IBB HBP BLK WP HR S P ERA WHIP	IP WLS BF H R ER SO BB IBB HBP BLK WP HR S P ERA WHIP	IP WLS BF H R ER SO BB IBB HBP BLK WP HR S P ERA WHIP	IP WLS BF H R ER SO BB IBB HBP BLK WP HR S P ERA WHIP	IP WLS BF H R ER SO BB IBB HBP BLK WP HR S P ERA WHIP	IP WLS BF H R ER SO BB IBB HBP BLK WP HR S P ERA WHIP	IP WLS BF H R ER SO BB IBB HBP BLK WP HR S P ERA WHIP	IP WLS BF H R ER SO BB IBB HBP BLK WP HR S P ERA WHIP	IP WLS BF H R ER SO BB IBB HBP BLK WP HR S P ERA WHIP	IP WLS BF H R ER SO BB IBB HBP BLK WP HR S P ERA WHIP	IP WLS BF H R ER SO BB IBB HBP BLK WP HR S P ERA WHIP	IP WLS BF H R ER SO BB IBB HBP BLK WP HR S P ERA WHIP	IP WLS BF H R ER SO BB IBB HBP BLK WP HR S P ERA WHIP

Texas Rangers @ Boston Red Sox
Fenway Park, Boston, MA
Thu May 15 2003, 7:05 PM EDT
Att: 33,801 - Cloudy - 54 F

AB	35
R	12
H	16
RBI	12
BB	6
SO	4
LOB	13



Batter	1	2	3	4	5	6	7	8	9	AB	R	H	RBI	BB	SO	LOB	TOP								
Carl Everett, S OBP: 0.426, SLG: 0.694 (1, 7)	1-1 P3		0-3 K		3-2 1B		1-1 F7		0-2 1B	5	0	2	1	0	1	0									
9 Hank Blalock, L OBP: 0.396, SLG: 0.569 (1, 5)	3-1 P6			3-3 K	2-1 F8		0-2 F8		0-0 F8	5	0	0	0	0	1	2									
Alex Rodriguez, R OBP: 0.397, SLG: 0.568 (1, 6)	0-0 1B			2-3 K		2-0 2B		1-1 G1-3		4	1	2	0	0	1	0									
Rafael Palmeiro, L OBP: 0.392, SLG: 0.539 (1, 3)	1-3 K			1-1 HR		G3 10 E 2B		4-0 BB		3	2	2	1	1	1	1									
Juan Gonzalez, R OBP: 0.322, SLG: 0.591 (1, 9)		3-1 F8		0-2 HR		1-0 P6		2-3 K		4	1	1	2	0	1	2									
Ruben Sierra, S OBP: 0.318, SLG: 0.370 (1, 10)	0-0 F7			1-2 1B		0-0 G3		3-2 F9		4	0	1	0	0	0	2									
10 Michael Young, R OBP: 0.349, SLG: 0.448 (1, 4)		2-3 K		0-0 G5-3		1-0 E4			3-2 SH2-3 1B	4	1	1	0	0	1	1									
Einar Diaz, R OBP: 0.278, SLG: 0.300 (1, 2)			0-0 B1-3		2-1 F7	0-1 P3			1-1 SH2-3	3	0	0	0	0	0	1									
Donnie Sadler, R OBP: 0.214, SLG: 0.083 (1, 8)			3-2 G6-3		0-3 K				0-0 G5-3	3	0	0	0	0	1	0									
Herbert Perry, R OBP: 0.250, SLG: 0.313 (9, PH)										1	0	0	0	0	0	1									
Ryan Christenson, R OBP: 0.291, SLG: 0.295 (9, 8)										0	0	0	0	0	0	0									
Inning Stats	R: 0 E: 0 K: 1 S: 8	H: 1 LOB: 1 BB: 0 P: 13	R: 0 E: 0 K: 1 S: 8	H: 0 LOB: 0 BB: 0 P: 13	R: 0 E: 0 K: 1 S: 9	H: 0 LOB: 0 BB: 0 P: 12	R: 2 E: 0 K: 2 S: 17	H: 3 LOB: 1 BB: 0 P: 24	R: 0 E: 0 K: 1 S: 10	H: 1 LOB: 1 BB: 0 P: 17	R: 2 E: 1 K: 0 S: 9	H: 2 LOB: 0 BB: 0 P: 16	R: 0 E: 0 K: 0 S: 6	H: 0 LOB: 0 BB: 0 P: 7	R: 0 E: 0 K: 1 S: 8	H: 0 LOB: 1 BB: 1 P: 18	R: 1 E: 0 K: 0 S: 11	H: 2 LOB: 1 BB: 0 P: 15	1B: 6 2B: 2 3B: 0 HR: 1	SF: 0 SAC: 1 DP: 0 HBP: 0	WP: 0 PB: 0 SB: 1 CS: 0	PA: 38			
PITCHER	IP	WLS	BF	H	R	ER	SO	BB	IBB	HBP	BLK	WP	HR	S	P	ERA	WHIP								
35 Mike Mussina, R ERA: 2.22 (1, 1)	7.0	L	29	7	4	3	6	0	0	0	0	0	1	67	102	3.86	1.000								
Antonio Osuna, R ERA: 1.75 (8, 1)	1.2		7	1	1	1	1	1	0	0	0	0	0	15	29	5.40	1.200								
Chris Hammond, L ERA: 3.38 (9, 1)	0.1		2	1	0	0	0	0	0	0	0	0	0	4	4	0.00	3.000								

Texas Rangers @ New York Yankees
Yankee Stadium, Bronx, NY
Sun May 18 2003, 1:05 PM EDT
Att: 54,942 - Cloudy - 61 F

AB 36
R 5
H 9
RBI 4
BB 1
SO 7
LOB 10

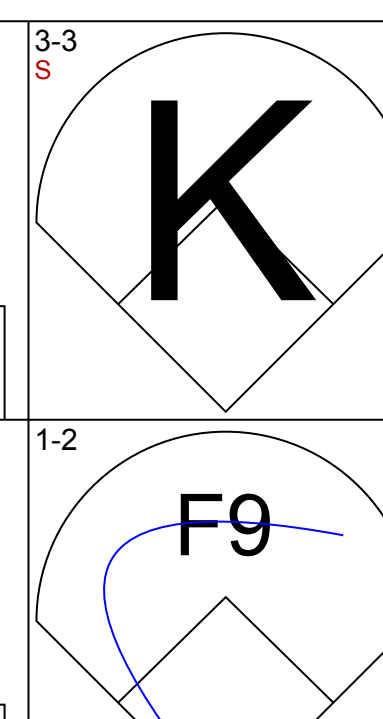
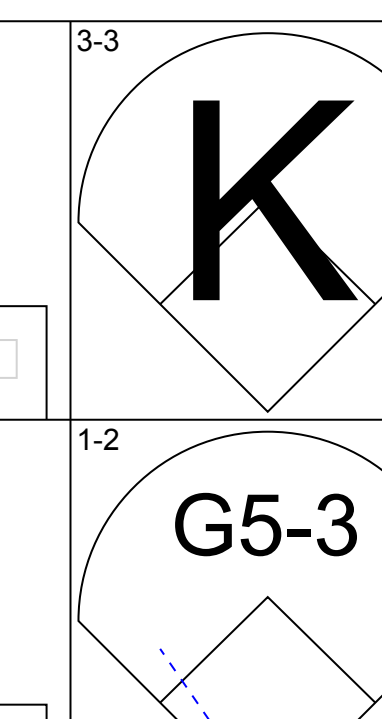
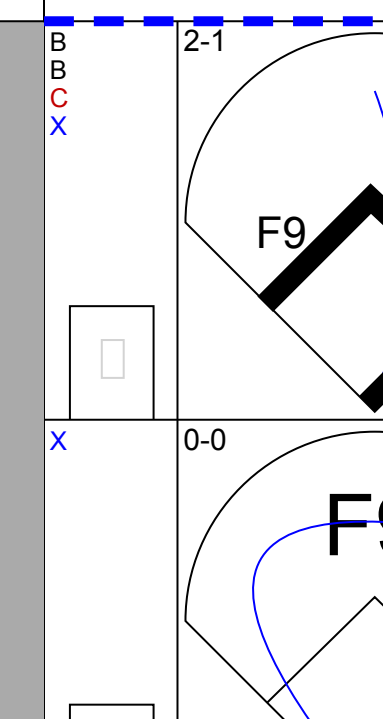

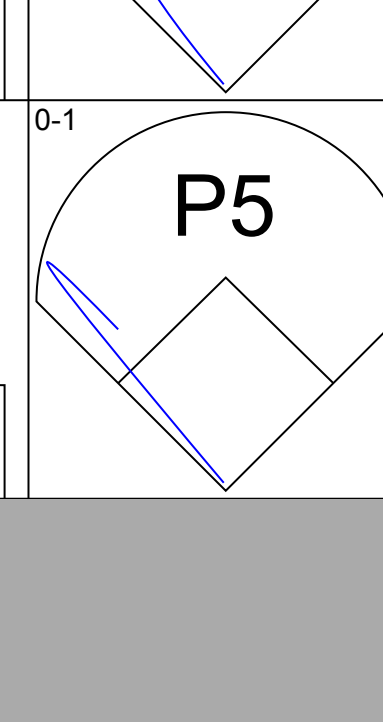

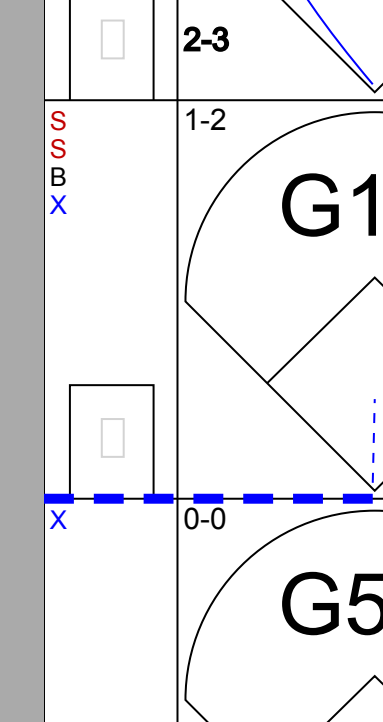


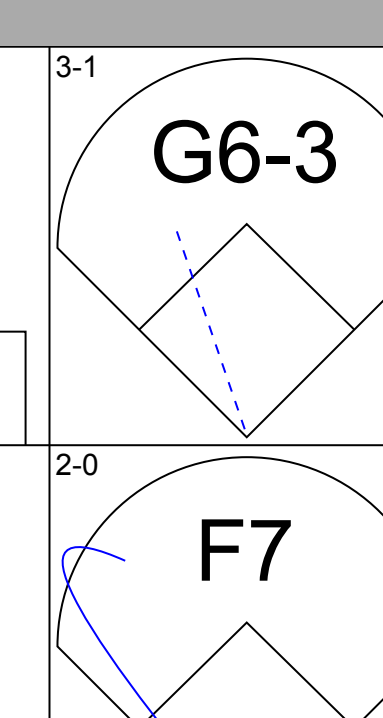
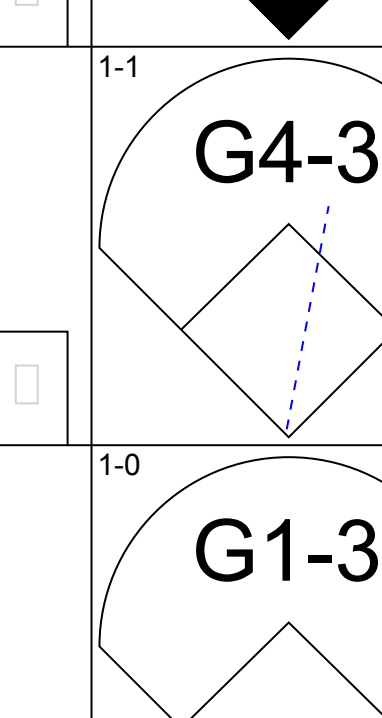
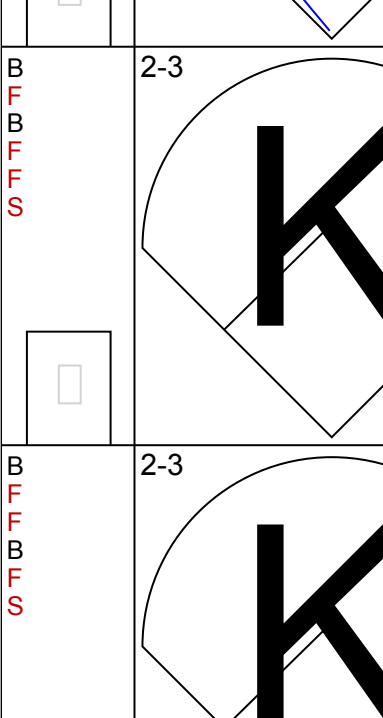
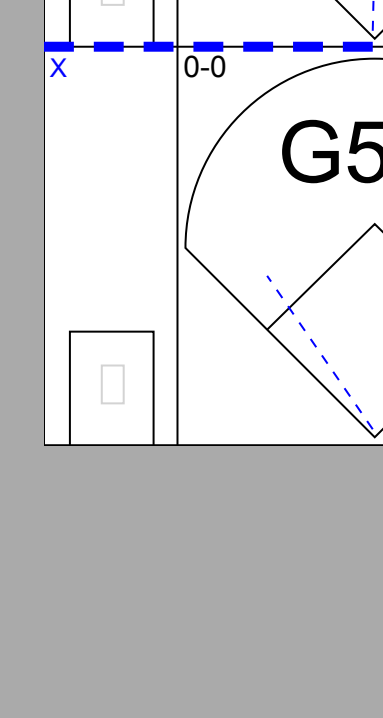
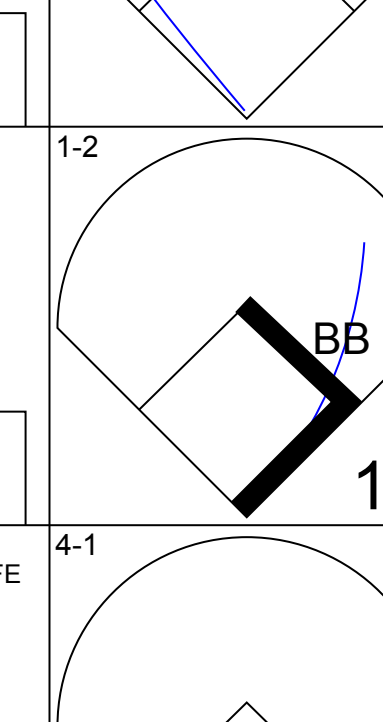
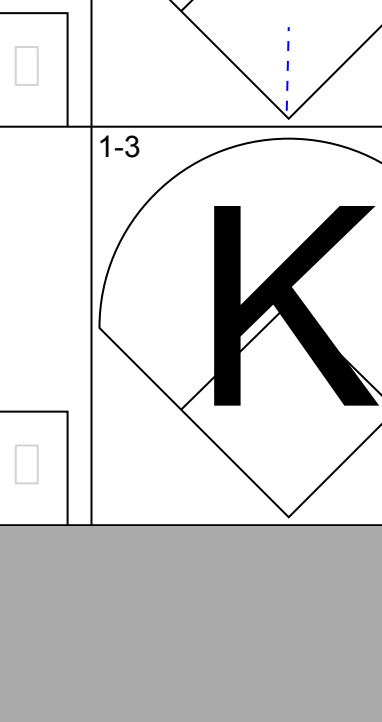

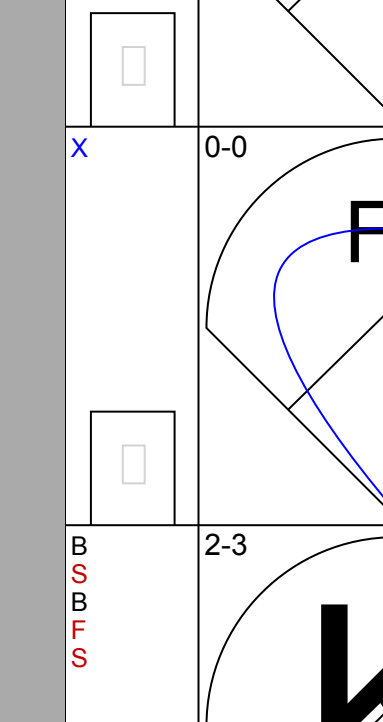
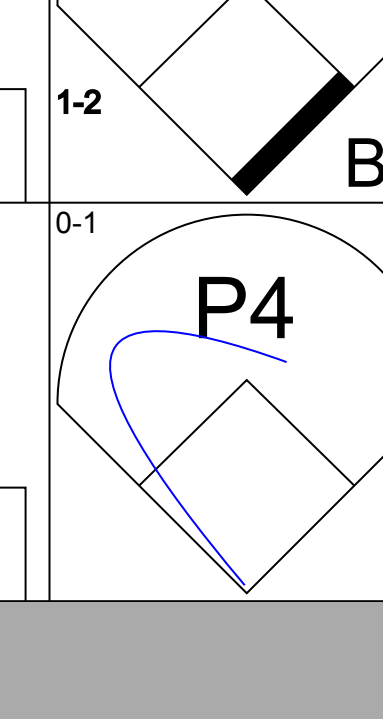


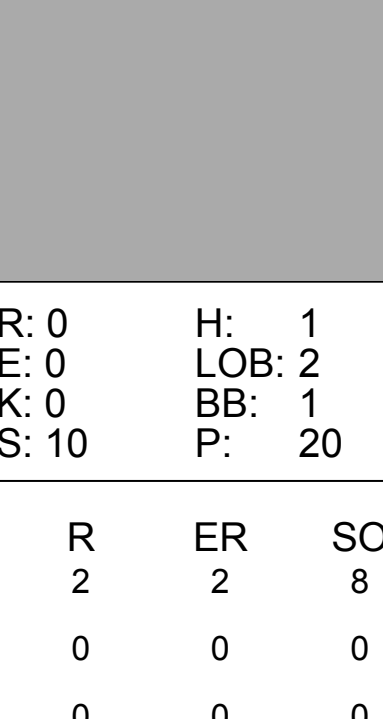
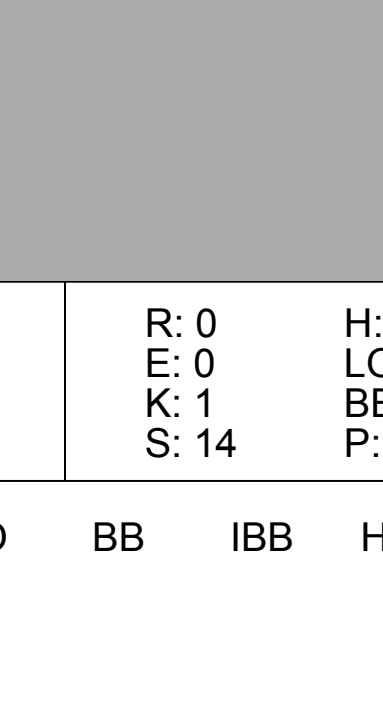
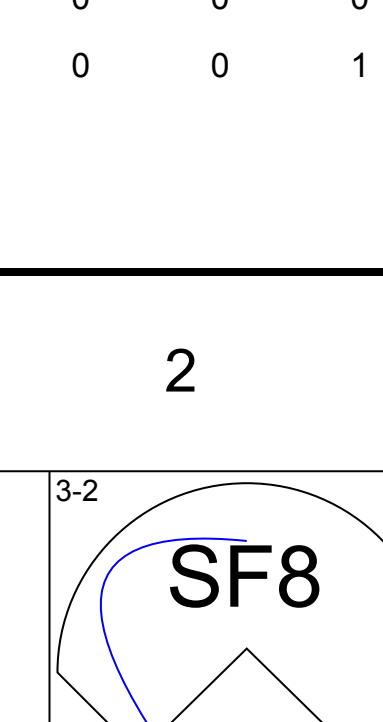



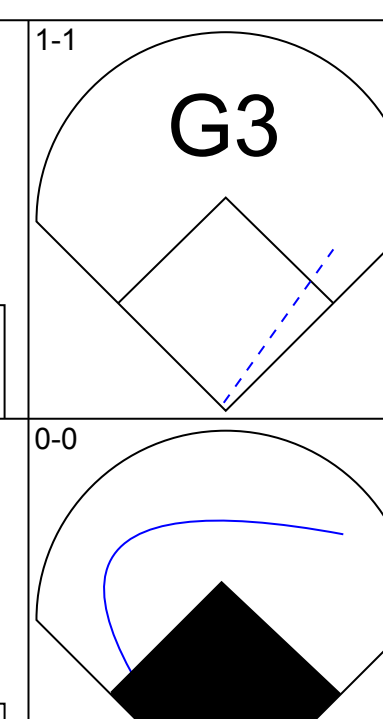
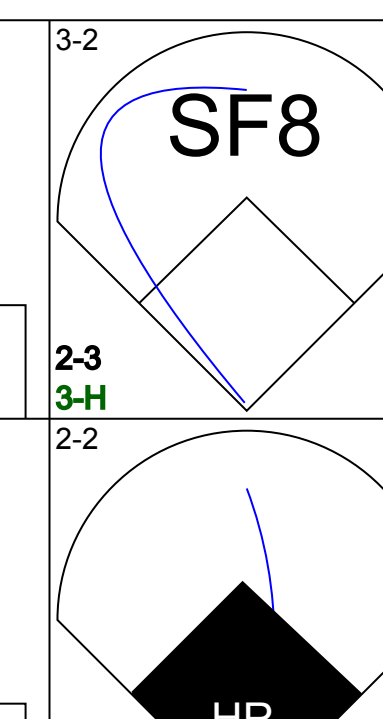
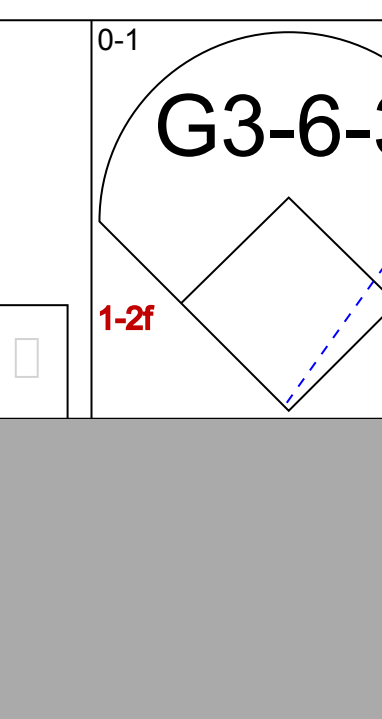
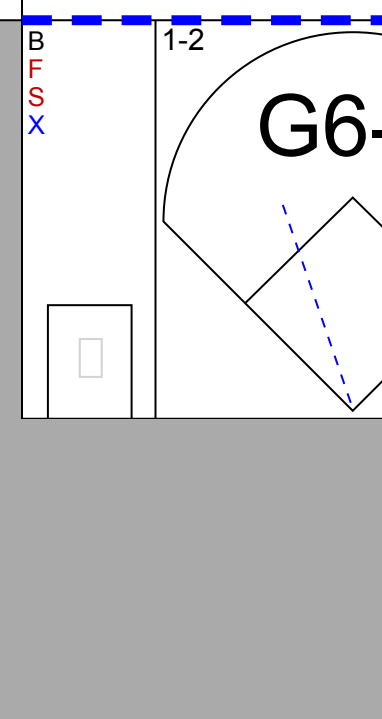

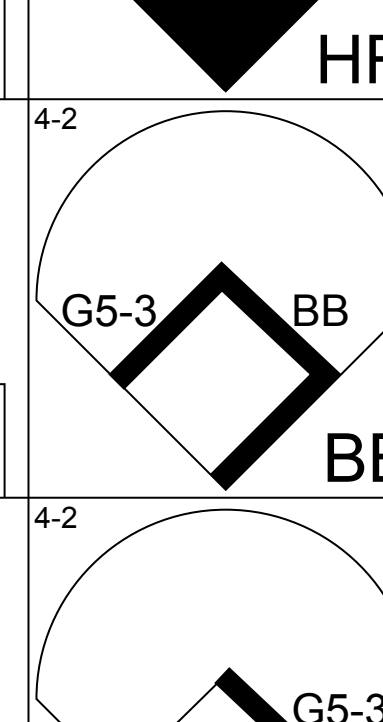
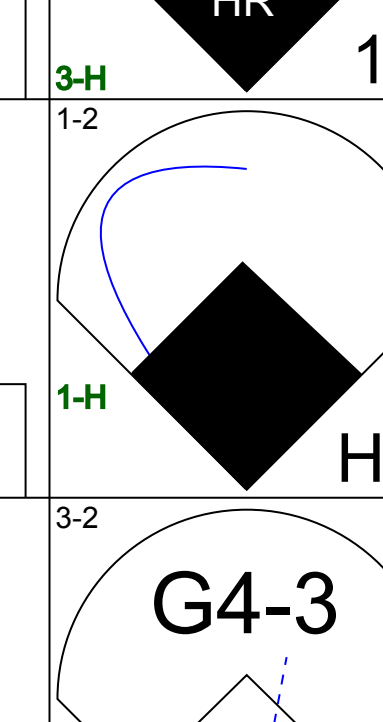
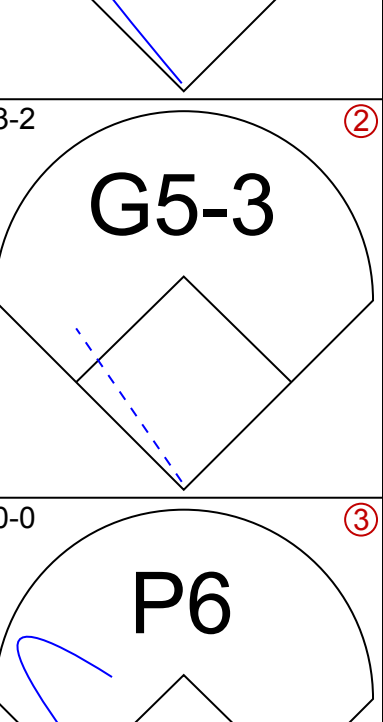
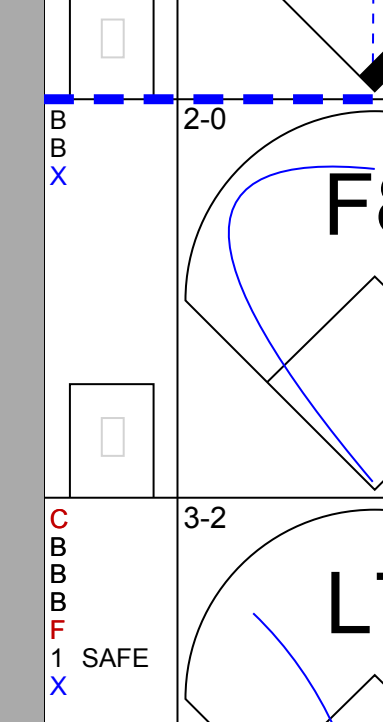
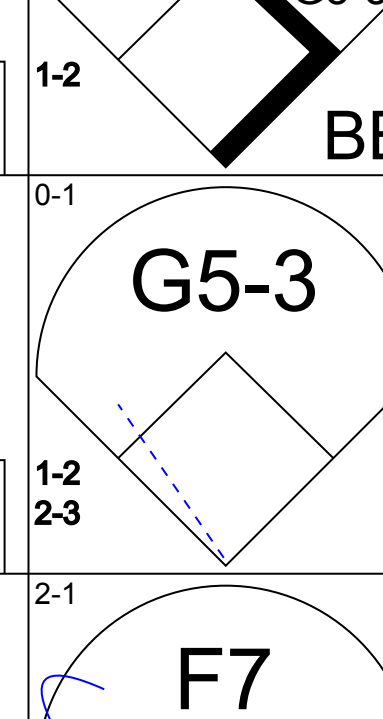


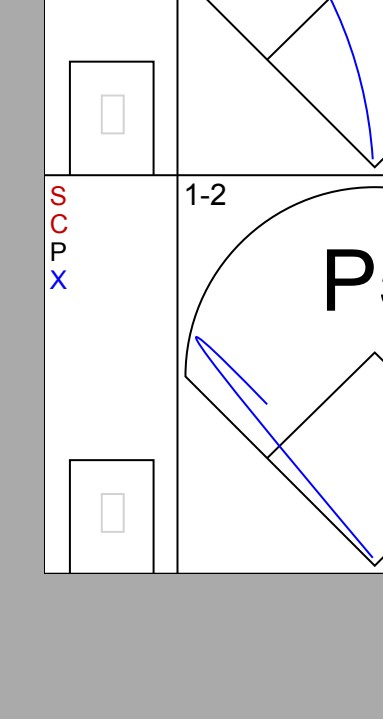
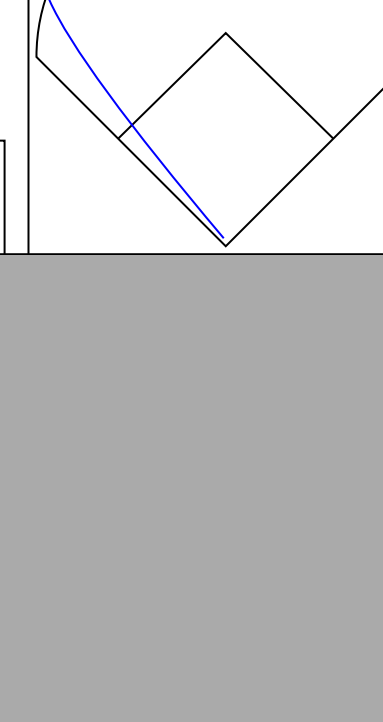
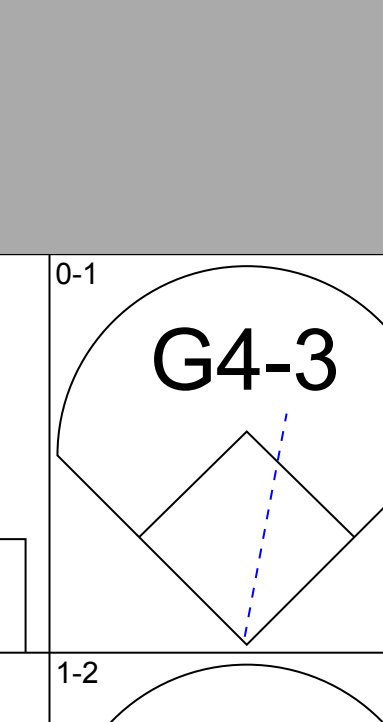






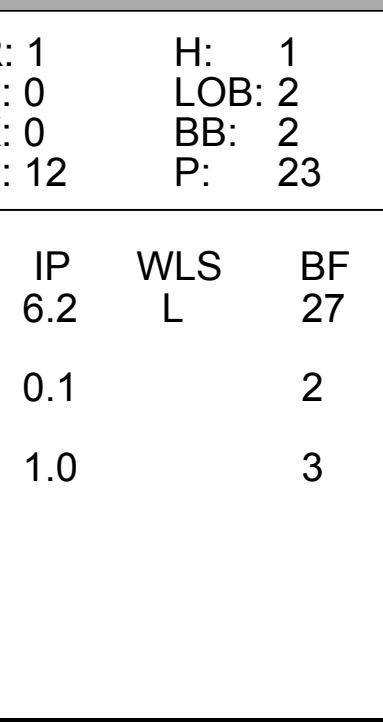
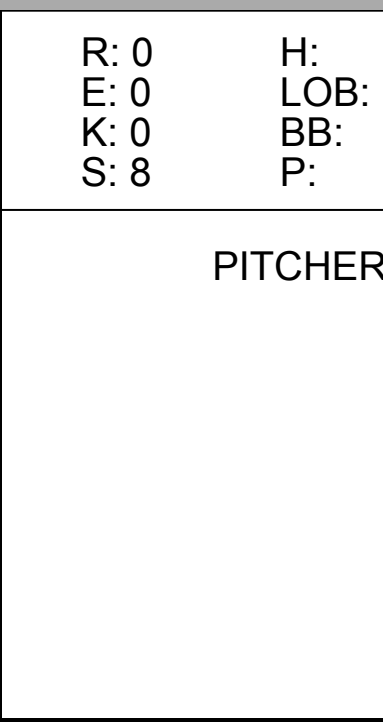
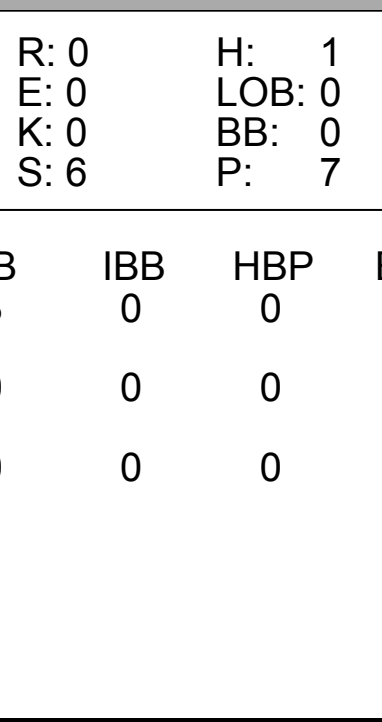
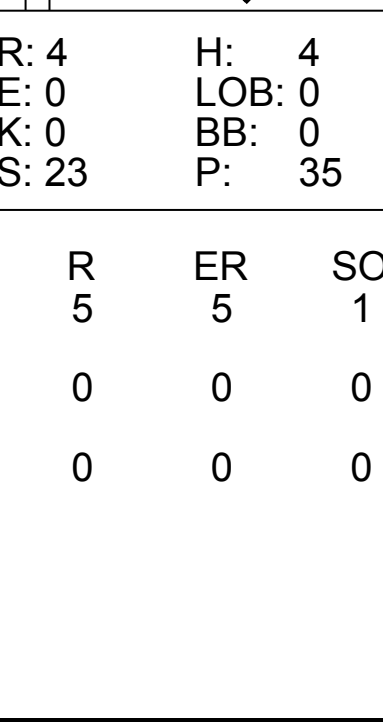
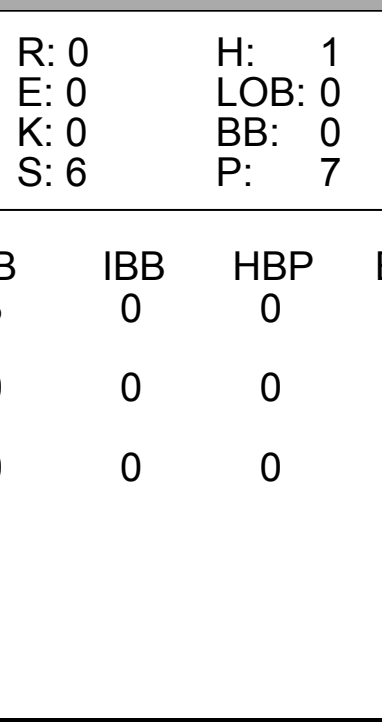
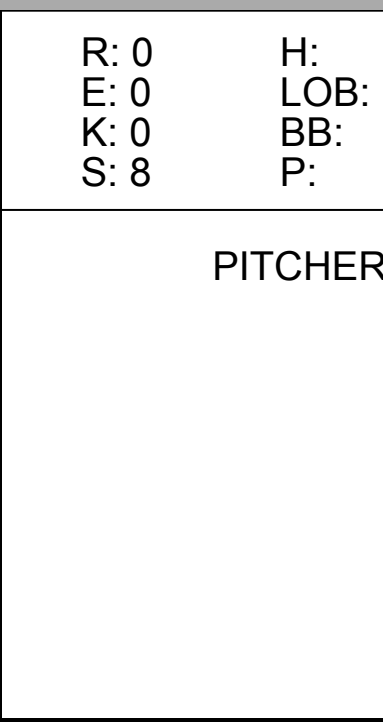
Batter	1	2	3	4	5	6	7	8	9	AB	R	H	RBI	BB	SO	LOB	BOTTOM								
Alfonso Soriano, R OBP: 0.380, SLG: 0.563 (1, 4)	3-1 2 G4-3 2B		0-0 K		0-3 K		0-0 P4			4	1	2	0	0	1	2									
2 Derek Jeter, R OBP: 0.375, SLG: 0.444 (1, 6)	2-2 G4-3		1-3 K			3-1 G4-3		2-2 F9		4	0	0	1	0	1	1									
25 Jason Giambi, L OBP: 0.333, SLG: 0.373 (1, 3)	4-0 G6-4-3 BB		1-0 G3			1-3 K		1-0 G4-3		3	0	0	0	1	1	1									
Bernie Williams, S OBP: 0.423, SLG: 0.494 (1, 10)	3-1 G6-4-3			1-2 G1-3		4-2 55 2B BB		3-3 K		3	0	0	0	1	1	1									
55 Hideki Matsui, L OBP: 0.316, SLG: 0.385 (1, 8)		2-3 K		1-1 F7		0-0 1B		0-0 G3		4	0	1	0	0	1	1									
20 Jorge Posada, S OBP: 0.342, SLG: 0.541 (1, 2)		3-3 K		2-2 G4-3		2-3 K			1-0 F9	4	0	0	0	0	2	2									
Robin Ventura, L OBP: 0.349, SLG: 0.500 (1, 5)		4-1 BB			2-2 F8		1-3 K		0-0 F7	3	0	0	0	1	1	0									
Raul Mondesi, R OBP: 0.400, SLG: 0.580 (1, 9)		2-1 F8			0-1 F8		4-1 FC5-4 BB		3-3 K	3	0	0	0	1	1	1									
Bubba Trammell, R OBP: 0.364, SLG: 0.414 (1, 7)			1-1 G5-3		4-0 BB		1-2 FC5-4			2	0	0	0	1	0	1									
Inning Stats	R: 1 E: 0 K: 0 S: 7	H: 1 LOB: 0 BB: 1 P: 19	R: 0 E: 0 K: 2 S: 9	H: 0 LOB: 1 BB: 1 P: 20	R: 0 E: 0 K: 1 S: 7	H: 1 LOB: 0 BB: 0 P: 10	R: 0 E: 0 K: 0 S: 8	H: 0 LOB: 0 BB: 0 P: 12	R: 0 E: 0 K: 1 S: 9	H: 0 LOB: 1 BB: 1 P: 15	R: 0 E: 0 K: 2 S: 11	H: 1 LOB: 2 BB: 1 P: 21	R: 0 E: 0 K: 1 S: 8	H: 0 LOB: 1 BB: 1 P: 14	R: 0 E: 0 K: 1 S: 8	H: 0 LOB: 0 BB: 0 P: 14	R: 0 E: 0 K: 1 S: 5	H: 0 LOB: 0 BB: 0 P: 9	1B: 0 2B: 3 3B: 0 HR: 0	SF: 0 SAC: 0 DP: 1 HBP: 0	WP: 0 PB: 1 SB: 1 CS: 0	PA: 35			
PITCHER	IP	WLS	BF	H	R	ER	SO	BB	IBB	HBP	BLK	WP	HR	S	P	ERA	WHIP								
John Thomson, R ERA: 4.78 (1, 1)	9.0	W	35	3	1	1	9	5	0	0	0	0	0	72	134	1.00	0.889								

Texas Rangers @ New York Yankees
Yankee Stadium, Bronx, NY
Sun May 18 2003, 1:05 PM EDT
Att: 54,942 - Cloudy - 61 F

AB 30
R 1
H 3
RBI 1
BB 5
SO 9
LOB 10




Batter	1	2	3	4	5	6	7	8	9	AB	R	H	RBI	BB	SO	LOB	TOP								
13 Carl Crawford, L OBP: 0.265, SLG: 0.322										4	0	1	1	0	2	1	<p>Tampa Bay Devil Rays @ Texas Rangers The Ballpark at Arlington, Arlington, TX Tue May 20 2003, 8:05 PM EDT Att: 18,510 - Cloudy - 63 F</p> <p>AB 32 R 2 H 5 RBI 2 BB 2 SO 9 LOB 11</p> 								
Julio Lugo, R OBP: 0.314, SLG: 0.312										4	0	0	0	0	2										
Aubrey Huff, L OBP: 0.371, SLG: 0.609										4	1	1	1	0	0	1									
5 Rocco Baldelli, R OBP: 0.367, SLG: 0.492										4	0	0	0	0	1	1									
Travis Lee, L OBP: 0.341, SLG: 0.435										4	0	0	0	0	1	0									
Al Martin, L OBP: 0.328, SLG: 0.355										3	0	1	0	1	1	0									
Toby Hall, R OBP: 0.303, SLG: 0.352										3	1	1	0	1	1	1									
Marlon Anderson, L OBP: 0.336, SLG: 0.331										3	0	0	0	0	1	4									
1B Jared Sandberg, R OBP: 0.321, SLG: 0.391										3	0	1	0	0	2	1									
Inning Stats	R: 0 E: 0 K: 1 S: 12	H: 0 LOB: 0 BB: 0 P: 16	R: 0 E: 0 K: 0 S: 10	H: 1 LOB: 2 BB: 1 P: 20	R: 0 E: 0 K: 2 S: 9	H: 0 LOB: 0 BB: 0 P: 15	R: 1 E: 0 K: 1 S: 9	H: 1 LOB: 0 BB: 0 P: 12	R: 1 E: 0 K: 1 S: 10	H: 2 LOB: 1 BB: 0 P: 15	R: 0 E: 0 K: 2 S: 9	H: 0 LOB: 0 BB: 0 P: 13	R: 0 E: 0 K: 1 S: 11	H: 0 LOB: 1 BB: 1 P: 19	R: 0 E: 0 K: 0 S: 7	H: 1 LOB: 1 BB: 0 P: 10		R: 0 E: 0 K: 1 S: 14	H: 0 LOB: 0 BB: 0 P: 18	1B: 3 2B: 1 3B: 0 HR: 1	SF: 0 SAC: 0 DP: 0 HBP: 0	WP: 0 PB: 0 SB: 1 CS: 0	PA: 34		
PITCHER	IP	WLS	BF	H	R	ER	SO	BB	IBB	HBP	BLK	WP	HR	S	P	ERA	WHIP								
53 Joaquin Benoit, R ERA: 4.56	7.0	W	27	4	2	2	8	2	0	0	0	0	1	70	110	2.57	0.857								
Aaron Fultz, L ERA: 1.82	0.2	H	3	1	0	0	0	0	0	0	0	0	0	6	9	0.00	1.500								
Francisco Cordero, R ERA: 3.98	0.1	H	1	0	0	0	0	0	0	0	0	0	0	1	1	0.00	0.000								
Ugueth Urbina, R ERA: 3.26	1.0	S	3	0	0	0	1	0	0	0	0	0	0	14	18	0.00	0.000								

Batter	1	2	3	4	5	6	7	8	9	AB	R	H	RBI	BB	SO	LOB	BOTTOM								
Carl Everett, S OBP: 0.416, SLG: 0.680										3	0	0	1	0	0	1	<p>Tampa Bay Devil Rays @ Texas Rangers The Ballpark at Arlington, Arlington, TX Tue May 20 2003, 8:05 PM EDT Att: 18,510 - Cloudy - 63 F</p> <p>AB 28 R 5 H 7 RBI 5 BB 3 SO 1 LOB 9</p> 								
9 Hank Blalock, L OBP: 0.405, SLG: 0.595										4	2	3	2	0	0	0									
Alex Rodriguez, R OBP: 0.399, SLG: 0.581										3	1	1	2	1	0	1									
Rafael Palmeiro, L OBP: 0.389, SLG: 0.528										3	0	0	0	1	0	1									
Juan Gonzalez, R OBP: 0.315, SLG: 0.577										4	0	0	0	0	0	3									
Donnie Sadler, R OBP: 0.214, SLG: 0.083										0	0	0	0	0	0	0									
Ruben Sierra, S OBP: 0.315, SLG: 0.369										3	0	1	0	0	0	2									
Ryan Christenson, R OBP: 0.291, SLG: 0.295										0	0	0	0	0	0	0									
23 Mark Teixeira, S OBP: 0.319, SLG: 0.357										3	0	0	0	0	0	1									
Einar Diaz, R OBP: 0.279, SLG: 0.301										3	1	1	0	0	1	0									
10 Michael Young, R OBP: 0.354, SLG: 0.455										2	1	1	0	1	0	0									
Inning Stats	R: 1 E: 0 K: 0 S: 12	H: 1 LOB: 2 BB: 2 P: 23	R: 4 E: 0 K: 0 S: 23	H: 4 LOB: 0 BB: 0 P: 35	R: 0 E: 0 K: 0 S: 6	H: 1 LOB: 0 BB: 0 P: 7	R: 0 E: 0 K: 1 S: 9	H: 0 LOB: 0 BB: 1 P: 14	R: 0 E: 0 K: 0 S: 9	H: 0 LOB: 0 BB: 0 P: 14	R: 0 E: 0 K: 0 S: 8	H: 0 LOB: 0 BB: 0 P: 11	R: 0 E: 0 K: 0 S: 8	H: 0 LOB: 0 BB: 0 P: 12	R: 0 E: 0 K: 0 S: 10	H: 1 LOB: 1 BB: 0 P: 17	1B: 4 2B: 1 3B: 0 HR: 2	SF: 1 SAC: 0 DP: 2 HBP: 0	WP: 0 PB: 0 SB: 0 CS: 0	PA: 32					
PITCHER	IP	WLS	BF	H	R	ER	SO	BB	IBB	HBP	BLK	WP	HR	S	P	ERA	WHIP								
Dewon Brazelton, R ERA: 5.92	6.2	L	27	6	5	5	1	3	0	0	0	0	2	72	112	6.75	1.350								
Nick Bierbrodt, L ERA: 8.89	0.1		2	1	0	0	0	0	0	0	0	0	0	5	8	0.00	3.000								
Jesus Colome, R ERA: 3.97	1.0		3	0	0	0	0	0	0	0	0	0	0	8	13	0.00	0.000								

Batter	1	2	3	4	5	6	7	8	9	AB	R	H	RBI	BB	SO	LOB	TOP																					
13 Carl Crawford, L (1, 7) OBP: 0.289, SLG: 0.324	G6-3		G4-6-3				G5-3	K		5	0	2	1	0	1	2	Tampa Bay Devil Rays @ Texas Rangers The Ballpark at Arlington, Arlington, TX Wed May 21 2003, 8:05 PM EDT Att: 18,160 - Overcast - 64 F livebaseballscorecards.com																					
Julio Lugo, R (1, 6) OBP: 0.306, SLG: 0.300	G4-3		SF8				BB 1B	K		3	1	0	1	1	1	3																						
Aubrey Huff, L (1, 9) OBP: 0.367, SLG: 0.598	K		G4-6-3		G6-3		BB 1B	G1-3		5	1	1	0	0	1	5																						
5 Rocco Baldelli, R (1, 8) OBP: 0.358, SLG: 0.478		F9		F8	G6-3		K		K	5	0	0	0	0	2	2																						
Travis Lee, L (1, 3) OBP: 0.357, SLG: 0.461		2B		1B 1B			1B	G3		4	1	3	0	1	0	0																						
Al Martin, L (1, 10) OBP: 0.319, SLG: 0.345 Damion Easley, R (7, PH) OBP: 0.189, SLG: 0.261 Jason Tyner, L (7, PH) OBP: 0.462, SLG: 0.583	F7		K		P4		BB	F7		3	0	0	0	0	1	3																						
Toby Hall, R (1, 2) OBP: 0.301, SLG: 0.348	F7		1B 2B				F9	F9		4	1	1	0	0	0	3																						
Marlon Anderson, L (1, 4) OBP: 0.347, SLG: 0.344			13 1B SF8		18 2B		G4-3	18 1B		4	2	3	0	0	0	0																						
1B Jared Sandberg, R (1, 5) OBP: 0.375, SLG: 0.481 Terry Shumpert, R (8, PR) OBP: 0.261, SLG: 0.429			SF8		13 1B		F8			4	1	3	3	0	0	0																						
			1B		2B			1B		0	0	0	0	0	0	0																						
Inning Stats	R: 0 E: 0 K: 1 S: 8	H: 0 LOB: 0 BB: 0 P: 14	R: 0 E: 0 K: 0 S: 8	H: 1 LOB: 1 BB: 0 P: 16	R: 1 E: 0 K: 0 S: 8	H: 3 LOB: 1 BB: 0 P: 9	R: 4 E: 0 K: 1 S: 18	H: 5 LOB: 1 BB: 0 P: 24	R: 0 E: 0 K: 0 S: 9	H: 1 LOB: 1 BB: 0 P: 9	R: 0 E: 0 K: 0 S: 5	H: 0 LOB: 0 BB: 0 P: 9	R: 2 E: 0 K: 1 S: 17	H: 2 LOB: 2 BB: 2 P: 29	R: 0 E: 0 K: 2 S: 24	H: 2 LOB: 3 BB: 0 P: 29	R: 0 E: 0 K: 1 S: 7	H: 0 LOB: 0 BB: 0 P: 10	1B: 11 2B: 3 3B: 0 HR: 0	SF: 1 SAC: 0 DP: 1 HBP: 0	WP: 0 PB: 0 SB: 1 CS: 1	PA: 42																
PITCHER	IP	WLS	BF	H	R	ER	SO	BB	IBB	HBP	BLK	WP	HR	S	P	ERA	WHIP	PITCHER				IP	WLS	BF	H	R	ER	SO	BB	IBB	HBP	BLK	WP	HR	S	P	ERA	WHIP
Alan Benes, R (1, 1) ERA: 7.65	5.1		25	10	5	5	2	0	0	0	0	0	0	52	75	8.44	1.875	Ugueth Urbina, R (9, 1) ERA: 3.1				1.0	S	3	0	0	0	1	0	0	0	0	0	7	10	0.00	0.000	
Brian Shouse, L (6, 1) ERA: 3.63	1.0	H	5	1	2	2	0	1	0	0	0	0	0	11	18	18.00	2.000																					
R.A. Dickey, R (7, 1) ERA: 9.32	0.1	H	1	0	0	0	1	0	0	0	0	0	0	3	5	0.00	0.000																					
Aaron Fultz, L (7, 1) ERA: 1.82	0.0		1	0	0	0	0	1	0	0	0	0	0	2	6	=	=																					
Francisco Cordero, R (7, 1) ERA: 3.2	1.1	W	7	3	0	0	2	0	0	0	0	0	0	29	35	0.00	2.250																					


Batter	1	2	3	4	5	6	7	8	9	AB	R	H	RBI	BB	SO	LOB	BOTTOM																					
10 Michael Young, R (1, 4) OBP: 0.361, SLG: 0.459	G5-3		23 3B		23 HR			L4		5	2	3	0	0	0	0	Tampa Bay Devil Rays @ Texas Rangers The Ballpark at Arlington, Arlington, TX Wed May 21 2003, 8:05 PM EDT Att: 18,160 - Overcast - 64 F livebaseballscorecards.com																					
23 Mark Teixeira, S (1, 3) OBP: 0.322, SLG: 0.408	G6-3		1B		1B		K	G4-3		5	2	2	4	0	1	2																						
Alex Rodriguez, R (1, 6) OBP: 0.391, SLG: 0.568	G6-3		1B		HR		K			4	0	0	0	0	3	3																						
Rafael Palmeiro, L (1, 10) OBP: 0.391, SLG: 0.534		P6		1B			F9			4	1	2	1	0	0	0																						
Juan Gonzalez, R (1, 9) OBP: 0.314, SLG: 0.570	F7		1B				G5-3	G6-3		4	0	1	0	0	0	1																						
Herbert Perry, R (1, 5) OBP: 0.200, SLG: 0.250							K			4	0	0	0	0	2	3																						
9 Hank Blalock, L (9, 5) OBP: 0.405, SLG: 0.595	G6-3		K				K	F9		0	0	0	0	0	0	0																						
Ruben Sierra, S (1, 7) OBP: 0.333, SLG: 0.377 Donnie Sadler, R (7, PR) OBP: 0.214, SLG: 0.083							G1-3			3	1	2	1	1	0	0																						
Todd Greene, R (1, 2) OBP: 0.302, SLG: 0.575								1B		0	0	0	0	0	0	0																						
Ryan Christenson, R (1, 8) OBP: 0.292, SLG: 0.296							SH1-3			3	1	1	1	0	1	0																						
Inning Stats	R: 0 E: 0 K: 0 S: 7	H: 0 LOB: 0 BB: 0 P: 8	R: 0 E: 0 K: 0 S: 6	H: 0 LOB: 0 BB: 0 P: 9	R: 5 E: 0 K: 3 S: 22	H: 7 LOB: 3 BB: 1 P: 31	R: 2 E: 0 K: 1 S: 13	H: 2 LOB: 0 BB: 0 P: 23	R: 0 E: 0 K: 1 S: 6	H: 0 LOB: 0 BB: 0 P: 6	R: 0 E: 0 K: 2 S: 11	H: 2 LOB: 2 BB: 0 P: 14	R: 1 E: 0 K: 1 S: 12	H: 2 LOB: 1 BB: 0 P: 18	R: 0 E: 0 K: 1 S: 10	H: 0 LOB: 0 BB: 0 P: 19	1B: 9 2B: 1 3B: 2 HR: 1	SF: 0 SAC: 1 DP: 0 HBP: 0	WP: 0 PB: 0 SB: 0 CS: 0	PA: 38																		
PITCHER	IP	WLS	BF	H	R	ER	SO	BB	IBB	HBP	BLK	WP	HR	S	P	ERA	WHIP	PITCHER				IP	WLS	BF	H	R	ER	SO	BB	IBB	HBP	BLK	WP	HR	S	P	ERA	WHIP
Jim Parque, L (1, 1) ERA: 11.94	2.1		14	7	5	5	1	0	0	0	0	0	0	29	38	19.29	3.000																					
Brandon Backe, R (3, 1) ERA: 4.5	3.0		14	4	2	2	4	0	1	0	0	0	1	30	45	6.00	1.333																					
Jesus Colome, R (6, 1) ERA: 4.07	1.2	L	7	2	1	1	3	0	0	0	0	0	0	18	26	5.40	1.200																					
Al Levine, R (8, 1) ERA: 1.29	1.0		3	0	0	0	1	0	0	0	0	0	0	10	19	0.00	0.000																					



Batter	1	2	3	4	5	6	7	8	9	AB	R	H	RBI	BB	SO	LOB	TOP											
13 Carl Crawford, L OBP: 0.288, SLG: 0.337	4-2 5S 1B BB	0-0 2H 1B		4-2 BB	2-1 2H 2B		4-1 BB			2	1	2	2	3	0	0	Tampa Bay Devil Rays @ Texas Rangers The Ballpark at Arlington, Arlington, TX Thu May 22 2003, 2:05 PM EDT Att: 20,353 - Cloudy - 71 F livebaseballscorecards.com											
5 Rocco Baldelli, R OBP: 0.354, SLG: 0.468	3-3 SAFE 1B SAFE 1B SAFE 1-2 K	1-1 SAFE G6-3		0-2 G6-3	4-0 IBB		0-1 SAFE P4			4	0	0	0	1	1	6												
Aubrey Huff, L OBP: 0.368, SLG: 0.609	1-1 2H 1B		2-0 G6-3		HR K		0-2 G3-1			5	1	2	2	0	1	2												
Travis Lee, L OBP: 0.366, SLG: 0.462	1-0 1-2 1B		1-3 K		4-1 HBP 2B BB		1-1 G6-3		1-2 G1-6-3 1B	4	1	2	0	1	1	0												
Ben Grievie, L OBP: 0.362, SLG: 0.244	1-0 F8		0-1 P6		4-1 HBP 2B BB		0-3 K		0-1 G1-6-3 1-2	4	1	0	0	1	1	3												
Julio Lugo, R OBP: 0.302, SLG: 0.286	3-2 P3		1-1 G6-3		2-2 2B HBP		3-3 K		0-6 F9	4	1	0	0	0	1	2												
Marlon Anderson, L OBP: 0.348, SLG: 0.360		0-0 P6		2-1 F8	0-1 13 2B		1-0 18 P1-3 2B		3-3 K	5	1	2	3	0	1	0												
Javier Valentin, S OBP: 0.283, SLG: 0.400	1-1 13 1B 2B		2-1 18 2B		1-3 K		0-1 P6		0-3 K	5	2	2	0	0	2	2												
1B Jared Sandberg, R OBP: 0.361, SLG: 0.484	2-1 G5-3		0-1 2H 2B		1-3 K		3-2 P1-3 2-3			4	0	1	1	0	1	3												
Inning Stats	R: 1 E: 0 K: 1 S: 15	H: 2 LOB: 2 BB: 1 P: 28	R: 1 E: 0 K: 0 S: 8	H: 2 LOB: 1 BB: 0 P: 12	R: 0 E: 0 K: 1 S: 6	H: 0 LOB: 0 BB: 0 P: 9	R: 1 E: 0 K: 0 S: 13	H: 2 LOB: 2 BB: 1 P: 22	R: 5 E: 0 K: 3 S: 19	H: 3 LOB: 2 BB: 3 P: 38	R: 0 E: 0 K: 2 S: 10	H: 0 LOB: 0 BB: 0 P: 14	R: 0 E: 0 K: 0 S: 9	H: 1 LOB: 2 BB: 1 P: 17	R: 0 E: 0 K: 0 S: 8	H: 1 LOB: 0 BB: 0 P: 9	R: 0 E: 0 K: 2 S: 7	H: 0 LOB: 0 BB: 0 P: 10	1B: 4 2B: 6 3B: 0 HR: 1	SF: 0 SAC: 0 DP: 1 HBP: 1	WP: 0 PB: 0 SB: 1 CS: 0	PA: 44						
PITCHER	IP	WLS	BF	H	R	ER	SO	BB	IBB	HBP	BLK	WP	HR	S	P	ERA	WHIP											
Colby Lewis, R ERA: 8.4	(1, 1)	4.0	24	7	7	7	2	4	0	1	0	0	0	1	47	87	15.75	2.750										
Brian Shouse, L ERA: 3.79	(5, 1)	1.2	8	2	1	1	4	0	1	0	0	0	0	19	28	5.40	1.200											
Todd Van Poppel, R ERA: 3.86	(6, 1)	1.1	W	6	1	0	0	1	0	0	0	0	0	14	25	0.00	1.500											
Aaron Fultz, L ERA: 1.75	(8, 1)	1.0	H	3	1	0	0	0	0	0	0	0	0	8	9	0.00	1.000											
Ugueth Urbina, R ERA: 2.95	(9, 1)	1.0	S	3	0	0	0	2	0	0	0	0	0	7	10	0.00	0.000											
Batter	1	2	3	4	5	6	7	8	9	AB	R	H	RBI	BB	SO	LOB	BOTTOM											
Carl Everett, S OBP: 0.421, SLG: 0.673	4-2 9 G6-3 BB		1-2 G4-3	4-1 9 HR BB		0-0 G3-1		3-1 9 G4-6-3 1B		3	1	1	0	2	0	0	Tampa Bay Devil Rays @ Texas Rangers The Ballpark at Arlington, Arlington, TX Thu May 22 2003, 2:05 PM EDT Att: 20,353 - Cloudy - 71 F livebaseballscorecards.com											
9 Hank Blalock, L OBP: 0.395, SLG: 0.601	0-0 G6-3 1-2		1-2 P3	1-1 1H 2H HR		2-3 K		2-0 G4-6-3 1-2		5	1	1	3	0	1	3												
Alex Rodriguez, R OBP: 0.388, SLG: 0.578	0-1 F8		1-1 G5-3	0-1 F7			0-0 HR			4	1	1	1	0	0	0												
Rafael Palmeiro, L OBP: 0.393, SLG: 0.530		2-2 G3		2B K			1-1 1B 23 G6-4-3 1B			3	1	1	0	1	1	0												
Donnie Sadler, R OBP: 0.214, SLG: 0.083										0	1	0	0	0	0	0												
Juan Gonzalez, R OBP: 0.323, SLG: 0.579		1-1 G4-3		2-1 23 1B 2B	2-2 SH1-3 1B		0-0 23 G6-4-3 1B			4	1	3	0	0	0	0												
23 Mark Teixeira, S OBP: 0.328, SLG: 0.406		4-0 1B WP BB		1-0 2H 3H HR 1B	1-1 F7		0-2 G6-4-3 1-2			3	2	1	2	1	0	2												
Ryan Christenson, R OBP: 0.293, SLG: 0.297		2-2 1B		1-1 F9	0-1 SH1-3		0-1 3H 3-3 K			3	0	1	0	0	1	2												
Einar Diaz, R OBP: 0.287, SLG: 0.336		1-0 1B		0-0 1H HR	1-0 F7		0-1 G6-3			4	1	2	3	0	0	1												
10 Michael Young, R OBP: 0.364, SLG: 0.460		3H G3		1-2 9 HR BB 1B		1-3 K		3-1 1B		4	1	2	0	0	1	2												
Inning Stats	R: 0 E: 0 K: 0 S: 6	H: 0 LOB: 0 BB: 1 P: 10	R: 1 E: 0 K: 0 S: 10	H: 2 LOB: 2 BB: 1 P: 20	R: 0 E: 0 K: 0 S: 8	H: 0 LOB: 0 BB: 0 P: 11	R: 7 E: 0 K: 1 S: 18	H: 5 LOB: 0 BB: 2 P: 33	R: 0 E: 0 K: 0 S: 8	H: 1 LOB: 1 BB: 0 P: 12	R: 0 E: 0 K: 2 S: 8	H: 0 LOB: 0 BB: 0 P: 11	R: 2 E: 0 K: 1 S: 12	H: 3 LOB: 1 BB: 0 P: 16	R: 0 E: 0 K: 0 S: 7	H: 2 LOB: 1 BB: 0 P: 15	1B: 9 2B: 1 3B: 0 HR: 3	SF: 0 SAC: 1 DP: 3 HBP: 0	WP: 1 PB: 0 SB: 0 CS: 0	PA: 38								
PITCHER	IP	WLS	BF	H	R	ER	SO	BB	IBB	HBP	BLK	WP	HR	S	P	ERA	WHIP											
Seth McClung, R ERA: 5.35	(1, 1)	3.1	19	6	7	7	0	4	0	0	0	0	1	35	65	18.90	3.000											
Nick Bieri, L ERA: 9.0	(4, 1)	0.2	4	2	1	1	1	0	0	0	0	0	1	10	14	13.50	3.000											
Travis Harper, R ERA: 3.12	(5, 1)	3.0	L	11	3	2	3	0	0	0	0	0	1	25	34	6.00	1.000											
Al Levine, R ERA: 1.23	(8, 1)	1.0	4	2	0	0	0	0	0	0	0	0	0	7	15	0.00	2.000											

Batter	1	2	3	4	5	6	7	8	9	AB	R	H	RBI	BB	SO	LOB	TOP			
1 Brian Roberts, S OBP: 0.400, SLG: 0.643										4	1	2	1	1	1	1	Baltimore Orioles @ Texas Rangers The Ballpark at Arlington, Arlington, TX Fri May 23 2003, 8:05 PM EDT Att: 23,175 - Cloudy - 80 F			
6 Melvin Mora, R OBP: 0.419, SLG: 0.516										5	0	2	1	0	2	2				
David Segui, S OBP: 0.372, SLG: 0.440										4	0	1	0	0	1	4				
Jeff Conine, R OBP: 0.338, SLG: 0.418										3	0	1	1	0	0	1				
31 Jay Gibbons, L OBP: 0.343, SLG: 0.469										3	0	0	0	0	0	3				
Tony Batista, R OBP: 0.314, SLG: 0.415										4	0	1	0	0	0	1				
Brook Fordyce, R OBP: 0.258, SLG: 0.311										3	0	0	0	0	0	1				
Jose Morban, S OBP: 0.500, SLG: 1.333										0	0	0	0	1	0	0				
Deivi Cruz, R OBP: 0.221, SLG: 0.310										3	1	1	0	0	0	0				
53 Carlos Mendez, R OBP: 0.333, SLG: 0.667										1	0	0	0	0	0	1				
Luis Matos, R OBP: 0.500, SLG: 0.500										4	1	2	0	0	1	1				
Inning Stats	R: 1 E: 0 K: 0 S: 12	H: 2 LOB: 1 BB: 0 P: 20	R: 2 E: 0 K: 0 S: 12	H: 4 LOB: 2 BB: 0 P: 18	R: 0 E: 0 K: 0 S: 8	H: 2 LOB: 1 BB: 0 P: 10	R: 0 E: 0 K: 0 S: 5	H: 1 LOB: 0 BB: 0 P: 12	R: 0 E: 0 K: 1 S: 9	H: 0 LOB: 0 BB: 0 P: 11	R: 0 E: 0 K: 0 S: 8	H: 0 LOB: 0 BB: 0 P: 14	R: 0 E: 0 K: 1 S: 10	H: 0 LOB: 1 BB: 0 P: 15	R: 0 E: 0 K: 2 S: 14	H: 0 LOB: 2 BB: 2 P: 24	1B: 10 2B: 0 3B: 0 HR: 0	SF: 1 SAC: 0 DP: 2 HBP: 1	WP: 0 PB: 0 SB: 4 CS: 0	PA: 38
PITCHER	IP WLS BF H R ER SO BB IBB HBP BLK WP HR S P ERA WHIP																			
Ismael Valdez, R ERA: 5.28	(1, 1) 6.0 W 26 10 3 3 1 0 0 0 0 0 0 0 54 86 4.50 1.667																			
R.A. Dickey, R ERA: 3.18	(7, 1) 1.0 H 3 0 0 0 1 0 0 0 0 0 0 0 9 14 0.00 0.000																			
Francisco Cordero, R ERA: 3.08	(8, 1) 1.0 H 4 0 0 0 1 0 0 0 1 0 0 0 10 15 0.00 0.000																			
Ugueth Urbina, R ERA: 2.82	(9, 1) 1.0 S 5 0 0 0 2 2 0 0 0 0 0 0 0 14 24 0.00 2.000																			


Batter	1	2	3	4	5	6	7	8	9	AB	R	H	RBI	BB	SO	LOB	BOTTOM			
Carl Everett, S OBP: 0.415, SLG: 0.658										5	1	1	0	0	1	2	Baltimore Orioles @ Texas Rangers The Ballpark at Arlington, Arlington, TX Fri May 23 2003, 8:05 PM EDT Att: 23,175 - Cloudy - 80 F			
9 Hank Blalock, L OBP: 0.399, SLG: 0.595										5	0	2	0	0	1	1				
Alex Rodriguez, R OBP: 0.384, SLG: 0.568										5	1	1	0	0	0	5				
Rafael Palmeiro, L OBP: 0.401, SLG: 0.552										3	2	2	3	1	0	0				
Juan Gonzalez, R OBP: 0.316, SLG: 0.567										4	0	0	0	0	1	3				
23 Mark Teixeira, S OBP: 0.341, SLG: 0.417										2	0	1	0	2	0	0				
Ryan Christenson, R OBP: 0.294, SLG: 0.291										2	0	0	0	1	2	3				
Ruben Sierra, S OBP: 0.339, SLG: 0.393										1	0	1	1	0	0	0				
Donnie Sadler, R OBP: 0.214, SLG: 0.083										0	0	0	0	0	0	0				
Einar Diaz, R OBP: 0.286, SLG: 0.327										3	0	0	0	0	0	2				
10 Michael Young, R OBP: 0.372, SLG: 0.483										4	1	3	1	0	0	3				
Inning Stats	R: 2 E: 0 K: 1 S: 14	H: 2 LOB: 0 BB: 0 P: 23	R: 0 E: 0 K: 1 S: 7	H: 0 LOB: 0 BB: 0 P: 11	R: 0 E: 0 K: 1 S: 8	H: 1 LOB: 1 BB: 0 P: 14	R: 0 E: 0 K: 0 S: 14	H: 1 LOB: 2 BB: 1 P: 22	R: 2 E: 0 K: 2 S: 19	H: 4 LOB: 3 BB: 1 P: 32	R: 0 E: 0 K: 0 S: 11	H: 2 LOB: 2 BB: 0 P: 14	R: 1 E: 0 K: 0 S: 8	H: 1 LOB: 2 BB: 2 P: 22	R: 0 E: 0 K: 0 S: 4	H: 0 LOB: 0 BB: 0 P: 9	1B: 7 2B: 2 3B: 0 HR: 2	SF: 0 SAC: 0 DP: 1 HBP: 1	WP: 1 PB: 1 SB: 0 CS: 0	PA: 39
PITCHER	IP WLS BF H R ER SO BB IBB HBP BLK WP HR S P ERA WHIP																			
Pat Hentgen, R ERA: 4.1	(1, 1) 6.0 L 30 10 4 4 0 0 1 1 1 0 0 0 0 12 31 4.50 1.000																			
Rick Bauer, R ERA: 5.0	(7, 1) 2.0 9 1 1 1 0 1 1 1 0 0 0 0 12 31 4.50 1.000																			



Batter	1	2	3	4	5	6	7	8	9	AB	R	H	RBI	BB	SO	LOB	TOP																																																							
1 Brian Roberts, S OBP: 0.391, SLG: 0.526 (1, 4)	F7		G3		P6		6 HR	1B	P3	5	2	1	0	1	0	4	Baltimore Orioles @ Texas Rangers The Ballpark at Arlington, Arlington, TX Sat May 24 2003, 8:05 PM EDT Att: 48,635 - Sunny - 84 F																																																							
6 Melvin Mora, R OBP: 0.418, SLG: 0.534 (1, 7)	F9		K		FC6-4		1B	1B		5	1	2	5	0	1	2																																																								
David Segui, S OBP: 0.365, SLG: 0.430 (1, 10)	P5		F7				G3	G5-3	1B	5	0	1	0	0	0	1																																																								
Jeff Conine, R OBP: 0.356, SLG: 0.442 (1, 3)										4	1	3	2	1	1	0																																																								
31 Jay Gibbons, L OBP: 0.340, SLG: 0.461 (1, 9)										5	0	1	0	0	1	4																																																								
Tony Batista, R OBP: 0.311, SLG: 0.414 (1, 5)										5	1	1	0	0	1	3																																																								
Luis Matos, R OBP: 0.356, SLG: 0.889 (1, 8)										5	2	3	1	0	0	0																																																								
Geronimo Gil, R OBP: 0.339, SLG: 0.316 (1, 2)										3	2	2	0	1	0	2																																																								
Jose Morban, S OBP: 0.429, SLG: 0.800 Deivi Cruz, R OBP: 0.231, SLG: 0.326 (7, 6)										2	0	0	0	1	2	2																																																								
Inning Stats	R: 0 E: 0 K: 0 S: 4	H: 0 LOB: 0 BB: 0 P: 6	R: 0 E: 0 K: 0 S: 11	H: 1 LOB: 2 BB: 1 P: 20	R: 0 E: 0 K: 1 S: 12	H: 0 LOB: 1 BB: 1 P: 23	R: 0 E: 0 K: 2 S: 10	H: 0 LOB: 0 BB: 0 P: 14	R: 1 E: 0 K: 1 S: 11	H: 2 LOB: 1 BB: 0 P: 16	R: 0 E: 0 K: 0 S: 7	H: 2 LOB: 1 BB: 0 P: 8	R: 3 E: 0 K: 1 S: 15	H: 3 LOB: 0 BB: 0 P: 23	R: 6 E: 0 K: 1 S: 22	H: 7 LOB: 2 BB: 2 P: 39	R: 0 E: 0 K: 0 S: 13	H: 1 LOB: 2 BB: 0 P: 23	1B: 11 2B: 2 HR: 3	SF: 0 SAC: 0 DP: 2 HBP: 1	WP: 0 PB: 0 SB: 1 CS: 0	PA: 46																																																		
PITCHER	IP	WLS	BF	H	R	ER	SO	BB	IBB	HBP	BLK	WP	HR	S	P	ERA	WHIP	PITCHER				IP	WLS	BF	H	R	ER	SO	BB	IBB	HBP	BLK	WP	HR	S	P	ERA	WHIP																																		
John Thomson, R ERA: 4.85 Aaron Fultz, L ERA: 2.05 Todd Van Poppel, R ERA: 7.71 Jay Powell, R ERA: 10.13	(1, 1)	6.2	L	29	8	4	4	5	2	0	0	0	0	2	66	103	5.40	1.500					(7, 1)	0.2	3	1	1	1	1	0	0	0	0	0	1	11	18	13.50	1.500	(8, 1)	0.0	6	4	4	0	1	0	0	0	0	0	0	7	18	∞	∞	(8, 1)	1.2	8	3	1	1	0	0	0	0	1	0	21	33	5.40	1.800

Batter	1	2	3	4	5	6	7	8	9	AB	R	H	RBI	BB	SO	LOB	BOTTOM																					
10 Michael Young, R OBP: 0.375, SLG: 0.495 (1, 4)	K						K2-3			4	1	2	1	0	2	0	Baltimore Orioles @ Texas Rangers The Ballpark at Arlington, Arlington, TX Sat May 24 2003, 8:05 PM EDT Att: 48,635 - Sunny - 84 F																					
23 Mark Teixeira, S OBP: 0.338, SLG: 0.411 (1, 3)	F7		E5					K		4	0	1	0	0	2	1																						
Alex Rodriguez, R OBP: 0.386, SLG: 0.582 9 Hank Bialock, L OBP: 0.399, SLG: 0.595 (9, 5)										4	1	2	1	0	2	0																						
Rafael Palmeiro, L OBP: 0.398, SLG: 0.544 (1, 10)										0	0	0	0	0	0	0																						
Juan Gonzalez, R OBP: 0.315, SLG: 0.560 (1, 9)										4	0	1	0	0	0	2																						
Herbert Perry, R OBP: 0.174, SLG: 0.217 Donnie Sadler, R OBP: 0.200, SLG: 0.077 (7, 5)										4	0	1	0	0	1	0																						
Ruben Sierra, S OBP: 0.328, SLG: 0.378 (1, 7)										4	0	0	0	0	2	2																						
Todd Greene, R OBP: 0.283, SLG: 0.535 (1, 2)										3	0	0	0	0	1	0																						
Ryan Christenson, R OBP: 0.295, SLG: 0.292 (1, 8)										3	1	1	0	0	0	0																						
Inning Stats	R: 0 E: 0 K: 2 S: 10	H: 0 LOB: 0 BB: 0 P: 15	R: 0 E: 0 K: 2 S: 9	H: 0 LOB: 0 BB: 0 P: 13	R: 2 E: 1 K: 2 S: 18	H: 4 LOB: 2 BB: 0 P: 25	R: 0 E: 0 K: 1 S: 7	H: 0 LOB: 0 BB: 0 P: 8	R: 0 E: 0 K: 1 S: 11	H: 1 LOB: 1 BB: 0 P: 19	R: 1 E: 0 K: 0 S: 12	H: 3 LOB: 1 BB: 0 P: 13	R: 0 E: 0 K: 1 S: 8	H: 0 LOB: 0 BB: 0 P: 12	R: 0 E: 0 K: 2 S: 9	H: 0 LOB: 0 BB: 0 P: 10	R: 0 E: 0 K: 1 S: 8	H: 0 LOB: 0 BB: 0 P: 11	1B: 5 2B: 2 HR: 1	SF: 0 SAC: 0 DP: 1 HBP: 0	WP: 0 PB: 0 SB: 0 CS: 0	PA: 34																
PITCHER	IP	WLS	BF	H	R	ER	SO	BB	IBB	HBP	BLK	WP	HR	S	P	ERA	WHIP	PITCHER				IP	WLS	BF	H	R	ER	SO	BB	IBB	HBP	BLK	WP	HR	S	P	ERA	WHIP
Omar Daal, L ERA: 4.98 Kerry Ligtenberg, R ERA: 2.49	(1, 1)	6.0	W	25	8	3	3	8	0	0	0	0	0	0	25	33	0.00	0.000					(7, 1)	3.0	S	9	0	0	0	4	0	0	0	0	25	33	0.00	0.000

AB	41
R	10
H	16
RBI	10
BB	4
SO	6
LOB	18



Batter	1	2	3	4	5	6	7	8	9	AB	R	H	RBI	BB	SO	LOB	TOP					
1 Brian Roberts, S OBP: 0.492, SLG: 0.696	4-2 6 1B 2B BB	1-1 SH2-3		1-1 G4-3		0-0 6 1B FC3-2-5-3 1B	3-2 6 2B 1-H 3B		2-2 6 1B 2B	4	2	3	1	1	0	1						
6 Melvin Mora, R OBP: 0.440, SLG: 0.566	1-1 2B G4-3 1B	4-2 BB		0-1 2B 2-H		3-2 2B 1B	2-2 G3 3-H 2B		1-2 HBP 1B	5	2	5	2	1	0	0						
David Segui, S OBP: 0.364, SLG: 0.429	2-2 G4-3 1B 2B	1-2 F8		3-3 K		1-1 FC3-2-5-3 2B	0-1 G3		2-2 HBP	5	2	1	1	0	1	6						
Jeff Conine, R OBP: 0.344, SLG: 0.439	1-2 G4-3 2-3 3-H	2-2 F8		0-1 F8		2-2 31 1B 2B	3-2 F9		1-3 HBP K	6	1	1	3	0	1	8						
31 Jay Gibbons, L OBP: 0.314, SLG: 0.470	3-3 K		1-2 SF8 3B		0-1 L9	1-1 2H 1B		1-0 G3-1		5	1	2	1	0	1	1						
Tony Batista, R OBP: 0.313, SLG: 0.416	2-2 HR 1B		1-2 SF8		0-3 K	0-0 F7		2-2 CS 1B		4	1	2	2	0	1	1						
Luis Matos, R OBP: 0.500, SLG: 1.000	2-1 HR		1-3 K		1-2 E 2B	0-0 L8		3-3 K		5	2	2	2	0	2	2						
Deivi Cruz, R OBP: 0.224, SLG: 0.315	0-1 P4		0-2 G4-3		1-2 E6 2-H		0-3 K		1-1 G5-3	5	0	0	0	0	1	0						
Brook Fordyce, R OBP: 0.282, SLG: 0.323		4-1 SH2-3 BB		1-1 6 2B G4-3 1B		2-1 F8		1-2 1 3B 1B	2-2 F7	4	2	2	0	1	0	1						
Inning Stats	R: 5 E: 0 K: 1 S: 25	H: 4 LOB: 0 BB: 1 P: 40	R: 0 E: 0 K: 0 S: 13	H: 0 LOB: 2 BB: 2 P: 25	R: 1 E: 0 K: 1 S: 16	H: 1 LOB: 0 BB: 0 P: 19	R: 1 E: 0 K: 1 S: 11	H: 2 LOB: 1 BB: 0 P: 16	R: 1 E: 1 K: 1 S: 13	H: 1 LOB: 1 BB: 0 P: 17	R: 3 E: 0 K: 0 S: 13	H: 4 LOB: 1 BB: 0 P: 20	R: 2 E: 0 K: 1 S: 19	H: 3 LOB: 1 BB: 0 P: 28	R: 0 E: 0 K: 1 S: 7	H: 1 LOB: 1 BB: 0 P: 13	R: 0 E: 0 K: 1 S: 18	H: 2 LOB: 3 BB: 0 P: 27	1B: 9 2B: 7 3B: 2 HR: 1	SF: 1 SAC: 1 DP: 1 HBP: 1	WP: 0 PB: 0 SB: 0 CS: 1	PA: 49
PITCHER	IP WLS BF H R ER SO BB IBB HBP BLK WP HR S P ERA WHIP	IP WLS BF H R ER SO BB IBB HBP BLK WP HR S P ERA WHIP																				
53 Joaquin Benoit, R ERA: 6.08	3.0	17	5	6	6	2	3	0	0	0	0	0	0	0	28	84	18.00	2.667				
R.A. Dickey, R ERA: 4.01	2.0	L	12	5	4	3	2	0	0	0	0	0	0	0	28	40	13.50	2.500				
Brian Shouse, L ERA: 4.05	1.0		5	2	1	1	0	0	0	0	0	0	0	0	13	9.00	2.000					
Todd Van Poppel, R ERA: 8.53	1.0		6	3	2	2	1	0	0	0	0	0	0	0	19	28	18.00	3.000				
Aaron Fultz, L ERA: 1.91	2.0		9	3	0	0	2	0	0	1	0	0	0	0	25	40	0.00	1.500				

Baltimore Orioles @ Texas Rangers
The Ballpark at Arlington, Arlington, TX
Sun May 25 2003, 3:05 PM EDT
Att: 30,016 - Overcast - 73 F

AB 43
R 13
H 18
RBI 12
BB 3
SO 7
LOB 20



Batter	1	2	3	4	5	6	7	8	9	AB	R	H	RBI	BB	SO	LOB	BOTTOM					
Carl Everett, S OBP: 0.420, SLG: 0.679	4-2 9 1B 9 PB FC1-5 BB		3-2 HR	0-0 P6		1-2 2B	0-3 K2-3			4	1	2	1	1	1	3						
9 Hank Blalock, L OBP: 0.410, SLG: 0.594	2-2 FC1-5 2B 1B		4-2 G1-3 23 HR BB BB	4-1 BB		2-0 F8		4-2 G4-6-3 1B BB		2	2	1	0	3	0	1						
Alex Rodriguez, R OBP: 0.391, SLG: 0.596	0-1 FC1-5 2B		4-0 G1-3 23 HR BB	3-2 F7		0-0 HR		1-2 G4-6-3 1B		4	3	2	1	1	0	4						
Rafael Palmeiro, L OBP: 0.398, SLG: 0.564	2-0 2B		2-0 F8	3-3 K		2-2 HR		2-1 G4-6-3 1B		5	1	2	3	0	1	6						
Juan Gonzalez, R OBP: 0.312, SLG: 0.556	0-0 F9		0-0 G1-3		1-1 G5-3		0-2 E 10 1B 2B	3-1 G5-3		5	1	1	0	0	0	4						
Ruben Sierra, S OBP: 0.323, SLG: 0.365	0-0 G4-3		4-2 23 HR BB		2-3 K		2-3 K		2-1 G4-3	4	1	0	0	1	2	2						
23 Mark Teixeira, S OBP: 0.333, SLG: 0.427		2-3 K	0-0 HR		1-3 K		2-3 K		2-3 K	5	1	1	4	0	4	1						
Einar Diaz, R OBP: 0.276, SLG: 0.316		0-0 G6-3		1-2 F7		1-3 K		1-2 E5 10 1B	1-1 G4-3	4	0	0	0	0	1	1						
Todd Greene, R OBP: 0.277, SLG: 0.523										1	0	0	0	0	0	0						
10 Michael Young, R OBP: 0.378, SLG: 0.495				3-2 9 WP 1B		0-0 L9		2-0 1-2 3H 1B		4	0	2	1	0	1	0						
Inning Stats	R: 2 E: 0 K: 0 S: 11	H: 2 LOB: 1 BB: 1 P: 19	R: 0 E: 0 K: 2 S: 7	H: 0 LOB: 0 BB: 0 P: 10	R: 5 E: 0 K: 0 S: 19	H: 2 LOB: 0 BB: 3 P: 37	R: 0 E: 0 K: 1 S: 12	H: 1 LOB: 2 BB: 1 P: 25	R: 0 E: 0 K: 2 S: 8	H: 0 LOB: 0 BB: 0 P: 12	R: 0 E: 0 K: 1 S: 9	H: 1 LOB: 1 BB: 0 P: 13	R: 3 E: 1 K: 3 S: 23	H: 4 LOB: 2 BB: 0 P: 32	R: 0 E: 0 K: 0 S: 9	H: 1 LOB: 1 BB: 1 P: 19	R: 0 E: 0 K: 1 S: 7	H: 0 LOB: 0 BB: 0 P: 12	1B: 4 2B: 3 3B: 0 HR: 4	SF: 0 SAC: 0 DP: 1 HBP: 0	WP: 1 PB: 1 SB: 0 CS: 0	PA: 44
PITCHER	IP WLS BF H R ER SO BB IBB HBP BLK WP HR S P ERA WHIP	IP WLS BF H R ER SO BB IBB HBP BLK WP HR S P ERA WHIP																				
Rick Helling, R ERA: 6.36	3.0	W	16	5	3	2	5	1	0	0	0	1	2	39	64	5.40	1.800					
Travis Oriskill, R ERA: 5.4	4.1																					
B.J. Ryan, L ERA: 5.28	0.2	H	4	1	0	0	2	0	0	0	0	0	0	13	18	0.00	1.500					
Buddy Groom, L ERA: 6.46	0.2	H	3	1	0	0	0	1	0	0	0	0	0	7	14	0.00	3.000					
Willie Roberts, R ERA: 4.76	0.1	H	1	0	0	0	0	0	0	0	0	0	0	2	5	0.00	0.000					

Baltimore Orioles @ Texas Rangers
The Ballpark at Arlington, Arlington, TX
Sun May 25 2003, 3:05 PM EDT
Att: 30,016 - Overcast - 73 F

AB 38
R 10
H 11
RBI 10
BB 6
SO 10
LOB 22



Batter	1	2	3	4	5	6	7	8	9	AB	R	H	RBI	BB	SO	LOB	TOP				
Carl Everett, S OBP: 0.411, SLG: 0.663 (1, 8)	F9		F8		F7			P2		4	0	0	0	0	0	0					
9 Hank Blalock, L OBP: 0.401, SLG: 0.579 (1, 5)	L7		G4-3				F9	F7		4	0	0	0	0	0	0					
Alex Rodriguez, R OBP: 0.384, SLG: 0.584 (1, 6)	F8		E6				K	L8		4	0	0	0	0	1	0					
Rafael Palmeiro, L OBP: 0.395, SLG: 0.575 Ryan Christenson, R OBP: 0.295, SLG: 0.292 (9, 8)		HR	F7				G3	K		4	1	1	1	0	1	1					
Juan Gonzalez, R OBP: 0.316, SLG: 0.570 (1, 9)		23 HR 1B			G6-3			K		4	2	2	1	0	1	0					
Ruben Sierra, S OBP: 0.313, SLG: 0.353 (1, 10)		P5			K			F9		4	0	0	0	0	1	1					
23 Mark Teixeira, S OBP: 0.333, SLG: 0.450 (9, 3)		HR			G3-1			G3-1		3	1	1	2	0	0	0					
Einar Diaz, R OBP: 0.286, SLG: 0.325 (1, 2)		L5								3	0	2	0	0	0	0					
10 Michael Young, R OBP: 0.372, SLG: 0.487 (1, 4)					G6-4-3			F7		3	0	0	0	0	0	2					
Inning Stats	R: 0 E: 0 K: 0 S: 6	H: 0 LOB: 0 BB: 0 P: 9	R: 3 E: 0 K: 0 S: 8	H: 3 LOB: 0 BB: 0 P: 14	R: 0 E: 1 K: 0 S: 8	H: 0 LOB: 1 BB: 0 P: 15	R: 0 E: 0 K: 1 S: 5	H: 0 LOB: 0 BB: 0 P: 5	R: 0 E: 0 K: 0 S: 10	H: 0 LOB: 0 BB: 0 P: 16	R: 1 E: 0 K: 0 S: 8	H: 2 LOB: 1 BB: 0 P: 12	R: 0 E: 0 K: 2 S: 9	H: 0 LOB: 0 BB: 0 P: 15	R: 0 E: 0 K: 2 S: 9	H: 0 LOB: 0 BB: 0 P: 13	1B: 3 2B: 0 3B: 0 HR: 3	SF: 0 SAC: 0 DP: 1 HBP: 0	WP: 0 PB: 0 SB: 0 CS: 0	PA: 33	
PITCHER	IP	WLS	BF	H	R	ER	SO	BB	IBB	HBP	BLK	WP	HR	S	P	ERA	WHIP				
Carlos Reyes, R ERA: 5.14 (1, 1)	7.0	L	27	6	4	4	2	0	0	0	0	0	3	54	86	5.14	0.857				
Mike Venafro, L ERA: 3.55 (8, 1)	1.0		3	0	0	0	0	0	0	0	0	0	0	9	15	0.00	0.000				
Jesus Colome, R ERA: 3.76 (9, 1)	1.0		3	0	0	0	2	0	0	0	0	0	0	9	13	0.00	0.000				

Texas Rangers @ Tampa Bay Devil Rays
Tropicana Field, St. Petersburg, FL
Tue May 27 2003, 7:15 PM EDT
Att. 9,133 - Dome - 72 F


AB 33
R 4
H 6
RBI 4
BB 0
SO 4
LOB 4



Batter	1	2	3	4	5	6	7	8	9	AB	R	H	RBI	BB	SO	LOB	BOTTOM					
13 Carl Crawford, L OBP: 0.293, SLG: 0.342 (1, 7)	K2-3		G3		G3-1			F7		4	0	0	0	0	1	2						
5 Rocco Baldelli, R OBP: 0.397, SLG: 0.485 (1, 8)					L9			G1-3		3	0	1	0	1	0	0						
Aubrey Huff, L OBP: 0.362, SLG: 0.593 (1, 9)					G4-3			G4-6-3		3	1	1	1	1	0	1						
Travis Lee, L OBP: 0.335, SLG: 0.415 (1, 3)					L4			G4-3		4	0	0	0	0	1	2						
Ben Grieve, L OBP: 0.338, SLG: 0.311 (1, 10)					G4-3			L3		4	1	1	0	0	0	0						
Toby Hall, R OBP: 0.293, SLG: 0.336 Terry Shumpert, R OBP: 0.265, SLG: 0.444 (9, FR)					G6-3			F7		4	0	1	0	0	0	1						
Marlon Anderson, L OBP: 0.345, SLG: 0.358 (1, 4)					L9			P6		4	0	2	0	0	0	1						
18 Jared Sandberg, R OBP: 0.356, SLG: 0.513 (1, 5)					K			F9		3	0	1	1	0	1	1						
Julio Lugo, R OBP: 0.291, SLG: 0.276 (1, 6)					K			G6-3		3	0	0	0	0	2	2						
Inning Stats	R: 0 E: 0 K: 2 S: 9	H: 1 LOB: 2 BB: 1 P: 17	R: 0 E: 0 K: 0 S: 4	H: 0 LOB: 0 BB: 0 P: 6	R: 0 E: 0 K: 2 S: 9	H: 0 LOB: 0 BB: 0 P: 11	R: 0 E: 0 K: 0 S: 7	H: 0 LOB: 0 BB: 0 P: 9	R: 1 E: 0 K: 1 S: 14	H: 3 LOB: 2 BB: 0 P: 23	R: 0 E: 0 K: 0 S: 4	H: 0 LOB: 0 BB: 1 P: 9	R: 0 E: 0 K: 0 S: 10	H: 1 LOB: 1 BB: 0 P: 14	R: 0 E: 0 K: 0 S: 8	H: 0 LOB: 0 BB: 0 P: 12	R: 1 E: 0 K: 0 S: 13	H: 2 LOB: 2 BB: 0 P: 18	1B: 4 2B: 3 3B: 0 HR: 1	SF: 0 SAC: 0 DP: 2 HBP: 0	WP: 0 PB: 0 SB: 1 CS: 1	PA: 34
PITCHER	IP	WLS	BF	H	R	ER	SO	BB	IBB	HBP	BLK	WP	HR	S	P	ERA	WHIP					
Colby Lewis, R ERA: 7.74 (1, 1)	5.0		20	4	1	1	5	2	0	0	0	0	0	45	72	1.80	1.200					
Brian Shouse, L ERA: 3.8 (6, 1)	1.1	H	3	0	0	0	0	0	0	0	0	0	0	3	4	0.00	0.000					
56 Rosman Garcia, R ERA: 9.38 (7, 1)	0.2	H	3	1	0	0	0	0	0	0	0	0	0	9	13	0.00	1.500					
Francisco Cordero, R ERA: 2.96 (8, 1)	1.0	H	3	0	0	0	0	0	0	0	0	0	0	8	12	0.00	0.000					
Ugueth Urbina, R ERA: 3.09 (9, 1)	1.0	S	5	2	1	1	0	0	0	0	0	0	1	13	18	9.00	2.000					

Texas Rangers @ Tampa Bay Devil Rays
Tropicana Field, St. Petersburg, FL
Tue May 27 2003, 7:15 PM EDT
Att. 9,133 - Dome - 72 F

AB 32
R 2
H 7
RBI 2
BB 2
SO 5
LOB 10



Batter	1	2	3	4	5	6	7	8	9	AB	R	H	RBI	BB	SO	LOB	TOP							
Carl Everett, S (1, 8) OBP: 0.406, SLG: 0.647	1-3 K	3-2 G3-1				4-1 BB		0-1 F8		0-0 G3	4	0	0	0	1	1	3							
9 Hank Blalock, L (1, 5) OBP: 0.398, SLG: 0.569	0-1 G6-3		3-1 F9			3-1 F7			4-2 G3-6-3 BB	3	0	0	0	1	0	1								
Alex Rodriguez, R (1, 6) OBP: 0.377, SLG: 0.572	3-2 P5		0-0 F9			2-1 P5			1-1 P3	4	0	0	0	0	0	2								
Rafael Palmeiro, L (1, 10) OBP: 0.392, SLG: 0.565		4-1 1B 2B BB	2-3 K			0-1 G3			0-0 G3-6-3 1-2	3	1	0	0	1	1	2								
Juan Gonzalez, R (1, 9) OBP: 0.319, SLG: 0.567		1-0 2B 23 G3 1B		3-3 K		1-1 1B HBP			0-3 K	3	2	1	0	0	2	0								
Ruben Sierra, S (1, 7) OBP: 0.326, SLG: 0.369		1-0 23 G3 10 SF9 2B		4-1 23 E BB		3-2 10 G3-1 1B			3-1 L8	3	1	2	1	1	0	0								
23 Mark Teixeira, S (1, 3) OBP: 0.324, SLG: 0.435		3-2 G3		0-1 FC4		0-3 K			1-3 K	4	0	0	1	0	2	4								
Einar Diaz, R (1, 2) OBP: 0.295, SLG: 0.328		2-3 3-H		2-3 K		0-1 10 G3-1 1B			1-2 G6-3	2	0	1	1	1	1	2								
Herbert Perry, R (9, PH) OBP: 0.107, SLG: 0.208		4-1 BB				1-2 3-H			1-2 G6-3	1	0	0	0	0	0	0								
10 Michael Young, R (1, 4) OBP: 0.365, SLG: 0.479		1-2 SF9		3-2 G1-3		1-2 G3-1			2-3 K	3	0	0	1	0	1	4								
Inning Stats	R: 0 E: 0 K: 1 S: 12	H: 0 LOB: 0 BB: 0 P: 16	R: 3 E: 0 K: 0 S: 13	H: 2 LOB: 1 BB: 2 P: 30	R: 0 E: 0 K: 1 S: 6	H: 0 LOB: 0 BB: 0 P: 11	R: 0 E: 1 K: 2 S: 13	H: 0 LOB: 2 BB: 1 P: 25	R: 0 E: 0 K: 0 S: 7	H: 0 LOB: 1 BB: 1 P: 16	R: 1 E: 0 K: 1 S: 14	H: 2 LOB: 0 BB: 0 P: 19	R: 0 E: 0 K: 0 S: 6	H: 0 LOB: 0 BB: 0 P: 11	R: 0 E: 0 K: 2 S: 8	H: 0 LOB: 0 BB: 0 P: 12	R: 0 E: 0 K: 1 S: 8	H: 0 LOB: 0 BB: 0 P: 11	1B: 3 2B: 1 3B: 0 HR: 0	SF: 1 SAC: 0 DP: 1 HBP: 1	WP: 0 PB: 0 SB: 0 CS: 0	PA: 37		
PITCHER	IP	WLS	BF	H	R	ER	SO	BB	IBB	HBP	BLK	WP	HR	S	P	ERA	WHIP							
Geremi Gonzalez, R (1, 1) ERA: 3.5	5.0	W	23	2	4	4	4	4	0	0	0	0	0	52	100	7.20	1.200							
Travis Harper, R (6, 1) ERA: 3.05	2.0	H	8	2	0	0	1	1	0	0	0	0	0	19	28	0.00	1.500							
Jesus Colome, R (8, 1) ERA: 3.62	1.0	H	3	0	0	0	2	0	0	0	0	0	0	8	12	0.00	0.000							
Lance Carter, R (9, 1) ERA: 3.18	1.0	S	3	0	0	0	1	0	0	0	0	0	0	8	11	0.00	0.000							

Texas Rangers @ Tampa Bay Devil Rays
Tropicana Field, St. Petersburg, FL
Wed May 28 2003, 7:15 PM EDT
Att. 8,645 - Dome - 72 F

AB 30
R 4
H 4
RBI 4
BB 5
SO 8
LOB 18



Batter	1	2	3	4	5	6	7	8	9	AB	R	H	RBI	BB	SO	LOB	BOTTOM								
Marlon Anderson, L (1, 4) OBP: 0.347, SLG: 0.355	0-1 L8		1-2 K	4-2 5 FC1-2 BB		0-0 5 FC4-6 1B		0-0 B1-3		4	0	1	0	1	1	1									
5 Rocco Baldelli, R (1, 8) OBP: 0.368, SLG: 0.481	4-0 BB		1-1 G6-3	1-2 FC1-2		2-2 FC4-6 18 1B		0-0 G5-3 1B		4	1	1	0	1	0	5									
Aubrey Huff, L (1, 9) OBP: 0.360, SLG: 0.590	1-3 K		0-2 G3	1-2 F7		2-2 G6-3		3-2 G5-3		1	0	0	0	0	1	1									
Jason Tyner, L (2, 9) OBP: 0.400, SLG: 0.500										3	0	0	0	0	0	5									
Terry Shumpert, R (8, PH) OBP: 0.260, SLG: 0.435										1	0	0	0	0	0	1									
18 Jared Sandberg, R (1, 5) OBP: 0.360, SLG: 0.488	2-3 K		2-3 K	2-3 K		3-1 2H 1B		4-0 1B		4	0	1	1	1	3	1									
Travis Lee, L (1, 3) OBP: 0.343, SLG: 0.413		4-2 G6-4-3 BB		1-2 1B HR		4-1 1B BB		3-1 F7		3	2	1	0	2	0	3									
Toby Hall, R (1, 2) OBP: 0.292, SLG: 0.333		1-2 G6-4-3		0-1 HR		1-2 K		0-0 P4		4	1	1	0	0	1	2									
Ben Grieve, L (1, 10) OBP: 0.372, SLG: 0.438		3-1 HR		1-1 HR		4-1 1B BB		3-2 1B 1B		3	2	3	4	1	0	0									
Julio Lugo, R (1, 6) OBP: 0.307, SLG: 0.294		1-3 K		2-2 13 1B 5 FC1-2 1B		0-0 1B		0-2 1B		4	0	3	1	0	1	0									
13 Carl Crawford, L (1, 7) OBP: 0.297, SLG: 0.342			4-0 5 G6-3 BB	0-0 5 FC1-2 BB		0-1 F9		1-1 L8		3	0	1	0	1	0	3									
Inning Stats	R: 0 E: 0 K: 2 S: 8	H: 0 LOB: 1 BB: 1 P: 15	R: 1 E: 0 K: 1 S: 13	H: 1 LOB: 0 BB: 1 P: 22	R: 0 E: 0 K: 1 S: 8	H: 0 LOB: 1 BB: 1 P: 14	R: 3 E: 0 K: 1 S: 23	H: 5 LOB: 3 BB: 1 P: 35	R: 1 E: 0 K: 2 S: 14	H: 1 LOB: 2 BB: 2 P: 25	R: 1 E: 0 K: 0 S: 11	H: 2 LOB: 1 BB: 0 P: 21	R: 0 E: 0 K: 0 S: 9	H: 2 LOB: 1 BB: 0 P: 13	R: 0 E: 0 K: 0 S: 8	H: 1 LOB: 2 BB: 1 P: 16	1B: 10 2B: 0 3B: 0 HR: 2	SF: 0 SAC: 0 DP: 1 HBP: 0	WP: 0 PB: 0 SB: 1 CS: 0	PA: 41					
PITCHER	IP	WLS	BF	H	R	ER	SO	BB	IBB	HBP	BLK	WP	HR	S	P	ERA	WHIP								
Alan Benes, R (1, 1) ERA: 8.1	3.1	L	19	6	4	4	5	4	0	0	0	0	0	2	46	78	10.80	3.000							
R.A. Dickey, R (4, 1) ERA: 4.1	1.2		8	1	1	1	2	2	0	0	0	0	0	20	33	5.40	1.800								
Aaron Fultz, L (6, 1) ERA: 2.08	2.0		9	4	1	1	0	0	0	0	0	0	0	20	34	4.50	2.000								
Brian Shouse, L (8, 1) ERA: 3.63	1.0		5	1	0	0	0	0	1	0	0	0	0	8	16	0.00	1.000								

Texas Rangers @ Tampa Bay Devil Rays
Tropicana Field, St. Petersburg, FL
Wed May 28 2003, 7:15 PM EDT
Att. 8,645 - Dome - 72 F

AB 34
R 6
H 12
RBI 6
BB 7
SO 7
LOB 22



Batter	1	2	3	4	5	6	7	8	9	AB	R	H	RBI	BB	SO	LOB	TOP				
Carl Everett, S (1, 7) OBP: 0.398, SLG: 0.625	G6-3			G1-3		K		K		4	0	0	0	0	2	1					
9 Hank Blalock, L (1, 5) OBP: 0.411, SLG: 0.580	G4-3			1B		L1		FC4-6		4	0	1	0	0	0	1					
Alex Rodriguez, R (1, 6) OBP: 0.384, SLG: 0.577	G6-3			F9		1B		2B		4	0	2	0	0	0	1					
Rafael Palmeiro, L (1, 10)		G6-3		P3		P2			G3	4	0	0	0	0	0	2					
Juan Gonzalez, R (1, 9) OBP: 0.320, SLG: 0.571	G5-3				HR			K		4	1	2	1	0	1	0					
23 Mark Teixeira, S (1, 3) OBP: 0.320, SLG: 0.432	K				FC5-4	L7		G4-3		4	0	1	0	0	1	1					
Ryan Christenson, R (1, 8) OBP: 0.289, SLG: 0.282			L9		FC5-4	P6				3	0	0	0	0	0	2					
Todd Greene, R (1, 2) OBP: 0.260, SLG: 0.489			K		K	FC6-4				3	0	0	0	0	2	2					
10 Michael Young, R (1, 4) OBP: 0.360, SLG: 0.470			G5-3		F9			FC4-6		3	0	1	0	0	0	1					
Inning Stats	R: 0 E: 0 K: 0 S: 6	H: 0 LOB: 0 BB: 0 P: 11	R: 0 E: 0 K: 1 S: 8	H: 0 LOB: 0 BB: 0 P: 13	R: 0 E: 0 K: 1 S: 8	H: 0 LOB: 0 BB: 0 P: 16	R: 0 E: 0 K: 0 S: 11	H: 1 LOB: 1 BB: 0 P: 18	R: 1 E: 0 K: 1 S: 15	H: 2 LOB: 1 BB: 0 P: 21	R: 0 E: 0 K: 1 S: 12	H: 1 LOB: 1 BB: 0 P: 16	R: 0 E: 0 K: 1 S: 11	H: 2 LOB: 2 BB: 0 P: 11	R: 0 E: 0 K: 1 S: 8	H: 0 LOB: 0 BB: 0 P: 12	1B: 5 2B: 1 3B: 0 HR: 1	SF: 0 SAC: 0 DP: 0 HBP: 0	WP: 0 PB: 0 SB: 0 CS: 0	PA: 33	
PITCHER	IP	WLS	BF	H	R	ER	SO	BB	IBB	HBP	BLK	WP	HR	S	P	ERA	WHIP				
Omar Daal, L (1, 1) ERA: 4.52	8.0	W	30	7	1	1	5	0	0	0	0	0	1	77	117	1.12	0.875				
Kerry Ligtenberg, R (9, 1) ERA: 2.38	1.0		3	0	0	0	1	0	0	0	0	0	0	8	12	0.00	0.000				

Texas Rangers @ Baltimore Orioles
 Oriole Park at Camden Yards, Baltimore, MD
 Fri May 30 2003, 7:05 PM EDT
 Att: 42,488 - Sunny - 78 F

AB 33
 R 1
 H 7
 RBI 1
 BB 0
 SO 6
 LOB 11



Batter	1	2	3	4	5	6	7	8	9	AB	R	H	RBI	BB	SO	LOB	BOTTOM				
1 Brian Roberts, S (1, 4) OBP: 0.409, SLG: 0.579	F7		P5		FC9-6		BB			2	1	0	0	2	0	0					
6 Melvin Mora, R (1, 7) OBP: 0.458, SLG: 0.597	K		HR		FC9-6		BB			3	2	1	0	1	1	1					
David Segui, S (1, 10) OBP: 0.367, SLG: 0.422	F8		K		K		2B			4	0	1	3	0	2	2					
Jeff Conine, R (1, 3) OBP: 0.343, SLG: 0.456		31 2B	HR				F8			4	2	2	2	0	1	1					
31 Jay Gibbons, L (1, 9) OBP: 0.350, SLG: 0.465		F8 2B	G3				G4-3			4	1	1	1	0	1	0					
Tony Batista, R (1, 5) OBP: 0.312, SLG: 0.423		F8		F8			G6-3			4	0	1	0	0	0	1					
Luis Matos, R (1, 8) OBP: 0.467, SLG: 0.800		1B 2B		G4-6-3			G4-3			4	1	2	1	0	1	1					
Deivi Cruz, R (1, 6) OBP: 0.240, SLG: 0.348			G4-6-3		G4-6-3		WP 2B			4	1	2	1	0	0	2					
Geronimo Gil, R (1, 2) OBP: 0.339, SLG: 0.339		K		L5			G4-3			3	0	0	0	0	1	1					
Inning Stats	R: 0 E: 0 K: 1 S: 9	H: 4 LOB: 0 BB: 0 P: 11	R: 3 E: 0 K: 1 S: 13	H: 4 LOB: 0 BB: 0 P: 22	R: 2 E: 0 K: 1 S: 14	H: 2 LOB: 0 BB: 0 P: 22	R: 0 E: 0 K: 0 S: 6	H: 1 LOB: 0 BB: 0 P: 9	R: 0 E: 0 K: 1 S: 11	H: 0 LOB: 1 BB: 1 P: 18	R: 0 E: 0 K: 0 S: 11	H: 0 LOB: 0 BB: 0 P: 13	R: 3 E: 0 K: 1 S: 25	H: 2 LOB: 1 BB: 2 P: 46	R: 0 E: 0 K: 2 S: 13	H: 1 LOB: 1 BB: 0 P: 20	1B: 4 2B: 5 3B: 0 HR: 1	SF: 0 SAC: 0 DP: 1 HBP: 0	WP: 1 PB: 0 SB: 0 CS: 0	PA: 35	
PITCHER	IP	WLS	BF	H	R	ER	SO	BB	IBB	HBP	BLK	WP	HR	S	P	ERA	WHIP				
John Thomson, R (1, 1) ERA: 5.17	6.1	L	26	6	6	6	4	1	0	0	0	1	0	31	54	10.80	2.400				
Jay Powell, R (7, 1) ERA: 10.19	1.2		9	2	2	2	3	2	0	0	0	1	0	31	54	10.80	2.400				

Texas Rangers @ Baltimore Orioles
 Oriole Park at Camden Yards, Baltimore, MD
 Fri May 30 2003, 7:05 PM EDT
 Att: 42,488 - Sunny - 78 F

AB 32
 R 8
 H 10
 RBI 8
 BB 3
 SO 7
 LOB 9



Batter	1	2	3	4	5	6	7	8	9	AB	R	H	RBI	BB	SO	LOB	TOP								
Carl Everett, S OBP: 0.395, SLG: 0.622	G4-1		2B		G1-3		G4-3			4	0	1	0	0	0	1									
9 Hank Blalock, L OBP: 0.412, SLG: 0.584	F9		P4		F7			L3-6	1B	4	0	2	0	0	0	2									
Alex Rodriguez, R OBP: 0.382, SLG: 0.569	F9				F8		P5		BB	3	0	0	0	1	0	1									
Rafael Palmeiro, L OBP: 0.382, SLG: 0.544	F8				F8		2B	L3-6	BB	4	0	1	0	0	0	3									
Juan Gonzalez, R OBP: 0.319, SLG: 0.563		P4			BB		P3		L5	3	0	0	0	1	0	2									
23 Mark Teixeira, S OBP: 0.325, SLG: 0.430		FC6-4			G4-3		HBP		L7	3	0	1	0	0	0	1									
Ryan Christenson, R OBP: 0.279, SLG: 0.274	FC6-4				P3		F8		G5-3	3	0	0	0	0	0	3									
Mike Lamb, L OBP: 0.190, SLG: 0.158	CS								1B	1	0	1	0	0	0	0									
Einar Diaz, R OBP: 0.290, SLG: 0.339	CS		L5		HR		P4		G5-3	4	1	1	1	0	0	1									
10 Michael Young, R OBP: 0.358, SLG: 0.471			G3		2B		F9		G6-3	4	0	1	0	0	0	1									
Inning Stats	R: 0 E: 0 K: 0 S: 12	H: 1 LOB: 1 BB: 0 P: 17	R: 0 E: 0 K: 0 S: 8	H: 1 LOB: 0 BB: 0 P: 9	R: 0 E: 0 K: 0 S: 12	H: 1 LOB: 1 BB: 0 P: 15	R: 0 E: 0 K: 0 S: 7	H: 0 LOB: 1 BB: 1 P: 14	R: 1 E: 0 K: 0 S: 16	H: 2 LOB: 1 BB: 0 P: 21	R: 0 E: 0 K: 0 S: 8	H: 1 LOB: 2 BB: 0 P: 15	R: 0 E: 0 K: 0 S: 6	H: 0 LOB: 0 BB: 0 P: 10	R: 0 E: 0 K: 0 S: 10	H: 1 LOB: 1 BB: 1 P: 16	R: 0 E: 0 K: 0 S: 6	H: 1 LOB: 1 BB: 0 P: 11	1B: 3 2B: 5 HR: 1	SF: 0 SAC: 0 DP: 1 HBP: 1	WP: 0 PB: 0 SB: 0 CS: 1	PA: 37			
PITCHER	IP	WLS	BF	H	R	ER	SO	BB	IBB	HBP	BLK	WP	HR	S	P	ERA	WHIP								
Rick Helling, R ERA: 5.82	7.0	W	28	6	1	1	0	1	0	1	0	0	1	69	101	1.29	1.000								
Buddy Groom, L ERA: 5.82	0.2		3	1	0	0	0	1	0	0	0	0	0	6	12	0.00	3.000								
Kerry Ligtenberg, R ERA: 2.25	0.1		1	0	0	0	0	0	0	0	0	0	0	4	4	0.00	0.000								
Jorge Julio, R ERA: 4.15	1.0		4	1	0	0	0	0	0	0	0	0	0	6	11	0.00	1.000								

Texas Rangers @ Baltimore Orioles
 Oriole Park at Camden Yards, Baltimore, MD
 Sat May 31 2003, 7:05 PM EDT
 Att: 30,178 - Cloudy - 75 F

AB 33
 R 1
 H 8
 RBI 1
 BB 2
 SO 0
 LOB 15



Batter	1	2	3	4	5	6	7	8	9	AB	R	H	RBI	BB	SO	LOB	BOTTOM								
1 Brian Roberts, S OBP: 0.408, SLG: 0.548	F9		K		S		1B	FC4-6		4	1	1	1	1	1	1									
6 Melvin Mora, R OBP: 0.451, SLG: 0.584	F8		L5		K		P4	BB	1B	5	0	1	0	0	1	2									
David Segui, S OBP: 0.367, SLG: 0.426	FC6-4		31 1B		17-4-3		SF8	BB	BB	1	1	1	0	4	0	0									
Jeff Conine, R OBP: 0.340, SLG: 0.452	FC6-4		31 1B		L7-4-3		SF8	F9		4	1	1	1	0	0	6									
31 Jay Gibbons, L OBP: 0.348, SLG: 0.461		K	E		CS		G4-3	F9		4	0	1	0	0	1	1									
Tony Batista, R OBP: 0.311, SLG: 0.420	P5		E6				G1-4-3	SH5-3	1B	4	1	1	0	0	0	1									
Luis Matos, R OBP: 0.500, SLG: 0.824		1B	CS		L7		1B	WP	1B	4	2	3	0	0	0	0									
Deivi Cruz, R OBP: 0.241, SLG: 0.347	F9				G5-3			SH5-3		3	0	1	1	0	0	1									
Gerónimo Gil, R OBP: 0.344, SLG: 0.366			HR		G6-3		P4	FC4-6	BB	3	1	1	1	1	0	1									
Inning Stats	R: 0 E: 0 K: 0 S: 7	H: 0 LOB: 1 BB: 1 P: 18	R: 0 E: 0 K: 1 S: 10	H: 1 LOB: 0 BB: 0 P: 20	R: 3 E: 1 K: 1 S: 20	H: 3 LOB: 1 BB: 1 P: 31	R: 0 E: 0 K: 0 S: 6	H: 0 LOB: 0 BB: 0 P: 7	R: 0 E: 0 K: 1 S: 9	H: 0 LOB: 1 BB: 2 P: 19	R: 1 E: 0 K: 0 S: 11	H: 2 LOB: 1 BB: 0 P: 17	R: 1 E: 0 K: 0 S: 8	H: 2 LOB: 1 BB: 0 P: 11	R: 2 E: 0 K: 0 S: 11	H: 3 LOB: 3 BB: 2 P: 22	1B: 9 2B: 2 3B: 0 HR: 1	SF: 1 SAC: 1 DP: 1 HBP: 0	WP: 1 PB: 0 SB: 1 CS: 1	PA: 41					
PITCHER	IP	WLS	BF	H	R	ER	SO	BB	IBB	HBP	BLK	WP	HR	S	P	ERA	WHIP								
53 Joaquin Benoit, R ERA: 5.57	5.2	L	26	6	4	2	3	4	0	0	0	0	0	12	17	6.75	1.765								
R.A. Dickey, R ERA: 4.22	1.1		6	2	1	1	0	0	0	0	0	0	0	12	17	6.75	1.500								
Reynaldo Garcia, R ERA: 8.64	1.0		8	3	2	2	0	2	0	0	0	1	0	11	22	18.00	5.000								

Texas Rangers @ Baltimore Orioles
 Oriole Park at Camden Yards, Baltimore, MD
 Sat May 31 2003, 7:05 PM EDT
 Att: 30,178 - Cloudy - 75 F

AB 32
 R 7
 H 11
 RBI 4
 BB 6
 SO 3
 LOB 13



Batter	1	2	3	4	5	6	7	8	9	AB	R	H	RBI	BB	SO	LOB	TOP			
Carl Everett, S OBP: 0.395, SLG: 0.622 (1, 9)	K2-3		F8		F8		HR		L9	5	1	2	0	0	1	1	Texas Rangers @ Baltimore Orioles Oriole Park at Camden Yards, Baltimore, MD Sun Jun 01 2003, 1:35 PM EDT Att: 38,536 - Cloudy - 67 F			
9 Hank Blalock, L OBP: 0.407, SLG: 0.571 (1, 5)	K		F9		BB		K		F8	4	0	0	0	1	2	2				
Alex Rodriguez, R OBP: 0.384, SLG: 0.579 (1, 6)	F9			1B 23 2B	K		HR			3	2	1	2	1	2					
Rafael Palmeiro, L OBP: 0.380, SLG: 0.535 (1, 10)		G4-3		F8			G4-3			3	0	0	0	1	0	1				
Ruben Sierra, S OBP: 0.333, SLG: 0.400 Ryan Christenson, R OBP: 0.279, SLG: 0.274 (8, 8)	10 PB			23 2B	G5-3				P5	4	1	2	0	0	0	3				
23 Mark Teixeira, S OBP: 0.323, SLG: 0.432 (1, 3)	K			10 G6-3			F8		L1	4	0	1	1	0	1	1				
10 Michael Young, R OBP: 0.352, SLG: 0.462 (1, 4)	P3			3-H	G6-3		F8		E6	4	0	0	1	0	0	2				
Todd Greene, R OBP: 0.241, SLG: 0.451 (1, 2)			F8		K		F7		G1-3	4	0	0	0	0	1	2				
Donnie Sadler, R OBP: 0.211, SLG: 0.176 (8, 7)			G5-3		F8		G6-3		K	4	0	1	0	0	1	0				
Inning Stats	R: 0 E: 0 K: 2 S: 8	H: 0 LOB: 0 BB: 0 P: 11	R: 0 E: 0 K: 1 S: 9	H: 1 LOB: 1 BB: 0 P: 13	R: 0 E: 0 K: 0 S: 8	H: 1 LOB: 1 BB: 0 P: 11	R: 2 E: 0 K: 1 S: 14	H: 2 LOB: 1 BB: 1 P: 22	R: 0 E: 0 K: 0 S: 10	H: 0 LOB: 0 BB: 2 P: 21	R: 2 E: 0 K: 1 S: 9	H: 2 LOB: 0 BB: 0 P: 17	R: 0 E: 1 K: 0 S: 9	H: 0 LOB: 1 BB: 0 P: 11	R: 0 E: 0 K: 1 S: 6	H: 0 LOB: 0 BB: 0 P: 9		1B: 2 2B: 4 3B: 0 HR: 1	SF: 0 SAC: 0 DP: 0 HBP: 0	WP: 0 PB: 1 SB: 0 CS: 0
PITCHER	IP	WLS	BF	H	R	ER	SO	BB	IBB	HBP	BLK	WP	HR	S	P	ERA	WHIP			
Sidney Ponson, R ERA: 4.14 Jorge Julio, R ERA: 3.97	(1, 1)	8.0	W	35	7	4	4	6	3	0	0	0	0	1	73	115	4.50	1.250		
PITCHER	IP	WLS	BF	H	R	ER	SO	BB	IBB	HBP	BLK	WP	HR	S	P	ERA	WHIP			

AB	35
R	4
H	7
RBI	4
BB	3
SO	7
LOB	14



Batter	1	2	3	4	5	6	7	8	9	AB	R	H	RBI	BB	SO	LOB	BOTTOM			
1 Brian Roberts, S OBP: 0.389, SLG: 0.511 (1, 4)	G3		1B	L3		B5-3		K		5	0	1	0	0	1	3	Texas Rangers @ Baltimore Orioles Oriole Park at Camden Yards, Baltimore, MD Sun Jun 01 2003, 1:35 PM EDT Att: 38,536 - Cloudy - 67 F			
6 Melvin Mora, R OBP: 0.455, SLG: 0.599 (1, 7)	FC6-4		B2	F9		HR		E		3	2	1	1	2	0	4				
B.J. Surhoff, L OBP: 0.333, SLG: 0.382 Jose Morban, S OBP: 0.333, SLG: 0.571 (6, PR)	K		F9		31 BB	P2		E5		5	0	2	0	0	1	3				
Jeff Conine, R OBP: 0.346, SLG: 0.460 (1, 3)	FC6-4		1B		F7			1B		5	0	3	2	0	0	2				
31 Jay Gibbons, L OBP: 0.345, SLG: 0.452 (1, 9)			K	F9		BB		P6	G4-3	4	0	0	0	1	1	5				
Tony Batista, R OBP: 0.310, SLG: 0.413 (1, 5)	P3			BB	K		F8			3	1	0	0	1	1	3				
Luis Matos, R OBP: 0.526, SLG: 0.806 (1, 8)				SH1-3		G4-3				2	0	1	0	2	0	1				
Deivi Cruz, R OBP: 0.247, SLG: 0.351 (1, 6)	F9			SH1-3				1B	SH1-3	4	1	2	1	0	0	4				
Brook Fordyce, R OBP: 0.289, SLG: 0.329 (1, 2)			F9	1B	SH1-3		G5-3		SH1-3	2	1	1	0	0	0	0				
Inning Stats	R: 0 E: 0 K: 1 S: 11	H: 0 LOB: 1 BB: 1 P: 20	R: 0 E: 0 K: 1 S: 8	H: 1 LOB: 0 BB: 0 P: 12	R: 1 E: 0 K: 0 S: 11	H: 3 LOB: 2 BB: 0 P: 12	R: 1 E: 0 K: 0 S: 8	H: 1 LOB: 2 BB: 2 P: 20	R: 0 E: 0 K: 1 S: 15	H: 1 LOB: 3 BB: 2 P: 28	R: 1 E: 0 K: 0 S: 10	H: 1 LOB: 0 BB: 0 P: 14	R: 0 E: 0 K: 0 S: 14	H: 1 LOB: 1 BB: 0 P: 19	R: 2 E: 1 K: 1 S: 17	H: 3 LOB: 2 BB: 1 P: 27		1B: 9 2B: 1 3B: 0 HR: 1	SF: 0 SAC: 2 DP: 0 HBP: 0	WP: 0 PB: 0 SB: 0 CS: 0
PITCHER	IP	WLS	BF	H	R	ER	SO	BB	IBB	HBP	BLK	WP	HR	S	P	ERA	WHIP			
Colby Lewis, R ERA: 7.95 Aaron Fultz, L ERA: 2.05 Francisco Cordero, R ERA: 3.16 Brian Shouse, L ERA: 3.52	(1, 1)	6.0	H	1	0	0	0	0	0	0	0	0	0	3	5	0.00	0.000			
PITCHER	IP	WLS	BF	H	R	ER	SO	BB	IBB	HBP	BLK	WP	HR	S	P	ERA	WHIP			

AB	33
R	5
H	11
RBI	4
BB	6
SO	4
LOB	25



Batter	1	2	3	4	5	6	7	8	9	AB	R	H	RBI	BB	SO	LOB	TOP							
10 Michael Young, R (1,4) OBP: 0.355, SLG: 0.456	1-2 G6-4-3 1B		1-1 P4			1-2 G1-3		0-1 F7		4	0	1	0	0	0	1								
9 Hank Blalock, L (1,5) OBP: 0.413, SLG: 0.579	0-0 G6-4-3			0-1 G1-6-3 1B		0-0 G4-3		1-0 3B		4	0	2	0	0	0	2								
Alex Rodriguez, R (1,6) OBP: 0.378, SLG: 0.570	1-1 1B			1-1 F9			0-1 2B 1B	0-1 F7		4	1	2	0	0	0	2								
Rafael Palmeiro, L (1,3) OBP: 0.374, SLG: 0.526	1-0 SAFE SAFE SAFE G3			2-0 SAFE SAFE SAFE G1-6-3			0-1 2-3 1B 2B		1-3 K	4	1	1	0	0	1	2								
Juan Gonzalez, R (1,9) OBP: 0.319, SLG: 0.567		1-2 L4			1-1 G4-3		0-1 2B 1B	1-3 K		4	0	1	2	0	1	0								
Carl Everett, S (1,8) OBP: 0.388, SLG: 0.606	0-0 G4-3			1-0 P6		0-0 2-H 3-H F7		0-2 F8		4	0	0	0	0	0	1								
23 Mark Teixeira, S (1,7) OBP: 0.331, SLG: 0.448		2-3 K2-3		1-0 G4-3			1-0 SAFE K			3	0	0	0	0	2	1								
Einar Diaz, R (1,2) OBP: 0.303, SLG: 0.353			0-0 B1-3		0-1 G1-3 1B		0-1 1-H 2B			3	0	2	0	0	0	0								
John Thomson, R (1,1) Ruben Sierra, S (6,PH) Brian Shouse, L (6,1) Jay Powell, R (6,1) 56 Rosman Garcia, R (7,1) Mike Lamb, L (6,PH) Reynaldo Garcia, R (8,1)			0-0 G5-3		1-1 SAFE L6		2-0 G6-3			1	0	0	0	0	0	0								
Inning Stats	R: 0 E: 0 K: 0 S: 7	H: 2 LOB: 1 BB: 0 P: 10	R: 0 E: 0 K: 1 S: 7	H: 0 LOB: 0 BB: 0 P: 10	R: 0 E: 0 K: 0 S: 4	H: 0 LOB: 0 BB: 0 P: 5	R: 0 E: 0 K: 0 S: 5	H: 1 LOB: 0 BB: 0 P: 8	R: 0 E: 0 K: 0 S: 4	H: 0 LOB: 0 BB: 0 P: 7	R: 0 E: 0 K: 0 S: 8	H: 1 LOB: 1 BB: 0 P: 10	R: 2 E: 0 K: 1 S: 12	H: 4 LOB: 2 BB: 0 P: 12	R: 0 E: 0 K: 0 S: 6	H: 1 LOB: 1 BB: 0 P: 9	R: 0 E: 0 K: 2 S: 10	H: 0 LOB: 0 BB: 0 P: 12	1B: 5 2B: 3 3B: 1 HR: 0	SF: 0 SAC: 0 DP: 2 HBP: 0	WP: 0 PB: 0 SB: 0 CS: 0	PA: 33		
PITCHER	IP WLS BF H R ER SO BB IBB HBP BLK WP HR S P ERA WHIP	8.0 W 30 9 2 2 2 0 0 0 0 0 0 53 71 2.25 1.125	1.0 S 3 0 0 0 2 0 0 0 0 0 0 10 12 0.00 0.000																					

Texas Rangers @ Atlanta Braves
Turner Field, Atlanta, GA
Wed Jun 04 2003, 7:05 PM EDT
Att: 30,836 - Sunny - 77 F


AB 33
R 2
H 9
RBI 2
BB 0
SO 4
LOB 10



Batter	1	2	3	4	5	6	7	8	9	AB	R	H	RBI	BB	SO	LOB	BOTTOM							
Rafael Furcal, S (1,6) OBP: 0.391, SLG: 0.533	0-0 F8		0-1 G6-3		1-0 FC3-6 1B		0-3 K	2-2 FC1-6-5		5	0	0	0	0	1	2								
Marcus Giles, R (1,4) OBP: 0.396, SLG: 0.528	3-2 L7			0-0 SAFE SAFE SAFE HR 1B	1-2 1B		1-0 10 BB 1B	1-0 G6-3		5	2	3	0	0	0	1								
Gary Sheffield, R (1,9) OBP: 0.433, SLG: 0.653	3-2 F8			3-2 SAFE SAFE SAFE 1-H HR 1B	4-2 BB 1B		0-1 BB 10 BB 1B			3	1	2	2	1	0	0								
10 Chipper Jones, S (1,7) OBP: 0.407, SLG: 0.505		3-2 P6		1-2 L5	2-0 G1-3		4-0 BB BB			3	0	0	0	1	0	3								
Robert Fick, L (1,3) OBP: 0.344, SLG: 0.473		1-2 SAFE SAFE SAFE S E 2B		3-2 F7		2-0 G4-3	4-2 BB BB			3	1	1	1	1	0	0								
Vinny Castilla, R (1,5) OBP: 0.319, SLG: 0.460		2-2 G5-6-3		2-0 G5-3		0-1 E5 1B	1-3 K			4	0	1	0	0	1	4								
Darren Bragg, L (1,8) OBP: 0.190, SLG: 0.153		0-3 K			1-0 G4-3	0-3 K	0-0 P5			4	0	0	0	0	2	4								
Henry Blanco, R (1,2) OBP: 0.261, SLG: 0.292			2-2 G1-3		0-0 1B 2B	4-0 FC4-6 IBB		1-2 FC1-6 G5-3 1B		3	1	2	0	1	0	0								
Greg Maddux, R (1,1) OBP: 0.107, SLG: 0.179 Matt Franco, L (8,PH) 29 John Smoltz, R (9,1)		0-0 F9		0-0 FC3-6 1B	0-2 FC4-6		1-2 G5-3			3	0	1	1	0	0	2								
Inning Stats	R: 0 E: 0 K: 0 S: 9	H: 0 LOB: 0 BB: 0 P: 15	R: 1 E: 0 K: 1 S: 14	H: 1 LOB: 0 BB: 0 P: 20	R: 0 E: 0 K: 0 S: 6	H: 0 LOB: 0 BB: 0 P: 8	R: 2 E: 0 K: 0 S: 14	H: 2 LOB: 0 BB: 0 P: 23	R: 1 E: 0 K: 0 S: 11	H: 3 LOB: 3 BB: 1 P: 20	R: 0 E: 1 K: 1 S: 10	H: 1 LOB: 2 BB: 1 P: 16	R: 1 E: 0 K: 2 S: 12	H: 2 LOB: 3 BB: 2 P: 22	R: 0 E: 0 K: 0 S: 9	H: 1 LOB: 1 BB: 0 P: 14	1B: 7 2B: 2 3B: 0 HR: 1	SF: 0 SAC: 0 DP: 0 HBP: 0	WP: 0 PB: 0 SB: 1 CS: 0	PA: 38				
PITCHER	IP WLS BF H R ER SO BB IBB HBP BLK WP HR S P ERA WHIP	5.0 L 22 6 4 3 1 0 0 0 0 0 0 6 8 0.00 1.500	0.2 3 1 0 0 1 0 0 0 0 0 0 0 4 8 0.00 0.000	0.1 2 0 0 0 0 0 1 0 0 0 0 0 4 8 0.00 0.000	1.0 7 2 1 1 2 2 0 0 0 0 0 0 12 22 9.00 4.000	1.0 4 1 0 0 0 0 0 0 0 0 0 0 9 14 0.00 1.000																		

Texas Rangers @ Atlanta Braves
Turner Field, Atlanta, GA
Wed Jun 04 2003, 7:05 PM EDT
Att: 30,836 - Sunny - 77 F

AB 34
R 5
H 10
RBI 4
BB 4
SO 4
LOB 17



Batter	1	2	3	4	5	6	7	8	9	AB	R	H	RBI	BB	SO	LOB	TOP					
10 Michael Young, R OBP: 0.361, SLG: 0.452	4-1 BB	4-2 BB		4-2 BB		2-3 K		0-0 F8		2	0	0	0	3	1	2						
9 Hank Blalock, L OBP: 0.406, SLG: 0.569	2-2 G6-4-3	1-0 BB		1-3 K			3-2 G4-3	3-2 F7		5	0	1	2	0	1	3						
Alex Rodriguez, R OBP: 0.378, SLG: 0.566	2-2 BB	G6-3			2-3 K		2-1 2B	1B	1-0 F9	5	1	2	0	0	1	2						
Juan Gonzalez, R OBP: 0.317, SLG: 0.563	2-2 L5		3-3 K		3-3 K		1-1 WP	2B	2-2 G5-3	5	0	1	1	0	2	1						
23 Mark Teixeira, S OBP: 0.333, SLG: 0.439		0-1 E6		4-2 BB		1-0 G3-1		4-0 WP	1-3 K	3	1	0	0	2	1	0						
Ryan Christenson, R OBP: 0.280, SLG: 0.284	3-2 SH3-4	1-2 G6-4-3		0-1 G4-3		1-3 K		4-1 IBB		3	1	1	1	0	1	1						
Carl Everett, S OBP: 0.391, SLG: 0.606	1-2 1B	1-2 2B		0-1 G6-3		2-3 K		1-2 2-3 IBB		0	0	0	0	1	0	0						
Todd Greene, R OBP: 0.259, SLG: 0.473	1-1 G5-3			0-1 G4-3		0-2 2B		2-2 P5		4	0	2	0	0	0	4						
Donnie Sadler, R OBP: 0.217, SLG: 0.150	4-2 SH3-4	1-2 G6-3		0-1 G6-3		2-3 K		0-0 F8		3	1	0	0	1	1	5						
Victor Santos, R OBP: 0.333, SLG: 0.398	0-0 SH3-4			3-2 G4-3		3-1 1B			1-3 K	1	0	0	0	0	0	1						
Ruben Sierra, S OBP: 0.333, SLG: 0.398										1	0	1	0	0	0	0						
Aaron Fultz, L OBP: 0.174, SLG: 0.143	1-2 2-3			2-3						0	0	0	0	0	0	0						
Mike Lamb, L OBP: 0.174, SLG: 0.143										1	0	0	0	0	1	0						
R.A. Dickey, R OBP: 0.174, SLG: 0.143										0	0	0	0	0	0	0						
Inning Stats	R: 0 E: 0 K: 0 S: 10	H: 1 LOB: 1 BB: 1 P: 20	R: 3 E: 1 K: 0 S: 17	H: 2 LOB: 2 BB: 2 P: 31	R: 0 E: 0 K: 1 S: 9	H: 0 LOB: 0 BB: 1 P: 17	R: 0 E: 0 K: 1 S: 13	H: 1 LOB: 2 BB: 1 P: 21	R: 0 E: 0 K: 2 S: 10	H: 0 LOB: 0 BB: 0 P: 16	R: 0 E: 0 K: 3 S: 15	H: 2 LOB: 2 BB: 0 P: 23	R: 1 E: 0 K: 0 S: 13	H: 2 LOB: 3 BB: 2 P: 29	R: 0 E: 0 K: 1 S: 9	H: 0 LOB: 0 BB: 0 P: 11	R: 0 E: 0 K: 1 S: 7	H: 0 LOB: 0 BB: 0 P: 11	1B: 5 2B: 3 3B: 0 HR: 0	SF: 0 SAC: 1 DP: 2 HBP: 0	WP: 1 PB: 0 SB: 0 CS: 0	PA: 41
PITCHER	IP WLS BF H R ER SO BB IBB HBP BLK WP HR S P ERA WHIP	1.2 9 2 3 0 0 2 0 0 0 0 0 20 38 0.00 2.400	3.1 14 2 0 0 4 3 0 0 0 0 0 39 67 0.00 1.500	1.0 H 5 2 0 0 3 0 0 0 0 0 15 23 0.00 2.000	0.1 H 1 0 0 0 0 0 0 0 0 0 4 7 0.00 0.000	0.0 B 3 2 1 1 0 0 1 0 0 0 4 11 ∞ ∞	PITCHER	IP WLS BF H R ER SO BB IBB HBP BLK WP HR S P ERA WHIP	1.2 W 6 0 0 0 1 0 1 0 0 0 0 0 14 24 0.00 0.000	1.0 3 0 0 0 1 0 0 0 0 0 0 7 11 0.00 0.000	0.94	0.94										
Rafael Furcal, S OBP: 0.388, SLG: 0.528	0-3 K		2-2 G1-3		1-2 CS		0-3 K			4	0	1	1	0	2	0						
Marcus Giles, R OBP: 0.397, SLG: 0.533	3-2 P3			0-0 10 1B		0-0 G6-3		0-1 2B		4	1	2	1	0	0	1						
Gary Sheffield, R OBP: 0.434, SLG: 0.670	2-2 HR			1-3 K		3-2 F7		2-1 1B		4	2	2	1	0	1	2						
10 Chipper Jones, S OBP: 0.408, SLG: 0.502	1-1 F8			3-2 1B		3-2 L8		4-0 BB		3	1	1	0	1	0	0						
Robert Fick, L OBP: 0.348, SLG: 0.470		4-2 G5-4-3		2-3 K		1-1 G3-1		2-1 G5-4-3		3	0	1	1	1	1	2						
29 John Smoltz, R OBP: 0.301, SLG: 0.427		2-3 K		1-0 P4		1-0 L9		4-1 G5-4-3		0	0	0	0	0	1	3						
Javy Lopez, R OBP: 0.338, SLG: 0.664	0-0 G5-4-3			0-1 BB		0-1 1B		0-1 HR		4	2	2	1	0	0	3						
Darren Bragg, L OBP: 0.194, SLG: 0.145			1-0 G4-3		4-1 1B		1-2 1B		1-2 F8	3	1	0	0	1	1	1						
Mike Hampton, R ERA: 4.05				2-3 K		2-2 1B		0-0 G1-3		0	0	0	0	0	0	0						
Trey Hodges, R ERA: 1.75										0	0	0	0	0	0	0						
Darren Holmes, R ERA: 5.4										0	0	0	0	0	0	0						
Ray King, L ERA: 3.04										0	0	0	0	0	0	0						
Kevin Gryboski, R ERA: 5.75										0	0	0	0	0	0	0						
Inning Stats	R: 1 E: 0 K: 1 S: 11	H: 1 LOB: 0 BB: 0 P: 17	R: 0 E: 0 K: 1 S: 7	H: 0 LOB: 0 BB: 1 P: 13	R: 0 E: 0 K: 1 S: 9	H: 0 LOB: 0 BB: 0 P: 14	R: 0 E: 0 K: 2 S: 11	H: 2 LOB: 0 BB: 0 P: 18	R: 3 E: 0 K: 0 S: 14	H: 3 LOB: 0 BB: 1 P: 24	R: 0 E: 0 K: 0 S: 6	H: 0 LOB: 0 BB: 0 P: 11	R: 1 E: 0 K: 1 S: 9	H: 1 LOB: 0 BB: 0 P: 10	R: 3 E: 0 K: 1 S: 12	H: 3 LOB: 1 BB: 2 P: 25	R: 0 E: 0 K: 1 S: 7	H: 0 LOB: 0 BB: 0 P: 11	1B: 6 2B: 2 3B: 0 HR: 2	SF: 0 SAC: 0 DP: 2 HBP: 0	WP: 0 PB: 0 SB: 0 CS: 1	PA: 35
PITCHER	IP WLS BF H R ER SO BB IBB HBP BLK WP HR S P ERA WHIP	5.0 21 6 4 4 5 2 0 0 0 0 0 1 52 86 7.20 1.600	2.0 L 7 1 1 1 1 0 0 0 0 0 1 15 21 4.50 0.500	1.0 7 3 3 3 1 1 1 1 0 0 0 0 12 25 27.00 4.000	0.0 0 0 0 0 0 0 0 0 0 0 0 0 0 0 0 0 0	0.0 0 0 0 0 0 0 0 0 0 0 0 0 0 0 0 0	PITCHER	IP WLS BF H R ER SO BB IBB HBP BLK WP HR S P ERA WHIP	1.2 W 6 0 0 0 1 0 1 0 0 0 0 0 14 24 0.00 0.000	1.0 3 0 0 0 1 0 0 0 0 0 0 7 11 0.00 0.000	0.94	0.94										
Victor Santos, R ERA: 7.2																						
Aaron Fultz, L ERA: 2.45																						
R.A. Dickey, R ERA: 5.02																						

Texas Rangers @ Atlanta Braves
Turner Field, Atlanta, GA
Thu Jun 05 2003, 1:05 PM EDT
Att: 35,944 - Sunny - 73 F

AB 33
R 4
H 8
RBI 4
BB 7
SO 9
LOB 19



Texas Rangers @ Atlanta Braves
Turner Field, Atlanta, GA
Thu Jun 05 2003, 1:05 PM EDT
Att: 35,944 - Sunny - 73 F

AB 31
R 8
H 10
RBI 7
BB 4
SO 7
LOB 12



Batter	1	2	3	4	5	6	7	8	9	AB	R	H	RBI	BB	SO	LOB	TOP					
10 Michael Young, R OBP: 0.357, SLG: 0.450	0-1 F9	2-3 K			2-1 G6-3		0-0 G4-3		2-1 9 HR	5	1	1	1	0	1	1						
9 Hank Blalock, L OBP: 0.406, SLG: 0.580	1-0 BB 1B		2-1 G4-3		1-3 K		2-1 G4-3		1-0 2H HR	5	2	2	3	0	1	0						
Alex Rodriguez, R OBP: 0.386, SLG: 0.573	1-2 BB 1B		1-1 L8		4-2 S 1B		3-2 1B		1-1 G4-3	4	3	3	0	1	0	0						
Rafael Palmeiro, L OBP: 0.376, SLG: 0.523	4-1 1B		1-1 F7		2-1 1B		2-3 K		2-2 G4-3	3	0	1	1	1	1	1						
56 Rosman Garcia, R OBP: 0.167, SLG: 0.136	1-2 BB				1-1 1B				2-3 2B	0	0	0	0	0	0	0						
Juan Gonzalez, R OBP: 0.318, SLG: 0.560	3-1 1B			0-1 23 1B S	1-1 G4-3				1-1 G5-3	5	0	2	3	0	1	1						
Carl Everett, S OBP: 0.391, SLG: 0.616	0-0 G4-3			3-3 K		1-0 23 FC4-6 1B			0-1 HR	5	1	2	1	0	1	2						
23 Mark Teixeira, S OBP: 0.337, SLG: 0.461		3-2 HR		2-0 1B		0-2 FC4-6			2-2 G4-3	4	1	2	1	0	0	1						
Einar Diaz, R OBP: 0.295, SLG: 0.343		0-3 K		0-0 P3		0-1 F8-4-3			1-2 G5-3	4	0	0	0	0	1	3						
Colby Lewis, R Kevin Mench, R Jay Powell, R Reynaldo Garcia, R Donnie Sadler, R		2-3 K		1-1 F9				4-2 9 WP 10 G4-3	0-1 10 2B	1	0	0	0	0	1	0						
Inning Stats	R: 2 E: 0 K: 0 S: 10	H: 3 LOB: 1 BB: 1 P: 19	R: 1 E: 0 K: 3 S: 14	H: 1 LOB: 0 BB: 0 P: 21	R: 0 E: 0 K: 0 S: 6	H: 0 LOB: 0 BB: 0 P: 10	R: 0 E: 0 K: 1 S: 9	H: 2 LOB: 2 BB: 0 P: 15	R: 1 E: 0 K: 1 S: 12	H: 1 LOB: 1 BB: 1 P: 22	R: 0 E: 0 K: 0 S: 6	H: 1 LOB: 0 BB: 0 P: 7	R: 1 E: 0 K: 1 S: 14	H: 1 LOB: 0 BB: 1 P: 25	R: 1 E: 0 K: 1 S: 11	H: 1 LOB: 0 BB: 0 P: 15	R: 4 E: 0 K: 0 S: 16	H: 4 LOB: 0 BB: 0 P: 25	1B: 8 2B: 4 3B: 0 HR: 3	SF: 0 SAC: 0 DP: 1 HBP: 0	WP: 1 PA: 42	
PITCHER	IP WLS BF H R ER SO BB IBB HBP BLK WP HR S P ERA WHIP	IP WLS BF H R ER SO BB IBB HBP BLK WP HR S P ERA WHIP	IP WLS BF H R ER SO BB IBB HBP BLK WP HR S P ERA WHIP	IP WLS BF H R ER SO BB IBB HBP BLK WP HR S P ERA WHIP	IP WLS BF H R ER SO BB IBB HBP BLK WP HR S P ERA WHIP	IP WLS BF H R ER SO BB IBB HBP BLK WP HR S P ERA WHIP	IP WLS BF H R ER SO BB IBB HBP BLK WP HR S P ERA WHIP	IP WLS BF H R ER SO BB IBB HBP BLK WP HR S P ERA WHIP	IP WLS BF H R ER SO BB IBB HBP BLK WP HR S P ERA WHIP	IP WLS BF H R ER SO BB IBB HBP BLK WP HR S P ERA WHIP	IP WLS BF H R ER SO BB IBB HBP BLK WP HR S P ERA WHIP	IP WLS BF H R ER SO BB IBB HBP BLK WP HR S P ERA WHIP	IP WLS BF H R ER SO BB IBB HBP BLK WP HR S P ERA WHIP	IP WLS BF H R ER SO BB IBB HBP BLK WP HR S P ERA WHIP	IP WLS BF H R ER SO BB IBB HBP BLK WP HR S P ERA WHIP	IP WLS BF H R ER SO BB IBB HBP BLK WP HR S P ERA WHIP	IP WLS BF H R ER SO BB IBB HBP BLK WP HR S P ERA WHIP	IP WLS BF H R ER SO BB IBB HBP BLK WP HR S P ERA WHIP	IP WLS BF H R ER SO BB IBB HBP BLK WP HR S P ERA WHIP	IP WLS BF H R ER SO BB IBB HBP BLK WP HR S P ERA WHIP		
Livan Hernandez, R ERA: 3.68	7.0	W	31	9	5	5	6	3	0	0	0	0	0	0	0	0	1	1	71	119	6.43	1.714
52 T.J. Tucker, R ERA: 5.92	1.0		7	4	4	4	1	0	0	0	0	0	0	0	0	0	0	2	16	23	36.00	4.000
Luis Ayala, R ERA: 2.89	1.0		4	1	1	1	0	0	0	0	0	0	0	0	0	0	0	0	11	17	9.00	1.000

Texas Rangers @ Montreal Expos
Hiram Bithorn Stadium, San Juan, PR
Fri Jun 06 2003, 7:05 PM EDT
Att: 18,005 - Cloudy - 83 F

AB	39
R	10
H	14
RBI	10
BB	3
SO	7
LOB	12



Batter	1	2	3	4	5	6	7	8	9	AB	R	H	RBI	BB	SO	LOB	BOTTOM					
Endy Chavez, L OBP: 0.284, SLG: 0.339	1-1 1B	1-0 FC3-6	0-3 K		3-1 F8		1-3 K			5	1	1	0	0	2	3						
Orlando Cabrera, R OBP: 0.368, SLG: 0.476	2-2 FC5-4 1B	1-2 BB		2-2 G6-3		1-0 BB 1B	1-0 1B			5	2	3	0	0	0	1						
Jose Vidro, S OBP: 0.431, SLG: 0.505	3-2 FC5-4 1B	0-1 F7		0-0 FC5-4 1B		4-1 1B SF9	0-0 F7			4	1	2	1	1	0	2						
52 T.J. Tucker, R OBP: 0.143, SLG: 0.143	1-2 2H					1-2 SF9				0	0	0	0	0	0	0						
Luis Ayala, R										0	0	0	0	0	0	0						
Brad Wilkerson, L OBP: 0.406, SLG: 0.509	1-3 K		2-2 G6-3 1B	0-3 K		2-2 HR 1B		4-1 BB		4	2	2	1	1	2	3						
Wil Cordero, R OBP: 0.342, SLG: 0.416	0-2 FC5-4	0-2 F8	2-2 G6-3	3-1 FC5-4		1-0 SF9	1-0 F8	2-0 F8		4	1	0	1	0	0	5						
Ronald Colloway, L OBP: 0.310, SLG: 0.433	4-0 BB	1-2 BB	2-3 K		0-3 K	0-0 HR	3-3 K			4	2	1	2	1	3	2						
Fernando Tatis, R OBP: 0.291, SLG: 0.286	4-2 2B	1-2 BB	4-1 BB 1B		4-2 HR	0-3 K	1-2 F7			2	3	0	1	3	1	1						
Brian Schneider, L OBP: 0.361, SLG: 0.495	1-2 2B		4-0 1B	1-1 BB		0-0 HR	1-3 K			3	1	2	5	1	1	0						
Livan Hernandez, R OBP: 0.179, SLG: 0.179		1-2 FC3-6 1B	1-1 1B		1-3 K				0-0 G6-3	3	0	2	2	0	1	0						
Henry Mateo, S OBP: 0.327, SLG: 0.327			1-2 2H							1	0	0	0	0	0	0						
Inning Stats	R: 5 E: 0 K: 1 S: 21	H: 4 LOB: 1 BB: 2 P: 37	R: 0 E: 0 K: 0 S: 9	H: 1 LOB: 1 BB: 0 P: 11	R: 2 E: 0 K: 2 S: 16	H: 2 LOB: 2 BB: 2 P: 31	R: 0 E: 0 K: 1 S: 10	H: 1 LOB: 1 BB: 0 P: 15	R: 2 E: 0 K: 2 S: 12	H: 1 LOB: 0 BB: 1 P: 20	R: 4 E: 0 K: 2 S: 13	H: 3 LOB: 0 BB: 1 P: 22	R: 0 E: 0 K: 1 S: 6	H: 1 LOB: 1 BB: 0 P: 8	R: 0 E: 0 K: 1 S: 8	H: 0 LOB: 1 BB: 1 P: 18	R: 0 E: 0 K: 1 S: 8	H: 0 LOB: 1 BB: 1 P: 18	1B: 9 2B: 2 3B: 0 HR: 2	SF: 1 SAC: 0 DP: 0 HBP: 0	WP: 0 PA: 43	
PITCHER	IP WLS BF H R ER SO BB IBB HBP BLK WP HR S P ERA WHIP	IP WLS BF H R ER SO BB IBB HBP BLK WP HR S P ERA WHIP	IP WLS BF H R ER SO BB IBB HBP BLK WP HR S P ERA WHIP	IP WLS BF H R ER SO BB IBB HBP BLK WP HR S P ERA WHIP	IP WLS BF H R ER SO BB IBB HBP BLK WP HR S P ERA WHIP	IP WLS BF H R ER SO BB IBB HBP BLK WP HR S P ERA WHIP	IP WLS BF H R ER SO BB IBB HBP BLK WP HR S P ERA WHIP	IP WLS BF H R ER SO BB IBB HBP BLK WP HR S P ERA WHIP	IP WLS BF H R ER SO BB IBB HBP BLK WP HR S P ERA WHIP	IP WLS BF H R ER SO BB IBB HBP BLK WP HR S P ERA WHIP	IP WLS BF H R ER SO BB IBB HBP BLK WP HR S P ERA WHIP	IP WLS BF H R ER SO BB IBB HBP BLK WP HR S P ERA WHIP	IP WLS BF H R ER SO BB IBB HBP BLK WP HR S P ERA WHIP	IP WLS BF H R ER SO BB IBB HBP BLK WP HR S P ERA WHIP	IP WLS BF H R ER SO BB IBB HBP BLK WP HR S P ERA WHIP	IP WLS BF H R ER SO BB IBB HBP BLK WP HR S P ERA WHIP	IP WLS BF H R ER SO BB IBB HBP BLK WP HR S P ERA WHIP	IP WLS BF H R ER SO BB IBB HBP BLK WP HR S P ERA WHIP	IP WLS BF H R ER SO BB IBB HBP BLK WP HR S P ERA WHIP	IP WLS BF H R ER SO BB IBB HBP BLK WP HR S P ERA WHIP		
Colby Lewis, R ERA: 8.08	3.0	L	19	7	7	7	3	4	0	0	0	0	0	0	0	0	0	1	22	35	9.00	1.500
Jay Powell, R ERA: 9.9	2.0		9	2	2	2	3	1	0	0	0	0	0	0	0	0	0	1	13	22	36.00	4.000
Reynaldo Garcia, R ERA: 10.45	1.0		7	3	4	4	2	1	0	0	0	0	0	0	0	0	0	1	14	26	0.00	1.000
56 Rosman Garcia, R ERA: 8.31	2.0		8	1	0	0	2	1	0	0	0	0	0	0	0	0	0	0	14	26	0.00	1.000

Texas Rangers @ Montreal Expos
Hiram Bithorn Stadium, San Juan, PR
Fri Jun 06 2003, 7:05 PM EDT
Att: 18,005 - Cloudy - 83 F

AB	35
R	13
H	13
RBI	13
BB	7
SO	10
LOB	17



Batter	1	2	3	4	5	6	7	8	9	AB	R	H	RBI	BB	SO	LOB	TOP										
Doug Glanville, R (1, 8) OBP: 0.209, SLG: 0.277	2-2 F8	1-3 K		0-2 F9	1-3 K2-3			2-2 G6-3		5	0	0	0	0	2	6											
10 Michael Young, R (1, 4) OBP: 0.366, SLG: 0.456	1-2 1B	2-2 9 2B		4-2 9 BB		3-2 9 G6-3		1-3 K		4	1	3	2	1	1	0											
9 Hank Blalock, L (1, 5) OBP: 0.413, SLG: 0.581	1-1 P5	1-2 2B		4-0 BB		0-0 G6-3		4-2 BB		3	0	1	1	2	0	2											
Juan Gonzalez, R (1, 9) OBP: 0.316, SLG: 0.552	3-2 1B	1-0 F8		1-1 F9		1-0 F8		3-3 K		5	0	1	0	0	1	5											
Rafael Palmeiro, L (1, 3) OBP: 0.378, SLG: 0.520 23 Mark Teixeira, S (7, PR) OBP: 0.341, SLG: 0.461	0-0 F8		2-1 1B	2-1 P6			4-1 BB		2-2 HBP	3	0	1	0	1	0	5											
Carl Everett, S (1, 7) OBP: 0.387, SLG: 0.604		3-3 K	0-0 F8		4-1 BB		0-1 F8		2-1 F7	4	0	0	0	1	1	3											
Todd Greene, R (1, 2) OBP: 0.254, SLG: 0.450		1-0 BB	3-0 P4		0-0 F8		1-0 F8		0-3 K	5	1	1	0	0	1	4											
Donnie Sadler, R (1, 6) OBP: 0.276, SLG: 0.208 Alex Rodriguez, R (9, PH) OBP: 0.385, SLG: 0.571		1-2 E3	2-2 P6		1-2 P4		4-2 BB		1-1 G1-3	3	1	0	0	1	0	3											
Chan Ho Park, R (1, 1) R.A. Dickey, R (3, 1) Kevin Munch, L (5, PH) Brian Shouse, L (5, 1) Mike Lamb, L (7, PH) Francisco Cordero, R (7, 1) Aaron Fultz, L (8, 1)		4-1 10 1B		1-1 9 BB		4-2 BB		1-0 G3		0	1	0	0	1	0	0											
Inning Stats	R: 0 E: 0 K: 0 S: 15	H: 2 LOB: 2 BB: 0 P: 22	R: 4 E: 1 K: 2 S: 25	H: 3 LOB: 1 BB: 1 P: 38	R: 0 E: 0 K: 0 S: 7	H: 1 LOB: 1 BB: 0 P: 14	R: 0 E: 0 K: 0 S: 12	H: 1 LOB: 3 BB: 2 P: 24	R: 0 E: 0 K: 1 S: 10	H: 0 LOB: 2 BB: 2 P: 20	R: 0 E: 0 K: 0 S: 5	H: 1 LOB: 0 BB: 0 P: 9	R: 0 E: 0 K: 0 S: 7	H: 0 LOB: 1 BB: 1 P: 17	R: 0 E: 0 K: 2 S: 15	H: 0 LOB: 1 BB: 1 P: 25	R: 0 E: 0 K: 1 S: 9	H: 0 LOB: 1 BB: 0 P: 14	1B: 7 2B: 1 3B: 0 HR: 0	SF: 0 SAC: 0 DP: 1 HBP: 1	WP: 0 PB: 0 SB: 0 CS: 0	PA: 44					
PITCHER	IP	WLS	BF	H	R	ER	SO	BB	IBB	HBP	BLK	WP	HR	S	P	ERA	WHIP										
Claudio Vargas, R (1, 1) ERA: 3.38	5.0	W	28	7	4	0	3	5	0	0	0	0	0	69	118	0.00	2.400										
Anthony Ferrari, L (6, 1) ERA:	1.0	H	3	1	0	0	0	0	0	0	0	0	0	5	9	0.00	1.000										
Rocky Biddle, R (7, 1) ERA: 3.69	2.0	H	9	0	0	0	2	3	0	0	0	0	0	22	42	0.00	1.500										
Luis Ayala, R (9, 1) ERA: 2.79	1.0	S	4	0	0	0	1	0	0	1	0	0	0	9	14	0.00	0.000										

Texas Rangers @ Montreal Expos
Hiram Bithorn Stadium, San Juan, PR
Sat Jun 07 2003, 7:05 PM EDT
Att: 18,003 - Cloudy - 82 F

AB 35
R 4
H 8
RBI 3
BB 8
SO 6
LOB 31



Batter	1	2	3	4	5	6	7	8	9	AB	R	H	RBI	BB	SO	LOB	BOTTOM										
Endy Chavez, L (1, 8) OBP: 0.284, SLG: 0.336	4-0 BB	2-1 SF9		1-1 L5		1-2 G3				2	0	0	1	1	0	0											
Orlando Cabrera, R (1, 6) OBP: 0.383, SLG: 0.468	2-0 G5-4-3	1-1 F8		1-1 G6-3			0-1 F9			4	0	0	0	0	0	2											
Jose Vidro, S (1, 4) OBP: 0.432, SLG: 0.517	3-2 HR	4-2 BB		0-0 F7			2-3 K			3	1	1	1	1	1	0											
Brad Wilkerson, L (1, 7) OBP: 0.413, SLG: 0.548	2-2 HR	2-3 K			1-1 HR		4-2 CS			3	2	2	2	1	1	2											
Wil Cordero, R (1, 3) OBP: 0.349, SLG: 0.416 Jose Macias, S (3, PR) OBP: 0.298, SLG: 0.387	4-1 BB		2-1 S		2-1 G5-3		0-1 CS		0-0 G6-3	0	0	0	0	1	0	0											
Ronald Caltoway, L (1, 9) OBP: 0.300, SLG: 0.417	3-1 G4-3		2-3 K		2-3 K		1-2 CS		3-3 K	4	0	0	0	0	3	2											
Fernando Tatis, R (1, 5) OBP: 0.290, SLG: 0.280 Luis Ayala, R (9, 1)		4-1 1B	0-3 K		0-0 G1-3			2-3 K		3	1	0	0	1	2	2											
Brian Schneider, L (1, 2) OBP: 0.369, SLG: 0.495		0-1 SH	4-0 IBB			3-1 G1-3				2	1	1	0	1	0	0											
Claudio Vargas, R (1, 1) Anthony Ferrari, L (6, 1) Heny Mateo, S (6, PH) Rocky Biddle, R (7, 1) Jamey Carroll, R (9, 5) OBP: 0.321, SLG: 0.373		0-2 SH	2-1 IBB			3-2 G6-3				1	0	0	0	0	0	2											
Inning Stats	R: 2 E: 0 K: 0 S: 14	H: 2 LOB: 1 BB: 2 P: 32	R: 2 E: 1 K: 1 S: 15	H: 1 LOB: 2 BB: 2 P: 28	R: 0 E: 0 K: 2 S: 12	H: 0 LOB: 2 BB: 1 P: 21	R: 0 E: 0 K: 0 S: 5	H: 0 LOB: 0 BB: 0 P: 7	R: 1 E: 0 K: 1 S: 8	H: 1 LOB: 0 BB: 0 P: 13	R: 0 E: 0 K: 0 S: 12	H: 0 LOB: 0 BB: 0 P: 19	R: 0 E: 0 K: 1 S: 10	H: 0 LOB: 1 BB: 1 P: 16	R: 0 E: 0 K: 2 S: 7	H: 0 LOB: 0 BB: 0 P: 12	1B: 1 2B: 0 3B: 0 HR: 3	SF: 1 SAC: 1 DP: 1 HBP: 1	WP: 0 PB: 0 SB: 1 CS: 1	PA: 35							
PITCHER	IP	WLS	BF	H	R	ER	SO	BB	IBB	HBP	BLK	WP	HR	S	P	ERA	WHIP										
Chan Ho Park, R (1, 1) ERA: 7.58	2.0		13	3	4	3	1	4	0	0	0	0	0	29	60	13.50	3.500										
R.A. Dickey, R (3, 1) ERA: 4.7	2.0	L	7	1	1	1	1	0	0	0	0	0	1	20	32	4.50	0.500										
Brian Shouse, L (5, 1) ERA: 5.61	2.0	L	7	1	1	1	1	0	0	0	0	0	1	20	32	4.50	0.500										
Francisco Cordero, R (7, 1) ERA: 3.06	1.0		3	0	0	0	1	1	0	0	0	0	0	10	16	0.00	1.000										
Aaron Fultz, L (8, 1) ERA: 2.38	1.0		3	0	0	0	2	0	0	0	0	0	0	7	12	0.00	0.000										

Texas Rangers @ Montreal Expos
Hiram Bithorn Stadium, San Juan, PR
Sat Jun 07 2003, 7:05 PM EDT
Att: 18,003 - Cloudy - 82 F

AB 25
R 5
H 4
RBI 4
BB 6
SO 7
LOB 10



Batter	1	2	3	4	5	6	7	8	9	AB	R	H	RBI	BB	SO	LOB	TOP								
Roger Cedeno, S (1, 9) OBP: 0.335, SLG: 0.349 Tsuayoshi Shinjo, R (7, 8) OBP: 0.247, SLG: 0.276	2-0 SH3 1B 1B		1-0 L9		1-3 K		4-0 SH3-4 HR BB		2-1 G3	3	2	1	0	1	1	0									
Timo Perez, L (1, 7) OBP: 0.327, SLG: 0.326	2-0 SH3 1B		2-2 L3		3-2 K		1-0 SH3-4		1-2 G5-3	4	2	2	0	0	0	0									
Roberto Alomar, S (1, 4) OBP: 0.346, SLG: 0.379 Joe McEwing, R (7, 4) OBP: 0.288, SLG: 0.271	0-0 SH3			2-1 2B 2B	1-2 1B HBP		0-2 F9			2	2	1	0	0	0	1									
Cliff Floyd, L (1, 10) OBP: 0.372, SLG: 0.551	1-2 G4-6-3 1B			1-3 K	1-1 1B		0-0 HR			4	1	3	5	0	1	1									
Jeromy Burnitz, L (1, 8) OBP: 0.338, SLG: 0.528	0-0 G4-6-3			2-1 2B	1-2 1B		3-3 K			4	0	2	2	0	1	1									
Ty Wigginton, R (1, 5) OBP: 0.329, SLG: 0.422		4-2 G5-4-3 BB		2-3 K	2-2 FC6-4				0-0 P3	3	0	0	0	1	1	3									
Jason Phillips, R (1, 2) OBP: 0.357, SLG: 0.459	0-0 G5-4-3			0-2 G5-3		1-1 G6-3		2-1 G1-3	4	0	0	0	0	0	2										
Tony Clark, S (1, 3) OBP: 0.265, SLG: 0.449	2-0 F9				2-2 HR	0-3 K		0-1 G6-3	4	1	1	1	0	1	0										
7 José Reyes, S (1, 6) OBP: 0.250, SLG: 0.375			0-1 G4-3		0-1 G3	2-2 F8			2-3 K	4	0	0	0	0	1	0									
Inning Stats	R: 2 E: 0 K: 0 S: 8	H: 3 LOB: 0 BB: 0 P: 13	R: 0 E: 0 K: 0 S: 6	H: 0 LOB: 0 BB: 1 P: 12	R: 0 E: 0 K: 0 S: 6	H: 0 LOB: 0 BB: 0 P: 9	R: 1 E: 0 K: 2 S: 13	H: 2 LOB: 1 BB: 0 P: 20	R: 3 E: 0 K: 1 S: 26	H: 4 LOB: 0 BB: 0 P: 38	R: 0 E: 0 K: 1 S: 10	H: 0 LOB: 0 BB: 0 P: 13	R: 2 E: 0 K: 1 S: 12	H: 1 LOB: 0 BB: 1 P: 20	R: 0 E: 0 K: 0 S: 5	H: 0 LOB: 0 BB: 0 P: 7	R: 0 E: 0 K: 1 S: 9	H: 0 LOB: 0 BB: 0 P: 14	1B: 6 2B: 2 3B: 0 HR: 2	SF: 0 SAC: 2 DP: 2 HBP: 1	WP: 0 PB: 0 SB: 0 CS: 0	PA: 38			
PITCHER	IP	WLS	BF	H	R	ER	SO	BB	IBB	HBP	BLK	WP	HR	S	P	ERA	WHIP								
Victor Santos, R (1, 1) ERA: 8.38	4.2	L	20	7	5	5	3	1	0	0	0	0	1	46	73	9.64	1.714								
Erasmó Ramirez, L (5, 1) ERA: 5.4	2.1		12	3	3	3	2	1	0	1	0	0	1	35	52	11.57	1.714								
56 Rosman Garcia, R (8, 1) ERA: 7.2	2.0		6	0	0	0	1	0	0	0	0	0	0	14	21	0.00	0.000								

New York Mets @ Texas Rangers
The Ballpark at Arlington, Arlington, TX
Wed Jun 11 2003, 8:05 PM EDT
Att: 19,087 - Sunny - 88 F

AB	33
R	8
H	10
RBI	8
BB	2
SO	6
LOB	8



Batter	1	2	3	4	5	6	7	8	9	AB	R	H	RBI	BB	SO	LOB	BOTTOM								
Carl Everett, S (1, 9) OBP: 0.396, SLG: 0.602	2-3 K		0-0 F9		1-3 K		2-2 1B		0-1 F8	5	0	1	0	0	2	0									
9 Hank Blalock, L (1, 5) OBP: 0.401, SLG: 0.569	0-0 G4-3		4-1 1B BB		2-1 F8		0-1 F8		1-2 F8	4	0	0	0	1	0	1									
Alex Rodriguez, R (1, 6) OBP: 0.384, SLG: 0.566	0-0 2B		0-1 1-2 1B		1-1 1B		2-3 K		1-1 L4	5	0	3	0	0	1	1									
Rafael Palmeiro, L (1, 10) OBP: 0.383, SLG: 0.529	2-0 F9		0-2 F5		0-1 G1-3		2-1 F8			4	0	0	0	0	0	5									
23 Mark Teixeira, S (1, 3) OBP: 0.333, SLG: 0.457		2-2 G3	1-3 K			2-2 2B SF7 HBP		1-3 K	3	1	0	0	0	2	2										
10 Michael Young, R (1, 4) OBP: 0.385, SLG: 0.475		2-2 G5-3 1B		1-3 K		1-0 F9		0-1 G6-3	4	1	2	0	0	1	1										
Kevin Mench, R (1, 7) OBP: 0.318, SLG: 0.333		1-1 G5-3		1-2 G4-3		0-0 2B		4-0 G6-3 BB	3	0	1	0	1	0	1										
Einar Diaz, R (1, 2) OBP: 0.294, SLG: 0.347		1-1 2H 1B		2-0 1B		0-0 SF7		0-1 G6-3	3	0	2	2	0	0	2										
Doug Glanville, R (1, 8) OBP: 0.228, SLG: 0.276		1-3 K		0-1 L9		3-H G6-3		2-3 K	4	0	0	0	0	2	5										
Inning Stats	R: 0 E: 0 K: 1 S: 6	H: 1 LOB: 1 BB: 0 P: 10	R: 1 E: 0 K: 1 S: 17	H: 2 LOB: 1 BB: 0 P: 24	R: 0 E: 0 K: 1 S: 11	H: 1 LOB: 2 BB: 1 P: 16	R: 0 E: 0 K: 1 S: 9	H: 1 LOB: 1 BB: 0 P: 13	R: 0 E: 0 K: 0 S: 7	H: 1 LOB: 1 BB: 0 P: 10	R: 0 E: 0 K: 1 S: 10	H: 1 LOB: 1 BB: 0 P: 16	R: 0 E: 0 K: 2 S: 11	H: 1 LOB: 2 BB: 1 P: 18	R: 0 E: 0 K: 0 S: 7	H: 0 LOB: 0 BB: 0 P: 9	1B: 6 2B: 3 3B: 0 HR: 0	SF: 1 SAC: 0 DP: 0 HBP: 1	WP: 0 PB: 0 SB: 0 CS: 0	PA: 39					
PITCHER	IP	WLS	BF	H	R	ER	SO	BB	IBB	HBP	BLK	WP	HR	S	P	ERA	WHIP								
Jae Weong Seo, R (1, 1) ERA: 2.88	7.0	W	31	8	2	2	6	1	0	1	0	0	0	69	102	2.57	1.286								
David Weathers, R (8, 1) ERA: 3.75	1.0		5	1	0	0	2	1	0	0	0	0	0	11	18	0.00	2.000								
Armando Benitez, R (9, 1) ERA: 3.15	1.0		3	0	0	0	0	0	0	0	0	0	0	7	9	0.00	0.000								

New York Mets @ Texas Rangers
The Ballpark at Arlington, Arlington, TX
Wed Jun 11 2003, 8:05 PM EDT
Att: 19,087 - Sunny - 88 F

AB	35
R	2
H	9
RBI	2
BB	2
SO	8
LOB	18



Batter	1	2	3	4	5	6	7	8	9	AB	R	H	RBI	BB	SO	LOB	TOP				
Roger Cedeno, S OBP: 0.342, SLG: 0.353 Tsuayoshi Shinjo, R OBP: 0.245, SLG: 0.273	F7	BB	1B		G6-3			1B	G5-3	4	0	2	1	1	0	0					
Timo Perez, L OBP: 0.330, SLG: 0.330	1B	L3	1B			G5-3		F8		5	0	2	1	0	0	2					
Roberto Alomar, S OBP: 0.349, SLG: 0.379 Joe McEwing, R OBP: 0.292, SLG: 0.276	K					F8			BB 2B 1B	3	1	1	0	0	1	3					
Cliff Floyd, L OBP: 0.377, SLG: 0.554	K		1B	1B	FC6-5			G5-3	2B HBP BB	4	2	2	0	1	1	1					
Jeremy Burnitz, L OBP: 0.333, SLG: 0.523		2B 2B	F8	F7				K	L8	5	1	1	0	0	1	5					
Ty Wigginton, R OBP: 0.339, SLG: 0.439	HR	2B	1B	1B	FC6-5			G5-4-3 1B	HBP 7 G4-3 2B	5	3	4	3	0	0	1					
Jason Phillips, R OBP: 0.360, SLG: 0.449	G6-3		1B	1B	G4-3			G5-4-3	7 G4-3 HBP 1B	4	1	1	0	1	0	3					
Vance Wilson, R OBP: 0.328, SLG: 0.477	HR	HR	1B		F8			G1-3	7 G4-3 HBP	4	1	2	5	0	0	0					
7 José Reyes, S OBP: 0.154, SLG: 0.231	G4-3	FC4-6	1B		F8			G4-3	G4-3	5	1	0	1	0	0	4					
Inning Stats	R: 0 E: 0 K: 2 S: 14	H: 1 LOB: 1 BB: 0 P: 20	R: 3 E: 0 K: 0 S: 14	H: 3 LOB: 1 BB: 1 P: 24	R: 5 E: 0 K: 0 S: 26	H: 6 LOB: 2 BB: 1 P: 41	R: 0 E: 0 K: 0 S: 8	H: 1 LOB: 1 BB: 0 P: 13	R: 0 E: 0 K: 0 S: 4	H: 0 LOB: 0 BB: 0 P: 5	R: 0 E: 0 K: 1 S: 7	H: 1 LOB: 0 BB: 0 P: 8	R: 0 E: 0 K: 0 S: 10	H: 1 LOB: 1 BB: 0 P: 14	R: 3 E: 0 K: 0 S: 17	H: 3 LOB: 2 BB: 1 P: 26	1B: 11 2B: 4 3B: 0 HR: 1	SF: 0 SAC: 0 DP: 1 HBP: 1	WP: 0 PB: 0 SB: 0 CS: 0	PA: 46	
PITCHER	IP	WLS	BF	H	R	ER	SO	BB	IBB	HBP	BLK	WP	HR	S	P	ERA	WHIP				
Colby Lewis, R ERA: 8.66	2.1	L	15	7	6	6	2	1	0	0	0	0	1	38	58	23.14	3.429				
R.A. Dickey, R ERA: 4.85	2.2		13	4	2	2	0	1	0	0	0	0	0	28	45	6.75	1.875				
Brian Shouse, L ERA: 3.14	3.0		10	2	0	0	1	0	0	0	0	0	0	24	34	0.00	0.667				
Jay Powell, R ERA: 12.0	1.0		8	3	3	3	0	1	0	1	0	0	0	17	26	27.00	4.000				

New York Mets @ Texas Rangers
The Ballpark at Arlington, Arlington, TX
Thu Jun 12 2003, 8:05 PM EDT
Att: 19,044 - Cloudy - 69 F

AB 42
R 11
H 16
RBI 11
BB 3
SO 3
LOB 21



Batter	1	2	3	4	5	6	7	8	9	AB	R	H	RBI	BB	SO	LOB	BOTTOM					
Doug Glanville, R OBP: 0.226, SLG: 0.284	2B		G5-3	F7		F7		FC6-4		5	0	1	0	0	0	5						
9 Hank Blalock, L OBP: 0.405, SLG: 0.568	BB		1B	BB	1B	E6 10 1B		K	G4-3 1B	4	0	2	0	1	1	1						
Alex Rodriguez, R OBP: 0.381, SLG: 0.556	K		1B	BB	P2			P6	F9	4	0	0	0	1	1	4						
Rafael Palmeiro, L OBP: 0.383, SLG: 0.526	L8		1B	1B	10 1B	G4-3		G4-3	G4-3	5	0	2	0	0	0	3						
23 Mark Teixeira, S OBP: 0.325, SLG: 0.444	K		L7		P6			L8	G6-3	5	0	0	0	0	1	8						
10 Michael Young, R OBP: 0.367, SLG: 0.475	G1-3			1B	1B	1B		G4-3		4	0	2	0	0	0	0						
Carl Everett, S OBP: 0.379, SLG: 0.591	K2-3			P6	K			P6		4	0	0	0	0	2	4						
Kevin Mench, R OBP: 0.333, SLG: 0.372	P3			1B		F9		1B	2B	4	0	2	0	0	0	0						
Einar Diaz, R OBP: 0.299, SLG: 0.351	F7			K		1B		FC6-4 1B		4	0	2	0	0	1	2						
Inning Stats	R: 0 E: 0 K: 2 S: 15	H: 1 LOB: 2 BB: 1 P: 22	R: 0 E: 0 K: 1 S: 8	H: 0 LOB: 0 BB: 0 P: 11	R: 0 E: 0 K: 0 S: 10	H: 2 LOB: 3 BB: 1 P: 20	R: 0 E: 0 K: 1 S: 14	H: 2 LOB: 2 BB: 0 P: 22	R: 0 E: 0 K: 1 S: 13	H: 2 LOB: 3 BB: 0 P: 20	R: 0 E: 0 K: 1 S: 10	H: 1 LOB: 1 BB: 0 P: 14	R: 0 E: 0 K: 0 S: 6	H: 0 LOB: 0 BB: 0 P: 9	R: 0 E: 0 K: 0 S: 10	H: 2 LOB: 2 BB: 0 P: 13	R: 0 E: 0 K: 0 S: 9	H: 1 LOB: 1 BB: 0 P: 18	1B: 9 2B: 2 3B: 0 HR: 0	SF: 0 SAC: 0 DP: 0 HBP: 0	WP: 0 PB: 0 SB: 1 CS: 0	PA: 41
PITCHER	IP	WLS	BF	H	R	ER	SO	BB	IBB	HBP	BLK	WP	HR	S	P	ERA	WHIP					
Al Leiter, L ERA: 4.82	6.0	W	29	8	0	0	0	0	0	0	0	0	0	16	22	0.00	1.667					
Graeme Lloyd, L ERA: 2.42	2.0		8	2	0	0	0	0	0	0	0	0	0	16	22	0.00	1.000					
John Franco, L ERA: 1.8	1.0		4	1	0	0	0	0	0	0	0	0	0	9	18	0.00	1.000					

New York Mets @ Texas Rangers
The Ballpark at Arlington, Arlington, TX
Thu Jun 12 2003, 8:05 PM EDT
Att: 19,044 - Cloudy - 69 F

AB 39
R 0
H 11
RBI 0
BB 2
SO 6
LOB 27



Batter	1	2	3	4	5	6	7	8	9	AB	R	H	RBI	BB	SO	LOB	TOP								
Juan Pierre, L OBP: 0.349, SLG: 0.356										5	0	1	1	0	0	5									
Luis Castillo, S OBP: 0.373, SLG: 0.410										4	1	2	1	1	0	2									
Andy Fox, L OBP: 0.300, SLG: 0.327										0	0	0	0	0	0	0									
Ivan Rodriguez, R OBP: 0.369, SLG: 0.413										4	2	1	1	1	1	4									
Mike Lowell, R OBP: 0.354, SLG: 0.595										5	1	2	2	0	2	3									
Juan Encarnacion, R OBP: 0.321, SLG: 0.477										5	0	2	2	0	0	2									
Derrek Lee, R OBP: 0.369, SLG: 0.480										4	1	3	0	1	0	2									
Alex Gonzalez, R OBP: 0.375, SLG: 0.597										5	1	1	1	0	0	4									
Ramon Castro, R OBP: 0.353, SLG: 0.367										3	0	1	0	1	0	3									
Chad Allen, R OBP: 0.200, SLG: 0.263										1	1	1	0	0	0	0									
Brian Banks, S OBP: 0.360, SLG: 0.514										4	1	2	0	0	0	2									
Inning Stats	R: 0 E: 0 K: 2 S: 13	H: 2 LOB: 2 BB: 0 P: 18	R: 2 E: 0 K: 0 S: 8	H: 2 LOB: 1 BB: 1 P: 15	R: 1 E: 0 K: 0 S: 15	H: 1 LOB: 2 BB: 2 P: 25	R: 1 E: 0 K: 0 S: 11	H: 2 LOB: 0 BB: 0 P: 15	R: 1 E: 0 K: 0 S: 7	H: 2 LOB: 1 BB: 0 P: 12	R: 0 E: 0 K: 1 S: 8	H: 1 LOB: 1 BB: 0 P: 13	R: 0 E: 0 K: 1 S: 8	H: 1 LOB: 1 BB: 0 P: 14	R: 3 E: 0 K: 0 S: 21	H: 4 LOB: 2 BB: 1 P: 34	R: 0 E: 0 K: 0 S: 9	H: 1 LOB: 1 BB: 0 P: 11	1B: 9 2B: 5 3B: 1 HR: 1	SF: 0 SAC: 2 DP: 0 HBP: 0	WP: 0 PB: 0 SB: 1 CS: 1	PA: 46			
PITCHER	IP WLS BF H R ER SO BB IBB HBP BLK WP HR S P ERA WHIP	IP WLS BF H R ER SO BB IBB HBP BLK WP HR S P ERA WHIP	IP WLS BF H R ER SO BB IBB HBP BLK WP HR S P ERA WHIP	IP WLS BF H R ER SO BB IBB HBP BLK WP HR S P ERA WHIP	IP WLS BF H R ER SO BB IBB HBP BLK WP HR S P ERA WHIP	IP WLS BF H R ER SO BB IBB HBP BLK WP HR S P ERA WHIP	IP WLS BF H R ER SO BB IBB HBP BLK WP HR S P ERA WHIP	IP WLS BF H R ER SO BB IBB HBP BLK WP HR S P ERA WHIP	IP WLS BF H R ER SO BB IBB HBP BLK WP HR S P ERA WHIP	IP WLS BF H R ER SO BB IBB HBP BLK WP HR S P ERA WHIP	IP WLS BF H R ER SO BB IBB HBP BLK WP HR S P ERA WHIP	IP WLS BF H R ER SO BB IBB HBP BLK WP HR S P ERA WHIP	IP WLS BF H R ER SO BB IBB HBP BLK WP HR S P ERA WHIP	IP WLS BF H R ER SO BB IBB HBP BLK WP HR S P ERA WHIP	IP WLS BF H R ER SO BB IBB HBP BLK WP HR S P ERA WHIP	IP WLS BF H R ER SO BB IBB HBP BLK WP HR S P ERA WHIP	IP WLS BF H R ER SO BB IBB HBP BLK WP HR S P ERA WHIP	IP WLS BF H R ER SO BB IBB HBP BLK WP HR S P ERA WHIP	IP WLS BF H R ER SO BB IBB HBP BLK WP HR S P ERA WHIP	IP WLS BF H R ER SO BB IBB HBP BLK WP HR S P ERA WHIP	IP WLS BF H R ER SO BB IBB HBP BLK WP HR S P ERA WHIP	IP WLS BF H R ER SO BB IBB HBP BLK WP HR S P ERA WHIP	IP WLS BF H R ER SO BB IBB HBP BLK WP HR S P ERA WHIP	IP WLS BF H R ER SO BB IBB HBP BLK WP HR S P ERA WHIP	IP WLS BF H R ER SO BB IBB HBP BLK WP HR S P ERA WHIP

Florida Marlins @ Texas Rangers
The Ballpark at Arlington, Arlington, TX
Fri Jun 13 2003, 8:10 PM EDT
Att: 26,075 - Cloudy - 69 F

AB 40
R 8
H 16
RBI 8
BB 4
SO 3
LOB 27



Batter	1	2	3	4	5	6	7	8	9	AB	R	H	RBI	BB	SO	LOB	BOTTOM								
10 Michael Young, R OBP: 0.373, SLG: 0.478										3	0	2	0	1	0	0									
9 Hank Blalock, L OBP: 0.402, SLG: 0.563										4	0	1	0	0	0	3									
Alex Rodriguez, R OBP: 0.382, SLG: 0.552										2	0	0	0	2	0	2									
Donnie Sadler, R OBP: 0.313, SLG: 0.259										0	0	0	0	0	0	0									
Rafael Palmeiro, L OBP: 0.385, SLG: 0.521										2	0	0	0	2	0	1									
Carl Everett, S OBP: 0.374, SLG: 0.580										4	0	0	0	0	2	7									
23 Mark Teixeira, S OBP: 0.318, SLG: 0.434										4	0	0	0	0	2	4									
Kevin Mench, R OBP: 0.327, SLG: 0.362										4	0	1	0	0	2	0									
Todd Greene, R OBP: 0.254, SLG: 0.453										4	0	1	0	0	0	1									
Doug Glanville, R OBP: 0.216, SLG: 0.271										4	0	0	0	0	1	1									
Inning Stats	R: 0 E: 0 K: 1 S: 20	H: 0 LOB: 3 BB: 3 P: 36	R: 0 E: 0 K: 1 S: 15	H: 2 LOB: 2 BB: 0 P: 21	R: 0 E: 0 K: 0 S: 4	H: 0 LOB: 0 BB: 0 P: 6	R: 0 E: 0 K: 1 S: 6	H: 1 LOB: 0 BB: 0 P: 6	R: 0 E: 0 K: 1 S: 15	H: 2 LOB: 3 BB: 1 P: 23	R: 0 E: 0 K: 1 S: 10	H: 0 LOB: 0 BB: 0 P: 15	R: 0 E: 0 K: 1 S: 6	H: 0 LOB: 0 BB: 0 P: 8	R: 0 E: 0 K: 1 S: 9	H: 0 LOB: 1 BB: 1 P: 17	R: 0 E: 0 K: 0 S: 9	H: 0 LOB: 0 BB: 0 P: 12	1B: 4 2B: 1 3B: 0 HR: 0	SF: 0 SAC: 0 DP: 1 HBP: 0	WP: 0 PB: 0 SB: 0 CS: 0	PA: 36			
PITCHER	IP WLS BF H R ER SO BB IBB HBP BLK WP HR S P ERA WHIP	IP WLS BF H R ER SO BB IBB HBP BLK WP HR S P ERA WHIP	IP WLS BF H R ER SO BB IBB HBP BLK WP HR S P ERA WHIP	IP WLS BF H R ER SO BB IBB HBP BLK WP HR S P ERA WHIP	IP WLS BF H R ER SO BB IBB HBP BLK WP HR S P ERA WHIP	IP WLS BF H R ER SO BB IBB HBP BLK WP HR S P ERA WHIP	IP WLS BF H R ER SO BB IBB HBP BLK WP HR S P ERA WHIP	IP WLS BF H R ER SO BB IBB HBP BLK WP HR S P ERA WHIP	IP WLS BF H R ER SO BB IBB HBP BLK WP HR S P ERA WHIP	IP WLS BF H R ER SO BB IBB HBP BLK WP HR S P ERA WHIP	IP WLS BF H R ER SO BB IBB HBP BLK WP HR S P ERA WHIP	IP WLS BF H R ER SO BB IBB HBP BLK WP HR S P ERA WHIP	IP WLS BF H R ER SO BB IBB HBP BLK WP HR S P ERA WHIP	IP WLS BF H R ER SO BB IBB HBP BLK WP HR S P ERA WHIP	IP WLS BF H R ER SO BB IBB HBP BLK WP HR S P ERA WHIP	IP WLS BF H R ER SO BB IBB HBP BLK WP HR S P ERA WHIP	IP WLS BF H R ER SO BB IBB HBP BLK WP HR S P ERA WHIP	IP WLS BF H R ER SO BB IBB HBP BLK WP HR S P ERA WHIP	IP WLS BF H R ER SO BB IBB HBP BLK WP HR S P ERA WHIP	IP WLS BF H R ER SO BB IBB HBP BLK WP HR S P ERA WHIP	IP WLS BF H R ER SO BB IBB HBP BLK WP HR S P ERA WHIP	IP WLS BF H R ER SO BB IBB HBP BLK WP HR S P ERA WHIP	IP WLS BF H R ER SO BB IBB HBP BLK WP HR S P ERA WHIP	IP WLS BF H R ER SO BB IBB HBP BLK WP HR S P ERA WHIP	IP WLS BF H R ER SO BB IBB HBP BLK WP HR S P ERA WHIP

Florida Marlins @ Texas Rangers
The Ballpark at Arlington, Arlington, TX
Fri Jun 13 2003, 8:10 PM EDT
Att: 26,075 - Cloudy - 69 F

AB 31
R 0
H 5
RBI 0
BB 5
SO 7
LOB 19



Batter	1	2	3	4	5	6	7	8	9	AB	R	H	RBI	BB	SO	LOB	TOP					
Juan Pierre, L OBP: 0.344, SLG: 0.351	L7	B2-3		G4-3		1B		G1-3		5	0	1	1	0	0	1	Florida Marlins @ Texas Rangers The Ballpark at Arlington, Arlington, TX Sun Jun 15 2003, 8:05 PM EDT Att: 26,021 - Overcast - 79 F AB 40 R 10 H 15 RBI 10 BB 3 SO 3 LOB 9					
Luis Castillo, S OBP: 0.373, SLG: 0.413	G1-3	1B		1B	2B	1B		G6-3		5	2	3	1	0	0							
Ivan Rodriguez, R OBP: 0.352, SLG: 0.412	2B	1B		HR	1B			F9		4	2	3	1	1	0							
Mike Lowell, R OBP: 0.360, SLG: 0.621	1B	2B		HR				HR		4	3	3	4	1	0							
Juan Encarnacion, R OBP: 0.325, SLG: 0.474	1B	1B		G1-3				G6-3		4	1	1	2	1	0							
Derrek Lee, R OBP: 0.372, SLG: 0.480	1B	1B		F8				FC5-4 HBP		4	0	1	0	0	0	3						
Alex Gonzalez, R OBP: 0.375, SLG: 0.594	1B			FC1-5-6 2B				FC5-4 1-2		5	0	2	1	0	1							
Todd Hollandsworth, L OBP: 0.312, SLG: 0.430	P4			FC1-5-6 2B G4-3				K		5	1	0	0	0	2	4						
Brian Banks, S OBP: 0.351, SLG: 0.500		L6		G4-3 2B				G3-1		4	1	1	0	0	0							
Inning Stats	R: 3 E: 0 K: 0 S: 16	H: 5 LOB: 2 BB: 0 P: 20	R: 0 E: 0 K: 0 S: 8	H: 2 LOB: 2 BB: 0 P: 14	R: 0 E: 0 K: 0 S: 13	H: 0 LOB: 0 BB: 0 P: 19	R: 5 E: 0 K: 0 S: 15	H: 5 LOB: 0 BB: 0 P: 22	R: 0 E: 0 K: 1 S: 10	H: 0 LOB: 0 BB: 0 P: 14	R: 1 E: 0 K: 0 S: 14	H: 2 LOB: 3 BB: 3 P: 32	R: 0 E: 0 K: 0 S: 8	H: 0 LOB: 0 BB: 0 P: 13	R: 0 E: 0 K: 0 S: 5	H: 0 LOB: 0 BB: 0 P: 8	R: 1 E: 0 K: 0 S: 13	H: 1 LOB: 1 BB: 0 P: 19	1B: 9 2B: 4 3B: 0 HR: 2	SF: 0 SAC: 0 DP: 0 HBP: 1	WP: 0 PB: 0 SB: 0 CS: 0	PA: 44
PITCHER	IP WLS BF H R ER SO BB IBB HBP BLK WP HR S P ERA WHIP																					
John Thomson, R ERA: 5.65	(1, 1) 3.2 L 21 11 7 7 0 0 0 0 0 0 0 0 0 0 50 73 17.18 3.000																					
R.A. Dickey, R ERA: 5.09	(4, 1) 2.0 11 3 2 2 1 3 0 0 0 0 0 1 23 44 9.00 3.000																					
Brian Shouse, L ERA: 2.9	(6, 1) 2.1 7 0 0 0 1 0 0 0 0 0 0 0 16 25 0.00 0.000																					
Francisco Cordero, R ERA: 4.15	(9, 1) 1.0 5 1 1 1 1 0 0 0 1 0 0 0 1 13 19 9.00 1.000																					

Batter	1	2	3	4	5	6	7	8	9	AB	R	H	RBI	BB	SO	LOB	BOTTOM					
10 Michael Young, R OBP: 0.370, SLG: 0.471	G1-3	G4-3		P4				F8		5	0	0	0	0	1	3	Florida Marlins @ Texas Rangers The Ballpark at Arlington, Arlington, TX Sun Jun 15 2003, 8:05 PM EDT Att: 26,021 - Overcast - 79 F AB 38 R 4 H 12 RBI 4 BB 1 SO 6 LOB 18					
23 Mark Teixeira, S OBP: 0.324, SLG: 0.451	K		K		K		G5-3		5	0	1	0	0	3	0							
Alex Rodriguez, R OBP: 0.380, SLG: 0.542	G5-3		1B		F9			HR		5	1	2	0	0	2							
Juan Gonzalez, R OBP: 0.327, SLG: 0.567		1B		1B			F9		5	1	2	0	0	1	3							
Carl Everett, S OBP: 0.375, SLG: 0.592		K		P3			FC5-4 1B		4	1	2	2	0	1	3							
Kevin Mench, R OBP: 0.333, SLG: 0.418		1B		1B			F8		4	1	2	0	0	0	1							
9 Hank Blalock, L OBP: 0.400, SLG: 0.556		1B		FC4			F8		3	0	1	1	1	0	4							
Todd Greene, R OBP: 0.254, SLG: 0.441		1B		L7			FC5-4		4	0	1	0	0	0	2							
Donnie Sadler, R OBP: 0.306, SLG: 0.267		SF8		L1			L6		2	0	0	1	0	0	0							
Mike Lamb, L OBP: 0.185, SLG: 0.160								23 1B		1	0	1	0	0	0							
Inning Stats	R: 0 E: 0 K: 1 S: 8	H: 0 LOB: 0 BB: 0 P: 14	R: 2 E: 0 K: 1 S: 19	H: 4 LOB: 2 BB: 0 P: 28	R: 0 E: 0 K: 1 S: 15	H: 3 LOB: 3 BB: 0 P: 23	R: 0 E: 0 K: 0 S: 8	H: 0 LOB: 0 BB: 0 P: 11	R: 0 E: 0 K: 0 S: 9	H: 0 LOB: 0 BB: 0 P: 13	R: 0 E: 0 K: 0 S: 9	H: 1 LOB: 1 BB: 0 P: 14	R: 0 E: 0 K: 0 S: 7	H: 0 LOB: 0 BB: 0 P: 10	R: 2 E: 0 K: 0 S: 13	H: 2 LOB: 1 BB: 1 P: 21	R: 0 E: 0 K: 2 S: 18	H: 2 LOB: 2 BB: 0 P: 23	1B: 10 2B: 1 3B: 0 HR: 1	SF: 1 SAC: 0 DP: 0 HBP: 0	WP: 0 PB: 0 SB: 0 CS: 0	PA: 40
PITCHER	IP WLS BF H R ER SO BB IBB HBP BLK WP HR S P ERA WHIP																					
Mark Redman, L ERA: 2.8	(1, 1) 7.0 W 29 8 2 2 4 0 0 0 0 0 0 1 75 113 2.57 1.143																					
Armando Almanza, L ERA: 5.13	(8, 1) 1.0 6 2 2 2 0 1 0 0 0 0 0 1 13 21 18.00 3.000																					
Braden Looper, R ERA: 2.65	(9, 1) 1.0 5 2 0 0 2 0 0 0 0 0 0 0 18 23 0.00 2.000																					

Batter	1	2	3	4	5	6	7	8	9	AB	R	H	RBI	BB	SO	LOB	TOP										
Craig Biggio, R OBP: 0.345, SLG: 0.431 (1, 8)	0-1 1B		2-2 L3 1B		0-0 3B 1B		1-1 F9		0-2 17 BB 5 1B 1B	5	2	4	1	0	0	0											
Jose Vizcaino, S OBP: 0.271, SLG: 0.346 (1, 4)	2-3 K		0-0 L3		3-1 5 WP 3B			0-2 G6-3	0-0 L7	5	1	1	2	0	1	5											
5 Jeff Bagwell, R OBP: 0.352, SLG: 0.451 (1, 3)	2-2 P4		3-1 F7		2-2 F8			1-0 G4-3	0-1 17 BB 1B	5	1	1	2	0	0	1											
17 Lance Berkman, S OBP: 0.405, SLG: 0.494 (1, 7)	0-2 G4-3			1-2 G4-3		4-0 2B WP BB		2-2 1B	4-2 1B 2B BB	3	2	1	0	2	0	1											
Morgan Ensberg, R OBP: 0.422, SLG: 0.669 (1, 5)		2-3 K		3-3 K		0-0 WP CS 2B		0-1 G1-3	1-0 2B 1B	5	1	2	2	0	2	1											
Orlando Merced, S OBP: 0.314, SLG: 0.406 (1, 10)		2-2 P4		0-0 G4-3		2-0 G4-3			1-2 1B	5	0	2	2	0	0	1											
Brian Hunter, R OBP: 0.309, SLG: 0.329 (1, 9)		4-2 BB			1-3 K		1-3 K		1-2 1B 1B	4	1	1	0	1	2	2											
Brad Ausmus, R OBP: 0.270, SLG: 0.282 (1, 2)		0-0 G4-3			1-2 1B 3B 1B		0-2 G1-3		1-1 1B 5 1B 1B	4	2	2	0	0	0	1											
2B Adam Everett, R OBP: 0.290, SLG: 0.390 (1, 6)				1-0 HR		0-0 L9		1-2 F8	2-2 5 1B 1B	4	2	2	1	0	0	1											
Inning Stats	R: 0 E: 0 K: 1 S: 12	H: 1 LOB: 1 BB: 0 P: 16	R: 0 E: 0 K: 1 S: 10	H: 0 LOB: 1 BB: 1 P: 18	R: 1 E: 0 K: 0 S: 8	H: 2 LOB: 0 BB: 0 P: 14	R: 0 E: 0 K: 1 S: 9	H: 0 LOB: 0 BB: 0 P: 13	R: 3 E: 0 K: 1 S: 14	H: 3 LOB: 0 BB: 1 P: 21	R: 1 E: 0 K: 1 S: 5	H: 1 LOB: 0 BB: 1 P: 13	R: 0 E: 0 K: 0 S: 8	H: 0 LOB: 0 BB: 0 P: 10	R: 7 E: 0 K: 0 S: 28	H: 8 LOB: 1 BB: 1 P: 41	1B: 12 2B: 3 3B: 1 HR: 1	SF: 0 SAC: 0 DP: 1 HBP: 0	WP: 2 PB: 0 SB: 0 CS: 1	PA: 43							
PITCHER	IP	WLS	BF	H	R	ER	SO	BB	IBB	HBP	BLK	WP	HR	S	P	ERA	WHIP										
John Thomson, R ERA: 5.71 (1, 1)	7.0	L	28	7	5	5	5	2	0	0	0	2	1	66	105	6.43	1.286										
56 Rosman Garcia, R ERA: 5.4 (8, 1)	1.0		4	1	0	0	0	0	0	0	0	0	0	11	14	0.00	1.000										
Aaron Fultz, L ERA: 3.82 (9, 1)	0.2		8	6	6	6	0	1	0	0	0	0	0	21	29	81.00	10.500										
Victor Santos, R ERA: 7.47 (9, 1)	0.1		3	2	1	1	0	0	0	0	0	0	0	7	12	27.00	6.000										

Houston Astros @ Texas Rangers
The Ballpark at Arlington, Arlington, TX
Fri Jun 20 2003, 8:05 PM EDT
Att: 37,587 - Sunny - 87 F

AB 40
R 12
H 16
RBI 10
BB 3
SO 5
LOB 13



Batter	1	2	3	4	5	6	7	8	9	AB	R	H	RBI	BB	SO	LOB	BOTTOM										
10 Michael Young, R OBP: 0.360, SLG: 0.454 (1, 4)	1-3 K		2-2 F8		2-3 K			1-1 G6-3		4	0	0	0	0	2	1											
9 Hank Blalock, L OBP: 0.392, SLG: 0.550 (1, 5)	1-0 2B		1-0 2B		1-0 F8			1-1 F7		4	1	2	0	0	0	1											
Alex Rodriguez, R OBP: 0.383, SLG: 0.562 (1, 6)	2-1 2B		3-2 G4-3		1-2 FC6-4			0-2 HR		4	1	2	2	0	0	2											
Rafael Palmeiro, L OBP: 0.385, SLG: 0.500 (1, 10)	2-2 P5			4-2 23 1B 1B BB		1-2 F9		0-2 P2		3	1	0	0	1	0	1											
Carl Everett, S OBP: 0.363, SLG: 0.569 (1, 9)	1-1 G4-3			0-2 P4		0-1 G4-3			1-1 P6	4	0	0	0	0	0	2											
Kevin Mench, R OBP: 0.351, SLG: 0.449 (1, 7)		0-1 G6-3		2-1 23 1B 1B		3-2 F9		2-1 G6-3		4	0	1	0	0	0	0											
23 Mark Teixeira, S OBP: 0.335, SLG: 0.449 (1, 3)		2-3 K		0-2 G6-4-3 1B		0-3 K		1-0 E4 1B		4	0	2	1	0	2	0											
Einar Diaz, R OBP: 0.300, SLG: 0.352 (1, 2)		2-3 K		2-1 G6-4-3		0-0 F9		1-2 1B		4	0	1	0	0	1	2											
Donnie Sadler, R OBP: 0.286, SLG: 0.256 (1, 8)			2-1 F9		2-2 FC6-4 1B		1-3 K		1-0 P4	4	0	1	0	0	1	2											
Inning Stats	R: 1 E: 0 K: 1 S: 13	H: 2 LOB: 1 BB: 0 P: 20	R: 0 E: 0 K: 2 S: 9	H: 0 LOB: 0 BB: 0 P: 13	R: 0 E: 0 K: 0 S: 9	H: 1 LOB: 1 BB: 0 P: 17	R: 1 E: 0 K: 0 S: 12	H: 2 LOB: 1 BB: 1 P: 20	R: 0 E: 0 K: 1 S: 12	H: 1 LOB: 0 BB: 0 P: 18	R: 0 E: 0 K: 0 S: 9	H: 0 LOB: 0 BB: 0 P: 13	R: 0 E: 0 K: 2 S: 8	H: 0 LOB: 0 BB: 0 P: 9	R: 1 E: 0 K: 0 S: 11	H: 1 LOB: 0 BB: 0 P: 13	R: 0 E: 1 K: 0 S: 9	H: 2 LOB: 2 BB: 0 P: 15	1B: 5 2B: 3 3B: 0 HR: 1	SF: 0 SAC: 0 DP: 1 HBP: 0	WP: 0 PB: 0 SB: 0 CS: 0	PA: 36					
PITCHER	IP	WLS	BF	H	R	ER	SO	BB	IBB	HBP	BLK	WP	HR	S	P	ERA	WHIP										
Wade Miller, R ERA: 4.58 (7, 1)	1.0	H	3	0	0	0	2	0	0	0	0	0	0	8	9	0.00	0.000										
Octavio Dotel, R ERA: 1.73 (8, 1)	1.0	H	4	1	1	1	0	0	0	0	0	0	1	11	13	9.00	1.000										
Kirk Saarloos, R ERA: 5.75 (9, 1)	1.0		5	2	0	0	0	0	0	0	0	0	0	9	15	0.00	2.000										

Houston Astros @ Texas Rangers
The Ballpark at Arlington, Arlington, TX
Fri Jun 20 2003, 8:05 PM EDT
Att: 37,587 - Sunny - 87 F

AB 35
R 3
H 9
RBI 3
BB 1
SO 6
LOB 11



Batter	1	2	3	4	5	6	7	8	9	AB	R	H	RBI	BB	SO	LOB	TOP										
Craig Biggio, R (1, 8) OBP: 0.348, SLG: 0.440 Brian Hunter, R (8, 8) OBP: 0.309, SLG: 0.329	0-0 HR	0-1 FC6-4		2-2 1B 5 2B HBP	3-3 K			2-2 HBP		3	2	1	1	0	1	4											
Jose Vizcaino, S (1, 4) OBP: 0.298, SLG: 0.341	1-2 F8		0-0 G1-3	0-2 5 2B 1B		0-0 G4-3		0-0 F8		5	1	1	1	0	0	1											
5 Jeff Bagwell, R (1, 3) OBP: 0.356, SLG: 0.467	0-1 F8		1-1 HR	0-0 1B 2B		0-0 HR		0-2 F8		5	2	3	3	0	0	1											
17 Lance Berkman, S (1, 7) OBP: 0.399, SLG: 0.484	2-3 K		0-1 P3	0-0 P5		2-3 K		0-0 F8		5	0	0	0	0	2	2											
Richard Hidalgo, R (1, 9) OBP: 0.394, SLG: 0.555		1-1 1B SF7 2B	0-0 HR	0-0 1B 2B		3-3 K		2-1 G5-3		5	3	3	2	0	1	0											
Morgan Ensberg, R (1, 5) OBP: 0.415, SLG: 0.652	2-1 2B 1B		0-0 G5-3	1-6 G6-3		0-1 P5		1-3 K		5	0	1	0	0	1	1											
Orlando Merced, S (1, 10) OBP: 0.313, SLG: 0.397	2-2 P5		0-1 F7	4-1 1B BB		2-2 G3-1				3	0	0	0	1	0	2											
Brad Ausmus, R (1, 2) OBP: 0.269, SLG: 0.283	1-1 SF7		2-1 F9	0-0 1B		1-2 G6-3				3	0	1	2	0	0	0											
2B Adam Everett, R (1, 6) OBP: 0.296, SLG: 0.394	0-1 FC6-4 1B		2-1 HBP 1B	0-2 F7		2-2 F9				4	1	2	0	0	0	2											
Inning Stats	R: 1 E: 0 K: 1 S: 11	H: 1 LOB: 0 BB: 0 P: 14	R: 1 E: 0 K: 0 S: 13	H: 3 LOB: 2 BB: 0 P: 19	R: 2 E: 0 K: 0 S: 7	H: 2 LOB: 0 BB: 0 P: 8	R: 3 E: 0 K: 0 S: 14	H: 3 LOB: 1 BB: 0 P: 23	R: 1 E: 0 K: 1 S: 11	H: 2 LOB: 2 BB: 1 P: 19	R: 0 E: 0 K: 0 S: 8	H: 0 LOB: 0 BB: 0 P: 11	R: 0 E: 0 K: 0 S: 12	H: 0 LOB: 1 BB: 0 P: 16	R: 0 E: 0 K: 1 S: 6	H: 0 LOB: 0 BB: 0 P: 9	1B: 6 2B: 3 3B: 0 HR: 3	SF: 1 SAC: 0 DP: 0 HBP: 2	WP: 0 PB: 0 SB: 0 CS: 0	PA: 42							
PITCHER	IP	WLS	BF	H	R	ER	SO	BB	IBB	HBP	BLK	WP	HR	S	P	ERA	WHIP										
Ismael Valdez, R (1, 1) ERA: 5.43	4.0	L	23	10	8	8	1	0	0	1	0	0	2	46	65	18.00	2.500										
Jay Powell, R (5, 1) ERA: 10.38	2.0		9	2	1	1	3	1	0	0	0	0	1	18	31	4.50	1.500										
Francisco Cordero, R (7, 1) ERA: 4.1	1.0		3	0	0	0	0	0	0	0	0	0	0	8	11	0.00	0.000										
Erasmio Ramirez, L (8, 1) ERA: 6.52	1.0		4	0	0	0	0	0	0	1	0	0	0	12	16	0.00	0.000										
Ugueth Urbina, R (9, 1) ERA: 3.07	1.0		3	0	0	0	1	0	0	0	0	0	0	6	9	0.00	0.000										

Houston Astros @ Texas Rangers
The Ballpark at Arlington, Arlington, TX
Sat Jun 21 2003, 8:05 PM EDT
Att: 44,072 - Sunny - 87 F

AB 38
R 9
H 12
RBI 9
BB 1
SO 5
LOB 13



Batter	1	2	3	4	5	6	7	8	9	AB	R	H	RBI	BB	SO	LOB	BOTTOM										
Carl Everett, S (1, 9) OBP: 0.360, SLG: 0.560	4-0 9 2B G4-3 BB		0-0 F9		0-1 F8		0-3 K		2-3 K2-3	4	1	0	0	1	2	3											
9 Hank Blalock, L (1, 5) OBP: 0.396, SLG: 0.567	1-1 G4-3 1-3 2B		3-1 L6		1-1 WP 1B		2-0 HR		2-3 K	5	1	3	1	0	1	2											
Alex Rodriguez, R (1, 6) OBP: 0.382, SLG: 0.556	0-2 G4-3		0-1 F9		1-1 P4		1-1 DI HR HBP			3	1	0	1	0	0	3											
Rafael Palmeiro, L (1, 10) OBP: 0.383, SLG: 0.508	2-3 3-H P4		0-1 G1-3		1-0 F7		2-1 1-H HR			4	1	1	2	0	0	2											
Kevin Mench, R (1, 7) OBP: 0.346, SLG: 0.431	1-3 K		4-2 BB		2-1 P5		1-0 G6-3			3	0	0	0	1	1	2											
23 Mark Teixeira, S (1, 3) OBP: 0.333, SLG: 0.450		1-3 K		0-2 K		3-1 10 F9 E 2B		2-2 F7		4	1	1	0	0	2	1											
10 Michael Young, R (1, 4) OBP: 0.355, SLG: 0.448		1-2 F8		3-2 F9		0-0 F9		1-2 G4-3		4	0	0	0	0	0	2											
Einar Diaz, R (1, 2) OBP: 0.293, SLG: 0.343		1-3 K		0-1 F8		2-1 F8		2-1 G5-3		4	0	0	0	0	1	1											
Doug Glanville, R (1, 8) OBP: 0.231, SLG: 0.269			1-2 1B		1-0 G4-3		1-1 E5		1-1 WP 1B	4	0	2	0	0	0	0											
Inning Stats	R: 1 E: 0 K: 1 S: 10	H: 1 LOB: 1 BB: 1 P: 16	R: 0 E: 0 K: 2 S: 11	H: 0 LOB: 0 BB: 0 P: 14	R: 0 E: 0 K: 0 S: 9	H: 1 LOB: 1 BB: 0 P: 13	R: 0 E: 0 K: 1 S: 9	H: 0 LOB: 1 BB: 1 P: 17	R: 0 E: 0 K: 0 S: 5	H: 0 LOB: 0 BB: 0 P: 6	R: 0 E: 0 K: 0 S: 8	H: 1 LOB: 1 BB: 0 P: 15	R: 1 E: 1 K: 1 S: 10	H: 1 LOB: 1 BB: 0 P: 16	R: 3 E: 0 K: 0 S: 12	H: 2 LOB: 0 BB: 0 P: 21	R: 0 E: 0 K: 2 S: 12	H: 1 LOB: 0 BB: 0 P: 19	1B: 3 2B: 2 3B: 0 HR: 2	SF: 0 SAC: 0 DP: 0 HBP: 1	WP: 2 PB: 0 SB: 0 CS: 0	PA: 38					
PITCHER	IP	WLS	BF	H	R	ER	SO	BB	IBB	HBP	BLK	WP	HR	S	P	ERA	WHIP										
60 Rodrigo Rosario, R (1, 1) ERA: 1.5	6.0	W	24	4	2	1	4	2	0	0	0	0	0	54	86	1.50	1.000										
Ricky Stone, R (7, 1) ERA: 3.24	1.0		7	2	3	3	1	0	0	1	0	0	2	12	20	27.00	2.000										
54 Brad Lidge, R (8, 1) ERA: 1.4	1.0		3	0	0	0	0	0	0	0	0	0	0	8	12	0.00	0.000										
Billy Wagner, L (9, 1) ERA: 1.91	1.0		4	1	0	0	2	0	0	0	0	1	0	12	19	0.00	1.000										

Houston Astros @ Texas Rangers
The Ballpark at Arlington, Arlington, TX
Sat Jun 21 2003, 8:05 PM EDT
Att: 44,072 - Sunny - 87 F

AB 35
R 5
H 7
RBI 4
BB 2
SO 7
LOB 16



Batter	1	2	3	4	5	6	7	8	9	AB	R	H	RBI	BB	SO	LOB	TOP								
Craig Biggio, R (1, 8) OBP: 0.349, SLG: 0.436	1-1 BB HBP		1-1 G4-3						1-2 G4-3	3	0	0	0	1	0	2									
Geoff Blum, S (1, 5) OBP: 0.302, SLG: 0.407	0-3 K		1-2 P3						1-3 K2-3	5	0	0	0	0	4	5									
Morgan Ensberg, R (1, 10) OBP: 0.415, SLG: 0.638	4-1 SAFE BB			2-3 K					1-2 F8	3	0	0	0	2	1	2									
17 Lance Berkman, S (1, 7) OBP: 0.400, SLG: 0.494	3-3 K			3-3 K					0-0 HR	3	1	1	2	0	2	2									
Richard Hidalgo, R (1, 9) OBP: 0.396, SLG: 0.559	3-3 K			0-0 1B					0-0 L7	4	1	2	0	0	1	5									
Jose Vizcaino, S (1, 4) OBP: 0.286, SLG: 0.353		1-2 G5-3		0-2 P6					0-2 G6-3	4	0	1	1	0	0	1									
Orlando Merced, S (1, 3) OBP: 0.304, SLG: 0.385		1-3 K			1-3 K				1-0 G6-3	4	0	0	0	0	3	1									
28 Adam Everett, R (1, 6) OBP: 0.302, SLG: 0.405		2-2 G5-3			3-2 PB 2B				2-3 K	4	1	2	0	0	1	0									
Gregg Zaun, S (1, 2) OBP: 0.337, SLG: 0.351			1-0 F9						1-2 G4-3 WP	3	0	1	0	0	0	1									
Brad Ausmus, R (9, PR) OBP: 0.269, SLG: 0.283					3-1 P3				0-0 SH1-4	0	0	0	0	0	0	0									
Jay Powell, R (9, 2) OBP: 0.269, SLG: 0.283									1-2 SH1-4	0	0	0	0	0	0	0									
Inning Stats	R: 0 E: 0 K: 3 S: 12	H: 0 LOB: 2 BB: 1 P: 23	R: 0 E: 0 K: 1 S: 12	H: 0 LOB: 0 BB: 0 P: 16	R: 0 E: 0 K: 0 S: 6	H: 0 LOB: 0 BB: 0 P: 9	R: 0 E: 0 K: 2 S: 12	H: 1 LOB: 1 BB: 0 P: 17	R: 0 E: 0 K: 1 S: 10	H: 1 LOB: 1 BB: 0 P: 17	R: 2 E: 0 K: 2 S: 15	H: 3 LOB: 1 BB: 0 P: 19	R: 1 E: 0 K: 1 S: 12	H: 1 LOB: 3 BB: 2 P: 26	R: 0 E: 0 K: 1 S: 8	H: 0 LOB: 0 BB: 0 P: 11	R: 0 E: 0 K: 1 S: 13	H: 1 LOB: 2 BB: 0 P: 16	1B: 3 2B: 2 3B: 1 HR: 1	SF: 0 SAC: 1 DP: 0 HBP: 2	WP: 1 PB: 1 SB: 0 CS: 0	PA: 39			
PITCHER	IP	WLS	BF	H	R	ER	SO	BB	IBB	HBP	BLK	WP	HR	S	P	ERA	WHIP								
53 Joaquin Benoit, R (1, 1) ERA: 5.21	5.2	L	24	5	2	2	8	1	0	1	0	0	1	63	95	3.18	1.059								
Brian Shouse, L (6, 1) ERA: 2.97	1.0		5	1	1	1	2	0	1	0	0	0	0	10	17	9.00	1.000								
56 Rosman Garcia, R (7, 1) ERA: 5.4	0.0		1	0	0	0	0	1	0	0	1	0	0	0	4	∞	∞								
Aaron Fultz, L (7, 1) ERA: 3.63	2.0		8	1	0	0	2	0	0	1	0	1	0	26	37	0.00	0.500								
Jay Powell, R (9, 1) ERA: 10.25	0.1		1	0	0	0	0	0	0	0	0	0	0	1	1	0.00	0.000								

Houston Astros @ Texas Rangers
The Ballpark at Arlington, Arlington, TX
Sun Jun 22 2003, 8:05 PM EDT
Att: 35,442 - Sunny - 89 F

AB 33
R 3
H 7
RBI 3
BB 3
SO 12
LOB 19



Batter	1	2	3	4	5	6	7	8	9	AB	R	H	RBI	BB	SO	LOB	BOTTOM								
10 Michael Young, R (1, 4) OBP: 0.355, SLG: 0.450	1-0 G5-3		1-2 1-H 2B						1-3 K	5	0	2	0	0	1	1									
23 Mark Teixeira, S (1, 9) OBP: 0.330, SLG: 0.459	0-1 HR		3-2 P6						1-2 L7	5	1	1	1	0	1	4									
Alex Rodriguez, R (1, 6) OBP: 0.383, SLG: 0.553	1-0 G5-4-3 1B			0-3 K					4-2 P5	3	0	1	0	1	1	2									
Juan Gonzalez, R (1, 10) OBP: 0.320, SLG: 0.555	2-2 G5-4-3			2-2 P2					2-1 F9	3	0	0	0	1	0	1									
Rafael Palmeiro, L (1, 3) OBP: 0.385, SLG: 0.504		1-0 F9		4-2 BB BB					1-0 E3 FC5-4	2	0	0	0	2	0	0									
Kevin Mench, R (1, 7) OBP: 0.341, SLG: 0.413		2-1 G6-3		4-2 BB					2-1 FC5-4	3	0	0	0	1	1	4									
9 Hank Blalock, L (1, 5) OBP: 0.391, SLG: 0.558		2-1 F9		1-2 BB					0-3 K	4	0	0	0	0	2	6									
Todd Greene, R (1, 2) OBP: 0.253, SLG: 0.421			0-0 P3						0-1 1B	4	0	1	0	0	1	0									
Doug Glanville, R (1, 8) OBP: 0.241, SLG: 0.278			2-1 10 2B 1B						2-2 F7	4	0	2	0	0	1	1									
Inning Stats	R: 1 E: 0 K: 0 S: 10	H: 2 LOB: 0 BB: 0 P: 14	R: 0 E: 0 K: 0 S: 5	H: 0 LOB: 0 BB: 0 P: 10	R: 0 E: 0 K: 1 S: 13	H: 2 LOB: 1 BB: 0 P: 19	R: 0 E: 0 K: 1 S: 11	H: 0 LOB: 2 BB: 2 P: 21	R: 0 E: 0 K: 1 S: 10	H: 0 LOB: 0 BB: 0 P: 14	R: 0 E: 0 K: 3 S: 14	H: 0 LOB: 3 BB: 3 P: 32	R: 0 E: 1 K: 1 S: 11	H: 2 LOB: 2 BB: 0 P: 16	R: 0 E: 1 K: 1 S: 8	H: 0 LOB: 1 BB: 0 P: 13	R: 0 E: 0 K: 1 S: 13	H: 1 LOB: 1 BB: 0 P: 17	1B: 5 2B: 1 3B: 0 HR: 1	SF: 0 SAC: 0 DP: 1 HBP: 0	WP: 0 PB: 0 SB: 0 CS: 0	PA: 38			
PITCHER	IP	WLS	BF	H	R	ER	SO	BB	IBB	HBP	BLK	WP	HR	S	P	ERA	WHIP								
Jerome Robertson, L (1, 1) ERA: 5.72	5.1	W	23	4	1	1	3	5	0	0	0	0	0	12	19	0.00	2.000								
Kirk Saarloos, R (6, 1) ERA: 5.48	1.0	H	5	2	0	0	3	0	0	0	0	0	0	10	17	0.00	0.000								
Octavio Dotel, R (7, 1) ERA: 1.67	1.1	H	5	0	0	0	0	0	0	0	0	0	0	16	20	0.00	0.750								
Billy Wagner, L (8, 1) ERA: 1.85	1.1	S	5	1	0	0	2	0	0	0	0	0	0	16	20	0.00	0.750								

Houston Astros @ Texas Rangers
The Ballpark at Arlington, Arlington, TX
Sun Jun 22 2003, 8:05 PM EDT
Att: 35,442 - Sunny - 89 F

AB 33
R 1
H 7
RBI 1
BB 5
SO 8
LOB 19



Batter	1	2	3	4	5	6	7	8	9	AB	R	H	RBI	BB	SO	LOB	TOP																
Eric Byrnes, R OBP: 0.402, SLG: 0.556 (1, 8)	L7		BB 1B		K		F8		K	5	0	1	0	0	2	3	Oakland Athletics @ Texas Rangers The Ballpark at Arlington, Arlington, TX Mon Jun 23 2003, 7:05 PM EDT Att: 31,126 - Sunny - 90 F AB 32 R 3 H 6 RBI 3 BB 7 SO 5 LOB 21																
Scott Hatteberg, L OBP: 0.354, SLG: 0.392 (1, 3)	P5		K		K		G3-1		2B	4	0	1	3	0	1	1																	
Miguel Tejada, R OBP: 0.284, SLG: 0.431 (1, 6)	BB 1B		F7		1B		G3-1		P1	4	0	1	0	1	0	2																	
Erubiel Durazo, L OBP: 0.409, SLG: 0.478 (1, 10)	BB		BB		BB		G5-3		IBB	2	0	1	0	3	0	0																	
Jermaine Dye, R OBP: 0.238, SLG: 0.233 (1, 9)	F7		F7		K		G6-3		P4	5	0	0	0	0	1	9																	
3 Eric Chavez, L OBP: 0.321, SLG: 0.456 (1, 5)		L3			F9		G3-1			4	0	0	0	0	0	3																	
Ramon Hernandez, R OBP: 0.333, SLG: 0.464 (9, PR)		G3-1			G6-3		G4-6-3 BB		SH 2B	3	0	1	0	1	0	0																	
Chris Singleton, L OBP: 0.343, SLG: 0.419 (9, 7)									2B	0	1	0	0	0	0	0																	
Adam Piatt, R OBP: 0.268, SLG: 0.340 (6, PH)							G4-6-3		SH 2B	1	0	1	0	1	0	0																	
Billy McMillon, L OBP: 0.393, SLG: 0.348 (6, 7)					BB				BB	1	1	0	0	1	0	1																	
17 Adam Melhuse, S OBP: 0.238, SLG: 0.368 (9, 2)		2B							SH 2B	0	0	0	0	0	0	0																	
Mark Ellis, R OBP: 0.331, SLG: 0.372 (1, 4)		G1-3			K		L9		SH 2B	3	1	0	0	0	1	2																	
Inning Stats	R: 0 E: 0 K: 0 S: 8	H: 1 LOB: 2 BB: 1 P: 17	R: 0 E: 0 K: 0 S: 8	H: 1 LOB: 1 BB: 0 P: 13	R: 0 E: 0 K: 1 S: 14	H: 1 LOB: 1 BB: 1 P: 23	R: 0 E: 0 K: 1 S: 14	H: 0 LOB: 1 BB: 1 P: 23	R: 0 E: 0 K: 2 S: 5	H: 0 LOB: 0 BB: 0 P: 12	R: 0 E: 0 K: 0 S: 5	H: 0 LOB: 0 BB: 0 P: 8	R: 0 E: 0 K: 0 S: 8	H: 0 LOB: 0 BB: 0 P: 12	R: 3 E: 1 K: 1 S: 17	H: 2 LOB: 2 BB: 2 P: 32	1B: 3 2B: 3 3B: 0 HR: 0	SF: 0 SAC: 1 DP: 1 HBP: 1	WP: 0 PB: 0 SB: 0 CS: 0	PA: 41													
PITCHER	IP WLS BF H R ER SO BB IBB HBP BLK WP HR S P ERA WHIP																																
Tony Mounce, L ERA: 3.6 (1, 1)	5.0	25	4	0	0	4	5	0	1	0	0	0	58	104	0.00	1.800																	
56 Rosman Garcia, R ERA: 4.91 (6, 1)	2.0	5	0	0	0	0	0	0	0	0	0	0	10	16	0.00	0.000																	
Francisco Cordero, R ERA: 3.99 (8, 1)	1.0	H	3	0	0	0	0	0	0	0	0	0	8	12	0.00	0.000																	
Ugueth Urbina, R ERA: 3.56 (9, 1)	1.0	L	8	2	3	2	1	1	1	0	0	0	0	17	32	18.00	3.000																

Batter	1	2	3	4	5	6	7	8	9	AB	R	H	RBI	BB	SO	LOB	BOTTOM															
10 Michael Young, R OBP: 0.354, SLG: 0.446 (1, 4)	G5-3		G6-3			BB 1B BB	G4-3			3	1	0	0	1	0	1	Oakland Athletics @ Texas Rangers The Ballpark at Arlington, Arlington, TX Mon Jun 23 2003, 7:05 PM EDT Att: 31,126 - Sunny - 90 F AB 29 R 1 H 5 RBI 1 BB 5 SO 5 LOB 16															
Carl Everett, S OBP: 0.362, SLG: 0.563 (1, 9)	G2 2B		K			BB BB 1B			K	4	0	2	0	0	2	0																
Alex Rodriguez, R OBP: 0.382, SLG: 0.547 (1, 6)	G2				P6	L6-4 BB	G6-3		G6-3	3	0	0	0	1	0	1																
Juan Gonzalez, R OBP: 0.319, SLG: 0.549 (1, 10)	F8				G5-3	F4			BB	3	0	0	0	1	0	4																
Rafael Palmeiro, L OBP: 0.383, SLG: 0.498 (1, 3)		G6-3			K				P5	3	0	0	1	1	1	1																
Donnie Sadler, R OBP: 0.286, SLG: 0.256 (9, 5)						BB				0	0	0	0	0	0	0																
23 Mark Teixeira, S OBP: 0.333, SLG: 0.457 (9, 3)			1B 1B			FC5-4 BB	L6-4		F8	3	0	1	0	1	0	3																
Kevin Mench, R OBP: 0.349, SLG: 0.418 (1, 7)		1B G6-3 1B				FC5-4			F8	4	0	2	0	0	0	1																
Doug Glanville, R OBP: 0.237, SLG: 0.273 (1, 8)		G6-3							F8	2	0	0	0	0	1	3																
Mike Lamb, L OBP: 0.172, SLG: 0.148 (9, PH)									K	1	0	0	0	0	1	0																
Einar Diaz, R OBP: 0.289, SLG: 0.337 (1, 2)			P3				L7		P4	3	0	0	0	0	0	2																
Inning Stats	R: 0 E: 0 K: 0 S: 6	H: 1 LOB: 1 BB: 0 P: 9	R: 0 E: 0 K: 0 S: 10	H: 2 LOB: 0 BB: 0 P: 15	R: 0 E: 0 K: 1 S: 9	H: 0 LOB: 0 BB: 0 P: 13	R: 0 E: 0 K: 1 S: 12	H: 0 LOB: 0 BB: 0 P: 19	R: 0 E: 0 K: 1 S: 13	H: 0 LOB: 1 BB: 1 P: 22	R: 1 E: 0 K: 0 S: 14	H: 1 LOB: 2 BB: 3 P: 31	R: 0 E: 0 K: 1 S: 7	H: 0 LOB: 1 BB: 1 P: 14	R: 0 E: 0 K: 1 S: 10	H: 0 LOB: 0 BB: 0 P: 11	1B: 4 2B: 2 3B: 0 HR: 0	SF: 0 SAC: 1 DP: 2 HBP: 0	WP: 0 PB: 0 SB: 0 CS: 0	PA: 35												
PITCHER	IP WLS BF H R ER SO BB IBB HBP BLK WP HR S P ERA WHIP																															
Barry Zito, L ERA: 2.84 (1, 1)	6.0	24	4	1	1	3	4	0	0	0	0	0	5	8	0.00	1.000																
Jim Mecir, R ERA: 2.94 (7, 1)	1.0	4	1	0	0	0	0	0	0	0	0	0	5	8	0.00	1.000																
Ricardo Rincon, L ERA: 3.86 (8, 1)	1.0	W	4	0	0	0	1	0	0	0	0	0	7	14	0.00	1.000																
Keith Foulke, R ERA: 2.43 (9, 1)	1.0	S	3	0	0	0	1	0	0	0	0	0	10	11	0.00	0.000																



Batter	1	2	3	4	5	6	7	8	9	AB	R	H	RBI	BB	SO	LOB	TOP										
Eric Byrnes, R OBP: 0.398, SLG: 0.561 (1, 8)	G5-3	G6-3			F7		F8		HR	5	1	1	2	0	0	2											
Scott Hatteberg, L OBP: 0.354, SLG: 0.394 (1, 3)	1B				G3-1				2B	4	0	1	0	0	1	0											
Chris Singleton, L OBP: 0.343, SLG: 0.419 (9, FR)	HBP									0	0	0	0	0	0	0											
Miguel Tejada, R OBP: 0.286, SLG: 0.429 (1, 6)	1B				F9					4	0	1	0	1	1	1											
Erubiel Durazo, L OBP: 0.407, SLG: 0.472 (1, 10)	K									3	0	0	0	1	2	2											
Ramon Hernandez, R OBP: 0.332, SLG: 0.465 (1, 2)	G5-3				G6-4-3					4	1	1	0	0	0	4											
3 Eric Chavez, L OBP: 0.323, SLG: 0.468 (1, 5)										4	2	2	1	0	0	1											
Adam Platt, R OBP: 0.259, SLG: 0.327 (1, 7)					G5-3					2	0	0	0	0	0	1											
Billy McMillon, L OBP: 0.400, SLG: 0.400 (7, PH)										2	0	1	0	0	1	1											
Terrence Long, L OBP: 0.295, SLG: 0.386 (1, 9)					F7					4	1	2	1	0	0	1											
Mark Ellis, R OBP: 0.330, SLG: 0.378 (1, 4)					G6-3					4	1	1	1	0	0	2											
Inning Stats	R: 0 E: 0 K: 1 S: 15	H: 1 LOB: 2 BB: 0 P: 26	R: 1 E: 1 K: 0 S: 12	H: 2 LOB: 1 BB: 0 P: 22	R: 0 E: 0 K: 1 S: 9	H: 0 LOB: 1 BB: 2 P: 21	R: 1 E: 0 K: 0 S: 9	H: 1 LOB: 0 BB: 0 P: 12	R: 0 E: 0 K: 1 S: 6	H: 0 LOB: 0 BB: 0 P: 9	R: 0 E: 0 K: 1 S: 5	H: 1 LOB: 1 BB: 0 P: 12	R: 0 E: 0 K: 0 S: 8	H: 0 LOB: 0 BB: 0 P: 12	R: 4 E: 0 K: 2 S: 17	H: 5 LOB: 1 BB: 0 P: 24	1B: 4 2B: 3 3B: 1 HR: 2	SF: 0 SAC: 0 DP: 1 HBP: 1	WP: 0 PB: 0 SB: 2 CS: 0	PA: 39							
PITCHER	IP	WLS	BF	H	R	ER	SO	BB	IBB	HBP	BLK	WP	HR	S	P	ERA	WHIP										
Mario Ramos, L ERA: 5.99 (1, 1)	6.0	W	24	4	2	2	3	2	0	1	0	0	1	56	97	3.00	1.000										
56 Rosman Garcia, R ERA: 4.7 (7, 1)	1.0	H	4	1	0	0	0	0	0	0	0	0	0	9	12	0.00	1.000										
Francisco Cordero, R ERA: 0.89 (8, 1)	1.0	H	3	0	0	0	0	0	0	0	0	0	0	8	12	0.00	0.000										
Brian Shouse, L ERA: 3.71 (9, 1)	0.2	S	5	3	3	3	1	0	0	0	0	0	0	11	14	40.50	4.500										
Ugueth Urbina, R ERA: 3.92 (9, 1)	0.1	S	3	2	1	1	1	0	0	0	0	0	1	6	10	27.00	6.000										

Oakland Athletics @ Texas Rangers
The Ballpark at Arlington, Arlington, TX
Tue Jun 24 2003, 8:05 PM EDT
Att: 24,642 - Sunny - 89 F

livebaseballscores.com

AB 36
R 6
H 10
RBI 5
BB 2
SO 5
LOB 15



Batter	1	2	3	4	5	6	7	8	9	AB	R	H	RBI	BB	SO	LOB	BOTTOM										
10 Michael Young, R OBP: 0.358, SLG: 0.450 (1, 4)	F9									4	1	2	0	1	0	1											
23 Mark Teixeira, S OBP: 0.336, SLG: 0.467 (1, 3)	G5-3									4	1	2	3	0	1	1											
Alex Rodriguez, R OBP: 0.380, SLG: 0.543 (1, 6)	G5-3									4	0	1	1	0	1	3											
Rafael Palmeiro, L OBP: 0.381, SLG: 0.494 (1, 10)										4	1	1	0	0	1	3											
Kevin Mench, R OBP: 0.344, SLG: 0.410 (1, 7)	G1-3									4	1	1	0	0	0	0											
Carl Everett, S OBP: 0.364, SLG: 0.574 (1, 9)	K									4	1	2	3	0	1	0											
Todd Greene, R OBP: 0.253, SLG: 0.413 (1, 2)										4	1	1	0	0	1	1											
Doug Glanville, R OBP: 0.229, SLG: 0.263 (1, 8)										4	0	0	0	0	0	2											
Donnie Sadler, R OBP: 0.302, SLG: 0.319 (1, 5)										4	1	2	0	0	1	1											
Inning Stats	R: 0 E: 0 K: 0 S: 6	H: 0 LOB: 0 BB: 0 P: 10	R: 0 E: 0 K: 1 S: 8	H: 0 LOB: 0 BB: 0 P: 10	R: 3 E: 0 K: 2 S: 18	H: 4 LOB: 1 BB: 0 P: 31	R: 0 E: 0 K: 1 S: 7	H: 0 LOB: 0 BB: 0 P: 12	R: 1 E: 0 K: 0 S: 10	H: 2 LOB: 2 BB: 1 P: 19	R: 0 E: 0 K: 0 S: 10	H: 1 LOB: 1 BB: 0 P: 14	R: 0 E: 0 K: 2 S: 22	H: 1 LOB: 1 BB: 0 P: 29	R: 3 E: 0 K: 0 S: 18	H: 4 LOB: 1 BB: 0 P: 29	1B: 8 2B: 1 3B: 2 HR: 1	SF: 0 SAC: 0 DP: 0 HBP: 0	WP: 0 PB: 0 SB: 2 CS: 0	PA: 37							
PITCHER	IP	WLS	BF	H	R	ER	SO	BB	IBB	HBP	BLK	WP	HR	S	P	ERA	WHIP										
Mark Mulder, L ERA: 3.38 (1, 1)	7.0	L	30	8	4	4	6	1	0	0	0	0	1	7	13	5.14	1.286										
Chad Bradford, R ERA: 3.63 (8, 1)	0.0		3	3	3	3	0	0	0	0	0	0	1	7	13	∞	∞										
Mike Neu, R ERA: 2.42 (8, 1)	1.0		4	1	0	0	0	0	0	0	0	0	0	11	16	0.00	1.000										

Oakland Athletics @ Texas Rangers
The Ballpark at Arlington, Arlington, TX
Tue Jun 24 2003, 8:05 PM EDT
Att: 24,642 - Sunny - 89 F

livebaseballscores.com

AB 36
R 7
H 12
RBI 7
BB 1
SO 6
LOB 12



Batter	1	2	3	4	5	6	7	8	9	AB	R	H	RBI	BB	SO	LOB	TOP				
Eric Byrnes, R OBP: 0.392, SLG: 0.551 (1, 7)	P4	1B		FC6-4 1B		G6-3		K	K	6	1	1	0	0	2	3	Oakland Athletics @ Texas Rangers The Ballpark at Arlington, Arlington, TX Wed Jun 25 2003, 8:05 PM EDT Att: 19,164 - Cloudy - 90 F				
Scott Hatteberg, L OBP: 0.352, SLG: 0.388 (1, 3)	K	P6		G3		BB		G3-1		4	0	0	0	1	1	3					
Miguel Tejada, R OBP: 0.297, SLG: 0.436 (1, 6)	1B	1B		BB		BB		1B		4	0	4	2	1	0	0					
Erbiel Durazo, L OBP: 0.403, SLG: 0.464 (1, 10)	P4	G3		BB		K		F7		4	0	0	0	1	1	7					
3 Eric Chavez, L OBP: 0.328, SLG: 0.485 (1, 5)		3B		HR		G3			P4	5	3	3	1	0	0	2					
Mark Ellis, R OBP: 0.334, SLG: 0.390 (1, 4)		17 2B		K		K		17 F9	1B	5	2	3	1	0	2	0					
Terrence Long, L (1, 9)		G4-3		G3-1		F7		1B	F8	5	0	1	0	0	0	3					
17 Adam Melhuse, S OBP: 0.240, SLG: 0.391 (9, PH)		1B		K		F9		F9		4	1	1	1	0	1	2					
Billy McMillon, L OBP: 0.419, SLG: 0.462 (9, PH)		3H		2B		2B		2B		1	0	1	2	0	0	0					
Chris Singleton, L OBP: 0.351, SLG: 0.421 (1, 8)		1B		1B		FC6-4		BB	G6-3	4	1	2	1	1	0	3					
Inning Stats	R: 0 E: 0 K: 1 S: 10	H: 1 LOB: 1 BB: 0 P: 15	R: 4 E: 0 K: 0 S: 21	H: 6 LOB: 2 BB: 0 P: 32	R: 1 E: 0 K: 2 S: 8	H: 1 LOB: 0 BB: 0 P: 13	R: 1 E: 0 K: 0 S: 10	H: 2 LOB: 2 BB: 1 P: 15	R: 0 E: 0 K: 1 S: 7	H: 0 LOB: 0 BB: 0 P: 12	R: 0 E: 0 K: 1 S: 11	H: 2 LOB: 2 BB: 0 P: 12	R: 0 E: 0 K: 1 S: 8	H: 1 LOB: 1 BB: 0 P: 10	R: 2 E: 0 K: 1 S: 21	H: 3 LOB: 1 BB: 0 P: 28	1B: 11 2B: 3 3B: 1 HR: 1	SF: 0 SAC: 0 DP: 0 HBP: 0	WP: 0 PB: 0 SB: 0 CS: 0	PA: 46	
PITCHER	IP	WLS	BF	H	R	ER	SO	BB	IBB	HBP	BLK	WP	HR	S	P	ERA	WHIP				
John Thomson, R ERA: 6.05 (1, 1)	3.2		21	10	6	6	3	0	0	0	0	0	1	46	67	14.73	2.727				
Victor Santos, R ERA: 6.75 (4, 1)	1.2		9	0	0	0	1	4	0	0	0	0	0	17	39	0.00	2.400				
Brian Shouse, L ERA: 3.53 (6, 1)	1.2		6	2	0	0	1	0	0	0	0	0	0	11	19	0.00	1.200				
Francisco Cordero, R ERA: 3.79 (8, 1)	1.0	W	4	1	0	0	1	0	0	0	0	0	0	8	12	0.00	1.000				
Ugueth Urbina, R ERA: 4.28 (9, 1)	1.0	S	6	3	2	2	1	0	0	0	0	0	0	21	28	18.00	3.000				

AB	42
R	8
H	16
RBI	8
BB	4
SO	7
LOB	23



Batter	1	2	3	4	5	6	7	8	9	AB	R	H	RBI	BB	SO	LOB	BOTTOM				
10 Michael Young, R OBP: 0.359, SLG: 0.449 (1, 4)	F8		G6-4-3			G6-3		9 1B		5	1	2	1	0	0	2	Oakland Athletics @ Texas Rangers The Ballpark at Arlington, Arlington, TX Wed Jun 25 2003, 8:05 PM EDT Att: 19,164 - Cloudy - 90 F				
9 Hank Blalock, L OBP: 0.391, SLG: 0.555 (1, 5)	P5		1B		G4-6-3		K	1B		5	1	2	2	0	1	1					
Alex Rodriguez, R OBP: 0.380, SLG: 0.551 (1, 6)	HR		1B		P3		K	P3		5	1	2	1	0	1	1					
Rafael Palmeiro, L OBP: 0.386, SLG: 0.522 (1, 10)	P5		1B		HR		HR			4	2	3	3	0	0	0					
Carl Everett, S OBP: 0.359, SLG: 0.565 (1, 9)		F7	L5		F7		G6-3			4	0	0	0	0	0	2					
Kevin Mench, R OBP: 0.351, SLG: 0.425 (1, 7)		2B		L9		23 1B		F9		4	1	2	0	0	0	0					
23 Mark Teixeira, S OBP: 0.339, SLG: 0.465 (1, 3)		P5		BB		2B		G4-3		3	1	1	0	1	0	1					
Donnie Sadler, R OBP: 0.316, SLG: 0.392 (1, 8)		L4		F8		G4-3		10 1B		4	1	2	1	0	0	2					
Einar Diaz, R OBP: 0.289, SLG: 0.337 (1, 2)				G5-3		G4-3		10 1B		3	0	1	1	0	0	2					
Mike Lamb, L OBP: 0.200, SLG: 0.148 (8, PH)				10 G6-4-3		2-3 3H		10 1B		0	1	0	0	0	0	0					
Todd Greene, R OBP: 0.253, SLG: 0.413 (9, 2)				1B		2-3 3H		9 1B		0	0	0	0	0	0	0					
Inning Stats	R: 1 E: 0 K: 0 S: 10	H: 1 LOB: 0 BB: 0 P: 15	R: 0 E: 0 K: 0 S: 15	H: 1 LOB: 0 BB: 0 P: 19	R: 1 E: 0 K: 0 S: 17	H: 4 LOB: 2 BB: 0 P: 22	R: 0 E: 0 K: 0 S: 9	H: 0 LOB: 1 BB: 1 P: 16	R: 0 E: 0 K: 0 S: 6	H: 1 LOB: 0 BB: 0 P: 13	R: 3 E: 0 K: 0 S: 15	H: 4 LOB: 1 BB: 0 P: 20	R: 1 E: 0 K: 2 S: 12	H: 1 LOB: 0 BB: 0 P: 18	R: 3 E: 0 K: 0 S: 11	H: 3 LOB: 1 BB: 0 P: 16	1B: 9 2B: 2 3B: 1 HR: 3	SF: 0 SAC: 0 DP: 2 HBP: 1	WP: 0 PB: 0 SB: 0 CS: 0	PA: 39	
PITCHER	IP	WLS	BF	H	R	ER	SO	BB	IBB	HBP	BLK	WP	HR	S	P	ERA	WHIP				
Aaron Harang, R ERA: 4.98 (1, 1)	5.1		23	8	3	3	0	1	0	0	0	0	0	10	13	27.00	4.500				
Chad Bradford, R ERA: 4.02 (6, 1)	0.2	H	5	3	2	2	0	0	0	0	0	0	0	1	12	9.00	1.000				
Ricardo Rincon, L ERA: 4.05 (7, 1)	1.0	B	4	1	1	1	2	0	0	0	0	0	0	1	16	27.00	3.000				
Jim Mecir, R ERA: 4.05 (8, 1)	1.0	L	7	3	3	3	0	0	0	1	0	0	0	11	16	27.00	3.000				

AB	37
R	9
H	15
RBI	9
BB	1
SO	2
LOB	11



Batter	1	2	3	4	5	6	7	8	9	AB	R	H	RBI	BB	SO	LOB	TOP										
10 Michael Young, R (1.4) OBP: 0.351, SLG: 0.435	F7		K			F8		F7		4	0	0	0	0	1	0											
Carl Everett, S (1.8) OBP: 0.354, SLG: 0.551	BB		K			G6-3		G4-3		3	0	0	0	1	1	0											
Alex Rodriguez, R (1.6) OBP: 0.382, SLG: 0.549	F8				G1-4-3 1B	P4			F9	4	0	1	0	0	0	1											
Rafael Palmeiro, L (1.3) OBP: 0.381, SLG: 0.519	G1-3				F8				G1-6-3	3	0	0	0	1	0	2											
Juan Gonzalez, R (1.9) OBP: 0.324, SLG: 0.548					G1-4-3				K	4	0	2	0	0	1	1											
Kevin Mench, R (1.7) OBP: 0.356, SLG: 0.421					G4-3					3	0	1	0	0	0	1											
Einar Diaz, R (1.2) OBP: 0.303, SLG: 0.355					B1-5-4 1B					3	0	1	0	0	1	4											
Donnie Sadler, R (1.5) OBP: 0.306, SLG: 0.375					G1-3					2	0	1	0	0	0	1											
9 Hank Blalock, L (7.7, PH) OBP: 0.356, SLG: 0.545					1B					1	0	0	0	0	0	3											
Tony Mounce, L (1.1)										2	0	0	0	0	1	2											
Jay Powell, R (7.1)										0	0	0	0	0	0	0											
Mike Lamb, L (8.7, PH) OBP: 0.182, SLG: 0.133										1	0	0	0	0	0	0											
32 Ron Mahay, L (8.1)										0	0	0	0	0	0	0											
Inning Stats	R: 0 E: 0 K: 0 S: 11	H: 0 LOB: 1 BB: 1 P: 21	R: 0 E: 0 K: 0 S: 9	H: 1 LOB: 1 BB: 0 P: 13	R: 0 E: 0 K: 3 S: 11	H: 0 LOB: 0 BB: 0 P: 14	R: 0 E: 0 K: 0 S: 4	H: 1 LOB: 0 BB: 0 P: 5	R: 0 E: 0 K: 0 S: 8	H: 2 LOB: 1 BB: 0 P: 12	R: 0 E: 0 K: 0 S: 8	H: 0 LOB: 0 BB: 0 P: 14	R: 0 E: 0 K: 1 S: 16	H: 2 LOB: 2 BB: 1 P: 29	R: 0 E: 0 K: 0 S: 5	H: 0 LOB: 0 BB: 0 P: 5	R: 0 E: 0 K: 1 S: 7	H: 0 LOB: 0 BB: 0 P: 9	1B: 6 2B: 0 3B: 0 HR: 0	SF: 0 SAC: 0 DP: 3 HBP: 0	WP: 0 PB: 1 SB: 0 CS: 0	PA: 32					
PITCHER	IP	WLS	BF	H	R	ER	SO	BB	IBB	HBP	BLK	WP	HR	S	P	ERA	WHIP										
Jerome Robertson, L (1.1) ERA: 5.29	6.0	W	23	5	0	0	3	2	0	0	0	0	0	56	91	0.00	1.167										
54 Brad Lidge, R (7.1) ERA: 2.83	1.0	H	3	1	0	0	1	0	0	0	0	0	0	11	17	0.00	1.000										
Octavio Dotel, R (8.1) ERA: 1.57	1.0	H	3	0	0	0	0	0	0	0	0	0	0	5	5	0.00	0.000										
Billy Wagner, L (9.1) ERA: 2.18	1.0	S	3	0	0	0	1	0	0	0	0	0	0	7	9	0.00	0.000										

Texas Rangers @ Houston Astros
Minute Maid Park, Houston, TX
Sat Jun 28 2003, 3:05 PM CDT
Att: 43,077 - Dome - 72 F

AB 30
R 0
H 6
RBI 0
BB 2
SO 5
LOB 15



Batter	1	2	3	4	5	6	7	8	9	AB	R	H	RBI	BB	SO	LOB	BOTTOM										
Craig Biggio, R (1.8) OBP: 0.345, SLG: 0.430	K							F7		3	0	0	0	1	1	2											
4 Eric Bruntlett, R (1.4)	F8							K		4	0	0	0	0	1	4											
5 Jeff Bagwell, R (1.3) OBP: 0.352, SLG: 0.465	K							G1-4-3		4	0	0	0	0	1	0											
Richard Hidalgo, R (1.9) OBP: 0.401, SLG: 0.552										2	1	2	0	1	0	0											
Morgan Ensberg, R (1.5) OBP: 0.418, SLG: 0.638										2	0	1	0	1	1	1											
17 Lance Berkman, S (1.7) OBP: 0.402, SLG: 0.498										3	1	0	0	0	1	4											
Gregg Zaun, S (1.2) OBP: 0.319, SLG: 0.321										2	0	0	0	1	0	0											
Octavio Dotel, R (8.1)										0	0	0	0	0	0	0											
Billy Wagner, L (9.1)										0	0	0	0	0	0	0											
28 Adam Everett, R (1.6) OBP: 0.308, SLG: 0.412										3	0	1	1	0	0	0											
Jerome Robertson, L (1.1) OBP: 0.125, SLG: 0.125										2	0	0	0	0	1	3											
54 Brad Lidge, R (7.1)										0	0	0	0	0	0	0											
Orlando Merced, S (7.7, PH) OBP: 0.236, SLG: 0.374										1	0	0	0	0	0	0											
Brad Ausmus, R (8.2) OBP: 0.270, SLG: 0.274										0	0	0	0	0	0	0											
Inning Stats	R: 0 E: 0 K: 2 S: 9	H: 0 LOB: 0 BB: 0 P: 15	R: 0 E: 0 K: 1 S: 11	H: 0 LOB: 0 BB: 1 P: 18	R: 0 E: 0 K: 0 S: 5	H: 0 LOB: 0 BB: 0 P: 7	R: 0 E: 0 K: 0 S: 7	H: 0 LOB: 0 BB: 1 P: 13	R: 2 E: 1 K: 1 S: 17	H: 3 LOB: 3 BB: 1 P: 30	R: 0 E: 0 K: 1 S: 7	H: 1 LOB: 1 BB: 1 P: 14	R: 0 E: 0 K: 0 S: 8	H: 0 LOB: 0 BB: 0 P: 10	R: 0 E: 0 K: 1 S: 8	H: 0 LOB: 0 BB: 0 P: 12	1B: 4 2B: 0 3B: 0 HR: 0	SF: 0 SAC: 0 DP: 1 HBP: 0	WP: 0 PB: 0 SB: 1 CS: 2	PA: 30							
PITCHER	IP	WLS	BF	H	R	ER	SO	BB	IBB	HBP	BLK	WP	HR	S	P	ERA	WHIP										
Tony Mounce, L (1.1) ERA: 3.0	6.0	L	24	4	2	1	5	4	0	0	0	0	0	56	97	1.50	1.333										
Jay Powell, R (7.1) ERA: 10.31	1.0		3	0	0	0	0	0	0	0	0	0	0	8	10	0.00	0.000										
32 Ron Mahay, L (8.1)	1.0		3	0	0	0	1	0	0	0	0	0	0	8	12	0.00	0.000										

Texas Rangers @ Houston Astros
Minute Maid Park, Houston, TX
Sat Jun 28 2003, 3:05 PM CDT
Att: 43,077 - Dome - 72 F

AB 26
R 2
H 4
RBI 1
BB 4
SO 6
LOB 14



Batter	1	2	3	4	5	6	7	8	9	AB	R	H	RBI	BB	SO	LOB	TOP					
10 Michael Young, R OBP: 0.354, SLG: 0.437	G5-3			G4-3						5	2	3	0	0	0	0						
9 Hank Blalock, L OBP: 0.398, SLG: 0.539	K			K						3	2	0	0	2	2	1						
Alex Rodriguez, R OBP: 0.382, SLG: 0.552	P3			P6						4	1	1	2	1	0	3						
Juan Gonzalez, R OBP: 0.325, SLG: 0.544		K			HR					4	1	1	2	1	1	3						
Rafael Palmeiro, L OBP: 0.381, SLG: 0.527		P4			P4					4	1	1	1	1	0	3						
Kevin Mench, R Francisco Cordero, R Ugueth Urbina, R		G6-3			HR					4	1	2	3	0	0	0						
Todd Greene, R OBP: 0.239, SLG: 0.388				K						4	0	0	0	0	2	2						
Donnie Sadler, R 56 Rosman Garcia, R Doug Glanville, R				G6-3						2	0	0	0	1	1	0						
Mario Ramos, L Victor Santos, R Carl Everett, S				K						1	0	0	0	0	1	0						
Inning Stats	R: 0 E: 0 K: 1 S: 7	H: 0 LOB: 0 BB: 0 P: 9	R: 0 E: 0 K: 1 S: 6	H: 0 LOB: 0 BB: 0 P: 10	R: 0 E: 0 K: 2 S: 10	H: 0 LOB: 0 BB: 0 P: 12	R: 0 E: 0 K: 1 S: 8	H: 0 LOB: 0 BB: 0 P: 11	R: 2 E: 0 K: 1 S: 11	H: 1 LOB: 0 BB: 1 P: 21	R: 0 E: 0 K: 1 S: 11	H: 1 LOB: 0 BB: 1 P: 18	R: 1 E: 0 K: 0 S: 10	H: 1 LOB: 0 BB: 1 P: 19	R: 3 E: 0 K: 1 S: 27	H: 3 LOB: 2 BB: 2 P: 40	R: 2 E: 0 K: 0 S: 14	H: 2 LOB: 2 BB: 2 P: 26	1B: 5 2B: 0 3B: 1 HR: 2	SF: 0 SAC: 0 DP: 0 HBP: 0	WP: 0 PB: 0 SB: 0 CS: 1	PA: 42
PITCHER	IP WLS BF H R ER SO BB IBB HBP BLK WP HR S P ERA WHIP																					
Ron Villone, L ERA: 2.45	6.0	23	3	3	3	7	2	0	0	0	0	0	0	0	8	16	4.50	0.833				
Pete Munro, R ERA: 4.99	1.0	3	0	0	0	0	1	0	0	0	0	0	0	0	8	16	0.00	1.000				
Octavio Dotel, R ERA: 2.11	1.0	L	8	3	3	3	1	1	0	0	0	0	0	0	27	40	27.00	4.000				
Kirk Saarloos, R ERA: 6.29	0.1	4	1	2	2	0	1	1	0	0	0	0	0	5	14	54.00	6.000					
Ricky Stone, R ERA: 3.93	0.2	3	1	0	0	0	0	0	0	0	0	0	0	9	12	0.00	1.500					

Texas Rangers @ Houston Astros
Minute Maid Park, Houston, TX
Sun Jun 29 2003, 1:05 PM CDT
Att: 38,704 - Dome - 72 F

AB	34
R	8
H	8
RBI	8
BB	7
SO	8
LOB	12



Batter	1	2	3	4	5	6	7	8	9	AB	R	H	RBI	BB	SO	LOB	BOTTOM				
Craig Biggio, R OBP: 0.345, SLG: 0.431	P5			SH1-3						4	0	1	0	1	2	1					
4 Eric Bruntlett, R Geoff Blum, S	G4-3			SH1-3						2	0	0	0	0	0	1					
5 Jeff Bagwell, R OBP: 0.353, SLG: 0.468	2B			L5						4	1	1	2	1	1	2					
Richard Hidalgo, R OBP: 0.401, SLG: 0.551	17 HBP				P6					4	1	1	0	1	2	1					
Morgan Ensberg, R OBP: 0.414, SLG: 0.625	BB				F8					3	1	0	0	1	0	2					
17 Lance Berkman, S OBP: 0.403, SLG: 0.494	BB			P3						2	0	0	1	1	0	0					
Brad Ausmus, R OBP: 0.274, SLG: 0.271	BB				P5					2	0	0	1	2	1	1					
28 Adam Everett, R OBP: 0.307, SLG: 0.404	BB				P6					3	0	0	1	1	1	1					
Ron Villone, L Pete Munro, R Octavio Dotel, R Kirk Saarloos, R Ricky Stone, R Orlando Merced, S	K			G3						3	0	0	0	0	2	4					
Inning Stats	R: 3 E: 0 K: 1 S: 15	H: 1 LOB: 3 BB: 4 P: 39	R: 0 E: 0 K: 0 S: 6	H: 0 LOB: 2 BB: 2 P: 18	R: 0 E: 0 K: 0 S: 7	H: 0 LOB: 1 BB: 1 P: 14	R: 0 E: 0 K: 0 S: 3	H: 1 LOB: 0 BB: 0 P: 6	R: 0 E: 0 K: 2 S: 9	H: 0 LOB: 0 BB: 0 P: 15	R: 0 E: 0 K: 2 S: 7	H: 0 LOB: 0 BB: 0 P: 12	R: 0 E: 0 K: 1 S: 8	H: 0 LOB: 0 BB: 0 P: 11	R: 0 E: 0 K: 3 S: 15	H: 3 LOB: 1 BB: 0 P: 20	1B: 1 2B: 4 3B: 1 HR: 0	SF: 0 SAC: 1 DP: 1 HBP: 1	WP: 0 PB: 0 SB: 0 CS: 0	PA: 40	
PITCHER	IP WLS BF H R ER SO BB IBB HBP BLK WP HR S P ERA WHIP																				
Mario Ramos, L ERA: 6.23	3.1	20	2	3	3	1	7	0	1	0	0	0	0	30	75	8.10	2.700				
Victor Santos, R ERA: 5.85	2.2	8	0	0	0	2	1	0	0	0	0	0	0	18	32	0.00	0.375				
56 Rosman Garcia, R ERA: 4.97	1.0	W	3	0	0	2	0	0	0	0	0	0	0	7	12	0.00	0.000				
Francisco Cordero, R ERA: 3.92	1.2	H	8	3	2	2	0	0	0	0	0	0	0	20	26	10.80	1.800				
Ugueth Urbina, R ERA: 4.36	0.1	S	1	0	0	0	0	0	0	0	0	0	0	3	5	0.00	0.000				

Texas Rangers @ Houston Astros
Minute Maid Park, Houston, TX
Sun Jun 29 2003, 1:05 PM CDT
Att: 38,704 - Dome - 72 F

AB	30
R	5
H	5
RBI	5
BB	8
SO	9
LOB	13



Batter	1	2	3	4	5	6	7	8	9	AB	R	H	RBI	BB	SO	LOB	TOP								
10 Michael Young, R OBP: 0.355, SLG: 0.437										5	2	2	0	0	1	4									
9 Hank Blalock, L OBP: 0.386, SLG: 0.536										5	1	2	0	0	0	5									
Alex Rodriguez, R OBP: 0.382, SLG: 0.559										3	1	1	3	1	1	1									
Rafael Palmeiro, L OBP: 0.378, SLG: 0.521										5	0	1	0	0	1	3									
Carl Everett, S OBP: 0.356, SLG: 0.544										4	0	1	0	1	0	0									
Kevin Mench, R OBP: 0.354, SLG: 0.447										4	1	1	1	0	1	0									
23 Mark Teixeira, S										3	1	1	1	2	1	2									
Doug Glanville, R OBP: 0.233, SLG: 0.258										5	0	2	0	0	1	5									
Einar Diaz, R OBP: 0.301, SLG: 0.356										5	0	1	1	0	1	5									
Inning Stats	R: 2 E: 0 K: 1 S: 18	H: 3 LOB: 3 BB: 2 P: 32	R: 0 E: 0 K: 1 S: 8	H: 1 LOB: 2 BB: 1 P: 18	R: 1 E: 0 K: 0 S: 14	H: 2 LOB: 1 BB: 0 P: 19	R: 0 E: 0 K: 0 S: 6	H: 1 LOB: 1 BB: 0 P: 9	R: 1 E: 2 K: 1 S: 16	H: 1 LOB: 3 BB: 1 P: 29	R: 0 E: 0 K: 1 S: 9	H: 0 LOB: 0 BB: 0 P: 11	R: 0 E: 0 K: 1 S: 9	H: 0 LOB: 0 BB: 0 P: 11	R: 2 E: 0 K: 0 S: 10	H: 2 LOB: 0 BB: 0 P: 16	R: 0 E: 1 K: 1 S: 11	H: 2 LOB: 2 BB: 0 P: 13	1B: 9 2B: 1 3B: 0 HR: 2	SF: 2 SAC: 0 DP: 0 HBP: 0	WP: 0 PB: 0 SB: 0 CS: 0	PA: 45			
PITCHER	IP	WLS	BF	H	R	ER	SO	BB	IBB	HBP	BLK	WP	HR	S	P	ERA	WHIP								
Ramon Ortiz, R ERA: 4.68	(1, 1)	4.1	L	27	8	4	3	2	4	0	0	0	0	1	56	98	6.23	2.769							
Francisco Rodriguez, R ERA: 3.46	(5, 1)	2.2		8	0	0	0	4	0	0	0	0	0	24	31	0.00	0.000								
Ben Weber, R ERA: 3.0	(8, 1)	0.2		4	2	2	2	0	0	0	0	0	1	8	13	27.00	3.000								
Scott Schoeneweis, L ERA: 4.94	(8, 1)	1.1		6	2	0	0	1	0	0	0	0	0	13	16	0.00	1.500								

Texas Rangers @ Anaheim Angels
Edison International Field, Anaheim, CA
Mon Jun 30 2003, 10:05 PM EDT
Att: 28,328 - Sunny - 81 F

AB 39
R 6
H 12
RBI 6
BB 4
SO 7
LOB 25



Batter	1	2	3	4	5	6	7	8	9	AB	R	H	RBI	BB	SO	LOB	BOTTOM							
Jeff DaVanon, S OBP: 0.383, SLG: 0.591										4	1	1	1	0	0	2								
Darin Erstad, L OBP: 0.335, SLG: 0.362										3	0	0	0	1	1	0								
Tim Salmon, R OBP: 0.363, SLG: 0.453										4	1	0	0	0	1	1								
16 Garret Anderson, L OBP: 0.344, SLG: 0.602										4	1	2	2	0	0	0								
Scott Spiezio, S OBP: 0.331, SLG: 0.422										4	0	1	0	0	2	1								
Troy Glaus, R OBP: 0.355, SLG: 0.487										3	0	0	0	0	0	1								
Bengie Molina, R OBP: 0.323, SLG: 0.420										3	0	1	0	0	1	0								
Eric Owens, R OBP: 0.282, SLG: 0.280										0	0	0	0	0	0	0								
José Molina, R OBP: 0.204, SLG: 0.245										0	0	0	0	0	0	0								
Adam Kennedy, L OBP: 0.341, SLG: 0.343										3	0	1	0	0	0	0								
David Eckstein, R OBP: 0.317, SLG: 0.313										3	0	0	0	0	0	2								
Inning Stats	R: 0 E: 0 K: 1 S: 8	H: 0 LOB: 0 BB: 0 P: 10	R: 0 E: 0 K: 1 S: 8	H: 0 LOB: 0 BB: 0 P: 11	R: 0 E: 0 K: 0 S: 11	H: 0 LOB: 0 BB: 0 P: 16	R: 1 E: 0 K: 1 S: 14	H: 1 LOB: 0 BB: 0 P: 21	R: 0 E: 0 K: 0 S: 6	H: 0 LOB: 0 BB: 0 P: 9	R: 2 E: 0 K: 0 S: 11	H: 1 LOB: 0 BB: 1 P: 19	R: 0 E: 0 K: 0 S: 11	H: 2 LOB: 2 BB: 0 P: 14	R: 0 E: 0 K: 1 S: 11	H: 1 LOB: 1 BB: 0 P: 15	1B: 4 2B: 0 3B: 0 HR: 2	SF: 0 SAC: 0 DP: 2 HBP: 0	WP: 0 PB: 0 SB: 0 CS: 0	PA: 32				
PITCHER	IP	WLS	BF	H	R	ER	SO	BB	IBB	HBP	BLK	WP	HR	S	P	ERA	WHIP							
John Thomson, R ERA: 5.9	(1, 1)	7.0	W	24	3	3	3	4	1	0	0	0	0	11	14	0.00	2.000							
Francisco Cordero, R ERA: 3.83	(8, 1)	1.0	H	4	2	0	0	0	0	0	0	0	0	11	14	0.00	2.000							
Ugueth Urbina, R ERA: 4.24	(8, 1)	1.0	S	4	1	0	0	1	0	0	0	1	0	11	15	0.00	1.000							

Texas Rangers @ Anaheim Angels
Edison International Field, Anaheim, CA
Mon Jun 30 2003, 10:05 PM EDT
Att: 28,328 - Sunny - 81 F

AB 31
R 3
H 6
RBI 3
BB 1
SO 5
LOB 7



Batter	1	2	3	4	5	6	7	8	9	AB	R	H	RBI	BB	SO	LOB	TOP			
10 Michael Young, R (1,4) OBP: 0.357, SLG: 0.456	2-2 HR		2-2 G6-3			3-3 K		1-0 HR		4	2	2	3	0	1	0	Texas Rangers @ Anaheim Angels Edison International Field, Anaheim, CA Tue Jul 01 2003, 10:05 PM EDT Att: 26,715 - Sunny - 75 F			
23 Mark Teixeira, S (1,9) OBP: 0.337, SLG: 0.465	0-0 L7			1-1 P4		0-0 P4		3-2 HR		4	1	1	0	0	0	0				
Alex Rodriguez, R (1,6) OBP: 0.381, SLG: 0.565	0-1 G5-3			2-0 G4-3			2-2 G5-3	1-1 HR		4	1	1	2	0	0	0				
Juan Gonzalez, R (1,10) OBP: 0.324, SLG: 0.543	0-1 L9			3-1 F8			2-2 G4-3	2-3 K		4	0	1	0	0	1	0				
Rafael Palmeiro, L (1,3) OBP: 0.373, SLG: 0.513		0-1 G3			1-0 G4-3		1-0 G4-3		2-2 P4	4	0	0	0	0	0	1				
Kevin Mench, R (1,7) OBP: 0.359, SLG: 0.449		2-2 CS 1B			1-1 1B		0-0 P2		1-1 G6-3	4	0	2	0	0	0	1				
Todd Greene, R (1,2) OBP: 0.228, SLG: 0.371		0-1 P3			2-1 F8			0-0 F7	1-3 K	4	0	0	0	0	1	2				
Doug Glanville, R (1,8) OBP: 0.227, SLG: 0.252		1-0 CS	0-2 K		1-0 P3			0-2 L8		3	0	0	0	0	1	1				
Donnie Sadler, R (1,5) OBP: 0.309, SLG: 0.361			1-0 G6-3			3-2 P4		1-2 10 HR 1B		3	1	1	0	0	0	0				
Inning Stats	R: 1 E: 0 K: 0 S: 10	H: 1 LOB: 0 BB: 0 P: 12	R: 0 E: 0 K: 0 S: 7	H: 1 LOB: 0 BB: 0 P: 10	R: 0 E: 0 K: 1 S: 9	H: 0 LOB: 0 BB: 0 P: 12	R: 0 E: 0 K: 0 S: 5	H: 0 LOB: 0 BB: 0 P: 11	R: 0 E: 0 K: 1 S: 6	H: 1 LOB: 1 BB: 0 P: 11	R: 0 E: 0 K: 0 S: 12	H: 1 LOB: 1 BB: 0 P: 17	R: 4 E: 0 K: 1 S: 21	H: 4 LOB: 0 BB: 0 P: 29	R: 0 E: 0 K: 1 S: 11	H: 0 LOB: 0 BB: 0 P: 15	1B: 4 2B: 1 3B: 0 HR: 3	SF: 0 SAC: 0 DP: 0 HBP: 0	WP: 0 PB: 0 SB: 0 CS: 1	PA: 35
PITCHER	IP WLS BF H R ER SO BB IBB HBP BLK WP HR S P ERA WHIP	IP WLS BF H R ER SO BB IBB HBP BLK WP HR S P ERA WHIP																		
Jarrod Washburn, L (1,1) ERA: 4.3	7.2 W 30 8 5 5 2 0 0 0 0 0 3 74 110 5.87 1.043																			
Brendan Donnelly, R (8,1) ERA: 0.43	0.1 H 1 0 0 0 1 0 0 0 0 0 0 5 7 0.00 0.000																			
Troy Percival, R (9,1) ERA: 2.88	1.0 S 3 0 0 0 1 0 0 0 0 0 0 11 15 0.00 0.000																			

Batter	1	2	3	4	5	6	7	8	9	AB	R	H	RBI	BB	SO	LOB	BOTTOM			
Jeff DaVanon, S (1,9) OBP: 0.382, SLG: 0.586	0-1 SF9 1B		3-2 G6-3		1 SAFE SH5-3	0-3 K				3	1	1	0	0	1	1	Texas Rangers @ Anaheim Angels Edison International Field, Anaheim, CA Tue Jul 01 2003, 10:05 PM EDT Att: 26,715 - Sunny - 75 F			
Darin Erstad, L (1,8) OBP: 0.333, SLG: 0.359	1 SAFE 2-1 P4		1-0 G4-3		1-0 FC5-2 16 2B		0-1 G2-3			4	1	1	0	0	0	1				
Tim Salmon, R (1,10) OBP: 0.361, SLG: 0.450	1-0 SF9			4-2 HR BB	0-0 FC5-2 16 2B		1-1 G6-3			2	2	0	1	1	0	2				
16 Garret Anderson, L (1,7) OBP: 0.343, SLG: 0.601	3-H 1-0 G1-3			0-0 F9	1-2 16 2B		0-1 G6-3			4	0	1	2	0	0	1				
Shawn Wooten, R (1,3) OBP: 0.368, SLG: 0.466		0-3 K			0-0 F8		0-0 P3		1-2 G4-3	4	0	0	0	0	1	2				
Scott Spiezio, S (9,3) OBP: 0.331, SLG: 0.422					2-1 P3			1-2 G4-3		0	0	0	0	0	0	0				
Troy Glaus, R (1,5) OBP: 0.394, SLG: 0.506		2-1 L9 2B		4-1 HR BB		0-1 HR		4-1 CS BB		2	2	2	1	2	0	0				
Bengie Molina, R (1,2) OBP: 0.322, SLG: 0.430		0-0 L9		2-1 HR BB		1-0 L9		0-1 F9		4	1	1	3	0	0	2				
Adam Kennedy, L (1,4) OBP: 0.336, SLG: 0.338		2-1 L4		1-1 F7		1-3 K		1-1 CS		3	0	0	0	0	1	1				
David Eckstein, R (1,6) OBP: 0.320, SLG: 0.317			0-2 G4-3		0-0 1B SH5-3 FC5-2		2-1 1B			3	0	2	0	0	0	0				
Inning Stats	R: 1 E: 0 K: 0 S: 7	H: 1 LOB: 1 BB: 0 P: 10	R: 0 E: 0 K: 1 S: 8	H: 1 LOB: 0 BB: 0 P: 12	R: 0 E: 0 K: 0 S: 7	H: 0 LOB: 0 BB: 0 P: 11	R: 3 E: 0 K: 0 S: 10	H: 1 LOB: 2 BB: 2 P: 21	R: 2 E: 0 K: 0 S: 9	H: 3 LOB: 1 BB: 0 P: 12	R: 1 E: 0 K: 2 S: 11	H: 2 LOB: 1 BB: 0 P: 15	R: 0 E: 0 K: 0 S: 6	H: 0 LOB: 0 BB: 0 P: 7	R: 0 E: 0 K: 0 S: 7	H: 0 LOB: 0 BB: 1 P: 13	1B: 4 2B: 2 3B: 0 HR: 2	SF: 1 SAC: 1 DP: 0 HBP: 0	WP: 0 PB: 0 SB: 1 CS: 1	PA: 35
PITCHER	IP WLS BF H R ER SO BB IBB HBP BLK WP HR S P ERA WHIP	IP WLS BF H R ER SO BB IBB HBP BLK WP HR S P ERA WHIP																		
Ismael Valdez, R (1,1) ERA: 6.51	5.0 L 24 7 7 6 1 2 0 0 0 0 2 43 68 10.80 1.800																			
R.A. Dickey, R (6,1) ERA: 5.11	1.0 4 1 0 0 2 0 0 0 0 0 0 9 13 0.00 1.000																			
Brian Shouse, L (7,1) ERA: 3.44	1.0 3 0 0 0 0 0 0 0 0 0 0 6 7 0.00 0.000																			
Jay Powell, R (8,1) ERA: 9.98	1.0 3 0 0 0 0 1 0 0 0 0 0 7 13 0.00 1.000																			

AB	34
R	5
H	8
RBI	5
BB	0
SO	4
LOB	5




AB	29
R	7
H	8
RBI	7
BB	3
SO	3
LOB	10



Batter	1	2	3	4	5	6	7	8	9	AB	R	H	RBI	BB	SO	LOB	TOP			
10 Michael Young, R OBP: 0.355, SLG: 0.454	3-1 S 1B		1-0 L9		0-0 F9			0-1 G6-3		4	0	1	0	0	0	1				
9 Hank Blalock, L OBP: 0.353, SLG: 0.529	2-1 SAFE F7		1-0 F8			1-3 K		0-0 F8		4	0	0	0	0	1	2				
Alex Rodriguez, R OBP: 0.376, SLG: 0.558	2-3 SAFE K		3-3 K			0-3 K		2-2 G5-3		4	0	0	0	0	3	2				
Rafael Palmeiro, L OBP: 0.369, SLG: 0.505	2-2 G4-3			2-3 K		2-2 G3-1		1-0 F9		4	0	0	0	0	1	1				
Kevin Mench, R OBP: 0.350, SLG: 0.436		1-1 G6-3		2-1 F8			1-1 F8			3	0	0	0	0	0	0				
23 Mark Teixeira, S OBP: 0.341, SLG: 0.467		0-1 1B		3-2 1B			3-2 G6-3			3	0	2	0	0	0	0				
Ryan Ludwick, R OBP: 0.344		1-3 SAFE K		1-1 P4			1-3 K2-3			3	0	0	0	0	2	2				
Donnie Sadler, R OBP: 0.296, SLG: 0.344		0-1 F8			0-3 K2-3			0-0 G6-3		3	0	0	0	0	1	1				
Einar Diaz, R OBP: 0.301, SLG: 0.356			1-0 1B		1-2 F9			1-1 P3		3	0	1	0	0	0	0				
Inning Stats	R: 0 E: 0 K: 1 S: 10	H: 1 LOB: 1 BB: 0 P: 19	R: 0 E: 0 K: 1 S: 9	H: 1 LOB: 1 BB: 0 P: 11	R: 0 E: 0 K: 1 S: 6	H: 1 LOB: 1 BB: 0 P: 12	R: 0 E: 0 K: 1 S: 11	H: 0 LOB: 0 BB: 0 P: 19	R: 0 E: 0 K: 2 S: 9	H: 0 LOB: 0 BB: 0 P: 12	R: 0 E: 0 K: 1 S: 8	H: 0 LOB: 0 BB: 0 P: 13	R: 0 E: 0 K: 0 S: 5	H: 0 LOB: 0 BB: 0 P: 6	R: 0 E: 0 K: 0 S: 5	H: 0 LOB: 0 BB: 0 P: 8	1B: 4 2B: 0 3B: 0 HR: 0	SF: 0 SAC: 0 DP: 0 HBP: 0	WP: 0 PB: 0 SB: 1 CS: 0	PA: 31
PITCHER 41 John Lackey, R ERA: 5.01	IP: 9.0 WLS: W BF: 31 H: 4 R: 0 ER: 0 SO: 8 BB: 0 IBB: 0 HBP: 0 BLK: 0 WP: 0 HR: 0 S: 72 P: 110 ERA: 0.00 WHIP: 0.444															PITCHER				

Texas Rangers @ Anaheim Angels
Edison International Field, Anaheim, CA
Wed Jul 02 2003, 10:05 PM EDT
Att: 33,114 - Sunny - 77 F


AB	31
R	0
H	4
RBI	0
BB	0
SO	8
LOB	9



Batter	1	2	3	4	5	6	7	8	9	AB	R	H	RBI	BB	SO	LOB	BOTTOM			
Jeff DaVanon, S OBP: 0.397, SLG: 0.613	4-1 CS BB	0-1 2H 3B			0-0 HR 2B			4-0 BB		2	1	2	1	2	0	0				
Darin Erstad, L OBP: 0.325, SLG: 0.349	3-3 SAFE K	3-2 SAFE G6-3			3-2 P5		0-0 L7			4	0	0	0	0	1	5				
Tim Salmon, R OBP: 0.363, SLG: 0.459	4-2 BB		0-2 G6-3		2-2 2H HR		3-1 F9			3	1	1	2	1	0	2				
Eric Owens, R OBP: 0.262, SLG: 0.280					2-2 2H HR					0	0	0	0	0	0	0				
16 Garret Anderson, L OBP: 0.339, SLG: 0.593	1-3 K		2-2 P4		1-0 F9			1-1 F7		4	0	0	0	0	1	1				
Scott Spiezio, S OBP: 0.326, SLG: 0.415		2-0 F7	3-2 P4			1-0 P6		1-1 G6-3		4	0	0	0	0	0	0				
Troy Glaus, R OBP: 0.365, SLG: 0.504		3-2 2B SF9 1B		4-1 G6-4-3 BB		0-3 K		3-2 G5-3		3	1	1	0	1	1	0				
Bengie Molina, R OBP: 0.322, SLG: 0.433	1-0 SAFE SF9 2B	1-3 2B		1-1 G6-4-3	1-2 G5-3					3	1	1	0	0	0	1				
Adam Kennedy, L OBP: 0.332, SLG: 0.335		0-2 SF9		1-2 G5-3			0-0 G4-3			2	0	0	1	0	0	0				
David Eckstein, R OBP: 0.320, SLG: 0.321		2-3 3H 3B 2B			0-1 F9		3-2 E5 BB			3	1	1	1	0	0	0				
Inning Stats	R: 0 E: 0 K: 2 S: 11	H: 0 LOB: 1 BB: 2 P: 23	R: 3 E: 0 K: 0 S: 17	H: 4 LOB: 1 BB: 0 P: 28	R: 0 E: 0 K: 0 S: 11	H: 0 LOB: 0 BB: 0 P: 16	R: 0 E: 0 K: 0 S: 6	H: 0 LOB: 0 BB: 1 P: 12	R: 2 E: 0 K: 0 S: 12	H: 2 LOB: 0 BB: 0 P: 18	R: 0 E: 0 K: 1 S: 10	H: 0 LOB: 0 BB: 0 P: 11	R: 0 E: 1 K: 0 S: 7	H: 0 LOB: 2 BB: 1 P: 17	R: 0 E: 0 K: 0 S: 7	H: 0 LOB: 0 BB: 0 P: 12	1B: 1 2B: 3 3B: 1 HR: 1	SF: 1 SAC: 0 DP: 1 HBP: 0	WP: 0 PB: 0 SB: 0 CS: 1	PA: 33
PITCHER 53 Joaquin Benoit, R ERA: 5.85 32 Ron Mahay, L ERA: 4.78 56 Rosman Garcia, R ERA: 9.66 Jay Powell, R ERA: 9.66	IP: 4.2 WLS: L BF: 21 H: 6 R: 5 ER: 5 SO: 2 BB: 3 IBB: 0 HBP: 0 BLK: 0 WP: 0 HR: 1 S: 56 P: 95 ERA: 9.64 WHIP: 1.929															PITCHER				


Texas Rangers @ Anaheim Angels
Edison International Field, Anaheim, CA
Wed Jul 02 2003, 10:05 PM EDT
Att: 33,114 - Sunny - 77 F

AB	28
R	5
H	6
RBI	5
BB	4
SO	3
LOB	9



Batter	1	2	3	4	5	6	7	8	9	AB R H RBI BB SO LOB	TOP																	
51 Ichiro Suzuki, L (1, 9) OBP: 0.396, SLG: 0.468	1-1 S G1-3 1B	4-2 BB		0-1 L4		2-1 G5-3			3-1 S BB 1B	4 1 2 0 1 0 1	Seattle Mariners @ Texas Rangers The Ballpark at Arlington, Arlington, TX Fri Jul 04, 2003, 8:05 PM EDT Att: 49,530 - Cloudy - 86 F AB 33 R 3 H 7 RBI 3 BB 6 SO 6 LOB 18																	
Mark McLemore, S (1, 6) OBP: 0.303, SLG: 0.319	1 SAFE 3-2 G1-3	0-1 G2-3		2-1 E1 FC5-4			1-1 1B		4-1 DI BB	4 0 1 0 1 0 2																		
Bret Boone, R (1, 4) OBP: 0.373, SLG: 0.588	4-2 BB SF8 1B		1-1 G5-3	2-2 FC5-4 1-2			2-3 K		2-3 K	4 1 0 0 1 2 4																		
Edgar Martinez, R (1, 10) OBP: 0.411, SLG: 0.552	3-2 BB 1-2 3-H 1B		1-1 L6		4-2 G5-4-3 BB		2-2 F8		1-1 G4-3	4 0 1 1 1 0 3																		
Mike Cameron, R (1, 8) OBP: 0.368, SLG: 0.491	4-1 1-2 2-3 BB		2-2 BB 1B		2-1 G5-4-3 1-2		2-3 K			3 1 1 0 1 1 2																		
Ben Davis, S (1, 2) OBP: 0.321, SLG: 0.486	1-0 SF8		1 SAFE 1 SAFE 4-1 1-2 BB		0-0 G3			3-3 K		2 0 0 1 1 1 0																		
Randy Winn, S (1, 7) OBP: 0.321, SLG: 0.356	3-H 2-1 F7		0-1 1-2 2-H 1B			1-2 G6-3 S 1B		0-3 K		4 0 2 1 0 1 2																		
John Mabry, L (1, 3) OBP: 0.294, SLG: 0.311 16 Willie Bloomquist, R (8, PH) OBP: 0.287, SLG: 0.250			1-1 G3	1-1 G4-3		2-2 P4		1-3 K		3 0 0 0 0 0 3 1 0 0 0 0 1 0																		
Jeff Cirillo, R (1, 5) OBP: 0.299, SLG: 0.289			3-1 F7		3-1 F8		0-1 G6-3		1-1 F9	4 0 0 0 0 0 1																		
Inning Stats	R: 2 E: 0 K: 0 S: 16	H: 2 LOB: 2 BB: 2 P: 34	R: 0 E: 0 K: 0 S: 9	H: 0 LOB: 1 BB: 1 P: 17	R: 1 E: 0 K: 0 S: 13	H: 2 LOB: 2 BB: 1 P: 22	R: 0 E: 1 K: 0 S: 9	H: 0 LOB: 1 BB: 0 P: 16	R: 0 E: 0 K: 0 S: 5	H: 1 LOB: 1 BB: 0 P: 11		R: 0 E: 0 K: 3 S: 12	H: 1 LOB: 1 BB: 0 P: 19	R: 0 E: 0 K: 3 S: 11	H: 0 LOB: 0 BB: 0 P: 15	R: 0 E: 0 K: 1 S: 10	H: 1 LOB: 2 BB: 1 P: 21	1B: 7 2B: 0 3B: 0 HR: 0	SF: 1 SAC: 0 DP: 1 HBP: 0	WP: 0 PB: 0 SB: 3 CS: 0	PA: 40							
PITCHER	IP WLS BF H R ER SO BB IBB HBP BLK WP HR S P ERA WHIP											IP WLS BF H R ER SO BB IBB HBP BLK WP HR S P ERA WHIP																
Victor Santos, R (1, 1) ERA: 6.0	4.0	22	4	3	3	0	5	0	0	0	0	0	0	0	49	95	6.75	2.250										
R.A. Dickey, R (5, 1) ERA: 4.73	3.0	W 10	2	0	0	2	0	0	0	0	0	0	0	25	39	0.00	0.667											
32 Ron Mahay, L (8, 1) ERA:	1.1	6	1	0	0	3	1	0	0	0	0	0	0	16	28	0.00	1.500											
Ugueth Urbina, R (9, 1) ERA: 4.04	0.2	S 2	0	0	0	1	0	0	0	0	0	0	0	5	8	0.00	0.000											

Batter	1	2	3	4	5	6	7	8	9	AB R H RBI BB SO LOB	BOTTOM																
10 Michael Young, R (1, 4) OBP: 0.352, SLG: 0.449	2-1 F8			2-1 FC4-6 1B	0-0 L8				3-1 SF8	3 0 1 1 0 0 0	Seattle Mariners @ Texas Rangers The Ballpark at Arlington, Arlington, TX Fri Jul 04, 2003, 8:05 PM EDT Att: 49,530 - Cloudy - 86 F AB 31 R 7 H 10 RBI 7 BB 1 SO 8 LOB 7																
9 Hank Blalock, L (1, 5) OBP: 0.388, SLG: 0.554	0-1 G6-4-3 1B			0-0 FC4-6 3B	2-3 K			1 SAFE 1 SAFE 1-0 SF9 HBP 1B	4 1 2 0 0 1 1																		
Alex Rodriguez, R (1, 6) OBP: 0.383, SLG: 0.569	2-0 G6-4-3 1-2			2-0 1-H HR 3B	2-1 2B			3-2 1-2 HBP	3 1 2 1 0 0 1																		
Rafael Palmeiro, L (1, 3) OBP: 0.362, SLG: 0.493				4-2 HR BB	1-0 G3-1			2-0 SF9	2 1 0 1 1 1 1																		
Juan Gonzalez, R (1, 10) OBP: 0.325, SLG: 0.547				0-0 1-H 3-H HR				2-3 3-H	4 1 1 3 0 0 2																		
Kevin Mench, R (1, 7) OBP: 0.344, SLG: 0.432				0-0 2B 1B				0-1 P3	4 1 1 0 0 2 0																		
23 Mark Teixeira, S (1, 9) OBP: 0.340, SLG: 0.457 Doug Glanville, R (7, 8) OBP: 0.226, SLG: 0.250				0-1 P5	0-3 K			0-1 G6-3	3 0 0 0 0 1 1 1 0 0 0 0 0 0																		
Todd Greene, R (1, 2) OBP: 0.240, SLG: 0.398				2-3 K	2-0 1-H 2B			0-2 1B SF8 2B	4 1 2 1 0 2 0																		
Donnie Sadler, R (1, 8) OBP: 0.297, SLG: 0.343				1-3 K	3-1 F7			1-0 9 1B SF9 2B	3 1 1 0 0 1 1																		
Inning Stats	R: 0 E: 0 K: 0 S: 5	H: 1 LOB: 0 BB: 0 P: 9	R: 0 E: 0 K: 2 S: 11	H: 0 LOB: 0 BB: 0 P: 17	R: 0 E: 0 K: 2 S: 8	H: 0 LOB: 0 BB: 0 P: 11	R: 5 E: 0 K: 1 S: 16	H: 5 LOB: 1 BB: 1 P: 29	R: 0 E: 0 K: 1 S: 7	H: 1 LOB: 1 BB: 0 P: 12		R: 0 E: 0 K: 1 S: 9	H: 0 LOB: 0 BB: 0 P: 12	R: 2 E: 0 K: 0 S: 12	H: 3 LOB: 2 BB: 0 P: 22	R: 0 E: 0 K: 1 S: 7	H: 0 LOB: 0 BB: 0 P: 7	1B: 5 2B: 3 3B: 1 HR: 1	SF: 2 SAC: 0 DP: 1 HBP: 1	WP: 0 PB: 0 SB: 0 CS: 0	PA: 35						
PITCHER	IP WLS BF H R ER SO BB IBB HBP BLK WP HR S P ERA WHIP											IP WLS BF H R ER SO BB IBB HBP BLK WP HR S P ERA WHIP															
Freddy Garcia, R (1, 1) ERA: 4.45	6.1	L 28	9	7	7	7	1	0	0	0	0	0	0	62	100	9.95	1.579										
40 Julio Mateo, R (7, 1) ERA: 3.63	1.2	7	1	0	0	1	0	0	1	0	0	0	0	13	19	0.00	0.600										



Batter	1	2	3	4	5	6	7	8	9	AB	R	H	RBI	BB	SO	LOB	TOP										
51 Ichiro Suzuki, L (1, 9) OBP: 0.388, SLG: 0.467	2-1 G3		2-2 F8			0-0 1B		2-0 1B		4	0	2	0	0	0	1	Seattle Mariners @ Texas Rangers The Ballpark at Arlington, Arlington, TX Sun Jul 06 2003, 8:05 PM EDT Att. 18,114 - Overcast - 81 F livebaseballscorecards.com										
Mark McLemore, S (1, 4) OBP: 0.299, SLG: 0.314	2-3 K		3-1 G6-3			2-0 G3-6-3		3-1 G3		4	0	0	0	0	1	3											
Edgar Martinez, R (1, 10) OBP: 0.413, SLG: 0.559	4-2 BB			2-0 HR		1-2 1B		4-0 WP G5-3 BB		2	1	2	1	2	0	0											
John Olerud, L (1, 3) OBP: 0.384, SLG: 0.396	3-3 K			1-2 L5		1-0 L7		2-2 G5-3		4	0	0	0	0	1	3											
Mike Cameron, R (1, 8) OBP: 0.365, SLG: 0.483		1-0 G5-3		2-1 P2			1-3 K		0-2 F8	4	0	0	0	0	1	1											
Randy Winn, S (1, 7) OBP: 0.316, SLG: 0.350		1-2 G6-3		2-2 G5-3			1-2 F9		2-3 K	4	0	0	0	0	1	1											
Jeff Cirillo, R (1, 5) OBP: 0.300, SLG: 0.300		2-2 P6			2-3 K		3-1 F9			3	0	0	0	0	1	0											
Dan Wilson, R (1, 2) OBP: 0.279, SLG: 0.305			1-0 G5-3		0-2 G1-6-3			2-2 G5-3		3	0	0	0	0	0	0											
16 Willie Bloomquist, R (1, 6) OBP: 0.286, SLG: 0.250		2-1 1B		1-1 G6-3			1-3 K			3	0	1	0	0	1	0											
Inning Stats	R: 0 H: 0 E: 0 K: 2 S: 10	H: 0 LOB: 1 BB: 1 P: 21	R: 0 H: 0 E: 0 K: 0 S: 9	H: 0 LOB: 0 BB: 0 P: 13	R: 0 H: 1 E: 0 K: 0 S: 9	H: 1 LOB: 1 BB: 0 P: 17	R: 1 H: 1 E: 0 K: 0 S: 9	H: 1 LOB: 0 BB: 0 P: 16	R: 0 H: 0 E: 0 K: 1 S: 10	H: 2 LOB: 1 BB: 0 P: 14	R: 0 H: 0 E: 0 K: 1 S: 10	H: 0 LOB: 0 BB: 0 P: 15	R: 0 H: 1 E: 0 K: 1 S: 12	H: 1 LOB: 1 BB: 0 P: 20	R: 0 H: 0 E: 0 K: 1 S: 9	H: 0 LOB: 1 BB: 1 P: 17	1B: 4 2B: 0 3B: 0 HR: 1	SF: 0 SAC: 0 DP: 1 HBP: 0	WP: 1 PB: 0 SB: 0 CS: 0	PA: 33							
PITCHER	IP	WLS	BF	H	R	ER	SO	BB	IBB	HBP	BLK	WP	HR	S	P	ERA	WHIP										
Ismael Valdez, R (1, 1) ERA: 6.14	6.0	W	22	4	1	1	3	1	0	0	0	0	1	57	94	1.50	0.833										
56 Rosman Garcia, R (7, 1) ERA: 4.97	2.0		7	1	0	0	2	0	0	0	0	0	0	22	35	0.00	0.500										
Francisco Cordero, R (9, 1) ERA: 3.49	1.0		4	0	0	0	1	1	0	0	0	1	0	9	17	0.00	1.000										

Batter	1	2	3	4	5	6	7	8	9	AB	R	H	RBI	BB	SO	LOB	BOTTOM										
10 Michael Young, R (1, 4) OBP: 0.352, SLG: 0.456	3-2 2B	3-2 FC6-4		3-1 HR		0-1 B1-3				4	1	2	1	0	0	1	Seattle Mariners @ Texas Rangers The Ballpark at Arlington, Arlington, TX Sun Jul 06 2003, 8:05 PM EDT Att. 18,114 - Overcast - 81 F livebaseballscorecards.com										
9 Hank Blalock, L (1, 5) OBP: 0.380, SLG: 0.541	1-2 F7	0-0 G4-3		1-0 F8		0-0 F8		0-0 F9		4	0	0	0	0	0	2											
Alex Rodriguez, R (1, 6) OBP: 0.380, SLG: 0.560	1-3 K		0-1 F8	1-1 G5-3		0-0 F9		0-0 F9		4	0	0	0	0	1	1											
Rafael Palmeiro, L (1, 3) OBP: 0.358, SLG: 0.493	3-3 K		1-2 HR		3-3 K		2-3 K			4	1	1	1	0	3	1											
Juan Gonzalez, R (1, 10) OBP: 0.325, SLG: 0.554		1-0 BB 1B	2-1 2B		0-2 K		2-2 F8			4	1	2	0	0	1	0											
Kevin Mench, R (1, 7) OBP: 0.368, SLG: 0.439		4-1 BB 1B	0-2 F8		4-1 BB		1-2 HBP			1	1	0	0	2	0	1											
Ryan Ludwick, R (1, 9) OBP: 0.273, SLG: 0.111		4-0 10 E BB	4-0 BB		1-2 K		0-2 P5			2	1	0	0	2	1	2											
Einar Diaz, R (1, 2) OBP: 0.299, SLG: 0.350		2-1 P5	0-2 P4		0-0 G5-3		2-3 K			4	0	0	0	0	1	6											
Doug Glanville, R (1, 8) OBP: 0.228, SLG: 0.252		0-0 10 FC6-4 1B		1-1 G6-3		0-1 P3				3	0	1	2	0	0	0											
Inning Stats	R: 0 H: 1 E: 0 K: 2 S: 16	H: 1 LOB: 1 BB: 0 P: 24	R: 3 H: 2 E: 1 K: 0 S: 9	H: 2 LOB: 1 BB: 2 P: 23	R: 1 H: 2 E: 0 K: 0 S: 15	H: 2 LOB: 2 BB: 1 P: 22	R: 1 H: 1 E: 0 K: 0 S: 7	H: 1 LOB: 0 BB: 0 P: 13	R: 0 H: 0 E: 0 K: 3 S: 13	H: 0 LOB: 0 BB: 1 P: 21	R: 0 H: 0 E: 0 K: 0 S: 5	H: 0 LOB: 0 BB: 0 P: 5	R: 0 H: 0 E: 0 K: 1 S: 5	H: 0 LOB: 0 BB: 0 P: 7	R: 0 H: 0 E: 0 K: 1 S: 14	H: 0 LOB: 1 BB: 0 P: 19	1B: 2 2B: 2 3B: 0 HR: 2	SF: 0 SAC: 0 DP: 0 HBP: 1	WP: 0 PB: 0 SB: 0 CS: 0	PA: 35							
PITCHER	IP	WLS	BF	H	R	ER	SO	BB	IBB	HBP	BLK	WP	HR	S	P	ERA	WHIP										
Gil Meche, R (1, 1) ERA: 3.35	4.0	L	21	6	5	4	2	3	0	0	0	0	0	18	26	0.00	0.500										
Aaron Taylor, R (5, 1) ERA:	2.0		7	0	0	0	3	1	0	0	0	0	0	18	26	0.00	0.500										
40 Julio Mateo, R (7, 1) ERA: 3.44	2.0		7	0	0	0	2	0	0	1	0	0	0	19	26	0.00	0.000										

Batter	1	2	3	4	5	6	7	8	9	AB	R	H	RBI	BB	SO	LOB	TOP				
Cristian Guzman, S (1, 6) OBP: 0.285, SLG: 0.348	F8		F7		L8			FC6-4 1B		4	0	1	0	0	0	2					
Doug Mientkiewicz, L (1, 3) OBP: 0.355, SLG: 0.470	P4		F7			K		FC6-4 B1-3 1-2		4	0	0	0	0	1	1					
Corey Koskie, L (1, 5) OBP: 0.389, SLG: 0.497	BB			F8		K		B1-3		3	0	0	0	1	1	1					
Torii Hunter, R (1, 8) OBP: 0.325, SLG: 0.442	F9			G4-3		HR		K		4	1	1	1	0	1	2					
Bobby Kielty, S (1, 9) OBP: 0.373, SLG: 0.436		CS 1B		P5		G4-3			S BB	3	0	1	0	1	0	0					
33 Justin Morneau, L (1, 10) OBP: 0.286, SLG: 0.397				K		K			K	4	0	0	0	0	4	2					
Dustan Mohr, R (1, 7) OBP: 0.337, SLG: 0.443				BB		G6-3 2B			K	3	0	1	0	1	1	1					
A.J. Pierzynski, L (1, 2) OBP: 0.332, SLG: 0.469				P4		G3		FC6-4 1B	F9	4	0	1	0	0	0	3					
Luis Rivas, R (1, 4) OBP: 0.327, SLG: 0.369				F7				FC6-4 1-2		2	0	0	0	1	0	1					
Inning Stats	R: 0 E: 0 K: 0 S: 10	H: 0 LOB: 1 BB: 1 P: 18	R: 0 E: 0 K: 1 S: 9	H: 1 LOB: 1 BB: 1 P: 17	R: 0 E: 0 K: 0 S: 5	H: 0 LOB: 0 BB: 0 P: 7	R: 0 E: 0 K: 0 S: 5	H: 0 LOB: 0 BB: 0 P: 11	R: 0 E: 0 K: 1 S: 12	H: 1 LOB: 2 BB: 1 P: 20	R: 0 E: 0 K: 2 S: 13	H: 1 LOB: 1 BB: 0 P: 17	R: 0 E: 1 K: 1 S: 10	H: 1 LOB: 1 BB: 1 P: 11	R: 0 E: 0 K: 2 S: 9	H: 0 LOB: 1 BB: 1 P: 16	1B: 3 2B: 1 3B: 0 HR: 1	SF: 0 SAC: 0 DP: 0 HBP: 0	WP: 0 PB: 0 SB: 1 CS: 1	PA: 35	
PITCHER	IP	WLS	BF	H	R	ER	SO	BB	IBB	HBP	BLK	WP	HR	S	P	ERA	WHIP				
53 Joaquin Benoit, R (1, 1) ERA: 5.27	7.0	W	27	4	1	1	5	3	0	0	0	0	1	66	107	1.29	1.000				
Brian Shouse, L (8, 1) ERA: 3.2	0.2	H	3	1	0	0	0	0	0	0	0	0	0	7	8	0.00	1.500				
Francisco Cordero, R (8, 1) ERA: 3.47	0.1	H	1	0	0	0	1	0	0	0	0	0	0	3	3	0.00	0.000				
Ugueth Urbina, R (9, 1) ERA: 4.19	1.0	S	4	0	0	0	2	1	0	0	0	0	0	9	16	0.00	1.000				

Minnesota Twins @ Texas Rangers
The Ballpark at Arlington, Arlington, TX
Wed Jul 09 2003, 8:05 PM EDT
Att: 20,409 - Sunny - 88 F

AB 31
R 1
H 5
RBI 1
BB 4
SO 8
LOB 13



Batter	1	2	3	4	5	6	7	8	9	AB	R	H	RBI	BB	SO	LOB	BOTTOM				
10 Michael Young, R (1, 4) OBP: 0.354, SLG: 0.456	G4-3		G4-6-3 1-2		G5-3			1B		4	0	1	1	0	0	2					
Donnie Sadler, R (1, 5) OBP: 0.300, SLG: 0.324	L6			F9		HR BB		G4-3		3	1	0	0	1	0	1					
Alex Rodriguez, R (1, 6) OBP: 0.379, SLG: 0.561	F8			BB		HR		L8		3	1	1	2	1	0	0					
Rafael Palmeiro, L (1, 10) OBP: 0.358, SLG: 0.495		G4-3		BB		F9		F8		3	0	0	0	1	0	0					
Juan Gonzalez, R (1, 9) OBP: 0.319, SLG: 0.553		L7		L4		F8		K		4	0	0	0	0	1	2					
23 Mark Teixeira, S (1, 3) OBP: 0.335, SLG: 0.463		HR		G3-1		K				3	1	1	1	0	1	2					
Ryan Ludwick, R (1, 7) OBP: 0.357, SLG: 0.333		G5-3				G4-6-3 1B		SH1-3 10 1B		3	1	2	0	0	0	0					
Einar Diaz, R (1, 2) OBP: 0.300, SLG: 0.351				G4-6-3 1B		G4-6-3		SH1-3		2	0	1	0	0	0	1					
Doug Glanville, R (1, 8) OBP: 0.230, SLG: 0.254				FC4-6 10 G4-6-3 1-2		1B		F8		3	0	1	0	0	0	2					
Inning Stats	R: 0 E: 0 K: 0 S: 7	H: 0 LOB: 0 BB: 0 P: 8	R: 1 E: 0 K: 0 S: 11	H: 1 LOB: 0 BB: 0 P: 20	R: 0 E: 0 K: 0 S: 6	H: 1 LOB: 0 BB: 0 P: 7	R: 0 E: 0 K: 0 S: 6	H: 0 LOB: 2 BB: 2 P: 17	R: 0 E: 0 K: 1 S: 11	H: 2 LOB: 1 BB: 0 P: 17	R: 2 E: 0 K: 1 S: 8	H: 1 LOB: 0 BB: 1 P: 17	R: 1 E: 0 K: 0 S: 8	H: 2 LOB: 1 BB: 0 P: 9	R: 0 E: 0 K: 1 S: 10	H: 0 LOB: 0 BB: 0 P: 14	1B: 4 2B: 1 3B: 0 HR: 2	SF: 0 SAC: 1 DP: 2 HBP: 0	WP: 0 PB: 0 SB: 0 CS: 0	PA: 32	
PITCHER	IP	WLS	BF	H	R	ER	SO	BB	IBB	HBP	BLK	WP	HR	S	P	ERA	WHIP				
Kenny Rogers, L (1, 1) ERA: 4.89	7.0	L	29	7	4	4	1	3	0	0	0	0	2	57	95	5.14	1.429				
LaTroy Hawkins, R (8, 1) ERA: 1.79	1.0		3	0	0	0	1	0	0	0	0	0	0	10	14	0.00	0.000				

Minnesota Twins @ Texas Rangers
The Ballpark at Arlington, Arlington, TX
Wed Jul 09 2003, 8:05 PM EDT
Att: 20,409 - Sunny - 88 F

AB 28
R 4
H 7
RBI 4
BB 3
SO 2
LOB 10



Batter	1	2	3	4	5	6	7	8	9	AB	R	H	RBI	BB	SO	LOB	TOP										
Cristian Guzman, S (1, 6) OBP: 0.283, SLG: 0.345 Denny Hocking, S (7, PH) OBP: 0.322, SLG: 0.386	0-1 B5-3		3-2 E5 1B		3-2 G1-3		2-2 1B	0-0 1B		3	1	0	0	0	0	0											
Doug Mientkiewicz, L (1, 3) OBP: 0.355, SLG: 0.467	0-0 F8		1-0 BB 1B		4-0 1B G4-3 BB		0-1 F8	0-1 G4-3		4	1	1	1	1	0	2											
Corey Koskie, L (1, 5) OBP: 0.392, SLG: 0.498	1-2 G4-3		1-0 BB 1B		0-1 G4-3 1B		0-1 1B		2-3 K	5	0	3	0	0	1	0											
Tori Hunter, R (1, 8) OBP: 0.323, SLG: 0.436		2-2 G5-3	4-2 FC4-6 BB		2-2 G4-3		0-3 K		2-2 L4	4	0	0	1	1	1	3											
A.J. Pierzynski, L (1, 2) OBP: 0.333, SLG: 0.475	0-1 2B		0-0 FC4-6		0-0 G3		2-0 G4-3		0-2 2B	5	0	2	0	0	0	6											
Matthew LeCroy, R (1, 10) OBP: 0.339, SLG: 0.521	2-3 K		0-0 F8		1-0 1B			1-0 E BB G5-4-3 1B	2-3 K	5	1	2	0	0	2	2											
Bobby Kielty, S (1, 9) OBP: 0.371, SLG: 0.430	1-3 K		1-2 G4-3		0-0 F8			4-1 G5-4-3 E BB 1B		3	1	0	0	1	1	2											
Dustan Mohr, R (1, 7) OBP: 0.336, SLG: 0.440			0-3 K		1-2 1B		0-1 F8	1-1 E6 G5-4-3		4	0	1	0	0	1	3											
Luis Rivas, R (1, 4) OBP: 0.322, SLG: 0.363			2-1 G6-3		1-2 L7		0-0 L8	1-2 G5-4-3		4	0	0	0	0	0	4											
Inning Stats	R: 0 E: 0 K: 0 S: 6	H: 0 LOB: 0 BB: 0 P: 7	R: 0 E: 0 K: 2 S: 13	H: 1 LOB: 1 BB: 0 P: 18	R: 1 E: 1 K: 1 S: 13	H: 2 LOB: 3 BB: 1 P: 24	R: 0 E: 0 K: 0 S: 12	H: 1 LOB: 1 BB: 0 P: 15	R: 1 E: 0 K: 0 S: 9	H: 1 LOB: 1 BB: 1 P: 18	R: 0 E: 0 K: 1 S: 11	H: 2 LOB: 2 BB: 0 P: 15	R: 2 E: 1 K: 0 S: 12	H: 2 LOB: 1 BB: 1 P: 19	R: 0 E: 0 K: 2 S: 13	H: 1 LOB: 1 BB: 0 P: 19	1B: 9 2B: 2 3B: 0 HR: 0	SF: 0 SAC: 0 DP: 1 HBP: 0	WP: 0 PB: 0 SB: 0 CS: 0	PA: 42							
PITCHER	IP	WLS	BF	H	R	ER	SO	BB	IBB	HBP	BLK	WP	HR	S	P	ERA	WHIP										
John Thomson, R (1, 1) ERA: 5.43	7.0	W	32	8	2	1	4	2	0	0	0	0	0	69	103	1.29	1.429										
56 Rosman Garcia, R (8, 1) ERA: 4.8	0.2		5	2	2	0	0	1	0	0	0	0	0	10	17	0.00	4.500										
Brian Shouse, L (8, 1) ERA: 3.18	0.1		1	0	0	0	0	0	0	0	0	0	0	2	2	0.00	0.000										
Francisco Cordero, R (9, 1) ERA: 3.4	1.0		4	1	0	0	2	0	0	0	0	0	0	13	19	0.00	1.000										

Minnesota Twins @ Texas Rangers
The Ballpark at Arlington, Arlington, TX
Thu Jul 10 2003, 8:05 PM EDT
Att: 17,507 - Cloudy - 92 F

AB 39
R 4
H 11
RBI 3
BB 3
SO 6
LOB 22



Batter	1	2	3	4	5	6	7	8	9	AB	R	H	RBI	BB	SO	LOB	BOTTOM											
10 Michael Young, R (1, 4) OBP: 0.358, SLG: 0.470	1-2 FC6-4 HR 1B		1-1 G6-3		0-1 HR	2-0 2B				4	2	3	3	0	0	0												
9 Hank Blalock, L (1, 5) OBP: 0.382, SLG: 0.536	0-0 FC6-4 1B		1-3 K		1-0 P3	1-1 G3-1				4	0	1	0	0	1	1												
Alex Rodriguez, R (1, 6) OBP: 0.377, SLG: 0.557	0-2 FC6-4 HR		1-1 G5-3		4-1 1B BB		3-1 F8			3	1	0	0	1	0	2												
Rafael Palmeiro, L (1, 10) OBP: 0.357, SLG: 0.492	3-2 P5			2-2 F8	1-1 G5-4-3 1B		0-2 G6-3			4	0	1	0	0	0	2												
Juan Gonzalez, R (1, 9) OBP: 0.321, SLG: 0.571	0-0 HR		1-1 G5-4-3		1-2 G5-4-3		1-2 L8			4	2	2	4	0	0	2												
23 Mark Teixeira, S (1, 3) OBP: 0.337, SLG: 0.476	1-3 K			0-2 G3		1-2 HR		2-2 1B		4	1	2	1	0	1	0												
Ryan Ludwick, R (1, 7) OBP: 0.278, SLG: 0.250		0-1 P2		0-3 K		2-2 E1 G6-3 SF8		0-0 F8		4	1	0	0	0	1	1												
Layne Nix, L (1, 8) OBP: 0.250, SLG: 0.250		1-0 L3			1-0 1B E 10 HR	1-2 G6-3		1-1 F7		4	1	1	0	0	0	2												
Einar Diaz, R (1, 2) OBP: 0.300, SLG: 0.351		0-1 F8			0-0 1B E 10 HR	0-0 SF8		0-1 G6-3		3	1	1	1	0	0	1												
Inning Stats	R: 3 E: 0 K: 1 S: 17	H: 3 LOB: 0 BB: 0 P: 22	R: 0 E: 0 K: 0 S: 5	H: 0 LOB: 0 BB: 0 P: 6	R: 0 E: 0 K: 1 S: 9	H: 0 LOB: 0 BB: 0 P: 12	R: 1 E: 0 K: 1 S: 12	H: 1 LOB: 0 BB: 0 P: 15	R: 3 E: 1 K: 0 S: 11	H: 4 LOB: 1 BB: 1 P: 19	R: 2 E: 1 K: 0 S: 14	H: 2 LOB: 1 BB: 0 P: 21	R: 0 E: 0 K: 0 S: 10	H: 0 LOB: 0 BB: 0 P: 14	R: 0 E: 0 K: 0 S: 8	H: 1 LOB: 1 BB: 0 P: 11	1B: 6 2B: 1 3B: 0 HR: 4	SF: 1 SAC: 0 DP: 1 HBP: 0	WP: 0 PB: 0 SB: 0 CS: 0	PA: 36								
PITCHER	IP	WLS	BF	H	R	ER	SO	BB	IBB	HBP	BLK	WP	HR	S	P	ERA	WHIP											
Rick Reed, R (1, 1) ERA: 5.03	4.1	L	22	8	7	7	3	0	0	0	0	0	0	3	51	70	14.54	2.077										
James Baldwin, R (5, 1) ERA: 3.39	2.2		10	2	2	1	0	0	0	0	0	0	1	27	39	3.38	0.750											
Joe Mays, R (8, 1) ERA: 6.5	1.0		4	1	0	0	0	0	0	0	0	0	0	8	11	0.00	1.000											

Minnesota Twins @ Texas Rangers
The Ballpark at Arlington, Arlington, TX
Thu Jul 10 2003, 8:05 PM EDT
Att: 17,507 - Cloudy - 92 F

AB 34
R 9
H 11
RBI 9
BB 1
SO 3
LOB 11



Batter	1	2	3	4	5	6	7	8	9	AB	R	H	RBI	BB	SO	LOB	TOP								
Michael Tucker, L (1.9) OBP: 0.338, SLG: 0.478	P3		G3		G4-3			1B FC4-6	F8	6	2	1	1	0	0	4	<p>Kansas City Royals @ Texas Rangers The Ballpark at Arlington, Arlington, TX</p> <p>Fri Jul 11 2003, 8:05 PM EDT Att: 33,536 - Sunny - 91°F</p> <p>livebaseballscorecards.com</p>								
Dest Relaford, S (1.5) OBP: 0.345, SLG: 0.441	F8		1B BLK		F8					4	1	1	1	1	1	1									
Carlos Beltrán, S (1.8) OBP: 0.378, SLG: 0.446	F8		S BLK HR		G4-3			HR		4	2	2	3	1	0	0									
Raul Ibanez, L (1.7) OBP: 0.338, SLG: 0.460		L4	1-H 3-H		HR			E3		5	2	2	3	0	1	0									
Ken Harvey, R (1.3) OBP: 0.316, SLG: 0.438		1B	0-0		HR					5	1	3	0	0	1	3									
Jarrod Patterson, L (1.10) OBP: 0.286, SLG: 0.091	K	1B	0-2		2B				K	4	1	0	0	1	2	2									
4 Angel Berroa, R (1.6) OBP: 0.344, SLG: 0.450	G5-3				G3-6-1 1B			4 2B HBP	F8	5	2	3	2	0	1	1									
Brent Mayne, L (1.2) OBP: 0.322, SLG: 0.367			SH1-3 1B		G3-6-1			FC4-6 2B	2B	4	2	2	1	1	0	1									
Carlos Febles, R (1.4) OBP: 0.287, SLG: 0.268			SH1-3		F9			FC4-6 HBP	F9	3	0	0	1	0	0	1									
Inning Stats	R: 0 E: 0 K: 0 S: 8	H: 0 LOB: 0 BB: 0 P: 15	R: 0 E: 0 K: 1 S: 12	H: 1 LOB: 1 BB: 0 P: 15	R: 4 E: 0 K: 0 S: 17	H: 4 LOB: 1 BB: 1 P: 29	R: 0 E: 0 K: 0 S: 3	H: 1 LOB: 0 BB: 0 P: 4	R: 0 E: 0 K: 2 S: 17	H: 0 LOB: 0 BB: 0 P: 25	R: 0 E: 0 K: 1 S: 8	H: 0 LOB: 0 BB: 0 P: 13	R: 8 E: 1 K: 2 S: 25	H: 6 LOB: 3 BB: 3 P: 49	R: 1 E: 0 K: 0 S: 11	H: 2 LOB: 1 BB: 0 P: 19	1B: 6 2B: 6 3B: 0 HR: 2	SF: 0 SAC: 1 DP: 1 HBP: 1	WP: 0 PB: 0 SB: 1 CS: 0	PA: 46					
PITCHER	IP	WLS	BF	H	R	ER	SO	BB	IBB	HBP	BLK	WP	HR	S	P	ERA	WHIP								
R.A. Dickey, R (1.1) ERA: 5.0	5.0	L	21	6	4	4	1	1	0	0	1	0	1	47	73	7.20	1.400								
32 Ron Mahay, L (6.1) ERA:	1.0		3	0	0	0	2	0	0	0	0	0	0	17	25	0.00	0.000								
Jay Powell, R (7.1) ERA: 8.74	1.0		3	0	0	0	1	0	0	0	0	0	0	8	13	0.00	0.000								
Aaron Fultz, L (8.1) ERA: 4.5	0.1		6	3	5	5	1	0	1	0	0	0	1	13	24	135.00	9.000								
Victor Santos, R (8.1) ERA: 7.01	1.2		13	5	4	3	1	1	1	1	0	0	0	23	44	16.20	3.600								

Batter	1	2	3	4	5	6	7	8	9	AB	R	H	RBI	BB	SO	LOB	BOTTOM								
10 Michael Young, R (1.4) OBP: 0.357, SLG: 0.468	G5-3		1B		K			K		4	0	1	0	0	2	0	<p>Kansas City Royals @ Texas Rangers The Ballpark at Arlington, Arlington, TX</p> <p>Fri Jul 11 2003, 8:05 PM EDT Att: 33,536 - Sunny - 91°F</p> <p>livebaseballscorecards.com</p>								
9 Hank Blalock, L (1.5) OBP: 0.377, SLG: 0.529	G5-3		G4-3		G6-3			F7		4	0	0	0	0	0	1									
Alex Rodriguez, R (1.6) OBP: 0.376, SLG: 0.555					F9			K		3	1	1	0	0	1	0									
Donnie Sadler, R (9.6) OBP: 0.300, SLG: 0.324					1B E					0	0	0	0	0	0	0									
Rafael Palmeiro, L (1.10) OBP: 0.355, SLG: 0.489	G3				1B E					4	1	1	0	0	0	1									
Juan Gonzalez, R (1.9) OBP: 0.321, SLG: 0.569			G4-3		E7					3	1	1	1	0	0	0									
Mike Lamb, L (9.3) OBP: 0.190, SLG: 0.132					G4-3 1B			G4-3		1	0	0	0	0	0	0									
23 Mark Teixeira, S (1.3) OBP: 0.339, SLG: 0.474			K		WP G4-3 HBP			K		3	0	1	0	0	2	0									
Laynce Nix, L (1.8) OBP: 0.125, SLG: 0.125			K		G4-3			FC4-6 1B		4	0	0	1	0	1	2									
Ryan Ludwick, R (1.7) OBP: 0.238, SLG: 0.211					K			F9		3	0	0	0	0	1	1									
Einar Diaz, R (1.2) OBP: 0.296, SLG: 0.346			F8		G3-1			G6-3		3	0	0	0	0	0	1									
Inning Stats	R: 0 E: 0 K: 0 S: 9	H: 0 LOB: 1 BB: 0 P: 12	R: 0 E: 0 K: 2 S: 13	H: 0 LOB: 0 BB: 0 P: 15	R: 0 E: 0 K: 1 S: 9	H: 1 LOB: 1 BB: 0 P: 14	R: 3 E: 1 K: 0 S: 14	H: 3 LOB: 1 BB: 0 P: 25	R: 0 E: 0 K: 1 S: 6	H: 0 LOB: 0 BB: 0 P: 6	R: 0 E: 0 K: 1 S: 7	H: 0 LOB: 0 BB: 0 P: 11	R: 0 E: 0 K: 2 S: 8	H: 0 LOB: 0 BB: 0 P: 11	R: 0 E: 0 K: 0 S: 7	H: 1 LOB: 1 BB: 0 P: 12	1B: 5 2B: 0 3B: 0 HR: 0	SF: 0 SAC: 0 DP: 0 HBP: 2	WP: 1 PB: 0 SB: 0 CS: 0	PA: 34					
PITCHER	IP	WLS	BF	H	R	ER	SO	BB	IBB	HBP	BLK	WP	HR	S	P	ERA	WHIP								
Rinelvis Hernandez, R (1.1) ERA: 3.05	4.0		18	4	3	3	3	0	0	2	0	0	0	19	25	0.00	0.000								
51 Kris Wilson, R (5.1) ERA: 5.06	3.0	W	9	0	0	0	2	0	0	0	0	0	0	8	11	0.00	0.000								
Nate Field, R (8.1) ERA: 1.15	1.0		3	0	0	0	2	0	0	0	0	0	0	7	12	0.00	1.000								
Mike MacDougal, R (9.1) ERA: 2.66	1.0		4	1	0	0	0	0	0	0	0	0	0	7	12	0.00	1.000								

AB 40
R 13
H 14
RBI 12
BB 4
SO 6
LOB 13



AB 32
R 3
H 5
RBI 2
BB 0
SO 7
LOB 6



Batter	1	2	3	4	5	6	7	8	9	AB	R	H	RBI	BB	SO	LOB	TOP					
Aaron Quiel, L (1, 10) OBP: 0.333, SLG: 0.495	1-1 SH1-3 SF7 2B		2-2 F7		3-1 HR	2-2 F7		3-1 FC6-4		5	2	3	1	0	0	1						
Dest Relaford, S (1, 5) OBP: 0.341, SLG: 0.435	0-1 SH1-3		3-2 P5		1-2 F7		2-1 G4-3	1-1 FC6-4		4	1	0	1	0	0	2						
Julius Matos, R (9, 5)	2-3 SH1-3							1-2 2-3 3B		0	0	0	0	0	0	0						
Carlos Beltrán, S (1, 8) OBP: 0.385, SLG: 0.465	0-0 SF7			3-1 S 1B	2-1 E 1B		3-2 1B	1-H 3B		4	2	4	3	0	0	0						
Raul Ibanez, L (1, 7) OBP: 0.339, SLG: 0.459	2-2 1B			1-0 F8 1B	0-0 E7 1B		2-3 K	1-0 L6		5	0	2	0	0	1	3						
Ken Harvey, R (1, 3)	1-1 G1-3			0-0 L7	4-0 BB		4-0 1B IBB	2-3 K		3	0	0	0	2	1	3						
Michael Tucker, L (1, 9) OBP: 0.339, SLG: 0.483		1-1 F9		2-2 4 1B		3-3 P5		1-1 4 FC5-4 1B		5	1	2	2	0	0	3						
4 Angel Berroa, R (1, 6) OBP: 0.342, SLG: 0.446		3-2 F8		1-2 3B			3-3 K	1-1 FC5-4 1B		5	0	1	1	0	1	2						
Brent Mayne, L (1, 2) OBP: 0.319, SLG: 0.363		3-2 F7		3-H 1-2 G3			0-0 F9	1-2 1B FC6-4 1B		5	1	1	0	0	0	1						
Carlos Febles, R (1, 4) OBP: 0.292, SLG: 0.274			1-2 P3			0-1 G6-3		2-2 FC6-4 1B		4	1	2	0	0	0	0						
Inning Stats	R: 1 E: 0 K: 0 S: 10	H: 2 LOB: 1 BB: 0 P: 14	R: 0 E: 0 K: 0 S: 9	H: 0 LOB: 0 BB: 0 P: 16	R: 0 E: 0 K: 0 S: 11	H: 0 LOB: 0 BB: 0 P: 17	R: 2 E: 0 K: 0 S: 14	H: 3 LOB: 1 BB: 0 P: 22	R: 1 E: 1 K: 0 S: 12	H: 3 LOB: 3 BB: 1 P: 22	R: 0 E: 0 K: 1 S: 10	H: 1 LOB: 1 BB: 0 P: 16	R: 1 E: 0 K: 1 S: 12	H: 2 LOB: 2 BB: 1 P: 25	R: 3 E: 0 K: 1 S: 18	H: 4 LOB: 1 BB: 0 P: 29	R: 0 E: 0 K: 0 S: 8	H: 0 LOB: 0 BB: 0 P: 13	1B: 10 2B: 2 3B: 2 HR: 1	SF: 1 SAC: 1 DP: 0 HBP: 0	WP: 0 PB: 0 CS: 0	PA: 44
PITCHER	IP WLS BF H R ER SO BB IBB HBP BLK WP HR S P ERA WHIP																					
Ismael Valdez, R (1, 1) ERA: 6.22	4.2 L 23 8 4 4 0 1 0 0 0 0 0 1 55 90 7.71 1.929																					
32 Ron Mahay, L (5, 1) ERA:	1.1 5 1 0 0 1 0 0 0 0 0 0 0 11 17 0.00 0.750																					
Aaron Fultz, L (7, 1) ERA: 4.61	1.0 6 2 1 1 1 0 1 0 0 0 0 0 12 25 9.00 2.000																					
Brian Shouse, L (8, 1) ERA: 3.79	0.2 6 4 3 3 0 0 0 0 0 0 0 0 15 24 40.50 6.000																					
Jay Powell, R (8, 1) ERA: 8.42	1.1 4 0 0 0 1 0 0 0 0 0 0 0 11 18 0.00 0.000																					

Kansas City Royals @ Texas Rangers
The Ballpark at Arlington, Arlington, TX
Sat Jul 12 2003, 8:05 PM EDT
Att: 32,654 - Sunny - 96 F

livebaseballscores.com

AB 40
R 8
H 15
RBI 8
BB 2
SO 3
LOB 15



Batter	1	2	3	4	5	6	7	8	9	AB	R	H	RBI	BB	SO	LOB	BOTTOM					
10 Michael Young, R (1, 4) OBP: 0.356, SLG: 0.464	0-2 G3		2-2 G4-3			1-0 E5		4-1 SF8 9 1B		3	0	0	0	1	0	0						
9 Hank Blalock, L (1, 5) OBP: 0.376, SLG: 0.526	1-1 G4-3		1-3 K			2-1 F9		3-2 BB		4	0	1	0	0	1	1						
Alex Rodriguez, R (1, 6) OBP: 0.375, SLG: 0.550	3-3 K				0-0 F9		1-1 G6-4-3	1-2 2-3 1B		3	0	0	1	0	1	1						
Rafael Palmeiro, L (1, 10) OBP: 0.357, SLG: 0.487		2-2 G6-3		2-2 1B			4-2 BB	2-3 3-H K		3	0	1	0	1	1	2						
Juan Gonzalez, R (1, 9) OBP: 0.320, SLG: 0.565		1-1 1B 1B		3-2 P6			2-2 F9	2-2 F8		4	0	1	0	0	0	4						
23 Mark Teixeira, S (1, 3) OBP: 0.338, SLG: 0.471		0-1 F8		1-1 G4-3			2-2 P4		1-2 G6-4-3 1B	4	0	1	0	0	0	3						
Laynce Nix, L (1, 7) OBP: 0.167, SLG: 0.167	1-1 1B 1B				1-2 F7		0-3 K		0-1 G6-4-3	4	0	1	0	0	1	2						
Doug Glanville, R (1, 8) OBP: 0.245, SLG: 0.290	0-1 1B				1-1 L4			1-2 HR		4	1	3	1	0	0	0						
Einar Diaz, R (1, 2) OBP: 0.295, SLG: 0.344			2-1 P3		1-0 F9			1-2 9 1B 10 BB SF8 1B		4	1	1	0	0	0	1						
Inning Stats	R: 0 E: 0 K: 1 S: 8	H: 0 LOB: 0 BB: 0 P: 12	R: 0 E: 0 K: 0 S: 11	H: 3 LOB: 2 BB: 0 P: 15	R: 0 E: 0 K: 1 S: 9	H: 0 LOB: 0 BB: 0 P: 14	R: 0 E: 0 K: 0 S: 11	H: 1 LOB: 1 BB: 0 P: 17	R: 0 E: 0 K: 0 S: 7	H: 0 LOB: 0 BB: 0 P: 10	R: 0 E: 1 K: 0 S: 5	H: 0 LOB: 0 BB: 0 P: 9	R: 0 E: 0 K: 1 S: 11	H: 0 LOB: 1 BB: 1 P: 19	R: 2 E: 0 K: 1 S: 19	H: 3 LOB: 2 BB: 1 P: 36	R: 0 E: 0 K: 0 S: 12	H: 2 LOB: 1 BB: 0 P: 14	1B: 8 2B: 0 3B: 0 HR: 1	SF: 1 SAC: 0 DP: 2 HBP: 0	WP: 0 PB: 0 CS: 0	PA: 36
PITCHER	IP WLS BF H R ER SO BB IBB HBP BLK WP HR S P ERA WHIP																					
Jose Lima, R (1, 1) ERA: 2.52	7.0 W 25 4 0 0 0 3 1 0 0 0 0 0 62 96 0.00 0.714																					
Jason Grimsley, R (8, 1) ERA: 4.14	0.0 4 3 2 2 0 1 0 0 0 0 0 1 11 20 ∞ ∞																					
Curt Leskanic, R (8, 1) ERA: 2.48	1.0 3 0 0 0 1 0 0 0 0 0 0 0 8 16 0.00 0.000																					
Sean Lowe, R (9, 1) ERA: 4.82	1.0 4 2 0 0 0 0 0 0 0 0 0 0 12 14 0.00 2.000																					

Kansas City Royals @ Texas Rangers
The Ballpark at Arlington, Arlington, TX
Sat Jul 12 2003, 8:05 PM EDT
Att: 32,654 - Sunny - 96 F

livebaseballscores.com

AB 33
R 2
H 9
RBI 2
BB 2
SO 4
LOB 14



Batter	1	2	3	4	5	6	7	8	9	AB	R	H	RBI	BB	SO	LOB	TOP								
10 Michael Young, R OBP: 0.359, SLG: 0.472	0-3 K		1-0 2B	1-0 2B		0-0 G6-3		0-2 HR	2-2 FC5-4	6	3	2	0	1	2										
Doug Glanville, R OBP: 0.273, SLG: 0.329	3-2 G5-3		1-0 L6	2-2 2B		1-0 BB		1-1 HR	2-1 G4-3	6	1	4	2	0	0	1									
Alex Rodriguez, R OBP: 0.374, SLG: 0.543	4-0 BB		3-1 2B	3-2 G3		4-0 BB		2-3 K	0-1 G4-3	4	1	1	1	2	1	5									
Juan Gonzalez, R OBP: 0.326, SLG: 0.574	2-3 K		0-0 23 FC5		1-0 HR	0-3 K		1-1 HR		5	2	3	4	0	2	3									
23 Mark Teixeira, S OBP: 0.337, SLG: 0.475		1-0 G6-3	0-0 FC5		0-2 F7	1-3 K		0-0 BB		5	0	1	0	0	1	4									
Ryan Ludwick, R OBP: 0.287, SLG: 0.192	0-3 K		1-0 G3-1		0-1 F7			4-2 BB		4	0	0	0	1	2	2									
Marcus Thames, R OBP: 0.200, SLG: 0.800	2-3 K			0-0 F8	2-1 HR			0-3 K		5	1	1	2	0	3	2									
Donnie Sadler, R OBP: 0.318, SLG: 0.364			1-2 HR	4-2 10 2B	2-1 1B			2-2 P3	4-0 10 FC5-4	3	3	2	1	2	0	0									
Einar Diaz, R OBP: 0.293, SLG: 0.338			2-1 E5	1-2 P1	2-2 P3			2-2 L5	4-1 10 FC5-4	4	1	0	0	1	0	2									
Inning Stats	R: 0 E: 0 K: 2 S: 14	H: 0 LOB: 1 BB: 1 P: 23	R: 0 E: 0 K: 2 S: 7	H: 0 LOB: 0 BB: 0 P: 10	R: 4 E: 1 K: 0 S: 12	H: 4 LOB: 1 BB: 0 P: 21	R: 2 E: 0 K: 0 S: 17	H: 2 LOB: 1 BB: 1 P: 28	R: 2 E: 0 K: 0 S: 17	H: 3 LOB: 1 BB: 0 P: 24	R: 0 E: 0 K: 2 S: 8	H: 1 LOB: 2 BB: 1 P: 14	R: 0 E: 0 K: 2 S: 9	H: 0 LOB: 0 BB: 0 P: 13	R: 3 E: 0 K: 2 S: 21	H: 4 LOB: 2 BB: 2 P: 31	R: 1 E: 0 K: 0 S: 8	H: 1 LOB: 1 BB: 2 P: 20	1B: 7 2B: 4 3B: 1 HR: 3	SF: 0 SAC: 0 DP: 1 HBP: 0	WP: 0 PB: 0 SB: 1 CS: 0	PA: 48			
PITCHER	IP	WLS	BF	H	R	ER	SO	BB	IBB	HBP	BLK	WP	HR	S	P	ERA	WHIP								
Joe Kennedy, L ERA: 6.08	4.2	L	26	9	8	7	4	2	0	0	0	0	2	63	100	13.50	2.357								
Jesus Colome, R ERA: 4.5	2.1		9	1	0	0	4	1	0	0	0	0	0	21	33	0.00	0.857								
Brandon Backe, R ERA: 5.28	1.0		8	4	3	3	2	1	0	0	0	0	1	21	31	27.00	5.000								
Mark Malaska, L ERA: 9.0	1.0		5	1	1	1	0	2	0	0	0	0	0	8	20	9.00	3.000								

Texas Rangers @ Tampa Bay Devil Rays
Tropicana Field, St. Petersburg, FL
Thu Jul 17 2003, 7:15 PM EDT
Att: 11,366 - Dome - 72 F

AB 42
R 12
H 15
RBI 12
BB 6
SO 10
LOB 21



Batter	1	2	3	4	5	6	7	8	9	AB	R	H	RBI	BB	SO	LOB	BOTTOM								
13 Carl Crawford, L OBP: 0.307, SLG: 0.349	0-0 G1-3			1-0 5 G1-6-3		0-0 FC6-4		0-1 2B	0-1 SF9	4	1	2	1	0	0	1									
5 Rocco Baldelli, R OBP: 0.327, SLG: 0.441	0-1 P3			0-0 G1-6-3		3-3 K		1-2 2B	0-1 G6-3	4	1	0	0	0	1	2									
Aubrey Huff, L OBP: 0.360, SLG: 0.539	0-1 P5			1-2 P6				0-1 G3	0-2 2B	4	0	1	2	0	0	0									
Travis Lee, L OBP: 0.329, SLG: 0.425		0-3 K			1-0 2B			2-0 G4-3	4-2 BB	3	0	1	0	1	1	0									
Ben Grieve, L OBP: 0.371, SLG: 0.345		1-3 K			1-3 K			1-0 1B	3-3 K	4	1	1	0	0	3	3									
Damian Rolis, R OBP: 0.307, SLG: 0.380		0-3 K			2-3 K			0-2 1B	0-0 G5-3	4	0	1	1	0	2	1									
Marlon Anderson, L OBP: 0.329, SLG: 0.362			0-1 L1		1-3 K			1-0 F7	2-1 BB	4	1	1	0	0	1	2									
Toby Hall, R OBP: 0.312, SLG: 0.381			2-2 L8					0-0 FC6-4	4-2 BB	3	1	1	0	1	0	0									
Julio Lugo, R OBP: 0.305, SLG: 0.335			2-3 K			0-0 FC6-4		0-1 FC6-4	3-2 13 SF9	4	1	1	2	0	2	1									
Inning Stats	R: 0 E: 0 K: 0 S: 5	H: 0 LOB: 0 BB: 0 P: 5	R: 0 E: 0 K: 3 S: 11	H: 0 LOB: 0 BB: 0 P: 12	R: 0 E: 0 K: 1 S: 9	H: 0 LOB: 0 BB: 0 P: 13	R: 0 E: 0 K: 0 S: 7	H: 1 LOB: 0 BB: 0 P: 9	R: 0 E: 0 K: 3 S: 11	H: 1 LOB: 1 BB: 0 P: 16	R: 0 E: 0 K: 1 S: 7	H: 1 LOB: 1 BB: 0 P: 10	R: 1 E: 0 K: 0 S: 9	H: 2 LOB: 1 BB: 0 P: 13	R: 2 E: 0 K: 2 S: 18	H: 2 LOB: 2 BB: 1 P: 29	R: 3 E: 0 K: 0 S: 14	H: 2 LOB: 0 BB: 1 P: 23	1B: 5 2B: 3 3B: 1 HR: 0	SF: 1 SAC: 0 DP: 1 HBP: 1	WP: 0 PB: 0 SB: 1 CS: 0	PA: 38			
PITCHER	IP	WLS	BF	H	R	ER	SO	BB	IBB	HBP	BLK	WP	HR	S	P	ERA	WHIP								
John Thomson, R ERA: 5.31	7.2		30	7	3	3	9	0	0	1	0	0	0	70	93	3.52	0.913								
Aaron Fultz, L ERA: 4.57	0.1		2	0	0	0	1	1	0	0	0	0	0	7	14	0.00	3.000								
Jay Powell, R ERA: 8.92	1.0		6	2	3	3	0	1	0	0	0	0	0	14	23	27.00	3.000								

Texas Rangers @ Tampa Bay Devil Rays
Tropicana Field, St. Petersburg, FL
Thu Jul 17 2003, 7:15 PM EDT
Att: 11,366 - Dome - 72 F

AB 34
R 6
H 9
RBI 6
BB 2
SO 10
LOB 10



Batter	1	2	3	4	5	6	7	8	9	AB	R	H	RBI	BB	SO	LOB	TOP			
10 Michael Young, R (1,4) OBP: 0.358, SLG: 0.472	F8		G4-3 2B		L8			G4-3		4	0	1	0	0	0	1				
9 Hank Blalock, L (1,5) OBP: 0.373, SLG: 0.521	G3-1		G4-3 2-3			P6		1B		4	0	1	0	0	0	1				
Alex Rodriguez, R (1,6) OBP: 0.373, SLG: 0.539	G6-3			G3 BB		P6		K2-3		3	0	0	0	1	1					
Rafael Palmeiro, L (1,10) OBP: 0.354, SLG: 0.479		K		P5		F9		G3-1		4	0	0	0	0	1					
Juan Gonzalez, R (1,9) OBP: 0.328, SLG: 0.572		HBP 23 1B		G3				K		3	0	1	0	0	1					
23 Mark Teixeira, S (1,3) OBP: 0.339, SLG: 0.476 Donnie Sadler, R (9, PR) OBP: 0.318, SLG: 0.364		1B		K				G3		4	0	2	0	0	1					
Doug Glanville, R (1,8) OBP: 0.272, SLG: 0.327	F7				P6			1B		4	0	1	0	0	0	4				
Laynce Nix, L (1,7) OBP: 0.188, SLG: 0.188	K				1-0			K		4	0	1	0	0	3	5				
Todd Greene, R (1,2) OBP: 0.243, SLG: 0.404			G6-3		1-2	P5		G6-3		3	0	0	0	0	0	1				
Inning Stats	R: 0 E: 0 K: 0 S: 6	H: 0 LOB: 0 BB: 0 P: 12	R: 0 E: 0 K: 2 S: 13	H: 1 LOB: 2 BB: 0 P: 18	R: 0 E: 0 K: 0 S: 7	H: 1 LOB: 0 BB: 0 P: 15	R: 0 E: 0 K: 1 S: 10	H: 0 LOB: 1 BB: 1 P: 17	R: 0 E: 0 K: 0 S: 8	H: 0 LOB: 1 BB: 0 P: 8	R: 0 E: 0 K: 2 S: 9	H: 1 LOB: 1 BB: 0 P: 12	R: 0 E: 0 K: 1 S: 7	H: 1 LOB: 1 BB: 0 P: 13	R: 0 E: 0 K: 1 S: 14	H: 2 LOB: 2 BB: 0 P: 22	1B: 6 2B: 1 3B: 0 HR: 0	SF: 0 SAC: 0 DP: 0 HBP: 1	WP: 0 PB: 0 SB: 0 CS: 0	PA: 35
PITCHER	IP	WLS	BF	H	R	ER	SO	BB	IBB	HBP	BLK	WP	HR	S	P	ERA	WHIP			
Geremi Gonzalez, R (1,1) ERA: 3.67	8.0	W	30	5	0	0	6	1	0	1	0	0	0	65	106	0.00	0.750			
Lance Carter, R (9,1) ERA: 3.97	1.0	S	5	2	0	0	1	0	0	0	0	0	0	14	22	0.00	2.000			

Texas Rangers @ Tampa Bay Devil Rays
Tropicana Field, St. Petersburg, FL
Fri Jul 18, 2003, 7:15 PM EDT
Att. 9,676 - Dome - 72 F

AB 33
R 0
H 7
RBI 0
BB 1
SO 7
LOB 16



Batter	1	2	3	4	5	6	7	8	9	AB	R	H	RBI	BB	SO	LOB	BOTTOM			
13 Carl Crawford, L (1,7) OBP: 0.305, SLG: 0.347 Terry Shumpert, R (5,7) OBP: 0.284, SLG: 0.397	K		G1-3			G5-3		1B 5 1B BB		2	0	0	0	0	1	0				
Antonio Perez, R (1,4) OBP: 0.357, SLG: 0.436	G4-3 5 1B		K			F8		K		4	1	1	0	0	2	1				
Aubrey Huff, L (1,9) OBP: 0.361, SLG: 0.538	G4-3			F7		F7 5 1B		1B 5 1B 5 DI		4	0	2	0	0	0	1				
5 Rocco Baldelli, R (1,8) OBP: 0.329, SLG: 0.441	F9			F9		G6-3		S		4	0	2	2	0	0	1				
Travis Lee, L (1,3) OBP: 0.331, SLG: 0.424	P5			1B		P6		1B		3	0	1	0	1	0	1				
Damian Rolis, R (1,5) OBP: 0.312, SLG: 0.384		CS 1B		K		S		K		4	0	2	0	0	2	4				
Marlon Anderson, L (1,10) OBP: 0.326, SLG: 0.358	F7				F9		L7			3	0	0	0	0	0	2				
Toby Hall, R (1,2) OBP: 0.309, SLG: 0.377	P4				F7		F8			3	0	0	0	0	0	1				
Julio Lugo, R (1,6) OBP: 0.301, SLG: 0.331			F9			G5-3		G5-3		3	0	0	0	0	0	0				
Inning Stats	R: 1 E: 1 K: 1 S: 14	H: 2 LOB: 1 BB: 0 P: 20	R: 0 E: 0 K: 0 S: 13	H: 1 LOB: 0 BB: 0 P: 16	R: 0 E: 0 K: 1 S: 8	H: 0 LOB: 0 BB: 0 P: 11	R: 0 E: 0 K: 1 S: 13	H: 1 LOB: 1 BB: 0 P: 18	R: 0 E: 0 K: 0 S: 4	H: 0 LOB: 0 BB: 0 P: 9	R: 0 E: 1 K: 0 S: 14	H: 1 LOB: 1 BB: 0 P: 22	R: 0 E: 0 K: 0 S: 8	H: 1 LOB: 1 BB: 0 P: 12	R: 1 E: 0 K: 2 S: 21	H: 2 LOB: 3 BB: 2 P: 35	1B: 8 2B: 0 3B: 0 HR: 0	SF: 0 SAC: 0 DP: 0 HBP: 0	WP: 0 PB: 0 SB: 2 CS: 1	PA: 33
PITCHER	IP	WLS	BF	H	R	ER	SO	BB	IBB	HBP	BLK	WP	HR	S	P	ERA	WHIP			
Ismael Valdez, R (1,1) ERA: 5.85	7.0	L	26	6	1	1	3	0	0	0	0	0	0	74	108	1.29	0.857			
56 Rosman Garcia, R (8,1) ERA: 4.96	0.2		3	0	1	1	1	1	0	0	0	0	0	7	13	13.50	1.500			
Brian Shouse, L (8,1) ERA: 3.79	0.0		1	0	0	0	0	0	0	0	0	0	0	1	1	∞	∞			
Francisco Cordero, R (8,1) ERA: 3.31	0.1		3	1	0	0	1	1	0	0	0	0	0	13	21	0.00	6.000			

Texas Rangers @ Tampa Bay Devil Rays
Tropicana Field, St. Petersburg, FL
Fri Jul 18, 2003, 7:15 PM EDT
Att. 9,676 - Dome - 72 F

AB 31
R 2
H 8
RBI 2
BB 2
SO 5
LOB 11



Batter	1	2	3	4	5	6	7	8	9	AB	R	H	RBI	BB	SO	LOB	TOP										
10 Michael Young, R OBP: 0.360, SLG: 0.476	3-1 P4	0-0		2-0 FC5 S HBP	1-3 K			1-2 E6 9 1B FC3-6	2-2	5	1	2	2	0	1	2											
9 Hank Blalock, L OBP: 0.372, SLG: 0.517	4-1 G4-3 1B BB	1-1 SF7		3-2 L3		2-1 G3		2-1 FC3-6 1B	2-2 G3	4	0	1	1	1	0	3											
Alex Rodriguez, R OBP: 0.371, SLG: 0.533	1-0 G4-3	3-H 4-2		3-3 K		0-1 G6-3		0-0 P3		4	0	0	0	1	1	5											
Rafael Palmeiro, L OBP: 0.354, SLG: 0.477	1-0	2-3		4-0		2-0 P3		3-1 FC3-6		4	0	1	1	1	1	4											
Juan Gonzalez, R OBP: 0.329, SLG: 0.572 Shane Spencer, R OBP: 0.322, SLG: 0.425		4-2 23 2B HBP	2-3	0-2 FC5				1-2 G6-3	0-1 G5-3	0	0	0	0	0	0	0											
23 Mark Teixeira, S OBP: 0.340, SLG: 0.482		0-1	0-0		1-2 F9			3-3 K2-3		5	1	2	0	0	1	0											
Doug Glanville, R OBP: 0.282, SLG: 0.342	1-1 F9 1B 2B	0-3		0-0		1-1 E6 HBP 1B		1-1	0-2	5	2	3	2	0	1	1											
Laynce Nix, L OBP: 0.190, SLG: 0.150	1-0 F9 2B	3-2		0-1		0-1 P5		4-2	2-3	4	0	0	0	1	1	5											
Einar Diaz, R OBP: 0.303, SLG: 0.342	0-1 10 2B 9 SF7 1B			1-1		2-2 F9 HBP		0-2	1-2	3	2	2	1	0	0	2											
Inning Stats	R: 0 E: 0 K: 0 S: 5	H: 1 LOB: 2 BB: 1 P: 14	R: 4 E: 0 K: 1 S: 20	H: 4 LOB: 3 BB: 1 P: 33	R: 0 E: 0 K: 2 S: 10	H: 1 LOB: 0 BB: 0 P: 15	R: 0 E: 0 K: 1 S: 11	H: 0 LOB: 3 BB: 1 P: 24	R: 0 E: 0 K: 1 S: 13	H: 1 LOB: 2 BB: 0 P: 17	R: 0 E: 0 K: 0 S: 5	H: 0 LOB: 0 BB: 0 P: 9	R: 0 E: 1 K: 1 S: 15	H: 0 LOB: 1 BB: 1 P: 24	R: 1 E: 1 K: 0 S: 10	H: 1 LOB: 1 BB: 0 P: 16	R: 2 E: 0 K: 1 S: 18	H: 3 LOB: 1 BB: 0 P: 25	1B: 6 2B: 5 3B: 0 HR: 0	SF: 1 SAC: 0 DP: 0 HBP: 4	WP: 0 PB: 0 CS: 0	PA: 47					
PITCHER	IP	WLS	BF	H	R	ER	SO	BB	IBB	HBP	BLK	WP	HR	S	P	ERA	WHIP										
Victor Zambrano, R ERA: 4.0	5.0	L	28	7	4	4	5	2	1	4	0	0	0	59	103	7.20	1.800										
Travis Harper, R ERA: 3.15	2.0		8	0	0	0	1	1	0	0	0	0	0	20	33	0.00	0.500										
Al Levine, R ERA: 1.96	1.0		5	1	1	0	0	0	0	0	0	0	0	10	16	0.00	1.000										
Jesus Colome, R ERA: 4.75	1.0		6	3	2	2	1	0	0	0	0	0	0	18	25	18.00	3.000										
Batter	1	2	3	4	5	6	7	8	9	AB	R	H	RBI	BB	SO	LOB	BOTTOM										
Marlon Anderson, L OBP: 0.325, SLG: 0.358	3-2 F7		0-0 SF7	2-2 F9			1-1			3	0	1	1	0	0	2											
Antonio Perez, R OBP: 0.348, SLG: 0.442	1-3 K		3-H 1-1 WP		1-3			0-0		4	1	1	1	0	2	1											
Aubrey Huff, L OBP: 0.363, SLG: 0.535	1-2 F8		2-H 4-2	5 1B BB	4-0					2	0	0	0	2	0	0											
5 Rocco Baldelli, R OBP: 0.328, SLG: 0.439		1-0 F9	1-1	1-1 G6-4-3 BB	1-1			0-1 G6-3		4	0	1	0	0	0	1											
Travis Lee, L OBP: 0.333, SLG: 0.421	1-1 F9	2-1	2-1 G3			4-2		4-1		2	0	0	0	2	0	2											
Damian Rolis, R OBP: 0.304, SLG: 0.373	3-2 F8			1-0 F9		2-2 G6-4-3 BB		1-3		4	0	0	0	0	1	2											
Al Martin, L OBP: 0.329, SLG: 0.364			0-1 F9	1-1 FC4-6 1B		2-3 K			4-0	3	0	1	0	1	1	0											
Javier Valentin, S OBP: 0.275, SLG: 0.418			0-2	2-2 FC4-6 1B	2-2			1-2 G4-3	0-2	4	1	1	0	0	0	2											
Julio Lugo, R OBP: 0.305, SLG: 0.339 Matt Diaz, R (9, PH)			2-2	3-2 SF7 1B	3-2			1-2 G5-3	0-1 G6-3	3	1	2	0	0	0	0											
Inning Stats	R: 0 E: 0 K: 1 S: 12	H: 0 LOB: 0 BB: 0 P: 17	R: 0 E: 0 K: 0 S: 10	H: 0 LOB: 0 BB: 0 P: 15	R: 3 E: 0 K: 0 S: 18	H: 4 LOB: 2 BB: 1 P: 28	R: 0 E: 0 K: 0 S: 13	H: 2 LOB: 2 BB: 0 P: 21	R: 0 E: 0 K: 1 S: 9	H: 0 LOB: 0 BB: 1 P: 11	R: 0 E: 0 K: 0 S: 10	H: 1 LOB: 1 BB: 0 P: 13	R: 0 E: 0 K: 1 S: 9	H: 0 LOB: 1 BB: 1 P: 17	R: 0 E: 0 K: 0 S: 7	H: 0 LOB: 0 BB: 1 P: 11	1B: 5 2B: 2 3B: 0 HR: 0	SF: 1 SAC: 0 DP: 3 HBP: 0	WP: 1 PB: 0 CS: 0	PA: 36							
PITCHER	IP	WLS	BF	H	R	ER	SO	BB	IBB	HBP	BLK	WP	HR	S	P	ERA	WHIP										
53 Joaquin Benoit, R ERA: 5.25	5.0	W	22	6	3	3	2	2	0	0	0	0	0	58	92	5.40	1.600										
32 Ron Mahay, L ERA:	2.0	H	7	1	0	0	1	1	0	0	0	0	0	19	30	0.00	1.000										
Aaron Fultz, L ERA: 4.46	1.0	H	4	0	0	0	1	1	0	0	0	0	0	9	17	0.00	1.000										
Francisco Cordero, R ERA: 3.25	1.0		3	0	0	0	0	1	0	0	0	0	0	7	11	0.00	1.000										

Texas Rangers @ Tampa Bay Devil Rays
Tropicana Field, St. Petersburg, FL
Sat Jul 19 2003, 6:15 PM EDT
Att: 14,136 - Dome - 72 F

AB 38
R 7
H 11
RBI 7
BB 4
SO 7
LOB 26



Texas Rangers @ Tampa Bay Devil Rays
Tropicana Field, St. Petersburg, FL
Sat Jul 19 2003, 6:15 PM EDT
Att: 14,136 - Dome - 72 F

AB 30
R 3
H 7
RBI 2
BB 5
SO 4
LOB 10



Batter	1	2	3	4	5	6	7	8	9	AB	R	H	RBI	BB	SO	LOB	TOP																					
10 Michael Young, R OBP: 0.358, SLG: 0.475	G1-3		F9		P4		K			5	0	1	2	0	1	0	Texas Rangers @ Tampa Bay Devil Rays Tropicana Field, St. Petersburg, FL Sun Jul 20 2003, 1:15 PM EDT Att: 13,730 - Dome - 72 F																					
9 Hank Blalock, L OBP: 0.370, SLG: 0.511	G4-3				P6			F8	K	4	0	0	0	1	1																							
Alex Rodriguez, R OBP: 0.371, SLG: 0.531 Donnie Sadler, R OBP: 0.315, SLG: 0.359	F9					E7 23 WP 23 1B				3	1	1	0	0	1	1																						
Rafael Palmeiro, L OBP: 0.352, SLG: 0.472 Marcus Thames, R OBP: 0.333, SLG: 0.533		F7	F7			F7				3	0	0	0	0	0	2																						
23 Mark Teixeira, S OBP: 0.345, SLG: 0.487										3	0	2	1	1	0	1																						
Shane Spencer, R OBP: 0.325, SLG: 0.421										2	0	0	0	2	0	1																						
Laynce Nix, L OBP: 0.200, SLG: 0.130										3	1	0	0	1	1	4																						
Doug Glanville, R OBP: 0.281, SLG: 0.335										3	1	0	0	1	0	3																						
Todd Greene, R OBP: 0.243, SLG: 0.426										4	1	1	1	0	1	2																						
Inning Stats	R: 0 E: 0 K: 0 S: 10	H: 0 LOB: 0 BB: 0 P: 16	R: 0 E: 0 K: 1 S: 9	H: 0 LOB: 2 BB: 2 P: 20	R: 1 E: 0 K: 1 S: 9	H: 1 LOB: 1 BB: 1 P: 18	R: 0 E: 0 K: 0 S: 11	H: 1 LOB: 1 BB: 1 P: 17	R: 0 E: 0 K: 0 S: 4	H: 0 LOB: 0 BB: 0 P: 6	R: 1 E: 1 K: 0 S: 11	H: 2 LOB: 1 BB: 0 P: 19	R: 0 E: 0 K: 1 S: 7	H: 0 LOB: 0 BB: 0 P: 8	R: 0 E: 0 K: 1 S: 15	H: 1 LOB: 1 BB: 2 P: 21	R: 2 E: 0 K: 2 S: 14	H: 1 LOB: 1 BB: 2 P: 24	1B: 3 2B: 2 3B: 0 HR: 1	SF: 0 SAC: 0 DP: 0 HBP: 0	WP: 1 PB: 0 SB: 0 CS: 1	PA: 38																
PITCHER	IP	WLS	BF	H	R	ER	SO	BB	IBB	HBP	BLK	WP	HR	S	P	ERA	WHIP	PITCHER				IP	WLS	BF	H	R	ER	SO	BB	IBB	HBP	BLK	WP	HR	S	P	ERA	WHIP
Jorge Sosa, R ERA: 4.48	7.0	W	28	4	2	2	3	4	0	0	0	1	1	61	104	2.57	1.143																					
Mark Malaska, L ERA: 4.5	1.0		4	1	0	0	1	0	0	0	0	0	0	15	21	0.00	1.000																					
Brandon Backe, R ERA: 6.06	1.0		6	1	2	2	2	2	0	0	0	0	0	14	24	18.00	3.000																					



Batter	1	2	3	4	5	6	7	8	9	AB	R	H	RBI	BB	SO	LOB	BOTTOM																					
Damian Rolls, R OBP: 0.305, SLG: 0.368	L5-3 BB					F9	FC5-4			5	2	1	0	1	0	5	Texas Rangers @ Tampa Bay Devil Rays Tropicana Field, St. Petersburg, FL Sun Jul 20 2003, 1:15 PM EDT Att: 13,730 - Dome - 72 F																					
Antonio Perez, R OBP: 0.404, SLG: 0.468	L5-3									4	3	3	0	2	0	1																						
Aubrey Huff, L OBP: 0.362, SLG: 0.540	G6-3									6	2	2	3	0	0	5																						
5 Rocco Baldelli, R OBP: 0.333, SLG: 0.449										5	3	3	2	1	0	3																						
Travis Lee, L OBP: 0.340, SLG: 0.434										3	2	2	3	2	0	2																						
Matt Diaz, R										4	1	0	0	1	2	5																						
Toby Hall, R OBP: 0.310, SLG: 0.377										5	1	2	1	0	1	4																						
Terry Shumpert, R OBP: 0.278, SLG: 0.388 Al Martin, L OBP: 0.335, SLG: 0.385										2	0	0	0	0	2	5																						
Julio Lugo, R OBP: 0.314, SLG: 0.348										5	0	4	1	0	1	2																						
Inning Stats	R: 0 E: 0 K: 0 S: 5	H: 0 LOB: 1 BB: 1 P: 12	R: 1 E: 0 K: 3 S: 15	H: 1 LOB: 2 BB: 2 P: 26	R: 2 E: 1 K: 1 S: 21	H: 3 LOB: 3 BB: 1 P: 32	R: 7 E: 0 K: 0 S: 32	H: 8 LOB: 1 BB: 0 P: 50	R: 3 E: 0 K: 0 S: 14	H: 2 LOB: 2 BB: 0 P: 21	R: 0 E: 0 K: 0 S: 9	H: 2 LOB: 2 BB: 0 P: 14	R: 2 E: 0 K: 2 S: 18	H: 2 LOB: 2 BB: 2 P: 31	R: 0 E: 0 K: 0 S: 4	H: 0 LOB: 0 BB: 1 P: 12	1B: 14 2B: 1 3B: 0 HR: 4	SF: 0 SAC: 0 DP: 2 HBP: 0	WP: 2 PB: 1 SB: 2 CS: 0	PA: 49																		
PITCHER	IP	WLS	BF	H	R	ER	SO	BB	IBB	HBP	BLK	WP	HR	S	P	ERA	WHIP	PITCHER				IP	WLS	BF	H	R	ER	SO	BB	IBB	HBP	BLK	WP	HR	S	P	ERA	WHIP
Tony Mounce, L ERA: 6.38	3.1	L	21	7	6	5	4	4	0	0	0	0	1	52	86	13.50	3.300																					
Ryan Drese, R ERA: 9.53	2.2		18	9	7	7	0	1	0	0	0	0	3	44	69	23.62	3.750																					
Jay Powell, R ERA: 9.16	1.0		7	2	2	2	2	2	0	0	0	2	0	18	31	18.00	4.000																					
Brian Shouse, L ERA: 3.7	1.0		3	0	0	0	0	1	0	0	0	0	0	4	12	0.00	1.000																					



Batter	1	2	3	4	5	6	7	8	9	AB	R	H	RBI	BB	SO	LOB	TOP				
10 Michael Young, R OBP: 0.358, SLG: 0.474	G6-3						K		F8	5	0	2	1	0	1	0					
9 Hank Blalock, L OBP: 0.366, SLG: 0.505	P2	G4-3					G3			4	0	0	0	0	1	4					
Alex Rodriguez, R OBP: 0.372, SLG: 0.530							K			3	0	1	0	1	2	2					
Rafael Palmeiro, L OBP: 0.348, SLG: 0.466	G5-3								F8	4	0	0	0	0	1	2					
23 Mark Teixeira, S OBP: 0.344, SLG: 0.482										3	0	0	0	1	1	1					
Doug Glanville, R OBP: 0.287, SLG: 0.339										4	1	2	0	0	0	2					
Layne Nix, L OBP: 0.172, SLG: 0.111										4	0	0	0	0	3	3					
Marcus Thames, R OBP: 0.300, SLG: 0.556										3	1	0	0	1	0	0					
Einar Diaz, R OBP: 0.306, SLG: 0.345										4	0	2	1	0	0	0					
Inning Stats	R: 0 E: 0 K: 0 S: 11	H: 0 LOB: 1 BB: 1 P: 20	R: 2 E: 0 K: 1 S: 17	H: 3 LOB: 2 BB: 1 P: 28	R: 0 E: 0 K: 0 S: 14	H: 1 LOB: 1 BB: 0 P: 16	R: 0 E: 0 K: 1 S: 5	H: 0 LOB: 0 BB: 0 P: 8	R: 0 E: 0 K: 2 S: 8	H: 0 LOB: 1 BB: 1 P: 14	R: 0 E: 0 K: 2 S: 10	H: 2 LOB: 2 BB: 0 P: 15	R: 0 E: 0 K: 1 S: 8	H: 1 LOB: 1 BB: 0 P: 12	R: 0 E: 0 K: 0 S: 9	H: 0 LOB: 0 BB: 0 P: 12	1B: 7 2B: 0 3B: 0 HR: 0	SF: 0 SAC: 0 DP: 0 HBP: 0	WP: 0 PB: 0 SB: 0 CS: 0	PA: 37	
PITCHER	IP	WLS	BF	H	R	ER	SO	BB	IBB	HBP	BLK	WP	HR	S	P	ERA	WHIP				
Pat Hentgen, R ERA: 5.06	6.1	W	28	6	2	2	6	3	0	0	0	0	0	69	101	2.84	1.421				
B.J. Ryan, L ERA: 5.81	0.1	H	1	0	0	0	1	0	0	0	0	0	0	3	5	0.00	0.000				
Hector Carrasco, R ERA: 3.86	1.1	H	5	1	0	0	2	0	0	0	0	0	0	11	18	0.00	0.750				
Jorge Julio, R ERA: 3.79	1.0	S	3	0	0	0	0	0	0	0	0	0	0	9	12	0.00	0.000				

Texas Rangers @ Baltimore Orioles
 Oriole Park at Camden Yards, Baltimore, MD
 Mon Jul 21 2003, 7:05 PM EDT
 Att: 29,354 - Sunny - 90 F

AB 34
 R 2
 H 7
 RBI 2
 BB 3
 SO 9
 LOB 14



Batter	1	2	3	4	5	6	7	8	9	AB	R	H	RBI	BB	SO	LOB	BOTTOM				
1 Brian Roberts, S OBP: 0.353, SLG: 0.386	F9									3	0	0	0	1	1	0					
Luis Matos, R OBP: 0.406, SLG: 0.535	P3									4	1	1	0	0	0	3					
David Segui, S OBP: 0.340, SLG: 0.390	F7									4	1	2	0	0	0	3					
Jeff Conine, R OBP: 0.341, SLG: 0.472										3	0	0	1	0	0	2					
31 Jay Gibbons, L OBP: 0.351, SLG: 0.470										3	0	1	1	0	1	0					
Tony Batista, R OBP: 0.288, SLG: 0.434										3	0	1	0	0	1	1					
B.J. Surhoff, L OBP: 0.361, SLG: 0.438										3	1	1	1	0	0	1					
Deivi Cruz, R OBP: 0.272, SLG: 0.410										3	0	1	0	0	0	0					
Brook Fordyce, R OBP: 0.312, SLG: 0.335										2	0	0	0	0	1	0					
Inning Stats	R: 0 E: 0 K: 0 S: 10	H: 0 LOB: 0 BB: 0 P: 13	R: 0 E: 0 K: 0 S: 7	H: 1 LOB: 0 BB: 0 P: 11	R: 1 E: 0 K: 1 S: 10	H: 1 LOB: 0 BB: 0 P: 15	R: 2 E: 0 K: 1 S: 11	H: 3 LOB: 1 BB: 0 P: 15	R: 0 E: 0 K: 0 S: 7	H: 1 LOB: 0 BB: 0 P: 10	R: 0 E: 0 K: 1 S: 9	H: 0 LOB: 0 BB: 0 P: 14	R: 0 E: 0 K: 0 S: 9	H: 1 LOB: 2 BB: 1 P: 19	1B: 4 2B: 2 3B: 0 HR: 1	SF: 0 SAC: 0 DP: 2 HBP: 1	WP: 0 PB: 0 SB: 0 CS: 0	PA: 31			
PITCHER	IP	WLS	BF	H	R	ER	SO	BB	IBB	HBP	BLK	WP	HR	S	P	ERA	WHIP				
R.A. Dickey, R ERA: 4.94	6.0	L	22	6	3	3	3	0	0	0	0	0	0	55	79	4.50	1.000				
Aaron Fultz, L ERA: 4.39	1.0		3	0	0	0	1	0	0	0	0	0	0	9	14	0.00	0.000				
56 Rosman Garcia, R ERA: 4.81	1.0		5	1	0	0	0	1	0	1	0	0	0	9	19	0.00	2.000				

Texas Rangers @ Baltimore Orioles
 Oriole Park at Camden Yards, Baltimore, MD
 Mon Jul 21 2003, 7:05 PM EDT
 Att: 29,354 - Sunny - 90 F

AB 28
 R 3
 H 7
 RBI 3
 BB 1
 SO 4
 LOB 10



Batter	1	2	3	4	5	6	7	8	9	AB	R	H	RBI	BB	SO	LOB	TOP										
David Eckstein, R (1, 6) OBP: 0.321, SLG: 0.319										5	1	2	0	1	1	4											
Darin Erstad, L (1, 8) OBP: 0.328, SLG: 0.363										4	1	3	1	1	0	0											
Tim Salmon, R (1, 10) OBP: 0.366, SLG: 0.472										5	2	1	1	0	1	4											
16 Garret Anderson, L (1, 7) OBP: 0.331, SLG: 0.605										4	1	2	0	1	0	3											
Scott Spiezio, S (1, 5) OBP: 0.335, SLG: 0.450										4	1	2	2	0	0	2											
Shawn Wooten, R (1, 3) OBP: 0.331, SLG: 0.418										4	0	0	1	0	1	4											
Jeff DaVanon, S (1, 9) OBP: 0.383, SLG: 0.556										5	1	3	1	0	1	0											
Bengie Molina, R (1, 2) OBP: 0.310, SLG: 0.445										5	1	2	1	0	0	2											
Adam Kennedy, L (1, 4) OBP: 0.320, SLG: 0.341										4	1	1	2	1	1	1											
Inning Stats	R: 4 E: 0 K: 0 S: 15	H: 5 LOB: 3 BB: 2 P: 26	R: 0 E: 0 K: 0 S: 10	H: 1 LOB: 2 BB: 1 P: 19	R: 2 E: 0 K: 1 S: 16	H: 4 LOB: 2 BB: 0 P: 20	R: 0 E: 0 K: 1 S: 7	H: 0 LOB: 0 BB: 0 P: 11	R: 0 E: 0 K: 1 S: 9	H: 0 LOB: 0 BB: 1 P: 17	R: 2 E: 0 K: 1 S: 17	H: 2 LOB: 0 BB: 0 P: 22	R: 1 E: 0 K: 1 S: 13	H: 1 LOB: 0 BB: 0 P: 20	R: 0 E: 0 K: 0 S: 8	H: 2 LOB: 2 BB: 0 P: 13	R: 0 E: 0 K: 0 S: 11	H: 1 LOB: 1 BB: 0 P: 12	1B: 10 2B: 3 3B: 0 HR: 3	SF: 2 SAC: 0 DP: 0 HBP: 0	WP: 0 PB: 0 SB: 0 CS: 1	PA: 47					
PITCHER	IP	WLS	BF	H	R	ER	SO	BB	IBB	HBP	BLK	WP	HR	S	P	ERA	WHIP										
Ismael Valdez, R (1, 1) ERA: 6.27	2.1		19	9	6	6	0	3	0	0	0	0	1	33	54	23.14	5.143										
Erasmio Ramirez, L (3, 1) ERA: 4.61	2.2	W	9	1	0	0	3	1	0	0	0	0	0	24	39	0.00	0.750										
Aaron Fultz, L (6, 1) ERA: 4.8	1.2		8	3	3	3	1	0	0	0	0	0	2	27	39	16.20	1.800										
56 Rosman Garcia, R (7, 1) ERA: 4.63	1.1	H	6	2	0	0	1	0	0	0	0	0	0	11	16	0.00	1.500										
Francisco Cordero, R (9, 1) ERA: 3.18	1.0	S	4	1	0	0	0	0	0	0	0	0	0	11	12	0.00	1.000										

Anaheim Angels @ Texas Rangers
The Ballpark at Arlington, Arlington, TX
Wed Jul 23 2003, 8:05 PM EDT
Att: 24,093 - Sunny - 89 F

AB 40
R 9
H 16
RBI 9
BB 4
SO 5
LOB 20



Batter	1	2	3	4	5	6	7	8	9	AB	R	H	RBI	BB	SO	LOB	BOTTOM											
10 Michael Young, R (1, 4) OBP: 0.357, SLG: 0.471										4	2	2	1	0	0	1												
Doug Glanville, R (1, 8) OBP: 0.300, SLG: 0.351										5	2	4	2	0	0	1												
Alex Rodriguez, R (1, 6) OBP: 0.377, SLG: 0.538										4	3	1	2	1	0	4												
Shane Spencer, R (1, 7) OBP: 0.321, SLG: 0.433										4	1	2	4	0	1	1												
23 Mark Teixeira, S (1, 3) OBP: 0.343, SLG: 0.474										4	0	1	1	1	1	1												
21 Jason Jones, S (1, 10) OBP: 0.333, SLG: 0.333										3	0	1	0	0	0	2												
Rafael Palmeiro, L (6, PH) OBP: 0.347, SLG: 0.463										2	0	1	1	0	1	0												
Todd Greene, R (1, 2) OBP: 0.243, SLG: 0.420										4	1	1	0	0	0	3												
Marcus Thames, R (1, 9) OBP: 0.357, SLG: 0.455										2	2	0	0	2	1	0												
Donnie Sadler, R (1, 5) OBP: 0.312, SLG: 0.346										3	1	0	0	1	2	1												
Inning Stats	R: 2 E: 0 K: 0 S: 15	H: 3 LOB: 1 BB: 0 P: 25	R: 5 E: 1 K: 0 S: 17	H: 3 LOB: 1 BB: 3 P: 34	R: 0 E: 0 K: 1 S: 7	H: 0 LOB: 0 BB: 0 P: 10	R: 3 E: 0 K: 0 S: 14	H: 4 LOB: 1 BB: 0 P: 21	R: 0 E: 0 K: 1 S: 8	H: 0 LOB: 0 BB: 0 P: 10	R: 1 E: 0 K: 1 S: 11	H: 2 LOB: 2 BB: 1 P: 22	R: 1 E: 0 K: 1 S: 10	H: 1 LOB: 1 BB: 1 P: 15	R: 0 E: 0 K: 2 S: 8	H: 0 LOB: 0 BB: 0 P: 12	R: 0 E: 0 K: 0 S: 11	H: 0 LOB: 0 BB: 0 P: 12	1B: 10 2B: 1 3B: 0 HR: 2	SF: 2 SAC: 0 DP: 0 HBP: 0	WP: 0 PB: 0 SB: 2 CS: 0	PA: 42						
PITCHER	IP	WLS	BF	H	R	ER	SO	BB	IBB	HBP	BLK	WP	HR	S	P	ERA	WHIP											
Jarrod Washburn, L (1, 1) ERA: 4.92	3.1	L	22	9	10	10	1	2	1	0	1	0	0	2	48	84	27.00	3.300										
62 Scot Shields, R (4, 1) ERA: 1.82	3.1		16	4	2	2	3	1	1	0	0	0	0	32	51	5.40	1.500											
Francisco Rodriguez, R (7, 1) ERA: 3.04	1.1		4	0	0	0	2	0	0	0	0	0	0	10	14	0.00	0.000											

Anaheim Angels @ Texas Rangers
The Ballpark at Arlington, Arlington, TX
Wed Jul 23 2003, 8:05 PM EDT
Att: 24,093 - Sunny - 89 F

AB 35
R 12
H 13
RBI 11
BB 5
SO 6
LOB 14



Batter	1	2	3	4	5	6	7	8	9	AB R H RBI BB SO LOB	TOP											
10 Michael Young, R OBP: 0.353, SLG: 0.467	2-2 1B 2B		1-3 K		1-1 G4-6-3 1B		1-3 K		0-0 G3	5 1 2 0 0 2 1	Texas Rangers @ Seattle Mariners Safeco Field, Seattle, WA Fri Jul 25 2003, 7:05 PM PDT Att: 43,871 - Sunny - 79 F											
9 Hank Blalock, L OBP: 0.392, SLG: 0.515	1-2 F9		1-3 K		1-1 G4-6-3 1-2		0-2 G4-3		0-0 G3-1	5 0 0 0 0 1 3												
Alex Rodriguez, R OBP: 0.381, SLG: 0.545	2-2 F8		3-2 HR 1B		0-1 BB 2B 1B		1-0 P5			4 2 2 0 0 0 1												
Rafael Palmeiro, L OBP: 0.350, SLG: 0.471	4-2 1B BB		2-2 1-H HR		4-2 2B BB			0-0 G3		2 2 1 2 2 0 0												
Shane Spencer, R OBP: 0.324, SLG: 0.439	1-1 1-2 2-H 1B		3-2 F7		0-0 1-H 2-H 2B			1-1 F9		4 0 2 3 0 0 0												
23 Mark Teixeira, S OBP: 0.337, SLG: 0.468	0-1 G1-3			2-1 G5-3	0-2 F7			0-0 2B		4 0 1 0 0 0 3												
Marcus Thames, R OBP: 0.368, SLG: 0.438		1-3 K		0-0 1B		1-3 K		2-0 P4		4 0 1 0 0 2 1												
Todd Greene, R OBP: 0.244, SLG: 0.414		3-2 P5		2-1 F7		1-3 K		0-1 10 G3 1B		4 0 1 0 0 1 1												
Doug Glanville, R OBP: 0.293, SLG: 0.341		2-1 F7		1 SAFE 0-1 F8		2-1 G3		3-2 F8		4 0 0 0 0 0 2												
Inning Stats	R: 1 E: 0 K: 0 S: 19	H: 2 LOB: 2 BB: 1 P: 29	R: 0 E: 0 K: 1 S: 9	H: 0 LOB: 0 BB: 0 P: 15	R: 2 E: 0 K: 2 S: 18	H: 2 LOB: 0 BB: 0 P: 28	R: 0 E: 0 K: 0 S: 7	H: 1 LOB: 1 BB: 0 P: 11	R: 2 E: 0 K: 0 S: 12	H: 3 LOB: 1 BB: 1 P: 18	R: 0 E: 0 K: 2 S: 9	H: 0 LOB: 0 BB: 0 P: 13	R: 0 E: 0 K: 1 S: 8	H: 0 LOB: 0 BB: 0 P: 10	R: 0 E: 0 K: 0 S: 5	H: 1 LOB: 1 BB: 0 P: 8	R: 0 E: 0 K: 0 S: 10	H: 1 LOB: 1 BB: 0 P: 13	1B: 6 2B: 3 3B: 0 HR: 1	SF: 0 SAC: 0 DP: 1 HBP: 0	WP: 0 PB: 0 SB: 1 CS: 0	PA: 38
PITCHER	IP WLS BF H R ER SO BB IBB HBP BLK WP HR S P ERA WHIP											PITCHER	IP WLS BF H R ER SO BB IBB HBP BLK WP HR S P ERA WHIP									
Jamie Moyer, L ERA: 3.46	(1, 1) 5.0 W 24 8 5 5 3 2 0 0 0 0 0 1 65 101 9.00 2.000																					
Rafael Soriano, R ERA: 1.66	(6, 1) 4.0 S 14 2 0 0 3 0 0 0 0 0 0 0 32 44 0.00 0.500																					

AB	36
R	5
H	10
RBI	5
BB	2
SO	6
LOB	12



Batter	1	2	3	4	5	6	7	8	9	AB R H RBI BB SO LOB	BOTTOM									
51 Ichiro Suzuki, L OBP: 0.380, SLG: 0.470	1-0 G3	2-1 G4-3		2-1 1-H 3-H HR		3-2 G4-6-3 1B		2-1 BB 1B SF9 HBP		4 2 2 3 0 0 0	Texas Rangers @ Seattle Mariners Safeco Field, Seattle, WA Fri Jul 25 2003, 7:05 PM PDT Att: 43,871 - Sunny - 79 F									
Carlos Guillen, S OBP: 0.365, SLG: 0.402	4-1 BB 1B HBP BB		2-1 G4-3	0-1 HR 1B		1-2 G4-6-3		0-2 SF9 BB 1B		4 2 2 0 1 0 2										
Bret Boone, R OBP: 0.372, SLG: 0.587	1-1 1-2 1B HBP		1-2 F7	0-2 1-H HR		1-0 3-H HR		4-0 1-2 2-3 BB		3 3 2 4 1 0 0										
Edgar Martinez, R OBP: 0.409, SLG: 0.535	0-0 F7		1-1 L4	1-1 F8		3-2 G4-3		1-1 SF9		4 0 0 1 0 0 2										
John Olerud, L OBP: 0.375, SLG: 0.376	4-0 1-2 2-3 1B BB			0-0 F7	2-2 16 1B 2B		1-1 F9	1-0 G4-3		4 0 1 0 1 0 2										
Mike Cameron, R OBP: 0.360, SLG: 0.474	1-2 1-2 2-H 3-H 1B			2-1 HR	3-3 K		0-1 F8			4 1 2 3 0 1 1										
Randy Winn, S OBP: 0.328, SLG: 0.373	1-1 F8			1-0 F8 51 HR 1B	1-3 K		0-2 1B			4 1 2 0 0 1 3										
16 Willie Bloomquist, R OBP: 0.292, SLG: 0.295		2-2 G6-3		1 SAFE 4-2 51 HR BB	1-1 2-H 1B		2-3 K			3 1 1 0 1 1 1										
Dan Wilson, R OBP: 0.286, SLG: 0.332		0-1 L8		0-0 F8		1-2 G4-6-3 51 HR 1B		3-2 L7		4 1 1 0 0 0 2										
Inning Stats	R: 2 E: 0 K: 0 S: 9	H: 1 LOB: 2 BB: 2 P: 21	R: 0 E: 0 K: 0 S: 8	H: 0 LOB: 0 BB: 0 P: 12	R: 0 E: 0 K: 0 S: 8	H: 0 LOB: 0 BB: 0 P: 12	R: 6 E: 0 K: 0 S: 19	H: 5 LOB: 0 BB: 1 P: 28	R: 0 E: 0 K: 2 S: 11	H: 2 LOB: 2 BB: 0 P: 18	R: 2 E: 0 K: 0 S: 15	H: 3 LOB: 0 BB: 0 P: 24	R: 0 E: 0 K: 1 S: 11	H: 1 LOB: 1 BB: 0 P: 14	R: 1 E: 0 K: 0 S: 10	H: 1 LOB: 2 BB: 1 P: 21	1B: 8 2B: 1 3B: 0 HR: 4	SF: 1 SAC: 0 DP: 1 HBP: 2	WP: 0 PB: 0 SB: 1 CS: 0	PA: 41
PITCHER	IP WLS BF H R ER SO BB IBB HBP BLK WP HR S P ERA WHIP											PITCHER	IP WLS BF H R ER SO BB IBB HBP BLK WP HR S P ERA WHIP							
Robert Ellis, R ERA: 18.0	(1, 1) 4.0 L 23 7 8 2 2 2 0 0 0 0 0 1 23 37 9.00 2.500																			
R.A. Dickey, R ERA: 5.09	(5, 1) 2.0 8 4 2 2 2 0 0 0 0 0 0 1 23 37 9.00 2.000																			
Erasmio Ramirez, L ERA: 4.8	(7, 1) 1.1 8 2 1 1 1 1 0 1 0 0 0 0 18 30 6.75 2.250																			
Jay Powell, R ERA: 8.57	(8, 1) 0.2 2 0 0 0 0 0 0 0 0 0 0 0 3 5 0.00 0.000																			

AB	34
R	11
H	13
RBI	11
BB	4
SO	3
LOB	13



Batter	1	2	3	4	5	6	7	8	9	AB	R	H	RBI	BB	SO	LOB	TOP					
10 Michael Young, R (1.4) OBP: 0.350, SLG: 0.462	F9		G5-3			K		F9		4	0	0	0	0	1	2						
9 Hank Blalock, L (1.5) OBP: 0.361, SLG: 0.511	K		G6-3					G3		4	0	1	0	0	1	2						
Alex Rodriguez, R (1.6) OBP: 0.377, SLG: 0.539	F8			G6-3		K			G4-3	4	0	0	0	0	1	1						
Rafael Palmeiro, L (1.3) OBP: 0.346, SLG: 0.465		P5		G3-1				F7		4	0	0	0	0	0	0						
23 Mark Teixeira, S (1.7) OBP: 0.336, SLG: 0.463	F8			G4-3				G3-1		3	0	0	0	1	0	0						
21 Jason Jones, S (1.10) OBP: 0.273, SLG: 0.500	F8				K					3	0	0	0	1	2	1						
Doug Glanville, R (1.8) OBP: 0.293, SLG: 0.341			F7		K					3	0	1	0	0	1	0						
Laynce Nix, L (1.9) OBP: 0.256, SLG: 0.324			G5-3 10 HBP		G1-3					3	0	1	0	0	1	2						
Einar Diaz, R (1.2) OBP: 0.305, SLG: 0.351			G5-3 10 HBP					F7		2	0	0	0	0	0	0						
Inning Stats	R: 0 E: 0 K: 1 S: 6	H: 0 LOB: 0 BB: 0 P: 9	R: 0 E: 0 K: 0 S: 6	H: 0 LOB: 0 BB: 0 P: 11	R: 0 E: 0 K: 0 S: 12	H: 1 LOB: 2 BB: 0 P: 22	R: 0 E: 0 K: 0 S: 8	H: 0 LOB: 0 BB: 0 P: 9	R: 0 E: 0 K: 2 S: 10	H: 0 LOB: 0 BB: 0 P: 14	R: 0 E: 0 K: 2 S: 10	H: 1 LOB: 1 BB: 0 P: 11	R: 0 E: 0 K: 1 S: 12	H: 1 LOB: 2 BB: 1 P: 21	R: 0 E: 0 K: 0 S: 6	H: 0 LOB: 0 BB: 0 P: 9	R: 0 E: 0 K: 1 S: 11	H: 0 LOB: 1 BB: 1 P: 20	1B: 3 2B: 0 3B: 0 HR: 0	SF: 0 SAC: 0 DP: 0 HBP: 1	WP: 0 PB: 0 SB: 0 CS: 0	PA: 33
PITCHER Joel Pineiro, R (1.1) ERA: 3.17	IP: 9.0 WLS: W BF: 33 H: 3 R: 0 ER: 0 SO: 7 BB: 2 IBB: 0 HBP: 1 BLK: 0 WP: 0 HR: 0 S: 81 P: 126 ERA: 0.00 WHIP: 0.556															PITCHER						

Texas Rangers @ Seattle Mariners
Safeco Field, Seattle, WA
Sat Jul 26 2003, 1:05 PM PDT
Att: 45,934 - Sunny - 72 F

AB 30
R 0
H 3
RBI 0
BB 2
SO 7
LOB 8



Batter	1	2	3	4	5	6	7	8	9	AB	R	H	RBI	BB	SO	LOB	BOTTOM			
51 Ichiro Suzuki, L (1.9) OBP: 0.380, SLG: 0.469	G1-3		F8					SH5-3		3	0	1	1	0	0	0				
Mark McLemore, S (1.6) OBP: 0.312, SLG: 0.325	F8			FC3-6 G5-3 HBP				L6 1B		4	1	3	1	0	0	0				
Bret Boone, R (1.4) OBP: 0.373, SLG: 0.587	G6-3			FC3-6 HBP			SF7			2	0	1	1	0	0	0				
John Olerud, L (1.3) OBP: 0.374, SLG: 0.375				FC3-6 G5-3 1B			F7			4	0	1	0	0	0	6				
Mike Cameron, R (1.8) OBP: 0.356, SLG: 0.469	F9			G5-3			L8			4	0	0	1	0	1	2				
Ben Davis, S (1.2) OBP: 0.337, SLG: 0.472	G3-1			G4-3			G6-3			3	0	0	0	1	0	2				
Randy Winn, S (1.7) OBP: 0.332, SLG: 0.379					L4					4	0	3	0	0	0	0				
John Mabry, L (1.10) OBP: 0.290, SLG: 0.345			F8				G3			4	1	1	0	0	0	3				
16 Willie Bloomquist, R (1.5) OBP: 0.298, SLG: 0.310			K2-3					F9		4	2	2	0	0	1	2				
Inning Stats	R: 0 E: 0 K: 0 S: 10	H: 0 LOB: 0 BB: 0 P: 13	R: 0 E: 0 K: 0 S: 9	H: 2 LOB: 2 BB: 0 P: 15	R: 0 E: 0 K: 1 S: 7	H: 0 LOB: 0 BB: 0 P: 11	R: 1 E: 0 K: 0 S: 14	H: 1 LOB: 1 BB: 0 P: 24	R: 2 E: 0 K: 0 S: 21	H: 4 LOB: 2 BB: 0 P: 28	R: 0 E: 0 K: 0 S: 9	H: 1 LOB: 1 BB: 0 P: 14	R: 1 E: 0 K: 0 S: 7	H: 3 LOB: 1 BB: 0 P: 9	R: 0 E: 0 K: 1 S: 9	H: 1 LOB: 2 BB: 1 P: 18	1B: 10 2B: 3 3B: 0 HR: 0	SF: 1 SAC: 1 DP: 1 HBP: 1	WP: 0 PB: 0 SB: 0 CS: 0	PA: 36
PITCHER Colby Lewis, R (1.1) ERA: 8.33 Aaron Fultz, L (6.1) ERA: 4.99 56 Rosman Garcia, R (8.1) ERA: 4.5	IP: 5.2 WLS: L BF: 25 H: 8 R: 3 ER: 3 SO: 3 BB: 8 IBB: 3 HBP: 3 BLK: 1 WP: 0 HR: 0 S: 9 P: 101 ERA: 4.76 WHIP: 1.412															PITCHER				

Texas Rangers @ Seattle Mariners
Safeco Field, Seattle, WA
Sat Jul 26 2003, 1:05 PM PDT
Att: 45,934 - Sunny - 72 F

AB 32
R 4
H 12
RBI 4
BB 1
SO 2
LOB 15



Batter	1	2	3	4	5	6	7	8	9	AB R H RBI BB SO LOB	TOP											
10 Michael Young, R OBP: 0.355, SLG: 0.469	2-2 2B		0-0 1B	1-1 1B		1-0 1B		0-1 G4-3		5 2 4 0 0 0 1	<p>Texas Rangers @ Seattle Mariners</p> <p>Safeco Field, Seattle, WA</p> <p>Sun Jul 27 2003, 1:05 PM PDT</p> <p>Att: 45,355 - Sunny - 74 F</p>											
9 Hank Blalock, L OBP: 0.364, SLG: 0.516	0-0 P5		0-1 1B	0-1 G5-4-3		1-0 1B		2-3 K		5 1 3 2 0 1 2												
Alex Rodriguez, R OBP: 0.380, SLG: 0.544	4-2 BB		0-0 1B	0-2 G5-4-3		1-2 E6		1-2 1B		4 2 2 0 1 0 3												
Rafael Palmeiro, L OBP: 0.347, SLG: 0.464	2-1 F7		1-1 1B			2-3 K		0-1 3B		5 1 2 2 0 1 4												
23 Mark Teixeira, S OBP: 0.334, SLG: 0.459	1-1 L7		2-2 SF8					0-0 P5		3 0 0 1 1 0 3												
21 Jason Jones, S OBP: 0.287, SLG: 0.385 Donnie Sadler, R OBP: 0.309, SLG: 0.341		2-2 CS HBP	3-2 E6		0-0 F8		1-1 F7	2-1 FC6-4 WP		3 0 0 1 0 0 1 1 0 0 0 0 0 1												
Todd Greene, R OBP: 0.234, SLG: 0.397		1-1 F8	2-3 K		1-1 F7		2-2 G5-3	3-3 K		5 0 0 0 0 2 4												
Laynce Nix, L OBP: 0.256, SLG: 0.341		3-3 K	0-1 G4-3			1-2 G3-1		1-1 SH1-3 2B		4 0 1 0 0 1 2												
Doug Glanville, R OBP: 0.294, SLG: 0.346			1-2 2B		1-0 F7		1-3 K	0-1 SH1-3		3 1 1 0 0 1 0												
Inning Stats	R: 0 E: 0 K: 0 S: 10	H: 1 LOB: 2 BB: 1 P: 19	R: 0 E: 0 K: 1 S: 8	H: 0 LOB: 1 BB: 0 P: 14	R: 5 E: 1 K: 1 S: 23	H: 5 LOB: 1 BB: 0 P: 32	R: 0 E: 0 K: 0 S: 8	H: 2 LOB: 1 BB: 1 P: 10	R: 0 E: 0 K: 0 S: 7	H: 0 LOB: 1 BB: 1 P: 12		R: 1 E: 1 K: 2 S: 16	H: 2 LOB: 2 BB: 0 P: 23	R: 0 E: 0 K: 0 S: 9	H: 0 LOB: 0 BB: 0 P: 15	R: 0 E: 0 K: 1 S: 9	H: 1 LOB: 1 BB: 0 P: 12	R: 1 E: 0 K: 1 S: 11	H: 2 LOB: 1 BB: 0 P: 17	1B: 8 2B: 5 3B: 1 HR: 0	SF: 1 SAC: 1 DP: 2 HBP: 1	WP: 1 PB: 0 SB: 1 CS: 1
PITCHER	IP WLS BF H R ER SO BB IBB HBP BLK WP HR S P ERA WHIP											IP WLS BF H R ER SO BB IBB HBP BLK WP HR S P ERA WHIP										
Freddy Garcia, R ERA: 5.17	(1, 1) 5.2 L 30 10 6 5 3 2 0 0 1 0 0 0 67 103 7.94 2.118																					
40 Julio Mateo, R ERA: 3.14	(6, 1) 1.0 3 0 0 0 1 0 0 0 0 0 0 9 15 0.00 0.000																					
Jeff Nelson, R ERA: 3.6	(7, 1) 1.1 5 1 0 0 1 0 0 0 0 0 0 14 19 0.00 0.750																					
Aaron Taylor, R ERA: 3.86	(9, 1) 1.0 5 2 1 1 1 0 0 0 0 1 0 11 17 9.00 2.000																					

AB	38
R	7
H	13
RBI	6
BB	2
SO	6
LOB	21



Batter	1	2	3	4	5	6	7	8	9	AB R H RBI BB SO LOB	BOTTOM									
51 Ichiro Suzuki, L OBP: 0.378, SLG: 0.466	1-0 G3-6-3 1B			0-0 P5		0-1 G1-3			2-3 K	5 0 1 0 0 2 3	<p>Texas Rangers @ Seattle Mariners</p> <p>Safeco Field, Seattle, WA</p> <p>Sun Jul 27 2003, 1:05 PM PDT</p> <p>Att: 45,355 - Sunny - 74 F</p>									
Carlos Guillen, S OBP: 0.383, SLG: 0.400	1-2 G3-6-3 1-2t		1-0 G6-4-3 1B	0-1 F7			1-1 G3			4 0 1 0 0 0 2										
Bret Boone, R OBP: 0.374, SLG: 0.585	4-2 BB		1-0 G6-4-3 1-2t		1-0 FC5-4 1B		0-0 F9			3 0 1 0 1 0 1										
Edgar Martinez, R OBP: 0.408, SLG: 0.531	1-3 K		1-1 1B BB 1B		0-0 FC5-4 1-2t		0-3 K			4 1 1 0 0 2 2										
John Mabry, L OBP: 0.288, SLG: 0.328			0-0 G3	4-0 1B BB		0-3 K		3-3 K		3 0 0 0 1 2 1										
Mike Cameron, R OBP: 0.358, SLG: 0.469		2-2 S HR 1B	2-0 1B	1-2 1B		2-2 F9		2-3 K		4 1 2 0 0 1 1										
Randy Winn, S OBP: 0.333, SLG: 0.388		1-1 HR	0-1 1B			2-1 F7		3-2 G3-1		4 1 2 3 0 0 0										
Ben Davis, S OBP: 0.341, SLG: 0.467		4-1 FC6-4 BB		4-0 BB		2-3 K		1-3 K		2 0 0 0 2 2 0										
Mark McLemore, S OBP: 0.311, SLG: 0.321		0-0 FC6-4 1-2t		0-1 L9		4-1 BB		3-3 K		3 0 0 0 1 1 2										
Inning Stats	R: 0 E: 0 K: 1 S: 12	H: 1 LOB: 1 BB: 1 P: 19	R: 2 E: 0 K: 1 S: 12	H: 2 LOB: 1 BB: 1 P: 21	R: 1 E: 0 K: 0 S: 7	H: 4 LOB: 2 BB: 1 P: 16	R: 0 E: 0 K: 0 S: 5	H: 0 LOB: 1 BB: 1 P: 9	R: 0 E: 0 K: 1 S: 9	H: 0 LOB: 1 BB: 1 P: 17		R: 0 E: 0 K: 1 S: 6	H: 0 LOB: 0 BB: 0 P: 7	R: 0 E: 0 K: 2 S: 16	H: 0 LOB: 0 BB: 0 P: 24	R: 0 E: 0 K: 3 S: 9	H: 0 LOB: 0 BB: 0 P: 15	1B: 7 2B: 0 3B: 0 HR: 1	SF: 0 SAC: 0 DP: 2 HBP: 0	WP: 0 PB: 0 SB: 1 CS: 0
PITCHER	IP WLS BF H R ER SO BB IBB HBP BLK WP HR S P ERA WHIP											IP WLS BF H R ER SO BB IBB HBP BLK WP HR S P ERA WHIP								
John Thomson, R ERA: 5.45	(1, 1) 8.0 W 34 8 3 3 7 5 0 0 0 0 0 0 9 75 3.38 1.625																			
Francisco Cordero, R ERA: 3.13	(9, 1) 1.0 3 0 0 0 3 0 0 0 0 0 0 9 15 0.00 0.000																			

AB	32
R	3
H	8
RBI	3
BB	5
SO	10
LOB	12



Batter	1	2	3	4	5	6	7	8	9	AB	R	H	RBI	BB	SO	LOB	TOP								
10 Michael Young, R OBP: 0.356, SLG: 0.468	E5 9 1B	2-2 9 1B			2-2 9 HR		FC5-4 1B 9 1B HR	K		5	3	2	0	0	1	2									
9 Hank Blalock, L OBP: 0.370, SLG: 0.528	1-0 1B	2-1 1B			1-0 HR		1B		G5-3	5	3	4	2	0	0	0									
Alex Rodriguez, R OBP: 0.361, SLG: 0.544 Donnie Sadler, R OBP: 0.316, SLG: 0.361	1-2 HR		F9		1-2 HR		F8		1-2 HR	4	2	2	1	0	0	0									
Rafael Palmeiro, L OBP: 0.349, SLG: 0.482 21 Jason Jones, S OBP: 0.250, SLG: 0.357	1-0 HR		F8		2-0 HR		F8		1-1 HR	4	2	2	7	0	0	0									
23 Mark Teixeira, S OBP: 0.332, SLG: 0.455	2-3 K		K			G3-1	K		0-0 1B	5	0	1	0	0	3	0									
Shane Spencer, R OBP: 0.323, SLG: 0.435	0-1 P4			0-2 G6-3		1-2 1B	F7			4	0	1	0	0	0	0									
Doug Glanville, R OBP: 0.288, SLG: 0.339	0-1 F8			1-0 L4		1-2 P5		0-1 G4-3		4	0	0	0	0	0	1									
Laynce Nix, L OBP: 0.234, SLG: 0.311		0-0 G4-3		1-3 K		1-1 P2		1-3 K		4	0	0	0	0	2	1									
Einar Diaz, R OBP: 0.308, SLG: 0.354		0-2 P3			0-1 B5-3		2-2 10 FC5-4 1B	1-2 1B		4	0	2	0	0	0	0									
Inning Stats	R: 4 E: 1 K: 1 S: 15	H: 3 LOB: 0 BB: 0 P: 20	R: 0 E: 0 K: 0 S: 10	H: 2 LOB: 1 BB: 0 P: 14	R: 0 E: 0 K: 1 S: 8	H: 0 LOB: 0 BB: 0 P: 12	R: 0 E: 0 K: 1 S: 7	H: 0 LOB: 0 BB: 0 P: 9	R: 2 E: 0 K: 0 S: 16	H: 2 LOB: 0 BB: 0 P: 21	R: 0 E: 0 K: 0 S: 11	H: 1 LOB: 1 BB: 0 P: 16	R: 4 E: 0 K: 1 S: 19	H: 4 LOB: 0 BB: 0 P: 29	R: 0 E: 0 K: 2 S: 16	H: 1 LOB: 2 BB: 0 P: 18	R: 0 E: 0 K: 0 S: 6	H: 2 LOB: 2 BB: 0 P: 7	1B: 11 2B: 1 3B: 0 HR: 3	SF: 0 SAC: 0 DP: 0 HBP: 0	WP: 0 PB: 0 SB: 0 CS: 0	PA: 41			
PITCHER	IP WLS BF H R ER SO BB IBB HBP BLK WP HR S P ERA WHIP	IP WLS BF H R ER SO BB IBB HBP BLK WP HR S P ERA WHIP	IP WLS BF H R ER SO BB IBB HBP BLK WP HR S P ERA WHIP	IP WLS BF H R ER SO BB IBB HBP BLK WP HR S P ERA WHIP	IP WLS BF H R ER SO BB IBB HBP BLK WP HR S P ERA WHIP	IP WLS BF H R ER SO BB IBB HBP BLK WP HR S P ERA WHIP	IP WLS BF H R ER SO BB IBB HBP BLK WP HR S P ERA WHIP	IP WLS BF H R ER SO BB IBB HBP BLK WP HR S P ERA WHIP	IP WLS BF H R ER SO BB IBB HBP BLK WP HR S P ERA WHIP	IP WLS BF H R ER SO BB IBB HBP BLK WP HR S P ERA WHIP	IP WLS BF H R ER SO BB IBB HBP BLK WP HR S P ERA WHIP	IP WLS BF H R ER SO BB IBB HBP BLK WP HR S P ERA WHIP	IP WLS BF H R ER SO BB IBB HBP BLK WP HR S P ERA WHIP	IP WLS BF H R ER SO BB IBB HBP BLK WP HR S P ERA WHIP	IP WLS BF H R ER SO BB IBB HBP BLK WP HR S P ERA WHIP	IP WLS BF H R ER SO BB IBB HBP BLK WP HR S P ERA WHIP	IP WLS BF H R ER SO BB IBB HBP BLK WP HR S P ERA WHIP	IP WLS BF H R ER SO BB IBB HBP BLK WP HR S P ERA WHIP	IP WLS BF H R ER SO BB IBB HBP BLK WP HR S P ERA WHIP	IP WLS BF H R ER SO BB IBB HBP BLK WP HR S P ERA WHIP	IP WLS BF H R ER SO BB IBB HBP BLK WP HR S P ERA WHIP	IP WLS BF H R ER SO BB IBB HBP BLK WP HR S P ERA WHIP	IP WLS BF H R ER SO BB IBB HBP BLK WP HR S P ERA WHIP	IP WLS BF H R ER SO BB IBB HBP BLK WP HR S P ERA WHIP	IP WLS BF H R ER SO BB IBB HBP BLK WP HR S P ERA WHIP

Texas Rangers @ Seattle Mariners
Safeco Field, Seattle, WA
Mon Jul 28 2003, 7:05 PM PDT
Att: 44,415 - Sunny - 88 F

AB	41
R	10
H	15
RBI	10
BB	0
SO	6
LOB	5



Batter	1	2	3	4	5	6	7	8	9	AB	R	H	RBI	BB	SO	LOB	BOTTOM								
51 Ichiro Suzuki, L OBP: 0.380, SLG: 0.466 John Mabry, L OBP: 0.284, SLG: 0.323	3-2 L7		4-2 BB			0-1 G4-3 1B		0-2 G4-3		2	0	1	0	1	0	0									
Carlos Guillen, S OBP: 0.355, SLG: 0.396 23 Luis Ugueto, S OBP: 0.284, SLG: 0.323	1-1 F8		1-3 K			0-0 F8		1-0 P3		3	0	0	0	0	1	3									
Bret Boone, R OBP: 0.371, SLG: 0.581 Pat Borders, R OBP: 0.667, SLG: 1.000	1-3 K			0-3 K		1-2 G4-3		0-1 2B		3	0	0	0	0	2	1									
Edgar Martinez, R OBP: 0.403, SLG: 0.524		2-0 F8		3-3 K		1-2 G6-3		1-3 K		4	0	0	0	0	2	2									
John Olerud, L OBP: 0.370, SLG: 0.370		2-1 G3-1		1-2 F7			1-2 F9		2-3 K	4	0	0	0	0	1	0									
Randy Winn, S OBP: 0.335, SLG: 0.392		1-1 F9			3-1 F7		1-0 1B		0-1 2B	4	0	2	0	0	0	0									
Mark McLemore, S OBP: 0.306, SLG: 0.315			3-3 K		0-1 L9		0-3 K		1-3 K	4	0	0	0	0	3	2									
16 Willie Bloomquist, R OBP: 0.297, SLG: 0.302			1-1 E4 51 BB		4-2 BB		2-3 K		2-0 G1-3	3	0	0	0	1	1	2									
Dan Wilson, R OBP: 0.286, SLG: 0.337			0-1 L9		1-2 F9			3-2 G4-3 2B		3	1	1	0	0	0	2									
Inning Stats	R: 0 E: 0 K: 1 S: 8	H: 0 LOB: 0 BB: 0 P: 13	R: 0 E: 0 K: 0 S: 5	H: 0 LOB: 0 BB: 0 P: 10	R: 0 E: 0 K: 2 S: 14	H: 0 LOB: 2 BB: 1 P: 23	R: 0 E: 0 K: 2 S: 10	H: 0 LOB: 0 BB: 0 P: 14	R: 0 E: 0 K: 0 S: 10	H: 0 LOB: 1 BB: 1 P: 18	R: 0 E: 0 K: 0 S: 9	H: 1 LOB: 1 BB: 0 P: 11	R: 0 E: 0 K: 2 S: 11	H: 1 LOB: 1 BB: 0 P: 15	R: 1 E: 0 K: 1 S: 13	H: 2 LOB: 1 BB: 0 P: 18	R: 0 E: 0 K: 2 S: 9	H: 1 LOB: 1 BB: 0 P: 14	1B: 2 2B: 3 3B: 0 HR: 0	SF: 0 SAC: 0 DP: 0 HBP: 0	WP: 0 PB: 0 SB: 0 CS: 0	PA: 35			
PITCHER	IP WLS BF H R ER SO BB IBB HBP BLK WP HR S P ERA WHIP	IP WLS BF H R ER SO BB IBB HBP BLK WP HR S P ERA WHIP	IP WLS BF H R ER SO BB IBB HBP BLK WP HR S P ERA WHIP	IP WLS BF H R ER SO BB IBB HBP BLK WP HR S P ERA WHIP	IP WLS BF H R ER SO BB IBB HBP BLK WP HR S P ERA WHIP	IP WLS BF H R ER SO BB IBB HBP BLK WP HR S P ERA WHIP	IP WLS BF H R ER SO BB IBB HBP BLK WP HR S P ERA WHIP	IP WLS BF H R ER SO BB IBB HBP BLK WP HR S P ERA WHIP	IP WLS BF H R ER SO BB IBB HBP BLK WP HR S P ERA WHIP	IP WLS BF H R ER SO BB IBB HBP BLK WP HR S P ERA WHIP	IP WLS BF H R ER SO BB IBB HBP BLK WP HR S P ERA WHIP	IP WLS BF H R ER SO BB IBB HBP BLK WP HR S P ERA WHIP	IP WLS BF H R ER SO BB IBB HBP BLK WP HR S P ERA WHIP	IP WLS BF H R ER SO BB IBB HBP BLK WP HR S P ERA WHIP	IP WLS BF H R ER SO BB IBB HBP BLK WP HR S P ERA WHIP	IP WLS BF H R ER SO BB IBB HBP BLK WP HR S P ERA WHIP	IP WLS BF H R ER SO BB IBB HBP BLK WP HR S P ERA WHIP	IP WLS BF H R ER SO BB IBB HBP BLK WP HR S P ERA WHIP	IP WLS BF H R ER SO BB IBB HBP BLK WP HR S P ERA WHIP	IP WLS BF H R ER SO BB IBB HBP BLK WP HR S P ERA WHIP	IP WLS BF H R ER SO BB IBB HBP BLK WP HR S P ERA WHIP	IP WLS BF H R ER SO BB IBB HBP BLK WP HR S P ERA WHIP	IP WLS BF H R ER SO BB IBB HBP BLK WP HR S P ERA WHIP	IP WLS BF H R ER SO BB IBB HBP BLK WP HR S P ERA WHIP	IP WLS BF H R ER SO BB IBB HBP BLK WP HR S P ERA WHIP

Texas Rangers @ Seattle Mariners
Safeco Field, Seattle, WA
Mon Jul 28 2003, 7:05 PM PDT
Att: 44,415 - Sunny - 88 F

AB	33
R	1
H	5
RBI	1
BB	2
SO	10
LOB	14



Batter	1	2	3	4	5	6	7	8	9	AB	R	H	RBI	BB	SO	LOB	TOP					
18 Johnny Damon, L (1, 8) OBP: 0.338, SLG: 0.422										6	0	1	0	0	2	1						
Todd Walker, L (1, 4) OBP: 0.333, SLG: 0.424										6	1	1	0	0	1	2						
Nomar Garciaparra, R (1, 6) OBP: 0.398, SLG: 0.564										3	2	2	1	1	0	0						
Damian Jackson, R (8, 6)										1	0	0	0	0	0	0						
Manny Ramirez, R (1, 7) OBP: 0.423, SLG: 0.592										2	0	0	0	1	2	3						
Gabe Kapler, R (5, 7) OBP: 0.333, SLG: 0.372										1	2	1	1	1	0	0						
34 David Ortiz, L (1, 10) OBP: 0.367, SLG: 0.533										5	1	2	2	0	2	6						
Kevin Millar, R (1, 3) OBP: 0.357, SLG: 0.511										4	2	1	0	1	2	3						
Trot Nixon, L (1, 9) OBP: 0.410, SLG: 0.578										3	3	1	1	2	0	1						
Bill Mueller, S (1, 5) OBP: 0.403, SLG: 0.584										5	3	3	9	0	0	0						
Lou Collier, R (8, 5)										0	0	0	0	0	0	0						
Doug Mirabeli, R (1, 2) OBP: 0.273, SLG: 0.398										5	0	2	0	0	1	0						
Inning Stats	R: 0 E: 0 K: 1 S: 7	H: 0 LOB: 0 BB: 0 P: 9	R: 0 E: 0 K: 1 S: 11	H: 1 LOB: 1 BB: 0 P: 18	R: 1 E: 0 K: 2 S: 17	H: 3 LOB: 3 BB: 0 P: 27	R: 1 E: 0 K: 1 S: 12	H: 2 LOB: 1 BB: 0 P: 21	R: 0 E: 0 K: 0 S: 14	H: 1 LOB: 2 BB: 1 P: 22	R: 0 E: 0 K: 0 S: 8	H: 0 LOB: 0 BB: 0 P: 12	R: 7 E: 0 K: 1 S: 22	H: 4 LOB: 3 BB: 3 P: 44	R: 5 E: 0 K: 2 S: 19	H: 3 LOB: 0 BB: 2 P: 34	R: 0 E: 0 K: 1 S: 7	H: 0 LOB: 0 BB: 0 P: 10	1B: 6 2B: 3 3B: 0 HR: 5	SF: 0 SAC: 0 DP: 0 HBP: 1	WP: 0 PB: 0 SB: 0 CS: 0	PA: 48
PITCHER	IP WLS BF H R ER SO BB IBB HBP BLK WP HR S P ERA WHIP																					
R.A. Dickey, R (1, 1) ERA: 4.97	5.0	24	7	2	2	6	1	0	0	0	0	0	0	0	2	61	19	3.60	1.600			
Erasmio Ramirez, L (6, 1) ERA: 4.95	1.1	5	1	1	1	0	0	0	0	0	0	0	0	0	0	13	9	6.75	0.750			
56 Rosman Garcia, R (7, 1) ERA: 5.5	0.0	4	2	2	2	0	2	0	0	0	0	0	0	0	8	19	∞	∞				
Aaron Fultz, L (7, 1) ERA: 5.48	1.1	8	2	6	6	2	2	0	0	0	0	2	19	36	40.50	3.000						
Jay Powell, R (8, 1) ERA: 8.93	1.1	7	2	3	3	2	1	0	0	0	0	1	16	26	20.25	2.250						

Boston Red Sox @ Texas Rangers
The Ballpark at Arlington, Arlington, TX
Tue Jul 29 2003, 8:05 PM EDT
Att: 24,632 - Sunny - 97 F

AB 41
R 14
H 14
RBI 14
BB 6
SO 10
LOB 16





Batter	1	2	3	4	5	6	7	8	9	AB	R	H	RBI	BB	SO	LOB	BOTTOM					
10 Michael Young, R (1, 4) OBP: 0.357, SLG: 0.467										3	1	1	1	1	2	0						
Laynce Nix, L (8, FH) OBP: 0.229, SLG: 0.304										1	0	0	0	0	0	2						
9 Hank Blalock, L (1, 5) OBP: 0.367, SLG: 0.522										4	0	0	0	1	2	4						
Alex Rodriguez, R (1, 6) OBP: 0.380, SLG: 0.541										4	1	1	0	0	0	2						
Donnie Sadler, R (9, 6) OBP: 0.323, SLG: 0.361										0	1	0	0	1	0	0						
Rafael Palmeiro, L (1, 10) OBP: 0.347, SLG: 0.478										5	0	1	1	0	0	2						
23 Mark Teixeira, S (1, 3) OBP: 0.333, SLG: 0.450										3	1	0	0	1	0	2						
Shane Spencer, R (1, 7) OBP: 0.324, SLG: 0.435										5	1	2	1	0	1	0						
Doug Glanville, R (1, 8) OBP: 0.294, SLG: 0.359										3	2	2	1	0	1	0						
21 Jason Jones, S (8, FH) OBP: 0.222, SLG: 0.313										2	0	0	0	0	2	4						
Marcus Thames, R (1, 9) OBP: 0.348, SLG: 0.368										3	0	0	0	1	3	1						
Einar Diaz, R (1, 2) OBP: 0.311, SLG: 0.360										4	0	2	2	0	1	1						
Inning Stats	R: 1 E: 0 K: 1 S: 11	H: 0 LOB: 1 BB: 1 P: 20	R: 1 E: 0 K: 3 S: 15	H: 2 LOB: 2 BB: 0 P: 22	R: 1 E: 0 K: 1 S: 10	H: 2 LOB: 0 BB: 0 P: 15	R: 0 E: 0 K: 2 S: 10	H: 1 LOB: 2 BB: 1 P: 20	R: 0 E: 0 K: 0 S: 6	H: 0 LOB: 0 BB: 0 P: 11	R: 1 E: 0 K: 1 S: 9	H: 1 LOB: 0 BB: 0 P: 14	R: 0 E: 0 K: 1 S: 7	H: 0 LOB: 0 BB: 0 P: 10	R: 2 E: 0 K: 1 S: 15	H: 2 LOB: 2 BB: 2 P: 32	R: 1 E: 0 K: 2 S: 14	H: 1 LOB: 2 BB: 1 P: 20	1B: 7 2B: 1 3B: 0 HR: 1	SF: 0 SAC: 0 DP: 1 HBP: 1	WP: 0 PB: 4 SB: 0 CS: 0	PA: 43
PITCHER	IP WLS BF H R ER SO BB IBB HBP BLK WP HR S P ERA WHIP																					
49 Tim Wakefield, R (1, 1) ERA: 4.16	6.0	27	6	4	2	8	2	0	0	0	0	0	1	61	102	3.00	1.333					
Alan Embree, L (7, 1) ERA: 4.29	1.1	6	1	2	2	1	1	0	0	0	0	0	14	26	13.50	1.500						
Chad Fox, R (8, 1) ERA: 4.5	1.2	10	2	1	1	3	2	0	1	0	0	0	22	36	5.40	2.400						

Boston Red Sox @ Texas Rangers
The Ballpark at Arlington, Arlington, TX
Tue Jul 29 2003, 8:05 PM EDT
Att: 24,632 - Sunny - 97 F

AB 37
R 7
H 9
RBI 6
BB 5
SO 12
LOB 18



Batter	1	2	3	4	5	6	7	8	9	AB	R	H	RBI	BB	SO	LOB	TOP					
18 Johnny Damon, L (1, 8) Lou Collier, R (8, 8)	1-1 CS 1B		1-2 G3		1-0 G3			2-1 P5		4	0	1	0	0	0	1	Boston Red Sox @ Texas Rangers The Ballpark at Arlington, Arlington, TX Wed Jul 30 2003, 8:05 PM EDT Att: 25,354 - Overcast - 93 F AB 30 R 2 H 7 RBI 2 BB 5 SO 6 LOB 12 					
Bill Mueller, S (1, 5) OBP: 0.404, SLG: 0.582	3-2 CS 1B			0-1 G4-3		4-1 BB G4-6-3		3-2 F8		3	0	1	0	1	0							
Todd Walker, L (1, 4) OBP: 0.332, SLG: 0.425	3-3 K			3-2 2B		0-0 G4-6-3 1-2		3-2 G1-3		4	0	1	0	0	1	2						
Manny Ramirez, R (1, 10) OBP: 0.421, SLG: 0.589		2-3 K		3-0 P3		1-3 K		3-2 34 G4-6-3 1B		4	0	1	0	0	2	1						
34 David Ortiz, L (1, 3) OBP: 0.366, SLG: 0.527		4-2 BB		0-0 F7			1-0 P3	1-2 G4-6-3 1-2		3	0	0	0	1	0	2						
Kevin Millar, R (1, 7) OBP: 0.356, SLG: 0.507	2-1 F8				0-2 F8		3-3 K	4-2 BB BB		3	0	0	0	1	1	1						
Trot Nixon, L (1, 9) OBP: 0.414, SLG: 0.591	1-1 G4-3				1-0 HR		1-1 2B	4-2 BB BB		3	1	2	1	1	0	1						
Jason Varitek, S (1, 2) OBP: 0.355, SLG: 0.566			3-2 G4-3		4-1 BB		0-0 G4-3	2-3 K		3	0	0	0	1	1	3						
Damian Jackson, R (1, 6) OBP: 0.289, SLG: 0.311			1-3 K		1-1 F9		2-1 HR			3	1	1	1	0	1	1						
Inning Stats	R: 0 E: 0 K: 1 S: 11	H: 2 LOB: 1 BB: 0 P: 18	R: 0 E: 0 K: 1 S: 10	H: 0 LOB: 1 BB: 1 P: 19	R: 0 E: 0 K: 1 S: 11	H: 0 LOB: 0 BB: 0 P: 16	R: 0 E: 0 K: 0 S: 9	H: 1 LOB: 1 BB: 0 P: 15	R: 1 E: 0 K: 0 S: 8	H: 1 LOB: 1 BB: 1 P: 15	R: 0 E: 0 K: 1 S: 5	H: 0 LOB: 0 BB: 1 P: 10	R: 0 E: 0 K: 1 S: 7	H: 1 LOB: 1 BB: 0 P: 12	R: 1 E: 0 K: 0 S: 11	H: 1 LOB: 0 BB: 2 P: 21	R: 0 E: 0 K: 1 S: 14	H: 1 LOB: 2 BB: 2 P: 28	1B: 3 2B: 3 3B: 0 HR: 2	SF: 0 SAC: 0 DP: 3 HBP: 0	WP: 0 PB: 0 SB: 0 CS: 2	PA: 35
PITCHER	IP WLS BF H R ER SO BB IBB HBP BLK WP HR S P ERA WHIP																					
Robert Ellis, R (1, 1) ERA: 6.18	7.0 W 27 6 2 2 5 3 0 0 0 0 2 63 109 2.57 1.286																					
32 Ron Mahay, L (8, 1) ERA: 2.45	1.0 3 0 0 0 0 0 0 0 0 0 0 9 17 0.00 0.000																					
Francisco Cordero, R (9, 1) ERA: 3.07	1.0 5 1 0 0 1 2 0 0 0 0 0 0 14 28 0.00 3.000																					

Batter	1	2	3	4	5	6	7	8	9	AB	R	H	RBI	BB	SO	LOB	BOTTOM			
10 Michael Young, R (1, 4) OBP: 0.355, SLG: 0.463	1-2 G6-3		0-3 K		1-2 G6-3	3-1 F9	4-0 BB			4	0	0	0	1	1	0	Boston Red Sox @ Texas Rangers The Ballpark at Arlington, Arlington, TX Wed Jul 30 2003, 8:05 PM EDT Att: 25,354 - Overcast - 93 F AB 35 R 9 H 10 RBI 8 BB 5 SO 8 LOB 13 			
9 Hank Blalock, L (1, 5) OBP: 0.370, SLG: 0.529	4-1 S BB		0-2 F7		2-0 HR	4-0 BB	2-2 G4-3			3	1	1	1	2	0	2				
Alex Rodriguez, R (1, 6) OBP: 0.382, SLG: 0.541	3-3 K		1-1 23 HR 1B		2-2 21 BB 23 HBP BB 1B	0-0 1B	1-2 1B	1-1 G5-3		5	2	3	0	0	1	1				
Rafael Palmeiro, L (1, 10) OBP: 0.345, SLG: 0.474	2-2 G3		1-0 23 HR 1B		3-3 K	3-1 P2		3-1 G4-3		5	1	1	0	0	1	4				
23 Mark Teixeira, S (1, 3) OBP: 0.340, SLG: 0.463		1-0 HR 1B	0-0 HR		1 SAFE 1 SAFE 1-2 HBP 21 BB 1B	1-1 2B 1B		0-1 G6-3		4	3	3	3	0	0	0				
21 Jason Jones, S (1, 7) Ramon Nivar, R (9, 8) OBP: 0.227, SLG: 0.263	0-2 L9		1-1 P6		4-2 BB	1-1 F7				3	0	0	0	1	0	2				
Laynce Nix, L (1, 9) OBP: 0.269, SLG: 0.408	1 SAFE 1 SAFE 1-2 HR			1-2 K	4-1 BB	0-1 E				3	2	2	4	1	1	0				
Todd Greene, R (1, 2) OBP: 0.227, SLG: 0.384	2-3 K			0-0 L9	1-2 2-3 3-H BB	1-3 K				4	0	0	0	0	3	4				
Donnie Sadler, R (1, 8) OBP: 0.310, SLG: 0.345	3-2 G5-3			0-3 K		0-0 F9	2-1 E7			4	0	0	0	0	1	0				
Inning Stats	R: 0 E: 0 K: 1 S: 13	H: 0 LOB: 1 BB: 1 P: 23	R: 2 E: 0 K: 1 S: 13	H: 2 LOB: 0 BB: 0 P: 20	R: 3 E: 0 K: 1 S: 13	H: 3 LOB: 0 BB: 0 P: 16	R: 0 E: 0 K: 2 S: 7	H: 0 LOB: 0 BB: 0 P: 8	R: 2 E: 0 K: 0 S: 6	H: 2 LOB: 3 BB: 2 P: 43	R: 0 E: 0 K: 0 S: 6	H: 1 LOB: 2 BB: 1 P: 16	R: 2 E: 1 K: 1 S: 13	H: 2 LOB: 2 BB: 1 P: 24	R: 0 E: 0 K: 0 S: 6	H: 0 LOB: 0 BB: 0 P: 10	1B: 6 2B: 1 3B: 0 HR: 3	SF: 0 SAC: 0 DP: 0 HBP: 1	WP: 0 PB: 0 SB: 1 CS: 0	PA: 41
PITCHER	IP WLS BF H R ER SO BB IBB HBP BLK WP HR S P ERA WHIP																			
Ramiro Mendoza, R (1, 1) ERA: 6.89	4.1 L 21 1 0 0 2 1 0 0 0 0 3 55 81 14.54 1.846																			
Jason Shieff, R (5, 1) ERA: 4.63	1.2 10 1 0 0 2 3 0 1 0 0 0 19 45 0.00 2.400																			
Todd Jones, R (7, 1) ERA: 7.36	1.0 7 2 2 1 1 1 0 0 0 0 0 13 24 9.00 3.000																			
50 Mike Timlin, R (8, 1) ERA: 3.36	1.0 3 0 0 0 0 0 0 0 0 0 0 6 10 0.00 0.000																			

Batter	1	2	3	4	5	6	7	8	9	10	11	AB	R	H	RBI	BB	SO	LOB	TOP					
18 Johnny Damon, L OBP: 0.338, SLG: 0.423	0-1 1B 3B		2-2 G3		4-2 WP 1B BB		1-3 K		3-3 K			4	1	1	0	1	2	1						
Todd Walker, L OBP: 0.333, SLG: 0.425	2-3 K		1-1 FC6-4 1B		1-2 G5-4-3 1B		0-2 F8			1-0 G3		5	0	2	0	0	1	1						
Nomar Garciaparra, R OBP: 0.366, SLG: 0.560	0-1 3B 1B		0-2 F9		2-2 G5-4-3		1-2 F8			2-2 G4-3		5	0	1	1	0	0	3						
Manny Ramirez, R OBP: 0.422, SLG: 0.587	1-10 P3		2-1 FC6-4			1-1 34 FC3-6 1B		4-2 CS BB		2-3 K		3	0	1	0	1	0	2						
Damian Jackson, R OBP: 0.266, SLG: 0.308			1-2 1B									1	0	0	0	0	1	0						
34 David Ortiz, L OBP: 0.369, SLG: 0.538	4-0 BB BB			0-0 HR		0-2 FC3-6 1B 1B		2-3 K		0-0 F9		2	1	1	1	1	0	1						
Kevin Millar, R OBP: 0.356, SLG: 0.507	1-2 BB										1-0 1B 1B	2	0	1	0	0	1	1						
Bill Mueller, S OBP: 0.401, SLG: 0.576	2-3 K			3-2 F8		1-1 1B		1-2 1B			1-3 K	5	0	1	0	0	2	4						
Trot Nixon, L OBP: 0.414, SLG: 0.598			3-1 P6		1-1 G4-3		2-1 1B		3-1 HR		1-0 F8	5	1	2	1	0	0	1						
Jason Varitek, S OBP: 0.352, SLG: 0.559			3-3 K		1-2 G4-3		1-3 K		0-3 K		3-2 1B	5	0	1	0	0	3	3						
Gabe Kapler, R OBP: 0.349, SLG: 0.362	1-7 Jeremy Giambi, L OBP: 0.349, SLG: 0.363		0-3 K			0-2 G5-3		0-3 K		0-1 18 CS 1B		3	0	0	0	0	2	3						
Lou Collier, R OBP: 0.266, SLG: 0.308												1	0	0	0	0	0	2						
Inning Stats	R: 1 E: 0 K: 2 S: 13	H: 2 LOB: 2 BB: 1 P: 22	R: 0 E: 0 K: 2 S: 8	H: 0 LOB: 0 BB: 0 P: 14	R: 0 E: 0 K: 1 S: 10	H: 1 LOB: 1 BB: 0 P: 15	R: 1 E: 0 K: 0 S: 9	H: 1 LOB: 0 BB: 0 P: 14	R: 0 E: 0 K: 2 S: 15	H: 3 LOB: 3 BB: 0 P: 20	R: 0 E: 0 K: 1 S: 10	H: 0 LOB: 0 BB: 0 P: 12	R: 0 E: 0 K: 1 S: 6	H: 0 LOB: 1 BB: 1 P: 12	R: 1 E: 0 K: 2 S: 10	H: 2 LOB: 1 BB: 0 P: 16	R: 0 E: 0 K: 1 S: 7	H: 0 LOB: 0 BB: 0 P: 12	R: 0 E: 0 K: 1 S: 11	H: 2 LOB: 2 BB: 0 P: 16	1B: 9 2B: 2 3B: 1 HR: 2	SF: 0 SAC: 0 DP: 3 HBP: 0	WP: 1 PB: 0 SB: 0 CS: 2	PA: 45
PITCHER	Colby Lewis, R ERA: 7.99	IP: 6.0 WLS: 0 BF: 27	H: 8 R: 2 ER: 2 SO: 6	BB: 2 IBB: 0 HBP: 0 BLK: 0	WP: 0 HR: 0 S: 7 P: 104	ERA: 3.00 WHIP: 1.667	Erasmio Ramirez, L ERA: 4.67	IP: 1.0 WLS: 0 BF: 5	H: 2 R: 0 ER: 0 SO: 1	BB: 0 IBB: 0 HBP: 0 BLK: 0	WP: 0 HR: 0 S: 11 P: 16	ERA: 0.00 WHIP: 2.000												

Boston Red Sox @ Texas Rangers
The Ballpark at Arlington, Arlington, TX
Thu Jul 31 2003, 8:05 PM EDT
Att: 27,108 - Sunny - 93 F

AB	42
R	3
H	12
RBI	3
BB	3
SO	12
LOB	22



Batter	1	2	3	4	5	6	7	8	9	10	11	AB	R	H	RBI	BB	SO	LOB	BOTTOM											
10 Michael Young, R OBP: 0.351, SLG: 0.457	2-3 K		1 SAFE K		0-0 G5-3		1 SAFE SH1-3		0-3 K		3-3 K	5	0	0	0	0	4	3												
9 Hank Blalock, L OBP: 0.312, SLG: 0.526	2-3 K		4-2 FC6-4 BB		2-2 1B		0-3 K			0-2 F9	4-1 HR BB	4	1	1	0	2	2	1												
Alex Rodriguez, R OBP: 0.384, SLG: 0.546	2-2 G6-3		1-2 FC6-4		3-3 K		4-0 IBB			4-2 S BB	0-1 HR	4	1	1	4	2	1	3												
Rafael Palmeiro, L OBP: 0.346, SLG: 0.470			2-2 G5-3		3-3 K		4-1 23 2B 1B BB		1-1 G4-3		4-1 IBB	3	1	0	0	2	1	2												
23 Mark Teixeira, S OBP: 0.338, SLG: 0.463			1-1 G3		1-3 K		1-1 1B 2B		1-3 K		1-2 P5	5	1	1	0	0	2	2												
Laynce Nix, L OBP: 0.281, SLG: 0.415			0-0 2B		4-0 2B BB		1-3 K		1-0 G5-3		1-2 G1-3	4	1	1	0	1	1	4												
Shane Spencer, R OBP: 0.330, SLG: 0.440			1-0 G5-3		2-1 2B		2-1 1B		2-3 K			4	0	2	3	1	1	1												
Ramon Nivar, R OBP: 0.281, SLG: 0.415					1-2 9 BB 1B		2-H 3-H 1-2 G6-3			3-2 G5-3		4-1 FC1-5 1B BB	0	0	0	0	0	0												
21 Jason Jones, S OBP: 0.240, SLG: 0.273					0-0 P4						0-0 9 BB FC1-5 1B	3	0	1	0	0	0	1												
Donnie Sadler, R OBP: 0.314, SLG: 0.348											1-2 9 BB FC1-5 1B	2	1	1	0	0	0	0												
Einar Diaz, R OBP: 0.309, SLG: 0.357			1-2 L4		1-2 P6		0-1 10 SH1-3 1B		1-2 F9		0-1 FC1-5 9 BB HR	5	1	1	0	0	0	3												
Inning Stats	R: 0 E: 0 K: 2 S: 9	H: 0 LOB: 0 BB: 0 P: 15	R: 0 E: 0 K: 0 S: 8	H: 1 LOB: 1 BB: 0 P: 12	R: 0 E: 0 K: 1 S: 16	H: 1 LOB: 1 BB: 0 P: 24	R: 1 E: 0 K: 2 S: 10	H: 1 LOB: 1 BB: 0 P: 20	R: 0 E: 0 K: 1 S: 11	H: 1 LOB: 2 BB: 1 P: 17	R: 2 E: 0 K: 1 S: 14	H: 2 LOB: 0 BB: 1 P: 23	R: 0 E: 0 K: 2 S: 7	H: 0 LOB: 0 BB: 0 P: 11	R: 0 E: 0 K: 1 S: 11	H: 0 LOB: 0 BB: 0 P: 15	R: 0 E: 0 K: 0 S: 12	H: 0 LOB: 2 BB: 2 P: 22	R: 4 E: 0 K: 1 S: 11	H: 2 LOB: 1 BB: 2 P: 22	1B: 5 2B: 3 3B: 0 HR: 1	SF: 0 SAC: 1 DP: 0 HBP: 0	WP: 0 PB: 0 SB: 0 CS: 0	PA: 48						
PITCHER	Pedro Martinez, R ERA: 2.42	IP: 6.0 WLS: 0 BF: 26	H: 1 R: 3 ER: 3 SO: 7	BB: 3 IBB: 0 HBP: 0 BLK: 0	WP: 0 HR: 0 S: 68 P: 111	ERA: 4.50 WHIP: 1.500	50 Mike Timlin, R ERA: 3.34	IP: 0.1 WLS: 1 BF: 2	H: 1 R: 0 ER: 0 SO: 0	BB: 0 IBB: 0 HBP: 0 BLK: 0	WP: 0 HR: 0 S: 3 P: 3	ERA: 0.00 WHIP: 3.000	Scott Sauerbeck, L ERA: 3.8	IP: 0.2 WLS: 3 BF: 0	H: 0 R: 0 ER: 0 SO: 1	BB: 0 IBB: 1 HBP: 0 BLK: 0	WP: 0 HR: 0 S: 5 P: 10	ERA: 0.00 WHIP: 0.000	Byung-Hyun Kim, R ERA: 3.36	IP: 3.0 WLS: 11 BF: 0	H: 0 R: 0 ER: 0 SO: 3	BB: 1 IBB: 1 HBP: 0 BLK: 0	WP: 0 HR: 0 S: 30 P: 48	ERA: 0.00 WHIP: 0.333	Todd Jones, R ERA: 7.96	IP: 0.2 WLS: 6 BF: 2	H: 4 R: 4 ER: 4 SO: 1	BB: 2 IBB: 0 HBP: 0 BLK: 0	WP: 0 HR: 1 S: 11 P: 22	ERA: 54.00 WHIP: 6.000

Boston Red Sox @ Texas Rangers
The Ballpark at Arlington, Arlington, TX
Thu Jul 31 2003, 8:05 PM EDT
Att: 27,108 - Sunny - 93 F

AB	39
R	7
H	9
RBI	7
BB	8
SO	12
LOB	20



Batter	1	2	3	4	5	6	7	8	9	AB	R	H	RBI	BB	SO	LOB	TOP					
Coco Crisp, S OBP: 0.325, SLG: 0.376 (1, 7)	G1-3		G4-3			P2		F8		4	0	0	0	0	0	1						
Casey Blake, R OBP: 0.320, SLG: 0.418 Zach Sorensen, S OBP: 0.275, SLG: 0.265 (1, 5) (6, 4)	K					G5-4-3		G4-3		3	0	0	0	0	1	1						
Jody Gerut, L OBP: 0.332, SLG: 0.505 (1, 9)	F8									1	0	0	0	0	0	0						
Milton Bradley, S OBP: 0.433, SLG: 0.506 Ryan Ludwick, R OBP: 0.295, SLG: 0.382 (7, PR) (7, 7)		G3								3	0	1	0	0	0	1						
Ben Broussard, L OBP: 0.321, SLG: 0.446 (1, 3)		P5								1	1	0	0	0	0	0						
41 Victor Martinez, S OBP: 0.282, SLG: 0.253 (1, 2)										4	1	1	2	0	0	1						
48 Travis Hafner, L OBP: 0.303, SLG: 0.420 (1, 10)										3	0	1	0	0	0	0						
John McDonald, R OBP: 0.270, SLG: 0.311 (1, 4) (6, 6)										3	0	0	0	0	0	3						
2 Jhonny Peralta, R OBP: 0.229, SLG: 0.264 (1, 6) (6, 5)										3	0	0	1	0	0	0						
Inning Stats	R: 0 E: 0 K: 1 S: 7	H: 0 LOB: 0 BB: 0 P: 7	R: 0 E: 0 K: 0 S: 5	H: 0 LOB: 0 BB: 0 P: 9	R: 0 E: 0 K: 0 S: 11	H: 1 LOB: 0 BB: 0 P: 17	R: 0 E: 0 K: 0 S: 8	H: 1 LOB: 1 BB: 0 P: 11	R: 0 E: 0 K: 0 S: 6	H: 0 LOB: 0 BB: 0 P: 10	R: 0 E: 1 K: 0 S: 6	H: 0 LOB: 0 BB: 0 P: 9	R: 2 E: 0 K: 0 S: 9	H: 3 LOB: 2 BB: 0 P: 16	R: 0 E: 0 K: 0 S: 8	H: 0 LOB: 0 BB: 0 P: 13	R: 0 E: 0 K: 0 S: 10	H: 0 LOB: 0 BB: 0 P: 16	1B: 2 2B: 2 3B: 0 HR: 1	SF: 0 SAC: 0 DP: 1 HBP: 0	WP: 0 PB: 0 SB: 0 CS: 0	PA: 32
PITCHER	IP	WLS	BF	H	R	ER	SO	BB	IBB	HBP	BLK	WP	HR	S	P	ERA	WHIP					
John Thomson, R ERA: 5.34 Aaron Fultz, L ERA: 5.36	(1, 1) (9, 1)	8.0 3	29 0	5 0	3 0	3 0	1 0	0 0	0 0	0 0	0 0	0 0	1 10	60 16	92 16	3.38 0.00	0.625 0.000					

Cleveland Indians @ Texas Rangers
The Ballpark at Arlington, Arlington, TX
Fri Aug 01 2003, 8:05 PM EDT
Att. 24,143 - Sunny - 100 F

AB 32
R 3
H 5
RBI 3
BB 0
SO 1
LOB 9



Batter	1	2	3	4	5	6	7	8	9	AB	R	H	RBI	BB	SO	LOB	BOTTOM				
10 Michael Young, R OBP: 0.352, SLG: 0.462 (1, 4)	HR							G6-3		4	1	1	1	1	0	0					
Donnie Sadler, R OBP: 0.308, SLG: 0.340 (1, 5)	P5									5	1	1	0	0	0	1					
Alex Rodriguez, R OBP: 0.386, SLG: 0.553 (1, 6)	HR									4	2	2	2	1	0	0					
Shane Spencer, R OBP: 0.328, SLG: 0.437 (1, 7)	K									4	0	1	0	0	2	2					
Rafael Palmeiro, L OBP: 0.347, SLG: 0.477 (1, 10)	HR									3	2	1	1	1	0	2					
23 Mark Teixeira, S OBP: 0.342, SLG: 0.485 (1, 3)	HR									4	2	3	4	0	0	1					
Marcus Thames, R OBP: 0.333, SLG: 0.318 (1, 9)	HR									3	0	0	0	1	1	1					
Todd Greene, R OBP: 0.235, SLG: 0.434 (1, 2)	HR									4	2	2	2	0	0	2					
Ramon Nivar, R (1, 8)										4	0	0	0	0	0	1					
Inning Stats	R: 4 E: 0 K: 1 S: 20	H: 3 LOB: 1 BB: 2 P: 36	R: 2 E: 0 K: 1 S: 13	H: 2 LOB: 0 BB: 0 P: 22	R: 3 E: 0 K: 0 S: 23	H: 3 LOB: 1 BB: 1 P: 34	R: 0 E: 0 K: 0 S: 8	H: 0 LOB: 1 BB: 1 P: 13	R: 1 E: 0 K: 0 S: 9	H: 1 LOB: 0 BB: 0 P: 13	R: 0 E: 0 K: 0 S: 7	H: 1 LOB: 1 BB: 0 P: 9	R: 0 E: 0 K: 1 S: 8	H: 1 LOB: 1 BB: 0 P: 15	R: 0 E: 0 K: 0 S: 7	H: 0 LOB: 0 BB: 0 P: 10	1B: 4 2B: 0 3B: 0 HR: 7	SF: 0 SAC: 0 DP: 0 HBP: 0	WP: 0 PB: 0 SB: 1 CS: 0	PA: 39	
PITCHER	IP	WLS	BF	H	R	ER	SO	BB	IBB	HBP	BLK	WP	HR	S	P	ERA	WHIP				
Billy Traber, L ERA: 4.71 Terry Mulholland, L ERA: 4.55 Jack Cressend, R ERA: 1.17	(1, 1) (3, 1) (8, 1)	2.0 5.0 1.0	13 23 3	5 6 0	6 4 0	6 4 0	2 1 0	2 0 0	0 0 0	0 0 0	0 0 0	0 0 0	4 55 7	33 84 10	58 84 10	27.00 7.20 0.00	3.500 1.600 0.000				

Cleveland Indians @ Texas Rangers
The Ballpark at Arlington, Arlington, TX
Fri Aug 01 2003, 8:05 PM EDT
Att. 24,143 - Sunny - 100 F

AB 35
R 10
H 11
RBI 10
BB 4
SO 3
LOB 10



Batter	1	2	3	4	5	6	7	8	9	AB	R	H	RBI	BB	SO	LOB	TOP																			
Coco Crisp, S OBP: 0.324, SLG: 0.371 (1, 8)	F9		K			SH1-3		G1-3		3	0	0	0	1	1		Cleveland Indians @ Texas Rangers The Ballpark at Arlington, Arlington, TX Sat Aug 02 2003, 8:10 PM EDT Att: 49,290 - Sunny - 95 F																			
Casey Blake, R OBP: 0.323, SLG: 0.427 (1, 5)	HR		E		F7	SF8			DI	2	2	1	2	2	0	2																				
Jody Gerut, L OBP: 0.327, SLG: 0.496 (1, 9)	P4		F9		K			G1-3		5	0	0	0	0	2	4																				
Milton Bradley, S OBP: 0.433, SLG: 0.513 (1, 10)	F7		E		HR			L9		5	2	2	1	0	1	1																				
Ben Broussard, L OBP: 0.323, SLG: 0.458 (1, 3)	HR		E9		K			G6-3		5	2	3	0	2	1																					
Ryan Ludwick, R OBP: 0.292, SLG: 0.373 (1, 7)	G1-6-3				F8			G4-3		4	0	1	1	0	0	0																				
41 Victor Martinez, S OBP: 0.273, SLG: 0.256 (1, 2)	L4		G1-3						FC5-4	3	0	1	0	1	0	1																				
John McDonald, R OBP: 0.271, SLG: 0.311 (8, PH)					G6-3			F7		3	0	1	0	0	1	1																				
48 Travis Halner, L OBP: 0.301, SLG: 0.417 (8, 4)										1	0	0	0	0	0	1																				
56 Angel Santos, S OBP: 0.214, SLG: 0.571 (8, 4)										0	0	0	0	0	0	0																				
2 Johnny Peralta, R OBP: 0.240, SLG: 0.284 (1, 6)	FC5-4				F7	SH1-3		FC5-4		4	1	2	0	0	0	2																				
Inning Stats	R: 1 E: 0 K: 0 S: 9	H: 1 LOB: 0 BB: 0 P: 14	R: 1 E: 0 K: 0 S: 12	H: 2 LOB: 1 BB: 0 P: 21	R: 3 E: 1 K: 1 S: 12	H: 3 LOB: 1 BB: 1 P: 20	R: 0 E: 0 K: 1 S: 12	H: 1 LOB: 2 BB: 1 P: 21	R: 1 E: 0 K: 2 S: 15	H: 1 LOB: 1 BB: 1 P: 26	R: 0 E: 0 K: 0 S: 9	H: 0 LOB: 0 BB: 0 P: 13	R: 0 E: 0 K: 0 S: 10	H: 1 LOB: 1 BB: 0 P: 13	R: 0 E: 0 K: 3 S: 9	H: 0 LOB: 1 BB: 1 P: 17	1B: 6 2B: 1 3B: 0 HR: 3	SF: 1 SAC: 1 DP: 0 HBP: 0	WP: 0 PB: 0 SB: 0 CS: 0	PA: 41																
PITCHER	IP	WLS	BF	H	R	ER	SO	BB	IBB	HBP	BLK	WP	HR	S	P	ERA	WHIP	PITCHER		IP	WLS	BF	H	R	ER	SO	BB	IBB	HBP	BLK	WP	HR	S	P	ERA	WHIP
53 Joaquin Benoit, R ERA: 5.38	4.2		25	8	6	5	3	3	0	0	0	0	3	57	98	9.64	2.357	Francisco Cordero, R ERA: 3.07		1.0	S	4	0	0	0	3	1	0	0	0	0	9	17	0.00	1.000	
Jay Powell, R ERA: 8.93	1.0	W	4	1	1	1	1	0	0	0	0	0	0	8	11	9.00	1.000																			
Erasmio Ramirez, L ERA: 4.34	1.1		4	0	0	0	0	0	0	0	0	0	0	11	17	0.00	0.000																			
56 Rosman Garcia, R ERA: 5.45	0.0		1	1	0	0	0	0	0	0	0	0	0	3	4	∞	∞																			
32 Ron Mahay, L ERA: 2.21	1.0	H	3	0	0	0	0	0	0	0	0	0	0	7	9	0.00	0.000																			

Batter	1	2	3	4	5	6	7	8	9	AB	R	H	RBI	BB	SO	LOB	BOTTOM																			
10 Michael Young, R OBP: 0.352, SLG: 0.466 (1, 4)	9 1B		F7			L8		F9		5	2	2	0	0	0	0	Cleveland Indians @ Texas Rangers The Ballpark at Arlington, Arlington, TX Sat Aug 02 2003, 8:10 PM EDT Att: 49,290 - Sunny - 95 F																			
9 Hank Blalock, L OBP: 0.375, SLG: 0.535 (1, 5)	2B		HR		F9					5	1	3	1	0	1	1																				
Alex Rodriguez, R OBP: 0.390, SLG: 0.560 (1, 6)	2H		HR		2B					2	3	1	2	3	0	1																				
Rafael Palmeiro, L OBP: 0.349, SLG: 0.488 (1, 10)	23 1B		HR		HR					4	2	2	4	0	0	1																				
23 Mark Teixeira, S OBP: 0.344, SLG: 0.483 (1, 3)	BB		F7		F8					3	0	1	0	1	0	0																				
21 Jason Jones, S OBP: 0.241, SLG: 0.240 (7, FR)	1B		F8		HR					3	0	0	0	1	1	2																				
Donnie Sadler, R OBP: 0.308, SLG: 0.340 (8, 7)	F7		G3-1		F8					0	0	0	0	0	0	0																				
Ramon Nivar, R (1, 8)			G3-1		E5					4	0	0	1	0	0	3																				
Laynce Nix, L OBP: 0.279, SLG: 0.456 (1, 9)			G4-3		G4-3					4	1	1	1	0	0	3																				
Einar Diaz, R OBP: 0.304, SLG: 0.352 (1, 2)			G3-1		K2-3					4	0	0	0	0	1	1																				
Inning Stats	R: 1 E: 0 K: 0 S: 11	H: 3 LOB: 2 BB: 1 P: 18	R: 0 E: 0 K: 0 S: 6	H: 0 LOB: 0 BB: 0 P: 9	R: 2 E: 0 K: 0 S: 13	H: 2 LOB: 0 BB: 0 P: 19	R: 0 E: 1 K: 1 S: 9	H: 0 LOB: 1 BB: 0 P: 14	R: 3 E: 0 K: 1 S: 19	H: 2 LOB: 0 BB: 1 P: 32	R: 1 E: 0 K: 0 S: 8	H: 1 LOB: 0 BB: 0 P: 15	R: 2 E: 0 K: 1 S: 19	H: 1 LOB: 2 BB: 3 P: 38	R: 0 E: 0 K: 0 S: 5	H: 1 LOB: 1 BB: 0 P: 6	1B: 2 2B: 4 3B: 1 HR: 3	SF: 0 SAC: 0 DP: 0 HBP: 0	WP: 0 PB: 0 SB: 0 CS: 0	PA: 39																
PITCHER	IP	WLS	BF	H	R	ER	SO	BB	IBB	HBP	BLK	WP	HR	S	P	ERA	WHIP	PITCHER		IP	WLS	BF	H	R	ER	SO	BB	IBB	HBP	BLK	WP	HR	S	P	ERA	WHIP
Jason Davis, R ERA: 4.75	6.0		28	8	7	7	2	2	0	0	0	0	3	66	107	10.50	1.667	Jack Cressend, R ERA: 1.13		1.0	L	4	1	2	2	1	1	1	0	0	0	0	8	15	0.00	1.500
Jason Stanford, L ERA: 3.38	0.1		4	1	2	2	1	1	1	0	0	0	0	11	23	54.00	6.000	63 Rafael Betancourt, R ERA: 1.23		1.0		4	1	0	0	0	0	0	0	0	5	6	0.00	1.000		

AB	35
R	7
H	10
RBI	7
BB	4
SO	7
LOB	14



Batter	1	2	3	4	5	6	7	8	9	AB	R	H	RBI	BB	SO	LOB	TOP				
Coco Crisp, S OBP: 0.326, SLG: 0.371 (1, 7)										5	1	2	0	0	2	2					
Casey Blake, R OBP: 0.327, SLG: 0.438 (1, 5)										5	2	3	1	0	2	3					
Milton Bradley, S OBP: 0.434, SLG: 0.518 (1, 8)										4	1	2	2	0	0	2					
Ben Broussard, L OBP: 0.318, SLG: 0.450 (1, 3)										4	0	0	0	0	0	2					
Ryan Ludwick, R OBP: 0.290, SLG: 0.413 (1, 9)										4	1	1	2	0	0	1					
48 Travis Hafner, L OBP: 0.299, SLG: 0.420 (1, 10)										4	0	1	0	0	0	1					
Tim Laker, R OBP: 0.278, SLG: 0.391 (1, 2)										3	0	0	0	1	1	0					
56 Angel Santos, S OBP: 0.176, SLG: 0.471 (9, PH)										3	0	0	0	0	2	2					
41 Victor Martinez, S OBP: 0.291, SLG: 0.265 (9, FR)										1	0	1	0	0	0	0					
John McDonald, R OBP: 0.271, SLG: 0.311 (9, FR)										0	0	0	0	0	0	0					
2 Jhonny Peralta, R OBP: 0.233, SLG: 0.276 (9, PH)										3	0	0	0	0	0	0					
Jody Gerut, L OBP: 0.326, SLG: 0.495 (9, PH)										1	0	0	0	0	0	1					
Inning Stats	R: 3 E: 0 K: 1 S: 20	H: 4 LOB: 2 BB: 1 P: 36	R: 0 E: 0 K: 1 S: 11	H: 1 LOB: 1 BB: 0 P: 14	R: 1 E: 0 K: 1 S: 9	H: 1 LOB: 0 BB: 0 P: 12	R: 0 E: 0 K: 2 S: 11	H: 0 LOB: 0 BB: 0 P: 16	R: 0 E: 0 K: 0 S: 4	H: 0 LOB: 0 BB: 0 P: 7	R: 0 E: 0 K: 0 S: 8	H: 0 LOB: 0 BB: 0 P: 9	R: 1 E: 0 K: 0 S: 13	H: 2 LOB: 1 BB: 0 P: 20	R: 0 E: 1 K: 2 S: 17	H: 1 LOB: 2 BB: 0 P: 25	1B: 6 2B: 1 3B: 1 HR: 2	SF: 0 SAC: 0 DP: 1 HBP: 0	WP: 0 PB: 0 SB: 0 CS: 0	PA: 38	
PITCHER	IP	WLS	BF	H	R	ER	SO	BB	IBB	HBP	BLK	WP	HR	S	P	ERA	WHIP				
R.A. Dickey, R ERA: 4.98	(1, 1)	7.0	W	28	7	4	4	5	1	0	0	0	0	1	71	106	5.14	1.143			
56 Roseman Garcia, R ERA: 5.7	(8, 1)	0.0		2	2	1	1	0	0	0	0	0	0	1	4	7	∞	∞			
Brian Shouse, L ERA: 3.57	(8, 1)	1.0	H	3	0	0	0	0	0	0	0	0	0	9	13	0.00	0.000				
Francisco Cordero, R ERA: 3.02	(9, 1)	1.0	S	5	1	0	0	2	0	0	0	0	0	17	25	0.00	1.000				

Batter	1	2	3	4	5	6	7	8	9	AB	R	H	RBI	BB	SO	LOB	BOTTOM			
10 Michael Young, R OBP: 0.351, SLG: 0.463 (1, 4)										5	0	1	1	0	0	1				
9 Hank Blalock, L OBP: 0.373, SLG: 0.529 (1, 5)										4	0	0	0	1	0	2				
Alex Rodriguez, R OBP: 0.392, SLG: 0.567 (1, 6)										5	1	3	2	0	0	1				
Rafael Palmeiro, L OBP: 0.351, SLG: 0.497 (1, 10)										5	1	3	1	0	1	2				
Shane Spencer, R OBP: 0.331, SLG: 0.438 (8, 9)										4	0	2	0	0	1	3				
23 Mark Teixeira, S OBP: 0.343, SLG: 0.480 (1, 3)										4	0	1	0	0	0	2				
Marcus Thames, R OBP: 0.355, SLG: 0.320 (1, 9)										3	2	1	0	0	0	1				
Donnie Sadler, R OBP: 0.308, SLG: 0.340 (8, 7)										0	0	0	0	0	0	0				
Ramon Nivar, R OBP: 0.083, SLG: 0.250 (1, 8)										4	2	1	1	0	0	2				
Einar Diaz, R OBP: 0.307, SLG: 0.365 (1, 2)										4	2	2	3	0	0	2				
Inning Stats	R: 2 E: 0 K: 0 S: 25	H: 3 LOB: 1 BB: 0 P: 38	R: 2 E: 1 K: 0 S: 12	H: 3 LOB: 2 BB: 0 P: 21	R: 3 E: 1 K: 0 S: 12	H: 3 LOB: 0 BB: 0 P: 15	R: 0 E: 1 K: 1 S: 9	H: 1 LOB: 1 BB: 0 P: 13	R: 0 E: 0 K: 0 S: 10	H: 1 LOB: 1 BB: 0 P: 15	R: 0 E: 0 K: 0 S: 9	H: 2 LOB: 2 BB: 1 P: 14	R: 1 E: 0 K: 0 S: 9	H: 1 LOB: 1 BB: 0 P: 15	R: 0 E: 0 K: 1 S: 12	H: 0 LOB: 0 BB: 0 P: 15	1B: 10 2B: 1 3B: 1 HR: 3	SF: 0 SAC: 0 DP: 2 HBP: 1	WP: 0 PB: 0 SB: 0 CS: 0	PA: 40
PITCHER	IP	WLS	BF	H	R	ER	SO	BB	IBB	HBP	BLK	WP	HR	S	P	ERA	WHIP			
Brian Anderson, L ERA: 4.23	(1, 1)	3.0	L	19	3	0	2	0	0	0	0	0	0	22	36	0.00	1.714			
Jason Boyd, R ERA: 4.39	(4, 1)	2.1		11	3	0	0	1	1	0	0	0	0	2	2	0.00	3.000			
Jason Stanford, L ERA: 3.31	(6, 1)	0.1		1	1	0	0	0	0	0	0	0	0	2	11	13.50	1.500			
63 Rafael Betancourt, R ERA: 2.25	(6, 1)	0.2		4	1	1	1	0	0	0	1	0	0	8	11	13.50	1.500			
David Riske, R ERA: 2.77	(7, 1)	0.2		2	0	0	0	0	0	0	0	0	0	5	8	0.00	0.000			

Cleveland Indians @ Texas Rangers
The Ballpark at Arlington, Arlington, TX
Sun Aug 03 2003, 8:05 PM EDT
Att: 19,133 - Cloudy - 85 F

AB 37
R 5
H 10
RBI 5
BB 1
SO 7
LOB 14

WP: 0 PA: 38
PB: 0
SB: 0
CS: 0

Cleveland Indians @ Texas Rangers
The Ballpark at Arlington, Arlington, TX
Sun Aug 03 2003, 8:05 PM EDT
Att: 19,133 - Cloudy - 85 F

AB 38
R 8
H 14
RBI 8
BB 1
SO 2
LOB 16

WP: 0 PA: 40
PB: 0
SB: 0
CS: 0



Batter	1	2	3	4	5	6	7	8	9	AB	R	H	RBI	BB	SO	LOB	TOP				
10 Michael Young, R OBP: 0.350, SLG: 0.464	F8		G1-3		G6-3			9 2B		4	1	1	0	0	0	0					
9 Hank Blalock, L OBP: 0.374, SLG: 0.539	HR		G1-3		K			2B		4	1	2	2	0	1	0					
Alex Rodriguez, R OBP: 0.393, SLG: 0.568	BB			1B		G5-3		F7		3	0	1	0	1	0	1					
Rafael Palmeiro, L OBP: 0.353, SLG: 0.497	K			23 BB		23 G2-3		L6		4	0	2	0	0	1	2					
23 Mark Teixeira, S OBP: 0.342, SLG: 0.476	P6					G2-3		K		3	0	0	0	1	1	3					
Shane Spencer, R OBP: 0.326, SLG: 0.431		P4		F4		P3			P4	4	0	0	0	0	0	4					
Laynce Nix, L OBP: 0.262, SLG: 0.426		F7		K			K		K	4	0	0	0	0	3	3					
Ramon Nivar, R OBP: 0.125, SLG: 0.250				G1-3			L5		P4	4	0	1	0	0	0	3					
Einar Diaz, R OBP: 0.304, SLG: 0.361	CS		G1-3		F9		L8			3	0	0	0	0	0	0					
Inning Stats	R: 1 E: 0 K: 1 S: 12	H: 1 LOB: 1 BB: 1 P: 23	R: 0 E: 0 K: 0 S: 4	H: 1 LOB: 0 BB: 0 P: 8	R: 0 E: 0 K: 0 S: 8	H: 0 LOB: 0 BB: 0 P: 11	R: 0 E: 0 K: 1 S: 19	H: 2 LOB: 3 BB: 1 P: 27	R: 0 E: 0 K: 1 S: 8	H: 1 LOB: 1 BB: 0 P: 17	R: 0 E: 0 K: 1 S: 11	H: 0 LOB: 0 BB: 0 P: 16	R: 1 E: 0 K: 1 S: 18	H: 2 LOB: 1 BB: 0 P: 27	R: 0 E: 0 K: 1 S: 11	H: 0 LOB: 0 BB: 0 P: 15	1B: 3 2B: 3 3B: 0 HR: 1	SF: 0 SAC: 0 DP: 0 HBP: 0	WP: 0 PB: 0 SB: 0 CS: 1	PA: 36	
PITCHER	IP	WLS	BF	H	R	ER	SO	BB	IBB	HBP	BLK	WP	HR	S	P	ERA	WHIP				
Roger Clemens, R ERA: 3.64	(1, 1)	7.0	W	27	5	1	1	4	2	0	0	0	0	1	71	112	1.29	1.000			
Antonio Osuna, R ERA: 3.03	(8, 1)	0.1		3	2	1	1	0	0	0	0	0	0	0	10	15	27.00	6.000			
Jesse Orosco, L ERA: 7.07	(8, 1)	0.1		1	0	0	0	0	0	0	0	0	0	2	4	0.00	0.000				
Armando Benitez, R ERA: 2.91	(8, 1)	1.1		4	0	0	0	2	0	0	0	0	0	17	23	0.00	0.000				

Texas Rangers @ New York Yankees
Yankee Stadium, Bronx, NY
Tue Aug 05 2003, 7:05 PM EDT
Att. 40,604 - Overcast - 76 F


AB 33
R 2
H 7
RBI 2
BB 2
SO 6
LOB 16



Batter	1	2	3	4	5	6	7	8	9	AB	R	H	RBI	BB	SO	LOB	BOTTOM			
2 Derek Jeter, R OBP: 0.395, SLG: 0.480	HR	1-H HR			F8		G1-6-3			4	2	2	3	0	0	1				
Bernie Williams, S OBP: 0.365, SLG: 0.398	G1-3	G1-3			F9		25 FC5-6	1B		4	0	1	0	0	0	0				
25 Jason Giambi, L OBP: 0.423, SLG: 0.561	20 G4-3 55 HR		20 G4-6-3 1B		HR		FC5-6			4	2	3	1	0	0	1				
20 Jorge Posada, S OBP: 0.397, SLG: 0.471	G4-3		G4-6-3		BB			K		3	0	0	0	1	1	2				
55 Hideki Matsui, L OBP: 0.354, SLG: 0.458	3-H HR		G1-3		F8			L7		4	1	1	2	0	0	1				
Aaron Boone, R OBP: 0.333, SLG: 0.460	K			P4		G1-3		CI		3	0	0	0	0	1	0				
Nick Johnson, L OBP: 0.433, SLG: 0.463		G4-3		F7		G3-1		K		4	0	0	0	0	1	1				
Alfonso Soriano, R OBP: 0.332, SLG: 0.490		2 HR				G6-3				2	1	1	0	0	0	0				
David Dellucci, L OBP: 0.333, SLG: 0.381				G4-3				2 G1-6-3 1B		3	0	1	0	0	1	2				
Inning Stats	R: 3 E: 0 K: 1 S: 20	H: 3 LOB: 0 BB: 0 P: 33	R: 2 E: 0 K: 1 S: 10	H: 2 LOB: 0 BB: 0 P: 16	R: 0 E: 0 K: 0 S: 6	H: 1 LOB: 0 BB: 0 P: 9	R: 0 E: 0 K: 0 S: 9	H: 0 LOB: 1 BB: 0 P: 14	R: 1 E: 0 K: 0 S: 14	H: 1 LOB: 1 BB: 1 P: 23	R: 0 E: 0 K: 0 S: 8	H: 0 LOB: 0 BB: 0 P: 14	R: 0 E: 1 K: 2 S: 11	H: 0 LOB: 1 BB: 0 P: 21	R: 0 E: 1 K: 2 S: 11	H: 0 LOB: 1 BB: 0 P: 21	1B: 4 2B: 1 3B: 0 HR: 4	SF: 0 SAC: 0 DP: 2 HBP: 1	WP: 0 PB: 0 SB: 1 CS: 0	PA: 34
PITCHER	IP	WLS	BF	H	R	ER	SO	BB	IBB	HBP	BLK	WP	HR	S	P	ERA	WHIP			
Colby Lewis, R ERA: 8.11	(1, 1)	4.2	L	22	7	6	2	1	0	1	0	0	4	56	92	11.57	1.714			
Erasmio Ramirez, L ERA: 4.05	(5, 1)	1.1		4	0	0	0	0	0	0	0	0	0	11	17	0.00	0.000			
Aaron Fultz, L ERA: 5.26	(7, 1)	1.0		4	2	0	0	0	0	0	0	0	0	8	16	0.00	2.000			
Jay Powell, R ERA: 8.74	(8, 1)	1.0		4	0	0	0	2	0	0	0	0	0	11	21	0.00	0.000			

Texas Rangers @ New York Yankees
Yankee Stadium, Bronx, NY
Tue Aug 05 2003, 7:05 PM EDT
Att. 40,604 - Overcast - 76 F

AB 31
R 6
H 9
RBI 6
BB 1
SO 4
LOB 8



Batter	1	2	3	4	5	6	7	8	9	AB	R	H	RBI	BB	SO	LOB	TOP										
10 Michael Young, R OBP: 0.346, SLG: 0.459	G5-3		L9		K		G6-3		G4-3	5	0	0	0	0	1	4											
Ramon Nivar, R OBP: 0.143, SLG: 0.200	F9 S BB			L5	F9		G4-3		G1-3	4	0	0	0	1	0	5											
Alex Rodriguez, R OBP: 0.393, SLG: 0.572	F9			F7		G6-3		HR	S IBB	4	1	1	1	1	0	1											
Shane Spencer, R OBP: 0.324, SLG: 0.426	L4			L4		G6-3		P6	G4-3	5	0	1	0	0	0	3											
Einar Diaz, R OBP: 0.304, SLG: 0.361				1B		G6-3				0	0	0	0	0	0	0											
23 Mark Teixeira, S OBP: 0.344, SLG: 0.476		G6-4-3 1B		P3				G5-3		4	0	2	0	0	0	1											
Marcus Thames, R OBP: 0.343, SLG: 0.310	G6-4-3 1-2f				21 1B 21 WP SF7 1B	K		K		4	1	1	0	0	2	2											
21 Jason Jones, S OBP: 0.281, SLG: 0.288					E 1-3 1B		2B G6-3 1B		SH 9 1B BB	3	1	2	0	0	0	0											
Rafael Palmeiro, L OBP: 0.354, SLG: 0.497	F8			G5-3	SF7		G6-3		SH 9 1B	2	1	1	1	0	0	0											
Laynce Nix, L OBP: 0.262, SLG: 0.426				G5-3	3-H E7		G6-3		G1-3 10 G4-3 1B	3	0	0	1	0	0	2											
Donnie Sadler, R OBP: 0.309, SLG: 0.354										1	0	1	2	0	0	0											
Todd Greene, R OBP: 0.230, SLG: 0.424										3	0	0	1	0	0	2											
9 Hank Blalock, L OBP: 0.376, SLG: 0.540										1	0	1	2	0	0	0											
Inning Stats	R: 0 E: 0 K: 0 S: 8	H: 0 LOB: 1 BB: 1 P: 14	R: 0 E: 0 K: 0 S: 7	H: 1 LOB: 0 BB: 0 P: 9	R: 0 E: 0 K: 0 S: 13	H: 0 LOB: 0 BB: 0 P: 16	R: 0 E: 0 K: 0 S: 14	H: 1 LOB: 1 BB: 0 P: 18	R: 1 E: 1 K: 1 S: 22	H: 2 LOB: 2 BB: 0 P: 27	R: 0 E: 0 K: 1 S: 11	H: 1 LOB: 1 BB: 0 P: 12	R: 1 E: 0 K: 1 S: 10	H: 1 LOB: 0 BB: 0 P: 17	R: 2 E: 1 K: 0 S: 10	H: 1 LOB: 3 BB: 2 P: 24	1B: 7 2B: 1 3B: 0 HR: 1	SF: 1 SAC: 1 DP: 1 HBP: 0	WP: 1 PB: 0 SB: 2 CS: 0	PA: 40							
PITCHER	IP	WLS	BF	H	R	ER	SO	BB	IBB	HBP	BLK	WP	HR	S	P	ERA	WHIP										
David Wells, L ERA: 3.69	7.0		30	8	3	3	2	1	0	0	0	1	1	88	113	3.86	1.286										
Chris Hammond, L ERA: 3.3	1.0	H	3	0	0	0	1	0	0	0	0	0	0	7	12	0.00	0.000										
42 Mariano Rivera, R ERA: 1.75	1.0	L	7	1	2	1	0	1	1	0	0	0	0	10	24	9.00	2.000										

Texas Rangers @ New York Yankees
Yankee Stadium, Bronx, NY
Wed Aug 06 2003, 7:05 PM EDT
Att: 47,344 - Cloudy - 73 F


AB 35
R 5
H 9
RBI 5
BB 3
SO 3
LOB 18



Batter	1	2	3	4	5	6	7	8	9	AB	R	H	RBI	BB	SO	LOB	BOTTOM										
2 Derek Jeter, R OBP: 0.395, SLG: 0.477	G5-4-3 BB		P4		G4-6-3 1B		K		G4-3	4	0	1	0	1	1	2											
Bernie Williams, S OBP: 0.360, SLG: 0.393	G5-4-3 1-2f		K		G4-6-3 1-2f		F7			4	0	0	0	0	1	3											
25 Jason Giambi, L OBP: 0.423, SLG: 0.567			F7				K			3	1	1	1	1	1	1											
20 Jorge Posada, S OBP: 0.396, SLG: 0.468	K			E 1B		F8		K		4	0	1	0	0	2	1											
55 Hideki Matsui, L OBP: 0.353, SLG: 0.457		G3 BB WP 1B		L8		K		G4-3		4	1	1	0	0	1	1											
Aaron Boone, R OBP: 0.332, SLG: 0.458	F8			E8		L8		G1-3		4	0	1	0	0	0	1											
Nick Johnson, L OBP: 0.435, SLG: 0.480		WP G3 BB		K				HR		3	1	1	1	1	1	2											
David Dellucci, L OBP: 0.337, SLG: 0.380	G3			G1-3				2B BB		3	1	1	0	1	0	4											
Enrique Wilson, S OBP: 0.267, SLG: 0.325					G1-3					3	0	1	1	0	0	1											
Ruben Sierra, S OBP: 0.336, SLG: 0.418	P5							L6		1	0	0	0	0	0	1											
Inning Stats	R: 0 E: 0 K: 1 S: 11	H: 0 LOB: 1 BB: 2 P: 19	R: 1 E: 0 K: 0 S: 14	H: 1 LOB: 1 BB: 1 P: 24	R: 0 E: 0 K: 1 S: 7	H: 0 LOB: 0 BB: 0 P: 9	R: 0 E: 1 K: 1 S: 11	H: 2 LOB: 2 BB: 0 P: 15	R: 0 E: 0 K: 0 S: 8	H: 1 LOB: 0 BB: 0 P: 13	R: 1 E: 0 K: 1 S: 8	H: 1 LOB: 0 BB: 0 P: 12	R: 2 E: 0 K: 2 S: 13	H: 2 LOB: 1 BB: 1 P: 25	R: 0 E: 0 K: 1 S: 7	H: 0 LOB: 0 BB: 0 P: 14	R: 0 E: 0 K: 0 S: 10	H: 1 LOB: 1 BB: 0 P: 13	1B: 5 2B: 1 3B: 0 HR: 2	SF: 0 SAC: 0 DP: 2 HBP: 0	WP: 1 PB: 0 SB: 0 CS: 0	PA: 37					
PITCHER	IP	WLS	BF	H	R	ER	SO	BB	IBB	HBP	BLK	WP	HR	S	P	ERA	WHIP										
John Thomson, R ERA: 5.36	6.0		27	7	4	4	4	4	0	0	0	0	0	64	105	6.00	1.833										
32 Ron Mahay, L ERA: 2.01	2.0	W	6	0	0	0	3	0	0	0	0	0	0	15	26	0.00	0.000										
Francisco Cordero, R ERA: 2.97	1.0	S	4	1	0	0	0	0	0	0	0	0	0	10	13	0.00	1.000										

Texas Rangers @ New York Yankees
Yankee Stadium, Bronx, NY
Wed Aug 06 2003, 7:05 PM EDT
Att: 47,344 - Cloudy - 73 F

AB 33
R 4
H 8
RBI 3
BB 4
SO 7
LOB 17



Batter	1	2	3	4	5	6	7	8	9	AB	R	H	RBI	BB	SO	LOB	TOP										
10 Michael Young, R OBP: 0.349, SLG: 0.460	1-2 HR 1B		1-1 F8		1-1 CS 1B			1-0 E G1-3 1B	0-3 K	5	1	3	0	0	1	1											
9 Hank Blalock, L OBP: 0.374, SLG: 0.537	0-0 HR 1B		1-0 F9		1-3 K			2-2 G1-3		4	1	1	0	0	1	2											
Alex Rodriguez, R OBP: 0.394, SLG: 0.577	2-1 P3		1-0 HR		0-3 K			4-1 E BB		3	1	1	1	1	1	2											
Rafael Palmeiro, L OBP: 0.353, SLG: 0.503 Marcus Thames, R OBP: 0.343, SLG: 0.510	2-1 HR		2-3 K		3-2 F8			0-0 E3		4	1	1	3	0	1	2											
23 Mark Teixeira, S OBP: 0.340, SLG: 0.471	0-0 L7			2-2 F7		0-0 G3		3-1 F8		4	0	0	0	0	0	3											
Shane Spencer, R OBP: 0.323, SLG: 0.424	0-3 K			2-2 G5-3		1-1 F9		2-2 G1-3 1B		4	1	1	0	0	1	0											
Laynce Nix, L OBP: 0.275, SLG: 0.446		0-1 F8-6 2B		2-0 1B		2-3 K		2-2 G1-3		4	0	2	0	0	1	1											
Donnie Sadler, R OBP: 0.309, SLG: 0.354 Ramon Nivar, R OBP: 0.160, SLG: 0.208		2-2 F7		1-1 G5-3		2-2 G1-3		1-2 1B		0	0	0	0	0	0	0											
Einar Diaz, R OBP: 0.301, SLG: 0.357 Todd Greene, R OBP: 0.228, SLG: 0.421		1-1 F8-6		0-1 P3				0-2 F7	1-0 F8	3	0	0	0	0	0	1											
										1	0	0	0	0	0	1											
Inning Stats	R: 3 E: 0 K: 1 S: 14	H: 3 LOB: 0 BB: 0 P: 19	R: 0 E: 0 K: 0 S: 8	H: 1 LOB: 0 BB: 0 P: 11	R: 1 E: 0 K: 1 S: 7	H: 1 LOB: 0 BB: 0 P: 12	R: 0 E: 0 K: 0 S: 12	H: 1 LOB: 1 BB: 0 P: 19	R: 0 E: 0 K: 1 S: 7	H: 0 LOB: 0 BB: 0 P: 10	R: 0 E: 0 K: 1 S: 8	H: 0 LOB: 0 BB: 0 P: 13	R: 0 E: 1 K: 0 S: 11	H: 1 LOB: 3 BB: 1 P: 21	R: 1 E: 0 K: 1 S: 13	H: 2 LOB: 1 BB: 0 P: 19	1B: 7 2B: 2 3B: 0 HR: 2	SF: 0 SAC: 0 DP: 1 HBP: 0	WP: 0 PB: 0 SB: 0 CS: 1	PA: 37							
PITCHER	IP	WLS	BF	H	R	ER	SO	BB	IBB	HBP	BLK	WP	HR	S	P	ERA	WHIP										
35 Mike Mussina, R ERA: 3.35	7.1	W	28	8	4	4	5	0	0	0	0	0	2	68	98	4.91	1.091										
Jesse Orasco, L ERA: 6.99	0.1	H	1	0	0	0	0	0	0	0	0	0	0	3	5	0.00	0.000										
Jeff Nelson, R ERA: 3.32	0.1	H	3	0	0	0	0	1	0	0	0	0	0	4	11	0.00	3.000										
42 Mariano Rivera, R ERA: 1.9	1.0	S	5	2	1	1	1	0	0	0	0	0	0	13	19	9.00	2.000										

Texas Rangers @ New York Yankees
Yankee Stadium, Bronx, NY
Thu Aug 07 2003, 1:05 PM EDT
Att: 51,763 - Cloudy - 79 F

AB 36
R 5
H 10
RBI 5
BB 1
SO 6
LOB 15



Batter	1	2	3	4	5	6	7	8	9	AB	R	H	RBI	BB	SO	LOB	BOTTOM										
2 Derek Jeter, R OBP: 0.398, SLG: 0.477	3-3 K	0-0 WP 1B			3-2 L1-3 1B		4-2 SH1-3 20 1B BB	0-1 FC6-4		4	1	2	0	1	1	1											
Nick Johnson, L OBP: 0.433, SLG: 0.474	3-2 K	4-2 BB			0-1 L1-3		1-1 SH1-3			2	0	0	0	1	1	1											
25 Jason Giambi, L OBP: 0.424, SLG: 0.568	2-1 F7	1-3 K			0-0 2B		4-0 20 E 20 1B 55 SF7 IBB			3	1	1	0	1	1	2											
20 Jorge Posada, S OBP: 0.399, SLG: 0.470		2-0 BB 55 BB HR 1B		0-1 G5-3		4-0 IBB	0-0 E9	1-3 2H 3H 1-1 1B		3	1	2	2	1	0	0											
55 Hideki Matsui, L OBP: 0.352, SLG: 0.455		4-2 BB HR BB		1-1 G3-1		1-3 K	1-2 2-3 SF7			2	1	0	1	1	1	2											
Aaron Boone, R OBP: 0.329, SLG: 0.454		2-3 K		1-0 G1-3			0-0 G5-3	3H 2-2 F9		4	0	0	0	0	1	3											
Karim Garcia, L OBP: 0.273, SLG: 0.407		4-2 HR BB		1-3 K		0-3 K		1-3 K		3	1	0	0	1	3	0											
Enrique Wilson, S OBP: 0.277, SLG: 0.360		3-2 HR		4-1 G5-4-3 BB		0-0 F8		1-2 G6-3		3	1	1	4	1	0	0											
David Dellucci, L OBP: 0.333, SLG: 0.376 Bernie Williams, S OBP: 0.364, SLG: 0.393		0-3 K		0-0 G5-4-3			4-2 SH1-3 20 1B BB	4-2 FC6-4 BB		2	0	0	0	0	1	1											
										0	1	0	0	2	0	0											
Inning Stats	R: 0 E: 0 K: 2 S: 8	H: 0 LOB: 0 BB: 0 P: 16	R: 4 E: 0 K: 3 S: 28	H: 3 LOB: 3 BB: 3 P: 48	R: 0 E: 0 K: 0 S: 5	H: 0 LOB: 0 BB: 0 P: 7	R: 0 E: 0 K: 1 S: 6	H: 0 LOB: 1 BB: 1 P: 11	R: 0 E: 0 K: 1 S: 9	H: 2 LOB: 2 BB: 1 P: 17	R: 0 E: 0 K: 1 S: 5	H: 0 LOB: 0 BB: 0 P: 5	R: 3 E: 1 K: 0 S: 14	H: 1 LOB: 1 BB: 3 P: 30	R: 0 E: 0 K: 1 S: 11	H: 0 LOB: 1 BB: 1 P: 17	1B: 4 2B: 2 3B: 0 HR: 1	SF: 1 SAC: 1 DP: 2 HBP: 0	WP: 1 PB: 0 SB: 0 CS: 0	PA: 37							
PITCHER	IP	WLS	BF	H	R	ER	SO	BB	IBB	HBP	BLK	WP	HR	S	P	ERA	WHIP										
53 Joaquin Benoit, R ERA: 5.72	1.2		11	3	4	4	4	3	0	0	0	0	1	33	60	21.60	3.600										
Brian Shouse, L ERA: 3.33	3.1		12	2	0	0	3	1	1	0	0	0	0	23	39	0.00	0.900										
Aaron Fultz, L ERA: 5.47	1.1	L	7	0	3	2	1	2	1	0	0	0	0	12	25	13.50	1.500										
56 Rosman Garcia, R ERA: 5.7	0.0		1	1	0	0	0	0	0	0	0	0	0	1	1	∞	∞										
Erasmo Ramirez, L ERA: 3.74	1.2		6	0	0	0	1	1	0	0	0	0	0	17	26	0.00	0.600										

Texas Rangers @ New York Yankees
Yankee Stadium, Bronx, NY
Thu Aug 07 2003, 1:05 PM EDT
Att: 51,763 - Cloudy - 79 F

AB 26
R 7
H 6
RBI 7
BB 9
SO 9
LOB 10



Batter	1	2	3	4	5	6	7	8	9	AB	R	H	RBI	BB	SO	LOB	TOP
10 Michael Young, R OBP: 0.347, SLG: 0.457	G5-3			F8		G1-6-3			F8	5	0	1	0	0	0	2	
9 Hank Blalock, L OBP: 0.377, SLG: 0.545	HR	1B		1B		G1-6-3			K	4	1	2	1	1	1	2	
Alex Rodriguez, R OBP: 0.393, SLG: 0.574	P4	F8		BB						4	0	1	0	0	0	1	
Rafael Palmeiro, L OBP: 0.357, SLG: 0.504	HR	1B		G4-6-3						3	1	2	0	1	0	2	
23 Mark Teixeira, S OBP: 0.339, SLG: 0.477	HR	G5-4-3								4	1	1	2	0	0	3	
Shane Spencer, R OBP: 0.325, SLG: 0.426	HR			FC5-4					K	3	1	1	0	1	1	0	
Laynce Nix, L OBP: 0.274, SLG: 0.478	HR			FC1					G3	4	1	1	2	0	0	1	
Ramon Nivar, R OBP: 0.172, SLG: 0.185	1B	BB		FC5-4					K	3	0	0	0	1	1	2	
Einar Diaz, R OBP: 0.303, SLG: 0.359	1B			G5-4-3					F7	4	0	2	0	0	0	2	
Inning Stats	R: 5 H: 6 E: 0 K: 0 S: 25	H: 6 R: 2 ER: 0 LOB: 1 BB: 1 P: 45	R: 0 H: 0 E: 0 K: 0 S: 6	H: 0 R: 0 ER: 0 LOB: 1 BB: 1 P: 16	R: 0 H: 1 E: 0 K: 0 S: 6	H: 0 R: 0 ER: 0 LOB: 0 BB: 0 P: 7	R: 0 H: 2 E: 0 K: 0 S: 11	H: 0 R: 0 ER: 0 LOB: 0 BB: 0 P: 14	R: 0 H: 0 E: 0 K: 2 S: 10	H: 0 R: 0 ER: 0 LOB: 0 BB: 0 P: 13	R: 0 H: 0 E: 0 K: 1 S: 6	H: 0 R: 0 ER: 0 LOB: 0 BB: 0 P: 9	1B: 7 2B: 1 3B: 0 HR: 3	SF: 0 SAC: 0 DP: 5 HBP: 0	WP: 0 PB: 0 SB: 0 CS: 0	PA: 38	
PITCHER	IP WLS BF H R ER SO BB IBB HBP BLK WP HR S P ERA WHIP																
Corey Thurman, R ERA: 4.15	0.2 L 9 6 5 5 0 1 0 0 0 0 3 22 41 67.50 10.500																
Tanyon Sturtze, R ERA: 5.94	4.2 19 5 0 0 0 2 0 0 0 0 0 40 60 0.00 1.500																
Jason Kershner, L ERA: 3.16	3.2 10 0 0 0 3 1 0 0 0 0 0 30 42 0.00 0.273																

Texas Rangers @ Toronto Blue Jays
SkyDome, Toronto, ON
Fri Aug 08 2003, 7:05 PM EDT
Att: 24,392 - Cloudy - 79 F

AB 34
R 5
H 11
RBI 5
BB 4
SO 3
LOB 15



Batter	1	2	3	4	5	6	7	8	9	AB	R	H	RBI	BB	SO	LOB	BOTTOM
Frank Catalanotto, L OBP: 0.327, SLG: 0.435	1B			G6-3					G6-3	3	1	1	0	0	1	0	
Dave Berg, R OBP: 0.306, SLG: 0.421	1B									2	0	0	0	0	1	1	
Mike Bordick, R OBP: 0.339, SLG: 0.406	1B	10 1B								3	1	1	1	0	0	0	
10 Vernon Wells, R OBP: 0.350, SLG: 0.562	2B	1B		FC5-4						4	0	3	0	0	0	1	
Carlos Delgado, L OBP: 0.423, SLG: 0.604	F5			HR					L3	4	1	1	1	0	0	4	
Greg Myers, L OBP: 0.406, SLG: 0.541	F8			G6-3					G4-3	4	0	0	0	0	0	4	
Josh Phelps, R OBP: 0.343, SLG: 0.436	2B			K					G5-3	4	0	1	1	0	2	1	
Eric Hinske, L OBP: 0.325, SLG: 0.422	BB			F7						3	0	1	0	1	0	0	
Bobby Kielty, S OBP: 0.360, SLG: 0.410	K			K					K	4	0	0	0	0	3	4	
Orlando Hudson, S OBP: 0.332, SLG: 0.388		F9								2	0	0	0	0	1	0	
3 Reed Johnson, R OBP: 0.357, SLG: 0.428				K					G3-4-3	2	0	0	0	0	0	1	
Inning Stats	R: 2 H: 4 E: 0 K: 1 S: 16	H: 4 R: 0 ER: 0 LOB: 3 BB: 1 P: 26	R: 0 H: 0 E: 0 K: 1 S: 15	H: 0 R: 1 ER: 0 LOB: 0 BB: 0 P: 15	R: 0 H: 0 E: 0 K: 2 S: 8	H: 0 R: 0 ER: 0 LOB: 1 BB: 0 P: 22	R: 0 H: 0 E: 0 K: 1 S: 8	H: 0 R: 0 ER: 0 LOB: 0 BB: 0 P: 14	R: 0 H: 1 E: 0 K: 0 S: 9	H: 1 R: 0 ER: 0 LOB: 1 BB: 0 P: 15	R: 0 H: 1 E: 0 K: 1 S: 8	H: 1 R: 0 ER: 0 LOB: 1 BB: 0 P: 14	1B: 5 2B: 2 3B: 0 HR: 1	SF: 0 SAC: 0 DP: 0 HBP: 1	WP: 0 PB: 1 SB: 0 CS: 0	PA: 37	
PITCHER	IP WLS BF H R ER SO BB IBB HBP BLK WP HR S P ERA WHIP																
R.A. Dickey, R ERA: 4.96	6.0 W 26 6 3 3 6 1 0 1 0 0 1 70 110 4.50 1.167																
32 Ron Mahay, L ERA: 1.88	1.2 H 6 1 0 0 1 0 0 0 0 0 0 13 23 0.00 0.600																
Francisco Cordero, R ERA: 2.9	1.1 S 5 1 0 0 1 0 0 0 0 0 0 12 20 0.00 0.750																

Texas Rangers @ Toronto Blue Jays
SkyDome, Toronto, ON
Fri Aug 08 2003, 7:05 PM EDT
Att: 24,392 - Cloudy - 79 F

AB 35
R 3
H 8
RBI 3
BB 1
SO 8
LOB 16



Batter	1	2	3	4	5	6	7	8	9	AB	R	H	RBI	BB	SO	LOB	TOP									
10 Michael Young, R OBP: 0.344, SLG: 0.453	G5-3		G6-3		F8			SF9	F8	4	0	0	1	0	0	5	Texas Rangers @ Toronto Blue Jays SkyDome, Toronto, ON Sat Aug 09 2003, 4:05 PM EDT Att: 24,644 - Sunny - 77 F									
9 Hank Blalock, L OBP: 0.376, SLG: 0.541	P5			G6-4-3 HBP		K		K		3	0	0	0	0	2	0										
Alex Rodriguez, R OBP: 0.392, SLG: 0.570				G6-4-3 HBP		G5-3		K		3	0	0	0	0	1	1										
Rafael Palmeiro, L OBP: 0.358, SLG: 0.501	G3				G6-3					2	1	0	0	2	0	1										
23 Mark Teixeira, S OBP: 0.338, SLG: 0.474		G4-3					F8			4	0	1	0	0	1	1										
Shane Spencer, R OBP: 0.328, SLG: 0.423										2	0	0	0	2	1	2										
Laynce Nix, L OBP: 0.273, SLG: 0.466										4	1	1	0	0	1	2										
Einar Diaz, R OBP: 0.304, SLG: 0.359										3	0	1	0	0	1	1										
21 Jason Jones, S OBP: 0.303, SLG: 0.286										0	0	0	1	1	0	0										
Donnie Sadler, R OBP: 0.309, SLG: 0.354										0	0	0	0	0	0	0										
Ramon Nivar, R OBP: 0.212, SLG: 0.226										4	1	2	1	0	1	4										
Inning Stats	R: 0 E: 0 K: 0 S: 9	H: 0 LOB: 1 BB: 0 P: 15	R: 0 E: 0 K: 1 S: 7	H: 0 LOB: 0 BB: 0 P: 12	R: 0 E: 0 K: 1 S: 7	H: 1 LOB: 0 BB: 0 P: 9	R: 0 E: 0 K: 1 S: 5	H: 0 LOB: 1 BB: 1 P: 13	R: 0 E: 0 K: 1 S: 10	H: 1 LOB: 0 BB: 1 P: 15	R: 0 E: 0 K: 2 S: 11	H: 0 LOB: 1 BB: 1 P: 17	R: 0 E: 0 K: 2 S: 10	H: 0 LOB: 1 BB: 0 P: 16	R: 1 E: 1 K: 2 S: 10	H: 1 LOB: 0 BB: 2 P: 10	R: 1 E: 0 K: 1 S: 20	H: 2 LOB: 3 BB: 2 P: 33	1B: 5 2B: 0 3B: 0 HR: 0	SF: 1 SAC: 0 DP: 2 HBP: 2	WP: 0 PB: 0 SB: 1 CS: 0	PA: 37				
PITCHER	IP	WLS	BF	H	R	ER	SO	BB	IBB	HBP	BLK	WP	HR	S	P	ERA	WHIP									
Kelvin Escobar, R ERA: 3.85	(1, 1)	8.0	W	30	3	2	1	7	3	0	2	0	0	0	70	112	1.12	0.750								
Trever Miller, L ERA: 4.54	(9, 1)	0.0		1	0	1	1	0	1	0	0	0	0	0	3	7	∞	∞								
Scott Service, R ERA: 4.72	(9, 1)	0.1	H	4	2	0	0	0	1	0	0	0	0	0	10	19	0.00	9.000								
Aquilino Lopez, R ERA: 3.98	(9, 1)	0.2	S	2	0	0	0	1	0	0	0	0	0	0	7	7	0.00	0.000								

Batter	1	2	3	4	5	6	7	8	9	AB	R	H	RBI	BB	SO	LOB	BOTTOM									
3 Reed Johnson, R OBP: 0.354, SLG: 0.423	F8		F9		F8	F8				5	1	1	1	0	0	6	Texas Rangers @ Toronto Blue Jays SkyDome, Toronto, ON Sat Aug 09 2003, 4:05 PM EDT Att: 24,644 - Sunny - 77 F									
Mike Bordick, R OBP: 0.336, SLG: 0.403			SF8		F7		G4-3			4	0	1	2	0	1	1										
10 Vernon Wells, R OBP: 0.349, SLG: 0.558			F8		F7		G1-3			5	0	1	0	0	0	2										
Carlos Delgado, L OBP: 0.427, SLG: 0.606				G3						2	1	1	1	2	0	0										
Greg Myers, L OBP: 0.404, SLG: 0.536										4	0	1	0	0	2	2										
Tom Wilson, R OBP: 0.336, SLG: 0.423										1	0	0	0	0	0	3										
Josh Phelps, R OBP: 0.344, SLG: 0.435										3	0	1	0	1	1	1										
Eric Hinske, L OBP: 0.327, SLG: 0.428										3	1	2	1	0	0	1										
Frank Catalanotto, L OBP: 0.329, SLG: 0.435										2	1	1	0	1	0	2										
Bobby Kielty, S OBP: 0.362, SLG: 0.410										0	1	0	0	1	0	0										
Orlando Hudson, S OBP: 0.334, SLG: 0.391										3	0	2	0	0	0	3										
Dave Berg, R OBP: 0.303, SLG: 0.417										1	0	0	0	0	1	2										
Inning Stats	R: 0 E: 0 K: 1 S: 7	H: 0 LOB: 0 BB: 0 P: 10	R: 0 E: 0 K: 0 S: 8	H: 1 LOB: 1 BB: 0 P: 12	R: 1 E: 0 K: 0 S: 11	H: 2 LOB: 1 BB: 0 P: 15	R: 0 E: 0 K: 1 S: 16	H: 2 LOB: 2 BB: 0 P: 19	R: 0 E: 0 K: 0 S: 9	H: 1 LOB: 1 BB: 0 P: 12	R: 1 E: 0 K: 0 S: 14	H: 1 LOB: 3 BB: 3 P: 28	R: 0 E: 0 K: 1 S: 10	H: 0 LOB: 1 BB: 1 P: 17	R: 3 E: 0 K: 2 S: 17	H: 4 LOB: 3 BB: 1 P: 29	1B: 9 2B: 2 3B: 0 HR: 0	SF: 2 SAC: 0 DP: 0 HBP: 1	WP: 0 PB: 0 SB: 0 CS: 0	PA: 41						
PITCHER	IP	WLS	BF	H	R	ER	SO	BB	IBB	HBP	BLK	WP	HR	S	P	ERA	WHIP									
Robert Ellis, R ERA: 6.61	(1, 1)	5.1		26	7	2	2	2	3	0	0	0	0	0	60	90	3.38	1.875								
Erasmio Ramirez, L ERA: 3.47	(6, 1)	1.2		6	0	0	0	1	1	0	0	0	0	15	23	0.00	0.600									
Aaron Fultz, L ERA: 5.79	(8, 1)	0.1	L	3	1	2	2	1	0	1	0	0	0	4	9	54.00	3.000									
56 Rosman Garcia, R ERA: 5.89	(8, 1)	0.1		4	3	0	0	1	0	0	0	0	0	11	16	0.00	9.000									
Brian Shouse, L ERA: 3.33	(8, 1)	0.0		1	0	1	1	0	0	0	0	1	0	1	3	∞	∞									
PITCHER	IP	WLS	BF	H	R	ER	SO	BB	IBB	HBP	BLK	WP	HR	S	P	ERA	WHIP									
Jay Powell, R ERA: 8.67	(8, 1)	0.1		1	0	0	0	0	0	0	0	0	0	1	1	0.00	0.000									

AB	29
R	3
H	5
RBI	3
BB	5
SO	8
LOB	17



AB	33
R	5
H	11
RBI	5
BB	5
SO	5
LOB	23



Batter	1	2	3	4	5	6	7	8	9	AB	R	H	RBI	BB	SO	LOB	TOP										
10 Michael Young, R OBP: 0.343, SLG: 0.455	1-2 9 SF9 3B		0-0 P4	1-3 K			1-2 F8	0-2 G3		5	1	1	0	0	1	4											
9 Hank Blalock, L OBP: 0.374, SLG: 0.538	1-0 SF9		1-1 G1-3		0-0 G4-3		0-1 1B		1-0 F7	4	0	1	1	0	0	0											
Alex Rodriguez, R OBP: 0.394, SLG: 0.575	1-1 3-H HR		4-2 3B BB		2-2 HBP		0-3 K		3-2 F8	3	2	1	1	1	1	2											
Rafael Palmeiro, L OBP: 0.356, SLG: 0.503	2-2 G6-3		1-1 1-H 3B		2-2 F9		2-0 G4-3		2-2 F9	5	0	1	1	0	0	3											
23 Mark Teixeira, S OBP: 0.338, SLG: 0.475	1-2 P5		0-0 G3		1-3 K				0-0 1B 2B	4	1	1	0	0	1	2											
Shane Spencer, R OBP: 0.330, SLG: 0.420		4-1 1B BB		0-1 F8		3-3 K		4-2 1B BB		2	0	0	0	2	1	0											
Layne Nix, L OBP: 0.284, SLG: 0.468		1-1 G6-4-3 1B		2-3 K		0-0 P4		2-1 1-2 2-H 1B		4	0	2	1	0	1	0											
Todd Greene, R OBP: 0.229, SLG: 0.438		0-3 K		0-0 K		0-0 G6-3		3-2 P5		4	1	1	1	0	1	4											
Ramon Nivar, R OBP: 0.243, SLG: 0.257		0-2 G6-4-3		0-2 HR			0-1 9 1B 1B	0-3 K		4	0	2	0	0	1	4											
Inning Stats	R: 2 E: 0 K: 0 S: 12	H: 2 LOB: 0 BB: 0 P: 18	R: 0 E: 0 K: 1 S: 9	H: 1 LOB: 1 BB: 1 P: 14	R: 1 E: 0 K: 0 S: 9	H: 1 LOB: 1 BB: 1 P: 14	R: 1 E: 0 K: 2 S: 12	H: 2 LOB: 1 BB: 0 P: 15	R: 0 E: 0 K: 1 S: 5	H: 0 LOB: 0 BB: 0 P: 8	R: 0 E: 0 K: 1 S: 13	H: 2 LOB: 2 BB: 0 P: 16	R: 1 E: 0 K: 0 S: 19	H: 2 LOB: 2 BB: 1 P: 28	R: 0 E: 0 K: 0 S: 7	H: 0 LOB: 0 BB: 0 P: 13	1B: 5 2B: 1 3B: 2 HR: 2	SF: 1 SAC: 0 DP: 1 HBP: 1	WP: 0 PB: 0 SB: 1 CS: 0	PA: 40							
PITCHER	IP	WLS	BF	H	R	ER	SO	BB	IBB	HBP	BLK	WP	HR	S	P	ERA	WHIP										
Josh Towers, R ERA: 6.75	6.1	L	28	7	4	0	5	2	0	1	0	0	2	63	91	5.68	1.421										
Trever Miller, L ERA: 4.54	0.0		1	1	0	0	0	0	0	0	0	0	0	2	2	∞	∞										
Dan Reichert, R ERA: 3.38	0.2		5	2	1	1	1	1	0	0	0	0	0	10	18	13.50	4.500										
Cliff Politte, R ERA: 6.1	1.0		3	0	0	0	1	0	0	0	0	0	0	13	16	0.00	0.000										
Aquilino Lopez, R ERA: 3.9	1.0		3	0	0	0	0	0	0	0	0	0	0	7	13	0.00	0.000										

Texas Rangers @ Toronto Blue Jays
SkyDome, Toronto, ON
Sun Aug 10 2003, 1:05 PM EDT
Att: 25,401 - Dome - 72 F

AB 35
R 5
H 10
RBI 5
BB 3
SO 7
LOB 19



Batter	1	2	3	4	5	6	7	8	9	AB	R	H	RBI	BB	SO	LOB	BOTTOM										
3 Reed Johnson, R OBP: 0.351, SLG: 0.419	2-2 G1-3		0-3 K		2-1 1B		0-2 P6		1-2 FC1-6 10 DI 10 1B	5	1	1	0	0	1	2											
Mike Bordick, R OBP: 0.338, SLG: 0.403	1-1 10 1B		1-3 K		2-2 1-2 1B			3-2 F9	0-1 F8	5	0	2	0	0	1	2											
10 Vernon Wells, R OBP: 0.351, SLG: 0.560	0-2 L1-5-1-6 1-2			1-0 G3-1 2B	2-2 L5			4-2 1B BB BB	0-1 1B	4	1	2	1	1	0	3											
Carlos Delgado, L OBP: 0.426, SLG: 0.602		1-3 K		1-1 G3-1		2-0 F8		1-1 BB 1B	4-0 BB	4	0	1	0	1	1	1											
Dave Berg, R OBP: 0.303, SLG: 0.417				2-3 K				1-2 1B	1-2 BB	0	0	0	0	0	0	0											
Josh Phelps, R OBP: 0.344, SLG: 0.432			1-3 K		4-2 L3 BB		2-3 K		0-3 K	2	0	0	0	1	2	0											
Greg Myers, L OBP: 0.401, SLG: 0.532									1-1 F7	2	0	0	0	0	1	4											
Eric Hinske, L OBP: 0.332, SLG: 0.440		0-0 HR		1-2 L3		4-0 S BB		0-1 BB	1-2 2-3 1B	3	1	2	1	1	0	2											
Tom Wilson, R OBP: 0.339, SLG: 0.427		3-3 K			0-0 G3 2B		3-2 F8		4-2 1-2 2-3 3-H BB	3	1	1	1	1	1	1											
Frank Catalanotto, L OBP: 0.330, SLG: 0.436			2-1 G6-3 1B		1-1 G3			3-2 F8	3-3 K	2	0	1	0	0	0	1											
Bobby Kielty, S OBP: 0.360, SLG: 0.408					2-3 G3					2	0	0	0	0	1	3											
Orlando Hudson, S OBP: 0.333, SLG: 0.389			0-2 G6-3		0-0 G3		1-2 F8		1-2 FC1-6 3 1B	4	0	1	1	0	0	1											
Inning Stats	R: 0 E: 0 K: 0 S: 10	H: 1 LOB: 1 BB: 0 P: 13	R: 1 E: 0 K: 3 S: 11	H: 1 LOB: 0 BB: 0 P: 16	R: 0 E: 0 K: 2 S: 14	H: 1 LOB: 1 BB: 0 P: 17	R: 0 E: 0 K: 0 S: 10	H: 1 LOB: 1 BB: 1 P: 17	R: 0 E: 0 K: 1 S: 7	H: 0 LOB: 0 BB: 1 P: 18	R: 0 E: 0 K: 0 S: 10	H: 0 LOB: 0 BB: 0 P: 14	R: 1 E: 0 K: 2 S: 22	H: 2 LOB: 2 BB: 2 P: 37	R: 1 E: 0 K: 0 S: 13	H: 2 LOB: 2 BB: 1 P: 20	1B: 8 2B: 3 3B: 0 HR: 1	SF: 0 SAC: 0 DP: 1 HBP: 0	WP: 0 PB: 0 SB: 1 CS: 0	PA: 41							
PITCHER	IP	WLS	BF	H	R	ER	SO	BB	IBB	HBP	BLK	WP	HR	S	P	ERA	WHIP										
Colby Lewis, R ERA: 7.84	5.0	W	21	7	2	2	5	1	0	0	0	0	1	57	82	3.60	1.600										
32 Ron Mahay, L ERA: 1.73	2.0	H	7	0	0	0	1	1	0	0	0	0	0	17	32	0.00	0.500										
Jay Powell, R ERA: 0.8	0.1	H	2	0	1	1	0	1	0	0	0	0	0	6	13	27.00	3.000										
Brian Shouse, L ERA: 3.33	0.0		1	1	0	0	0	0	0	0	0	0	0	2	3	∞	∞										
Francisco Cordero, R ERA: 2.97	1.2	S	10	3	1	1	2	2	0	0	0	0	0	27	41	5.40	3.000										

Texas Rangers @ Toronto Blue Jays
SkyDome, Toronto, ON
Sun Aug 10 2003, 1:05 PM EDT
Att: 25,401 - Dome - 72 F

AB 36
R 4
H 11
RBI 4
BB 5
SO 8
LOB 20



Batter	1	2	3	4	5	6	7	8	9	AB	R	H	RBI	BB	SO	LOB	TOP								
Alex Sanchez, L (1, 8) OBP: 0.314, SLG: 0.366	G1-3		1B BB			G3	FC4-6			3	0	0	0	1	0	1									
Warren Morris, L (1, 4) OBP: 0.321, SLG: 0.383	G3		1B			F7		F8		4	0	1	0	0	0	0									
Bobby Higginson, L (1, 9) OBP: 0.332, SLG: 0.372	F8		G1-3					L4		4	0	1	0	0	0	2									
Dmitri Young, S (1, 10) OBP: 0.350, SLG: 0.531		F8		K		G4-3		K		4	0	0	0	0	2	1									
Carlos Pena, L (1, 3) OBP: 0.330, SLG: 0.430		G5-3		G3			HR BB		F7	3	1	0	0	1	0	0									
Craig Monroe, R (1, 7) OBP: 0.285, SLG: 0.421		F7		F9			K		G6-3	4	0	0	0	0	1	1									
Eric Munson, L (1, 5) OBP: 0.312, SLG: 0.441			K		K		HR		1B BB	3	1	1	2	1	2	0									
15 Brandon Inge, R (1, 2) OBP: 0.241, SLG: 0.297			1B 2B		F9		G1-3			4	1	2	0	0	0	0									
Ramon Santiago, S (1, 6) OBP: 0.290, SLG: 0.287			CS 1B		L9		FC4-6 1B		F7	4	0	2	1	0	0	2									
Inning Stats	R: 0 E: 0 K: 0 S: 7	H: 0 LOB: 0 BB: 0 P: 11	R: 0 E: 0 K: 0 S: 8	H: 0 LOB: 0 BB: 0 P: 11	R: 1 E: 0 K: 1 S: 14	H: 3 LOB: 2 BB: 1 P: 26	R: 0 E: 0 K: 1 S: 7	H: 0 LOB: 0 BB: 0 P: 11	R: 0 E: 0 K: 1 S: 10	H: 0 LOB: 0 BB: 0 P: 14	R: 0 E: 0 K: 0 S: 9	H: 1 LOB: 1 BB: 0 P: 13	R: 2 E: 0 K: 1 S: 12	H: 2 LOB: 1 BB: 1 P: 21	R: 0 E: 0 K: 1 S: 7	H: 0 LOB: 0 BB: 1 P: 12	R: 0 E: 0 K: 0 S: 12	H: 1 LOB: 2 BB: 1 P: 23	1B: 4 2B: 1 3B: 1 HR: 1	SF: 0 SAC: 0 DP: 0 HBP: 0	WP: 0 PB: 0 SB: 0 CS: 1	PA: 36			
PITCHER	IP	WLS	BF	H	R	ER	SO	BB	IBB	HBP	BLK	WP	HR	S	P	ERA	WHIP								
John Thomson, R (1, 1) ERA: 5.31	1.2		5	0	0	0	0	0	0	0	0	0	0	13	20	0.00	0.000								
53 Joaquin Benoit, R (2, 1) ERA: 5.7	5.0	W	22	6	3	3	4	2	0	0	0	0	1	53	86	5.40	1.600								
Aaron Fultz, L (7, 1) ERA: 5.53	2.1		9	1	0	0	1	1	0	0	0	0	0	20	36	0.00	0.857								

Detroit Tigers @ Texas Rangers
The Ballpark at Arlington, Arlington, TX
Mon Aug 11 2003, 8:05 PM EDT
Att: 27,674 - Cloudy - 80 F

AB	33
R	3
H	7
RBI	3
BB	3
SO	5
LOB	7



Batter	1	2	3	4	5	6	7	8	9	AB	R	H	RBI	BB	SO	LOB	BOTTOM								
10 Michael Young, R (1, 4) OBP: 0.345, SLG: 0.459	BB HBP SF8 BB		1B 3B	G5-4-3		L4		G4-3 FC1 1B		4	2	2	1	1	0	2									
Donnie Sadler, R (1, 5) OBP: 0.304, SLG: 0.340	SF8 BB HBP		K2-3		G5-3	K		FC1 G4-3		4	0	0	0	0	2	3									
Alex Rodriguez, R (1, 6) OBP: 0.396, SLG: 0.575			FC3-6 1B		1B 23 E	P4		G4-3		4	1	2	2	1	0	2									
Shane Spencer, R (1, 7) OBP: 0.331, SLG: 0.421	SF8		FC3-6 1B		23 E 1B		G6-3	G4-3		4	1	2	1	0	0	2									
23 Mark Teixeira, S (1, 3) OBP: 0.337, SLG: 0.472	K		FC3-6 FC5-4		E8 SF7 1B		K			4	1	1	1	0	2	4									
Marcus Thames, R (1, 9) OBP: 0.308, SLG: 0.281	P5		FC5-4		SF7		G5-3			3	0	0	1	0	0	4									
21 Jason Jones, S (1, 10) OBP: 0.351, SLG: 0.333		F9		1B BB		HR BB		10 1B 2B		2	2	1	0	2	0	0									
Todd Greene, R (1, 2) OBP: 0.236, SLG: 0.461	F7		10 G5-4-3 1B		1B HR		G6-3			4	1	2	2	0	0	1									
Ramon Nivar, R (1, 8) OBP: 0.244, SLG: 0.237	G5-3		K		G6-3		10 1B G4-3 HBP			3	1	0	0	0	1	2									
Inning Stats	R: 1 E: 0 K: 1 S: 12	H: 0 LOB: 2 BB: 2 P: 26	R: 0 E: 0 K: 0 S: 7	H: 0 LOB: 0 BB: 0 P: 11	R: 1 E: 0 K: 1 S: 13	H: 3 LOB: 0 BB: 0 P: 17	R: 0 E: 0 K: 1 S: 6	H: 1 LOB: 1 BB: 1 P: 11	R: 5 E: 1 K: 0 S: 16	H: 4 LOB: 0 BB: 1 P: 26	R: 0 E: 0 K: 1 S: 8	H: 0 LOB: 0 BB: 0 P: 10	R: 0 E: 0 K: 1 S: 11	H: 0 LOB: 0 BB: 0 P: 17	R: 2 E: 0 K: 0 S: 14	H: 2 LOB: 2 BB: 0 P: 20	1B: 7 2B: 1 3B: 1 HR: 1	SF: 2 SAC: 0 DP: 1 HBP: 2	WP: 0 PB: 0 SB: 0 CS: 0	PA: 40					
PITCHER	IP	WLS	BF	H	R	ER	SO	BB	IBB	HBP	BLK	WP	HR	S	P	ERA	WHIP								
Wilfredo Ledezma, L (1, 1) ERA: 4.82	1.0		6	0	1	1	1	2	0	1	0	0	0	12	26	9.00	2.000								
Steve Sparks, R (2, 1) ERA: 4.68	4.0	L	21	8	6	6	2	2	0	0	0	0	1	42	65	13.50	2.500								
Shane Loux, R (6, 1) ERA: 7.15	3.0		13	2	2	2	2	0	0	1	0	0	0	33	47	6.00	0.667								

Detroit Tigers @ Texas Rangers
The Ballpark at Arlington, Arlington, TX
Mon Aug 11 2003, 8:05 PM EDT
Att: 27,674 - Cloudy - 80 F

AB	32
R	9
H	10
RBI	8
BB	4
SO	5
LOB	20



Batter	1	2	3	4	5	6	7	8	9	AB	R	H	RBI	BB	SO	LOB	TOP				
Alex Sanchez, L (1, 8) OBP: 0.312, SLG: 0.363	2-3 K		0-3 K		1-3 K		0-2 G3			4	0	0	0	0	3	2					
Warren Morris, L (1, 4) OBP: 0.319, SLG: 0.382	1-2 1B			1-0 F9	1-0 SF6		2-1 G6-3			3	0	1	1	0	0	0					
Bobby Higginson, L (1, 9) OBP: 0.329, SLG: 0.367	1-2 F8			0-0 F8			0-3 K			4	0	0	0	0	2	2					
Kevin Witt, L (1, 10) OBP: 0.319, SLG: 0.439	1-3 K			1-0 G3			3-2 1B		1-2 L7	4	1	1	0	0	1	1					
Carlos Pena, L (1, 3) OBP: 0.332, SLG: 0.440							1-0 HR		1-3 K	4	1	2	1	0	2	1					
Craig Monroe, R (1, 7) OBP: 0.288, SLG: 0.433							2-0 HR		2-3 K	4	2	2	1	0	1	1					
Shane Halter, R (1, 5) OBP: 0.328, SLG: 0.328							1-2 15 2B		0-0 E8	4	2	2	1	0	0	1					
15 Brandon Inge, R (1, 2) OBP: 0.246, SLG: 0.306							0-1 1B		1-2 G6-3	4	1	2	3	0	0	0					
Ramon Santiago, S (1, 6) OBP: 0.290, SLG: 0.286							0-2 S		0-2 L3	4	0	1	0	0	1	0					
Inning Stats	R: 0 E: 0 K: 2 S: 14	H: 1 LOB: 1 BB: 0 P: 19	R: 0 E: 0 K: 0 S: 10	H: 1 LOB: 0 BB: 0 P: 13	R: 0 E: 0 K: 1 S: 7	H: 0 LOB: 0 BB: 0 P: 10	R: 0 E: 0 K: 0 S: 3	H: 0 LOB: 0 BB: 0 P: 5	R: 4 E: 0 K: 2 S: 18	H: 5 LOB: 1 BB: 0 P: 24	R: 3 E: 1 K: 2 S: 14	H: 4 LOB: 0 BB: 0 P: 23	R: 0 E: 0 K: 2 S: 10	H: 0 LOB: 0 BB: 0 P: 14	R: 0 E: 0 K: 0 S: 11	H: 0 LOB: 0 BB: 0 P: 12	1B: 8 2B: 1 3B: 0 HR: 2	SF: 1 SAC: 0 DP: 1 HBP: 0	WP: 0 PB: 0 SB: 1 CS: 0	PA: 36	
PITCHER	IP	WLS	BF	H	R	ER	SO	BB	IBB	HBP	BLK	WP	HR	S	P	ERA	WHIP				
Juan Dominguez, R (1, 1) ERA: 7.71	4.2	L	20	7	4	4	4	0	0	0	0	0	2	49	68	7.71	1.500				
Brian Shouse, L (5, 1) ERA: 3.47	0.2		3	1	1	1	2	0	0	0	0	0	0	9	13	13.50	1.500				
Jay Powell, R (6, 1) ERA: 8.87	0.2		4	3	2	1	1	0	0	0	0	0	0	8	13	13.50	4.500				
Erasmio Ramirez, L (7, 1) ERA: 3.08	3.0		9	0	0	0	3	0	0	0	0	0	0	30	37	0.00	0.000				

Detroit Tigers @ Texas Rangers
The Ballpark at Arlington, Arlington, TX
Tue Aug 12 2003, 8:05 PM EDT
Att: 17,524 - Sunny - 85 F

AB	35
R	7
H	11
RBI	7
BB	0
SO	10
LOB	8



Batter	1	2	3	4	5	6	7	8	9	AB	R	H	RBI	BB	SO	LOB	BOTTOM					
10 Michael Young, R (1, 4) OBP: 0.344, SLG: 0.457	0-1 G6-3		4-0 BB		0-1 L9		2-1 G5-3			3	0	0	0	1	0	0						
9 Hank Blalock, L (1, 5) OBP: 0.370, SLG: 0.532	0-0 F8		1-3 K		0-0 F7		0-0 F8			4	0	0	0	0	1	2						
Alex Rodriguez, R (1, 6) OBP: 0.398, SLG: 0.578	1-2 F8			2-1 BB	3-1 S		1-1 L9		1-1 G4-3	4	2	3	0	0	0	0						
Rafael Palmeiro, L (1, 10) OBP: 0.355, SLG: 0.499				4-1 BB	2-1 F7		1-0 L9		1-0 L9	3	1	0	0	1	0	2						
23 Mark Teixeira, S (1, 3) OBP: 0.333, SLG: 0.467				0-1 SF8			0-0 G4-3		0-0 G4-3	4	1	0	1	0	0	2						
Shane Spencer, R (1, 7) OBP: 0.330, SLG: 0.417				4-2 G4-3			0-1 F7		1-0 G5-3	3	0	0	1	1	1	0						
Layne Nix, L (1, 9) OBP: 0.294, SLG: 0.475				1-0 BB			2-1 F7		1-3 K	3	0	2	1	0	1	0						
Einar Diaz, R (1, 2) OBP: 0.300, SLG: 0.354				3-2 F8			1-0 F7		3-1 P5	4	0	0	1	0	0	3						
Ramon Nivar, R (1, 8) OBP: 0.222, SLG: 0.214				0-0 L6			1-1 P4		0-1 G3	4	0	0	0	0	0	2						
Inning Stats	R: 0 E: 0 K: 0 S: 6	H: 0 LOB: 0 BB: 0 P: 7	R: 0 E: 0 K: 1 S: 7	H: 0 LOB: 0 BB: 0 P: 12	R: 0 E: 0 K: 1 S: 8	H: 1 LOB: 2 BB: 1 P: 17	R: 3 E: 1 K: 0 S: 14	H: 1 LOB: 1 BB: 2 P: 25	R: 0 E: 0 K: 0 S: 7	H: 1 LOB: 1 BB: 0 P: 12	R: 0 E: 0 K: 0 S: 6	H: 1 LOB: 0 BB: 0 P: 10	R: 0 E: 0 K: 0 S: 5	H: 0 LOB: 0 BB: 0 P: 8	R: 1 E: 0 K: 0 S: 5	H: 1 LOB: 0 BB: 0 P: 8	R: 0 E: 0 K: 1 S: 7	H: 0 LOB: 0 BB: 0 P: 11	1B: 4 2B: 1 3B: 0 HR: 0	SF: 1 SAC: 0 DP: 0 HBP: 0	WP: 0 PB: 0 SB: 2 CS: 0	PA: 36
PITCHER	IP	WLS	BF	H	R	ER	SO	BB	IBB	HBP	BLK	WP	HR	S	P	ERA	WHIP					
38 Jeremy Bonderman, R (1, 1) ERA: 5.15	7.0	W	29	4	3	1	2	3	0	0	0	0	0	5	8	9.00	1.000					
45 Chris Mears, R (8, 1) ERA: 4.5	1.0		4	1	1	1	0	0	0	0	0	0	0	5	8	9.00	1.000					
Danny Patterson, R (9, 1) ERA: 1.74	1.0	S	3	0	0	0	1	0	0	0	0	0	0	7	11	0.00	0.000					

Detroit Tigers @ Texas Rangers
The Ballpark at Arlington, Arlington, TX
Tue Aug 12 2003, 8:05 PM EDT
Att: 17,524 - Sunny - 85 F

AB	32
R	4
H	5
RBI	4
BB	3
SO	3
LOB	11



Batter	1	2	3	4	5	6	7	8	9	AB	R	H	RBI	BB	SO	LOB	TOP																					
Alex Sanchez, L (1, 8) OBP: 0.313, SLG: 0.362	F7		K		G4-3		G4-3		BB	4	0	1	0	1	1	1	Detroit Tigers @ Texas Rangers The Ballpark at Arlington, Arlington, TX Wed Aug 13 2003, 8:05 PM EDT Att: 17,491 - Cloudy - 75 F																					
Warren Morris, L (1, 4) OBP: 0.317, SLG: 0.377	K		FC6-4		F8		G4-3		BB	5	0	1	0	0	1	5																						
Bobby Higginson, L (1, 9) OBP: 0.328, SLG: 0.366	F7		FC6-4		BB				G5-3	4	0	1	1	0	0	1																						
Kevin Witt, L (1, 10) OBP: 0.322, SLG: 0.437		BB	K		BB				G4-3	3	1	1	0	1	1	1																						
Carlos Pena, L (1, 3) OBP: 0.331, SLG: 0.448	F8				HR				G3	4	1	1	1	0	1	3																						
Craig Monroe, R (1, 7) OBP: 0.288, SLG: 0.431	F7				G6-3				G6-3	4	0	1	0	0	0	1																						
Shane Halter, R (1, 5) OBP: 0.271, SLG: 0.325	BB				G4-3		FC6-4		G1	2	0	0	0	2	0	1																						
15 Brandon Inge, R (1, 2) OBP: 0.251, SLG: 0.311					G5-3		G6-4-3		G1	4	0	2	1	0	0	1																						
Ramon Santiago, S (1, 6) OBP: 0.290, SLG: 0.287	F7						G4-3		G1	3	1	1	0	0	0	2																						
Dmitri Young, S (9, PH) OBP: 0.349, SLG: 0.530					BB				BB	1	0	0	0	0	0	2																						
Inning Stats	R: 0 E: 0 K: 1 S: 7	H: 0 LOB: 0 BB: 0 P: 10	R: 1 E: 0 K: 0 S: 19	H: 2 LOB: 2 BB: 1 P: 29	R: 0 E: 0 K: 2 S: 10	H: 1 LOB: 1 BB: 0 P: 15	R: 1 E: 0 K: 0 S: 11	H: 1 LOB: 0 BB: 1 P: 17	R: 1 E: 0 K: 0 S: 12	H: 2 LOB: 2 BB: 1 P: 22	R: 0 E: 0 K: 0 S: 5	H: 1 LOB: 0 BB: 0 P: 9	R: 0 E: 0 K: 0 S: 6	H: 1 LOB: 0 BB: 0 P: 8	R: 0 E: 0 K: 1 S: 9	H: 0 LOB: 0 BB: 0 P: 11	R: 0 E: 0 K: 0 S: 11	H: 1 LOB: 3 BB: 2 P: 25	1B: 8 2B: 0 3B: 0 HR: 1	SF: 0 SAC: 0 DP: 2 HBP: 0	WP: 0 PB: 0 SB: 0 CS: 0	PA: 38																
PITCHER	IP	WLS	BF	H	R	ER	SO	BB	IBB	HBP	BLK	WP	HR	S	P	ERA	WHIP	PITCHER				IP	WLS	BF	H	R	ER	SO	BB	IBB	HBP	BLK	WP	HR	S	P	ERA	WHIP
R.A. Dickey, R (1, 1) ERA: 4.91	6.0	W	26	7	3	3	3	2	0	0	0	0	1	64	102	4.50	1.500					6.0	W	26	7	3	3	3	2	0	0	0	0	1	64	102	4.50	1.500
Brian Shouse, L (7, 1) ERA: 3.33	2.0		6	1	0	0	1	0	0	0	0	0	0	15	19	0.00	0.500					2.0		6	1	0	0	1	0	0	0	0	0	15	19	0.00	0.500	
32 Ron Mahay, L (9, 1) ERA: 1.71	0.1		3	1	0	0	0	1	0	0	0	0	0	6	12	0.00	6.000					0.1		3	1	0	0	0	1	0	0	0	6	12	0.00	6.000		
Francisco Cordero, R (9, 1) ERA: 2.94	0.2	S	3	0	0	0	0	1	0	0	0	0	0	5	13	0.00	1.500					0.2	S	3	0	0	0	0	1	0	0	0	5	13	0.00	1.500		

Batter	1	2	3	4	5	6	7	8	9	AB	R	H	RBI	BB	SO	LOB	BOTTOM																					
10 Michael Young, R (1, 4) OBP: 0.347, SLG: 0.461	HR					P6				4	2	3	0	0	0	1	Detroit Tigers @ Texas Rangers The Ballpark at Arlington, Arlington, TX Wed Aug 13 2003, 8:05 PM EDT Att: 17,491 - Cloudy - 75 F																					
23 Mark Teixeira, S (1, 3) OBP: 0.333, SLG: 0.464	G6-3				G5-4-3				P5	4	1	1	0	0	0	2																						
Alex Rodriguez, R (1, 6) OBP: 0.399, SLG: 0.583	HR				F8				BB	3	1	1	2	1	0	2																						
Rafael Palmeiro, L (1, 10) OBP: 0.357, SLG: 0.511	BB				G4-3				F8	4	2	2	3	0	0	1																						
Shane Spencer, R (1, 7) OBP: 0.326, SLG: 0.411	G5-3				P2				F8	4	0	0	0	0	0	2																						
Marcus Thames, R (1, 9) OBP: 0.348, SLG: 0.294	HBP				F8				G4-6-3	2	1	1	0	1	0	0																						
9 Hank Blalock, L (1, 5) OBP: 0.372, SLG: 0.534	BB				G3				F7	4	0	2	2	0	0	1																						
Einar Diaz, R (1, 2) OBP: 0.296, SLG: 0.349	G5-3				G5-3				G4-6-3	4	0	0	0	0	0	4																						
Donnie Sadler, R (1, 8) OBP: 0.297, SLG: 0.330	K				G5-3				G3	3	0	0	0	0	1	1																						
Inning Stats	R: 3 E: 0 K: 0 S: 23	H: 4 LOB: 2 BB: 0 P: 42	R: 3 E: 0 K: 1 S: 17	H: 3 LOB: 0 BB: 0 P: 26	R: 0 E: 0 K: 0 S: 5	H: 0 LOB: 0 BB: 0 P: 10	R: 0 E: 0 K: 0 S: 8	H: 1 LOB: 0 BB: 0 P: 13	R: 0 E: 0 K: 0 S: 6	H: 0 LOB: 0 BB: 1 P: 7	R: 1 E: 0 K: 0 S: 10	H: 1 LOB: 1 BB: 1 P: 22	R: 0 E: 0 K: 0 S: 7	H: 0 LOB: 1 BB: 1 P: 13	R: 0 E: 0 K: 0 S: 4	H: 1 LOB: 0 BB: 0 P: 5	1B: 5 2B: 2 3B: 1 HR: 2	SF: 0 SAC: 0 DP: 2 HBP: 1	WP: 0 PB: 0 SB: 0 CS: 0	PA: 35																		
PITCHER	IP	WLS	BF	H	R	ER	SO	BB	IBB	HBP	BLK	WP	HR	S	P	ERA	WHIP	PITCHER				IP	WLS	BF	H	R	ER	SO	BB	IBB	HBP	BLK	WP	HR	S	P	ERA	WHIP
Mike Maroth, L (1, 1) ERA: 5.29	5.0	L	23	8	6	6	1	0	0	1	0	0	0	10	22	9.00	2.000					5.0	L	23	8	6	6	1	0	0	0	1	10	22	9.00	2.000		
Chris Spurling, R (6, 1) ERA: 4.55	1.0		5	1	1	1	0	1	0	0	0	0	0	7	13	0.00	1.000					1.0		5	1	1	1	0	1	0	0	0	7	13	0.00	1.000		
Jamie Walker, L (7, 1) ERA: 3.57	1.0		4	0	0	0	0	1	0	0	0	0	0	4	5	0.00	1.000					1.0		4	0	0	0	0	0	0	0	4	5	0.00	1.000			
Eric Eckenstahler, L (8, 1) ERA: 1.17	1.0		3	1	0	0	0	0	0	0	0	0	0	4	5	0.00	1.000					1.0		3	1	0	0	0	0	0	0	4	5	0.00	1.000			

AB	34
R	3
H	9
RBI	3
BB	4
SO	4
LOB	18



AB	32
R	7
H	10
RBI	7
BB	2
SO	1
LOB	14



Batter	1	2	3	4	5	6	7	8	9	AB	R	H	RBI	BB	SO	LOB	TOP			
Alex Sanchez, L (1, 8) OBP: 0.314, SLG: 0.367	1-1 1B		0-3 K		0-0 2B		0-0 B1-3			4	2	2	0	0	1	0				
Warren Morris, L (1, 4) OBP: 0.324, SLG: 0.389	0-0 G6-3, SH5-3 1B		3-3 K		2-0 2B			0-0 1B		4	0	3	2	0	1	0				
Bobby Higginson, L (1, 9) OBP: 0.326, SLG: 0.362	0-0 SH5-3 1-2			2-1 P5				0-0 G3-6-3 1-2		3	0	0	0	0	1	2				
Dmitri Young, S (1, 10) OBP: 0.350, SLG: 0.530	1-1 G6-3 2-3			1-3 K			1-0 G6-4-3 1B	0-0 FC6-4 1B		4	0	2	0	0	1	1				
Carlos Pena, L (1, 3) OBP: 0.333, SLG: 0.452	1-3 K			3-1 2B			0-0 G6-4-3 1B	2-1 FC6-4 1-2		4	0	2	0	0	1	2				
Craig Monroe, R (1, 7) OBP: 0.284, SLG: 0.425		2-2 G5-3		0-2 F8			0-1 G6-4-3 1-2, 2-3		1-0 P4	4	0	0	0	0	0	3				
Shane Halter, R (1, 5) OBP: 0.271, SLG: 0.324	2-0 15 G6-4-3 1B			1-2 G6-3			1-0 G5-3		0-1 G6-3	4	0	1	0	0	0	1				
15 Brandon Inge, R (1, 2) OBP: 0.251, SLG: 0.314	0-0 G6-4-3 1-2			0-1 FC1-5-6-5 2B			1-3 K		1-1 G5-3	4	0	1	0	0	1	1				
Ramon Santiago, S (1, 6) OBP: 0.288, SLG: 0.284			1-0 G3		0-1 FC1-5-6-5 1B, E		0-1 G4-3			3	1	0	0	0	0	1				
Inning Stats	R: 1 E: 0 K: 1 S: 9	H: 2 LOB: 1 BB: 0 P: 12	R: 0 E: 0 K: 0 S: 5	H: 1 LOB: 0 BB: 0 P: 9	R: 0 E: 0 K: 2 S: 10	H: 0 LOB: 0 BB: 0 P: 14	R: 0 E: 0 K: 1 S: 10	H: 1 LOB: 1 BB: 0 P: 16	R: 2 E: 0 K: 1 S: 12	H: 3 LOB: 1 BB: 0 P: 16	R: 0 E: 0 K: 0 S: 5	H: 2 LOB: 1 BB: 0 P: 7	R: 0 E: 0 K: 1 S: 8	H: 0 LOB: 0 BB: 0 P: 9	R: 0 E: 0 K: 0 S: 5	H: 0 LOB: 0 BB: 0 P: 7	1B: 7 2B: 3 3B: 1 HR: 0	SF: 0 SAC: 1 DP: 3 HBP: 0	WP: 0 PB: 0 SB: 1 CS: 0	PA: 35
PITCHER	IP WLS BF H R ER SO BB IBB HBP BLK WP HR S P ERA WHIP	IP WLS BF H R ER SO BB IBB HBP BLK WP HR S P ERA WHIP	IP WLS BF H R ER SO BB IBB HBP BLK WP HR S P ERA WHIP	IP WLS BF H R ER SO BB IBB HBP BLK WP HR S P ERA WHIP	IP WLS BF H R ER SO BB IBB HBP BLK WP HR S P ERA WHIP	IP WLS BF H R ER SO BB IBB HBP BLK WP HR S P ERA WHIP	IP WLS BF H R ER SO BB IBB HBP BLK WP HR S P ERA WHIP	IP WLS BF H R ER SO BB IBB HBP BLK WP HR S P ERA WHIP	IP WLS BF H R ER SO BB IBB HBP BLK WP HR S P ERA WHIP	IP WLS BF H R ER SO BB IBB HBP BLK WP HR S P ERA WHIP	IP WLS BF H R ER SO BB IBB HBP BLK WP HR S P ERA WHIP	IP WLS BF H R ER SO BB IBB HBP BLK WP HR S P ERA WHIP	IP WLS BF H R ER SO BB IBB HBP BLK WP HR S P ERA WHIP	IP WLS BF H R ER SO BB IBB HBP BLK WP HR S P ERA WHIP	IP WLS BF H R ER SO BB IBB HBP BLK WP HR S P ERA WHIP	IP WLS BF H R ER SO BB IBB HBP BLK WP HR S P ERA WHIP	IP WLS BF H R ER SO BB IBB HBP BLK WP HR S P ERA WHIP			
John Thomson, R (1, 1) ERA: 5.24	7.0 W 28 9 3 3 6 0 0 0 0 0 0 59 83 3.86 1.286	1.0 H 4 2 0 0 0 0 0 0 0 0 0 5 7 0.00 2.000	1.0 S 3 0 0 0 0 0 0 0 0 0 0 5 7 0.00 0.000																	
Aaron Fultz, L (8, 1) ERA: 5.43																				
Francisco Cordero, R (9, 1) ERA: 2.89																				

Detroit Tigers @ Texas Rangers
The Ballpark at Arlington, Arlington, TX
Thu Aug 14 2003, 8:05 PM EDT
Att: 17,019 - Cloudy - 82 F

AB 34
R 3
H 11
RBI 2
BB 0
SO 6
LOB 11



Batter	1	2	3	4	5	6	7	8	9	AB	R	H	RBI	BB	SO	LOB	BOTTOM			
10 Michael Young, R (1, 4) OBP: 0.346, SLG: 0.458	0-1 E9 1B	3-2 P5		1-0 G4-3		0-0 9 BB 1B		2-2 G5-3		5	1	1	0	0	0	2				
9 Hank Blalock, L (1, 5) OBP: 0.374, SLG: 0.533	1-2 G1-3 2H 1B	0-0 F2		4-1 1B BB		4-1 G4-6-3 BB		0-0 P2		3	0	1	1	2	0	1				
Alex Rodriguez, R (1, 6) OBP: 0.400, SLG: 0.582	2-0 P6		4-2 1B FC5-2 BB	0-1 1-2 3H 2-2 1B		2-2 G4-6-3 1-2				3	0	1	1	1	0	3				
Rafael Palmeiro, L (1, 10) OBP: 0.356, SLG: 0.509	3-2 G1-3 1-2		3-2 FC5-2 1B BB	3-2 F9			2-1 P5			4	1	1	0	0	0	3				
23 Mark Teixeira, S (1, 3) OBP: 0.332, SLG: 0.461	3-0 P6		4-2 1B FC5-2 BB	0-2 G3			3-2 L9			3	1	0	0	1	0	3				
Shane Spencer, R (1, 7) OBP: 0.328, SLG: 0.423		3-2 HR	3-2 FC5-2 1B BB		2-2 G5-3		2-2 1B 1B			4	1	2	1	0	0	3				
Laynce Nix, L (1, 9) OBP: 0.303, SLG: 0.476	2-3 K		1-2 2-3 3H 1B	1-0 L7			2-1 1B 1B			4	0	2	2	0	1	0				
Todd Greene, R (1, 2) OBP: 0.236, SLG: 0.462	0-0 E 2B		0-0 G6-4-3 1B		1-1 G5-3		1-2 P4			4	1	1	0	0	0	4				
Ramon Nivar, R (1, 8) OBP: 0.245, SLG: 0.239	0-0 E1 2H 1B		1-2 E5 G4-3 1B 1B		0-2 G5-3		2-3 K			4	1	2	0	0	1	0				
Inning Stats	R: 1 E: 1 K: 0 S: 10	H: 1 LOB: 1 BB: 0 P: 19	R: 2 E: 1 K: 1 S: 17	H: 3 LOB: 1 BB: 0 P: 25	R: 2 E: 0 K: 0 S: 15	H: 2 LOB: 1 BB: 2 P: 33	R: 1 E: 1 K: 0 S: 14	H: 2 LOB: 2 BB: 1 P: 22	R: 0 E: 0 K: 0 S: 6	H: 0 LOB: 0 BB: 0 P: 10	R: 0 E: 0 K: 0 S: 8	H: 1 LOB: 1 BB: 1 P: 14	R: 0 E: 0 K: 0 S: 16	H: 2 LOB: 2 BB: 0 P: 26	R: 0 E: 0 K: 1 S: 13	H: 0 LOB: 0 BB: 0 P: 17	1B: 9 2B: 1 3B: 0 HR: 1	SF: 0 SAC: 0 DP: 2 HBP: 0	WP: 0 PB: 0 SB: 0 CS: 0	PA: 38
PITCHER	IP WLS BF H R ER SO BB IBB HBP BLK WP HR S P ERA WHIP	IP WLS BF H R ER SO BB IBB HBP BLK WP HR S P ERA WHIP	IP WLS BF H R ER SO BB IBB HBP BLK WP HR S P ERA WHIP	IP WLS BF H R ER SO BB IBB HBP BLK WP HR S P ERA WHIP	IP WLS BF H R ER SO BB IBB HBP BLK WP HR S P ERA WHIP	IP WLS BF H R ER SO BB IBB HBP BLK WP HR S P ERA WHIP	IP WLS BF H R ER SO BB IBB HBP BLK WP HR S P ERA WHIP	IP WLS BF H R ER SO BB IBB HBP BLK WP HR S P ERA WHIP	IP WLS BF H R ER SO BB IBB HBP BLK WP HR S P ERA WHIP	IP WLS BF H R ER SO BB IBB HBP BLK WP HR S P ERA WHIP	IP WLS BF H R ER SO BB IBB HBP BLK WP HR S P ERA WHIP	IP WLS BF H R ER SO BB IBB HBP BLK WP HR S P ERA WHIP	IP WLS BF H R ER SO BB IBB HBP BLK WP HR S P ERA WHIP	IP WLS BF H R ER SO BB IBB HBP BLK WP HR S P ERA WHIP	IP WLS BF H R ER SO BB IBB HBP BLK WP HR S P ERA WHIP	IP WLS BF H R ER SO BB IBB HBP BLK WP HR S P ERA WHIP	IP WLS BF H R ER SO BB IBB HBP BLK WP HR S P ERA WHIP			
Matt Roney, R (1, 1) ERA: 5.19	2.0 L 14 5 5 3 1 0 1 0 0 0 0 26 45 3.00 1.333	3.0 12 3 1 1 0 1 0 0 0 0 0 0 37 57 0.00 1.333																		
Shane Loux, R (3, 1) ERA: 6.29																				
Steve Sparks, R (6, 1) ERA: 4.52																				

Detroit Tigers @ Texas Rangers
The Ballpark at Arlington, Arlington, TX
Thu Aug 14 2003, 8:05 PM EDT
Att: 17,019 - Cloudy - 82 F

AB 34
R 6
H 11
RBI 5
BB 4
SO 2
LOB 19




Batter	1	2	3	4	5	6	7	8	9	AB	R	H	RBI	BB	SO	LOB	TOP			
Roberto Alomar, S (1.4) OBP: 0.339, SLG: 0.344 Tony Graffanino, R (3.4) OBP: 0.343, SLG: 0.457	K		K			G3		G3	F8	2	0	0	0	0	2	1				
Carlos Lee, R (1.7) OBP: 0.329, SLG: 0.500	F7			K		2B		2B		3	1	1	0	1	1	0				
Frank Thomas, R (1.10) OBP: 0.384, SLG: 0.531	K			K		K		F9		4	0	0	0	0	3	2				
Magglio Ordonez, R (1.9) OBP: 0.386, SLG: 0.558		G5-3		P4				F7	14 G4-1	4	2	2	1	0	0	0				
Carl Everett, S (1.8) OBP: 0.363, SLG: 0.513	K2-3				L8			F7	2B	4	1	1	2	0	1	1				
14 Paul Konerko, R (1.3) OBP: 0.295, SLG: 0.386	K				FC4-6			G4-1	P6	3	0	0	1	1	1	0				
Jose Valentin, S (1.6) OBP: 0.324, SLG: 0.447					FC4-6			24	2B	4	1	3	0	0	0	1				
24 Joe Crede, R (1.5) OBP: 0.300, SLG: 0.383			G1-3							4	0	2	1	0	1	2				
Miguel Olivo, R (1.2) OBP: 0.277, SLG: 0.350			K							4	0	0	0	0	3	3				
Inning Stats	R: 0 H: 0 E: 0 K: 2 S: 10	H: 0 LOB: 0 BB: 0 P: 16	R: 0 H: 0 E: 0 K: 2 S: 9	H: 0 LOB: 0 BB: 0 P: 13	R: 0 H: 1 E: 0 K: 2 S: 14	LOB: 1 BB: 1 P: 18	R: 0 H: 0 E: 0 K: 2 S: 10	H: 0 LOB: 0 BB: 0 P: 14	R: 0 H: 1 E: 0 K: 1 S: 6	LOB: 1 BB: 0 P: 10	R: 2 H: 3 E: 0 K: 1 S: 12	H: 3 LOB: 1 BB: 0 P: 18	R: 3 H: 2 E: 0 K: 0 S: 15	H: 2 LOB: 0 BB: 1 P: 27	R: 0 H: 1 E: 0 K: 2 S: 11	LOB: 1 BB: 0 P: 12	1B: 3 2B: 5 3B: 0 HR: 1	SF: 0 SAC: 0 DP: 0 HBP: 0	WP: 0 PB: 0 SB: 0 CS: 0	PA: 37
PITCHER	IP	WLS	BF	H	R	ER	SO	BB	IBB	HBP	BLK	WP	HR	S	P	ERA	WHIP			
Colby Lewis, R (1.1) ERA: 7.57	7.2	W	31	7	4	4	10	2	0	0	0	0	0	81	120	4.70	1.174			
32 Ron Mahay, L (8.1) ERA: 1.95	1.1		6	2	1	1	2	0	0	0	0	0	1	14	18	6.75	1.500			

Chicago White Sox @ Texas Rangers
The Ballpark at Arlington, Arlington, TX
Fri Aug 15 2003, 8:05 PM EDT
Att: 21,186 - Cloudy - 90 F

livebaseballscorecards.com

AB 35
R 5
H 9
RBI 5
BB 2
SO 12
LOB 11




Batter	1	2	3	4	5	6	7	8	9	AB	R	H	RBI	BB	SO	LOB	BOTTOM			
10 Michael Young, R (1.4) OBP: 0.348, SLG: 0.466	E1		9		SF8			9		3	3	2	3	1	0	0				
9 Hank Blalock, L (1.5) OBP: 0.372, SLG: 0.531	K		2B		P2			G4-3		5	1	1	1	0	1	4				
Alex Rodriguez, R (1.6) OBP: 0.400, SLG: 0.581	G6-3		G1-3					1B		4	0	1	0	1	0	3				
Rafael Palmeiro, L (1.10) OBP: 0.358, SLG: 0.512	G4-3									5	0	3	4	0	0	1				
23 Mark Teixeira, S (1.3) OBP: 0.333, SLG: 0.461			L8					L5		4	1	1	0	0	1	3				
Laynce Nix, L (1.9) OBP: 0.301, SLG: 0.466										4	1	1	0	0	3	1				
21 Jason Jones, S (1.7) ERA: 2.55 Jon Adkins, R (6. PR) OBP: 0.303, SLG: 0.330 (7.7)					F7			SH1-3		3	0	1	2	0	1	0				
Einar Diaz, R (1.2) OBP: 0.293, SLG: 0.345			F9		G5-3			SH1-3		3	0	0	0	0	0	1				
Ramon Nivar, R (1.8) OBP: 0.283, SLG: 0.306										3	3	2	1	1	0	2				
Inning Stats	R: 0 H: 0 E: 1 K: 1 S: 11	H: 0 LOB: 1 BB: 0 P: 15	R: 0 H: 0 E: 0 K: 3 S: 11	H: 0 LOB: 0 BB: 0 P: 16	R: 3 H: 3 E: 0 K: 0 S: 13	H: 3 LOB: 1 BB: 1 P: 20	R: 0 H: 0 E: 0 K: 1 S: 9	H: 0 LOB: 0 BB: 0 P: 16	R: 1 H: 3 E: 0 K: 0 S: 8	H: 3 LOB: 2 BB: 0 P: 11	R: 4 H: 3 E: 0 K: 0 S: 17	H: 3 LOB: 1 BB: 0 P: 28	R: 0 H: 1 E: 0 K: 1 S: 12	H: 1 LOB: 1 BB: 0 P: 17	R: 3 H: 2 E: 0 K: 0 S: 14	H: 2 LOB: 2 BB: 2 P: 29	1B: 5 2B: 5 3B: 1 HR: 1	SF: 1 SAC: 1 DP: 0 HBP: 2	WP: 0 PB: 0 SB: 2 CS: 0	PA: 41
PITCHER	IP	WLS	BF	H	R	ER	SO	BB	IBB	HBP	BLK	WP	HR	S	P	ERA	WHIP			
Esteban Loaiza, R (1.1) ERA: 2.55	5.0	L	25	8	7	7	5	1	0	1	0	0	1	29	45	15.43	1.714			
Jon Adkins, R (6. PR) ERA: 15.43	2.1		12	3	4	4	1	1	0	1	0	0	0	7	17	0.00	1.500			
Scott Schoeneweis, L (8.1) ERA: 5.08	0.2		4	1	0	0	0	0	1	0	0	0	0	7	17	0.00	1.500			

Chicago White Sox @ Texas Rangers
The Ballpark at Arlington, Arlington, TX
Fri Aug 15 2003, 8:05 PM EDT
Att: 21,186 - Cloudy - 90 F

livebaseballscorecards.com

AB 34
R 11
H 12
RBI 11
BB 3
SO 6
LOB 15



Batter	1	2	3	4	5	6	7	8	9	AB	R	H	RBI	BB	SO	LOB	TOP				
Roberto Alomar, S (1.4) OBP: 0.340, SLG: 0.347										5	1	2	0	0	0	2	Chicago White Sox @ Texas Rangers The Ballpark at Arlington, Arlington, TX Sat Aug.16 2003, 8:05 PM EDT Att: 40,072 - Cloudy - 97 F				
Carlos Lee, R (1.7) OBP: 0.329, SLG: 0.505										5	1	2	2	0	0	1					
Carl Everett, S (1.8) OBP: 0.361, SLG: 0.508										4	0	0	0	1	1	2					
Magglio Ordonez, R (1.9) OBP: 0.386, SLG: 0.561										5	1	2	0	0	2	0					
Brian Daubach, L (1.10) OBP: 0.365, SLG: 0.390 Tony Graffanino, R (9, PH) OBP: 0.341, SLG: 0.454										3	2	2	0	1	0	1					
14 Paul Konerko, R (1.3) OBP: 0.293, SLG: 0.386										1	0	0	0	0	0	0					
Jose Valentin, S (1.6) OBP: 0.324, SLG: 0.445										5	1	1	1	0	0	4					
24 Joe Crede, R (1.5) OBP: 0.301, SLG: 0.383										3	0	1	1	1	0	2					
Sandy Alomar Jr., R (1.2) OBP: 0.284, SLG: 0.417										4	1	2	3	0	0	2					
Inning Stats	R: 0 E: 0 K: 0 S: 3	H: 1 LOB: 0 BB: 0 P: 4	R: 0 E: 2 K: 1 S: 14	H: 1 LOB: 2 BB: 0 P: 20	R: 6 E: 0 K: 0 S: 27	H: 5 LOB: 2 BB: 3 P: 44	R: 0 E: 0 K: 0 S: 10	H: 1 LOB: 1 BB: 0 P: 16	R: 0 E: 0 K: 1 S: 11	H: 0 LOB: 0 BB: 0 P: 12	R: 2 E: 0 K: 1 S: 20	H: 4 LOB: 1 BB: 0 P: 30	R: 0 E: 0 K: 0 S: 5	H: 0 LOB: 0 BB: 0 P: 7	R: 0 E: 0 K: 0 S: 7	H: 0 LOB: 0 BB: 0 P: 8	1B: 6 2B: 5 3B: 0 HR: 2	SF: 0 SAC: 0 DP: 2 HBP: 0	WP: 0 PB: 0 SB: 0 CS: 0	PA: 42	
PITCHER	IP	WLS	BF	H	R	ER	SO	BB	IBB	HBP	BLK	WP	HR	S	P	ERA	WHIP				
Robert Ellis, R (1.1) ERA: 8.35	2.0		13	6	5	5	1	1	0	0	0	0	2	29	44	22.50	3.500				
53 Joaquin Benoit, R (3.1) ERA: 5.73	4.1	W	20	5	3	3	2	2	0	0	0	0	0	56	87	6.23	1.615				
Erasmio Ramirez, L (7.1) ERA: 2.79	2.2		9	2	0	0	0	0	0	0	0	0	0	21	27	0.00	0.750				


Batter	1	2	3	4	5	6	7	8	9	AB	R	H	RBI	BB	SO	LOB	BOTTOM				
10 Michael Young, R (1.4) OBP: 0.351, SLG: 0.466										4	2	2	0	1	0	1	Chicago White Sox @ Texas Rangers The Ballpark at Arlington, Arlington, TX Sat Aug.16 2003, 8:05 PM EDT Att: 40,072 - Cloudy - 97 F				
9 Hank Blalock, L (1.5) OBP: 0.375, SLG: 0.538										4	2	2	2	1	1	1					
Alex Rodriguez, R (1.6) OBP: 0.402, SLG: 0.579										3	3	1	0	2	1	2					
Rafael Palmeiro, L (1.10) OBP: 0.361, SLG: 0.518										3	1	2	2	0	1	3					
23 Mark Teixeira, S (1.3) OBP: 0.332, SLG: 0.462										4	1	1	2	0	1	3					
Laynce Nix, L (1.9) OBP: 0.296, SLG: 0.467										4	1	1	1	0	1	3					
Todd Greene, R (1.2) OBP: 0.237, SLG: 0.477										4	1	1	3	0	1	2					
21 Jason Jones, S (1.7) OBP: 0.341, SLG: 0.432 Donnie Sadler, R (8.7) OBP: 0.303, SLG: 0.330										4	1	1	2	0	1	0					
Ramon Nivar, R (1.8) OBP: 0.281, SLG: 0.302										4	0	1	0	0	0	0					
Inning Stats	R: 5 E: 0 K: 3 S: 20	H: 3 LOB: 0 BB: 2 P: 36	R: 0 E: 0 K: 1 S: 6	H: 1 LOB: 0 BB: 0 P: 8	R: 4 E: 0 K: 1 S: 14	H: 3 LOB: 1 BB: 1 P: 20	R: 3 E: 0 K: 0 S: 23	H: 3 LOB: 1 BB: 1 P: 35	R: 0 E: 0 K: 1 S: 9	H: 1 LOB: 0 BB: 0 P: 16	R: 0 E: 0 K: 1 S: 9	H: 0 LOB: 0 BB: 0 P: 11	R: 0 E: 0 K: 0 S: 7	H: 1 LOB: 1 BB: 0 P: 11	1B: 5 2B: 5 3B: 0 HR: 3	SF: 0 SAC: 0 DP: 2 HBP: 1	WP: 1 PB: 0 SB: 1 CS: 1	PA: 39			
PITCHER	IP	WLS	BF	H	R	ER	SO	BB	IBB	HBP	BLK	WP	HR	S	P	ERA	WHIP				
Bartolo Colon, R (1.1) ERA: 4.25	3.0	L	18	7	9	9	1	3	0	0	1	1	1	41	64	9.00	1.667				
Dan Wright, R (4.1) ERA: 5.93	3.0		14	4	3	3	1	1	0	1	0	0	0	16	22	0.00	0.500				
Kelly Wunsch, L (7.1) ERA: 1.71	2.0		7	1	0	0	1	0	0	0	0	0	0	16	22	0.00	0.500				



Batter	1	2	3	4	5	6	7	8	9	AB	R	H	RBI	BB	SO	LOB	TOP										
Roberto Alomar, S (1, 4) OBP: 0.339, SLG: 0.344	4-2 CS BB		3-2 F8		3-1 F8		1-1 G3			3	0	0	0	1	0	0											
Carlos Lee, R (1, 7) OBP: 0.327, SLG: 0.501	3-3 SAFE K		3-3 K		2-2 G6-3			3-3 K		4	0	0	0	0	3	1											
Frank Thomas, R (1, 10) OBP: 0.385, SLG: 0.529	4-2 BB			3-3 K	1-0 WP 1B			3-2 F8		3	0	1	0	1	1	0											
Magglio Ordóñez, R (1, 9) OBP: 0.385, SLG: 0.558	3-2 F8			0-0 2B 14 FC6 1B	3-2 F7			1-2 F9		4	1	1	0	0	0	2											
Carl Everett, S (1, 8) OBP: 0.362, SLG: 0.510		0-0 F7		1-1 14 FC6 2B				0-3 K		4	1	2	0	0	1	0											
14 Paul Konerko, R (1, 3) OBP: 0.290, SLG: 0.382		2-3 K		2-2 FC6 2B 24 G5-3			2-0 L8		0-0 F9	4	1	0	1	0	1	2											
Jose Valentin, S (1, 6) OBP: 0.323, SLG: 0.446		1-3 K		2-3 3-H 2-2 24 G5-3 2B			3-1 P2		1-2 G6-4-3 1-2f	4	0	1	1	0	1	1											
24 Joe Crede, R (1, 5) OBP: 0.302, SLG: 0.390			1-1 HR		2-3 3-H 2-0 G5-3			1-2 G3-1		3	1	1	2	0	0	1											
Sandy Alomar Jr., R (1, 2) OBP: 0.278, SLG: 0.408			3-2 G5-3		0-2 P3			2-2 G6-3		3	0	0	0	0	0	1											
Inning Stats	R: 0 E: 0 K: 1 S: 11	H: 0 LOB: 1 BB: 2 P: 25	R: 0 E: 0 K: 2 S: 8	H: 0 LOB: 0 BB: 0 P: 11	R: 1 E: 0 K: 1 S: 15	H: 1 LOB: 0 BB: 0 P: 25	R: 3 E: 0 K: 1 S: 18	H: 3 LOB: 1 BB: 0 P: 28	R: 0 E: 0 K: 1 S: 10	H: 1 LOB: 1 BB: 0 P: 19	R: 0 E: 0 K: 0 S: 10	H: 0 LOB: 0 BB: 0 P: 14	R: 0 E: 0 K: 1 S: 10	H: 0 LOB: 0 BB: 0 P: 17	R: 0 E: 0 K: 0 S: 6	H: 1 LOB: 0 BB: 0 P: 8	1B: 3 2B: 3 3B: 0 HR: 1	SF: 0 SAC: 0 DP: 2 HBP: 0	WP: 1 PB: 0 SB: 0 CS: 1	PA: 34							
PITCHER	IP	WLS	BF	H	R	ER	SO	BB	IBB	HBP	BLK	WP	HR	S	P	ERA	WHIP										
Juan Dominguez, R (1, 1) ERA: 8.31	4.0		18	4	4	4	5	2	0	0	0	0	1	52	89	9.00	1.500										
Jay Powell, R (5, 1) ERA: 8.34	3.0	W	10	1	0	0	1	0	0	0	0	1	0	27	45	0.00	0.333										
32 Ron Mahay, L (8, 1) ERA: 1.88	1.0	H	3	0	0	0	1	0	0	0	0	0	0	10	17	0.00	0.000										
Francisco Cordero, R (9, 1) ERA: 2.85	1.0	S	3	1	0	0	0	0	0	0	0	0	0	6	8	0.00	1.000										

Chicago White Sox @ Texas Rangers
The Ballpark at Arlington, Arlington, TX
Sun Aug 17 2003, 8:05 PM EDT
Att. 17,015 - Sunny - 98 F


AB 32
R 4
H 6
RBI 4
BB 2
SO 7
LOB 8



Batter	1	2	3	4	5	6	7	8	9	AB	R	H	RBI	BB	SO	LOB	BOTTOM										
10 Michael Young, R (1, 4) OBP: 0.348, SLG: 0.462	2-3 K	3-3 K			1-1 L7		1-2 F9			4	0	0	0	0	2	2											
Donnie Sadler, R (1, 5) OBP: 0.301, SLG: 0.327	3-2 L6		3-3 K		2-3 K		2-2 SAFE 3B 1B			4	1	1	0	0	2	0											
Alex Rodriguez, R (1, 6) OBP: 0.403, SLG: 0.589	1-3 K		2-3 K		2-1 HR		0-0 1-H 2-H 3B			4	1	2	3	0	2	0											
Shane Spencer, R (1, 7) OBP: 0.330, SLG: 0.422		4-2 23 2B BB	0-1 23 FC6-4 1B		2-2 E5 23 G5-4-3		1-2 G4-3			3	1	1	0	1	0	1											
23 Mark Teixeira, S (1, 3) OBP: 0.331, SLG: 0.462		2-2 1-H 2B 2B	0-0 FC6-4		3-2 G5-4-3			0-0 F7		4	1	1	1	0	0	2											
21 Jason Jones, S (1, 10) OBP: 0.333, SLG: 0.400		2-2 G5-3		2-2 P4		4-1 WP BB		0-1 L6		3	0	0	0	1	0	1											
Marcus Thames, R (1, 9) OBP: 0.340, SLG: 0.316		3-1 2-H 2B 2B		1-1 P3		2-2 L9		0-3 K		4	1	1	1	0	1	1											
Einar Díaz, R (1, 2) OBP: 0.296, SLG: 0.352		0-1 G5-3 2-H 2B		0-1 G4-3			1-2 1B 3B 1B			3	1	2	1	0	0	0											
Ramon Nivar, R (1, 8) OBP: 0.267, SLG: 0.286		2-2 G5-3		2-1 P2			0-3 K			3	0	0	0	0	1	2											
Inning Stats	R: 0 E: 0 K: 2 S: 9	H: 0 LOB: 0 BB: 0 P: 15	R: 3 E: 0 K: 1 S: 22	H: 3 LOB: 1 BB: 1 P: 38	R: 0 E: 0 K: 2 S: 10	H: 1 LOB: 0 BB: 0 P: 15	R: 0 E: 0 K: 0 S: 8	H: 0 LOB: 0 BB: 0 P: 11	R: 0 E: 0 K: 1 S: 7	H: 0 LOB: 0 BB: 0 P: 12	R: 1 E: 1 K: 0 S: 14	H: 1 LOB: 1 BB: 1 P: 27	R: 2 E: 0 K: 1 S: 22	H: 3 LOB: 1 BB: 0 P: 27	R: 0 E: 0 K: 1 S: 6	H: 0 LOB: 0 BB: 0 P: 6	1B: 3 2B: 3 3B: 1 HR: 1	SF: 0 SAC: 0 DP: 1 HBP: 0	WP: 1 PB: 0 SB: 0 CS: 0	PA: 34							
PITCHER	IP	WLS	BF	H	R	ER	SO	BB	IBB	HBP	BLK	WP	HR	S	P	ERA	WHIP										
Neal Cotts, L (1, 1) ERA: 6.75	5.2		24	4	4	4	6	2	0	0	0	0	1	67	113	6.35	1.235										
Scott Schoeneweis, L (6, 1) ERA: 5.05	0.1		1	0	0	0	0	0	0	0	0	1	0	3	5	0.00	0.000										
Damaso Marte, L (7, 1) ERA: 1.85	1.0	L	6	3	2	2	1	0	0	0	0	0	0	22	27	18.00	3.000										
Tom Gordon, R (8, 1) ERA: 3.7	1.0		3	0	0	0	1	0	0	0	0	0	0	6	6	0.00	0.000										

Chicago White Sox @ Texas Rangers
The Ballpark at Arlington, Arlington, TX
Sun Aug 17 2003, 8:05 PM EDT
Att. 17,015 - Sunny - 98 F

AB 32
R 6
H 8
RBI 6
BB 2
SO 8
LOB 9



Batter	1	2	3	4	5	6	7	8	9	10	11	12	13	14	15	16	AB	R	H	RBI	BB	SO	LOB	TOP						
10 Michael Young, R OBP: 0.346, SLG: 0.488	F8		G5-4-3 1B		P3			F7		G6-3			F7		G6-3		7	0	1	0	0	0	3							
Donnie Sadler, R OBP: 0.291, SLG: 0.315 9 Hank Blalock, L OBP: 0.374, SLG: 0.537	K		G5-4-3			G4-3		B5-3		K			F8			HR 1B	4	0	0	0	0	1	3							
Alex Rodriguez, R OBP: 0.395, SLG: 0.589	G1-3			F8		G5-3		G5-3			F8		P4			HR 1B	7	1	1	2	0	0	0							
Rafael Palmeiro, L OBP: 0.360, SLG: 0.517		G3-1		HR 1B					K		G3			K		F9 1B	7	1	2	0	0	2	0							
Shane Spencer, R OBP: 0.332, SLG: 0.435		K		HR			K						F9			FC3-6 1B	7	1	3	2	0	2	1							
23 Mark Teixeira, S OBP: 0.328, SLG: 0.456		K		K			K							K		FC3-6 1B	7	0	1	0	0	5	2							
Marcus Thames, R OBP: 0.340, SLG: 0.517 Laynce Nix, L OBP: 0.300, SLG: 0.474			10 1B	P4			G6-3					SH2-4 1B					3	0	1	0	0	0	0							
Todd Greene, R OBP: 0.237, SLG: 0.471 Einar Diaz, R OBP: 0.297, SLG: 0.349			F8 1B			G6-3				E6 SH5-4			K				3	0	1	0	0	0	1							
Ramon Nivar, R OBP: 0.292, SLG: 0.279			10 1B			K		G4-3					G6-3		G6-3		5	0	1	0	0	1	3							
Inning Stats	R: 0 E: 0 K: 1 S: 6	H: 0 LOB: 0 BB: 0 P: 6	R: 0 E: 0 K: 2 S: 9	H: 0 LOB: 0 BB: 0 P: 16	R: 0 E: 0 K: 1 S: 10	H: 3 LOB: 2 BB: 0 P: 17	R: 0 E: 0 K: 1 S: 15	H: 2 LOB: 0 BB: 0 P: 20	R: 0 E: 0 K: 1 S: 5	H: 0 LOB: 0 BB: 0 P: 9	R: 0 E: 0 K: 0 S: 6	H: 0 LOB: 0 BB: 0 P: 8	R: 0 E: 0 K: 3 S: 13	H: 1 LOB: 1 BB: 0 P: 19	R: 0 E: 1 K: 1 S: 6	H: 0 LOB: 2 BB: 0 P: 6	R: 0 E: 0 K: 0 S: 6	H: 0 LOB: 0 BB: 0 P: 12	R: 0 E: 0 K: 1 S: 9	H: 0 LOB: 0 BB: 0 P: 12	R: 0 E: 0 K: 2 S: 8	H: 0 LOB: 0 BB: 0 P: 12	R: 0 E: 0 K: 0 S: 7	H: 0 LOB: 0 BB: 1 P: 14	R: 2 E: 0 K: 0 S: 16	H: 4 LOB: 2 BB: 0 P: 22	1B: 8 2B: 3 3B: 0 HR: 2	SF: 0 SAC: 2 DP: 1 HBP: 0	WP: 0 PB: 0 SB: 0 CS: 0	PA: 62
PITCHER	IP 32	WLS 8	BF 32	H 8	R 2	ER 2	SO 8	BB 0	IBB 0	HBP 0	BLK 0	WP 0	HR 1	S 76	P 110	ERA 2.16	WHIP 0.960													
29 Nate Robertson, L ERA: 2.16	Danny Patterson, R ERA: 1.38	Matt Roney, R ERA: 5.13	Jamie Walker, L ERA: 3.44	Steve Sparks, R ERA: 4.63																										

Texas Rangers @ Detroit Tigers
Comerica Park, Detroit, MI
Mon Aug 18 2003, 7:05 PM EDT
Att: 11,698 - Sunny - 78 F

AB 59
R 13
H 4
RBI 4
BB 1
SO 14
LOB 19



Batter	1	2	3	4	5	6	7	8	9	10	11	12	13	14	15	16	AB	R	H	RBI	BB	SO	LOB	BOTTOM										
Alex Sanchez, L OBP: 0.312, SLG: 0.365	G5-3		S 1B		CS 1B		P5			B2-3		B4-3			K		7	0	2	0	0	1	5											
Warren Morris, L OBP: 0.322, SLG: 0.377 Danny Klassen, R OBP: 0.083, SLG: 0.167	G4-3		P2		CS		F7			K			L6		K		2	0	0	0	1	0	1											
Bobby Higginson, L OBP: 0.326, SLG: 0.382	P5			K			F9			G4-3			K		K		7	0	0	0	0	3	1											
Dmitri Young, S OBP: 0.354, SLG: 0.539		G1-3		G5-3			F7			G6-3			K		K		7	0	1	0	0	1	1											
Carlos Pena, L OBP: 0.333, SLG: 0.436			G5-4-3 BB	E3 WP BB			L9			K					L4		6	0	0	0	1	2	2											
Ben Petrick, R OBP: 0.241, SLG: 0.345		G5-4-3					B2-3			G6-3			K				5	0	1	0	1	1	2											
Shane Halter, R OBP: 0.266, SLG: 0.326			G5-3	G4-3			15 2B			HR			CS		G5-3		6	1	2	1	0	1	2											
15 Brandon Inge, R OBP: 0.267, SLG: 0.348				HR			F8			G5-3					G4-3 S 1B		6	1	3	1	0	1	0											
Ramon Santiago, S OBP: 0.292, SLG: 0.276 Craig Monroe, R OBP: 0.296, SLG: 0.422 Kevin Witt, L OBP: 0.322, SLG: 0.441			K		G4-3					P5			G4-3				2	0	0	0	0	1	0											
Inning Stats	R: 0 E: 0 K: 0 S: 8	H: 0 LOB: 0 BB: 0 P: 14	R: 0 E: 0 K: 4 S: 9	H: 0 LOB: 0 BB: 1 P: 8	R: 1 E: 0 K: 1 S: 13	H: 2 LOB: 1 BB: 0 P: 19	R: 0 E: 0 K: 1 S: 12	H: 0 LOB: 2 BB: 1 P: 20	R: 0 E: 0 K: 0 S: 4	H: 1 LOB: 0 BB: 0 P: 9	R: 0 E: 0 K: 0 S: 6	H: 0 LOB: 1 BB: 1 P: 11	R: 0 E: 0 K: 0 S: 9	H: 2 LOB: 3 BB: 1 P: 15	R: 0 E: 0 K: 1 S: 7	H: 1 LOB: 0 BB: 0 P: 10	R: 1 E: 0 K: 0 S: 10	H: 1 LOB: 0 BB: 0 P: 17	R: 0 E: 0 K: 1 S: 7	H: 1 LOB: 0 BB: 0 P: 10	R: 0 E: 0 K: 0 S: 10	H: 1 LOB: 1 BB: 0 P: 12	R: 0 E: 0 K: 2 S: 9	H: 1 LOB: 0 BB: 0 P: 12	R: 0 E: 0 K: 3 S: 10	H: 1 LOB: 0 BB: 0 P: 15	R: 0 E: 0 K: 3 S: 10	H: 1 LOB: 1 BB: 0 P: 15	R: 0 E: 0 K: 1 S: 8	H: 0 LOB: 0 BB: 0 P: 11	1B: 6 2B: 2 3B: 0 HR: 2	SF: 0 SAC: 0 DP: 1 HBP: 0	WP: 0 PB: 0 SB: 2 CS: 2	PA: 61
PITCHER	IP 24	WLS 3	BF 24	H 3	R 1	ER 1	SO 2	BB 3	IBB 0	HBP 0	BLK 0	WP 0	HR 1	S 48	P 82	ERA 1.42	WHIP 0.947																	
Ismael Valdez, R ERA: 1.71	Aaron Fultz, L ERA: 3.37	Brian Shouse, L ERA: 3.37	Francisco Cordero, R ERA: 2.87	Erasmo Ramirez, L ERA: 2.53																														
PITCHER	IP 3.0	WLS 0	BF 10	H 2	R 0	ER 0	SO 0	BB 0	IBB 0	HBP 0	BLK 0	WP 0	HR 0	S 26	P 42	ERA 0.00	WHIP 0.667																	
32 Ron Mahay, L ERA: 1.71	R.A. Dickey, R ERA: 4.85																																	

Texas Rangers @ Detroit Tigers
Comerica Park, Detroit, MI
Mon Aug 18 2003, 7:05 PM EDT
Att: 11,698 - Sunny - 78 F

AB 55
R 10
H 2
RBI 2
BB 4
SO 13
LOB 19



Batter	1	2	3	4	5	6	7	8	9	AB	R	H	RBI	BB	SO	LOB	TOP						
10 Michael Young, R OBP: 0.346, SLG: 0.458	G6-3		1-2 1B			2-2 1B	K		K	5	0	2	0	0	2	3							
9 Hank Blalock, L OBP: 0.371, SLG: 0.527	F7		K			G4-6-3		F7		4	0	0	0	0	1	3							
Alex Rodriguez, R OBP: 0.399, SLG: 0.605	K			1-0 F9		1-2 HR		G6-3		4	1	1	1	0	1	0							
Rafael Palmeiro, L OBP: 0.365, SLG: 0.522		3-3 K		0-1 F7		1-0 HR				3	1	1	1	1	1	0							
23 Mark Teixeira, S OBP: 0.324, SLG: 0.457		0-2 P4		0-1 F8		1-0 F7				4	0	0	0	0	1	1							
Laynce Nix, L OBP: 0.308, SLG: 0.475		2-0 G4-3			0-1 P5					3	1	1	0	0	0	0							
Marcus Thames, R OBP: 0.345, SLG: 0.311										0	0	0	0	1	0	0							
Todd Greene, R OBP: 0.232, SLG: 0.453			1-2 L5		1-0 G5-3		2-2 F8		0-0 P3	4	0	0	0	0	0	2							
21 Jason Jones, S OBP: 0.339, SLG: 0.380			2-3 K		4-2 FC4-6 BB		2-1 1B		3-2 E6	3	0	1	1	1	1	1							
Ramon Nivar, R OBP: 0.276, SLG: 0.296			4-0 10 1B BB		2-2 FC4-6		1-0 F9		1-3 K	3	0	0	0	1	1	4							
Inning Stats	R: 0 H: 0 E: 0 K: 1 S: 9	H: 0 R: 0 ER: 0 LOB: 0 BB: 0 P: 14	R: 0 H: 0 E: 0 K: 1 S: 10	H: 0 R: 3 ER: 0 LOB: 0 BB: 0 P: 15	R: 0 H: 1 E: 0 K: 2 S: 12	H: 2 R: 0 ER: 0 LOB: 0 BB: 0 P: 22	R: 0 H: 0 E: 0 K: 0 S: 5	H: 0 R: 0 ER: 0 LOB: 0 BB: 0 P: 6	R: 0 H: 0 E: 0 K: 0 S: 8	H: 0 R: 0 ER: 0 LOB: 1 BB: 1 P: 15	R: 2 H: 3 E: 0 K: 0 S: 11	H: 3 R: 0 ER: 0 LOB: 0 BB: 0 P: 16	R: 1 H: 2 E: 0 K: 1 S: 13	H: 2 R: 0 ER: 0 LOB: 1 BB: 0 P: 20	R: 0 H: 0 E: 0 K: 1 S: 7	H: 0 R: 0 ER: 0 LOB: 1 BB: 1 P: 12	R: 0 H: 0 E: 1 K: 2 S: 13	H: 0 R: 0 ER: 1 LOB: 2 BB: 1 P: 21	1B: 3 2B: 1 3B: 0 HR: 2	SF: 0 SAC: 0 DP: 1 HBP: 0	WP: 0 PA: 37		
PITCHER	IP WLS BF H R ER SO BB IBB HBP BLK WP HR S P ERA WHIP	IP WLS BF H R ER SO BB IBB HBP BLK WP HR S P ERA WHIP	IP WLS BF H R ER SO BB IBB HBP BLK WP HR S P ERA WHIP	IP WLS BF H R ER SO BB IBB HBP BLK WP HR S P ERA WHIP	IP WLS BF H R ER SO BB IBB HBP BLK WP HR S P ERA WHIP	IP WLS BF H R ER SO BB IBB HBP BLK WP HR S P ERA WHIP	IP WLS BF H R ER SO BB IBB HBP BLK WP HR S P ERA WHIP	IP WLS BF H R ER SO BB IBB HBP BLK WP HR S P ERA WHIP	IP WLS BF H R ER SO BB IBB HBP BLK WP HR S P ERA WHIP	IP WLS BF H R ER SO BB IBB HBP BLK WP HR S P ERA WHIP	IP WLS BF H R ER SO BB IBB HBP BLK WP HR S P ERA WHIP	IP WLS BF H R ER SO BB IBB HBP BLK WP HR S P ERA WHIP	IP WLS BF H R ER SO BB IBB HBP BLK WP HR S P ERA WHIP	IP WLS BF H R ER SO BB IBB HBP BLK WP HR S P ERA WHIP	IP WLS BF H R ER SO BB IBB HBP BLK WP HR S P ERA WHIP	IP WLS BF H R ER SO BB IBB HBP BLK WP HR S P ERA WHIP	IP WLS BF H R ER SO BB IBB HBP BLK WP HR S P ERA WHIP	IP WLS BF H R ER SO BB IBB HBP BLK WP HR S P ERA WHIP	IP WLS BF H R ER SO BB IBB HBP BLK WP HR S P ERA WHIP	IP WLS BF H R ER SO BB IBB HBP BLK WP HR S P ERA WHIP	IP WLS BF H R ER SO BB IBB HBP BLK WP HR S P ERA WHIP	IP WLS BF H R ER SO BB IBB HBP BLK WP HR S P ERA WHIP	IP WLS BF H R ER SO BB IBB HBP BLK WP HR S P ERA WHIP

Texas Rangers @ Chicago White Sox
U.S. Cellular Field, Chicago, IL
Thu Aug 21 2003, 8:05 PM EDT
Att: 18,305 - Cloudy - 94 F

AB	33
R	3
H	6
RBI	3
BB	4
SO	8
LOB	14



Batter	1	2	3	4	5	6	7	8	9	AB	R	H	RBI	BB	SO	LOB	BOTTOM						
Roberto Alomar, S OBP: 0.342, SLG: 0.345	1B BB	G1-3		3-2 G6-3		1-0 F7		0-1 F9		4	1	0	0	1	0	1							
Carlos Lee, R OBP: 0.324, SLG: 0.492	F7	P4		1-1 BB		4-2 S BB		0-1 P4		4	0	1	1	1	0	1							
Aaron Rowand, R OBP: 0.319, SLG: 0.440				3-H 1B						0	0	0	0	0	0	0							
Frank Thomas, R OBP: 0.386, SLG: 0.544	1B BB 1B		2-1 HR	4-2 BB		1-3 K		3-2 P3		4	2	2	1	1	1	1							
Magglio Ordonez, R OBP: 0.383, SLG: 0.556	BB 1B		0-0 G5-3	3-2 F7				2-2 G5-3		4	0	1	1	0	0	2							
Carl Everett, S OBP: 0.368, SLG: 0.518	1-2 2H 1B		0-1 FC5-4		4-0 14 G6-4-3 BB		1-2 E4 14 FC6-4			3	0	2	0	1	0	0							
Willie Harris, L OBP: 0.242, SLG: 0.224	1-2 2-3 1B		14 FC5-4 1B							0	0	0	0	0	0	0							
14 Paul Konerko, R OBP: 0.284, SLG: 0.374	L6		3-1 FC5-4	1-0 G6-4-3		0-2 G6-4-3		0-2 FC6-4		4	1	0	0	0	0	6							
Jose Valentin, S OBP: 0.321, SLG: 0.445	4-1 BB		0-0 F9		1-0 G4-3			0-2 24 3B		3	1	1	1	1	0	1							
24 Joe Crede, R OBP: 0.306, SLG: 0.406	F9			0-0 G6-3 1B WP		2-2 HR		0-0 1B		4	2	3	3	0	0	3							
Miguel Olivo, R OBP: 0.283, SLG: 0.352		K		0-2 F9		1-3 K		2-2 P5		4	0	0	0	0	2	3							
Inning Stats	R: 2 H: 3 E: 0 K: 0 S: 21	H: 3 R: 0 ER: 0 LOB: 3 BB: 2 P: 37	R: 0 H: 0 E: 0 K: 1 S: 10	H: 0 R: 0 ER: 0 LOB: 0 BB: 0 P: 11	R: 1 H: 2 E: 0 K: 0 S: 7	H: 2 R: 0 ER: 0 LOB: 1 BB: 0 P: 10	R: 1 H: 2 E: 0 K: 0 S: 14	H: 2 R: 0 ER: 0 LOB: 2 BB: 1 P: 25	R: 0 H: 0 E: 0 K: 0 S: 4	H: 0 R: 0 ER: 0 LOB: 0 BB: 1 P: 9	R: 1 H: 1 E: 0 K: 2 S: 14	H: 1 R: 0 ER: 0 LOB: 1 BB: 1 P: 23	R: 2 H: 2 E: 1 K: 0 S: 18	H: 2 R: 0 ER: 0 LOB: 2 BB: 0 P: 23	R: 0 H: 0 E: 0 K: 0 S: 9	H: 0 R: 0 ER: 0 LOB: 0 BB: 0 P: 12	R: 0 H: 0 E: 0 K: 0 S: 9	H: 0 R: 0 ER: 0 LOB: 0 BB: 0 P: 12	1B: 7 2B: 0 3B: 1 HR: 2	SF: 0 SAC: 0 DP: 1 HBP: 0	WP: 1 PA: 39		
PITCHER	IP WLS BF H R ER SO BB IBB HBP BLK WP HR S P ERA WHIP	IP WLS BF H R ER SO BB IBB HBP BLK WP HR S P ERA WHIP	IP WLS BF H R ER SO BB IBB HBP BLK WP HR S P ERA WHIP	IP WLS BF H R ER SO BB IBB HBP BLK WP HR S P ERA WHIP	IP WLS BF H R ER SO BB IBB HBP BLK WP HR S P ERA WHIP	IP WLS BF H R ER SO BB IBB HBP BLK WP HR S P ERA WHIP	IP WLS BF H R ER SO BB IBB HBP BLK WP HR S P ERA WHIP	IP WLS BF H R ER SO BB IBB HBP BLK WP HR S P ERA WHIP	IP WLS BF H R ER SO BB IBB HBP BLK WP HR S P ERA WHIP	IP WLS BF H R ER SO BB IBB HBP BLK WP HR S P ERA WHIP	IP WLS BF H R ER SO BB IBB HBP BLK WP HR S P ERA WHIP	IP WLS BF H R ER SO BB IBB HBP BLK WP HR S P ERA WHIP	IP WLS BF H R ER SO BB IBB HBP BLK WP HR S P ERA WHIP	IP WLS BF H R ER SO BB IBB HBP BLK WP HR S P ERA WHIP	IP WLS BF H R ER SO BB IBB HBP BLK WP HR S P ERA WHIP	IP WLS BF H R ER SO BB IBB HBP BLK WP HR S P ERA WHIP	IP WLS BF H R ER SO BB IBB HBP BLK WP HR S P ERA WHIP	IP WLS BF H R ER SO BB IBB HBP BLK WP HR S P ERA WHIP	IP WLS BF H R ER SO BB IBB HBP BLK WP HR S P ERA WHIP	IP WLS BF H R ER SO BB IBB HBP BLK WP HR S P ERA WHIP	IP WLS BF H R ER SO BB IBB HBP BLK WP HR S P ERA WHIP	IP WLS BF H R ER SO BB IBB HBP BLK WP HR S P ERA WHIP	IP WLS BF H R ER SO BB IBB HBP BLK WP HR S P ERA WHIP

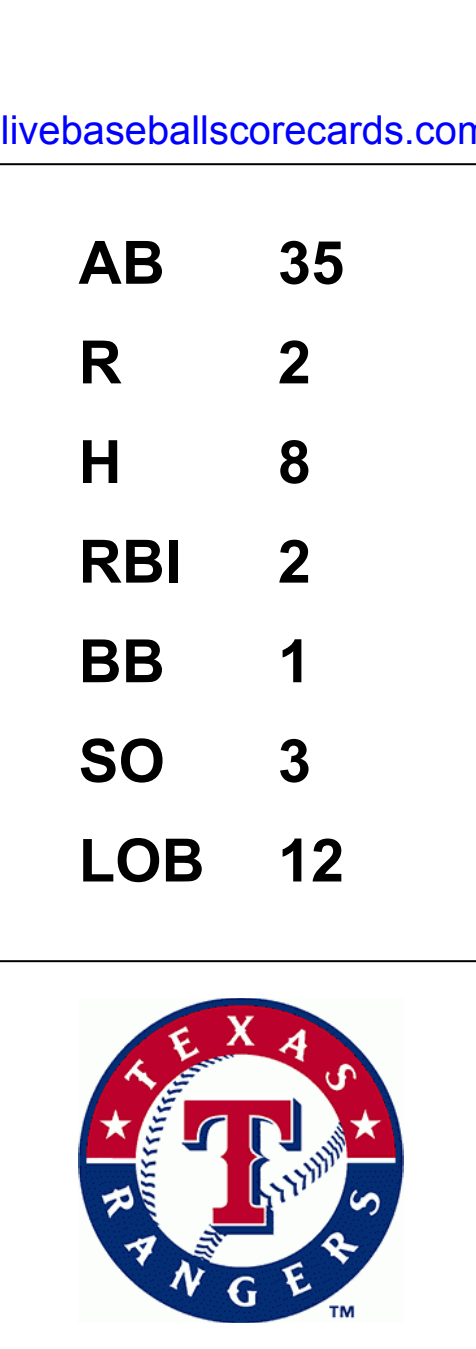
Texas Rangers @ Chicago White Sox
U.S. Cellular Field, Chicago, IL
Thu Aug 21 2003, 8:05 PM EDT
Att: 18,305 - Cloudy - 94 F

AB	34
R	7
H	10
RBI	7
BB	5
SO	3
LOB	18



Batter	1	2	3	4	5	6	7	8	9	AB	R	H	RBI	BB	SO	LOB	TOP					
10 Michael Young, R OBP: 0.342, SLG: 0.452 21 Jason Jones, S OBP: 0.339, SLG: 0.380	1-1 G3-1		1-3 K		1-0 G5-3		0-1 F9			4	0	0	0	0	1	3						
9 Hank Blalock, L OBP: 0.370, SLG: 0.531	0-1 G5-3		2-2 F9			2-2 F7		1-1 HR		4	1	1	1	0	0	0						
Alex Rodriguez, R OBP: 0.398, SLG: 0.602 Donnie Sadler, R OBP: 0.288, SLG: 0.304	4-2 BB			1-1 F9		2-2 F9		0-1 G6-3		2	0	0	0	1	0	0						
Rafael Palmeiro, L OBP: 0.365, SLG: 0.518	3-3 K			0-0 F9		3-2 1B		1-0 P6		4	0	1	0	0	1	1						
Shane Spencer, R OBP: 0.331, SLG: 0.426		3-3 K		1-0 P4		3-2 G6-3		2-0 1B		4	0	1	0	0	1	1						
23 Mark Teixeira, S OBP: 0.325, SLG: 0.454					2-1 P4		3-2 F8 1B	2-2 F8		4	0	2	0	0	0	1						
Marcus Thames, R OBP: 0.333, SLG: 0.302 Laynce Nix, L OBP: 0.306, SLG: 0.471					2-1 F8		1-1 1B	0-1 F7		3	0	1	0	0	0	1	AB 35 R 2 H 8 RBI 2 BB 1 SO 3 LOB 12					
Todd Greene, R OBP: 0.232, SLG: 0.448					1-1 P5		2-2 P3	0-0 G6-3		4	1	1	0	0	0	3						
Ramon Nivar, R OBP: 0.262, SLG: 0.278				1-0 B1		1-1 1B	0-0 F8	2-0 P6		4	0	1	1	0	0	2						
Inning Stats	R: 0 E: 0 K: 1 S: 15	H: 0 LOB: 1 BB: 1 P: 23	R: 0 E: 0 K: 1 S: 8	H: 1 LOB: 1 BB: 0 P: 12	R: 0 E: 0 K: 1 S: 9	H: 0 LOB: 0 BB: 0 P: 13	R: 0 E: 0 K: 0 S: 4	H: 0 LOB: 0 BB: 0 P: 6	R: 1 E: 0 K: 0 S: 9	H: 2 LOB: 1 BB: 0 P: 16	R: 0 E: 0 K: 0 S: 20	H: 1 LOB: 1 BB: 0 P: 30	R: 0 E: 0 K: 0 S: 11	H: 2 LOB: 2 BB: 0 P: 17	R: 1 E: 0 K: 0 S: 9	H: 2 LOB: 1 BB: 0 P: 15	R: 0 E: 0 K: 0 S: 4	H: 0 LOB: 0 BB: 0 P: 6	1B: 7 2B: 0 3B: 0 HR: 1	SF: 0 SAC: 0 DP: 0 HBP: 0	WP: 0 PB: 1 SB: 0 CS: 0	PA: 36
PITCHER	IP WLS BF H R ER SO BB IBB HBP BLK WP HR S P ERA WHIP	IP WLS BF H R ER SO BB IBB HBP BLK WP HR S P ERA WHIP															IP WLS BF H R ER SO BB IBB HBP BLK WP HR S P ERA WHIP					
56 Mark Buehrle, L ERA: 4.01 Dan Wright, R ERA: 5.6	6.0 W 23 4 1 0 3 1 0 0 0 0 0 65 100 0.00 0.833	3.0 S 13 4 1 1 0 0 0 0 0 0 1 24 38 3.00 1.333																				

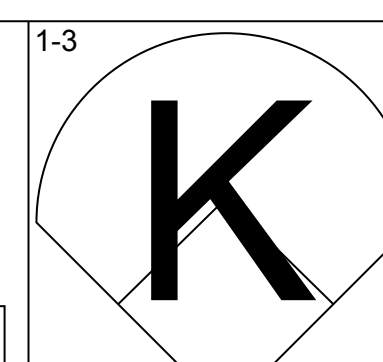
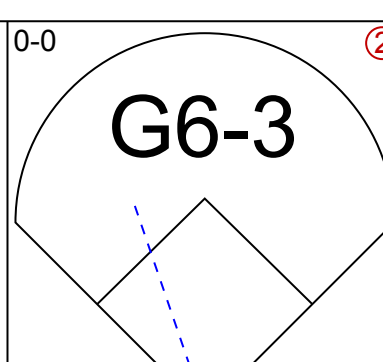
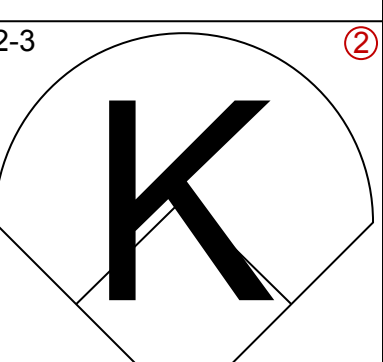
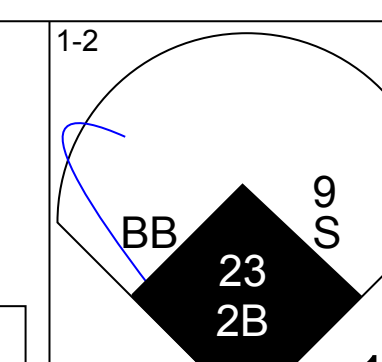
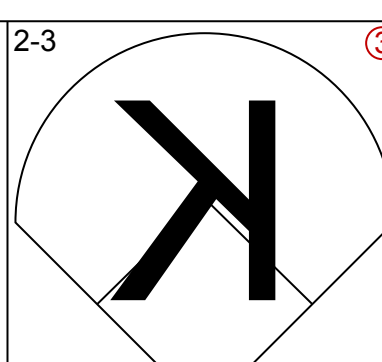
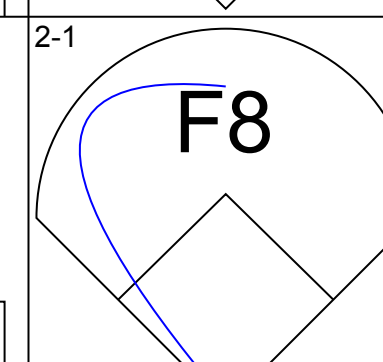
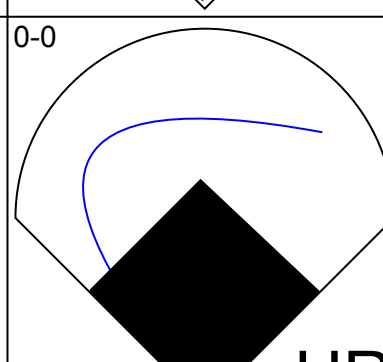
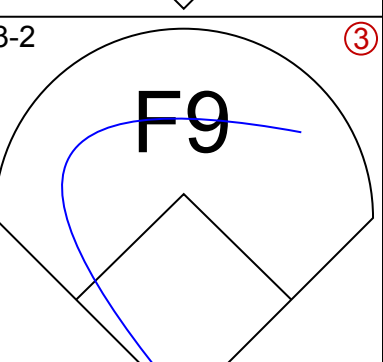
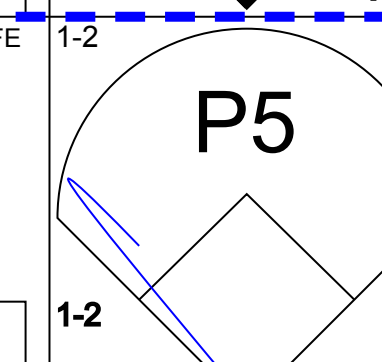
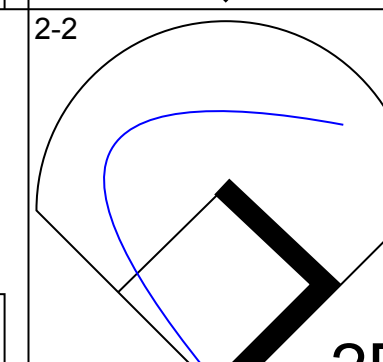
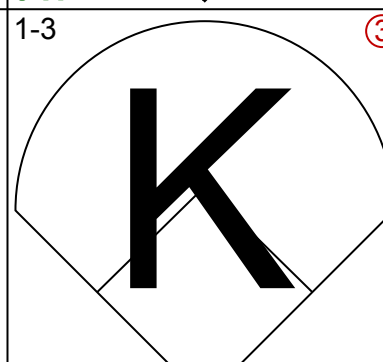
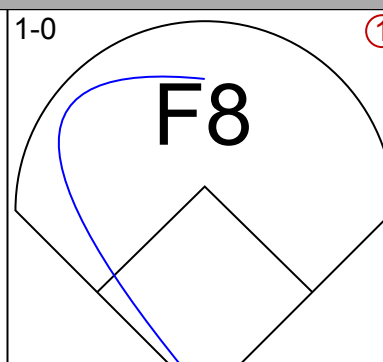
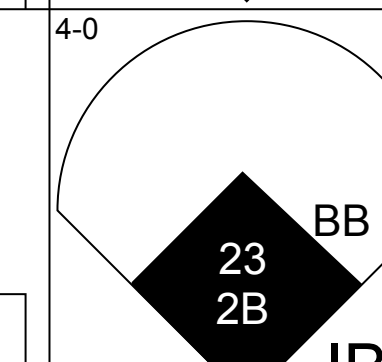
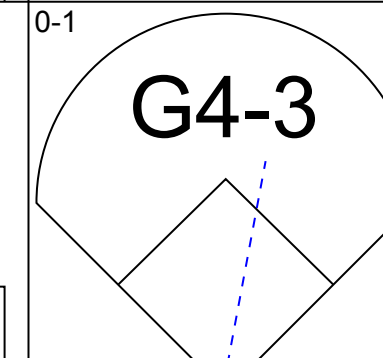
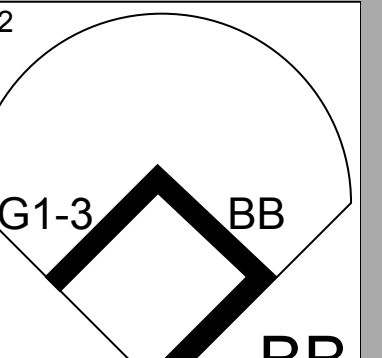
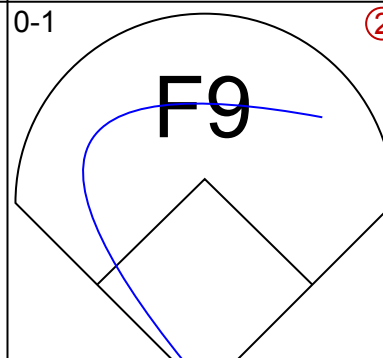
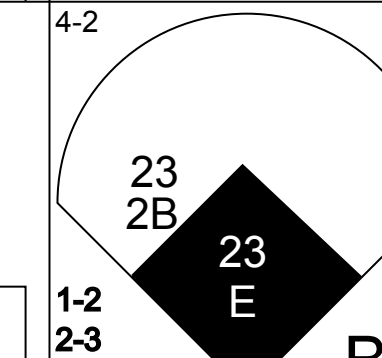
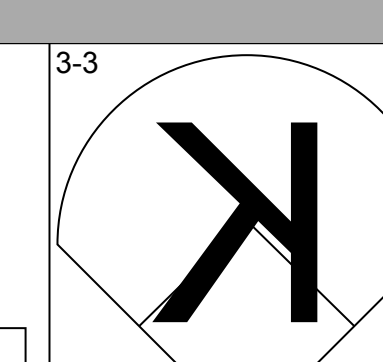
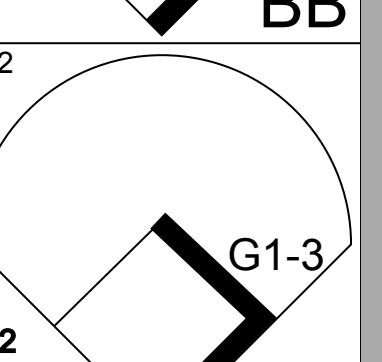
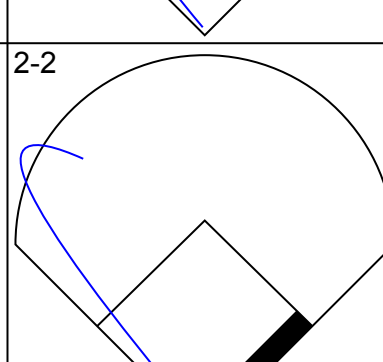
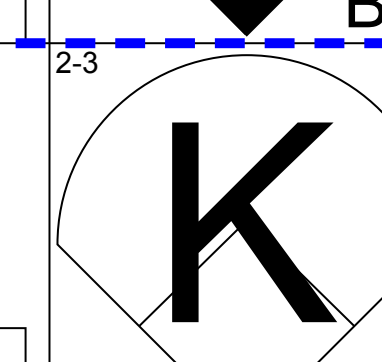

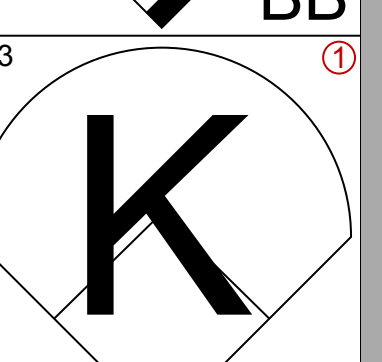
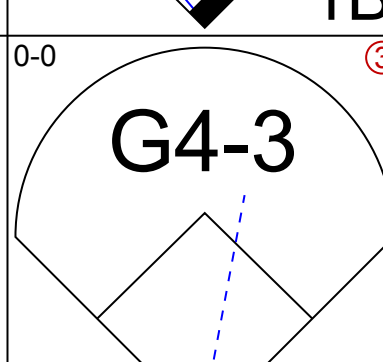
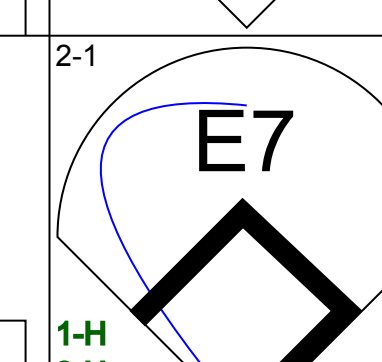

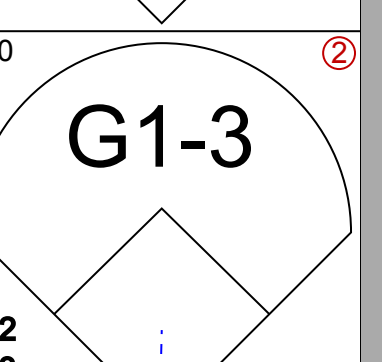
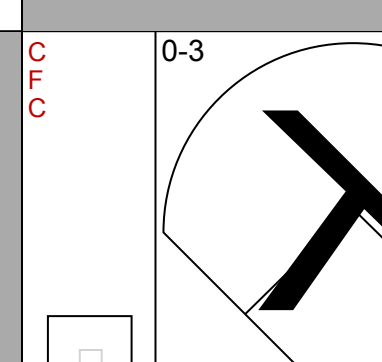
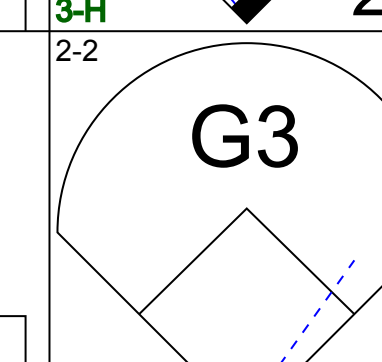
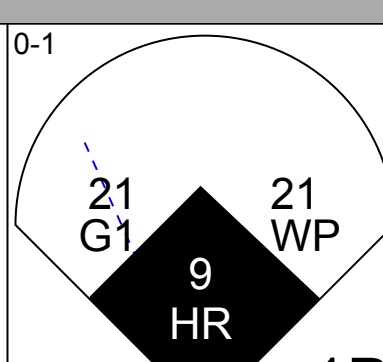
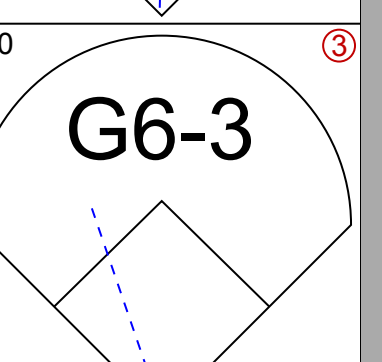
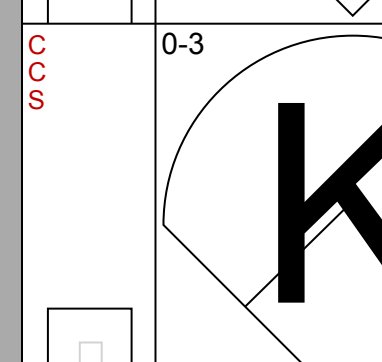
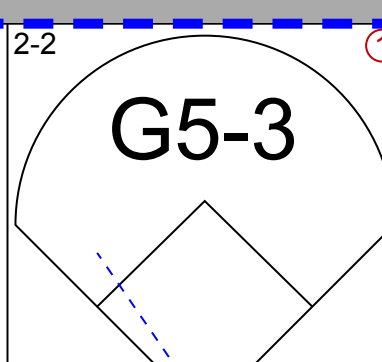
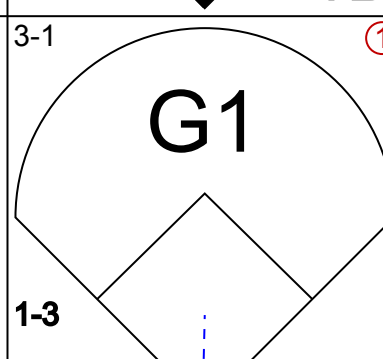
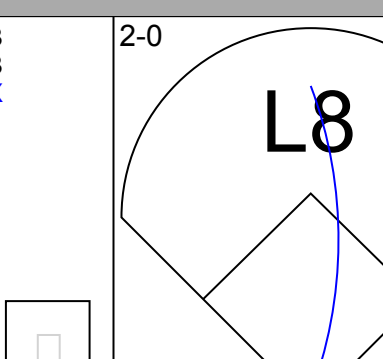
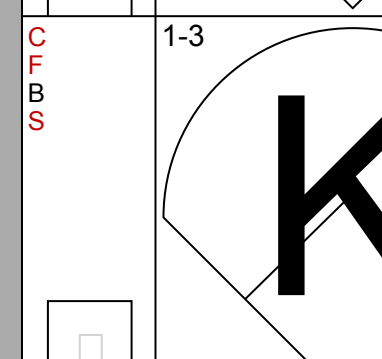
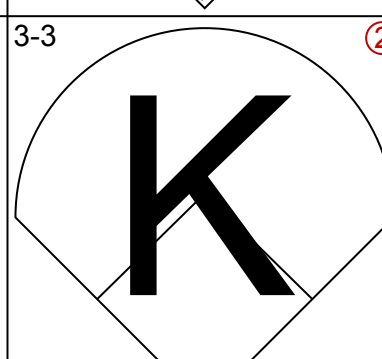
Texas Rangers @ Chicago White Sox
U.S. Cellular Field, Chicago, IL
Sat Aug 23 2003, 7:05 PM EDT
Att: 33,721 - Sunny - 78 F



Batter	1	2	3	4	5	6	7	8	9	AB	R	H	RBI	BB	SO	LOB	BOTTOM			
Roberto Alomar, S OBP: 0.341, SLG: 0.346 Tony Graffanino, R OBP: 0.335, SLG: 0.444	1-3 K		0-1 F9	0-1 2B	0-2 SF8		1-2 HR			3	1	1	1	0	1	1				
Carlos Lee, R OBP: 0.326, SLG: 0.498	2-1 G5-3		1-0 HR	3-1 HR	3-H F7		1-1 HR			5	3	3	4	0	0	0				
Frank Thomas, R OBP: 0.385, SLG: 0.561	1-1 G6-3		1-0 HR	1-1 HR		3-2 P4	2-2 G4-3			5	2	2	5	0	0	0				
Magglio Ordonez, R OBP: 0.381, SLG: 0.551 Aaron Rowand, R OBP: 0.317, SLG: 0.437		0-1 1B	2-1 F9	1-1 2B		0-0 F7		1-1 F9		4	1	2	0	0	0	0				
Carl Everett, S OBP: 0.374, SLG: 0.526 Willie Harris, L OBP: 0.240, SLG: 0.222		1-0 BB	1-0 G1-3	4-2 2B		2-0 1B		0-0 G4-3		3	0	2	0	1	0	0				
Brian Daubach, L OBP: 0.371, SLG: 0.391		4-2 BB			0-2 G6-3		0-2 G4-3		3-3 K	4	0	1	1	1	1	1				
Jose Valentin, S OBP: 0.322, SLG: 0.465		1-2 F1							3-1 F9	4	1	1	1	0	1	5	AB 39 R 13 H 17 RBI 13 BB 2 SO 3 LOB 12			
24 Joe Crede, R OBP: 0.309, SLG: 0.416		2-2 F8-2			2-1 HR		3-2 SF8		0-1 HR	4	3	3	1	0	0	3				
Sandy Alomar Jr., R OBP: 0.273, SLG: 0.395			0-2 HR	1-2 L5		0-0 G4-3		0-1 F8		4	1	1	0	0	0	2				
Inning Stats	R: 0 E: 0 K: 1 S: 7	H: 0 LOB: 0 BB: 0 P: 11	R: 0 E: 0 K: 0 S: 11	H: 2 LOB: 2 BB: 1 P: 19	R: 3 E: 0 K: 0 S: 10	H: 3 LOB: 0 BB: 0 P: 15	R: 6 E: 0 K: 1 S: 23	H: 7 LOB: 2 BB: 1 P: 41	R: 1 E: 0 K: 0 S: 8	H: 1 LOB: 0 BB: 0 P: 12	R: 0 E: 0 K: 0 S: 8	H: 1 LOB: 1 BB: 0 P: 13	R: 3 E: 0 K: 0 S: 14	H: 3 LOB: 0 BB: 0 P: 21	R: 0 E: 0 K: 1 S: 6	H: 0 LOB: 0 BB: 0 P: 10	1B: 8 2B: 5 3B: 0 HR: 5	SF: 1 SAC: 0 DP: 1 HBP: 0	WP: 0 PB: 0 SB: 0 CS: 0	PA: 42
PITCHER	IP WLS BF H R ER SO BB IBB HBP BLK WP HR S P ERA WHIP	IP WLS BF H R ER SO BB IBB HBP BLK WP HR S P ERA WHIP															IP WLS BF H R ER SO BB IBB HBP BLK WP HR S P ERA WHIP			
Ismael Valdez, R ERA: 6.98 Jay Powell, R ERA: 8.43 Erasmio Ramirez, L ERA: 3.24 Francisco Cordero, R ERA: 2.9	3.2 L 20 4 3 3 1 1 0 0 0 0 1 24 40 13.50 2.727	2.0 11 4 3 3 1 1 0 0 0 0 1 18 27 20.25 3.000															1.0 3 0 0 0 1 0 0 0 0 0 0 6 10 0.00 0.000			

Texas Rangers @ Chicago White Sox
U.S. Cellular Field, Chicago, IL
Sat Aug 23 2003, 7:05 PM EDT
Att: 33,721 - Sunny - 78 F




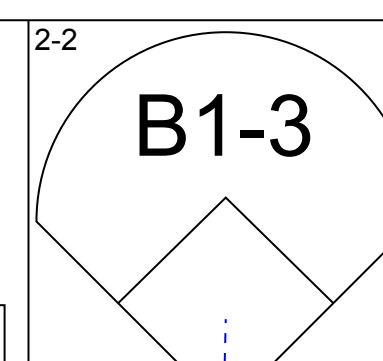
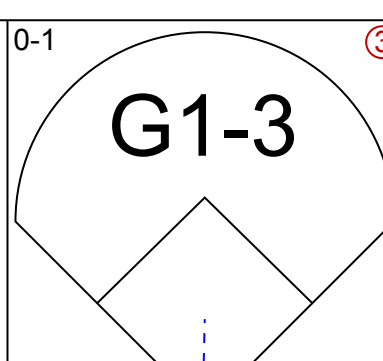
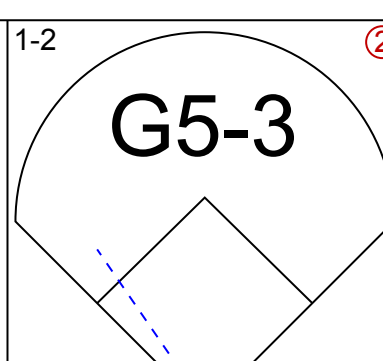
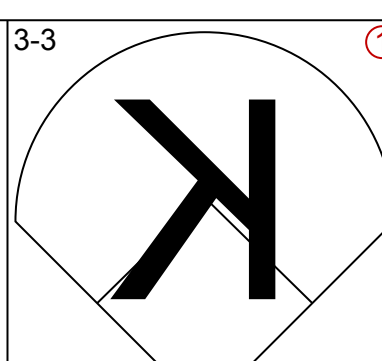
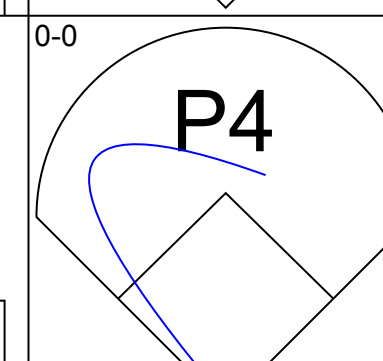
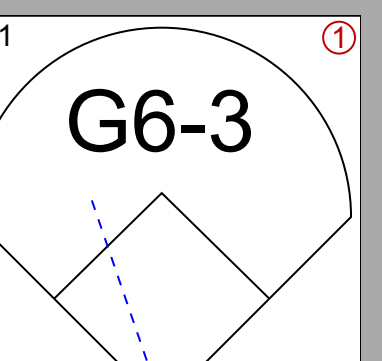
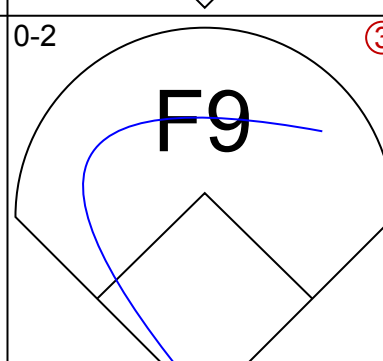
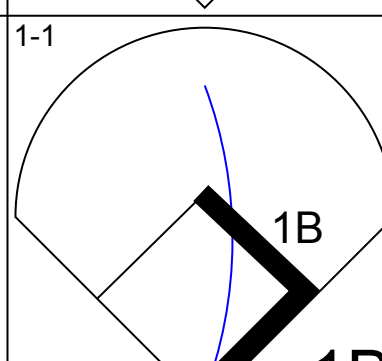
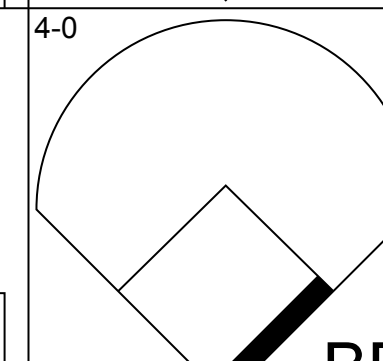
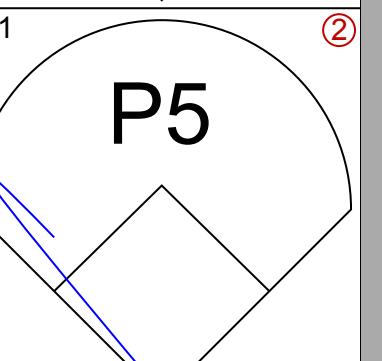
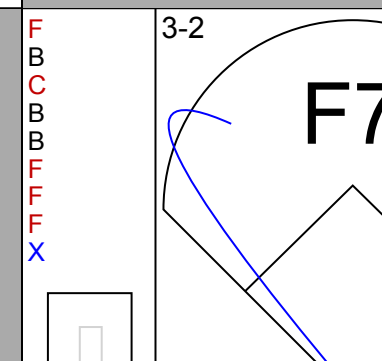
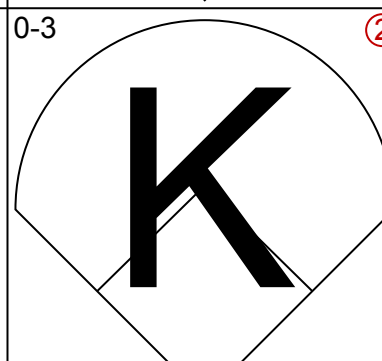
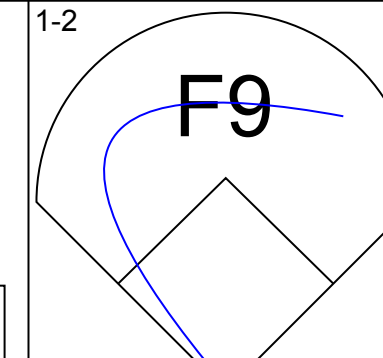
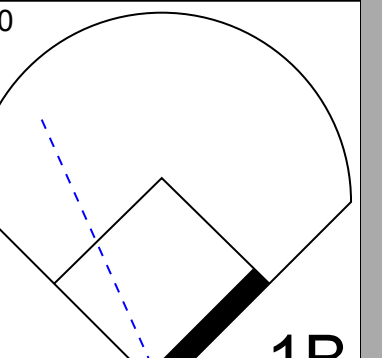

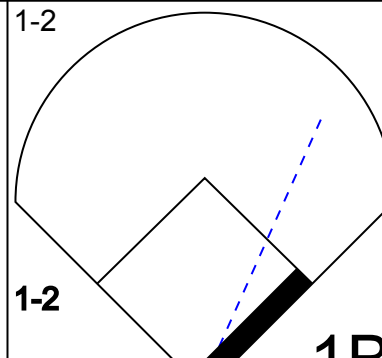
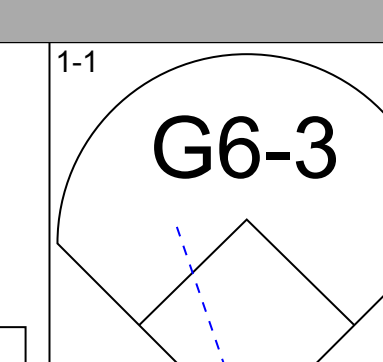
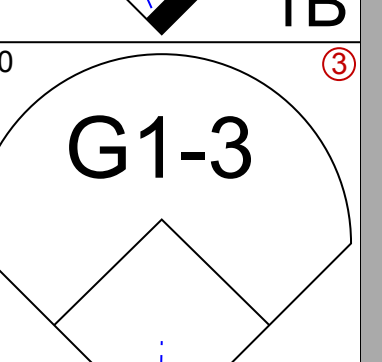
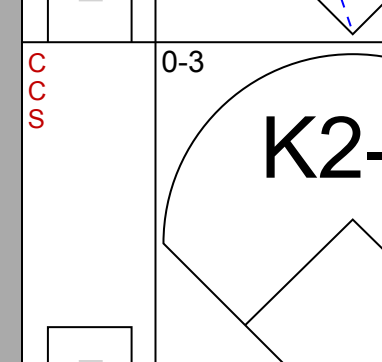
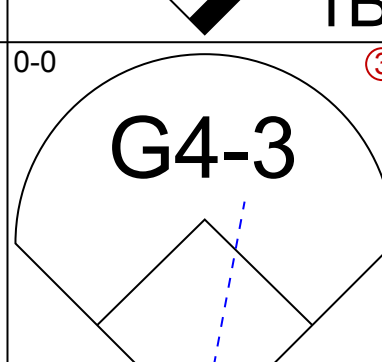
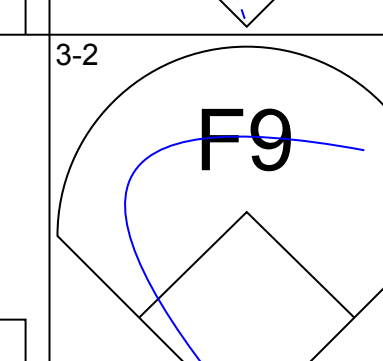
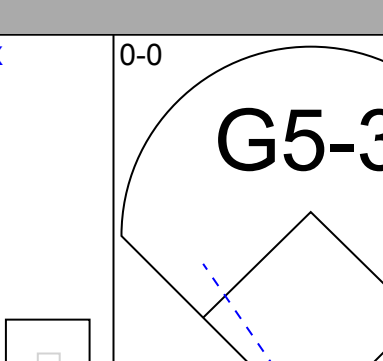
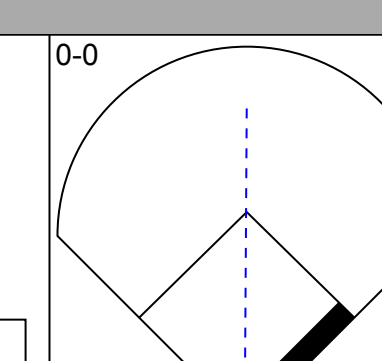
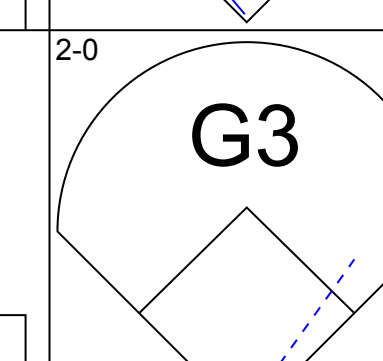
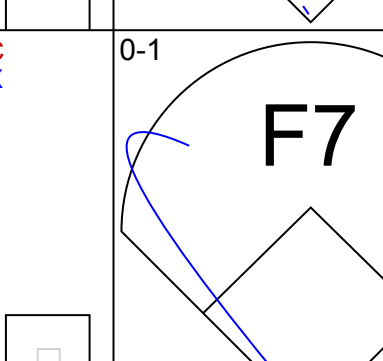
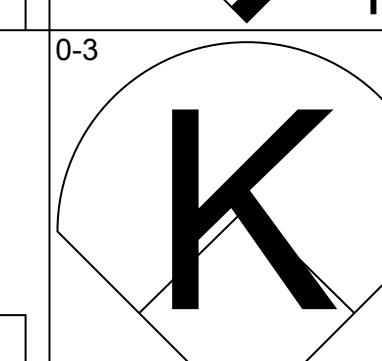
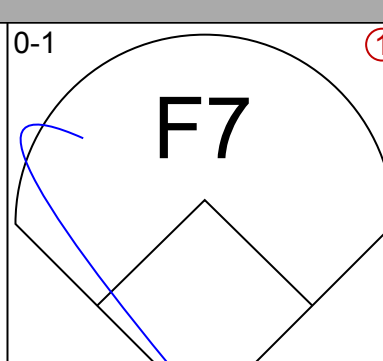
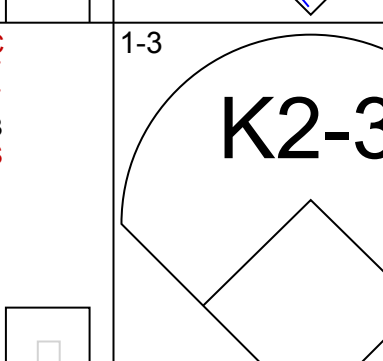
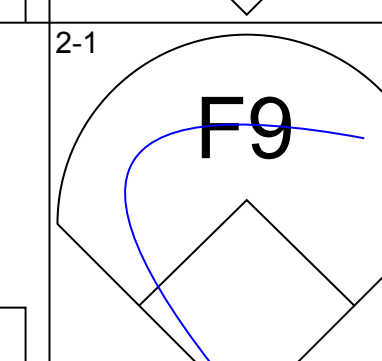
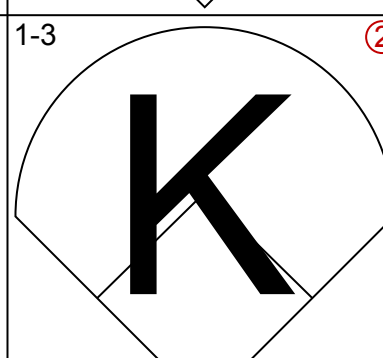
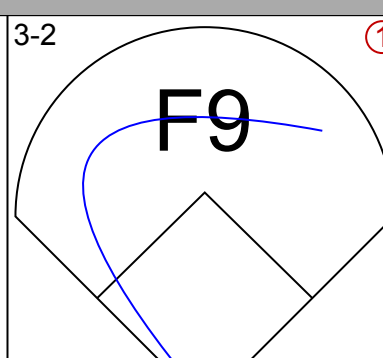
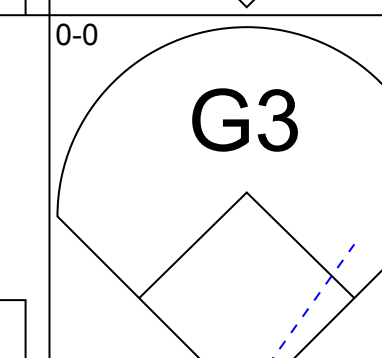
Batter	1	2	3	4	5	6	7	8	9	AB	R	H	RBI	BB	SO	LOB	TOP			
Donnie Sadler, R OBP: 0.285, SLG: 0.300 (1, 4)										5	1	1	0	0	3	1				
9 Hank Blalock, L OBP: 0.369, SLG: 0.535 (1, 5)										4	1	1	2	0	0	1				
Alex Rodriguez, R OBP: 0.398, SLG: 0.602 (1, 6)										3	1	1	0	1	1	0				
Rafael Palmeiro, L OBP: 0.366, SLG: 0.516 (1, 10)										2	1	0	0	2	0	1				
Shane Spencer, R OBP: 0.333, SLG: 0.425 (1, 9)										3	0	1	0	1	2	3				
23 Mark Teixeira, S OBP: 0.325, SLG: 0.455 (1, 3)										4	0	1	2	0	2	3				
Laynce Nix, L OBP: 0.295, SLG: 0.453 (1, 8)										4	0	0	0	0	2	3				
Todd Greene, R OBP: 0.233, SLG: 0.444 (1, 2)										4	1	1	0	0	1	2				
21 Jason Jones, S OBP: 0.317, SLG: 0.352 10 Michael Young, R OBP: 0.342, SLG: 0.452 (1, 7)										4	0	0	0	0	2	1				
0 Michael Young, R OBP: 0.342, SLG: 0.452 (9, 4)										0	0	0	0	0	0	0				
Inning Stats	R: 0 E: 0 K: 1 S: 10	H: 1 LOB: 1 BB: 0 P: 15	R: 0 E: 0 K: 3 S: 11	H: 0 LOB: 0 BB: 0 P: 17	R: 2 E: 0 K: 1 S: 9	H: 2 LOB: 0 BB: 0 P: 13	R: 0 E: 0 K: 1 S: 11	H: 0 LOB: 2 BB: 2 P: 20	R: 0 E: 0 K: 0 S: 8	H: 1 LOB: 1 BB: 0 P: 11	R: 0 E: 0 K: 3 S: 9	H: 0 LOB: 0 BB: 0 P: 10	R: 3 E: 1 K: 1 S: 19	H: 2 LOB: 1 BB: 2 P: 35	R: 0 E: 0 K: 2 S: 11	H: 0 LOB: 0 BB: 0 P: 18	1B: 3 2B: 2 3B: 0 HR: 1	SF: 0 SAC: 0 DP: 0 HBP: 0	WP: 1 PB: 0 SB: 1 CS: 0	PA: 37
PITCHER	IP	WLS	BF	H	R	ER	SO	BB	IBB	HBP	BLK	WP	HR	S	P	ERA	WHIP			
Jon Garland, R ERA: 4.44 (1, 1)	7.0	L	28	5	3	3	10	2	0	0	0	1	1	70	106	3.86	1.000			
Kelly Wunsch, L ERA: 1.86 (8, 1)	0.1		3	0	0	0	0	1	1	0	0	0	0	5	14	0.00	3.000			
Scott Sullivan, R ERA: 3.44 (8, 1)	0.2		3	1	2	1	1	0	0	0	0	0	0	11	17	13.50	1.500			
Damaso Marte, L ERA: 1.73 (9, 1)	1.0		3	0	0	0	2	0	0	0	0	0	0	11	18	0.00	0.000			

Texas Rangers @ Chicago White Sox
U.S. Cellular Field, Chicago, IL
Sun Aug 24 2003, 2:05 PM EDT
Att: 29,364 - Sunny - 82 F

livebaseballscorecards.com

AB 33
R 5
H 6
RBI 4
BB 4
SO 13
LOB 15




Batter	1	2	3	4	5	6	7	8	9	AB	R	H	RBI	BB	SO	LOB	BOTTOM					
Roberto Alomar, S OBP: 0.338, SLG: 0.343 (1, 4)										4	0	0	0	0	1	0						
Carlos Lee, R OBP: 0.326, SLG: 0.496 (1, 7)										4	0	1	0	0	0	0						
Frank Thomas, R OBP: 0.384, SLG: 0.557 (1, 10)										3	0	0	0	1	1	1						
Magglio Ordonez, R OBP: 0.382, SLG: 0.551 (1, 9)										4	0	2	0	0	0	1						
Carl Everett, S OBP: 0.371, SLG: 0.521 (1, 8)										4	0	0	0	0	1	3						
14 Paul Konerko, R OBP: 0.286, SLG: 0.372 (1, 3)										3	0	1	0	0	0	0						
Jose Valentin, S OBP: 0.320, SLG: 0.462 (1, 6)										3	0	0	0	0	1	1						
24 Joe Crede, R OBP: 0.307, SLG: 0.413 (1, 5)										3	0	0	0	0	1	1						
Miguel Olivo, R OBP: 0.281, SLG: 0.349 Brian Daubach, L OBP: 0.359, SLG: 0.388 Sandy Alomar Jr., R OBP: 0.273, SLG: 0.395 (1, 2)										2	0	0	0	0	1	0						
0 Brian Daubach, L OBP: 0.359, SLG: 0.388 (8, PH)										1	0	0	0	0	0	1						
0 Sandy Alomar Jr., R OBP: 0.273, SLG: 0.395 (9, 2)										0	0	0	0	0	0	0						
Inning Stats	R: 0 E: 0 K: 0 S: 8	H: 0 LOB: 1 BB: 1 P: 15	R: 0 E: 0 K: 0 S: 6	H: 0 LOB: 0 BB: 0 P: 12	R: 0 E: 0 K: 1 S: 7	H: 0 LOB: 0 BB: 0 P: 8	R: 0 E: 0 K: 0 S: 6	H: 1 LOB: 1 BB: 0 P: 7	R: 0 E: 0 K: 0 S: 7	H: 0 LOB: 0 BB: 0 P: 8	R: 0 E: 0 K: 0 S: 13	H: 0 LOB: 0 BB: 0 P: 17	R: 0 E: 0 K: 1 S: 10	H: 0 LOB: 0 BB: 0 P: 14	R: 0 E: 0 K: 1 S: 7	H: 1 LOB: 1 BB: 0 P: 9	R: 0 E: 0 K: 2 S: 13	H: 2 LOB: 2 BB: 0 P: 18	1B: 4 2B: 0 3B: 0 HR: 0	SF: 0 SAC: 0 DP: 0 HBP: 0	WP: 0 PB: 0 SB: 0 CS: 0	PA: 32
PITCHER	IP	WLS	BF	H	R	ER	SO	BB	IBB	HBP	BLK	WP	HR	S	P	ERA	WHIP					
John Thomson, R ERA: 4.94 (1, 1)	9.0	W	32	4	0	0	6	1	0	0	0	0	0	77	108	0.00	0.556					

Texas Rangers @ Chicago White Sox
U.S. Cellular Field, Chicago, IL
Sun Aug 24 2003, 2:05 PM EDT
Att: 29,364 - Sunny - 82 F

livebaseballscorecards.com

AB 31
R 0
H 4
RBI 0
BB 1
SO 6
LOB 8



Batter	1	2	3	4	5	6	7	8	9	AB	R	H	RBI	BB	SO	LOB	TOP				
10 Michael Young, R OBP: 0.340, SLG: 0.449	F9			G4-3	F8			G6-3		4	0	0	0	0	0	3	Texas Rangers @ Kansas City Royals Kauffman Stadium, Kansas City, MO Tue Aug 26 2003, 7:05 PM CDT Att: 12,917 - Overcast - 87 F				
9 Hank Blalock, L OBP: 0.366, SLG: 0.530	F8			G3-1			G1-4-3	K		4	0	0	0	0	1						
Alex Rodriguez, R OBP: 0.399, SLG: 0.602	K			HR			G6-3			4	1	2	0	0	1						
Rafael Palmeiro, L OBP: 0.365, SLG: 0.520		G1-3		HR			G4-3			4	1	1	2	0	0	1					
Shane Spencer, R OBP: 0.332, SLG: 0.421	K			P4						3	0	0	0	1	2	0					
23 Mark Teixeira, S OBP: 0.322, SLG: 0.450	K									4	0	0	0	0	3	1					
Marcus Thames, R OBP: 0.333, SLG: 0.304										3	0	1	0	0	1	0					
Laynce Nix, L OBP: 0.287, SLG: 0.440										3	0	0	0	0	1	1					
Einar Diaz, R OBP: 0.296, SLG: 0.348										3	0	2	0	0	0	0					
Inning Stats	R: 0 E: 0 K: 1 S: 12	H: 0 LOB: 0 BB: 0 P: 16	R: 0 E: 0 K: 2 S: 8	H: 0 LOB: 0 BB: 0 P: 14	R: 0 E: 0 K: 0 S: 6	H: 0 LOB: 0 BB: 0 P: 9	R: 2 E: 0 K: 0 S: 10	H: 2 LOB: 0 BB: 0 P: 16	R: 0 E: 0 K: 0 S: 10	H: 2 LOB: 2 BB: 0 P: 16	R: 0 E: 0 K: 3 S: 9	H: 0 LOB: 0 BB: 0 P: 11	R: 0 E: 0 K: 2 S: 9	H: 1 LOB: 1 BB: 0 P: 14	R: 0 E: 0 K: 1 S: 9	H: 1 LOB: 1 BB: 1 P: 16	1B: 4 2B: 1 3B: 0 HR: 1	SF: 0 SAC: 0 DP: 1 HBP: 0	WP: 0 PB: 0 SB: 0 CS: 0	PA: 33	
PITCHER	IP	WLS	BF	H	R	ER	SO	BB	IBB	HBP	BLK	WP	HR	S	P	ERA	WHIP				
Brian Anderson, L ERA: 3.68	(1, 1)	6.0	W	22	4	2	2	3	0	0	0	0	1	54	83	3.00	0.667				
Jeremy Affeldt, L ERA: 3.93	(7, 1)	2.0		7	1	0	0	5	0	0	0	0	0	18	25	0.00	0.500				
Curt Leskanic, R ERA: 1.83	(9, 1)	1.0		4	1	0	0	1	1	0	0	0	0	9	16	0.00	2.000				


Batter	1	2	3	4	5	6	7	8	9	AB	R	H	RBI	BB	SO	LOB	BOTTOM				
Aaron Guiel, L OBP: 0.355, SLG: 0.522	F7									5	2	3	4	0	1	1	Texas Rangers @ Kansas City Royals Kauffman Stadium, Kansas City, MO Tue Aug 26 2003, 7:05 PM CDT Att: 12,917 - Overcast - 87 F				
Joe Randa, R OBP: 0.336, SLG: 0.427	K			HR						4	2	2	1	1	2	1					
Mendy López, R OBP: 0.295, SLG: 0.433	K			2B						0	0	0	0	0	0	0					
29 Mike Sweeney, R OBP: 0.419, SLG: 0.594	1B			1B						5	1	3	4	0	0	3					
Carlos Beltrán, S OBP: 0.390, SLG: 0.510	K			K						4	0	1	0	1	2	4					
Raul Ibanez, L OBP: 0.344, SLG: 0.457		L6		G5-3						4	1	0	0	1	1	4					
Ken Harvey, R OBP: 0.304, SLG: 0.396	F9									4	1	1	0	0	2	0					
Desi Relaford, S OBP: 0.326, SLG: 0.397	P4									4	0	0	0	0	0	2					
4 Angel Berroa, R OBP: 0.341, SLG: 0.472										3	2	2	0	0	0	0					
Brent Mayne, L OBP: 0.310, SLG: 0.352										3	0	0	0	1	1	5					
Inning Stats	R: 0 E: 0 K: 2 S: 10	H: 1 LOB: 1 BB: 0 P: 13	R: 0 E: 0 K: 0 S: 8	H: 0 LOB: 0 BB: 0 P: 14	R: 3 E: 0 K: 1 S: 15	H: 4 LOB: 1 BB: 0 P: 25	R: 0 E: 0 K: 1 S: 7	H: 0 LOB: 0 BB: 0 P: 12	R: 0 E: 0 K: 1 S: 8	H: 0 LOB: 2 BB: 2 P: 20	R: 6 E: 0 K: 1 S: 20	H: 5 LOB: 1 BB: 1 P: 37	R: 0 E: 0 K: 1 S: 9	H: 1 LOB: 1 BB: 0 P: 13	R: 0 E: 0 K: 2 S: 14	H: 1 LOB: 2 BB: 1 P: 24	1B: 6 2B: 4 3B: 0 HR: 2	SF: 0 SAC: 0 DP: 0 HBP: 1	WP: 1 PB: 0 SB: 0 CS: 0	PA: 41	
PITCHER	IP	WLS	BF	H	R	ER	SO	BB	IBB	HBP	BLK	WP	HR	S	P	ERA	WHIP				
R.A. Dickey, R ERA: 4.68	(1, 1)	5.1	L	26	6	6	6	5	3	0	1	0	0	7	13	0.00	3.000				
Aaron Fultz, L ERA: 5.34	(6, 1)	0.1		2	1	0	0	1	0	0	0	0	0	1	10	40.50	4.500				
56 Rosman Garcia, R ERA: 6.27	(6, 1)	0.2		5	3	3	3	1	0	0	0	0	0	6	8	0.00	1.500				
Brian Shouse, L ERA: 3.17	(7, 1)	0.2		3	1	0	0	0	0	0	0	0	0	6	8	0.00	1.500				
32 Ron Mahay, L ERA: 1.65	(8, 1)	1.0		5	1	0	0	2	0	1	0	0	1	14	24	0.00	1.000				


AB	32
R	2
H	6
RBI	2
BB	1
SO	9
LOB	7



AB	36
R	9
H	12
RBI	9
BB	4
SO	9
LOB	20



Batter	1	2	3	4	5	6	7	8	9	AB	R	H	RBI	BB	SO	LOB	TOP			
10 Michael Young, R OBP: 0.339, SLG: 0.447	2-1 SH1-3 1B	1-1 F9			0-2 F9			0-0 F8		4	0	1	0	0	0	3	Texas Rangers @ Kansas City Royals Kauffman Stadium, Kansas City, MO Wed Aug 27 2003, 7:05 PM CDT Att: 12,462 - Cloudy - 81 F			
Donnie Sadler, R OBP: 0.286, SLG: 0.301	0-1 SH1-3		0-3 K			0-0 1B		3-2 G5-3		3	0	1	0	0	1	0				
Alex Rodriguez, R OBP: 0.396, SLG: 0.597 21 Jason Jones, S OBP: 0.317, SLG: 0.352	1-2 G5-3		1-0 P4			0-1 F8		0-1 F9		4	0	0	0	0	0	2				
Rafael Palmeiro, L OBP: 0.362, SLG: 0.516	2-2 G1-4-3		0-0 P4			2-2 F8			0-2 G3-1	4	0	0	0	0	0	2				
Shane Spencer, R OBP: 0.329, SLG: 0.416		1-2 F7			0-1 F8			1-2 P6		4	0	0	0	0	1	1				
23 Mark Teixeira, S OBP: 0.321, SLG: 0.447	2-2 G5-3		1-0 F7				4-1 BB		2-3 K	3	0	0	0	1	1	0				
Todd Greene, R OBP: 0.234, SLG: 0.442	0-0 1B				2-0 F8			0-0 F8		3	0	1	0	0	0	1				
Marcus Thames, R OBP: 0.333, SLG: 0.305	1-0 1B				2-2 F8			0-0 P6		3	0	1	0	0	0	1				
Ramon Nivar, R OBP: 0.264, SLG: 0.280	0-1 1B				0-1 G4-3			0-1 G1-3		3	0	1	0	0	0	1				
Inning Stats	R: 0 E: 0 K: 0 S: 10	H: 1 LOB: 1 BB: 0 P: 15	R: 0 E: 0 K: 0 S: 14	H: 3 LOB: 3 BB: 0 P: 19	R: 0 E: 0 K: 1 S: 5	H: 0 LOB: 0 BB: 0 P: 6	R: 0 E: 0 K: 0 S: 4	H: 0 LOB: 0 BB: 0 P: 7	R: 0 E: 0 K: 1 S: 8	H: 1 LOB: 1 BB: 0 P: 14	R: 0 E: 0 K: 0 S: 5	H: 0 LOB: 1 BB: 1 P: 9	R: 0 E: 0 K: 1 S: 6	H: 0 LOB: 0 BB: 0 P: 9	R: 0 E: 0 K: 1 S: 13	H: 0 LOB: 0 BB: 0 P: 16		1B: 5 2B: 0 3B: 0 HR: 0	SF: 0 SAC: 1 DP: 0 HBP: 0	WP: 0 PB: 0 SB: 0 CS: 0
PITCHER Darrell May, L ERA: 3.56	IP: 9.0 WLS: W BF: 33 H: 5 R: 0 ER: 0 SO: 3 BB: 1 IBB: 0 HBP: 0 BLK: 0 WP: 0 HR: 0 S: 74 P: 105 ERA: 0.00 WHIP: 0.667															PITCHER				

Batter	1	2	3	4	5	6	7	8	9	AB	R	H	RBI	BB	SO	LOB	BOTTOM			
Aaron Guiel, L OBP: 0.359, SLG: 0.518	4-0 29 1B BB	4-2 S 2B BB	0-1 F8			2-2 F7		4-2 2B BB		2	2	0	0	3	0	1	Texas Rangers @ Kansas City Royals Kauffman Stadium, Kansas City, MO Wed Aug 27 2003, 7:05 PM CDT Att: 12,462 - Cloudy - 81 F			
Joe Randa, R OBP: 0.342, SLG: 0.433 Mendy López, R OBP: 0.306, SLG: 0.459	4-2 29 1B BB	3-2 29 1B G4-3 2B			4-1 BB	3-1 29 G6-4-3 1B		2-2 1-3 2B		2	2	2	1	2	0	0				
29 Mike Sweeney, R OBP: 0.420, SLG: 0.593 Julius Matos, R OBP: 0.289, SLG: 0.409	0-1 PB 1B	0-2 G4-3 2B			0-1 F8	2-1 G6-4-3 1B		1-1 G5-3		4	2	2	1	0	0	2				
Carlos Beltrán, S OBP: 0.390, SLG: 0.511	1-1 PB 1B	1-2 G4-3			1-2 P4		0-0 1B SF7	0-0 P5		5	2	2	2	0	0	4				
Raul Ibanez, L OBP: 0.346, SLG: 0.460	1-2 P5	1-0 3B 2B			2-1 G4-3		1-1 FC6-4			4	1	2	1	0	0	3				
Rondell White, R OBP: 0.331, SLG: 0.471 Dee Brown, L OBP: 0.285, SLG: 0.347	2-2 2H 3H 1B	2-1 3B 2B			1-0 L7		0-0 SF7			3	0	2	4	0	0	0				
Desi Relaford, S OBP: 0.325, SLG: 0.398	2-0 F8		2-2 2B		1-0 F8		3-0 FC6-4			4	0	1	0	0	0	2				
4 Angel Berroa, R OBP: 0.340, SLG: 0.470	0-0 F8		1-0 F8		1-2 1B		1-0 L6			4	0	1	0	0	0	3				
Brent Mayne, L OBP: 0.307, SLG: 0.348		2-3 K	2-3 K		3-2 G4-3		0-0 G4-3			4	0	0	0	0	2	2				
Inning Stats	R: 4 E: 0 K: 0 S: 14	H: 3 LOB: 1 BB: 2 P: 28	R: 4 E: 0 K: 1 S: 25	H: 4 LOB: 1 BB: 1 P: 38	R: 0 E: 0 K: 1 S: 10	H: 1 LOB: 0 BB: 0 P: 15	R: 0 E: 0 K: 0 S: 8	H: 0 LOB: 1 BB: 1 P: 15	R: 0 E: 0 K: 0 S: 9	H: 1 LOB: 1 BB: 0 P: 15	R: 0 E: 0 K: 0 S: 8	H: 1 LOB: 0 BB: 0 P: 15	R: 1 E: 0 K: 0 S: 6	H: 2 LOB: 1 BB: 0 P: 8	R: 0 E: 0 K: 0 S: 10	H: 1 LOB: 2 BB: 1 P: 17		1B: 7 2B: 5 3B: 1 HR: 0	SF: 1 SAC: 0 DP: 1 HBP: 0	WP: 0 PB: 1 SB: 1 CS: 0
PITCHER Colby Lewis, R ERA: 8.14 53 Joaquin Benoit, R ERA: 5.57 Erasmio Ramirez, L ERA: 3.41 Jay Powell, R ERA: 8.27	IP: 1.1 WLS: L BF: 12 H: 5 R: 1 ER: 1 SO: 1 BB: 1 IBB: 0 HBP: 0 BLK: 0 WP: 0 HR: 0 S: 32 P: 55 ERA: 47.25 WHIP: 6.000															PITCHER				


Batter	1	2	3	4	5	6	7	8	9	10	11	AB	R	H	RBI	BB	SO	LOB
10 Michael Young, R OBP: 0.337, SLG: 0.444	G5-3		G5-3		F9			FC5		P3		6	0	1	0	0	0	2
9 Hank Blalock, L OBP: 0.366, SLG: 0.527	K		WP 1B			FC6-4 BB	FC6-4 1B	F8			K	5	0	1	0	1	2	5
Alex Rodriguez, R OBP: 0.399, SLG: 0.608			F8			K		HR			CS BB	4	2	2	2	2	1	2
Rafael Palmeiro, L OBP: 0.361, SLG: 0.512 Ramon Nivar, R OBP: 0.291, SLG: 0.277	P6				F9			G3-1			FC4-6 1B	5	0	1	0	0	0	2
Shane Spencer, R OBP: 0.332, SLG: 0.413						FC6-4					B3	2	1	0	0	3	0	2
21 Jason Jones, S OBP: 0.329, SLG: 0.368 Donnie Sadler, R OBP: 0.284, SLG: 0.298			G6-3		K			FC4-6				3	1	1	0	1	1	2
Laynce Nix, L OBP: 0.283, SLG: 0.439			K		K							1	0	0	0	0	0	1
23 Mark Teixeira, S OBP: 0.322, SLG: 0.445			K									4	0	1	0	1	2	1
Einar Diaz, R OBP: 0.294, SLG: 0.345					F7						G6-3	5	0	1	1	0	0	2

Inning Stats	R: 0	H: 0	E: 0	K: 1	S: 8	LOB: 1	BB: 1	P: 14	R: 0	H: 0	E: 0	K: 2	S: 9	LOB: 1	BB: 1	P: 18	R: 0	H: 1	E: 0	K: 0	S: 6	LOB: 0	BB: 0	P: 11	R: 0	H: 0	E: 0	K: 2	S: 10	LOB: 1	BB: 1	P: 16	R: 0	H: 0	E: 0	K: 0	S: 7	LOB: 0	BB: 0	P: 8	R: 0	H: 1	E: 0	K: 0	S: 8	LOB: 3	BB: 2	P: 11	R: 4	H: 5	E: 0	K: 0	S: 19	LOB: 2	BB: 1	P: 31	R: 1	H: 2	E: 0	K: 1	S: 12	LOB: 1	BB: 0	P: 15	R: 0	H: 0	E: 0	K: 1	S: 11	LOB: 0	BB: 1	P: 17	R: 0	H: 0	E: 0	K: 1	S: 7	LOB: 0	BB: 1	P: 12	1B: 5	SF: 0	2B: 2	SAC: 0	3B: 0	DP: 0	HR: 2	HBP: 0	WP: 1	PB: 0	SB: 0	CS: 1	PA: 49
PITCHER	IP	WLS	BF	H	R	ER	SO	BB	IBB	HBP	BLK	WP	HR	S	P	ERA	WHIP																																																																												
Paul Abbott, R ERA: 6.33	(1, 1)		6	0	0	0	0	0	0	0	0	0	0	45	78	0.00	0.833																																																																												
Jeremy Affeldt, L ERA: 3.91	(7, 1)	0.1	H	3	0	0	0	2	0	0	0	0	0	3	12	0.00	6.000																																																																												
Jason Grimsley, R ERA: 4.46	(7, 1)	0.2	H	3	1	0	0	0	0	0	0	0	0	5	8	0.00	1.500																																																																												
Curt Leskanic, R ERA: 2.62	(8, 1)	0.1		5	3	4	4	0	1	0	0	0	1	10	20	108.00	12.000																																																																												
Al Levine, R ERA: 3.0	(8, 1)	0.2	B	4	2	0	0	0	0	0	0	0	0	9	11	0.00	3.000																																																																												
PITCHER	IP	WLS	BF	H	R	ER	SO	BB	IBB	HBP	BLK	WP	HR	S	P	ERA	WHIP																																																																												
Mike MacDougal, R ERA: 4.75	(9, 1)	1.0	W	6	0	0	0	2	1	0	0	0	0	18	29	0.00	0.500																																																																												
D.J. Carrasco, R ERA: 3.6	(10, 1)	2.0	W	6	0	0	0	2	1	0	0	0	0	18	29	0.00	0.500																																																																												

Texas Rangers @ Kansas City Royals
Kauffman Stadium, Kansas City, MO
Thu Aug 28 2003, 7:05 PM CDT
Att: 11,944 - Cloudy - 75 F

livebaseballscorecards.com

AB 41
R 5
H 9
RBI 5
BB 8
SO 9
LOB 24




Batter	1	2	3	4	5	6	7	8	9	10	11	AB	R	H	RBI	BB	SO	LOB
Aaron Guiel, L OBP: 0.359, SLG: 0.512	G4-3		G5-4-3 1B		F9			G3		G4-3		5	0	1	0	1	0	2
Joe Randa, R OBP: 0.342, SLG: 0.439			G5-4-3 1B		G4-3			HR				6	2	2	1	0	1	4
29 Mike Sweeney, R OBP: 0.424, SLG: 0.505												5	0	3	1	1	1	0
Carlos Beltrán, S OBP: 0.390, SLG: 0.512												5	1	2	0	0	1	2
Raul Ibanez, L OBP: 0.344, SLG: 0.461												5	3	1	0	0	0	3
Rondell White, R OBP: 0.332, SLG: 0.470												3	0	1	1	1	0	1
4 Angel Berroa, R OBP: 0.343, SLG: 0.471												4	0	2	1	1	0	3
Mike DiFelice, R OBP: 0.282, SLG: 0.386												3	0	0	1	0	0	4
Mendy López, R OBP: 0.303, SLG: 0.444 Desi Relaford, S OBP: 0.327, SLG: 0.400												2	0	0	0	1	0	2
Ken Harvey, R OBP: 0.303, SLG: 0.395 Julius Matos, R OBP: 0.289, SLG: 0.409												1	0	0	0	0	0	1
												0	0	0	0	0	0	0

Inning Stats	R: 0	H: 1	E: 0	K: 1	S: 10	LOB: 1	BB: 0	P: 16	R: 1	H: 1	E: 0	K: 0	S: 8	LOB: 1	BB: 0	P: 11	R: 0	H: 2	E: 0	K: 0	S: 5	LOB: 2	BB: 1	P: 11	R: 0	H: 0	E: 0	K: 0	S: 12	LOB: 1	BB: 1	P: 17	R: 0	H: 1	E: 0	K: 0	S: 11	LOB: 3	BB: 3	P: 30	R: 2	H: 2	E: 1	K: 0	S: 16	LOB: 1	BB: 0	P: 26	R: 1	H: 2	E: 0	K: 1	S: 13	LOB: 0	BB: 0	P: 17	R: 0	H: 0	E: 0	K: 1	S: 9	LOB: 0	BB: 0	P: 12	R: 0	H: 1	E: 0	K: 0	S: 7	LOB: 1	BB: 1	P: 9	R: 1	H: 2	E: 0	K: 0	S: 7	LOB: 1	BB: 1	P: 11	1B: 10	SF: 2	2B: 1	SAC: 1	3B: 1	DP: 1	HR: 1	HBP: 0	WP: 2	PB: 0	SB: 1	CS: 0	PA: 48
PITCHER	IP	WLS	BF	H	R	ER	SO	BB	IBB	HBP	BLK	WP	HR	S	P	ERA	WHIP																																																																												
Ismael Valdez, R ERA: 6.14	(1, 1)		5	1	2	1	1	2	0	0	0	0	0	49	73	1.69	1.500																																																																												
32 Ron Mahay, L ERA: 1.9	(6, 1)	1.0		8	1	2	0	2	1	0	0	1	0	19	37	0.00	3.000																																																																												
Jay Powell, R ERA: 8.17	(7, 1)	0.2		3	1	0	0	0	0	0	0	0	0	11	15	0.00	1.500																																																																												
Francisco Cordero, R ERA: 2.94	(8, 1)	2.0		7	2	1	1	2	0	0	0	0	1	22	29	4.50	1.000																																																																												
Erasmio Ramirez, L ERA: 3.27	(10, 1)	1.0	L	6	3	1	1	0	0	0	0	1	0	14	20	9.00	3.000																																																																												

Texas Rangers @ Kansas City Royals
Kauffman Stadium, Kansas City, MO
Thu Aug 28 2003, 7:05 PM CDT
Att: 11,944 - Cloudy - 75 F

livebaseballscorecards.com

AB 40
R 6
H 13
RBI 5
BB 5
SO 3
LOB 22



Batter	1	2	3	4	5	6	7	8	9	AB	R	H	RBI	BB	SO	LOB	TOP										
Shannon Stewart, R (1, 9) OBP: 0.367, SLG: 0.476	G6-3		G5-3						FC4-6	5	2	2	2	0	0	1											
Luis Rivas, R (1, 4) OBP: 0.317, SLG: 0.405	F9			B1	FC6-4			P6	E	5	1	1	0	0	0	2											
Doug Mientkiewicz, L (1, 3) OBP: 0.393, SLG: 0.464	G4-3			1B				BB	E7	5	1	4	1	0	0	0											
Matthew LeCroy, R (1, 10) Dustan Mohr, R (8, PR) OBP: 0.336, SLG: 0.511 OBP: 0.322, SLG: 0.415		HR		F8	G5-4-3			WP	G6-3	3	1	1	1	1	0	2											
Jacque Jones, L (1, 7) OBP: 0.338, SLG: 0.467	K			F7				HBP		3	0	0	0	2	2	1											
Tori Hunter, R (1, 8) OBP: 0.305, SLG: 0.436	G1-3				FC3-6			HBP	P5	4	0	1	0	1	0	2											
A.J. Pierzynski, L (1, 2) OBP: 0.343, SLG: 0.449	P3			FC3-6	1B			HBP		3	1	0	1	0	0	1											
Denny Hocking, S (1, 5) OBP: 0.292, SLG: 0.340			G4-3		G3-1			K		4	1	1	0	0	1	3											
Cristian Guzman, S (1, 6) Michael Ryan, L (8, PH) Chris Gomez, R (8, 6) OBP: 0.297, SLG: 0.340 OBP: 0.400, SLG: 0.625 OBP: 0.278, SLG: 0.346			F8		G3-1			P6	FC4-6	2	0	0	0	0	0	2											
										1	0	0	0	0	0	0											
										1	0	1	0	0	0	0											
Inning Stats	R: 0 E: 0 K: 0 S: 4	H: 0 LOB: 0 BB: 0 P: 6	R: 1 E: 0 K: 1 S: 10	H: 1 LOB: 0 BB: 0 P: 14	R: 0 E: 0 K: 0 S: 9	H: 0 LOB: 0 BB: 0 P: 15	R: 0 E: 0 K: 0 S: 8	H: 1 LOB: 1 BB: 0 P: 11	R: 2 E: 0 K: 1 S: 12	H: 3 LOB: 1 BB: 0 P: 16	R: 0 E: 0 K: 1 S: 8	H: 1 LOB: 0 BB: 0 P: 10	R: 0 E: 0 K: 0 S: 6	H: 0 LOB: 0 BB: 0 P: 12	R: 3 E: 0 K: 1 S: 14	H: 2 LOB: 3 BB: 3 P: 33	R: 2 E: 1 K: 0 S: 13	H: 3 LOB: 2 BB: 1 P: 21	1B: 9 2B: 1 3B: 0 HR: 1	SF: 0 SAC: 0 DP: 1 HBP: 1	WP: 1 PB: 0 SB: 0 CS: 0	PA: 42					
PITCHER	IP	WLS	BF	H	R	ER	SO	BB	IBB	HBP	BLK	WP	HR	S	P	ERA	WHIP										
John Thomson, R (1, 1) ERA: 5.03	7.2	L	31	8	6	6	2	1	0	0	0	0	1	67	101	7.04	1.174										
32 Ron Mahay, L (8, 1) ERA: 1.6	0.0	B	2	0	0	0	0	1	1	0	0	1	0	1	9	∞	∞										
Brian Shouse, L (8, 1) ERA: 3.29	0.2		6	3	2	1	1	0	0	1	0	0	0	12	20	13.50	4.500										
56 Rosman Garcia, R (9, 1) ERA: 6.16	0.2		3	0	0	0	0	1	0	0	0	0	0	4	8	0.00	1.500										

Minnesota Twins @ Texas Rangers
The Ballpark at Arlington, Arlington, TX
Fri Aug 29 2003, 8:05 PM EDT
Att: 18,118 - Sunny - 93 F

AB	37
R	8
H	11
RBI	5
BB	4
SO	3
LOB	15



Batter	1	2	3	4	5	6	7	8	9	AB	R	H	RBI	BB	SO	LOB	BOTTOM										
10 Michael Young, R (1, 4) OBP: 0.336, SLG: 0.444	G6-3		G4-3	G6-4-3					K	5	1	1	0	0	2	1											
9 Hank Blalock, L (1, 5) OBP: 0.388, SLG: 0.526			G4-3					FC5-4	F9	4	0	2	0	1	0	1											
Alex Rodriguez, R (1, 6) OBP: 0.396, SLG: 0.604	K		SF9					FC5-4		3	0	0	1	0	2	3											
Rafael Palmeiro, L (1, 10) OBP: 0.360, SLG: 0.512	P5		HR					K		4	1	1	0	0	1	2											
Shane Spencer, R (1, 7) OBP: 0.334, SLG: 0.413	G6-3		HR					P6		3	1	1	0	1	0	1											
Laynce Nix, L (1, 9) OBP: 0.290, SLG: 0.462	L4		HR					K		3	1	1	3	1	1	1											
23 Mark Teixeira, S (1, 3) OBP: 0.323, SLG: 0.450			L9					K		4	1	2	0	0	0	1											
Todd Greene, R (1, 2) OBP: 0.240, SLG: 0.443			1B					G6-4-3		4	0	2	1	0	0	2											
Ramon Nivar, R (1, 8) OBP: 0.250, SLG: 0.264	FC6-4							F8	G5-3	4	0	0	0	0	0	2											
Inning Stats	R: 0 E: 0 K: 1 S: 7	H: 0 LOB: 1 BB: 1 P: 17	R: 1 E: 0 K: 0 S: 8	H: 2 LOB: 1 BB: 0 P: 12	R: 4 E: 0 K: 0 S: 8	H: 3 LOB: 0 BB: 1 P: 16	R: 0 E: 0 K: 0 S: 11	H: 1 LOB: 0 BB: 0 P: 15	R: 0 E: 0 K: 1 S: 8	H: 1 LOB: 1 BB: 0 P: 12	R: 0 E: 0 K: 0 S: 6	H: 0 LOB: 0 BB: 1 P: 12	R: 0 E: 0 K: 1 S: 10	H: 1 LOB: 1 BB: 0 P: 10	R: 0 E: 0 K: 2 S: 14	H: 2 LOB: 2 BB: 0 P: 19	R: 0 E: 0 K: 1 S: 11	H: 0 LOB: 0 BB: 0 P: 15	1B: 6 2B: 2 3B: 1 HR: 1	SF: 1 SAC: 0 DP: 2 HBP: 0	WP: 0 PB: 0 SB: 0 CS: 0	PA: 38					
PITCHER	IP	WLS	BF	H	R	ER	SO	BB	IBB	HBP	BLK	WP	HR	S	P	ERA	WHIP										
Joe Mays, R (1, 1) ERA: 6.37	3.0		16	5	5	5	1	2	0	0	0	0	0	19	27	0.00	1.000										
51 Carlos Pulido, L (4, 1) ERA:	2.0		7	2	0	0	1	0	0	0	0	0	0	16	22	0.00	1.000										
Grant Balfour, R (6, 1) ERA: 1.76	2.0	W	7	1	0	0	1	1	0	0	0	0	0	14	19	0.00	2.000										
LaTroy Hawkins, R (8, 1) ERA: 2.1	1.0	H	5	2	0	0	2	0	0	0	0	0	0	11	15	0.00	0.000										
Eddie Guardado, L (9, 1) ERA: 3.06	1.0	S	3	0	0	0	1	0	0	0	0	0	0	11	15	0.00	0.000										

Minnesota Twins @ Texas Rangers
The Ballpark at Arlington, Arlington, TX
Fri Aug 29 2003, 8:05 PM EDT
Att: 18,118 - Sunny - 93 F

AB	34
R	5
H	10
RBI	5
BB	3
SO	6
LOB	14



Batter	1	2	3	4	5	6	7	8	9	AB	R	H	RBI	BB	SO	LOB	TOP								
Shannon Stewart, R OBP: 0.366, SLG: 0.474 Dustan Mohr, R OBP: 0.322, SLG: 0.415	3-1 F9		1-0 G4-3			1-1 SH2-4 1B		0-2 P3		4	0	1	2	0	0	0									
Luis Rivas, R OBP: 0.317, SLG: 0.404	2-3 K			2-0 F8		0-0 SH2-4		0-0 1B		3	0	1	0	0	1	0									
Doug Mientkiewicz, L OBP: 0.392, SLG: 0.460	1-2 HBP			2-2 G6-3		0-2 F7		2-2 G4-3		3	0	0	0	0	0	2									
Matthew LeCroy, R OBP: 0.331, SLG: 0.504	3-2 F7			3-3 K		2-3 K			0-3 K	4	0	0	0	0	3	2									
Corey Koskie, L OBP: 0.388, SLG: 0.470		1-0 CS 1B			3-2 FC6-4 1B		1-3 K		4-1 1B BB	3	0	2	0	1	1	0									
Torii Hunter, R OBP: 0.305, SLG: 0.434	1-3 SAFE K			2-1 FC6-4 G4-6-3 1-2		2-3 K		1-2 1B		4	0	1	0	0	2	2									
Jacque Jones, L OBP: 0.338, SLG: 0.467		0-1 G6-3			1-0 G4-6-3 1-2		1-0 2B		0-3 K	4	0	1	0	0	1	3									
A.J. Pierzynski, L OBP: 0.342, SLG: 0.447			2-0 F7		1-1 2B 1B		0-3 K		1-1 L9	4	1	1	0	0	1	3									
Denny Hocking, S OBP: 0.293, SLG: 0.347		1-0 G6-3			0-0 1B 2B		1-3 K			3	1	1	0	0	1	0									
Inning Stats	R: 0 E: 0 K: 1 S: 11	H: 0 LOB: 1 BB: 0 P: 20	R: 0 E: 0 K: 1 S: 6	H: 1 LOB: 0 BB: 0 P: 8	R: 0 E: 0 K: 0 S: 3	H: 0 LOB: 0 BB: 0 P: 7	R: 0 E: 0 K: 1 S: 8	H: 0 LOB: 0 BB: 0 P: 15	R: 0 E: 0 K: 0 S: 11	H: 1 LOB: 0 BB: 0 P: 17	R: 2 E: 0 K: 1 S: 13	H: 3 LOB: 1 BB: 0 P: 17	R: 0 E: 0 K: 3 S: 10	H: 1 LOB: 1 BB: 0 P: 14	R: 0 E: 0 K: 1 S: 11	H: 1 LOB: 1 BB: 0 P: 14	R: 0 E: 0 K: 2 S: 12	H: 1 LOB: 2 BB: 1 P: 19	1B: 6 2B: 3 3B: 0 HR: 0	SF: 0 SAC: 1 DP: 2 HBP: 1	WP: 0 PB: 0 SB: 0 CS: 1	PA: 35			
PITCHER	IP	WLS	BF	H	R	ER	SO	BB	IBB	HBP	BLK	WP	HR	S	P	ERA	WHIP								
Mickey Callaway, R ERA: 6.29	6.0	L	22	5	2	2	4	0	0	1	0	0	0	52	84	3.00	0.833								
Aaron Fultz, L ERA: 5.25	1.0		4	1	0	0	3	0	0	0	0	0	0	10	14	0.00	1.000								
Erasmio Ramirez, L ERA: 3.44	1.1		7	2	0	0	2	1	0	0	0	0	0	18	27	0.00	2.250								
Brian Shouse, L ERA: 3.25	0.2		2	0	0	0	1	0	0	0	0	0	0	5	6	0.00	0.000								

Minnesota Twins @ Texas Rangers
The Ballpark at Arlington, Arlington, TX
Sat Aug 30 2003, 8:05 PM EDT
Att: 30,068 - Cloudy - 79 F

AB 32
R 2
H 8
RBI 2
BB 1
SO 10
LOB 12



Batter	1	2	3	4	5	6	7	8	9	AB	R	H	RBI	BB	SO	LOB	BOTTOM								
10 Michael Young, R OBP: 0.336, SLG: 0.444	1-0 G3		1-1 2B		1-1 G6-4-3 1-2			2-2 G6-3		4	0	1	0	0	0	1									
23 Mark Teixeira, S OBP: 0.327, SLG: 0.458	1-1 1B		1-2 P2			0-0 F8 2B		0-0 2B		4	0	3	0	0	0	1									
Alex Rodriguez, R OBP: 0.394, SLG: 0.600	2-3 K		3-1 F8			0-1 F8		0-0 F9		4	0	0	0	0	1	4									
Rafael Palmeiro, L OBP: 0.359, SLG: 0.510	1-1 1B			1-1 L3		3-2 P5		1-2 G3		4	0	1	0	0	0	1									
Shane Spencer, R OBP: 0.331, SLG: 0.407	2-2 G4-3			2-0 E9		1-1 F7		3-2 F7		4	0	0	0	0	0	3									
Marcus Thames, R OBP: 0.315, SLG: 0.286		2-1 G6-3		3-3 K		2-1 P1		3-2 G6-3		4	0	0	0	0	1	1									
Donnie Sadler, R OBP: 0.278, SLG: 0.291		1-3 K		3-2 G5-3		1-2 K				3	0	0	0	0	2	1									
Einar Diaz, R OBP: 0.292, SLG: 0.342		0-3 K			0-0 P4		1-2 F8			3	0	0	0	0	1	0									
Ramon Nivar, R OBP: 0.253, SLG: 0.267			0-2 G1-3		0-1 10 G6-4-3 1B		1-3 K2-3			3	0	1	0	0	1	0									
Inning Stats	R: 0 E: 0 K: 1 S: 11	H: 2 LOB: 2 BB: 0 P: 18	R: 0 E: 0 K: 2 S: 8	H: 0 LOB: 0 BB: 0 P: 11	R: 0 E: 0 K: 0 S: 10	H: 1 LOB: 1 BB: 0 P: 15	R: 0 E: 1 K: 1 S: 11	H: 0 LOB: 1 BB: 0 P: 20	R: 0 E: 0 K: 0 S: 5	H: 1 LOB: 0 BB: 0 P: 6	R: 0 E: 0 K: 0 S: 8	H: 1 LOB: 1 BB: 0 P: 12	R: 0 E: 0 K: 1 S: 9	H: 0 LOB: 0 BB: 0 P: 13	R: 0 E: 0 K: 1 S: 9	H: 1 LOB: 1 BB: 0 P: 12	R: 0 E: 0 K: 0 S: 13	H: 0 LOB: 0 BB: 0 P: 20	1B: 3 2B: 3 3B: 0 HR: 0	SF: 0 SAC: 0 DP: 1 HBP: 0	WP: 0 PB: 0 SB: 0 CS: 0	PA: 33			
PITCHER	IP	WLS	BF	H	R	ER	SO	BB	IBB	HBP	BLK	WP	HR	S	P	ERA	WHIP								
Johan Santana, L ERA: 2.72	6.0	W	23	5	0	0	4	0	0	0	0	0	0	53	82	0.00	0.600								
Juan Rincon, R ERA: 3.63	1.2	H	6	1	0	0	2	0	0	0	0	0	0	17	24	0.00	0.600								
LaTroy Hawkins, R ERA: 2.09	0.1	H	1	0	0	0	0	0	0	0	0	0	0	1	1	0.00	0.000								
Eddie Guardado, L ERA: 3.0	1.0	S	3	0	0	0	0	0	0	0	0	0	0	13	20	0.00	0.000								

Minnesota Twins @ Texas Rangers
The Ballpark at Arlington, Arlington, TX
Sat Aug 30 2003, 8:05 PM EDT
Att: 30,068 - Cloudy - 79 F


AB 33
R 0
H 6
RBI 0
BB 0
SO 6
LOB 12



Batter	1	2	3	4	5	6	7	8	9	AB	R	H	RBI	BB	SO	LOB	TOP										
Aaron Guiel, L (1,9) OBP: 0.355, SLG: 0.500	G4-3			P5		G4-3				3	0	0	0	1	0	0	Kansas City Royals @ Texas Rangers The Ballpark at Arlington, Arlington, TX Mon Sep 01 2003, 2:05 PM EDT Att: 24,005 - Cloudy - 70 F										
Joe Randa, R (1,5) OBP: 0.344, SLG: 0.443	G6-3			G6-4-3 1B		F8		G6-3		4	0	1	0	0	0	2											
29 Mike Sweeney, R (1,10) OBP: 0.416, SLG: 0.495	G6-3			G6-4-3 1-2		F9			G4-6-3 1B	4	0	1	0	0	0	1											
Carlos Beltrán, S (1,8) OBP: 0.390, SLG: 0.509		G4-3			G3		G3		K	4	0	0	0	0	1	1											
Raul Ibanez, L (1,7) OBP: 0.343, SLG: 0.465	G4-3				HR 1B		G4-3		G4-6-3 1-2	4	1	1	0	0	0	1											
Ken Harvey, R (1,3) OBP: 0.305, SLG: 0.414	G6-3				HR				HR	3	2	2	3	0	0	0											
Desi Relaford, S (1,4) OBP: 0.319, SLG: 0.389			G6-3		G6-3			G1-3		3	0	0	0	0	0	0											
4 Angel Berroa, R (1,6) OBP: 0.339, SLG: 0.462			K2-3		K			F7		3	0	0	0	0	2	0											
Brent Mayne, L (1,2) OBP: 0.309, SLG: 0.345			F8							2	0	0	0	0	0	0											
Mike DiFelice, R (8,PH) OBP: 0.291, SLG: 0.393					G3-1			BB 1B		1	0	1	0	0	0	0											
Inning Stats	R: 0 E: 0 K: 0 S: 9	H: 0 LOB: 0 BB: 0 P: 14	R: 0 E: 0 K: 0 S: 10	H: 0 LOB: 0 BB: 0 P: 14	R: 0 E: 0 K: 1 S: 7	H: 0 LOB: 0 BB: 0 P: 10	R: 0 E: 0 K: 0 S: 6	H: 1 LOB: 0 BB: 0 P: 10	R: 2 E: 0 K: 1 S: 11	H: 2 LOB: 0 BB: 0 P: 16	R: 0 E: 0 K: 0 S: 5	H: 0 LOB: 0 BB: 0 P: 9	R: 0 E: 0 K: 0 S: 8	H: 0 LOB: 0 BB: 0 P: 15	R: 1 E: 0 K: 0 S: 13	H: 2 LOB: 2 BB: 1 P: 22	R: 0 E: 0 K: 1 S: 10	H: 1 LOB: 0 BB: 0 P: 14	1B: 4 2B: 0 3B: 0 HR: 2	SF: 0 SAC: 0 DP: 2 HBP: 0	WP: 0 PB: 0 SB: 0 CS: 0	PA: 32					
PITCHER	IP	WLS	BF	H	R	ER	SO	BB	IBB	HBP	BLK	WP	HR	S	P	ERA	WHIP										
Colby Lewis, R (1,1) ERA: 7.85	7.0	W	24	4	3	3	2	0	0	0	0	0	2	58	90	3.86	0.571										
Brian Shouse, L (8,1) ERA: 3.21	0.2		4	1	0	0	0	1	0	0	0	0	0	6	12	0.00	3.000										
Jay Powell, R (8,1) ERA: 8.12	0.1	H	2	1	0	0	0	0	0	0	0	0	0	8	12	0.00	3.000										
Erasmio Ramirez, L (9,1) ERA: 3.35	1.0		2	0	0	0	1	0	0	0	0	0	0	7	10	0.00	0.000										

Batter	1	2	3	4	5	6	7	8	9	AB	R	H	RBI	BB	SO	LOB	BOTTOM										
10 Michael Young, R (1,4) OBP: 0.331, SLG: 0.438	G4-3		G6-3							3	0	0	1	0	1	0	Kansas City Royals @ Texas Rangers The Ballpark at Arlington, Arlington, TX Mon Sep 01 2003, 2:05 PM EDT Att: 24,005 - Cloudy - 70 F										
Ryan Christenson, R (1,8) OBP: 0.272, SLG: 0.275	G6-3		K				K		K	4	0	0	0	0	3	2											
Alex Rodriguez, R (1,6) OBP: 0.401, SLG: 0.607			G5-3							2	1	1	1	2	0	0											
Rafael Palmeiro, L (1,10) OBP: 0.361, SLG: 0.513					F7					3	0	0	0	1	1	2											
Shane Spencer, R (1,7) OBP: 0.330, SLG: 0.404		F9								3	0	0	1	1	1	2											
23 Mark Teixeira, S (1,3) OBP: 0.333, SLG: 0.485			HR		HR					4	2	3	3	0	1	3											
9 Hank Blalock, L (1,5) OBP: 0.373, SLG: 0.546					L9					4	2	2	1	0	0	0											
Marcus Thames, R (1,9) OBP: 0.312, SLG: 0.273			HR							3	1	0	0	1	0	0											
Todd Greene, R (1,2) OBP: 0.240, SLG: 0.436										3	1	0	0	1	2	0											
Inning Stats	R: 0 E: 0 K: 1 S: 9	H: 0 LOB: 1 BB: 1 P: 16	R: 2 E: 0 K: 1 S: 13	H: 2 LOB: 0 BB: 0 P: 23	R: 0 E: 0 K: 1 S: 7	H: 0 LOB: 0 BB: 0 P: 12	R: 1 E: 0 K: 1 S: 15	H: 1 LOB: 0 BB: 0 P: 21	R: 0 E: 0 K: 1 S: 7	H: 0 LOB: 0 BB: 0 P: 11	R: 1 E: 1 K: 2 S: 12	H: 1 LOB: 2 BB: 1 P: 24	R: 3 E: 0 K: 2 S: 25	H: 2 LOB: 3 BB: 4 P: 46	R: 0 E: 0 K: 1 S: 6	H: 0 LOB: 0 BB: 0 P: 9		1B: 1 2B: 2 3B: 0 HR: 3	SF: 1 SAC: 0 DP: 0 HBP: 0	WP: 0 PB: 0 SB: 0 CS: 0	PA: 36						
PITCHER	IP	WLS	BF	H	R	ER	SO	BB	IBB	HBP	BLK	WP	HR	S	P	ERA	WHIP										
Darrell May, L (1,1) ERA: 3.59	6.0	L	24	4	4	3	6	2	0	0	0	0	0	16	28	40.50	4.500										
Jason Grimsley, R (7,1) ERA: 5.0	0.2		5	1	3	3	1	2	0	0	0	0	0	9	18	0.00	9.000										
Nate Field, R (7,1) ERA: 4.0	0.1		4	1	0	0	1	2	0	0	0	0	0	6	9	0.00	0.000										
Mike MacDougal, R (8,1) ERA: 4.66	1.0		3	0	0	0	1	0	0	0	0	0	0	6	9	0.00	0.000										

AB 31
R 3
H 6
RBI 3
BB 1
SO 3
LOB 5



AB 29
R 7
H 6
RBI 7
BB 6
SO 9
LOB 9



Batter	1	2	3	4	5	6	7	8	9	AB	R	H	RBI	BB	SO	LOB	TOP										
Aaron Quiel, L (1, 9) OBP: 0.352, SLG: 0.498										4	1	1	0	0	1	0											
Joe Randa, R (1, 5) OBP: 0.341, SLG: 0.441										4	1	1	1	0	1	0											
29 Mike Sweeney, R (1, 10) OBP: 0.422, SLG: 0.513										3	1	1	1	1	1	0											
Carlos Beltrán, S (1, 8) OBP: 0.390, SLG: 0.510										3	0	1	1	1	0	0											
Raul Ibanez, L (1, 7) OBP: 0.341, SLG: 0.460										4	0	0	0	0	1	3											
Ken Harvey, R (1, 3) OBP: 0.310, SLG: 0.411											4	0	0	0	0	1											
Desi Relaford, S (1, 4) OBP: 0.317, SLG: 0.386										3	0	0	0	0	1	0											
4 Angel Berroa, R (1, 6) OBP: 0.338, SLG: 0.459										3	0	0	0	0	1	0											
Brent Mayne, L (1, 2) OBP: 0.307, SLG: 0.342										3	0	0	0	0	2	0											
Inning Stats	R: 0 H: 0 E: 0 K: 2 S: 8	H: 0 LOB: 0 BB: 0 P: 11	R: 0 H: 0 E: 0 K: 0 S: 9	H: 0 LOB: 0 BB: 0 P: 16	R: 0 H: 0 E: 0 K: 1 S: 7	H: 0 LOB: 0 BB: 0 P: 9	R: 3 H: 3 E: 0 K: 1 S: 16	H: 3 LOB: 0 BB: 0 P: 25	R: 0 H: 0 E: 0 K: 2 S: 9	H: 1 LOB: 2 BB: 1 P: 22	R: 0 H: 0 E: 0 K: 1 S: 9	H: 0 LOB: 0 BB: 0 P: 12	R: 0 H: 0 E: 0 K: 0 S: 7	H: 0 LOB: 0 BB: 0 P: 11	R: 0 H: 0 E: 0 K: 0 S: 9	H: 0 LOB: 1 BB: 1 P: 14	1B: 2 2B: 1 3B: 1 HR: 0	SF: 0 SAC: 0 DP: 0 HBP: 0	WP: 0 PB: 0 SB: 0 CS: 0	PA: 33							
PITCHER	IP	WLS	BF	H	R	ER	SO	BB	IBB	HBP	BLK	WP	HR	S	P	ERA	WHIP										
John Thomson, R (1, 1) ERA: 4.99	7.0	L	26	4	3	3	8	1	0	0	0	0	0	70	107	3.86	0.714										
Brian Shouse, L (8, 1) ERA: 3.18	0.2		2	0	0	0	0	0	0	0	0	0	0	6	9	0.00	0.000										
Reynaldo Garcia, R (8, 1) ERA: 9.82	0.2		3	0	0	0	0	1	0	0	0	0	0	6	11	0.00	1.500										
32 Ron Mahay, L (9, 1) ERA: 1.51	0.2		2	0	0	0	0	0	0	0	0	0	0	4	5	0.00	0.000										

Kansas City Royals @ Texas Rangers
The Ballpark at Arlington, Arlington, TX
Wed Sep 03 2003, 8:05 PM EDT
Att: 15,271 - Cloudy - 80 F

livebaseballscorecards.com

AB 31
R 3
H 4
RBI 3
BB 2
SO 8
LOB 4

Batter	1	2	3	4	5	6	7	8	9	AB	R	H	RBI	BB	SO	LOB	BOTTOM										
10 Michael Young, R (1, 4) OBP: 0.332, SLG: 0.444										3	1	2	1	1	0	0											
9 Hank Blalock, L (1, 5) OBP: 0.373, SLG: 0.543										4	0	1	0	0	2	3											
Alex Rodriguez, R (1, 6) OBP: 0.402, SLG: 0.602											4	0	0	0	2	3											
Rafael Palmeiro, L (1, 10) OBP: 0.358, SLG: 0.508										3	0	0	0	1	0	0											
23 Mark Teixeira, S (1, 3) OBP: 0.335, SLG: 0.485										4	0	1	0	0	2	0											
Shane Spencer, R (1, 7) OBP: 0.331, SLG: 0.404											4	0	1	0	0	2											
Marcus Thames, R (1, 9) OBP: 0.288, SLG: 0.291											3	0	0	0	1	2											
21 Jason Jones, S (9, PH) OBP: 0.329, SLG: 0.406											1	0	1	0	0	0											
15 Gerald Laird, R (9, PR) OBP: 0.571, SLG: 0.667											0	0	0	0	0	0											
Todd Greene, R (1, 2) OBP: 0.241, SLG: 0.437												4	0	1	0	0	2										
Ryan Christenson, R (1, 8) OBP: 0.288, SLG: 0.270											2	0	0	0	0	1											
Layne Nix, L (8, PH) OBP: 0.256, SLG: 0.472											1	0	0	0	0	0											
Inning Stats	R: 1 H: 1 E: 0 K: 1 S: 11	H: 1 LOB: 0 BB: 0 P: 17	R: 0 H: 0 E: 0 K: 1 S: 6	H: 0 LOB: 0 BB: 0 P: 7	R: 0 H: 1 E: 0 K: 1 S: 16	H: 1 LOB: 2 BB: 1 P: 26	R: 0 H: 1 E: 0 K: 0 S: 8	H: 1 LOB: 1 BB: 1 P: 13	R: 0 H: 1 E: 0 K: 1 S: 11	H: 1 LOB: 1 BB: 0 P: 16	R: 0 H: 0 E: 0 K: 1 S: 7	H: 0 LOB: 0 BB: 0 P: 10	R: 0 H: 0 E: 0 K: 1 S: 7	H: 0 LOB: 0 BB: 0 P: 13	R: 0 H: 1 E: 0 K: 0 S: 14	H: 1 LOB: 1 BB: 0 P: 19	R: 0 H: 2 E: 0 K: 1 S: 13	H: 2 LOB: 2 BB: 0 P: 20	1B: 5 2B: 1 3B: 0 HR: 1	SF: 0 SAC: 0 DP: 1 HBP: 0	WP: 0 PB: 0 SB: 0 CS: 0	PA: 35					
PITCHER	IP	WLS	BF	H	R	ER	SO	BB	IBB	HBP	BLK	WP	HR	S	P	ERA	WHIP										
41 Jimmy Gobble, L (1, 1) ERA: 5.51	7.0	W	26	4	1	1	6	2	0	0	0	0	0	66	102	1.29	0.857										
Curt Leskanic, R (8, 1) ERA: 2.56	1.0	H	4	1	0	0	0	0	0	0	0	0	0	14	19	0.00	1.000										
Mike MacDougal, R (9, 1) ERA: 4.58	1.0	S	5	2	0	0	1	0	0	0	0	0	0	13	20	0.00	2.000										

Kansas City Royals @ Texas Rangers
The Ballpark at Arlington, Arlington, TX
Wed Sep 03 2003, 8:05 PM EDT
Att: 15,271 - Cloudy - 80 F

livebaseballscorecards.com

AB 33
R 1
H 7
RBI 1
BB 2
SO 7
LOB 13

Batter	1	2	3	4	5	6	7	8	9	AB	R	H	RBI	BB	SO	LOB	TOP					
10 Michael Young, R OBP: 0.334, SLG: 0.451	0-2 1B		0-0 F9	0-0 HR		0-1 B1			1-2 1B	5	1	3	4	0	0	1						
Shane Spencer, R OBP: 0.332, SLG: 0.404	3-2 1B		1-2 G6-3 23 WP	0-0 F8			2-3 K		0-0 F9	5	1	2	0	0	1	1						
Alex Rodriguez, R OBP: 0.402, SLG: 0.605	0-0 P3		0-2 23 WP G6-3	0-1 HR			2-1 G4-3		0-2 G6-3	5	1	2	1	0	0	3						
Rafael Palmeiro, L OBP: 0.356, SLG: 0.504	1-3 K		1-2 G6-3	1-3 K			3-1 F8			4	0	0	1	0	2	4						
23 Mark Teixeira, S OBP: 0.333, SLG: 0.481	2-3 K		3-2 F9		1-0 F8			2-0 F7		4	0	0	0	0	1	3						
21 Jason Jones, S OBP: 0.338, SLG: 0.426		1-2 P5		1-2 15 BB 10 HR	2-1 G6-3			2-2 1B		4	1	2	0	0	0	0						
9 Hank Blalock, L OBP: 0.370, SLG: 0.539		2-3 K		0-3 K	1-1 G6-3			0-1 F7		4	0	0	0	0	2	2						
Ryan Christenson, R OBP: 0.288, SLG: 0.264		1-3 K		4-1 15 BB 10 HR		2-1 F8		0-0 B1-3		3	1	0	0	1	1	1						
15 Gerald Laird, R OBP: 0.545, SLG: 0.556			0-1 1B G6-3	4-2 10 HR		2-3 K			0-3 K	3	2	1	0	1	2	0						
Inning Stats	R: 0 H: 2 E: 0 K: 2 S: 13	H: 2 LOB: 2 BB: 0 P: 19	R: 0 H: 0 E: 0 K: 2 S: 10	H: 0 LOB: 0 BB: 14 P: 14	R: 2 H: 3 E: 0 K: 0 S: 15	H: 3 LOB: 1 BB: 0 P: 20	R: 5 H: 3 E: 0 K: 2 S: 17	H: 3 LOB: 0 BB: 2 P: 27	R: 0 H: 0 E: 0 K: 1 S: 7	H: 0 LOB: 0 BB: 0 P: 11	R: 0 H: 0 E: 0 K: 1 S: 9	H: 0 LOB: 0 BB: 0 P: 16	R: 0 H: 1 E: 0 K: 0 S: 7	H: 1 LOB: 1 BB: 0 P: 11	R: 0 H: 1 E: 0 K: 1 S: 11	H: 1 LOB: 1 BB: 0 P: 12	1B: 7 2B: 1 3B: 0 HR: 2	SF: 0 SAC: 0 DP: 0 HBP: 0	WP: 1 PA: 39 PB: 0 SB: 0 CS: 0			
PITCHER	IP WLS BF H R ER SO BB IBB HBP BLK WP HR S P ERA WHIP	IP WLS BF H R ER SO BB IBB HBP BLK WP HR S P ERA WHIP	IP WLS BF H R ER SO BB IBB HBP BLK WP HR S P ERA WHIP	IP WLS BF H R ER SO BB IBB HBP BLK WP HR S P ERA WHIP	IP WLS BF H R ER SO BB IBB HBP BLK WP HR S P ERA WHIP	IP WLS BF H R ER SO BB IBB HBP BLK WP HR S P ERA WHIP	IP WLS BF H R ER SO BB IBB HBP BLK WP HR S P ERA WHIP	IP WLS BF H R ER SO BB IBB HBP BLK WP HR S P ERA WHIP	IP WLS BF H R ER SO BB IBB HBP BLK WP HR S P ERA WHIP	IP WLS BF H R ER SO BB IBB HBP BLK WP HR S P ERA WHIP	IP WLS BF H R ER SO BB IBB HBP BLK WP HR S P ERA WHIP	IP WLS BF H R ER SO BB IBB HBP BLK WP HR S P ERA WHIP	IP WLS BF H R ER SO BB IBB HBP BLK WP HR S P ERA WHIP	IP WLS BF H R ER SO BB IBB HBP BLK WP HR S P ERA WHIP	IP WLS BF H R ER SO BB IBB HBP BLK WP HR S P ERA WHIP	IP WLS BF H R ER SO BB IBB HBP BLK WP HR S P ERA WHIP	IP WLS BF H R ER SO BB IBB HBP BLK WP HR S P ERA WHIP	IP WLS BF H R ER SO BB IBB HBP BLK WP HR S P ERA WHIP	IP WLS BF H R ER SO BB IBB HBP BLK WP HR S P ERA WHIP			
Johan Santana, L ERA: 3.1	4.0	22	8	7	7	6	2	0	0	0	0	0	0	0	0	0	1	2	55	80	15.75	2.500
Juan Rincon, R ERA: 3.69	3.0	9	0	0	0	2	0	0	0	0	0	0	0	0	0	0	0	0	21	36	0.00	0.000
LaTroy Hawkins, R ERA: 2.0	1.0	4	1	0	0	0	0	0	0	0	0	0	0	0	0	0	0	0	7	11	0.00	1.000
Eddie Guardado, L ERA: 3.05	1.0	4	1	0	0	1	0	0	0	0	0	0	0	0	0	0	0	0	11	12	0.00	1.000

Texas Rangers @ Minnesota Twins
Hubert H. Humphrey Metrodome, Minneapolis, MN
Fri Sep 05 2003, 8:05 PM EDT
Att: 20,701 - Dome - 72 F

AB 37
R 7
H 10
RBI 6
BB 2
SO 9
LOB 15



Batter	1	2	3	4	5	6	7	8	9	AB	R	H	RBI	BB	SO	LOB	BOTTOM					
Shannon Stewart, R OBP: 0.367, SLG: 0.470	2-2 SH3 SF7		4-1 FC6-4		2-2 F8			1-2 F8		3	1	1	1	1	0	2						
Luis Rivas, R OBP: 0.320, SLG: 0.408	0-0 SH3	3-H 4-2	1-0 FC6-4			0-1 SF9		2-1 G5-3		3	1	1	0	1	0	1						
Doug Mientkiewicz, L OBP: 0.386, SLG: 0.454	1-1 SF7	3-1 G3		3-2 P6		0-2 SF9		0-2 G6-3		3	0	0	2	0	0	2						
Matthew LeCroy, R OBP: 0.342, SLG: 0.509	3-H 3-1 G4-3		2-1 G5-3	2-2 G3		3-H 2-1 HR				4	1	1	1	0	0	0						
Jacque Jones, L OBP: 0.334, SLG: 0.464		0-2 1B	0-2 1B	0-3 K		0-0 G4-3				4	1	2	0	0	1	0						
Torii Hunter, R OBP: 0.306, SLG: 0.435		1-0 FC1-6-4	2-3 K		1-0 SH2-3	3-2 P3				4	1	1	0	0	1	2						
Corey Koskie, L OBP: 0.391, SLG: 0.466		4-2 1B	4-2 1B		4-1 FC3-2		1-3 K			1	2	0	0	3	1	0						
A.J. Pierzynski, L OBP: 0.350, SLG: 0.447		0-2 1B	1-0 E		0-1 SH2-3		2-1 G6-3			3	2	2	1	0	0	0						
Cristian Guzman, S OBP: 0.300, SLG: 0.349		0-0 WP	1-1 E2		1-0 FC3-2		0-1 F9			4	1	2	4	0	0	2						
Inning Stats	R: 1 H: 1 E: 0 K: 0 S: 8	H: 3 LOB: 2 BB: 0 P: 14	R: 3 H: 3 E: 0 K: 0 S: 19	H: 3 LOB: 2 BB: 2 P: 31	R: 4 H: 3 E: 1 K: 1 S: 15	H: 3 LOB: 1 BB: 2 P: 30	R: 0 H: 0 E: 0 K: 1 S: 9	H: 0 LOB: 0 BB: 0 P: 14	R: 0 H: 1 E: 0 K: 0 S: 8	H: 1 LOB: 1 BB: 1 P: 16	R: 2 H: 2 E: 0 K: 0 S: 13	H: 2 LOB: 0 BB: 0 P: 18	R: 0 H: 0 E: 0 K: 1 S: 7	H: 0 LOB: 0 BB: 0 P: 10	R: 0 H: 0 E: 0 K: 0 S: 8	H: 0 LOB: 0 BB: 0 P: 11	1B: 6 2B: 1 3B: 2 HR: 1	SF: 3 SAC: 2 DP: 0 HBP: 0	WP: 1 PA: 39 PB: 0 SB: 1 CS: 0			
PITCHER	IP WLS BF H R ER SO BB IBB HBP BLK WP HR S P ERA WHIP	IP WLS BF H R ER SO BB IBB HBP BLK WP HR S P ERA WHIP	IP WLS BF H R ER SO BB IBB HBP BLK WP HR S P ERA WHIP	IP WLS BF H R ER SO BB IBB HBP BLK WP HR S P ERA WHIP	IP WLS BF H R ER SO BB IBB HBP BLK WP HR S P ERA WHIP	IP WLS BF H R ER SO BB IBB HBP BLK WP HR S P ERA WHIP	IP WLS BF H R ER SO BB IBB HBP BLK WP HR S P ERA WHIP	IP WLS BF H R ER SO BB IBB HBP BLK WP HR S P ERA WHIP	IP WLS BF H R ER SO BB IBB HBP BLK WP HR S P ERA WHIP	IP WLS BF H R ER SO BB IBB HBP BLK WP HR S P ERA WHIP	IP WLS BF H R ER SO BB IBB HBP BLK WP HR S P ERA WHIP	IP WLS BF H R ER SO BB IBB HBP BLK WP HR S P ERA WHIP	IP WLS BF H R ER SO BB IBB HBP BLK WP HR S P ERA WHIP	IP WLS BF H R ER SO BB IBB HBP BLK WP HR S P ERA WHIP	IP WLS BF H R ER SO BB IBB HBP BLK WP HR S P ERA WHIP	IP WLS BF H R ER SO BB IBB HBP BLK WP HR S P ERA WHIP	IP WLS BF H R ER SO BB IBB HBP BLK WP HR S P ERA WHIP	IP WLS BF H R ER SO BB IBB HBP BLK WP HR S P ERA WHIP	IP WLS BF H R ER SO BB IBB HBP BLK WP HR S P ERA WHIP			
Mickey Callaway, R ERA: 7.28	2.2	18	7	8	7	1	3	0	0	0	0	0	0	0	0	0	1	0	40	68	23.62	3.750
56 Rosman Garcia, R ERA: 5.1	0.1	2	0	0	0	0	1	0	0	0	0	0	0	0	0	0	0	0	2	7	0.00	3.000
Aaron Fultz, L ERA: 5.37	1.2	7	1	0	0	1	1	0	0	0	0	0	0	0	0	0	0	0	14	25	0.00	1.200
53 Joaquin Benoit, R ERA: 5.75	0.2	4	2	2	2	0	0	0	0	0	0	1	11	15	15	27.00	3.000					
Erasmo Ramirez, L ERA: 3.2	1.2	5	0	0	0	1	0	0	0	0	0	0	0	12	18	0.00	0.000					

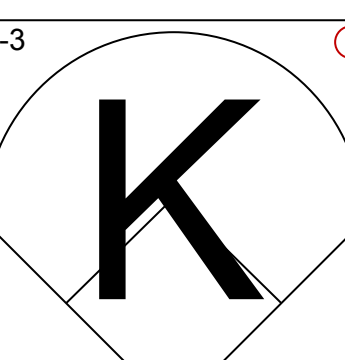
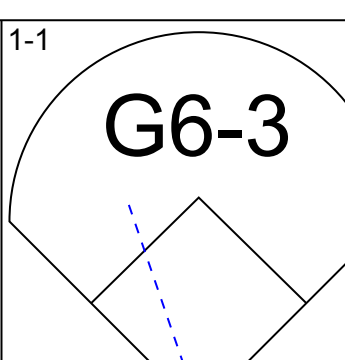
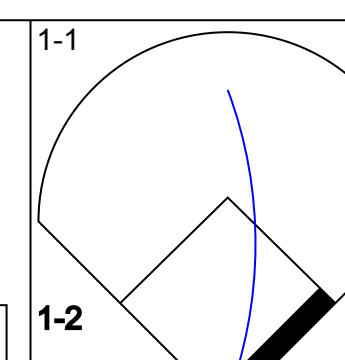
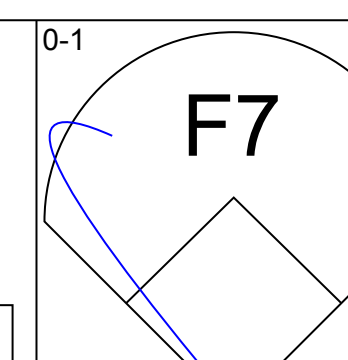
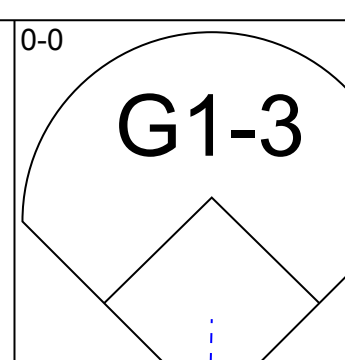
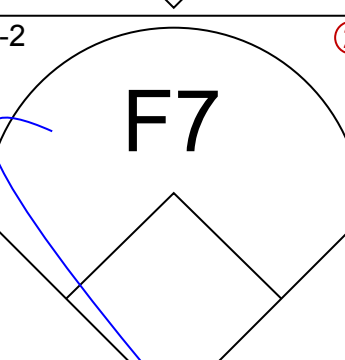
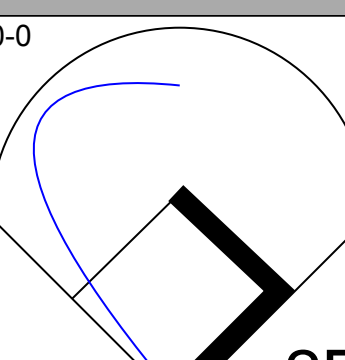
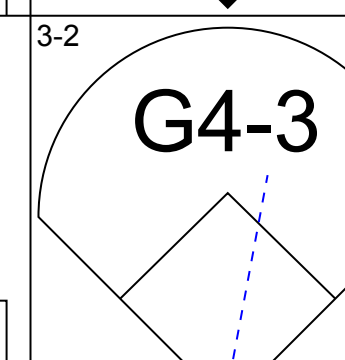
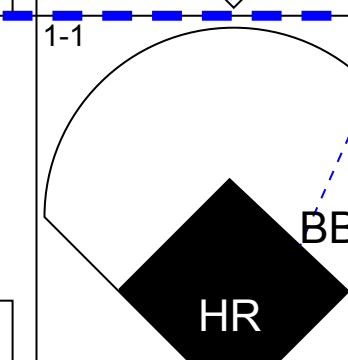

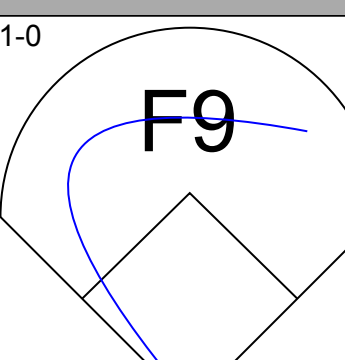
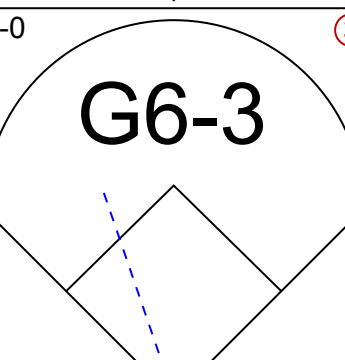
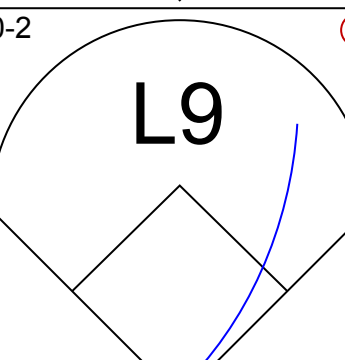
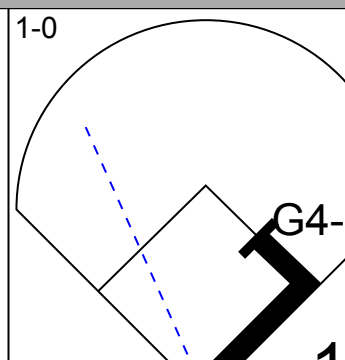
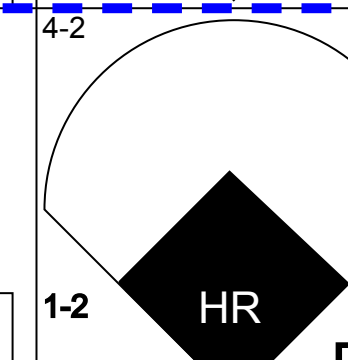

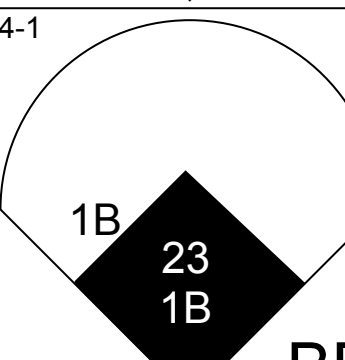
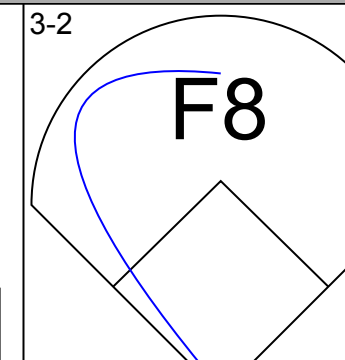
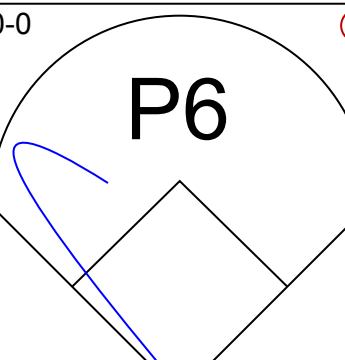
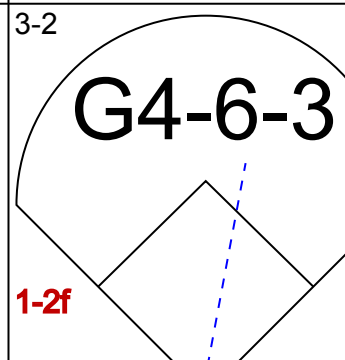
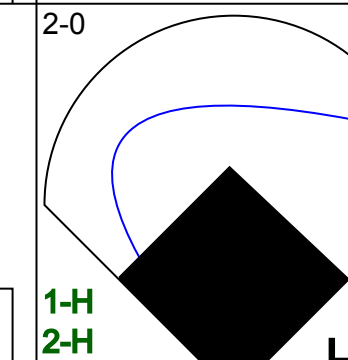

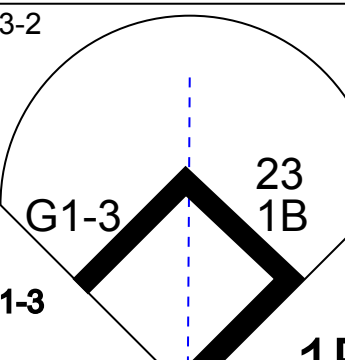
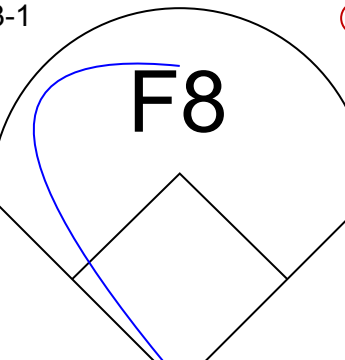
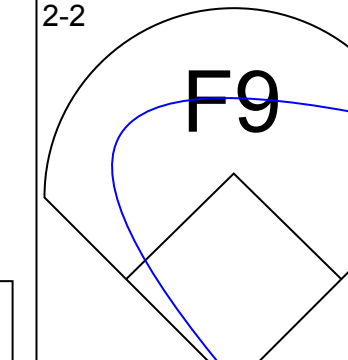

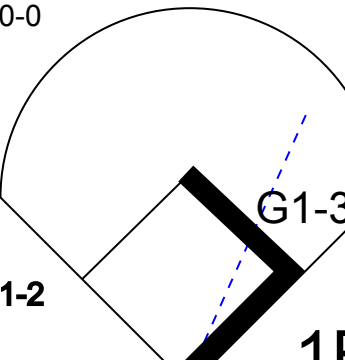
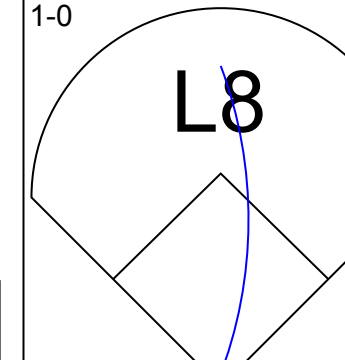
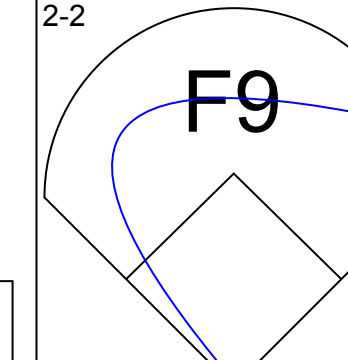

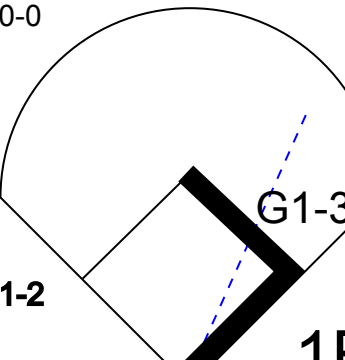
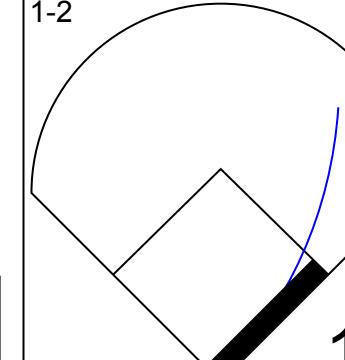
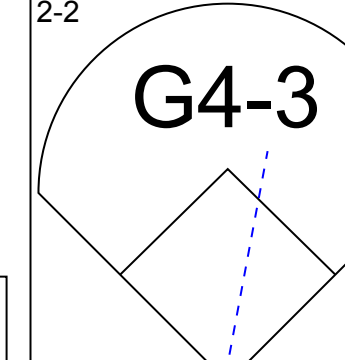
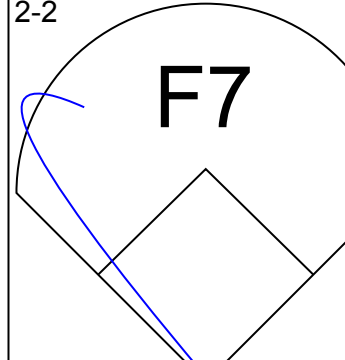
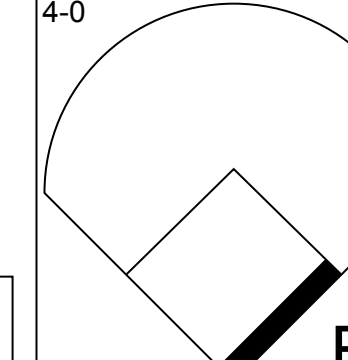
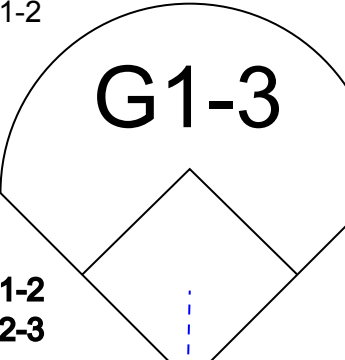
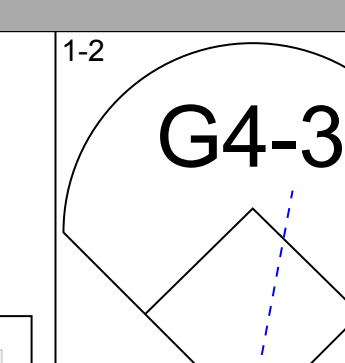
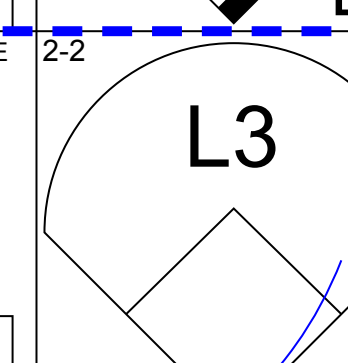
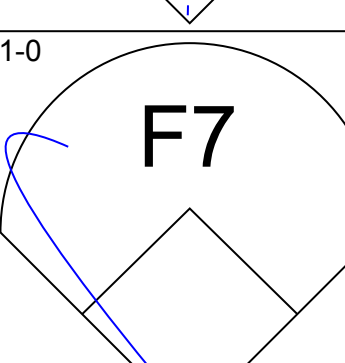
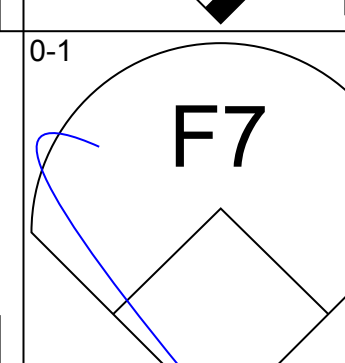
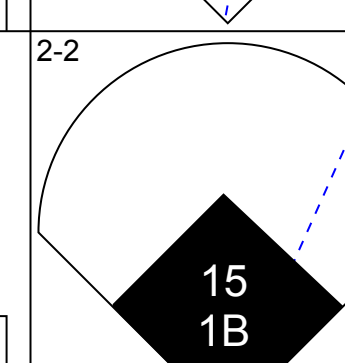
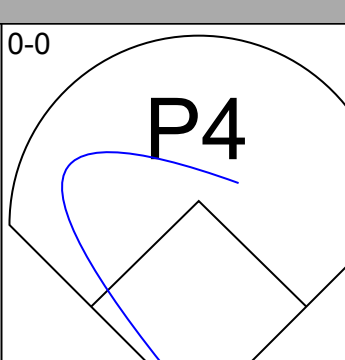
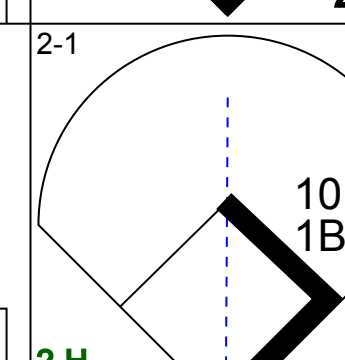
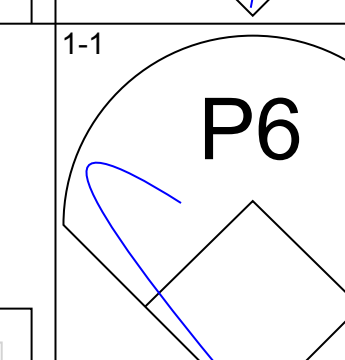
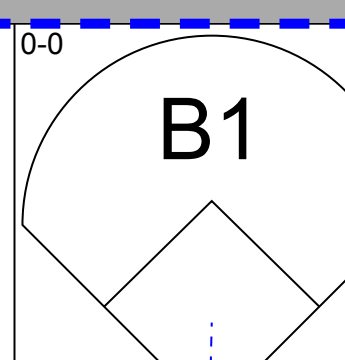
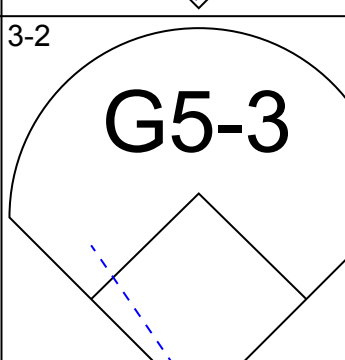
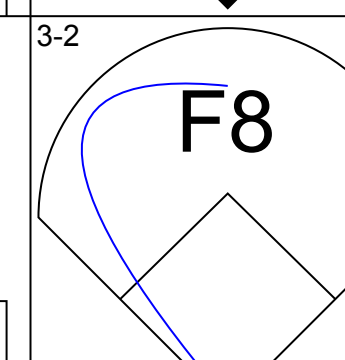
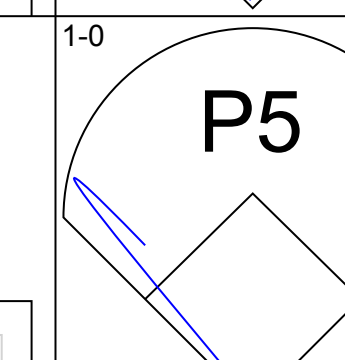
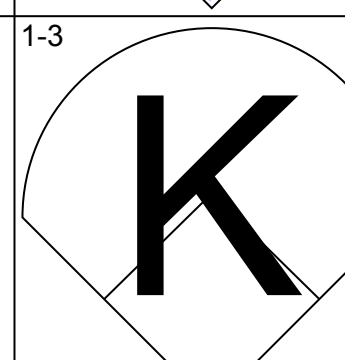
Texas Rangers @ Minnesota Twins
Hubert H. Humphrey Metrodome, Minneapolis, MN
Fri Sep 05 2003, 8:05 PM EDT
Att: 20,701 - Dome - 72 F

AB 29
R 10
H 10
RBI 9
BB 5
SO 3
LOB 9



Batter	1	2	3	4	5	6	7	8	9	AB	R	H	RBI	BB	SO	LOB	TOP								
10 Michael Young, R (1,4) OBP: 0.334, SLG: 0.449	F9		K			K		1B		4	0	1	0	0	2	1	Texas Rangers @ Minnesota Twins Hubert H. Humphrey Metrodome, Minneapolis, MN Sat Sep 06 2003, 12:05 PM EDT Att: 27,018 - Dome - 72 F livebaseballscorecards.com								
9 Hank Blalock, L (1,5) OBP: 0.397, SLG: 0.534	P2			F8		F8		F7		4	0	0	0	0	0	1									
Alex Rodriguez, R (1,6) OBP: 0.399, SLG: 0.601	E6			G5-3		G5-3		F9		4	0	0	0	0	0	1									
Rafael Palmeiro, L (1,10) OBP: 0.357, SLG: 0.506	PO			F9				F9		4	0	2	0	0	0	0									
23 Mark Teixeira, S (1,3)		G4-6-3				G4-3		G6-3		4	1	1	0	0	0	2									
Laynce Nix, L (1,8) OBP: 0.295, SLG: 0.473		G3				K		K		4	1	1	0	0	2	2									
Shane Spencer, R (1,7) OBP: 0.333, SLG: 0.408				F9		2B		G4-3		4	0	2	2	0	0	1									
21 Jason Jones, S (1,9) OBP: 0.337, SLG: 0.414				G5-3		K		F8		2	0	0	0	0	1	2									
Einar Diaz, R (1,2) OBP: 0.290, SLG: 0.339				G5-3		G5-3		P6		3	0	0	0	0	0	2									
Inning Stats	R: 0 E: 1 K: 0 S: 13	H: 0 LOB: 0 BB: 0 P: 18	R: 0 E: 0 K: 0 S: 7	H: 1 LOB: 0 BB: 0 P: 12	R: 0 E: 0 K: 1 S: 12	H: 0 LOB: 1 BB: 0 P: 18	R: 0 E: 0 K: 0 S: 9	H: 0 LOB: 0 BB: 0 P: 13	R: 1 E: 0 K: 2 S: 13	H: 2 LOB: 1 BB: 0 P: 18	R: 0 E: 0 K: 1 S: 8	H: 0 LOB: 0 BB: 0 P: 12	R: 1 E: 0 K: 0 S: 15	H: 2 LOB: 1 BB: 0 P: 19	R: 0 E: 0 K: 0 S: 10	H: 1 LOB: 1 BB: 0 P: 12	R: 0 E: 0 K: 1 S: 11	H: 1 LOB: 1 BB: 0 P: 16	1B: 4 2B: 3 3B: 0 HR: 0	SF: 0 SAC: 0 DP: 1 HBP: 1	WP: 0 PB: 0 SB: 0 CS: 0	PA: 35			
PITCHER	IP	WLS	BF	H	R	ER	SO	BB	IBB	HBP	BLK	WP	HR	S	P	ERA	WHIP								
Brad Radke, R (1,1) ERA: 4.93	7.0	W	26	5	2	2	4	0	0	1	0	0	0	77	110	2.57	0.714								
LaTroy Hawkins, R (8,1) ERA: 1.99	1.0	H	4	1	0	0	0	0	0	0	0	0	0	10	12	0.00	1.000								
Eddie Guardado, L (9,1) ERA: 3.0	1.0	S	4	1	0	0	1	0	0	0	0	0	0	11	16	0.00	1.000								


Batter	1	2	3	4	5	6	7	8	9	AB	R	H	RBI	BB	SO	LOB	BOTTOM								
Shannon Stewart, R (1,7) OBP: 0.369, SLG: 0.472				G6-3		F8		1B		5	0	3	1	0	0	1	Texas Rangers @ Minnesota Twins Hubert H. Humphrey Metrodome, Minneapolis, MN Sat Sep 06 2003, 12:05 PM EDT Att: 27,018 - Dome - 72 F livebaseballscorecards.com								
Luis Rivas, R (1,4) OBP: 0.317, SLG: 0.403	F9		G5-3			K		F4		5	0	0	0	0	1	6									
Doug Mientkiewicz, L (1,3) OBP: 0.386, SLG: 0.453	P6		BLK			G3		G3		5	1	2	0	0	0	3									
Matthew LeCroy, R (1,10) OBP: 0.344, SLG: 0.505	F8		G3			G6-3		G3		2	1	0	0	1	0	1									
20 Lew Ford, R (7, PR) OBP: 0.397, SLG: 0.519			G3			G6-3		FC6-5		0	0	0	0	0	0	0									
Jacque Jones, L (1,9) OBP: 0.335, SLG: 0.467			G3			G3		K		4	1	2	1	0	1	3									
Torii Hunter, R (1,8) OBP: 0.306, SLG: 0.438			1B			G6-3		FC6-5		4	1	1	1	0	1	4									
A.J. Pierzynski, L (1,2) OBP: 0.349, SLG: 0.452			K			F8		K2-3		4	1	1	2	0	2	4									
Denny Hocking, S (1,5) OBP: 0.320, SLG: 0.386			1B			G4-3		1B		2	0	1	0	2	0	0									
Cristian Guzman, S (1,6) OBP: 0.300, SLG: 0.349	B2		FC6-4			F8		P4		4	0	1	0	0	0	4									
Inning Stats	R: 0 E: 0 K: 0 S: 12	H: 1 LOB: 1 BB: 0 P: 18	R: 2 E: 0 K: 1 S: 16	H: 3 LOB: 2 BB: 1 P: 24	R: 3 E: 0 K: 1 S: 22	H: 2 LOB: 1 BB: 2 P: 38	R: 0 E: 0 K: 0 S: 5	H: 0 LOB: 0 BB: 0 P: 8	R: 0 E: 0 K: 1 S: 15	H: 1 LOB: 1 BB: 0 P: 23	R: 0 E: 0 K: 2 S: 13	H: 1 LOB: 2 BB: 0 P: 22	R: 0 E: 0 K: 0 S: 13	H: 2 LOB: 2 BB: 0 P: 20	1B: 8 2B: 1 3B: 1 HR: 1	SF: 0 SAC: 0 DP: 0 HBP: 1	WP: 0 PB: 0 SB: 1 CS: 0	PA: 39							
PITCHER	IP	WLS	BF	H	R	ER	SO	BB	IBB	HBP	BLK	WP	HR	S	P	ERA	WHIP								
R.A. Dickey, R (1,1) ERA: 5.24	2.2	L	17	6	5	5	2	3	0	0	1	0	0	48	76	16.88	3.375								
Ryan Drese, R (3,1) ERA: 8.07	3.1		14	3	0	0	1	0	0	1	0	0	0	36	57	0.00	0.900								
32 Ron Mahay, L (7,1) ERA: 1.46	1.1		5	1	0	0	2	0	0	0	0	0	0	14	23	0.00	0.750								
Reynaldo Garcia, R (8,1) ERA: 9.53	0.1		2	1	0	0	0	0	0	0	0	0	0	5	7	0.00	3.000								
Brian Shouse, L (8,1) ERA: 3.16	0.1		1	0	0	0	0	0	0	0	0	0	0	3	5	0.00	0.000								

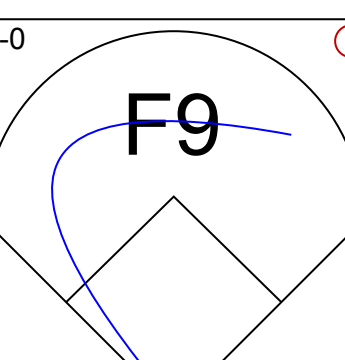
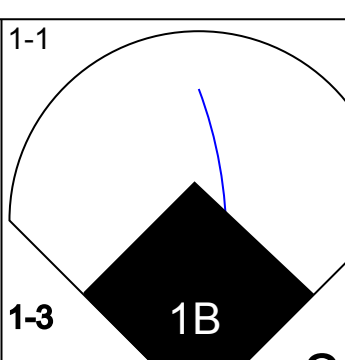
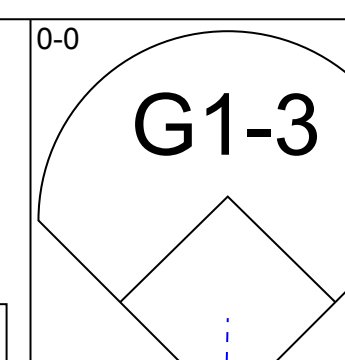
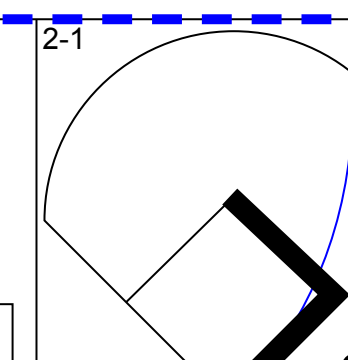
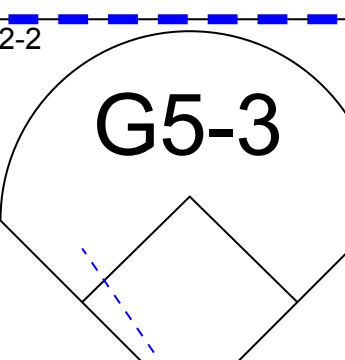
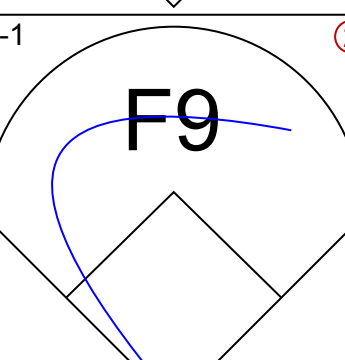
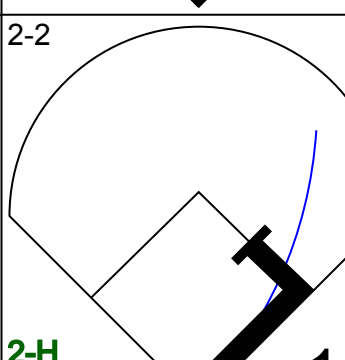
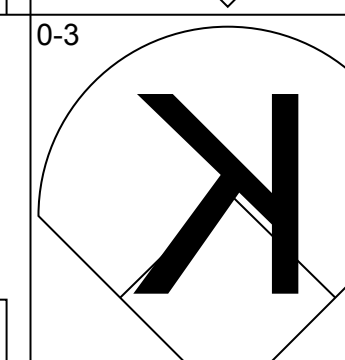
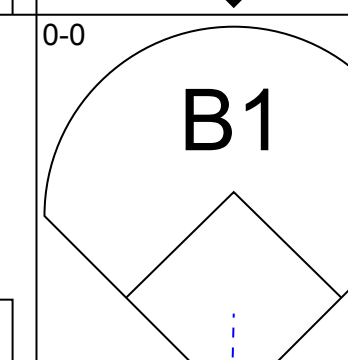
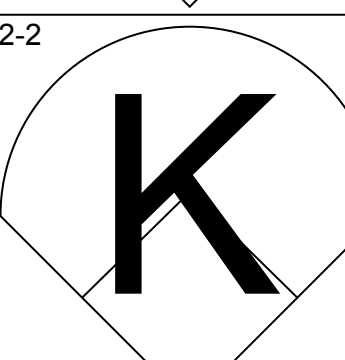
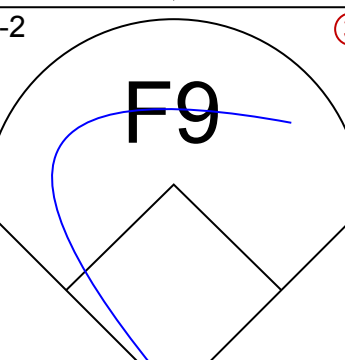
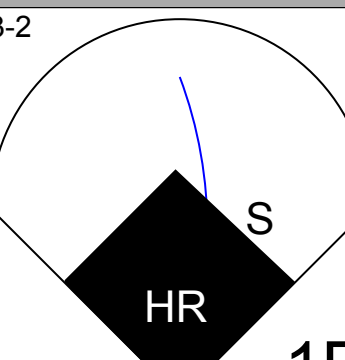
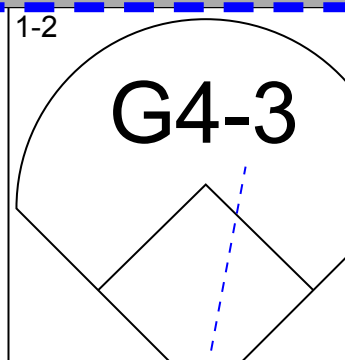
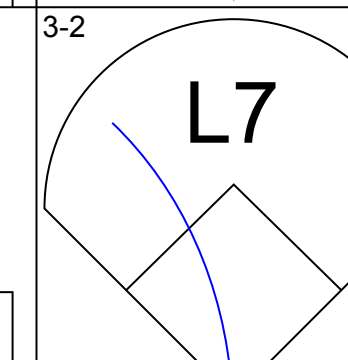
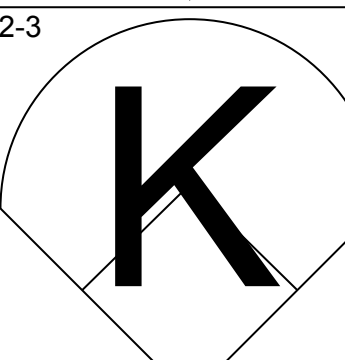
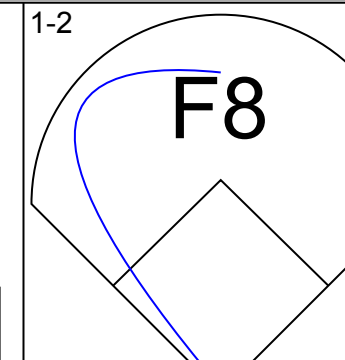
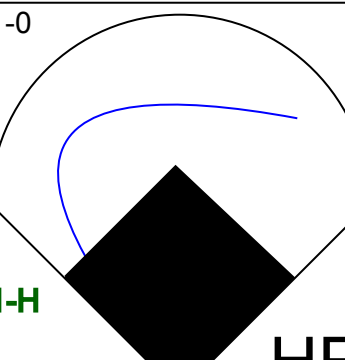
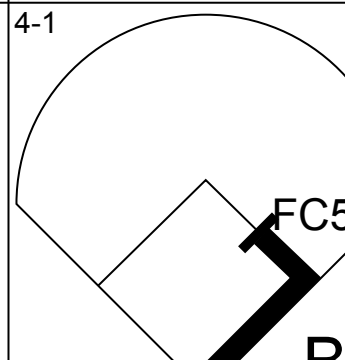
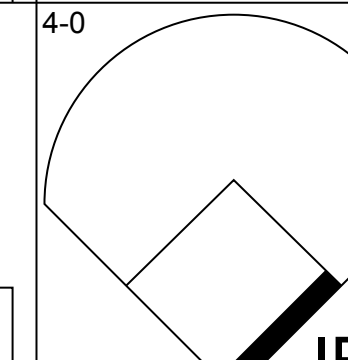

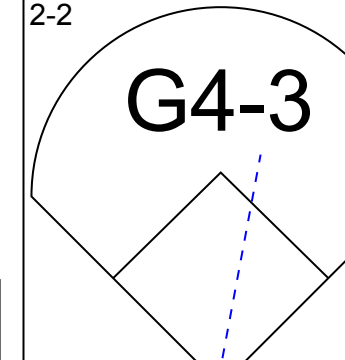
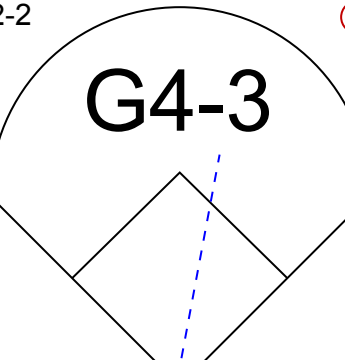
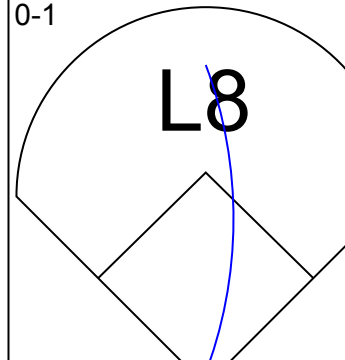
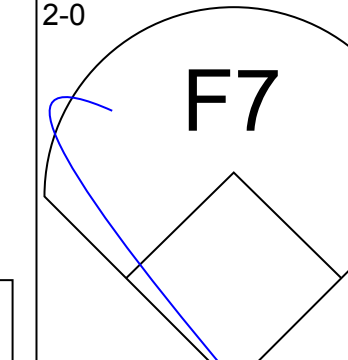
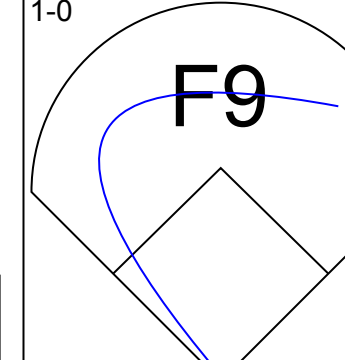
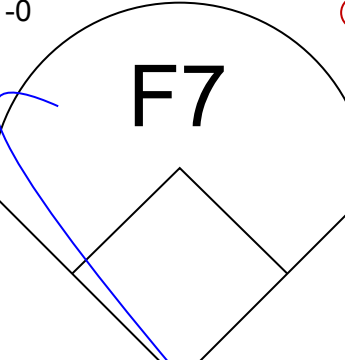
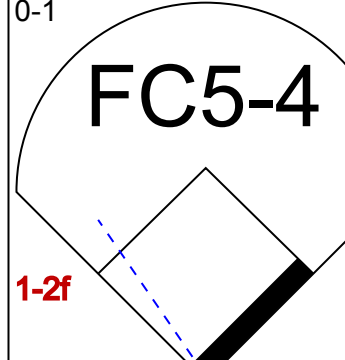
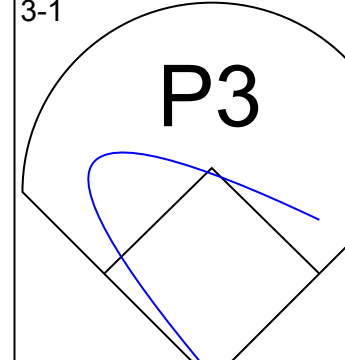
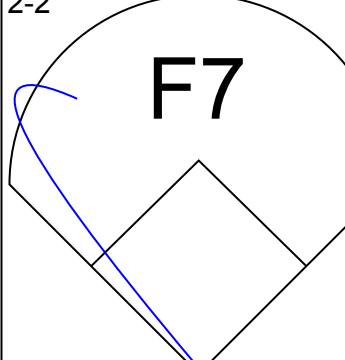

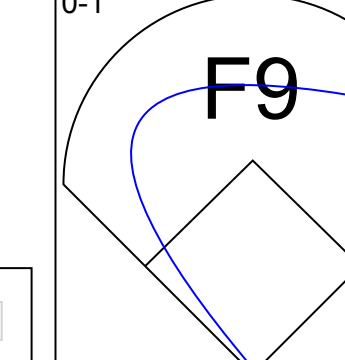
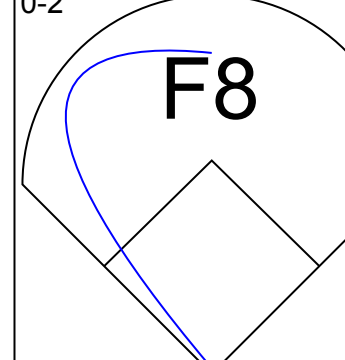
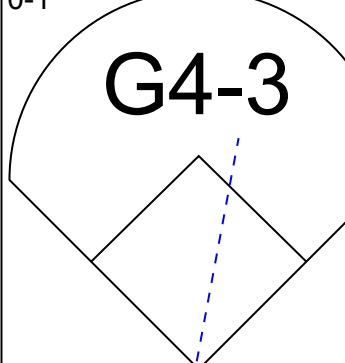

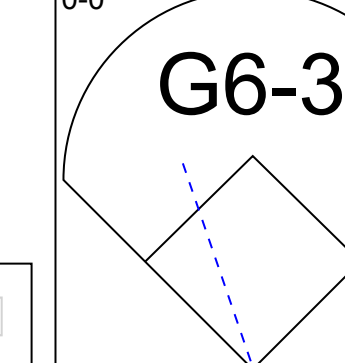
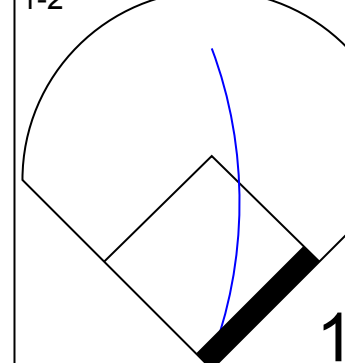
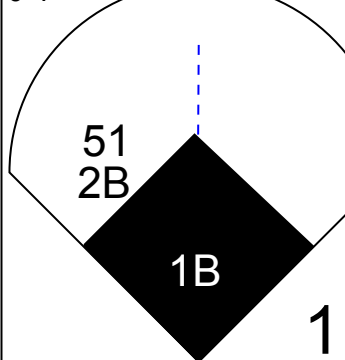
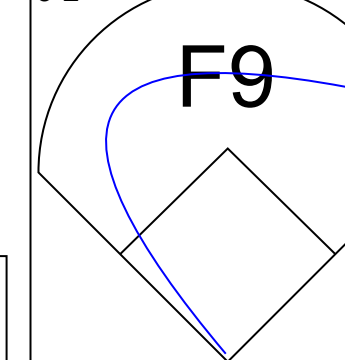
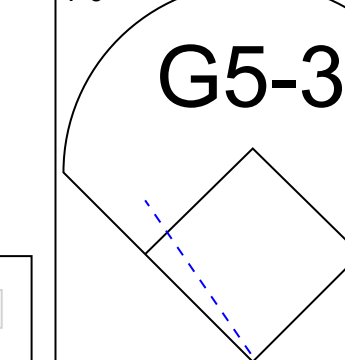
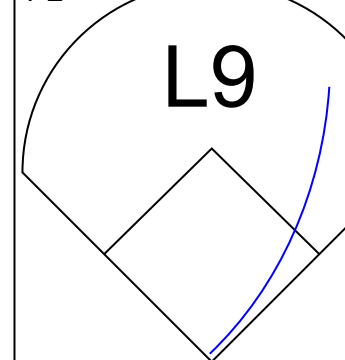
Batter	1	2	3	4	5	6	7	8	9	10	AB	R	H	RBI	BB	SO	LOB								
10 Michael Young, R OBP: 0.335, SLG: 0.449											5	0	1	0	0	1	0								
9 Hank Blalock, L OBP: 0.366, SLG: 0.532											5	1	2	0	0	0	2								
Alex Rodriguez, R OBP: 0.402, SLG: 0.603											3	2	1	0	2	0	1								
Rafael Palmeiro, L OBP: 0.356, SLG: 0.507											5	1	2	3	0	0	2								
Marcus Thames, R OBP: 0.298, SLG: 0.274											0	0	0	0	0	0	0								
23 Mark Teixeira, S OBP: 0.351, SLG: 0.474											5	0	2	1	0	0	1								
Laynce Nix, L OBP: 0.297, SLG: 0.463											4	0	1	0	1	0	3								
21 Jason Jones, S OBP: 0.330, SLG: 0.413											4	1	1	0	0	0	2								
Ryan Christenson, R OBP: 0.265, SLG: 0.262											1	0	0	0	0	0	2								
15 Gerald Laird, R OBP: 0.500, SLG: 0.625											4	0	1	1	0	0	0								
Jermaine Clark, L OBP: 0.332, SLG: 0.405											4	0	0	0	0	1	1								
Inning Stats	R: 0 E: 0 K: 1 S: 8	H: 0 LOB: 0 BB: 0 P: 13	R: 0 E: 0 K: 10 S: 10	H: 1 LOB: 1 BB: 0 P: 15	R: 0 E: 0 K: 6 S: 6	H: 0 LOB: 0 BB: 0 P: 10	R: 0 E: 0 K: 0 S: 8	H: 1 LOB: 1 BB: 0 P: 11	R: 1 E: 0 K: 0 S: 17	H: 3 LOB: 2 BB: 0 P: 30	R: 0 E: 0 K: 0 S: 8	H: 2 LOB: 1 BB: 0 P: 14	R: 0 E: 0 K: 0 S: 7	H: 0 LOB: 0 BB: 0 P: 10	R: 3 E: 0 K: 0 S: 13	H: 2 LOB: 1 BB: 2 P: 28	R: 0 E: 0 K: 1 S: 5	H: 0 LOB: 0 BB: 0 P: 6	R: 1 E: 0 K: 0 S: 10	H: 2 LOB: 2 BB: 1 P: 20	1B: 8 2B: 2 3B: 0 HR: 1	SF: 0 SAC: 0 DP: 1 HBP: 0	WP: 0 PA: 43 PB: 0 SB: 0 CS: 0		
PITCHER	IP	WLS	BF	H	R	ER	SO	BB	IBB	HBP	BLK	WP	HR	S	P	ERA	WHIP								
Ryan Franklin, R ERA: 3.64	7.1		28	7	1	1	1	0	0	0	0	0	0	2	3	1.23	0.955								
Arthur Rhodes, L ERA: 4.11	0.0		1	1	0	0	0	0	0	0	0	0	0	2	3	∞	∞								
Armando Benitez, R ERA: 2.96	0.1	B	4	1	3	0	0	2	0	0	0	0	1	6	18	81.00	9.000								
40 Julio Mateo, R ERA: 2.88	0.1		1	0	0	0	0	0	0	0	0	0	0	3	5	0.00	0.000								
Shigetoshi Hasegawa, R ERA: 1.19	2.0	L	9	2	1	1	1	1	0	0	0	0	0	15	26	4.50	1.500								

TOP

Texas Rangers @ Seattle Mariners
Safeco Field, Seattle, WA
Tue Sep 09 2003, 7:05 PM PDT
Att: 37,707 - Cloudy - 66 F

AB	40
R	5
H	11
RBI	5
BB	3
SO	2
LOB	14




Batter	1	2	3	4	5	6	7	8	9	10	AB	R	H	RBI	BB	SO	LOB								
51 Ichiro Suzuki, L OBP: 0.355, SLG: 0.438											5	1	2	0	0	0	0								
Carlos Guillen, S OBP: 0.355, SLG: 0.395											5	0	1	2	0	2	1								
Bret Boone, R OBP: 0.357, SLG: 0.532											5	1	1	0	0	1	1								
Edgar Martinez, R OBP: 0.411, SLG: 0.506											2	1	1	2	2	0	0								
John Olerud, L OBP: 0.368, SLG: 0.384											4	0	0	0	0	0	3								
Mike Cameron, R OBP: 0.344, SLG: 0.435											4	0	0	0	0	0	1								
Randy Winn, S OBP: 0.340, SLG: 0.414											4	0	1	0	0	0	0								
Rey Sanchez, R OBP: 0.298, SLG: 0.291											4	0	1	0	0	0	1								
Dan Wilson, R OBP: 0.285, SLG: 0.348											4	1	1	0	0	0	1								
Inning Stats	R: 0 E: 0 K: 0 S: 7	H: 0 LOB: 0 BB: 0 P: 11	R: 0 E: 0 K: 0 S: 7	H: 0 LOB: 0 BB: 0 P: 11	R: 2 E: 0 K: 0 S: 13	H: 3 LOB: 1 BB: 0 P: 18	R: 2 E: 0 K: 0 S: 14	H: 3 LOB: 1 BB: 0 P: 25	R: 0 E: 0 K: 1 S: 8	H: 0 LOB: 0 BB: 0 P: 11	R: 0 E: 0 K: 0 S: 8	H: 0 LOB: 0 BB: 0 P: 13	R: 0 E: 0 K: 0 S: 4	H: 0 LOB: 0 BB: 0 P: 5	R: 0 E: 0 K: 0 S: 7	H: 1 LOB: 2 BB: 1 P: 18	R: 0 E: 0 K: 0 S: 11	H: 1 LOB: 1 BB: 0 P: 16	R: 0 E: 0 K: 2 S: 10	H: 0 LOB: 0 BB: 0 P: 16	1B: 5 2B: 2 3B: 0 HR: 1	SF: 0 SAC: 0 DP: 0 HBP: 0	WP: 0 PA: 39 PB: 0 SB: 1 CS: 0		
PITCHER	IP	WLS	BF	H	R	ER	SO	BB	IBB	HBP	BLK	WP	HR	S	P	ERA	WHIP								
Tony Mounce, L ERA: 6.48	5.0		20	6	4	4	1	0	0	0	0	0	0	12	18	7.20	1.200								
56 Rogman Garcia, R ERA: 5.8	2.0	W	9	2	0	0	0	0	1	0	0	0	0	18	34	0.00	1.000								
32 Ron Mahay, L ERA: 1.38	1.0	S	3	0	0	0	2	0	0	0	0	0	0	10	16	0.00	0.000								
Francisco Cordero, R ERA: 3.0																									

BOTTOM

Texas Rangers @ Seattle Mariners
Safeco Field, Seattle, WA
Tue Sep 09 2003, 7:05 PM PDT
Att: 37,707 - Cloudy - 66 F

AB	37
R	4
H	8
RBI	4
BB	2
SO	3
LOB	8



Batter	1	2	3	4	5	6	7	8	9	AB	R	H	RBI	BB	SO	LOB	TOP			
10 Michael Young, R (1,4) OBP: 0.334, SLG: 0.447	G6-3		BB			L9		FC5-4		3	0	0	0	1	0	1				
9 Hank Blalock, L (1,5) OBP: 0.363, SLG: 0.527	F7		F7			K			G4-3	4	0	0	0	0	1	2				
Alex Rodriguez, R (1,6) OBP: 0.401, SLG: 0.601	1B		FC5			L8			K	4	0	1	0	0	1	2				
Rafael Palmeiro, L (1,10) OBP: 0.355, SLG: 0.511	P5				K				HR	4	1	1	1	0	1	1				
23 Mark Teixeira, S (1,3)		K			G6-3				K	4	0	0	0	0	2	0				
Shane Spencer, R (1,7) OBP: 0.329, SLG: 0.402		K			K				K	3	0	0	0	0	2	0				
Laynce Nix, L (1,8) OBP: 0.291, SLG: 0.453		G3-1				F7			K	3	0	0	0	0	1	0				
21 Jason Jones, S (1,9) OBP: 0.319, SLG: 0.397			G5-3			G6-3			F7	3	0	0	0	0	0	0				
Todd Greene, R (1,2) OBP: 0.247, SLG: 0.441			FC5 10 BB 1B			F9			FC5-4 10 BB 1B	3	0	2	0	0	0	0				
Inning Stats	R: 0 H: 1 E: 0 K: 0 S: 9	H: 1 LOB: 1 BB: 0 P: 14	R: 0 H: 0 E: 0 K: 2 S: 8	H: 0 LOB: 0 BB: 0 P: 12	R: 0 H: 1 E: 0 K: 0 S: 13	H: 2 LOB: 2 BB: 1 P: 23	R: 0 H: 0 E: 0 K: 2 S: 10	H: 0 LOB: 0 BB: 0 P: 15	R: 0 H: 0 E: 0 K: 1 S: 9	H: 0 LOB: 0 BB: 0 P: 13	R: 0 H: 0 E: 0 K: 0 S: 7	H: 0 LOB: 0 BB: 0 P: 9	R: 0 H: 1 E: 0 K: 1 S: 11	H: 1 LOB: 1 BB: 0 P: 18	R: 1 H: 1 E: 0 K: 2 S: 9	H: 1 LOB: 0 BB: 0 P: 14	1B: 3 2B: 0 3B: 0 HR: 1	SF: 0 SAC: 0 DP: 0 HBP: 0	WP: 0 PB: 0 SB: 0 CS: 0	PA: 32
PITCHER Joel Pineiro, R (1,1) ERA: 3.74	IP: 9.0 WLS: W BF: 32 H: 4 R: 1 ER: 1 SO: 8 BB: 1 IBB: 0 HBP: 0 BLK: 0 WP: 0 HR: 1 S: 84 P: 129 ERA: 1.00 WHIP: 0.556															PITCHER				

Texas Rangers @ Seattle Mariners
Safeco Field, Seattle, WA
Wed Sep 10 2003, 7:05 PM PDT
Att: 36,450 - Dome - 72 F

AB 31
R 1
H 4
RBI 1
BB 1
SO 8
LOB 6



Batter	1	2	3	4	5	6	7	8	9	AB	R	H	RBI	BB	SO	LOB	BOTTOM			
51 Ichiro Suzuki, L (1,9) OBP: 0.355, SLG: 0.439	G4-3 G6-3 2B		G5-3			G4-3		G6-3		4	1	1	0	0	0	1				
Carlos Guillen, S (1,5) OBP: 0.355, SLG: 0.394	G4-3				HR	G3-1				3	1	1	0	0	0	1				
Bret Boone, R (1,4) OBP: 0.357, SLG: 0.536	G5-3				HR	G5-3				3	1	1	3	0	0	0				
Edgar Martinez, R (1,10) OBP: 0.408, SLG: 0.502	G5-3				L7					3	0	0	0	0	0	0				
John Olerud, L (1,3) OBP: 0.367, SLG: 0.383					F8					2	0	0	0	1	0	0				
Mike Cameron, R (1,8) OBP: 0.344, SLG: 0.436			L8		K					3	0	1	0	0	1	1				
Randy Winn, S (1,7) OBP: 0.338, SLG: 0.412			FC3-6 CS			P5				3	0	0	0	0	0	2				
Mark McLemore, S (1,6) OBP: 0.316, SLG: 0.314		CS			F7					2	0	0	0	1	0	0				
Dan Wilson, R (1,2) OBP: 0.282, SLG: 0.344					K					3	0	0	0	0	1	1				
Inning Stats	R: 1 H: 1 E: 0 K: 0 S: 8	H: 1 LOB: 0 BB: 0 P: 10	R: 0 H: 0 E: 0 K: 0 S: 8	H: 0 LOB: 1 BB: 1 P: 16	R: 0 H: 0 E: 0 K: 1 S: 9	H: 0 LOB: 0 BB: 0 P: 15	R: 2 H: 2 E: 0 K: 1 S: 17	H: 2 LOB: 0 BB: 0 P: 27	R: 0 H: 0 E: 0 K: 0 S: 4	H: 0 LOB: 0 BB: 0 P: 7	R: 0 H: 0 E: 0 K: 0 S: 8	H: 0 LOB: 0 BB: 0 P: 12	R: 0 H: 1 E: 0 K: 0 S: 11	H: 1 LOB: 1 BB: 0 P: 17	R: 0 H: 0 E: 0 K: 0 S: 8	H: 0 LOB: 0 BB: 1 P: 13	1B: 1 2B: 2 3B: 0 HR: 1	SF: 0 SAC: 0 DP: 0 HBP: 0	WP: 0 PB: 0 SB: 0 CS: 2	PA: 29
PITCHER John Thomson, R (1,1) ERA: 4.95	IP: 6.2 WLS: L BF: 24 H: 4 R: 3 ER: 3 SO: 2 BB: 1 IBB: 0 HBP: 0 BLK: 0 WP: 0 HR: 1 S: 63 P: 99 ERA: 4.05 WHIP: 0.750															PITCHER				
Erasmio Ramirez, L (7,1) ERA: 3.27	IP: 1.1 WLS: 4 BF: 0 H: 0 R: 0 ER: 0 SO: 0 BB: 1 IBB: 0 HBP: 0 BLK: 0 WP: 0 HR: 0 S: 10 P: 18 ERA: 0.00 WHIP: 0.750															PITCHER				

Texas Rangers @ Seattle Mariners
Safeco Field, Seattle, WA
Wed Sep 10 2003, 7:05 PM PDT
Att: 36,450 - Dome - 72 F

AB 26
R 3
H 4
RBI 3
BB 2
SO 2
LOB 6



Batter	1	2	3	4	5	6	7	8	9	AB	R	H	RBI	BB	SO	LOB	TOP								
Mark Ellis, R OBP: 0.322, SLG: 0.380	G6-3		G5-3			F8	1B		G4-3	5	2	3	1	0	0	0	Oakland Athletics @ Texas Rangers The Ballpark at Arlington, Arlington, TX Fri Sep 12 2003, 8:05 PM EDT Att: 24,186 - Cloudy - 68 F								
Erubiel Durazo, L OBP: 0.376, SLG: 0.421	G1-6-3			G4-3		F8	1B		G4-3	5	0	2	2	0	0	2									
3 Eric Chavez, L OBP: 0.352, SLG: 0.514	G1-6-3			P5		G6-3			BB	4	1	1	1	1	0	2									
Miguel Tejada, R OBP: 0.330, SLG: 0.466		L8		G5-3					BB	4	2	1	1	1	0	2									
Scott Hatteberg, L OBP: 0.339, SLG: 0.382		F8				G3			1B	4	1	1	0	1	0	1									
Ramon Hernandez, R OBP: 0.324, SLG: 0.456						G3			BB	4	1	2	2	1	0	1									
Jermaine Dye, R OBP: 0.249, SLG: 0.240						G6-3			BB	4	1	1	1	1	1	3									
Terrence Long, L OBP: 0.292, SLG: 0.392				G3		F8				2	0	0	0	0	0	0									
Jose Guillen, R OBP: 0.360, SLG: 0.563						F8			G4-3	2	0	0	0	0	0	4									
Eric Byrnes, R OBP: 0.334, SLG: 0.479				K					G6-3	3	1	0	1	1	1	0									
Inning Stats	R: 0 E: 0 K: 0 S: 5	H: 1 LOB: 0 BB: 0 P: 9	R: 0 E: 0 K: 0 S: 8	H: 0 LOB: 1 BB: 1 P: 18	R: 0 E: 0 K: 1 S: 8	H: 0 LOB: 0 BB: 0 P: 11	R: 0 E: 0 K: 0 S: 9	H: 0 LOB: 0 BB: 0 P: 14	R: 1 E: 0 K: 0 S: 8	H: 1 LOB: 0 BB: 0 P: 11	R: 0 E: 0 K: 0 S: 10	H: 1 LOB: 1 BB: 0 P: 16	R: 5 E: 0 K: 0 S: 17	H: 4 LOB: 2 BB: 3 P: 33	R: 0 E: 0 K: 0 S: 8	H: 1 LOB: 1 BB: 0 P: 10	R: 3 E: 0 K: 1 S: 25	H: 3 LOB: 2 BB: 2 P: 42	1B: 7 2B: 4 3B: 0 HR: 0	SF: 0 SAC: 0 DP: 1 HBP: 0	WP: 0 PB: 0 SB: 0 CS: 0	PA: 43			
PITCHER	IP	WLS	BF	H	R	ER	SO	BB	IBB	HBP	BLK	WP	HR	S	P	ERA	WHIP								
Ryan Drese, R ERA: 7.64	6.1	L	25	4	4	4	1	3	0	0	0	0	0	52	91	5.68	1.105								
32 Ron Mahay, L ERA: 1.83	0.1	B	4	2	1	1	0	1	0	0	0	0	0	9	13	27.00	9.000								
Brian Shouse, L ERA: 3.09	0.2		3	1	1	1	0	0	0	0	0	0	0	6	10	13.50	1.500								
56 Rosman Garcia, R ERA: 6.26	1.1		9	3	3	3	0	2	0	0	0	0	0	23	38	20.25	3.750								
Jay Powell, R ERA: 7.79	0.1		2	1	0	0	1	0	0	0	0	0	0	8	12	0.00	3.000								

Batter	1	2	3	4	5	6	7	8	9	AB	R	H	RBI	BB	SO	LOB	BOTTOM								
10 Michael Young, R OBP: 0.333, SLG: 0.444	F8			F9			P3		F7	5	1	1	0	0	0	1	Oakland Athletics @ Texas Rangers The Ballpark at Arlington, Arlington, TX Fri Sep 12 2003, 8:05 PM EDT Att: 24,186 - Cloudy - 68 F								
9 Hank Blalock, L OBP: 0.363, SLG: 0.530			SF9		G4-3		F8			3	0	1	1	0	0	0									
Alex Rodriguez, R OBP: 0.398, SLG: 0.598	K		1B		P4				K	4	1	1	1	0	2	1									
Rafael Palmeiro, L OBP: 0.359, SLG: 0.510	P2		1B		P2				G1-3	4	0	1	0	0	0	1									
Shane Spencer, R OBP: 0.330, SLG: 0.399		K				G5-3			1B	4	0	2	1	0	1	0									
23 Mark Teixeira, S OBP: 0.328, SLG: 0.464		K					WP		K	2	0	0	0	2	2	1									
Laynce Nix, L OBP: 0.276, SLG: 0.429							K		K	4	0	0	0	0	3	4									
15 Gerald Laird, R OBP: 0.455, SLG: 0.550										4	0	1	0	0	2	1									
Ryan Christenson, R OBP: 0.285, SLG: 0.256									FC6-4	3	1	0	0	1	1	1									
Inning Stats	R: 0 E: 0 K: 1 S: 13	H: 1 LOB: 1 BB: 0 P: 18	R: 0 E: 0 K: 2 S: 8	H: 0 LOB: 0 BB: 0 P: 9	R: 3 E: 0 K: 2 S: 21	H: 4 LOB: 3 BB: 2 P: 39	R: 0 E: 0 K: 2 S: 9	H: 0 LOB: 0 BB: 0 P: 14	R: 0 E: 0 K: 1 S: 9	H: 0 LOB: 1 BB: 1 P: 14	R: 0 E: 0 K: 0 S: 9	H: 0 LOB: 0 BB: 0 P: 16	R: 0 E: 0 K: 2 S: 11	H: 1 LOB: 1 BB: 0 P: 17	R: 0 E: 0 K: 1 S: 10	H: 1 LOB: 1 BB: 0 P: 15		1B: 6 2B: 1 3B: 0 HR: 0	SF: 1 SAC: 0 DP: 0 HBP: 0	WP: 1 PB: 0 SB: 0 CS: 0	PA: 37				
PITCHER	IP	WLS	BF	H	R	ER	SO	BB	IBB	HBP	BLK	WP	HR	S	P	ERA	WHIP								
Barry Zito, L ERA: 3.43	7.0	W	29	5	3	3	8	3	0	0	0	0	0	77	122	3.86	1.143								
Jim Mecir, R ERA: 4.86	0.2	H	3	1	0	0	1	0	0	0	0	0	0	8	12	0.00	1.500								
Keith Foulke, R ERA: 2.13	1.1	S	5	1	0	0	2	0	0	0	0	0	0	13	20	0.00	0.750								

AB 37
R 9
H 11
RBI 9
BB 6
SO 2
LOB 15



AB 33
R 3
H 7
RBI 3
BB 3
SO 11
LOB 10



Batter	1	2	3	4	5	6	7	8	9	AB	R	H	RBI	BB	SO	LOB	TOP			
Mark Ellis, R OBP: 0.323, SLG: 0.381	0-2 G4-3	1-2 1B		3-2 F7			0-1 G1-3		0-1 HR	5	1	2	1	0	0	1				
Erubiel Durazo, L OBP: 0.376, SLG: 0.433	1-1 HR	1-1 F8			2-2 G4-3		1-1 F7		1-2 HR	5	2	2	3	0	0	2				
Eric Chavez, L OBP: 0.349, SLG: 0.509	1-2 L8		1-2 F7		3-2 F7		3-1 F8		1-0 F8	5	0	0	0	0	0	0				
Miguel Tejada, R OBP: 0.332, SLG: 0.466	3-3 K2-3		1-0 L7		0-1 HBP 1B			0-0 WP 1B	4-1 1B	4	1	2	0	1	1	0				
Scott Hatteberg, L OBP: 0.341, SLG: 0.383		2-2 G4-3	1-2 F7		3-2 HBP			3-2 HR 1B	0-1 G6-4-3 1B	4	1	2	1	0	0	0				
Jose Guillen, R OBP: 0.382, SLG: 0.572	2-1 BB 1B			1-1 1B	0-1 G1-3			2-1 HR	1-0 G6-4-3	5	3	3	2	0	0	4				
Ramon Hernandez, R OBP: 0.324, SLG: 0.453	4-1 1B BB		1-1 G6-3		1-1 F9			3-2 P6		3	1	0	0	1	0	1	AB 39			
Jermaine Dye, R OBP: 0.254, SLG: 0.246	2-2 1B		1-2 1B		3-1 G6-3			2-0 F8		4	0	2	2	0	0	0	R 9			
Eric Byrnes, R OBP: 0.331, SLG: 0.474	2-3 K		1-2 F8		2-2 G4-3			2-3 K		4	0	0	0	0	2	3	H 13			
Inning Stats	R: 1 E: 0 K: 1 S: 11	H: 1 LOB: 0 BB: 0 P: 16	R: 2 E: 0 K: 1 S: 21	H: 3 LOB: 2 BB: 1 P: 35	R: 0 E: 0 K: 0 S: 9	H: 0 LOB: 0 BB: 0 P: 12	R: 1 E: 0 K: 0 S: 14	H: 2 LOB: 1 BB: 0 P: 21	R: 0 E: 0 K: 0 S: 14	H: 1 LOB: 2 BB: 0 P: 22	R: 0 E: 0 K: 0 S: 6	H: 0 LOB: 0 BB: 0 P: 10	R: 3 E: 0 K: 1 S: 13	H: 3 LOB: 0 BB: 1 P: 25	R: 2 E: 0 K: 0 S: 11	H: 3 LOB: 1 BB: 1 P: 18	1B: 9 2B: 1 3B: 0 HR: 3	SF: 0 SAC: 0 DP: 1 HBP: 1	WP: 1 PA: 42	
PITCHER	IP WLS BF H R ER SO BB IBB HBP BLK WP HR S P ERA WHIP																			
R.A. Dickey, R ERA: 5.38	4.0 L 19 6 4 4 2																			
Erasmio Ramirez, L ERA: 3.12	2.0 8 1 0 0 0																			
Brian Shouse, L ERA: 3.03	1.0 3 0 0 0 0																			
Reynaldo Garcia, R ERA: 9.82	1.0 6 3 3 3 1																			
Jay Powell, R ERA: 7.99	1.0 6 3 2 2 0																			

Oakland Athletics @ Texas Rangers
The Ballpark at Arlington, Arlington, TX
Sat Sep 13 2003, 8:05 PM EDT
Att: 26,192 - Sunny - 82 F

AB 39
R 9
H 13
RBI 9
BB 2
SO 3
LOB 11



Batter	1	2	3	4	5	6	7	8	9	AB	R	H	RBI	BB	SO	LOB	BOTTOM			
10 Michael Young, R OBP: 0.332, SLG: 0.442	2-1 9 2B 1B	0-1 SH1-4		1-2 FC5-4		1-0 F8			1-0 G6-4-3	4	1	1	0	0	0	4				
9 Hank Blalock, L OBP: 0.385, SLG: 0.533	0-0 1B	0-3 K			1-0 23 WP 23 S 1B		1-2 L9		1-2 1B	5	1	3	0	0	1	2				
Alex Rodriguez, R OBP: 0.396, SLG: 0.594	2-1 2B	0-0 G6-3			0-0 F8		2-3 K		0-0 F9	5	0	1	2	0	1	4				
Rafael Palmeiro, L OBP: 0.358, SLG: 0.508	1-3 K		3-1 G6-3		1-2 F8		2-2 1B			4	0	1	0	0	1	2				
23 Mark Teixeira, S OBP: 0.325, SLG: 0.460	1-3 K		2-1 G4-3		2-3 K		1-3 K			4	0	0	0	0	3	3				
Laynce Nix, L OBP: 0.281, SLG: 0.430	0-3 K		2-0 P4			1-1 21 G3 1B		1-0 21 FC4-6 1B		4	0	2	0	0	1	1				
21 Jason Jones, S OBP: 0.303, SLG: 0.365		1-1 15 1B HBP		3-2 G1		0-0 G3		2-2 FC4-6 15 G6-4-3		3	1	0	0	0	2		AB 35			
15 Gerald Laird, R OBP: 0.462, SLG: 0.522	0-1 10 SH1-4 1B		4-0 10 FC5-4 BB		2-2 G5-3			1-2 G6-4-3		3	0	1	0	1	0	2	RBI 3			
Jermaine Clark, L OBP: 0.261, SLG: 0.111	1-1 10 SH1-4 1B		0-3 K		4-2 BB			0-1 10 G6-4-3 1B		3	0	2	1	1	1	1	H 11			
Inning Stats	R: 2 E: 0 K: 3 S: 14	H: 3 LOB: 1 BB: 0 P: 20	R: 1 E: 0 K: 1 S: 11	H: 2 LOB: 2 BB: 0 P: 13	R: 0 E: 0 K: 0 S: 5	H: 0 LOB: 0 BB: 0 P: 12	R: 0 E: 0 K: 1 S: 13	H: 0 LOB: 1 BB: 1 P: 21	R: 0 E: 0 K: 0 S: 13	H: 1 LOB: 2 BB: 1 P: 21	R: 0 E: 0 K: 2 S: 16	H: 1 LOB: 1 BB: 0 P: 22	R: 0 E: 0 K: 0 S: 7	H: 1 LOB: 0 BB: 0 P: 11	R: 0 E: 0 K: 0 S: 7	H: 2 LOB: 1 BB: 0 P: 9	1B: 10 2B: 1 3B: 0 HR: 0	SF: 0 SAC: 1 DP: 2 HBP: 1	WP: 1 PA: 39	
PITCHER	IP WLS BF H R ER SO BB IBB HBP BLK WP HR S P ERA WHIP																			
Tim Hudson, R ERA: 2.66	6.0 W 28 7 3 3 6																			
Ricardo Rincon, L ERA: 3.51	1.1 H 6 2 0 0 2																			
Chad Bradford, R ERA: 2.92	1.2 5 2 0 0 0																			

Oakland Athletics @ Texas Rangers
The Ballpark at Arlington, Arlington, TX
Sat Sep 13 2003, 8:05 PM EDT
Att: 26,192 - Sunny - 82 F

AB 35
R 3
H 11
RBI 3
BB 2
SO 8
LOB 21




Batter	1	2	3	4	5	6	7	8	9	AB	R	H	RBI	BB	SO	LOB	TOP							
51 Ichiro Suzuki, L (1, 9) OBP: 0.350, SLG: 0.438	K2-3			2B 1B	1B 3B		K			4	2	2	0	0	2	0	Seattle Mariners @ Texas Rangers The Ballpark at Arlington, Arlington, TX Mon Sep 15 2003, 8:05 PM EDT Att: 22,041 - Sunny - 78 F livebaseballscorecards.com							
Carlos Guillen, S (1, 5) OBP: 0.355, SLG: 0.386	L3			2B 1B	WP 1B		F9			3	1	1	1	1	0	0								
Bret Boone, R (1, 4) OBP: 0.358, SLG: 0.526	K			1B 2B	F9 1B		G4-3			4	1	1	1	0	1	1								
Edgar Martinez, R (1, 10) OBP: 0.409, SLG: 0.504		G4-6-3 1B		FC4 1B			P3			3	0	2	1	1	0	0								
John Olerud, L (1, 3) OBP: 0.372, SLG: 0.385	G4-6-3			FC4 1B			F8			4	0	1	1	0	0	3								
Mike Cameron, R (1, 8) OBP: 0.344, SLG: 0.434	G4-3			K			P3			4	0	1	0	0	1	2								
Randy Winn, S (1, 7) OBP: 0.338, SLG: 0.418				F7	FC4		L4			4	0	0	0	0	1	3								
Mark McLemore, S (1, 6) OBP: 0.320, SLG: 0.315				G4-3			F8			4	0	1	0	0	1	3								
Dan Wilson, R (1, 2) OBP: 0.274, SLG: 0.334				L9			L9			3	0	0	0	0	0	2								
John Mabry, L (9, PH) OBP: 0.345, SLG: 0.378					G6-3		L9			1	0	0	0	0	1	0								
Inning Stats	R: 0 E: 0 K: 2 S: 8	H: 0 LOB: 0 BB: 0 P: 11	R: 0 E: 0 K: 0 S: 4	H: 1 LOB: 0 BB: 0 P: 5	R: 0 E: 0 K: 0 S: 8	H: 1 LOB: 0 BB: 0 P: 12	R: 3 E: 0 K: 1 S: 21	H: 4 LOB: 2 BB: 1 P: 31	R: 1 E: 0 K: 0 S: 11	H: 2 LOB: 2 BB: 1 P: 22	R: 0 E: 0 K: 1 S: 7	H: 1 LOB: 1 BB: 0 P: 8	R: 0 E: 0 K: 1 S: 5	H: 0 LOB: 0 BB: 0 P: 6	R: 0 E: 0 K: 0 S: 7	H: 0 LOB: 0 BB: 0 P: 14	R: 0 E: 0 K: 3 S: 10	H: 0 LOB: 0 BB: 0 P: 16	1B: 7 2B: 1 3B: 1 HR: 0	SF: 0 SAC: 0 DP: 1 HBP: 0	WP: 1 PB: 0 SB: 0 CS: 1	PA: 36		
PITCHER	IP WLS BF H R ER SO BB IBB HBP BLK WP HR S P ERA WHIP	Colby Lewis, R (1, 1) ERA: 7.67	6.0 W 27 9 4 4 3 2 0 0 0 1 0 59 89 6.00 1.833	32 Ron Mahay, L (7, 1) ERA: 1.74	2.0 H 6 0 0 0 1 0 0 0 0 0 0 12 20 0.00 0.000	Francisco Cordero, R (9, 1) ERA: 2.92	1.0 S 3 0 0 0 3 0 0 0 0 0 0 10 16 0.00 0.000	PITCHER	IP WLS BF H R ER SO BB IBB HBP BLK WP HR S P ERA WHIP															

Batter	1	2	3	4	5	6	7	8	9	AB	R	H	RBI	BB	SO	LOB	BOTTOM						
10 Michael Young, R (1, 4) OBP: 0.337, SLG: 0.447	G4-6-3 1B		G1-3			G4-3 1B	K			4	1	2	0	0	1	0	Seattle Mariners @ Texas Rangers The Ballpark at Arlington, Arlington, TX Mon Sep 15 2003, 8:05 PM EDT Att: 22,041 - Sunny - 78 F livebaseballscorecards.com						
9 Hank Blalock, L (1, 5) OBP: 0.385, SLG: 0.534	G4-6-3		G4-3			F8	BB			3	0	0	0	1	0	2							
Alex Rodriguez, R (1, 6) OBP: 0.395, SLG: 0.594	F9			P4		G4-3				3	0	0	0	1	0	1							
Rafael Palmeiro, L (1, 10) OBP: 0.361, SLG: 0.513		FC5-4 1B		HR		23 HR 1B IBB	P5			3	2	2	1	1	0	2							
Laynce Nix, L (1, 8) OBP: 0.280, SLG: 0.421		FC5-4 23 2B		G3-1		23 HR 1B	G4-3			4	2	1	1	0	0	1							
23 Mark Teixeira, S (1, 3) OBP: 0.329, SLG: 0.471				K		1H 2H HR				3	1	2	4	1	1	0							
21 Jason Jones, S (1, 9) OBP: 0.283, SLG: 0.537						E6				3	0	0	0	0	2	1							
Ryan Christenson, R (6, PR) OBP: 0.263, SLG: 0.254							K			1	0	0	0	0	1	1							
15 Gerald Laird, R (1, 2) OBP: 0.353, SLG: 0.387						F7	F9			4	0	0	0	0	2	3							
Jermaine Clark, L (1, 7) OBP: 0.231, SLG: 0.095										3	0	0	0	0	0	0							
Shane Spencer, R (9, 7) OBP: 0.331, SLG: 0.398						G4-3				0	0	0	0	0	0	0							
Inning Stats	R: 0 E: 0 K: 0 S: 7	H: 1 LOB: 0 BB: 0 P: 12	R: 1 E: 0 K: 2 S: 16	H: 2 LOB: 1 BB: 0 P: 23	R: 0 E: 0 K: 0 S: 10	H: 0 LOB: 0 BB: 0 P: 13	R: 1 E: 0 K: 1 S: 15	H: 1 LOB: 0 BB: 0 P: 24	R: 0 E: 0 K: 1 S: 9	H: 0 LOB: 0 BB: 0 P: 12	R: 4 E: 1 K: 0 S: 11	H: 3 LOB: 1 BB: 1 P: 17	R: 0 E: 0 K: 1 S: 16	H: 0 LOB: 2 BB: 2 P: 27	R: 0 E: 0 K: 2 S: 9	H: 0 LOB: 1 BB: 1 P: 17	1B: 4 2B: 1 3B: 0 HR: 2	SF: 0 SAC: 0 DP: 1 HBP: 0	WP: 1 PB: 0 SB: 1 CS: 0	PA: 35			
PITCHER	IP WLS BF H R ER SO BB IBB HBP BLK WP HR S P ERA WHIP	Joel Pineiro, R (1, 1) ERA: 3.9	1.0 L 5 0 0 0 1 2 0 0 0 0 0 16 27 0.00 2.000	Armando Benitez, R (7, 1) ERA: 2.92	1.0 4 0 0 0 0 2 1 0 0 0 0 0 9 17 0.00 1.000	PITCHER	IP WLS BF H R ER SO BB IBB HBP BLK WP HR S P ERA WHIP																

Seattle Mariners @ Texas Rangers
 The Ballpark at Arlington, Arlington, TX
 Mon Sep 15 2003, 8:05 PM EDT
 Att: 22,041 - Sunny - 78 F

AB 34
 R 4
 H 9
 RBI 4
 BB 2
 SO 7
 LOB 14



Seattle Mariners @ Texas Rangers
 The Ballpark at Arlington, Arlington, TX
 Mon Sep 15 2003, 8:05 PM EDT
 Att: 22,041 - Sunny - 78 F

AB 31
 R 6
 H 7
 RBI 6
 BB 4
 SO 7
 LOB 11



Batter	1	2	3	4	5	6	7	8	9	AB	R	H	RBI	BB	SO	LOB	TOP										
51 Ichiro Suzuki, L (1, 9) OBP: 0.349, SLG: 0.437	G4-3		G6-3		G5-3			1B	L7	5	1	1	0	0	0	0											
Carlos Guillen, S (1, 5) OBP: 0.355, SLG: 0.387	G3		K			1B		1B	2B	4	2	2	0	1	1	0											
Bret Boone, R (1, 4) OBP: 0.357, SLG: 0.528	1B		F9			K		HBP	E9	5	2	3	1	0	1	1											
Edgar Martinez, R (1, 10) OBP: 0.409, SLG: 0.503 Jamal Strong, R (9, PR)	K				F8			FC7-5	1B	5	0	2	2	0	1	2											
John Olerud, L (1, 3) OBP: 0.372, SLG: 0.386		G4-3		K				F9	G6-3	5	0	2	0	0	1	3											
Randy Winn, S (1, 8) OBP: 0.341, SLG: 0.419		G4-3				1B		FC7-5		2	0	1	0	1	0	2											
John Mabry, L (1, 7) OBP: 0.333, SLG: 0.363		K			F7					4	0	0	1	0	1	5											
Rey Sanchez, R (1, 6) OBP: 0.291, SLG: 0.284		G4-3				G5-3		G3	G4-3	4	0	0	0	0	0	4											
Dan Wilson, R (1, 2) OBP: 0.270, SLG: 0.330		G4-3			G4-3			G6-3	F9	4	0	0	0	0	0	2											
Inning Stats	R: 0 E: 0 K: 1 S: 9	H: 1 LOB: 1 BB: 0 P: 16	R: 0 E: 0 K: 1 S: 9	H: 2 LOB: 2 BB: 0 P: 12	R: 0 E: 0 K: 1 S: 7	H: 0 LOB: 0 BB: 0 P: 12	R: 0 E: 0 K: 1 S: 9	H: 0 LOB: 1 BB: 1 P: 16	R: 0 E: 0 K: 0 S: 4	H: 2 LOB: 2 BB: 0 P: 17	R: 0 E: 0 K: 0 S: 4	H: 0 LOB: 0 BB: 0 P: 6	R: 3 E: 0 K: 0 S: 11	H: 4 LOB: 2 BB: 0 P: 17	R: 2 E: 1 K: 0 S: 12	H: 2 LOB: 1 BB: 1 P: 18	1B: 10 2B: 1 3B: 0 HR: 0	SF: 0 SAC: 0 DP: 0 HBP: 1	WP: 0 PB: 0 SB: 0 CS: 0	PA: 41							
PITCHER	IP	WLS	BF	H	R	ER	SO	BB	IBB	HBP	BLK	WP	HR	S	P	ERA	WHIP										
John Thomson, R (1, 1) ERA: 4.89	8.0	W	35	9	3	3	5	1	0	1	0	0	0	65	104	3.38	1.250										
Erasmio Ramirez, L (9, 1) ERA: 3.45	0.2		5	2	2	2	0	1	0	0	0	0	0	10	16	27.00	4.500										
Brian Shouse, L (9, 1) ERA: 3.02	0.1		1	0	0	0	0	0	0	0	0	0	0	2	2	0.00	0.000										

Seattle Mariners @ Texas Rangers
The Ballpark at Arlington, Arlington, TX
Tue Sep 16 2003, 8:05 PM EDT
Att. 16,134 - Sunny - 82 F

AB 38
R 5
H 11
RBI 4
BB 2
SO 5
LOB 19



Batter	1	2	3	4	5	6	7	8	9	AB	R	H	RBI	BB	SO	LOB	BOTTOM										
10 Michael Young, R (1, 4) OBP: 0.339, SLG: 0.448	K					K				5	3	3	0	0	2	0											
9 Hank Blalock, L (1, 5) OBP: 0.365, SLG: 0.538	F8					K				5	1	2	3	0	1	1											
Alex Rodriguez, R (1, 6) OBP: 0.397, SLG: 0.599	HR					G5-3				5	1	3	3	0	1	0											
Rafael Palmeiro, L (1, 10) OBP: 0.360, SLG: 0.510	G4-3									5	0	1	0	0	1	2											
23 Mark Teixeira, S (1, 3) OBP: 0.332, SLG: 0.477										4	2	3	0	0	0	2											
Laynce Nix, L (1, 8) OBP: 0.291, SLG: 0.466										4	2	3	4	0	0	1											
Shane Spencer, R (1, 9) OBP: 0.330, SLG: 0.395										3	1	0	0	0	1	2											
Todd Greene, R (1, 2) OBP: 0.242, SLG: 0.432										4	0	0	0	0	2	2											
Jermaine Clark, L (1, 7) OBP: 0.200, SLG: 0.080 Ryan Christenson, R (9, 8) OBP: 0.263, SLG: 0.254										4	0	0	0	0	0	2											
Inning Stats	R: 1 E: 0 K: 1 S: 8	H: 1 LOB: 0 BB: 0 P: 9	R: 5 E: 0 K: 1 S: 16	H: 4 LOB: 0 BB: 0 P: 26	R: 2 E: 0 K: 2 S: 12	H: 2 LOB: 0 BB: 0 P: 15	R: 1 E: 0 K: 0 S: 16	H: 3 LOB: 2 BB: 0 P: 26	R: 0 E: 0 K: 2 S: 10	H: 0 LOB: 0 BB: 0 P: 15	R: 0 E: 0 K: 1 S: 9	H: 1 LOB: 1 BB: 0 P: 18	R: 1 E: 0 K: 0 S: 14	H: 3 LOB: 2 BB: 0 P: 18	1B: 9 2B: 2 3B: 0 HR: 4	SF: 0 SAC: 0 DP: 0 HBP: 1	WP: 0 PB: 0 SB: 0 CS: 0	PA: 40									
PITCHER	IP	WLS	BF	H	R	ER	SO	BB	IBB	HBP	BLK	WP	HR	S	P	ERA	WHIP										
Gil Meche, R (1, 1) ERA: 4.34	2.1	L	15	7	8	8	2	0	0	1	0	0	0	23	34	5.40	1.800										
40 Julio Mateo, R (3, 1) ERA: 2.9	1.2		8	3	1	1	2	0	0	0	0	0	0	20	31	0.00	0.500										
Brian Sweeney, R (5, 1) ERA: 2.45	2.0		7	1	0	0	3	0	0	0	0	0	0	9	18	0.00	1.000										
20 J.J. Putz, R (7, 1) ERA	1.0		4	1	0	0	1	0	0	0	0	0	0	14	18	9.00	3.000										
Aaron Loper, R (8, 1) ERA: 6.75	1.0		6	3	1	1	0	0	0	0	0	0	0	14	18	9.00	3.000										

Seattle Mariners @ Texas Rangers
The Ballpark at Arlington, Arlington, TX
Tue Sep 16 2003, 8:05 PM EDT
Att. 16,134 - Sunny - 82 F

AB 39
R 10
H 15
RBI 10
BB 0
SO 8
LOB 12



Batter	1	2	3	4	5	6	7	8	9	AB	R	H	RBI	BB	SO	LOB	TOP					
51 Ichiro Suzuki, L (1, 9) OBP: 0.348, SLG: 0.435	G6-3	G4-3		K		G3-6-1 1B			L6	5	0	1	0	0	1	2						
Carlos Guillen, S (1, 5) OBP: 0.355, SLG: 0.396	HR		F7	P4		G3-6-1 1B			F8 BB 1B	5	1	2	1	0	0	3						
Bret Boone, R (1, 4) OBP: 0.360, SLG: 0.531	F9		S 1B BB		2B				FC5-4 1B	3	1	2	0	2	0	0						
Edgar Martinez, R (1, 10) OBP: 0.409, SLG: 0.500	G4-3		1B BB		BB 2B				F8	3	0	0	0	2	1	3						
John Olerud, L (1, 3)		1B FC5-4 HBP	G6-4-3 1B		K				G3	4	1	1	1	0	1	5						
Mike Cameron, R (1, 8) OBP: 0.342, SLG: 0.431	P4		G6-4-3 1B		F9					4	0	0	0	0	0	6						
Randy Winn, S (1, 7) OBP: 0.342, SLG: 0.419	1B E 1B			S 2B 1B		K				4	2	2	0	0	2	2						
Rey Sanchez, R (1, 6) OBP: 0.290, SLG: 0.283	FC5-4 1B			P5		L3			G4-3	4	0	1	0	0	0	1						
Dan Wilson, R (1, 2) OBP: 0.273, SLG: 0.336	FC5-4			SAFE 2B		51 1B			P6	4	0	2	2	0	0	1						
Inning Stats	R: 1 E: 0 K: 0 S: 13	H: 1 LOB: 0 BB: 0 P: 17	R: 2 E: 1 K: 0 S: 10	H: 2 LOB: 1 BB: 0 P: 15	R: 1 E: 0 K: 0 S: 7	H: 1 LOB: 1 BB: 2 P: 20	R: 1 E: 0 K: 1 S: 11	H: 2 LOB: 1 BB: 0 P: 16	R: 0 E: 0 K: 2 S: 12	H: 1 LOB: 2 BB: 1 P: 24	R: 0 E: 0 K: 1 S: 7	H: 2 LOB: 1 BB: 0 P: 11	R: 0 E: 0 K: 1 S: 11	H: 1 LOB: 1 BB: 0 P: 14	R: 0 E: 0 K: 1 S: 6	H: 0 LOB: 0 BB: 0 P: 11	R: 0 E: 0 K: 0 S: 11	H: 1 LOB: 2 BB: 1 P: 18	1B: 8 2B: 2 3B: 0 HR: 1	SF: 0 SAC: 0 DP: 2 HBP: 1	WP: 0 PB: 0 SB: 2 CS: 0	PA: 41
PITCHER	IP	WLS	BF	H	R	ER	SO	BB	IBB	HBP	BLK	WP	HR	S	P	ERA	WHIP					
Ryan Drese, R (1, 1) ERA: 7.91	3.1	L	18	6	5	4	0	2	0	1	0	0	1	37	63	10.80	2.400					
Mickey Callaway, R (4, 1) ERA: 7.39	2.2		11	3	0	0	3	1	0	0	0	0	0	23	40	0.00	1.500					
56 Rosman Garcia, R (7, 1) ERA: 6.23	1.0		4	1	0	0	1	0	0	0	0	0	0	11	14	0.00	1.000					
Reynaldo Garcia, R (8, 1) ERA: 9.19	1.0		3	0	0	0	1	0	0	0	0	0	0	6	11	0.00	0.000					
Juan Dominguez, R (9, 1) ERA: 7.39	0.2		4	1	0	0	0	1	0	0	0	0	0	9	16	0.00	3.000					
PITCHER	IP	WLS	BF	H	R	ER	SO	BB	IBB	HBP	BLK	WP	HR	S	P	ERA	WHIP					
Aaron Fultz, L (9, 1) ERA: 5.12	0.1		1	0	0	0	0	0	0	0	0	0	0	2	2	0.00	0.000					

Seattle Mariners @ Texas Rangers
The Ballpark at Arlington, Arlington, TX
Wed Sep 17 2003, 8:05 PM EDT
Att: 21,016 - Sunny - 82 F

AB 36
R 5
H 11
RBI 4
BB 4
SO 5
LOB 23



Batter	1	2	3	4	5	6	7	8	9	AB	R	H	RBI	BB	SO	LOB	BOTTOM					
10 Michael Young, R (1, 4) OBP: 0.340, SLG: 0.449	F8			9 2B 1B						4	1	2	0	0	0	0						
9 Hank Blalock, L (1, 5) OBP: 0.394, SLG: 0.538	P5			1B 2B		F8				4	0	1	1	0	1	1						
Alex Rodriguez, R (1, 6) OBP: 0.395, SLG: 0.595	P6			P2		F7				4	0	0	0	0	1	2						
Rafael Palmeiro, L (1, 10) OBP: 0.359, SLG: 0.508				P4						4	0	1	0	0	1	1						
23 Mark Teixeira, S (1, 3) OBP: 0.332, SLG: 0.474	G5-3			G5-3		1B BB				3	0	0	0	1	0	2						
Shane Spencer, R (1, 7) OBP: 0.332, SLG: 0.394	G3					L1-3 BB				3	0	1	0	1	0	1						
Laynce Nix, L (1, 9) OBP: 0.286, SLG: 0.458				G3		L1-3				3	0	0	0	0	1	3						
15 Gerald Laird, R (1, 2) OBP: 0.324, SLG: 0.353				F9		G5-3				3	0	0	0	0	0	2						
Ryan Christenson, R (1, 8) OBP: 0.258, SLG: 0.248				F7						3	0	0	0	0	2	0						
Inning Stats	R: 0 E: 0 K: 0 S: 6	H: 0 LOB: 0 BB: 0 P: 9	R: 0 E: 0 K: 1 S: 6	H: 0 LOB: 0 BB: 0 P: 12	R: 0 E: 0 K: 0 S: 8	H: 0 LOB: 0 BB: 0 P: 11	R: 1 E: 0 K: 0 S: 10	H: 2 LOB: 1 BB: 0 P: 16	R: 0 E: 0 K: 0 S: 6	H: 0 LOB: 0 BB: 1 P: 11	R: 0 E: 0 K: 1 S: 13	H: 1 LOB: 1 BB: 0 P: 19	R: 0 E: 0 K: 1 S: 9	H: 1 LOB: 2 BB: 1 P: 17	R: 0 E: 0 K: 2 S: 9	H: 0 LOB: 0 BB: 0 P: 15	R: 0 E: 0 K: 1 S: 10	H: 1 LOB: 1 BB: 0 P: 16	1B: 4 2B: 2 3B: 0 HR: 0	SF: 0 SAC: 0 DP: 1 HBP: 0	WP: 0 PB: 0 SB: 0 CS: 0	PA: 33
PITCHER	IP	WLS	BF	H	R	ER	SO	BB	IBB	HBP	BLK	WP	HR	S	P	ERA	WHIP					
Jamie Moyer, L (1, 1) ERA: 3.42	8.0	W	29	4	1	1	5	2	0	0	0	0	0	67	110	1.12	0.750					
Shigetoshi Hasegawa, R (9, 1) ERA: 1.27	1.0		4	1	0	0	1	0	0	0	0	0	0	10	16	0.00	1.000					
PITCHER	IP	WLS	BF	H	R	ER	SO	BB	IBB	HBP	BLK	WP	HR	S	P	ERA	WHIP					

Seattle Mariners @ Texas Rangers
The Ballpark at Arlington, Arlington, TX
Wed Sep 17 2003, 8:05 PM EDT
Att: 21,016 - Sunny - 82 F

AB 31
R 1
H 5
RBI 1
BB 2
SO 6
LOB 12



Batter	1	2	3	4	5	6	7	8	9	10	AB	R	H	RBI	BB	SO	LOB					
51 Ichiro Suzuki, L OBP: 0.348, SLG: 0.433											3	0	0	0	1	1	0					
Carlos Guillen, S OBP: 0.361, SLG: 0.405											4	1	2	1	0	0	1					
Bret Boone, R OBP: 0.360, SLG: 0.529											4	0	1	0	0	0	1					
Edgar Martinez, R OBP: 0.406, SLG: 0.496											4	0	0	0	0	1	2					
John Olerud, L OBP: 0.372, SLG: 0.385											4	0	1	0	0	1	0					
Mike Cameron, R OBP: 0.339, SLG: 0.427											4	0	0	0	0	3	1					
Randy Winn, S OBP: 0.341, SLG: 0.418											4	0	1	0	0	1	1					
Rey Sanchez, R OBP: 0.287, SLG: 0.280											4	0	0	0	0	2	2					
Pat Borders, R OBP: 0.250, SLG: 0.273											3	0	0	0	0	1	0					
Inning Stats	R: 0 E: 0 K: 1 S: 8	H: 0 LOB: 0 BB: 0 P: 12	R: 0 E: 0 K: 1 S: 10	H: 0 LOB: 0 BB: 0 P: 16	R: 0 E: 0 K: 3 S: 10	H: 0 LOB: 0 BB: 0 P: 16	R: 0 E: 0 K: 0 S: 11	H: 1 LOB: 1 BB: 0 P: 15	R: 0 E: 0 K: 1 S: 12	H: 1 LOB: 1 BB: 0 P: 18	R: 1 E: 0 K: 0 S: 14	H: 2 LOB: 1 BB: 0 P: 22	R: 0 E: 0 K: 0 S: 5	H: 0 LOB: 0 BB: 1 P: 14	R: 0 E: 0 K: 2 S: 10	H: 0 LOB: 0 BB: 0 P: 13	R: 0 E: 0 K: 2 S: 9	H: 1 LOB: 1 BB: 0 P: 14	1B: 3 2B: 2 3B: 0 HR: 1	SF: 0 SAC: 0 DP: 1 HBP: 0	WP: 0 PB: 0 SB: 0 CS: 1	PA: 35
PITCHER	IP	WLS	BF	H	R	ER	SO	BB	IBB	HBP	BLK	WP	HR	S	P	ERA	WHIP					
53 Joaquin Benoit, R ERA: 5.52	4.0		13	1	0	0	5	0	0	0	0	0	0	39	59	0.00	0.250					
Erasmio Ramirez, L ERA: 3.95	1.2		7	2	1	1	1	0	0	0	0	0	1	21	33	5.40	1.200					
56 Rosman Garcia, R ERA: 0.18	0.1		2	1	0	0	0	0	0	0	0	0	0	5	7	0.00	3.000					
32 Ron Mahay, L ERA: 1.66	2.0		7	0	0	0	0	1	0	0	0	0	0	10	23	0.00	0.500					
Francisco Cordero, R ERA: 2.85	2.0	W	6	1	0	0	4	0	0	0	0	0	0	19	27	0.00	0.500					

Seattle Mariners @ Texas Rangers
The Ballpark at Arlington, Arlington, TX
Thu Sep 18 2003, 2:05 PM EDT
Att: 16,231 - Cloudy - 84 F

livebaseballscorecards.com

AB 34
R 1
H 5
RBI 1
BB 1
SO 10
LOB 8

WP: 0 PA: 35
PB: 0
SB: 0
CS: 1

Batter	1	2	3	4	5	6	7	8	9	10	AB	R	H	RBI	BB	SO	LOB							
10 Michael Young, R OBP: 0.339, SLG: 0.447											4	0	1	0	0	1	1							
9 Hank Blalock, L OBP: 0.362, SLG: 0.534											4	0	0	0	0	0	2							
Alex Rodriguez, R OBP: 0.334, SLG: 0.594											4	1	1	0	0	2	0							
Rafael Palmeiro, L OBP: 0.360, SLG: 0.507											3	0	1	0	1	1	0							
23 Mark Teixeira, S OBP: 0.331, SLG: 0.472											3	0	0	0	1	0	1							
Laynce Nix, L OBP: 0.285, SLG: 0.453											4	0	1	1	0	0	0							
Shane Spencer, R OBP: 0.334, SLG: 0.403											2	1	1	1	1	1	0							
Todd Greene, R OBP: 0.244, SLG: 0.430											3	0	1	0	0	2	1							
Jermaine Clark, L OBP: 0.182, SLG: 0.071											3	0	0	0	0	0	2							
Inning Stats	R: 0 E: 0 K: 0 S: 6	H: 0 LOB: 0 BB: 0 P: 9	R: 0 E: 0 K: 0 S: 11	H: 1 LOB: 0 BB: 0 P: 19	R: 0 E: 0 K: 1 S: 6	H: 0 LOB: 0 BB: 1 P: 12	R: 0 E: 0 K: 2 S: 10	H: 0 LOB: 0 BB: 0 P: 16	R: 0 E: 0 K: 0 S: 6	H: 0 LOB: 0 BB: 0 P: 7	R: 1 E: 0 K: 0 S: 8	H: 2 LOB: 1 BB: 0 P: 13	R: 0 E: 0 K: 2 S: 8	H: 0 LOB: 0 BB: 0 P: 15	R: 0 E: 0 K: 2 S: 9	H: 0 LOB: 0 BB: 0 P: 16	R: 0 E: 0 K: 0 S: 5	H: 1 LOB: 0 BB: 0 P: 10	R: 1 E: 0 K: 0 S: 7	H: 2 LOB: 3 BB: 2 P: 18	1B: 4 2B: 1 3B: 0 HR: 1	SF: 0 SAC: 0 DP: 3 HBP: 0	WP: 0 PB: 0 SB: 0 CS: 0	PA: 33
PITCHER	IP	WLS	BF	H	R	ER	SO	BB	IBB	HBP	BLK	WP	HR	S	P	ERA	WHIP							
Freddy Garcia, R ERA: 4.66	4.0		12	1	0	0	3	1	0	0	0	0	0	33	56	0.00	0.500							
40 Julio Mateo, R ERA: 3.95	1.2		7	2	1	1	0	0	0	0	0	0	1	13	19	5.40	1.200							
Arthur Rhodes, L ERA: 4.33	1.0		3	0	0	0	2	0	0	0	0	0	0	7	11	0.00	0.000							
Rafael Soriano, R ERA: 1.7	1.1		4	0	0	0	2	0	0	0	0	0	0	11	21	0.00	0.000							
Shigetoshi Hasegawa, R ERA: 1.38	1.0	L	7	3	1	1	0	1	1	0	0	0	0	12	28	9.00	4.000							

Seattle Mariners @ Texas Rangers
The Ballpark at Arlington, Arlington, TX
Thu Sep 18 2003, 2:05 PM EDT
Att: 16,231 - Cloudy - 84 F

livebaseballscorecards.com

AB 30
R 2
H 6
RBI 2
BB 3
SO 7
LOB 7

WP: 0 PA: 33
PB: 0
SB: 0
CS: 0

Batter	1	2	3	4	5	6	7	8	9	AB	R	H	RBI	BB	SO	LOB	TOP			
David Eckstein, R (1, 6) OBP: 0.330, SLG: 0.330	F9		P4				2B										4 0 2 1 0 0 0			
9 Chone Figgins, S (1, 8) OBP: 0.344, SLG: 0.370	K		K					F8									4 0 0 0 0 2 1			
16 Garret Anderson, L (1, 7) OBP: 0.347, SLG: 0.549	2B		K														4 0 1 0 0 2 0			
Tim Salmon, R (1, 10) OBP: 0.368, SLG: 0.451	2B																4 1 2 1 0 0 0			
Scott Spiezio, S (1, 3)	F9																4 0 1 0 0 0 2			
Jeff DaVanon, S (1, 9) OBP: 0.360, SLG: 0.450																	3 0 0 0 1 0 1			
Adam Kennedy, L (1, 4) OBP: 0.312, SLG: 0.388	F8																4 0 0 0 0 1 1			
José Molina, R (1, 2) OBP: 0.212, SLG: 0.221	SH1-3																2 1 1 0 0 1 0			
Alfredo Amezaga, S (1, 5) OBP: 0.233, SLG: 0.244	K																2 0 0 0 0 2 1			
Inning Stats	R: 0 E: 0 K: 1 S: 15	H: 2 LOB: 2 BB: 0 P: 24	R: 0 E: 0 K: 1 S: 9	H: 0 LOB: 1 BB: 1 P: 17	R: 0 E: 0 K: 2 S: 10	H: 0 LOB: 0 BB: 0 P: 17	R: 1 E: 0 K: 0 S: 12	H: 1 LOB: 0 BB: 0 P: 18	R: 0 E: 0 K: 0 S: 9	H: 1 LOB: 1 BB: 0 P: 12	R: 1 E: 0 K: 1 S: 6	H: 2 LOB: 1 BB: 0 P: 7	R: 0 E: 0 K: 1 S: 8	H: 0 LOB: 0 BB: 0 P: 13	R: 0 E: 0 K: 0 S: 6	H: 0 LOB: 0 BB: 0 P: 8	1B: 3 2B: 2 3B: 1 HR: 1	SF: 0 SAC: 2 DP: 0 HBP: 0	WP: 0 PB: 0 SB: 0 CS: 0	PA: 34
PITCHER	IP WLS BF H R ER SO BB IBB HBP BLK WP HR S P ERA WHIP																			
R.A. Dickey, R (1, 1) ERA: 5.17	6.0 24 5 1 1 6 1 0 0 0 0 1 66 106 1.50 1.000																			
Aaron Fultz, L (7, 1) ERA: 5.16	1.0 4 2 1 1 1 0 0 0 0 0 0 6 7 9.00 2.000																			
32 Ron Mahay, L (8, 1) ERA: 1.62	1.0 3 0 0 0 1 0 0 0 0 0 0 8 13 0.00 0.000																			
Francisco Cordero, R (9, 1) ERA: 2.81	1.0 3 0 0 0 0 0 0 0 0 0 0 6 8 0.00 0.000																			

Anaheim Angels @ Texas Rangers
The Ballpark at Arlington, Arlington, TX
Fri Sep 19 2003, 8:05 PM EDT
Att: 23,725 - Sunny - 72 F

AB 31
R 2
H 7
RBI 2
BB 1
SO 8
LOB 6



Batter	1	2	3	4	5	6	7	8	9	AB	R	H	RBI	BB	SO	LOB	BOTTOM			
10 Michael Young, R (1, 4) OBP: 0.342, SLG: 0.451	G5-3		2B														4 1 3 0 0 0 1			
9 Hank Blalock, L (1, 5) OBP: 0.361, SLG: 0.534	L9		1B														4 1 1 0 0 1 2			
Alex Rodriguez, R (1, 6) OBP: 0.393, SLG: 0.592	G5-3		2B														4 1 1 1 0 2 2			
Rafael Palmeiro, L (1, 10) OBP: 0.359, SLG: 0.504	L9		1B														3 0 0 0 1 0 1			
23 Mark Teixeira, S (1, 3) OBP: 0.330, SLG: 0.470			1B														4 0 1 2 0 1 0			
Laynce Nix, L (1, 8) OBP: 0.284, SLG: 0.448			1B														4 0 1 0 0 1 2			
Shane Spencer, R (1, 9) OBP: 0.333, SLG: 0.399			1B														3 0 0 0 1 1 1			
15 Gerald Laird, R (1, 2) OBP: 0.325, SLG: 0.333			K														2 0 0 0 1 2 4			
Jermaine Clark, L (1, 7) OBP: 0.167, SLG: 0.065			F8														3 0 0 0 0 0 1			
Ryan Christenson, R (9, 8) OBP: 0.259, SLG: 0.249			G4-3														0 0 0 0 0 0 0			
Inning Stats	R: 0 E: 0 K: 0 S: 8	H: 1 LOB: 1 BB: 0 P: 11	R: 0 E: 0 K: 3 S: 14	H: 1 LOB: 0 BB: 0 P: 21	R: 3 E: 0 K: 2 S: 26	H: 4 LOB: 3 BB: 2 P: 49	R: 0 E: 0 K: 1 S: 11	H: 1 LOB: 1 BB: 0 P: 16	R: 0 E: 0 K: 0 S: 5	H: 0 LOB: 0 BB: 0 P: 7	R: 0 E: 0 K: 0 S: 8	H: 0 LOB: 1 BB: 1 P: 14	R: 0 E: 0 K: 2 S: 7	H: 0 LOB: 0 BB: 0 P: 10	R: 0 E: 0 K: 0 S: 6	H: 0 LOB: 0 BB: 0 P: 10	1B: 5 2B: 2 3B: 0 HR: 0	SF: 0 SAC: 0 DP: 0 HBP: 0	WP: 1 PB: 0 SB: 0 CS: 0	PA: 34
PITCHER	IP WLS BF H R ER SO BB IBB HBP BLK WP HR S P ERA WHIP																			
41 John Lackey, R (1, 1) ERA: 4.85	6.0 28 7 3 3 6 3 0 0 0 0 0 72 118 4.50 1.667																			
Derrick Turnbow, R (7, 1) ERA: 0.69	2.0 6 0 0 0 2 0 0 0 0 0 0 13 20 0.00 0.000																			

Anaheim Angels @ Texas Rangers
The Ballpark at Arlington, Arlington, TX
Fri Sep 19 2003, 8:05 PM EDT
Att: 23,725 - Sunny - 72 F

AB 31
R 3
H 7
RBI 3
BB 3
SO 8
LOB 14



Batter	1	2	3	4	5	6	7	8	9	AB	R	H	RBI	BB	SO	LOB	TOP					
10 Michael Young, R OBP: 0.342, SLG: 0.452	G5-3		P3					F9		4	0	1	1	0	0	0	Texas Rangers @ Oakland Athletics Network Associates Coliseum, Oakland, CA Mon Sep 22 2003, 10:05 PM EDT Att: 15,110 - Sunny - 78 F					
9 Hank Blalock, L OBP: 0.359, SLG: 0.532	F9						P6	G4-3		4	0	1	0	0	0	1						
Alex Rodriguez, R OBP: 0.295, SLG: 0.693 Marcus Thames, R OBP: 0.298, SLG: 0.274	G5-3			K				G4-3		3	0	0	0	1	1	1						
Rafael Palmeiro, L OBP: 0.360, SLG: 0.509		L8		FC1-5				HR		3	1	1	1	1	0	1						
23 Mark Teixeira, S OBP: 0.335, SLG: 0.486		K						2B		4	1	2	0	0	1	2						
Shane Spencer, R OBP: 0.333, SLG: 0.404								1B		3	0	1	0	1	0	3						
Laynce Nix, L OBP: 0.289, SLG: 0.440 Jermaine Clark, L OBP: 0.184, SLG: 0.065								2B		2	0	0	0	0	1	1						
15 Gerald Laird, R OBP: 0.295, SLG: 0.300								2B		0	0	0	1	1	0	0						
Ryan Christenson, R OBP: 0.247, SLG: 0.236										4	1	0	0	0	0	2						
										4	0	0	0	0	2	2	AB 31 R 3 H 6 RBI 3 BB 4 SO 5 LOB 13					
Inning Stats	R: 0 E: 0 K: 0 S: 11	H: 0 LOB: 0 BB: 0 P: 18	R: 0 E: 0 K: 1 S: 7	H: 0 LOB: 1 BB: 1 P: 11	R: 0 E: 0 K: 0 S: 7	H: 0 LOB: 0 BB: 0 P: 11	R: 0 E: 0 K: 1 S: 17	H: 2 LOB: 2 BB: 0 P: 26	R: 1 E: 1 K: 2 S: 15	H: 1 LOB: 1 BB: 0 P: 24	R: 0 E: 0 K: 0 S: 6	H: 0 LOB: 0 BB: 2 P: 17	R: 0 E: 0 K: 1 S: 9	H: 0 LOB: 0 BB: 1 P: 14	R: 0 E: 0 K: 0 S: 6	H: 0 LOB: 0 BB: 0 P: 9		R: 2 E: 0 K: 0 S: 13	H: 3 LOB: 1 BB: 0 P: 24	1B: 4 2B: 1 3B: 0 HR: 1	SF: 1 SAC: 0 DP: 2 HBP: 0	WP: 1 PB: 0 SB: 0 CS: 0
PITCHER	IP WLS BF H R ER SO BB IBB HBP BLK WP HR S P ERA WHIP																					
Barry Zito, L ERA: 3.22	6.0 W 24 3 1 0 4 3 0 0 0 0 0 63 107 0.00 1.000																					
Chad Bradford, R ERA: 2.74	2.0 6 0 0 0 1 1 0 0 0 0 0 15 23 0.00 0.500																					
Jim Mecir, R ERA: 5.75	1.0 6 3 2 2 0 0 0 0 0 0 0 1 13 24 18.00 3.000																					

Batter	1	2	3	4	5	6	7	8	9	AB	R	H	RBI	BB	SO	LOB	BOTTOM			
Mark Ellis, R OBP: 0.317, SLG: 0.376	3 BB			K				G6-3		3	1	1	1	1	1	2	Texas Rangers @ Oakland Athletics Network Associates Coliseum, Oakland, CA Mon Sep 22 2003, 10:05 PM EDT Att: 15,110 - Sunny - 78 F			
Erubiel Durazo, L OBP: 0.371, SLG: 0.430	3 BB									3	1	1	0	1	1	2				
3 Eric Chavez, L OBP: 0.351, SLG: 0.510	2B									4	2	2	2	0	1	2				
Miguel Tejada, R OBP: 0.335, SLG: 0.476	2B			HR						4	0	2	3	0	0	0				
Scott Hatteberg, L OBP: 0.341, SLG: 0.379	2B									4	0	0	0	0	0	3				
Ramon Hernandez, R OBP: 0.328, SLG: 0.457	2B									4	0	1	0	0	2	1				
Jose Guillen, R OBP: 0.360, SLG: 0.567										4	0	1	0	0	1	1				
Jermaine Dye, R OBP: 0.259, SLG: 0.254										4	1	1	1	0	0	1				
Eric Byrnes, R OBP: 0.336, SLG: 0.468										3	2	2	0	1	0	1				
										4	0	1	0	0	2	1	AB 33 R 7 H 11 RBI 7 BB 3 SO 6 LOB 13			
Inning Stats	R: 3 E: 0 K: 0 S: 11	H: 2 LOB: 2 BB: 2 P: 24	R: 0 E: 0 K: 1 S: 14	H: 2 LOB: 0 BB: 0 P: 21	R: 1 E: 0 K: 0 S: 13	H: 2 LOB: 1 BB: 0 P: 23	R: 2 E: 0 K: 2 S: 16	H: 4 LOB: 0 BB: 0 P: 27	R: 0 E: 0 K: 1 S: 9	H: 0 LOB: 0 BB: 0 P: 15	R: 1 E: 0 K: 0 S: 11	H: 1 LOB: 0 BB: 0 P: 14	R: 0 E: 0 K: 1 S: 10	H: 0 LOB: 0 BB: 0 P: 16	R: 0 E: 0 K: 1 S: 11	H: 0 LOB: 1 BB: 1 P: 18		1B: 6 2B: 4 3B: 0 HR: 2	SF: 1 SAC: 0 DP: 1 HBP: 0	WP: 0 PB: 1 SB: 0 CS: 0
PITCHER	IP WLS BF H R ER SO BB IBB HBP BLK WP HR S P ERA WHIP																			
Tony Mounce, L ERA: 7.11	3.0 L 17 7 5 5 1 2 0 0 0 0 0 44 67 15.00 3.000																			
Mickey Callaway, R ERA: 7.02	4.0 16 4 2 1 4 0 0 0 0 0 0 44 67 2.25 1.000																			
Reynaldo Garcia, R ERA: 9.17	1.0 4 0 0 0 1 1 0 0 0 0 0 11 18 0.00 1.000																			

Batter	1	2	3	4	5	6	7	8	9	AB	R	H	RBI	BB	SO	LOB	TOP										
10 Michael Young, R (1, 6) OBP: 0.342, SLG: 0.450	G6-3			FC4-6 1B		G6-3		G4-3		4	1	1	0	0	0	0	Texas Rangers @ Oakland Athletics Network Associates Coliseum, Oakland, CA Wed Sep 24 2003, 3:35 PM EDT Att: 27,373 - Overcast - 63 F										
9 Hank Blalock, L (1, 5) OBP: 0.355, SLG: 0.531	L9			K		HR		F8		4	1	1	1	0	1	1											
23 Mark Teixeira, S (1, 3) OBP: 0.335, SLG: 0.489	K			FC3		1B		HR		4	1	2	1	0	1	1											
Rafael Palmeiro, L (1, 10) OBP: 0.358, SLG: 0.504		K		FC4-6 WP		F8		K		4	0	0	1	0	2	2											
Shane Spencer, R (1, 9) OBP: 0.332, SLG: 0.397		K		G5-3				L8		3	0	0	0	1	1	1											
21 Jason Jones, S (1, 7) OBP: 0.286, SLG: 0.337						G5-4-3 1B		FC4-6 1B		4	0	2	0	0	0	1											
Einar Diaz, R (1, 2) OBP: 0.294, SLG: 0.343				G5-3		G5-4-3 1B		G5-3 1B		4	0	1	0	0	0	2											
Ryan Christenson, R (1, 8) OBP: 0.254, SLG: 0.247				K		G5-3		G5-3		3	0	0	0	0	1	2											
Jermaine Clark, L (1, 4) OBP: 0.205, SLG: 0.135				G1-4-3				G4-3		3	0	0	0	0	0	2											
Inning Stats	R: 0 H: 0 E: 0 K: 1 S: 8	H: 0 LOB: 0 BB: 0 P: 11	R: 0 H: 0 E: 0 K: 2 S: 8	H: 0 LOB: 0 BB: 0 P: 12	R: 0 H: 0 E: 0 K: 1 S: 7	H: 0 LOB: 0 BB: 0 P: 13	R: 1 H: 1 E: 1 K: 1 S: 12	H: 1 LOB: 1 BB: 0 P: 17	R: 0 H: 1 E: 0 K: 0 S: 8	H: 1 LOB: 1 BB: 0 P: 10	R: 1 H: 2 E: 0 K: 0 S: 9	H: 2 LOB: 1 BB: 0 P: 16	R: 0 H: 1 E: 0 K: 0 S: 13	H: 1 LOB: 2 BB: 1 P: 21	R: 1 H: 1 E: 0 K: 1 S: 10	H: 1 LOB: 0 BB: 0 P: 14	R: 0 H: 1 E: 0 K: 0 S: 9	H: 1 LOB: 0 BB: 0 P: 14	1B: 5 2B: 0 3B: 0 HR: 2	SF: 0 SAC: 0 DP: 2 HBP: 0	WP: 1 PB: 0 SB: 0 CS: 0	PA: 34					
PITCHER	IP	WLS	BF	H	R	ER	SO	BB	IBB	HBP	BLK	WP	HR	S	P	ERA	WHIP										
Tim Hudson, R (1, 1) ERA: 2.7	7.0	W	27	5	2	1	5	1	0	0	0	1	1	65	100	1.29	0.857										
John Halama, L (8, 1) ERA: 4.18	1.0	H	4	1	1	1	1	0	0	0	0	0	1	10	14	9.00	1.000										
Chad Harville, R (9, 1) ERA: 4.5	1.0	S	3	1	0	0	0	0	0	0	0	0	0	9	14	0.00	1.000										

Batter	1	2	3	4	5	6	7	8	9	AB	R	H	RBI	BB	SO	LOB	BOTTOM										
Chris Singleton, L (1, 8) OBP: 0.302, SLG: 0.344	HR			K				G4-3		5	2	2	0	0	2	4	Texas Rangers @ Oakland Athletics Network Associates Coliseum, Oakland, CA Wed Sep 24 2003, 3:35 PM EDT Att: 27,373 - Overcast - 63 F										
Jose Guillen, R (1, 9) OBP: 0.382, SLG: 0.574	HR		G1-3		G6-4-3 1B		SH1-3 1B		3	1	2	3	0	0	0	0											
3 Eric Chavez, L (1, 5) OBP: 0.350, SLG: 0.598										2	0	0	0	0	0	0											
Esteban German, R (5, PH) OBP: 0.500, SLG: 0.500	G3		G6-3		G6-4-3 1B				2	0	1	1	0	0	1	0											
Miguel Tejada, R (1, 6) OBP: 0.335, SLG: 0.473			F8		K				2	0	0	0	0	1	0	0											
7 Bobby Crosby, R (4, 6)	K								1	0	0	0	0	1	0	0											
Terrence Long, L (1, 7) OBP: 0.292, SLG: 0.384	BB			P5		K2-3		K		3	0	0	0	1	2	2											
17 Adam Melhuse, S (1, 2) OBP: 0.370, SLG: 0.603	BB			BB		F8		HR		2	1	1	1	2	0	0											
Graham Koonce, L (1, 3) OBP: 0.333, SLG: 0.333	K			K		G3		K2-3		4	0	0	0	0	3	3											
Frank Menechino, R (1, 4) OBP: 0.380, SLG: 0.286		P2		BB			SH1-3 BB	G4-3		2	1	0	0	2	0	0											
Jason Grabowski, L (1, 10) Mike Edwards, R (7, PH) OBP: 0.333, SLG: 0.333	G3-1			BB			F9		1	0	0	0	1	0	0	0											
Inning Stats	R: 2 H: 2 E: 0 K: 2 S: 20	H: 2 LOB: 2 BB: 2 P: 37	R: 0 H: 0 E: 0 K: 1 S: 11	H: 0 LOB: 0 BB: 0 P: 16	R: 0 H: 0 E: 0 K: 0 S: 9	H: 0 LOB: 0 BB: 0 P: 16	R: 0 H: 0 E: 0 K: 2 S: 16	H: 0 LOB: 3 BB: 3 P: 31	R: 0 H: 1 E: 0 K: 1 S: 7	H: 1 LOB: 0 BB: 0 P: 9	R: 0 H: 0 E: 0 K: 1 S: 11	H: 0 LOB: 0 BB: 0 P: 15	R: 2 H: 2 E: 0 K: 1 S: 14	H: 2 LOB: 2 BB: 1 P: 24	R: 1 H: 2 E: 0 K: 1 S: 10	H: 2 LOB: 1 BB: 0 P: 15	R: 0 H: 1 E: 0 K: 0 S: 9	H: 1 LOB: 0 BB: 0 P: 14	1B: 5 2B: 0 3B: 0 HR: 2	SF: 0 SAC: 1 DP: 1 HBP: 1	WP: 0 PB: 0 SB: 0 CS: 0	PA: 37					
PITCHER	IP	WLS	BF	H	R	ER	SO	BB	IBB	HBP	BLK	WP	HR	S	P	ERA	WHIP										
53 Joaquin Benoit, R (1, 1) ERA: 5.49	4.0		19	2	2	2	5	5	0	0	0	0	0	18	24	0.00	0.500										
Erasmio Ramirez, L (5, 1) ERA: 3.94	2.0		6	1	0	0	2	0	0	0	0	0	0	9	16	54.00	6.000										
32 Ron Mahay, L (7, 1) ERA: 2.82	0.1	L	3	1	2	2	0	1	0	0	0	0	0	2	4	0.00	3.000										
56 Rosman Garcia, R (7, 1) ERA: 5.96	0.1		3	1	0	0	0	0	0	1	0	0	0	2	4	0.00	3.000										
Aaron Fultz, L (7, 1) ERA: 5.21	1.1		6	2	1	1	2	0	0	0	0	0	1	13	19	6.75	1.500										

AB	33
R	3
H	7
RBI	3
BB	1
SO	6
LOB	12



AB	29
R	5
H	7
RBI	5
BB	6
SO	9
LOB	11



Batter	1	2	3	4	5	6	7	8	9	AB	R	H	RBI	BB	SO	LOB	TOP				
10 Michael Young, R OBP: 0.341, SLG: 0.451	1-1 G5-3	0-1 2B		2-2 CS	1-1 F9			1-3 K		4	0	1	1	0	1	0					
9 Hank Blalock, L OBP: 0.353, SLG: 0.527	0-1 G1-3	2-2 L9			0-2 F9			1-0 L8		4	0	0	0	0	0	2					
Alex Rodriguez, R OBP: 0.393, SLG: 0.598	2-1 F9		1-1 2B		1-2 F9			0-3 K		4	0	1	0	0	1	0					
Rafael Palmeiro, L OBP: 0.357, SLG: 0.507		0-0 HR		0-0 F8		0-2 P5		2-1 G4-3		4	1	1	1	0	0	1					
23 Mark Teixeira, S OBP: 0.333, SLG: 0.486		3-3 K		1-2 G4-3		1-1 G3		0-1 G6-3		4	0	0	0	0	1	1					
21 Jason Jones, S OBP: 0.293, SLG: 0.353		3-0 1B		0-1 P5		1-3 K		3-1 1B		4	1	2	0	0	1	1					
Einar Diaz, R OBP: 0.294, SLG: 0.341		3-2 1B		0-1 G4-3		0-2 L9		2-3 K		2	1	0	0	0	0	0					
Todd Greene, R OBP: 0.238, SLG: 0.433		10 2B HBP								1	0	0	0	0	1	1					
Ryan Christenson, R OBP: 0.250, SLG: 0.242		2-3 K		1-0 F7		3-3 K				3	0	0	0	0	2	2					
Jermaine Clark, L OBP: 0.234, SLG: 0.154		0-0 10 2B		4-2 10 CS		2-1 F7				2	0	1	1	1	0	0					
Inning Stats	R: 0 E: 0 K: 0 S: 6	H: 0 LOB: 0 BB: 0 P: 9	R: 3 E: 0 K: 2 S: 17	H: 4 LOB: 2 BB: 0 P: 30	R: 0 E: 0 K: 0 S: 8	H: 1 LOB: 1 BB: 0 P: 10	R: 0 E: 0 K: 0 S: 10	H: 0 LOB: 0 BB: 0 P: 16	R: 0 E: 0 K: 1 S: 8	H: 0 LOB: 0 BB: 0 P: 10	R: 0 E: 0 K: 1 S: 9	H: 0 LOB: 0 BB: 0 P: 14	R: 0 E: 0 K: 2 S: 8	H: 0 LOB: 0 BB: 0 P: 10	R: 0 E: 0 K: 1 S: 9	H: 1 LOB: 1 BB: 0 P: 16	1B: 2 2B: 3 HR: 1	SF: 0 SAC: 0 DP: 0 HBP: 1	WP: 0 PB: 0 SB: 0 CS: 1	PA: 35	
PITCHER	IP WLS BF H R ER SO BB IBB HBP BLK WP HR S P ERA WHIP	IP WLS BF H R ER SO BB IBB HBP BLK WP HR S P ERA WHIP	IP WLS BF H R ER SO BB IBB HBP BLK WP HR S P ERA WHIP	IP WLS BF H R ER SO BB IBB HBP BLK WP HR S P ERA WHIP	IP WLS BF H R ER SO BB IBB HBP BLK WP HR S P ERA WHIP	IP WLS BF H R ER SO BB IBB HBP BLK WP HR S P ERA WHIP	IP WLS BF H R ER SO BB IBB HBP BLK WP HR S P ERA WHIP	IP WLS BF H R ER SO BB IBB HBP BLK WP HR S P ERA WHIP	IP WLS BF H R ER SO BB IBB HBP BLK WP HR S P ERA WHIP	IP WLS BF H R ER SO BB IBB HBP BLK WP HR S P ERA WHIP	IP WLS BF H R ER SO BB IBB HBP BLK WP HR S P ERA WHIP	IP WLS BF H R ER SO BB IBB HBP BLK WP HR S P ERA WHIP	IP WLS BF H R ER SO BB IBB HBP BLK WP HR S P ERA WHIP	IP WLS BF H R ER SO BB IBB HBP BLK WP HR S P ERA WHIP	IP WLS BF H R ER SO BB IBB HBP BLK WP HR S P ERA WHIP	IP WLS BF H R ER SO BB IBB HBP BLK WP HR S P ERA WHIP	IP WLS BF H R ER SO BB IBB HBP BLK WP HR S P ERA WHIP	IP WLS BF H R ER SO BB IBB HBP BLK WP HR S P ERA WHIP	IP WLS BF H R ER SO BB IBB HBP BLK WP HR S P ERA WHIP	IP WLS BF H R ER SO BB IBB HBP BLK WP HR S P ERA WHIP	IP WLS BF H R ER SO BB IBB HBP BLK WP HR S P ERA WHIP

Texas Rangers @ Anaheim Angels
Edison International Field, Anaheim, CA
Fri Sep 26 2003, 10:05 PM EDT
Att: 43,485 - Sunny - 69 F

AB 32
R 3
H 6
RBI 3
BB 1
SO 7
LOB 8





Batter	1	2	3	4	5	6	7	8	9	AB	R	H	RBI	BB	SO	LOB	BOTTOM				
9 Chone Figgins, S OBP: 0.343, SLG: 0.362	1-3 K			1-1 16 1B	1-2 1B			1-1 F7		4	0	2	0	0	1	0					
Jeff DaVanon, S OBP: 0.357, SLG: 0.444	2-2 G6-3			3-1 L8	3-2 F8			4-2 16 FC3-6 BB		3	0	0	0	1	0	2					
16 Garret Anderson, L OBP: 0.344, SLG: 0.542	1-1 P5			0-1 BB	1-3 1B	1-0 G6-3 G4-3 2B		1-0 FC3-6 1B		4	2	2	0	0	0	1					
Tim Salmon, R OBP: 0.374, SLG: 0.466		3-2 G6-3		4-2 BB		3-1 G6-3		2-2 BB		3	0	1	1	1	0	1					
Eric Owens, R OBP: 0.302, SLG: 0.308				1-2 3H BB		2-3 G6-3		1-1 BB		0	1	0	0	0	0	0					
Scott Spiezio, S OBP: 0.322, SLG: 0.449		1-1 F7		0-0 G3-1		2-0 G4-3		4-0 BB		3	0	0	1	1	0	2					
Adam Kennedy, L OBP: 0.344, SLG: 0.400		0-3 K			3-2 2B	0-1 F8		4-2 BB		3	1	1	0	1	1	0					
Shawn Wooten, R OBP: 0.304, SLG: 0.351								1-2 2-3 3H BB		3	0	0	0	0	0	1					
Wilson Delgado, S OBP: 0.278, SLG: 0.240				0-1 F8		2-2 G5-3		4-2 BB		0	0	0	1	1	0	0					
Tom Gregorio, R OBP: 0.294, SLG: 0.200				1-3 K		0-3 K		0-0 F7		4	0	0	0	0	2	4					
Alfredo Amezaga, S OBP: 0.271, SLG: 0.316				3-3 K		0-0 9 1B		1-2 G3-1		3	1	1	1	0	1	0					
Inning Stats	R: 0 E: 0 K: 1 S: 10	H: 0 LOB: 0 BB: 0 P: 14	R: 0 E: 0 K: 1 S: 8	H: 0 LOB: 0 BB: 0 P: 12	R: 0 E: 0 K: 2 S: 10	H: 0 LOB: 0 BB: 0 P: 14	R: 0 E: 0 K: 0 S: 9	H: 2 LOB: 2 BB: 1 P: 17	R: 2 E: 0 K: 1 S: 18	H: 3 LOB: 1 BB: 0 P: 27	R: 1 E: 0 K: 0 S: 6	H: 1 LOB: 0 BB: 0 P: 12	R: 0 E: 0 K: 0 S: 6	H: 0 LOB: 0 BB: 0 P: 8	R: 2 E: 0 K: 0 S: 16	H: 1 LOB: 3 BB: 4 P: 36	1B: 4 2B: 3 3B: 0 HR: 0	SF: 0 SAC: 0 DP: 0 HBP: 0	WP: 2 PB: 0 SB: 0 CS: 0	PA: 35	
PITCHER	IP WLS BF H R ER SO BB IBB HBP BLK WP HR S P ERA WHIP	IP WLS BF H R ER SO BB IBB HBP BLK WP HR S P ERA WHIP	IP WLS BF H R ER SO BB IBB HBP BLK WP HR S P ERA WHIP	IP WLS BF H R ER SO BB IBB HBP BLK WP HR S P ERA WHIP	IP WLS BF H R ER SO BB IBB HBP BLK WP HR S P ERA WHIP	IP WLS BF H R ER SO BB IBB HBP BLK WP HR S P ERA WHIP	IP WLS BF H R ER SO BB IBB HBP BLK WP HR S P ERA WHIP	IP WLS BF H R ER SO BB IBB HBP BLK WP HR S P ERA WHIP	IP WLS BF H R ER SO BB IBB HBP BLK WP HR S P ERA WHIP	IP WLS BF H R ER SO BB IBB HBP BLK WP HR S P ERA WHIP	IP WLS BF H R ER SO BB IBB HBP BLK WP HR S P ERA WHIP	IP WLS BF H R ER SO BB IBB HBP BLK WP HR S P ERA WHIP	IP WLS BF H R ER SO BB IBB HBP BLK WP HR S P ERA WHIP	IP WLS BF H R ER SO BB IBB HBP BLK WP HR S P ERA WHIP	IP WLS BF H R ER SO BB IBB HBP BLK WP HR S P ERA WHIP	IP WLS BF H R ER SO BB IBB HBP BLK WP HR S P ERA WHIP	IP WLS BF H R ER SO BB IBB HBP BLK WP HR S P ERA WHIP	IP WLS BF H R ER SO BB IBB HBP BLK WP HR S P ERA WHIP	IP WLS BF H R ER SO BB IBB HBP BLK WP HR S P ERA WHIP	IP WLS BF H R ER SO BB IBB HBP BLK WP HR S P ERA WHIP	IP WLS BF H R ER SO BB IBB HBP BLK WP HR S P ERA WHIP

Texas Rangers @ Anaheim Angels
Edison International Field, Anaheim, CA
Fri Sep 26 2003, 10:05 PM EDT
Att: 43,485 - Sunny - 69 F

AB 30
R 5
H 7
RBI 4
BB 5
SO 5
LOB 11



Batter	1	2	3	4	5	6	7	8	9	AB	R	H	RBI	BB	SO	LOB	TOP										
10 Michael Young, R OBP: 0.339, SLG: 0.446	G4-3		G6-3		G5-3			S BB		3	0	0	0	1	0	0	<p>Texas Rangers @ Anaheim Angels Edison International Field, Anaheim, CA</p> <p>Sun Sep 28 2003, 4:05 PM EDT Att: 42,798 - Cloudy - 69 F</p> <p>livebaseballscorecards.com</p> <p>AB 33 R 1 H 6 RBI 1 BB 2 SO 5 LOB 13</p> 										
23 Mark Teixeira, S OBP: 0.331, SLG: 0.480	G3-1		G6-3		L7			K BB		4	0	0	0	0	1	1											
Alex Rodriguez, R OBP: 0.396, SLG: 0.690 Marcus Thames, R OBP: 0.298, SLG: 0.274	HBP 1B		1B 2B		F9			K		4	1	2	0	0	1	1											
Rafael Palmeiro, L OBP: 0.359, SLG: 0.508	HBP 1B		2H 1B		G6-3			F7		3	0	1	1	0	0	1											
9 Hank Blalock, L OBP: 0.350, SLG: 0.522 15 Gerald Laird, R OBP: 0.360, SLG: 0.432	L3		P6		G4-3			F7 BB		3	0	0	0	0	0	3											
Shane Spencer, R OBP: 0.328, SLG: 0.392					G4-3			K		4	0	0	0	0	2	1											
Jermaine Clark, L OBP: 0.250, SLG: 0.208								F8		4	0	1	0	0	0	1											
Todd Greene, R OBP: 0.243, SLG: 0.434					F7			K		4	0	2	0	0	1	1											
Ryan Christenson, R OBP: 0.255, SLG: 0.255 21 Jason Jones, S OBP: 0.258, SLG: 0.355	G5-3		G1-3		P6			FC6-4 1B		3	0	0	0	0	0	2											
										1	0	0	0	0	0	2											
Inning Stats	R: 0 E: 0 K: 0 S: 9	H: 1 LOB: 2 BB: 0 P: 17	R: 0 E: 0 K: 1 S: 12	H: 1 LOB: 1 BB: 0 P: 16	R: 1 E: 0 K: 0 S: 12	H: 2 LOB: 1 BB: 0 P: 20	R: 0 E: 0 K: 0 S: 6	H: 1 LOB: 1 BB: 0 P: 9	R: 0 E: 0 K: 0 S: 8	H: 0 LOB: 0 BB: 0 P: 10	R: 0 E: 0 K: 0 S: 7	H: 0 LOB: 0 BB: 0 P: 9	R: 0 E: 0 K: 1 S: 10	H: 0 LOB: 0 BB: 0 P: 13	R: 0 E: 0 K: 2 S: 9	H: 0 LOB: 1 BB: 1 P: 20	R: 0 E: 0 K: 1 S: 16	H: 1 LOB: 2 BB: 1 P: 29	1B: 4 2B: 2 3B: 0 HR: 0	SF: 0 SAC: 0 DP: 0 HBP: 1	WP: 0 PB: 0 SB: 2 CS: 0	PA: 36					
PITCHER	IP	WLS	BF	H	R	ER	SO	BB	IBB	HBP	BLK	WP	HR	S	P	ERA	WHIP										
62 Scot Shields, R ERA: 2.85	7.0	W	27	5	1	1	2	0	0	1	0	0	0	64	94	1.29	0.714										
Francisco Rodriguez, R ERA: 3.03	1.0	H	4	0	0	0	2	1	0	0	0	0	0	9	20	0.00	1.000										
Brendan Donnelly, R ERA: 1.58	1.0	S	5	1	0	0	1	1	0	0	0	0	0	16	29	0.00	2.000										

Batter	1	2	3	4	5	6	7	8	9	AB	R	H	RBI	BB	SO	LOB	BOTTOM										
9 Chone Figgins, S OBP: 0.345, SLG: 0.367	K		K		G1-3 1B			G5-3		5	1	1	0	0	3	1	<p>Texas Rangers @ Anaheim Angels Edison International Field, Anaheim, CA</p> <p>Sun Sep 28 2003, 4:05 PM EDT Att: 42,798 - Cloudy - 69 F</p> <p>livebaseballscorecards.com</p> <p>AB 36 R 4 H 12 RBI 4 BB 1 SO 6 LOB 17</p> 										
Alfredo Amezcua, S OBP: 0.278, SLG: 0.333	F8 1B		K		G1-3 1B BB			F9		3	1	1	0	1	1	1											
Tim Salmon, R OBP: 0.374, SLG: 0.464	F8 1-3				L9			G1-3		4	0	1	0	0	0	3											
Scott Spiezio, S OBP: 0.326, SLG: 0.453 39 Robb Quinlan, R OBP: 0.330, SLG: 0.372	P6				1B			L8		4	0	2	2	0	0	2											
Jeff DaVanon, S OBP: 0.360, SLG: 0.445					1B			1B		0	0	0	0	0	0	0											
Shawn Woolen, R OBP: 0.303, SLG: 0.349					K			1B		4	0	2	0	0	1	1											
Wilson Delgado, S OBP: 0.293, SLG: 0.252					G4-3			1B		4	0	1	0	0	0	4											
Trent Durrington, R OBP: 0.294, SLG: 0.143					G4-3			F8		4	0	1	0	0	0	4											
Barry Wesson, R OBP: 0.182, SLG: 0.455					F7			G6-3		4	1	1	0	0	0	1											
					G6-3			1B HR		4	1	2	2	0	1	0											
								G5-3		4	1	2	2	0	1	0											
								F8		4	1	1	0	0	0	1											
								P4		4	1	1	0	0	0	1											
								K		4	1	2	2	0	1	0											
Inning Stats	R: 0 E: 0 K: 1 S: 14	H: 1 LOB: 1 BB: 0 P: 19	R: 0 E: 0 K: 0 S: 6	H: 1 LOB: 0 BB: 0 P: 9	R: 0 E: 0 K: 2 S: 10	H: 0 LOB: 0 BB: 0 P: 14	R: 0 E: 0 K: 1 S: 14	H: 2 LOB: 2 BB: 0 P: 21	R: 3 E: 0 K: 0 S: 20	H: 4 LOB: 2 BB: 1 P: 31	R: 1 E: 0 K: 1 S: 12	H: 2 LOB: 1 BB: 0 P: 19	R: 0 E: 0 K: 0 S: 10	H: 2 LOB: 2 BB: 0 P: 14	R: 0 E: 0 K: 1 S: 10	H: 0 LOB: 0 BB: 0 P: 14	1B: 11 2B: 0 3B: 0 HR: 1	SF: 0 SAC: 0 DP: 0 HBP: 0	WP: 0 PB: 0 SB: 4 CS: 0	PA: 37							
PITCHER	IP	WLS	BF	H	R	ER	SO	BB	IBB	HBP	BLK	WP	HR	S	P	ERA	WHIP										
John Thomson, R ERA: 4.85	5.0	L	24	8	3	3	4	1	0	0	0	0	0	64	94	5.40	1.800										
56 Rosman Garcia, R ERA: 6.02	1.0		6	3	1	1	1	0	0	0	0	0	0	15	23	9.00	3.000										
Erasmio Ramirez, L ERA: 3.88	1.0		4	1	0	0	0	0	0	0	0	0	0	7	10	0.00	1.000										
Francisco Cordero, R ERA: 2.94	1.0		3	0	0	0	1	0	0	0	0	0	0	10	14	0.00	0.000										