

# Texas Rangers - 2004


Batter	1	2	3	4	5	6	7	8	9	AB	R	H	RBI	BB	SO	LOB	TOP				
10 Michael Young, R OBP: 0.400, SLG: 0.400	G4-3		1B 23 BB HBP	2-1 1B		P3		G6-3		5	1	2	1	0	0	2	<b>Texas Rangers @ Oakland Athletics</b> Network Associates Coliseum, Oakland, CA Mon Apr 05 2004, 10:35 PM EDT Att: 45,122 - Sunny - 57 F				
9 Hank Blalock, L OBP: 0.400, SLG: 0.500	2B		F7	K		F7		IBB		4	0	1	0	1	1	3					
Alfonso Soriano, R OBP: 0.600, SLG: 0.333	BB		23 BB HBP			FC4-6 1B		G4-3		3	0	1	0	1	0	2					
Brad Fullmer, L OBP: 0.600, SLG: 0.500	F8		23 BB 1B			FC4-6 BB		G4-3		4	1	2	0	1	0	2					
23 Mark Teixeira, S OBP: 0.400, SLG: 1.000	G3-1		1-2 2-3 1B			P6		F8		4	1	1	3	1	0	4					
David Dellucci, L			3-1 F7			FC4-6 S		L5		4	0	0	0	0	0	5					
Herbert Perry, R Ramon Nivar, R			G4-3			1-2 2-3		1B		1	0	1	0	0	0	0					
Kevin Mench, R			K			G6-3		G4-3		5	0	0	0	0	2	3					
Laynce Nix, L OBP: 0.500, SLG: 0.750	G6-3					10 PB 10 1B 2B		G6-3		4	1	2	0	0	0	0					
15 Gerald Laird, R OBP: 0.333, SLG: 0.333			L4			K		SH1-4 1B		3	0	1	0	0	1	1					
<b>Inning Stats</b>	R: 0 E: 0 K: 0 S: 7	H: 1 LOB: 2 BB: 1 P: 16	R: 0 E: 0 K: 1 S: 8	H: 0 LOB: 0 BB: 0 P: 12	R: 1 E: 0 K: 0 S: 20	H: 2 LOB: 3 BB: 1 P: 32	R: 1 E: 0 K: 2 S: 12	H: 2 LOB: 1 BB: 0 P: 19	R: 0 E: 0 K: 0 S: 16	H: 1 LOB: 1 BB: 0 P: 14	R: 2 E: 0 K: 0 S: 12	H: 2 LOB: 0 BB: 0 P: 17	R: 0 E: 0 K: 1 S: 10	H: 1 LOB: 2 BB: 1 P: 15	R: 0 E: 0 K: 1 S: 9	H: 1 LOB: 1 BB: 0 P: 16	1B: 8 2B: 2 3B: 0 HR: 1	SF: 0 SAC: 1 DP: 0 HBP: 1	WP: 0 PB: 1 SB: 1 CS: 0	PA: 43	
<b>PITCHER</b>	IP	WLS	BF	H	R	ER	SO	BB	IBB	HBP	BLK	WP	HR	S	P	ERA	WHIP				
Tim Hudson, R ERA: 3.6	5.0	B	25	6	2	2	3	3	0	1	0	0	0	63	106	3.60	1.800				
Chris Hammond, L ERA: 9.0	2.0	B	10	4	2	2	0	0	0	0	0	0	1	23	34	9.00	2.000				
Chad Bradford, R ERA:	1.0	W	4	0	0	0	0	0	1	0	0	0	0	7	12	0.00	0.000				
Arthur Rhodes, L ERA:	1.0	S	4	1	0	0	1	0	0	0	0	0	0	9	16	0.00	1.000				

AB	37
R	4
H	11
RBI	4
BB	4
SO	4
LOB	22





Batter	1	2	3	4	5	6	7	8	9	AB	R	H	RBI	BB	SO	LOB	BOTTOM				
21 Mark Kotsay, L	P5		G3	G4-3			G4-6-3	G3		5	0	0	0	0	0	3	<b>Texas Rangers @ Oakland Athletics</b> Network Associates Coliseum, Oakland, CA Mon Apr 05 2004, 10:35 PM EDT Att: 45,122 - Sunny - 57 F				
23 Bobby Kielty, S OBP: 0.500, SLG: 0.750	3 BB 2B		K			3 BB G4-3 1B	E4			4	2	2	0	0	1	0					
3 Eric Chavez, L OBP: 0.500, SLG: 0.333	2B BB		HBP BB 1B			G4-3	K			3	1	1	0	1	1	2					
Jermaine Dye, R OBP: 0.750, SLG: 1.000	2B		BB HBP BB			2-3		G6-3		3	0	2	2	1	0	0					
Erubiel Durazo, L OBP: 0.500, SLG: 0.333	K		BB HBP			3-H G3-6-3-4		7 FC6-4 1B 2B 1B		3	1	1	0	0	1	3					
Eric Karros, R OBP: 0.500, SLG: 0.333	L6		1-2 2-3 HBP			0-1 G5-3		7 FC6-4 1B 1B		3	0	1	1	1	0	2					
7 Bobby Crosby, R			1-2 2-3 3-H			1-2 G4-3		1-2 2-3 2B		4	1	0	0	0	1	5					
Damian Miller, R			P3			0-2 G5-3		1-2 2-3		3	0	0	0	0	0	0					
Billy McMillon, L			P3			0-2 G5-3		1-H 3-H		1	0	1	2	0	0	0					
Eric Byrnes, R 17 Adam Melhuse, S			G6-3			2-1 G5-3		21 G4-6-3 1B		3	0	1	0	1	0	0					
<b>Inning Stats</b>	R: 1 E: 0 K: 1 S: 12	H: 2 LOB: 2 BB: 1 P: 19	R: 0 E: 0 K: 1 S: 7	H: 0 LOB: 0 BB: 0 P: 11	R: 1 E: 0 K: 1 S: 10	H: 1 LOB: 3 BB: 2 P: 27	R: 0 E: 0 K: 0 S: 7	H: 0 LOB: 0 BB: 0 P: 13	R: 1 E: 0 K: 0 S: 9	H: 2 LOB: 0 BB: 0 P: 13	R: 0 E: 0 K: 0 S: 9	H: 0 LOB: 0 BB: 0 P: 10	R: 0 E: 1 K: 1 S: 11	H: 1 LOB: 1 BB: 0 P: 18	R: 2 E: 0 K: 0 S: 15	H: 3 LOB: 2 BB: 1 P: 26	1B: 6 2B: 3 3B: 0 HR: 0	SF: 0 SAC: 0 DP: 2 HBP: 1	WP: 0 PB: 0 SB: 0 CS: 0	PA: 37	
<b>PITCHER</b>	IP	WLS	BF	H	R	ER	SO	BB	IBB	HBP	BLK	WP	HR	S	P	ERA	WHIP				
Kenny Rogers, L ERA: 3.86	7.0	L	30	6	3	3	4	3	0	1	0	0	0	65	111	3.86	1.286				
Jeff Nelson, R ERA: 27.0	0.2	L	4	2	2	2	0	0	0	0	0	0	0	11	17	27.00	3.000				
32 Ron Mahay, L ERA:	0.1	B	3	1	0	0	0	1	0	0	0	0	0	4	9	0.00	6.000				

AB	32
R	5
H	9
RBI	5
BB	4
SO	4
LOB	15

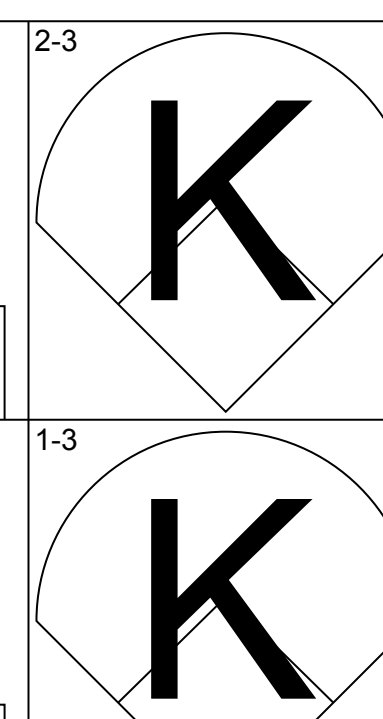
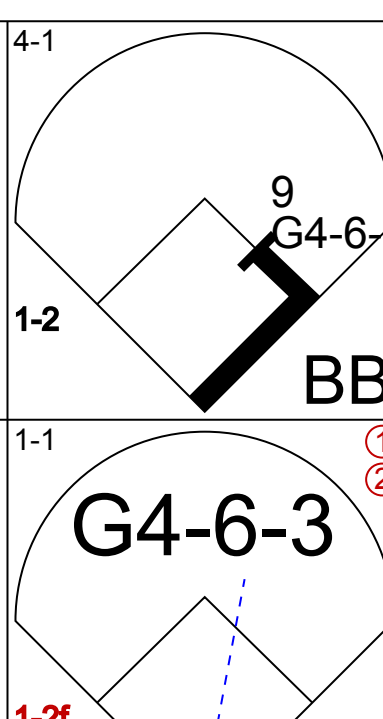
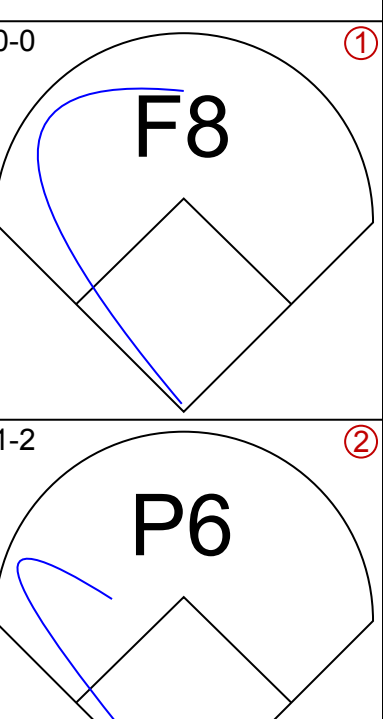
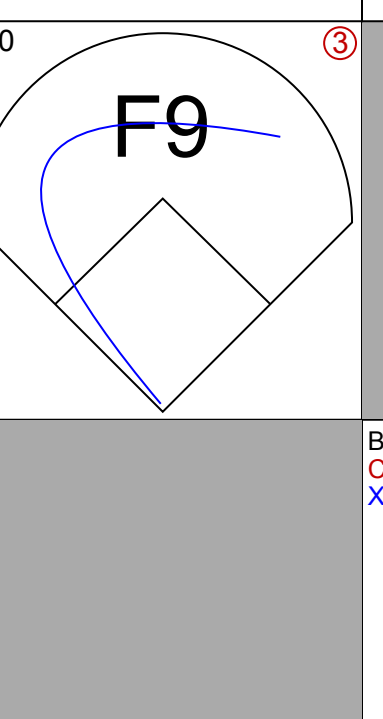
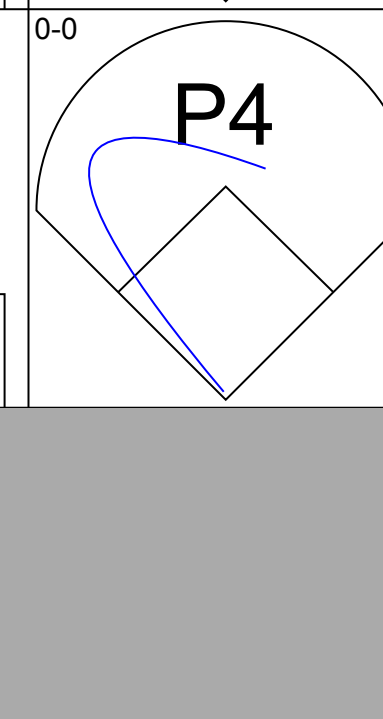
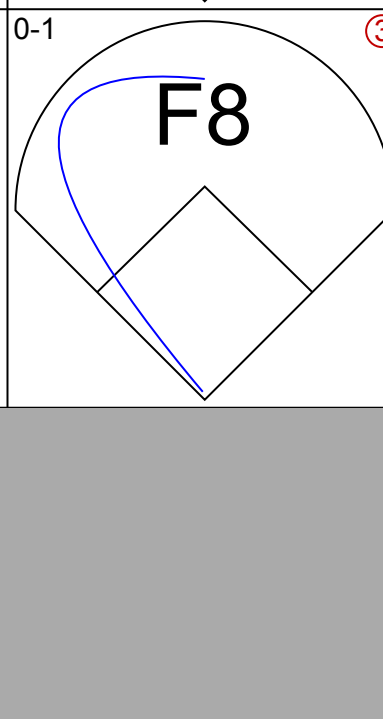
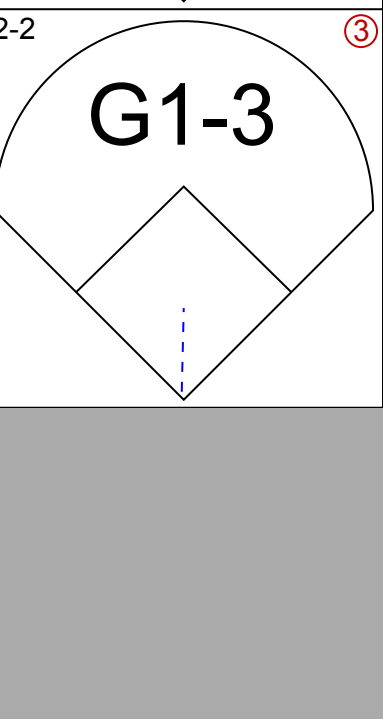





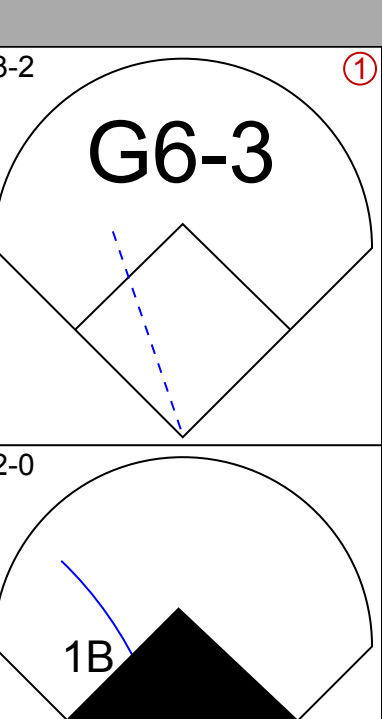
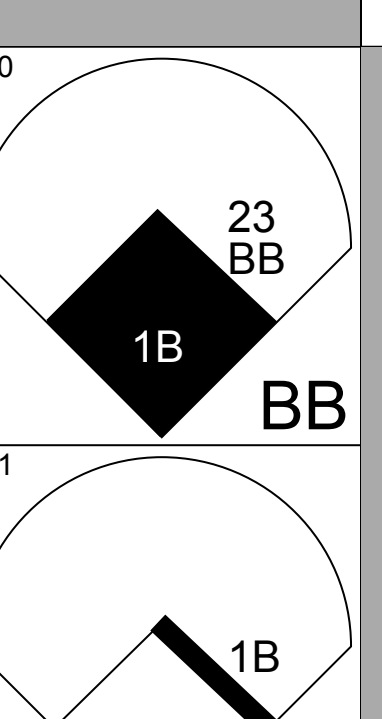
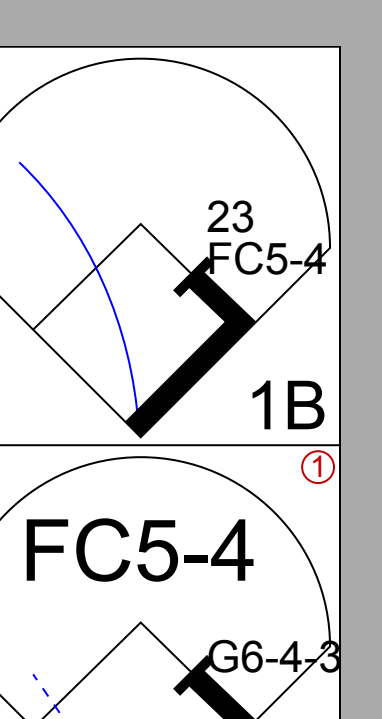
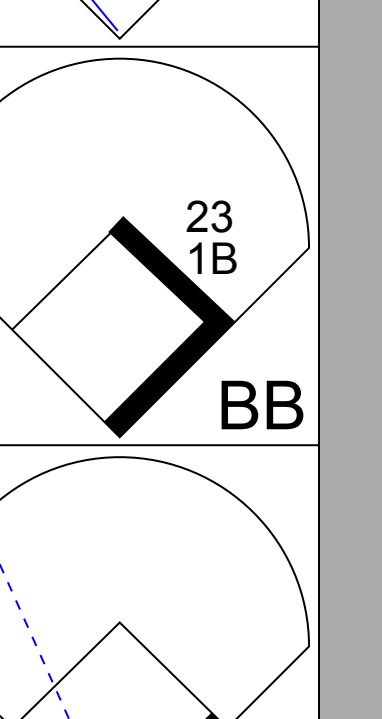
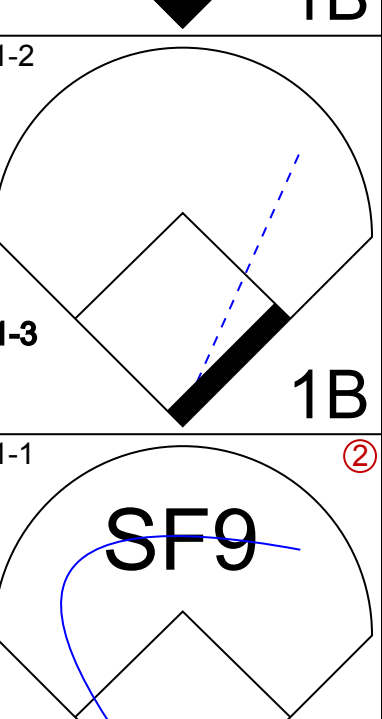
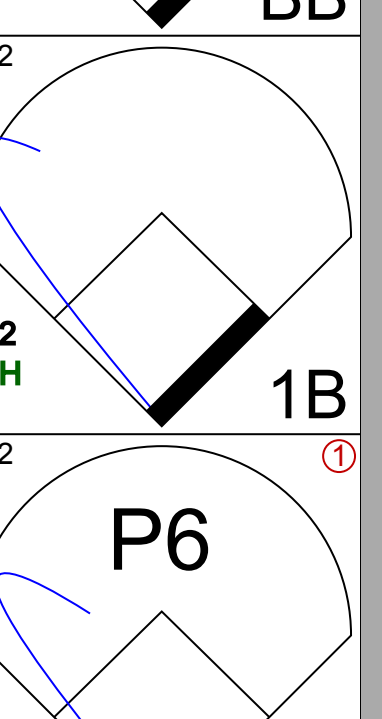
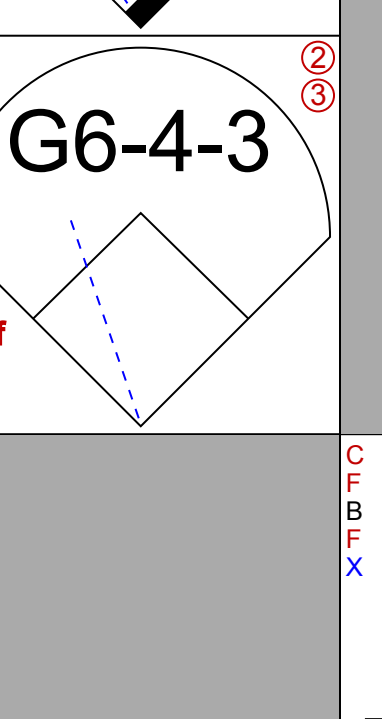
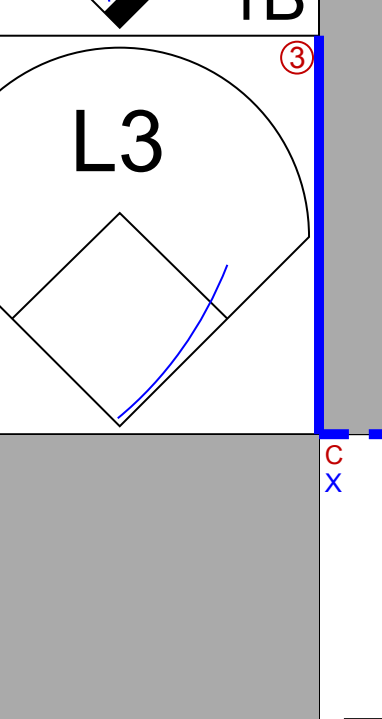
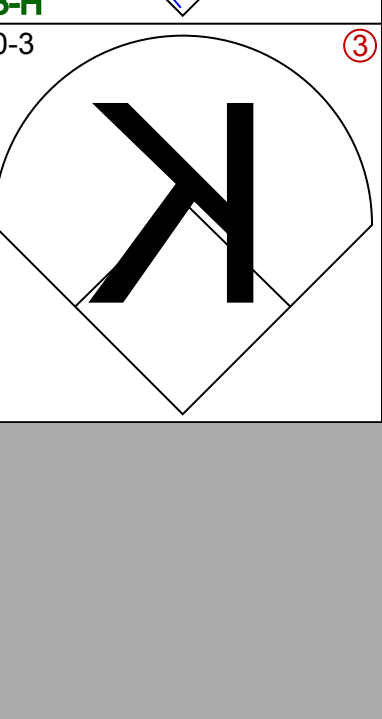
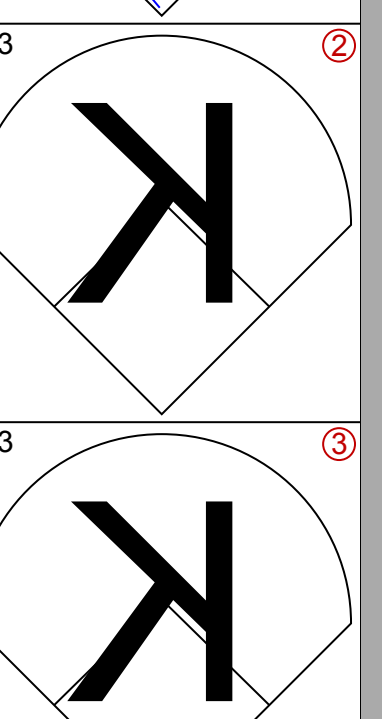
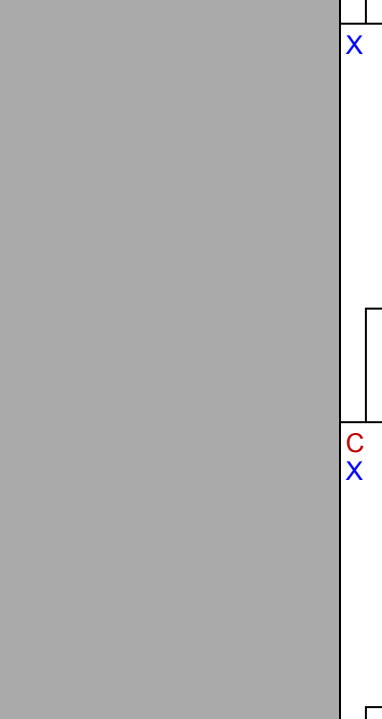
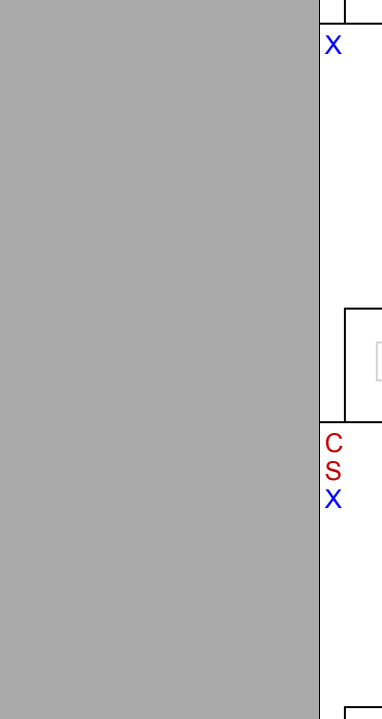
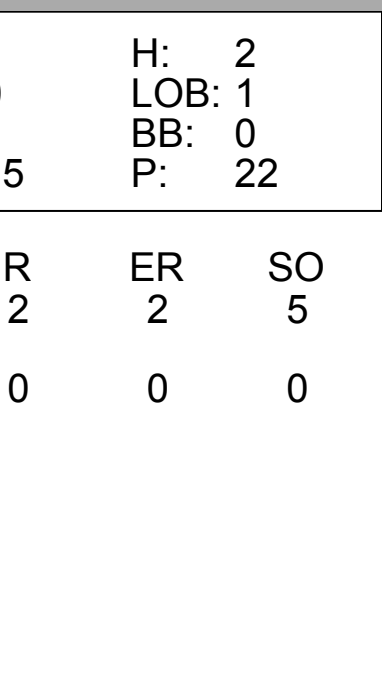
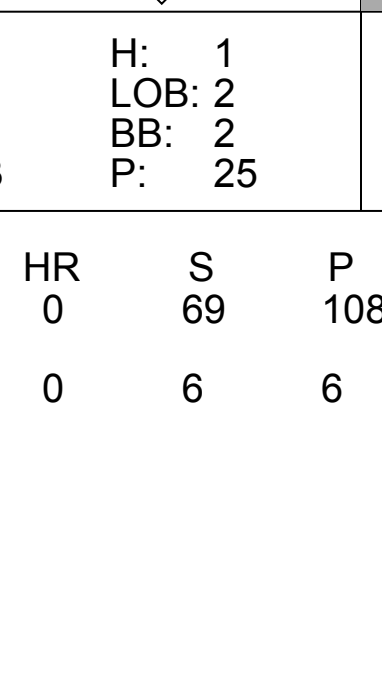
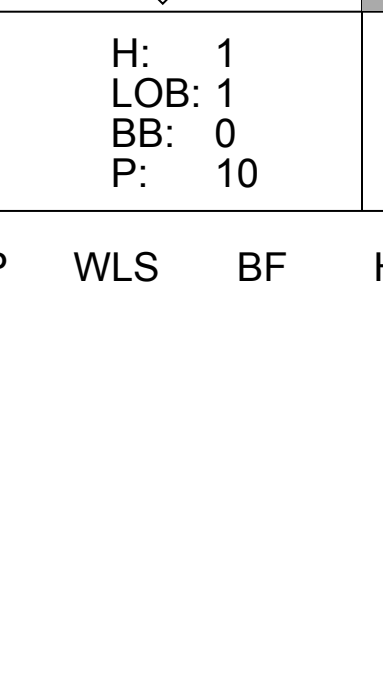
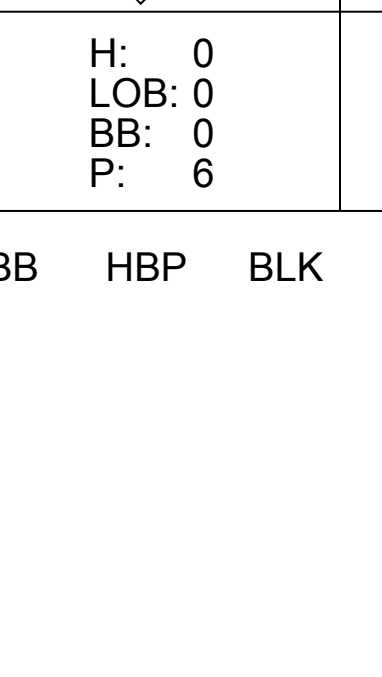


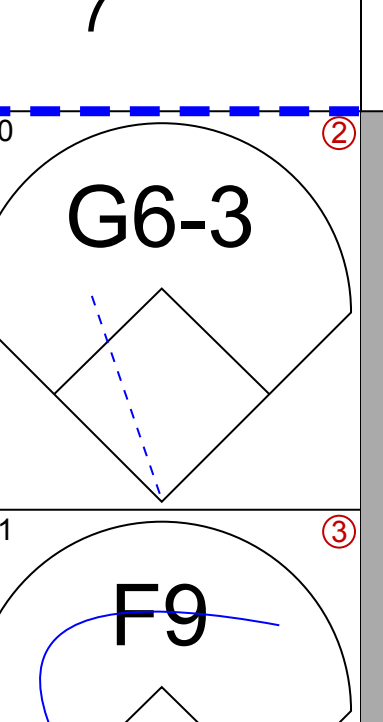

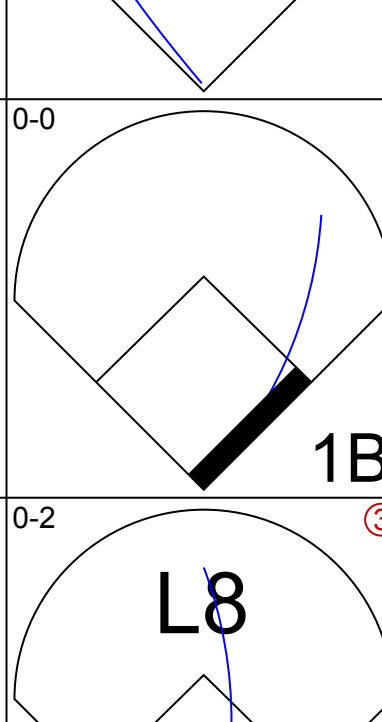







Batter	1	2	3	4	5	6	7	8	9	AB	R	H	RBI	BB	SO	LOB	TOP					
10 Michael Young, R OBP: 0.222, SLG: 0.222	1-1 G4-3			2-1 F9		1-0 F9		1-2 K		4	0	0	0	0	1	0	<p>Texas Rangers @ Oakland Athletics Network Associates Coliseum, Oakland, CA Tue Apr 06 2004, 10:05 PM EDT Att: 13,217 - Sunny - 59 F</p> <p>livebaseballscores.com</p> <p>AB 30 R 1 H 5 RBI 1 BB 1 SO 7 LOB 5</p> 					
9 Hank Blalock, L OBP: 0.222, SLG: 0.250	0-0 F8			3-1 G6-3		2-1 L8			1-0 P5	4	0	0	0	0	0							
Alfonso Soriano, R OBP: 0.556, SLG: 0.500	0-3 K			4-1 CS BB		0-0 2B			0-3 K	3	0	1	0	1	2	0						
23 Mark Teixeira, S OBP: 0.222, SLG: 0.500			1-3 K			0-3 K			0-1 G6-3	4	0	0	0	0	3	2						
Brad Fullmer, L OBP: 0.375, SLG: 0.286		2-2 G3-1			0-2 G4-3		1-1 G3			3	0	0	0	0	0	0						
Eric Young Sr., R OBP: 0.667, SLG: 0.667		1-2 CS 1B			3-2 1B FC5-4 1B		0-1 G5-3			3	1	2	0	0	0	0						
Kevin Mench, R OBP: 0.125, SLG: 0.125		1-2 CS 1-2		1-1 F8	0-0 FC5-4 1B		0-0 G5-3			3	0	1	0	0	0	0						
Ramon Nivar, R OBP: 0.333, SLG: 0.333				2-1 CS 1B	1-2 FC5-4 S 1-2 3-H		0-3 K2-3			3	0	1	1	0	1	1						
Rod Barajas, R (1, 2)			1-1 F7 1-2		2-2 G1-3 1-2		2-2 F9			3	0	0	0	0	0	2						
<b>Inning Stats</b>	R: 0 E: 0 K: 1 S: 6	H: 0 LOB: 0 BB: 0 P: 7	R: 0 E: 0 K: 1 S: 12	H: 1 LOB: 0 BB: 0 P: 17	R: 0 E: 0 K: 0 S: 6	H: 1 LOB: 0 BB: 0 P: 10	R: 0 E: 0 K: 1 S: 9	H: 0 LOB: 1 BB: 1 P: 21	R: 1 E: 0 K: 0 S: 18	H: 2 LOB: 1 BB: 0 P: 24	R: 0 E: 0 K: 1 S: 7	H: 1 LOB: 0 BB: 0 P: 10	R: 0 E: 0 K: 0 S: 5	H: 0 LOB: 0 BB: 0 P: 6	R: 0 E: 0 K: 2 S: 10	H: 0 LOB: 0 BB: 0 P: 13	R: 0 E: 0 K: 1 S: 10	H: 0 LOB: 0 BB: 0 P: 14	1B: 4 2B: 1 3B: 0 HR: 0	SF: 0 SAC: 0 DP: 0 HBP: 0	WP: 0 PB: 0 SB: 2 CS: 2	PA: 32
<b>PITCHER</b>	IP WLS BF H R ER SO BB IBB HBP BLK WP HR S P ERA WHIP	7.0 W 25 5 1 1 4 1 0 0 0 0 0 63 95 1.29 0.857	1.0 H 3 0 0 0 2 0 0 0 0 0 10 13 0.00 0.000	1.0 S 3 0 0 0 1 0 0 0 0 0 10 14 0.00 0.000											IP WLS BF H R ER SO BB IBB HBP BLK WP HR S P ERA WHIP	7.0 L 30 7 3 3 8 1 0 0 0 0 0 68 95 3.52 1.043						

Batter	1	2	3	4	5	6	7	8	9	AB	R	H	RBI	BB	SO	LOB	BOTTOM			
21 Mark Kotsay, L OBP: 0.111, SLG: 0.111	2-1 F7		2-1 G1-3 1B			1-0 L8	0-0 F7			4	0	1	0	0	0	0	<p>Texas Rangers @ Oakland Athletics Network Associates Coliseum, Oakland, CA Tue Apr 06 2004, 10:05 PM EDT Att: 13,217 - Sunny - 59 F</p> <p>livebaseballscores.com</p> <p>AB 30 R 3 H 7 RBI 3 BB 1 SO 8 LOB 7</p> 			
23 Bobby Kielty, S OBP: 0.500, SLG: 0.875	1-3 K		0-0 G1-3			2-2 3 1B		0-1 3 G6-4-3 1B		4	1	2	0	0	1	1				
3 Eric Chavez, L OBP: 0.500, SLG: 0.429	0-0 1B		0-3 K			0-2 3B		1-1 G6-4-3		4	1	2	1	0	1	2				
Jermaine Dye, R OBP: 0.500, SLG: 1.000	0-3 K				1-2 G5-3	3-H 1B		1-2 F8		4	1	1	2	0	1	1				
Erubiel Durazo, L OBP: 0.286, SLG: 0.167		2-2 F9		1-3 K		1-3 K				3	0	0	0	0	2	0				
Scott Hatteberg, L (1, 3)		0-1 G3		1-3 K		0-1 E4				3	0	0	0	0	1	0				
7 Bobby Crosby, R OBP: 0.286, SLG: 0.167		4-2 FC6-4 BB			0-0 G5-4-3 1B	2-1 L9				2	0	1	0	1	0	1				
Damian Miller, R (1, 2)		0-0 FC6-4			1-0 G5-4-3		2-3 K			3	0	0	0	0	1	2				
Marco Scutaro, R OBP: 0.286, SLG: 0.167			1-0 G6-3		0-3 K		0-1 G6-3			3	0	0	0	0	1	0				
<b>Inning Stats</b>	R: 0 E: 0 K: 2 S: 9	H: 1 LOB: 1 BB: 0 P: 12	R: 0 E: 0 K: 0 S: 9	H: 0 LOB: 1 BB: 1 P: 15	R: 0 E: 0 K: 1 S: 7	H: 1 LOB: 0 BB: 0 P: 10	R: 0 E: 0 K: 2 S: 11	H: 0 LOB: 0 BB: 0 P: 14	R: 0 E: 0 K: 1 S: 5	H: 1 LOB: 0 BB: 0 P: 6	R: 3 E: 1 K: 1 S: 15	H: 3 LOB: 1 BB: 0 P: 23	R: 0 E: 0 K: 1 S: 8	H: 0 LOB: 0 BB: 0 P: 10	R: 0 E: 0 K: 0 S: 7	H: 1 LOB: 0 BB: 0 P: 9	1B: 5 2B: 0 3B: 1 HR: 1	SF: 0 SAC: 0 DP: 2 HBP: 0	WP: 0 PB: 0 SB: 0 CS: 0	PA: 31
<b>PITCHER</b>	IP WLS BF H R ER SO BB IBB HBP BLK WP HR S P ERA WHIP	7.2 L 30 7 3 3 8 1 0 0 0 0 0 68 95 3.52 1.043	0.1 1 0 0 0 0 0 0 0 0 0 0 3 4 0.00 0.000											IP WLS BF H R ER SO BB IBB HBP BLK WP HR S P ERA WHIP	7.2 L 30 7 3 3 8 1 0 0 0 0 0 68 95 3.52 1.043					

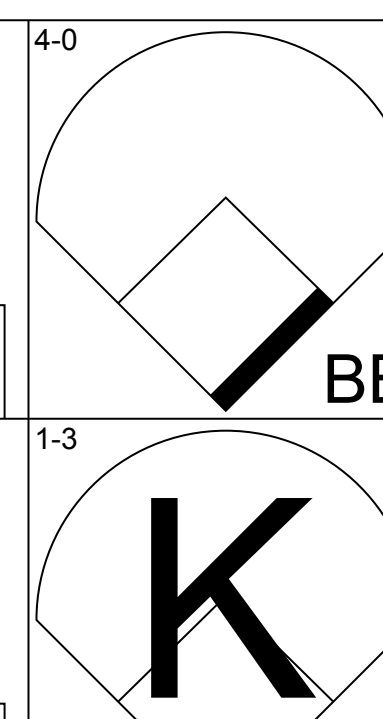
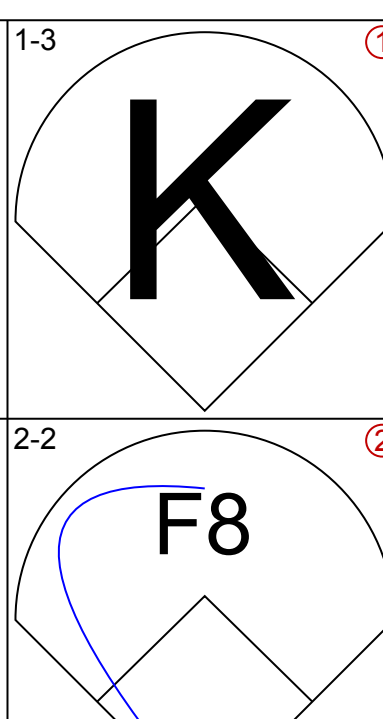
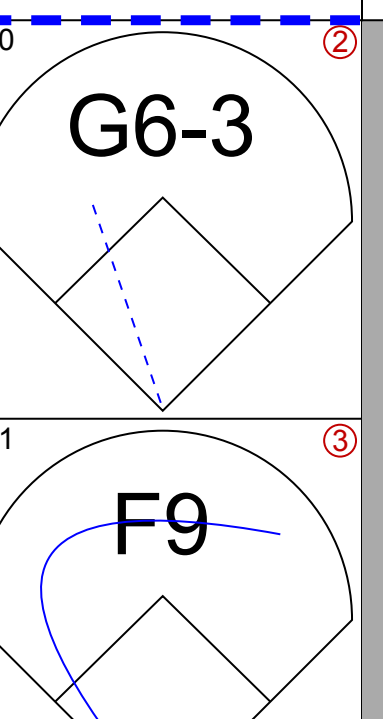
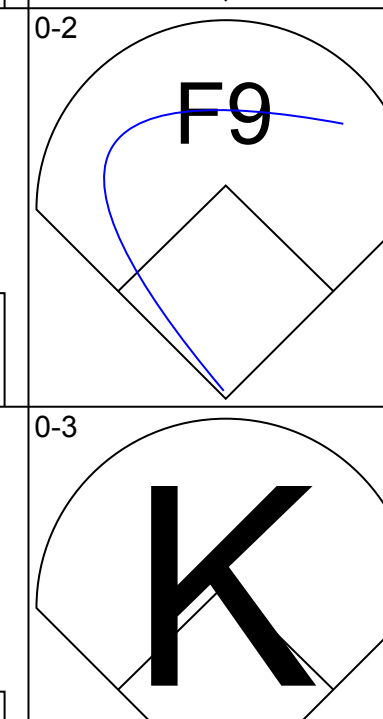
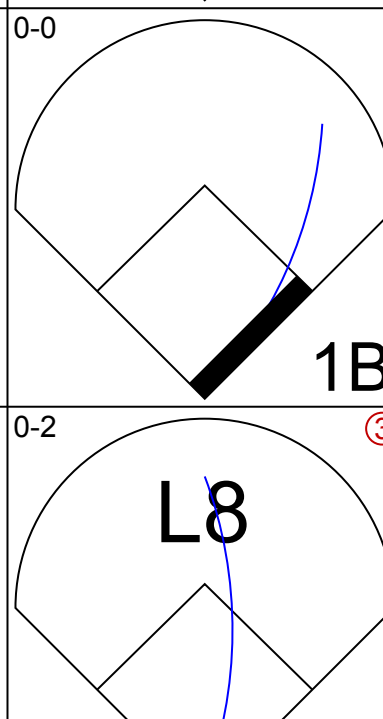




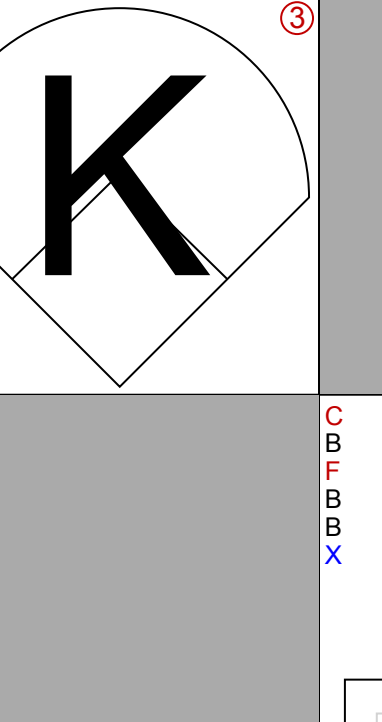



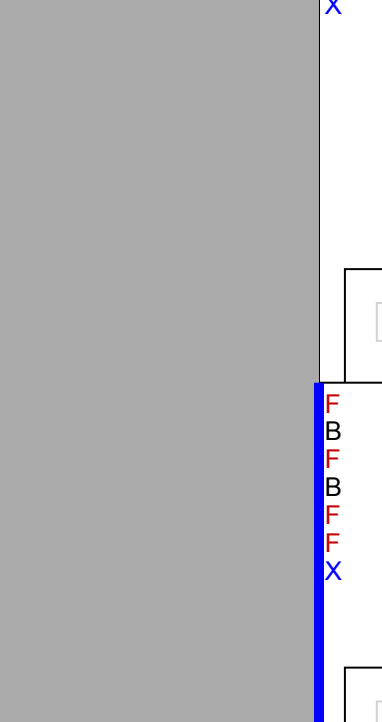
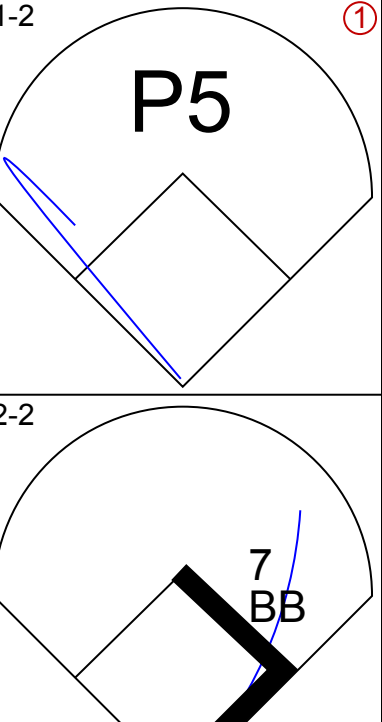
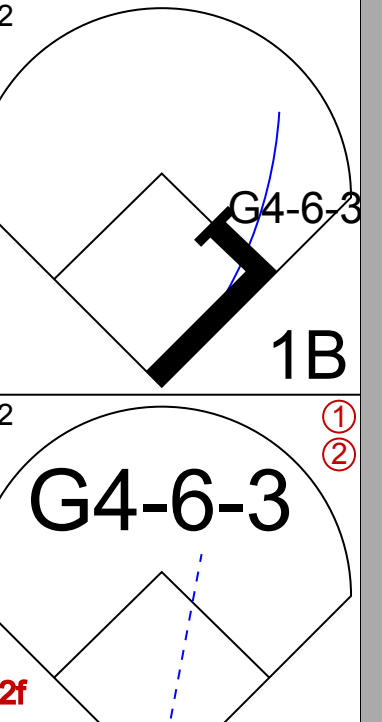
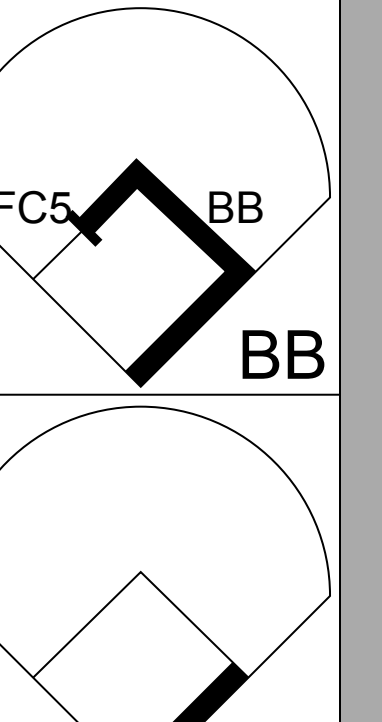
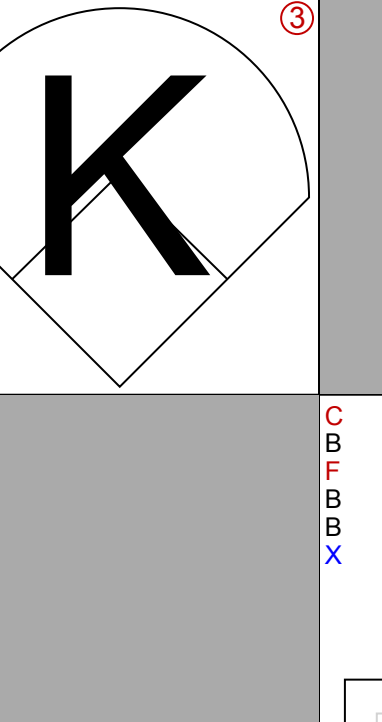
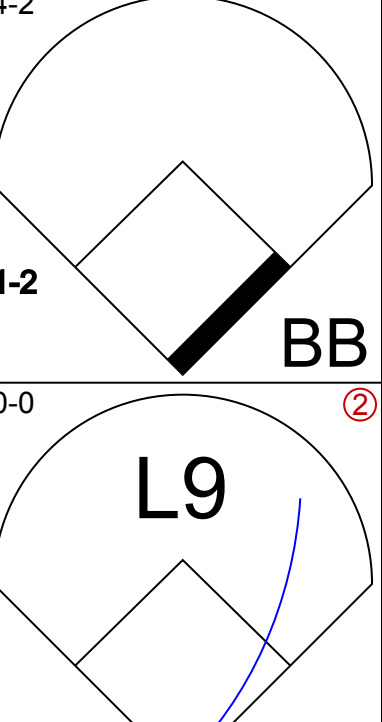


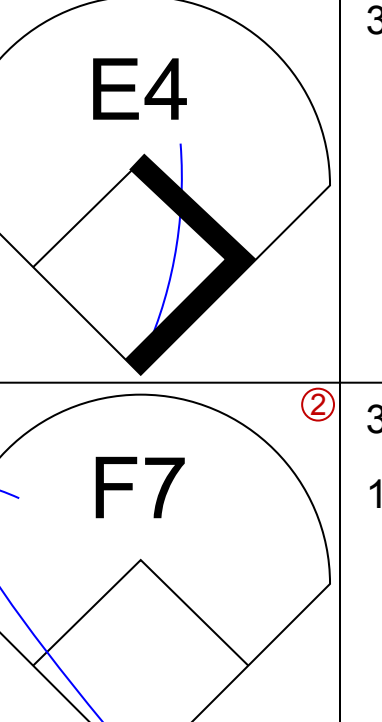
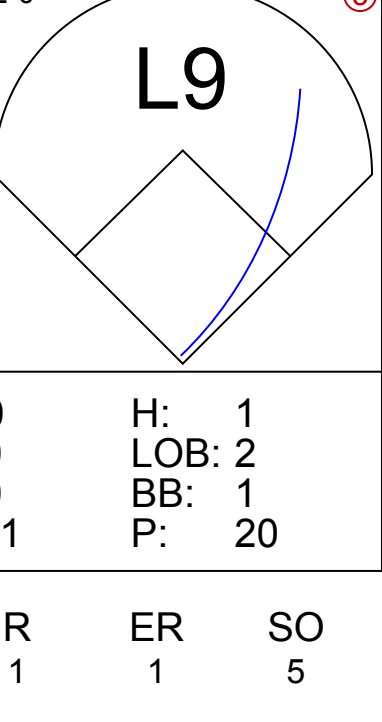
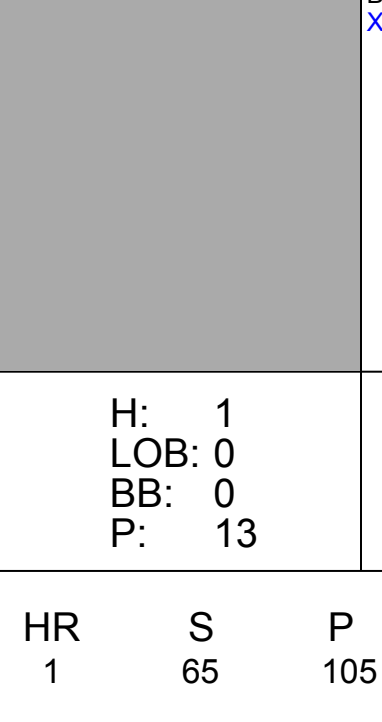
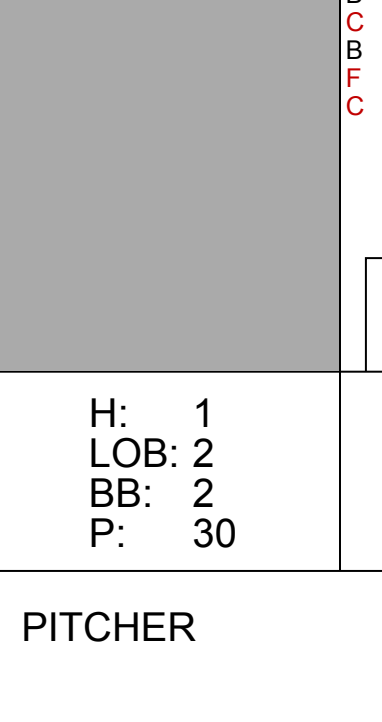
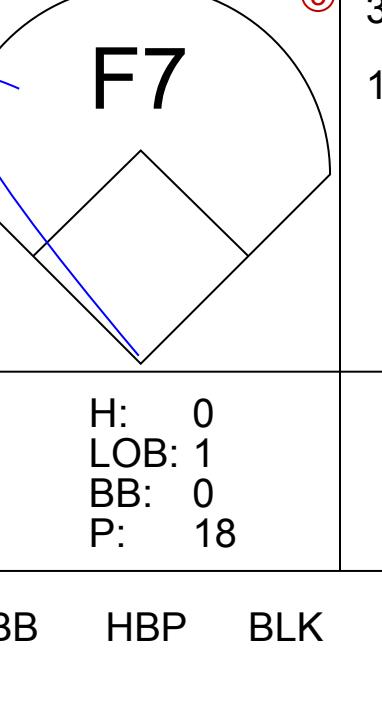






Batter	1	2	3	4	5	6	7	8	9	AB	R	H	RBI	BB	SO	LOB	TOP			
10 Michael Young, R OBP: 0.231, SLG: 0.167																	3 0 0 0 1 1 1			
9 Hank Blalock, L OBP: 0.154, SLG: 0.167																	4 0 0 0 0 1 2			
Alfonso Soriano, R OBP: 0.385, SLG: 0.300																	4 0 0 0 0 0 1			
Herbert Perry, R OBP: 0.800, SLG: 0.667																	2 1 1 0 2 0 0			
23 Mark Teixeira, S OBP: 0.385, SLG: 0.545																	3 1 2 0 1 0 1			
Eric Young Sr., R OBP: 0.571, SLG: 0.571 Laynce Nix, L OBP: 0.500, SLG: 0.750																	4 0 2 1 0 0 3 0 0 0 0 0 0 0			
Kevin Mench, R OBP: 0.167, SLG: 0.162																	3 0 1 1 0 0 2			
Ramon Nivar, R OBP: 0.167, SLG: 0.167																	3 0 0 0 0 2 3			
15 Gerald Laird, R OBP: 0.286, SLG: 0.286																	4 0 1 0 0 1 3			
<b>Inning Stats</b>	R: 0 E: 0 K: 2 S: 8	H: 0 LOB: 0 BB: 0 P: 11	R: 1 E: 0 K: 1 S: 15	H: 2 LOB: 1 BB: 0 P: 22	R: 0 E: 0 K: 0 S: 6	H: 1 LOB: 1 BB: 1 P: 11	R: 1 E: 0 K: 2 S: 13	H: 1 LOB: 2 BB: 2 P: 25	R: 0 E: 0 K: 0 S: 7	H: 0 LOB: 0 BB: 0 P: 10	R: 0 E: 0 K: 0 S: 4	H: 1 LOB: 1 BB: 0 P: 4	R: 0 E: 0 K: 0 S: 8	H: 1 LOB: 2 BB: 1 P: 15	R: 0 E: 0 K: 0 S: 6	H: 0 LOB: 0 BB: 0 P: 6	1B: 7 2B: 0 3B: 0 HR: 0	SF: 1 SAC: 1 DP: 2 HBP: 0	WP: 0 PB: 0 SB: 0 CS: 0	PA: 36
<b>PITCHER</b>	IP WLS BF H R ER SO BB IBB HBP BLK WP HR S P ERA WHIP																			
Barry Zito, L ERA: 2.25	(1, 1) 8.0 L 33 7 2 2 5 4 0 0 0 0 0 0 69 108 2.25 1.375																			
Chad Bradford, R ERA:	(9, 1) 1.0 3 0 0 0 0 0 0 0 0 0 0 0 6 6 0.00 0.000																			

Texas Rangers @ Oakland Athletics  
Network Associates Coliseum, Oakland, CA  
Wed Apr 07 2004, 3:35 PM EDT  
Att: 20,232 - Sunny - 57 F

AB 30  
R 2  
H 7  
RBI 2  
BB 4  
SO 5  
LOB 16



Batter	1	2	3	4	5	6	7	8	9	AB	R	H	RBI	BB	SO	LOB	BOTTOM					
21 Mark Kotsay, L OBP: 0.231, SLG: 0.167																	3 0 1 0 1 1 0					
23 Bobby Kielty, S OBP: 0.333, SLG: 0.583																	4 0 0 0 0 1 2					
3 Eric Chavez, L OBP: 0.417, SLG: 0.364																	4 0 1 0 0 1 1					
Jermaine Dye, R OBP: 0.417, SLG: 1.000																	4 1 1 1 0 1 2					
Erubiel Durazo, L OBP: 0.364, SLG: 0.222																	3 0 1 0 1 1 0					
Scott Hatteberg, L OBP: 0.286, SLG: 0.167																	3 0 1 0 1 0 1					
7 Bobby Crosby, R OBP: 0.273, SLG: 0.111																	3 0 0 0 1 2 2					
Damian Miller, R Billy McMillon, L (9, PH)																	3 0 0 0 0 0 4 1 0 0 0 0 0 1					
Marco Scutaro, R OBP: 0.200, SLG: 0.111 Eric Karros, R OBP: 0.400, SLG: 0.250 (9, PH)																	3 0 0 0 0 1 2 1 0 0 0 0 0 1					
<b>Inning Stats</b>	R: 0 E: 0 K: 2 S: 9	H: 0 LOB: 1 BB: 1 P: 14	R: 0 E: 0 K: 0 S: 11	H: 1 LOB: 2 BB: 1 P: 20	R: 0 E: 0 K: 1 S: 14	H: 1 LOB: 1 BB: 0 P: 17	R: 0 E: 0 K: 1 S: 9	H: 1 LOB: 0 BB: 0 P: 13	R: 0 E: 0 K: 0 S: 11	H: 1 LOB: 1 BB: 0 P: 18	R: 1 E: 0 K: 2 S: 15	H: 1 LOB: 2 BB: 2 P: 30	R: 0 E: 0 K: 1 S: 6	H: 0 LOB: 0 BB: 0 P: 12	R: 0 E: 0 K: 1 S: 9	H: 0 LOB: 0 BB: 0 P: 14	R: 0 E: 1 K: 0 S: 11	H: 0 LOB: 1 BB: 0 P: 18	1B: 4 2B: 0 3B: 0 HR: 1	SF: 0 SAC: 0 DP: 1 HBP: 0	WP: 0 PB: 0 SB: 0 CS: 0	PA: 36
<b>PITCHER</b>	IP WLS BF H R ER SO BB IBB HBP BLK WP HR S P ERA WHIP																					
Colby Lewis, R ERA: 1.69	(1, 1) 5.1 W 24 5 1 1 5 4 0 0 0 0 0 0 7 65 1.69 1.688																					
Jay Powell, R ERA:	(6, 1) 1.0 H 3 0 0 0 2 0 0 0 0 0 0 0 7 12 0.00 0.000																					
Erasmo Ramirez, L ERA:	(7, 1) 1.0 H 3 0 0 0 0 0 0 0 0 0 0 0 6 12 0.00 0.000																					
Francisco Cordero, R ERA:	(8, 1) 1.2 S 6 0 0 0 1 0 0 0 0 0 0 0 17 27 0.00 0.000																					

Texas Rangers @ Oakland Athletics  
Network Associates Coliseum, Oakland, CA  
Wed Apr 07 2004, 3:35 PM EDT  
Att: 20,232 - Sunny - 57 F

AB 32  
R 1  
H 5  
RBI 1  
BB 4  
SO 8  
LOB 16





Batter	1	2	3	4	5	6	7	8	9	AB	R	H	RBI	BB	SO	LOB	TOP											
David Eckstein, R OBP: 0.350, SLG: 0.350 Shane Halter, R (8, 6)	1-2 G1-3	0-0 G6-3		0-0 B5-3			0-2 1B		3-3 K	4	0	1	0	0	0	1												
Darin Erstad, L OBP: 0.190, SLG: 0.238 (1, 3)	1-3 K	0-1 1B			3-2 G1-3		2-3 K		1-0 G3-1	5	0	1	0	0	2	2												
27 Vladimir Guerrero, R OBP: 0.589, SLG: 0.588 9 Chone Figgins, S (1, 9) (8, 8)	0-2 1B	1 SAFE 0-1 F8			1-1 P4		0-0 G1-3		1-0 F9	4	0	1	0	0	0	2												
16 Garret Anderson, L OBP: 0.500, SLG: 0.882 Josh Paul, R (8, 2)	1-2 1B		2-1 F8		0-1 FC4 1B			1-3 K		4	0	2	0	0	1	0												
Troy Glaus, R OBP: 0.444, SLG: 1.059 (1, 5)	1-3 K		2-1 P4		2-2 FC4 1-2			0-0 HR		4	1	1	1	0	1	3												
Jose Guillen, R OBP: 0.278, SLG: 0.333 (1, 7)		3-2 E6 FC5-2	2-2 G6-3		1-1 G4-3			1-2 2B		4	0	1	0	0	0	0												
Tim Salmon, R OBP: 0.111, SLG: 0.059 (1, 10)	1-1 E6 FC5-2 HR		3-3 K		0-0 F8			0-1 G1-3		4	1	0	0	0	1	2												
Jose Molina, R OBP: 0.333, SLG: 0.727 Jeff DaVanon, S (8, PH) (8, 9)	0-1 FC5-2 HR		1-0 E1		1-1 L1			1-1 F9		3	1	0	0	0	0	2												
Adam Kennedy, L OBP: 0.471, SLG: 0.733 (1, 4)	2-3 3-H HR		2-0 F8		1-3 K			3-2 G3-1 2B		4	1	2	3	0	1	1												
<b>Inning Stats</b>	R: 0 E: 0 K: 2 S: 15	H: 2 LOB: 2 BB: 0 P: 19	R: 3 E: 2 K: 0 S: 17	H: 2 LOB: 1 BB: 0 P: 23	R: 0 E: 1 K: 1 S: 7	H: 0 LOB: 1 BB: 0 P: 13	R: 0 E: 0 K: 0 S: 13	H: 1 LOB: 1 BB: 0 P: 19	R: 0 E: 0 K: 0 S: 5	H: 0 LOB: 0 BB: 0 P: 7	R: 0 E: 0 K: 0 S: 12	H: 1 LOB: 1 BB: 0 P: 15	R: 1 E: 0 K: 1 S: 11	H: 2 LOB: 1 BB: 0 P: 14	R: 0 E: 0 K: 1 S: 13	H: 1 LOB: 1 BB: 0 P: 21	1B: 5 2B: 2 3B: 0 HR: 2	SF: 0 SAC: 0 DP: 0 HBP: 0	WP: 0 PB: 0 SB: 0 CS: 0	PA: 39								
<b>PITCHER</b>	IP	WLS	BF	H	R	ER	SO	BB	IBB	HBP	BLK	WP	HR	S	P	ERA	WHIP											
R.A. Dickey, R ERA: 6.75	(1, 1)	7.0	W	30	6	3	0	5	0	0	0	0	0	1	75	108	0.00	0.857										
Carlos Almanzar, R ERA: 6.75	(8, 1)	1.0		5	2	1	1	1	0	0	0	0	0	1	11	14	9.00	2.000										
Mickey Callaway, R ERA: 6.75	(9, 1)	1.0		4	1	0	0	1	0	0	0	0	0	0	13	21	0.00	1.000										

Anaheim Angels @ Texas Rangers  
The Ballpark at Arlington, Arlington, TX  
Fri Apr 09 2004, 2:05 PM EDT  
Att: 50,370 - Sunny - 80 F

AB 39  
R 4  
H 9  
RBI 4  
BB 0  
SO 7  
LOB 16



Batter	1	2	3	4	5	6	7	8	9	AB	R	H	RBI	BB	SO	LOB	BOTTOM											
10 Michael Young, R OBP: 0.278, SLG: 0.313 (1, 6)	0-3 K	3-2 9 1B 2B	2-0 9 HR 1B		1-2 G6-3	0-0 SF8				4	2	2	3	0	1	0												
9 Hank Blalock, L OBP: 0.278, SLG: 0.471 (1, 5)	2-2 G3	0-0 2H 1B	0-0 1H 2H HR		2-2 FC5-4 1B	2-2 F9				5	1	3	4	0	0	1												
Alfonso Soriano, R OBP: 0.389, SLG: 0.333 (1, 4)	0-1 23 2B 1B	2-0 F8	3-2 1B		1-2 FC5-4 1-2 G4-3	0-2 F7				5	1	2	0	0	0	2												
Brad Fullmer, L OBP: 0.308, SLG: 0.182 (1, 10)	4-1 23 2B BB	0-1 G1-3	0-1 F8		1-1 G4-3	0-1 F8				4	0	0	0	1	0	3												
23 Mark Teixeira, S OBP: 0.444, SLG: 0.667 (1, 3)	3-1 2B		0-0 1B 15 1B 2B		3-3 K	4-1 HR BB		3-3 K		4	2	2	1	1	2	0												
David Dellucci, L OBP: 0.111, SLG: 0.111 (1, 7)	0-3 K		0-0 15 1B 10 1B 1B		3-2 F9	1-3 K		0-1 G3-1		5	1	1	0	0	2	3												
Kevin Mench, R OBP: 0.294, SLG: 0.563 (1, 9)		2-3 K	1-0 G5-3		2-2 1B	0-0 HR		2-2 2B		5	1	3	2	0	1	2												
Laynce Nix, L OBP: 0.556, SLG: 1.000 (1, 8)		3-1 HR	3-3 K		3-2 1B	4-2 15 1B 10 SF8 BB		1-3 K		4	2	2	1	1	2	3												
15 Gerald Laird, R OBP: 0.417, SLG: 0.500 (1, 2)		1-0 10 2B	3-2 10 1B 9 HR		2-2 G6-3	2-2 1B		2-3 K		5	2	3	1	0	1	3												
<b>Inning Stats</b>	R: 1 E: 0 K: 2 S: 16	H: 2 LOB: 2 BB: 1 P: 25	R: 3 E: 0 K: 1 S: 13	H: 4 LOB: 1 BB: 0 P: 24	R: 5 E: 0 K: 1 S: 16	H: 6 LOB: 1 BB: 0 P: 28	R: 0 E: 0 K: 1 S: 17	H: 2 LOB: 2 BB: 0 P: 30	R: 0 E: 0 K: 0 S: 13	H: 1 LOB: 1 BB: 0 P: 18	R: 3 E: 0 K: 1 S: 14	H: 2 LOB: 1 BB: 2 P: 27	R: 0 E: 0 K: 1 S: 9	H: 1 LOB: 1 BB: 0 P: 12	R: 0 E: 0 K: 2 S: 11	H: 1 LOB: 1 BB: 0 P: 16	1B: 10 2B: 5 3B: 0 HR: 3	SF: 1 SAC: 0 DP: 0 HBP: 0	WP: 0 PB: 0 SB: 1 CS: 0	PA: 45								
<b>PITCHER</b>	IP	WLS	BF	H	R	ER	SO	BB	IBB	HBP	BLK	WP	HR	S	P	ERA	WHIP											
Ramon Ortiz, R ERA: 23.63	(1, 1)	2.2	L	18	9	7	4	1	0	0	0	0	0	1	38	65	23.62	3.750										
Aaron Sele, R ERA: 13.5	(3, 1)	3.1		20	8	5	5	2	2	0	0	0	0	2	51	87	13.50	3.000										
Kevin Gregg, R ERA: 6.75	(7, 1)	2.0		7	1	0	0	3	0	0	0	0	0	0	20	28	0.00	0.500										

Anaheim Angels @ Texas Rangers  
The Ballpark at Arlington, Arlington, TX  
Fri Apr 09 2004, 2:05 PM EDT  
Att: 50,370 - Sunny - 80 F

AB 41  
R 12  
H 18  
RBI 12  
BB 3  
SO 9  
LOB 17





Batter	1	2	3	4	5	6	7	8	9	AB	R	H	RBI	BB	SO	LOB	TOP				
David Eckstein, R (1, 6) OBP: 0.320, SLG: 0.320	G5-3				F9		G4-3		G5-3	5	1	1	0	0	0	0					
Darin Erstad, L (1, 3) OBP: 0.200, SLG: 0.240	K			F8	L3					4	0	1	0	0	1	1					
27 Vladimir Guerrero, R (1, 9) OBP: 0.435, SLG: 0.650	K									3	1	2	0	1	1	0					
16 Garret Anderson, L (1, 8) OBP: 0.455, SLG: 0.762		K						F5		4	1	1	0	0	2	3					
Troy Glaus, R (1, 5) OBP: 0.409, SLG: 0.900	G6-3						G6-3			3	0	0	0	1	1	3					
Jose Guillen, R (1, 7) OBP: 0.273, SLG: 0.318	G6-3						K		K	4	1	1	2	0	2	3					
Tim Salmon, R (1, 10) OBP: 0.136, SLG: 0.050				F9			F7		F8	3	1	0	0	0	0	3					
José Molina, R (1, 2) OBP: 0.313, SLG: 0.733				F8					G5-3	4	1	1	3	0	1	0					
Adam Kennedy, L (1, 4) OBP: 0.429, SLG: 0.632	K						G3-1			4	0	1	1	0	2	0					
<b>Inning Stats</b>	R: 0 E: 0 K: 2 S: 9	H: 0 LOB: 0 BB: 0 P: 14	R: 0 E: 0 K: 1 S: 9	H: 0 LOB: 0 BB: 0 P: 13	R: 0 E: 0 K: 1 S: 6	H: 0 LOB: 0 BB: 0 P: 10	R: 6 E: 0 K: 1 S: 18	H: 6 LOB: 0 BB: 0 P: 27	R: 0 E: 0 K: 1 S: 8	H: 1 LOB: 1 BB: 0 P: 15	R: 0 E: 0 K: 1 S: 10	H: 0 LOB: 0 BB: 0 P: 10	R: 0 E: 0 K: 1 S: 15	H: 1 LOB: 3 BB: 2 P: 24	R: 0 E: 0 K: 1 S: 8	H: 0 LOB: 0 BB: 0 P: 11	1B: 6 2B: 1 3B: 1 HR: 0	SF: 0 SAC: 0 DP: 0 HBP: 1	WP: 0 PB: 0 SB: 0 CS: 1	PA: 38	
<b>PITCHER</b>	IP	WLS	BF	H	R	ER	SO	BB	IBB	HBP	BLK	WP	HR	S	P	ERA	WHIP				
Kenny Rogers, L (1, 1) ERA: 6.23	6.0	W	25	7	6	6	7	0	0	1	0	0	0	60	94	9.00	1.167				
Jay Powell, R (7, 1) ERA	1.0	H	3	0	0	0	1	0	0	0	0	0	0	7	10	0.00	0.000				
32 Ron Mahay, L (8, 1) ERA	0.1	H	3	1	0	0	0	1	0	0	0	0	0	6	10	0.00	6.000				
Jeff Nelson, R (8, 1) ERA: 13.5	0.2	H	3	0	0	0	1	1	0	0	0	0	0	9	14	0.00	1.500				
Erasmio Ramirez, L (9, 1) ERA	1.0		3	0	0	0	1	0	0	0	0	0	0	8	11	0.00	0.000				

Anaheim Angels @ Texas Rangers  
The Ballpark at Arlington, Arlington, TX  
Sat Apr 10 2004, 8:05 PM EDT  
Att: 30,331 - Unknown - 56 F

AB 34  
R 6  
H 8  
RBI 6  
BB 2  
SO 10  
LOB 13



Batter	1	2	3	4	5	6	7	8	9	AB	R	H	RBI	BB	SO	LOB	BOTTOM				
10 Michael Young, R (1, 6) OBP: 0.304, SLG: 0.524	F8	P4				G5-3		K2-3		5	2	2	2	0	1	2					
9 Hank Blalock, L (1, 5) OBP: 0.435, SLG: 0.750										3	4	3	1	2	0	0					
Alfonso Soriano, R (1, 4) OBP: 0.391, SLG: 0.350	F8	F9		F8						5	1	2	0	0	0	5					
Brad Fullmer, L (1, 10) OBP: 0.389, SLG: 0.375				G4-3		K				5	2	3	3	0	1	1					
23 Mark Teixeira, S (1, 3) OBP: 0.435, SLG: 0.737				G4-3						4	1	1	3	1	1	1					
David Dellucci, L (1, 7) OBP: 0.286, SLG: 0.286	P6					F8				5	1	3	2	0	0	0					
Kevin Mench, R (1, 9) OBP: 0.273, SLG: 0.476	F7			P3		K				5	0	1	1	0	2	3					
Laynce Nix, L (1, 8) OBP: 0.500, SLG: 0.769				P6				K		5	0	2	0	0	2	3					
15 Gerald Laird, R (1, 2) OBP: 0.375, SLG: 0.438		K				CS		E5		4	1	1	0	0	1	2					
<b>Inning Stats</b>	R: 4 E: 0 K: 0 S: 15	H: 3 LOB: 0 BB: 1 P: 25	R: 0 E: 0 K: 1 S: 12	H: 1 LOB: 2 BB: 1 P: 20	R: 0 E: 0 K: 0 S: 8	H: 1 LOB: 1 BB: 0 P: 14	R: 3 E: 0 K: 1 S: 14	H: 4 LOB: 1 BB: 0 P: 19	R: 0 E: 0 K: 1 S: 10	H: 1 LOB: 0 BB: 0 P: 17	R: 1 E: 1 K: 1 S: 9	H: 2 LOB: 1 BB: 0 P: 14	R: 1 E: 0 K: 1 S: 11	H: 2 LOB: 1 BB: 0 P: 15	R: 3 E: 0 K: 3 S: 20	H: 4 LOB: 2 BB: 1 P: 32	1B: 12 2B: 3 3B: 0 HR: 3	SF: 0 SAC: 0 DP: 0 HBP: 0	WP: 0 PB: 0 SB: 2 CS: 2	PA: 45	
<b>PITCHER</b>	IP	WLS	BF	H	R	ER	SO	BB	IBB	HBP	BLK	WP	HR	S	P	ERA	WHIP				
41 John Lackey, R (1, 1) ERA: 17.18	3.2	L	22	9	7	7	1	0	0	0	0	0	0	45	73	17.18	3.000				
Ben Weber, R (4, 1) ERA: 4.5	2.1		9	3	1	1	3	0	0	0	0	0	1	23	36	3.86	1.286				
62 Scot Shields, R (7, 1) ERA: 12.71	2.0		13	6	4	4	4	0	1	0	0	0	0	31	47	18.00	3.000				

Anaheim Angels @ Texas Rangers  
The Ballpark at Arlington, Arlington, TX  
Sat Apr 10 2004, 8:05 PM EDT  
Att: 30,331 - Unknown - 56 F

AB 41  
R 12  
H 18  
RBI 12  
BB 3  
SO 8  
LOB 17





Batter	1	2	3	4	5	6	7	8	9	AB	R	H	RBI	BB	SO	LOB	TOP								
David Eckstein, R (1, 6) OBP: 0.333, SLG: 0.333	1-1 F7	0-1 1B			1-2 F9		1-1 27 G4-3 1B	1-2 F9		5	0	2	0	0	0	2									
Darin Erstad, L (1, 3) OBP: 0.200, SLG: 0.233	0-0 F8	2-3 K			0-1 G2-3		1-0 L7		1-1 27 G5-4-3 1B	5	0	1	0	0	1	3									
27 Vladimir Guerrero, R (1, 9) OBP: 0.393, SLG: 0.680	1-3 K			0-0 G5-3		1-0 HR	1-0 G4-3		1-2 1-2 G5-4-3 1B	5	1	1	1	0	1	2									
16 Garret Anderson, L (1, 8) OBP: 0.407, SLG: 0.692		1-2 G3		1-1 G4-3		0-0 1B 1B 2B	1-1 G3		2-2 F8	5	1	1	0	0	0	1									
Troy Glaus, R (1, 5) Shane Halter, R (8, 5) OBP: 0.462, SLG: 0.870		2-2 1B 1B		1-2 G5-3		0-1 BB 1B G6-3 1B		4-2 1B BB		3	3	2	0	1	0	0									
Jose Guillen, R (1, 7) OBP: 0.308, SLG: 0.346	1-0 1B 1B			2-3 K		0-0 G6-3 BB 1B		0-0 P6		4	1	2	1	0	1	1									
Tim Salmon, R (1, 10) OBP: 0.231, SLG: 0.130	0-0 1B FC4-6 1B			1-2 F8		1-2 2-3 G6-3 BB 1B		0-1 1B 1B		3	1	2	1	1	0	0									
Jose Molina, R (1, 2) OBP: 0.300, SLG: 0.632	0-1 FC4-6 1B			2-3 K		0-2 G6-3		2-3 K		4	0	1	1	0	2	4									
Adam Kennedy, L (1, 4) OBP: 0.400, SLG: 0.565	0-0 FC4-6 1B			1-1 F9		1-3 K		2-0 1B		4	0	1	2	0	1	2									
<b>Inning Stats</b>	R: 0 E: 0 K: 1 S: 7	H: 0 LOB: 0 BB: 0 P: 9	R: 3 E: 0 K: 1 S: 21	H: 5 LOB: 2 BB: 0 P: 27	R: 0 E: 0 K: 0 S: 6	H: 0 LOB: 0 BB: 0 P: 8	R: 0 E: 0 K: 2 S: 12	H: 0 LOB: 0 BB: 0 P: 17	R: 0 E: 0 K: 0 S: 7	H: 0 LOB: 0 BB: 0 P: 9	R: 3 E: 0 K: 1 S: 13	H: 4 LOB: 1 BB: 1 P: 19	R: 0 E: 0 K: 0 S: 6	H: 1 LOB: 1 BB: 0 P: 10	R: 1 E: 0 K: 1 S: 13	H: 2 LOB: 2 BB: 1 P: 22	R: 0 E: 0 K: 0 S: 8	H: 1 LOB: 0 BB: 0 P: 12	1B: 11 2B: 1 3B: 0 HR: 1	SF: 0 SAC: 0 DP: 2 HBP: 0	WP: 0 PB: 0 SB: 0 CS: 0	PA: 40			
<b>PITCHER</b>	IP	WLS	BF	H	R	ER	SO	BB	IBB	HBP	BLK	WP	HR	S	P	ERA	WHIP								
Chan Ho Park, R (1, 1) ERA: 5.93	6.0	L	28	10	6	6	5	1	0	0	0	0	1	68	92	9.00	1.833								
53 Joaquin Benoit, R (7, 1) ERA: 4.5	2.0		9	2	1	1	1	1	0	0	0	0	0	17	29	4.50	1.500								
Carlos Almanzar, R (9, 1) ERA: 3.86	1.0		3	1	0	0	0	0	0	0	0	0	0	8	12	0.00	1.000								

Anaheim Angels @ Texas Rangers  
The Ballpark at Arlington, Arlington, TX  
Sun Apr 11 2004, 4:05 PM EDT  
Att: 18,209 - Overcast - 52 F

livebaseballscorecards.com

AB 38  
R 7  
H 13  
RBI 6  
BB 2  
SO 6  
LOB 15



Batter	1	2	3	4	5	6	7	8	9	AB	R	H	RBI	BB	SO	LOB	BOTTOM								
10 Michael Young, R (1, 6) OBP: 0.296, SLG: 0.520	0-2 9 1B 2B		3-1 L5		2-2 G4-3		1-2 G3			4	1	1	0	0	0	1									
9 Hank Blalock, L (1, 5) OBP: 0.407, SLG: 0.667	1-0 G3 2H 1B		1-3 K		0-1 P6			0-3 K		4	0	1	1	0	2	0									
Alfonso Soriano, R (1, 4) OBP: 0.370, SLG: 0.375	0-1 L4		1-3 K		0-0 2B			0-1 P6		4	0	1	0	0	1	1									
Brad Fullmer, L (1, 10) OBP: 0.364, SLG: 0.316	0-1 G3			0-0 E4 23 1B SF9		0-2 F8		4-2 BB		3	1	0	0	1	0	2									
23 Mark Teixeira, S (1, 3) OBP: 0.407, SLG: 0.652	3-3 K		1-1 1B		0-1 P2			0-1 F8		4	0	1	0	0	1	3									
David Dellucci, L (1, 7) OBP: 0.276, SLG: 0.294		2-1 G3 1B		0-1 SF9		0-0 P6			2-3 K	3	0	1	1	0	1	1									
Kevin Mench, R (1, 9) OBP: 0.346, SLG: 0.600	1-1 F9		1-1 1B		1-0 2B				0-0 G2-3 2B	4	0	3	0	0	0	1									
Laynce Nix, L (1, 8) OBP: 0.389, SLG: 0.588	3-2 G3		2-3 K		1-0 G1-3				0-1 G2-3	4	0	0	0	0	1	4									
Rod Barajas, R (1, 2)		3-2 L5			0-1 G6-3				1-3 K	4	0	0	0	0	1	3									
<b>Inning Stats</b>	R: 1 E: 0 K: 1 S: 11	H: 2 LOB: 1 BB: 0 P: 15	R: 0 E: 0 K: 0 S: 13	H: 1 LOB: 0 BB: 0 P: 22	R: 0 E: 0 K: 2 S: 9	H: 0 LOB: 0 BB: 0 P: 14	R: 1 E: 1 K: 1 S: 10	H: 2 LOB: 1 BB: 0 P: 14	R: 0 E: 0 K: 0 S: 7	H: 0 LOB: 0 BB: 0 P: 9	R: 0 E: 0 K: 0 S: 7	H: 1 LOB: 1 BB: 0 P: 7	R: 0 E: 0 K: 0 S: 7	H: 1 LOB: 1 BB: 0 P: 10	R: 0 E: 0 K: 1 S: 9	H: 0 LOB: 1 BB: 1 P: 13	R: 0 E: 0 K: 2 S: 9	H: 1 LOB: 0 BB: 0 P: 12	1B: 4 2B: 4 3B: 0 HR: 0	SF: 1 SAC: 0 DP: 0 HBP: 0	WP: 0 PB: 0 SB: 0 CS: 0	PA: 36			
<b>PITCHER</b>	IP	WLS	BF	H	R	ER	SO	BB	IBB	HBP	BLK	WP	HR	S	P	ERA	WHIP								
40 Bartolo Colon, R (1, 1) ERA: 0.64	8.0	W	32	7	2	1	5	1	0	0	0	0	0	73	104	1.12	1.000								
Francisco Rodriguez, R (9, 1) ERA:	1.0		4	1	0	0	2	0	0	0	0	0	0	9	12	0.00	1.000								

Anaheim Angels @ Texas Rangers  
The Ballpark at Arlington, Arlington, TX  
Sun Apr 11 2004, 4:05 PM EDT  
Att: 18,209 - Overcast - 52 F

livebaseballscorecards.com

AB 34  
R 2  
H 8  
RBI 2  
BB 1  
SO 7  
LOB 16









Batter	1	2	3	4	5	6	7	8	9	AB	R	H	RBI	BB	SO	LOB	TOP										
<b>Eric Byrnes, R</b> OBP: 0.500, SLG: 0.625 (1, 8)	2-1 G1-6-3 1B	0-0 23 PB 2B	3-3 K		0-0 P6		1-2 S 3 BB 1B		1-1 F8	6	1	3	0	0	1	1											
<b>23 Bobby Kielty, S</b> OBP: 0.357, SLG: 0.556 (1, 7)	0-1 G1-6-3 1-2 1B	2-2 3 2B	4-0 BB		3-2 1B		0-3 K		2-3 K	5	1	2	1	1	2	2											
<b>3 Eric Chavez, L</b> OBP: 0.452, SLG: 0.538 (1, 5)	4-0 2B	0-1 2B	2-3 K		1-2 F9		4-0 S BB			3	1	1	1	2	1	3											
<b>Jermaine Dye, R</b> OBP: 0.387, SLG: 0.750 (1, 9)	3-2 BB 7 1B 1-H	3-2 HR		2-2 F7	1-3 K		2-3 K		1-2 2-3	5	2	2	2	0	2	3											
<b>Erubiel Durazo, L</b> OBP: 0.458, SLG: 0.316 (1, 10)	4-1 7 1B BB	2-0 G4-3		0-0 7 G5-3 HR 1B	0-0 1B		1-3 K			4	2	0	1	1	2												
<b>Scott Hatteberg, L</b> OBP: 0.400, SLG: 0.313 (1, 3)	4-1 7 1B 1-2 2-3 BB	1-2 G6-3		4-1 7 G5-3 HR BB	3-2 F7		2-1 G6-4-3 1B			3	1	1	0	2	0	1											
<b>7 Bobby Crosby, R</b> OBP: 0.286, SLG: 0.167 (1, 6)	1-1 BB 1-3 2-H 3-H 1B		1-3 K	2-2 G5-3	3-1 P2		2-0 F8			5	0	1	2	0	1	4											
<b>Damian Miller, R</b> OBP: 0.348, SLG: 0.450 (1, 2)	4-1 1-2 BB		1-1 E 2B	0-1 2-H 3-H HR	3-1 1B		0-0 G6-4-3 1-2 BB			4	2	3	3	1	0	1											
<b>Marco Scutaro, R</b> OBP: 0.308, SLG: 0.458 (1, 4)	1-2 G4-3		3-1 E7 2B	3-3 K	3-3 K		2-1 L9			5	0	1	1	0	2	5											
<b>Inning Stats</b>	R: 3 E: 0 K: 0 S: 16	H: 3 LOB: 3 BB: 4 P: 39	R: 3 E: 0 K: 0 S: 19	H: 4 LOB: 0 BB: 0 P: 27	R: 1 E: 1 K: 3 S: 16	H: 2 LOB: 2 BB: 1 P: 30	R: 3 E: 0 K: 1 S: 13	H: 2 LOB: 0 BB: 0 P: 23	R: 0 E: 0 K: 1 S: 11	H: 1 LOB: 1 BB: 0 P: 18	R: 0 E: 0 K: 3 S: 12	H: 1 LOB: 2 BB: 1 P: 20	R: 0 E: 0 K: 0 S: 4	H: 1 LOB: 0 BB: 0 P: 8	R: 0 E: 0 K: 1 S: 8	H: 0 LOB: 0 BB: 0 P: 13	1B: 9 2B: 5 3B: 0 HR: 2	SF: 0 SAC: 0 DP: 2 HBP: 0	WP: 0 PB: 1 SB: 2 CS: 0	PA: 47							
<b>PITCHER</b>	IP	WLS	BF	H	R	ER	SO	BB	IBB	HBP	BLK	WP	HR	S	P	ERA	WHIP										
<b>Mickey Callaway, R</b> ERA: 23.14 (1, 1)	1.1	L	13	7	6	6	0	4	0	0	0	0	1	30	58	40.50	8.250										
<b>53 Joaquin Benoit, R</b> ERA: 9.54 (2, 1)	2.2		14	4	4	4	4	2	0	0	0	0	1	34	61	13.50	2.250										
<b>Carlos Almanzar, R</b> ERA: 2.08 (5, 1)	1.0		4	1	0	0	1	0	0	0	0	0	0	13	18	0.00	1.000										
<b>32 Ron Mahay, L</b> ERA: (6, 1)	2.0		11	4	0	0	4	1	0	0	0	0	0	25	47	0.00	2.500										
<b>Jeff Nielson, R</b> ERA: 5.4 (8, 1)	2.0		5	0	0	0	1	0	0	0	0	0	0	10	17	0.00	0.000										

Oakland Athletics @ Texas Rangers  
The Ballpark at Arlington, Arlington, TX  
Tue Apr 13 2004, 8:05 PM EDT  
Att: 20,112 - Cloudy - 59 F

AB 40  
R 10  
H 16  
RBI 10  
BB 7  
SO 10  
LOB 22



Batter	1	2	3	4	5	6	7	8	9	AB	R	H	RBI	BB	SO	LOB	BOTTOM										
<b>10 Michael Young, R</b> OBP: 0.368, SLG: 0.556 (1, 6)	1-2 G5-3	1-2 E1 9 1B	2-2 9 1B		0-0 2B		2-0 FC5-4 1B		1-0 G3	6	1	3	2	0	0	2											
<b>9 Hank Blalock, L</b> OBP: 0.459, SLG: 0.636 (1, 5)	4-2 1B	1-2 1B	1-2 FC6-4 1B		0-3 K		0-3 1-H 3-H 1B			4	0	2	1	1	2	2											
<b>Alfonso Soriano, R</b> OBP: 0.405, SLG: 0.394 (1, 4)	0-0 1B	1-2 1B	1-2 FC6-4 1-2 BB		0-1 G6-4-3 1B		0-0 FC5-4 1-2 BB			5	0	3	1	0	0	3											
<b>Herbert Perry, R</b> OBP: 0.385, SLG: 0.200 (1, 3)	1-1 P3	0-0 G4-3		0-0 L9	0-0 G6-4-3 1-2 BB		1-1 G5-3			5	0	0	0	0	0	5											
<b>Kevin Mench, R</b> OBP: 0.314, SLG: 0.529 (1, 9)	3-1 G5-3		3-2 F9	3-2 P5	2-2 F7		2-3 K			5	0	0	0	0	1	2											
<b>Brad Fullmer, L</b> OBP: 0.379, SLG: 0.538 (1, 10)		1-2 G3	1-0 G5-3	0-0 2B			1-0 HR		2-3 K	5	1	2	1	0	1	0											
<b>Eric Young Sr., R</b> OBP: 0.500, SLG: 0.500 (1, 7)		1-1 15 G1-3 1B	4-2 15 2B BB		0-0 G6-3		4-1 FC6-4 10 PB BB		0-1 2B	3	3	2	0	2	0	1											
<b>15 Gerald Laird, R</b> OBP: 0.375, SLG: 0.435 (1, 2)		2-1 G1-3	0-2 1B		1-0 F8		1-1 FC6-4 1B		0-3 K	5	1	2	1	0	1	2											
<b>Ramon Nivar, R</b> OBP: 0.308, SLG: 0.333 <b>Laynce Nix, L</b> OBP: 0.350, SLG: 0.526 (7, PH) (8, 8)		1-2 10 E 9 1B	0-2 10 1B		1-3 K		2-2 FC6-4 10 PB 1B		1-0 F7	3	2	2	2	0	1	0											
<b>Inning Stats</b>	R: 0 E: 0 K: 0 S: 10	H: 1 LOB: 2 BB: 1 P: 19	R: 3 E: 1 K: 0 S: 21	H: 4 LOB: 0 BB: 0 P: 29	R: 3 E: 0 K: 0 S: 24	H: 4 LOB: 1 BB: 1 P: 36	R: 0 E: 0 K: 0 S: 7	H: 1 LOB: 0 BB: 0 P: 10	R: 0 E: 0 K: 2 S: 11	H: 1 LOB: 1 BB: 0 P: 13	R: 0 E: 0 K: 1 S: 7	H: 3 LOB: 1 BB: 1 P: 24	R: 0 E: 0 K: 2 S: 9	H: 0 LOB: 0 BB: 0 P: 14	R: 0 E: 0 K: 1 S: 7	H: 1 LOB: 1 BB: 0 P: 9	1B: 11 2B: 4 3B: 0 HR: 1	SF: 0 SAC: 0 DP: 1 HBP: 0	WP: 0 PB: 1 SB: 0 CS: 0	PA: 46							
<b>PITCHER</b>	IP	WLS	BF	H	R	ER	SO	BB	IBB	HBP	BLK	WP	HR	S	P	ERA	WHIP										
<b>Barry Zito, L</b> ERA: 4.15 (1, 1)	5.0	W	29	11	6	4	2	2	0	0	0	0	0	11	19	18.00	4.000										
<b>Chad Bradford, R</b> ERA: 10.9 (6, 1)	1.0		6	3	3	2	0	1	0	0	0	0	1	11	19	18.00	4.000										
<b>Ricardo Rincon, L</b> ERA: 18.0 (7, 1)	0.2	H	3	1	0	0	1	0	0	0	0	0	0	9	13	0.00	1.500										
<b>Chad Harville, R</b> ERA: (7, 1)	0.1	H	1	0	0	0	0	0	0	0	0	0	0	1	1	0.00	0.000										
<b>Jim Mecir, R</b> ERA: (8, 1)	1.0	H	3	0	0	0	2	0	0	0	0	0	0	9	14	0.00	0.000										
<b>PITCHER</b>	IP	WLS	BF	H	R	ER	SO	BB	IBB	HBP	BLK	WP	HR	S	P	ERA	WHIP										
<b>Arthur Rhodes, L</b> ERA: 3.6 (9, 1)	1.0	S	4	1	0	0	1	0	0	0	0	0	0	7	9	0.00	1.000										

Oakland Athletics @ Texas Rangers  
The Ballpark at Arlington, Arlington, TX  
Tue Apr 13 2004, 8:05 PM EDT  
Att: 20,112 - Cloudy - 59 F

AB 43  
R 9  
H 16  
RBI 8  
BB 3  
SO 6  
LOB 20









Batter	1	2	3	4	5	6	7	8	9	AB	R	H	RBI	BB	SO	LOB	TOP								
21 Mark Kotsay, L (1, 8) OBP: 0.432, SLG: 0.394	G4-3		FC6-4 BB		BB		P4		BB	4	0	2	0	1	0	1	<p>Oakland Athletics @ Texas Rangers The Ballpark at Arlington, Arlington, TX Thu Apr 15 2004, 2:05 PM EDT Att: 22,605 - Sunny - 73 F</p> <p>livebaseballscores.com</p>								
Eric Byrnes, R (1, 7) OBP: 0.538, SLG: 0.583	G4-6-3 1B		FC6-4		BB			G4-6-3 1B	L5	4	0	2	1	1	0	3									
3 Eric Chavez, L (1, 5) OBP: 0.385, SLG: 0.441	G4-6-3 1-2		P4		G1-3			G4-6-3 1-2		4	0	0	0	0	0	7									
Jermaine Dye, R (1, 10) OBP: 0.385, SLG: 0.833		F8		F8		F9		BB 23 E		4	1	1	0	0	0	0									
Eric Karros, R (1, 3) OBP: 0.278, SLG: 0.133		G1-3		L5		F7		BB 23 E		3	0	0	0	1	0	0									
23 Bobby Kielty, S (1, 9) OBP: 0.297, SLG: 0.429		L8		P4		L6		E7		4	0	0	0	0	0	1									
7 Bobby Crosby, R (1, 6) OBP: 0.333, SLG: 0.323			E1 21 BB FC6-4		K		BB 1B	K		4	1	1	0	0	2	2									
Damian Miller, R (1, 2) OBP: 0.333, SLG: 0.417			FC6-4 21 BB 1B		F8		F8	K		4	0	1	0	0	1	1									
Marco Scutaro, R (1, 4) OBP: 0.333, SLG: 0.452			L9		BB 21 BB 1B		F7		G3	3	0	1	0	0	0	3									
Billy McMillon, L (9, PH) OBP: 0.200, SLG: 0.200					BB 21 BB 1B		F7			1	0	0	0	0	0	0									
<b>Inning Stats</b>	R: 0 E: 0 K: 0 S: 4	H: 1 LOB: 0 BB: 0 P: 8	R: 0 E: 0 K: 0 S: 7	H: 0 LOB: 0 BB: 0 P: 10	R: 1 E: 1 K: 0 S: 9	H: 1 LOB: 2 BB: 1 P: 15	R: 0 E: 0 K: 0 S: 6	H: 0 LOB: 0 BB: 0 P: 9	R: 0 E: 0 K: 1 S: 16	H: 2 LOB: 3 BB: 1 P: 28	R: 0 E: 0 K: 0 S: 11	H: 0 LOB: 1 BB: 0 P: 14	R: 0 E: 0 K: 0 S: 9	H: 1 LOB: 1 BB: 0 P: 17	R: 1 E: 1 K: 1 S: 13	H: 2 LOB: 2 BB: 1 P: 28	R: 0 E: 0 K: 1 S: 6	H: 1 LOB: 1 BB: 0 P: 10	1B: 8 2B: 0 3B: 0 HR: 0	SF: 0 SAC: 0 DP: 2 HBP: 0	WP: 0 PB: 0 SB: 0 CS: 0	PA: 38			
<b>PITCHER</b>	IP	WLS	BF	H	R	ER	SO	BB	IBB	HBP	BLK	WP	HR	S	P	ERA	WHIP								
Kenny Rogers, L (1, 1) ERA: 4.05	7.0	W	28	5	1	0	1	2	0	0	0	0	0	62	101	0.00	1.000								
Jay Powell, R (8, 1) ERA: 2.45	1.0		6	2	1	0	1	1	0	0	0	0	0	13	28	0.00	3.000								
Francisco Cordero, R (9, 1) ERA: 4.5	1.0		4	1	0	0	1	0	0	0	0	0	0	6	10	0.00	1.000								

Batter	1	2	3	4	5	6	7	8	9	AB	R	H	RBI	BB	SO	LOB	BOTTOM								
10 Michael Young, R (1, 6) OBP: 0.417, SLG: 0.622	K		P3		BB 9 BB 1B	HR		BB 9 BB G4-6-3 1B		5	2	3	1	0	1	1	<p>Oakland Athletics @ Texas Rangers The Ballpark at Arlington, Arlington, TX Thu Apr 15 2004, 2:05 PM EDT Att: 22,605 - Sunny - 73 F</p> <p>livebaseballscores.com</p>								
9 Hank Blalock, L (1, 5) OBP: 0.426, SLG: 0.571	K		K		BB 1B	BB 1B		G4-6-3 1-2		4	1	1	0	1	2	3									
Alfonso Soriano, R (1, 4) OBP: 0.435, SLG: 0.500					BB 1B	BB 1B		K		4	2	3	2	0	1	1									
Brad Fullmer, L (1, 10) OBP: 0.405, SLG: 0.588		P6			BB 1B	BB 1B		G3-1		4	1	2	1	0	0	1									
Herbert Perry, R (1, 3) OBP: 0.409, SLG: 0.333			G6-4-3 1B		G6-4-3 1B	SF7		G4-3		3	0	2	2	0	0	0									
David Dellucci, L (1, 7) OBP: 0.273, SLG: 0.286		K			G6-4-3 1-2	G4-3		FC5-4 1B		4	0	1	0	0	1	4									
Kevin Mench, R (1, 9) OBP: 0.273, SLG: 0.442		G6-4-3 1-2			G6-4-3 1B	F9		FC5-4 1-2		4	0	1	1	0	0	3									
Layne Nix, L (1, 8) OBP: 0.333, SLG: 0.522					K			G3-1		4	0	1	0	0	1	1									
Rod Barajas, R (1, 2) OBP: 0.182, SLG: 0.273			K2-3		BB 10 BB 1B	F7		BB 10 BB 1B		4	1	2	0	0	1	1									
<b>Inning Stats</b>	R: 0 E: 0 K: 2 S: 11	H: 1 LOB: 1 BB: 0 P: 14	R: 0 E: 0 K: 1 S: 6	H: 1 LOB: 0 BB: 0 P: 7	R: 0 E: 0 K: 2 S: 13	H: 1 LOB: 1 BB: 0 P: 22	R: 2 E: 0 K: 1 S: 15	H: 4 LOB: 1 BB: 0 P: 19	R: 4 E: 0 K: 0 S: 11	H: 4 LOB: 1 BB: 1 P: 19	R: 1 E: 0 K: 1 S: 11	H: 2 LOB: 1 BB: 0 P: 16	R: 0 E: 0 K: 0 S: 9	H: 1 LOB: 1 BB: 0 P: 12	R: 0 E: 0 K: 0 S: 9	H: 2 LOB: 1 BB: 0 P: 11	1B: 13 2B: 2 3B: 0 HR: 1	SF: 1 SAC: 0 DP: 3 HBP: 0	WP: 0 PB: 0 SB: 0 CS: 0	PA: 38					
<b>PITCHER</b>	IP	WLS	BF	H	R	ER	SO	BB	IBB	HBP	BLK	WP	HR	S	P	ERA	WHIP								
40 Rich Harden, R (1, 1) ERA: 13.5	4.0	L	22	11	6	6	6	1	0	0	0	0	0	52	74	13.50	3.000								
Chris Hammond, L (5, 1) ERA: 6.0	2.0		8	2	1	1	1	0	0	0	0	0	1	15	23	4.50	1.000								
58 Justin Duchschere, R (7, 1) ERA:	2.0		8	3	0	0	0	0	0	0	0	0	0	18	23	0.00	1.500								





Batter	1	2	3	4	5	6	7	8	9	AB	R	H	RBI	BB	SO	LOB	TOP									
10 Michael Young, R OBP: 0.377, SLG: 0.560	1-3 K	2-1 L9		2-2 FC6-4		0-1 G4-6-3		0-2 G1-3		5	0	0	0	0	1	6										
9 Hank Blalock, L OBP: 0.423, SLG: 0.638	1-0 HR	0-1 1B 2B		3-3 K			3-2 F7		1-2 K	5	2	2	2	0	2	1										
Alfonso Soriano, R OBP: 0.451, SLG: 0.500	1-0 FC6-4 HBP	3-1 2H 1B			1-0 L5		0-0 1B		0-0 F8	4	0	2	1	0	0	0										
Brad Fullmer, L OBP: 0.357, SLG: 0.513	1-0 F8	0-0 G3			3-2 P5		3-2 F9		0-1 G1-3	5	0	0	0	0	0	3										
Herbert Perry, R OBP: 0.385, SLG: 0.364	2-2 FC6-4		1-1 G5-3		2-0 2B		0-0 F8			4	0	1	0	0	0	2										
David Dellucci, L OBP: 0.289, SLG: 0.280		3-2 HR 1B	0-1 F7		2-2 F9			3-2 G4-3		4	1	1	0	0	0	1										
Kevin Mench, R OBP: 0.250, SLG: 0.404		1-3 K	0-1 F9			0-1 G5-3		1-0 F8		4	0	0	0	0	1	1										
Laynce Nix, L OBP: 0.429, SLG: 0.720		0-0 HR		4-0 FC6-4 BB		2-1 15 1B 2B		4-1 15 2B BB		2	1	2	2	2	0	0										
15 Gerald Laird, R OBP: 0.438, SLG: 0.552		2-2 9 2B 1B		1-0 P6		1-1 10 G4-6-3 1B		2-0 2B		4	1	3	0	0	0	1										
<b>Inning Stats</b>	R: 1 E: 0 K: 1 S: 8	H: 1 LOB: 1 BB: 0 P: 14	R: 4 E: 0 K: 1 S: 18	H: 5 LOB: 1 BB: 0 P: 29	R: 0 E: 0 K: 0 S: 6	H: 0 LOB: 0 BB: 0 P: 7	R: 0 E: 0 K: 1 S: 8	H: 0 LOB: 1 BB: 1 P: 18	R: 0 E: 0 K: 0 S: 13	H: 1 LOB: 1 BB: 0 P: 21	R: 0 E: 0 K: 0 S: 8	H: 2 LOB: 1 BB: 0 P: 11	R: 0 E: 0 K: 0 S: 8	H: 1 LOB: 1 BB: 0 P: 14	R: 0 E: 0 K: 0 S: 11	H: 1 LOB: 2 BB: 1 P: 21	R: 0 E: 0 K: 1 S: 7	H: 0 LOB: 0 BB: 0 P: 8	1B: 5 2B: 4 3B: 0 HR: 2	SF: 0 SAC: 0 DP: 1 HBP: 1	WP: 0 PB: 0 SB: 0 CS: 0	PA: 40				
<b>PITCHER</b>	IP	WLS	BF	H	R	ER	SO	BB	IBB	HBP	BLK	WP	HR	S	P	ERA	WHIP									
Gil Meche, R ERA: 5.4	(1, 1)	5.0	L	24	7	5	5	3	1	0	1	0	0	2	53	89	9.00	1.600								
Kevin Jarvis, R ERA: 5.14	(6, 1)	3.0		13	4	0	0	0	1	0	0	0	0	0	27	46	0.00	1.667								
20 J.J. Putz, R ERA:	(9, 1)	1.0		3	0	0	0	1	0	0	0	0	0	0	7	8	0.00	0.000								

Texas Rangers @ Seattle Mariners  
Safeco Field, Seattle, WA  
Fri Apr 16 2004, 7:05 PM PDT  
Att: 35,647 - Cloudy - 54 F

AB 37  
R 5  
H 11  
RBI 5  
BB 2  
SO 4  
LOB 15



Batter	1	2	3	4	5	6	7	8	9	AB	R	H	RBI	BB	SO	LOB	BOTTOM								
51 Ichiro Suzuki, L OBP: 0.306, SLG: 0.319	1-1 F8	1-1 P2		1-1 G3			1-1 G6-3		3-1 G3	5	0	0	0	0	0	3									
John Olerud, L OBP: 0.368, SLG: 0.344	4-0 1B BB		4-1 1B BB		0-0 F8		4-2 BB			1	0	0	0	3	0	0									
Edgar Martinez, R OBP: 0.356, SLG: 0.439	0-0 F9		1-3 K		0-1 1B		0-3 K			4	0	1	0	0	2	3									
Bret Boone, R OBP: 0.340, SLG: 0.587	1-0 1B		0-0 1B		2-2 1B		3-3 K			4	0	3	0	0	1	1									
Raul Ibanez, L OBP: 0.316, SLG: 0.364	0-0 F7		1-1 L9		3-3 K			2-3 K		4	0	0	0	0	2	6									
Rich Aurilia, R OBP: 0.300, SLG: 0.410		2-1 G1-3	2-1 F7		1-2 F7			0-3 K		4	0	0	0	0	1	4									
Randy Winn, S OBP: 0.326, SLG: 0.381		0-1 CS 1B		2-3 K		1-2 F9		1-3 K		4	0	1	0	0	2	0									
Dan Wilson, R OBP: 0.414, SLG: 0.444		0-1 2B		2-2 1B		1-0 G5-4-3 1B			4-1 G6-4-3 BB	3	0	3	0	1	0	0									
Jolbert Cabrera, R	(1, 5)	3-1 HBP		0-0 F7		2-2 G5-4-3		2-2 G6-4-3		3	0	0	0	0	0	3									
<b>Inning Stats</b>	R: 0 E: 0 K: 0 S: 5	H: 1 LOB: 2 BB: 1 P: 11	R: 0 E: 0 K: 0 S: 9	H: 2 LOB: 2 BB: 0 P: 15	R: 0 E: 0 K: 1 S: 9	H: 1 LOB: 2 BB: 1 P: 17	R: 0 E: 0 K: 1 S: 10	H: 1 LOB: 1 BB: 0 P: 15	R: 0 E: 0 K: 0 S: 12	H: 2 LOB: 2 BB: 0 P: 18	R: 0 E: 0 K: 0 S: 7	H: 1 LOB: 0 BB: 0 P: 11	R: 0 E: 0 K: 2 S: 10	H: 0 LOB: 1 BB: 1 P: 18	R: 0 E: 0 K: 3 S: 10	H: 0 LOB: 0 BB: 0 P: 13	R: 0 E: 0 K: 0 S: 7	H: 0 LOB: 0 BB: 1 P: 16	1B: 7 2B: 1 3B: 0 HR: 0	SF: 0 SAC: 0 DP: 2 HBP: 1	WP: 0 PB: 0 SB: 0 CS: 1	PA: 37			
<b>PITCHER</b>	IP	WLS	BF	H	R	ER	SO	BB	IBB	HBP	BLK	WP	HR	S	P	ERA	WHIP								
Chan Ho Park, R ERA: 3.92	(1, 1)	7.0	W	31	8	0	0	5	3	0	1	0	0	62	105	0.00	1.571								
Carlos Almanzar, R ERA: 1.42	(8, 1)	2.0		6	0	0	0	3	1	0	0	0	0	17	29	0.00	0.500								

Texas Rangers @ Seattle Mariners  
Safeco Field, Seattle, WA  
Fri Apr 16 2004, 7:05 PM PDT  
Att: 35,647 - Cloudy - 54 F

AB 32  
R 0  
H 8  
RBI 0  
BB 4  
SO 8  
LOB 20





Batter	1	2	3	4	5	6	7	8	9	AB	R	H	RBI	BB	SO	LOB	TOP				
10 Michael Young, R (1.6) OBP: 0.404, SLG: 0.585	2-1 F8 SF7 2B		4-1 BB			2-2 L3		2-2 1B		3	1	2	0	1	0	0					
9 Hank Blalock, L (1.5) OBP: 0.411, SLG: 0.608	0-0 F8		1-3 K			1-1 1B		0-0 F9		4	0	1	0	0	1	4					
Alfonso Soriano, R (1.4) OBP: 0.418, SLG: 0.469	0-1 SF7		1-2 G2-3			2-3 K			0-2 G5-3	3	0	0	1	0	1	3					
Kevin Mench, R (1.7) OBP: 0.250, SLG: 0.412	0-1 F8			2-1 F7		1-2 P4			0-1 2B	4	0	1	0	0	0	1					
Herbert Perry, R (1.3) OBP: 0.333, SLG: 0.308		1-3 K		2-2 G6-3			0-0 G6-3		3-2 F9	4	0	0	0	0	1	1					
Eric Young Sr., R (1.10) OBP: 0.458, SLG: 0.476		0-1 G6-3		2-1 F7			1-2 G5-3		0-0 P4	4	0	0	0	0	0	1					
Laynce Nix, L (1.9) OBP: 0.387, SLG: 0.643		3-3 K			2-1 P4		0-0 G6-3			3	0	0	0	0	1	0					
15 Gerald Laird, R (1.2) OBP: 0.429, SLG: 0.516			4-2 SH2-3 BB		0-1 G6-3			0-2 F9		2	0	0	0	1	0	0					
Ramon Nivar, R (1.8) OBP: 0.211, SLG: 0.222			0-0 SH2-3		0-1 L6			1-3 K		2	0	0	0	0	1	0					
<b>Inning Stats</b>	R: 1 E: 0 K: 0 S: 7	H: 1 LOB: 0 BB: 0 P: 9	R: 0 E: 0 K: 2 S: 8	H: 0 LOB: 0 BB: 0 P: 12	R: 0 E: 0 K: 1 S: 12	H: 0 LOB: 2 BB: 2 P: 22	R: 0 E: 0 K: 0 S: 7	H: 0 LOB: 0 BB: 0 P: 13	R: 0 E: 0 K: 0 S: 6	H: 1 LOB: 1 BB: 0 P: 22	R: 0 E: 0 K: 0 S: 5	H: 0 LOB: 0 BB: 0 P: 6	R: 0 E: 0 K: 1 S: 12	H: 1 LOB: 1 BB: 0 P: 15	R: 0 E: 0 K: 0 S: 9	H: 1 LOB: 1 BB: 0 P: 12	1B: 2 2B: 2 3B: 0 HR: 0	SF: 1 SAC: 1 DP: 0 HBP: 0	WP: 0 PB: 0 SB: 0 CS: 0	PA: 33	
<b>PITCHER</b>	IP	WLS	BF	H	R	ER	SO	BB	IBB	HBP	BLK	WP	HR	S	P	ERA	WHIP				
Jamie Moyer, L (1.1) ERA: 5.3	8.0	W	29	3	1	1	5	2	0	0	0	0	0	73	107	1.12	0.625				
Eddie Guardado, L (9.1) ERA:	1.0	S	4	1	0	0	0	0	0	0	0	0	0	9	12	0.00	1.000				

Texas Rangers @ Seattle Mariners  
Safeco Field, Seattle, WA  
Sat Apr 17 2004, 7:05 PM PDT  
Att: 38,925 - Cloudy - 57 F

AB 29  
R 1  
H 4  
RBI 1  
BB 2  
SO 5  
LOB 10



Batter	1	2	3	4	5	6	7	8	9	AB	R	H	RBI	BB	SO	LOB	BOTTOM				
51 Ichiro Suzuki, L (1.9) OBP: 0.302, SLG: 0.314	2-1 P5		1-3 K		1-1 E S 1B		1-2 G4-3			4	0	1	0	0	1	0					
John Olerud, L (1.3) OBP: 0.333, SLG: 0.306	1-1 G6-3		2-0 F7		3-2 G3		2-1 F7			4	0	0	0	0	0	1					
Edgar Martinez, R (1.10) OBP: 0.347, SLG: 0.409	4-1 FC6-4 BB			3-2 P2	0-0 P6		1-1 G5-3			3	0	0	0	1	0	1					
Bret Boone, R (1.4) OBP: 0.314, SLG: 0.540	1-0 FC6-4			3-2 G2-3	3-3 K			3-1 F8		4	0	0	0	0	1	2					
Scott Spiezio, S (1.5) OBP: 0.500, SLG: 0.750		0-0 F7		2-1 BB 2B 1B		2-1 BB 2B		0-1 G4-3		4	2	2	0	0	0	0					
Rich Aurilia, R (1.6) OBP: 0.318, SLG: 0.405		1-3 K		4-1 BB 2B BB		2-2 BB 1B		1-3 K		3	1	1	1	1	2	0					
Raul Ibanez, L (1.7) OBP: 0.341, SLG: 0.353		4-2 BB		4-2 BB 2B BB		2-3 K				1	1	0	0	2	1	1					
Dan Wilson, R (1.2) OBP: 0.406, SLG: 0.467		2-3 K		1-0 BB 2B		3-0 P4				3	0	1	3	0	1	2					
Randy Winn, S (1.8) OBP: 0.306, SLG: 0.356			0-0 B1-3		2-0 K		2-0 F9			3	0	0	0	0	1	2					
<b>Inning Stats</b>	R: 0 E: 0 K: 0 S: 6	H: 0 LOB: 1 BB: 1 P: 14	R: 0 E: 0 K: 2 S: 11	H: 0 LOB: 1 BB: 1 P: 18	R: 0 E: 0 K: 1 S: 8	H: 0 LOB: 0 BB: 0 P: 11	R: 3 E: 0 K: 1 S: 15	H: 2 LOB: 1 BB: 2 P: 34	R: 0 E: 0 K: 1 S: 11	H: 1 LOB: 1 BB: 0 P: 18	R: 1 E: 0 K: 1 S: 11	H: 2 LOB: 1 BB: 0 P: 22	R: 0 E: 0 K: 0 S: 8	H: 0 LOB: 0 BB: 0 P: 12	R: 0 E: 0 K: 1 S: 7	H: 0 LOB: 0 BB: 0 P: 11	1B: 3 2B: 2 3B: 0 HR: 0	SF: 0 SAC: 0 DP: 0 HBP: 0	WP: 0 PB: 0 SB: 1 CS: 0	PA: 33	
<b>PITCHER</b>	IP	WLS	BF	H	R	ER	SO	BB	IBB	HBP	BLK	WP	HR	S	P	ERA	WHIP				
Colby Lewis, R (1.1) ERA: 4.11	5.0	L	22	3	3	3	5	4	0	0	0	0	0	51	95	5.40	1.400				
32 Ron Mahay, L (6.1) ERA: 2.09	1.2		7	2	1	1	1	0	0	0	0	0	0	17	31	5.40	1.200				
Jeff Nelson, R (7.1) ERA: 3.86	1.1		4	0	0	0	1	0	0	0	0	0	0	9	14	0.00	0.000				

Texas Rangers @ Seattle Mariners  
Safeco Field, Seattle, WA  
Sat Apr 17 2004, 7:05 PM PDT  
Att: 38,925 - Cloudy - 57 F

AB 29  
R 4  
H 5  
RBI 4  
BB 4  
SO 7  
LOB 9





Batter	1	2	3	4	5	6	7	8	9	AB	R	H	RBI	BB	SO	LOB	TOP										
10 Michael Young, R (1, 6) OBP: 0.410, SLG: 0.579	P4						G4-3			4	0	2	2	0	0	0	<b>Texas Rangers @ Seattle Mariners</b> Safeco Field, Seattle, WA Sun Apr 18 2004, 1:05 PM PDT Att: 35,182 - Unknown - 56 F										
9 Hank Blalock, L (1, 5) OBP: 0.400, SLG: 0.574	1B	F9					K			3	0	0	0	1	1	3											
Alfonso Soriano, R (1, 4) OBP: 0.407, SLG: 0.453	G4-6-3							F7		4	0	1	0	0	1	1											
Brad Fuller, L (1, 10) OBP: 0.348, SLG: 0.476	G4-6-3							L5		3	0	0	0	1	1	3											
David Dellucci, L (1, 7) OBP: 0.300, SLG: 0.286										3	0	1	0	0	1	1											
Kevin Mench, R (1, 9) OBP: 0.288, SLG: 0.407								HBP		3	1	1	0	1	1	2											
Layne Nix, L (1, 8) OBP: 0.382, SLG: 0.613										3	1	1	0	0	1	2											
Eric Young Sr., R (9, PH) OBP: 0.440, SLG: 0.455										1	0	0	0	0	0	0											
Rod Barajas, R (1, 2) OBP: 0.200, SLG: 0.214										3	0	0	0	1	1	2											
Adrián González, L (1, 3) Herbert Perry, R (9, PH) OBP: 0.323, SLG: 0.296										3	0	0	0	0	1	4											
<b>Inning Stats</b>	R: 0 E: 0 K: 0 S: 6	H: 1 LOB: 1 BB: 1 P: 13	R: 2 E: 0 K: 1 S: 15	H: 3 LOB: 2 BB: 1 P: 26	R: 0 E: 0 K: 1 S: 5	H: 0 LOB: 0 BB: 1 P: 10	R: 0 E: 0 K: 2 S: 10	H: 0 LOB: 1 BB: 1 P: 16	R: 0 E: 0 K: 1 S: 12	H: 1 LOB: 1 BB: 0 P: 16	R: 0 E: 0 K: 1 S: 12	H: 0 LOB: 0 BB: 0 P: 16	R: 0 E: 0 K: 1 S: 6	H: 0 LOB: 1 BB: 0 P: 15	R: 0 E: 0 K: 1 S: 8	H: 0 LOB: 0 BB: 0 P: 9	1B: 6 2B: 1 3B: 0 HR: 0	SF: 0 SAC: 0 DP: 2 HBP: 1	WP: 0 PB: 0 SB: 1 CS: 0	PA: 36							
<b>PITCHER</b>	IP	WLS	BF	H	R	ER	SO	BB	IBB	HBP	BLK	WP	HR	S	P	ERA	WHIP										
Joel Pineiro, R (1, 1) ERA: 7.71	6.2	W	28	6	2	2	5	4	0	0	0	0	0	68	110	2.70	1.500										
Ron Villone, L (7, 1) ERA: 3.18	1.0	H	4	0	0	0	1	0	0	1	0	0	0	6	13	0.00	0.000										
Shigetoshi Hasegawa, R (8, 1) ERA: 7.11	0.1	H	1	0	0	0	1	0	0	0	0	0	0	3	5	0.00	0.000										
Eddie Guardado, L (9, 1) ERA:	1.0	S	3	0	0	0	1	0	0	0	0	0	0	8	9	0.00	0.000										

livebaseballscores.com

AB 31  
R 2  
H 6  
RBI 2  
BB 4  
SO 8  
LOB 18



Batter	1	2	3	4	5	6	7	8	9	AB	R	H	RBI	BB	SO	LOB	BOTTOM										
51 Ichiro Suzuki, L (1, 9) OBP: 0.333, SLG: 0.345	G5-3									4	0	3	0	0	0	1	<b>Texas Rangers @ Seattle Mariners</b> Safeco Field, Seattle, WA Sun Apr 18 2004, 1:05 PM PDT Att: 35,182 - Unknown - 56 F										
Randy Winn, S (1, 8) OBP: 0.283, SLG: 0.327	G5-3									4	0	0	0	0	1	6											
Edgar Martinez, R (1, 10) OBP: 0.340, SLG: 0.396	L4									4	0	1	0	0	0	2											
Bret Boone, R (1, 4) OBP: 0.309, SLG: 0.574	G4-3									4	1	1	1	0	0	2											
John Olerud, L (1, 3) OBP: 0.304, SLG: 0.275										4	0	0	0	0	1	0											
Scott Spiezio, S (1, 5) OBP: 0.500, SLG: 1.000	G3-1									4	2	2	1	0	1	0											
Raul Ibanez, L (1, 7) OBP: 0.333, SLG: 0.421	F7									4	1	1	2	0	1	0											
Ben Davis, S (1, 2)										2	0	0	0	1	0	0											
16 Willie Bloomquist, R (1, 6) OBP: 0.321, SLG: 0.370										3	0	2	0	0	0	0											
<b>Inning Stats</b>	R: 0 E: 0 K: 0 S: 10	H: 1 LOB: 0 BB: 0 P: 16	R: 0 E: 0 K: 1 S: 10	H: 0 LOB: 0 BB: 0 P: 14	R: 0 E: 0 K: 1 S: 12	H: 1 LOB: 0 BB: 0 P: 19	R: 0 E: 0 K: 0 S: 4	H: 1 LOB: 0 BB: 0 P: 8	R: 0 E: 0 K: 1 S: 15	H: 2 LOB: 3 BB: 1 P: 24	R: 3 E: 0 K: 0 S: 13	H: 3 LOB: 0 BB: 0 P: 19	R: 0 E: 0 K: 0 S: 10	H: 1 LOB: 1 BB: 0 P: 15	R: 1 E: 0 K: 1 S: 16	H: 1 LOB: 0 BB: 0 P: 22		1B: 7 2B: 0 3B: 0 HR: 3	SF: 0 SAC: 0 DP: 1 HBP: 0	WP: 0 PB: 0 SB: 1 CS: 0	PA: 34						
<b>PITCHER</b>	IP	WLS	BF	H	R	ER	SO	BB	IBB	HBP	BLK	WP	HR	S	P	ERA	WHIP										
Ryan Drese, R (1, 1) ERA: 1.8	5.2	L	24	7	2	2	3	1	0	0	0	0	1	60	95	3.18	1.412										
Erasmio Ramirez, L (6, 1) ERA: 2.25	1.0	L	5	2	1	1	0	0	0	0	0	0	1	13	16	9.00	2.000										
Jay Powell, R (7, 1) ERA: 3.6	1.1		5	1	1	1	1	0	0	0	0	0	1	17	26	6.75	0.750										

livebaseballscores.com

AB 33  
R 4  
H 10  
RBI 4  
BB 1  
SO 4  
LOB 11





Batter	1	2	3	4	5	6	7	8	9	AB	R	H	RBI	BB	SO	LOB	TOP			
10 Michael Young, R OBP: 0.409, SLG: 0.565	F9	F7		K			BB SF7 1B		G4-6-3	5	1	2	0	0	1	2				
9 Hank Blalock, L OBP: 0.400, SLG: 0.576	F8		WP 1B	K			BB 1B		G4-6-3	5	1	2	0	0	1	1				
Alfonso Soriano, R OBP: 0.406, SLG: 0.439	L5		CS 1B		F7		G4-6-3 BB		G4-3	4	0	1	1	1	0	0				
Brad Fuller, L OBP: 0.360, SLG: 0.545		F7	HR				SF7			2	1	1	2	1	0	0				
David Dellucci, L OBP: 0.294, SLG: 0.313	K		1B		F7		G4-6-3			4	1	1	0	0	1	3				
Kevin Mench, R OBP: 0.283, SLG: 0.404	2B 15 1B		1B		K				G5-3	3	1	1	1	1	1	1				
Laynce Nix, L OBP: 0.368, SLG: 0.600	15 1B		K						G2-3	4	1	1	0	0	2	1				
15 Gerald Laird, R OBP: 0.436, SLG: 0.500	1B		G5-3				K2-3			3	0	1	2	1	1	1				
Adrián González, L OBP: 0.143, SLG: 0.143	1B				K		G4-3		F8	4	0	1	0	0	1	1				
<b>Inning Stats</b>	R: 0 E: 0 K: 0 S: 9	H: 0 LOB: 0 BB: 0 P: 11	R: 2 E: 0 K: 1 S: 14	H: 3 LOB: 2 BB: 1 P: 22	R: 3 E: 0 K: 1 S: 21	H: 5 LOB: 0 BB: 0 P: 35	R: 0 E: 0 K: 3 S: 10	H: 0 LOB: 0 BB: 0 P: 16	R: 0 E: 0 K: 1 S: 11	H: 0 LOB: 1 BB: 1 P: 17	R: 1 E: 0 K: 0 S: 11	H: 2 LOB: 1 BB: 1 P: 22	R: 0 E: 0 K: 0 S: 8	H: 0 LOB: 1 BB: 1 P: 16	R: 0 E: 0 K: 0 S: 4	H: 1 LOB: 0 BB: 0 P: 5	1B: 7 2B: 3 3B: 0 HR: 1	SF: 1 SAC: 0 DP: 2 HBP: 0	WP: 1 PB: 0 SB: 0 CS: 1	PA: 39
<b>PITCHER</b>	IP WLS BF H R ER SO BB IBB HBP BLK WP HR S P ERA WHIP																			
Ramon Ortiz, R ERA: 12.66	(1, 1) 2.1 L 13 6 4 4 1 1 0 0 0 0 1 1 31 47 15.43 3.000																			
Kevin Gregg, R ERA: 9.97	(3, 1) 2.2 11 2 1 1 5 1 0 0 0 0 0 0 34 54 3.38 1.125																			
Aaron Sele, R ERA: 6.48	(6, 1) 3.0 12 2 1 1 2 2 0 0 0 0 0 0 28 49 3.00 1.333																			
Ben Weber, R ERA: 9.0	(9, 1) 1.0 3 1 0 0 0 0 0 0 0 0 0 0 4 5 0.00 1.000																			

Texas Rangers @ Anaheim Angels  
Angel Stadium of Anaheim, Anaheim, CA  
Tue Apr 20 2004, 7:05 PM PDT  
Att: 33,892 - Sunny - 69 F

AB	34
R	6
H	11
RBI	6
BB	4
SO	8
LOB	10



Batter	1	2	3	4	5	6	7	8	9	AB	R	H	RBI	BB	SO	LOB	BOTTOM					
David Eckstein, R OBP: 0.306, SLG: 0.305	G5-3	G5-3		K			G6-3		F9	5	0	0	0	0	1	3						
Darin Erstad, L OBP: 0.277, SLG: 0.323	2B		P6		27 FB 2B		G5-3		K	5	1	2	0	0	1	2						
27 Vladimir Guerrero, R OBP: 0.333, SLG: 0.544	G6-3		1B		F8		K		G4-3	5	0	1	0	0	1	4						
16 Garret Anderson, L OBP: 0.400, SLG: 0.509	2B		1B		K		WP BB			2	1	1	0	2	1	1						
Troy Glaus, R OBP: 0.405, SLG: 0.757	2B		1B		K		K			3	0	1	1	1	2	2						
Jose Guillen, R OBP: 0.339, SLG: 0.321	F9		1B		K		G6-3		K	4	0	1	1	0	1	3						
Bengie Molina, R OBP: 0.263, SLG: 0.579		G6-3	F8				HR		K	4	1	1	1	0	1	3						
Shane Halter, R OBP: 0.318, SLG: 0.381					P4		G4-3		1B	2	0	1	0	0	0	0						
Jeff DaVanon, S OBP: 0.571, SLG: 0.333									BB	1	0	0	0	1	0	0						
Adam Kennedy, L OBP: 0.288, SLG: 0.396		G4-3			F8		K2-3		1B	4	0	1	0	0	1	1						
<b>Inning Stats</b>	R: 1 E: 0 K: 0 S: 12	H: 2 LOB: 2 BB: 1 P: 27	R: 0 E: 0 K: 0 S: 12	H: 1 LOB: 0 BB: 0 P: 19	R: 1 E: 0 K: 0 S: 14	H: 3 LOB: 2 BB: 1 P: 22	R: 0 E: 0 K: 1 S: 5	H: 0 LOB: 0 BB: 0 P: 8	R: 0 E: 0 K: 2 S: 11	H: 1 LOB: 1 BB: 0 P: 15	R: 1 E: 0 K: 1 S: 10	H: 1 LOB: 0 BB: 0 P: 14	R: 0 E: 0 K: 1 S: 9	H: 0 LOB: 0 BB: 0 P: 12	R: 0 E: 0 K: 3 S: 14	H: 0 LOB: 1 BB: 1 P: 24	R: 0 E: 0 K: 1 S: 12	H: 1 LOB: 2 BB: 1 P: 21	1B: 5 2B: 3 3B: 0 HR: 1	SF: 0 SAC: 0 DP: 0 HBP: 0	WP: 1 PB: 0 SB: 0 CS: 0	PA: 39
<b>PITCHER</b>	IP WLS BF H R ER SO BB IBB HBP BLK WP HR S P ERA WHIP																					
Kenny Rogers, L ERA: 3.96	(1, 1) 5.0 W 23 7 2 2 3 2 0 0 0 0 0 1 19 26 4.50 0.500																					
Carlos Almanzar, R ERA: 2.16	(6, 1) 2.0 H 7 1 1 1 2 0 0 0 0 0 0 1 19 26 4.50 0.500																					
Jeff Nelson, R ERA: 3.18	(8, 1) 1.0 H 4 0 0 0 3 1 0 0 0 0 1 0 14 24 0.00 1.000																					
Francisco Cordero, R ERA: 3.6	(9, 1) 1.0 S 5 1 0 0 1 1 0 0 0 0 0 0 12 21 0.00 2.000																					

Texas Rangers @ Anaheim Angels  
Angel Stadium of Anaheim, Anaheim, CA  
Tue Apr 20 2004, 7:05 PM PDT  
Att: 33,892 - Sunny - 69 F

AB	35
R	3
H	9
RBI	3
BB	4
SO	9
LOB	19





Batter	1	2	3	4	5	6	7	8	9	AB	R	H	RBI	BB	SO	LOB	TOP								
10 Michael Young, R OBP: 0.423, SLG: 0.591	4-0 9 1B BB		0-2 1B		0-0 1-H 2-H 3B		0-2 G5-3		0-0 G5-3	4	1	2	2	1	0	3									
9 Hank Blalock, L OBP: 0.406, SLG: 0.565	2-2 G6-4-3 1-H 1B		1-0 F8		4-0 IBB			3-3 K		3	0	1	1	1	1	1									
Alfonso Soriano, R OBP: 0.382, SLG: 0.410	0-1 F9			2-2 F8	2-3 K			0-3 K		4	0	0	0	0	2	3									
Brad Fullmer, L OBP: 0.352, SLG: 0.521	1-0 G6-4-3 1-2			3-2 1B			0-0 G4-3		2-3 K	4	0	1	0	0	1	1									
David Dellucci, L OBP: 0.289, SLG: 0.286		2-1 F7		3-2 G1-3			3-2 F7		4-2 15 1B BB	3	1	0	0	1	0	0									
Kevin Mench, R OBP: 0.286, SLG: 0.377		2-1 P3			3-2 F7		1-2 P2		0-0 P3	4	0	0	0	0	0	1									
Laynce Nix, L OBP: 0.357, SLG: 0.564		0-0 G4-3			0-1 1B 3B 1B			0-1 G1-3		4	1	1	0	0	1	1									
15 Gerald Laird, R OBP: 0.442, SLG: 0.500			2-1 G6-3		1-3 K		2-2 K		2-2 1B	4	0	2	0	0	1	1									
Adrián González, L OBP: 0.273, SLG: 0.273			2-1 F7		0-0 10 3B 1B		0-2 F9		1-1 1B	4	1	2	1	0	0	1									
<b>Inning Stats</b>	R: 1 E: 0 K: 0 S: 6	H: 1 LOB: 0 BB: 1 P: 13	R: 0 E: 0 K: 0 S: 5	H: 0 LOB: 0 BB: 0 P: 9	R: 0 E: 0 K: 0 S: 8	H: 1 LOB: 1 BB: 0 P: 13	R: 0 E: 0 K: 0 S: 12	H: 1 LOB: 0 BB: 0 P: 20	R: 2 E: 0 K: 2 S: 15	H: 3 LOB: 2 BB: 1 P: 25	R: 0 E: 0 K: 0 S: 10	H: 0 LOB: 0 BB: 0 P: 14	R: 0 E: 0 K: 0 S: 12	H: 1 LOB: 1 BB: 0 P: 14	R: 0 E: 0 K: 3 S: 11	H: 0 LOB: 0 BB: 0 P: 16	R: 1 E: 0 K: 1 S: 13	H: 2 LOB: 2 BB: 1 P: 19	1B: 8 2B: 0 3B: 1 HR: 0	SF: 0 SAC: 0 DP: 1 HBP: 0	WP: 0 PB: 0 SB: 1 CS: 0	PA: 37			
<b>PITCHER</b>	IP WLS BF H R ER SO BB IBB HBP BLK WP HR S P ERA WHIP	6.2 L 27 7 3 3 2 1 1 0 0 0 0 0 65 105 4.05 1.200	2.1 10 2 1 1 4 1 0 0 0 0 0 0 27 38 3.86 1.286																						

Texas Rangers @ Anaheim Angels  
Angel Stadium of Anaheim, Anaheim, CA  
Wed Apr 21 2004, 7:05 PM PDT  
Att: 36,689 - Sunny - 66 F

AB	34
R	4
H	9
RBI	4
BB	3
SO	6
LOB	12



Batter	1	2	3	4	5	6	7	8	9	AB	R	H	RBI	BB	SO	LOB	BOTTOM						
David Eckstein, R OBP: 0.308, SLG: 0.306	0-1 CS 1B		2-0 SH5-4 1-2 2-3		3-2 G4-3			3-3 K		3	0	1	0	0	1	1							
Darin Erstad, L OBP: 0.281, SLG: 0.308	3-3 K		0-1 SF7			1-1 F7			1-3 K	3	0	0	1	0	2	1							
27 Vladimir Guerrero, R OBP: 0.329, SLG: 0.525	0-1 1B		3-H 1-3 K			1-2 F9			2-2 G4-3	4	0	1	0	0	1	1							
16 Garret Anderson, L OBP: 0.391, SLG: 0.508	2-0 G3			2-1 G6-3 2B		1-1 P6			1-1 F9	4	0	1	0	0	0	1							
Troy Glaus, R OBP: 0.378, SLG: 0.700		1-1 G4-3		1-3 K			3-3 K			3	0	0	0	0	2	1							
Jose Guillen, R OBP: 0.339, SLG: 0.321		0-1 CS 1B		1-1 G6-3			1-3 K			3	0	1	0	0	1	1							
Jeff DaVanon, S OBP: 0.400, SLG: 0.167		3-3 K		2-0 G6-3			0-0 G4-3			3	0	0	0	0	1	2							
Bengie Molina, R OBP: 0.364, SLG: 0.619			0-0 SH5-4 SF7 BB 1B			2-2 CS 1B		4-1 G6-3 BB		2	1	2	0	1	0	0							
Jose Molina, R OBP: 0.321, SLG: 0.556										0	0	0	0	0	0	0							
Adam Kennedy, L OBP: 0.291, SLG: 0.380			4-1 SH5-4 BB		3-3 K			0-0 G6-3		2	0	0	0	1	1	2							
<b>Inning Stats</b>	R: 0 E: 0 K: 1 S: 11	H: 2 LOB: 1 BB: 0 P: 16	R: 0 E: 0 K: 1 S: 8	H: 1 LOB: 1 BB: 0 P: 12	R: 1 E: 0 K: 1 S: 10	H: 1 LOB: 1 BB: 1 P: 17	R: 0 E: 0 K: 1 S: 10	H: 1 LOB: 0 BB: 0 P: 16	R: 0 E: 0 K: 0 S: 7	H: 0 LOB: 0 BB: 0 P: 10	R: 0 E: 0 K: 2 S: 7	H: 0 LOB: 0 BB: 0 P: 11	R: 0 E: 0 K: 1 S: 6	H: 0 LOB: 1 BB: 1 P: 13	R: 0 E: 0 K: 1 S: 8	H: 0 LOB: 0 BB: 0 P: 12	1B: 5 2B: 3 3B: 0 HR: 0	SF: 1 SAC: 1 DP: 3 HBP: 0	WP: 0 PB: 0 SB: 0 CS: 3	PA: 31			
<b>PITCHER</b>	IP WLS BF H R ER SO BB IBB HBP BLK WP HR S P ERA WHIP	7.0 W 25 0 0 0 1 1 0 0 0 0 0 0 64 101 0.00 1.000	1.0 H 3 0 0 0 1 1 0 0 0 0 0 0 6 13 0.00 1.000	1.0 S 3 0 0 0 1 0 0 0 0 0 0 0 8 12 0.00 0.000																			

Texas Rangers @ Anaheim Angels  
Angel Stadium of Anaheim, Anaheim, CA  
Wed Apr 21 2004, 7:05 PM PDT  
Att: 36,689 - Sunny - 66 F

AB	27
R	1
H	6
RBI	1
BB	2
SO	9
LOB	10





Batter	1	2	3	4	5	6	7	8	9	AB	R	H	RBI	BB	SO	LOB	TOP					
10 Michael Young, R OBP: 0.421, SLG: 0.571	4-1 FC1-5 BB	0-0 F8		1-1 BB		1-3 K			0-0 F7	4	0	1	0	1	1	1						
9 Hank Blalock, L OBP: 0.392, SLG: 0.530	1-0 E1 FC1-5	2-1 F9		4-2 BB		1-0 G3			1-0 P2	4	0	0	0	1	0	2						
Alfonso Soriano, R OBP: 0.384, SLG: 0.490	0-0 FC1-5		1-1 F8	0-1 F9		2-1 1B			4-2 DI BB	4	0	1	0	1	0	4						
Brad Fuller, L OBP: 0.322, SLG: 0.472	1-1 F8		1-2 F7		1-0 G3				2-1 F7	5	0	0	0	0	0	4						
David Dellucci, L OBP: 0.310, SLG: 0.462	2-3 K		3-2 HR		2-2 G1-3				2-1 HR	4	2	2	2	0	1	2						
Eric Young Sr., R OBP: 0.483, SLG: 0.480		4-2 HR BB	3-2 1B		0-0 G1-3				2-2 E8 G3 1B	3	2	2	0	1	0	0						
Laynce Nix, L OBP: 0.348, SLG: 0.605		2-0 HR	3-3 K			0-0 G3			1-0 G3	4	1	1	3	0	1	1						
Rod Barajas, R OBP: 0.158, SLG: 0.167		0-1 G5-3		1-3 K2-3		0-1 F8			0-2 G3	4	0	0	0	0	1	0						
Adrián González, L OBP: 0.267, SLG: 0.267		3-1 1B		1-3 K		0-1 G6-3			1-0 F8	4	0	1	0	0	1	0						
<b>Inning Stats</b>	R: 0 E: 1 K: 1 S: 8	H: 0 LOB: 2 BB: 1 P: 16	R: 2 E: 0 K: 0 S: 10	H: 2 LOB: 1 BB: 1 P: 21	R: 1 E: 0 K: 1 S: 19	H: 2 LOB: 1 BB: 0 P: 30	R: 0 E: 0 K: 2 S: 17	H: 1 LOB: 2 BB: 1 P: 24	R: 0 E: 0 K: 0 S: 6	H: 0 LOB: 0 BB: 0 P: 9	R: 0 E: 0 K: 1 S: 9	H: 1 LOB: 1 BB: 0 P: 14	R: 2 E: 1 K: 0 S: 10	H: 2 LOB: 0 BB: 0 P: 16	R: 0 E: 0 K: 0 S: 9	H: 0 LOB: 1 BB: 1 P: 16	1B: 5 2B: 0 3B: 0 HR: 3	SF: 0 SAC: 0 DP: 0 HBP: 0	WP: 0 PB: 0 SB: 1 CS: 0	PA: 40		
<b>PITCHER</b>	IP WLS BF H R ER SO BB IBB HBP BLK WP HR S P ERA WHIP	IP WLS BF H R ER SO BB IBB HBP BLK WP HR S P ERA WHIP	IP WLS BF H R ER SO BB IBB HBP BLK WP HR S P ERA WHIP	IP WLS BF H R ER SO BB IBB HBP BLK WP HR S P ERA WHIP	IP WLS BF H R ER SO BB IBB HBP BLK WP HR S P ERA WHIP	IP WLS BF H R ER SO BB IBB HBP BLK WP HR S P ERA WHIP	IP WLS BF H R ER SO BB IBB HBP BLK WP HR S P ERA WHIP	IP WLS BF H R ER SO BB IBB HBP BLK WP HR S P ERA WHIP	IP WLS BF H R ER SO BB IBB HBP BLK WP HR S P ERA WHIP	IP WLS BF H R ER SO BB IBB HBP BLK WP HR S P ERA WHIP	IP WLS BF H R ER SO BB IBB HBP BLK WP HR S P ERA WHIP	IP WLS BF H R ER SO BB IBB HBP BLK WP HR S P ERA WHIP	IP WLS BF H R ER SO BB IBB HBP BLK WP HR S P ERA WHIP	IP WLS BF H R ER SO BB IBB HBP BLK WP HR S P ERA WHIP	IP WLS BF H R ER SO BB IBB HBP BLK WP HR S P ERA WHIP	IP WLS BF H R ER SO BB IBB HBP BLK WP HR S P ERA WHIP	IP WLS BF H R ER SO BB IBB HBP BLK WP HR S P ERA WHIP	IP WLS BF H R ER SO BB IBB HBP BLK WP HR S P ERA WHIP	IP WLS BF H R ER SO BB IBB HBP BLK WP HR S P ERA WHIP	IP WLS BF H R ER SO BB IBB HBP BLK WP HR S P ERA WHIP	IP WLS BF H R ER SO BB IBB HBP BLK WP HR S P ERA WHIP	IP WLS BF H R ER SO BB IBB HBP BLK WP HR S P ERA WHIP

Texas Rangers @ Anaheim Angels  
Angel Stadium of Anaheim, Anaheim, CA  
Thu Apr 22 2004, 1:05 PM PDT  
Att: 30,725 - Cloudy - 72 F

AB 36  
R 5  
H 8  
RBI 5  
BB 4  
SO 5  
LOB 14



Batter	1	2	3	4	5	6	7	8	9	AB	R	H	RBI	BB	SO	LOB	BOTTOM					
David Eckstein, R OBP: 0.300, SLG: 0.288	4-2 FC4-6 HBP	3-1 E5 1B SF7		1-2 FC6-4		0-1 F9		1 SAFE 1-2 G6-3		4	1	0	1	0	0	5						
Darin Erstad, L OBP: 0.280, SLG: 0.304	2-2 FC4-6 27 G5-3 1B HR	2-1 3-H 1B		0-0 G6-3		2-1 P6				4	1	1	1	0	0	2						
Jeff DaVanon, S OBP: 0.429, SLG: 0.667	0-0 27 G5-3 1B HR	2-1 SF7			0-1 HR		2-3 K			3	2	2	2	0	1	0						
27 Vladimir Guerrero, R OBP: 0.324, SLG: 0.508	0-0 G5-3	1-0 G5-3			1-0 F7		1-1 FC6-4 1B			4	0	1	0	0	0	3						
Troy Glaus, R OBP: 0.388, SLG: 0.744	0-0 HR		2-0 CS G5-3 HBP		0-2 G5-3		1-1 FC6-4			3	1	1	3	0	0	1						
Jose Guillen, R OBP: 0.318, SLG: 0.300	1-0 F8		1-2 G5-3		0-0 F8			0-0 G6-3		4	0	0	0	0	0	1						
José Molina, R OBP: 0.313, SLG: 0.516		1-2 9 2B E 1B	2-3 K			1-1 G5-3		0-1 G1-3		4	1	1	0	0	1	1						
9 Chone Figgins, S OBP: 0.667, SLG: 1.000		1-2 S 1B 2B		4-1 FC6-4 BB		4-2 S BB		1-0 3B		2	1	2	0	2	0	0						
Adam Kennedy, L OBP: 0.288, SLG: 0.358	1-1 P6		1-1 F9		2-0 K			4-0 IBB		3	0	0	0	1	1	4						
<b>Inning Stats</b>	R: 3 E: 0 K: 0 S: 9	H: 2 LOB: 0 BB: 0 P: 16	R: 3 E: 1 K: 0 S: 17	H: 3 LOB: 1 BB: 0 P: 28	R: 0 E: 0 K: 1 S: 7	H: 0 LOB: 0 BB: 0 P: 12	R: 0 E: 0 K: 0 S: 6	H: 0 LOB: 1 BB: 1 P: 13	R: 1 E: 0 K: 0 S: 7	H: 1 LOB: 0 BB: 0 P: 8	R: 0 E: 0 K: 1 S: 11	H: 0 LOB: 1 BB: 1 P: 16	R: 0 E: 0 K: 1 S: 11	H: 1 LOB: 2 BB: 1 P: 16	R: 0 E: 0 K: 0 S: 8	H: 1 LOB: 2 BB: 1 P: 14	1B: 4 2B: 1 3B: 1 HR: 2	SF: 1 SAC: 0 DP: 0 HBP: 2	WP: 0 PB: 0 SB: 3 CS: 1	PA: 37		
<b>PITCHER</b>	IP WLS BF H R ER SO BB IBB HBP BLK WP HR S P ERA WHIP	IP WLS BF H R ER SO BB IBB HBP BLK WP HR S P ERA WHIP	IP WLS BF H R ER SO BB IBB HBP BLK WP HR S P ERA WHIP	IP WLS BF H R ER SO BB IBB HBP BLK WP HR S P ERA WHIP	IP WLS BF H R ER SO BB IBB HBP BLK WP HR S P ERA WHIP	IP WLS BF H R ER SO BB IBB HBP BLK WP HR S P ERA WHIP	IP WLS BF H R ER SO BB IBB HBP BLK WP HR S P ERA WHIP	IP WLS BF H R ER SO BB IBB HBP BLK WP HR S P ERA WHIP	IP WLS BF H R ER SO BB IBB HBP BLK WP HR S P ERA WHIP	IP WLS BF H R ER SO BB IBB HBP BLK WP HR S P ERA WHIP	IP WLS BF H R ER SO BB IBB HBP BLK WP HR S P ERA WHIP	IP WLS BF H R ER SO BB IBB HBP BLK WP HR S P ERA WHIP	IP WLS BF H R ER SO BB IBB HBP BLK WP HR S P ERA WHIP	IP WLS BF H R ER SO BB IBB HBP BLK WP HR S P ERA WHIP	IP WLS BF H R ER SO BB IBB HBP BLK WP HR S P ERA WHIP	IP WLS BF H R ER SO BB IBB HBP BLK WP HR S P ERA WHIP	IP WLS BF H R ER SO BB IBB HBP BLK WP HR S P ERA WHIP	IP WLS BF H R ER SO BB IBB HBP BLK WP HR S P ERA WHIP	IP WLS BF H R ER SO BB IBB HBP BLK WP HR S P ERA WHIP	IP WLS BF H R ER SO BB IBB HBP BLK WP HR S P ERA WHIP	IP WLS BF H R ER SO BB IBB HBP BLK WP HR S P ERA WHIP	IP WLS BF H R ER SO BB IBB HBP BLK WP HR S P ERA WHIP

Texas Rangers @ Anaheim Angels  
Angel Stadium of Anaheim, Anaheim, CA  
Thu Apr 22 2004, 1:05 PM PDT  
Att: 30,725 - Cloudy - 72 F

AB 31  
R 7  
H 8  
RBI 7  
BB 3  
SO 3  
LOB 17

















Batter	1	2	3	4	5	6	7	8	9	AB	R	H	RBI	BB	SO	LOB	TOP				
10 Michael Young, R OBP: 0.421, SLG: 0.523	F9		9 2B BB		K		9 1B		L4	4	1	1	0	1	1	0					
9 Hank Blalock, L OBP: 0.398, SLG: 0.565	G1-3		1-H 1B 2B		F8		1-2 1B			5	1	3	1	0	0	0					
Alfonso Soriano, R OBP: 0.391, SLG: 0.418	1B		G4-6-3 1B		L9		K		K	5	0	2	1	0	2	4					
Herbert Perry, R OBP: 0.314, SLG: 0.333	G6-3		G4-6-3 1B				SF9			3	0	1	1	0	0	2					
Brian Jordan, R (1, 9)		G5-3		F8			K			3	0	0	0	1	1	2					
Kevin Mench, R OBP: 0.321, SLG: 0.526		2B		G5-3			F9		K	4	0	1	0	0	1	2					
Eric Young Sr., R Laynce Nix, L OBP: 0.383, SLG: 0.714		F7		15 1B			P2		G4-3	3	0	1	0	0	0	3					
15 Gerald Laird, R OBP: 0.389, SLG: 0.429		K		1-2 1B			G4-3		G4-3	4	0	1	0	0	1	3					
Adrián González, L OBP: 0.323, SLG: 0.483			G4-3	L1			E3		G4-3	4	1	0	0	0	0	2					
<b>Inning Stats</b>	R: 0 E: 0 K: 0 S: 9	H: 1 LOB: 1 BB: 0 P: 14	R: 0 E: 0 K: 1 S: 10	H: 1 LOB: 1 BB: 0 P: 13	R: 2 E: 0 K: 0 S: 12	H: 2 LOB: 0 BB: 1 P: 18	R: 0 E: 0 K: 0 S: 7	H: 2 LOB: 2 BB: 0 P: 9	R: 0 E: 0 K: 1 S: 6	H: 1 LOB: 0 BB: 1 P: 14	R: 1 E: 1 K: 2 S: 14	H: 2 LOB: 2 BB: 0 P: 21	R: 0 E: 0 K: 1 S: 7	H: 0 LOB: 0 BB: 0 P: 10	R: 0 E: 0 K: 1 S: 7	H: 1 LOB: 1 BB: 0 P: 12	1B: 7 2B: 3 3B: 0 HR: 0	SF: 1 SAC: 0 DP: 1 HBP: 0	WP: 0 PB: 0 SB: 1 CS: 0	PA: 39	
<b>PITCHER</b>	IP	WLS	BF	H	R	ER	SO	BB	IBB	HBP	BLK	WP	HR	S	P	ERA	WHIP				
Jeremy Affeldt, L ERA: 4.94	(1, 1)	7.0	L 32	9	3	2	4	2	0	0	0	0	0	65	98	2.57	1.571				
Jason Grimsley, R ERA: 4.32	(8, 1)	1.0	3	0	0	0	1	0	0	0	0	0	0	7	10	0.00	0.000				
Curt Leskanic, R ERA: 7.94	(9, 1)	1.0	4	1	0	0	1	0	0	0	0	0	0	7	12	0.00	1.000				

Texas Rangers @ Kansas City Royals  
Kauffman Stadium, Kansas City, MO  
Tue Apr 27 2004, 7:10 PM CDT  
Att: 15,529 - Sunny - 69 F

AB 36  
R 3  
H 10  
RBI 3  
BB 2  
SO 6  
LOB 18



Batter	1	2	3	4	5	6	7	8	9	AB	R	H	RBI	BB	SO	LOB	BOTTOM				
Tony Graffanino, R OBP: 0.333, SLG: 0.373	G6-3		PO 1B			L9	K			4	0	1	0	0	1	3					
Carlos Beltrán, S OBP: 0.453, SLG: 0.716	BB 1B		PO 1B	G4-3 S 1B		F7		F7		4	1	2	0	0	0	0					
Joe Randa, R OBP: 0.400, SLG: 0.469	G4-6-3 BB		G4-3	1-3		K		G4-6-3 1B		3	0	1	0	1	1	1					
Matt Stairs, L OBP: 0.404, SLG: 0.465	G4-6-3		1-2 1B					G4-6-3		3	1	1	1	1	0	3					
Ken Harvey, R OBP: 0.448, SLG: 0.491		F9		F9			F9		1B 9 FC4-2 BB	3	0	0	0	1	0	2					
Aaron Cuello, L OBP: 0.306, SLG: 0.418		F8		G3			9 BB 29 FC5-2 BB		9 FC4-2 BB	3	0	1	0	1	0	1					
Benito Santiago, R OBP: 0.276, SLG: 0.411		G1-3					29 FC5-2 9 BB		9 FC4-2 BB	3	0	1	0	1	0	0					
9 David DeJesus, L OBP: 0.182, SLG: 0.100			G4-3				29 FC5-2 1B		FC4-2 G4-3	3	0	0	1	1	0	3					
13 Andrés Blanco, S OBP: 0.357, SLG: 0.360			B5-3				1-2 2-3 3-H		G4-3	2	0	0	0	0	0	0					
29 Mike Sweeney, R OBP: 0.355, SLG: 0.581					G3-1		FC5-2			1	0	0	0	0	0	3					
Mendy López, R OBP: 0.200, SLG: 0.278							1-2 2-3 3-H			1	0	0	0	0	0	3					
<b>Inning Stats</b>	R: 0 E: 0 K: 0 S: 12	H: 1 LOB: 1 BB: 1 P: 19	R: 0 E: 0 K: 0 S: 8	H: 0 LOB: 0 BB: 0 P: 10	R: 0 E: 0 K: 0 S: 7	H: 1 LOB: 0 BB: 0 P: 10	R: 1 E: 0 K: 0 S: 12	H: 2 LOB: 1 BB: 0 P: 20	R: 0 E: 0 K: 1 S: 9	H: 0 LOB: 0 BB: 0 P: 13	R: 1 E: 0 K: 1 S: 12	H: 1 LOB: 3 BB: 3 P: 30	R: 0 E: 0 K: 0 S: 8	H: 1 LOB: 0 BB: 0 P: 13	R: 0 E: 0 K: 0 S: 11	H: 1 LOB: 2 BB: 2 P: 24	1B: 7 2B: 0 3B: 0 HR: 0	SF: 0 SAC: 0 DP: 3 HBP: 0	WP: 0 PB: 0 SB: 1 CS: 0	PA: 37	
<b>PITCHER</b>	IP	WLS	BF	H	R	ER	SO	BB	IBB	HBP	BLK	WP	HR	S	P	ERA	WHIP				
R.A. Dickey, R ERA: 4.32	(1, 1)	6.1	W 24	4	2	2	1	3	0	0	0	0	0	59	95	2.84	1.105				
Jay Powell, R ERA: 2.0	(7, 1)	0.2	H 4	1	0	0	1	1	0	0	0	0	0	8	17	0.00	3.000				
Jeff Nelson, R ERA: 3.12	(8, 1)	1.0	H 3	1	0	0	0	0	0	0	0	0	0	8	13	0.00	1.000				
Francisco Cordero, R ERA: 2.16	(9, 1)	1.0	S 5	1	0	0	0	2	0	0	0	0	0	11	24	0.00	3.000				

Texas Rangers @ Kansas City Royals  
Kauffman Stadium, Kansas City, MO  
Tue Apr 27 2004, 7:10 PM CDT  
Att: 15,529 - Sunny - 69 F

AB 30  
R 2  
H 7  
RBI 2  
BB 6  
SO 2  
LOB 19





Batter	1	2	3	4	5	6	7	8	9	AB	R	H	RBI	BB	SO	LOB	TOP					
10 Michael Young, R OBP: 0.420, SLG: 0.511										4	2	1	0	1	0	3						
9 Hank Blalock, L OBP: 0.398, SLG: 0.556										5	0	1	0	0	1	5						
Alfonso Soriano, R OBP: 0.391, SLG: 0.440										5	0	2	1	0	1	2						
Herbert Perry, R OBP: 0.325, SLG: 0.400										5	0	2	1	0	0	3						
Brian Jordan, R (1, 10)										4	0	0	0	0	0	3						
Eric Young Sr., R OBP: 0.452, SLG: 0.459										4	1	2	0	0	1	0						
Kevin Mench, R OBP: 0.341, SLG: 0.550										4	0	3	1	0	0	0						
Laynce Nix, L OBP: 0.375, SLG: 0.683										4	0	1	0	0	1	3						
15 Gerald Laird, R OBP: 0.386, SLG: 0.423										3	0	1	0	0	0	3						
Brad Fullmer, L OBP: 0.301, SLG: 0.409										1	0	0	0	0	0	0						
<b>Inning Stats</b>	R: 1 E: 0 K: 0 S: 8	H: 2 LOB: 1 BB: 0 P: 9	R: 0 E: 0 K: 1 S: 10	H: 3 LOB: 2 BB: 0 P: 16	R: 0 E: 0 K: 0 S: 13	H: 1 LOB: 1 BB: 0 P: 20	R: 0 E: 0 K: 0 S: 8	H: 1 LOB: 1 BB: 0 P: 13	R: 0 E: 0 K: 0 S: 9	H: 1 LOB: 0 BB: 0 P: 17	R: 0 E: 0 K: 1 S: 16	H: 3 LOB: 3 BB: 1 P: 23	R: 0 E: 0 K: 1 S: 9	H: 1 LOB: 0 BB: 0 P: 9	R: 0 E: 0 K: 1 S: 7	H: 0 LOB: 0 BB: 0 P: 10	R: 1 E: 1 K: 1 S: 12	H: 1 LOB: 1 BB: 0 P: 20	1B: 7 2B: 5 3B: 1 HR: 0	SF: 0 SAC: 0 DP: 2 HBP: 0	WP: 0 PB: 0 SB: 1 CS: 0	PA: 40
<b>PITCHER</b>	IP WLS BF H R ER SO BB IBB HBP BLK WP HR S P ERA WHIP																					
41 Jimmy Gobble, L ERA: 2.82	5.1 W 25 10 2 2 1 0 0 0 0 0 0 57 86 3.38 1.875																					
Jason Grimsley, R ERA: 4.0	0.2 H 4 1 0 0 0 1 0 0 0 0 0 7 12 0.00 3.000																					
Shawn Camp, R ERA: 3.68	2.0 H 6 1 0 0 2 0 0 0 0 0 0 16 19 0.00 0.500																					
Mike MacDougal, R ERA:	1.0 S 5 1 1 0 1 0 0 0 0 0 0 12 20 0.00 1.000																					

Texas Rangers @ Kansas City Royals  
Kauffman Stadium, Kansas City, MO  
Wed Apr 28 2004, 7:10 PM CDT  
Att: 15,530 - Cloudy - 76 F

AB 39  
R 3  
H 13  
RBI 3  
BB 1  
SO 4  
LOB 22



Batter	1	2	3	4	5	6	7	8	9	AB	R	H	RBI	BB	SO	LOB	BOTTOM			
Tony Graffanino, R OBP: 0.356, SLG: 0.408										4	1	3	1	0	0	0				
Carlos Beltrán, S OBP: 0.433, SLG: 0.676										4	0	0	0	0	0	3				
29 Mike Sweeney, R OBP: 0.364, SLG: 0.550										3	1	1	0	1	1	1				
Ken Harvey, R OBP: 0.468, SLG: 0.561										4	2	3	3	0	0	1				
Joe Randa, R OBP: 0.392, SLG: 0.456										4	0	1	0	0	0	1				
Benito Santiago, R OBP: 0.290, SLG: 0.407										3	0	1	1	1	0	0				
Mendy López, R OBP: 0.174, SLG: 0.238										3	0	0	0	0	0	3				
Aaron Quiel, L OBP: 0.302, SLG: 0.411										1	0	0	0	0	0	1				
9 David DeJesus, L OBP: 0.267, SLG: 0.083										2	1	0	0	1	1	1				
13 Andrés Blanco, S OBP: 0.333, SLG: 0.333										2	0	0	0	0	0	1				
<b>Inning Stats</b>	R: 0 E: 0 K: 0 S: 8	H: 0 LOB: 1 BB: 1 P: 15	R: 0 E: 0 K: 0 S: 4	H: 0 LOB: 0 BB: 0 P: 7	R: 0 E: 0 K: 0 S: 6	H: 1 LOB: 1 BB: 1 P: 10	R: 0 E: 0 K: 0 S: 10	H: 2 LOB: 2 BB: 1 P: 16	R: 4 E: 0 K: 0 S: 15	H: 3 LOB: 0 BB: 0 P: 24	R: 0 E: 0 K: 1 S: 9	H: 0 LOB: 0 BB: 0 P: 15	R: 0 E: 0 K: 1 S: 9	H: 1 LOB: 1 BB: 0 P: 13	R: 1 E: 0 K: 0 S: 12	H: 2 LOB: 1 BB: 0 P: 21	1B: 7 2B: 2 3B: 0 HR: 1	SF: 0 SAC: 1 DP: 2 HBP: 1	WP: 0 PB: 0 SB: 0 CS: 0	PA: 35
<b>PITCHER</b>	IP WLS BF H R ER SO BB IBB HBP BLK WP HR S P ERA WHIP																			
Kenny Rogers, L ERA: 4.26	6.2 L 29 7 4 4 1 0 0 0 0 0 0 11 17 13.50 3.000																			
Doug Brocail, R ERA: 13.5	0.2 4 2 1 1 1 0 0 0 0 0 0 4 8 0.00 0.000																			
Erasmio Ramirez, L ERA: 5.68	0.2 2 0 0 0 0 0 0 0 0 0 0 4 8 0.00 0.000																			

Texas Rangers @ Kansas City Royals  
Kauffman Stadium, Kansas City, MO  
Wed Apr 28 2004, 7:10 PM CDT  
Att: 15,530 - Cloudy - 76 F

AB 30  
R 5  
H 9  
RBI 5  
BB 3  
SO 2  
LOB 12









Batter	1	2	3	4	5	6	7	8	9	AB	R	H	RBI	BB	SO	LOB	TOP										
18 Johnny Damon, L (1, 8) OBP: 0.366, SLG: 0.338	G4-3		BB	F9			F9		2B	4	0	1	1	1	0	2											
Bill Mueller, S (1, 5) OBP: 0.340, SLG: 0.396	G4-3		K	G3			G6-3		K	5	0	0	0	0	2	4											
34 David Ortiz, L (1, 10) OBP: 0.388, SLG: 0.593	1B		BB				L6			3	0	1	0	1	1	0											
Manny Ramirez, R (1, 7) OBP: 0.430, SLG: 0.618	K		K				K		K	4	0	0	0	0	4	3											
Brian Daubach, L (1, 3) OBP: 0.444, SLG: 0.429		L3		1B			K		BB	3	1	1	0	1	1	0											
Kevin Millar, R (1, 9) OBP: 0.304, SLG: 0.354	BB			1B			F8		G6-4-3	4	0	2	0	0	0	1											
Mark Bellhorn, S (1, 4) OBP: 0.418, SLG: 0.354	BB			BB			BB		K	3	1	2	1	1	1	0											
Doug Mirabeli, R (1, 2) OBP: 0.529, SLG: 1.214	BB			BB			BB		BB	1	0	0	0	2	0	2											
Dave McCarty, R (9, PH) OBP: 0.333, SLG: 0.235	G4-6-3			BB			BB		BB	1	1	1	0	0	0	0											
Pokey Reese, R (1, 6) OBP: 0.258, SLG: 0.258				BB			BB		BB	3	0	1	1	0	0	2											
Jason Varitek, S (9, PH) OBP: 0.413, SLG: 0.500				BB			BB		BB	1	0	0	0	0	1	1											
<b>Inning Stats</b>	R: 0 E: 0 K: 1 S: 9	H: 1 LOB: 1 BB: 0 P: 14	R: 0 E: 0 K: 0 S: 9	H: 1 LOB: 1 BB: 1 P: 17	R: 0 E: 0 K: 2 S: 22	H: 0 LOB: 2 BB: 2 P: 35	R: 2 E: 0 K: 0 S: 18	H: 4 LOB: 2 BB: 1 P: 26	R: 0 E: 0 K: 3 S: 13	H: 1 LOB: 1 BB: 1 P: 14	R: 0 E: 0 K: 0 S: 10	H: 0 LOB: 0 BB: 0 P: 12	R: 0 E: 0 K: 1 S: 8	H: 0 LOB: 0 BB: 1 P: 14	R: 1 E: 0 K: 3 S: 15	H: 2 LOB: 1 BB: 0 P: 23	1B: 7 2B: 2 3B: 0 HR: 0	SF: 0 SAC: 0 DP: 3 HBP: 0	WP: 0 PB: 0 SB: 0 CS: 0	PA: 38							
<b>PITCHER</b>	IP	WLS	BF	H	R	ER	SO	BB	IBB	HBP	BLK	WP	HR	S	P	ERA	WHIP										
Ryan Drese, R (1, 1) ERA: 2.91	6.0		27	7	2	2	6	5	0	0	0	0	0	78	118	3.00	2.000										
Erasmio Ramirez, L (7, 1) ERA: 4.91	1.0	W	3	0	0	0	0	0	0	0	0	0	0	10	12	0.00	0.000										
Jeff Nelson, R (8, 1) ERA: 2.79	1.0	H	3	0	0	0	1	1	0	0	0	0	0	8	14	0.00	1.000										
Francisco Cordero, R (9, 1) ERA: 2.61	1.0	S	5	2	1	1	3	0	0	0	0	0	0	15	23	9.00	2.000										

**Boston Red Sox @ Texas Rangers**  
The Ballpark at Arlington, Arlington, TX  
Sat May 01 2004, 6:05 PM EDT  
Overcast - 54 F

AB 32  
R 3  
H 9  
RBI 3  
BB 6  
SO 10  
LOB 15



Batter	1	2	3	4	5	6	7	8	9	AB	R	H	RBI	BB	SO	LOB	BOTTOM										
10 Michael Young, R (1, 6) OBP: 0.404, SLG: 0.525	K		K		G3-1		L6			4	0	0	1	0	2	4											
9 Hank Blalock, L (1, 5) OBP: 0.383, SLG: 0.557	BB		G4-3		F9		SF8			2	0	0	1	1	0	2											
Alfonso Soriano, R (1, 4) OBP: 0.376, SLG: 0.435	P4				P4		G4-3		BB	4	0	1	1	0	0	1											
Brad Fullmer, L (1, 10) OBP: 0.300, SLG: 0.438	BB				G6-3		G5-3		K	4	0	1	0	0	1	1											
Kevin Mench, R (1, 9) OBP: 0.323, SLG: 0.511	G1-3				K		BB		F9	4	0	1	0	0	1	2											
23 Mark Teixeira, S (1, 3) OBP: 0.390, SLG: 0.485			K		G3-1		F8		L5	4	0	0	0	0	1	1											
Eric Young Sr., R (1, 7) OBP: 0.460, SLG: 0.442			K		BB		BB		K	2	2	0	0	0	2	0											
David Dellucci, L (1, 8) OBP: 0.345, SLG: 0.545			L9				BB		BB	3	1	2	0	0	0	0											
15 Gerald Laird, R (1, 2) OBP: 0.400, SLG: 0.426			G3				BB		BB	2	1	1	1	1	0	0											
<b>Inning Stats</b>	R: 0 E: 0 K: 1 S: 10	H: 1 LOB: 2 BB: 1 P: 19	R: 0 E: 0 K: 2 S: 10	H: 0 LOB: 0 BB: 0 P: 12	R: 0 E: 0 K: 1 S: 5	H: 0 LOB: 0 BB: 0 P: 8	R: 0 E: 0 K: 1 S: 7	H: 0 LOB: 0 BB: 0 P: 11	R: 1 E: 0 K: 0 S: 12	H: 1 LOB: 2 BB: 1 P: 22	R: 0 E: 0 K: 0 S: 8	H: 1 LOB: 1 BB: 0 P: 12	R: 3 E: 0 K: 1 S: 17	H: 3 LOB: 1 BB: 0 P: 26	R: 0 E: 0 K: 1 S: 12	H: 0 LOB: 0 BB: 0 P: 19	1B: 5 2B: 1 3B: 0 HR: 0	SF: 1 SAC: 0 DP: 0 HBP: 2	WP: 0 PB: 0 SB: 0 CS: 0	PA: 34							
<b>PITCHER</b>	IP	WLS	BF	H	R	ER	SO	BB	IBB	HBP	BLK	WP	HR	S	P	ERA	WHIP										
Bronson Arroyo, R (1, 1) ERA: 5.11	6.0		25	3	2	2	5	2	0	2	0	0	0	52	85	3.00	0.833										
Mark Matlock, L (7, 1) ERA: 1.38	0.0	L	1	1	0	0	0	0	0	0	0	0	0	2	4	-	-										
Scott Williamson, R (7, 1) ERA: 0.77	2.0	B	8	2	2	2	2	0	0	0	0	0	0	27	40	9.00	1.000										

**Boston Red Sox @ Texas Rangers**  
The Ballpark at Arlington, Arlington, TX  
Sat May 01 2004, 6:05 PM EDT  
Overcast - 54 F

AB 29  
R 4  
H 6  
RBI 4  
BB 2  
SO 7  
LOB 11





Batter	1	2	3	4	5	6	7	8	9	AB R H RBI BB SO LOB	TOP												
18 Johnny Damon, L (1, 8) OBP: 0.367, SLG: 0.376			G4-3		G4-3		P5			5 1 2 2 0 0 1	<b>Boston Red Sox @ Texas Rangers</b> The Ballpark at Arlington, Arlington, TX Sat May 01 2004, 6:10 PM EDT Att: 44,598 - Sunny - 58 F  <b>AB 36</b> <b>R 5</b> <b>H 11</b> <b>RBI 5</b> <b>BB 2</b> <b>SO 6</b> <b>LOB 22</b> 												
Bill Mueller, S (1, 5) OBP: 0.333, SLG: 0.389			G4-3		P6					4 0 1 1 0 0 2													
34 David Ortiz, L (1, 3) OBP: 0.379, SLG: 0.571			G3			K			K	5 0 1 0 0 2 3													
Manny Ramirez, R (1, 10) OBP: 0.423, SLG: 0.602						L7		K		4 0 1 0 0 1 1													
Jason Varitek, S (1, 2) OBP: 0.429, SLG: 0.557										4 2 3 1 0 0 1													
Dave McCarty, R (1, 7)										4 1 2 0 0 1 2													
Mark Bellhorn, S (1, 4) OBP: 0.421, SLG: 0.353										4 1 2 0 0 1 2													
Gabe Kapler, R (1, 9) OBP: 0.258, SLG: 0.238										3 1 1 1 1 1 3													
Brian Daubach, L (9, PH) OBP: 0.500, SLG: 0.429										3 0 0 0 0 0 4													
Cesar Crespo, S (1, 6) OBP: 0.167, SLG: 0.238										0 0 0 0 1 0 0													
<b>Inning Stats</b>	R: 1 E: 0 K: 0 S: 10	H: 2 LOB: 1 BB: 0 P: 15	R: 0 E: 0 K: 0 S: 6	H: 1 LOB: 1 BB: 0 P: 12	R: 0 E: 0 K: 0 S: 9	H: 0 LOB: 0 BB: 0 P: 15	R: 0 E: 0 K: 1 S: 14	H: 2 LOB: 2 BB: 0 P: 22	R: 0 E: 0 K: 0 S: 8	H: 0 LOB: 0 BB: 0 P: 8	R: 1 E: 0 K: 2 S: 9	H: 1 LOB: 0 BB: 0 P: 16	R: 0 E: 0 K: 0 S: 7	H: 0 LOB: 1 BB: 1 P: 14	R: 0 E: 0 K: 1 S: 7	H: 1 LOB: 0 BB: 0 P: 12	R: 3 E: 0 K: 2 S: 21	H: 4 LOB: 2 BB: 1 P: 31	1B: 7 2B: 2 3B: 1 HR: 1	SF: 1 SAC: 0 DP: 1 HBP: 0	WP: 0 PB: 0 SB: 0 CS: 0	PA: 39	
<b>PITCHER</b>	IP WLS BF H R ER SO BB IBB HBP BLK WP HR S P ERA WHIP											<b>PITCHER</b>	IP WLS BF H R ER SO BB IBB HBP BLK WP HR S P ERA WHIP										
53 Joaquin Benoit, R (1, 1) ERA: 3.97	7.0 W 28 6 4 3 3 1 0 0 0 0 0 1 63 102 2.57 1.000																						
Carlos Almanzar, R (8, 1) ERA: 4.5	1.0 0 3 1 0 0 1 0 0 0 0 0 0 12 19 27.00 4.000																						
Jay Powell, R (9, 1) ERA: 1.8	0.1 3 1 0 0 1 1 0 0 0 0 0 0 8 13 0.00 6.000																						
Francisco Cordero, R (9, 1) ERA: 2.45	0.2 S 2 0 0 0 1 0 0 0 0 0 0 0 8 11 0.00 0.000																						

Batter	1	2	3	4	5	6	7	8	9	AB R H RBI BB SO LOB	BOTTOM												
10 Michael Young, R (1, 6) OBP: 0.404, SLG: 0.529						L9		G1-3		5 1 2 2 0 0 2	<b>Boston Red Sox @ Texas Rangers</b> The Ballpark at Arlington, Arlington, TX Sat May 01 2004, 6:10 PM EDT Att: 44,598 - Sunny - 58 F  <b>AB 37</b> <b>R 8</b> <b>H 14</b> <b>RBI 8</b> <b>BB 1</b> <b>SO 5</b> <b>LOB 16</b> 												
9 Hank Blalock, L (1, 5) OBP: 0.375, SLG: 0.569			F9	K		G3-1		K		5 1 1 1 0 2 5													
Alfonso Soriano, R (1, 4) OBP: 0.371, SLG: 0.438	F7		G6-3	G6-3				G5-3		4 1 1 2 0 0 1													
Brad Fullmer, L (1, 10) OBP: 0.298, SLG: 0.429	K		G6-3					G4-3		4 0 1 0 0 1 1													
Brian Jordan, R (1, 9) OBP: 0.167, SLG: 0.091			K	S				G5-3		4 0 1 1 0 1 1													
David Dellucci, L (1, 8) OBP: 0.371, SLG: 0.569										3 1 2 0 1 0 1													
Herbert Perry, R (1, 3) OBP: 0.283, SLG: 0.341	F8		F9					F9		4 0 0 0 0 1 4													
Kevin Mench, R (1, 7) OBP: 0.340, SLG: 0.543										4 2 3 0 0 0 0													
Rod Barajas, R (1, 2) OBP: 0.323, SLG: 0.600										4 2 3 2 0 0 1													
<b>Inning Stats</b>	R: 1 E: 0 K: 1 S: 13	H: 1 LOB: 0 BB: 0 P: 18	R: 0 E: 0 K: 1 S: 5	H: 1 LOB: 0 BB: 0 P: 10	R: 4 E: 0 K: 0 S: 15	H: 5 LOB: 1 BB: 1 P: 33	R: 1 E: 0 K: 1 S: 16	H: 2 LOB: 1 BB: 0 P: 26	R: 0 E: 0 K: 0 S: 12	H: 1 LOB: 1 BB: 0 P: 19		R: 0 E: 0 K: 0 S: 13	H: 1 LOB: 0 BB: 0 P: 17	R: 0 E: 0 K: 0 S: 4	H: 0 LOB: 0 BB: 0 P: 8	R: 2 E: 0 K: 1 S: 15	H: 3 LOB: 1 BB: 0 P: 20	1B: 6 2B: 7 3B: 0 HR: 1	SF: 0 SAC: 0 DP: 0 HBP: 0	WP: 0 PB: 0 SB: 1 CS: 0	PA: 38		
<b>PITCHER</b>	IP WLS BF H R ER SO BB IBB HBP BLK WP HR S P ERA WHIP											<b>PITCHER</b>	IP WLS BF H R ER SO BB IBB HBP BLK WP HR S P ERA WHIP										
Pedro Martinez, R (1, 1) ERA: 4.17	4.0 L 21 2 0 0 1 0 0 0 0 0 0 0 29 44 0.00 0.667																						
Lenny DiNardo, L (5, 1) ERA	3.0 11 2 0 0 1 0 0 0 0 0 0 0 15 20 18.00 3.000																						
Mark Malaska, L (8, 1) ERA: 3.52	1.0 6 3 2 2 1 0 0 0 0 0 0 0 15 20 18.00 3.000																						







Batter	1	2	3	4	5	6	7	8	9	AB	R	H	RBI	BB	SO	LOB	TOP					
13 Carl Crawford, L OBP: 0.371, SLG: 0.449	1-2 F8 G5-3 1B		1-2 L8			0-0 F9		1-2 G6-3		4	0	1	0	0	0	1						
José Cruz Jr., S OBP: 0.307, SLG: 0.397	2-0 G5-3		0-0			1-0 F9			3-1 2B	4	0	2	0	0	0	1						
5 Rocco Baldelli, R OBP: 0.327, SLG: 0.367	1-2 F8		1-2 L1			3-2 HBP			1-1 G5-3	3	0	0	0	0	0	4						
Aubrey Huff, L OBP: 0.258, SLG: 0.307	3-3 K					0-1 G2			0-2 P3	4	0	0	0	0	1	3						
Eduardo Perez, R OBP: 0.278, SLG: 0.313		1-3 K				0-0 G1-3			4-2 BB	3	0	0	0	1	1	0						
Julio Lugo, R OBP: 0.319, SLG: 0.453		2-0 G5-3				3-2 G6-3			0-0 L5	4	0	0	0	0	0	2						
Damian Rolls, R OBP: 0.205, SLG: 0.179		2-3 K				3-2 G5-3			1-2 K	3	0	0	0	0	2	0						
Toby Hall, R OBP: 0.333, SLG: 0.382						0-2 G1-3			1-0 P6	3	0	0	0	0	0	0						
Rey Sanchez, R OBP: 0.286, SLG: 0.245						2-1 F8			1-2 G6-3	3	0	1	0	0	0	0						
<b>Inning Stats</b>	R: 0 E: 0 K: 1 S: 8	H: 1 LOB: 1 BB: 0 P: 15	R: 0 E: 0 K: 2 S: 8	H: 0 LOB: 0 BB: 0 P: 13	R: 0 E: 0 K: 0 S: 13	H: 2 LOB: 2 BB: 0 P: 16	R: 0 E: 0 K: 0 S: 9	H: 0 LOB: 0 BB: 0 P: 15	R: 0 E: 0 K: 0 S: 10	H: 0 LOB: 0 BB: 0 P: 15	R: 0 E: 0 K: 1 S: 7	H: 0 LOB: 0 BB: 0 P: 11	R: 0 E: 0 K: 1 S: 6	H: 0 LOB: 0 BB: 0 P: 8	R: 0 E: 0 K: 0 S: 8	H: 0 LOB: 0 BB: 0 P: 11	R: 0 E: 0 K: 0 S: 11	H: 1 LOB: 2 BB: 1 P: 19	1B: 3 2B: 1 3B: 0 HR: 0	SF: 0 SAC: 0 DP: 0 HBP: 1	WP: 0 PB: 0 SB: 0 CS: 0	PA: 33
<b>PITCHER</b> Kenny Rogers, L ERA: 3.32	IP: 9.0 WLS: W BF: 33 H: 4 R: 0 ER: 0 SO: 4 BB: 1 IBB: 0 HBP: 1 BLK: 0 WP: 0 HR: 0 S: 80 P: 123 ERA: 0.00 WHIP: 0.556															<b>PITCHER</b>	IP: 9.0 WLS: W BF: 33 H: 4 R: 0 ER: 0 SO: 4 BB: 1 IBB: 0 HBP: 1 BLK: 0 WP: 0 HR: 0 S: 80 P: 123 ERA: 0.00 WHIP: 0.556					

Tampa Bay Devil Rays @ Texas Rangers  
The Ballpark at Arlington, Arlington, TX  
Mon May 03 2004, 8:05 PM EDT  
Att: 18,116 - Sunny - 74 F

AB 31  
R 0  
H 4  
RBI 0  
BB 1  
SO 4  
LOB 11



Batter	1	2	3	4	5	6	7	8	9	AB	R	H	RBI	BB	SO	LOB	BOTTOM					
10 Michael Young, R OBP: 0.398, SLG: 0.566	L7			2-1 1B WP		1-2 FC5-4		2-1 F7		5	2	2	3	0	0	2						
9 Hank Blalock, L OBP: 0.380, SLG: 0.560	HR			1-2 WP G1-3		1-3 K		4-1 BB		4	1	2	0	1	2	1						
Alfonso Soriano, R OBP: 0.360, SLG: 0.476	3-2 1H HR			0-0 G1-3		2-2 F8		1-0 F8		5	1	1	2	0	0	5						
Brad Fullmer, L OBP: 0.315, SLG: 0.439	4-0 1B HR BB			4-0 BB		4-1 FC6-5 23 G5-3 BB		1-0 BB		1	1	0	0	3	0	0						
23 Mark Teixeira, S OBP: 0.347, SLG: 0.400	1-0 P4			2-3 3H BB		1-1 G5-3		1-2 BB		4	0	0	0	0	1	4						
Eric Young Sr., R OBP: 0.444, SLG: 0.426	0-1 HR			0-1 F8		0-0 P6		2-0 FC6-5		4	1	1	0	0	0	1						
David Dellucci, L OBP: 0.362, SLG: 0.631	0-1 1H 2H HR			2-2 G3		1-2 K		3-2 F7		4	1	1	3	0	1	1						
Kevin Mench, R OBP: 0.346, SLG: 0.535	1-2 15 BB 10 HR			0-3 K		1-3 K		0-1 BB		4	1	2	0	0	2	0						
15 Gerald Laird, R OBP: 0.388, SLG: 0.400	4-2 10 HR			0-0 P3		2-1 FC5-4		0-2 F9		3	1	1	0	1	0	1						
<b>Inning Stats</b>	R: 8 E: 0 K: 1 S: 28	H: 6 LOB: 0 BB: 2 P: 47	R: 0 E: 0 K: 0 S: 6	H: 0 LOB: 0 BB: 0 P: 9	R: 0 E: 0 K: 1 S: 8	H: 0 LOB: 0 BB: 0 P: 10	R: 1 E: 0 K: 1 S: 13	H: 2 LOB: 2 BB: 1 P: 20	R: 0 E: 0 K: 2 S: 7	H: 0 LOB: 0 BB: 0 P: 9	R: 0 E: 0 K: 1 S: 12	H: 1 LOB: 1 BB: 0 P: 18	R: 0 E: 0 K: 0 S: 9	H: 0 LOB: 1 BB: 1 P: 19	R: 0 E: 0 K: 0 S: 9	H: 1 LOB: 2 BB: 1 P: 16	R: 0 E: 0 K: 0 S: 9	H: 1 LOB: 2 BB: 1 P: 16	1B: 6 2B: 1 3B: 0 HR: 3	SF: 0 SAC: 0 DP: 0 HBP: 0	WP: 1 PB: 0 SB: 0 CS: 0	PA: 39
<b>PITCHER</b> Paul Abbott, R ERA: 5.65 Dicky Gonzalez, R ERA: 2.25 Trever Miller, L ERA: 5.87 Lance Carter, R ERA: 2.84	IP: 3.1 WLS: L BF: 20 H: 8 R: 9 ER: 9 SO: 2 BB: 2 IBB: 0 HBP: 0 BLK: 0 WP: 1 HR: 3 S: 51 P: 78 ERA: 24.30 WHIP: 3.000															<b>PITCHER</b>	IP: 3.1 WLS: L BF: 20 H: 8 R: 9 ER: 9 SO: 2 BB: 2 IBB: 0 HBP: 0 BLK: 0 WP: 1 HR: 3 S: 51 P: 78 ERA: 24.30 WHIP: 3.000					

Tampa Bay Devil Rays @ Texas Rangers  
The Ballpark at Arlington, Arlington, TX  
Mon May 03 2004, 8:05 PM EDT  
Att: 18,116 - Sunny - 74 F

AB 34  
R 9  
H 10  
RBI 8  
BB 5  
SO 6  
LOB 15









Batter	1	2	3	4	5	6	7	8	9	AB	R	H	RBI	BB	SO	LOB	TOP										
<b>13 Carl Crawford, L</b> OBP: 0.348, SLG: 0.435	F7	P6		L4			K		G3	5	0	0	0	0	1	5											
<b>José Cruz Jr., S</b> OBP: 0.323, SLG: 0.386	G3		FC6-4 BB			K	G1-3			3	0	0	0	1	1												
<b>Aubrey Huff, L</b> OBP: 0.257, SLG: 0.295	5 1B HBP		FC6-4 5 1B 1-2			K		P6		3	0	0	0	0	1												
<b>5 Rocco Baldelli, R</b> OBP: 0.330, SLG: 0.368	1-2 1B		2-1 1B			G6-3		P4		4	0	2	0	0	0												
<b>Robert Fick, L</b> OBP: 0.246, SLG: 0.370	F9		0-1 F7			L9		F9		4	0	0	0	0	4												
<b>Julio Lugo, R</b> OBP: 0.323, SLG: 0.489		2-2 E S 1B	1-1 G1-3			K			0-0 2B	4	1	2	0	0	1	2											
<b>Tino Martínez, L</b> OBP: 0.416, SLG: 0.548		3-1 F8		0-1 P5		P2			0-1 F7	4	0	0	0	0	2		AB 34										
<b>Brook Fordyce, R</b> OBP: 0.219, SLG: 0.226		2-3 K		1-0 G6-3					0-0 F9 2B	3	0	1	0	0	1	1	R 1										
<b>Midre Cummings, L</b> OBP: 1.000, SLG: 2.000									2H 2B	1	0	1	1	0	0	0	H 7										
<b>Geoff Blum, S</b> OBP: 0.275, SLG: 0.404		1-3 BB		1-2 2B					2-3 F9	3	0	1	0	1	0	2	RBI 1										
<b>Inning Stats</b>	R: 0 E: 0 K: 0 S: 8	H: 1 LOB: 2 BB: 0 P: 13	R: 0 E: 0 K: 1 S: 12	H: 1 LOB: 2 BB: 1 P: 23	R: 0 E: 0 K: 0 S: 7	H: 1 LOB: 1 BB: 0 P: 14	R: 0 E: 0 K: 2 S: 10	H: 0 LOB: 0 BB: 0 P: 15	R: 0 E: 0 K: 1 S: 9	H: 0 LOB: 0 BB: 0 P: 14	R: 0 E: 0 K: 13 S: 13	H: 1 LOB: 1 BB: 0 P: 17	R: 0 E: 0 K: 0 S: 7	H: 0 LOB: 0 BB: 0 P: 8	R: 1 E: 0 K: 0 S: 9	H: 2 LOB: 1 BB: 0 P: 11	1B: 4 2B: 3 3B: 0 HR: 0	SF: 0 SAC: 0 DP: 0 HBP: 1	WP: 0 PB: 0 SB: 1 CS: 1	PA: 37							
<b>PITCHER</b>	IP	WLS	BF	H	R	ER	SO	BB	IBB	HBP	BLK	WP	HR	S	P	ERA	WHIP										
<b>Ryan Drese, R</b> ERA: 2.25	6.1	W	27	5	0	0	4	2	0	1	0	0	0	61	100	0.00	1.105										
<b>32 Ron Mahay, L</b> ERA: 3.72	1.0	H	3	0	0	0	1	0	0	0	0	0	0	9	12	0.00	0.000										
<b>Carlos Almanzar, R</b> ERA: 4.3	0.2		2	0	0	0	0	0	0	0	0	0	0	4	4	0.00	0.000										
<b>Doug Brocail, R</b> ERA: 10.8	1.0		5	2	1	1	0	0	0	0	0	0	0	9	11	9.00	2.000										

Tampa Bay Devil Rays @ Texas Rangers  
The Ballpark at Arlington, Arlington, TX  
Wed May 05 2004, 8:05 PM EDT  
Att: 21,082 - Sunny - 75 F

AB 34  
R 1  
H 7  
RBI 1  
BB 2  
SO 5  
LOB 18



Batter	1	2	3	4	5	6	7	8	9	AB	R	H	RBI	BB	SO	LOB	BOTTOM										
<b>10 Michael Young, R</b> OBP: 0.417, SLG: 0.615	CS 1B		9 1B				1-H 3B			4	1	4	2	0	0	0											
<b>9 Hank Blalock, L</b> OBP: 0.389, SLG: 0.542	F8		1-3 1B			P5			0-0 F8 1B 2B	4	1	2	0	0	2												
<b>Alfonso Soriano, R</b> OBP: 0.344, SLG: 0.446	F7		1-3 K			P5			2-0 F8	4	0	0	0	0	1	5											
<b>Brad Fullmer, L</b> OBP: 0.323, SLG: 0.425	CS								2-3 F8	2	1	1	0	0	0	0											
<b>Herben Perry, R</b> OBP: 0.296, SLG: 0.357	CS	F7		CS 1B			23 1B FC6 HBP		0-0 CS 1B	1	0	1	1	0	0	0											
<b>23 Mark Teixeira, S</b> OBP: 0.368, SLG: 0.532		2-0 HR		2-2 F8			1-1 FC6 1B		1-3 K2-3	4	1	2	1	0	1	2											
<b>David Dellucci, L</b> OBP: 0.351, SLG: 0.577	F9			4-2 BB			1-2 FC6 CS		1-1 F7	3	0	0	1	1	0	1											
<b>Brian Jordan, R</b> OBP: 0.158, SLG: 0.167		0-0 G5-3		1-1 F8			3-H G4-3		2-1 G6-3	4	0	0	0	0	2		AB 32										
<b>Layne Nix, L</b> OBP: 0.395, SLG: 0.681			2-0 G3-1				1-2 K 3B BB		3-3 K	3	1	0	0	1	2	0	R 6										
<b>Rod Barajas, R</b> OBP: 0.324, SLG: 0.667			0-1 P4				1 SAFE P6		2-1 HR	3	1	1	1	0	0	1	H 11										
<b>Inning Stats</b>	R: 0 E: 0 K: 0 S: 7	H: 1 LOB: 0 BB: 0 P: 13	R: 1 E: 0 K: 0 S: 11	H: 1 LOB: 0 BB: 0 P: 16	R: 0 E: 0 K: 1 S: 9	H: 2 LOB: 2 BB: 0 P: 16	R: 0 E: 0 K: 0 S: 11	H: 1 LOB: 1 BB: 1 P: 19	R: 1 E: 0 K: 0 S: 9	H: 1 LOB: 0 BB: 1 P: 16	R: 3 E: 0 K: 2 S: 13	H: 4 LOB: 1 BB: 0 P: 20	R: 0 E: 0 K: 1 S: 7	H: 0 LOB: 0 BB: 0 P: 13	R: 1 E: 0 K: 0 S: 9	H: 2 LOB: 1 BB: 0 P: 11	1B: 6 2B: 1 3B: 1 HR: 3	SF: 0 SAC: 0 DP: 0 HBP: 1	WP: 0 PB: 0 SB: 0 CS: 3	PA: 36							
<b>PITCHER</b>	IP	WLS	BF	H	R	ER	SO	BB	IBB	HBP	BLK	WP	HR	S	P	ERA	WHIP										
<b>Doug Waechter, R</b> ERA: 4.26	6.1	L	27	8	4	4	2	2	0	1	0	0	0	60	103	5.68	1.579										
<b>Chad Gaudin, R</b> ERA: 3.18	0.1		3	2	1	1	0	0	0	0	0	0	1	3	5	27.00	6.000										
<b>John Halama, L</b> ERA: 2.08	1.1		5	1	1	1	2	0	0	0	0	0	0	12	19	6.75	0.750										

Tampa Bay Devil Rays @ Texas Rangers  
The Ballpark at Arlington, Arlington, TX  
Wed May 05 2004, 8:05 PM EDT  
Att: 21,082 - Sunny - 75 F

AB 32  
R 6  
H 11  
RBI 6  
BB 2  
SO 4  
LOB 13





Batter	1	2	3	4	5	6	7	8	9	AB	R	H	RBI	BB	SO	LOB	TOP				
Alex Sanchez, L (1,8) OBP: 0.302, SLG: 0.372	G4-3		B1-3					G5-3	G3	5	0	1	0	0	0	0					
Fernando Vina, L (1,4) OBP: 0.316, SLG: 0.288	G3		K					HR	E3	5	1	1	0	0	1	1					
Ivan Rodriguez, R (1,2) OBP: 0.388, SLG: 0.556	G6-3		L8					HR	G5-3	5	1	1	2	0	0	1					
Rondell White, R (1,10) OBP: 0.408, SLG: 0.606		9 HR		G1-3				9 3B		4	2	2	0	0	1	0					
Carlos Pena, L (1,3) OBP: 0.336, SLG: 0.465		9 HR		K				L8		3	1	0	0	1	2	1					
9 Carlos Guillen, S (1,6) OBP: 0.412, SLG: 0.490								HR		4	2	3	4	0	0	0					
Bobby Higginson, L (1,9) OBP: 0.340, SLG: 0.346	G3			HR						3	1	1	2	1	1	0					
Craig Monroe, R (1,7) OBP: 0.281, SLG: 0.287										4	0	1	0	0	1	2					
Eric Munson, L (1,5) OBP: 0.277, SLG: 0.403										2	0	0	0	0	2	1					
20 Omar Infante, R (7,PH) OBP: 0.333, SLG: 0.391										2	0	0	0	0	1	0					
<b>Inning Stats</b>	R: 0 E: 0 K: 0 S: 5	H: 0 LOB: 0 BB: 0 P: 8	R: 3 E: 0 K: 2 S: 16	H: 2 LOB: 0 BB: 1 P: 25	R: 0 E: 0 K: 1 S: 10	H: 0 LOB: 0 BB: 0 P: 11	R: 2 E: 0 K: 2 S: 16	H: 3 LOB: 1 BB: 0 P: 25	R: 0 E: 0 K: 2 S: 10	H: 0 LOB: 0 BB: 0 P: 15	R: 0 E: 0 K: 2 S: 12	H: 0 LOB: 0 BB: 0 P: 17	R: 3 E: 0 K: 0 S: 21	H: 4 LOB: 2 BB: 1 P: 36	R: 0 E: 1 K: 0 S: 12	H: 0 LOB: 1 BB: 0 P: 16	1B: 4 2B: 2 3B: 1 HR: 3	SF: 0 SAC: 0 DP: 1 HBP: 0	WP: 0 PB: 0 SB: 0 CS: 0	PA: 39	
<b>PITCHER</b>	IP	WLS	BF	H	R	ER	SO	BB	IBB	HBP	BLK	WP	HR	S	P	ERA	WHIP				
53 Joaquin Benoit, R (1,1) ERA: 4.56	6.0		24	6	5	5	7	1	0	0	0	0	2	60	88	7.50	1.167				
Erasmio Ramirez, L (7,1) ERA: 5.59	1.1	L	5	1	1	1	2	0	0	0	0	0	0	16	22	6.75	0.750				
Jeff Nelson, R (8,1) ERA: 4.76	0.0		2	2	1	1	0	0	0	0	0	0	1	6	9	∞	∞				
32 Ron Mahay, L (8,1) ERA: 3.6	0.1		3	1	1	1	0	1	0	0	0	0	0	7	16	27.00	6.000				
Jay Powell, R (8,1) ERA: 1.64	0.1		1	0	0	0	0	0	0	0	0	0	0	4	6	0.00	0.000				
<b>PITCHER</b>	IP	WLS	BF	H	R	ER	SO	BB	IBB	HBP	BLK	WP	HR	S	P	ERA	WHIP				
Doug Brocail, R (9,1) ERA: 6.75	1.0		4	0	0	0	0	0	0	0	0	0	0	12	16	0.00	0.000				

Detroit Tigers @ Texas Rangers  
The Ballpark at Arlington, Arlington, TX  
Fri May 07 2004, 8:05 PM EDT  
Att: 41,095 - Cloudy - 77 F

AB 37  
R 8  
H 10  
RBI 8  
BB 2  
SO 9  
LOB 6



Batter	1	2	3	4	5	6	7	8	9	AB	R	H	RBI	BB	SO	LOB	BOTTOM					
10 Michael Young, R (1,6) OBP: 0.416, SLG: 0.627	HR	G4-1			L9			F9		4	1	1	1	1	0	0						
9 Hank Blalock, L (1,5) OBP: 0.370, SLG: 0.553	2B	F8			K				G3	5	2	2	0	0	1	3						
Alfonso Soriano, R (1,4) OBP: 0.346, SLG: 0.440	2B	L7							G3	4	1	1	0	0	1	1						
Brad Fullmer, L (1,10) OBP: 0.317, SLG: 0.424	E		G4-3		P6				E4	5	2	1	2	0	0	1						
23 Mark Teixeira, S (1,3) OBP: 0.371, SLG: 0.510	E	F8			K				K	4	0	1	0	1	2	1						
David Dellucci, L (1,7) OBP: 0.376, SLG: 0.581	E9		K							3	1	2	3	2	1	0						
Kevin Mench, R (1,9) OBP: 0.345, SLG: 0.514	G5-3				F9				P3	5	0	1	0	0	0	5						
Laynce Nix, L (1,8) OBP: 0.390, SLG: 0.671										1	0	0	0	0	1	2						
Brian Jordan, R (4,9) OBP: 0.182, SLG: 0.150					L4					2	0	0	0	1	0	0						
15 Gerald Laird, R (1,2) OBP: 0.378, SLG: 0.379					F9					4	0	0	1	0	1	4						
<b>Inning Stats</b>	R: 4 E: 1 K: 2 S: 18	H: 4 LOB: 2 BB: 1 P: 30	R: 0 E: 0 K: 0 S: 4	H: 0 LOB: 0 BB: 0 P: 8	R: 0 E: 0 K: 1 S: 6	H: 0 LOB: 0 BB: 0 P: 11	R: 0 E: 0 K: 0 S: 7	H: 0 LOB: 0 BB: 0 P: 9	R: 0 E: 0 K: 1 S: 10	H: 1 LOB: 1 BB: 0 P: 15	R: 1 E: 1 K: 1 S: 15	H: 1 LOB: 3 BB: 3 P: 33	R: 0 E: 0 K: 1 S: 11	H: 1 LOB: 2 BB: 1 P: 19	R: 0 E: 0 K: 0 S: 4	H: 0 LOB: 0 BB: 0 P: 5	R: 2 E: 1 K: 1 S: 13	H: 2 LOB: 1 BB: 0 P: 19	1B: 5 2B: 3 3B: 0 HR: 1	SF: 0 SAC: 0 DP: 0 HBP: 1	WP: 0 PB: 0 SB: 0 CS: 0	PA: 43
<b>PITCHER</b>	IP	WLS	BF	H	R	ER	SO	BB	IBB	HBP	BLK	WP	HR	S	P	ERA	WHIP					
38 Jeremy Bonderman, R (1,1) ERA: 5.91	5.2		28	6	5	5	5	3	1	0	0	0	1	57	101	7.94	1.588					
Jamie Walker, L (6,1) ERA: 1.59	1.0		5	1	0	0	1	1	0	0	0	0	0	13	23	0.00	2.000					
Al Levine, R (7,1) ERA: 6.14	1.1	W	4	0	0	0	0	0	0	0	0	0	0	5	6	0.00	0.000					
Ugueth Urbina, R (9,1) ERA: 2.0	1.0	S	6	2	2	1	1	0	0	0	0	0	0	13	19	9.00	2.000					
<b>PITCHER</b>	IP	WLS	BF	H	R	ER	SO	BB	IBB	HBP	BLK	WP	HR	S	P	ERA	WHIP					

Detroit Tigers @ Texas Rangers  
The Ballpark at Arlington, Arlington, TX  
Fri May 07 2004, 8:05 PM EDT  
Att: 41,095 - Cloudy - 77 F

AB 37  
R 7  
H 9  
RBI 7  
BB 5  
SO 7  
LOB 17





Batter	1	2	3	4	5	6	7	8	9	10	AB	R	H	RBI	BB	SO	LOB	TOP				
Alex Sanchez, L OBP: 0.317, SLG: 0.394	F8		1B	1B	1B HBP	SH2-3		K			5	2	3	3	0	1	1					
Fernando Vina, L OBP: 0.317, SLG: 0.284	L9		1B	F6	1B HBP	G3		G4-3			5	1	1	1	0	0	4					
Ivan Rodriguez, R OBP: 0.393, SLG: 0.553	K		F8	1B	1B FC4	1B			P4		6	1	3	3	0	1	1					
Rondell White, R OBP: 0.389, SLG: 0.573		G5-3	P3	G1-3	K				F8		6	0	0	0	0	1	7					
Carlos Pena, L OBP: 0.336, SLG: 0.452	F8	L9						K		G3	5	1	1	2	1	1	1					
9 Carlos Guillen, S OBP: 0.408, SLG: 0.476				G3				F8		G3-1	5	2	1	1	1	0	1					
Bobby Higginson, L OBP: 0.359, SLG: 0.388		HR		1B				F7		K	4	3	2	2	2	1	0					
Craig Monroe, R OBP: 0.294, SLG: 0.312				1B				L6		K	6	2	3	2	0	1	2					
20 Omar Infante, R OBP: 0.406, SLG: 0.462	K			1B	1B						3	3	2	1	2	1	1					
<b>Inning Stats</b>	R: 0 E: 0 K: 1 S: 7	H: 0 LOB: 0 BB: 0 P: 10	R: 2 E: 0 K: 1 S: 16	H: 3 LOB: 1 BB: 0 P: 27	R: 1 E: 0 K: 0 S: 7	H: 2 LOB: 1 BB: 0 P: 10	R: 3 E: 0 K: 0 S: 15	H: 4 LOB: 2 BB: 1 P: 28	R: 8 E: 0 K: 1 S: 31	H: 5 LOB: 2 BB: 4 P: 54	R: 1 E: 0 K: 0 S: 7	H: 1 LOB: 1 BB: 1 P: 15	R: 0 E: 0 K: 1 S: 11	H: 0 LOB: 0 BB: 0 P: 14	R: 0 E: 0 K: 1 S: 10	H: 0 LOB: 0 BB: 0 P: 16	R: 0 E: 0 K: 2 S: 10	H: 0 LOB: 0 BB: 0 P: 16	1B: 12 2B: 3 3B: 0 HR: 1	SF: 0 SAC: 1 DP: 0 HBP: 1	WP: 0 PB: 1 SB: 1 CS: 0	PA: 53
<b>PITCHER</b>	IP	WLS	BF	H	R	ER	SO	BB	IBB	HBP	BLK	WP	HR	S	P	ERA	WHIP					
R.A. Dickey, R ERA: 4.58	3.2		21	9	6	6	2	1	0	0	0	0	1	44	74	14.73	2.727					
Doug Brocail, R ERA: 21.0	0.1		6	1	5	5	0	4	0	0	0	0	0	11	27	135.00	15.000					
32 Ron Mahay, L ERA: 5.91	0.2		7	4	3	3	1	0	0	1	0	0	0	20	27	40.50	6.000					
Jay Powell, R ERA: 2.19	1.1		6	1	1	1	0	1	0	0	0	0	0	8	16	6.75	1.500					
Erasmio Ramirez, L ERA: 5.06	1.0		3	0	0	0	1	0	0	0	0	0	0	11	14	0.00	0.000					
<b>PITCHER</b>	IP	WLS	BF	H	R	ER	SO	BB	IBB	HBP	BLK	WP	HR	S	P	ERA	WHIP					
Carlos Almanzar, R ERA: 3.78	2.0		7	1	0	0	1	0	0	0	0	0	0	16	23	0.00	0.500					
Francisco Cordero, R ERA: 2.19	1.0	W	3	0	0	0	2	0	0	0	0	0	0	10	16	0.00	0.000					

**Detroit Tigers @ Texas Rangers**  
The Ballpark at Arlington, Arlington, TX  
Sat May 08 2004, 8:05 PM EDT  
Att: 45,017 - Overcast - 70 F

AB 45  
R 15  
H 16  
RBI 15  
BB 6  
SO 7  
LOB 18



Batter	1	2	3	4	5	6	7	8	9	10	AB	R	H	RBI	BB	SO	LOB	BOTTOM						
10 Michael Young, R OBP: 0.417, SLG: 0.617	F8	1B				FC6-4		K			7	2	3	3	0	2	3							
9 Hank Blalock, L OBP: 0.383, SLG: 0.591	B1-3	1B						2B		P6	4	3	2	2	2	0	0							
Alfonso Soriano, R OBP: 0.376, SLG: 0.484	1B	E6						G1-3		1B	6	1	6	4	0	0	0							
Herbert Perry, R OBP: 0.340, SLG: 0.447	FC5-4							G1-3		1B	5	1	3	3	1	0	2							
23 Mark Teixeira, S OBP: 0.397, SLG: 0.491		WP						FC6-4		K	2	2	0	0	4	1	3							
Brian Jordan, R OBP: 0.192, SLG: 0.130								BB			3	1	0	0	1	0	5							
Laynce Nix, L OBP: 0.380, SLG: 0.653	F7							K		G4-3	2	0	0	0	0	1	4							
Eric Young Sr., R OBP: 0.450, SLG: 0.400	G5-3							FC6-4			3	2	0	0	3	0	3							
Kevin Mench, R OBP: 0.348, SLG: 0.509										SH1-3	1	1	0	0	1	0	0							
David Dellucci, L OBP: 0.376, SLG: 0.571		15 BB						K		SH1-3	3	1	1	2	0	2	1							
15 Gerald Laird, R OBP: 0.392, SLG: 0.377											3	2	1	1	2	0	0							
Brad Fullmer, L OBP: 0.324, SLG: 0.424								P3		10 IBB	0	0	0	0	1	0	0							
<b>Inning Stats</b>	R: 0 E: 0 K: 0 S: 6	H: 1 LOB: 1 BB: 0 P: 9	R: 4 E: 1 K: 0 S: 14	H: 2 LOB: 2 BB: 4 P: 36	R: 0 E: 0 K: 0 S: 4	H: 0 LOB: 0 BB: 1 P: 9	R: 0 E: 0 K: 0 S: 7	H: 0 LOB: 0 BB: 0 P: 9	R: 10 E: 2 K: 1 S: 28	H: 8 LOB: 2 BB: 2 P: 56	R: 0 E: 0 K: 1 S: 7	H: 0 LOB: 1 BB: 2 P: 17	R: 1 E: 0 K: 1 S: 10	H: 2 LOB: 2 BB: 1 P: 19	R: 0 E: 0 K: 2 S: 8	H: 0 LOB: 0 BB: 0 P: 13	R: 0 E: 0 K: 1 S: 7	H: 2 LOB: 2 BB: 0 P: 14	R: 1 E: 0 K: 0 S: 4	H: 1 LOB: 2 BB: 2 P: 12	1B: 11 2B: 2 3B: 1 HR: 2	SF: 0 SAC: 1 DP: 2 HBP: 0	WP: 3 PB: 0 SB: 0 CS: 0	PA: 55
<b>PITCHER</b>	IP	WLS	BF	H	R	ER	SO	BB	IBB	HBP	BLK	WP	HR	S	P	ERA	WHIP							
Mike Maroth, L ERA: 5.57	4.0		23	7	9	8	0	2	0	0	0	2	0	41	81	18.00	3.250							
Danny Patterson, R ERA: 6.14	0.0		2	0	0	0	0	2	0	0	0	1	0	1	9	∞	∞							
Al Levine, R ERA: 7.8	0.1		6	4	5	5	1	1	0	0	0	0	0	12	18	135.00	15.000							
Craig Dingman, R ERA:	1.1		5	0	0	0	1	3	0	0	0	0	0	10	26	0.00	2.250							
Esteban Yan, R ERA: 5.31	1.1	B	7	2	1	1	1	1	0	0	0	0	0	12	21	6.75	2.250							
<b>PITCHER</b>	IP	WLS	BF	H	R	ER	SO	BB	IBB	HBP	BLK	WP	HR	S	P	ERA	WHIP							
Jamie Walker, L ERA: 1.35	2.0		8	2	0	0	3	0	0	0	0	0	0	15	27	0.00	1.000							
Ugueth Urbina, R ERA: 2.89	0.1	L	4	1	1	1	0	1	1	0	0	0	0	4	12	27.00	6.000							

**Detroit Tigers @ Texas Rangers**  
The Ballpark at Arlington, Arlington, TX  
Sat May 08 2004, 8:05 PM EDT  
Att: 45,017 - Overcast - 70 F

AB 39  
R 16  
H 16  
RBI 15  
BB 15  
SO 6  
LOB 21





Batter	1	2	3	4	5	6	7	8	9	AB	R	H	RBI	BB	SO	LOB	TOP				
Alex Sanchez, L (1, 8) OBP: 0.324, SLG: 0.422	G3		B2			G4-3 BB		HR		3	2	1	1	1	1	0					
9 Carlos Guillen, S (1, 6) OBP: 0.411, SLG: 0.495	L4			1B	2B	G4-3 1-H		1B	2B	4	2	2	1	0	0	0					
Ivan Rodriguez, R (1, 10) OBP: 0.397, SLG: 0.543	BB			K		K		1B	BB	2	0	0	0	2	2	1					
Rondell White, R (1, 7) OBP: 0.392, SLG: 0.570 Bobby Higginson, L (8, 9) OBP: 0.359, SLG: 0.388	G6-3			2H	1B	G6-3		1-2	2H	1B	4	0	2	2	0	0	1				
Craig Monroe, R (1, 9) OBP: 0.283, SLG: 0.299		G5-3		G1-3				K	K	4	0	0	0	0	2	2					
Carlos Pena, L (1, 3) OBP: 0.325, SLG: 0.435		K				K		P5		4	0	0	0	0	2	0					
15 Brandon Inge, R (1, 2) OBP: 0.387, SLG: 0.500		P3						P4		4	0	0	0	0	0	0					
Greg Norton, S (1, 5) OBP: 0.217, SLG: 0.268			G3			HR		K	P6	4	1	1	1	0	1	0					
20 Omar Infante, R (1, 4) OBP: 0.371, SLG: 0.414		G4-3				K		G5-3		3	0	0	0	0	1	0					
<b>Inning Stats</b>	R: 0 E: 0 K: 0 S: 8	H: 0 LOB: 1 BB: 1 P: 14	R: 0 E: 0 K: 1 S: 6	H: 0 LOB: 0 BB: 0 P: 11	R: 0 E: 0 K: 0 S: 5	H: 0 LOB: 0 BB: 0 P: 7	R: 1 E: 0 K: 1 S: 10	H: 2 LOB: 0 BB: 0 P: 17	R: 1 E: 0 K: 2 S: 10	H: 1 LOB: 0 BB: 0 P: 14	R: 1 E: 0 K: 1 S: 13	H: 0 LOB: 0 BB: 1 P: 21	R: 0 E: 0 K: 1 S: 8	H: 0 LOB: 0 BB: 0 P: 12	R: 2 E: 0 K: 2 S: 18	H: 3 LOB: 2 BB: 1 P: 26	R: 0 E: 0 K: 0 S: 5	H: 0 LOB: 0 BB: 0 P: 9	1B: 2 2B: 2 3B: 0 HR: 2	SF: 0 SAC: 0 DP: 0 HBP: 0	WP: 0 PA: 35 PB: 0 SB: 1 CS: 0
<b>PITCHER</b>	IP	WLS	BF	H	R	ER	SO	BB	IBB	HBP	BLK	WP	HR	S	P	ERA	WHIP				
Kenny Rogers, L (1, 1) ERA: 3.54	7.2	L	29	5	5	4	7	2	0	0	0	0	2	70	110	4.70	0.913				
Jeff Nelson, R (8, 1) ERA: 4.26	1.1		6	1	0	0	1	1	0	0	0	0	0	13	21	0.00	1.500				

Detroit Tigers @ Texas Rangers  
The Ballpark at Arlington, Arlington, TX  
Sun May 09 2004, 2:05 PM EDT  
Att: 25,034 - Cloudy - 76 F

AB	32
R	5
H	6
RBI	5
BB	3
SO	8
LOB	4



Batter	1	2	3	4	5	6	7	8	9	AB	R	H	RBI	BB	SO	LOB	BOTTOM				
10 Michael Young, R (1, 6) OBP: 0.412, SLG: 0.603	L9	G2-3			K					3	0	0	0	1	1	2					
9 Hank Blalock, L (1, 5) OBP: 0.372, SLG: 0.573	K		K		K			BB	P6	4	0	0	0	0	3	1					
Alfonso Soriano, R (1, 4) OBP: 0.365, SLG: 0.468	F9		K			F7		L5		4	0	0	0	0	1	1					
Herbert Perry, R (1, 10) OBP: 0.321, SLG: 0.420 Brad Fullmer, L (9, PH) OBP: 0.321, SLG: 0.419		E6 23 WP 2B	F8			K		F7	F7	3	1	0	0	0	1	0					
23 Mark Teixeira, S (1, 3) OBP: 0.375, SLG: 0.456		K			F9				L9	4	0	0	0	0	1	1					
Brian Jordan, R (1, 9) OBP: 0.233, SLG: 0.192		1B	2B		1B	SF7	BB		K	3	2	1	1	1	1	0					
Eric Young Sr., R (1, 7) OBP: 0.444, SLG: 0.396		G5-3			CS	1B				3	0	1	0	0	0	1					
Kevin Mench, R (1, 8) OBP: 0.347, SLG: 0.505		1B	HBP		SF7			F8		1	0	0	1	0	0	0					
Rod Barajas, R (1, 2) OBP: 0.324, SLG: 0.639		1-3	2H	1B	CS	G6-3		P4		3	0	1	1	0	0	0					
<b>Inning Stats</b>	R: 0 E: 0 K: 1 S: 11	H: 0 LOB: 0 BB: 0 P: 13	R: 2 E: 1 K: 1 S: 12	H: 2 LOB: 2 BB: 0 P: 20	R: 0 E: 0 K: 2 S: 7	H: 0 LOB: 0 BB: 0 P: 7	R: 1 E: 0 K: 0 S: 4	H: 1 LOB: 0 BB: 1 P: 11	R: 0 E: 0 K: 2 S: 10	H: 0 LOB: 0 BB: 0 P: 13	R: 0 E: 0 K: 1 S: 6	H: 0 LOB: 0 BB: 0 P: 11	R: 0 E: 0 K: 0 S: 7	H: 0 LOB: 0 BB: 0 P: 10	R: 0 E: 0 K: 0 S: 13	H: 0 LOB: 1 BB: 1 P: 21	R: 0 E: 0 K: 1 S: 6	H: 0 LOB: 0 BB: 0 P: 9	1B: 2 2B: 1 3B: 0 HR: 0	SF: 1 SAC: 0 DP: 0 HBP: 1	WP: 1 PA: 34 PB: 0 SB: 0 CS: 1
<b>PITCHER</b>	IP	WLS	BF	H	R	ER	SO	BB	IBB	HBP	BLK	WP	HR	S	P	ERA	WHIP				
29 Nate Robertson, L (1, 1) ERA: 5.4	7.2	W	29	3	3	1	7	2	0	1	0	0	0	65	98	1.17	0.652				
Gary Knotts, R (8, 1) ERA: 6.32	0.1	H	1	0	0	0	0	0	0	0	0	0	0	5	8	0.00	0.000				
Ugueth Urbina, R (9, 1) ERA: 2.61	1.0	S	3	0	0	0	1	0	0	0	0	0	0	6	9	0.00	0.000				

Detroit Tigers @ Texas Rangers  
The Ballpark at Arlington, Arlington, TX  
Sun May 09 2004, 2:05 PM EDT  
Att: 25,034 - Cloudy - 76 F

AB	29
R	3
H	3
RBI	3
BB	2
SO	8
LOB	6





Batter	1	2	3	4	5	6	7	8	9	AB	R	H	RBI	BB	SO	LOB	TOP							
10 Michael Young, R OBP: 0.405, SLG: 0.589	P4		K		F9		K		FC1-6 1B	5	0	1	0	0	2	0								
9 Hank Blalock, L OBP: 0.373, SLG: 0.610	K		P6			HR		HR	FC1-6 1-2	5	2	2	2	0	1	1								
Alfonso Soriano, R OBP: 0.359, SLG: 0.466	P4			PB 2B		P2		E6 FC6-5	K	5	1	1	0	0	1	1								
Brad Fuller, L OBP: 0.327, SLG: 0.411		F7		F7		1B BB		FC6-5 BB		2	0	0	0	2	0	1								
23 Mark Teixeira, S OBP: 0.355, SLG: 0.426	F7			F8		K		G3		4	0	0	0	0	1	4								
David Dellucci, L OBP: 0.404, SLG: 0.577	CS BB				HBP			FC6-5 IBB		1	0	1	0	2	0	0								
Kevin Mench, R OBP: 0.344, SLG: 0.496	CS 1-2		HR 1B	G4-3		P2		FC6-5		4	1	1	1	0	0	6								
Laynce Nix, L OBP: 0.373, SLG: 0.671			HR		F7		F7	P5		4	1	1	2	0	0	2								
15 Gerald Laird, R OBP: 0.373, SLG: 0.356			K				F9		G4-3	4	0	0	0	0	2	0								
<b>Inning Stats</b>	R: 0 E: 0 K: 1 S: 7	H: 0 LOB: 0 BB: 0 P: 14	R: 0 E: 0 K: 0 S: 9	H: 0 LOB: 0 BB: 1 P: 19	R: 2 E: 0 K: 2 S: 12	H: 2 LOB: 0 BB: 0 P: 15	R: 0 E: 0 K: 0 S: 11	H: 1 LOB: 2 BB: 0 P: 17	R: 0 E: 0 K: 1 S: 7	H: 0 LOB: 0 BB: 0 P: 10	R: 1 E: 0 K: 1 S: 10	H: 2 LOB: 2 BB: 1 P: 23	R: 0 E: 0 K: 1 S: 7	H: 0 LOB: 0 BB: 0 P: 8	R: 2 E: 1 K: 0 S: 12	H: 1 LOB: 2 BB: 2 P: 25	R: 0 E: 0 K: 1 S: 9	H: 1 LOB: 1 BB: 0 P: 13	1B: 3 2B: 1 3B: 0 HR: 3	SF: 0 SAC: 0 DP: 0 HBP: 1	WP: 0 PB: 1 CS: 1	PA: 40		
<b>PITCHER</b>	IP	WLS	BF	H	R	ER	SO	BB	IBB	HBP	BLK	WP	HR	S	P	ERA	WHIP							
Doug Waechter, R ERA: 4.5	(1, 1)	7.0	L	31	6	5	4	6	3	0	1	0	0	0	3	72	123	5.14	1.286					
Lance Carter, R ERA: 3.5	(8, 1)	0.1		2	0	0	0	0	0	1	0	0	0	0	1	5	0.00	0.000						
Danys Baez, R ERA: 1.42	(8, 1)	0.2		2	0	0	0	0	0	0	0	0	0	0	2	3	0.00	0.000						
Travis Harper, R ERA: 5.14	(9, 1)	1.0		4	1	0	0	1	0	0	0	0	0	0	9	13	0.00	1.000						

**Texas Rangers @ Tampa Bay Devil Rays**  
Tropicana Field, St. Petersburg, FL  
Tue May 11 2004, 7:15 PM EDT  
Att: 10,389 - Dome - 72 F

AB	34
R	5
H	7
RBI	5
BB	4
SO	7
LOB	15



Batter	1	2	3	4	5	6	7	8	9	AB	R	H	RBI	BB	SO	LOB	BOTTOM						
13 Carl Crawford, L OBP: 0.338, SLG: 0.415	L8		B1-3			5 S BB	SF7		G5-3	3	1	0	1	1	0	0							
5 Rocco Baldelli, R OBP: 0.317, SLG: 0.345	G4-3			G4-3		E BB	1B BB			2	1	0	0	1	0	0							
Aubrey Huff, L OBP: 0.266, SLG: 0.304	1B			K		E6 1B	1B			4	0	2	1	0	1	1							
Tino Martinez, L OBP: 0.412, SLG: 0.538	K			G4-3		1-3 2-H	1B			4	0	1	1	0	2	3							
José Cruz Jr., S OBP: 0.287, SLG: 0.366		G1-3			F7	K		P5		4	0	0	0	0	1	2							
Julio Lugo, R OBP: 0.311, SLG: 0.451		G6-3			G6-3	G4-3		K		4	0	0	0	0	1	2							
Robert Fick, L OBP: 0.225, SLG: 0.303		G4-3				BB		P6		2	1	0	0	2	0	0							
Toby Hall, R OBP: 0.329, SLG: 0.368					F7		SH5-3 1B		P5	4	1	2	0	0	0	1							
Rey Sanchez, R OBP: 0.262, SLG: 0.226							SH5-3 1B			2	0	0	0	0	0	1							
Midre Cummings, L OBP: 0.125, SLG: 0.250			G6-4-3			G5-3	SH5-3		K	1	0	0	0	0	1	0							
<b>Inning Stats</b>	R: 0 E: 0 K: 1 S: 11	H: 1 LOB: 1 BB: 0 P: 15	R: 0 E: 0 K: 0 S: 4	H: 0 LOB: 0 BB: 0 P: 9	R: 0 E: 0 K: 0 S: 8	H: 1 LOB: 0 BB: 0 P: 9	R: 0 E: 0 K: 1 S: 5	H: 0 LOB: 0 BB: 0 P: 10	R: 0 E: 0 K: 1 S: 7	H: 0 LOB: 1 BB: 1 P: 15	R: 2 E: 1 K: 1 S: 14	H: 1 LOB: 2 BB: 1 P: 29	R: 2 E: 0 K: 1 S: 13	H: 2 LOB: 2 BB: 2 P: 24	R: 0 E: 0 K: 1 S: 8	H: 0 LOB: 0 BB: 0 P: 11	R: 0 E: 0 K: 1 S: 5	H: 0 LOB: 0 BB: 0 P: 8	1B: 5 2B: 0 3B: 0 HR: 0	SF: 1 SAC: 1 DP: 1 HBP: 1	WP: 0 PB: 0 SB: 1 CS: 0	PA: 37	
<b>PITCHER</b>	IP	WLS	BF	H	R	ER	SO	BB	IBB	HBP	BLK	WP	HR	S	P	ERA	WHIP						
Ryan Drese, R ERA: 2.6	(1, 1)	6.2		29	4	4	3	3	4	0	1	0	0	0	57	106	4.05	1.200					
Erasmio Ramirez, L ERA: 4.91	(7, 1)	0.1	W	2	1	0	0	1	0	0	0	0	0	5	5	0.00	3.000						
Carlos Almanzar, R ERA: 0.97	(8, 1)	1.0	H	3	0	0	0	1	0	0	0	0	0	8	11	0.00	0.000						
Francisco Cordero, R ERA: 2.03	(9, 1)	1.0	S	3	0	0	0	1	0	0	0	0	0	5	8	0.00	0.000						

**Texas Rangers @ Tampa Bay Devil Rays**  
Tropicana Field, St. Petersburg, FL  
Tue May 11 2004, 7:15 PM EDT  
Att: 10,389 - Dome - 72 F

AB	30
R	4
H	5
RBI	3
BB	4
SO	6
LOB	10





Batter	1	2	3	4	5	6	7	8	9	AB	R	H	RBI	BB	SO	LOB	TOP			
10 Michael Young, R OBP: 0.405, SLG: 0.582	F8		F9	1B			G3		G3-1 2B	5	1	2	0	0	0	1				
9 Hank Blalock, L OBP: 0.374, SLG: 0.621	F8		HR	K					G3-1	4	1	1	2	0	1	3				
Alfonso Soriano, R OBP: 0.361, SLG: 0.493	K		HR		F7		F9			5	1	2	3	0	1	1				
Brad Fuller, L OBP: 0.339, SLG: 0.470		G6-3 2B			K				HR	5	2	3	1	0	1	1				
23 Mark Teixeira, S OBP: 0.338, SLG: 0.400		G6-3	G4-3		G4-3				G5-3	4	0	0	0	0	0	2				
David Dellucci, L OBP: 0.396, SLG: 0.563	SF7			HR		G3			K	2	1	0	1	1	1	0				
Kevin Mench, R OBP: 0.341, SLG: 0.513	G4-3			HR	F8				G6-3	4	1	1	2	0	0	0				
Laynce Nix, L OBP: 0.368, SLG: 0.663			HR	K2-3		K				4	1	1	0	0	3	0				
Rod Barajas, R OBP: 0.317, SLG: 0.625			K	G4-3			F8		G3-1 2B	4	1	1	0	0	1	1				
<b>Inning Stats</b>	R: 0 E: 0 K: 1 S: 9	H: 0 LOB: 0 BB: 0 P: 13	R: 1 E: 0 K: 0 S: 11	H: 1 LOB: 0 BB: 0 P: 18	R: 3 E: 0 K: 1 S: 13	H: 4 LOB: 1 BB: 0 P: 23	R: 2 E: 0 K: 2 S: 14	H: 2 LOB: 1 BB: 1 P: 20	R: 0 E: 0 K: 1 S: 6	H: 0 LOB: 0 BB: 0 P: 10	R: 0 E: 0 K: 0 S: 9	H: 0 LOB: 0 BB: 0 P: 13	R: 1 E: 0 K: 1 S: 11	H: 1 LOB: 0 BB: 0 P: 13	R: 2 E: 0 K: 1 S: 12	H: 3 LOB: 1 BB: 0 P: 16	1B: 2 2B: 5 3B: 0 HR: 4	SF: 1 SAC: 0 DP: 0 HBP: 1	WP: 0 PB: 0 SB: 0 CS: 0	PA: 40
<b>PITCHER</b>	IP	WLS	BF	H	R	ER	SO	BB	IBB	HBP	BLK	WP	HR	S	P	ERA	WHIP			
Geremi Gonzalez, R ERA: 6.62	3.0		14	5	4	4	2	0	0	0	0	0	2	33	54	12.00	1.667			
John Halama, L ERA: 2.79	5.1	L	21	3	3	3	6	1	0	1	0	0	2	50	70	5.06	0.750			
Dicky Gonzalez, R ERA: 6.14	0.2		5	3	2	2	0	0	0	0	0	0	0	8	11	27.00	4.500			

Texas Rangers @ Tampa Bay Devil Rays  
Tropicana Field, St. Petersburg, FL  
Wed May 12, 2004, 7:15 PM EDT  
Att: 10,202 - Dome - 72 F

AB	37
R	9
H	11
RBI	9
BB	1
SO	8
LOB	9



Batter	1	2	3	4	5	6	7	8	9	AB	R	H	RBI	BB	SO	LOB	BOTTOM			
13 Carl Crawford, L OBP: 0.341, SLG: 0.417	L6		FC4-6 HR		B1				G3-1 2B	4	2	1	0	1	0	1				
5 Rocco Baldelli, R OBP: 0.328, SLG: 0.350	P3		HR		K				G3-1 2B	4	2	2	1	1	1	0				
Aubrey Huff, L OBP: 0.279, SLG: 0.345			HR							4	2	2	5	1	1	0				
José Cruz Jr., S OBP: 0.287, SLG: 0.366	HR		HR		G4-3					0	0	0	0	0	0	0				
Tino Martinez, L OBP: 0.412, SLG: 0.560			G3-1			G4-3				4	1	1	2	1	0	0				
Julio Lugo, R OBP: 0.315, SLG: 0.440	G4-3		K							3	0	0	0	1	2	2				
Midre Cummings, L OBP: 0.083, SLG: 0.167			F7		F8					4	0	0	0	0	2	2				
Geoff Blum, S OBP: 0.258, SLG: 0.377			P5							4	0	1	0	0	1	1				
Toby Hall, R OBP: 0.325, SLG: 0.361	F8									4	0	1	0	0	0	0				
Damian Rolls, R OBP: 0.229, SLG: 0.190					G6-4-3 1B					3	1	1	0	1	1	2				
<b>Inning Stats</b>	R: 2 E: 0 K: 0 S: 7	H: 1 LOB: 1 BB: 1 P: 17	R: 0 E: 0 K: 0 S: 8	H: 0 LOB: 0 BB: 0 P: 13	R: 3 E: 0 K: 1 S: 12	H: 2 LOB: 1 BB: 1 P: 18	R: 0 E: 0 K: 0 S: 9	H: 2 LOB: 1 BB: 0 P: 14	R: 0 E: 0 K: 2 S: 9	H: 0 LOB: 1 BB: 0 P: 17	R: 0 E: 0 K: 1 S: 9	H: 2 LOB: 2 BB: 0 P: 16	R: 0 E: 0 K: 2 S: 12	H: 0 LOB: 1 BB: 1 P: 19	R: 3 E: 0 K: 1 S: 14	H: 2 LOB: 2 BB: 3 P: 29	1B: 4 2B: 3 3B: 0 HR: 2	SF: 0 SAC: 0 DP: 1 HBP: 1	WP: 0 PB: 0 SB: 2 CS: 0	PA: 41
<b>PITCHER</b>	IP	WLS	BF	H	R	ER	SO	BB	IBB	HBP	BLK	WP	HR	S	P	ERA	WHIP			
Chan Ho Park, R ERA: 5.65	7.0		29	7	5	5	5	2	0	1	0	0	2	60	103	6.43	1.286			
32 Ron Mahay, L ERA: 5.56	0.2	H	2	0	0	0	1	0	0	0	0	0	0	7	10	0.00	0.000			
Carlos Almanzar, R ERA: 5.5	0.1	H	2	0	0	0	1	1	0	0	0	0	0	5	9	0.00	3.000			
Jeff Nelson, R ERA: 5.4	0.2		4	0	2	2	0	2	0	0	0	0	0	6	16	27.00	3.000			
Francisco Cordero, R ERA: 2.63	0.1	S	4	2	1	1	1	0	1	0	0	0	0	8	13	27.00	6.000			

Texas Rangers @ Tampa Bay Devil Rays  
Tropicana Field, St. Petersburg, FL  
Wed May 12, 2004, 7:15 PM EDT  
Att: 10,202 - Dome - 72 F

AB	34
R	8
H	9
RBI	8
BB	6
SO	8
LOB	8










Batter	1	2	3	4	5	6	7	8	9	AB	R	H	RBI	BB	SO	LOB	TOP					
10 Michael Young, R OBP: 0.407, SLG: 0.606	K		G3			3B		P6		4	0	1	0	0	1	1						
9 Hank Blalock, L OBP: 0.360, SLG: 0.588	F7			F8		K		G5-3		4	0	0	0	0	1	1						
Alfonso Soriano, R OBP: 0.346, SLG: 0.465	K			K		K		F9		4	0	0	0	0	3	1						
Brad Fullmer, L OBP: 0.325, SLG: 0.448		K		G5-3		K		G3		4	0	0	0	0	2	1						
23 Mark Teixeira, S OBP: 0.345, SLG: 0.431	K				SH3 FC4-6 2B	G4-3				3	1	1	0	0	1	0						
Eric Young Sr., R OBP: 0.406, SLG: 0.356	L4				SH3	F8				2	0	0	0	0	0	0						
Brian Jordan, R OBP: 0.216, SLG: 0.156			L4		FC4-6 BB	K				2	0	0	0	1	1	0						
Kevin Mench, R OBP: 0.338, SLG: 0.508		G6-3			FC4-6	G6-3				3	0	0	1	0	0	1						
Rod Barajas, R OBP: 0.318, SLG: 0.595					1-2 3-H	P6		F8		2	0	0	0	0	0	1						
<b>Inning Stats</b>	R: 0 H: 0 E: 0 K: 2 S: 7	H: 0 LOB: 0 BB: 0 P: 9	R: 0 H: 0 E: 0 K: 2 S: 9	H: 0 LOB: 0 BB: 0 P: 15	R: 0 H: 0 E: 0 K: 0 S: 12	H: 0 LOB: 1 BB: 0 P: 17	R: 0 H: 0 E: 0 K: 1 S: 8	H: 0 LOB: 0 BB: 0 P: 11	R: 1 H: 1 E: 0 K: 0 S: 7	H: 1 LOB: 1 BB: 1 P: 13	R: 0 H: 1 E: 0 K: 3 S: 10	H: 0 LOB: 0 BB: 0 P: 14	R: 0 H: 0 E: 0 K: 0 S: 8	H: 0 LOB: 0 BB: 0 P: 14	R: 0 H: 0 E: 0 K: 0 S: 8	H: 0 LOB: 0 BB: 0 P: 9	R: 0 H: 0 E: 0 K: 0 S: 3	H: 0 LOB: 0 BB: 0 P: 3	1B: 0 2B: 1 3B: 1 HR: 0	SF: 0 SAC: 1 DP: 0 HBP: 1	WP: 0 PB: 0 SB: 0 CS: 0	PA: 31
<b>PITCHER</b>	IP	WLS	BF	H	R	ER	SO	BB	IBB	HBP	BLK	WP	HR	S	P	ERA	WHIP					
Gary Knotts, R ERA: 5.23	5.0	W	19	2	1	1	5	1	0	1	0	0	0	44	67	1.80	0.600					
Esteban Yan, R ERA: 4.26	4.0	S	12	0	0	0	4	0	0	0	0	0	0	28	38	0.00	0.000					

Texas Rangers @ Detroit Tigers  
Comerica Park, Detroit, MI  
Fri May 14 2004, 7:05 PM EDT  
Att: 22,449 - Overcast - 76 F

AB 28  
R 1  
H 2  
RBI 1  
BB 1  
SO 9  
LOB 6



Batter	1	2	3	4	5	6	7	8	9	AB	R	H	RBI	BB	SO	LOB	BOTTOM					
9 Carlos Guillen, S OBP: 0.404, SLG: 0.488	K	F7			K		G6-4-3			4	0	0	0	0	2	2						
Bobby Higginson, L OBP: 0.356, SLG: 0.384	L9 1B 2B		P5			HR 1B		K		4	2	2	0	0	1	0						
Ivan Rodriguez, R OBP: 0.396, SLG: 0.567	L9		K			HR 1B		1B 1B		4	2	2	2	0	1	1						
Rondell White, R OBP: 0.396, SLG: 0.561	WP 1B		G5-3			F7		1B 15 BLK 1B		4	0	2	1	0	0	0						
Jason Smith, L (8, PR)										0	1	0	0	0	0	0						
Carlos Pena, L OBP: 0.314, SLG: 0.405	K			F7		CS BB		K		3	0	0	0	1	2	3						
Craig Monroe, R OBP: 0.288, SLG: 0.312		G5-3		P6		K		15 BLK BB 1B		4	0	1	1	0	1	1						
Greg Norton, S OBP: 0.217, SLG: 0.226	K			G4-3				15 BLK BB		3	0	0	0	1	1	0						
15 Brandon Inge, R OBP: 0.370, SLG: 0.488		HR			L7			F9		3	1	1	1	0	0	2						
20 Omar Infante, R OBP: 0.386, SLG: 0.457		HR			G5-3			9 G6-4-3 BB		2	1	1	1	1	0	0						
<b>Inning Stats</b>	R: 1 H: 2 E: 0 K: 2 S: 11	H: 2 LOB: 1 BB: 0 P: 19	R: 2 H: 2 E: 0 K: 1 S: 10	H: 2 LOB: 0 BB: 0 P: 14	R: 0 H: 0 E: 0 K: 1 S: 9	H: 0 LOB: 0 BB: 0 P: 16	R: 0 H: 0 E: 0 K: 0 S: 7	H: 0 LOB: 0 BB: 0 P: 10	R: 0 H: 2 E: 0 K: 1 S: 13	H: 2 LOB: 1 BB: 1 P: 19	R: 0 H: 0 E: 0 K: 0 S: 7	H: 0 LOB: 1 BB: 1 P: 15	R: 2 H: 3 E: 0 K: 2 S: 22	H: 3 LOB: 3 BB: 1 P: 38	1B: 5 2B: 1 3B: 0 HR: 3	SF: 0 SAC: 0 DP: 1 HBP: 1	WP: 1 PB: 0 SB: 0 CS: 1	PA: 35				
<b>PITCHER</b>	IP	WLS	BF	H	R	ER	SO	BB	IBB	HBP	BLK	WP	HR	S	P	ERA	WHIP					
53 Joaquin Benoit, R ERA: 5.1	6.1	L	26	6	5	5	6	1	0	1	0	0	0	63	100	7.11	1.105					
50 Frank Francisco, R ERA: 10.8	1.2		9	3	2	2	2	2	0	0	1	0	0	25	45	10.80	3.000					

Texas Rangers @ Detroit Tigers  
Comerica Park, Detroit, MI  
Fri May 14 2004, 7:05 PM EDT  
Att: 22,449 - Overcast - 76 F

AB 31  
R 7  
H 9  
RBI 6  
BB 3  
SO 8  
LOB 9





Batter	1	2	3	4	5	6	7	8	9	AB	R	H	RBI	BB	SO	LOB	TOP											
10 Michael Young, R OBP: 0.407, SLG: 0.625	1-3 K		2-1 G4-3 2B		3-3 K		3-1 F8		2-0 HR	5	1	2	2	0	2	0												
9 Hank Blalock, L OBP: 0.355, SLG: 0.595	1-3 K		0-1 G4-3		0-3 K		2-0 HR		2-3 K	5	1	1	2	0	3	1												
Alfonso Soriano, R OBP: 0.342, SLG: 0.477	1-2 HR		2-3 3-H 2-3 K		2-3 K		1-3 K		0-1 G4-3	5	1	1	1	0	3	1												
Herbert Perry, R OBP: 0.323, SLG: 0.397	0-3 K			3-1 23 2B FC5-4 1B		0-0 23 WP 1B		1-1 G5-3	2-0 G6-3	5	1	2	0	0	1	0												
23 Mark Teixeira, S OBP: 0.352, SLG: 0.440		0-0 L6		1-0 FC5-4 2B		2-3 K		4-1 HBP BB		3	0	1	0	1	1	1												
Eric Young Sr., R OBP: 0.411, SLG: 0.344		3-1 G5-3		4-1 FC5-4 BB		2-2 P6		2-1 FC6-4 HBP		2	0	0	0	1	0	1												
Brian Jordan, R OBP: 0.220, SLG: 0.143		2-3 K		1-1 P3		4-2 BB		1-1 L8		3	0	0	0	1	1	5												
Kevin Mench, R OBP: 0.328, SLG: 0.492			0-1 F7	3-2 FC5-4		0-0 G4-3		0-0 FC6-4		4	0	0	1	0	0	6												
15 Gerald Laird, R OBP: 0.378, SLG: 0.363			2-2 10 2B 9 G4-3 1B	3-3 K				0-0 G6-3	0-1 10 WP 10 HR 1B	4	2	2	0	0	1	2												
<b>Inning Stats</b>	R: 1 E: 0 K: 3 S: 13	H: 1 LOB: 0 BB: 0 P: 16	R: 0 E: 0 K: 1 S: 6	H: 0 LOB: 0 BB: 0 P: 11	R: 1 E: 0 K: 1 S: 17	H: 2 LOB: 1 BB: 0 P: 23	R: 1 E: 0 K: 1 S: 12	H: 2 LOB: 2 BB: 1 P: 27	R: 0 E: 0 K: 3 S: 9	H: 1 LOB: 0 BB: 0 P: 14	R: 0 E: 0 K: 1 S: 12	H: 1 LOB: 0 BB: 0 P: 20	R: 1 E: 0 K: 1 S: 7	H: 1 LOB: 0 BB: 0 P: 13	R: 0 E: 0 K: 0 S: 7	H: 0 LOB: 2 BB: 1 P: 15	R: 2 E: 0 K: 1 S: 9	H: 2 LOB: 0 BB: 0 P: 15	1B: 4 2B: 2 3B: 0 HR: 3	SF: 0 SAC: 0 DP: 0 HBP: 1	WP: 2 PB: 0 SB: 0 CS: 0	PA: 40						
<b>PITCHER</b>	IP	WLS	BF	H	R	ER	SO	BB	IBB	HBP	BLK	WP	HR	S	P	ERA	WHIP											
29 Nate Robertson, L ERA: 5.31	(1, 1)	5.2	L	25	6	3	3	10	2	0	0	0	1	1	68	110	4.76	1.412										
Craig Dingman, R ERA:	(6, 1)	1.0		3	0	0	0	0	0	0	0	0	0	0	4	7	0.00	0.000										
Steve Colyer, L ERA: 7.24	(7, 1)	0.1		2	1	1	1	0	0	0	0	0	0	1	4	7	27.00	3.000										
Danny Patterson, R ERA: 5.6	(8, 1)	1.0		5	0	0	0	0	1	0	1	0	0	0	7	15	0.00	1.000										
Jamie Walker, L ERA: 2.16	(9, 1)	1.0		5	2	2	2	1	0	0	0	0	1	1	9	15	18.00	2.000										

Texas Rangers @ Detroit Tigers  
Comerica Park, Detroit, MI  
Sat May 15 2004, 1:05 PM EDT  
Att: 26,120 - Unknown - 51 F

AB 36  
R 6  
H 9  
RBI 6  
BB 3  
SO 12  
LOB 17



Batter	1	2	3	4	5	6	7	8	9	AB	R	H	RBI	BB	SO	LOB	BOTTOM										
9 Carlos Guillen, S OBP: 0.400, SLG: 0.481	1-3 K		0-1 F7			3-2 15 CS 1B		2-2 F8		4	0	1	0	0	1	1											
15 Brandon Inge, R OBP: 0.365, SLG: 0.488	2-1 G5-3			2-2 L6		1-2 1B SAFE 1B		1-1 G6-3		4	1	1	0	0	0	0											
Ivan Rodriguez, R OBP: 0.392, SLG: 0.558	0-0 P4			1-0 G1-3		1-2 1B		2-3 K		4	0	1	0	0	1	0											
Rondell White, R OBP: 0.399, SLG: 0.566		2-2 G6-3		1-2 F8		0-0 G5-4-3 1B		2-2 G6-3	2-2 G6-3	4	0	2	1	0	0	0											
Craig Monroe, R OBP: 0.281, SLG: 0.304		1-2 G6-3			2-2 G6-3		0-0 G5-4-3		0-0 F7	3	0	0	0	0	0	2											
Jason Smith, L ERA: 5.6	(9, PH)					1-2 1B		1-2 F7		1	0	0	0	0	0	1											
Carlos Pena, L OBP: 0.306, SLG: 0.392		3-2 G4-3			1-3 K		3-2 G3		1-3 K	4	0	0	0	0	2	1											
Greg Norton, S OBP: 0.234, SLG: 0.246			3-1 F9		1-0 30 1B 1B		3-1 F9 PB 1B		0-0 G4-3	4	0	2	0	0	0	1											
30 Chris Shelton, R OBP: 0.313, SLG: 0.333	(1, 10)		3-2 P4		1-1 SAFE 1B		1-1 F9			2	0	1	0	0	0	0											
Eric Munson, L OBP: 0.251, SLG: 0.378	(7, PH)				1-2 1B		1-3 F9			1	0	0	0	0	0	1											
20 Omar Infante, R OBP: 0.383, SLG: 0.500	(1, 4)		0-1 3B		3-2 G1-3		3-2 G5-3			3	0	1	0	0	0	3											
<b>Inning Stats</b>	R: 0 E: 0 K: 1 S: 7	H: 0 LOB: 0 BB: 0 P: 10	R: 0 E: 0 K: 0 S: 11	H: 0 LOB: 0 BB: 0 P: 17	R: 0 E: 0 K: 0 S: 9	H: 1 LOB: 1 BB: 0 P: 15	R: 0 E: 0 K: 0 S: 7	H: 0 LOB: 0 BB: 0 P: 11	R: 0 E: 0 K: 1 S: 14	H: 2 LOB: 2 BB: 0 P: 22	R: 1 E: 0 K: 0 S: 13	H: 4 LOB: 1 BB: 0 P: 18	R: 0 E: 0 K: 0 S: 11	H: 1 LOB: 1 BB: 0 P: 21	R: 0 E: 0 K: 1 S: 8	H: 0 LOB: 0 BB: 0 P: 13	R: 0 E: 0 K: 1 S: 8	H: 1 LOB: 1 BB: 0 P: 11	1B: 6 2B: 2 3B: 1 HR: 0	SF: 0 SAC: 0 DP: 1 HBP: 0	WP: 0 PB: 1 SB: 0 CS: 1	PA: 34					
<b>PITCHER</b>	IP	WLS	BF	H	R	ER	SO	BB	IBB	HBP	BLK	WP	HR	S	P	ERA	WHIP										
Kenny Rogers, L ERA: 3.29	(1, 1)	6.1	W	25	8	1	1	2	0	0	0	0	0	67	105	1.42	1.263										
Carlos Almanzar, R ERA: 3.2	(7, 1)	1.2	H	5	0	0	0	1	0	0	0	0	0	13	22	0.00	0.000										
Jay Powell, R ERA: 1.88	(9, 1)	1.0		4	1	0	0	1	0	0	0	0	0	8	11	0.00	1.000										

Texas Rangers @ Detroit Tigers  
Comerica Park, Detroit, MI  
Sat May 15 2004, 1:05 PM EDT  
Att: 26,120 - Unknown - 51 F

AB 34  
R 1  
H 9  
RBI 1  
BB 0  
SO 4  
LOB 10





Batter	1	2	3	4	5	6	7	8	9	AB	R	H	RBI	BB	SO	LOB	TOP		
10 Michael Young, R OBP: 0.398, SLG: 0.610	L4	G4-3			P4		G3			4	0	0	0	0	0	1			
9 Hank Blalock, L OBP: 0.398, SLG: 0.587	1B BB		K		1B BB		K			2	0	0	0	2	2	0			
Alfonso Soriano, R OBP: 0.345, SLG: 0.477	1B		G6-3		K			G6-4-3 1B		4	0	2	0	0	1	1			
Brad Fullmer, L OBP: 0.331, SLG: 0.450	K		1B		1B		G6-4-3			4	0	2	0	0	1	3			
23 Mark Teixeira, S OBP: 0.337, SLG: 0.418	K		G3		K			G1-3		4	0	0	0	0	2	5			
Eric Young Sr., R OBP: 0.403, SLG: 0.328		S 15 1B BB		P4		F8		F9		3	1	0	0	1	0	0			
Laynce Nix, L OBP: 0.363, SLG: 0.643	K		1B		F8			P6		4	0	1	0	0	1	1			
Kevin Mench, R OBP: 0.319, SLG: 0.477	K		P4		P6			P6		4	0	0	0	0	1	2			
15 Gerald Laird, R OBP: 0.376, SLG: 0.361	2H 1B		F7				G6-3			3	0	1	1	0	0	1			
<b>Inning Stats</b>	R: 0 E: 0 K: 2 S: 11	H: 1 LOB: 2 BB: 1 P: 17	R: 1 E: 0 K: 2 S: 14	H: 1 LOB: 1 BB: 1 P: 24	R: 0 E: 0 K: 1 S: 10	H: 1 LOB: 1 BB: 0 P: 14	R: 0 E: 0 K: 0 S: 10	H: 0 LOB: 0 BB: 0 P: 10	R: 0 E: 0 K: 1 S: 6	H: 1 LOB: 0 BB: 0 P: 8	R: 0 E: 0 K: 0 S: 4	H: 0 LOB: 0 BB: 0 P: 8	R: 0 E: 0 K: 0 S: 6	H: 0 LOB: 0 BB: 0 P: 8	1B: 6 2B: 0 3B: 0 HR: 0	SF: 0 SAC: 0 DP: 1 HBP: 0	WP: 0 PB: 0 SB: 1 CS: 0	PA: 35	
<b>PITCHER</b>	IP	WLS	BF	H	R	ER	SO	BB	IBB	HBP	BLK	WP	HR	S	P	ERA	WHIP		
Jason Johnson, R ERA: 6.0	5.0	W	23	5	1	1	7	3	0	0	0	0	0	54	87	1.80	1.600		
Al Levine, R ERA: 6.27	2.0	H	6	0	0	0	1	0	0	0	0	0	0	12	18	0.00	0.000		
Esteban Yan, R ERA: 4.1	1.0	H	3	1	0	0	0	0	0	0	0	0	0	4	4	0.00	1.000		
Ugueth Urbina, R ERA: 2.03	1.0	S	3	0	0	0	0	0	0	0	0	0	0	6	8	0.00	0.000		

Texas Rangers @ Detroit Tigers  
Comerica Park, Detroit, MI  
Sun May 16 2004, 1:05 PM EDT  
Att: 21,615 - Cloudy - 55 F

AB 32  
R 1  
H 6  
RBI 1  
BB 3  
SO 8  
LOB 14



Batter	1	2	3	4	5	6	7	8	9	AB	R	H	RBI	BB	SO	LOB	BOTTOM			
Alex Sanchez, L OBP: 0.364, SLG: 0.449	B1-3		9 CS 1B		1B		1-2 3H 1B			4	0	3	1	0	0	0				
9 Carlos Guillen, S OBP: 0.396, SLG: 0.474	L3		G3 1B		G4-3		P4			4	0	1	0	0	0	3				
Ivan Rodriguez, R OBP: 0.395, SLG: 0.556	F8		G3		G3		G5-4-3 1B		G5-4-3 1B	4	0	2	0	0	0	1				
Rondell White, R OBP: 0.389, SLG: 0.550		K	G6-3		G6-3		G5-4-3		G5-4-3	4	0	0	0	0	1	3				
Bobby Higginson, L OBP: 0.361, SLG: 0.392		S 15 1B 2B	G6-4-3 HBP		K				K	3	1	1	0	0	2	0				
Greg Norton, S OBP: 0.239, SLG: 0.250	K		L9		L9		20 1B SH1-4 1B		15 SH1-4 1B	3	1	1	0	0	1	2				
15 Brandon Inge, R OBP: 0.367, SLG: 0.489	2H 1B		G6-4-3		G6-4-3		SH1-4		SH1-4	2	0	1	1	0	0	1				
Eric Munson, L OBP: 0.253, SLG: 0.365	P5				G3		K		K	3	0	0	0	0	1	2				
Carlos Pena, L OBP: 0.306, SLG: 0.392										0	0	0	0	0	0	0				
20 Omar Infante, R OBP: 0.400, SLG: 0.585			HR		K		1B		1B	3	1	2	1	0	1	0				
<b>Inning Stats</b>	R: 0 E: 0 K: 0 S: 7	H: 0 LOB: 0 BB: 0 P: 10	R: 1 E: 0 K: 2 S: 16	H: 2 LOB: 1 BB: 0 P: 23	R: 1 E: 0 K: 0 S: 14	H: 3 LOB: 1 BB: 0 P: 22	R: 0 E: 0 K: 0 S: 7	H: 0 LOB: 0 BB: 0 P: 13	R: 0 E: 0 K: 1 S: 8	H: 1 LOB: 1 BB: 0 P: 11	R: 0 E: 0 K: 1 S: 6	H: 1 LOB: 0 BB: 0 P: 11	R: 1 E: 0 K: 1 S: 13	H: 3 LOB: 2 BB: 0 P: 23	R: 0 E: 0 K: 1 S: 6	H: 1 LOB: 0 BB: 0 P: 8	1B: 9 2B: 1 3B: 0 HR: 1	SF: 0 SAC: 1 DP: 3 HBP: 1	WP: 0 PB: 0 SB: 0 CS: 1	PA: 32
<b>PITCHER</b>	IP	WLS	BF	H	R	ER	SO	BB	IBB	HBP	BLK	WP	HR	S	P	ERA	WHIP			
Ryan Drese, R ERA: 2.83	6.2	L	27	9	3	3	5	0	0	0	0	0	0	4	7	4.05	1.350			
32 Ron Mahay, L ERA: 5.4	0.1		2	1	0	0	0	0	0	0	0	0	0	4	7	0.00	3.000			
Jay Powell, R ERA: 1.8	0.2		2	1	0	0	0	0	0	0	0	0	0	3	4	0.00	1.500			
Brian Shouse, L ERA:	0.1		1	0	0	0	1	0	0	0	0	0	0	3	4	0.00	0.000			

Texas Rangers @ Detroit Tigers  
Comerica Park, Detroit, MI  
Sun May 16 2004, 1:05 PM EDT  
Att: 21,615 - Cloudy - 55 F

AB 30  
R 3  
H 11  
RBI 3  
BB 0  
SO 6  
LOB 12





Batter	1	2	3	4	5	6	7	8	9	AB	R	H	RBI	BB	SO	LOB	TOP					
<b>Desi Relaford, S</b> (1, 4) OBP: 0.292, SLG: 0.241 <b>Mendy López, R</b> (6, FR) OBP: 0.179, SLG: 0.231	G3	F8			L7	HR	P6		G1-4-3	4	0	1	0	0	0	2						
<b>Carlos Beltrán, S</b> (1, 8) OBP: 0.382, SLG: 0.621	G4-3		K		G5-3	HR		1B		5	1	2	3	0	1	0						
<b>29 Mike Sweeney, R</b> (1, 10) OBP: 0.343, SLG: 0.448	BB		G6-3		E6	HR		F8		5	2	2	1	0	0	1						
<b>Juan Gonzalez, R</b> (1, 9) OBP: 0.328, SLG: 0.432	BB				F7	HR		HBP		3	1	2	0	2	0	1						
<b>Matt Stairs, L</b> (1, 7) OBP: 0.365, SLG: 0.467	G1-3		G4-3		HR			K		4	1	1	3	1	1	5						
<b>Joe Randa, R</b> (1, 5) OBP: 0.356, SLG: 0.425		K			G5-3			G4-3		4	0	1	0	0	1	1						
<b>Ken Harvey, R</b> (1, 3) OBP: 0.373, SLG: 0.421	L6				G3			F7		5	0	1	0	0	1	4						
<b>Benito Santiago, R</b> (1, 2) OBP: 0.280, SLG: 0.404			FC1-4		G6-3			G1-4-3		5	0	3	0	0	0	1						
<b>4 Angel Berroa, R</b> (1, 6) OBP: 0.238, SLG: 0.286			FC5-4		HR			K		5	1	3	0	0	1	2						
<b>Inning Stats</b>	R: 0 E: 0 K: 0 S: 15	H: 1 LOB: 2 BB: 1 P: 24	R: 0 E: 0 K: 1 S: 8	H: 2 LOB: 2 BB: 0 P: 12	R: 0 E: 0 K: 1 S: 7	H: 0 LOB: 1 BB: 1 P: 13	R: 0 E: 0 K: 0 S: 11	H: 1 LOB: 1 BB: 0 P: 15	R: 3 E: 1 K: 0 S: 15	H: 3 LOB: 1 BB: 0 P: 25	R: 4 E: 0 K: 1 S: 15	H: 4 LOB: 1 BB: 1 P: 23	R: 0 E: 0 K: 1 S: 10	H: 2 LOB: 1 BB: 0 P: 16	R: 0 E: 0 K: 1 S: 17	H: 2 LOB: 3 BB: 0 P: 22	R: 0 E: 0 K: 1 S: 13	H: 1 LOB: 0 BB: 0 P: 20	1B: 11 2B: 2 3B: 0 HR: 3	SF: 0 SAC: 0 DP: 1 HBP: 1	WP: 0 PB: 0 SB: 0 CS: 1	PA: 46
<b>PITCHER</b>	IP	WLS	BF	H	R	ER	SO	BB	IBB	HBP	BLK	WP	HR	S	P	ERA	WHIP					
<b>R.A. Dickey, R</b> (1, 1) ERA: 5.08	5.1	L	29	10	7	4	2	2	0	0	0	0	2	61	95	6.75	2.250					
<b>Jay Powell, R</b> (6, 1) ERA: 2.16	1.2		8	3	0	0	1	1	0	0	0	0	1	20	33	0.00	2.400					
<b>50 Frank Francisco, R</b> (8, 1) ERA: 0.75	1.0		6	2	0	0	1	0	0	1	0	0	0	17	22	0.00	2.000					
<b>Francisco Cordero, R</b> (9, 1) ERA: 2.45	1.0		3	1	0	0	1	0	0	0	0	0	0	13	20	0.00	1.000					

**Kansas City Royals @ Texas Rangers**  
The Ballpark at Arlington, Arlington, TX  
Tue May 18 2004, 8:05 PM EDT  
Att: 26,247 - Sunny - 83 F

AB 42  
R 7  
H 16  
RBI 7  
BB 3  
SO 5  
LOB 20



Batter	1	2	3	4	5	6	7	8	9	AB	R	H	RBI	BB	SO	LOB	BOTTOM						
<b>10 Michael Young, R</b> (1, 6) OBP: 0.392, SLG: 0.601	G6-3		SF9		G6-3				P4	4	0	1	1	0	0	0							
<b>9 Hank Blalock, L</b> (1, 5) OBP: 0.348, SLG: 0.569	K		K		P4			F8		5	0	0	0	0	2	4							
<b>Alfonso Soriano, R</b> (1, 4) OBP: 0.347, SLG: 0.471	K		FC6-4		F9			K		4	0	1	0	1	2	2							
<b>Herbert Perry, R</b> (1, 10) OBP: 0.329, SLG: 0.444	G1-3		FC6-4		G5-3	BB		HR		5	1	2	1	0	0	3							
<b>23 Mark Teixeira, S</b> (1, 3) OBP: 0.354, SLG: 0.420	L4				S	BB		FC6-4		2	1	1	0	1	0	0							
<b>Brian Jordan, R</b> (1, 9) OBP: 0.222, SLG: 0.179	L8				F9			FC6-4		4	1	1	1	0	0	3							
<b>Eric Young Sr., R</b> (1, 8) OBP: 0.407, SLG: 0.343			SH		G5-3			G4-3		3	2	1	1	1	0	2							
<b>Kevin Mench, R</b> (1, 7) OBP: 0.324, SLG: 0.485			SH		BB			K		4	1	2	1	0	2	0							
<b>15 Gerald Laird, R</b> (1, 2) OBP: 0.365, SLG: 0.349			SH		L8			F8		3	0	0	0	0	0	1							
<b>Inning Stats</b>	R: 0 E: 0 K: 2 S: 10	H: 0 LOB: 0 BB: 0 P: 15	R: 0 E: 0 K: 0 S: 6	H: 0 LOB: 0 BB: 0 P: 9	R: 2 E: 1 K: 1 S: 17	H: 1 LOB: 2 BB: 2 P: 33	R: 3 E: 0 K: 0 S: 18	H: 5 LOB: 2 BB: 0 P: 24	R: 0 E: 0 K: 1 S: 7	H: 0 LOB: 0 BB: 0 P: 13	R: 1 E: 0 K: 1 S: 8	H: 1 LOB: 1 BB: 0 P: 13	R: 0 E: 0 K: 1 S: 11	H: 0 LOB: 0 BB: 0 P: 15	R: 0 E: 0 K: 0 S: 6	H: 1 LOB: 1 BB: 0 P: 9	1B: 5 2B: 3 3B: 0 HR: 1	SF: 1 SAC: 1 DP: 1 HBP: 1	WP: 0 PB: 1 SB: 1 CS: 0	PA: 40			
<b>PITCHER</b>	IP	WLS	BF	H	R	ER	SO	BB	IBB	HBP	BLK	WP	HR	S	P	ERA	WHIP						
<b>Jeremy Affeldt, L</b> (1, 1) ERA: 5.24	4.0		23	7	5	4	3	3	0	0	1	0	0	1	17	28	3.38	0.375					
<b>Scott Sullivan, R</b> (5, 1) ERA: 4.15	2.2	W	9	1	1	1	2	0	0	0	0	0	0	12	16	0.00	0.000						
<b>Jason Grimsley, R</b> (7, 1) ERA: 2.7	1.1	H	4	0	0	0	1	0	0	0	0	0	0	6	9	0.00	1.000						
<b>Nate Field, R</b> (9, 1) ERA: 1.84	1.0	S	4	1	0	0	0	0	0	0	0	0	0	6	9	0.00	1.000						

**Kansas City Royals @ Texas Rangers**  
The Ballpark at Arlington, Arlington, TX  
Tue May 18 2004, 8:05 PM EDT  
Att: 26,247 - Sunny - 83 F

AB 34  
R 6  
H 9  
RBI 5  
BB 3  
SO 6  
LOB 15





Batter	1	2	3	4	5	6	7	8	9	AB	R	H	RBI	BB	SO	LOB	TOP								
4 Angel Berroa, R OBP: 0.236, SLG: 0.311	G5-3		FC6-4				L8		L9	5	1	1	1	0	0	2									
Carlos Beltrán, S OBP: 0.382, SLG: 0.608	P3		HR		G3-1		29 HBP HR		G3	3	1	0	0	2	0	0									
29 Mike Sweeney, R OBP: 0.354, SLG: 0.449			BB				HR			2	1	1	0	1	1	1									
Juan Gonzalez, R OBP: 0.326, SLG: 0.451	F8		G4-3		P3		HR			4	1	1	3	0	0	3									
Matt Stairs, L OBP: 0.361, SLG: 0.452 Adrian Brown, S OBP: 0.143, SLG: 0.143		G1-3 G5-3 HBP		K	F8		G6-3			3	0	0	0	0	1	1									
Joe Randa, R OBP: 0.347, SLG: 0.412	G5-3		L9			F9		G5-3		4	0	0	0	0	0	1									
Ken Harvey, R OBP: 0.369, SLG: 0.441	G1-3		HR		G6-3		G4-3			4	1	1	1	0	0	1									
Benito Santiago, R OBP: 0.279, SLG: 0.393	K		BB HBP		L4		G4-3			3	0	0	0	0	1	1									
Mendy López, R OBP: 0.188, SLG: 0.207			G5-3		FC6-4 BB		F9		K	3	0	0	0	1	1	0									
<b>Inning Stats</b>	R: 0 E: 0 K: 0 S: 12	H: 1 LOB: 1 BB: 0 P: 14	R: 0 E: 0 K: 1 S: 9	H: 0 LOB: 1 BB: 0 P: 13	R: 1 E: 0 K: 1 S: 12	H: 1 LOB: 1 BB: 1 P: 21	R: 1 E: 0 K: 1 S: 12	H: 1 LOB: 2 BB: 1 P: 23	R: 0 E: 0 K: 0 S: 8	H: 0 LOB: 1 BB: 1 P: 17	R: 0 E: 0 K: 0 S: 7	H: 0 LOB: 0 BB: 0 P: 10	R: 3 E: 0 K: 0 S: 12	H: 1 LOB: 0 BB: 1 P: 23	R: 0 E: 0 K: 0 S: 7	H: 0 LOB: 0 BB: 0 P: 9	R: 0 E: 0 K: 1 S: 8	H: 0 LOB: 0 BB: 0 P: 13	1B: 1 2B: 0 3B: 0 HR: 3	SF: 0 SAC: 0 DP: 0 HBP: 3	WP: 0 PB: 0 SB: 0 CS: 0	PA: 38			
<b>PITCHER</b>	IP	WLS	BF	H	R	ER	SO	BB	IBB	HBP	BLK	WP	HR	S	P	ERA	WHIP								
Chan Ho Park, R ERA: 5.8	6.2	L	31	4	5	5	3	4	0	3	0	0	3	69	117	6.75	1.200								
Brian Shouse, L ERA: 2.91	0.1		1	0	0	0	0	0	0	0	0	0	0	3	4	0.00	0.000								
Carlos Almanzar, R ERA: 2.91	2.0		6	0	0	0	1	0	0	0	0	0	0	15	22	0.00	0.000								

**Kansas City Royals @ Texas Rangers**  
The Ballpark at Arlington, Arlington, TX  
Wed May 19, 2004, 8:05 PM EDT  
Att: 32,374 - Sunny - 83 F

livebaseballscorecards.com

AB 31  
R 5  
H 4  
RBI 5  
BB 4  
SO 4  
LOB 10



Batter	1	2	3	4	5	6	7	8	9	AB	R	H	RBI	BB	SO	LOB	BOTTOM								
10 Michael Young, R OBP: 0.389, SLG: 0.596	G5-3		P4			FC5 1B	SF8			3	0	1	1	0	0	1									
9 Hank Blalock, L OBP: 0.352, SLG: 0.585	F8			HR		FC5 1B	L8			4	1	2	1	0	0	2									
Alfonso Soriano, R OBP: 0.339, SLG: 0.460	L8			G5-3		FC5 FC6-4	L8			4	0	0	0	0	0	2									
Herbert Perry, R OBP: 0.311, SLG: 0.418		F9		L4		FC6-4	G6-3			4	0	0	0	0	0	2									
Brian Jordan, R OBP: 0.224, SLG: 0.186	G6-3			G1-3			G5-3		1B	4	0	1	0	0	0	0									
Eric Young Sr., R OBP: 0.405, SLG: 0.343 David Dellucci, L OBP: 0.394, SLG: 0.556		F9			F8		1B 15 HBP		G3	3	1	1	0	0	0	0									
Kevin Mench, R OBP: 0.322, SLG: 0.475			P6		P2		15 HBP 10 SF8		G5-3	3	1	0	0	1	0	0									
Laynce Nix, L OBP: 0.358, SLG: 0.625			K		K		10 SF8 15 HBP		G3-1	4	0	1	0	0	2	0									
15 Gerald Laird, R OBP: 0.374, SLG: 0.352 Brad Fullmer, L OBP: 0.328, SLG: 0.445			1B			P3			G4-3	2	0	1	1	0	0	0									
<b>Inning Stats</b>	R: 0 E: 0 K: 0 S: 5	H: 0 LOB: 0 BB: 0 P: 7	R: 0 E: 0 K: 0 S: 6	H: 0 LOB: 0 BB: 0 P: 7	R: 0 E: 0 K: 1 S: 7	H: 1 LOB: 0 BB: 0 P: 12	R: 1 E: 0 K: 0 S: 8	H: 1 LOB: 0 BB: 0 P: 13	R: 0 E: 0 K: 0 S: 6	H: 0 LOB: 0 BB: 0 P: 7	R: 0 E: 0 K: 0 S: 9	H: 2 LOB: 2 BB: 0 P: 12	R: 2 E: 0 K: 0 S: 11	H: 2 LOB: 2 BB: 1 P: 22	R: 0 E: 0 K: 0 S: 8	H: 1 LOB: 1 BB: 0 P: 13	R: 0 E: 0 K: 0 S: 8	H: 0 LOB: 0 BB: 0 P: 12	1B: 6 2B: 0 3B: 0 HR: 1	SF: 1 SAC: 0 DP: 0 HBP: 1	WP: 0 PB: 0 SB: 0 CS: 0	PA: 36			
<b>PITCHER</b>	IP	WLS	BF	H	R	ER	SO	BB	IBB	HBP	BLK	WP	HR	S	P	ERA	WHIP								
41 Jimmy Gobble, L ERA: 4.5	6.1	W	26	6	3	3	2	1	0	0	0	0	1	50	74	4.26	1.105								
Shawn Camp, R ERA: 3.97	0.1	H	2	0	0	0	0	0	0	1	0	0	0	1	3	0.00	0.000								
Jaime Cerda, L ERA: 4.82	0.1	H	1	0	0	0	0	0	0	0	0	0	0	1	3	0.00	0.000								
Justin Huisman, R ERA: 4.82	2.0	S	7	1	0	0	0	0	0	0	0	0	0	16	25	0.00	0.500								

**Kansas City Royals @ Texas Rangers**  
The Ballpark at Arlington, Arlington, TX  
Wed May 19, 2004, 8:05 PM EDT  
Att: 32,374 - Sunny - 83 F

livebaseballscorecards.com

AB 33  
R 3  
H 7  
RBI 3  
BB 1  
SO 2  
LOB 8





Batter	1	2	3	4	5	6	7	8	9	AB	R	H	RBI	BB	SO	LOB	TOP									
<b>4 Angel Berroa, R</b> OBP: 0.234, SLG: 0.308										4	1	1	1	0	0	1										
<b>Carlos Beltrán, S</b> OBP: 0.377, SLG: 0.601										5	0	1	0	0	2	3										
<b>29 Mike Sweeney, R</b> OBP: 0.349, SLG: 0.439										5	0	1	0	0	1	4										
<b>Juan Gonzalez, R</b> OBP: 0.331, SLG: 0.448										3	1	1	0	1	1	1										
<b>Ken Harvey, R</b> OBP: 0.373, SLG: 0.443										4	0	2	0	0	0	1										
<b>Joe Randa, R</b> OBP: 0.351, SLG: 0.410										3	1	1	1	0	0	2										
<b>Benito Santiago, R</b> OBP: 0.278, SLG: 0.387										4	0	1	1	0	0	1										
<b>Mendy López, R</b> OBP: 0.194, SLG: 0.212										4	0	1	0	0	1	0										
<b>Adrian Brown, S</b> OBP: 0.273, SLG: 0.273										4	0	2	0	0	0	0										
<b>Inning Stats</b>	R: 2 E: 0 K: 0 S: 12	H: 4 LOB: 2 BB: 1 P: 24	R: 0 E: 0 K: 1 S: 7	H: 0 LOB: 0 BB: 0 P: 11	R: 0 E: 0 K: 1 S: 7	H: 1 LOB: 1 BB: 0 P: 13	R: 1 E: 1 K: 0 S: 8	H: 3 LOB: 3 BB: 0 P: 14	R: 0 E: 0 K: 1 S: 9	H: 0 LOB: 0 BB: 0 P: 14	R: 0 E: 0 K: 1 S: 9	H: 1 LOB: 1 BB: 0 P: 15	R: 0 E: 0 K: 1 S: 16	H: 2 LOB: 2 BB: 0 P: 21	R: 0 E: 0 K: 1 S: 6	H: 0 LOB: 0 BB: 0 P: 7	R: 0 E: 0 K: 1 S: 8	H: 0 LOB: 0 BB: 0 P: 11	1B: 10 2B: 1 3B: 0 HR: 0	SF: 1 SAC: 0 DP: 0 HBP: 1	WP: 0 PB: 0 SB: 0 CS: 0	PA: 39				
<b>PITCHER</b>	IP	WLS	BF	H	R	ER	SO	BB	IBB	HBP	BLK	WP	HR	S	P	ERA	WHIP									
<b>Kenny Rogers, L</b> ERA: 3.38	(1, 1)	6.2	W	31	10	3	3	4	1	0	1	0	0	0	63	105	4.05	1.650								
<b>Carlos Almanzar, R</b> ERA: 2.74	(7, 1)	1.1	H	5	1	0	0	0	0	0	0	0	0	0	11	14	0.00	0.750								
<b>Francisco Cordero, R</b> ERA: 2.3	(9, 1)	1.0	S	3	0	0	0	1	0	0	0	0	0	0	8	11	0.00	0.000								

**Kansas City Royals @ Texas Rangers**  
The Ballpark at Arlington, Arlington, TX

AB 36  
R 3  
H 11  
RBI 3  
BB 1  
SO 5  
LOB 13



Thu May 20 2004, 8:05 PM EDT  
Att: 25,149 - Sunny - 85 F

Batter	1	2	3	4	5	6	7	8	9	AB	R	H	RBI	BB	SO	LOB	BOTTOM									
<b>10 Michael Young, R</b> OBP: 0.395, SLG: 0.600										4	0	2	0	1	1	1										
<b>9 Hank Blalock, L</b> OBP: 0.353, SLG: 0.595										4	1	1	2	1	2	3										
<b>Alfonso Soriano, R</b> OBP: 0.341, SLG: 0.461										4	0	1	0	1	0	6										
<b>Herbert Perry, R</b> OBP: 0.304, SLG: 0.394										4	0	0	0	1	0	4										
<b>Kevin Mench, R</b> OBP: 0.327, SLG: 0.497										4	2	2	1	0	0	2										
<b>Eric Young Sr., R</b> OBP: 0.408, SLG: 0.351										4	1	2	0	0	0	3										
<b>Brian Jordan, R</b> OBP: 0.226, SLG: 0.174										3	0	0	0	1	1	3										
<b>Laynce Nix, L</b> OBP: 0.354, SLG: 0.609										4	1	1	0	0	1	3										
<b>15 Gerald Laird, R</b> OBP: 0.374, SLG: 0.352										0	0	0	0	0	0	0										
<b>Rod Barajas, R</b> OBP: 0.354, SLG: 0.652										4	1	3	3	0	0	0										
<b>Inning Stats</b>	R: 0 E: 0 K: 1 S: 10	H: 1 LOB: 1 BB: 0 P: 17	R: 5 E: 1 K: 1 S: 16	H: 4 LOB: 1 BB: 1 P: 25	R: 1 E: 0 K: 1 S: 9	H: 2 LOB: 0 BB: 0 P: 11	R: 0 E: 0 K: 0 S: 8	H: 0 LOB: 0 BB: 0 P: 13	R: 0 E: 0 K: 1 S: 8	H: 1 LOB: 1 BB: 1 P: 15	R: 0 E: 0 K: 1 S: 15	H: 2 LOB: 3 BB: 1 P: 24	R: 0 E: 0 K: 0 S: 12	H: 1 LOB: 2 BB: 1 P: 22	R: 0 E: 0 K: 1 S: 10	H: 1 LOB: 2 BB: 1 P: 16	1B: 6 2B: 4 3B: 0 HR: 2	SF: 0 SAC: 0 DP: 1 HBP: 0	WP: 1 PB: 0 SB: 1 CS: 1	PA: 40						
<b>PITCHER</b>	IP	WLS	BF	H	R	ER	SO	BB	IBB	HBP	BLK	WP	HR	S	P	ERA	WHIP									
<b>Darrell May, L</b> ERA: 5.76	(1, 1)	4.0	L	22	8	6	3	3	2	0	0	0	0	0	18	27	6.75	2.500								
<b>Scott Sullivan, R</b> ERA: 3.72	(5, 1)	2.0		8	2	0	0	1	1	0	0	0	0	0	18	27	0.00	1.500								
<b>Curt Leskanic, R</b> ERA: 10.45	(7, 1)	1.0		5	1	0	0	0	1	0	0	0	0	0	12	22	0.00	2.000								
<b>Shawn Camp, R</b> ERA: 3.97	(8, 1)	0.0		2	1	0	0	0	1	0	0	0	1	0	3	7	∞	∞								
<b>Dennys Reyes, L</b> ERA: 3.18	(8, 1)	0.1		1	0	0	0	1	0	0	0	0	0	0	3	4	0.00	0.000								

**Kansas City Royals @ Texas Rangers**  
The Ballpark at Arlington, Arlington, TX

AB 35  
R 6  
H 12  
RBI 6  
BB 5  
SO 5  
LOB 25



Thu May 20 2004, 8:05 PM EDT  
Att: 25,149 - Sunny - 85 F



Batter	1	2	3	4	5	6	7	8	9	AB	R	H	RBI	BB	SO	LOB	TOP										
<b>Kenny Lofton, L</b> (1, 8) OBP: 0.353, SLG: 0.375	4-1 13 HR BB	3-2 2B		3-2 F8		2-2 G3			1-1 F8	4	1	1	0	1	0	2											
<b>2 Derek Jeter, R</b> (1, 6) OBP: 0.256, SLG: 0.286	0-3 K	0-0 F9			2-0 13 FC6-4 1B		1-3 K		4-2 13 1B BB	4	1	1	0	1	2	2											
<b>13 Alex Rodriguez, R</b> (1, 5) OBP: 0.364, SLG: 0.534	2-1 1-H HR		2-2 G4-3		2-1 FC6-4		1-3 K		0-0 25 1B 1B	5	2	2	2	0	1	1											
<b>25 Jason Giambi, L</b> (1, 10) OBP: 0.406, SLG: 0.540 <b>Homer Bush, R</b> (9, PR)	2-3 K		2-1 G5-4-3 1B		0-0 F8		2-3 K		1-0 1B 20 1B 1B	5	0	2	1	0	2	1											
<b>Gary Sheffield, R</b> (1, 9) OBP: 0.399, SLG: 0.409	1-1 20 2B 1B		1-1 G5-4-3		1-0 G3			0-2 55 1B 1B	1-0 20 1B 1B	5	0	3	1	0	0	2											
<b>20 Jorge Posada, S</b> (1, 2) OBP: 0.456, SLG: 0.667	2-1 1-3 2B			3-2 55 G3-1 HR		4-2 55 1B BB		1-3 K	1-2 1B	4	1	3	1	1	1	1											
<b>55 Hideki Matsui, L</b> (1, 7) OBP: 0.393, SLG: 0.462	2-1 P6			0-0 G3-1		2-0 1B		0-1 1B	1-2 3-H 1B	5	0	2	0	0	1	5											
<b>Tony Clark, S</b> (1, 3) OBP: 0.357, SLG: 0.400		1-3 K		1-3 K		1-1 F4		1-0 F5	1-3 K	5	0	0	0	0	3	7											
<b>Enrique Wilson, S</b> (1, 4) OBP: 0.216, SLG: 0.244 <b>Ruben Sierra, S</b> (8, PH) OBP: 0.345, SLG: 0.481 <b>Miguel Cairo, R</b> (8, 4) OBP: 0.317, SLG: 0.404		1-1 F7		0-1 HR		0-0 F8		0-0 L9		3	1	1	2	0	0	2											
<b>Inning Stats</b>	R: 2 E: 0 K: 2 S: 16	H: 3 LOB: 2 BB: 1 P: 29	R: 0 E: 0 K: 1 S: 11	H: 1 LOB: 1 BB: 0 P: 16	R: 0 E: 0 K: 0 S: 7	H: 1 LOB: 0 BB: 0 P: 12	R: 2 E: 0 K: 1 S: 14	H: 2 LOB: 1 BB: 0 P: 21	R: 0 E: 0 K: 0 S: 5	H: 1 LOB: 1 BB: 0 P: 10	R: 0 E: 0 K: 3 S: 9	H: 0 LOB: 0 BB: 0 P: 13	R: 0 E: 0 K: 1 S: 11	H: 2 LOB: 2 BB: 0 P: 13	R: 3 E: 0 K: 2 S: 18	H: 4 LOB: 2 BB: 1 P: 28	1B: 10 2B: 3 3B: 0 HR: 2	SF: 0 SAC: 0 DP: 1 HBP: 0	WP: 0 PB: 0 SB: 0 CS: 0	PA: 44							
<b>PITCHER</b>	IP	WLS	BF	H	R	ER	SO	BB	IBB	HBP	BLK	WP	HR	S	P	ERA	WHIP										
<b>53 Joaquin Benoit, R</b> (1, 1) ERA: 5.4	5.0	W	23	8	4	4	4	1	0	0	0	0	2	53	88	7.20	1.800										
<b>Erasmio Ramirez, L</b> (6, 1) ERA: 3.95	1.0	H	5	1	0	0	0	1	0	0	0	0	0	11	20	0.00	2.000										
<b>50 Frank Francisco, R</b> (7, 1) ERA: 3.88	2.0	H	8	2	0	0	4	0	0	0	0	0	0	20	26	0.00	1.000										
<b>Jay Powell, R</b> (9, 1) ERA: 3.71	0.1		4	2	3	3	0	1	0	0	0	0	0	6	12	81.00	9.000										
<b>Francisco Cordero, R</b> (9, 1) ERA: 2.2	0.2	S	4	2	0	0	2	0	0	0	0	0	0	12	16	0.00	3.000										

**New York Yankees @ Texas Rangers**  
The Ballpark at Arlington, Arlington, TX  
Fri May 21 2004, 8:05 PM EDT  
Att: 49,195 - Sunny - 88 F

AB	41
R	7
H	15
RBI	7
BB	3
SO	10
LOB	25



Batter	1	2	3	4	5	6	7	8	9	AB	R	H	RBI	BB	SO	LOB	BOTTOM										
<b>10 Michael Young, R</b> (1, 6) OBP: 0.390, SLG: 0.589	3-2 L8		0-2 G6-3	0-1 9 1B 1B		3-3 K	0-3 K			5	0	1	0	0	2	0											
<b>9 Hank Blalock, L</b> (1, 5) OBP: 0.354, SLG: 0.595	2-3 K		2-3 K	2-1 1B		2-1 2B		1-2 G4-3		5	0	2	0	0	2	0											
<b>Alfonso Soriano, R</b> (1, 4) OBP: 0.342, SLG: 0.459	1-2 1B		1-2 G6-3	1-2 F7		2-2 G5-3		1-2 G6-3 1B		5	0	2	0	0	0	3											
<b>Brad Fullmer, L</b> (1, 10) OBP: 0.323, SLG: 0.443	0-1 L9			1-1 23 2B E	0-0 F8		1-1 G4-3	1-2 G6-3		5	1	1	0	0	0	2											
<b>23 Mark Teixeira, S</b> (1, 3) OBP: 0.369, SLG: 0.452		1-0 1B FC6-4 2B		1-2 E	0-0 L9		4-1 HR BB			3	3	2	0	1	0	0											
<b>David Dellucci, L</b> (1, 7) OBP: 0.416, SLG: 0.612		3-1 FC6-4 1B		0-0 E9 HR	0-0 BB		0-1 HR			4	2	4	4	0	0	0											
<b>Kevin Mench, R</b> (1, 9) OBP: 0.331, SLG: 0.490		0-1 FC6-4		2-2 G5-3	4-1 BB		4-2 HR BB			2	1	0	1	2	0	2											
<b>Laynce Nix, L</b> (1, 8) OBP: 0.359, SLG: 0.667		1 SAFE P5		1-1 HR	1-3 K		1-0 HR			4	2	2	4	0	1	3											
<b>Rod Barajas, R</b> (1, 2) OBP: 0.327, SLG: 0.600		0-0 P4		2-1 P6		0-1 F7		0-3 K		4	0	0	0	0	1	1											
<b>Inning Stats</b>	R: 0 E: 0 K: 1 S: 12	H: 1 LOB: 1 BB: 0 P: 18	R: 1 E: 0 K: 0 S: 10	H: 2 LOB: 0 BB: 0 P: 16	R: 0 E: 0 K: 1 S: 9	H: 0 LOB: 0 BB: 0 P: 12	R: 4 E: 1 K: 0 S: 26	H: 6 LOB: 2 BB: 0 P: 36	R: 0 E: 0 K: 1 S: 7	H: 1 LOB: 2 BB: 1 P: 12	R: 0 E: 0 K: 1 S: 12	H: 1 LOB: 1 BB: 0 P: 19	R: 4 E: 0 K: 2 S: 15	H: 2 LOB: 0 BB: 2 P: 25	R: 0 E: 0 K: 0 S: 9	H: 1 LOB: 0 BB: 0 P: 12	1B: 7 2B: 4 3B: 0 HR: 3	SF: 0 SAC: 0 DP: 1 HBP: 0	WP: 0 PB: 0 SB: 0 CS: 0	PA: 40							
<b>PITCHER</b>	IP	WLS	BF	H	R	ER	SO	BB	IBB	HBP	BLK	WP	HR	S	P	ERA	WHIP										
<b>Kevin Brown, R</b> (1, 1) ERA: 3.6	4.2	L	25	10	5	5	2	1	0	0	0	0	0	3	4	0.00	0.000										
<b>Felix Heredia, L</b> (5, 1) ERA: 15.2	0.1		1	0	0	0	1	0	0	0	0	0	0	3	4	0.00	0.000										
<b>Tanyon Sturtze, R</b> (6, 1) ERA: 18.0	2.0		11	3	4	4	3	2	0	0	0	0	2	27	44	18.00	2.500										
<b>Bret Prinz, R</b> (8, 1) ERA:	1.0		3	1	0	0	0	0	0	0	0	0	0	9	12	0.00	1.000										

**New York Yankees @ Texas Rangers**  
The Ballpark at Arlington, Arlington, TX  
Fri May 21 2004, 8:05 PM EDT  
Att: 49,195 - Sunny - 88 F

AB	37
R	9
H	14
RBI	9
BB	3
SO	6
LOB	11





Batter	1	2	3	4	5	6	7	8	9	AB	R	H	RBI	BB	SO	LOB	TOP								
<b>Kenny Lofton, L</b> (1, 8) OBP: 0.347, SLG: 0.367	1-1 P6			0-0 G4-3		2-2 L9-3 1B		3-1 G3		4	0	1	0	0	0	1									
<b>2 Derek Jeter, R</b> (1, 6) OBP: 0.253, SLG: 0.279	2-2 G6-3			1-1 F8		1-0 L9-3		0-0 G4-3		4	0	0	0	0	0	2									
<b>13 Alex Rodriguez, R</b> (1, 5) OBP: 0.361, SLG: 0.527	1-3 K			2-3 K			2-2 G1-3 1B		1-1 L8	4	1	1	0	0	2	0									
<b>Gary Sheffield, R</b> (1, 9) OBP: 0.390, SLG: 0.399		3-1 G5-3			1-2 F9		0-2 G1-3		1-0 F8	4	0	0	0	0	0	1									
<b>55 Hideki Matsui, L</b> (1, 7) OBP: 0.390, SLG: 0.456		0-1 G4-3			1-1 P5		0-0 1B		1-0 G3-1	4	0	1	1	0	0	0									
<b>Bernie Williams, S</b> (1, 10) OBP: 0.327, SLG: 0.367		1-0 F8			1-1 HR		2-0 G3-6-1 1B			3	1	2	1	0	0	0									
<b>Tony Clark, S</b> (1, 3) OBP: 0.356, SLG: 0.458			2-3 K		0-0 HR		0-0 G3-6-1 1B			3	1	1	1	0	1	2									
<b>John Flaherty, R</b> (1, 2) OBP: 0.179, SLG: 0.270			1-1 G6-3		1-0 G6-3			0-0 F9		3	0	0	0	0	0	0									
<b>Enrique Wilson, S</b> (1, 4) OBP: 0.220, SLG: 0.247			1-1 G3			1-0 G4-3		0-0 G3 1B		3	0	1	0	0	0	0									
<b>Inning Stats</b>	R: 0 E: 0 K: 1 S: 8	H: 0 LOB: 0 BB: 0 P: 12	R: 0 E: 0 K: 0 S: 5	H: 0 LOB: 0 BB: 0 P: 9	R: 0 E: 0 K: 1 S: 7	H: 0 LOB: 0 BB: 0 P: 11	R: 0 E: 0 K: 1 S: 6	H: 0 LOB: 0 BB: 0 P: 9	R: 2 E: 0 K: 0 S: 10	H: 2 LOB: 0 BB: 0 P: 14	R: 0 E: 0 K: 0 S: 5	H: 1 LOB: 0 BB: 0 P: 9	R: 1 E: 0 K: 0 S: 9	H: 3 LOB: 1 BB: 0 P: 13	R: 0 E: 0 K: 0 S: 5	H: 1 LOB: 0 BB: 0 P: 8	R: 0 E: 0 K: 0 S: 4	H: 0 LOB: 0 BB: 0 P: 7	1B: 5 2B: 1 3B: 0 HR: 2	SF: 0 SAC: 0 DP: 2 HBP: 0	WP: 0 PB: 0 CS: 0	PA: 32			
<b>PITCHER</b>	IP	WLS	BF	H	R	ER	SO	BB	IBB	HBP	BLK	WP	HR	S	P	ERA	WHIP								
<b>Ryan Drese, R</b> (1, 1) ERA: 2.92	8.0		29	7	3	3	3	0	0	0	0	0	2	55	85	3.38	0.875								
<b>Carlos Almanzar, R</b> (9, 1) ERA: 2.63	1.0	W	3	0	0	0	0	0	0	0	0	0	0	4	7	0.00	0.000								

**New York Yankees @ Texas Rangers**  
The Ballpark at Arlington, Arlington, TX  
Sat May 22 2004, 4:05 PM EDT  
Att: 49,458 - Cloudy - 84 F

AB	32
R	3
H	7
RBI	3
BB	0
SO	3
LOB	6



Batter	1	2	3	4	5	6	7	8	9	AB	R	H	RBI	BB	SO	LOB	BOTTOM								
<b>10 Michael Young, R</b> (1, 6) OBP: 0.387, SLG: 0.582	1-1 G6-3	2-2 1B			2-0 L9		1-0 L9			4	0	1	0	0	0	0									
<b>9 Hank Blalock, L</b> (1, 5) OBP: 0.352, SLG: 0.588	2-3 K	0-2 G1-3			3-1 F7		0-0 E 1B			4	1	1	0	0	1	2									
<b>Alfonso Soriano, R</b> (1, 4) OBP: 0.340, SLG: 0.471	0-0 HR		0-0 F8		3-3 K2-3		0-0 E5 23 1B			4	2	1	1	0	1	1									
<b>Brad Fullmer, L</b> (1, 10) OBP: 0.321, SLG: 0.432	4-1 23 HBP BB		2-0 F9		2-3 K		0-0 E1 23 1B			3	0	0	0	1	1	1									
<b>23 Mark Teixeira, S</b> (1, 3) OBP: 0.374, SLG: 0.448	1-1 HBP		2-1 P2		0-1 G5-3		0-1 FC1-6 1B			3	0	1	1	0	0	0									
<b>David Dellucci, L</b> (1, 7) OBP: 0.412, SLG: 0.591	3-1 F7			0-3 K		3-1 HBP		1-2 FC1-6 G4-6-3 1B		3	0	0	0	0	1	4									
<b>Kevin Mench, R</b> (1, 9) OBP: 0.329, SLG: 0.483		0-2 FC6-4 1B		0-3 K		1-2 K		0-0 G4-6-3		4	0	1	0	0	2	3									
<b>Laynce Nix, L</b> (1, 8) OBP: 0.355, SLG: 0.646		1-2 K		4-2 WP BB			1-3 K			3	0	0	0	1	3	1									
<b>Rod Barajas, R</b> (1, 2) OBP: 0.321, SLG: 0.630		0-2 FC6-4 10 1B		2-0 P2		1-2 F8			2-3 K	4	1	1	1	0	0	2									
<b>Inning Stats</b>	R: 1 E: 0 K: 1 S: 10	H: 1 LOB: 2 BB: 1 P: 21	R: 0 E: 0 K: 1 S: 16	H: 2 LOB: 0 BB: 0 P: 20	R: 0 E: 0 K: 2 S: 10	H: 0 LOB: 1 BB: 1 P: 16	R: 0 E: 0 K: 1 S: 8	H: 0 LOB: 0 BB: 0 P: 16	R: 0 E: 0 K: 2 S: 11	H: 0 LOB: 1 BB: 0 P: 19	R: 0 E: 0 K: 1 S: 8	H: 0 LOB: 0 BB: 0 P: 11	R: 2 E: 2 K: 0 S: 7	H: 2 LOB: 1 BB: 0 P: 8	R: 1 E: 0 K: 1 S: 5	H: 1 LOB: 0 BB: 0 P: 7	1B: 4 2B: 0 3B: 0 HR: 2	SF: 0 SAC: 0 DP: 1 HBP: 2	WP: 1 PB: 0 CS: 0	PA: 36					
<b>PITCHER</b>	IP	WLS	BF	H	R	ER	SO	BB	IBB	HBP	BLK	WP	HR	S	P	ERA	WHIP								
<b>Jose Contreras, R</b> (1, 1) ERA: 7.56	6.0		25	3	1	1	7	2	0	2	0	0	0	8	11	1.50	0.833								
<b>Paul Quantrill, R</b> (7, 1) ERA: 3.51	1.0	H	3	0	0	0	1	0	0	0	0	0	0	8	11	0.00	0.000								
<b>Felix Heredia, L</b> (8, 1) ERA: 18.9	0.0		1	1	1	1	0	0	0	0	0	0	0	1	1	∞	∞								
<b>Tom Gordon, R</b> (8, 1) ERA: 1.82	1.1	L	7	2	2	1	1	0	0	0	0	0	1	11	14	6.75	1.500								

**New York Yankees @ Texas Rangers**  
The Ballpark at Arlington, Arlington, TX  
Sat May 22 2004, 4:05 PM EDT  
Att: 49,458 - Cloudy - 84 F

AB	32
R	4
H	6
RBI	3
BB	2
SO	9
LOB	14









Batter	1	2	3	4	5	6	7	8	9	AB	R	H	RBI	BB	SO	LOB	TOP								
<b>Eric Young Sr. R</b> OBP: 0.398, SLG: 0.354 (1, 8)	1-1 L9		2-2 P3		0-0 23 S 23 G5-3 2B	2-2 G1-3		2-2 F9		5	1	1	0	0	0	1									
<b>10 Michael Young R</b> OBP: 0.383, SLG: 0.565 (1, 6)	1-0 G5-3		3-2 F9		4-2 23 G5-3 1B BB		2-1 23 1B 1B	1-3 K		4	2	1	0	1	1	0									
<b>Alfonso Soriano R</b> OBP: 0.340, SLG: 0.464 (1, 4)	3-1 F9		1-2 1B		0-0 F4		1-1 9 CS 23 1B 1B	1-2 1B	1-1 E5 9 BB FC3-6 BB	5	1	2	0	0	0	2									
<b>23 Mark Teixeira S</b> OBP: 0.371, SLG: 0.479 (1, 3)		2-2 HR	0-3 K		2-2 G5-3 1-2 2H		1-2 9 BB 1B	1-2 1B	1-0 F7	5	2	2	3	0	1	3									
<b>Herbert Perry R</b> OBP: 0.321, SLG: 0.440 (1, 10)		2-3 K		1-0 HR	1-2 9 FC6-4 1B		2-2 F7	4-2 FC3-6 9 BB BB	4-2 FC3-6 9 BB BB	4	1	2	2	1	1	2									
<b>9 Hank Blalock L</b> OBP: 0.351, SLG: 0.571 (1, 5)		0-3 K		0-0 SH5-3 1B	0-0 FC6-4 1-2		4-2 1B	1-2 2-3 BB	4-2 FC3-6 BB	3	0	1	0	2	1	1									
<b>Chad Allen R</b> OBP: 0.400, SLG: 0.600 (1, 7)		2-2 2B		0-0 SH5-3 1B	1-2 1B	2-2 G4-3	0-0 1-2 2H 1B	2-2 FC3-6	2-2 FC3-6	4	0	2	2	0	0	2									
<b>Gary Matthews S</b> (1, 9)		4-1 BB		3-2 F8	0-1 G5-3	1-2 G6-3		1-2 P4	1-2 P4	4	0	0	0	1	0	5									
<b>Rod Barajas R</b> OBP: 0.313, SLG: 0.581 (1, 2)		1-3 K		2-3 K	1-2 1B		1-2 1B	1-2 L3		4	0	1	0	0	2	3									
<b>Inning Stats</b>	R: 0 E: 0 K: 0 S: 5	H: 0 LOB: 0 BB: 0 P: 10	R: 1 E: 0 K: 3 S: 19	H: 2 LOB: 2 BB: 1 P: 30	R: 0 E: 0 K: 1 S: 14	H: 1 LOB: 1 BB: 0 P: 20	R: 1 E: 0 K: 1 S: 9	H: 2 LOB: 1 BB: 0 P: 15	R: 2 E: 0 K: 0 S: 13	H: 2 LOB: 1 BB: 0 P: 20	R: 0 E: 0 K: 0 S: 13	H: 1 LOB: 1 BB: 0 P: 18	R: 2 E: 0 K: 0 S: 19	H: 4 LOB: 2 BB: 1 P: 30	R: 0 E: 0 K: 1 S: 10	H: 0 LOB: 0 BB: 0 P: 14	R: 1 E: 1 K: 0 S: 16	H: 0 LOB: 2 BB: 2 P: 27	1B: 8 2B: 2 3B: 0 HR: 2	SF: 0 SAC: 1 DP: 0 HBP: 0	WP: 0 PB: 0 SB: 1 CS: 1	PA: 44			
<b>PITCHER</b>	IP	WLS	BF	H	R	ER	SO	BB	IBB	HBP	BLK	WP	HR	S	P	ERA	WHIP								
<b>Scott Schoeneweis L</b> ERA: 3.77	6.0	L	29	9	5	5	5	2	0	0	0	0	2	75	117	7.50	1.833								
<b>Michael Jackson R</b> ERA: 3.38	0.1		3	2	0	0	0	0	0	0	0	0	0	8	12	0.00	6.000								
<b>Kelly Wunsch L</b> ERA: 6.14	0.2		3	1	1	1	0	1	0	0	0	0	0	9	14	13.50	3.000								
<b>Cliff Politte R</b> ERA: 6.14	1.2		8	0	1	0	1	2	0	0	0	0	0	25	40	0.00	1.200								
<b>Damaso Marte L</b> ERA: 3.97	0.1		1	0	0	0	0	0	0	0	0	0	0	1	1	0.00	0.000								

Texas Rangers @ Chicago White Sox  
U.S. Cellular Field, Chicago, IL  
Tue May 25 2004, 8:05 PM EDT  
Att: 22,359 - Overcast - 69 F

AB 38  
R 7  
H 12  
RBI 7  
BB 5  
SO 6  
LOB 19



Batter	1	2	3	4	5	6	7	8	9	AB	R	H	RBI	BB	SO	LOB	BOTTOM								
<b>5 Juan Uribe R</b> OBP: 0.395, SLG: 0.523 (1, 4)	2-1 G4-6-3 1B		2-1 G5-3		0-0 F8		1-0 G5-3		1-1 1B FC4-6 2B	5	1	2	0	0	0	2									
<b>Aaron Rowand R</b> OBP: 0.308, SLG: 0.476 (1, 8)	1-3 K		1-3 K		2-2 1-3 1B		0-0 2H 2B	0-2 FC4-6 1B	2-3 FC4-6 1B	5	0	3	1	0	2	1									
<b>Magglio Ordonez R</b> OBP: 0.370, SLG: 0.521	0-0 G4-6-3 1-2		1-0 1B		3-2 G6-3		0-0 L7	2-2 FC4-6	2-2 FC4-6	4	0	1	0	0	0	4									
<b>Ross Gload L</b> OBP: 0.322, SLG: 0.407 (9, 9)									1-2 3H 2-3	1	0	0	1	0	0	1									
<b>Frank Thomas R</b> OBP: 0.457, SLG: 0.564 (1, 10)		2-1 HR	2-2 F7		0-0 F8		1-2 F8	1-2 F8	1-1 K	5	1	1	1	0	1	2									
<b>Carlos Lee R</b> OBP: 0.357, SLG: 0.417 (1, 7)		2-2 P2		2-2 F9		2-3 K	3-1 14 HBP 1B			4	0	1	0	0	1	0									
<b>14 Paul Konerko R</b> OBP: 0.370, SLG: 0.470 (1, 3)		3-1 24 2B 1B		3-2 G6-3		4-2 BB	2-0 HBP	1-2 HBP		2	1	1	0	1	0	0									
<b>Jose Valentin S</b> OBP: 0.322, SLG: 0.518 (1, 6)		0-3 K		1-3 K		1-3 K	1-3 K	1-3 K		4	0	0	0	0	4	4									
<b>24 Joe Crede R</b> OBP: 0.250, SLG: 0.404 (1, 5)		0-1 1H 2B		0-2 F9		0-0 G4-3	1-3 K			4	0	1	1	0	1	2									
<b>Sandy Alomar Jr. R</b> OBP: 0.333, SLG: 0.397 Willie Harris L OBP: 0.368, SLG: 0.364 (9, PH)		1-0 F9		2-1 1B		0-2 2B	0-2 2B	0-1 P6		3	1	2	0	0	0	1									
<b>Inning Stats</b>	R: 0 E: 0 K: 1 S: 6	H: 1 LOB: 0 BB: 0 P: 9	R: 2 E: 0 K: 1 S: 15	H: 3 LOB: 1 BB: 0 P: 23	R: 0 E: 0 K: 1 S: 9	H: 1 LOB: 1 BB: 0 P: 15	R: 0 E: 0 K: 1 S: 12	H: 0 LOB: 0 BB: 0 P: 18	R: 0 E: 0 K: 2 S: 13	H: 0 LOB: 1 BB: 1 P: 20	R: 1 E: 0 K: 0 S: 7	H: 2 LOB: 1 BB: 0 P: 8	R: 0 E: 0 K: 2 S: 11	H: 1 LOB: 2 BB: 0 P: 19	R: 1 E: 0 K: 1 S: 14	H: 2 LOB: 1 BB: 0 P: 19	1B: 7 2B: 4 3B: 0 HR: 1	SF: 0 SAC: 0 DP: 1 HBP: 1	WP: 0 PB: 0 SB: 0 CS: 0	PA: 40					
<b>PITCHER</b>	IP	WLS	BF	H	R	ER	SO	BB	IBB	HBP	BLK	WP	HR	S	P	ERA	WHIP								
<b>Kenny Rogers L</b> ERA: 3.34	6.0	W	25	7	2	2	6	1	0	0	0	0	1	68	105	3.00	1.333								
<b>Carlos Almanzar R</b> ERA: 2.84	1.1		8	3	1	1	0	0	0	1	0	0	0	12	19	6.75	2.250								
<b>Brian Shouse L</b> ERA: 2.55	0.1	H	1	0	0	0	1	0	0	0	0	0	0	3	4	0.00	0.000								
<b>Francisco Cordero R</b> ERA: 2.55	1.1	S	6	2	1	1	2	0	0	0	0	0	0	17	23	6.75	1.500								

Texas Rangers @ Chicago White Sox  
U.S. Cellular Field, Chicago, IL  
Tue May 25 2004, 8:05 PM EDT  
Att: 22,359 - Overcast - 69 F

AB 38  
R 4  
H 12  
RBI 4  
BB 1  
SO 9  
LOB 17






Batter	1	2	3	4	5	6	7	8	9	AB	R	H	RBI	BB	SO	LOB	TOP																					
10 Michael Young, R OBP: 0.385, SLG: 0.563	G5-3		0-0 1B			L6			0-0 1B	4	0	2	0	0	0	0																						
9 Hank Blalock, L OBP: 0.344, SLG: 0.559	G3-1			G3		G3			1-2 F8	4	0	0	0	0	0	1																						
Alfonso Soriano, R OBP: 0.333, SLG: 0.455	F9			K					2-3 K	4	0	0	0	0	2	1																						
Brad Fullmer, L OBP: 0.303, SLG: 0.405		F9		G4-3					3-2 F7	4	0	0	0	0	0	1																						
23 Mark Teixeira, S OBP: 0.378, SLG: 0.480		K			4-0 WP BB				3-2 1B	2	0	1	0	1	1	0																						
David Dellucci, L OBP: 0.394, SLG: 0.553				K	2-3 K				2-1 G6-3	3	0	0	0	0	2	2																						
Gary Matthews, S (1, 9)									3-3 K	2	0	0	0	1	2	1																						
Laynce Nix, L OBP: 0.360, SLG: 0.642				K	1-3 K				0-3 K	3	0	0	0	0	3	2																						
Rod Barajas, R OBP: 0.299, SLG: 0.554									2-2 F7	3	0	0	0	0	0	1																						
<b>Inning Stats</b>	R: 0 H: 0 E: 0 K: 0 S: 10	H: 0 LOB: 0 BB: 0 P: 13	R: 0 H: 0 E: 0 K: 2 S: 8	H: 0 LOB: 0 BB: 0 P: 13	R: 0 H: 1 E: 0 K: 1 S: 10	LOB: 2 BB: 1 P: 19	R: 0 H: 0 E: 0 K: 3 S: 6	H: 0 LOB: 0 BB: 0 P: 8	R: 0 H: 0 E: 0 K: 3 S: 12	LOB: 1 BB: 1 P: 21	R: 0 H: 1 E: 0 K: 0 S: 9	H: 1 LOB: 1 BB: 0 P: 14	R: 0 H: 0 E: 0 K: 2 S: 12	H: 0 LOB: 0 BB: 0 P: 17	R: 0 H: 1 E: 0 K: 1 S: 10	LOB: 1 BB: 0 P: 16	1B: 3 2B: 0 3B: 0 HR: 0	SF: 0 SAC: 0 DP: 0 HBP: 0	WP: 1 PB: 0 SB: 0 CS: 0	PA: 31																		
<b>PITCHER</b>	IP	WLS	BF	H	R	ER	SO	BB	IBB	HBP	BLK	WP	HR	S	P	ERA	WHIP	<b>PITCHER</b>				IP	WLS	BF	H	R	ER	SO	BB	IBB	HBP	BLK	WP	HR	S	P	ERA	WHIP
Esteban Loaiza, R ERA: 3.69	8.0	W	27	2	0	0	9	2	0	0	0	1	0	72	113	0.00	0.500																					
Shingo Takatsu, R ERA: 1.53	1.0		4	1	0	0	1	0	0	0	0	0	0	10	16	0.00	1.000																					

Texas Rangers @ Chicago White Sox  
U.S. Cellular Field, Chicago, IL  
Wed May 26 2004, 8:05 PM EDT  
Att. 18,185 - Sunny - 60 F

livebaseballscorecards.com

AB 29  
R 0  
H 3  
RBI 0  
BB 2  
SO 10  
LOB 9




Batter	1	2	3	4	5	6	7	8	9	AB	R	H	RBI	BB	SO	LOB	BOTTOM																					
Willie Harris, L OBP: 0.364, SLG: 0.360	S 1B	F8		F7					F9	4	1	1	0	0	0	1																						
5 Juan Uribe, R OBP: 0.392, SLG: 0.516	S 1B	G4-3			G6-3				K	4	1	1	0	0	1	0																						
Frank Thomas, R OBP: 0.453, SLG: 0.577	K			HR	K				G5-3	4	1	1	1	0	2	2																						
Carlos Lee, R OBP: 0.354, SLG: 0.413				F8					K	4	0	1	2	0	1	0																						
Ross Gload, L OBP: 0.322, SLG: 0.407	1B				G5-3				K	0	0	0	0	0	0	0																						
Jose Valentin, S OBP: 0.320, SLG: 0.509	K			K					14 FC5-4 1B	4	0	1	0	0	3	1																						
14 Paul Konerko, R OBP: 0.373, SLG: 0.464	BB			K					FC5-4 BB	2	0	0	0	2	1	1																						
Aaron Rowand, R OBP: 0.310, SLG: 0.481	G3				G1				FC5-4 2B	3	0	1	0	0	0	3																						
24 Joe Crede, R OBP: 0.246, SLG: 0.396		K			P4				P6	3	0	0	0	0	1	2																						
Miguel Olivo, R OBP: 0.326, SLG: 0.517		HR			G1				P3	3	1	1	1	0	0	1																						
<b>Inning Stats</b>	R: 2 H: 3 E: 0 K: 2 S: 19	H: 3 LOB: 2 BB: 1 P: 33	R: 1 H: 1 E: 0 K: 1 S: 14	H: 1 LOB: 0 BB: 0 P: 22	R: 1 H: 1 E: 0 K: 2 S: 11	H: 1 LOB: 0 BB: 0 P: 18	R: 0 H: 1 E: 0 K: 0 S: 13	H: 1 LOB: 1 BB: 0 P: 18	R: 0 H: 0 E: 0 K: 1 S: 8	H: 0 LOB: 0 BB: 0 P: 15	R: 0 H: 0 E: 0 K: 1 S: 12	H: 0 LOB: 1 BB: 1 P: 21	R: 0 H: 0 E: 0 K: 1 S: 6	H: 0 LOB: 0 BB: 0 P: 7	R: 0 H: 1 E: 0 K: 1 S: 14	H: 1 LOB: 1 BB: 0 P: 19	1B: 4 2B: 1 3B: 0 HR: 2	SF: 0 SAC: 0 DP: 0 HBP: 0	WP: 0 PB: 0 SB: 3 CS: 0	PA: 33																		
<b>PITCHER</b>	IP	WLS	BF	H	R	ER	SO	BB	IBB	HBP	BLK	WP	HR	S	P	ERA	WHIP	<b>PITCHER</b>				IP	WLS	BF	H	R	ER	SO	BB	IBB	HBP	BLK	WP	HR	S	P	ERA	WHIP
53 Joaquin Benoit, R ERA: 5.77	4.0	L	19	6	4	4	5	1	0	0	0	0	2	57	91	9.00	1.750																					
Jay Powell, R ERA: 3.54	2.0		7	0	0	0	2	1	0	0	0	0	0	20	36	0.00	0.500																					
32 Ron Mahay, L ERA: 5.79	2.0		7	1	0	0	2	0	0	0	0	0	0	20	26	0.00	0.500																					

Texas Rangers @ Chicago White Sox  
U.S. Cellular Field, Chicago, IL  
Wed May 26 2004, 8:05 PM EDT  
Att. 18,185 - Sunny - 60 F

livebaseballscorecards.com

AB 31  
R 4  
H 7  
RBI 4  
BB 2  
SO 9  
LOB 11





Batter	1	2	3	4	5	6	7	8	9	AB	R	H	RBI	BB	SO	LOB	TOP										
Eric Young Sr. R OBP: 0.423, SLG: 0.386 (1, 8)										4	0	4	0	0	0	0											
10 Michael Young, R OBP: 0.382, SLG: 0.557 Laynce Nix, L OBP: 0.360, SLG: 0.642 (1, 6)										4	0	1	0	0	1	4											
Alfonso Soriano, R OBP: 0.327, SLG: 0.445 (1, 4)										4	0	0	0	0	0	4											
23 Mark Teixeira, S OBP: 0.366, SLG: 0.461 (1, 3)										4	0	0	0	0	1	2											
Herbert Perry, R OBP: 0.322, SLG: 0.436 Brad Fullmer, L OBP: 0.301, SLG: 0.402 (1, 10)										3	0	1	0	0	0	2											
9 Hank Blalock, L OBP: 0.343, SLG: 0.557 (1, 5)										4	0	1	0	0	2	1											
Chad Allen, R OBP: 0.333, SLG: 0.444 (1, 7)										4	0	1	0	0	2	2											
Gary Matthews, S OBP: 0.250, SLG: 0.100 (1, 9)										4	0	1	0	0	0	2											
Ken Huckaby, R OBP: 0.500, SLG: 0.333 (1, 2)										3	0	1	0	1	1	2											
<b>Inning Stats</b>	R: 0 E: 0 K: 1 S: 16	H: 2 LOB: 2 BB: 0 P: 20	R: 0 E: 0 K: 1 S: 14	H: 2 LOB: 2 BB: 1 P: 20	R: 0 E: 0 K: 2 S: 11	H: 0 LOB: 0 BB: 0 P: 17	R: 0 E: 0 K: 1 S: 7	H: 0 LOB: 0 BB: 0 P: 10	R: 0 E: 0 K: 0 S: 8	H: 2 LOB: 2 BB: 0 P: 12	R: 0 E: 0 K: 1 S: 10	H: 1 LOB: 1 BB: 0 P: 16	R: 0 E: 0 K: 0 S: 10	H: 2 LOB: 1 BB: 0 P: 14	R: 0 E: 0 K: 0 S: 5	H: 0 LOB: 0 BB: 0 P: 9	R: 0 E: 0 K: 2 S: 11	H: 1 LOB: 1 BB: 0 P: 17	1B: 9 2B: 1 3B: 0 HR: 0	SF: 0 SAC: 0 DP: 1 HBP: 0	WP: 0 PB: 0 SB: 0 CS: 0	PA: 36					
<b>PITCHER</b>	IP	WLS	BF	H	R	ER	SO	BB	IBB	HBP	BLK	WP	HR	S	P	ERA	WHIP										
56 Mark Buehrle, L ERA: 3.45 Jon Adkins, R ERA: 3.31 Billy Koch, R ERA: 4.42	(1, 1)	7.0	W	29	9	0	5	1	0	0	0	0	0	76	109	0.00	1.429										

Texas Rangers @ Chicago White Sox  
U.S. Cellular Field, Chicago, IL  
Thu May 27 2004, 8:05 PM EDT  
Att: 14,428 - Unknown - 76 F

AB 35  
R 0  
H 10  
RBI 0  
BB 1  
SO 7  
LOB 19



Batter	1	2	3	4	5	6	7	8	9	AB	R	H	RBI	BB	SO	LOB	BOTTOM											
Willie Harris, L OBP: 0.366, SLG: 0.362 (1, 8)										5	1	2	1	0	1	0												
5 Juan Uribe, R OBP: 0.396, SLG: 0.563 (1, 4)										5	3	3	2	0	0	1												
Frank Thomas, R OBP: 0.454, SLG: 0.571 (1, 10)										3	1	1	0	1	0	0												
Carlos Lee, R OBP: 0.363, SLG: 0.420 Timo Perez, L OBP: 0.275, SLG: 0.349 (1, 7)										2	2	2	1	1	0	0												
Jose Valentin, S OBP: 0.326, SLG: 0.533 (1, 6)										4	1	2	3	0	0	3												
14 Paul Konerko, R OBP: 0.372, SLG: 0.464 Ross Gload, L OBP: 0.317, SLG: 0.400 (1, 3)										2	0	1	2	0	0	0												
Aaron Rowand, R OBP: 0.308, SLG: 0.482 (1, 9)										4	1	1	0	0	0	3												
24 Joe Crede, R OBP: 0.246, SLG: 0.392 (1, 5)										4	0	1	0	0	0	1												
Sandy Alomar Jr., R OBP: 0.315, SLG: 0.373 (1, 2)										4	0	0	0	0	1	2												
<b>Inning Stats</b>	R: 3 E: 0 K: 1 S: 13	H: 3 LOB: 0 BB: 0 P: 20	R: 0 E: 0 K: 0 S: 5	H: 0 LOB: 0 BB: 0 P: 9	R: 2 E: 0 K: 0 S: 12	H: 3 LOB: 2 BB: 1 P: 21	R: 0 E: 0 K: 0 S: 5	H: 0 LOB: 0 BB: 0 P: 6	R: 0 E: 0 K: 0 S: 6	H: 1 LOB: 0 BB: 0 P: 9	R: 1 E: 0 K: 0 S: 11	H: 1 LOB: 1 BB: 1 P: 19	R: 1 E: 0 K: 1 S: 12	H: 2 LOB: 1 BB: 0 P: 18	R: 1 E: 0 K: 0 S: 5	H: 0 LOB: 0 BB: 0 P: 9	1B: 8 2B: 2 3B: 0 HR: 3	SF: 2 SAC: 0 DP: 1 HBP: 0	WP: 0 PB: 1 SB: 0 CS: 0	PA: 38								
<b>PITCHER</b>	IP	WLS	BF	H	R	ER	SO	BB	IBB	HBP	BLK	WP	HR	S	P	ERA	WHIP											
Ryan Drese, R ERA: 3.86 Erasmio Ramirez, L ERA: 3.45 56 Rosman Garcia, R ERA: 9.0 50 Frank Francisco, R ERA: 4.26	(1, 1)	4.1	L	22	8	7	7	1	0	0	0	0	0	2	39	62	14.54	2.077										

Texas Rangers @ Chicago White Sox  
U.S. Cellular Field, Chicago, IL  
Thu May 27 2004, 8:05 PM EDT  
Att: 14,428 - Unknown - 76 F

AB 34  
R 9  
H 13  
RBI 9  
BB 2  
SO 2  
LOB 11













Batter	1	2	3	4	5	6	7	8	9	AB	R	H	RBI	BB	SO	LOB	TOP											
10 Michael Young, R OBP: 0.364, SLG: 0.526	P3		F8		K		K		K	5	0	0	0	0	3	3	Texas Rangers @ Toronto Blue Jays SkyDome, Toronto, ON Sun May 30 2004, 1:05 PM EDT Att: 22,225 - Sunny - 59 F											
9 Hank Blalock, L OBP: 0.354, SLG: 0.552	P5		2B		F9		G6-3		IBB	4	0	1	1	1	0	1												
Alfonso Soriano, R OBP: 0.324, SLG: 0.429	K		P2		K				P4	4	1	0	0	1	2	4												
Brad Fuller, L OBP: 0.291, SLG: 0.407		G3		G3-1		HR				4	1	1	1	0	1	1												
23 Mark Teixeira, S OBP: 0.353, SLG: 0.447		G1-3		2B		E3				3	0	1	0	1	0	0												
David Dellucci, L OBP: 0.405, SLG: 0.560				K					G1-3	4	0	2	1	0	1	2												
Eric Young Sr., R OBP: 0.427, SLG: 0.383				K2-3		G6-4-3			F8	4	0	0	0	0	1	5												
Laynce Nix, L OBP: 0.352, SLG: 0.623			F9			G1-3				4	1	2	0	0	0	1												
Rod Barajas, R OBP: 0.311, SLG: 0.606			2B						SH1-3	3	1	2	1	0	0	0												
<b>Inning Stats</b>	R: 0 E: 0 K: 1 S: 7	H: 0 LOB: 0 BB: 0 P: 13	R: 0 E: 0 K: 0 S: 10	H: 1 LOB: 1 BB: 0 P: 17	R: 1 E: 0 K: 0 S: 12	H: 2 LOB: 1 BB: 0 P: 20	R: 0 E: 0 K: 2 S: 14	H: 1 LOB: 1 BB: 0 P: 21	R: 1 E: 0 K: 2 S: 13	H: 2 LOB: 1 BB: 0 P: 20	R: 0 E: 0 K: 1 S: 7	H: 0 LOB: 0 BB: 0 P: 10	R: 1 E: 0 K: 1 S: 11	H: 0 LOB: 1 BB: 2 P: 22	R: 0 E: 0 K: 1 S: 8	H: 1 LOB: 2 BB: 1 P: 16	1B: 4 2B: 4 3B: 0 HR: 1	SF: 0 SAC: 1 DP: 1 HBP: 0	WP: 2 PB: 0 SB: 1 CS: 0	PA: 39								
<b>PITCHER</b>	IP	WLS	BF	H	R	ER	SO	BB	IBB	HBP	BLK	WP	HR	S	P	ERA	WHIP											
Justin Miller, R ERA: 4.2	(1, 1)	5.0	L	23	7	3	3	5	0	0	0	0	0	1	58	94	5.40	1.400										
Jason Kershner, L ERA: 4.05	(6, 1)	1.0		3	1	0	0	0	0	0	0	0	0	0	9	12	0.00	1.000										
Aquilino Lopez, R ERA: 5.05	(7, 1)	0.2		2	0	0	0	1	0	0	0	0	0	4	6	0.00	0.000											
Valerio De Los Santos, L ERA: 6.17	(7, 1)	1.0		5	0	1	1	1	1	1	0	0	0	12	24	9.00	1.000											
Kerry Ligtenberg, R ERA: 5.4	(8, 1)	1.1		6	1	0	0	1	0	1	0	0	0	10	18	0.00	0.750											

Batter	1	2	3	4	5	6	7	8	9	AB	R	H	RBI	BB	SO	LOB	BOTTOM											
3 Reed Johnson, R OBP: 0.361, SLG: 0.455	G4-6-3		1B		G3-1		K		K	4	0	1	0	1	2	3	Texas Rangers @ Toronto Blue Jays SkyDome, Toronto, ON Sun May 30 2004, 1:05 PM EDT Att: 22,225 - Sunny - 59 F											
Frank Menechino, R OBP: 0.338, SLG: 0.328	G4-6-3		10 CS		BB		10 BB			2	0	1	1	3	0	1												
10 Vernon Wells, R OBP: 0.358, SLG: 0.442	BB		K		BB		K		L6	5	0	2	0	0	2	6												
Josh Phelps, R OBP: 0.316, SLG: 0.364	BB		BB		BB		G5-3		K	2	0	0	0	3	1	1												
Bobby Estalella, R OBP: 0.222, SLG: 0.529	BB		BB		BB					3	1	1	0	1	0	5												
Howie Clark, L OBP: 0.265, SLG: 0.283	FC6-4		G4-3		G5-4-3		1B		F8	1	0	0	0	0	0	0												
15 Alex Rios, R OBP: 0.313, SLG: 0.214	FC6-4				L4		F9		G6-3	5	1	1	0	0	0	4												
Chris Gomez, R OBP: 0.359, SLG: 0.350			L4		BB		F8		G3-1	4	0	1	0	1	0	1												
Eric Hinske, L OBP: 0.298, SLG: 0.326			P4		K		BB			4	0	2	1	0	1	1												
Dave Berg, R OBP: 0.182, SLG: 0.143			F9		F7		E6		F8	4	0	0	0	0	0	5												
<b>Inning Stats</b>	R: 0 E: 0 K: 0 S: 8	H: 1 LOB: 3 BB: 3 P: 21	R: 0 E: 0 K: 0 S: 7	H: 0 LOB: 0 BB: 0 P: 11	R: 0 E: 0 K: 1 S: 16	H: 2 LOB: 1 BB: 1 P: 29	R: 0 E: 0 K: 1 S: 12	H: 0 LOB: 1 BB: 1 P: 19	R: 0 E: 0 K: 0 S: 8	H: 1 LOB: 2 BB: 2 P: 20	R: 1 E: 1 K: 2 S: 15	H: 2 LOB: 3 BB: 1 P: 26	R: 1 E: 0 K: 0 S: 11	H: 3 LOB: 2 BB: 0 P: 16	R: 0 E: 0 K: 2 S: 12	H: 0 LOB: 1 BB: 1 P: 18	R: 0 E: 0 K: 0 S: 7	H: 0 LOB: 0 BB: 0 P: 10	1B: 9 2B: 0 3B: 0 HR: 0	SF: 0 SAC: 0 DP: 2 HBP: 0	WP: 0 PB: 0 SB: 0 CS: 1	PA: 43						
<b>PITCHER</b>	IP	WLS	BF	H	R	ER	SO	BB	IBB	HBP	BLK	WP	HR	S	P	ERA	WHIP											
Kenny Rogers, L ERA: 3.1	(1, 1)	5.1	W	26	6	1	0	2	7	0	0	0	0	0	58	109	0.00	2.438										
Carlos Almanzar, R ERA: 2.96	(6, 1)	1.2	H	10	3	1	1	2	1	0	0	0	0	19	33	5.40	2.400											
Francisco Cordero, R ERA: 2.29	(8, 1)	2.0	S	7	0	0	0	2	1	0	0	0	0	19	28	0.00	0.500											

AB	35
R	4
H	9
RBI	4
BB	3
SO	8
LOB	17



AB	34
R	2
H	9
RBI	2
BB	9
SO	6
LOB	27






Batter	1	2	3	4	5	6	7	8	9	10	11	12	AB	R	H	RBI	BB	SO	LOB			
Eric Young Sr., R OBP: 0.414, SLG: 0.364 (12, 7)	G2-3		L7		G5-3				G6-3			G4-3	5	0	0	0	1	0	1			
10 Michael Young, R OBP: 0.367, SLG: 0.529 (1, 6)	F9			1B 2B						G4-3		F8	6	1	3	1	0	0	0			
Alfonso Soriano, R OBP: 0.321, SLG: 0.423 (1, 4)	K			1B 2B	G1-3				K				5	1	1	0	0	2	3			
23 Mark Teixeira, S OBP: 0.349, SLG: 0.432 (1, 3)		K								G5-3			4	0	0	0	1	3	2			
Chad Allen, R OBP: 0.353, SLG: 0.471 David Dellucci, L OBP: 0.399, SLG: 0.549 (8, PH) (8, 7)	G1-3			1B 2B									3	1	1	2	0	0	1			
Layneix Nix, L OBP: 0.352, SLG: 0.623 (12, 8)													2	0	0	0	0	2	0			
9 Hank Blalock, L OBP: 0.359, SLG: 0.546 (1, 5)													0	0	0	0	0	0	0			
Herbert Perry, R OBP: 0.313, SLG: 0.414 (1, 10)			F7									G6-3	4	0	1	0	1	3	1			
Gary Matthews, S OBP: 0.286, SLG: 0.118 (1, 9)													5	0	1	1	0	1	2			
Rod Barajas, R OBP: 0.316, SLG: 0.671 (1, 2)													5	2	2	2	0	1	1			
<b>Inning Stats</b>	R: 0 E: 0 K: 1 S: 7	H: 0 LOB: 0 BB: 12	R: 0 E: 0 K: 2 S: 11	H: 0 LOB: 0 BB: 16	R: 1 E: 0 K: 1 S: 10	H: 1 LOB: 0 BB: 0 P: 13	R: 3 E: 0 K: 2 S: 15	H: 4 LOB: 1 BB: 0 P: 26	R: 1 E: 0 K: 0 S: 11	H: 1 LOB: 1 BB: 1 P: 22	R: 0 E: 0 K: 3 S: 16	H: 1 LOB: 2 BB: 1 P: 27	R: 0 E: 0 K: 0 S: 4	H: 0 LOB: 0 BB: 5	R: 0 E: 0 K: 2 S: 7	H: 0 LOB: 0 BB: 10	R: 1 E: 0 K: 0 S: 8	H: 1 LOB: 0 BB: 12	1B: 5 2B: 3 3B: 0 HR: 2	SF: 0 SAC: 0 DP: 1 HBP: 0	WP: 0 PB: 0 SB: 0 CS: 0	PA: 47
<b>PITCHER</b>	IP WLS BF H R ER SO BB IBB HBP BLK WP HR S P ERA WHIP	CC Sabathia, L ERA: 3.29 David Riske, R ERA: 7.06 63 Rafael Betancourt, R ERA: 3.42 Jose Jimenez, R ERA: 7.4 Cliff Bartosh, L ERA: 9.0	IP WLS BF H R ER SO BB IBB HBP BLK WP HR S P ERA WHIP	Rick White, R ERA: 3.79	IP WLS BF H R ER SO BB IBB HBP BLK WP HR S P ERA WHIP	CC Sabathia, L ERA: 3.29 David Riske, R ERA: 7.06 63 Rafael Betancourt, R ERA: 3.42 Jose Jimenez, R ERA: 7.4 Cliff Bartosh, L ERA: 9.0																

**TOP**

Texas Rangers @ Cleveland Indians  
Jacobs Field, Cleveland, OH  
Tue Jun 01 2004, 7:05 PM EDT  
Att. 17,136 - Overcast - 70 F

AB 43  
R 6  
H 9  
RBI 6  
BB 4  
SO 14  
LOB 11



Batter	1	2	3	4	5	6	7	8	9	10	11	12	AB	R	H	RBI	BB	SO	LOB					
Matt Lawton, L OBP: 0.400, SLG: 0.487 (1, 7)	G4-3								G3				4	2	2	0	2	0	1					
Omar Vizquel, S OBP: 0.370, SLG: 0.392 (1, 6)	G3-1									G3		FC5-2	6	0	1	0	0	0	6					
Jody Gerut, L OBP: 0.377, SLG: 0.440 (1, 8)	L4												5	1	0	0	0	0	4					
41 Victor Martinez, S OBP: 0.353, SLG: 0.515 (1, 2)	G3-1												6	1	1	3	0	0	2					
48 Travis Hafner, L OBP: 0.390, SLG: 0.544 (1, 10)													6	0	1	1	0	4	2					
Ronnie Belliard, R OBP: 0.401, SLG: 0.403 (1, 4)													5	1	1	0	0	2	1					
Ben Broussard, L OBP: 0.349, SLG: 0.331 Lou Merloni, R OBP: 0.330, SLG: 0.337 (9, PH) (10, 3)	G4-3												3	0	1	0	0	1	1					
Casey Blake, R OBP: 0.352, SLG: 0.404 (1, 5)	F9												4	0	2	0	1	0	1					
Alex Escobar, R OBP: 0.327, SLG: 0.326 (1, 9)													3	0	0	0	1	1	1					
<b>Inning Stats</b>	R: 1 E: 0 K: 1 S: 10	H: 2 LOB: 1 BB: 0 P: 12	R: 0 E: 0 K: 1 S: 8	H: 0 LOB: 0 BB: 14	R: 0 E: 0 K: 1 S: 7	H: 0 LOB: 0 BB: 10	R: 0 E: 0 K: 1 S: 9	H: 0 LOB: 0 BB: 16	R: 1 E: 0 K: 1 S: 12	H: 2 LOB: 0 BB: 19	R: 0 E: 0 K: 0 S: 8	H: 1 LOB: 1 BB: 16	R: 0 E: 0 K: 0 S: 11	H: 0 LOB: 0 BB: 17	R: 0 E: 1 K: 1 S: 11	H: 0 LOB: 1 BB: 16	R: 0 E: 0 K: 1 S: 21	H: 0 LOB: 3 BB: 37	R: 0 E: 0 K: 1 S: 7	H: 0 LOB: 0 BB: 9	1B: 7 2B: 2 3B: 0 HR: 0	SF: 0 SAC: 1 DP: 1 HBP: 1	WP: 0 PB: 0 SB: 0 CS: 0	PA: 50
<b>PITCHER</b>	IP WLS BF H R ER SO BB IBB HBP BLK WP HR S P ERA WHIP	Ryan Drese, R ERA: 4.2 32 Ron Mahay, L ERA: 4.96 Jay Powell, R ERA: 4.27 Brian Shouse, L ERA: 50 Frank Francisco, R ERA: 5.63	IP WLS BF H R ER SO BB IBB HBP BLK WP HR S P ERA WHIP	Erasmio Ramirez, L ERA: 3.63 Francisco Cordero, R ERA: 2.18	IP WLS BF H R ER SO BB IBB HBP BLK WP HR S P ERA WHIP																			

**BOTTOM**

Texas Rangers @ Cleveland Indians  
Jacobs Field, Cleveland, OH  
Tue Jun 01 2004, 7:05 PM EDT  
Att. 17,136 - Overcast - 70 F

AB 44  
R 5  
H 9  
RBI 4  
BB 4  
SO 8  
LOB 19









Batter	1	2	3	4	5	6	7	8	9	AB	R	H	RBI	BB	SO	LOB	TOP										
10 Michael Young, R (1, 6) OBP: 0.368, SLG: 0.522	0-1 G4-3 1B		1-2 G5-3		1-2 G6-3		2-0 F9		2-2 F9	5	0	1	0	0	0	1											
9 Hank Blalock, L (1, 5) OBP: 0.356, SLG: 0.554	0-0 G4-3		4-0 HR		0-0 F9		2-0 1B			3	1	1	0	1	0	1											
Alfonso Soriano, R (1, 4) OBP: 0.322, SLG: 0.433	1-0 G5-3		0-0 HR		1-1 F9		1-2 1B			4	1	2	3	0	0	1											
Brad Fullmer, L (1, 10) OBP: 0.283, SLG: 0.387	0-1 G4-3		2-2 F9		4-2 2B PB BB		3-2 G6-3			3	1	0	0	1	0	3											
23 Mark Teixeira, S (1, 3) OBP: 0.349, SLG: 0.460		1-1 G6-3	1-0 HR		1-3 K		1-1 F7			4	1	1	1	0	1	1											
Laynce Nix, L (1, 8) OBP: 0.354, SLG: 0.612	0-1 F9		2-2 G3		0-0 PB 1B		1-3 K			4	1	1	0	0	1	0											
Eric Young Sr., R (1, 7) OBP: 0.407, SLG: 0.358	3-1 1B				3-2 F9		3-3 K			4	0	2	1	0	1	0											
Gary Matthews, S (1, 9) OBP: 0.321, SLG: 0.364	2-3 K				3-3 K		3-3 K			3	0	0	0	0	3	2											
Herben Perry, R (9, PH) OBP: 0.309, SLG: 0.409	1-2 K				1-2 K				2-0 G3	1	0	0	0	0	0	0											
Rod Barajas, R (1, 2) OBP: 0.313, SLG: 0.650			2-2 HR 10 G5-3 1B		0-1 F9		1-2 G5-3		2-2 F8	4	1	1	0	0	0	0											
<b>Inning Stats</b>	R: 0 E: 0 K: 1 S: 6	H: 1 LOB: 1 BB: 0 P: 7	R: 0 E: 0 K: 1 S: 9	H: 1 LOB: 1 BB: 0 P: 15	R: 4 E: 0 K: 0 S: 18	H: 3 LOB: 0 BB: 1 P: 30	R: 0 E: 0 K: 1 S: 8	H: 0 LOB: 0 BB: 0 P: 14	R: 0 E: 0 K: 2 S: 12	H: 2 LOB: 1 BB: 1 P: 23	R: 0 E: 0 K: 0 S: 17	H: 2 LOB: 2 BB: 0 P: 26	R: 0 E: 0 K: 2 S: 8	H: 0 LOB: 0 BB: 0 P: 13	R: 0 E: 0 K: 0 S: 9	H: 0 LOB: 0 BB: 0 P: 15	1B: 6 2B: 2 3B: 0 HR: 2	SF: 0 SAC: 0 DP: 1 HBP: 0	WP: 0 PB: 1 SB: 1 CS: 1	PA: 37							
<b>PITCHER</b>	IP	WLS	BF	H	R	ER	SO	BB	IBB	HBP	BLK	WP	HR	S	P	ERA	WHIP										
Kevin Brown, R (1, 1) ERA: 3.89	6.0	W	26	7	6	5	4	2	0	0	0	0	2	59	97	7.50	1.500										
Paul Quantrill, R (7, 1) ERA: 3.53	2.0	H	8	2	0	0	2	0	0	0	0	0	0	25	39	0.00	1.000										
42 Mariano Rivera, R (9, 1) ERA: 1.14	1.0	S	3	0	0	0	0	0	0	0	0	0	0	9	15	0.00	0.000										

Texas Rangers @ New York Yankees  
Yankee Stadium, Bronx, NY

livebaseballscores.com



AB 35  
R 6  
H 9  
RBI 5  
BB 2  
SO 6  
LOB 9

Texas Rangers @ New York Yankees  
Yankee Stadium, Bronx, NY

livebaseballscores.com

AB 33  
R 7  
H 9  
RBI 7  
BB 5  
SO 6  
LOB 11



Batter	1	2	3	4	5	6	7	8	9	AB	R	H	RBI	BB	SO	LOB	BOTTOM										
2 Derek Jeter, R (1, 6) OBP: 0.290, SLG: 0.388	K		1-2 HR		2-3 K		2-2 G6-3		1-0 F8	2	1	1	0	0	1	0											
Miguel Cairo, R (4, PH) OBP: 0.319, SLG: 0.385			1-2 HR		1-1 F8		2-3 K		0-2 G3	3	0	0	0	0	1	2											
Bernie Williams, S (1, 8) OBP: 0.330, SLG: 0.378	2-1 F8		1-2 HR		1-1 F8		2-3 K		0-2 G3	5	1	1	2	0	1	0											
13 Alex Rodriguez, R (1, 5) OBP: 0.395, SLG: 0.549	4-2 1B BB		0-2 P2		2-2 HR		2-2 P4			3	1	1	1	1	0	0											
Gary Sheffield, R (1, 10) OBP: 0.407, SLG: 0.475	1-1 1B		4-0 55 1B BB		0-1 HR		2-1 HR			3	2	3	2	1	0	0											
20 Jorge Posada, S (1, 2) OBP: 0.431, SLG: 0.587	2-2 F8		2-1 F8		2-0 F7		0-3 K			4	0	0	0	0	1	3											
55 Hideki Matsui, L (1, 7) OBP: 0.425, SLG: 0.542		3-2 F7	3-2 BB		1-0 HR		1-2 G6-3			4	1	2	1	0	0	0											
Ruben Sierra, S (1, 9) OBP: 0.347, SLG: 0.509		4-2 G1-3 BB	4-1 BB		2-2 P6		0-1 P4			2	0	0	0	2	0	0											
Bubba Crosby, L (9, 9) OBP: 0.269, SLG: 0.520			1-2 BB		1-2 BB		4-1 K			0	0	0	0	0	0	0											
Tony Clark, S (1, 3) OBP: 0.361, SLG: 0.432	0-1 G1-3		0-2 G1-3		4-1 E BB		0-3 K			3	0	0	0	1	1	4											
Enrique Wilson, S (1, 4) OBP: 0.259, SLG: 0.374	1-3 K		0-1 HR		0-1 E5		0-1 G4-3			4	1	1	1	0	1	2											
<b>Inning Stats</b>	R: 0 E: 1 K: 1 S: 13	H: 1 LOB: 2 BB: 1 P: 23	R: 0 E: 0 K: 1 S: 11	H: 0 LOB: 1 BB: 1 P: 19	R: 2 E: 0 K: 0 S: 18	H: 3 LOB: 3 BB: 2 P: 33	R: 3 E: 0 K: 1 S: 14	H: 3 LOB: 0 BB: 0 P: 21	R: 1 E: 1 K: 0 S: 11	H: 1 LOB: 1 BB: 1 P: 20	R: 1 E: 0 K: 2 S: 11	H: 1 LOB: 0 BB: 0 P: 17	R: 0 E: 0 K: 1 S: 8	H: 0 LOB: 0 BB: 0 P: 9	R: 0 E: 0 K: 0 S: 6	H: 0 LOB: 0 BB: 0 P: 7	1B: 3 2B: 0 3B: 0 HR: 6	SF: 0 SAC: 0 DP: 1 HBP: 0	WP: 0 PB: 0 SB: 0 CS: 0	PA: 38							
<b>PITCHER</b>	IP	WLS	BF	H	R	ER	SO	BB	IBB	HBP	BLK	WP	HR	S	P	ERA	WHIP										
Kenny Rogers, L (1, 1) ERA: 3.64	4.0	L	24	8	1	1	1	2	1	0	0	0	1	21	35	4.50	1.000										
Jay Powell, R (5, 1) ERA: 3.38	2.0	L	8	1	1	1	2	1	0	0	0	0	1	21	35	4.50	1.000										
Erasm Ramirez, L (7, 1) ERA: 3.26	2.0		6	0	0	0	1	0	0	0	0	0	0	14	16	0.00	0.000										

Texas Rangers @ New York Yankees  
Yankee Stadium, Bronx, NY

livebaseballscores.com



AB 35  
R 6  
H 9  
RBI 5  
BB 2  
SO 6  
LOB 9

Texas Rangers @ New York Yankees  
Yankee Stadium, Bronx, NY

livebaseballscores.com

AB 33  
R 7  
H 9  
RBI 7  
BB 5  
SO 6  
LOB 11





Batter	1	2	3	4	5	6	7	8	9	AB	R	H	RBI	BB	SO	LOB	TOP									
10 Michael Young, R OBP: 0.365, SLG: 0.515	F9		F8		F8		K		9 2B	5	1	1	0	0	1	1										
9 Hank Blalock, L OBP: 0.355, SLG: 0.550	K			F8	F7		K		1B	5	0	1	1	0	2	1										
Alfonso Soriano, R OBP: 0.324, SLG: 0.430	F8			2B		P4		G5-3	IBB	4	1	1	0	1	0	0										
Brad Fuller, L OBP: 0.299, SLG: 0.425		HR		23 1B		23 HR		23 1B	P5	4	4	3	2	1	0	2										
23 Mark Teixeira, S OBP: 0.359, SLG: 0.492	G4-3			G6-4-3		1B		E7	BB	4	1	3	3	0	0	0										
Laynce Nix, L OBP: 0.351, SLG: 0.616	P2			G6-4-3		HR		G6-3		4	0	1	0	0	0	2										
Eric Young Sr., R OBP: 0.402, SLG: 0.355	F8			1B		F9		G5-3		4	1	1	0	0	0	2										
Gary Matthews, S OBP: 0.313, SLG: 0.346			F9		F9				K	4	0	1	0	0	1	1										
Rod Barajas, R OBP: 0.299, SLG: 0.627			K		SF8		F7		F8	3	0	0	1	0	1	0										
<b>Inning Stats</b>	R: 0 H: 0 E: 0 K: 1 S: 7	H: 0 LOB: 0 BB: 0 P: 11	R: 1 H: 1 E: 0 K: 0 S: 10	LOB: 0 BB: 0 P: 18	R: 0 H: 0 E: 0 K: 1 S: 7	LOB: 0 BB: 0 P: 10	R: 2 H: 3 E: 0 K: 0 S: 12	H: 3 LOB: 0 BB: 0 P: 19	R: 1 H: 2 E: 0 K: 0 S: 10	H: 2 LOB: 1 BB: 0 P: 16	R: 2 H: 3 E: 0 K: 0 S: 17	H: 3 LOB: 0 BB: 0 P: 24	R: 0 H: 0 E: 0 K: 2 S: 7	H: 0 LOB: 0 BB: 0 P: 10	R: 1 H: 1 E: 0 K: 0 S: 10	H: 1 LOB: 1 BB: 1 P: 20	R: 1 H: 2 E: 0 K: 1 S: 16	H: 2 LOB: 2 BB: 1 P: 26	1B: 7 2B: 2 3B: 1 HR: 2	SF: 1 SAC: 0 DP: 1 HBP: 0	WP: 0 PB: 0 SB: 0 CS: 0	PA: 40				
<b>PITCHER</b>	IP	WLS	BF	H	R	ER	SO	BB	IBB	HBP	BLK	WP	HR	S	P	ERA	WHIP									
Jon Lieber, R ERA: 5.01	(1, 1)	6.0	L	26	9	6	6	2	0	0	0	0	0	2	63	98	9.00	1.500								
Felix Heredia, L ERA: 9.0	(7, 1)	1.2		7	1	1	0	2	1	0	0	0	0	0	14	24	0.00	1.200								
Bret Prinz, R ERA:	(8, 1)	0.1		1	0	0	0	2	0	0	0	0	0	0	3	6	0.00	0.000								
Gabe White, L ERA: 6.63	(9, 1)	1.0		6	2	1	1	1	0	1	0	0	0	0	16	26	9.00	2.000								

Texas Rangers @ New York Yankees  
Yankee Stadium, Bronx, NY  
Sat Jun 05 2004, 4:05 PM EDT  
Att: 51,910 - Unknown - 60 F

AB	37
R	8
H	12
RBI	7
BB	2
SO	5
LOB	9



Batter	1	2	3	4	5	6	7	8	9	AB	R	H	RBI	BB	SO	LOB	BOTTOM									
Miguel Cairo, R OBP: 0.316, SLG: 0.377	G5-3		G6-3			13 BB		G4-3		4	0	1	0	0	0	0										
Bernie Williams, S OBP: 0.324, SLG: 0.370	K		F7			K		P4		4	0	0	0	0	2	1										
13 Alex Rodriguez, R OBP: 0.397, SLG: 0.545	2B			F8		BB		G5-3		3	0	1	0	1	0	0										
Gary Sheffield, R OBP: 0.408, SLG: 0.480	2B			P6		L7		1B		4	0	2	0	0	0	2										
20 Jorge Posada, S OBP: 0.422, SLG: 0.571	K			G3		F7		P5		4	0	0	0	0	1	5										
55 Hideki Matsui, L OBP: 0.418, SLG: 0.531	F8				G6-3		L8		F9	4	0	0	0	0	0	1										
Ruben Sierra, S OBP: 0.346, SLG: 0.530	G4-3				HR		P4			3	1	1	1	0	0	0										
Tony Clark, S OBP: 0.360, SLG: 0.429	K				G6-3		K			3	0	1	0	0	2	0										
Homer Bush, R			G5-3		G6-3			G4-3		3	0	0	0	0	0	1										
<b>Inning Stats</b>	R: 0 H: 2 E: 0 K: 2 S: 14	H: 0 LOB: 2 BB: 0 P: 20	R: 0 H: 0 E: 0 K: 1 S: 8	LOB: 0 BB: 0 P: 11	R: 0 H: 0 E: 0 K: 0 S: 4	LOB: 0 BB: 0 P: 6	R: 0 H: 0 E: 0 K: 0 S: 7	H: 0 LOB: 0 BB: 0 P: 11	R: 1 H: 2 E: 0 K: 0 S: 10	H: 2 LOB: 0 BB: 0 P: 14	R: 0 H: 1 E: 0 K: 1 S: 8	H: 1 LOB: 2 BB: 1 P: 15	R: 0 H: 0 E: 0 K: 1 S: 7	H: 0 LOB: 0 BB: 0 P: 9	R: 0 H: 0 E: 0 K: 0 S: 9	H: 0 LOB: 0 BB: 0 P: 15	R: 0 H: 1 E: 0 K: 0 S: 9	H: 1 LOB: 1 BB: 0 P: 12	1B: 4 2B: 1 3B: 0 HR: 1	SF: 0 SAC: 0 DP: 1 HBP: 0	WP: 0 PB: 0 SB: 0 CS: 0	PA: 33				
<b>PITCHER</b>	IP	WLS	BF	H	R	ER	SO	BB	IBB	HBP	BLK	WP	HR	S	P	ERA	WHIP									
Juan Dominguez, R ERA: 2.63	(1, 1)	8.0	W	29	5	1	1	5	1	0	0	0	0	1	67	101	1.12	0.750								
Carlos Almanzar, R ERA: 2.63	(9, 1)	1.0		4	1	0	0	0	0	0	0	0	0	9	12	0.00	1.000									

Texas Rangers @ New York Yankees  
Yankee Stadium, Bronx, NY  
Sat Jun 05 2004, 4:05 PM EDT  
Att: 51,910 - Unknown - 60 F

AB	32
R	1
H	6
RBI	1
BB	1
SO	5
LOB	10





Batter	1	2	3	4	5	6	7	8	9	AB	R	H	RBI	BB	SO	LOB	TOP			
10 Michael Young, R OBP: 0.359, SLG: 0.506	1-1 F8			2-3 K			1-0 G6-3		0-0 G6-3	4	0	0	1	0	1	0				
9 Hank Blalock, L OBP: 0.349, SLG: 0.541	2-2 G1-3			2-2 G3-1			1-3 K		1-3 K	4	0	0	0	0	2	0				
Alfonso Soriano, R OBP: 0.326, SLG: 0.431	0-3 K			0-0 P4			1-2 1B		1-0 1B	4	0	2	0	0	1	0				
Brad Fuller, L OBP: 0.298, SLG: 0.420 Gary Matthews, S OBP: 0.313, SLG: 0.346		2-1 G3			0-0 G1-3		1-3 K		0-0 1B	4	0	1	0	0	1	1				
23 Mark Teixeira, S OBP: 0.350, SLG: 0.478		1-0 G4-3			1-3 K			1-3 K	2-2 G1-3	4	0	0	0	0	2	2				
Laynce Nix, L OBP: 0.350, SLG: 0.617		2-3 K			0-3 K			2-2 2B		3	0	1	0	0	2	0				
Herbert Perry, R OBP: 0.300, SLG: 0.396			0-3 K			2-2 G5-3		2-1 G5-3		3	0	0	0	0	1	1				
Eric Young Sr., R OBP: 0.300, SLG: 0.354			1-0 1B			1-1 G6-3		1-0 G5-3		3	0	1	0	0	0	1				
Rod Barajas, R OBP: 0.300, SLG: 0.640			2-3 K			0-1 F8			1-2 10 G6-3	3	1	1	0	0	1	1				
<b>Inning Stats</b>	R: 0 E: 0 K: 1 S: 8	H: 0 LOB: 0 BB: 0 P: 11	R: 0 E: 0 K: 1 S: 6	H: 0 LOB: 0 BB: 0 P: 11	R: 0 E: 0 K: 2 S: 8	H: 1 LOB: 1 BB: 0 P: 11	R: 0 E: 0 K: 1 S: 7	H: 0 LOB: 0 BB: 0 P: 11	R: 0 E: 0 K: 2 S: 8	H: 0 LOB: 0 BB: 0 P: 10	R: 0 E: 0 K: 2 S: 13	H: 1 LOB: 1 BB: 0 P: 16	R: 0 E: 0 K: 1 S: 9	H: 1 LOB: 1 BB: 0 P: 15	R: 1 E: 0 K: 1 S: 12	H: 3 LOB: 2 BB: 0 P: 17	1B: 4 2B: 2 3B: 1 HR: 0	SF: 0 SAC: 0 DP: 1 HBP: 0	WP: 0 PB: 0 SB: 0 CS: 1	PA: 32
<b>PITCHER</b>	IP	WLS	BF	H	R	ER	SO	BB	IBB	HBP	BLK	WP	HR	S	P	ERA	WHIP			
35 Mike Mussina, R ERA: 4.59	8.0	W	27	4	1	1	10	0	0	0	0	0	0	69	98	1.12	0.500			
42 Mariano Rivera, R ERA: 1.1	1.0	S	5	2	0	0	1	0	0	0	0	0	0	9	13	0.00	2.000			

Texas Rangers @ New York Yankees  
Yankee Stadium, Bronx, NY  
Sun Jun 06 2004, 1:05 PM EDT  
Att: 54,092 - Unknown - 58 F

AB 32  
R 1  
H 6  
RBI 1  
BB 0  
SO 11  
LOB 6



Batter	1	2	3	4	5	6	7	8	9	AB	R	H	RBI	BB	SO	LOB	BOTTOM			
Bernie Williams, S OBP: 0.332, SLG: 0.394	2-0 1B			0-0 HR		2-2 1B	0-0 G4-3			4	1	3	1	0	0	2				
55 Hideki Matsui, L OBP: 0.411, SLG: 0.520	1-1 G4-6-3			1-0 G1-3		0-0 F7		3-1 F7		4	0	0	0	0	0	2				
13 Alex Rodriguez, R OBP: 0.398, SLG: 0.545	3-2 F9			0-2 1B		1-0 25 BB	1-2 25 G3	1-0 G1-3		4	0	2	0	0	0	0				
25 Jason Giambi, L OBP: 0.403, SLG: 0.554		0-0 F7		2-3 K		1-1 G3		0-1 HR		4	1	1	1	0	1	3				
20 Jorge Posada, S OBP: 0.418, SLG: 0.560		1-0 G3		4-1 1B		1-0 G1-3		1-3 K		3	0	0	0	1	1	2				
Ruben Sierra, S OBP: 0.338, SLG: 0.517		0-3 K		0-0 G4-3			1-0 G3			3	0	0	0	0	1	2				
Tony Clark, S OBP: 0.360, SLG: 0.436			1-3 K		1-1 G4-3		0-0 2B			3	0	1	0	0	1	0				
Miguel Cairo, R OBP: 0.304, SLG: 0.361			1-1 F8		0-0 G5-3		1-2 G6-3			3	0	0	0	0	0	1				
Homer Bush, R			0-2 G5-3		1-3 K		3-2 HBP			2	0	0	0	0	1	0				
<b>Inning Stats</b>	R: 0 E: 0 K: 0 S: 6	H: 1 LOB: 0 BB: 0 P: 12	R: 0 E: 0 K: 1 S: 6	H: 0 LOB: 0 BB: 0 P: 7	R: 0 E: 0 K: 1 S: 8	H: 0 LOB: 0 BB: 0 P: 10	R: 1 E: 0 K: 1 S: 10	H: 2 LOB: 2 BB: 1 P: 17	R: 0 E: 0 K: 1 S: 6	H: 0 LOB: 0 BB: 0 P: 8	R: 0 E: 0 K: 0 S: 8	H: 2 LOB: 2 BB: 0 P: 13	R: 0 E: 0 K: 0 S: 9	H: 1 LOB: 2 BB: 0 P: 14	R: 1 E: 0 K: 1 S: 8	H: 1 LOB: 0 BB: 0 P: 13	1B: 4 2B: 1 3B: 0 HR: 2	SF: 0 SAC: 0 DP: 1 HBP: 1	WP: 0 PB: 0 SB: 0 CS: 0	PA: 32
<b>PITCHER</b>	IP	WLS	BF	H	R	ER	SO	BB	IBB	HBP	BLK	WP	HR	S	P	ERA	WHIP			
Ryan Drese, R ERA: 3.97	8.0	L	32	7	2	2	5	1	0	1	0	0	2	61	94	2.25	1.000			

Texas Rangers @ New York Yankees  
Yankee Stadium, Bronx, NY  
Sun Jun 06 2004, 1:05 PM EDT  
Att: 54,092 - Unknown - 58 F

AB 30  
R 2  
H 7  
RBI 2  
BB 1  
SO 5  
LOB 12










Batter	1	2	3	4	5	6	7	8	9	AB	R	H	RBI	BB	SO	LOB	TOP			
18 Jason Kendall, R OBP: 0.390, SLG: 0.364	L3		SF8 1B			FC6-4 1B		CS 1B		4	2	3	0	0	0	0	Pittsburgh Pirates @ Texas Rangers The Ballpark at Arlington, Arlington, TX Thu Jun 10 2004, 5:05 PM EDT Unknown - 86 F			
2 Jack Wilson, R OBP: 0.355, SLG: 0.487	1B		HBP 1B		FC6-4 1B	E6 1B SF9		G4-3 2B		5	2	3	1	0	0	4				
Daryle Ward, L OBP: 0.354, SLG: 0.588	P5		SF8		FC6-4 1B			G4-3		4	0	2	4	0	0	2				
Craig Wilson, R OBP: 0.424, SLG: 0.626	G6-3		HBP 1B		FC6-4 1B	SF9		G5-3		2	0	0	1	1	0	2				
Rob Mackowiak, L OBP: 0.325, SLG: 0.492		K	P5		FC6-4 WP	K				5	0	0	1	0	3	5				
Jason Bay, R OBP: 0.329, SLG: 0.479				K						4	0	0	0	0	4	2				
Tike Redman, L OBP: 0.266, SLG: 0.319					K					1	0	0	0	0	1	0				
Randall Simon, L OBP: 0.284, SLG: 0.265										5	1	3	0	0	0	0				
Bobby Hill, S OBP: 0.359, SLG: 0.350										3	1	1	0	1	1	1				
Chris Stynes, R OBP: 0.252, SLG: 0.274										0	0	0	0	0	0	0				
Abraham Nunez, S OBP: 0.296, SLG: 0.382										1	0	0	0	0	0	1				
Jose Castillo, R OBP: 0.313, SLG: 0.347										3	1	1	0	0	2	1				
<b>Inning Stats</b>	R: 0 E: 0 K: 0 S: 10	H: 1 LOB: 1 BB: 0 P: 13	R: 0 E: 0 K: 2 S: 13	H: 1 LOB: 1 BB: 0 P: 20	R: 1 E: 0 K: 1 S: 12	H: 2 LOB: 2 BB: 0 P: 21	R: 0 E: 0 K: 2 S: 9	H: 0 LOB: 0 BB: 0 P: 15	R: 2 E: 0 K: 1 S: 16	H: 3 LOB: 2 BB: 1 P: 29	R: 4 E: 1 K: 1 S: 21	H: 3 LOB: 1 BB: 0 P: 25	R: 0 E: 0 K: 2 S: 11	H: 2 LOB: 1 BB: 0 P: 15	R: 0 E: 0 K: 2 S: 16	H: 1 LOB: 1 BB: 0 P: 21	1B: 12 2B: 1 3B: 0 HR: 0	SF: 2 SAC: 1 DP: 0 HBP: 2	WP: 1 PB: 0 SB: 0 CS: 1	PA: 44
<b>PITCHER</b>	IP WLS BF H R ER SO BB IBB HBP BLK WP HR S P ERA WHIP	IP WLS BF H R ER SO BB IBB HBP BLK WP HR S P ERA WHIP	IP WLS BF H R ER SO BB IBB HBP BLK WP HR S P ERA WHIP	IP WLS BF H R ER SO BB IBB HBP BLK WP HR S P ERA WHIP	IP WLS BF H R ER SO BB IBB HBP BLK WP HR S P ERA WHIP	IP WLS BF H R ER SO BB IBB HBP BLK WP HR S P ERA WHIP	IP WLS BF H R ER SO BB IBB HBP BLK WP HR S P ERA WHIP	IP WLS BF H R ER SO BB IBB HBP BLK WP HR S P ERA WHIP	IP WLS BF H R ER SO BB IBB HBP BLK WP HR S P ERA WHIP	IP WLS BF H R ER SO BB IBB HBP BLK WP HR S P ERA WHIP	IP WLS BF H R ER SO BB IBB HBP BLK WP HR S P ERA WHIP	IP WLS BF H R ER SO BB IBB HBP BLK WP HR S P ERA WHIP	IP WLS BF H R ER SO BB IBB HBP BLK WP HR S P ERA WHIP	IP WLS BF H R ER SO BB IBB HBP BLK WP HR S P ERA WHIP	IP WLS BF H R ER SO BB IBB HBP BLK WP HR S P ERA WHIP	IP WLS BF H R ER SO BB IBB HBP BLK WP HR S P ERA WHIP	IP WLS BF H R ER SO BB IBB HBP BLK WP HR S P ERA WHIP			
53 Joaquin Benoit, R ERA: 3.86	4.1 1.0 1.2 1.0 1.0 1.0	22 8 6 4 4	7 3 0 4 2	3 4 0 0 0	3 2 0 0 0	5 3 1 0 0	1 0 0 0 0	0 0 0 0 0	0 1 0 0 0	56 18 24 16 15	91 24 24 15 21	6.23 18.00 0.00 0.00 0.00	1.846 3.000 0.600 2.000 1.000							
50 Frank Francisco, R ERA: 3.97	1.0 1.0 1.0	W H S	6 4 4	0 2 1	0 0 0	3 0 2	1 0 0	0 0 0	0 0 0	0 0 0	0 0 0	0 0 0	0 0 0							
Francisco Cordero, R ERA: 1.82	1.0	S	4	1	0	2	0	0	0	0	0	0	0							

Batter	1	2	3	4	5	6	7	8	9	AB	R	H	RBI	BB	SO	LOB	BOTTOM			
Eric Young Sr., R OBP: 0.410, SLG: 0.357	G6-4-3 10 BB BB		10 HR BB		K					2	2	1	0	2	1	0	Pittsburgh Pirates @ Texas Rangers The Ballpark at Arlington, Arlington, TX Thu Jun 10 2004, 5:05 PM EDT Unknown - 86 F			
10 Michael Young, R OBP: 0.388, SLG: 0.516	G6-4-3 1-2 BB		HR		23 S BB					2	1	1	2	2	0	2				
Alfonso Soriano, R OBP: 0.335, SLG: 0.435	G6-4-3 1-2 2-3		K		K					3	1	0	0	1	2	3				
23 Mark Teixeira, S OBP: 0.343, SLG: 0.479	K				P4					3	1	0	1	0	1	3				
Herbert Perry, R OBP: 0.308, SLG: 0.426										3	2	1	2	0	1	1				
9 Hank Blalock, L OBP: 0.351, SLG: 0.530										4	0	0	0	0	3	3				
Chad Allen, R OBP: 0.318, SLG: 0.409										3	0	0	0	0	3	2				
Laynce Nix, L OBP: 0.350, SLG: 0.602										1	0	0	0	0	0	0				
Gary Matthews, S OBP: 0.341, SLG: 0.441										4	1	2	3	0	2	0				
Rod Barajas, R OBP: 0.283, SLG: 0.589										4	1	0	0	0	0	1				
<b>Inning Stats</b>	R: 0 E: 0 K: 1 S: 7	H: 0 LOB: 1 BB: 2 P: 17	R: 0 E: 0 K: 3 S: 11	H: 0 LOB: 0 BB: 0 P: 15	R: 2 E: 0 K: 2 S: 11	H: 1 LOB: 1 BB: 1 P: 23	R: 3 E: 0 K: 2 S: 14	H: 1 LOB: 0 BB: 0 P: 20	R: 0 E: 0 K: 2 S: 11	H: 0 LOB: 1 BB: 1 P: 21	R: 1 E: 0 K: 2 S: 9	H: 1 LOB: 0 BB: 0 P: 12	R: 3 E: 2 K: 1 S: 14	H: 1 LOB: 1 BB: 1 P: 26	R: 0 E: 0 K: 0 S: 7	H: 1 LOB: 0 BB: 0 P: 9	1B: 2 2B: 0 3B: 0 HR: 3	SF: 0 SAC: 0 DP: 2 HBP: 2	WP: 1 PB: 0 SB: 2 CS: 0	PA: 36
<b>PITCHER</b>	IP WLS BF H R ER SO BB IBB HBP BLK WP HR S P ERA WHIP	IP WLS BF H R ER SO BB IBB HBP BLK WP HR S P ERA WHIP	IP WLS BF H R ER SO BB IBB HBP BLK WP HR S P ERA WHIP	IP WLS BF H R ER SO BB IBB HBP BLK WP HR S P ERA WHIP	IP WLS BF H R ER SO BB IBB HBP BLK WP HR S P ERA WHIP	IP WLS BF H R ER SO BB IBB HBP BLK WP HR S P ERA WHIP	IP WLS BF H R ER SO BB IBB HBP BLK WP HR S P ERA WHIP	IP WLS BF H R ER SO BB IBB HBP BLK WP HR S P ERA WHIP	IP WLS BF H R ER SO BB IBB HBP BLK WP HR S P ERA WHIP	IP WLS BF H R ER SO BB IBB HBP BLK WP HR S P ERA WHIP	IP WLS BF H R ER SO BB IBB HBP BLK WP HR S P ERA WHIP	IP WLS BF H R ER SO BB IBB HBP BLK WP HR S P ERA WHIP	IP WLS BF H R ER SO BB IBB HBP BLK WP HR S P ERA WHIP	IP WLS BF H R ER SO BB IBB HBP BLK WP HR S P ERA WHIP	IP WLS BF H R ER SO BB IBB HBP BLK WP HR S P ERA WHIP	IP WLS BF H R ER SO BB IBB HBP BLK WP HR S P ERA WHIP	IP WLS BF H R ER SO BB IBB HBP BLK WP HR S P ERA WHIP			
Oliver Pérez, L ERA: 3.74	6.0 0.1 0.2 1.0	L B	4 3 3	1 3 0	0 0 0	0 1 0	0 0 0	0 0 0	0 0 0	0 0 0	0 0 0	0 0 0	0 0 0							
34 John Grabow, L ERA: 2.92	1.0		3	1	0	0	0	0	0	0	0	0	0							
Mark Corey, R ERA: 5.14	1.0		3	1	0	0	0	0	0	0	0	0	0							





Batter	1	2	3	4	5	6	7	8	9	AB	R	H	RBI	BB	SO	LOB	TOP								
18 Jason Kendall, R OBP: 0.401, SLG: 0.386 Jose Castillo, R OBP: 0.311, SLG: 0.344										4	1	4	1	0	0	0									
Tike Redman, L OBP: 0.292, SLG: 0.314										3	0	0	0	0	0	5									
2 Jack Wilson, R OBP: 0.354, SLG: 0.496 Jason Bay, R OBP: 0.329, SLG: 0.479										4	1	1	3	0	0	4									
Craig Wilson, R OBP: 0.417, SLG: 0.614										4	0	0	0	0	3	3									
Ruben Mateo, R OBP: 0.368, SLG: 0.400										4	0	1	0	0	1	0									
Randall Simon, L OBP: 0.282, SLG: 0.264										4	0	1	0	0	1	1									
Chris Stynes, R OBP: 0.244, SLG: 0.265										4	0	0	0	0	1	2									
Daryle Ward, L OBP: 0.359, SLG: 0.594										4	2	2	0	0	1	1									
Abraham Nunez, S OBP: 0.293, SLG: 0.375										4	0	1	0	0	0	2									
<b>Inning Stats</b>	R: 2 E: 0 K: 1 S: 14	H: 2 LOB: 0 BB: 0 P: 23	R: 0 E: 0 K: 2 S: 10	H: 1 LOB: 1 BB: 0 P: 12	R: 0 E: 0 K: 0 S: 7	H: 1 LOB: 1 BB: 0 P: 9	R: 0 E: 0 K: 1 S: 9	H: 0 LOB: 0 BB: 0 P: 12	R: 1 E: 0 K: 1 S: 15	H: 3 LOB: 2 BB: 0 P: 21	R: 0 E: 0 K: 1 S: 5	H: 0 LOB: 0 BB: 0 P: 9	R: 1 E: 0 K: 0 S: 11	H: 2 LOB: 1 BB: 0 P: 17	R: 0 E: 0 K: 1 S: 9	H: 1 LOB: 1 BB: 0 P: 12	R: 0 E: 0 K: 0 S: 6	H: 0 LOB: 0 BB: 0 P: 8	1B: 6 2B: 3 HR: 1	SF: 0 SAC: 1 DP: 0 HBP: 0	WP: 0 PB: 0 SB: 0 CS: 0	PA: 37			
<b>PITCHER</b>	IP	WLS	BF	H	R	ER	SO	BB	IBB	HBP	BLK	WP	HR	S	P	ERA	WHIP								
Kenny Rogers, L ERA: 3.76	7.0	W	30	9	4	4	6	0	0	0	0	0	1	71	103	5.14	1.286								
Doug Brocail, R ERA: 15.75	1.0		4	1	0	0	1	0	0	0	0	0	0	9	12	0.00	1.000								
Brian Shouse, L ERA: 3.18	1.0		3	0	0	0	0	0	0	0	0	0	0	6	8	0.00	0.000								

Pittsburgh Pirates @ Texas Rangers  
The Ballpark at Arlington, Arlington, TX  
Thu Jun 10 2004, 5:10 PM EDT  
Att: 27,219 - Cloudy - 84 F


AB 36  
R 4  
H 10  
RBI 4  
BB 0  
SO 7  
LOB 18



Batter	1	2	3	4	5	6	7	8	9	AB	R	H	RBI	BB	SO	LOB	BOTTOM								
10 Michael Young, R OBP: 0.373, SLG: 0.516										4	2	2	0	0	0	1									
9 Hank Blalock, L OBP: 0.360, SLG: 0.540										5	2	4	0	0	0	1									
Alfonso Soriano, R OBP: 0.332, SLG: 0.430										5	1	1	1	0	1	4									
Brad Fullmer, L OBP: 0.299, SLG: 0.443										4	2	2	4	0	0	3									
23 Mark Teixeira, S OBP: 0.341, SLG: 0.493										4	1	1	3	0	1	1									
David Dellucci, L OBP: 0.376, SLG: 0.514										4	0	0	1	0	0	0									
Gary Matthews, S OBP: 0.378, SLG: 0.486										3	0	2	0	1	0	0									
Laynce Nix, L OBP: 0.340, SLG: 0.584										4	0	0	0	0	0	3									
Ken Huckaby, R OBP: 0.267, SLG: 0.154										3	2	1	0	1	0	0									
<b>Inning Stats</b>	R: 0 E: 0 K: 0 S: 6	H: 1 LOB: 0 BB: 0 P: 8	R: 1 E: 0 K: 0 S: 14	H: 2 LOB: 1 BB: 0 P: 25	R: 4 E: 1 K: 1 S: 15	H: 3 LOB: 0 BB: 0 P: 23	R: 0 E: 0 K: 0 S: 6	H: 0 LOB: 0 BB: 0 P: 8	R: 4 E: 0 K: 0 S: 13	H: 4 LOB: 1 BB: 1 P: 17	R: 1 E: 0 K: 0 S: 11	H: 1 LOB: 1 BB: 1 P: 21	R: 0 E: 0 K: 1 S: 12	H: 1 LOB: 1 BB: 0 P: 16	R: 0 E: 0 K: 0 S: 7	H: 1 LOB: 1 BB: 0 P: 9	1B: 8 2B: 3 3B: 0 HR: 2	SF: 0 SAC: 0 DP: 1 HBP: 1	WP: 0 PB: 0 SB: 0 CS: 0	PA: 39					
<b>PITCHER</b>	IP	WLS	BF	H	R	ER	SO	BB	IBB	HBP	BLK	WP	HR	S	P	ERA	WHIP								
Josh Fogg, R ERA: 5.83	4.0	L	21	9	8	8	1	0	0	0	0	0	1	46	69	18.00	2.250								
37 Mike Johnston, L ERA: 3.6	2.0		10	2	2	2	0	2	0	0	0	0	0	19	33	9.00	2.000								
Michael Gonzalez, L ERA:	1.0		4	1	0	0	1	0	0	0	0	0	0	12	16	0.00	1.000								
Jose Mesa, R ERA: 1.11	1.0		4	1	0	0	0	0	0	0	0	0	0	7	9	0.00	1.000								

Pittsburgh Pirates @ Texas Rangers  
The Ballpark at Arlington, Arlington, TX  
Thu Jun 10 2004, 5:10 PM EDT  
Att: 27,219 - Cloudy - 84 F

AB 36  
R 10  
H 13  
RBI 9  
BB 2  
SO 2  
LOB 13









Batter	1	2	3	4	5	6	7	8	9	AB	R	H	RBI	BB	SO	LOB	TOP					
Tony Womack, L (1,4) OBP: 0.335, SLG: 0.408	B5-3		F7			F7		G4-3		4	0	0	0	0	0	1						
Marlon Anderson, L (1,7) OBP: 0.315, SLG: 0.471	G3			G1-3				K		4	1	1	1	0	1	0						
5 Albert Pujols, R (1,10) OBP: 0.415, SLG: 0.633	G6-3			G4-3					G6-3	4	0	0	0	0	0	0						
27 Scott Rolen, R (1,5) OBP: 0.418, SLG: 0.639				K					G5-3	4	0	1	0	0	1	0						
15 Jim Edmonds, L (1,8) OBP: 0.367, SLG: 0.541	G4-6-3								G5-3	3	1	1	0	1	0	1						
Edgar Renteria, R (1,6) OBP: 0.306, SLG: 0.376				K					G5-3	3	0	1	0	0	1	1						
Reggie Sanders, R (1,9) OBP: 0.292, SLG: 0.495				L3					G5-3	3	0	0	0	0	0	3						
4 Yadier Molina, R (1,2) OBP: 0.290, SLG: 0.192									G6-3	3	0	0	0	0	1	2						
John Mabry, L (1,3) OBP: 0.419, SLG: 0.537				L3					G3	3	0	1	0	0	0	0						
									G4-3													
<b>Inning Stats</b>	R: 0 E: 0 K: 0 S: 6	H: 0 LOB: 0 BB: 0 P: 9	R: 0 E: 0 K: 0 S: 10	H: 2 LOB: 1 BB: 0 P: 17	R: 0 E: 0 K: 0 S: 7	H: 0 LOB: 0 BB: 0 P: 9	R: 0 E: 0 K: 1 S: 9	H: 0 LOB: 1 BB: 1 P: 14	R: 0 E: 0 K: 2 S: 14	H: 0 LOB: 1 BB: 1 P: 23	R: 1 E: 0 K: 0 S: 6	H: 1 LOB: 0 BB: 0 P: 8	R: 1 E: 1 K: 0 S: 11	H: 1 LOB: 1 BB: 0 P: 14	R: 0 E: 0 K: 1 S: 11	H: 1 LOB: 0 BB: 0 P: 16	R: 0 E: 0 K: 0 S: 7	H: 0 LOB: 0 BB: 0 P: 9	1B: 2 2B: 2 3B: 0 HR: 1	SF: 0 SAC: 0 DP: 2 HBP: 0	WP: 0 PB: 0 SB: 0 CS: 0	PA: 32
<b>PITCHER</b>	IP	WLS	BF	H	R	ER	SO	BB	IBB	HBP	BLK	WP	HR	S	P	ERA	WHIP					
Ryan Drese, R (1,1) ERA: 3.72	7.0	W	26	4	2	1	3	1	0	0	0	0	1	63	94	1.29	0.714					
Brian Shouse, L (8,1) ERA: 2.7	1.0		3	1	0	0	1	0	0	0	0	0	0	11	16	0.00	1.000					
Carlos Almanzar, R (9,1) ERA: 2.64	1.0		3	0	0	0	0	0	0	0	0	0	0	7	9	0.00	0.000					

St. Louis Cardinals @ Texas Rangers  
The Ballpark at Arlington, Arlington, TX  
Sat Jun 12 2004, 8:05 PM EDT  
Att: 42,173 - Cloudy - 88 F

AB 31  
R 2  
H 5  
RBI 1  
BB 1  
SO 4  
LOB 8



Batter	1	2	3	4	5	6	7	8	9	AB	R	H	RBI	BB	SO	LOB	BOTTOM					
10 Michael Young, R (1,6) OBP: 0.377, SLG: 0.514	1B					F9		F8		4	2	2	0	1	0	0						
9 Hank Blalock, L (1,5) OBP: 0.383, SLG: 0.547	K									3	2	2	5	1	1	1						
Alfonso Soriano, R (1,4) OBP: 0.336, SLG: 0.443	1B									4	0	2	0	0	1	1						
Brad Fullmer, L (1,10) OBP: 0.303, SLG: 0.458	F9									4	0	1	1	0	0	2						
23 Mark Teixeira, S (1,3) OBP: 0.337, SLG: 0.487	L3									4	0	1	0	0	2	4						
Laynce Nix, L (1,8) OBP: 0.335, SLG: 0.583										4	0	0	0	0	2	3						
Kevin Mench, R (1,7) OBP: 0.321, SLG: 0.471	G6-3									4	0	0	0	0	0	3						
Gary Matthews, S (1,9) OBP: 0.367, SLG: 0.463	G6-3									4	1	1	0	0	0	0						
Rod Barajas, R (1,2) OBP: 0.290, SLG: 0.583										4	2	3	0	0	0	0						
<b>Inning Stats</b>	R: 0 E: 0 K: 1 S: 16	H: 2 LOB: 2 BB: 0 P: 25	R: 0 E: 0 K: 0 S: 6	H: 0 LOB: 0 BB: 0 P: 8	R: 3 E: 1 K: 2 S: 15	H: 4 LOB: 2 BB: 1 P: 27	R: 4 E: 0 K: 2 S: 15	H: 4 LOB: 0 BB: 0 P: 19	R: 0 E: 0 K: 0 S: 7	H: 0 LOB: 1 BB: 1 P: 15	R: 0 E: 0 K: 1 S: 16	H: 1 LOB: 1 BB: 0 P: 23	R: 0 E: 0 K: 0 S: 6	H: 1 LOB: 0 BB: 0 P: 7	1B: 9 2B: 2 3B: 0 HR: 1	SF: 0 SAC: 0 DP: 0 HBP: 0	WP: 0 PB: 1 SB: 0 CS: 0	PA: 37				
<b>PITCHER</b>	IP	WLS	BF	H	R	ER	SO	BB	IBB	HBP	BLK	WP	HR	S	P	ERA	WHIP					
29 Chris Carpenter, R (1,1) ERA: 3.97	5.2	L	28	10	7	7	5	1	0	0	0	0	0	62	96	11.12	1.941					
Ray King, L (6,1) ERA: 1.52	1.0		5	1	0	0	1	1	0	0	0	0	0	16	25	0.00	2.000					
Jason Simontacchi, R (7,1) ERA: 6.1	1.1		4	1	0	0	0	0	0	0	0	0	0	8	12	0.00	0.750					

St. Louis Cardinals @ Texas Rangers  
The Ballpark at Arlington, Arlington, TX  
Sat Jun 12 2004, 8:05 PM EDT  
Att: 42,173 - Cloudy - 88 F

AB 35  
R 7  
H 12  
RBI 6  
BB 2  
SO 6  
LOB 14













Batter	1	2	3	4	5	6	7	8	9	AB	R	H	RBI	BB	SO	LOB	TOP				
10 Michael Young, R OBP: 0.371, SLG: 0.515	2-1 1B	0-0 1B		2-2 P5			2-2 F8		1-1 HR	5	2	3	1	0	0	0					
9 Hank Blalock, L OBP: 0.357, SLG: 0.545	2-3 K	1-1 G4-3			1-2 G3		2-2 HR		1-1 L9	5	1	1	1	0	1	3					
Alfonso Soriano, R OBP: 0.338, SLG: 0.452	1-0 F9 2H 1B			1-0 S 1B 1B		2-2 F8	1-2 G5-3			4	1	2	1	0	0	0					
Brad Fuller, L OBP: 0.301, SLG: 0.451	2-2 F9		1 SAFE SAFE SAFE	0-0 F8	2-0 G3		1-0 G4-3			4	0	1	0	0	0	2					
50 Frank Francisco, R OBP: 0.371, SLG: 0.451										0	0	0	0	0	0	0					
Brian Shouse, L OBP: 0.371, SLG: 0.451										0	0	0	0	0	0	0					
Carlos Almanzar, R OBP: 0.371, SLG: 0.451										0	0	0	0	0	0	0					
23 Mark Teixeira, S OBP: 0.340, SLG: 0.476	4-0 BB		1 SAFE SAFE SAFE	1-1 F9	4-2 BB			0-1 G5-3		2	0	0	0	2	0	1					
David Dellucci, L OBP: 0.350, SLG: 0.471	0-3 K		1 SAFE	3-2 K	0-2 BB			1-2 F9		3	0	1	1	0	1	4					
Eric Young Sr., R OBP: 0.418, SLG: 0.367				1-H 1B						1	0	0	0	0	0	0					
Ken Huckaby, R OBP: 0.227, SLG: 0.150		1-2 G6-3		0-1 F9		1-1 L3 1B		0-3 K		4	0	1	0	0	1	1					
Jason Conti, L OBP: 0.301, SLG: 0.451		4-1 10 1B SH3-4 BB		1-3 K		0-0 L3		1-2 F7		2	0	0	0	1	1	1					
Kevin Mench, R OBP: 0.305, SLG: 0.444						1-1 L3				1	0	0	0	0	0	0					
Nick Bierbrodt, L OBP: 0.371, SLG: 0.451		1-1 SH3-4		3-3 K		1-3 K		1-2 G1-3		2	0	0	0	0	2	0					
32 Ron Mahay, L OBP: 0.371, SLG: 0.451										0	0	0	0	0	0	0					
Gary Matthews, S OBP: 0.379, SLG: 0.500		1-2								1	0	0	0	0	0	0					
<b>Inning Stats</b>	R: 1 E: 0 K: 2 S: 14	H: 2 LOB: 2 BB: 1 P: 25	R: 0 E: 0 K: 0 S: 9	H: 1 LOB: 2 BB: 1 P: 16	R: 1 E: 0 K: 0 S: 13	H: 2 LOB: 1 BB: 0 P: 18	R: 0 E: 0 K: 2 S: 11	H: 0 LOB: 0 BB: 0 P: 17	R: 0 E: 0 K: 1 S: 6	H: 1 LOB: 2 BB: 0 P: 8	R: 1 E: 0 K: 0 S: 11	H: 1 LOB: 0 BB: 0 P: 17	R: 0 E: 0 K: 1 S: 8	H: 0 LOB: 0 BB: 0 P: 9	R: 1 E: 0 K: 0 S: 10	H: 1 LOB: 0 BB: 0 P: 14	1B: 5 2B: 3 3B: 0 HR: 2	SF: 0 SAC: 1 DP: 1 HBP: 0	WP: 0 PB: 0 SB: 1 CS: 0	PA: 38	
<b>PITCHER</b>	IP WLS BF H R ER SO BB IBB HBP BLK WP HR S P ERA WHIP	IP WLS BF H R ER SO BB IBB HBP BLK WP HR S P ERA WHIP	IP WLS BF H R ER SO BB IBB HBP BLK WP HR S P ERA WHIP	IP WLS BF H R ER SO BB IBB HBP BLK WP HR S P ERA WHIP	IP WLS BF H R ER SO BB IBB HBP BLK WP HR S P ERA WHIP	IP WLS BF H R ER SO BB IBB HBP BLK WP HR S P ERA WHIP	IP WLS BF H R ER SO BB IBB HBP BLK WP HR S P ERA WHIP	IP WLS BF H R ER SO BB IBB HBP BLK WP HR S P ERA WHIP	IP WLS BF H R ER SO BB IBB HBP BLK WP HR S P ERA WHIP	IP WLS BF H R ER SO BB IBB HBP BLK WP HR S P ERA WHIP	IP WLS BF H R ER SO BB IBB HBP BLK WP HR S P ERA WHIP	IP WLS BF H R ER SO BB IBB HBP BLK WP HR S P ERA WHIP	IP WLS BF H R ER SO BB IBB HBP BLK WP HR S P ERA WHIP	IP WLS BF H R ER SO BB IBB HBP BLK WP HR S P ERA WHIP	IP WLS BF H R ER SO BB IBB HBP BLK WP HR S P ERA WHIP	IP WLS BF H R ER SO BB IBB HBP BLK WP HR S P ERA WHIP	IP WLS BF H R ER SO BB IBB HBP BLK WP HR S P ERA WHIP	IP WLS BF H R ER SO BB IBB HBP BLK WP HR S P ERA WHIP	IP WLS BF H R ER SO BB IBB HBP BLK WP HR S P ERA WHIP	IP WLS BF H R ER SO BB IBB HBP BLK WP HR S P ERA WHIP	IP WLS BF H R ER SO BB IBB HBP BLK WP HR S P ERA WHIP

**Texas Rangers @ Cincinnati Reds**  
Great American Ball Park, Cincinnati, OH  
Wed Jun 16 2004, 7:10 PM EDT  
Att: 39,114 - Sunny - 84 F

AB 34  
R 4  
H 9  
RBI 4  
BB 3  
SO 6  
LOB 12



Batter	1	2	3	4	5	6	7	8	9	AB	R	H	RBI	BB	SO	LOB	BOTTOM				
6 Ryan Freel, R OBP: 0.367, SLG: 0.347	4-2 BB		1-0 F8		0-0 SH1-4		0-0 F9	2-2 1B 2B		3	1	1	2	1	0	0					
Barry Larkin, R OBP: 0.341, SLG: 0.421	1-1 G6-4-3		4-1 BB		1-1 SF7		4-1 1B BB	0-2 G3-6-3 1B		2	0	1	3	2	0	1					
Ken Griffey Jr., L OBP: 0.369, SLG: 0.563	3-0 F8		1-1 P5		1-1 BB		1-2 1B	2-2 G3-6-3 1B		4	0	1	0	1	0	2					
Adam Dunn, L OBP: 0.423, SLG: 0.584		1-1 HR		1-1 F7	0-1 P6		2-0 P2			4	1	1	1	0	0	4					
Wily Mo Peña, R OBP: 0.333, SLG: 0.495		4-0 BB		1-2 S 1B		0-0 1B		0-3 K		3	0	2	0	1	1	2					
Phil Norton, R OBP: 0.379, SLG: 0.500										0	0	0	0	0	0	0					
Jason LaRue, R OBP: 0.339, SLG: 0.392		1-1 G6-4-3		0-3 K	1-2 K		0-3 K	3-2 F9		4	0	0	0	0	2	3					
Brandon Larson, R OBP: 0.304, SLG: 0.333		0-2 K		2-3 K		1 SAFE SAFE SAFE	1-3 SAFE SAFE SAFE	1-0 FC1 BB 1B		3	0	0	0	0	3	2					
John Riedling, R OBP: 0.371, SLG: 0.451										0	0	0	0	0	0	0					
Jermaine Clark, L OBP: 0.375, SLG: 0.286										1	1	1	0	0	0	0					
Tim Hummel, R OBP: 0.308, SLG: 0.396			0-1 HR		2-2 SH1-4 HBP SF7 1B		0-2 1B	4-2 FC1 BB 1B		3	3	3	1	1	0	0					
Paul Wilson, R OBP: 0.231, SLG: 0.208			0-3 K		3-0 SH1-4 HBP		0-0 P4	2-2 FC1 BB 1B		1	0	0	0	0	1	0					
Sean Casey, L OBP: 0.409, SLG: 0.616								1-2 2-3 1B		2	1	0	0	0	0	4					
<b>Inning Stats</b>	R: 0 E: 0 K: 0 S: 5	H: 0 LOB: 0 BB: 1 P: 13	R: 1 E: 0 K: 1 S: 7	H: 1 LOB: 1 BB: 1 P: 13	R: 1 E: 0 K: 1 S: 9	H: 1 LOB: 1 BB: 1 P: 15	R: 0 E: 0 K: 2 S: 12	H: 1 LOB: 0 BB: 0 P: 16	R: 1 E: 0 K: 0 S: 10	H: 2 LOB: 2 BB: 1 P: 20	R: 0 E: 0 K: 1 S: 9	H: 1 LOB: 1 BB: 1 P: 16	R: 0 E: 0 K: 1 S: 20	H: 3 LOB: 0 BB: 1 P: 34	R: 4 E: 0 K: 0 S: 20	H: 3 LOB: 0 BB: 1 P: 34	1B: 7 2B: 1 3B: 0 HR: 2	SF: 1 SAC: 1 DP: 3 HBP: 1	WP: 0 PB: 0 SB: 1 CS: 0	PA: 39	
<b>PITCHER</b>	IP WLS BF H R ER SO BB IBB HBP BLK WP HR S P ERA WHIP	IP WLS BF H R ER SO BB IBB HBP BLK WP HR S P ERA WHIP	IP WLS BF H R ER SO BB IBB HBP BLK WP HR S P ERA WHIP	IP WLS BF H R ER SO BB IBB HBP BLK WP HR S P ERA WHIP	IP WLS BF H R ER SO BB IBB HBP BLK WP HR S P ERA WHIP	IP WLS BF H R ER SO BB IBB HBP BLK WP HR S P ERA WHIP	IP WLS BF H R ER SO BB IBB HBP BLK WP HR S P ERA WHIP	IP WLS BF H R ER SO BB IBB HBP BLK WP HR S P ERA WHIP	IP WLS BF H R ER SO BB IBB HBP BLK WP HR S P ERA WHIP	IP WLS BF H R ER SO BB IBB HBP BLK WP HR S P ERA WHIP	IP WLS BF H R ER SO BB IBB HBP BLK WP HR S P ERA WHIP	IP WLS BF H R ER SO BB IBB HBP BLK WP HR S P ERA WHIP	IP WLS BF H R ER SO BB IBB HBP BLK WP HR S P ERA WHIP	IP WLS BF H R ER SO BB IBB HBP BLK WP HR S P ERA WHIP	IP WLS BF H R ER SO BB IBB HBP BLK WP HR S P ERA WHIP	IP WLS BF H R ER SO BB IBB HBP BLK WP HR S P ERA WHIP	IP WLS BF H R ER SO BB IBB HBP BLK WP HR S P ERA WHIP	IP WLS BF H R ER SO BB IBB HBP BLK WP HR S P ERA WHIP	IP WLS BF H R ER SO BB IBB HBP BLK WP HR S P ERA WHIP	IP WLS BF H R ER SO BB IBB HBP BLK WP HR S P ERA WHIP	IP WLS BF H R ER SO BB IBB HBP BLK WP HR S P ERA WHIP

**Texas Rangers @ Cincinnati Reds**  
Great American Ball Park, Cincinnati, OH  
Wed Jun 16 2004, 7:10 PM EDT  
Att: 39,114 - Sunny - 84 F

AB 30  
R 7  
H 10  
RBI 7  
BB 6  
SO 7  
LOB 18









Batter	1	2	3	4	5	6	7	8	9	AB	R	H	RBI	BB	SO	LOB	TOP			
10 Michael Young, R OBP: 0.370, SLG: 0.509										5	2	3	1	0	1	0				
9 Hank Blalock, L OBP: 0.366, SLG: 0.561										5	2	4	0	0	0	0				
Alfonso Soriano, R OBP: 0.331, SLG: 0.440										5	1	1	2	0	1	4				
Brad Fuller, L OBP: 0.305, SLG: 0.475 Gary Matthews, S OBP: 0.397, SLG: 0.480										4	1	2	3	0	0	3				
23 Mark Teixeira, S OBP: 0.340, SLG: 0.491										5	0	2	1	0	1	2				
David Dellucci, L OBP: 0.336, SLG: 0.442										5	0	0	0	0	3	3				
Rod Barajas, R OBP: 0.284, SLG: 0.554										4	1	1	0	0	2	2				
Jason Conti, L OBP: 0.273, SLG: 0.222										3	1	1	1	1	1	0				
John Wasdin, R Herbert Perry, R OBP: 0.300, SLG: 0.440 Carlos Almanzar, R 50 Frank Francisco, R 32 Ron Mahay, L										3	0	0	0	0	3	2				
<b>Inning Stats</b>	R: 1 E: 0 K: 0 S: 10	H: 2 LOB: 1 BB: 0 P: 16	R: 0 E: 0 K: 3 S: 9	H: 0 LOB: 0 BB: 0 P: 15	R: 0 E: 0 K: 1 S: 11	H: 2 LOB: 1 BB: 0 P: 14	R: 1 E: 0 K: 2 S: 13	H: 2 LOB: 1 BB: 0 P: 19	R: 0 E: 0 K: 0 S: 8	H: 1 LOB: 1 BB: 0 P: 21	R: 5 E: 0 K: 1 S: 26	H: 5 LOB: 1 BB: 1 P: 38	R: 0 E: 0 K: 1 S: 6	H: 0 LOB: 0 BB: 0 P: 7	R: 1 E: 0 K: 1 S: 9	H: 2 LOB: 1 BB: 0 P: 14	1B: 10 2B: 3 3B: 0 HR: 1	SF: 0 SAC: 0 DP: 0 HBP: 0	WP: 1 PB: 0 CS: 0	PA: 42
<b>PITCHER</b>	IP WLS BF H R ER SO BB IBB HBP BLK WP HR S P ERA WHIP																			
Brad Penny, R ERA: 2.83	(1, 1) 6.1 L 28 8 4 4 10 1 0 0 0 0 1 0 75 111 5.68 1.421																			
Matt Perisho, L ERA: 3.74	(7, 1) 0.0 1 1 0 0 0 0 0 0 0 0 0 0 3 5 ∞ ∞																			
Ben Howard, R ERA: 9.82	(7, 1) 0.2 5 3 3 3 0 0 0 0 0 0 1 14 18 40.50 4.500																			
Toby Borland, R ERA: 5.87	(8, 1) 1.0 3 0 0 0 1 0 0 0 0 0 0 6 7 0.00 0.000																			
Billy Koch, R ERA: 5.55	(9, 1) 1.0 5 2 1 1 1 0 0 0 0 0 0 9 14 9.00 2.000																			

Texas Rangers @ Florida Marlins  
Pro Player Stadium, Miami, FL  
Fri Jun 18 2004, 7:35 PM EDT  
Att: 20,506 - Sunny - 85 F

AB	41
R	8
H	14
RBI	8
BB	1
SO	12
LOB	17



Batter	1	2	3	4	5	6	7	8	9	AB	R	H	RBI	BB	SO	LOB	BOTTOM					
Juan Pierre, L OBP: 0.368, SLG: 0.386										3	0	0	0	1	0	0						
Luis Castillo, S OBP: 0.356, SLG: 0.364										4	0	2	0	0	0	2						
Mike Lowell, R OBP: 0.375, SLG: 0.569 Abraham Nunez, S OBP: 0.305, SLG: 0.314										4	0	1	0	0	1	2						
Miguel Cabrera, R OBP: 0.357, SLG: 0.547 Billy Koch, R										4	0	0	0	0	2	3						
Jeff Conine, R OBP: 0.330, SLG: 0.396										4	0	0	0	0	0	0						
Hee-Seop Choi, L OBP: 0.388, SLG: 0.547										4	1	3	1	0	0	0						
Mike Redmond, R OBP: 0.343, SLG: 0.380 20 Matt Treanor, R OBP: 0.438, SLG: 0.467										2	0	1	0	1	0	0						
Alex Gonzalez, R OBP: 0.274, SLG: 0.434										3	0	1	0	0	0	3						
Brad Penny, R ERA: 3.09 Matt Perisho, L Ben Howard, R Lenny Harris, L Toby Borland, R Mike Mordica, R										2	0	0	0	0	0	2						
<b>Inning Stats</b>	R: 0 E: 1 K: 0 S: 10	H: 0 LOB: 0 BB: 0 P: 14	R: 0 E: 0 K: 1 S: 8	H: 0 LOB: 0 BB: 0 P: 11	R: 0 E: 0 K: 0 S: 12	H: 0 LOB: 0 BB: 2 P: 23	R: 0 E: 0 K: 0 S: 9	H: 0 LOB: 0 BB: 0 P: 10	R: 0 E: 0 K: 0 S: 7	H: 2 LOB: 1 BB: 0 P: 9	R: 0 E: 0 K: 0 S: 9	H: 2 LOB: 1 BB: 0 P: 16	R: 1 E: 0 K: 2 S: 10	H: 2 LOB: 1 BB: 0 P: 15	R: 0 E: 0 K: 2 S: 9	H: 1 LOB: 0 BB: 0 P: 10	R: 0 E: 0 K: 0 S: 10	H: 1 LOB: 0 BB: 0 P: 14	1B: 7 2B: 0 3B: 0 HR: 1	SF: 0 SAC: 0 DP: 4 HBP: 0	WP: 0 PB: 0 CS: 0	PA: 34
<b>PITCHER</b>	IP WLS BF H R ER SO BB IBB HBP BLK WP HR S P ERA WHIP																					
John Wasdin, R ERA: 3.09	(1, 1) 7.0 W 27 6 1 1 1 2 0 0 0 0 0 0 65 98 1.29 1.143																					
Carlos Almanzar, R ERA: 3.09	(8, 1) 0.1 2 1 0 0 0 0 0 0 0 0 0 3 4 0.00 3.000																					
50 Frank Francisco, R ERA: 4.2	(8, 1) 1.0 3 0 0 0 2 0 0 0 0 0 0 9 11 0.00 0.000																					
32 Ron Mahay, L ERA: 3.8	(9, 1) 0.2 2 1 0 0 0 0 0 0 0 0 0 7 9 0.00 1.500																					

Texas Rangers @ Florida Marlins  
Pro Player Stadium, Miami, FL  
Fri Jun 18 2004, 7:35 PM EDT  
Att: 20,506 - Sunny - 85 F

AB	32
R	1
H	8
RBI	1
BB	2
SO	3
LOB	14





Batter	1	2	3	4	5	6	7	8	9	AB	R	H	RBI	BB	SO	LOB	TOP								
<b>Eric Young Sr., R</b> OBP: 0.413, SLG: 0.372 (1, 7)	P2	10 1B		K	1-2		G1-4-3			5	1	2	3	0	1	0									
<b>10 Michael Young, R</b> OBP: 0.387, SLG: 0.503 (1, 6)	F8		G6-3	G6-3	F9			G6-3		5	0	1	1	0	0	1									
<b>Alfonso Soriano, R</b> OBP: 0.336, SLG: 0.441 <b>Francisco Cordero, R</b> (8, 1)	E7	F9		BB	G4-3			BB		4	0	2	0	1	0	1									
<b>Herbert Perry, R</b> OBP: 0.316, SLG: 0.441 <b>9 Hank Blalock, L</b> OBP: 0.369, SLG: 0.561 (8, 5)	HBP		G5-3	BB	FC5	23 1B		BB		2	0	1	0	1	0	0									
<b>23 Mark Teixeira, S</b> OBP: 0.341, SLG: 0.489 (1, 3)	K		HR	P4	1B			L3		5	1	2	0	0	1	6									
<b>Kevin Mench, R</b> OBP: 0.307, SLG: 0.461 (8, 7)		53 FC1-5	HR		F8	F7		K		5	1	2	2	0	1	2									
<b>Rod Barajas, R</b> OBP: 0.281, SLG: 0.564 (1, 2)	K		P3		HR	FC5		P3		5	1	1	1	0	1	3									
<b>Gary Matthews, S</b> OBP: 0.369, SLG: 0.481 (8, 9)	E6			BB	G4-3			F8		4	2	1	0	1	0	1									
<b>53 Joaquin Benoit, R</b> R.A. Dickey, R Brad Fullmer, L Carlos Almanzar, R 50 Frank Francisco, R Brian Shouse, L Jason Conti, L (1, 1)	FC1-5		K		G4-3			K		3	1	0	0	0	1	4									
<b>Inning Stats</b>	R: 0 E: 1 K: 1 S: 15	H: 1 LOB: 2 BB: 0 P: 22	R: 3 E: 1 K: 1 S: 17	H: 3 LOB: 1 BB: 0 P: 24	R: 2 E: 0 K: 1 S: 15	H: 2 LOB: 1 BB: 1 P: 24	R: 0 E: 0 K: 1 S: 11	H: 1 LOB: 2 BB: 1 P: 18	R: 2 E: 0 K: 0 S: 18	H: 3 LOB: 1 BB: 0 P: 28	R: 0 E: 0 K: 0 S: 16	H: 2 LOB: 2 BB: 0 P: 22	R: 0 E: 0 K: 1 S: 8	H: 0 LOB: 0 BB: 0 P: 13	R: 0 E: 0 K: 0 S: 8	H: 0 LOB: 1 BB: 2 P: 17	R: 0 E: 0 K: 1 S: 8	H: 0 LOB: 0 BB: 0 P: 10	1B: 8 2B: 3 3B: 0 HR: 2	SF: 0 SAC: 0 DP: 1 HBP: 1	WP: 0 PB: 0 SB: 1 CS: 0	PA: 44			
<b>PITCHER</b>	IP	WLS	BF	H	R	ER	SO	BB	IBB	HBP	BLK	WP	HR	S	P	ERA	WHIP								
<b>Dontrelle Willis, L</b> ERA: 3.58	4.2	L	27	9	7	4	4	2	0	1	0	0	2	69	106	7.71	2.357								
<b>Josias Manzanillo, R</b> ERA: 5.1	0.1		2	1	0	0	0	0	0	0	0	0	0	7	10	0.00	3.000								
<b>Darren Oliver, L</b> ERA: 0.27	2.0		8	2	0	0	1	0	0	0	0	0	0	24	35	0.00	1.000								
<b>Toby Borland, R</b> ERA: 5.51	1.0		4	0	0	0	0	1	1	0	0	0	0	8	17	0.00	1.000								
<b>Armando Benitez, R</b> ERA: 1.18	1.0		3	0	0	0	1	0	0	0	0	0	0	8	10	0.00	0.000								

Texas Rangers @ Florida Marlins  
Pro Player Stadium, Miami, FL  
Sat Jun 19 2004, 6:05 PM EDT  
Att: 31,021 - Cloudy - 84 F

AB	39
R	7
H	12
RBI	7
BB	4
SO	6
LOB	18



Batter	1	2	3	4	5	6	7	8	9	AB	R	H	RBI	BB	SO	LOB	BOTTOM								
<b>Juan Pierre, L</b> OBP: 0.366, SLG: 0.383 (1, 8)	K			BB		P5	G4-3		K	5	1	1	0	0	2	0									
<b>Luis Castillo, S</b> OBP: 0.354, SLG: 0.362 (1, 4)	G5-3			L7		L6		1B		4	1	1	0	0	0	1									
<b>Mike Lowell, R</b> OBP: 0.360, SLG: 0.570 <b>Abraham Nunez, S</b> OBP: 0.305, SLG: 0.314 (9, 7)	K			3B		1B		1B		3	1	2	0	1	1	0									
<b>Miguel Cabrera, R</b> OBP: 0.362, SLG: 0.558 (1, 9)	K			G4-3		1B		1B		4	1	3	3	0	1	0									
<b>Hee-Seop Choi, L</b> OBP: 0.383, SLG: 0.538 <b>Damon Easley, R</b> OBP: 0.337, SLG: 0.488 (8, 5)	F8			G4-3		F8		K		3	0	0	1	0	0	2									
<b>Jeff Conine, R</b> OBP: 0.328, SLG: 0.393 (9, 3)	K			K		E		K		4	1	1	0	0	3	2									
<b>Alex Gonzalez, R</b> OBP: 0.274, SLG: 0.436 (1, 6)				K		F9		K		4	1	1	0	0	2	2									
<b>20 Matt Treanor, R</b> OBP: 0.368, SLG: 0.389 <b>Lenny Harris, L</b> OBP: 0.234, SLG: 0.277 (9, PH)	K			K		F9		F9		3	0	0	0	0	1	0									
<b>Dontrelle Willis, L</b> ERA: 3.58 <b>Josias Manzanillo, R</b> ERA: 5.1 <b>Darren Oliver, R</b> ERA: 0.27 <b>Mike Montecal, R</b> OBP: 0.190, SLG: 0.195 <b>Toby Borland, R</b> ERA: 5.51 <b>Armando Benitez, R</b> ERA: 1.18 <b>Mike Redmond, R</b> ERA: 2.37 (1, 1)	G4-3			K2-3		K		F9		1	0	0	0	0	0	0									
<b>Inning Stats</b>	R: 0 E: 0 K: 2 S: 9	H: 0 LOB: 0 BB: 0 P: 11	R: 0 E: 0 K: 2 S: 8	H: 0 LOB: 0 BB: 0 P: 11	R: 0 E: 0 K: 2 S: 11	H: 0 LOB: 0 BB: 0 P: 16	R: 3 E: 0 K: 1 S: 10	H: 2 LOB: 1 BB: 1 P: 18	R: 0 E: 0 K: 1 S: 7	H: 0 LOB: 0 BB: 0 P: 12	R: 0 E: 0 K: 0 S: 12	H: 2 LOB: 2 BB: 0 P: 19	R: 2 E: 1 K: 1 S: 13	H: 2 LOB: 0 BB: 0 P: 19	R: 1 E: 0 K: 3 S: 21	H: 3 LOB: 2 BB: 0 P: 30	R: 0 E: 0 K: 1 S: 11	H: 0 LOB: 0 BB: 0 P: 13	1B: 7 2B: 1 3B: 1 HR: 0	SF: 0 SAC: 0 DP: 0 HBP: 0	WP: 0 PB: 0 SB: 0 CS: 0	PA: 37			
<b>PITCHER</b>	IP	WLS	BF	H	R	ER	SO	BB	IBB	HBP	BLK	WP	HR	S	P	ERA	WHIP								
<b>53 Joaquin Benoit, R</b> ERA: 5.84	15		15	2	3	3	7	1	0	0	0	0	0	19	31	6.75	0.750								
<b>R.A. Dickey, R</b> ERA: 5.91	2.0	W	8	2	0	0	1	0	0	0	0	0	0	13	19	0.00	2.000								
<b>Carlos Almanzar, R</b> ERA: 3.0	1.0		5	2	2	0	1	0	0	0	0	0	0	11	14	∞	∞								
<b>50 Frank Francisco, R</b> ERA: 4.8	0.0		3	3	1	1	0	0	0	0	0	0	0	4	7	0.00	0.000								
<b>Brian Shouse, L</b> ERA: 2.53 (8, 1)	0.1	H	1	0	0	0	1	0	0	0	0	0	0	4	7	0.00	0.000								

Texas Rangers @ Florida Marlins  
Pro Player Stadium, Miami, FL  
Sat Jun 19 2004, 6:05 PM EDT  
Att: 31,021 - Cloudy - 84 F

AB	36
R	6
H	9
RBI	4
BB	1
SO	13
LOB	9





Batter	1	2	3	4	5	6	7	8	9	10	11	AB	R	H	RBI	BB	SO	LOB	TOP			
10 Michael Young, R OBP: 0.364, SLG: 0.498	G6-3		F9			G6-3		P4			9 HR	5	1	1	0	0	0	0				
9 Hank Blalock, L OBP: 0.369, SLG: 0.573	P6		K			E6 1B		1-0			1-H	5	1	2	2	0	1	0				
Alfonso Soriano, R OBP: 0.330, SLG: 0.433	F9				K	F8		F7			F9	5	0	0	0	0	1	2				
Brad Fuller, L OBP: 0.303, SLG: 0.470 Gary Matthews, S OBP: 0.359, SLG: 0.464	G6-3	G6-3		K		1-3		G5-3			L8	3	0	1	0	0	1	0				
23 Mark Teixeira, S OBP: 0.343, SLG: 0.484		HR BB		1B		K		L3			F7	4	1	1	0	1	1	2				
David Dellucci, L OBP: 0.327, SLG: 0.429	F7			F7				L4				4	0	0	0	0	0	2				
Rod Barajas, R OBP: 0.280, SLG: 0.579	HR					G6-3		P3				4	1	1	2	0	1	0				
Jason Conti, L OBP: 0.200, SLG: 0.154	L8					F8		G4-3			K	4	0	0	0	0	1	0				
Kenny Rogers, L Herbert Perry, R Doug Brocail, R Francisco Cordero, R Kevin Mench, R 32 Ron Mahay, L	K					F9		G6-3			K	2	0	0	0	0	1	0				
<b>Inning Stats</b>	R: 0 E: 0 K: 0 S: 8	H: 0 LOB: 0 BB: 0 P: 12	R: 2 E: 0 K: 0 S: 11	H: 1 LOB: 0 BB: 1 P: 24	R: 0 E: 0 K: 2 S: 8	H: 0 LOB: 0 BB: 0 P: 12	R: 0 E: 0 K: 2 S: 9	H: 1 LOB: 0 BB: 0 P: 12	R: 0 E: 0 K: 1 S: 7	H: 0 LOB: 2 BB: 0 P: 10	R: 0 E: 0 K: 0 S: 8	H: 1 LOB: 1 BB: 0 P: 13	R: 0 E: 0 K: 2 S: 7	H: 0 LOB: 0 BB: 0 P: 11	R: 0 E: 0 K: 2 S: 8	H: 0 LOB: 0 BB: 0 P: 9	R: 2 E: 0 K: 0 S: 11	H: 2 LOB: 0 BB: 0 P: 14	1B: 3 2B: 1 3B: 0 HR: 2	SF: 0 SAC: 0 DP: 0 HBP: 0	WP: 0 PB: 0 SB: 0 CS: 0	PA: 41
<b>PITCHER</b>	A. J. Burnett, R ERA: 5.06	IP: 7.0 WLS: 0 BF: 26 H: 3 R: 2 ER: 2 SO: 6 BB: 1 IBB: 0 HBP: 0 BLK: 0 WP: 0 HR: 1 S: 63 P: 99 ERA: 2.57 WHIP: 0.571	IP: 2.0 WLS: 0 BF: 7 H: 1 R: 0 ER: 0 SO: 0 BB: 0 IBB: 0 HBP: 0 BLK: 0 WP: 0 HR: 0 S: 15 P: 24 ERA: 0.00 WHIP: 0.500	IP: 2.0 WLS: 1 BF: 8 H: 2 R: 2 ER: 2 SO: 2 BB: 0 IBB: 0 HBP: 0 BLK: 0 WP: 0 HR: 1 S: 19 P: 23 ERA: 9.00 WHIP: 1.000	<b>PITCHER</b>																	

Texas Rangers @ Florida Marlins  
Pro Player Stadium, Miami, FL  
Sun Jun 20 2004, 3:05 PM EDT  
Att: 23,643 - Cloudy - 91 F

AB	40
R	4
H	6
RBI	4
BB	1
SO	8
LOB	6



Batter	1	2	3	4	5	6	7	8	9	10	11	AB	R	H	RBI	BB	SO	LOB	BOTTOM			
Luis Castillo, S OBP: 0.354, SLG: 0.369	G3 3B		E6 F8 1B		F8		F8		G1-3		1B	6	1	2	0	0	0	2				
Jeff Conine, R OBP: 0.333, SLG: 0.390	G3		F8 1B		P3		1-2		1B BB		P4	4	0	1	1	2	0	1				
Mike Lowell, R OBP: 0.377, SLG: 0.563	E4 FC6-4		K		F9		P2		1-2 2H		1B	5	0	1	1	0	1	4				
Miguel Cabrera, R OBP: 0.359, SLG: 0.551	FC6-4		F8		F9		1-1		SH3 1B		G6-3	5	0	1	0	0	0	5				
Mike Redmond, R OBP: 0.338, SLG: 0.373	E6		G5-3		G5-3		1-0		SH3 1B		K	4	0	1	0	0	1	3				
Damion Easley, R OBP: 0.319, SLG: 0.459	K				G6-3		P6		G6-3		G5-3	5	0	0	0	0	1	4				
Juan Pierre, L OBP: 0.363, SLG: 0.380			K		1B		G1-3		G5-3		G4-3	5	0	1	0	0	1	2				
Alex Gonzalez, R OBP: 0.272, SLG: 0.428	B2				K		P3		SH3-4 1B BB		P3	4	1	0	0	1	1	1				
A. J. Burnett, R Mike Redmond, R Doug Brocail, R Abraham Nunez, S Billy Koch, R 20 Matt Treanor, R	G4-3				G1-3		G1-3		SH3-4 1-2		F9	2	2	0	0	0	0	0	1			
<b>Inning Stats</b>	R: 1 E: 2 K: 1 S: 15	H: 1 LOB: 2 BB: 0 P: 21	R: 0 E: 0 K: 1 S: 9	H: 0 LOB: 0 BB: 0 P: 13	R: 0 E: 1 K: 1 S: 12	H: 1 LOB: 2 BB: 0 P: 17	R: 0 E: 0 K: 1 S: 10	H: 1 LOB: 1 BB: 0 P: 14	R: 0 E: 0 K: 0 S: 5	H: 0 LOB: 2 BB: 2 P: 7	R: 0 E: 0 K: 0 S: 6	H: 1 LOB: 1 BB: 0 P: 12	R: 0 E: 0 K: 0 S: 8	H: 0 LOB: 2 BB: 2 P: 18	R: 0 E: 0 K: 1 S: 6	H: 0 LOB: 0 BB: 0 P: 8	R: 0 E: 0 K: 0 S: 15	H: 1 LOB: 1 BB: 0 P: 22	1B: 6 2B: 0 3B: 1 HR: 0	SF: 0 SAC: 2 DP: 0 HBP: 0	WP: 0 PB: 0 SB: 0 CS: 0	PA: 47
<b>PITCHER</b>	Kenny Rogers, L ERA: 3.54	IP: 7.0 WLS: 4 BF: 30 H: 4 R: 1 ER: 1 SO: 4 BB: 2 IBB: 0 HBP: 0 BLK: 0 WP: 0 HR: 0 S: 65 P: 103 ERA: 1.29 WHIP: 0.857	IP: 1.0 WLS: 0 BF: 4 H: 0 R: 0 ER: 0 SO: 0 BB: 0 IBB: 0 HBP: 0 BLK: 0 WP: 0 HR: 0 S: 16 P: 16 ERA: 0.00 WHIP: 1.000	IP: 1.0 WLS: 0 BF: 6 H: 1 R: 1 ER: 1 SO: 0 BB: 2 IBB: 0 HBP: 0 BLK: 0 WP: 0 HR: 0 S: 18 P: 18 ERA: 9.00 WHIP: 3.000	IP: 2.2 WLS: 0 BF: 7 H: 1 R: 0 ER: 0 SO: 1 BB: 0 IBB: 0 HBP: 0 BLK: 0 WP: 0 HR: 0 S: 21 P: 30 ERA: 0.00 WHIP: 0.500	<b>PITCHER</b>																

Texas Rangers @ Florida Marlins  
Pro Player Stadium, Miami, FL  
Sun Jun 20 2004, 3:05 PM EDT  
Att: 23,643 - Cloudy - 91 F

AB	41
R	2
H	7
RBI	2
BB	4
SO	5
LOB	23





Batter	1	2	3	4	5	6	7	8	9	AB	R	H	RBI	BB	SO	LOB	TOP											
<b>Randy Winn, S</b> OBP: 0.330, SLG: 0.368 (1, 7)	4-2 L3 BB			2-3 K		0-1 FC5-4 51 E G4-3	1-2 P5			3	0	0	0	1	1	4												
<b>Scott Spiezio, S</b> OBP: 0.293, SLG: 0.376 (1, 5)	2-0 L3			2-2 F9		1-1 G4-3		2-1 G1-3		4	0	0	1	0	0	2												
<b>51 Ichiro Suzuki, L</b> OBP: 0.377, SLG: 0.407 <b>16 Willie Bloomquist, R</b> OBP: 0.274, SLG: 0.305 (1, 9)	1-2 G3			0-0 1B		0-1 E4		2-2 G5-3		4	0	1	0	0	0	1												
<b>Edgar Martinez, R</b> OBP: 0.329, SLG: 0.382 (1, 10)		2-1 G6-3		2-2 F8		0-0 G6-3		1-0 G6-3		4	0	0	0	0	0	3												
<b>Bret Boone, R</b> OBP: 0.302, SLG: 0.373 (1, 4)		1-1 G5-3			0-0 G5-3		1-3 K		1-0 G1-6-3 1B	4	0	1	0	0	1	0												
<b>John Olerud, L</b> OBP: 0.375, SLG: 0.388 (1, 3)		0-1 F8			1-2 P6		1-0 HR		1-2 P6	4	1	1	1	0	0	1												
<b>Hiram Bocachica, R</b> OBP: 0.349, SLG: 0.432 (8, 9)			2-3 K		2-0 G5-3		3-2 FC3-6 E 1B		1-0 G1-6-3	3	0	1	0	0	1	0	<b>AB 32</b>											
<b>Dave Hansen, L</b> OBP: 0.429, SLG: 0.471 (9, PH)				1-1 G6-3		3-2 FC5-4 G4-3 2B	1-1 E4 FC3-6		1-2 G1-6-3 1-2	1	0	0	0	0	0	1	<b>R 2</b>											
<b>Pat Borders, R</b> OBP: 0.189, SLG: 0.324 (1, 2)						4-1 FC5-4 BB	0-0 FC3-6			3	1	1	0	0	0	1	<b>H 5</b>											
<b>Ramon Santiago, S</b> OBP: 0.300, SLG: 0.235 (1, 6)										2	0	0	0	1	0	2	<b>RBI 2</b>											
<b>Inning Stats</b>	R: 0 E: 0 K: 0 S: 6	H: 0 LOB: 0 BB: 1 P: 13	R: 0 E: 0 K: 0 S: 6	H: 0 LOB: 0 BB: 0 P: 9	R: 0 E: 0 K: 1 S: 9	H: 0 LOB: 0 BB: 0 P: 12	R: 0 E: 0 K: 1 S: 10	H: 1 LOB: 1 BB: 0 P: 16	R: 0 E: 0 K: 0 S: 5	H: 0 LOB: 0 BB: 0 P: 8	R: 1 E: 1 K: 0 S: 11	H: 1 LOB: 2 BB: 1 P: 19	R: 1 E: 1 K: 1 S: 14	H: 2 LOB: 2 BB: 0 P: 21	R: 0 E: 0 K: 0 S: 6	H: 0 LOB: 0 BB: 0 P: 11	R: 0 E: 0 K: 0 S: 5	H: 1 LOB: 0 BB: 0 P: 8	1B: 3 2B: 2 3B: 0 HR: 1	SF: 0 SAC: 0 DP: 2 HBP: 0	WP: 0 PB: 0 SB: 0 CS: 0	PA: 34						
<b>PITCHER</b>	IP	WLS	BF	H	R	ER	SO	BB	IBB	HBP	BLK	WP	HR	S	P	ERA	WHIP											
<b>Ryan Drese, R</b> ERA: 3.63 <b>Doug Brocail, R</b> ERA: 10.61	(1, 1)	8.0	W	31	4	2	2	3	2	0	0	0	0	1	67	109	2.25	0.750										
(9, 1)	1.0		3	1	0	0	0	0	0	0	0	0	0	5	8	0.00	1.000											

**Seattle Mariners @ Texas Rangers**  
The Ballpark at Arlington, Arlington, TX  
Tue Jun 22 2004, 8:05 PM EDT  
Att: 32,364 - Sunny - 80 F

<b>AB</b>	32
<b>R</b>	2
<b>H</b>	5
<b>RBI</b>	2
<b>BB</b>	2
<b>SO</b>	3
<b>LOB</b>	15




Batter	1	2	3	4	5	6	7	8	9	AB	R	H	RBI	BB	SO	LOB	BOTTOM											
<b>10 Michael Young, R</b> OBP: 0.368, SLG: 0.505 (1, 6)	1-0 BB 23 1B 1B				4-0 BB	0-2 9 1B 3B		3-2 F8		4	2	2	3	1	0	0												
<b>9 Hank Blalock, L</b> OBP: 0.386, SLG: 0.566 (1, 5)	1-3 K		2-1 G4-3		0-3 K	1-1 G5-4-3 1B		2-3 K		5	0	1	1	0	3	2												
<b>Alfonso Soriano, R</b> OBP: 0.329, SLG: 0.431 (1, 4)	2-2 BB 23 1B 1B		0-0 L9		1-3 K	0-2 G5-4-3		1-1 K		4	1	1	0	0	1	2												
<b>Brad Fullmer, L</b> OBP: 0.312, SLG: 0.475 (1, 10)	4-0 BB 23 1B BB		3-3 K			4-2 2B BB	2-1 23 1B G4-3 1B 2B			2	2	1	0	2	1	0												
<b>23 Mark Teixeira, S</b> OBP: 0.346, SLG: 0.484 (1, 3)	1-0 G4-6-3 1B			0-1 G4-1		2-0 2B BB	0-0 G4-3		1-2 SF8 1B	4	1	2	2	0	0	1												
<b>David Dellucci, L</b> OBP: 0.331, SLG: 0.438 (1, 7)	0-0 G4-6-3			1-1 1B		0-0 1B BB	1-0 G4-3		0-0 G4-3	4	1	2	1	0	0	3												
<b>Gary Matthews, S</b> OBP: 0.380, SLG: 0.475 (1, 9)			0-3 K		2-0 G4-3 1B	4-1 10 3B BB	2-1 1B			3	1	2	1	1	1	0	<b>AB 33</b>											
<b>Rod Barajas, R</b> OBP: 0.279, SLG: 0.597 (1, 2)		0-1 HR		1-0 G4-3		2-2 SF8	3-H P6			3	1	1	2	0	0	3	<b>R 10</b>											
<b>Jason Conti, L</b> OBP: 0.211, SLG: 0.176 (1, 8)		1-1 G3-1			2-1 G3	1-2 10 3B 1B		1-3 K		4	1	1	0	0	1	0	<b>H 13</b>											
<b>Inning Stats</b>	R: 2 E: 0 K: 1 S: 9	H: 3 LOB: 1 BB: 1 P: 18	R: 1 E: 0 K: 1 S: 11	H: 1 LOB: 0 BB: 0 P: 13	R: 0 E: 0 K: 1 S: 6	H: 0 LOB: 0 BB: 0 P: 11	R: 0 E: 0 K: 0 S: 6	H: 2 LOB: 1 BB: 0 P: 10	R: 0 E: 0 K: 2 S: 8	H: 0 LOB: 1 BB: 1 P: 15	R: 6 E: 0 K: 0 S: 19	H: 5 LOB: 0 BB: 2 P: 33	R: 1 E: 0 K: 0 S: 7	H: 2 LOB: 1 BB: 0 P: 13	R: 0 E: 0 K: 2 S: 11	H: 0 LOB: 0 BB: 0 P: 17	1B: 9 2B: 2 3B: 1 HR: 1	SF: 1 SAC: 0 DP: 3 HBP: 0	WP: 0 PB: 0 SB: 0 CS: 0	PA: 38								
<b>PITCHER</b>	IP	WLS	BF	H	R	ER	SO	BB	IBB	HBP	BLK	WP	HR	S	P	ERA	WHIP											
<b>Clint Nageotte, R</b> ERA: 5.85 <b>20 J.J. Putz, R</b> ERA: 4.94 <b>Ron Villone, L</b> ERA: 3.6	(1, 1)	5.0	L	25	8	7	7	0	4	0	0	0	0	1	45	82	12.60	2.400										
(6, 1)	2.0		10	5	3	3	0	0	0	0	0	0	0	21	31	13.50	2.500											
(8, 1)	1.0		3	0	0	0	2	0	0	0	0	0	0	11	17	0.00	0.000											

**Seattle Mariners @ Texas Rangers**  
The Ballpark at Arlington, Arlington, TX  
Tue Jun 22 2004, 8:05 PM EDT  
Att: 32,364 - Sunny - 80 F

<b>AB</b>	33
<b>R</b>	10
<b>H</b>	13
<b>RBI</b>	10
<b>BB</b>	4
<b>SO</b>	7
<b>LOB</b>	11





Batter	1	2	3	4	5	6	7	8	9	AB R H RBI BB SO LOB	TOP												
<b>Randy Winn, S</b> (1, 7) OBP: 0.335, SLG: 0.367	4-0 FC4-6 1B BB		1-1 1B HBP		2-2 G1-3		1-1 2B 51 G4-3 1B		1-1 F7	3 1 1 0 1 0 3	<b>Seattle Mariners @ Texas Rangers</b> The Ballpark at Arlington, Arlington, TX Wed Jun 23 2004, 8:05 PM EDT Att: 30,418 - Sunny - 86 F												
<b>Jolbert Cabrera, R</b> (1, 5) OBP: 0.324, SLG: 0.400	0-2 FC4-6 1B		1-0 FC6-4 1B		1-1 G3		1-1 51 G4-3 2B		1-2 F9	5 0 3 1 0 0 2													
<b>51 Ichiro Suzuki, L</b> (1, 9) OBP: 0.375, SLG: 0.403	0-1 FC4-6 G6-4-3		1-0 FC6-4				0-1 G4-3			3 0 0 1 1 0 5													
<b>Edgar Martinez, R</b> (1, 10) OBP: 0.324, SLG: 0.375	1-1 G6-4-3			2-3 K	0-1 P3					4 0 0 0 0 2 5													
<b>Bret Boone, R</b> (1, 4) OBP: 0.297, SLG: 0.367		1-0 G1-3		1-1 G6-3		2-1 G4-3		0-2 G4-3		4 0 0 0 0 0 0													
<b>John Olerud, L</b> (1, 3) OBP: 0.373, SLG: 0.385		3-2 G4-3		1-1 FC5-4 1B		3-1 G3		1-0 G1-3		4 0 1 0 0 0 0													
<b>Rich Aurilia, R</b> (1, 6) OBP: 0.299, SLG: 0.329		1-1 F8		1-0 FC5-4 1-2		3-0 HR		1-3 K		4 1 1 1 0 1 1													
<b>Dan Wilson, R</b> (1, 2) OBP: 0.328, SLG: 0.365			0-1 F8		4-0 G1-3 1B BB		1-0 L5		2-1 G3	2 1 0 0 1 0 0													
<b>Dave Hansen, L</b> (9, PH) OBP: 0.422, SLG: 0.462									1 0 0 0 0 0 0	<b>AB 34</b> <b>R 3</b> <b>H 8</b> <b>RBI 3</b> <b>BB 3</b> <b>SO 4</b> <b>LOB 16</b>													
<b>Hiram Bocachica, R</b> (1, 8) OBP: 0.362, SLG: 0.439			1-3 K		1-1 G3 G1-3 1B		1-2 G4-3		1-2 1B	4 0 2 0 0 1 0													
<b>Inning Stats</b>	R: 0 E: 0 K: 0 S: 7	H: 1 LOB: 1 BB: 1 P: 12	R: 0 E: 0 K: 0 S: 6	H: 0 LOB: 0 BB: 11	R: 0 E: 0 K: 1 S: 11	H: 1 LOB: 2 BB: 0 P: 15	R: 0 E: 0 K: 1 S: 8	H: 1 LOB: 1 BB: 0 P: 13	R: 1 E: 0 K: 0 S: 10	H: 1 LOB: 2 BB: 2 P: 22	R: 1 E: 0 K: 0 S: 6	H: 1 LOB: 0 BB: 0 P: 15	R: 1 E: 0 K: 1 S: 12	H: 2 LOB: 1 BB: 0 P: 16	R: 0 E: 0 K: 1 S: 7	H: 0 LOB: 0 BB: 0 P: 9	R: 0 E: 0 K: 0 S: 11	H: 1 LOB: 1 BB: 0 P: 16	1B: 6 2B: 1 3B: 0 HR: 1	SF: 0 SAC: 0 DP: 1 HBP: 1	WP: 0 PB: 0 SB: 0 CS: 0	PA: 38	
<b>PITCHER</b>	IP WLS BF H R ER SO BB IBB HBP BLK WP HR S P ERA WHIP											<b>PITCHER</b>	IP WLS BF H R ER SO BB IBB HBP BLK WP HR S P ERA WHIP										
<b>Nick Bierbrodt, L</b> (1, 1) ERA: 3.75	6.0 W 26 5 2 2 2 3 0 1 0 0 0 1 48 88 3.00 1.333																						
<b>Carlos Almanzar, R</b> (7, 1) ERA: 3.09	2.0 8 2 1 1 2 0 0 0 0 0 0 0 19 25 4.50 1.000																						
<b>Francisco Cordero, R</b> (9, 1) ERA: 2.12	1.0 S 4 1 0 0 0 0 0 0 0 0 0 0 11 16 0.00 1.000																						

Batter	1	2	3	4	5	6	7	8	9	AB R H RBI BB SO LOB	BOTTOM												
<b>10 Michael Young, R</b> (1, 6) OBP: 0.368, SLG: 0.507	1-0 9 1B 2B		0-0 E6 1B		0-0 F7	1-3 K		2-2 G4-3		5 1 2 0 0 1 3	<b>Seattle Mariners @ Texas Rangers</b> The Ballpark at Arlington, Arlington, TX Wed Jun 23 2004, 8:05 PM EDT Att: 30,418 - Sunny - 86 F												
<b>9 Hank Blalock, L</b> (1, 5) OBP: 0.370, SLG: 0.567	1-2 2B 2H 1B		0-0 F7		0-0 F7	2-0 1B 1B		0-0 1B		5 0 3 2 0 0 2													
<b>Alfonso Soriano, R</b> (1, 4) OBP: 0.327, SLG: 0.427	1-2 P5		0-3 K		0-0 L7	1-2 1B		2-3 K		5 0 1 1 0 2 4													
<b>Brad Fullmer, L</b> (1, 10) OBP: 0.316, SLG: 0.478	2-2 1B 1-3 2B		1-2 F7			1-2 2H 1B				3 1 1 0 1 0 3													
<b>23 Mark Teixeira, S</b> (1, 3) OBP: 0.353, SLG: 0.489	0-0 G1-3			2-2 1B		0-1 SF9 1B HBP 1B	3-2 FC6-4 1B			4 1 3 0 0 0 2													
<b>David Dellucci, L</b> (1, 7) OBP: 0.325, SLG: 0.429	1-1 G4-3		1-1 F9		0-1 F9	1-2 1B HBP 1B	1-3 K			3 1 0 0 0 1 4													
<b>Gary Matthews, S</b> (1, 9) OBP: 0.360, SLG: 0.452		0-1 F9		0-3 K		2-2 SF9	1-3 K			3 0 0 1 0 2 2													
<b>Rod Barajas, R</b> (1, 2) OBP: 0.278, SLG: 0.586		1-1 F7		1-3 K		0-1 9 1B 1B	0-2 FC6-4			4 1 1 1 0 1 2													
<b>Jason Conti, L</b> (1, 8) OBP: 0.261, SLG: 0.200		2-2 K			4-1 BB	1-2 9 1B 1B		1-3 K		3 1 1 1 1 2 0													
<b>Inning Stats</b>	R: 1 E: 0 K: 0 S: 15	H: 3 LOB: 2 BB: 0 P: 21	R: 0 E: 0 K: 1 S: 12	H: 0 LOB: 0 BB: 0 P: 15	R: 0 E: 1 K: 1 S: 9	H: 1 LOB: 0 BB: 0 P: 10	R: 0 E: 0 K: 2 S: 11	H: 1 LOB: 1 BB: 0 P: 14	R: 0 E: 0 K: 0 S: 4	H: 0 LOB: 1 BB: 1 P: 8		R: 5 E: 0 K: 1 S: 20	H: 5 LOB: 2 BB: 1 P: 32	R: 0 E: 0 K: 2 S: 15	H: 1 LOB: 1 BB: 0 P: 20	R: 0 E: 0 K: 2 S: 13	H: 1 LOB: 1 BB: 0 P: 18	1B: 10 2B: 2 3B: 0 HR: 0	SF: 1 SAC: 0 DP: 0 HBP: 1	WP: 0 PB: 0 SB: 0 CS: 0	PA: 39		
<b>PITCHER</b>	IP WLS BF H R ER SO BB IBB HBP BLK WP HR S P ERA WHIP											<b>PITCHER</b>	IP WLS BF H R ER SO BB IBB HBP BLK WP HR S P ERA WHIP										
<b>Ryan Franklin, R</b> (1, 1) ERA: 4.5	5.1 L 27 8 6 6 4 2 0 1 0 0 0 0 62 86 10.12 1.875																						
<b>40 Julio Mateo, R</b> (6, 1) ERA: 3.44	1.2 8 3 0 0 3 0 0 0 0 0 0 0 24 34 0.00 1.800																						
<b>Mike Myers, L</b> (8, 1) ERA: 3.06	0.2 3 1 0 0 1 0 0 0 0 0 0 0 8 11 0.00 1.500																						
<b>Shigetoshi Hasegawa, R</b> (8, 1) ERA: 5.7	0.1 1 0 0 0 1 0 0 0 0 0 0 0 5 7 0.00 0.000																						

**AB 34**  
**R 3**  
**H 8**  
**RBI 3**  
**BB 3**  
**SO 4**  
**LOB 16**



**AB 35**  
**R 6**  
**H 12**  
**RBI 6**  
**BB 2**  
**SO 9**  
**LOB 22**



livebaseballscorecards.com

livebaseballscorecards.com



Batter	1	2	3	4	5	6	7	8	9	10	11	12	13	14	15	16	17	18	AB	R	H	RBI	BB	SO	LOB	TOP								
51 Ichiro Suzuki, L OBP: 0.374, SLG: 0.494	G3			F7		FC1-4-6		G1-3			G5-3		G4-3				FC4-6		7	0	1	3	2	0	2									
Randy Winn, S OBP: 0.338, SLG: 0.372	F8	3B						L1			G1-4-3			G5-3	IBB		FC4-6		8	2	3	0	1	1	4									
Johari Cabrera, R OBP: 0.311, SLG: 0.382	K	G4-3				G4-3		G5-3		K	G1-4-3					G5-3			9	0	1	0	0	2	5									
John Olenak, L OBP: 0.298, SLG: 0.377			L7		SF8			K		K			F8	G5-3				G6-3	7	1	1	1	1	2	1									
Edgar Martinez, R OBP: 0.339, SLG: 0.390		1B						G4-3		G4-3			L9						4	2	2	1	5	0	0									
Rich Aurilia, R OBP: 0.303, SLG: 0.332													L9						4	2	2	1	5	0	0									
Ramon Santiago, S OBP: 0.280, SLG: 0.190						FC6-4							G4-3	IBB					4	0	0	0	0	1	1									
Scott Spiezio, S OBP: 0.293, SLG: 0.369																			6	0	1	0	1	0	6									
Hiram Bocachica, R OBP: 0.240, SLG: 0.391																			5	0	0	0	1	3	7									
16 Willie Bloomquist, S OBP: 0.274, SLG: 0.355	K																		0	0	0	0	0	0	0									
Pat Borders, R OBP: 0.200, SLG: 0.335																			3	1	1	1	1	0	0									
Dave Hansen, L OBP: 0.165, SLG: 0.453																			1	0	0	0	0	0	1									
Dan Wilson, R OBP: 0.323, SLG: 0.358																			3	0	0	0	0	1	3									
<b>Inning Stats</b>	R: 0 E: 0 K: 1 S: 9	H: 0 LOB: 0 BB: 0 P: 14	R: 4 E: 1 K: 1 S: 23	H: 4 LOB: 2 BB: 2 P: 44	R: 1 E: 0 K: 1 S: 9	H: 1 LOB: 0 BB: 0 P: 15	R: 0 E: 0 K: 1 S: 7	H: 0 LOB: 0 BB: 0 P: 8	R: 1 E: 0 K: 0 S: 11	H: 1 LOB: 1 BB: 1 P: 17	R: 0 E: 0 K: 0 S: 12	H: 0 LOB: 0 BB: 0 P: 10	R: 0 E: 0 K: 0 S: 6	H: 0 LOB: 0 BB: 0 P: 10	R: 0 E: 0 K: 0 S: 12	H: 0 LOB: 1 BB: 1 P: 19	R: 0 E: 0 K: 0 S: 10	H: 1 LOB: 0 BB: 0 P: 11	R: 0 E: 0 K: 0 S: 7	H: 0 LOB: 0 BB: 0 P: 13	R: 0 E: 0 K: 1 S: 9	H: 0 LOB: 1 BB: 1 P: 15	R: 0 E: 0 K: 1 S: 8	H: 1 LOB: 2 BB: 1 P: 14	R: 0 E: 0 K: 0 S: 8	H: 0 LOB: 1 BB: 1 P: 12	R: 0 E: 0 K: 0 S: 7	H: 0 LOB: 2 BB: 2 P: 16	R: 0 E: 0 K: 1 S: 10	H: 0 LOB: 1 BB: 1 P: 17	18: 9 28: 1 38: 1	SF: 1 SAC: 3 DF: 1	WP: 0 PB: 0 CS: 0	PA: 78


PITCHER	IP	WLS	BF	H	R	ER	SO	BB	IBB	HBP	BLK	WP	HR	S	P	ERA	WHIP
53 Joaquin Benoit, R ERA: 4.32	4.2	23	6	6	6	4	3	0	0	0	0	0	0	21	37	5.40	3.000
R.A. Dickey, R ERA: 3.32	1.2	5	0	0	0	0	1	0	0	0	0	0	10	17	0.00	0.000	
Doug Brocail, R ERA: 4.92	2.0	7	0	0	0	2	0	0	1	0	0	0	24	35	0.00	0.000	
50 Frank Francisco, R ERA: 4.24	2.0	6	1	0	0	0	0	0	0	0	0	0	17	24	0.00	0.500	
Francisco Cordero, R ERA: 1.90																	
<b>PITCHER</b>	IP	WLS	BF	H	R	ER	SO	BB	IBB	HBP	BLK	WP	HR	S	P	ERA	WHIP
32 Ron Mahay, L ERA: 3.08	3.0	14	2	0	0	2	1	2	0	0	0	0	0	23	46	0.00	1.000
Carlos Almanzar, R ERA: 2.89	2.1	10	0	0	0	1	2	1	0	0	0	0	0	18	32	0.00	0.857
Brian Shouse, L ERA: 2.38	0.2	W	3	0	0	0	1	1	0	0	0	0	0	7	13	0.00	1.500

Batter	1	2	3	4	5	6	7	8	9	10	11	12	13	14	15	16	17	18	AB	R	H	RBI	BB	SO	LOB	BOTTOM								
10 Michael Young, R OBP: 0.370, SLG: 0.503	P3			G5-4-3				F8			F9						G4-3		8	0	3	2	1	0	2									
9 Hank Bialak, L OBP: 0.369, SLG: 0.559	HBP	F8				G3					G4-6-3		L6			G1-2-3			9	1	3	0	0	2	8									
Alfonso Soriano, R OBP: 0.303, SLG: 0.435																			8	1	3	2	0	1	1									
Brad Fullmer, L OBP: 0.313, SLG: 0.472	K																		7	1	1	0	1	1	5									
23 Mark Teixeira, S OBP: 0.350, SLG: 0.480	G5-3																		8	0	2	1	0	0	4									
Kevin Mench, R OBP: 0.309, SLG: 0.451																			7	1	2	0	1	0	3									
Gary Matthews, S OBP: 0.373, SLG: 0.457																			8	2	4	0	0	0	5									
Rod Barajas, R OBP: 0.293, SLG: 0.627																			6	2	3	3	0	0	1									
Jason Conti, L OBP: 0.286, SLG: 0.292																			4	1	2	1	0	1	2									
Herbert Perry, R OBP: 0.311, SLG: 0.425																			3	0	0	0	1	1	0									
<b>Inning Stats</b>	R: 0 E: 0 K: 1 S: 10	H: 1 LOB: 2 BB: 0 P: 16	R: 1 E: 0 K: 1 S: 14	H: 2 LOB: 2 BB: 0 P: 21	R: 0 E: 0 K: 0 S: 13	H: 0 LOB: 0 BB: 0 P: 5	R: 2 E: 0 K: 1 S: 13	H: 3 LOB: 1 BB: 0 P: 20	R: 0 E: 0 K: 0 S: 14	H: 2 LOB: 2 BB: 0 P: 19	R: 1 E: 0 K: 1 S: 9	H: 1 LOB: 0 BB: 0 P: 15	R: 1 E: 0 K: 0 S: 10	H: 3 LOB: 2 BB: 0 P: 13	R: 0 E: 0 K: 0 S: 6	H: 0 LOB: 0 BB: 0 P: 10	R: 0 E: 0 K: 0 S: 6	H: 2 LOB: 1 BB: 0 P: 9	R: 0 E: 0 K: 0 S: 8	H: 1 LOB: 0 BB: 0 P: 8	R: 0 E: 0 K: 1 S: 14	H: 1 LOB: 1 BB: 1 P: 23	R: 0 E: 0 K: 0 S: 6	H: 0 LOB: 0 BB: 0 P: 6	R: 0 E: 1 K: 0 S: 9	H: 1 LOB: 2 BB: 2 P: 17	R: 0 E: 0 K: 0 S: 8	H: 0 LOB: 2 BB: 0 P: 20	R: 0 E: 0 K: 0 S: 7	H: 0 LOB: 0 BB: 0 P: 10	18: 18 28: 2 38: 0	SF: 0 SAC: 1 DF: 4	WP: 0 PB: 0 CS: 0	PA: 75

PITCHER	IP	WLS	BF	H	R	ER	SO	BB	IBB	HBP	BLK	WP	HR	S	P	ERA	WHIP
Joel Pizarro, R ERA: 4.71	6.0	30	11	5	5	3	0	0	2	0	0	0	0	64	98	7.50	1.833
Ron Villone, L ERA: 3.32	0.1	H	2	1	0	0	0	0	0	0	0	0	0	4	6	0.00	3.000
40 Julio Mateo, R ERA: 3.30	0.2	H	2	1	1	1	0	0	0	0	0	0	1	5	8	13.50	1.500
Shigetoshi Hasegawa, R ERA: 5.87	0.1	H	1	0	0	0	1	0	0	0	0	0	0	4	7	0.00	0.000
<b>PITCHER</b>	IP	WLS	BF	H	R	ER <td>SO</td> <td>BB</td> <td>IBB</td> <td>HBP</td> <td>BLK</td> <td>WP</td> <td>HR</td> <td>S</td> <td>P</td> <td>ERA</td> <td>WHIP</td>	SO	BB	IBB	HBP	BLK	WP	HR	S	P	ERA	WHIP
Eddie Guardado, L ERA: 3.26	2.0	B	8	3	1	1	1	0	0	0	0	0	0	16	23	4.50	1.500
20 J.J. Putz, R ERA: 4.1	4.0	L	14	4	0	0	1	0	0	0	0	0	0	34	46	0.00	1.000
Jamie Moyer, L ERA: 3.72	3.0	L	15	3	2	2	0	2	2	0	0	0	1	27	54	6.00	1.667


Seattle Mariners @ Texas Rangers  
The Ballpark at Arlington, Arlington, TX  
Thu Jun 24 2004, 2:05 PM EDT  
Att: 26,266 - Cloudy - 84 F

AB 61  
R 7  
H 12  
RBI 7  
BB 11  
SO 12  
LOB 34



Seattle Mariners @ Texas Rangers  
The Ballpark at Arlington, Arlington, TX  
Thu Jun 24 2004, 2:05 PM EDT  
Att: 26,266 - Cloudy - 84 F

AB 68  
R 9  
H 23  
RBI 9  
BB 4  
SO 6  
LOB 31





Batter	1	2	3	4	5	6	7	8	9	AB	R	H	RBI	BB	SO	LOB	TOP								
<b>Craig Biggio, R</b> OBP: 0.357, SLG: 0.451 (1, 7)	F7		G1-3			F8			P3	4	0	0	0	0	0	0									
<b>28 Adam Everett, R</b> OBP: 0.313, SLG: 0.359 (1, 6)	P4		G6-3			L7			G1	4	0	0	0	0	0	0									
<b>Carlos Beltrán, S</b> OBP: 0.369, SLG: 0.537 (1, 8)				F8					F8	4	1	2	0	0	0	0									
<b>17 Lance Berkman, S</b> OBP: 0.470, SLG: 0.610 (1, 9)					G5-3				F9	3	0	0	0	0	0	2									
<b>Jeff Kent, R</b> OBP: 0.346, SLG: 0.508 (1, 10)					L6				SF8	1	0	0	1	1	0	0									
<b>5 Jeff Banwell, R</b> OBP: 0.396, SLG: 0.469 (1, 3)						G1-3			K	3	0	0	0	0	1	1									
<b>Morgan Ensberg, R</b> OBP: 0.346, SLG: 0.356 (1, 5)						G6-3			G1-3	3	0	1	0	0	0	0									
<b>Brad Ausmus, R</b> OBP: 0.297, SLG: 0.307 (1, 2)						G6-3			G6-3	3	0	0	0	0	0	2									
<b>4 Eric Bruntlett, R</b> OBP: 0.389, SLG: 0.538 (1, 4)									K	3	0	0	0	0	1	0									
<b>Inning Stats</b>	R: 0 E: 0 K: 0 S: 9	H: 1 LOB: 1 BB: 0 P: 12	R: 0 E: 0 K: 0 S: 6	H: 1 LOB: 1 BB: 1 P: 11	R: 0 E: 0 K: 0 S: 8	H: 0 LOB: 0 BB: 0 P: 13	R: 0 E: 0 K: 0 S: 8	H: 0 LOB: 0 BB: 0 P: 11	R: 0 E: 0 K: 0 S: 5	H: 0 LOB: 0 BB: 0 P: 9	R: 1 E: 0 K: 1 S: 8	H: 1 LOB: 0 BB: 0 P: 10	R: 0 E: 0 K: 1 S: 7	H: 0 LOB: 0 BB: 0 P: 11	R: 0 E: 0 K: 0 S: 5	H: 0 LOB: 0 BB: 0 P: 6	1B: 2 2B: 1 3B: 0 HR: 0	SF: 1 SAC: 0 DP: 1 HBP: 0	WP: 0 PB: 0 SB: 0 CS: 0	PA: 30					
<b>PITCHER</b> <b>Kenny Rogers, L</b> ERA: 3.32 (1, 1)	IP: 9.0 WLS: W BF: 30	H: 3 R: 1 ER: 1 SO: 2	BB: 1 IBB: 0 HBP: 0 BLK: 0	WP: 0 HR: 0 S: 60 P: 90	ERA: 1.00 WHIP: 0.444																				

Houston Astros @ Texas Rangers  
The Ballpark at Arlington, Arlington, TX  
Fri Jun 25 2004, 8:05 PM EDT  
Att: 46,088 - Overcast - 76 F

AB 28  
R 1  
H 3  
RBI 1  
BB 1  
SO 2  
LOB 5



Batter	1	2	3	4	5	6	7	8	9	AB	R	H	RBI	BB	SO	LOB	BOTTOM								
<b>10 Michael Young, R</b> OBP: 0.374, SLG: 0.503 (1, 6)	K								F9	4	0	2	0	1	1	0									
<b>9 Hank Blalock, L</b> OBP: 0.371, SLG: 0.556 (1, 5)	F8									2	0	0	0	2	0	1									
<b>Alfonso Soriano, R</b> OBP: 0.329, SLG: 0.443 (1, 4)	F8									4	1	1	1	0	0	4									
<b>Brad Fullmer, L</b> OBP: 0.317, SLG: 0.467 (1, 10)										2	0	0	0	1	0	3									
<b>23 Mark Teixeira, S</b> OBP: 0.348, SLG: 0.475 (1, 3)										4	1	1	0	0	0	4									
<b>David Dellucci, L</b> OBP: 0.333, SLG: 0.441 (1, 7)										3	0	1	1	1	0	4									
<b>Rod Barajas, R</b> OBP: 0.299, SLG: 0.620 (1, 2)										3	1	1	0	1	0	2									
<b>Gary Matthews, S</b> OBP: 0.356, SLG: 0.432 (1, 8)										4	0	0	0	0	1	4									
<b>Kevin Mench, R</b> OBP: 0.302, SLG: 0.441 (1, 9)										4	0	0	0	0	0	3									
<b>Inning Stats</b>	R: 0 E: 0 K: 1 S: 5	H: 0 LOB: 0 BB: 0 P: 8	R: 1 E: 0 K: 1 S: 13	H: 2 LOB: 2 BB: 1 P: 29	R: 0 E: 0 K: 0 S: 13	H: 1 LOB: 3 BB: 2 P: 22	R: 1 E: 1 K: 0 S: 21	H: 2 LOB: 3 BB: 1 P: 31	R: 0 E: 0 K: 0 S: 8	H: 0 LOB: 1 BB: 1 P: 16	R: 0 E: 0 K: 0 S: 6	H: 0 LOB: 0 BB: 1 P: 11	R: 1 E: 0 K: 0 S: 10	H: 1 LOB: 1 BB: 0 P: 17	R: 0 E: 0 K: 0 S: 5	H: 0 LOB: 0 BB: 0 P: 8	1B: 4 2B: 0 3B: 1 HR: 1	SF: 0 SAC: 0 DP: 0 HBP: 1	WP: 0 PB: 0 SB: 1 CS: 1	PA: 37					
<b>PITCHER</b> <b>Wade Miller, R</b> ERA: 3.35 (1, 1)	IP: 5.1 WLS: L BF: 28	H: 5 R: 2 ER: 1 SO: 2	BB: 6 IBB: 0 HBP: 0 BLK: 0	WP: 0 HR: 0 S: 65 P: 116	ERA: 1.69 WHIP: 2.062																				
<b>Mike Gallo, L</b> ERA: 3.19 (6, 1)	0.2	1	0	0	0	0	0	0	0	0	0	1	1	0.00	0.000										
<b>Chad Harville, R</b> ERA: 5.14 (7, 1)	0.2	4	1	1	1	0	0	0	1	7	13	13.50	1.500												
<b>David Weathers, R</b> ERA: 4.31 (7, 1)	1.1	4	0	0	0	0	0	0	0	8	12	0.00	0.000												

Houston Astros @ Texas Rangers  
The Ballpark at Arlington, Arlington, TX  
Fri Jun 25 2004, 8:05 PM EDT  
Att: 46,088 - Overcast - 76 F

AB 30  
R 3  
H 6  
RBI 2  
BB 6  
SO 2  
LOB 25





Batter	1	2	3	4	5	6	7	8	9	AB	R	H	RBI	BB	SO	LOB	TOP					
<b>Craig Biggio, R</b> OBP: 0.358, SLG: 0.463	F7	P4					2B	F7		5	2	2	1	0	0	1						
<b>28 Adam Everett, R</b> OBP: 0.318, SLG: 0.361	F9		BB				2B			4	1	2	1	1	0	0						
<b>Carlos Beltrán, S</b> OBP: 0.369, SLG: 0.533	1B		P5				1B	FC4-6		4	1	1	0	1	0	2						
<b>17 Lance Berkman, S</b> OBP: 0.469, SLG: 0.609	1B		K				2B	K		4	0	1	3	1	2	2						
<b>Jeff Kent, R</b> OBP: 0.343, SLG: 0.500	F8		F7				2B	F9		4	0	0	0	1	0	4						
<b>5 Jeff Banwell, R</b> OBP: 0.394, SLG: 0.470		1B					2B			4	1	1	0	0	1	2						
<b>Mike Lamb, L</b> OBP: 0.364, SLG: 0.573	F8									3	1	1	1	0	0	1						
<b>Morgan Ensberg, R</b> OBP: 0.344, SLG: 0.354			HR							1	0	0	0	0	0	2						
<b>Jose Vizcaino, S</b> OBP: 0.325, SLG: 0.357	F8		G1-3					G3		4	0	0	0	0	0	1						
<b>Brad Ausmus, R</b> OBP: 0.301, SLG: 0.310	1B		P4				1B	G3		4	1	2	1	0	0	0						
<b>Inning Stats</b>	R: 0 E: 0 K: 0 S: 17	H: 1 LOB: 2 BB: 1 P: 26	R: 1 E: 0 K: 0 S: 6	H: 2 LOB: 1 BB: 0 P: 8	R: 0 E: 0 K: 1 S: 10	H: 0 LOB: 1 BB: 1 P: 17	R: 1 E: 0 K: 1 S: 8	H: 1 LOB: 0 BB: 0 P: 14	R: 1 E: 0 K: 0 S: 7	H: 1 LOB: 0 BB: 0 P: 12	R: 0 E: 0 K: 0 S: 3	H: 0 LOB: 0 BB: 0 P: 6	R: 4 E: 0 K: 0 S: 20	H: 4 LOB: 2 BB: 2 P: 35	R: 0 E: 0 K: 0 S: 5	H: 0 LOB: 0 BB: 0 P: 7	R: 0 E: 0 K: 1 S: 12	H: 1 LOB: 1 BB: 0 P: 18	1B: 5 2B: 3 3B: 0 HR: 2	SF: 0 SAC: 0 DP: 0 HBP: 0	WP: 0 PB: 0 SB: 0 CS: 0	PA: 41
<b>PITCHER</b>	IP	WLS	BF	H	R	ER	SO	BB	IBB	HBP	BLK	WP	HR	S	P	ERA	WHIP					
<b>John Wasdin, R</b> ERA: 5.0	6.1		29	8	6	6	2	2	0	0	0	0	2	64	102	8.53	1.579					
<b>50 Frank Francisco, R</b> ERA: 4.75	0.0	B	3	1	1	1	0	2	0	0	0	0	0	4	13	∞	∞					
<b>Doug Brocail, R</b> ERA: 8.74	0.1		1	0	0	0	0	0	0	0	0	0	0	1	1	0.00	0.000					
<b>32 Ron Mahay, L</b> ERA: 3.04	0.1		1	0	0	0	0	0	0	0	0	0	0	2	2	0.00	0.000					
<b>Carlos Almanzar, R</b> ERA: 2.82	1.0	W	3	0	0	0	0	0	0	0	0	0	0	5	7	0.00	0.000					

Houston Astros @ Texas Rangers  
The Ballpark at Arlington, Arlington, TX  
Sat Jun 26 2004, 4:10 PM EDT  
Att: 40,131 - Unknown - 71 F

AB 37  
R 7  
H 10  
RBI 7  
BB 4  
SO 3  
LOB 15



Batter	1	2	3	4	5	6	7	8	9	AB	R	H	RBI	BB	SO	LOB	BOTTOM					
<b>10 Michael Young, R</b> OBP: 0.371, SLG: 0.498	F7	F8						F7		5	1	1	0	0	0	1						
<b>9 Hank Blalock, L</b> OBP: 0.377, SLG: 0.577	1B		CS					HR		5	3	4	2	0	0	0						
<b>Alfonso Soriano, R</b> OBP: 0.336, SLG: 0.449	1B		B1					1B		5	2	4	0	0	0	1						
<b>Brad Fullmer, L</b> OBP: 0.319, SLG: 0.465	1B		G1-3					K		5	0	2	2	0	1	3						
<b>23 Mark Teixeira, S</b> OBP: 0.350, SLG: 0.478	G3									3	1	1	1	0	0	1						
<b>David Dellucci, L</b> OBP: 0.337, SLG: 0.445	F8							1B		3	0	2	2	0	0	1						
<b>Rod Barajas, R</b> OBP: 0.297, SLG: 0.610		G1-3						K		4	0	1	0	0	1	3						
<b>Jason Conti, L</b> OBP: 0.258, SLG: 0.250	F8		FC4-6					G4-3		4	0	0	0	0	0	4						
<b>Kevin Mench, R</b> OBP: 0.306, SLG: 0.456		HBP						K		3	1	1	1	0	1	1						
<b>Inning Stats</b>	R: 2 E: 0 K: 0 S: 16	H: 3 LOB: 1 BB: 0 P: 29	R: 0 E: 0 K: 0 S: 10	H: 0 LOB: 0 BB: 0 P: 17	R: 0 E: 0 K: 0 S: 6	H: 1 LOB: 0 BB: 0 P: 10	R: 1 E: 0 K: 0 S: 13	H: 3 LOB: 1 BB: 0 P: 20	R: 3 E: 0 K: 0 S: 16	H: 4 LOB: 2 BB: 0 P: 27	R: 1 E: 0 K: 0 S: 10	H: 2 LOB: 1 BB: 0 P: 16	R: 0 E: 0 K: 1 S: 9	H: 1 LOB: 0 BB: 0 P: 11	R: 1 E: 0 K: 2 S: 14	H: 2 LOB: 1 BB: 0 P: 19	R: 0 E: 0 K: 1 S: 12	H: 1 LOB: 1 BB: 0 P: 18	1B: 11 2B: 3 3B: 0 HR: 2	SF: 1 SAC: 0 DP: 0 HBP: 2	WP: 0 PB: 0 SB: 1 CS: 1	PA: 40
<b>PITCHER</b>	IP	WLS	BF	H	R	ER	SO	BB	IBB	HBP	BLK	WP	HR	S	P	ERA	WHIP					
<b>Tim Redding, R</b> ERA: 5.73	4.0		21	10	6	6	0	0	0	1	0	0	0	52	87	13.50	2.500					
<b>Mike Gallo, L</b> ERA: 3.13	0.1		3	1	0	0	0	0	0	1	0	0	0	5	8	0.00	3.000					
<b>Kirk Bullinger, R</b> ERA: 1.42	1.2		7	2	1	1	0	0	0	0	0	0	1	14	24	5.40	1.200					
<b>Dan Miceli, R</b> ERA: 3.6	2.0	L	9	3	1	1	3	0	0	0	0	0	1	23	30	4.50	1.500					

Houston Astros @ Texas Rangers  
The Ballpark at Arlington, Arlington, TX  
Sat Jun 26 2004, 4:10 PM EDT  
Att: 40,131 - Unknown - 71 F

AB 37  
R 8  
H 16  
RBI 8  
BB 0  
SO 3  
LOB 15





Batter	1	2	3	4	5	6	7	8	9	AB	R	H	RBI	BB	SO	LOB	TOP					
<b>Craig Biggio, R</b> OBP: 0.360, SLG: 0.464 (1, 7)	2-2 HBP 1B		2-3 SAFE K		1-2 K		0-0 P3			4	0	2	0	0	1	3						
<b>5 Jeff Bagwell, R</b> OBP: 0.385, SLG: 0.463 (1, 3)	1-3 K		0-2 F9		3-3 K		0-2 FC6-4			4	0	0	0	0	2	4						
<b>Carlos Beltrán, S</b> OBP: 0.371, SLG: 0.531 (1, 8)	2-1 HBP			0-1 BB 17 1B G4-6-3		0-0 G3		0-1 F7		3	1	1	0	0	0	0						
<b>17 Lance Berkman, S</b> OBP: 0.469, SLG: 0.605 (1, 9)	2-3 K			1-0 BB 1B G4-6-3		4-2 BB		0-0 G4-3		3	0	1	0	1	1	2						
<b>Mike Lamb, L</b> OBP: 0.360, SLG: 0.557 (1, 10)	2-2 F8			4-2 BB 1B G4-6-3		0-0 F8		0-0 P5		3	0	0	0	1	0	3						
<b>Morgan Ensberg, R</b> OBP: 0.338, SLG: 0.347 (1, 5)		1-2 F9		0-0 BB 1B G4-6-3		1-0 F8		1-2 G6-3		4	0	0	0	0	0	3						
<b>Jose Vizcaino, S</b> OBP: 0.315, SLG: 0.345 (1, 4)		2-1 G4-3		1-0 G4-3			1-0 E4 1B		2-2 G4-3	4	0	0	0	0	0	1						
<b>28 Adam Everett, R</b> OBP: 0.314, SLG: 0.356 (1, 6)		2-0 P4			0-1 G6-3		0-0 B2		1-1 P4	4	0	0	0	0	0	1						
<b>Raul Chavez, R</b> OBP: 0.263, SLG: 0.296 (1, 2)			2-1 CS 1B		2-2 G4-3		0-0 FC6-4 1B			3	0	2	0	0	0	0						
<b>Inning Stats</b>	R: 0 E: 0 K: 2 S: 14	H: 1 LOB: 2 BB: 0 P: 23	R: 0 E: 0 K: 0 S: 6	H: 0 LOB: 0 BB: 0 P: 11	R: 0 E: 0 K: 1 S: 8	H: 1 LOB: 0 BB: 0 P: 12	R: 1 E: 0 K: 0 S: 7	H: 2 LOB: 1 BB: 1 P: 13	R: 0 E: 0 K: 1 S: 11	H: 1 LOB: 1 BB: 0 P: 17	R: 0 E: 0 K: 0 S: 7	H: 0 LOB: 1 BB: 1 P: 12	R: 0 E: 1 K: 0 S: 7	H: 1 LOB: 2 BB: 0 P: 8	R: 0 E: 0 K: 0 S: 4	H: 0 LOB: 0 BB: 0 P: 4	R: 0 E: 0 K: 0 S: 10	H: 0 LOB: 0 BB: 0 P: 14	1B: 6 2B: 0 3B: 0 HR: 0	SF: 0 SAC: 0 DP: 1 HBP: 1	WP: 0 PB: 0 SB: 0 CS: 1	PA: 35
<b>PITCHER</b> <b>Ryan Drese, R</b> ERA: 3.39 (1, 1)	IP: 9.0 WLS: L BF: 35 H: 6 R: 1 ER: 1 SO: 4 BB: 2 IBB: 0 HBP: 1 BLK: 0 WP: 0 HR: 0 S: 74 P: 114 ERA: 1.00 WHIP: 0.889																					

Houston Astros @ Texas Rangers  
The Ballpark at Arlington, Arlington, TX  
Sun Jun 27 2004, 2:05 PM EDT  
Att: 43,328 - Cloudy - 78 F

AB 32  
R 1  
H 6  
RBI 0  
BB 2  
SO 4  
LOB 17



Batter	1	2	3	4	5	6	7	8	9	AB	R	H	RBI	BB	SO	LOB	BOTTOM					
<b>10 Michael Young, R</b> OBP: 0.367, SLG: 0.492 (1, 6)	3-2 F8		2-3 K			3-2 F9		3-1 F8		4	0	0	0	0	1	1						
<b>9 Hank Blalock, L</b> OBP: 0.373, SLG: 0.569 (1, 5)	1-2 G5-3			0-0 G6-3		2-3 K			1-3 K	4	0	0	0	0	2	1						
<b>Alfonso Soriano, R</b> OBP: 0.335, SLG: 0.446 (1, 4)	1-2 FC6-4 1B			0-1 G5-3		0-2 G5-3			1-2 F8	4	0	1	0	0	0	1						
<b>Brad Fullmer, L</b> OBP: 0.317, SLG: 0.466 (1, 10)	1-1 FC6-4			1-3 K			2-2 K 2B		1-2 L7	4	0	1	0	0	1	1						
<b>23 Mark Teixeira, S</b> OBP: 0.350, SLG: 0.473 (1, 3)		2-0 G6-3			1-3 K		1-2 HBP			2	0	0	0	0	1	0						
<b>David Dellucci, L</b> OBP: 0.331, SLG: 0.436 (1, 9)		1-3 K			0-3 K		1-3 K			3	0	0	0	0	3	2						
<b>Eric Young Sr., R</b> OBP: 0.412, SLG: 0.386 (1, 7)		2-0 F9			3-2 3B		0-0 G1-3			3	0	1	0	0	0	1						
<b>Gary Matthews, S</b> OBP: 0.344, SLG: 0.416 (1, 8)			3-2 K		0-2 G4-3			0-2 F8		3	0	0	0	0	1	1						
<b>Rod Barajas, R</b> OBP: 0.298, SLG: 0.611 (1, 2)			1-3 K			0-0 2B		1-1 F8		3	0	1	0	0	1	0						
<b>Inning Stats</b>	R: 0 E: 0 K: 0 S: 11	H: 1 LOB: 1 BB: 0 P: 17	R: 0 E: 0 K: 1 S: 5	H: 0 LOB: 0 BB: 0 P: 10	R: 0 E: 0 K: 3 S: 10	H: 0 LOB: 0 BB: 0 P: 16	R: 0 E: 0 K: 1 S: 6	H: 0 LOB: 0 BB: 0 P: 7	R: 0 E: 0 K: 2 S: 15	H: 1 LOB: 1 BB: 0 P: 19	R: 0 E: 0 K: 1 S: 10	H: 1 LOB: 1 BB: 0 P: 15	R: 0 E: 0 K: 1 S: 10	H: 1 LOB: 1 BB: 0 P: 14	R: 0 E: 0 K: 0 S: 7	H: 0 LOB: 0 BB: 0 P: 11	R: 0 E: 0 K: 1 S: 12	H: 0 LOB: 0 BB: 0 P: 15	1B: 1 2B: 2 3B: 1 HR: 0	SF: 0 SAC: 0 DP: 0 HBP: 1	WP: 0 PB: 0 SB: 0 CS: 0	PA: 31
<b>PITCHER</b> <b>44 Roy Oswalt, R</b> ERA: 3.62 <b>54 Brad Lidge, R</b> ERA: 2.49 (1, 1) (9, 1)	IP: 8.0 WLS: W BF: 28 H: 4 R: 0 ER: 0 SO: 9 BB: 4 IBB: 0 HBP: 1 BLK: 0 WP: 0 HR: 0 S: 74 P: 109 ERA: 0.00 WHIP: 0.500																					

Houston Astros @ Texas Rangers  
The Ballpark at Arlington, Arlington, TX  
Sun Jun 27 2004, 2:05 PM EDT  
Att: 43,328 - Cloudy - 78 F

AB 30  
R 0  
H 4  
RBI 0  
BB 0  
SO 10  
LOB 8





Batter	1	2	3	4	5	6	7	8	9	AB	R	H	RBI	BB	SO	LOB	TOP					
10 Michael Young, R OBP: 0.366, SLG: 0.495	0-2 P3	3-2 G6-3		1-1 2B		2-2 FC6-4 9 HR		2-2 9 2B 1B 2B	0-0 F9	6	2	2	0	0	0	4						
9 Hank Blalock, L OBP: 0.376, SLG: 0.593	0-0 HR	1-1 G4-3		2-3 K		1-0 1-H HR		1-2 1B 2B		5	2	3	3	0	1	3						
Alfonso Soriano, R OBP: 0.336, SLG: 0.455	1-0 HR		2-1 P4		0-0 F8	1-1 G4-6-3 1B		1-3 K		5	1	2	1	0	1	2						
Brad Fuller, L OBP: 0.321, SLG: 0.464 Herbert Perry, R OBP: 0.317, SLG: 0.430	4-1 HBP BB		2-2 F8		1-1 23 HR 1B	1-2 G4-6-3 1B		2-0 23 G6-4-3 1B		3	1	1	0	1	0	1						
23 Mark Teixeira, S OBP: 0.347, SLG: 0.481	2-3 K		0-1 F9		0-0 1-H HR		3-2 F8	0-0 G6-4-3 1B		5	1	1	2	0	1	3						
Eric Young Sr., R OBP: 0.418, SLG: 0.390 Gary Matthews, S OBP: 0.344, SLG: 0.416	3-2 HBP		2-2 L8		0-1 CS 1B		2-2 HBP 1B		0-1 G6-3	4	0	2	0	0	0	0						
Kevin Mench, R OBP: 0.313, SLG: 0.470	0-3 K		0-0 HR		4-1 1-2 BB		1-1 1-2 HBP		2-3 K	3	1	1	1	1	2	2						
Jason Conti, L OBP: 0.278, SLG: 0.273		0-1 10 G6-3 1B		1-2 F7		0-3 K		0-2 F8		5	0	2	0	0	1	3						
Rod Barajas, R OBP: 0.308, SLG: 0.605	2-2 F8		4-2 10 2B BB		3-2 10 FC6-4 1B		0-1 F9		4-2 1-2 BB	3	0	1	0	2	0	3						
<b>Inning Stats</b>	R: 2 H: 2 E: 0 K: 2 S: 17	H: 2 R: 0 ER: 0 LOB: 2 BB: 1 P: 27	R: 0 H: 1 E: 0 K: 0 S: 10	H: 1 R: 0 ER: 0 LOB: 0 BB: 0 P: 16	R: 0 H: 0 E: 0 K: 0 S: 7	H: 0 R: 0 ER: 0 LOB: 0 BB: 0 P: 11	R: 1 H: 2 E: 0 K: 1 S: 16	H: 2 R: 0 ER: 0 LOB: 2 BB: 1 P: 26	R: 2 H: 3 E: 0 K: 0 S: 15	H: 3 R: 0 ER: 0 LOB: 0 BB: 0 P: 23	R: 0 H: 1 E: 0 K: 0 S: 14	H: 1 R: 0 ER: 0 LOB: 2 BB: 0 P: 20	R: 1 H: 3 E: 0 K: 1 S: 13	H: 3 R: 0 ER: 0 LOB: 1 BB: 0 P: 19	R: 0 H: 1 E: 0 K: 1 S: 9	H: 1 R: 0 ER: 0 LOB: 2 BB: 1 P: 15	1B: 8 2B: 3 3B: 0 HR: 5	SF: 0 SAC: 0 DP: 2 HBP: 2	WP: 0 PB: 0 SB: 0 CS: 1	PA: 46		
<b>PITCHER</b>	IP WLS BF H R ER SO BB IBB HBP BLK WP HR S P ERA WHIP	IP WLS BF H R ER SO BB IBB HBP BLK WP HR S P ERA WHIP	IP WLS BF H R ER SO BB IBB HBP BLK WP HR S P ERA WHIP	IP WLS BF H R ER SO BB IBB HBP BLK WP HR S P ERA WHIP	IP WLS BF H R ER SO BB IBB HBP BLK WP HR S P ERA WHIP	IP WLS BF H R ER SO BB IBB HBP BLK WP HR S P ERA WHIP	IP WLS BF H R ER SO BB IBB HBP BLK WP HR S P ERA WHIP	IP WLS BF H R ER SO BB IBB HBP BLK WP HR S P ERA WHIP	IP WLS BF H R ER SO BB IBB HBP BLK WP HR S P ERA WHIP	IP WLS BF H R ER SO BB IBB HBP BLK WP HR S P ERA WHIP	IP WLS BF H R ER SO BB IBB HBP BLK WP HR S P ERA WHIP	IP WLS BF H R ER SO BB IBB HBP BLK WP HR S P ERA WHIP	IP WLS BF H R ER SO BB IBB HBP BLK WP HR S P ERA WHIP	IP WLS BF H R ER SO BB IBB HBP BLK WP HR S P ERA WHIP	IP WLS BF H R ER SO BB IBB HBP BLK WP HR S P ERA WHIP	IP WLS BF H R ER SO BB IBB HBP BLK WP HR S P ERA WHIP	IP WLS BF H R ER SO BB IBB HBP BLK WP HR S P ERA WHIP	IP WLS BF H R ER SO BB IBB HBP BLK WP HR S P ERA WHIP	IP WLS BF H R ER SO BB IBB HBP BLK WP HR S P ERA WHIP	IP WLS BF H R ER SO BB IBB HBP BLK WP HR S P ERA WHIP	IP WLS BF H R ER SO BB IBB HBP BLK WP HR S P ERA WHIP	IP WLS BF H R ER SO BB IBB HBP BLK WP HR S P ERA WHIP
Ryan Franklin, R ERA: 4.74	5.0	L	26	8	5	5	4	3	0	1	0	0	0	4	61	96	9.00	2.200				
20 J.J. Putz, R ERA: 4.45	2.0	10	4	2	2	0	0	0	0	1	0	0	1	29	43	9.00	2.000					
Mike Myers, L ERA: 3.32	1.0	5	3	1	1	1	1	0	0	0	0	0	0	13	19	9.00	3.000					
Shigetoshi Hasegawa, R ERA: 5.45	1.0	5	1	0	0	1	1	1	0	0	0	0	0	9	15	0.00	2.000					

Batter	1	2	3	4	5	6	7	8	9	AB	R	H	RBI	BB	SO	LOB	BOTTOM					
51 Ichiro Suzuki, L OBP: 0.369, SLG: 0.398	0-0 G6-3	4-0 CS BB		0-1 G3		2-0 G3		1-2 2-3 1B	1-2 S 1B	4	0	1	0	1	0	3						
Randy Winn, S OBP: 0.338, SLG: 0.383	2-1 F8	4-2 FC5-4 BB		0-1 2B		1-1 P3		3-2 G6-3		4	1	1	0	1	0	3						
Jolbert Cabrera, R OBP: 0.317, SLG: 0.411	4-1 HR BB	1-1 FC5-4		1-0 3B		3-2 K		3-2 HBP		3	1	1	1	1	1	2						
Edgar Martinez, R OBP: 0.340, SLG: 0.383	4-0 HR BB		3-2 G5-3		0-0 G6-3		1-3 K		1-1 F8	4	1	0	0	1	1	3						
Bret Boone, R OBP: 0.290, SLG: 0.366	2-1 HR	2-1 CS 1B		2-0 P6		1-3 K		0-3 K		5	1	2	3	0	2	3						
Rich Aurilia, R OBP: 0.304, SLG: 0.333	2-2 1B		1-0 F8		1-2 F8		1-1 G1-3 SF9 2B			4	1	2	0	0	0	2						
Dan Wilson, R OBP: 0.315, SLG: 0.353	2-1 F9		0-1 CS		2-3 K		1-2 G6-3		0-0 G1-3	4	0	0	0	0	1	2						
Scott Spiezio, S OBP: 0.295, SLG: 0.380		4-2 SH3-4 WP BB		3-3 K		0-1 51 G3 BB 1B		0-2 SF9		2	0	1	1	1	1	0						
Hiram Bocachica, R OBP: 0.357, SLG: 0.396		2-1 SH3-4		0-1 1B		4-2 51 G3 BB		3-3 K		2	0	1	0	1	1	0						
<b>Inning Stats</b>	R: 3 H: 2 E: 0 K: 0 S: 12	H: 2 R: 0 ER: 0 LOB: 1 BB: 2 P: 28	R: 0 H: 0 E: 0 K: 0 S: 8	H: 0 R: 0 ER: 0 LOB: 0 BB: 0 P: 23	R: 0 H: 1 E: 0 K: 2 S: 10	H: 1 R: 0 ER: 0 LOB: 1 BB: 0 P: 15	R: 1 H: 2 E: 0 K: 0 S: 8	H: 2 R: 0 ER: 0 LOB: 1 BB: 0 P: 12	R: 0 H: 1 E: 0 K: 0 S: 11	H: 1 R: 0 ER: 0 LOB: 2 BB: 1 P: 19	R: 0 H: 0 E: 0 K: 3 S: 12	H: 0 R: 0 ER: 0 LOB: 0 BB: 0 P: 16	R: 1 H: 1 E: 0 K: 1 S: 9	H: 1 R: 0 ER: 0 LOB: 0 BB: 0 P: 13	R: 0 H: 1 E: 0 K: 1 S: 15	H: 1 R: 0 ER: 0 LOB: 2 BB: 0 P: 23	1B: 5 2B: 2 3B: 1 HR: 1	SF: 1 SAC: 1 DP: 0 HBP: 1	WP: 1 PB: 0 SB: 1 CS: 2	PA: 42		
<b>PITCHER</b>	IP WLS BF H R ER SO BB IBB HBP BLK WP HR S P ERA WHIP	IP WLS BF H R ER SO BB IBB HBP BLK WP HR S P ERA WHIP	IP WLS BF H R ER SO BB IBB HBP BLK WP HR S P ERA WHIP	IP WLS BF H R ER SO BB IBB HBP BLK WP HR S P ERA WHIP	IP WLS BF H R ER SO BB IBB HBP BLK WP HR S P ERA WHIP	IP WLS BF H R ER SO BB IBB HBP BLK WP HR S P ERA WHIP	IP WLS BF H R ER SO BB IBB HBP BLK WP HR S P ERA WHIP	IP WLS BF H R ER SO BB IBB HBP BLK WP HR S P ERA WHIP	IP WLS BF H R ER SO BB IBB HBP BLK WP HR S P ERA WHIP	IP WLS BF H R ER SO BB IBB HBP BLK WP HR S P ERA WHIP	IP WLS BF H R ER SO BB IBB HBP BLK WP HR S P ERA WHIP	IP WLS BF H R ER SO BB IBB HBP BLK WP HR S P ERA WHIP	IP WLS BF H R ER SO BB IBB HBP BLK WP HR S P ERA WHIP	IP WLS BF H R ER SO BB IBB HBP BLK WP HR S P ERA WHIP	IP WLS BF H R ER SO BB IBB HBP BLK WP HR S P ERA WHIP	IP WLS BF H R ER SO BB IBB HBP BLK WP HR S P ERA WHIP	IP WLS BF H R ER SO BB IBB HBP BLK WP HR S P ERA WHIP	IP WLS BF H R ER SO BB IBB HBP BLK WP HR S P ERA WHIP	IP WLS BF H R ER SO BB IBB HBP BLK WP HR S P ERA WHIP	IP WLS BF H R ER SO BB IBB HBP BLK WP HR S P ERA WHIP	IP WLS BF H R ER SO BB IBB HBP BLK WP HR S P ERA WHIP	IP WLS BF H R ER SO BB IBB HBP BLK WP HR S P ERA WHIP
Nick Blierbrodt, L ERA: 5.27	1.2	3	3	0	0	0	0	5	0	0	0	0	0	0	0	0	16.20	4.200				
Ricardo Rodriguez, R ERA: 2.45	3.2	W	16	5	1	1	2	1	0	0	0	0	0	35	56	2.46	1.636					
32 Ron Mahay, L ERA: 2.96	0.2	H	2	0	0	0	0	0	0	0	0	0	0	3	6	0.00	0.000					
50 Frank Francisco, R ERA: 4.5	1.0	H	3	0	0	0	3	0	0	0	0	0	0	12	16	0.00	0.000					
Carlos Almanzar, R ERA: 2.97	1.0	4	1	1	1	1	1	0	0	0	0	0	0	9	13	9.00	1.000					

Texas Rangers @ Seattle Mariners  
Safeco Field, Seattle, WA  
Mon Jun 28 2004, 7:05 PM PDT  
Att: 28,253 - Sunny - 76 F

AB 40  
R 8  
H 16  
RBI 8  
BB 4  
SO 6  
LOB 21



Texas Rangers @ Seattle Mariners  
Safeco Field, Seattle, WA  
Mon Jun 28 2004, 7:05 PM PDT  
Att: 28,253 - Sunny - 76 F

AB 32  
R 5  
H 9  
RBI 5  
BB 6  
SO 7  
LOB 18













Batter	1	2	3	4	5	6	7	8	9	AB	R	H	RBI	BB	SO	LOB	TOP		
<b>Eric Young Sr. R</b> OBP: 0.405, SLG: 0.376 (1, 7)																	4 0 0 0 0 2 3		
<b>10 Michael Young R</b> OBP: 0.383, SLG: 0.496 (1, 6)																	4 1 1 0 0 0 2		
<b>Alfonso Soriano R</b> OBP: 0.335, SLG: 0.446 (1, 4)																	3 0 0 0 1 1 0		
<b>Herbert Perry R</b> OBP: 0.307, SLG: 0.407 (1, 10)																	3 0 0 0 1 0 0		
<b>23 Mark Teixeira S</b> OBP: 0.349, SLG: 0.489 (1, 3)																	4 1 1 0 0 1 2		
<b>9 Hank Blalock L</b> OBP: 0.375, SLG: 0.592 (1, 5)																	4 1 1 0 0 0 1		
<b>Kevin Mench R</b> OBP: 0.314, SLG: 0.482 (1, 9)																	4 1 2 3 0 1 0		
<b>Gary Matthews S</b> OBP: 0.359, SLG: 0.438 (1, 8)																	4 0 1 0 0 1 0		
<b>Ken Huckaby R</b> OBP: 0.250, SLG: 0.200 (1, 2)																	2 0 0 0 1 2 2		
<b>Inning Stats</b>	R: 0 E: 0 K: 1 S: 9	H: 0 LOB: 0 BB: 0 P: 12	R: 0 E: 0 K: 0 S: 7	H: 0 LOB: 0 BB: 0 P: 10	R: 0 E: 0 K: 2 S: 9	H: 0 LOB: 1 BB: 1 P: 17	R: 1 E: 0 K: 0 S: 10	H: 1 LOB: 1 BB: 2 P: 23	R: 0 E: 0 K: 1 S: 18	H: 2 LOB: 2 BB: 0 P: 29	R: 3 E: 0 K: 0 S: 15	H: 3 LOB: 0 BB: 0 P: 23	R: 0 E: 0 K: 2 S: 8	H: 0 LOB: 0 BB: 0 P: 12	R: 0 E: 0 K: 1 S: 7	H: 0 LOB: 0 BB: 0 P: 12	1B: 4 2B: 1 3B: 0 HR: 1	SF: 0 SAC: 0 DP: 1 HBP: 0	WP: 0 PA: 35 PB: 0 SB: 0 CS: 0
<b>PITCHER</b>	IP	WLS	BF	H	R	ER	SO	BB	IBB	HBP	BLK	WP	HR	S	P	ERA	WHIP		
<b>Travis Blackley L</b> ERA: 6.35 (1, 1)	5.2	W	25	6	4	4	4	3	0	0	0	0	1	64	108	6.35	1.588		
<b>Ron Villone L</b> ERA: 3.19 (6, 1)	1.1	H	4	0	0	0	1	0	0	0	0	0	0	10	15	0.00	0.000		
<b>Shigetoshi Hasegawa R</b> ERA: 5.0 (8, 1)	2.0		6	0	0	0	3	0	0	0	0	0	0	15	24	0.00	0.000		

Texas Rangers @ Seattle Mariners  
Safeco Field, Seattle, WA  
Thu Jul 01 2004, 1:35 PM PDT  
Att: 35,966 - Unknown - 62 F

AB	32
R	4
H	6
RBI	3
BB	3
SO	8
LOB	10



Batter	1	2	3	4	5	6	7	8	9	AB	R	H	RBI	BB	SO	LOB	BOTTOM		
<b>51 Ichiro Suzuki L</b> OBP: 0.369, SLG: 0.402 (1, 9)																	5 2 3 1 0 0 0		
<b>Randy Winn S</b> OBP: 0.335, SLG: 0.396 (1, 8)																	5 1 2 3 0 0 2		
<b>Jolbert Cabrera R</b> OBP: 0.313, SLG: 0.412 (1, 7)																	4 0 0 0 0 0 2		
<b>Hiram Bocachica R</b> OBP: 0.357, SLG: 0.396 (9, 8)																	0 0 0 0 0 0 0		
<b>John Olerud L</b> OBP: 0.366, SLG: 0.368 (1, 3)																	5 1 1 0 0 0 2		
<b>Bret Boone R</b> OBP: 0.301, SLG: 0.381 (1, 4)																	4 2 3 1 1 1 0		
<b>Dave Hansen L</b> OBP: 0.438, SLG: 0.448 (1, 10)																	2 1 1 1 1 1 1		
<b>Edgar Martinez R</b> OBP: 0.347, SLG: 0.384 (6, FH)																	1 0 1 1 0 0 0		
<b>Rich Aurilia R</b> OBP: 0.307, SLG: 0.346 (1, 6)																	3 0 0 0 1 0 5		
<b>Scott Spiezio S</b> OBP: 0.298, SLG: 0.381 (1, 5)																	3 1 1 1 1 0 0		
<b>Pat Borders R</b> OBP: 0.200, SLG: 0.295 (1, 2)																	4 0 0 0 0 2 5		
<b>Inning Stats</b>	R: 3 E: 0 K: 0 S: 16	H: 4 LOB: 3 BB: 2 P: 30	R: 0 E: 0 K: 0 S: 8	H: 1 LOB: 0 BB: 0 P: 10	R: 4 E: 0 K: 1 S: 18	H: 4 LOB: 1 BB: 1 P: 26	R: 0 E: 0 K: 1 S: 9	H: 1 LOB: 1 BB: 0 P: 12	R: 0 E: 0 K: 1 S: 9	H: 0 LOB: 0 BB: 0 P: 15	R: 1 E: 0 K: 0 S: 8	H: 2 LOB: 2 BB: 1 P: 16	R: 0 E: 1 K: 0 S: 6	H: 0 LOB: 1 BB: 0 P: 8	R: 0 E: 0 K: 1 S: 10	H: 0 LOB: 0 BB: 0 P: 15	1B: 6 2B: 6 3B: 0 HR: 0	SF: 0 SAC: 1 DP: 0 HBP: 0	WP: 1 PA: 41 PB: 0 SB: 0 CS: 0
<b>PITCHER</b>	IP	WLS	BF	H	R	ER	SO	BB	IBB	HBP	BLK	WP	HR	S	P	ERA	WHIP		
<b>John Wasdin R</b> ERA: 7.4 (1, 1)	2.2	L	19	8	7	7	1	3	0	0	0	1	0	31	50	3.00	1.000		
<b>32 Ron Mahay L</b> ERA: 2.97 (3, 1)	3.0		13	3	1	1	2	0	1	0	0	0	0	18	26	0.00	0.429		
<b>Doug Brocail R</b> ERA: 6.46 (6, 1)	2.1		9	1	0	0	1	0	0	0	0	0	0	18	26	0.00	0.429		

Texas Rangers @ Seattle Mariners  
Safeco Field, Seattle, WA  
Thu Jul 01 2004, 1:35 PM PDT  
Att: 35,966 - Unknown - 62 F

AB	36
R	8
H	12
RBI	8
BB	4
SO	4
LOB	17



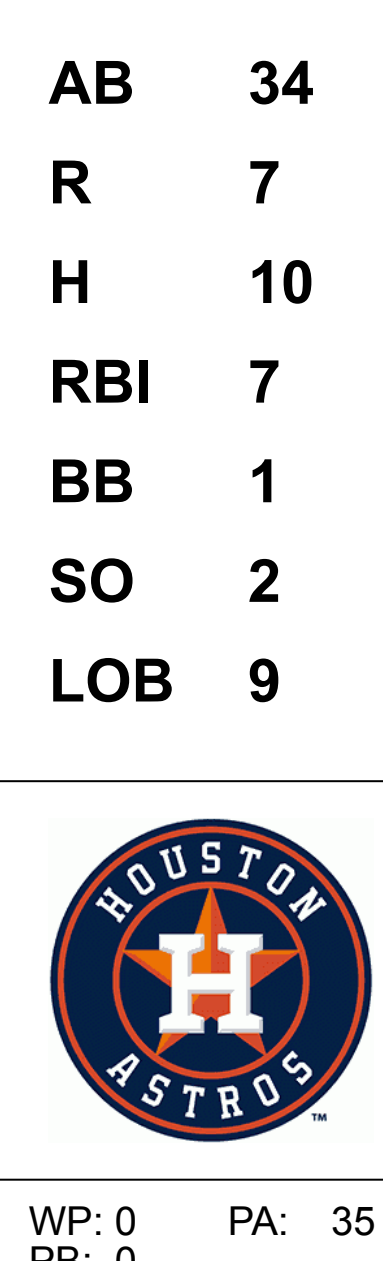


Batter	1	2	3	4	5	6	7	8	9	AB	R	H	RBI	BB	SO	LOB	TOP								
10 Michael Young, R (1, 6) OBP: 0.362, SLG: 0.493	G5-3		K				K			4	0	1	0	0	2	0	Texas Rangers @ Houston Astros Minute Maid Park, Houston, TX Fri Jul 02 2004, 7:05 PM CDT Att: 41,897 - Dome - 73 F								
9 Hank Blalock, L (1, 5) OBP: 0.377, SLG: 0.591	WP 23 HR		F9				F7			4	1	2	0	0	0	1									
Alfonso Soriano, R (1, 4) OBP: 0.331, SLG: 0.440	F7				F9		P6			4	0	0	0	0	1	3									
23 Mark Teixeira, S (1, 3) OBP: 0.352, SLG: 0.502	2H HR				1B		K			4	3	2	2	0	1	2									
David Dellucci, L (1, 7) OBP: 0.339, SLG: 0.456	K				1B		P3			4	1	2	2	0	1	0									
Gary Matthews, S (1, 9) OBP: 0.355, SLG: 0.430		G6-3			1B		K			4	0	1	0	0	2	0									
Rod Barajas, R (1, 2) OBP: 0.302, SLG: 0.589	F7				1B		F8			4	0	1	1	0	0	0									
Jason Conti, L (1, 8) OBP: 0.271, SLG: 0.273	G4-3				K		K			4	0	0	0	0	3	3									
Ryan Drese, R (1, 1) OBP: 0.500, SLG: 0.750					K		P5			2	0	0	0	0	2	3									
Brad Fullmer, L (7, PH) OBP: 0.316, SLG: 0.452					K					1	0	0	0	0	0	0									
Carlos Almanzar, R (7, 1) Herbert Perry, R (9, PH) OBP: 0.305, SLG: 0.404										0	0	0	0	0	0	0									
										1	0	0	0	0	1	0									
<b>Inning Stats</b>	R: 2 E: 0 K: 1 S: 8	H: 2 LOB: 0 BB: 0 P: 17	R: 0 E: 0 K: 0 S: 7	H: 0 LOB: 0 BB: 0 P: 9	R: 0 E: 0 K: 2 S: 8	H: 4 LOB: 3 BB: 0 P: 10	R: 1 E: 0 K: 2 S: 13	H: 4 LOB: 3 BB: 0 P: 17	R: 0 E: 0 K: 1 S: 13	H: 1 LOB: 1 BB: 0 P: 21	R: 0 E: 0 K: 1 S: 8	H: 0 LOB: 0 BB: 0 P: 12	R: 0 E: 0 K: 1 S: 10	H: 0 LOB: 0 BB: 0 P: 11	R: 2 E: 0 K: 2 S: 15	H: 2 LOB: 0 BB: 0 P: 20	R: 0 E: 0 K: 2 S: 9	H: 0 LOB: 0 BB: 0 P: 12	1B: 7 2B: 0 3B: 0 HR: 2	SF: 0 SAC: 0 DP: 0 HBP: 0	WP: 1 PB: 0 SB: 0 CS: 0	PA: 36			
<b>PITCHER</b>	IP WLS BF H R ER SO BB IBB HBP BLK WP HR S P ERA WHIP	IP WLS BF H R ER SO BB IBB HBP BLK WP HR S P ERA WHIP	IP WLS BF H R ER SO BB IBB HBP BLK WP HR S P ERA WHIP	IP WLS BF H R ER SO BB IBB HBP BLK WP HR S P ERA WHIP	IP WLS BF H R ER SO BB IBB HBP BLK WP HR S P ERA WHIP	IP WLS BF H R ER SO BB IBB HBP BLK WP HR S P ERA WHIP	IP WLS BF H R ER SO BB IBB HBP BLK WP HR S P ERA WHIP	IP WLS BF H R ER SO BB IBB HBP BLK WP HR S P ERA WHIP	IP WLS BF H R ER SO BB IBB HBP BLK WP HR S P ERA WHIP	IP WLS BF H R ER SO BB IBB HBP BLK WP HR S P ERA WHIP	IP WLS BF H R ER SO BB IBB HBP BLK WP HR S P ERA WHIP	IP WLS BF H R ER SO BB IBB HBP BLK WP HR S P ERA WHIP	IP WLS BF H R ER SO BB IBB HBP BLK WP HR S P ERA WHIP	IP WLS BF H R ER SO BB IBB HBP BLK WP HR S P ERA WHIP	IP WLS BF H R ER SO BB IBB HBP BLK WP HR S P ERA WHIP	IP WLS BF H R ER SO BB IBB HBP BLK WP HR S P ERA WHIP	IP WLS BF H R ER SO BB IBB HBP BLK WP HR S P ERA WHIP	IP WLS BF H R ER SO BB IBB HBP BLK WP HR S P ERA WHIP	IP WLS BF H R ER SO BB IBB HBP BLK WP HR S P ERA WHIP	IP WLS BF H R ER SO BB IBB HBP BLK WP HR S P ERA WHIP	IP WLS BF H R ER SO BB IBB HBP BLK WP HR S P ERA WHIP	IP WLS BF H R ER SO BB IBB HBP BLK WP HR S P ERA WHIP	IP WLS BF H R ER SO BB IBB HBP BLK WP HR S P ERA WHIP	IP WLS BF H R ER SO BB IBB HBP BLK WP HR S P ERA WHIP	IP WLS BF H R ER SO BB IBB HBP BLK WP HR S P ERA WHIP

AB	36
R	5
H	9
RBI	5
BB	0
SO	13
LOB	12



Batter	1	2	3	4	5	6	7	8	9	AB	R	H	RBI	BB	SO	LOB	BOTTOM									
Craig Biggio, R (1, 7) OBP: 0.360, SLG: 0.481	G4-3 2B		F9				G5-3			4	2	2	0	0	0	0	Texas Rangers @ Houston Astros Minute Maid Park, Houston, TX Fri Jul 02 2004, 7:05 PM CDT Att: 41,897 - Dome - 73 F									
Jose Vizcaino, S (1, 4) OBP: 0.312, SLG: 0.348	G4-3		P5			F8 17 1B	G3			4	1	1	1	0	0	1										
Carlos Beltrán, S (1, 8) OBP: 0.374, SLG: 0.561	G4-3		F8			F8	K			4	0	0	1	0	1	1										
17 Lance Berkman, S (1, 9) OBP: 0.459, SLG: 0.577	3H 1B		G4-3			5 1B	L6			4	1	2	1	0	0	0										
5 Jeff Bagwell, R (1, 3) OBP: 0.386, SLG: 0.451	L7		G6-3			3H 28 FC6-4 1B	HR			4	2	2	0	0	0	1										
Morgan Ensberg, R (1, 5) OBP: 0.336, SLG: 0.368		F8			G6-3	1-2 2H	28 FC6-4 1B	1H HR		4	1	2	3	0	0	0										
28 Adam Everett, R (1, 6) OBP: 0.307, SLG: 0.347		44 FC6 BB			G6-3	1-2 2-3	FC6-4 1B	F9		3	0	0	0	1	0	2										
Raul Chavez, R (1, 2) OBP: 0.274, SLG: 0.293	F9				G5-3			K		4	0	1	1	0	1	1										
44 Roy Oswalt, R (1, 1) OBP: 0.114, SLG: 0.121					P4					3	0	0	0	0	0	3										
54 Brad Lidge, R (9, 1) OBP: 0.307, SLG: 0.347	1-2 HR				G1-3					0	0	0	0	0	0	0										
<b>Inning Stats</b>	R: 1 E: 0 K: 0 S: 7	H: 2 LOB: 1 BB: 0 P: 9	R: 0 E: 0 K: 0 S: 5	H: 0 LOB: 1 BB: 1 P: 12	R: 0 E: 0 K: 0 S: 5	H: 0 LOB: 0 BB: 0 P: 7	R: 0 E: 0 K: 0 S: 6	H: 0 LOB: 0 BB: 0 P: 11	R: 0 E: 0 K: 0 S: 6	H: 0 LOB: 0 BB: 0 P: 10	R: 4 E: 0 K: 0 S: 18	H: 6 LOB: 2 BB: 0 P: 20	R: 0 E: 0 K: 1 S: 7	H: 0 LOB: 0 BB: 0 P: 12	R: 2 E: 0 K: 1 S: 8	H: 2 LOB: 2 BB: 0 P: 10	R: 0 E: 0 K: 1 S: 8	H: 0 LOB: 0 BB: 0 P: 10	1B: 7 2B: 2 3B: 0 HR: 1	SF: 0 SAC: 0 DP: 0 HBP: 0	WP: 0 PB: 0 SB: 0 CS: 0	PA: 35				
<b>PITCHER</b>	IP WLS BF H R ER SO BB IBB HBP BLK WP HR S P ERA WHIP	IP WLS BF H R ER SO BB IBB HBP BLK WP HR S P ERA WHIP	IP WLS BF H R ER SO BB IBB HBP BLK WP HR S P ERA WHIP	IP WLS BF H R ER SO BB IBB HBP BLK WP HR S P ERA WHIP	IP WLS BF H R ER SO BB IBB HBP BLK WP HR S P ERA WHIP	IP WLS BF H R ER SO BB IBB HBP BLK WP HR S P ERA WHIP	IP WLS BF H R ER SO BB IBB HBP BLK WP HR S P ERA WHIP	IP WLS BF H R ER SO BB IBB HBP BLK WP HR S P ERA WHIP	IP WLS BF H R ER SO BB IBB HBP BLK WP HR S P ERA WHIP	IP WLS BF H R ER SO BB IBB HBP BLK WP HR S P ERA WHIP	IP WLS BF H R ER SO BB IBB HBP BLK WP HR S P ERA WHIP	IP WLS BF H R ER SO BB IBB HBP BLK WP HR S P ERA WHIP	IP WLS BF H R ER SO BB IBB HBP BLK WP HR S P ERA WHIP	IP WLS BF H R ER SO BB IBB HBP BLK WP HR S P ERA WHIP	IP WLS BF H R ER SO BB IBB HBP BLK WP HR S P ERA WHIP	IP WLS BF H R ER SO BB IBB HBP BLK WP HR S P ERA WHIP	IP WLS BF H R ER SO BB IBB HBP BLK WP HR S P ERA WHIP	IP WLS BF H R ER SO BB IBB HBP BLK WP HR S P ERA WHIP	IP WLS BF H R ER SO BB IBB HBP BLK WP HR S P ERA WHIP	IP WLS BF H R ER SO BB IBB HBP BLK WP HR S P ERA WHIP	IP WLS BF H R ER SO BB IBB HBP BLK WP HR S P ERA WHIP	IP WLS BF H R ER SO BB IBB HBP BLK WP HR S P ERA WHIP	IP WLS BF H R ER SO BB IBB HBP BLK WP HR S P ERA WHIP	IP WLS BF H R ER SO BB IBB HBP BLK WP HR S P ERA WHIP	IP WLS BF H R ER SO BB IBB HBP BLK WP HR S P ERA WHIP	IP WLS BF H R ER SO BB IBB HBP BLK WP HR S P ERA WHIP





Batter	1	2	3	4	5	6	7	8	9	AB	R	H	RBI	BB	SO	LOB	TOP								
10 Michael Young, R OBP: 0.368, SLG: 0.504	G6-3		1B		9 1B HR	1B		BB		4	2	3	2	1	0	0	Texas Rangers @ Houston Astros Minute Maid Park, Houston, TX Sat Jul 03 2004, 6:05 PM CDT Att: 42,889 - Dome - 74 F								
9 Hank Blalock, L OBP: 0.374, SLG: 0.585	G1-3		K		HR	F7		P5		5	1	1	0	0	1	3									
Alfonso Soriano, R OBP: 0.332, SLG: 0.449	G5-3			F8	HR		1B	F9		5	1	2	3	0	0	0									
23 Mark Teixeira, S OBP: 0.356, SLG: 0.500		BB		K			F9			3	0	1	0	2	1	1									
Kevin Mench, R OBP: 0.307, SLG: 0.469	P4			P3	F9		F9			5	0	0	0	0	0	4									
David Dellucci, L OBP: 0.339, SLG: 0.451										2	1	0	0	1	0	2									
Doug Brocail, L OBP: 0.302, SLG: 0.400	F8									0	0	0	0	0	0	0									
Herbert Perry, R OBP: 0.409, SLG: 0.380										1	0	0	0	0	1	1									
Brian Shouse, L OBP: 0.409, SLG: 0.380										0	0	0	0	0	0	0									
Eric Young Sr., R OBP: 0.409, SLG: 0.380										1	0	1	0	0	0	0									
Danny Ardoin, R OBP: 0.300, SLG: 0.585	K				HR	BB	G5-3	F9	K	3	1	0	0	1	1	1									
Rod Barajas, R OBP: 0.300, SLG: 0.585										1	0	0	0	0	1	2									
Gary Matthews, S OBP: 0.360, SLG: 0.464			G4-3							4	2	2	3	0	1	0									
Ricardo Rodriguez, L OBP: 0.250, SLG: 0.251										2	0	0	0	0	2	0									
Jason Conti, L OBP: 0.250, SLG: 0.251										2	0	0	0	0	1	1									
50 Frank Francisco, R OBP: 0.300, SLG: 0.585										0	0	0	0	0	0	0									
<b>Inning Stats</b>	R: 0 E: 0 K: 0 S: 3	H: 0 LOB: 0 BB: 0 P: 5	R: 0 E: 0 K: 1 S: 14	H: 0 LOB: 1 BB: 24 P: 24	R: 0 E: 0 K: 2 S: 12	H: 1 LOB: 1 BB: 0 P: 16	R: 0 E: 0 K: 1 S: 9	H: 0 LOB: 0 BB: 0 P: 11	R: 6 E: 0 K: 1 S: 24	H: 4 LOB: 1 BB: 3 P: 43	R: 2 E: 0 K: 1 S: 12	H: 2 LOB: 0 BB: 0 P: 17	R: 0 E: 1 K: 1 S: 10	H: 1 LOB: 1 BB: 0 P: 16	R: 0 E: 1 K: 1 S: 11	H: 0 LOB: 2 BB: 1 P: 20	R: 0 E: 0 K: 1 S: 11	H: 2 LOB: 2 BB: 0 P: 17	1B: 7 2B: 0 3B: 0 HR: 3	SF: 0 SAC: 0 DP: 0 HBP: 0	WP: 0 PB: 0 SB: 0 CS: 0	PA: 43			
<b>PITCHER</b>	IP	WLS	BF	H	R	ER	SO	BB	IBB	HBP	BLK	WP	HR	S	P	ERA	WHIP								
Jeremy Griffiths, R ERA: 10.38	(1, 1)	4.1	20	4	5	5	5	3	0	0	0	0	1	50	78	10.38	1.615								
Kirk Bullinger, R ERA: 3.12	(5, 1)	0.2	4	1	1	1	0	1	0	0	0	0	0	12	21	13.50	3.000								
Chad Harville, R ERA: 5.48	(6, 1)	1.0	B	5	2	2	2	1	0	0	0	0	1	12	17	18.00	2.000								
David Weathers, R ERA: 4.22	(7, 1)	1.2	W	8	1	0	0	2	1	0	0	0	0	19	34	0.00	1.200								
Dan Miceli, R ERA: 3.84	(8, 1)	1.1	S	6	2	0	0	1	0	0	0	0	0	13	19	0.00	1.500								

AB 38  
R 8  
H 10  
RBI 8  
BB 5  
SO 9  
LOB 15



Batter	1	2	3	4	5	6	7	8	9	AB	R	H	RBI	BB	SO	LOB	BOTTOM									
Craig Biggio, R OBP: 0.363, SLG: 0.481	17 BB 1B	F8						SH1-4 BB		4	0	2	0	1	1	1	Texas Rangers @ Houston Astros Minute Maid Park, Houston, TX Sat Jul 03 2004, 6:05 PM CDT Att: 42,889 - Dome - 74 F									
Jose Vizcaino, S OBP: 0.324, SLG: 0.356	17 BB 1B		G4-3					SH1-4		3	1	2	1	1	0	0										
Carlos Beltrán, S OBP: 0.368, SLG: 0.552			K					L5		5	0	0	0	0	2	6										
17 Lance Berkman, S OBP: 0.461, SLG: 0.578	5 G5-4-3 BB							G2-3		3	1	1	0	2	1	1										
5 Jeff Bagwell, R OBP: 0.387, SLG: 0.446	G5-4-3									3	2	0	0	2	1	5										
Morgan Ensberg, R OBP: 0.342, SLG: 0.382		28 BLK BB	G6-3							3	3	1	4	2	1	2										
28 Adam Everett, R OBP: 0.312, SLG: 0.349										4	1	2	0	1	0	0										
Raul Chavez, R OBP: 0.273, SLG: 0.290										4	1	1	1	0	0	3										
Jeremy Griffiths, R ERA: 2.16	(1, 1)	4.2	24	5	5	4	1	3	0	0	1	0	0	33	55	27.00		6.000								
Doug Brocail, R ERA: 8.1	(5, 1)	1.1	L	12	5	5	4	1	3	0	0	1	0	0	3	9		0.00	1.000							
Brian Shouse, L ERA: 1.93	(7, 1)	1.0		0	0	0	0	1	0	0	0	0	0	3	9	0.00	1.000									
16 Jason Lane, R OBP: 0.300, SLG: 0.500	(8, 1)	1.0		0	0	0	2	0	0	0	0	0	0	10	14	0.00	0.000									
<b>Inning Stats</b>	R: 0 E: 0 K: 1 S: 16	H: 2 LOB: 2 BB: 1 P: 26	R: 1 E: 0 K: 0 S: 10	H: 1 LOB: 1 BB: 2 P: 22	R: 0 E: 0 K: 1 S: 12	H: 1 LOB: 2 BB: 1 P: 22	R: 0 E: 0 K: 1 S: 8	H: 0 LOB: 0 BB: 0 P: 12	R: 7 E: 1 K: 1 S: 25	H: 6 LOB: 2 BB: 2 P: 41	R: 2 E: 1 K: 1 S: 17	H: 0 LOB: 1 BB: 3 P: 34	R: 0 E: 0 K: 0 S: 3	H: 0 LOB: 1 BB: 1 P: 9	R: 0 E: 0 K: 2 S: 10	H: 0 LOB: 0 BB: 0 P: 14	1B: 8 2B: 1 3B: 0 HR: 1	SF: 0 SAC: 1 DP: 2 HBP: 0	WP: 1 PB: 1 SB: 0 CS: 0	PA: 43						
<b>PITCHER</b>	IP	WLS	BF	H	R	ER	SO	BB	IBB	HBP	BLK	WP	HR	S	P	ERA	WHIP									
Ricardo Rodriguez, R ERA: 2.16	(1, 1)	4.2	24	5	5	4	1	3	0	0	1	0	0	33	55	27.00	6.000									
Doug Brocail, R ERA: 8.1	(5, 1)	1.1	L	12	5	5	4	1	3	0	0	1	0	0	3	9	0.00	1.000								
Brian Shouse, L ERA: 1.93	(7, 1)	1.0		0	0	0	0	1	0	0	0	0	0	3	9	0.00	1.000									
50 Frank Francisco, R ERA: 3.86	(8, 1)	1.0		0	0	0	2	0	0	0	0	0	0	10	14	0.00	0.000									

AB 32  
R 10  
H 10  
RBI 8  
BB 10  
SO 7  
LOB 19





Batter	1	2	3	4	5	6	7	8	9	AB	R	H	RBI	BB	SO	LOB	TOP										
Eric Young Sr. R OBP: 0.412, SLG: 0.388 (1, 7)	F9		23 2B	10 1B		10 F8	E5		L5-3	5	3	2	0	1	0	1											
10 Michael Young, R David Dellucci, L Francisco Cordero, R OBP: 0.342, SLG: 0.451 (9, PH)	G6-4-3 BB		K	E HR		F8			1B 23 HR	4	1	2	1	1	1	3											
Alfonso Soriano, R OBP: 0.335, SLG: 0.457 (1, 4)	G6-4-3		F8	HR		9 HR	K		9 BB 23 HR	5	3	2	2	1	1	4											
Herbert Perry, R OBP: 0.311, SLG: 0.402 9 Hank Blalock, L OBP: 0.377, SLG: 0.594 (6, PH)		F9 1B WP	23 2B 1B	G4-3					23 HR	2	2	1	0	1	0	0											
23 Mark Teixeira, S OBP: 0.363, SLG: 0.532 (1, 3)		K	1B 2B		G4-3	HR			HR	5	3	3	6	1	1	1											
Kevin Mench, R OBP: 0.317, SLG: 0.505 (1, 9)		WP 1B	1B 2B		G6-3	HR			K	6	2	4	4	0	1	0											
Rod Barajas, R OBP: 0.291, SLG: 0.567 (1, 2)	F9		G6-3		G1-6-3	K			P3	5	0	0	0	0	1	4											
Gary Matthews, S OBP: 0.362, SLG: 0.455 (9, 9)				G6-3		10 F8 9 HR	G6-3	G6-3		4	1	1	0	1	0	0											
53 Joaquin Benoit, R 32 Ron Mahay, L Jason Conti, L OBP: 0.255, SLG: 0.255 (9, 8)			K	K		K	G3-1		E3	3	0	0	0	0	3	3											
<b>Inning Stats</b>	R: 0 E: 0 K: 0 S: 4	H: 0 LOB: 0 BB: 1 P: 11	R: 1 E: 0 K: 2 S: 15	H: 2 LOB: 2 BB: 1 P: 25	R: 2 E: 0 K: 1 S: 15	H: 3 LOB: 2 BB: 1 P: 24	R: 3 E: 1 K: 1 S: 16	H: 3 LOB: 0 BB: 0 P: 20	R: 0 E: 0 K: 0 S: 6	H: 0 LOB: 0 BB: 0 P: 10	R: 6 E: 0 K: 2 S: 21	H: 3 LOB: 0 BB: 3 P: 44	R: 0 E: 1 K: 1 S: 12	H: 1 LOB: 2 BB: 0 P: 17	R: 2 E: 0 K: 1 S: 12	H: 2 LOB: 0 BB: 0 P: 22	R: 4 E: 1 K: 1 S: 19	H: 2 LOB: 0 BB: 2 P: 37	1B: 8 2B: 3 3B: 0 HR: 6	SF: 0 SAC: 0 DP: 2 HBP: 0	WP: 1 PB: 0 SB: 1 CS: 0	PA: 51					
<b>PITCHER</b>	IP	WLS	BF	H	R	ER	SO	BB	IBB	HBP	BLK	WP	HR	S	P	ERA	WHIP										
Andy Pettitte, L ERA: 4.37 Tim Redding, R ERA: 8.15 Kirk Bullinger, R ERA: 2.79 Mike Gallo, L ERA: 3.7 Chad Harville, R ERA: 6.75	5.0	L	25	8	6	6	4	2	1	0	0	1	1	56	90	10.80	2.000										
<b>PITCHER</b>	IP	WLS	BF	H	R	ER	SO	BB	IBB	HBP	BLK	WP	HR	S	P	ERA	WHIP										
53 Joaquin Benoit, R 32 Ron Mahay, L Francisco Cordero, R ERA: 1.8	6.0	W	25	5	2	2	5	1	0	0	0	0	0	16	28	4.50	1.500										
53 Joaquin Benoit, R 32 Ron Mahay, L Francisco Cordero, R ERA: 1.8	1.0		4	1	0	0	1	0	0	0	0	0	0	11	15	0.00	1.000										

Texas Rangers @ Houston Astros  
Minute Maid Park, Houston, TX  
Sun Jul 04 2004, 1:05 PM CDT  
Att: 41,147 - Dome - 74 F

AB 43  
R 18  
H 16  
RBI 17  
BB 8  
SO 9  
LOB 16



Texas Rangers @ Houston Astros  
Minute Maid Park, Houston, TX  
Sun Jul 04 2004, 1:05 PM CDT  
Att: 41,147 - Dome - 74 F

AB 36  
R 3  
H 8  
RBI 3  
BB 2  
SO 6  
LOB 14









Batter	1	2	3	4	5	6	7	8	9	AB	R	H	RBI	BB	SO	LOB	TOP										
Eric Young Sr. R (1.7) OBP: 0.397, SLG: 0.372	F9		P3			G6-3		L6		4	0	0	0	0	0	0											
10 Michael Young R (1.10) OBP: 0.375, SLG: 0.504	CS BB			G5-4-3 1B		F9		1B		3	0	2	0	1	0	0											
Alfonso Soriano R (1.4) OBP: 0.330, SLG: 0.457	K			G5-4-3 1-2		K		K		4	0	0	0	0	3	3											
23 Mark Teixeira S (1.3) OBP: 0.377, SLG: 0.552		2B					HR	F8		3	1	2	1	1	0	1											
Kevin Mench R (1.9) OBP: 0.317, SLG: 0.507	P2			L5		F9		2B		4	0	1	0	0	0	2											
9 Hank Blalock L (1.5) OBP: 0.377, SLG: 0.587	K				G6-3	BB 1B		K		4	0	1	0	0	2	2											
Gary Matthews S (1.8) OBP: 0.347, SLG: 0.431	K			L5		F9		K		4	0	0	0	0	2	3											
Rod Barajas R (1.2) OBP: 0.287, SLG: 0.550 Danny Ardoin R (5.2)			F9			HBP		F7		1	0	0	0	0	0	0											
Manny Alexander R (1.6)			K		G4-3					3	0	0	0	0	2	3											
<b>Inning Stats</b>	R: 0 E: 0 K: 1 S: 10	H: 0 LOB: 1 BB: 1 P: 18	R: 0 E: 0 K: 2 S: 15	H: 1 LOB: 1 BB: 0 P: 19	R: 0 E: 0 K: 1 S: 10	H: 0 LOB: 0 BB: 0 P: 17	R: 0 E: 0 K: 0 S: 9	H: 1 LOB: 1 BB: 1 P: 15	R: 0 E: 0 K: 1 S: 8	H: 0 LOB: 1 BB: 0 P: 14	R: 0 E: 0 K: 1 S: 8	H: 0 LOB: 1 BB: 0 P: 11	R: 1 E: 0 K: 1 S: 11	H: 2 LOB: 2 BB: 1 P: 19	R: 0 E: 0 K: 2 S: 17	H: 1 LOB: 1 BB: 0 P: 23	1B: 3 2B: 3 3B: 0 HR: 1	SF: 0 SAC: 0 DP: 2 HBP: 1	WP: 0 PB: 0 SB: 0 CS: 1	PA: 35							
<b>PITCHER</b>	IP	WLS	BF	H	R	ER	SO	BB	IBB	HBP	BLK	WP	HR	S	P	ERA	WHIP										
31 Cliff Lee, L (1.1) ERA: 3.95	6.2	W	25	4	1	1	5	2	0	1	0	0	1	66	103	1.35	0.900										
59 Matt Miller, R (7.1) ERA: 2.57	0.1	H	2	0	0	0	1	1	0	0	0	0	0	5	10	0.00	3.000										
Bob Wickman, R (8.1) ERA:	1.0	H	4	1	0	0	1	0	0	0	0	0	0	8	10	0.00	1.000										
David Riske, R (9.1) ERA: 4.22	1.0	S	4	1	0	0	2	0	0	0	0	0	0	17	23	0.00	1.000										

Texas Rangers @ Cleveland Indians  
Jacobs Field, Cleveland, OH  
Tue Jul 06 2004, 7:05 PM EDT  
Att: 16,796 - Cloudy - 87 F

AB	31
R	1
H	6
RBI	1
BB	3
SO	9
LOB	15



Batter	1	2	3	4	5	6	7	8	9	AB	R	H	RBI	BB	SO	LOB	BOTTOM										
Ronnie Belliard R (1.4) OBP: 0.384, SLG: 0.436	G6-3		F9 BB	1B		K		FC6-4		4	0	1	2	1	1	1											
Omar Vizquel S (1.6) OBP: 0.356, SLG: 0.385	CS BB			G3		S 1B		G5-3		3	0	1	0	2	0	3											
Matt Lawton L (1.7) OBP: 0.375, SLG: 0.474	L4		F9		L8	F9				4	0	0	0	0	0	4											
41 Victor Martinez S (1.2) OBP: 0.365, SLG: 0.528		G4-3 48 FC6-4 WP BB	P6		G3		G4-3			3	1	0	0	1	0	2											
Casey Blake R (1.5) OBP: 0.365, SLG: 0.474		G4-3		48 1B BB	2B 1B		F8			3	1	1	0	1	0	1											
Lou Merten R (1.3) OBP: 0.364, SLG: 0.437 Ben Broussard L (8.3) OBP: 0.346, SLG: 0.391			48 FC6-4 BB	K			48 2B 1B			3	1	2	0	1	1	1											
48 Travis Hafner L (1.10) OBP: 0.412, SLG: 0.525		FC6-4	FC6-4	BB	1B		E6			3	1	2	2	1	0	1											
Coco Crisp S (1.8) OBP: 0.311, SLG: 0.399		FC6-4		1B	L9		G5-3			3	0	0	0	1	0	4											
Mark Little R (1.9) Jody Gerut L (4. PH) OBP: 0.354, SLG: 0.426			K	F9		G6-3		FC6-4 BB		1	0	0	0	0	1	0											
2	0	0	0	0	0	0	0	0	0	2	0	0	0	1	0	3											
<b>Inning Stats</b>	R: 0 E: 0 K: 0 S: 7	H: 0 LOB: 1 BB: 1 P: 15	R: 1 E: 0 K: 0 S: 13	H: 0 LOB: 1 BB: 2 P: 26	R: 0 E: 0 K: 1 S: 8	H: 0 LOB: 2 BB: 2 P: 19	R: 2 E: 0 K: 1 S: 13	H: 2 LOB: 2 BB: 2 P: 28	R: 0 E: 0 K: 1 S: 13	H: 1 LOB: 1 BB: 0 P: 19	R: 1 E: 1 K: 0 S: 6	H: 2 LOB: 1 BB: 0 P: 7	R: 0 E: 0 K: 0 S: 11	H: 0 LOB: 1 BB: 1 P: 20	1B: 5 2B: 2 3B: 0 HR: 0	SF: 0 SAC: 0 DP: 0 HBP: 0	WP: 1 PB: 0 SB: 1 CS: 1	PA: 38									
<b>PITCHER</b>	IP	WLS	BF	H	R	ER	SO	BB	IBB	HBP	BLK	WP	HR	S	P	ERA	WHIP										
Nick Bierbrodt, L (1.1) ERA: 5.82	3.1	L	17	5	3	3	2	7	0	0	0	0	0	34	79	8.10	2.400										
John Waddell, R (4.1) ERA: 6.75	3.1		16	5	1	1	1	0	1	0	0	0	0	35	51	2.70	1.500										
Brian Shouse, L (7.1) ERA: 1.72	0.2		3	1	0	0	0	1	0	0	0	0	0	4	9	0.00	3.000										
Doug Brocail, R (8.1) ERA: 7.79	0.2		2	0	0	0	0	0	0	0	0	0	0	9	13	0.00	0.000										

Texas Rangers @ Cleveland Indians  
Jacobs Field, Cleveland, OH  
Tue Jul 06 2004, 7:05 PM EDT  
Att: 16,796 - Cloudy - 87 F

AB	29
R	4
H	7
RBI	4
BB	9
SO	3
LOB	20









Batter	1	2	3	4	5	6	7	8	9	AB	R	H	RBI	BB	SO	LOB	TOP		
10 Michael Young, R OBP: 0.376, SLG: 0.508	1-0 HR	1-0 FC5-4		1-2 G4-3			0-1 P6	1-0 L7		5	1	1	1	0	0	4			
9 Hank Blalock, L OBP: 0.372, SLG: 0.575	0-1 F9		2-2 F7		3-2 F7		3-2 F8	1-1 FC5-4 1B		5	0	1	1	0	0	0			
Alfonso Soriano, R Manny Alexander, R	2-0 F9		1-2 F8		3-3 K			1-3 2-H 1B		5	1	1	0	0	1	2			
Brad Fullmer, L OBP: 0.315, SLG: 0.463	0-2 P2		0-1 L5		1-0 G6-3			2-0 G6-3 1-2	0-1 P5	5	0	0	0	0	0	1			
23 Mark Teixeira, S OBP: 0.374, SLG: 0.556		3-1 P5		0-0 HR 2B		1-3 K		4-2 HR BB	1-1 G3	4	2	1	0	1	1	0			
David Dellucci, L Jason Conti, L		4-1 HR BB		1-2 2-H HR		1-1 2B		3-2 1-H 2-H HR	0-1 G3-1	4	3	3	5	1	0	0			
Gary Matthews, S OBP: 0.353, SLG: 0.466		1-3 K		0-2 G4-3		3-3 K		0-0 BB 1B		4	1	1	0	0	2	2			
Kevin Mench, R OBP: 0.325, SLG: 0.528		3-2 1-H HR		1-1 2B		0-1 L7		4-2 1B 1B BB		3	2	2	2	1	0	1			
Danny Ardoin, R OBP: 0.400, SLG: 0.143		4-1 10 FC5-4 BB		2-2 L8			1-3 K	2-2 9 1B 1-2 2-H 1B		3	0	1	1	1	1	1			
<b>Inning Stats</b>	R: 1 E: 0 K: 0 S: 9	H: 1 LOB: 0 BB: 0 P: 12	R: 2 E: 0 K: 1 S: 12	H: 1 LOB: 1 BB: 2 P: 28	R: 0 E: 0 K: 0 S: 10	H: 0 LOB: 0 BB: 0 P: 13	R: 2 E: 0 K: 0 S: 15	H: 3 LOB: 1 BB: 0 P: 20	R: 0 E: 0 K: 1 S: 9	H: 1 LOB: 0 BB: 0 P: 15	R: 0 E: 0 K: 1 S: 8	H: 0 LOB: 0 BB: 0 P: 12	R: 5 E: 0 K: 0 S: 21	H: 5 LOB: 2 BB: 2 P: 41	R: 0 E: 0 K: 0 S: 6	H: 0 LOB: 0 BB: 0 P: 7	1B: 4 2B: 3 3B: 0 HR: 4	SF: 0 SAC: 0 DP: 0 HBP: 0	WP: 1 PA: 42 PB: 0 SB: 0 CS: 0
<b>PITCHER</b>	IP WLS BF H R ER SO BB IBB HBP BLK WP HR S P ERA WHIP	IP WLS BF H R ER SO BB IBB HBP BLK WP HR S P ERA WHIP	IP WLS BF H R ER SO BB IBB HBP BLK WP HR S P ERA WHIP	IP WLS BF H R ER SO BB IBB HBP BLK WP HR S P ERA WHIP	IP WLS BF H R ER SO BB IBB HBP BLK WP HR S P ERA WHIP	IP WLS BF H R ER SO BB IBB HBP BLK WP HR S P ERA WHIP	IP WLS BF H R ER SO BB IBB HBP BLK WP HR S P ERA WHIP	IP WLS BF H R ER SO BB IBB HBP BLK WP HR S P ERA WHIP	IP WLS BF H R ER SO BB IBB HBP BLK WP HR S P ERA WHIP	IP WLS BF H R ER SO BB IBB HBP BLK WP HR S P ERA WHIP	IP WLS BF H R ER SO BB IBB HBP BLK WP HR S P ERA WHIP	IP WLS BF H R ER SO BB IBB HBP BLK WP HR S P ERA WHIP	IP WLS BF H R ER SO BB IBB HBP BLK WP HR S P ERA WHIP	IP WLS BF H R ER SO BB IBB HBP BLK WP HR S P ERA WHIP	IP WLS BF H R ER SO BB IBB HBP BLK WP HR S P ERA WHIP	IP WLS BF H R ER SO BB IBB HBP BLK WP HR S P ERA WHIP	IP WLS BF H R ER SO BB IBB HBP BLK WP HR S P ERA WHIP		
Scott Elarton, R ERA: 8.33	4.0 L	5 5	5 5	5 5	1 1	2 0	0 0	0 0	0 0	0 1	1 42	74 13.50	2.100						
Kazuhito Tadano, R ERA: 5.55	3.1 0.2	3 1	0 0	0 0	0 0	0 0	0 0	0 0	0 0	0 6	10 0.00	1.500							
Cliff Bartosh, L ERA: 7.0	1.0 3	0 0	0 0	0 0	0 0	0 0	0 0	0 0	0 6	7 0.00	0.000								
Rick White, R ERA: 3.16																			

Texas Rangers @ Cleveland Indians  
Jacobs Field, Cleveland, OH  
Thu Jul 08 2004, 12:05 PM EDT  
Att: 24,914 - Unknown - 71 F

AB 38  
R 10  
H 11  
RBI 10  
BB 4  
SO 5  
LOB 11



Batter	1	2	3	4	5	6	7	8	9	AB	R	H	RBI	BB	SO	LOB	BOTTOM		
Matt Lawton, L Mark Little, R	3-2 E4 G4-3		2-1 S 1B			2-0 F8		1-0 F9		3	0	1	0	0	0	0			
Omar Vizquel, S John McDonald, R	2-1 G4-3		4-0 S BB		1-2 BB	0-0 48 G4-3 2B		2-1 P3		2	0	1	0	1	0	1			
48 Travis Hafner, L OBP: 0.410, SLG: 0.519	1-2 F8		2-2 F9			2-2 G4-3		2-3 G4-3	4-0 BB	3	0	0	0	1	0	4			
41 Victor Martinez, S OBP: 0.361, SLG: 0.516	0-3 K				2-0 F8		3-1 G4-3		0-1 F8	4	0	0	0	1	1	3			
Casey Blake, R OBP: 0.361, SLG: 0.466		2-3 K		0-0 F7		2-0 P2		1-2 K		4	0	0	0	0	2	1			
Ben Broussard, L OBP: 0.347, SLG: 0.387		3-3 K		1-1 G1-3		1-1 G4-3		0-0 G3		4	0	0	0	0	1	1			
Ronnie Belliard, R OBP: 0.384, SLG: 0.436		1-0 F9			1-2 G5-3		3-1 2B			3	0	1	0	0	0	0			
Jody Gerut, L OBP: 0.346, SLG: 0.415			2-0 G1-3		0-1 F9		0-2 P5			3	0	0	0	0	0	1			
Coco Crisp, S OBP: 0.301, SLG: 0.386			2-2 K		0-3 K			0-0 G3-1		3	0	0	0	0	2	0			
<b>Inning Stats</b>	R: 0 E: 1 K: 1 S: 9	H: 0 LOB: 1 BB: 0 P: 14	R: 0 E: 0 K: 2 S: 9	H: 0 LOB: 0 BB: 0 P: 15	R: 0 E: 0 K: 1 S: 9	H: 1 LOB: 2 BB: 1 P: 21	R: 0 E: 0 K: 0 S: 4	H: 0 LOB: 0 BB: 0 P: 7	R: 0 E: 0 K: 0 S: 8	H: 1 LOB: 1 BB: 0 P: 14	R: 0 E: 0 K: 0 S: 8	H: 1 LOB: 0 BB: 0 P: 14	R: 0 E: 0 K: 0 S: 4	H: 0 LOB: 0 BB: 0 P: 7	R: 0 E: 0 K: 1 S: 6	H: 0 LOB: 1 BB: 1 P: 11	1B: 1 2B: 2 3B: 0 HR: 0	SF: 0 SAC: 0 DP: 0 HBP: 0	WP: 0 PA: 33 PB: 0 SB: 1 CS: 0
<b>PITCHER</b>	IP WLS BF H R ER SO BB IBB HBP BLK WP HR S P ERA WHIP	IP WLS BF H R ER SO BB IBB HBP BLK WP HR S P ERA WHIP	IP WLS BF H R ER SO BB IBB HBP BLK WP HR S P ERA WHIP	IP WLS BF H R ER SO BB IBB HBP BLK WP HR S P ERA WHIP	IP WLS BF H R ER SO BB IBB HBP BLK WP HR S P ERA WHIP	IP WLS BF H R ER SO BB IBB HBP BLK WP HR S P ERA WHIP	IP WLS BF H R ER SO BB IBB HBP BLK WP HR S P ERA WHIP	IP WLS BF H R ER SO BB IBB HBP BLK WP HR S P ERA WHIP	IP WLS BF H R ER SO BB IBB HBP BLK WP HR S P ERA WHIP	IP WLS BF H R ER SO BB IBB HBP BLK WP HR S P ERA WHIP	IP WLS BF H R ER SO BB IBB HBP BLK WP HR S P ERA WHIP	IP WLS BF H R ER SO BB IBB HBP BLK WP HR S P ERA WHIP	IP WLS BF H R ER SO BB IBB HBP BLK WP HR S P ERA WHIP	IP WLS BF H R ER SO BB IBB HBP BLK WP HR S P ERA WHIP	IP WLS BF H R ER SO BB IBB HBP BLK WP HR S P ERA WHIP	IP WLS BF H R ER SO BB IBB HBP BLK WP HR S P ERA WHIP			
Ricardo Rodriguez, R ERA: 1.04	9.0 W	33 3	0 0	0 0	6 6	2 0	0 0	0 0	0 0	0 64	112 0.00	0.556							

Texas Rangers @ Cleveland Indians  
Jacobs Field, Cleveland, OH  
Thu Jul 08 2004, 12:05 PM EDT  
Att: 24,914 - Unknown - 71 F

AB 31  
R 0  
H 3  
RBI 0  
BB 2  
SO 6  
LOB 11





Batter	1	2	3	4	5	6	7	8	9	AB	R	H	RBI	BB	SO	LOB	TOP			
10 Michael Young, R (1,6) OBP: 0.377, SLG: 0.509	1-1 L4-6 2B		4-2 L3 BB			1-1 G3			0-2 G4-3	3	0	1	0	1	0	0				
9 Hank Blalock, L (1,5) OBP: 0.371, SLG: 0.574	3-2 L4-6 2-2		2-0 L3			1-2 L3-6 2B			1-2 G1-3	4	0	1	0	0	0	2				
Alfonso Soriano, R (1,4) OBP: 0.328, SLG: 0.461	1-0 2B			1-0 F9		1-1 L3-6 2-2			2-3 K	4	0	1	0	0	1	1				
Brad Fuller, L (1,10)	1-0 HBP			1-3 K					2-2 G3-1	2	0	0	0	0	1	0				
23 Mark Teixeira, S (1,3)	2-3 K			3-2 HBP					2-3 K	2	0	0	0	0	2	2				
David Dellucci, L (1,7)		3-2 G4-3		0-0 G3					1-1 G3-1	3	0	0	0	0	0	1				
Kevin Mench, R (1,9)		0-2 G1-3			2-3 K				0-1 F7	1	3	0	0	0	0	1				
Gary Matthews, S (1,8)		0-1 G4-3			1-2 K				3-3 K	2	3	0	0	0	2	0				
Rod Barajas, R (1,2)			1-3 K		0-2 F8				1-2 G5-3	3	3	0	0	0	0	1				
<b>Inning Stats</b>	R: 0 E: 0 K: 1 S: 11	H: 2 LOB: 2 BB: 0 P: 19	R: 0 E: 0 K: 0 S: 10	H: 0 LOB: 0 BB: 0 P: 13	R: 0 E: 0 K: 1 S: 6	H: 0 LOB: 0 BB: 1 P: 13	R: 0 E: 0 K: 1 S: 7	H: 0 LOB: 1 BB: 0 P: 12	R: 0 E: 0 K: 2 S: 11	H: 0 LOB: 0 BB: 0 P: 14	R: 0 E: 0 K: 1 S: 9	H: 0 LOB: 0 BB: 0 P: 14	R: 0 E: 0 K: 1 S: 10	H: 0 LOB: 0 BB: 0 P: 14	R: 0 E: 0 K: 1 S: 9	H: 0 LOB: 0 BB: 0 P: 12	1B: 0 2B: 6 3B: 0 HR: 0	SF: 0 SAC: 0 DP: 3 HBP: 2	WP: 0 PB: 0 SB: 0 CS: 0	PA: 30
<b>PITCHER</b>	IP WLS BF H R ER SO BB IBB HBP BLK WP HR S P ERA WHIP	IP WLS BF H R ER SO BB IBB HBP BLK WP HR S P ERA WHIP																		
Bronson Arroyo, R (1,1) ERA: 4.09	8.0 W 27 3 0 0 7 1 0 0 0 0 0 0 71 109 0.00 0.500	1.0 3 0 0 0 1 0 0 0 0 0 0 0 9 12 0.00 0.000																		
Curt Leskanic, R (9,1) ERA: 5.92																				

Texas Rangers @ Boston Red Sox  
Fenway Park, Boston, MA  
Fri Jul 09, 2004, 7:05 PM EDT  
Att: 35,030 - Cloudy - 77 F

AB	27
R	0
H	3
RBI	0
BB	1
SO	8
LOB	6



Batter	1	2	3	4	5	6	7	8	9	AB	R	H	RBI	BB	SO	LOB	BOTTOM			
18 Johnny Damon, L (1,8) OBP: 0.402, SLG: 0.483	2-2 34 1B SF8 1B		0-2 P5			0-1 HR 2H 3H 2B		2-1 HR		5	3	4	4	0	0	0				
Mark Bellhorn, S (1,4) OBP: 0.381, SLG: 0.423	1-3 K		0-3 K		0-0 G3-1	2-1 F8		4-2 34 FC4-6 BB		4	0	0	0	1	2	2				
34 David Ortiz, L (1,10) OBP: 0.352, SLG: 0.598	1-2 1B		2-2 1B		2-1 G3			1-0 FC4-6 1-2		5	0	2	0	0	0	1				
Manny Ramirez, R (1,7) OBP: 0.433, SLG: 0.659	3-2 SF8		0-0 G4-3		0-1 F9					3	1	1	1	0	0	1				
Gabe Kapler, R (9,7) OBP: 0.313, SLG: 0.367	3-H 1B									0	0	0	0	0	0	0				
Nomar Garciaparra, R (1,6) OBP: 0.343, SLG: 0.480	3-2 F8			0-0 1B		1-0 HBP SF8 1B		1-0 1B		4	1	3	0	0	0	1				
Trot Nixon, L (1,9)		1-1 G4-3		1-2 SAFE P5		4-1 SF8 18 2B HBP BB		1-2 G6-4-3 1B		3	1	1	1	1	0	1				
Kevin Millar, R (1,3) OBP: 0.362, SLG: 0.407		0-2 G1 1B		2-2 P6		2-2 18 2B SF8 HBP		0-0 G6-4-3		3	1	1	0	0	0	3				
Dave McCarty, R (8,3) OBP: 0.315, SLG: 0.375						1-2 2-3 1B				0	0	0	0	0	0	0				
Jason Varitek, S (1,2) OBP: 0.375, SLG: 0.426		2-1 G1		2-2 1B		0-3 K		2-0 G1-3		4	0	1	0	0	1	4				
Bill Mueller, S (1,5) OBP: 0.351, SLG: 0.441		2-3 K		0-1 P6		2-1 SF8		0-0 F7		3	0	0	1	0	1	3				
<b>Inning Stats</b>	R: 1 E: 0 K: 1 S: 15	H: 2 LOB: 1 BB: 0 P: 25	R: 0 E: 0 K: 1 S: 12	H: 1 LOB: 1 BB: 0 P: 17	R: 0 E: 0 K: 1 S: 11	H: 1 LOB: 1 BB: 0 P: 13	R: 0 E: 0 K: 0 S: 12	H: 2 LOB: 2 BB: 0 P: 17	R: 1 E: 0 K: 0 S: 7	H: 1 LOB: 0 BB: 0 P: 9	R: 3 E: 0 K: 1 S: 14	H: 2 LOB: 1 BB: 1 P: 27	R: 1 E: 0 K: 0 S: 9	H: 3 LOB: 1 BB: 0 P: 11	R: 1 E: 0 K: 0 S: 7	H: 1 LOB: 1 BB: 1 P: 16	1B: 10 2B: 1 3B: 0 HR: 2	SF: 2 SAC: 0 DP: 1 HBP: 1	WP: 0 PB: 0 SB: 1 CS: 0	PA: 39
<b>PITCHER</b>	IP WLS BF H R ER SO BB IBB HBP BLK WP HR S P ERA WHIP	IP WLS BF H R ER SO BB IBB HBP BLK WP HR S P ERA WHIP																		
53 Joaquin Benoit, R (1,1) ERA: 6.18	0.2 L 3 1 0 0 0 0 0 0 0 0 0 8 12 0.00 1.588	0.2 4 3 1 1 0 0 0 0 0 0 0 0 6 8 13.50 4.500																		
32 Ron Mahay, L (6,1) ERA: 3.05																				
Doug Brocail, R (7,1) ERA: 8.0																				
Nick Regilio, R (8,1) ERA: 9.0																				

Texas Rangers @ Boston Red Sox  
Fenway Park, Boston, MA  
Fri Jul 09, 2004, 7:05 PM EDT  
Att: 35,030 - Cloudy - 77 F

AB	34
R	7
H	13
RBI	7
BB	2
SO	4
LOB	16





Batter	1	2	3	4	5	6	7	8	9	AB	R	H	RBI	BB	SO	LOB	TOP				
10 Michael Young, R OBP: 0.377, SLG: 0.505	G6-3	9 HR		G5-4-3			G4-3			3	1	0	1	2	0	2					
9 Hank Blalock, L OBP: 0.374, SLG: 0.580	G5-4-3	HR			P6		HBP		F7	3	1	1	4	1	0	2					
Alfonso Soriano, R OBP: 0.324, SLG: 0.455	G5-4-3	G6-3			K		K		K	5	0	0	0	0	3	4					
Brad Fuller, L OBP: 0.314, SLG: 0.455		1B	G6-3		G5-3			G3		4	1	1	0	0	0	0					
23 Mark Teixeira, S OBP: 0.372, SLG: 0.547		E4	F8			F9				4	1	1	0	0	0	1					
David Dellucci, L OBP: 0.346, SLG: 0.477		K	G4-3			G6-3		F8		4	0	0	0	0	1	3					
Gary Matthews, S OBP: 0.343, SLG: 0.444		K		E1			BB	F9		3	0	0	0	1	1	3					
Rod Barajas, R OBP: 0.290, SLG: 0.536		10 BB			P4				K	4	1	2	0	0	1	1					
Laynce Nix, L OBP: 0.333, SLG: 0.571		E4		L3			K			3	1	0	0	1	1	4					
<b>Inning Stats</b>	R: 0 E: 0 K: 0 S: 8	H: 0 LOB: 0 BB: 1 P: 13	R: 6 E: 2 K: 2 S: 20	H: 3 LOB: 0 BB: 1 P: 34	R: 0 E: 0 K: 0 S: 7	H: 0 LOB: 0 BB: 0 P: 10	R: 0 E: 1 K: 0 S: 9	H: 1 LOB: 1 BB: 0 P: 11	R: 0 E: 0 K: 1 S: 10	H: 0 LOB: 1 BB: 1 P: 13	R: 0 E: 0 K: 2 S: 13	H: 0 LOB: 0 BB: 0 P: 20	R: 0 E: 0 K: 0 S: 11	H: 1 LOB: 1 BB: 0 P: 16	R: 0 E: 0 K: 2 S: 21	H: 0 LOB: 2 BB: 2 P: 33	1B: 4 2B: 0 3B: 0 HR: 1	SF: 0 SAC: 0 DP: 2 HBP: 1	WP: 0 PB: 0 SB: 0 CS: 0	PA: 39	
<b>PITCHER</b>	IP	WLS	BF	H	R	ER	SO	BB	IBB	HBP	BLK	WP	HR	S	P	ERA	WHIP				
Derek Lowe, R ERA: 5.57	7.0	W	30	4	6	0	5	3	0	1	0	0	1	74	113	0.00	1.000				
Alan Embree, L ERA: 4.32	1.0		4	1	0	0	0	0	0	0	0	0	0	11	16	0.00	1.000				
Joe Nelson, R ERA:	1.0		5	0	0	0	2	2	0	0	0	0	0	21	33	0.00	2.000				

Texas Rangers @ Boston Red Sox  
Fenway Park, Boston, MA  
Sat Jul 10 2004, 7:05 PM EDT  
Att: 35,024 - Sunny - 83 F

AB 33  
R 6  
H 5  
RBI 5  
BB 5  
SO 7  
LOB 20



Batter	1	2	3	4	5	6	7	8	9	AB	R	H	RBI	BB	SO	LOB	BOTTOM				
18 Johnny Damon, L OBP: 0.404, SLG: 0.484	2B	HR	E		F8	G3		FC1-6		6	3	3	0	0	0	3					
Mark Bellhorn, S OBP: 0.388, SLG: 0.445	HR	HR	K		BB		2B	1B		5	3	4	3	1	1	1					
Nomar Garciaparra, R OBP: 0.369, SLG: 0.534	HR	HR	HR		1B		F7			5	3	4	3	1	0	1					
Manny Ramirez, R OBP: 0.438, SLG: 0.684	2B	HR	HR		1B		G6-3			5	2	4	5	0	0	1					
Kevin Millar, R OBP: 0.360, SLG: 0.404	G5-3	1B	K		F8		G1-3			5	1	1	0	0	1	4					
Gabe Kapler, R OBP: 0.313, SLG: 0.367		1B								0	0	0	0	0	0	0					
Dave McCarty, R OBP: 0.328, SLG: 0.396	G1-6-3	1B		G6-3		G3-1		HR		5	1	3	0	0	0	1					
Jason Varitek, S OBP: 0.379, SLG: 0.439	F7	1B			HBP	G3-1		HR		4	1	2	3	0	0	2					
20 Kevin Youkilis, R OBP: 0.397, SLG: 0.434		G6-3			F8-6-3			HR		3	0	0	0	2	0	3					
Pokey Reese, R OBP: 0.276, SLG: 0.322	K		L4			K		F9		5	0	0	0	0	3	3					
<b>Inning Stats</b>	R: 3 E: 0 K: 0 S: 15	H: 4 LOB: 1 BB: 0 P: 26	R: 5 E: 0 K: 1 S: 23	H: 7 LOB: 2 BB: 0 P: 38	R: 3 E: 0 K: 2 S: 20	H: 3 LOB: 0 BB: 0 P: 29	R: 0 E: 0 K: 0 S: 5	H: 0 LOB: 0 BB: 0 P: 12	R: 1 E: 0 K: 1 S: 15	H: 1 LOB: 2 BB: 2 P: 28	R: 0 E: 0 K: 1 S: 14	H: 1 LOB: 1 BB: 1 P: 23	R: 0 E: 0 K: 0 S: 9	H: 1 LOB: 0 BB: 0 P: 11	R: 2 E: 0 K: 0 S: 12	H: 4 LOB: 2 BB: 1 P: 25	1B: 11 2B: 6 3B: 0 HR: 5	SF: 0 SAC: 0 DP: 1 HBP: 1	WP: 0 PB: 0 SB: 1 CS: 0	PA: 48	
<b>PITCHER</b>	IP	WLS	BF	H	R	ER	SO	BB	IBB	HBP	BLK	WP	HR	S	P	ERA	WHIP				
Kenny Rogers, L ERA: 4.21	1.2	L	14	9	8	8	1	0	0	0	0	0	1	39	66	12.00	2.000				
John Waddell, R ERA: 7.33	3.0		15	5	4	4	3	1	0	1	0	0	0	22	38	0.00	3.000				
Doug Brocail, R ERA: 7.45	1.1		8	2	0	0	1	2	0	0	0	0	0	9	11	0.00	1.000				
Carlos Almanzar, R ERA: 3.63	1.0		4	1	0	0	0	0	0	0	0	0	0	12	25	18.00	5.000				
Brian Shouse, L ERA: 2.7	1.0		7	4	2	2	0	1	0	0	0	0	1	12	25	18.00	5.000				

Texas Rangers @ Boston Red Sox  
Fenway Park, Boston, MA  
Sat Jul 10 2004, 7:05 PM EDT  
Att: 35,024 - Sunny - 83 F

AB 43  
R 14  
H 21  
RBI 14  
BB 4  
SO 5  
LOB 19






Batter	1	2	3	4	5	6	7	8	9	AB	R	H	RBI	BB	SO	LOB	TOP															
10 Michael Young, R OBP: 0.377, SLG: 0.505										6	0	2	0	0	1	4																
9 Hank Blalock, L OBP: 0.369, SLG: 0.572										5	0	0	0	0	2	7																
Alfonso Soriano, R OBP: 0.330, SLG: 0.466										2	2	2	2	1	0	0																
Brad Fuller, L OBP: 0.316, SLG: 0.458										5	0	2	0	0	2	6																
23 Mark Teixeira, S OBP: 0.369, SLG: 0.554										4	1	1	2	0	0	1																
Eric Young Sr., R OBP: 0.413, SLG: 0.398										5	1	5	0	0	0	0																
Kevin Mench, R OBP: 0.329, SLG: 0.529										4	1	1	2	0	0	4	AB 41															
Gary Matthews, S OBP: 0.348, SLG: 0.456										1	0	1	0	0	0	0	R 6															
Laynce Nix, L OBP: 0.341, SLG: 0.570										4	0	2	0	1	1	2	H 17															
Rod Barajas, R OBP: 0.289, SLG: 0.530										4	0	1	0	0	2	2	RBI 6															
Jason Conti, L OBP: 0.250, SLG: 0.236										0	1	0	0	0	0	0	BB 2															
Danny Ardoin, R OBP: 0.364, SLG: 0.125										1	0	0	0	0	0	3	SO 8															
<b>Inning Stats</b>	R: 0 E: 0 K: 3 S: 16	H: 1 LOB: 1 BB: 0 P: 23	R: 3 E: 0 K: 1 S: 22	H: 5 LOB: 3 BB: 0 P: 26	R: 0 E: 0 K: 0 S: 7	H: 1 LOB: 0 BB: 0 P: 12	R: 0 E: 1 K: 1 S: 10	H: 0 LOB: 1 BB: 0 P: 17	R: 1 E: 0 K: 0 S: 11	H: 3 LOB: 1 BB: 0 P: 15	R: 0 E: 0 K: 0 S: 8	H: 1 LOB: 1 BB: 0 P: 9	R: 1 E: 0 K: 1 S: 10	H: 2 LOB: 2 BB: 1 P: 15	R: 1 E: 0 K: 2 S: 13	H: 2 LOB: 2 BB: 0 P: 17	R: 0 E: 0 K: 0 S: 9	H: 2 LOB: 3 BB: 1 P: 15	1B: 10 2B: 4 3B: 0 HR: 3	SF: 2 SAC: 0 DP: 1 HBP: 1	WP: 0 PB: 0 SB: 1 CS: 0	PA: 46										
<b>PITCHER</b>	IP WLS BF H R ER SO BB IBB HBP BLK WP HR S P ERA WHIP																															
49 Tim Wakefield, R ERA: 4.17	6.0	31	12	5	5	5	1	0	0	0	0	3	77	109	7.50	2.167																
Curt Leskanic, R ERA: 5.88	1.0	4	1	0	0	1	0	0	0	0	0	0	7	8	0.00	1.000																
Keith Foulke, R ERA: 1.53	2.0	L	11	4	1	1	2	0	1	0	0	0	22	32	4.50	2.000																

Texas Rangers @ Boston Red Sox  
Fenway Park, Boston, MA  
Sun Jul 11 2004, 2:05 PM EDT  
Att: 34,778 - Cloudy - 69 F

AB	41
R	6
H	17
RBI	6
BB	2
SO	8
LOB	29



Batter	1	2	3	4	5	6	7	8	9	AB	R	H	RBI	BB	SO	LOB	BOTTOM															
18 Johnny Damon, L OBP: 0.401, SLG: 0.488										5	1	1	1	0	0	2																
Mark Bellhorn, S OBP: 0.388, SLG: 0.443										4	1	1	0	1	2	2																
34 David Ortiz, L OBP: 0.354, SLG: 0.600										4	1	2	1	0	0	1																
Nomar Garciaparra, R OBP: 0.365, SLG: 0.523										4	0	1	0	0	0	2																
Trot Nixon, L OBP: 0.307, SLG: 0.431										4	0	0	1	0	2	1																
Kevin Millar, R OBP: 0.361, SLG: 0.401										2	0	0	0	1	0	1																
Dave McCarty, R OBP: 0.317, SLG: 0.381										4	0	0	0	0	2	3	AB 33															
Bill Mueller, S OBP: 0.359, SLG: 0.442										2	1	1	0	2	1	0	R 5															
Pokey Reese, R OBP: 0.276, SLG: 0.322										0	0	0	0	0	0	0	H 7															
Doug Mirabelli, R OBP: 0.367, SLG: 0.667										3	1	1	2	0	0	1	RBI 5															
Manny Ramirez, R OBP: 0.437, SLG: 0.682										1	0	0	0	0	0	1	BB 4															
<b>Inning Stats</b>	R: 0 E: 0 K: 0 S: 7	H: 0 LOB: 0 BB: 0 P: 10	R: 0 E: 0 K: 0 S: 6	H: 0 LOB: 0 BB: 0 P: 9	R: 0 E: 0 K: 1 S: 10	H: 0 LOB: 0 BB: 0 P: 12	R: 2 E: 0 K: 0 S: 16	H: 2 LOB: 1 BB: 1 P: 29	R: 0 E: 0 K: 1 S: 10	H: 1 LOB: 1 BB: 0 P: 17	R: 0 E: 0 K: 1 S: 6	H: 1 LOB: 0 BB: 0 P: 9	R: 3 E: 0 K: 1 S: 14	H: 2 LOB: 1 BB: 2 P: 31	R: 0 E: 0 K: 2 S: 16	H: 1 LOB: 1 BB: 0 P: 22	R: 0 E: 1 K: 1 S: 12	H: 0 LOB: 2 BB: 1 P: 23	1B: 4 2B: 1 3B: 0 HR: 2	SF: 0 SAC: 0 DP: 1 HBP: 1	WP: 0 PB: 0 SB: 3 CS: 0	PA: 38										
<b>PITCHER</b>	IP WLS BF H R ER SO BB IBB HBP BLK WP HR S P ERA WHIP																															
Ryan Drese, R ERA: 3.76	6.0	23	4	2	2	3	1	0	0	0	0	2	10	24	40.50	6.000																
50 Frank Francisco, R ERA: 4.63	0.2	B	6	2	3	3	1	2	0	0	0	0	4	7	0.00	0.000																
Brian Shouse, L ERA: 2.68	0.1	W	1	0	0	0	0	0	0	0	0	0	4	7	0.00	0.000																
Francisco Cordero, R ERA: 2.08	2.0	S	8	1	0	0	3	1	0	0	0	0	28	45	0.00	1.000																

Texas Rangers @ Boston Red Sox  
Fenway Park, Boston, MA  
Sun Jul 11 2004, 2:05 PM EDT  
Att: 34,778 - Cloudy - 69 F

AB	33
R	5
H	7
RBI	5
BB	4
SO	7
LOB	14





Batter	1	2	3	4	5	6	7	8	9	AB	R	H	RBI	BB	SO	LOB	TOP			
3 Reed Johnson, R OBP: 0.334, SLG: 0.401 (1, 7)	G4-3		10 1B E		G3		2B			4	1	2	1	0	0	0	Toronto Blue Jays @ Texas Rangers The Ballpark at Arlington, Arlington, TX Fri Jul 16, 2004, 8:05 PM EDT Att: 44,348 - Cloudy - 96 F			
Eric Hinske, L OBP: 0.345, SLG: 0.401 (1, 5)	G4-3		10 E		G3		G5-3			4	0	1	0	0	0	1				
10 Vernon Wells, R Dave Berg, R OBP: 0.372, SLG: 0.487 OBP: 0.282, SLG: 0.323 (1, 8) (7, 7)			E3							3	0	3	0	0	0	0				
Carlos Delgado, L OBP: 0.320, SLG: 0.413 (1, 3)	G4-3		1-3 2-H							1	0	1	0	0	0	0				
9 Gregg Zaun, S OBP: 0.390, SLG: 0.393 (1, 2)		L8								4	0	0	0	0	1	2				
15 Alex Rios, R OBP: 0.317, SLG: 0.376 (1, 9)		G1								4	0	1	0	0	0	1				
Josh Phelps, R OBP: 0.302, SLG: 0.396 (1, 10)										4	0	0	0	0	1	1				
Orlando Hudson, S OBP: 0.351, SLG: 0.423 (1, 4)										4	0	0	0	0	1	2				
Chris Gomez, R OBP: 0.357, SLG: 0.358 (1, 6)										3	1	1	0	0	0	0				
<b>Inning Stats</b>	R: 0 E: 0 K: 0 S: 8	H: 1 LOB: 1 BB: 0 P: 15	R: 0 E: 0 K: 1 S: 11	H: 0 LOB: 0 BB: 0 P: 18	R: 1 E: 1 K: 0 S: 10	H: 3 LOB: 2 BB: 0 P: 17	R: 0 E: 0 K: 1 S: 8	H: 1 LOB: 1 BB: 0 P: 12	R: 0 E: 0 K: 0 S: 5	H: 0 LOB: 0 BB: 0 P: 7	R: 0 E: 0 K: 0 S: 7	H: 1 LOB: 1 BB: 0 P: 7	R: 1 E: 1 K: 0 S: 6	H: 2 LOB: 1 BB: 0 P: 11	R: 0 E: 0 K: 1 S: 10	H: 0 LOB: 0 BB: 0 P: 15	1B: 7 2B: 2 3B: 0 HR: 0	SF: 0 SAC: 0 DP: 2 HBP: 0	WP: 0 PB: 0 SB: 0 CS: 0	PA: 35
<b>PITCHER</b>	IP WLS BF H R ER SO	IP WLS BF H R ER SO	IP WLS BF H R ER SO	IP WLS BF H R ER SO	IP WLS BF H R ER SO	IP WLS BF H R ER SO	IP WLS BF H R ER SO	IP WLS BF H R ER SO	IP WLS BF H R ER SO	IP WLS BF H R ER SO	IP WLS BF H R ER SO	IP WLS BF H R ER SO	IP WLS BF H R ER SO	IP WLS BF H R ER SO	IP WLS BF H R ER SO	IP WLS BF H R ER SO	ERA WHIP	ERA WHIP	ERA WHIP	
Ryan Drese, R ERA: 3.63 (1, 1)	7.0	W	30	9	2	1	2	0	0	0	0	0	0	0	0	0	0	1.29	1.286	
32 Ron Mahay, L ERA: 2.97 (8, 1)	1.0		2	0	0	0	0	0	0	0	0	0	0	0	0	0	0	0.00	0.000	
Carlos Almanzar, R ERA: 0.97 (9, 1)	0.2		2	0	0	0	0	0	0	0	0	0	0	0	0	0	0	0.00	0.000	
Francisco Cordero, R ERA: 2.06 (9, 1)	0.1		1	0	0	0	1	0	0	0	0	0	0	0	0	0	0	0.00	0.000	

Batter	1	2	3	4	5	6	7	8	9	AB	R	H	RBI	BB	SO	LOB	BOTTOM			
10 Michael Young, R Manny Alexander, R OBP: 0.377, SLG: 0.503 (1, 6) (9, 6)	P4		9 1B							4	1	1	0	1	0	1	Toronto Blue Jays @ Texas Rangers The Ballpark at Arlington, Arlington, TX Fri Jul 16, 2004, 8:05 PM EDT Att: 44,348 - Cloudy - 96 F			
9 Hank Blalock, L OBP: 0.369, SLG: 0.573 (1, 5)	K		BB							5	2	2	1	0	2	2				
Alfonso Soriano, R OBP: 0.333, SLG: 0.476 (1, 4)	F9		BB							5	2	3	4	0	0	1				
Brad Fullmer, L OBP: 0.314, SLG: 0.450 (1, 10)	G4-3		FC4-6							4	1	0	0	1	1	1				
23 Mark Teixeira, S OBP: 0.374, SLG: 0.567 (1, 3)			FC4-6							3	1	2	2	1	0	0				
David Dellucci, L OBP: 0.341, SLG: 0.467 (1, 7)	G4-3		FC4-6							4	0	0	1	0	0	3				
Gary Matthews, S OBP: 0.359, SLG: 0.488 (1, 9)			FC4-6							4	1	3	1	0	0	1				
Rod Barajas, R OBP: 0.284, SLG: 0.519 (1, 2)	P5		F9							4	0	0	0	0	1	4				
Laynce Nix, L OBP: 0.357, SLG: 0.606 (1, 8)			10 1B							4	3	4	2	0	0	0				
<b>Inning Stats</b>	R: 0 E: 0 K: 1 S: 11	H: 0 LOB: 0 BB: 0 P: 18	R: 1 E: 0 K: 0 S: 10	H: 2 LOB: 1 BB: 0 P: 11	R: 5 E: 0 K: 0 S: 14	H: 3 LOB: 1 BB: 3 P: 27	R: 0 E: 0 K: 1 S: 10	H: 2 LOB: 1 BB: 0 P: 14	R: 0 E: 0 K: 0 S: 6	H: 0 LOB: 0 BB: 0 P: 9	R: 3 E: 0 K: 1 S: 14	H: 4 LOB: 1 BB: 0 P: 17	R: 0 E: 0 K: 1 S: 9	H: 2 LOB: 1 BB: 0 P: 12	R: 2 E: 0 K: 0 S: 14	H: 2 LOB: 0 BB: 0 P: 22	1B: 8 2B: 3 3B: 1 HR: 3	SF: 0 SAC: 0 DP: 1 HBP: 0	WP: 0 PB: 0 SB: 2 CS: 0	PA: 40
<b>PITCHER</b>	IP WLS BF H R ER SO	IP WLS BF H R ER SO	IP WLS BF H R ER SO	IP WLS BF H R ER SO	IP WLS BF H R ER SO	IP WLS BF H R ER SO	IP WLS BF H R ER SO	IP WLS BF H R ER SO	IP WLS BF H R ER SO	IP WLS BF H R ER SO	IP WLS BF H R ER SO	IP WLS BF H R ER SO	IP WLS BF H R ER SO	IP WLS BF H R ER SO	IP WLS BF H R ER SO	IP WLS BF H R ER SO	ERA WHIP	ERA WHIP	ERA WHIP	
32 Roy Halladay, R ERA: 4.35 (5, 1)	2.0	L	10	4	3	3	1	0	0	0	1	20	26	13.50	2.500					
Bob Fife, R ERA: 5.21 (7, 1)	1.0		4	2	0	0	1	0	0	0	9	12	0.00	2.000						
Terry Adams, R ERA: 4.28 (8, 1)	1.0		5	2	2	2	0	0	0	0	1	14	22	18.00	2.000					

Toronto Blue Jays @ Texas Rangers  
 The Ballpark at Arlington, Arlington, TX  
 Fri Jul 16, 2004, 8:05 PM EDT  
 Att: 44,348 - Cloudy - 96 F

AB 35  
 R 2  
 H 9  
 RBI 1  
 BB 0  
 SO 3  
 LOB 12



Toronto Blue Jays @ Texas Rangers  
 The Ballpark at Arlington, Arlington, TX  
 Fri Jul 16, 2004, 8:05 PM EDT  
 Att: 44,348 - Cloudy - 96 F

AB 37  
 R 11  
 H 15  
 RBI 11  
 BB 3  
 SO 4  
 LOB 13





Batter	1	2	3	4	5	6	7	8	9	AB	R	H	RBI	BB	SO	LOB	TOP								
3 Reed Johnson, R OBP: 0.335, SLG: 0.399	G4-3		E3			F8			G4-3 BB	4	0	1	0	1	0	3									
Eric Hinske, L OBP: 0.343, SLG: 0.401	G3-1		F9			L7			G4-3	5	0	1	0	0	0	4									
10 Vernon Wells, R OBP: 0.366, SLG: 0.478	G4-3		P3			F8			K	5	0	0	0	0	1	5									
Carlos Delgado, L OBP: 0.317, SLG: 0.405									K	4	0	0	0	1	2	4									
9 Gregg Zaun, S OBP: 0.388, SLG: 0.387									K	3	0	0	0	1	1	2									
15 Alex Rios, R OBP: 0.327, SLG: 0.391										4	0	3	0	0	0	0									
Orlando Hudson, S OBP: 0.353, SLG: 0.422										3	0	1	0	1	1	4									
Josh Phelps, R OBP: 0.298, SLG: 0.391										4	0	0	0	0	1	7									
Chris Woodward, R OBP: 0.304, SLG: 0.419										4	0	2	0	0	1	1									
<b>Inning Stats</b>	R: 0 E: 0 K: 0 S: 6	H: 0 LOB: 0 BB: 0 P: 8	R: 0 E: 0 K: 0 S: 8	H: 1 LOB: 2 BB: 1 P: 13	R: 0 E: 1 K: 0 S: 10	H: 0 LOB: 1 BB: 0 P: 12	R: 0 E: 0 K: 1 S: 14	H: 1 LOB: 2 BB: 1 P: 22	R: 0 E: 0 K: 1 S: 9	H: 2 LOB: 3 BB: 0 P: 13	R: 0 E: 0 K: 2 S: 15	H: 3 LOB: 1 BB: 0 P: 17	R: 0 E: 0 K: 1 S: 10	H: 1 LOB: 1 BB: 0 P: 16	R: 0 E: 0 K: 1 S: 8	H: 0 LOB: 1 BB: 1 P: 15	R: 0 E: 0 K: 2 S: 10	H: 0 LOB: 1 BB: 1 P: 17	1B: 6 2B: 2 3B: 0 HR: 0	SF: 0 SAC: 0 DP: 0 HBP: 0	WP: 0 PB: 0 SB: 0 CS: 0	PA: 40			
<b>PITCHER</b>	IP	WLS	BF	H	R	ER	SO	BB	IBB	HBP	BLK	WP	HR	S	P	ERA	WHIP								
Ricardo Rodriguez, R ERA: 0.78	6.1	W	30	8	0	0	2	2	0	0	0	0	0	66	92	0.00	1.579								
Brian Shouse, L ERA: 2.6	0.1	H	1	0	0	0	1	0	0	0	0	0	0	3	3	0.00	0.000								
50 Frank Francisco, R ERA: 4.38	1.1	H	5	0	0	0	2	1	0	0	0	0	0	11	21	0.00	0.750								
32 Ron Mahay, L ERA: 2.89	1.0		4	0	0	0	2	1	0	0	0	0	0	10	17	0.00	1.000								

Toronto Blue Jays @ Texas Rangers  
The Ballpark at Arlington, Arlington, TX  
Sat Jul 17 2004, 8:05 PM EDT  
Att: 43,189 - Sunny - 91 F

AB	36
R	0
H	8
RBI	0
BB	4
SO	7
LOB	30



Batter	1	2	3	4	5	6	7	8	9	AB	R	H	RBI	BB	SO	LOB	BOTTOM								
Eric Young Sr., R OBP: 0.404, SLG: 0.388	F9		G5-3			L1			G5-3	4	0	0	0	0	0	0									
10 Michael Young, R OBP: 0.378, SLG: 0.505	G4-3					G4-3			G4-3	4	2	2	0	0	0	0									
Alfonso Soriano, R OBP: 0.340, SLG: 0.488	E9								E7	3	1	3	1	1	0	0									
23 Mark Teixeira, S OBP: 0.376, SLG: 0.576	P4									3	1	1	3	1	0	2									
Kevin Mench, R OBP: 0.314, SLG: 0.520										4	0	0	0	0	0	3									
Jason Conti, L OBP: 0.250, SLG: 0.236										0	0	0	0	0	0	0									
9 Hank Blalock, L OBP: 0.371, SLG: 0.569	F8									2	0	0	0	2	1	1									
Gary Matthews, S OBP: 0.349, SLG: 0.474	F8									4	0	0	0	0	1	4									
Rod Barajas, R OBP: 0.279, SLG: 0.510										3	0	0	0	0	0	1									
Manny Alexander, R OBP: 0.279, SLG: 0.510										3	0	0	0	0	2	0									
<b>Inning Stats</b>	R: 0 E: 1 K: 0 S: 10	H: 1 LOB: 1 BB: 0 P: 15	R: 0 E: 0 K: 0 S: 6	H: 0 LOB: 0 BB: 0 P: 9	R: 0 E: 0 K: 0 S: 5	H: 0 LOB: 0 BB: 0 P: 8	R: 3 E: 0 K: 1 S: 16	H: 2 LOB: 1 BB: 2 P: 30	R: 0 E: 0 K: 1 S: 12	H: 0 LOB: 0 BB: 0 P: 15	R: 0 E: 0 K: 1 S: 11	H: 1 LOB: 1 BB: 0 P: 18	R: 0 E: 0 K: 1 S: 6	H: 0 LOB: 0 BB: 0 P: 9	R: 1 E: 1 K: 0 S: 11	H: 2 LOB: 2 BB: 2 P: 25	R: 1 E: 0 K: 1 S: 11	H: 2 LOB: 3 BB: 2 P: 25	1B: 2 2B: 2 3B: 1 HR: 1	SF: 0 SAC: 0 DP: 0 HBP: 0	WP: 1 PB: 0 SB: 0 CS: 0	PA: 34			
<b>PITCHER</b>	IP	WLS	BF	H	R	ER	SO	BB	IBB	HBP	BLK	WP	HR	S	P	ERA	WHIP								
Ted Lilly, L ERA: 4.28	6.0	L	24	4	3	3	3	2	0	0	0	0	1	60	95	4.50	1.000								
Kerry Ligtenberg, R ERA: 5.64	1.0		3	0	0	0	1	0	0	0	0	0	0	6	9	0.00	0.000								
Vinnie Chulk, R ERA: 2.45	0.2		5	2	1	1	0	0	1	0	0	0	0	6	13	13.50	3.000								
54 Jason Frasor, R ERA: 2.15	0.1		2	0	0	0	0	1	0	0	0	0	0	5	12	0.00	3.000								

Toronto Blue Jays @ Texas Rangers  
The Ballpark at Arlington, Arlington, TX  
Sat Jul 17 2004, 8:05 PM EDT  
Att: 43,189 - Sunny - 91 F

AB	30
R	4
H	6
RBI	4
BB	4
SO	4
LOB	11





Batter	1	2	3	4	5	6	7	8	9	AB	R	H	RBI	BB	SO	LOB	TOP				
Frank Menechino, R (1.10) OBP: 0.382, SLG: 0.448			F9						P3	5	1	1	0	0	2	0					
3 Reed Johnson, R (1.7) OBP: 0.336, SLG: 0.405	F8				F7				G1-3	5	1	2	0	0	0	1					
10 Vernon Wells, R (1.8) OBP: 0.363, SLG: 0.473	F7		L3		F7				P2	5	0	1	1	1	0	2					
Carlos Delgado, L (1.3)		G6-3								4	0	1	1	0	2	2					
9 Gregg Zaun, S (1.2) OBP: 0.390, SLG: 0.400					L9					4	2	2	0	0	1	2					
15 Alex Rios, R (1.9) OBP: 0.343, SLG: 0.418										4	1	4	1	0	0	0					
Eric Hinske, L (1.5) OBP: 0.342, SLG: 0.402				G4-3			F7			4	0	1	1	0	1	3					
Chris Woodward, R (1.6) OBP: 0.303, SLG: 0.414									F9	4	0	1	1	0	2	3					
Orlando Hudson, S (1.4) OBP: 0.348, SLG: 0.415		G5-4-3		G6-3			P4			4	0	0	0	0	1	5					
<b>Inning Stats</b>	R: 0 H: 0 E: 0 K: 1 S: 6	H: 0 R: 0 ER: 0 LOB: 0 BB: 0 P: 10	R: 2 H: 4 E: 0 K: 0 S: 16	LOB: 1 BB: 25 P: 25	R: 0 H: 1 E: 0 K: 1 S: 8	LOB: 1 BB: 11 P: 11	R: 1 H: 2 E: 0 K: 1 S: 12	LOB: 1 BB: 0 P: 15	R: 1 H: 2 E: 0 K: 0 S: 9	LOB: 1 BB: 0 P: 15	R: 0 H: 1 E: 0 K: 3 S: 13	LOB: 1 BB: 0 P: 22	R: 0 H: 1 E: 0 K: 2 S: 13	LOB: 0 BB: 0 P: 17	R: 0 H: 0 E: 0 K: 0 S: 8	LOB: 0 BB: 0 P: 10	1B: 6 2B: 7 3B: 0 HR: 0	SF: 0 SAC: 0 DP: 1 HBP: 0	WP: 0 PB: 0 SB: 1 CS: 0	PA: 39	
<b>PITCHER</b>	IP	WLS	BF	H	R	ER	SO	BB	IBB	HBP	BLK	WP	HR	S	P	ERA	WHIP				
Kenny Rogers, L (1.1) ERA: 4.34	6.2		31	12	5	5	6	0	0	0	1	0	0	70	109	6.75	1.800				
Doug Brocail, R (7.1) ERA: 6.97	1.1	W	5	1	0	0	3	0	0	0	0	0	0	16	21	0.00	0.750				
Francisco Cordero, R (9.1) ERA: 2.01	1.0	S	3	0	0	0	0	0	0	0	0	0	0	8	10	0.00	0.000				

Toronto Blue Jays @ Texas Rangers  
The Ballpark at Arlington, Arlington, TX  
Sun Jul 18 2004, 8:05 PM EDT  
Att: 24,334 - Sunny - 87 F

AB	39
R	5
H	13
RBI	5
BB	0
SO	9
LOB	18



Batter	1	2	3	4	5	6	7	8	9	AB	R	H	RBI	BB	SO	LOB	BOTTOM				
10 Michael Young, R (1.6) OBP: 0.377, SLG: 0.505			G6-3			G4-3				4	1	1	1	0	1	0					
9 Hank Blalock, L (1.5) OBP: 0.397, SLG: 0.563	L9				G4-3		G4-3			4	0	0	0	0	0	2					
Alfonso Soriano, R (1.4) OBP: 0.337, SLG: 0.483	G6-3				F7		G5-3		F9	4	0	0	0	0	0	2					
Brad Fullmer, L (1.10) OBP: 0.320, SLG: 0.465		G3								3	2	2	1	1	0	0					
23 Mark Teixeira, S (1.3) OBP: 0.374, SLG: 0.582		G3-1			F8		G4-3			4	1	1	4	0	0	1					
David Dellucci, L (1.7) OBP: 0.340, SLG: 0.459										3	0	0	0	1	3	0					
Jason Conti, L (9.7) OBP: 0.250, SLG: 0.236										0	0	0	0	0	0	0					
Gary Matthews, S (1.9) OBP: 0.349, SLG: 0.467							F7			2	1	0	0	1	1	1					
Rod Barajas, R (1.2) OBP: 0.280, SLG: 0.513					F9		G5-3			3	1	1	0	0	0	0					
Laynce Nix, L (1.8) OBP: 0.351, SLG: 0.595					G6-3		G4-3			3	1	0	1	0	0	1					
<b>Inning Stats</b>	R: 0 H: 0 E: 0 K: 1 S: 7	H: 0 R: 0 ER: 0 LOB: 0 BB: 0 P: 10	R: 0 H: 0 E: 0 K: 1 S: 9	LOB: 0 BB: 1 P: 14	R: 0 H: 0 E: 0 K: 0 S: 6	LOB: 0 BB: 0 P: 9	R: 0 H: 1 E: 0 K: 0 S: 8	LOB: 1 BB: 0 P: 14	R: 0 H: 0 E: 0 K: 1 S: 8	LOB: 0 BB: 0 P: 9	R: 0 H: 0 E: 0 K: 0 S: 7	LOB: 0 BB: 0 P: 10	R: 1 H: 1 E: 0 K: 1 S: 11	LOB: 0 BB: 0 P: 16	R: 6 H: 3 E: 1 K: 1 S: 14	LOB: 0 BB: 2 P: 28	1B: 1 2B: 2 3B: 0 HR: 2	SF: 0 SAC: 0 DP: 0 HBP: 0	WP: 0 PB: 0 SB: 0 CS: 0	PA: 33	
<b>PITCHER</b>	IP	WLS	BF	H	R	ER	SO	BB	IBB	HBP	BLK	WP	HR	S	P	ERA	WHIP				
Miguel Batista, R (1.1) ERA: 4.02	7.0		28	4	5	5	4	2	0	0	0	0	1	62	95	6.43	0.857				
Vinnie Chulk, R (8.1) ERA: 3.04	1.0	L	5	1	2	0	1	1	0	0	0	0	1	8	15	0.00	2.000				

Toronto Blue Jays @ Texas Rangers  
The Ballpark at Arlington, Arlington, TX  
Sun Jul 18 2004, 8:05 PM EDT  
Att: 24,334 - Sunny - 87 F

AB	30
R	7
H	5
RBI	7
BB	3
SO	5
LOB	7





Batter	1	2	3	4	5	6	7	8	9	AB	R	H	RBI	BB	SO	LOB	TOP										
Willie Harris, L OBP: 0.358, SLG: 0.320	F7		G3					1B		3	2	1	3	0	0		<b>Chicago White Sox @ Texas Rangers</b> The Ballpark at Arlington, Arlington, TX Mon Jul 19 2004, 8:05 PM EDT Att: 28,805 - Sunny - 91 F										
Jose Valentin, S OBP: 0.320, SLG: 0.535	1B		G3					2B		6	1	2	3	0	2	7											
Magglio Ordonez, R OBP: 0.336, SLG: 0.480 Timo Perez, L OBP: 0.308, SLG: 0.350	1B	G6-3	G5-3					1B	G3-1	5	1	1	0	0	0	5											
Carlos Lee, R OBP: 0.367, SLG: 0.484 Ross Gload, L OBP: 0.333, SLG: 0.383	HR		G4-3	K				1B	L6	5	1	3	3	0	1	0											
Carl Everett, S OBP: 0.327, SLG: 0.402	BB		1B	HR				L6	G4-3	5	2	2	1	1	0	2											
14 Paul Konerko, R OBP: 0.374, SLG: 0.550	K		BB	F8						4	1	0	0	1	2	3											
Aaron Rowand, R OBP: 0.348, SLG: 0.542			1B	1B						5	3	4	0	0	0	0											
24 Joe Crede, R OBP: 0.290, SLG: 0.414	SH1-3		BB	1B						3	1	1	1	0	0	1											
Sandy Alomar Jr., R OBP: 0.328, SLG: 0.330	BB		G3	BB						4	0	2	2	1	0	3											
Inning Stats	R: 2 E: 0 K: 1 S: 14	H: 3 LOB: 1 BB: 1 P: 28	R: 1 E: 0 K: 0 S: 14	H: 2 LOB: 2 BB: 1 P: 20	R: 4 E: 0 K: 0 S: 15	H: 2 LOB: 2 BB: 3 P: 29	R: 1 E: 0 K: 1 S: 14	H: 3 LOB: 2 BB: 0 P: 22	R: 2 E: 1 K: 0 S: 16	H: 2 LOB: 1 BB: 0 P: 24	R: 0 E: 0 K: 1 S: 13	H: 1 LOB: 1 BB: 0 P: 22	R: 0 E: 0 K: 0 S: 9	H: 1 LOB: 1 BB: 0 P: 14	R: 2 E: 0 K: 0 S: 13	H: 3 LOB: 1 BB: 0 P: 17		R: 0 E: 0 K: 0 S: 5	H: 0 LOB: 0 BB: 0 P: 8	1B: 13 2B: 2 3B: 0 HR: 2	SF: 0 SAC: 1 DP: 0 HBP: 1	WP: 1 PB: 0 SB: 0 CS: 0	PA: 50				
PITCHER	IP	WLS	BF	H	R	ER	SO	BB	IBB	HBP	BLK	WP	HR	S	P	ERA	WHIP										
53 Joaquin Benoit, R ERA: 6.84	2.1	L	18	7	7	7	2	4	0	1	0	1	1	38	68	27.00	4.714										
R.A. Dickey, R ERA: 5.71	4.0		22	7	3	1	2	2	0	0	0	0	1	53	84	2.25	2.250										
Doug Brocail, R ERA: 6.95	1.1		5	1	1	1	2	0	0	0	0	0	0	12	16	6.75	0.750										
Brian Shouse, L ERA: 3.0	0.2		3	2	1	1	0	0	0	0	0	0	0	6	9	13.50	3.000										
Carlos Almanzar, R ERA: 3.52	0.2		2	0	0	0	0	0	0	0	0	0	0	4	7	0.00	0.000										
Batter	1	2	3	4	5	6	7	8	9	AB	R	H	RBI	BB	SO	LOB	BOTTOM										
Eric Young Sr., R OBP: 0.401, SLG: 0.385	F7		G4-3					L9		4	1	1	0	0	0	0	<b>Chicago White Sox @ Texas Rangers</b> The Ballpark at Arlington, Arlington, TX Mon Jul 19 2004, 8:05 PM EDT Att: 28,805 - Sunny - 91 F										
10 Michael Young, R OBP: 0.376, SLG: 0.503 Danny Ardoin, R OBP: 0.364, SLG: 0.125	G6-3							P4		4	1	1	0	0	1	0											
Alfonso Soriano, R OBP: 0.336, SLG: 0.483	K							G6-3		4	1	1	1	0	1	0											
23 Mark Teixeira, S OBP: 0.373, SLG: 0.590		L9						HR		3	1	1	2	0	1	0											
Kevin Mench, R OBP: 0.313, SLG: 0.515	G4-3							G6-3		4	0	1	1	0	0	0											
9 Hank Blalock, L OBP: 0.388, SLG: 0.573	G4-3							HR		4	1	2	1	0	1	1											
Chad Allen, R OBP: 0.287, SLG: 0.333			G4-3					F9		4	0	0	0	0	0	1											
Rod Barajas, R OBP: 0.276, SLG: 0.505 David Delucci, L OBP: 0.338, SLG: 0.457	P3		P3					F7		3	0	0	0	0	0	1											
Gary Matthews, S OBP: 0.348, SLG: 0.486			HR					G6-3		3	1	1	1	0	0	0											
Inning Stats	R: 0 E: 0 K: 1 S: 10	H: 0 LOB: 0 BB: 0 P: 19	R: 0 E: 0 K: 0 S: 11	H: 0 LOB: 0 BB: 0 P: 15	R: 1 E: 0 K: 0 S: 12	H: 1 LOB: 0 BB: 0 P: 17	R: 0 E: 0 K: 2 S: 9	H: 0 LOB: 0 BB: 0 P: 16	R: 0 E: 0 K: 1 S: 15	H: 1 LOB: 1 BB: 0 P: 14	R: 3 E: 0 K: 1 S: 15	H: 4 LOB: 1 BB: 0 P: 23	R: 0 E: 0 K: 0 S: 7	H: 0 LOB: 0 BB: 0 P: 9	R: 0 E: 0 K: 0 S: 9	H: 0 LOB: 0 BB: 0 P: 15		R: 2 E: 0 K: 0 S: 11	H: 2 LOB: 0 BB: 0 P: 21	1B: 3 2B: 2 3B: 0 HR: 3	SF: 1 SAC: 0 DP: 0 HBP: 0	WP: 0 PB: 0 SB: 0 CS: 0	PA: 35				
PITCHER	IP	WLS	BF	H	R	ER	SO	BB	IBB	HBP	BLK	WP	HR	S	P	ERA	WHIP										
Scott Schoeneweis, L ERA: 4.82	5.1	W	21	5	4	4	3	0	0	0	0	0	0	2	3	0.00	3.000										
Michael Jackson, R ERA: 5.17	0.1		2	1	0	0	0	0	0	0	0	0	0	2	3	0.00	3.000										
Neal Cotts, L ERA: 5.63	1.1		4	0	0	0	1	0	0	0	0	0	0	10	13	0.00	0.000										
Cliff Politte, R ERA: 4.13	1.0		3	0	0	0	0	0	0	0	0	0	0	9	15	0.00	0.000										
Jon Adkins, R ERA: 3.72	1.0		5	2	2	2	0	0	0	0	0	0	2	11	21	18.00	2.000										



Batter	1	2	3	4	5	6	7	8	9	AB	R	H	RBI	BB	SO	LOB	TOP								
Willie Harris, L (1,4) OBP: 0.361, SLG: 0.321	4-1 CS BB		1-2 F9			2-1 1B	3-3 K			3	0	1	0	1	1	2									
Jose Valentin, S (1,6) OBP: 0.319, SLG: 0.542	1-3 K			2-3 K		1-3 K		1-2 HR		4	1	1	1	0	3	2									
Carlos Lee, R (1,7) OBP: 0.369, SLG: 0.496	1-3 SAFE K			1-0 HR		1-1 F9		1-0 G6-4-3 2B		4	1	2	1	0	1	2									
Carl Everett, S (1,10) OBP: 0.338, SLG: 0.403		4-1 BB		1-1 P4			3-2 14 HR 1B	4-1 14 G6-4-3 BB		2	1	1	0	2	0	0									
14 Paul Konerko, R (1,3) OBP: 0.372, SLG: 0.556		2-2 F7		0-0 P3			1-0 SAFE HR	0-2 G6-4-3		4	1	1	2	0	0	3									
Ross Gload, L (1,9) OBP: 0.331, SLG: 0.378		1-0 SAFE F8			0-2 P5		0-0 G4-3 1B	0-3 K		4	0	1	0	0	1	2									
Aaron Rowand, R (1,8) OBP: 0.339, SLG: 0.533		1-1 G1-3			2-2 L7		1-2 SAFE F9		1-3 K	4	0	0	0	0	1	2									
24 Joe Crede, R (1,5) OBP: 0.287, SLG: 0.409			3-2 K			3-2 G6-3		2-2 G4-3	1-3 K	3	0	0	0	0	1	1									
Timo Perez, L (9, PH) OBP: 0.356, SLG: 0.348								2-3 K		1	0	0	0	0	1	0									
Sandy Alomar Jr., R (1,2) OBP: 0.323, SLG: 0.325			3-1 F8			2-1 F8		4-0 IBB	1-3 K	2	0	0	0	0	0	0									
Magglio Ordonez, R (7, PH) OBP: 0.339, SLG: 0.460										0	0	0	0	1	0	0									
Ben Davis, S (7, PH) OBP: 0.197, SLG: 0.085										1	0	0	0	0	1	0									
<b>Inning Stats</b>	R: 0 E: 0 K: 2 S: 7	H: 0 LOB: 0 BB: 1 P: 13	R: 0 E: 0 K: 0 S: 8	H: 0 LOB: 1 BB: 1 P: 15	R: 0 E: 0 K: 1 S: 9	H: 0 LOB: 0 BB: 0 P: 16	R: 1 E: 0 K: 1 S: 10	H: 1 LOB: 0 BB: 0 P: 14	R: 0 E: 0 K: 0 S: 12	H: 0 LOB: 0 BB: 0 P: 17	R: 0 E: 0 K: 1 S: 9	H: 1 LOB: 1 BB: 0 P: 15	R: 2 E: 0 K: 1 S: 16	H: 3 LOB: 2 BB: 1 P: 29	R: 1 E: 0 K: 1 S: 12	H: 2 LOB: 1 BB: 1 P: 18	R: 0 E: 0 K: 3 S: 9	H: 0 LOB: 0 BB: 0 P: 12	1B: 3 2B: 1 3B: 0 HR: 3	SF: 0 SAC: 0 DP: 1 HBP: 0	WP: 0 PB: 0 SB: 0 CS: 1	PA: 36			
<b>PITCHER</b>	IP WLS BF H R ER SO BB IBB HBP BLK WP HR S P ERA WHIP																								
John Wasdin, R (1,1) ERA: 6.82	6.0	23	4	3	3	5	2	0	0	0	0	0	0	2	59	97	4.50	1.000							
50 Frank Francisco, R (7,1) ERA: 4.56	1.0	B	8	3	1	1	1	1	0	0	0	0	1	17	33	9.00	4.000								
Carlos Almanzar, R (8,1) ERA: 3.45	1.0	W	2	0	0	1	0	0	0	0	0	0	0	7	7	0.00	0.000								
Francisco Cordero, R (9,1) ERA: 1.96	1.0	S	3	0	0	0	3	0	0	0	0	0	0	9	12	0.00	0.000								

Chicago White Sox @ Texas Rangers  
The Ballpark at Arlington, Arlington, TX  
Tue Jul 20 2004, 8:05 PM EDT  
Att: 27,308 - Sunny - 91 F

AB 32  
R 4  
H 7  
RBI 4  
BB 4  
SO 10  
LOB 14



Batter	1	2	3	4	5	6	7	8	9	AB	R	H	RBI	BB	SO	LOB	BOTTOM							
10 Michael Young, R (1,6) OBP: 0.374, SLG: 0.499	2-1 1B			0-0 F9			3-3 K	1-0 P4		5	0	1	0	0	2	4								
9 Hank Blalock, L (1,5) OBP: 0.374, SLG: 0.569	1-3 SAFE K		0-0 F8	4-2 BB			2-1 F8			3	0	0	0	1	1	1								
Alfonso Soriano, R (1,4) OBP: 0.335, SLG: 0.483	0-1 F7		0-0 G3 23 2B	1-3 K			3-1 L9			4	1	1	0	0	1	3								
Brad Fullmer, L (1,10) OBP: 0.317, SLG: 0.460	2-2 G4-3		2-2 G3		1-3 K			4-2 SH5-4 23 1B BB		3	0	0	0	0	1	2								
Chad Allen, R (8, PH) OBP: 0.290, SLG: 0.333										0	1	0	0	1	0	0								
23 Mark Teixeira, S (1,3) OBP: 0.374, SLG: 0.593		2-3 K	3-1 2B		2-2 P6			1-2 SH5-4 2B 1B		4	1	2	1	0	1	0								
Laynce Nix, L (1,8) OBP: 0.351, SLG: 0.590		2-2 HR 1B	3-1 F9		2-2 L3			0-0 SH5-4		3	1	1	0	0	0	1								
Gary Matthews, S (1,9) OBP: 0.352, SLG: 0.504		0-0 HR		2-3 K		1-3 K		4-0 2B IBB		3	1	1	2	1	2	0								
Rod Barajas, R (1,2) OBP: 0.285, SLG: 0.525		1-2 2B		1-2 1B 2B		0-0 G6-3		0-0 2B		4	1	3	2	0	0	0								
David Dellucci, L (1,7) OBP: 0.338, SLG: 0.455		3-2 F9		2-0 10 F9 2H 1B		0-0 G4-3		1-3 2H 3H 2B		3	0	1	1	0	0	1								
Kevin Mench, R (8, PH) OBP: 0.312, SLG: 0.513								0-3 K		1	0	0	0	0	1	2								
<b>Inning Stats</b>	R: 0 E: 0 K: 1 S: 10	H: 1 LOB: 1 BB: 0 P: 15	R: 2 E: 0 K: 2 S: 20	H: 3 LOB: 1 BB: 0 P: 30	R: 1 E: 0 K: 0 S: 8	H: 2 LOB: 1 BB: 0 P: 14	R: 1 E: 0 K: 2 S: 20	H: 2 LOB: 2 BB: 1 P: 30	R: 0 E: 0 K: 1 S: 11	H: 0 LOB: 0 BB: 0 P: 16	R: 0 E: 0 K: 1 S: 5	H: 0 LOB: 0 BB: 0 P: 6	R: 0 E: 0 K: 1 S: 8	H: 0 LOB: 0 BB: 0 P: 16	R: 2 E: 0 K: 1 S: 14	H: 2 LOB: 2 BB: 2 P: 24	R: 0 E: 0 K: 3 S: 9	H: 0 LOB: 0 BB: 0 P: 12	1B: 4 2B: 5 3B: 0 HR: 1	SF: 0 SAC: 1 DP: 0 HBP: 0	WP: 0 PB: 0 SB: 0 CS: 0	PA: 37		
<b>PITCHER</b>	IP WLS BF H R ER SO BB IBB HBP BLK WP HR S P ERA WHIP																							
Jon Garland, R (1,1) ERA: 4.45	6.0	27	8	4	4	7	1	0	0	0	0	0	0	8	16	0.00	0.000							
Michael Jackson, R (7,1) ERA: 5.01	1.0		3	0	0	1	0	0	0	0	0	0	0	8	16	0.00	0.000							
Damaso Marte, L (8,1) ERA: 2.7	0.2	L	6	2	2	2	1	1	1	0	0	0	0	13	22	27.00	4.500							
Cliff Politte, R (8,1) ERA: 4.09	0.1		1	0	0	0	0	0	0	0	0	0	0	1	2	0.00	0.000							

Chicago White Sox @ Texas Rangers  
The Ballpark at Arlington, Arlington, TX  
Tue Jul 20 2004, 8:05 PM EDT  
Att: 27,308 - Sunny - 91 F

AB 33  
R 6  
H 10  
RBI 6  
BB 3  
SO 9  
LOB 14









Batter	1	2	3	4	5	6	7	8	9	AB	R	H	RBI	BB	SO	LOB	TOP								
<b>9 Chone Figgins, S</b> OBP: 0.367, SLG: 0.450										4	1	2	1	0	3										
<b>Jeff DaVanon, S</b> OBP: 0.381, SLG: 0.415										3	2	1	1	2	0	1									
<b>16 Garret Anderson, L</b> OBP: 0.354, SLG: 0.450										4	0	2	1	0	0	0									
<b>Brendan Donnelly, R</b> OBP: 0.294, SLG: 0.315										0	0	0	0	0	0	0									
<b>Tim Salmon, R</b> OBP: 0.294, SLG: 0.315										1	1	1	0	0	0	0									
<b>Kevin Gregg, R</b> OBP: 0.294, SLG: 0.315										0	0	0	0	0	0	0									
<b>27 Vladimir Guerrero, R</b> OBP: 0.382, SLG: 0.573										5	2	2	1	0	2	2									
<b>Jose Guillen, R</b> OBP: 0.369, SLG: 0.512										4	2	2	1	1	0	2									
<b>Darin Erstad, L</b> OBP: 0.352, SLG: 0.403										5	0	0	1	0	0	4									
<b>39 Robb Quinlan, R</b> OBP: 0.375, SLG: 0.403										5	1	4	2	0	0	0									
<b>José Molina, R</b> OBP: 0.269, SLG: 0.362										5	1	2	1	0	1	3									
<b>Adam Kennedy, L</b> OBP: 0.332, SLG: 0.391										5	1	2	1	0	2	3									
<b>Inning Stats</b>	R: 1 E: 0 K: 0 S: 12	H: 1 LOB: 1 BB: 1 P: 19	R: 3 E: 0 K: 0 S: 12	H: 4 LOB: 0 BB: 0 P: 21	R: 0 E: 0 K: 1 S: 9	H: 1 LOB: 1 BB: 0 P: 12	R: 0 E: 0 K: 1 S: 6	H: 1 LOB: 0 BB: 0 P: 9	R: 0 E: 0 K: 0 S: 6	H: 0 LOB: 0 BB: 1 P: 11	R: 3 E: 0 K: 0 S: 17	H: 3 LOB: 1 BB: 1 P: 26	R: 0 E: 0 K: 1 S: 9	H: 1 LOB: 1 BB: 0 P: 17	R: 0 E: 0 K: 0 S: 10	H: 2 LOB: 2 BB: 0 P: 13	R: 4 E: 0 K: 2 S: 18	H: 4 LOB: 1 BB: 1 P: 29	1B: 14 2B: 4 3B: 0 HR: 0	SF: 0 SAC: 0 DP: 2 HBP: 0	WP: 0 PB: 0 SB: 2 CS: 1	PA: 46			
<b>PITCHER</b>	IP	WLS	BF	H	R	ER	SO	BB	IBB	HBP	BLK	WP	HR	S	P	ERA	WHIP								
<b>Ricardo Rodriguez, R</b> ERA: 2.03	3.0	L	16	7	4	4	1	1	0	0	0	0	0	35	55	12.00	2.667								
<b>Nick Reigillo, R</b> ERA: 7.2	4.0		16	4	3	3	2	2	0	0	0	0	0	36	60	6.75	1.500								
<b>Brian Shouse, L</b> ERA: 2.84	1.0		5	2	0	0	0	0	0	0	0	0	0	10	13	0.00	2.000								
<b>Doug Brocail, R</b> ERA: 8.22	1.0		8	4	4	4	2	1	0	0	0	0	0	18	29	36.00	5.000								

Anaheim Angels @ Texas Rangers  
The Ballpark at Arlington, Arlington, TX  
Thu Jul 22 2004, 2:05 PM EDT  
Att: 23,308 - Sunny - 91 F

AB 41  
R 11  
H 17  
RBI 11  
BB 4  
SO 5  
LOB 18



Batter	1	2	3	4	5	6	7	8	9	AB	R	H	RBI	BB	SO	LOB	BOTTOM								
<b>10 Michael Young, R</b> OBP: 0.372, SLG: 0.496										4	0	0	0	0	1	0									
<b>Danny Ardoin, R</b> OBP: 0.364, SLG: 0.125										0	0	0	0	0	0	0									
<b>9 Hank Blalock, L</b> OBP: 0.365, SLG: 0.561										4	0	0	0	0	1	0									
<b>Alfonso Soriano, R</b> OBP: 0.334, SLG: 0.487										3	0	0	0	0	0	0									
<b>Chad Allen, R</b> OBP: 0.313, SLG: 0.387										1	0	1	0	0	0	0									
<b>23 Mark Teixeira, S</b> OBP: 0.374, SLG: 0.582										2	1	0	0	2	1	1									
<b>Brad Fullmer, L</b> OBP: 0.311, SLG: 0.447										3	0	0	0	1	1	2									
<b>Eric Young Sr., R</b> OBP: 0.403, SLG: 0.387										4	0	2	0	0	0	3									
<b>Laynce Nix, L</b> OBP: 0.344, SLG: 0.575										3	0	1	1	0	1	2									
<b>Rod Barajas, R</b> OBP: 0.282, SLG: 0.519										3	0	0	0	0	1	3									
<b>Kevin Mench, R</b> OBP: 0.309, SLG: 0.509										0	0	0	0	0	0	0									
<b>Gary Matthews, S</b> OBP: 0.345, SLG: 0.486										3	0	0	0	0	1	0									
<b>Inning Stats</b>	R: 0 E: 0 K: 0 S: 8	H: 0 LOB: 0 BB: 0 P: 12	R: 0 E: 0 K: 1 S: 10	H: 0 LOB: 1 BB: 2 P: 19	R: 0 E: 0 K: 2 S: 9	H: 0 LOB: 0 BB: 0 P: 14	R: 0 E: 0 K: 1 S: 7	H: 0 LOB: 0 BB: 0 P: 11	R: 0 E: 0 K: 0 S: 10	H: 1 LOB: 1 BB: 0 P: 15	R: 0 E: 0 K: 2 S: 8	H: 0 LOB: 0 BB: 0 P: 12	R: 1 E: 0 K: 0 S: 13	H: 2 LOB: 2 BB: 1 P: 23	R: 0 E: 0 K: 0 S: 7	H: 0 LOB: 0 BB: 0 P: 10	R: 0 E: 0 K: 1 S: 8	H: 1 LOB: 1 BB: 0 P: 16	1B: 3 2B: 1 3B: 0 HR: 0	SF: 0 SAC: 0 DP: 1 HBP: 0	WP: 0 PB: 0 SB: 0 CS: 0	PA: 33			
<b>PITCHER</b>	IP	WLS	BF	H	R	ER	SO	BB	IBB	HBP	BLK	WP	HR	S	P	ERA	WHIP								
<b>40 Bartolo Colon, R</b> ERA: 5.83	7.0	W	26	3	1	1	6	3	0	0	0	0	0	65	106	1.29	0.857								
<b>Brendan Donnelly, R</b> ERA: 3.29	1.0		3	0	0	0	0	0	0	0	0	0	0	7	10	0.00	0.000								
<b>Kevin Gregg, R</b> ERA: 3.29	1.0		4	1	0	0	1	0	0	0	0	0	0	8	16	0.00	1.000								

Anaheim Angels @ Texas Rangers  
The Ballpark at Arlington, Arlington, TX  
Thu Jul 22 2004, 2:05 PM EDT  
Att: 23,308 - Sunny - 91 F

AB 30  
R 1  
H 4  
RBI 1  
BB 3  
SO 7  
LOB 11









Batter	1	2	3	4	5	6	7	8	9	AB	R	H	RBI	BB	SO	LOB	TOP		
10 Michael Young, R OBP: 0.370, SLG: 0.490	L6	G1-6-3			SF8 G3 BB		G1-3		K	4	0	0	0	1	1	3			
9 Hank Blalock, L OBP: 0.364, SLG: 0.557	G3 BB		F8		G3		G4-3			3	0	0	0	1	0	3			
Alfonso Soriano, R OBP: 0.332, SLG: 0.480	G3 BB		P3		SF8			F7		2	0	0	1	1	0	0			
Brad Fuller, L OBP: 0.310, SLG: 0.442	G3		P6		G6-3			23 1B BB		3	0	0	0	1	0	3			
23 Mark Teixeira, S OBP: 0.373, SLG: 0.583				HR			K	FC6-4 1B		3	1	2	1	1	1	0			
Laynce Nix, L OBP: 0.337, SLG: 0.561	K			K			F7	F7		4	0	0	0	0	2	5			
Gary Matthews, S OBP: 0.353, SLG: 0.490		SH1-3 2B		G4-3			K	FC6-4 1-2		4	0	1	0	0	1	2			
15 Gerald Laird, R OBP: 0.363, SLG: 0.341		SH1-3		F9			K		K	3	0	0	0	0	2	0			
David Dellucci, L OBP: 0.344, SLG: 0.458					G1-6-3 BB			10 G1-3 BB		2	1	1	0	2	1	0			
<b>Inning Stats</b>	R: 0 H: 0 E: 0 K: 1 S: 15	H: 0 R: 1 ER: 0 LOB: 3 BB: 3 P: 32	R: 0 H: 1 E: 0 K: 0 S: 6	H: 1 R: 0 ER: 0 LOB: 1 BB: 1 P: 11	R: 0 H: 0 E: 0 K: 0 S: 6	H: 0 R: 1 ER: 0 LOB: 0 BB: 0 P: 10	R: 1 H: 1 E: 0 K: 1 S: 12	H: 1 R: 0 ER: 0 LOB: 0 BB: 1 P: 21	R: 1 H: 1 E: 0 K: 0 S: 6	H: 1 R: 0 ER: 0 LOB: 0 BB: 0 P: 16	R: 0 H: 0 E: 0 K: 2 S: 11	H: 0 R: 0 ER: 0 LOB: 1 BB: 1 P: 16	R: 0 H: 1 E: 0 K: 0 S: 8	H: 1 R: 0 ER: 0 LOB: 2 BB: 1 P: 18	R: 0 H: 0 E: 0 K: 3 S: 10	H: 0 R: 0 ER: 0 LOB: 0 BB: 0 P: 13	1B: 1 2B: 2 3B: 0 HR: 1	SF: 1 SAC: 1 DP: 1 HBP: 0	WP: 0 PA: 37 PB: 0 SB: 0 CS: 0
<b>PITCHER</b>	IP	WLS	BF	H	R	ER	SO	BB	IBB	HBP	BLK	WP	HR	S	P	ERA	WHIP		
Kirk Saarloos, R ERA: 2.86	5.0	W	22	3	2	2	2	5	0	0	0	0	1	45	88	3.60	1.600		
58 Justin Duchschere, R ERA: 3.0	2.2	H	11	1	0	0	3	2	0	0	0	0	0	29	47	0.00	1.125		
Jim Mecir, R ERA: 4.7	0.1	H	1	0	0	0	0	0	0	0	0	0	0	1	3	0.00	0.000		
Octavio Dotel, R ERA: 3.83	1.0		3	0	0	0	3	0	0	0	0	0	0	10	13	0.00	0.000		

Texas Rangers @ Oakland Athletics  
Network Associates Coliseum, Oakland, CA  
Sat Jul 24 2004, 4:05 PM EDT  
Att: 25,124 - Overcast - 68 F

AB 28  
R 2  
H 4  
RBI 2  
BB 7  
SO 8  
LOB 16



Batter	1	2	3	4	5	6	7	8	9	AB	R	H	RBI	BB	SO	LOB	BOTTOM		
21 Mark Kotsay, L OBP: 0.379, SLG: 0.449	G3-1 1B		HR		HR	G6-3		L8		5	2	3	3	0	0	3			
Mark McLemore, S OBP: 0.364, SLG: 0.310	F7		G5-3		F7		3 HR BB			3	1	0	0	1	0	1			
3 Eric Chavez, L OBP: 0.401, SLG: 0.496	G3-1		K		L9		1 H HR			4	1	1	2	0	1	1			
Jermaine Dye, R OBP: 0.342, SLG: 0.499	G6-3			2B SF7 1B	2B 1B		G6-3			4	1	2	0	0	0	1			
Scott Hatteberg, L OBP: 0.373, SLG: 0.457		F9			2B		G6-3			4	0	2	0	0	0	0			
Erubiel Durazo, L OBP: 0.383, SLG: 0.496	F7			BB			K	G3-1		3	0	0	0	1	1	0			
7 Bobby Crosby, R OBP: 0.330, SLG: 0.470	F7			F6			17 G4-1 2B	G1-3		4	0	1	0	0	0	3			
Eric Byrnes, R OBP: 0.332, SLG: 0.461			P6	SF7			17 G4-1 HBP	P5		2	0	0	1	0	0	0			
17 Adam Melhuse, S OBP: 0.317, SLG: 0.451			G4-3	21 HR 2B	G4-3		G4-1			4	1	2	0	0	0	4			
<b>Inning Stats</b>	R: 0 H: 1 E: 0 K: 0 S: 13	H: 0 R: 0 ER: 0 LOB: 0 BB: 0 P: 14	R: 2 H: 2 E: 0 K: 1 S: 13	H: 2 R: 1 ER: 0 LOB: 0 BB: 0 P: 17	R: 1 H: 2 E: 0 K: 0 S: 13	H: 2 R: 1 ER: 0 LOB: 2 BB: 0 P: 17	R: 0 H: 1 E: 0 K: 1 S: 9	H: 1 R: 2 ER: 0 LOB: 0 BB: 1 P: 22	R: 0 H: 1 E: 0 K: 0 S: 6	H: 1 R: 0 ER: 0 LOB: 1 BB: 0 P: 10	1B: 4 2B: 4 3B: 0 HR: 3	SF: 1 SAC: 0 DP: 0 HBP: 1	WP: 0 PA: 37 PB: 0 SB: 0 CS: 0						
<b>PITCHER</b>	IP	WLS	BF	H	R	ER	SO	BB	IBB	HBP	BLK	WP	HR	S	P	ERA	WHIP		
R.A. Dickey, R ERA: 5.78	5.1	L	24	8	4	4	2	1	0	0	0	0	0	1	4	6.75	1.688		
Doug Brocail, R ERA: 8.22	0.0		2	1	0	0	0	0	0	1	0	0	0	1	4	∞	∞		
Brian Shouse, L ERA: 3.48	1.2		7	1	2	2	0	1	0	0	0	0	1	18	28	10.80	1.200		
56 Rosman Garcia, R ERA: 4.5	1.0		4	1	0	0	0	0	0	0	0	0	0	6	10	0.00	1.000		

Texas Rangers @ Oakland Athletics  
Network Associates Coliseum, Oakland, CA  
Sat Jul 24 2004, 4:05 PM EDT  
Att: 25,124 - Overcast - 68 F

AB 33  
R 6  
H 11  
RBI 6  
BB 2  
SO 2  
LOB 13





Batter	1	2	3	4	5	6	7	8	9	AB	R	H	RBI	BB	SO	LOB	TOP								
10 Michael Young, R OBP: 0.371, SLG: 0.496	1-2 P6		4-2 BB		3-1 HR		1-1 G4-3			3	1	2	1	0	0		<b>Texas Rangers @ Oakland Athletics</b> Network Associates Coliseum, Oakland, CA Sun Jul 25 2004, 4:05 PM EDT Att: 25,354 - Sunny - 71 F								
9 Hank Blalock, L OBP: 0.363, SLG: 0.553	0-3 K		4-2 BB		2-2 F9		2-1 G3			3	0	0	0	1	1	0									
Alfonso Soriano, R OBP: 0.329, SLG: 0.475	3-3 K		1-1 L4		3-2 F9			1-1 G4-3		4	0	0	0	0	1	2									
23 Mark Teixeira, S OBP: 0.369, SLG: 0.575		3-2 G4-3	3-2 F8		1-2 G3-1			2-0 G4-3		4	0	0	0	0	0	2									
Laynce Nix, L OBP: 0.330, SLG: 0.549		0-3 K		2-3 K		0-3 K		1-0 G5-3		4	0	0	0	0	3	0									
Eric Young Sr., R OBP: 0.415, SLG: 0.399		4-1 BB		1-2 G5-3		4-1 BB		0-6 P4		2	0	0	0	2	0	0									
Gary Matthews, S OBP: 0.356, SLG: 0.494		4-0 BB		3-2 2B		2-2 F7		2-2 L7		3	0	1	0	1	0	1									
Kevin Mench, R OBP: 0.311, SLG: 0.515		3-2 F7		1-2 G4-3		2-1 L8		2-2 F9		4	0	0	0	0	0	4									
Rod Barajas, R OBP: 0.283, SLG: 0.516			0-2 P3		4-2 10 HR		1-2 G3			2	1	0	0	1	0	0									
<b>Inning Stats</b>	R: 0 E: 0 K: 2 S: 9	H: 0 LOB: 0 BB: 0 P: 13	R: 0 E: 0 K: 1 S: 18	H: 0 LOB: 2 BB: 2 P: 32	R: 0 E: 0 K: 0 S: 14	H: 0 LOB: 2 BB: 2 P: 26	R: 0 E: 0 K: 1 S: 14	H: 1 LOB: 1 BB: 0 P: 21	R: 2 E: 0 K: 0 S: 14	H: 1 LOB: 0 BB: 1 P: 27	R: 0 E: 0 K: 1 S: 9	H: 0 LOB: 1 BB: 1 P: 17	R: 0 E: 0 K: 0 S: 8	H: 0 LOB: 0 BB: 0 P: 12	R: 0 E: 0 K: 0 S: 4	H: 0 LOB: 0 BB: 0 P: 8	R: 0 E: 0 K: 0 S: 7	H: 0 LOB: 0 BB: 0 P: 11	1B: 0 2B: 1 3B: 0 HR: 1	SF: 0 SAC: 0 DP: 0 HBP: 0	WP: 0 PB: 0 SB: 1 CS: 0	PA: 35			
<b>PITCHER</b>	IP	WLS	BF	H	R	ER	SO	BB	IBB	HBP	BLK	WP	HR	S	P	ERA	WHIP								
40 Rich Harden, R ERA: 3.97	5.0	W	22	2	2	2	4	5	0	0	0	0	1	69	119	3.60	1.400								
Justin Lehr, R ERA: 4.86	1.0		4	0	0	0	1	1	0	0	0	0	0	9	17	0.00	1.000								
Chad Bradford, R ERA: 4.5	2.0		6	0	0	0	0	0	0	0	0	0	0	12	20	0.00	0.000								
Ricardo Rincon, L ERA: 4.62	1.0		3	0	0	0	0	0	0	0	0	0	0	7	11	0.00	0.000								

Batter	1	2	3	4	5	6	7	8	9	AB	R	H	RBI	BB	SO	LOB	BOTTOM								
21 Mark Kotsay, L OBP: 0.384, SLG: 0.461	0-0 F7			0-0 HR		4-2 FC4	1-0 BB			4	1	3	3	1	0	0	<b>Texas Rangers @ Oakland Athletics</b> Network Associates Coliseum, Oakland, CA Sun Jul 25 2004, 4:05 PM EDT Att: 25,354 - Sunny - 71 F								
Mark McLemore, S OBP: 0.359, SLG: 0.306	3-2 G6-3	2-0 1B		3-3 K		1-0 BB	1-3 2H			5	0	1	0	0	2	3									
Marco Scutaro, R OBP: 0.300, SLG: 0.375		2-0 F9				1-0 BB	0-3 K			0	0	0	0	0	0	0									
3 Eric Chavez, L OBP: 0.401, SLG: 0.504	1-1 HR	2-1 P6			2-1 P5	2-2 FC4		4-1 G4-3		4	1	1	1	1	0	3									
Jermaine Dye, R OBP: 0.340, SLG: 0.495	3-2 1B	3-2 G5-3			2-1 G5-3	1-2 L8		2-2 G2-3		5	1	1	0	0	0	4									
Scott Hatteberg, L OBP: 0.379, SLG: 0.463	0-0 1B		3-2 F9-3		2-0 HR	2-1 BB	7 BB	0-1 G4-3		5	2	4	0	0	0	1									
Erubiel Durazo, L OBP: 0.383, SLG: 0.505	1-2 1B		2-1 F9-3		3-2 HR	2-3 K		2-3 K		5	1	2	3	0	2	3									
7 Bobby Crosby, R OBP: 0.332, SLG: 0.468	1-2 K		2-3 K		2-1 HR	4-1 BB	21 BB	1-2 BB		3	1	1	0	1	2	2									
Damian Miller, R OBP: 0.346, SLG: 0.449		4-2 HR		1-1 G6-3	3-3 K			2-2 L9		3	1	0	0	1	1	3									
Eric Byrnes, R OBP: 0.334, SLG: 0.470		0-0 HR		1-3 K		1-0 G5-3	4-2 21 BB	1-2 BB		3	1	1	2	1	1	0									
<b>Inning Stats</b>	R: 2 E: 0 K: 1 S: 18	H: 4 LOB: 2 BB: 0 P: 29	R: 2 E: 0 K: 0 S: 10	H: 2 LOB: 1 BB: 1 P: 21	R: 0 E: 0 K: 1 S: 8	H: 1 LOB: 0 BB: 0 P: 15	R: 1 E: 0 K: 2 S: 9	H: 1 LOB: 0 BB: 0 P: 14	R: 2 E: 0 K: 1 S: 15	H: 3 LOB: 1 BB: 0 P: 29	R: 0 E: 0 K: 0 S: 8	H: 1 LOB: 2 BB: 1 P: 16	R: 2 E: 0 K: 2 S: 15	H: 2 LOB: 2 BB: 2 P: 30	R: 0 E: 0 K: 1 S: 10	H: 0 LOB: 1 BB: 1 P: 18	1B: 10 2B: 1 3B: 0 HR: 4	SF: 0 SAC: 0 DP: 1 HBP: 0	WP: 0 PB: 0 SB: 0 CS: 0	PA: 42					
<b>PITCHER</b>	IP	WLS	BF	H	R	ER	SO	BB	IBB	HBP	BLK	WP	HR	S	P	ERA	WHIP								
John Wasdin, R ERA: 7.65	4.2	L	25	11	7	7	4	1	0	0	0	0	0	22	47	9.00	2.571								
56 Rosman Garcia, R ERA: 6.75	2.0		11	2	2	2	2	3	0	0	0	0	0	14	23	0.00	1.500								
Brian Shouse, L ERA: 3.27	1.1		6	1	0	0	2	1	0	0	0	0	0	14	23	0.00	1.500								

AB 29  
R 2  
H 2  
RBI 2  
BB 6  
SO 5  
LOB 9



AB 37  
R 9  
H 14  
RBI 9  
BB 5  
SO 8  
LOB 19





Batter	1	2	3	4	5	6	7	8	9	AB	R	H	RBI	BB	SO	LOB	TOP										
10 Michael Young, R (1.6) OBP: 0.369, SLG: 0.500										5	1	1	1	0	2	1											
9 Hank Blalock, L (1.5) OBP: 0.361, SLG: 0.547										4	0	0	0	1	3	0											
Alfonso Soriano, R (1.4) OBP: 0.327, SLG: 0.472										5	0	1	0	0	2	1											
23 Mark Teixeira, S (1.3) OBP: 0.367, SLG: 0.574										4	1	1	0	0	1	2											
David Dellucci, L (1.7) OBP: 0.347, SLG: 0.456										3	1	1	0	1	0	1											
Gary Matthews, S (1.9) OBP: 0.359, SLG: 0.519										4	2	2	3	0	0	1											
Brian Jordan, R (1.10) OBP: 0.242, SLG: 0.193										3	1	1	0	1	0	1											
Laynce Nix, L (1.8) OBP: 0.333, SLG: 0.551										3	0	1	2	1	1	1											
15 Gerald Laird, R (1.2) OBP: 0.349, SLG: 0.326										4	0	0	0	0	2	4											
<b>Inning Stats</b>	R: 1 E: 0 K: 1 S: 10	H: 2 LOB: 1 BB: 0 P: 15	R: 0 E: 0 K: 0 S: 8	H: 1 LOB: 1 BB: 0 P: 12	R: 0 E: 0 K: 1 S: 9	H: 0 LOB: 1 BB: 1 P: 17	R: 2 E: 0 K: 1 S: 11	H: 2 LOB: 1 BB: 1 P: 17	R: 3 E: 0 K: 2 S: 12	H: 2 LOB: 0 BB: 0 P: 23	R: 0 E: 0 K: 2 S: 9	H: 0 LOB: 0 BB: 0 P: 12	R: 0 E: 0 K: 2 S: 7	H: 0 LOB: 0 BB: 0 P: 10	R: 0 E: 0 K: 1 S: 13	H: 1 LOB: 2 BB: 0 P: 23	R: 0 E: 0 K: 2 S: 8	H: 0 LOB: 0 BB: 0 P: 12	1B: 2 2B: 4 3B: 0 HR: 2	SF: 0 SAC: 0 DP: 0 HBP: 0	WP: 0 PB: 0 SB: 1 CS: 0	PA: 39					
<b>PITCHER</b>	IP	WLS	BF	H	R	ER	SO	BB	IBB	HBP	BLK	WP	HR	S	P	ERA	WHIP										
45 Kelvim Escobar, R (1.1) ERA: 4.15	7.1	L	33	8	6	6	8	3	0	0	0	0	2	72	117	7.36	1.500										
Matt Hensley, R (8.1) ERA: 3.69	1.2		6	0	0	0	3	0	1	0	0	0	0	15	24	0.00	0.000										

Texas Rangers @ Anaheim Angels  
Angel Stadium of Anaheim, Anaheim, CA  
Mon Jul 26 2004, 7:05 PM PDT  
Att: 42,040 - Sunny - 79 F

AB 35  
R 6  
H 8  
RBI 6  
BB 4  
SO 11  
LOB 12



Batter	1	2	3	4	5	6	7	8	9	AB	R	H	RBI	BB	SO	LOB	BOTTOM										
David Eckstein, R (1.6) OBP: 0.356, SLG: 0.363										5	0	3	0	0	0	0											
9 Chone Figgins, S (1.8) OBP: 0.363, SLG: 0.450										5	1	0	0	0	1	3											
Tim Salmon, R (1.10) OBP: 0.310, SLG: 0.338										5	0	2	0	0	0	2											
Jose Guillen, R (1.9) OBP: 0.367, SLG: 0.521										5	0	1	1	0	1	3											
Darin Erstad, L (1.3) OBP: 0.344, SLG: 0.402										4	0	2	0	0	0	2											
39 Robb Quinlan, R (1.5) OBP: 0.396, SLG: 0.452										4	0	2	0	0	0	2											
Bengie Molina, R (1.2) OBP: 0.314, SLG: 0.439										4	0	2	0	0	0	2											
Josh Paul, R (1.7) OBP: 0.351, SLG: 0.355										3	0	1	0	0	0	2											
16 Garret Anderson, L (8. PH) OBP: 0.351, SLG: 0.446										1	0	0	0	0	1	2											
Alfredo Amezaga, S (9.5) ERA: 6.14										0	0	0	0	0	0	0											
Adam Kennedy, L (1.4) OBP: 0.326, SLG: 0.377										4	0	0	0	0	2	6											
<b>Inning Stats</b>	R: 0 E: 0 K: 0 S: 8	H: 3 LOB: 3 BB: 0 P: 19	R: 0 E: 0 K: 0 S: 12	H: 1 LOB: 1 BB: 0 P: 14	R: 0 E: 0 K: 0 S: 5	H: 1 LOB: 1 BB: 0 P: 10	R: 1 E: 0 K: 1 S: 15	H: 3 LOB: 2 BB: 0 P: 22	R: 0 E: 0 K: 1 S: 9	H: 1 LOB: 1 BB: 0 P: 13	R: 0 E: 0 K: 1 S: 8	H: 1 LOB: 1 BB: 0 P: 11	R: 0 E: 0 K: 1 S: 17	H: 2 LOB: 2 BB: 0 P: 22	R: 0 E: 0 K: 1 S: 12	H: 1 LOB: 1 BB: 0 P: 19	1B: 11 2B: 2 3B: 0 HR: 0	SF: 0 SAC: 0 DP: 0 HBP: 0	WP: 0 PB: 1 SB: 0 CS: 0	PA: 40							
<b>PITCHER</b>	IP	WLS	BF	H	R	ER	SO	BB	IBB	HBP	BLK	WP	HR	S	P	ERA	WHIP										
Ryan Drese, R (1.1) ERA: 3.47	6.2	W	30	10	1	1	2	0	0	0	0	0	0	62	96	1.35	1.500										
50 Frank Francisco, R (7.1) ERA: 4.13	1.1		6	2	0	0	2	0	0	0	0	0	0	20	26	0.00	1.500										
Jeff Nelson, R (9.1) ERA: 6.14	0.2		2	0	0	0	1	0	0	0	0	0	0	7	11	0.00	0.000										
Francisco Cordero, R (9.1) ERA: 1.9	0.1		2	1	0	0	0	0	0	0	0	0	0	5	8	0.00	3.000										

Texas Rangers @ Anaheim Angels  
Angel Stadium of Anaheim, Anaheim, CA  
Mon Jul 26 2004, 7:05 PM PDT  
Att: 42,040 - Sunny - 79 F

AB 40  
R 1  
H 13  
RBI 1  
BB 0  
SO 5  
LOB 24









Batter	1	2	3	4	5	6	7	8	9	AB	R	H	RBI	BB	SO	LOB	TOP	
10 Michael Young, R (1.6) OBP: 0.367, SLG: 0.495	G1-3			1B		L6			G6-3	4	0	1	0	0	0	0	<b>Texas Rangers @ Anaheim Angels</b> Angel Stadium of Anaheim, Anaheim, CA Wed Jul 28 2004, 7:05 PM PDT Att: 41,133 - Sunny - 75 F <a href="http://livebaseballscorecards.com">livebaseballscorecards.com</a>	
9 Hank Blalock, L (1.5) OBP: 0.359, SLG: 0.539	G3			F8		G3-1			BB	3	0	0	0	1	0			
Alfonso Soriano, R (1.4) OBP: 0.324, SLG: 0.464	G5-3			K		F9			K	4	0	0	0	0	2			
23 Mark Teixeira, S (1.3) OBP: 0.362, SLG: 0.563		L4							G4-3	4	0	1	0	0	0	1		
Laynce Nix, L (1.8) OBP: 0.323, SLG: 0.533		K							G4-3	3	0	0	0	0	2			
Gary Matthews, S (1.9) OBP: 0.353, SLG: 0.512									G4-3	3	0	1	0	0	0			
Brian Jordan, R (1.10) OBP: 0.232, SLG: 0.183									G6-3	3	0	0	0	0	0	1		
David Dellucci, L (1.7) OBP: 0.342, SLG: 0.449									G4-3	3	0	0	0	0	2	1		
15 Gerald Laird, R (1.2) OBP: 0.339, SLG: 0.316									L7	3	0	0	0	0	2	1		
<b>Inning Stats</b>	R: 0 H: 0 E: 0 K: 0 S: 7	H: 0 LOB: 0 BB: 0 P: 10	R: 0 H: 0 E: 0 K: 1 S: 9	H: 0 LOB: 0 BB: 0 P: 10	R: 0 H: 0 E: 0 K: 2 S: 8	H: 2 LOB: 2 BB: 0 P: 13	R: 0 H: 2 E: 0 K: 2 S: 12	H: 1 LOB: 1 BB: 0 P: 23	R: 0 H: 0 E: 0 K: 0 S: 6	H: 0 LOB: 0 BB: 0 P: 7	R: 0 H: 0 E: 0 K: 0 S: 6	H: 0 LOB: 0 BB: 0 P: 7	R: 0 H: 0 E: 0 K: 1 S: 8	H: 0 LOB: 1 BB: 1 P: 17	1B: 2 2B: 1 3B: 0 HR: 0	SF: 0 SAC: 0 DP: 0 HBP: 0	WP: 1 PB: 0 SB: 0 CS: 0	PA: 31
<b>PITCHER</b>	IP WLS BF H R ER SO BB IBB HBP BLK WP HR S P ERA WHIP																	
41 John Lackey, R (1.1) ERA: 4.52	8.1 W 29 3 0 0 7 1 0 0 0 1 0 74 105 0.00 0.480																	
Troy Percival, R (9.1) ERA: 3.62	0.2 S 2 0 0 0 1 0 0 0 0 0 0 4 9 0.00 0.000																	

Batter	1	2	3	4	5	6	7	8	9	AB	R	H	RBI	BB	SO	LOB	BOTTOM	
David Eckstein, R (1.6) OBP: 0.354, SLG: 0.360	P3	P4								4	1	1	0	0	0	2	<b>Texas Rangers @ Anaheim Angels</b> Angel Stadium of Anaheim, Anaheim, CA Wed Jul 28 2004, 7:05 PM PDT Att: 41,133 - Sunny - 75 F <a href="http://livebaseballscorecards.com">livebaseballscorecards.com</a>	
9 Chone Figgins, S (1.8) OBP: 0.363, SLG: 0.446										4	0	2	0	0	0	0		
16 Garret Anderson, L (1.10) OBP: 0.353, SLG: 0.447										4	0	2	1	0	0	2		
27 Vladimir Guerrero, R (1.9) OBP: 0.386, SLG: 0.574										4	0	1	0	0	0	3		
Jose Guillen, R (1.7) OBP: 0.369, SLG: 0.520										3	0	0	0	1	1	3		
Darin Erstad, L (1.3) OBP: 0.349, SLG: 0.404										4	1	3	0	0	0	0		
39 Robb Quinlan, R (1.5) ERA: 4.2										3	0	1	0	0	0	1		
Alfredo Amezaga, S (7.5) OBP: 0.208, SLG: 0.167										0	0	0	0	0	0	0		
Tim Salmon, R (8, PH) OBP: 0.307, SLG: 0.333										1	0	0	0	0	1	3		
Curtis Pride, L (9.8)										0	0	0	0	0	0	0		
Bengie Molina, R (1.2) OBP: 0.308, SLG: 0.431										4	0	0	0	0	0	5		
Adam Kennedy, L (1.4) OBP: 0.324, SLG: 0.374										2	0	0	0	0	0	0		
<b>Inning Stats</b>	R: 0 H: 1 E: 0 K: 0 S: 11	H: 2 LOB: 2 BB: 0 P: 15	R: 1 H: 1 E: 1 K: 0 S: 9	H: 2 LOB: 2 BB: 0 P: 15	R: 0 H: 1 E: 0 K: 1 S: 10	H: 1 LOB: 1 BB: 0 P: 14	R: 0 H: 1 E: 0 K: 0 S: 5	H: 3 LOB: 2 BB: 0 P: 28	R: 0 H: 0 E: 0 K: 0 S: 7	H: 0 LOB: 0 BB: 0 P: 12	R: 0 H: 0 E: 0 K: 0 S: 7	H: 0 LOB: 0 BB: 0 P: 10	R: 0 H: 2 E: 0 K: 1 S: 17	H: 2 LOB: 3 BB: 1 P: 28	1B: 8 2B: 2 3B: 0 HR: 0	SF: 0 SAC: 1 DP: 1 HBP: 0	WP: 0 PB: 0 SB: 0 CS: 0	PA: 35
<b>PITCHER</b>	IP WLS BF H R ER SO BB IBB HBP BLK WP HR S P ERA WHIP																	
Kenny Rogers, L (1.1)	7.0 L 30 9 2 1 1 1 0 0 0 0 0 66 105 1.29 1.286																	
Jeff Nelson, R (8.1) ERA: 5.02	0.1 2 0 0 0 0 1 0 0 0 0 0 5 11 0.00 3.000																	
Brian Shouse, L (8.1) ERA: 3.27	0.0 1 1 0 0 0 0 0 0 0 0 0 3 5 * *																	
Francisco Cordero, R (8.1) ERA: 1.87	0.2 2 0 0 0 1 0 0 0 0 0 0 7 9 0.00 0.000																	



Batter	1	2	3	4	5	6	7	8	9	AB	R	H	RBI	BB	SO	LOB	TOP																						
<b>21 Mark Kotsay, L</b> OBP: 0.386, SLG: 0.460	2-2 G3-1	0-2 G1-3		4-2 1B BB		0-0 P6		1-0 HBP		3	0	0	0	1	0	2																							
<b>Mark McLemore, S</b> OBP: 0.361, SLG: 0.329	2-2 HR		1-1 G4-3	2-2 1B		0-1 F9		1-2 G3		5	1	2	3	0	0	3																							
<b>3 Eric Chavez, L</b> OBP: 0.408, SLG: 0.526	0-0 HR		4-2 BB	4-2 P4			2-3 K		0-1 SH1-4 SF8 2B	4	2	2	1	1	1	2																							
<b>Jemaine Dye, R</b> OBP: 0.340, SLG: 0.483	0-1 G5-3		2-0 F9		0-0 F9		1-2 G4-3		4-0 SF8 SH1-4 IBB	4	0	0	0	1	0	1																							
<b>Scott Hatteberg, L</b> OBP: 0.374, SLG: 0.450	2-1 P2		0-0 L9		1-0 G3		2-2 G3		0-1 SH1-4 1-2 2-3	4	0	0	0	0	0	1																							
<b>Erubiel Durazo, L</b> OBP: 0.383, SLG: 0.515		0-0 7 1B G6-4-3		1-0 G4-3	1-1 7 1B		0-1 17 1B 2B		0-0 SF8	4	2	3	1	0	0	0																							
<b>7 Bobby Crosby, R</b> OBP: 0.334, SLG: 0.468		1-1 G6-4-3 1B		1-0 21 BB 1B	3-3 K		0-0 B2		2-3 K	5	1	2	0	0	2	3																							
<b>Eric Byrnes, R</b> OBP: 0.344, SLG: 0.483		2-0 G6-4-3		4-2 1-2 21 BB 1B		2-2 G6-3		1-2 P2		3	1	0	0	1	0	2																							
<b>17 Adam Melhuse, S</b> OBP: 0.323, SLG: 0.445		1-2 1B		1-1 F7		4-2 BB		0-0 21 HBP 1B		3	0	2	1	1	0	2																							
<b>Inning Stats</b>	R: 2 E: 0 K: 0 S: 13	H: 2 LOB: 0 BB: 0 P: 19	R: 1 E: 0 K: 0 S: 10	H: 3 LOB: 1 BB: 0 P: 14	R: 0 E: 0 K: 0 S: 6	H: 0 LOB: 1 BB: 1 P: 13	R: 2 E: 0 K: 0 S: 18	H: 2 LOB: 2 BB: 2 P: 32	R: 0 E: 0 K: 1 S: 8	H: 0 LOB: 1 BB: 0 P: 13	R: 0 E: 0 K: 0 S: 8	H: 0 LOB: 0 BB: 0 P: 16	R: 1 E: 0 K: 0 S: 11	H: 2 LOB: 2 BB: 0 P: 14	R: 1 E: 0 K: 1 S: 8	H: 1 LOB: 1 BB: 1 P: 14	1B: 7 2B: 2 3B: 0 HR: 2	SF: 1 SAC: 1 DP: 1 HBP: 1	WP: 0 PB: 0 SB: 1 CS: 0	PA: 43																			
<b>PITCHER</b>	IP	WLS	BF	H	R	ER	SO	BB	IBB	HBP	BLK	WP	HR	S	P	ERA	WHIP	<b>PITCHER</b>				IP	WLS	BF	H	R	ER	SO	BB	IBB	HBP	BLK	WP	HR	S	P	ERA	WHIP	
<b>R.A. Dickey, R</b> ERA: 6.04	(1, 1)	3.2		20	7	5	5	0	3	0	0	0	0	2	44	74	12.27	2.727																					
<b>32 Ron Mahay, L</b> ERA: 2.49	(4, 1)	3.1		12	1	0	0	2	1	0	0	0	0	0	30	47	0.00	0.600																					
<b>Carlos Almanzar, R</b> ERA: 3.47	(8, 1)	1.0	L	6	2	1	1	0	0	0	0	0	0	0	11	14	9.00	2.000																					
<b>Brian Shouse, L</b> ERA: 3.57	(9, 1)	0.2		4	1	1	1	0	0	1	0	0	0	0	5	9	13.50	1.500																					
<b>50 Frank Francisco, R</b> ERA: 4.08	(9, 1)	0.1		1	0	0	0	1	0	0	0	0	0	0	3	5	0.00	0.000																					

Oakland Athletics @ Texas Rangers  
The Ballpark at Arlington, Arlington, TX  
Thu Jul 29 2004, 8:05 PM EDT  
Att: 31,174 - Unknown - 82 F

AB 35  
R 7  
H 11  
RBI 6  
BB 5  
SO 3  
LOB 16



Batter	1	2	3	4	5	6	7	8	9	AB	R	H	RBI	BB	SO	LOB	BOTTOM																						
<b>10 Michael Young, R</b> OBP: 0.370, SLG: 0.497	3-2 HR 1B	2-2 9 2B 1B		3-2 S 1B		0-3 K		1-3 K		5	2	3	0	0	2	0																							
<b>9 Hank Blalock, L</b> OBP: 0.358, SLG: 0.537	1-3 K	3-2 1H 1B 2B		3-2 F7		2-2 P5		2-1 F8		5	1	1	1	0	1	2																							
<b>Alfonso Soriano, R</b> OBP: 0.325, SLG: 0.470	1-1 1H HR	1-2 2H 1B		1-2 G5-3		0-1 F7			3-3 K	5	1	2	3	0	1	1																							
<b>23 Mark Teixeira, S</b> OBP: 0.362, SLG: 0.573	3-2 HR	0-1 G4-3		2-3 K			0-0 F8		0-0 2B 2B	5	2	2	1	0	1	2																							
<b>Gary Matthews, S</b> OBP: 0.354, SLG: 0.506	1-1 SH1-3 1B		4-2 G4-3 BB		2-3 K		2-3 K		0-3 K	4	0	1	0	1	3	1																							
<b>Eric Young Sr., R</b> OBP: 0.415, SLG: 0.408	1-0 SH1-3		1-0 G4-3	1-2 G4-3 2B		1-1 G4-3 2B		4-0 S BB		3	0	2	1	1	0	1																							
<b>David Dellucci, L</b> OBP: 0.343, SLG: 0.442	2-1 G4-3		4-1 BB		1-0 G4-3		4-1 FC6-4 BB		1-3 K	3	0	0	0	2	1	3																							
<b>Rod Barajas, R</b> OBP: 0.279, SLG: 0.502		0-1 F8	2-2 F9		4-1 BB		0-0 FC6-4			3	0	0	0	1	0	4																							
<b>Laynce Nix, L</b> OBP: 0.317, SLG: 0.521		1-2 G3	2-2 L3		3-3 K			1-1 G4-3		4	0	0	0	0	1	4																							
<b>Inning Stats</b>	R: 3 E: 0 K: 1 S: 19	H: 4 LOB: 1 BB: 0 P: 30	R: 2 E: 0 K: 0 S: 16	H: 3 LOB: 0 BB: 0 P: 23	R: 0 E: 0 K: 0 S: 12	H: 0 LOB: 2 BB: 2 P: 25	R: 0 E: 0 K: 1 S: 12	H: 1 LOB: 0 BB: 0 P: 21	R: 0 E: 0 K: 2 S: 10	H: 1 LOB: 2 BB: 1 P: 21	R: 0 E: 0 K: 1 S: 10	H: 0 LOB: 0 BB: 2 P: 16	R: 0 E: 0 K: 1 S: 7	H: 0 LOB: 0 BB: 0 P: 11	R: 1 E: 0 K: 3 S: 15	H: 2 LOB: 1 BB: 0 P: 19	1B: 5 2B: 4 3B: 0 HR: 2	SF: 0 SAC: 1 DP: 0 HBP: 0	WP: 0 PB: 0 SB: 2 CS: 0	PA: 43																			
<b>PITCHER</b>	IP	WLS	BF	H	R	ER	SO	BB	IBB	HBP	BLK	WP	HR	S	P	ERA	WHIP	<b>PITCHER</b>				IP	WLS	BF	H	R	ER	SO	BB	IBB	HBP	BLK	WP	HR	S	P	ERA	WHIP	
<b>Kirk Saarloos, R</b> ERA: 4.44	(1, 1)	2.1		16	7	5	5	1	2	0	0	0	0	2	40	67	19.29	3.857																					
<b>58 Justin Duchescher, R</b> ERA: 2.92	(3, 1)	1.2		6	1	0	0	1	0	0	0	0	0	19	32	0.00	0.600																						
<b>Chris Hammond, L</b> ERA: 4.3	(5, 1)	2.0		8	1	0	0	3	1	0	0	0	0	20	33	0.00	1.000																						
<b>Jim Mecir, R</b> ERA: 4.41	(7, 1)	0.2		4	0	0	0	1	2	0	0	0	0	5	15	3.00	3.000																						
<b>Chad Bradford, R</b> ERA: 4.37	(7, 1)	1.1	W	4	0	0	0	1	0	0	0	0	0	8	12	0.00	0.000																						

Oakland Athletics @ Texas Rangers  
The Ballpark at Arlington, Arlington, TX  
Thu Jul 29 2004, 8:05 PM EDT  
Att: 31,174 - Unknown - 82 F

AB 37  
R 6  
H 11  
RBI 6  
BB 5  
SO 10  
LOB 18





Batter	1	2	3	4	5	6	7	8	9	AB	R	H	RBI	BB	SO	LOB	TOP					
21 Mark Kotsay, L (1, 8) OBP: 0.381, SLG: 0.454	L4	P6		K		B2-3		G4-3		5	0	0	0	0	1	3						
Eric Byrnes, R (1, 7) OBP: 0.350, SLG: 0.508	HR		HR		HBP	F8		2B	2B	4	3	3	2	0	0	0						
3 Eric Chavez, L (1, 5) OBP: 0.402, SLG: 0.516	G1-3		F7	F7		G4-3		K		5	0	0	0	0	1	2						
Scott Hatteberg, L (1, 3) OBP: 0.375, SLG: 0.453	2B		HR	1B			F7	L1		5	1	2	0	0	0	2						
Damian Miller, R (1, 2) OBP: 0.347, SLG: 0.446	K		L4			F8	F9	2B		5	0	1	1	0	1	2						
Erubiel Durazo, L (1, 10)		F9	HR			7 2B	1B	G6-3		5	1	2	2	0	0	1						
7 Bobby Crosby, R (1, 6) OBP: 0.341, SLG: 0.473		23 WP	23 BB			1-3	2B	G4-1		1	0	1	0	3	0	0						
23 Bobby Kielty, S (1, 9) OBP: 0.305, SLG: 0.361	G1-3					K		K		3	0	0	0	1	2	4						
Marco Scutaro, R (1, 4) OBP: 0.302, SLG: 0.383			F8			P3		G4-1		3	0	0	0	1	0	5						
<b>Inning Stats</b>	R: 1 E: 0 K: 1 S: 10	H: 2 LOB: 1 BB: 0 P: 15	R: 0 E: 0 K: 0 S: 10	H: 0 LOB: 2 BB: 2 P: 20	R: 3 E: 0 K: 0 S: 17	H: 3 LOB: 2 BB: 2 P: 31	R: 0 E: 0 K: 1 S: 7	H: 0 LOB: 1 BB: 0 P: 13	R: 0 E: 0 K: 1 S: 9	H: 2 LOB: 2 BB: 0 P: 13	R: 0 E: 0 K: 0 S: 8	H: 0 LOB: 0 BB: 0 P: 10	R: 0 E: 0 K: 0 S: 8	H: 0 LOB: 0 BB: 0 P: 15	R: 0 E: 0 K: 1 S: 9	H: 0 LOB: 1 BB: 1 P: 15	R: 1 E: 0 K: 1 S: 12	H: 2 LOB: 1 BB: 0 P: 16	1B: 2 2B: 4 3B: 0 HR: 3	SF: 0 SAC: 0 DP: 0 HBP: 1	WP: 1 PB: 0 SB: 0 CS: 0	PA: 42
<b>PITCHER</b>	IP	WLS	BF	H	R	ER	SO	BB	IBB	HBP	BLK	WP	HR	S	P	ERA	WHIP					
Sam Naron, L (1, 1) ERA: 13.5	2.2		17	5	4	4	1	4	0	0	0	1	3	35	61	13.50	3.375					
53 Joaquin Benoit, R (3, 1) ERA: 6.3	4.1		16	2	0	0	2	0	0	1	0	0	0	34	56	0.00	0.462					
50 Frank Francisco, R (8, 1) ERA: 3.94	1.0	W	4	0	0	0	1	1	0	0	0	0	0	9	15	0.00	1.000					
Francisco Cordero, R (9, 1) ERA: 2.03	1.0	S	5	2	1	1	1	0	0	0	0	0	0	12	16	9.00	2.000					

Oakland Athletics @ Texas Rangers  
The Ballpark at Arlington, Arlington, TX  
Fri Jul 30, 2004, 8:05 PM EDT  
Att: 44,116 - Unknown - 85 F

AB 36  
R 5  
H 9  
RBI 5  
BB 5  
SO 5  
LOB 19



Batter	1	2	3	4	5	6	7	8	9	AB	R	H	RBI	BB	SO	LOB	BOTTOM					
10 Michael Young, R (1, 6) OBP: 0.372, SLG: 0.497	E		F9		9 1B		K			4	1	2	2	1	1	0						
9 Hank Blalock, L (1, 5) OBP: 0.356, SLG: 0.534	K		K		WP		L8			4	0	1	1	1	2	1						
Alfonso Soriano, R (1, 4) OBP: 0.321, SLG: 0.465	FC6			G1-3	G6-3			G6-3		5	0	0	0	0	0	4						
23 Mark Teixeira, S (1, 3) OBP: 0.364, SLG: 0.581	K			FC6-4		L9		HR		4	1	2	1	0	1	2						
Gary Matthews, S (1, 9) OBP: 0.357, SLG: 0.506	F8			FC6-4		G3		HBP		4	1	2	0	0	0	3						
Eric Young Sr., R (1, 10) OBP: 0.412, SLG: 0.404	G6-3			G4-3		G3		G5-3		4	0	1	0	0	0	2						
David Dellucci, L (1, 7) OBP: 0.342, SLG: 0.436	K				F7	G3		HBP		3	1	0	0	1	1	2						
15 Gerald Laird, R (1, 2) OBP: 0.339, SLG: 0.310	F8					K		1B		2	0	0	0	1	1	2						
Kevin Mench, R (8, PH) OBP: 0.310, SLG: 0.508										0	1	0	0	0	0	0						
Rod Barajas, R (9, 2) OBP: 0.279, SLG: 0.502								10 1B		0	0	0	0	0	0	0						
Laynce Nix, L (1, 8) OBP: 0.316, SLG: 0.516			F7		10 1B		K			4	2	1	2	0	1	1						
<b>Inning Stats</b>	R: 0 E: 1 K: 2 S: 13	H: 0 LOB: 2 BB: 1 P: 21	R: 0 E: 0 K: 1 S: 9	H: 0 LOB: 0 BB: 0 P: 14	R: 0 E: 0 K: 1 S: 6	H: 0 LOB: 0 BB: 0 P: 8	R: 0 E: 0 K: 0 S: 10	H: 1 LOB: 1 BB: 0 P: 17	R: 2 E: 0 K: 1 S: 15	H: 2 LOB: 1 BB: 1 P: 22	R: 0 E: 0 K: 1 S: 8	H: 2 LOB: 2 BB: 0 P: 14	R: 0 E: 0 K: 2 S: 14	H: 0 LOB: 0 BB: 0 P: 22	R: 5 E: 0 K: 0 S: 19	H: 4 LOB: 2 BB: 2 P: 36	1B: 8 2B: 0 3B: 0 HR: 1	SF: 0 SAC: 0 DP: 0 HBP: 1	WP: 1 PB: 0 SB: 0 CS: 0	PA: 39		
<b>PITCHER</b>	IP	WLS	BF	H	R	ER	SO	BB	IBB	HBP	BLK	WP	HR	S	P	ERA	WHIP					
40 Rich Harden, R (1, 1) ERA: 3.92	6.0		26	5	2	2	5	2	0	0	0	0	1	21	34	3.00	1.167					
Justin Lehr, R (7, 1) ERA: 5.3	1.1	H	6	2	2	2	2	0	0	0	0	0	0	21	34	13.50	1.500					
Chad Bradford, R (8, 1) ERA: 4.89	0.2	L	7	2	3	3	0	0	2	1	0	0	0	12	24	40.50	3.000					

Oakland Athletics @ Texas Rangers  
The Ballpark at Arlington, Arlington, TX  
Fri Jul 30, 2004, 8:05 PM EDT  
Att: 44,116 - Unknown - 85 F

AB 34  
R 7  
H 9  
RBI 6  
BB 4  
SO 7  
LOB 17





Batter	1	2	3	4	5	6	7	8	9	AB	R	H	RBI	BB	SO	LOB	TOP										
21 Mark Kotsay, L (1,8) OBP: 0.378, SLG: 0.449	G5-3		L8	G3		G4-3	2-2 1B		K	6	0	1	1	0	1	5											
Mark McLemore, S (1,4) OBP: 0.383, SLG: 0.327 Marco Scutaro, R (9, PH) OBP: 0.302, SLG: 0.381	L4			BB 1B	3 FC5-4 BB	L9	F8		F9	4	2	1	0	1	0	1											
3 Eric Chavez, L (1,5) OBP: 0.402, SLG: 0.517	P3			P6	E4 G4-3 1B				1B 2B	5	1	2	0	0	0	2											
Scott Hatteberg, L (1,3) OBP: 0.372, SLG: 0.449		F9		BB 1B	G4-3	L3			K	5	1	1	1	0	1	3											
Damian Miller, R (1,2) OBP: 0.355, SLG: 0.449	G4-3			1B 23 BB	7 BB FC5-4 1B		1B 7 E BB		1B	3	3	2	1	2	0	0											
Erubiel Durazo, L (1,10) OBP: 0.386, SLG: 0.523	F7			23 BB 7 BB 1B	FC5-4 7 BB BB		FC3-6 7 E 23 G5-3 1B		P4	4	1	2	2	1	0	2											
7 Bobby Crosby, R (1,6) OBP: 0.342, SLG: 0.469			K	23 BB BB	FC5-4 BB		E5 FC3-6		F8	3	0	0	1	2	1	3											
Eric Byrnes, R (1,7) OBP: 0.348, SLG: 0.503			23 G4-3 1B	P4	FC5-4		FC3-6 23 G5-3 21 1B		L5	5	1	1	1	0	0	7											
23 Bobby Kielty, S (1,9) OBP: 0.307, SLG: 0.364	G4-3			G4-3	K		G5-3		21 PB 2B	4	0	1	2	1	1	4											
<b>Inning Stats</b>	R: 0 E: 0 K: 0 S: 8	H: 0 LOB: 0 BB: 0 P: 15	R: 0 E: 0 K: 0 S: 9	H: 0 LOB: 0 BB: 0 P: 16	R: 0 E: 0 K: 1 S: 8	H: 1 LOB: 1 BB: 0 P: 14	R: 3 E: 0 K: 0 S: 16	H: 3 LOB: 3 BB: 3 P: 32	R: 3 E: 0 K: 1 S: 18	H: 1 LOB: 1 BB: 0 P: 17	R: 0 E: 0 K: 0 S: 11	H: 1 LOB: 1 BB: 0 P: 17	R: 3 E: 1 K: 0 S: 14	H: 2 LOB: 1 BB: 1 P: 25	R: 0 E: 0 K: 1 S: 11	H: 2 LOB: 2 BB: 0 P: 21	R: 0 E: 0 K: 1 S: 14	H: 1 LOB: 1 BB: 0 P: 20	1B: 9 2B: 2 3B: 0 HR: 0	SF: 0 SAC: 0 DP: 0 HBP: 0	WP: 0 PB: 1 SB: 0 CS: 0	PA: 47					
<b>PITCHER</b>	IP	WLS	BF	H	R	ER	SO	BB	IBB	HBP	BLK	WP	HR	S	P	ERA	WHIP										
Ryan Drese, R (1,1) ERA: 3.62	4.1	L	23	5	6	4	1	4	0	0	0	0	0	52	96	8.31	2.077										
Erasmio Ramirez, L (5,1) ERA: 4.59	1.2		8	1	0	0	1	2	0	0	0	0	0	18	33	0.00	1.800										
Jeff Nelson, R (7,1) ERA: 5.28	1.0		7	2	3	1	0	1	0	0	0	0	0	14	25	9.00	3.000										
Brian Shouse, L (8,1) ERA: 3.28	2.0		9	3	0	0	2	0	0	0	0	0	0	25	41	0.00	1.500										

Oakland Athletics @ Texas Rangers  
The Ballpark at Arlington, Arlington, TX

AB 40  
R 9  
H 11  
RBI 9  
BB 7  
SO 4  
LOB 28



WP: 0 PA: 47  
PB: 1  
SB: 0  
CS: 0

Batter	1	2	3	4	5	6	7	8	9	AB	R	H	RBI	BB	SO	LOB	BOTTOM											
Eric Young Sr., R (1,4) OBP: 0.418, SLG: 0.405	10 G6-4-3 BB		10 1B		10 G4-3 BB		G4-3			2	1	1	0	2	0	0												
10 Michael Young, R (1,6) OBP: 0.371, SLG: 0.494	G6-4-3		2B		G4-3		F9			4	1	1	0	0	0	2												
Alfonso Soriano, R (1,10) OBP: 0.325, SLG: 0.469	G4-3		1B		BB				BB 1B	3	0	2	2	1	0	0												
23 Mark Teixeira, S (1,3) OBP: 0.360, SLG: 0.574		K	F7		K				F9	4	0	0	0	0	2	3												
Herbert Perry, R (1,5) OBP: 0.309, SLG: 0.392	G6-3		L9		K				G5-4-3 BB	3	0	0	0	1	1	1												
Brian Jordan, R (1,9) OBP: 0.233, SLG: 0.234		HR		P3		P6			G5-4-3	4	1	1	1	0	0	2												
Gary Matthews, S (1,8) OBP: 0.355, SLG: 0.497		K		G5-3					K	3	0	0	0	1	2	0												
Kevin Mench, R (1,7) OBP: 0.312, SLG: 0.506 9 Hank Blalock, L (6, PH) OBP: 0.357, SLG: 0.532			P2						G3	1	0	0	0	1	0	0												
Rod Barajas, R (1,2) OBP: 0.278, SLG: 0.511		HR		F8					G4-3	4	1	1	1	0	0	1												
<b>Inning Stats</b>	R: 0 E: 0 K: 0 S: 7	H: 0 LOB: 0 BB: 1 P: 12	R: 1 E: 0 K: 2 S: 10	H: 1 LOB: 0 BB: 0 P: 16	R: 3 E: 0 K: 0 S: 17	H: 4 LOB: 1 BB: 0 P: 21	R: 0 E: 0 K: 0 S: 13	H: 0 LOB: 1 BB: 1 P: 17	R: 0 E: 0 K: 2 S: 12	H: 0 LOB: 1 BB: 1 P: 20	R: 0 E: 0 K: 0 S: 10	H: 0 LOB: 0 BB: 0 P: 12	R: 0 E: 0 K: 0 S: 10	H: 1 LOB: 1 BB: 1 P: 17	R: 0 E: 0 K: 1 S: 7	H: 0 LOB: 0 BB: 0 P: 9	1B: 3 2B: 1 3B: 0 HR: 2	SF: 0 SAC: 0 DP: 3 HBP: 0	WP: 0 PB: 0 SB: 0 CS: 0	PA: 36								
<b>PITCHER</b>	IP	WLS	BF	H	R	ER	SO	BB	IBB	HBP	BLK	WP	HR	S	P	ERA	WHIP											
Barry Zito, L (1,1) ERA: 4.81	5.2	W	25	5	4	4	4	5	0	0	0	0	0	2	62	107	6.35	1.765										
58 Justin Duchschere, R (6,1) ERA: 2.81	2.1	H	8	1	0	0	1	1	0	0	0	0	0	24	33	0.00	0.857											
Ricardo Rincon, L (9,1) ERA: 4.18	1.0		3	0	0	0	1	0	0	0	0	0	0	7	9	0.00	0.000											

Oakland Athletics @ Texas Rangers  
The Ballpark at Arlington, Arlington, TX

AB 30  
R 4  
H 6  
RBI 4  
BB 6  
SO 6  
LOB 10



WP: 0 PA: 36  
PB: 0  
SB: 0  
CS: 0



Batter	1	2	3	4	5	6	7	8	9	AB	R	H	RBI	BB	SO	LOB	TOP								
21 Mark Kotsay, L (1.8) OBP: 0.379, SLG: 0.457	G4-3		CS 1B		G3			HR		4	1	2	1	0	0	1	<p>Oakland Athletics @ Texas Rangers The Ballpark at Arlington, Arlington, TX Sun Aug 01 2004, 2:05 PM EDT Att: 32,646 - Sunny - 95 F</p>								
Eric Byrnes, R (1.7) OBP: 0.347, SLG: 0.500	K		CS 1-2	K	L7			1B G4-3		4	0	1	0	0	2	1									
3 Eric Chavez, L (1.5) OBP: 0.406, SLG: 0.534	2B			HR		G2-3 BB		G4-3		3	1	2	1	1	0	1									
Jemaine Dye, R (1.9) OBP: 0.336, SLG: 0.478	G6-3			K		G2-3		K		4	0	0	0	0	2	3									
Scott Hatteberg, L (1.3)		P6		F9		K		P5		4	0	0	0	0	1	2									
Erubiel Durazo, L (1.10) OBP: 0.382, SLG: 0.516	F9				K	K		G6-3		4	0	0	0	0	2	1									
7 Bobby Crosby, R (1.6) OBP: 0.341, SLG: 0.469	P3				E 17 1B		F7		P6	4	1	1	0	0	0	0									
Marco Scutaro, R (1.4) OBP: 0.304, SLG: 0.386			B5-3		E5 17 1B		G5-3		17 WP	4	1	2	0	0	0	0									
17 Adam Melhuse, S (1.2) OBP: 0.321, SLG: 0.439	L9		L9		21 G3		K		K	4	0	1	2	0	2	1									
<b>Inning Stats</b>	R: 0 E: 0 K: 1 S: 10	H: 1 LOB: 1 BB: 0 P: 14	R: 0 E: 0 K: 0 S: 8	H: 0 LOB: 0 BB: 0 P: 12	R: 0 E: 0 K: 0 S: 7	H: 1 LOB: 0 BB: 0 P: 13	R: 1 E: 0 K: 2 S: 12	H: 1 LOB: 0 BB: 0 P: 23	R: 2 E: 1 K: 1 S: 20	H: 3 LOB: 1 BB: 0 P: 30	R: 0 E: 0 K: 2 S: 10	H: 0 LOB: 1 BB: 1 P: 18	R: 0 E: 0 K: 1 S: 7	H: 0 LOB: 0 BB: 0 P: 12	R: 1 E: 0 K: 1 S: 13	H: 2 LOB: 1 BB: 0 P: 17	R: 0 E: 0 K: 1 S: 7	H: 1 LOB: 1 BB: 0 P: 13	1B: 4 2B: 3 3B: 0 HR: 2	SF: 0 SAC: 0 DP: 0 HBP: 0	WP: 1 PB: 0 SB: 0 CS: 1	PA: 37			
<b>PITCHER</b>	IP	WLS	BF	H	R	ER	SO	BB	IBB	HBP	BLK	WP	HR	S	P	ERA	WHIP								
Nick Regilio, L (1.1) ERA: 4.8	5.0	L	20	6	3	2	4	0	0	0	0	0	1	57	92	3.60	1.200								
32 Ron Mahay, L (6.1) ERA: 2.44	1.0		4	0	0	0	2	1	0	0	0	0	0	10	18	0.00	1.000								
50 Frank Francisco, R (7.1) ERA: 3.82	1.0		3	0	0	0	1	0	0	0	0	0	0	7	12	0.00	0.000								
Carlos Almanzar, R (8.1) ERA: 3.51	2.0		9	3	1	1	2	0	0	0	0	1	1	20	30	4.50	1.500								

AB	35
R	4
H	9
RBI	4
BB	1
SO	9
LOB	10



Batter	1	2	3	4	5	6	7	8	9	AB	R	H	RBI	BB	SO	LOB	BOTTOM								
10 Michael Young, R (1.6) OBP: 0.372, SLG: 0.494	G6-3		9 1B		2H 1B			G6-3		4	0	2	1	0	0	0	<p>Oakland Athletics @ Texas Rangers The Ballpark at Arlington, Arlington, TX Sun Aug 01 2004, 2:05 PM EDT Att: 32,646 - Sunny - 95 F</p>								
9 Hank Blalock, L (1.5) OBP: 0.356, SLG: 0.529	G5-3		1B		K			K		4	0	1	0	0	2	1									
Alfonso Soriano, R (1.4) OBP: 0.322, SLG: 0.464	F9		K				F8		G5-3	4	0	0	0	0	1	2									
23 Mark Teixeira, S (1.3) OBP: 0.356, SLG: 0.567		L9		K		G6-3			P6	4	0	0	0	0	1	0									
Kevin Mench, R (1.7) OBP: 0.307, SLG: 0.498		G4-3		P4		F9			F9	4	0	0	0	0	0	0									
Brian Jordan, R (1.9) OBP: 0.234, SLG: 0.250		2B		K			G6-3		G1-3	4	0	1	0	0	1	0									
Herbert Perry, R (1.10) OBP: 0.302, SLG: 0.382		F9			G4-3		G4-3			3	0	0	0	0	0	1									
Gary Matthews, S (1.8) OBP: 0.355, SLG: 0.494			P3		L6					3	0	1	0	0	0	0									
15 Gerald Laird, R (1.2) OBP: 0.339, SLG: 0.320			G6-3		10 1B		G5-3			3	1	1	0	0	0	1									
<b>Inning Stats</b>	R: 0 E: 0 K: 0 S: 5	H: 0 LOB: 0 BB: 0 P: 7	R: 0 E: 0 K: 0 S: 8	H: 1 LOB: 1 BB: 0 P: 13	R: 0 E: 0 K: 1 S: 12	H: 2 LOB: 2 BB: 0 P: 20	R: 0 E: 0 K: 2 S: 8	H: 0 LOB: 0 BB: 0 P: 11	R: 1 E: 0 K: 1 S: 12	H: 2 LOB: 1 BB: 0 P: 20	R: 0 E: 0 K: 0 S: 6	H: 0 LOB: 0 BB: 0 P: 9	R: 0 E: 0 K: 0 S: 8	H: 1 LOB: 1 BB: 0 P: 13	R: 0 E: 0 K: 1 S: 7	H: 0 LOB: 0 BB: 0 P: 11	R: 0 E: 0 K: 0 S: 11	H: 0 LOB: 0 BB: 0 P: 15	1B: 4 2B: 2 3B: 0 HR: 0	SF: 0 SAC: 0 DP: 0 HBP: 0	WP: 0 PB: 0 SB: 0 CS: 0	PA: 33			
<b>PITCHER</b>	IP	WLS	BF	H	R	ER	SO	BB	IBB	HBP	BLK	WP	HR	S	P	ERA	WHIP								
Mark Redman, L (1.1) ERA: 4.55	7.0		27	6	1	1	4	0	0	0	0	0	0	59	93	1.29	0.857								
Chad Bradford, R (8.1) ERA: 4.95	0.1	H	1	0	0	0	0	0	0	0	0	0	0	1	2	0.00	0.000								
Ricardo Rincon, L (8.1) ERA: 4.13	0.1	H	1	0	0	0	1	0	0	0	0	0	0	3	5	0.00	0.000								
Jim Mecir, R (8.1) ERA: 4.36	0.1	H	1	0	0	0	0	0	0	0	0	0	0	3	4	0.00	0.000								
Octavio Dotel, R (9.1) ERA: 3.72	1.0	S	3	0	0	0	0	0	0	0	0	0	0	11	15	0.00	0.000								

AB	33
R	1
H	6
RBI	1
BB	0
SO	5
LOB	5





Batter	1	2	3	4	5	6	7	8	9	AB	R	H	RBI	BB	SO	LOB	TOP					
<b>Eric Young Sr. R</b> OBP: 0.422, SLG: 0.410 (1, 6)	L5		9 1B 23 HR	K			9 E		1-0	5	1	3	1	0	1	1						
<b>9 Hank Blalock L</b> OBP: 0.354, SLG: 0.525 (1, 5)	K		1-0			3-1	3-H 1B		1-3	5	1	1	0	0	3	2						
<b>Alfonso Soriano R</b> OBP: 0.318, SLG: 0.459 (1, 4)	K		1-1			3-2	1-2		1-2	5	0	0	0	0	1	4						
<b>23 Mark Teixeira S</b> OBP: 0.355, SLG: 0.572 (1, 3)		K	1-1			2-2			0-0	4	1	1	3	0	1	0						
<b>Herbert Perry R</b> OBP: 0.308, SLG: 0.376 (1, 10)		FC4-6 BB	4-2			1-1			4-2	2	0	0	0	2	0	0						
<b>Brian Jordan R</b> OBP: 0.235, SLG: 0.250 (1, 9)		FC4-6 FC5 BB	1-0			0-0			3-1	4	0	1	0	0	0	1						
<b>Kevin Mench R</b> OBP: 0.311, SLG: 0.510 (8, PH)			4-2			1-2			3-3	2	1	1	1	1	0	0						
<b>Laynce Nix L</b> OBP: 0.314, SLG: 0.513 (8, 8)			1-2							1	0	0	0	0	1	2						
<b>Gary Matthews S</b> OBP: 0.353, SLG: 0.495 (8, 7)		FC5	2-2			0-0			1-1	4	1	1	0	0	0	4						
<b>Rod Barajas R</b> OBP: 0.279, SLG: 0.509 (1, 2)			2-2			2-1			2-2	3	0	1	0	0	1	0						
<b>Inning Stats</b>	R: 0 E: 0 K: 2 S: 13	H: 0 LOB: 0 BB: 0 P: 17	R: 0 E: 0 K: 1 S: 14	H: 0 LOB: 2 BB: 2 P: 28	R: 3 E: 0 K: 0 S: 11	H: 3 LOB: 0 BB: 0 P: 19	R: 1 E: 0 K: 1 S: 11	H: 2 LOB: 1 BB: 0 P: 14	R: 0 E: 0 K: 0 S: 9	H: 0 LOB: 0 BB: 0 P: 17	R: 0 E: 0 K: 0 S: 7	H: 0 LOB: 0 BB: 0 P: 10	R: 1 E: 1 K: 1 S: 12	H: 2 LOB: 1 BB: 0 P: 15	R: 0 E: 0 K: 1 S: 10	H: 1 LOB: 2 BB: 1 P: 21	R: 0 E: 0 K: 2 S: 10	H: 1 LOB: 1 BB: 0 P: 15	1B: 6 2B: 1 3B: 0 HR: 2	SF: 0 SAC: 1 DP: 0 HBP: 0	WP: 0 PB: 0 SB: 0 CS: 0	PA: 39
<b>PITCHER</b>	IP	WLS	BF	H	R	ER	SO	BB	IBB	HBP	BLK	WP	HR	S	P	ERA	WHIP					
<b>29 Nate Robertson L</b> ERA: 4.31 (1, 1)	6.2	L	29	7	5	5	5	2	0	0	0	0	2	73	114	6.75	1.350					
<b>Al Levine R</b> ERA: 4.59 (7, 1)	0.2		4	1	0	0	0	1	0	0	0	0	0	9	18	0.00	3.000					
<b>Esteban Yan R</b> ERA: 3.86 (8, 1)	1.0		4	1	0	0	2	0	0	0	0	0	0	9	16	0.00	1.000					
<b>Jamie Walker L</b> ERA: 3.16 (9, 1)	0.2		2	0	0	0	1	0	0	0	0	0	0	6	8	0.00	0.000					

**Texas Rangers @ Detroit Tigers**  
Comerica Park, Detroit, MI  
Tue Aug 03 2004, 7:05 PM EDT  
Att: 19,894 - Cloudy - 80 F

AB	35
R	5
H	9
RBI	5
BB	3
SO	8
LOB	14



Batter	1	2	3	4	5	6	7	8	9	AB	R	H	RBI	BB	SO	LOB	BOTTOM					
<b>Alex Sanchez L</b> OBP: 0.342, SLG: 0.394 (1, 8)	G4-6-3 1B		SH1-3							3	0	2	0	0	1	0						
<b>20 Omar Infante R</b> OBP: 0.332, SLG: 0.470 (1, 4)	F9		2-1							4	0	1	1	0	1	1						
<b>Ivan Rodriguez R</b> OBP: 0.394, SLG: 0.523 (1, 2)	G4-6-3		2-1							3	1	0	0	1	0	2						
<b>Dmitri Young S</b> OBP: 0.363, SLG: 0.474 (1, 3)		G5-3	2-2							4	1	1	0	0	0	1						
<b>9 Carlos Guillen S</b> OBP: 0.390, SLG: 0.570 (1, 6)		F8	2-1							4	1	1	1	0	0	0						
<b>Rondell White R</b> OBP: 0.343, SLG: 0.466 (1, 10)			2-1							3	0	1	0	1	1	0						
<b>33 Marcus Thames R</b> OBP: 0.333, SLG: 0.607 (1, 7)			4-0							3	0	1	2	1	0	0						
<b>Bobby Higginson L</b> OBP: 0.353, SLG: 0.362 (1, 9)		G1-3	1-1							4	0	0	0	0	1	4						
<b>15 Brandon Inge R</b> OBP: 0.341, SLG: 0.482 (9, PH)			2-2							3	1	1	0	0	1	2						
<b>Eric Munson L</b> OBP: 0.300, SLG: 0.448 (9, PH)			2-2							1	0	0	0	0	1	0						
<b>Inning Stats</b>	R: 0 E: 0 K: 0 S: 7	H: 1 LOB: 0 BB: 0 P: 7	R: 0 E: 0 K: 0 S: 7	H: 1 LOB: 2 BB: 1 P: 17	R: 1 E: 0 K: 0 S: 12	H: 2 LOB: 1 BB: 0 P: 20	R: 0 E: 0 K: 1 S: 8	H: 0 LOB: 0 BB: 0 P: 12	R: 0 E: 0 K: 1 S: 8	H: 1 LOB: 1 BB: 0 P: 13	R: 3 E: 0 K: 1 S: 16	H: 3 LOB: 2 BB: 2 P: 33	R: 0 E: 0 K: 2 S: 11	H: 0 LOB: 0 BB: 0 P: 17	R: 0 E: 0 K: 0 S: 10	H: 0 LOB: 0 BB: 0 P: 13	R: 0 E: 0 K: 1 S: 8	H: 0 LOB: 0 BB: 0 P: 12	1B: 6 2B: 1 3B: 1 HR: 0	SF: 0 SAC: 1 DP: 1 HBP: 0	WP: 0 PB: 0 SB: 0 CS: 0	PA: 36
<b>PITCHER</b>	IP	WLS	BF	H	R	ER	SO	BB	IBB	HBP	BLK	WP	HR	S	P	ERA	WHIP					
<b>Kenny Rogers L</b> ERA: 4.26 (1, 1)	5.2		26	8	4	4	2	3	0	0	0	0	0	53	94	6.35	1.941					
<b>50 Frank Francisco R</b> ERA: 3.66 (8, 1)	1.1	W	4	0	0	0	3	0	0	0	0	0	0	16	25	0.00	0.000					
<b>Carlos Almanzar R</b> ERA: 0.44 (8, 1)	1.0	H	3	0	0	0	0	0	0	0	0	0	0	10	13	0.00	0.000					
<b>Francisco Cordero R</b> ERA: 1.99 (9, 1)	1.0	S	3	0	0	0	1	0	0	0	0	0	0	8	12	0.00	0.000					

**Texas Rangers @ Detroit Tigers**  
Comerica Park, Detroit, MI  
Tue Aug 03 2004, 7:05 PM EDT  
Att: 19,894 - Cloudy - 80 F

AB	32
R	4
H	8
RBI	4
BB	3
SO	6
LOB	10










Batter	1	2	3	4	5	6	7	8	9	AB	R	H	RBI	BB	SO	LOB	TOP								
<b>Eric Young Sr. R</b> (1, 10) OBP: 0.419, SLG: 0.404										3	0	0	0	1	0	0	<b>Texas Rangers @ Detroit Tigers</b> Comerica Park, Detroit, MI Thu Aug 05 2004, 1:05 PM EDT Att: 25,710 - Cloudy - 71 F								
<b>10 Michael Young R</b> (1, 6) OBP: 0.369, SLG: 0.490										4	0	0	0	0	1	1									
<b>Alfonso Soriano R</b> (1, 4) OBP: 0.323, SLG: 0.474										4	1	3	1	0	1	0									
<b>23 Mark Teixeira S</b> (1, 3) OBP: 0.354, SLG: 0.563										3	1	0	0	1	1	2									
<b>Brian Jordan R</b> (1, 9) OBP: 0.235, SLG: 0.263										4	0	1	0	0	0	3									
<b>9 Hank Blalock L</b> (1, 5) OBP: 0.347, SLG: 0.516										3	0	0	1	0	0	0									
<b>Gary Matthews S</b> (1, 8) (9, 7)										4	0	1	0	0	1	1									
<b>Kevin Mench R</b> (1, 7) <b>Laynce Nix L</b> (9, 8) OBP: 0.310, SLG: 0.504 OBP: 0.327, SLG: 0.536										3	0	0	0	0	0	1									
<b>Rod Barajas R</b> (1, 2) OBP: 0.276, SLG: 0.502										0	0	0	0	0	0	0									
<b>Inning Stats</b>	R: 0 E: 0 K: 0 S: 11	H: 1 LOB: 2 BB: 2 P: 22	R: 0 E: 0 K: 0 S: 9	H: 0 LOB: 0 BB: 0 P: 15	R: 0 E: 0 K: 1 S: 12	H: 0 LOB: 0 BB: 0 P: 13	R: 1 E: 0 K: 2 S: 11	H: 1 LOB: 1 BB: 0 P: 19	R: 0 E: 0 K: 0 S: 7	H: 0 LOB: 0 BB: 0 P: 11	R: 1 E: 0 K: 1 S: 8	H: 1 LOB: 0 BB: 0 P: 11	R: 0 E: 0 K: 1 S: 10	H: 1 LOB: 1 BB: 0 P: 13	R: 0 E: 0 K: 0 S: 14	H: 1 LOB: 1 BB: 0 P: 20		R: 0 E: 0 K: 0 S: 7	H: 0 LOB: 0 BB: 0 P: 10	1B: 1 2B: 2 3B: 1 HR: 1	SF: 1 SAC: 0 DP: 1 HBP: 0	WP: 1 PB: 0 SB: 0 CS: 0	PA: 34		
<b>PITCHER</b>	IP	WLS	BF	H	R	ER	SO	BB	IBB	HBP	BLK	WP	HR	S	P	ERA	WHIP								
<b>Wilfredo Ledezma L</b> (1, 1) ERA: 3.53	5.0		19	2	1	1	3	2	0	0	0	1	0	50	80	1.80	0.800								
<b>Esteban Yan R</b> (6, 1) ERA: 3.82	3.0	L	12	3	1	1	2	0	0	0	0	0	1	32	44	3.00	1.000								
<b>Ugueth Urbina R</b> (9, 1) ERA: 4.06	1.0		3	0	0	0	0	0	0	0	0	0	0	7	10	0.00	0.000								

**Texas Rangers @ Detroit Tigers**  
Comerica Park, Detroit, MI  
Thu Aug 05 2004, 1:05 PM EDT  
Att: 25,710 - Cloudy - 71 F

AB 31  
R 2  
H 5  
RBI 2  
BB 2  
SO 5  
LOB 9



Batter	1	2	3	4	5	6	7	8	9	AB	R	H	RBI	BB	SO	LOB	BOTTOM								
<b>Alex Sanchez L</b> (1, 8) OBP: 0.345, SLG: 0.397										4	1	1	0	1	0	5	<b>Texas Rangers @ Detroit Tigers</b> Comerica Park, Detroit, MI Thu Aug 05 2004, 1:05 PM EDT Att: 25,710 - Cloudy - 71 F								
<b>20 Omar Infante R</b> (1, 4) OBP: 0.336, SLG: 0.469										4	0	2	0	0	1	1									
<b>Ivan Rodriguez R</b> (1, 2) OBP: 0.392, SLG: 0.519										4	0	2	1	0	0	2									
<b>Dmitri Young S</b> (1, 10) OBP: 0.351, SLG: 0.455										4	0	0	0	0	1	3									
<b>9 Carlos Guillen S</b> (1, 6) OBP: 0.396, SLG: 0.562										3	0	0	0	1	2	0									
<b>Carlos Pena L</b> (1, 3) OBP: 0.311, SLG: 0.426										2	0	0	0	2	0	2									
<b>Bobby Higginson L</b> (1, 9) OBP: 0.352, SLG: 0.361										4	0	1	0	0	2	4									
<b>33 Marcus Thames R</b> (1, 7) OBP: 0.309, SLG: 0.560										4	0	0	0	0	1	3									
<b>Eric Munson L</b> (1, 5) OBP: 0.307, SLG: 0.452 <b>15 Brandon Inge R</b> (7, PR) OBP: 0.337, SLG: 0.475										2	0	2	0	1	0	0									
<b>Jason Smith L</b> (9, PH) OBP: 0.338, SLG: 0.636										1	0	0	0	0	0	0									
<b>Inning Stats</b>	R: 1 E: 0 K: 0 S: 8	H: 2 LOB: 0 BB: 0 P: 11	R: 0 E: 0 K: 1 S: 10	H: 1 LOB: 3 BB: 2 P: 21	R: 0 E: 0 K: 2 S: 9	H: 0 LOB: 1 BB: 1 P: 16	R: 0 E: 0 K: 0 S: 9	H: 2 LOB: 1 BB: 0 P: 15	R: 0 E: 0 K: 1 S: 5	H: 0 LOB: 0 BB: 0 P: 7	R: 0 E: 0 K: 1 S: 9	H: 1 LOB: 1 BB: 0 P: 11	R: 0 E: 1 K: 1 S: 13	H: 1 LOB: 3 BB: 1 P: 21	R: 0 E: 0 K: 1 S: 8	H: 0 LOB: 1 BB: 1 P: 16	1B: 8 2B: 1 3B: 0 HR: 0	SF: 0 SAC: 1 DP: 2 HBP: 0	WP: 0 PB: 0 SB: 0 CS: 1	PA: 38					
<b>PITCHER</b>	IP	WLS	BF	H	R	ER	SO	BB	IBB	HBP	BLK	WP	HR	S	P	ERA	WHIP								
<b>Ryan Drese R</b> (1, 1) ERA: 2.38	6.0	W	24	6	1	1	4	3	0	0	0	0	0	45	75	1.50	1.500								
<b>32 Ron Mahay L</b> (7, 1) ERA: 2.38	1.0	H	4	1	0	0	1	0	0	0	0	0	0	9	11	0.00	1.000								
<b>Carlos Almanzar R</b> (8, 1) ERA: 0.31	1.0	H	6	1	0	0	1	0	1	0	0	0	0	13	21	0.00	1.000								
<b>Francisco Cordero R</b> (9, 1) ERA: 1.94	1.0	S	4	0	0	0	1	1	0	0	0	0	0	8	16	0.00	1.000								

**Texas Rangers @ Detroit Tigers**  
Comerica Park, Detroit, MI  
Thu Aug 05 2004, 1:05 PM EDT  
Att: 25,710 - Cloudy - 71 F


AB 32  
R 1  
H 8  
RBI 1  
BB 5  
SO 7  
LOB 20










Batter	1	2	3	4	5	6	7	8	9	AB	R	H	RBI	BB	SO	LOB	TOP										
Alfonso Soriano, R OBP: 0.324, SLG: 0.480 (1, 4)	F9			K		G5-3			HR	4	1	1	1	0	1	0	<b>Texas Rangers @ Baltimore Orioles</b> Oriole Park at Camden Yards, Baltimore, MD Sat Aug 07 2004, 4:35 PM EDT Att: 44,961 - Unknown - 77 F  <b>AB 31</b> <b>R 1</b> <b>H 4</b> <b>RBI 1</b> <b>BB 0</b> <b>SO 9</b> <b>LOB 6</b> 										
Gary Matthews, S OBP: 0.344, SLG: 0.483 (1, 9)	K			10 G6-3 1B		G1-3			K	4	0	1	0	0	2	0											
10 Michael Young, R OBP: 0.365, SLG: 0.484 (1, 6)	K			G6-3 1-2 1-2		L4			E5	4	0	0	0	0	1	1											
9 Hank Blalock, L OBP: 0.346, SLG: 0.510 (1, 5)		F7				1B			G6-3	4	0	1	0	0	1	1											
23 Mark Teixeira, S OBP: 0.351, SLG: 0.558 (1, 3)		L8				L9			L8	3	0	0	0	0	0	1											
David Dellucci, L OBP: 0.344, SLG: 0.440 Kevin Mench, R OBP: 0.309, SLG: 0.502 (8, PH) (8, 7)		G4-3				F7			G6-3	2	0	0	0	0	0	1											
Herbert Perry, R OBP: 0.306, SLG: 0.372 (1, 10)			K			G5-3			1B	3	0	1	0	0	1	1											
Laynce Nix, L OBP: 0.322, SLG: 0.528 (1, 8)			K			K			P6	3	0	0	0	0	2	1											
Rod Barajas, R OBP: 0.273, SLG: 0.498 Eric Young Sr., R OBP: 0.417, SLG: 0.402 (9, PH) (9, 7)			K			F9			G4-3	2	0	0	0	0	1	0											
Eric Young Sr., R OBP: 0.417, SLG: 0.402 (9, PH) (9, 7)			K			F9			G4-3	1	0	0	0	0	0	0											
<b>Inning Stats</b>	R: 0 H: 0 E: 0 K: 2 S: 10	H: 0 LOB: 0 BB: 0 P: 15	R: 0 H: 0 E: 0 K: 0 S: 9	H: 0 LOB: 0 BB: 0 P: 14	R: 0 H: 0 E: 0 K: 3 S: 10	H: 0 LOB: 0 BB: 0 P: 13	R: 0 H: 1 E: 0 K: 1 S: 10	H: 1 LOB: 0 BB: 0 P: 16	R: 0 H: 1 E: 0 K: 0 S: 11	H: 1 LOB: 1 BB: 0 P: 18	R: 0 H: 0 E: 0 K: 1 S: 7	H: 0 LOB: 0 BB: 0 P: 12	R: 0 H: 0 E: 0 K: 1 S: 8	H: 0 LOB: 0 BB: 0 P: 12	R: 0 H: 1 E: 0 K: 0 S: 12	H: 1 LOB: 1 BB: 0 P: 20	R: 1 H: 1 E: 1 K: 1 S: 11	H: 1 LOB: 1 BB: 0 P: 17	1B: 3 2B: 0 3B: 0 HR: 1	SF: 0 SAC: 0 DP: 1 HBP: 0	WP: 0 PB: 0 SB: 0 CS: 0	PA: 31					
<b>PITCHER</b>	IP	WLS	BF	H	R	ER	SO	BB	IBB	HBP	BLK	WP	HR	S	P	ERA	WHIP										
Rodrigo Lopez, R ERA: 3.92 (1, 1)	6.2	W	21	2	0	0	7	0	0	0	0	0	0	62	95	0.00	0.300										
B.J. Ryan, L ERA: 1.95 (7, 1)	1.1	H	5	1	0	0	1	0	0	0	0	0	0	15	25	0.00	0.750										
Jorge Julio, R ERA: 4.08 (9, 1)	1.0	S	5	1	1	1	1	0	0	0	0	0	1	11	17	9.00	1.000										

Batter	1	2	3	4	5	6	7	8	9	AB	R	H	RBI	BB	SO	LOB	BOTTOM										
1 Brian Roberts, S OBP: 0.337, SLG: 0.351 (1, 4)	F7			G6-3						3	0	1	0	1	0	0	<b>Texas Rangers @ Baltimore Orioles</b> Oriole Park at Camden Yards, Baltimore, MD Sat Aug 07 2004, 4:35 PM EDT Att: 44,961 - Unknown - 77 F  <b>AB 33</b> <b>R 3</b> <b>H 10</b> <b>RBI 3</b> <b>BB 2</b> <b>SO 3</b> <b>LOB 16</b> 										
David Newhan, L OBP: 0.416, SLG: 0.535 (1, 10)	BB	L4		K		F8				3	1	0	0	1	1	4											
6 Melvin Mora, R OBP: 0.430, SLG: 0.572 (1, 5)	K			10 C4-6 1B		L9				4	0	2	0	0	1	2											
10 Miguel Tejada, R OBP: 0.364, SLG: 0.547 (1, 6)	2B		FC4-6 2B SF9	FC6-4		F9				4	1	1	1	0	0	2											
Rafael Palmeiro, L OBP: 0.356, SLG: 0.407 (1, 3)	K		SF9 1B 2B			F7				4	1	2	0	0	1	1											
Javy Lopez, R OBP: 0.372, SLG: 0.502 (1, 2)		P4	SF9			F7				3	0	0	1	0	0	1											
B.J. Surhoff, L OBP: 0.380, SLG: 0.447 (1, 9)		WP 1B 1B	3-H 1B 1B			P6				4	0	2	1	0	0	1											
Jerry Hairston, R OBP: 0.382, SLG: 0.412 (1, 8)		WP 1B 1B	1-2 1B 1B			G1-3				4	0	2	0	0	0	1											
Larry Bigbie, L OBP: 0.319, SLG: 0.401 (1, 7)	L5		G3			F7				4	0	0	0	0	0	4											
<b>Inning Stats</b>	R: 1 H: 1 E: 0 K: 2 S: 11	H: 1 LOB: 1 BB: 1 P: 24	R: 0 H: 2 E: 0 K: 0 S: 11	H: 2 LOB: 3 BB: 1 P: 17	R: 2 H: 4 E: 0 K: 0 S: 15	H: 4 LOB: 2 BB: 0 P: 21	R: 0 H: 1 E: 0 K: 1 S: 10	H: 1 LOB: 1 BB: 0 P: 16	R: 0 H: 1 E: 0 K: 0 S: 7	H: 1 LOB: 1 BB: 0 P: 8	R: 0 H: 1 E: 0 K: 0 S: 11	H: 1 LOB: 1 BB: 0 P: 18	R: 0 H: 0 E: 0 K: 0 S: 5	H: 0 LOB: 0 BB: 0 P: 8	R: 0 H: 0 E: 0 K: 0 S: 6	H: 0 LOB: 0 BB: 0 P: 8		R: 0 H: 0 E: 0 K: 0 S: 6	H: 0 LOB: 0 BB: 0 P: 8	1B: 8 2B: 2 3B: 0 HR: 0	SF: 1 SAC: 0 DP: 0 HBP: 0	WP: 1 PB: 1 SB: 1 CS: 0	PA: 36				
<b>PITCHER</b>	IP	WLS	BF	H	R	ER	SO	BB	IBB	HBP	BLK	WP	HR	S	P	ERA	WHIP										
Scott Erickson, R ERA: 6.99 (1, 1)	5.2	L	29	10	3	3	3	2	0	0	0	1	0	62	98	4.76	2.118										
50 Frank Francisco, R ERA: 3.51 (6, 1)	1.1		4	0	0	0	0	0	0	0	0	0	0	8	14	0.00	0.000										
Brian Shouse, L ERA: 3.04 (8, 1)	1.0		3	0	0	0	0	0	0	0	0	0	0	6	8	0.00	0.000										



Batter	1	2	3	4	5	6	7	8	9	AB	R	H	RBI	BB	SO	LOB	TOP				
Alfonso Soriano, R OBP: 0.323, SLG: 0.479	1-0 2B		2-0 G5-3			2-1 F9		2-2 F8	1-1 P4	5	0	1	0	0	0	0					
David Dellucci, L OBP: 0.354, SLG: 0.441	3-3 K			4-1 9 1B BB		4-1 BB		4-2 10 FC5-4 BB	1-2 10 DI 1B	2	0	1	0	3	1	0					
10 Michael Young, R OBP: 0.362, SLG: 0.479	0-2 F8			0-2 L9		1-0 L5		0-0 9 2B FC5-4	1-1 F8	5	1	0	0	0	0	4					
9 Hank Blalock, L OBP: 0.347, SLG: 0.513		2-3 K		0-2 1-2 1B		3-1 G3		1-1 1-1 H 23 1B 2B		4	1	2	1	0	1	1					
23 Mark Teixeira, S OBP: 0.349, SLG: 0.554		3-1 G3		0-0 F7			2-1 E3 1B	2-0 2B 2B 1B		4	1	1	1	0	0	2					
Laynce Nix, L OBP: 0.321, SLG: 0.527	2-1 G6-3			2-3 K			1-2 L7	0-2 2B 2B		4	1	1	0	0	1	3					
Brian Jordan, R OBP: 0.247, SLG: 0.313			1-0 HR		1-0 G5-3		2-2 K	1-1 2B 2B		4	1	2	3	0	1	1					
Gary Matthews, S OBP: 0.346, SLG: 0.480			1-2 P6		4-1 15 G1-6-3 BB		1-0 1-2 1B	2-2 F8		3	0	1	0	1	0	1					
15 Gerald Laird, R OBP: 0.331, SLG: 0.301			1-0 G6-3		2-0 G1-6-3		0-1 G6-3		3-2 F9	4	0	0	0	0	0	3					
<b>Inning Stats</b>	R: 0 E: 0 K: 1 S: 8	H: 1 LOB: 0 BB: 0 P: 12	R: 0 E: 0 K: 1 S: 7	H: 0 LOB: 0 BB: 0 P: 14	R: 1 E: 0 K: 0 S: 6	H: 1 LOB: 0 BB: 0 P: 11	R: 0 E: 0 K: 1 S: 12	H: 1 LOB: 2 BB: 1 P: 18	R: 0 E: 0 K: 0 S: 3	H: 0 LOB: 0 BB: 1 P: 10	R: 0 E: 0 K: 0 S: 6	H: 0 LOB: 1 BB: 1 P: 16	R: 0 E: 1 K: 1 S: 11	H: 1 LOB: 2 BB: 0 P: 17	R: 4 E: 0 K: 0 S: 22	H: 4 LOB: 1 BB: 1 P: 34	R: 0 E: 0 K: 0 S: 10	H: 1 LOB: 1 BB: 0 P: 16	1B: 4 2B: 4 3B: 0 HR: 1	SF: 0 SAC: 0 DP: 1 HBP: 0	WP: 0 PA: 39 PB: 0 SB: 0 CS: 0
<b>PITCHER</b>	IP WLS BF H R ER SO BB IBB HBP BLK WP HR S P ERA WHIP	IP WLS BF H R ER SO BB IBB HBP BLK WP HR S P ERA WHIP	IP WLS BF H R ER SO BB IBB HBP BLK WP HR S P ERA WHIP	IP WLS BF H R ER SO BB IBB HBP BLK WP HR S P ERA WHIP	IP WLS BF H R ER SO BB IBB HBP BLK WP HR S P ERA WHIP	IP WLS BF H R ER SO BB IBB HBP BLK WP HR S P ERA WHIP	IP WLS BF H R ER SO BB IBB HBP BLK WP HR S P ERA WHIP	IP WLS BF H R ER SO BB IBB HBP BLK WP HR S P ERA WHIP	IP WLS BF H R ER SO BB IBB HBP BLK WP HR S P ERA WHIP	IP WLS BF H R ER SO BB IBB HBP BLK WP HR S P ERA WHIP	IP WLS BF H R ER SO BB IBB HBP BLK WP HR S P ERA WHIP	IP WLS BF H R ER SO BB IBB HBP BLK WP HR S P ERA WHIP	IP WLS BF H R ER SO BB IBB HBP BLK WP HR S P ERA WHIP	IP WLS BF H R ER SO BB IBB HBP BLK WP HR S P ERA WHIP	IP WLS BF H R ER SO BB IBB HBP BLK WP HR S P ERA WHIP	IP WLS BF H R ER SO BB IBB HBP BLK WP HR S P ERA WHIP	IP WLS BF H R ER SO BB IBB HBP BLK WP HR S P ERA WHIP	IP WLS BF H R ER SO BB IBB HBP BLK WP HR S P ERA WHIP	IP WLS BF H R ER SO BB IBB HBP BLK WP HR S P ERA WHIP	IP WLS BF H R ER SO BB IBB HBP BLK WP HR S P ERA WHIP	IP WLS BF H R ER SO BB IBB HBP BLK WP HR S P ERA WHIP

Texas Rangers @ Baltimore Orioles  
 Oriole Park at Camden Yards, Baltimore, MD  
 Sun Aug 08 2004, 1:35 PM EDT  
 Att: 32,842 - Sunny - 84 F

AB 35  
 R 5  
 H 9  
 RBI 5  
 BB 4  
 SO 4  
 LOB 15




Batter	1	2	3	4	5	6	7	8	9	AB	R	H	RBI	BB	SO	LOB	BOTTOM				
1 Brian Roberts, S OBP: 0.337, SLG: 0.351	1-1 G1-3	2-3 K		0-2 CI 6 1B	1-2 6 1B	0-0 SF9		4-1 E BB		3	0	1	1	1	1	0					
David Newhan, L OBP: 0.413, SLG: 0.528	2-2 6 HR		0-0 10 F9 6 BB SF7	1-2 F8	2-3 K	2-3 3H F7		2-2 E5	1-1 1-2 3H K	6	2	2	0	0	1	7					
6 Melvin Mora, R OBP: 0.434, SLG: 0.581	1-2 1H HR		4-0 BB	3-1 1-2 2H 1B	0-0 1-2 3H 1B		1-1 F9	1-3 K		5	1	3	4	1	1	2					
10 Miguel Tejada, R OBP: 0.363, SLG: 0.543	1-1 G3-1		1-1 F9	1-0 F7	1-0 P3		2-2 1B			5	0	1	0	0	0	6					
Luis Lopez, S OBP: 0.243, SLG: 0.302			2-3							0	0	0	0	0	0	0					
Javy Lopez, R OBP: 0.373, SLG: 0.501	1-0		0-0 SF7				0-3 K			3	1	1	1	1	2	3					
Robert Machado, R OBP: 0.224, SLG: 0.319										0	0	0	0	0	0	0					
Rafael Palmeiro, L OBP: 0.361, SLG: 0.407	4-1 FC6-4		4-1 FC6-4		1-1 2B	4-2 FC5-4		3-2 P2		2	1	1	0	3	0	1					
Jerry Hairston, R OBP: 0.383, SLG: 0.410	2-2 F7		1-0 FC6-4		2-2 2B	2-1 FC5-4		4-1 G4-3 E BB		4	3	1	1	1	0	5					
B.J. Surhoff, L OBP: 0.381, SLG: 0.451		0-1 P5		2-3 K	1-0 2B	2-2 SF9		0-1 G3		5	1	2	2	0	1	1					
Larry Bigbie, L OBP: 0.320, SLG: 0.402	1-3 K		4-2 1 CI 1B BB		0-1 1B 2B	2-2 E3		2-2 G4-3		4	2	1	1	1	1	3					
<b>Inning Stats</b>	R: 2 E: 0 K: 0 S: 17	H: 3 LOB: 2 BB: 1 P: 29	R: 0 E: 0 K: 2 S: 8	H: 0 LOB: 0 BB: 0 P: 11	R: 1 E: 0 K: 0 S: 6	H: 1 LOB: 2 BB: 2 P: 16	R: 1 E: 1 K: 1 S: 14	H: 1 LOB: 2 BB: 1 P: 25	R: 5 E: 0 K: 2 S: 24	H: 6 LOB: 2 BB: 1 P: 39	R: 1 E: 0 K: 0 S: 16	H: 1 LOB: 2 BB: 1 P: 27	R: 0 E: 0 K: 1 S: 15	H: 1 LOB: 1 BB: 0 P: 21	R: 1 E: 1 K: 1 S: 14	H: 0 LOB: 2 BB: 2 P: 27	R: 0 E: 0 K: 1 S: 10	H: 1 LOB: 1 BB: 0 P: 16	1B: 10 2B: 2 3B: 0 HR: 1	SF: 2 SAC: 0 DP: 0 HBP: 0	WP: 0 PA: 48 PB: 0 SB: 0 CS: 0
<b>PITCHER</b>	IP WLS BF H R ER SO BB IBB HBP BLK WP HR S P ERA WHIP	IP WLS BF H R ER SO BB IBB HBP BLK WP HR S P ERA WHIP	IP WLS BF H R ER SO BB IBB HBP BLK WP HR S P ERA WHIP	IP WLS BF H R ER SO BB IBB HBP BLK WP HR S P ERA WHIP	IP WLS BF H R ER SO BB IBB HBP BLK WP HR S P ERA WHIP	IP WLS BF H R ER SO BB IBB HBP BLK WP HR S P ERA WHIP	IP WLS BF H R ER SO BB IBB HBP BLK WP HR S P ERA WHIP	IP WLS BF H R ER SO BB IBB HBP BLK WP HR S P ERA WHIP	IP WLS BF H R ER SO BB IBB HBP BLK WP HR S P ERA WHIP	IP WLS BF H R ER SO BB IBB HBP BLK WP HR S P ERA WHIP	IP WLS BF H R ER SO BB IBB HBP BLK WP HR S P ERA WHIP	IP WLS BF H R ER SO BB IBB HBP BLK WP HR S P ERA WHIP	IP WLS BF H R ER SO BB IBB HBP BLK WP HR S P ERA WHIP	IP WLS BF H R ER SO BB IBB HBP BLK WP HR S P ERA WHIP	IP WLS BF H R ER SO BB IBB HBP BLK WP HR S P ERA WHIP	IP WLS BF H R ER SO BB IBB HBP BLK WP HR S P ERA WHIP	IP WLS BF H R ER SO BB IBB HBP BLK WP HR S P ERA WHIP	IP WLS BF H R ER SO BB IBB HBP BLK WP HR S P ERA WHIP	IP WLS BF H R ER SO BB IBB HBP BLK WP HR S P ERA WHIP	IP WLS BF H R ER SO BB IBB HBP BLK WP HR S P ERA WHIP	IP WLS BF H R ER SO BB IBB HBP BLK WP HR S P ERA WHIP


Texas Rangers @ Baltimore Orioles  
 Oriole Park at Camden Yards, Baltimore, MD  
 Sun Aug 08 2004, 1:35 PM EDT  
 Att: 32,842 - Sunny - 84 F

AB 37  
 R 11  
 H 13  
 RBI 10  
 BB 8  
 SO 7  
 LOB 28





Batter	1	2	3	4	5	6	7	8	9	AB	R	H	RBI	BB	SO	LOB	TOP			
Alfonso Soriano, R OBP: 0.323, SLG: 0.485	1-1 F7	2-2 F9			0-0 G4-3		3-2 1B		1-2 HR	5	1	2	1	0	0	0	<p><b>Texas Rangers @ Baltimore Orioles</b>  <b>Oriole Park at Camden Yards, Baltimore, MD</b>            Mon Aug 09 2004, 12:35 PM EDT            Att: 39,850 - Sunny - 89 F</p> <p>livebaseballscores.com</p> <p>AB 35 R 3 H 8 RBI 3 BB 5 SO 8 LOB 22</p> 			
David Dellucci, L OBP: 0.395, SLG: 0.453	1-1 HR		4-0 10 G5-3 9 SF8 BB		2-2 F8		4-2 1B		2-3 K	3	2	1	1	2	1	0				
10 Michael Young, R OBP: 0.364, SLG: 0.481	1-1 2B		3-2 G5-3		2-1 1B		2-3 K		4-2 9 G3-1 BB	4	0	2	0	1	1	3				
9 Hank Blalock, L OBP: 0.345, SLG: 0.509	4-2 23 E BB		0-0 SF8		2-3 K			0-0 F8	2-0 G3-1	3	0	0	1	1	1	2				
23 Mark Teixeira, S OBP: 0.348, SLG: 0.549	0-0 E3		2-3 3-H K		0-0 P4			2-0 BB 1B	1-0 G4-3	5	0	1	0	0	1	3				
Brian Jordan, R OBP: 0.247, SLG: 0.310	1-2 L4			1-0 P6		0-3 K		2-2 BB 1B		4	0	1	0	0	1	3				
Eric Young Sr., R OBP: 0.418, SLG: 0.406	3-2 G4-3			1-2 2B		1-2 F9		4-2 BB	1-2 2-3 BB	3	0	1	0	1	0	3				
Laynce Nix, L OBP: 0.317, SLG: 0.519		1-1 G4-3		1-3 K			1-1 G3-1	0-3 K		3	0	0	0	0	1	1				
Gary Matthews, S OBP: 0.345, SLG: 0.478				1-2 G4-3			1-2 P2	1-3 K		1	0	0	0	0	1	3				
Rod Barajas, R OBP: 0.269, SLG: 0.489		0-1 F8		1-2 G4-3						4	0	0	0	0	1	4				
<b>Inning Stats</b>	R: 1 E: 1 K: 0 S: 15	H: 2 LOB: 3 BB: 1 P: 26	R: 0 E: 0 K: 0 S: 8	H: 0 LOB: 0 BB: 0 P: 11	R: 1 E: 0 K: 1 S: 8	H: 0 LOB: 0 BB: 1 P: 17	R: 0 E: 0 K: 1 S: 10	H: 1 LOB: 1 BB: 0 P: 14	R: 0 E: 0 K: 1 S: 10	H: 0 LOB: 0 BB: 0 P: 9	R: 0 E: 0 K: 1 S: 16	H: 1 LOB: 2 BB: 1 P: 27	R: 0 E: 0 K: 2 S: 16	H: 2 LOB: 3 BB: 1 P: 25	R: 1 E: 0 K: 1 S: 15	H: 1 LOB: 1 BB: 1 P: 25	1B: 4 2B: 2 3B: 0 HR: 2	SF: 1 SAC: 0 DP: 0 HBP: 0	WP: 0 PB: 0 SB: 2 CS: 0	PA: 41
<b>PITCHER</b>	IP WLS BF H R ER SO BB IBB HBP BLK WP HR S P ERA WHIP																			
Dave Borkowski, R ERA: 3.29	(1, 1) 6.0 W 25 4 2 2 4 2 0 0 0 0 0 1 59 93 3.00 1.000																			
Jason Grimsley, R ERA: 4.07	(7, 1) 0.2 4 1 0 0 0 1 0 0 0 0 0 0 12 21 0.00 3.000																			
B.J. Ryan, L ERA: 1.61	(7, 1) 1.1 H 7 2 0 0 3 1 0 0 0 0 0 0 20 31 0.00 2.250																			
Jorge Julio, R ERA: 4.18	(9, 1) 1.0 5 1 1 1 1 1 0 0 0 0 0 1 15 25 9.00 2.000																			

Batter	1	2	3	4	5	6	7	8	9	AB	R	H	RBI	BB	SO	LOB	BOTTOM			
1 Brian Roberts, S OBP: 0.339, SLG: 0.355	2-2 6 HR 2B	1-0 F9			2-2 G5-3		0-0 10 G6-3 SH5-3 1B		1-2 1B	4	1	2	0	0	0	0	<p><b>Texas Rangers @ Baltimore Orioles</b>  <b>Oriole Park at Camden Yards, Baltimore, MD</b>            Mon Aug 09 2004, 12:35 PM EDT            Att: 39,850 - Sunny - 89 F</p> <p>livebaseballscores.com</p> <p>AB 32 R 7 H 9 RBI 7 BB 2 SO 1 LOB 8</p> 			
David Newhan, L OBP: 0.407, SLG: 0.519	0-0 P5		2-2 L7		1-1 P4		0-0 SH5-3		1-2 2-3	3	0	0	0	0	1					
6 Melvin Mora, R OBP: 0.437, SLG: 0.599	3-0 2H HR		1-2 G5-3		0-1 HR		4-0 10 G6-3 BB		1-0 G6-3	3	2	2	3	1	0	0				
10 Miguel Tejada, R OBP: 0.362, SLG: 0.540	4-2 2B BB		1-0 L8		1-2 G4-3		1-0 G6-3		1-2 2-3 3-H	3	1	0	1	1	0	2				
Javy Lopez, R OBP: 0.371, SLG: 0.501	1-0 G3-1 1H 2B			0-0 F7		3-2 F7		0-1 G6-3		4	0	1	1	0	0	2				
Rafael Palmeiro, L OBP: 0.358, SLG: 0.403	2-2 G3-1			2-0 G3		2-0 F9		1-0 F9		4	0	0	0	0	1					
Jerry Hairston, R OBP: 0.381, SLG: 0.408	2-1 F7			2-2 G6-3		0-2 1B		1-1 P2		4	0	1	0	0	0	1				
B.J. Surhoff, L OBP: 0.378, SLG: 0.453		1-1 F9			1-0 HR 2B	1 SAFE 2-3 K		1-0 F7		4	1	1	0	0	1	1				
Larry Bigbie, L OBP: 0.323, SLG: 0.413		2-2 G4-3			1-0 HR		2-2 SH5-3 10 G6-3 1B			3	2	2	2	0	0	0				
<b>Inning Stats</b>	R: 3 E: 0 K: 0 S: 14	H: 3 LOB: 1 BB: 1 P: 28	R: 0 E: 0 K: 0 S: 8	H: 0 LOB: 0 BB: 0 P: 12	R: 0 E: 0 K: 0 S: 7	H: 0 LOB: 0 BB: 0 P: 11	R: 0 E: 0 K: 0 S: 5	H: 0 LOB: 0 BB: 0 P: 9	R: 3 E: 0 K: 0 S: 12	H: 3 LOB: 0 BB: 0 P: 18	R: 0 E: 0 K: 1 S: 11	H: 1 LOB: 1 BB: 0 P: 18	R: 1 E: 0 K: 0 S: 8	H: 2 LOB: 2 BB: 1 P: 15	R: 0 E: 0 K: 0 S: 4	H: 0 LOB: 0 BB: 0 P: 7		1B: 3 2B: 3 3B: 0 HR: 3	SF: 0 SAC: 1 DP: 0 HBP: 0	WP: 0 PB: 0 SB: 0 CS: 0
<b>PITCHER</b>	IP WLS BF H R ER SO BB IBB HBP BLK WP HR S P ERA WHIP																			
Mike Bacsik, L ERA: 3.86	(1, 1) 4.2 L 20 5 5 0 0 0 2 41 72 9.64 1.286																			
53 Joaquin Benoit, R ERA: 6.06	(5, 1) 1.1 6 2 1 1 1 0 0 0 0 0 0 1 16 24 6.75 1.500																			
32 Ron Mahay, L ERA: 2.53	(7, 1) 1.0 6 2 1 1 0 1 0 0 0 0 0 0 8 15 9.00 3.000																			
Francisco Cordero, R ERA: 1.9	(8, 1) 1.0 3 0 0 0 0 0 0 0 0 0 0 0 4 7 0.00 0.000																			



Batter	1	2	3	4	5	6	7	8	9	AB	R	H	RBI	BB	SO	LOB	TOP																					
<b>Bernie Williams, S</b> (1, 10) OBP: 0.358, SLG: 0.414	G3	F8						K		4	0	1	0	0	1	2	<b>New York Yankees @ Texas Rangers</b> The Ballpark at Arlington, Arlington, TX Tue Aug 10 2004, 8:05 PM EDT Att: 43,633 - Sunny - 92 F																					
<b>2 Derek Jeter, R</b> (1, 6) OBP: 0.337, SLG: 0.438	1B		G6-3		G6-4-3			F9		4	0	1	0	0	0	1																						
<b>Gary Sheffield, R</b> (1, 9) OBP: 0.398, SLG: 0.530 <b>Ruben Sierra, S</b> (8, PH) OBP: 0.310, SLG: 0.490 (8, 9)	1B		L5					K		3	0	0	0	0	2	1																						
<b>13 Alex Rodriguez, R</b> (1, 5) OBP: 0.368, SLG: 0.522	1B		K					K		1	0	0	0	0	1	0																						
<b>55 Hideki Matsui, L</b> (1, 7) OBP: 0.394, SLG: 0.531	L8							K		4	0	2	0	0	2	0																						
<b>20 Jorge Posada, S</b> (1, 2) OBP: 0.412, SLG: 0.492										1	1	0	0	3	0	2																						
<b>John Olerud, L</b> (1, 3) OBP: 0.357, SLG: 0.364										4	0	1	0	0	0	4																						
<b>Miguel Cairo, R</b> (1, 4) OBP: 0.332, SLG: 0.418										3	0	1	1	1	0	1																						
<b>Kenny Lofton, L</b> (1, 8) OBP: 0.356, SLG: 0.444										3	0	0	0	0	0	2																						
<b>Inning Stats</b>	R: 0 E: 0 K: 1 S: 14	H: 2 LOB: 2 BB: 0 P: 22	R: 0 E: 0 K: 0 S: 6	H: 1 LOB: 2 BB: 1 P: 12	R: 0 E: 0 K: 1 S: 7	H: 0 LOB: 0 BB: 0 P: 11	R: 0 E: 0 K: 0 S: 10	H: 0 LOB: 1 BB: 1 P: 20	R: 0 E: 0 K: 1 S: 10	H: 1 LOB: 0 BB: 0 P: 15	R: 0 E: 0 K: 0 S: 7	H: 0 LOB: 0 BB: 0 P: 10	R: 0 E: 0 K: 2 S: 7	H: 0 LOB: 0 BB: 0 P: 8	R: 1 E: 0 K: 1 S: 12	H: 1 LOB: 1 BB: 1 P: 21	1B: 6 2B: 0 3B: 0 HR: 0	SF: 0 SAC: 1 DP: 2 HBP: 0	WP: 0 PB: 0 CS: 0	PA: 35																		
<b>PITCHER</b>	IP	WLS	BF	H	R	ER	SO	BB	IBB	HBP	BLK	WP	HR	S	P	ERA	WHIP	<b>PITCHER</b>				IP	WLS	BF	H	R	ER	SO	BB	IBB	HBP	BLK	WP	HR	S	P	ERA	WHIP
<b>Ryan Drese, R</b> (1, 1) ERA: 3.37	7.0	W	27	5	0	0	3	3	0	0	0	0	0	63	107	0.00	1.143																					
<b>50 Frank Francisco, R</b> (8, 1) ERA: 3.57	2.0		8	1	1	1	3	1	0	0	0	0	0	19	29	4.50	1.000																					

Batter	1	2	3	4	5	6	7	8	9	AB	R	H	RBI	BB	SO	LOB	BOTTOM																					
<b>Alfonso Soriano, R</b> (1, 4) OBP: 0.328, SLG: 0.490	1B		HR	G4-3		F8				3	3	2	0	2	0	0	<b>New York Yankees @ Texas Rangers</b> The Ballpark at Arlington, Arlington, TX Tue Aug 10 2004, 8:05 PM EDT Att: 43,633 - Sunny - 92 F																					
<b>David Dellucci, L</b> (1, 7) OBP: 0.381, SLG: 0.468 <b>Kevin Mench, R</b> (8, PH) OBP: 0.307, SLG: 0.500 (9, 7)	1B		HR	G4-3		K		P6		4	1	2	2	0	1	1																						
<b>10 Michael Young, R</b> (1, 6) OBP: 0.367, SLG: 0.482	FC5-4		SF7							3	1	2	2	1	0	1																						
<b>9 Hank Blalock, L</b> (1, 5) OBP: 0.345, SLG: 0.506	F8		E1					FC1-6		3	1	0	0	1	0	3																						
<b>23 Mark Teixeira, S</b> (1, 3) OBP: 0.347, SLG: 0.554	F7		F9	G4-3				HR		4	1	1	2	0	0	5																						
<b>Brian Jordan, R</b> (1, 9) OBP: 0.248, SLG: 0.311			SF7					G3		3	0	1	1	0	0	0																						
<b>Eric Young Sr., R</b> (1, 10) OBP: 0.415, SLG: 0.490			G5-4-3					F8		3	0	0	0	0	1	1																						
<b>Laynce Nix, L</b> (1, 8) OBP: 0.316, SLG: 0.514			F7					L9		4	0	1	0	0	1	2																						
<b>15 Gerald Laird, R</b> (1, 2) OBP: 0.321, SLG: 0.291	F8		G5-3					P4		4	0	0	0	0	0	2																						
<b>Inning Stats</b>	R: 1 E: 0 K: 0 S: 12	H: 1 LOB: 1 BB: 1 P: 23	R: 0 E: 0 K: 0 S: 9	H: 2 LOB: 0 BB: 0 P: 14	R: 3 E: 1 K: 0 S: 21	H: 3 LOB: 2 BB: 0 P: 35	R: 1 E: 0 K: 0 S: 11	H: 2 LOB: 2 BB: 1 P: 18	R: 0 E: 0 K: 1 S: 10	H: 0 LOB: 0 BB: 0 P: 10	R: 0 E: 0 K: 1 S: 10	H: 0 LOB: 0 BB: 0 P: 13	R: 2 E: 0 K: 1 S: 13	H: 1 LOB: 0 BB: 1 P: 23	R: 0 E: 0 K: 1 S: 12	H: 0 LOB: 1 BB: 1 P: 17	1B: 5 2B: 2 3B: 0 HR: 2	SF: 1 SAC: 0 DP: 2 HBP: 1	WP: 1 PB: 0 CS: 0	PA: 38																		
<b>PITCHER</b>	IP	WLS	BF	H	R	ER	SO	BB	IBB	HBP	BLK	WP	HR	S	P	ERA	WHIP	<b>PITCHER</b>				IP	WLS	BF	H	R	ER	SO	BB	IBB	HBP	BLK	WP	HR	S	P	ERA	WHIP
<b>Kevin Brown, R</b> (1, 1) ERA: 3.78	5.0	L	26	8	5	4	0	2	0	1	0	0	1	58	100	7.20	2.000																					
<b>Scott Proctor, R</b> (6, 1) ERA: 5.51	2.0		8	1	2	2	2	1	0	0	0	0	1	23	36	9.00	1.000																					
<b>C.J. Nitkowski, L</b> (8, 1) ERA: 4.18	1.0		4	0	0	0	1	1	0	0	0	1	0	12	17	0.00	1.000																					

AB 30  
R 1  
H 6  
RBI 1  
BB 4  
SO 6  
LOB 15



AB 32  
R 7  
H 9  
RBI 7  
BB 4  
SO 3  
LOB 16





Batter	1	2	3	4	5	6	7	8	9	AB	R	H	RBI	BB	SO	LOB	TOP				
<b>Kenny Lofton, L</b> OBP: 0.350, SLG: 0.435 (1, 8)	L9	F9		FC3-6			G4-3		SH5-3	4	0	0	0	0	0	3					
<b>2 Derek Jeter, R</b> OBP: 0.336, SLG: 0.442 (1, 6)	HR		K	G6-3			P4		G3-1	5	1	1	1	0	1	3					
<b>Gary Sheffield, R</b> OBP: 0.400, SLG: 0.527 (1, 9)	F8			20 HBP 13 BB			G5-3			2	0	0	0	3	0	0					
<b>13 Alex Rodriguez, R</b> OBP: 0.366, SLG: 0.518 (1, 5)	G5-3			20 HBP					G4-3	5	0	1	0	0	1	3					
<b>55 Hideki Matsui, L</b> OBP: 0.397, SLG: 0.531 (1, 7)		20 BB FC4-6	L8						20 BB SF7	2	2	1	0	2	0	2					
<b>20 Jorge Posada, S</b> OBP: 0.415, SLG: 0.492 (1, 2)		FC4-6 SF8							1B	2	1	1	0	1	1	1					
<b>Bernie Williams, S</b> OBP: 0.357, SLG: 0.412 (1, 10)			G4-3				G3		SF7	2	0	0	1	1	0	3					
<b>John Olerud, L</b> OBP: 0.359, SLG: 0.364 (1, 3)	FC4-6			FC3-6 HBP			G5-4-3		F8	3	0	1	1	1	0	3					
<b>Miguel Cairo, R</b> OBP: 0.335, SLG: 0.419 (1, 4)	SF8						G5-4-3		G3-1 SH5-3	2	0	1	1	0	0	1					
<b>Inning Stats</b>	R: 1 E: 0 K: 0 S: 10	H: 1 LOB: 0 BB: 0 P: 16	R: 2 E: 0 K: 0 S: 12	H: 0 LOB: 1 BB: 3 P: 25	R: 0 E: 0 K: 1 S: 13	H: 1 LOB: 3 BB: 1 P: 28	R: 0 E: 0 K: 0 S: 12	H: 0 LOB: 1 BB: 2 P: 23	R: 0 E: 0 K: 2 S: 10	H: 1 LOB: 0 BB: 0 P: 13	R: 0 E: 0 K: 0 S: 5	H: 0 LOB: 0 BB: 0 P: 7	R: 1 E: 0 K: 0 S: 11	H: 2 LOB: 1 BB: 1 P: 18	R: 0 E: 0 K: 0 S: 8	H: 1 LOB: 2 BB: 1 P: 15	1B: 5 2B: 1 3B: 0 HR: 1	SF: 2 SAC: 1 DP: 2 HBP: 2	WP: 0 PB: 1 SB: 0 CS: 2	PA: 40	
<b>PITCHER</b>	IP	WLS	BF	H	R	ER	SO	BB	IBB	HBP	BLK	WP	HR	S	P	ERA	WHIP				
<b>Nick Regilio, R</b> ERA: 6.05 (1, 1)	3.0	L	16	2	3	3	1	4	0	1	0	0	1	35	69	9.00	2.000				
<b>Doug Brocail, R</b> ERA: 7.27 (4, 1)	3.0		11	1	0	0	2	3	0	1	0	0	0	31	58	0.00	1.333				
<b>Carlos Almanzar, R</b> ERA: 3.34 (7, 1)	2.0		8	2	1	1	0	0	0	0	0	0	0	16	25	4.50	1.000				
<b>32 Ron Mahay, L</b> ERA: 2.47 (9, 1)	1.0		5	1	0	0	0	1	0	0	0	0	0	8	15	0.00	2.000				

**New York Yankees @ Texas Rangers**  
The Ballpark at Arlington, Arlington, TX  
Wed Aug 11 2004, 8:05 PM EDT  
Att: 43,729 - Cloudy - 80 F

AB 27  
R 4  
H 6  
RBI 4  
BB 8  
SO 3  
LOB 19



Batter	1	2	3	4	5	6	7	8	9	AB	R	H	RBI	BB	SO	LOB	BOTTOM					
<b>Alfonso Soriano, R</b> OBP: 0.327, SLG: 0.488 (1, 4)	G3	P4						K		4	0	1	0	0	1	0						
<b>David Dellucci, L</b> OBP: 0.359, SLG: 0.468 (1, 7)	10 BB 2B		P5				G3		P6	4	1	1	0	0	0	1						
<b>10 Michael Young, R</b> OBP: 0.368, SLG: 0.482 (1, 6)	2B HBP						F9		F9	4	1	2	1	0	0	0						
<b>9 Hank Blalock, L</b> OBP: 0.344, SLG: 0.506 (1, 5)	HBP F9-2		F8-3				G4-3		F8	4	0	1	0	0	0	1						
<b>23 Mark Teixeira, S</b> OBP: 0.346, SLG: 0.549 (1, 3)	HBP BB						G4-3		G3	3	0	0	0	1	0	0						
<b>Gary Matthews, S</b> OBP: 0.345, SLG: 0.473 (1, 9)							P6			2	0	0	1	0	0	0						
<b>Brian Jordan, R</b> OBP: 0.240, SLG: 0.301 (1, 10)	F9-2						F9			3	0	0	0	0	1	3						
<b>Laynce Nix, L</b> OBP: 0.311, SLG: 0.507 (1, 8)		F8					G1-3		F7	3	0	0	0	0	0	0						
<b>Rod Barajas, R</b> OBP: 0.266, SLG: 0.483 (1, 2)	G4-3						F8		P2	3	0	0	0	0	0	0						
<b>Inning Stats</b>	R: 2 E: 0 K: 0 S: 16	H: 3 LOB: 2 BB: 1 P: 31	R: 0 E: 0 K: 0 S: 7	H: 0 LOB: 0 BB: 0 P: 14	R: 0 E: 0 K: 1 S: 6	H: 1 LOB: 0 BB: 0 P: 14	R: 0 E: 0 K: 1 S: 10	H: 0 LOB: 0 BB: 0 P: 18	R: 0 E: 0 K: 0 S: 9	H: 1 LOB: 1 BB: 0 P: 12	R: 0 E: 0 K: 0 S: 5	H: 0 LOB: 0 BB: 0 P: 11	R: 0 E: 0 K: 0 S: 5	H: 0 LOB: 0 BB: 0 P: 9	R: 0 E: 0 K: 1 S: 6	H: 0 LOB: 0 BB: 0 P: 6	R: 0 E: 0 K: 0 S: 5	H: 0 LOB: 0 BB: 0 P: 8	1B: 3 2B: 4 3B: 0 HR: 0	SF: 0 SAC: 0 DP: 2 HBP: 1	WP: 0 PB: 0 SB: 0 CS: 0	PA: 32
<b>PITCHER</b>	IP	WLS	BF	H	R	ER	SO	BB	IBB	HBP	BLK	WP	HR	S	P	ERA	WHIP					
<b>Tanyon Sturtze, R</b> ERA: 5.1 (1, 1)	5.0	W	20	5	2	2	1	1	0	1	0	0	0	48	89	3.60	1.200					
<b>Paul Quantrill, R</b> ERA: 3.04 (6, 1)	2.0	H	6	0	0	0	0	0	0	0	0	0	0	10	20	0.00	0.000					
<b>Tom Gordon, R</b> ERA: 1.84 (8, 1)	1.0	H	3	0	0	0	1	0	0	0	0	0	0	6	6	0.00	0.000					
<b>42 Mariano Rivera, R</b> ERA: 1.53 (9, 1)	1.0	S	3	0	0	0	0	0	0	0	0	0	0	5	8	0.00	0.000					

**New York Yankees @ Texas Rangers**  
The Ballpark at Arlington, Arlington, TX  
Wed Aug 11 2004, 8:05 PM EDT  
Att: 43,729 - Cloudy - 80 F

AB 30  
R 2  
H 5  
RBI 2  
BB 1  
SO 2  
LOB 5





Batter	1	2	3	4	5	6	7	8	9	AB	R	H	RBI	BB	SO	LOB	TOP										
<b>Kenny Lofton, L</b> OBP: 0.351, SLG: 0.441	G5-3	F8		G3						4	0	1	0	1	0	1	<b>New York Yankees @ Texas Rangers</b> The Ballpark at Arlington, Arlington, TX Thu Aug 12 2004, 8:05 PM EDT Att: 48,925 - Sunny - 82 F										
<b>2 Derek Jeter, R</b> OBP: 0.335, SLG: 0.439	FC6-4 1B	G3		F8						5	0	1	0	0	0	4											
<b>Gary Sheffield, R</b> OBP: 0.398, SLG: 0.523	FC6-4 13 BB 1-2	F7								5	0	1	0	0	0	4											
<b>13 Alex Rodriguez, R</b> OBP: 0.366, SLG: 0.515				G5-3						3	0	0	0	2	0	0											
<b>55 Hideki Matsui, L</b> OBP: 0.395, SLG: 0.529	G4-3			L9						5	0	1	0	0	0	4											
<b>20 Jorge Posada, S</b> OBP: 0.415, SLG: 0.489				E4						4	1	1	0	1	1	1											
<b>Bernie Williams, S</b> OBP: 0.356, SLG: 0.411				F8						4	1	1	0	0	1	5											
<b>John Olerud, L</b> OBP: 0.360, SLG: 0.376				F9						4	2	2	1	0	1	0											
<b>Miguel Cairo, R</b> OBP: 0.341, SLG: 0.436				G3						3	1	2	4	1	1	0											
<b>Inning Stats</b>	R: 0 E: 0 K: 0 S: 13	H: 1 LOB: 2 BB: 1 P: 20	R: 4 E: 0 K: 0 S: 15	H: 4 LOB: 0 BB: 0 P: 22	R: 0 E: 1 K: 0 S: 7	H: 0 LOB: 1 BB: 0 P: 9	R: 0 E: 0 K: 0 S: 10	H: 0 LOB: 1 BB: 1 P: 20	R: 0 E: 0 K: 1 S: 10	H: 1 LOB: 2 BB: 1 P: 18	R: 0 E: 0 K: 2 S: 12	H: 1 LOB: 1 BB: 0 P: 19	R: 1 E: 0 K: 1 S: 17	H: 2 LOB: 1 BB: 0 P: 26	R: 0 E: 0 K: 0 S: 7	H: 0 LOB: 0 BB: 0 P: 11		1B: 6 2B: 1 3B: 1 HR: 2	SF: 0 SAC: 0 DP: 1 HBP: 0	WP: 0 PB: 0 SB: 1 CS: 0	PA: 42						
<b>PITCHER</b>	IP	WLS	BF	H	R	ER	SO	BB	IBB	HBP	BLK	WP	HR	S	P	ERA	WHIP										
<b>Scott Erickson, R</b> ERA: 7.0	4.1	L	24	6	4	4	0	4	0	0	0	0	1	48	83	8.31	2.308										
<b>53 Joaquin Benoit, R</b> ERA: 5.93	3.1		14	4	1	1	4	1	0	0	0	0	1	36	60	2.70	1.500										
<b>50 Frank Francisco, R</b> ERA: 3.5	0.2		2	0	0	0	0	0	0	0	0	0	0	8	14	0.00	0.000										
<b>Brian Shouse, L</b> ERA: 2.86	0.2		2	0	0	0	0	0	0	0	0	0	0	4	5	0.00	0.000										

Batter	1	2	3	4	5	6	7	8	9	AB	R	H	RBI	BB	SO	LOB	BOTTOM										
<b>Alfonso Soriano, R</b> OBP: 0.329, SLG: 0.493	10 F9 23 WP 2B		10 FC5-4 2B		G1-3					4	1	2	0	0	1	1	<b>New York Yankees @ Texas Rangers</b> The Ballpark at Arlington, Arlington, TX Thu Aug 12 2004, 8:05 PM EDT Att: 48,925 - Sunny - 82 F										
<b>David Dellucci, L</b> OBP: 0.365, SLG: 0.466	23 WP 23 S BB		10 FC5-4 BB							1	0	0	0	3	1	0											
<b>10 Michael Young, R</b> OBP: 0.365, SLG: 0.478	F9		FC5-4							4	0	0	0	0	2	5											
<b>9 Hank Blalock, L</b> OBP: 0.341, SLG: 0.501	L9		K							4	0	0	0	0	2	4											
<b>23 Mark Teixeira, S</b> OBP: 0.342, SLG: 0.543	K		F9							4	0	0	0	0	2	3											
<b>Laynce Nix, L</b> OBP: 0.310, SLG: 0.502										4	0	1	0	0	1	0											
<b>Gary Matthews, S</b> OBP: 0.343, SLG: 0.474										4	0	1	0	0	0	1											
<b>Kevin Mench, R</b> OBP: 0.307, SLG: 0.496										4	0	1	0	0	1	2											
<b>15 Gerald Laird, R</b> OBP: 0.313, SLG: 0.283										3	0	0	0	0	2	2											
<b>Inning Stats</b>	R: 1 E: 0 K: 1 S: 11	H: 1 LOB: 1 BB: 1 P: 23	R: 0 E: 0 K: 0 S: 8	H: 1 LOB: 0 BB: 0 P: 14	R: 0 E: 0 K: 1 S: 9	H: 1 LOB: 2 BB: 1 P: 13	R: 0 E: 0 K: 1 S: 8	H: 0 LOB: 0 BB: 0 P: 11	R: 0 E: 0 K: 2 S: 10	H: 0 LOB: 1 BB: 1 P: 19	R: 0 E: 0 K: 0 S: 6	H: 0 LOB: 0 BB: 0 P: 8	R: 0 E: 0 K: 3 S: 9	H: 0 LOB: 0 BB: 0 P: 13	R: 0 E: 0 K: 2 S: 16	H: 1 LOB: 1 BB: 0 P: 20		1B: 2 2B: 3 3B: 0 HR: 0	SF: 0 SAC: 0 DP: 0 HBP: 0	WP: 1 PB: 0 SB: 1 CS: 0	PA: 35						
<b>PITCHER</b>	IP	WLS	BF	H	R	ER	SO	BB	IBB	HBP	BLK	WP	HR	S	P	ERA	WHIP										
<b>Orlando Hernandez, R</b> ERA: 2.88	7.0	W	28	4	1	1	7	3	0	0	0	0	0	0	61	1.29	1.000										
<b>Tom Gordon, R</b> ERA: 1.81	1.0		3	0	0	0	3	0	0	0	0	0	0	9	13	0.00	0.000										
<b>Scott Proctor, R</b> ERA: 5.4	0.1		2	1	0	0	1	0	0	0	0	0	0	8	12	0.00	3.000										
<b>42 Mariano Rivera, R</b> ERA: 1.51	0.2		2	0	0	0	1	0	0	0	0	0	0	8	8	0.00	0.000										

AB	37
R	5
H	10
RBI	5
BB	5
SO	4
LOB	19



AB	32
R	1
H	5
RBI	0
BB	3
SO	12
LOB	18









Batter	1	2	3	4	5	6	7	8	9	AB	R	H	RBI	BB	SO	LOB	TOP					
13 Carl Crawford, L OBP: 0.331, SLG: 0.448	F7	F7		F7		G4-3			FC5-4	5	0	0	0	0	0	2						
Julio Lugo, R OBP: 0.343, SLG: 0.408	1B	K			E5	K			F8	4	2	0	0	0	2	1						
B.J. Upton, R OBP: 0.400, SLG: 0.424	1B			F9	3B				CS	4	2	2	0	0	1	0						
Aubrey Huff, L OBP: 0.355, SLG: 0.481	HBP	1B		2B	SF8				G3	3	1	2	2	0	0	0						
José Cruz Jr., S OBP: 0.350, SLG: 0.437	FC5			G3	SH1-3				K	3	0	2	1	0	1	0						
Tino Martinez, L OBP: 0.372, SLG: 0.480				G3						1	0	0	1	2	0	1						
Damian Rolls, R OBP: 0.247, SLG: 0.198										0	0	0	0	0	0	0						
3 Jorge Cantu, R OBP: 0.263, SLG: 0.368	K			G5-3					P4	4	0	1	1	0	1	5						
Toby Hall, R OBP: 0.318, SLG: 0.392	FC5				G4-3				G6-4-3	4	0	1	0	0	0	6						
Joey Gathright, L OBP: 0.319, SLG: 0.256				G4-3					G1-3	4	0	2	0	0	0	1						
<b>Inning Stats</b>	R: 2 E: 0 K: 1 S: 22	H: 3 LOB: 3 BB: 0 P: 31	R: 0 E: 0 K: 1 S: 8	H: 1 LOB: 0 BB: 0 P: 10	R: 1 E: 0 K: 0 S: 13	H: 2 LOB: 1 BB: 0 P: 21	R: 0 E: 0 K: 0 S: 7	H: 1 LOB: 0 BB: 0 P: 8	R: 2 E: 1 K: 0 S: 13	H: 2 LOB: 2 BB: 1 P: 22	R: 0 E: 0 K: 0 S: 7	H: 0 LOB: 0 BB: 0 P: 7	R: 0 E: 0 K: 0 S: 7	H: 0 LOB: 1 BB: 1 P: 11	R: 0 E: 0 K: 0 S: 7	H: 0 LOB: 1 BB: 0 P: 12	R: 0 E: 0 K: 0 S: 12	H: 1 LOB: 0 BB: 0 P: 14	1B: 9 2B: 1 3B: 0 HR: 0	SF: 1 SAC: 1 DP: 2 HBP: 2	WP: 0 PB: 0 SB: 0 CS: 2	PA: 39
<b>PITCHER</b>	IP	WLS	BF	H	R	ER	SO	BB	IBB	HBP	BLK	WP	HR	S	P	ERA	WHIP					
Mike Bacsic, L ERA: 4.6	4.0	W	19	7	3	3	2	0	0	2	0	0	0	50	70	6.75	1.750					
Doug Brocail, R ERA: 7.0	1.0	W	7	2	2	0	0	0	1	0	0	0	0	13	22	0.00	2.000					
Brian Shouse, L ERA: 2.79	0.2	H	2	0	0	0	0	0	0	0	0	0	0	4	4	0.00	0.000					
50 Frank Francisco, R ERA: 3.38	1.1	H	5	0	0	0	3	1	0	0	0	0	0	13	21	0.00	0.750					
Carlos Almanzar, R ERA: 3.22	1.0	H	2	0	0	0	0	0	0	0	0	0	0	4	5	0.00	0.000					

Tampa Bay Devil Rays @ Texas Rangers  
The Ballpark at Arlington, Arlington, TX  
Sat Aug 14 2004, 8:05 PM EDT  
Att: 38,620 - Cloudy - 82 F

AB 32  
R 5  
H 10  
RBI 5  
BB 2  
SO 5  
LOB 16



Batter	1	2	3	4	5	6	7	8	9	AB	R	H	RBI	BB	SO	LOB	BOTTOM						
Alfonso Soriano, R OBP: 0.325, SLG: 0.492	G5-3	P4		F8		L6			F7	5	0	0	0	0	2								
Eric Young Sr., R OBP: 0.406, SLG: 0.390	B1-3	F9		10 3B		L9			P4	5	1	1	0	0	2								
10 Michael Young, R OBP: 0.362, SLG: 0.477	P6			F9		G6-3				4	0	1	1	0	0								
23 Mark Teixeira, S OBP: 0.348, SLG: 0.546		BB		E		9 BB				3	1	2	0	1	1								
Kevin Mench, R OBP: 0.309, SLG: 0.506		2B		L5		G5-3				3	2	1	1	1	0	2							
Brian Jordan, R OBP: 0.250, SLG: 0.313		BB		E6		K				3	1	1	2	1	1								
Herbert Perry, R OBP: 0.309, SLG: 0.369		1B		15 SF7		9 BB				1	0	0	0	1	2								
9 Hank Blalock, L OBP: 0.343, SLG: 0.499		BB		G4-3		K				1	0	0	0	1	1								
Gary Matthews, S OBP: 0.342, SLG: 0.482		BB				1-2 2-3				4	1	2	1	0	3								
15 Gerald Laird, R OBP: 0.304, SLG: 0.276	SF7			K		G6-3			K	3	0	0	1	0	2								
<b>Inning Stats</b>	R: 0 E: 0 K: 0 S: 6	H: 0 LOB: 0 BB: 0 P: 9	R: 3 E: 0 K: 0 S: 12	H: 3 LOB: 2 BB: 2 P: 24	R: 0 E: 1 K: 0 S: 8	H: 0 LOB: 1 BB: 1 P: 15	R: 2 E: 0 K: 2 S: 15	H: 3 LOB: 0 BB: 0 P: 20	R: 1 E: 0 K: 2 S: 10	H: 1 LOB: 3 BB: 2 P: 18	R: 0 E: 0 K: 0 S: 8	H: 0 LOB: 0 BB: 0 P: 12	R: 0 E: 0 K: 1 S: 9	H: 0 LOB: 0 BB: 0 P: 12	R: 0 E: 0 K: 0 S: 7	H: 0 LOB: 0 BB: 0 P: 18	R: 0 E: 0 K: 1 S: 9	H: 0 LOB: 0 BB: 0 P: 12	1B: 3 2B: 2 3B: 1 HR: 2	SF: 1 SAC: 0 DP: 0 HBP: 0	WP: 0 PB: 0 SB: 0 CS: 0	PA: 38	
<b>PITCHER</b>	IP	WLS	BF	H	R	ER	SO	BB	IBB	HBP	BLK	WP	HR	S	P	ERA	WHIP						
John Halama, L ERA: 4.72	3.2	L	20	5	5	5	1	3	0	0	0	0	1	16	27	6.75	1.500						
Franklin Nunez, R ERA: 6.75	1.1	L	6	2	1	1	3	0	0	0	0	0	0	1	16	27	6.75	1.500					
Jesus Colome, R ERA: 3.24	1.2		7	1	0	0	0	1	0	0	0	0	0	14	25	0.00	1.200						
Trever Miller, L ERA: 2.55	0.0		1	0	0	0	0	1	0	0	0	0	0	4	4	∞	∞						
Lance Carter, R ERA: 3.05	1.1		4	0	0	0	1	0	0	0	0	0	0	10	13	0.00	0.000						

Tampa Bay Devil Rays @ Texas Rangers  
The Ballpark at Arlington, Arlington, TX  
Sat Aug 14 2004, 8:05 PM EDT  
Att: 38,620 - Cloudy - 82 F

AB 32  
R 6  
H 8  
RBI 6  
BB 5  
SO 5  
LOB 13









Batter	1	2	3	4	5	6	7	8	9	AB	R	H	RBI	BB	SO	LOB	TOP										
<b>Matt Lawton, L</b> (1, 7) OBP: 0.364, SLG: 0.445	3-2 41 HR 1B	4-1 BB			0-0 G6-3		1-0 FC5-4 HBP		4-2 BB	2	1	1	0	2	0	0	<b>Cleveland Indians @ Texas Rangers</b> The Ballpark at Arlington, Arlington, TX Mon Aug 16 2004, 8:05 PM EDT Att: 23,551 - Sunny - 85 F										
<b>Omar Vizquel, S</b> (1, 6) OBP: 0.366, SLG: 0.405	1-2 P3	2-2 P5			2-2 1B		2-2 FC5-4		1-2 F8	5	0	1	0	0	0	5											
<b>48 Travis Hafner, L</b> (1, 10) OBP: 0.413, SLG: 0.590	2-1 F8		0-3 K		0-0 SAFE F8		0-1 G3			4	0	0	0	0	1	3											
<b>41 Victor Martinez, S</b> (1, 2) OBP: 0.368, SLG: 0.530	3-0 1-H HR		3-3 K		0-1 G5-3			4-1 BB		3	1	1	2	1	1	1											
<b>Ben Broussard, L</b> (1, 3) OBP: 0.389, SLG: 0.473	4-2 BB		1-2 P5			1-1 3B		2-3 K		3	0	1	0	1	1	1											
<b>Casey Blake, R</b> (1, 5) OBP: 0.360, SLG: 0.486	1-3 K			3-1 L5		3-3 K		2-2 F9		4	0	0	0	0	2	3											
<b>Jody Gerut, L</b> (1, 9) OBP: 0.329, SLG: 0.389		1-1 L8		0-2 G4-3		1-1 G6-4-3 HBP		0-0 F7		3	0	0	0	0	0	1											
<b>Ronnie Belliard, R</b> (1, 4) OBP: 0.373, SLG: 0.423		0-0 BB 1B		1-2 24 BLK 2B		2-0 G6-4-3 1-2		1-2 F9		4	0	2	0	0	0	2											
<b>24 Grady Sizemore, L</b> (1, 8) OBP: 0.341, SLG: 0.389		0-3 K		2-2 F8 2-3			1-0 G4-1		1-3 K	4	0	0	0	0	2	2											
<b>Inning Stats</b>	R: 2 E: 0 K: 1 S: 16	H: 2 LOB: 1 BB: 1 P: 30	R: 0 E: 0 K: 1 S: 10	H: 1 LOB: 2 BB: 1 P: 17	R: 0 E: 0 K: 2 S: 10	H: 0 LOB: 0 BB: 0 P: 14	R: 0 E: 0 K: 0 S: 12	H: 1 LOB: 1 BB: 0 P: 18	R: 0 E: 0 K: 0 S: 7	H: 1 LOB: 1 BB: 0 P: 9	R: 0 E: 0 K: 1 S: 9	H: 0 LOB: 0 BB: 0 P: 13	R: 0 E: 0 K: 1 S: 9	H: 0 LOB: 1 BB: 1 P: 17	R: 0 E: 0 K: 1 S: 12	H: 0 LOB: 1 BB: 1 P: 19	1B: 3 2B: 1 3B: 1 HR: 1	SF: 0 SAC: 0 DP: 1 HBP: 2	WP: 0 PB: 0 SB: 1 CS: 0	PA: 38							
<b>PITCHER</b>	IP	WLS	BF	H	R	ER	SO	BB	IBB	HBP	BLK	WP	HR	S	P	ERA	WHIP										
<b>Mickey Callaway, R</b> (1, 1) ERA: 1.63	4.1		20	5	2	2	4	2	0	0	1	0	1	52	85	4.15	1.615										
<b>Erasmio Ramirez, L</b> (5, 1) ERA: 4.28	1.2	W	6	1	0	0	1	0	0	1	0	0	0	10	17	0.00	0.600										
<b>Brian Shouse, L</b> (7, 1) ERA: 2.67	1.1	H	6	0	0	0	1	1	0	1	0	0	0	13	23	0.00	0.750										
<b>50 Frank Francisco, R</b> (8, 1) ERA: 3.32	0.2	H	2	0	0	0	0	0	0	0	0	0	0	5	7	0.00	0.000										
<b>Francisco Cordero, R</b> (9, 1) ERA: 1.78	1.0	S	4	0	0	0	1	1	0	0	0	0	0	12	19	0.00	1.000										

Batter	1	2	3	4	5	6	7	8	9	AB	R	H	RBI	BB	SO	LOB	BOTTOM										
<b>Eric Young Sr., R</b> (1, 10) OBP: 0.410, SLG: 0.387	1-0 P6		4-2 10 E BB		3-2 F8		4-1 10 1B 23 BB BB	1-2 BB	4-1 BB	2	1	0	0	3	0	0	<b>Cleveland Indians @ Texas Rangers</b> The Ballpark at Arlington, Arlington, TX Mon Aug 16 2004, 8:05 PM EDT Att: 23,551 - Sunny - 85 F										
<b>10 Michael Young, R</b> (1, 6) OBP: 0.361, SLG: 0.473	3-3 K		3-2 E5 23 G6-4-3		1-0 F9		1-2 23 BB SF8 1B	0-0 L6		5	1	1	1	0	1	4											
<b>Alfonso Soriano, R</b> (1, 4) OBP: 0.324, SLG: 0.486	4-1 HBP		3-2 K		1-0 G1-3		4-0 23 BB IBB			2	0	0	0	1	1	3											
<b>23 Mark Teixeira, S</b> (1, 3) OBP: 0.348, SLG: 0.552	2-3 K		0-0 G6-4-3 1-2			1-1 F7	4-2 BB	1-2 3H 3H BB		3	0	0	1	1	1	4											
<b>Kevin Mench, R</b> (1, 7) OBP: 0.318, SLG: 0.520		2-2 9 G3-6-3 1B		1-0 1B 9 SF9 2B		3-2 F9	1-1 SF8	3H 2-3 K		3	1	2	1	0	0	0											
<b>Brian Jordan, R</b> (1, 9) OBP: 0.281, SLG: 0.354	1-1 F8		1-0 BLK 1B		1-0 BLK 1B		0-0 HR	0-0 K		3	1	2	1	0	0	1											
<b>Laynce Nix, L</b> (7, PH) OBP: 0.307, SLG: 0.520			2-3 1B							1	0	0	0	0	1	2											
<b>9 Hank Blalock, L</b> (1, 5) OBP: 0.342, SLG: 0.493		0-1 G3-6-3 1-2		1-2 SF9		4-2 BB		0-0 F8		2	0	0	1	1	0	1											
<b>Gary Matthews, S</b> (1, 8) OBP: 0.344, SLG: 0.478			1-1 10 E 1B		1-1 K		1-1 P4	2-1 1B		4	1	2	0	0	1	2											
<b>Rod Barajas, R</b> (1, 2) OBP: 0.263, SLG: 0.472		1-0 E4 10 E 1B		3-1 L7		2-1 F8	1-1 SAFE F7			4	0	1	0	0	0	2											
<b>Inning Stats</b>	R: 0 E: 0 K: 2 S: 10	H: 0 LOB: 1 BB: 0 P: 20	R: 0 E: 0 K: 0 S: 7	H: 1 LOB: 0 BB: 0 P: 10	R: 1 E: 2 K: 1 S: 14	H: 2 LOB: 1 BB: 0 P: 18	R: 0 E: 0 K: 0 S: 5	H: 0 LOB: 0 BB: 0 P: 10	R: 1 E: 0 K: 0 S: 12	H: 1 LOB: 1 BB: 1 P: 21	R: 2 E: 0 K: 1 S: 15	H: 1 LOB: 2 BB: 3 P: 33	R: 0 E: 0 K: 0 S: 8	H: 1 LOB: 2 BB: 1 P: 14	R: 0 E: 0 K: 1 S: 8	H: 1 LOB: 2 BB: 1 P: 14	1B: 6 2B: 1 3B: 0 HR: 1	SF: 2 SAC: 0 DP: 2 HBP: 1	WP: 0 PB: 0 SB: 1 CS: 0	PA: 38							
<b>PITCHER</b>	IP	WLS	BF	H	R	ER	SO	BB	IBB	HBP	BLK	WP	HR	S	P	ERA	WHIP										
<b>CC Sabathia, L</b> (1, 1) ERA: 3.91	6.1	L	31	7	5	5	4	4	1	1	1	0	0	67	128	7.11	1.737										
<b>David Riske, R</b> (7, 1) ERA: 4.22	1.2		7	1	0	0	1	1	0	0	0	0	0	15	24	0.00	1.200										













Batter	1	2	3	4	5	6	7	8	9	AB	R	H	RBI	BB	SO	LOB	TOP									
Alfonso Soriano, R OBP: 0.325, SLG: 0.481	L7			F8	G3-1			CS BB		3	0	0	0	1	0	0	Texas Rangers @ Kansas City Royals Kauffman Stadium, Kansas City, MO Fri Aug 20 2004, 7:10 PM CDT Att: 17,385 - Unknown - 69 F									
David Dellucci, L OBP: 0.394, SLG: 0.494	F7			HR		HR		1 SAFE 2-3 SAFE	K	4	2	2	2	0	1	1										
10 Michael Young, R OBP: 0.362, SLG: 0.470	F8			G1-3		G4-3 BB			F9	3	0	0	0	1	0	0										
23 Mark Teixeira, S OBP: 0.349, SLG: 0.565		G1-3		G3		F8			G5-3	4	0	0	0	0	0	1										
Laynce Nix, L OBP: 0.309, SLG: 0.515		G1-3			FC3 HR 1B	G4-3			K	4	1	1	0	0	1	1										
Gary Matthews, S OBP: 0.340, SLG: 0.476		L3			FC3 HR 1-2		F7			3	1	0	0	0	0	1										
Kevin Mench, R OBP: 0.318, SLG: 0.537			G6-3		HR		G5-3			3	1	1	3	0	0	0										
Eric Young Sr., R OBP: 0.400, SLG: 0.380 Manny Alexander, R (7.5)			K		G4-3		G6-3			3	0	0	0	0	1	0										
Rod Barajas, R OBP: 0.260, SLG: 0.462			K		G6-3			G1-3		0	0	0	0	0	0	0										
<b>Inning Stats</b>	R: 0 E: 0 K: 0 S: 6	H: 0 LOB: 0 BB: 0 P: 8	R: 0 E: 0 K: 0 S: 6	H: 0 LOB: 0 BB: 0 P: 11	R: 0 E: 0 K: 2 S: 12	H: 0 LOB: 0 BB: 0 P: 18	R: 1 E: 0 K: 0 S: 6	H: 1 LOB: 0 BB: 0 P: 10	R: 3 E: 0 K: 0 S: 11	H: 2 LOB: 0 BB: 0 P: 15	R: 1 E: 0 K: 0 S: 6	H: 1 LOB: 0 BB: 1 P: 14	R: 0 E: 0 K: 0 S: 7	H: 0 LOB: 0 BB: 0 P: 9	R: 0 E: 0 K: 1 S: 7	H: 0 LOB: 0 BB: 1 P: 13		R: 0 E: 0 K: 1 S: 7	H: 0 LOB: 0 BB: 0 P: 9	1B: 1 2B: 0 3B: 0 HR: 3	SF: 0 SAC: 0 DP: 1 HBP: 0	WP: 0 PB: 0 SB: 0 CS: 1	PA: 32			
<b>PITCHER</b>	IP	WLS	BF	H	R	ER	SO	BB	IBB	HBP	BLK	WP	HR	S	P	ERA	WHIP									
Mike Wood, R ERA: 4.7	(1.1)	7.1	L	28	4	5	5	2	2	0	0	0	0	3	58	93	6.14	0.818								
Jaime Cerda, L ERA: 2.61	(8.1)	1.2		4	0	0	0	2	0	0	0	0	0	10	14	0.00	0.000									

AB	30
R	5
H	4
RBI	5
BB	2
SO	4
LOB	4



Batter	1	2	3	4	5	6	7	8	9	AB	R	H	RBI	BB	SO	LOB	BOTTOM								
9 David DeJesus, L OBP: 0.347, SLG: 0.332	K		G4-3 G6-3 1B		G4-3			1B 3B	FC6-4	5	1	2	1	0	1	2	Texas Rangers @ Kansas City Royals Kauffman Stadium, Kansas City, MO Fri Aug 20 2004, 7:10 PM CDT Att: 17,385 - Unknown - 69 F								
Ruben Gelay, S OBP: 0.295, SLG: 0.325	1B 2B		G6-3		FC4 HBP		BB 1B	P6		4	1	2	1	0	0	3									
Joe Randa, R OBP: 0.340, SLG: 0.385	BB 1B		G4-3		FC4		P3			4	0	1	1	0	0	3									
Ken Harvey, R OBP: 0.344, SLG: 0.439	K		G6-3			L4		K		4	0	0	0	0	2	3									
Abraham Nunez, S OBP: 0.270, SLG: 0.302	BB			G3-1		K		BB		2	0	0	0	2	1	0									
Aaron Guiel, L OBP: 0.250, SLG: 0.305	K		G6-3		G6-3		K	G1-3		4	0	0	0	0	2	4									
Ruben Mateo, R ERA: 3.35 Desi Relaford, S OBP: 0.301, SLG: 0.301		F8		L6		G6-3		FC6-4 BB 1B		3	0	0	0	0	0	0									
14 John Buck, R OBP: 0.244, SLG: 0.325		G5-3			K		G3		K	4	0	0	0	0	2	1									
13 Andrés Blanco, S OBP: 0.356, SLG: 0.389 29 Mike Sweeney, R OBP: 0.347, SLG: 0.506 Wilton Guerrero, S OBP: 0.235, SLG: 0.353		F7			G4-3 3B		B5-3		FC6-4 BB	3	1	1	0	0	0	0									
<b>Inning Stats</b>	R: 1 E: 0 K: 3 S: 18	H: 2 LOB: 2 BB: 1 P: 30	R: 0 E: 0 K: 0 S: 7	H: 0 LOB: 0 BB: 0 P: 10	R: 0 E: 0 K: 0 S: 8	H: 1 LOB: 1 BB: 0 P: 14	R: 0 E: 0 K: 0 S: 5	H: 0 LOB: 0 BB: 0 P: 5	R: 1 E: 0 K: 1 S: 10	H: 1 LOB: 1 BB: 0 P: 17	R: 0 E: 0 K: 2 S: 7	H: 0 LOB: 0 BB: 0 P: 12	R: 0 E: 0 K: 0 S: 4	H: 0 LOB: 0 BB: 0 P: 4	R: 1 E: 0 K: 1 S: 17	H: 2 LOB: 2 BB: 1 P: 27		R: 0 E: 0 K: 1 S: 13	H: 1 LOB: 2 BB: 1 P: 21	1B: 4 2B: 1 3B: 2 HR: 0	SF: 0 SAC: 0 DP: 0 HBP: 1	WP: 0 PB: 0 SB: 0 CS: 0	PA: 38		
<b>PITCHER</b>	IP	WLS	BF	H	R	ER	SO	BB	IBB	HBP	BLK	WP	HR	S	P	ERA	WHIP								
Ryan Drese, R ERA: 3.06	(1.1)	7.0	W	28	5	3	3	6	1	0	1	0	0	61	96	3.86	0.857								
Carlos Almanzar, R ERA: 3.06	(8.1)	1.0	H	5	1	0	0	1	1	0	0	0	0	15	23	0.00	2.000								
Francisco Cordero, R ERA: 1.71	(9.1)	1.0	S	5	1	0	0	1	1	0	0	0	0	13	21	0.00	2.000								

AB	34
R	3
H	7
RBI	3
BB	3
SO	8
LOB	16





Batter	1	2	3	4	5	6	7	8	9	AB	R	H	RBI	BB	SO	LOB	TOP				
Eric Young Sr. R (1, 10) OBP: 0.403, SLG: 0.388 David Dellucci, L (6, FH) OBP: 0.365, SLG: 0.492	3-2 10 G5-3 SF9 2B		3-2 F7	0-0 2H 1B		0-1 F8		4-0 10 FC6-4 IBB		3	1	2	1	0	0	0					
10 Michael Young, R (1, 6) OBP: 0.363, SLG: 0.471	2-2 G5-3		0-1 1B	0-0 L6			0-0 2B	0-1 FC6-4		5	0	2	0	0	0	4					
Alfonso Soriano, R (1, 4) OBP: 0.324, SLG: 0.479	0-1 SF9		3-2 F7		2-2 P4		2-3 K	1-0 23 FC3-6 1B		4	0	1	1	0	1	2					
23 Mark Teixeira, S (1, 3) OBP: 0.350, SLG: 0.569	2-3 K		0-2 HR		2-1 F8		4-0 IBB	2-1 FC3-6 BB		4	1	1	1	1	1	1					
Kevin Mench, R (1, 7) OBP: 0.313, SLG: 0.527		2-2 F7	0-2 F8		2-3 K		0-1 P6	1-2 F9		5	0	0	0	0	1	3					
Brian Jordan, R (1, 9) OBP: 0.281, SLG: 0.355 Laynce Nix, L (9, FH) OBP: 0.312, SLG: 0.515	2-0 F9		2-2 2B		0-0 P5		2-3 K	4-2 BB		4	1	1	0	0	1	2					
Gary Matthews, S (1, 8) OBP: 0.337, SLG: 0.468	4-1 BB		0-2 P2		1-0 P3		0-0 E5 SH1-3	2-2 F8		4	0	0	0	1	0	3					
Rod Barajas, R (1, 2) OBP: 0.265, SLG: 0.467	1-1 P4		4-0 2B		1-0 1B		1-1 SH1-3			2	1	1	0	1	0	1					
Manny Alexander, R (1, 5) OBP: 0.167, SLG: 0.250			1-2 P3		2-2 1B		2-2 1B	1-0 F8		4	1	2	2	0	0	1					
<b>Inning Stats</b>	R: 1 E: 0 K: 1 S: 11	H: 1 LOB: 0 BB: 0 P: 18	R: 0 E: 0 K: 0 S: 8	H: 0 LOB: 1 BB: 1 P: 17	R: 0 E: 0 K: 0 S: 12	H: 1 LOB: 0 BB: 0 P: 19	R: 4 E: 0 K: 0 S: 18	H: 4 LOB: 1 BB: 1 P: 26	R: 0 E: 0 K: 0 S: 8	H: 2 LOB: 2 BB: 0 P: 12	R: 0 E: 0 K: 2 S: 9	H: 1 LOB: 2 BB: 1 P: 17	R: 0 E: 1 K: 0 S: 6	H: 0 LOB: 2 BB: 1 P: 12	R: 0 E: 0 K: 0 S: 11	H: 1 LOB: 2 BB: 1 P: 21	1B: 4 2B: 5 3B: 0 HR: 1	SF: 1 SAC: 1 DP: 0 HBP: 0	WP: 0 PB: 0 SB: 0 CS: 0	PA: 43	
<b>PITCHER</b>	IP	WLS	BF	H	R	ER	SO	BB	IBB	HBP	BLK	WP	HR	S	P	ERA	WHIP				
Brian Anderson, L (1, 1) ERA: 6.06	5.2	L	27	8	5	5	2	2	0	0	0	0	1	63	104	7.94	1.765				
Scott Sullivan, R (6, 1) ERA: 4.17	1.1		6	1	0	0	2	0	1	0	0	0	0	11	19	0.00	0.750				
D.J. Carrasco, R (8, 1) ERA: 4.24	2.0		10	1	0	0	0	1	1	0	0	0	0	17	33	0.00	1.000				

Texas Rangers @ Kansas City Royals  
Kauffman Stadium, Kansas City, MO  
Sat Aug 21 2004, 6:10 PM CDT  
Att: 25,035 - Cloudy - 73 F

AB	36
R	5
H	10
RBI	5
BB	5
SO	4
LOB	19



Batter	1	2	3	4	5	6	7	8	9	AB	R	H	RBI	BB	SO	LOB	BOTTOM					
9 David DeJesus, L (1, 8) OBP: 0.344, SLG: 0.328	3-2 29 S 1B		0-0 F9		0-1 G3-1		0-2 F9	0-0 L9		5	0	1	0	0	0	6						
Ruben Gelay, S (1, 4) OBP: 0.285, SLG: 0.295	1-1 F8		3-2 K		0-0 SF8		1-1 F7	1-3 K		4	0	0	1	0	2	3						
Joe Randa, R (1, 3) OBP: 0.341, SLG: 0.385	1-3 K			3-1 F8		2-3 3H 2-1 1B	1-2 29 BB 1B	0-3 K		5	0	2	2	0	2	1						
29 Mike Sweeney, R (1, 10) OBP: 0.347, SLG: 0.504	3-2 G6-3		2-1 F8		2-2 P4		4-1 1B	2-2 1B		4	0	1	0	1	0	2						
Abraham Nunez, S (1, 9) OBP: 0.275, SLG: 0.305		3-3 K	1-0 HBP 1B		0-0 P3		1-0 F7	2-2 1B		5	0	2	0	0	1	3						
Dest Relaford, S (1, 5) OBP: 0.302, SLG: 0.301	3-2 G3 1B		2-2 G3 1B		2-1 G3-1		3-2 P3	2-0 F9		4	0	1	0	0	0	2						
Aaron Guiel, L (1, 7) OBP: 0.250, SLG: 0.296	3-1 G3		0-1 G1-3		2-3 K		4-1 14 1B BB			3	0	0	0	1	1	3						
14 John Buck, R (1, 2) OBP: 0.259, SLG: 0.333	0-3 K			0-1 9 G3-1 13 BB SF8 1B		4-2 13 1B BB	0-1 1B			3	2	2	0	1	1	1						
13 Andrés Blanco, S (1, 6) OBP: 0.371, SLG: 0.393 Ruben Mateo, R (8, FH) OBP: 0.270, SLG: 0.357 Wilton Guerrero, S (9, 6) OBP: 0.235, SLG: 0.353	4-2 SF8 9 G3-1 1B BB		0-2 F9		4-2 1B		0-1 1B	2-3 K		2	1	1	0	1	0	0						
	1-2 1B						1-2 1B			1	0	0	0	0	1	2						
	0-0 0						1-2 1B			0	0	0	0	0	0	0						
<b>Inning Stats</b>	R: 0 E: 0 K: 1 S: 12	H: 1 LOB: 1 BB: 0 P: 20	R: 0 E: 0 K: 2 S: 12	H: 1 LOB: 0 BB: 0 P: 21	R: 0 E: 0 K: 1 S: 11	H: 0 LOB: 0 BB: 0 P: 14	R: 0 E: 0 K: 0 S: 9	H: 1 LOB: 2 BB: 0 P: 17	R: 2 E: 0 K: 0 S: 12	H: 2 LOB: 1 BB: 1 P: 20	R: 0 E: 0 K: 1 S: 6	H: 0 LOB: 0 BB: 0 P: 10	R: 1 E: 0 K: 0 S: 14	H: 2 LOB: 3 BB: 2 P: 25	R: 0 E: 0 K: 1 S: 12	H: 1 LOB: 2 BB: 1 P: 21	R: 0 E: 0 K: 2 S: 14	H: 2 LOB: 2 BB: 0 P: 21	1B: 10 2B: 0 3B: 0 HR: 0	SF: 1 SAC: 0 DP: 0 HBP: 1	WP: 0 PB: 0 SB: 1 CS: 0	PA: 42
<b>PITCHER</b>	IP	WLS	BF	H	R	ER	SO	BB	IBB	HBP	BLK	WP	HR	S	P	ERA	WHIP					
Mickey Callaway, R (1, 1) ERA: 7.94	4.2		21	5	2	2	4	1	0	1	0	0	0	53	87	3.86	1.286					
50 Frank Francisco, R (5, 1) ERA: 3.38	2.0	W	9	2	1	1	1	1	0	0	0	0	0	21	33	4.50	1.500					
Carlos Almanzar, R (7, 1) ERA: 3.05	0.1	H	2	0	0	0	0	1	0	0	0	0	0	2	7	0.00	3.000					
32 Ron Mahay, L (8, 1) ERA: 2.29	1.0	H	5	1	0	0	1	1	0	0	0	0	0	12	21	0.00	2.000					
Francisco Cordero, R (9, 1) ERA: 1.68	1.0	S	5	2	0	0	2	0	0	0	0	0	0	14	21	0.00	2.000					

Texas Rangers @ Kansas City Royals  
Kauffman Stadium, Kansas City, MO  
Sat Aug 21 2004, 6:10 PM CDT  
Att: 25,035 - Cloudy - 73 F

AB	36
R	3
H	10
RBI	3
BB	4
SO	8
LOB	23





Batter	1	2	3	4	5	6	7	8	9	AB	R	H	RBI	BB	SO	LOB	TOP										
Alfonso Soriano, R (1.4) OBP: 0.325, SLG: 0.481 Eric Young Sr., R (7.4) OBP: 0.401, SLG: 0.387	0-1 2B		0-1 G4-3				1-2 F7		0-0 L7	4	0	2	0	0	0	0											
David Dellucci, L (1.7) OBP: 0.362, SLG: 0.484	0-2 P4		0-3 K			1 SAFE 1B	2-2 F9		1-2 K	4	0	0	0	1	2	1											
10 Michael Young, R (1.6) OBP: 0.361, SLG: 0.468 Manny Alexander, R (6.6) OBP: 0.143, SLG: 0.214	0-1 P3		1-2 F9				0-0 P2		0-2 E5	3	0	0	0	0	0	3											
9 Hank Blalock, L (1.5) OBP: 0.351, SLG: 0.513	1-2 HBP						0-0 F8		4-2 1B	3	1	2	0	1	0	0											
23 Mark Teixeira, S (1.3) OBP: 0.351, SLG: 0.570 Rod Barajas, R (8. PR) OBP: 0.264, SLG: 0.465	1-1 G3						0-2 2B		1-0 F9	3	0	1	0	1	1	3											
Laynce Nix, L (1.8) OBP: 0.315, SLG: 0.515		1-2 L5					1-0 L9		0-0 BLK	4	0	2	0	0	0	1											
Kevin Mench, R (1.10) OBP: 0.316, SLG: 0.525		3-2 1B					1-1 P2		1-2 1B	3	0	1	0	1	0	4											
Gary Matthews, S (1.9) OBP: 0.332, SLG: 0.461		0-3 K					1-1 G4-3		1-2 G6-3	4	0	0	1	0	1	5											
15 Gerald Laird, R (1.2) OBP: 0.299, SLG: 0.277		3-3 K					1-0 F8		1-3 K	4	0	0	0	0	2	6											
<b>Inning Stats</b>	R: 0 E: 0 K: 0 S: 12	H: 1 LOB: 2 BB: 0 P: 14	R: 0 E: 0 K: 2 S: 14	H: 1 LOB: 1 BB: 0 P: 21	R: 0 E: 0 K: 1 S: 10	H: 0 LOB: 0 BB: 0 P: 11	R: 0 E: 0 K: 0 S: 7	H: 1 LOB: 1 BB: 0 P: 9	R: 0 E: 0 K: 1 S: 10	H: 2 LOB: 3 BB: 1 P: 16	R: 0 E: 0 K: 0 S: 8	H: 0 LOB: 0 BB: 0 P: 11	R: 2 E: 0 K: 1 S: 14	H: 2 LOB: 2 BB: 1 P: 22	R: 0 E: 1 K: 1 S: 13	H: 0 LOB: 2 BB: 1 P: 19	1B: 6 2B: 2 3B: 0 HR: 0	SF: 0 SAC: 0 DP: 0 HBP: 1	WP: 0 PB: 0 SB: 0 CS: 0	PA: 41							
<b>PITCHER</b>	IP	WLS	BF	H	R	ER	SO	BB	IBB	HBP	BLK	WP	HR	S	P	ERA	WHIP										
23 Zack Greinke, R (1.1) ERA: 4.4	6.0	W	27	6	0	0	4	2	0	1	0	0	0	68	96	0.00	1.333										
Dennys Reyes, L (7.1) ERA: 4.53	2.0		9	2	2	2	1	1	0	0	1	0	0	22	33	9.00	1.500										
Jeremy Affeldt, L (9.1) ERA: 4.62	1.0		5	0	0	0	1	1	0	0	0	0	0	13	19	0.00	1.000										

Texas Rangers @ Kansas City Royals  
Kauffman Stadium, Kansas City, MO  
Sun Aug 22 2004, 1:10 PM CDT  
Att: 22,286 - Sunny - 81 F

AB 36  
R 2  
H 8  
RBI 1  
BB 4  
SO 6  
LOB 25



Batter	1	2	3	4	5	6	7	8	9	AB	R	H	RBI	BB	SO	LOB	BOTTOM											
9 David DeJesus, L (1.8) OBP: 0.352, SLG: 0.342 Desi Relaford, S (5. FH) OBP: 0.304, SLG: 0.307	4-2 CS G4-3 BB		1-2 SF8		1-2 HBP		3-1 SF8		0-1 2B	1	1	1	0	1	0	0												
Ruben Gelay, S (1.4) OBP: 0.241, SLG: 0.271	2-2 G4-3		2-2 SF8		1-3 K		3-3 K		0-3 K	4	0	0	1	0	3	4												
Joe Randa, R (1.5) OBP: 0.342, SLG: 0.383	2-2 P4		3-H BB HR		1-1 HBP		3-2 G5-3		0-2 F9	4	1	1	0	0	0	2												
Matt Stairs, L (1.3) OBP: 0.335, SLG: 0.474	1-1 CS		4-2 BB HR		3-2 G3		0-0 G3-1		0-0 G4-3	4	1	1	0	1	0	2												
Abraham Nunez, S (1.9) OBP: 0.279, SLG: 0.311		0-0 G6-4-3		4-1 HR		3-2 HR		3-1 L8		2-3 K	4	2	1	0	1	1												
Calvin Pickering, L (1.10) OBP: 0.750, SLG: 2.667		4-1 BB PB		3-2 HR		0-0 HR		2-2 L4		3	2	2	6	1	0	0												
Aaron Guiel, L (1.7) OBP: 0.259, SLG: 0.290		4-2 BB		1-2 BB		4-2 13 1B		0-1 L8		2	1	0	0	2	0	0												
Alberto Castillo, R (1.2) OBP: 0.340, SLG: 0.340		4-1 13 FC5-4		1-2 G5-3		2-2 WP 13 1B		2-3 K		3	1	1	0	1	1	0												
13 Andrés Blanco, S (1.6) OBP: 0.379, SLG: 0.417		0-2 FC5-4		3-2 F7		0-0 SF8 WP		2-2 2B		4	1	2	1	0	0	3												
<b>Inning Stats</b>	R: 0 E: 0 K: 0 S: 10	H: 0 LOB: 0 BB: 1 P: 19	R: 0 E: 0 K: 0 S: 10	H: 1 LOB: 3 BB: 3 P: 24	R: 5 E: 0 K: 0 S: 25	H: 3 LOB: 0 BB: 2 P: 41	R: 0 E: 0 K: 1 S: 18	H: 0 LOB: 2 BB: 0 P: 27	R: 0 E: 0 K: 1 S: 23	H: 4 LOB: 1 BB: 1 P: 41	R: 0 E: 0 K: 0 S: 6	H: 0 LOB: 0 BB: 0 P: 11	R: 1 E: 0 K: 2 S: 16	H: 2 LOB: 1 BB: 0 P: 20	R: 0 E: 0 K: 1 S: 7	H: 0 LOB: 0 BB: 0 P: 9	1B: 4 2B: 3 3B: 1 HR: 2	SF: 2 SAC: 0 DP: 1 HBP: 2	WP: 1 PB: 1 SB: 0 CS: 1	PA: 42								
<b>PITCHER</b>	IP	WLS	BF	H	R	ER	SO	BB	IBB	HBP	BLK	WP	HR	S	P	ERA	WHIP											
Scott Erickson, R (1.1) ERA: 6.67	3.0	L	17	4	5	5	0	6	0	0	0	0	1	1	45	84	15.00	3.333										
53 Joaquin Benoit, R (4.1) ERA: 6.22	1.2		12	4	4	4	2	1	0	2	0	1	1	36	60	21.60	3.000											
Brian Shouse, L (5.1) ERA: 2.76	2.1		9	2	1	1	2	0	0	0	0	0	0	27	39	3.86	0.857											
Doug Brocail, R (8.1) ERA: 6.97	1.0		3	0	0	0	1	0	0	0	0	0	0	7	9	0.00	0.000											

Texas Rangers @ Kansas City Royals  
Kauffman Stadium, Kansas City, MO  
Sun Aug 22 2004, 1:10 PM CDT  
Att: 22,286 - Sunny - 81 F

AB 30  
R 10  
H 10  
RBI 10  
BB 7  
SO 5  
LOB 12





Batter	1	2	3	4	5	6	7	8	9	AB	R	H	RBI	BB	SO	LOB	TOP									
Shannon Stewart, R OBP: 0.398, SLG: 0.476	0-1 HR	0-1 G3-1		4-0 FC4-6 BB		0-0 G1-3		1-2 L6		4	1	1	1	1	0	2										
Jacque Jones, L OBP: 0.324, SLG: 0.451	3-3 K	4-2 FC6-4 BB		1-1 FC4-6 CS		4-2 2B BB		1-1 F9		3	1	0	0	2	1	1										
Tori Hunter, R OBP: 0.321, SLG: 0.464	0-1 G6-3	0-1 FC6-4		3-1 F9		0-1 2B		2-0 E4 G6-3 20 1B WP		5	1	1	2	0	0	3										
Matthew LeCroy, R OBP: 0.313, SLG: 0.384	1-1 2B			1-2 CS		0-1 G4-3		1-3 K		5	0	1	0	0	1	2										
20 Lew Ford, R OBP: 0.391, SLG: 0.478	1-0 1B			3-1 G5-3			2-2 F9		0-1 1B	5	0	2	1	0	1	0										
Corey Koskie, L OBP: 0.344, SLG: 0.486	1-3 K			0-2 P6			1-2 G5-3		3-2 G4-3	5	1	1	0	0	1	3										
Cristian Guzman, S OBP: 0.309, SLG: 0.377		0-0 G5-3		4-2 2B BB		1-1 G4-3 1B 2B		1-0 P2		3	1	1	0	1	0	0										
Henry Blanco, R OBP: 0.254, SLG: 0.362		2-2 HR		1-2 2B		1-1 G4-3		1-0 P4		4	1	2	2	0	0	1										
Luis Rivas, R OBP: 0.272, SLG: 0.397		1-1 G3-1 2B		3-1 L8		1-0 G1-3 2B 1B		2-2 G4-3		4	1	2	1	0	0	2										
<b>Inning Stats</b>	R: 1 E: 0 K: 2 S: 13	H: 3 LOB: 2 BB: 0 P: 19	R: 1 E: 0 K: 0 S: 13	H: 2 LOB: 2 BB: 1 P: 20	R: 1 E: 0 K: 1 S: 13	H: 2 LOB: 2 BB: 1 P: 23	R: 0 E: 0 K: 0 S: 6	H: 0 LOB: 0 BB: 1 P: 15	R: 0 E: 0 K: 0 S: 7	H: 0 LOB: 0 BB: 0 P: 10	R: 3 E: 0 K: 1 S: 13	H: 3 LOB: 1 BB: 1 P: 21	R: 0 E: 0 K: 0 S: 7	H: 0 LOB: 0 BB: 0 P: 11	R: 0 E: 0 K: 0 S: 13	H: 0 LOB: 0 BB: 0 P: 17	R: 1 E: 1 K: 0 S: 11	H: 1 LOB: 1 BB: 0 P: 19	1B: 4 2B: 5 3B: 0 HR: 2	SF: 0 SAC: 0 DP: 0 HBP: 0	WP: 1 PB: 0 SB: 0 CS: 1	PA: 43				
<b>PITCHER</b>	IP	WLS	BF	H	R	ER	SO	BB	IBB	HBP	BLK	WP	HR	S	P	ERA	WHIP									
Kenny Rogers, L ERA: 4.72	(1, 1)	5.2	L	30	10	6	6	3	4	0	0	0	0	2	62	104	9.53	2.471								
Doug Brocail, R ERA: 6.35	(6, 1)	3.0		11	1	1	0	1	0	0	0	0	1	0	31	46	0.00	0.333								
Brian Shouse, L ERA: 2.73	(9, 1)	0.1		1	0	0	0	0	0	0	0	0	0	0	3	5	0.00	0.000								

Minnesota Twins @ Texas Rangers  
The Ballpark at Arlington, Arlington, TX  
Mon Aug 23 2004, 8:05 PM EDT  
Att: 23,369 - Cloudy - 85 F

AB 38  
R 7  
H 11  
RBI 7  
BB 4  
SO 4  
LOB 14



Batter	1	2	3	4	5	6	7	8	9	AB	R	H	RBI	BB	SO	LOB	BOTTOM									
Eric Young Sr., R OBP: 0.396, SLG: 0.380	1-3 K		0-0 G6-3			0-1 L8		3-1 F9		4	0	0	0	0	1	1										
10 Michael Young, R OBP: 0.358, SLG: 0.465	2-3 K			2-0 F8		0-0 G1-3		1-3 K		4	0	0	0	0	2	1										
Alfonso Soriano, R OBP: 0.325, SLG: 0.479	3-2 G1-3			1-1 G6-3		4-0 BB		2-3 K		3	0	0	0	1	1	0										
23 Mark Teixeira, S OBP: 0.350, SLG: 0.567		0-0 P4		0-0 1B		0-2 F7		0-2 L8		4	0	1	0	0	0	1										
Kevin Mench, R OBP: 0.315, SLG: 0.522		3-3 K		2-3 K		3-3 K		3-2 1B 9 HR 1B		4	1	1	0	0	3	1										
Brian Jordan, R OBP: 0.280, SLG: 0.351		2-3 K			0-3 K		0-0 G6-3		1-1 9 DI 9 HR 1B	4	1	1	0	0	2	0										
9 Hank Blalock, L OBP: 0.351, SLG: 0.517			0-2 G3		0-1 G1-3		1-3 K		1-2 1B HR	4	1	1	3	0	1	0										
Gary Matthews, S OBP: 0.335, SLG: 0.473		3-2 HR			0-0 1B			2-2 G5-3		4	1	2	1	0	1	0										
Rod Barajas, R OBP: 0.264, SLG: 0.463		2-3 K2-3			2-3 K		1-0 1B			3	0	1	0	0	2	1										
<b>Inning Stats</b>	R: 0 E: 0 K: 2 S: 9	H: 0 LOB: 0 BB: 0 P: 15	R: 0 E: 0 K: 2 S: 7	H: 0 LOB: 0 BB: 0 P: 12	R: 1 E: 0 K: 1 S: 12	H: 1 LOB: 0 BB: 0 P: 17	R: 0 E: 0 K: 1 S: 7	H: 1 LOB: 1 BB: 0 P: 12	R: 0 E: 0 K: 0 S: 10	H: 1 LOB: 1 BB: 0 P: 12	R: 0 E: 0 K: 0 S: 6	H: 0 LOB: 1 BB: 1 P: 10	R: 0 E: 0 K: 2 S: 11	H: 0 LOB: 0 BB: 0 P: 15	R: 0 E: 0 K: 1 S: 9	H: 1 LOB: 0 BB: 0 P: 16	R: 3 E: 0 K: 2 S: 20	H: 3 LOB: 0 BB: 0 P: 28	1B: 5 2B: 0 3B: 0 HR: 2	SF: 0 SAC: 0 DP: 0 HBP: 0	WP: 0 PB: 0 SB: 0 CS: 0	PA: 35				
<b>PITCHER</b>	IP	WLS	BF	H	R	ER	SO	BB	IBB	HBP	BLK	WP	HR	S	P	ERA	WHIP									
Johan Santana, L ERA: 3.13	(1, 1)	8.0	W	29	4	1	1	11	1	0	0	0	0	1	71	109	1.12	0.625								
Grant Balfour, R ERA: 3.9	(9, 1)	1.0		6	3	3	3	2	0	0	0	0	0	1	20	28	27.00	3.000								

Minnesota Twins @ Texas Rangers  
The Ballpark at Arlington, Arlington, TX  
Mon Aug 23 2004, 8:05 PM EDT  
Att: 23,369 - Cloudy - 85 F

AB 34  
R 4  
H 7  
RBI 4  
BB 1  
SO 13  
LOB 5





Batter	1	2	3	4	5	6	7	8	9	AB	R	H	RBI	BB	SO	LOB	TOP										
Shannon Stewart, R (1, 7) OBP: 0.392, SLG: 0.468	F7		L8		G6-3		K		G6-3	5	0	0	0	0	1	4	<b>Minnesota Twins @ Texas Rangers</b> The Ballpark at Arlington, Arlington, TX Tue Aug 24 2004, 8:05 PM EDT Att: 24,496 - Sunny - 88 F										
Jacque Jones, L (1, 9) OBP: 0.322, SLG: 0.446	P3			F7	F7			G3-4-1		4	0	0	0	0	0	1											
Tori Hunter, R (1, 8) OBP: 0.323, SLG: 0.471	G6-3			HR		BB		F9		3	1	1	1	1	0	0											
Matthew LeCroy, R (1, 3) OBP: 0.316, SLG: 0.386		K		P3		BB		1B		4	0	2	0	0	1	0											
20 Lew Ford, R (1, 10) OBP: 0.390, SLG: 0.475	P2			HR		BB		1B		3	1	0	0	1	1	2											
Corey Koskie, L (1, 5) OBP: 0.345, SLG: 0.493	K			HR				F8		3	2	1	2	1	1	1											
Cristian Guzman, S (1, 6) OBP: 0.307, SLG: 0.375			K	G6-3					SH3-4	3	0	0	0	0	1	0											
Henry Blanco, R (1, 2) OBP: 0.255, SLG: 0.361																											
33 Justin Morneau, L (9, PH) OBP: 0.319, SLG: 0.539				F9				G6-3		3	0	1	0	0	0	0											
Augie Ojeda, S (9, PH) OBP: 0.222, SLG: 0.250									2B	1	0	1	1	0	0	0											
Rob Bowen, S (9, 2) OBP: 0.222, SLG: 0.250										0	0	0	0	0	0	0											
Luis Rivas, R (1, 4) OBP: 0.275, SLG: 0.397										0	0	0	0	0	0	0											
<b>Inning Stats</b>	R: 0 E: 0 K: 0 S: 13	H: 0 LOB: 0 BB: 0 P: 15	R: 0 E: 0 K: 2 S: 7	H: 0 LOB: 0 BB: 0 P: 8	R: 0 E: 0 K: 1 S: 8	H: 0 LOB: 1 BB: 1 P: 14	R: 3 E: 0 K: 0 S: 18	H: 2 LOB: 1 BB: 1 P: 29	R: 0 E: 0 K: 1 S: 11	H: 1 LOB: 1 BB: 0 P: 16	R: 0 E: 0 K: 1 S: 9	H: 1 LOB: 1 BB: 0 P: 17	R: 0 E: 0 K: 1 S: 9	H: 1 LOB: 1 BB: 0 P: 14	R: 1 E: 0 K: 1 S: 13	H: 1 LOB: 1 BB: 1 P: 20	1B: 4 2B: 1 3B: 0 HR: 2	SF: 0 SAC: 1 DP: 0 HBP: 0	WP: 1 PB: 0 CS: 1	PA: 37							
<b>PITCHER</b>	IP	WLS	BF	H	R	ER	SO	BB	IBB	HBP	BLK	WP	HR	S	P	ERA	WHIP										
Chris Young, R (1, 1) ERA: 4.76	5.2		23	4	3	3	4	3	0	0	0	1	2	63	96	4.76	1.235										
32 Ron Mahay, L (6, 1) ERA: 2.24	1.1		5	1	0	0	1	0	0	0	0	0	0	12	21	0.00	0.750										
50 Frank Francisco, R (8, 1) ERA: 3.29	1.0		4	1	0	0	1	0	0	0	0	0	0	9	14	0.00	1.000										
Francisco Cordero, R (9, 1) ERA: 1.81	1.0	W	5	1	1	1	1	1	0	0	0	0	0	13	20	9.00	2.000										

AB	32
R	4
H	7
RBI	4
BB	4
SO	7
LOB	10



Batter	1	2	3	4	5	6	7	8	9	AB	R	H	RBI	BB	SO	LOB	BOTTOM										
Alfonso Soriano, R (1, 4) OBP: 0.324, SLG: 0.476	G6-3		G5-3			BB			K	5	0	1	0	0	2	3	<b>Minnesota Twins @ Texas Rangers</b> The Ballpark at Arlington, Arlington, TX Tue Aug 24 2004, 8:05 PM EDT Att: 24,496 - Sunny - 88 F										
David Dellucci, L (1, 7) OBP: 0.363, SLG: 0.480	F7			G4-3		BB			K	4	1	1	0	1	1	1											
10 Michael Young, R (1, 6) OBP: 0.359, SLG: 0.466	G6-3			G5-3		BB			K	5	1	2	2	0	0	2											
9 Hank Blalock, L (1, 5) OBP: 0.353, SLG: 0.519						BB				4	0	2	0	1	0	1											
23 Mark Teixeira, S (1, 3) OBP: 0.353, SLG: 0.566	P5			F7						4	1	2	1	1	0	2											
Laynce Nix, L (1, 8) OBP: 0.314, SLG: 0.510	F8									4	1	1	0	0	1	3											
Kevin Mench, R (1, 10) OBP: 0.317, SLG: 0.520	FC4-6									3	0	1	0	1	0	1											
Gary Matthews, S (1, 9) OBP: 0.333, SLG: 0.468										3	0	0	1	1	2	3											
Rod Barajas, R (1, 2) OBP: 0.263, SLG: 0.460										2	0	0	0	0	0	0											
Eric Young Sr., R (7, PH) OBP: 0.384, SLG: 0.380										0	0	0	1	0	0	0											
15 Gerald Laird, R (8, 2) OBP: 0.304, SLG: 0.282										1	1	1	0	0	0	0											
<b>Inning Stats</b>	R: 0 E: 0 K: 0 S: 5	H: 1 LOB: 1 BB: 0 P: 5	R: 0 E: 0 K: 0 S: 7	H: 1 LOB: 0 BB: 0 P: 9	R: 0 E: 0 K: 1 S: 7	H: 0 LOB: 0 BB: 0 P: 8	R: 0 E: 0 K: 0 S: 9	H: 1 LOB: 1 BB: 0 P: 14	R: 0 E: 0 K: 0 S: 10	H: 0 LOB: 0 BB: 0 P: 15	R: 0 E: 0 K: 0 S: 8	H: 1 LOB: 1 BB: 1 P: 14	R: 2 E: 0 K: 1 S: 18	H: 3 LOB: 2 BB: 1 P: 30	R: 1 E: 0 K: 2 S: 15	H: 2 LOB: 3 BB: 2 P: 29	R: 2 E: 0 K: 2 S: 16	H: 3 LOB: 2 BB: 1 P: 27	1B: 9 2B: 2 3B: 0 HR: 0	SF: 1 SAC: 0 DP: 1 HBP: 0	WP: 2 PB: 0 CS: 0	PA: 41					
<b>PITCHER</b>	IP	WLS	BF	H	R	ER	SO	BB	IBB	HBP	BLK	WP	HR	S	P	ERA	WHIP										
Carlos Silva, R (1, 1) ERA: 4.71	6.1		25	6	2	2	1	1	0	0	0	1	0	14	23	13.50	4.500										
Juan Rincon, R (7, 1) ERA: 2.66	0.2	B	5	2	1	1	1	1	0	0	0	0	0	9	20	0.00	1.000										
J.C. Romero, L (8, 1) ERA: 3.07	1.0		5	0	0	0	2	1	1	0	0	0	0	9	20	0.00	1.000										
36 Joe Nathan, R (9, 1) ERA: 1.74	0.2	L	6	3	2	2	2	0	1	0	0	1	0	16	27	27.00	4.500										









Batter	1	2	3	4	5	6	7	8	9	AB	R	H	RBI	BB	SO	LOB	TOP								
Shannon Stewart, R (1, 10) OBP: 0.394, SLG: 0.469 Jose Offerman, S (7, FH) OBP: 0.366, SLG: 0.416	0-1 33 BB 1B		2-0 G4-3		2-1 G4-6-3 1-2f		0-0 FC5-4 1B		3-2 P5	3	0	1	0	0	0	1									
Jacque Jones, L (1, 9) OBP: 0.319, SLG: 0.443	1-3 K		1-1 G4-3		1-2 G6-3		0-0 FC5-4 1-2f		0-1 F8	5	0	0	0	0	1	4									
Tori Hunter, R (1, 8) OBP: 0.322, SLG: 0.487 5 Michael Cuddyer, R (6, FH) OBP: 0.327, SLG: 0.429 (6, 7)	1-1 33 BB 1B		1-3 K		4-1 33 E BB		4-0 BB		2-3 K	2	0	1	0	0	1	0									
33 Justin Morneau, L (1, 3) OBP: 0.330, SLG: 0.557	4-1 1-2 2-3 BB			0-1 F9		1-0 E6 1-H 1B 2B		0-1 F8		3	1	1	1	1	0	1									
20 Lew Ford, R (1, 7) OBP: 0.391, SLG: 0.478 (6, 8)	1-3 K			4-1 BB		1-1 G1-3		1-1 P3		3	0	0	0	1	1	5									
Corey Koskie, L (1, 5) OBP: 0.345, SLG: 0.490	0-1 F8			0-0 F7		3-2 1B		0-3 K		4	0	1	1	0	1	5									
Cristian Guzman, S (1, 6) OBP: 0.306, SLG: 0.373 Augie Ojeda, S (7, 6)		1-1 G3		1-2 K		0-0 G6-3			4-1 WP 2B BB	3	0	0	0	0	1	2	AB 32								
Rob Bowen, S (1, 2) OBP: 0.226, SLG: 0.222		0-1 G3-1			1-1 F8		3-2 L3		4-2 2B BB	3	0	0	0	1	0	0	R 3								
Luis Rivas, R (1, 4) OBP: 0.283, SLG: 0.422		3-2 F9			2-0 G4-6-3 HBP		3-2 P3		1-1 1-3 2-H 2B	3	0	1	1	0	0	0	H 6								
<b>Inning Stats</b>	R: 0 E: 0 K: 2 S: 13	H: 2 LOB: 3 BB: 1 P: 20	R: 0 E: 0 K: 0 S: 7	H: 0 LOB: 0 BB: 0 P: 11	R: 0 E: 0 K: 1 S: 6	H: 0 LOB: 0 BB: 0 P: 10	R: 0 E: 0 K: 1 S: 7	H: 0 LOB: 1 BB: 1 P: 12	R: 0 E: 0 K: 0 S: 4	H: 2 LOB: 1 BB: 0 P: 9	R: 2 E: 1 K: 0 S: 12	H: 2 LOB: 1 BB: 0 P: 22	R: 0 E: 0 K: 0 S: 8	H: 1 LOB: 1 BB: 0 P: 14	R: 0 E: 0 K: 1 S: 7	H: 0 LOB: 1 BB: 1 P: 12	R: 1 E: 0 K: 1 S: 20	H: 1 LOB: 2 BB: 2 P: 34	1B: 4 2B: 2 3B: 0 HR: 0	SF: 0 SAC: 0 DP: 1 HBP: 1	WP: 1 PB: 0 SB: 0 CS: 0	PA: 39			
<b>PITCHER</b>	IP	WLS	BF	H	R	ER	SO	BB	IBB	HBP	BLK	WP	HR	S	P	ERA	WHIP								
Chan Ho Park, R (1, 1) ERA: 5.5	6.0	W	25	4	2	2	4	3	0	1	0	0	0	49	84	3.00	1.167								
32 Ron Mahay, L (7, 1) ERA: 2.15	2.0		8	1	0	0	1	1	0	0	0	0	0	15	26	0.00	1.000								
50 Frank Francisco, R (9, 1) ERA: 3.43	1.0		6	1	1	1	1	2	0	0	0	1	0	20	34	9.00	3.000								

Minnesota Twins @ Texas Rangers  
The Ballpark at Arlington, Arlington, TX  
Thu Aug 26 2004, 8:05 PM EDT  
Att: 26,083 - Sunny - 90 F

AB	32
R	3
H	6
RBI	3
BB	6
SO	6
LOB	22



Batter	1	2	3	4	5	6	7	8	9	AB	R	H	RBI	BB	SO	LOB	BOTTOM								
Eric Young Sr., R (1, 10) OBP: 0.396, SLG: 0.380	2-2 L6	1-2 SF7		0-0 SAFE SAFE SAFE 3B 1B	1-2 P2		4-2 BB			3	1	1	1	1	0	2									
10 Michael Young, R (1, 6) OBP: 0.356, SLG: 0.466	4-2 2B BB	1-2 F9		1-0 P3	1-2 G3-1		1-0 FC5			4	1	0	0	1	0	7									
Alfonso Soriano, R (1, 4) OBP: 0.326, SLG: 0.482 Manny Alexander, R (6, PR) OBP: 0.143, SLG: 0.214 (9, 4)	1-0 1-H 2B		2-2 F7	2-2 1-H 3B		2-3 K		1-0 1B 23 1B HBP		4	0	2	3	0	1	0									
23 Mark Teixeira, S (1, 3) OBP: 0.356, SLG: 0.562	0-1 G6-3		3-2 G6-3	4-1 BB		0-1 1B		3-2 1B		4	0	2	0	1	0	1									
Kevin Mench, R (1, 7) OBP: 0.318, SLG: 0.518	1-2 K		2-0 F7	2-3 K		0-2 F9		2-2 1B		5	0	1	0	0	2	4									
Brian Jordan, R (1, 9) OBP: 0.286, SLG: 0.362		1-2 9 1B 2B		0-1 9 HR 1B		0-0 K		2-3 K		5	2	2	0	0	2	4									
9 Hank Blalock, L (1, 5) OBP: 0.354, SLG: 0.528		0-2 SH5-4 SF7 2H 1B		1 SAFE 1-2 1-H HR		4-0 2B 1B BB		1-1 G1-3	3-2 G4-6-3	4	3	2	3	1	0	3	AB 36								
Gary Matthews, S (1, 8) OBP: 0.341, SLG: 0.475		1-1 SF7 SH5-4 1B		1-1 G6-3	0-2 1B 2B		2-1 G6-3			4	0	2	0	0	0	0	R 8								
Rod Barajas, R (1, 2) OBP: 0.268, SLG: 0.464		1-1 SH5-4		1-1 1B 3B 1B	0-2 2-3 3H 1B		2-2 10 FC5 2B			3	1	3	1	0	0	0	H 15								
<b>Inning Stats</b>	R: 1 E: 0 K: 1 S: 12	H: 1 LOB: 1 BB: 1 P: 20	R: 2 E: 0 K: 0 S: 16	H: 3 LOB: 1 BB: 0 P: 21	R: 0 E: 0 K: 0 S: 7	H: 0 LOB: 0 BB: 0 P: 14	R: 4 E: 0 K: 1 S: 18	H: 5 LOB: 2 BB: 1 P: 30	R: 1 E: 0 K: 1 S: 18	H: 2 LOB: 2 BB: 1 P: 24	R: 0 E: 0 K: 1 S: 10	H: 1 LOB: 1 BB: 0 P: 12	R: 0 E: 0 K: 0 S: 13	H: 1 LOB: 2 BB: 1 P: 23	R: 0 E: 0 K: 1 S: 13	H: 2 LOB: 3 BB: 0 P: 24	1B: 9 2B: 4 3B: 1 HR: 1	SF: 1 SAC: 1 DP: 1 HBP: 1	WP: 0 PB: 0 SB: 0 CS: 0	PA: 43					
<b>PITCHER</b>	IP	WLS	BF	H	R	ER	SO	BB	IBB	HBP	BLK	WP	HR	S	P	ERA	WHIP								
Terry Mulholland, L (1, 1) ERA: 5.03	3.2	L	21	9	7	7	1	1	0	0	0	0	0	49	75	17.18	2.727								
Joe Roa, R (4, 1) ERA: 3.57	1.1		8	2	1	1	2	2	0	0	0	0	0	22	34	6.75	3.000								
28 Jesse Crain, R (6, 1) ERA: 3.12	2.0		9	2	0	0	1	1	0	0	0	0	0	23	35	0.00	1.500								
Grant Balfour, R (8, 1) ERA: 3.77	1.0		5	2	0	0	1	0	0	1	0	0	0	13	24	0.00	2.000								

Minnesota Twins @ Texas Rangers  
The Ballpark at Arlington, Arlington, TX  
Thu Aug 26 2004, 8:05 PM EDT  
Att: 26,083 - Sunny - 90 F

AB	36
R	8
H	15
RBI	8
BB	4
SO	5
LOB	21





Batter	1	2	3	4	5	6	7	8	9	AB	R	H	RBI	BB	SO	LOB	TOP								
1 Brian Roberts, S (1,4) OBP: 0.352, SLG: 0.372	G1-3			F8 10 1B BB	G1-3		K		F8 6 1B DI 1B	4	1	1	0	1	1	2									
David Newhan, L (1,7) OBP: 0.395, SLG: 0.496	G4-3			F8 10 1B		K		K	K	5	0	1	0	0	0	3									
6 Melvin Mora, R (1,5) OBP: 0.428, SLG: 0.588	K			F8 2-3		K		P4	F8 1B 1B	5	0	1	0	0	2	2									
10 Miguel Tejada, R (1,6) OBP: 0.364, SLG: 0.537		P4		F8 1-2 3-H 1B		HR		F8 1B 1B	F8	5	2	3	2	0	0	2									
Rafael Palmeiro, L (1,3) OBP: 0.353, SLG: 0.388	P3			F4		BB		F8 31 1B		3	1	1	0	1	0	2									
B.J. Surhoff, L (1,10) OBP: 0.358, SLG: 0.408	F8			P2		F7		F8 31 1B BB		3	0	0	0	1	0	3									
31 Jay Gibbons, L (1,9) OBP: 0.284, SLG: 0.328			P3			1B		F8 1B 1B	F8 1B 1B	4	0	3	2	0	0	0									
Val Majewski, L (1,8) OBP: 0.091, SLG: 0.091			G4-3			P6		G4-3	G4-3	2	0	0	0	0	0	1									
16 Tim Lincecum, S (7,PH) OBP: 0.333, SLG: 0.333			G4-3			P6		G4-3	G4-3	1	0	0	0	1	0	2									
Robert Machado, R (1,2) OBP: 0.186, SLG: 0.250			K			F8		G6-4-3	L8	4	0	0	0	0	1	3									
<b>Inning Stats</b>	R: 0 E: 0 K: 1 S: 6	H: 0 LOB: 0 BB: 0 P: 11	R: 0 E: 0 K: 0 S: 6	H: 0 LOB: 0 BB: 0 P: 8	R: 0 E: 0 K: 1 S: 9	H: 0 LOB: 0 BB: 1 P: 13	R: 1 E: 0 K: 0 S: 12	H: 2 LOB: 2 BB: 1 P: 19	R: 0 E: 0 K: 0 S: 13	H: 1 LOB: 1 BB: 0 P: 19	R: 1 E: 0 K: 2 S: 14	H: 1 LOB: 1 BB: 1 P: 22	R: 0 E: 0 K: 1 S: 16	H: 1 LOB: 1 BB: 1 P: 28	R: 2 E: 0 K: 1 S: 18	H: 3 LOB: 2 BB: 1 P: 28	R: 0 E: 0 K: 1 S: 17	H: 2 LOB: 2 BB: 0 P: 24	1B: 9 2B: 0 3B: 0 HR: 1	SF: 0 SAC: 0 DP: 1 HBP: 0	WP: 0 PB: 0 SB: 0 CS: 0	PA: 40			
<b>PITCHER</b>	IP	WLS	BF	H	R	ER	SO	BB	IBB	HBP	BLK	WP	HR	S	P	ERA	WHIP								
John Wasdin, R (1,1) ERA: 7.01	6.0	W	24	4	2	2	4	2	0	0	0	0	1	60	92	3.00	1.000								
Brian Shouse, L (7,1) ERA: 2.55	1.1		5	1	0	0	2	1	0	0	0	0	0	19	31	0.00	1.500								
Carlos Almanzar, R (8,1) ERA: 3.39	0.2		6	3	2	2	0	1	0	0	0	0	0	15	25	27.00	6.000								
Francisco Cordero, R (9,1) ERA: 1.78	1.0	S	5	2	0	0	1	0	0	0	0	0	0	17	24	0.00	2.000								

Baltimore Orioles @ Texas Rangers  
The Ballpark at Arlington, Arlington, TX  
Fri Aug 27 2004, 8:05 PM EDT  
Att: 29,409 - Sunny - 85 F

AB 36  
R 4  
H 10  
RBI 4  
BB 4  
SO 7  
LOB 18



Batter	1	2	3	4	5	6	7	8	9	AB	R	H	RBI	BB	SO	LOB	BOTTOM								
Eric Young Sr., R (1,10) OBP: 0.405, SLG: 0.385	F8 10 S BB			BB		F8 23 WP F9-2 1B		F8 2H 3H 1B		2	1	2	2	2	0	0									
10 Michael Young, R (1,6) OBP: 0.383, SLG: 0.462	P3		F9		F8	K				4	0	0	0	0	1	4									
Alfonso Soriano, R (1,4) OBP: 0.327, SLG: 0.483	SF8			WP 2B 1B	WP 2B 1B		P3			3	1	2	1	0	0	0									
23 Mark Teixeira, S (1,3) OBP: 0.357, SLG: 0.564	F8			WP 2B 2B	F9-2			G6-4-3 1B		4	1	2	0	0	0	2									
Kevin Mench, R (1,7) OBP: 0.320, SLG: 0.521		P2		G4-3 2B		G6-4-3 1B		G6-4-3 1-2		4	0	2	1	0	0	1									
Brian Jordan, R (1,9) OBP: 0.287, SLG: 0.356		P6		G6-3		FC5-2 9 1B BB		G4-6-3 BB		2	1	0	0	1	0	1									
Laynce Nix, L (8,PH) OBP: 0.314, SLG: 0.508				G6-3		FC5-2 9 1B BB		G4-6-3 BB		0	0	0	0	1	0	0									
9 Hank Blalock, L (1,5) OBP: 0.355, SLG: 0.527			K	G4-3 BB		G5-3 FC5-2 1B 1B		G4-6-3 1-2		3	1	1	0	1	1	1									
Gary Matthews, S (1,8) OBP: 0.337, SLG: 0.467			K	G4-3		FC5-2 9 1B BB		G3		4	1	0	0	0	1	5									
Rod Barajas, R (1,2) OBP: 0.265, SLG: 0.459			K	F7		G5-3				3	0	0	1	0	1	4									
<b>Inning Stats</b>	R: 1 E: 0 K: 0 S: 8	H: 0 LOB: 1 BB: 1 P: 17	R: 0 E: 0 K: 1 S: 8	H: 0 LOB: 0 BB: 0 P: 11	R: 0 E: 0 K: 2 S: 10	H: 0 LOB: 1 BB: 1 P: 17	R: 2 E: 0 K: 0 S: 18	H: 3 LOB: 2 BB: 1 P: 33	R: 0 E: 0 K: 0 S: 10	H: 2 LOB: 1 BB: 0 P: 16	R: 3 E: 0 K: 1 S: 14	H: 3 LOB: 1 BB: 1 P: 25	R: 0 E: 0 K: 0 S: 7	H: 1 LOB: 0 BB: 0 P: 12	R: 0 E: 0 K: 0 S: 3	H: 0 LOB: 0 BB: 1 P: 10	1B: 7 2B: 3 3B: 0 HR: 0	SF: 1 SAC: 0 DP: 3 HBP: 0	WP: 2 PB: 0 SB: 1 CS: 0	PA: 35					
<b>PITCHER</b>	IP	WLS	BF	H	R	ER	SO	BB	IBB	HBP	BLK	WP	HR	S	P	ERA	WHIP								
45 Erik Bedard, L (1,1) ERA: 4.92	5.1	L	26	7	6	5	3	4	0	0	0	0	0	63	113	8.44	2.062								
Todd Williams, R (6,1) ERA: 3.72	1.2		6	2	0	0	1	0	0	0	0	0	0	12	18	0.00	1.200								
Jason Grimsley, R (8,1) ERA: 3.78	1.0		3	0	0	0	0	1	0	0	0	0	0	3	10	0.00	1.000								

Baltimore Orioles @ Texas Rangers  
The Ballpark at Arlington, Arlington, TX  
Fri Aug 27 2004, 8:05 PM EDT  
Att: 29,409 - Sunny - 85 F

AB 29  
R 6  
H 9  
RBI 5  
BB 5  
SO 4  
LOB 18













Batter	1	2	3	4	5	6	7	8	9	10	11	AB	R	H	RBI	BB	SO	LOB				
David Dellucci, L OBP: 0.366, SLG: 0.502 Eric Young Sr., R OBP: 0.403, SLG: 0.382	K		G4-3	F8		F8		G3-1			G1-6-3	4	0	0	0	0	1	2				
10 Michael Young, R OBP: 0.352, SLG: 0.459	F9		G5-3		L6			G6-3			K	6	0	1	0	0	1	1				
9 Hank Blalock, L OBP: 0.357, SLG: 0.524	K		G6-3			2B						5	1	1	0	1	2	1				
23 Mark Teixeira, S OBP: 0.364, SLG: 0.567		1B		F8								6	2	3	0	0	2	1				
Alfonso Soriano, R OBP: 0.326, SLG: 0.479		F9		F9		FC5-4		F8			F9	5	2	2	2	0	0	1				
Laynce Nix, L OBP: 0.316, SLG: 0.498 Brian Jordan, R OBP: 0.263, SLG: 0.350	K			K								3	0	1	0	1	2	3				
Kevin Mench, R OBP: 0.320, SLG: 0.515	F9		F8					F9				4	0	1	1	1	0	4				
Gary Matthews, S OBP: 0.340, SLG: 0.457												2	0	0	0	3	0	3				
Rod Barajas, R OBP: 0.265, SLG: 0.467	P4											4	0	1	2	0	0	3				
<b>Inning Stats</b>	R: 0 E: 0 K: 2 S: 9	H: 0 LOB: 0 P: 15	R: 1 E: 0 K: 1 S: 11	H: 2 LOB: 2 BB: 1 P: 21	R: 0 E: 0 K: 0 S: 7	H: 0 LOB: 0 BB: 0 P: 10	R: 2 E: 0 K: 1 S: 11	H: 3 LOB: 2 BB: 1 P: 20	R: 0 E: 0 K: 0 S: 15	H: 1 LOB: 1 BB: 0 P: 13	R: 0 E: 0 K: 1 S: 10	H: 0 LOB: 1 BB: 1 P: 14	R: 0 E: 0 K: 1 S: 7	H: 0 LOB: 0 BB: 0 P: 9	R: 0 E: 0 K: 0 S: 8	H: 0 LOB: 1 BB: 1 P: 17	R: 0 E: 0 K: 1 S: 13	H: 0 LOB: 1 BB: 1 P: 20	1B: 8 2B: 2 3B: 0 HR: 0	SF: 0 SAC: 1 DP: 0 HBP: 0	WP: 0 PB: 0 SB: 3 CS: 0	PA: 49
<b>PITCHER</b>	IP: 1.1 WLS: 4.2 BF: 24 H: 8 R: 5 ER: 5 SO: 4 BB: 2 IBB: 0 HBP: 0 BLK: 0 WP: 0 HR: 0 S: 49 ERA: 9.64 WHIP: 2.143	IP: 1.1 WLS: 1.1 BF: 6 H: 2 R: 0 ER: 0 SO: 1 BB: 0 IBB: 0 HBP: 0 BLK: 0 WP: 0 HR: 0 S: 13 ERA: 0.00 WHIP: 1.500	IP: 1.1 WLS: 1.1 BF: 6 H: 0 R: 0 ER: 0 SO: 1 BB: 2 IBB: 0 HBP: 0 BLK: 0 WP: 0 HR: 12 S: 25 ERA: 0.00 WHIP: 1.500	IP: 1.1 WLS: 2.2 BF: 9 H: 0 R: 0 ER: 0 SO: 1 BB: 1 IBB: 0 HBP: 0 BLK: 0 WP: 0 HR: 18 S: 34 ERA: 0.00 WHIP: 0.375	IP: 1.1 WLS: 0.1 BF: 1 H: 0 R: 0 ER: 0 SO: 0 BB: 0 IBB: 0 HBP: 0 BLK: 0 WP: 0 HR: 4 S: 5 ERA: 0.00 WHIP: 0.000	IP: 1.1 WLS: 0.2 BF: 3 H: 0 R: 0 ER: 0 SO: 1 BB: 1 IBB: 0 HBP: 0 BLK: 0 WP: 0 HR: 0 S: 15 ERA: 0.00 WHIP: 1.500																


**TOP**

**Texas Rangers @ Minnesota Twins**  
Hubert H. Humphrey Metrodome, Minneapolis, MN

Tue Aug 31 2004, 8:10 PM EDT  
Att: 20,510 - Unknown - 70 F

livebaseballscorecards.com

AB 42  
R 5  
H 10  
RBI 5  
BB 6  
SO 8  
LOB 20



Batter	1	2	3	4	5	6	7	8	9	10	11	AB	R	H	RBI	BB	SO	LOB						
Shannon Stewart, R OBP: 0.389, SLG: 0.471	G1-3		F7		G6-3		L9		K			6	2	2	0	0	1	2						
Jacque Jones, L OBP: 0.320, SLG: 0.451	G1-3				G6-3							6	2	2	0	0	2	1						
Torii Hunter, R OBP: 0.326, SLG: 0.477	G1-6-3											5	2	3	6	1	1	0						
33 Justin Morneau, L OBP: 0.335, SLG: 0.564												4	1	2	2	1	1	1						
20 Lew Ford, R OBP: 0.387, SLG: 0.468	L7											4	0	0	0	1	1	4						
Cristian Guzman, S OBP: 0.310, SLG: 0.379												3	0	1	0	2	1	1						
Luis Rivas, R OBP: 0.279, SLG: 0.415												5	0	1	0	0	0	5						
Henry Blanco, R OBP: 0.246, SLG: 0.350 Jason Kubel, L OBP: 0.315, SLG: 0.415												4	0	0	0	0	0	4						
Augie Ojeda, S OBP: 0.369, SLG: 0.500												5	1	2	0	0	0	1						
<b>Inning Stats</b>	R: 2 E: 0 K: 0 S: 16	H: 2 LOB: 0 BB: 0 P: 22	R: 0 E: 0 K: 0 S: 4	H: 1 LOB: 0 BB: 0 P: 6	R: 3 E: 0 K: 1 S: 15	H: 4 LOB: 1 BB: 0 P: 26	R: 0 E: 0 K: 0 S: 6	H: 0 LOB: 0 BB: 0 P: 7	R: 0 E: 0 K: 0 S: 8	H: 1 LOB: 1 BB: 0 P: 13	R: 0 E: 0 K: 2 S: 10	H: 0 LOB: 0 BB: 0 P: 17	R: 0 E: 0 K: 0 S: 8	H: 0 LOB: 2 BB: 2 P: 20	R: 0 E: 0 K: 2 S: 10	H: 1 LOB: 0 BB: 0 P: 15	R: 0 E: 0 K: 2 S: 13	H: 0 LOB: 2 BB: 2 P: 25	R: 3 E: 0 K: 0 S: 12	H: 3 LOB: 0 BB: 0 P: 16	1B: 8 2B: 3 3B: 0 HR: 2	SF: 0 SAC: 0 DP: 1 HBP: 0	WP: 0 PB: 0 SB: 2 CS: 1	PA: 48
<b>PITCHER</b>	IP: 6.1 WLS: 1.0 BF: 28 H: 9 R: 5 ER: 5 SO: 2 BB: 0 IBB: 1 HBP: 0 BLK: 0 WP: 0 HR: 1 S: 60 ERA: 7.11 WHIP: 1.421	IP: 7.1 WLS: 1.0 BF: 5 H: 0 R: 0 ER: 0 SO: 2 BB: 1 IBB: 0 HBP: 0 BLK: 0 WP: 0 HR: 0 S: 24 ERA: 0.00 WHIP: 1.000	IP: 8.1 WLS: 1.2 BF: 6 H: 1 R: 0 ER: 0 SO: 2 BB: 1 IBB: 0 HBP: 0 BLK: 0 WP: 0 HR: 16 S: 28 ERA: 0.00 WHIP: 1.200	IP: 10.1 WLS: 0.1 BF: 1 H: 0 R: 0 ER: 0 SO: 1 BB: 0 IBB: 0 HBP: 0 BLK: 0 WP: 0 HR: 4 S: 4 ERA: 0.00 WHIP: 0.000	IP: 10.1 WLS: 1.1 BF: 8 H: 3 R: 3 ER: 3 SO: 1 BB: 1 IBB: 0 HBP: 0 BLK: 0 WP: 1 HR: 19 S: 31 ERA: 20.25 WHIP: 2.250	IP: 11.1 WLS: 0.2 BF: 3 H: 0 R: 0 ER: 0 SO: 1 BB: 1 IBB: 0 HBP: 0 BLK: 0 WP: 0 HR: 0 S: 15 ERA: 0.00 WHIP: 1.500																		


**BOTTOM**

**Texas Rangers @ Minnesota Twins**  
Hubert H. Humphrey Metrodome, Minneapolis, MN

Tue Aug 31 2004, 8:10 PM EDT  
Att: 20,510 - Unknown - 70 F

livebaseballscorecards.com

AB 43  
R 8  
H 13  
RBI 8  
BB 5  
SO 7  
LOB 19





Batter	1	2	3	4	5	6	7	8	9	AB	R	H	RBI	BB	SO	LOB	TOP								
<b>Eric Young Sr. R</b> OBP: 0.401, SLG: 0.384 (1, 10)										4	1	1	0	0	0	2	<b>Texas Rangers @ Minnesota Twins</b> Hubert H. Humphrey Metrodome, Minneapolis, MN Wed Sep 01 2004, 8:10 PM EDT Att: 21,480 - Unknown - 70 F <a href="http://livebaseballscorecards.com">livebaseballscorecards.com</a>								
<b>10 Michael Young R</b> OBP: 0.353, SLG: 0.460 (1, 6)										4	1	2	1	0	0	0									
<b>Alfonso Soriano R</b> OBP: 0.324, SLG: 0.475 (1, 4)										4	0	0	0	0	2	2									
<b>23 Mark Teixeira S</b> OBP: 0.365, SLG: 0.568 (1, 3)										4	0	2	0	0	0	1									
<b>Kevin Mench R</b> OBP: 0.322, SLG: 0.517 (1, 7)										3	0	1	1	1	0	1									
<b>Brian Jordan R</b> OBP: 0.297, SLG: 0.341 <b>David Dellucci L</b> OBP: 0.365, SLG: 0.500 (9, PH)										3	0	0	0	0	0	4									
<b>9 Hank Blalock L</b> OBP: 0.356, SLG: 0.522 (1, 5)										4	0	1	0	0	0	3									
<b>Gary Matthews S</b> OBP: 0.342, SLG: 0.456 (1, 8)										3	0	1	0	1	1	0									
<b>Rod Barajas R</b> OBP: 0.263, SLG: 0.462 <b>Laynce Nix L</b> OBP: 0.315, SLG: 0.496 (9, PH)										3	0	0	0	0	2	2									
<b>Inning Stats</b>	R: 1 E: 0 K: 1 S: 15	H: 3 LOB: 3 BB: 1 P: 26	R: 0 E: 0 K: 1 S: 9	H: 0 LOB: 0 BB: 0 P: 13	R: 1 E: 0 K: 0 S: 12	H: 2 LOB: 1 BB: 0 P: 21	R: 0 E: 0 K: 1 S: 10	H: 2 LOB: 1 BB: 0 P: 12	R: 0 E: 0 K: 0 S: 11	H: 1 LOB: 1 BB: 0 P: 17	R: 0 E: 0 K: 0 S: 9	H: 0 LOB: 0 BB: 0 P: 13	R: 0 E: 0 K: 0 S: 5	H: 0 LOB: 0 BB: 0 P: 9	R: 0 E: 0 K: 1 S: 7	H: 0 LOB: 0 BB: 0 P: 10	R: 0 E: 0 K: 1 S: 10	H: 0 LOB: 1 BB: 1 P: 19	1B: 5 2B: 3 3B: 0 HR: 0	SF: 0 SAC: 0 DP: 1 HBP: 0	WP: 0 PB: 0 SB: 0 CS: 0	PA: 36			
<b>PITCHER</b>	IP	WLS	BF	H	R	ER	SO	BB	IBB	HBP	BLK	WP	HR	S	P	ERA	WHIP								
<b>Terry Mulholland L</b> ERA: 4.9 (1, 1)	6.0		26	8	2	2	4	1	0	0	0	0	0	66	102	3.00	1.500								
<b>28 Jesse Crain R</b> ERA: 2.08 (7, 1)	2.0	W	6	0	0	0	1	0	0	0	0	0	0	12	19	0.00	0.000								
<b>36 Joe Nathan R</b> ERA: 1.67 (9, 1)	1.0	S	4	0	0	0	1	1	0	0	0	0	0	10	19	0.00	1.000								

Batter	1	2	3	4	5	6	7	8	9	AB	R	H	RBI	BB	SO	LOB	BOTTOM								
<b>Shannon Stewart R</b> OBP: 0.390, SLG: 0.481 (1, 7)										4	1	2	1	0	1	1	<b>Texas Rangers @ Minnesota Twins</b> Hubert H. Humphrey Metrodome, Minneapolis, MN Wed Sep 01 2004, 8:10 PM EDT Att: 21,480 - Unknown - 70 F <a href="http://livebaseballscorecards.com">livebaseballscorecards.com</a>								
<b>Jacque Jones L</b> OBP: 0.322, SLG: 0.450 (1, 9)										3	0	1	0	0	0	1									
<b>Tori Hunter R</b> OBP: 0.325, SLG: 0.474 (1, 8)										3	0	0	0	0	2	3									
<b>33 Justin Morneau L</b> OBP: 0.333, SLG: 0.563 (1, 3)										4	1	1	0	0	0	1									
<b>20 Lew Ford R</b> OBP: 0.388, SLG: 0.471 (1, 10)										4	1	2	0	0	0	1									
<b>Cristian Guzman S</b> OBP: 0.312, SLG: 0.380 (1, 6)										4	1	2	1	0	0	1									
<b>Luis Rivas R</b> OBP: 0.277, SLG: 0.412 <b>Terry Tifee S</b> OBP: 1.000, SLG: 1.500 (6, 5)										2	0	0	0	0	1	1									
<b>Pat Borders R</b> OBP: 0.207, SLG: 0.281 (1, 2)										4	0	1	0	0	2	1									
<b>Augie Ojeda S</b> OBP: 0.333, SLG: 0.421 (6, 4)										3	0	0	0	0	0	1									
<b>Inning Stats</b>	R: 1 E: 0 K: 0 S: 9	H: 1 LOB: 1 BB: 0 P: 16	R: 0 E: 0 K: 1 S: 5	H: 0 LOB: 0 BB: 0 P: 6	R: 0 E: 0 K: 1 S: 9	H: 1 LOB: 1 BB: 0 P: 16	R: 0 E: 0 K: 0 S: 10	H: 1 LOB: 1 BB: 0 P: 11	R: 0 E: 0 K: 0 S: 9	H: 2 LOB: 2 BB: 0 P: 16	R: 0 E: 0 K: 1 S: 7	H: 1 LOB: 1 BB: 0 P: 12	R: 3 E: 0 K: 2 S: 16	H: 4 LOB: 1 BB: 0 P: 23	R: 0 E: 0 K: 2 S: 16	H: 0 LOB: 0 BB: 0 P: 23	R: 0 E: 0 K: 1 S: 10	H: 0 LOB: 1 BB: 1 P: 19	1B: 7 2B: 3 3B: 0 HR: 1	SF: 0 SAC: 1 DP: 0 HBP: 2	WP: 0 PB: 0 SB: 1 CS: 0	PA: 36			
<b>PITCHER</b>	IP	WLS	BF	H	R	ER	SO	BB	IBB	HBP	BLK	WP	HR	S	P	ERA	WHIP								
<b>Chan Ho Park R</b> ERA: 5.14 (1, 1)	7.1		31	8	2	2	5	0	0	0	0	0	0	64	98	2.46	1.091								
<b>Francisco Cordero R</b> ERA: 2.04 (8, 1)	0.2	L	5	3	2	2	1	0	0	0	0	0	0	10	16	27.00	4.500								



Batter	1	2	3	4	5	6	7	8	9	AB	R	H	RBI	BB	SO	LOB	TOP										
David Dellucci, L (1, 10) OBP: 0.360, SLG: 0.493	G4-3		K		L4			K		4	0	0	0	0	2	2	Texas Rangers @ Minnesota Twins Hubert H. Humphrey Metrodome, Minneapolis, MN Thu Sep 02 2004, 8:10 PM EDT Att: 18,293 - Unknown - 70 F <a href="http://livebaseballscorecards.com">livebaseballscorecards.com</a>										
10 Michael Young, R (1, 6) OBP: 0.352, SLG: 0.458	F8		1B		F9			F9		4	0	1	0	0	0	2											
9 Hank Blalock, L (1, 5) OBP: 0.355, SLG: 0.519	BB		K		F7			P6		3	0	0	0	1	1												
23 Mark Teixeira, S (1, 3) OBP: 0.362, SLG: 0.563	P6				G5-3			P6		4	0	0	0	0	1	1											
Alfonso Soriano, R (1, 4) OBP: 0.322, SLG: 0.472		K			F7			K		4	0	0	0	0	3	0											
Laynce Nix, L (1, 8) OBP: 0.311, SLG: 0.488	F9		K					K		4	0	0	0	0	3	0											
Kevin Mench, R (1, 9) OBP: 0.325, SLG: 0.524	3B				1B			G6-3		3	0	2	0	0	0	0											
Gary Matthews, S (1, 7) OBP: 0.345, SLG: 0.458	G6-3				1B			15 S		3	0	2	0	0	0	1											
15 Gerald Laird, R (1, 2) OBP: 0.292, SLG: 0.270			G5-3		K			F8		3	0	0	0	0	1	3											
<b>Inning Stats</b>	R: 0 E: 0 K: 0 S: 6	H: 0 LOB: 1 BB: 1 P: 11	R: 0 E: 0 K: 1 S: 12	H: 1 LOB: 1 BB: 0 P: 17	R: 0 E: 0 K: 2 S: 12	H: 1 LOB: 1 BB: 0 P: 15	R: 0 E: 0 K: 3 S: 11	H: 0 LOB: 0 BB: 0 P: 13	R: 0 E: 0 K: 1 S: 16	H: 2 LOB: 2 BB: 0 P: 22	R: 0 E: 0 K: 0 S: 8	H: 0 LOB: 0 BB: 0 P: 12	R: 0 E: 0 K: 1 S: 11	H: 1 LOB: 1 BB: 0 P: 13	R: 0 E: 0 K: 1 S: 6	H: 0 LOB: 0 BB: 0 P: 9	R: 0 E: 0 K: 2 S: 12	H: 0 LOB: 0 BB: 0 P: 19	1B: 4 2B: 0 3B: 1 HR: 0	SF: 0 SAC: 0 DP: 0 HBP: 0	WP: 0 PB: 0 SB: 1 CS: 0	PA: 33					
<b>PITCHER</b>	IP	WLS	BF	H	R	ER	SO	BB	IBB	HBP	BLK	WP	HR	S	P	ERA	WHIP										
Brad Radke, R (1, 1) ERA: 3.59	8.0	W	30	5	0	0	9	1	0	0	0	0	0	82	112	0.00	0.750										
36 Joe Nathan, R (9, 1) ERA: 1.64	1.0	S	3	0	0	0	2	0	0	0	0	0	0	12	19	0.00	0.000										

Batter	1	2	3	4	5	6	7	8	9	AB	R	H	RBI	BB	SO	LOB	BOTTOM										
Shannon Stewart, R (1, 7) OBP: 0.390, SLG: 0.481	F9		BB		F7			P4		4	0	1	0	1	0	1	Texas Rangers @ Minnesota Twins Hubert H. Humphrey Metrodome, Minneapolis, MN Thu Sep 02 2004, 8:10 PM EDT Att: 18,293 - Unknown - 70 F <a href="http://livebaseballscorecards.com">livebaseballscorecards.com</a>										
Jacque Jones, L (1, 9) OBP: 0.323, SLG: 0.448	G6-3		BB		K			G5-2-3		2	0	0	0	1	1	0											
Tori Hunter, R (1, 10) OBP: 0.326, SLG: 0.473	G6-3		BB		1B			G5-2-3		3	0	1	0	1	0	3											
33 Justin Morneau, L (1, 3) OBP: 0.336, SLG: 0.557	G3		K					5 BB		2	0	0	0	2	1	3											
20 Lew Ford, R (1, 8) OBP: 0.389, SLG: 0.471	1B				SH1-4			P5		4	1	2	0	0	1	4											
Cristian Guzman, S (1, 6) OBP: 0.313, SLG: 0.382	F8		G6-3		G6-3			5 SH1-4		3	1	1	0	1	0	2											
5 Michael Cuddyer, R (1, 4) OBP: 0.329, SLG: 0.422	G5-3		SH1-4		SH1-4			SH1-4		1	0	0	0	1	0	1											
Terry Liffe, S (1, 5) OBP: 0.500, SLG: 0.667			F7		G6-3			3B		4	0	1	1	0	0	3											
Henry Blanco, R (1, 2) OBP: 0.247, SLG: 0.346	F8		F8		F8			F7		3	0	0	0	1	0	2											
<b>Inning Stats</b>	R: 0 E: 0 K: 0 S: 10	H: 0 LOB: 0 BB: 0 P: 13	R: 0 E: 0 K: 0 S: 10	H: 1 LOB: 1 BB: 0 P: 14	R: 0 E: 0 K: 1 S: 10	H: 0 LOB: 3 BB: 2 P: 22	R: 1 E: 0 K: 0 S: 10	H: 1 LOB: 1 BB: 1 P: 14	R: 0 E: 0 K: 1 S: 5	H: 1 LOB: 1 BB: 0 P: 6	R: 0 E: 0 K: 1 S: 12	H: 0 LOB: 2 BB: 2 P: 22	R: 0 E: 0 K: 0 S: 14	H: 1 LOB: 3 BB: 3 P: 33	R: 1 E: 0 K: 0 S: 12	H: 2 LOB: 1 BB: 0 P: 19	R: 1 E: 0 K: 0 S: 12	H: 2 LOB: 1 BB: 0 P: 19	1B: 4 2B: 2 3B: 0 HR: 0	SF: 0 SAC: 2 DP: 1 HBP: 1	WP: 1 PB: 0 SB: 0 CS: 0	PA: 37					
<b>PITCHER</b>	IP	WLS	BF	H	R	ER	SO	BB	IBB	HBP	BLK	WP	HR	S	P	ERA	WHIP										
Kenny Rogers, L (1, 1) ERA: 4.58	6.0	L	29	4	1	1	3	7	0	1	0	0	0	65	109	1.50	1.833										
50 Frank Francisco, R (7, 1) ERA: 3.23	1.2		7	2	1	1	0	0	1	0	0	0	0	16	32	5.40	1.200										
Jeff Nelson, R (8, 1) ERA: 5.17	0.1		1	0	0	0	0	0	0	0	0	0	0	2	2	0.00	0.000										



Batter	1	2	3	4	5	6	7	8	9	AB	R	H	RBI	BB	SO	LOB	TOP										
David Dellucci, L (1, 7) OBP: 0.359, SLG: 0.491 Eric Young Sr., R (2, 7) OBP: 0.400, SLG: 0.388	P6		FC5-4			G4-3		G3-1		1	0	0	0	0	0	0											
10 Michael Young, R (1, 6) OBP: 0.351, SLG: 0.459	K		F9			G4-3		G3-1		4	0	1	0	0	1	2											
9 Hank Blalock, L (1, 5) OBP: 0.354, SLG: 0.516	BB					K		G6-3		3	0	0	0	1	1	2											
23 Mark Teixeira, S (1, 3) OBP: 0.359, SLG: 0.558	K					P5			G3-1	4	0	0	0	0	2	2											
Alfonso Soriano, R (1, 4) OBP: 0.322, SLG: 0.470		K							K	4	0	1	0	0	2	0											
Laynce Nix, L (1, 8) OBP: 0.310, SLG: 0.485		G6-3								4	0	1	0	0	1	1											
Kevin Mench, R (1, 10) OBP: 0.321, SLG: 0.518										4	0	0	0	0	2	2											
Gary Matthews, S (1, 9) OBP: 0.348, SLG: 0.460 Ken Huckaby, R (7, 2) OBP: 0.225, SLG: 0.216										3	0	2	0	0	0	0											
15 Gerald Laird, R (1, 2) OBP: 0.288, SLG: 0.266 Andy Fox, L (7, PH) OBP: 0.091, SLG: 0.159										2	0	0	0	0	1	1											
										1	0	0	0	0	0	0											
<b>Inning Stats</b>	R: 0 H: 0 E: 0 K: 2 S: 10	H: 0 LOB: 1 BB: 1 P: 14	R: 0 H: 0 E: 0 K: 2 S: 8	H: 0 LOB: 0 BB: 0 P: 10	R: 0 H: 1 E: 0 K: 0 S: 11	H: 1 LOB: 1 BB: 0 P: 15	R: 0 H: 1 E: 0 K: 1 S: 13	H: 1 LOB: 1 BB: 0 P: 16	R: 0 H: 0 E: 0 K: 1 S: 7	H: 0 LOB: 0 BB: 0 P: 10	R: 0 H: 1 E: 0 K: 1 S: 16	H: 1 LOB: 1 BB: 0 P: 24	R: 0 H: 1 E: 0 K: 2 S: 17	H: 1 LOB: 1 BB: 0 P: 28	R: 0 H: 1 E: 0 K: 0 S: 10	H: 1 LOB: 1 BB: 0 P: 15	R: 0 H: 1 E: 0 K: 1 S: 10	H: 1 LOB: 1 BB: 0 P: 16	1B: 4 2B: 2 3B: 0 HR: 0	SF: 0 SAC: 0 DP: 0 HBP: 0	WP: 1 PB: 0 SB: 1 CS: 1	PA: 35					
<b>PITCHER</b>	IP	WLS	BF	H	R	ER	SO	BB	IBB	HBP	BLK	WP	HR	S	P	ERA	WHIP										
Pedro Martinez, R (1, 1) ERA: 3.55	7.0	W	26	4	0	0	9	1	0	0	0	1	0	82	117	0.00	0.714										
50 Mike Timlin, R (8, 1) ERA: 4.39	0.2	H	3	1	0	0	0	0	0	0	0	0	0	8	12	0.00	1.500										
Alan Embree, L (8, 1) ERA: 4.36	0.1	H	1	0	0	0	0	0	0	0	0	0	0	2	3	0.00	0.000										
Keith Foulke, R (9, 1) ERA: 1.76	1.0	S	4	1	0	0	1	0	0	0	0	0	0	10	16	0.00	1.000										

Texas Rangers @ Boston Red Sox  
Fenway Park, Boston, MA  
Fri Sep 03 2004, 7:05 PM EDT  
Att: 35,151 - Sunny - 80 F

AB 33  
R 0  
H 6  
RBI 0  
BB 1  
SO 10  
LOB 11



Batter	1	2	3	4	5	6	7	8	9	AB	R	H	RBI	BB	SO	LOB	BOTTOM										
Dave Roberts, L (1, 8) OBP: 0.339, SLG: 0.380 Doug Mirabeli, R (7, PH) OBP: 0.346, SLG: 0.524 Adam Hyzdu, R (8, 9)	G4-3		P4			F8		K		3	0	0	0	0	0	2											
Mark Bellhorn, S (1, 4) OBP: 0.381, SLG: 0.456	K		G3			F8		K		4	0	1	0	0	2	0											
Manny Ramirez, R (1, 7) OBP: 0.405, SLG: 0.626	HR					P6		F9		3	1	1	1	1	0	0											
Jason Varitek, S (1, 2) OBP: 0.400, SLG: 0.508	F7					F9		P3		4	0	1	0	0	0	2											
Kevin Millar, R (1, 10) OBP: 0.379, SLG: 0.461			P6			F9		F8		3	0	0	0	1	0	2											
Orlando Cabrera, R (1, 6) OBP: 0.301, SLG: 0.365			F7					L1		4	0	1	0	0	0	4											
Doug Mientkiewicz, L (1, 3) OBP: 0.327, SLG: 0.359			F7					E6		3	0	0	0	0	0	1											
Bill Mueller, S (1, 5) OBP: 0.371, SLG: 0.470								P5		2	1	1	1	1	0	2											
Gabe Kapler, R (1, 9) OBP: 0.307, SLG: 0.397								P4		2	0	0	0	1	0	2											
<b>Inning Stats</b>	R: 1 H: 1 E: 0 K: 1 S: 12	H: 1 LOB: 0 BB: 0 P: 18	R: 0 H: 0 E: 0 K: 0 S: 7	H: 0 LOB: 0 BB: 0 P: 13	R: 1 H: 1 E: 0 K: 0 S: 8	H: 1 LOB: 0 BB: 0 P: 10	R: 0 H: 0 E: 0 K: 0 S: 5	H: 0 LOB: 0 BB: 0 P: 7	R: 0 H: 1 E: 1 K: 0 S: 10	H: 1 LOB: 2 BB: 0 P: 13	R: 0 H: 1 E: 0 K: 0 S: 9	H: 1 LOB: 2 BB: 1 P: 18	R: 0 H: 0 E: 0 K: 1 S: 10	H: 0 LOB: 2 BB: 2 P: 21	R: 0 H: 1 E: 1 K: 1 S: 16	H: 1 LOB: 2 BB: 1 P: 28	1B: 3 2B: 1 3B: 0 HR: 2	SF: 0 SAC: 0 DP: 1 HBP: 0	WP: 0 PB: 1 SB: 0 CS: 1	PA: 33							
<b>PITCHER</b>	IP	WLS	BF	H	R	ER	SO	BB	IBB	HBP	BLK	WP	HR	S	P	ERA	WHIP										
John Wasdin, R (1, 1) ERA: 6.48	6.1	L	27	4	2	2	1	3	0	0	0	0	0	9	15	0.00	1.105										
Erasmio Ramirez, L (7, 1) ERA: 4.13	1.0		2	0	0	0	2	0	0	0	0	0	0	9	15	0.00	0.000										
Doug Brocail, R (8, 1) ERA: 5.94	0.2		4	1	0	0	0	1	0	0	0	0	0	12	21	0.00	3.000										

Texas Rangers @ Boston Red Sox  
Fenway Park, Boston, MA  
Fri Sep 03 2004, 7:05 PM EDT  
Att: 35,151 - Sunny - 80 F

AB 29  
R 2  
H 5  
RBI 2  
BB 4  
SO 3  
LOB 17





Batter	1	2	3	4	5	6	7	8	9	AB	R	H	RBI	BB	SO	LOB	TOP										
Eric Young Sr. R (1.10) OBP: 0.397, SLG: 0.382	G6-3	F5		P1			10 HR BB	FC6-4		4	1	0	0	1	0	4											
10 Michael Young R (1.6) OBP: 0.350, SLG: 0.462	P3	F9			F8		1-H 2-H HR		G5-3	5	1	1	3	0	0	2											
9 Hank Blalock L (1.5) OBP: 0.351, SLG: 0.511	G4-3				F9			E1	G6-3	5	0	0	0	0	0	0											
23 Mark Teixeira S (1.3) OBP: 0.359, SLG: 0.555		1B		K				G6-3		4	1	1	0	1	2	1											
Alfonso Soriano R (1.4) OBP: 0.321, SLG: 0.468		1B		G4-3				P3		5	1	1	0	0	0	1											
Brian Jordan R (1.9) OBP: 0.284, SLG: 0.341		FC3-6		K				G6-3		3	1	1	0	0	1	0											
Kevin Mench R (1.7) OBP: 0.329, SLG: 0.525		FC3-6		G3				2B		3	1	3	1	1	0	0											
Laynce Nix L (1.8) OBP: 0.306, SLG: 0.478		FC3-6		G3				K		4	0	0	1	0	1	6											
Rod Barajas R (1.2) OBP: 0.269, SLG: 0.477		10 WP						10 HR		4	2	3	3	0	0	2											
<b>Inning Stats</b>	R: 0 E: 0 K: 0 S: 6	H: 0 LOB: 0 BB: 0 P: 8	R: 3 E: 0 K: 0 S: 21	H: 4 LOB: 2 BB: 0 P: 26	R: 0 E: 0 K: 1 S: 6	H: 0 LOB: 0 BB: 0 P: 11	R: 2 E: 0 K: 1 S: 13	H: 1 LOB: 0 BB: 1 P: 20	R: 0 E: 0 K: 1 S: 10	H: 1 LOB: 1 BB: 0 P: 11	R: 3 E: 1 K: 0 S: 10	H: 2 LOB: 0 BB: 1 P: 21	R: 0 E: 0 K: 0 S: 12	H: 2 LOB: 2 BB: 0 P: 14	R: 0 E: 0 K: 0 S: 8	H: 0 LOB: 1 BB: 1 P: 15	1B: 7 2B: 1 3B: 0 HR: 2	SF: 0 SAC: 0 DP: 1 HBP: 1	WP: 1 PB: 0 SB: 0 CS: 0	PA: 41							
<b>PITCHER</b>	IP	WLS	BF	H	R	ER	SO	BB	IBB	HBP	BLK	WP	HR	S	P	ERA	WHIP										
49 Tim Wakefield R (1.1) ERA: 4.67	6.0	L	29	8	8	8	4	2	0	0	0	1	2	67	96	12.00	1.667										
Terry Adams R (7.1) ERA: 4.57	1.1		6	2	0	0	0	0	0	0	0	0	0	13	20	0.00	1.500										
Ramiro Mendoza R (8.1) ERA: 1.77	1.0		3	0	0	0	0	0	0	0	0	0	0	8	9	0.00	0.000										
Mike Myers L (9.1) ERA: 5.13	0.1		1	0	0	0	0	0	0	0	0	0	0	3	5	0.00	0.000										
Curt Leskanic R (9.1) ERA: 6.09	0.1		2	0	0	0	0	1	0	0	0	0	0	2	7	0.00	3.000										

Texas Rangers @ Boston Red Sox  
Fenway Park, Boston, MA  
Sat Sep 04 2004, 1:20 PM EDT  
Att: 34,670 - Cloudy - 81 F

AB	37
R	8
H	10
RBI	8
BB	3
SO	4
LOB	16



Batter	1	2	3	4	5	6	7	8	9	AB	R	H	RBI	BB	SO	LOB	BOTTOM										
Dave Roberts L (1.8) OBP: 0.339, SLG: 0.378	B1-3		G3		F7		HR BB		G4-3	4	1	1	0	1	0	0											
Mark Bellhorn S (1.4) OBP: 0.379, SLG: 0.460	K		K			G3	HR		G4-3	5	1	1	4	0	2	1											
Manny Ramirez R (1.7) OBP: 0.406, SLG: 0.624	1B			E BB		F9	G5-3			3	0	1	0	1	0	0											
34 David Ortiz L (1.10) OBP: 0.375, SLG: 0.603	K			F8		FC5 BB	HR			3	1	1	1	1	1	2											
Kevin Millar R (1.9) OBP: 0.380, SLG: 0.463		G4-3		K			F7			3	1	1	0	1	1	1											
Orlando Cabrera R (1.6) OBP: 0.298, SLG: 0.362		G4-3		E5		FC5		P3		4	0	0	0	0	0	4											
Bill Mueller S (1.5) OBP: 0.367, SLG: 0.464		G4-3		F7			G3	G1-4-3		4	0	0	1	0	0	2											
Doug Mirabeli R (1.2) OBP: 0.343, SLG: 0.512		K			P4		BB BB HR	K		3	1	0	0	1	2	0											
Doug Mientkiewicz L (1.3) OBP: 0.327, SLG: 0.356			F7		P5		HR BB	K		3	1	0	0	1	1	0											
<b>Inning Stats</b>	R: 0 E: 0 K: 2 S: 11	H: 1 LOB: 1 BB: 0 P: 14	R: 1 E: 0 K: 1 S: 20	H: 1 LOB: 0 BB: 0 P: 29	R: 0 E: 0 K: 1 S: 8	H: 0 LOB: 0 BB: 0 P: 13	R: 0 E: 1 K: 1 S: 15	H: 0 LOB: 2 BB: 1 P: 23	R: 0 E: 0 K: 0 S: 5	H: 0 LOB: 0 BB: 3 P: 32	R: 0 E: 0 K: 1 S: 8	H: 0 LOB: 0 BB: 0 P: 16	R: 0 E: 0 K: 1 S: 10	H: 1 LOB: 0 BB: 0 P: 16	1B: 2 2B: 1 3B: 0 HR: 2	SF: 0 SAC: 0 DP: 1 HBP: 0	WP: 0 PB: 0 SB: 0 CS: 0	PA: 38									
<b>PITCHER</b>	IP	WLS	BF	H	R	ER	SO	BB	IBB	HBP	BLK	WP	HR	S	P	ERA	WHIP										
Chris Young R (1.1) ERA: 4.05	5.2	W	22	2	1	1	5	2	0	0	0	0	0	74	116	1.59	0.706										
Jeff Nelson R (6.1) ERA: 6.61	0.2		6	0	3	3	0	4	0	0	0	0	0	8	28	40.50	6.000										
32 Ron Mahay L (7.1) ERA: 2.41	0.1		3	2	2	2	0	0	0	0	0	0	2	5	9	54.00	6.000										
Doug Brocail R (7.1) ERA: 6.73	1.1	H	4	0	0	0	1	0	0	0	0	0	0	11	20	0.00	0.000										
Francisco Cordero R (9.1) ERA: 2.01	1.0	S	3	1	0	0	1	0	0	0	0	0	0	10	16	0.00	1.000										

Texas Rangers @ Boston Red Sox  
Fenway Park, Boston, MA  
Sat Sep 04 2004, 1:20 PM EDT  
Att: 34,670 - Cloudy - 81 F

AB	32
R	6
H	5
RBI	6
BB	6
SO	7
LOB	10





Batter	1	2	3	4	5	6	7	8	9	AB	R	H	RBI	BB	SO	LOB	TOP		
Eric Young Sr. R (1, 10) OBP: 0.395, SLG: 0.380	1-3 K			0-0 F8		3-3 K			1-1 10 HR	4	1	1	0	0	2	0			
10 Michael Young R (1, 6) OBP: 0.351, SLG: 0.472	1-2 F8			3-2 HR			2-1 P4		0-0 HR	4	2	2	3	0	0	0			
9 Hank Blalock L (1, 5) OBP: 0.349, SLG: 0.507	0-1 P6			1-0 G3			1-3 K		0-0 P5	4	0	0	0	0	1	0			
23 Mark Teixeira S (1, 3) OBP: 0.358, SLG: 0.553		0-0 F7		2-3 K			3-3 K		2-0 2B 1B	4	1	1	0	0	2	0			
Alfonso Soriano R (1, 4) OBP: 0.322, SLG: 0.472		1-0 G4-3			0-2 G5-3			2-2 2B	0-2 1B 2B	4	1	2	0	0	0	0			
Gary Matthews S (1, 9) OBP: 0.348, SLG: 0.459		0-3 K2-3			0-0 1B			0-2 G6-3	1-1 1B	3	0	1	0	0	1	1			
David Dellucci L (9, PH) OBP: 0.361, SLG: 0.493					2-3 K			1-3 K	2-H 3-H 0-2 1B	1	0	1	2	0	0	0			
Kevin Mench R (1, 7) OBP: 0.325, SLG: 0.519			1-0 G3-1		1-2 G4-3			0-0 F8		4	0	0	0	0	2	3			
Laynce Nix L (1, 8) OBP: 0.302, SLG: 0.472			1-2 G4-3			2-1 G4-3				3	0	0	0	0	0	1			
Rod Barajas R (1, 2) OBP: 0.267, SLG: 0.474			1-3 K			2-3 K			0-0 G6-3	2	0	0	0	0	2	0			
Andy Fox L (9, PH) OBP: 0.089, SLG: 0.156										1	0	0	0	0	0	0			
<b>Inning Stats</b>	R: 0 E: 0 K: 1 S: 8	H: 0 LOB: 0 BB: 0 P: 10	R: 0 E: 0 K: 1 S: 6	H: 0 LOB: 0 BB: 0 P: 7	R: 0 E: 0 K: 1 S: 7	H: 0 LOB: 0 BB: 0 P: 10	R: 1 E: 0 K: 1 S: 9	H: 1 LOB: 0 BB: 0 P: 15	R: 0 E: 0 K: 2 S: 10	H: 0 LOB: 0 BB: 0 P: 17	R: 0 E: 0 K: 2 S: 8	H: 0 LOB: 0 BB: 0 P: 14	R: 0 E: 0 K: 1 S: 12	H: 1 LOB: 1 BB: 0 P: 15	R: 4 E: 0 K: 0 S: 14	H: 5 LOB: 1 BB: 0 P: 18	1B: 4 2B: 2 3B: 0 HR: 2	SF: 0 SAC: 0 DP: 0 HBP: 0	WP: 0 PA: 34 PB: 0 SB: 0 CS: 0
<b>PITCHER</b>	IP WLS BF H R ER SO BB IBB HBP BLK WP HR S P ERA WHIP	8.1 W 29 5 3 3 10 0 0 0 0 0 2 72 103 3.24 0.600	0.2 L 5 3 2 2 0 0 0 0 0 0 0 10 13 27.00 4.500																

Texas Rangers @ Boston Red Sox  
Fenway Park, Boston, MA  
Sun Sep 05 2004, 2:05 PM EDT  
Att: 34,652 - Cloudy - 65 F

AB	34
R	5
H	8
RBI	5
BB	0
SO	10
LOB	5



Batter	1	2	3	4	5	6	7	8	9	AB	R	H	RBI	BB	SO	LOB	BOTTOM		
Dave Roberts L (1, 8) OBP: 0.340, SLG: 0.376	4-1 HBP BB	1-3 K		1-1 G3		1-1 1B	1-0 FC4			4	0	1	0	1	1	3			
Mark Bellhorn S (1, 4) OBP: 0.377, SLG: 0.456	1-2 HBP		1-0 G3	1-0 G4-3		0-3 K		2-3 K		4	0	0	0	0	2	1			
Manny Ramirez R (1, 7) OBP: 0.406, SLG: 0.623	3-2 K		1-2 34 2B BB	0-2 F9		2-1 F9		2-1 34 G3-1 2B		5	1	2	0	0	1	3			
Adam Hyzdu R (9, PR) (9, 7)										0	0	0	0	0	0	0			
34 David Ortiz L (1, 10) OBP: 0.375, SLG: 0.609	3-3 K		2-2 BB SF8		3-0 HR		0-3 K	2-1 G3-1		5	2	2	1	0	2	3			
Jason Varitek S (1, 2) OBP: 0.403, SLG: 0.506	1-3 K		4-1 SF8 BB IBB		2-2 L1		1-2 2B 1B	4-2 BB		3	1	1	0	2	1	2			
Kevin Millar R (1, 3) OBP: 0.383, SLG: 0.464		0-0 2B G3	4-2 BB		1-1 FC1-6		1-2 P4	2-3 K		3	1	2	1	1	0	1			
Doug Mientkiewicz L (8, 3) OBP: 0.320, SLG: 0.355			1-2 2-3 3-H BB		4-2 FC1-6		1-2 P4	2-3 K		1	0	0	0	0	1	3			
Orlando Cabrera R (1, 6) OBP: 0.300, SLG: 0.368		0-1 G3	0-2 SF8		0-0 FC1-6		0-1 K			3	1	2	1	0	0	1			
Bill Mueller S (1, 5) OBP: 0.368, SLG: 0.461		0-0 G3	4-2 BB		1-0 F7		2-2 K	2-3 K		2	0	0	1	1	0	2			
Gabe Kapler R (1, 9) OBP: 0.307, SLG: 0.394		0-0 G6-3	2-0 FC6-4		4-2 F7		2-2 G4-3	2-1 FC4		4	0	1	2	0	0	4			
<b>Inning Stats</b>	R: 0 E: 0 K: 3 S: 13	H: 0 LOB: 2 BB: 1 P: 25	R: 1 E: 0 K: 1 S: 8	H: 2 LOB: 1 BB: 0 P: 9	R: 2 E: 0 K: 0 S: 18	H: 2 LOB: 3 BB: 3 P: 36	R: 0 E: 0 K: 0 S: 6	H: 0 LOB: 0 BB: 0 P: 8	R: 1 E: 0 K: 0 S: 8	H: 2 LOB: 1 BB: 0 P: 15	R: 0 E: 0 K: 1 S: 10	H: 1 LOB: 1 BB: 0 P: 15	R: 2 E: 0 K: 1 S: 16	H: 3 LOB: 2 BB: 0 P: 23	R: 0 E: 0 K: 2 S: 12	H: 1 LOB: 3 BB: 1 P: 24	1B: 6 2B: 4 3B: 0 HR: 1	SF: 1 SAC: 0 DP: 0 HBP: 2	WP: 0 PA: 42 PB: 0 SB: 0 CS: 0
<b>PITCHER</b>	IP WLS BF H R ER SO BB IBB HBP BLK WP HR S P ERA WHIP	6.0 L 30 7 4 4 4 3 1 1 0 0 0 21 32 13.50 3.000	1.1 L 9 4 2 2 2 0 0 1 0 0 0 7 15 0.00 1.500																

Texas Rangers @ Boston Red Sox  
Fenway Park, Boston, MA  
Sun Sep 05 2004, 2:05 PM EDT  
Att: 34,652 - Cloudy - 65 F

AB	34
R	6
H	11
RBI	6
BB	5
SO	8
LOB	23





Batter	1	2	3	4	5	6	7	8	9	AB	R	H	RBI	BB	SO	LOB	TOP								
Willie Harris, L (1,4) OBP: 0.346, SLG: 0.327	G3		F9		SH		1B 14 E		K	4	1	1	0	0	1	0									
Aaron Rowand, R (1,8) OBP: 0.397, SLG: 0.562	K			1B 14 G6-4-3	G6-3		F7		G5-3	5	1	1	1	0	1	2									
Carlos Lee, R (1,7) OBP: 0.367, SLG: 0.532	G5-3			1B 14 G6-4-3	G6-3		1B 14 E			4	1	2	0	0	0	1									
14 Paul Konerko, R (1,3) OBP: 0.358, SLG: 0.542		G4-3		G6-4-3	G6-3		FC4-6		K	5	0	1	1	0	1	3									
Ross Gload, L (9,3) OBP: 0.353, SLG: 0.401										0	0	0	0	0	0	0									
Carl Everett, S (1,10) OBP: 0.321, SLG: 0.402	P4			HR		E4 G4-3 SH1-3	FC4-6			4	2	1	1	0	0	1									
Jose Valentin, S (1,6) OBP: 0.290, SLG: 0.480						SH1-3				1	0	1	1	2	0	0									
Ben Davis, S (1,2) OBP: 0.263, SLG: 0.385	BB			BB																					
Joe Borchard, S (1,9) OBP: 0.236, SLG: 0.276			G4-3		E4 24 SH 1B					3	1	1	0	1	0	0									
24 Joe Crede, R (1,5) OBP: 0.295, SLG: 0.401			F9		E G6-3		K		G1-6-3	4	1	1	0	0	1	3									
<b>Inning Stats</b>	R: 0 E: 0 K: 1 S: 9	H: 0 LOB: 0 BB: 0 P: 13	R: 0 E: 0 K: 1 S: 13	H: 0 LOB: 1 BB: 1 P: 23	R: 0 E: 0 K: 0 S: 5	H: 0 LOB: 0 BB: 0 P: 7	R: 2 E: 0 K: 1 S: 13	H: 3 LOB: 1 BB: 1 P: 20	R: 2 E: 2 K: 0 S: 12	H: 1 LOB: 1 BB: 0 P: 15	R: 0 E: 1 K: 1 S: 8	H: 0 LOB: 0 BB: 1 P: 16	R: 3 E: 1 K: 0 S: 16	H: 4 LOB: 1 BB: 0 P: 22	R: 0 E: 0 K: 0 S: 6	H: 1 LOB: 1 BB: 0 P: 9	R: 0 E: 0 K: 2 S: 13	H: 0 LOB: 1 BB: 0 P: 19	1B: 7 2B: 1 3B: 0 HR: 1	SF: 0 SAC: 2 DP: 2 HBP: 1	WP: 0 PB: 0 SB: 1 CS: 0	PA: 40			
<b>PITCHER</b>	IP	WLS	BF	H	R	ER	SO	BB	IBB	HBP	BLK	WP	HR	S	P	ERA	WHIP								
Chan Ho Park, R (1,1) ERA: 5.32	6.1	L	31	7	7	5	4	3	0	0	0	0	1	73	112	7.11	1.579								
32 Ron Mahay, L (7,1) ERA: 2.33	2.0		6	2	0	0	1	0	0	0	0	0	0	12	16	0.00	1.000								
Doug Brocail, R (9,1) ERA: 5.63	0.2		3	0	0	0	1	0	0	1	0	0	0	10	16	0.00	0.000								

Chicago White Sox @ Texas Rangers  
The Ballpark at Arlington, Arlington, TX  
Mon Sep 06 2004, 2:05 PM EDT  
Att: 31,251 - Overcast - 76 F


AB	34
R	7
H	9
RBI	4
BB	3
SO	6
LOB	13



Batter	1	2	3	4	5	6	7	8	9	AB	R	H	RBI	BB	SO	LOB	BOTTOM								
David Dellucci, L (1,10) OBP: 0.358, SLG: 0.498	G4-3	FC4-6 9 BB 10 BB		F7		HR		K		5	1	1	1	0	1	3									
10 Michael Young, R (1,6) OBP: 0.323, SLG: 0.478	FC1-2 9 E 9 WP 1B	BB		HR		G6-3		K		4	1	2	1	1	1	1									
9 Hank Blalock, L (1,5) OBP: 0.348, SLG: 0.503	E1 FC1-2 23 WP 1B	BB		P5		P3			K	4	0	0	1	1	1	1									
23 Mark Teixeira, S (1,3) OBP: 0.357, SLG: 0.548	FC1-2 BB	FC6-4			F8		F8		K	4	0	0	0	1	1	3									
Alfonso Soriano, R (1,4) OBP: 0.321, SLG: 0.469	FC1-2		K		G6-3		K			5	0	1	0	0	2	3									
Kevin Mench, R (1,7) OBP: 0.326, SLG: 0.526	P3		K		1B		HR		G5-3	5	1	2	1	0	1	4									
Brian Jordan, R (1,9) OBP: 0.271, SLG: 0.346		K		1B		1B		F8		4	0	2	0	0	1	0									
Laynce Nix, L (1,8) OBP: 0.305, SLG: 0.473		FC4-6 9 BB 1B		F9		F9				4	1	2	0	0	0	3									
Rod Barajas, R (1,2) OBP: 0.267, SLG: 0.471		FC4-6 1B		F8		F8		F9		4	0	1	0	0	0	1									
<b>Inning Stats</b>	R: 0 E: 1 K: 0 S: 13	H: 1 LOB: 3 BB: 1 P: 25	R: 1 E: 0 K: 1 S: 16	H: 2 LOB: 3 BB: 2 P: 27	R: 0 E: 0 K: 2 S: 12	H: 1 LOB: 1 BB: 0 P: 17	R: 1 E: 0 K: 0 S: 11	H: 1 LOB: 0 BB: 0 P: 18	R: 0 E: 0 K: 0 S: 7	H: 2 LOB: 2 BB: 0 P: 13	R: 1 E: 0 K: 0 S: 7	H: 1 LOB: 0 BB: 0 P: 8	R: 1 E: 0 K: 1 S: 14	H: 1 LOB: 0 BB: 0 P: 20	R: 0 E: 0 K: 2 S: 12	H: 1 LOB: 1 BB: 0 P: 18	R: 0 E: 0 K: 2 S: 12	H: 1 LOB: 1 BB: 0 P: 17	1B: 8 2B: 0 3B: 0 HR: 3	SF: 0 SAC: 0 DP: 0 HBP: 0	WP: 2 PB: 0 SB: 1 CS: 0	PA: 42			
<b>PITCHER</b>	IP	WLS	BF	H	R	ER	SO	BB	IBB	HBP	BLK	WP	HR	S	P	ERA	WHIP								
Jason Grilli, R (1,1) ERA: 6.48	1.1	H	6	2	1	1	1	0	0	0	0	0	1	18	25	6.75	1.500								
Neal Cottis, L (6,1) ERA: 4.75	1.0	H	3	0	0	0	2	0	0	0	0	0	0	9	14	0.00	0.000								
Jon Adkins, R (8,1) ERA: 3.58	0.1	H	1	0	0	0	1	0	0	0	0	0	0	3	5	0.00	0.000								
Damaso Marte, L (9,1) ERA: 3.03	0.2		3	1	0	0	1	0	0	0	0	0	0	9	12	0.00	1.500								
Shingo Takatsu, R (9,1) ERA: 2.5																									

Chicago White Sox @ Texas Rangers  
The Ballpark at Arlington, Arlington, TX  
Mon Sep 06 2004, 2:05 PM EDT  
Att: 31,251 - Overcast - 76 F

AB	39
R	4
H	11
RBI	4
BB	3
SO	8
LOB	19






Batter	1	2	3	4	5	6	7	8	9	AB	R	H	RBI	BB	SO	LOB	TOP					
<b>Aaron Rowand, R</b> (1, 8) OBP: 0.369, SLG: 0.563 <b>Willie Harris, L</b> (8, FH) OBP: 0.345, SLG: 0.326	L8		FC6-4 1B			G4-3 1B		K		3	0	2	0	0	0	0						
<b>5 Juan Uribe, R</b> (1, 6) OBP: 0.316, SLG: 0.486	F8		FC6-4 1-2			G4-3 1-2		K		4	0	0	0	0	1	2						
<b>Carlos Lee, R</b> (1, 7) OBP: 0.367, SLG: 0.531 <b>Timo Perez, L</b> (7, 7) OBP: 0.293, SLG: 0.346	G4-3					K		P6		3	0	1	0	0	1	1						
<b>14 Paul Konerko, R</b> (1, 3) OBP: 0.358, SLG: 0.543 <b>Ross Gload, L</b> (7, PR) OBP: 0.351, SLG: 0.399		L9		G5-4-3 1-2				K		3	0	1	0	0	0	1						
<b>Carl Everett, S</b> (1, 10) OBP: 0.323, SLG: 0.411		2B		F8				F8		4	2	2	1	0	0	0						
<b>24 Joe Crede, R</b> (1, 5) OBP: 0.297, SLG: 0.404		L1-4 2B		L4				F9		4	0	2	1	0	0	1						
<b>Joe Borcherd, S</b> (1, 9) OBP: 0.236, SLG: 0.269		L1-4 2-2		K				G3-1		3	0	0	0	1	1	2						
<b>Ben Davis, S</b> (1, 2) OBP: 0.263, SLG: 0.381			L7					F8		4	0	1	1	0	0	2						
<b>Wilson Valdez, R</b> (1, 4)			G6-3					G4-3		3	0	0	0	0	0	2						
<b>Inning Stats</b>	R: 0 E: 0 K: 0 S: 7	H: 0 LOB: 0 BB: 0 P: 10	R: 1 E: 0 K: 0 S: 11	H: 2 LOB: 0 BB: 0 P: 16	R: 0 E: 0 K: 0 S: 9	H: 1 LOB: 1 BB: 0 P: 16	R: 0 E: 0 K: 0 S: 5	H: 1 LOB: 0 BB: 0 P: 8	R: 0 E: 0 K: 1 S: 7	H: 1 LOB: 1 BB: 0 P: 12	R: 2 E: 0 K: 0 S: 8	H: 3 LOB: 2 BB: 0 P: 13	R: 0 E: 0 K: 1 S: 13	H: 0 LOB: 0 BB: 1 P: 26	R: 0 E: 0 K: 2 S: 8	H: 1 LOB: 2 BB: 1 P: 15	R: 0 E: 0 K: 1 S: 13	H: 1 LOB: 2 BB: 1 P: 26	1B: 5 2B: 5 3B: 0 HR: 0	SF: 0 SAC: 0 DP: 2 HBP: 0	WP: 0 PB: 0 SB: 0 CS: 0	PA: 35
<b>PITCHER</b>	IP	WLS	BF	H	R	ER	SO	BB	IBB	HBP	BLK	WP	HR	S	P	ERA	WHIP					
<b>Kenny Rogers, L</b> (1, 1) ERA: 4.56	7.0	W	27	8	3	3	2	0	0	0	0	0	0	54	85	3.86	1.143					
<b>50 Frank Francisco, R</b> (8, 1) ERA: 3.17	1.0		3	0	0	0	2	0	0	0	0	0	0	8	15	0.00	0.000					
<b>Carlos Almanzar, R</b> (9, 1) ERA: 3.76	1.0		5	1	0	0	1	1	0	0	0	0	0	13	26	0.00	2.000					

Chicago White Sox @ Texas Rangers  
The Ballpark at Arlington, Arlington, TX  
Tue Sep 07 2004, 8:05 PM EDT  
Att: 20,004 - Sunny - 81 F


AB 34  
R 3  
H 9  
RBI 3  
BB 1  
SO 5  
LOB 11



Batter	1	2	3	4	5	6	7	8	9	AB	R	H	RBI	BB	SO	LOB	BOTTOM					
<b>10 Michael Young, R</b> (1, 6) OBP: 0.354, SLG: 0.477 <b>Manny Alexander, R</b> (9, 6) OBP: 0.143, SLG: 0.214	K	F4	1B		G6-3 1B					5	1	2	0	0	1	4						
<b>9 Hank Blalock, L</b> (1, 5) OBP: 0.348, SLG: 0.501 <b>Ken Huckaby, R</b> (9, 2) OBP: 0.225, SLG: 0.216	K	2B HBP BB	K		1B			F9		4	1	1	1	1	1	2						
<b>Alfonso Soriano, R</b> (1, 4) OBP: 0.321, SLG: 0.473	HR	2B HBP BB	G5-3		K			F9		4	2	1	2	0	1	4						
<b>23 Mark Teixeira, S</b> (1, 3) OBP: 0.359, SLG: 0.547 <b>Carlos Almanzar, R</b> (9, 1) ERA: 3.76	PO 1B	2B BB		G3	1B			F9		4	1	2	3	1	0	0						
<b>David Dellucci, L</b> (1, 7) OBP: 0.362, SLG: 0.500	PO	FC5 BB		2B HBP	P5			F8		3	1	1	3	1	0	2						
<b>Brian Jordan, R</b> (1, 9) OBP: 0.277, SLG: 0.358 <b>Herbert Perry, R</b> (8, FH) OBP: 0.313, SLG: 0.374		FC5 BB			K			1B		4	1	2	0	0	1	3						
<b>Laynce Nix, L</b> (1, 8) OBP: 0.307, SLG: 0.470		1B			K			K		4	1	1	1	1	2	3						
<b>Kevin Mench, R</b> (1, 10) OBP: 0.325, SLG: 0.520		1B			L6			F9		4	1	0	0	1	0	6						
<b>Rod Barajas, R</b> (1, 2) OBP: 0.270, SLG: 0.469 <b>Andy Fox, L</b> (9, 5) OBP: 0.089, SLG: 0.156		F3			F9			1B		3	1	1	0	1	0	3						
<b>Inning Stats</b>	R: 1 E: 0 K: 2 S: 15	H: 2 LOB: 0 BB: 0 P: 22	R: 7 E: 0 K: 0 S: 21	H: 3 LOB: 3 BB: 5 P: 51	R: 0 E: 0 K: 1 S: 9	H: 1 LOB: 1 BB: 0 P: 13	R: 0 E: 0 K: 0 S: 7	H: 1 LOB: 2 BB: 0 P: 11	R: 2 E: 0 K: 2 S: 15	H: 3 LOB: 2 BB: 1 P: 25	R: 0 E: 0 K: 1 S: 12	H: 1 LOB: 1 BB: 0 P: 18	R: 0 E: 0 K: 0 S: 5	H: 0 LOB: 0 BB: 0 P: 7	R: 0 E: 0 K: 1 S: 10	H: 1 LOB: 1 BB: 0 P: 16	R: 0 E: 0 K: 2 S: 10	H: 1 LOB: 1 BB: 0 P: 16	1B: 9 2B: 2 3B: 0 HR: 1	SF: 0 SAC: 0 DP: 0 HBP: 2	WP: 0 PB: 0 SB: 1 CS: 0	PA: 45
<b>PITCHER</b>	IP	WLS	BF	H	R	ER	SO	BB	IBB	HBP	BLK	WP	HR	S	P	ERA	WHIP					
<b>52 Jose Contreras, R</b> (1, 1) ERA: 5.55	1.2	L	16	5	8	8	2	5	0	1	0	0	0	18	29	0.00	0.857					
<b>Felix Diaz, R</b> (2, 1) ERA: 7.46	2.1		10	2	0	0	1	0	0	1	0	0	0	10	18	54.00	12.000					
<b>Jon Garland, R</b> (5, 1) ERA: 5.01	0.1		5	3	2	2	1	1	0	0	0	0	0	22	32	0.00	0.375					
<b>Arnie Munoz, L</b> (5, 1) ERA: 15.63	2.2		9	1	0	0	2	0	0	0	0	0	0	10	16	0.00	1.000					
<b>Jeff Batten, R</b> (8, 1) ERA: 20.25	1.0		4	1	0	0	1	0	0	0	0	0	0	10	16	0.00	1.000					

Chicago White Sox @ Texas Rangers  
The Ballpark at Arlington, Arlington, TX  
Tue Sep 07 2004, 8:05 PM EDT  
Att: 20,004 - Sunny - 81 F

AB 36  
R 10  
H 12  
RBI 10  
BB 6  
SO 7  
LOB 26





Batter	1	2	3	4	5	6	7	8	9	AB	R	H	RBI	BB	SO	LOB	TOP
Willie Harris, L OBP: 0.344, SLG: 0.326	G4-3		F9			F9	G1-4-3		CS	4	1	1	0	0	0	1	
Aaron Rowand, R OBP: 0.370, SLG: 0.562			F7				K			4	1	2	0	0	1	1	
Carlos Lee, R OBP: 0.368, SLG: 0.531				G5-3			G6-3			4	1	2	1	0	0	1	
14 Paul Konerko, R OBP: 0.356, SLG: 0.538	P3			F8		F9				4	0	0	0	0	1	4	
Carl Everett, S OBP: 0.320, SLG: 0.406	K			P3		E3				3	0	0	1	0	1	3	
Joe Borchard, S OBP: 0.234, SLG: 0.267										1	1	0	0	0	0	0	
Jose Valentin, S OBP: 0.287, SLG: 0.475			F7			G5-3	K			4	0	0	0	0	2	2	
Timo Perez, L OBP: 0.292, SLG: 0.349		G3		F7						4	0	1	2	0	1	0	
Ben Davis, S OBP: 0.269, SLG: 0.400		G3-1				G6-3				3	1	1	1	1	0	1	
24 Joe Crede, R OBP: 0.297, SLG: 0.403			F8				E4			4	0	1	0	0	2	1	
<b>Inning Stats</b>	R: 0 H: 2 E: 0 K: 1 S: 10	H: 0 R: 0 ER: 0 SO: 5	H: 0 R: 0 ER: 0 SO: 7	H: 0 R: 0 ER: 0 SO: 8	H: 0 R: 0 ER: 0 SO: 11	H: 1 R: 1 ER: 0 SO: 9	H: 4 R: 1 ER: 1 SO: 24	H: 1 R: 1 ER: 1 SO: 12	H: 0 R: 0 ER: 0 SO: 17	1B: 6 2B: 1 3B: 0 HR: 1	SF: 0 2B: 1 3B: 0 HR: 0	WP: 0 PB: 0 SB: 1 CS: 1	PA: 37				
<b>PITCHER</b>	IP WLS BF H R ER SO BB IBB HBP BLK WP HR S P ERA WHIP																
John Wasdin, R ERA: 6.31	5.2 L 25 7 5 3 3 0 0 0 0 0 1 60 83 4.76 1.235																
Erasmio Ramirez, L ERA: 4.03	0.2 3 1 0 0 0 0 0 0 0 0 0 9 12 0.00 1.500																
Jeff Nelson, R ERA: 6.23	1.0 3 0 0 0 2 0 0 0 0 0 0 8 11 0.00 0.000																
53 Joaquin Benoit, R ERA: 6.16	0.2 2 0 0 0 1 0 0 0 0 0 0 5 6 0.00 0.000																
Francisco Cordero, R ERA: 1.97	1.0 3 0 0 0 2 1 0 0 0 0 0 0 11 17 0.00 1.000																

Chicago White Sox @ Texas Rangers  
The Ballpark at Arlington, Arlington, TX  
Wed Sep 08 2004, 8:05 PM EDT  
Att: 21,836 - Sunny - 78 F

AB	35
R	5
H	8
RBI	5
BB	1
SO	8
LOB	14



Batter	1	2	3	4	5	6	7	8	9	AB	R	H	RBI	BB	SO	LOB	BOTTOM
10 Michael Young, R OBP: 0.351, SLG: 0.474	P6		G5-3		L7		L9			4	0	0	0	0	0	0	
9 Hank Blalock, L OBP: 0.349, SLG: 0.499					G4-3					2	1	0	0	2	1	0	
Alfonso Soriano, R OBP: 0.323, SLG: 0.476	K									3	0	1	1	1	2	1	
23 Mark Teixeira, S OBP: 0.358, SLG: 0.545										4	0	1	0	0	3	3	
David Dellucci, L OBP: 0.362, SLG: 0.498										3	0	1	0	0	2	1	
Eric Young Sr., R OBP: 0.397, SLG: 0.380										0	0	0	0	1	0	0	
Brian Jordan, R OBP: 0.276, SLG: 0.355					G3		F9			4	0	1	0	0	1	4	
Laynce Nix, L OBP: 0.303, SLG: 0.463					P6					4	0	0	0	0	2	2	
Kevin Mench, R OBP: 0.324, SLG: 0.525										4	1	1	1	0	1	2	
Rod Barajas, R OBP: 0.268, SLG: 0.464										3	0	0	0	0	2	0	
Andy Fox, L OBP: 0.087, SLG: 0.152										1	0	0	0	0	1	0	
<b>Inning Stats</b>	R: 0 H: 0 E: 0 K: 2 S: 10	H: 1 R: 1 ER: 0 SO: 11	H: 1 R: 1 ER: 0 SO: 16	H: 1 R: 1 ER: 0 SO: 25	H: 1 R: 0 ER: 0 SO: 9	H: 0 R: 0 ER: 0 SO: 5	H: 1 R: 0 ER: 0 SO: 11	H: 1 R: 1 ER: 0 SO: 21	H: 0 R: 0 ER: 0 SO: 14	H: 0 R: 0 ER: 0 SO: 13	1B: 3 2B: 0 3B: 1 HR: 1	SF: 0 2B: 0 3B: 0 HR: 0	WP: 0 PB: 0 SB: 3 CS: 0	PA: 36			
<b>PITCHER</b>	IP WLS BF H R ER SO BB IBB HBP BLK WP HR S P ERA WHIP																
Freddy Garcia, R ERA: 3.79	5.0 W 20 3 1 1 8 2 0 0 0 0 0 1 19 28 6.75 1.500																
Neal Cotts, L ERA: 4.79	1.1 6 2 1 1 3 0 0 0 0 0 0 1 19 28 6.75 1.500																
Jon Adkins, R ERA: 3.54	0.2 H 2 0 0 0 0 0 0 0 0 0 0 5 9 0.00 0.000																
Damaso Marte, L ERA: 3.0	0.2 H 4 0 0 0 2 2 0 0 0 0 0 0 11 20 0.00 3.000																
Shingo Takatsu, R ERA: 2.44	1.1 S 4 0 0 0 2 0 0 0 0 0 0 0 11 17 0.00 0.000																

Chicago White Sox @ Texas Rangers  
The Ballpark at Arlington, Arlington, TX  
Wed Sep 08 2004, 8:05 PM EDT  
Att: 21,836 - Sunny - 78 F


AB	32
R	2
H	5
RBI	2
BB	4
SO	15
LOB	13





Batter	1	2	3	4	5	6	7	8	9	AB	R	H	RBI	BB	SO	LOB	TOP					
<b>Willie Harris, L</b> OBP: 0.340, SLG: 0.322	G3	L4		F9		SH2-3		K		4	0	0	0	0	1	2	<b>Chicago White Sox @ Texas Rangers</b> The Ballpark at Arlington, Arlington, TX Thu Sep 09 2004, 8:05 PM EDT Att: 19,384 - Sunny - 82 F					
<b>Aaron Rowand, R</b> OBP: 0.372, SLG: 0.560	HBP	K			14 HR	G4-3		1B		3	1	1	0	1	1	1						
<b>Carlos Lee, R</b> OBP: 0.366, SLG: 0.527	14 S			F7		F9		K		5	0	1	0	0	2	3						
<b>14 Paul Konerko, R</b> OBP: 0.354, SLG: 0.541	K			P5				E6		5	2	1	2	0	1	2						
<b>Ross Gload, L</b> OBP: 0.351, SLG: 0.399	K				1-H	HR		5 2B		0	0	0	0	0	0	0						
<b>Jose Valentin, S</b> OBP: 0.284, SLG: 0.469	K			F9		P2		P5		5	0	0	0	0	2	3						
<b>5 Juan Uribe, R</b> OBP: 0.319, SLG: 0.492		P4			SH5-4	1B				5	1	3	1	0	0	0						
<b>Timo Perez, L</b> OBP: 0.293, SLG: 0.349					SH5-4	2B				3	1	1	0	0	1	2						
<b>Jamie Burke, R</b> OBP: 0.402, SLG: 0.471					2-3			E5		4	1	2	1	0	1	0						
<b>24 Joe Crede, R</b> OBP: 0.299, SLG: 0.409					3-H	1B		F8		3	1	1	3	0	1	2						
<b>Inning Stats</b>	R: 0 E: 0 K: 2 S: 13	H: 1 LOB: 2 BB: 0 P: 19	R: 3 E: 1 K: 1 S: 15	H: 3 LOB: 0 BB: 0 P: 24	R: 0 E: 0 K: 0 S: 6	H: 0 LOB: 0 BB: 0 P: 12	R: 1 E: 0 K: 1 S: 13	H: 2 LOB: 1 BB: 0 P: 16	R: 2 E: 0 K: 0 S: 14	H: 2 LOB: 1 BB: 1 P: 19	R: 0 E: 1 K: 0 S: 5	H: 0 LOB: 1 BB: 0 P: 9	R: 1 E: 1 K: 2 S: 17	H: 1 LOB: 1 BB: 0 P: 25	R: 0 E: 0 K: 3 S: 14	H: 1 LOB: 2 BB: 0 P: 24	R: 0 E: 0 K: 1 S: 8	H: 0 LOB: 0 BB: 0 P: 12	1B: 6 2B: 2 3B: 0 HR: 2	SF: 0 SAC: 2 DP: 0 HBP: 2	WP: 0 PB: 0 SB: 2 CS: 0	PA: 42
<b>PITCHER</b>	IP	WLS	BF	H	R	ER	SO	BB	IBB	HBP	BLK	WP	HR	S	P	ERA	WHIP					
<b>Chris Young, R</b> ERA: 5.85	4.1	L	22	7	6	6	4	1	0	1	0	0	2	53	81	12.46	1.846					
<b>R.A. Dickey, R</b> ERA: 5.77	2.2		12	2	1	0	2	0	0	0	0	0	0	30	43	0.00	0.750					
<b>Doug Brocail, R</b> ERA: 5.36	2.0		8	1	0	0	4	0	0	1	0	0	0	22	36	0.00	0.500					

Batter	1	2	3	4	5	6	7	8	9	AB	R	H	RBI	BB	SO	LOB	BOTTOM					
<b>Eric Young Sr., R</b> OBP: 0.392, SLG: 0.374	L1		G6-4-3			G6-3		K		4	0	0	0	0	1	1	<b>Chicago White Sox @ Texas Rangers</b> The Ballpark at Arlington, Arlington, TX Thu Sep 09 2004, 8:05 PM EDT Att: 19,384 - Sunny - 82 F					
<b>10 Michael Young, R</b> OBP: 0.349, SLG: 0.470	F9				G6-3	F7				4	0	0	0	0	0	0						
<b>Alfonso Soriano, R</b> OBP: 0.321, SLG: 0.472	P4				K	G6-3				4	0	0	0	0	2	0						
<b>23 Mark Teixeira, S</b> OBP: 0.356, SLG: 0.540		P4			K					4	0	0	0	0	3	0						
<b>Kevin Mench, R</b> OBP: 0.326, SLG: 0.534		HR				E6				2	2	1	1	1	0	0						
<b>Brian Jordan, R</b> OBP: 0.284, SLG: 0.379								F7		2	1	1	2	1	0	1						
<b>Herbert Perry, R</b> OBP: 0.307, SLG: 0.366										3	0	0	0	0	0	2						
<b>Manny Alexander, R</b> OBP: 0.176, SLG: 0.235										3	0	1	0	0	0	0						
<b>Rod Barajas, R</b> OBP: 0.265, SLG: 0.460										3	0	0	0	0	0	1						
<b>Inning Stats</b>	R: 0 E: 0 K: 0 S: 7	H: 0 LOB: 0 BB: 0 P: 11	R: 1 E: 0 K: 0 S: 11	H: 1 LOB: 0 BB: 1 P: 17	R: 0 E: 0 K: 0 S: 6	H: 1 LOB: 0 BB: 0 P: 7	R: 0 E: 0 K: 2 S: 9	H: 0 LOB: 0 BB: 0 P: 14	R: 2 E: 1 K: 0 S: 14	H: 1 LOB: 0 BB: 0 P: 20	R: 0 E: 0 K: 0 S: 3	H: 0 LOB: 0 BB: 0 P: 5	R: 0 E: 0 K: 1 S: 8	H: 0 LOB: 1 BB: 1 P: 16	R: 0 E: 0 K: 1 S: 10	H: 0 LOB: 0 BB: 0 P: 16		R: 0 E: 0 K: 2 S: 9	H: 0 LOB: 0 BB: 0 P: 13	1B: 1 2B: 0 3B: 0 HR: 2	SF: 0 SAC: 0 DP: 2 HBP: 0	WP: 0 PB: 0 SB: 0 CS: 0
<b>PITCHER</b>	IP	WLS	BF	H	R	ER	SO	BB	IBB	HBP	BLK	WP	HR	S	P	ERA	WHIP					
<b>56 Mark Buehrle, L</b> ERA: 4.03	9.0	W	31	3	3	2	6	2	0	0	0	0	2	77	119	2.00	0.556					









Batter	1	2	3	4	5	6	7	8	9	AB	R	H	RBI	BB	SO	LOB	TOP										
3 Reed Johnson, R OBP: 0.323, SLG: 0.386	L9		G5-3	G5-3			K		F9	5	1	1	0	0	1	1											
Orlando Hudson, S OBP: 0.345, SLG: 0.445	G5-3		HR				L5		K	5	1	2	2	0	1	0											
10 Vernon Wells, R OBP: 0.332, SLG: 0.448	HR		G5-3				K		L8	4	1	1	1	1	1	0											
Carlos Delgado, L OBP: 0.358, SLG: 0.524	G4-3		15 1B				K		K	4	1	1	0	0	2	2											
15 Alex Rios, R OBP: 0.332, SLG: 0.396							K		K	4	0	2	1	0	1	2											
Frank Menechino, R OBP: 0.381, SLG: 0.460										3	0	0	0	0	1	4											
Eric Hinske, L OBP: 0.318, SLG: 0.397	F7		P3				K		HR	1	1	1	1	0	0	0											
Chris Woodward, R OBP: 0.280, SLG: 0.350										3	0	1	0	0	2	1											
8 Russ Adams, L OBP: 0.412, SLG: 0.647										1	1	1	0	0	0	0											
Dave Berg, R OBP: 0.285, SLG: 0.347										3	0	0	0	0	1	3											
Gabe Gross, L OBP: 0.327, SLG: 0.318										0	0	0	0	0	0	0											
Chris Gomez, R OBP: 0.336, SLG: 0.347										1	1	1	2	0	0	0											
Guillermo Quiroz, R OBP: 0.250, SLG: 0.214										4	0	1	0	0	1	1											
<b>Inning Stats</b>	R: 1 E: 0 K: 0 S: 6	H: 1 LOB: 0 BB: 0 P: 10	R: 0 E: 0 K: 1 S: 14	H: 1 LOB: 1 BB: 0 P: 22	R: 3 E: 0 K: 0 S: 12	H: 5 LOB: 1 BB: 0 P: 19	R: 0 E: 0 K: 2 S: 10	H: 0 LOB: 1 BB: 0 P: 13	R: 0 E: 0 K: 2 S: 15	H: 1 LOB: 2 BB: 1 P: 22	R: 0 E: 0 K: 2 S: 8	H: 0 LOB: 0 BB: 0 P: 11	R: 3 E: 0 K: 3 S: 20	H: 3 LOB: 0 BB: 0 P: 27	R: 0 E: 0 K: 1 S: 10	H: 0 LOB: 0 BB: 0 P: 16	1B: 5 2B: 3 3B: 0 HR: 4	SF: 0 SAC: 0 DP: 1 HBP: 0	WP: 1 PB: 0 SB: 0 CS: 0	PA: 39							
<b>PITCHER</b>	IP	WLS	BF	H	R	ER	SO	BB	IBB	HBP	BLK	WP	HR	S	P	ERA	WHIP										
Kenny Rogers, L ERA: 4.8	6.0		27	9	4	4	5	1	0	0	0	1	2	63	98	6.00	1.667										
50 Frank Francisco, R ERA: 3.1	1.0	H	3	0	0	0	2	0	0	0	0	0	0	8	11	0.00	0.000										
Carlos Almanzar, R ERA: 0.99	0.2	H	4	2	2	2	2	0	0	0	0	0	1	14	18	27.00	3.000										
32 Ron Mahay, L ERA: 2.47	0.1	W	2	1	1	1	1	0	0	0	0	0	1	6	9	27.00	3.000										
Francisco Cordero, R ERA: 1.94	1.0	S	3	0	0	0	1	0	0	0	0	0	0	10	16	0.00	0.000										

Toronto Blue Jays @ Texas Rangers  
The Ballpark at Arlington, Arlington, TX  
Sat Sep 11 2004, 8:05 PM EDT  
Att: 40,587 - Sunny - 87 F

livebaseballscorecards.com

AB 38  
R 7  
H 12  
RBI 7  
BB 1  
SO 11  
LOB 14



Batter	1	2	3	4	5	6	7	8	9	AB	R	H	RBI	BB	SO	LOB	BOTTOM										
Alfonso Soriano, R OBP: 0.322, SLG: 0.470	L5		K				F8			4	0	1	0	1	1	2											
9 Hank Blalock, L OBP: 0.352, SLG: 0.500	HR		P5				L7		K	5	1	2	2	0	1	1											
10 Michael Young, R OBP: 0.353, SLG: 0.474	HR		BB				F9		G3-1	5	1	2	0	0	0	3											
23 Mark Teixeira, S OBP: 0.360, SLG: 0.550	HR		BB				F8		G4-3	2	2	1	3	3	0	0											
Kevin Mench, R OBP: 0.334, SLG: 0.555	G4-3		BB				L5		1B	4	2	2	0	1	0	2											
David Dellucci, L OBP: 0.357, SLG: 0.486	G3-1		K				K		1B	4	2	1	1	1	2	3											
Brian Jordan, R OBP: 0.288, SLG: 0.379							F8		K	5	1	2	1	0	1	2											
Layne Nix, L OBP: 0.300, SLG: 0.452	G4-3		L8				L8		G6-3	3	1	0	0	2	0	1											
Rod Barajas, R OBP: 0.271, SLG: 0.467	G1-3		G4-3				F7		1B	4	0	1	2	0	0	2											
<b>Inning Stats</b>	R: 3 E: 0 K: 0 S: 13	H: 3 LOB: 0 BB: 0 P: 23	R: 0 E: 0 K: 0 S: 9	H: 0 LOB: 0 BB: 0 P: 15	R: 0 E: 0 K: 2 S: 14	H: 1 LOB: 3 BB: 2 P: 30	R: 0 E: 0 K: 0 S: 9	H: 0 LOB: 0 BB: 0 P: 10	R: 0 E: 1 K: 1 S: 7	H: 1 LOB: 2 BB: 1 P: 14	R: 2 E: 0 K: 1 S: 14	H: 2 LOB: 2 BB: 2 P: 30	R: 2 E: 0 K: 1 S: 14	H: 2 LOB: 2 BB: 2 P: 29	R: 3 E: 0 K: 1 S: 16	H: 3 LOB: 1 BB: 1 P: 27	1B: 10 2B: 1 3B: 0 HR: 1	SF: 0 SAC: 0 DP: 0 HBP: 0	WP: 1 PB: 0 SB: 0 CS: 0	PA: 44							
<b>PITCHER</b>	IP	WLS	BF	H	R	ER	SO	BB	IBB	HBP	BLK	WP	HR	S	P	ERA	WHIP										
Ryan Glynn, R ERA: 4.5	5.0		23	3	3	3	2	2	1	0	0	0	0	14	30	18.00	4.000										
Kevin Frederick, R ERA: 5.81	1.0	B	7	2	2	2	1	2	0	0	0	0	0	14	30	18.00	4.000										
Sean Douglass, R ERA: 6.67	1.0		7	2	2	2	1	1	1	0	0	1	0	14	29	18.00	3.000										
54 Jason Frasor, R ERA: 4.45	1.0	L	7	3	3	3	1	1	0	0	1	0	0	16	27	27.00	4.000										



Toronto Blue Jays @ Texas Rangers  
The Ballpark at Arlington, Arlington, TX  
Sat Sep 11 2004, 8:05 PM EDT  
Att: 40,587 - Sunny - 87 F

livebaseballscorecards.com

AB 36  
R 10  
H 12  
RBI 9  
BB 8  
SO 5  
LOB 16





Batter	1	2	3	4	5	6	7	8	9	AB	R	H	RBI	BB	SO	LOB	TOP										
3 Reed Johnson, R OBP: 0.317, SLG: 0.387 (1, 9)	P6	2B			B1-3		1B		K	5	1	2	1	0	1	1	<p>Toronto Blue Jays @ Texas Rangers</p> <p>The Ballpark at Arlington, Arlington, TX</p> <p>Sun Sep 12 2004, 2:05 PM EDT</p> <p>Att: 20,434 - Sunny - 88 F</p> <p>livebaseballscorecards.com</p> <p>AB 37 R 6 H 12 RBI 6 BB 1 SO 12 LOB 12</p> 										
Orlando Hudson, S OBP: 0.344, SLG: 0.444 (1, 4)	G3	1B			F7		L7		K	5	0	1	1	0	1	2											
10 Vernon Wells, R OBP: 0.331, SLG: 0.446 (1, 8)	K	K			2B		F8			4	1	1	0	0	2	2											
Carlos Delgado, L OBP: 0.362, SLG: 0.537 (1, 10)		HR			F9				15 CS	4	1	3	2	0	0	0											
Eric Hinske, L OBP: 0.318, SLG: 0.396 (1, 5)	G3				K				1B	4	0	1	0	0	2	1											
9 Gregg Zaun, S OBP: 0.377, SLG: 0.401 (1, 2)	G1-3	1B			L9				K	4	1	1	0	0	2	2											
Gabe Gross, L OBP: 0.317, SLG: 0.307 (8, PH)	G1-3				F8				K	3	0	0	0	0	1	1											
15 Alex Rios, R OBP: 0.331, SLG: 0.395 (8, 9)	1-2								K	1	0	0	0	0	1	2											
Eric Crozier, L OBP: 0.333, SLG: 0.500 (1, 3)	2B				BB				K	3	1	1	1	1	2	0											
8 Russ Adams, L OBP: 0.429, SLG: 0.667 (1, 6)	1B	2B			G4-6-3				G3	4	1	2	1	0	0	1											
<b>Inning Stats</b>	R: 0 E: 0 K: 1 S: 7	H: 0 LOB: 0 BB: 0 P: 9	R: 5 E: 0 K: 1 S: 18	H: 6 LOB: 1 BB: 0 P: 26	R: 0 E: 0 K: 1 S: 9	H: 0 LOB: 0 BB: 0 P: 13	R: 0 E: 0 K: 0 S: 9	H: 0 LOB: 0 BB: 1 P: 17	R: 1 E: 0 K: 1 S: 11	H: 2 LOB: 1 BB: 0 P: 17	R: 0 E: 0 K: 3 S: 10	H: 0 LOB: 0 BB: 0 P: 17	R: 0 E: 0 K: 0 S: 10	H: 1 LOB: 1 BB: 0 P: 14	R: 0 E: 0 K: 2 S: 9	H: 2 LOB: 2 BB: 0 P: 15	R: 0 E: 0 K: 3 S: 13	H: 1 LOB: 1 BB: 0 P: 19	1B: 7 2B: 5 3B: 0 HR: 1	SF: 0 SAC: 0 DP: 2 HBP: 0	WP: 0 PB: 0 SB: 0 CS: 1	PA: 38					
<b>PITCHER</b>	IP	WLS	BF	H	R	ER	SO	BB	IBB	HBP	BLK	WP	HR	S	P	ERA	WHIP										
Chan Ho Park, R ERA: 5.72	4.2		22	8	6	6	3	1	0	0	0	0	1	50	77	11.57	1.929										
Michael Tejera, L ERA: 12.71	1.2		5	0	0	0	4	0	0	0	0	0	0	17	27	0.00	0.000										
Jeff Nelson, R ERA: 6.16	0.2		3	1	0	0	0	0	0	0	0	0	0	7	9	0.00	1.500										
Brian Shouse, L ERA: 2.63	0.1		3	2	0	0	1	0	0	0	0	0	0	6	9	0.00	6.000										
Doug Brocail, R ERA: 5.27	0.2	W	1	0	0	0	1	0	0	0	0	0	0	3	6	0.00	0.000										
Francisco Cordero, R ERA: 1.91	1.0	S	4	1	0	0	3	0	0	0	0	0	0	13	19	0.00	1.000										
Batter	1	2	3	4	5	6	7	8	9	AB	R	H	RBI	BB	SO	LOB	BOTTOM										
Alfonso Soriano, R OBP: 0.321, SLG: 0.470 (1, 4)	G6-3				G5-3					4	0	1	1	0	0	0	<p>Toronto Blue Jays @ Texas Rangers</p> <p>The Ballpark at Arlington, Arlington, TX</p> <p>Sun Sep 12 2004, 2:05 PM EDT</p> <p>Att: 20,434 - Sunny - 88 F</p> <p>livebaseballscorecards.com</p> <p>AB 32 R 7 H 8 RBI 7 BB 2 SO 3 LOB 7</p> 										
9 Hank Blalock, L OBP: 0.353, SLG: 0.499 (1, 5)	10 HR				P5				G4-3	3	2	1	0	1	0	1											
10 Michael Young, R OBP: 0.355, SLG: 0.478 (1, 6)	23 HR				23 HR				1B	4	2	3	0	0	0	1											
23 Mark Teixeira, S OBP: 0.361, SLG: 0.562 (1, 3)	HR				FC1-6-5				2B	4	2	2	5	0	1	2											
Kevin Mench, R OBP: 0.333, SLG: 0.554 (1, 7)	K				F7				HR	4	0	1	1	0	2	0											
David Dellucci, L OBP: 0.356, SLG: 0.481 (1, 10)	F7				G6-4-3				G2-3	3	0	0	0	1	0	1											
Brian Jordan, R OBP: 0.280, SLG: 0.369 (1, 9)	G3				G6-4-3				F7	4	0	0	0	0	0	1											
Laynce Nix, L OBP: 0.297, SLG: 0.447 (1, 8)	G6-3				G6-3				E6	3	1	0	0	0	0	0											
Rod Barajas, R OBP: 0.268, SLG: 0.463 (1, 2)	F7				P2				F9	3	0	0	0	0	0	1											
<b>Inning Stats</b>	R: 3 E: 0 K: 1 S: 15	H: 2 LOB: 0 BB: 1 P: 24	R: 0 E: 0 K: 0 S: 5	H: 0 LOB: 0 BB: 0 P: 7	R: 0 E: 0 K: 0 S: 10	H: 1 LOB: 1 BB: 0 P: 13	R: 0 E: 0 K: 0 S: 4	H: 0 LOB: 0 BB: 1 P: 8	R: 0 E: 0 K: 0 S: 6	H: 0 LOB: 0 BB: 0 P: 9	R: 1 E: 0 K: 1 S: 16	H: 2 LOB: 1 BB: 0 P: 20	R: 1 E: 1 K: 0 S: 11	H: 1 LOB: 1 BB: 0 P: 15	R: 2 E: 0 K: 1 S: 12	H: 2 LOB: 0 BB: 0 P: 15		1B: 3 2B: 3 3B: 0 HR: 2	SF: 0 SAC: 0 DP: 1 HBP: 0	WP: 0 PB: 0 SB: 1 CS: 0	PA: 34						
<b>PITCHER</b>	IP	WLS	BF	H	R	ER	SO	BB	IBB	HBP	BLK	WP	HR	S	P	ERA	WHIP										
Dave Bush, R ERA: 3.99	7.0		29	5	5	4	2	2	0	0	0	0	1	67	96	5.14	1.143										
Justin Speier, R ERA: 4.04	1.0	L	5	2	2	2	1	0	0	0	0	0	1	12	15	18.00	2.000										



Batter	1	2	3	4	5	6	7	8	9	10	AB	R	H	RBI	BB	SO	LOB	TOP						
Alfonso Soriano, R OBP: 0.322, SLG: 0.480	(1,4) X 1-1 HR		(1,1) F F9		(2,2) F L3		(3,1) F F9		(2,0) F HR		5	2	2	2	0	0	3							
9 Hank Blalock, L OBP: 0.351, SLG: 0.496	(1,5) X 0-0 P6		(1,3) F K		(2,2) F G3-1		(1,2) F P3		(2,2) F 1B		5	0	1	0	0	1	3							
10 Michael Young, R OBP: 0.353, SLG: 0.474	(1,6) F L9			(1,1) F G3-1		(2,3) F K		(1,0) F G6-3		(2,1) F G4-3		5	0	0	0	0	1	4						
23 Mark Teixeira, S OBP: 0.365, SLG: 0.579	(1,3) F 2B			(3,2) F 2B		(1,1) F L6		(0,0) F HR		(2,1) F FC4-6		5	2	4	1	0	0	0						
David Dellucci, L OBP: 0.322, SLG: 0.477	(1,7) F G3-1			(4,1) F BB		(2,3) F K		(1,1) F G3		(4,1) F FC4-6		3	0	0	0	2	1	1						
Kevin Mench, R OBP: 0.329, SLG: 0.547		(1,3) F K		(1,3) F K		(2,3) F K		(1,3) F K		(0,0) F FC4-6		5	0	0	0	0	4	4						
Brian Jordan, R OBP: 0.278, SLG: 0.364	(1,10) F P6			(1,2) F G1-3			(0,0) F 1B		(1,2) F P1		(1,1) F FC4-6		5	1	1	1	0	0	3					
Layne Nix, L OBP: 0.302, SLG: 0.448		(0,1) F G4-3			(0,0) F G3-1		(1,1) F 1B		(0,3) F K		(4,0) F IBB		4	1	2	0	1	0	0					
Rod Barajas, R OBP: 0.270, SLG: 0.465			(0,3) F K		(1,2) F 1B		(1,3) F 2B		(1,3) F K		(1,1) F L8		5	0	2	2	0	2	2					
<b>Inning Stats</b>	R: 1 E: 0 K: 0 S: 9	H: 2 LOB: 1 BB: 0 P: 16	R: 0 E: 0 K: 1 S: 7	H: 0 LOB: 0 BB: 0 P: 9	R: 0 E: 0 K: 2 S: 8	H: 0 LOB: 0 BB: 0 P: 10	R: 0 E: 0 K: 1 S: 15	H: 1 LOB: 2 BB: 1 P: 25	R: 0 E: 0 K: 1 S: 10	H: 2 LOB: 2 BB: 0 P: 14	R: 0 E: 0 K: 2 S: 8	H: 0 LOB: 0 BB: 0 P: 13	R: 2 E: 0 K: 0 S: 12	H: 3 LOB: 1 BB: 0 P: 20	R: 1 E: 0 K: 1 S: 10	H: 1 LOB: 0 BB: 0 P: 13	R: 1 E: 0 K: 2 S: 12	H: 2 LOB: 1 BB: 0 P: 19	R: 1 E: 1 K: 0 S: 8	H: 1 LOB: 2 BB: 2 P: 20	1B: 5 2B: 3 3B: 1 HR: 3	SF: 0 SAC: 0 DP: 0 HBP: 0	WP: 0 PA: 45	
<b>PITCHER</b>	IP WLS BF H R ER SO BB IBB HBP BLK WP HR S P ERA WHIP	IP WLS BF H R ER SO BB IBB HBP BLK WP HR S P ERA WHIP	IP WLS BF H R ER SO BB IBB HBP BLK WP HR S P ERA WHIP	IP WLS BF H R ER SO BB IBB HBP BLK WP HR S P ERA WHIP	IP WLS BF H R ER SO BB IBB HBP BLK WP HR S P ERA WHIP	IP WLS BF H R ER SO BB IBB HBP BLK WP HR S P ERA WHIP	IP WLS BF H R ER SO BB IBB HBP BLK WP HR S P ERA WHIP	IP WLS BF H R ER SO BB IBB HBP BLK WP HR S P ERA WHIP	IP WLS BF H R ER SO BB IBB HBP BLK WP HR S P ERA WHIP	IP WLS BF H R ER SO BB IBB HBP BLK WP HR S P ERA WHIP	IP WLS BF H R ER SO BB IBB HBP BLK WP HR S P ERA WHIP	IP WLS BF H R ER SO BB IBB HBP BLK WP HR S P ERA WHIP	IP WLS BF H R ER SO BB IBB HBP BLK WP HR S P ERA WHIP	IP WLS BF H R ER SO BB IBB HBP BLK WP HR S P ERA WHIP	IP WLS BF H R ER SO BB IBB HBP BLK WP HR S P ERA WHIP	IP WLS BF H R ER SO BB IBB HBP BLK WP HR S P ERA WHIP	IP WLS BF H R ER SO BB IBB HBP BLK WP HR S P ERA WHIP	IP WLS BF H R ER SO BB IBB HBP BLK WP HR S P ERA WHIP	IP WLS BF H R ER SO BB IBB HBP BLK WP HR S P ERA WHIP	IP WLS BF H R ER SO BB IBB HBP BLK WP HR S P ERA WHIP	IP WLS BF H R ER SO BB IBB HBP BLK WP HR S P ERA WHIP	IP WLS BF H R ER SO BB IBB HBP BLK WP HR S P ERA WHIP	IP WLS BF H R ER SO BB IBB HBP BLK WP HR S P ERA WHIP	IP WLS BF H R ER SO BB IBB HBP BLK WP HR S P ERA WHIP
Tim Hudson, R ERA: 3.36	(1,1)	8.0	34	9	4	4	8	1	0	0	0	0	0	0	0	0	0	1	7	10	13.50	1.500		
Jim Meek, R ERA: 3.45	(9,1)	0.2	3	1	1	1	2	0	0	0	0	0	0	0	0	0	0	0	1	7	10	13.50	1.500	
Ricardo Rincon, L ERA: 3.49	(9,1)	0.0	1	1	0	0	0	0	0	0	0	0	0	0	0	0	0	0	3	5	∞	∞		
Chad Bradford, R ERA: 4.28	(9,1)	0.1	1	0	0	0	0	0	0	0	0	0	0	0	0	0	0	0	2	4	0.00	0.000		
58 Justin Duchschere, R ERA: 3.5	(10,1)	1.0	6	1	1	1	0	1	1	0	0	0	0	0	0	0	0	0	8	20	9.00	2.000		

Texas Rangers @ Oakland Athletics  
Network Associates Coliseum, Oakland, CA  
Mon Sep 13 2004, 10:05 PM EDT  
Att. 15,535 - Sunny - 65 F

AB 42  
R 6  
H 12  
RBI 6  
BB 3  
SO 10  
LOB 20



Batter	1	2	3	4	5	6	7	8	9	10	AB	R	H	RBI	BB	SO	LOB	BOTTOM						
21 Mark Kotsay, L OBP: 0.361, SLG: 0.452	(1,8) X 1-0 P5		(0,1) F F7		(2,1) F G3		(1,3) F K		(0,0) F 2B		(0,0) F F7		6	0	1	0	0	1	6					
Eric Byrnes, R OBP: 0.352, SLG: 0.477	(1,9) F F7			(0,0) F 2B		(0,2) F L6		(4,1) F 3 W/P 1B		(0,1) F L3		(1,3) F K		5	1	1	0	1	5					
3 Eric Chavez, L OBP: 0.400, SLG: 0.521	(1,5) F F7			(3,2) F P5		(3,2) F P6		(4,2) F SH1-4 HBP		(4,0) F IBB		(2,2) F 1B		4	1	1	1	2	0	1				
Scott Hatteberg, L OBP: 0.383, SLG: 0.445		(1,3) F K		(2,1) F L9		(0,1) F P5		(1,1) F HBP SF7		(1,0) F F7				5	1	1	1	0	1	3				
Damian Miller, R OBP: 0.343, SLG: 0.419		(3,1) F P6		(4,2) F BB		(1,1) F L7		(1,0) F SH1-4		(3,3) F K				3	0	0	0	1	1	2				
Erbiel Durazo, L OBP: 0.391, SLG: 0.531		(1,0) F G6-3		(0,2) F K				(1,2) F 7 BB 1B				(4,2) F 7 SH BB		3	0	1	0	2	1	2				
Esteban German, R (10, PR) OBP: 0.305, SLG: 0.309								(1,2) F 2-3 3-H				(4,2) F 7 SH BB		0	1	0	0	0	0	0				
Nick Swisher, S OBP: 0.389, SLG: 0.500			(1,0) F F8		(1,1) F F7		(0,2) F F8		(1,1) F HBP		(4,2) F BB 3 SH 1B		3	1	0	1	1	0	1	0				
7 Bobby Crosby, R OBP: 0.334, SLG: 0.447			(3,3) F K		(2,2) F HR		(4,1) F BB		(2,0) F SF7		(0,0) F SH		2	1	1	2	1	1	0	0				
Marc Scutaro, R OBP: 0.304, SLG: 0.394			(1,0) F 2B		(0,1) F 1B		(0,2) F P5		(0,2) F G3		(4,2) F 3 BB		2	1	2	0	0	0	0	0				
Mark McLemore, S OBP: 0.364, SLG: 0.317								(1,2) F 2-3 3-H				(1,2) F 2-3 3-H		2	0	0	1	1	0	4				
<b>Inning Stats</b>	R: 0 E: 0 K: 0 S: 5	H: 0 LOB: 0 BB: 0 P: 6	R: 0 E: 0 K: 1 S: 8	H: 0 LOB: 0 BB: 0 P: 13	R: 1 E: 0 K: 1 S: 7	H: 1 LOB: 0 BB: 0 P: 12	R: 0 E: 0 K: 1 S: 12	H: 1 LOB: 2 BB: 1 P: 21	R: 1 E: 0 K: 0 S: 12	H: 2 LOB: 1 BB: 0 P: 17	R: 0 E: 0 K: 0 S: 8	H: 0 LOB: 0 BB: 0 P: 12	R: 0 E: 0 K: 1 S: 11	H: 1 LOB: 2 BB: 1 P: 16	R: 3 E: 0 K: 0 S: 9	H: 1 LOB: 2 BB: 3 P: 27	R: 0 E: 0 K: 1 S: 7	H: 1 LOB: 2 BB: 1 P: 15	R: 2 E: 1 K: 1 S: 18	H: 1 LOB: 3 BB: 3 P: 33	1B: 4 2B: 3 3B: 0 HR: 1	SF: 1 SAC: 2 DP: 0 HBP: 1	WP: 1 PA: 48	
<b>PITCHER</b>	IP WLS BF H R ER SO BB IBB HBP BLK WP HR S P ERA WHIP	IP WLS BF H R ER SO BB IBB HBP BLK WP HR S P ERA WHIP	IP WLS BF H R ER SO BB IBB HBP BLK WP HR S P ERA WHIP	IP WLS BF H R ER SO BB IBB HBP BLK WP HR S P ERA WHIP	IP WLS BF H R ER SO BB IBB HBP BLK WP HR S P ERA WHIP	IP WLS BF H R ER SO BB IBB HBP BLK WP HR S P ERA WHIP	IP WLS BF H R ER SO BB IBB HBP BLK WP HR S P ERA WHIP	IP WLS BF H R ER SO BB IBB HBP BLK WP HR S P ERA WHIP	IP WLS BF H R ER SO BB IBB HBP BLK WP HR S P ERA WHIP	IP WLS BF H R ER SO BB IBB HBP BLK WP HR S P ERA WHIP	IP WLS BF H R ER SO BB IBB HBP BLK WP HR S P ERA WHIP	IP WLS BF H R ER SO BB IBB HBP BLK WP HR S P ERA WHIP	IP WLS BF H R ER SO BB IBB HBP BLK WP HR S P ERA WHIP	IP WLS BF H R ER SO BB IBB HBP BLK WP HR S P ERA WHIP	IP WLS BF H R ER SO BB IBB HBP BLK WP HR S P ERA WHIP	IP WLS BF H R ER SO BB IBB HBP BLK WP HR S P ERA WHIP	IP WLS BF H R ER SO BB IBB HBP BLK WP HR S P ERA WHIP	IP WLS BF H R ER SO BB IBB HBP BLK WP HR S P ERA WHIP	IP WLS BF H R ER SO BB IBB HBP BLK WP HR S P ERA WHIP	IP WLS BF H R ER SO BB IBB HBP BLK WP HR S P ERA WHIP	IP WLS BF H R ER SO BB IBB HBP BLK WP HR S P ERA WHIP	IP WLS BF H R ER SO BB IBB HBP BLK WP HR S P ERA WHIP	IP WLS BF H R ER SO BB IBB HBP BLK WP HR S P ERA WHIP	IP WLS BF H R ER SO BB IBB HBP BLK WP HR S P ERA WHIP
Juan Dominguez, R ERA: 3.91	(1,1)	6.0	23	4	2	2	3	1	0	0	0	0	0	0	0	0	0	0	1	12	9.00	3.000		
50 Frank Francisco, R ERA: 3.22	(7,1)	1.0	6	1	1	1	1	2	0	0	0	0	0	0	0	0	0	0	1	5	15	0.00	6.000	
32 Ron Mahay, L ERA: 2.76	(8,1)	0.1	4	1	0	0	0	1	1	0	0	0	0	0	0	0	0	0	3	7	27.00	0.000		
Carlos Almanzar, R ERA: 3.95	(8,1)	0.2	3	0	2	2	0	0	0	1	0	0	0	0	0	0	0	0	3	7	27.00	0.000		
Brian Shouse, L ERA: 2.59	(9,1)	0.2	4	1	0	0	0	0	1	0	0	0	0	0	0	0	0	0	4	9	0.00	1.500		

Texas Rangers @ Oakland Athletics  
Network Associates Coliseum, Oakland, CA  
Mon Sep 13 2004, 10:05 PM EDT  
Att. 15,535 - Sunny - 65 F

AB 35  
R 7  
H 8  
RBI 6  
BB 9  
SO 6  
LOB 24





Batter	1	2	3	4	5	6	7	8	9	AB	R	H	RBI	BB	SO	LOB	TOP		
Eric Young Sr. R (1.10) OBP: 0.394, SLG: 0.376	P4		9 2B	23 E	SF9			FC5-4		4	2	2	1	0	0	1			
9 Hank Blalock L (1.5) OBP: 0.351, SLG: 0.496	G3-1		10 G6-3	K				L6		6	1	2	2	0	1	5			
10 Michael Young R (1.6) OBP: 0.352, SLG: 0.477	F9		G6-3	23 E	FC5-4			F8		6	2	2	1	0	0	5			
23 Mark Teixeira S (1.3) OBP: 0.365, SLG: 0.575		4-2	1B	BB	E3			G1-3		4	1	0	1	1	1	1			
Alfonso Soriano R (1.4) OBP: 0.324, SLG: 0.482	K		SF8	BB				F7		6	1	3	2	0	1	1			
Kevin Mench R (1.7) OBP: 0.330, SLG: 0.544	F8		F9					G6-3		4	1	1	1	1	0	3			
Brian Jordan R (1.9) OBP: 0.287, SLG: 0.369	1B		SF8		F8			FC5-4		3	1	2	1	1	0	2			
Laynce Nix L (1.8) OBP: 0.304, SLG: 0.454	G4-3		FC6-4					P5		5	1	2	1	0	0	5			
Rod Barajas R (1.2) OBP: 0.276, SLG: 0.465			9 2B	10 1B	SH5-3			P6		2	2	1	1	2	0	1			
<b>Inning Stats</b>	R: 0 E: 0 K: 0 S: 8	H: 0 LOB: 0 BB: 0 P: 10	R: 0 E: 0 K: 1 S: 16	H: 1 LOB: 2 BB: 1 P: 28	R: 4 E: 0 K: 0 S: 14	H: 3 LOB: 2 BB: 2 P: 27	R: 3 E: 1 K: 1 S: 19	H: 3 LOB: 2 BB: 1 P: 32	R: 1 E: 0 K: 0 S: 9	H: 2 LOB: 1 BB: 0 P: 18	R: 0 E: 0 K: 1 S: 7	H: 0 LOB: 0 BB: 0 P: 10	R: 0 E: 0 K: 0 S: 12	H: 1 LOB: 1 BB: 0 P: 16	R: 1 E: 0 K: 0 S: 13	H: 1 LOB: 0 BB: 0 P: 21	1B: 10 2B: 4 3B: 0 HR: 1	SF: 2 SAC: 1 DP: 0 HBP: 2	WP: 0 PA: 50 PB: 0 SB: 0 CS: 0
<b>PITCHER</b>	IP	WLS	BF	H	R	ER	SO	BB	IBB	HBP	BLK	WP	HR	S	P	ERA	WHIP		
Mark Redman L (1.1) ERA: 4.94	3.1	L	22	6	7	7	2	4	0	1	0	0	0	49	85	18.90	3.000		
Justin Lehr R (4.1) ERA: 5.59	2.0		12	5	4	4	0	0	1	0	0	0	0	26	47	18.00	2.500		
Chris Hammond L (6.1) ERA: 2.91	1.2		8	2	0	0	1	0	0	1	0	0	0	17	28	0.00	1.200		
58 Justin Duchschere R (8.1) ERA: 3.53	2.0		8	2	1	1	0	0	0	0	0	0	1	25	37	4.50	1.000		

Texas Rangers @ Oakland Athletics  
Network Associates Coliseum, Oakland, CA  
Tue Sep 14 2004, 10:05 PM EDT  
Att: 15,644 - Sunny - 75 F

AB 40  
R 12  
H 15  
RBI 11  
BB 5  
SO 3  
LOB 24



Batter	1	2	3	4	5	6	7	8	9	AB	R	H	RBI	BB	SO	LOB	BOTTOM		
21 Mark Kotsay L (1.8) OBP: 0.361, SLG: 0.451	FC4-6		G4-3	2B	K2-3			F7		5	1	2	0	0	1	1			
Mark McLemore S (1.4) OBP: 0.381, SLG: 0.319	FC4-6		G4-3	1B				K		5	1	1	1	0	1	1			
3 Eric Chavez L (1.5) OBP: 0.400, SLG: 0.518	1B		G4-3	2B						2	2	0	0	1	0	1			
Esteban German R (9. PH) OBP: 0.317, SLG: 0.321	1B		G4-3	HBP	P5			F8		1	1	1	0	0	0	0			
Scott Hatteberg L (1.3) OBP: 0.385, SLG: 0.453	1B		G4-3	G4-3				HR		5	1	3	2	0	0	2			
Erubiel Durazo L (1.10) OBP: 0.393, SLG: 0.531	1B		G4-3	BB				HR		2	1	1	2	2	1	1			
23 Bobby Kielty S (9. PH) OBP: 0.316, SLG: 0.366	1B		BB	2B	17 1B			K		1	0	0	0	0	0	0			
Nick Swisher S (1.7) OBP: 0.415, SLG: 0.545	K		1B	1B	17 1B			G3-1		5	1	3	1	0	1	2			
Eric Byrnes R (1.9) OBP: 0.349, SLG: 0.472	F8		K		P4			K		5	0	0	0	0	2	7			
17 Adam Melhuse S (1.2) OBP: 0.312, SLG: 0.463			L9	HR				G3-1		5	1	2	3	0	0	1			
7 Bobby Crosby R (1.6) OBP: 0.332, SLG: 0.444	L6		L6	G6-3				F8		4	0	0	0	0	1	1			
<b>Inning Stats</b>	R: 2 E: 0 K: 1 S: 16	H: 3 LOB: 2 BB: 1 P: 28	R: 0 E: 0 K: 0 S: 12	H: 0 LOB: 0 BB: 0 P: 17	R: 1 E: 0 K: 1 S: 17	H: 1 LOB: 1 BB: 1 P: 29	R: 2 E: 0 K: 0 S: 15	H: 3 LOB: 0 BB: 0 P: 21	R: 2 E: 0 K: 2 S: 14	H: 2 LOB: 1 BB: 1 P: 23	R: 0 E: 0 K: 1 S: 14	H: 1 LOB: 0 BB: 0 P: 20	R: 0 E: 0 K: 1 S: 9	H: 0 LOB: 0 BB: 0 P: 15	R: 2 E: 0 K: 0 S: 8	H: 3 LOB: 1 BB: 0 P: 11	1B: 9 2B: 2 3B: 0 HR: 2	SF: 0 SAC: 0 DP: 0 HBP: 1	WP: 0 PA: 44 PB: 0 SB: 0 CS: 0
<b>PITCHER</b>	IP	WLS	BF	H	R	ER	SO	BB	IBB	HBP	BLK	WP	HR	S	P	ERA	WHIP		
John Wasdin R (1.1) ERA: 6.71	3.1		19	6	5	5	2	2	0	1	0	0	0	13	23	27.00	4.500		
Erasmio Ramirez L (4.1) ERA: 4.7	0.2		5	2	2	2	0	1	0	0	0	0	0	14	18	0.00	0.750		
53 Joaquin Benoit R (5.1) ERA: 6.09	1.1		5	1	0	0	2	0	0	0	0	0	0	10	15	0.00	1.500		
32 Ron Mahay L (6.1) ERA: 2.73	0.2		3	1	0	0	1	0	0	0	0	0	0	15	22	0.00	0.000		
Doug Brocail R (7.1) ERA: 4.89	2.0	W	6	0	0	0	2	0	0	0	0	0	0	15	22	0.00	0.000		
<b>PITCHER</b>	IP	WLS	BF	H	R	ER	SO	BB	IBB	HBP	BLK	WP	HR	S	P	ERA	WHIP		
Michael Tejera L (9.1) ERA: 15.0	0.1		3	2	2	2	0	0	0	0	0	0	0	5	6	54.00	6.000		
Carlos Almanzar R (9.1) ERA: 3.91	0.2		3	1	0	0	0	0	0	0	0	0	0	5	6	0.00	1.500		

Texas Rangers @ Oakland Athletics  
Network Associates Coliseum, Oakland, CA  
Tue Sep 14 2004, 10:05 PM EDT  
Att: 15,644 - Sunny - 75 F

AB 40  
R 9  
H 13  
RBI 9  
BB 3  
SO 7  
LOB 17





Batter	1	2	3	4	5	6	7	8	9	AB	R	H	RBI	BB	SO	LOB	TOP								
<b>Eric Young Sr. R</b> OBP: 0.397, SLG: 0.382 (1, 10)	4-0 9 1B 23 FC4-6 BB		1-0 10 CS		0-1 B1-3		3-2 9 2B	1-1 G5-4-3		4	2	2	0	1	0	2									
<b>9 Hank Blalock L</b> OBP: 0.355, SLG: 0.505 (1, 5)	2-1 23 FC4-6 1B		2-1 F8			4-0 10 2B 23 HR BB	0-0 10 G6-3 SF7 2B		1-1 HR	4	3	3	3	1	0	1									
<b>10 Michael Young R</b> OBP: 0.353, SLG: 0.478 (1, 6)	0-0 F9		0-2 CS		2-1 G5-3		0-1 23 HR 2B	0-2 G6-3		1-1 G1-3 BB PB 1B	5	2	2	0	0	3									
<b>23 Mark Teixeira S</b> OBP: 0.365, SLG: 0.578 (1, 3)	0-0 FC4-6 1-2 3-H				1-1 G4-3		0-0 2B HR	4-0 1B SF7 IBB		1-1 L4	4	1	1	4	1	0	2								
<b>Alfonso Soriano R</b> OBP: 0.324, SLG: 0.486 <b>Manny Alexander R</b> OBP: 0.176, SLG: 0.235 (9, PR) (9, 4)	1-3 K				0-2 HR		3-2 F9	0-0 SF7		4-2 PB G1-3 BB	3	1	1	2	1	1									
<b>Kevin Mench R</b> OBP: 0.331, SLG: 0.544 (9, 9)			0-1 F8-5 2B		0-3 K		0-0 E1 1B	1-1 1B		0-2 G1-3	5	0	2	0	0	1	2								
<b>Brian Jordan R</b> OBP: 0.287, SLG: 0.366 <b>David DeLucci L</b> OBP: 0.358, SLG: 0.477 (9, PH) (9, 7)			0-0 F8-5				0-0 G6-3	2-0 G4-3 1B		4-2 BB BB	4	0	1	0	0	0	3								
<b>Laynce Nix L</b> OBP: 0.302, SLG: 0.448 (1, 8)			3-3 K				1-3 K	0-1 G4-3		1-2 L8	4	0	0	0	1	2	2								
<b>Rod Barajas R</b> OBP: 0.281, SLG: 0.466 (1, 2)					0-3 K			0-2 1B		4-1 G5-4-3 BB	4	1	2	0	1	1	3								
<b>Inning Stats</b>	R: 1 E: 0 K: 1 S: 7	H: 1 LOB: 1 BB: 1 P: 14	R: 0 E: 0 K: 1 S: 7	H: 1 LOB: 0 BB: 0 P: 10	R: 0 E: 0 K: 1 S: 9	H: 1 LOB: 0 BB: 0 P: 12	R: 1 E: 0 K: 1 S: 10	H: 1 LOB: 0 BB: 0 P: 13	R: 0 E: 0 K: 1 S: 9	H: 1 LOB: 1 BB: 0 P: 10	R: 3 E: 1 K: 0 S: 12	H: 3 LOB: 1 BB: 1 P: 21	R: 3 E: 0 K: 0 S: 15	H: 4 LOB: 2 BB: 1 P: 23	R: 0 E: 0 K: 0 S: 10	H: 0 LOB: 0 BB: 1 P: 16	R: 2 E: 0 K: 0 S: 20	H: 2 LOB: 3 BB: 3 P: 37	1B: 7 2B: 5 3B: 0 HR: 3	SF: 1 SAC: 0 DP: 3 HBP: 0	WP: 0 PB: 1 SB: 1 CS: 1	PA: 46			
<b>PITCHER</b>	IP	WLS	BF	H	R	ER	SO	BB	IBB	HBP	BLK	WP	HR	S	P	ERA	WHIP								
<b>Mark Mulder L</b> ERA: 4.15 (1, 1)	6.0	L	29	11	8	8	5	2	0	0	0	0	2	60	89	12.00	2.167								
<b>Chad Bradford R</b> ERA: 4.2 (7, 1)	1.0		5	1	0	0	0	0	1	0	0	0	0	9	14	0.00	1.000								
<b>Chris Hammond L</b> ERA: 2.78 (8, 1)	1.0		3	0	0	0	0	1	0	0	0	0	0	10	16	0.00	1.000								
<b>46 Santiago Casilla R</b> ERA: 12.71 (9, 1)	1.0		8	2	2	2	0	3	0	0	0	0	1	20	37	18.00	5.000								

Texas Rangers @ Oakland Athletics  
Network Associates Coliseum, Oakland, CA  
Wed Sep 15 2004, 10:05 PM EDT  
Att: 25,849 - Sunny - 72 F

AB 37  
R 10  
H 14  
RBI 9  
BB 7  
SO 5  
LOB 19



Batter	1	2	3	4	5	6	7	8	9	AB	R	H	RBI	BB	SO	LOB	BOTTOM								
<b>21 Mark Kotsay L</b> OBP: 0.363, SLG: 0.452 (1, 8)	3-3 K		0-1 1B		0-1 G6-3		2-1 1B		4-1 FC6-4 BB	4	0	2	0	1	1	0									
<b>Mark McLemore S</b> OBP: 0.359, SLG: 0.315 <b>Marco Scutaro R</b> OBP: 0.303, SLG: 0.393 (9, PH)	4-1 BB BB		1-1 L7			1-3 K		0-1 G4-3		3-2 FC6-4 G3 BB 1-2 2-H	3	0	0	0	1	1	4								
<b>3 Eric Chavez L</b> OBP: 0.400, SLG: 0.516 (1, 5)	1-1 P4				3-2 2B 1B		0-1 F7		4-0 G3 BB	4	1	1	0	1	1	1									
<b>Scott Hatteberg L</b> OBP: 0.387, SLG: 0.455 (1, 3)	4-0 BB 1-2 BB		2-0 1B 2B		3-1 1B		0-3 K		0-1 G3	4	1	2	0	1	1	2									
<b>Erubiel Durazo L</b> OBP: 0.395, SLG: 0.530 (1, 10)	4-2 1-2 2-3 BB		0-0 G3-6-1 1B		1-2 FC4-6 1B		0-3 K		0-1 G3	4	0	2	2	1	1	2									
<b>Nick Swisher S</b> OBP: 0.378, SLG: 0.486 (1, 9)	1-2 F9		3-2 G3-6-1 1B		1-0 FC4-6				1-3 K	4	0	0	0	0	1	6									
<b>Damian Miller R</b> OBP: 0.342, SLG: 0.418 (1, 2)			1-0 G5-3		0-1 G6-3			1-2 21 1B 1B		2-1 G5-3	4	0	1	0	0	0									
<b>Billy McMillon L</b> OBP: 0.260, SLG: 0.345 (1, 7)			1-3 K		0-0 G4-3			2-3 K		0-0 F7	4	0	0	0	0	2	1								
<b>7 Bobby Crosby R</b> OBP: 0.333, SLG: 0.444 (1, 6)			1-1 21 1B		1-2 F8			1-1 F9		1-2 21 DI E 1B	4	1	2	0	0	0	1								
<b>Inning Stats</b>	R: 0 E: 0 K: 1 S: 13	H: 0 LOB: 3 BB: 3 P: 30	R: 0 E: 0 K: 1 S: 10	H: 2 LOB: 2 BB: 0 P: 14	R: 2 E: 0 K: 0 S: 10	H: 3 LOB: 0 BB: 0 P: 18	R: 0 E: 0 K: 0 S: 6	H: 0 LOB: 0 BB: 0 P: 7	R: 0 E: 0 K: 1 S: 12	H: 2 LOB: 2 BB: 0 P: 18	R: 0 E: 0 K: 3 S: 9	H: 0 LOB: 0 BB: 0 P: 10	R: 0 E: 0 K: 1 S: 6	H: 0 LOB: 0 BB: 0 P: 9	R: 1 E: 1 K: 0 S: 13	H: 1 LOB: 2 BB: 2 P: 25	1B: 9 2B: 1 3B: 0 HR: 0	SF: 0 SAC: 0 DP: 1 HBP: 0	WP: 0 PB: 0 SB: 0 CS: 0	PA: 41					
<b>PITCHER</b>	IP	WLS	BF	H	R	ER	SO	BB	IBB	HBP	BLK	WP	HR	S	P	ERA	WHIP								
<b>Ryan Drese R</b> ERA: 3.73 (1, 1)	6.0	W	29	9	2	2	4	3	0	0	0	0	0	65	107	3.00	2.000								
<b>Brian Shouse L</b> ERA: 2.52 (7, 1)	1.0		3	0	0	0	3	0	0	0	0	0	0	9	10	0.00	0.000								
<b>Carlos Almanzar R</b> ERA: 3.86 (8, 1)	1.0		3	0	0	0	1	0	0	0	0	0	0	6	9	0.00	0.000								
<b>Michael Tejera L</b> ERA: 15.63 (9, 1)	0.1		4	1	1	1	0	2	0	0	0	0	0	9	21	27.00	9.000								
<b>Erasmo Ramirez L</b> ERA: 4.6 (9, 1)	0.2		2	0	0	0	0	0	0	0	0	0	0	4	4	0.00	0.000								

Texas Rangers @ Oakland Athletics  
Network Associates Coliseum, Oakland, CA  
Wed Sep 15 2004, 10:05 PM EDT  
Att: 25,849 - Sunny - 72 F

AB 36  
R 3  
H 10  
RBI 2  
BB 5  
SO 8  
LOB 18





Batter	1	2	3	4	5	6	7	8	9	AB	R	H	RBI	BB	SO	LOB	TOP								
Eric Young Sr. R (1, 10) OBP: 0.397, SLG: 0.389	G6-3		F 1-2 SAFE 1 SAFE 1 SAFE X	9 1B 2B		E9 9 SF8 2B	G1-3		P3	5	2	1	0	0	3										
9 Hank Blalock L (1, 5) OBP: 0.355, SLG: 0.504	K		10 F 23 WP 2H			SF8			P4	3	1	1	2	1	1										
10 Michael Young R (1, 6) OBP: 0.352, SLG: 0.477	K		23 WP 1-3			P4			P2	4	0	1	0	0	1										
23 Mark Teixeira S (1, 3) OBP: 0.364, SLG: 0.575		K				G3			G3	3	0	0	0	1	1										
Alfonso Soriano R (1, 4) OBP: 0.324, SLG: 0.484 Manny Alexander R (8, PR) OBP: 0.176, SLG: 0.235 (8, 4)		K				G6-3			F8 BB	3	0	0	0	1	1										
David Dellucci L (1, 7) OBP: 0.354, SLG: 0.470		F9				K			F8	4	0	0	0	0	1										
Brian Jordan R (1, 9) OBP: 0.286, SLG: 0.364						P3			G1-3 BB 1B	4	0	1	0	0	1										
Laynce Nix L (1, 8) OBP: 0.304, SLG: 0.452						K			P2	4	1	2	0	0	1										
Rod Barajas R (1, 2) OBP: 0.280, SLG: 0.461 Andy Fox L (9, PR) OBP: 0.087, SLG: 0.152						K			FC1-5 2B	3	0	0	0	1	1										
Inning Stats	R: 0 E: 0 K: 2 S: 8	H: 0 LOB: 0 BB: 0 P: 14	R: 0 E: 0 K: 2 S: 9	H: 0 LOB: 0 BB: 0 P: 14	R: 3 E: 1 K: 1 S: 21	H: 4 LOB: 2 BB: 1 P: 30	R: 0 E: 0 K: 1 S: 6	H: 0 LOB: 0 BB: 0 P: 7	R: 1 E: 1 K: 0 S: 8	H: 1 LOB: 0 BB: 0 P: 16	R: 0 E: 0 K: 1 S: 8	H: 0 LOB: 0 BB: 0 P: 11	R: 0 E: 0 K: 0 S: 17	H: 1 LOB: 3 BB: 2 P: 30	R: 0 E: 0 K: 1 S: 10	H: 0 LOB: 1 BB: 1 P: 20	R: 0 E: 0 K: 0 S: 11	H: 1 LOB: 1 BB: 0 P: 16	1B: 4 2B: 3 3B: 0 HR: 0	SF: 1 SAC: 0 DP: 0 HBP: 0	WP: 1 PB: 0 SB: 1 CS: 0	PA: 38			
PITCHER	IP	WLS	BF	H	R	ER	SO	BB	IBB	HBP	BLK	WP	HR	S	P	ERA	WHIP								
40 Rich Harden R (1, 1) ERA: 4.06	6.1	W	26	6	4	3	7	0	1	0	0	1	0	72	109	4.26	0.947								
Chad Bradford R (7, 1) ERA: 4.15	0.2	H	4	0	0	0	0	1	1	0	0	0	0	5	13	0.00	1.500								
Jim Mecir R (8, 1) ERA: 3.4	0.2	H	3	0	0	0	0	1	0	0	0	0	0	7	15	0.00	1.500								
Octavio Dotel R (8, 1) ERA: 3.46	1.1	S	5	1	0	0	1	0	0	0	0	0	0	14	21	0.00	0.750								

Texas Rangers @ Oakland Athletics  
Network Associates Coliseum, Oakland, CA  
Thu Sep 16 2004, 3:35 PM EDT  
Att: 15,281 - Sunny - 74 F

AB	33
R	4
H	7
RBI	3
BB	4
SO	8
LOB	14



Batter	1	2	3	4	5	6	7	8	9	AB	R	H	RBI	BB	SO	LOB	BOTTOM								
21 Mark Kotsay L (1, 8) OBP: 0.364, SLG: 0.452	2B 3 G3-1 1B		BB			F7			F7	4	1	2	0	0	0										
Eric Byrnes R (1, 7) OBP: 0.351, SLG: 0.478	G3-1 3 1-3 2B		1 SAFE 1 SAFE 1 SAFE X			G3			F7	4	1	2	0	1	0										
3 Eric Chavez L (1, 5) OBP: 0.399, SLG: 0.513	G3-1		1-2 BB			L7				4	1	1	2	0	1										
Scott Hatteberg L (1, 3) OBP: 0.386, SLG: 0.454	L3		F8			F7				4	1	1	0	0	0										
Erubiel Durazo L (1, 10) OBP: 0.392, SLG: 0.526	G4-3					K			K	4	0	0	0	0	3										
Nick Swisher S (1, 9) OBP: 0.408, SLG: 0.500						E5 7 FC5-2 1B			7 2B BB	3	1	2	0	1	1										
7 Bobby Crosby R (1, 6) OBP: 0.334, SLG: 0.447	F7		FC5-2 1B			2B			1B	4	0	2	3	0	0										
Damian Miller R (1, 2) OBP: 0.342, SLG: 0.416	K					K			K	4	0	1	0	0	3										
Marco Scutaro R (1, 4) OBP: 0.302, SLG: 0.394			G3-1			K			21 SH5-3 2B	4	0	1	0	0	2										
Inning Stats	R: 1 E: 0 K: 0 S: 9	H: 2 LOB: 1 BB: 0 P: 12	R: 0 E: 0 K: 2 S: 8	H: 0 LOB: 0 BB: 0 P: 14	R: 0 E: 1 K: 1 S: 13	H: 1 LOB: 2 BB: 1 P: 27	R: 0 E: 1 K: 2 S: 12	H: 2 LOB: 2 BB: 0 P: 21	R: 4 E: 0 K: 0 S: 6	H: 4 LOB: 1 BB: 1 P: 33	R: 0 E: 0 K: 0 S: 15	H: 1 LOB: 1 BB: 0 P: 8	R: 0 E: 0 K: 2 S: 15	H: 2 LOB: 2 BB: 0 P: 27	R: 0 E: 0 K: 1 S: 5	H: 0 LOB: 0 BB: 0 P: 7	1B: 8 2B: 3 3B: 1 HR: 0	SF: 0 SAC: 1 DP: 0 HBP: 0	WP: 0 PB: 0 SB: 0 CS: 0	PA: 38					
PITCHER	IP	WLS	BF	H	R	ER	SO	BB	IBB	HBP	BLK	WP	HR	S	P	ERA	WHIP								
Kenny Rogers L (1, 1) ERA: 4.72	4.2	L	25	9	5	5	6	2	0	0	0	0	0	8	8	0.00	1.000								
Doug Brocail R (5, 1) ERA: 4.87	1.0		4	1	0	0	1	0	0	0	0	0	0	8	8	0.00	1.000								
32 Ron Mahay L (6, 1) ERA: 2.69	1.0		4	1	0	0	1	0	0	0	0	0	0	11	22	0.00	1.000								
Jeff Nelson R (7, 1) ERA: 5.75	1.1		5	1	0	0	2	0	0	0	0	0	0	11	16	0.00	0.750								

Texas Rangers @ Oakland Athletics  
Network Associates Coliseum, Oakland, CA  
Thu Sep 16 2004, 3:35 PM EDT  
Att: 15,281 - Sunny - 74 F

AB	35
R	5
H	12
RBI	5
BB	2
SO	10
LOB	17





Batter	1	2	3	4	5	6	7	8	9	AB	R	H	RBI	BB	SO	LOB	TOP
<b>Eric Young Sr. R</b> OBP: 0.395, SLG: 0.387 (1, 4)										4	0	1	0	0	0	0	
<b>9 Hank Blalock L</b> OBP: 0.356, SLG: 0.509 (1, 5)										3	1	1	1	1	1	1	
<b>10 Michael Young R</b> OBP: 0.352, SLG: 0.475 (1, 6)										4	1	1	0	0	1	2	
<b>23 Mark Teixeira S</b> OBP: 0.367, SLG: 0.580 (1, 3)										2	2	2	2	2	0	1	
<b>David Dellucci L</b> OBP: 0.350, SLG: 0.464 (1, 7)										4	0	0	0	0	1	2	
<b>Kevin Mench R</b> OBP: 0.330, SLG: 0.544 (1, 9)										4	1	1	1	0	2	0	
<b>Brian Jordan R</b> OBP: 0.285, SLG: 0.361 (1, 10)									4	0	1	1	0	2	0		
<b>Laynce Nix L</b> OBP: 0.301, SLG: 0.446 (1, 8)										4	0	0	0	0	2	1	
<b>Rod Barajas R</b> OBP: 0.278, SLG: 0.457 <b>Adrián González L</b> OBP: 0.313, SLG: 0.467 (9, PH)										3	0	0	0	0	1	0	
<b>Inning Stats</b>	R: 3 H: 3 E: 0 K: 0 S: 14	H: 3 LOB: 0 BB: 0 P: 25	R: 0 H: 0 E: 0 K: 3 S: 9	H: 0 LOB: 0 BB: 1 P: 13	R: 0 H: 0 E: 0 K: 3 S: 11	H: 0 LOB: 0 BB: 0 P: 14	R: 0 H: 0 E: 0 K: 0 S: 7	H: 0 LOB: 0 BB: 0 P: 7	R: 0 H: 0 E: 0 K: 1 S: 9	H: 0 LOB: 0 BB: 0 P: 11	R: 0 H: 1 E: 0 K: 2 S: 11	H: 1 LOB: 1 BB: 1 P: 13	R: 2 H: 2 E: 0 K: 1 S: 13	H: 2 LOB: 1 BB: 1 P: 19	1B: 3 2B: 1 3B: 0 HR: 2	SF: 0 SAC: 0 DP: 0 HBP: 0	WP: 0 PA: 36 PB: 0 SB: 0 CS: 0
<b>PITCHER</b>	IP WLS BF H R ER SO BB IBB HBP BLK WP HR S P ERA WHIP																
<b>40 Bartolo Colon R</b> ERA: 5.08 <b>Brendan Donnelly R</b> ERA: 3.71 (1, 1)	7.0 W 26 3 3 3 7 2 0 0 0 0 0 2 69 105 3.86 0.714																
<b>(8, 1)</b>	2.0 10 3 2 2 3 1 0 0 0 0 0 0 24 32 9.00 2.000																

Texas Rangers @ Anaheim Angels  
Angel Stadium of Anaheim, Anaheim, CA  
Fri Sep 17 2004, 7:05 PM PDT  
Att: 43,343 - Sunny - 73 F

AB	33
R	5
H	6
RBI	5
BB	3
SO	10
LOB	8



Batter	1	2	3	4	5	6	7	8	9	AB	R	H	RBI	BB	SO	LOB	BOTTOM
<b>David Eckstein R</b> OBP: 0.343, SLG: 0.337 (1, 6)										5	2	3	0	0	0	3	
<b>Darin Erstad L</b> OBP: 0.353, SLG: 0.412 <b>Casey Kotchman L</b> OBP: 0.287, SLG: 0.273 (1, 3)										5	0	0	0	0	0	3	
<b>Jeff DaVanon S</b> OBP: 0.383, SLG: 0.437 (1, 8)										5	0	1	1	0	1	2	
<b>27 Vladimir Guerrero R</b> OBP: 0.350, SLG: 0.556 <b>Curtis Pridle L</b> OBP: 0.289, SLG: 0.320 (1, 9)										4	3	3	3	1	0	1	
<b>Jose Guillen R</b> OBP: 0.356, SLG: 0.512 (9, 9)										4	2	1	1	0	1	1	
<b>Troy Glaus R</b> OBP: 0.356, SLG: 0.607 (1, 10)										4	1	2	2	0	0	0	
<b>Adam Kennedy L</b> OBP: 0.355, SLG: 0.411 (1, 4)										4	1	3	1	0	0	0	
<b>Bengie Molina R</b> OBP: 0.309, SLG: 0.422 (1, 2)										4	0	0	0	0	0	4	
<b>9 Chone Figgins S</b> OBP: 0.349, SLG: 0.419 (1, 5)										4	0	2	1	0	1	0	
<b>Inning Stats</b>	R: 1 H: 2 E: 0 K: 0 S: 13	H: 2 LOB: 1 BB: 0 P: 20	R: 0 H: 2 E: 0 K: 0 S: 8	H: 2 LOB: 2 BB: 0 P: 13	R: 2 H: 2 E: 0 K: 1 S: 24	H: 1 LOB: 1 BB: 0 P: 16	R: 2 H: 2 E: 0 K: 1 S: 12	H: 2 LOB: 1 BB: 0 P: 18	R: 1 H: 2 E: 1 K: 1 S: 9	H: 2 LOB: 1 BB: 0 P: 12	R: 2 H: 3 E: 0 K: 0 S: 12	H: 3 LOB: 1 BB: 0 P: 15	R: 1 H: 1 E: 0 K: 0 S: 11	H: 1 LOB: 0 BB: 0 P: 15	1B: 9 2B: 2 3B: 0 HR: 4	SF: 0 SAC: 0 DP: 0 HBP: 1	WP: 0 PA: 41 PB: 0 SB: 0 CS: 0
<b>PITCHER</b>	IP WLS BF H R ER SO BB IBB HBP BLK WP HR S P ERA WHIP																
<b>Chan Ho Park R</b> ERA: 5.92 <b>R.A. Dickey R</b> ERA: 5.64 <b>50 Frank Francisco R</b> ERA: 3.33 (1, 1)	5.0 L 26 5 3 5 2 1 0 0 0 0 0 0 1 21 27 9.00 2.500																
<b>(6, 1)</b>	2.0 11 5 3 2 1 0 0 0 0 0 0 1 21 27 9.00 2.500																
<b>(8, 1)</b>	1.0 4 1 1 1 0 0 0 0 0 0 0 1 11 15 9.00 1.000																

Texas Rangers @ Anaheim Angels  
Angel Stadium of Anaheim, Anaheim, CA  
Fri Sep 17 2004, 7:05 PM PDT  
Att: 43,343 - Sunny - 73 F

AB	39
R	9
H	15
RBI	9
BB	1
SO	3
LOB	14









Batter	1	2	3	4	5	6	7	8	9	AB	R	H	RBI	BB	SO	LOB	TOP			
Eric Young Sr. R (1.4) Manny Alexander R (9.4) OBP: 0.392, SLG: 0.385 OBP: 0.176, SLG: 0.235	G6-3		F9				P6			4	0	1	0	0	0	1				
9 Hank Blalock L (1.5) OBP: 0.353, SLG: 0.503	K			E9				G6-3		4	1	0	0	0	2	1				
10 Michael Young R (1.6) OBP: 0.352, SLG: 0.476	L3			G1-3						3	0	1	0	1	0	1				
23 Mark Teixeira S (1.3) OBP: 0.366, SLG: 0.573		G6-3								3	0	0	0	1	0	2				
Kevin Mench R (1.10) OBP: 0.329, SLG: 0.539		F9								4	0	2	1	0	0	1				
Brian Jordan R (1.9) OBP: 0.284, SLG: 0.362										4	0	2	0	0	0	3				
Chad Allen R (1.7) David Dellucci L (8.7) OBP: 0.314, SLG: 0.412 OBP: 0.345, SLG: 0.457		G5-3								3	0	1	0	0	0	3				
Laynce Nix L (1.8) OBP: 0.300, SLG: 0.444				G6-3			G5-3			4	0	0	0	0	1	1				
Rod Barajas R (1.2) OBP: 0.275, SLG: 0.453			K							3	0	0	0	0	1	1				
<b>Inning Stats</b>	R: 0 H: 0 E: 0 K: 1 S: 8	H: 0 LOB: 0 BB: 0 P: 13	R: 0 H: 1 E: 0 K: 0 S: 6	LOB: 1 BB: 0 P: 10	R: 0 H: 0 E: 0 K: 1 S: 9	LOB: 0 BB: 0 P: 12	R: 0 H: 1 E: 1 K: 0 S: 14	LOB: 2 BB: 1 P: 20	R: 0 H: 1 E: 0 K: 1 S: 11	LOB: 1 BB: 0 P: 14	R: 0 H: 2 E: 0 K: 0 S: 10	H: 1 LOB: 1 BB: 0 P: 14	R: 0 H: 1 E: 0 K: 0 S: 12	H: 0 LOB: 1 BB: 1 P: 17	R: 0 H: 1 E: 0 K: 2 S: 11	LOB: 0 BB: 0 P: 19	1B: 4 2B: 4 3B: 0 HR: 0	SF: 0 SAC: 0 DP: 2 HBP: 0	WP: 0 PB: 0 SB: 0 CS: 1	PA: 35
<b>PITCHER</b>	IP	WLS	BF	H	R	ER	SO	BB	IBB	HBP	BLK	WP	HR	S	P	ERA	WHIP			
Jarrod Washburn L (1.1) ERA: 4.48	8.0	L	32	6	1	0	3	2	0	0	0	0	0	76	109	0.00	1.000			
Francisco Rodriguez R (9.1) ERA: 1.86	1.0		3	1	0	0	2	0	0	0	0	0	0	11	19	0.00	1.000			

Texas Rangers @ Anaheim Angels  
Angel Stadium of Anaheim, Anaheim, CA  
Sun Sep 19 2004, 1:05 PM PDT  
Att: 40,099 - Cloudy - 73 F

AB 33  
R 1  
H 7  
RBI 1  
BB 2  
SO 5  
LOB 15



Batter	1	2	3	4	5	6	7	8	9	AB	R	H	RBI	BB	SO	LOB	BOTTOM			
David Eckstein R (1.6) OBP: 0.344, SLG: 0.337	E9									3	0	1	0	1	0	1				
Darin Erstad L (1.3) OBP: 0.347, SLG: 0.404	L7									4	0	0	0	0	2	3				
27 Vladimir Guerrero R (1.9) OBP: 0.380, SLG: 0.563	K									4	0	1	0	0	1	1				
16 Garret Anderson L (1.10) OBP: 0.351, SLG: 0.458	F8									4	0	0	0	0	1	2				
Jose Guillen R (1.7) Alfredo Amezaga S (9. PR) OBP: 0.355, SLG: 0.508 OBP: 0.207, SLG: 0.207		F9								4	0	2	0	0	0	0				
Jeff DaVanon S (1.8) OBP: 0.373, SLG: 0.424		F7								4	0	0	0	0	2	2				
Adam Kennedy L (1.4) OBP: 0.351, SLG: 0.405		G3-1								3	0	0	0	0	0	1				
Bengie Molina R (1.2) OBP: 0.319, SLG: 0.426										3	0	2	0	0	0	0				
9 Chone Figgins S (1.5) OBP: 0.348, SLG: 0.417										3	0	0	0	0	0	2				
<b>Inning Stats</b>	R: 0 H: 1 E: 1 K: 1 S: 12	H: 0 LOB: 1 BB: 0 P: 17	R: 0 H: 0 E: 0 K: 0 S: 7	LOB: 0 BB: 0 P: 10	R: 0 H: 1 E: 0 K: 0 S: 14	LOB: 1 BB: 0 P: 21	R: 0 H: 0 E: 0 K: 1 S: 5	LOB: 0 BB: 0 P: 6	R: 0 H: 1 E: 0 K: 1 S: 13	LOB: 1 BB: 0 P: 20	R: 0 H: 1 E: 0 K: 0 S: 8	H: 1 LOB: 0 BB: 0 P: 11	R: 0 H: 0 E: 0 K: 1 S: 8	H: 0 LOB: 1 BB: 1 P: 14	R: 0 H: 1 E: 0 K: 1 S: 9	LOB: 1 BB: 0 P: 13	1B: 6 2B: 0 3B: 0 HR: 0	SF: 0 SAC: 0 DP: 1 HBP: 0	WP: 0 PB: 0 SB: 0 CS: 0	PA: 33
<b>PITCHER</b>	IP	WLS	BF	H	R	ER	SO	BB	IBB	HBP	BLK	WP	HR	S	P	ERA	WHIP			
Chris Young R (1.1) ERA: 4.5	6.0	W	23	5	0	0	4	0	0	0	0	0	0	66	95	0.00	0.833			
Carlos Almanzar R (7.1) ERA: 3.77	1.2	H	4	0	0	0	0	0	0	0	0	0	0	10	13	0.00	0.000			
Brian Shouse L (8.1) ERA: 2.48	0.1	H	2	0	0	0	1	1	0	0	0	0	0	4	9	0.00	3.000			
Francisco Cordero R (9.1) ERA: 1.8	1.0	S	4	1	0	0	1	0	0	0	0	0	0	9	13	0.00	1.000			

Texas Rangers @ Anaheim Angels  
Angel Stadium of Anaheim, Anaheim, CA  
Sun Sep 19 2004, 1:05 PM PDT  
Att: 40,099 - Cloudy - 73 F

AB 32  
R 0  
H 6  
RBI 0  
BB 1  
SO 6  
LOB 12















Batter	1	2	3	4	5	6	7	8	9	AB R H RBI BB SO LOB	TOP										
21 Mark Kotsay, L (1.8) OBP: 0.367, SLG: 0.461	1-1 HR		1-3 K		2-2 1B		4-1 FC4-6 BB		1-3 K	4 1 2 1 1 2 2	<p>Oakland Athletics @ Texas Rangers The Ballpark at Arlington, Arlington, TX Thu Sep 23 2004, 2:05 PM EDT Att: 23,075 - Cloudy - 86 F</p> <p>AB 34 R 4 H 10 RBI 4 BB 2 SO 7 LOB 16</p> 										
Eric Byrnes, R (1.7) OBP: 0.350, SLG: 0.473	0-0 F8		2-3 K		2-0 F8		3-2 FC4-6		0-1 G1-3	5 0 0 0 0 1 5											
3 Eric Chavez, L (1.5) OBP: 0.395, SLG: 0.508	2-2 G4-3			2-2 1B		0-2 G4-3				4 0 1 0 0 1 2											
Scott Hatteberg, L (1.3) OBP: 0.379, SLG: 0.440	0-0 F7			2-0 F9		2-1 1B 2B		2-2 G3-1		4 1 1 0 0 0 1											
Jermaine Dye, R (1.9) OBP: 0.325, SLG: 0.455		0-1 P4		2-0 F8		3-2 2H 1B		2-0 G5-3		4 0 1 1 0 0 1											
Erubiel Durazo, L (1.10) OBP: 0.385, SLG: 0.524		2-1 G4-6-3 1B		0-0 G4-3		1-3 K		0-1 F8		4 0 1 0 0 1 2											
7 Bobby Crosby, R (1.6) OBP: 0.332, SLG: 0.444			3-2 G4-6-3 1-2F		2-3 K		2-3 K			4 1 1 1 0 2 2											
17 Adam Melhuse, S (1.2) OBP: 0.324, SLG: 0.487			0-1 FC3-6 1B		3-0 HR		2-1 FC4-6 SH1 1B		4-0 SH3-4 BB	3 1 3 1 1 0 0											
Marco Scutaro, R (1.4) OBP: 0.296, SLG: 0.391			3-2 FC3-6 21 BLK 1-2F		0-1 G6-3		0-0 SH1		0-1 SH3-4	2 0 0 0 0 0 1											
<b>Inning Stats</b>	R: 1 E: 0 K: 0 S: 7	H: 1 LOB: 0 BB: 0 P: 10	R: 0 E: 0 K: 0 S: 9	H: 1 LOB: 0 BB: 0 P: 14	R: 0 E: 0 K: 2 S: 14	H: 1 LOB: 1 BB: 0 P: 20	R: 0 E: 0 K: 0 S: 6	H: 1 LOB: 1 BB: 0 P: 12	R: 1 E: 0 K: 1 S: 13	H: 2 LOB: 1 BB: 0 P: 22	R: 1 E: 0 K: 2 S: 15	H: 2 LOB: 1 BB: 0 P: 23	R: 0 E: 0 K: 1 S: 11	H: 1 LOB: 2 BB: 1 P: 21	R: 0 E: 0 K: 0 S: 6	H: 0 LOB: 0 BB: 0 P: 10	R: 1 E: 0 K: 1 S: 13	H: 1 LOB: 1 BB: 1 P: 21	1B: 6 2B: 1 3B: 0 HR: 3	SF: 0 SAC: 2 DP: 1 HBP: 0	WP: 0 PA: 38 PB: 0 SB: 0 CS: 0
<b>PITCHER</b>	IP WLS BF H R ER SO BB IBB HBP BLK WP HR S P ERA WHIP											IP WLS BF H R ER SO BB IBB HBP BLK WP HR S P ERA WHIP									
Chan Ho Park, R (1.1) ERA: 5.79	5.0 20 6 2 2 3 0 0 0 0 1 0 2 49 78 3.60 1.200																				
Erasmio Ramirez, L (6.1) ERA: 4.59	0.2 4 2 1 1 1 0 0 0 0 0 0 0 12 18 13.50 3.000																				
Doug Brocail, R (6.1) ERA: 4.53	1.0 5 1 0 0 1 1 0 0 0 0 0 0 11 22 0.00 2.000																				
32 Ron Mahay, L (7.1) ERA: 2.59	1.1 4 0 0 0 1 0 0 0 0 0 0 0 9 14 0.00 0.000																				
Jeff Nielson, R (9.1) ERA: 5.59	1.0 W 5 1 1 1 1 1 0 0 0 0 0 1 13 21 9.00 2.000																				

Batter	1	2	3	4	5	6	7	8	9	AB R H RBI BB SO LOB	BOTTOM										
Eric Young Sr., R (1.4) OBP: 0.391, SLG: 0.392	1-0 G6-3		1-2 G4-3 10 1B 2B	0-1 P3		3-2 G5-3			3-2 L4	5 1 1 0 0 0 2	<p>Oakland Athletics @ Texas Rangers The Ballpark at Arlington, Arlington, TX Thu Sep 23 2004, 2:05 PM EDT Att: 23,075 - Cloudy - 86 F</p> <p>AB 36 R 5 H 10 RBI 5 BB 6 SO 2 LOB 22</p> 										
9 Hank Blalock, L (1.5) OBP: 0.342, SLG: 0.503	3-2 P6		0-0 G4-3		0-3 K		2-1 G5-3		3-2 HR	5 1 1 1 0 1 1											
10 Michael Young, R (1.6) OBP: 0.355, SLG: 0.486	0-1 L9		1-1 F9 23 BB 1B		3-2 FC6-4 23 BB 1B		1-1 2B		0-0 FC4-6 2B 2B	5 1 4 1 0 0 0											
23 Mark Teixeira, S (1.3) OBP: 0.375, SLG: 0.575		4-2 FC4-6 BB	4-2 BB		4-2 FC6-4 BB		4-0 IBB		4-0 FC4-6 IBB	0 0 0 0 5 0 0											
Brian Jordan, R (1.10) OBP: 0.280, SLG: 0.354	1-0 L9		1-1 F9		0-1 FC6-4		0-1 L8		1-1 FC4-6 2B	5 1 0 0 0 0 9											
David Dellucci, L (1.7) OBP: 0.343, SLG: 0.456	0-1 FC4-6 1B 1-2F		0-0 L7		2-2 G4-3		1-2 F8		2-2 2B 1H 3H	5 1 1 2 0 0 7											
Kevin Mench, R (1.9) OBP: 0.327, SLG: 0.528		4-1 1B 1-2 BB		0-2 G5-3		0-0 F7		1-1 P6		3 0 0 0 1 0 0											
Laynce Nix, L (1.8) OBP: 0.298, SLG: 0.437		1-2 FC6-4 1B 2H		0-1 G4-3		3-1 1B		0-0 P6		4 0 2 1 0 0 0											
Rod Barajas, R (1.2) OBP: 0.281, SLG: 0.462		0-0 FC6-4 1-2F		3-2 2B		0-3 K		3-2 G6-3		4 0 1 0 0 1 3											
<b>Inning Stats</b>	R: 0 E: 0 K: 0 S: 6	H: 0 LOB: 0 BB: 0 P: 10	R: 1 E: 0 K: 0 S: 13	H: 1 LOB: 2 BB: 2 P: 23	R: 1 E: 0 K: 0 S: 11	H: 2 LOB: 2 BB: 1 P: 18	R: 0 E: 0 K: 0 S: 12	H: 1 LOB: 1 BB: 0 P: 15	R: 0 E: 0 K: 1 S: 14	H: 1 LOB: 2 BB: 1 P: 23	R: 0 E: 0 K: 1 S: 10	H: 1 LOB: 1 BB: 0 P: 16	R: 0 E: 0 K: 0 S: 10	H: 1 LOB: 2 BB: 1 P: 18	R: 0 E: 0 K: 0 S: 7	H: 0 LOB: 0 BB: 0 P: 11	R: 3 E: 0 K: 0 S: 17	H: 3 LOB: 1 BB: 1 P: 30	1B: 4 2B: 5 3B: 0 HR: 1	SF: 0 SAC: 0 DP: 0 HBP: 0	WP: 0 PA: 42 PB: 0 SB: 0 CS: 0
<b>PITCHER</b>	IP WLS BF H R ER SO BB IBB HBP BLK WP HR S P ERA WHIP											IP WLS BF H R ER SO BB IBB HBP BLK WP HR S P ERA WHIP									
Tim Hudson, R (1.1) ERA: 3.33	7.0 33 7 2 2 2 4 1 0 0 0 0 0 76 123 2.57 1.571																				
Jim Mecir, R (8.1) ERA: 3.29	1.0 H 3 0 0 0 0 0 0 0 0 0 0 0 7 11 0.00 0.000																				
Octavio Dotel, R (9.1) ERA: 3.79	0.2 L 6 3 3 3 0 0 1 0 0 0 0 1 17 30 40.50 4.500																				



Batter	1	2	3	4	5	6	7	8	9	AB	R	H	RBI	BB	SO	LOB	TOP					
51 Ichiro Suzuki, L (1.9) OBP: 0.417, SLG: 0.461	G4-3		SF8	SF8		SF9	K		IBB	4	2	2	1	1	1	1						
Randy Winn, S (1.7) OBP: 0.350, SLG: 0.436	G3-1		BB	K		SF9		L7	IBB	6	0	3	2	0	1	0						
Bret Boone, R (1.4) OBP: 0.313, SLG: 0.421	K		K		P3	K		K	G1-3	6	0	0	0	0	4	8						
Raul Ibanez, L (1.10) OBP: 0.352, SLG: 0.458		E8	FC6-4		7 HBP					3	1	3	1	2	0	0						
Jolbert Cabrera, R (1.5) OBP: 0.310, SLG: 0.385	FC1-5	SF8		P4	SF9			F9		3	0	0	2	0	0	3						
7 Jeremy Reed, L (1.8) OBP: 0.421, SLG: 0.429	F7	FC6-4		1B	HBP				K	4	0	0	0	0	1	5						
Scott Spiezio, S (1.3) 16 Willie Bloomquist, R (9. PR) OBP: 0.281, SLG: 0.313	K			4 2B	1B			F9	1B	5	1	3	1	0	1	1						
Dan Wilson, R (1.2) OBP: 0.305, SLG: 0.309			51 1B	K				F8	1B	4	1	2	0	1	1	1						
4 Jose Lopez, R (1.6) Edgar Martinez, R (9. PH) Ramon Santiago, S (9.6) OBP: 0.275, SLG: 0.222	E4		51 1B	51 SF8	2B				K	3	2	1	1	1	0	4						
<b>Inning Stats</b>	R: 0 E: 0 K: 1 S: 8	H: 0 LOB: 0 BB: 0 P: 13	R: 0 E: 1 K: 1 S: 8	H: 1 LOB: 1 BB: 0 P: 12	R: 3 E: 1 K: 1 S: 25	H: 3 LOB: 2 BB: 1 P: 37	R: 2 E: 0 K: 2 S: 16	H: 2 LOB: 0 BB: 0 P: 23	R: 1 E: 0 K: 0 S: 15	H: 2 LOB: 3 BB: 1 P: 25	R: 1 E: 0 K: 1 S: 10	H: 2 LOB: 1 BB: 1 P: 20	R: 0 E: 0 K: 1 S: 10	H: 0 LOB: 1 BB: 0 P: 21	R: 0 E: 0 K: 1 S: 8	H: 1 LOB: 1 BB: 0 P: 10	R: 1 E: 0 K: 2 S: 15	H: 3 LOB: 3 BB: 1 P: 26	1B: 13 2B: 1 3B: 0 HR: 0	SF: 3 SAC: 0 DP: 0 HBP: 1	WP: 0 PB: 1 SB: 1 CS: 0	PA: 48
<b>PITCHER</b>	IP	WLS	BF	H	R	ER	SO	BB	IBB	HBP	BLK	WP	HR	S	P	ERA	WHIP					
53 Joaquin Benoit, R (1.1) ERA: 5.85	4.1		21	6	5	3	5	1	0	0	0	0	0	59	87	6.23	1.615					
Michael Tejera, L (5.1) ERA: 16.2	0.1		4	2	1	1	0	0	0	1	0	0	0	8	14	27.00	6.000					
John Wasdin, R (5.1) ERA: 6.75	1.0		7	2	1	1	1	1	1	0	0	0	0	13	26	9.00	3.000					
Erasmio Ramirez, L (6.1) ERA: 4.5	0.2		2	0	0	0	0	0	0	0	0	0	0	3	6	0.00	0.000					
Doug Brocail, R (7.1) ERA: 4.39	1.2		7	1	0	0	2	1	0	0	0	0	0	17	28	0.00	1.200					
<b>PITCHER</b>	IP	WLS	BF	H	R	ER	SO	BB	IBB	HBP	BLK	WP	HR	S	P	ERA	WHIP					
Francisco Cordero, R (9.1) ERA: 1.88	1.0	L	7	3	1	1	2	0	1	0	0	0	0	15	26	9.00	3.000					

Seattle Mariners @ Texas Rangers  
The Ballpark at Arlington, Arlington, TX  
Fri Sep 24 2004, 8:05 PM EDT  
Att: 32,212 - Cloudy - 82 F

AB	39
R	8
H	14
RBI	8
BB	5
SO	10
LOB	25



Batter	1	2	3	4	5	6	7	8	9	AB	R	H	RBI	BB	SO	LOB	BOTTOM					
Eric Young Sr., R (1.4) OBP: 0.393, SLG: 0.394	P3		9 2B	9 1B				F7		4	1	2	1	1	0	0						
9 Hank Blalock, L (1.5) OBP: 0.355, SLG: 0.511	10 G4-3		10 1B	10 BB					10 G6-3	5	2	4	2	0	1	1						
10 Michael Young, R (1.6) OBP: 0.356, SLG: 0.485	G4-3							F8	G6-3	4	0	1	2	1	0	2						
23 Mark Teixeira, S (1.3) OBP: 0.371, SLG: 0.570	F8		K	L4					G6-3	5	0	0	0	0	1	4						
Kevin Mench, R (1.7) OBP: 0.324, SLG: 0.523	F7			F7	G5-3				P3	4	0	0	0	0	0	0						
Brian Jordan, R (1.9) OBP: 0.284, SLG: 0.373	F9			BB	K				HR	4	2	2	1	0	1	0						
Chad Allen, R (1.10) OBP: 0.311, SLG: 0.419	K			P3					L8	4	0	1	0	0	1	1						
Laynce Nix, L (1.8) OBP: 0.298, SLG: 0.433			L8	1B	1B				K	3	1	0	0	1	2	1						
Rod Barajas, R (1.2) OBP: 0.280, SLG: 0.460	P4		P4	9 1B					P2	4	1	1	1	0	0	0						
<b>Inning Stats</b>	R: 1 E: 0 K: 0 S: 6	H: 1 LOB: 0 BB: 0 P: 9	R: 0 E: 0 K: 1 S: 8	H: 0 LOB: 0 BB: 0 P: 11	R: 2 E: 0 K: 1 S: 12	H: 3 LOB: 1 BB: 0 P: 21	R: 3 E: 0 K: 0 S: 18	H: 4 LOB: 3 BB: 2 P: 34	R: 0 E: 0 K: 2 S: 13	H: 1 LOB: 1 BB: 0 P: 18	R: 0 E: 0 K: 1 S: 12	H: 0 LOB: 1 BB: 1 P: 22	R: 1 E: 0 K: 0 S: 6	H: 1 LOB: 0 BB: 0 P: 10	R: 0 E: 0 K: 1 S: 13	H: 0 LOB: 0 BB: 0 P: 21	R: 0 E: 0 K: 0 S: 9	H: 1 LOB: 0 BB: 0 P: 12	1B: 8 2B: 1 3B: 1 HR: 1	SF: 0 SAC: 0 DP: 1 HBP: 0	WP: 0 PB: 0 SB: 0 CS: 0	PA: 40
<b>PITCHER</b>	IP	WLS	BF	H	R	ER	SO	BB	IBB	HBP	BLK	WP	HR	S	P	ERA	WHIP					
Bobby Madritsch, L (1.1) ERA: 3.53	3.2		20	8	6	6	2	1	0	0	0	0	0	40	66	14.73	2.455					
Scott Atchison, R (4.1) ERA: 3.49	1.2		8	1	0	0	2	2	0	0	0	0	0	23	40	0.00	1.800					
Randy Williams, L (6.1) ERA: 16.2	0.1	H	1	0	0	0	1	0	0	0	0	0	0	3	4	0.00	0.000					
40 Julio Mateo, R (6.1) ERA: 4.91	1.1	B	5	1	1	1	0	0	0	0	0	0	1	9	15	6.75	0.750					
Ron Villone, L (8.1) ERA: 4.1	1.0	W	4	1	0	0	1	0	0	0	0	0	0	16	26	0.00	1.000					
<b>PITCHER</b>	IP	WLS	BF	H	R	ER	SO	BB	IBB	HBP	BLK	WP	HR	S	P	ERA	WHIP					
20 J.J. Putz, R (9.1) ERA: 4.87	1.0	S	2	2	0	0	0	0	0	0	0	0	0	6	7	0.00	0.000					

Seattle Mariners @ Texas Rangers  
The Ballpark at Arlington, Arlington, TX  
Fri Sep 24 2004, 8:05 PM EDT  
Att: 32,212 - Cloudy - 82 F

AB	37
R	7
H	11
RBI	7
BB	3
SO	6
LOB	9









Batter	1	2	3	4	5	6	7	8	9	AB	R	H	RBI	BB	SO	LOB	TOP							
51 Ichiro Suzuki, L (1, 9) OBP: 0.415, SLG: 0.458 Hiram Bocachica, R (9, 9) OBP: 0.337, SLG: 0.400	G4-3	2B IBB	FC6-4	FC6-4		CS 1B		K		4	0	1	0	1	1	3								
Randy Winn, S (1, 7) OBP: 0.348, SLG: 0.434	K		F9	F9		CS	G4-3		F8	5	0	1	1	0	1	1								
Edgar Martinez, R (1, 10) OBP: 0.350, SLG: 0.397 Mickey Lopez, S (9, PR)	L7	L7			G4-3				BB 2B 1B	5	0	1	0	0	1	2								
Raul Ibanez, L (1, 3) OBP: 0.349, SLG: 0.462		HR	K		1B 2B				P5	5	2	2	1	0	1	1								
Bret Boone, R (1, 4) OBP: 0.318, SLG: 0.423		FC3-6 4 2B 1B	7 G4-6-3 BB		2H 1B			7 BB 2B BB	7 2B BB	2	3	2	1	3	0	0								
7 Jeremy Reed, L (1, 8) OBP: 0.447, SLG: 0.465		FC3-6 1B	G4-6-3		P5			4 2B BB	1H 2H 2B	4	0	2	2	1	0	2								
Miguel Olivo, R (1, 2) OBP: 0.285, SLG: 0.437		B3		1B 4 SF9 1B		K		K	G6-3	5	1	1	0	0	2	7								
Greg Dobbs, L (1, 5) OBP: 0.211, SLG: 0.297		FC3-6 4 2B		SAFE 1B		P6		K		4	1	1	0	0	1	4								
4 Jose Lopez, R (1, 6) OBP: 0.264, SLG: 0.380		1H 3H 2B 2B		SF9		G5-3			1-3 2H 2B	3	1	2	4	0	0	0								
<b>Inning Stats</b>	R: 0 E: 0 K: 1 S: 6	H: 0 LOB: 0 BB: 0 P: 11	R: 4 E: 0 K: 0 S: 14	H: 5 LOB: 2 BB: 1 P: 30	R: 0 E: 0 K: 1 S: 8	H: 0 LOB: 0 BB: 1 P: 14	R: 1 E: 0 K: 1 S: 10	H: 2 LOB: 1 BB: 0 P: 15	R: 0 E: 0 K: 0 S: 7	H: 1 LOB: 0 BB: 0 P: 9	R: 0 E: 0 K: 1 S: 7	H: 0 LOB: 0 BB: 0 P: 10	R: 1 E: 0 K: 3 S: 14	H: 1 LOB: 2 BB: 2 P: 25	R: 2 E: 0 K: 0 S: 10	H: 2 LOB: 2 BB: 1 P: 19	1B: 7 2B: 5 3B: 0 HR: 1	SF: 1 SAC: 0 DP: 1 HBP: 0	WP: 0 PB: 0 SB: 0 CS: 1	PA: 44				
<b>PITCHER</b>	IP WLS BF H R ER SO BB IBB HBP BLK WP HR S P ERA WHIP	IP WLS BF H R ER SO BB IBB HBP BLK WP HR S P ERA WHIP	IP WLS BF H R ER SO BB IBB HBP BLK WP HR S P ERA WHIP	IP WLS BF H R ER SO BB IBB HBP BLK WP HR S P ERA WHIP	IP WLS BF H R ER SO BB IBB HBP BLK WP HR S P ERA WHIP	IP WLS BF H R ER SO BB IBB HBP BLK WP HR S P ERA WHIP	IP WLS BF H R ER SO BB IBB HBP BLK WP HR S P ERA WHIP	IP WLS BF H R ER SO BB IBB HBP BLK WP HR S P ERA WHIP	IP WLS BF H R ER SO BB IBB HBP BLK WP HR S P ERA WHIP	IP WLS BF H R ER SO BB IBB HBP BLK WP HR S P ERA WHIP	IP WLS BF H R ER SO BB IBB HBP BLK WP HR S P ERA WHIP	IP WLS BF H R ER SO BB IBB HBP BLK WP HR S P ERA WHIP	IP WLS BF H R ER SO BB IBB HBP BLK WP HR S P ERA WHIP	IP WLS BF H R ER SO BB IBB HBP BLK WP HR S P ERA WHIP	IP WLS BF H R ER SO BB IBB HBP BLK WP HR S P ERA WHIP	IP WLS BF H R ER SO BB IBB HBP BLK WP HR S P ERA WHIP	IP WLS BF H R ER SO BB IBB HBP BLK WP HR S P ERA WHIP	IP WLS BF H R ER SO BB IBB HBP BLK WP HR S P ERA WHIP	IP WLS BF H R ER SO BB IBB HBP BLK WP HR S P ERA WHIP	IP WLS BF H R ER SO BB IBB HBP BLK WP HR S P ERA WHIP	IP WLS BF H R ER SO BB IBB HBP BLK WP HR S P ERA WHIP			
Ryan Drese, R (1, 1) ERA: 3.98	4.1 L 23 9 6 6 2 1 1 0 0 0 0 1 42 75 12.46 2.308	5.1 L 8 1 0 0 2 0 0 0 0 0 0 0 18 26 0.00 0.375	8.1 L 5 1 1 1 2 2 0 0 0 0 0 0 11 21 13.50 4.500	8.1 L 1 0 0 0 1 0 0 0 0 0 0 0 3 4 0.00 0.000	9.1 L 6 2 2 2 0 1 0 0 0 0 0 0 10 19 18.00 3.000																			
43 Kameron Loe, R (5, 1) ERA:	2.2 L 8 1 0 0 2 0 0 0 0 0 0 0 18 26 0.00 0.375	0.2 L 5 1 1 1 2 2 0 0 0 0 0 0 11 21 13.50 4.500	0.1 L 1 0 0 0 1 0 0 0 0 0 0 0 3 4 0.00 0.000	1.0 L 6 2 2 2 0 1 0 0 0 0 0 0 10 19 18.00 3.000																				
Travis Hughes, R (8, 1) ERA: 13.5																								
Brian Shouse, L (8, 1) ERA: 2.34																								
Michael Tejera, L (9, 1) ERA: 16.42																								
<b>Batter</b>	<b>1</b>	<b>2</b>	<b>3</b>	<b>4</b>	<b>5</b>	<b>6</b>	<b>7</b>	<b>8</b>	<b>9</b>	<b>AB</b>	<b>R</b>	<b>H</b>	<b>RBI</b>	<b>BB</b>	<b>SO</b>	<b>LOB</b>	<b>BOTTOM</b>							
Eric Young Sr., R (1, 4) OBP: 0.387, SLG: 0.384	P3		P6			F8				3	0	0	0	1	0	1								
9 Hank Blalock, L (1, 5) OBP: 0.355, SLG: 0.508	K			BB		L7			BB	3	0	0	0	1	2	2								
10 Michael Young, R (1, 6) OBP: 0.356, SLG: 0.486	F8			F7		F7			G6-3	4	0	0	0	0	0	1								
23 Mark Teixeira, S (1, 3) OBP: 0.368, SLG: 0.562		K		L4					K	4	0	0	0	0	2	1								
Kevin Mench, R (1, 9) OBP: 0.323, SLG: 0.526		F7		P4					K	4	0	0	0	0	1	1								
David Dellucci, L (1, 7) OBP: 0.340, SLG: 0.447		P6								3	0	0	0	0	0	0								
Brian Jordan, R (1, 10) OBP: 0.289, SLG: 0.385			P6						F7	3	0	1	0	0	0	0								
Layne Nix, L (1, 8) OBP: 0.300, SLG: 0.442										3	0	2	0	0	1	1								
Rod Barajas, R (1, 2) OBP: 0.275, SLG: 0.451			G3						FC6-4 BB 1B	3	0	0	0	0	0	3								
<b>Inning Stats</b>	R: 0 E: 0 K: 1 S: 11	H: 0 LOB: 0 BB: 0 P: 17	R: 0 E: 0 K: 1 S: 9	H: 0 LOB: 0 BB: 0 P: 12	R: 0 E: 0 K: 0 S: 7	H: 1 LOB: 1 BB: 0 P: 11	R: 0 E: 0 K: 0 S: 9	H: 0 LOB: 1 BB: 1 P: 17	R: 0 E: 0 K: 0 S: 6	H: 0 LOB: 0 BB: 0 P: 12	R: 0 E: 0 K: 0 S: 7	H: 0 LOB: 0 BB: 0 P: 12	R: 0 E: 0 K: 1 S: 11	H: 1 LOB: 2 BB: 1 P: 20	R: 0 E: 0 K: 2 S: 10	H: 0 LOB: 0 BB: 0 P: 14	1B: 2 2B: 0 3B: 1 HR: 0	SF: 0 SAC: 0 DP: 0 HBP: 0	WP: 0 PB: 0 SB: 0 CS: 0	PA: 32				
<b>PITCHER</b>	IP WLS BF H R ER SO BB IBB HBP BLK WP HR S P ERA WHIP	IP WLS BF H R ER SO BB IBB HBP BLK WP HR S P ERA WHIP	IP WLS BF H R ER SO BB IBB HBP BLK WP HR S P ERA WHIP	IP WLS BF H R ER SO BB IBB HBP BLK WP HR S P ERA WHIP	IP WLS BF H R ER SO BB IBB HBP BLK WP HR S P ERA WHIP	IP WLS BF H R ER SO BB IBB HBP BLK WP HR S P ERA WHIP	IP WLS BF H R ER SO BB IBB HBP BLK WP HR S P ERA WHIP	IP WLS BF H R ER SO BB IBB HBP BLK WP HR S P ERA WHIP	IP WLS BF H R ER SO BB IBB HBP BLK WP HR S P ERA WHIP	IP WLS BF H R ER SO BB IBB HBP BLK WP HR S P ERA WHIP	IP WLS BF H R ER SO BB IBB HBP BLK WP HR S P ERA WHIP	IP WLS BF H R ER SO BB IBB HBP BLK WP HR S P ERA WHIP	IP WLS BF H R ER SO BB IBB HBP BLK WP HR S P ERA WHIP	IP WLS BF H R ER SO BB IBB HBP BLK WP HR S P ERA WHIP	IP WLS BF H R ER SO BB IBB HBP BLK WP HR S P ERA WHIP	IP WLS BF H R ER SO BB IBB HBP BLK WP HR S P ERA WHIP	IP WLS BF H R ER SO BB IBB HBP BLK WP HR S P ERA WHIP	IP WLS BF H R ER SO BB IBB HBP BLK WP HR S P ERA WHIP	IP WLS BF H R ER SO BB IBB HBP BLK WP HR S P ERA WHIP	IP WLS BF H R ER SO BB IBB HBP BLK WP HR S P ERA WHIP	IP WLS BF H R ER SO BB IBB HBP BLK WP HR S P ERA WHIP			
Cha Seung Baek, R (1, 1) ERA: 5.52	8.0 W 29 3 0 0 4 2 0 0 0 0 0 0 14 14 0.00 0.625	1.0 L 3 0 0 0 2 0 0 0 0 0 0 0 10 14 0.00 0.000																						
Scott Atchison, R (9, 1) ERA: 3.35																								

Seattle Mariners @ Texas Rangers  
The Ballpark at Arlington, Arlington, TX  
Sun Sep 26 2004, 2:05 PM EDT  
Att: 38,597 - Sunny - 83 F

AB	37
R	9
H	13
RBI	9
BB	5
SO	7
LOB	20



Seattle Mariners @ Texas Rangers  
The Ballpark at Arlington, Arlington, TX  
Sun Sep 26 2004, 2:05 PM EDT  
Att: 38,597 - Sunny - 83 F

AB	30
R	0
H	3
RBI	0
BB	2
SO	6
LOB	10





Batter	1	2	3	4	5	6	7	8	9	AB	R	H	RBI	BB	SO	LOB	TOP				
9 Chone Figgins, S OBP: 0.347, SLG: 0.414 (1, 4)	F7		G3-1			1B		FC3 2H	1B	5	1	3	2	0	0	0	<b>Anaheim Angels @ Texas Rangers</b> The Ballpark at Arlington, Arlington, TX Mon Sep 27 2004, 8:05 PM EDT Att: 20,333 - Unknown - 81 F				
Darin Erstad, L OBP: 0.343, SLG: 0.403 (1, 3)	K			K		K		FC3 27 WP BB	G3	5	0	0	1	0	3	4					
Troy Glaus, R OBP: 0.365, SLG: 0.601 (1, 10)	P3			P4		L4		27 WP BB		3	0	0	0	1	0	2					
27 Vladimir Guerrero, R OBP: 0.384, SLG: 0.573 (1, 9)		HR		G1-3			16 G3 2B	BB	BB	3	2	2	1	1	0	0					
16 Garret Anderson, L OBP: 0.343, SLG: 0.444 (1, 8)	E4				G4-3		G3	F6		4	0	0	0	0	0	4					
Adam Riggs, R OBP: 0.185, SLG: 0.231 (1, 7)	G6-4-3				G6-3		G6-3	G4-3		4	0	0	1	0	0	4					
Jeff Davanon, S OBP: 0.363, SLG: 0.411 (8, 7)					G6-3		G6-3	G4-3		0	0	0	0	0	0	0					
David Eckstein, R OBP: 0.343, SLG: 0.338 (1, 6)	P3				G4-3		G3-1			3	1	0	0	1	0	0					
José Molina, R OBP: 0.298, SLG: 0.379 (8, PR)			G5-3			8 G4-3 1B		SH5-4 9 3B 1B	K	3	0	2	0	0	0	0					
8 Dallas McPherson, L OBP: 0.308, SLG: 0.542 (8, PH)			G3			G4-3		SH5-4	F8	1	0	0	0	0	0	1					
Alfredo Amezaga, S OBP: 0.255, SLG: 0.295 (8, 4)										1	0	0	0	0	0	1					
<b>Inning Stats</b>	R: 0 E: 0 K: 1 S: 9	H: 0 LOB: 0 BB: 0 P: 12	R: 1 E: 1 K: 0 S: 10	H: 1 LOB: 0 BB: 0 P: 15	R: 0 E: 0 K: 1 S: 6	H: 0 LOB: 0 BB: 0 P: 11	R: 0 E: 0 K: 1 S: 9	H: 0 LOB: 0 BB: 0 P: 15	R: 0 E: 0 K: 1 S: 7	H: 2 LOB: 2 BB: 0 P: 8	R: 1 E: 0 K: 0 S: 7	H: 1 LOB: 0 BB: 0 P: 10	R: 2 E: 0 K: 0 S: 14	H: 2 LOB: 3 BB: 2 P: 23	R: 1 E: 0 K: 1 S: 10	H: 1 LOB: 1 BB: 1 P: 19	1B: 4 2B: 1 3B: 1 HR: 1	SF: 0 SAC: 1 DP: 1 HBP: 0	WP: 1 PB: 0 SB: 1 CS: 0	PA: 38	
<b>PITCHER</b>	IP WLS BF H R ER SO BB IBB HBP BLK WP HR S P ERA WHIP	7.1 L 30 6 4 4 3 1 0 0 0 0 1 64 96 4.91 0.955	0.0 1 0 0 0 0 1 0 0 0 1 0 4 8 ∞ ∞	1.2 7 1 1 1 1 1 0 0 0 0 0 13 22 5.40 1.200																	

AB 34  
R 5  
H 7  
RBI 5  
BB 3  
SO 4  
LOB 17



Batter	1	2	3	4	5	6	7	8	9	AB	R	H	RBI	BB	SO	LOB	BOTTOM					
Eric Young Sr., R OBP: 0.383, SLG: 0.379 (1, 4)	F8		F8		G5-3			F9		4	0	0	0	0	0	0	<b>Anaheim Angels @ Texas Rangers</b> The Ballpark at Arlington, Arlington, TX Mon Sep 27 2004, 8:05 PM EDT Att: 20,333 - Unknown - 81 F					
9 Hank Blalock, L OBP: 0.355, SLG: 0.506 (1, 5)	K		G4-3			L4			23 1B 10 1B 1B	4	0	1	0	0	1	0						
10 Michael Young, R OBP: 0.355, SLG: 0.484 (1, 6)	G3			G6-3		F9			23 1B 1B	4	0	1	0	0	0	0						
23 Mark Teixeira, S OBP: 0.367, SLG: 0.560 (9, PR)		K		F8		P5			1-2 2-3 1B	4	0	1	0	0	1	0						
David Dellucci, L OBP: 0.341, SLG: 0.446 (1, 7)		BB E BB				K		F3		3	2	1	0	1	1	3						
Kevin Mench, R OBP: 0.325, SLG: 0.532 (1, 9)		FC6-4 BB				F8		F5		3	1	1	2	1	0	3						
Brian Jordan, R OBP: 0.284, SLG: 0.377 (1, 10)	FC6-4				F9		G5-3		K	4	0	0	0	0	1	4						
Laynce Nix, L OBP: 0.298, SLG: 0.438 (1, 8)	L5					F7		F7		3	0	0	0	0	0	1						
Ken Huckaby, R OBP: 0.214, SLG: 0.205 (8, PH)			G6-3					K		2	0	0	0	0	0	0						
Adrián González, L OBP: 0.294, SLG: 0.438 (8, PH)					G3					1	0	0	0	0	1	0						
15 Gerald Laird, R OBP: 0.288, SLG: 0.266 (9, 2)										0	0	0	0	0	0	0						
<b>Inning Stats</b>	R: 0 E: 0 K: 1 S: 8	H: 0 LOB: 0 BB: 0 P: 14	R: 1 E: 1 K: 1 S: 9	H: 0 LOB: 1 BB: 2 P: 18	R: 0 E: 0 K: 0 S: 5	H: 0 LOB: 0 BB: 0 P: 6	R: 2 E: 0 K: 0 S: 8	H: 2 LOB: 0 BB: 0 P: 11	R: 0 E: 0 K: 0 S: 16	H: 0 LOB: 0 BB: 0 P: 18	R: 0 E: 0 K: 0 S: 8	H: 0 LOB: 0 BB: 0 P: 11	R: 0 E: 0 K: 1 S: 7	H: 0 LOB: 0 BB: 0 P: 11	R: 0 E: 0 K: 1 S: 7	H: 3 LOB: 3 BB: 0 P: 8	R: 0 E: 0 K: 1 S: 14	H: 3 LOB: 3 BB: 0 P: 23	1B: 4 2B: 0 3B: 0 HR: 1	SF: 0 SAC: 0 DP: 0 HBP: 0	WP: 0 PB: 0 SB: 0 CS: 0	PA: 34
<b>PITCHER</b>	IP WLS BF H R ER SO BB IBB HBP BLK WP HR S P ERA WHIP	8.0 W 30 4 3 2 4 2 0 0 0 0 0 72 103 2.25 0.750	1.0 S 4 1 0 0 1 0 0 0 0 0 10 17 0.00 1.000																			

AB 32  
R 3  
H 5  
RBI 2  
BB 2  
SO 5  
LOB 11





Batter	1	2	3	4	5	6	7	8	9	AB	R	H	RBI	BB	SO	LOB	TOP			
Darin Erstad, L (1, 3) OBP: 0.344, SLG: 0.402										4	1	1	0	1	1	0	<b>Anaheim Angels @ Texas Rangers</b> The Ballpark at Arlington, Arlington, TX Tue Sep 28 2004, 8:05 PM EDT Att: 26,686 - Cloudy - 78 F			
Troy Glaus, R (1, 10) OBP: 0.366, SLG: 0.592										3	1	0	0	2	1	3				
27 Vladimir Guerrero, R (1, 9) Curtis Pride, L (9, 7) OBP: 0.387, SLG: 0.587 OBP: 0.290, SLG: 0.333										5	3	4	5	0	0	1				
16 Garret Anderson, L (1, 8) OBP: 0.341, SLG: 0.448										5	1	1	2	0	1	1				
Jeff DaVanon, S (1, 7) OBP: 0.370, SLG: 0.412 (9, 9)										2	0	1	0	3	0	0				
Bengie Molina, R (1, 2) OBP: 0.318, SLG: 0.412										4	0	1	0	1	0	3				
8 Dallas McPherson, L (1, 5) Alfredo Amezaga, S (7, 4) OBP: 0.333, SLG: 0.643 OBP: 0.202, SLG: 0.202										4	1	2	1	0	1	3				
David Eckstein, R (1, 6) OBP: 0.341, SLG: 0.335										4	0	0	0	0	5					
9 Chone Figgins, S (1, 4) OBP: 0.348, SLG: 0.413 (7, 5)										4	1	1	0	0	1	2				
<b>Inning Stats</b>	R: 1 E: 0 K: 1 S: 9	H: 1 LOB: 0 BB: 0 P: 15	R: 0 E: 0 K: 0 S: 9	H: 0 LOB: 1 BB: 1 P: 16	R: 1 E: 0 K: 1 S: 9	H: 1 LOB: 1 BB: 1 P: 20	R: 0 E: 0 K: 1 S: 16	H: 1 LOB: 2 BB: 1 P: 24	R: 2 E: 0 K: 0 S: 10	H: 3 LOB: 1 BB: 1 P: 21	R: 0 E: 0 K: 1 S: 9	H: 2 LOB: 1 BB: 0 P: 13	R: 0 E: 0 K: 0 S: 6	H: 0 LOB: 1 BB: 1 P: 14	R: 0 E: 0 K: 0 S: 5	H: 0 LOB: 1 BB: 1 P: 9		1B: 6 2B: 1 3B: 0 HR: 4	SF: 0 SAC: 0 DP: 2 HBP: 0	WP: 0 PB: 0 SB: 1 CS: 0
<b>PITCHER</b>	IP WLS BF H R ER SO BB IBB HBP BLK WP HR S P ERA WHIP																			
Chan Ho Park, R (1, 1) ERA: 5.89	4.2 L 23 6 4 4 3 4 0 0 0 0 2 51 94 7.71 2.143																			
John Waddell, R (5, 1) ERA: 7.19	1.1 8 3 4 4 1 1 0 0 0 0 2 16 27 27.00 3.000																			
53 Joaquin Benoit, R (7, 1) ERA: 5.68	3.0 12 2 0 0 1 2 0 0 0 0 0 20 36 0.00 1.333																			

Batter	1	2	3	4	5	6	7	8	9	AB	R	H	RBI	BB	SO	LOB	BOTTOM			
Eric Young Sr., R (1, 4) OBP: 0.384, SLG: 0.382										3	1	1	0	1	0	0	<b>Anaheim Angels @ Texas Rangers</b> The Ballpark at Arlington, Arlington, TX Tue Sep 28 2004, 8:05 PM EDT Att: 26,686 - Cloudy - 78 F			
9 Hank Blalock, L (1, 5) OBP: 0.353, SLG: 0.502										4	0	0	0	0	2					
10 Michael Young, R (1, 6) OBP: 0.355, SLG: 0.482										3	0	0	1	1	1					
23 Mark Teixeira, S (1, 3) OBP: 0.365, SLG: 0.555										4	0	0	0	0	2					
David Dellucci, L (1, 7) Adrián González, L (9, PH) OBP: 0.339, SLG: 0.442 OBP: 0.286, SLG: 0.424										3	0	0	0	2	0					
Brian Jordan, R (1, 10) OBP: 0.280, SLG: 0.372										3	0	0	0	0	0					
Kevin Mench, R (1, 9) OBP: 0.325, SLG: 0.531										3	0	1	0	0	1					
Laynce Nix, L (1, 8) OBP: 0.295, SLG: 0.434										3	0	0	0	0	1					
15 Gerald Laird, R (1, 2) OBP: 0.289, SLG: 0.289										3	1	1	1	0	0					
<b>Inning Stats</b>	R: 0 E: 0 K: 0 S: 8	H: 0 LOB: 1 BB: 1 P: 16	R: 0 E: 0 K: 1 S: 12	H: 1 LOB: 0 BB: 0 P: 18	R: 0 E: 0 K: 0 S: 6	H: 0 LOB: 0 BB: 0 P: 11	R: 0 E: 0 K: 1 S: 10	H: 0 LOB: 0 BB: 0 P: 13	R: 0 E: 0 K: 0 S: 7	H: 2 LOB: 0 BB: 0 P: 10	R: 0 E: 0 K: 0 S: 5	H: 0 LOB: 0 BB: 0 P: 6	R: 0 E: 0 K: 0 S: 7	H: 0 LOB: 0 BB: 0 P: 12	R: 0 E: 0 K: 1 S: 13	H: 0 LOB: 1 BB: 1 P: 24		1B: 1 2B: 1 3B: 0 HR: 1	SF: 0 SAC: 0 DP: 0 HBP: 0	WP: 0 PB: 0 SB: 1 CS: 0
<b>PITCHER</b>	IP WLS BF H R ER SO BB IBB HBP BLK WP HR S P ERA WHIP																			
45 Kelvim Escobar, R (1, 1) ERA: 3.88	6.0 W 22 3 2 2 3 1 0 0 0 0 1 49 80 3.00 0.667																			
62 Scot Shields, R (7, 1) ERA: 3.4	2.0 6 0 0 0 0 0 0 0 0 0 0 12 18 0.00 0.000																			
Brendan Donnelly, R (9, 1) ERA: 3.38	1.0 4 0 0 0 1 1 0 0 0 0 0 0 13 24 0.00 1.000																			



Batter	1	2	3	4	5	6	7	8	9	10	11	AB R H RBI BB SO LOB	TOP											
Darin Erstad, L OBP: 0.347, SLG: 0.402	G1-3	BB			27 1B 16 FC3-6 BB	BB			K		HR	3 2 1 0 3 1 0	<b>Anaheim Angels @ Texas Rangers</b> The Ballpark at Arlington, Arlington, TX Wed Sep 29 2004, 8:05 PM EDT Att: 31,538 - Sunny - 79 F											
Troy Glaus, R OBP: 0.370, SLG: 0.607	E	G5-3			27 1B 16 E BB	BB			F9		HR	5 3 2 2 1 1 4												
27 Vladimir Guerrero, R OBP: 0.388, SLG: 0.585	G5-3				16 FC3-6 1B				G1-3		G6-3	5 1 2 0 1 0 1												
16 Garret Anderson, L OBP: 0.340, SLG: 0.445	E				G3-6-3-4				F8		K	3 1 0 1 1 0 2												
Curtis Priddy, L OBP: 0.303, SLG: 0.375	E				G3				F8		K	2 0 1 1 0 1 0												
Jeff DaVanon, S OBP: 0.370, SLG: 0.417	E4				G3				K		K	4 1 1 2 1 2 2												
Bencie Molina, R OBP: 0.316, SLG: 0.409	BB				G4-3				G4-3		G5-3	5 0 1 0 0 0 2												
8 Dallas McPherson, L OBP: 0.314, SLG: 0.576	G4-3				K				G3-1		G3-1	5 0 1 0 0 2 1												
Alfredo Arnezaga, S OBP: 0.262, SLG: 0.202	G4-3				K				1B		G4-3	0 0 0 0 0 0 0												
David Eckstein, R OBP: 0.340, SLG: 0.333		G6-3			G3-1				F7		G4-3	4 0 0 0 0 0 1												
9 Chone Figgins, S OBP: 0.347, SLG: 0.413	G5-3				L3				K		G4-3	5 0 2 0 0 1 2												
<b>Inning Stats</b>	R: 3 E: 1 K: 0 S: 10	H: 3 LOB: 1 BB: 1 P: 18	R: 0 E: 1 K: 0 S: 9	H: 1 LOB: 1 BB: 1 P: 13	R: 0 E: 0 K: 0 S: 4	H: 0 LOB: 1 BB: 2 P: 12	R: 0 E: 0 K: 1 S: 7	H: 0 LOB: 0 BB: 0 P: 10	R: 2 E: 1 K: 0 S: 10	H: 1 LOB: 1 BB: 2 P: 21	R: 0 E: 0 K: 2 S: 13	H: 0 LOB: 0 BB: 0 P: 13	R: 0 E: 0 K: 1 S: 8	H: 1 LOB: 1 BB: 0 P: 13	R: 1 E: 0 K: 2 S: 13	H: 2 LOB: 1 BB: 0 P: 19	R: 0 E: 0 K: 0 S: 7	H: 0 LOB: 0 BB: 0 P: 8	R: 2 E: 0 K: 1 S: 17	H: 2 LOB: 0 BB: 0 P: 22	1B: 7 2B: 3 3B: 1 HR: 1	SF: 0 SAC: 0 DP: 3 HBP: 1	WP: 0 PB: 0 SB: 1 CS: 0	PA: 49
<b>PITCHER</b>	IP WLS BF H R ER SO BB IBB HBP BLK WP HR S P ERA WHIP												<b>Brian Shouse, L</b> ERA: 2.32	IP WLS BF H R ER SO BB IBB HBP BLK WP HR S P ERA WHIP 0.1 0.1 1 0 0 1 0 0 0 0 0 0 15 22 0.00 1.200										

Batter	1	2	3	4	5	6	7	8	9	10	11	AB R H RBI BB SO LOB	BOTTOM											
Eric Young Sr., R OBP: 0.383, SLG: 0.390	P3					F8			G4-3		9 SF7	6 2 2 1 0 0 1	<b>Anaheim Angels @ Texas Rangers</b> The Ballpark at Arlington, Arlington, TX Wed Sep 29 2004, 8:05 PM EDT Att: 31,538 - Sunny - 79 F											
9 Hank Blalock, L OBP: 0.363, SLG: 0.501	F8					10 1B 2B			K		SF7	4 1 1 1 1 2 0												
10 Michael Young, R OBP: 0.355, SLG: 0.481	G5-3					10 FC6-4 BB			L4		G5-3	6 1 2 1 0 0 2												
23 Mark Teixeira, S OBP: 0.365, SLG: 0.554						2B SF8 1B			K		F7	5 1 2 0 0 1 3												
Kevin Mench, R OBP: 0.332, SLG: 0.538						2B SF9 1B			K		FC1-6 BB	2 0 2 1 3 0 0												
Brian Jordan, R OBP: 0.275, SLG: 0.368						2B SF9 2B			FC1-6 BB		B2	2 0 0 2 0 0 3												
Andy Fox, L OBP: 0.085, SLG: 0.149						2B SF8 2B			SF8		BB	1 1 0 0 0 0 1												
Chad Allen, R OBP: 0.292, SLG: 0.391						2B SF9 2B			SF8		BB	3 0 0 0 0 0 4												
David Dellucci, L OBP: 0.340, SLG: 0.442						2B SF9 2B			SF8		BB	0 0 0 0 1 0 0												
Manny Alexander, R OBP: 0.167, SLG: 0.222						2B SF8 2B			SF8		BB	1 0 0 0 0 1 1												
Laynce Nix, L OBP: 0.294, SLG: 0.432						15 B5-3 1B			SF8		K	4 0 1 1 0 3 3												
15 Gerald Laird, R OBP: 0.207, SLG: 0.286						2B			G5-3		F7	5 1 1 0 0 1 3												
<b>Inning Stats</b>	R: 0 E: 0 K: 0 S: 7	H: 0 LOB: 0 BB: 0 P: 12	R: 0 E: 0 K: 1 S: 11	H: 1 LOB: 2 BB: 1 P: 20	R: 4 E: 0 K: 0 S: 11	H: 5 LOB: 1 BB: 2 P: 20	R: 0 E: 0 K: 0 S: 7	H: 1 LOB: 2 BB: 1 P: 15	R: 1 E: 0 K: 0 S: 10	H: 2 LOB: 0 BB: 0 P: 20	R: 0 E: 0 K: 2 S: 11	H: 0 LOB: 0 BB: 0 P: 19	R: 1 E: 0 K: 0 S: 13	H: 0 LOB: 2 BB: 2 P: 27	R: 0 E: 0 K: 1 S: 8	H: 1 LOB: 1 BB: 0 P: 14	R: 0 E: 0 K: 2 S: 12	H: 0 LOB: 1 BB: 0 P: 17	R: 1 E: 0 K: 0 S: 8	H: 1 LOB: 0 BB: 0 P: 13	1B: 7 2B: 4 3B: 1 HR: 0	SF: 4 SAC: 0 DP: 1 HBP: 0	WP: 2 PB: 0 SB: 0 CS: 0	PA: 48
<b>PITCHER</b>	IP WLS BF H R ER SO BB IBB HBP BLK WP HR S P ERA WHIP												<b>Troy Percival, R</b> ERA: 2.96	IP WLS BF H R ER SO BB IBB HBP BLK WP HR S P ERA WHIP 1.0 1.0 4 1 1 1 0 0 0 0 0 0 13 21 0.00 0.000										

AB	41
R	8
H	11
RBI	6
BB	7
SO	8
LOB	15

AB	39
R	7
H	11
RBI	7
BB	5
SO	8
LOB	21





Batter	1	2	3	4	5	6	7	8	9	AB	R	H	RBI	BB	SO	LOB	TOP									
<b>9 Chone Figgins, S</b> OBP: 0.348, SLG: 0.415 (1, 4)	1-2 P2		1-2 G3			3-2 G4-3 27 HR 1B		2-2 FC1-6 2B		4	1	2	0	0	0	0										
<b>Darin Erstad, L</b> OBP: 0.345, SLG: 0.398 (1, 3)	2-3 K			1-2 L8		1-1 G4-3		1-1 FC1-6 27 1B 2-2		4	0	0	0	0	1	2										
<b>27 Vladimir Guerrero, R</b> OBP: 0.392, SLG: 0.598 (1, 9)	2-2 1B			1-0 HR		0-1 HR		2-0 FC4 1-3 1B		4	2	4	3	0	0	0										
<b>Troy Glaus, R</b> OBP: 0.363, SLG: 0.595 (1, 10)	2-3 K			2-1 P2		0-1 L7		0-0 FC4 1-2		4	0	0	0	0	1	3										
<b>Jeff DaVanon, S</b> OBP: 0.366, SLG: 0.411 (1, 8)		1-2 F8		0-0 G3-1		0-0 B3			0-2 L7	4	0	0	0	0	0	0										
<b>Curtis Pride, L</b> OBP: 0.286, SLG: 0.353 <b>Adam Riggs, R</b> OBP: 0.214, SLG: 0.259 (7, PH) <b>Casey Kotchman, L</b> OBP: 0.290, SLG: 0.277 (9, PH)	0-1 P5				0-2 G4-3		1-1 G5-4-3 1B		3-2 8 DI 1B	2	0	0	0	0	0	0										
<b>Bengie Molina, R</b> OBP: 0.313, SLG: 0.404 (1, 2)	3-2 L9				1-3 K		0-1 G5-4-3 1-2		1-3 K	4	0	0	0	0	2	2										
<b>8 Dallas McPherson, L</b> OBP: 0.308, SLG: 0.528 (1, 5)			2-3 K		4-2 BB		0-0 G1-3		2-3 K2-3 1-2	3	0	0	0	1	2	1										
<b>David Eckstein, R</b> OBP: 0.338, SLG: 0.331 (1, 6)			3-2 F7		1-2 F9			1-1 G3-1		3	0	0	0	0	0	1										
<b>Inning Stats</b>	R: 0 E: 0 K: 2 S: 17	H: 1 LOB: 1 BB: 0 P: 24	R: 0 E: 0 K: 0 S: 8	H: 0 LOB: 0 BB: 0 P: 12	R: 0 E: 0 K: 1 S: 10	H: 0 LOB: 0 BB: 0 P: 16	R: 1 E: 0 K: 0 S: 7	H: 1 LOB: 1 BB: 1 P: 11	R: 0 E: 0 K: 1 S: 12	H: 0 LOB: 1 BB: 1 P: 18	R: 2 E: 0 K: 0 S: 10	H: 2 LOB: 0 BB: 0 P: 14	R: 0 E: 0 K: 0 S: 5	H: 1 LOB: 0 BB: 0 P: 6	R: 0 E: 0 K: 2 S: 9	H: 2 LOB: 2 BB: 0 P: 15	R: 0 E: 0 K: 2 S: 16	H: 1 LOB: 1 BB: 0 P: 22	1B: 5 2B: 1 3B: 0 HR: 2	SF: 0 SAC: 0 DP: 1 HBP: 0	WP: 0 PB: 0 SB: 1 CS: 0	PA: 35				
<b>PITCHER</b>	IP	WLS	BF	H	R	ER	SO	BB	IBB	HBP	BLK	WP	HR	S	P	ERA	WHIP									
<b>Chris Young, R</b> ERA: 4.71 <b>Brian Shouse, L</b> ERA: 2.23 <b>Jeff Nelson, R</b> ERA: 5.32 <b>R.A. Dickey, R</b> ERA: 5.57	(1, 1)	6.0	W	23	4	3	3	4	1	0	0	0	0	2	64	95	4.50	0.833								

Anaheim Angels @ Texas Rangers  
The Ballpark at Arlington, Arlington, TX  
Thu Sep 30 2004, 2:05 PM EDT  
Att: 23,036 - Cloudy - 83 F

AB	34
R	3
H	8
RBI	3
BB	1
SO	6
LOB	9



Batter	1	2	3	4	5	6	7	8	9	AB	R	H	RBI	BB	SO	LOB	BOTTOM									
<b>Andy Fox, L</b> OBP: 0.077, SLG: 0.135 (1, 4)	1-3 K2-3			2-1 G4-3		0-1 F8		0-1 F8		5	0	0	0	0	2	3										
<b>Layne Nix, L</b> OBP: 0.296, SLG: 0.439 (1, 8)	2-3 K		2-3 K		1-0 9 BB 10 1B 1B	1-0 10 SF7 3B				4	2	2	0	0	2	0										
<b>10 Michael Young, R</b> OBP: 0.354, SLG: 0.480 (1, 6)	1-1 G6-3		0-0 L9		1-1 9 BB 1B	2-2 SF7 1B		2-2 SF7 3H 2-3 1B		3	1	1	1	0	0	0										
<b>23 Mark Teixeira, S</b> OBP: 0.366, SLG: 0.553 (1, 10)		0-1 9 1B 1B	4-2 9 1B BB		0-1 F7 1B	2-3 K				3	1	1	0	1	1	2										
<b>9 Hank Blalock, L</b> OBP: 0.355, SLG: 0.502 (1, 5)		3-2 BB 1B	0-0 BB 1B		4-1 BB 1B		1-1 F8			3	1	2	0	1	0	0										
<b>Kevin Mench, R</b> OBP: 0.333, SLG: 0.535 (1, 9)		1-2 1B	1-3 1B		1-2 2-3 1B		2-2 G4-3			2	1	0	1	2	1	2										
<b>Adrián González, L</b> OBP: 0.308, SLG: 0.432 (1, 3)		0-1 BB 1B	2-2 G4-3		0-1 3H BB	0-1 FC4 1B		1-1 G4-3		4	0	2	3	0	0	3										
<b>Chad Allen, R</b> OBP: 0.269, SLG: 0.367 (1, 7)		2-3 K		2-0 F9		1-2 SF7		1-1 L9		3	0	0	1	0	1	2										
<b>Ken Huckaby, R</b> OBP: 0.217, SLG: 0.190 (1, 2)		4-2 BB		2-3 K		3H FC4 1-2		0-0 G4-3		3	0	0	0	1	1	1										
<b>Inning Stats</b>	R: 0 E: 0 K: 2 S: 8	H: 0 LOB: 0 BB: 0 P: 12	R: 1 E: 0 K: 3 S: 19	H: 3 LOB: 3 BB: 1 P: 32	R: 0 E: 0 K: 1 S: 16	H: 1 LOB: 3 BB: 2 P: 28	R: 0 E: 0 K: 1 S: 7	H: 0 LOB: 0 BB: 0 P: 13	R: 4 E: 0 K: 0 S: 16	H: 3 LOB: 1 BB: 2 P: 28	R: 1 E: 0 K: 1 S: 9	H: 1 LOB: 0 BB: 0 P: 14	R: 0 E: 0 K: 0 S: 10	H: 0 LOB: 0 BB: 0 P: 14	R: 0 E: 0 K: 0 S: 5	H: 0 LOB: 0 BB: 0 P: 6	R: 0 E: 0 K: 0 S: 5	H: 0 LOB: 0 BB: 0 P: 22	1B: 7 2B: 0 3B: 1 HR: 0	SF: 2 SAC: 0 DP: 0 HBP: 0	WP: 0 PB: 0 SB: 0 CS: 0	PA: 37				
<b>PITCHER</b>	IP	WLS	BF	H	R	ER	SO	BB	IBB	HBP	BLK	WP	HR	S	P	ERA	WHIP									
<b>41 John Lackey, R</b> ERA: 4.67 <b>Kevin Gregg, R</b> ERA: 4.17 <b>Ramon Ortiz, R</b> ERA: 4.46	(1, 1)	4.1	L	25	7	5	5	7	5	0	0	0	0	0	60	105	10.38	2.769								

Anaheim Angels @ Texas Rangers  
The Ballpark at Arlington, Arlington, TX  
Thu Sep 30 2004, 2:05 PM EDT  
Att: 23,036 - Cloudy - 83 F

AB	30
R	6
H	8
RBI	6
BB	5
SO	8
LOB	13






Batter	1	2	3	4	5	6	7	8	9	AB	R	H	RBI	BB	SO	LOB	TOP										
<b>Eric Young Sr. R</b> OBP: 0.382, SLG: 0.386 (1, 4)	4-1 23 HR BB		2-2 L7		0-0 L5			3-1 P2		3	1	0	0	1	0	1											
<b>9 Hank Blalock L</b> OBP: 0.356, SLG: 0.502 (1, 5)	1-3 K		0-1 F8		1-1 E5 1B			0-1 23 1B E 1B		4	1	2	0	0	1	1											
<b>10 Michael Young R</b> OBP: 0.352, SLG: 0.477 (1, 6)	1 SAFE 1-3 K			3-1 F8	0-0 G6-3			1-3 K		4	0	0	0	0	2	4											
<b>23 Mark Teixeira S</b> OBP: 0.367, SLG: 0.558 (1, 3)	2-1 1-H HR			2-0 F7		2-1 F8		0-0 E 1B 1-3		4	1	2	2	0	0	0											
<b>Kevin Mench R</b> OBP: 0.331, SLG: 0.530 (1, 9)	3-2 G5-3			2-0 E6 BB		0-1 F8		1-0 E1		4	0	0	0	0	0	1											
<b>Brian Jordan R</b> OBP: 0.275, SLG: 0.363 (1, 10)		1-2 K		4-2 FC6-4 BB		2-2 F9		3-3 3-H K		3	0	0	0	1	2	2											
<b>Chad Allen R</b> OBP: 0.288, SLG: 0.358 (1, 7)		1-2 G4-3		0-1 FC6-4 1-2f			0-0 F9		0-1 G5-4-3 1B	4	0	1	0	0	0	2											
<b>Layne Nix L</b> OBP: 0.293, SLG: 0.434 (1, 8)		1-3 K			0-1 P6		1-1 F8		0-0 G5-4-3 1-2f	4	0	0	0	0	1	1											
<b>Ken Huckaby R</b> OBP: 0.224, SLG: 0.182 <b>Adrián González L</b> OBP: 0.300, SLG: 0.421 (9, PH)			1-3 K		4-2 9 E 9 1B BB		0-0 F9		0-1 F8	2	0	0	0	1	1	0											
<b>Inning Stats</b>	R: 2 E: 0 K: 2 S: 13	H: 1 LOB: 0 BB: 1 P: 24	R: 0 E: 0 K: 2 S: 13	H: 0 LOB: 0 BB: 0 P: 16	R: 0 E: 0 K: 1 S: 9	H: 0 LOB: 0 BB: 0 P: 12	R: 0 E: 0 K: 0 S: 10	H: 0 LOB: 2 BB: 1 P: 21	R: 0 E: 1 K: 0 S: 9	H: 1 LOB: 2 BB: 1 P: 14	R: 0 E: 0 K: 0 S: 7	H: 0 LOB: 0 BB: 0 P: 11	R: 0 E: 0 K: 0 S: 4	H: 0 LOB: 0 BB: 0 P: 5	R: 1 E: 1 K: 2 S: 12	H: 2 LOB: 2 BB: 0 P: 20	R: 0 E: 0 K: 0 S: 5	H: 1 LOB: 0 BB: 0 P: 5	1B: 4 2B: 0 3B: 0 HR: 1	SF: 0 SAC: 0 DP: 1 HBP: 0	WP: 0 PB: 0 SB: 0 CS: 0	PA: 36					
<b>PITCHER</b>	IP	WLS	BF	H	R	ER	SO	BB	IBB	HBP	BLK	WP	HR	S	P	ERA	WHIP										
<b>Ron Villone L</b> ERA: 4.68 (1, 1)	5.0	W	21	2	2	2	5	3	0	0	0	0	1	54	87	3.60	1.000										
<b>40 Julio Mateo R</b> ERA: 4.68 (6, 1)	2.0		6	0	0	0	0	0	0	0	0	0	0	11	16	0.00	0.000										
<b>Shigetoshi Hasegawa R</b> ERA: 5.16 (8, 1)	1.0		6	2	1	0	2	0	0	0	0	0	0	12	20	0.00	2.000										
<b>20 J.J. Putz R</b> ERA: 4.71 (9, 1)	1.0		3	1	0	0	0	0	0	0	0	0	0	5	5	0.00	1.000										

Texas Rangers @ Seattle Mariners  
Safeco Field, Seattle, WA  
Fri Oct 01 2004, 7:05 PM PDT  
Att: 45,573 - Sunny - 64 F

AB 33  
R 3  
H 5  
RBI 2  
BB 3  
SO 7  
LOB 12



Batter	1	2	3	4	5	6	7	8	9	AB	R	H	RBI	BB	SO	LOB	BOTTOM										
<b>51 Ichiro Suzuki L</b> OBP: 0.415, SLG: 0.456 (1, 9)	0-2 1B 1B		1-0 1B		1-1 S BB E 1B			3-3 K		5	2	3	0	0	1	1											
<b>Hiram Bocachica R</b> OBP: 0.337, SLG: 0.400 (9, 9)			1-0 F8		4-1 S BB E 1B			1-3 K		4	1	3	0	1	1	0											
<b>Randy Winn S</b> OBP: 0.348, SLG: 0.429 (1, 7)	1 SAFE 1-0 1B		1-0 1B	0-0 FC6-4 1B	1-2 2B 1B			1-3 K		4	1	3	0	1	1	0											
<b>Edgar Martinez R</b> OBP: 0.346, SLG: 0.390 <b>Jolbert Cabrera R</b> OBP: 0.311, SLG: 0.382 (6, PR)	2-1 F3		1-1 2B 1B	1-3 K	3-3 K BB			0-0 1B 1B		5	1	2	1	0	2	4											
<b>Raul Ibanez L</b> OBP: 0.353, SLG: 0.469 (1, 3)	3-0 G5-4-3 1B		0-0 1B 7 1B 2B	2-1 FC6-4 FC6-4	0-0 G3-1			2-1 1B 1B		5	1	3	1	0	0	2											
<b>Bret Boone R</b> OBP: 0.320, SLG: 0.428 (1, 4)	1-1 G5-4-3		3-0 1B 7 1B 1B	0-0 FC6-4	3-2 G4-3 1B			0-1 1B 1B		5	1	3	2	0	0	4											
<b>7 Jeremy Reed L</b> OBP: 0.452, SLG: 0.474 (1, 8)		1-1 F8	0-0 1B FC1-6 1B		0-1 G3-1			0-3 K		5	1	1	1	0	2	3											
<b>Greg Dobbs L</b> OBP: 0.231, SLG: 0.300 (1, 5)		2-0 F7	0-0 FC1-6 1B		0-0 P4			1-2 G4-3 1B		4	0	2	1	0	0	0											
<b>Dan Wilson R</b> OBP: 0.305, SLG: 0.308 (1, 2)		2-1 FC6-4 1B	3-2 FC1-6		0-1 F7			2-2 G4-3		4	0	1	1	0	0	3											
<b>4 Jose Lopez R</b> OBP: 0.263, SLG: 0.373 (1, 6)		2-1 FC6-4	2-1 K		2-2 L3			1-3 K		4	0	0	0	0	2	4											
<b>Inning Stats</b>	R: 0 E: 0 K: 0 S: 10	H: 3 LOB: 2 BB: 0 P: 17	R: 0 E: 0 K: 0 S: 7	H: 1 LOB: 1 BB: 0 P: 14	R: 6 E: 0 K: 1 S: 19	H: 7 LOB: 1 BB: 0 P: 34	R: 0 E: 0 K: 1 S: 7	H: 1 LOB: 1 BB: 0 P: 10	R: 0 E: 0 K: 0 S: 5	H: 0 LOB: 0 BB: 0 P: 5	R: 1 E: 1 K: 1 S: 10	H: 1 LOB: 1 BB: 1 P: 20	R: 0 E: 0 K: 2 S: 16	H: 2 LOB: 2 BB: 0 P: 23	R: 1 E: 0 K: 3 S: 15	H: 3 LOB: 2 BB: 0 P: 24	1B: 17 2B: 1 3B: 0 HR: 0	SF: 0 SAC: 0 DP: 1 HBP: 0	WP: 0 PB: 0 SB: 2 CS: 0	PA: 42							
<b>PITCHER</b>	IP	WLS	BF	H	R	ER	SO	BB	IBB	HBP	BLK	WP	HR	S	P	ERA	WHIP										
<b>Ryan Drese R</b> ERA: 4.2 (1, 1)	2.0	L	15	10	6	6	0	0	0	0	0	0	0	26	48	27.00	5.000										
<b>John Waddell R</b> ERA: 6.78 (3, 1)	3.2		15	3	1	0	3	1	0	0	0	0	0	31	51	0.00	1.091										
<b>Michael Tejera L</b> ERA: 13.5 (6, 1)	1.2		7	2	0	0	3	0	0	0	0	0	0	21	31	0.00	1.200										
<b>Travis Hughes R</b> ERA: 13.5 (8, 1)	0.2		5	3	1	1	2	0	0	0	0	0	0	11	17	13.50	4.500										

Texas Rangers @ Seattle Mariners  
Safeco Field, Seattle, WA  
Fri Oct 01 2004, 7:05 PM PDT  
Att: 45,573 - Sunny - 64 F

AB 41  
R 8  
H 18  
RBI 7  
BB 1  
SO 8  
LOB 21





Batter	1	2	3	4	5	6	7	8	9	AB	R	H	RBI	BB	SO	LOB	TOP										
Eric Young Sr. R (1.4) OBP: 0.377, SLG: 0.381 Andy Fox, L (8.4) OBP: 0.077, SLG: 0.135	K		G2-3		F9	G4-3		F8		5	0	0	0	0	1	3											
9 Hank Blalock, L (1.5) OBP: 0.356, SLG: 0.502	K			10 HR	10 2B 23 2B	K		K		5	2	2	0	0	3	2											
10 Michael Young, R (1.10) OBP: 0.354, SLG: 0.484	F9			2-H	2-H	2B		FC6-4		5	2	3	4	0	0	1											
23 Mark Teixeira, S (1.3) OBP: 0.369, SLG: 0.560 Adrián González, L (9.3) OBP: 0.300, SLG: 0.421		1B		FC5-4	2B	G3		K		5	1	3	2	0	1	1											
Kevin Mench, R (1.9) OBP: 0.333, SLG: 0.540	F7			FC5-4	2B			1B		5	1	3	2	0	0	2											
Chad Allen, R (1.7) OBP: 0.282, SLG: 0.345	K			FC5-4	F9			F9		5	0	1	0	0	1	4											
Laynce Nix, L (1.8) OBP: 0.294, SLG: 0.432	K			K				1B		4	1	1	0	0	3	3											
Rod Barajas, R (1.2) OBP: 0.276, SLG: 0.453 Ken Huckaby, R (7.7, PH) OBP: 0.216, SLG: 0.174			G5-3		G4-3	2B		G4-3		3	1	1	1	0	0	0											
Manny Alexander, R (1.6) OBP: 0.273, SLG: 0.333			K		9 1B 10 2B	10 1B		10 FC6-4		3	2	2	1	1	1	0											
<b>Inning Stats</b>	R: 0 E: 0 K: 2 S: 11	H: 0 LOB: 0 BB: 0 P: 15	R: 0 E: 0 K: 2 S: 12	H: 1 LOB: 1 BB: 0 P: 17	R: 0 E: 0 K: 1 S: 8	H: 0 LOB: 0 BB: 0 P: 10	R: 2 E: 0 K: 1 S: 15	H: 3 LOB: 1 BB: 0 P: 25	R: 4 E: 0 K: 0 S: 21	H: 4 LOB: 1 BB: 1 P: 34	R: 3 E: 0 K: 1 S: 10	H: 3 LOB: 1 BB: 0 P: 15	R: 1 E: 0 K: 1 S: 11	H: 2 LOB: 0 BB: 0 P: 16	R: 0 E: 0 K: 1 S: 11	H: 1 LOB: 1 BB: 0 P: 18	R: 0 E: 0 K: 1 S: 10	H: 2 LOB: 2 BB: 0 P: 13	1B: 8 2B: 6 3B: 0 HR: 2	SF: 0 SAC: 0 DP: 1 HBP: 1	WP: 0 PB: 0 SB: 0 CS: 0	PA: 44					
<b>PITCHER</b>	IP	WLS	BF	H	R	ER	SO	BB	IBB	HBP	BLK	WP	HR	S	P	ERA	WHIP										
Jamie Moyer, L (1.1) ERA: 5.21	5.0	L	24	8	6	6	6	1	0	0	0	0	1	67	101	10.80	1.800										
Masao Kida, R (6.1) ERA: 5.65	1.0		9	5	4	4	1	0	0	1	0	0	1	16	25	36.00	5.000										
Randy Williams, L (7.1) ERA: 7.36	2.0		6	1	0	0	2	0	0	0	0	0	0	16	24	0.00	0.500										
Aaron Taylor, R (9.1) ERA: 9.82	1.0		5	2	0	0	1	0	0	0	0	0	0	10	13	0.00	2.000										
Batter	1	2	3	4	5	6	7	8	9	AB	R	H	RBI	BB	SO	LOB	BOTTOM										
51 Ichiro Suzuki, L (1.9) OBP: 0.414, SLG: 0.454	K		G4-3		FC1-2	G1-3		FC4-6		5	0	1	0	0	1	2											
Randy Winn, S (1.8) OBP: 0.346, SLG: 0.427	G6-3		K		E4	G6-3		SF7		4	0	0	1	0	1	2											
Edgar Martínez, R (1.10) OBP: 0.345, SLG: 0.388	G1-3			WP	FC1-2	G5-3		1B		3	1	0	0	1	0	3											
16 Willie Bloomquist, R (9.5) OBP: 0.283, SLG: 0.330				1B	1-2 2-3 3-H			1B		1	0	1	0	0	0	0											
Bret Boone, R (1.4) OBP: 0.318, SLG: 0.425		F8		K	G4-3			F8		5	0	0	0	0	1	6											
Raul Ibanez, L (1.7) OBP: 0.356, SLG: 0.476		2B		F7		1B		1B		4	2	3	0	0	0	1											
Jolbert Cabrera, R (1.5) OBP: 0.315, SLG: 0.389		2B		1B	G4-6-3	1B		K		4	0	3	2	0	1	1											
Scott Spiezio, S (1.3) OBP: 0.288, SLG: 0.346 Aaron Taylor, R (9.1) ERA: 2.55	P6			1B		1B		G6-3		4	0	1	1	0	1	3											
Dan Wilson, R (1.2) OBP: 0.305, SLG: 0.310	G1-3				F8	G4-6-3		SF7		4	1	1	0	0	0	3											
4 Jose Lopez, R (1.6) OBP: 0.263, SLG: 0.367			G5-3		E4	K		51 FC4-6		3	0	0	0	1	1	1											
<b>Inning Stats</b>	R: 0 E: 0 K: 1 S: 6	H: 2 LOB: 1 BB: 0 P: 9	R: 1 E: 0 K: 0 S: 8	H: 2 LOB: 1 BB: 0 P: 14	R: 0 E: 0 K: 1 S: 7	H: 0 LOB: 0 BB: 0 P: 8	R: 1 E: 0 K: 2 S: 13	H: 1 LOB: 1 BB: 1 P: 26	R: 0 E: 2 K: 0 S: 14	H: 1 LOB: 3 BB: 0 P: 26	R: 1 E: 0 K: 1 S: 13	H: 3 LOB: 1 BB: 0 P: 22	R: 0 E: 0 K: 1 S: 7	H: 0 LOB: 0 BB: 0 P: 10	R: 0 E: 0 K: 1 S: 11	H: 1 LOB: 1 BB: 0 P: 21	R: 1 E: 0 K: 0 S: 12	H: 2 LOB: 2 BB: 1 P: 23	1B: 6 2B: 4 3B: 0 HR: 0	SF: 1 SAC: 0 DP: 1 HBP: 0	WP: 1 PB: 0 SB: 0 CS: 0	PA: 40					
<b>PITCHER</b>	IP	WLS	BF	H	R	ER	SO	BB	IBB	HBP	BLK	WP	HR	S	P	ERA	WHIP										
Kenny Rogers, L (1.1) ERA: 4.76	5.0	W	25	7	3	3	4	1	0	0	0	0	0	56	95	5.40	1.600										
Doug Brocail, R (6.1) ERA: 4.21	2.0		5	0	0	0	1	0	0	0	0	0	0	12	20	0.00	0.000										
32 Ron Mahay, L (8.1) ERA: 2.55	1.0		4	1	0	0	1	0	0	0	0	0	0	11	21	0.00	1.000										
R.A. Dickey, R (9.1) ERA: 5.61	1.0		6	2	1	1	0	1	0	0	0	0	0	12	23	9.00	3.000										

Texas Rangers @ Seattle Mariners  
Safeco Field, Seattle, WA  
Sat Oct 02 2004, 5:35 PM PDT  
Att: 45,817 - Sunny - 72 F

AB 42  
R 10  
H 16  
RBI 10  
BB 1  
SO 10  
LOB 19

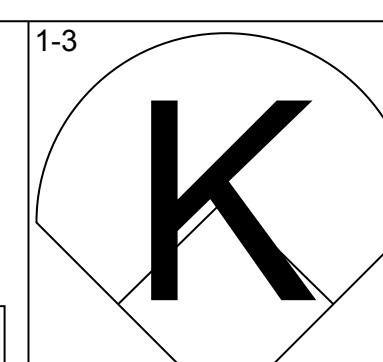
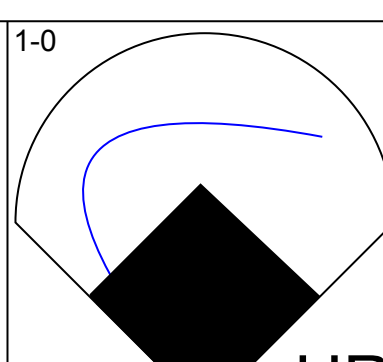
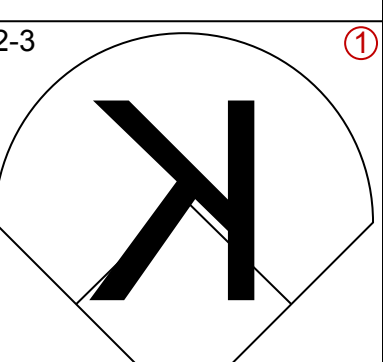
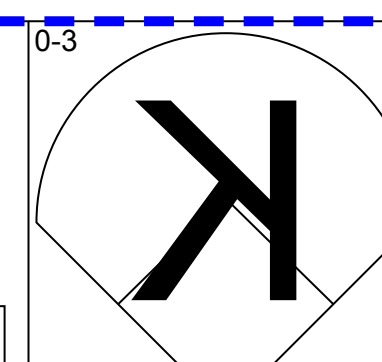
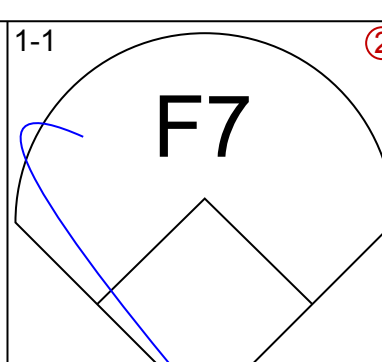
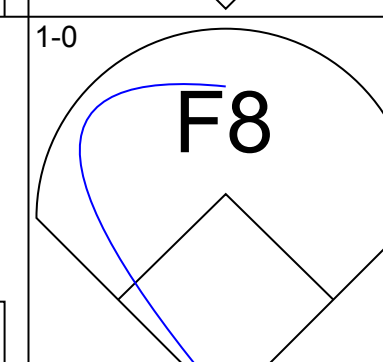
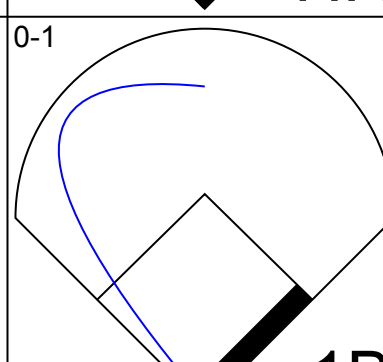
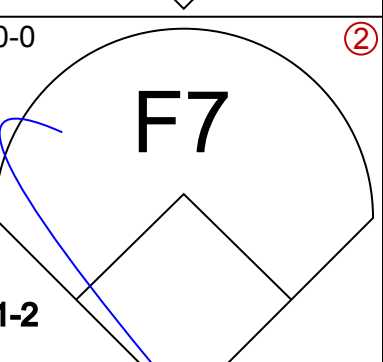
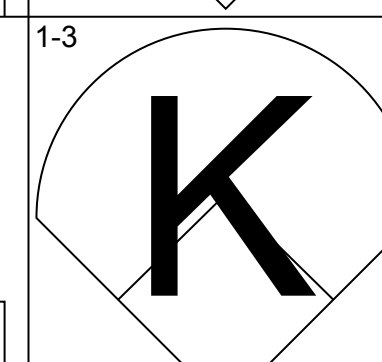
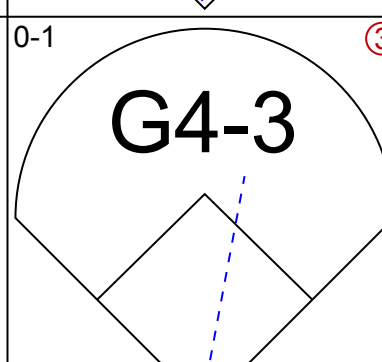
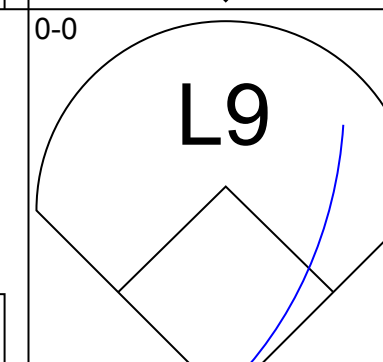
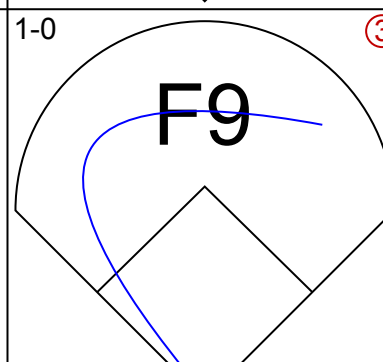
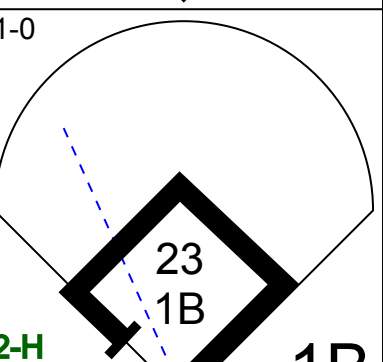
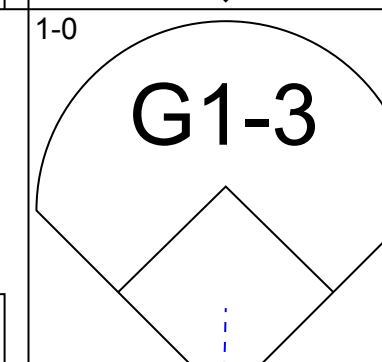
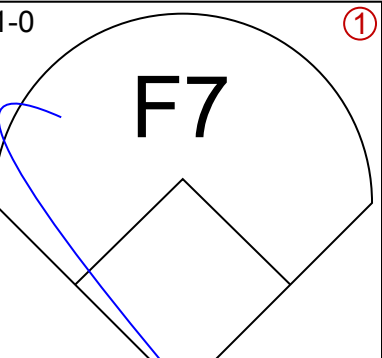
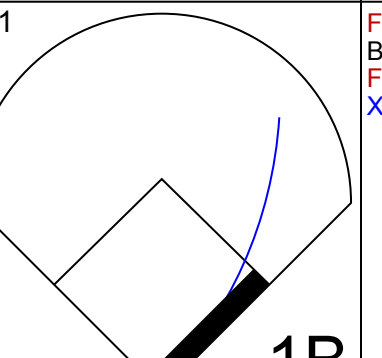

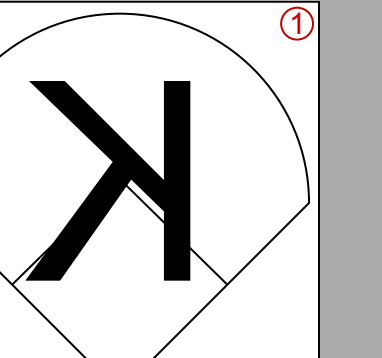
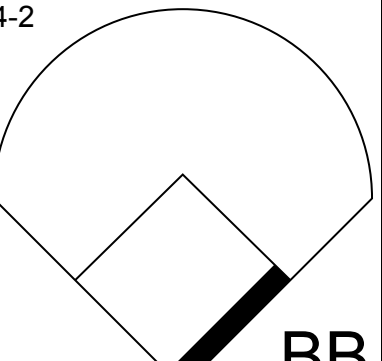
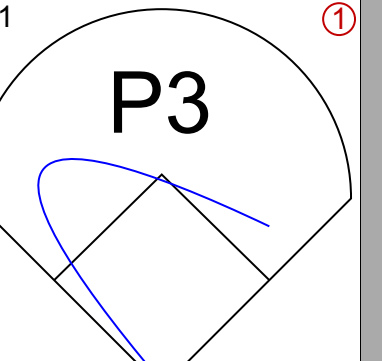
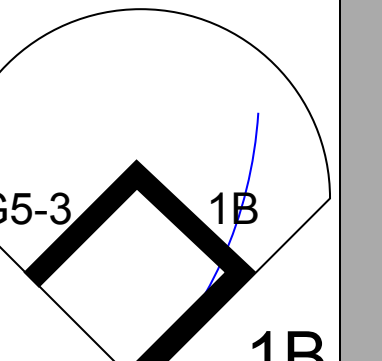
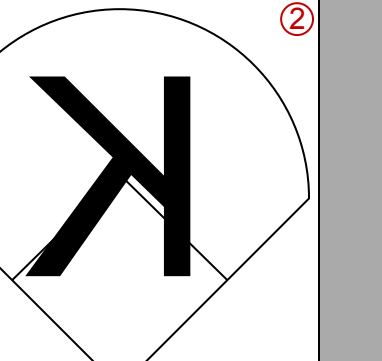
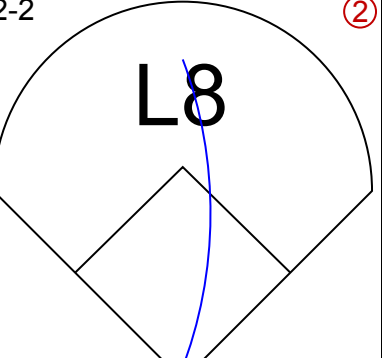

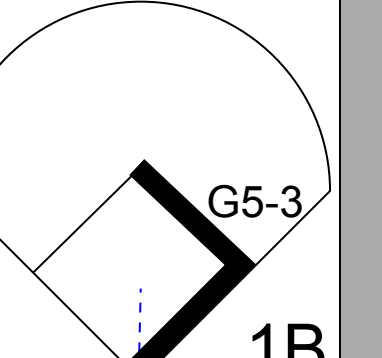
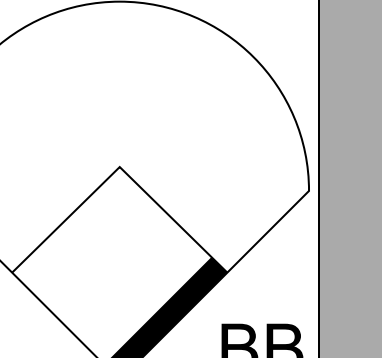
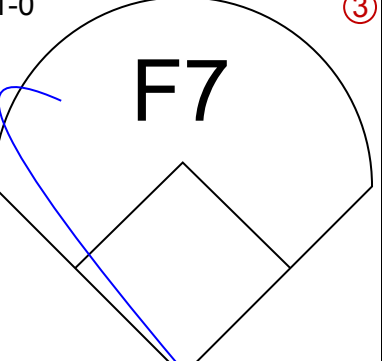
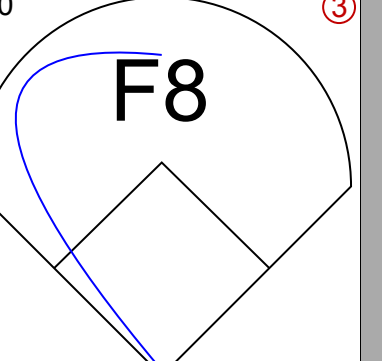
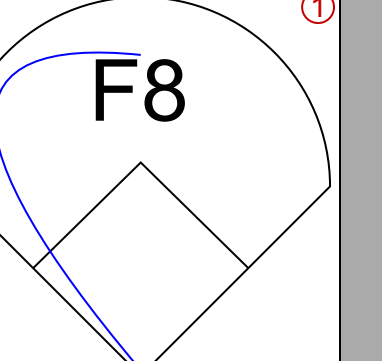
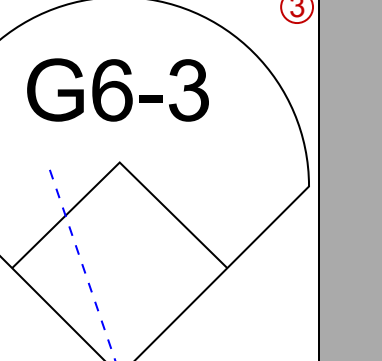
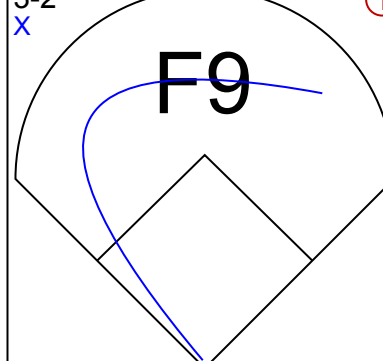
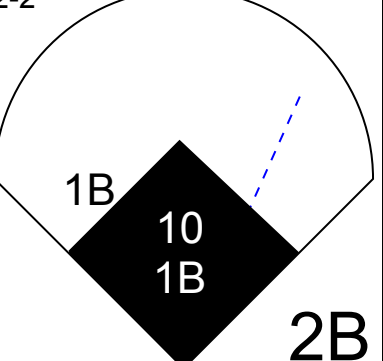

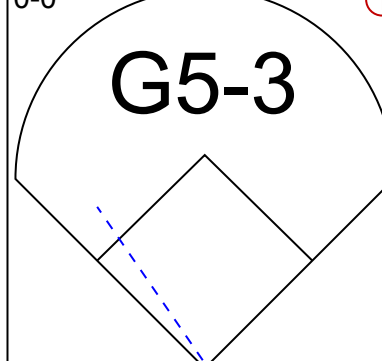
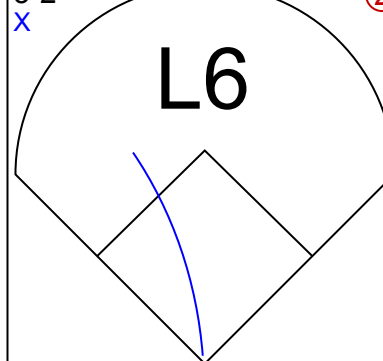
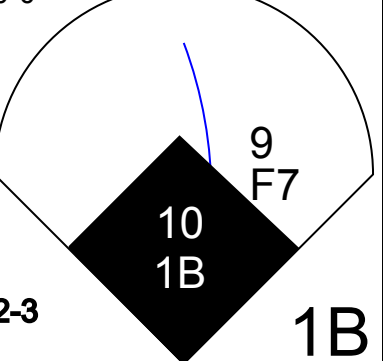

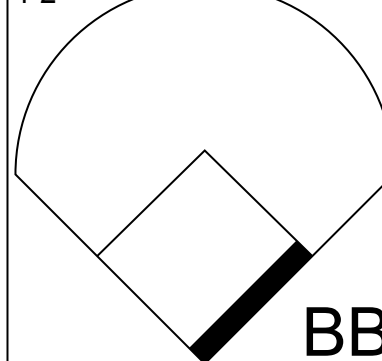


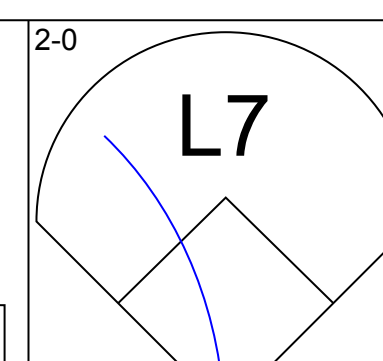
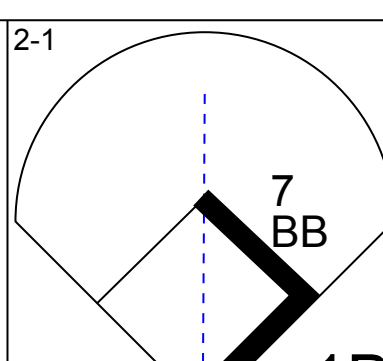
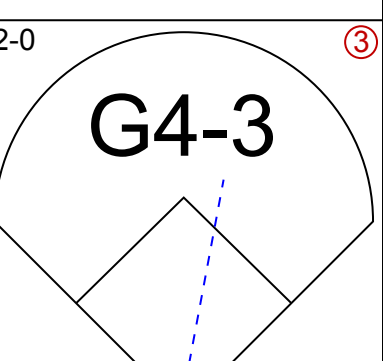
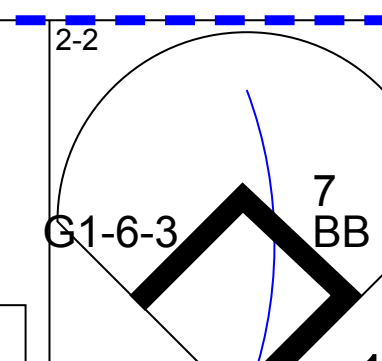
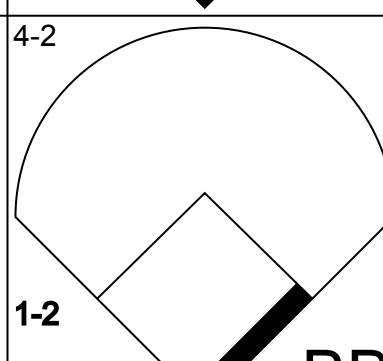
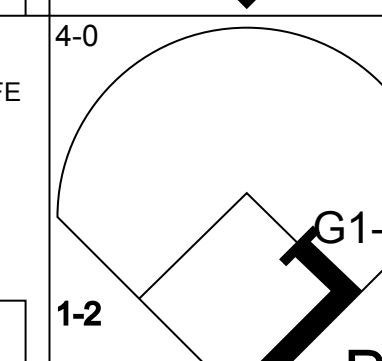
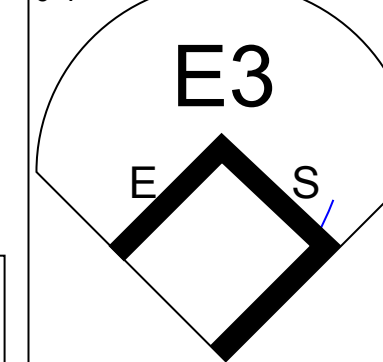
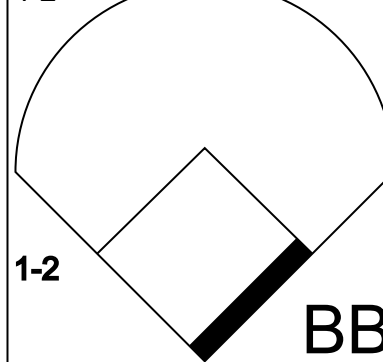
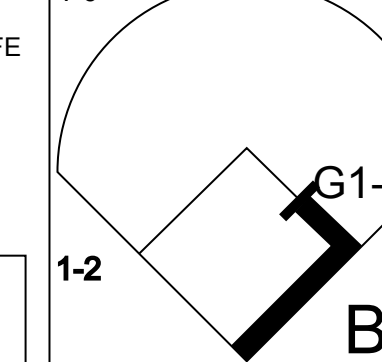
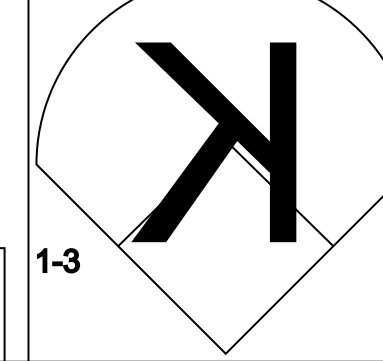
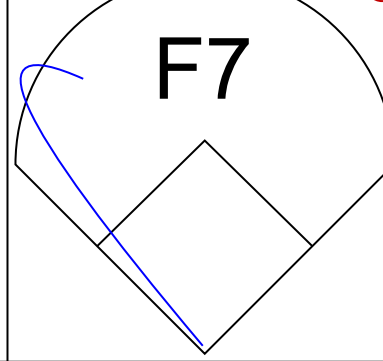

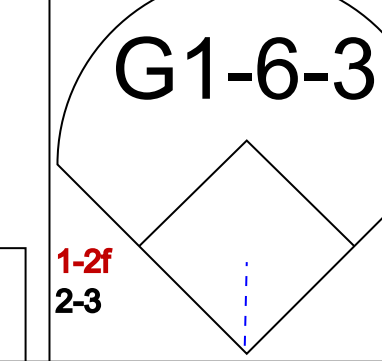
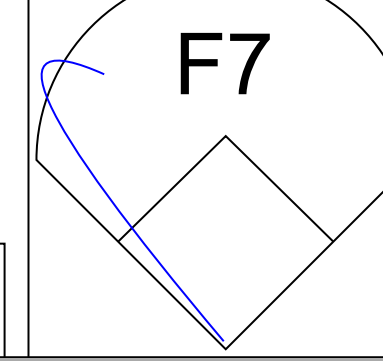
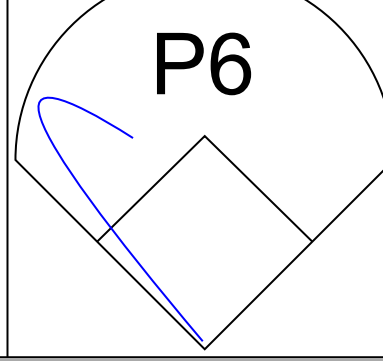
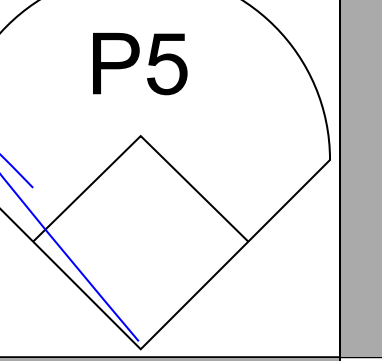
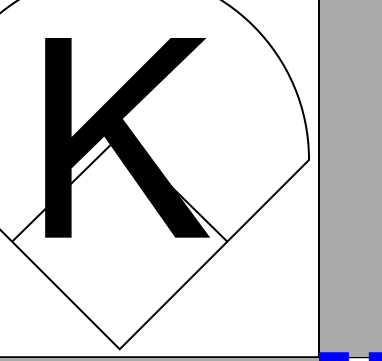
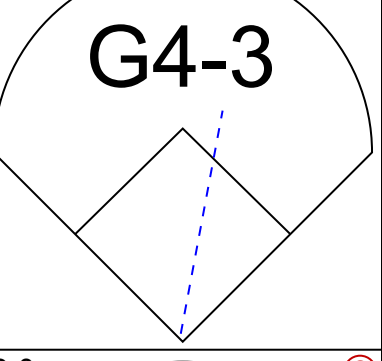
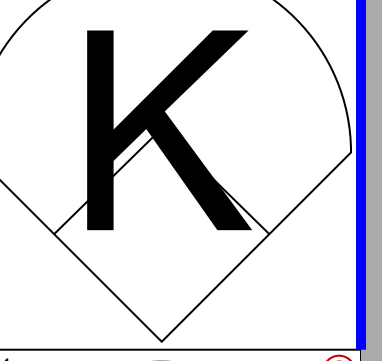
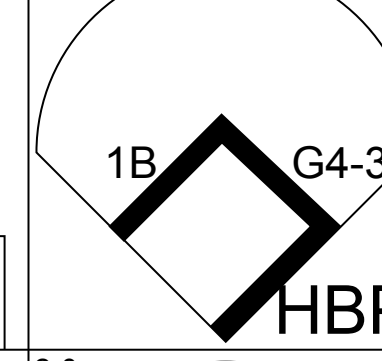
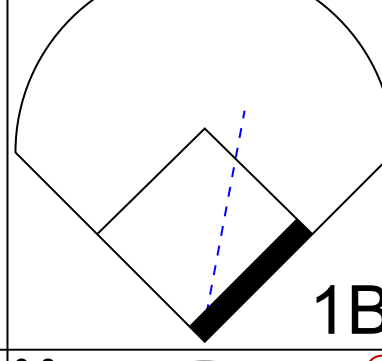
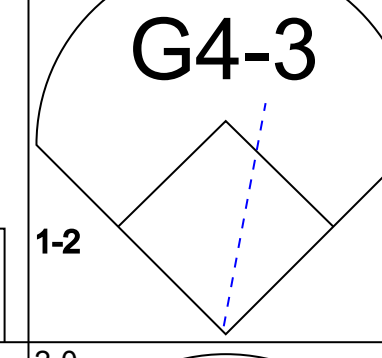
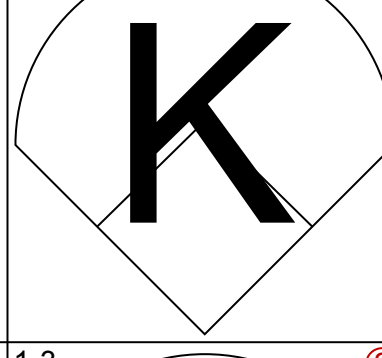
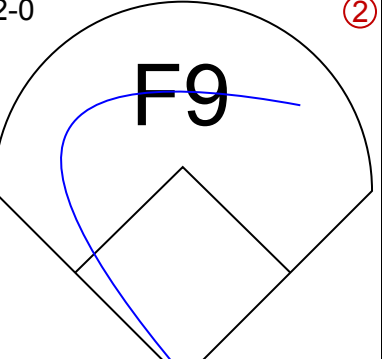
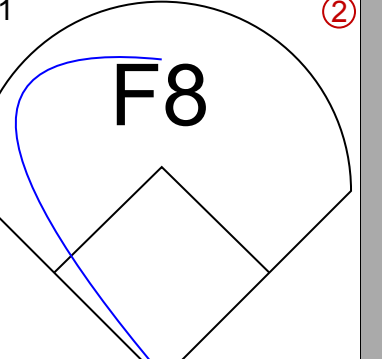
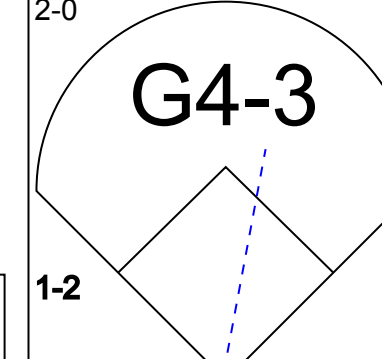
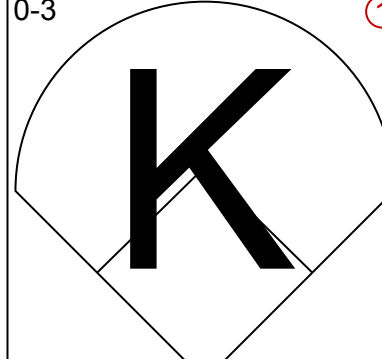
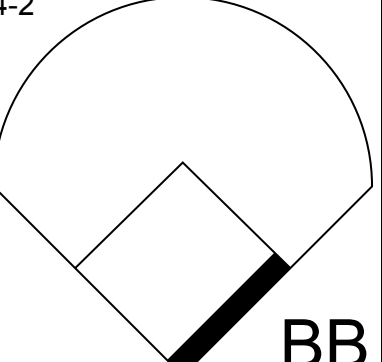
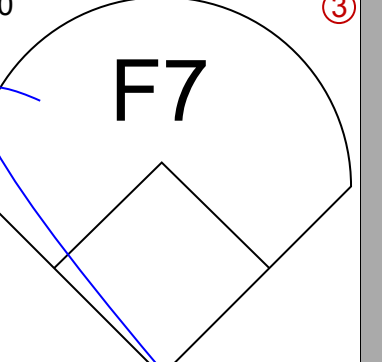
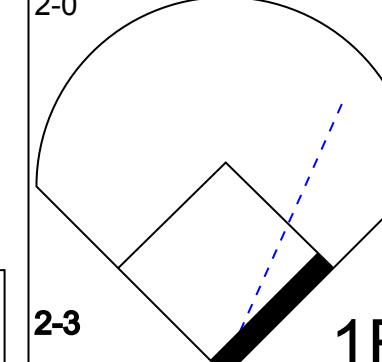
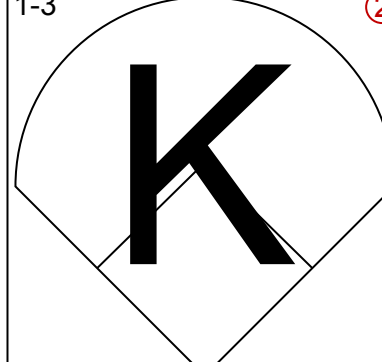
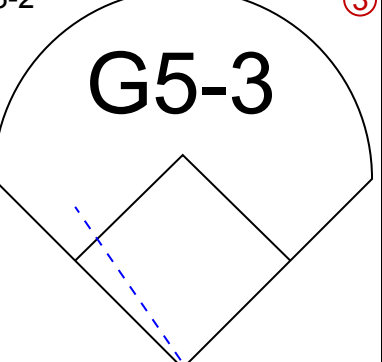
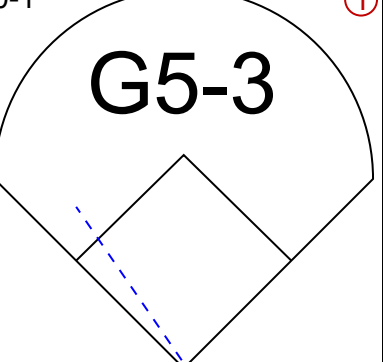
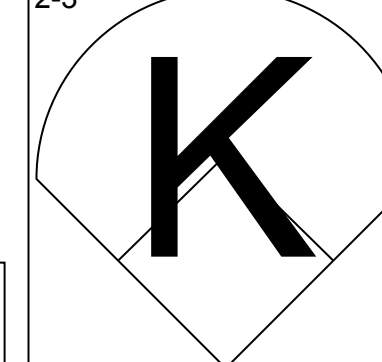
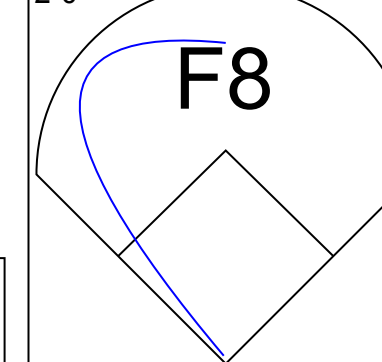
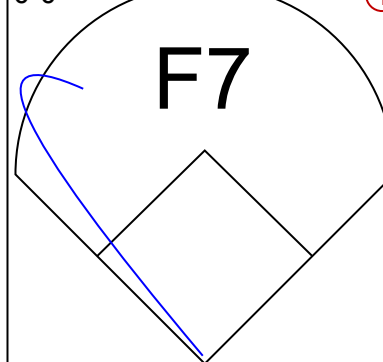
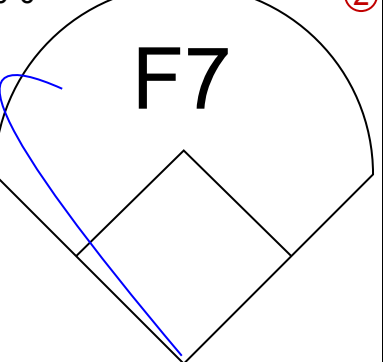
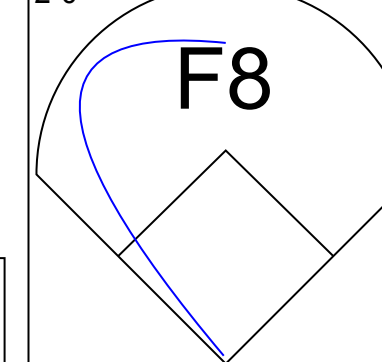
Texas Rangers @ Seattle Mariners  
Safeco Field, Seattle, WA  
Sat Oct 02 2004, 5:35 PM PDT  
Att: 45,817 - Sunny - 72 F

AB 37  
R 4  
H 10  
RBI 4  
BB 2  
SO 6  
LOB 22





Batter	1	2	3	4	5	6	7	8	9	AB	R	H	RBI	BB	SO	LOB	TOP					
Layne Nix, L (1, 8) OBP: 0.293, SLG: 0.437										5	1	1	1	0	3	3	<b>Texas Rangers @ Seattle Mariners</b> Safeco Field, Seattle, WA Sun Oct 03 2004, 1:05 PM PDT Att: 45,658 - Sunny - 61 F					
9 Hank Blalock, L (1, 5) OBP: 0.355, SLG: 0.500										5	0	1	0	0	1	3						
10 Michael Young, R (1, 6) OBP: 0.353, SLG: 0.483										4	0	1	2	0	0	1						
23 Mark Teixeira, S (1, 10) OBP: 0.370, SLG: 0.560										4	0	2	0	0	1	0						
David Dellucci, L (1, 7) OBP: 0.342, SLG: 0.441										3	0	1	0	1	1	1						
Kevin Mench, R (1, 9) OBP: 0.335, SLG: 0.539										3	0	1	0	1	1	2						
Adrián González, L (1, 3) OBP: 0.273, SLG: 0.381										4	0	0	0	0	0	5						
Ken Huckaby, R (1, 2) OBP: 0.218, SLG: 0.200										4	1	1	0	0	0	2						
Andy Fox, L (1, 4) OBP: 0.107, SLG: 0.145										3	1	1	0	1	0	2						
<b>Inning Stats</b>	R: 0 E: 0 K: 1 S: 6	H: 0 LOB: 0 BB: 0 P: 8	R: 0 E: 0 K: 0 S: 9	H: 0 LOB: 1 BB: 1 P: 17	R: 1 E: 0 K: 0 S: 18	H: 2 LOB: 1 BB: 0 P: 26	R: 0 E: 0 K: 1 S: 8	H: 1 LOB: 1 BB: 0 P: 15	R: 2 E: 0 K: 1 S: 13	H: 4 LOB: 2 BB: 0 P: 19	R: 0 E: 0 K: 0 S: 8	H: 2 LOB: 0 BB: 0 P: 10	R: 0 E: 0 K: 2 S: 7	H: 0 LOB: 0 BB: 0 P: 9	R: 0 E: 0 K: 2 S: 11	H: 0 LOB: 1 BB: 1 P: 20	R: 0 E: 0 K: 0 S: 7	H: 0 LOB: 1 BB: 1 P: 12	1B: 7 2B: 1 3B: 0 HR: 1	SF: 0 SAC: 0 DP: 0 HBP: 0	WP: 0 PB: 0 SB: 0 CS: 0	PA: 38
<b>PITCHER</b>	IP	WLS	BF	H	R	ER	SO	BB	IBB	HBP	BLK	WP	HR	S	P	ERA	WHIP					
Gil Meche, R (1, 1) ERA: 5.01	6.0	L	27	9	3	3	3	1	0	0	0	0	1	62	95	4.50	1.667					
Matt Thornton, L (7, 1) ERA: 4.13	2.0		7	0	0	0	4	1	0	0	0	0	0	18	29	0.00	0.500					
Randy Williams, L (9, 1) ERA: 5.79	1.0		4	0	0	0	0	1	0	0	0	0	0	7	12	0.00	1.000					

Batter	1	2	3	4	5	6	7	8	9	AB	R	H	RBI	BB	SO	LOB	BOTTOM					
51 Ichiro Suzuki, L (1, 9) OBP: 0.414, SLG: 0.455										4	0	2	0	0	0	0	<b>Texas Rangers @ Seattle Mariners</b> Safeco Field, Seattle, WA Sun Oct 03 2004, 1:05 PM PDT Att: 45,658 - Sunny - 61 F					
Hiram Bocachica, R (9, 9) OBP: 0.337, SLG: 0.400										1	0	0	0	3	0	0						
7 Jeremy Reed, L (1, 8) OBP: 0.470, SLG: 0.466										4	0	0	0	0	1	6						
Edgar Martínez, R (1, 10) OBP: 0.342, SLG: 0.385										4	0	0	0	0	1	6						
Raul Ibanez, L (1, 7) OBP: 0.353, SLG: 0.472										4	0	0	0	0	1	4						
Bret Boone, R (1, 4) OBP: 0.317, SLG: 0.423										2	0	0	0	0	1	0						
Mickey Lopez, S (5, 4) OBP: 0.500, SLG: 0.250										1	0	1	0	0	0	0						
Jolbert Cabrera, R (1, 3) OBP: 0.312, SLG: 0.384										4	0	0	0	0	1	2						
Greg Dobbs, L (1, 5) OBP: 0.250, SLG: 0.302										3	0	1	0	1	1	1						
Miguel Olivo, R (1, 2) OBP: 0.286, SLG: 0.439										2	0	0	0	0	0	1						
30 René Rivera, R (7, PH) (8, 2)										2	0	0	0	0	1	3						
Ramon Santiago, S (1, 6) OBP: 0.256, SLG: 0.205										3	0	0	0	0	0	2						
<b>Inning Stats</b>	R: 0 E: 2 K: 1 S: 7	H: 0 LOB: 1 BB: 0 P: 11	R: 0 E: 0 K: 0 S: 9	H: 0 LOB: 1 BB: 1 P: 20	R: 0 E: 0 K: 0 S: 12	H: 1 LOB: 2 BB: 1 P: 20	R: 0 E: 0 K: 1 S: 7	H: 0 LOB: 0 BB: 0 P: 10	R: 0 E: 0 K: 0 S: 4	H: 0 LOB: 0 BB: 0 P: 6	R: 0 E: 0 K: 0 S: 5	H: 0 LOB: 0 BB: 1 P: 13	R: 0 E: 0 K: 1 S: 7	H: 1 LOB: 2 BB: 0 P: 16	R: 0 E: 0 K: 1 S: 10	H: 1 LOB: 1 BB: 1 P: 17	R: 0 E: 0 K: 2 S: 9	H: 1 LOB: 1 BB: 0 P: 10	1B: 4 2B: 0 3B: 0 HR: 0	SF: 0 SAC: 0 DP: 2 HBP: 1	WP: 0 PB: 0 SB: 1 CS: 0	PA: 35
<b>PITCHER</b>	IP	WLS	BF	H	R	ER	SO	BB	IBB	HBP	BLK	WP	HR	S	P	ERA	WHIP					
Chan Ho Park, R (1, 1) ERA: 5.48	7.0	W	27	2	0	0	3	3	0	0	0	0	0	51	96	0.00	0.714					
Brian Shouse, L (8, 1) ERA: 2.23	0.0		2	1	0	0	0	1	0	0	0	0	0	5	11	-	-					
Doug Brocail, R (8, 1) ERA: 4.13	1.0	H	2	0	0	0	1	0	0	0	0	0	0	5	6	0.00	0.000					
Francisco Cordero, R (9, 1) ERA: 2.13	1.0	S	4	1	0	0	2	0	0	0	0	0	0	9	10	0.00	1.000					

AB	35
R	3
H	9
RBI	3
BB	3
SO	7
LOB	19

