

Texas Rangers - 2005

| Batter | 1 | 2 | 3 | 4 | 5 | 6 | 7 | 8 | 9 | AB R H RBI BB SO LOB | TOP | | | | | | | | | |
|--|---|----------------------------------|-------------------------------|----------------------------------|-------------------------------|----------------------------------|------------------------------|----------------------------------|------------------------------|----------------------------------|------------------------------|----------------------------------|-------------------------------|----------------------------------|------------------------------|----------------------------------|----------------------------------|------------------------------------|----------------------------------|--------|
| Alfonso Soriano, R (1, 4) OBP: 0.400, SLG: 0.600 | 1-0 FC4-6 2B | 1-3 K | | | 1-3 K | | 1-2 9 WP 1B | | 0-0 F9 | 5 0 2 0 0 2 2 | | | | | | | | | | |
| 9 Hank Blalock, L (1, 5) | 4-0 FC4-6 BB | | 0-2 F9 | | 4-1 10 G6-4-3 BB | | 4-1 10 FC6-4 BB | | 3-2 G3 | 2 0 0 0 3 0 0 | | | | | | | | | | |
| 10 Michael Young, R (1, 6) OBP: 0.250, SLG: 0.500 | 2-2 FC4-6 1-2f 2-3 | | 1-2 23 1B 2B | | 0-0 G6-4-3 1-2f | | 1-0 FC6-4 1-2f | | | 4 1 1 0 0 0 5 | | | | | | | | | | |
| 23 Mark Teixeira, S (1, 3) OBP: 0.500, SLG: 1.250 | 2-2 K | | 2-0 FC6-4 2-H 1B | | 0-0 G3 | | 1-1 HR | | | 4 1 2 2 0 1 2 | | | | | | | | | | |
| Richard Hidalgo, R (1, 9) | 0-2 F7 | | 1-1 FC6-4 1-2f | | 2-3 K | | 3-3 K | | | 4 0 0 0 0 2 3 | | | | | | | | | | |
| David Dellucci, L (1, 10) | | 4-2 1B BB | 2-2 G1-3 | | 4-2 BB | | 4-2 BB | | | 1 0 0 0 3 0 1 | | | | | | | | | | |
| Kevin Mench, R (1, 7) | | 1-1 SAFE SAFE L7 | | 1-0 F9 | | 3-2 G6-3 | | 0-3 SAFE SAFE K | | 4 0 0 0 0 1 3 | | | | | | | | | | |
| Gary Matthews, S (1, 8) OBP: 0.500, SLG: 0.500 | | 0-0 1-2 1B | | 0-2 K 1B | | 0-1 G6-3 | | 1-1 SAFE SAFE G6-3 | | 4 0 2 0 0 0 1 | | | | | | | | | | |
| Rod Barajas, R (1, 2) | | 3-2 F4 | | 2-3 K2-3 | | 0-1 G6-3 | | 0-3 K | | 4 0 0 0 0 2 2 | | | | | | | | | | |
| Inning Stats | R: 0 E: 0 K: 1 S: 12 | H: 1 LOB: 2 BB: 1 P: 21 | R: 0 E: 0 K: 1 S: 14 | H: 1 LOB: 2 BB: 1 P: 23 | R: 1 E: 0 K: 0 S: 12 | H: 2 LOB: 1 BB: 0 P: 18 | R: 0 E: 0 K: 1 S: 7 | H: 1 LOB: 0 BB: 0 P: 10 | R: 0 E: 0 K: 1 S: 9 | H: 0 LOB: 0 BB: 1 P: 18 | R: 0 E: 0 K: 0 S: 9 | H: 1 LOB: 2 BB: 1 P: 15 | R: 1 E: 0 K: 2 S: 12 | H: 1 LOB: 1 BB: 1 P: 21 | R: 0 E: 0 K: 1 S: 7 | H: 0 LOB: 0 BB: 0 P: 10 | 1B: 4 2B: 2 3B: 0 HR: 1 | SF: 0 SAC: 0 DP: 1 HBP: 0 | WP: 1 PB: 0 SB: 0 CS: 0 | PA: 38 |
| PITCHER | IP WLS BF H R ER SO BB IBB HBP BLK WP HR S P ERA WHIP | | | | | | | | | | | | | | | | | | | |
| 40 Bartolo Colon, R (1, 1) ERA: 1.35 | 6.2 W 28 6 1 1 5 4 0 0 0 0 0 66 108 1.35 1.500 | | | | | | | | | | | | | | | | | | | |
| 62 Scot Shields, R (7, 1) ERA: 6.75 | 1.1 H 7 1 1 1 2 2 0 0 0 1 1 14 28 6.75 2.250 | | | | | | | | | | | | | | | | | | | |
| Francisco Rodriguez, R (9, 1) ERA: | 1.0 S 3 0 0 0 1 0 0 0 0 0 0 7 10 0.00 0.000 | | | | | | | | | | | | | | | | | | | |

Texas Rangers @ Los Angeles Angels
 Angel Stadium of Anaheim, Anaheim, CA

Tue Apr 05 2005, 7:05 PM PDT
 Att: 43,590 - Clear - 72 F

livebaseballscorecards.com

| | |
|-----|----|
| AB | 32 |
| R | 2 |
| H | 7 |
| RBI | 2 |
| BB | 6 |
| SO | 8 |
| LOB | 19 |



| Batter | 1 | 2 | 3 | 4 | 5 | 6 | 7 | 8 | 9 |
|--|-------------------------------|-------------|-------------|---|-------------|-----------------------|-------------------------|-------------|---|
| Darin Erstad, L (1, 3) BBB CCB | 4-2 G1-6-3 BB | | 2-2 P6 | | | 2-2 G5-3 | | 0-1 G3 | |
| Jeff DaVanon, S (1, 10) OBP: 0.250, SLG: 0.250 | 1 SAFE X G1-6-3 1-2f | | 2-2 G5-3 | | | 0-1 27 2B 1B | | 2-2 F8 | |
| 27 Vladimir Guerrero, R (1, 9) OBP: 0.500, SLG: 1.500 | 2-0 HR | | | | 1-0 G5-3 | 0-0 1-H 2B | | 2-2 G4-3 | |
| 16 Garret Anderson, L (1, 7) OBP: 0.333, SLG: 0.333 | 0-0 1B | | | | 0-1 G3 | 0-0 F9 | | | |
| Steve Finley, L (1, 8) | 0-1 F7 | | | | 0-1 G4-3 | | 2-2 G3 | | |
| 39 Robb Quinlan, R (1, 5) OBP: 0.333, SLG: 0.667 6 Maicer Izturis, S (7, PR) (8, 5) | | 2-2 G4-3 | | | 0-0 G6-3 | | 1-0 G5-3 1B 2B | | |
| Orlando Cabrera, R (1, 6) | | 3-1 F7 | | | 2-1 G5-3 | | 1-2 G5-3 2-3 | | |
| Bengie Molina, R (1, 2) OBP: 0.333, SLG: 0.333 | | 3-2 F9 | | | 3-2 G6-3 | | 1-1 3-H 1B | | |
| 9 Chone Figgins, S (1, 4) | | | 1-0 G1-3 | | | 2-2 F8 | | 0-0 G3 | |

| Inning Stats | R: 1 | H: 2 | E: 0 | K: 0 | S: 7 | R: 0 | H: 0 | E: 0 | K: 0 | S: 8 | R: 0 | H: 0 | E: 0 | K: 0 | S: 7 | R: 0 | H: 0 | E: 0 | K: 0 | S: 5 | R: 0 | H: 0 | E: 0 | K: 0 | S: 6 | R: 1 | H: 2 | E: 0 | K: 0 | S: 10 | R: 1 | H: 2 | E: 0 | K: 0 | S: 10 | R: 0 | H: 0 | E: 0 | K: 0 | S: 9 |
|--------------|--------|-------|-------|--------|-------|-------|--------|-------|-------|--------|-------|-------|--------|-------|-------|--------|-------|-------|--------|-------|-------|--------|-------|-------|--------|-------|-------|--------|-------|-------|--------|-------|-------|--------|-------|-------|--------|-------|-------|------|
| | LOB: 1 | BB: 1 | P: 13 | LOB: 0 | BB: 0 | P: 16 | LOB: 0 | BB: 0 | P: 12 | LOB: 0 | BB: 0 | P: 11 | LOB: 1 | BB: 0 | P: 14 | LOB: 2 | BB: 0 | P: 15 | LOB: 0 | BB: 0 | P: 13 | LOB: 0 | BB: 0 | P: 13 | LOB: 0 | BB: 0 | P: 14 | LOB: 1 | BB: 0 | P: 15 | LOB: 0 | BB: 0 | P: 13 | LOB: 0 | BB: 0 | P: 13 | LOB: 0 | BB: 0 | P: 13 | |

| PITCHER | IP | WLS | BF | H | R | ER | SO | BB | IBB | HBP | BLK | WP | HR | S | P | ERA | WHIP |
|-----------------------------------|-----|-----|----|---|---|----|----|----|-----|-----|-----|----|----|----|----|------|-------|
| Ryan Drese, R (1, 1) ERA: 3.86 | 7.0 | L | 27 | 6 | 3 | 3 | 0 | 1 | 0 | 0 | 0 | 0 | 1 | 53 | 87 | 3.86 | 1.000 |
| 32 Ron Mahay, L (8, 1) ERA: | 1.0 | | 3 | 0 | 0 | 0 | 0 | 0 | 0 | 0 | 0 | 0 | 0 | 9 | 13 | 0.00 | 0.000 |

BOTTOM


Texas Rangers @ Los Angeles Angels
Angel Stadium of Anaheim, Anaheim, CA

Tue Apr 05 2005, 7:05 PM PDT
Att. 43,590 - Clear - 72 F

| AB | R | H | RBI | BB | SO | LOB |
|----|---|---|-----|----|----|-----|
| 3 | 0 | 0 | 0 | 1 | 0 | 0 |
| 4 | 1 | 1 | 0 | 0 | 0 | 1 |
| 4 | 1 | 2 | 2 | 0 | 0 | 0 |
| 3 | 0 | 1 | 0 | 0 | 0 | 1 |
| 3 | 0 | 0 | 0 | 0 | 0 | 1 |
| 3 | 0 | 1 | 0 | 0 | 0 | 0 |
| 0 | 1 | 0 | 0 | 0 | 0 | 0 |
| 3 | 0 | 0 | 0 | 0 | 0 | 1 |
| 3 | 0 | 1 | 1 | 0 | 0 | 0 |
| 3 | 0 | 0 | 0 | 0 | 0 | 2 |

| AB | 29 |
|-----|----|
| R | 3 |
| H | 6 |
| RBI | 3 |
| BB | 1 |
| SO | 0 |
| LOB | 6 |

WP: 0 PA: 30
PB: 0
SB: 0
CS: 0



| PITCHER | IP | WLS | BF | H | R | ER | SO | BB | IBB | HBP | BLK | WP | HR | S | P | ERA | WHIP |
|-----------------------------------|-----|-----|----|---|---|----|----|----|-----|-----|-----|----|----|----|----|------|-------|
| Ryan Drese, R (1, 1) ERA: 3.86 | 7.0 | L | 27 | 6 | 3 | 3 | 0 | 1 | 0 | 0 | 0 | 0 | 1 | 53 | 87 | 3.86 | 1.000 |
| 32 Ron Mahay, L (8, 1) ERA: | 1.0 | | 3 | 0 | 0 | 0 | 0 | 0 | 0 | 0 | 0 | 0 | 0 | 9 | 13 | 0.00 | 0.000 |

| Batter | 1 | 2 | 3 | 4 | 5 | 6 | 7 | 8 | 9 | 10 | 11 | 12 | AB | R | H | RBI | BB | SO | LOB |
|---|-----------------------|-----------------------|--------------------|---------------------------|-----------------------|---------------------------|----------------------|----------------------------|-----------------------|-------------|-----------------------------|-------------|----|---|---|-----|----|----|-----|
| Darin Erstad, L OBP: 0.300, SLG: 0.444 (1, 3) | 1-2 F8 | | 1-1 L4-6 2B | | | 1-2 G4-3 | | 2-2 G4-3 | 0-0 2B | | 0-2 G3-1 | | 6 | 0 | 2 | 1 | 0 | 0 | 2 |
| 9 Chone Figgins, S (1, 4) | 2-3 K | | 3-1 L4-6 2-2 | | | 4-2 BB | | 4-2 20 BB 27 E BB | 2-3 K | | | 2-2 G5-3 | 4 | 0 | 0 | 0 | 2 | 2 | 3 |
| 27 Vladimir Guerrero, R OBP: 0.300, SLG: 0.800 (1, 9) | 0-0 16 2B 2B | | | 3-1 G6-3 | | 1-1 F8 | | 1-0 FC5 20 BB 1-2 | | 1-3 K2-3 | | 0-0 G1-3 | 6 | 1 | 1 | 0 | 0 | 1 | 2 |
| 16 Garret Anderson, L OBP: 0.222, SLG: 0.333 (1, 7) | 0-2 2B 2H 2B | | | 0-0 G4-3 | | 3-1 G3 | | 1-2 P4 | | 2-2 L7 | | 1-1 L4 | 6 | 0 | 1 | 1 | 0 | 0 | 3 |
| 20 Juan Rivera, R OBP: 0.400, SLG: 0.250 (1, 10) | 2-0 G5-3 | | | 1-1 FC5-4 1B | | 0-1 G6-3 | | 4-2 1-2 2-3 BB | | 1-0 G4-3 | | | 4 | 0 | 1 | 0 | 1 | 0 | 1 |
| Orlando Cabrera, R (1, 6) | | 4-2 G5-4-3 BB | | 0-1 FC5-4 1-2f | | 0-1 G4-3 | | 1-0 P2 | | | 4-0 FC1-5 BB BB | | 3 | 0 | 0 | 0 | 2 | 0 | 4 |
| Steve Finley, L (1, 8) | | 0-1 F9 | | 2-1 L9 | | 4-1 E S BB | | | 2-0 F7 | | 4-1 FC1-5 BB | | 3 | 0 | 0 | 0 | 2 | 0 | 1 |
| Bengie Molina, R OBP: 0.571, SLG: 0.500 Josh Paul, R (9, PR) (10, 2) | | 0-1 G5-4-3 1-2f | | 0-0 39 G5-4-3 1B | | 4-2 1-3 FC6-4 BB | | | 0-1 G3 2B 1B | | 1-0 FC1-5 1-2 2-3f | | 3 | 0 | 2 | 0 | 1 | 0 | 1 |
| 39 Robb Quinlan, R OBP: 0.167, SLG: 0.333 6 Maicer Izturis, S Jeff DaVanon, S OBP: 0.200, SLG: 0.200 Lou Merloni, R (10, 5) | | | 0-0 G6-3 | | 1-0 G5-4-3 1-2f | | 0-1 FC6-4 1-2f | | 1-1 G3 1-2 | | 0-0 F7 | | 3 | 0 | 0 | 0 | 0 | 0 | 3 |


| Inning Stats | R: 1 | H: 2 | E: 0 | K: 11 | S: 11 | H: 0 | LOB: 1 | BB: 0 | P: 16 | R: 0 | H: 0 | E: 0 | K: 0 | S: 6 | H: 0 | LOB: 0 | BB: 1 | P: 10 | R: 0 | H: 1 | E: 0 | K: 0 | S: 5 | R: 0 | H: 1 | E: 0 | K: 0 | S: 7 | R: 0 | H: 1 | E: 0 | K: 0 | S: 4 | R: 0 | H: 0 | E: 0 | K: 0 | S: 9 | R: 0 | H: 0 | E: 0 | K: 0 | S: 10 | R: 0 | H: 0 | E: 1 | K: 0 | S: 14 | R: 1 | H: 2 | E: 0 | K: 1 | S: 10 | R: 0 | H: 0 | E: 0 | K: 0 | S: 7 | R: 0 | H: 0 | E: 0 | K: 0 | S: 6 | R: 0 | H: 0 | E: 0 | K: 0 | S: 6 | 1B: 3 | 2B: 5 | 3B: 0 | HR: 0 | SF: 0 | SAC: 0 | DP: 3 | HBP: 0 | WP: 0 | PA: 49 |
|--------------|------|------|------|-------|-------|------|--------|-------|-------|------|------|------|------|------|------|--------|-------|-------|------|------|------|------|------|------|------|------|------|------|------|------|------|------|------|------|------|------|------|------|------|------|------|------|-------|------|------|------|------|-------|------|------|------|------|-------|------|------|------|------|------|------|------|------|------|------|------|------|------|------|------|-------|-------|-------|-------|-------|--------|-------|--------|-------|--------|
|--------------|------|------|------|-------|-------|------|--------|-------|-------|------|------|------|------|------|------|--------|-------|-------|------|------|------|------|------|------|------|------|------|------|------|------|------|------|------|------|------|------|------|------|------|------|------|------|-------|------|------|------|------|-------|------|------|------|------|-------|------|------|------|------|------|------|------|------|------|------|------|------|------|------|------|-------|-------|-------|-------|-------|--------|-------|--------|-------|--------|

| PITCHER | IP | WLS | BF | H | R | ER | SO | BB | IBB | HBP | BLK | WP | HR | S | P | ERA | WHIP |
|-----------------------------------|---------|-----|----|---|---|----|----|----|-----|-----|-----|----|----|----|----|------|-------|
| Kenny Rogers, L ERA: 1.5 | (1, 1) | 6.0 | 22 | 5 | 1 | 1 | 1 | 2 | 0 | 0 | 0 | 0 | 0 | 42 | 71 | 1.50 | 1.167 |
| Doug Brocail, R ERA: | (7, 1) | 1.1 | 8 | 0 | 0 | 0 | 0 | 3 | 0 | 0 | 0 | 0 | 0 | 18 | 33 | 0.00 | 2.250 |
| 32 Ron Mahay, L ERA: | (8, 1) | 0.1 | H | 2 | 0 | 0 | 0 | 1 | 0 | 0 | 0 | 0 | 0 | 5 | 10 | 0.00 | 3.000 |
| Francisco Cordero, R ERA: 6.75 | (8, 1) | 1.1 | B | 2 | 2 | 1 | 1 | 0 | 0 | 0 | 0 | 0 | 0 | 11 | 17 | 6.75 | 1.500 |
| Ryan Bukvich, R ERA: | (10, 1) | 1.0 | | 5 | 0 | 0 | 1 | 2 | 0 | 0 | 0 | 0 | 0 | 8 | 20 | 0.00 | 2.000 |

TEXAS RANGERS @ LOS ANGELES ANGELS
Angel Stadium of Anaheim, Anaheim, CA
 Wed Apr 06 2005, 7:05 PM PDT
 Att: 35,077 - Clear - 77 F

livebaseballscorecards.com

| | |
|-----|----|
| AB | 41 |
| R | 2 |
| H | 7 |
| RBI | 2 |
| BB | 8 |
| SO | 3 |
| LOB | 25 |



| Batter | 1 | 2 | 3 | 4 | 5 | 6 | 7 | 8 | 9 | AB R H RBI BB SO LOB | TOP | | | | | | | | | | | | | | | | | |
|--|---|----------------------------------|------------------------------|----------------------------------|---------------------------------------|----------------------------------|------------------------------|---------------------------------|-------------------------------|---|-------------------------------|----------------------------------|-------------------------------|----------------------------------|------------------------------|----------------------------------|-------------------------------|----------------------------------|----------------------------------|------------------------------------|----------------------------------|--------|--|--|--|--|--|--|
| Alfonso Soriano, R (1, 4) OBP: 0.375, SLG: 0.800 | 1-3 K | | 1-1 G6-3 | | 4-2 9 2B 10 WP BB | | 1-0 HR | | 1-3 K | 4 2 1 1 1 2 3 | | | | | | | | | | | | | | | | | | |
| 9 Hank Blalock, L (1, 5) OBP: 0.250, SLG: 0.154 | 1-2 K | | | 1-0 F7 | 1-1 10 WP 2B | | 2-2 G1-3 | | 3-3 K | 5 0 1 0 0 2 2 | | | | | | | | | | | | | | | | | | |
| 10 Michael Young, R (1, 6) OBP: 0.333, SLG: 0.357 | 0-3 K | | | 1-1 F7 | 4-2 2B | | 1-2 1B | | 1-0 1B | 4 0 2 1 1 1 0 | | | | | | | | | | | | | | | | | | |
| 23 Mark Teixeira, S (1, 3) OBP: 0.200, SLG: 0.400 | | 3-2 G5-3 | | 0-0 F7 | 2-0 G3 | | 0-0 G4-3 | | 0-0 G3-1 | 5 0 0 0 0 0 5 | | | | | | | | | | | | | | | | | | |
| Richard Hidalgo, R (1, 9) OBP: 0.462, SLG: 0.636 | | 0-0 F8 | | | 3-2 BB 2B | 4-2 BB | | 0-3 K | | 3 1 1 0 1 1 0 | | | | | | | | | | | | | | | | | | |
| Adrián González, L (1, 10) | | 0-3 K | | | 4-2 BB 2B | 1-0 F9 | | 1-3 K | | 3 1 0 0 1 2 1 | | | | | | | | | | | | | | | | | | |
| Gary Matthews, S (1, 8) OBP: 0.231, SLG: 0.231 | | | 0-2 G5-3 | | 2-2 F7 | 3-3 K | | 1-1 G6-3 | | 4 0 0 0 0 1 3 | | | | | | | | | | | | | | | | | | |
| David Dellucci, L (1, 7) OBP: 0.625, SLG: 0.500 | | | 3-2 G6-3 | | 3-0 G5-3 1-H 2-H WP 2B | 0-0 G3-1 | | | 4-2 WP 10 1B BB | 3 2 1 2 1 0 1 | | | | | | | | | | | | | | | | | | |
| Rod Barajas, R (1, 2) OBP: 0.385, SLG: 0.455 Chad Allen, R (9, PR) Sandy Alomar Jr., R (9, 2) | | | 4-2 WP BB | | 0-1 G5-3 | | 0-2 K | | 4-2 10 1B BB | 2 0 0 0 2 1 1 0 0 0 0 0 0 0 0 0 0 0 0 0 0 | | | | | | | | | | | | | | | | | | |
| Inning Stats | R: 0 E: 0 K: 3 S: 10 | H: 0 LOB: 0 BB: 0 P: 12 | R: 0 E: 0 K: 1 S: 7 | H: 0 LOB: 0 BB: 0 P: 10 | R: 0 E: 0 K: 0 S: 13 | H: 0 LOB: 1 BB: 1 P: 21 | R: 0 E: 0 K: 0 S: 4 | H: 0 LOB: 0 BB: 0 P: 6 | R: 4 E: 0 K: 1 S: 28 | H: 3 LOB: 2 BB: 3 P: 51 | R: 0 E: 0 K: 1 S: 13 | H: 0 LOB: 1 BB: 1 P: 21 | R: 1 E: 0 K: 1 S: 13 | H: 2 LOB: 1 BB: 0 P: 17 | R: 0 E: 0 K: 2 S: 8 | H: 0 LOB: 0 BB: 0 P: 10 | R: 1 E: 0 K: 2 S: 14 | H: 1 LOB: 2 BB: 2 P: 27 | 1B: 3 2B: 2 3B: 0 HR: 1 | SF: 0 SAC: 0 DP: 0 HBP: 0 | WP: 5 PB: 0 SB: 0 CS: 0 | PA: 40 | | | | | | |
| PITCHER | IP WLS BF H R ER SO BB IBB HBP BLK WP HR S P ERA WHIP | | | | | | | | | | | | | | | | | | | | | | | | | | | |
| 41 John Lackey, R (1, 1) ERA: 7.71 | 4.2 | | 21 | 3 | 4 | 4 | 4 | 4 | 4 | 0 | 0 | 0 | 3 | 0 | 61 | 97 | 7.71 | 1.500 | | | | | | | | | | |
| Esteban Yan, R (5, 1) ERA: | 1.1 | | 5 | 0 | 0 | 0 | 1 | 1 | 0 | 0 | 0 | 0 | 0 | 0 | 14 | 24 | 0.00 | 0.750 | | | | | | | | | | |
| Brendan Donnelly, R (7, 1) ERA: 9.0 | 2.0 | H | 8 | 2 | 1 | 1 | 3 | 0 | 0 | 0 | 0 | 0 | 0 | 1 | 21 | 27 | 4.50 | 1.000 | | | | | | | | | | |
| 62 Scot Shields, R (9, 1) ERA: 5.4 | 1.0 | W | 6 | 1 | 1 | 1 | 2 | 2 | 0 | 0 | 0 | 1 | 0 | 14 | 27 | 9.00 | 3.000 | | | | | | | | | | | |

Texas Rangers @ Los Angeles Angels
Angel Stadium of Anaheim, Anaheim, CA

Thu Apr 07 2005, 7:05 PM PDT
Att: 35,169 - Partly Cloudy - 60 F

livebaseballscorecards.com

| | |
|-----|----|
| AB | 33 |
| R | 6 |
| H | 6 |
| RBI | 4 |
| BB | 7 |
| SO | 10 |
| LOB | 16 |



| Batter | 1 | 2 | 3 | 4 | 5 | 6 | 7 | 8 | 9 | AB | R | H | RBI | BB | SO | LOB |
|---|------------------------|-----------------------|--------------------|-------------|-------------------------|-------------|--------------------------------------|-------------|--------------------------------------|----|---|---|-----|----|----|-----|
| Darin Erstad, L OBP: 0.333, SLG: 0.500 (1, 3) | 1-0 G4-3 | 3-2 WP 1B 2B | | 0-2 1B | | 2-3 K | | 0-1 F8 | | 5 | 1 | 2 | 0 | 0 | 1 | 0 |
| Jeff DaVanon, S OBP: 0.300, SLG: 0.222 (1, 10) | 3-3 K | 3-2 2-H 1B | | 0-0 F8 | | 1-0 G4-3 | | | 4-1 16 FC3-6 27 BB 1B BB | 4 | 1 | 1 | 1 | 1 | 1 | 1 |
| 27 Vladimir Guerrero, R OBP: 0.400, SLG: 0.769 (1, 9) | 4-2 16 2B BB | 0-1 F8 | | | 2-1 G6-3 | | 0-0 16 G4-3 FC4-2-5-1 2B | | 4-1 16 FC3-6 BB | 3 | 1 | 1 | 0 | 2 | 0 | 1 |
| 16 Garret Anderson, L OBP: 0.357, SLG: 0.500 (1, 7) | 3-2 1-H 1B 2B | | 2-2 FC5-4 1B | | 0-1 1B HR 1B | | 0-2 G4-3 | | 0-0 FC3-6 1B | 5 | 2 | 3 | 1 | 0 | 0 | 3 |
| Steve Finley, L OBP: 0.308, SLG: 0.182 (1, 8) | 1-0 2-H 1B | | 1-3 K | | 1-0 P4 | | 0-0 FC4-2-5-1 | | 1-1 1-2 2-3 1B | 5 | 0 | 2 | 2 | 0 | 1 | 3 |
| Orlando Cabrera, R OBP: 0.417, SLG: 0.222 (1, 6) | 2-1 1-3 1B | | 2-1 FC5-4 | | 1-1 1-2 HR 1B | | 4-1 BB | | | 3 | 1 | 2 | 0 | 1 | 0 | 1 |
| Bengie Molina, R OBP: 0.455, SLG: 0.700 (1, 2) | 1-1 G6-3 | | 2-0 G1-3 | | 1-1 1-H 2-H HR | | 1-3 K | | | 4 | 1 | 1 | 3 | 0 | 1 | 5 |
| 39 Robb Quinlan, R OBP: 0.111, SLG: 0.222 6 Maicer Izturis, S (8, 5) | | 3-2 F9 | | 1-3 K | | 2-3 K | | 1-0 F7 | | 3 | 0 | 0 | 0 | 0 | 2 | 0 |
| 9 Chone Figgins, S (1, 4) | | 2-2 L3 | | 0-2 G3-1 | | 0-1 G6-3 | | 2-2 G5-3 | | 1 | 0 | 0 | 0 | 0 | 0 | 0 |

| Inning Stats | R: 2 | H: 3 | E: 0 | K: 1 | S: 18 | H: 3 | LOB: 2 | BB: 1 | P: 33 | R: 1 | H: 2 | E: 0 | K: 0 | S: 17 | R: 0 | H: 1 | E: 0 | K: 1 | S: 10 | R: 3 | H: 3 | E: 0 | K: 1 | S: 12 | R: 0 | H: 0 | E: 0 | K: 1 | S: 6 | R: 0 | H: 1 | E: 0 | K: 1 | S: 10 | R: 0 | H: 0 | E: 0 | K: 0 | S: 6 | R: 1 | H: 1 | E: 0 | K: 0 | S: 5 | 1B: 8 | 2B: 3 | 3B: 0 | HR: 1 | SF: 0 | SAC: 0 | DP: 0 | HBP: 0 | WP: 1 | PA: 41 |
|--------------|------|------|------|------|-------|------|--------|-------|-------|------|------|------|------|-------|------|------|------|------|-------|------|------|------|------|-------|------|------|------|------|------|------|------|------|------|-------|------|------|------|------|------|------|------|------|------|------|-------|-------|-------|-------|-------|--------|-------|--------|-------|--------|
|--------------|------|------|------|------|-------|------|--------|-------|-------|------|------|------|------|-------|------|------|------|------|-------|------|------|------|------|-------|------|------|------|------|------|------|------|------|------|-------|------|------|------|------|------|------|------|------|------|------|-------|-------|-------|-------|-------|--------|-------|--------|-------|--------|

| PITCHER | IP | WLS | BF | H | R | ER | SO | BB | IBB | HBP | BLK | WP | HR | S | P | ERA | WHIP |
|--|-----|-----|----|---|---|----|----|----|-----|-----|-----|----|----|----|----|-------|-------|
| Chris Young, R ERA: 6.75 (1, 1) | 4.0 | | 20 | 7 | 3 | 3 | 3 | 1 | 0 | 0 | 0 | 1 | 0 | 58 | 92 | 6.75 | 2.000 |
| R.A. Dickey, R ERA: 10.13 (5, 1) | 2.0 | | 10 | 4 | 3 | 3 | 2 | 0 | 0 | 0 | 0 | 0 | 1 | 19 | 29 | 13.50 | 2.000 |
| Matt Riley, L ERA: (7, 1) | 0.2 | | 2 | 0 | 0 | 0 | 0 | 0 | 0 | 0 | 0 | 0 | 0 | 5 | 5 | 0.00 | 0.000 |
| Ryan Bukvich, R ERA: (7, 1) | 0.1 | | 2 | 0 | 0 | 0 | 1 | 1 | 0 | 0 | 0 | 0 | 0 | 4 | 9 | 0.00 | 3.000 |
| Brian Shouse, L ERA: 3.38 (8, 1) | 1.1 | L | 7 | 1 | 1 | 1 | 0 | 2 | 0 | 0 | 0 | 0 | 0 | 11 | 23 | 6.75 | 2.250 |

BOTTOM

Texas Rangers @ Los Angeles Angels
Angel Stadium of Anaheim, Anaheim, CA
 Thu Apr 07 2005, 7:05 PM PDT
 Att. 35,169 - Partly Cloudy - 60 F

livebaseballscorecards.com


| | |
|------------|-----------|
| AB | 37 |
| R | 7 |
| H | 12 |
| RBI | 7 |
| BB | 4 |
| SO | 6 |
| LOB | 14 |



| Batter | 1 | 2 | 3 | 4 | 5 | 6 | 7 | 8 | 9 |
|--|---------------------|------------------|-----------|---------------|---------------------------------------|-------------|--------------------------------|---------------------------------------|---|
| 51 Ichiro Suzuki, L OBP: 0.588, SLG: 0.533 | 1-0 G4-6-3 1B | | 1-1 L8 | | 0-2 7 2B 1B | | 4-0 BB 29 1B IBB | 4-0 16 1B IBB | |
| 7 Jeremy Reed, L OBP: 0.133, SLG: 0.143 Scott Spiezo, S (7, PH) | 0-1 G4-6-3 | | 1-0 G3 | | 3-2 1-H 3-H 2B | | 4-2 29 1B BB | 0-1 1-2 2-H 3-H 1B | |
| 16 Willie Bloomquist, R OBP: 1.000, SLG: 1.000 | 1-2f | | | | 3-3 K | | 1-0 1-2 2-H 3-H 1B | 0-3 K | |
| 29 Adrian Beltré, R OBP: 0.313, SLG: 0.375 | 0-1 F8 | | | 3-2 G1-6-3 | | | | | |
| Richie Sexson, R OBP: 0.313, SLG: 0.733 | | 2-2 G5-3 | | 0-0 G1-3 | | 1-2 G4-3 | 1-3 K | 1-1 F8 | |
| Bret Boone, R OBP: 0.333, SLG: 0.571 | | 2-1 G6-3 | | 0-3 K | | 3-2 L7 | | 1-2 HR 2B | |
| Raul Ibanez, L OBP: 0.267, SLG: 0.429 | | 4-0 BB BB | | | 1-1 F8 | 2-1 G4-3 | | 1-1 2-H HR | |
| Randy Winn, S OBP: 0.429, SLG: 0.417 | | 4-2 1-2 BB | | | 3-2 39 FC3-6 51 1B HBP | | 1-0 G4-6-3 1B | 0-2 E 16 1B 1B | |
| Miguel Olivo, R OBP: 0.100, SLG: 0.100 | | 0-0 G1-3 | | | 0-2 39 FC3-6 1-2 1B | | 1-1 G4-6-3 | 1-2 SAFE SAFE E1 16 1B | |
| 39 Wilson Valdez, R OBP: 0.083, SLG: 0.167 | | | 3-2 L9 | | 1-1 51 1B 7 2B | | 2-1 BB 29 1B 2B | 1-3 K | |

| Inning Stats | R: 0 | H: 1 | E: 0 | K: 0 | S: 5 | R: 0 | H: 0 | E: 0 | K: 0 | S: 8 | R: 0 | H: 0 | E: 0 | K: 1 | S: 7 | R: 3 | H: 3 | E: 0 | K: 1 | S: 23 | R: 0 | H: 0 | E: 0 | K: 0 | S: 9 | R: 2 | H: 3 | E: 0 | K: 1 | S: 12 | R: 4 | H: 4 | E: 1 | K: 2 | S: 25 | |
|--------------|--------|-------|--------|-------|------|--------|-------|--------|-------|-------|--------|-------|--------|-------|-------|--------|-------|--------|-------|-------|--------|-------|--------|-------|-------|--------|-------|--------|-------|--------|-------|--------|-------|--------|-------|--------|
| | LOB: 0 | BB: 0 | LOB: 2 | BB: 2 | P: 6 | LOB: 0 | BB: 2 | LOB: 0 | BB: 0 | P: 20 | LOB: 0 | BB: 0 | LOB: 0 | BB: 0 | P: 13 | LOB: 1 | BB: 0 | LOB: 2 | BB: 0 | P: 34 | LOB: 0 | BB: 0 | LOB: 0 | BB: 0 | P: 15 | LOB: 2 | BB: 2 | LOB: 2 | BB: 1 | LOB: 2 | BB: 1 | LOB: 2 | BB: 1 | LOB: 2 | BB: 1 | LOB: 2 |

| AB | R | H | RBI | BB | SO | LOB |
|----|---|---|-----|----|----|-----|
| 3 | 2 | 2 | 1 | 2 | 0 | 0 |
| 3 | 0 | 1 | 2 | 0 | 0 | 1 |
| 0 | 0 | 0 | 0 | 1 | 0 | 0 |
| 1 | 0 | 1 | 2 | 0 | 0 | 0 |
| 5 | 0 | 1 | 2 | 0 | 2 | 3 |
| 5 | 0 | 0 | 0 | 0 | 1 | 4 |
| 4 | 1 | 1 | 0 | 0 | 1 | 0 |
| 3 | 1 | 1 | 2 | 1 | 0 | 0 |
| 2 | 2 | 2 | 0 | 1 | 0 | 0 |
| 4 | 1 | 1 | 0 | 0 | 0 | 4 |
| 4 | 2 | 1 | 0 | 0 | 1 | 4 |

| BOTTOM | |
|--|---|
| Texas Rangers @ Seattle Mariners Safeco Field, Seattle, WA Fri Apr 08 2005, 7:05 PM PDT Att. 29,652 - Clear - 48 F | |
| AB 34 R 9 H 11 RBI 9 BB 5 SO 5 LOB 16 |  |

| PITCHER | IP | WLS | BF | H | R | ER | SO | BB | IBB | HBP | BLK | WP | HR | S | P | ERA | WHIP |
|------------------------------|--------|-----|----|---|---|----|----|----|-----|-----|-----|----|----|----|----|-------|-------|
| Chan Ho Park, R ERA: 4.76 | (1, 1) | 5.2 | 23 | 4 | 3 | 3 | 2 | 2 | 0 | 0 | 0 | 0 | 0 | 58 | 94 | 4.76 | 1.059 |
| 32 Ron Mahay, L ERA: 7.71 | (6, 1) | 1.0 | 5 | 2 | 2 | 2 | 0 | 0 | 1 | 0 | 0 | 0 | 0 | 7 | 17 | 18.00 | 2.000 |
| Doug Brocail, R ERA: | (7, 1) | 0.1 | 3 | 1 | 0 | 0 | 1 | 1 | 0 | 0 | 0 | 0 | 0 | 7 | 13 | 0.00 | 6.000 |
| Nick Regilio, R ERA: 81.0 | (8, 1) | 0.1 | 6 | 3 | 4 | 3 | 1 | 0 | 1 | 0 | 0 | 0 | 1 | 18 | 26 | 81.00 | 9.000 |
| R.A. Dickey, R ERA: 8.1 | (8, 1) | 0.2 | 3 | 1 | 0 | 0 | 1 | 0 | 0 | 0 | 0 | 0 | 0 | 7 | 8 | 0.00 | 1.500 |

| WP | PA | ERA | WHIP |
|----|----|-----|------|
| 0 | 40 | | |

| Batter | 1 | 2 | 3 | 4 | 5 | 6 | 7 | 8 | 9 | AB R H RBI BB SO LOB | TOP | | | | | | | | | | | | | | | | |
|--|---|----------------------------------|------------------------------|----------------------------------|-------------------------------|----------------------------------|-------------------------------|----------------------------------|-------------------------------|----------------------------------|-------------------------------|----------------------------------|------------------------------|---------------------------------|------------------------------|----------------------------------|-------------------------------|----------------------------------|----------------------------------|------------------------------------|----------------------------------|--------|--|--|--|--|--|
| Alfonso Soriano, R (1, 4) OBP: 0.269, SLG: 0.560 | 2-0 2B | | 2-3 K | 0-1 F9 | | 2-2 F9 | | | 1-2 E4 9 HR | 5 1 1 0 0 1 4 | | | | | | | | | | | | | | | | | |
| 9 Hank Blalock, L (1, 5) OBP: 0.385, SLG: 0.450 | 4-2 BB | | 2-3 K | | 1-0 P5 | 2-1 G4-3 | | | 1-1 HR | 4 1 1 2 1 1 3 | | | | | | | | | | | | | | | | | |
| 10 Michael Young, R (1, 6) OBP: 0.360, SLG: 0.318 | 3-2 P3 | | 4-1 BB | | 4-2 BB | | 0-0 G6-3 | | 2-2 HR 1B | 3 1 1 0 2 0 2 | | | | | | | | | | | | | | | | | |
| 23 Mark Teixeira, S (1, 3) OBP: 0.160, SLG: 0.250 | 0-3 K | | 0-2 G4-3 | | 0-3 K | | 0-0 G3-1 | | 1-3 K | 5 0 0 0 0 3 6 | | | | | | | | | | | | | | | | | |
| Richard Hidalgo, R (1, 9) OBP: 0.455, SLG: 0.737 | 3-3 K | | | 2-1 G5-3 | 2-1 G4-3 | | 3-1 G5-3 | | 0-1 HR | 5 1 1 2 0 1 3 | | | | | | | | | | | | | | | | | |
| Kevin Mench, R (1, 7) OBP: 0.278, SLG: 0.235 | | 1-1 F9 | | 1-0 P4 | | 0-1 F9 | | 4-0 BB CS | 2-2 F7 | 4 0 0 0 1 0 0 | | | | | | | | | | | | | | | | | |
| Chad Allen, R (1, 10) OBP: 0.250, SLG: 0.250 | | 2-2 G6-3 | | 2-1 2B 1B | | 0-0 WP 1B | | 1-1 G5-3 | | 4 2 2 0 0 0 1 | | | | | | | | | | | | | | | | | |
| Gary Matthews, S (1, 8) OBP: 0.238, SLG: 0.250 | | 2-1 G5-3 | | 1-0 SAFE 1B | | 4-2 1B BB | | 2-2 G6-3 | | 3 1 1 0 1 0 0 | | | | | | | | | | | | | | | | | |
| Sandy Alomar Jr., R (1, 2) OBP: 0.750, SLG: 0.750 | | | 1-1 10 BB 1B | 3-1 2-H 3-H 1B | | 1-2 1B | | | 0-2 G6-3 | 4 0 3 3 0 0 0 | | | | | | | | | | | | | | | | | |
| Inning Stats | R: 0 E: 0 K: 2 S: 12 | H: 1 LOB: 2 BB: 1 P: 24 | R: 0 E: 0 K: 2 S: 7 | H: 0 LOB: 0 BB: 0 P: 12 | R: 0 E: 0 K: 2 S: 12 | H: 1 LOB: 2 BB: 1 P: 21 | R: 2 E: 0 K: 0 S: 10 | H: 3 LOB: 1 BB: 0 P: 19 | R: 0 E: 0 K: 1 S: 10 | H: 0 LOB: 1 BB: 1 P: 17 | R: 1 E: 0 K: 0 S: 19 | H: 2 LOB: 2 BB: 1 P: 28 | R: 0 E: 0 K: 0 S: 4 | H: 0 LOB: 0 BB: 0 P: 7 | R: 0 E: 0 K: 0 S: 5 | H: 0 LOB: 0 BB: 1 P: 12 | R: 4 E: 1 K: 1 S: 23 | H: 3 LOB: 0 BB: 0 P: 30 | 1B: 6 2B: 2 3B: 0 HR: 2 | SF: 0 SAC: 0 DP: 0 HBP: 0 | WP: 1 PB: 0 SB: 0 CS: 1 | PA: 42 | | | | | |
| PITCHER | IP WLS BF H R ER SO BB IBB HBP BLK WP HR S P ERA WHIP | | | | | | | | | | | | | | | | | | | | | | | | | | |
| Jamie Moyer, L (1, 1) ERA: 2.45 | 5.1 | | 27 | 7 | 3 | 3 | 5 | 4 | 0 | 0 | 0 | 1 | 0 | 63 | 110 | 5.06 | 2.062 | | | | | | | | | | |
| Shigetoshi Hasegawa, R (6, 1) ERA: 1.8 | 2.2 | | 8 | 0 | 0 | 0 | 0 | 1 | 0 | 0 | 0 | 0 | 0 | 16 | 30 | 0.00 | 0.375 | | | | | | | | | | |
| Eddie Guardado, L (9, 1) ERA: 3.0 | 1.0 | L | 7 | 3 | 4 | 1 | 1 | 0 | 0 | 0 | 0 | 0 | 2 | 23 | 30 | 9.00 | 3.000 | | | | | | | | | | |

Texas Rangers @ Seattle Mariners
 Safeco Field, Seattle, WA
 Sat Apr 09 2005, 1:05 PM PDT
 Att. 31,501 - Partly Cloudy - 53 F

livebaseballscorecards.com

AB 37
 R 7
 H 10
 RBI 7
 BB 5
 SO 6
 LOB 19



| Batter | 1 | 2 | 3 | 4 | 5 | 6 | 7 | 8 | 9 | AB | R | H | RBI | BB | SO | LOB |
|--|-------------|---|-------------|-----------------------------|-------------|-------------|-----------------|----------------------------------|----------------------|----|---|---|-----|----|----|-----|
| 51 Ichiro Suzuki, L (1, 9) OBP: 0.591, SLG: 0.579 | 3-1 G4-3 | | | 1-0 G3 29 1B 2B | | 0-0 L9 | | 0-2 SH 29 1B 1B | 4-2 7 1B BB | 4 | 2 | 2 | 0 | 1 | 0 | 1 |
| 7 Jeremy Reed, L (1, 8) OBP: 0.158, SLG: 0.167 | 2-2 G1-3 | | | 1-2 G3 | | 1-2 G1-3 | | 0-0 SH 29 1B FC1-5-2 | 2-1 1B | 4 | 0 | 1 | 0 | 0 | 0 | 2 |
| 29 Adrian Beltré, R (1, 5) OBP: 0.361, SLG: 0.429 | 2-2 F9 | | | 2-2 G6-4-3 1B | | | 2-2 1B 1B | 1-1 FC1-5-2 1B | 0-0 F8 | 5 | 2 | 3 | 2 | 0 | 0 | 2 |
| Richie Sexson, R (1, 3) OBP: 0.250, SLG: 0.579 | | | 0-2 G6-3 | 0-1 G6-4-3 | | | 1-3 K | 0-2 FC1-5-2 1B | | 4 | 1 | 0 | 0 | 0 | 1 | 4 |
| Bret Boone, R (1, 4) OBP: 0.316, SLG: 0.500 | | | 1-0 F9 | | 2-0 G1-3 | | 1-1 F9 | 0-0 G4-3 1B | | 4 | 0 | 1 | 2 | 0 | 0 | 1 |
| Raul Ibanez, L (1, 10) OBP: 0.263, SLG: 0.389 | | | 1-3 K | | 2-3 K | | 0-1 1B | 0-0 G4-3 | | 4 | 0 | 1 | 0 | 0 | 2 | 1 |
| Randy Winn, S (1, 7) OBP: 0.389, SLG: 0.375 | | | 1-3 K | | 3-3 K | | 3-1 1B | 2-2 G3 | | 4 | 0 | 1 | 1 | 0 | 2 | 1 |
| Miguel Olivo, R (1, 2) OBP: 0.083, SLG: 0.083 Scott Spiezio, S (7, PH) Dan Wilson, R (8, 2) | | | 2-3 K | | 0-0 G6-3 | | 3-3 K | | 1-3 K | 2 | 0 | 0 | 0 | 0 | 1 | 0 |
| 39 Wilson Valdez, R (1, 6) OBP: 0.200, SLG: 0.267 Greg Dobbs, L (9, PH) | | | 0-2 G6-3 | | 2-1 1B | | | 1-1 SH 51 1B 1B | 0-3 K | 1 | 0 | 0 | 0 | 0 | 1 | 0 |

| Inning Stats | R: 0 | H: 0 | E: 0 | K: 0 | S: 9 | R: 0 | H: 0 | E: 0 | K: 1 | S: 7 | R: 0 | H: 0 | E: 0 | K: 2 | S: 10 | R: 1 | H: 2 | E: 0 | K: 0 | S: 10 | R: 0 | H: 0 | E: 0 | K: 2 | S: 7 | R: 0 | H: 1 | E: 0 | K: 0 | S: 7 | R: 1 | H: 3 | E: 0 | K: 2 | S: 15 | R: 4 | H: 4 | E: 1 | K: 0 | S: 20 | R: 0 | H: 1 | E: 0 | K: 2 | S: 13 | 1B: 10 | SF: 0 | 2B: 1 | 3B: 0 | HR: 0 | WP: 0 | PA: 39 |
|--------------|------|------|------|------|------|------|------|------|------|------|------|------|------|------|-------|------|------|------|------|-------|------|------|------|------|------|------|------|------|------|------|------|------|------|------|-------|------|------|------|------|-------|------|------|------|------|-------|--------|-------|-------|-------|-------|-------|--------|
| | 0 | 0 | 0 | 0 | 9 | 0 | 0 | 0 | 1 | 7 | 0 | 0 | 0 | 2 | 10 | 1 | 2 | 0 | 0 | 0 | 10 | 0 | 0 | 0 | 2 | 7 | 0 | 1 | 3 | 0 | 0 | 15 | 4 | 4 | 1 | 0 | 20 | 0 | 1 | 0 | 2 | 13 | 10 | 0 | 1 | 0 | 0 | 0 | 0 | 0 | 0 | 39 |

| PITCHER | IP | WLS | BF | H | R | ER | SO | BB | IBB | HBP | BLK | WP | HR | S | P | ERA | WHIP |
|--|-----|-----|----|---|---|----|----|----|-----|-----|-----|----|----|----|-----|------|-------|
| Pedro Astacio, R (1, 1) ERA: 2.57 | 7.0 | | 26 | 6 | 2 | 2 | 7 | 0 | 0 | 0 | 0 | 0 | 0 | 65 | 101 | 2.57 | 0.857 |
| Brian Shouse, L (8, 1) ERA: 10.13 | 0.0 | B | 3 | 2 | 3 | 3 | 0 | 0 | 0 | 0 | 0 | 0 | 0 | 6 | 7 | ∞ | ∞ |
| Doug Brocail, R (8, 1) ERA: 3.38 | 1.0 | W | 5 | 2 | 1 | 0 | 0 | 0 | 0 | 0 | 0 | 0 | 0 | 14 | 17 | 0.00 | 2.000 |
| Francisco Cordero, R (9, 1) ERA: 3.86 | 1.0 | S | 5 | 1 | 0 | 0 | 2 | 1 | 0 | 0 | 0 | 0 | 0 | 13 | 20 | 0.00 | 2.000 |

BOTTOM

Texas Rangers @ Seattle Mariners
Safeco Field, Seattle, WA
Sat Apr 09 2005, 1:05 PM PDT
Att. 31,501 - Partly Cloudy - 53 F

| | |
|-----|----|
| AB | 37 |
| R | 6 |
| H | 11 |
| RBI | 5 |
| BB | 1 |
| SO | 9 |
| LOB | 14 |



| WP | PA |
|----|----|
| 0 | 39 |

| Batter | 1 | 2 | 3 | 4 | 5 | 6 | 7 | 8 | 9 | 10 | AB | R | H | RBI | BB | SO | LOB |
|---|-----------------------|----------------------------|---|-------------------|-----------------------|------------------------------------|-------------|---------------------|-----------|-----------|----|---|---|-----|----|----|-----|
| Alfonso Soriano, R OBP: 0.250, SLG: 0.543 (1, 4) | 1-1 HR | 1-1 9 1B | | 0-2 L9 | | 0-1 F8 | | 1-0 G4-6-3 | | | 5 | 1 | 2 | 1 | 0 | 0 | 2 |
| 9 Hank Blalock, L OBP: 0.444, SLG: 0.621 (1, 5) | 1-1 G4-3 | 1-2 10 FC6-4 1B | | | 2-1 HR | 1-2 10 G5-3 1B | | 2-3 K | | | 5 | 1 | 3 | 1 | 0 | 1 | 0 |
| 10 Michael Young, R OBP: 0.400, SLG: 0.419 (1, 6) | 1-2 23 1B 3B | 1-0 FC6-4 | | | 0-0 G4-3 | 2-2 G5-3 | | | 2-2 F9 | | 5 | 1 | 1 | 0 | 0 | 0 | 5 |
| 23 Mark Teixeira, S OBP: 0.229, SLG: 0.281 (1, 3) | 1-1 1B | | | | 4-2 2B WP BB | 4-0 IBB | | | 3-3 K | | 3 | 1 | 1 | 1 | 2 | 1 | 0 |
| Richard Hidalgo, R OBP: 0.344, SLG: 0.552 (1, 9) | 3-3 K | | | 1-1 F7 | 1-0 WP 1B 2B | 1-0 F9 | | | 3-2 F8 | | 5 | 1 | 1 | 0 | 0 | 1 | 4 |
| Kevin Mench, R OBP: 0.217, SLG: 0.182 (1, 7) | 0-1 P6 | | | 0-0 G5-3 | 3-2 P5 | | 0-1 F8 | | | 0-3 K | 5 | 0 | 0 | 0 | 0 | 1 | 2 |
| Chad Allen, R OBP: 0.417, SLG: 0.364 (1, 10) | | 4-2 G6-4-3 BB | | 1-1 G4-3 1B | 0-1 G4-3 1B | | 2-2 G6-3 | | | 3-1 1B | 3 | 0 | 2 | 1 | 1 | 0 | 0 |
| David Dellucci, L OBP: 0.643, SLG: 0.875 (10, PH) | | | | | 3-3 3-H | | | | | | 1 | 0 | 1 | 0 | 0 | 0 | 0 |
| Gary Matthews, S OBP: 0.226, SLG: 0.233 (1, 8) | | 1-0 G6-4-3 | | 0-0 G4-3 | 0-1 F9 | | 2-2 G4-3 | | | 2-3 K | 5 | 0 | 0 | 0 | 0 | 1 | 4 |
| Rod Barajas, R OBP: 0.462, SLG: 0.636 (1, 2) | | 1-0 9 1B 1B 1B | | 1-1 HR | | 4-1 10 G5-3 9 1B BB | | 1-1 G4-6-3 1B | | 2-3 K | 4 | 1 | 3 | 1 | 1 | 1 | 1 |


| Inning Stats | R: 2 | H: 3 | E: 0 | K: 1 | S: 16 | H: 3 | LOB: 1 | BB: 0 | P: 23 | R: 0 | H: 3 | E: 0 | K: 0 | S: 10 | H: 3 | LOB: 3 | BB: 1 | P: 19 | R: 0 | H: 0 | E: 0 | K: 0 | S: 5 | H: 0 | LOB: 0 | BB: 0 | P: 7 | R: 1 | H: 2 | E: 0 | K: 0 | S: 8 | H: 0 | LOB: 0 | BB: 0 | P: 10 | R: 3 | H: 3 | E: 0 | K: 0 | S: 15 | H: 0 | LOB: 1 | BB: 1 | P: 25 | R: 0 | H: 1 | E: 0 | K: 0 | S: 11 | H: 0 | LOB: 3 | BB: 2 | P: 23 | R: 0 | H: 0 | E: 0 | K: 0 | S: 9 | H: 0 | LOB: 0 | BB: 0 | P: 13 | R: 0 | H: 1 | E: 0 | K: 1 | S: 6 | H: 0 | LOB: 0 | BB: 0 | P: 10 | R: 0 | H: 0 | E: 0 | K: 3 | S: 13 | H: 0 | LOB: 0 | BB: 0 | P: 21 | R: 0 | H: 1 | E: 0 | K: 3 | S: 11 | H: 1 | LOB: 1 | BB: 0 | P: 18 | 1B: 9 | SF: 0 | 2B: 1 | SAC: 0 | 3B: 1 | DP: 3 | HR: 3 | HBP: 0 | WP: 1 | PA: 45 |
|--------------|------|------|------|------|-------|------|--------|-------|-------|------|------|------|------|-------|------|--------|-------|-------|------|------|------|------|------|------|--------|-------|------|------|------|------|------|------|------|--------|-------|-------|------|------|------|------|-------|------|--------|-------|-------|------|------|------|------|-------|------|--------|-------|-------|------|------|------|------|------|------|--------|-------|-------|------|------|------|------|------|------|--------|-------|-------|------|------|------|------|-------|------|--------|-------|-------|------|------|------|------|-------|------|--------|-------|-------|-------|-------|-------|--------|-------|-------|-------|--------|-------|--------|
|--------------|------|------|------|------|-------|------|--------|-------|-------|------|------|------|------|-------|------|--------|-------|-------|------|------|------|------|------|------|--------|-------|------|------|------|------|------|------|------|--------|-------|-------|------|------|------|------|-------|------|--------|-------|-------|------|------|------|------|-------|------|--------|-------|-------|------|------|------|------|------|------|--------|-------|-------|------|------|------|------|------|------|--------|-------|-------|------|------|------|------|-------|------|--------|-------|-------|------|------|------|------|-------|------|--------|-------|-------|-------|-------|-------|--------|-------|-------|-------|--------|-------|--------|

| PITCHER | IP | WLS | BF | H | R | ER | SO | BB | IBB | HBP | BLK | WP | HR | S | P | ERA | WHIP |
|---|-----|-----|----|----|---|----|----|----|-----|-----|-----|----|----|----|----|-------|-------|
| Jarrod Washburn, L ERA: 4.76 (1, 1) | 5.1 | | 29 | 12 | 6 | 6 | 1 | 3 | 0 | 0 | 0 | 1 | 3 | 60 | 95 | 10.12 | 2.812 |
| Chris Bootcheck, R ERA: (6, 1) | 1.2 | | 6 | 0 | 0 | 0 | 0 | 0 | 1 | 0 | 0 | 0 | 0 | 14 | 25 | 0.00 | 0.000 |
| 62 Scot Shields, R ERA: 3.38 (8, 1) | 2.0 | W | 6 | 1 | 0 | 0 | 2 | 0 | 0 | 0 | 0 | 0 | 0 | 19 | 31 | 0.00 | 0.500 |
| Francisco Rodríguez, R ERA: (10, 1) | 1.0 | S | 4 | 1 | 0 | 0 | 3 | 0 | 0 | 0 | 0 | 0 | 0 | 11 | 18 | 0.00 | 1.000 |

Los Angeles Angels @ Texas Rangers
Ameriquet Field, Arlington, TX
 Mon Apr 11 2005, 2:05 PM EDT
 Att: 50,054 - Sunny - 69 F

livebaseballscorecards.com

| | |
|------------|-----------|
| AB | 41 |
| R | 6 |
| H | 14 |
| RBI | 5 |
| BB | 4 |
| SO | 6 |
| LOB | 18 |



Los Angeles Angels @ Texas Rangers
 Ameriquet Field, Arlington, TX

Tue Apr 12 2005, 8:05 PM EDT
 Att. 23,061 - Clear - 75 F

| | |
|-----|----|
| AB | 39 |
| R | 13 |
| H | 14 |
| RBI | 11 |
| BB | 8 |
| SO | 4 |
| LOB | 24 |



| | | | |
|-----|---|-----|----|
| WP: | 0 | PA: | 49 |
| PB: | 0 | | |
| SB: | 3 | | |
| CS: | 1 | | |

| AB | R | H | RBI | BB | SO | LOB |
|-----|---|------|-----|----|----|-----|
| 6 | 1 | 2 | 0 | 0 | 1 | 4 |
| 4 | 3 | 2 | 2 | 1 | 0 | 2 |
| 3 | 3 | 2 | 0 | 0 | 0 | 1 |
| 3 | 1 | 1 | 2 | 0 | 0 | 1 |
| 5 | 1 | 1 | 1 | 1 | 2 | 2 |
| 3 | 1 | 1 | 2 | 2 | 0 | 3 |
| 4 | 0 | 2 | 3 | 1 | 0 | 3 |
| 1 | 0 | 0 | 1 | 2 | 0 | 1 |
| 1 | 0 | 0 | 0 | 0 | 0 | 0 |
| 4 | 0 | 1 | 0 | 0 | 1 | 6 |
| 1 | 0 | 0 | 0 | 0 | 0 | 0 |
| 4 | 3 | 2 | 0 | 1 | 0 | 1 |
| 1B: | 8 | SF: | 2 | | | |
| 2B: | 5 | SAC: | 0 | | | |
| 3B: | 1 | DP: | 0 | | | |
| HR: | 0 | HBP: | 0 | | | |

| Batter | 1 | 2 | 3 | 4 | 5 | 6 | 7 | 8 | 9 | | | | | | | | | | | | | | | | | | |
|--|--------------------------------|----------------------------------|-------------------------------|----------------------------------|-------------------------------|----------------------------------|-------------------------------|----------------------------------|------------------------------|----------------------------------|------------------------------|----------------------------------|-------------------------------|----------------------------------|------------------------------|---------------------------------|------------------------------|----------------------------------|--|--|--|--|--|--|--|--|--|
| Darin Erstad, L (1, 3) OBP: 0.333, SLG: 0.526 | 0-2 FC6-4 1B | 2-2 P4 | | 0-0 G4-3 | 0-1 G4-3 | | 1-3 K | | 0-0 SF7 3B | | | | | | | | | | | | | | | | | | |
| Jeff DaVanon, S (1, 10) OBP: 0.292, SLG: 0.286 | 1-2 FC6-4 27 1B 16 2B | 3-2 G6-3 | | 4-2 27 E BB | 1-0 20 CS 1B | | 3-2 20 2B 1B | | 1-0 SF7 | | | | | | | | | | | | | | | | | | |
| 27 Vladimir Guerrero, R (1, 9) OBP: 0.371, SLG: 0.594 | 0-0 16 2B 1B | | 3-2 S G3 E 1B | 0-1 FC1 BB FC6-4 | 2-1 G5-3 | | 0-0 16 G3-1 1B 2B | | 0-0 G4-3 | | | | | | | | | | | | | | | | | | |
| 20 Juan Rivera, R (4, 9) OBP: 0.333, SLG: 0.353 | 1-2 16 2B 1B | | 1-3 3-H FC6-4 | 1-2 1-2 | | | 1-H 3-H 1B 2B | | 3-3 G4-3 | | | | | | | | | | | | | | | | | | |
| 16 Garret Anderson, L (1, 7) OBP: 0.351, SLG: 0.444 | 1-2 1-3 2-H 1B 2B | | 1-2 K | 4-0 FC6-4 BB IBB | | 0-1 F8 | 0-1 G3-1 | | 3-3 K | | | | | | | | | | | | | | | | | | |
| Steve Finley, L (1, 8) OBP: 0.286, SLG: 0.233 | 0-0 F7 | | 1-2 G3 | 4-2 FC6-4 BB | | 4-0 1B SF7 BB | 2-0 1B | | | | | | | | | | | | | | | | | | | | |
| Orlando Cabrera, R (1, 6) OBP: 0.394, SLG: 0.481 | 0-0 2-H 3-H 1B | | 4-2 S BB | 1-2 FC6-4 BB | | 1-0 1B FC5-4 1B | 2-2 P4 | | | | | | | | | | | | | | | | | | | | |
| Bengie Molina, R (1, 2) OBP: 0.407, SLG: 0.591 | 1-1 F9 | | 4-0 1-3 2-H BB | 4-0 1-2 BB | | 2-2 SF7 | | 0-1 G5-3 | | | | | | | | | | | | | | | | | | | |
| Josh Paul, R (8, PH) (8, 2) | | | | | | | | | | | | | | | | | | | | | | | | | | | |
| 39 Robb Quinlan, R (1, 5) OBP: 0.150, SLG: 0.250 | | 0-2 FC6-4 2B | 0-3 K | 1-2 L3 | | | | 0-1 L8 | | | | | | | | | | | | | | | | | | | |
| 6 Maicer Izturis, S (7, 5) OBP: 0.143, SLG: 0.429 | | | | | | | | | | | | | | | | | | | | | | | | | | | |
| 9 Chone Figgins, S (1, 4) OBP: 0.235, SLG: 0.300 | | 0-0 F8 | | 2-2 G4-3 27 E 2B | 1-1 G4-3 1B 2B | | 4-2 1B 20 2B BB | 1-2 G1-3 | | | | | | | | | | | | | | | | | | | |
| Inning Stats | R: 3 E: 0 K: 0 S: 15 | H: 4 LOB: 1 BB: 0 P: 18 | R: 0 E: 0 K: 0 S: 12 | H: 1 LOB: 1 BB: 0 P: 17 | R: 1 E: 0 K: 2 S: 21 | H: 1 LOB: 2 BB: 2 P: 34 | R: 3 E: 1 K: 0 S: 22 | H: 1 LOB: 3 BB: 4 P: 42 | R: 1 E: 0 K: 0 S: 7 | H: 2 LOB: 0 BB: 0 P: 11 | R: 1 E: 0 K: 0 S: 9 | H: 1 LOB: 1 BB: 1 P: 17 | R: 3 E: 0 K: 1 S: 16 | H: 3 LOB: 1 BB: 1 P: 28 | R: 0 E: 0 K: 0 S: 7 | H: 0 LOB: 0 BB: 0 P: 8 | R: 1 E: 0 K: 1 S: 8 | H: 1 LOB: 0 BB: 0 P: 12 | | | | | | | | | |
| PITCHER | IP | WLS | BF | H | R | ER | SO | BB | IBB | HBP | BLK | WP | HR | S | P | ERA | WHIP | | | | | | | | | | |
| Chris Young, R (1, 1) ERA: 8.59 | 3.1 | L | 22 | 7 | 7 | 4 | 2 | 3 | 1 | 0 | 0 | 0 | 0 | 61 | 92 | 10.80 | 3.000 | | | | | | | | | | |
| Matt Riley, L (4, 1) ERA: 6.75 | 3.0 | | 16 | 4 | 4 | 4 | 1 | 4 | 0 | 0 | 0 | 0 | 0 | 33 | 63 | 12.00 | 2.667 | | | | | | | | | | |
| R.A. Dickey, R (7, 1) ERA: 8.1 | 2.1 | | 10 | 3 | 2 | 2 | 0 | 0 | 0 | 0 | 0 | 0 | 0 | 18 | 24 | 7.71 | 1.286 | | | | | | | | | | |
| Brian Shouse, L (9, 1) ERA: 9.0 | 0.1 | | 1 | 0 | 0 | 0 | 1 | 0 | 0 | 0 | 0 | 0 | 0 | 5 | 8 | 0.00 | 0.000 | | | | | | | | | | |

livebaseballscorecards.com

| Batter | 1 | 2 | 3 | 4 | 5 | 6 | 7 | 8 | 9 | AB | R | H | RBI | BB | SO | LOB |
|---|-------------|-------------|--|-------------|--------------------|-----------|-----------------------------|----------------------------|-----------|----|---|---|-----|----|----|-----|
| Alfonso Soriano, R (1, 4) OBP: 0.268, SLG: 0.550 | 0-2 L5 | | 3-3 K | | 2-2 F9 | | 1-2 9 2B | 2-2 9 1B 23 WP 2B | | 5 | 2 | 2 | 0 | 0 | 1 | 2 |
| 9 Hank Blalock, L (1, 5) OBP: 0.488, SLG: 0.667 | 0-1 G6-3 | | 4-2 23 FC3-6 10 1B BB | | 3-2 1B | | 0-0 10 F8 23 PB 2B | 2-1 23 WP 1B | | 4 | 1 | 3 | 2 | 1 | 0 | 0 |
| 10 Michael Young, R (1, 6) OBP: 0.375, SLG: 0.389 | 2-0 L7 | | 0-1 23 FC3-6 1B | | 1-2 F9 | | 0-0 F8 | 2-3 K | | 5 | 0 | 1 | 1 | 0 | 1 | 4 |
| 23 Mark Teixeira, S (1, 3) OBP: 0.275, SLG: 0.306 | | 1-2 G3-1 | 0-0 FC3-6 | | 0-1 BB BB 1B | | 3-1 1B | 4-1 1B | | 4 | 0 | 2 | 1 | 1 | 0 | 2 |
| Richard Hidalgo, R (1, 9) OBP: 0.324, SLG: 0.485 | | 2-3 K | 3-3 K | | 4-2 BB BB 1B | | 0-0 P6 | 1-3 K | | 4 | 0 | 0 | 0 | 1 | 3 | 5 |
| David Dellucci, L (1, 7) OBP: 0.579, SLG: 0.917 | | 2-2 HR | | 0-3 K | | 4-2 1B | 0-1 G6-3 | | 2-3 K | 4 | 1 | 1 | 1 | 1 | 2 | 1 |
| Adrián González, L (1, 10) OBP: 0.294, SLG: 0.500 | | 0-2 G4-3 | | 1-1 G4-3 | | 0-3 K | | 1-2 HR | 3-2 2B | 5 | 1 | 2 | 1 | 0 | 1 | 3 |
| Gary Matthews, S (1, 8) OBP: 0.222, SLG: 0.229 | | | 1-0 9 BB 10 1B BB 1B | | 1-0 G5-3 | | 3-3 K | 0-2 G1-3 | 0-3 K | 5 | 1 | 1 | 0 | 0 | 2 | 4 |
| Rod Barajas, R (1, 2) OBP: 0.452, SLG: 0.577 | | | 4-2 10 1B 23 FC3-6 9 BB BB | | 1-1 F7 | | 1-2 P2 | 1-0 2B 9 1B | 1-3 K | 4 | 2 | 1 | 0 | 1 | 1 | 4 |

| Inning Stats | R: 0 | H: 0 | E: 0 | K: 0 | S: 6 | R: 1 | H: 1 | E: 0 | K: 1 | S: 13 | R: 2 | H: 2 | E: 0 | K: 2 | S: 16 | R: 0 | H: 0 | E: 0 | K: 1 | S: 6 | R: 0 | H: 1 | E: 0 | K: 0 | S: 12 | R: 0 | H: 1 | E: 0 | K: 2 | S: 18 | R: 2 | H: 3 | E: 0 | K: 0 | S: 10 | R: 3 | H: 4 | E: 0 | K: 2 | S: 24 | R: 0 | H: 1 | E: 0 | K: 3 | S: 16 | 1B: 8 | 2B: 3 | 3B: 0 | HR: 2 | SF: 0 | SAC: 0 | DP: 0 | HBP: 0 | WP: 1 | PA: 45 |
|--------------|------|------|------|------|------|------|------|------|------|-------|------|------|------|------|-------|------|------|------|------|------|------|------|------|------|-------|------|------|------|------|-------|------|------|------|------|-------|------|------|------|------|-------|------|------|------|------|-------|-------|-------|-------|-------|-------|--------|-------|--------|-------|--------|
|--------------|------|------|------|------|------|------|------|------|------|-------|------|------|------|------|-------|------|------|------|------|------|------|------|------|------|-------|------|------|------|------|-------|------|------|------|------|-------|------|------|------|------|-------|------|------|------|------|-------|-------|-------|-------|-------|-------|--------|-------|--------|-------|--------|

| PITCHER | IP | WLS | BF | H | R | ER | SO | BB | IBB | HBP | BLK | WP | HR | S | P | ERA | WHIP |
|--|-----|-----|----|---|---|----|----|----|-----|-----|-----|----|----|----|-----|-------|-------|
| 41 John Lackey, R (1, 1) ERA: 6.52 | 5.0 | W | 24 | 5 | 3 | 3 | 4 | 4 | 0 | 0 | 0 | 0 | 1 | 62 | 101 | 5.40 | 1.800 |
| Brendan Donnelly, R (6, 1) ERA: 7.94 | 2.0 | | 9 | 3 | 2 | 2 | 2 | 0 | 0 | 0 | 0 | 0 | 0 | 19 | 27 | 9.00 | 1.500 |
| Esteban Yan, R (8, 1) ERA: 4.5 | 0.2 | | 7 | 4 | 3 | 3 | 1 | 1 | 0 | 0 | 0 | 1 | 1 | 21 | 33 | 40.50 | 7.500 |
| 62 Scot Shields, R (8, 1) ERA: 2.7 | 1.1 | S | 5 | 1 | 0 | 0 | 4 | 0 | 0 | 0 | 0 | 0 | 0 | 19 | 26 | 0.00 | 0.750 |

Los Angeles Angels @ Texas Rangers
Ameriquet Field, Arlington, TX
 Tue Apr 12 2005, 8:05 PM EDT
 Att. 23,061 - Clear - 75 F

| | |
|------------|-----------|
| AB | 40 |
| R | 8 |
| H | 13 |
| RBI | 6 |
| BB | 5 |
| SO | 11 |
| LOB | 25 |



| Batter | 1 | 2 | 3 | 4 | 5 | 6 | 7 | 8 | 9 | AB R H RBI BB SO LOB | TOP | | | | | | | | | | | |
|---|---|----------------------------------|-------------------------------|----------------------------------|-------------------------------|----------------------------------|------------------------------|----------------------------------|-------------------------------|----------------------------------|------------------------------|----------------------------------|-------------------------------|----------------------------------|-------------------------------|----------------------------------|-------------------------------|----------------------------------|----------------------------------|------------------------------------|----------------------------------|--------|
| Darin Erstad, L (1, 3) OBP: 0.341, SLG: 0.500 | 1-3 K | | 1-3 K | | | 4-0 G3 BB | | 1-3 K | 2-2 FC6-4 1B | 4 0 1 2 1 3 0 | | | | | | | | | | | | |
| Jeff DaVanon, S (1, 9) OBP: 0.259, SLG: 0.250 | 1-2 G4-3 | | | 1-1 F7 | | 3-2 G3 | | 2-1 G4-3 | 2-1 FC6-4 1B | 3 0 0 0 0 0 1 | | | | | | | | | | | | |
| 20 Juan Rivera, R (8, PH) OBP: 0.300, SLG: 0.316 | | | | | | 1-2 | | | 1-2f | 2 0 0 0 0 0 1 | | | | | | | | | | | | |
| 27 Vladimir Guerrero, R (1, 10) OBP: 0.359, SLG: 0.556 | 0-1 F8 | | | 2-0 G5-3 | | 3-2 F8 | | 3-1 1B | | 4 0 1 0 0 0 1 | | | | | | | | | | | | |
| 16 Garret Anderson, L (1, 7) OBP: 0.341, SLG: 0.425 | | 1-3 K | | 2-2 G4-3 | | | 0-2 G3 | 1-2 1B | | 4 0 1 0 0 1 0 | | | | | | | | | | | | |
| Steve Finley, L (1, 8) OBP: 0.262, SLG: 0.235 | | 1-3 K | | | 3-2 F9 | | 0-1 2B 1B | 3-3 K | | 4 1 1 0 0 2 2 | | | | | | | | | | | | |
| Orlando Cabrera, R (1, 6) OBP: 0.405, SLG: 0.548 | | 2-3 K | | | 0-0 FC1-4-5-6 2B | | 0-2 2B | | 0-0 G4-3 | 4 1 2 0 0 1 0 | | | | | | | | | | | | |
| Bengie Molina, R (1, 2) OBP: 0.387, SLG: 0.577 | | | 2-2 F9 | | 2-2 FC1-4-5-6 2B | | 0-0 G4-3 2B | | 1-1 L9 | 4 0 1 2 0 0 1 | | | | | | | | | | | | |
| 6 Maicer Izturis, S (1, 5) OBP: 0.182, SLG: 0.545 | | | 2-3 K | | 3-2 G3 | | 1-1 G4-3 | | 2-1 1B 3B | 4 1 1 0 0 1 2 | | | | | | | | | | | | |
| 9 Chone Figgins, S (1, 4) OBP: 0.263, SLG: 0.394 | | | 2-1 HR | | | 1-1 F9 | 1-3 K | | 4-0 1B BB | 3 2 1 1 1 1 1 | | | | | | | | | | | | |
| Inning Stats | R: 0 E: 0 K: 1 S: 8 | H: 0 LOB: 0 BB: 0 P: 10 | R: 0 E: 0 K: 3 S: 11 | H: 0 LOB: 0 BB: 0 P: 15 | R: 1 E: 0 K: 2 S: 12 | H: 1 LOB: 0 BB: 0 P: 19 | R: 0 E: 0 K: 0 S: 6 | H: 0 LOB: 0 BB: 0 P: 11 | R: 0 E: 0 K: 0 S: 11 | H: 1 LOB: 1 BB: 0 P: 19 | R: 0 E: 0 K: 0 S: 8 | H: 0 LOB: 1 BB: 1 P: 19 | R: 2 E: 0 K: 1 S: 14 | H: 3 LOB: 1 BB: 0 P: 16 | R: 0 E: 0 K: 2 S: 14 | H: 2 LOB: 2 BB: 0 P: 24 | R: 2 E: 0 K: 0 S: 10 | H: 2 LOB: 1 BB: 1 P: 21 | 1B: 4 2B: 3 3B: 1 HR: 1 | SF: 0 SAC: 0 DP: 0 HBP: 0 | WP: 0 PB: 0 SB: 0 CS: 0 | PA: 38 |
| PITCHER | IP WLS BF H R ER SO BB IBB HBP BLK WP HR S P ERA WHIP | | | | | | | | | | | | | | | | | | | | | |
| Chan Ho Park, R (1, 1) ERA: 4.38 | 6.2 W 26 5 3 3 6 1 0 0 0 0 1 67 105 4.05 0.900 | | | | | | | | | | | | | | | | | | | | | |
| 32 Ron Mahay, L (7, 1) ERA: 4.5 | 1.1 H 6 2 0 0 3 0 0 0 0 0 0 0 17 28 0.00 1.500 | | | | | | | | | | | | | | | | | | | | | |
| Doug Brocail, R (9, 1) ERA: 5.79 | 0.2 4 1 2 2 0 1 0 0 0 0 0 5 12 27.00 3.000 | | | | | | | | | | | | | | | | | | | | | |
| Francisco Cordero, R (9, 1) ERA: 3.86 | 0.1 S 2 1 0 0 0 0 0 0 0 0 0 0 5 9 0.00 3.000 | | | | | | | | | | | | | | | | | | | | | |

Los Angeles Angels @ Texas Rangers
Ameriquet Field, Arlington, TX
Wed Apr 13 2005, 8:05 PM EDT
Att. 21,625 - Clear - 73 F

livebaseballscorecards.com

| | |
|-----|----|
| AB | 36 |
| R | 5 |
| H | 9 |
| RBI | 5 |
| BB | 2 |
| SO | 9 |
| LOB | 9 |



| Batter | 1 | 2 | 3 | 4 | 5 | 6 | 7 | 8 | 9 |
|---|----------------------|-----------|------------------------|-------------|----------------------------|-----------------|----------------------------|-------------------------|---|
| Alfonso Soriano, R OBP: 0.304, SLG: 0.556 (1, 4) | 0-2 FC4-6 1B | | 2-2 P3 | | 0-2 10 3B 1B | 0-2 F9 | | 1-2 2-H 1B | |
| 9 Hank Blalock, L OBP: 0.457, SLG: 0.595 (1, 5) | 2-0 FC4-6 1-2f | | 0-1 G6-3 | | 4-0 10 3B BB | 0-2 F8 | | 3-3 K | |
| 10 Michael Young, R OBP: 0.386, SLG: 0.450 (1, 6) | 1-0 F9 | | 1-3 K | | 0-0 23 2B 3B | | 2-2 G4-3 23 F7 1B | | |
| 23 Mark Teixeira, S OBP: 0.273, SLG: 0.325 (1, 3) | 2-2 G6-3 | | | 0-0 G4-3 | 3-1 2B | | 0-0 F7 | | |
| Richard Hidalgo, R OBP: 0.293, SLG: 0.432 (1, 9) | | 0-0 P4 | | 1-1 G5-3 | 0-1 G6-3 | | 2-1 G4-3 | | |
| Adrián González, L OBP: 0.286, SLG: 0.600 (1, 10) | | 2-0 F8 | | 0-1 F7 | | 1-0 HR | 2-2 F9 | | |
| Kevin Mench, R OBP: 0.259, SLG: 0.231 (1, 7) | | 0-3 K | | | 0-0 9 BB 10 3B 1B | 1-1 L7 | | 1-2 G1-3 1B 1B | |
| David Dellucci, L OBP: 0.565, SLG: 0.786 (1, 8) | | | 4-1 S 1B BB | | 0-0 F7 | 4-1 1B BB | | 1-1 G1-3 | |
| Rod Barajas, R OBP: 0.457, SLG: 0.567 (1, 2) | | | 2-1 9 G6-3 1B | | 1-3 K | 0-2 1B | | 2-1 F7 | |

| Inning Stats | R: 0 E: 0 K: 10 S: 10 | H: 1 LOB: 1 BB: 0 P: 15 | R: 0 E: 0 K: 1 S: 5 | H: 0 LOB: 0 BB: 0 P: 7 | R: 1 E: 0 K: 1 S: 12 | H: 1 LOB: 1 BB: 1 P: 21 | R: 0 E: 0 K: 0 S: 5 | H: 0 LOB: 0 BB: 0 P: 6 | R: 4 E: 0 K: 1 S: 14 | H: 4 LOB: 1 BB: 1 P: 22 | R: 1 E: 0 K: 0 S: 15 | H: 2 LOB: 2 BB: 1 P: 21 | R: 0 E: 0 K: 0 S: 9 | H: 1 LOB: 1 BB: 0 P: 15 | R: 1 E: 0 K: 1 S: 16 | H: 2 LOB: 1 BB: 0 P: 24 |
|--------------|--------------------------------|----------------------------------|------------------------------|---------------------------------|-------------------------------|----------------------------------|------------------------------|---------------------------------|-------------------------------|----------------------------------|-------------------------------|----------------------------------|------------------------------|----------------------------------|-------------------------------|----------------------------------|
|--------------|--------------------------------|----------------------------------|------------------------------|---------------------------------|-------------------------------|----------------------------------|------------------------------|---------------------------------|-------------------------------|----------------------------------|-------------------------------|----------------------------------|------------------------------|----------------------------------|-------------------------------|----------------------------------|

| PITCHER | IP | WLS | BF | H | R | ER | SO | BB | IBB | HBP | BLK | WP | HR | S | P | ERA | WHIP |
|--------------------------------------|-----|-----|----|---|---|----|----|----|-----|-----|-----|----|----|----|----|------|-------|
| Paul Byrd, R ERA: 6.92 (1, 1) | 6.0 | L | 29 | 8 | 6 | 6 | 3 | 3 | 0 | 0 | 0 | 0 | 1 | 61 | 92 | 9.00 | 1.833 |
| Kevin Gregg, R ERA: 5.4 (7, 1) | 1.2 | | 8 | 3 | 1 | 1 | 0 | 0 | 0 | 0 | 0 | 0 | 0 | 22 | 33 | 5.40 | 1.800 |
| Jake Woods, L ERA: 4.91 (8, 1) | 0.1 | | 1 | 0 | 0 | 0 | 1 | 0 | 0 | 0 | 0 | 0 | 0 | 3 | 6 | 0.00 | 0.000 |

AB R H RBI BB SO LOB

5 1 3 1 0 0 3

4 1 0 0 1 1 5

4 1 2 3 0 1 2

4 0 1 1 0 0 2

4 0 0 0 0 0 2

4 1 1 1 0 0 1

4 2 2 0 0 1 0

2 1 0 0 2 0 2

4 0 2 1 0 1 2

AB 35
R 7
H 11
RBI 7
BB 3
SO 4
LOB 19

WP: 0 PA: 38
PB: 0
SB: 1
CS: 0

Los Angeles Angels @ Texas Rangers
Ameriquet Field, Arlington, TX
Wed Apr 13 2005, 8:05 PM EDT
Att. 21,625 - Clear - 73 F



| Batter | 1 | 2 | 3 | 4 | 5 | 6 | 7 | 8 | 9 | AB R H RBI BB SO LOB | TOP | |
|--|---|---|---|--|---|---|---|--|--|---|---------------|--|
| Frank Catalanotto, L (1, 7) <small>OBP: 0.367, SLG: 0.462</small> 3 Reed Johnson, R (8, 7) <small>OBP: 0.350, SLG: 0.579</small> | 2-2 F8 10 SF9 2B | | 0-2 F7 | | 0-0 F7 | | 1-3 K | | | 4 1 1 0 0 1 2 0 0 0 0 0 0 0 | | |
| Orlando Hudson, S (1, 4) <small>OBP: 0.205, SLG: 0.341</small> | 3-1 F8 | | 1-2 F7 | | | 2-0 G3 | 0-2 G4-3 | | | 4 0 0 0 0 0 2 | | |
| 10 Vernon Wells, R (1, 8) <small>OBP: 0.209, SLG: 0.385</small> | 1-2 SF9 | | | 2-2 G6-3 | | 1-2 G6-3 | | 1-2 L8 | | 3 0 0 1 0 0 0 | | |
| 47 Corey Koskie, L (1, 10) <small>OBP: 0.351, SLG: 0.300</small> | 3-H 3-3 K | | | 0-0 F8 | | 4-2 BB BB | | 1-0 F8 | | 3 0 0 0 1 1 0 | | |
| Shea Hillenbrand, R (1, 5) <small>OBP: 0.390, SLG: 0.500</small> | | | 1-1 G6-3 | | 1-1 1B | 4-2 BB | | 2-2 F9 | | 3 0 1 0 1 0 0 | | |
| Eric Hinske, L (1, 3) <small>OBP: 0.421, SLG: 0.647</small> | | | 2-1 1B | | 2-1 F7 | 0-0 G4-3 | | | 3-3 K | | 4 0 1 0 0 1 3 | |
| 15 Alex Rios, R (1, 9) <small>OBP: 0.343, SLG: 0.438</small> | | | 2-3 K | | | 1-1 G5-3 | | 1-1 9 2B 8 G3 1B | | 4 1 1 0 0 1 1 | | |
| 9 Gregg Zaun, S (1, 2) <small>OBP: 0.405, SLG: 0.567</small> | | | 2-3 K | | | 1-1 E4 | | 2-1 8 G3 2B | | 4 0 1 0 0 2 1 | | |
| John McDonald, R (1, 6) <small>OBP: 0.333, SLG: 0.444</small> 8 Russ Adams, L (7, PH) <small>OBP: 0.296, SLG: 0.417</small> (7, 6) | | | | 0-0 G5-3 | | 0-1 G5-3 | | 1-1 G3 | | 2 0 0 0 0 0 1 1 0 0 1 0 0 1 | | |
| Inning Stats | R: 1 H: 1 E: 0 LOB: 0 K: 1 BB: 0 S: 11 P: 20 | R: 0 H: 1 E: 0 LOB: 1 K: 2 BB: 0 S: 11 P: 18 | R: 0 H: 0 E: 0 LOB: 0 K: 0 BB: 0 S: 8 P: 9 | R: 0 H: 1 E: 0 LOB: 1 K: 0 BB: 0 S: 8 P: 13 | R: 0 H: 0 E: 1 LOB: 1 K: 0 BB: 0 S: 7 P: 9 | R: 0 H: 0 E: 0 LOB: 2 K: 0 BB: 2 S: 10 P: 21 | R: 1 H: 2 E: 0 LOB: 1 K: 1 BB: 0 S: 13 P: 18 | R: 0 H: 0 E: 0 LOB: 0 K: 2 BB: 0 S: 7 P: 12 | 1B: 3 SF: 1 2B: 2 SAC: 0 3B: 0 DP: 0 HR: 0 HBP: 0 | WP: 0 PA: 35 PB: 0 SB: 0 CS: 0 | | |
| PITCHER Pedro Astacio, R (1, 1) <small>ERA: 2.57</small> Nick Regilio, R (8, 1) <small>ERA: 11.57</small> | IP WLS BF H R ER SO BB IBB HBP BLK WP HR S P ERA WHIP 7.0 L 29 5 2 2 4 2 0 0 0 0 0 0 68 108 2.57 1.000 2.0 6 0 0 0 2 0 0 0 0 0 0 0 18 27 0.00 0.000 | | | | | | | | | | | |

Toronto Blue Jays @ Texas Rangers
 Ameriquest Field, Arlington, TX

Thu Apr 14 2005, 8:05 PM EDT
 Att. 19,366 - Clear - 73 F

livebaseballscorecards.com

| | |
|-----|----|
| AB | 32 |
| R | 2 |
| H | 5 |
| RBI | 2 |
| BB | 2 |
| SO | 6 |
| LOB | 11 |



| Batter | 1 | 2 | 3 | 4 | 5 | 6 | 7 | 8 | 9 | AB | R | H | RBI | BB | SO | LOB |
|--|-----------|-------------|-------------|-------------------|---------------------------|-------------|-------------|---|-----------------|----|---|---|-----|----|----|-----|
| Alfonso Soriano, R OBP: 0.300, SLG: 0.551 (1, 4) | 0-3 K | | | 1-1 10 S 2B | 0-0 F9 | | | 1 SAFE 2-1 P B 1 SAFE F X G6-4-3 1-2f | | 4 | 0 | 1 | 0 | 0 | 1 | 3 |
| 9 Hank Blalock, L OBP: 0.420, SLG: 0.537 (1, 5) | 1-0 L9 | | | 2-3 K | | 2-1 G4-3 | | | 1-3 K | 4 | 0 | 0 | 0 | 0 | 2 | 1 |
| 10 Michael Young, R OBP: 0.354, SLG: 0.409 (1, 6) | 2-3 K | | | 3-3 K | | 1-0 F9 | | | 2-3 K | 4 | 0 | 0 | 0 | 0 | 3 | 1 |
| 23 Mark Teixeira, S OBP: 0.271, SLG: 0.318 (1, 3) | | 1-2 G6-3 | | 3-2 F8 | | 2-0 G3 | | | 3-1 BB 1B | 4 | 0 | 1 | 0 | 0 | 0 | 1 |
| Richard Hidalgo, R OBP: 0.311, SLG: 0.425 (1, 9) | | 0-0 P6 | | | 3-1 2B 1B 1B | | 3-2 P2 | | 4-1 BB BB | 3 | 1 | 1 | 0 | 1 | 0 | 0 |
| Adrián González, L OBP: 0.280, SLG: 0.583 (1, 10) | | 1-0 F7 | | | 0-0 1 SAFE 1B 2B | | 1-0 G4-3 | | 1-1 G3-1 | 4 | 0 | 1 | 0 | 0 | 0 | 2 |
| David Dellucci, L OBP: 0.500, SLG: 0.647 (1, 7) | | | 0-0 L8 | | 1-3 K | | 0-1 G6-3 | | | 3 | 0 | 0 | 0 | 0 | 1 | 2 |
| Rod Barajas, R OBP: 0.421, SLG: 0.515 (1, 2) | | | 2-1 G6-3 | | 1-3 K | | | 0-1 E6 FC6 | | 3 | 0 | 0 | 0 | 0 | 1 | 2 |
| Gary Matthews, S OBP: 0.231, SLG: 0.237 (1, 8) | | | 3-3 K | | 0-0 2-3 3-H 1B | | | 1-2 FC6 G6-4-3 1-2f | | 3 | 0 | 1 | 1 | 0 | 1 | 1 |

| | | | | | | | | | | | | | | | | | | | | | | | | | | | | | | | |
|--|------------------------------|----------------------------------|------------------------------|---------------------------------|------------------------------|----------------------------------|-------------------------------|----------------------------------|-------------------------------|----------------------------------|------------------------------|---------------------------------|------------------------------|----------------------------------|------------------------------|----------------------------------|-------------------------------|----------------------------------|----------------------------------|------------------------------------|----------------------------------|--------|----|----|---|---|-----|------|--|--|--|
| Inning Stats | R: 0 E: 0 K: 2 S: 7 | H: 0 LOB: 0 BB: 0 P: 10 | R: 0 E: 0 K: 0 S: 5 | H: 0 LOB: 0 BB: 0 P: 7 | R: 0 E: 0 K: 1 S: 6 | H: 0 LOB: 0 BB: 0 P: 11 | R: 0 E: 0 K: 2 S: 11 | H: 1 LOB: 1 BB: 0 P: 20 | R: 1 E: 0 K: 2 S: 12 | H: 3 LOB: 2 BB: 0 P: 17 | R: 0 E: 0 K: 0 S: 4 | H: 0 LOB: 0 BB: 0 P: 9 | R: 0 E: 0 K: 0 S: 7 | H: 0 LOB: 0 BB: 0 P: 11 | R: 0 E: 1 K: 0 S: 9 | H: 0 LOB: 0 BB: 0 P: 11 | R: 0 E: 0 K: 2 S: 11 | H: 1 LOB: 2 BB: 1 P: 22 | 1B: 3 2B: 2 3B: 0 HR: 0 | SF: 0 SAC: 0 DP: 1 HBP: 0 | WP: 0 PB: 0 SB: 1 CS: 0 | PA: 33 | | | | | | | | | |
| PITCHER 32 Roy Halladay, R ERA: 3.27 (1, 1) | IP 9.0 | WLS W | BF 33 | H 5 | R 1 | ER 1 | SO 9 | BB 1 | IBB 0 | HBP 0 | BLK 0 | WP 0 | HR 0 | S 72 | P 118 | ERA 1.00 | WHIP 0.667 | | | | | | | | | | | | | | |
| | | | | | | | | | | | PITCHER | IP | WLS | BF | H | R | ER | SO | BB | IBB | HBP | BLK | WP | HR | S | P | ERA | WHIP | | | |

Toronto Blue Jays @ Texas Rangers
 Ameriquet Field, Arlington, TX
 Thu Apr 14 2005, 8:05 PM EDT
 Att. 19,366 - Clear - 73 F

| | |
|------------|-----------|
| AB | 32 |
| R | 1 |
| H | 5 |
| RBI | 1 |
| BB | 1 |
| SO | 9 |
| LOB | 13 |



| Batter | 1 | 2 | 3 | 4 | 5 | 6 | 7 | 8 | 9 | AB R H RBI BB SO LOB | TOP | | | | | | | | | | | |
|---|---|----------------------------------|-------------------------------|----------------------------------|-------------------------------|----------------------------------|------------------------------|----------------------------------|------------------------------|----------------------------------|------------------------------|----------------------------------|------------------------------|---------------------------------|-------------------------------|----------------------------------|------------------------------|----------------------------------|----------------------------------|------------------------------------|----------------------------------|--------|
| Frank Catalanotto, L (1, 7) OBP: 0.353, SLG: 0.533 | 2-1 F8 | | 1-1 HR | | 1-1 L1 | | | 2-1 SAFE F7 | | 4 1 1 1 0 0 1 | | | | | | | | | | | | |
| Orlando Hudson, S (1, 4) OBP: 0.208, SLG: 0.333 | 3-2 G3 | | 0-0 L7 | | | 2-2 G4-3 | | 1-2 10 FC5-4 1B | | 4 0 1 0 0 0 0 | | | | | | | | | | | | |
| 10 Vernon Wells, R (1, 8) OBP: 0.213, SLG: 0.372 | 2-2 G5-3 | | 2-2 1B | | | 0-1 G5-3 | | 3-1 FC5-4 1-2f | | 4 0 1 0 0 0 2 | | | | | | | | | | | | |
| 47 Corey Koskie, L (1, 10) OBP: 0.341, SLG: 0.294 | | 3-2 2B G4-3 1B | 1-0 F8 | | | 3-2 F7 | | 1-3 K | | 4 1 1 0 0 1 1 | | | | | | | | | | | | |
| Shea Hillenbrand, R (1, 5) OBP: 0.378, SLG: 0.500 | | 3-1 G4-3 1-3 2B | | 2-1 F9 | | 0-0 G6-3 | | 0-0 F7 | | 4 0 1 0 0 0 0 | | | | | | | | | | | | |
| Eric Hinske, L (1, 3) OBP: 0.381, SLG: 0.579 | | 1-3 K | | 2-2 G3 | | 2-0 F7 | | 3-3 K | | 4 0 0 0 0 2 2 | | | | | | | | | | | | |
| Greg Myers, L (1, 2) | | 0-0 G4-3 2-3 3-H | | 0-0 G1-3 | | 0-0 G1 | | | | 3 0 0 1 0 0 1 | | | | | | | | | | | | |
| 8 Russ Adams, L (1, 6) OBP: 0.300, SLG: 0.407 | | 0-0 G4-3 | | | 2-1 G4-3 | | 1-2 3 FC6-4 1B | | | 3 0 1 0 0 0 1 | | | | | | | | | | | | |
| 3 Reed Johnson, R (1, 9) OBP: 0.304, SLG: 0.500 | | | 2-2 F8 | | 0-2 G6-3 | | 0-0 FC6-4 1B 1-2f | | | 3 0 0 0 0 0 1 | | | | | | | | | | | | |
| Inning Stats | R: 0 E: 0 K: 0 S: 8 | H: 0 LOB: 0 BB: 0 P: 15 | R: 1 E: 0 K: 1 S: 10 | H: 2 LOB: 1 BB: 0 P: 17 | R: 1 E: 0 K: 1 S: 10 | H: 2 LOB: 1 BB: 0 P: 16 | R: 0 E: 0 K: 0 S: 7 | H: 0 LOB: 0 BB: 0 P: 11 | R: 0 E: 0 K: 0 S: 7 | H: 0 LOB: 0 BB: 0 P: 10 | R: 0 E: 0 K: 0 S: 8 | H: 0 LOB: 0 BB: 0 P: 13 | R: 0 E: 0 K: 0 S: 3 | H: 0 LOB: 0 BB: 0 P: 5 | R: 0 E: 0 K: 0 S: 12 | H: 2 LOB: 2 BB: 0 P: 19 | R: 0 E: 0 K: 2 S: 7 | H: 0 LOB: 0 BB: 0 P: 11 | 1B: 4 2B: 1 3B: 0 HR: 1 | SF: 0 SAC: 0 DP: 0 HBP: 0 | WP: 0 PB: 0 SB: 0 CS: 0 | PA: 33 |
| PITCHER | IP WLS BF H R ER SO BB IBB HBP BLK WP HR S P ERA WHIP | | | | | | | | | | | | | | | | | | | | | |
| Ryan Drese, R (1, 1) ERA: 4.95 | 8.0 W 30 6 2 2 1 0 0 0 0 0 1 65 106 2.25 0.750 | | | | | | | | | | | | | | | | | | | | | |
| Francisco Cordero, R (9, 1) ERA: 3.18 | 1.0 S 3 0 0 0 2 0 0 0 0 0 0 7 11 0.00 0.000 | | | | | | | | | | | | | | | | | | | | | |

Toronto Blue Jays @ Texas Rangers
Ameritrust Field, Arlington, TX

Fri Apr 15 2005, 8:05 PM EDT
Att. 30,453 - Clear - 72 F

livebaseballscorecards.com

| | |
|-----|----|
| AB | 33 |
| R | 2 |
| H | 6 |
| RBI | 2 |
| BB | 0 |
| SO | 3 |
| LOB | 9 |



| Batter | 1 | 2 | 3 | 4 | 5 | 6 | 7 | 8 | 9 | AB R H RBI BB SO LOB |
|---|--------------------|-----------|-----------------------|---------------------------|------------------------------------|-------------|-------------|---|---|--------------------------------|
| Alfonso Soriano, R (1, 4) OBP: 0.315, SLG: 0.538 | 4-0 10 2B BB | | 1-2 FC4-5 1B | 2-1 F7 | | | 0-3 K | | | 3 1 1 0 1 1 2 |
| 9 Hank Blalock, L (1, 5) OBP: 0.407, SLG: 0.511 | 1-3 K 1-2 | | 0-2 FC4-5 10 HR | | 0-2 23 BB 1B | | 1-1 G3 | | | 4 1 1 0 0 1 2 |
| 10 Michael Young, R (1, 6) OBP: 0.365, SLG: 0.500 | 0-0 2-H 2B | | 3-1 1-H HR | | 1-2 F9 | | 2-0 G4-3 | | | 4 1 2 3 0 0 1 |
| 23 Mark Teixeira, S (1, 3) OBP: 0.308, SLG: 0.391 | 0-0 F8 | | 4-2 BB S BB | | 4-1 SAFE G6-4-3 1-2 BB | | 1-2 HR | | | 2 1 1 1 2 0 1 |
| Richard Hidalgo, R (1, 8) OBP: 0.286, SLG: 0.386 (7, 9) | 2-3 K | | 0-3 K | | 0-2 G6-4-3 1-2f | | 0-0 L7 | | | 4 0 0 0 0 2 4 |
| Kevin Mench, R (1, 7) OBP: 0.226, SLG: 0.200 | | 2-1 P4 | | 1-1 P4 | | 2-3 K | 1-1 G6-3 | | | 4 0 0 0 0 1 0 |
| Chad Allen, R (1, 9) OBP: 0.400, SLG: 0.357 Gary Matthews, S (7, 8) OBP: 0.225, SLG: 0.231 | | 2-1 L8 | | 0-0 BB 1B | | 2-3 K | 0-0 G4-3 | | | 3 0 1 0 0 1 0 1 0 0 0 0 0 0 |
| Rod Barajas, R (1, 2) OBP: 0.415, SLG: 0.528 | | 0-1 F7 | | 1-2 SAFE SAFE L5 | | 2-0 2B | | | | 3 0 1 0 0 0 1 |
| Mark DeRosa, R (1, 10) | | | 2-1 F7 | 4-0 BB 1-2 BB | | 1-0 G5-3 | | | | 2 0 0 0 1 0 1 |

| Inning Stats | R: 1 | H: 1 | R: 0 | H: 0 | R: 2 | H: 2 | R: 0 | H: 1 | R: 0 | H: 1 | R: 0 | H: 0 | R: 1 | H: 1 |
|--------------|------|--------|------|--------|-------|--------|-------|--------|-------|--------|------|--------|------|--------|
| | E: 0 | LOB: 1 | E: 0 | LOB: 0 | E: 0 | LOB: 1 | E: 0 | LOB: 2 | E: 0 | LOB: 1 | E: 0 | LOB: 0 | E: 0 | LOB: 0 |
| | K: 2 | BB: 1 | K: 0 | BB: 0 | K: 1 | BB: 1 | K: 0 | BB: 1 | K: 0 | BB: 1 | K: 1 | BB: 0 | K: 0 | BB: 0 |
| | S: 8 | P: 15 | S: 6 | P: 10 | S: 20 | P: 30 | S: 11 | P: 19 | S: 11 | P: 16 | S: 8 | P: 9 | S: 7 | P: 9 |

| PITCHER | IP | WLS | BF | H | R | ER | SO | BB | IBB | HBP | BLK | WP | HR | S | P | ERA | WHIP |
|--|-----|-----|----|---|---|----|----|----|-----|-----|-----|----|----|----|----|------|-------|
| Ted Lilly, L (1, 1) ERA: 3.6 | 5.0 | L | 23 | 5 | 3 | 3 | 3 | 4 | 0 | 0 | 0 | 0 | 1 | 56 | 90 | 5.40 | 1.800 |
| 22 Brandon League, R (6, 1) ERA: 6.75 | 3.0 | | 11 | 2 | 1 | 1 | 3 | 0 | 0 | 0 | 0 | 0 | 1 | 21 | 33 | 3.00 | 0.667 |

BOTTOM

Toronto Blue Jays @ Texas Rangers
 Ameriquet Field, Arlington, TX

Fri Apr 15 2005, 8:05 PM EDT
 Att. 30,453 - Clear - 72 F

livebaseballscorecards.com

| | |
|------------|-----------|
| AB | 30 |
| R | 4 |
| H | 7 |
| RBI | 4 |
| BB | 4 |
| SO | 6 |
| LOB | 12 |



| | | | |
|-------|--------|-------|--------|
| 1B: 3 | SF: 0 | WP: 0 | PA: 34 |
| 2B: 2 | SAC: 0 | PB: 0 | |
| 3B: 0 | DP: 1 | SB: 2 | |
| HR: 2 | HBP: 0 | CS: 0 | |

| Batter | 1 | 2 | 3 | 4 | 5 | 6 | 7 | 8 | 9 | AB R H RBI BB SO LOB | TOP |
|---|---|---|---|---|---|--|--|---|---|---|---|
| Frank Menechino, R (1, 5) OBP: 0.333, SLG: 0.111 Eric Hinske, L (8, PH) OBP: 0.386, SLG: 0.564 (8, 3) | 1-0 | | 1-0 | | 1-0 | 4-1 | | 4-2 | 2-3 | 3 0 0 0 1 0 2 1 1 0 0 1 1 1 | |
| 3 Reed Johnson, R (1, 7) OBP: 0.393, SLG: 0.500 | 3-2 | | 1-2 | | 2-2 | 1-0 | | 3-1 | | 2 0 1 2 0 0 0 | |
| 10 Vernon Wells, R (1, 8) OBP: 0.192, SLG: 0.333 | 1-3 | | 0-0 | | 0-0 | 2-0 | | 0-3 | 0-3 | 5 0 0 0 0 2 10 | |
| 47 Corey Koskie, L (1, 10) OBP: 0.326, SLG: 0.282 | | 1-0 | 2-3 | | 1-3 | | 0-3 | 0-1 | 1-3 | 5 0 1 2 0 3 4 | |
| Shea Hillenbrand, R (1, 3) OBP: 0.400, SLG: 0.574 (8, 5) | | 1-0 | | 1-2 | | 0-0 | 0-1 | 1-0 | | 5 2 3 1 0 0 2 | |
| 15 Alex Rios, R (1, 9) OBP: 0.325, SLG: 0.405 | | 2-3 | | 0-1 | | 1-2 | 3-3 | | 0-0 | 5 2 1 0 0 2 2 | |
| 9 Gregg Zaun, S (1, 2) OBP: 0.452, SLG: 0.606 | | 2-1 | | 1-2 | | 1-0 | | 4-1 | 4-2 | 3 2 2 0 2 0 1 | |
| Orlando Hudson, S (1, 4) OBP: 0.226, SLG: 0.340 | | 2-2 | | 1-1 | | 0-0 | | 2-1 | 0-1 | 5 1 2 2 0 0 4 | |
| John McDonald, R (1, 6) OBP: 0.417, SLG: 0.545 | | | 1-1 | | 2-1 | 0-0 | | 0-0 | 0-1 | 2 0 2 1 0 0 0 | |
| Inning Stats | R: 0 H: 0 E: 0 LOB: 0 K: 1 BB: 0 S: 8 P: 13 | R: 1 H: 2 E: 0 LOB: 1 K: 1 BB: 0 S: 11 P: 19 | R: 0 H: 1 E: 0 LOB: 2 K: 1 BB: 0 S: 10 P: 15 | R: 0 H: 1 E: 0 LOB: 1 K: 0 BB: 0 S: 12 P: 15 | R: 0 H: 2 E: 0 LOB: 2 K: 1 BB: 0 S: 11 P: 17 | R: 3 H: 3 E: 1 LOB: 2 K: 0 BB: 1 S: 7 P: 16 | R: 0 H: 0 E: 0 LOB: 0 K: 2 BB: 0 S: 8 P: 11 | R: 3 H: 2 E: 0 LOB: 2 K: 1 BB: 2 S: 15 P: 29 | R: 1 H: 1 E: 0 LOB: 1 K: 1 BB: 1 S: 12 P: 18 | 1B: 10 SF: 1 2B: 1 SAC: 2 3B: 0 DP: 1 HR: 1 HBP: 3 | WP: 0 PA: 46 PB: 0 SB: 0 CS: 0 |
| PITCHER Kenny Rogers, L (1, 1) ERA: 3.44 Ryan Bukvich, R (6, 1) ERA: 11.25 Carlos Almanzar, R (8, 1) ERA: 6.75 Brian Shouse, L (9, 1) ERA: 8.1 | IP WLS BF H R ER SO BB IBB HBP BLK WP HR S P ERA WHIP 5.1 L 29 9 4 3 4 1 0 2 0 0 1 58 92 5.06 1.875 2.0 8 1 3 3 2 2 0 0 0 0 0 17 32 13.50 1.500 1.1 8 2 1 1 1 1 0 1 0 0 0 15 23 6.75 2.250 0.1 1 0 0 0 0 1 0 0 0 0 0 4 6 0.00 0.000 | PITCHER IP WLS BF H R ER SO BB IBB HBP BLK WP HR S P ERA WHIP | | | | | | | | | |

Toronto Blue Jays @ Texas Rangers
 Ameriquest Field, Arlington, TX

Sat Apr 16 2005, 8:05 PM EDT
 Att. 40,499 - Clear - 76 F

livebaseballscorecards.com

| | |
|-----|----|
| AB | 36 |
| R | 8 |
| H | 12 |
| RBI | 8 |
| BB | 4 |
| SO | 8 |
| LOB | 26 |



Toronto Blue Jays @ Texas Rangers
 Ameriquest Field, Arlington, TX

Sun Apr 17 2005, 2:05 PM EDT
 Att. 31,310 - Sunny - 76 F

livebaseballscorecards.com



| | |
|-----|----|
| AB | 36 |
| R | 5 |
| H | 10 |
| RBI | 5 |
| BB | 1 |
| SO | 7 |
| LOB | 17 |

| | | | |
|-----|---|-----|----|
| WP: | 0 | PA: | 39 |
| PB: | 0 | | |
| SB: | 0 | | |
| CS: | 0 | | |

| AB | R | H | RBI | BB | SO | LOB |
|----|---|---|-----|----|----|-----|
| 5 | 1 | 1 | 0 | 0 | 1 | 1 |
| 5 | 1 | 1 | 0 | 0 | 0 | 2 |
| 5 | 3 | 3 | 1 | 0 | 1 | 0 |
| 4 | 0 | 1 | 1 | 0 | 1 | 3 |
| 3 | 0 | 2 | 1 | 0 | 0 | 0 |
| 4 | 0 | 0 | 0 | 0 | 1 | 5 |
| 3 | 0 | 1 | 1 | 0 | 1 | 0 |
| 2 | 0 | 0 | 0 | 0 | 0 | 1 |
| 0 | 0 | 0 | 1 | 1 | 0 | 0 |
| 1 | 0 | 1 | 0 | 0 | 0 | 0 |
| 2 | 0 | 0 | 0 | 0 | 1 | 1 |
| 2 | 0 | 0 | 0 | 0 | 1 | 4 |

| Batter | 1 | 2 | 3 | 4 | 5 | 6 | 7 | 8 | 9 |
|--|-------------|-------------|-------------|---------------|-----------|--------------|--------------|-------------|-------------|
| Frank Catalanotto, L (1, 7) OBP: 0.333, SLG: 0.486 | 0-3 K | | 0-1 E3 | | | 2-2 1B | 2-1 F7 | | 0-1 F8 |
| Orlando Hudson, S (1, 4) OBP: 0.224, SLG: 0.328 | 1-1 G3-1 | | 3-1 G4-3 | | | 0-0 15 1B | 0-0 G1-3 | | 1-2 G5-3 |
| Shea Hillenbrand, R (1, 5) OBP: 0.418, SLG: 0.615 | 2-3 K | | | 1-1 15 SF9 | | 1-1 3 1B | 1-2 47 2B | | 0-0 G6-3 |
| 47 Corey Koskie, L (1, 10) OBP: 0.320, SLG: 0.302 | | 0-0 G1-3 | | 1-0 P5 | | 1-2 K | 2-2 15 1B | | |
| 15 Alex Rios, R (1, 8) OBP: 0.341, SLG: 0.425 | | 0-0 G6-3 | | 2-1 SF9 | | 0-1 BB | 1-2 3 1B | | |
| Eric Hinske, L (1, 3) OBP: 0.354, SLG: 0.512 | | 2-3 K | | 1-0 P6 | | 0-1 F6 | 2-2 G3 | | |
| 3 Reed Johnson, R (1, 9) OBP: 0.406, SLG: 0.481 | | | 2-2 E | | 2-3 K | 2-2 BB | | 3-2 G5-3 | |
| Greg Myers, L (1, 2) Frank Menechino, R (6, PH) 9 Gregg Zaun, S (6, 2) OBP: 0.465, SLG: 0.647 | | | 3-2 P4 | | 0-0 L8 | 4-2 BB | | 0-2 L4 | |
| 8 Russ Adams, L (1, 6) John McDonald, R (6, PH) OBP: 0.357, SLG: 0.462 | | | 2-3 K | | 1-0 P5 | 1-3 K | | 1-2 L4 | |

| Inning | R | H | E | K | S | BB | IBB | HBP | BLK | WP | HR | S | P | ERA | WHIP |
|--------|---|---|---|---|----|----|-----|-----|-----|----|----|----|----|------|-------|
| 1 | 0 | 0 | 0 | 2 | 9 | 0 | 0 | 0 | 0 | 0 | 0 | 6 | 86 | 6.35 | 1.059 |
| 2 | 0 | 0 | 0 | 0 | 6 | 0 | 0 | 0 | 0 | 0 | 0 | 16 | 26 | 9.00 | 3.000 |
| 3 | 0 | 0 | 0 | 0 | 6 | 0 | 0 | 0 | 0 | 0 | 0 | 20 | 27 | 0.00 | 1.500 |
| 4 | 0 | 0 | 0 | 0 | 9 | 0 | 0 | 0 | 0 | 0 | 0 | 6 | 7 | 0.00 | 0.000 |
| 5 | 3 | 5 | 0 | 1 | 25 | 0 | 0 | 0 | 0 | 0 | 0 | 36 | | | |
| 6 | 0 | 0 | 0 | 0 | 6 | 0 | 0 | 0 | 0 | 0 | 0 | 6 | | | |
| 7 | 1 | 3 | 0 | 0 | 20 | 0 | 0 | 0 | 0 | 0 | 0 | 28 | | | |
| 8 | 0 | 1 | 0 | 0 | 10 | 0 | 0 | 0 | 0 | 0 | 0 | 14 | | | |
| 9 | 0 | 0 | 0 | 0 | 6 | 0 | 0 | 0 | 0 | 0 | 0 | 7 | | | |

| Inning | R | H | E | K | S | BB | IBB | HBP | BLK | WP | HR | S | P | ERA | WHIP |
|--------|---|---|---|---|----|----|-----|-----|-----|----|----|----|----|------|-------|
| 1 | 0 | 0 | 0 | 0 | 9 | 0 | 0 | 0 | 0 | 0 | 0 | 6 | 86 | 6.35 | 1.059 |
| 2 | 0 | 0 | 0 | 0 | 6 | 0 | 0 | 0 | 0 | 0 | 0 | 16 | 26 | 9.00 | 3.000 |
| 3 | 0 | 0 | 0 | 0 | 6 | 0 | 0 | 0 | 0 | 0 | 0 | 20 | 27 | 0.00 | 1.500 |
| 4 | 0 | 0 | 0 | 0 | 9 | 0 | 0 | 0 | 0 | 0 | 0 | 6 | 7 | 0.00 | 0.000 |
| 5 | 3 | 5 | 0 | 1 | 25 | 0 | 0 | 0 | 0 | 0 | 0 | 36 | | | |
| 6 | 0 | 0 | 0 | 0 | 6 | 0 | 0 | 0 | 0 | 0 | 0 | 6 | | | |
| 7 | 1 | 3 | 0 | 0 | 20 | 0 | 0 | 0 | 0 | 0 | 0 | 28 | | | |
| 8 | 0 | 1 | 0 | 0 | 10 | 0 | 0 | 0 | 0 | 0 | 0 | 14 | | | |
| 9 | 0 | 0 | 0 | 0 | 6 | 0 | 0 | 0 | 0 | 0 | 0 | 7 | | | |

| Inning | R | H | E | K | S | BB | IBB | HBP | BLK | WP | HR | S | P | ERA | WHIP |
|--------|---|---|---|---|----|----|-----|-----|-----|----|----|----|----|------|-------|
| 1 | 0 | 0 | 0 | 0 | 9 | 0 | 0 | 0 | 0 | 0 | 0 | 6 | 86 | 6.35 | 1.059 |
| 2 | 0 | 0 | 0 | 0 | 6 | 0 | 0 | 0 | 0 | 0 | 0 | 16 | 26 | 9.00 | 3.000 |
| 3 | 0 | 0 | 0 | 0 | 6 | 0 | 0 | 0 | 0 | 0 | 0 | 20 | 27 | 0.00 | 1.500 |
| 4 | 0 | 0 | 0 | 0 | 9 | 0 | 0 | 0 | 0 | 0 | 0 | 6 | 7 | 0.00 | 0.000 |
| 5 | 3 | 5 | 0 | 1 | 25 | 0 | 0 | 0 | 0 | 0 | 0 | 36 | | | |
| 6 | 0 | 0 | 0 | 0 | 6 | 0 | 0 | 0 | 0 | 0 | 0 | 6 | | | |
| 7 | 1 | 3 | 0 | 0 | 20 | 0 | 0 | 0 | 0 | 0 | 0 | 28 | | | |
| 8 | 0 | 1 | 0 | 0 | 10 | 0 | 0 | 0 | 0 | 0 | 0 | 14 | | | |
| 9 | 0 | 0 | 0 | 0 | 6 | 0 | 0 | 0 | 0 | 0 | 0 | 7 | | | |

| Inning | R | H | E | K | S | BB | IBB | HBP | BLK | WP | HR | S | P | ERA | WHIP |
|--------|---|---|---|---|----|----|-----|-----|-----|----|----|----|----|------|-------|
| 1 | 0 | 0 | 0 | 0 | 9 | 0 | 0 | 0 | 0 | 0 | 0 | 6 | 86 | 6.35 | 1.059 |
| 2 | 0 | 0 | 0 | 0 | 6 | 0 | 0 | 0 | 0 | 0 | 0 | 16 | 26 | 9.00 | 3.000 |
| 3 | 0 | 0 | 0 | 0 | 6 | 0 | 0 | 0 | 0 | 0 | 0 | 20 | 27 | 0.00 | 1.500 |
| 4 | 0 | 0 | 0 | 0 | 9 | 0 | 0 | 0 | 0 | 0 | 0 | 6 | 7 | 0.00 | 0.000 |
| 5 | 3 | 5 | 0 | 1 | 25 | 0 | 0 | 0 | 0 | 0 | 0 | 36 | | | |
| 6 | 0 | 0 | 0 | 0 | 6 | 0 | 0 | 0 | 0 | 0 | 0 | 6 | | | |
| 7 | 1 | 3 | 0 | 0 | 20 | 0 | 0 | 0 | 0 | 0 | 0 | 28 | | | |
| 8 | 0 | 1 | 0 | 0 | 10 | 0 | 0 | 0 | 0 | 0 | 0 | 14 | | | |
| 9 | 0 | 0 | 0 | 0 | 6 | 0 | 0 | 0 | 0 | 0 | 0 | 7 | | | |

| Inning | R | H | E | K | S | BB | IBB | HBP | BLK | WP | HR | S | P | ERA | WHIP |
|--------|---|---|---|---|----|----|-----|-----|-----|----|----|----|----|------|-------|
| 1 | 0 | 0 | 0 | 0 | 9 | 0 | 0 | 0 | 0 | 0 | 0 | 6 | 86 | 6.35 | 1.059 |
| 2 | 0 | 0 | 0 | 0 | 6 | 0 | 0 | 0 | 0 | 0 | 0 | 16 | 26 | 9.00 | 3.000 |
| 3 | 0 | 0 | 0 | 0 | 6 | 0 | 0 | 0 | 0 | 0 | 0 | 20 | 27 | 0.00 | 1.500 |
| 4 | 0 | 0 | 0 | 0 | 9 | 0 | 0 | 0 | 0 | 0 | 0 | 6 | 7 | 0.00 | 0.000 |
| 5 | 3 | 5 | 0 | 1 | 25 | 0 | 0 | 0 | 0 | 0 | 0 | 36 | | | |
| 6 | 0 | 0 | 0 | 0 | 6 | 0 | 0 | 0 | 0 | 0 | 0 | 6 | | | |
| 7 | 1 | 3 | 0 | 0 | 20 | 0 | 0 | 0 | 0 | 0 | 0 | 28 | | | |
| 8 | 0 | 1 | 0 | 0 | 10 | 0 | 0 | 0 | 0 | 0 | 0 | 14 | | | |
| 9 | 0 | 0 | 0 | 0 | 6 | 0 | 0 | 0 | 0 | 0 | 0 | 7 | | | |

| PITCHER | IP | WLS | BF | H | R | ER | SO | BB | IBB | HBP | BLK | WP | HR | S | P | ERA | WHIP |
|---|-----|-----|----|---|---|----|----|----|-----|-----|-----|----|----|----|----|------|-------|
| Chris Young, R (1, 1) ERA: 7.62 | 5.2 | W | 25 | 6 | 4 | 4 | 6 | 0 | 0 | 1 | 0 | 0 | 0 | 57 | 86 | 6.35 | 1.059 |
| 32 Ron Mahay, L (6, 1) ERA: 5.4 | 1.0 | H | 6 | 2 | 1 | 1 | 1 | 1 | 0 | 0 | 0 | 0 | 0 | 16 | 26 | 9.00 | 3.000 |
| Doug Brocail, R (7, 1) ERA: 4.5 | 1.1 | H | 5 | 2 | 0 | 0 | 0 | 0 | 0 | 0 | 0 | 0 | 0 | 20 | 27 | 0.00 | 1.500 |
| Francisco Cordero, R (9, 1) ERA: 2.7 | 1.0 | S | 3 | 0 | 0 | 0 | 0 | 0 | 0 | 0 | 0 | 0 | 0 | 6 | 7 | 0.00 | 0.000 |

| Batter | 1 | 2 | 3 | 4 | 5 | 6 | 7 | 8 | 9 | AB R H RBI BB SO LOB | TOP | | | | | | | | | | | |
|---|---|----------------------------------|-------------------------------|----------------------------------|-------------------------------|----------------------------------|------------------------------|---------------------------------|-------------------------------|----------------------------------|-------------------------------|----------------------------------|-------------------------------|----------------------------------|-------------------------------|----------------------------------|------------------------------|----------------------------------|----------------------------------|------------------------------------|----------------------------------|--------|
| 21 Mark Kotsay, L (1, 8) OBP: 0.407, SLG: 0.481 | 1-0 F8 | 1-1 CS 2B | | 0-2 G3-1 | | 1-1 F7 | 0-1 SF7 | | 0-1 G1-6-3 1B | 5 0 2 3 0 0 0 | | | | | | | | | | | | |
| Jason Kendall, R (1, 2) OBP: 0.327, SLG: 0.300 | 3-2 1B 3 BB 1B | 1-1 HBP | | 0-1 G6-3 | | 4-2 2B BB | 3-2 1B | | 1-2 G1-6-3 | 4 1 2 1 1 0 2 | | | | | | | | | | | | |
| 3 Eric Chavez, L (1, 5) OBP: 0.304, SLG: 0.340 | 4-1 1B 1-2 BB | 3-3 K | | | | 0-0 HR | 1-1 K | | 2-1 G4-3 | 5 1 1 1 1 2 4 | | | | | | | | | | | | |
| Erubiel Durazo, L (1, 10) OBP: 0.292, SLG: 0.256 | 3-1 1B 1-2 2-3 | | | 1-0 F9 2B | | 4-2 14 1B BB | 1-0 BLK 2B | | 1-1 G1-3 | 4 1 3 1 1 0 1 | | | | | | | | | | | | |
| Scott Hatteberg, L (1, 3) OBP: 0.340, SLG: 0.383 | 2-0 F4 | | | 0-1 F9 | | 2-2 14 1B 1B | 4-2 BB | | 1-3 K | 4 0 1 0 1 1 4 | | | | | | | | | | | | |
| Eric Byrnes, R (1, 7) OBP: 0.250, SLG: 0.421 | 1-2 P6 | | | 0-3 K | | 0-0 B2 | 3-2 F9 | | 2-2 E6 | 5 0 0 0 0 1 8 | | | | | | | | | | | | |
| 14 Mark Ellis, R (1, 4) OBP: 0.394, SLG: 0.367 | | | | 4-1 BB | | 0-0 WP 1B | 3-2 2B 1B | | 1-3 K | 4 2 3 1 1 1 1 | | | | | | | | | | | | |
| Nick Swisher, S (1, 9) OBP: 0.245, SLG: 0.479 | | | | 0-3 K | | 1-0 F9 | 1-1 WP 21 SF7 2B | | 0-3 K | 5 1 1 1 0 3 6 | | | | | | | | | | | | |
| Marco Scutaro, R (1, 6) OBP: 0.359, SLG: 0.394 | | | | 1-2 F9 | | 2-2 L4 | 4-2 WP 1B BB | | 4-2 G1-6-3 21 1B BB | 2 2 0 0 3 0 2 | | | | | | | | | | | | |
| Inning Stats | R: 0 E: 0 K: 0 S: 11 | H: 2 LOB: 3 BB: 1 P: 25 | R: 2 E: 0 K: 2 S: 15 | H: 2 LOB: 1 BB: 1 P: 29 | R: 0 E: 0 K: 2 S: 10 | H: 1 LOB: 2 BB: 1 P: 15 | R: 0 E: 0 K: 0 S: 8 | H: 0 LOB: 0 BB: 0 P: 9 | R: 2 E: 0 K: 0 S: 12 | H: 3 LOB: 2 BB: 1 P: 21 | R: 1 E: 0 K: 1 S: 16 | H: 1 LOB: 2 BB: 2 P: 32 | R: 3 E: 0 K: 0 S: 16 | H: 3 LOB: 1 BB: 1 P: 29 | R: 0 E: 1 K: 3 S: 13 | H: 0 LOB: 1 BB: 0 P: 17 | R: 0 E: 0 K: 0 S: 9 | H: 1 LOB: 1 BB: 1 P: 16 | 1B: 7 2B: 5 3B: 0 HR: 1 | SF: 1 SAC: 0 DP: 1 HBP: 1 | WP: 3 PB: 0 SB: 0 CS: 1 | PA: 48 |
| PITCHER | IP WLS BF H R ER SO BB IBB HBP BLK WP HR S P ERA WHIP | | | | | | | | | | | | | | | | | | | | | |
| Chan Ho Park, R (1, 1) ERA: 5.4 | 4.1 L 25 8 4 4 4 4 4 0 1 0 0 1 52 92 8.31 2.769 | | | | | | | | | | | | | | | | | | | | | |
| Matt Riley, L (5, 1) ERA: 6.43 | 1.2 8 1 1 1 1 2 0 0 1 1 0 20 39 5.40 1.800 | | | | | | | | | | | | | | | | | | | | | |
| Carlos Almanzar, R (7, 1) ERA: 21.6 | 0.1 5 3 3 3 0 1 0 0 0 2 0 12 23 81.00 12.000 | | | | | | | | | | | | | | | | | | | | | |
| Brian Shouse, L (7, 1) ERA: 6.23 | 1.0 3 0 0 0 1 0 0 0 0 0 0 8 11 0.00 0.000 | | | | | | | | | | | | | | | | | | | | | |
| Nick Regilio, R (8, 1) ERA: 6.75 | 1.2 7 1 0 0 2 1 0 0 0 0 0 18 28 0.00 1.200 | | | | | | | | | | | | | | | | | | | | | |

Oakland Athletics @ Texas Rangers
 Ameriquet Field, Arlington, TX
 Mon Apr 18 2005, 8:05 PM EDT
 Att. 20,939 - Cloudy - 71 F

| | |
|-----|----|
| AB | 38 |
| R | 8 |
| H | 13 |
| RBI | 8 |
| BB | 8 |
| SO | 8 |
| LOB | 28 |



| Batter | 1 | 2 | 3 | 4 | 5 | 6 | 7 | 8 | 9 | AB R H RBI BB SO LOB |
|--|-------------|-----------|-------------|-------------|-------------|---------------|-------------|-------------|-----------|--------------------------------|
| Alfonso Soriano, R (1, 4) OBP: 0.318, SLG: 0.508 Mark DeRosa, R (8, 4) OBP: 0.500, SLG: 1.333 | 0-2 G6-3 | 0-3 K | | | 0-1 2B | | 1-1 F7 | | 0-0 HR | 4 0 1 0 0 1 1 1 1 1 2 0 0 0 |
| 9 Hank Blalock, L (1, 5) OBP: 0.418, SLG: 0.544 | 0-3 K | 4-2 BB | | | 1-2 P2 | | 1-0 L3 | | 0-0 1B | 4 1 1 0 0 1 1 1 |
| 10 Michael Young, R (1, 6) OBP: 0.369, SLG: 0.517 | 4-2 BB | 0-0 F9 | | | 0-1 L8 | | | 1-2 G2-3 | 1-2 1B | 4 1 1 0 0 1 0 4 |
| 23 Mark Teixeira, S (1, 3) OBP: 0.308, SLG: 0.397 | 3-2 2B | | 3-3 K | | 2-2 G1-3 | | | 0-0 P2 | 2-0 2B | 5 0 2 2 0 0 1 1 |
| Adrián González, L (1, 10) OBP: 0.265, SLG: 0.469 | 1-0 G3 | | 2-3 K | | | 0-0 1B | | 4-2 BB | 2-3 K | 4 0 1 0 0 1 2 3 |
| Richard Hidalgo, R (1, 9) OBP: 0.246, SLG: 0.327 | | 1-3 K | 1-0 G6-3 | | | 0-0 G5-4-3 | | 1-2 G5-3 | | 4 0 0 0 0 0 1 2 |
| David Dellucci, L (1, 8) OBP: 0.500, SLG: 0.636 | | 4-2 BB | | 2-2 G4-3 | | 4-2 BB | | 3-1 F8 | | 2 1 0 0 2 0 0 |
| Kevin Mench, R (1, 7) OBP: 0.279, SLG: 0.205 | | 4-1 BB | | 0-3 K | | 1-1 FC6-4 | | 4-2 HR | | 2 1 0 0 2 1 1 |
| Rod Barajas, R (1, 2) OBP: 0.354, SLG: 0.442 | | 1-3 K | | 0-0 P2 | | | 3-2 G6-3 | | 0-2 F8 | 4 0 0 0 0 0 1 3 |

| Inning Stats | R: 1 | H: 1 | E: 0 | K: 1 | S: 12 | R: 0 | H: 0 | E: 0 | K: 2 | S: 7 | R: 0 | H: 0 | E: 0 | K: 1 | S: 7 | R: 0 | H: 1 | E: 0 | K: 0 | S: 11 | R: 0 | H: 1 | E: 0 | K: 0 | S: 6 | R: 0 | H: 0 | E: 0 | K: 0 | S: 6 | R: 0 | H: 0 | E: 0 | K: 0 | S: 9 | R: 3 | H: 4 | E: 0 | K: 1 | S: 16 | 1B: 3 | SF: 0 | 2B: 3 | SAC: 0 | 3B: 0 | DP: 1 | HR: 1 | HBP: 0 | WP: 0 | PA: 41 |
|--------------|------|------|------|------|-------|------|------|------|------|------|------|------|------|------|------|------|------|------|------|-------|------|------|------|------|------|------|------|------|------|------|------|------|------|------|------|------|------|------|------|-------|-------|-------|-------|--------|-------|-------|-------|--------|-------|--------|
|--------------|------|------|------|------|-------|------|------|------|------|------|------|------|------|------|------|------|------|------|------|-------|------|------|------|------|------|------|------|------|------|------|------|------|------|------|------|------|------|------|------|-------|-------|-------|-------|--------|-------|-------|-------|--------|-------|--------|

| PITCHER | IP | WLS | BF | H | R | ER | SO | BB | IBB | HBP | BLK | WP | HR | S | P | ERA | WHIP |
|--|-----|-----|----|---|---|----|----|----|-----|-----|-----|----|----|----|----|-------|-------|
| Dan Haren, R (1, 1) ERA: 2.37 | 6.0 | W | 26 | 3 | 2 | 1 | 7 | 5 | 0 | 0 | 0 | 0 | 0 | 60 | 98 | 1.50 | 1.333 |
| 58 Justin Duchschere, R (7, 1) ERA: 1.0 | 2.0 | | 7 | 0 | 0 | 0 | 0 | 1 | 0 | 0 | 0 | 0 | 0 | 15 | 26 | 0.00 | 0.500 |
| Juan Cruz, R (9, 1) ERA: 16.2 | 0.2 | | 6 | 3 | 3 | 3 | 0 | 1 | 0 | 0 | 0 | 0 | 1 | 12 | 20 | 40.50 | 6.000 |
| Octavio Dotel, R (9, 1) ERA: 1.8 | 0.1 | S | 2 | 1 | 0 | 0 | 1 | 0 | 0 | 0 | 0 | 0 | 0 | 4 | 8 | 0.00 | 3.000 |

BOTTOM

Oakland Athletics @ Texas Rangers
 Ameriquet Field, Arlington, TX
 Mon Apr 18 2005, 8:05 PM EDT
 Att. 20,939 - Cloudy - 71 F

livebaseballscorecards.com

| | |
|-----|----|
| AB | 34 |
| R | 5 |
| H | 7 |
| RBI | 4 |
| BB | 7 |
| SO | 8 |
| LOB | 16 |



| Batter | 1 | 2 | 3 | 4 | 5 | 6 | 7 | 8 | 9 | AB R H RBI BB SO LOB | TOP | | | | | | | | | | | |
|---|---|----------------------------------|--------------------------------|----------------------------------|-------------------------------|----------------------------------|------------------------------|----------------------------------|------------------------------|---------------------------------|-------------------------------|----------------------------------|-------------------------------|----------------------------------|-------------------------------|----------------------------------|-------------------------------|----------------------------------|----------------------------------|------------------------------------|----------------------------------|--------|
| 21 Mark Kotsay, L (1, 8) OBP: 0.381, SLG: 0.448 | 0-0 F8 | | 2-2 L9 | | | 1-2 G4-3 | | 0-0 L4 | | 4 0 0 0 0 0 2 | | | | | | | | | | | | |
| Jason Kendall, R (1, 2) OBP: 0.322, SLG: 0.296 | 1-1 F8 | | 2-2 L9 3 G6-4-3 1B | | | 0-2 G3 | | 3-2 F7 | | 4 0 1 0 0 0 1 | | | | | | | | | | | | |
| 3 Eric Chavez, L (1, 5) OBP: 0.317, SLG: 0.360 | 3-1 2B | | 1-1 G6-4-3 | | | 2-3 K | | | 4-2 BB | 3 0 1 0 1 1 2 | | | | | | | | | | | | |
| Erubiel Durazo, L (1, 10) OBP: 0.308, SLG: 0.261 | 4-1 BB | | | 0-0 1B | | 3-3 K | | | 2-3 K | 3 0 1 0 1 2 1 | | | | | | | | | | | | |
| Scott Hatteberg, L (1, 3) OBP: 0.315, SLG: 0.353 | 0-2 G1-3 | | | 3-2 P6 | | 2-2 G3 | | | 3-3 K | 4 0 0 0 0 1 3 | | | | | | | | | | | | |
| 14 Mark Ellis, R (1, 4) OBP: 0.378, SLG: 0.353 | | 0-2 F9 | | 3-2 L9 | | 0-1 1B | | | 2-2 F8 | 4 0 1 0 0 0 1 | | | | | | | | | | | | |
| Nick Swisher, S (1, 9) OBP: 0.231, SLG: 0.451 | | | 1-2 G3 | | 1-2 G4-1 | | 1-3 K | | | 3 0 0 0 0 1 1 | | | | | | | | | | | | |
| Charles Thomas, L (1, 7) | | | 3-2 L8 | | 1-0 G3 | | | 2-3 K | | 3 0 0 0 0 1 0 | | | | | | | | | | | | |
| Marco Scutaro, R (1, 6) OBP: 0.381, SLG: 0.444 | | | 0-2 1B | | 1-1 G6-3 | | | 2-2 2B | | 3 0 2 0 0 0 0 | | | | | | | | | | | | |
| Inning Stats | R: 0 E: 0 K: 0 S: 9 | H: 1 LOB: 2 BB: 1 P: 17 | R: 0 E: 0 K: 0 S: 10 | H: 0 LOB: 0 BB: 0 P: 14 | R: 0 E: 0 K: 0 S: 11 | H: 2 LOB: 1 BB: 0 P: 16 | R: 0 E: 0 K: 0 S: 7 | H: 1 LOB: 0 BB: 0 P: 13 | R: 0 E: 0 K: 1 S: 9 | H: 0 LOB: 0 BB: 0 P: 9 | R: 0 E: 0 K: 2 S: 12 | H: 0 LOB: 0 BB: 0 P: 12 | R: 0 E: 0 K: 2 S: 12 | H: 1 LOB: 1 BB: 0 P: 18 | R: 0 E: 0 K: 1 S: 13 | H: 1 LOB: 1 BB: 0 P: 20 | R: 0 E: 0 K: 2 S: 13 | H: 0 LOB: 1 BB: 1 P: 24 | 1B: 4 2B: 2 3B: 0 HR: 0 | SF: 0 SAC: 0 DP: 1 HBP: 0 | WP: 0 PB: 0 SB: 0 CS: 0 | PA: 33 |
| PITCHER | IP WLS BF H R ER SO BB IBB HBP BLK WP HR S P ERA WHIP | | | | | | | | | | | | | | | | | | | | | |
| Pedro Astacio, R (1, 1) ERA: 1.64 | 8.0 W 29 6 0 0 4 1 0 0 0 0 0 0 77 119 0.00 0.875 | | | | | | | | | | | | | | | | | | | | | |
| Francisco Cordero, R (9, 1) ERA: 2.35 | 1.0 S 4 0 0 0 2 1 0 0 0 0 0 0 13 24 0.00 1.000 | | | | | | | | | | | | | | | | | | | | | |

Oakland Athletics @ Texas Rangers
 Ameriquet Field, Arlington, TX

Tue Apr 19 2005, 2:05 PM EDT
 Att. 22,146 - Overcast - 73 F

livebaseballscorecards.com

AB 31
 R 0
 H 6
 RBI 0
 BB 2
 SO 6
 LOB 11



| Batter | 1 | 2 | 3 | 4 | 5 | 6 | 7 | 8 | 9 | AB | R | H | RBI | BB | SO | LOB |
|--|------------------|----------------|------------------|-------------------------|----------------|---------------------------------|------------------------------|-----------------------|---|----|---|---|-----|----|----|-----|
| Gary Matthews, S OBP: 0.235, SLG: 0.240 (1, 8) C C B X | 1-2 G3-1 ① | | 0-1 L4 ③ | | | 0-0 FC5-4 9 BB 1B | 2-0 FC4-6 ② | | | 4 | 0 | 1 | 1 | 0 | 0 | 2 |
| 9 Hank Blalock, L OBP: 0.408, SLG: 0.517 (1, 5) B B X | 2-0 G4-3 ② | | | 0-0 F7 ① | | 4-0 FC5-4 10 BB 1-2 | 1-1 F9 ③ | | | 3 | 0 | 0 | 0 | 1 | 0 | 2 |
| 10 Michael Young, R OBP: 0.377, SLG: 0.508 (1, 6) B B B | 4-0 BB | | | 0-1 23 G6-3 1B | | 2-1 FC5-4 ② | | 1-0 G6-3 ① | | 3 | 0 | 1 | 0 | 1 | 0 | 2 |
| 23 Mark Teixeira, S OBP: 0.290, SLG: 0.371 (1, 3) C S X | 0-2 L8 ③ | | | 0-1 G6-3 ② ③ | | 2-1 L8 ③ | | 1-3 K ② | | 4 | 0 | 0 | 0 | 0 | 1 | 4 |
| David Dellucci, L OBP: 0.526, SLG: 0.692 (1, 7) B C X | | 1-1 F8 ① | | | 1-0 S 1B | | 1-1 G4-3 1B E 1B | 2-1 1B 2B | | 4 | 2 | 3 | 0 | 0 | 0 | 0 |
| Richard Hidalgo, R OBP: 0.262, SLG: 0.339 (1, 9) C X | | 0-1 P4 ② | | 1-1 F7 ① | | 2-1 E G4-3 FC4-6 1B | 2-2 2-H 1B | | | 4 | 1 | 2 | 1 | 0 | 0 | 1 |
| Adrián González, L OBP: 0.237, SLG: 0.417 (1, 10) X | | 0-0 F7 ③ | | 0-1 P2 ② | | 0-1 P2 ② | 1-0 G4-3 ① | 0-3 SAFE K ③ | | 4 | 0 | 0 | 0 | 0 | 1 | 4 |
| Mark DeRosa, R OBP: 0.429, SLG: 0.800 (1, 4) C F X | | | 0-2 G4-3 ① | | 2-2 F9 ③ | | 2-1 FC4-6 E HBP | | | 2 | 0 | 0 | 0 | 0 | 0 | 1 |
| Sandy Alomar Jr., R OBP: 0.364, SLG: 0.364 (1, 2) C B F X | | | 1-2 L9 ② | | | 2-2 K ① | 1-0 E5 FC4-6 | | | 3 | 0 | 0 | 1 | 0 | 1 | 2 |

| Inning Stats | R: 0 | H: 0 | E: 0 | K: 0 | S: 7 | R: 0 | H: 0 | E: 0 | K: 0 | S: 5 | R: 0 | H: 1 | E: 0 | K: 0 | S: 5 | R: 0 | H: 1 | E: 0 | K: 0 | S: 9 | R: 0 | H: 1 | E: 1 | K: 1 | S: 10 | R: 2 | H: 2 | E: 1 | K: 0 | S: 10 | R: 1 | H: 2 | E: 0 | K: 2 | S: 14 | | |
|--------------|--------|-------|-------|------|------|--------|-------|------|------|------|--------|-------|-------|--------|-------|-------|--------|-------|-------|------|------|--------|-------|-------|-------|------|------|------|------|-------|------|------|------|------|-------|--|--|
| | LOB: 1 | BB: 1 | P: 14 | | | LOB: 0 | BB: 0 | P: 6 | | | LOB: 1 | BB: 0 | P: 13 | LOB: 2 | BB: 1 | P: 20 | LOB: 2 | BB: 0 | P: 20 | | | LOB: 1 | BB: 0 | P: 20 | | | | | | | | | | | | | |

| PITCHER | IP | WLS | BF | H | R | ER | SO | BB | IBB | HBP | BLK | WP | HR | S | P | ERA | WHIP |
|--|-----|-----|----|---|---|----|----|----|-----|-----|-----|----|----|----|----|------|-------|
| Joe Blanton, R ERA: 2.04 (1, 1) | 6.2 | L | 28 | 5 | 2 | 1 | 1 | 2 | 0 | 1 | 0 | 0 | 0 | 52 | 84 | 1.35 | 1.050 |
| Ricardo Rincon, L ERA: 3.0 (7, 1) | 0.1 | | 1 | 0 | 0 | 0 | 0 | 0 | 0 | 0 | 0 | 0 | 0 | 2 | 3 | 0.00 | 0.000 |
| Keiichi Yabu, R ERA: 1.59 (8, 1) | 1.0 | | 5 | 2 | 1 | 1 | 2 | 0 | 0 | 0 | 0 | 0 | 0 | 14 | 20 | 9.00 | 2.000 |

BOTTOM

Oakland Athletics @ Texas Rangers
Ameriquet Field, Arlington, TX

Tue Apr 19 2005, 2:05 PM EDT
Att. 22,146 - Overcast - 73 F

| | |
|-----|----|
| AB | 31 |
| R | 3 |
| H | 7 |
| RBI | 3 |
| BB | 2 |
| SO | 3 |
| LOB | 18 |



| WP | PA | 3B | SF | SAC | DP | HBP |
|----|----|----|----|-----|----|-----|
| 0 | 34 | 0 | 0 | 0 | 1 | 1 |

Texas Rangers @ Tampa Bay Devil Rays
Tropicana Field, St. Petersburg, FL

Wed Apr 20 2005, 7:15 PM EDT
Att. 8,816 - Dome - 72 F

livebaseballscorecards.com

| | |
|-----|----|
| AB | 37 |
| R | 12 |
| H | 11 |
| RBI | 12 |
| BB | 6 |
| SO | 7 |
| LOB | 15 |



| | | | |
|-----|---|-----|----|
| WP: | 0 | PA: | 45 |
| PB: | 0 | | |
| SB: | 0 | | |
| CS: | 0 | | |

AB R H RBI BB SO LOB

| | | | | | | |
|---|---|---|---|---|---|---|
| 3 | 1 | 1 | 1 | 1 | 0 | 0 |
| 5 | 0 | 1 | 1 | 0 | 0 | 2 |
| 5 | 0 | 1 | 0 | 0 | 0 | 3 |
| 4 | 2 | 1 | 0 | 0 | 3 | 2 |
| 3 | 2 | 0 | 0 | 2 | 3 | 1 |
| 4 | 2 | 1 | 0 | 1 | 0 | 2 |
| 3 | 3 | 2 | 3 | 2 | 0 | 0 |
| 5 | 1 | 3 | 3 | 0 | 1 | 1 |
| 5 | 1 | 1 | 4 | 0 | 0 | 4 |

| Batter | 1 | 2 | 3 | 4 | 5 | 6 | 7 | 8 | 9 |
|--|----------|---|----------|--------|------------|--------|--------------|----------|---|
| Alfonso Soriano, R (1, 4) OBP: 0.324, SLG: 0.515 | 1-2 F8 | | 4-1 BB | 0-2 2B | 3-1 F9 | | 0-1 SF8 | | |
| 9 Hank Blalock, L (1, 5) OBP: 0.395, SLG: 0.508 | 2-1 G4-3 | | 0-0 E4 | 2-0 F9 | | 2-2 E2 | 3-H 2-2 G4-1 | | |
| 10 Michael Young, R (1, 6) OBP: 0.365, SLG: 0.485 | 1-1 1B | | 1-0 G5-3 | 2-2 F9 | | 2-2 F9 | | 1-0 G6-3 | |
| 23 Mark Teixeira, S (1, 3) OBP: 0.297, SLG: 0.364 | 1-3 K | | | 1-1 1B | 1-1 3B HBP | | 1-3 K | 2-3 K | |
| David Dellucci, L (1, 10) | | | 1-3 K | 4-2 1B | 4-1 3B | | 1-3 K | 2-3 K | |
| Richard Hidalgo, R (1, 9) | | | 3-2 G5-3 | 2-0 P3 | 4-2 3B | | 1-2 1B | 3-2 F8 | |
| Kevin Mench, R (1, 7) | | | 2-2 F8 | 4-2 1B | 0-2 1B | | 3-1 1B | 4-1 BB | |
| Laynce Nix, L (1, 8) | | | | 1-2 HR | 1-1 3B | | 1-2 SF8 | | |
| Rod Barajas, R (1, 2) | | | 0-2 P3 | 0-0 HR | 0-2 F7-3 | | 0-0 P4 | 1-1 G3 | |

| Inning Stats | R: 0 E: 0 K: 1 S: 10 | H: 1 LOB: 1 BB: 0 P: 15 | R: 0 E: 0 K: 1 S: 9 | H: 0 LOB: 0 BB: 0 P: 15 | R: 1 E: 1 K: 0 S: 7 | H: 1 LOB: 1 BB: 1 P: 13 | R: 5 E: 0 K: 0 S: 19 | H: 4 LOB: 1 BB: 2 P: 34 | R: 4 E: 0 K: 2 S: 17 | H: 2 LOB: 0 BB: 2 P: 31 | R: 0 E: 1 K: 2 S: 13 | H: 0 LOB: 1 BB: 0 P: 19 | R: 2 E: 0 K: 0 S: 17 | H: 3 LOB: 1 BB: 0 P: 23 | R: 0 E: 0 K: 1 S: 10 | H: 0 LOB: 0 BB: 1 P: 20 | 1B: 7 2B: 3 3B: 1 HR: 1 | SF: 1 SAC: 0 DP: 1 HBP: 1 |
|--------------|-------------------------------|----------------------------------|------------------------------|----------------------------------|------------------------------|----------------------------------|-------------------------------|----------------------------------|-------------------------------|----------------------------------|-------------------------------|----------------------------------|-------------------------------|----------------------------------|-------------------------------|----------------------------------|----------------------------------|------------------------------------|
|--------------|-------------------------------|----------------------------------|------------------------------|----------------------------------|------------------------------|----------------------------------|-------------------------------|----------------------------------|-------------------------------|----------------------------------|-------------------------------|----------------------------------|-------------------------------|----------------------------------|-------------------------------|----------------------------------|----------------------------------|------------------------------------|

| PITCHER | IP | WLS | BF | H | R | ER | SO | BB | IBB | HBP | BLK | WP | HR | S | P | ERA | WHIP |
|---|-----|-----|----|---|---|----|----|----|-----|-----|-----|----|----|----|----|-------|-------|
| John Webb, R (1, 1) ERA: 18.0 | 4.0 | L | 23 | 6 | 8 | 8 | 2 | 4 | 0 | 1 | 0 | 0 | 1 | 47 | 84 | 18.00 | 2.500 |
| Casey Fossum, L (5, 1) ERA: 4.5 | 2.0 | | 10 | 3 | 3 | 3 | 2 | 1 | 0 | 0 | 0 | 0 | 0 | 31 | 47 | 13.50 | 2.000 |
| 37 Seth McClung, R (7, 1) ERA: 10.57 | 2.2 | | 11 | 2 | 1 | 1 | 3 | 1 | 0 | 0 | 0 | 0 | 0 | 29 | 48 | 3.38 | 1.125 |
| Doug Waechter, R (9, 1) ERA: | 0.1 | | 1 | 0 | 0 | 0 | 0 | 0 | 0 | 0 | 0 | 0 | 0 | 2 | 3 | 0.00 | 0.000 |

BOTTOM

Texas Rangers @ Tampa Bay Devil Rays
Tropicana Field, St. Petersburg, FL

livebaseballscorecards.com

| | |
|-----|----|
| AB | 36 |
| R | 10 |
| H | 15 |
| RBI | 10 |
| BB | 6 |
| SO | 3 |
| LOB | 19 |



| | | | |
|----|---|------|-------|
| WP | 0 | PA | 46 |
| PB | 1 | ERA | 0.00 |
| SB | 0 | WHIP | 1.000 |
| CS | 2 | | |

Wed Apr 20 2005, 7:15 PM EDT
Att. 8,816 - Dome - 72 F

AB R H RBI BB SO LOB

| | | | | | | |
|---|---|---|---|---|---|---|
| 6 | 2 | 3 | 2 | 0 | 0 | 1 |
| 5 | 1 | 3 | 1 | 0 | 0 | 0 |
| 3 | 0 | 0 | 2 | 0 | 1 | 2 |
| 2 | 2 | 1 | 0 | 3 | 0 | 1 |
| 5 | 0 | 2 | 1 | 0 | 0 | 4 |
| 3 | 1 | 2 | 0 | 0 | 0 | 1 |
| 0 | 0 | 0 | 0 | 0 | 0 | 0 |
| 1 | 0 | 0 | 0 | 0 | 1 | 1 |
| 4 | 1 | 2 | 1 | 0 | 0 | 1 |
| 3 | 1 | 1 | 2 | 2 | 0 | 3 |
| 4 | 2 | 1 | 1 | 1 | 1 | 5 |

1B: 12 SF: 2
2B: 3 SAC: 1
3B: 0 DP: 2
HR: 0 HBP: 1

| Batter | 1 | 2 | 3 | 4 | 5 | 6 | 7 | 8 | 9 |
|--|--------------------------|-------------------|---------------------------------|-------------------------------------|-----------------------------|-----------------------|-----------|-----------------------------|-----------------------|
| 13 Carl Crawford, L OBP: 0.357, SLG: 0.516 (1, 7) C F X | 0-2 2B SF8 1B | | 0-1 G4-3 | | 1-1 F7 | 1-0 CS 1B 1B | | 2-2 1B SF9 2B | 3-2 F9 |
| Julio Lugo, R OBP: 0.359, SLG: 0.373 (1, 6) X | 0-0 SF8 1-3 2B | | 3-2 G6-3 | | 1-0 G6-3 | 1-2 CS 1B | | 1-0 G3-1 1B | |
| Aubrey Huff, L OBP: 0.323, SLG: 0.455 (1, 9) C B B F B X | 3-2 SF8 | | 2-1 G4-3 | | 1-0 G3 | 2-3 1B | | 1-1 SF9 | |
| Travis Lee, L OBP: 0.365, SLG: 0.333 (1, 3) B C D F B B | 4-2 3 G5-4-3 BB | | | 4-2 SH1-3 3 1B BB BB | | 4-2 1B BB | 0-0 1B | 1-1 G3-1 | |
| 3 Jorge Cantu, R OBP: 0.328, SLG: 0.516 (1, 4) S X | 0-1 G5-4-3 | | 1-1 BB SH1-3 1-2 1B | | 1-2 F8 | 1-2 P4 | 1-2 1B | 1-0 1B | |
| Alex Sanchez, L OBP: 0.292, SLG: 0.391 (1, 8) B B F B F X | | 2-2 G4-3 1B | 0-0 SH1-3 | | 0-0 1B 2B 1B | 0-0 B1 | 0-3 K | | |
| Eduardo Perez, R OBP: 0.316, SLG: 0.611 (8, PH) Chris Singleton, L OBP: 0.286, SLG: 0.286 (8, PH) (9, 8) | | | 1-2 2-3 | | 1-3 2B 1B | | | | |
| Josh Phelps, R OBP: 0.345, SLG: 0.431 (1, 10) B B F B 1 SAFE X | | 2-2 F8 | 1-0 BB HBP | | 1-0 2B 1B | 0-2 FC5-6 1B | | | 3-1 G4-3 |
| Charles Johnson, R OBP: 0.583, SLG: 0.625 (1, 2) C F C 1 SAFE X | | 1-2 G4-3 | 4-2 G4-6-3 BB | | 0-1 1B 13 1B 2B | 1-0 FC5-6 | | | 4-1 13 DI BB |
| Alex Gonzalez, R OBP: 0.409, SLG: 0.436 (1, 5) B X | | 1-2 G1-3 | 1-2 3-H | | 0-1 G4-6-3 | 1-1 1B 1B | | 4-2 13 PB 2B BB | 3-2 K |

| | | | | | | | | | | | | | | | | | | | | | | |
|---------------------|-------------------------------|----------------------------------|-------------------------------|----------------------------------|-------------------------------|----------------------------------|-------------------------------|----------------------------------|------------------------------|---------------------------------|-------------------------------|----------------------------------|-------------------------------|----------------------------------|-------------------------------|----------------------------------|-------------------------------|----------------------------------|-----------------------------------|------------------------------------|----------------------------------|------------------------------------|
| Inning Stats | R: 1 E: 0 K: 0 S: 12 | H: 2 LOB: 1 BB: 1 P: 19 | R: 0 E: 0 K: 0 S: 10 | H: 1 LOB: 1 BB: 0 P: 16 | R: 0 E: 0 K: 0 S: 12 | H: 0 LOB: 0 BB: 0 P: 17 | R: 1 E: 0 K: 0 S: 10 | H: 1 LOB: 2 BB: 2 P: 20 | R: 0 E: 0 K: 0 S: 4 | H: 0 LOB: 0 BB: 0 P: 7 | R: 5 E: 0 K: 1 S: 18 | H: 6 LOB: 1 BB: 1 P: 29 | R: 0 E: 0 K: 0 S: 11 | H: 2 LOB: 2 BB: 0 P: 13 | R: 3 E: 0 K: 1 S: 16 | H: 3 LOB: 1 BB: 1 P: 26 | R: 0 E: 0 K: 1 S: 11 | H: 0 LOB: 1 BB: 1 P: 24 | 1B: 12 2B: 3 3B: 0 HR: 0 | SF: 2 SAC: 1 DP: 2 HBP: 1 | WP: 0 PB: 1 SB: 0 CS: 2 | PA: 46 ERA: 0.00 WHIP: 1.000 |
|---------------------|-------------------------------|----------------------------------|-------------------------------|----------------------------------|-------------------------------|----------------------------------|-------------------------------|----------------------------------|------------------------------|---------------------------------|-------------------------------|----------------------------------|-------------------------------|----------------------------------|-------------------------------|----------------------------------|-------------------------------|----------------------------------|-----------------------------------|------------------------------------|----------------------------------|------------------------------------|

| PITCHER | IP | WLS | BF | H | R | ER | SO | BB | IBB | HBP | BLK | WP | HR | S | P | ERA | WHIP |
|---|-----|-----|----|---|---|----|----|----|-----|-----|-----|----|----|----|----|-------|--------|
| Ryan Drese, R ERA: 6.39 (1, 1) | 5.1 | | 27 | 8 | 7 | 7 | 0 | 4 | 0 | 0 | 0 | 0 | 0 | 59 | 97 | 11.81 | 2.250 |
| 32 Ron Mahay, L ERA: 4.26 (6, 1) | 1.1 | | 6 | 3 | 0 | 0 | 1 | 0 | 0 | 0 | 0 | 0 | 0 | 12 | 17 | 0.00 | 2.250 |
| Doug Brocail, R ERA: 8.53 (7, 1) | 0.1 | | 5 | 3 | 3 | 3 | 0 | 1 | 0 | 0 | 0 | 0 | 0 | 14 | 22 | 81.00 | 12.000 |
| Brian Shouse, L ERA: 5.4 (8, 1) | 0.2 | H | 3 | 1 | 0 | 0 | 0 | 0 | 0 | 0 | 0 | 0 | 0 | 5 | 8 | 0.00 | 1.500 |
| Nick Regilio, R ERA: 6.23 (8, 1) | 0.1 | H | 1 | 0 | 0 | 0 | 1 | 0 | 0 | 0 | 0 | 0 | 0 | 3 | 3 | 0.00 | 0.000 |

| PITCHER | IP | WLS | BF | H | R | ER | SO | BB | IBB | HBP | BLK | WP | HR | S | P | ERA | WHIP |
|--|-----|-----|----|---|---|----|----|----|-----|-----|-----|----|----|----|----|------|-------|
| Francisco Cordero, R ERA: 2.08 (9, 1) | 1.0 | | 4 | 0 | 0 | 0 | 1 | 1 | 0 | 0 | 0 | 0 | 0 | 11 | 24 | 0.00 | 1.000 |

| Batter | 1 | 2 | 3 | 4 | 5 | 6 | 7 | 8 | 9 | AB R H RBI BB SO LOB | TOP | | | | | | | | | | | |
|---|---|----------------------------------|------------------------------|----------------------------------|------------------------------|---------------------------------|-------------------------------|----------------------------------|------------------------------|----------------------------------|-------------------------------|----------------------------------|-------------------------------|----------------------------------|------------------------------|---------------------------------|-------------------------------|----------------------------------|----------------------------------|------------------------------------|----------------------------------|--------|
| Alfonso Soriano, R (1, 4) OBP: 0.307, SLG: 0.486 | 1-1 G6-3 | | 2-0 F8 | | 0-0 F8 | | 1-3 K | | | 4 0 0 0 0 1 1 | | | | | | | | | | | | |
| 9 Hank Blalock, L (1, 5) OBP: 0.375, SLG: 0.478 | 2-3 K | | | 2-2 G1-3 | | 1-1 F8 | | 0-0 F9 | | 4 0 0 0 0 1 0 | | | | | | | | | | | | |
| 10 Michael Young, R (1, 6) OBP: 0.346, SLG: 0.458 | 0-2 G6-3 | | | 0-0 G1-3 | | 2-0 P4 | | 0-1 G3 | | 4 0 0 0 0 0 0 | | | | | | | | | | | | |
| 23 Mark Teixeira, S (1, 3) OBP: 0.308, SLG: 0.406 | | 0-0 F8 | | 0-1 HR | | 4-2 1B BB | | 2-3 K | | 3 1 1 1 1 1 0 | | | | | | | | | | | | |
| David Dellucci, L (1, 10) OBP: 0.532, SLG: 0.613 | | 4-1 BB | | 4-0 BB | | 0-0 1-2 1B | | | 2-3 K | 2 0 1 0 2 1 0 | | | | | | | | | | | | |
| Richard Hidalgo, R (1, 9) OBP: 0.257, SLG: 0.313 | | 0-1 P6 | | 2-3 K | | 2-3 K | | | 3-2 F9 | 4 0 0 0 0 2 4 | | | | | | | | | | | | |
| Kevin Mench, R (1, 7) OBP: 0.365, SLG: 0.391 | | 0-2 G5-3 | | | 0-0 HR | | 3-2 G4-3 1B | | 2-2 1B 1B | 4 1 3 1 0 0 1 | | | | | | | | | | | | |
| Laynce Nix, L (1, 8) OBP: 0.444, SLG: 0.444 | | | 0-3 K | | 3-2 G1-3 | | 3-2 G4-3 | | 0-1 1-3 1B | 4 0 1 0 0 1 1 | | | | | | | | | | | | |
| Rod Barajas, R (1, 2) OBP: 0.321, SLG: 0.451 Gary Matthews, S (9, PH) OBP: 0.231, SLG: 0.235 | | | 1-1 F7 | | 0-1 G6-3 | | 1-3 K | | 0-1 F8 | 3 0 0 0 0 1 1 1 0 0 0 0 0 2 | | | | | | | | | | | | |
| Inning Stats | R: 0 E: 0 K: 1 S: 9 | H: 0 LOB: 0 BB: 0 P: 12 | R: 0 E: 0 K: 0 S: 7 | H: 0 LOB: 1 BB: 1 P: 11 | R: 0 E: 0 K: 1 S: 6 | H: 0 LOB: 0 BB: 0 P: 9 | R: 1 E: 0 K: 1 S: 10 | H: 1 LOB: 1 BB: 1 P: 18 | R: 1 E: 0 K: 0 S: 8 | H: 1 LOB: 0 BB: 0 P: 11 | R: 0 E: 0 K: 1 S: 11 | H: 1 LOB: 2 BB: 1 P: 20 | R: 0 E: 0 K: 2 S: 16 | H: 1 LOB: 1 BB: 0 P: 24 | R: 0 E: 0 K: 1 S: 6 | H: 0 LOB: 0 BB: 0 P: 8 | R: 0 E: 0 K: 1 S: 13 | H: 2 LOB: 2 BB: 0 P: 20 | 1B: 4 2B: 0 3B: 0 HR: 2 | SF: 0 SAC: 0 DP: 0 HBP: 0 | WP: 0 PB: 0 SB: 0 CS: 0 | PA: 36 |
| PITCHER | IP WLS BF H R ER SO BB IBB HBP BLK WP HR S P ERA WHIP | | | | | | | | | | | | | | | | | | | | | |
| Dewon Brazelton, R (1, 1) ERA: 5.64 | 6.1 W 26 4 2 2 4 3 0 0 0 0 0 2 59 95 2.84 1.105 | | | | | | | | | | | | | | | | | | | | | |
| Travis Harper, R (7, 1) ERA: 3.75 | 1.2 H 5 0 0 0 3 0 0 0 0 0 0 0 14 18 0.00 0.000 | | | | | | | | | | | | | | | | | | | | | |
| Danys Baez, R (9, 1) ERA: | 1.0 S 5 2 0 0 1 0 0 0 0 0 0 0 13 20 0.00 2.000 | | | | | | | | | | | | | | | | | | | | | |

Texas Rangers @ Tampa Bay Devil Rays
Tropicana Field, St. Petersburg, FL
Thu Apr 21 2005, 7:15 PM EDT
Att. 8,799 - Dome - 72 F

| | |
|-----|----|
| AB | 33 |
| R | 2 |
| H | 6 |
| RBI | 2 |
| BB | 3 |
| SO | 8 |
| LOB | 10 |



BOTTOM

Texas Rangers @ New York Yankees
Yankee Stadium, Bronx, NY
Fri Apr 22 2005, 7:05 PM EDT
Att. 42,710 - Cloudy - 49 F

livebaseballscorecards.com

AB 35
R 3
H 7
RBI 2
BB 3
SO 11
LOB 20



WP: 0 PA: 38
PB: 0
SB: 0
CS: 0

AB R H RBI BB SO LOB

5 0 0 0 0 1 2

4 0 1 0 1 0 2

3 1 2 0 1 0 1

4 0 1 1 0 1 4

3 0 0 0 1 2 4

4 0 0 0 0 3 3

3 0 0 0 0 1 2
1 1 1 0 0 0 0

3 0 0 0 0 2 1
1 1 0 0 0 0 1

3 0 1 0 0 1 0
1 0 1 1 0 0 0

1B: 4 SF: 0
2B: 3 SAC: 0
3B: 0 DP: 0
HR: 0 HBP: 0

| Batter | 1 | 2 | 3 | 4 | 5 | 6 | 7 | 8 | 9 |
|---|-----------|-----------------------|-----------|-----------------------|-----------------|-------------------------|-------------|-----------------|----------------------------------|
| 2 Derek Jeter, R OBP: 0.458, SLG: 0.448 (1, 6) | 3-2 E4 | | 0-0 F9 | | 0-2 G5-3 | | | 3-2 G5-3 | 0-3 K |
| Bernie Williams, S OBP: 0.377, SLG: 0.333 (1, 8) | 0-1 P5 | | 3-2 F8 | | 2-2 1B | | | 4-2 1B BB | 3-1 F7 |
| Gary Sheffield, R OBP: 0.392, SLG: 0.470 (1, 9) | 1-0 F8 | | | 4-0 55 2B BB | | 1-1 13 G6-3 1B | | 1-2 1B | |
| 55 Hideki Matsui, L OBP: 0.351, SLG: 0.507 (1, 7) | 1-3 K | | 3-2 2B | | 1-2 F7 | | | 0-0 F8 | |
| 13 Alex Rodriguez, R OBP: 0.325, SLG: 0.500 (1, 5) | | 4-2 G4-3 BB | | 1-3 K | | 3-2 G6-3 | | 3-3 K | |
| 25 Jason Giambi, L OBP: 0.381, SLG: 0.431 (1, 10) | | 2-3 K | | 1-3 K | | 1-3 K | | | 0-1 G3 |
| Tino Martinez, L OBP: 0.327, SLG: 0.383 (1, 3) Rey Sanchez, R OBP: 0.500, SLG: 0.444 (9, PH) | | 1 SAFE 3-2 G4-3 | | 2-3 K | | 2-2 P3 | | | 1-1 12 E 20 2B 1B |
| John Flaherty, R OBP: 0.273, SLG: 0.300 (1, 2) 12 Andy Phillips, R (9, PH) | | 2-3 K | | | 0-3 K | | 0-0 G6-3 | | 2-2 E1 20 2B |
| Tony Womack, L OBP: 0.311, SLG: 0.304 (1, 4) 20 Jorge Posada, S OBP: 0.365, SLG: 0.393 (9, PH) | | | 0-1 F8 | | 2-2 1B 2B | | 0-3 K | | 1-2 1-H 2-H 2B |

| Inning Stats | R: 0 | H: 0 | E: 1 | LOB: 1 | K: 1 | BB: 0 | S: 10 | R: 0 | H: 0 | E: 0 | LOB: 1 | K: 2 | BB: 1 | S: 11 | R: 0 | H: 0 | E: 0 | LOB: 0 | K: 0 | BB: 0 | S: 7 | R: 1 | H: 1 | E: 0 | LOB: 1 | K: 3 | BB: 1 | S: 16 | R: 0 | H: 2 | E: 0 | LOB: 2 | K: 1 | BB: 0 | S: 18 | R: 0 | H: 1 | E: 0 | LOB: 1 | K: 1 | BB: 0 | S: 11 | R: 0 | H: 0 | E: 0 | LOB: 0 | K: 1 | BB: 0 | S: 7 | R: 0 | H: 1 | E: 1 | LOB: 2 | K: 1 | BB: 1 | S: 16 | R: 2 | H: 2 | E: 1 | LOB: 1 | K: 1 | BB: 0 | S: 16 | R: 0 | H: 1 | E: 1 | LOB: 1 | K: 1 | BB: 0 | S: 16 | 1B: 4 | SF: 0 | 2B: 3 | SAC: 0 | 3B: 0 | DP: 0 | HR: 0 | HBP: 0 | WP: 0 | PA: 38 | PB: 0 | SB: 0 | CS: 0 |
|--------------|------|------|------|--------|------|-------|-------|------|------|------|--------|------|-------|-------|------|------|------|--------|------|-------|------|------|------|------|--------|------|-------|-------|------|------|------|--------|------|-------|-------|------|------|------|--------|------|-------|-------|------|------|------|--------|------|-------|------|------|------|------|--------|------|-------|-------|------|------|------|--------|------|-------|-------|------|------|------|--------|------|-------|-------|-------|-------|-------|--------|-------|-------|-------|--------|-------|--------|-------|-------|-------|
|--------------|------|------|------|--------|------|-------|-------|------|------|------|--------|------|-------|-------|------|------|------|--------|------|-------|------|------|------|------|--------|------|-------|-------|------|------|------|--------|------|-------|-------|------|------|------|--------|------|-------|-------|------|------|------|--------|------|-------|------|------|------|------|--------|------|-------|-------|------|------|------|--------|------|-------|-------|------|------|------|--------|------|-------|-------|-------|-------|-------|--------|-------|-------|-------|--------|-------|--------|-------|-------|-------|

| PITCHER | IP | WLS | BF | H | R | ER | SO | BB | IBB | HBP | BLK | WP | HR | S | P | ERA | WHIP |
|--|-----|-----|----|---|---|----|----|----|-----|-----|-----|----|----|----|-----|-------|-------|
| Chris Young, R ERA: 5.79 (1, 1) | 5.2 | W | 23 | 4 | 1 | 1 | 7 | 2 | 0 | 0 | 0 | 0 | 0 | 70 | 109 | 1.59 | 1.059 |
| Brian Shouse, L ERA: 4.05 (6, 1) | 1.1 | | 4 | 0 | 0 | 0 | 2 | 0 | 0 | 0 | 0 | 0 | 0 | 10 | 13 | 0.00 | 0.000 |
| Nick Regilio, R ERA: 5.06 (8, 1) | 1.0 | | 5 | 1 | 0 | 0 | 1 | 1 | 0 | 0 | 0 | 0 | 0 | 16 | 27 | 0.00 | 2.000 |
| 32 Ron Mahay, L ERA: 5.4 (9, 1) | 0.1 | | 3 | 1 | 2 | 1 | 0 | 0 | 0 | 0 | 0 | 0 | 0 | 7 | 10 | 27.00 | 3.000 |
| Francisco Cordero, R ERA: 1.93 (9, 1) | 0.2 | S | 3 | 1 | 0 | 0 | 1 | 0 | 0 | 0 | 0 | 0 | 0 | 9 | 13 | 0.00 | 1.500 |

Texas Rangers @ New York Yankees
 Yankee Stadium, Bronx, NY

Sat Apr 23 2005, 1:05 PM EDT
 Att. 44,731 - Cloudy - 56 F

livebaseballscorecards.com

| | |
|-----|----|
| AB | 47 |
| R | 10 |
| H | 19 |
| RBI | 9 |
| BB | 3 |
| SO | 3 |
| LOB | 28 |



AB R H RBI BB SO LOB

TOP

| Batter | 1 | 2 | 3 | 4 | 5 | 6 | 7 | 8 | 9 |
|--|----|------------|-----------------------|----------|------|------------|------------------|------------------|------|
| Alfonso Soriano, R (1, 4) OBP: 0.314, SLG: 0.469 Mark DeRosa, R (8, 4) OBP: 0.429, SLG: 0.800 | F8 | | G6-4-3 1B | P3 | | G4-3 1B | E9 1-3 2-H | FC5 2-3f | |
| 9 Hank Blalock, L (1, 5) OBP: 0.341, SLG: 0.425 | F7 | | G6-4-3 1-2f 2-3 | G1-3 | | G4-3 | G4-3 | | G4-3 |
| 10 Michael Young, R (1, 6) OBP: 0.364, SLG: 0.450 | K | | 23 HR 1B | F8 | | BB | | 23 HR 1B | |
| 23 Mark Teixeira, S (1, 3) OBP: 0.318, SLG: 0.481 | | F7 | HR | | L3 | G3 | | HR | F7 |
| David Dellucci, L (1, 10) OBP: 0.491, SLG: 0.634 | | HR | E1 HR | | G6-3 | | G4-3 | 1B WP 1B | F7 |
| Kevin Mench, R (1, 7) OBP: 0.377, SLG: 0.491 | | G4-3 2B | HR | | | | G6-3 | F7 | |
| Gary Matthews, S (1, 9) OBP: 0.279, SLG: 0.271 | | G4-3 | K | | K | | 1B 1B | FC5 1B BB | |
| Sandy Alomar Jr., R (1, 2) OBP: 0.438, SLG: 0.400 | | G3 | | 2B BB | | G6-3 | 1B E 1B | 1B 1-2 2-3 | |
| Laynce Nix, L (1, 8) OBP: 0.444, SLG: 0.500 | | | 10 1B 1B | | | 1B | E 1-2 3-H | P6 | |

| Inning Stats | R: 0 E: 0 K: 1 S: 7 | H: 0 LOB: 0 BB: 0 P: 12 | R: 1 E: 0 K: 0 S: 11 | H: 2 LOB: 1 BB: 0 P: 18 | R: 5 E: 1 K: 1 S: 14 | H: 5 LOB: 0 BB: 0 P: 23 | R: 0 E: 0 K: 0 S: 7 | H: 1 LOB: 2 BB: 1 P: 12 | R: 0 E: 0 K: 1 S: 11 | H: 1 LOB: 1 BB: 0 P: 17 | R: 0 E: 0 K: 0 S: 11 | H: 2 LOB: 3 BB: 1 P: 23 | R: 2 E: 1 K: 0 S: 20 | H: 3 LOB: 2 BB: 0 P: 28 | R: 2 E: 0 K: 0 S: 17 | H: 4 LOB: 3 BB: 1 P: 30 | R: 0 E: 0 K: 0 S: 9 | H: 1 LOB: 1 BB: 0 P: 15 |
|-----------------------------------|------------------------------------|--|-------------------------------|----------------------------------|-------------------------------|----------------------------------|------------------------------|----------------------------------|-------------------------------|----------------------------------|-------------------------------|----------------------------------|-------------------------------|----------------------------------|-------------------------------|----------------------------------|------------------------------|----------------------------------|
| 1B: 13 2B: 2 3B: 0 HR: 4 | SF: 0 SAC: 0 DP: 1 HBP: 0 | WP: 1 PA: 50 PB: 0 SB: 0 CS: 0 | | | | | | | | | | | | | | | | |

| PITCHER | IP | WLS | BF | H | R | ER | SO | BB | IBB | HBP | BLK | WP | HR | S | P | ERA | WHIP |
|---------------------------------------|-----|-----|----|----|---|----|----|----|-----|-----|-----|----|----|----|----|-------|-------|
| Jaret Wright, R (1, 1) ERA: 9.15 | 5.1 | L | 28 | 11 | 6 | 4 | 3 | 1 | 0 | 0 | 0 | 0 | 3 | 56 | 93 | 6.75 | 2.250 |
| Buddy Groom, L (6, 1) ERA: | 0.1 | | 1 | 0 | 0 | 0 | 0 | 0 | 0 | 0 | 0 | 0 | 0 | 2 | 4 | 0.00 | 0.000 |
| Steve Karsay, R (6, 1) ERA: 6.35 | 1.0 | | 8 | 3 | 2 | 1 | 0 | 1 | 0 | 0 | 0 | 0 | 0 | 22 | 33 | 9.00 | 4.000 |
| Mike Stanton, L (7, 1) ERA: 2.7 | 0.1 | | 1 | 0 | 0 | 0 | 0 | 0 | 0 | 0 | 0 | 0 | 0 | 1 | 3 | 0.00 | 0.000 |
| Felix Rodriguez, R (8, 1) ERA: 4.7 | 1.0 | | 8 | 4 | 2 | 2 | 0 | 1 | 0 | 0 | 0 | 1 | 1 | 17 | 30 | 18.00 | 5.000 |

| PITCHER | IP | WLS | BF | H | R | ER | SO | BB | IBB | HBP | BLK | WP | HR | S | P | ERA | WHIP |
|---------------------------------------|-----|-----|----|---|---|----|----|----|-----|-----|-----|----|----|---|----|------|-------|
| Paul Quantrill, R (9, 1) ERA: 3.48 | 1.0 | | 4 | 1 | 0 | 0 | 0 | 0 | 0 | 0 | 0 | 0 | 0 | 9 | 15 | 0.00 | 1.000 |

| Batter | 1 | 2 | 3 | 4 | 5 | 6 | 7 | 8 | 9 | AB R H RBI BB SO LOB | TOP | | | | | | | | |
|--|---|----------------------------------|------------------------------|----------------------------------|------------------------------|---------------------------------|------------------------------|---------------------------------|------------------------------|----------------------------------|-------------------------------|----------------------------------|------------------------------|----------------------------------|----------------------------------|------------------------------------|----------------------------------|----------------|---|
| Alfonso Soriano, R (1, 4) OBP: 0.311, SLG: 0.459 | 2-3 K | | 1-2 K | | | 0-1 3B 1B | | 2-3 K | | 4 1 1 0 0 3 0 | | | | | | | | | |
| Gary Matthews, S (1, 8) OBP: 0.277, SLG: 0.302 | 1-3 K | | | | 0-0 P4 | 1-1 3B 1H | | | 3-1 G4-3 | 4 0 1 1 0 1 0 | | | | | | | | | |
| 10 Michael Young, R (1, 6) OBP: 0.359, SLG: 0.434 | 2-0 L6 | | | | 2-0 G1-3 | 4-1 BB | | | 2-3 K | 3 0 0 0 1 1 0 | | | | | | | | | |
| 23 Mark Teixeira, S (1, 3) OBP: 0.304, SLG: 0.458 | | | | | 3-1 G6-3 | 3-2 F7 | | | 3-3 K | 4 0 0 0 0 1 2 | | | | | | | | | |
| Kevin Mench, R (1, 7) OBP: 0.375, SLG: 0.483 | | | | | | 1-0 F8 | | | 1-1 G1-3 | 3 0 1 0 0 0 0 | | | | | | | | | |
| Richard Hidalgo, R (1, 9) OBP: 0.247, SLG: 0.299 | | | | | | 3-1 G6-3 | | | 2-3 K | 3 0 0 0 0 1 1 | | | | | | | | | |
| Chad Allen, R (1, 10) OBP: 0.318, SLG: 0.250 | | | | | | 1-0 F8 | | | 3-3 K | 3 0 0 0 0 2 1 | | | | | | | | | |
| Rod Barajas, R (1, 2) OBP: 0.317, SLG: 0.431 | | | | | 2-0 G3 | 1-1 G4-3 | | | 2-2 P4 | 3 0 0 0 0 0 0 | | | | | | | | | |
| Mark DeRosa, R (1, 5) OBP: 0.300, SLG: 0.500 | | | | | 0-0 G5-3 | 1-0 G6-3 | | | 1-2 G6-3 | 3 0 0 0 0 0 0 | | | | | | | | | |
| Inning Stats | R: 0 E: 0 K: 2 S: 7 | H: 0 LOB: 0 BB: 0 P: 12 | R: 0 E: 0 K: 1 S: 8 | H: 1 LOB: 1 BB: 0 P: 12 | R: 0 E: 0 K: 1 S: 6 | H: 0 LOB: 0 BB: 0 P: 9 | R: 0 E: 0 K: 0 S: 4 | H: 0 LOB: 0 BB: 0 P: 9 | R: 0 E: 0 K: 2 S: 9 | H: 0 LOB: 0 BB: 0 P: 15 | R: 0 E: 0 K: 1 S: 10 | H: 0 LOB: 0 BB: 0 P: 15 | R: 0 E: 0 K: 2 S: 8 | H: 0 LOB: 0 BB: 0 P: 16 | 1B: 2 2B: 0 3B: 1 HR: 0 | SF: 0 SAC: 0 DP: 0 HBP: 0 | WP: 0 PB: 0 SB: 0 CS: 0 | PA: 31 | |
| PITCHER | IP WLS BF H R ER SO BB IBB HBP BLK WP HR S P ERA WHIP | | | | | | | | | | | | | | | | | PITCHER | IP WLS BF H R ER SO BB IBB HBP BLK WP HR S P ERA WHIP |
| Randy Johnson, L (1, 1) ERA: 4.19 | 8.0 W 28 3 1 1 7 1 0 0 0 0 0 0 60 103 1.12 0.500 | | | | | | | | | | | | | | | | | | |
| Tom Gordon, R (9, 1) ERA: 5.0 | 1.0 3 0 0 0 2 0 0 0 0 0 0 0 8 16 0.00 0.000 | | | | | | | | | | | | | | | | | | |

Texas Rangers @ New York Yankees
 Yankee Stadium, Bronx, NY
 Sun Apr 24 2005, 1:05 PM EDT
 Att. 42,732 - Cloudy - 51 F

livebaseballscorecards.com

| | |
|-----|----|
| AB | 30 |
| R | 1 |
| H | 3 |
| RBI | 1 |
| BB | 1 |
| SO | 9 |
| LOB | 4 |



| Batter | 1 | 2 | 3 | 4 | 5 | 6 | 7 | 8 | 9 |
|---|----------|------------------------|----------|----------|-----------------|----------|------------------|-----------------|---|
| 2 Derek Jeter, R OBP: 0.478, SLG: 0.514 (1, 6) | 2-2 L4 | 0-0 SF8 | | | 0-1 G4-3 1B | 0-0 HR | | 1-1 FC3-8 1B | |
| Bernie Williams, S OBP: 0.359, SLG: 0.333 (1, 8) | 1-2 G6-3 | 1-1 CS | 2-0 G3-1 | | 0-0 G4-3 | 3-3 K | | 3-1 FC3-6 2B | |
| Gary Sheffield, R OBP: 0.391, SLG: 0.473 (1, 9) | 2-2 F9 | | 2-0 F9 | | 2-2 55 BB 13 1B | | 2-2 G1-3 | 3-2 1-3 2B | |
| 55 Hideki Matsui, L OBP: 0.365, SLG: 0.486 (1, 7) | | 0-1 13 1B 20 BLK 13 1B | 2-0 G4-3 | | 4-1 13 1B | | 4-1 13 G4-6-3 BB | 2-1 P6 | |
| Bubba Crosby, L OBP: 0.182, SLG: 0.182 (8, PH) (9, 7) | | | | | 1-2 BB | | | | |
| 13 Alex Rodriguez, R OBP: 0.330, SLG: 0.488 (1, 5) | | 1-2 20 1B 12 2B | | 1-0 G4-3 | 0-1 25 HBP 1B | | 0-0 G4-6-3 | | |
| 25 Jason Giambi, L OBP: 0.394, SLG: 0.400 (1, 10) | | 2-3 K | | 0-0 P4 | 3-1 HBP | | | 4-0 20 1B 12 HR | |
| Rey Sanchez, R OBP: 0.455, SLG: 0.400 (8, PR) (9, 10) | | | | 1-2 HBP | | | | | |
| 20 Jorge Posada, S OBP: 0.366, SLG: 0.381 (1, 2) | | 0-1 12 2B 1B | | 2-3 K | 1-0 F9 | | | 2-0 12 HR 1B | |
| 12 Andy Phillips, R OBP: 0.333, SLG: 1.000 (1, 3) | | 1-1 1B 2 SF8 | | | 0-0 F7 | 0-2 G6-3 | | 1-1 HR | |
| Tony Womack, L OBP: 0.304, SLG: 0.297 (1, 4) | | 0-0 CS 1B | | | 0-1 2 2B 1B | 0-0 F8 | | 2-2 F9 | |

| Inning Stats | R: 0 | H: 0 | E: 0 | K: 0 | S: 11 | LOB: 0 | BB: 0 | P: 16 |
|--------------|------|------|------|------|-------|--------|-------|-------|
| | R: 4 | H: 5 | E: 0 | K: 1 | S: 15 | LOB: 0 | BB: 0 | P: 20 |
| | R: 0 | H: 0 | E: 0 | K: 0 | S: 3 | LOB: 0 | BB: 0 | P: 9 |
| | R: 0 | H: 0 | E: 0 | K: 1 | S: 6 | LOB: 0 | BB: 0 | P: 9 |
| | R: 3 | H: 4 | E: 0 | K: 0 | S: 14 | LOB: 3 | BB: 1 | P: 24 |
| | R: 1 | H: 1 | E: 0 | K: 1 | S: 8 | LOB: 0 | BB: 0 | P: 11 |
| | R: 0 | H: 0 | E: 0 | K: 0 | S: 5 | LOB: 0 | BB: 1 | P: 11 |
| | R: 3 | H: 4 | E: 0 | K: 0 | S: 18 | LOB: 3 | BB: 1 | P: 36 |
| | R: 4 | H: 2 | E: 0 | K: 1 | S: 11 | LOB: 0 | BB: 1 | P: 1 |

| PITCHER | IP | WLS | BF | H | R | ER | SO | BB | IBB | HBP | BLK | WP | HR | S | P | ERA | WHIP |
|---|-----|-----|----|---|---|----|----|----|-----|-----|-----|----|----|----|----|-------|-------|
| Pedro Astacio, R ERA: 3.71 (1, 1) | 4.2 | L | 23 | 9 | 7 | 7 | 2 | 1 | 0 | 0 | 1 | 0 | 0 | 47 | 72 | 13.50 | 2.143 |
| Matt Riley, L ERA: 8.38 (5, 1) | 2.2 | | 13 | 3 | 4 | 4 | 1 | 2 | 0 | 1 | 0 | 0 | 2 | 23 | 45 | 13.50 | 1.875 |
| Nick Regilio, R ERA: 4.5 (8, 1) | 0.2 | | 4 | 2 | 0 | 0 | 0 | 0 | 0 | 0 | 0 | 0 | 0 | 10 | 19 | 0.00 | 3.000 |

AB R H RBI BB SO LOB

4 2 3 3 0 0 0

5 0 0 0 0 1 2

5 1 2 1 0 0 0

2 1 1 0 2 0 0

1 0 0 0 0 0 3

4 1 2 1 0 0 1

2 0 0 0 1 1 2

0 1 0 0 0 0 0

4 2 2 1 0 1 3

4 2 2 4 0 0 0

4 1 2 1 0 0 1

AB 35

R 11

H 14

RBI 11

BB 3

SO 3

LOB 12

1B: 9 SF: 1

2B: 3 SAC: 0

3B: 0 DP: 1

HR: 2 HBP: 1

WP: 0 PA: 41

PB: 0

SB: 0

CS: 1

ERA WHIP

WP: 0 PA: 41

ERA WHIP

Texas Rangers @ New York Yankees

Yankee Stadium, Bronx, NY

Sun Apr 24 2005, 1:05 PM EDT

Att: 42,732 - Cloudy - 51 F



livebaseballscorecards.com

| Batter | 1 | 2 | 3 | 4 | 5 | 6 | 7 | 8 | 9 | AB R H RBI BB SO LOB | TOP | | | | | | | | | | | |
|--|---|----------------------------------|------------------------------|----------------------------------|-------------------------------|----------------------------------|------------------------------|---------------------------------|------------------------------|----------------------------------|-------------------------------|----------------------------------|-------------------------------|----------------------------------|------------------------------|----------------------------------|-------------------------------|----------------------------------|-----------------------------------|------------------------------------|----------------------------------|--------|
| 51 Ichiro Suzuki, L (1, 9) OBP: 0.393, SLG: 0.432 | 1-1 G4-3 | 2-0 P4 | | 0-3 K | | 1-0 F9 | | 1-1 L9-2 | | 5 0 0 0 0 1 4 | | | | | | | | | | | | |
| 7 Jeremy Reed, L (1, 8) OBP: 0.361, SLG: 0.349 | 1-1 29 HR 1B | 3-3 K | | 0-0 G3 | | 1-0 1B | | 2-2 P2 | | 5 1 2 0 0 1 1 | | | | | | | | | | | | |
| 29 Adrian Beltré, R (1, 5) OBP: 0.289, SLG: 0.372 | 0-0 1-H HR | | 1-2 G4-3 | 0-3 K | | 2-0 L9 | | 2-2 1B 2B | | 5 2 2 2 0 1 2 | | | | | | | | | | | | |
| Richie Sexson, R (1, 3) OBP: 0.329, SLG: 0.492 | 4-2 1B 1B E BB | | 3-1 1B 1B | | 0-2 G6-3 | | 3-2 FC4-6 1B | | 1-2 2B 1B | 4 3 3 0 1 0 0 | | | | | | | | | | | | |
| Bret Boone, R (1, 4) OBP: 0.301, SLG: 0.355 | 0-0 P4 | | 0-0 F9 | | 2-2 G6-3 | | 0-1 P6 | | 0-2 F8 | 5 0 0 0 0 0 5 | | | | | | | | | | | | |
| Raul Ibanez, L (1, 10) OBP: 0.390, SLG: 0.479 | 3-1 E 1B | | 0-1 BB 1B | | 4-0 BB | | 2-3 K | | 1-0 1-H 3-H 2B | 4 1 3 2 1 1 1 | | | | | | | | | | | | |
| Randy Winn, S (1, 7) OBP: 0.370, SLG: 0.348 | 2-0 E7 1B | | 4-0 1B BB | | 1-0 G6-3 | | 1-0 SAFE FC4-6 | | 4-0 G6-4-3 IBB | 3 0 1 0 2 0 2 | | | | | | | | | | | | |
| Miguel Olivo, R (1, 2) OBP: 0.231, SLG: 0.245 | 1-0 G4-3 | | 1-1 1B | | 2-3 K | | 4-0 39 E 51 L9-2 BB | | 2-1 G6-4-3 | 4 0 1 2 1 1 4 | | | | | | | | | | | | |
| 39 Wilson Valdez, R (1, 6) OBP: 0.279, SLG: 0.288 | | 3-2 51 CS 1B | 0-3 K | | 2-2 7 1B 1B | | 1-0 E4 51 L9-2 1B | | | 4 0 3 0 0 1 2 | | | | | | | | | | | | |
| Inning Stats | R: 3 E: 1 K: 0 S: 12 | H: 4 LOB: 2 BB: 1 P: 24 | R: 0 E: 0 K: 1 S: 9 | H: 1 LOB: 0 BB: 0 P: 17 | R: 2 E: 0 K: 1 S: 14 | H: 3 LOB: 2 BB: 1 P: 23 | R: 0 E: 0 K: 2 S: 8 | H: 0 LOB: 0 BB: 0 P: 8 | R: 0 E: 0 K: 0 S: 7 | H: 0 LOB: 1 BB: 1 P: 14 | R: 0 E: 0 K: 1 S: 12 | H: 2 LOB: 2 BB: 0 P: 20 | R: 0 E: 0 K: 1 S: 10 | H: 1 LOB: 1 BB: 0 P: 16 | R: 0 E: 1 K: 0 S: 6 | H: 1 LOB: 1 BB: 1 P: 14 | R: 2 E: 0 K: 0 S: 18 | H: 3 LOB: 1 BB: 1 P: 28 | 1B: 12 2B: 3 3B: 0 HR: 1 | SF: 0 SAC: 0 DP: 2 HBP: 0 | WP: 0 PB: 0 SB: 0 CS: 1 | PA: 44 |
| PITCHER | IP WLS BF H R ER SO BB IBB HBP BLK WP HR S P ERA WHIP | | | | | | | | | | | | | | | | | | | | | |
| Ryan Drese, R (1, 1) ERA: 6.25 | 6.1 L 32 11 5 4 5 3 0 0 0 0 0 1 67 114 5.68 2.211 | | | | | | | | | | | | | | | | | | | | | |
| 32 Ron Mahay, L (7, 1) ERA: 3.72 | 1.2 6 1 0 0 1 1 0 0 0 0 0 0 11 22 0.00 1.200 | | | | | | | | | | | | | | | | | | | | | |
| Doug Brocail, R (9, 1) ERA: 8.31 | 1.0 6 3 2 2 0 0 0 1 0 0 0 0 18 28 18.00 3.000 | | | | | | | | | | | | | | | | | | | | | |

Seattle Mariners @ Texas Rangers
 Ameriquet Field, Arlington, TX

Tue Apr 26 2005, 8:05 PM EDT
 Att. 23,064 - Clear - 74 F

livebaseballscorecards.com

| | |
|-----|----|
| AB | 39 |
| R | 7 |
| H | 15 |
| RBI | 6 |
| BB | 5 |
| SO | 6 |
| LOB | 21 |



| Batter | 1 | 2 | 3 | 4 | 5 | 6 | 7 | 8 | 9 | AB | R | H | RBI | BB | SO | LOB |
|---|-------------|----------------------------|----------------------------------|-----------|-------------|-----------|-------------|-------------------------|-----------|----|---|---|-----|----|----|-----|
| Alfonso Soriano, R OBP: 0.319, SLG: 0.506 (1, 4) | 0-3 K2-3 | | 0-0 9 1B | | 0-1 P6 | | | 2-0 HR | | 4 | 1 | 2 | 1 | 0 | 1 | 0 |
| 9 Hank Blalock, L OBP: 0.337, SLG: 0.417 (1, 5) | 1-3 K | | 0-0 10 G5-4-3 2-3 1B | | 0-0 G3-1 | | | 2-3 K | | 4 | 0 | 1 | 0 | 0 | 2 | 0 |
| 10 Michael Young, R OBP: 0.354, SLG: 0.425 (1, 6) | 2-0 F8 | | 1-1 G5-4-3 1-2f | | | | 2-0 G4-3 | 3-2 23 1B | | 4 | 0 | 1 | 0 | 0 | 0 | 2 |
| 23 Mark Teixeira, S OBP: 0.313, SLG: 0.494 (1, 3) | | 0-0 G1-3 | | 0-0 HR | | 2-0 L4 | | 0-0 FC5 1B | | 4 | 1 | 2 | 1 | 0 | 0 | 0 |
| David Dellucci, L OBP: 0.492, SLG: 0.682 (1, 10) | | 1-1 HR | | 1-1 F9 | | 0-0 F8 | | 4-2 1-2 2-3 BB | | 3 | 1 | 1 | 1 | 1 | 0 | 0 |
| Kevin Mench, R OBP: 0.368, SLG: 0.516 (1, 7) | | 1-2 F8 | | 1-0 HR | | | 0-1 L5 | 0-0 FC5 | | 4 | 1 | 1 | 1 | 0 | 0 | 3 |
| Gary Matthews, S OBP: 0.275, SLG: 0.288 (1, 9) | | 4-0 BB | | 0-1 F8 | | | 1-1 G6-3 | | 1-3 K | 3 | 0 | 0 | 0 | 1 | 1 | 0 |
| Rod Barajas, R OBP: 0.299, SLG: 0.403 (1, 2) | | 1-3 SAFE 1 SAFE K | | 0-0 P5 | | | 3-2 K | | 3-2 F8 | 4 | 0 | 0 | 0 | 0 | 2 | 1 |
| Layne Nix, L OBP: 0.381, SLG: 0.429 Richard Hidalgo, R OBP: 0.243, SLG: 0.294 (9, PH) | | | 0-3 K | | 1-2 F7 | | | 0-2 F7 | 3-3 K | 3 | 0 | 0 | 0 | 0 | 1 | 0 |
| | | | | | | | | | | 1 | 0 | 0 | 0 | 0 | 1 | 0 |

| Inning Stats | R: 0 | H: 0 | E: 0 | K: 2 | S: 7 | R: 1 | H: 1 | E: 0 | K: 1 | S: 9 | R: 0 | H: 2 | E: 0 | K: 1 | S: 7 | R: 2 | H: 2 | E: 0 | K: 0 | S: 7 | R: 0 | H: 0 | E: 0 | K: 0 | S: 7 | R: 0 | H: 0 | E: 0 | K: 1 | S: 7 | R: 1 | H: 3 | E: 0 | K: 1 | S: 14 | R: 0 | H: 0 | E: 0 | K: 2 | S: 11 | 1B: 3 | 2B: 1 | 3B: 0 | HR: 4 | SF: 0 | SAC: 0 | DP: 1 | HBP: 0 | WP: 0 | PB: 0 | SB: 0 | CS: 0 | PA: 36 |
|--------------|------|------|------|------|------|------|------|------|------|------|------|------|------|------|------|------|------|------|------|------|------|------|------|------|------|------|------|------|------|------|------|------|------|------|-------|------|------|------|------|-------|-------|-------|-------|-------|-------|--------|-------|--------|-------|-------|-------|-------|--------|
|--------------|------|------|------|------|------|------|------|------|------|------|------|------|------|------|------|------|------|------|------|------|------|------|------|------|------|------|------|------|------|------|------|------|------|------|-------|------|------|------|------|-------|-------|-------|-------|-------|-------|--------|-------|--------|-------|-------|-------|-------|--------|

| PITCHER | IP | WLS | BF | H | R | ER | SO | BB | IBB | HBP | BLK | WP | HR | S | P | ERA | WHIP |
|---|-----|-----|----|---|---|----|----|----|-----|-----|-----|----|----|----|----|------|-------|
| Joel Pineiro, R ERA: 5.85 (1, 1) | 7.1 | W | 28 | 6 | 4 | 4 | 5 | 1 | 0 | 0 | 0 | 0 | 4 | 51 | 75 | 4.91 | 0.955 |
| Ron Villone, L ERA: (8, 1) | 0.1 | H | 1 | 0 | 0 | 0 | 1 | 0 | 0 | 0 | 0 | 0 | 0 | 3 | 5 | 0.00 | 0.000 |
| 20 J.J. Putz, R ERA: (8, 1) | 0.1 | H | 4 | 2 | 0 | 0 | 0 | 1 | 0 | 0 | 0 | 0 | 0 | 7 | 14 | 0.00 | 9.000 |
| Eddie Guardado, L ERA: 3.0 (9, 1) | 1.0 | S | 3 | 0 | 0 | 0 | 2 | 0 | 0 | 0 | 0 | 0 | 0 | 11 | 18 | 0.00 | 0.000 |


BOTTOM

Seattle Mariners @ Texas Rangers
 Ameriquet Field, Arlington, TX

Tue Apr 26 2005, 8:05 PM EDT
 Att. 23,064 - Clear - 74 F

livebaseballscorecards.com

| | |
|-----|----|
| AB | 34 |
| R | 4 |
| H | 8 |
| RBI | 4 |
| BB | 2 |
| SO | 8 |
| LOB | 6 |



| Batter | 1 | 2 | 3 | 4 | 5 | 6 | 7 | 8 | 9 | AB R H RBI BB SO LOB | TOP | | | | | | | | | | | |
|---|---|----------------------------------|-------------------------------|----------------------------------|------------------------------|----------------------------------|--------------------------------|----------------------------------|-------------------------------|----------------------------------|-------------------------------|----------------------------------|-------------------------------|----------------------------------|------------------------------|----------------------------------|-------------------------------|----------------------------------|----------------------------------|------------------------------------|----------------------------------|--------|
| 51 Ichiro Suzuki, L (1, 9) OBP: 0.394, SLG: 0.442 | 2-2 G3-1 | | 2-1 L5 | | 1-0 L7 | | 0-2 1B | | 1-0 2B | 5 0 2 2 0 0 1 | | | | | | | | | | | | |
| Randy Winn, S (1, 7) OBP: 0.360, SLG: 0.338 | 0-1 1B | | 2-1 G6-3 | | 3-2 G1-3 | | 3-2 G5-3 | | 1-3 K | 5 0 1 0 0 1 3 | | | | | | | | | | | | |
| 29 Adrian Beltré, R (1, 5) OBP: 0.276, SLG: 0.354 | 0-0 F9 | | 2-1 G6-3 | | 0-0 F7 | | 2-1 P3 | | | 4 0 0 0 0 0 1 | | | | | | | | | | | | |
| Richie Sexson, R (1, 3) OBP: 0.351, SLG: 0.493 | 4-2 1B | | | 4-2 BB | 3-2 FC6-4 1B | | 3-2 F8 | | | 2 0 1 0 2 0 0 | | | | | | | | | | | | |
| Bret Boone, R (1, 4) OBP: 0.287, SLG: 0.338 | 1-1 L9 | | | 0-0 F8 | 0-1 FC6-4 BB | | 1-1 G4-3 | | | 4 0 0 0 0 0 4 | | | | | | | | | | | | |
| Raul Ibanez, L (1, 10) OBP: 0.395, SLG: 0.473 | | 2-2 F7 | | 2-3 K | 4-2 BB | | 3-2 FC5-4 51 2B 1B | | | 3 1 1 0 1 1 1 | | | | | | | | | | | | |
| Miguel Olivo, R (1, 2) OBP: 0.232, SLG: 0.245 | | 3-2 G5-3 | | 1-0 F9 | 2-2 P3 | | 1-0 FC5-4 1B | | | 4 0 1 0 0 0 3 | | | | | | | | | | | | |
| 7 Jeremy Reed, L (1, 8) OBP: 0.368, SLG: 0.338 | | 4-1 BB | | 4-2 39 G1-3 BB | | 3-2 K | | 0-3 K | | 2 0 0 0 2 2 2 | | | | | | | | | | | | |
| 39 Wilson Valdez, R (1, 6) OBP: 0.266, SLG: 0.274 Greg Dobbs, L (9, PH) OBP: 0.167, SLG: 0.333 | | 2-1 G4-3 | | 0-2 G1-3 | 1-1 P4 | | 2-2 FC5-4 51 2B | | | 3 0 0 0 0 0 2 1 1 0 0 0 0 2 | | | | | | | | | | | | |
| Inning Stats | R: 0 E: 0 K: 0 S: 11 | H: 1 LOB: 2 BB: 1 P: 18 | R: 0 E: 0 K: 0 S: 11 | H: 0 LOB: 1 BB: 1 P: 22 | R: 0 E: 0 K: 1 S: 6 | H: 0 LOB: 0 BB: 1 P: 12 | R: 0 E: 0 K: 1 S: 7 | H: 0 LOB: 1 BB: 1 P: 14 | R: 0 E: 0 K: 0 S: 10 | H: 0 LOB: 1 BB: 1 P: 18 | R: 0 E: 0 K: 0 S: 12 | H: 1 LOB: 2 BB: 1 P: 21 | R: 0 E: 0 K: 1 S: 12 | H: 1 LOB: 1 BB: 0 P: 19 | R: 0 E: 0 K: 0 S: 9 | H: 0 LOB: 0 BB: 0 P: 15 | R: 2 E: 0 K: 2 S: 18 | H: 3 LOB: 1 BB: 0 P: 26 | 1B: 5 2B: 1 3B: 0 HR: 0 | SF: 0 SAC: 0 DP: 0 HBP: 0 | WP: 0 PB: 0 SB: 1 CS: 0 | PA: 38 |
| PITCHER | IP WLS BF H R ER SO BB IBB HBP BLK WP HR S P ERA WHIP | | | | | | | | | | | | | | | | | | | | | |
| Kenny Rogers, L (1, 1) ERA: 2.87 | 6.0 W 25 2 0 0 1 5 0 0 0 0 0 0 57 105 0.00 1.167 | | | | | | | | | | | | | | | | | | | | | |
| Brian Shouse, L (7, 1) ERA: 3.52 | 1.0 4 1 0 0 1 0 0 0 0 0 0 0 12 19 0.00 1.000 | | | | | | | | | | | | | | | | | | | | | |
| Nick Regilio, R (8, 1) ERA: 3.86 | 1.0 3 0 0 0 0 0 0 0 0 0 0 0 9 15 0.00 0.000 | | | | | | | | | | | | | | | | | | | | | |
| Francisco Cordero, R (9, 1) ERA: 3.48 | 1.0 6 3 2 2 2 0 0 0 0 0 0 0 18 26 18.00 3.000 | | | | | | | | | | | | | | | | | | | | | |

Seattle Mariners @ Texas Rangers
 Ameriquet Field, Arlington, TX
 Wed Apr 27 2005, 8:05 PM EDT
 Att. 26,308 - Clear - 82 F

livebaseballscorecards.com

| | |
|-----|----|
| AB | 33 |
| R | 2 |
| H | 6 |
| RBI | 2 |
| BB | 5 |
| SO | 4 |
| LOB | 19 |



| Batter | 1 | 2 | 3 | 4 | 5 | 6 | 7 | 8 | 9 | AB R H RBI BB SO LOB | TOP | |
|--|---|---|---|---|--|---|---|---|---|--|---|--|
| 51 Ichiro Suzuki, L (1, 9) OBP: 0.398, SLG: 0.489 | 0-1 G4-3 | | 2-0 2B | | | 0-0 F9 | | 1-1 HR | | 4 1 2 1 0 0 0 | | |
| 7 Jeremy Reed, L (1, 8) OBP: 0.350, SLG: 0.319 | 1-2 G5-3 | | 0-0 G4-3 | | | 1-3 K | | 1-2 P5 | | 4 0 0 0 0 1 1 | | |
| 29 Adrian Beltré, R (1, 5) OBP: 0.275, SLG: 0.349 | 0-0 1B | | | 1-3 K | | | 2-2 F8 | 1-2 F8 | | 4 0 1 0 0 1 0 | | |
| Richie Sexson, R (1, 3) OBP: 0.358, SLG: 0.529 | 3-2 G6-3 | | | 1-3 K | | | 4-1 1B 1B FC5-4 BB | | 0-1 HR | 3 2 1 1 1 1 1 | | |
| Bret Boone, R (1, 4) OBP: 0.297, SLG: 0.357 | | 0-0 F9 | | 1-2 P5 | | | 1-2 FC5-4 1B 1-2 1B | 2-0 FC4-6 WP 2B | | 4 1 2 0 0 0 0 | | |
| Raul Ibanez, L (1, 10) OBP: 0.400, SLG: 0.468 | | 3-0 F8 | | | 3-2 F7 | | 0-0 FC5-4 1-2 2-3 1B | 4-0 FC4-6 BB | | 3 0 1 0 1 0 0 | | |
| Randy Winn, S (1, 7) OBP: 0.344, SLG: 0.321 | | 1-0 G6-3 | | | 2-1 F8 | | 1-0 FC5-4 S | 0-0 FC4-6 WP | | 4 0 0 1 0 0 4 | | |
| Dan Wilson, R (1, 2) OBP: 0.182, SLG: 0.143 | | | 0-1 F9 | | 0-0 F8 | | 1-1 P4 | 2-3 K | | 4 0 0 0 0 1 3 | | |
| 39 Wilson Valdez, R (1, 6) OBP: 0.250, SLG: 0.258 | | | 1-1 G1-3 | | | 0-1 B1-3 | | 1-2 G3-1 | 2-1 G4-3 | 4 0 0 0 0 0 1 | | |
| Inning Stats | R: 0 H: 1 E: 0 LOB: 1 K: 0 BB: 0 S: 9 P: 13 | R: 0 H: 0 E: 0 LOB: 0 K: 0 BB: 0 S: 3 P: 7 | R: 0 H: 1 E: 0 LOB: 1 K: 0 BB: 0 S: 6 P: 9 | R: 0 H: 0 E: 0 LOB: 0 K: 2 BB: 0 S: 11 P: 14 | R: 0 H: 0 E: 0 LOB: 0 K: 0 BB: 0 S: 9 P: 14 | R: 0 H: 0 E: 0 LOB: 0 K: 1 BB: 0 S: 6 P: 7 | R: 1 H: 2 E: 0 LOB: 2 K: 0 BB: 1 S: 12 P: 21 | R: 1 H: 1 E: 0 LOB: 0 K: 0 BB: 0 S: 14 P: 18 | R: 2 H: 2 E: 0 LOB: 1 K: 1 BB: 1 S: 10 P: 20 | 1B: 3 SF: 0 2B: 2 SAC: 0 3B: 0 DP: 0 HR: 2 HBP: 0 | WP: 2 PA: 36 PB: 0 SB: 1 CS: 0 | |
| PITCHER | IP WLS BF H R ER SO BB IBB HBP BLK WP HR S P ERA WHIP | | | | | | | | | | | |
| Chris Young, R (1, 1) ERA: 4.73 | 8.0 L 30 5 2 2 3 1 0 0 0 0 1 70 103 2.25 0.750 | | | | | | | | | | | |
| Carlos Almanzar, R (9, 1) ERA: 15.75 | 1.0 6 2 2 2 1 1 0 0 0 2 1 10 20 18.00 3.000 | | | | | | | | | | | |

Seattle Mariners @ Texas Rangers
 Ameriquet Field, Arlington, TX

Thu Apr 28 2005, 8:05 PM EDT
 Att. 23,928 - Clear - 87 F

| | |
|-----|----|
| AB | 34 |
| R | 4 |
| H | 7 |
| RBI | 3 |
| BB | 2 |
| SO | 4 |
| LOB | 10 |



| Batter | 1 | 2 | 3 | 4 | 5 | 6 | 7 | 8 | 9 | AB R H RBI BB SO LOB | TOP | |
|--|---|--|--|---|--|---|---|--|---|--|---|--|
| 18 Johnny Damon, L (1, 8) OBP: 0.398, SLG: 0.433 | 0-1 G6-4-3 1B | | | 0-0 G4-3 | 0-0 FC1-6 | | | 2-2 G3 | | 4 0 1 0 0 0 1 | | |
| Trot Nixon, L (1, 9) OBP: 0.417, SLG: 0.415 Jay Payton, R (8, PH) OBP: 0.250, SLG: 0.412 (8, 9) | 2-2 F8 | | | 3-2 P5 | 0-1 F8 | | | 1-0 L9 | | 3 0 0 0 0 0 2 1 0 0 0 0 0 0 | | |
| Manny Ramirez, R (1, 7) OBP: 0.375, SLG: 0.600 | 3-2 G6-4-3 1-2f | | | 4-1 34 BB 3B BB | | | | 2-2 G4-3 | | 3 1 0 0 1 1 1 | | |
| 34 David Ortiz, L (1, 10) OBP: 0.312, SLG: 0.581 | | | | 4-1 3B BB | | | | 0-0 G3 | | 3 1 0 0 1 1 0 | | |
| Kevin Millar, R (1, 3) OBP: 0.416, SLG: 0.329 | | | | 1-2 3B BB | | | | 0-0 F9 | | 3 0 1 2 1 0 0 | | |
| Edgar Renteria, R (1, 6) OBP: 0.287, SLG: 0.368 | | | | 1-1 3B 1-H 2-H | | | | 3-3 K | | 3 0 0 0 1 2 1 | | |
| Bill Mueller, S (1, 5) OBP: 0.349, SLG: 0.296 | | | | 4-2 BB | | | | 1-0 G1-3 | | 3 0 0 0 0 1 2 | | |
| Doug Mirabeli, R (1, 2) OBP: 0.316, SLG: 0.375 | | | | 1-3 K | | | | 0-2 G4-3 | | 3 0 1 0 0 1 0 | | |
| Ramón Vázquez, L (1, 4) OBP: 0.233, SLG: 0.276 | | | | 0-0 G1-3 | 2-0 18 FC1-6 1B | | | 0-0 G5-3 | | 3 0 0 0 0 2 1 | | |
| | | | | 2-3 K | 1-3 K | | | 1-3 K | | | | |
| | | | | 2-2 G4-3 | | | | | | | | |
| Inning Stats | R: 0 H: 1 E: 0 LOB: 0 K: 0 BB: 0 S: 10 P: 15 | R: 0 H: 0 E: 0 LOB: 0 K: 1 BB: 0 S: 6 P: 11 | R: 0 H: 0 E: 0 LOB: 0 K: 1 BB: 0 S: 7 P: 11 | R: 2 H: 1 E: 0 LOB: 2 K: 1 BB: 3 S: 13 P: 30 | R: 0 H: 1 E: 0 LOB: 1 K: 1 BB: 0 S: 7 P: 10 | R: 0 H: 0 E: 0 LOB: 1 K: 2 BB: 1 S: 15 P: 25 | R: 0 H: 0 E: 0 LOB: 0 K: 1 BB: 0 S: 8 P: 9 | R: 0 H: 0 E: 0 LOB: 0 K: 1 BB: 0 S: 8 P: 13 | R: 0 H: 0 E: 0 LOB: 0 K: 1 BB: 0 S: 5 P: 8 | 1B: 2 SF: 0 2B: 0 SAC: 0 3B: 1 DP: 1 HR: 0 HBP: 0 | WP: 0 PA: 33 PB: 0 SB: 0 CS: 0 | |
| PITCHER | IP WLS BF H R ER SO BB IBB HBP BLK WP HR S P ERA WHIP | | | | | | | | | | | |
| Chan Ho Park, R (1, 1) ERA: 3.86 | 7.0 W 27 3 2 2 7 4 0 0 0 0 0 0 66 111 2.57 1.000 | | | | | | | | | | | |
| 32 Ron Mahay, L (8, 1) ERA: 3.09 | 2.0 S 6 0 0 0 1 0 0 0 0 0 0 0 13 21 0.00 0.000 | | | | | | | | | | | |

Boston Red Sox @ Texas Rangers
 Ameriquest Field, Arlington, TX

Fri Apr 29 2005, 8:05 PM EDT
 Att: 43,933 - Clear - 66 F

livebaseballscorecards.com

| | |
|-----|----|
| AB | 29 |
| R | 2 |
| H | 3 |
| RBI | 2 |
| BB | 4 |
| SO | 8 |
| LOB | 8 |



| Batter | 1 | 2 | 3 | 4 | 5 | 6 | 7 | 8 | 9 |
|--|-------------------|-------------|-----------|---|-------------|---|---------------------|--|---|
| David Dellucci, L OBP: 0.479, SLG: 0.615 Chad Allen, R OBP: 0.375, SLG: 0.318 (7, PH) (8, 10) | 0-2 F7 | | 3-2 F7 | | | 1-2 23 F8 10 G6-3 9 1B | 1-2 2-H 1B | | |
| 10 Michael Young, R OBP: 0.321, SLG: 0.410 (1, 6) | 1-2 P3 | | 0-2 L9 | | | 1-2 SAFE B B B C SAFE C 1 F X | 3-3 K | | |
| 23 Mark Teixeira, S OBP: 0.324, SLG: 0.495 (1, 3) | 0-1 9 2B 1B | | 1-3 K | | | 1-2 F8 | | 2-0 9 FC5-4 1B | |
| 9 Hank Blalock, L OBP: 0.352, SLG: 0.447 (1, 5) | 1-1 1-H 2B | | 1-0 F7 | | | 0-1 HR 1B | | 1-2 FC5-4 1B | |
| Alfonso Soriano, R OBP: 0.299, SLG: 0.500 (1, 4) | 1-1 F8 | | 2-3 K | | | 0-1 1-H HR | | 1-3 K | |
| Laynce Nix, L OBP: 0.406, SLG: 0.594 (1, 8) | | 2-1 2B | 3-3 K | | | 0-1 F8 | | 2-0 1-H 2B 1B | |
| Kevin Mench, R OBP: 0.363, SLG: 0.507 (1, 7) | | 2-2 G5-3 | | | 2-2 F7 | | 4-2 FC3-6 HBP | 1-2 SAFE SAFE SAFE 1-H 2B | |
| Gary Matthews, S OBP: 0.260, SLG: 0.271 (1, 9) | | 2-3 K | | | 0-0 G3 | | 2-2 FC3-6 1B | 1-1 G6-3 | |
| Rod Barajas, R OBP: 0.286, SLG: 0.389 (1, 2) | | 2-2 P2 | | | 1-1 G5-3 | | 1-1 G5-3 | | |

| Inning Stats | R: 1 E: 0 K: 0 S: 12 | H: 2 LOB: 1 BB: 0 P: 15 | R: 0 E: 0 K: 1 S: 14 | H: 1 LOB: 1 BB: 0 P: 22 | R: 0 E: 0 K: 1 S: 10 | H: 0 LOB: 0 BB: 0 P: 14 | R: 0 E: 0 K: 2 S: 8 | H: 0 LOB: 0 BB: 0 P: 14 | R: 0 E: 0 K: 0 S: 8 | H: 0 LOB: 0 BB: 0 P: 11 | R: 3 E: 0 K: 0 S: 15 | H: 3 LOB: 0 BB: 0 P: 20 | R: 1 E: 0 K: 1 S: 15 | H: 1 LOB: 1 BB: 0 P: 26 | R: 2 E: 0 K: 1 S: 13 | H: 3 LOB: 1 BB: 0 P: 21 |
|--------------|-------------------------------|----------------------------------|-------------------------------|----------------------------------|-------------------------------|----------------------------------|------------------------------|----------------------------------|------------------------------|----------------------------------|-------------------------------|----------------------------------|-------------------------------|----------------------------------|-------------------------------|----------------------------------|
|--------------|-------------------------------|----------------------------------|-------------------------------|----------------------------------|-------------------------------|----------------------------------|------------------------------|----------------------------------|------------------------------|----------------------------------|-------------------------------|----------------------------------|-------------------------------|----------------------------------|-------------------------------|----------------------------------|

| PITCHER | IP | WLS | BF | H | R | ER | SO | BB | IBB | HBP | BLK | WP | HR | S | P | ERA | WHIP |
|----------------------------------|--------|-----|----|---|---|----|----|----|-----|-----|-----|----|----|----|-----|-------|-------|
| 49 Tim Wakefield, R ERA: 2.78 | (1, 1) | 6.2 | 27 | 6 | 5 | 5 | 4 | 0 | 0 | 0 | 0 | 0 | 1 | 74 | 110 | 6.75 | 0.900 |
| Mike Myers, L ERA: | (7, 1) | 0.0 | 1 | 1 | 0 | 0 | 0 | 0 | 0 | 0 | 0 | 0 | 0 | 3 | 4 | ∞ | ∞ |
| Matt Mantei, R ERA: 4.5 | (7, 1) | 0.1 | 1 | 0 | 0 | 0 | 1 | 0 | 0 | 0 | 0 | 0 | 0 | 5 | 8 | 0.00 | 0.000 |
| John Halama, L ERA: 5.19 | (8, 1) | 1.0 | 6 | 3 | 2 | 2 | 1 | 0 | 0 | 0 | 0 | 0 | 0 | 13 | 21 | 18.00 | 3.000 |

AB R H RBI BB SO LOB

| | | | | | | |
|---|---|---|---|---|---|---|
| 3 | 1 | 1 | 0 | 0 | 0 | 0 |
| 1 | 0 | 1 | 1 | 0 | 0 | 0 |
| 4 | 0 | 0 | 0 | 0 | 1 | 2 |
| 4 | 1 | 2 | 0 | 0 | 1 | 1 |
| 4 | 2 | 2 | 2 | 0 | 0 | 1 |
| 4 | 1 | 1 | 2 | 0 | 2 | 2 |
| 4 | 1 | 2 | 1 | 0 | 1 | 0 |
| 3 | 0 | 1 | 1 | 0 | 0 | 1 |
| 4 | 1 | 0 | 0 | 0 | 1 | 3 |
| 3 | 0 | 0 | 0 | 0 | 0 | 2 |

| | | | |
|-------|--------|-------|--------|
| 1B: 6 | SF: 0 | WP: 0 | PA: 35 |
| 2B: 3 | SAC: 0 | PB: 0 | |
| 3B: 0 | DP: 0 | SB: 2 | |
| HR: 1 | HBP: 1 | CS: 0 | |
| WP: 0 | PA: 35 | ERA | WHIP |

Boston Red Sox @ Texas Rangers
 Ameriquet Field, Arlington, TX
 Fri Apr 29 2005, 8:05 PM EDT
 Att. 43,933 - Clear - 66 F

livebaseballscorecards.com

| | |
|-----|----|
| AB | 34 |
| R | 7 |
| H | 10 |
| RBI | 7 |
| BB | 0 |
| SO | 6 |
| LOB | 12 |



| Batter | 1 | 2 | 3 | 4 | 5 | 6 | 7 | 8 | 9 | AB R H RBI BB SO LOB | TOP | | | | | | | | | | | |
|---|---|-----------------------------------|-------------------------------|----------------------------------|------------------------------|----------------------------------|-------------------------------|----------------------------------|-------------------------------|----------------------------------|-------------------------------|----------------------------------|------------------------------|---------------------------------|-------------------------------|----------------------------------|-------------------------------|----------------------------------|----------------------------------|------------------------------------|----------------------------------|--------|
| 18 Johnny Damon, L OBP: 0.404, SLG: 0.479 (1, 8) C X | 0-1 G4-3 1-3 2-H 2B | 1-2 2B | | | 0-1 HR | 1-2 G3 2-3 | | 0-0 1B 1-2 2-H 3-H | 1-0 P2 | 6 1 3 4 0 0 2 | | | | | | | | | | | | |
| Trot Nixon, L OBP: 0.429, SLG: 0.474 (1, 9) B B B B B B | 4-2 2B 34 G6-3 BB | 1-3 K | | | 1-1 HR | 2-0 F7 | | 0-1 1B 1-2 2-3 | | 4 2 2 1 1 1 3 | | | | | | | | | | | | |
| Manny Ramirez, R OBP: 0.386, SLG: 0.607 (1, 7) B X | 1-0 2B 1-3 | | | | 4-2 F7 34 BB | | X | 0-0 1B 34 G6-3 | K | 4 0 2 0 1 1 3 | | | | | | | | | | | | |
| 34 David Ortiz, L OBP: 0.306, SLG: 0.556 (1, 10) X | 0-0 G6-3 3-H | | | | 4-0 BB G6-4-3 | | S X | 0-1 G6-3 1-2f | K | 4 0 0 1 1 1 5 | | | | | | | | | | | | |
| Kevin Millar, R OBP: 0.394, SLG: 0.307 (1, 3) Dave McCarty, R OBP: 0.667, SLG: 0.500 (8, 3) B F F F B X | 2-2 F8 | | | | 1-1 F7 | | B X | 1-0 G5-3 | F8 | 5 0 0 0 0 0 6 0 0 0 0 0 0 0 | | | | | | | | | | | | |
| Jason Varitek, S OBP: 0.364, SLG: 0.630 (1, 2) B C C C C | | 1-3 K | | | X | 0-0 F7 1-2f | D C X | 1-1 G6-4-3 | BB 20 1B 1B HR | 5 2 2 1 0 1 2 | | | | | | | | | | | | |
| Edgar Renteria, R OBP: 0.283, SLG: 0.359 (1, 6) C X | | 0-1 G5-3 | | | F F F F X | 1-2 F9 | B F X | 1-1 F9 | F8 | 5 1 1 0 0 0 0 | | | | | | | | | | | | |
| Bill Mueller, S OBP: 0.397, SLG: 0.309 (1, 4) B B B B B | | 4-0 20 1B 18 2B BB | | | B B B B B | 4-1 BB | B C X | 1-1 20 2B 1B | 20 1B BB 1B | 1 3 1 0 4 0 0 | | | | | | | | | | | | |
| 20 Kevin Youkilis, R OBP: 0.625, SLG: 0.714 (1, 5) B C C C C | | 1-2 18 2B 1B | | | B B B B B | 2-3 K | B 1 SAFE B C C X | 3-1 18 G3 2B 1-H | 18 1B 1B | 5 0 3 2 0 1 2 | | | | | | | | | | | | |
| Inning Stats | R: 1 E: 0 K: 0 S: 11 | H: 1 LOB: 1 BB: 1 P: 18 | R: 1 E: 0 K: 2 S: 14 | H: 2 LOB: 2 BB: 1 P: 22 | R: 0 E: 0 K: 0 S: 9 | H: 0 LOB: 0 BB: 0 P: 12 | R: 0 E: 0 K: 1 S: 10 | H: 0 LOB: 1 BB: 1 P: 17 | R: 2 E: 0 K: 0 S: 11 | H: 2 LOB: 1 BB: 2 P: 22 | R: 1 E: 0 K: 0 S: 10 | H: 2 LOB: 1 BB: 0 P: 18 | R: 0 E: 0 K: 0 S: 4 | H: 1 LOB: 0 BB: 0 P: 5 | R: 3 E: 0 K: 2 S: 20 | H: 5 LOB: 3 BB: 1 P: 33 | R: 1 E: 0 K: 0 S: 12 | H: 1 LOB: 1 BB: 1 P: 21 | 1B: 8 2B: 3 3B: 0 HR: 3 | SF: 0 SAC: 0 DP: 2 HBP: 0 | WP: 0 PB: 0 SB: 0 CS: 0 | PA: 46 |
| PITCHER | IP WLS BF H R ER SO BB IBB HBP BLK WP HR S P ERA WHIP | | | | | | | | | | | | | | | | | | | | | |
| Pedro Astacio, R ERA: 4.5 (1, 1) | 5.1 L 27 7 5 5 3 5 0 0 0 0 0 2 61 102 8.44 2.250 | | | | | | | | | | | | | | | | | | | | | |
| Matt Riley, L ERA: 9.53 (6, 1) | 1.2 11 6 3 3 0 1 0 0 0 0 0 0 20 34 16.20 4.200 | | | | | | | | | | | | | | | | | | | | | |
| Doug Brocail, R ERA: 7.45 (8, 1) | 1.0 3 0 0 0 2 0 0 0 0 0 0 0 8 11 0.00 0.000 | | | | | | | | | | | | | | | | | | | | | |
| Carlos Almanzar, R ERA: 14.4 (9, 1) | 1.0 5 1 1 1 0 1 0 0 0 0 0 1 12 21 9.00 2.000 | | | | | | | | | | | | | | | | | | | | | |

Boston Red Sox @ Texas Rangers
 Ameriquet Field, Arlington, TX
 Sat Apr 30 2005, 8:05 PM EDT
 Att. 44,114 - Clear - 65 F

livebaseballscorecards.com

| | |
|------------|-----------|
| AB | 39 |
| R | 9 |
| H | 14 |
| RBI | 9 |
| BB | 7 |
| SO | 5 |
| LOB | 23 |



| Batter | 1 | 2 | 3 | 4 | 5 | 6 | 7 | 8 | 9 | AB R H RBI BB SO LOB |
|--|-------------|-----------|-------------|----------------------------|-----------|-----------------------------------|-------------|-----------------------|---|----------------------|
| David Dellucci, L (1, 10) OBP: 0.467, SLG: 0.589 | 0-3 K | | 2-2 G3-1 | | 0-3 K | | | 1-0 G3-6-3 1B | | 4 0 1 0 0 2 0 |
| 10 Michael Young, R (1, 6) OBP: 0.327, SLG: 0.423 | 3-2 G6-3 | | | 1-1 23 F9 9 1B 2B | | 0-1 9 F8 23 1B SF9 1B | | 2-0 F9 | | 4 2 2 0 0 0 1 |
| 23 Mark Teixeira, S (1, 3) OBP: 0.321, SLG: 0.485 | 1-2 F8 | | | 0-0 F9 | | 1-1 1-2 1B | | 0-1 G3-6-3 1-2f | | 4 0 1 0 0 0 2 |
| 9 Hank Blalock, L (1, 5) OBP: 0.357, SLG: 0.459 | | 0-2 2B | | 3-2 BB 1B | | 0-1 F8 | | 0-3 K | | 4 0 2 1 0 1 2 |
| Alfonso Soriano, R (1, 4) OBP: 0.288, SLG: 0.486 | | 2-3 K | | 0-3 K | | 0-0 SF9 | | 1-0 F7 | | 3 0 0 1 0 2 2 |
| Laynce Nix, L (1, 8) OBP: 0.389, SLG: 0.543 | | 2-1 F8 | | 4-1 1-2 BB | | 3-H 0-2 F8 | | 2-3 K | | 3 0 0 0 1 1 2 |
| Kevin Mench, R (1, 7) OBP: 0.349, SLG: 0.487 | | 3-1 P2 | | 0-1 G1-3 | | | 1-3 K | | | 3 0 0 0 0 1 3 |
| Gary Matthews, S (1, 9) OBP: 0.250, SLG: 0.260 | | | 2-2 P4 | | 2-2 P3 | | 1-1 G3-1 | | | 3 0 0 0 0 0 0 |
| Rod Barajas, R (1, 2) OBP: 0.275, SLG: 0.373 | | | 2-2 L9 | | 1-0 P2 | | 3-2 G4-3 | | | 3 0 0 0 0 0 0 |

| Inning Stats | R: 0 E: 0 K: 1 S: 9 | H: 0 LOB: 0 BB: 0 P: 13 | R: 0 E: 0 K: 1 S: 10 | H: 1 LOB: 1 BB: 0 P: 17 | R: 0 E: 0 K: 0 S: 9 | H: 0 LOB: 0 BB: 0 P: 15 | R: 1 E: 0 K: 1 S: 12 | H: 2 LOB: 2 BB: 1 P: 20 | R: 0 E: 0 K: 1 S: 7 | H: 0 LOB: 0 BB: 0 P: 10 | R: 1 E: 0 K: 0 S: 10 | H: 2 LOB: 1 BB: 0 P: 11 | R: 0 E: 0 K: 1 S: 8 | H: 0 LOB: 0 BB: 0 P: 13 | R: 0 E: 0 K: 0 S: 4 | H: 1 LOB: 0 BB: 0 P: 7 | R: 0 E: 0 K: 2 S: 7 | H: 0 LOB: 0 BB: 0 P: 10 | 1B: 4 2B: 2 3B: 0 HR: 0 | SF: 1 SAC: 0 DP: 1 HBP: 0 | WP: 0 PB: 0 SB: 0 CS: 0 | PA: 33 |
|--------------|------------------------------|----------------------------------|-------------------------------|----------------------------------|------------------------------|----------------------------------|-------------------------------|----------------------------------|------------------------------|----------------------------------|-------------------------------|----------------------------------|------------------------------|----------------------------------|------------------------------|---------------------------------|------------------------------|----------------------------------|----------------------------------|------------------------------------|----------------------------------|--------|
|--------------|------------------------------|----------------------------------|-------------------------------|----------------------------------|------------------------------|----------------------------------|-------------------------------|----------------------------------|------------------------------|----------------------------------|-------------------------------|----------------------------------|------------------------------|----------------------------------|------------------------------|---------------------------------|------------------------------|----------------------------------|----------------------------------|------------------------------------|----------------------------------|--------|

| PITCHER | IP | WLS | BF | H | R | ER | SO | BB | IBB | HBP | BLK | WP | HR | S | P | ERA | WHIP |
|---------------------------------------|-----|-----|----|---|---|----|----|----|-----|-----|-----|----|----|----|----|------|-------|
| Bronson Arroyo, R (1, 1) ERA: 3.69 | 7.0 | W | 27 | 5 | 2 | 2 | 5 | 1 | 0 | 0 | 0 | 0 | 0 | 65 | 99 | 2.57 | 0.857 |
| 50 Mike Timlin, R (8, 1) ERA: 1.64 | 1.0 | | 3 | 1 | 0 | 0 | 0 | 0 | 0 | 0 | 0 | 0 | 0 | 4 | 7 | 0.00 | 1.000 |
| Keith Foulke, R (9, 1) ERA: 6.55 | 1.0 | | 3 | 0 | 0 | 0 | 2 | 0 | 0 | 0 | 0 | 0 | 0 | 7 | 10 | 0.00 | 0.000 |

BOTTOM

Boston Red Sox @ Texas Rangers
 Ameriquet Field, Arlington, TX

Sat Apr 30 2005, 8:05 PM EDT
 Att. 44,114 - Clear - 65 F

livebaseballscorecards.com

| | |
|-----|----|
| AB | 31 |
| R | 2 |
| H | 6 |
| RBI | 2 |
| BB | 1 |
| SO | 7 |
| LOB | 12 |



| Batter | 1 | 2 | 3 | 4 | 5 | 6 | 7 | 8 | 9 | AB R H RBI BB SO LOB | TOP | | |
|--|---|--|--|--|--|---|---|--|--|--|--------------------------------|----------------|---|
| 18 Johnny Damon, L (1, 8) OBP: 0.394, SLG: 0.465 | 0-1 G4-3 | 2-2 FC4-6 | | 1-2 BB 1B | 0-0 F8 | | 0-3 K | | | 5 0 1 1 0 1 5 | | | |
| Trot Nixon, L (1, 9) OBP: 0.427, SLG: 0.484 | 3-3 K | 0-0 L7 | | 2-2 BB 1B | 1-0 2B | | | 3-3 K | | 5 0 2 2 0 2 2 | | | |
| Manny Ramirez, R (1, 7) OBP: 0.396, SLG: 0.598 | 4-2 WP 34 1B BB | | 3-2 34 2B G6-3 1B | 4-1 BB | 3-2 F8 | | | 3-2 G5-3 | | 3 1 1 0 2 0 1 | | | |
| 34 David Ortiz, L (1, 10) OBP: 0.320, SLG: 0.568 | 1-2 WP 1B | | 2-2 2B | 3-2 F7 | | 2-2 P6 | | 1-0 FC5-4 1B | | 5 0 3 0 0 0 3 | | | |
| Kevin Millar, R (1, 3) Dave McCarty, R (8, 3) OBP: 0.384, SLG: 0.300 OBP: 0.667, SLG: 0.500 | 3-2 G4-3 | | 1-1 G6-3 | | 2-0 1B BB SF7 1B | | 1-1 G5-3 | 3-1 FC5-4 | | 5 1 1 1 0 0 4 0 0 0 0 0 0 0 | | | |
| Jason Varitek, S (1, 2) OBP: 0.366, SLG: 0.623 | | 2-1 1B 18 FC4-6 2B | 3-3 K | | 4-1 SF7 20 1B BB | | 1-1 G1-3 | | 2-1 P5 | 4 2 1 0 1 1 1 | | | |
| Edgar Renteria, R (1, 6) OBP: 0.279, SLG: 0.351 | | 1-1 G5-3 | 1-0 G6-3 | | 0-1 18 F8 20 1B 2B | | 0-1 F8 | | 2-2 G1-3 | 5 1 1 0 0 0 2 | | | |
| Bill Mueller, S (1, 4) OBP: 0.397, SLG: 0.322 | | 0-1 18 FC4-6 20 BB 1B | | 0-1 L4 | 1-0 SF7 | | 1-1 F8 | | 1-1 1B | 4 0 2 1 0 0 0 | | | |
| 20 Kevin Youkilis, R (1, 5) OBP: 0.615, SLG: 0.600 | | 4-2 18 FC4-6 BB | | 3-2 F9 | 2-2 2B 1B | | 4-1 BB | | 3-3 K | 3 1 1 1 2 1 1 | | | |
| Inning Stats | R: 0 H: 1 E: 0 LOB: 2 K: 1 BB: 1 S: 14 P: 25 | R: 1 H: 2 E: 0 LOB: 2 K: 0 BB: 1 S: 15 P: 24 | R: 1 H: 2 E: 0 LOB: 1 K: 1 BB: 0 S: 15 P: 25 | R: 0 H: 2 E: 0 LOB: 3 K: 0 BB: 1 S: 16 P: 29 | R: 4 H: 4 E: 0 LOB: 1 K: 0 BB: 1 S: 15 P: 28 | R: 0 H: 0 E: 0 LOB: 0 K: 0 BB: 0 S: 7 P: 11 | R: 0 H: 0 E: 0 LOB: 1 K: 1 BB: 1 S: 8 P: 13 | R: 0 H: 1 E: 0 LOB: 1 K: 1 BB: 0 S: 12 P: 22 | R: 0 H: 1 E: 0 LOB: 1 K: 1 BB: 0 S: 12 P: 20 | 1B: 10 SF: 1 2B: 3 SAC: 0 3B: 0 DP: 0 HR: 0 HBP: 0 | WP: 1 PA: 45 PB: 0 SB: 0 CS: 0 | | |
| PITCHER | IP WLS BF H R ER SO BB IBB HBP BLK WP HR S P ERA WHIP | | | | | | | | | | | PITCHER | IP WLS BF H R ER SO BB IBB HBP BLK WP HR S P ERA WHIP |
| Ryan Drese, R (1, 1) ERA: 6.56 | 4.0 L 24 8 4 4 2 4 0 0 0 1 0 62 111 9.00 3.000 | | | | | | | | | | | | |
| Nick Regilio, R (5, 1) ERA: 4.66 | 2.2 12 3 2 2 0 1 0 0 0 0 0 25 41 6.75 1.500 | | | | | | | | | | | | |
| Brian Shouse, L (7, 1) ERA: 3.12 | 1.0 4 1 0 0 2 0 0 0 0 0 0 13 20 0.00 1.000 | | | | | | | | | | | | |
| Doug Brocail, R (8, 1) ERA: 6.55 | 1.1 5 1 0 0 1 0 0 0 0 0 0 14 25 0.00 0.750 | | | | | | | | | | | | |

Boston Red Sox @ Texas Rangers
 Ameriquest Field, Arlington, TX
 Sun May 01 2005, 2:05 PM EDT
 Att. 49,342 - Sunny - 71 F

livebaseballscorecards.com

AB 39
R 6
H 13
RBI 6
BB 5
SO 5
LOB 19



BOTTOM

Boston Red Sox @ Texas Rangers
Ameriquet Field, Arlington, TX
Sun May 01 2005, 2:05 PM EDT
Att. 49,342 - Sunny - 71 F

livebaseballscorecards.com

AB 34
R 5
H 6
RBI 5
BB 4
SO 5
LOB 16



WP: 2 PA: 40
PB: 0
SB: 0
CS: 0

AB R H RBI BB SO LOB

| | | | | | | | | | | | | | | | |
|---|---|---|---|---|---|---|---|---|----|----|----|----|-----|---|---|
| 1 | 2 | 3 | 4 | 5 | 6 | 7 | 8 | 9 | 1B | SF | BB | SO | LOB | | |
| 1 | 2 | 1 | 1 | 3 | 0 | 0 | | | 1 | 2 | 1 | 1 | 3 | 0 | 0 |
| 4 | 1 | 1 | 0 | 1 | 0 | 5 | | | 4 | 1 | 1 | 0 | 1 | 0 | 5 |
| 5 | 1 | 1 | 3 | 0 | 0 | 4 | | | 5 | 1 | 1 | 3 | 0 | 0 | 4 |
| 5 | 0 | 0 | 1 | 0 | 2 | 0 | | | 5 | 0 | 0 | 1 | 0 | 2 | 0 |
| 4 | 0 | 1 | 0 | 0 | 0 | 1 | | | 4 | 0 | 1 | 0 | 0 | 0 | 1 |
| 4 | 0 | 0 | 0 | 0 | 1 | 2 | | | 4 | 0 | 0 | 0 | 0 | 1 | 2 |
| 1 | 1 | 1 | 0 | 0 | 0 | 0 | | | 1 | 1 | 1 | 0 | 0 | 0 | 0 |
| 2 | 0 | 0 | 0 | 0 | 1 | 0 | | | 2 | 0 | 0 | 0 | 0 | 1 | 0 |
| 4 | 0 | 0 | 0 | 0 | 1 | 2 | | | 4 | 0 | 0 | 0 | 0 | 1 | 2 |
| 4 | 0 | 1 | 0 | 0 | 0 | 2 | | | 4 | 0 | 1 | 0 | 0 | 0 | 2 |

| Batter | 1 | 2 | 3 | 4 | 5 | 6 | 7 | 8 | 9 |
|--|-------------------------------|-------------------------------------|-------------|-----------------------------|-----------|------------------------|-----------|------------------|-----------------------------|
| David Dellucci, L OBP: 0.488, SLG: 0.596 (1, 10) | 4-1 10 1B 23 G4-3 BB | 4-2 10 BB BB | | 1-1 SF7 3-H | | 4-2 10 G5-4-3 BB | | 1-2 2-3 BB | 1-2 23 DI 23 HR 1B |
| 10 Michael Young, R OBP: 0.331, SLG: 0.417 (1, 6) | 1-1 23 G4-3 9 E 1B | 4-2 BB | | 1-2 FC5-4 1-2f | | 0-0 G5-4-3 | | 1-1 F9 | 1-1 F9 |
| 23 Mark Teixeira, S OBP: 0.316, SLG: 0.500 (1, 3) | 3-2 G4-3 | 3-2 F8 | | | 0-0 G3 | | 0-0 P4 | 1-1 HR | 1-1 HR |
| 9 Hank Blalock, L OBP: 0.342, SLG: 0.437 (1, 5) | 3-1 E4 3-H | | 1-3 K | | 3-2 L9 | | 2-2 P5 | 1-3 K | 1-3 K |
| Alfonso Soriano, R OBP: 0.287, SLG: 0.486 (1, 4) | 1-0 F7 | | 3-0 F8 | | 1-0 2B | | 1-0 P3 | | |
| Laynce Nix, L OBP: 0.350, SLG: 0.487 (1, 8) | 0-3 K | | 2-0 G6-3 | | 1-2 L3 | | 2-1 L3 | | |
| Kevin Mench, R OBP: 0.365, SLG: 0.494 Chad Allen, R OBP: 0.346, SLG: 0.292 (6, PH) (7, 7) | | 1-2 FC6-4 HBP | | 0-0 1B G6-3 SF7 1B | | 0-3 K | | 0-0 G4-3 | 0-0 G4-3 |
| Gary Matthews, S OBP: 0.238, SLG: 0.247 (1, 9) | | 2-1 FC6-4 10 BB WP 1-2f | | 1-0 G6-3 | | 1-3 K BB E | | 0-0 G4-3 | |
| Sandy Alomar Jr., R OBP: 0.400, SLG: 0.368 (1, 2) | | 2-2 F9 SAFE | | 2-2 10 FC5-4 1B | | 1-0 E6 BB | | 1-0 G6-3 | |

| Inning Stats | R | H | E | K | S | R | H | E | K | S | R | H | E | K | S | R | H | E | K | S | R | H | E | K | S | R | H | E | K | S | R | H | E | K | S | R | H | E | K | S | R | H | E | K | S | 1B | 2B | 3B | HR | SF | SAC | DP | HBP | | | | | | | |
|--------------|---|---|---|----|----|---|---|---|---|----|---|---|---|---|----|---|---|---|---|----|---|---|---|---|----|---|---|---|---|---|---|---|---|---|---|---|---|---|---|---|---|---|---|----|----|----|----|----|----|----|-----|----|-----|---|---|---|---|---|---|---|
| | 2 | 1 | 1 | 12 | 24 | 0 | 0 | 0 | 1 | 11 | 0 | 0 | 0 | 1 | 10 | 0 | 1 | 0 | 0 | 13 | 0 | 0 | 0 | 2 | 17 | 0 | 0 | 0 | 0 | 8 | 0 | 0 | 0 | 0 | 6 | 0 | 0 | 0 | 0 | 6 | 2 | 2 | 0 | 11 | 16 | 2 | 0 | 0 | 1 | 16 | 4 | 1 | 0 | 1 | 2 | 1 | 0 | 1 | 1 | 0 |

| PITCHER | IP | WLS | BF | H | R | ER | SO | BB | IBB | HBP | BLK | WP | HR | S | P | ERA | WHIP |
|--|-----|-----|----|---|---|----|----|----|-----|-----|-----|----|----|----|-----|-------|-------|
| 30 Matt Clement, R ERA: 4.0 (1, 1) | 6.0 | W | 29 | 4 | 3 | 3 | 4 | 4 | 0 | 1 | 0 | 2 | 0 | 61 | 111 | 4.50 | 1.333 |
| Alan Embree, L ERA: 3.86 (7, 1) | 1.1 | H | 4 | 0 | 0 | 0 | 0 | 0 | 0 | 0 | 0 | 0 | 0 | 7 | 12 | 0.00 | 0.000 |
| 50 Mike Timlin, R ERA: 1.54 (8, 1) | 0.2 | H | 2 | 0 | 0 | 0 | 0 | 0 | 0 | 0 | 0 | 0 | 0 | 2 | 2 | 0.00 | 0.000 |
| Keith Foulke, R ERA: 7.5 (9, 1) | 1.0 | S | 5 | 2 | 2 | 2 | 1 | 0 | 0 | 0 | 0 | 0 | 1 | 11 | 16 | 18.00 | 2.000 |

| Batter | 1 | 2 | 3 | 4 | 5 | 6 | 7 | 8 | 9 | AB R H RBI BB SO LOB | TOP | | | | | | | | | |
|---|---|----------------------------------|------------------------------|---------------------------------|------------------------------|----------------------------------|------------------------------|---------------------------------|------------------------------|----------------------------------|------------------------------|----------------------------------|-------------------------------|----------------------------------|-------------------------------|----------------------------------|----------------------------------|------------------------------------|----------------------------------|--------|
| David Dellucci, L (1, 7) OBP: 0.500, SLG: 0.644 | 4-1 23 L3-6 10 1B BB | | 1-0 HR | | | 4-1 10 FC5-4 BB | | 3-3 K | | 2 1 1 1 2 1 1 | | | | | | | | | | |
| 10 Michael Young, R (1, 6) OBP: 0.328, SLG: 0.411 | 0-0 1-2 9 E 1B | | 3-3 K | | | 3-1 FC5-4 1-2f | | 0-1 G6-3 | | 4 1 1 0 0 1 2 | | | | | | | | | | |
| 23 Mark Teixeira, S (1, 3) OBP: 0.314, SLG: 0.491 | 1-2 L3-6 2-2 | | 0-2 G4-3 | | | 0-2 F7 | | | 1-1 1B 1B | 4 1 1 0 0 0 3 | | | | | | | | | | |
| 9 Hank Blalock, L (1, 5) OBP: 0.331, SLG: 0.421 | 3-1 E9 1-H | | | | 1-0 F8 | 2-0 F7 | | | 0-3 K | 4 0 0 0 0 1 2 | | | | | | | | | | |
| Alfonso Soriano, R (1, 4) OBP: 0.277, SLG: 0.469 | 1-1 G5-3 | | | | 0-0 F9 | | | | 0-0 FC6 1B | 4 0 0 0 0 1 2 | | | | | | | | | | |
| Laynce Nix, L (1, 8) OBP: 0.341, SLG: 0.465 | | 0-0 L3 | | | 0-2 F8 | | | | 1-1 PB 1B | 4 0 1 1 0 0 0 | | | | | | | | | | |
| Chad Allen, R (1, 10) OBP: 0.333, SLG: 0.286 | | | | | | 0-1 CS 1B | | | 3-2 G4-3 1-2 | 4 0 1 0 0 2 1 | | | | | | | | | | |
| Gary Matthews, S (1, 9) OBP: 0.241, SLG: 0.263 | | | | | | 3-3 K 1-2 | | | | 3 0 1 0 0 1 1 | | | | | | | | | | |
| Rod Barajas, R (1, 2) OBP: 0.265, SLG: 0.359 | | | | | | 2-1 L9 | | | 2-2 F7 | 3 0 0 0 0 0 1 | | | | | | | | | | |
| Inning Stats | R: 1 E: 1 K: 0 S: 9 | H: 1 LOB: 1 BB: 1 P: 18 | R: 0 E: 0 K: 1 S: 8 | H: 0 LOB: 0 BB: 0 P: 9 | R: 1 E: 0 K: 1 S: 9 | H: 1 LOB: 0 BB: 0 P: 14 | R: 0 E: 0 K: 1 S: 5 | H: 0 LOB: 0 BB: 0 P: 6 | R: 0 E: 0 K: 1 S: 7 | H: 1 LOB: 0 BB: 0 P: 12 | R: 0 E: 0 K: 2 S: 9 | H: 0 LOB: 0 BB: 0 P: 11 | R: 0 E: 0 K: 1 S: 10 | H: 1 LOB: 1 BB: 0 P: 18 | R: 1 E: 1 K: 1 S: 12 | H: 2 LOB: 1 BB: 0 P: 17 | 1B: 4 2B: 3 3B: 0 HR: 1 | SF: 0 SAC: 0 DP: 2 HBP: 0 | WP: 0 PB: 1 SB: 0 CS: 1 | PA: 34 |
| PITCHER 40 Rich Harden, R (1, 1) ERA: 1.82 | IP: 9.0 WLS: L BF: 34 H: 6 R: 3 ER: 1 SO: 7 BB: 2 IBB: 0 HBP: 0 BLK: 0 WP: 0 HR: 1 S: 76 P: 121 ERA: 1.00 WHIP: 0.889 | | | | | | | | | | | | | | | | | | | |

Texas Rangers @ Oakland Athletics
 McAfee Coliseum, Oakland, CA
 Mon May 02 2005, 10:05 PM EDT
 Att: 10,144 - Clear - 60 F

livebaseballscorecards.com

| | |
|-----|----|
| AB | 32 |
| R | 3 |
| H | 6 |
| RBI | 2 |
| BB | 2 |
| SO | 7 |
| LOB | 13 |



| Batter | 1 | 2 | 3 | 4 | 5 | 6 | 7 | 8 | 9 | AB R H RBI BB SO LOB |
|--|-----------|--------|-----------|---|--------------|---|----------|---|----------|----------------------|
| 21 Mark Kotsay, L OBP: 0.355, SLG: 0.416 (1, 8) | 2-2 F8 | 0-2 F8 | | | 2-0 F7 | | 3-2 2B | | 1-1 G1-3 | 5 0 1 0 0 0 1 |
| Marco Scutaro, R OBP: 0.366, SLG: 0.388 (1, 6) | 2-2 G5-3 | | 2-2 3 1B | | 1-1 F7 | | 3-2 F7 | | 2-2 G3 | 5 0 1 0 0 0 1 |
| 3 Eric Chavez, L OBP: 0.288, SLG: 0.314 (1, 5) | 1-2 BB 1B | | 2-2 G6-3 | | 2-0 G3-1 | | 1-3 K | | 1-0 G3 | 5 0 2 0 0 1 1 |
| Scott Hatteberg, L OBP: 0.314, SLG: 0.330 (1, 3) | 1-1 BB | | 2-2 P4 | | 3-3 K | | 0-3 K | | | 4 0 1 0 0 2 3 |
| Erubiel Durazo, L OBP: 0.327, SLG: 0.383 (1, 10) | 4-1 BB | | 3-1 G6-3 | | 4-0 1B 14 1B | | 1-0 HR | | | 2 1 1 1 2 0 2 |
| 14 Mark Ellis, R OBP: 0.355, SLG: 0.386 (1, 4) | 1-2 G3 | | 4-0 FC5-4 | | 0-2 1B | | 1-2 F9 | | | 3 0 1 0 1 0 3 |
| 23 Bobby Kielty, S OBP: 0.346, SLG: 0.311 (1, 9) | | 0-0 1B | 0-1 F7 | | 0-0 F8 | | 4-2 BB | | | 3 0 1 0 1 0 3 |
| Eric Byrnes, R OBP: 0.246, SLG: 0.302 (1, 7) | | 3-2 P5 | 1-2 FC5-4 | | 0-2 1B | | 0-3 K | | | 4 0 1 0 0 1 3 |
| 17 Adam Melhuse, S OBP: 0.083, SLG: 0.167 (1, 2) | | 1-3 K | 0-3 K | | 0-2 G1-3 | | 1-2 G6-3 | | | 4 0 0 0 0 2 6 |

| Inning Stats | R: 0 | H: 2 | E: 0 | K: 0 | S: 20 | LOB: 3 | BB: 1 | P: 31 | R: 0 | H: 1 | E: 0 | K: 1 | S: 11 | LOB: 1 | BB: 0 | P: 15 | R: 0 | H: 2 | E: 0 | K: 0 | S: 13 | LOB: 1 | BB: 0 | P: 22 | R: 0 | H: 0 | E: 0 | K: 0 | S: 8 | LOB: 0 | BB: 0 | P: 9 | R: 0 | H: 2 | E: 0 | K: 1 | S: 18 | LOB: 3 | BB: 1 | P: 25 | R: 0 | H: 1 | E: 0 | K: 2 | S: 13 | LOB: 1 | BB: 0 | P: 20 | R: 1 | H: 1 | E: 0 | K: 1 | S: 16 | LOB: 1 | BB: 1 | P: 23 | R: 0 | H: 0 | E: 0 | K: 0 | S: 6 | LOB: 0 | BB: 0 | P: 10 | 1B: 6 | SF: 0 | 2B: 2 | SAC: 0 | 3B: 0 | DP: 1 | HR: 1 | HBP: 0 |
|--------------|------|------|------|------|-------|--------|-------|-------|------|------|------|------|-------|--------|-------|-------|------|------|------|------|-------|--------|-------|-------|------|------|------|------|------|--------|-------|------|------|------|------|------|-------|--------|-------|-------|------|------|------|------|-------|--------|-------|-------|------|------|------|------|-------|--------|-------|-------|------|------|------|------|------|--------|-------|-------|-------|-------|-------|--------|-------|-------|-------|--------|
|--------------|------|------|------|------|-------|--------|-------|-------|------|------|------|------|-------|--------|-------|-------|------|------|------|------|-------|--------|-------|-------|------|------|------|------|------|--------|-------|------|------|------|------|------|-------|--------|-------|-------|------|------|------|------|-------|--------|-------|-------|------|------|------|------|-------|--------|-------|-------|------|------|------|------|------|--------|-------|-------|-------|-------|-------|--------|-------|-------|-------|--------|

| PITCHER | IP | WLS | BF | H | R | ER | SO | BB | IBB | HBP | BLK | WP | HR | S | P | ERA | WHIP |
|--|-----|-----|----|---|---|----|----|----|-----|-----|-----|----|----|----|-----|------|-------|
| Chris Young, R ERA: 3.9 (1, 1) | 5.2 | | 26 | 7 | 0 | 0 | 3 | 3 | 0 | 0 | 0 | 0 | 0 | 71 | 112 | 0.00 | 1.765 |
| Nick Regilio, R ERA: 4.5 (6, 1) | 0.1 | | 1 | 0 | 0 | 0 | 0 | 0 | 0 | 0 | 0 | 0 | 0 | 3 | 3 | 0.00 | 0.000 |
| 32 Ron Mahay, L ERA: 3.55 (7, 1) | 1.0 | | 5 | 2 | 1 | 1 | 2 | 0 | 0 | 0 | 0 | 0 | 0 | 14 | 22 | 9.00 | 2.000 |
| Doug Brocail, R ERA: 6.0 (8, 1) | 1.0 | | 4 | 0 | 0 | 0 | 1 | 1 | 0 | 0 | 0 | 0 | 0 | 15 | 21 | 0.00 | 1.000 |
| Brian Shouse, L ERA: 2.79 (9, 1) | 1.0 | | 3 | 0 | 0 | 0 | 0 | 0 | 0 | 0 | 0 | 0 | 0 | 6 | 10 | 0.00 | 0.000 |

BOTTOM

Texas Rangers @ Oakland Athletics
 McAfee Coliseum, Oakland, CA

Tue May 03 2005, 10:05 PM EDT
 Att. 10,427 - Partly Cloudy - 62 F

livebaseballscorecards.com

| | |
|-----|----|
| AB | 35 |
| R | 1 |
| H | 9 |
| RBI | 1 |
| BB | 4 |
| SO | 6 |
| LOB | 23 |



| | |
|-------|--------|
| WP: 0 | PA: 39 |
| PB: 0 | |
| SB: 0 | |
| CS: 0 | |

| Batter | 1 | 2 | 3 | 4 | 5 | 6 | 7 | 8 | 9 | AB | R | H | RBI | BB | SO | LOB |
|---|-------------------------|-----------|--|-------------------|-------------|-----------------------------|-----------|-------------|---|----|---|---|-----|----|----|-----|
| Jason Kendall, R OBP: 0.321, SLG: 0.280 Jermaine Clark, L (9, 4) | 2-2 G3 G4-3 2B | 2-1 P4 | 4-2 BB | | 2-1 G5-3 | 2-0 FC5-4 1-2f | | | | 4 | 1 | 1 | 0 | 1 | 0 | 4 |
| 14 Mark Ellis, R OBP: 0.346, SLG: 0.365 (1, 6) | 0-0 G3 2-3 | 4-1 BB | 1-0 FC1-2 | | 3-2 F8 | | 3-1 P2 | | | 4 | 0 | 0 | 0 | 1 | 0 | 4 |
| 3 Eric Chavez, L OBP: 0.285, SLG: 0.303 Marco Scutaro, R OBP: 0.366, SLG: 0.388 (9, 5) | 1-0 G4-3 3-H | 0-3 K | | 4-2 HR BB | 1-2 F8 | | 1-3 K | | | 4 | 1 | 0 | 1 | 1 | 2 | 3 |
| Erubiel Durazo, L OBP: 0.339, SLG: 0.412 (1, 10) | 4-0 23 S BB | | 2-1 F8 | 3-1 HR 1-H | | 4-0 23 2B 1B BB | 0-2 K | | | 3 | 2 | 1 | 2 | 2 | 1 | 0 |
| 23 Bobby Kielty, S OBP: 0.368, SLG: 0.347 (1, 9) | 4-2 BB | | 0-1 HR 1B | 2-3 K | | 2-2 1B 2B | | 1-0 G6-3 | | 4 | 2 | 2 | 0 | 1 | 1 | 0 |
| Scott Hatteberg, L OBP: 0.318, SLG: 0.363 (1, 3) | 3-2 L6 | | 1-2 HR | 1-0 G1-3 | | 2-0 PB 1B | | 0-1 G1-3 | | 5 | 1 | 2 | 4 | 0 | 0 | 2 |
| Keith Ginter, R OBP: 0.279, SLG: 0.368 17 Adam Melhuse, S OBP: 0.083, SLG: 0.167 (9, 2) | | | 0-0 G5-3 BB 14 FC1-2 1B | 4-2 HBP BB | | 3-2 L7 | | 1-0 G5-3 | | 4 | 0 | 1 | 0 | 1 | 0 | 1 |
| Eric Byrnes, R OBP: 0.274, SLG: 0.318 (1, 7) | | | 0-0 14 BB 1B 1B | 1-0 FC4 HBP | | 2-3 K | | 0-0 | | 4 | 0 | 2 | 0 | 0 | 1 | 1 |
| Charles Thomas, L OBP: 0.263, SLG: 0.097 (1, 8) | | | 1-0 14 BB 1B | 3-3 K 1-2f | | 4-2 FC5-4 BB | | | | 3 | 0 | 1 | 0 | 1 | 1 | 4 |

| Inning Stats | R: 1 | H: 1 | E: 0 | K: 0 | S: 11 | LOB: 2 | BB: 2 | P: 25 | R: 0 | H: 2 | E: 0 | K: 1 | S: 12 | LOB: 3 | BB: 1 | P: 23 | R: 2 | H: 4 | E: 0 | K: 1 | S: 17 | LOB: 3 | BB: 1 | P: 28 | R: 2 | H: 1 | E: 0 | K: 1 | S: 13 | LOB: 2 | BB: 2 | P: 29 | R: 0 | H: 0 | E: 0 | K: 0 | S: 10 | LOB: 0 | BB: 0 | P: 16 | R: 2 | H: 2 | E: 0 | K: 1 | S: 13 | LOB: 2 | BB: 2 | P: 32 | R: 0 | H: 0 | E: 0 | K: 2 | S: 8 | LOB: 0 | BB: 0 | P: 12 | R: 0 | H: 0 | E: 0 | K: 0 | S: 4 | LOB: 0 | BB: 0 | P: 6 | R: 0 | H: 0 | E: 0 | K: 0 | S: 0 | LOB: 0 | BB: 0 | P: 0 | 1B: 6 | SF: 0 | 2B: 2 | SAC: 0 | 3B: 0 | DP: 0 | HR: 2 | HBP: 1 | WP: 0 | PA: 44 |
|--------------|------|------|------|------|-------|--------|-------|-------|------|------|------|------|-------|--------|-------|-------|------|------|------|------|-------|--------|-------|-------|------|------|------|------|-------|--------|-------|-------|------|------|------|------|-------|--------|-------|-------|------|------|------|------|-------|--------|-------|-------|------|------|------|------|------|--------|-------|-------|------|------|------|------|------|--------|-------|------|------|------|------|------|------|--------|-------|------|-------|-------|-------|--------|-------|-------|-------|--------|-------|--------|
|--------------|------|------|------|------|-------|--------|-------|-------|------|------|------|------|-------|--------|-------|-------|------|------|------|------|-------|--------|-------|-------|------|------|------|------|-------|--------|-------|-------|------|------|------|------|-------|--------|-------|-------|------|------|------|------|-------|--------|-------|-------|------|------|------|------|------|--------|-------|-------|------|------|------|------|------|--------|-------|------|------|------|------|------|------|--------|-------|------|-------|-------|-------|--------|-------|-------|-------|--------|-------|--------|

| PITCHER | IP | WLS | BF | H | R | ER | SO | BB | IBB | HBP | BLK | WP | HR | S | P | ERA | WHIP |
|--|-----|-----|----|---|---|----|----|----|-----|-----|-----|----|----|----|-----|-------|-------|
| Chan Ho Park, R ERA: 4.76 (1, 1) | 3.2 | | 26 | 8 | 5 | 5 | 3 | 6 | 0 | 1 | 0 | 0 | 2 | 52 | 103 | 12.27 | 3.818 |
| Matt Riley, L ERA: 9.95 (4, 1) | 1.1 | | 6 | 1 | 2 | 2 | 0 | 1 | 0 | 0 | 0 | 0 | 0 | 14 | 27 | 13.50 | 1.500 |
| Doug Brocail, R ERA: 5.4 (6, 1) | 1.1 | | 6 | 1 | 0 | 0 | 1 | 1 | 0 | 0 | 0 | 0 | 0 | 12 | 28 | 0.00 | 1.500 |
| Brian Shouse, L ERA: 2.38 (7, 1) | 1.2 | W | 5 | 0 | 0 | 0 | 2 | 0 | 0 | 0 | 0 | 0 | 0 | 10 | 13 | 0.00 | 0.000 |
| 53 Joaquin Benoit, R ERA: (9, 1) | 0.0 | | 1 | 0 | 0 | 0 | 0 | 0 | 0 | 0 | 0 | 0 | 0 | 0 | 0 | ∞ | ∞ |

BOTTOM

Texas Rangers @ Oakland Athletics
McAfee Coliseum, Oakland, CA

Wed May 04 2005, 3:35 PM EDT
Att. 15,654 - Overcast - 64 F

| | |
|-----|----|
| AB | 35 |
| R | 7 |
| H | 10 |
| RBI | 7 |
| BB | 8 |
| SO | 6 |
| LOB | 19 |



| PITCHER | IP | WLS | BF | H | R | ER | SO | BB | IBB | HBP | BLK | WP | HR | S | P | ERA | WHIP |
|---------|----|-----|----|---|---|----|----|----|-----|-----|-----|----|----|---|---|-----|------|
|---------|----|-----|----|---|---|----|----|----|-----|-----|-----|----|----|---|---|-----|------|

| WP | HR | S | P | ERA | WHIP |
|----|----|---|---|-----|------|
| 0 | 0 | 0 | 0 | 0 | 0 |

| Batter | 1 | 2 | 3 | 4 | 5 | 6 | 7 | 8 | 9 | AB R H RBI BB SO LOB | TOP | | | | | | | | | | | |
|--|---|----------------------------------|-------------------------------|----------------------------------|------------------------------|---------------------------------|-------------------------------|----------------------------------|------------------------------|----------------------------------|---|----------------------------------|------------------------------|---|-------------------------------|----------------------------------|-------------------------------|----------------------------------|----------------------------------|------------------------------------|----------------------------------|--------|
| Alex Cora, L OBP: 0.290, SLG: 0.322 (1, 4) | | | 0-2 K | | 1-3 K | | | 0-2 G3-1 | | 5 1 1 0 0 2 2 | | | | | | | | | | | | |
| Aaron Boone, R OBP: 0.184, SLG: 0.278 (1, 5) | 1 SAFE 1-3 K | 0-0 F7 | | 0-2 41 1B 2B | 1-0 G5-3 | | | 0-0 G5-3 | | 5 1 1 0 0 1 2 | | | | | | | | | | | | |
| 41 Victor Martinez, S OBP: 0.288, SLG: 0.323 (1, 2) | 1-0 G4-3 | 4-1 48 1B BB | | 2-1 48 G3 1B | | 0-0 L7 | | 3-1 2B | | 4 0 2 1 1 0 1 | | | | | | | | | | | | |
| 48 Travis Hafner, L OBP: 0.409, SLG: 0.527 (1, 10) | 1-2 HR | 1-2 1B | | 1-2 G3 | | 2-0 G4-3 | | 1-2 G4-3 | | 5 1 2 2 0 0 2 | | | | | | | | | | | | |
| Casey Blake, R OBP: 0.296, SLG: 0.402 (1, 9) | 2-1 2B 2B | 2-1 F8 | | 3-1 P3 | | 1-2 1B | | 1-2 G6-3 | | 5 1 2 0 0 0 3 | | | | | | | | | | | | |
| Ben Broussard, L OBP: 0.333, SLG: 0.430 (1, 3) | 1-1 1B 2B | 2-3 K | | 4-0 BB | | 0-0 G3 | | 1-2 L3 | | 4 1 1 1 1 1 3 | | | | | | | | | | | | |
| José Hernández, R OBP: 0.260, SLG: 0.313 (1, 7) | 2-1 24 3B 1B | | 0-0 E6 2 FC5-4 | | 1-3 K | | 2-2 F8 | | 0-0 24 S 1B | 4 1 1 1 0 1 2 1 0 1 0 0 0 0 | AB 42 R 8 H 14 RBI 8 BB 2 SO 6 LOB 19 | | | | | | | | | | | |
| Coco Crisp, S OBP: 0.296, SLG: 0.333 (7, 7) | | | | | | | | | | | | | | | | | | | | | | |
| 24 Grady Sizemore, L OBP: 0.282, SLG: 0.424 (1, 8) | 1-1 2 HR 3B | | 1-1 P6 | | 1-0 WP S 1B | | 0-0 G3-1 | | 1 SAFE 1 SAFE 3-3 K | 5 1 2 1 0 1 2 | | | | | | | | | | | | |
| 2 Jhonny Peralta, R OBP: 0.288, SLG: 0.431 (1, 6) | 3-1 HR | | 0-1 FC5-4 | | 3-2 F8 | | 1-0 G6-3 | | | 4 1 1 2 0 0 2 | | | | | | | | | | | | |
| Inning Stats | R: 7 E: 0 K: 1 S: 21 | H: 7 LOB: 0 BB: 0 P: 37 | R: 0 E: 0 K: 1 S: 10 | H: 1 LOB: 2 BB: 1 P: 19 | R: 0 E: 1 K: 1 S: 8 | H: 0 LOB: 1 BB: 0 P: 9 | R: 1 E: 0 K: 1 S: 14 | H: 2 LOB: 2 BB: 1 P: 25 | R: 0 E: 0 K: 1 S: 9 | H: 1 LOB: 1 BB: 0 P: 15 | R: 0 E: 0 K: 0 S: 7 | H: 1 LOB: 1 BB: 0 P: 10 | R: 0 E: 0 K: 0 S: 5 | H: 0 LOB: 0 BB: 0 P: 8 | R: 0 E: 0 K: 0 S: 10 | H: 1 LOB: 1 BB: 0 P: 14 | R: 0 E: 0 K: 1 S: 10 | H: 1 LOB: 1 BB: 0 P: 15 | 1B: 7 2B: 4 3B: 1 HR: 2 | SF: 0 SAC: 0 DP: 0 HBP: 0 | WP: 1 PB: 0 SB: 3 CS: 0 | PA: 44 |
| PITCHER | IP WLS BF H R ER SO BB IBB HBP BLK WP HR S P ERA WHIP | | | | | | | | | | | | PITCHER | IP WLS BF H R ER SO BB IBB HBP BLK WP HR S P ERA WHIP | | | | | | | | |
| Pedro Astacio, R ERA: 6.34 (1, 1) | 0.2 L 9 7 7 7 1 0 0 0 0 0 0 2 19 32 94.50 10.500 | | | | | | | | | | | | | | | | | | | | | |
| 53 Joaquín Benoit, R ERA: 2.08 (1, 1) | 4.1 20 4 1 1 4 2 0 0 0 1 0 43 73 2.08 1.385 | | | | | | | | | | | | | | | | | | | | | |
| 43 Kameron Loe, R ERA: (6, 1) | 2.0 7 1 0 0 0 0 0 0 0 0 0 12 18 0.00 0.500 | | | | | | | | | | | | | | | | | | | | | |
| 32 Ron Mahay, L ERA: 3.29 (8, 1) | 1.0 4 1 0 0 0 0 0 0 0 0 0 10 14 0.00 1.000 | | | | | | | | | | | | | | | | | | | | | |
| Francisco Cordero, R ERA: 4.38 (9, 1) | 1.0 4 1 0 0 0 1 0 0 0 0 0 0 10 15 0.00 1.000 | | | | | | | | | | | | | | | | | | | | | |

Cleveland Indians @ Texas Rangers
 Ameriquet Field, Arlington, TX
 Fri May 06 2005, 8:05 PM EDT
 Att: 30,742 - Clear - 78 F

livebaseballscorecards.com



| Batter | 1 | 2 | 3 | 4 | 5 | 6 | 7 | 8 | 9 | AB R H RBI BB SO LOB | TOP | | | | | | | | | |
|---|---|--|-------------------------------|----------------------------------|------------------------------|---------------------------------|------------------------------|---------------------------------|------------------------------|---------------------------------|---|---|------------------------------|----------------------------------|------------------------------|----------------------------------|----------------------------------|------------------------------------|----------------------------------|--------|
| Ronnie Belliard, R (1, 4) OBP: 0.300, SLG: 0.468 | 1-2 G6-3 | | 0-1 G4-3 | | | 0-0 G3 | | 0-0 G6-3 | | 4 0 0 0 0 0 0 | Cleveland Indians @ Texas Rangers Ameriquet Field, Arlington, TX Sat May 07 2005, 8:05 PM EDT Att. 36,311 - Cloudy - 77 F | | | | | | | | | |
| Coco Crisp, S (1, 7) OBP: 0.295, SLG: 0.331 | 1-2 G6-3 | | 2-1 F7 | | | 0-1 G4-3 | | 1-0 1B | | 4 0 1 0 0 0 0 | | | | | | | | | | |
| Ben Broussard, L (1, 3) OBP: 0.340, SLG: 0.433 | 1-2 G6-3 | | 0-1 P4 | | | 1-0 1B | | 2-0 1B | | 4 0 2 0 0 0 0 | | | | | | | | | | |
| 48 Travis Hafner, L (1, 10) OBP: 0.412, SLG: 0.531 | | 0-0 FC6-5 2B | | 4-2 G5-4-3 BB | | 2-0 G3 | | 1-1 F8 | | 3 0 1 0 1 0 3 | | | | | | | | | | |
| Casey Blake, R (1, 9) OBP: 0.284, SLG: 0.385 | | 3-1 FC6-5 FC6-4 2B 1B 2-3 | | 1-2 G5-4-3 1-2f | | 0-0 G5-3 | | 2-3 K | | 4 1 0 0 0 1 2 | | | | | | | | | | |
| 24 Grady Sizemore, L (1, 8) OBP: 0.290, SLG: 0.417 | | 1-1 SAFE FC6-4 1B | | 1-0 G3 | | 0-1 F8 | | 1-0 L6 | | 4 0 1 0 0 0 0 | | | | | | | | | | |
| Aaron Boone, R (1, 5) OBP: 0.186, SLG: 0.269 | | 2-0 FC6-4 1B 1-2f 2-3 | | 1-1 G5-3 | | 2-1 HBP | | 2-2 L4 | | 3 0 0 0 0 0 2 | | | | | | | | | | |
| Josh Bard, S (1, 2) OBP: 0.200, SLG: 0.400 | | 3-2 FC6 1B | | 0-0 L8 | | 1-1 G4-3 | | 1-1 G4-3 | | 3 0 1 1 0 0 1 | | | | | | | | | | |
| Alex Cora, L (1, 6) OBP: 0.277, SLG: 0.306 | | 0-0 FC6 1-2f | | 1-1 G3 | | 0-1 G3-1 | | | | 3 0 0 0 0 0 2 | | | | | | | | | | |
| Inning Stats | R: 0 E: 0 K: 0 S: 10 | H: 0 LOB: 0 BB: 0 P: 13 | R: 1 E: 0 K: 0 S: 10 | H: 3 LOB: 2 BB: 0 P: 19 | R: 0 E: 0 K: 0 S: 6 | H: 0 LOB: 0 BB: 1 P: 8 | R: 0 E: 0 K: 0 S: 5 | H: 0 LOB: 0 BB: 0 P: 7 | R: 0 E: 0 K: 0 S: 5 | H: 1 LOB: 1 BB: 0 P: 8 | R: 0 E: 0 K: 0 S: 6 | H: 0 LOB: 1 BB: 0 P: 9 | R: 0 E: 0 K: 0 S: 7 | H: 2 LOB: 2 BB: 0 P: 11 | R: 0 E: 0 K: 1 S: 8 | H: 0 LOB: 0 BB: 0 P: 13 | 1B: 5 2B: 1 3B: 0 HR: 0 | SF: 0 SAC: 0 DP: 1 HBP: 1 | WP: 0 PB: 0 SB: 0 CS: 0 | PA: 34 |
| PITCHER Ryan Drese, R (1, 1) ERA: 5.44 | IP: 9.0 WLS: W BF: 34 H: 6 R: 1 ER: 1 SO: 1 BB: 1 IBB: 0 HBP: 1 BLK: 0 WP: 0 HR: 0 S: 63 P: 100 ERA: 1.00 WHIP: 0.778 | | | | | | | | | | | PITCHER IP: WLS: BF: H: R: ER: SO: BB: IBB: HBP: BLK: WP: HR: S: P: ERA: WHIP | | | | | | | | |

| | |
|-----|----|
| AB | 32 |
| R | 1 |
| H | 6 |
| RBI | 1 |
| BB | 1 |
| SO | 1 |
| LOB | 10 |



livebaseballscorecards.com

| Batter | 1 | 2 | 3 | 4 | 5 | 6 | 7 | 8 | 9 | AB R H RBI BB SO LOB |
|--|-------------------------------|--------------------------|---------------------------------|-----------|-------------|-----------|----------------------------------|-----------|---|----------------------|
| David Dellucci, L (1, 10) OBP: 0.500, SLG: 0.574 | 4-2 10 2B 23 G1-3 BB | 2-3 K | | 2-2 F7 | | | 4-1 10 G5-3 BB | | | 2 0 0 0 2 1 1 |
| 10 Michael Young, R (1, 6) OBP: 0.317, SLG: 0.389 | 2-2 1-3 2B | | 0-1 23 1B E | | 0-0 G6-3 | | 0-2 G5-3 | | | 4 1 2 1 0 0 1 |
| 23 Mark Teixeira, S (1, 3) OBP: 0.326, SLG: 0.508 | 1-1 G1-3 | | 0-0 E 1-2 2B 1B | | 1-2 K | | 3-H 0-0 1B | | | 4 1 2 0 0 1 2 |
| 9 Hank Blalock, L (1, 5) OBP: 0.353, SLG: 0.463 | 2-2 3-H G4-3 | | 0-3 K | | 3-2 G5-3 | | 3-3 K | | | 4 0 0 0 0 2 5 |
| Alfonso Soriano, R (1, 4) OBP: 0.314, SLG: 0.611 | | 0-1 HR | 2-2 G4-3 1-H 2-H 2B | | 1-1 HR | | 2-2 P4 | | | 4 2 3 3 0 0 2 |
| Kevin Mench, R (1, 7) OBP: 0.366, SLG: 0.500 | | 1-2 2B SF8 HBP | 0-2 G4-3 | | 0-0 G5-3 | | 0-0 G6-3 | | | 3 1 0 0 0 0 1 |
| Laynce Nix, L (1, 8) OBP: 0.362, SLG: 0.464 | | 0-1 SF8 1-3 2B | 3-3 K | | 0-0 G4-3 | | 3-2 G5-3 | | | 4 0 1 0 0 1 1 |
| Richard Hidalgo, R (1, 9) OBP: 0.242, SLG: 0.289 | | 2-2 P2 | | 0-0 F7 | | 3-1 P2 | | 1-2 P2 | | 4 0 0 0 0 0 2 |
| Rod Barajas, R (1, 2) OBP: 0.255, SLG: 0.356 | | 1-0 SF8 2-3 3-H | | 0-3 K | | | 0-2 E6 WP 10 G5-3 1B | | | 2 1 1 1 0 1 0 |

| Inning Stats | R: 0 E: 0 K: 10 S: 10 | H: 1 LOB: 1 BB: 1 P: 19 | R: 2 E: 0 K: 1 S: 13 | H: 2 LOB: 1 BB: 0 P: 19 | R: 2 E: 1 K: 2 S: 17 | H: 3 LOB: 1 BB: 0 P: 22 | R: 0 E: 0 K: 1 S: 7 | H: 0 LOB: 0 BB: 0 P: 9 | R: 0 E: 0 K: 1 S: 8 | H: 0 LOB: 0 BB: 0 P: 12 | R: 1 E: 0 K: 0 S: 6 | H: 1 LOB: 0 BB: 0 P: 10 | R: 1 E: 1 K: 1 S: 16 | H: 2 LOB: 2 BB: 1 P: 25 | R: 0 E: 0 K: 0 S: 8 | H: 0 LOB: 0 BB: 0 P: 12 |
|----------------------------------|------------------------------------|----------------------------------|-------------------------------|----------------------------------|-------------------------------|----------------------------------|------------------------------|---------------------------------|------------------------------|----------------------------------|------------------------------|----------------------------------|-------------------------------|----------------------------------|------------------------------|----------------------------------|
| 1B: 4 2B: 3 3B: 0 HR: 2 | SF: 1 SAC: 0 DP: 0 HBP: 1 | WP: 1 PB: 0 SB: 0 CS: 0 | PA: 35 | | | | | | | | | | | | | |

| PITCHER | IP | WLS | BF | H | R | ER | SO | BB | IBB | HBP | BLK | WP | HR | S | P | ERA | WHIP |
|---------------------------------------|-----|-----|----|---|---|----|----|----|-----|-----|-----|----|----|----|-----|------|-------|
| Scott Elarton, R (1, 1) ERA: 7.47 | 6.1 | L | 29 | 8 | 6 | 6 | 5 | 2 | 0 | 1 | 0 | 1 | 2 | 68 | 102 | 8.53 | 1.579 |
| Scott Sauerbeck, L (7, 1) ERA: 5.0 | 0.1 | | 2 | 1 | 0 | 0 | 1 | 0 | 0 | 0 | 0 | 0 | 0 | 5 | 8 | 0.00 | 3.000 |
| David Riske, R (7, 1) ERA: | 1.1 | | 4 | 0 | 0 | 0 | 0 | 0 | 0 | 0 | 0 | 0 | 0 | 12 | 18 | 0.00 | 0.000 |

BOTTOM

Cleveland Indians @ Texas Rangers
 Ameriquet Field, Arlington, TX
 Sat May 07 2005, 8:05 PM EDT
 Att. 36,311 - Cloudy - 77 F

livebaseballscorecards.com

| | |
|-----|----|
| AB | 31 |
| R | 6 |
| H | 9 |
| RBI | 5 |
| BB | 2 |
| SO | 6 |
| LOB | 15 |



| Batter | 1 | 2 | 3 | 4 | 5 | 6 | 7 | 8 | 9 | AB R H RBI BB SO LOB | TOP | | | | | | | | | |
|--|---|----------------------------------|------------------------------|----------------------------------|-------------------------------|----------------------------------|------------------------------|----------------------------------|--------------------------------|----------------------------------|-------------------------------|----------------------------------|------------------------------|----------------------------------|-------------------------------|----------------------------------|----------------------------------|------------------------------------|----------------------------------|--------|
| Ronnie Belliard, R (1, 4) OBP: 0.305, SLG: 0.459 | 0-0 F8 | | 0-0 G3-1 | | 2-2 FC6-4 1B | | 1-1 G1-3 | | 4-1 FC3-6 BB | 4 0 1 0 1 0 2 | | | | | | | | | | |
| Coco Crisp, S (1, 8) OBP: 0.299, SLG: 0.328 | 3-2 F8 | | 4-2 BB | | 1-0 FC6-4 1-2f | | | 1-1 41 2B 1B | 0-0 FC3-6 41 DI | 4 1 1 1 1 0 3 | | | | | | | | | | |
| 41 Victor Martinez, S (1, 2) OBP: 0.310, SLG: 0.350 | 2-0 48 BB 1B | | 2-3 SAFE | | 0-1 G4-6-3 1B | | | 0-0 G6-4-3 1-H 2B | 3-2 HBP | 4 0 3 1 0 1 1 | | | | | | | | | | |
| 48 Travis Hafner, L (1, 10) OBP: 0.412, SLG: 0.515 | 4-1 1-2 BB | | | 1-1 G4-3 | | 3-2 F8 | | 1-0 G6-4-3 HBP | 1-3 H | 3 0 0 0 1 1 4 | | | | | | | | | | |
| José Hernández, R (1, 3) OBP: 0.259, SLG: 0.308 | 2-2 L9 | | | 0-1 1B | | 0-1 G4-6-3 1-2f | | 1-0 G6-4-3 1-2f 2-3 | | 4 0 1 0 0 0 5 | | | | | | | | | | |
| Casey Blake, R (1, 9) OBP: 0.292, SLG: 0.376 | | 4-1 G6-4-3 BB | | 2-1 F8 | | 4-2 G6-4-3 BB | | 2-2 G3-1 | | 2 0 0 0 2 0 2 | | | | | | | | | | |
| Aaron Boone, R (1, 5) OBP: 0.189, SLG: 0.268 | | 2-1 F9 | | 0-0 P4 | | 0-1 G6-4-3 1-2f | | | 1-0 BB 24 1B FC3-6 | 4 1 1 0 0 0 3 | | | | | | | | | | |
| Ryan Ludwick, R (1, 7) OBP: 0.273, SLG: 0.379 | | 0-0 G6-4-3 1-2f | | 2-3 K | | 2-2 2 1B | | | 1-0 FC3-6 BB 1B | 3 0 1 0 0 1 1 | | | | | | | | | | |
| 24 Grady Sizemore, L (9, PH) OBP: 0.297, SLG: 0.423 | | | | | 0-3 K | | 1-0 1-2 1B | | 2-2 F7 | 1 0 1 0 0 0 0 | | | | | | | | | | |
| 2 Jhonny Peralta, R (1, 6) OBP: 0.290, SLG: 0.426 | | | 2-3 K | | | | | | | 3 0 1 0 0 2 0 | | | | | | | | | | |
| Alex Cora, L (9, PH) OBP: 0.273, SLG: 0.302 | | | | | | | | | | 1 0 0 0 0 0 2 | | | | | | | | | | |
| Inning Stats | R: 0 E: 0 K: 0 S: 11 | H: 1 LOB: 2 BB: 1 P: 22 | R: 0 E: 0 K: 0 S: 4 | H: 0 LOB: 0 BB: 1 P: 10 | R: 0 E: 0 K: 2 S: 10 | H: 0 LOB: 1 BB: 1 P: 18 | R: 0 E: 0 K: 0 S: 7 | H: 1 LOB: 1 BB: 0 P: 10 | R: 0 E: 0 K: 0 S: 7 | H: 1 LOB: 0 BB: 0 P: 10 | R: 0 E: 0 K: 0 S: 13 | H: 2 LOB: 2 BB: 1 P: 21 | R: 1 E: 0 K: 0 S: 7 | H: 2 LOB: 1 BB: 0 P: 12 | R: 1 E: 0 K: 1 S: 13 | H: 2 LOB: 3 BB: 1 P: 25 | 1B: 9 2B: 1 3B: 0 HR: 0 | SF: 0 SAC: 0 DP: 4 HBP: 2 | WP: 0 PB: 0 SB: 0 CS: 0 | PA: 40 |
| PITCHER | IP WLS BF H R ER SO BB IBB HBP BLK WP HR S P ERA WHIP | | | | | | | | | | | | | | | | | | | |
| Kenny Rogers, L (1, 1) ERA: 1.79 | 7.0 W 28 6 0 0 4 4 0 0 0 0 0 0 62 106 0.00 1.429 | | | | | | | | | | | | | | | | | | | |
| Brian Shouse, L (8, 1) ERA: 2.92 | 1.0 5 2 1 1 0 0 0 0 1 0 0 0 7 12 9.00 2.000 | | | | | | | | | | | | | | | | | | | |
| Nick Regilio, R (9, 1) ERA: 5.06 | 0.2 6 2 1 1 0 1 0 0 1 0 0 0 10 21 13.50 4.500 | | | | | | | | | | | | | | | | | | | |
| Francisco Cordero, R (9, 1) ERA: 4.26 | 0.1 S 1 0 0 0 0 1 0 0 0 0 0 0 3 4 0.00 0.000 | | | | | | | | | | | | | | | | | | | |

Cleveland Indians @ Texas Rangers
 Ameriquet Field, Arlington, TX
 Sun May 08 2005, 2:05 PM EDT
 Att: 23,203 - Partly Cloudy - 81 F

livebaseballscorecards.com

| | |
|-----|----|
| AB | 33 |
| R | 2 |
| H | 10 |
| RBI | 2 |
| BB | 5 |
| SO | 5 |
| LOB | 23 |



| Batter | 1 | 2 | 3 | 4 | 5 | 6 | 7 | 8 | 9 |
|--|--------------------|-------------------|-----------------------------|-------------------------|------------------------|-------------|-----------------|-----------|---|
| David Dellucci, L (1, 10) OBP: 0.495, SLG: 0.589 | 2-2 10 HR 3B | 1-3 K | | 1-2 23 S 1B | 3-2 G4-3 | | 1-2 G3 | | |
| 10 Michael Young, R (1, 6) OBP: 0.313, SLG: 0.404 | 2-2 HR | | 1-3 K | 0-0 F8 | | 3-2 F9 | | 1-2 P4 | |
| 23 Mark Teixeira, S (1, 3) OBP: 0.329, SLG: 0.500 | 2-3 K | | 4-1 FC6-5 BB | 1-1 1B | | 0-0 G4-3 | | 0-1 F9 | |
| 9 Hank Blalock, L (1, 5) OBP: 0.347, SLG: 0.453 | 1-3 K | | 1-2 E8 FC6-5 1B | 2-3 K | | 2-1 F7 | | 2-2 F8 | |
| Alfonso Soriano, R (1, 4) OBP: 0.326, SLG: 0.609 | 4-2 BB | | 3-2 FC6-5 FC4-6 BB | | 4-2 E S 1B BB | | 1-1 BB 1B | | |
| Layne Nix, L (1, 8) OBP: 0.339, SLG: 0.433 | 1-0 G3 | | 0-0 FC4-6 | | 0-1 G5-3 | | 1-1 F7 | | |
| Richard Hidalgo, R (1, 9) OBP: 0.243, SLG: 0.319 | | 2-1 G6-3 | | 1-0 HR | 1-3 K | | 3-1 F7 | | |
| Gary Matthews, S (1, 7) OBP: 0.277, SLG: 0.320 | | 1-2 G4-3 1B | | 0-0 G4-3 1B 2B | 2-2 1B | | 1-0 BB 1B | | |
| Sandy Alomar Jr., R (1, 2) OBP: 0.414, SLG: 0.346 | | 3-2 G4-3 | | 0-2 G4-3 | 2-2 1B | | 4-2 BB | | |

| Inning Stats | R: 2 | H: 2 | E: 0 | K: 2 | S: 26 | LOB: 1 | BB: 1 | P: 38 | R: 0 | H: 1 | E: 0 | K: 1 | S: 14 | LOB: 1 | BB: 0 | P: 21 | R: 1 | H: 1 | E: 1 | K: 1 | S: 12 | LOB: 1 | BB: 1 | P: 21 | R: 3 | H: 4 | E: 0 | K: 1 | S: 16 | LOB: 1 | BB: 0 | P: 21 | R: 1 | H: 2 | E: 0 | K: 1 | S: 18 | LOB: 2 | BB: 1 | P: 30 | R: 0 | H: 0 | E: 0 | K: 0 | S: 8 | LOB: 0 | BB: 0 | P: 13 | R: 0 | H: 0 | E: 0 | K: 0 | S: 15 | LOB: 3 | BB: 1 | P: 26 | R: 0 | H: 0 | E: 0 | K: 0 | S: 8 | LOB: 0 | BB: 0 | P: 11 |
|--------------|------|------|------|------|-------|--------|-------|-------|------|------|------|------|-------|--------|-------|-------|------|------|------|------|-------|--------|-------|-------|------|------|------|------|-------|--------|-------|-------|------|------|------|------|-------|--------|-------|-------|------|------|------|------|------|--------|-------|-------|------|------|------|------|-------|--------|-------|-------|------|------|------|------|------|--------|-------|-------|
|--------------|------|------|------|------|-------|--------|-------|-------|------|------|------|------|-------|--------|-------|-------|------|------|------|------|-------|--------|-------|-------|------|------|------|------|-------|--------|-------|-------|------|------|------|------|-------|--------|-------|-------|------|------|------|------|------|--------|-------|-------|------|------|------|------|-------|--------|-------|-------|------|------|------|------|------|--------|-------|-------|

| PITCHER | IP | WLS | BF | H | R | ER | SO | BB | IBB | HBP | BLK | WP | HR | S | P | ERA | WHIP |
|--|-----|-----|----|---|---|----|----|----|-----|-----|-----|----|----|----|----|-------|-------|
| 37 Jake Westbrook, R (1, 1) ERA: 6.69 | 3.1 | L | 19 | 7 | 6 | 6 | 4 | 2 | 0 | 0 | 0 | 0 | 2 | 62 | 92 | 16.20 | 2.700 |
| Jason Davis, R (4, 1) ERA: 5.75 | 3.2 | | 18 | 5 | 1 | 1 | 2 | 2 | 0 | 0 | 0 | 0 | 0 | 47 | 78 | 2.46 | 1.909 |
| Bob Howry, R (8, 1) ERA: 3.75 | 1.0 | | 3 | 0 | 0 | 0 | 0 | 0 | 0 | 0 | 0 | 0 | 0 | 8 | 11 | 0.00 | 0.000 |

AB R H RBI BB SO LOB

5 2 2 1 0 1 6

5 1 1 2 0 1 1

4 1 1 1 1 1 0

5 0 1 0 0 2 1

2 1 1 1 2 0 1

4 0 0 0 0 0 4

4 1 1 1 0 1 2

4 1 4 1 0 0 0

3 0 1 0 1 0 2

AB 36

R 7

H 12

RBI 7

BB 4

SO 6

LOB 17

WP: 0 PA: 40

PB: 0

SB: 2

CS: 0

WP: 0 PA: 40

ERA WHIP

1B: 8 SF: 0

2B: 1 SAC: 0

3B: 1 DP: 0

HR: 2 HBP: 0

livebaseballscorecards.com

Cleveland Indians @ Texas Rangers

Ameriquet Field, Arlington, TX

Sun May 08 2005, 2:05 PM EDT

Att. 23,203 - Partly Cloudy - 81 F



| Batter | 1 | 2 | 3 | 4 | 5 | 6 | 7 | 8 | 9 | AB R H RBI BB SO LOB | TOP | | | | | | | | | | | | | | | |
|--|---|----------------------------------|------------------------------|----------------------------------|------------------------------|---------------------------------|-------------------------------|----------------------------------|------------------------------|---------------------------------|------------------------------|----------------------------------|------------------------------|---------------------------------|-------------------------------|----------------------------------|-------------------------------|----------------------------------|----------------------------------|------------------------------------|----------------------------------|--------|--|--|--|--|
| Nook Logan, S (1, 8) OBP: 0.385, SLG: 0.493 | 2-2 3B | | 1-0 F7 | | | 2-2 15 CS 1B | | 2-2 1B | | 4 0 3 0 0 0 0 | | | | | | | | | | | | | | | | |
| 15 Brandon Inge, R (1, 5) OBP: 0.398, SLG: 0.491 | 1-1 F9 | | | 1-1 L9 2B | | 1-2 CS 1B | | 0-0 F8 | | 4 0 2 0 0 0 2 | | | | | | | | | | | | | | | | |
| Ivan Rodriguez, R (1, 2) OBP: 0.300, SLG: 0.452 | 0-3 K | | | 1-2 L9 | | 1-3 K | | | 2-1 G5-3 | 4 0 0 0 0 2 3 | | | | | | | | | | | | | | | | |
| Rondell White, R (1, 7) OBP: 0.298, SLG: 0.439 | 1-2 G4-3 | | | 4-0 FC4 BB | | 0-0 G5-3 1B | | | 2-3 K | 3 0 1 0 0 1 1 | | | | | | | | | | | | | | | | |
| Dmitri Young, S (1, 10) OBP: 0.362, SLG: 0.528 | | | | 0-2 L9 | | 1-2 G5-3 | | | 4-1 3B BB | 3 1 0 0 0 1 1 3 | | | | | | | | | | | | | | | | |
| Craig Monroe, R (1, 9) OBP: 0.306, SLG: 0.418 | | | | 1-1 FC4 | | 0-0 G5-3 | | | 3-2 1B 3B | 4 1 1 1 0 0 3 | | | | | | | | | | | | | | | | |
| Carlos Pena, L (1, 3) OBP: 0.324, SLG: 0.333 | | | | 1-2 F7 | | 2-0 P5 | | | 1-0 1B | 4 0 1 1 0 0 1 | | | | | | | | | | | | | | | | |
| Ramon Martinez, R (1, 6) OBP: 0.238, SLG: 0.286 | | | | 0-1 F8 | | 1-2 L8 | | 1-0 G6-3 | 0-2 G5-3 | 4 0 0 0 0 0 1 | | | | | | | | | | | | | | | | |
| Jason Smith, L (1, 4) OBP: 0.192, SLG: 0.231 | | | | 1-3 K2-3 | | 0-0 F7 | | 0-3 K | | 3 0 0 0 0 2 0 | | | | | | | | | | | | | | | | |
| Inning Stats | R: 0 E: 0 K: 1 S: 11 | H: 1 LOB: 1 BB: 0 P: 15 | R: 0 E: 0 K: 1 S: 7 | H: 0 LOB: 0 BB: 0 P: 11 | R: 0 E: 0 K: 1 S: 7 | H: 0 LOB: 0 BB: 0 P: 9 | R: 0 E: 0 K: 0 S: 10 | H: 1 LOB: 2 BB: 1 P: 17 | R: 0 E: 0 K: 0 S: 7 | H: 0 LOB: 0 BB: 0 P: 9 | R: 0 E: 0 K: 1 S: 9 | H: 2 LOB: 1 BB: 0 P: 13 | R: 0 E: 0 K: 0 S: 6 | H: 1 LOB: 1 BB: 0 P: 9 | R: 0 E: 0 K: 1 S: 10 | H: 1 LOB: 1 BB: 0 P: 13 | R: 2 E: 0 K: 1 S: 14 | H: 2 LOB: 1 BB: 1 P: 26 | 1B: 5 2B: 2 3B: 2 HR: 0 | SF: 0 SAC: 0 DP: 1 HBP: 0 | WP: 0 PB: 0 SB: 0 CS: 2 | PA: 35 | | | | |
| PITCHER | IP WLS BF H R ER SO BB IBB HBP BLK WP HR S P ERA WHIP | | | | | | | | | | | | | | | | | | | | | | | | | |
| Chris Young, R (1, 1) ERA: 3.12 | 8.0 | 29 | 6 | 0 | 0 | 5 | 1 | 0 | 0 | 0 | 0 | 0 | 67 | 96 | 0.00 | 0.875 | | | | | | | | | | |
| Francisco Cordero, R (9, 1) ERA: 5.27 | 1.0 | L | 6 | 2 | 2 | 2 | 1 | 1 | 0 | 0 | 0 | 0 | 14 | 26 | 18.00 | 3.000 | | | | | | | | | | |

Detroit Tigers @ Texas Rangers
 Ameriquet Field, Arlington, TX
 Mon May 09 2005, 8:05 PM EDT
 Att. 24,122 - Clear - 77 F

livebaseballscorecards.com

| | |
|-----|----|
| AB | 33 |
| R | 2 |
| H | 8 |
| RBI | 2 |
| BB | 2 |
| SO | 6 |
| LOB | 14 |



| Batter | 1 | 2 | 3 | 4 | 5 | 6 | 7 | 8 | 9 | AB | R | H | RBI | BB | SO | LOB |
|---|--------------------------|-------------|--------------------------|--------------------|---------------------------|----------------------|-----------|------------------------------------|------------------|----|---|---|-----|----|----|-----|
| Gary Matthews, S OBP: 0.276, SLG: 0.317 (1, 8) C B X | 1-1 FC3-6 10 1B | | 2-3 K | | 0-1 FC5-4 1-2f | | | 1-0 FC2-5 10 FC1-8 2-3 | | 4 | 0 | 1 | 0 | 0 | 1 | 4 |
| 10 Michael Young, R OBP: 0.305, SLG: 0.393 (1, 6) 1 SAFE C B B 1 SAFE SAFE 1 F X | 2-2 FC3-6 1-2f | | 2-1 FC6-4 1-2f | | | 1-1 G1-3 | | 1-2 FC1-6 1-2f | | 4 | 0 | 0 | 0 | 0 | 0 | 4 |
| 23 Mark Teixeira, S OBP: 0.327, SLG: 0.489 (1, 3) S B B 1 SAFE X | 3-1 F8 | | | 0-0 G1-3 | | 4-1 G3-6-3 BB | | 0-0 P2 | | 3 | 0 | 0 | 0 | 1 | 0 | 3 |
| 9 Hank Blalock, L OBP: 0.351, SLG: 0.455 (1, 5) C C 1 SAFE S | 0-3 K | | | 2-2 L5-3 1B | | 1-0 G3-6-3 1-2 | | | 0-2 BB 1B | 4 | 0 | 2 | 0 | 0 | 1 | 2 |
| Alfonso Soriano, R OBP: 0.317, SLG: 0.591 (1, 4) C B S X | | 1-2 L5 | | 0-1 L5-3 1-1 | | 2-2 G4-3 | | | 1-3 K | 4 | 0 | 0 | 0 | 0 | 1 | 3 |
| Kevin Mench, R OBP: 0.371, SLG: 0.494 (1, 7) B B C X | | 3-1 G4-3 | | 1-1 1B 1B | | | 0-1 F9 | | 4-2 BB 1-2 | 3 | 0 | 1 | 0 | 1 | 0 | 0 |
| Richard Hidalgo, R OBP: 0.234, SLG: 0.306 (1, 9) B B C X | | 3-1 G3-1 | | 1-0 F7 | | | 2-3 K | | 1-2 F8 | 4 | 0 | 0 | 0 | 0 | 1 | 3 |
| Chad Allen, R OBP: 0.324, SLG: 0.286 David Dellucci, L OBP: 0.491, SLG: 0.581 (9, PH) | | | 1-2 F9 | | 0-0 FC5-4 1-2 1B | | 1-1 F7 | | 2-3 K | 3 | 0 | 1 | 0 | 0 | 0 | 0 |
| Rod Barajas, R OBP: 0.268, SLG: 0.378 Layne Nix, L OBP: 0.339, SLG: 0.433 Sandy Alomar Jr., R OBP: 0.414, SLG: 0.346 (8, PR) (9, 2) | | | 0-2 FC6-4 10 1B | | 1-1 F9 | | | 1-2 FC2-5 2B | | 1 | 0 | 0 | 0 | 0 | 0 | 0 |

| Inning Stats | R: 0 | H: 1 | E: 0 | LOB: 1 | K: 1 | S: 11 | P: 17 | R: 0 | H: 0 | E: 0 | LOB: 0 | K: 0 | S: 7 | P: 14 | R: 0 | H: 1 | E: 0 | LOB: 1 | K: 1 | S: 13 | P: 18 | R: 0 | H: 2 | E: 0 | LOB: 2 | K: 0 | S: 8 | P: 11 | R: 0 | H: 0 | E: 0 | LOB: 1 | K: 1 | S: 7 | P: 15 | R: 0 | H: 0 | E: 0 | LOB: 0 | K: 1 | S: 7 | P: 10 | R: 0 | H: 1 | E: 0 | LOB: 2 | K: 2 | S: 16 | P: 24 | 1B: 6 | SF: 0 | 2B: 2 | SAC: 0 | 3B: 0 | DP: 1 | HR: 0 | HBP: 0 | WP: 0 | PA: 35 |
|--------------|------|------|------|--------|------|-------|-------|------|------|------|--------|------|------|-------|------|------|------|--------|------|-------|-------|------|------|------|--------|------|------|-------|------|------|------|--------|------|------|-------|------|------|------|--------|------|------|-------|------|------|------|--------|------|-------|-------|-------|-------|-------|--------|-------|-------|-------|--------|-------|--------|
|--------------|------|------|------|--------|------|-------|-------|------|------|------|--------|------|------|-------|------|------|------|--------|------|-------|-------|------|------|------|--------|------|------|-------|------|------|------|--------|------|------|-------|------|------|------|--------|------|------|-------|------|------|------|--------|------|-------|-------|-------|-------|-------|--------|-------|-------|-------|--------|-------|--------|

| PITCHER | IP | WLS | BF | H | R | ER | SO | BB | IBB | HBP | BLK | WP | HR | S | P | ERA | WHIP |
|--|-----|-----|----|---|---|----|----|----|-----|-----|-----|----|----|----|-----|------|-------|
| 29 Nate Robertson, L ERA: 3.25 (1, 1) | 8.0 | W | 30 | 6 | 0 | 0 | 3 | 1 | 0 | 0 | 0 | 0 | 0 | 67 | 104 | 0.00 | 0.875 |
| Jamie Walker, L ERA: 1.59 (9, 1) | 0.0 | | 1 | 1 | 0 | 0 | 0 | 0 | 0 | 0 | 0 | 0 | 0 | 3 | 3 | ∞ | ∞ |
| Ugueth Urbina, R ERA: 3.86 (9, 1) | 1.0 | S | 4 | 0 | 0 | 0 | 2 | 1 | 0 | 0 | 0 | 0 | 0 | 13 | 21 | 0.00 | 1.000 |

DETROIT TIGERS @ TEXAS RANGERS
Ameriquet Field, Arlington, TX
 Mon May 09 2005, 8:05 PM EDT
 Att. 24,122 - Clear - 77 F

| | |
|------------|-----------|
| AB | 33 |
| R | 0 |
| H | 7 |
| RBI | 0 |
| BB | 2 |
| SO | 5 |
| LOB | 23 |



| Batter | 1 | 2 | 3 | 4 | 5 | 6 | 7 | 8 | 9 | AB R H RBI BB SO LOB | TOP | | | | | | | | | | | | | | | | | |
|---|---|----------------------------------|------------------------------|----------------------------------|------------------------------|----------------------------------|------------------------------|----------------------------------|-------------------------------|----------------------------------|-------------------------------|----------------------------------|-------------------------------|----------------------------------|-------------------------------|----------------------------------|------------------------------|----------------------------------|-----------------------------------|------------------------------------|--|--|--|--|--|--|--|--|
| 15 Brandon Inge, R OBP: 0.399, SLG: 0.488 (1, 5) | 3-2 F9 | | 2-2 F8 | | 0-2 1B | 0-2 1B | | 1-3 K | | 5 0 2 1 0 1 3 | | | | | | | | | | | | | | | | | | |
| Ivan Rodriguez, R OBP: 0.288, SLG: 0.433 (1, 2) | 1-1 F9 | | 2-0 FC5-4 | | 3-3 K | 1-3 K | | 2-2 F8 | | 5 0 0 0 0 2 7 | | | | | | | | | | | | | | | | | | |
| 9 Carlos Guillen, S OBP: 0.447, SLG: 0.559 (1, 10) | 3-2 1B | | | 0-3 K | | 0-2 FC1-6 1B | 2-2 L5 | | 3-1 G1-3 | 5 1 2 0 0 1 0 | | | | | | | | | | | | | | | | | | |
| Rondell White, R OBP: 0.303, SLG: 0.455 (1, 7) | 2-3 K | | | 0-2 FC5-2 3B | | 1-2 FC1-6 1B | 2-1 G4-3 | | 2-3 K | 5 0 2 0 0 2 1 | | | | | | | | | | | | | | | | | | |
| Dmitri Young, S OBP: 0.355, SLG: 0.514 (1, 3) | | 3-1 F8 | | 0-0 FC5-2 | | 3-2 FC1-6 1B | 0-2 FC6-4 1B | | 1-0 G6-3 | 5 1 1 0 0 0 3 | | | | | | | | | | | | | | | | | | |
| Craig Monroe, R OBP: 0.304, SLG: 0.412 (1, 9) | | 2-3 K | | 1-1 G6-3 | | 0-2 20 2B | 1-1 FC6-4 | | | 4 1 1 1 0 1 2 | | | | | | | | | | | | | | | | | | |
| Ramon Martinez, R OBP: 0.240, SLG: 0.250 (1, 6) | | 1-0 G1-3 | | | 4-1 15 1B | 2-1 F8 | | 1-0 F8 | | 3 0 0 0 1 0 2 | | | | | | | | | | | | | | | | | | |
| 20 Omar Infante, R OBP: 0.284, SLG: 0.376 (1, 4) | | | 1-1 G5-3 | | 3-2 F8 | 1-0 1B | 2-2 1B | | | 4 1 2 1 0 0 1 | | | | | | | | | | | | | | | | | | |
| Nook Logan, S OBP: 0.402, SLG: 0.506 (1, 8) | | | 1-1 FC5-4 1B | | 1-3 K | 2-2 15 1B | | 0-1 1B | | 4 0 3 1 0 1 1 | | | | | | | | | | | | | | | | | | |
| Inning Stats | R: 0 E: 0 K: 1 S: 12 | H: 1 LOB: 1 BB: 0 P: 21 | R: 0 E: 0 K: 1 S: 6 | H: 0 LOB: 0 BB: 0 P: 12 | R: 0 E: 0 K: 0 S: 8 | H: 1 LOB: 1 BB: 0 P: 14 | R: 0 E: 0 K: 1 S: 9 | H: 1 LOB: 1 BB: 0 P: 10 | R: 0 E: 0 K: 2 S: 14 | H: 1 LOB: 2 BB: 1 P: 25 | R: 4 E: 0 K: 1 S: 27 | H: 6 LOB: 2 BB: 0 P: 37 | R: 0 E: 0 K: 0 S: 12 | H: 1 LOB: 1 BB: 0 P: 17 | R: 0 E: 0 K: 1 S: 13 | H: 2 LOB: 2 BB: 0 P: 19 | R: 0 E: 0 K: 1 S: 6 | H: 0 LOB: 0 BB: 0 P: 12 | 1B: 11 2B: 1 3B: 1 HR: 0 | SF: 0 SAC: 0 DP: 0 HBP: 0 | WP: 0 PA: 41 PB: 0 SB: 0 CS: 0 | | | | | | | |
| PITCHER | IP WLS BF H R ER SO BB IBB HBP BLK WP HR S P ERA WHIP | | | | | | | | | | | | | | | | | | | | | | | | | | | |
| Chan Ho Park, R ERA: 4.99 (1, 1) | 5.2 | | 26 | 8 | 4 | 4 | 5 | 1 | 0 | 0 | 0 | 0 | 0 | 0 | 67 | 107 | 6.35 | 1.588 | | | | | | | | | | |
| Doug Brocail, R ERA: 4.91 (6, 1) | 1.1 | W | 7 | 3 | 0 | 0 | 1 | 0 | 0 | 0 | 0 | 0 | 0 | 0 | 21 | 29 | 0.00 | 2.250 | | | | | | | | | | |
| Nick Regilio, R ERA: 4.63 (8, 1) | 1.0 | H | 5 | 2 | 0 | 0 | 1 | 0 | 0 | 0 | 0 | 0 | 0 | 0 | 13 | 19 | 0.00 | 2.000 | | | | | | | | | | |
| Francisco Cordero, R ERA: 4.91 (9, 1) | 1.0 | S | 3 | 0 | 0 | 0 | 1 | 0 | 0 | 0 | 0 | 0 | 0 | 0 | 6 | 12 | 0.00 | 0.000 | | | | | | | | | | |

Detroit Tigers @ Texas Rangers
 Ameriquest Field, Arlington, TX
 Tue May 10 2005, 8:05 PM EDT
 Att. 24,766 - Clear - 83 F

livebaseballscorecards.com

| | |
|-----|----|
| AB | 40 |
| R | 4 |
| H | 13 |
| RBI | 4 |
| BB | 1 |
| SO | 8 |
| LOB | 20 |




| Batter | 1 | 2 | 3 | 4 | 5 | 6 | 7 | 8 | 9 | AB | R | H | RBI | BB | SO | LOB |
|---|----------------------------|--------------------|-------------|-------------|-------------|-----------|-------------|---|---|----|---|---|-----|----|----|-----|
| David Dellucci, L OBP: 0.473, SLG: 0.551 | 0-0 F7 | 1-1 G3 | | | 1-1 G3-1 | | 2-3 K | | | 4 | 0 | 0 | 0 | 0 | 1 | 1 |
| 10 Michael Young, R OBP: 0.303, SLG: 0.389 | 1-2 2B 9 2B 1B | 0-0 F8 | | | 3-3 K | | 0-0 G4-3 | | | 4 | 1 | 1 | 0 | 0 | 1 | 1 |
| 23 Mark Teixeira, S OBP: 0.331, SLG: 0.489 | 1-1 9 2B 1B | | 1-0 G3-1 | | 0-0 1B | | 3-2 F9 | | | 4 | 1 | 2 | 0 | 0 | 0 | 0 |
| 9 Hank Blalock, L OBP: 0.355, SLG: 0.485 | 2-0 2B 1-H 2-H | | 0-0 HR | | 0-3 K | | 1-3 K | | | 4 | 2 | 2 | 3 | 0 | 2 | 1 |
| Alfonso Soriano, R OBP: 0.315, SLG: 0.589 | 0-0 FC2-5 2B | | 0-0 F8 | | 1-0 F7 | | 1-0 F9 | | | 4 | 0 | 1 | 1 | 0 | 0 | 0 |
| Layne Nix, L OBP: 0.323, SLG: 0.413 | 1-0 FC2-5 | | 0-0 E5 | | 1-3 K | | 1-3 K | | | 3 | 0 | 0 | 0 | 0 | 1 | 1 |
| Kevin Mench, R OBP: 0.360, SLG: 0.478 | 1-2 F8 | | 1-0 G1-3 | | 1-3 K | | | | | 3 | 0 | 0 | 0 | 0 | 1 | 1 |
| Gary Matthews, S OBP: 0.287, SLG: 0.365 | | 1-1 SH1-3 2B | | 1-1 G1-3 | | 0-0 HR | | | | 3 | 1 | 2 | 1 | 0 | 0 | 0 |
| Rod Barajas, R OBP: 0.263, SLG: 0.370 | | 0-1 SH1-3 | | 2-2 F9 | | 0-0 F7 | | | | 2 | 0 | 0 | 0 | 0 | 0 | 0 |

| Inning Stats | R: 3 | H: 4 | E: 0 | LOB: 1 | K: 0 | BB: 0 | S: 13 | R: 0 | H: 1 | E: 0 | LOB: 1 | K: 0 | BB: 0 | S: 7 | R: 1 | H: 1 | E: 1 | LOB: 1 | K: 0 | BB: 0 | S: 4 | R: 0 | H: 0 | E: 0 | LOB: 0 | K: 0 | BB: 0 | S: 6 | R: 0 | H: 1 | E: 0 | LOB: 1 | K: 2 | BB: 0 | S: 10 | R: 0 | H: 0 | E: 0 | LOB: 0 | K: 2 | BB: 0 | S: 7 | R: 1 | H: 1 | E: 0 | LOB: 0 | K: 1 | BB: 0 | S: 6 | R: 0 | H: 0 | E: 0 | LOB: 0 | K: 1 | BB: 0 | S: 10 |
|--------------|-------|-------|--------|--------|-------|-------|--------|-------|--------|------|--------|------|-------|------|------|------|------|--------|------|-------|------|------|------|------|--------|------|-------|------|------|------|------|--------|------|-------|-------|------|------|------|--------|------|-------|------|------|------|------|--------|------|-------|------|------|------|------|--------|------|-------|-------|
| 1B: 3 | SF: 0 | 2B: 3 | SAC: 1 | 3B: 0 | DP: 0 | HR: 2 | HBP: 0 | WP: 0 | PA: 32 | | | | | | | | | | | | | | | | | | | | | | | | | | | | | | | | | | | | | | | | | | | | | | | |

| PITCHER | IP | WLS | BF | H | R | ER | SO | BB | IBB | HBP | BLK | WP | HR | S | P | ERA | WHIP |
|-------------------------------|--------|-----|----|----|---|----|----|----|-----|-----|-----|----|----|----|----|------|-------|
| Jason Johnson, R ERA: 4.25 | (1, 1) | 8.0 | L | 32 | 8 | 5 | 5 | 6 | 0 | 0 | 0 | 0 | 2 | 63 | 90 | 5.62 | 1.000 |

DETROIT TIGERS @ TEXAS RANGERS
 Ameriquet Field, Arlington, TX
 Tue May 10 2005, 8:05 PM EDT
 Att. 24,766 - Clear - 83 F

| | |
|-----|----|
| AB | 31 |
| R | 5 |
| H | 8 |
| RBI | 5 |
| BB | 0 |
| SO | 6 |
| LOB | 5 |



| Batter | 1 | 2 | 3 | 4 | 5 | 6 | 7 | 8 | 9 | AB R H RBI BB SO LOB |
|--|-----------|-----------------|-------------|--------------------------------|-------------------------|---------------------|-----------|-----------|-----------|--------------------------------|
| Gary Matthews, S OBP: 0.274, SLG: 0.349 (1, 8) | 3-2 P2 | | 1-2 G4-3 | 1-1 L8 | | 0-0 FC4-6 | | | 0-3 K | 5 0 0 0 0 1 3 |
| 10 Michael Young, R OBP: 0.300, SLG: 0.378 (1, 10) | 3-3 K | | 1-3 K | | 4-2 G6-3 23 F8 BB | | 0-0 F7 | | 3-2 L7 | 4 0 0 0 1 2 0 |
| 23 Mark Teixeira, S OBP: 0.323, SLG: 0.476 (1, 3) | 2-1 F9 | | | 0-0 E1 HBP BB BB | 1-1 F8 | | 1-1 F7 | | | 4 1 0 0 0 0 1 |
| 9 Hank Blalock, L OBP: 0.353, SLG: 0.479 (1, 5) | | 1-1 1B 1B | | 1-0 L9 | 3-2 G6-3 | | 0-3 K | | | 4 0 1 0 0 1 2 |
| Alfonso Soriano, R OBP: 0.314, SLG: 0.576 (1, 4) | | 3-3 K | | 4-2 BB HBP 1B BB | 3-2 F8 | | 0-1 P3 | | | 3 1 0 0 1 1 2 |
| Kevin Mench, R OBP: 0.365, SLG: 0.500 (1, 7) | | 2-1 1B | | 2-1 F7 | | 3-2 1B 3B | | 3-3 K | | 4 1 2 0 0 1 2 |
| Richard Hidalgo, R OBP: 0.243, SLG: 0.307 (1, 9) | | 3-2 F7 | | 1-1 BB 1-2 2-3 1B HBP | | 0-0 G6-4-3 1B | | 0-2 L8 | | 3 1 1 1 0 0 2 |
| Mark DeRosa, R OBP: 0.308, SLG: 0.400 David Dellucci, L OBP: 0.477, SLG: 0.595 (9, PH) | | 1-3 K | | 4-0 1B BB | | 2-1 G6-4-3 | | 3-2 HR | | 2 0 0 1 1 1 3 1 1 1 1 0 0 0 |
| Sandy Alomar Jr., R OBP: 0.424, SLG: 0.367 (1, 2) | | | 0-1 P3 | 0-0 1B | | 1-1 FC4-6 1B | | 1-0 F7 | | 4 0 2 2 0 0 0 |

| Inning Stats | R: 0 E: 0 K: 1 S: 9 | H: 0 LOB: 0 BB: 0 P: 17 | R: 0 E: 0 K: 2 S: 16 | H: 2 LOB: 2 BB: 0 P: 26 | R: 0 E: 0 K: 1 S: 8 | H: 0 LOB: 0 BB: 0 P: 10 | R: 3 E: 1 K: 0 S: 11 | H: 1 LOB: 2 BB: 2 P: 24 | R: 0 E: 0 K: 0 S: 12 | H: 0 LOB: 1 BB: 1 P: 23 | R: 1 E: 0 K: 0 S: 9 | H: 3 LOB: 1 BB: 0 P: 15 | R: 0 E: 0 K: 1 S: 6 | H: 0 LOB: 0 BB: 0 P: 7 | R: 0 E: 0 K: 1 S: 10 | H: 0 LOB: 0 BB: 0 P: 13 | R: 1 E: 0 K: 1 S: 12 | H: 1 LOB: 0 BB: 0 P: 19 | 1B: 5 2B: 0 3B: 1 HR: 1 | SF: 0 SAC: 0 DP: 1 HBP: 1 | WP: 0 PB: 0 SB: 0 CS: 0 | PA: 38 |
|--------------|------------------------------|----------------------------------|-------------------------------|----------------------------------|------------------------------|----------------------------------|-------------------------------|----------------------------------|-------------------------------|----------------------------------|------------------------------|----------------------------------|------------------------------|---------------------------------|-------------------------------|----------------------------------|-------------------------------|----------------------------------|----------------------------------|------------------------------------|----------------------------------|--------|
|--------------|------------------------------|----------------------------------|-------------------------------|----------------------------------|------------------------------|----------------------------------|-------------------------------|----------------------------------|-------------------------------|----------------------------------|------------------------------|----------------------------------|------------------------------|---------------------------------|-------------------------------|----------------------------------|-------------------------------|----------------------------------|----------------------------------|------------------------------------|----------------------------------|--------|

| PITCHER | IP | WLS | BF | H | R | ER | SO | BB | IBB | HBP | BLK | WP | HR | S | P | ERA | WHIP |
|---|-----|-----|----|---|---|----|----|----|-----|-----|-----|----|----|----|-----|------|-------|
| Wilfredo Ledezma, L ERA: 5.57 (1, 1) | 5.0 | | 23 | 3 | 3 | | 4 | 3 | 0 | 0 | 0 | 0 | 0 | 56 | 100 | 0.00 | 1.200 |
| Franklyn German, R ERA: 2.7 (6, 1) | 1.1 | | 6 | 3 | 1 | 1 | 0 | 0 | 0 | 0 | 0 | 0 | 0 | 10 | 16 | 6.75 | 2.250 |
| Jamie Walker, L ERA: 1.5 (7, 1) | 0.2 | W | 2 | 0 | 0 | 0 | 1 | 0 | 0 | 0 | 0 | 0 | 0 | 5 | 6 | 0.00 | 0.000 |
| Kyle Farnsworth, R ERA: 4.11 (8, 1) | 1.0 | H | 3 | 0 | 0 | 0 | 1 | 0 | 0 | 0 | 0 | 0 | 0 | 10 | 13 | 0.00 | 0.000 |
| Ugueth Urbina, R ERA: 4.15 (9, 1) | 1.0 | S | 4 | 1 | 1 | 1 | 1 | 0 | 0 | 0 | 0 | 0 | 1 | 12 | 19 | 9.00 | 1.000 |

DETROIT TIGERS @ TEXAS RANGERS
Ameriquet Field, Arlington, TX
 Wed May 11 2005, 2:05 PM EDT
 Att. 28,689 - Sunny - 83 F

| | |
|------------|-----------|
| AB | 34 |
| R | 5 |
| H | 7 |
| RBI | 5 |
| BB | 3 |
| SO | 7 |
| LOB | 15 |




| Batter | 1 | 2 | 3 | 4 | 5 | 6 | 7 | 8 | 9 | 10 | 11 | AB R H RBI BB SO LOB | TOP | | | | | | | | | | | |
|---|---|-------------------------|---------------------------|-------------------------|---------------------------|-------------------------|--------------------------|-------------------------|--------------------------|------------------------|--------------------------|---|---------------------------|-------------------------|---|--|---------------------------|-------------------------|---------------------------|-------------------------|---------------------------|-------------------------|--|---|
| David Dellucci, L (1, 10) OBP: 0.470, SLG: 0.573 Chad Allen, R (9, PH) OBP: 0.333, SLG: 0.324 (9, 10) | F8 | | 10 HR HBP | | G4-3 | | K | | K | | 23 1B 2B | 3 1 0 0 0 1 1 2 1 1 1 0 1 1 | | | | | | | | | | | | |
| 10 Michael Young, R (1, 6) OBP: 0.301, SLG: 0.409 | F9 | | HR | | F7 | | | 23 1B 3B | G4-3 | | G3 | 6 2 2 2 0 0 3 | | | | | | | | | | | | |
| 23 Mark Teixeira, S (1, 3) OBP: 0.323, SLG: 0.470 | F7 | | K | | F8 | | | FC6-4 9 1B 1B | | P4 | | 6 0 2 3 0 1 0 | | | | | | | | | | | | |
| 9 Hank Blalock, L (1, 5) OBP: 0.346, SLG: 0.466 | | G5-3 | | L1 | | P6 | | FC6-4 1B | | P6 | | 6 0 1 0 0 1 1 | | | | | | | | | | | | |
| Alfonso Soriano, R (1, 4) OBP: 0.316, SLG: 0.577 | | | K | | K | | E6 2B G4-3 | F7 | | | | 5 1 2 0 0 1 2 | | | | | | | | | | | | |
| Kevin Mench, R (1, 7) OBP: 0.358, SLG: 0.495 | | | F7 | | F8 | | G4-3 HR 2B | FC6-4 1B | | P2 | | 5 1 1 0 0 0 4 | | | | | | | | | | | | |
| Laynce Nix, L (1, 8) OBP: 0.300, SLG: 0.382 | | | P3 | | P6 | | G4-3 | G3 | | | | 5 0 0 1 0 0 4 | | | | | | | | | | | | |
| Richard Hidalgo, R (1, 9) OBP: 0.259, SLG: 0.358 | | | F7 | | | | HR | | | | | 5 2 3 2 0 0 0 | | | | | | | | | | | | |
| Rod Barajas, R (1, 2) OBP: 0.262, SLG: 0.358 Gary Matthews, S (9, PR) OBP: 0.274, SLG: 0.349 Sandy Alomar Jr., R (9, 2) OBP: 0.441, SLG: 0.387 | | | G5-3 | | G5-3 | | K | | | | | 3 0 0 0 0 1 1 0 0 0 0 0 0 0 1 1 1 0 0 0 0 | | | | | | | | | | | | |
| Inning Stats | R: 0 H: 0 E: 0 K: 0 S: 11 | H: 0 LOB: 0 BB: 0 P: 14 | R: 0 H: 1 E: 0 K: 0 S: 11 | H: 1 LOB: 1 BB: 0 P: 18 | R: 2 H: 1 E: 0 K: 1 S: 10 | H: 1 LOB: 0 BB: 0 P: 16 | R: 0 H: 0 E: 0 K: 1 S: 8 | H: 0 LOB: 0 BB: 0 P: 10 | R: 0 H: 1 E: 0 K: 0 S: 6 | H: 1 LOB: 1 BB: 0 P: 6 | R: 0 H: 0 E: 0 K: 1 S: 6 | H: 0 LOB: 0 BB: 0 P: 9 | R: 3 H: 2 E: 1 K: 2 S: 14 | H: 2 LOB: 0 BB: 0 P: 20 | R: 1 H: 3 E: 0 K: 0 S: 14 | H: 3 LOB: 2 BB: 0 P: 20 | R: 0 H: 0 E: 0 K: 1 S: 12 | H: 0 LOB: 1 BB: 0 P: 21 | R: 0 H: 1 E: 0 K: 0 S: 13 | H: 1 LOB: 1 BB: 0 P: 18 | R: 3 H: 4 E: 0 K: 1 S: 14 | H: 4 LOB: 1 BB: 0 P: 19 | 1B: 6 SF: 0 2B: 4 SAC: 0 3B: 1 DP: 0 HR: 2 HBP: 2 | WP: 0 PA: 49 PB: 0 SB: 0 CS: 0 |
| PITCHER | IP WLS BF H R ER SO BB IBB HBP BLK WP HR S P ERA WHIP | | | | | | | | | | | | | | IP WLS BF H R ER SO BB IBB HBP BLK WP HR S P ERA WHIP | | | | | | | | | |
| Joe Mays, R (1, 1) ERA: 5.02 | 6.1 26 5 5 4 2 0 0 1 0 0 0 2 59 84 5.68 0.789 | | | | | | | | | | | | | | Terry Mulholland, L (11, 1) ERA: 4.61 | 0.1 1 0 0 0 1 0 0 0 0 0 0 0 0 0 0.00 0.000 | | | | | | | | |
| 28 Jesse Crain, R ERA: | 0.2 H 2 0 0 0 2 0 0 0 0 0 0 0 7 9 0.00 0.000 | | | | | | | | | | | | | | | | | | | | | | | |
| Juan Rincon, R ERA: 2.7 | 1.1 B 8 3 1 1 0 0 0 0 1 0 0 0 19 30 6.75 2.250 | | | | | | | | | | | | | | | | | | | | | | | |
| J.C. Romero, L ERA: 1.15 | 1.1 4 0 0 0 1 0 0 0 0 0 0 0 14 20 0.00 0.000 | | | | | | | | | | | | | | | | | | | | | | | |
| 36 Joe Nathan, R ERA: 1.76 | 1.0 L 8 5 3 3 0 0 0 0 0 0 0 0 16 23 27.00 5.000 | | | | | | | | | | | | | | | | | | | | | | | |

Texas Rangers @ Minnesota Twins
 Hubert H. Humphrey Metrodome, Minneapolis, MN
 Fri May 13 2005, 8:10 PM EDT
 Att. 24,524 - Dome - 70 F

| | |
|-----|----|
| AB | 47 |
| R | 9 |
| H | 13 |
| RBI | 9 |
| BB | 0 |
| SO | 6 |
| LOB | 17 |



| Batter | 1 | 2 | 3 | 4 | 5 | 6 | 7 | 8 | 9 | 10 | 11 | AB R H RBI BB SO LOB | BOTTOM | | | | | | | | | | | | | | |
|---|---|---|---|--|---|---|---|---|--|---|--|---|--|----|----|---|---|---|----|-----|---|----|---|----|---|-----|----|
| Shannon Stewart, R (1, 7) OBP: 0.344, SLG: 0.363 | 0-2 G6-3 1B | 0-1 G1-3 | 0-0 FC5-4 | | 0-2 F8 | | | 1-2 1B | | 1-3 K | | 6 1 2 0 0 1 6 | <p>Texas Rangers @ Minnesota Twins Hubert H. Humphrey Metrodome, Minneapolis, MN</p> <p>livebaseballscores.com</p> <table border="0"> <tr><td>AB</td><td>45</td></tr> <tr><td>R</td><td>6</td></tr> <tr><td>H</td><td>12</td></tr> <tr><td>RBI</td><td>6</td></tr> <tr><td>BB</td><td>4</td></tr> <tr><td>SO</td><td>9</td></tr> <tr><td>LOB</td><td>18</td></tr> </table>  | AB | 45 | R | 6 | H | 12 | RBI | 6 | BB | 4 | SO | 9 | LOB | 18 |
| AB | 45 | | | | | | | | | | | | | | | | | | | | | | | | | | |
| R | 6 | | | | | | | | | | | | | | | | | | | | | | | | | | |
| H | 12 | | | | | | | | | | | | | | | | | | | | | | | | | | |
| RBI | 6 | | | | | | | | | | | | | | | | | | | | | | | | | | |
| BB | 4 | | | | | | | | | | | | | | | | | | | | | | | | | | |
| SO | 9 | | | | | | | | | | | | | | | | | | | | | | | | | | |
| LOB | 18 | | | | | | | | | | | | | | | | | | | | | | | | | | |
| 8 Nick Punto, S (1, 4) OBP: 0.302, SLG: 0.321 (11, 6) | 1-0 L4 | 2-2 1B | | 1-0 L7 | | 0-0 F8 | | 1-3 K | | | 2-1 G1-3 | 6 1 1 1 0 1 2 | | | | | | | | | | | | | | | |
| 7 Joe Mauer, L (1, 2) | 1-0 G6-3 | 0-2 1B | | 3-2 G3-1 1B | | 0-1 L9 | | | 1-1 F7 | | 0-1 F7 | 6 1 2 2 0 0 0 | | | | | | | | | | | | | | | |
| 33 Justin Morneau, L (1, 3) | 1-0 1B | 2-2 G1-3 | | 0-0 G3-1 | | 0-3 K | | | 1-1 P6 | | 1-2 1B | 6 1 2 0 0 1 2 | | | | | | | | | | | | | | | |
| Torii Hunter, R (1, 8) OBP: 0.322, SLG: 0.402 | 1-0 HBP 1B | | 1-1 G1-3 | 0-1 1B | | | 2-3 K | | 2-3 K | | 0-0 F9 | 6 0 2 2 0 2 1 | | | | | | | | | | | | | | | |
| Jacque Jones, L (1, 9) OBP: 0.437, SLG: 0.525 | 2-1 HBP 20 FC4-6 | | 4-2 5 1B | 0-0 G4-3 | | | 3-2 F7 | | | 0-3 K | | 3 1 0 0 1 1 1 | | | | | | | | | | | | | | | |
| 20 Lew Ford, R (1, 10) OBP: 0.328, SLG: 0.359 | 2-2 FC4-6 | | 0-1 P3 | | 2-3 K | | 3-1 P4 | | | 1-1 1B | | 5 0 1 0 0 1 3 | | | | | | | | | | | | | | | |
| 5 Michael Cuddyer, R (1, 5) OBP: 0.299, SLG: 0.311 | | 4-1 8 2B | 1-1 1B | 4-2 FC6-4 BB | | | | 1-3 K | | 0-1 L8 | | 3 1 1 0 2 1 1 | | | | | | | | | | | | | | | |
| Jason Bartlett, R (1, 6) Terry Lidge, S (8, PH) Juan Castro, R (8, 6) Matthew LeCroy, R (10, PH) Luis Rivas, R (10, PR) OBP: 0.273, SLG: 0.204 (11, 4) | | 0-3 K | 0-0 FC5-4 1B | | 0-0 FC6-4 BB | | | 0-0 G4-3 | | 4-0 BB | | 3 0 1 1 0 1 2 1 0 0 0 0 0 0 0 0 0 0 0 0 0 0 0 0 0 1 0 0 0 0 0 0 0 0 0 | | | | | | | | | | | | | | | |
| Inning Stats | R: 2 H: 3 E: 1 LOB: 2 K: 0 BB: 0 S: 11 P: 19 | R: 2 H: 2 E: 0 LOB: 1 K: 1 BB: 1 S: 16 P: 24 | R: 1 H: 2 E: 0 LOB: 2 K: 0 BB: 1 S: 10 P: 16 | R: 1 H: 2 E: 0 LOB: 1 K: 0 BB: 0 S: 8 P: 12 | R: 0 H: 0 E: 0 LOB: 1 K: 1 BB: 1 S: 11 P: 17 | R: 0 H: 0 E: 0 LOB: 0 K: 1 BB: 0 S: 6 P: 6 | R: 0 H: 0 E: 0 LOB: 0 K: 1 BB: 0 S: 10 P: 18 | R: 0 H: 1 E: 0 LOB: 1 K: 2 BB: 0 S: 11 P: 14 | R: 0 H: 0 E: 0 LOB: 0 K: 1 BB: 0 S: 7 P: 11 | R: 0 H: 1 E: 0 LOB: 2 K: 2 BB: 1 S: 10 P: 16 | R: 0 H: 1 E: 0 LOB: 1 K: 0 BB: 0 S: 8 P: 11 | 1B: 9 SF: 0 2B: 3 SAC: 0 3B: 0 DP: 0 HR: 0 HBP: 1 | WP: 0 PA: 50 PB: 0 SB: 0 CS: 0 | | | | | | | | | | | | | | |

| PITCHER | IP | WLS | BF | H | R | ER | SO | BB | IBB | HBP | BLK | WP | HR | S | P | ERA | WHIP |
|--|-----|-----|----|---|---|----|----|----|-----|-----|-----|----|----|----|----|-------|-------|
| Ryan Drese, R (1, 1) ERA: 6.14 | 3.2 | | 23 | 9 | 6 | 6 | 1 | 2 | 0 | 1 | 0 | 0 | 0 | 44 | 70 | 14.73 | 3.000 |
| 53 Joaquin Benoit, R (4, 1) ERA: 1.17 | 3.1 | | 11 | 0 | 0 | 0 | 3 | 1 | 0 | 0 | 0 | 0 | 0 | 28 | 42 | 0.00 | 0.300 |
| Nick Regilio, R (8, 1) ERA: 4.26 | 1.0 | | 4 | 1 | 0 | 0 | 2 | 0 | 0 | 0 | 0 | 0 | 0 | 11 | 14 | 0.00 | 1.000 |
| Brian Shouse, L (9, 1) ERA: 2.57 | 1.2 | | 6 | 1 | 0 | 0 | 2 | 0 | 0 | 0 | 0 | 0 | 0 | 14 | 19 | 0.00 | 0.600 |
| Doug Brocail, R (10, 1) ERA: 4.86 | 0.1 | W | 2 | 0 | 0 | 0 | 1 | 1 | 0 | 0 | 0 | 0 | 0 | 3 | 8 | 0.00 | 3.000 |
| PITCHER | IP | WLS | BF | H | R | ER | SO | BB | IBB | HBP | BLK | WP | HR | S | P | ERA | WHIP |
| Francisco Cordero, R (11, 1) ERA: 4.6 | 1.0 | | 4 | 1 | 0 | 0 | 0 | 0 | 0 | 0 | 0 | 0 | 0 | 8 | 11 | 0.00 | 1.000 |

Fri May 13 2005, 8:10 PM EDT
Att. 24,524 - Dome - 70 F

| Batter | 1 | 2 | 3 | 4 | 5 | 6 | 7 | 8 | 9 | AB R H RBI BB SO LOB | TOP | | | | | | | | | | | |
|--|---|----------------------------------|------------------------------|---------------------------------|-------------------------------|----------------------------------|------------------------------|---------------------------------|-------------------------------|----------------------------------|-------------------------------|----------------------------------|------------------------------|----------------------------------|------------------------------|---------------------------------|-------------------------------|----------------------------------|-----------------------------------|------------------------------------|----------------------------------|--------|
| David Dellucci, L (1, 10) OBP: 0.471, SLG: 0.565 | 3-2 F8 | | | 4-1 10 G5-4-3 BB | 2-2 10 1B | | 2-1 F7 | | | 3 0 1 1 1 0 0 | | | | | | | | | | | | |
| 10 Michael Young, R (1, 6) OBP: 0.306, SLG: 0.411 | 0-1 23 CS 1B | | | 2-0 G5-4-3 1-2f | 0-0 1-3 2-H 1B | | | 1-1 G4-3 | | 4 0 2 1 0 0 1 | | | | | | | | | | | | |
| 23 Mark Teixeira, S (1, 3) OBP: 0.321, SLG: 0.465 | 3-3 K 1-2 | | | 0-0 1B | 0-0 G3-1 | | | 0-0 F7 | | 4 0 1 0 0 1 3 | | | | | | | | | | | | |
| 9 Hank Blalock, L (1, 5) OBP: 0.343, SLG: 0.460 | | | 0-0 F7 | | 3-1 FC1-6 1B | 1-0 G3-1 | | 0-1 L3 | | 4 0 1 0 0 0 0 | | | | | | | | | | | | |
| Alfonso Soriano, R (1, 4) OBP: 0.321, SLG: 0.595 | | | 0-1 F9 | | 1-2 FC1-6 1B | 2-2 G4-3 1B | | 1-0 HR | | 4 2 2 1 0 0 1 | | | | | | | | | | | | |
| Laynce Nix, L (1, 8) OBP: 0.297, SLG: 0.375 | | | 1-3 K2-3 | | 0-0 1B | 1-0 G4-3 | | 3-2 G4-3 | | 4 1 1 0 0 1 1 | | | | | | | | | | | | |
| Richard Hidalgo, R (1, 9) OBP: 0.267, SLG: 0.364 | | | | 2-2 G6-3 | | 0-0 1B | 0-2 F8 | | 1-2 FC5-4 1B | 4 1 2 0 0 0 1 | | | | | | | | | | | | |
| Gary Matthews, S (1, 7) OBP: 0.267, SLG: 0.339 | | | 3-2 G6-3 | | 0-1 F9 | | 0-1 G3-1 | | 2-1 FC5-4 | 3 0 0 0 0 0 3 | | | | | | | | | | | | |
| Kevin Mench, R (7, 7) OBP: 0.355, SLG: 0.490 | | | | | | | | | 1-2f | 1 0 0 0 0 0 1 | | | | | | | | | | | | |
| Sandy Alomar Jr., R (1, 2) OBP: 0.421, SLG: 0.371 | | | 1-2 G4-3 | | 1-1 10 1B | | 1-3 K | | 1-1 G6-3 | 4 1 1 2 0 1 1 | | | | | | | | | | | | |
| Inning Stats | R: 0 E: 0 K: 1 S: 8 | H: 1 LOB: 1 BB: 0 P: 14 | R: 0 E: 0 K: 1 S: 6 | H: 0 LOB: 0 BB: 0 P: 7 | R: 0 E: 0 K: 0 S: 10 | H: 0 LOB: 0 BB: 0 P: 16 | R: 0 E: 0 K: 0 S: 3 | H: 1 LOB: 1 BB: 1 P: 9 | R: 4 E: 0 K: 0 S: 18 | H: 6 LOB: 2 BB: 0 P: 25 | R: 0 E: 0 K: 0 S: 10 | H: 1 LOB: 1 BB: 0 P: 14 | R: 0 E: 0 K: 1 S: 7 | H: 0 LOB: 0 BB: 0 P: 10 | R: 0 E: 0 K: 0 S: 5 | H: 0 LOB: 0 BB: 0 P: 6 | R: 1 E: 0 K: 0 S: 14 | H: 2 LOB: 1 BB: 0 P: 22 | 1B: 10 2B: 1 3B: 0 HR: 1 | SF: 0 SAC: 0 DP: 2 HBP: 0 | WP: 0 PB: 0 SB: 0 CS: 1 | PA: 36 |
| PITCHER | IP WLS BF H R ER SO BB IBB HBP BLK WP HR S P ERA WHIP | | | | | | | | | | | | | | | | | | | | | |
| Carlos Silva, R (1, 1) ERA: 3.77 | 7.0 L 28 9 4 4 3 1 0 0 0 0 0 0 62 95 5.14 1.429 | | | | | | | | | | | | | | | | | | | | | |
| Kyle Lohse, R (8, 1) ERA: 5.65 | 2.0 8 2 1 1 0 0 0 0 0 0 0 1 19 28 4.50 1.000 | | | | | | | | | | | | | | | | | | | | | |

Texas Rangers @ Minnesota Twins
 Hubert H. Humphrey Metrodome, Minneapolis, MN
 Sat May 14 2005, 7:10 PM EDT
 Att. 28,624 - Dome - 70 F

livebaseballscorecards.com

| | |
|------------|----|
| AB | 35 |
| R | 5 |
| H | 11 |
| RBI | 5 |
| BB | 1 |
| SO | 3 |
| LOB | 12 |



| Batter | 1 | 2 | 3 | 4 | 5 | 6 | 7 | 8 | 9 | AB | R | H | RBI | BB | SO | LOB |
|---|-----------|-----------------------|-----------|-----------|-----------------------------|-------------|-----------------------|-------------|-------------|----|---|---|-----|----|----|-----|
| Shannon Stewart, R (1, 7) OBP: 0.335, SLG: 0.353 | 0-1 L6 | | 1-2 P4 | | | 0-0 G4-3 | | | 0-1 G6-3 | 4 | 0 | 0 | 0 | 0 | 0 | 0 |
| Juan Castro, R (1, 6) OBP: 0.286, SLG: 0.308 | 1-0 F9 | | | 0-1 P5 | | | 0-1 G4-6-3 1B | | 2-1 2B | 4 | 0 | 2 | 0 | 0 | 0 | 0 |
| 20 Lew Ford, R (1, 8) OBP: 0.326, SLG: 0.355 | 1-2 1B | | | 1-2 F9 | | | 0-1 P3 | | 0-2 F7 | 4 | 0 | 1 | 0 | 0 | 0 | 2 |
| 33 Justin Morneau, L (1, 3) OBP: 0.416, SLG: 0.732 | 3-2 F9 | | | 1-3 K | | | 0-1 G4-6-3 1-2f | | | 3 | 0 | 0 | 0 | 0 | 1 | 2 |
| Matthew LeCroy, R (1, 10) OBP: 0.400, SLG: 0.527 | | 1-1 G1-6-3 1B | | | 2-2 FC4-6 1B | | | 2-3 K | | 3 | 0 | 2 | 0 | 0 | 1 | 0 |
| Jacque Jones, L (1, 9) OBP: 0.426, SLG: 0.510 | | 1-0 G1-6-3 1-2f | | | 1-2 FC4-6 5 G6-4-3 | | | 0-0 F7 | | 3 | 0 | 0 | 0 | 0 | 0 | 2 |
| 5 Michael Cuddyer, R (1, 5) OBP: 0.300, SLG: 0.312 | | 2-2 P3 | | | 2-1 G6-4-3 1-2f | | | 2-2 1B | | 3 | 0 | 1 | 0 | 0 | 0 | 1 |
| 55 Mike Redmond, R (1, 2) OBP: 0.385, SLG: 0.364 | | | | | | 0-0 G4-3 | | 0-1 G4-3 | | 3 | 0 | 0 | 0 | 0 | 0 | 1 |
| Luis Rivas, R (1, 4) OBP: 0.259, SLG: 0.192 | | | | | | | | 2-1 G4-3 | | | | | | | | |
| | | | | | | | | | 2-2 G6-3 | 3 | 0 | 0 | 0 | 0 | 0 | 0 |

BOTTOM

Texas Rangers @ Minnesota Twins
 Hubert H. Humphrey Metrodome, Minneapolis, MN

Sat May 14 2005, 7:10 PM EDT
 Att. 28,624 - Dome - 70 F

livebaseballscorecards.com

| | |
|------------|-----------|
| AB | 30 |
| R | 0 |
| H | 6 |
| RBI | 0 |
| BB | 0 |
| SO | 2 |
| LOB | 8 |



| Inning Stats | R: 0 | H: 1 | E: 0 | LOB: 1 | K: 0 | BB: 0 | S: 9 | P: 14 | R: 0 | H: 1 | E: 0 | LOB: 0 | K: 0 | BB: 0 | S: 6 | P: 10 | R: 0 | H: 0 | E: 0 | LOB: 0 | K: 1 | BB: 0 | S: 12 | P: 14 | R: 0 | H: 1 | E: 0 | LOB: 0 | K: 0 | BB: 0 | S: 9 | P: 14 | R: 0 | H: 0 | E: 0 | LOB: 0 | K: 0 | BB: 0 | S: 5 | P: 8 | R: 0 | H: 1 | E: 0 | LOB: 0 | K: 0 | BB: 0 | S: 6 | P: 6 | R: 0 | H: 1 | E: 0 | LOB: 1 | K: 1 | BB: 0 | S: 10 | P: 14 | R: 0 | H: 1 | E: 0 | LOB: 1 | K: 0 | BB: 0 | S: 11 | P: 15 | 1B: 5 | SF: 0 | 2B: 1 | SAC: 0 | 3B: 0 | DP: 3 | HR: 0 | HBP: 0 | WP: 0 | PA: 30 | PB: 0 | SB: 0 | CS: 0 | ERA | WHIP |
|---|------|------|------|--------|------|-------|------|-------|------|------|------|--------|------|-------|------|-------|------|------|------|--------|------|-------|-------|-------|------|------|------|--------|------|-------|------|-------|------|------|------|--------|------|-------|------|------|------|------|------|--------|------|-------|------|------|------|------|------|--------|------|-------|-------|-------|------|------|------|--------|------|-------|-------|-------|-------|-------|-------|--------|-------|-------|-------|--------|-------|--------|-------|-------|-------|-----|------|
| PITCHER Kenny Rogers, L (1, 1) ERA: 1.49 | IP | WLS | BF | H | R | ER | SO | BB | IBB | HBP | BLK | WP | HR | S | P | ERA | WHIP | IP | WLS | BF | H | R | ER | SO | BB | IBB | HBP | BLK | WP | HR | S | P | ERA | WHIP | IP | WLS | BF | H | R | ER | SO | BB | IBB | HBP | BLK | WP | HR | S | P | ERA | WHIP | | | | | | | | | | | | | | | | | | | | | | | | | | | | |

| Batter | 1 | 2 | 3 | 4 | 5 | 6 | 7 | 8 | 9 | AB R H RBI BB SO LOB | TOP | |
|---|---|--|---|---|---|---|--|---|---|--|---|--|
| David Dellucci, L (1, 10) OBP: 0.463, SLG: 0.562 | 3-2 G4-3 2B | | 2-2 K | | 1-1 P5 | | 0-1 F7 | | | 4 0 1 0 0 1 1 | | |
| 10 Michael Young, R (1, 6) OBP: 0.308, SLG: 0.419 Mark DeRosa, R (3, PR) OBP: 0.267, SLG: 0.333 (3, 6) | 0-1 G4-3 | | 0-0 2B | | 0-2 G3-1 | | 0-0 FC6-4 | | | 2 0 1 0 0 0 1 2 0 0 0 0 0 1 | | |
| 23 Mark Teixeira, S (1, 3) OBP: 0.320, SLG: 0.456 | 1-2 P4 | | 0-0 P6 | | | 4-2 FC6-4 9 1B SF9 BB | | 3-3 K | | 3 1 0 0 1 1 2 | | |
| 9 Hank Blalock, L (1, 5) OBP: 0.341, SLG: 0.455 | 0-1 P3 | | | 0-2 L8 | | 0-0 FC6-4 1B | | 0-3 K | | 4 0 1 0 0 1 1 | | |
| Alfonso Soriano, R (1, 4) OBP: 0.319, SLG: 0.586 | | 2-3 K | | 1-2 1B | | 2-2 FC6-4 SF9 | | 0-3 K | | 4 0 1 0 0 2 2 | | |
| Richard Hidalgo, R (1, 9) OBP: 0.266, SLG: 0.363 | | 0-0 G4-3 1B | | 1 SAFE L8 | | 1-2 SF9 | | 0-1 F7 | | 3 0 1 1 0 0 1 | | |
| Laynce Nix, L (1, 8) OBP: 0.295, SLG: 0.368 | | 0-2 G4-3 | | 0-0 FC6-4 1B | | 2-0 G4-3 | | 1-3 K2-3 | | 4 0 1 0 0 1 2 | | |
| Kevin Mench, R (1, 7) OBP: 0.351, SLG: 0.510 | | | 0-2 HR | | 3-1 FC6-4 | | 0-1 P6 | | 0-3 K | 4 1 1 1 0 1 2 | | |
| Rod Barajas, R (1, 2) OBP: 0.264, SLG: 0.351 | | | 1-2 F8 | | 1-2 P4 | | 2-2 FC6-4 HBP | | | 2 0 0 0 0 0 0 | | |
| Inning Stats | R: 0 H: 1 E: 0 LOB: 1 K: 0 BB: 0 S: 13 P: 17 | R: 0 H: 1 E: 0 LOB: 0 K: 1 BB: 0 S: 8 P: 10 | R: 1 H: 2 E: 0 LOB: 1 K: 1 BB: 0 S: 14 P: 17 | R: 0 H: 2 E: 0 LOB: 2 K: 0 BB: 0 S: 10 P: 14 | R: 0 H: 0 E: 0 LOB: 0 K: 0 BB: 0 S: 10 P: 12 | R: 1 H: 1 E: 0 LOB: 1 K: 0 BB: 1 S: 12 P: 21 | R: 0 H: 0 E: 0 LOB: 1 K: 0 BB: 0 S: 8 P: 10 | R: 0 H: 0 E: 0 LOB: 0 K: 3 BB: 0 S: 12 P: 15 | R: 0 H: 0 E: 0 LOB: 0 K: 2 BB: 0 S: 8 P: 9 | 1B: 4 SF: 1 2B: 2 SAC: 0 3B: 0 DP: 1 HR: 1 HBP: 1 | WP: 0 PA: 35 PB: 0 SB: 1 CS: 0 | |
| PITCHER | IP WLS BF H R ER SO BB IBB HBP BLK WP HR S P ERA WHIP | | | | | | | | | | | |
| Brad Radke, R (1, 1) ERA: 3.71 | 7.0 W 29 7 2 2 2 1 0 1 0 0 0 1 75 101 2.57 1.143 | | | | | | | | | | | |
| Juan Rincon, R (8, 1) ERA: 2.51 | 1.0 H 3 0 0 0 3 0 0 0 0 0 0 0 12 15 0.00 0.000 | | | | | | | | | | | |
| 36 Joe Nathan, R (9, 1) ERA: 1.65 | 1.0 S 3 0 0 0 2 0 0 0 0 0 0 0 8 9 0.00 0.000 | | | | | | | | | | | |

Texas Rangers @ Minnesota Twins
 Hubert H. Humphrey Metrodome, Minneapolis, MN
 Sun May 15 2005, 2:10 PM EDT
 Att. 27,891 - Dome - 70 F

livebaseballscorecards.com

| | |
|-----|----|
| AB | 32 |
| R | 2 |
| H | 7 |
| RBI | 2 |
| BB | 1 |
| SO | 7 |
| LOB | 13 |



| Batter | 1 | 2 | 3 | 4 | 5 | 6 | 7 | 8 | 9 | AB R H RBI BB SO LOB |
|---|------------------------------------|-----------|-------------|-----------|----------------------------|-----------------|-----------------|-------------|---|----------------------|
| Shannon Stewart, R (1, 7) OBP: 0.339, SLG: 0.386 | 0-1 1B 33 SF7 2B | | 2-2 G4-3 | | 0-1 SF3 | 2-1 HR | | | | 3 2 2 4 0 0 0 |
| 8 Nick Punto, S (1, 4) OBP: 0.322, SLG: 0.341 | 0-0 33 SF7 7 BB 2-3 1B | | 0-0 1B | | 3-2 33 BB 7 1B 1B | 1-2 G5-3 | | | | 4 0 3 0 0 0 0 |
| 7 Joe Mauer, L (1, 2) OBP: 0.405, SLG: 0.472 | 4-2 20 G6-4-3 1-2 BB | | 0-2 P6 | | 0-2 33 BB 1B | | 0-2 G4-3 | | | 3 0 1 0 1 0 1 |
| 33 Justin Morneau, L (1, 3) OBP: 0.409, SLG: 0.714 | 3-1 SF7 | | 0-2 L8 | | 4-1 BB | | 0-0 G4-3 | | | 2 0 0 1 1 0 1 |
| 20 Lew Ford, R (1, 8) OBP: 0.324, SLG: 0.352 | 1-2 G6-4-3 | | | 3-2 P5 | 0-2 F7 | | 2-2 CS 1B | | | 4 0 1 0 0 0 5 |
| Jacque Jones, L (1, 9) OBP: 0.414, SLG: 0.491 | | 0-3 K | | 1-3 K | | 2-2 L6 | 2-2 CS | 3-2 K | | 4 0 0 0 0 3 0 |
| Matthew LeCroy, R (1, 10) OBP: 0.386, SLG: 0.506 | | 3-3 K | | 1-2 L7 | | 3-2 G6-3 | | 1-2 G4-3 | | 3 0 0 0 0 1 0 |
| Terry Tiffie, S (8, PH) OBP: 0.298, SLG: 0.405 | | | | | | | | | | 1 0 0 0 0 0 0 |
| 5 Michael Cuddyer, R (1, 5) OBP: 0.315, SLG: 0.345 | | 1-1 2B | | | 3-2 SH3-4 SF3 2B | 0-0 HR 1B | | 0-3 K | | 4 2 3 0 0 1 0 |
| Juan Castro, R (1, 6) OBP: 0.295, SLG: 0.317 | | 2-1 P5 | | | 1-1 SH3-4 | 0-0 HR 1B | | | | 2 1 1 0 0 0 1 |

| Inning Stats | R: 1 E: 0 K: 0 S: 10 | H: 2 LOB: 1 BB: 1 P: 18 | R: 0 E: 0 K: 2 S: 10 | H: 1 LOB: 1 BB: 0 P: 16 | R: 0 E: 0 K: 0 S: 10 | H: 1 LOB: 1 BB: 0 P: 12 | R: 0 E: 0 K: 1 S: 12 | H: 0 LOB: 0 BB: 0 P: 17 | R: 1 E: 0 K: 0 S: 22 | H: 3 LOB: 3 BB: 1 P: 33 | R: 3 E: 0 K: 0 S: 15 | H: 3 LOB: 0 BB: 0 P: 23 | R: 0 E: 0 K: 0 S: 10 | H: 1 LOB: 0 BB: 0 P: 14 | R: 0 E: 0 K: 2 S: 11 | H: 0 LOB: 0 BB: 0 P: 15 |
|----------------------------------|------------------------------------|----------------------------------|-------------------------------|----------------------------------|-------------------------------|----------------------------------|-------------------------------|----------------------------------|-------------------------------|----------------------------------|-------------------------------|----------------------------------|-------------------------------|----------------------------------|-------------------------------|----------------------------------|
| 1B: 7 2B: 3 3B: 0 HR: 1 | SF: 2 SAC: 1 DP: 1 HBP: 0 | WP: 0 PB: 0 SB: 0 CS: 1 | PA: 36 | | | | | | | | | | | | | |

| PITCHER | IP | WLS | BF | H | R | ER | SO | BB | IBB | HBP | BLK | WP | HR | S | P | ERA | WHIP |
|---------------------------------------|-----|-----|----|---|---|----|----|----|-----|-----|-----|----|----|----|----|-------|-------|
| Chris Young, R (1, 1) ERA: 3.18 | 5.0 | | 23 | 7 | 2 | 2 | 3 | 2 | 0 | 0 | 0 | 0 | 0 | 64 | 96 | 3.60 | 1.800 |
| 32 Ron Mahay, L (6, 1) ERA: 5.17 | 1.2 | L | 8 | 3 | 3 | 3 | 0 | 0 | 0 | 0 | 0 | 0 | 1 | 19 | 27 | 16.20 | 1.800 |
| 43 Kameron Loe, R (7, 1) ERA: 2.08 | 1.1 | | 4 | 1 | 0 | 0 | 2 | 0 | 0 | 0 | 0 | 0 | 0 | 17 | 25 | 0.00 | 0.750 |

BOTTOM

Texas Rangers @ Minnesota Twins
 Hubert H. Humphrey Metrodome, Minneapolis, MN
 Sun May 15 2005, 2:10 PM EDT
 Att. 27,891 - Dome - 70 F

livebaseballscores.com

| | |
|-----|----|
| AB | 30 |
| R | 5 |
| H | 11 |
| RBI | 5 |
| BB | 2 |
| SO | 5 |
| LOB | 8 |



| Batter | 1 | 2 | 3 | 4 | 5 | 6 | 7 | 8 | 9 | AB R H RBI BB SO LOB | TOP | | | | | | | | | | | | | | | | | | | |
|--|---|----------------------------------|------------------------------|----------------------------------|-------------------------------|----------------------------------|-------------------------------|----------------------------------|-------------------------------|----------------------------------|-------------------------------|----------------------------------|-------------------------------|----------------------------------|-------------------------------|----------------------------------|-------------------------------|----------------------------------|----------------------------------|------------------------------------|--|--|--|--|--|--|--|--|--|--|
| David Dellucci, L (1, 10) OBP: 0.480, SLG: 0.567 Chad Allen, R (9, PH) OBP: 0.325, SLG: 0.316 | 4-2 CS BB | 2-1 3-H PO 1B | | 4-2 K2 BB | | 4-1 FC6-4 BB | | | 0-3 K | 1 0 1 1 3 0 0 1 0 0 0 0 1 0 | | | | | | | | | | | | | | | | | | | | |
| Kevin Mench, R (1, 7) OBP: 0.353, SLG: 0.560 | 1-2 HR | 1-1 PO | 3-2 G4-3 | 3-3 K2 | | 0-1 FC6-4 | | | 3-1 HR | 5 2 2 2 0 1 2 | | | | | | | | | | | | | | | | | | | | |
| 23 Mark Teixeira, S (1, 3) OBP: 0.322, SLG: 0.454 | 3-3 K | | 1-1 9 2B 1B | 2-2 F8 | | | | | 3-2 FC5-4 1B | 5 1 2 0 0 2 0 | | | | | | | | | | | | | | | | | | | | |
| 9 Hank Blalock, L (1, 5) OBP: 0.349, SLG: 0.462 | 4-2 BB | | 2-2 1B 2B | | 0-1 FC5-4 1B | | | | 0-3 K | 4 1 2 1 1 1 1 | | | | | | | | | | | | | | | | | | | | |
| Alfonso Soriano, R (1, 4) OBP: 0.316, SLG: 0.574 | 0-0 F9 | | 2-0 1B 1B | | 1-3 K | | | | 3-0 FC5-4 | 5 1 1 1 0 2 3 | | | | | | | | | | | | | | | | | | | | |
| Richard Hidalgo, R (1, 9) OBP: 0.281, SLG: 0.374 | | 4-0 3B BB | 1 SAFE 4-2 1B BB | | 0-2 FC5-4 | | | | 3-1 G4-3 2B | 2 1 1 0 2 0 1 | | | | | | | | | | | | | | | | | | | | |
| Laynce Nix, L (1, 8) OBP: 0.293, SLG: 0.388 | | 0-0 1B 3B | 0-3 K | | 0-1 G6-3 | | | | 2-1 G4-3 | 4 1 1 1 0 1 4 | | | | | | | | | | | | | | | | | | | | |
| Rod Barajas, R (1, 2) OBP: 0.264, SLG: 0.347 | | 1-0 P4 | 0-1 1-2 2-H 1B | | | 2-3 K | | | 3-2 L6 | 4 0 1 1 0 1 2 | | | | | | | | | | | | | | | | | | | | |
| Mark DeRosa, R (1, 6) OBP: 0.211, SLG: 0.250 | | 0-1 G1-3 | 0-3 K | | | 1-3 K | | | 0-0 F8 | 4 0 0 0 0 2 4 | | | | | | | | | | | | | | | | | | | | |
| Inning Stats | R: 1 E: 0 K: 1 S: 15 | H: 1 LOB: 1 BB: 2 P: 27 | R: 2 E: 0 K: 0 S: 7 | H: 2 LOB: 0 BB: 1 P: 15 | R: 3 E: 0 K: 2 S: 19 | H: 4 LOB: 2 BB: 1 P: 31 | R: 0 E: 0 K: 1 S: 11 | H: 0 LOB: 0 BB: 1 P: 20 | R: 0 E: 0 K: 1 S: 10 | H: 1 LOB: 1 BB: 0 P: 11 | R: 0 E: 0 K: 2 S: 11 | H: 0 LOB: 1 BB: 1 P: 18 | R: 0 E: 0 K: 2 S: 10 | H: 0 LOB: 0 BB: 0 P: 13 | R: 0 E: 0 K: 0 S: 12 | H: 1 LOB: 1 BB: 0 P: 20 | R: 1 E: 0 K: 2 S: 12 | H: 2 LOB: 1 BB: 0 P: 21 | 1B: 6 2B: 3 3B: 1 HR: 2 | SF: 0 SAC: 0 DP: 1 HBP: 0 | WP: 0 PA: 42 PB: 0 SB: 1 CS: 1 | | | | | | | | | |
| PITCHER | IP WLS BF H R ER SO BB IBB HBP BLK WP HR S P ERA WHIP | | | | | | | | | | | | | | | | | | | | | | | | | | | | | |
| Oriando Hernandez, R (1, 1) ERA: 3.91 | 2.2 | | 17 | 7 | 6 | 6 | 2 | 4 | 0 | 0 | 0 | 0 | 1 | 38 | 70 | 20.25 | 4.125 | | | | | | | | | | | | | |
| Luis Vizcaino, R (3, 1) ERA: 6.41 | 2.1 | | 8 | 1 | 0 | 0 | 3 | 1 | 0 | 0 | 0 | 0 | 0 | 24 | 34 | 0.00 | 0.857 | | | | | | | | | | | | | |
| Cliff Politte, R (6, 1) ERA: 1.17 | 2.0 | | 7 | 0 | 0 | 0 | 4 | 1 | 0 | 0 | 0 | 0 | 0 | 21 | 31 | 0.00 | 0.500 | | | | | | | | | | | | | |
| Shingo Takatsu, R (8, 1) ERA: 5.56 | 1.0 | | 4 | 1 | 0 | 0 | 0 | 0 | 0 | 0 | 0 | 0 | 0 | 12 | 20 | 0.00 | 1.000 | | | | | | | | | | | | | |
| Damaso Marte, L (9, 1) ERA: 2.4 | 1.0 | L | 5 | 2 | 1 | 1 | 2 | 0 | 0 | 0 | 0 | 0 | 1 | 12 | 21 | 9.00 | 2.000 | | | | | | | | | | | | | |

Texas Rangers @ Chicago White Sox
U.S. Cellular Field, Chicago, IL
Mon May 16 2005, 8:05 PM EDT
Att. 26,889 - Clear - 51 F

livebaseballscorecards.com

AB 35
R 7
H 11
RBI 7
BB 6
SO 11
LOB 17



| Batter | 1 | 2 | 3 | 4 | 5 | 6 | 7 | 8 | 9 |
|---|-----------------------|----------|---------------|---|------------|---|----------|----------|---|
| 22 Scott Podsednik, L (1, 7) OBP: 0.387, SLG: 0.311 | 2-1 G1-3 | 3-3 K | | | 2-1 2B 1B | | 2-1 G1-3 | | |
| Willie Harris, L (1, 4) OBP: 0.372, SLG: 0.289 Tadahito Iguchi, R (8, PH) OBP: 0.352, SLG: 0.443 (9, 4) | 1-0 F9 | | 3-2 14 F9 1B | | 2-0 F9 | | | 3-2 HR | |
| Aaron Rowand, R (1, 8) OBP: 0.336, SLG: 0.404 | 1-0 BB 14 BB 12 HR 1B | | 0-2 G6-4-3 1B | | 2-1 1-H 2B | | | 0-0 G5-3 | |
| 14 Paul Konerko, R (1, 3) OBP: 0.331, SLG: 0.425 | 4-1 1-2 12 HR BB BB | | 0-1 F9 | | 3-3 K | | | 3-3 K | |
| Carl Everett, S (1, 10) OBP: 0.317, SLG: 0.432 | 4-1 1-2 2-3 12 HR BB | | 0-2 G6-4-3 | | 1-3 K | | | 0-0 G3 | |
| 12 A.J. Pierzynski, L (1, 2) OBP: 0.313, SLG: 0.433 | 2-0 1-H 2-H 3-H HR | | 2-2 F8 | | 0-0 F7 | | | 1-2 G6-3 | |
| 24 Joe Crede, R (1, 5) OBP: 0.329, SLG: 0.397 | 2-1 F8 | | 1-2 P3 | | 1-3 K | | | 0-1 G6-3 | |
| Timo Perez, L (1, 9) OBP: 0.250, SLG: 0.313 38 Pablo Ozuna, R (7, PH) OBP: 0.367, SLG: 0.308 (8, 9) 23 Jermaine Dye, R (9, PH) OBP: 0.246, SLG: 0.389 | | 0-0 P2 | 2-1 B1-3 | | 0-1 G6-3 | | | 1-2 G1-3 | |
| 5 Juan Uribe, R (1, 6) OBP: 0.304, SLG: 0.446 | | 0-2 G1-3 | | | 3-2 G6-3 | | | | |
| | | | | | | | | | |

| AB | R | H | RBI | BB | SO | LOB |
|----|---|---|-----|----|----|-----|
| 4 | 1 | 1 | 0 | 0 | 1 | 0 |
| 3 | 0 | 1 | 0 | 0 | 0 | 1 |
| 1 | 1 | 1 | 1 | 0 | 0 | 0 |
| 4 | 1 | 3 | 1 | 0 | 0 | 0 |
| 3 | 1 | 0 | 0 | 1 | 2 | 3 |
| 3 | 1 | 0 | 0 | 1 | 1 | 2 |
| 4 | 1 | 1 | 4 | 0 | 0 | 0 |
| 4 | 0 | 0 | 0 | 0 | 1 | 0 |
| 2 | 0 | 0 | 0 | 0 | 0 | 0 |
| 1 | 0 | 0 | 0 | 0 | 0 | 0 |
| 1 | 0 | 0 | 0 | 0 | 0 | 0 |
| 3 | 0 | 0 | 0 | 0 | 0 | 0 |

| AB | R | H | RBI | BB | SO | LOB |
|----|---|---|-----|----|----|-----|
| 33 | 6 | 7 | 6 | 2 | 5 | 6 |

| Inning Stats | | R: 4 | H: 2 | E: 0 | K: 0 | S: 9 | R: 0 | H: 0 | E: 0 | K: 1 | S: 8 | R: 0 | H: 2 | E: 0 | K: 0 | S: 12 | R: 0 | H: 0 | E: 0 | K: 0 | S: 8 | R: 1 | H: 2 | E: 0 | K: 1 | S: 11 | R: 0 | H: 0 | E: 0 | K: 2 | S: 7 | R: 0 | H: 0 | E: 0 | K: 0 | S: 7 | R: 1 | H: 1 | E: 0 | K: 1 | S: 13 | R: 0 | H: 0 | E: 0 | K: 0 | S: 9 | R: 0 | H: 0 | E: 0 | K: 0 | S: 9 |
|--------------|--|--------|------|--------|------|--------|------|--------|------|--------|------|--------|------|--------|------|--------|------|--------|------|--------|------|--------|------|--------|------|--------|------|--------|------|--------|------|--------|------|--------|------|--------|------|--------|------|--------|-------|--------|------|--------|------|--------|------|-------|------|------|------|
| LOB: 0 | | LOB: 0 | | LOB: 0 | | LOB: 1 | | LOB: 0 | | LOB: 0 | | LOB: 1 | | LOB: 0 | | LOB: 1 | | LOB: 0 | | LOB: 0 | | LOB: 0 | | LOB: 1 | | LOB: 0 | | LOB: 0 | | LOB: 0 | | LOB: 0 | | LOB: 0 | | LOB: 0 | | LOB: 0 | | LOB: 0 | | LOB: 0 | | LOB: 0 | | LOB: 0 | | | | | |
| BB: 2 | | BB: 0 | | BB: 0 | | BB: 0 | | BB: 0 | | BB: 0 | | BB: 0 | | BB: 0 | | BB: 0 | | BB: 0 | | BB: 0 | | BB: 0 | | BB: 0 | | BB: 0 | | BB: 0 | | BB: 0 | | BB: 0 | | BB: 0 | | BB: 0 | | BB: 0 | | BB: 0 | | BB: 0 | | BB: 0 | | BB: 0 | | BB: 0 | | | |
| P: 25 | | P: 11 | | P: 11 | | P: 15 | | P: 13 | | P: 13 | | P: 23 | | P: 9 | | P: 9 | | P: 19 | | P: 11 | | P: 11 | | P: 9 | | P: 9 | | P: 19 | | P: 11 | | P: 11 | | P: 11 | | P: 11 | | P: 11 | | P: 11 | | P: 11 | | P: 11 | | | | | | | |

| PITCHER | IP | WLS | BF | H | R | ER | SO | BB | IBB | HBP | BLK | WP | HR | S | P | ERA | WHIP |
|--|-----|-----|----|---|---|----|----|----|-----|-----|-----|----|----|----|----|------|-------|
| Chan Ho Park, R (1, 1) ERA: 5.32 | 6.0 | | 25 | 6 | 5 | 5 | 4 | 2 | 0 | 0 | 0 | 0 | 1 | 55 | 96 | 7.50 | 1.333 |
| Brian Shouse, L (7, 1) ERA: 2.4 | 1.0 | H | 3 | 0 | 0 | 0 | 0 | 0 | 0 | 0 | 0 | 0 | 0 | 7 | 9 | 0.00 | 0.000 |
| Nick Regilio, R (8, 1) ERA: 4.61 | 1.0 | W | 4 | 1 | 1 | 1 | 1 | 0 | 0 | 0 | 0 | 0 | 1 | 13 | 19 | 9.00 | 1.000 |
| Francisco Cordero, R (9, 1) ERA: 4.32 | 1.0 | S | 3 | 0 | 0 | 0 | 0 | 0 | 0 | 0 | 0 | 0 | 0 | 9 | 11 | 0.00 | 0.000 |

| PITCHER | IP | WLS | BF | H | R | ER | SO | BB | IBB | HBP | BLK | WP | HR | S | P | ERA | WHIP |
|---------|----|-----|----|---|---|----|----|----|-----|-----|-----|----|----|---|---|-----|------|
| | | | | | | | | | | | | | | | | | |

Texas Rangers @ Chicago White Sox
U.S. Cellular Field, Chicago, IL
Mon May 16 2005, 8:05 PM EDT
Att. 26,889 - Clear - 51 F

livebaseballscorecards.com



| Batter | 1 | 2 | 3 | 4 | 5 | 6 | 7 | 8 | 9 | AB | R | H | RBI | BB | SO | LOB |
|--|-------------|--------------------------|-----------------------------------|-----------------------------|-------------|---------------------|-----------|--------------------|---|----|---|---|-----|----|----|-----|
| 22 Scott Podsednik, L (1, 7) OBP: 0.387, SLG: 0.323 | 2-2 G3-1 | | 3-1 SAFE 1 SAFE CS 1B | | 0-0 F8 | | 0-3 K | | | 4 | 0 | 1 | 0 | 0 | 1 | 0 |
| Tadahito Iguchi, R (1, 4) OBP: 0.342, SLG: 0.428 | 3-3 K | | 2-1 SAFE CS | 0-3 K | 0-1 G5-3 | | 1-1 P3 | | | 4 | 0 | 0 | 0 | 0 | 2 | 0 |
| Aaron Rowand, R (1, 8) OBP: 0.338, SLG: 0.417 | 1-3 K | | | 0-0 14 1B 23 2B 2B | 2-1 F7 | | 1-3 K | | | 4 | 1 | 1 | 0 | 0 | 2 | 0 |
| 14 Paul Konerko, R (1, 3) OBP: 0.339, SLG: 0.451 | | 1-2 G5-3 | | 0-1 12 BB 23 2B 1B | | 3-1 HR | | 3-1 12 HR 1B | | 4 | 3 | 3 | 1 | 0 | 0 | 0 |
| 12 A.J. Pierzynski, L (1, 2) OBP: 0.328, SLG: 0.486 | | 4-2 23 CS BB | | 4-1 23 2B 5 1B BB | | 2-2 G6-3 | | 1-0 1-H HR | | 2 | 2 | 1 | 2 | 2 | 0 | 0 |
| 23 Jermaine Dye, R (1, 9) OBP: 0.261, SLG: 0.418 | | 3-2 SAFE 1-2 2B | | 0-2 5 1B 2B | | 0-0 5 G1-3 2B | | 2-1 P3 | | 4 | 1 | 3 | 2 | 0 | 0 | 0 |
| Carl Everett, S (1, 10) OBP: 0.313, SLG: 0.412 | | 1-0 F7 | | 4-0 5 1B IBB | | 4-2 5 G1-3 BB | | 0-2 G3 | | 2 | 0 | 0 | 0 | 2 | 0 | 1 |
| 5 Juan Uribe, R (1, 6) OBP: 0.303, SLG: 0.437 | | | 0-1 P4 | 0-1 38 G4-3 1B | | 1-2 G1-3 | | 1-0 G5-3 | | 4 | 0 | 1 | 2 | 0 | 0 | 2 |
| 38 Pablo Ozuna, R (1, 5) OBP: 0.364, SLG: 0.310 | | | 2-2 22 CS 1B | 2-1 G4-3 | | 1-3 K | | | | 3 | 0 | 1 | 0 | 0 | 1 | 4 |


| Inning Stats | R: 0 | H: 0 | E: 0 | K: 2 | S: 12 | L: 0 | LOB: 0 | BB: 0 | P: 18 | R: 0 | H: 1 | E: 0 | K: 0 | S: 12 | L: 0 | LOB: 1 | BB: 1 | P: 21 | R: 0 | H: 2 | E: 0 | K: 0 | S: 8 | L: 0 | LOB: 0 | BB: 0 | P: 15 | R: 4 | H: 4 | E: 0 | K: 1 | S: 14 | L: 0 | LOB: 1 | BB: 2 | P: 24 | R: 0 | H: 0 | E: 0 | K: 0 | S: 5 | L: 0 | LOB: 0 | BB: 0 | P: 7 | R: 1 | H: 2 | E: 0 | K: 1 | S: 18 | L: 0 | LOB: 2 | BB: 1 | P: 29 | R: 0 | H: 0 | E: 0 | K: 2 | S: 9 | L: 0 | LOB: 0 | BB: 0 | P: 11 | R: 2 | H: 2 | E: 0 | K: 0 | S: 9 | L: 0 | LOB: 0 | BB: 0 | P: 16 |
|--------------|------|------|------|------|-------|------|--------|-------|-------|------|------|------|------|-------|------|--------|-------|-------|------|------|------|------|------|------|--------|-------|-------|------|------|------|------|-------|------|--------|-------|-------|------|------|------|------|------|------|--------|-------|------|------|------|------|------|-------|------|--------|-------|-------|------|------|------|------|------|------|--------|-------|-------|------|------|------|------|------|------|--------|-------|-------|
|--------------|------|------|------|------|-------|------|--------|-------|-------|------|------|------|------|-------|------|--------|-------|-------|------|------|------|------|------|------|--------|-------|-------|------|------|------|------|-------|------|--------|-------|-------|------|------|------|------|------|------|--------|-------|------|------|------|------|------|-------|------|--------|-------|-------|------|------|------|------|------|------|--------|-------|-------|------|------|------|------|------|------|--------|-------|-------|

| PITCHER | IP | WLS | BF | H | R | ER | SO | BB | IBB | HBP | BLK | WP | HR | S | P | ERA | WHIP |
|--|-----|-----|----|---|---|----|----|----|-----|-----|-----|----|----|----|-----|-------|-------|
| Ryan Drese, R (1, 1) ERA: 6.37 | 5.1 | L | 24 | 9 | 5 | 5 | 3 | 2 | 1 | 0 | 0 | 0 | 1 | 61 | 100 | 8.44 | 2.062 |
| 53 Joaquín Benoit, R (6, 1) ERA: 0.96 | 1.2 | | 6 | 0 | 0 | 0 | 3 | 1 | 0 | 0 | 0 | 0 | 0 | 17 | 25 | 0.00 | 0.600 |
| 32 Ron Mahay, L (8, 1) ERA: 5.94 | 1.0 | | 5 | 2 | 2 | 2 | 0 | 0 | 0 | 0 | 0 | 0 | 1 | 9 | 16 | 18.00 | 2.000 |

TEXAS RANGERS @ CHICAGO WHITE SOX
U.S. Cellular Field, Chicago, IL

Wed May 18 2005, 2:05 PM EDT
Att. 16,255 - Partly Cloudy - 61 F

| | |
|-----|----|
| AB | 31 |
| R | 7 |
| H | 11 |
| RBI | 7 |
| BB | 4 |
| SO | 6 |
| LOB | 7 |



| WP | HR | S | P | ERA | WHIP |
|----|----|---|---|-------|-------|
| 0 | 0 | 1 | 3 | 0.00 | 0.600 |
| 0 | 0 | 0 | 0 | 18.00 | 2.000 |

| Batter | 1 | 2 | 3 | 4 | 5 | 6 | 7 | 8 | 9 | AB R H RBI BB SO LOB | TOP | | |
|--|---|--|--|--|---|--|---|--|--|--|---|----------------|---|
| Willy Taveras, R (1, 8) OBP: 0.315, SLG: 0.351 Mike Lamb, L (9, PH) OBP: 0.278, SLG: 0.388 | 0-1 F9 | | 2-2 F9 | | 2-2 1B | | 2-0 2B | | 2-1 G3 | 4 0 2 0 0 0 0 1 0 0 0 0 0 0 | | | |
| Jose Vizcaino, S (1, 3) OBP: 0.321, SLG: 0.373 | 0-0 FC6-4 1B | | 2-0 G6-3 | | 2-1 G6-3 | | 1-2 L5 | | | 4 0 1 0 0 0 3 | | | |
| Craig Biggio, R (1, 4) OBP: 0.375, SLG: 0.575 | 0-2 FC6-4 1-2f | | 2-2 F8 | | | | | | | 4 2 2 0 0 0 1 | | | |
| 17 Lance Berkman, S (1, 10) OBP: 0.306, SLG: 0.310 Todd Self, L (8, PR) OBP: 0.333, SLG: 1.333 (8, 10) | 2-2 F7 | | | 2-2 P3 | | 1-2 G1-3 | | 1-2 17 2B SF8 1B | | 4 0 1 0 0 0 2 0 0 0 0 0 0 0 | | | |
| Morgan Ensberg, R (1, 5) OBP: 0.412, SLG: 0.543 | | 4-2 16 2B 1B BB | | 1-1 F8 | | 0-0 L5 | | 1-0 SF8 | | 2 1 0 1 1 0 1 | | | |
| 16 Jason Lane, R (1, 9) OBP: 0.279, SLG: 0.424 | | 0-1 1-3 1B 2B | | 0-1 F9 | | 1-1 2-H 1B | | 0-0 F9 | | 4 0 2 1 0 0 1 | | | |
| 28 Adam Everett, R (1, 6) OBP: 0.293, SLG: 0.363 | | | 0-0 G1-3 | | 1-1 F7 | | 0-0 F7 | | 3-0 G6-3 | 4 0 0 0 0 0 4 | | | |
| Brad Ausmus, R (1, 2) OBP: 0.320, SLG: 0.275 | | 0-0 4 2B 1B | | | 4-1 1B BB | | | 0-0 L3 | | 3 0 1 1 1 1 0 | | | |
| 4 Eric Bruntlett, R (1, 7) OBP: 0.200, SLG: 0.118 Orlando Palmeiro, L (9, PH) OBP: 0.388, SLG: 0.477 | | 3-1 1-H 2B | | 0-3 K | | | | 0-0 F9 | | 3 0 1 0 0 1 1 1 0 0 0 0 0 0 | | | |
| Inning Stats | R: 0 H: 1 E: 0 LOB: 1 K: 0 BB: 0 S: 9 P: 11 | R: 1 H: 3 E: 0 LOB: 2 K: 0 BB: 1 S: 8 P: 15 | R: 0 H: 0 E: 0 LOB: 0 K: 0 BB: 0 S: 7 P: 13 | R: 0 H: 0 E: 0 LOB: 0 K: 0 BB: 0 S: 7 P: 10 | R: 0 H: 1 E: 0 LOB: 2 K: 1 BB: 1 S: 11 P: 20 | R: 1 H: 2 E: 0 LOB: 1 K: 0 BB: 0 S: 9 P: 13 | R: 0 H: 1 E: 0 LOB: 1 K: 0 BB: 0 S: 6 P: 9 | R: 1 H: 2 E: 0 LOB: 1 K: 0 BB: 0 S: 7 P: 12 | R: 0 H: 0 E: 0 LOB: 0 K: 1 BB: 0 S: 7 P: 13 | 1B: 5 SF: 1 2B: 5 SAC: 0 3B: 0 DP: 0 HR: 0 HBP: 0 | WP: 0 PA: 37 PB: 0 SB: 0 CS: 0 | | |
| PITCHER | IP WLS BF H R ER SO BB IBB HBP BLK WP HR S P ERA WHIP | | | | | | | | | | | PITCHER | IP WLS BF H R ER SO BB IBB HBP BLK WP HR S P ERA WHIP |
| Kenny Rogers, L (1, 1) ERA: 1.73 | 8.0 W 34 10 3 3 1 2 0 0 0 0 0 0 64 103 3.38 1.500 | | | | | | | | | | | | |
| Francisco Cordero, R (9, 1) ERA: 4.08 | 1.0 3 0 0 0 1 0 0 0 0 0 0 0 7 13 0.00 0.000 | | | | | | | | | | | | |

Houston Astros @ Texas Rangers
 Ameriquet Field, Arlington, TX
 Fri May 20 2005, 8:05 PM EDT
 Att. 38,109 - Clear - 91 F

livebaseballscorecards.com

| | |
|-----|----|
| AB | 34 |
| R | 3 |
| H | 10 |
| RBI | 3 |
| BB | 2 |
| SO | 2 |
| LOB | 13 |



| Batter | 1 | 2 | 3 | 4 | 5 | 6 | 7 | 8 | 9 | AB R H RBI BB SO LOB | TOP | | | | | | | | | | | |
|--|---|----------------------------------|-------------------------------|----------------------------------|------------------------------|----------------------------------|-------------------------------|----------------------------------|------------------------------|----------------------------------|------------------------------|----------------------------------|-------------------------------|----------------------------------|------------------------------|---------------------------------|-------------------------------|----------------------------------|----------------------------------|------------------------------------|----------------------------------|--------|
| Willy Taveras, R (1, 8) OBP: 0.312, SLG: 0.346 | 0-3 K | | 0-1 B5-3 | | 3-2 K | | 2-1 1B | | 1-3 K | 5 0 1 0 0 3 2 | | | | | | | | | | | | |
| Todd Self, L (1, 7) OBP: 0.375, SLG: 0.750 | 3-2 1B | | 1-2 G3 | | 0-1 F8 | | 0-0 1B | | 2-2 G1-3 | 5 0 2 0 0 0 2 | | | | | | | | | | | | |
| Craig Biggio, R (1, 4) OBP: 0.371, SLG: 0.568 4 Eric Bruntlett, R (3, 4) OBP: 0.182, SLG: 0.105 | 1-3 K | | 2-2 F8 | | 1-1 L9 | | 0-1 P3 | | | 2 0 0 0 0 1 2 2 0 0 0 0 0 2 | | | | | | | | | | | | |
| 17 Lance Berkman, S (1, 10) OBP: 0.302, SLG: 0.304 | 0-0 1B | | | 0-0 G3-1 | | 2-2 F7 | 1-1 G4-3 | | | 4 0 1 0 0 0 2 | | | | | | | | | | | | |
| Mike Lamb, L (1, 3) OBP: 0.277, SLG: 0.392 | 2-3 K | | | 0-1 HR | | 2-1 G6-3 | | 1-2 F8 | | 4 1 1 0 0 1 2 | | | | | | | | | | | | |
| Morgan Ensberg, R (1, 5) OBP: 0.414, SLG: 0.561 | | 2-3 K | | 2-2 HR | | 4-1 BB | | 2-1 F8 | | 3 1 1 2 1 1 0 | | | | | | | | | | | | |
| 16 Jason Lane, R (1, 9) OBP: 0.272, SLG: 0.412 | | | 3-2 G1-3 | | 2-1 E9 | | 2-1 G1-3 | | 0-0 F9 | 4 0 0 0 0 0 1 | | | | | | | | | | | | |
| 28 Adam Everett, R (1, 6) OBP: 0.292, SLG: 0.381 | | | 2-2 F9 | | 3-2 K | | 1-0 HR | | 2-1 P4 | 4 1 1 1 0 1 1 | | | | | | | | | | | | |
| Raul Chavez, R (1, 2) OBP: 0.226, SLG: 0.283 | | | 0-0 G3 B5-3 1B | | 1-2 F9 | | 2-1 G6-3 | | 1-2 2B | 4 0 2 0 0 0 1 | | | | | | | | | | | | |
| Inning Stats | R: 0 E: 0 K: 3 S: 19 | H: 2 LOB: 2 BB: 0 P: 25 | R: 0 E: 0 K: 1 S: 14 | H: 0 LOB: 0 BB: 0 P: 21 | R: 0 E: 0 K: 0 S: 9 | H: 1 LOB: 1 BB: 0 P: 12 | R: 2 E: 1 K: 1 S: 16 | H: 2 LOB: 1 BB: 0 P: 24 | R: 0 E: 0 K: 1 S: 7 | H: 0 LOB: 0 BB: 0 P: 11 | R: 0 E: 0 K: 0 S: 9 | H: 0 LOB: 1 BB: 1 P: 19 | R: 1 E: 0 K: 0 S: 10 | H: 3 LOB: 2 BB: 0 P: 16 | R: 0 E: 0 K: 0 S: 6 | H: 0 LOB: 0 BB: 0 P: 9 | R: 0 E: 0 K: 1 S: 13 | H: 1 LOB: 1 BB: 0 P: 19 | 1B: 5 2B: 2 3B: 0 HR: 2 | SF: 0 SAC: 0 DP: 0 HBP: 0 | WP: 0 PB: 0 SB: 0 CS: 0 | PA: 38 |
| PITCHER | IP WLS BF H R ER SO BB IBB HBP BLK WP HR S P ERA WHIP | | | | | | | | | | | | | | | | | | | | | |
| Chris Young, R (1, 1) ERA: 3.22 | 5.0 W 21 5 2 2 6 0 0 0 0 0 0 1 65 93 3.60 1.000 | | | | | | | | | | | | | | | | | | | | | |
| Nick Regilio, R (6, 1) ERA: 4.3 | 1.0 4 0 0 0 0 1 0 0 0 0 0 0 9 19 0.00 1.000 | | | | | | | | | | | | | | | | | | | | | |
| 43 Kameron Loe, R (7, 1) ERA: 2.84 | 1.0 6 3 1 1 0 0 0 0 0 0 0 1 10 16 9.00 3.000 | | | | | | | | | | | | | | | | | | | | | |
| Brian Shouse, L (8, 1) ERA: 2.25 | 1.0 3 0 0 0 0 0 0 0 0 0 0 0 6 9 0.00 0.000 | | | | | | | | | | | | | | | | | | | | | |
| Doug Brocail, R (9, 1) ERA: 4.34 | 1.0 4 1 0 0 1 0 0 0 0 0 0 0 13 19 0.00 1.000 | | | | | | | | | | | | | | | | | | | | | |

Houston Astros @ Texas Rangers
 Ameriquet Field, Arlington, TX
 Sat May 21 2005, 4:05 PM EDT
 Att. 35,781 - Sunny - 96 F

livebaseballscorecards.com

| | |
|-----|----|
| AB | 37 |
| R | 3 |
| H | 9 |
| RBI | 3 |
| BB | 1 |
| SO | 7 |
| LOB | 15 |



| Batter | 1 | 2 | 3 | 4 | 5 | 6 | 7 | 8 | 9 |
|--|-------------------|----------------------------------|-------------|-------------|-----------|--------------------|-------------------------------------|-------------|---|
| David Dellucci, L OBP: 0.482, SLG: 0.612 Chad Allen, R OBP: 0.319, SLG: 0.311 | 2-1 HR | 4-2 10 BB 23 HR BB | 1-0 HR | | 1-3 K | | 1-1 23 BB 9 1B 10 1B 1B | | |
| 10 Michael Young, R OBP: 0.328, SLG: 0.416 Mark DeRosa, R OBP: 0.211, SLG: 0.250 | 3-2 G4-3 | 4-2 23 HR BB | 4-2 BB | | 1-3 K | | 1-1 23 BB 9 1B 1B | | |
| 23 Mark Teixeira, S OBP: 0.335, SLG: 0.492 | 1-0 9 2B 2B | 0-0 1-H 2-H HR | 1-1 L6 | | | 2-1 F8 | 4-2 9 1B WP BB | | |
| 9 Hank Blalock, L OBP: 0.359, SLG: 0.483 | 2-1 2-H 2B | 3-2 HR | 3-3 K | | | 0-1 FC5-4 1B | 0-0 WP 1B | | |
| Alfonso Soriano, R OBP: 0.303, SLG: 0.539 | 2-1 F7 | 1-2 2B 1B | | 1-2 F8 | | 3-2 FC5-4 HR | 2-1 G5-3 | | |
| Kevin Mench, R OBP: 0.360, SLG: 0.581 | 0-1 F8 | 0-2 1-H HR 2B | | 3-1 G6-3 | | 3-1 1-H HR | 0-3 K | | |
| Laynce Nix, L OBP: 0.305, SLG: 0.467 | | | K | 1-3 K2-3 | | 3-2 G6-3 | | 0-0 F8 | |
| Richard Hidalgo, R OBP: 0.287, SLG: 0.383 Andres Torres, S OBP: 0.143, SLG: 0.143 | | | | | | 0-1 HR | 3-3 K | 0-0 G5-3 | |
| Rod Barajas, R OBP: 0.269, SLG: 0.367 | | 3-2 SAFE SAFE 1-2 HR | 1-0 G5-3 | | 1-2 G1 | | 4-2 1B 10 1B BB | 1-3 K | |

| AB | R | H | RBI | BB | SO | LOB |
|----|---|---|-----|----|----|-----|
| 4 | 3 | 3 | 2 | 1 | 1 | 0 |
| 0 | 1 | 0 | 0 | 0 | 0 | 0 |
| 3 | 1 | 1 | 1 | 2 | 1 | 0 |
| 0 | 1 | 0 | 0 | 0 | 0 | 0 |
| 4 | 3 | 2 | 3 | 1 | 0 | 1 |
| 5 | 1 | 4 | 4 | 0 | 1 | 1 |
| 5 | 2 | 1 | 0 | 0 | 0 | 4 |
| 5 | 2 | 2 | 3 | 0 | 1 | 3 |
| 5 | 1 | 1 | 2 | 0 | 2 | 0 |
| 3 | 1 | 2 | 1 | 0 | 1 | 0 |
| 2 | 0 | 0 | 0 | 0 | 1 | 0 |
| 4 | 2 | 1 | 1 | 1 | 1 | 0 |

| AB | R | H | RBI | BB | SO | LOB |
|----|----|----|-----|----|----|-----|
| 40 | 18 | 17 | 17 | 5 | 9 | 9 |

| WP | PA |
|----|----|
| 1 | 45 |

| Inning Stats | R | H | ER | SO | BB | IBB | HBP | BLK | WP | HR | S | P | ERA | WHIP | |
|-------------------------------|----------------------------------|-------------------------------|----------------------------------|-------------------------------|----------------------------------|------------------------------|----------------------------------|-------------------------------|----------------------------------|-------------------------------|----------------------------------|-------------------------------|----------------------------------|------------------------------|---------------------------------|
| R: 2 E: 0 K: 0 S: 12 | H: 3 LOB: 1 BB: 0 P: 22 | R: 8 E: 0 K: 2 S: 34 | H: 7 LOB: 0 BB: 2 P: 56 | R: 1 E: 0 K: 1 S: 10 | H: 1 LOB: 1 BB: 1 P: 20 | R: 0 E: 0 K: 1 S: 9 | H: 0 LOB: 0 BB: 0 P: 14 | R: 1 E: 0 K: 2 S: 11 | H: 1 LOB: 0 BB: 0 P: 14 | R: 2 E: 0 K: 0 S: 13 | H: 2 LOB: 0 BB: 0 P: 24 | R: 4 E: 0 K: 2 S: 20 | H: 3 LOB: 2 BB: 2 P: 35 | R: 0 E: 0 K: 1 S: 5 | H: 0 LOB: 0 BB: 0 P: 6 |

| PITCHER | IP | WLS | BF | H | R | ER | SO | BB | IBB | HBP | BLK | WP | HR | S | P | ERA | WHIP |
|-----------------------------------|--------|-----|----|----|---|----|----|----|-----|-----|-----|----|----|----|----|-------|-------|
| Ezequiel Astacio, R ERA: 10.61 | (1, 1) | 1.2 | L | 15 | 9 | 9 | 1 | 2 | 0 | 0 | 0 | 0 | 4 | 39 | 68 | 48.60 | 6.600 |
| Chad Harville, R ERA: 6.57 | (2, 1) | 2.1 | | 10 | 2 | 2 | 3 | 1 | 0 | 0 | 0 | 0 | 2 | 26 | 44 | 7.71 | 1.286 |
| Mike Burns, R ERA: 10.13 | (5, 1) | 2.0 | | 9 | 3 | 3 | 2 | 0 | 0 | 0 | 0 | 0 | 2 | 24 | 38 | 13.50 | 1.500 |
| Russ Springer, R ERA: 7.07 | (7, 1) | 1.0 | | 8 | 3 | 4 | 2 | 2 | 0 | 0 | 0 | 1 | 0 | 20 | 35 | 36.00 | 5.000 |
| 54 Brad Lidge, R ERA: 2.95 | (8, 1) | 1.0 | | 3 | 0 | 0 | 1 | 0 | 0 | 0 | 0 | 0 | 0 | 5 | 6 | 0.00 | 0.000 |

Houston Astros @ Texas Rangers
 Ameriquet Field, Arlington, TX
 Sat May 21 2005, 4:05 PM EDT
 Att. 35,781 - Sunny - 96 F

livebaseballscorecards.com



| Batter | 1 | 2 | 3 | 4 | 5 | 6 | 7 | 8 | 9 | AB | R | H | RBI | BB | SO | LOB |
|--|--------------|-----------------|---|---|----------|---|---------------|---|---------|----|---|---|-----|----|----|-----|
| David Dellucci, L (1, 10) OBP: 0.476, SLG: 0.613 | 3-2 K | 3-3 K | | | 3-3 K | | 2-3 K | | | 4 | 0 | 0 | 0 | 0 | 4 | 1 |
| 10 Michael Young, R (1, 6) OBP: 0.330, SLG: 0.420 | 2-1 23 BB 1B | 2-0 FC5-4 | | | 1-2 F9 | | 1-2 23 FC4 1B | | | 4 | 0 | 2 | 0 | 0 | 0 | 1 |
| 23 Mark Teixeira, S (1, 3) OBP: 0.342, SLG: 0.503 | 4-2 1-2 BB | | | | 2-1 F7 | | 2-0 L3 | | 1-1 FC4 | 3 | 0 | 0 | 0 | 1 | 0 | 1 |
| 9 Hank Blalock, L (1, 5) OBP: 0.345, SLG: 0.462 | 0-1 F7 | | | | 2-0 G4-3 | | 3-2 G3 | | 2-3 K | 4 | 0 | 0 | 0 | 0 | 1 | 2 |
| Alfonso Soriano, R (1, 4) OBP: 0.297, SLG: 0.524 | 1-1 F8 | | | | 2-1 F8 | | 2-1 2B 1B | | 1-3 K | 4 | 1 | 1 | 0 | 0 | 1 | 2 |
| Kevin Mench, R (1, 7) OBP: 0.357, SLG: 0.573 | | 2-1 HR 1B | | | 0-2 F8 | | 2-1 1-H 2B | | 3-1 F8 | 4 | 1 | 2 | 1 | 0 | 0 | 0 |
| Laynce Nix, L (1, 8) OBP: 0.297, SLG: 0.449 | | 0-2 P5 | | | 3-2 G4-3 | | 1-3 K2-3 | | | 3 | 0 | 0 | 0 | 0 | 1 | 2 |
| Richard Hidalgo, R (1, 9) OBP: 0.289, SLG: 0.425 | | 0-2 1-H HR | | | 2-0 F8 | | 1-2 HR | | | 3 | 2 | 2 | 3 | 0 | 0 | 0 |
| Rod Barajas, R (1, 2) OBP: 0.272, SLG: 0.360 | | 4-1 10 FC5-4 BB | | | | | 2-3 K | | | 2 | 0 | 0 | 0 | 1 | 2 | 0 |

| Inning Stats | R: 0 | H: 1 | E: 0 | K: 1 | S: 11 | LOB: 2 | BB: 1 | P: 21 | R: 2 | H: 2 | E: 0 | K: 1 | S: 16 | LOB: 1 | BB: 1 | P: 27 | R: 0 | H: 0 | E: 0 | K: 0 | S: 5 | LOB: 0 | BB: 0 | P: 11 | R: 0 | H: 0 | E: 0 | K: 0 | S: 8 | LOB: 0 | BB: 0 | P: 13 | R: 0 | H: 0 | E: 0 | K: 2 | S: 9 | LOB: 0 | BB: 0 | P: 15 | R: 1 | H: 2 | E: 0 | K: 1 | S: 11 | LOB: 1 | BB: 0 | P: 21 | R: 1 | H: 2 | E: 0 | K: 2 | S: 17 | LOB: 1 | BB: 0 | P: 24 | R: 0 | H: 0 | E: 0 | K: 2 | S: 8 | LOB: 0 | BB: 0 | P: 14 |
|--------------|------|------|------|------|-------|--------|-------|-------|------|------|------|------|-------|--------|-------|-------|------|------|------|------|------|--------|-------|-------|------|------|------|------|------|--------|-------|-------|------|------|------|------|------|--------|-------|-------|------|------|------|------|-------|--------|-------|-------|------|------|------|------|-------|--------|-------|-------|------|------|------|------|------|--------|-------|-------|
|--------------|------|------|------|------|-------|--------|-------|-------|------|------|------|------|-------|--------|-------|-------|------|------|------|------|------|--------|-------|-------|------|------|------|------|------|--------|-------|-------|------|------|------|------|------|--------|-------|-------|------|------|------|------|-------|--------|-------|-------|------|------|------|------|-------|--------|-------|-------|------|------|------|------|------|--------|-------|-------|

| PITCHER | IP | WLS | BF | H | R | ER | SO | BB | IBB | HBP | BLK | WP | HR | S | P | ERA | WHIP |
|---|-----|-----|----|---|---|----|----|----|-----|-----|-----|----|----|----|-----|------|-------|
| Runelvys Hernandez, R (1, 1) ERA: 5.11 | 6.0 | L | 25 | 5 | 3 | 3 | 5 | 2 | 0 | 0 | 0 | 0 | 1 | 60 | 108 | 4.50 | 1.167 |
| Andrew Sisco, L (7, 1) ERA: 3.04 | 1.0 | | 5 | 2 | 1 | 1 | 2 | 0 | 0 | 0 | 0 | 0 | 1 | 17 | 24 | 9.00 | 2.000 |
| Ambiorix Burgos, R (8, 1) ERA: 5.68 | 1.0 | | 3 | 0 | 0 | 0 | 2 | 0 | 0 | 0 | 0 | 0 | 0 | 8 | 14 | 0.00 | 0.000 |

BOTTOM

Kansas City Royals @ Texas Rangers
Ameriquet Field, Arlington, TX

Tue May 24 2005, 8:05 PM EDT
Att. 27,449 - Clear - 89 F

| | |
|-----|----|
| AB | 31 |
| R | 4 |
| H | 7 |
| RBI | 4 |
| BB | 2 |
| SO | 9 |
| LOB | 9 |

livebaseballscorecards.com



| WP | PA | 3B | SF | SAC | DP | HBP | CS |
|----|----|----|----|-----|----|-----|----|
| 0 | 33 | 0 | 0 | 0 | 0 | 0 | 0 |

Kansas City Royals @ Texas Rangers
 Ameriquest Field, Arlington, TX

Wed May 25 2005, 8:05 PM EDT
 Att. 23,755 - Clear - 81 F

livebaseballscorecards.com



| | |
|-----|----|
| AB | 34 |
| R | 3 |
| H | 7 |
| RBI | 3 |
| BB | 1 |
| SO | 7 |
| LOB | 10 |

| | | | |
|-----|---|-----|----|
| WP: | 1 | PA: | 35 |
| PB: | 0 | | |
| SB: | 1 | | |
| CS: | 0 | | |

| Batter | 1 | 2 | 3 | 4 | 5 | 6 | 7 | 8 | 9 | AB | R | H | RBI | BB | SO | LOB |
|--|----|------|------|------|----|---|---|------|-------|----|---|---|-----|----|----|-----|
| 4 Angel Berroa, R (1, 6) OBP: 0.307, SLG: 0.388 | F7 | | | G6-3 | K | | | G5-3 | | 4 | 0 | 0 | 0 | 0 | 1 | 1 |
| 9 David DeJesus, L (1, 8) OBP: 0.318, SLG: 0.373 | K | | | HR | | | | 2B | | 4 | 1 | 2 | 0 | 0 | 2 | 0 |
| 29 Mike Sweeney, R (1, 3) OBP: 0.364, SLG: 0.565 | F9 | | | P3 | | | | G6-3 | | 4 | 0 | 0 | 0 | 0 | 0 | 2 |
| Matt Stairs, L (1, 10) Tony Graffanino, R (9, PH) OBP: 0.419, SLG: 0.520 OBP: 0.339, SLG: 0.320 | | G6-3 | | HR | | | | 1B | WP | 3 | 1 | 2 | 2 | 0 | 0 | 0 |
| Emil Brown, R (1, 9) OBP: 0.331, SLG: 0.429 | | G1-3 | | 1B | | | | F8 | 1B | 4 | 0 | 2 | 1 | 0 | 0 | 1 |
| 24 Mark Teahen, L (1, 5) Joe McEwing, R (9, PH) OBP: 0.274, SLG: 0.354 OBP: 0.288, SLG: 0.308 | | G4-3 | | K | | | | K | FC5-4 | 3 | 0 | 0 | 0 | 0 | 2 | 1 |
| Terrence Long, L (1, 7) Matt Diaz, R (9, PH) OBP: 0.248, SLG: 0.280 OBP: 0.233, SLG: 0.333 | | | G4-3 | | 4S | | | G1-3 | FC6-4 | 2 | 0 | 0 | 0 | 1 | 0 | 0 |
| 14 John Buck, R (1, 2) OBP: 0.250, SLG: 0.330 | | | K | | F8 | | | F8 | K | 4 | 0 | 0 | 0 | 0 | 2 | 2 |
| Ruben Gotay, S (1, 4) OBP: 0.276, SLG: 0.366 | | | B1-3 | | F7 | | | P6 | | 3 | 0 | 0 | 0 | 0 | 0 | 1 |

| Inning Stats | R: 0 E: 0 K: 1 S: 8 | H: 0 LOB: 0 BB: 0 P: 10 | R: 0 E: 0 K: 0 S: 10 | H: 0 LOB: 0 BB: 0 P: 16 | R: 0 E: 0 K: 1 S: 6 | H: 0 LOB: 0 BB: 0 P: 8 | R: 2 E: 0 K: 1 S: 11 | H: 3 LOB: 1 BB: 0 P: 17 | R: 0 E: 0 K: 1 S: 11 | H: 0 LOB: 1 BB: 1 P: 19 | R: 0 E: 0 K: 1 S: 8 | H: 1 LOB: 1 BB: 0 P: 10 | R: 0 E: 0 K: 1 S: 6 | H: 0 LOB: 0 BB: 0 P: 11 | R: 0 E: 0 K: 0 S: 12 | H: 1 LOB: 1 BB: 0 P: 17 | R: 1 E: 1 K: 1 S: 12 | H: 2 LOB: 1 BB: 0 P: 18 | 1B: 5 2B: 1 3B: 0 HR: 1 | SF: 0 SAC: 0 DP: 0 HBP: 0 |
|--------------|------------------------------|----------------------------------|-------------------------------|----------------------------------|------------------------------|---------------------------------|-------------------------------|----------------------------------|-------------------------------|----------------------------------|------------------------------|----------------------------------|------------------------------|----------------------------------|-------------------------------|----------------------------------|-------------------------------|----------------------------------|----------------------------------|------------------------------------|
|--------------|------------------------------|----------------------------------|-------------------------------|----------------------------------|------------------------------|---------------------------------|-------------------------------|----------------------------------|-------------------------------|----------------------------------|------------------------------|----------------------------------|------------------------------|----------------------------------|-------------------------------|----------------------------------|-------------------------------|----------------------------------|----------------------------------|------------------------------------|

| PITCHER | IP | WLS | BF | H | R | ER | SO | BB | IBB | HBP | BLK | WP | HR | S | P | ERA | WHIP |
|--------------------------------------|-----|-----|----|---|---|----|----|----|-----|-----|-----|----|----|----|----|------|-------|
| Pedro Astacio, R (1, 1) ERA: 5.57 | 7.0 | W | 26 | 4 | 2 | 2 | 6 | 1 | 0 | 0 | 0 | 0 | 1 | 60 | 91 | 2.57 | 0.714 |
| Doug Brocail, R (8, 1) ERA: 4.12 | 1.0 | | 4 | 1 | 0 | 0 | 0 | 0 | 0 | 0 | 0 | 0 | 0 | 12 | 17 | 0.00 | 1.000 |
| 32 Ron Mahay, L (9, 1) ERA: 6.11 | 1.0 | | 5 | 2 | 1 | 1 | 1 | 0 | 0 | 0 | 0 | 1 | 0 | 12 | 18 | 9.00 | 2.000 |

Kansas City Royals @ Texas Rangers
 Ameriquet Field, Arlington, TX
 Wed May 25 2005, 8:05 PM EDT
 Att. 23,755 - Clear - 81 F

livebaseballscorecards.com

| | |
|------------|-----------|
| AB | 37 |
| R | 7 |
| H | 14 |
| RBI | 6 |
| BB | 3 |
| SO | 6 |
| LOB | 18 |



| | | | |
|-----|---|-----|----|
| WP: | 1 | PA: | 41 |
| PB: | 0 | | |
| SB: | 1 | | |
| CS: | 0 | | |

| Batter | 1 | 2 | 3 | 4 | 5 | 6 | 7 | 8 | 9 | AB | R | H | RBI | BB | SO | LOB |
|--|--------|---|----------------|-----------------|-------------|----------|-------------------|----------------|---|----|---|---|-----|----|----|-----|
| David Dellucci, L (1, 10) OBP: 0.480, SLG: 0.606 | G4-3 | | 9 1B BB | 10 1B HBP | | G6-3 | | 10 1B 23 1B | | 3 | 2 | 1 | 0 | 1 | 0 | 0 |
| 10 Michael Young, R (1, 6) OBP: 0.337, SLG: 0.425 | P3 | | F8 | 1-3 2-H 1B | | | 2-1 9 HR 23 S 1B | 2-3 23 1B 1B | | 5 | 1 | 3 | 1 | 0 | 0 | 1 |
| 23 Mark Teixeira, S (1, 3) OBP: 0.348, SLG: 0.503 | 1-1 1B | | 4-2 9 1B BB | G1-3 | | | 2-2 L7 1-2 | 0-1 1-3 3-H 1B | | 4 | 0 | 2 | 1 | 1 | 0 | 3 |
| 9 Hank Blalock, L (1, 5) OBP: 0.346, SLG: 0.476 | G4-1 | | 2-1 1-2 2-H 1B | | X 0-0 F8 | | 2-1 2-H HR | 2-3 K | | 5 | 1 | 2 | 3 | 0 | 1 | 3 |
| Alfonso Soriano, R (1, 4) OBP: 0.295, SLG: 0.516 | | | 1-3 K | 2-2 F8 | | 2-2 F8 | 1-0 2B FC6-2 1B | 0-1 G1-3 | | 5 | 0 | 1 | 0 | 0 | 1 | 4 |
| Kevin Mench, R (1, 7) OBP: 0.367, SLG: 0.582 | | | 2-3 K | | 0-1 1B E 1B | 4-2 BB | 1 SAFE 2-2 1-3 2B | | | 3 | 1 | 2 | 0 | 1 | 1 | 0 |
| Laynce Nix, L (1, 8) OBP: 0.288, SLG: 0.436 | | | 0-1 G6-3 | | 1-3 K | 3-3 K | 2-2 FC6-2 FC5-4 | | | 3 | 0 | 0 | 0 | 0 | 2 | 2 |
| Andres Torres, S (6, 8) OBP: 0.125, SLG: 0.125 | | | | | 1-3 K | | 3-H | | | 1 | 0 | 0 | 0 | 0 | 0 | 2 |
| Richard Hidalgo, R (1, 9) OBP: 0.294, SLG: 0.449 | | | 1-1 HR | 1-2 E8 10 1B 1B | | 2-2 G6-3 | 2-2 FC5-4 | | | 4 | 2 | 2 | 1 | 0 | 0 | 2 |
| Rod Barajas, R (1, 2) OBP: 0.271, SLG: 0.356 | | | 0-1 F7 | 1-0 P1 | | 1-3 K | | 2-1 WP 1B | | 4 | 0 | 1 | 0 | 0 | 1 | 1 |

| Inning Stats | R: 0 | H: 1 | E: 0 | K: 0 | S: 9 | H: 0 | LOB: 1 | BB: 0 | P: 15 | R: 0 | H: 0 | E: 0 | K: 2 | S: 8 | H: 0 | LOB: 0 | BB: 0 | P: 11 | R: 2 | H: 2 | E: 0 | K: 0 | S: 20 | R: 2 | H: 3 | E: 1 | K: 1 | S: 17 | R: 0 | H: 0 | E: 0 | K: 1 | S: 9 | R: 0 | H: 0 | E: 0 | K: 1 | S: 10 | R: 2 | H: 4 | E: 0 | K: 0 | S: 18 | R: 1 | H: 4 | E: 0 | K: 1 | S: 18 | 1B: 11 | SF: 0 | 2B: 1 | 3B: 0 | HR: 2 | SAC: 0 | DP: 0 | HBP: 1 | WP: 1 | PA: 41 |
|--------------|------|------|------|------|------|------|--------|-------|-------|------|------|------|------|------|------|--------|-------|-------|------|------|------|------|-------|------|------|------|------|-------|------|------|------|------|------|------|------|------|------|-------|------|------|------|------|-------|------|------|------|------|-------|--------|-------|-------|-------|-------|--------|-------|--------|-------|--------|
|--------------|------|------|------|------|------|------|--------|-------|-------|------|------|------|------|------|------|--------|-------|-------|------|------|------|------|-------|------|------|------|------|-------|------|------|------|------|------|------|------|------|------|-------|------|------|------|------|-------|------|------|------|------|-------|--------|-------|-------|-------|-------|--------|-------|--------|-------|--------|

| PITCHER | IP | WLS | BF | H | R | ER | SO | BB | IBB | HBP | BLK | WP | HR | S | P | ERA | WHIP |
|--|-----|-----|----|---|---|----|----|----|-----|-----|-----|----|----|----|-----|-------|-------|
| 23 Zack Greinke, R (1, 1) ERA: 4.13 | 5.0 | L | 25 | 6 | 4 | 4 | 4 | 3 | 0 | 0 | 0 | 0 | 0 | 63 | 104 | 7.20 | 1.800 |
| 46 Juan Carlos Oviedo, R (6, 1) ERA: 1.86 | 1.1 | | 5 | 1 | 1 | 1 | 1 | 0 | 0 | 0 | 0 | 0 | 0 | 15 | 24 | 6.75 | 0.750 |
| Jaime Cerda, L (7, 1) ERA: 6.63 | 0.2 | | 5 | 3 | 1 | 1 | 0 | 0 | 0 | 0 | 0 | 0 | 1 | 13 | 22 | 13.50 | 4.500 |
| Mike MacDougal, R (8, 1) ERA: 4.5 | 1.0 | | 6 | 4 | 1 | 1 | 1 | 0 | 0 | 0 | 0 | 1 | 0 | 18 | 25 | 9.00 | 4.000 |

| PITCHER | IP | WLS | BF | H | R | ER | SO | BB | IBB | HBP | BLK | WP | HR | S | P | ERA | WHIP |
|---------|----|-----|----|---|---|----|----|----|-----|-----|-----|----|----|---|---|-----|------|
|---------|----|-----|----|---|---|----|----|----|-----|-----|-----|----|----|---|---|-----|------|

| Batter | 1 | 2 | 3 | 4 | 5 | 6 | 7 | 8 | 9 | AB | R | H | RBI | BB | SO | LOB |
|---|------------------|----------------------|------------------------------|----------------------|------------------|------------------|------------------|---|---|----|---|---|-----|----|----|-----|
| David Dellucci, L OBP: 0.468, SLG: 0.584 (1, 10) | 3-2 G4-3 ① | | 0-1 F8 ① | 3-3 K ② | | | 1-3 K ① | | | 4 | 0 | 0 | 0 | 0 | 2 | 0 |
| 10 Michael Young, R OBP: 0.335, SLG: 0.421 (1, 6) | 2-1 G5-3 ② | | 0-2 9 BB HR 1B ② | 2-2 F9 ③ | | | 1-2 G5-3 ② | | | 4 | 1 | 1 | 0 | 0 | 0 | 0 |
| 23 Mark Teixeira, S OBP: 0.346, SLG: 0.513 (1, 3) | 2-0 F7 ③ | | 2-1 F9 ② | | 0-0 HR ① | | 0-0 P6 ③ | | | 4 | 1 | 1 | 1 | 0 | 0 | 1 |
| 9 Hank Blalock, L OBP: 0.344, SLG: 0.468 (1, 5) | | 0-0 G1-4-3 ① | 4-0 HR BB ② | | 2-3 K ① | | 2-1 G3 ① | | | 3 | 1 | 0 | 0 | 1 | 1 | 0 |
| Alfonso Soriano, R OBP: 0.294, SLG: 0.526 (1, 4) | | 1-0 F7 ② | 2-1 HR ③ | | 1-2 F9 ② | | 0-2 G5-3 ② | | | 4 | 1 | 1 | 3 | 0 | 0 | 0 |
| Kevin Mench, R OBP: 0.364, SLG: 0.569 (1, 7) | | 4-0 2B BB ③ | 1-0 P5 ③ | | 2-2 G4-3 ③ | | 2-2 F7 ③ | | | 3 | 1 | 0 | 0 | 1 | 0 | 0 |
| Laynce Nix, L OBP: 0.299, SLG: 0.452 (1, 8) | | 0-1 1B 2B ③ | | 1-0 HR 1B ③ | | 0-2 G3 ① | | | | 3 | 2 | 2 | 1 | 0 | 0 | 0 |
| Richard Hidalgo, R OBP: 0.301, SLG: 0.475 (1, 9) | | 2-0 1B ③ | | 0-0 HR ③ | | 1-2 G5-3 ② | | | | 3 | 1 | 2 | 3 | 0 | 0 | 0 |
| Sandy Alomar Jr., R OBP: 0.333, SLG: 0.289 (1, 2) | | 1-2 P6 ③ | | 1-1 G5-3 ① | | 1-3 K ③ | | | | 3 | 0 | 0 | 0 | 0 | 1 | 1 |

| Inning Stats | R: 0 | H: 0 | E: 0 | K: 0 | S: 6 | R: 2 | H: 2 | E: 0 | K: 0 | S: 9 | R: 3 | H: 2 | E: 0 | K: 0 | S: 10 | R: 2 | H: 2 | E: 0 | K: 1 | S: 11 | R: 1 | H: 1 | E: 0 | K: 1 | S: 12 | R: 0 | H: 0 | E: 0 | K: 1 | S: 9 | R: 0 | H: 0 | E: 0 | K: 0 | S: 8 | R: 0 | H: 0 | E: 0 | K: 0 | S: 8 | R: 0 | H: 0 | E: 0 | K: 0 | S: 8 |
|--------------|--------|-------|-------|--------|-------|-------|--------|-------|-------|--------|-------|-------|--------|-------|-------|--------|-------|-------|--------|-------|-------|--------|-------|-------|--------|-------|-------|--------|-------|-------|--------|-------|-------|--------|-------|-------|--------|-------|-------|--------|-------|-------|------|------|------|
| | LOB: 0 | BB: 0 | P: 13 | LOB: 1 | BB: 1 | P: 17 | LOB: 0 | BB: 1 | P: 19 | LOB: 0 | BB: 1 | P: 18 | LOB: 0 | BB: 0 | P: 17 | LOB: 0 | BB: 0 | P: 11 | LOB: 0 | BB: 0 | P: 10 | LOB: 0 | BB: 0 | P: 12 | LOB: 0 | BB: 0 | P: 10 | LOB: 0 | BB: 0 | P: 12 | LOB: 0 | BB: 0 | P: 10 | LOB: 0 | BB: 0 | P: 12 | LOB: 0 | BB: 0 | P: 10 | LOB: 0 | BB: 0 | P: 12 | | | |

| PITCHER | IP | WLS | BF | H | R | ER | SO | BB | IBB | HBP | BLK | WP | HR | S | P | ERA | WHIP |
|-------------------------------------|-----|-----|----|---|---|----|----|----|-----|-----|-----|----|----|----|----|-------|-------|
| Jose Lima, R ERA: 8.13 (1, 1) | 4.0 | L | 21 | 7 | 8 | 8 | 1 | 2 | 0 | 0 | 0 | 0 | 3 | 37 | 68 | 18.00 | 2.250 |
| Steve Stemple, R ERA: (5, 1) | 3.0 | | 9 | 0 | 0 | 0 | 3 | 0 | 0 | 0 | 0 | 0 | 0 | 28 | 37 | 0.00 | 0.000 |
| Mike Wood, R ERA: 3.62 (8, 1) | 1.0 | | 3 | 0 | 0 | 0 | 0 | 0 | 0 | 0 | 0 | 0 | 0 | 8 | 12 | 0.00 | 0.000 |

BOTTOM

Kansas City Royals @ Texas Rangers
 Ameriquet Field, Arlington, TX

Thu May 26 2005, 8:05 PM EDT
 Att. 25,022 - Partly Cloudy - 80 F

livebaseballscorecards.com

| | |
|-----|----|
| AB | 31 |
| R | 8 |
| H | 7 |
| RBI | 8 |
| BB | 2 |
| SO | 4 |
| LOB | 2 |



| | |
|-------|--------|
| WP: 0 | PA: 33 |
| PB: 0 | |
| SB: 0 | |
| CS: 0 | |

| Batter | 1 | 2 | 3 | 4 | 5 | 6 | 7 | 8 | 9 | AB R H RBI BB SO LOB | TOP | | | | | | | | | | | |
|--|---|----------------------------------|------------------------------|---------------------------------|------------------------------|----------------------------------|------------------------------|---------------------------------|------------------------------|----------------------------------|------------------------------|---------------------------------|-------------------------------|----------------------------------|-------------------------------|----------------------------------|-------------------------------|----------------------------------|----------------------------------|------------------------------------|----------------------------------|--------|
| 22 Scott Podsednik, L (1, 7) OBP: 0.376, SLG: 0.321 | 0-1 F9 | | 1-1 F7 | | | 2-1 G6-3 | | 2-2 5 G4-3 1B | | 4 0 1 0 0 0 2 | | | | | | | | | | | | |
| 5 Juan Uribe, R (1, 6) OBP: 0.263, SLG: 0.378 | 1-2 K | | 0-0 FC6-4 | | | 0-3 K | | 3-2 G4-3 | | 4 0 0 0 0 2 3 | | | | | | | | | | | | |
| Carl Everett, S (1, 10) OBP: 0.291, SLG: 0.394 | 1-2 K | | | 0-0 12 G3 1B | | 0-0 P5 | | 1-2 G4-3 | | 4 0 1 0 0 1 1 | | | | | | | | | | | | |
| 14 Paul Konerko, R (1, 3) OBP: 0.348, SLG: 0.491 | | 1-0 G6-3 | | 0-1 F9 | | 1-1 HR | | 2-3 K | | 4 1 1 1 0 1 1 | | | | | | | | | | | | |
| 12 A.J. Pierzynski, L (1, 2) OBP: 0.333, SLG: 0.444 | | 0-0 P5 | | 0-2 G3 | | 1-2 G3 | | 0-0 1B 1B | | 4 1 1 0 0 0 1 | | | | | | | | | | | | |
| 23 Jermaine Dye, R (1, 9) OBP: 0.259, SLG: 0.444 | | 0-1 L9 | | 1-1 F7 | | 1-2 2B | | 0-1 L9 | | 4 0 1 0 0 0 2 | | | | | | | | | | | | |
| Aaron Rowand, R (1, 8) OBP: 0.321, SLG: 0.384 | | | 3-2 G1-3 | | 1-1 G4-3 | | 1-3 K | 2-1 1B 1B | | 4 0 1 0 0 1 1 | | | | | | | | | | | | |
| Willie Harris, L (1, 4) OBP: 0.370, SLG: 0.292 | | | 1-1 38 1B | | 3-2 G3-1 | | 2-0 G4-3 | 2-2 1-2 2-H 1B | | 4 0 2 1 0 0 1 | | | | | | | | | | | | |
| 38 Pablo Ozuna, R (1, 5) OBP: 0.349, SLG: 0.289 | | | 1-0 5 FC6-4 1B | | 3-3 K | | 0-0 G4-3 | 0-0 F7 | | 3 0 1 0 0 1 0 | | | | | | | | | | | | |
| Timo Perez, L (9, PH) OBP: 0.241, SLG: 0.296 | | | | | | | | | | 1 0 0 0 0 0 2 | | | | | | | | | | | | |
| Inning Stats | R: 0 E: 0 K: 2 S: 9 | H: 0 LOB: 0 BB: 0 P: 11 | R: 0 E: 0 K: 0 S: 4 | H: 0 LOB: 0 BB: 0 P: 5 | R: 0 E: 0 K: 0 S: 9 | H: 2 LOB: 2 BB: 0 P: 15 | R: 0 E: 0 K: 0 S: 8 | H: 1 LOB: 1 BB: 0 P: 9 | R: 0 E: 0 K: 1 S: 9 | H: 0 LOB: 0 BB: 0 P: 16 | R: 0 E: 0 K: 1 S: 7 | H: 0 LOB: 0 BB: 0 P: 9 | R: 1 E: 0 K: 1 S: 14 | H: 2 LOB: 1 BB: 0 P: 20 | R: 0 E: 0 K: 0 S: 11 | H: 1 LOB: 1 BB: 0 P: 17 | R: 1 E: 0 K: 1 S: 13 | H: 3 LOB: 2 BB: 0 P: 19 | 1B: 7 2B: 1 3B: 0 HR: 1 | SF: 0 SAC: 0 DP: 0 HBP: 0 | WP: 0 PB: 0 SB: 0 CS: 0 | PA: 36 |
| PITCHER | IP WLS BF H R ER SO BB IBB HBP BLK WP HR S P ERA WHIP | | | | | | | | | | | | | | | | | | | | | |
| Chris Young, R (1, 1) ERA: 2.93 | 8.0 W 30 6 1 1 5 0 0 0 0 0 0 1 71 102 1.12 0.750 | | | | | | | | | | | | | | | | | | | | | |
| Doug Brocail, R (9, 1) ERA: 4.43 | 0.2 5 3 1 1 1 0 0 0 0 0 0 0 12 18 13.50 4.500 | | | | | | | | | | | | | | | | | | | | | |
| Francisco Cordero, R (9, 1) ERA: 3.6 | 0.1 S 1 0 0 0 0 0 0 0 0 0 0 0 1 1 0.00 0.000 | | | | | | | | | | | | | | | | | | | | | |

Chicago White Sox @ Texas Rangers
 Ameriquest Field, Arlington, TX
 Fri May 27 2005, 8:05 PM EDT
 Att. 31,149 - Overcast - 82 F

livebaseballscorecards.com

| | |
|-----|----|
| AB | 36 |
| R | 2 |
| H | 9 |
| RBI | 2 |
| BB | 0 |
| SO | 6 |
| LOB | 14 |



| Batter | 1 | 2 | 3 | 4 | 5 | 6 | 7 | 8 | 9 |
|--|-----------|------------------|-------------|-------------------|--------------------|-----------------------------|--------------------------|-----------|---|
| David Dellucci, L (1, 10) OBP: 0.459, SLG: 0.564 | 2-3 K | 3-3 K | | | 4-2 10 HR BB | 0-0 FC4-6 10 FC6-4 | | 2-1 F7 | |
| 10 Michael Young, R (1, 6) OBP: 0.332, SLG: 0.431 | 3-2 F9 | | 1-1 G4-3 | | 0-0 1-H HR | 0-1 FC6-4 | | 2-0 F8 | |
| 23 Mark Teixeira, S (1, 3) OBP: 0.343, SLG: 0.520 | 1-1 HR | | 3-2 F8 | | 0-2 G5-3 | | 0-2 G4-3 | 2-2 F7 | |
| 9 Hank Blalock, L (1, 5) OBP: 0.347, SLG: 0.466 | 0-2 F7 | | 0-0 F7 | | 2-0 HR 1B | | 4-1 1B BB | | |
| Alfonso Soriano, R (1, 4) OBP: 0.303, SLG: 0.561 | | 0-0 HR | | 0-1 L7 | 1-0 1-H HR | | 1-0 1-2 1B | | |
| Kevin Mench, R (1, 7) OBP: 0.368, SLG: 0.564 | | 2-2 BB 1B | | 4-1 BB | 1-0 F9 | | 3-2 K | | |
| Laynce Nix, L (1, 8) OBP: 0.297, SLG: 0.454 | | 1-2 K | | 2-2 SAFE F9 | | 3-2 FC4-6 2B | 1-1 G1-3 | | |
| Richard Hidalgo, R (1, 9) OBP: 0.313, SLG: 0.472 | | 4-2 1-2 BB | | 0-0 F7 | | 4-0 FC4-6 BB | 4-1 10 F8 1B BB | | |
| Rod Barajas, R (1, 2) OBP: 0.271, SLG: 0.352 | | 1-0 F7 | | | 0-3 K | 0-1 F5 | 0-0 1-2 1B | | |

| Inning Stats | R: 1 | H: 1 | E: 0 | K: 1 | S: 15 | LOB: 0 | BB: 0 | P: 21 |
|--------------|------|------|------|------|-------|--------|-------|-------|
| | R: 1 | H: 2 | E: 0 | K: 2 | S: 18 | LOB: 2 | BB: 1 | P: 29 |
| | R: 0 | H: 0 | E: 0 | K: 0 | S: 6 | LOB: 0 | BB: 0 | P: 10 |
| | R: 0 | H: 0 | E: 0 | K: 0 | S: 8 | LOB: 1 | BB: 1 | P: 14 |
| | R: 4 | H: 3 | E: 0 | K: 1 | S: 12 | LOB: 0 | BB: 1 | P: 20 |
| | R: 0 | H: 1 | E: 0 | K: 0 | S: 8 | LOB: 2 | BB: 1 | P: 15 |
| | R: 0 | H: 1 | E: 0 | K: 1 | S: 10 | LOB: 2 | BB: 1 | P: 19 |
| | R: 0 | H: 1 | E: 0 | K: 0 | S: 8 | LOB: 2 | BB: 1 | P: 18 |

| PITCHER | | | | | | | | | | | | | | | | | PITCHER | | | | | | | | | | | | | | | | | |
|----------------------------|-----|----|----|---|----|----|----|-----|-----|-----|----|----|----|----|-------|-------|---------|-----|----|---|---|----|----|----|-----|-----|-----|----|----|---|---|-----|------|--|
| IP | WLS | BF | H | R | ER | SO | BB | IBB | HBP | BLK | WP | HR | S | P | ERA | WHIP | IP | WLS | BF | H | R | ER | SO | BB | IBB | HBP | BLK | WP | HR | S | P | ERA | WHIP | |
| Brandon McCarthy, R (1, 1) | 5.0 | L | 24 | 6 | 6 | 4 | 3 | 0 | 0 | 0 | 0 | 4 | 59 | 94 | 10.80 | 1.800 | | | | | | | | | | | | | | | | | | |
| Luis Vizcaino, R (6, 1) | 1.0 | | 5 | 1 | 0 | 0 | 1 | 0 | 0 | 0 | 0 | 0 | 8 | 15 | 0.00 | 2.000 | | | | | | | | | | | | | | | | | | |
| Kevin Walker, L (7, 1) | 1.0 | | 5 | 1 | 0 | 1 | 1 | 0 | 0 | 0 | 0 | 0 | 10 | 19 | 0.00 | 2.000 | | | | | | | | | | | | | | | | | | |
| Shingo Takatsu, R (8, 1) | 1.0 | | 5 | 1 | 0 | 0 | 1 | 0 | 0 | 0 | 0 | 0 | 8 | 18 | 0.00 | 2.000 | | | | | | | | | | | | | | | | | | |

AB R H RBI BB SO LOB

| | | | | | | |
|---|---|---|---|---|---|---|
| 4 | 1 | 0 | 0 | 1 | 2 | 6 |
| 5 | 1 | 1 | 2 | 0 | 0 | 4 |
| 5 | 1 | 1 | 1 | 0 | 0 | 2 |
| 3 | 1 | 1 | 0 | 1 | 0 | 0 |
| 4 | 2 | 3 | 3 | 0 | 0 | 0 |
| 3 | 0 | 1 | 0 | 1 | 1 | 2 |
| 4 | 0 | 1 | 0 | 0 | 1 | 4 |
| 1 | 0 | 0 | 0 | 3 | 0 | 1 |
| 4 | 0 | 1 | 0 | 0 | 1 | 4 |

| | | | |
|-------|--------|-------|--------|
| 1B: 4 | SF: 0 | WP: 0 | PA: 39 |
| 2B: 1 | SAC: 0 | PB: 0 | |
| 3B: 0 | DP: 0 | SB: 0 | |
| HR: 4 | HBP: 0 | CS: 0 | |

Chicago White Sox @ Texas Rangers
 Ameriquet Field, Arlington, TX
 Fri May 27 2005, 8:05 PM EDT
 Att. 31,149 - Overcast - 82 F

livebaseballscorecards.com

| | |
|-----|----|
| AB | 33 |
| R | 6 |
| H | 9 |
| RBI | 6 |
| BB | 6 |
| SO | 5 |
| LOB | 23 |



| Batter | 1 | 2 | 3 | 4 | 5 | 6 | 7 | 8 | 9 | AB R H RBI BB SO LOB | TOP | | | | | | | | | | | |
|---|---|----------------------------------|-------------------------------|----------------------------------|------------------------------|----------------------------------|-------------------------------|----------------------------------|------------------------------|----------------------------------|------------------------------|----------------------------------|-------------------------------|----------------------------------|------------------------------|----------------------------------|-------------------------------|----------------------------------|----------------------------------|------------------------------------|----------------------------------|--------|
| 22 Scott Podsednik, L (1, 7) OBP: 0.366, SLG: 0.311 | 2-0 L8 | | 2-3 K | 1-0 G4-3 | | 1-0 G4-3 | | 0-3 K | | 5 0 0 0 0 2 3 | | | | | | | | | | | | |
| Tadahito Iguchi, R (1, 4) OBP: 0.348, SLG: 0.436 | 0-0 1B | | 4-0 BB | | 0-0 G4-3 | | 0-1 G5-3 | 0-0 G5-3 | | 4 0 1 0 1 0 1 | | | | | | | | | | | | |
| Carl Everett, S (1, 10) OBP: 0.300, SLG: 0.392 | 2-2 F7 | | 4-2 BB | | 2-1 F8 | | 2-2 12 HBP 1B | | 4-2 BB | 3 0 1 0 2 0 1 | | | | | | | | | | | | |
| 14 Paul Konerko, R (1, 3) OBP: 0.344, SLG: 0.480 | 3-2 F8 | | 0-0 G4-3 | | 4-0 12 E BB | | 3-2 P4 | 2-2 L7 | 2-2 L7 | 4 0 0 0 1 0 5 | | | | | | | | | | | | |
| 12 A.J. Pierzynski, L (1, 2) OBP: 0.338, SLG: 0.463 Timo Perez, L (9, PH) OBP: 0.237, SLG: 0.291 | | 0-1 G3-1 | | 0-1 HR | 3-0 E4 | | 1-0 HBP | 2-3 K | 2-3 K | 3 1 1 1 0 0 1 1 0 0 0 0 1 1 | | | | | | | | | | | | |
| 23 Jermaine Dye, R (1, 9) OBP: 0.263, SLG: 0.439 | | 3-2 E 1B | | 4-2 2B 24 SF9 BB | 0-3 K | | 0-1 F9 | 1-2 G1-3 | 1-2 G1-3 | 4 1 1 0 1 1 5 | | | | | | | | | | | | |
| Aaron Rowand, R (1, 8) OBP: 0.325, SLG: 0.398 | | 3-3 K | | 1-2 24 SF9 5 1B 2B | | 1-2 G6-3 | | 0-0 5 1B 2B | | 4 2 2 0 0 1 1 | | | | | | | | | | | | |
| 24 Joe Crede, R (1, 5) OBP: 0.286, SLG: 0.357 | | 2-3 K | | 0-1 SF9 | | 1-1 G5-3 | | 2-0 G5-3 | | 3 0 0 1 0 1 2 | | | | | | | | | | | | |
| 5 Juan Uribe, R (1, 6) OBP: 0.275, SLG: 0.388 | | | 2-1 G6-3 | 1-1 22 G4-3 1B | | 1-0 1B | | 2-0 1B | | 4 0 3 2 0 0 0 | | | | | | | | | | | | |
| Inning Stats | R: 0 E: 0 K: 0 S: 8 | H: 1 LOB: 1 BB: 0 P: 15 | R: 0 E: 1 K: 2 S: 13 | H: 1 LOB: 1 BB: 0 P: 21 | R: 0 E: 0 K: 1 S: 8 | H: 0 LOB: 2 BB: 2 P: 20 | R: 3 E: 0 K: 0 S: 15 | H: 3 LOB: 0 BB: 1 P: 22 | R: 0 E: 1 K: 1 S: 7 | H: 0 LOB: 2 BB: 1 P: 16 | R: 0 E: 0 K: 0 S: 7 | H: 1 LOB: 1 BB: 0 P: 11 | R: 0 E: 0 K: 0 S: 10 | H: 1 LOB: 2 BB: 0 P: 16 | R: 1 E: 0 K: 1 S: 7 | H: 2 LOB: 1 BB: 0 P: 11 | R: 0 E: 0 K: 1 S: 11 | H: 0 LOB: 1 BB: 1 P: 20 | 1B: 6 2B: 2 3B: 0 HR: 1 | SF: 1 SAC: 0 DP: 1 HBP: 1 | WP: 0 PB: 0 SB: 0 CS: 0 | PA: 42 |
| PITCHER | IP WLS BF H R ER SO BB IBB HBP BLK WP HR S P ERA WHIP | | | | | | | | | | | | | | | | | | | | | |
| Chan Ho Park, R (1, 1) ERA: 4.6 | 6.0 W 28 6 3 3 4 4 0 0 0 0 1 58 105 4.50 1.667 | | | | | | | | | | | | | | | | | | | | | |
| 53 Joaquín Benoit, R (7, 1) ERA: 0.9 | 0.2 3 1 0 0 0 0 0 0 0 0 0 0 8 13 0.00 1.500 | | | | | | | | | | | | | | | | | | | | | |
| Brian Shouse, L (7, 1) ERA: 2.33 | 1.1 7 2 1 1 1 0 0 1 0 0 0 9 14 6.75 1.500 | | | | | | | | | | | | | | | | | | | | | |
| Francisco Cordero, R (9, 1) ERA: 3.43 | 1.0 4 0 0 0 1 1 0 0 0 0 0 11 20 0.00 1.000 | | | | | | | | | | | | | | | | | | | | | |

Chicago White Sox @ Texas Rangers
 Ameriquest Field, Arlington, TX
 Sun May 29 2005, 2:05 PM EDT
 Att. 36,265 - Cloudy - 73 F

livebaseballscorecards.com

| | |
|-----|----|
| AB | 35 |
| R | 4 |
| H | 9 |
| RBI | 4 |
| BB | 5 |
| SO | 6 |
| LOB | 20 |



| Batter | 1 | 2 | 3 | 4 | 5 | 6 | 7 | 8 | 9 | AB R H RBI BB SO LOB |
|--|-----------|-------------------------|--------------------|--------------------------|-------------|-----------|---|-------------------------------|-------------|--------------------------------|
| 15 Brandon Inge, R OBP: 0.394, SLG: 0.489 (1, 5) C B B X | 2-1 HR | | 1 SAFE 2-2 F8 | | | 2-3 K | | 0-1 3-H 1B | | 4 1 2 2 0 1 1 |
| Ramon Martinez, R OBP: 0.275, SLG: 0.265 (1, 6) C X | 0-1 F9 | | 2-1 FC5-4 | | | 1-0 F9 | | 2-1 F8 | | 4 0 0 0 0 0 2 |
| Dmitri Young, S OBP: 0.333, SLG: 0.494 (1, 3) C S B S | 1-3 K | | | 0-0 P4 | | 1-0 F8 | | | 1-2 G5-3 | 4 0 0 0 0 1 0 |
| Craig Monroe, R OBP: 0.346, SLG: 0.453 (1, 9) B B C X | 2-1 F8 | | | 1-2 33 FC5-4 1B | | 1-0 F8 | | | 0-0 G4-3 | 4 0 1 0 0 0 0 |
| Ivan Rodriguez, R OBP: 0.294, SLG: 0.433 13 Vance Wilson, R OBP: 0.237, SLG: 0.121 (9, PH) | | 2-1 L9 | | 2-3 K | | 2-3 K | | | 1-2 G6-3 | 3 0 0 0 0 2 1 1 0 0 0 0 0 0 |
| 33 Marcus Thames, R OBP: 0.279, SLG: 0.455 (1, 7) B B B B S S | | 4-2 31 L1-3 BB | | 1-0 FC5-4 | | 1-3 K | | | | 2 0 0 0 1 1 1 |
| 31 Chris Shelton, R OBP: 0.333, SLG: 0.667 (1, 10) C B B X | | 1-2 L1-3 | | | 2-2 G4-3 | | | 3-2 G4-3 15 1B 2B | | 3 1 1 0 0 0 1 |
| 20 Omar Infante, R OBP: 0.279, SLG: 0.386 (1, 4) B S X | | | 1-1 FC5-4 1B | | 0-1 P4 | | | 0-1 F8 | | 3 0 1 0 0 0 1 |
| Nook Logan, S OBP: 0.324, SLG: 0.378 (1, 8) L B B F F X | | | 1 SAFE 3-2 P4 | | 0-3 K | | | 0-0 G4-3 | | 3 0 0 0 0 1 2 |

| Inning Stats | R: 1 E: 0 K: 1 S: 9 | H: 1 LOB: 0 BB: 0 P: 14 | R: 0 E: 0 K: 0 S: 7 | H: 0 LOB: 0 BB: 1 P: 14 | R: 0 E: 0 K: 0 S: 11 | H: 1 LOB: 1 BB: 0 P: 19 | R: 0 E: 0 K: 1 S: 8 | H: 1 LOB: 1 BB: 0 P: 12 | R: 0 E: 0 K: 1 S: 10 | H: 0 LOB: 0 BB: 0 P: 12 | R: 0 E: 0 K: 1 S: 5 | H: 0 LOB: 0 BB: 0 P: 9 | R: 0 E: 0 K: 2 S: 7 | H: 0 LOB: 0 BB: 0 P: 11 | R: 1 E: 0 K: 0 S: 11 | H: 2 LOB: 1 BB: 0 P: 16 | R: 0 E: 0 K: 0 S: 8 | H: 0 LOB: 0 BB: 0 P: 10 | 1B: 3 2B: 2 3B: 0 HR: 1 | SF: 0 SAC: 0 DP: 1 HBP: 0 | WP: 0 PB: 0 SB: 0 CS: 0 | PA: 32 | |
|--|------------------------------|----------------------------------|------------------------------|----------------------------------|-------------------------------|----------------------------------|------------------------------|----------------------------------|-------------------------------|----------------------------------|------------------------------|---------------------------------|------------------------------|----------------------------------|-------------------------------|----------------------------------|------------------------------|----------------------------------|----------------------------------|------------------------------------|----------------------------------|--------|--|
| PITCHER | IP | WLS | BF | H | R | ER | SO | BB | IBB | HBP | BLK | WP | HR | S | P | ERA | WHIP | | | | | | |
| Kenny Rogers, L ERA: 1.65 (1, 1) | 7.0 | W | 24 | 3 | 1 | 1 | 6 | 1 | 0 | 0 | 0 | 0 | 0 | 1 | 91 | 1.29 | 0.571 | | | | | | |
| Nick Regilio, R ERA: 4.32 (8, 1) | 1.0 | | 5 | 2 | 1 | 1 | 0 | 0 | 0 | 0 | 0 | 0 | 0 | 11 | 16 | 9.00 | 2.000 | | | | | | |
| 43 Kameron Loe, R ERA: 2.16 (9, 1) | 1.0 | | 3 | 0 | 0 | 0 | 0 | 0 | 0 | 0 | 0 | 0 | 0 | 8 | 10 | 0.00 | 0.000 | | | | | | |

BOTTOM

Texas Rangers @ Detroit Tigers
Comerica Park, Detroit, MI
Tue May 31 2005, 7:05 PM EDT
Att. 16,931 - Clear - 70 F

livebaseballscorecards.com

| | |
|-----|----|
| AB | 31 |
| R | 2 |
| H | 5 |
| RBI | 2 |
| BB | 1 |
| SO | 6 |
| LOB | 9 |



| Batter | 1 | 2 | 3 | 4 | 5 | 6 | 7 | 8 | 9 | AB R H RBI BB SO LOB | TOP | | | | | | | | | | | |
|--|---|----------------------------------|------------------------------|----------------------------------|------------------------------|---------------------------------|-------------------------------|----------------------------------|-------------------------------|----------------------------------|-------------------------------|----------------------------------|------------------------------|----------------------------------|-------------------------------|----------------------------------|-------------------------------|----------------------------------|----------------------------------|------------------------------------|----------------------------------|--------|
| David Dellucci, L (1, 10) OBP: 0.462, SLG: 0.556 | 0-1 1B | | 2-2 F8 | | 1-0 23 FC4-6 1B | | 0-1 10 1B 1B | | 1-3 K | 5 0 3 0 0 1 0 | | | | | | | | | | | | |
| 10 Michael Young, R (1, 6) OBP: 0.347, SLG: 0.442 | 1-3 K | | | 0-0 9 2B 1B | 1-3 K | | 0-0 1B | | | 4 1 2 0 0 2 2 | | | | | | | | | | | | |
| 23 Mark Teixeira, S (1, 3) OBP: 0.343, SLG: 0.538 | 0-3 K | | | 1-1 P5 | 1-0 FC4-6 | | 2-0 G3-1 | | | 4 0 0 0 0 1 5 | | | | | | | | | | | | |
| 9 Hank Blalock, L (1, 5) OBP: 0.352, SLG: 0.488 | 1-0 F7 | | | 3-2 1-H HR 2B | | 3-1 F8 G5-3 1B | | 2-2 G3 | | 4 1 2 1 0 0 1 | | | | | | | | | | | | |
| Alfonso Soriano, R (1, 4) OBP: 0.311, SLG: 0.555 | | 1-0 F7 | | 0-0 F9 | | 0-2 G5-3 | | 1-0 1B | | 4 0 1 0 0 0 2 | | | | | | | | | | | | |
| Kevin Mench, R (1, 7) OBP: 0.369, SLG: 0.605 | | 3-2 P5 | | 0-1 HR | | 1-2 F8 | | 2-3 K | | 4 1 1 2 0 1 2 | | | | | | | | | | | | |
| Laynce Nix, L (1, 8) OBP: 0.286, SLG: 0.443 | | 1-3 K | | 0-3 K | | 1-2 P6 | | 1-3 K | | 4 0 0 0 0 3 2 | | | | | | | | | | | | |
| Richard Hidalgo, R (1, 9) OBP: 0.318, SLG: 0.481 | | | 0-1 G5-3 | | 1-2 HR | | 1-3 K | | 3-3 K | 4 1 1 1 0 2 0 | | | | | | | | | | | | |
| Rod Barajas, R (1, 2) OBP: 0.264, SLG: 0.346 | | | 0-0 L5 | | 1-1 G5-3 | | 1-0 P3 | | 1-3 K | 3 0 0 0 0 0 0 | | | | | | | | | | | | |
| Andres Torres, S (9, PH) OBP: 0.143, SLG: 0.143 | | | | | | | | | | 1 0 0 0 0 1 0 | | | | | | | | | | | | |
| Inning Stats | R: 0 E: 0 K: 2 S: 10 | H: 1 LOB: 1 BB: 0 P: 12 | R: 0 E: 0 K: 1 S: 7 | H: 0 LOB: 0 BB: 0 P: 12 | R: 0 E: 0 K: 0 S: 6 | H: 0 LOB: 0 BB: 0 P: 8 | R: 3 E: 0 K: 1 S: 12 | H: 3 LOB: 0 BB: 0 P: 16 | R: 1 E: 0 K: 1 S: 11 | H: 2 LOB: 1 BB: 0 P: 16 | R: 0 E: 0 K: 0 S: 13 | H: 1 LOB: 1 BB: 0 P: 18 | R: 0 E: 0 K: 1 S: 8 | H: 2 LOB: 2 BB: 0 P: 12 | R: 0 E: 0 K: 2 S: 10 | H: 1 LOB: 1 BB: 0 P: 16 | R: 0 E: 0 K: 3 S: 11 | H: 0 LOB: 0 BB: 0 P: 16 | 1B: 7 2B: 1 3B: 0 HR: 2 | SF: 0 SAC: 0 DP: 0 HBP: 0 | WP: 0 PB: 0 SB: 0 CS: 0 | PA: 37 |
| PITCHER | IP WLS BF H R ER SO BB IBB HBP BLK WP HR S P ERA WHIP | | | | | | | | | | | | | | | | | | | | | |
| 38 Jeremy Bonderman, R (1, 1) ERA: 3.62 | 7.1 W 32 10 4 4 6 0 0 0 0 0 2 71 101 4.91 1.364 | | | | | | | | | | | | | | | | | | | | | |
| Kyle Farnsworth, R (8, 1) ERA: 2.78 | 0.2 H 2 0 0 0 2 0 0 0 0 0 0 6 9 0.00 0.000 | | | | | | | | | | | | | | | | | | | | | |
| Ugueth Urbina, R (9, 1) ERA: 2.84 | 1.0 S 3 0 0 0 3 0 0 0 0 0 0 11 16 0.00 0.000 | | | | | | | | | | | | | | | | | | | | | |

Texas Rangers @ Detroit Tigers
Comerica Park, Detroit, MI
Wed Jun 01 2005, 7:05 PM EDT
Att. 15,428 - Clear - 76 F

livebaseballscorecards.com

| | |
|-----|----|
| AB | 37 |
| R | 4 |
| H | 10 |
| RBI | 4 |
| BB | 0 |
| SO | 11 |
| LOB | 14 |



| Batter | 1 | 2 | 3 | 4 | 5 | 6 | 7 | 8 | 9 |
|---|-----------|-------------|---------------|-------------|-------------|-------------|-------------|-----------|---|
| 15 Brandon Inge, R OBP: 0.396, SLG: 0.490 | 2-2 K | | 1-0 G6-4-3 | | | 1-0 G6-3 | 3-2 1B | | |
| 20 Omar Infante, R OBP: 0.272, SLG: 0.376 | 0-2 P3 | | | 2-1 F8 | | 1-1 P2 | 0-0 F8 | | |
| Dmitri Young, S OBP: 0.332, SLG: 0.506 | 2-2 F7 | | | 3-1 HR | | 0-0 G6-3 | 0-1 L9 | | |
| Rondell White, R OBP: 0.335, SLG: 0.464 | | 1-0 G5-3 | | 1-0 1B | | | 0-1 1B | 1-1 F9 | |
| Ivan Rodriguez, R OBP: 0.293, SLG: 0.429 | | 1-0 F9 | | 2-3 K | | | 0-0 1B | 0-0 G3 | |
| Craig Monroe, R OBP: 0.344, SLG: 0.455 | | 1-1 G4-3 | | 3-1 G5-3 | | | 0-2 1B | 1-0 L6 | |
| 31 Chris Shelton, R OBP: 0.333, SLG: 0.500 | | | 1-2 1B | | 2-2 G6-3 | | 1-1 G6-3 | | |
| 39 Tony Giarratano, S OBP: 0.667, SLG: 0.667 | | | 2-2 F8 | | 0-1 G4-3 | | 1-0 1B | | |
| Nook Logan, S OBP: 0.325, SLG: 0.377 | | | 0-1 1B | | 0-0 G4-3 | | 0-0 E1 | | |

| Inning Stats | R: 0 | H: 0 | E: 0 | K: 1 | S: 10 | R: 0 | H: 0 | E: 0 | K: 0 | S: 4 | R: 0 | H: 2 | E: 0 | K: 1 | S: 9 | R: 1 | H: 2 | E: 0 | K: 1 | S: 10 | R: 0 | H: 1 | E: 0 | K: 0 | S: 6 | R: 0 | H: 1 | E: 0 | K: 0 | S: 4 | R: 5 | H: 5 | E: 1 | K: 0 | S: 18 | R: 0 | H: 0 | E: 0 | K: 0 | S: 4 |
|--------------|--------|-------|-------|--------|-------|------|--------|-------|-------|--------|-------|------|--------|-------|------|--------|-------|------|--------|-------|------|--------|-------|------|--------|-------|-------|--------|-------|------|--------|-------|--------|-------|--------|-------|-------|-------|-------|------|
| | LOB: 0 | BB: 0 | P: 14 | LOB: 0 | BB: 0 | P: 7 | LOB: 1 | BB: 0 | P: 13 | LOB: 0 | BB: 0 | P: 8 | LOB: 1 | BB: 0 | P: 7 | LOB: 0 | BB: 0 | P: 8 | LOB: 0 | BB: 0 | P: 8 | LOB: 0 | BB: 0 | P: 6 | LOB: 1 | BB: 0 | P: 23 | LOB: 0 | BB: 0 | P: 6 | LOB: 0 | SF: 0 | SAC: 0 | DP: 3 | HBP: 0 | 1B: 9 | 2B: 1 | 3B: 0 | HR: 1 | |

| PITCHER | IP | WLS | BF | H | R | ER | SO | BB | IBB | HBP | BLK | WP | HR | S | P | ERA | WHIP |
|------------------------------|--------|-----|----|----|----|----|----|----|-----|-----|-----|----|----|----|----|------|-------|
| Ryan Drese, R ERA: 6.04 | (1, 1) | 6.1 | L | 27 | 10 | 6 | 5 | 2 | 0 | 0 | 0 | 0 | 1 | 53 | 81 | 7.11 | 1.579 |
| Doug Brocail, R ERA: 4.09 | (7, 1) | 1.2 | | 6 | 1 | 0 | 0 | 0 | 0 | 0 | 0 | 0 | 0 | 12 | 17 | 0.00 | 0.600 |

AB R H RBI BB SO LOB

| | | | | | | |
|---|---|---|---|---|---|---|
| 4 | 0 | 2 | 2 | 0 | 1 | 2 |
| 4 | 0 | 0 | 0 | 0 | 0 | 2 |
| 4 | 1 | 1 | 1 | 0 | 0 | 2 |
| 4 | 1 | 2 | 0 | 0 | 0 | 0 |
| 4 | 1 | 1 | 0 | 0 | 1 | 1 |
| 4 | 1 | 1 | 1 | 0 | 0 | 1 |
| 3 | 0 | 1 | 1 | 0 | 0 | 1 |
| 3 | 1 | 2 | 1 | 0 | 0 | 1 |
| 3 | 1 | 1 | 0 | 0 | 0 | 2 |

| AB | R | H | RBI | BB | SO | LOB |
|----|---|----|-----|----|----|-----|
| 33 | 6 | 11 | 6 | 0 | 2 | 12 |



Texas Rangers @ Detroit Tigers
Comerica Park, Detroit, MI
Wed Jun 01 2005, 7:05 PM EDT
Att. 15,428 - Clear - 76 F

livebaseballscorecards.com

| WP | HR | S | P | ERA | WHIP |
|----|----|---|---|-----|------|
| 0 | 0 | 0 | 0 | 0 | 0 |

BOTTOM

Texas Rangers @ Detroit Tigers
Comerica Park, Detroit, MI
Thu Jun 02 2005, 1:05 PM EDT
Att. 21,166 - Sunny - 76 F

livebaseballscorecards.com

AB 35
R 6
H 10
RBI 6
BB 3
SO 10
LOB 16



WP: 0 PA: 42
PB: 0
SB: 1
CS: 0

AB R H RBI BB SO LOB

| | | | | | | |
|---|---|---|---|---|---|---|
| 4 | 1 | 1 | 0 | 1 | 2 | 2 |
| 3 | 0 | 1 | 1 | 0 | 0 | 0 |
| 4 | 0 | 0 | 0 | 0 | 2 | 6 |
| 5 | 1 | 2 | 3 | 0 | 0 | 3 |
| 5 | 1 | 1 | 0 | 0 | 3 | 3 |
| 5 | 1 | 2 | 1 | 0 | 0 | 0 |
| 4 | 1 | 2 | 0 | 0 | 2 | 0 |
| 2 | 0 | 0 | 0 | 2 | 0 | 1 |
| 3 | 1 | 1 | 0 | 0 | 1 | 1 |
| 0 | 0 | 0 | 1 | 0 | 0 | 0 |
| 0 | 0 | 0 | 0 | 0 | 0 | 0 |

| Batter | 1 | 2 | 3 | 4 | 5 | 6 | 7 | 8 | 9 | 10 |
|---|----|----|------------------------|---|--------|---|---------------|--------------------|-------------------------------|-----------|
| 15 Brandon Inge, R OBP: 0.396, SLG: 0.485 (1, 5) (10, 8) | K | | 20 SH1-4 1B BB | | P6 | | | F7 20 HBP 1B | K | |
| 20 Omar Infante, R OBP: 0.277, SLG: 0.375 (1, 4) | F9 | | SH1-4 | | P3 | | | HBP | DI 1B | |
| Dmitri Young, S OBP: 0.325, SLG: 0.495 (1, 10) | K | | K | | | | G4-6-3 HBP | F7 | F7 | |
| Rondell White, R OBP: 0.337, SLG: 0.480 (1, 7) | | HR | 2-H 3-H 1B | | G4-6-3 | | | P4 | | G5-3 |
| Ivan Rodriguez, R OBP: 0.291, SLG: 0.429 (1, 2) | K | | K | | P3 | | | K | | 1B 2B |
| Craig Monroe, R OBP: 0.345, SLG: 0.453 (1, 9) | F8 | | | | F8 | | | F9 | 39 BB 9 SF9 31 1B 1B | 2-H 1B |
| 31 Chris Shelton, R OBP: 0.400, SLG: 0.500 (1, 3) | 1B | | | | K | | | K | 39 BB 20 1B 1B | |
| 39 Tony Giarratano, S OBP: 0.571, SLG: 0.400 (1, 6) | P6 | | | | F7 | | | BB | 20 1B BB | |
| Nook Logan, S OBP: 0.325, SLG: 0.376 9 Carlos Guillen, S OBP: 0.412, SLG: 0.497 Ramon Martinez, R OBP: 0.275, SLG: 0.265 (1, 8) (9, PH) (10, 5) | | | 20 SH1-4 15 S 1B | | K | | | G4-3 | SF9 | |

| Inning Stats | R: 0 | H: 0 | E: 0 | K: 2 | S: 8 | P: 14 | R: 1 | H: 2 | E: 0 | K: 1 | S: 9 | P: 16 | R: 2 | H: 2 | E: 0 | K: 2 | S: 16 | P: 24 | R: 0 | H: 0 | E: 0 | K: 1 | S: 8 | P: 10 | R: 0 | H: 0 | E: 0 | K: 0 | S: 4 | P: 6 | R: 0 | H: 0 | E: 0 | K: 1 | S: 9 | P: 19 | R: 0 | H: 1 | E: 0 | K: 1 | S: 9 | P: 14 | R: 2 | H: 3 | E: 0 | K: 1 | S: 18 | P: 27 | R: 1 | H: 2 | E: 0 | K: 0 | S: 11 | P: 17 | 1B: 8 | SF: 1 | 2B: 1 | SAC: 1 | 3B: 0 | DP: 1 | HR: 1 | HBP: 2 |
|--------------|------|------|------|------|------|-------|------|------|------|------|------|-------|------|------|------|------|-------|-------|------|------|------|------|------|-------|------|------|------|------|------|------|------|------|------|------|------|-------|------|------|------|------|------|-------|------|------|------|------|-------|-------|------|------|------|------|-------|-------|-------|-------|-------|--------|-------|-------|-------|--------|
|--------------|------|------|------|------|------|-------|------|------|------|------|------|-------|------|------|------|------|-------|-------|------|------|------|------|------|-------|------|------|------|------|------|------|------|------|------|------|------|-------|------|------|------|------|------|-------|------|------|------|------|-------|-------|------|------|------|------|-------|-------|-------|-------|-------|--------|-------|-------|-------|--------|

| PITCHER | IP | WLS | BF | H | R | ER | SO | BB | IBB | HBP | BLK | WP | HR | S | P | ERA | WHIP |
|---|-----|-----|----|---|---|----|----|----|-----|-----|-----|----|----|----|-----|-------|-------|
| Chris Young, R ERA: 3.03 (1, 1) | 7.0 | | 27 | 4 | 3 | 3 | 8 | 2 | 0 | 1 | 0 | 0 | 1 | 63 | 100 | 3.86 | 0.857 |
| 43 Kameron Loe, R ERA: 2.08 (8, 1) | 0.1 | H | 3 | 1 | 0 | 0 | 0 | 0 | 0 | 1 | 0 | 0 | 0 | 4 | 7 | 0.00 | 3.000 |
| Francisco Cordero, R ERA: 3.97 (8, 1) | 1.2 | B | 9 | 3 | 2 | 2 | 2 | 1 | 0 | 0 | 0 | 0 | 0 | 23 | 34 | 10.80 | 2.400 |
| Nick Regilio, R ERA: 4.76 (10, 1) | 0.1 | L | 3 | 2 | 1 | 1 | 0 | 0 | 0 | 0 | 0 | 0 | 0 | 11 | 17 | 27.00 | 6.000 |

| Batter | 1 | 2 | 3 | 4 | 5 | 6 | 7 | 8 | 9 | AB R H RBI BB SO LOB | TOP | | | | | | | | | | | | | | |
|--|---|----------------------------------|------------------------------|----------------------------------|------------------------------|----------------------------------|---|----------------------------------|-------------------------------|----------------------------------|------------------------------|----------------------------------|-------------------------------|----------------------------------|------------------------------|---------------------------------|-------------------------------|----------------------------------|----------------------------------|------------------------------------|----------------------------------|--------|--|--|--|
| David Dellucci, L (1, 10) OBP: 0.451, SLG: 0.534 | 2-1 P6 | | 2-1 F8 | | 1-3 K | | 1-3 K | | | 4 0 0 0 0 2 2 | | | | | | | | | | | | | | | |
| 10 Michael Young, R (1, 6) OBP: 0.350, SLG: 0.442 | 1-0 G4-3 | | | 2-2 FC4-6 1B | | 1-1 G4-6-3 1B | | 0-0 F9 | | 4 1 2 0 0 0 0 | | | | | | | | | | | | | | | |
| 23 Mark Teixeira, S (1, 3) OBP: 0.351, SLG: 0.534 | 1-3 K | | | 4-2 FC4-6 1-2 BB | | 4-2 G4-6-3 1-2 BB | | 0-0 G4-3 | | 2 0 0 0 2 1 0 | | | | | | | | | | | | | | | |
| 9 Hank Blalock, L (1, 5) OBP: 0.345, SLG: 0.476 | | 1-2 P5 | | 2-2 FC4-6 G4-3 1B | | 3-2 G4-6-3 | | 1-2 G6-3 | | 4 0 0 0 0 0 4 | | | | | | | | | | | | | | | |
| Alfonso Soriano, R (1, 4) OBP: 0.312, SLG: 0.548 | | 4-1 BB | | 0-1 G4-3 1-2 1B | | 0-0 F8 | | 2-3 K | | 3 0 1 1 1 1 1 | | | | | | | | | | | | | | | |
| Kevin Mench, R (1, 7) OBP: 0.356, SLG: 0.588 | | 0-1 F7 | | 2-1 G4-3 1-2 2-3 | | 1-1 F9 | | 0-0 L9 | | 4 0 0 0 0 0 3 | | | | | | | | | | | | | | | |
| Laynce Nix, L (1, 8) OBP: 0.293, SLG: 0.441 | | 3-1 G4-3 | | 1-3 K | | 0-0 BB 1B | | 4-2 WP BB | | 3 0 1 0 1 1 3 | | | | | | | | | | | | | | | |
| Richard Hidalgo, R (1, 9) OBP: 0.313, SLG: 0.463 | | | 1-3 K | | 0-3 K | | 1-1 F9 | | 1-1 L9 | 4 0 0 0 0 2 2 | | | | | | | | | | | | | | | |
| Rod Barajas, R (1, 2) OBP: 0.265, SLG: 0.341 | | | 1-1 L5 | | 2-1 G5-3 | | 1-1 SAFE 1 SAFE 1 SAFE 1 SAFE 1-2 BB | | | 2 0 0 0 1 0 0 | | | | | | | | | | | | | | | |
| Inning Stats | R: 0 E: 0 K: 1 S: 6 | H: 0 LOB: 0 BB: 0 P: 10 | R: 0 E: 0 K: 0 S: 8 | H: 0 LOB: 1 BB: 1 P: 16 | R: 0 E: 0 K: 1 S: 9 | H: 0 LOB: 0 BB: 0 P: 13 | R: 1 E: 0 K: 1 S: 20 | H: 2 LOB: 2 BB: 1 P: 31 | R: 0 E: 0 K: 2 S: 10 | H: 0 LOB: 0 BB: 0 P: 13 | R: 0 E: 0 K: 0 S: 9 | H: 1 LOB: 1 BB: 1 P: 17 | R: 0 E: 0 K: 1 S: 11 | H: 1 LOB: 2 BB: 1 P: 18 | R: 0 E: 0 K: 0 S: 5 | H: 0 LOB: 0 BB: 0 P: 6 | R: 0 E: 0 K: 1 S: 12 | H: 0 LOB: 1 BB: 1 P: 19 | 1B: 4 2B: 0 3B: 0 HR: 0 | SF: 0 SAC: 0 DP: 1 HBP: 0 | WP: 1 PB: 0 SB: 0 CS: 0 | PA: 35 | | | |
| PITCHER | IP WLS BF H R ER SO BB IBB HBP BLK WP HR S P ERA WHIP | | | | | | | | | | | | | | | | | | | | | | | | |
| Runelvys Hernandez, R (1, 1) ERA: 5.33 | 6.0 | | 23 | 3 | 1 | 1 | 5 | 3 | 0 | 0 | 0 | 0 | 0 | 62 | 100 | 1.50 | 1.000 | | | | | | | | |
| 46 Juan Carlos Oviedo, R (7, 1) ERA: 6.0 | 0.2 | | 4 | 1 | 0 | 0 | 0 | 1 | 0 | 0 | 0 | 0 | 0 | 8 | 14 | 0.00 | 3.000 | | | | | | | | |
| Andrew Sisco, L (7, 1) ERA: 2.53 | 1.1 | W | 4 | 0 | 0 | 0 | 1 | 0 | 0 | 0 | 0 | 0 | 0 | 8 | 10 | 0.00 | 0.000 | | | | | | | | |
| Mike MacDougal, R (9, 1) ERA: 4.18 | 1.0 | S | 4 | 0 | 0 | 0 | 1 | 1 | 0 | 0 | 0 | 1 | 0 | 12 | 19 | 0.00 | 1.000 | | | | | | | | |

Texas Rangers @ Kansas City Royals
Kauffman Stadium, Kansas City, MO
Fri Jun 03 2005, 7:10 PM CDT
Att. 11,635 - Rain - 66 F

livebaseballscorecards.com

| | |
|-----|----|
| AB | 30 |
| R | 1 |
| H | 4 |
| RBI | 1 |
| BB | 5 |
| SO | 7 |
| LOB | 15 |



| Batter | 1 | 2 | 3 | 4 | 5 | 6 | 7 | 8 | 9 | AB R H RBI BB SO LOB |
|--|----------|----------|----------|--------|-----------|-------------------|----------------------------|-----------|---|--------------------------------|
| 4 Angel Berroa, R OBP: 0.288, SLG: 0.374 (1, 6) | 1-2 G4-3 | | 0-0 G5-3 | | | 0-2 F7 | 1-1 FC6-2 | | | 4 0 0 0 0 0 2 |
| 9 David DeJesus, L OBP: 0.345, SLG: 0.395 (1, 8) | 2-2 P5 | | | 1-0 L8 | | 1-1 WP 29 G5-3 1B | 2-3 3-H K | | | 4 0 1 0 0 1 2 |
| 29 Mike Sweeney, R OBP: 0.340, SLG: 0.510 (1, 3) | 0-1 F7 | | | 3-2 1B | | 0-0 G5-3 | | 1-1 L9 | | 4 0 1 0 0 0 1 |
| Matt Stairs, L (1, 10) Joe McEwing, R (8, PR) OBP: 0.400, SLG: 0.520 OBP: 0.271, SLG: 0.288 (9, 10) | | 1-0 HR | | 3-3 K | | 4-0 IBB | | 4-2 CS BB | | 2 1 1 1 2 1 1 0 0 0 0 0 0 0 |
| Emil Brown, R (1, 9) OBP: 0.331, SLG: 0.449 | | 1-0 G5-3 | | 3-1 P4 | | 2-2 G3 | | 1-2 K | | 4 0 0 0 0 1 4 |
| 24 Mark Teahen, L (1, 5) OBP: 0.290, SLG: 0.376 | | 0-2 F7 | | | 0-0 G1-3 | | 0-2 32 1B 14 1B 32 WP 1B | | | 3 1 1 0 0 0 0 |
| 32 Shane Costa, L (1, 7) OBP: 0.333, SLG: 0.333 | | 1-2 G1-3 | | | 1-1 G4-3 | | 1-1 SH2-4 14 1B 4 FC6-2 1B | | | 3 0 1 0 0 0 0 |
| 14 John Buck, R (1, 2) OBP: 0.253, SLG: 0.338 | | | 0-1 P3 | | 0-0 WP 1B | | 1-1 FC6-2 4 SH2-4 1B | | | 3 0 2 1 0 0 0 |
| Ruben Gotay, S (1, 4) OBP: 0.294, SLG: 0.355 | | | 1-2 G4-3 | | 3-3 K | | 0-0 SH2-4 1-2 2-3 | | | 2 0 0 0 0 1 1 |

| Inning Stats | R: 0 E: 0 K: 0 S: 8 | H: 0 LOB: 0 BB: 0 P: 11 | R: 1 E: 0 K: 0 S: 9 | H: 1 LOB: 0 BB: 0 P: 12 | R: 0 E: 0 K: 0 S: 6 | H: 0 LOB: 0 BB: 0 P: 7 | R: 0 E: 0 K: 1 S: 9 | H: 1 LOB: 1 BB: 0 P: 19 | R: 0 E: 0 K: 1 S: 7 | H: 1 LOB: 1 BB: 0 P: 11 | R: 0 E: 0 K: 0 S: 9 | H: 1 LOB: 2 BB: 1 P: 16 | R: 1 E: 0 K: 1 S: 13 | H: 3 LOB: 2 BB: 0 P: 19 | R: 0 E: 0 K: 1 S: 7 | H: 0 LOB: 1 BB: 1 P: 15 |
|----------------------------------|------------------------------------|----------------------------------|------------------------------|----------------------------------|------------------------------|---------------------------------|------------------------------|----------------------------------|------------------------------|----------------------------------|------------------------------|----------------------------------|-------------------------------|----------------------------------|------------------------------|----------------------------------|
| 1B: 6 2B: 1 3B: 0 HR: 1 | SF: 0 SAC: 1 DP: 1 HBP: 0 | WP: 3 PB: 0 SB: 0 CS: 1 | PA: 32 | | | | | | | | | | | | | |

| PITCHER | IP | WLS | BF | H | R | ER | SO | BB | IBB | HBP | BLK | WP | HR | S | P | ERA | WHIP |
|--|-----|-----|----|---|---|----|----|----|-----|-----|-----|----|----|----|----|------|-------|
| Pedro Astacio, R (1, 1) ERA: 5.22 | 7.0 | L | 29 | 7 | 2 | 2 | 3 | 0 | 1 | 0 | 0 | 3 | 1 | 61 | 95 | 2.57 | 1.000 |
| 53 Joaquín Benoit, R (8, 1) ERA: 0.82 | 1.0 | | 3 | 0 | 0 | 0 | 1 | 1 | 0 | 0 | 0 | 0 | 0 | 7 | 15 | 0.00 | 1.000 |

BOTTOM

Texas Rangers @ Kansas City Royals
Kauffman Stadium, Kansas City, MO

Fri Jun 03 2005, 7:10 PM CDT
Att. 11,635 - Rain - 66 F

livebaseballscorecards.com

| | |
|-----|----|
| AB | 29 |
| R | 2 |
| H | 7 |
| RBI | 2 |
| BB | 2 |
| SO | 4 |
| LOB | 11 |



| Batter | 1 | 2 | 3 | 4 | 5 | 6 | 7 | 8 | 9 | AB | R | H | RBI | BB | SO | LOB |
|--|-----------------------------------|-----------------------------------|-----------|-------------|-----------------------------|-----------------------|-----------------------|-----------|--------------------------------|----|---|---|-----|----|----|-----|
| 4 Angel Berroa, R OBP: 0.291, SLG: 0.372 (1, 6) | 0-0 9 1B 29 G6-4-3 1B | 0-0 G4-3 | | 1-2 G2-3 | | 0-3 K | 1-1 HBP | | | 4 | 1 | 1 | 1 | 0 | 1 | 1 |
| 9 David DeJesus, L OBP: 0.351, SLG: 0.400 (1, 8) | 0-0 29 G6-4-3 1B | 1-1 29 G5-4-3 1B | | | 0-2 G3 | 0-1 29 2B 1B | 1-3 HBP | | | 5 | 1 | 3 | 1 | 0 | 1 | 2 |
| 29 Mike Sweeney, R OBP: 0.341, SLG: 0.518 (1, 10) | 1-1 G6-4-3 | 0-2 G5-4-3 | | | 1-0 G6-3 | 2-0 1-H 2B | | 1-2 2B | | 5 | 0 | 2 | 1 | 0 | 0 | 2 |
| Matt Stairs, L OBP: 0.409, SLG: 0.520 (1, 3) | 1-1 1B 1B | | 4-2 BB | | 4-2 1B 24 1B BB | 2-2 G4-3 | | 1-2 L4 | | 2 | 2 | 1 | 0 | 2 | 0 | 1 |
| Tony Graffanino, R OBP: 0.357, SLG: 0.351 (8, PH) (9, 3) | | | | | | | | | | 1 | 0 | 0 | 0 | 0 | 0 | 1 |
| Emil Brown, R OBP: 0.339, SLG: 0.474 (1, 9) | 2-2 1B 1-3 1B | | 2-2 F9 | | 2-1 24 1B 1B | | 2-2 HR | 3-3 K | | 5 | 2 | 3 | 1 | 0 | 1 | 2 |
| Terrence Long, L OBP: 0.276, SLG: 0.336 (1, 7) | 2-2 1B 1-3 3-H 1B | | 3-2 K | | 0-2 24 1B 1B | | 2-1 1B S 1B | 2-3 K | | 5 | 1 | 3 | 1 | 0 | 2 | 2 |
| 24 Mark Teahen, L OBP: 0.288, SLG: 0.371 (1, 5) | 2-3 K | | 2-3 K | | 3-2 1B | | 3-3 K | | 4 0 1 2 0 3 4 1 0 0 0 0 1 0 | | | | | | | |
| Joe McEwing, R OBP: 0.267, SLG: 0.283 (9, PH) | | | | | 1-3 2-H 3-H 1B | | | | | | | | | | | |
| Alberto Castillo, R OBP: 0.241, SLG: 0.340 (1, 2) | | 1-1 2B 4 G4-3 1B | | 3-3 K | 0-1 L4 | | 1-2 4 HBP 1B | 1-0 F9 | | 5 | 1 | 2 | 1 | 0 | 1 | 2 |
| Ruben Gotay, S OBP: 0.291, SLG: 0.357 (1, 4) | | 1-2 4 G4-3 9 1B 2B | | 1-3 K | | 1-3 K | 1-1 P6 | 2-3 K | | 5 | 1 | 1 | 0 | 0 | 3 | 1 |

| Inning Stats | R: 2 | H: 5 | E: 0 | K: 1 | S: 15 | LOB: 2 | BB: 0 | P: 23 | R: 2 | H: 3 | E: 0 | K: 0 | S: 13 | LOB: 0 | BB: 0 | P: 16 | R: 0 | H: 0 | E: 0 | K: 2 | S: 9 | LOB: 1 | BB: 1 | P: 27 | R: 0 | H: 0 | E: 0 | K: 2 | S: 9 | LOB: 0 | BB: 0 | P: 14 | R: 2 | H: 3 | E: 0 | K: 0 | S: 17 | LOB: 2 | BB: 1 | P: 27 | R: 1 | H: 2 | E: 0 | K: 2 | S: 13 | LOB: 1 | BB: 0 | P: 18 | R: 2 | H: 3 | E: 0 | K: 2 | S: 22 | LOB: 2 | BB: 0 | P: 33 | R: 0 | H: 1 | E: 0 | K: 2 | S: 15 | LOB: 1 | BB: 0 | P: 22 | R: 0 | H: 0 | E: 0 | K: 2 | S: 7 | LOB: 0 | BB: 0 | P: 11 | 1B: 13 | 2B: 3 | 3B: 0 | HR: 1 | SF: 0 | SAC: 0 | DP: 2 | HBP: 1 | WP: 0 | PB: 0 | SB: 1 | CS: 0 | PA: 45 |
|-------------------------------------|------|------|------|------|-------|--------|-------|-------|------|------|------|------|-------|--------|-------|-------|-------|------|------|------|------|--------|-------|-------|------|------|------|------|------|--------|-------|-------|------|------|------|------|-------|--------|-------|-------|------|------|------|------|-------|--------|-------|-------|------|------|------|------|-------|--------|-------|-------|------|------|------|------|-------|--------|-------|-------|------|------|------|------|------|--------|-------|-------|--------|-------|-------|-------|-------|--------|-------|--------|-------|-------|-------|-------|--------|
| PITCHER | IP | WLS | BF | H | R | ER | SO | BB | IBB | HBP | BLK | WP | HR | S | P | ERA | WHIP | | | | | | | | | | | | | | | | | | | | | | | | | | | | | | | | | | | | | | | | | | | | | | | | | | | | | | | | | | | | | | | | | | | | |
| Chan Ho Park, R ERA: 5.09 (1, 1) | 5.0 | W | 26 | 11 | 6 | 6 | 5 | 2 | 0 | 0 | 0 | 0 | 0 | 70 | 107 | 10.80 | 2.600 | | | | | | | | | | | | | | | | | | | | | | | | | | | | | | | | | | | | | | | | | | | | | | | | | | | | | | | | | | | | | | | | | | | | |
| 32 Ron Mahay, L ERA: 7.11 (6, 1) | 1.1 | | 8 | 4 | 3 | 3 | 3 | 0 | 0 | 0 | 0 | 0 | 1 | 25 | 37 | 20.25 | 3.000 | | | | | | | | | | | | | | | | | | | | | | | | | | | | | | | | | | | | | | | | | | | | | | | | | | | | | | | | | | | | | | | | | | | | |
| Doug Brocail, R ERA: 3.97 (7, 1) | 0.2 | | 5 | 2 | 0 | 0 | 1 | 0 | 0 | 1 | 0 | 0 | 0 | 13 | 18 | 0.00 | 3.000 | | | | | | | | | | | | | | | | | | | | | | | | | | | | | | | | | | | | | | | | | | | | | | | | | | | | | | | | | | | | | | | | | | | | |
| Brian Shouse, L ERA: 2.11 (8, 1) | 2.0 | | 6 | 0 | 0 | 0 | 4 | 0 | 0 | 0 | 0 | 0 | 0 | 19 | 29 | 0.00 | 0.000 | | | | | | | | | | | | | | | | | | | | | | | | | | | | | | | | | | | | | | | | | | | | | | | | | | | | | | | | | | | | | | | | | | | | |

BOTTOM

Texas Rangers @ Kansas City Royals
Kauffman Stadium, Kansas City, MO

Sat Jun 04 2005, 1:10 PM CDT
Att: 18,808 - Cloudy - 82 F

livebaseballscorecards.com

AB 42
R 9
H 17
RBI 8
BB 2
SO 13
LOB 18



| Batter | 1 | 2 | 3 | 4 | 5 | 6 | 7 | 8 | 9 | AB R H RBI BB SO LOB | TOP | | | | | | | | | | | |
|--|---|----------------------------------|-------------------------------|----------------------------------|-------------------------------|----------------------------------|------------------------------|---------------------------------|-------------------------------|----------------------------------|-------------------------------|----------------------------------|------------------------------|----------------------------------|-------------------------------|----------------------------------|------------------------------|----------------------------------|----------------------------------|------------------------------------|----------------------------------|--------|
| David Dellucci, L (1, 10) OBP: 0.435, SLG: 0.528 | 2-2 G4-3 | | 2-2 L8 | 1-2 G5-3 | | 1-2 HR | | 2-1 FC1-6 | | 5 1 1 1 0 0 2 | | | | | | | | | | | | |
| 10 Michael Young, R (1, 6) OBP: 0.355, SLG: 0.461 | 1-2 G6-3 | | 1-3 K | | 0-0 2B 2B | 1-1 L9 | | 1-0 F8 | | 5 1 1 0 0 1 2 | | | | | | | | | | | | |
| 23 Mark Teixeira, S (1, 3) OBP: 0.364, SLG: 0.561 | 2-2 G3 | | 3-1 HR | | 3-1 2B 1-H | 1-2 F7 | | | 1-0 G4-3 | 5 2 2 2 0 0 0 | | | | | | | | | | | | |
| 9 Hank Blalock, L (1, 5) OBP: 0.350, SLG: 0.482 | | 2-3 K | 1-0 HBP 2B | | 1-0 2B 2B | | 3-1 F7 | | 2-3 K | 5 2 2 1 0 2 0 | | | | | | | | | | | | |
| Alfonso Soriano, R (1, 4) OBP: 0.315, SLG: 0.553 | | 3-2 G5-3 1B | 1-1 2B HBP | | 0-0 F7 | | 1-1 G5-3 | | 2-1 G5-3 | 3 1 1 0 0 0 1 | | | | | | | | | | | | |
| Mark DeRosa, R (7, 4) OBP: 0.250, SLG: 0.286 | | 1 SAFE G5-3 | 0-1 2B | | 0-1 G3 2B | | 2-1 F8 | | | 1 0 0 0 0 0 0 | | | | | | | | | | | | |
| Kevin Mench, R (1, 7) OBP: 0.358, SLG: 0.588 | | 1-2 G5-3 | 1-3 2-H 2B | | 2-H 2B | | | | | 4 0 2 2 0 0 1 | | | | | | | | | | | | |
| Laynce Nix, L (1, 8) OBP: 0.308, SLG: 0.465 | | 0-0 2B 1B | 2-3 K | | 0-0 G3 | | | | | 4 1 2 1 0 1 3 | | | | | | | | | | | | |
| Richard Hidalgo, R (1, 9) OBP: 0.307, SLG: 0.450 | | 2-2 1-H 2B | | 0-1 F8 | 2-1 F8 | | | 2-1 F8 | | 4 0 1 1 0 0 2 | | | | | | | | | | | | |
| Sandy Alomar Jr., R (1, 2) OBP: 0.321, SLG: 0.283 | | 1-0 P4 | | 0-1 G5-3 | | 1-3 K | | 1 SAFE 1 SAFE FC1-6 1B | | 4 0 1 0 0 1 1 | | | | | | | | | | | | |
| Inning Stats | R: 0 E: 0 K: 0 S: 11 | H: 0 LOB: 0 BB: 0 P: 16 | R: 2 E: 0 K: 1 S: 14 | H: 3 LOB: 1 BB: 0 P: 22 | R: 2 E: 0 K: 2 S: 15 | H: 3 LOB: 2 BB: 0 P: 25 | R: 0 E: 0 K: 0 S: 7 | H: 0 LOB: 0 BB: 0 P: 8 | R: 3 E: 0 K: 0 S: 10 | H: 4 LOB: 1 BB: 0 P: 16 | R: 1 E: 0 K: 1 S: 14 | H: 1 LOB: 0 BB: 0 P: 18 | R: 0 E: 0 K: 0 S: 6 | H: 0 LOB: 0 BB: 0 P: 12 | R: 0 E: 0 K: 0 S: 10 | H: 2 LOB: 2 BB: 0 P: 18 | R: 0 E: 0 K: 1 S: 6 | H: 0 LOB: 0 BB: 0 P: 11 | 1B: 6 2B: 5 3B: 0 HR: 2 | SF: 0 SAC: 0 DP: 0 HBP: 1 | WP: 0 PB: 0 SB: 0 CS: 0 | PA: 41 |
| PITCHER | IP WLS BF H R ER SO BB IBB HBP BLK WP HR S P ERA WHIP | | | | | | | | | | | | | | | | | | | | | |
| 23 Zack Greinke, R (1, 1) ERA: 4.91 | 4.1 L 24 10 7 7 3 0 0 1 0 0 0 1 54 82 14.54 2.308 | | | | | | | | | | | | | | | | | | | | | |
| 46 Juan Carlos Oviedo, R (5, 1) ERA: 5.93 | 1.2 6 1 1 1 1 0 0 0 0 0 0 1 17 23 5.40 0.600 | | | | | | | | | | | | | | | | | | | | | |
| Andrew Sisco, L (7, 1) ERA: 2.43 | 1.1 5 1 0 0 0 0 0 0 0 0 0 0 10 21 0.00 0.750 | | | | | | | | | | | | | | | | | | | | | |
| Steve Stemple, R (8, 1) ERA: 5.59 | 1.2 6 1 0 0 1 0 0 0 0 0 0 0 12 20 0.00 0.600 | | | | | | | | | | | | | | | | | | | | | |

Texas Rangers @ Kansas City Royals
Kauffman Stadium, Kansas City, MO

Sun Jun 05 2005, 1:10 PM CDT
Att. 21,424 - Sunny - 76 F

livebaseballscorecards.com

| | |
|-----|----|
| AB | 40 |
| R | 8 |
| H | 13 |
| RBI | 8 |
| BB | 0 |
| SO | 5 |
| LOB | 12 |



| Batter | 1 | 2 | 3 | 4 | 5 | 6 | 7 | 8 | 9 | AB R H RBI BB SO LOB |
|--|-------------------|----------|--------------------|--------------------|--------------|--------|--------------|------------------|--------------|--------------------------------|
| 4 Angel Berroa, R OBP: 0.290, SLG: 0.367 (1, 6) | 1-3 K | | 4-1 BB | | 1-3 K | | | 2-1 G4-3 | | 3 0 0 0 1 2 2 |
| 9 David DeJesus, L OBP: 0.349, SLG: 0.394 (1, 8) | 2-1 FC5-4 HBP | | 1-2 G1-3 | | | 2-1 P5 | | 0-1 G4-3 | | 3 0 0 0 0 0 1 |
| 29 Mike Sweeney, R OBP: 0.339, SLG: 0.512 (1, 10) | 1-1 P3 | | | 0-0 G6-4-3 1B | | 0-3 K | | 0-2 G6-3 | | 4 0 1 0 0 1 1 |
| Emil Brown, R OBP: 0.337, SLG: 0.465 (1, 9) | 1-1 FC5-4 1-2f | | | 1-0 F8 | | 2-1 F9 | | 4-2 32 HBP BB | | 3 0 0 0 1 0 2 |
| Tony Graffanino, R OBP: 0.346, SLG: 0.339 (1, 3) | | 2-1 G6-3 | | 1-1 G6-4-3 1-2f | | | 0-2 G4-3 | | 0-0 F8 | 4 0 0 0 0 0 2 |
| 14 John Buck, R OBP: 0.255, SLG: 0.338 (1, 2) | | 0-1 F8 | | | 3-2 G6-3 | | 1-1 G6-3 | | 4-0 2B 1B | 3 1 1 0 0 0 0 0 0 0 0 0 0 0 |
| 32 Shane Costa, L OBP: 0.429, SLG: 0.333 (9, PH) | | | | | | | | | 1-2 HBP | |
| Matt Diaz, R OBP: 0.267, SLG: 0.362 (1, 7) | | 0-2 L3 | | | | 0-1 F9 | | 1-2 F8 | | 4 0 0 0 0 1 3 |
| Joe McEwing, R OBP: 0.302, SLG: 0.333 (1, 5) | | | 1-2 G6-4-3 1B | | 1-1 BB 1B | | 3-2 BB 2B | | 0-3 K | 3 0 3 1 0 0 0 1 0 0 0 0 1 2 |
| 24 Mark Teahen, L OBP: 0.286, SLG: 0.368 (9, PH) | | | | | | | | | | |
| Ruben Gotay, S OBP: 0.292, SLG: 0.352 (1, 4) | | | 2-1 G6-4-3 1-2f | | 4-2 BB | | 2-0 F9 | | | 2 0 0 0 1 0 2 |

| Inning Stats | R: 0 | H: 0 | E: 0 | K: 1 | S: 8 | LOB: 1 | BB: 0 | P: 12 | R: 0 | H: 0 | E: 0 | K: 0 | S: 7 | LOB: 0 | BB: 0 | P: 9 | R: 0 | H: 1 | E: 0 | K: 0 | S: 9 | LOB: 1 | BB: 0 | P: 17 | R: 0 | H: 1 | E: 0 | K: 0 | S: 4 | LOB: 0 | BB: 0 | P: 6 | R: 0 | H: 1 | E: 0 | K: 1 | S: 17 | LOB: 2 | BB: 1 | P: 26 | R: 0 | H: 0 | E: 0 | K: 1 | S: 7 | LOB: 0 | BB: 0 | P: 11 | R: 1 | H: 2 | E: 0 | K: 0 | S: 12 | LOB: 1 | BB: 0 | P: 19 | R: 0 | H: 0 | E: 0 | K: 0 | S: 7 | LOB: 0 | BB: 0 | P: 9 | R: 0 | H: 0 | E: 0 | K: 2 | S: 10 | LOB: 2 | BB: 1 | P: 19 | 1B: 4 | SF: 0 | 2B: 1 | SAC: 0 | 3B: 0 | DP: 2 | HR: 0 | HBP: 2 | WP: 0 | PA: 35 |
|-----------------------------|------|------|------|------|------|--------|-------|-------|------|------|------|------|------|--------|-------|------|-------|------|------|------|------|--------|-------|-------|------|------|------|------|------|--------|-------|------|------|------|------|------|-------|--------|-------|-------|------|------|------|------|------|--------|-------|-------|------|------|------|------|-------|--------|-------|-------|------|------|------|------|------|--------|-------|------|------|------|------|------|-------|--------|-------|-------|-------|-------|-------|--------|-------|-------|-------|--------|-------|--------|
| PITCHER | IP | WLS | BF | H | R | ER | SO | BB | IBB | HBP | BLK | WP | HR | S | P | ERA | WHIP | | | | | | | | | | | | | | | | | | | | | | | | | | | | | | | | | | | | | | | | | | | | | | | | | | | | | | | | | | | | | | | | | |
| Kenny Rogers, L (1, 1) | 7.0 | W | 27 | 5 | 1 | 1 | 3 | 2 | 0 | 0 | 0 | 0 | 0 | 64 | 100 | 1.29 | 1.000 | | | | | | | | | | | | | | | | | | | | | | | | | | | | | | | | | | | | | | | | | | | | | | | | | | | | | | | | | | | | | | | | | |
| 43 Kameron Loe, R (8, 1) | 1.0 | | 3 | 0 | 0 | 0 | 0 | 0 | 0 | 0 | 0 | 0 | 0 | 7 | 9 | 0.00 | 0.000 | | | | | | | | | | | | | | | | | | | | | | | | | | | | | | | | | | | | | | | | | | | | | | | | | | | | | | | | | | | | | | | | | |
| Francisco Cordero, R (9, 1) | 1.0 | | 5 | 0 | 0 | 0 | 2 | 1 | 0 | 1 | 0 | 0 | 0 | 10 | 19 | 0.00 | 1.000 | | | | | | | | | | | | | | | | | | | | | | | | | | | | | | | | | | | | | | | | | | | | | | | | | | | | | | | | | | | | | | | | | |

BOTTOM

Texas Rangers @ Kansas City Royals
Kauffman Stadium, Kansas City, MO

livebaseballscorecards.com

| | |
|-----|----|
| AB | 30 |
| R | 1 |
| H | 5 |
| RBI | 1 |
| BB | 3 |
| SO | 5 |
| LOB | 15 |



Sun Jun 05 2005, 1:10 PM CDT
Att. 21,424 - Sunny - 76 F

| Batter | 1 | 2 | 3 | 4 | 5 | 6 | 7 | 8 | 9 | AB | R | H | RBI | BB | SO | LOB | TOP | | | | | | | | | | |
|---|------------------------------|----------------------------------|------------------------------|----------------------------------|-------------------------------|----------------------------------|-------------------------------|----------------------------------|------------------------------|----------------------------------|------------------------------|---------------------------------|-------------------------------|----------------------------------|-------------------------------|----------------------------------|-------------------------------|----------------------------------|----------------------------------|------------------------------------|----------------------------------|--------|--|--|--|--|--|
| David Dellucci, L (1, 7) OBP: 0.429, SLG: 0.517 Richard Hidalgo, R (7, PH) OBP: 0.306, SLG: 0.448 (7, 9) | 0-1 P6 | | 2-2 G1-6-3 | | 1-0 F7 | | 2-1 FC5-4 | | | 3 | 0 | 0 | 0 | 0 | 0 | 0 | | | | | | | | | | | |
| 10 Michael Young, R (1, 6) OBP: 0.357, SLG: 0.474 | 1-2 G5-3 | | | 1-1 9 HR 1B | 2-3 K | | | 2-1 HR | | 4 | 2 | 2 | 1 | 0 | 1 | 0 | | | | | | | | | | | |
| 23 Mark Teixeira, S (1, 3) OBP: 0.358, SLG: 0.552 | 2-3 K | | | 0-1 P4 | | 0-2 G5-3 | | 1-3 K | | 4 | 0 | 0 | 0 | 0 | 2 | 1 | | | | | | | | | | | |
| 9 Hank Blalock, L (1, 5) OBP: 0.352, SLG: 0.500 | | 3-1 G4-3 2B | | 0-1 1-H HR | | 1-0 L4 | | 2-2 G3-1 | | 4 | 1 | 2 | 2 | 0 | 0 | 0 | | | | | | | | | | | |
| Kevin Mench, R (1, 9) OBP: 0.356, SLG: 0.578 (7, 7) | | 0-2 P4 | | 4-0 HR BB | | 0-0 G6-3 | | 2-1 F7 | | 3 | 1 | 0 | 0 | 1 | 0 | 1 | | | | | | | | | | | |
| Laynce Nix, L (1, 8) OBP: 0.301, SLG: 0.454 Marshall McDougall, R (9, PH) | | 2-1 G4-3 | | 1-2 K | | | 0-0 G4-3 | | 1-2 L9 | 3 | 0 | 0 | 0 | 0 | 1 | 2 | | | | | | | | | | | |
| Rod Barajas, R (1, 2) OBP: 0.282, SLG: 0.392 | | 2-3 G6-3 | | 1-2 1-H HR | | | 1-1 P3 | | 0-1 F8 | 4 | 1 | 1 | 2 | 0 | 0 | 1 | | | | | | | | | | | |
| Mark DeRosa, R (1, 4) OBP: 0.286, SLG: 0.292 | | | 0-2 G5-3 | | 3-3 K | | 0-1 1B 1B | | 4-2 DI BB | 3 | 0 | 1 | 0 | 1 | 1 | 0 | | | | | | | | | | | |
| Ryan Drese, R (1, 1) 53 Joaquin Benoit, R (3, 1) Alfonso Soriano, R (7, PH) OBP: 0.318, SLG: 0.555 32 Ron Mahay, L (7, 1) Doug Brocail, L (7, 1) Michael Tejera, L (8, 1) Andres Torres, S (9, PH) OBP: 0.230, SLG: 0.222 | | | 0-3 K | | 1-1 G4-3 | | 1-2 FC5-4 1B | | 3-3 K | 1 | 0 | 0 | 0 | 0 | 1 | 0 | | | | | | | | | | | |
| Inning Stats | R: 0 E: 0 K: 1 S: 8 | H: 0 LOB: 0 BB: 0 P: 11 | R: 0 E: 0 K: 0 S: 8 | H: 1 LOB: 1 BB: 0 P: 14 | R: 0 E: 0 K: 1 S: 12 | H: 0 LOB: 0 BB: 0 P: 14 | R: 4 E: 0 K: 2 S: 17 | H: 3 LOB: 0 BB: 1 P: 27 | R: 0 E: 0 K: 1 S: 6 | H: 0 LOB: 0 BB: 0 P: 10 | R: 0 E: 0 K: 0 S: 5 | H: 0 LOB: 0 BB: 0 P: 6 | R: 0 E: 0 K: 0 S: 10 | H: 2 LOB: 2 BB: 0 P: 14 | R: 1 E: 0 K: 1 S: 12 | H: 1 LOB: 0 BB: 0 P: 19 | R: 0 E: 0 K: 1 S: 11 | H: 0 LOB: 1 BB: 1 P: 19 | 1B: 3 2B: 1 3B: 0 HR: 3 | SF: 0 SAC: 0 DP: 0 HBP: 0 | WP: 0 PB: 0 SB: 0 CS: 0 | PA: 36 | | | | | |
| PITCHER | IP | WLS | BF | H | R | ER | SO | BB | IBB | HBP | BLK | WP | HR | S | P | ERA | WHIP | | | | | | | | | | |
| 21 Jon Lieber, R (1, 1) ERA: 4.61 | 6.2 | W | 27 | 6 | 4 | 4 | 5 | 1 | 0 | 0 | 0 | 0 | 2 | 64 | 92 | 5.40 | 1.050 | | | | | | | | | | |
| Rheal Cormier, L (7, 1) ERA: 5.5 | 1.0 | H | 4 | 1 | 1 | 1 | 1 | 0 | 0 | 0 | 0 | 0 | 1 | 12 | 19 | 9.00 | 1.000 | | | | | | | | | | |
| 63 Ryan Madson, R (8, 1) ERA: 3.73 | 0.1 | H | 1 | 0 | 0 | 0 | 0 | 0 | 0 | 0 | 0 | 0 | 0 | 2 | 4 | 0.00 | 0.000 | | | | | | | | | | |
| Billy Wagner, L (9, 1) ERA: 2.57 | 1.0 | S | 4 | 0 | 0 | 0 | 1 | 1 | 0 | 0 | 0 | 0 | 0 | 11 | 19 | 0.00 | 1.000 | | | | | | | | | | |

Texas Rangers @ Philadelphia Phillies
Citizens Bank Park, Philadelphia, PA
Tue Jun 07 2005, 7:05 PM EDT
Att. 33,616 - Clear - 89 F

livebaseballscorecards.com

| | |
|-----|----|
| AB | 34 |
| R | 5 |
| H | 7 |
| RBI | 5 |
| BB | 2 |
| SO | 7 |
| LOB | 8 |



| Batter | 1 | 2 | 3 | 4 | 5 | 6 | 7 | 8 | 9 |
|---|-----------|-------------------------|--------------------------------|-----------|-----------|-----------|---------------------------------------|------------------|---|
| 11 Jimmy Rollins, S OBP: 0.314, SLG: 0.391 | 0-1 G3 | 1-0 F7-3 | | 0-3 K | | | 0-0 G5-3 | 1-1 F8 | |
| Kenny Lofton, L OBP: 0.473, SLG: 0.515 | 2-0 1B | | 1-0 G3 | 0-2 F8 | | | 1-1 HR 1B | 0-0 WP 1B | |
| Bobby Abreu, L OBP: 0.452, SLG: 0.601 | 2-2 L6 | | 1-1 BB 26 FC3-6 1B | 3-2 G3 | | | 2-1 1-H HR | 2-3 SAFE K | |
| Pat Burrell, R OBP: 0.409, SLG: 0.513 | 3-3 K | | 2-1 26 FC3-6 1B | | 2-2 P4 | | 4-1 26 BB HBP BB | 2-2 F8 | |
| Jim Thome, L OBP: 0.377, SLG: 0.323 | | 3-0 26 2B 1B | 4-2 26 FC3-6 1B | | 1-3 K | | 4-2 HBP 26 BB FC1-2 BB | | |
| 26 Chase Utley, L OBP: 0.385, SLG: 0.564 | | 0-2 E 2B | 0-0 FC3-6 1B | | 2-3 K | | 4-1 FC1-2 HBP BB | | |
| Placido Polanco, R OBP: 0.376, SLG: 0.418 | | 1-0 E6 1B | 0-1 1B | | | 3-2 F8 | 1-1 FC1-2 HBP | | |
| Mike Lieberthal, R OBP: 0.357, SLG: 0.436 | | 2-1 11 F7-3 1B | 0-2 1B | | | 1-2 L6 | 0-2 FC1-2 | | |
| 21 Jon Lieber, L OBP: 0.031, SLG: 0.065 | | 1-3 K | 1-3 F8 | | | 1-3 K | 0-3 K | | |
| Rheal Cormier, L (7, 1) | | | | | | | | | |
| 63 Ryan Madson, L (8, 1) | | | | | | | | | |
| Billy Wagner, L OBP: 0.500, SLG: 0.500 (9, 1) | | | | | | | | | |

| Inning Stats | R: 0 | H: 1 | E: 0 | K: 1 | S: 9 | LOB: 1 | BB: 0 | P: 16 | R: 2 | H: 4 | E: 1 | K: 1 | S: 12 | LOB: 1 | BB: 0 | P: 20 | R: 3 | H: 4 | E: 0 | K: 0 | S: 19 | LOB: 2 | BB: 1 | P: 30 | R: 0 | H: 0 | E: 0 | K: 1 | S: 10 | LOB: 0 | BB: 0 | P: 13 | R: 0 | H: 0 | E: 0 | K: 2 | S: 12 | LOB: 0 | BB: 0 | P: 17 | R: 3 | H: 2 | E: 0 | K: 1 | S: 16 | LOB: 3 | BB: 3 | P: 32 | R: 0 | H: 1 | E: 0 | K: 1 | S: 9 | LOB: 1 | BB: 0 | P: 14 |
|--------------|------|------|------|------|------|--------|-------|-------|------|------|------|------|-------|--------|-------|-------|------|------|------|------|-------|--------|-------|-------|------|------|------|------|-------|--------|-------|-------|------|------|------|------|-------|--------|-------|-------|------|------|------|------|-------|--------|-------|-------|------|------|------|------|------|--------|-------|-------|
|--------------|------|------|------|------|------|--------|-------|-------|------|------|------|------|-------|--------|-------|-------|------|------|------|------|-------|--------|-------|-------|------|------|------|------|-------|--------|-------|-------|------|------|------|------|-------|--------|-------|-------|------|------|------|------|-------|--------|-------|-------|------|------|------|------|------|--------|-------|-------|

| PITCHER | IP | WLS | BF | H | R | ER | SO | BB | IBB | HBP | BLK | WP | HR | S | P | ERA | WHIP |
|---|-----|-----|----|---|---|----|----|----|-----|-----|-----|----|----|----|----|-------|--------|
| Ryan Drese, R ERA: 6.46 (1, 1) | 2.2 | L | 16 | 8 | 5 | 5 | 2 | 1 | 0 | 0 | 0 | 0 | 0 | 33 | 56 | 16.88 | 3.375 |
| 53 Joaquín Benoit, R ERA: 0.63 (3, 1) | 3.1 | | 11 | 1 | 0 | 0 | 4 | 0 | 0 | 0 | 0 | 0 | 0 | 39 | 55 | 0.00 | 0.300 |
| 32 Ron Mahay, L ERA: 8.38 (7, 1) | 0.1 | | 6 | 2 | 3 | 3 | 0 | 3 | 0 | 0 | 0 | 0 | 1 | 9 | 24 | 81.00 | 15.000 |
| Doug Brocail, R ERA: 3.86 (7, 1) | 0.2 | | 3 | 0 | 0 | 0 | 1 | 0 | 0 | 1 | 0 | 0 | 0 | 7 | 8 | 0.00 | 0.000 |
| Michael Tejera, L ERA: (8, 1) | 1.0 | | 4 | 1 | 0 | 0 | 1 | 0 | 0 | 0 | 0 | 1 | 0 | 9 | 14 | 0.00 | 1.000 |

| AB | R | H | RBI | BB | SO | LOB |
|----|---|---|-----|----|----|-----|
| 5 | 0 | 0 | 0 | 0 | 1 | 2 |
| 5 | 1 | 3 | 0 | 0 | 0 | 0 |
| 5 | 2 | 2 | 2 | 0 | 1 | 2 |
| 4 | 2 | 1 | 0 | 1 | 1 | 2 |
| 2 | 1 | 1 | 0 | 2 | 1 | 0 |
| 3 | 2 | 1 | 1 | 1 | 1 | 2 |
| 3 | 0 | 2 | 3 | 0 | 0 | 0 |
| 4 | 0 | 2 | 1 | 0 | 0 | 3 |
| 3 | 0 | 0 | 0 | 0 | 2 | 4 |
| 1 | 0 | 0 | 0 | 0 | 1 | 3 |
| 0 | 0 | 0 | 0 | 0 | 0 | 0 |
| 0 | 0 | 0 | 0 | 0 | 0 | 0 |

| AB | 35 | R | 8 | H | 12 | RBI | 7 | BB | 4 | SO | 8 | LOB | 18 |
|-----|----|-----|----|-----|----|-----|---|-----|---|----|---|-----|----|
| WP: | 1 | PA: | 40 | PB: | 0 | SB: | 0 | CS: | 0 | | | | |

Texas Rangers @ Philadelphia Phillies
 Citizens Bank Park, Philadelphia, PA
 Tue Jun 07 2005, 7:05 PM EDT
 Att. 33,616 - Clear - 89 F

livebaseballscorecards.com



| Batter | 1 | 2 | 3 | 4 | 5 | 6 | 7 | 8 | 9 | AB R H RBI BB SO LOB | TOP | | | | | | | | | | | | | | | | |
|--|---|----------------------------------|-------------------------------|----------------------------------|------------------------------|----------------------------------|-------------------------------|----------------------------------|------------------------------|----------------------------------|-------------------------------|----------------------------------|------------------------------|----------------------------------|-------------------------------|----------------------------------|-------------------------------|----------------------------------|----------------------------------|------------------------------------|----------------------------------|--------|--|--|--|--|--|
| Layne Nix, L (1, 8) OBP: 0.293, SLG: 0.440 | 3-3 K | | 0-0 G4-3 | | | 0-1 G4-3 | | 0-2 F9 | | 4 0 0 0 0 1 1 | | | | | | | | | | | | | | | | | |
| 10 Michael Young, R (1, 6) OBP: 0.356, SLG: 0.468 | 4-1 G3-6 BB | | | 3-3 K | | 2-3 K | | 0-0 F9 | | 3 0 0 0 1 2 0 | | | | | | | | | | | | | | | | | |
| 23 Mark Teixeira, S (1, 3) OBP: 0.357, SLG: 0.547 | 1-1 G3-6 1-2f | | | 0-0 F8 | | 3-2 G5-3 | | 2-1 DI 1B | | 4 0 1 0 0 0 1 | | | | | | | | | | | | | | | | | |
| 9 Hank Blalock, L (1, 5) OBP: 0.355, SLG: 0.498 | | 2-3 K | | 4-2 FC6-4 BB | | 2-0 L4-3 1B | | 3-2 P6 | | 3 0 1 0 1 1 1 | | | | | | | | | | | | | | | | | |
| Kevin Mench, R (1, 7) OBP: 0.349, SLG: 0.565 | | 2-2 F8 | | 1-2 FC6-4 1-2f | | 2-2 L4 | | 1-2 F9 | | 4 0 0 0 0 0 3 | | | | | | | | | | | | | | | | | |
| Richard Hidalgo, R (1, 9) OBP: 0.306, SLG: 0.451 | | 1-1 2B | | | 2-0 F8 | | 0-2 L4-3 | | | 3 0 1 0 0 0 1 | | | | | | | | | | | | | | | | | |
| Brian Shouse, L (7, 1) | | | | | | | | | | 0 0 0 0 0 0 0 | | | | | | | | | | | | | | | | | |
| Rod Barajas, R (1, 2) OBP: 0.289, SLG: 0.397 | | 3-3 K | | | 0-0 1B | | | 0-2 1B | | 3 0 2 0 0 1 1 | | | | | | | | | | | | | | | | | |
| Mark DeRosa, R (1, 4) OBP: 0.267, SLG: 0.269 | | | 2-1 G5-3 | | 0-1 F8 | | | 1-3 K | | 2 0 0 0 0 0 1 | | | | | | | | | | | | | | | | | |
| David Dellucci, L (8, PH) OBP: 0.426, SLG: 0.514 | | | | | | | | | | 1 0 0 0 0 1 1 | | | | | | | | | | | | | | | | | |
| Marshall McDougall, R (8, 4) | | | | | | | | | | 0 0 0 0 0 0 0 | | | | | | | | | | | | | | | | | |
| Chris Young, R (1, 1) | | | 2-2 G4-3 | | 2-1 P6 | | | 1-3 K | | 2 0 0 0 0 0 1 | | | | | | | | | | | | | | | | | |
| Michael Tejera, L (6, 1) | | | | | | | | | | 0 0 0 0 0 0 0 | | | | | | | | | | | | | | | | | |
| Nick Regilio, R (6, 1) | | | | | | | | | | 0 0 0 0 0 0 0 | | | | | | | | | | | | | | | | | |
| Gary Matthews, S (7, 9) OBP: 0.265, SLG: 0.336 | | | | | | | | | | 1 0 0 0 0 1 1 | | | | | | | | | | | | | | | | | |
| Inning Stats | R: 0 E: 0 K: 1 S: 8 | H: 0 LOB: 0 BB: 1 P: 16 | R: 0 E: 0 K: 2 S: 14 | H: 1 LOB: 1 BB: 0 P: 22 | R: 0 E: 0 K: 0 S: 8 | H: 0 LOB: 0 BB: 0 P: 12 | R: 0 E: 0 K: 1 S: 13 | H: 0 LOB: 1 BB: 1 P: 21 | R: 0 E: 0 K: 0 S: 6 | H: 1 LOB: 1 BB: 0 P: 10 | R: 0 E: 0 K: 1 S: 11 | H: 0 LOB: 0 BB: 0 P: 16 | R: 0 E: 0 K: 0 S: 8 | H: 1 LOB: 0 BB: 0 P: 12 | R: 0 E: 0 K: 2 S: 12 | H: 1 LOB: 1 BB: 0 P: 14 | R: 0 E: 0 K: 0 S: 10 | H: 1 LOB: 1 BB: 0 P: 16 | 1B: 4 2B: 2 3B: 0 HR: 0 | SF: 0 SAC: 0 DP: 2 HBP: 0 | WP: 0 PB: 0 SB: 0 CS: 0 | PA: 32 | | | | | |
| PITCHER | IP WLS BF H R ER SO BB IBB HBP BLK WP HR S P ERA WHIP | | | | | | | | | | | | | | | | | | | | | | | | | | |
| Robinson Tejeda, R (1, 1) ERA: 3.0 | 5.0 | | 18 | 2 | 0 | 0 | 4 | 2 | 0 | 0 | 0 | 0 | 0 | 49 | 81 | 0.00 | 0.800 | | | | | | | | | | |
| Aaron Fultz, L (6, 1) ERA: 2.86 | 1.0 | W | 4 | 1 | 0 | 0 | 1 | 0 | 0 | 0 | 0 | 0 | 0 | 12 | 19 | 0.00 | 1.000 | | | | | | | | | | |
| 63 Ryan Madson, R (7, 1) ERA: 3.51 | 2.0 | H | 6 | 1 | 0 | 0 | 2 | 0 | 0 | 0 | 0 | 0 | 0 | 19 | 23 | 0.00 | 0.500 | | | | | | | | | | |
| Billy Wagner, L (9, 1) ERA: 2.48 | 1.0 | S | 4 | 1 | 0 | 0 | 0 | 0 | 0 | 0 | 0 | 0 | 0 | 10 | 16 | 0.00 | 1.000 | | | | | | | | | | |

Texas Rangers @ Philadelphia Phillies
Citizens Bank Park, Philadelphia, PA
Wed Jun 08 2005, 7:05 PM EDT
Att. 24,339 - Clear - 91 F

livebaseballscorecards.com

| | |
|-----|----|
| AB | 30 |
| R | 0 |
| H | 5 |
| RBI | 0 |
| BB | 2 |
| SO | 7 |
| LOB | 12 |



| Batter | 1 | 2 | 3 | 4 | 5 | 6 | 7 | 8 | 9 | AB | R | H | RBI | BB | SO | LOB |
|--------|---|---|---|---|---|---|---|---|---|----|---|---|-----|----|----|-----|
|--------|---|---|---|---|---|---|---|---|---|----|---|---|-----|----|----|-----|

| | | | | | | | | | | | | | | | | |
|--|--|--|--|--|--|--|--|--|--|---|---|---|---|---|---|---|
| Kenny Lofton, L <small>OBP: 0.482, SLG: 0.520</small> <small>(1, 8)</small> | | | | | | | | | | 3 | 1 | 2 | 0 | 1 | 0 | 0 |
| Tomas Perez, S <small>OBP: 0.338, SLG: 0.308</small> <small>(1, 6)</small> | | | | | | | | | | 4 | 1 | 2 | 0 | 0 | 0 | 3 |
| Bobby Abreu, L <small>OBP: 0.446, SLG: 0.590</small> <small>(1, 9)</small> | | | | | | | | | | 4 | 0 | 0 | 0 | 0 | 1 | 5 |
| Pat Burrell, R <small>OBP: 0.410, SLG: 0.513</small> <small>(1, 7)</small> | | | | | | | | | | 4 | 0 | 2 | 2 | 0 | 2 | 1 |
| Jim Thome, L <small>OBP: 0.368, SLG: 0.313</small> <small>(1, 3)</small> | | | | | | | | | | 4 | 0 | 0 | 0 | 0 | 1 | 2 |
| 26 Chase Utley, L <small>OBP: 0.382, SLG: 0.553</small> <small>(1, 4)</small> | | | | | | | | | | 3 | 0 | 0 | 0 | 1 | 2 | 1 |
| David Bell, R <small>OBP: 0.326, SLG: 0.348</small> <small>(1, 5)</small> | | | | | | | | | | 3 | 0 | 1 | 0 | 0 | 0 | 0 |
| Mike Lieberthal, R <small>OBP: 0.351, SLG: 0.428</small> <small>(1, 2)</small> | | | | | | | | | | 3 | 0 | 0 | 0 | 0 | 0 | 0 |
| Robinson Tejeda, R <small>(1, 1)</small> Randy Wolf, L <small>OBP: 0.192, SLG: 0.240</small> <small>(5, PH)</small> Aaron Fultz, L <small>(6, 1)</small> 63 Ryan Madson, L <small>(7, 1)</small> Billy Wagner, L <small>OBP: 0.500, SLG: 0.500</small> <small>(9, 1)</small> | | | | | | | | | | 1 | 0 | 0 | 0 | 0 | 1 | 0 |
| | | | | | | | | | | 1 | 0 | 0 | 0 | 0 | 0 | 0 |
| | | | | | | | | | | 0 | 0 | 0 | 0 | 0 | 0 | 0 |
| | | | | | | | | | | 0 | 0 | 0 | 0 | 1 | 0 | 0 |
| | | | | | | | | | | 0 | 0 | 0 | 0 | 0 | 0 | 0 |

| Inning Stats | R: 0 | H: 1 | E: 0 | K: 1 | S: 14 | H: 0 | LOB: 1 | BB: 0 | P: 21 | R: 0 | H: 0 | E: 0 | K: 2 | S: 9 | H: 0 | LOB: 0 | BB: 0 | P: 15 | R: 0 | H: 0 | E: 0 | K: 1 | S: 11 | H: 0 | LOB: 1 | BB: 1 | P: 18 | R: 0 | H: 1 | E: 0 | K: 2 | S: 12 | H: 0 | LOB: 0 | BB: 0 | P: 12 | R: 2 | H: 4 | E: 0 | K: 0 | S: 20 | H: 4 | LOB: 2 | BB: 1 | P: 34 | R: 0 | H: 1 | E: 0 | K: 0 | S: 10 | H: 0 | LOB: 0 | BB: 0 | P: 16 | R: 0 | H: 0 | E: 0 | K: 1 | S: 12 | H: 0 | LOB: 0 | BB: 0 | P: 16 | 1B: 7 | 2B: 0 | 3B: 0 | HR: 0 | SF: 0 | SAC: 0 | DP: 0 | HBP: 0 | WP: 0 | PB: 0 | SB: 1 | CS: 0 | PA: 33 |
|--------------|------|------|------|------|-------|------|--------|-------|-------|------|------|------|------|------|------|--------|-------|-------|------|------|------|------|-------|------|--------|-------|-------|------|------|------|------|-------|------|--------|-------|-------|------|------|------|------|-------|------|--------|-------|-------|------|------|------|------|-------|------|--------|-------|-------|------|------|------|------|-------|------|--------|-------|-------|-------|-------|-------|-------|-------|--------|-------|--------|-------|-------|-------|-------|--------|
|--------------|------|------|------|------|-------|------|--------|-------|-------|------|------|------|------|------|------|--------|-------|-------|------|------|------|------|-------|------|--------|-------|-------|------|------|------|------|-------|------|--------|-------|-------|------|------|------|------|-------|------|--------|-------|-------|------|------|------|------|-------|------|--------|-------|-------|------|------|------|------|-------|------|--------|-------|-------|-------|-------|-------|-------|-------|--------|-------|--------|-------|-------|-------|-------|--------|

| PITCHER | IP | WLS | BF | H | R | ER | SO | BB | IBB | HBP | BLK | WP | HR | S | P | ERA | WHIP |
|--|--------|-----|----|----|---|----|----|----|-----|-----|-----|----|----|----|----|------|-------|
| Chris Young, R <small>ERA: 3.06</small> | (1, 1) | 5.1 | L | 22 | 5 | 2 | 2 | 6 | 1 | 0 | 0 | 0 | 0 | 65 | 97 | 3.38 | 1.125 |
| Michael Tejera, L <small>ERA:</small> | (6, 1) | 0.1 | | 2 | 0 | 0 | 0 | 1 | 0 | 0 | 0 | 0 | 0 | 7 | 14 | 0.00 | 3.000 |
| Nick Regilio, R <small>ERA: 4.58</small> | (6, 1) | 0.2 | | 3 | 1 | 0 | 0 | 1 | 0 | 0 | 0 | 0 | 0 | 6 | 13 | 0.00 | 3.000 |
| Brian Shouse, L <small>ERA: 1.96</small> | (7, 1) | 1.2 | | 6 | 1 | 0 | 1 | 0 | 0 | 0 | 0 | 0 | 0 | 18 | 29 | 0.00 | 0.600 |

BOTTOM

Texas Rangers @ Philadelphia Phillies
 Citizens Bank Park, Philadelphia, PA
 Wed Jun 08 2005, 7:05 PM EDT
 Att. 24,339 - Clear - 91 F

| | |
|------------|-----------|
| AB | 30 |
| R | 2 |
| H | 7 |
| RBI | 2 |
| BB | 3 |
| SO | 7 |
| LOB | 12 |



| | |
|--------------|---------------|
| WP: 0 | PA: 33 |
| PB: 0 | |
| SB: 1 | |
| CS: 0 | |

| Batter | 1 | 2 | 3 | 4 | 5 | 6 | 7 | 8 | 9 | AB R H RBI BB SO LOB | TOP | | | | | | | | | | | |
|--|---|----------------------------------|------------------------------|---------------------------------|-------------------------------|----------------------------------|------------------------------|---------------------------------|-----------------------------------|---|-------------------------------|----------------------------------|------------------------------|----------------------------------|------------------------------|----------------------------------|-------------------------------|----------------------------------|----------------------------------|------------------------------------|----------------------------------|--------|
| David Dellucci, L (1, 7) OBP: 0.426, SLG: 0.527 | 0-2 HR | 0-1 G1-3 | | | 1-1 G6-3 | | 0-3 K | | 4-1 23 DI 23 2B BB | 4 2 1 1 1 1 0 | | | | | | | | | | | | |
| 10 Michael Young, R (1, 6) OBP: 0.357, SLG: 0.464 | 4-1 23 HR BB | | 2-3 K | | 0-2 23 HBP 1B | | 0-1 G6-3 | | 2-0 F8 | 4 1 1 0 1 1 2 | | | | | | | | | | | | |
| 23 Mark Teixeira, S (1, 3) OBP: 0.365, SLG: 0.579 | 2-1 HR | | 1-0 HR | | 1-1 HBP | | | 2-3 K | 1-0 2B | 4 2 3 5 0 1 0 | | | | | | | | | | | | |
| 9 Hank Blalock, L (1, 5) OBP: 0.352, SLG: 0.489 | 4-1 G5-4-3 BB BB | | 1-2 G1-3 | | 0-0 G4-3 | | | 2-2 P6 | 1-0 G3-1 | 4 0 0 0 1 0 3 | | | | | | | | | | | | |
| Kevin Mench, R (1, 9) OBP: 0.347, SLG: 0.556 | 4-2 G5-4-3 1-2 BB | | 2-3 K | | 1-2 G6-3 | | | 1-0 G6-3 | | 3 0 0 0 1 1 0 | | | | | | | | | | | | |
| Richard Hidalgo, R (1, 8) OBP: 0.305, SLG: 0.453 | 0-2 G5-4-3 1-2 2-3 | | | 0-0 F9 | | 3-2 2B | | | 2-3 K | 4 0 1 0 0 1 2 | | | | | | | | | | | | |
| Rod Barajas, R (1, 2) OBP: 0.288, SLG: 0.389 | 3-3 K | | | 0-1 P3 | | 1-2 F9 | | | 4-2 HR BB | 3 1 0 0 1 1 2 | | | | | | | | | | | | |
| Mark DeRosa, R (1, 4) OBP: 0.265, SLG: 0.367 | | | | 1-3 K | | 1-1 F8 | | | 2-1 HR | 4 1 1 2 0 1 1 | | | | | | | | | | | | |
| Pedro Astacio, R (1, 1) Layne Nix, L (5, PH) Michael Tejera, L (5, 1) 43 Kameron Loe, R (5, 1) Andres Torres, S (7, PH) Doug Brocchi, L (7, 1) Francisco Cordero, R (8, 1) Gary Matthews, S (9, PH) | | 0-1 G5-3 | | | 0-0 G4-3 | | 2-2 P6 | | 0-0 10 F8 23 2B BB 1B | 1 0 0 0 0 0 0 0 1 0 0 0 0 0 0 0 0 0 0 0 0 0 0 0 1 0 1 1 1 0 0 0 0 0 | | | | | | | | | | | | |
| Inning Stats | R: 3 E: 0 K: 1 S: 18 | H: 2 LOB: 1 BB: 3 P: 35 | R: 0 E: 0 K: 0 S: 5 | H: 0 LOB: 0 BB: 0 P: 6 | R: 1 E: 0 K: 2 S: 11 | H: 1 LOB: 0 BB: 0 P: 17 | R: 0 E: 0 K: 1 S: 6 | H: 0 LOB: 0 BB: 0 P: 7 | R: 0 E: 0 K: 0 S: 8 | H: 1 LOB: 2 BB: 0 P: 10 | R: 0 E: 0 K: 0 S: 11 | H: 1 LOB: 1 BB: 0 P: 17 | R: 0 E: 0 K: 1 S: 9 | H: 0 LOB: 0 BB: 0 P: 11 | R: 0 E: 0 K: 1 S: 8 | H: 0 LOB: 0 BB: 0 P: 13 | R: 4 E: 0 K: 1 S: 13 | H: 3 LOB: 1 BB: 2 P: 29 | 1B: 2 2B: 2 3B: 0 HR: 4 | SF: 0 SAC: 0 DP: 1 HBP: 1 | WP: 0 PB: 0 SB: 0 CS: 0 | PA: 40 |
| PITCHER | IP WLS BF H R ER SO BB IBB HBP BLK WP HR S P ERA WHIP | | | | | | | | | | | | | | | | | | | | | |
| Vicente Padilla, R (1, 1) ERA: 6.43 | 5.0 W 22 4 4 4 4 3 0 1 0 0 3 48 75 7.20 1.400 | | | | | | | | | | | | | | | | | | | | | |
| Geoff Geary, R (6, 1) ERA: 4.02 | 2.0 7 1 0 0 1 0 0 0 0 0 0 20 28 0.00 0.500 | | | | | | | | | | | | | | | | | | | | | |
| Rheal Cormier, L (8, 1) ERA: 5.21 | 1.0 3 0 0 0 1 0 0 0 0 0 0 8 13 0.00 0.000 | | | | | | | | | | | | | | | | | | | | | |
| Ugueth Urbina, R (9, 1) ERA: 3.9 | 0.1 5 2 4 4 1 2 0 0 0 0 1 10 22 108.00 12.000 | | | | | | | | | | | | | | | | | | | | | |
| Billy Wagner, L (9, 1) ERA: 2.43 | 0.2 S 3 1 0 0 0 0 0 0 0 0 0 3 7 0.00 1.500 | | | | | | | | | | | | | | | | | | | | | |

Texas Rangers @ Philadelphia Phillies
Citizens Bank Park, Philadelphia, PA

Thu Jun 09 2005, 7:05 PM EDT
Att: 25,205 - Partly Cloudy - 82 F

livebaseballscorecards.com

| | |
|-----|----|
| AB | 34 |
| R | 8 |
| H | 8 |
| RBI | 8 |
| BB | 5 |
| SO | 7 |
| LOB | 10 |



| Batter | 1 | 2 | 3 | 4 | 5 | 6 | 7 | 8 | 9 | AB R H RBI BB SO LOB |
|---|-------------|-----------------|---------------------|-------------------------|------------------|------------------------|-------------|-------------------|---|---|
| 11 Jimmy Rollins, S OBP: 0.312, SLG: 0.395 (1, 6) | 0-2 G4-3 | 0-1 G3 | | 0-2 F7 | | 1-2 PB 3B | | 1-1 F7 | | 5 1 1 0 0 0 1 |
| Andy Chavez, L OBP: 0.280, SLG: 0.289 (1, 8) | 1-1 F8 | | 0-2 G1-3 | | 0-3 K | 1-1 G4-3 | | 1-2 G3-1 1B | | 5 0 1 0 0 1 1 |
| Bobby Abreu, L OBP: 0.449, SLG: 0.586 (1, 9) | 2-2 F7 | | 0-0 1B | | 1-0 HR HBP | 4-0 PB 2B IBB | | 0-1 G3-1 | | 3 2 1 0 1 0 1 |
| Pat Burrell, R OBP: 0.415, SLG: 0.551 (1, 7) | | 0-1 HR | 1 SAFE 3-2 P6 | | 3-2 HR | 3-1 2B | | 3-3 K | | 5 2 3 4 0 1 2 |
| Jim Thome, L OBP: 0.365, SLG: 0.333 (1, 3) | | 2-2 HR | 0-0 F7 | | 1-2 L4 | 2-3 K | | | | 4 1 1 1 0 1 2 |
| 26 Chase Utley, L OBP: 0.384, SLG: 0.558 (1, 4) | | 2-3 K | | 1-0 G4-3 1B 2B | 1-2 1B 1B | 1-2 G6-3 | | | | 4 2 2 0 0 1 1 |
| David Bell, R OBP: 0.329, SLG: 0.351 (1, 5) | | 2-2 HR 1B | | 0-1 G4-3 | 2-0 1B 1B | | 2-0 G1-3 | | | 4 1 2 0 0 0 1 |
| Todd Pratt, R OBP: 0.323, SLG: 0.424 (1, 2) | | 2-0 HR | | 0-1 1B | 1-2 1B | | 2-3 K | | | 4 1 3 4 0 1 0 |
| Vicente Padilla, R OBP: 0.154, SLG: 0.231 Ramon Martinez, R OBP: 0.286, SLG: 0.281 Geoff Gentry, R OBP: 0.393, SLG: 0.393 Jason Michaels, R OBP: 0.393, SLG: 0.393 Rheal Cormier, L OBP: 0.393, SLG: 0.393 Ugueth Urbina, R OBP: 0.500, SLG: 0.500 (1, 1) (5, PH) (6, 1) (7, PH) (8, 1) (9, 1) (9, 1) | | 1-3 K | | 1-3 K | 2-2 G1-3 | | 1-1 P6 | | | 2 0 0 0 0 0 2 1 1 0 0 0 0 0 0 2 0 0 0 0 0 0 0 0 1 0 |

| Inning Stats | R: 0 E: 0 K: 10 S: 10 | H: 0 LOB: 0 BB: 0 P: 13 | R: 4 E: 0 K: 2 S: 18 | H: 4 LOB: 0 BB: 0 P: 27 | R: 0 E: 0 K: 8 S: 8 | H: 1 LOB: 1 BB: 0 P: 11 | R: 1 E: 0 K: 1 S: 11 | H: 2 LOB: 1 BB: 0 P: 13 | R: 3 E: 0 K: 1 S: 19 | H: 4 LOB: 2 BB: 0 P: 30 | R: 2 E: 0 K: 1 S: 14 | H: 2 LOB: 1 BB: 1 P: 26 | R: 0 E: 0 K: 1 S: 6 | H: 0 LOB: 0 BB: 0 P: 11 | R: 0 E: 0 K: 1 S: 10 | H: 1 LOB: 1 BB: 0 P: 15 |
|--------------|--------------------------------|----------------------------------|-------------------------------|----------------------------------|------------------------------|----------------------------------|-------------------------------|----------------------------------|-------------------------------|----------------------------------|-------------------------------|----------------------------------|------------------------------|----------------------------------|-------------------------------|----------------------------------|
|--------------|--------------------------------|----------------------------------|-------------------------------|----------------------------------|------------------------------|----------------------------------|-------------------------------|----------------------------------|-------------------------------|----------------------------------|-------------------------------|----------------------------------|------------------------------|----------------------------------|-------------------------------|----------------------------------|

| PITCHER | IP | WLS | BF | H | R | ER | SO | BB | IBB | HBP | BLK | WP | HR | S | P | ERA | WHIP |
|---|-----|-----|----|---|---|----|----|----|-----|-----|-----|----|----|----|----|-------|-------|
| Pedro Astacio, R ERA: 5.6 (1, 1) | 4.0 | L | 19 | 7 | 5 | 5 | 3 | 0 | 0 | 0 | 0 | 0 | 3 | 47 | 64 | 11.25 | 1.750 |
| Michael Tejera, L ERA: 13.5 (5, 1) | 0.2 | | 7 | 4 | 3 | 3 | 1 | 0 | 0 | 1 | 0 | 0 | 1 | 16 | 25 | 40.50 | 6.000 |
| 43 Kameron Loe, R ERA: 2.45 (5, 1) | 1.1 | | 7 | 2 | 2 | 1 | 1 | 0 | 1 | 0 | 0 | 0 | 0 | 17 | 31 | 6.75 | 1.500 |
| Doug Brocail, R ERA: 3.7 (7, 1) | 1.0 | | 3 | 0 | 0 | 0 | 1 | 0 | 0 | 0 | 0 | 0 | 0 | 6 | 11 | 0.00 | 0.000 |
| Francisco Cordero, R ERA: 3.65 (8, 1) | 1.0 | | 4 | 1 | 0 | 0 | 1 | 0 | 0 | 0 | 0 | 0 | 0 | 10 | 15 | 0.00 | 1.000 |

BOTTOM

Texas Rangers @ Philadelphia Phillies
Citizens Bank Park, Philadelphia, PA

Thu Jun 09 2005, 7:05 PM EDT
Att. 25,205 - Partly Cloudy - 82 F

livebaseballscorecards.com

| | |
|-----|----|
| AB | 38 |
| R | 10 |
| H | 14 |
| RBI | 9 |
| BB | 1 |
| SO | 7 |
| LOB | 12 |



| | | | |
|-------|--------|-------|--------|
| 1B: 7 | SF: 0 | WP: 0 | PA: 40 |
| 2B: 2 | SAC: 0 | PB: 1 | |
| 3B: 1 | DP: 0 | SB: 0 | |
| HR: 4 | HBP: 1 | CS: 0 | |

BOTTOM

Texas Rangers @ Florida Marlins
 Dolphin Stadium, Miami, FL
 Fri Jun 10 2005, 7:35 PM EDT
 Att. 16,622 - Cloudy - 80 F

livebaseballscorecards.com

AB 35
R 12
H 17
RBI 11
BB 8
SO 6
LOB 19



WP: 2 PA: 45
 PB: 0
 SB: 0
 CS: 0

AB R H RBI BB SO LOB

| | | | | | | |
|---|---|---|---|---|---|---|
| 4 | 2 | 2 | 0 | 1 | 0 | 1 |
| 4 | 2 | 2 | 1 | 1 | 0 | 1 |
| 4 | 2 | 2 | 2 | 1 | 1 | 2 |
| 2 | 1 | 1 | 0 | 3 | 1 | 3 |
| 5 | 1 | 1 | 4 | 0 | 2 | 7 |
| 4 | 2 | 2 | 2 | 0 | 0 | 0 |
| 5 | 0 | 3 | 0 | 0 | 2 | 1 |
| 4 | 1 | 3 | 2 | 1 | 0 | 1 |
| 2 | 0 | 0 | 0 | 0 | 0 | 3 |
| 0 | 0 | 0 | 0 | 0 | 0 | 0 |
| 0 | 0 | 0 | 0 | 0 | 0 | 0 |
| 0 | 0 | 0 | 0 | 0 | 0 | 0 |
| 0 | 1 | 0 | 0 | 1 | 0 | 0 |
| 1 | 0 | 1 | 0 | 0 | 0 | 0 |
| 0 | 0 | 0 | 0 | 0 | 0 | 0 |

1B: 10 SF: 1
 2B: 7 SAC: 1
 3B: 0 DP: 3
 HR: 1 HBP: 0

| Batter | 1 | 2 | 3 | 4 | 5 | 6 | 7 | 8 | 9 |
|---|-----------------|---------------|---------------|--------------------|-----------------------------|---------------|----------------------|--------------------------------|---|
| Juan Pierre, L OBP: 0.311, SLG: 0.329 (1, 8) | 4-2 BB L6-3 | | 2-2 L6 1 | | 3-2 1B 2B 2B | 2-2 G6-3 2 | | 0-2 1B BB HR 1B 1-2 2-3 | |
| Luis Castillo, S OBP: 0.417, SLG: 0.362 (1, 4) | 2-1 L6-3 1-1 | | 1-2 G5-3 2 | | 2-2 2B WP 1B | 1-1 1B 2-3 | | 4-0 1B BB HR 1-2 2-3 3-H | |
| Miguel Cabrera, R OBP: 0.388, SLG: 0.560 (1, 7) | 4-2 BB BB | | 3-3 K 3 | | 2-1 WP SF7 2B 1-3 3-H | 0-0 P2 3 | | 0-2 HR 1B 1-2 2-3 3-H | |
| Carlos Delgado, L OBP: 0.423, SLG: 0.589 (1, 3) | 4-1 1-2 BB | | | 2-2 G4-3 2B 2B | | | 4-1 G6-3 BB 2 | | |
| Mike Lowell, R OBP: 0.275, SLG: 0.354 (1, 5) | 2-3 K 3 | | | 2-1 G4-3 2-3 | | | 0-1 G6-3 1-2f | | |
| Paul Lo Duca, R OBP: 0.340, SLG: 0.383 (1, 2) | | 3-2 P6 1 | | 1-0 1B 2B 3-H | | 1-1 SF7 2 | 2-2 F7 3 | | |
| Juan Encarnacion, R OBP: 0.364, SLG: 0.483 (1, 9) | | 1-1 2B | | 3-2 1B 1B 2-3 | | 1-3 K 3 | | | |
| Alex Gonzalez, R OBP: 0.345, SLG: 0.396 (1, 6) | | 1-1 G6-3 2 | | 0-1 1B 1-2 3-H | | | 4-2 1B SH3-4 BB 1 | | |
| A.J. Burnett, R OBP: 0.071, SLG: 0.214 (8, 1) Chad Beitz, R (8, 1) Guillermo Mota, R (8, 1) Todd Jones, L (8, 1) Lenny Harris, L (8, PH) Jeff Conine, R (8, PH) Jim Meclir, S (9, 1) | | 0-1 G1-3 3 | | 0-2 B1-5-4 2-3f | | | 1-1 SH3-4 1-2 | | |

| Inning Stats | R: 0 | H: 0 | E: 0 | K: 1 | S: 15 | H: 0 | LOB: 2 | BB: 3 | P: 31 | R: 0 | H: 1 | E: 0 | K: 0 | S: 10 | R: 0 | H: 0 | E: 0 | K: 1 | S: 9 | R: 2 | H: 4 | E: 0 | K: 0 | S: 15 | R: 3 | H: 3 | E: 0 | K: 2 | S: 18 | R: 0 | H: 1 | E: 0 | K: 0 | S: 11 | R: 0 | H: 0 | E: 0 | K: 0 | S: 7 | R: 7 | H: 8 | E: 0 | K: 2 | S: 36 | | | |
|--------------|------|------|------|------|-------|------|--------|-------|-------|------|------|------|------|-------|------|------|------|------|------|------|------|------|------|-------|------|------|------|------|-------|------|------|------|------|-------|------|------|------|------|------|------|------|------|------|-------|--|--|--|
| | | | | | | | | | | | | | | | | | | | | | | | | | | | | | | | | | | | | | | | | | | | | | | | |

| PITCHER | IP | WLS | BF | H | R | ER | SO | BB | IBB | HBP | BLK | WP | HR | S | P | ERA | WHIP |
|---------------------------------------|-----|-----|----|---|---|----|----|----|-----|-----|-----|----|----|----|-----|--------|--------|
| Chan Ho Park, R ERA: 5.4 (1, 1) | 4.2 | | 24 | 8 | 5 | 5 | 3 | 3 | 1 | 0 | 0 | 1 | 0 | 64 | 113 | 9.64 | 2.357 |
| Juan Dominguez, R ERA: (5, 1) | 1.1 | | 6 | 1 | 0 | 0 | 1 | 1 | 0 | 0 | 0 | 0 | 0 | 14 | 23 | 0.00 | 1.500 |
| 43 Kameron Loe, R ERA: 2.25 (7, 1) | 1.0 | | 3 | 0 | 0 | 0 | 0 | 1 | 0 | 0 | 0 | 0 | 0 | 7 | 13 | 0.00 | 1.000 |
| Doug Brocail, R ERA: 5.47 (8, 1) | 0.1 | L | 6 | 3 | 5 | 5 | 1 | 2 | 0 | 0 | 0 | 1 | 0 | 17 | 25 | 135.00 | 15.000 |
| Brian Shouse, L ERA: 2.7 (8, 1) | 0.1 | | 5 | 4 | 2 | 2 | 1 | 0 | 0 | 0 | 0 | 0 | 1 | 15 | 20 | 54.00 | 12.000 |

| PITCHER | IP | WLS | BF | H | R | ER | SO | BB | IBB | HBP | BLK | WP | HR | S | P | ERA | WHIP |
|----------------------------------|-----|-----|----|---|---|----|----|----|-----|-----|-----|----|----|---|---|------|-------|
| 36 C.J. Wilson, L ERA: (8, 1) | 0.1 | | 1 | 1 | 0 | 0 | 0 | 0 | 0 | 0 | 0 | 0 | 0 | 4 | 4 | 0.00 | 3.000 |

Texas Rangers @ Florida Marlins
 Dolphin Stadium, Miami, FL
 Sat Jun 11 2005, 6:05 PM EDT
 Att. 25,557 - Cloudy - 84 F

livebaseballscorecards.com



WP: 1 PA: 41
 PB: 0
 SB: 0
 CS: 0

| Batter | 1 | 2 | 3 | 4 | 5 | 6 | 7 | 8 | 9 | AB | R | H | RBI | BB | SO | LOB |
|--|------|----|----|----|------------|-------|---|------|---|----|---|---|-----|----|----|-----|
| Gary Matthews, S (1, 8) OBP: 0.266, SLG: 0.328 | G6-3 | K | | F7 | | 10 BB | | F7 | | 4 | 0 | 0 | 0 | 1 | 1 | 2 |
| 10 Michael Young, R (1, 6) OBP: 0.362, SLG: 0.468 | G3-1 | | F9 | | 9 BB 1B | | | L9 | | 4 | 0 | 1 | 0 | 1 | 0 | 0 |
| 23 Mark Teixeira, S (1, 3) OBP: 0.355, SLG: 0.560 | K | | L6 | | K | | | F7 | | 5 | 0 | 0 | 0 | 0 | 3 | 4 |
| 9 Hank Blalock, L (1, 5) OBP: 0.351, SLG: 0.481 | | 1B | K | | G5-3 1B | | | G3 | | 5 | 0 | 2 | 0 | 0 | 2 | 0 |
| Alfonso Soriano, R (1, 4) OBP: 0.324, SLG: 0.552 | | 1B | HR | | 2B | FC4-6 | | F8 | | 3 | 2 | 1 | 0 | 2 | 1 | 0 |
| Richard Hidalgo, R (1, 9) OBP: 0.308, SLG: 0.443 | | 1B | HR | | K | | | G5-3 | | 2 | 1 | 0 | 0 | 2 | 1 | 4 |
| Sandy Alomar Jr., R (1, 2) OBP: 0.350, SLG: 0.333 | | HR | | | K | | | G6-3 | | 4 | 1 | 3 | 0 | 0 | 0 | 0 |
| Kevin Mench, R (1, 7) OBP: 0.348, SLG: 0.565 | | HR | | | FC4-6 | IBB | | K | | 3 | 1 | 1 | 4 | 1 | 1 | 2 |
| Kenny Rogers, L (1, 1) OBP: 0.333, SLG: 1.000 | | K | | | FC4-6 | | | 3B | | 3 | 0 | 1 | 1 | 0 | 1 | 2 |
| Juan Dominguez, R (6, 1) | | | | | | | | | | 0 | 0 | 0 | 0 | 0 | 0 | 0 |
| 36 C.J. Wilson, L (7, 1) | | | | | | | | | | 0 | 0 | 0 | 0 | 0 | 0 | 0 |
| David Dellucci, L (8, PH) OBP: 0.418, SLG: 0.513 | | | | | | | | | | 1 | 0 | 0 | 0 | 0 | 1 | 0 |
| Doug Brocail, L (8, 1) | | | | | | | | | | 0 | 0 | 0 | 0 | 0 | 0 | 0 |

| Batter | 1 | 2 | 3 | 4 | 5 | 6 | 7 | 8 | 9 |
|--|---|----|----|---|-------|-------|---|------|---|
| Alfonso Soriano, R (1, 4) OBP: 0.324, SLG: 0.552 | | 1B | HR | | 2B | FC4-6 | | F8 | |
| Richard Hidalgo, R (1, 9) OBP: 0.308, SLG: 0.443 | | 1B | HR | | K | | | G5-3 | |
| Sandy Alomar Jr., R (1, 2) OBP: 0.350, SLG: 0.333 | | HR | | | K | | | G6-3 | |
| Kevin Mench, R (1, 7) OBP: 0.348, SLG: 0.565 | | HR | | | FC4-6 | IBB | | K | |
| Kenny Rogers, L (1, 1) OBP: 0.333, SLG: 1.000 | | K | | | FC4-6 | | | 3B | |

| Inning Stats | R: 0 | H: 0 | E: 0 | K: 1 | S: 9 | P: 14 | R: 4 | H: 4 | E: 0 | K: 2 | S: 21 | P: 37 | R: 0 | H: 0 | E: 0 | K: 1 | S: 7 | P: 12 | R: 1 | H: 1 | E: 0 | K: 1 | S: 16 | P: 32 | R: 0 | H: 2 | E: 0 | K: 1 | S: 10 | P: 20 | R: 0 | H: 1 | E: 0 | K: 0 | S: 15 | P: 32 | R: 0 | H: 1 | E: 0 | K: 0 | S: 11 | P: 18 | R: 0 | H: 0 | E: 0 | K: 1 | S: 6 | P: 11 | R: 0 | H: 0 | E: 0 | K: 3 | S: 11 | P: 15 | 1B: 6 | SF: 0 | 2B: 1 | SAC: 0 | 3B: 1 | DP: 1 | HR: 1 | HBP: 0 | WP: 1 | PA: 41 |
|--------------|------|------|------|------|------|-------|------|------|------|------|-------|-------|------|------|------|------|------|-------|------|------|------|------|-------|-------|------|------|------|------|-------|-------|------|------|------|------|-------|-------|------|------|------|------|-------|-------|------|------|------|------|------|-------|------|------|------|------|-------|-------|-------|-------|-------|--------|-------|-------|-------|--------|-------|--------|
|--------------|------|------|------|------|------|-------|------|------|------|------|-------|-------|------|------|------|------|------|-------|------|------|------|------|-------|-------|------|------|------|------|-------|-------|------|------|------|------|-------|-------|------|------|------|------|-------|-------|------|------|------|------|------|-------|------|------|------|------|-------|-------|-------|-------|-------|--------|-------|-------|-------|--------|-------|--------|

| PITCHER | IP | WLS | BF | H | R | ER | SO | BB | IBB | HBP | BLK | WP | HR | S | P | ERA | WHIP |
|---|-----|-----|----|---|---|----|----|----|-----|-----|-----|----|----|----|-----|-------|-------|
| Al Leiter, L (1, 1) ERA: 6.75 | 4.1 | | 23 | 7 | 5 | 5 | 6 | 3 | 1 | 0 | 0 | 0 | 1 | 62 | 114 | 10.38 | 2.308 |
| Travis Smith, R (5, 1) ERA: 3.86 | 1.2 | | 7 | 1 | 0 | 0 | 1 | 2 | 0 | 0 | 0 | 0 | 0 | 16 | 33 | 0.00 | 1.800 |
| Valerio De Los Santos, L (7, 1) ERA: | 0.2 | | 3 | 0 | 0 | 0 | 0 | 1 | 0 | 0 | 0 | 0 | 0 | 6 | 12 | 0.00 | 1.500 |
| John Riedling, R (7, 1) ERA: 6.75 | 0.1 | W | 2 | 1 | 0 | 0 | 0 | 0 | 0 | 0 | 0 | 1 | 0 | 5 | 6 | 0.00 | 3.000 |
| Jim Mecir, R (8, 1) ERA: 3.52 | 1.0 | H | 3 | 0 | 0 | 0 | 1 | 0 | 0 | 0 | 0 | 0 | 0 | 6 | 11 | 0.00 | 0.000 |
| Todd Jones, R (9, 1) ERA: 1.3 | 1.0 | S | 3 | 0 | 0 | 0 | 3 | 0 | 0 | 0 | 0 | 0 | 0 | 0 | 11 | 0.00 | 0.000 |

| Batter | 1 | 2 | 3 | 4 | 5 | 6 | 7 | 8 | 9 |
|--|-------------|-------------|----------|-----------------|-------------|--------------------|-------------------|-----------|---|
| Juan Pierre, L OBP: 0.310, SLG: 0.327 (1, 8) | 0-0 B5-3 | | | 1-1 G1-3 | | 2-1 1B 2B | 0-2 G6-3 | | |
| Luis Castillo, S OBP: 0.419, SLG: 0.362 (1, 4) | 2-3 K | | | 1-1 G5-3 | | 1-1 2B 1B | 4-1 1B BB | | |
| Miguel Cabrera, R OBP: 0.389, SLG: 0.557 (1, 7) | 3-2 G6-3 | | | 4-2 HR BB | | 1-3 K | 1-2 1B | | |
| Carlos Delgado, L OBP: 0.424, SLG: 0.607 (1, 3) | | 0-3 K | | 2-2 HR | | 3-2 2B | 3-3 K | | |
| Mike Lowell, R OBP: 0.274, SLG: 0.357 (1, 5) | | 0-3 K | | 3-2 F8 | | 0-0 1B 2B | 0-0 F7 | | |
| Paul Lo Duca, R OBP: 0.343, SLG: 0.385 (1, 2) | | 2-1 G6-3 | | | 1-2 G5-3 | 1-0 FC5-4 1B | 3-1 G4-3 1B | | |
| Juan Encarnacion, R OBP: 0.360, SLG: 0.476 (7, 1) | | | 0-3 K | | 2-3 K | 0-1 FC5-4 | 1-1 G4-3 | | |
| Vaferio De Los Santos, L OBP: 0.423, SLG: 0.458 (8, PH) | | | | | | 1-2f | 1-2 | | |
| John Riedling, R OBP: 0.359, SLG: 0.333 (7, 1) | | | | | | | | | |
| Jim Mecir, S OBP: 0.359, SLG: 0.333 (8, 1) | | | | | | | | | |
| Lenny Harris, L OBP: 0.359, SLG: 0.333 (8, PH) | | | | | | | | | |
| Todd Jones, L OBP: 0.359, SLG: 0.333 (8, 1) | | | | | | | | | |
| Alex Gonzalez, R OBP: 0.343, SLG: 0.408 (1, 6) | | 2-3 K | | | 0-0 G6-3 | | 2-1 HR | 2-2 P2 | |
| Al Leiter, L OBP: 0.359, SLG: 0.333 (1, 1) | | | 0-3 K | | | 3-2 L7 | 2-1 L3 | | |
| Travis Smith, R OBP: 0.359, SLG: 0.333 (5, 1) | | | | | | | | | |
| Jeff Conine, R OBP: 0.359, SLG: 0.333 (6, PH) | | | | | | | | | |
| Jeff Conine, R OBP: 0.359, SLG: 0.333 (7, 9) | | | | | | | | | |

| Inning Stats | R: 0 | H: 0 | E: 0 | K: 15 | LOB: 0 | BB: 20 | P: 20 | R: 0 | H: 0 | E: 0 | K: 8 | LOB: 0 | BB: 0 | P: 10 | R: 0 | H: 0 | E: 0 | K: 10 | LOB: 0 | BB: 0 | P: 12 | R: 2 | H: 1 | E: 0 | K: 13 | LOB: 0 | BB: 24 | P: 24 | R: 0 | H: 0 | E: 0 | K: 8 | LOB: 0 | BB: 0 | P: 11 | R: 3 | H: 5 | E: 0 | K: 18 | LOB: 2 | BB: 29 | P: 29 | R: 1 | H: 2 | E: 0 | K: 14 | LOB: 2 | BB: 26 | P: 26 | R: 0 | H: 1 | E: 0 | K: 8 | LOB: 1 | BB: 0 | P: 14 |
|--------------|-------|-------|--------|-------|--------|--------|--------|-------|--------|------|------|--------|-------|-------|------|------|------|-------|--------|-------|-------|------|------|------|-------|--------|--------|-------|------|------|------|------|--------|-------|-------|------|------|------|-------|--------|--------|-------|------|------|------|-------|--------|--------|-------|------|------|------|------|--------|-------|-------|
| 1B: 5 | SF: 0 | 2B: 2 | SAC: 0 | 3B: 0 | DP: 0 | HR: 2 | HBP: 0 | WP: 0 | PA: 35 | | | | | | | | | | | | | | | | | | | | | | | | | | | | | | | | | | | | | | | | | | | | | | | |

| PITCHER | IP | WLS | BF | H | R | ER | SO | BB | IBB | HBP | BLK | WP | HR | S | P | ERA | WHIP |
|---------------------------------------|-----|-----|----|---|---|----|----|----|-----|-----|-----|----|----|----|-----|------|-------|
| Kenny Rogers, L ERA: 2.02 (1, 1) | 5.2 | | 23 | 5 | 5 | 5 | 8 | 1 | 0 | 0 | 0 | 0 | 1 | 69 | 102 | 7.94 | 1.059 |
| Juan Dominguez, R ERA: 3.86 (6, 1) | 1.0 | L | 7 | 3 | 1 | 1 | 0 | 1 | 0 | 0 | 0 | 0 | 1 | 14 | 24 | 9.00 | 4.000 |
| 36 C.J. Wilson, L ERA: (7, 1) | 0.1 | | 1 | 0 | 0 | 0 | 1 | 0 | 0 | 0 | 0 | 0 | 0 | 3 | 6 | 0.00 | 0.000 |
| Doug Brocail, R ERA: 5.26 (8, 1) | 1.0 | | 4 | 1 | 0 | 0 | 0 | 0 | 0 | 0 | 0 | 0 | 0 | 8 | 14 | 0.00 | 1.000 |

AB R H RBI BB SO LOB


BOTTOM

Texas Rangers @ Florida Marlins
 Dolphin Stadium, Miami, FL

Sat Jun 11 2005, 6:05 PM EDT
 Att: 25,557 - Cloudy - 84 F

livebaseballscorecards.com

AB 33
R 6
H 9
RBI 6
BB 2
SO 9
LOB 8



| Batter | 1 | 2 | 3 | 4 | 5 | 6 | 7 | 8 | 9 | AB R H RBI BB SO LOB | TOP | | | | | | | | | | | |
|---|---|----------------------------------|-------------------------------|----------------------------------|-------------------------------|----------------------------------|-------------------------------|----------------------------------|------------------------------|----------------------------------|-------------------------------|----------------------------------|------------------------------|----------------------------------|-------------------------------|----------------------------------|------------------------------|---------------------------------|----------------------------------|------------------------------------|----------------------------------|--------|
| David Dellucci, L (1, 7) OBP: 0.420, SLG: 0.516 John Wasdin, R (6, 1) | 1-1 G3 | | 3-2 2B | 0-0 L9 | | 4-2 BB | | 0-1 G3 | | 3 0 1 0 1 0 2 1 0 0 0 0 0 0 | | | | | | | | | | | | |
| 10 Michael Young, R (1, 6) OBP: 0.359, SLG: 0.466 | 2-1 2B | | 2-3 K | | 3-3 K | 1-0 L5 | | 0-1 G6-3 | | 5 1 1 0 0 2 4 | | | | | | | | | | | | |
| 23 Mark Teixeira, S (1, 3) OBP: 0.349, SLG: 0.549 | 2-3 K | | 0-2 G3 | | 0-0 G3 | | 3-2 F8 | 0-0 G1-3 | | 5 0 0 0 0 1 2 | | | | | | | | | | | | |
| 9 Hank Blalock, L (1, 5) OBP: 0.352, SLG: 0.484 | 3-2 2B | | | 1-0 2B G3-1 1B | 3-1 F8 | | 1-1 G4-3 | 2-1 G6-3 | | 5 1 2 1 0 0 0 | | | | | | | | | | | | |
| Alfonso Soriano, R (1, 4) OBP: 0.327, SLG: 0.553 | 2-1 F8 | | | 1-1 G3-1 1B 2B | | 4-2 FC3-6 BB | 2-2 P4 | | | 3 1 1 0 1 0 1 | | | | | | | | | | | | |
| Laynce Nix, L (1, 8) OBP: 0.282, SLG: 0.427 | | 2-2 P6 | | 0-1 G3-1 | | 2-1 FC3-6 2B | | 0-0 G1-3 | | 4 1 0 1 0 0 2 | | | | | | | | | | | | |
| Rod Barajas, R (1, 2) OBP: 0.504, SLG: 0.406 | | 2-3 K | | 4-1 1B BB | | 2-1 BB 2B | | 2-2 L7 | | 3 0 1 1 1 1 0 | | | | | | | | | | | | |
| Kevin Mench, R (1, 9) OBP: 0.351, SLG: 0.561 | | 3-3 K | | 0-3 K | | 4-0 BB IBB | | 3-2 HR 1B | | 3 1 1 0 1 2 2 | | | | | | | | | | | | |
| Ricardo Rodriguez, L (1, 1) OBP: 0.500, SLG: 0.500 Richard Hidalgo, R (6, PH) OBP: 0.310, SLG: 0.460 | | | 0-1 G4-3 | 0-0 1B | | 1-3 K | | 2-0 HR | | 2 0 1 1 0 0 0 2 1 1 2 0 1 2 | | | | | | | | | | | | |
| Inning Stats | R: 1 E: 0 K: 1 S: 13 | H: 2 LOB: 1 BB: 0 P: 23 | R: 0 E: 0 K: 2 S: 10 | H: 0 LOB: 0 BB: 0 P: 17 | R: 0 E: 0 K: 1 S: 11 | H: 1 LOB: 1 BB: 0 P: 16 | R: 2 E: 0 K: 1 S: 12 | H: 3 LOB: 2 BB: 1 P: 18 | R: 0 E: 0 K: 1 S: 8 | H: 0 LOB: 0 BB: 0 P: 14 | R: 1 E: 0 K: 1 S: 14 | H: 1 LOB: 3 BB: 3 P: 32 | R: 0 E: 0 K: 0 S: 8 | H: 0 LOB: 0 BB: 0 P: 14 | R: 2 E: 0 K: 0 S: 11 | H: 2 LOB: 0 BB: 0 P: 18 | R: 0 E: 0 K: 0 S: 5 | H: 0 LOB: 0 BB: 0 P: 7 | 1B: 3 2B: 5 3B: 0 HR: 1 | SF: 0 SAC: 0 DP: 0 HBP: 0 | WP: 0 PB: 0 SB: 0 CS: 0 | PA: 40 |
| PITCHER | IP WLS BF H R ER SO BB IBB HBP BLK WP HR S P ERA WHIP | | | | | | | | | | | | | | | | | | | | | |
| Brian Moehler, R (1, 1) ERA: 2.9 | 5.2 L 27 7 4 4 7 2 1 0 0 0 0 63 110 6.35 1.588 | | | | | | | | | | | | | | | | | | | | | |
| Valerio De Los Santos, L (6, 1) ERA: | 1.1 5 0 0 0 0 1 0 0 0 0 0 13 24 0.00 0.750 | | | | | | | | | | | | | | | | | | | | | |
| Guillermo Mota, R (8, 1) ERA: 7.27 | 1.0 5 2 2 2 0 0 0 0 0 0 0 1 11 18 18.00 2.000 | | | | | | | | | | | | | | | | | | | | | |
| John Riedling, R (9, 1) ERA: 6.38 | 1.0 3 0 0 0 0 0 0 0 0 0 0 0 5 7 0.00 0.000 | | | | | | | | | | | | | | | | | | | | | |

Texas Rangers @ Florida Marlins
Dolphin Stadium, Miami, FL
Sun Jun 12 2005, 1:05 PM EDT
Att. 21,303 - Cloudy - 88 F

livebaseballscorecards.com

| | |
|-----|----|
| AB | 36 |
| R | 6 |
| H | 9 |
| RBI | 6 |
| BB | 4 |
| SO | 7 |
| LOB | 15 |



| Batter | 1 | 2 | 3 | 4 | 5 | 6 | 7 | 8 | 9 | AB R H RBI BB SO LOB |
|--|---------------------------|-----------------|-----------------------|-------------|------------------------|-------------|-------------|-----------|---|---|
| Juan Pierre, L OBP: 0.309, SLG: 0.330 (1, 8) | 0-1 G1-3 1B 2B | 1-0 G3 | | 0-1 G4-3 | | | 2-1 L7 | | | 4 1 1 0 0 0 2 |
| Damion Easley, R OBP: 0.291, SLG: 0.508 (1, 4) | 1-0 G1-3 2-3 | | 1-2 1B 2B 1B | | 3-2 E6 1B HBP | | 1-0 G5-3 | | | 4 1 1 0 0 0 1 |
| Miguel Cabrera, R OBP: 0.391, SLG: 0.554 (1, 7) | 1-1 FC6-4 1B 3-H | | 2-3 K | | 1-0 1B HBP | | 1-1 F8 | | | 3 0 1 1 0 1 1 |
| Carlos Delgado, L OBP: 0.421, SLG: 0.600 (1, 3) | 3-3 K | | 0-0 F7 | | 2-2 1B | | 3-1 F7 | | | 4 0 1 0 0 1 2 |
| Mike Lowell, R OBP: 0.274, SLG: 0.355 (1, 5) | 0-1 FC6-4 1-2f | | 2-2 2B 1B | | 2-1 L4 | | 2-2 F8 | | | 4 0 1 0 0 0 3 |
| Jeff Conine, R OBP: 0.358, SLG: 0.347 Valerio De Los Santos, L (6, 1) Guillermo Mota, R (8, 1) Joe Dillon, R OBP: 0.250, SLG: 0.400 John Riedling, R (9, 1) | | 2-3 K | 1-0 2B | | 1-1 P4 | | 1-2 F9 | | | 3 0 1 1 0 1 2 0 0 0 0 0 0 0 0 0 0 0 0 0 0 1 0 0 0 0 0 0 0 0 0 0 0 0 0 |
| Alex Gonzalez, R OBP: 0.341, SLG: 0.405 (1, 6) | | 1-2 2B 1B | 3-3 K | | 1-2 P3 | | 1-2 G4-3 | | | 4 0 1 0 0 1 2 |
| 20 Matt Treanor, R OBP: 0.421, SLG: 0.406 Paul Lo Duca, R OBP: 0.341, SLG: 0.383 (9, PH) | | 4-2 1B BB | | 2-2 P4 | | 1-2 G5-3 | | 1-3 K | | 2 0 0 0 1 0 0 1 0 0 0 0 1 0 |
| Brian Moehler, R OBP: 0.158, SLG: 0.111 Juan Encarnacion, R OBP: 0.357, SLG: 0.472 (6, 9) | | 0-3 K | | 2-2 G1-3 | | 2-1 P5 | | 0-0 P3 | | 2 0 0 0 0 1 2 2 0 0 0 0 0 0 |

| Inning Stats | R: 1 E: 0 K: 1 S: 10 | H: 2 LOB: 1 BB: 0 P: 15 | R: 0 E: 0 K: 2 S: 13 | H: 1 LOB: 2 BB: 1 P: 21 | R: 1 E: 0 K: 2 S: 17 | H: 3 LOB: 2 BB: 0 P: 26 | R: 0 E: 0 K: 0 S: 10 | H: 0 LOB: 0 BB: 0 P: 14 | R: 0 E: 1 K: 0 S: 10 | H: 1 LOB: 2 BB: 0 P: 19 | R: 0 E: 0 K: 0 S: 9 | H: 0 LOB: 0 BB: 0 P: 13 | R: 0 E: 0 K: 0 S: 5 | H: 0 LOB: 0 BB: 0 P: 15 | R: 0 E: 0 K: 1 S: 8 | H: 0 LOB: 0 BB: 0 P: 10 | 1B: 5 2B: 2 3B: 0 HR: 0 | SF: 0 SAC: 0 DP: 0 HBP: 1 | WP: 0 PB: 0 SB: 0 CS: 0 | PA: 36 |
|--------------|-------------------------------|----------------------------------|-------------------------------|----------------------------------|-------------------------------|----------------------------------|-------------------------------|----------------------------------|-------------------------------|----------------------------------|------------------------------|----------------------------------|------------------------------|----------------------------------|------------------------------|----------------------------------|----------------------------------|------------------------------------|----------------------------------|--------|
|--------------|-------------------------------|----------------------------------|-------------------------------|----------------------------------|-------------------------------|----------------------------------|-------------------------------|----------------------------------|-------------------------------|----------------------------------|------------------------------|----------------------------------|------------------------------|----------------------------------|------------------------------|----------------------------------|----------------------------------|------------------------------------|----------------------------------|--------|

| PITCHER | IP | WLS | BF | H | R | ER | SO | BB | IBB | HBP | BLK | WP | HR | S | P | ERA | WHIP |
|--|-----|-----|----|---|---|----|----|----|-----|-----|-----|----|----|----|----|------|-------|
| Ricardo Rodriguez, R ERA: 3.6 (1, 1) | 5.0 | W | 24 | 7 | 2 | 2 | 5 | 1 | 0 | 1 | 0 | 0 | 0 | 60 | 95 | 3.60 | 1.600 |
| John Wasdin, R ERA: (6, 1) | 4.0 | S | 12 | 0 | 0 | 0 | 1 | 0 | 0 | 0 | 0 | 0 | 0 | 31 | 47 | 0.00 | 0.000 |

BOTTOM

Texas Rangers @ Florida Marlins
Dolphin Stadium, Miami, FL
Sun Jun 12 2005, 1:05 PM EDT
Att. 21,303 - Cloudy - 88 F

livebaseballscorecards.com

| | |
|------------|-----------|
| AB | 34 |
| R | 2 |
| H | 7 |
| RBI | 2 |
| BB | 1 |
| SO | 6 |
| LOB | 15 |



| Batter | 1 | 2 | 3 | 4 | 5 | 6 | 7 | 8 | 9 | AB R H RBI BB SO LOB | TOP | |
|---|---|--|---|---|---|--|---|--|---|--|--|--|
| Rafael Furcal, S (1, 6) OBP: 0.278, SLG: 0.332 Wilson Betemit, S (5, 6) OBP: 0.415, SLG: 0.571 | 2-3 K | | 2-2 G4-3 | | | 1-3 K | | 0-0 1-H 2B | | 2 0 0 0 0 1 0 2 0 1 1 0 1 0 | | |
| Kelly Johnson, L (1, 10) OBP: 0.200, SLG: 0.059 | 2-2 BB 1B | | 2-2 L4 | | | 2-2 P5 | | 0-0 G4-3 | | 4 0 1 0 0 0 1 | | |
| Marcus Giles, R (1, 4) OBP: 0.338, SLG: 0.423 | 4-2 SAFE 1-2 BB | | | 1-1 G5-3 | | 1-3 K | | 3-2 HR 1B | | 3 1 1 0 1 1 0 | | |
| Adam LaRoche, L (1, 3) OBP: 0.317, SLG: 0.452 | 1-0 F9 | | | 0-0 F9 | | | 1-0 L8 | | 0-3 K | 4 0 0 0 0 1 3 | | |
| Andruw Jones, R (1, 8) OBP: 0.319, SLG: 0.520 | 2-0 P3 | | | 2-3 K | | | 0-0 G1-3 | | 0-1 HR | 4 1 1 2 0 1 2 | | |
| Johnny Estrada, S (1, 2) OBP: 0.324, SLG: 0.401 16 Brian McCann, L (6, 2) OBP: 0.400, SLG: 0.667 | | | 3-2 P6 | | | 1-3 K | | 0-0 F9 | 1-2 G6-3 | 2 0 0 0 0 1 0 2 0 0 0 0 0 0 | | |
| Andy Marte, R (1, 5) OBP: 0.238, SLG: 0.167 | | | 0-0 F8 | | | 3-2 FC5-4 1B | | 3-1 G5-3 | 0-2 F9 | 4 0 1 0 0 0 0 | | |
| Brian Jordan, R (1, 9) OBP: 0.275, SLG: 0.291 | | | 3-2 G4-3 | | | 1-2 FC5-4 1-2f | | 0-1 G5-3 | | 3 0 0 0 0 0 1 | | |
| Ryan Langerhans, L (1, 7) OBP: 0.308, SLG: 0.479 | | | | 2-3 K | | 0-2 K | | 1-1 2B 1B | | 3 1 1 0 0 2 1 | | |
| Inning Stats | R: 0 E: 0 K: 1 S: 11 H: 1 LOB: 2 BB: 1 P: 22 | R: 0 E: 0 K: 0 S: 8 H: 0 LOB: 0 BB: 0 P: 14 | R: 0 E: 0 K: 1 S: 10 H: 0 LOB: 0 BB: 0 P: 16 | R: 0 E: 0 K: 1 S: 6 H: 0 LOB: 0 BB: 0 P: 9 | R: 0 E: 0 K: 2 S: 14 H: 1 LOB: 1 BB: 0 P: 19 | R: 0 E: 0 K: 2 S: 9 H: 0 LOB: 0 BB: 0 P: 13 | R: 0 E: 0 K: 0 S: 3 H: 0 LOB: 0 BB: 0 P: 4 | R: 1 E: 0 K: 0 S: 8 H: 2 LOB: 1 BB: 0 P: 12 | R: 2 E: 0 K: 1 S: 14 H: 2 LOB: 0 BB: 0 P: 18 | 1B: 4 2B: 1 3B: 0 HR: 1 SF: 0 SAC: 0 DP: 0 HBP: 0 | WP: 0 PB: 0 SB: 0 CS: 0 PA: 34 | |
| PITCHER | IP WLS BF H R ER SO BB IBB HBP BLK WP HR S P ERA WHIP | | | | | | | | | | | |
| Chris Young, R (1, 1) ERA: 2.78 | 7.0 W 24 2 0 0 7 1 0 0 0 0 0 0 61 97 0.00 0.429 | | | | | | | | | | | |
| 43 Kameron Loe, R (8, 1) ERA: 2.84 | 0.2 4 2 1 1 0 0 0 0 0 0 0 0 7 11 13.50 3.000 | | | | | | | | | | | |
| Brian Shouse, L (8, 1) ERA: 2.66 | 0.1 1 0 0 0 0 0 0 0 0 0 0 0 1 1 0.00 0.000 | | | | | | | | | | | |
| Francisco Cordero, R (9, 1) ERA: 4.21 | 1.0 5 2 2 2 1 0 0 0 0 0 0 0 1 14 18.00 2.000 | | | | | | | | | | | |

Atlanta Braves @ Texas Rangers
 Ameriquet Field, Arlington, TX
 Mon Jun 13 2005, 8:05 PM EDT
 Att. 41,594 - Clear - 87 F

livebaseballscorecards.com

| | |
|-----|----|
| AB | 33 |
| R | 3 |
| H | 6 |
| RBI | 3 |
| BB | 1 |
| SO | 8 |
| LOB | 8 |



| Batter | 1 | 2 | 3 | 4 | 5 | 6 | 7 | 8 | 9 |
|--|-------------------|----------------|-----------------|-------------|--------------|-----------|-------------|---|---|
| David Dellucci, L (1, 10) OBP: 0.424, SLG: 0.519 | 1-2 G3-1 | 3-1 23 BB 2B | 4-1 10 WP BB | | 4-2 10 2B BB | | 3-1 L8 | | |
| 10 Michael Young, R (1, 6) OBP: 0.363, SLG: 0.469 | 4-0 23 FC4-6 BB | 4-2 23 BB BB | 1-0 G6-3 | | 3-1 1-3 2B | | 1-0 F8 | | |
| 23 Mark Teixeira, S (1, 3) OBP: 0.346, SLG: 0.541 | 0-1 FC4-6 9 BB HR | 4-0 1-2 2-3 BB | | 1-1 E6 9 HR | 3-3 K | | 1-1 G5-3 | | |
| 9 Hank Blalock, L (1, 5) OBP: 0.358, SLG: 0.496 Marshall McDougall, R (8, PR) (9, 5) | 4-0 1-2 HR BB | 1-1 L9 | | 3-1 1-H HR | 2-2 F8 | | 2-1 L5-3 1B | | |
| Alfonso Soriano, R (1, 4) OBP: 0.328, SLG: 0.575 Mark DeRosa, R (9, 4) OBP: 0.263, SLG: 0.333 | 2-2 1-H 2-H HR | | 0-0 HR | 2-2 L7 | | 1-3 K | 0-0 L5-3 | | |
| Kevin Mench, R (1, 7) OBP: 0.357, SLG: 0.565 | 3-2 1B | | 2-2 G6-3 | 2-3 K | | 3-2 G3 2B | 4-2 BB | | |
| Laynce Nix, L (1, 8) OBP: 0.279, SLG: 0.432 | 2-3 K | | 1-2 G4-3 | 2-0 3B | | 2-0 G3 | 0-1 G3-1 | | |
| Richard Hidalgo, R (1, 9) OBP: 0.308, SLG: 0.453 | | 1-3 K | 4-1 2B 10 WP BB | 0-3 K | | 2-3 K | | | |
| Rod Barajas, R (1, 2) OBP: 0.309, SLG: 0.415 | | 1-3 K | 1-0 10 WP 2B | | 1-0 G1-3 | | 1-2 1B | | |

| Inning Stats | R: 3 | H: 2 | E: 0 | K: 1 | S: 16 | LOB: 1 | BB: 2 | P: 32 | R: 0 | H: 1 | E: 0 | K: 2 | S: 13 | LOB: 3 | BB: 2 | P: 27 | R: 2 | H: 2 | E: 0 | K: 0 | S: 11 | LOB: 2 | BB: 2 | P: 24 | R: 2 | H: 2 | E: 1 | K: 2 | S: 15 | LOB: 1 | BB: 0 | P: 25 | R: 0 | H: 1 | E: 0 | K: 1 | S: 11 | LOB: 2 | BB: 1 | P: 24 | R: 0 | H: 1 | E: 0 | K: 2 | S: 11 | LOB: 1 | BB: 0 | P: 19 | R: 0 | H: 1 | E: 0 | K: 0 | S: 8 | LOB: 1 | BB: 0 | P: 14 | R: 0 | H: 1 | E: 0 | K: 0 | S: 7 | LOB: 1 | BB: 1 | P: 13 |
|--------------|-------|-------|--------|-------|-------|--------|--------|-------|--------|------|------|------|-------|--------|-------|-------|------|------|------|------|-------|--------|-------|-------|------|------|------|------|-------|--------|-------|-------|------|------|------|------|-------|--------|-------|-------|------|------|------|------|-------|--------|-------|-------|------|------|------|------|------|--------|-------|-------|------|------|------|------|------|--------|-------|-------|
| 1B: 3 | SF: 0 | 2B: 5 | SAC: 0 | 3B: 1 | DP: 1 | HR: 3 | HBP: 0 | WP: 1 | PA: 43 | | | | | | | | | | | | | | | | | | | | | | | | | | | | | | | | | | | | | | | | | | | | | | | | | | | | | | | |

| PITCHER | IP | WLS | BF | H | R | ER | SO | BB | IBB | HBP | BLK | WP | HR | S | P | ERA | WHIP |
|---------------------------------------|-----|-----|----|---|---|----|----|----|-----|-----|-----|----|----|----|----|-------|-------|
| 15 Tim Hudson, R (1, 1) ERA: 3.78 | 2.2 | L | 18 | 5 | 5 | 5 | 3 | 5 | 0 | 0 | 0 | 0 | 2 | 38 | 76 | 16.88 | 3.750 |
| Jorge Vasquez, R (3, 1) ERA: 3.86 | 2.1 | | 13 | 3 | 2 | 1 | 3 | 2 | 0 | 0 | 0 | 1 | 1 | 28 | 56 | 3.86 | 2.143 |
| 48 Blaine Boyer, R (6, 1) ERA: 4.5 | 1.0 | | 4 | 1 | 0 | 0 | 2 | 0 | 0 | 0 | 0 | 0 | 0 | 11 | 19 | 0.00 | 1.000 |
| John Foster, L (7, 1) ERA: 2.25 | 1.0 | | 4 | 1 | 0 | 0 | 0 | 0 | 0 | 0 | 0 | 0 | 0 | 8 | 14 | 0.00 | 1.000 |
| Kevin Gryboski, R (8, 1) ERA: 2.25 | 1.0 | | 4 | 1 | 0 | 0 | 0 | 1 | 0 | 0 | 0 | 0 | 0 | 7 | 13 | 0.00 | 2.000 |

BOTTOM

Atlanta Braves @ Texas Rangers
 Ameriquet Field, Arlington, TX
 Mon Jun 13 2005, 8:05 PM EDT
 Att. 41,594 - Clear - 87 F

livebaseballscorecards.com

| | |
|-----|----|
| AB | 35 |
| R | 7 |
| H | 11 |
| RBI | 6 |
| BB | 8 |
| SO | 8 |
| LOB | 19 |



| Batter | 1 | 2 | 3 | 4 | 5 | 6 | 7 | 8 | 9 | AB R H RBI BB SO LOB | TOP | | | | | | | | | | | |
|--|---|----------------------------------|-------------------------------|----------------------------------|-------------------------------|----------------------------------|------------------------------|----------------------------------|-------------------------------|----------------------------------|-------------------------------|----------------------------------|------------------------------|----------------------------------|------------------------------|----------------------------------|------------------------------|----------------------------------|----------------------------------|------------------------------------|----------------------------------|--------|
| Kelly Johnson, L (1, 7) OBP: 0.267, SLG: 0.237 | 2-2 SH1-3 1B 2B | | 2-3 K | | 1-1 HR | 4-1 BB | | | 2-2 G6-3 1B | 4 2 3 3 1 1 0 | | | | | | | | | | | | |
| Marcus Giles, R (1, 4) OBP: 0.340, SLG: 0.424 | 0-0 SH1-3 | | 1-1 E S 1B | | 0-0 HR 1B | 1-1 G3 | | | 0-1 G6-3 1-2f | 4 1 2 0 0 0 3 | | | | | | | | | | | | |
| Julio Franco, R (1, 10) OBP: 0.327, SLG: 0.384 | 1-0 1B | | 1-3 K | | 3-2 HR 1B | | | | 3-1 L9-3 1B | 4 1 3 3 0 1 1 | | | | | | | | | | | | |
| Adam LaRoche, L (1, 3) OBP: 0.310, SLG: 0.442 | 0-3 K | | | | 0-0 G4-3 | 0-0 G6-3 | | | 2-1 L9-3 1-1 | 4 0 0 0 0 1 2 | | | | | | | | | | | | |
| Andruw Jones, R (1, 8) OBP: 0.314, SLG: 0.511 | 2-2 G5-3 | | | | 2-2 G4-3 | 3-3 K | | | 1-3 K | 4 0 0 0 0 2 1 | | | | | | | | | | | | |
| Johnny Estrada, S (1, 2) OBP: 0.323, SLG: 0.403 | | 2-2 G5-3 | | | 2-2 F8 | | | | 0-1 G4-3 | 4 1 1 0 0 0 0 | | | | | | | | | | | | |
| Andy Marte, R (1, 5) OBP: 0.240, SLG: 0.182 | | 2-2 F9 | | | | 0-0 F7 | | | 2-2 P6 | 4 0 1 1 0 0 0 | | | | | | | | | | | | |
| Ryan Langerhans, L (1, 9) OBP: 0.306, SLG: 0.467 | | 2-2 G4-3 | | | | 1-2 1B HR HBP | | | 3-2 F9 | 3 1 0 0 0 0 1 | | | | | | | | | | | | |
| Wilson Betemit, S (1, 6) OBP: 0.407, SLG: 0.554 | | | 1-0 G1-3 | | | 1-1 HR 1B | | | 3-2 G3-1 | 4 1 1 0 0 0 1 | | | | | | | | | | | | |
| Inning Stats | R: 1 E: 0 K: 1 S: 12 | H: 2 LOB: 1 BB: 0 P: 17 | R: 0 E: 0 K: 0 S: 12 | H: 0 LOB: 0 BB: 0 P: 18 | R: 0 E: 0 K: 2 S: 11 | H: 1 LOB: 1 BB: 0 P: 16 | R: 0 E: 0 K: 0 S: 8 | H: 0 LOB: 0 BB: 0 P: 12 | R: 5 E: 0 K: 1 S: 17 | H: 4 LOB: 0 BB: 0 P: 26 | R: 1 E: 0 K: 0 S: 10 | H: 2 LOB: 2 BB: 1 P: 20 | R: 0 E: 0 K: 1 S: 7 | H: 1 LOB: 0 BB: 0 P: 13 | R: 0 E: 0 K: 0 S: 8 | H: 0 LOB: 0 BB: 0 P: 13 | R: 0 E: 0 K: 0 S: 9 | H: 1 LOB: 0 BB: 0 P: 14 | 1B: 7 2B: 3 3B: 0 HR: 2 | SF: 0 SAC: 1 DP: 2 HBP: 1 | WP: 1 PB: 0 SB: 2 CS: 0 | PA: 38 |
| PITCHER | IP WLS BF H R ER SO BB IBB HBP BLK WP HR S P ERA WHIP | | | | | | | | | | | | | | | | | | | | | |
| Pedro Astacio, R (1, 1) ERA: 6.04 | 4.1 L 21 7 6 6 3 0 0 1 0 0 0 2 56 82 12.46 1.615 | | | | | | | | | | | | | | | | | | | | | |
| 36 C.J. Wilson, L (5, 1) ERA: 3.0 | 2.1 10 3 1 1 1 1 0 0 0 1 0 18 36 3.86 1.714 | | | | | | | | | | | | | | | | | | | | | |
| Juan Dominguez, R (7, 1) ERA: 2.45 | 1.1 4 0 0 0 1 0 0 0 0 0 0 11 17 0.00 0.000 | | | | | | | | | | | | | | | | | | | | | |
| 43 Kameron Loe, R (9, 1) ERA: 2.63 | 1.0 3 1 0 0 0 0 0 0 0 0 0 9 14 0.00 1.000 | | | | | | | | | | | | | | | | | | | | | |

Atlanta Braves @ Texas Rangers
 Ameriquet Field, Arlington, TX
 Tue Jun 14 2005, 8:05 PM EDT
 Att. 30,221 - Clear - 87 F

livebaseballscorecards.com

| | |
|------------|-----------|
| AB | 35 |
| R | 7 |
| H | 11 |
| RBI | 7 |
| BB | 1 |
| SO | 5 |
| LOB | 9 |



| Batter | 1 | 2 | 3 | 4 | 5 | 6 | 7 | 8 | 9 | AB R H RBI BB SO LOB |
|--|--------------------|-----------|-------------|--------------------|---------------------|-------------|-----------|--------------------|---|----------------------|
| David Dellucci, L (1, 10) OBP: 0.416, SLG: 0.506 | 2-3 K | | 3-3 K | | 1 SAFE 2-3 K | | | 2-3 K | | 4 0 0 0 0 4 1 |
| 10 Michael Young, R (1, 6) OBP: 0.369, SLG: 0.473 | 0-1 23 HR 1B | | 1-2 1B | | 0-2 FC6-4 1-2 | | | 0-1 23 2B 1B | | 4 1 3 0 0 0 1 |
| 23 Mark Teixeira, S (1, 3) OBP: 0.348, SLG: 0.555 | 0-1 1-H HR | | 0-1 P6 | | | 2-0 F8 | | 0-2 1-3 2B | | 4 1 2 2 0 0 1 |
| 9 Hank Blalock, L (1, 5) OBP: 0.351, SLG: 0.488 | 0-3 K | | | 2-1 G4-3 | | 1-0 F9 | | 1-2 G1-3 | | 4 0 0 0 0 1 2 |
| Alfonso Soriano, R (1, 4) OBP: 0.323, SLG: 0.566 | 0-3 K | | | 1-3 K | | 1-3 K | | 1-1 F7 | | 4 0 0 0 0 3 2 |
| Kevin Mench, R (1, 7) OBP: 0.359, SLG: 0.564 | | 2-1 F9 | | 1-1 S 1B | | 1-1 G1-3 | | 1-0 G5-3 1B | | 4 0 2 0 0 0 0 |
| Laynce Nix, L (1, 8) OBP: 0.272, SLG: 0.421 | | 0-2 F8 | | 2-2 G4-3 1-2 | | 0-0 G1-3 | | 0-3 K | | 4 0 0 0 0 1 2 |
| Rod Barajas, R (1, 2) OBP: 0.307, SLG: 0.411 | | 3-3 K | | | 0-0 F8 | | 1-2 1B | 1-0 G5-3 1-2 | | 4 0 1 0 0 1 1 |
| Gary Matthews, S (1, 9) OBP: 0.266, SLG: 0.325 | | | 0-0 G6-3 | | 2-2 FC6-4 1B | | 0-0 G3 | 3-2 F7 | | 4 0 1 0 0 0 2 |

| Inning Stats | R: 2 E: 0 K: 3 S: 13 | H: 2 LOB: 0 BB: 0 P: 15 | R: 0 E: 0 K: 1 S: 8 | H: 0 LOB: 0 BB: 0 P: 13 | R: 0 E: 0 K: 1 S: 9 | H: 1 LOB: 1 BB: 0 P: 13 | R: 0 E: 0 K: 1 S: 11 | H: 1 LOB: 1 BB: 0 P: 17 | R: 0 E: 0 K: 1 S: 12 | H: 1 LOB: 1 BB: 0 P: 16 | R: 0 E: 0 K: 1 S: 5 | H: 0 LOB: 0 BB: 0 P: 9 | R: 0 E: 0 K: 0 S: 7 | H: 1 LOB: 1 BB: 0 P: 9 | R: 0 E: 0 K: 1 S: 16 | H: 2 LOB: 2 BB: 0 P: 20 | R: 0 E: 0 K: 1 S: 10 | H: 1 LOB: 1 BB: 0 P: 15 | 1B: 7 2B: 1 3B: 0 HR: 1 | SF: 0 SAC: 0 DP: 0 HBP: 0 |
|--------------|-------------------------------|----------------------------------|------------------------------|----------------------------------|------------------------------|----------------------------------|-------------------------------|----------------------------------|-------------------------------|----------------------------------|------------------------------|---------------------------------|------------------------------|---------------------------------|-------------------------------|----------------------------------|-------------------------------|----------------------------------|----------------------------------|------------------------------------|
|--------------|-------------------------------|----------------------------------|------------------------------|----------------------------------|------------------------------|----------------------------------|-------------------------------|----------------------------------|-------------------------------|----------------------------------|------------------------------|---------------------------------|------------------------------|---------------------------------|-------------------------------|----------------------------------|-------------------------------|----------------------------------|----------------------------------|------------------------------------|

| PITCHER | IP | WLS | BF | H | R | ER | SO | BB | IBB | HBP | BLK | WP | HR | S | P | ERA | WHIP |
|-------------------------------------|-----|-----|----|---|---|----|----|----|-----|-----|-----|----|----|----|----|------|-------|
| Jorge Sosa, R (1, 1) ERA: 2.79 | 5.0 | | 20 | 5 | 2 | 2 | 7 | 0 | 0 | 0 | 0 | 0 | 1 | 53 | 74 | 3.60 | 1.000 |
| Adam Bernero, R (6, 1) ERA: 5.11 | 2.0 | | 7 | 1 | 0 | 0 | 1 | 0 | 0 | 0 | 0 | 0 | 0 | 12 | 18 | 0.00 | 0.500 |
| Chris Reitsma, R (8, 1) ERA: 3.3 | 2.0 | | 9 | 3 | 0 | 0 | 2 | 0 | 0 | 0 | 0 | 0 | 0 | 26 | 35 | 0.00 | 1.500 |

BOTTOM

Atlanta Braves @ Texas Rangers
Ameriquet Field, Arlington, TX

Tue Jun 14 2005, 8:05 PM EDT
Att. 30,221 - Clear - 87 F

livebaseballscorecards.com

| | |
|------------|-----------|
| AB | 36 |
| R | 2 |
| H | 9 |
| RBI | 2 |
| BB | 0 |
| SO | 10 |
| LOB | 12 |



| WP | PA | ERA | WHIP |
|----|----|-----|------|
| 0 | 36 | | |
| 0 | | | |
| 1 | | | |
| 0 | | | |

| Batter | 1 | 2 | 3 | 4 | 5 | 6 | 7 | 8 | 9 | AB R H RBI BB SO LOB | TOP | | | | | | | | | | | |
|--|---|----------------------------------|-------------------------------|-----------------------------------|-------------------------------|----------------------------------|-------------------------------|----------------------------------|-------------------------------|----------------------------------|-------------------------------|----------------------------------|-------------------------------|----------------------------------|------------------------------|----------------------------------|-------------------------------|----------------------------------|-----------------------------------|------------------------------------|----------------------------------|--------|
| 4 Pete Orr, L OBP: 0.338, SLG: 0.421 | 2-1 1B BB G1-3 | 2-1 1B BB | | 0-0 1-2 FC6-4 1B | | 1-3 K | 1-2 G6-3 | | 1-2 F7 | 6 1 3 0 0 1 5 | | | | | | | | | | | | |
| Marcus Giles, R OBP: 0.346, SLG: 0.420 | 4-2 SAFE 1-2 G1-3 1B BB | 4-2 1-2 BB | | 0-1 1-2f 2-3 FC6-4 1B | | 4-2 E 2B BB | | 1-3 K | | 2 1 0 0 3 1 2 | | | | | | | | | | | | |
| Kelly Johnson, L OBP: 0.260, SLG: 0.233 | 1-0 1-2 2-3 G1-3 1B | 1-1 G1-3 | | 3-2 F9 | | 2-2 E3 2B | | 1-1 P5 | | 5 1 1 0 0 0 5 | | | | | | | | | | | | |
| Adam LaRoche, L OBP: 0.313, SLG: 0.446 | 3-2 1-2 2-3 3-H G1-3 | | | 0-1 G5-4-3 1B | | 1-1 G3 | 0-1 1-H 3-H 2B | | 0-1 F9 | 5 0 2 3 0 0 2 | | | | | | | | | | | | |
| Andruw Jones, R OBP: 0.320, SLG: 0.511 | 4-2 BB BB | | | 2-0 1-2f G5-4-3 1B | | 1-1 1B | 1-2 G6-3 | | 1-2 BB 1B 1B | 4 0 2 0 1 0 2 | | | | | | | | | | | | |
| Ryan Langerhans, L OBP: 0.324, SLG: 0.472 | 1-3 K | | | 3-2 FC5-4 HBP 1B | | 2-1 G5-4-3 1B | | 4-2 2B SF8 BB | | 3 1 2 0 1 1 3 | | | | | | | | | | | | |
| Andy Marte, R OBP: 0.233, SLG: 0.222 | 3-3 K | | | 2-2 1-2f FC5-4 | | 0-2 1-2f G5-4-3 | | 1-2 1-3 2B | | 5 0 1 0 0 1 8 | | | | | | | | | | | | |
| 16 Brian McCann, L OBP: 0.333, SLG: 0.500 | | | | 0-2 FC6-4 4' 1B 1B | | 0-0 P6 | 3-3 K | | 1-2 F8 | 5 0 1 0 0 2 4 | | | | | | | | | | | | |
| Wilson Betemit, S OBP: 0.407, SLG: 0.558 | | | | 3-1 F8 | | 0-0 E 2B | 2-1 SF8 | | 4-2 1-2 2-3 BB | 3 1 1 1 1 0 1 | | | | | | | | | | | | |
| Inning Stats | R: 1 E: 0 K: 2 S: 22 | H: 2 LOB: 3 BB: 2 P: 40 | R: 0 E: 0 K: 1 S: 14 | H: 1 LOB: 2 BB: 1 P: 22 | R: 0 E: 0 K: 0 S: 11 | H: 1 LOB: 1 BB: 0 P: 18 | R: 0 E: 0 K: 0 S: 12 | H: 2 LOB: 2 BB: 0 P: 18 | R: 0 E: 0 K: 0 S: 12 | H: 2 LOB: 1 BB: 0 P: 16 | R: 3 E: 1 K: 1 S: 17 | H: 2 LOB: 1 BB: 1 P: 25 | R: 1 E: 0 K: 1 S: 16 | H: 1 LOB: 1 BB: 1 P: 27 | R: 0 E: 0 K: 1 S: 8 | H: 0 LOB: 0 BB: 0 P: 10 | R: 0 E: 0 K: 0 S: 13 | H: 2 LOB: 3 BB: 1 P: 21 | 1B: 10 2B: 3 3B: 0 HR: 0 | SF: 1 SAC: 0 DP: 2 HBP: 1 | WP: 0 PB: 0 SB: 0 CS: 0 | PA: 46 |
| PITCHER | IP WLS BF H R ER SO BB IBB HBP BLK WP HR S P ERA WHIP | | | | | | | | | | | | | | | | | | | | | |
| Chan Ho Park, R ERA: 5.15 | (1, 1) 5.0 W 25 8 1 1 3 3 0 1 0 0 0 0 71 114 1.80 2.200 | | | | | | | | | | | | | | | | | | | | | |
| Brian Shouse, L ERA: 2.88 | (6, 1) 1.1 10 3 4 1 2 2 0 0 0 0 0 0 26 42 6.75 3.750 | | | | | | | | | | | | | | | | | | | | | |
| John Wasdin, R ERA: | (7, 1) 1.2 H 7 2 0 0 1 0 0 0 0 0 0 0 19 25 0.00 1.200 | | | | | | | | | | | | | | | | | | | | | |
| Francisco Cordero, R ERA: 4.05 | (9, 1) 1.0 S 4 0 0 0 0 0 1 0 0 0 0 0 9 16 0.00 1.000 | | | | | | | | | | | | | | | | | | | | | |

Atlanta Braves @ Texas Rangers
 Ameriquet Field, Arlington, TX
 Wed Jun 15 2005, 7:05 PM EDT
 Att. 33,663 - Clear - 97 F

livebaseballscorecards.com

| | |
|-----|----|
| AB | 38 |
| R | 5 |
| H | 13 |
| RBI | 4 |
| BB | 6 |
| SO | 6 |
| LOB | 32 |



BOTTOM

Atlanta Braves @ Texas Rangers
Ameriquet Field, Arlington, TX
Wed Jun 15 2005, 7:05 PM EDT
Att. 33,663 - Clear - 97 F

livebaseballscorecards.com

AB 38
R 9
H 14
RBI 8
BB 4
SO 8
LOB 20



WP: 1 PA: 42
PB: 0
SB: 1
CS: 0

AB R H RBI BB SO LOB

5 1 2 1 0 0 1

4 2 2 0 1 1 2

3 1 0 0 2 2 3

5 2 1 1 0 1 2

4 2 3 4 1 0 0

5 0 3 2 0 0 4

4 0 0 0 0 1 3

4 1 1 0 0 3 3

4 0 2 0 0 0 2

1B: 8 SF: 0
2B: 5 SAC: 0
3B: 0 DP: 1
HR: 1 HBP: 0

| Batter | 1 | 2 | 3 | 4 | 5 | 6 | 7 | 8 | 9 | | | | | |
|--|-------------------------------------|----------------------------------|-------------------------------|----------------------------------|-------------------------------|----------------------------------|-------------------------------|----------------------------------|------------------------------|----------------------------------|-------------------------------|----------------------------------|-------------------------------|----------------------------------|
| Gary Matthews, S OBP: 0.271, SLG: 0.328 (1, 10) | 1-1 23 BB 9 1B 10 BB 1B | 2-2 F8 | 0-2 1-2 3-H 1B | | 2-2 G3-6-3 | | | 2-1 F8 | | | | | | |
| 10 Michael Young, R OBP: 0.373, SLG: 0.477 (1, 6) | 4-2 9 1B 23 BB 2B BB | 0-0 BB 2B | 1-3 K | | 0-2 F9 | | | 0-2 9 E 1B | | | | | | |
| 23 Mark Teixeira, S OBP: 0.349, SLG: 0.549 (1, 3) | 4-0 9 1B 2B BB | 4-2 BB BB | 1-3 K | | 1-0 F9 | | | 2-3 K | | | | | | |
| 9 Hank Blalock, L OBP: 0.349, SLG: 0.483 (1, 5) | 1-1 2B 2B 1B | 1-1 P6 | | 2-3 K | 3-2 F9 | | | 3-2 E4 2B | | | | | | |
| Alfonso Soriano, R OBP: 0.332, SLG: 0.589 (1, 4) | 2-2 2B 2B | 4-1 BB | | 1-2 HR | 1-2 F7 | | | 0-0 WP 2B | | | | | | |
| Kevin Mench, R OBP: 0.365, SLG: 0.570 (1, 7) | 1-0 F8 2B | 1-0 P3 1B | | 3-2 S 1B | 3-2 1B | | | 1-2 P6 | | | | | | |
| Laynce Nix, L OBP: 0.265, SLG: 0.410 (1, 8) | 0-1 F8 | | 2-3 K | 3-1 P6 | 3-2 F8 | | | 3-2 F8 | | | | | | |
| Richard Hidalgo, R OBP: 0.307, SLG: 0.454 (1, 9) | 1-3 K | | 3-2 1B 2B | 1-3 K | 0-3 K | | | 0-3 K | | | | | | |
| Sandy Alomar Jr., R OBP: 0.359, SLG: 0.344 (1, 2) | 1-0 G5-3 | | 3-2 1B 1B | | 3-1 G3-6-3 1B | | | 1-1 G1-3 | | | | | | |
| Inning Stats | R: 5 E: 0 K: 1 S: 20 | H: 4 LOB: 1 BB: 2 P: 35 | R: 0 E: 0 K: 0 S: 12 | H: 1 LOB: 3 BB: 2 P: 24 | R: 1 E: 0 K: 3 S: 20 | H: 3 LOB: 2 BB: 0 P: 30 | R: 1 E: 0 K: 2 S: 14 | H: 2 LOB: 1 BB: 0 P: 24 | R: 0 E: 0 K: 0 S: 8 | H: 0 LOB: 0 BB: 0 P: 13 | R: 0 E: 0 K: 1 S: 11 | H: 1 LOB: 1 BB: 0 P: 18 | R: 2 E: 1 K: 1 S: 18 | H: 2 LOB: 1 BB: 0 P: 26 |

| PITCHER | IP | WLS | BF | H | R | ER | SO | BB | IBB | HBP | BLK | WP | HR | S | P | ERA | WHIP |
|---|-----|-----|----|---|---|----|----|----|-----|-----|-----|----|----|----|----|-------|-------|
| 26 Kyle Davies, R ERA: 3.45 (1, 1) | 2.1 | L | 19 | 8 | 6 | 6 | 2 | 4 | 0 | 0 | 0 | 0 | 0 | 46 | 81 | 23.14 | 5.143 |
| Jorge Vasquez, R ERA: 4.5 (3, 1) | 1.2 | | 7 | 2 | 1 | 1 | 4 | 0 | 0 | 0 | 0 | 0 | 1 | 20 | 32 | 5.40 | 1.200 |
| Dan Kolb, R ERA: 6.48 (5, 1) | 1.0 | | 3 | 1 | 0 | 0 | 0 | 0 | 0 | 0 | 0 | 0 | 0 | 8 | 13 | 0.00 | 1.000 |
| John Foster, L ERA: 2.08 (6, 1) | 1.0 | | 3 | 0 | 0 | 0 | 0 | 0 | 0 | 0 | 0 | 0 | 0 | 7 | 12 | 0.00 | 0.000 |
| 48 Blaine Boyer, R ERA: 3.0 (7, 1) | 1.0 | | 4 | 1 | 0 | 0 | 1 | 0 | 0 | 0 | 0 | 0 | 0 | 11 | 18 | 0.00 | 1.000 |

| PITCHER | IP | WLS | BF | H | R | ER | SO | BB | IBB | HBP | BLK | WP | HR | S | P | ERA | WHIP |
|---|-----|-----|----|---|---|----|----|----|-----|-----|-----|----|----|----|----|------|-------|
| Kevin Gryboski, R ERA: 2.08 (8, 1) | 1.0 | | 6 | 2 | 2 | 0 | 1 | 0 | 0 | 0 | 0 | 1 | 0 | 18 | 26 | 0.00 | 2.000 |

| Batter | 1 | 2 | 3 | 4 | 5 | 6 | 7 | 8 | 9 | AB R H RBI BB SO LOB | TOP | | | | | | | | | |
|--|---|----------------------------------|-------------------------------|----------------------------------|------------------------------|----------------------------------|------------------------------|----------------------------------|------------------------------|----------------------------------|-------------------------------|----------------------------------|------------------------------|----------------------------------|------------------------------|----------------------------------|----------------------------------|------------------------------------|----------------------------------|--------|
| Brad Wilkerson, L (1, 8) OBP: 0.371, SLG: 0.446 | 1-3 | 3-3 | | | 1-0 | | 2-2 | | 1-3 | 5 0 0 0 0 3 2 | | | | | | | | | | |
| Marlon Byrd, R (1, 7) OBP: 0.394, SLG: 0.388 | 0-1 | | 4-2 | | 0-2 | | 3-2 | | | 3 0 2 0 1 0 0 | | | | | | | | | | |
| 24 Nick Johnson, L (1, 3) OBP: 0.450, SLG: 0.528 | 4-1 | | 1-0 | | 4-0 | | 4-2 | | | 1 0 1 0 3 0 0 | | | | | | | | | | |
| Vinny Castilla, R (1, 5) OBP: 0.332, SLG: 0.413 | 1-1 | | 1-0 | | 0-2 | | 0-0 | | | 4 0 1 0 0 0 5 | | | | | | | | | | |
| Wil Cordero, R (1, 10) OBP: 0.050, SLG: 0.050 | 0-0 | | 1-0 | | 1-0 | | 2-2 | | | 4 0 0 0 0 0 5 | | | | | | | | | | |
| Junior Spivey, R (1, 4) OBP: 0.302, SLG: 0.361 | | 1-0 | | 3-2 | | 1-0 | | 1-1 | | 4 0 0 0 0 0 0 | | | | | | | | | | |
| Gary Bennett, R (1, 2) OBP: 0.275, SLG: 0.342 | | 2-1 | | 0-0 | | 2-1 | | 1-3 | | 4 0 0 0 0 1 0 | | | | | | | | | | |
| Tony Blanco, R (1, 9) OBP: 0.317, SLG: 0.436 | | 1-1 | | 2-1 | | 2-3 | | 1-0 | | 4 0 2 0 0 1 0 | | | | | | | | | | |
| 15 Cristian Guzman, S (1, 6) OBP: 0.238, SLG: 0.273 | | 0-1 | | 2-1 | | 1-0 | | 3-1 | | 4 1 2 1 0 0 1 | | | | | | | | | | |
| Inning Stats | R: 0 E: 0 K: 1 S: 9 | H: 1 LOB: 2 BB: 1 P: 15 | R: 0 E: 0 K: 1 S: 11 | H: 2 LOB: 2 BB: 0 P: 18 | R: 0 E: 0 K: 0 S: 6 | H: 1 LOB: 1 BB: 1 P: 13 | R: 0 E: 0 K: 0 S: 8 | H: 1 LOB: 1 BB: 0 P: 15 | R: 0 E: 0 K: 0 S: 8 | H: 1 LOB: 2 BB: 1 P: 14 | R: 1 E: 0 K: 0 S: 15 | H: 2 LOB: 1 BB: 1 P: 25 | R: 0 E: 0 K: 1 S: 8 | H: 0 LOB: 0 BB: 0 P: 12 | R: 0 E: 0 K: 1 S: 6 | H: 0 LOB: 0 BB: 0 P: 11 | 1B: 6 2B: 1 3B: 0 HR: 1 | SF: 0 SAC: 0 DP: 1 HBP: 0 | WP: 0 PB: 0 SB: 0 CS: 0 | PA: 37 |
| PITCHER | IP WLS BF H R ER SO BB IBB HBP BLK WP HR S P ERA WHIP | | | | | | | | | | | | | | | | | | | |
| Kenny Rogers, L (1, 1) ERA: 1.98 | 6.1 W 30 8 1 1 3 4 0 0 0 0 0 1 65 113 1.42 1.895 | | | | | | | | | | | | | | | | | | | |
| John Wasdin, R (7, 1) ERA: | 1.2 H 4 0 0 0 1 0 0 0 0 0 0 0 9 13 0.00 0.000 | | | | | | | | | | | | | | | | | | | |
| Juan Dominguez, R (9, 1) ERA: 1.93 | 1.0 3 0 0 0 1 0 0 0 0 0 0 0 6 11 0.00 0.000 | | | | | | | | | | | | | | | | | | | |

Washington Nationals @ Texas Rangers
 Ameriquet Field, Arlington, TX
 Fri Jun 17 2005, 8:05 PM EDT
 Att. 33,653 - Clear - 93 F

livebaseballscorecards.com

AB 33
 R 1
 H 8
 RBI 1
 BB 4
 SO 5
 LOB 13



| Batter | 1 | 2 | 3 | 4 | 5 | 6 | 7 | 8 | 9 | AB R H RBI BB SO LOB | TOP |
|---|---|---|---|---|---|---|---|---|--|--|---|
| Brad Wilkerson, L (1, 8) OBP: 0.367, SLG: 0.441 Jamey Carroll, R (6, 5) OBP: 0.313, SLG: 0.284 | 1-2 | | 2-2 | | | 3-3 | | 1-2 | | 3 0 0 0 0 1 1 1 0 0 0 0 0 0 | Washington Nationals @ Texas Rangers Ameriquet Field, Arlington, TX Sat Jun 18 2005, 8:05 PM EDT Att: 48,663 - Clear - 90 F |
| Junior Spivey, R (1, 4) OBP: 0.301, SLG: 0.359 | 1-2 | | 1-0 | | | 1-2 | | 0-0 | | 4 0 1 0 0 0 1 | |
| Jose Guillen, R (1, 9) OBP: 0.327, SLG: 0.478 | 3-2 | | | 2-2 | | 2-2 | | 2-1 | | 4 0 0 0 0 1 1 | |
| 24 Nick Johnson, L (1, 3) OBP: 0.445, SLG: 0.522 Tony Blanco, R (7, 3) OBP: 0.310, SLG: 0.425 | | 0-0 | | 1-2 | | 0-1 | | | 0-1 | 3 0 0 0 0 0 1 1 0 0 0 0 0 0 | |
| Ryan Church, L (1, 7) OBP: 0.378, SLG: 0.544 | | 3-2 | | 2-2 | | | 1-0 | | 0-1 | 4 2 3 2 0 0 0 | |
| Wil Cordero, R (1, 10) OBP: 0.042, SLG: 0.042 | | 2-1 | | 1-0 | | | 1-0 | | 1-1 | 4 0 0 0 0 0 1 | |
| Vinny Castilla, R (1, 5) OBP: 0.329, SLG: 0.409 Marlon Byrd, R (6, 8) OBP: 0.385, SLG: 0.378 | | 0-2 | | | 2-2 | | 0-1 | | 1-3 | 2 0 0 0 0 0 1 2 0 0 0 0 1 0 | |
| Brian Schneider, L (1, 2) OBP: 0.317, SLG: 0.396 | | | 0-2 | | 1-2 | | | 1-2 | | 3 1 2 0 0 0 0 | |
| 15 Cristian Guzman, S (1, 6) OBP: 0.239, SLG: 0.287 | | | 1-1 | | 0-1 | | | 0-0 | | 3 1 1 2 0 0 1 | |
| Inning Stats | R: 0 H: 0 E: 0 LOB: 0 K: 0 BB: 0 S: 9 P: 14 | R: 0 H: 1 E: 0 LOB: 1 K: 0 BB: 0 S: 9 P: 14 | R: 0 H: 1 E: 0 LOB: 1 K: 0 BB: 0 S: 10 P: 14 | R: 1 H: 1 E: 0 LOB: 0 K: 0 BB: 0 S: 10 P: 16 | R: 0 H: 0 E: 0 LOB: 0 K: 0 BB: 0 S: 10 P: 13 | R: 0 H: 1 E: 0 LOB: 1 K: 2 BB: 0 S: 13 P: 19 | R: 0 H: 0 E: 0 LOB: 0 K: 0 BB: 0 S: 4 P: 6 | R: 2 H: 2 E: 0 LOB: 0 K: 0 BB: 0 S: 11 P: 15 | R: 1 H: 1 E: 0 LOB: 0 K: 1 BB: 0 S: 9 P: 11 | 1B: 3 SF: 0 2B: 1 SAC: 0 3B: 0 DP: 0 HR: 3 HBP: 0 | |
| PITCHER Ricardo Rodriguez, R (1, 1) ERA: 3.75 43 Kameron Loe, R (8, 1) ERA: 2.87 | IP WLS BF H R ER SO BB IBB HBP BLK WP HR S P ERA WHIP 7.0 W 27 6 3 3 2 0 0 0 0 0 2 70 102 3.86 0.857 2.0 7 1 1 1 1 0 0 0 0 0 1 15 20 4.50 0.500 | PITCHER IP WLS BF H R ER SO BB IBB HBP BLK WP HR S P ERA WHIP | | | | | | | | | |

livebaseballscorecards.com

| | |
|-----|----|
| AB | 34 |
| R | 4 |
| H | 7 |
| RBI | 4 |
| BB | 0 |
| SO | 3 |
| LOB | 7 |



| Batter | 1 | 2 | 3 | 4 | 5 | 6 | 7 | 8 | 9 | AB | R | H | RBI | BB | SO | LOB |
|--|--------------|--------------------------|--------|----------------|----------|----------|--------------------|--------------|---|----|---|---|-----|----|----|-----|
| David Dellucci, L (1, 10) OBP: 0.406, SLG: 0.489 | 3-2 F7 | 1-2 23 WP 10 WP 23 HR 1B | | 3-1 F7 | | 3-3 K | | 1-2 F9 | | 5 | 1 | 1 | 0 | 0 | 1 | 1 |
| 10 Michael Young, R (1, 6) OBP: 0.374, SLG: 0.478 | 2-1 23 HR 1B | 3-3 K | | 0-2 L3 | | 0-1 G4-3 | | 2-1 1B | | 5 | 1 | 2 | 0 | 0 | 1 | 1 |
| 23 Mark Teixeira, S (1, 3) OBP: 0.361, SLG: 0.577 | 1-0 1-H HR | 1-2 2-H HR | | 4-2 9 BB BB | | | 0-2 FC4-6 2B | 3-2 F7 | | 4 | 2 | 3 | 4 | 1 | 0 | 2 |
| 9 Hank Blalock, L (1, 5) OBP: 0.358, SLG: 0.494 | 0-1 F8 | 4-2 BB | | 4-2 FC5-4 BB | | | 4-2 FC4-6 BB | | | 1 | 0 | 0 | 0 | 3 | 0 | 0 |
| Alfonso Soriano, R (1, 4) OBP: 0.328, SLG: 0.594 | 3-0 HR | 0-0 F8 | | 0-1 FC5-4 1-2f | | | 0-3 K | | | 4 | 1 | 1 | 1 | 0 | 1 | 5 |
| Kevin Mench, R (1, 7) OBP: 0.370, SLG: 0.585 | 1-1 F9 | | 3-2 1B | | 3-1 G6-3 | | 3-2 FC4-6 1-2f 2-3 | | | 4 | 0 | 1 | 0 | 0 | 0 | 2 |
| Laynce Nix, L (1, 8) OBP: 0.265, SLG: 0.399 | | 4-2 HR BB | 0-0 P4 | | 0-1 G1-3 | | 0-2 P6 | | | 3 | 1 | 0 | 0 | 1 | 0 | 3 |
| Gary Matthews, S (1, 9) OBP: 0.270, SLG: 0.348 | | 0-1 1-H HR | 0-0 P6 | | 3-3 K | | | 0-0 F8 | | 4 | 1 | 1 | 2 | 0 | 1 | 1 |
| Rod Barajas, R (1, 2) OBP: 0.316, SLG: 0.408 | | 0-2 G1-3 | 1-3 K | | | 2-1 F8 | | 4-1 10 1B BB | | 3 | 0 | 0 | 0 | 1 | 1 | 1 |

| Inning Stats | R: 3 | H: 3 | LOB: 3 | E: 0 | K: 0 | S: 12 | R: 4 | H: 3 | LOB: 1 | E: 0 | K: 1 | S: 20 | R: 0 | H: 1 | LOB: 1 | E: 0 | K: 1 | S: 8 | R: 0 | H: 0 | LOB: 2 | E: 0 | K: 0 | S: 12 | R: 0 | H: 0 | LOB: 0 | E: 0 | K: 1 | S: 7 | R: 0 | H: 0 | LOB: 0 | E: 0 | K: 1 | S: 7 | R: 0 | H: 1 | LOB: 2 | E: 0 | K: 0 | S: 10 | R: 0 | H: 1 | LOB: 2 | E: 0 | K: 0 | S: 14 | R: 0 | H: 1 | LOB: 2 | E: 0 | K: 0 | S: 10 | 1B: 4 | SF: 0 | 2B: 1 | SAC: 0 | 3B: 0 | DP: 0 | HR: 4 | HBP: 0 | WP: 2 | PA: 39 |
|--------------|------|------|--------|------|------|-------|------|------|--------|------|------|-------|------|------|--------|------|------|------|------|------|--------|------|------|-------|------|------|--------|------|------|------|------|------|--------|------|------|------|------|------|--------|------|------|-------|------|------|--------|------|------|-------|------|------|--------|------|------|-------|-------|-------|-------|--------|-------|-------|-------|--------|-------|--------|
|--------------|------|------|--------|------|------|-------|------|------|--------|------|------|-------|------|------|--------|------|------|------|------|------|--------|------|------|-------|------|------|--------|------|------|------|------|------|--------|------|------|------|------|------|--------|------|------|-------|------|------|--------|------|------|-------|------|------|--------|------|------|-------|-------|-------|-------|--------|-------|-------|-------|--------|-------|--------|

| PITCHER | IP | WLS | BF | H | R | ER | SO | BB | IBB | HBP | BLK | WP | HR | S | P | ERA | WHIP |
|--|-----|-----|----|---|---|----|----|----|-----|-----|-----|----|----|----|-----|-------|-------|
| Tony Amas, R (1, 1) ERA: 5.21 | 5.0 | L | 26 | 7 | 7 | 7 | 3 | 4 | 0 | 0 | 0 | 2 | 4 | 59 | 103 | 12.60 | 2.200 |
| Hector Carrasco, R (6, 1) ERA: 2.57 | 2.0 | | 8 | 1 | 0 | 0 | 2 | 1 | 0 | 0 | 0 | 0 | 0 | 21 | 33 | 0.00 | 1.000 |
| Luis Ayala, R (8, 1) ERA: 2.25 | 1.0 | | 5 | 1 | 0 | 0 | 0 | 1 | 0 | 0 | 0 | 0 | 0 | 10 | 20 | 0.00 | 2.000 |

BOTTOM

Washington Nationals @ Texas Rangers
 Ameriquet Field, Arlington, TX

Sat Jun 18 2005, 8:05 PM EDT
 Att. 48,663 - Clear - 90 F

livebaseballscorecards.com

| | |
|-----|----|
| AB | 33 |
| R | 7 |
| H | 9 |
| RBI | 7 |
| BB | 6 |
| SO | 5 |
| LOB | 16 |



Washington Nationals @ Texas Rangers
Ameriquest Field, Arlington, TX
 Sun Jun 19 2005, 2:05 PM EDT
 Att: 34,474 - Partly Cloudy - 84 F

| | |
|-----|----|
| AB | 40 |
| R | 8 |
| H | 15 |
| RBI | 8 |
| BB | 1 |
| SO | 10 |
| LOB | 16 |



| | | | |
|----|---|----|----|
| WP | 0 | PA | 43 |
| PB | 0 | | |
| SB | 0 | | |
| CS | 0 | | |

| Batter | 1 | 2 | 3 | 4 | 5 | 6 | 7 | 8 | 9 | AB | R | H | RBI | BB | SO | LOB | | | | | | | | | | | |
|---|-------------------------------|----------------------------------|-------------------------------|----------------------------------|------------------------------|----------------------------------|-------------------------------|----------------------------------|------------------------------|----------------------------------|-------------------------------|----------------------------------|-------------------------------|----------------------------------|-------------------------------|----------------------------------|-------------------------------|----------------------------------|-----------------------------------|------------------------------------|----------------------------------|--------|--|--|--|--|--|
| Brad Wilkerson, L (1, 8) OBP: 0.371, SLG: 0.448 | 1-1 G4-3 | | 2-0 24 HBP 1B | 0-2 E8 | | | 1-2 G3-1 | 2-0 1B 2B | | 5 | 1 | 3 | 4 | 0 | 0 | 0 | | | | | | | | | | | |
| Jamey Carroll, R (1, 5) OBP: 0.323, SLG: 0.295 | 2-2 24 1B 1B | | 1-2 24 HBP 1B | 1-3 K | | | 1-3 K | 1-2 1B 1B | | 5 | 1 | 3 | 1 | 0 | 2 | 2 | | | | | | | | | | | |
| Jose Guillen, R (1, 9) OBP: 0.328, SLG: 0.476 | 0-1 24 1B 1B | | 1-3 K | | | | 2-3 K | 0-1 1B 1B | | 5 | 1 | 2 | 0 | 0 | 3 | 2 | | | | | | | | | | | |
| 24 Nick Johnson, L (1, 3) OBP: 0.448, SLG: 0.519 | 3-2 1B 1B | | 4-0 G6-4-3 HBP | | | | 2-1 G4-3 | 1-2 2B HBP L8 | | 3 | 1 | 1 | 1 | 0 | 0 | 2 | | | | | | | | | | | |
| Marlon Byrd, R (1, 10) OBP: 0.376, SLG: 0.368 | 0-1 G3-6-1 1B | | 2-1 G6-4-3 | | | | 2-3 K | 0-0 F9 | 0-1 F7 | 5 | 0 | 1 | 1 | 0 | 1 | 4 | | | | | | | | | | | |
| Ryan Church, L (1, 7) OBP: 0.373, SLG: 0.532 | 0-0 G3-6-1 | | 3-2 G5-3 | | | | 1-2 G1-3 | 1-1 2B 15 FC3-2 1B | 1-3 K | 5 | 0 | 1 | 0 | 0 | 1 | 2 | | | | | | | | | | | |
| Junior Spivey, R (1, 4) OBP: 0.299, SLG: 0.360 | | 2-3 K | 2-1 F7 | | | | 1-3 K | 1-2 15 FC3-2 2B 2B | 3-3 K | 5 | 1 | 1 | 1 | 0 | 3 | 0 | | | | | | | | | | | |
| Gary Bennett, R (1, 2) OBP: 0.289, SLG: 0.355 | | 3-2 G4-3 | 3-2 15 1B 1B | | | | 2-2 1B | 4-0 15 FC3-2 2B IBB | | 3 | 1 | 2 | 0 | 0 | 0 | 0 | | | | | | | | | | | |
| Brian Schneider, L (8, PH) OBP: 0.321, SLG: 0.396 | | 3-2 G4-3 | 2-0 E 1B 1B | | | | 0-0 G5-3 | 1-0 FC3-2 2B | | 0 | 1 | 0 | 0 | 1 | 0 | 0 | | | | | | | | | | | |
| 15 Cristian Guzman, S (1, 6) OBP: 0.239, SLG: 0.286 | | | | | | | | 1-2 2-3 3-HF | | 4 | 1 | 1 | 0 | 0 | 0 | 4 | | | | | | | | | | | |
| Inning Stats | R: 2 E: 0 K: 0 S: 13 | H: 4 LOB: 1 BB: 0 P: 19 | R: 0 E: 0 K: 1 S: 11 | H: 0 LOB: 0 BB: 0 P: 19 | R: 0 E: 0 K: 1 S: 9 | H: 2 LOB: 2 BB: 0 P: 19 | R: 1 E: 1 K: 1 S: 16 | H: 3 LOB: 2 BB: 0 P: 27 | R: 0 E: 0 K: 2 S: 9 | H: 0 LOB: 0 BB: 0 P: 14 | R: 0 E: 0 K: 1 S: 10 | H: 1 LOB: 1 BB: 0 P: 14 | R: 0 E: 0 K: 2 S: 12 | H: 0 LOB: 0 BB: 0 P: 16 | R: 5 E: 0 K: 0 S: 16 | H: 5 LOB: 2 BB: 1 P: 28 | R: 0 E: 0 K: 2 S: 12 | H: 0 LOB: 0 BB: 0 P: 16 | 1B: 13 2B: 2 3B: 0 HR: 0 | SF: 0 SAC: 0 DP: 2 HBP: 2 | WP: 0 PB: 0 SB: 0 CS: 0 | PA: 43 | | | | | |
| PITCHER | IP | WLS | BF | H | R | ER | SO | BB | IBB | HBP | BLK | WP | HR | S | P | ERA | WHIP | | | | | | | | | | |
| 36 C.J. Wilson, L (1, 1) ERA: 5.4 | 3.2 | L | 19 | 9 | 3 | 3 | 2 | 0 | 0 | 1 | 0 | 0 | 0 | 45 | 79 | 7.36 | 2.455 | | | | | | | | | | |
| Doug Brocail, R (4, 1) ERA: 4.66 | 3.1 | | 11 | 1 | 0 | 0 | 6 | 0 | 0 | 0 | 0 | 0 | 0 | 35 | 49 | 0.00 | 0.300 | | | | | | | | | | |
| Brian Shouse, L (8, 1) ERA: 3.55 | 0.1 | | 3 | 1 | 2 | 2 | 0 | 0 | 0 | 1 | 0 | 0 | 0 | 5 | 7 | 54.00 | 3.000 | | | | | | | | | | |
| Jason Standridge, R (8, 1) ERA: 40.5 | 0.2 | | 7 | 4 | 3 | 3 | 0 | 0 | 1 | 0 | 0 | 0 | 0 | 11 | 21 | 40.50 | 6.000 | | | | | | | | | | |
| Francisco Cordero, R (9, 1) ERA: 3.9 | 1.0 | | 3 | 0 | 0 | 0 | 2 | 0 | 0 | 0 | 0 | 0 | 0 | 12 | 16 | 0.00 | 0.000 | | | | | | | | | | |

livebaseballscorecards.com

| Batter | 1 | 2 | 3 | 4 | 5 | 6 | 7 | 8 | 9 | AB | R | H | RBI | BB | SO | LOB |
|--|------------|--|--------------------------------|---|-------------|---|-------------|-----------------------|---------------------|----|---|---|-----|----|----|-----|
| David Dellucci, L (1, 10) OBP: 0.404, SLG: 0.483 | 2-3 K | | 1-2 23 G3 1B | | 2-3 K | | | 2-2 G4-3 | | 4 | 0 | 1 | 0 | 0 | 2 | 0 |
| 10 Michael Young, R (1, 6) OBP: 0.369, SLG: 0.471 | 2-3 K | | 0-2 F9 | | 1-3 K | | | 0-1 G5-3 | | 4 | 0 | 0 | 0 | 0 | 2 | 1 |
| 23 Mark Teixeira, S (1, 3) OBP: 0.363, SLG: 0.585 | 1-0 HBP | | 1-1 G3 | | | | 0-0 G3-1 | 2-0 HR | | 3 | 1 | 1 | 1 | 0 | 0 | 1 |
| 9 Hank Blalock, L (1, 5) OBP: 0.354, SLG: 0.487 | 1-1 G3 | | 2-2 P6 | | | | 3-3 K | 3-2 P4 | | 4 | 0 | 0 | 0 | 0 | 1 | 2 |
| Alfonso Soriano, R (1, 4) OBP: 0.335, SLG: 0.596 | | | | | 2-3 K | | 2-1 1B | | 1-1 G6-4-3 1B | 4 | 0 | 3 | 0 | 0 | 1 | 0 |
| Kevin Mench, R (1, 7) OBP: 0.368, SLG: 0.576 | | 1 SAFE 1 SAFE 1 SAFE 1 SAFE 1 SAFE | 4-2 B FC6-4 1-2 BB | | 1-3 K | | 0-3 K | | 0-1 F9 | 3 | 0 | 0 | 0 | 1 | 2 | 2 |
| Laynce Nix, L (1, 8) OBP: 0.264, SLG: 0.395 | | | 1-1 F7 | | 2-2 G4-3 | | | 0-0 G4-6-3 1B | 0-0 G6-4-3 | 4 | 0 | 1 | 0 | 0 | 0 | 3 |
| Richard Hidalgo, R (1, 9) OBP: 0.307, SLG: 0.463 | | | 2-2 F8 | | | | 0-0 HR | 0-0 G4-6-3 1-2f | | 3 | 1 | 1 | 1 | 0 | 0 | 3 |
| Sandy Alomar Jr., R (1, 2) OBP: 0.343, SLG: 0.328 | | | 1-2 FC6-4 1-2f | | | | 2-1 G5-3 | 2-3 K | | 3 | 0 | 0 | 0 | 0 | 1 | 2 |

| Inning Stats | R: 0 | H: 0 | E: 0 | K: 2 | S: 8 | H: 0 | LOB: 1 | BB: 0 | P: 14 | R: 0 | H: 1 | E: 0 | K: 0 | S: 14 | H: 1 | LOB: 2 | BB: 1 | P: 25 | R: 0 | H: 1 | E: 0 | K: 0 | S: 15 | H: 0 | LOB: 0 | BB: 0 | P: 15 | R: 1 | H: 1 | E: 0 | K: 2 | S: 11 | H: 1 | LOB: 0 | BB: 0 | P: 16 | R: 0 | H: 1 | E: 0 | K: 2 | S: 9 | H: 1 | LOB: 1 | BB: 0 | P: 14 | R: 0 | H: 1 | E: 0 | K: 1 | S: 5 | H: 1 | LOB: 0 | BB: 0 | P: 7 | R: 1 | H: 1 | E: 0 | K: 0 | S: 9 | H: 1 | LOB: 0 | BB: 0 | P: 16 | R: 0 | H: 1 | E: 0 | K: 0 | S: 5 | H: 1 | LOB: 0 | BB: 0 | P: 6 |
|--------------|------|------|------|------|------|------|--------|-------|-------|------|------|------|------|-------|------|--------|-------|-------|------|------|------|------|-------|------|--------|-------|-------|------|------|------|------|-------|------|--------|-------|-------|------|------|------|------|------|------|--------|-------|-------|------|------|------|------|------|------|--------|-------|------|------|------|------|------|------|------|--------|-------|-------|------|------|------|------|------|------|--------|-------|------|
|--------------|------|------|------|------|------|------|--------|-------|-------|------|------|------|------|-------|------|--------|-------|-------|------|------|------|------|-------|------|--------|-------|-------|------|------|------|------|-------|------|--------|-------|-------|------|------|------|------|------|------|--------|-------|-------|------|------|------|------|------|------|--------|-------|------|------|------|------|------|------|------|--------|-------|-------|------|------|------|------|------|------|--------|-------|------|

| PITCHER | | | | | | | | | | | | | | | | | 1B: 5 | SF: 0 | WP: 0 | PA: 34 | | | |
|--------------------------------------|-----|----|----|---|----|----|----|-----|-----|-----|----|----|----|----|------|-------|-------|--------|-------|--------|-------|-------|-------|
| IP | WLS | BF | H | R | ER | SO | BB | IBB | HBP | BLK | WP | HR | S | P | ERA | WHIP | 2B: 0 | SAC: 0 | PB: 0 | 3B: 0 | DP: 2 | SB: 0 | CS: 0 |
| Sun-Woo Kim, R (1, 1) ERA: 2.81 | 4.2 | | 19 | 3 | 1 | 5 | 1 | 0 | 0 | 0 | 0 | 1 | 55 | 85 | 1.93 | 0.857 | | | | | | | |
| Travis Hughes, R (5, 1) ERA: | 1.1 | W | 5 | 1 | 0 | 3 | 0 | 0 | 0 | 0 | 0 | 0 | 12 | 18 | 0.00 | 0.750 | | | | | | | |
| Luis Ayala, R (7, 1) ERA: 2.36 | 2.0 | H | 7 | 2 | 1 | 1 | 0 | 0 | 0 | 0 | 0 | 1 | 14 | 23 | 4.50 | 1.000 | | | | | | | |
| Gary Majewski, R (9, 1) ERA: 2.53 | 1.0 | | 3 | 1 | 0 | 0 | 0 | 0 | 0 | 0 | 0 | 0 | 5 | 6 | 0.00 | 1.000 | | | | | | | |

BOTTOM

Washington Nationals @ Texas Rangers
 Ameriquet Field, Arlington, TX
 Sun Jun 19 2005, 2:05 PM EDT
 Att. 34,474 - Partly Cloudy - 84 F

livebaseballscorecards.com

| | |
|-----|----|
| AB | 32 |
| R | 2 |
| H | 7 |
| RBI | 2 |
| BB | 1 |
| SO | 9 |
| LOB | 14 |



| Batter | 1 | 2 | 3 | 4 | 5 | 6 | 7 | 8 | 9 | AB R H RBI BB SO LOB | TOP |
|--|--|---|---|---|---|---|---|--|---|--|--|
| David Dellucci, L (1, 10) OBP: 0.409, SLG: 0.505 | 1-2 G5-4-3 1B | | 0-0 HR | | 2-2 F8 | | | 1-0 1B | | 4 1 3 1 0 0 1 | |
| 10 Michael Young, R (1, 6) OBP: 0.367, SLG: 0.468 | 1-1 G5-4-3 1-2f | | 0-1 23 S 1B | | 1-0 F9 | | | 2-1 F8 | | 4 0 1 0 0 0 2 | |
| 23 Mark Teixeira, S (1, 3) OBP: 0.358, SLG: 0.577 | 0-2 F9 | | 2-0 P5 | | 2-1 G3-1 | | | | 1-1 P4 | 4 0 0 0 0 0 1 | |
| 9 Hank Blalock, L (1, 5) OBP: 0.349, SLG: 0.480 | | 1-0 P5 | | 1-0 G3 | | 0-0 G3 | | | 0-3 K | 4 0 0 0 0 1 0 | |
| Alfonso Soriano, R (1, 4) OBP: 0.330, SLG: 0.587 | | 0-0 F9 | | 1-3 K | | | 1-3 K | | 0-2 F7 | 4 0 0 0 0 2 0 | |
| Kevin Mench, R (1, 7) OBP: 0.367, SLG: 0.573 | | 2-0 1B | | 2-0 G3-1 | | | 0-0 F8 | | | 3 0 1 0 0 0 0 | |
| Laynce Nix, L (1, 8) OBP: 0.266, SLG: 0.394 | | 2-0 G4-3 | | | 0-2 1B | | 1-2 L6 | | | 3 0 1 0 0 0 1 | |
| Richard Hidalgo, R (1, 9) OBP: 0.303, SLG: 0.456 | | | 0-0 P2 | | 2-3 K | | | 0-0 F7 | | 3 0 0 0 0 1 1 | |
| Rod Barajas, R (1, 2) OBP: 0.311, SLG: 0.401 | | | 1-0 F8 | | 1-2 P3 | | | 0-2 P5 | | 3 0 0 0 0 0 1 | |
| Inning Stats | R: 0 E: 0 K: 0 S: 8 H: 1 LOB: 0 BB: 0 P: 10 | R: 0 E: 0 K: 0 S: 4 H: 1 LOB: 1 BB: 0 P: 9 | R: 1 E: 0 K: 0 S: 6 H: 2 LOB: 1 BB: 0 P: 9 | R: 0 E: 0 K: 1 S: 5 H: 0 LOB: 0 BB: 0 P: 9 | R: 0 E: 0 K: 1 S: 15 H: 1 LOB: 1 BB: 0 P: 20 | R: 0 E: 0 K: 0 S: 4 H: 0 LOB: 0 BB: 0 P: 7 | R: 0 E: 0 K: 1 S: 7 H: 0 LOB: 0 BB: 0 P: 9 | R: 0 E: 0 K: 0 S: 7 H: 1 LOB: 1 BB: 0 P: 10 | R: 0 E: 0 K: 1 S: 8 H: 0 LOB: 0 BB: 0 P: 9 | 1B: 5 2B: 0 3B: 0 HR: 1 SF: 0 SAC: 0 DP: 1 HBP: 0 | WP: 0 PB: 0 SB: 2 CS: 0 PA: 32 |
| PITCHER Paul Byrd, R (1, 1) ERA: 3.87 | IP: 9.0 WLS: W BF: 32 H: 6 R: 1 ER: 1 SO: 4 BB: 0 IBB: 0 HBP: 0 BLK: 0 WP: 0 HR: 1 S: 64 P: 92 ERA: 1.00 WHIP: 0.667 | PITCHER IP WLS BF H R ER SO BB IBB HBP BLK WP HR S P ERA WHIP | | | | | | | | | |

Texas Rangers @ Los Angeles Angels
Angel Stadium of Anaheim, Anaheim, CA

Mon Jun 20 2005, 7:05 PM PDT
Att: 41,007 - Clear - 71 F

livebaseballscorecards.com

| | |
|-----|----|
| AB | 32 |
| R | 1 |
| H | 6 |
| RBI | 1 |
| BB | 0 |
| SO | 4 |
| LOB | 7 |



BOTTOM

Texas Rangers @ Los Angeles Angels
Angel Stadium of Anaheim, Anaheim, CA

Mon Jun 20 2005, 7:05 PM PDT
Att. 41,007 - Clear - 71 F

livebaseballscorecards.com

| | |
|-----|----|
| AB | 37 |
| R | 5 |
| H | 15 |
| RBI | 5 |
| BB | 1 |
| SO | 8 |
| LOB | 22 |



| | | | |
|-----|---|-----|----|
| WP: | 1 | PA: | 39 |
| PB: | 0 | | |
| SB: | 1 | | |
| CS: | 2 | | |

| AB | R | H | RBI | BB | SO | LOB |
|-----|----|------|-----|----|----|-----|
| 5 | 1 | 3 | 0 | 0 | 2 | 2 |
| 5 | 2 | 2 | 0 | 0 | 1 | 5 |
| 4 | 1 | 2 | 4 | 0 | 0 | 4 |
| 4 | 0 | 2 | 0 | 0 | 0 | 1 |
| 4 | 1 | 0 | 0 | 0 | 3 | 3 |
| 4 | 0 | 1 | 1 | 0 | 0 | 1 |
| 4 | 0 | 1 | 0 | 0 | 2 | 3 |
| 3 | 0 | 1 | 0 | 1 | 0 | 2 |
| 4 | 0 | 3 | 0 | 0 | 0 | 1 |
| 1B: | 10 | SF: | 1 | | | |
| 2B: | 4 | SAC: | 0 | | | |
| 3B: | 0 | DP: | 0 | | | |
| HR: | 1 | HBP: | 0 | | | |

| Batter | 1 | 2 | 3 | 4 | 5 | 6 | 7 | 8 | 9 | | | | | | | |
|---|-------------------------------|----------------------------------|-------------------------------|----------------------------------|------------------------------|----------------------------------|-------------------------------------|--|-------------------------------|----------------------------------|-------------------------------|----------------------------------|-------------------------------|----------------------------------|------------------------------|----------------------------------|
| 9 Chone Figgins, S OBP: 0.339, SLG: 0.427 (1, 8) C C S | 0-3 K ① | | 1-0 G3 27 SF8 2B | 0-3 K ③ | | 1 SAFE 1-0 27 S 1B | | 1 SAFE 1 SAFE 1-0 27 CS 1B | | | | | | | | |
| Darin Erstad, L OBP: 0.353, SLG: 0.401 (1, 3) C X | 0-1 27 HR 1B | | 0-0 G3 2-3 | | 1-2 27 2B 2B | 1-3 K ② | | 0-0 F7 2-3 | | | | | | | | |
| 27 Vladimir Guerrero, R OBP: 0.390, SLG: 0.575 (1, 9) X | 0-0 1-H HR | | 0-0 SF8 3-H | | 1-2 FC1-6-5 2B | 3-1 G4-3 ③ | | 3-2 F7 ② ③ | | | | | | | | |
| 16 Garret Anderson, L OBP: 0.337, SLG: 0.460 (1, 7) X | 0-0 L3 ② | | 2-0 1B | | 3-2 P6 ① | | 0-0 E 1B | | | | | | | | | |
| Steve Finley, L OBP: 0.287, SLG: 0.408 (1, 10) C C C | 0-3 K ③ | | 2-3 K ③ | | 1-2 FC1-6-5 1B 2-3 | | 0-3 K ① | | | | | | | | | |
| Bengie Molina, R OBP: 0.331, SLG: 0.443 (1, 2) C B B B | | 3-1 G6-3 ① | | 1-0 F8 ① | 0-0 2-H 1B | | 3-2 SAFE E4 6 FC6-4 1-3 | | | | | | | | | |
| 8 Dallas McPherson, L OBP: 0.285, SLG: 0.425 (1, 5) B B B B | | 2-3 K ② | | 1-0 6 CS 2B | 1-3 K ③ | | 3-0 P6 ② | | | | | | | | | |
| 6 Maicer Izturis, S OBP: 0.241, SLG: 0.333 (1, 6) C B B B C | | 2-2 1B | | 4-2 1B 2-3 BB | | 3-2 F8 ① | 2-2 FC6-4 ③ | | | | | | | | | |
| Adam Kennedy, L OBP: 0.372, SLG: 0.382 (1, 4) 1 SAFE 1 SAFE B B B B X | | 3-1 G4-3 ③ | | 2-0 1-3 1B | | 2-1 27 WP 9 1B 1B | | 2-2 F7 9 1B 1B | | | | | | | | |
| Inning Stats | R: 2 E: 0 K: 2 S: 10 | H: 2 LOB: 0 BB: 0 P: 10 | R: 0 E: 0 K: 1 S: 12 | H: 1 LOB: 1 BB: 0 P: 22 | R: 1 E: 0 K: 1 S: 7 | H: 2 LOB: 1 BB: 0 P: 12 | R: 0 E: 0 K: 1 S: 9 | H: 2 LOB: 2 BB: 1 P: 17 | R: 2 E: 0 K: 1 S: 16 | H: 3 LOB: 1 BB: 0 P: 23 | R: 0 E: 0 K: 1 S: 12 | H: 2 LOB: 2 BB: 0 P: 22 | R: 0 E: 1 K: 1 S: 13 | H: 1 LOB: 2 BB: 0 P: 21 | R: 0 E: 0 K: 0 S: 9 | H: 2 LOB: 1 BB: 0 P: 14 |

| PITCHER | IP | WLS | BF | H | R | ER | SO | BB | IBB | HBP | BLK | WP | HR | S | P | ERA | WHIP |
|--|-----|-----|----|----|---|----|----|----|-----|-----|-----|----|----|----|----|------|-------|
| Chris Young, R ERA: 3.16 (1, 1) | 5.0 | L | 25 | 10 | 5 | 5 | 6 | 1 | 0 | 0 | 0 | 0 | 1 | 54 | 84 | 9.00 | 2.200 |
| Jason Standridge, R ERA: 11.57 (6, 1) | 1.2 | | 9 | 3 | 0 | 0 | 2 | 0 | 0 | 0 | 0 | 1 | 0 | 22 | 38 | 0.00 | 1.800 |
| Juan Dominguez, R ERA: 1.5 (7, 1) | 1.1 | | 5 | 2 | 0 | 0 | 0 | 0 | 0 | 0 | 0 | 0 | 0 | 12 | 19 | 0.00 | 1.500 |

| Batter | 1 | 2 | 3 | 4 | 5 | 6 | 7 | 8 | 9 | AB R H RBI BB SO LOB | TOP | | | | | | | | | | | |
|--|---|----------------------------------|------------------------------|----------------------------------|-------------------------------|----------------------------------|-------------------------------|----------------------------------|--|----------------------------------|------------------------------|----------------------------------|-------------------------------|----------------------------------|------------------------------|----------------------------------|-------------------------------|----------------------------------|----------------------------------|------------------------------------|----------------------------------|--------|
| David Dellucci, L (1, 10) OBP: 0.409, SLG: 0.519 | 0-2 1B 23 BB 1B | | 1-3 K | 3-2 1-H 3-H HR | | | 1-1 G4-3 | | 2-3 K | 5 1 2 3 0 2 1 | | | | | | | | | | | | |
| Kevin Mench, R (1, 7) OBP: 0.372, SLG: 0.576 | 1-1 F8 | | 1-1 9 BB 23 HBP 1B | 2-2 G5-3 | | | 2-1 23 2B | | 4-1 23 1B 9 1B BB | 4 2 2 0 1 0 1 | | | | | | | | | | | | |
| 23 Mark Teixeira, S (1, 3) OBP: 0.365, SLG: 0.581 | 4-0 1B 1-2 BB | | 1-1 9 BB 1-2 HBP | 2-3 K | | | 2-1 2-H 2B | | 1-0 9 1B 1-3 2-H 1B | 3 0 2 2 1 1 0 | | | | | | | | | | | | |
| 9 Hank Blalock, L (1, 5) OBP: 0.350, SLG: 0.477 Gary Matthews, S (9, PR) OBP: 0.270, SLG: 0.348 | 2-2 F6 | | 4-2 1-2 2-3 BB | | 1-3 K | | 0-0 F9 | | 2-1 FC6-4 1B 1-2 3-H 1B | 4 0 1 1 1 1 3 0 0 0 0 0 0 0 | | | | | | | | | | | | |
| Alfonso Soriano, R (1, 4) OBP: 0.328, SLG: 0.580 | 0-2 1-2 2-3 1B | | 1-2 K | | 0-0 G4-3 | | 1-3 K | | 3-3 K | 5 0 1 0 0 3 6 | | | | | | | | | | | | |
| Richard Hidalgo, R (1, 9) OBP: 0.296, SLG: 0.445 | 0-3 K | | 2-1 F7 | | 2-2 G4-3 | | | 1-3 K | 0-0 FC6-4 1-2 | 5 0 0 0 0 2 8 | | | | | | | | | | | | |
| Laynce Nix, L (1, 8) OBP: 0.265, SLG: 0.397 | | 2-2 F7 | | 0-0 1B HR 2B | | 0-3 K | | 1-1 G5-3 | | 4 1 1 0 0 1 0 | | | | | | | | | | | | |
| Mark DeRosa, R (1, 6) OBP: 0.262, SLG: 0.324 | | 3-2 G6-3 | | 0-1 K HR 1B | | 3-1 F8 | | 1-3 K | | 4 1 1 0 0 1 0 | | | | | | | | | | | | |
| Rod Barajas, R (1, 2) OBP: 0.309, SLG: 0.398 | | 0-1 F8 | | 1-3 K | | 0-1 F9 | | | 3-1 23 1B BB 1B | 4 1 1 0 0 1 2 | | | | | | | | | | | | |
| Inning Stats | R: 0 E: 0 K: 1 S: 15 | H: 2 LOB: 3 BB: 1 P: 22 | R: 0 E: 0 K: 0 S: 9 | H: 0 LOB: 0 BB: 0 P: 14 | R: 0 E: 0 K: 2 S: 16 | H: 1 LOB: 3 BB: 1 P: 26 | R: 3 E: 0 K: 2 S: 18 | H: 3 LOB: 0 BB: 0 P: 26 | R: 0 E: 0 K: 1 S: 8 | H: 0 LOB: 0 BB: 0 P: 11 | R: 0 E: 0 K: 1 S: 7 | H: 0 LOB: 0 BB: 0 P: 10 | R: 1 E: 0 K: 1 S: 10 | H: 2 LOB: 1 BB: 0 P: 16 | R: 0 E: 0 K: 2 S: 8 | H: 0 LOB: 0 BB: 0 P: 11 | R: 2 E: 0 K: 2 S: 13 | H: 3 LOB: 2 BB: 1 P: 28 | 1B: 7 2B: 3 3B: 0 HR: 1 | SF: 0 SAC: 0 DP: 0 HBP: 1 | WP: 0 PB: 0 SB: 0 CS: 0 | PA: 42 |
| PITCHER | IP WLS BF H R ER SO BB IBB HBP BLK WP HR S P ERA WHIP | | | | | | | | | | | | | | | | | | | | | |
| 40 Bartolo Colon, R (1, 1) ERA: 2.99 | 6.0 W 27 6 3 3 7 2 0 1 0 0 1 73 109 4.50 1.333 | | | | | | | | | | | | | | | | | | | | | |
| Brendan Donnelly, R (7, 1) ERA: 4.22 | 1.0 5 2 1 1 1 0 0 0 0 0 0 10 16 9.00 2.000 | | | | | | | | | | | | | | | | | | | | | |
| 62 Scot Shields, R (8, 1) ERA: 2.7 | 1.0 3 0 0 0 2 0 0 0 0 0 0 8 11 0.00 0.000 | | | | | | | | | | | | | | | | | | | | | |
| Francisco Rodríguez, R (9, 1) ERA: 2.88 | 1.0 7 3 2 2 2 1 0 0 0 0 0 13 28 18.00 4.000 | | | | | | | | | | | | | | | | | | | | | |

Texas Rangers @ Los Angeles Angels
Angel Stadium of Anaheim, Anaheim, CA

Tue Jun 21 2005, 7:05 PM PDT
Att: 43,025 - Clear - 76 F

livebaseballscorecards.com

AB 38
R 6
H 11
RBI 6
BB 3
SO 12
LOB 21



| Batter | 1 | 2 | 3 | 4 | 5 | 6 | 7 | 8 | 9 |
|--|---|---|---|---|---|---|---|---|---|
| 9 Chone Figgins, S OBP: 0.340, SLG: 0.426 (1, 8) | | | | | | | | | |
| Darin Erstad, L OBP: 0.357, SLG: 0.408 (1, 3) | | | | | | | | | |
| 27 Vladimir Guerrero, R OBP: 0.394, SLG: 0.576 (1, 9) | | | | | | | | | |
| 16 Garret Anderson, L OBP: 0.336, SLG: 0.457 (1, 7) | | | | | | | | | |
| Bengie Molina, R OBP: 0.336, SLG: 0.440 (1, 2) | | | | | | | | | |
| Jeff DaVanon, S OBP: 0.324, SLG: 0.267 (1, 10) | | | | | | | | | |
| 8 Dallas McPherson, L OBP: 0.289, SLG: 0.433 (1, 5) | | | | | | | | | |
| 6 Maicer Izturis, S OBP: 0.273, SLG: 0.355 (1, 6) | | | | | | | | | |
| Adam Kennedy, L OBP: 0.369, SLG: 0.379 (1, 4) | | | | | | | | | |

| Inning Stats | R: 5 | H: 7 | E: 0 | LOB: 2 | K: 0 | P: 37 | R: 3 | H: 5 | E: 0 | LOB: 2 | K: 0 | P: 22 | R: 0 | H: 1 | E: 0 | LOB: 1 | K: 0 | P: 17 | R: 0 | H: 0 | E: 0 | LOB: 0 | K: 0 | P: 9 | R: 0 | H: 2 | E: 0 | LOB: 2 | K: 0 | P: 15 | R: 0 | H: 0 | E: 0 | LOB: 0 | K: 0 | P: 5 | R: 0 | H: 0 | E: 1 | LOB: 1 | K: 0 | P: 15 | R: 0 | H: 0 | E: 0 | LOB: 0 | K: 1 | P: 8 |
|--------------|-------|------|------|--------|------|-------|------|------|------|--------|------|-------|------|------|------|--------|------|-------|------|------|------|--------|------|------|------|------|------|--------|------|-------|------|------|------|--------|------|------|------|------|------|--------|------|-------|------|------|------|--------|------|------|
| | S: 20 | | S: 9 | | S: 6 | | S: 9 | | S: 4 | | S: 9 | | S: 4 | | S: 9 | | S: 6 | | S: 9 | | S: 4 | | S: 9 | | S: 4 | | S: 9 | | S: 6 | | S: 9 | | S: 4 | | S: 9 | | S: 6 | | S: 9 | | S: 6 | | S: 9 | | S: 6 | | S: 9 | |

| PITCHER | IP | WLS | BF | H | R | ER | SO | BB | IBB | HBP | BLK | WP | HR | S | P | ERA | WHIP |
|--|-----|-----|----|----|---|----|----|----|-----|-----|-----|----|----|----|----|-------|--------|
| Chan Ho Park, R ERA: 6.05 (1, 1) | 1.0 | L | 13 | 10 | 8 | 8 | 8 | 1 | 0 | 0 | 0 | 0 | 0 | 24 | 44 | 72.00 | 11.000 |
| John Wasdin, R ERA: (2, 1) | 5.1 | | 20 | 5 | 0 | 0 | 0 | 1 | 0 | 0 | 0 | 0 | 0 | 39 | 64 | 0.00 | 1.125 |
| Brian Shouse, L ERA: 3.46 (7, 1) | 0.2 | | 3 | 0 | 0 | 0 | 0 | 0 | 0 | 0 | 0 | 0 | 0 | 7 | 12 | 0.00 | 0.000 |
| 43 Kameron Loe, R ERA: 2.7 (8, 1) | 1.0 | | 3 | 0 | 0 | 0 | 1 | 0 | 0 | 0 | 0 | 0 | 0 | 6 | 8 | 0.00 | 0.000 |

AB R H RBI BB SO LOB

| | | | | | | |
|---|---|---|---|---|---|---|
| 5 | 1 | 2 | 0 | 0 | 0 | 2 |
| 5 | 2 | 3 | 0 | 0 | 1 | 0 |
| 5 | 1 | 3 | 1 | 0 | 0 | 0 |
| 4 | 1 | 1 | 0 | 0 | 0 | 3 |
| 3 | 1 | 1 | 2 | 1 | 0 | 0 |
| 3 | 1 | 0 | 0 | 1 | 0 | 3 |
| 4 | 1 | 2 | 3 | 0 | 0 | 0 |
| 4 | 0 | 2 | 1 | 0 | 0 | 0 |
| 4 | 0 | 1 | 1 | 0 | 0 | 4 |

| | | | |
|--------|--------|-------|--------|
| 1B: 13 | SF: 0 | WP: 0 | PA: 39 |
| 2B: 2 | SAC: 0 | PB: 0 | |
| 3B: 0 | DP: 2 | SB: 0 | |
| HR: 0 | HBP: 0 | CS: 0 | |

Texas Rangers @ Los Angeles Angels
Angel Stadium of Anaheim, Anaheim, CA
Tue Jun 21 2005, 7:05 PM PDT
Att. 43,025 - Clear - 76 F

| | |
|-----|----|
| AB | 37 |
| R | 8 |
| H | 15 |
| RBI | 8 |
| BB | 2 |
| SO | 1 |
| LOB | 12 |



| PITCHER | IP | WLS | BF | H | R | ER | SO | BB | IBB | HBP | BLK | WP | HR | S | P | ERA | WHIP |
|---------|----|-----|----|---|---|----|----|----|-----|-----|-----|----|----|---|---|-----|------|
|---------|----|-----|----|---|---|----|----|----|-----|-----|-----|----|----|---|---|-----|------|

| Batter | 1 | 2 | 3 | 4 | 5 | 6 | 7 | 8 | 9 | AB R H RBI BB SO LOB | TOP | | | | | | | | | | | |
|---|---|----------------------------------|------------------------------|----------------------------------|------------------------------|---------------------------------|------------------------------|----------------------------------|------------------------------|----------------------------------|-------------------------------|----------------------------------|-------------------------------|----------------------------------|-------------------------------|----------------------------------|------------------------------|---------------------------------|----------------------------------|------------------------------------|----------------------------------|--------|
| Gary Matthews, S (1, 8) OBP: 0.270, SLG: 0.346 | 2-2 F9 | | 0-1 G5-3 | | 0-0 L4 | | | 3-1 1B | | 4 0 1 0 0 0 1 | | | | | | | | | | | | |
| Kevin Mench, R (1, 7) OBP: 0.370, SLG: 0.568 | 4-2 23 1B BB | | 0-1 F9 | | | 0-1 F9 | | 0-3 K | | 3 0 0 0 1 1 1 | | | | | | | | | | | | |
| 23 Mark Teixeira, S (1, 3) OBP: 0.364, SLG: 0.576 | 3-1 FC6-4 1-2 1B | | | 0-0 F8 | | 2-3 K | | 0-1 F8 | | 4 0 1 0 0 1 1 | | | | | | | | | | | | |
| 9 Hank Blalock, L (1, 5) OBP: 0.352, SLG: 0.477 | 1-0 F8 | | | 1-1 1B | | 1-2 FC5-4 1B | | | 2-0 G4-3 | 4 0 2 0 0 0 2 | | | | | | | | | | | | |
| Alfonso Soriano, R (1, 4) OBP: 0.323, SLG: 0.571 | 1-2 FC6-4 1-2f | | | 0-3 K | | 1-1 FC5-4 1-2f | | | 1-3 K | 4 0 0 0 0 2 4 | | | | | | | | | | | | |
| Richard Hidalgo, R (1, 9) OBP: 0.295, SLG: 0.441 | | 2-2 P6 | | 2-0 P4 | | | 0-2 G4-6-3 1B | | 0-0 G4-3 | 4 0 1 0 0 0 1 | | | | | | | | | | | | |
| Rod Barajas, R (1, 2) OBP: 0.305, SLG: 0.391 | | 0-1 F8 | | | 0-1 G5-3 | | 1-0 G4-6-3 1-2f | | | 3 0 0 0 0 0 1 | | | | | | | | | | | | |
| Mark DeRosa, R (1, 6) OBP: 0.244, SLG: 0.300 | | 2-1 G5-3 | | | 2-0 P3 | | 3-2 F9 | | | 3 0 0 0 0 0 0 | | | | | | | | | | | | |
| Marshall McDougall, R (1, 10) OBP: 0.250, SLG: 0.250 | | | 1-3 K | | 3-2 1B | | | 0-2 P5 | | 3 0 1 0 0 1 0 | | | | | | | | | | | | |
| Inning Stats | R: 0 E: 0 K: 0 S: 12 | H: 1 LOB: 2 BB: 1 P: 23 | R: 0 E: 0 K: 0 S: 7 | H: 0 LOB: 0 BB: 0 P: 11 | R: 0 E: 0 K: 1 S: 7 | H: 0 LOB: 0 BB: 0 P: 8 | R: 0 E: 0 K: 1 S: 7 | H: 1 LOB: 1 BB: 0 P: 10 | R: 0 E: 0 K: 0 S: 8 | H: 1 LOB: 1 BB: 0 P: 13 | R: 0 E: 0 K: 1 S: 11 | H: 1 LOB: 1 BB: 0 P: 15 | R: 0 E: 0 K: 0 S: 11 | H: 1 LOB: 0 BB: 0 P: 15 | R: 0 E: 0 K: 1 S: 10 | H: 1 LOB: 1 BB: 0 P: 13 | R: 0 E: 0 K: 1 S: 5 | H: 0 LOB: 0 BB: 0 P: 8 | 1B: 6 2B: 0 3B: 0 HR: 0 | SF: 0 SAC: 0 DP: 1 HBP: 0 | WP: 0 PB: 0 SB: 0 CS: 0 | PA: 33 |
| PITCHER | IP WLS BF H R ER SO BB IBB HBP BLK WP HR S P ERA WHIP | | | | | | | | | | | | | | | | | | | | | |
| Jarrod Washburn, L (1, 1) ERA: 3.35 | 7.0 W 26 5 0 0 3 1 0 0 0 0 0 0 63 95 0.00 0.857 | | | | | | | | | | | | | | | | | | | | | |
| Joel Peralta, R (8, 1) ERA: 0.68 | 1.0 4 1 0 0 1 0 0 0 0 0 0 0 10 13 0.00 1.000 | | | | | | | | | | | | | | | | | | | | | |
| Esteban Yan, R (9, 1) ERA: 3.9 | 1.0 3 0 0 0 1 0 0 0 0 0 0 0 5 8 0.00 0.000 | | | | | | | | | | | | | | | | | | | | | |

Texas Rangers @ Los Angeles Angels
Angel Stadium of Anaheim, Anaheim, CA

Wed Jun 22 2005, 7:05 PM PDT
Att: 41,763 - Clear - 72 F

livebaseballscorecards.com

AB 32
R 0
H 6
RBI 0
BB 1
SO 5
LOB 11



| Batter | 1 | 2 | 3 | 4 | 5 | 6 | 7 | 8 | 9 |
|--|--------------------|-------------|-----------------------|--------------------------------|-----------------------|--------------------|-------------------------|-------------|---|
| 9 Chone Figgins, S OBP: 0.334, SLG: 0.419 | 0-1 G6-3 | 0-2 G1-3 | 1-0 FC6-4 | | 0-0 G1-4-3 | | 2-2 FC6-4 | | |
| Darin Erstad, L OBP: 0.358, SLG: 0.404 | 4-0 16 1B BB | 0-1 P6 | | 4-2 16 FC4-6 20 1B BB | 1-2 L3 | | | 1-2 L6 | |
| 27 Vladimir Guerrero, R OBP: 0.395, SLG: 0.576 | 2-2 F7 | 1-0 2B | | 3-1 16 FC4-6 1B | | 1-0 F7 | | 1-0 G1-3 | |
| 16 Garret Anderson, L OBP: 0.333, SLG: 0.452 | 2-2 20 HR 1B | 0-1 F7 | | 0-0 20 1B BB FC4-6 | | 0-2 G6-3 | | 1-3 K | |
| Bengie Molina, R OBP: 0.353, SLG: 0.474 | 2-1 20 HR 1B | | 2-1 HR | 4-0 20 1B BB | | 2-0 1B | | | |
| 20 Juan Rivera, R OBP: 0.284, SLG: 0.432 | 0-2 HR | | 0-0 G6-3 | 1-0 1B | | 1-3 K | | | |
| José Molina, R OBP: 0.350, SLG: 0.393 | 1-0 6 2B 1B | | 3-2 HBP 1B | 1-1 F9 | | 1-2 F9 | | | |
| 6 Maicer Izturis, S OBP: 0.297, SLG: 0.457 | 1-0 2B | | 3-2 F7 | 1-0 L6 | | 3-2 FC6-2 3B | | | |
| Adam Kennedy, L OBP: 0.373, SLG: 0.378 | 0-1 G6-3 | | 1-1 9 FC6-4 HBP | | 3-2 9 G1-4-3 1B | | 1-1 FC6-2 9 FC6-4 | | |

| Inning Stats | R: 4 E: 0 K: 0 S: 18 | H: 5 LOB: 2 BB: 1 P: 30 | R: 0 E: 0 K: 0 S: 9 | H: 1 LOB: 1 BB: 0 P: 10 | R: 1 E: 0 K: 0 S: 12 | H: 2 LOB: 2 BB: 0 P: 22 | R: 1 E: 0 K: 0 S: 9 | H: 2 LOB: 3 BB: 2 P: 23 | R: 0 E: 0 K: 0 S: 8 | H: 1 LOB: 0 BB: 0 P: 12 | R: 0 E: 0 K: 1 S: 9 | H: 1 LOB: 1 BB: 0 P: 13 | R: 0 E: 0 K: 0 S: 13 | H: 1 LOB: 1 BB: 0 P: 20 | R: 0 E: 0 K: 1 S: 8 | H: 0 LOB: 0 BB: 0 P: 11 |
|--------------|-------------------------------|----------------------------------|------------------------------|----------------------------------|-------------------------------|----------------------------------|------------------------------|----------------------------------|------------------------------|----------------------------------|------------------------------|----------------------------------|-------------------------------|----------------------------------|------------------------------|----------------------------------|
|--------------|-------------------------------|----------------------------------|------------------------------|----------------------------------|-------------------------------|----------------------------------|------------------------------|----------------------------------|------------------------------|----------------------------------|------------------------------|----------------------------------|-------------------------------|----------------------------------|------------------------------|----------------------------------|

| PITCHER | IP | WLS | BF | H | R | ER | SO | BB | IBB | HBP | BLK | WP | HR | S | P | ERA | WHIP |
|--|--------|-----|----|----|----|----|----|----|-----|-----|-----|----|----|----|----|-------|-------|
| Kenny Rogers, L ERA: 2.46 | (1, 1) | 3.1 | L | 24 | 10 | 6 | 6 | 0 | 3 | 0 | 0 | 0 | 0 | 45 | 80 | 16.20 | 3.900 |
| Doug Brocail, R ERA: 4.26 | (4, 1) | 2.2 | | 9 | 2 | 0 | 0 | 1 | 0 | 0 | 0 | 0 | 0 | 20 | 30 | 0.00 | 0.750 |
| Juan Dominguez, R ERA: 1.29 | (7, 1) | 1.0 | | 4 | 1 | 0 | 0 | 0 | 0 | 0 | 0 | 0 | 0 | 13 | 20 | 0.00 | 1.000 |
| Francisco Cordero, R ERA: 3.77 | (8, 1) | 1.0 | | 3 | 0 | 0 | 0 | 1 | 0 | 0 | 0 | 0 | 0 | 8 | 11 | 0.00 | 0.000 |

AB R H RBI BB SO LOB

| | | | | | | |
|---|---|---|---|---|---|---|
| 5 | 0 | 0 | 0 | 0 | 0 | 4 |
| 3 | 2 | 0 | 0 | 2 | 0 | 0 |
| 5 | 0 | 2 | 0 | 0 | 0 | 1 |
| 5 | 1 | 1 | 0 | 0 | 1 | 3 |
| 3 | 2 | 3 | 2 | 1 | 0 | 0 |
| 4 | 1 | 2 | 4 | 0 | 1 | 1 |
| 4 | 0 | 2 | 0 | 0 | 0 | 3 |
| 4 | 0 | 2 | 0 | 0 | 0 | 4 |
| 3 | 0 | 1 | 0 | 0 | 0 | 3 |

| | |
|-----|----|
| AB | 36 |
| R | 6 |
| H | 13 |
| RBI | 6 |
| BB | 3 |
| SO | 2 |
| LOB | 19 |



| WP | HR | S | P | ERA | WHIP |
|----|----|---|---|-----|------|
| 0 | 0 | 0 | 0 | 0 | 0 |

Texas Rangers @ Los Angeles Angels
Angel Stadium of Anaheim, Anaheim, CA

Wed Jun 22 2005, 7:05 PM PDT
Att. 41,763 - Clear - 72 F

livebaseballscorecards.com

| Batter | 1 | 2 | 3 | 4 | 5 | 6 | 7 | 8 | 9 | AB R H RBI BB SO LOB | TOP | |
|--|---|---|---|---|---|--|---|---|---|--|---|--|
| Kevin Mench, R (1, 7) OBP: 0.364, SLG: 0.558 | 2-2 F9 | | 0-0 F7 | | | 2-2 G5-4-3 | | 1-3 K | | 4 0 0 0 0 1 1 | | |
| 10 Michael Young, R (1, 6) OBP: 0.369, SLG: 0.472 | 1-2 1B | | 3-2 F8 | | | 0-1 2B | | 0-1 L4 | | 4 0 2 0 0 0 0 | | |
| 23 Mark Teixeira, S (1, 3) OBP: 0.359, SLG: 0.568 | 1-2 F8 | | | 2-1 F7 | | 1-0 F7 | | | 0-3 K | 4 0 0 0 0 1 2 | | |
| 9 Hank Blalock, L (1, 5) OBP: 0.350, SLG: 0.474 | 2-2 F7 | | | 0-0 G1-5-3 | | | 2-2 F8 | | 0-1 1B | 4 0 1 0 0 0 1 | | |
| Alfonso Soriano, R (1, 4) OBP: 0.319, SLG: 0.563 | | | | 1-2 G4-3 | | | 3-2 F8 | | 1-3 K | 4 0 0 0 0 1 1 | | |
| Richard Hidalgo, R (1, 9) OBP: 0.290, SLG: 0.433 | | | | | 2-0 F9 | | 1-1 F8 | | 1-3 K | 4 0 0 0 0 2 1 | | |
| Rod Barajas, R (1, 2) OBP: 0.510, SLG: 0.412 | | | | | | 2-1 G5-3 | | | 0-0 HR | 3 1 2 1 0 0 0 | | |
| Laynce Nix, L (1, 8) OBP: 0.266, SLG: 0.412 | | | | | | 0-1 P4 | | | 2-2 HR | 3 1 1 1 0 0 1 | | |
| Ricardo Rodriguez, L (1, 1) OBP: 0.333, SLG: 0.333 Marshall McDougall, R (8, PH) OBP: 0.400, SLG: 0.400 Juan Dominguez, R (8, 1) 32 Ron Mahay, L (7, 1) Gary Matthews, S (8, PH) 43 Kameron Loe, R (8, 1) | | | | | | | | | 0-2 F9 | 1 0 0 0 0 1 0 1 0 1 0 0 0 0 0 0 0 0 0 0 0 0 0 0 0 0 0 0 1 0 0 0 0 0 0 0 0 0 0 0 0 0 | | |
| Inning Stats | R: 0 H: 1 E: 0 LOB: 1 K: 0 BB: 0 S: 18 P: 24 | R: 0 H: 1 E: 0 LOB: 1 K: 1 BB: 0 S: 15 P: 19 | R: 0 H: 0 E: 0 LOB: 0 K: 1 BB: 0 S: 12 P: 16 | R: 0 H: 0 E: 0 LOB: 0 K: 0 BB: 0 S: 6 P: 9 | R: 0 H: 0 E: 0 LOB: 0 K: 0 BB: 0 S: 5 P: 9 | R: 0 H: 2 E: 0 LOB: 1 K: 0 BB: 0 S: 8 P: 13 | R: 0 H: 0 E: 0 LOB: 0 K: 0 BB: 0 S: 10 P: 16 | R: 2 H: 2 E: 0 LOB: 0 K: 1 BB: 0 S: 13 P: 16 | R: 0 H: 1 E: 0 LOB: 1 K: 3 BB: 0 S: 11 P: 13 | 1B: 4 SF: 0 2B: 1 SAC: 0 3B: 0 DP: 1 HR: 2 HBP: 0 | WP: 0 PA: 33 PB: 0 SB: 0 CS: 0 | |
| PITCHER | IP WLS BF H R ER SO BB IBB HBP BLK WP HR S P ERA WHIP | | | | | | | | | | | |
| 44 Roy Oswalt, R (1, 1) ERA: 2.7 | 7.1 W 27 6 2 2 2 0 0 0 0 0 0 2 82 116 2.46 0.818 | | | | | | | | | | | |
| Chad Qualls, R (8, 1) ERA: 4.36 | 0.2 H 2 0 0 0 1 0 0 0 0 0 0 0 5 6 0.00 0.000 | | | | | | | | | | | |
| 54 Brad Lidge, R (9, 1) ERA: 2.73 | 1.0 S 4 1 0 0 3 0 0 0 0 0 0 0 11 13 0.00 1.000 | | | | | | | | | | | |

Texas Rangers @ Houston Astros
Minute Maid Park, Houston, TX
Fri Jun 24 2005, 7:05 PM CDT
Att. 36,199 - Roof Closed - 72 F

livebaseballscores.com

| | |
|-----|----|
| AB | 33 |
| R | 2 |
| H | 7 |
| RBI | 2 |
| BB | 0 |
| SO | 6 |
| LOB | 7 |



| Batter | 1 | 2 | 3 | 4 | 5 | 6 | 7 | 8 | 9 | AB | R | H | RBI | BB | SO | LOB |
|--|-------------|---------------------------------------|-------------|-------------------|------|---------|---------------|--------------------------------|---|----|---|---|-----|----|----|-----|
| Willy Taveras, R OBP: 0.320, SLG: 0.366 (1, 8) | G6-3 2B | G6-3 1B | | G4-3 | | K | | G5-3 | | 5 | 0 | 2 | 1 | 0 | 1 | 5 |
| Craig Biggio, R OBP: 0.331, SLG: 0.453 (1, 4) | G6-3 2-3 | | K | G5-3 | | | K | | | 4 | 0 | 0 | 0 | 0 | 2 | 3 |
| 17 Lance Berkman, S OBP: 0.372, SLG: 0.395 (1, 3) | L6 | | 16 HR 1B | | G4-3 | | FC5-4 1B | | | 4 | 1 | 2 | 0 | 0 | 0 | 1 |
| Morgan Ensberg, R OBP: 0.375, SLG: 0.536 (1, 5) | P2 | | F9 | | F8 | | FC5-4 1-2f | | | 4 | 0 | 0 | 0 | 0 | 0 | 3 |
| 16 Jason Lane, R OBP: 0.285, SLG: 0.473 (1, 9) | | F7 | 1-H HR | | K | | K | | | 4 | 1 | 1 | 2 | 0 | 2 | 1 |
| 28 Adam Everett, R OBP: 0.288, SLG: 0.374 (1, 6) | | 2 1B BB | G3 | | | L7 | | FC4-6 2 SH2-4 S 1B | | 3 | 2 | 1 | 0 | 1 | 0 | 0 |
| 2 Chris Burke, R OBP: 0.256, SLG: 0.278 (1, 7) | | 44 SH2-4 1B 1-2 1B 1B | | 1B 1B | | S 1B | | SH2-4 1-2 | | 3 | 1 | 3 | 0 | 0 | 0 | 0 |
| Brad Ausmus, R OBP: 0.320, SLG: 0.270 (1, 2) | | 44 SH2-4 1B 1-2 2-H 1B | | 44 SH3-4 1B | | BB | | FC4-6 BB | | 2 | 0 | 2 | 1 | 2 | 0 | 0 |
| 44 Roy Oswalt, R OBP: 0.167, SLG: 0.138 (1, 1) | | SH2-4 | | SH3-4 | | K | | FC4-6 S | | 1 | 0 | 0 | 0 | 0 | 1 | 2 |
| Chad Qualls, R (8, 1) | | | | | | | | | | 0 | 0 | 0 | 0 | 0 | 0 | 0 |
| Jose Vizcaino, S (8, PH) | | | | | | | | | | 1 | 0 | 0 | 0 | 0 | 0 | 2 |
| 54 Brad Lidge, R (9, 1) | | | | | | | | | | 0 | 0 | 0 | 0 | 0 | 0 | 0 |

| Inning Stats | R: 0 | H: 1 | R: 2 | H: 3 | R: 2 | H: 2 | R: 0 | H: 2 | R: 0 | H: 0 | R: 0 | H: 1 | R: 0 | H: 1 | R: 1 | H: 1 |
|--------------|------|--------|-------|--------|-------|--------|------|--------|------|--------|-------|--------|-------|--------|-------|--------|
| | E: 0 | LOB: 1 | E: 0 | LOB: 2 | E: 0 | LOB: 0 | E: 0 | LOB: 2 | E: 0 | LOB: 0 | E: 0 | LOB: 2 | E: 0 | LOB: 1 | E: 0 | LOB: 1 |
| | K: 0 | BB: 0 | K: 0 | BB: 1 | K: 1 | BB: 0 | K: 0 | BB: 0 | K: 2 | BB: 0 | K: 2 | BB: 1 | K: 0 | BB: 0 | K: 0 | BB: 1 |
| | S: 7 | P: 11 | S: 11 | P: 20 | S: 11 | P: 15 | S: 8 | P: 16 | S: 9 | P: 16 | S: 14 | P: 22 | S: 12 | P: 15 | S: 11 | P: 17 |


| PITCHER | IP | WLS | BF | H | R | ER | SO | BB | IBB | HBP | BLK | WP | HR | S | P | ERA | WHIP |
|-----------------------------|-----|-----|----|---|---|----|----|----|-----|-----|-----|----|----|----|----|------|-------|
| Ricardo Rodriguez, R (1, 1) | 5.0 | L | 23 | 8 | 4 | 4 | 2 | 1 | 0 | 0 | 0 | 0 | 1 | 46 | 78 | 7.20 | 1.800 |
| Juan Dominguez, R (6, 1) | 1.0 | | 5 | 1 | 0 | 0 | 2 | 1 | 0 | 0 | 0 | 0 | 0 | 14 | 22 | 0.00 | 2.000 |
| 32 Ron Mahay, L (7, 1) | 1.0 | | 4 | 1 | 0 | 0 | 2 | 0 | 0 | 0 | 0 | 0 | 0 | 12 | 15 | 0.00 | 1.000 |
| 43 Kameron Loe, R (8, 1) | 1.0 | | 5 | 1 | 1 | 1 | 0 | 1 | 0 | 0 | 0 | 0 | 0 | 11 | 17 | 9.00 | 2.000 |

BOTTOM

Texas Rangers @ Houston Astros
Minute Maid Park, Houston, TX

Fri Jun 24 2005, 7:05 PM CDT
Att: 36,199 - Roof Closed - 72 F

| | |
|-----|----|
| AB | 31 |
| R | 5 |
| H | 11 |
| RBI | 4 |
| BB | 3 |
| SO | 6 |
| LOB | 17 |



| 1B | 2B | 3B | HR | SF | SAC | DP | HBP | WP | PA |
|----|----|----|----|----|-----|----|-----|----|----|
| 9 | 1 | 0 | 1 | 0 | 3 | 0 | 0 | 0 | 37 |

| Batter | 1 | 2 | 3 | 4 | 5 | 6 | 7 | 8 | 9 | AB R H RBI BB SO LOB | TOP | | | | | | | | | | | |
|---|---|----------------------------------|-------------------------------|----------------------------------|-------------------------------|----------------------------------|------------------------------|---------------------------------|------------------------------|---|------------------------------|---------------------------------|-------------------------------|----------------------------------|------------------------------|----------------------------------|------------------------------|----------------------------------|----------------------------------|------------------------------------|----------------------------------|--------|
| David Dellucci, L (1, 7) OBP: 0.408, SLG: 0.513 Kevin Mench, R (7, PH) OBP: 0.361, SLG: 0.553 (7, 7) | 2-3 | | 4-0 10 HR BB | 2-0 G3 | | | 2-1 L6 | | 2-1 SAFE F8 | 2 1 0 0 1 1 0 2 0 0 0 0 0 2 | | | | | | | | | | | | |
| 10 Michael Young, R (1, 6) OBP: 0.373, SLG: 0.495 | 0-2 | | 1-1 | | 0-1 G5-3 | | 3-1 SAFE 23 BB 1B | | 2-3 SAFE K | 5 2 3 3 0 1 1 | | | | | | | | | | | | |
| 23 Mark Teixeira, S (1, 3) OBP: 0.361, SLG: 0.565 | 3-3 K | | 4-2 9 1B 2B BB | | 1-3 K | | 4-0 1-2 BB | | | 2 1 0 0 2 2 0 | | | | | | | | | | | | |
| 9 Hank Blalock, L (1, 5) OBP: 0.349, SLG: 0.471 | 0-3 K | | 1-1 | 1-2 2B 1B | 1-0 G4-3 | | 1-3 K | | | 4 1 1 0 0 2 3 | | | | | | | | | | | | |
| Alfonso Soriano, R (1, 4) OBP: 0.318, SLG: 0.562 | | 1-3 K | 0-1 G6-3 2B | | 1-2 G5-3 | | 1-3 K | | | 4 0 1 2 0 2 0 | | | | | | | | | | | | |
| Gary Matthews, S (1, 9) Francisco Cordero, R (8, 1) OBP: 0.280, SLG: 0.333 | 2-1 G1-3 | 3-2 G6-3 | | | 0-0 F8 | | 1-2 G3-1 | | | 4 0 0 0 0 0 1 0 0 0 0 0 0 0 | | | | | | | | | | | | |
| Rod Barajas, R (1, 2) OBP: 0.509, SLG: 0.425 | 3-1 | 1-2 P6 | | | 2-0 G5-3 | | 0-0 F7 | | | 4 1 1 1 0 0 1 | | | | | | | | | | | | |
| Laynce Nix, L (1, 8) OBP: 0.271, SLG: 0.414 | 0-0 G1-3 | | | 0-0 G1-3 | | 3-2 10 1B 1B | | 0-0 | | 4 0 2 0 0 0 0 | | | | | | | | | | | | |
| Chris Young, R (1, 1) John Wasdin, R (8, 1) Richard Hidalgo, R (8, 9) OBP: 0.289, SLG: 0.431 | | | 2-3 K | 0-3 K | | 1-3 K | | 1-3 SAFE K | | 3 0 0 0 0 3 1 0 0 0 0 0 0 0 1 0 0 0 0 1 1 | | | | | | | | | | | | |
| Inning Stats | R: 1 E: 0 K: 3 S: 13 | H: 1 LOB: 0 BB: 0 P: 18 | R: 1 E: 0 K: 1 S: 11 | H: 1 LOB: 0 BB: 0 P: 17 | R: 4 E: 0 K: 1 S: 17 | H: 3 LOB: 1 BB: 2 P: 33 | R: 0 E: 0 K: 1 S: 5 | H: 0 LOB: 0 BB: 0 P: 7 | R: 0 E: 0 K: 1 S: 6 | H: 0 LOB: 0 BB: 0 P: 8 | R: 0 E: 0 K: 0 S: 6 | H: 0 LOB: 0 BB: 0 P: 9 | R: 0 E: 0 K: 2 S: 15 | H: 2 LOB: 3 BB: 1 P: 29 | R: 0 E: 0 K: 1 S: 9 | H: 0 LOB: 0 BB: 0 P: 11 | R: 0 E: 0 K: 2 S: 9 | H: 1 LOB: 1 BB: 0 P: 14 | 1B: 4 2B: 1 3B: 0 HR: 3 | SF: 0 SAC: 0 DP: 0 HBP: 0 | WP: 0 PB: 0 SB: 0 CS: 0 | PA: 38 |
| PITCHER | IP WLS BF H R ER SO BB IBB HBP BLK WP HR S P ERA WHIP | | | | | | | | | | | | | | | | | | | | | |
| 41 Brandon Backe, R (1, 1) ERA: 5.31 | 6.0 L 25 5 6 6 7 2 0 0 0 0 0 3 58 92 9.00 1.167 | | | | | | | | | | | | | | | | | | | | | |
| Mike Burns, R (7, 1) ERA: 7.71 | 0.1 2 1 0 0 1 0 0 0 0 0 0 0 7 11 0.00 3.000 | | | | | | | | | | | | | | | | | | | | | |
| John Franco, L (7, 1) ERA: 5.14 | 0.2 4 1 0 0 1 1 0 0 0 0 0 0 8 18 0.00 3.000 | | | | | | | | | | | | | | | | | | | | | |
| Chad Qualls, R (8, 1) ERA: 4.24 | 1.0 3 0 0 0 1 0 0 0 0 0 0 0 9 11 0.00 0.000 | | | | | | | | | | | | | | | | | | | | | |
| Dan Wheeler, R (9, 1) ERA: 1.97 | 1.0 4 1 0 0 2 0 0 0 0 0 0 0 9 14 0.00 1.000 | | | | | | | | | | | | | | | | | | | | | |

Texas Rangers @ Houston Astros
Minute Maid Park, Houston, TX
Sat Jun 25 2005, 3:05 PM CDT
Att. 41,868 - Roof Closed - 72 F

livebaseballscorecards.com

| | |
|-----|----|
| AB | 35 |
| R | 6 |
| H | 8 |
| RBI | 6 |
| BB | 3 |
| SO | 12 |
| LOB | 10 |



| Batter | 1 | 2 | 3 | 4 | 5 | 6 | 7 | 8 | 9 | AB | R | H | RBI | BB | SO | LOB |
|---|-------------|---|-------------|------------|-----------------|-----------------------------|-------------|------------------|-----------|----|---|---|-----|----|----|-----|
| Willy Taveras, R OBP: 0.322, SLG: 0.366 (1, 8) | 1-1 B5-3 | | | 3-0 HBP | | 0-0 G4-3 | | 1-0 HR 1B | | 3 | 1 | 1 | 0 | 0 | 0 | 0 |
| Craig Biggio, R OBP: 0.333, SLG: 0.465 (1, 4) | 0-0 F8 | | | 0-3 K | | 1-1 17 WP 17 HR 1B | | 1-0 1-H HR | | 4 | 2 | 2 | 2 | 0 | 1 | 1 |
| 17 Lance Berkman, S OBP: 0.369, SLG: 0.411 (1, 3) | 3-3 K | | | 1-2 F8 | | 3-2 1-H HR | | 0-0 G4-3 | | 4 | 1 | 1 | 2 | 0 | 1 | 1 |
| Morgan Ensberg, R OBP: 0.377, SLG: 0.547 (1, 5) | | | 0-3 K | 1-2 P3 | | 0-0 HR | | 4-1 1B BB | | 3 | 1 | 1 | 1 | 1 | 1 | 1 |
| 16 Jason Lane, R OBP: 0.281, SLG: 0.467 Mike Burns, R John Franco, L Chad Qualls, R Mike Lamb, L OBP: 0.267, SLG: 0.369 Dan Wheeler, R | | | 2-2 F9 | | 2-2 P6 | 0-0 G5-3 | | 0-0 1B | | 3 | 0 | 0 | 0 | 0 | 0 | 0 |
| 28 Adam Everett, R OBP: 0.288, SLG: 0.369 (1, 6) | | | 2-2 G6-3 | | 4-0 PB BB | | 2-1 F9 | 1-3 K | | 3 | 0 | 0 | 0 | 1 | 1 | 2 |
| 2 Chris Burke, R OBP: 0.248, SLG: 0.269 (1, 7) | | | 1-2 G1-3 | | 2-2 P3 | | 0-2 G5-3 | | 0-3 K | 4 | 0 | 0 | 0 | 0 | 1 | 1 |
| Raul Chavez, R OBP: 0.197, SLG: 0.229 Jose Vizcaino, S OBP: 0.301, SLG: 0.337 (1, 2) | | | 2-2 G5-3 | | 1-0 F9 | | 2-2 F8 | | 0-0 F8 | 3 | 0 | 0 | 0 | 0 | 0 | 1 |
| 41 Brandon Backe, R OBP: 0.286, SLG: 0.308 Orlando Palmeiro, L OBP: 0.376, SLG: 0.463 (6, PH) (7, 9) | | | 2-1 F9 | | 1-3 K | | 2-3 K | | 2-1 L6 | 1 | 0 | 0 | 0 | 0 | 0 | 0 |
| | | | | | | | | | | 3 | 0 | 0 | 0 | 0 | 2 | 0 |

| Inning Stats | R: 0 | H: 0 | E: 0 | LOB: 0 | K: 1 | BB: 0 | S: 6 | R: 0 | H: 0 | E: 0 | LOB: 0 | K: 1 | BB: 0 | S: 9 | R: 0 | H: 0 | E: 0 | LOB: 0 | K: 0 | BB: 0 | S: 11 | R: 0 | H: 0 | E: 0 | LOB: 1 | K: 1 | BB: 0 | S: 9 | R: 0 | H: 0 | E: 0 | LOB: 1 | K: 0 | BB: 1 | S: 12 | R: 3 | H: 3 | E: 0 | LOB: 0 | K: 1 | BB: 0 | S: 13 | R: 0 | H: 0 | E: 0 | LOB: 0 | K: 0 | BB: 0 | S: 8 | R: 2 | H: 3 | E: 0 | LOB: 2 | K: 2 | BB: 1 | S: 16 | R: 0 | H: 0 | E: 0 | LOB: 0 | K: 1 | BB: 0 | S: 6 | R: 0 | H: 0 | E: 0 | LOB: 0 | K: 1 | BB: 0 | S: 6 | 1B: 3 | SF: 0 | 2B: 0 | SAC: 0 | 3B: 0 | DP: 0 | HR: 3 | HBP: 1 | WP: 1 | PA: 36 |
|--------------|------|------|------|--------|------|-------|------|------|------|------|--------|------|-------|------|------|------|------|--------|------|-------|-------|------|------|------|--------|------|-------|------|------|------|------|--------|------|-------|-------|------|------|------|--------|------|-------|-------|------|------|------|--------|------|-------|------|------|------|------|--------|------|-------|-------|------|------|------|--------|------|-------|------|------|------|------|--------|------|-------|------|-------|-------|-------|--------|-------|-------|-------|--------|-------|--------|
|--------------|------|------|------|--------|------|-------|------|------|------|------|--------|------|-------|------|------|------|------|--------|------|-------|-------|------|------|------|--------|------|-------|------|------|------|------|--------|------|-------|-------|------|------|------|--------|------|-------|-------|------|------|------|--------|------|-------|------|------|------|------|--------|------|-------|-------|------|------|------|--------|------|-------|------|------|------|------|--------|------|-------|------|-------|-------|-------|--------|-------|-------|-------|--------|-------|--------|

| PITCHER | IP | WLS | BF | H | R | ER | SO | BB | IBB | HBP | BLK | WP | HR | S | P | ERA | WHIP |
|---|-----|-----|----|---|---|----|----|----|-----|-----|-----|----|----|----|-----|-------|-------|
| Chris Young, R ERA: 3.21 (1, 1) | 7.0 | W | 26 | 3 | 3 | 3 | 4 | 1 | 0 | 0 | 0 | 1 | 2 | 68 | 104 | 3.86 | 0.571 |
| John Wasdin, R ERA: 1.38 (8, 1) | 0.1 | H | 3 | 2 | 2 | 2 | 1 | 0 | 0 | 0 | 0 | 0 | 1 | 9 | 13 | 54.00 | 6.000 |
| Francisco Cordero, R ERA: 3.56 (8, 1) | 1.2 | S | 7 | 1 | 0 | 0 | 2 | 1 | 0 | 0 | 0 | 0 | 0 | 13 | 20 | 0.00 | 1.200 |


BOTTOM

Texas Rangers @ Houston Astros
Minute Maid Park, Houston, TX

Sat Jun 25 2005, 3:05 PM CDT
Att: 41,868 - Roof Closed - 72 F

livebaseballscorecards.com

| | |
|-----|----|
| AB | 33 |
| R | 5 |
| H | 6 |
| RBI | 5 |
| BB | 2 |
| SO | 7 |
| LOB | 7 |



Texas Rangers @ Houston Astros
Minute Maid Park, Houston, TX

Sun Jun 26 2005, 1:05 PM CDT
Att. 35,331 - Roof Closed - 72 F

livebaseballscorecards.com

| | |
|-----|----|
| AB | 34 |
| R | 3 |
| H | 8 |
| RBI | 3 |
| BB | 3 |
| SO | 8 |
| LOB | 11 |



| | | | |
|-----|---|-----|----|
| WP: | 0 | PA: | 40 |
| PB: | 0 | | |
| SB: | 0 | | |
| CS: | 0 | | |

| AB | R | H | RBI | BB | SO | LOB |
|----|---|---|-----|----|----|-----|
| 5 | 0 | 0 | 0 | 0 | 2 | 3 |

| | | | | | | |
|---|---|---|---|---|---|---|
| 4 | 2 | 1 | 0 | 1 | 1 | 0 |
|---|---|---|---|---|---|---|

| | | | | | | |
|---|---|---|---|---|---|---|
| 4 | 0 | 1 | 1 | 1 | 1 | 0 |
|---|---|---|---|---|---|---|

| | | | | | | |
|---|---|---|---|---|---|---|
| 5 | 0 | 2 | 1 | 0 | 0 | 1 |
|---|---|---|---|---|---|---|

| | | | | | | |
|---|---|---|---|---|---|---|
| 4 | 0 | 0 | 0 | 0 | 1 | 2 |
|---|---|---|---|---|---|---|

| | | | | | | |
|---|---|---|---|---|---|---|
| 4 | 1 | 2 | 0 | 0 | 0 | 0 |
| 0 | 0 | 0 | 0 | 0 | 0 | 0 |

| | | | | | | |
|---|---|---|---|---|---|---|
| 3 | 0 | 1 | 0 | 0 | 2 | 1 |
|---|---|---|---|---|---|---|

| | | | | | | |
|---|---|---|---|---|---|---|
| 3 | 0 | 1 | 1 | 0 | 0 | 1 |
|---|---|---|---|---|---|---|

| | | | | | | |
|---|---|---|---|---|---|---|
| 2 | 0 | 0 | 0 | 0 | 1 | 3 |
| 0 | 0 | 0 | 0 | 1 | 0 | 0 |
| 0 | 0 | 0 | 0 | 0 | 0 | 0 |

| | | | |
|-----|---|------|---|
| 1B: | 6 | SF: | 0 |
| 2B: | 2 | SAC: | 3 |
| 3B: | 0 | DP: | 0 |
| HR: | 0 | HBP: | 0 |

| Batter | 1 | 2 | 3 | 4 | 5 | 6 | 7 | 8 | 9 | 10 | | | | | | | | | | | | | | | | | |
|---|------------------------------|----------------------------------|-------------------------------|----------------------------------|------------------------------|----------------------------------|------------------------------|----------------------------------|------------------------------|----------------------------------|-------------------------------|----------------------------------|------------------------------|----------------------------------|-------------------------------|----------------------------------|------------------------------|----------------------------------|----------------------------------|------------------------------------|--|--|--|--|--|--|--|
| Willy Taveras, R OBP: 0.317, SLG: 0.359 (1, 8) | G1-3 | | B1-3 | | | F8 | K | | K | | | | | | | | | | | | | | | | | | |
| Craig Biggio, R OBP: 0.334, SLG: 0.462 (1, 4) | K | | G1-3 | | | 17 2B | | G5-3 | | 17 BB | | | | | | | | | | | | | | | | | |
| 17 Lance Berkman, S OBP: 0.370, SLG: 0.413 (1, 7) (10, 9) | K | | G6-3 | | | 1-H 2B | | L5 | | 1B | | | | | | | | | | | | | | | | | |
| Morgan Ensberg, R OBP: 0.378, SLG: 0.544 (1, 5) | | F8 | | F9 | | P5 | | 1B | | 1B | | | | | | | | | | | | | | | | | |
| Mike Lamb, L OBP: 0.261, SLG: 0.359 (1, 3) | | K | | F7 | | G4-3 | | F7 | | | | | | | | | | | | | | | | | | | |
| Orlando Palmeiro, L OBP: 0.383, SLG: 0.476 2 Chris Burke, R OBP: 0.248, SLG: 0.269 (9, PR) (10, 7) | | E4 1B | | P3 | | 28 SH1-4 SH | | G1-4-3 1B | | | | | | | | | | | | | | | | | | | |
| 28 Adam Everett, R OBP: 0.288, SLG: 0.369 (1, 6) | | 1B | | K | | SH1-4 | | K | | | | | | | | | | | | | | | | | | | |
| Brad Ausmus, R OBP: 0.320, SLG: 0.272 (1, 2) | | 1B | | G6-3 | | SH | | G1-4-3 | | | | | | | | | | | | | | | | | | | |
| Andy Pettitte, L OBP: 0.125, SLG: 0.091 Jose Vizcaino, S OBP: 0.309, SLG: 0.337 Chad Qualls, R (10, 1) | | G4-3 | | K | | SH1-4 | | IBB | | | | | | | | | | | | | | | | | | | |
| Inning Stats | R: 0 E: 0 K: 2 S: 8 | H: 0 LOB: 0 BB: 0 P: 12 | R: 0 E: 1 K: 1 S: 12 | H: 2 LOB: 3 BB: 0 P: 22 | R: 0 E: 0 K: 0 S: 7 | H: 0 LOB: 0 BB: 0 P: 11 | R: 0 E: 0 K: 2 S: 9 | H: 0 LOB: 0 BB: 0 P: 14 | R: 1 E: 0 K: 0 S: 9 | H: 2 LOB: 1 BB: 0 P: 13 | R: 1 E: 1 K: 1 S: 13 | H: 1 LOB: 1 BB: 0 P: 16 | R: 0 E: 0 K: 0 S: 8 | H: 1 LOB: 1 BB: 0 P: 13 | R: 0 E: 0 K: 2 S: 11 | H: 1 LOB: 2 BB: 1 P: 16 | R: 1 E: 0 K: 0 S: 5 | H: 1 LOB: 2 BB: 2 P: 15 | 1B: 6 2B: 2 3B: 0 HR: 0 | SF: 0 SAC: 3 DP: 0 HBP: 0 | | | | | | | |
| PITCHER | IP | WLS | BF | H | R | ER | SO | BB | IBB | HBP | BLK | WP | HR | S | P | ERA | WHIP | | | | | | | | | | |
| Chan Ho Park, R ERA: 5.75 (1, 1) | 7.0 | | 28 | 5 | 2 | 2 | 6 | 0 | 0 | 0 | 0 | 0 | 0 | 64 | 95 | 2.57 | 0.714 | | | | | | | | | | |
| 43 Kameron Loe, R ERA: 2.75 (8, 1) | 2.0 | | 9 | 2 | 0 | 0 | 2 | 0 | 1 | 0 | 0 | 0 | 0 | 19 | 29 | 0.00 | 1.000 | | | | | | | | | | |
| Juan Dominguez, R ERA: 2.25 (10, 1) | 0.0 | L | 3 | 1 | 1 | 1 | 0 | 2 | 0 | 0 | 0 | 0 | 0 | 5 | 15 | ∞ | ∞ | | | | | | | | | | |

| | | | |
|-----|---|-----|----|
| WP: | 0 | PA: | 40 |
| PB: | 0 | | |
| SB: | 0 | | |
| CS: | 0 | | |

| Batter | 1 | 2 | 3 | 4 | 5 | 6 | 7 | 8 | 9 | AB R H RBI BB SO LOB | TOP | | | | | | | | | |
|--|---|----------------------------------|------------------------------|----------------------------------|--|----------------------------------|-------------------------------|----------------------------------|-------------------------------|---|------------------------------|----------------------------------|-------------------------------|----------------------------------|-------------------------------|----------------------------------|-----------------------------------|------------------------------------|----------------------------------|--------|
| 9 Chone Figgins, S OBP: 0.331, SLG: 0.408 (1, 5) | 4-1 2B BB | | 0-0 F9 | | 2-2 27 BB 16 CI G4-6-3 1B | 3-3 K | 1-0 F8 | | 1-2 1-3 2-H 1B | 5 2 2 1 1 1 2 | | | | | | | | | | |
| Darin Erstad, L OBP: 0.352, SLG: 0.399 (1, 3) | 1-1 27 2B 1-H | | 3-1 F7 | | 2-1 16 CI 20 27 BB G4-6-3 1B | 3-1 27 2B | | 2-3 K | 0-3 K | 5 3 2 1 0 2 2 | | | | | | | | | | |
| 27 Vladimir Guerrero, R Curtis Pride, L OBP: 0.396, SLG: 0.584 OBP: 0.167, SLG: 0.333 (1, 9) (8, 7) | 1-0 16 1B 20 G4-6-3 2B | | 1-1 F7 | | 4-2 16 G4-6-3 BB | 0-0 2B | | 1-0 HR | 2-3 K | 4 2 3 3 1 0 0 1 0 0 0 0 1 2 | | | | | | | | | | |
| 16 Garret Anderson, L 40 Bartolo Colon, R Jake Woods, L OBP: 0.334, SLG: 0.460 OBP: 0.333, SLG: 0.333 (1, 7) (8, 1) (9, 1) | 0-0 20 G4-6-3 1B | | | 2-0 20 2B 6 1B | 1-0 G4-6-3 | 0-1 G3 | | 0-3 K | | 5 1 2 0 0 1 3 0 0 0 0 0 0 0 0 0 0 0 0 0 0 | | | | | | | | | | |
| 20 Juan Rivera, R OBP: 0.306, SLG: 0.474 (1, 10) (8, 9) | 0-1 G4-6-3 1-2f | | | 0-0 6 1B | 0-1 1B | | 0-0 6 1B SF7 2B | 3-2 2B | | 5 2 4 1 0 0 1 | | | | | | | | | | |
| 6 Maicer Izturis, S OBP: 0.348, SLG: 0.477 (1, 6) | 0-2 F7 | | | 0-1 G6-4-3 1B | 0-0 G4-3 | | 1-1 BB 1B | 0-2 L9 | | 5 0 2 2 0 0 2 | | | | | | | | | | |
| José Molina, R OBP: 0.330, SLG: 0.361 (1, 2) | | 1-1 G6-3 | | 2-0 G6-4-3 1-2f | | 0-3 K | 1-1 P2 | | 3-2 L6 | 5 0 0 0 0 1 3 | | | | | | | | | | |
| Jeff DaVanon, S OBP: 0.348, SLG: 0.306 (1, 8) | | 3-2 G6-3 | | 2-0 1B | | 0-0 HR 1B | 4-0 BB | | 1-2 9 1B 1B | 4 2 3 0 1 0 0 | | | | | | | | | | |
| Adam Kennedy, L OBP: 0.383, SLG: 0.416 (1, 4) | | 0-0 B3 | | 0-0 F7 | | 1-0 HR | 1-0 SF7 | | 1-2 9 1B 1B | 4 1 2 3 0 0 1 | | | | | | | | | | |
| Inning Stats | R: 3 E: 0 K: 0 S: 10 | H: 3 LOB: 0 BB: 1 P: 16 | R: 0 E: 0 K: 0 S: 8 | H: 0 LOB: 0 BB: 0 P: 12 | R: 0 E: 0 K: 0 S: 5 | H: 4 LOB: 1 BB: 0 P: 13 | R: 2 E: 1 K: 0 S: 10 | H: 2 LOB: 1 BB: 1 P: 19 | R: 3 E: 0 K: 2 S: 13 | H: 4 LOB: 1 BB: 0 P: 20 | R: 1 E: 0 K: 0 S: 7 | H: 2 LOB: 2 BB: 1 P: 15 | R: 1 E: 0 K: 2 S: 13 | H: 2 LOB: 1 BB: 0 P: 19 | R: 1 E: 0 K: 2 S: 25 | H: 3 LOB: 2 BB: 0 P: 33 | 1B: 11 2B: 7 3B: 0 HR: 2 | SF: 1 SAC: 0 DP: 3 HBP: 0 | WP: 0 PB: 0 SB: 0 CS: 0 | PA: 48 |
| PITCHER | IP WLS BF H R ER SO BB IBB HBP BLK WP HR S P ERA WHIP | | | | | | | | | | | | | | | | | | | |
| 36 C.J. Wilson, L ERA: 7.15 (1, 1) | 4.2 L 22 8 7 5 0 2 0 0 0 0 0 0 37 66 9.64 2.143 | | | | | | | | | | | | | | | | | | | |
| Doug Brocail, R ERA: 5.13 (5, 1) | 1.2 13 7 4 4 2 1 0 0 0 0 0 1 21 34 21.60 4.800 | | | | | | | | | | | | | | | | | | | |
| Brian Shouse, L ERA: 3.58 (7, 1) | 1.2 7 2 1 1 2 0 0 0 0 0 0 1 15 23 5.40 1.200 | | | | | | | | | | | | | | | | | | | |
| 32 Ron Mahay, L ERA: 8.02 (9, 1) | 1.0 6 3 1 1 2 0 0 0 0 0 0 0 25 33 9.00 3.000 | | | | | | | | | | | | | | | | | | | |

Los Angeles Angels @ Texas Rangers
 Ameriquest Field, Arlington, TX
 Mon Jun 27 2005, 8:05 PM EDT
 Att: 34,471 - Partly Cloudy - 95 F

livebaseballscorecards.com

| | |
|-----|----|
| AB | 43 |
| R | 13 |
| H | 20 |
| RBI | 11 |
| BB | 3 |
| SO | 6 |
| LOB | 16 |



| Batter | 1 | 2 | 3 | 4 | 5 | 6 | 7 | 8 | 9 | AB | R | H | RBI | BB | SO | LOB |
|---|-------|------------|--------|-------------|----------|----------|------------|--------------|--------|----|---|---|-----|----|----|-----|
| David Dellucci, L (1, 10) OBP: 0.400, SLG: 0.500 | 1-3 K | | 0-1 F9 | | 3-2 F8 | | 0-3 K | | | 4 | 0 | 0 | 0 | 0 | 2 | 0 |
| 10 Michael Young, R (1, 6) OBP: 0.368, SLG: 0.487 Mark DeRosa, R (9, 6) OBP: 0.244, SLG: 0.300 | 2-3 K | | 0-1 F8 | | 0-0 1B | | 0-1 G6-3 | | | 4 | 0 | 1 | 0 | 0 | 1 | 0 |
| 23 Mark Teixeira, S (1, 3) OBP: 0.361, SLG: 0.560 | 2-3 K | | | 1-1 9 HR 1B | 0-0 P5 | | | 0-0 G3 | | 4 | 1 | 1 | 0 | 0 | 1 | 1 |
| 9 Hank Blalock, L (1, 5) OBP: 0.350, SLG: 0.488 | | 1-0 1B 1B | | 2-1 1-H HR | | 1-0 HR | | 2-0 F8 | | 4 | 2 | 3 | 3 | 0 | 0 | 0 |
| Alfonso Soriano, R (1, 4) OBP: 0.313, SLG: 0.554 | | 0-0 F7 | | 1-1 F8 | | 0-0 F8 | | 1-1 G6-3 | | 4 | 0 | 0 | 0 | 0 | 0 | 1 |
| Kevin Mench, R (1, 7) OBP: 0.356, SLG: 0.540 | | 1-1 1-2 1B | | 0-1 P6 | | 1-1 G4-3 | | 3-1 G5-3 | | 4 | 0 | 1 | 0 | 0 | 0 | 0 |
| Laynce Nix, L (1, 8) OBP: 0.276, SLG: 0.416 | | 0-1 F7 | | 1-1 1B | | 0-0 1B | | 2-1 F8 | | 4 | 0 | 2 | 0 | 0 | 0 | 2 |
| Richard Hidalgo, R (1, 9) OBP: 0.284, SLG: 0.418 | | 0-0 F7 | | 0-2 P4 | | 0-3 K | | 4-2 15 DI BB | | 3 | 0 | 0 | 0 | 1 | 1 | 4 |
| 15 Gerald Laird, R (1, 2) OBP: 0.284, SLG: 0.418 | | | 0-2 F9 | | 1-1 G1-3 | | 0-2 G1-4-3 | | 2-1 F9 | | 4 | 0 | 0 | 0 | 0 | 1 |

| Inning Stats | R: 0 | H: 0 | E: 0 | K: 3 | S: 10 | LOB: 0 | BB: 0 | P: 15 | R: 0 | H: 2 | E: 0 | K: 0 | S: 7 | LOB: 2 | BB: 0 | P: 9 | R: 0 | H: 0 | E: 0 | K: 0 | S: 7 | LOB: 0 | BB: 0 | P: 7 | R: 2 | H: 3 | E: 0 | K: 0 | S: 13 | LOB: 1 | BB: 0 | P: 18 | R: 0 | H: 1 | E: 0 | K: 1 | S: 7 | LOB: 1 | BB: 0 | P: 11 | R: 1 | H: 2 | E: 0 | K: 1 | S: 10 | LOB: 1 | BB: 0 | P: 12 | R: 0 | H: 0 | E: 0 | K: 1 | S: 8 | LOB: 0 | BB: 0 | P: 8 | R: 0 | H: 0 | E: 0 | K: 0 | S: 4 | LOB: 0 | BB: 0 | P: 7 | R: 0 | H: 0 | E: 0 | K: 0 | S: 10 | LOB: 1 | BB: 1 | P: 21 | 1B: 6 | SF: 0 | 2B: 0 | SAC: 0 | 3B: 0 | DP: 0 | HR: 2 | HBP: 0 | WP: 0 | PA: 36 |
|--------------|------|------|------|------|-------|--------|-------|-------|------|------|------|------|------|--------|-------|------|------|------|------|------|------|--------|-------|------|------|------|------|------|-------|--------|-------|-------|------|------|------|------|------|--------|-------|-------|------|------|------|------|-------|--------|-------|-------|------|------|------|------|------|--------|-------|------|------|------|------|------|------|--------|-------|------|------|------|------|------|-------|--------|-------|-------|-------|-------|-------|--------|-------|-------|-------|--------|-------|--------|
|--------------|------|------|------|------|-------|--------|-------|-------|------|------|------|------|------|--------|-------|------|------|------|------|------|------|--------|-------|------|------|------|------|------|-------|--------|-------|-------|------|------|------|------|------|--------|-------|-------|------|------|------|------|-------|--------|-------|-------|------|------|------|------|------|--------|-------|------|------|------|------|------|------|--------|-------|------|------|------|------|------|-------|--------|-------|-------|-------|-------|-------|--------|-------|-------|-------|--------|-------|--------|

| PITCHER | IP | WLS | BF | H | R | ER | SO | BB | IBB | HBP | BLK | WP | HR | S | P | ERA | WHIP |
|---|-----|-----|----|---|---|----|----|----|-----|-----|-----|----|----|----|----|------|-------|
| 40 Bartolo Colon, R (1, 1) ERA: 3.02 | 8.0 | W | 32 | 8 | 3 | 3 | 5 | 0 | 0 | 0 | 0 | 0 | 2 | 66 | 87 | 3.38 | 1.000 |
| 40 Bartolo Colon, R (8, 1) ERA: 3.02 | 8.0 | W | 32 | 8 | 3 | 3 | 5 | 0 | 0 | 0 | 0 | 0 | 2 | 66 | 87 | 3.38 | 1.000 |
| Jake Woods, L (9, 1) ERA: 2.28 | 1.0 | | 4 | 0 | 0 | 0 | 0 | 1 | 0 | 0 | 0 | 0 | 0 | 10 | 21 | 0.00 | 1.000 |

BOTTOM

Los Angeles Angels @ Texas Rangers
 Ameriquet Field, Arlington, TX

Mon Jun 27 2005, 8:05 PM EDT
 Att. 34,471 - Partly Cloudy - 95 F

livebaseballscorecards.com

| | |
|------------|-----------|
| AB | 35 |
| R | 3 |
| H | 8 |
| RBI | 3 |
| BB | 1 |
| SO | 5 |
| LOB | 9 |



| Batter | 1 | 2 | 3 | 4 | 5 | 6 | 7 | 8 | 9 | 10 | 11 | AB R H RBI BB SO LOB | TOP | | | | | | | | | | | | | | |
|---|-------------------------------|----------------------------------|------------------------------|----------------------------------|------------------------------|---------------------------------|------------------------------|----------------------------------|-------------------------------|----------------------------------|--------------------------------|----------------------------------|------------------------------|---------------------------------|------------------------------|----------------------------------|-------------------------------|----------------------------------|------------------------------|----------------------------------|-------------------------------|----------------------------------|----------------------------------|------------------------------------|----------------------------------|--------|--|
| 9 Chone Figgins, S OBP: 0.329, SLG: 0.404 | 1-2 F8 | | 0-2 FC3-6 F8-3 | | 0-1 FC6 | | | 0-2 FC4 | | | 3-2 2B 16 HR 1B | 5 1 1 0 0 0 3 | | | | | | | | | | | | | | | |
| Darin Erstad, L OBP: 0.352, SLG: 0.402 | 0-2 27 2B 1B | | 0-0 F8-3 | | | 3-3 K | | 1-0 F9 | | | 0-2 16 HR 2B | 5 2 2 0 0 1 2 | | | | | | | | | | | | | | | |
| 27 Vladimir Guerrero, R OBP: 0.400, SLG: 0.586 | 1-2 1-H 2B | | | 4-2 20 G1-3 BB | | 0-0 G6-3 | | | 2-2 G1-3 | | 4-0 16 HR IBB | 3 1 1 1 2 0 0 | | | | | | | | | | | | | | | |
| 16 Garret Anderson, L OBP: 0.332, SLG: 0.466 | 3-2 F8 | | | 0-1 L9 | | 1-1 G4-3 | | | 1-3 K | | 0-1 1-H 2-H 3-H HR | 5 1 1 4 0 1 2 | | | | | | | | | | | | | | | |
| 20 Juan Rivera, R OBP: 0.294, SLG: 0.455 | 1-2 F8 | | | 1-0 G1-3 | | 1-2 G4-3 | | 2-1 G4-3 | | 3-3 K | 1-3 K | 5 0 0 0 0 2 2 | | | | | | | | | | | | | | | |
| 6 Maicer Izturis, S OBP: 0.353, SLG: 0.469 | | 3-2 G6-4-3 1B | | 1-1 F8 | | | 0-1 F9 | | | 1-1 G5-3 1B | 3-2 F9 | 5 0 2 0 0 0 1 | | | | | | | | | | | | | | | |
| Jeff DaVanon, S OBP: 0.344, SLG: 0.297 | | 1-0 F8 | | 1-0 F8 | | 1-0 F8 | | 0-2 L7 | | 3-2 G5-3 | 4-2 BB | 4 0 0 0 1 0 2 | | | | | | | | | | | | | | | |
| José Molina, R OBP: 0.316, SLG: 0.343 | | 0-1 G6-4-3 | | | 2-2 G5-3 | | | 1-3 K | | 0-0 L9 | 0-2 G3 | 5 0 0 0 0 1 3 | | | | | | | | | | | | | | | |
| Adam Kennedy, L OBP: 0.392, SLG: 0.420 | | | 4-0 9 FC3-6 BB | | 1-1 9 FC6 1B | | | 1-1 9 FC4 1B | | 2-2 F7 | | 3 0 2 0 1 0 1 | | | | | | | | | | | | | | | |
| Inning Stats | R: 1 E: 0 K: 0 S: 15 | H: 2 LOB: 1 BB: 0 P: 21 | R: 0 E: 0 K: 0 S: 6 | H: 1 LOB: 0 BB: 0 P: 10 | R: 0 E: 0 K: 0 S: 4 | H: 0 LOB: 0 BB: 1 P: 8 | R: 0 E: 0 K: 0 S: 7 | H: 0 LOB: 1 BB: 1 P: 13 | R: 0 E: 0 K: 0 S: 10 | H: 1 LOB: 1 BB: 0 P: 14 | R: 0 E: 0 K: 1 S: 6 | H: 0 LOB: 0 BB: 0 P: 10 | R: 0 E: 0 K: 0 S: 7 | H: 0 LOB: 0 BB: 0 P: 9 | R: 0 E: 0 K: 1 S: 9 | H: 1 LOB: 1 BB: 0 P: 12 | R: 0 E: 0 K: 2 S: 10 | H: 0 LOB: 0 BB: 0 P: 16 | R: 0 E: 0 K: 0 S: 9 | H: 1 LOB: 1 BB: 0 P: 15 | R: 4 E: 0 K: 1 S: 21 | H: 3 LOB: 1 BB: 2 P: 36 | 1B: 6 2B: 3 3B: 0 HR: 1 | SF: 0 SAC: 0 DP: 2 HBP: 0 | WP: 0 PB: 0 SB: 0 CS: 0 | PA: 44 | |
| PITCHER | IP | WLS | BF | H | R | ER | SO | BB | IBB | HBP | BLK | WP | HR | S | P | ERA | WHIP | | | | | | | | | | |
| John Wasdin, R ERA: 1.29 | (1, 1) | 8.0 | 29 | 5 | 1 | 1 | 2 | 2 | 0 | 0 | 0 | 0 | 0 | 64 | 97 | 1.12 | 0.875 | | | | | | | | | | |
| Francisco Cordero, R ERA: 3.34 | (9, 1) | 2.0 | 7 | 1 | 0 | 0 | 2 | 0 | 0 | 0 | 0 | 0 | 0 | 19 | 31 | 0.00 | 0.500 | | | | | | | | | | |
| 43 Kameron Loe, R ERA: 4.12 | (11, 1) | 0.0 | L | 3 | 2 | 3 | 3 | 0 | 0 | 1 | 0 | 0 | 0 | 6 | 13 | ∞ | ∞ | | | | | | | | | | |
| Brian Shouse, L ERA: 3.9 | (11, 1) | 0.0 | | 1 | 1 | 1 | 1 | 0 | 0 | 0 | 0 | 0 | 1 | 2 | 2 | ∞ | ∞ | | | | | | | | | | |
| 53 Joaquín Benoit, R ERA: 0.59 | (11, 1) | 1.0 | | 4 | 0 | 0 | 1 | 1 | 0 | 0 | 0 | 0 | 0 | 13 | 21 | 0.00 | 1.000 | | | | | | | | | | |

Los Angeles Angels @ Texas Rangers
Ameriquet Field, Arlington, TX
Tue Jun 28 2005, 8:05 PM EDT
Att. 27,159 - Clear - 94 F

| | |
|-----|----|
| AB | 40 |
| R | 5 |
| H | 9 |
| RBI | 5 |
| BB | 4 |
| SO | 5 |
| LOB | 16 |



livebaseballscorecards.com

| Batter | 1 | 2 | 3 | 4 | 5 | 6 | 7 | 8 | 9 | 10 | 11 | AB R H RBI BB SO LOB | TOP | | | | | | | | | | | | | | |
|---|-------------------------------------|----------------------------------|------------------------------|----------------------------------|--------------------------------|----------------------------------|------------------------------|---------------------------------|------------------------------|----------------------------------|-------------------------------|----------------------------------|------------------------------|----------------------------------|------------------------------|----------------------------------|-------------------------------|----------------------------------|------------------------------|----------------------------------|------------------------------|---------------------------------|----------------------------------|------------------------------------|----------------------------------|--------|--|
| 9 Chone Figgins, S OBP: 0.324, SLG: 0.397 | 0-2 E9 27 1B 16 FC4-6 | 0-0 G3 | | | 1 SAFE 2-2 FC5-4 1-2f | | | 0-1 P5 | | 0-0 B5-3 | | 5 1 0 0 0 0 1 | | | | | | | | | | | | | | | |
| Darin Erstad, L OBP: 0.350, SLG: 0.397 | 1 SAFE 0-1 L9 | | 4-2 16 31-4-6-3 BB | | 1-0 F8 | | | 1-1 G4-3 | | 2-2 L7 | | 4 0 0 0 1 0 2 | | | | | | | | | | | | | | | |
| 27 Vladimir Guerrero, R OBP: 0.404, SLG: 0.599 | 2-1 16 FC4-6 1B | | 0-0 F8 | | | | 1-1 G5-3 | | 2-1 HR | 0-0 1B | | 5 1 3 1 0 0 1 | | | | | | | | | | | | | | | |
| 16 Garret Anderson, L OBP: 0.327, SLG: 0.458 | 0-0 FC4-6 20 1B 6 2B | | 1-2 G1-4-6-3 | | | | 3-2 G3-1 | | 2-1 P2 | 1-3 K | | 5 1 0 1 0 1 3 | | | | | | | | | | | | | | | |
| 20 Juan Rivera, R OBP: 0.298, SLG: 0.452 | 1-1 6 2B 1B | | 0-0 G6-3 | | | | 2-2 1B | | 0-3 K | 0-0 G3-1 | | 5 1 2 0 0 1 0 | | | | | | | | | | | | | | | |
| 6 Maicer Izturis, S OBP: 0.339, SLG: 0.463 | 3-2 1B 2B | | 1-0 L3 | | | | 1-1 G3 | | 1-0 F7 | 0-1 G4-3 | | 5 0 1 2 0 0 1 | | | | | | | | | | | | | | | |
| Jeff DaVanon, S OBP: 0.339, SLG: 0.301 | 1-1 G4-3 | | 1-3 K | | | | 3-2 G1-3 | | 1-1 8 HR 2B | 2-1 G3 | | 5 1 1 0 0 1 1 | | | | | | | | | | | | | | | |
| Josh Paul, R OBP: 0.200, SLG: 0.250 | | 2-2 G5-3 | | | 0-2 G4-3 | | 0-0 G5-3 | | 0-2 HR | | | 2 0 0 0 0 0 0 | | | | | | | | | | | | | | | |
| 39 Robb Quinlan, R OBP: 0.210, SLG: 0.305 | | | | | | | | | | | | 1 0 0 0 0 0 0 | | | | | | | | | | | | | | | |
| José Molina, R OBP: 0.316, SLG: 0.343 | | | | | | | | | | | | 0 0 0 0 0 0 0 | | | | | | | | | | | | | | | |
| 8 Dallas McPherson, L OBP: 0.293, SLG: 0.459 | | | | | | | | | | | | 1 1 1 2 0 0 0 | | | | | | | | | | | | | | | |
| Bengie Molina, R OBP: 0.338, SLG: 0.451 | | | | | | | | | | | | 0 0 0 0 0 0 0 | | | | | | | | | | | | | | | |
| Adam Kennedy, L OBP: 0.389, SLG: 0.416 | | 2-2 L8 | | | 2-1 9 FC5-4 1B | | 1-1 G4-3 | | 2-0 F8 | | | 4 0 1 0 0 0 0 | | | | | | | | | | | | | | | |
| Inning Stats | R: 3 E: 1 K: 0 S: 15 | H: 3 LOB: 1 BB: 0 P: 22 | R: 0 E: 0 K: 0 S: 7 | H: 0 LOB: 0 BB: 0 P: 11 | R: 0 E: 0 K: 0 S: 6 | H: 0 LOB: 1 BB: 1 P: 11 | R: 0 E: 0 K: 1 S: 5 | H: 0 LOB: 0 BB: 0 P: 7 | R: 0 E: 0 K: 0 S: 9 | H: 1 LOB: 1 BB: 0 P: 14 | R: 0 E: 0 K: 0 S: 11 | H: 1 LOB: 1 BB: 0 P: 18 | R: 0 E: 0 K: 0 S: 8 | H: 0 LOB: 0 BB: 0 P: 12 | R: 1 E: 0 K: 0 S: 8 | H: 1 LOB: 0 BB: 0 P: 13 | R: 2 E: 0 K: 1 S: 10 | H: 2 LOB: 0 BB: 0 P: 14 | R: 0 E: 0 K: 1 S: 8 | H: 1 LOB: 1 BB: 0 P: 11 | R: 0 E: 0 K: 0 S: 5 | H: 0 LOB: 0 BB: 0 P: 7 | 1B: 5 2B: 2 3B: 0 HR: 2 | SF: 0 SAC: 0 DP: 1 HBP: 0 | WP: 0 PB: 0 SB: 0 CS: 0 | PA: 43 | |
| PITCHER | IP | WLS | BF | H | R | ER | SO | BB | IBB | HBP | BLK | WP | HR | S | P | ERA | WHIP | | | | | | | | | | |
| Ricardo Rodriguez, R ERA: 3.65 | (1, 1) | 7.2 | 30 | 6 | 4 | 1 | 1 | 1 | 0 | 0 | 0 | 0 | 1 | 67 | 104 | 1.17 | 0.913 | | | | | | | | | | |
| Brian Shouse, L ERA: 0.86 | (8, 1) | 0.1 | H | 1 | 0 | 0 | 0 | 0 | 0 | 0 | 0 | 0 | 0 | 2 | 4 | 0.00 | 0.000 | | | | | | | | | | |
| Francisco Cordero, R ERA: 3.78 | (9, 1) | 1.0 | B | 5 | 2 | 2 | 2 | 1 | 0 | 0 | 0 | 0 | 1 | 10 | 14 | 18.00 | 2.000 | | | | | | | | | | |
| 43 Kameron Loe, R ERA: 3.74 | (10, 1) | 2.0 | W | 7 | 1 | 0 | 0 | 1 | 0 | 0 | 0 | 0 | 0 | 13 | 18 | 0.00 | 0.500 | | | | | | | | | | |


Los Angeles Angels @ Texas Rangers
Ameriquet Field, Arlington, TX

Wed Jun 29 2005, 8:05 PM EDT
Att. 30,112 - Clear - 95 F

livebaseballscorecards.com

| | |
|-----|----|
| AB | 42 |
| R | 6 |
| H | 9 |
| RBI | 6 |
| BB | 1 |
| SO | 3 |
| LOB | 9 |



| Batter | 1 | 2 | 3 | 4 | 5 | 6 | 7 | 8 | 9 | AB R H RBI BB SO LOB | TOP | | | | | | | | | | | |
|--|---|----------------------------------|------------------------------|----------------------------------|-------------------------------|----------------------------------|-------------------------------|----------------------------------|-------------------------------|----------------------------------|---|----------------------------------|------------------------------|---------------------------------|------------------------------|---------------------------------|-------------------------------|----------------------------------|----------------------------------|------------------------------------|----------------------------------|--------|
| 9 Chone Figgins, S OBP: 0.325, SLG: 0.404 (1, 5) | 0-2 2B 20 1B | 1-2 F7 | | | 3-2 L9 | | | 0-0 2B 27 1B | 1-2 L7 | 5 2 2 0 0 0 2 | | | | | | | | | | | | |
| 6 Maicer Izturis, S OBP: 0.344, SLG: 0.475 (1, 6) | 0-1 2B 20 1B FC5-2 | | 2-2 F8 | | 2-1 G3 | | | 0-0 1B 27 1B G6-3 | 0-0 P4 | 5 0 2 0 0 0 2 | | | | | | | | | | | | |
| 27 Vladimir Guerrero, R OBP: 0.406, SLG: 0.610 (1, 10) | 2-3 K | | 2-1 HR | | 1-3 K | | | 0-0 1B G6-3 | | 4 1 2 2 0 2 2 | | | | | | | | | | | | |
| 16 Garret Anderson, L OBP: 0.330, SLG: 0.468 Josh Paul, R OBP: 0.194, SLG: 0.241 (1, 7) (7, 2) | 4-0 1B 20 1B FC5-2 IBB | | 1-0 HR | | 0-0 G3-1 | | | 0-0 1B G6-3 1-2f 2-3 | | 2 1 1 1 1 0 0 1 0 0 0 0 0 2 | | | | | | | | | | | | |
| 20 Juan Rivera, R OBP: 0.296, SLG: 0.446 (1, 9) | 3-2 1B FC5-2 1-2 2-3 3-H | | 2-3 K | | 1-1 G6-3 | | | 0-1 G5-3 | | 4 0 1 1 0 1 1 | | | | | | | | | | | | |
| Jeff DaVanon, S OBP: 0.337, SLG: 0.295 (1, 8) | 0-0 FC5-2 1-2 2-3 3-H | | 2-2 G3 | | 3-2 G4-3 | | | | 4-1 1B 39 G5-3 BB | 3 1 0 0 1 0 3 | | | | | | | | | | | | |
| 39 Robb Quintan, R OBP: 0.197, SLG: 0.286 (1, 3) (7, 7) | 2-3 K | | | 2-3 K | | | 0-0 G1-3 | | 3-2 G5-3 1-2 | 4 0 0 0 0 2 4 | AB 36 R 5 H 10 RBI 5 BB 2 SO 7 LOB 16 | | | | | | | | | | | |
| José Molina, R OBP: 0.314, SLG: 0.340 (1, 2) (7, 3) | | 3-2 P6 | | 1-2 F8 | | | 1-0 F8 | | 0-1 1B 2-H 1B | 4 0 1 1 0 0 0 | | | | | | | | | | | | |
| Adam Kennedy, L OBP: 0.385, SLG: 0.412 (1, 4) | | 0-3 K | | 2-3 K | | | 1-1 G6-3 | | 1-2 1B | 4 0 1 0 0 2 0 |  | | | | | | | | | | | |
| Inning Stats | R: 1 E: 0 K: 2 S: 22 | H: 3 LOB: 3 BB: 1 P: 33 | R: 0 E: 0 K: 1 S: 9 | H: 0 LOB: 0 BB: 0 P: 13 | R: 2 E: 0 K: 1 S: 12 | H: 2 LOB: 0 BB: 0 P: 21 | R: 0 E: 0 K: 2 S: 11 | H: 0 LOB: 0 BB: 0 P: 16 | R: 0 E: 0 K: 1 S: 9 | H: 0 LOB: 0 BB: 0 P: 15 | R: 0 E: 0 K: 0 S: 6 | H: 0 LOB: 0 BB: 0 P: 10 | R: 0 E: 0 K: 0 S: 4 | H: 0 LOB: 0 BB: 0 P: 6 | R: 1 E: 0 K: 0 S: 6 | H: 3 LOB: 1 BB: 0 P: 6 | R: 1 E: 0 K: 0 S: 15 | H: 2 LOB: 2 BB: 1 P: 24 | 1B: 5 2B: 3 3B: 0 HR: 2 | SF: 0 SAC: 0 DP: 1 HBP: 0 | WP: 0 PB: 0 SB: 0 CS: 0 | PA: 38 |
| PITCHER | IP WLS BF H R ER SO BB IBB HBP BLK WP HR S P ERA WHIP | | | | | | | | | | | | | | | | | | | | | |
| Chris Young, R ERA: 3.33 (1, 1) | 5.0 W 21 5 3 3 7 0 1 0 0 0 2 63 98 5.40 1.000 | | | | | | | | | | | | | | | | | | | | | |
| Juan Dominguez, R ERA: 1.8 (6, 1) | 2.0 6 0 0 0 0 0 0 0 0 0 0 0 10 16 0.00 0.000 | | | | | | | | | | | | | | | | | | | | | |
| Doug Brocail, R ERA: 5.24 (8, 1) | 1.0 5 3 1 1 0 0 0 0 0 0 0 0 6 6 9.00 3.000 | | | | | | | | | | | | | | | | | | | | | |
| 32 Ron Mahay, L ERA: 8.06 (9, 1) | 1.0 6 2 1 1 0 1 0 0 0 0 0 0 15 24 9.00 3.000 | | | | | | | | | | | | | | | | | | | | | |

Los Angeles Angels @ Texas Rangers
 Ameriquet Field, Arlington, TX
 Thu Jun 30 2005, 2:05 PM EDT
 Att. 27,466 - Sunny - 97 F

livebaseballscorecards.com

| Batter | 1 | 2 | 3 | 4 | 5 | 6 | 7 | 8 | 9 |
|--|-----------|---------------------------|-------------------|-----------|---|------------------|-------------------|-----------|---|
| David Dellucci, L (1, 10) OBP: 0.412, SLG: 0.512 | 3-1 HR | 1-2 2-H 23 HR 1B | 0-0 G4-3 | | 4-2 10 G6-3 23 HR 10 WP 1-2 2-3 BB | | 1-1 G1-3 | 4-1 BB | |
| 10 Michael Young, R (1, 6) OBP: 0.371, SLG: 0.492 | 3-2 F8 | 1-3 K | | 0-0 F9 | 3-2 G6-3 | | 1-0 9 HR 1B | 1-3 K | |
| 23 Mark Teixeira, S (1, 3) OBP: 0.360, SLG: 0.570 Mark DeRosa, R (7, PH) OBP: 0.239, SLG: 0.293 | 4-2 BB | 1-2 2-H HR | | 2-2 L8 | 0-1 HR | | 3-3 K | | |
| 9 Hank Blalock, L (1, 5) OBP: 0.351, SLG: 0.489 | 1-3 K | 3-3 K | | 4-2 BB | 3-1 L6 | | 2-1 1-H HR | | |
| Alfonso Soriano, R (1, 4) OBP: 0.313, SLG: 0.557 Rod Barajas, R (9, 3) OBP: 0.316, SLG: 0.423 | 1-2 P4 | | 0-1 HR | 2-3 K | | 1-2 HR 1B | 1-0 HR 2B | | |
| Kevin Mench, R (1, 7) OBP: 0.362, SLG: 0.570 | | 0-1 P3 | 4-0 BB BB | | 2-0 HR | 1-1 1-H HR | 2-2 2-H HR | | |
| Laynce Nix, L (1, 8) OBP: 0.272, SLG: 0.396 | | 1-0 2B 1B | 1-2 P2 | | 4-2 BB 10 WP BB | 2-3 K | 0-0 P4 | | |
| Sandy Alomar Jr., R (1, 2) OBP: 0.324, SLG: 0.324 | | 1-0 1-H 2B 2B | 0-0 F8 | | 1-1 F8 | 1-0 F8 | | 2-3 K | |
| Gary Matthews, S (1, 9) OBP: 0.267, SLG: 0.348 | | 1-0 2-H 1B 2B | 4-1 SAFE BB | | 4-2 10 WP 10 G6-3 BB | 0-0 G6-3 | | 2-3 K | |

| Inning Stats | R: 1 E: 0 K: 1 S: 18 | H: 1 LOB: 1 BB: 1 P: 30 | R: 5 E: 0 K: 2 S: 18 | H: 5 LOB: 0 BB: 0 P: 27 | R: 1 E: 0 K: 0 S: 9 | H: 1 LOB: 2 BB: 2 P: 18 | R: 0 E: 0 K: 1 S: 13 | H: 0 LOB: 1 BB: 1 P: 21 | R: 5 E: 0 K: 0 S: 19 | H: 2 LOB: 0 BB: 3 P: 40 | R: 2 E: 0 K: 1 S: 10 | H: 2 LOB: 0 BB: 0 P: 15 | R: 4 E: 0 K: 1 S: 14 | H: 4 LOB: 0 BB: 0 P: 24 | R: 0 E: 0 K: 3 S: 12 | H: 0 LOB: 1 BB: 1 P: 21 |
|--------------|-------------------------------|----------------------------------|-------------------------------|----------------------------------|------------------------------|----------------------------------|-------------------------------|----------------------------------|-------------------------------|----------------------------------|-------------------------------|----------------------------------|-------------------------------|----------------------------------|-------------------------------|----------------------------------|
|--------------|-------------------------------|----------------------------------|-------------------------------|----------------------------------|------------------------------|----------------------------------|-------------------------------|----------------------------------|-------------------------------|----------------------------------|-------------------------------|----------------------------------|-------------------------------|----------------------------------|-------------------------------|----------------------------------|

| PITCHER | | | | | | | | | | | | | | PITCHER | | | | | | | | | | | | | | | | | | | |
|---|-----|----|----|---|----|----|----|-----|-----|-----|----|----|----|---------|-------|-------|----|-----|----|---|---|----|----|----|-----|-----|-----|----|----|---|---|-----|------|
| IP | WLS | BF | H | R | ER | SO | BB | IBB | HBP | BLK | WP | HR | S | P | ERA | WHIP | IP | WLS | BF | H | R | ER | SO | BB | IBB | HBP | BLK | WP | HR | S | P | ERA | WHIP |
| 54 Ervin Santana, R (1, 1) ERA: 6.06 | 4.0 | L | 23 | 7 | 7 | 4 | 4 | 0 | 0 | 0 | 0 | 3 | 58 | 96 | 15.75 | 2.750 | | | | | | | | | | | | | | | | | |
| Joel Peralta, R (5, 1) ERA: 3.68 | 1.0 | | 8 | 2 | 5 | 0 | 3 | 0 | 0 | 0 | 1 | 2 | 19 | 40 | 45.00 | 5.000 | | | | | | | | | | | | | | | | | |
| Jake Woods, L (6, 1) ERA: 4.1 | 2.0 | | 12 | 6 | 6 | 2 | 0 | 0 | 0 | 0 | 0 | 3 | 24 | 39 | 27.00 | 3.000 | | | | | | | | | | | | | | | | | |
| Esteban Yan, R (8, 1) ERA: 3.58 | 1.0 | | 4 | 0 | 0 | 3 | 1 | 0 | 0 | 0 | 0 | 0 | 12 | 21 | 0.00 | 1.000 | | | | | | | | | | | | | | | | | |

| AB | R | H | RBI | BB | SO | LOB | BOTTOM | |
|-------|-------|-------|--------|-------|-------|-------|--------|--------|
| 4 | 3 | 2 | 2 | 2 | 0 | 2 | | |
| 6 | 1 | 1 | 1 | 0 | 2 | 3 | | |
| 3 | 2 | 2 | 4 | 1 | 0 | 0 | | |
| 1 | 0 | 0 | 0 | 0 | 1 | 1 | | |
| 4 | 1 | 1 | 2 | 1 | 2 | 1 | | |
| 5 | 3 | 3 | 1 | 0 | 1 | 2 | | |
| 0 | 0 | 0 | 0 | 0 | 0 | 0 | | |
| 4 | 3 | 3 | 5 | 1 | 0 | 0 | | |
| 4 | 2 | 1 | 0 | 1 | 1 | 1 | | |
| 5 | 1 | 1 | 1 | 0 | 1 | 2 | | |
| 3 | 2 | 1 | 1 | 2 | 1 | 0 | | |
| 1B: 4 | SF: 0 | 2B: 3 | SAC: 0 | 3B: 0 | DP: 0 | HR: 8 | WP: 1 | PA: 47 |
| | | | | | | | PB: 0 | |
| | | | | | | | SB: 0 | |
| | | | | | | | CS: 0 | |

Los Angeles Angels @ Texas Rangers
 Ameriquet Field, Arlington, TX
 Thu Jun 30 2005, 2:05 PM EDT
 Att. 27,466 - Sunny - 97 F

| | |
|-----|----|
| AB | 39 |
| R | 18 |
| H | 15 |
| RBI | 17 |
| BB | 8 |
| SO | 9 |
| LOB | 12 |



| | |
|-------|--------|
| WP: 1 | PA: 47 |
| PB: 0 | |
| SB: 0 | |
| CS: 0 | |

| Batter | 1 | 2 | 3 | 4 | 5 | 6 | 7 | 8 | 9 | AB R H RBI BB SO LOB | TOP | | | | | | | | | | | |
|--|---|----------------------------------|------------------------------|----------------------------------|------------------------------|----------------------------------|-------------------------------|----------------------------------|-------------------------------|----------------------------------|------------------------------|----------------------------------|------------------------------|----------------------------------|------------------------------|---------------------------------|------------------------------|----------------------------------|----------------------------------|------------------------------------|----------------------------------|--------|
| David Dellucci, L (1, 10) OBP: 0.416, SLG: 0.524 | 0-1 HR | | 1-1 G3-1 | | 4-1 1B BB | 1-2 HBP | | | 2-2 G1-3 | 3 2 1 1 1 0 0 | | | | | | | | | | | | |
| 10 Michael Young, R (1, 6) OBP: 0.365, SLG: 0.484 | 3-2 F9 | | 2-0 L9 | | 0-0 F6 | 0-0 P3 | | | 1-0 L9 | 5 0 0 0 0 0 3 | | | | | | | | | | | | |
| 23 Mark Teixeira, S (1, 3) OBP: 0.358, SLG: 0.564 | 2-3 K | | 3-1 F8 | | 3-3 K | | | 0-0 E6 | 0-0 E6 | 5 0 1 0 0 2 2 | | | | | | | | | | | | |
| 9 Hank Blalock, L (1, 5) OBP: 0.349, SLG: 0.484 | 1-0 F8 | | | 1-0 F8 | 0-0 1B | | | 1-1 F8 | 1-3 K | 5 0 1 1 0 1 2 | | | | | | | | | | | | |
| Alfonso Soriano, R (1, 4) OBP: 0.312, SLG: 0.553 | | | | 1-3 K | 0-0 1B | | | 1-1 P4 | | 4 0 1 1 0 1 1 | | | | | | | | | | | | |
| Kevin Mench, R (1, 7) OBP: 0.364, SLG: 0.571 | | | | 2-2 2B | 1-1 P4 | | | 2-0 G5-3 | | 3 1 1 0 1 0 3 | | | | | | | | | | | | |
| Layne Nix, L (1, 8) OBP: 0.276, SLG: 0.418 | | | | 1-1 1B | | | | 0-0 G6-3 | | 4 2 2 2 0 0 1 | | | | | | | | | | | | |
| Richard Hidalgo, R (1, 9) OBP: 0.286, SLG: 0.412 | | | | 0-2 1B | | | | 0-2 P2 | | 4 0 2 1 0 0 0 | | | | | | | | | | | | |
| Rod Barajas, R (1, 2) OBP: 0.315, SLG: 0.425 | | | | 3-1 F9 | 1-0 2B | | | 0-2 L4 | | 4 1 1 0 0 0 2 | | | | | | | | | | | | |
| Inning Stats | R: 1 E: 0 K: 1 S: 10 | H: 1 LOB: 0 BB: 0 P: 16 | R: 0 E: 0 K: 0 S: 7 | H: 1 LOB: 2 BB: 1 P: 16 | R: 0 E: 0 K: 0 S: 5 | H: 0 LOB: 0 BB: 0 P: 11 | R: 2 E: 0 K: 1 S: 14 | H: 3 LOB: 1 BB: 0 P: 19 | R: 2 E: 0 K: 1 S: 10 | H: 3 LOB: 2 BB: 1 P: 19 | R: 1 E: 0 K: 0 S: 9 | H: 1 LOB: 1 BB: 0 P: 13 | R: 0 E: 0 K: 0 S: 6 | H: 1 LOB: 1 BB: 0 P: 11 | R: 0 E: 0 K: 0 S: 7 | H: 0 LOB: 0 BB: 0 P: 7 | R: 0 E: 1 K: 1 S: 9 | H: 0 LOB: 1 BB: 0 P: 13 | 1B: 5 2B: 3 3B: 0 HR: 2 | SF: 0 SAC: 0 DP: 0 HBP: 1 | WP: 0 PB: 0 SB: 0 CS: 0 | PA: 40 |
| PITCHER | IP WLS BF H R ER SO BB IBB HBP BLK WP HR S P ERA WHIP | | | | | | | | | | | | | | | | | | | | | |
| Aaron Sele, R (1, 1) ERA: 4.71 | 5.2 L 28 9 6 6 3 2 0 1 0 0 2 54 93 9.53 1.941 | | | | | | | | | | | | | | | | | | | | | |
| Shigetoshi Hasegawa, R (6, 1) ERA: 4.04 | 1.2 6 1 0 0 0 0 0 0 0 0 0 8 13 0.00 0.600 | | | | | | | | | | | | | | | | | | | | | |
| Jeff Nelson, R (8, 1) ERA: 3.6 | 0.2 2 0 0 0 0 0 0 0 0 0 0 6 6 0.00 0.000 | | | | | | | | | | | | | | | | | | | | | |
| 20 J.J. Putz, R (9, 1) ERA: 2.4 | 1.0 4 0 0 0 1 0 0 0 0 0 0 9 13 0.00 0.000 | | | | | | | | | | | | | | | | | | | | | |

Texas Rangers @ Seattle Mariners
Safeco Field, Seattle, WA
Fri Jul 01 2005, 7:05 PM PDT
Att. 37,270 - Cloudy - 64 F

livebaseballscorecards.com

| | |
|-----|----|
| AB | 37 |
| R | 6 |
| H | 10 |
| RBI | 6 |
| BB | 2 |
| SO | 4 |
| LOB | 14 |



BOTTOM

Texas Rangers @ Seattle Mariners

Safeco Field, Seattle, WA

Sat Jul 02 2005, 1:05 PM PDT
Att. 34,209 - Cloudy - 64 F

livebaseballscorecards.com

| | |
|-----|----|
| AB | 31 |
| R | 5 |
| H | 6 |
| RBI | 5 |
| BB | 6 |
| SO | 10 |
| LOB | 9 |



| | | | |
|-----|---|-----|----|
| WP: | 0 | PA: | 38 |
| PB: | 0 | SB: | 0 |
| CS: | 0 | | |

AB R H RBI BB SO LOB

| | | | | | | |
|---|---|---|---|---|---|---|
| 3 | 2 | 2 | 0 | 2 | 1 | 0 |
| 4 | 1 | 1 | 1 | 1 | 2 | 3 |
| 4 | 2 | 3 | 3 | 0 | 1 | 2 |
| 3 | 0 | 0 | 0 | 1 | 2 | 0 |
| 3 | 0 | 0 | 1 | 1 | 0 | 0 |
| 4 | 0 | 0 | 0 | 0 | 1 | 3 |
| 3 | 0 | 0 | 0 | 1 | 0 | 0 |
| 3 | 0 | 0 | 0 | 0 | 2 | 0 |
| 0 | 0 | 0 | 0 | 0 | 0 | 0 |
| 3 | 0 | 0 | 0 | 0 | 1 | 0 |
| 1 | 0 | 0 | 0 | 0 | 0 | 1 |

| Batter | 1 | 2 | 3 | 4 | 5 | 6 | 7 | 8 | 9 |
|--|------------------------|-------------|--------------------|-------------|-------------|-------------|------------------------|------------------|------------|
| 51 Ichiro Suzuki, L (1, 9) OBP: 0.345, SLG: 0.432 | 4-0 29 1B BB | | 0-2 2B 1B | | 1-2 K | | 0-1 BB 1B | | 4-0 IBB |
| Randy Winn, S (1, 7) OBP: 0.343, SLG: 0.369 | 1-3 K | | 2-1 29 HR 2B | | 0-0 G6-3 | | 4-1 BB 1-2 BB | | 2-3 K |
| 29 Adrian Beltré, R (1, 5) OBP: 0.305, SLG: 0.403 | 3-1 BB 1B | | 3-2 2-H HR | | 1-1 HR | | 1-3 K | | |
| Richie Sexson, R (1, 3) OBP: 0.339, SLG: 0.484 | 4-2 BB 1-2 BB | | 2-0 G5-3 | | 1-3 K2-3 | | 2-2 K | | |
| Raul Ibanez, L (1, 10) OBP: 0.354, SLG: 0.466 | 4-1 G4-6-3 BB | | 1-1 L9 | | 0-1 F7 | | 2-1 G4-3 | | |
| Bret Boone, R (1, 4) OBP: 0.299, SLG: 0.385 | 0-1 G4-6-3 | | 3-3 K | | 0-2 P5 | | 0-0 G5-3 | | |
| 7 Jeremy Reed, L (1, 8) OBP: 0.330, SLG: 0.358 | | 2-2 G3 | | 2-2 L7 | | 2-0 F8 | | 4-2 SH3 BB | |
| 16 Willie Bloomquist, R (1, 6) Dave Hansen, L (9, PH) OBP: 0.247, SLG: 0.254 OBP: 0.270, SLG: 0.290 | | 1-3 K | | 0-2 G6-3 | | 1-3 K | | 1-1 SH3 | |
| Miguel Olivo, R (1, 2) Scott Spiezio, S (9, PH) OBP: 0.174, SLG: 0.233 OBP: 0.250, SLG: 0.154 | | 3-1 G4-3 | | 0-3 K2-3 | | 1-2 G5-3 | | 2-1 F9 | |

| Inning Stats | R: 1 | H: 1 | E: 0 | K: 1 | S: 10 | H: 1 | LOB: 2 | BB: 3 | P: 26 | R: 0 | H: 0 | E: 0 | K: 1 | S: 10 | R: 3 | H: 3 | E: 0 | K: 1 | S: 15 | R: 0 | H: 0 | E: 0 | K: 1 | S: 11 | R: 1 | H: 1 | E: 0 | K: 2 | S: 9 | R: 0 | H: 0 | E: 0 | K: 0 | S: 6 | R: 0 | H: 1 | E: 0 | K: 2 | S: 14 | R: 0 | H: 0 | E: 0 | K: 1 | S: 8 | R: 0 | H: 0 | E: 0 | K: 1 | S: 8 | R: 0 | H: 0 | E: 0 | K: 1 | S: 9 | R: 0 | H: 0 | E: 0 | K: 1 | S: 9 | 1B: 3 | SF: 0 | 2B: 1 | SAC: 1 | 3B: 0 | DP: 1 | HR: 2 | HBP: 0 | WP: 0 | PA: 38 |
|--------------|------|------|------|------|-------|------|--------|-------|-------|------|------|------|------|-------|------|------|------|------|-------|------|------|------|------|-------|------|------|------|------|------|------|------|------|------|------|------|------|------|------|-------|------|------|------|------|------|------|------|------|------|------|------|------|------|------|------|------|------|------|------|------|-------|-------|-------|--------|-------|-------|-------|--------|-------|--------|
|--------------|------|------|------|------|-------|------|--------|-------|-------|------|------|------|------|-------|------|------|------|------|-------|------|------|------|------|-------|------|------|------|------|------|------|------|------|------|------|------|------|------|------|-------|------|------|------|------|------|------|------|------|------|------|------|------|------|------|------|------|------|------|------|------|-------|-------|-------|--------|-------|-------|-------|--------|-------|--------|

| PITCHER | IP | WLS | BF | H | R | ER | SO | BB | IBB | HBP | BLK | WP | HR | S | P | ERA | WHIP |
|--|-----|-----|----|---|---|----|----|----|-----|-----|-----|----|----|----|----|-------|-------|
| 36 C.J. Wilson, L (1, 1) ERA: 8.78 | 2.0 | | 12 | 4 | 4 | 4 | 2 | 3 | 0 | 0 | 0 | 0 | 1 | 29 | 56 | 18.00 | 3.500 |
| John Wasdin, R (3, 1) ERA: 1.4 | 4.2 | | 17 | 2 | 1 | 1 | 5 | 1 | 0 | 0 | 0 | 0 | 1 | 43 | 62 | 1.93 | 0.643 |
| 43 Kameron Loe, R (7, 1) ERA: 3.52 | 1.1 | W | 4 | 0 | 0 | 0 | 2 | 0 | 0 | 0 | 0 | 0 | 0 | 11 | 16 | 0.00 | 0.000 |
| Francisco Cordero, R (9, 1) ERA: 3.67 | 1.0 | S | 5 | 0 | 0 | 0 | 1 | 1 | 1 | 0 | 0 | 0 | 0 | 9 | 22 | 0.00 | 1.000 |

| Batter | 1 | 2 | 3 | 4 | 5 | 6 | 7 | 8 | 9 | AB R H RBI BB SO LOB | TOP | | | | | | | | | | | |
|---|---|----------------------------------|------------------------------|----------------------------------|-------------------------------|----------------------------------|------------------------------|---------------------------------|------------------------------|----------------------------------|-------------------------------|----------------------------------|------------------------------|---|------------------------------|---------------------------------|-------------------------------|----------------------------------|----------------------------------|------------------------------------|----------------------------------|--------|
| Gary Matthews, S (1, 7) OBP: 0.282, SLG: 0.398 | 0-0 HR | | 3-3 K | | 1-2 K | | | 1-1 G6-3 | | 4 1 1 1 0 2 2 | | | | | | | | | | | | |
| 10 Michael Young, R (1, 6) OBP: 0.370, SLG: 0.497 | 2-1 L9 | | 2-2 F9 | | | 2-2 2B | | 0-1 P5 | | 4 0 1 0 0 0 1 | | | | | | | | | | | | |
| 23 Mark Teixeira, S (1, 3) OBP: 0.354, SLG: 0.552 | 1-2 F7 | | 0-0 F8 | | | 4-2 BB | | 2-1 F9 | | 3 0 0 0 1 0 1 | | | | | | | | | | | | |
| 9 Hank Blalock, L (1, 5) OBP: 0.343, SLG: 0.474 | 1-3 K | | | 0-0 G4-3 | | 2-2 L3 | | 0-3 K2-3 | | 4 0 0 0 0 2 2 | | | | | | | | | | | | |
| Alfonso Soriano, R (1, 4) OBP: 0.304, SLG: 0.538 | | 0-0 G6-3 | | 1-1 G5-3 | | 2-1 F9 | | 1-3 K | | 4 0 0 0 0 1 2 | | | | | | | | | | | | |
| Kevin Mench, R (1, 10) OBP: 0.360, SLG: 0.558 | | 4-1 BB | | 1-3 K | | 2-2 P5 | | 0-0 F8 | | 3 0 0 0 1 1 3 | | | | | | | | | | | | |
| Richard Hidalgo, R (1, 9) OBP: 0.281, SLG: 0.405 | | 1-1 P3 | | | 0-0 G1-3 | | 1-3 K | | 3-2 F8 | 4 0 0 0 0 1 2 | AB 32 | | | | | | | | | | | |
| Sandy Alomar Jr., R (1, 2) OBP: 0.325, SLG: 0.338 | | 0-0 G6-3 | | | 2-0 G4-3 2B | | 3-1 G6-3 | | | 3 0 1 0 0 0 1 | R 1 | | | | | | | | | | | |
| Laynce Nix, L (1, 8) OBP: 0.276, SLG: 0.413 | | | 1-0 1B | | 2-0 G4-3 | | 0-0 L8 | | | 3 0 1 0 0 0 1 | H 4 | | | | | | | | | | | |
| Inning Stats | R: 1 E: 0 K: 1 S: 9 | H: 1 LOB: 0 BB: 0 P: 13 | R: 0 E: 0 K: 0 S: 5 | H: 0 LOB: 1 BB: 1 P: 10 | R: 0 E: 0 K: 1 S: 11 | H: 1 LOB: 1 BB: 0 P: 17 | R: 0 E: 0 K: 1 S: 6 | H: 0 LOB: 0 BB: 0 P: 8 | R: 0 E: 0 K: 1 S: 6 | H: 1 LOB: 1 BB: 0 P: 11 | R: 0 E: 0 K: 0 S: 17 | H: 1 LOB: 2 BB: 1 P: 29 | R: 0 E: 0 K: 1 S: 6 | H: 0 LOB: 0 BB: 0 P: 10 | R: 0 E: 0 K: 0 S: 6 | H: 0 LOB: 0 BB: 0 P: 9 | R: 0 E: 0 K: 2 S: 10 | H: 0 LOB: 1 BB: 0 P: 14 | 1B: 1 2B: 2 3B: 0 HR: 1 | SF: 0 SAC: 0 DP: 0 HBP: 0 | WP: 0 PB: 1 SB: 2 CS: 0 | PA: 34 |
| PITCHER | IP WLS BF H R ER SO BB IBB HBP BLK WP HR S P ERA WHIP | | | | | | | | | | | | PITCHER | IP WLS BF H R ER SO BB IBB HBP BLK WP HR S P ERA WHIP | | | | | | | | |
| Jamie Moyer, L (1, 1) ERA: 4.58 | 8.0 W 30 4 1 1 5 2 0 0 0 0 0 1 66 107 1.12 0.750 | | | | | | | | | | | | | | | | | | | | | |
| Eddie Guardado, L (9, 1) ERA: 1.55 | 1.0 S 4 0 0 0 2 0 0 0 0 0 0 0 10 14 0.00 0.000 | | | | | | | | | | | | | | | | | | | | | |

Texas Rangers @ Seattle Mariners
Safeco Field, Seattle, WA
 Sun Jul 03 2005, 1:05 PM PDT
 Att: 34,397 - Partly Cloudy - 69 F

livebaseballscorecards.com



| Batter | 1 | 2 | 3 | 4 | 5 | 6 | 7 | 8 | 9 | AB R H RBI BB SO LOB | TOP | | | | | |
|---|---|--|---|---|--|---|--|--|--|--|---|---|----|----|-------|-------|
| 18 Johnny Damon, L (1, 8) OBP: 0.381, SLG: 0.471 | 3-2 G5-4-3 1B | | 0-2 FC1-6 34 BB BB | | 3-1 G3-6 | | 3-2 F8 | | 2-2 P5 | 5 1 1 0 0 0 3 | | | | | | |
| Edgar Renteria, R (1, 6) OBP: 0.323, SLG: 0.395 | 2-1 G5-4-3 1-2f | | 4-1 BB WP BB 34 BB | | 0-0 G4-3 | | 2-1 FC6-4 1-2f | | 2-0 F8 | 4 1 0 0 1 0 2 | | | | | | |
| 34 David Ortiz, L (1, 10) OBP: 0.393, SLG: 0.580 | 0-1 G4-3 | | 4-1 WP BB BB 1-2 2-3 | | | 0-2 2B | | 0-0 HR | 0-1 G3 | 4 2 2 0 1 0 0 | | | | | | |
| Manny Ramirez, R (1, 7) OBP: 0.358, SLG: 0.552 | | 2-1 E6 | 4-2 WP BB 1-2 2-3 3-H | | | 2-2 L3 | | 2-0 HR | | 3 1 1 3 1 0 1 | | | | | | |
| Trot Nixon, L (1, 9) OBP: 0.377, SLG: 0.476 | | 1-0 F8 | 3-2 L3 1-2 2-3 3-H | | | 0-1 2B | | 0-0 G3-1 G1-3 1B | | 4 0 2 1 0 0 2 | | | | | | |
| Kevin Miller, R (1, 3) OBP: 0.352, SLG: 0.380 | | 2-1 1B | | 2-3 K | | 0-1 G6-3 | | 1-0 G1-3 | | 4 0 1 0 0 1 2 | | | | | | |
| John Olerud, L (8, 3) OBP: 0.435, SLG: 0.585 | | | | | | | | 1-2 | | 0 0 0 0 0 0 0 | | | | | | |
| Jason Varitek, S (1, 2) OBP: 0.369, SLG: 0.535 | | 2-1 G3 | | 0-0 P6 | | 1-3 K | | 0-0 G3-1 | | 4 0 0 0 0 1 3 | | | | | | |
| Bill Mueller, S (1, 5) OBP: 0.384, SLG: 0.401 | | | 1-1 FC1-6 1B | | 2-2 F8 | | 3-2 F8 | | 4-1 BB | 3 0 1 0 1 0 0 | | | | | | |
| Mark Bellhorn, S (1, 4) OBP: 0.341, SLG: 0.378 | | | 0-1 F8 | | 4-2 G3-6 18 BB | | 4-1 FC6-4 BB | | 1-3 K | 2 0 0 0 2 1 3 | | | | | | |
| Inning Stats | R: 0 H: 1 E: 0 LOB: 0 K: 0 BB: 0 S: 8 P: 13 | R: 0 H: 1 E: 1 LOB: 1 K: 0 BB: 0 S: 7 P: 14 | R: 2 H: 1 E: 0 LOB: 2 K: 0 BB: 3 S: 15 P: 31 | R: 0 H: 0 E: 0 LOB: 0 K: 1 BB: 0 S: 10 P: 14 | R: 0 H: 0 E: 0 LOB: 0 K: 0 BB: 1 S: 6 P: 13 | R: 1 H: 2 E: 0 LOB: 1 K: 1 BB: 0 S: 15 P: 18 | R: 0 H: 0 E: 0 LOB: 1 K: 0 BB: 1 S: 9 P: 21 | R: 2 H: 3 E: 0 LOB: 2 K: 1 BB: 1 S: 9 P: 17 | R: 0 H: 0 E: 0 LOB: 0 K: 0 BB: 0 S: 7 P: 11 | 1B: 5 SF: 0 2B: 2 SAC: 0 3B: 0 DP: 2 HR: 1 HBP: 0 | WP: 1 PA: 39 PB: 0 SB: 0 CS: 0 | | | | | |
| PITCHER | IP WLS BF H R ER SO BB IBB HBP BLK WP HR S P ERA WHIP | | | | | | | | | | | | | | | |
| Ricardo Rodriguez, R (1, 1) ERA: 3.9 | 5.1 | 22 | 4 | 3 | 3 | 1 | 4 | 0 | 0 | 0 | 1 | 0 | 53 | 94 | 5.06 | 1.500 |
| Juan Dominguez, R (6, 1) ERA: 1.64 | 1.0 | B | 5 | 1 | 0 | 0 | 1 | 0 | 0 | 0 | 0 | 0 | 12 | 20 | 0.00 | 2.000 |
| Brian Shouse, L (7, 1) ERA: 4.08 | 0.2 | | 3 | 1 | 1 | 1 | 0 | 0 | 0 | 0 | 0 | 0 | 6 | 11 | 13.50 | 1.500 |
| 53 Joaquin Benoit, R (8, 1) ERA: 0.93 | 2.0 | W | 9 | 2 | 1 | 1 | 1 | 0 | 0 | 0 | 0 | 1 | 15 | 27 | 4.50 | 1.500 |

Boston Red Sox @ Texas Rangers
Ameriquet Field, Arlington, TX

Mon Jul 04 2005, 8:05 PM EDT
Att. 50,492 - Clear - 95 F

livebaseballscorecards.com

| | |
|-----|----|
| AB | 33 |
| R | 5 |
| H | 8 |
| RBI | 4 |
| BB | 6 |
| SO | 3 |
| LOB | 16 |



BOTTOM

Boston Red Sox @ Texas Rangers
Ameriquet Field, Arlington, TX
Mon Jul 04 2005, 8:05 PM EDT
Att. 50,492 - Clear - 95 F

livebaseballscorecards.com

AB 35
R 6
H 10
RBI 6
BB 6
SO 8
LOB 20

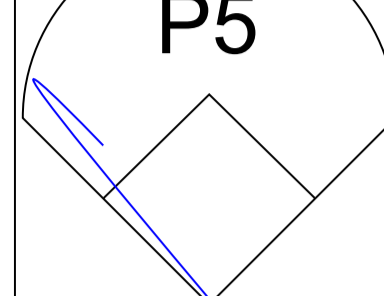


WP: 0 PA: 42
PB: 0
SB: 0
CS: 0

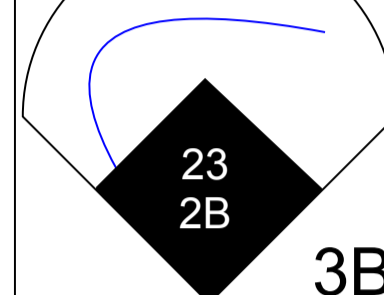
AB R H RBI BB SO LOB

| | | | | | | |
|---|---|---|---|---|---|---|
| 4 | 1 | 1 | 0 | 1 | 2 | 2 |
| 5 | 2 | 1 | 0 | 0 | 1 | 5 |
| 3 | 2 | 2 | 1 | 2 | 0 | 0 |
| 4 | 0 | 1 | 2 | 1 | 1 | 6 |
| 4 | 1 | 2 | 1 | 0 | 0 | 0 |
| 5 | 0 | 1 | 1 | 0 | 1 | 3 |
| 4 | 0 | 0 | 0 | 0 | 1 | 2 |
| 3 | 0 | 2 | 1 | 1 | 0 | 0 |
| 3 | 0 | 0 | 0 | 1 | 2 | 2 |

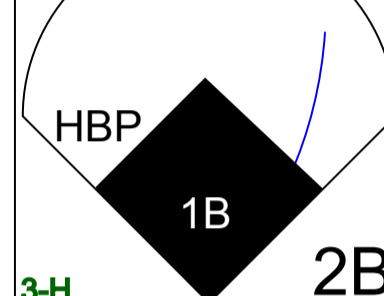
0-2



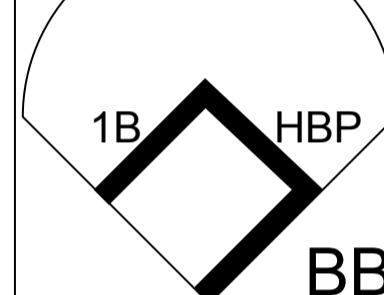
2-0



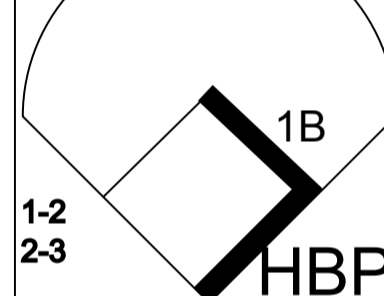
1-2



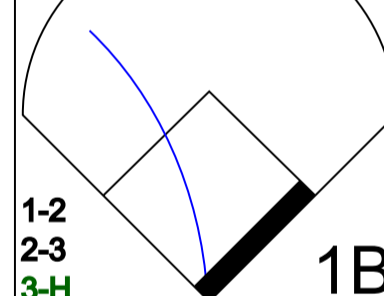
4-2



1-2



0-0



2-2



1-2



0-1



3-3




2-2



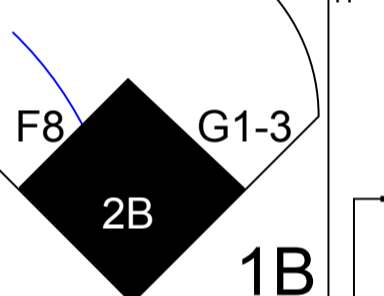
2-1



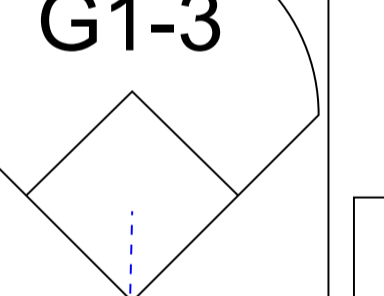
1-1



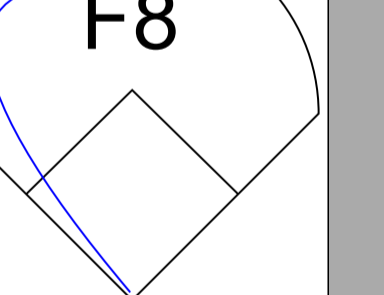
0-1



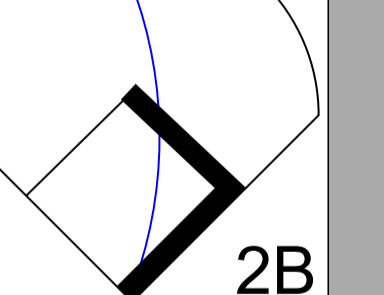
0-1



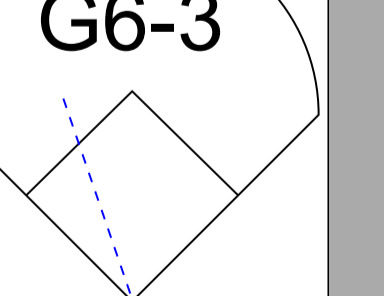
2-2



1-2



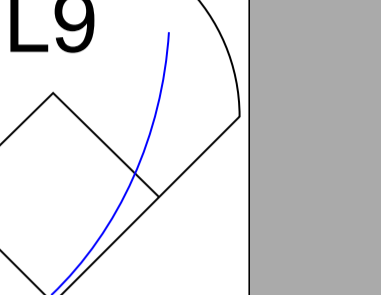
2-3



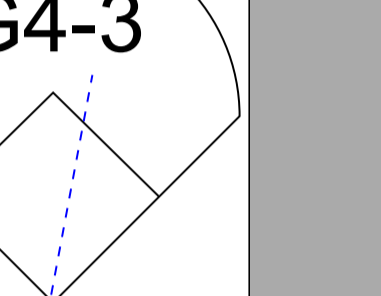
0-3



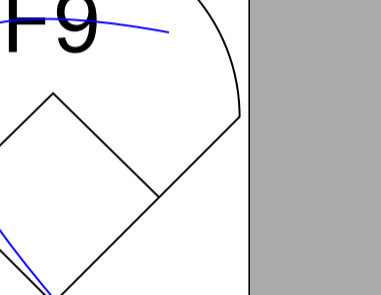
1-2



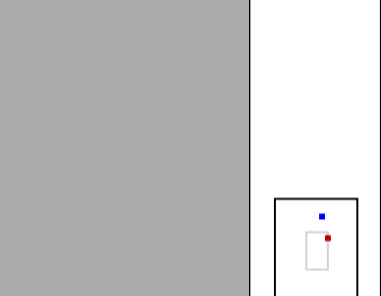
4-2



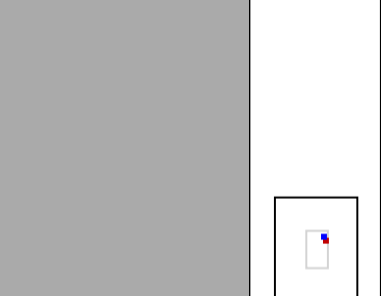
1-2



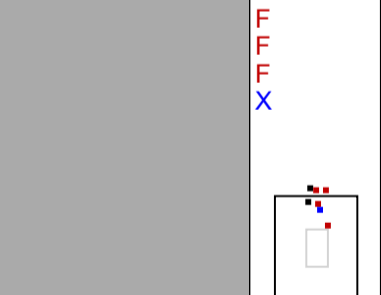
2-3



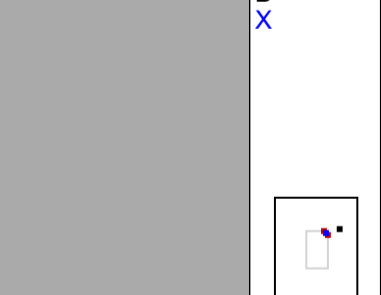
1-1



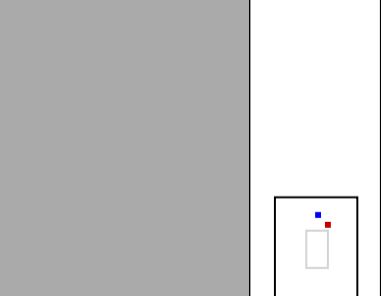
2-3



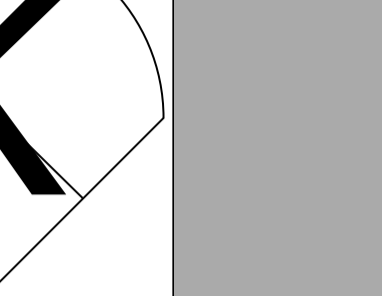
2-3



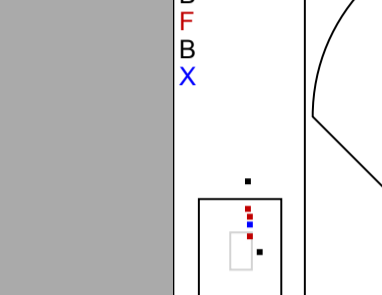
2-0



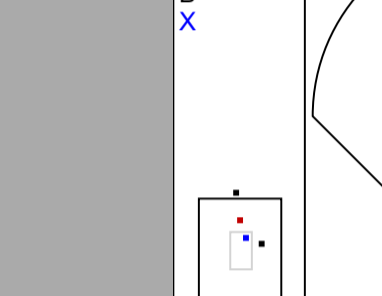
4-0



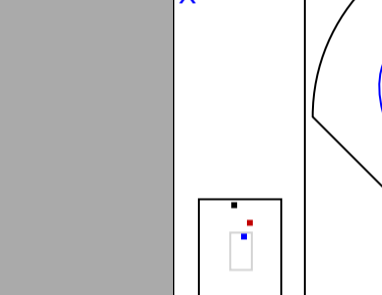
0-1



1-2



1-0



2-2



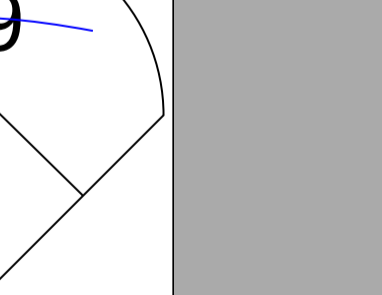
1-2



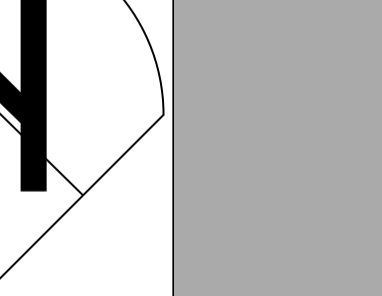
0-0



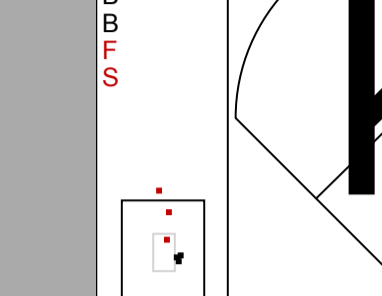
4-2



2-3



3-1



1-2




4-2




1-0




0-0



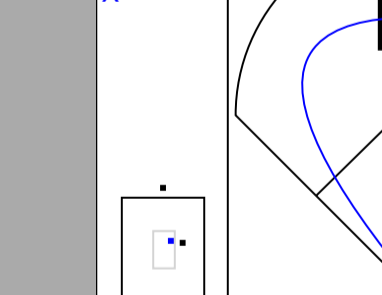
3-2



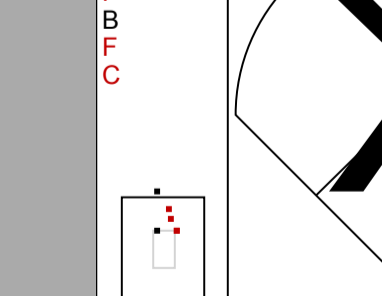
2-2



1-1



4-2



0-3



1-2



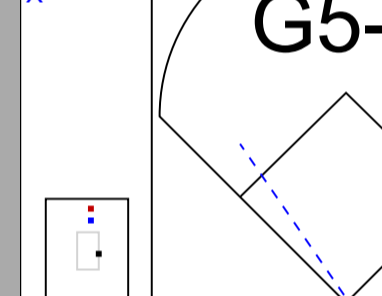
4-2



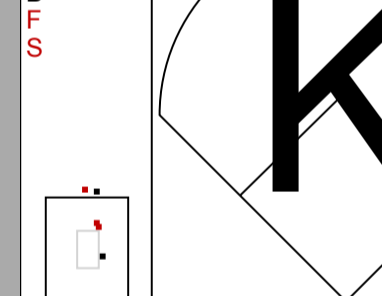
2-3



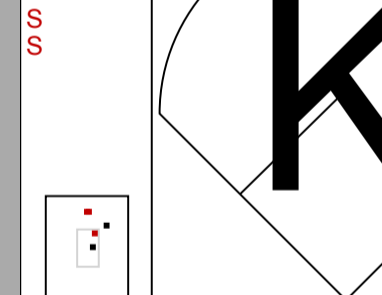
1-1



2-3



2-3



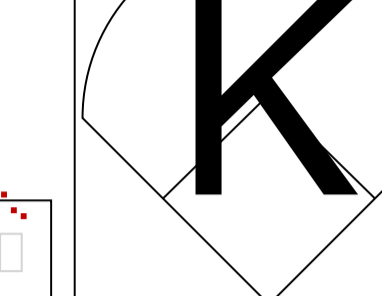
2-0



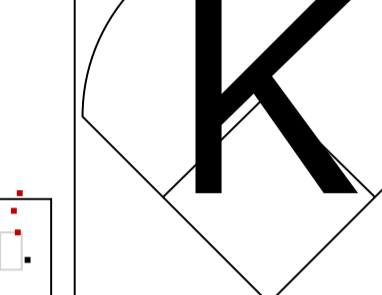
2-3



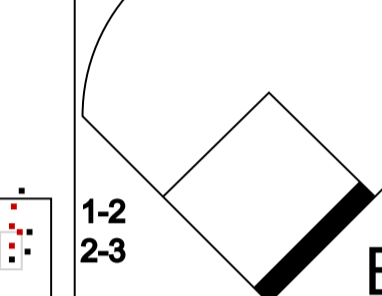
0-3



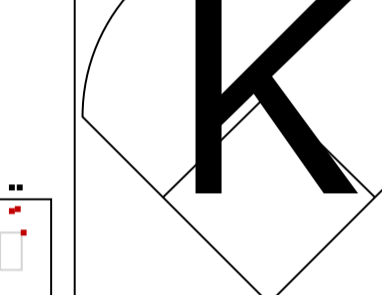
1-2



4-2



1-2



2-3



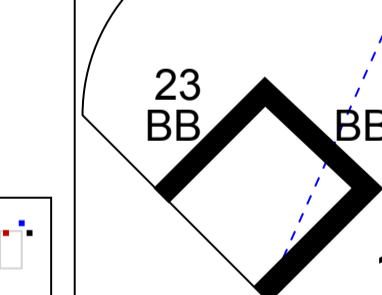
1-1



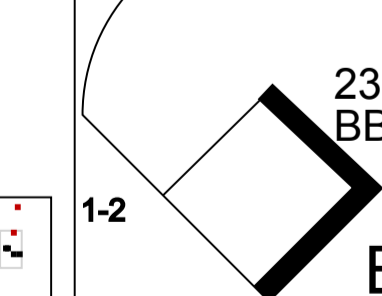
2-3



2-0



2-3



4-0



0-1



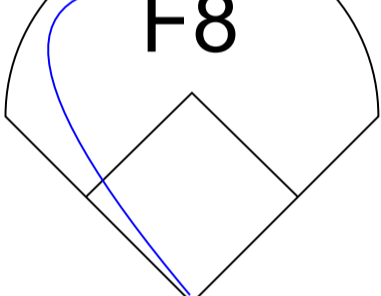
1-2



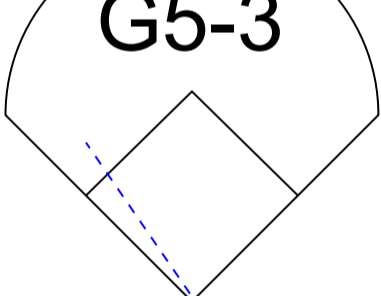
1-0



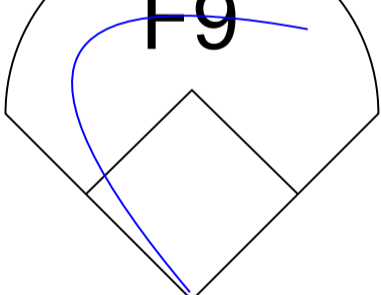
2-2



1-2



0-0



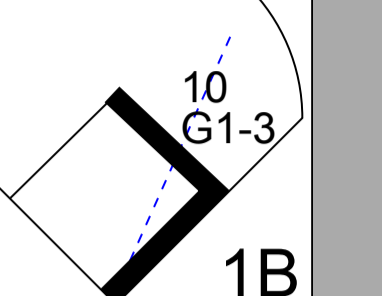
4-2



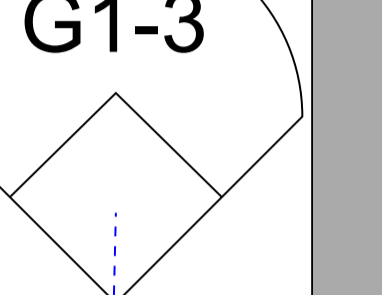
2-3



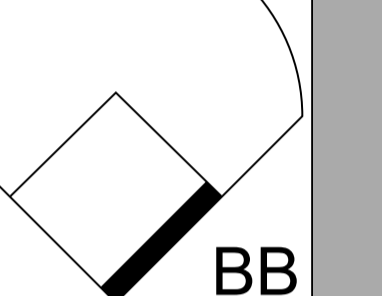
3-1



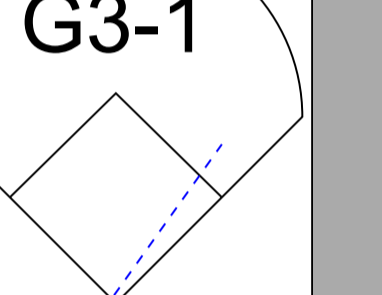
1-2




4-2




1-0




0-0



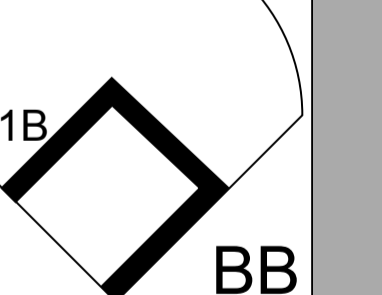
3-2



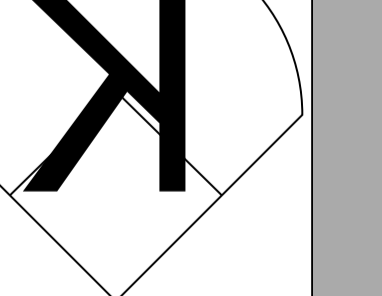
2-2



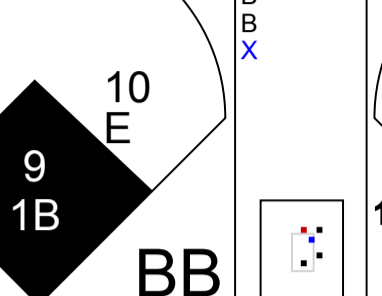
1-1



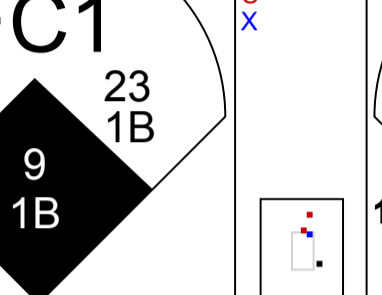
4-2



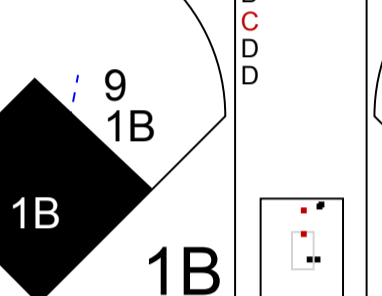
4-0



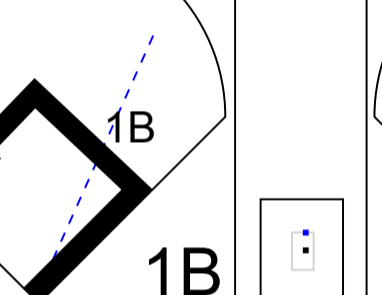
0-1



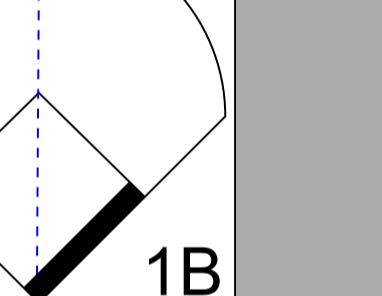
1-2



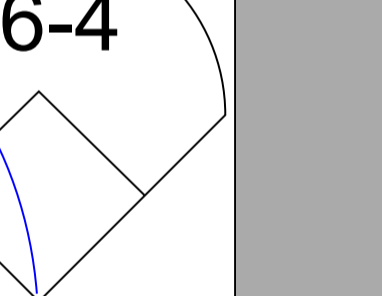
1-0



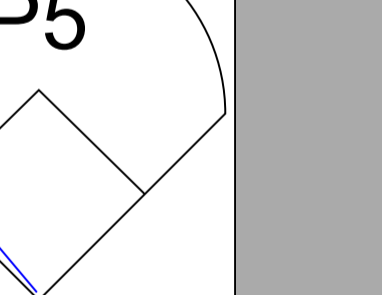
2-2



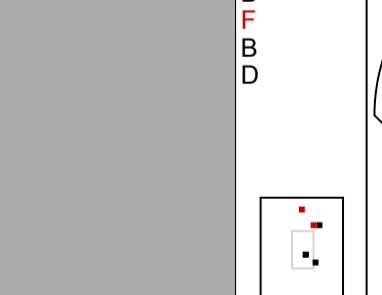
1-2



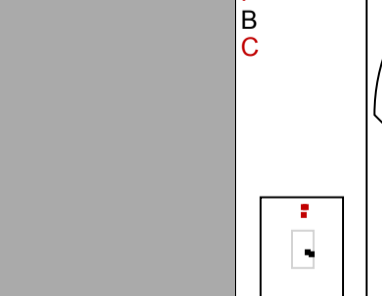
0-0



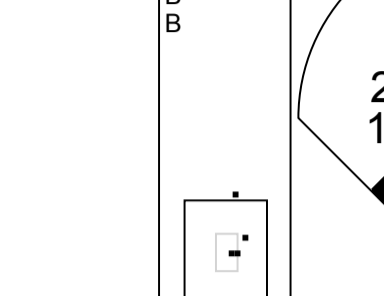
4-2



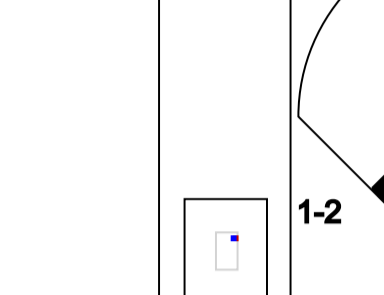
2-3



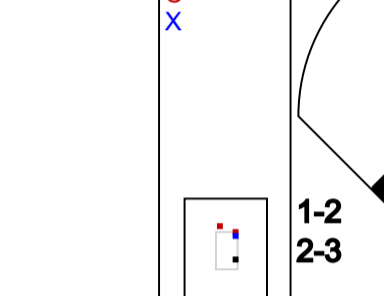
1-10



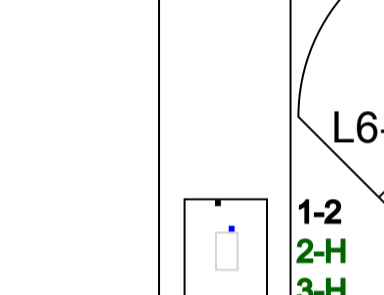
1-6



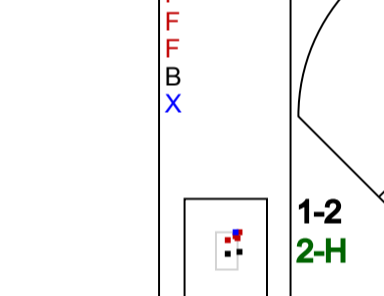
1-3



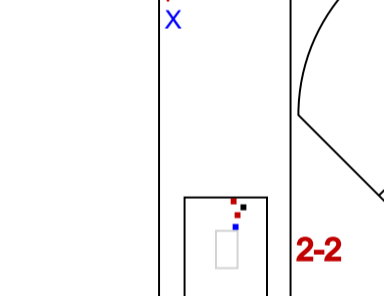
1-5



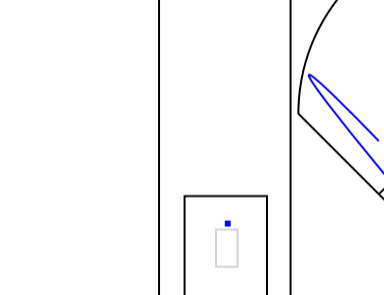
1-4




1-7




1-8



1-2



1-9



Batter

| | |
|---------------------|---------|
| David Dellucci, L | (1, 10) |
| 10 Michael Young, R | (1, 6) |
| 23 Mark Teixeira, S | (1, 3) |
| 9 Hank Blalock, L | (1, 5) |
| Alfonso Soriano, R | (1, 4) |
| Kevin Mench, R | (1, 7) |
| Laynce Nix, L | (1, 8) |
| Rod Barajas, R | (1, 2) |
| Gary Matthews, S | (1, 9) |

Inning Stats

| | |
|-------|--------|
| R: 3 | H: 3 |
| E: 1 | LOB: 1 |
| K: 0 | BB: 1 |
| S: 15 | P: 24 |

Inning Stats

| | |
|-------|--------|
| R: 0 | H: 1 |
| E: 0 | LOB: 3 |
| K: 1 | BB: 2 |
| S: 13 | P: 28 |

Inning Stats

| | |
|------|--------|
| R: 0 | H: 0 |
| E: 0 | LOB: 0 |
| K: 0 | BB: 0 |
| S: 7 | P: 12 |

Inning Stats

| | |
|-------|--------|
| R: 0 | H: 1 |
| E: 0 | LOB: 3 |
| K: 3 | BB: 2 |
| S: 17 | P: 29 |

Inning Stats

| | |
|------|--------|
| R: 0 | H: 0 |
| E: 0 | LOB: 0 |
| K: 2 | BB: 0 |
| S: 8 | P: 13 |

Inning Stats

| | |
|------|--------|
| R: 0 | H: 0 |
| E: 0 | LOB: 0 |
| K: 2 | BB: 0 |
| S: 8 | P: 15 |

Inning Stats

| | |
|-------|--------|
| R: 1 | H: 2 |
| E: 0 | LOB: 1 |
| K: 0 | BB: 0 |
| S: 14 | P: 17 |

Inning Stats

| | |
|-------|--------|
| R: 2 | H: 3 |
| E: 0 | LOB: 3 |
| K: 0 | BB: 1 |
| S: 12 | P: 20 |

| PITCHER | IP | WLS | BF | H | R | ER | SO | BB | IBB | HBP | BLK | WP | HR | S | P | ERA | WHIP |
|--------------------|--------|-----|----|---|---|----|----|----|-----|-----|-----|----|----|----|-----|-------|-------|
| Wade Miller, R | (1, 1) | | 28 | 5 | 3 | 2 | 8 | 5 | 0 | 0 | 0 | 0 | 0 | 68 | 121 | 3.00 | 1.667 |
| Geremi Gonzalez, R | (7, 1) | 0.2 | 2 | 0 | 0 | 0 | 0 | 0 | 0 | 0 | 0 | 0 | 0 | 6 | 10 | 0.00 | 0.000 |
| John Halama, L | (7, 1) | 0.1 | 1 | 0 | 0 | 0 | 0 | 0 | 0 | 0 | 0 | 0 | 0 | 2 | 3 | 0.00 | 0.000 |
| 50 Mike Timlin, R | (8, 1) | 0.2 | H | 4 | 2 | 1 | 1 | 0 | 0 | 0 | 0 | 0 | 0 | 12 | 15 | 13.50 | 3.000 |
| Alan Embree, L | (8, 1) | 0.1 | H | 1 | 0 | 0 | 0 | 0 | 0 | 0 | 0 | 0 | 0 | 2 | 2 | 0.00 | 0.000 |

| PITCHER | IP | WLS | BF | H | R | ER | SO | BB | IBB | HBP | BLK | WP | HR | S | P | ERA | WHIP |
|-----------------|--------|-----|----|---|---|----|----|----|-----|-----|-----|----|----|----|----|-------|--------|
| Keith Foulke, R | (9, 1) | | 6 | 3 | 2 | 2 | 0 | 1 | 0 | 1 | 0 | 0 | 0 | 12 | 20 | 54.00 | 12.000 |

| Batter | 1 | 2 | 3 | 4 | 5 | 6 | 7 | 8 | 9 | AB R H RBI BB SO LOB |
|--|----------------------|-----------|-------------|-----------|-----------------|------------------------|-----------|---|-----------|----------------------|
| David Dellucci, L (1, 10) OBP: 0.412, SLG: 0.523 | 2-2 G3-1 | | 1-3 K | | 0-2 P6 | | 0-1 F9 | | 0-3 K | 5 0 0 0 0 2 0 |
| 10 Michael Young, R (1, 6) OBP: 0.372, SLG: 0.503 | 2-0 FC3-6 HBP | | 2-0 2B | | 2-0 F8 | | 0-2 1B | | | 3 0 2 0 0 0 0 |
| 23 Mark Teixeira, S (1, 3) OBP: 0.359, SLG: 0.552 | 2-1 FC3-6 1-2f | | 2-2 G3-1 | | | 1-0 2B 1B | 1-1 F8 | | | 4 1 1 0 0 0 3 |
| 9 Hank Blalock, L (1, 5) OBP: 0.342, SLG: 0.468 | 0-0 G3-1 | | | 0-0 F9 | | 0-0 2B SF9 1B | 1-1 P5 | | | 4 1 1 0 0 0 1 |
| Alfonso Soriano, R (1, 4) OBP: 0.307, SLG: 0.532 | | 2-3 K | | 2-0 L7 | | 2-2 F7 | 4-2 BB | | | 3 0 0 0 1 1 2 |
| Kevin Mench, R (1, 7) OBP: 0.356, SLG: 0.550 | | 3-3 K | | 3-2 L7 | | 0-0 SF9 2B | 1-3 K | | | 4 0 1 1 0 2 1 |
| Laynce Nix, L (1, 8) OBP: 0.271, SLG: 0.409 | | 0-2 2B | | | 2-1 F7 | 0-0 SF9 | 1-1 F8 | | | 3 0 1 1 0 0 1 |
| Rod Barajas, R (1, 2) OBP: 0.325, SLG: 0.426 | | 2-3 K | | | 1-0 HR 1B | 0-1 L7 | | | | 4 1 1 0 0 1 2 |
| Gary Matthews, S (1, 9) OBP: 0.280, SLG: 0.405 | | | 0-0 P4 | | 1-1 HR | | 0-2 F7 | | 0-0 L8 | 4 1 1 2 0 0 0 |

| Inning Stats | R: 0 | H: 0 | E: 1 | K: 0 | S: 6 | LOB: 1 | BB: 0 | P: 12 | R: 0 | H: 1 | E: 0 | K: 3 | S: 15 | LOB: 1 | BB: 0 | P: 22 | R: 0 | H: 1 | E: 0 | K: 1 | S: 9 | LOB: 1 | BB: 0 | P: 14 | R: 0 | H: 0 | E: 0 | K: 0 | S: 5 | LOB: 0 | BB: 0 | P: 10 | R: 2 | H: 3 | E: 0 | K: 0 | S: 10 | LOB: 1 | BB: 0 | P: 13 | R: 0 | H: 1 | E: 0 | K: 0 | S: 10 | LOB: 1 | BB: 0 | P: 11 | R: 0 | H: 0 | E: 0 | K: 1 | S: 10 | LOB: 1 | BB: 1 | P: 17 | R: 0 | H: 0 | E: 0 | K: 1 | S: 6 | LOB: 0 | BB: 0 | P: 6 | 1B: 4 | SF: 1 | 2B: 3 | SAC: 0 | 3B: 0 | DP: 0 | HR: 1 | HBP: 1 | WP: 0 | PA: 37 |
|--------------|------|------|------|------|------|--------|-------|-------|------|------|------|------|-------|--------|-------|-------|------|------|------|------|------|--------|-------|-------|------|------|------|------|------|--------|-------|-------|------|------|------|------|-------|--------|-------|-------|------|------|------|------|-------|--------|-------|-------|------|------|------|------|-------|--------|-------|-------|------|------|------|------|------|--------|-------|------|-------|-------|-------|--------|-------|-------|-------|--------|-------|--------|
|--------------|------|------|------|------|------|--------|-------|-------|------|------|------|------|-------|--------|-------|-------|------|------|------|------|------|--------|-------|-------|------|------|------|------|------|--------|-------|-------|------|------|------|------|-------|--------|-------|-------|------|------|------|------|-------|--------|-------|-------|------|------|------|------|-------|--------|-------|-------|------|------|------|------|------|--------|-------|------|-------|-------|-------|--------|-------|-------|-------|--------|-------|--------|

| PITCHER | IP | WLS | BF | H | R | ER | SO | BB | IBB | HBP | BLK | WP | HR | S | P | ERA | WHIP |
|---|-----|-----|----|---|---|----|----|----|-----|-----|-----|----|----|----|-----|------|-------|
| 49 Tim Wakefield, R (1, 1) ERA: 3.98 | 8.0 | W | 34 | 8 | 4 | 4 | 5 | 1 | 0 | 1 | 0 | 0 | 1 | 75 | 115 | 4.50 | 1.125 |
| 50 Mike Timlin, R (9, 1) ERA: 1.73 | 1.0 | S | 3 | 0 | 0 | 0 | 1 | 0 | 0 | 0 | 0 | 0 | 0 | 6 | 6 | 0.00 | 0.000 |

BOTTOM

Boston Red Sox @ Texas Rangers
 Ameriquet Field, Arlington, TX

Tue Jul 05 2005, 8:05 PM EDT
 Att. 33,356 - Clear - 91 F

livebaseballscorecards.com

| | |
|------------|-----------|
| AB | 34 |
| R | 4 |
| H | 8 |
| RBI | 4 |
| BB | 1 |
| SO | 6 |
| LOB | 10 |



| Batter | 1 | 2 | 3 | 4 | 5 | 6 | 7 | 8 | 9 | AB R H RBI BB SO LOB | TOP | | |
|--|---|---|---|--|--|---|---|--|---|--|---|----------------|---|
| 18 Johnny Damon, L (1, 8) OBP: 0.380, SLG: 0.465 John Olerud, L (7, 3) OBP: 0.392, SLG: 0.522 | 1-2 P6 | | 0-1 F7 | | 2-1 G4-3 | | 1-0 G5-3 34 1B | 3-3 | | 4 1 1 0 0 0 1 1 0 0 0 0 1 0 | | | |
| Edgar Renteria, R (1, 6) OBP: 0.331, SLG: 0.398 | 4-2 BB BB | | 3-2 34 CS 1B | | | 3-2 F9 | 0-1 G5-3 | 1-1 G6-3 | | 4 0 1 0 1 0 2 | | | |
| 34 David Ortiz, L (1, 10) OBP: 0.393, SLG: 0.592 | 1-1 F8 | | 3-3 K 1-2 | | | 1-2 HR | 0-0 2B FC7-5 1B | | 3-3 K | 5 2 2 3 0 2 2 | | | |
| Manny Ramirez, R (1, 7) OBP: 0.361, SLG: 0.560 | 4-2 BB 1-2 BB | | | 3-3 K | | 2-1 G6-3 | 0-1 FC7-5 2B | | 4-2 F8 1B BB | 3 0 1 0 2 1 0 | | | |
| Trot Nixon, L (1, 9) OBP: 0.376, SLG: 0.473 | 0-0 G4-3 | | | 0-0 F9 | | 1-2 2B | 4-0 PB 1B IBB | | 0-1 1B 1-2 1B | 4 2 2 0 1 0 2 | | | |
| Kevin Millar, R (1, 3) Jay Payton, R (7, 8) OBP: 0.351, SLG: 0.382 OBP: 0.313, SLG: 0.429 | | | 3-2 P4 | | 0-1 P3 | | 0-0 1B 2B | 0-2 FC7-5 1B | 0-1 F8 2-3 | 4 1 1 2 0 0 2 1 0 0 0 0 0 2 | | | |
| Jason Varitek, S (1, 2) OBP: 0.369, SLG: 0.532 | | | 1-3 K | | | 0-0 B1-3 | 2-2 2-H 1B | 0-2 1-2 2-H 1B | 2-3 K2-3 | 5 0 2 2 0 2 2 | | | |
| Bill Mueller, S (1, 5) OBP: 0.390, SLG: 0.411 | | | 3-2 BB | | | 4-2 BB | 0-1 F7 | 1-2 K | | 2 0 0 0 2 1 3 | | | |
| Mark Bellhorn, S (1, 4) OBP: 0.335, SLG: 0.368 | | | 0-3 K | | | 1-3 K | | 4-2 G5-3 34 1B BB | 3-3 K | 3 1 0 0 1 3 2 | | | |
| Inning Stats | R: 0 H: 0 E: 0 LOB: 2 K: 0 BB: 2 S: 10 P: 20 | R: 0 H: 0 E: 0 LOB: 1 K: 2 BB: 1 S: 15 P: 22 | R: 0 H: 1 E: 0 LOB: 1 K: 1 BB: 0 S: 10 P: 16 | R: 0 H: 0 E: 0 LOB: 0 K: 1 BB: 0 S: 8 P: 11 | R: 0 H: 0 E: 0 LOB: 1 K: 1 BB: 1 S: 8 P: 15 | R: 3 H: 4 E: 0 LOB: 1 K: 0 BB: 0 S: 18 P: 27 | R: 4 H: 4 E: 0 LOB: 2 K: 1 BB: 2 S: 23 P: 33 | R: 0 H: 0 E: 0 LOB: 0 K: 2 BB: 0 S: 9 P: 16 | R: 0 H: 1 E: 0 LOB: 2 K: 2 BB: 1 S: 13 P: 22 | 1B: 6 SF: 0 2B: 4 SAC: 0 3B: 0 DP: 1 HR: 1 HBP: 0 | WP: 0 PA: 43 PB: 1 SB: 0 CS: 1 | | |
| PITCHER | IP WLS BF H R ER SO BB IBB HBP BLK WP HR S P ERA WHIP | | | | | | | | | | | PITCHER | IP WLS BF H R ER SO BB IBB HBP BLK WP HR S P ERA WHIP |
| Chan Ho Park, R (1, 1) ERA: 5.46 | 5.2 L 25 5 3 3 5 4 0 0 0 0 1 67 109 4.76 1.588 | | | | | | | | | | | | |
| 43 Kameron Loe, R (6, 1) ERA: 4.44 | 1.0 9 4 4 3 0 1 1 0 0 0 0 0 18 27 27.00 5.000 | | | | | | | | | | | | |
| Juan Dominguez, R (7, 1) ERA: 1.46 | 1.1 4 0 0 0 3 0 0 0 0 0 0 0 16 24 0.00 0.000 | | | | | | | | | | | | |
| Francisco Cordero, R (9, 1) ERA: 3.57 | 1.0 5 1 0 0 2 1 0 0 0 0 0 0 13 22 0.00 2.000 | | | | | | | | | | | | |

Boston Red Sox @ Texas Rangers
Ameriquet Field, Arlington, TX

Wed Jul 06 2005, 8:05 PM EDT
 Att. 34,962 - Clear - 91 F

livebaseballscorecards.com

AB 36
R 7
H 10
RBI 7
BB 7
SO 10
LOB 18



| Batter | 1 | 2 | 3 | 4 | 5 | 6 | 7 | 8 | 9 | AB R H RBI BB SO LOB |
|---|----------------------|--------------------|-----------|-------------|-------------|-------------|-----------------|-------------|----------|----------------------|
| David Dellucci, L (1, 10) OBP: 0.413, SLG: 0.549 | 3-3 K | | 1-0 HR | | 2-1 G3 | | 1-1 HR | | | 4 2 2 3 0 1 0 |
| 10 Michael Young, R (1, 6) OBP: 0.373, SLG: 0.512 | 1-0 23 G3-1 1B | | 1-0 HR | | 2-0 F7 | | 1-0 F9 | | | 4 1 2 1 0 0 0 |
| 23 Mark Teixeira, S (1, 3) OBP: 0.355, SLG: 0.546 | 3-2 G3-1 | | 0-3 K | | 2-1 G4-3 | | 0-3 K | | | 4 0 0 0 0 2 1 |
| 9 Hank Blalock, L (1, 5) OBP: 0.341, SLG: 0.466 | 1-2 F7 | | 0-1 F7 | | 1-1 1B | | 0-0 G3 | | | 4 0 1 0 0 0 1 |
| Alfonso Soriano, R (1, 4) OBP: 0.307, SLG: 0.529 | | 1-0 FC6-4 1B | 0-2 F8 | | 0-0 P4 | | 1-1 G5-3 | | | 4 0 1 0 0 0 1 |
| Kevin Mench, R (1, 7) OBP: 0.354, SLG: 0.546 | | 0-1 FC6-4 1B | | 0-0 G1-3 | | 1-3 K | | 0-3 K | | 4 0 1 0 0 2 1 |
| Laynce Nix, L (1, 8) OBP: 0.266, SLG: 0.402 | | 2-2 FC6-4 | | 1-3 K | | 2-2 G3-1 | | 1-2 G4-3 | | 4 0 0 0 0 1 2 |
| Rod Barajas, R (1, 2) OBP: 0.322, SLG: 0.422 | | 0-3 K | | 2-3 K | | 2-3 K | | 1-0 1B | | 2 0 0 0 0 2 2 |
| Sandy Alomar Jr., R (7, PH) OBP: 0.329, SLG: 0.342 | | | | | | | | | | 2 0 1 0 0 1 0 |
| Gary Matthews, S (1, 9) OBP: 0.280, SLG: 0.401 | | 3-1 F9 | | | 0-0 G4-3 | | 2-1 HR 1B | | 0-3 K | 4 1 1 0 0 1 3 |

| Inning Stats | R: 0 | H: 1 | E: 0 | K: 1 | S: 15 | LOB: 1 | BB: 0 | P: 23 | R: 0 | H: 2 | E: 0 | K: 1 | S: 13 | LOB: 2 | BB: 0 | P: 19 | R: 2 | H: 2 | E: 0 | K: 1 | S: 11 | LOB: 0 | BB: 0 | P: 13 | R: 0 | H: 0 | E: 0 | K: 2 | S: 7 | LOB: 0 | BB: 0 | P: 10 | R: 0 | H: 1 | E: 0 | K: 1 | S: 8 | LOB: 1 | BB: 0 | P: 12 | R: 2 | H: 2 | E: 0 | K: 1 | S: 13 | LOB: 0 | BB: 0 | P: 21 | R: 0 | H: 0 | E: 0 | K: 1 | S: 6 | LOB: 0 | BB: 0 | P: 7 | R: 0 | H: 1 | E: 0 | K: 2 | S: 10 | LOB: 1 | BB: 0 | P: 12 | 1B: 6 | SF: 0 | 2B: 0 | SAC: 0 | 3B: 0 | DP: 0 | HR: 3 | HBP: 0 | WP: 0 | PA: 36 |
|--|------|------|------|------|-------|--------|-------|-------|------|------|------|------|-------|--------|-------|-------|-------|------|------|------|-------|--------|-------|-------|------|------|------|------|------|--------|-------|-------|------|------|------|------|------|--------|-------|-------|------|------|------|------|-------|--------|-------|-------|------|------|------|------|------|--------|-------|------|------|------|------|------|-------|--------|-------|-------|-------|-------|-------|--------|-------|-------|-------|--------|-------|--------|
| 30 Matt Clement, R (1, 1) ERA: 3.85 | IP | WLS | BF | H | R | ER | SO | BB | IBB | HBP | BLK | WP | HR | S | P | ERA | WHIP | | | | | | | | | | | | | | | | | | | | | | | | | | | | | | | | | | | | | | | | | | | | | | | | | | | | | | | | | |
| Alan Embree, L (9, 1) ERA: 7.9 | 0.1 | S | 1 | 0 | 0 | 0 | 1 | 0 | 0 | 0 | 0 | 0 | 0 | 3 | 3 | 0.00 | 0.000 | | | | | | | | | | | | | | | | | | | | | | | | | | | | | | | | | | | | | | | | | | | | | | | | | | | | | | | | | |

BOTTOM

Boston Red Sox @ Texas Rangers
 Ameriquet Field, Arlington, TX
 Wed Jul 06 2005, 8:05 PM EDT
 Att. 34,962 - Clear - 91 F

livebaseballscorecards.com

| | |
|-----|----|
| AB | 36 |
| R | 4 |
| H | 9 |
| RBI | 4 |
| BB | 0 |
| SO | 10 |
| LOB | 11 |



| Batter | 1 | 2 | 3 | 4 | 5 | 6 | 7 | 8 | 9 | AB R H RBI BB SO LOB | TOP | | | | | | | | | | | |
|--|---|----------------------------------|-------------------------------|----------------------------------|-------------------------------|----------------------------------|------------------------------|---------------------------------|------------------------------|----------------------------------|-------------------------------|--|---|----------------------------------|------------------------------|----------------------------------|------------------------------|----------------------------------|----------------------------------|------------------------------------|----------------------------------|--------|
| 8 Russ Adams, L (1, 6) OBP: 0.307, SLG: 0.429 | 1-2 L8 | 1-3 K | 4-2 BB | | | 2-2 FC4-6 | | | 2-1 G5-3 | 4 0 0 0 1 1 3 | | | | | | | | | | | | |
| Frank Catalanotto, L (1, 10) OBP: 0.355, SLG: 0.394 | 1-3 K2-3 | 2-1 10 BB 1B | 1-0 F9 | | | 3-2 FC4 | | | 0-1 F8 | 5 1 1 1 0 1 3 | | | | | | | | | | | | |
| 10 Vernon Wells, R (1, 8) OBP: 0.314, SLG: 0.475 | 1-1 G6-3 | 4-2 1B BB | | | | 0-3 K | | | 1-2 1B | 4 0 1 0 1 1 1 | | | | | | | | | | | | |
| Shea Hillenbrand, R (1, 5) OBP: 0.359, SLG: 0.438 | | 2-3 HBP | | | | | | | 0-1 F7 | 4 1 1 2 0 1 1 | | | | | | | | | | | | |
| 9 Gregg Zaun, S (1, 2) OBP: 0.370, SLG: 0.414 | | 2B | | | | | | | | 2 1 0 0 2 0 0 | | | | | | | | | | | | |
| Gabe Gross, L (1, 7) OBP: 0.293, SLG: 0.289 | | K | | | | | | | | 4 0 0 0 0 2 5 | | | | | | | | | | | | |
| Eric Hinske, L (1, 3) OBP: 0.321, SLG: 0.387 | | 15 BB 2B | | | | | | | | 4 1 1 1 0 3 0 | | | | | | | | | | | | |
| 15 Alex Rios, R (1, 9) OBP: 0.322, SLG: 0.425 | | 1B 1B | | | | | | | | 4 1 1 2 0 2 0 | | | | | | | | | | | | |
| Frank Menechino, R (1, 4) OBP: 0.393, SLG: 0.365 | | 10 BB 1B | | | | | | | | 2 1 1 0 2 0 0 | | | | | | | | | | | | |
| John McDonald, R (8, 4) OBP: 0.326, SLG: 0.313 | | 1B 1B | | | | | | | | 0 0 0 0 0 0 0 | | | | | | | | | | | | |
| Inning Stats | R: 0 E: 0 K: 1 S: 9 | H: 0 LOB: 0 BB: 0 P: 12 | R: 6 E: 0 K: 2 S: 34 | H: 5 LOB: 3 BB: 3 P: 54 | R: 0 E: 0 K: 2 S: 16 | H: 0 LOB: 2 BB: 2 P: 28 | R: 0 E: 0 K: 1 S: 6 | H: 0 LOB: 0 BB: 0 P: 9 | R: 0 E: 0 K: 1 S: 9 | H: 0 LOB: 0 BB: 0 P: 11 | R: 0 E: 0 K: 1 S: 10 | H: 0 LOB: 1 BB: 1 P: 19 | R: 0 E: 0 K: 1 S: 9 | H: 0 LOB: 0 BB: 0 P: 12 | R: 0 E: 0 K: 2 S: 8 | H: 0 LOB: 0 BB: 0 P: 12 | R: 0 E: 0 K: 0 S: 9 | H: 1 LOB: 1 BB: 0 P: 12 | 1B: 5 2B: 1 3B: 0 HR: 0 | SF: 0 SAC: 0 DP: 0 HBP: 1 | WP: 0 PB: 0 SB: 0 CS: 0 | PA: 40 |
| PITCHER | IP WLS BF H R ER SO BB IBB HBP BLK WP HR S P ERA WHIP | | | | | | | | | | | PITCHER | IP WLS BF H R ER SO BB IBB HBP BLK WP HR S P ERA WHIP | | | | | | | | | |
| John Wasdin, R (1, 1) ERA: 3.29 | 1.2 13 5 6 6 3 2 0 1 0 0 0 38 57 32.40 4.200 | | | | | | | | | | | Francisco Cordero, R (9, 1) ERA: 3.53 | 0.1 W 2 1 0 0 0 0 0 0 0 0 27 46 0.00 1.286 | | | | | | | | | |
| 53 Joaquín Benoit, R (2, 1) ERA: 0.83 | 2.1 10 0 0 0 3 3 0 0 0 0 0 27 46 0.00 1.286 | | | | | | | | | | | | | | | | | | | | | |
| 32 Ron Mahay, L (5, 1) ERA: 6.51 | 1.2 6 0 0 0 1 1 0 0 0 0 0 16 27 0.00 0.600 | | | | | | | | | | | | | | | | | | | | | |
| Doug Brocail, R (6, 1) ERA: 4.54 | 2.1 7 0 0 0 4 0 0 0 0 0 0 20 27 0.00 0.000 | | | | | | | | | | | | | | | | | | | | | |
| Brian Shouse, L (9, 1) ERA: 3.99 | 0.2 2 0 0 0 0 0 0 0 0 0 0 4 6 0.00 0.000 | | | | | | | | | | | | | | | | | | | | | |

Toronto Blue Jays @ Texas Rangers
Ameriquet Field, Arlington, TX

Fri Jul 08 2005, 8:05 PM EDT
Att. 30,242 - Clear - 91 F

livebaseballscorecards.com



| | |
|-----|----|
| AB | 33 |
| R | 6 |
| H | 6 |
| RBI | 6 |
| BB | 6 |
| SO | 11 |
| LOB | 13 |

| Batter | 1 | 2 | 3 | 4 | 5 | 6 | 7 | 8 | 9 | AB | R | H | RBI | BB | SO | LOB |
|--|--------|-----------------|----------|-----------------|-------------|----------|---|--------------|----------------|----|---|---|-----|----|----|-----|
| David Dellucci, L (1, 10) OBP: 0.406, SLG: 0.537 | 1-3 K | 2-3 K | | 1-3 K | 2-2 G4-3 | | | 1-3 K | | 5 | 0 | 0 | 0 | 0 | 4 | 6 |
| 10 Michael Young, R (1, 6) OBP: 0.379, SLG: 0.530 | 2-0 HR | 0-2 1B | | 2-2 9 1B 3B | | 2-1 G4-3 | | 0-0 23 1B | | 5 | 2 | 4 | 3 | 0 | 0 | 0 |
| 23 Mark Teixeira, S (1, 3) OBP: 0.356, SLG: 0.542 | 0-2 G3 | 3-3 K | | 1-0 9 1B HBP | | 3-2 1B | | 1-2 G5-4-3 | | 4 | 0 | 1 | 0 | 0 | 1 | 4 |
| 9 Hank Blalock, L (1, 5) OBP: 0.345, SLG: 0.477 | 0-1 1B | | 0-0 HR | 0-2 FC6-4 1B | | 2-0 F7 | | | 0-1 E5 1B | 5 | 2 | 3 | 2 | 0 | 0 | 1 |
| Alfonso Soriano, R (1, 4) OBP: 0.308, SLG: 0.527 | 0-1 1B | | 1-0 G6-3 | 2-0 FC6-4 | | 3-1 F8 | | | 0-1 E S FC6 1B | 5 | 1 | 2 | 1 | 0 | 0 | 3 |
| Kevin Mench, R (1, 7) OBP: 0.352, SLG: 0.540 | 0-3 K | | 2-1 G1-3 | | 1-1 G6-3 1B | | | | 0-0 F9 | 5 | 0 | 1 | 0 | 0 | 1 | 3 |
| Laynce Nix, L (1, 8) OBP: 0.269, SLG: 0.399 | | 0-0 E4 1B 10 1B | 1-0 L9 | | 1-2 G6-3 1B | | | | 4-0 FC6 IBB | 4 | 1 | 1 | 0 | 1 | 0 | 0 |
| Rod Barajas, R (1, 2) OBP: 0.319, SLG: 0.417 | | 1-2 G5-3 | | 0-2 FC3-6 1B | 1-2 G6-3 | | | | 1-1 FC6 | 5 | 0 | 1 | 1 | 0 | 1 | 4 |
| Gary Matthews, S (1, 9) OBP: 0.289, SLG: 0.402 | | 0-2 10 1B | | 0-0 FC3-6 10 3B | 4-1 BB | | | 4-0 10 1B BB | | 2 | 1 | 1 | 0 | 2 | 0 | 1 |

| Inning Stats | R: 1 | H: 3 | E: 0 | K: 2 | S: 15 | LOB: 2 | BB: 0 | P: 18 | R: 1 | H: 2 | E: 1 | K: 2 | S: 17 | LOB: 2 | BB: 0 | P: 23 | R: 1 | H: 1 | E: 0 | K: 0 | S: 5 | LOB: 0 | BB: 0 | P: 9 | R: 2 | H: 3 | E: 0 | K: 1 | S: 14 | LOB: 2 | BB: 0 | P: 20 | R: 0 | H: 2 | E: 0 | K: 0 | S: 12 | LOB: 2 | BB: 1 | P: 20 | R: 0 | H: 1 | E: 0 | K: 0 | S: 8 | LOB: 1 | BB: 0 | P: 18 | R: 0 | H: 0 | E: 0 | K: 1 | S: 9 | LOB: 0 | BB: 0 | P: 12 | R: 0 | H: 1 | E: 0 | K: 1 | S: 9 | LOB: 1 | BB: 1 | P: 15 | R: 2 | H: 1 | E: 1 | K: 0 | S: 7 | LOB: 2 | BB: 1 | P: 12 | 1B: 11 | 2B: 0 | 3B: 1 | SF: 0 | SAC: 0 | DP: 2 | HBP: 1 | WP: 0 | HR: 0 | S: 7 | P: 12 | ERA: 0.00 | WHIP: 3.000 | WP: 0 | PA: 44 |
|--------------|------|------|------|------|-------|--------|-------|-------|------|------|------|------|-------|--------|-------|-------|------|------|------|------|------|--------|-------|------|------|------|------|------|-------|--------|-------|-------|------|------|------|------|-------|--------|-------|-------|------|------|------|------|------|--------|-------|-------|------|------|------|------|------|--------|-------|-------|------|------|------|------|------|--------|-------|-------|------|------|------|------|------|--------|-------|-------|--------|-------|-------|-------|--------|-------|--------|-------|-------|------|-------|-----------|-------------|-------|--------|
|--------------|------|------|------|------|-------|--------|-------|-------|------|------|------|------|-------|--------|-------|-------|------|------|------|------|------|--------|-------|------|------|------|------|------|-------|--------|-------|-------|------|------|------|------|-------|--------|-------|-------|------|------|------|------|------|--------|-------|-------|------|------|------|------|------|--------|-------|-------|------|------|------|------|------|--------|-------|-------|------|------|------|------|------|--------|-------|-------|--------|-------|-------|-------|--------|-------|--------|-------|-------|------|-------|-----------|-------------|-------|--------|

| PITCHER | IP | WLS | BF | H | R | ER | SO | BB | IBB | HBP | BLK | WP | HR | S | P | ERA | WHIP |
|---|-----|-----|----|---|---|----|----|----|-----|-----|-----|----|----|----|----|-------|-------|
| 32 Roy Halladay, R (1, 1) ERA: 2.41 | 2.2 | | 15 | 6 | 3 | 2 | 4 | 0 | 0 | 0 | 0 | 0 | 2 | 36 | 48 | 6.75 | 2.250 |
| 54 Jason Frasor, R (3, 1) ERA: 3.08 | 1.1 | | 8 | 3 | 2 | 2 | 1 | 0 | 0 | 1 | 0 | 0 | 0 | 15 | 22 | 13.50 | 2.250 |
| Pete Walker, R (5, 1) ERA: 2.55 | 2.0 | H | 9 | 3 | 0 | 0 | 0 | 1 | 0 | 0 | 0 | 0 | 0 | 20 | 38 | 0.00 | 2.000 |
| Justin Speier, R (7, 1) ERA: 2.81 | 1.1 | H | 5 | 0 | 0 | 0 | 2 | 1 | 0 | 0 | 0 | 0 | 0 | 13 | 21 | 0.00 | 0.750 |
| Scott Schoeneweis, L (8, 1) ERA: 4.5 | 0.2 | H | 2 | 1 | 0 | 0 | 0 | 0 | 0 | 0 | 0 | 0 | 0 | 5 | 6 | 0.00 | 1.500 |

Toronto Blue Jays @ Texas Rangers
 Ameriquet Field, Arlington, TX
 Fri Jul 08 2005, 8:05 PM EDT
 Att. 30,242 - Clear - 91 F

livebaseballscorecards.com

| | |
|-----|----|
| AB | 40 |
| R | 7 |
| H | 14 |
| RBI | 7 |
| BB | 3 |
| SO | 7 |
| LOB | 22 |



| Batter | 1 | 2 | 3 | 4 | 5 | 6 | 7 | 8 | 9 | AB R H RBI BB SO LOB | TOP | | | | | | | | | | | |
|---|---|----------------------------------|------------------------------|----------------------------------|------------------------------|---------------------------------|------------------------------|----------------------------------|-------------------------------------|----------------------------------|-------------------------------|----------------------------------|------------------------------|---------------------------------|------------------------------|---------------------------------|-------------------------------|----------------------------------|-----------------------------------|------------------------------------|----------------------------------|--------|
| 3 Reed Johnson, R OBP: 0.341, SLG: 0.445 (1, 7) | 3-1 F9 10 1B | 3-1 G1-3 | | | 1-1 G6-3 | | 0-1 G4-3 | | 2-2 10 1B 15 1B | 5 1 1 0 0 0 1 | | | | | | | | | | | | |
| 15 Alex Rios, R OBP: 0.323, SLG: 0.428 (1, 9) | 1-0 10 1B 2B | | 0-0 G6-3 | | 2-3 K | | | 1-1 F9 | 3-2 10 E 10 1B 2 SF9 | 5 2 2 1 0 1 0 | | | | | | | | | | | | |
| 10 Vernon Wells, R OBP: 0.318, SLG: 0.477 (1, 8) | 0-0 HR 1B | | 2-1 G6-4-3 1B | | 1-2 F7 | | | 0-0 F9 | 0-0 E8 DI 1B | 5 1 3 3 0 0 0 | | | | | | | | | | | | |
| Shea Hillenbrand, R OBP: 0.358, SLG: 0.446 (1, 3) Eric Hinske, L OBP: 0.319, SLG: 0.384 (7, 3) | 2-2 1-H HR | | 0-0 G6-4-3 | | | 0-1 G4-3 | | 0-2 L5 | 3-3 K | 3 1 1 2 0 0 1 2 0 0 0 0 1 2 | | | | | | | | | | | | |
| 2 Aaron Hill, R OBP: 0.399, SLG: 0.478 (1, 5) | 2-0 G1-3 | | | 0-0 G1-3 | | 0-3 K | | | HBP HR 1B SF9 | 4 1 1 1 0 1 0 | | | | | | | | | | | | |
| Frank Menechino, R OBP: 0.402, SLG: 0.371 (1, 4) | 3-1 G4-3 | | | 3-1 FC4-6 1B | | 1-0 1B | | | HR HBP K | 4 1 2 0 0 1 1 | | | | | | | | | | | | |
| Frank Catalanotto, L OBP: 0.358, SLG: 0.414 (1, 10) | | | 2-1 2B | | 0-1 FC4-6 1B | | 3-3 K | | 0-1 HR 1B | 4 1 2 3 0 1 2 | | | | | | | | | | | | |
| John McDonald, R OBP: 0.333, SLG: 0.322 (1, 6) | | | 2-2 G6-3 | | 1-0 SAFE 1-2 1B | | 0-2 G6-3 | | 0-1 3 1B 15 1B 1B | 4 1 2 0 0 0 1 | | | | | | | | | | | | |
| Ken Huckaby, R OBP: 0.212, SLG: 0.164 (1, 2) | | | 2-0 L9 | | 0-0 G6-3 | | 1-0 G6-3 | | 0-0 15 1B 10 1B 3 1B 1B | 4 1 1 0 0 0 3 | | | | | | | | | | | | |
| Inning Stats | R: 3 E: 0 K: 0 S: 12 | H: 3 LOB: 0 BB: 0 P: 23 | R: 0 E: 0 K: 0 S: 8 | H: 1 LOB: 1 BB: 0 P: 17 | R: 0 E: 0 K: 0 S: 4 | H: 1 LOB: 0 BB: 0 P: 6 | R: 0 E: 0 K: 0 S: 7 | H: 2 LOB: 2 BB: 0 P: 11 | R: 0 E: 0 K: 1 S: 8 | H: 0 LOB: 0 BB: 0 P: 12 | R: 0 E: 0 K: 2 S: 10 | H: 1 LOB: 1 BB: 0 P: 14 | R: 0 E: 0 K: 0 S: 6 | H: 0 LOB: 0 BB: 0 P: 7 | R: 0 E: 0 K: 0 S: 6 | H: 0 LOB: 0 BB: 0 P: 7 | R: 7 E: 1 K: 2 S: 25 | H: 7 LOB: 1 BB: 0 P: 38 | 1B: 11 2B: 2 3B: 0 HR: 2 | SF: 1 SAC: 0 DP: 1 HBP: 1 | WP: 0 PB: 0 SB: 0 CS: 0 | PA: 42 |
| PITCHER | IP WLS BF H R ER SO BB IBB HBP BLK WP HR S P ERA WHIP | | | | | | | | | | | | | | | | | | | | | |
| Kenny Rogers, L ERA: 2.54 (1, 1) | 7.0 W 28 8 3 3 3 0 0 0 0 0 1 55 90 3.86 1.143 | | | | | | | | | | | | | | | | | | | | | |
| 43 Kameron Loe, R ERA: 4.26 (8, 1) | 1.0 3 0 0 0 0 0 0 0 0 0 0 6 7 0.00 0.000 | | | | | | | | | | | | | | | | | | | | | |
| Juan Dominguez, R ERA: 5.11 (9, 1) | 0.0 5 4 5 5 0 0 0 1 0 0 1 7 9 ∞ ∞ | | | | | | | | | | | | | | | | | | | | | |
| Doug Brocail, R ERA: 4.76 (9, 1) | 0.0 2 2 0 0 0 0 0 0 0 0 0 9 14 ∞ ∞ | | | | | | | | | | | | | | | | | | | | | |
| Francisco Cordero, R ERA: 3.44 (9, 1) | 1.0 S 4 1 2 1 2 0 0 0 0 0 0 9 15 9.00 1.000 | | | | | | | | | | | | | | | | | | | | | |

Toronto Blue Jays @ Texas Rangers
Ameriquest Field, Arlington, TX

Sat Jul 09 2005, 8:05 PM EDT
Att. 36,285 - Clear - 91 F

livebaseballscorecards.com

| | |
|-----|----|
| AB | 40 |
| R | 10 |
| H | 15 |
| RBI | 10 |
| BB | 0 |
| SO | 5 |
| LOB | 11 |



| Batter | 1 | 2 | 3 | 4 | 5 | 6 | 7 | 8 | 9 |
|--|-------------|---|--------------------|--------------------|---|-----------------------------|---|---------------------------|---|
| Gary Matthews, S OBP: 0.287, SLG: 0.413 (1, 8) | 1-1 G5-3 | | 1-2 SAFE HR | 1-3 K | | 1-1 FC4-6 23 HR | | 1-2 G4-3 | |
| 10 Michael Young, R OBP: 0.377, SLG: 0.528 Marshall McDougall, R OBP: 0.400, SLG: 0.400 (1, 6) (9, 4) | 1-0 G4-3 | | 1-2 23 1B 2B | 1-0 F9 | | 2-3 K | | 0-0 G6-3 | |
| 23 Mark Teixeira, S OBP: 0.362, SLG: 0.563 (1, 3) | 0-3 K | | 0-0 HR 1B | 2-1 HR | | 1-0 HR | | 2-1 1B | |
| 9 Hank Blalock, L OBP: 0.346, SLG: 0.477 (1, 5) | | | 4-1 HR BB | 2-3 K | | 2-2 2B | | 1-0 G4-3 | |
| Alfonso Soriano, R OBP: 0.307, SLG: 0.533 (1, 10) | | | 2-0 HR | | | 0-0 F8 | | 0-2 G3 | |
| Kevin Mench, R OBP: 0.354, SLG: 0.550 (1, 7) | | | 3-1 HR | | | 2-2 F7 | | 3-2 G5-4-3 1B 1B | |
| Richard Hidalgo, R OBP: 0.285, SLG: 0.407 (1, 9) | | | G5-3 1B | | | 1-0 F9 | | 2-1 G5-4-3 1B | |
| Rod Barajas, R OBP: 0.318, SLG: 0.418 (1, 2) | | | L8 P3 1B | | | 0-0 FC4-6 23 HR 2B | | 1-0 G5-4-3 | |
| Mark DeRosa, R OBP: 0.280, SLG: 0.318 (1, 4) (9, 6) | | | 1-1 HR 1B | 0-1 23 HR 1B | | 4-1 FC4-6 BB | | 1-0 F9 | |

| Inning Stats | R: 0 | H: 0 | E: 0 | K: 1 | S: 6 | LOB: 0 | BB: 0 | P: 8 |
|--------------|------|------|------|------|-------|--------|-------|-------|
| | R: 0 | H: 0 | E: 0 | K: 0 | S: 10 | LOB: 0 | BB: 0 | P: 18 |
| | R: 7 | H: 7 | E: 0 | K: 0 | S: 23 | LOB: 1 | BB: 1 | P: 41 |
| | R: 2 | H: 2 | E: 0 | K: 2 | S: 11 | LOB: 0 | BB: 0 | P: 17 |
| | R: 0 | H: 0 | E: 0 | K: 0 | S: 5 | LOB: 0 | BB: 0 | P: 8 |
| | R: 3 | H: 3 | E: 0 | K: 1 | S: 16 | LOB: 1 | BB: 1 | P: 26 |
| | R: 0 | H: 2 | E: 0 | K: 0 | S: 7 | LOB: 1 | BB: 0 | P: 14 |
| | R: 0 | H: 1 | E: 0 | K: 0 | S: 7 | LOB: 1 | BB: 0 | P: 11 |

| PITCHER | IP | WLS | BF | H | R | ER | SO | BB | IBB | HBP | BLK | WP | HR | S | P | ERA | WHIP |
|--|-----|-----|----|---|---|----|----|----|-----|-----|-----|----|----|----|----|-------|-------|
| 37 Scott Downs, L ERA: 6.75 (1, 1) | 2.2 | L | 13 | 4 | 5 | 5 | 1 | 1 | 0 | 0 | 0 | 0 | 1 | 31 | 51 | 16.88 | 1.875 |
| Justin Miller, R ERA: 15.43 (3, 1) | 2.1 | | 12 | 5 | 4 | 4 | 2 | 0 | 0 | 0 | 0 | 0 | 3 | 24 | 41 | 15.43 | 2.143 |
| 22 Brandon League, R ERA: 7.94 (6, 1) | 2.0 | | 11 | 5 | 3 | 3 | 1 | 1 | 0 | 0 | 0 | 0 | 1 | 23 | 40 | 13.50 | 3.000 |
| Vinnie Chulk, R ERA: 3.98 (8, 1) | 1.0 | | 4 | 1 | 0 | 0 | 0 | 0 | 0 | 0 | 0 | 0 | 0 | 7 | 11 | 0.00 | 1.000 |

BOTTOM

Toronto Blue Jays @ Texas Rangers
Ameriquet Field, Arlington, TX

Sat Jul 09 2005, 8:05 PM EDT
Att. 36,285 - Clear - 91 F

| AB | R | H | RBI | BB | SO | LOB |
|----|---|---|-----|----|----|-----|
| 5 | 2 | 1 | 2 | 0 | 1 | 3 |
| 5 | 1 | 1 | 0 | 0 | 1 | 3 |
| 0 | 0 | 0 | 0 | 0 | 0 | 0 |
| 5 | 3 | 4 | 6 | 0 | 1 | 0 |
| 4 | 1 | 1 | 0 | 1 | 1 | 1 |
| 4 | 1 | 1 | 3 | 0 | 0 | 1 |
| 4 | 1 | 2 | 1 | 0 | 0 | 0 |
| 4 | 0 | 2 | 0 | 0 | 0 | 0 |
| 4 | 1 | 1 | 0 | 0 | 0 | 3 |
| 3 | 2 | 2 | 0 | 1 | 0 | 1 |

| AB | 38 |
|-----|----|
| R | 12 |
| H | 15 |
| RBI | 12 |
| BB | 2 |
| SO | 4 |
| LOB | 12 |

livebaseballscores.com

| 1B | 7 | SF | 0 | WP | 0 | PA | 40 |
|----|---|-----|---|----|---|----|----|
| 2B | 3 | SAC | 0 | PB | 0 | SB | 0 |
| 3B | 0 | DP | 1 | CS | 0 | | |
| HR | 5 | HBP | 0 | | | | |



Toronto Blue Jays @ Texas Rangers
 Ameriquest Field, Arlington, TX

Sun Jul 10 2005, 2:05 PM EDT
 Att: 25,767 - Partly Cloudy - 89 F

livebaseballscorecards.com

| | |
|-----|----|
| AB | 40 |
| R | 8 |
| H | 13 |
| RBI | 8 |
| BB | 4 |
| SO | 7 |
| LOB | 23 |



| | | | |
|-----|---|-----|----|
| WP: | 0 | PA: | 45 |
| PB: | 0 | | |
| SB: | 1 | | |
| CS: | 0 | | |

| Batter | 1 | 2 | 3 | 4 | 5 | 6 | 7 | 8 | 9 | AB R H RBI BB SO LOB | TOP | | | | | | | | | | | | | | | | | | | | | | | | | |
|---|---|---------------------------|---------------------------|-------------------------|-----------------------------------|-------------------------|---------------------------|-------------------------|----------------------------|--------------------------------|---------------------------|-------------------------|--------------------------|-------------------------|---------------------------|-------------------------|---------------------------|-------------------------|--|---|--|--|--|--|--|--|--|--|--|--|--|--|--|--|--|--|
| 8 Russ Adams, L (1, 6) OBP: 0.309, SLG: 0.425 | 0-1 F8 | | 0-1 1B | | 4-2 10 2B BB | 0-3 K | | 2-2 G4-3 | | 4 1 1 0 1 1 2 | | | | | | | | | | | | | | | | | | | | | | | | | | |
| Frank Catalanotto, L (1, 7) OBP: 0.355, SLG: 0.406 | 0-1 F9 | | 3-1 F7 | | 4-1 10 2B BB | | 1-2 L3 | | 1-2 F7 | 4 1 0 0 1 0 1 | | | | | | | | | | | | | | | | | | | | | | | | | | |
| 10 Vernon Wells, R (1, 8) OBP: 0.319, SLG: 0.479 | 2-2 G6-3 | | 1-3 K | | 1-0 FC6-5 1-H 2-H 3-H 2B | | 2-0 P4 | | 0-0 2 E HBP 1B | 5 1 2 3 0 1 1 | | | | | | | | | | | | | | | | | | | | | | | | | | |
| Shea Hillenbrand, R (1, 10) OBP: 0.364, SLG: 0.451 | | 4-0 9 1B BB | | 2-2 9 1B BB | 1-0 FC6-5 2 E | | 2-2 2B | | 1-1 2 E HBP 1B | 3 2 2 0 1 0 1 | | | | | | | | | | | | | | | | | | | | | | | | | | |
| 2 Aaron Hill, R (1, 5) OBP: 0.393, SLG: 0.476 | | 2-3 K | | 0-1 F9 | 0-0 E1 9 L3 | | 1-1 G5-3 | | 1-1 2B 1-H 2-H 2B | 5 1 1 2 0 1 4 | | | | | | | | | | | | | | | | | | | | | | | | | | |
| 9 Gregg Zaun, S (1, 2) OBP: 0.378, SLG: 0.420 | | 1-1 15 FC6-4 1B | | 1-2 1B 1-H | 3-1 L3 | | | 3-2 2B 15 G6-3 1B | 4-2 2B BB | 4 1 3 1 1 0 2 | | | | | | | | | | | | | | | | | | | | | | | | | | |
| Eric Hinske, L (1, 3) OBP: 0.321, SLG: 0.391 | | 2-3 K | | 1-3 K | | 2-1 L9 | | 2-1 15 G6-3 2B | 0-1 2B 1-3 3-H 2B | 5 0 2 1 0 2 3 | | | | | | | | | | | | | | | | | | | | | | | | | | |
| 15 Alex Rios, R (1, 9) OBP: 0.318, SLG: 0.420 | | 3-1 FC6-4 1-2 1B | | 1-3 K | | 1-2 G3 | | 0-0 G6-3 | 0-3 K | 5 0 0 1 0 2 6 | | | | | | | | | | | | | | | | | | | | | | | | | | |
| John McDonald, R (1, 4) OBP: 0.340, SLG: 0.330 | | | 0-1 G4-3 | | 2-2 8 BB 10 2B 1B | | 1-2 1B | | 3-1 G5-3 | 4 1 2 0 0 0 1 1 0 0 0 0 0 2 | | | | | | | | | | | | | | | | | | | | | | | | | | |
| 3 Reed Johnson, R (9, PH) OBP: 0.339, SLG: 0.443 | | | | | | | | | | | | | | | | | | | | | | | | | | | | | | | | | | | | |
| Inning Stats | R: 0 H: 0 E: 0 K: 0 S: 8 | H: 0 LOB: 0 BB: 0 P: 10 | R: 0 H: 1 E: 0 K: 2 S: 14 | H: 1 LOB: 2 BB: 1 P: 26 | R: 0 H: 1 E: 0 K: 1 S: 10 | H: 1 LOB: 1 BB: 0 P: 14 | R: 1 H: 2 E: 0 K: 2 S: 15 | H: 2 LOB: 1 BB: 0 P: 20 | R: 3 H: 2 E: 1 K: 0 S: 12 | H: 2 LOB: 1 BB: 2 P: 27 | R: 0 H: 1 E: 0 K: 1 S: 11 | H: 1 LOB: 1 BB: 0 P: 15 | R: 0 H: 1 E: 0 K: 0 S: 9 | H: 1 LOB: 1 BB: 0 P: 15 | R: 1 H: 2 E: 0 K: 2 S: 10 | H: 2 LOB: 1 BB: 0 P: 17 | R: 3 H: 3 E: 1 K: 1 S: 19 | H: 3 LOB: 2 BB: 1 P: 29 | 1B: 8 SF: 0 2B: 6 SAC: 0 3B: 0 DP: 1 HR: 0 HBP: 1 | WP: 0 PA: 45 PB: 0 SB: 1 CS: 0 | | | | | | | | | | | | | | | | |
| PITCHER | IP WLS BF H R ER SO BB IBB HBP BLK WP HR S P ERA WHIP | | | | | | | | | | | | | | | | | | | | | | | | | | | | | | | | | | | |
| Chris Young, R (1, 1) ERA: 4.01 | 4.0 | | 21 | 6 | 4 | 4 | 5 | 3 | 0 | 0 | 0 | 0 | 0 | 55 | 89 | 9.00 | 2.250 | | | | | | | | | | | | | | | | | | | |
| Ricardo Rodriguez, R (5, 1) ERA: 3.82 | 3.0 | | 13 | 4 | 1 | 1 | 1 | 0 | 0 | 0 | 0 | 0 | 0 | 29 | 48 | 3.00 | 1.333 | | | | | | | | | | | | | | | | | | | |
| 43 Kameron Loe, R (8, 1) ERA: 4.1 | 1.0 | W | 3 | 0 | 0 | 0 | 0 | 0 | 0 | 0 | 0 | 0 | 0 | 5 | 7 | 0.00 | 0.000 | | | | | | | | | | | | | | | | | | | |
| Francisco Cordero, R (9, 1) ERA: 4.06 | 1.0 | | 8 | 3 | 3 | 3 | 1 | 1 | 0 | 1 | 0 | 0 | 0 | 19 | 29 | 27.00 | 4.000 | | | | | | | | | | | | | | | | | | | |

| Batter | 1 | 2 | 3 | 4 | 5 | 6 | 7 | 8 | 9 |
|--|-------------|------------------------------|-------------------|-------------|--------------------------------|-----------|-------------------|-------------------------------|---|
| David Dellucci, L (1, 10) OBP: 0.405, SLG: 0.534 | 1-0 G4-3 | | 1-3 K | | 0-1 10 1B 9 1B | 0-3 K | | 1-1 23 HR 10 G3-1 1B | |
| 10 Michael Young, R (1, 6) OBP: 0.377, SLG: 0.529 | 2-3 K | | 3-1 9 2B 2B | | 1-0 23 BB 9 1B | | 0-1 L4 | 1-2 G3-1 | |
| 23 Mark Teixeira, S (1, 3) OBP: 0.362, SLG: 0.568 | 1-1 F9 | | 1-3 K | | 4-2 9 1B 1-2 BB | | 0-0 E6 WP | 1-0 2-H HR | |
| 9 Hank Blalock, L (1, 5) OBP: 0.346, SLG: 0.479 | | 0-0 L9 | 1-1 2-H 2B | | 0-0 1-3 2-H 3-H 1B | | 1-3 SAFE K | 0-3 K | |
| Kevin Mench, R (1, 7) OBP: 0.356, SLG: 0.551 | | 1-2 2B | 0-1 P3 | | 0-0 P4 | | 4-0 2-3 IBB | | |
| Gary Matthews, S (1, 9) OBP: 0.286, SLG: 0.415 | | 0-0 G3 2-H 1B 2B | | 1-2 G4-3 | 0-0 P5 | | 1-3 K | | |
| Laynce Nix, L (1, 8) OBP: 0.269, SLG: 0.401 | | 3-1 G3 | | 1-2 F7 | | 1-0 2B | | 0-1 F9 | |
| Sandy Alomar Jr., R (1, 2) OBP: 0.337, SLG: 0.342 | | 1-2 3-H 1B | | 0-0 P6 | | 0-2 L7 | | 4-2 HR BB | |
| Mark DeRosa, R (1, 4) OBP: 0.278, SLG: 0.375 | | 0-1 P4 | | | 0-0 G4-3 | 1-2 F8 | | 1-0 1-H HR | |

| Inning Stats | R: 0 | H: 0 | E: 0 | K: 1 | S: 9 | LOB: 0 | BB: 0 | P: 13 |
|--------------|------|------|------|------|-------|--------|-------|-------|
| | R: 2 | H: 3 | E: 0 | K: 0 | S: 14 | LOB: 1 | BB: 0 | P: 19 |
| | R: 1 | H: 2 | E: 0 | K: 2 | S: 14 | LOB: 1 | BB: 0 | P: 20 |
| | R: 0 | H: 0 | E: 0 | K: 0 | S: 7 | LOB: 0 | BB: 0 | P: 9 |
| | R: 2 | H: 3 | E: 0 | K: 0 | S: 13 | LOB: 2 | BB: 1 | P: 18 |
| | R: 0 | H: 1 | E: 0 | K: 1 | S: 10 | LOB: 1 | BB: 0 | P: 12 |
| | R: 0 | H: 0 | E: 1 | K: 2 | S: 11 | LOB: 2 | BB: 1 | P: 17 |
| | R: 4 | H: 3 | E: 0 | K: 1 | S: 18 | LOB: 0 | BB: 1 | P: 25 |

| PITCHER | IP | WLS | BF | H | R | ER | SO | BB | IBB | HBP | BLK | WP | HR | S | P | ERA | WHIP |
|---|-----|-----|----|---|---|----|----|----|-----|-----|-----|----|----|----|----|-------|-------|
| Josh Towers, R (1, 1) ERA: 4.51 | 6.0 | | 28 | 9 | 5 | 5 | 4 | 1 | 0 | 0 | 0 | 0 | 0 | 67 | 91 | 7.50 | 1.667 |
| Scott Schoeneweis, L (7, 1) ERA: 4.3 | 1.1 | | 6 | 0 | 0 | 0 | 2 | 0 | 1 | 0 | 0 | 1 | 0 | 13 | 19 | 0.00 | 0.000 |
| 54 Jason Frasor, R (8, 1) ERA: 3.76 | 0.1 | L | 4 | 2 | 2 | 2 | 0 | 1 | 0 | 0 | 0 | 0 | 1 | 12 | 18 | 54.00 | 9.000 |
| Justin Speier, R (8, 1) ERA: 3.06 | 0.1 | | 2 | 1 | 2 | 2 | 1 | 0 | 0 | 0 | 0 | 0 | 1 | 4 | 5 | 54.00 | 3.000 |

BOTTOM

Toronto Blue Jays @ Texas Rangers
 Ameriquet Field, Arlington, TX

Sun Jul 10 2005, 2:05 PM EDT
 Att. 25,767 - Partly Cloudy - 89 F

| | | | | | | |
|----|---|---|-----|----|----|-----|
| AB | R | H | RBI | BB | SO | LOB |
| 5 | 2 | 2 | 0 | 0 | 2 | 1 |
| 5 | 2 | 2 | 0 | 0 | 1 | 1 |
| 4 | 1 | 1 | 2 | 1 | 1 | 1 |
| 5 | 0 | 2 | 3 | 0 | 2 | 1 |
| 3 | 1 | 1 | 0 | 1 | 0 | 3 |
| 4 | 1 | 1 | 1 | 0 | 1 | 4 |
| 4 | 0 | 1 | 0 | 0 | 0 | 1 |
| 3 | 1 | 1 | 1 | 1 | 0 | 1 |
| 4 | 1 | 1 | 2 | 0 | 0 | 2 |

| | |
|-----|----|
| AB | 37 |
| R | 9 |
| H | 12 |
| RBI | 9 |
| BB | 3 |
| SO | 7 |
| LOB | 15 |

livebaseballscores.com



| | | | |
|-------|--------|-------|--------|
| 1B: 5 | SF: 0 | WP: 1 | PA: 40 |
| 2B: 5 | SAC: 0 | PB: 0 | |
| 3B: 0 | DP: 0 | SB: 1 | |
| HR: 2 | HBP: 0 | CS: 0 | |

| Batter | 1 | 2 | 3 | 4 | 5 | 6 | 7 | 8 | 9 | AB R H RBI BB SO LOB | TOP | | | | | | | | | | | | | | | | | | | | | | | | | | | | | |
|---|-------------------------------|----------------------------------|------------------------------|---------------------------------|------------------------------|----------------------------------|------------------------------|---------------------------------|------------------------------|---------------------------------|------------------------------|----------------------------------|------------------------------|---------------------------------|------------------------------|---------------------------------|------------------------------|---------------------------------|----------------------------------|------------------------------------|----------------------------------|--------|----------------|-----------|----------|----------|--------|--------|---------|---------|---------|----------|----------|----------|---------|---------|---------|---------|-------------|---------------|
| David Dellucci, L (1, 10) OBP: 0.403, SLG: 0.529 | 0-3 K | | | 0-2 F9 | | | 0-1 G4-3 | | 0-0 K 1B | 4 0 1 0 0 1 0 | | | | | | | | | | | | | | | | | | | | | | | | | | | | | | |
| 10 Michael Young, R (1, 6) OBP: 0.373, SLG: 0.524 | 0-2 G2-3 | | | 1-0 G5-3 | | | 1-3 K | | 0-0 G4-3 | 4 0 0 0 0 1 1 | | | | | | | | | | | | | | | | | | | | | | | | | | | | | | |
| 23 Mark Teixeira, S (1, 3) OBP: 0.359, SLG: 0.563 | 1-3 K | | | 2-0 L1 | | | 2-2 G4-3 | | | 3 0 0 0 0 1 0 | | | | | | | | | | | | | | | | | | | | | | | | | | | | | | |
| 9 Hank Blalock, L (1, 5) OBP: 0.344, SLG: 0.475 | | 2-1 F7 | | | 1-0 F7 | | | 0-0 G3 | | 3 0 0 0 0 0 0 | | | | | | | | | | | | | | | | | | | | | | | | | | | | | | |
| Alfonso Soriano, R (1, 4) OBP: 0.307, SLG: 0.531 | | 0-0 G3 | | | 0-0 G5-3 | | | 0-1 K 1B | | 3 0 1 0 0 0 0 | | | | | | | | | | | | | | | | | | | | | | | | | | | | | | |
| Kevin Mench, R (1, 7) OBP: 0.352, SLG: 0.545 | | 1-3 K | | | 1-2 G4-3 | | | 0-0 P4 | | 3 0 0 0 0 1 1 | | | | | | | | | | | | | | | | | | | | | | | | | | | | | | |
| Laynce Nix, L (1, 8) OBP: 0.267, SLG: 0.397 | | | 1-3 K | | | 0-1 F8 | | 2-0 P4 | | 2 0 0 0 0 1 0 | | | | | | | | | | | | | | | | | | | | | | | | | | | | | | |
| Richard Hidalgo, R (6, 9) OBP: 0.284, SLG: 0.405 | | | | | | | | | | 1 0 0 0 0 0 1 | | | | | | | | | | | | | | | | | | | | | | | | | | | | | | |
| Rod Barajas, R (1, 2) OBP: 0.314, SLG: 0.413 | | | 1-0 P4 | | | 0-1 F9 | | | 1-3 K | 3 0 0 0 0 1 0 | | | | | | | | | | | | | | | | | | | | | | | | | | | | | | |
| Gary Matthews, S (1, 9) (6, 8) OBP: 0.282, SLG: 0.408 | | | 2-3 K | | | 0-0 G4-3 | | | 0-3 K | 3 0 0 0 0 2 0 | | | | | | | | | | | | | | | | | | | | | | | | | | | | | | |
| Inning Stats | R: 0 E: 0 K: 2 S: 10 | H: 0 LOB: 0 BB: 0 P: 11 | R: 0 E: 0 K: 1 S: 6 | H: 0 LOB: 0 BB: 0 P: 9 | R: 0 E: 0 K: 2 S: 7 | H: 0 LOB: 0 BB: 0 P: 11 | R: 0 E: 0 K: 0 S: 6 | H: 0 LOB: 0 BB: 0 P: 9 | R: 0 E: 0 K: 0 S: 6 | H: 0 LOB: 0 BB: 0 P: 8 | R: 0 E: 0 K: 1 S: 8 | H: 0 LOB: 0 BB: 0 P: 11 | R: 0 E: 0 K: 0 S: 5 | H: 0 LOB: 0 BB: 0 P: 5 | R: 0 E: 0 K: 1 S: 8 | H: 1 LOB: 1 BB: 0 P: 7 | R: 0 E: 0 K: 2 S: 8 | H: 1 LOB: 1 BB: 0 P: 9 | 1B: 2 2B: 0 3B: 0 HR: 0 | SF: 0 SAC: 0 DP: 0 HBP: 0 | WP: 0 PB: 0 SB: 0 CS: 0 | PA: 29 | | | | | | | | | | | | | | | | | | |
| PITCHER 40 Rich Harden, R (1, 1) ERA: 2.23 | IP 9.0 | WLS W | BF 29 | H 2 | R 0 | ER 0 | SO 8 | BB 0 | IBB 0 | HBP 0 | BLK 0 | WP 0 | HR 0 | S 61 | P 80 | ERA 0.00 | WHIP 0.222 | | | | | | PITCHER | IP 9.0 | WLS W | BF 29 | H 2 | R 0 | ER 0 | SO 8 | BB 0 | IBB 0 | HBP 0 | BLK 0 | WP 0 | HR 0 | S 61 | P 80 | ERA 0.00 | WHIP 0.222 |

Texas Rangers @ Oakland Athletics
 McAfee Coliseum, Oakland, CA
 Thu Jul 14 2005, 10:05 PM EDT
 Att: 17,987 - Clear - 71 F

livebaseballscorecards.com

| | |
|-----|----|
| AB | 29 |
| R | 0 |
| H | 2 |
| RBI | 0 |
| BB | 0 |
| SO | 8 |
| LOB | 3 |



| Batter | 1 | 2 | 3 | 4 | 5 | 6 | 7 | 8 | 9 | AB | R | H | RBI | BB | SO | LOB |
|---|------|---|----------------|---|----------------------|------|---|---|---|----|---|---|-----|----|----|-----|
| Jason Kendall, R OBP: 0.360, SLG: 0.329 (1, 2) | F8 | | G4-6-3 1B | | P3 | SF8 | | | | 3 | 0 | 1 | 1 | 0 | 0 | 2 |
| 21 Mark Kotsay, L OBP: 0.332, SLG: 0.408 (1, 8) | G3 | | G4-6-3 1-2f | | FC1 7 FC4-6 | G6-3 | | | | 4 | 0 | 0 | 1 | 0 | 0 | 4 |
| 7 Bobby Crosby, R OBP: 0.377, SLG: 0.534 (1, 6) | G5-3 | | BB | | FC4-6 1-2f 3-H | | | | | 3 | 0 | 0 | 1 | 1 | 1 | 1 |
| 3 Eric Chavez, L OBP: 0.338, SLG: 0.451 (1, 5) | | | HR | | | | | | | 4 | 1 | 2 | 1 | 0 | 1 | 2 |
| Scott Hatteberg, L OBP: 0.364, SLG: 0.375 (1, 10) | | | | | G4-3 | | | | | 4 | 2 | 2 | 0 | 0 | 0 | 1 |
| 23 Bobby Kielty, S OBP: 0.383, SLG: 0.416 (1, 7) | | | | | G5-3 | | | | | 3 | 1 | 1 | 0 | 1 | 0 | 0 |
| 29 Dan Johnson, L OBP: 0.375, SLG: 0.458 (1, 3) | | | | | F8 | | | | | 3 | 0 | 1 | 1 | 0 | 0 | 2 |
| Nick Swisher, S OBP: 0.314, SLG: 0.444 (1, 9) | | | | | | | | | | 2 | 1 | 0 | 1 | 2 | 1 | 2 |
| 14 Mark Ellis, R OBP: 0.338, SLG: 0.358 (1, 4) | | | | | | | | | | 3 | 1 | 1 | 0 | 1 | 1 | 2 |

| Inning Stats | R: 0 | H: 0 | E: 0 | K: 0 | S: 10 | R: 2 | H: 2 | E: 0 | K: 0 | S: 13 | R: 0 | H: 1 | E: 0 | K: 0 | S: 7 | R: 0 | H: 0 | E: 0 | K: 0 | S: 9 | R: 2 | H: 1 | E: 1 | K: 1 | S: 18 | R: 2 | H: 2 | E: 0 | K: 0 | S: 13 | R: 0 | H: 1 | E: 0 | K: 1 | S: 7 | R: 0 | H: 1 | E: 0 | K: 2 | S: 10 | R: 0 | H: 1 | E: 0 | K: 2 | S: 14 | 1B: 5 | 2B: 2 | 3B: 0 | HR: 1 | SF: 2 | SAC: 0 | DP: 2 | HBP: 0 | WP: 0 | PB: 0 | SB: 0 | CS: 0 | PA: 36 |
|--------------|------|------|------|------|-------|------|------|------|------|-------|------|------|------|------|------|------|------|------|------|------|------|------|------|------|-------|------|------|------|------|-------|------|------|------|------|------|------|------|------|------|-------|------|------|------|------|-------|-------|-------|-------|-------|-------|--------|-------|--------|-------|-------|-------|-------|--------|
|--------------|------|------|------|------|-------|------|------|------|------|-------|------|------|------|------|------|------|------|------|------|------|------|------|------|------|-------|------|------|------|------|-------|------|------|------|------|------|------|------|------|------|-------|------|------|------|------|-------|-------|-------|-------|-------|-------|--------|-------|--------|-------|-------|-------|-------|--------|

| PITCHER | IP | WLS | BF | H | R | ER | SO | BB | IBB | HBP | BLK | WP | HR | S | P | ERA | WHIP |
|---|-----|-----|----|---|---|----|----|----|-----|-----|-----|----|----|----|-----|------|-------|
| Chan Ho Park, R ERA: 5.64 (1, 1) | 5.0 | L | 24 | 6 | 6 | 5 | 1 | 3 | 0 | 0 | 0 | 0 | 1 | 61 | 104 | 9.00 | 1.800 |
| 32 Ron Mahay, L ERA: 6.43 (6, 1) | 0.1 | | 2 | 0 | 0 | 0 | 0 | 1 | 0 | 0 | 0 | 0 | 0 | 4 | 11 | 0.00 | 3.000 |
| Ricardo Rodriguez, R ERA: 3.71 (6, 1) | 1.0 | | 4 | 0 | 0 | 0 | 1 | 1 | 0 | 0 | 0 | 0 | 0 | 8 | 14 | 0.00 | 1.000 |
| Brian Shouse, L ERA: 3.9 (7, 1) | 0.2 | | 2 | 1 | 0 | 0 | 0 | 0 | 0 | 0 | 0 | 0 | 0 | 4 | 4 | 0.00 | 1.500 |
| Doug Brocail, R ERA: 4.65 (8, 1) | 1.0 | | 4 | 1 | 0 | 0 | 2 | 0 | 0 | 0 | 0 | 0 | 0 | 10 | 14 | 0.00 | 1.000 |

TEXAS RANGERS @ OAKLAND ATHLETICS
McAfee Coliseum, Oakland, CA
 Thu Jul 14 2005, 10:05 PM EDT
 Att. 17,987 - Clear - 71 F

| | |
|---------------|----------------------------|
| AB 29 | WP: 0 PA: 36 |
| R 6 | PB: 0 |
| H 8 | SB: 0 |
| RBI 6 | CS: 0 |
| BB 5 | |
| SO 4 | |
| LOB 16 | |



livebaseballscores.com

| Batter | 1 | 2 | 3 | 4 | 5 | 6 | 7 | 8 | 9 | AB R H RBI BB SO LOB | TOP | | |
|---|--|---|--|--|--|---|--|---|---|--|--|----------------|---|
| Gary Matthews, S (1, 8) OBP: 0.286, SLG: 0.407 | 4-1 BB 10 G4-6-3 | | | 2-3 K | | 3-2 G6-3 | | | 2-1 10 2B | 3 1 1 0 1 1 1 | | | |
| 10 Michael Young, R (1, 6) OBP: 0.372, SLG: 0.523 | 1-1 SAFE G4-6-3 1-2f | | | 0-1 G4-3 | | 2-2 G6-3 | | 0-1 FC3-6 1-H | 0-1 9 FC3-6 2B | 4 0 1 1 0 0 1 | | | |
| 23 Mark Teixeira, S (1, 3) OBP: 0.358, SLG: 0.559 | 3-1 G6-3 | | | 1-2 G4-3 | | 2-2 P3 | | 4-2 9 FC3-6 BB | 4-2 9 FC3-6 BB | 3 0 0 0 1 0 0 | | | |
| 9 Hank Blalock, L (1, 5) OBP: 0.340, SLG: 0.469 | | | 1-3 K | | 0-2 G4-3 | | 1-1 L8 | 2-2 FC3-6 DI 1-2f 2-3 | 2-2 FC3-6 DI | 4 0 0 0 0 1 2 | | | |
| Alfonso Soriano, R (1, 10) OBP: 0.304, SLG: 0.525 | | | 0-1 G6-3 | | 2-0 P6 | | 1-1 G5-3 | 2-2 K | 2-2 K | 4 0 0 0 0 1 2 | | | |
| Kevin Mench, R (1, 7) OBP: 0.351, SLG: 0.551 | | | 1-3 K | | 2-2 G5-3 | | 0-0 HR | 1-3 K | 1-2 K | 4 1 1 1 0 2 2 | | | |
| Richard Hidalgo, R (1, 9) OBP: 0.280, SLG: 0.400 | | | 2-3 K | | 0-0 P6 | | 1-3 K | | | 3 0 0 0 0 2 0 | | | |
| Rod Barajas, R (1, 2) OBP: 0.315, SLG: 0.416 | | | 2-1 P3 | | 1-2 P4 | | 1-1 2B | | | 3 0 1 0 0 0 0 | | | |
| Mark DeRosa, R (1, 4) OBP: 0.281, SLG: 0.360 | | | 0-0 P3 | | 4-2 BB | | 3-2 F7 | | | 2 0 0 0 1 0 1 | | | |
| Inning Stats | R: 0 E: 0 K: 0 S: 5 H: 0 LOB: 0 BB: 1 P: 13 | R: 0 E: 0 K: 2 S: 10 H: 0 LOB: 0 BB: 0 P: 12 | R: 0 E: 0 K: 1 S: 6 H: 0 LOB: 0 BB: 0 P: 10 | R: 0 E: 0 K: 1 S: 8 H: 0 LOB: 0 BB: 0 P: 11 | R: 0 E: 0 K: 0 S: 8 H: 0 LOB: 0 BB: 0 P: 12 | R: 0 E: 0 K: 0 S: 12 H: 0 LOB: 1 BB: 1 P: 20 | R: 0 E: 0 K: 0 S: 8 H: 0 LOB: 0 BB: 0 P: 13 | R: 1 E: 0 K: 1 S: 11 H: 2 LOB: 1 BB: 0 P: 17 | R: 1 E: 0 K: 2 S: 17 H: 2 LOB: 2 BB: 1 P: 28 | 1B: 1 2B: 2 3B: 0 HR: 1 SF: 0 SAC: 0 DP: 1 HBP: 0 | WP: 0 PB: 0 SB: 0 CS: 0 PA: 33 | | |
| PITCHER | IP WLS BF H R ER SO BB IBB HBP BLK WP HR S P ERA WHIP | | | | | | | | | | | PITCHER | IP WLS BF H R ER SO BB IBB HBP BLK WP HR S P ERA WHIP |
| Barry Zito, L (1, 1) ERA: 3.74 | 8.0 W 27 2 1 1 5 2 0 0 0 0 0 1 68 108 1.12 0.500 | | | | | | | | | | | | |
| Jay Witasick, R (9, 1) ERA: 2.78 | 0.0 3 2 1 1 0 1 0 0 0 0 0 0 6 12 ∞ ∞ | | | | | | | | | | | | |
| Ricardo Rincon, L (9, 1) ERA: 4.09 | 0.1 1 0 0 0 0 0 0 0 0 0 0 0 4 6 0.00 0.000 | | | | | | | | | | | | |
| 50 Kiko Calero, R (9, 1) ERA: 4.21 | 0.2 2 0 0 0 0 2 0 0 0 0 0 0 7 10 0.00 0.000 | | | | | | | | | | | | |

Texas Rangers @ Oakland Athletics
McAfee Coliseum, Oakland, CA
 Fri Jul 15 2005, 10:05 PM EDT
 Att. 22,423 - Clear - 74 F

livebaseballscorecards.com

| | |
|-----|----|
| AB | 30 |
| R | 2 |
| H | 4 |
| RBI | 2 |
| BB | 3 |
| SO | 7 |
| LOB | 9 |



| Batter | 1 | 2 | 3 | 4 | 5 | 6 | 7 | 8 | 9 | AB R H RBI BB SO LOB | TOP | | | | | | | | | | | | |
|--|---|----------------------------------|-------------------------------|----------------------------------|-------------------------------|----------------------------------|-------------------------------|----------------------------------|------------------------------|----------------------------------|-------------------------------|---|---|----------------------------------|------------------------------|----------------------------------|------------------------------|---------------------------------|----------------------------------|------------------------------------|----------------------------------|--------|--|
| David Dellucci, L (1, 10) OBP: 0.403, SLG: 0.525 | 1-2 G4-3 | | 1-3 K | | 0-0 G3 | 2-1 1B | | 4-1 BB | | 4 0 1 1 1 1 0 | | | | | | | | | | | | | |
| 10 Michael Young, R (1, 6) OBP: 0.375, SLG: 0.531 | 0-2 P3 | | 0-0 HR | | 4-2 BB | 1-2 G3 | | 0-1 1B | | 4 1 2 1 1 0 1 | | | | | | | | | | | | | |
| 23 Mark Teixeira, S (1, 3) OBP: 0.354, SLG: 0.551 | 1-3 K | | 3-2 F8 | | 2-0 G4-3 | | 2-1 F8 | 0-1 P3 | | 5 0 0 0 0 1 4 | | | | | | | | | | | | | |
| 9 Hank Blalock, L (1, 5) OBP: 0.346, SLG: 0.488 | | 1-2 HR | | 2-1 1B | | 0-0 2B | 2-2 HR | 0-0 G5-4-3 | | 5 4 4 1 0 0 3 | | | | | | | | | | | | | |
| Alfonso Soriano, R (1, 4) OBP: 0.305, SLG: 0.521 | | 2-2 G6-3 | | 1-0 P6 | | 1-0 2B | 4-2 HR | | 0-1 F8 | 4 2 1 0 1 0 1 | | | | | | | | | | | | | |
| Kevin Mench, R (1, 7) OBP: 0.349, SLG: 0.556 | | 0-2 L9 | | 0-0 F9 | | 1-3 K | 2-2 HR | | 1-0 F8 | 5 1 1 3 0 1 3 | | | | | | | | | | | | | |
| Gary Matthews, S (1, 8) OBP: 0.294, SLG: 0.406 | | 4-1 BB | | 3-1 1B | | 4-2 2B | 3-3 K | | 2-2 G4-3 | 3 1 1 1 2 1 0 | | | | | | | | | | | | | |
| Richard Hidalgo, R (1, 9) OBP: 0.280, SLG: 0.402 | | 1-3 K | | 3-3 K | | 0-1 1B | 0-3 K | | | 4 1 1 2 0 3 2 | | | | | | | | | | | | | |
| Sandy Alomar Jr., R (1, 2) OBP: 0.333, SLG: 0.337 | | | 2-1 F7 | | 0-2 F8 | 0-2 G6-3 | | 1-1 1B | | 4 0 1 1 0 0 1 | | | | | | | | | | | | | |
| Inning Stats | R: 0 E: 0 K: 1 S: 12 | H: 0 LOB: 0 BB: 0 P: 14 | R: 1 E: 0 K: 1 S: 14 | H: 1 LOB: 1 BB: 1 P: 22 | R: 1 E: 0 K: 1 S: 12 | H: 1 LOB: 0 BB: 0 P: 18 | R: 1 E: 0 K: 1 S: 10 | H: 2 LOB: 1 BB: 0 P: 19 | R: 0 E: 0 K: 0 S: 7 | H: 0 LOB: 1 BB: 1 P: 13 | R: 4 E: 0 K: 1 S: 18 | H: 4 LOB: 1 BB: 1 P: 27 | R: 3 E: 0 K: 2 S: 19 | H: 2 LOB: 0 BB: 1 P: 32 | R: 0 E: 0 K: 0 S: 8 | H: 2 LOB: 2 BB: 1 P: 13 | R: 0 E: 0 K: 0 S: 6 | H: 0 LOB: 0 BB: 0 P: 9 | 1B: 6 2B: 3 3B: 0 HR: 3 | SF: 0 SAC: 0 DP: 1 HBP: 0 | WP: 0 PB: 0 SB: 0 CS: 0 | PA: 43 | |
| PITCHER | IP WLS BF H R ER SO BB IBB HBP BLK WP HR S P ERA WHIP | | | | | | | | | | | PITCHER | IP WLS BF H R ER SO BB IBB HBP BLK WP HR S P ERA WHIP | | | | | | | | | | |
| Joe Blanton, R (1, 1) ERA: 4.64 | 5.1 L 24 6 5 5 5 2 0 0 0 0 0 2 61 94 8.44 1.500 | | | | | | | | | | | 20 Huston Street, R (9, 1) ERA: 1.64 | 1.0 3 0 0 0 0 0 0 0 0 0 0 0 7 11 27.00 6.000 | | | | | | | | | | |
| 50 Kiko Calero, R (6, 1) ERA: 4.85 | 0.1 3 1 1 1 0 1 0 0 0 0 0 0 7 11 27.00 6.000 | | | | | | | | | | | | | | | | | | | | | | |
| Joe Kennedy, L (6, 1) ERA: 7.19 | 0.2 5 2 3 3 0 1 0 0 0 0 0 0 14 25 40.50 4.500 | | | | | | | | | | | | | | | | | | | | | | |
| 58 Justin Duchscherer, R (7, 1) ERA: 1.65 | 0.2 3 1 1 1 2 0 0 0 0 0 0 1 10 15 13.50 1.500 | | | | | | | | | | | | | | | | | | | | | | |
| Keiichi Yabu, R (8, 1) ERA: 4.19 | 1.0 5 2 0 0 0 1 0 0 0 0 0 0 8 13 0.00 3.000 | | | | | | | | | | | | | | | | | | | | | | |

Texas Rangers @ Oakland Athletics
 McAfee Coliseum, Oakland, CA
 Sat Jul 16 2005, 4:05 PM EDT
 Att. 22,826 - Sunny - 71 F

livebaseballscorecards.com

| | |
|-----|----|
| AB | 38 |
| R | 10 |
| H | 12 |
| RBI | 10 |
| BB | 5 |
| SO | 7 |
| LOB | 15 |



| Batter | 1 | 2 | 3 | 4 | 5 | 6 | 7 | 8 | 9 | 10 | 11 | 12 | 13 | 14 |
|--|-----------|--------------|------------|-----------|-------------|--------------|---------------|------------------|--------------|-------------|--------------|-------------|-------------|-------------|
| Jason Kendall, R OBP: 0.367, SLG: 0.335 | 2-1 1B | | 1-1 HBP | | 0-0 F8 | | 0-3 K | | 1-1 HBP | | 1-1 G6-3 | | | |
| 21 Mark Kotsay, L OBP: 0.324, SLG: 0.397 | 3-1 F8 | | 2-2 L8 | | | 0-1 F8 | 2-1 G4-3 | | 3-2 L6 | | | 1-1 G4-3 | | |
| 7 Bobby Crosby, R OBP: 0.373, SLG: 0.519 | 3-2 F8 | | 2-1 F9 | | | 1-1 3 1B | | 1-0 3 1B | | 4-2 BB | | 0-0 3 1B | | |
| 3 Eric Chavez, L OBP: 0.339, SLG: 0.457 | 2-1 P6 | | 2-3 K | | | 2-2 2H 1B | | 0-2 G6-4-3 1B | | 1-0 P5 | | 0-0 L1-3 | | |
| Scott Hatteberg, L OBP: 0.362, SLG: 0.373 | | 1-2 BB 1B | | 2-2 P4 | | 0-1 L4 | | 2-2 G6-4-3 | | 0-0 F9 | | | 3-2 F7 | |
| Jay Payton, R OBP: 0.304, SLG: 0.449 | | 1-1 F7 | | 0-0 F9 | | 1-1 P6 | | 0-0 P5 | | 1-1 G4-3 | | | 0-3 K | |
| 29 Dan Johnson, L OBP: 0.371, SLG: 0.452 | | 1-2 F9 | | 0-1 L8 | | | 4-1 2B SF8 | | 1-1 17 2B | | 0-1 1B | | 3-2 2B | |
| 14 Mark Ellis, R OBP: 0.348, SLG: 0.370 | | | | | | | 2-2 SF8 | | 1-0 F8 | | 1 SAFE B2 | | 0-1 G1-3 | |
| Nick Swisher, S OBP: 0.314, SLG: 0.451 | | 4-0 BB | | | 1-2 G4-3 | | 1-3 2B | | | | | | | 0-1 G1-3 |
| Marco Scutaro, R OBP: 0.333, SLG: 0.387 | | 1-2 F9 | | | 1-1 G6-3 | | 0-0 2B | | 3-2 21 L6 | | 0-3 K | | | |
| 17 Adam Melhuse, S OBP: 0.196, SLG: 0.260 | | | | | | | 2-3 3H | | | | | | | 3-2 HR |
| 23 Bobby Kielty, S OBP: 0.382, SLG: 0.427 | | | | | | | | | | | | | | |

| AB | R | H | RBI | BB | SO | LOB |
|----|---|---|-----|----|----|-----|
| 4 | 0 | 1 | 0 | 0 | 1 | 2 |
| 6 | 0 | 0 | 0 | 0 | 0 | 5 |
| 5 | 2 | 3 | 0 | 1 | 0 | 2 |
| 6 | 0 | 2 | 1 | 0 | 1 | 4 |
| 6 | 0 | 1 | 0 | 0 | 0 | 3 |
| 6 | 0 | 0 | 0 | 0 | 1 | 3 |
| 3 | 1 | 1 | 0 | 1 | 0 | 1 |
| 2 | 1 | 2 | 0 | 0 | 0 | 0 |
| 5 | 0 | 1 | 0 | 1 | 0 | 3 |
| 2 | 0 | 0 | 1 | 0 | 0 | 2 |
| 1 | 0 | 1 | 1 | 0 | 0 | 0 |
| 2 | 1 | 1 | 1 | 0 | 1 | 1 |

| WP | PA |
|----|----|
| 0 | 54 |

| IP | WLS | BF | H | R | ER | SO | BB | IBB | HBP | BLK | WP | HR | S | P | ERA | WHIP |
|-----|-----|----|---|---|----|----|----|-----|-----|-----|----|----|----|----|------|-------|
| 6.0 | | 26 | 5 | 2 | 2 | 1 | 2 | 0 | 1 | 0 | 0 | 0 | 57 | 96 | 3.00 | 1.167 |
| 2.0 | H | 7 | 2 | 1 | 1 | 1 | 0 | 0 | 0 | 0 | 0 | 0 | 14 | 19 | 4.50 | 1.000 |
| 1.0 | B | 5 | 2 | 1 | 1 | 0 | 0 | 0 | 1 | 0 | 0 | 0 | 11 | 20 | 9.00 | 2.000 |
| 2.0 | | 8 | 1 | 0 | 0 | 1 | 1 | 0 | 0 | 0 | 0 | 0 | 14 | 21 | 0.00 | 1.000 |
| 1.1 | | 4 | 1 | 0 | 0 | 0 | 0 | 0 | 0 | 0 | 0 | 0 | 7 | 11 | 0.00 | 0.750 |

| IP | WLS | BF | H | R | ER | SO | BB | IBB | HBP | BLK | WP | HR | S | P | ERA | WHIP |
|-----|-----|----|---|---|----|----|----|-----|-----|-----|----|----|----|----|-------|-------|
| 0.2 | L | 4 | 2 | 1 | 1 | 1 | 0 | 0 | 0 | 0 | 0 | 0 | 12 | 18 | 13.50 | 3.000 |

Texas Rangers @ Oakland Athletics
 McAfee Coliseum, Oakland, CA
 Sun Jul 17 2005, 4:05 PM EDT
 Att. 25,330 - Sunny - 74 F

| | |
|-----|----|
| AB | 48 |
| R | 5 |
| H | 13 |
| RBI | 4 |
| BB | 3 |
| SO | 4 |
| LOB | 26 |



New York Yankees @ Texas Rangers
 Ameriquet Field, Arlington, TX
 Mon Jul 18 2005, 8:05 PM EDT
 Att. 46,538 - Partly Cloudy - 93 F

livebaseballscorecards.com

| | |
|------------|-----------|
| AB | 40 |
| R | 11 |
| H | 13 |
| RBI | 11 |
| BB | 6 |
| SO | 6 |
| LOB | 17 |



| | | | |
|-----|---|-----|----|
| WP: | 0 | PA: | 46 |
| PB: | 0 | | |
| SB: | 0 | | |
| CS: | 0 | | |

| AB | R | H | RBI | BB | SO | LOB |
|-----|---|------|-----|----|----|-----|
| 6 | 1 | 1 | 0 | 0 | 1 | 6 |
| 5 | 1 | 2 | 1 | 0 | 2 | 1 |
| 5 | 2 | 2 | 2 | 0 | 0 | 1 |
| 3 | 3 | 1 | 0 | 2 | 1 | 1 |
| 5 | 2 | 2 | 2 | 0 | 0 | 2 |
| 5 | 0 | 2 | 2 | 0 | 2 | 2 |
| 0 | 0 | 0 | 0 | 0 | 0 | 0 |
| 4 | 1 | 1 | 1 | 1 | 0 | 2 |
| 0 | 0 | 0 | 0 | 0 | 0 | 0 |
| 4 | 1 | 2 | 3 | 1 | 0 | 0 |
| 3 | 0 | 0 | 0 | 2 | 0 | 2 |
| 1B: | 6 | SF: | 0 | | | |
| 2B: | 4 | SAC: | 0 | | | |
| 3B: | 0 | DP: | 0 | | | |
| HR: | 3 | HBP: | 0 | | | |

| Batter | 1 | 2 | 3 | 4 | 5 | 6 | 7 | 8 | 9 |
|--|--|---|--|---|---|--|---|---|---|
| 2 Derek Jeter, R OBP: 0.380, SLG: 0.436 (1, 6) | 2-1 G6-3 | 3-2 24 1B | 1-1 G1-3 | | 0-2 FC5-4 | | 2-3 K | | 0-1 F8 |
| 24 Robinson Canó, L OBP: 0.324, SLG: 0.465 (1, 4) | 1-3 K | 0-1 2H 2B | | 0-0 SAFE F7 | 0-3 K | | | 2-0 FC4-6 1B | |
| Gary Sheffield, R OBP: 0.405, SLG: 0.561 (1, 10) | 1-1 G4-3 | 3-2 1-H 2B | | 1-2 HR | | 1-2 G3 | | 0-2 FC4-6 13 BB 1B | |
| 13 Alex Rodriguez, R OBP: 0.416, SLG: 0.592 (1, 5) | | 55 1B | | 4-2 55 HR BB | | 1-3 K | | 4-2 1B BB | |
| 55 Hideki Matsui, L OBP: 0.377, SLG: 0.520 (1, 7) | | 1-0 25 2B 20 HR 1B | 2-1 L7 | 0-2 1-H HR | | 1-1 G6-3 | | 2-0 F8 | |
| Ruben Sierra, S OBP: 0.319, SLG: 0.486 (1, 9) | | 0-3 K | 0-0 G4-3 | 1-3 K | | | 2-0 FC3-6 2B | 3-2 1-H 2-H 1B | |
| Bubba Crosby, L OBP: 0.278, SLG: 0.235 (8, PR) | | | | | | | | | |
| 25 Jason Giambi, L OBP: 0.432, SLG: 0.475 (1, 3) | | 1-0 20 HR 2B | 4-1 20 1B BB | 3-1 P6 | | | 2-2 F9 | 0-1 G5-3 | |
| Tino Martinez, L OBP: 0.308, SLG: 0.440 (8, 3) | | | | | | | | | |
| 20 Jorge Posada, S OBP: 0.354, SLG: 0.439 (1, 2) | | 1-1 2H 3H HR | 3-0 BB 1B | | 1-1 G6-3 | | 4-2 FC3-6 BB | 0-1 F7 | |
| Bernie Williams, S OBP: 0.341, SLG: 0.372 (1, 8) | | 1-0 F8 | 4-1 BB | | 4-2 2 FC5-4 BB | | 3-1 FC3-6 | 1-2 F7 | |
| Inning Stats | R: 0 E: 0 K: 1 S: 7 H: 0 LOB: 0 BB: 0 P: 11 | R: 6 E: 0 K: 1 S: 21 H: 7 LOB: 1 BB: 0 P: 33 | R: 0 E: 0 K: 0 S: 8 H: 1 LOB: 3 BB: 2 P: 22 | R: 3 E: 0 K: 1 S: 15 H: 2 LOB: 0 BB: 1 P: 24 | R: 0 E: 0 K: 1 S: 12 H: 0 LOB: 1 BB: 1 P: 19 | R: 0 E: 0 K: 1 S: 8 H: 0 LOB: 0 BB: 0 P: 11 | R: 0 E: 0 K: 1 S: 12 H: 1 LOB: 2 BB: 1 P: 25 | R: 2 E: 0 K: 0 S: 13 H: 2 LOB: 1 BB: 1 P: 24 | R: 0 E: 0 K: 0 S: 7 H: 0 LOB: 0 BB: 0 P: 8 |

| PITCHER | IP | WLS | BF | H | R | ER | SO | BB | IBB | HBP | BLK | WP | HR | S | P | ERA | WHIP |
|---|-----|-----|----|---|---|----|----|----|-----|-----|-----|----|----|----|----|-------|-------|
| Ricardo Rodriguez, R ERA: 4.91 (1, 1) | 2.2 | | 17 | 8 | 6 | 6 | 2 | 1 | 0 | 0 | 0 | 0 | 1 | 33 | 58 | 20.25 | 3.375 |
| 32 Ron Mahay, L ERA: 6.82 (3, 1) | 2.1 | | 12 | 2 | 3 | 3 | 2 | 3 | 0 | 0 | 0 | 0 | 2 | 30 | 51 | 11.57 | 2.143 |
| John Wasdin, R ERA: 4.6 (6, 1) | 2.0 | | 8 | 1 | 0 | 0 | 2 | 1 | 0 | 0 | 0 | 0 | 0 | 20 | 36 | 0.00 | 1.000 |
| Doug Brocail, R ERA: 4.98 (8, 1) | 0.2 | L | 5 | 2 | 2 | 2 | 0 | 1 | 0 | 0 | 0 | 0 | 0 | 11 | 22 | 27.00 | 4.500 |
| Erasmo Ramirez, L ERA: (8, 1) | 1.1 | | 4 | 0 | 0 | 0 | 0 | 0 | 0 | 0 | 0 | 0 | 0 | 9 | 10 | 0.00 | 0.000 |

| Batter | 1 | 2 | 3 | 4 | 5 | 6 | 7 | 8 | 9 | AB | R | H | RBI | BB | SO | LOB |
|--|-------------------------------|------------------------|------------------|-------------------|----------------|--------------------------------|-------------|-------------|---|----|---|---|-----|----|----|-----|
| David Dellucci, L (1, 10) OBP: 0.404, SLG: 0.526 | 3-2 23 1B 2B | 0-0 1B | | 2-1 G3-1 1B | | 2-2 G6-3 1-2f 2-3 | | 2-3 K | | 5 | 1 | 2 | 0 | 0 | 1 | 2 |
| 10 Michael Young, R (1, 6) OBP: 0.371, SLG: 0.521 | 0-3 K | 0-0 SAFE SAFE F7 | | 0-0 1B | | 4-2 23 1B 9 E BB | | 2-0 G6-3 | | 4 | 1 | 1 | 0 | 1 | 1 | 2 |
| 23 Mark Teixeira, S (1, 3) OBP: 0.354, SLG: 0.545 | 2-2 9 1B 2-H 1B | | 1-1 F8 | 1-3 K | | 2-1 9 E 1-3 3-H 1B | | 0-3 K | | 5 | 2 | 2 | 2 | 0 | 2 | 1 |
| 9 Hank Blalock, L (1, 5) OBP: 0.346, SLG: 0.489 | 3-2 1B 1-3 1B | | 1-1 HR HBP | | 2-2 G4-3 | 2-0 E8 1-H 1B | | 1-2 G1-3 | | 4 | 2 | 1 | 0 | 0 | 0 | 0 |
| Alfonso Soriano, R (1, 4) OBP: 0.318, SLG: 0.543 | 2-2 2B 1-3 3-H 1B | | 1-0 HR | | 0-0 S 1B | 3-2 CS 2-H 1B | | 1-0 G5-3 | | 5 | 2 | 4 | 4 | 0 | 0 | 0 |
| Kevin Mench, R (1, 7) OBP: 0.341, SLG: 0.544 | 3-2 1B 1-H 2B | | 1-0 F8 | | 0-1 F7 | 1-1 CS 1-2 | 0-2 L4 | | | 4 | 0 | 1 | 1 | 0 | 0 | 1 |
| Gary Matthews, S (1, 8) OBP: 0.285, SLG: 0.391 | 0-3 K | | 0-1 F7 | | 1-3 K | | 2-1 G3 | | | 4 | 0 | 0 | 0 | 0 | 2 | 2 |
| Richard Hidalgo, R (1, 9) OBP: 0.281, SLG: 0.407 | | 3-2 F8 | | 3-2 F8 | | 4-0 G6-3 23 1B BB | 1-1 G1-3 | | | 3 | 1 | 0 | 0 | 1 | 0 | 0 |
| Rod Barajas, R (1, 2) OBP: 0.315, SLG: 0.423 | | 1-1 G5-3 | | 0-0 HR | | 4-2 G6-3 1-2 BB | | 2-2 F7 | | 3 | 1 | 1 | 1 | 1 | 0 | 0 |

| Inning Stats | R: 3 | H: 5 | E: 0 | LOB: 1 | K: 2 | S: 26 | P: 38 | R: 0 | H: 1 | E: 0 | LOB: 1 | K: 0 | S: 7 | P: 11 | R: 2 | H: 1 | E: 0 | LOB: 0 | K: 0 | S: 7 | P: 11 | R: 1 | H: 2 | E: 0 | LOB: 1 | K: 1 | S: 10 | P: 16 | R: 0 | H: 1 | E: 0 | LOB: 1 | K: 1 | S: 9 | P: 12 | R: 4 | H: 2 | E: 1 | LOB: 0 | K: 0 | S: 20 | P: 41 | R: 0 | H: 0 | E: 0 | LOB: 0 | K: 0 | S: 7 | P: 10 | R: 0 | H: 0 | E: 0 | LOB: 0 | K: 1 | S: 7 | P: 13 | R: 0 | H: 0 | E: 0 | LOB: 0 | K: 1 | S: 7 | P: 9 | 1B: 8 | SF: 0 | 2B: 2 | SAC: 0 | 3B: 0 | DP: 1 | HR: 2 | HBP: 1 | WP: 0 | PA: 42 |
|--------------|------|------|------|--------|------|-------|-------|------|------|------|--------|------|------|-------|------|------|------|--------|------|------|-------|------|------|------|--------|------|-------|-------|------|------|------|--------|------|------|-------|------|------|------|--------|------|-------|-------|------|------|------|--------|------|------|-------|------|------|------|--------|------|------|-------|------|------|------|--------|------|------|------|-------|-------|-------|--------|-------|-------|-------|--------|-------|--------|
|--------------|------|------|------|--------|------|-------|-------|------|------|------|--------|------|------|-------|------|------|------|--------|------|------|-------|------|------|------|--------|------|-------|-------|------|------|------|--------|------|------|-------|------|------|------|--------|------|-------|-------|------|------|------|--------|------|------|-------|------|------|------|--------|------|------|-------|------|------|------|--------|------|------|------|-------|-------|-------|--------|-------|-------|-------|--------|-------|--------|

| PITCHER | IP | WLS | BF | H | R | ER | SO | BB | IBB | HBP | BLK | WP | HR | S | P | ERA | WHIP |
|--|-----|-----|----|----|---|----|----|----|-----|-----|-----|----|----|----|----|-------|-------|
| Kevin Brown, R (1, 1) ERA: 5.91 | 4.1 | | 23 | 10 | 6 | 6 | 3 | 0 | 0 | 1 | 0 | 0 | 2 | 54 | 82 | 12.46 | 2.308 |
| Scott Proctor, R (5, 1) ERA: 4.97 | 0.2 | | 4 | 0 | 2 | 1 | 1 | 2 | 0 | 0 | 0 | 0 | 0 | 9 | 18 | 13.50 | 3.000 |
| Wayne Franklin, L (6, 1) ERA: 9.0 | 0.2 | B | 5 | 2 | 2 | 0 | 0 | 1 | 0 | 0 | 0 | 0 | 0 | 14 | 27 | 0.00 | 4.500 |
| Tanyon Sturtze, R (6, 1) ERA: 3.76 | 2.1 | W | 6 | 0 | 0 | 0 | 1 | 0 | 0 | 0 | 0 | 0 | 0 | 16 | 25 | 0.00 | 0.000 |
| 42 Mariano Rivera, R (9, 1) ERA: 0.91 | 1.0 | S | 3 | 0 | 0 | 0 | 1 | 0 | 0 | 0 | 0 | 0 | 0 | 7 | 9 | 0.00 | 0.000 |


BOTTOM

New York Yankees @ Texas Rangers
 Ameriquet Field, Arlington, TX

Mon Jul 18 2005, 8:05 PM EDT
 Att. 46,538 - Partly Cloudy - 93 F

livebaseballscorecards.com

| | |
|-----|----|
| AB | 37 |
| R | 10 |
| H | 12 |
| RBI | 8 |
| BB | 3 |
| SO | 6 |
| LOB | 8 |



New York Yankees @ Texas Rangers
 Ameritrust Field, Arlington, TX

Tue Jul 19 2005, 8:05 PM EDT
 Att. 45,208 - Clear - 93 F

| | |
|------------|-----------|
| AB | 29 |
| R | 1 |
| H | 7 |
| RBI | 1 |
| BB | 4 |
| SO | 6 |
| LOB | 16 |



AB R H RBI BB SO LOB

TOP

| | | | | | | |
|---|---|---|---|---|---|---|
| 3 | 0 | 0 | 0 | 0 | 0 | 1 |
| 4 | 0 | 2 | 1 | 0 | 0 | 0 |
| 4 | 0 | 1 | 0 | 0 | 0 | 1 |
| 3 | 0 | 1 | 0 | 0 | 1 | 3 |
| 3 | 0 | 1 | 0 | 1 | 1 | 1 |
| 3 | 0 | 1 | 0 | 1 | 1 | 3 |
| 0 | 0 | 0 | 0 | 0 | 0 | 0 |
| 3 | 0 | 0 | 0 | 0 | 1 | 3 |
| 3 | 0 | 0 | 0 | 1 | 2 | 2 |
| 2 | 1 | 1 | 0 | 1 | 0 | 0 |
| 1 | 0 | 0 | 0 | 0 | 0 | 2 |

| Batter | 1 | 2 | 3 | 4 | 5 | 6 | 7 | 8 | 9 |
|---|------------|--------------|---------------|---------------|--------------|-----------------------|----------------------|----------------------|-----------------|
| 2 Derek Jeter, R OBP: 0.377, SLG: 0.432 (1, 6) X | 0-0 F8 ① | | 1-2 G4-3 ② ③ | | | 1-0 F8 ① | | 0-1 SH1-4 ① | |
| 24 Robinson Canó, L OBP: 0.327, SLG: 0.470 (1, 4) B X | 1-0 L9 ② | | | 0-0 F9 ① | | 3-2 1B 2B | | 1-0 1B 2-H | |
| Gary Sheffield, R OBP: 0.404, SLG: 0.557 (1, 9) C X | 0-1 G5-3 ③ | | | 2-2 G5-3 ② | | 1-2 13 G6-4-3 1B 2-3 | | 0-1 L5 ② | |
| 13 Alex Rodriguez, R OBP: 0.417, SLG: 0.590 (1, 5) | | 3-2 25 1B 1B | | 3-2 55 BB HBP | | 2-2 G6-4-3 ② ③ ④ 1-2f | | 0-3 K ③ | |
| 55 Hideki Matsui, L OBP: 0.378, SLG: 0.519 (1, 7) | | 0-3 K ① | | 4-1 1-2 BB | | | 2-1 G1-3 ① | | 1-2 25 FC4-6 1B |
| 25 Jason Giambi, L OBP: 0.433, SLG: 0.473 (1, 3) | | 1-0 ② | | 0-3 ③ | | | 4-0 20 G4-3 20 WP BB | | 1-1 FC4-6 BB ① |
| Tony Womack, L OBP: 0.274, SLG: 0.264 (9, PR) | | 1-3 1B | | | | | | | 1-2f |
| 20 Jorge Posada, S OBP: 0.352, SLG: 0.434 (1, 2) | | 0-3 ③ | | | 2-2 G4-3 HBP | | 2-1 G4-3 ② | | 2-2 F7 ② |
| Bernie Williams, S OBP: 0.340, SLG: 0.367 (1, 10) | | | 1-3 K ① | | 2-1 G4-3 ② | | 0-3 K ③ | | 4-1 ① |
| Bubba Crosby, L OBP: 0.333, SLG: 0.263 (1, 8) | | | 3-2 2 G4-3 1B | | 1-1 G6-3 ③ | | | 4-1 2 SH1-4 24 1B BB | 2-1 L8 ③ |
| Tino Martinez, L OBP: 0.307, SLG: 0.438 (9, PH) | | | | | | | | | |

| Inning Stats | R: 0 | H: 0 | E: 0 | K: 0 | S: 4 | P: 5 | R: 0 | H: 2 | E: 0 | K: 2 | S: 12 | P: 16 | R: 0 | H: 1 | E: 0 | K: 1 | S: 10 | P: 15 | R: 0 | H: 0 | E: 0 | K: 1 | S: 11 | P: 20 | R: 0 | H: 0 | E: 0 | K: 0 | S: 7 | P: 12 | R: 0 | H: 2 | E: 0 | K: 0 | S: 10 | P: 17 | R: 0 | H: 0 | E: 0 | K: 1 | S: 7 | P: 15 | R: 1 | H: 1 | E: 0 | K: 1 | S: 9 | P: 14 | R: 0 | H: 1 | E: 0 | K: 0 | S: 13 | P: 23 | 1B: 6 | SF: 0 | 2B: 1 | SAC: 1 | 3B: 0 | DP: 3 | HR: 0 | HBP: 2 | WP: 1 | PA: 36 |
|--------------|------|------|------|------|------|------|------|------|------|------|-------|-------|------|------|------|------|-------|-------|------|------|------|------|-------|-------|------|------|------|------|------|-------|------|------|------|------|-------|-------|------|------|------|------|------|-------|------|------|------|------|------|-------|------|------|------|------|-------|-------|-------|-------|-------|--------|-------|-------|-------|--------|-------|--------|
|--------------|------|------|------|------|------|------|------|------|------|------|-------|-------|------|------|------|------|-------|-------|------|------|------|------|-------|-------|------|------|------|------|------|-------|------|------|------|------|-------|-------|------|------|------|------|------|-------|------|------|------|------|------|-------|------|------|------|------|-------|-------|-------|-------|-------|--------|-------|-------|-------|--------|-------|--------|

| PITCHER | IP | WLS | BF | H | R | ER | SO | BB | IBB | HBP | BLK | WP | HR | S | P | ERA | WHIP |
|---|-----|-----|----|---|---|----|----|----|-----|-----|-----|----|----|----|-----|------|-------|
| Chan Ho Park, R ERA: 5.33 (1, 1) | 7.1 | | 29 | 6 | 1 | 1 | 5 | 3 | 0 | 2 | 0 | 1 | 0 | 65 | 109 | 1.23 | 1.227 |
| 43 Kameron Loe, R ERA: 4.66 (8, 1) | 0.2 | W | 2 | 0 | 0 | 0 | 1 | 0 | 0 | 0 | 0 | 0 | 0 | 5 | 5 | 0.00 | 0.000 |
| Francisco Cordero, R ERA: 3.92 (9, 1) | 1.0 | S | 5 | 1 | 0 | 0 | 0 | 1 | 0 | 0 | 0 | 0 | 0 | 13 | 23 | 0.00 | 2.000 |

livebaseballscorecards.com

| Batter | 1 | 2 | 3 | 4 | 5 | 6 | 7 | 8 | 9 | AB R H RBI BB SO LOB |
|--|--------------------|-----------|--------------------------|------------------|-----------|-------------------|----------------------------|---|---|----------------------|
| David Dellucci, L (1, 10) OBP: 0.408, SLG: 0.527 | 1-0 23 BB 1B | | 4-1 10 CS BB | | 1-2 F9 | | | 0-0 23 10 G5-4-3 9 HR 1B | | 3 1 2 0 1 0 2 |
| 10 Michael Young, R (1, 6) OBP: 0.370, SLG: 0.518 | 2-3 SAFE 1B | | 2-2 SAFE F8 1-2 | | | 1-1 G1-3 | | 1-0 SAFE 23 10 G5-4-3 1-2 1B | | 4 0 1 0 0 1 2 |
| 23 Mark Teixeira, S (1, 3) OBP: 0.353, SLG: 0.541 | 4-2 1-2 BB | | | 1-1 G4-3 | | 2-3 1B | | 3-0 G5-4-3 1-2 2-3 1B | | 3 0 0 0 1 1 2 |
| 9 Hank Blalock, L (1, 5) OBP: 0.348, SLG: 0.497 | 3-3 K | | | 2-3 K | | 0-0 1B | | 1-0 HR | | 4 1 2 2 0 2 2 |
| Alfonso Soriano, R (1, 4) OBP: 0.317, SLG: 0.539 | 2-3 K | | | 4-0 CS BB | | 0-1 SAFE F8 | | 0-2 L7 | | 3 0 0 0 1 1 3 |
| Kevin Mench, R (1, 7) OBP: 0.341, SLG: 0.542 | | 1-1 F8 | | 1-0 CS 1-2 | 1-2 1B | | 2-0 P6 | | | 3 0 1 0 0 0 0 |
| Richard Hidalgo, R (1, 9) OBP: 0.281, SLG: 0.406 | | 2-2 F8 | | | 0-1 1B | | 3-2 G2-3 | | | 3 0 1 0 0 0 0 |
| Gary Matthews, S (1, 8) OBP: 0.286, SLG: 0.388 | | 3-3 K | | | 3-3 1B | | 4-2 S BB | | | 2 0 0 0 1 2 2 |
| Rod Barajas, R (1, 2) OBP: 0.312, SLG: 0.418 | | | 2-2 G6-3 | | 3-2 F6 | | 1 SAFE 2-2 L8 1-2 | | | 3 0 0 0 0 0 3 |

| Inning Stats | R: 0 E: 0 K: 3 S: 14 | H: 1 LOB: 2 BB: 1 P: 26 | R: 0 E: 0 K: 1 S: 12 | H: 0 LOB: 0 BB: 0 P: 18 | R: 0 E: 0 K: 0 S: 10 | H: 0 LOB: 0 BB: 1 P: 18 | R: 0 E: 0 K: 1 S: 6 | H: 0 LOB: 0 BB: 1 P: 13 | R: 0 E: 0 K: 1 S: 14 | H: 2 LOB: 2 BB: 0 P: 22 | R: 0 E: 0 K: 1 S: 9 | H: 1 LOB: 1 BB: 0 P: 12 | R: 0 E: 0 K: 0 S: 14 | H: 0 LOB: 1 BB: 1 P: 25 | R: 2 E: 0 K: 0 S: 7 | H: 3 LOB: 0 BB: 0 P: 12 |
|--------------|-------------------------------|----------------------------------|-------------------------------|----------------------------------|-------------------------------|----------------------------------|------------------------------|----------------------------------|-------------------------------|----------------------------------|------------------------------|----------------------------------|-------------------------------|----------------------------------|------------------------------|----------------------------------|
|--------------|-------------------------------|----------------------------------|-------------------------------|----------------------------------|-------------------------------|----------------------------------|------------------------------|----------------------------------|-------------------------------|----------------------------------|------------------------------|----------------------------------|-------------------------------|----------------------------------|------------------------------|----------------------------------|

| PITCHER | IP | WLS | BF | H | R | ER | SO | BB | IBB | HBP | BLK | WP | HR | S | P | ERA | WHIP |
|--|-----|-----|----|---|---|----|----|----|-----|-----|-----|----|----|----|-----|-------|-------|
| 35 Mike Mussina, R (1, 1) ERA: 3.95 | 6.0 | | 23 | 4 | 0 | 0 | 7 | 3 | 0 | 0 | 0 | 0 | 0 | 65 | 109 | 0.00 | 1.167 |
| Felix Rodriguez, R (7, 1) ERA: 4.97 | 1.0 | | 4 | 0 | 0 | 0 | 0 | 1 | 0 | 0 | 0 | 0 | 0 | 14 | 25 | 0.00 | 1.000 |
| Wayne Franklin, L (8, 1) ERA: 12.27 | 0.2 | L | 4 | 3 | 2 | 2 | 0 | 0 | 0 | 0 | 0 | 0 | 1 | 4 | 9 | 27.00 | 4.500 |
| Scott Proctor, R (8, 1) ERA: 4.85 | 0.1 | | 1 | 0 | 0 | 0 | 0 | 0 | 0 | 0 | 0 | 0 | 0 | 3 | 3 | 0.00 | 0.000 |


BOTTOM

New York Yankees @ Texas Rangers
 Ameriquet Field, Arlington, TX

Tue Jul 19 2005, 8:05 PM EDT
 Att. 45,208 - Clear - 93 F

livebaseballscorecards.com

| | |
|------------|-----------|
| AB | 28 |
| R | 2 |
| H | 7 |
| RBI | 2 |
| BB | 4 |
| SO | 7 |
| LOB | 16 |



| | | | |
|-------|--------|-------|--------|
| 1B: 6 | SF: 0 | WP: 0 | PA: 33 |
| 2B: 0 | SAC: 0 | PB: 0 | |
| 3B: 0 | DP: 1 | SB: 1 | |
| HR: 1 | HBP: 0 | CS: 2 | |

| Batter | 1 | 2 | 3 | 4 | 5 | 6 | 7 | 8 | 9 | AB R H RBI BB SO LOB | TOP | |
|---|---|---|---|--|---|--|---|--|---|--|--|--|
| 2 Derek Jeter, R (1, 6) OBP: 0.375, SLG: 0.429 | 0-3 K | | 0-1 G6-3 | | 0-0 24 HR 1B | | 0-0 F9 | | 2-1 G6-3 | 5 1 1 0 0 1 0 | | |
| 24 Robinson Canó, L (1, 4) OBP: 0.328, SLG: 0.480 | 0-3 K | | 0-0 F7 | | 1-2 1-H 2-H HR | | 0-0 G6-3 | | 0-2 1B | 5 1 2 3 0 1 0 | | |
| Gary Sheffield, R (1, 9) OBP: 0.398, SLG: 0.549 | 3-3 K | | 2-2 P3 | | 2-1 G6-3 | | 0-1 G6-3 | | 1-2 F9 | 5 0 0 0 0 1 1 | | |
| 13 Alex Rodriguez, R (1, 5) OBP: 0.413, SLG: 0.583 | | 2-3 K | | 2-3 K | 1-3 K | | | 0-0 F8 | | 4 0 0 0 0 3 0 | | |
| 55 Hideki Matsui, L (1, 7) OBP: 0.375, SLG: 0.513 | | 2-2 F8 | | 2-1 F8 | | 0-0 G6-3 | | 0-1 G3-1 | | 4 0 0 0 0 0 0 | | |
| 25 Jason Giambi, L (1, 10) OBP: 0.437, SLG: 0.502 | | 0-0 HR | | 0-2 G3 | | 3-1 HR | | 4-1 BB | | 3 2 2 2 1 0 0 | | |
| 20 Jorge Posada, S (1, 2) OBP: 0.354, SLG: 0.446 | | 1-1 HR | | 1-1 P6 | 2-0 1B | | | 2-1 G1-3 | | 4 1 2 1 0 0 1 | | |
| Tino Martinez, L (1, 3) OBP: 0.314, SLG: 0.472 | | 4-2 BB | | 1-2 HR | 2-2 P2 | | | 0-1 HR | | 3 2 2 2 1 0 1 | | |
| Bubba Crosby, L (1, 8) OBP: 0.320, SLG: 0.261 | | 0-0 F9 | | 0-0 24 HR 1B | 1-1 P2 | | | 0-0 G3-1 | | 4 1 1 0 0 0 2 | | |
| Inning Stats | R: 0 E: 0 K: 3 S: 11 H: 0 LOB: 0 BB: 0 P: 14 | R: 2 E: 0 K: 1 S: 13 H: 2 LOB: 1 BB: 1 P: 22 | R: 0 E: 0 K: 0 S: 6 H: 0 LOB: 0 BB: 0 P: 8 | R: 0 E: 0 K: 1 S: 8 H: 0 LOB: 0 BB: 0 P: 12 | R: 4 E: 0 K: 1 S: 15 H: 4 LOB: 0 BB: 0 P: 21 | R: 1 E: 0 K: 0 S: 9 H: 2 LOB: 1 BB: 0 P: 17 | R: 0 E: 0 K: 0 S: 4 H: 0 LOB: 0 BB: 0 P: 4 | R: 0 E: 0 K: 0 S: 6 H: 0 LOB: 1 BB: 1 P: 12 | R: 1 E: 0 K: 0 S: 12 H: 2 LOB: 1 BB: 0 P: 15 | 1B: 4 2B: 0 3B: 0 HR: 6 SF: 0 SAC: 0 DP: 0 HBP: 0 | WP: 0 PB: 0 SB: 0 CS: 0 PA: 39 | |
| PITCHER | IP WLS BF H R ER SO BB IBB HBP BLK WP HR S P ERA WHIP | | | | | | | | | | | |
| 53 Joaquín Benoit, R (1, 1) ERA: 2.32 | 5.0 L 22 6 6 6 6 1 0 0 0 0 4 53 77 10.80 1.400 | | | | | | | | | | | |
| Brian Shouse, L (6, 1) ERA: 4.73 | 1.0 5 2 1 1 0 0 0 0 0 0 1 9 17 9.00 2.000 | | | | | | | | | | | |
| Doug Brocail, R (7, 1) ERA: 4.76 | 2.0 7 0 0 0 0 1 0 0 0 0 0 10 16 0.00 0.500 | | | | | | | | | | | |
| Erasmó Ramirez, L (9, 1) ERA: 1.8 | 1.0 5 2 1 1 0 0 0 0 0 0 0 1 12 15 9.00 2.000 | | | | | | | | | | | |

New York Yankees @ Texas Rangers
 Ameriquest Field, Arlington, TX
 Wed Jul 20 2005, 7:05 PM EDT
 Att: 45,354 - Partly Cloudy - 92 F

livebaseballscorecards.com

AB 37
R 8
H 10
RBI 8
BB 2
SO 6
LOB 5



| Batter | 1 | 2 | 3 | 4 | 5 | 6 | 7 | 8 | 9 | AB | R | H | RBI | BB | SO | LOB |
|--|-----------------------|----|-----------------------|------|-------------------|----------------|-------------------|---------|------|----|---|---|-----|----|----|-----|
| David Dellucci, L (1, 10) OBP: 0.402, SLG: 0.517 | P6 | | L8 | | FC4-6 10 1B | G3-1 | | E3 | | 5 | 0 | 0 | 1 | 0 | 0 | 4 |
| 10 Michael Young, R (1, 6) OBP: 0.368, SLG: 0.514 | P4 | | P3 | | G6-3 23 1B | | G6-3 | G6-3 | | 5 | 0 | 1 | 0 | 0 | 0 | 1 |
| 23 Mark Teixeira, S (1, 3) OBP: 0.354, SLG: 0.537 | G6-3 9 1B BB | | G6-3 9 PB BB | | G6-3 1-2f | | G5-3 | | K | 3 | 0 | 0 | 0 | 2 | 1 | 2 |
| 9 Hank Blalock, L (1, 5) OBP: 0.351, SLG: 0.497 | G4-3 1-3 1B | | G4-3 | | | BB 2B BB | G4-3 1B | K | K | 4 | 1 | 2 | 0 | 1 | 1 | 1 |
| Alfonso Soriano, R (1, 4) OBP: 0.315, SLG: 0.533 | K | | | G5-3 | | K | G4-3 1-2 BB | G4-3 | G4-3 | 4 | 0 | 0 | 0 | 1 | 2 | 3 |
| Kevin Mench, R (1, 7) OBP: 0.340, SLG: 0.537 | | F9 | | K | | BB 2B BB | P4 | | | 3 | 0 | 0 | 0 | 1 | 1 | 2 |
| Richard Hidalgo, R (1, 9) OBP: 0.284, SLG: 0.423 | | HR | | P6 | | BB 2B | | K | | 4 | 1 | 2 | 2 | 0 | 1 | 0 |
| Gary Matthews, S (1, 8) OBP: 0.289, SLG: 0.392 | | P6 | | | FC4-6 1B 2B | BB | | K | | 3 | 1 | 1 | 0 | 1 | 1 | 0 |
| Rod Barajas, R (1, 2) OBP: 0.314, SLG: 0.419 | | F8 | | | FC4-6 1B | F6 | | E 1B | | 4 | 1 | 2 | 0 | 0 | 0 | 3 |

| Inning Stats | R: 0 | H: 1 | E: 0 | LOB: 2 | K: 1 | S: 10 | R: 1 | H: 1 | E: 0 | LOB: 0 | K: 0 | S: 9 | R: 0 | H: 0 | E: 0 | LOB: 0 | K: 0 | S: 8 | R: 0 | H: 0 | E: 0 | LOB: 0 | K: 1 | S: 9 | R: 1 | H: 3 | E: 0 | LOB: 1 | K: 0 | S: 8 | R: 1 | H: 1 | E: 0 | LOB: 3 | K: 1 | S: 16 | R: 0 | H: 1 | E: 0 | LOB: 2 | K: 0 | S: 8 | R: 1 | H: 1 | E: 1 | LOB: 1 | K: 2 | S: 17 | R: 0 | H: 0 | E: 0 | LOB: 0 | K: 2 | S: 8 | 1B: 5 | 2B: 2 | 3B: 0 | HR: 1 | SF: 0 | SAC: 0 | DP: 1 | HBP: 0 | WP: 0 | PB: 1 | SB: 0 | CS: 0 | PA: 41 |
|--------------|------|------|------|--------|------|-------|------|------|------|--------|------|------|------|------|------|--------|------|------|------|------|------|--------|------|------|------|------|------|--------|------|------|------|------|------|--------|------|-------|------|------|------|--------|------|------|------|------|------|--------|------|-------|------|------|------|--------|------|------|-------|-------|-------|-------|-------|--------|-------|--------|-------|-------|-------|-------|--------|
|--------------|------|------|------|--------|------|-------|------|------|------|--------|------|------|------|------|------|--------|------|------|------|------|------|--------|------|------|------|------|------|--------|------|------|------|------|------|--------|------|-------|------|------|------|--------|------|------|------|------|------|--------|------|-------|------|------|------|--------|------|------|-------|-------|-------|-------|-------|--------|-------|--------|-------|-------|-------|-------|--------|

| PITCHER | IP | WLS | BF | H | R | ER | SO | BB | IBB | HBP | BLK | WP | HR | S | P | ERA | WHIP |
|--|-----|-----|----|---|---|----|----|----|-----|-----|-----|----|----|----|----|------|-------|
| Aaron Small, R (1, 1) ERA: 5.06 | 5.1 | W | 24 | 5 | 3 | 3 | 3 | 4 | 0 | 0 | 0 | 0 | 1 | 51 | 91 | 5.06 | 1.688 |
| Tanyon Sturtze, R (6, 1) ERA: 3.67 | 1.1 | | 8 | 2 | 0 | 0 | 0 | 2 | 0 | 0 | 0 | 0 | 0 | 15 | 34 | 0.00 | 3.000 |
| Tom Gordon, R (7, 1) ERA: 2.7 | 1.1 | H | 6 | 1 | 1 | 0 | 2 | 0 | 0 | 0 | 0 | 0 | 0 | 19 | 26 | 0.00 | 0.750 |
| 42 Mariano Rivera, R (9, 1) ERA: 0.89 | 1.0 | | 3 | 0 | 0 | 0 | 2 | 0 | 0 | 0 | 0 | 0 | 0 | 8 | 10 | 0.00 | 0.000 |


BOTTOM

New York Yankees @ Texas Rangers
 Ameriquet Field, Arlington, TX

Wed Jul 20 2005, 7:05 PM EDT
 Att. 45,354 - Partly Cloudy - 92 F

livebaseballscorecards.com

| | |
|------------|-----------|
| AB | 35 |
| R | 4 |
| H | 8 |
| RBI | 3 |
| BB | 6 |
| SO | 7 |
| LOB | 16 |



| Batter | 1 | 2 | 3 | 4 | 5 | 6 | 7 | 8 | 9 | AB R H RBI BB SO LOB | TOP | | | | | | | | | | | | | | | | |
|--|---|----------------------------------|------------------------------|----------------------------------|------------------------------|----------------------------------|------------------------------|----------------------------------|-------------------------------|----------------------------------|-------------------------------|----------------------------------|------------------------------|----------------------------------|-------------------------------|----------------------------------|-------------------------------|----------------------------------|----------------------------------|------------------------------------|----------------------------------|--------|--|--|--|--|--|
| Jason Kendall, R (1, 2) OBP: 0.352, SLG: 0.322 | 3-2 G1-3 | | 2-1 G1-4-3 | | 0-1 FC1-5 | | 1-2 G5-3 | | 1-2 23 WP, 7 BB, 23 1B | 5 1 1 0 0 0 1 | | | | | | | | | | | | | | | | | |
| 21 Mark Kotsay, L (1, 8) OBP: 0.320, SLG: 0.400 | 2-2 F8 | | 1-1 P6 | | 1-2 L7 | | 1-1 L7 | | 0-2 P5 | 5 0 0 0 0 0 2 | | | | | | | | | | | | | | | | | |
| 7 Bobby Crosby, R (1, 6) OBP: 0.376, SLG: 0.509 | 3-2 3B | | | 2-2 G1-3 | | 2-2 G4-3, 23 1B, 1B | | 4-0 23 BB, 1B | 4-1 23 1B, BB | 3 2 2 0 2 0 0 | | | | | | | | | | | | | | | | | |
| 3 Eric Chavez, L (1, 10) OBP: 0.333, SLG: 0.441 | 1-0 P5 | | | 2-3 K | | 3-3 K | | 1-2 P6 | 2-3 K | 5 0 0 0 0 3 5 | | | | | | | | | | | | | | | | | |
| 23 Bobby Kielty, S (1, 9) OBP: 0.384, SLG: 0.421 | | 1-0 G5-3 | | 0-3 K | | 0-0 G4-3, 1B | | 4-2 BB, 1B | 2-1 1-3 2-H, 1B | 4 1 2 1 1 1 0 | | | | | | | | | | | | | | | | | |
| Jay Payton, R (1, 7) OBP: 0.323, SLG: 0.462 | | 1-2 1B | | | 0-1 2B, 1B | 3-2 G4-3 | | 1-0 BB, 1B | 3-2 G4-3 | 5 1 3 1 0 0 4 | | | | | | | | | | | | | | | | | |
| Nick Swisher, S (1, 3) OBP: 0.317, SLG: 0.450 | | 1-2 F9 | | | 0-0 14 1B, 2B | 1-1 1B | | 4-0 BB | | 3 1 2 3 1 0 1 | | | | | | | | | | | | | | | | | |
| Keith Ginter, R (1, 5) OBP: 0.248, SLG: 0.282 | | 1-1 G4-3 | | | 3-3 K | 0-3 K | | 2-1 P4 | | 3 0 0 0 0 2 3 | | | | | | | | | | | | | | | | | |
| Scott Hatteberg, L (8, PH) OBP: 0.358, SLG: 0.372 | | | | | | | | | | 1 0 0 0 0 0 3 | | | | | | | | | | | | | | | | | |
| Marco Scutaro, R (8, 5) OBP: 0.330, SLG: 0.382 | | | | | | | | | | 0 0 0 0 0 0 0 | | | | | | | | | | | | | | | | | |
| 14 Mark Ellis, R (1, 4) OBP: 0.353, SLG: 0.396 | | | 2-2 F8 | | 2-2 FC1-5, 1B | | 0-2 G5-3 | | 1-3 K | 4 0 1 1 0 1 3 | | | | | | | | | | | | | | | | | |
| Inning Stats | R: 0 E: 0 K: 0 S: 13 | H: 1 LOB: 1 BB: 0 P: 22 | R: 0 E: 0 K: 0 S: 9 | H: 1 LOB: 1 BB: 0 P: 13 | R: 0 E: 0 K: 0 S: 8 | H: 0 LOB: 0 BB: 0 P: 13 | R: 0 E: 0 K: 2 S: 9 | H: 0 LOB: 0 BB: 0 P: 13 | R: 2 E: 0 K: 1 S: 16 | H: 3 LOB: 1 BB: 0 P: 22 | R: 2 E: 0 K: 2 S: 15 | H: 3 LOB: 1 BB: 0 P: 24 | R: 0 E: 0 K: 0 S: 9 | H: 0 LOB: 0 BB: 0 P: 11 | R: 1 E: 0 K: 1 S: 15 | H: 1 LOB: 3 BB: 3 P: 32 | R: 1 E: 0 K: 1 S: 18 | H: 2 LOB: 2 BB: 1 P: 30 | 1B: 9 2B: 1 3B: 1 HR: 0 | SF: 0 SAC: 0 DP: 0 HBP: 0 | WP: 1 PB: 0 SB: 0 CS: 0 | PA: 42 | | | | | |
| PITCHER | IP WLS BF H R ER SO BB IBB HBP BLK WP HR S P ERA WHIP | | | | | | | | | | | | | | | | | | | | | | | | | | |
| Kenny Rogers, L (1, 1) ERA: 2.71 | 6.0 | | 26 | 8 | 4 | 4 | 5 | 0 | 0 | 0 | 0 | 0 | 0 | 70 | 107 | 6.00 | 1.333 | | | | | | | | | | |
| 43 Kameron Loe, R (7, 1) ERA: 4.75 | 1.1 | L | 8 | 1 | 1 | 1 | 0 | 3 | 0 | 0 | 0 | 0 | 0 | 19 | 35 | 6.75 | 3.000 | | | | | | | | | | |
| John Wasdin, R (8, 1) ERA: 4.64 | 1.2 | | 8 | 2 | 1 | 1 | 2 | 1 | 0 | 0 | 0 | 1 | 0 | 23 | 38 | 5.40 | 1.800 | | | | | | | | | | |

Oakland Athletics @ Texas Rangers
 Ameriquet Field, Arlington, TX
 Thu Jul 21 2005, 8:05 PM EDT
 Att: 31,643 - Clear - 95 F

livebaseballscorecards.com

| | |
|-----|----|
| AB | 38 |
| R | 6 |
| H | 11 |
| RBI | 6 |
| BB | 4 |
| SO | 7 |
| LOB | 22 |



| Batter | 1 | 2 | 3 | 4 | 5 | 6 | 7 | 8 | 9 | AB R H RBI BB SO LOB |
|--|----------|-----------|---|-----------|---|----------|---|-----------|---|----------------------|
| David Dellucci, L (1, 10) OBP: 0.399, SLG: 0.509 | 1-2 F9 | 4-1 BB | | 0-0 F6 | | 1-3 K | | 2-3 K | | 4 0 0 0 1 2 3 |
| 10 Michael Young, R (1, 6) OBP: 0.366, SLG: 0.514 | 1-3 K | 1-0 SF7 | | 2-2 FC3-2 | | 2-0 2B | | 1-0 L9 | | 4 0 1 2 0 1 2 |
| 23 Mark Teixeira, S (1, 3) OBP: 0.354, SLG: 0.534 | 0-2 3B | 2-2 P5 | | 3-1 F7 | | 4-2 BB | | 3-3 K | | 4 1 1 0 1 1 4 |
| 9 Hank Blalock, L (1, 5) OBP: 0.349, SLG: 0.492 | 4-1 3B | | | 2-3 K | | 1-1 F8 | | 1-1 P6 | | 4 1 0 0 1 1 2 |
| Alfonso Soriano, R (1, 4) OBP: 0.319, SLG: 0.542 | 2-2 3B | | | 2-2 2B | | 0-0 1B | | 3-1 G6-3 | | 5 0 3 2 0 0 0 |
| Kevin Mench, R (1, 7) OBP: 0.338, SLG: 0.530 | 3-2 G6-3 | | | 2-0 G5-3 | | 0-1 F8 | | 4-2 FC5-4 | | 4 0 0 0 1 0 3 |
| Gary Matthews, S (1, 8) OBP: 0.293, SLG: 0.391 | | 2-2 SH5-3 | | 2-0 L7 | | 0-0 G1-3 | | 4-2 FC5-4 | | 3 1 1 0 1 0 2 |
| Richard Hidalgo, R (1, 9) OBP: 0.287, SLG: 0.422 | | 4-2 SH5-3 | | 0-1 BLK | | 0-1 P6 | | 1-1 FC5-4 | | 3 0 1 0 1 0 2 |
| Sandy Alomar Jr., R (1, 2) OBP: 0.341, SLG: 0.356 | | 0-0 SH5-3 | | 1-1 FC3-2 | | 1-0 2B | | 1-0 FC6-4 | | 3 1 2 0 0 0 2 |

| Inning Stats | R: 2 | H: 2 | E: 0 | K: 1 | S: 17 | LOB: 1 | BB: 1 | P: 28 | R: 1 | H: 1 | E: 0 | K: 0 | S: 12 | LOB: 2 | BB: 2 | P: 25 | R: 0 | H: 1 | E: 0 | K: 1 | S: 8 | LOB: 1 | BB: 0 | P: 16 | R: 0 | H: 2 | E: 0 | K: 0 | S: 10 | LOB: 2 | BB: 0 | P: 16 | R: 0 | H: 1 | E: 0 | K: 0 | S: 6 | LOB: 1 | BB: 0 | P: 8 | R: 1 | H: 2 | E: 0 | K: 1 | S: 12 | LOB: 2 | BB: 1 | P: 21 | R: 0 | H: 0 | E: 0 | K: 0 | S: 14 | LOB: 0 | BB: 2 | P: 27 | R: 0 | H: 0 | E: 0 | K: 2 | S: 9 | LOB: 0 | BB: 0 | P: 15 | R: 0 | H: 0 | E: 0 | K: 0 | S: 7 | LOB: 0 | BB: 0 | P: 8 | 1B: 5 | SF: 1 | 2B: 3 | SAC: 1 | 3B: 1 | DP: 0 | HR: 0 | HBP: 0 |
|--------------|------|------|------|------|-------|--------|-------|-------|------|------|------|------|-------|--------|-------|-------|------|------|------|------|------|--------|-------|-------|------|------|------|------|-------|--------|-------|-------|------|------|------|------|------|--------|-------|------|------|------|------|------|-------|--------|-------|-------|------|------|------|------|-------|--------|-------|-------|------|------|------|------|------|--------|-------|-------|------|------|------|------|------|--------|-------|------|-------|-------|-------|--------|-------|-------|-------|--------|
|--------------|------|------|------|------|-------|--------|-------|-------|------|------|------|------|-------|--------|-------|-------|------|------|------|------|------|--------|-------|-------|------|------|------|------|-------|--------|-------|-------|------|------|------|------|------|--------|-------|------|------|------|------|------|-------|--------|-------|-------|------|------|------|------|-------|--------|-------|-------|------|------|------|------|------|--------|-------|-------|------|------|------|------|------|--------|-------|------|-------|-------|-------|--------|-------|-------|-------|--------|

| PITCHER | IP | WLS | BF | H | R | ER | SO | BB | IBB | HBP | BLK | WP | HR | S | P | ERA | WHIP |
|--|-----|-----|----|---|---|----|----|----|-----|-----|-----|----|----|----|----|------|-------|
| Joe Blanton, R (1, 1) ERA: 4.68 | 5.0 | | 25 | 7 | 3 | 3 | 2 | 3 | 0 | 0 | 1 | 0 | 0 | 53 | 93 | 5.40 | 2.000 |
| Joe Kennedy, L (6, 1) ERA: 6.93 | 1.2 | B | 10 | 2 | 1 | 1 | 1 | 3 | 0 | 0 | 0 | 0 | 0 | 25 | 46 | 5.40 | 3.000 |
| Jay Witasick, R (7, 1) ERA: 2.58 | 1.0 | W | 3 | 0 | 0 | 0 | 1 | 0 | 0 | 0 | 0 | 0 | 0 | 6 | 10 | 0.00 | 0.000 |
| Ricardo Rincon, L (8, 1) ERA: 4.18 | 0.2 | H | 2 | 0 | 0 | 0 | 1 | 0 | 0 | 0 | 0 | 0 | 0 | 6 | 10 | 0.00 | 0.000 |
| 20 Huston Street, R (9, 1) ERA: 1.5 | 0.2 | S | 2 | 0 | 0 | 0 | 0 | 0 | 0 | 0 | 0 | 0 | 0 | 5 | 5 | 0.00 | 0.000 |

BOTTOM

Oakland Athletics @ Texas Rangers
 Ameriquet Field, Arlington, TX
 Thu Jul 21 2005, 8:05 PM EDT
 Att. 31,643 - Clear - 95 F

| | |
|-----|----|
| AB | 34 |
| R | 4 |
| H | 9 |
| RBI | 4 |
| BB | 6 |
| SO | 5 |
| LOB | 20 |



| | |
|-------|--------|
| WP: 0 | PA: 42 |
| PB: 0 | |
| SB: 0 | |
| CS: 0 | |

| Batter | 1 | 2 | 3 | 4 | 5 | 6 | 7 | 8 | 9 | AB R H RBI BB SO LOB | TOP | | | | | | | | | | | |
|--|---|----------------------------------|----------------------------------|----------------------------------|-------------------------------|----------------------------------|-------------------------------|----------------------------------|-------------------------------|----------------------------------|------------------------------|----------------------------------|------------------------------|---------------------------------|-------------------------------|----------------------------------|------------------------------|----------------------------------|-----------------------------------|------------------------------------|----------------------------------|--------|
| Jason Kendall, R OBP: 0.355, SLG: 0.330 (1, 2) | 1-1 7 G6-3 1B | | 3-2 7 1B 3 1B HBP | 1-1 F9 | | 2-1 F8 | | 0-1 21 1B 3B | | 4 2 2 1 0 0 0 | | | | | | | | | | | | |
| 21 Mark Kotsay, L OBP: 0.318, SLG: 0.397 (1, 8) | 2-3 K | | 3-2 F7 | 1-2 L3 | | 0-1 G6-3 | | 0-0 7 FC5-4 1B | | 5 0 1 1 0 1 2 | | | | | | | | | | | | |
| 7 Bobby Crosby, R OBP: 0.377, SLG: 0.506 (1, 6) | 1 SAFE 3-2 G6-3 | | 1-2 1B 23 1B 1B | | 0-0 29 1B 1B | 3-1 F8 | | 2-1 FC5-4 | | 5 2 2 0 0 0 2 | | | | | | | | | | | | |
| 3 Eric Chavez, L OBP: 0.331, SLG: 0.438 (1, 5) | 3-3 K | | 2-2 23 1B 1B | | 2-0 F7 | | 2-1 F8 | 2-1 F7 | | 5 1 1 1 0 1 3 | | | | | | | | | | | | |
| Scott Hatteberg, L OBP: 0.362, SLG: 0.374 (1, 10) | | 4-2 HR BB | 0-2 29 FC3-6 23 1B | | 2-2 29 1B E 1B | | 0-0 F8 | | 0-2 P6 | 4 2 2 0 1 0 0 | | | | | | | | | | | | |
| 23 Bobby Kielty, S OBP: 0.381, SLG: 0.417 (1, 7) | | 1-3 K | 0-1 29 FC3-6 1B | | 0-0 P4 | | 1-2 F9 | | 0-0 L9 | 5 0 1 2 0 1 3 | | | | | | | | | | | | |
| 29 Dan Johnson, L OBP: 0.363, SLG: 0.462 (1, 3) | | 2-3 K | 1-1 FC3-6 | | 2-2 E 1B | | | 1-2 14 1B 1B 2B | 2-1 2B | 5 2 3 1 0 1 3 | | | | | | | | | | | | |
| Nick Swisher, S OBP: 0.318, SLG: 0.464 (1, 9) | | 3-2 HR | 3-3 K | | 3-2 E4 2B | | | 0-2 G5-3 | 0-2 G6-3 | 5 1 2 4 0 1 4 | | | | | | | | | | | | |
| 14 Mark Ellis, R OBP: 0.351, SLG: 0.393 (1, 4) | | 1-2 F7 | | 3-2 F8 | | 2-0 G6-3 | | 0-0 3B 1B | | 4 1 1 1 0 0 1 | | | | | | | | | | | | |
| Inning Stats | R: 0 E: 0 K: 2 S: 14 | H: 1 LOB: 1 BB: 0 P: 23 | R: 2 E: 0 K: 2 S: 16 | H: 1 LOB: 0 BB: 1 P: 27 | R: 3 E: 0 K: 1 S: 22 | H: 4 LOB: 2 BB: 0 P: 35 | R: 0 E: 0 K: 0 S: 10 | H: 0 LOB: 0 BB: 0 P: 15 | R: 3 E: 1 K: 0 S: 14 | H: 4 LOB: 1 BB: 0 P: 25 | R: 0 E: 0 K: 0 S: 6 | H: 0 LOB: 0 BB: 0 P: 11 | R: 0 E: 0 K: 0 S: 6 | H: 0 LOB: 0 BB: 0 P: 9 | R: 3 E: 0 K: 0 S: 14 | H: 4 LOB: 1 BB: 0 P: 19 | R: 0 E: 0 K: 0 S: 8 | H: 1 LOB: 1 BB: 0 P: 12 | 1B: 11 2B: 2 3B: 1 HR: 1 | SF: 0 SAC: 0 DP: 0 HBP: 1 | WP: 0 PB: 0 SB: 0 CS: 0 | PA: 44 |
| PITCHER | IP WLS BF H R ER SO BB IBB HBP BLK WP HR S P ERA WHIP | | | | | | | | | | | | | | | | | | | | | |
| Chris Young, R ERA: 4.3 (1, 1) | 4.0 L 21 7 6 6 5 1 0 1 0 0 0 1 63 101 13.50 2.000 | | | | | | | | | | | | | | | | | | | | | |
| Erasmio Ramirez, L ERA: 4.5 (5, 1) | 1.0 6 3 2 2 0 0 0 0 0 0 0 0 13 24 18.00 3.000 | | | | | | | | | | | | | | | | | | | | | |
| 32 Ron Mahay, L ERA: 6.61 (6, 1) | 2.1 8 1 1 1 0 0 0 0 0 0 0 0 18 27 3.86 0.429 | | | | | | | | | | | | | | | | | | | | | |
| Kevin Gryboski, R ERA: 3.68 (8, 1) | 0.2 5 3 2 2 0 0 0 0 0 0 0 0 8 12 27.00 4.500 | | | | | | | | | | | | | | | | | | | | | |
| Brian Shouse, L ERA: 4.59 (9, 1) | 1.0 4 1 0 0 0 0 0 0 0 0 0 0 8 12 0.00 1.000 | | | | | | | | | | | | | | | | | | | | | |

Oakland Athletics @ Texas Rangers
 Ameriquet Field, Arlington, TX
 Fri Jul 22 2005, 8:05 PM EDT
 Att. 35,266 - Partly Cloudy - 94 F

livebaseballscorecards.com

| | |
|-----|----|
| AB | 42 |
| R | 11 |
| H | 15 |
| RBI | 11 |
| BB | 1 |
| SO | 5 |
| LOB | 18 |



| Batter | 1 | 2 | 3 | 4 | 5 | 6 | 7 | 8 | 9 | AB R H RBI BB SO LOB |
|--|---------------------------------|-----------------------|-----------------------|---------------------|---|-------------------------|-------------|-------------------------------|----------------------------|----------------------|
| David Dellucci, L (1, 10) OBP: 0.402, SLG: 0.507 | 4-1 10 E 23 SF7 BB | | 0-3 K | | | 1-0 10 2B 1B | 1-0 G4-3 | | 4-2 10 2B 9 G3 BB | 3 3 1 0 2 1 0 |
| 10 Michael Young, R (1, 6) OBP: 0.366, SLG: 0.518 | 1-0 E4 9 BB 1-3 2B | | 0-1 G5-3 | | | 3-1 23 HR 2B | 2-3 K | | 2-2 G3 2 2B | 5 2 2 2 0 1 1 |
| 23 Mark Teixeira, S (1, 3) OBP: 0.353, SLG: 0.539 | 2-2 SF7 | | 1-2 G3 | | | 1-2 2-H HR | 1-1 G6-3 | | 2-3 K | 4 1 1 3 0 1 2 |
| 9 Hank Blalock, L (1, 5) OBP: 0.352, SLG: 0.491 | 4-2 2B BB | | | 0-0 G4-6-3 1B | | 1-0 G4-3 | | 4-2 FC5-4 BB | 3-2 G3 | 3 1 1 1 2 0 1 |
| Alfonso Soriano, R (1, 4) OBP: 0.318, SLG: 0.541 | 0-2 L4-6 1-H 2-H 2B | | 2-1 G4-6-3 1-2f | | | 1-2 P4 | | 0-2 FC5-4 1-2f FC5-4 | 2-2 2 3-H | 4 0 1 2 0 0 2 |
| Kevin Mench, R (1, 7) OBP: 0.337, SLG: 0.526 | 3-2 L4-6 | | 2-2 G5-3 | | | 1-1 BB 1B 1B | | 0-1 FC5-4 1-2f HR | | 4 1 1 0 0 0 2 |
| Richard Hidalgo, R (1, 9) OBP: 0.293, SLG: 0.438 | | 3-2 G6-4-3 1B | | 2-2 G5-3 | | 1-1 BB 1B 1B | | 0-0 1-H HR | | 4 1 3 2 0 0 0 |
| Gary Matthews, S (1, 8) OBP: 0.292, SLG: 0.385 | | 2-2 G6-4-3 1-2f | | 3-2 F8 | | 4-2 1-2 2-3 BB | | 0-2 P5 | | 3 0 0 0 1 0 1 |
| Rod Barajas, R (1, 2) OBP: 0.313, SLG: 0.416 | | 2-2 G5-3 | | 1-1 G6-3 | | 0-1 F9 | | 1-1 BB 10 2B 1B | | 4 1 1 0 0 0 3 |

| Inning Stats | R: 3 | H: 1 | E: 1 | LOB: 0 | K: 0 | BB: 2 | S: 15 | R: 0 | H: 1 | E: 0 | LOB: 0 | K: 0 | BB: 0 | S: 10 | R: 0 | H: 0 | E: 0 | LOB: 0 | K: 1 | BB: 0 | S: 8 | R: 0 | H: 1 | E: 0 | LOB: 0 | K: 0 | BB: 0 | S: 6 | R: 0 | H: 0 | E: 0 | LOB: 0 | K: 0 | BB: 0 | S: 10 | R: 3 | H: 5 | E: 0 | LOB: 3 | K: 0 | BB: 1 | S: 19 | R: 0 | H: 0 | E: 0 | LOB: 0 | K: 1 | BB: 0 | S: 7 | R: 2 | H: 1 | E: 0 | LOB: 0 | K: 0 | BB: 1 | S: 11 | R: 2 | H: 2 | E: 0 | LOB: 1 | K: 1 | BB: 1 | S: 16 | 1B: 6 | SF: 1 | 2B: 4 | SAC: 0 | 3B: 0 | DP: 3 | HR: 2 | HBP: 0 | WP: 0 | PA: 40 |
|--------------|------|------|------|--------|------|-------|-------|------|------|------|--------|------|-------|-------|------|------|------|--------|------|-------|------|------|------|------|--------|------|-------|------|------|------|------|--------|------|-------|-------|------|------|------|--------|------|-------|-------|------|------|------|--------|------|-------|------|------|------|------|--------|------|-------|-------|------|------|------|--------|------|-------|-------|-------|-------|-------|--------|-------|-------|-------|--------|-------|--------|
|--------------|------|------|------|--------|------|-------|-------|------|------|------|--------|------|-------|-------|------|------|------|--------|------|-------|------|------|------|------|--------|------|-------|------|------|------|------|--------|------|-------|-------|------|------|------|--------|------|-------|-------|------|------|------|--------|------|-------|------|------|------|------|--------|------|-------|-------|------|------|------|--------|------|-------|-------|-------|-------|-------|--------|-------|-------|-------|--------|-------|--------|

| PITCHER | IP | WLS | BF | H | R | ER | SO | BB | IBB | HBP | BLK | WP | HR | S | P | ERA | WHIP |
|---|-----|-----|----|---|---|----|----|----|-----|-----|-----|----|----|----|----|-------|-------|
| Dan Haren, R (1, 1) ERA: 4.26 | 5.1 | W | 22 | 6 | 6 | 5 | 1 | 2 | 0 | 0 | 0 | 0 | 1 | 56 | 94 | 8.44 | 1.500 |
| 50 Kiko Calero, R (6, 1) ERA: 4.61 | 1.1 | H | 7 | 2 | 0 | 0 | 1 | 1 | 0 | 0 | 0 | 0 | 0 | 17 | 27 | 0.00 | 2.250 |
| Ricardo Rincon, L (7, 1) ERA: 4.74 | 1.0 | H | 5 | 1 | 2 | 2 | 0 | 1 | 0 | 0 | 0 | 0 | 1 | 10 | 15 | 18.00 | 2.000 |
| 58 Justin Duchschere, R (8, 1) ERA: 1.88 | 1.1 | S | 7 | 2 | 2 | 2 | 1 | 1 | 0 | 0 | 0 | 0 | 0 | 19 | 33 | 13.50 | 2.250 |

BOTTOM

Oakland Athletics @ Texas Rangers
 Ameriquet Field, Arlington, TX
 Fri Jul 22 2005, 8:05 PM EDT
 Att. 35,266 - Partly Cloudy - 94 F

livebaseballscores.com

| | |
|-----|----|
| AB | 34 |
| R | 10 |
| H | 11 |
| RBI | 10 |
| BB | 5 |
| SO | 3 |
| LOB | 12 |



| Batter | 1 | 2 | 3 | 4 | 5 | 6 | 7 | 8 | 9 | AB R H RBI BB SO LOB | TOP | | | | | | | | | | | |
|---|---|----------------------------------|-------------------------------|-------------------------------------|------------------------------|----------------------------------|-------------------------------|----------------------------------|-------------------------------|----------------------------------|-------------------------------|----------------------------------|-------------------------------|----------------------------------|-------------------------------|----------------------------------|-------------------------------|----------------------------------|----------------------------------|------------------------------------|----------------------------------|--------|
| 14 Mark Ellis, R OBP: 0.357, SLG: 0.398 (1, 4) | 2-2 7 2B 1B | 3-3 K | | 1-0 7 1B 3 SF8 21 1B 1B | 3-2 L8 | | 0-1 21 G4-3 1B | | | 5 2 3 2 0 1 2 | | | | | | | | | | | | |
| 21 Mark Kotsay, L OBP: 0.322, SLG: 0.401 (1, 8) | 0-0 F9 1B | | 0-2 7 G5-3 1B 2B | 1-1 BB 7 1B 1B | | 4-1 7 2B SF7 BB | 0-2 G4-3 | | | 4 2 2 1 1 0 2 | | | | | | | | | | | | |
| 7 Bobby Crosby, R OBP: 0.375, SLG: 0.508 (1, 6) | 0-1 3 F8 1B 2B | | 1-1 G5-3 2B | 1-2 BB 1B | | 1-1 PB 2B | 2-3 K2-3 | | | 5 1 3 1 0 1 2 | | | | | | | | | | | | |
| 3 Eric Chavez, L OBP: 0.329, SLG: 0.440 (1, 5) | 3-2 F8 2B | | 1-0 P5 1B | 0-0 SF8 1B | | 4-0 PB IBB | 2-3 K | | | 3 0 0 1 1 1 2 | | | | | | | | | | | | |
| Scott Hatteberg, L OBP: 0.364, SLG: 0.373 (1, 10) | 2-2 3-H 1B | | 0-0 1B | 4-0 1-2 2-3 BB | | 1-2 SF7 1B | 3-2 G3 | | | 3 0 2 3 1 0 0 | | | | | | | | | | | | |
| Jay Payton, R OBP: 0.313, SLG: 0.461 (1, 7) | 2-3 K | | 2-0 F8 1B | 0-1 P3 1B | | 1-0 P3 1-2 2-3 | 3-2 G6-3 | | | 5 0 0 0 0 1 7 | | | | | | | | | | | | |
| 29 Dan Johnson, L OBP: 0.367, SLG: 0.480 (1, 3) | | | 4-2 BB | 2-1 14 1B 2B | | 1-1 G4-3 | 3-2 G4-3 | | | 4 1 1 0 1 1 2 | | | | | | | | | | | | |
| Nick Swisher, S OBP: 0.316, SLG: 0.465 (1, 9) | | 2-0 F8 | | 2-2 P5 | | 1-2 F8 | 0-0 F7 | | | 5 0 0 0 0 0 2 | | | | | | | | | | | | |
| 17 Adam Melhuse, S OBP: 0.228, SLG: 0.291 (1, 2) | | 1-3 K | | 4-1 14 1B 21 1B BB | | 0-0 1B | 3-2 14 1B 2B | | | 4 2 2 0 1 1 1 | | | | | | | | | | | | |
| | | | | | | | | | | | | | | | | | | | | | | |
| Inning Stats | R: 2 E: 0 K: 1 S: 21 | H: 3 LOB: 1 BB: 0 P: 30 | R: 0 E: 0 K: 2 S: 10 | H: 0 LOB: 1 BB: 1 P: 20 | R: 1 E: 0 K: 0 S: 8 | H: 2 LOB: 1 BB: 0 P: 12 | R: 3 E: 0 K: 0 S: 15 | H: 4 LOB: 3 BB: 2 P: 30 | R: 0 E: 0 K: 0 S: 11 | H: 1 LOB: 1 BB: 0 P: 16 | R: 1 E: 0 K: 0 S: 11 | H: 1 LOB: 2 BB: 2 P: 25 | R: 1 E: 0 K: 1 S: 12 | H: 2 LOB: 1 BB: 0 P: 17 | R: 0 E: 0 K: 1 S: 10 | H: 0 LOB: 0 BB: 0 P: 18 | R: 0 E: 0 K: 1 S: 15 | H: 0 LOB: 0 BB: 0 P: 23 | 1B: 8 2B: 5 3B: 0 HR: 0 | SF: 2 SAC: 0 DP: 0 HBP: 0 | WP: 0 PB: 1 SB: 0 CS: 0 | PA: 45 |
| PITCHER | IP WLS BF H R ER SO BB IBB HBP BLK WP HR S P ERA WHIP | | | | | | | | | | | | | | | | | | | | | |
| Chan Ho Park, R ERA: 5.66 (1, 1) | 3.1 L 21 9 6 6 3 2 0 0 0 0 0 0 51 85 16.20 3.300 | | | | | | | | | | | | | | | | | | | | | |
| John Wasdin, R ERA: 4.67 (4, 1) | 1.2 10 2 1 1 0 2 1 0 0 0 0 0 17 35 5.40 2.400 | | | | | | | | | | | | | | | | | | | | | |
| Doug Brocail, R ERA: 4.75 (6, 1) | 2.0 8 2 1 1 1 0 0 0 0 0 0 0 20 30 4.50 1.000 | | | | | | | | | | | | | | | | | | | | | |
| Brian Shouse, L ERA: 4.46 (8, 1) | 1.0 3 0 0 0 1 0 0 0 0 0 0 0 10 18 0.00 0.000 | | | | | | | | | | | | | | | | | | | | | |
| Kevin Gryboski, R ERA: 3.52 (9, 1) | 1.0 3 0 0 0 1 0 0 0 0 0 0 0 15 23 0.00 0.000 | | | | | | | | | | | | | | | | | | | | | |

Oakland Athletics @ Texas Rangers
Ameriquet Field, Arlington, TX
Sun Jul 24 2005, 2:05 PM EDT
Att. 29,410 - Sunny - 92 F

livebaseballscorecards.com

| | |
|-----|----|
| AB | 38 |
| R | 8 |
| H | 13 |
| RBI | 8 |
| BB | 5 |
| SO | 6 |
| LOB | 20 |



| Batter | 1 | 2 | 3 | 4 | 5 | 6 | 7 | 8 | 9 | AB R H RBI BB SO LOB | TOP | |
|--|---|--|--|--|--|---|---|---|--|--|--|--|
| Kevin Mench, R (1, 7) OBP: 0.334, SLG: 0.514 | 2-0 P6 | | 4-1 23 FC3-6 10 BB 1-2 BB | | 1-0 P4 | 1-2 F8 | | | 4-2 23 F9 10 1B BB | 3 0 0 0 2 0 1 | | |
| 10 Michael Young, R (1, 6) OBP: 0.370, SLG: 0.512 | 4-1 BB | | 4-1 23 FC3-6 1-2 2-3 BB | | 0-0 P4 | | 3-2 G5-3 | 1-2 1B | 3 0 1 0 2 0 0 | | | |
| 23 Mark Teixeira, S (1, 3) OBP: 0.351, SLG: 0.536 | 2-3 K | | 0-0 FC3-6 | | 4-0 9 BB 1B BB | | 0-1 F9 | 0-0 F9 | 4 1 0 1 1 1 5 | | | |
| 9 Hank Blalock, L (1, 5) OBP: 0.351, SLG: 0.482 | 3-1 G5-3 | | 2-1 L6 | | 4-2 1B 1-2 BB | | 3-3 K | 2-2 F8 | 4 0 0 0 1 1 5 | | | |
| Alfonso Soriano, R (1, 4) OBP: 0.319, SLG: 0.550 | | 2-3 K | | 0-0 HR | 1-0 1-2 2-H 1B | | | 0-1 SF8 1B | 4 2 3 2 0 1 0 | | | |
| Richard Hidalgo, R (1, 9) OBP: 0.292, SLG: 0.430 | | 3-2 F7 | | 2-2 F8 | 2-3 K | | | 1 SAFE 1 SAFE 1 SAFE 1 SAFE 1-3 K | 4 0 0 0 0 2 3 | | | |
| Adrián González, L (1, 10) OBP: 0.283, SLG: 0.429 | | 2-3 K | | 3-2 1B | | 2-1 F8 | | 0-0 SF8 | 3 0 1 1 0 1 0 | | | |
| Gary Matthews, S (1, 8) OBP: 0.298, SLG: 0.386 | | | 4-2 CS BB | 1 SAFE 1-0 F8 | | 1-1 F7 1B | | 0-1 3-H F7 | 3 0 1 0 1 0 1 | | | |
| Rod Barajas, R (1, 2) OBP: 0.312, SLG: 0.409 | | | 4-2 10 BB 23 FC3-6 BB 1-2 BB | 1 SAFE 2-3 K | | 1-0 1-2 F7 | | 1-3 K | 3 1 0 0 1 2 2 | | | |
| Inning Stats | R: 0 E: 0 K: 1 S: 7 H: 0 LOB: 1 P: 18 | R: 0 E: 0 K: 2 S: 10 H: 0 LOB: 0 P: 17 | R: 1 E: 0 K: 0 S: 11 H: 0 LOB: 2 P: 29 | R: 1 E: 0 K: 1 S: 15 H: 2 LOB: 1 P: 23 | R: 1 E: 0 K: 1 S: 10 H: 1 LOB: 2 P: 22 | R: 0 E: 0 K: 0 S: 8 H: 1 LOB: 1 P: 13 | R: 0 E: 0 K: 1 S: 8 H: 0 LOB: 0 P: 14 | R: 1 E: 0 K: 1 S: 9 H: 1 LOB: 0 P: 11 | R: 0 E: 0 K: 1 S: 18 H: 1 LOB: 2 P: 26 | 1B: 5 2B: 0 3B: 0 HR: 1 SF: 1 SAC: 0 DP: 0 HBP: 0 | WP: 0 PB: 0 SB: 1 CS: 1 PA: 40 | |
| PITCHER | IP WLS BF H R ER SO BB IBB HBP BLK WP HR S P ERA WHIP | | | | | | | | | | | |
| 40 Daniel Cabrera, R (1, 1) ERA: 4.67 | 5.0 L 24 3 3 3 5 7 0 0 0 0 0 1 53 109 5.40 2.000 | | | | | | | | | | | |
| Todd Williams, R (6, 1) ERA: 3.22 | 1.1 5 1 0 0 0 0 0 0 0 0 0 0 11 19 0.00 0.750 | | | | | | | | | | | |
| Tim Byrdak, L (7, 1) ERA: 2.7 | 0.2 2 0 0 0 1 0 0 0 0 0 0 0 5 8 0.00 0.000 | | | | | | | | | | | |
| Jorge Julio, R (8, 1) ERA: 3.69 | 1.0 4 1 1 0 1 0 0 0 0 0 0 0 9 11 0.00 1.000 | | | | | | | | | | | |
| B.J. Ryan, L (9, 1) ERA: 2.86 | 1.0 5 1 0 0 1 1 0 0 0 0 0 0 18 26 0.00 2.000 | | | | | | | | | | | |

Texas Rangers @ Baltimore Orioles
 Oriole Park at Camden Yards, Baltimore, MD

Mon Jul 25 2005, 7:05 PM EDT
 Att: 29,314 - Partly Cloudy - 96 F

livebaseballscorecards.com

| | |
|-----|----|
| AB | 31 |
| R | 4 |
| H | 6 |
| RBI | 4 |
| BB | 8 |
| SO | 8 |
| LOB | 17 |



| Batter | 1 | 2 | 3 | 4 | 5 | 6 | 7 | 8 | 9 | AB R H RBI BB SO LOB |
|---|-----------|------------|--------|----------|----------|----------|---|---|------------|----------------------|
| 1 Brian Roberts, S OBP: 0.411, SLG: 0.567 (1, 4) | 0-0 F9 | 4-0 BB | | 4-2 BB | | 0-1 F7 | | | 0-1 G5-4-3 | 3 0 1 0 2 0 0 |
| 6 Melvin Mora, R OBP: 0.355, SLG: 0.494 (1, 5) | 0-2 1B | 3-2 F8 | | 0-1 1B | | 1-1 1B | | | 0-3 K | 5 0 3 0 0 1 4 |
| 10 Miguel Tejada, R OBP: 0.363, SLG: 0.584 (1, 6) | 1-2 F9 | | 0-0 F8 | 1-2 F7 | | 2-2 G3 | | | 0-0 G5-4-3 | 5 0 0 0 0 0 6 |
| Rafael Palmeiro, L OBP: 0.352, SLG: 0.478 (1, 3) | 3-1 FC5-4 | | 2-2 F9 | | 1-1 P6 | | | | 4-2 G5-4-3 | 3 0 1 0 1 0 0 |
| Sammy Sosa, R OBP: 0.311, SLG: 0.399 (1, 9) | 1-2 FC5-4 | | 4-1 BB | | 1-1 G4-3 | | | | 0-0 G5-4-3 | 3 0 0 0 1 0 3 |
| Javy Lopez, R OBP: 0.309, SLG: 0.470 (1, 2) | | 1-0 G6-3 | 1-3 K | | 0-0 G5-3 | | | | 1-2 G1-4-3 | 4 0 0 0 0 1 1 |
| 31 Jay Gibbons, L OBP: 0.294, SLG: 0.505 (1, 10) | | 2-2 P3 | | 1-3 K | | 0-1 HR | | | 1-2 G4-3 | 4 1 1 1 0 1 0 |
| Luis Matos, R OBP: 0.336, SLG: 0.363 (1, 8) | | 0-1 BB | | 1-0 6 1B | | 1-0 E2 | | | 1-0 G6-3 | 3 1 2 0 0 0 0 |
| Larry Bigbie, L OBP: 0.317, SLG: 0.385 (1, 7) | | 4-1 1 SAFE | | 0-2 F8 | | 3-2 G6-3 | | | 2-3 K | 2 0 0 1 1 0 1 |
| Eli Marrero, R OBP: 0.234, SLG: 0.394 (8, PH) (9, 7) | | 1-2 BB | | 1-2 BB | | 2-H | | | | 1 0 0 0 0 1 0 |

| Inning Stats | R: 0 | H: 2 | E: 0 | K: 0 | S: 12 | LOB: 2 | BB: 0 | P: 17 | R: 0 | H: 1 | E: 0 | K: 0 | S: 14 | LOB: 3 | BB: 2 | P: 28 | R: 0 | H: 0 | E: 0 | K: 1 | S: 8 | LOB: 1 | BB: 1 | P: 15 | R: 0 | H: 1 | E: 0 | K: 1 | S: 17 | LOB: 3 | BB: 1 | P: 24 | R: 0 | H: 0 | E: 0 | K: 0 | S: 5 | LOB: 0 | BB: 0 | P: 7 | R: 2 | H: 3 | E: 1 | K: 0 | S: 13 | LOB: 1 | BB: 0 | P: 20 | R: 0 | H: 0 | E: 0 | K: 0 | S: 9 | LOB: 0 | BB: 1 | P: 14 | R: 0 | H: 0 | E: 0 | K: 1 | S: 7 | LOB: 0 | BB: 0 | P: 11 | R: 0 | H: 1 | E: 0 | K: 1 | S: 7 | LOB: 0 | BB: 0 | P: 7 | 1B: 7 | 2B: 0 | 3B: 0 | HR: 1 | SF: 0 | SAC: 0 | DP: 2 | HBP: 1 | WP: 1 | PB: 0 | SB: 1 | CS: 0 | PA: 39 |
|--------------|------|------|------|------|-------|--------|-------|-------|------|------|------|------|-------|--------|-------|-------|------|------|------|------|------|--------|-------|-------|------|------|------|------|-------|--------|-------|-------|------|------|------|------|------|--------|-------|------|------|------|------|------|-------|--------|-------|-------|------|------|------|------|------|--------|-------|-------|------|------|------|------|------|--------|-------|-------|------|------|------|------|------|--------|-------|------|-------|-------|-------|-------|-------|--------|-------|--------|-------|-------|-------|-------|--------|
|--------------|------|------|------|------|-------|--------|-------|-------|------|------|------|------|-------|--------|-------|-------|------|------|------|------|------|--------|-------|-------|------|------|------|------|-------|--------|-------|-------|------|------|------|------|------|--------|-------|------|------|------|------|------|-------|--------|-------|-------|------|------|------|------|------|--------|-------|-------|------|------|------|------|------|--------|-------|-------|------|------|------|------|------|--------|-------|------|-------|-------|-------|-------|-------|--------|-------|--------|-------|-------|-------|-------|--------|

| PITCHER | IP | WLS | BF | H | R | ER | SO | BB | IBB | HBP | BLK | WP | HR | S | P | ERA | WHIP |
|--|-----|-----|----|---|---|----|----|----|-----|-----|-----|----|----|----|----|-------|-------|
| 53 Joaquín Benoit, R ERA: 2.0 (1, 1) | 5.0 | W | 24 | 4 | 0 | 0 | 2 | 4 | 0 | 0 | 0 | 0 | 0 | 56 | 91 | 0.00 | 1.600 |
| 32 Ron Mahay, L ERA: 7.02 (6, 1) | 0.2 | H | 4 | 2 | 2 | 2 | 0 | 0 | 0 | 0 | 0 | 1 | 1 | 8 | 12 | 27.00 | 3.000 |
| 43 Kameron Loe, R ERA: 4.55 (6, 1) | 1.1 | H | 5 | 1 | 0 | 0 | 0 | 1 | 0 | 0 | 0 | 0 | 0 | 14 | 22 | 0.00 | 1.500 |
| Brian Shouse, L ERA: 4.33 (8, 1) | 1.0 | H | 3 | 0 | 0 | 0 | 1 | 0 | 0 | 0 | 0 | 0 | 0 | 7 | 11 | 0.00 | 0.000 |
| Francisco Cordero, R ERA: 3.74 (9, 1) | 1.0 | S | 3 | 1 | 0 | 0 | 1 | 0 | 0 | 0 | 0 | 0 | 0 | 7 | 7 | 0.00 | 1.000 |

BOTTOM

Texas Rangers @ Baltimore Orioles
Oriole Park at Camden Yards, Baltimore, MD

Mon Jul 25 2005, 7:05 PM EDT
 Att. 29,314 - Partly Cloudy - 96 F

livebaseballscorecards.com

| | |
|------------|-----------|
| AB | 33 |
| R | 2 |
| H | 8 |
| RBI | 2 |
| BB | 5 |
| SO | 4 |
| LOB | 15 |



| Batter | 1 | 2 | 3 | 4 | 5 | 6 | 7 | 8 | 9 | AB R H RBI BB SO LOB | TOP | | | | | | | | | | | | | | | | |
|--|---|----------------------------------|------------------------------|----------------------------------|------------------------------|----------------------------------|-------------------------------|----------------------------------|-------------------------------|----------------------------------|------------------------------|----------------------------------|-------------------------------|----------------------------------|-------------------------------|----------------------------------|------------------------------|----------------------------------|----------------------------------|------------------------------------|----------------------------------|--------|--|--|--|--|--|
| David Dellucci, L (1, 7) OBP: 0.404, SLG: 0.502 Richard Hidalgo, R (9, PH) OBP: 0.291, SLG: 0.428 | 3-2 F7 | | 4-2 G5-4-3 BB | | 4-2 FC4-6 BB | | 0-0 2-H 1B | | 1-3 K | 2 0 1 1 2 0 0 1 0 0 0 0 1 0 | | | | | | | | | | | | | | | | | |
| 10 Michael Young, R (1, 6) OBP: 0.369, SLG: 0.508 | 1-1 FC3-6 1B | | 3-1 G5-4-3 | | 1-1 FC4-6 | | 0-0 F8 | | 1-0 F9 | 5 0 1 0 0 0 4 | | | | | | | | | | | | | | | | | |
| 23 Mark Teixeira, S (1, 3) OBP: 0.350, SLG: 0.533 | 0-1 FC3-6 | | | 0-0 L3 | | 1-3 K | | 2-2 E1 1B WP | | 4 1 1 0 0 1 1 | | | | | | | | | | | | | | | | | |
| 9 Hank Blalock, L (1, 5) OBP: 0.352, SLG: 0.483 | 1-1 P4 | | | 3-2 1B | | 1-0 F7 | | 0-0 BB WP 1B | | 4 0 2 0 0 0 1 | | | | | | | | | | | | | | | | | |
| Alfonso Soriano, R (1, 4) OBP: 0.316, SLG: 0.545 | | 2-3 K | | 3-2 F7 | | 2-2 G5-3 | | 3-2 G6-3 | | 4 0 0 0 0 1 2 | | | | | | | | | | | | | | | | | |
| Adrián González, L (1, 10) OBP: 0.280, SLG: 0.400 | | 1-2 L8 | | 2-3 K | | | 0-0 G4-3 | | 4-0 BB IBB | 3 0 0 0 1 1 1 | | | | | | | | | | | | | | | | | |
| Kevin Mench, R (1, 9) OBP: 0.336, SLG: 0.515 | | 1-1 G5-3 | | | 0-1 F8 | | 3-2 2B 2B | | 4-2 G4-6-3 BB | 3 1 1 0 1 0 0 | | | | | | | | | | | | | | | | | |
| Gary Matthews, S (1, 8) OBP: 0.306, SLG: 0.414 | | | 2-1 SH1-4 2B | | 2-2 HR | | 2-1 1B 2B | | 1-1 G4-6-3 | 4 2 3 2 0 0 3 | | | | | | | | | | | | | | | | | |
| Sandy Alomar Jr., R (1, 2) OBP: 0.316, SLG: 0.330 | | | 0-0 SH1-4 | | 1-3 K | | 3-2 G5-3 | | 1-3 K | 3 0 0 0 0 2 1 | | | | | | | | | | | | | | | | | |
| Inning Stats | R: 0 E: 0 K: 0 S: 9 | H: 1 LOB: 1 BB: 0 P: 14 | R: 0 E: 0 K: 1 S: 8 | H: 0 LOB: 0 BB: 0 P: 12 | R: 0 E: 0 K: 0 S: 7 | H: 1 LOB: 1 BB: 1 P: 16 | R: 0 E: 0 K: 1 S: 12 | H: 1 LOB: 1 BB: 0 P: 20 | R: 1 E: 0 K: 1 S: 13 | H: 1 LOB: 1 BB: 1 P: 21 | R: 0 E: 0 K: 1 S: 7 | H: 0 LOB: 0 BB: 0 P: 11 | R: 2 E: 0 K: 0 S: 12 | H: 3 LOB: 1 BB: 0 P: 20 | R: 1 E: 1 K: 0 S: 16 | H: 2 LOB: 2 BB: 2 P: 30 | R: 0 E: 0 K: 2 S: 9 | H: 0 LOB: 0 BB: 0 P: 12 | 1B: 5 2B: 3 3B: 0 HR: 1 | SF: 0 SAC: 1 DP: 2 HBP: 0 | WP: 1 PB: 0 SB: 0 CS: 0 | PA: 38 | | | | | |
| PITCHER | IP WLS BF H R ER SO BB IBB HBP BLK WP HR S P ERA WHIP | | | | | | | | | | | | | | | | | | | | | | | | | | |
| Rodrigo Lopez, R (1, 1) ERA: 4.37 | 6.1 | | 26 | 6 | 3 | 3 | 4 | 2 | 0 | 0 | 0 | 0 | 1 | 63 | 106 | 4.26 | 1.263 | | | | | | | | | | |
| 37 Chris Ray, R (7, 1) ERA: 0.57 | 0.2 | H | 3 | 1 | 0 | 0 | 0 | 0 | 0 | 0 | 0 | 0 | 0 | 5 | 8 | 0.00 | 1.500 | | | | | | | | | | |
| Steve Kline, L (8, 1) ERA: 5.71 | 0.0 | | 2 | 2 | 1 | 1 | 0 | 0 | 0 | 0 | 0 | 0 | 0 | 4 | 6 | ∞ | ∞ | | | | | | | | | | |
| Jason Grimsley, R (8, 1) ERA: 9.82 | 1.0 | W | 4 | 0 | 0 | 0 | 0 | 1 | 1 | 0 | 0 | 1 | 0 | 12 | 24 | 0.00 | 1.000 | | | | | | | | | | |
| B.J. Ryan, L (9, 1) ERA: 2.8 | 1.0 | S | 3 | 0 | 0 | 0 | 2 | 0 | 0 | 0 | 0 | 0 | 0 | 9 | 12 | 0.00 | 0.000 | | | | | | | | | | |

Texas Rangers @ Baltimore Orioles
 Oriole Park at Camden Yards, Baltimore, MD

Tue Jul 26 2005, 7:05 PM EDT
 Att. 25,235 - Clear - 98 F

livebaseballscorecards.com

| | |
|-----|----|
| AB | 33 |
| R | 4 |
| H | 9 |
| RBI | 3 |
| BB | 4 |
| SO | 6 |
| LOB | 13 |



| Batter | 1 | 2 | 3 | 4 | 5 | 6 | 7 | 8 | 9 | AB | R | H | RBI | BB | SO | LOB |
|---|---------------------------|-------------|-------------|---|-------------------|---|-------------|---|---|----|---|---|-----|----|----|-----|
| 1 Brian Roberts, S OBP: 0.407, SLG: 0.561 (1, 4) | 2-3 K | | 0-0 G6-3 | | 2-1 G1-3 | | 1-2 F8 | | | 4 | 0 | 0 | 0 | 0 | 1 | 0 |
| 6 Melvin Mora, R OBP: 0.354, SLG: 0.490 (1, 5) | 2-1 P5 | | 1-1 F9 | | 4-0 BB | | 2-2 F8 | | | 3 | 0 | 0 | 0 | 1 | 0 | 0 |
| 10 Miguel Tejada, R OBP: 0.362, SLG: 0.581 (1, 6) | 1-0 E5 1B | | 2-1 1B | | 1-2 L1 | | 1-1 F9 | | | 4 | 1 | 1 | 0 | 0 | 0 | 1 |
| Rafael Palmeiro, L OBP: 0.354, SLG: 0.478 (1, 3) | 3-2 FC5-4 2-H 1B | | 1-0 G3 | | 1-1 HR 1B | | 2-0 F8 | | | 4 | 1 | 2 | 1 | 0 | 0 | 1 |
| Sammy Sosa, R OBP: 0.310, SLG: 0.407 (1, 10) | 1-0 FC5-4 1-2f | | 1-0 G1-3 | | 1-0 HR 1B | | 0-0 P2 | | | 4 | 1 | 1 | 2 | 0 | 0 | 1 |
| Javy Lopez, R OBP: 0.319, SLG: 0.494 (1, 2) | | 2-3 K | 1-1 1B | | 0-1 G3-1 1B | | 1-1 HR | | | 4 | 1 | 3 | 1 | 0 | 1 | 0 |
| Sal Fasano, R OBP: 0.311, SLG: 0.484 (9, 2) | | | | | | | | | | 0 | 0 | 0 | 0 | 0 | 0 | 0 |
| B.J. Surhoff, L OBP: 0.281, SLG: 0.393 (1, 7) (5, 9) | | 2-1 G1-3 | 1-0 L9 | | 1-1 G3-1 | | 2-2 F7 | | | 4 | 0 | 0 | 0 | 0 | 0 | 2 |
| Eli Marrero, R OBP: 0.239, SLG: 0.413 (1, 9) | | 0-2 3B | 1-3 K | | 2-2 F7 | | | | | 1 | 0 | 1 | 0 | 0 | 0 | 0 |
| Larry Bigbie, L OBP: 0.314, SLG: 0.381 (4, PH) (5, 7) | | | | | | | | | | 2 | 0 | 0 | 0 | 0 | 1 | 2 |
| Luis Matos, R OBP: 0.336, SLG: 0.377 (1, 8) | | | 1-1 HR | | 0-1 G6-3 | | 0-1 G5-3 | | | 3 | 1 | 1 | 1 | 0 | 0 | 1 |

| Inning Stats | R: 1 | H: 1 | E: 1 | K: 1 | S: 11 | LOB: 1 | BB: 0 | P: 20 | R: 0 | H: 1 | E: 0 | K: 1 | S: 8 | LOB: 1 | BB: 0 | P: 12 | R: 1 | H: 2 | E: 0 | K: 0 | S: 8 | LOB: 1 | BB: 0 | P: 13 | R: 0 | H: 1 | E: 0 | K: 1 | S: 7 | LOB: 1 | BB: 0 | P: 11 | R: 0 | H: 0 | E: 0 | K: 0 | S: 7 | LOB: 1 | BB: 1 | P: 14 | R: 2 | H: 3 | E: 0 | K: 0 | S: 12 | LOB: 1 | BB: 0 | P: 17 | R: 0 | H: 0 | E: 0 | K: 0 | S: 12 | LOB: 0 | BB: 0 | P: 16 | R: 1 | H: 1 | E: 0 | K: 0 | S: 7 | LOB: 0 | BB: 0 | P: 12 |
|--------------|------|------|------|------|-------|--------|-------|-------|------|------|------|------|------|--------|-------|-------|------|------|------|------|------|--------|-------|-------|------|------|------|------|------|--------|-------|-------|------|------|------|------|------|--------|-------|-------|------|------|------|------|-------|--------|-------|-------|------|------|------|------|-------|--------|-------|-------|------|------|------|------|------|--------|-------|-------|
|--------------|------|------|------|------|-------|--------|-------|-------|------|------|------|------|------|--------|-------|-------|------|------|------|------|------|--------|-------|-------|------|------|------|------|------|--------|-------|-------|------|------|------|------|------|--------|-------|-------|------|------|------|------|-------|--------|-------|-------|------|------|------|------|-------|--------|-------|-------|------|------|------|------|------|--------|-------|-------|

| PITCHER | IP | WLS | BF | H | R | ER | SO | BB | IBB | HBP | BLK | WP | HR | S | P | ERA | WHIP |
|--------------------------------------|-----|-----|----|---|---|----|----|----|-----|-----|-----|----|----|----|------|-------|-------|
| Kenny Rogers, L ERA: 2.77 (1, 1) | 7.0 | | 30 | 8 | 4 | 3 | 3 | 1 | 0 | 0 | 0 | 0 | 2 | 65 | 103 | 3.86 | 1.286 |
| James Baldwin, R ERA: 1.75 (8, 1) | 1.0 | L | 4 | 1 | 1 | 1 | 0 | 0 | 0 | 0 | 0 | 1 | 7 | 12 | 9.00 | 1.000 | |


BOTTOM

Texas Rangers @ Baltimore Orioles
 Oriole Park at Camden Yards, Baltimore, MD

Tue Jul 26 2005, 7:05 PM EDT
 Att. 25,235 - Clear - 98 F

| | |
|-----|----|
| AB | 33 |
| R | 5 |
| H | 9 |
| RBI | 5 |
| BB | 1 |
| SO | 3 |
| LOB | 8 |

livebaseballscorecards.com



| | |
|-------|--------|
| WP: 0 | PA: 34 |
| PB: 0 | |
| SB: 0 | |
| CS: 0 | |

| Batter | 1 | 2 | 3 | 4 | 5 | 6 | 7 | 8 | 9 | 10 | 11 | AB R H RBI BB SO LOB | TOP | | | | | | | | | | | | |
|--|-------------------------------|----------------------------------|------------------------------|----------------------------------|-------------------------------|----------------------------------|-------------------------------|----------------------------------|-------------------------------|----------------------------------|-------------------------------|----------------------------------|------------------------------|----------------------------------|-------------------------------|----------------------------------|------------------------------|----------------------------------|-------------------------------|----------------------------------|-----------------------------------|------------------------------------|----------------------------------|--------|--|
| Gary Matthews, S (1, 8) OBP: 0.309, SLG: 0.444 | 2-2 P2 | | 0-0 10 1B 2B | 1-0 HR | 1-0 F8 | | | 0-3 K | 1-3 K | | 0-0 HR | 7 2 3 4 0 2 3 | | | | | | | | | | | | | |
| 10 Michael Young, R (1, 10) OBP: 0.372, SLG: 0.508 | 4-2 23 2B BB | | 2-2 23 BB 1B | 0-1 23 HR 1B | | 0-2 G3 | | 1-1 G6-3 | | 2-0 G6-3 | 3-2 23 1B 1B | 6 1 3 0 1 0 0 | | | | | | | | | | | | | |
| 23 Mark Teixeira, S (1, 3) OBP: 0.358, SLG: 0.547 | 2-2 9 L6-4 2B | | 4-1 1-2 BB | 2-0 1-H HR | | 1-3 K | | 4-1 BB | | 3-2 1B | 1-0 1B | 5 1 4 2 2 1 0 | | | | | | | | | | | | | |
| 9 Hank Blalock, L (1, 5) OBP: 0.349, SLG: 0.477 | 1-0 L6-4 | | 1-2 L5 | 2-3 K | | 3-2 2B 1B | | 0-3 K | | 2-0 F9 | 1-2 G4-3 | 7 0 1 0 0 2 9 | | | | | | | | | | | | | |
| Alfonso Soriano, R (1, 4) OBP: 0.316, SLG: 0.544 | | 1-0 P4 | 0-0 L7 | | 0-3 K | 1-0 2B | | | 0-2 S 2B 1B | 2-3 K | | 6 1 2 0 0 2 4 | | | | | | | | | | | | | |
| Kevin Mench, R (1, 7) OBP: 0.336, SLG: 0.515 | | 1-1 1B | | 1-1 F9 | 0-0 E 1B 2B | 0-0 L9 | | | 0-2 P3 | | 2-0 P3 | 6 1 2 0 0 0 3 | | | | | | | | | | | | | |
| Richard Hidalgo, R (1, 9) OBP: 0.295, SLG: 0.429 | | 1-3 K | | 0-0 G4-3 HR 2B | 1-1 FC5-4 1B | | 0-3 K | | 4-0 2B IBB | | 4-0 1B HR BB | 4 3 1 0 2 2 2 | | | | | | | | | | | | | |
| Mark DeRosa, R (1, 6) OBP: 0.288, SLG: 0.373 | | 1-0 F8 | | 1-2 G4-3 | 2-2 FC5-4 1B | | 2-2 F9 | | 1-2 2B | | 0-0 HR 1B | 6 1 3 3 0 0 2 | | | | | | | | | | | | | |
| Rod Barajas, R (1, 2) OBP: 0.310, SLG: 0.416 | | | 3-2 P4 | 0-1 HR | 0-0 FC5-4 | | 2-0 F8 | | 0-1 P3 | | 0-3 K | 5 1 1 2 0 0 3 | | | | | | | | | | | | | |
| David Dellucci, L (11, PH) OBP: 0.403, SLG: 0.500 | | | | | 1-2 2-3 | | | | | | | 1 0 0 0 0 1 2 | | | | | | | | | | | | | |
| Sandy Alomar Jr., R (11, 2) OBP: 0.316, SLG: 0.330 | | | | | | | | | | | | 0 0 0 0 0 0 0 | | | | | | | | | | | | | |
| Inning Stats | R: 0 E: 0 K: 0 S: 11 | H: 1 LOB: 1 BB: 1 P: 20 | R: 0 E: 0 K: 1 S: 7 | H: 1 LOB: 1 BB: 0 P: 11 | R: 0 E: 0 K: 0 S: 12 | H: 2 LOB: 3 BB: 1 P: 22 | R: 5 E: 0 K: 1 S: 16 | H: 5 LOB: 0 BB: 0 P: 23 | R: 1 E: 1 K: 1 S: 12 | H: 2 LOB: 2 BB: 0 P: 16 | R: 0 E: 0 K: 1 S: 12 | H: 0 LOB: 0 BB: 0 P: 17 | R: 0 E: 0 K: 2 S: 9 | H: 0 LOB: 1 BB: 1 P: 14 | R: 2 E: 0 K: 1 S: 15 | H: 2 LOB: 1 BB: 1 P: 21 | R: 0 E: 0 K: 1 S: 9 | H: 1 LOB: 1 BB: 0 P: 18 | R: 3 E: 0 K: 1 S: 14 | H: 4 LOB: 2 BB: 1 P: 25 | 1B: 10 2B: 7 3B: 0 HR: 4 | SF: 0 SAC: 0 DP: 1 HBP: 0 | WP: 0 PB: 0 SB: 2 CS: 0 | PA: 58 | |
| PITCHER | IP | WLS | BF | H | R | ER | SO | BB | IBB | HBP | BLK | WP | HR | S | P | ERA | WHIP | | | | | | | | |
| Bruce Chen, L (1, 1) ERA: 4.34 | 4.0 | | 22 | 9 | 5 | 5 | 2 | 2 | 0 | 0 | 0 | 0 | 3 | 46 | 76 | 11.25 | 2.750 | | | | | | | | |
| Todd Williams, R (5, 1) ERA: 3.28 | 2.0 | | 11 | 4 | 1 | 1 | 2 | 0 | 0 | 0 | 0 | 0 | 0 | 24 | 33 | 4.50 | 2.000 | | | | | | | | |
| 37 Chris Ray, R (7, 1) ERA: 0.51 | 2.0 | | 7 | 0 | 0 | 0 | 3 | 1 | 0 | 0 | 0 | 0 | 0 | 16 | 25 | 0.00 | 0.500 | | | | | | | | |
| B.J. Ryan, L (9, 1) ERA: 3.13 | 1.0 | | 6 | 2 | 2 | 2 | 1 | 0 | 1 | 0 | 0 | 0 | 0 | 15 | 21 | 18.00 | 2.000 | | | | | | | | |
| Jorge Julio, R (10, 1) ERA: 4.13 | 1.2 | L | 11 | 5 | 3 | 3 | 2 | 1 | 0 | 0 | 0 | 0 | 1 | 20 | 39 | 16.20 | 3.600 | | | | | | | | |
| PITCHER | IP | WLS | BF | H | R | ER | SO | BB | IBB | HBP | BLK | WP | HR | S | P | ERA | WHIP | | | | | | | | |
| Steve Kline, L (11, 1) ERA: 5.66 | 0.1 | | 1 | 0 | 0 | 0 | 0 | 0 | 0 | 0 | 0 | 0 | 0 | 0 | 4 | 0.00 | 0.000 | | | | | | | | |

Texas Rangers @ Baltimore Orioles
Oriole Park at Camden Yards, Baltimore, MD

Wed Jul 27 2005, 7:05 PM EDT
Att: 31,540 - Cloudy - 83 F

livebaseballscorecards.com

| | |
|-----|----|
| AB | 53 |
| R | 11 |
| H | 20 |
| RBI | 11 |
| BB | 5 |
| SO | 10 |
| LOB | 28 |



| Batter | 1 | 2 | 3 | 4 | 5 | 6 | 7 | 8 | 9 | 10 | 11 | AB R H RBI BB SO LOB | BOTTOM | | | | | | | | | | | |
|--|-------------------------------|----------------------------------|-------------------------------|----------------------------------|------------------------------|----------------------------------|-------------------------------|----------------------------------|-------------------------------|----------------------------------|------------------------------|----------------------------------|-------------------------------|----------------------------------|-------------------------------|----------------------------------|-------------------------------|----------------------------------|-------------------------------|----------------------------------|-----------------------------------|------------------------------------|----------------------------------|--------|
| 1 Brian Roberts, S OBP: 0.412, SLG: 0.559 | 4-1 6 1B 10 HR BB | 2-2 6 S 1B | | 1 SAFE 1-1 CS | 0-0 G4-3 | 4-0 6 BB 1-2 | | 4-2 6 1B 1-2 2-3 BB | 4-0 IBB | | 1-0 F8 | 3 1 1 1 4 0 0 | | | | | | | | | | | | |
| 6 Melvin Mora, R OBP: 0.360, SLG: 0.492 | 0-0 10 HR 1B | 3-3 K | | | 1-1 10 BB 1B | 4-0 1-2 2-3 BB | | 2-1 1-2 2-3 3-H 1B | 0-3 K | | 4-2 10 DI BB | 5 1 3 1 2 2 4 | | | | | | | | | | | | |
| 10 Miguel Tejada, R OBP: 0.361, SLG: 0.582 | 1-1 HR | 2-2 G6-3 | | | 4-0 BB 1-2 BB | 1-2 F9 | | 2-3 K | 2-1 F9 | | 1-3 K | 6 1 1 3 1 2 11 | | | | | | | | | | | | |
| Rafael Palmeiro, L OBP: 0.351, SLG: 0.471 | 3-3 K | | | | 2-2 L9 | | | 4-0 G6-4-3 BB | | 2-0 P5 | | 5 0 0 0 1 1 5 | | | | | | | | | | | | |
| Sammy Sosa, R OBP: 0.311, SLG: 0.413 | 2-1 HR | | | | 4-2 BB 1-2 2-3 | | | 1-2 G6-4-3 | | 0-0 E8 HR | 0-2 E6 1B | 5 2 1 1 1 0 1 | | | | | | | | | | | | |
| Javy Lopez, R OBP: 0.319, SLG: 0.506 | 2-1 F9 | | | | 1-1 F8 | | | 2-2 F7 | | 0-0 HR | 0-1 1B | 6 1 2 2 0 0 3 | | | | | | | | | | | | |
| B.J. Surhoff, L OBP: 0.277, SLG: 0.386 | 1-3 K | | | | 0-0 G4-3 | | | 3-2 E4 6 BB 1 BB | | 0-1 SH5-4 1B | 1-3 K | 6 0 1 0 0 2 2 | | | | | | | | | | | | |
| Luis Matos, R OBP: 0.345, SLG: 0.386 | | | | | 1-3 K | | | 0-3 K | | 0-1 SH5-4 1B | 1-2 1B | 6 2 4 0 0 2 1 | | | | | | | | | | | | |
| Larry Bigbie, L OBP: 0.316, SLG: 0.376 | | | | | 4-1 1 CS BB | | | 1-2 L6 | | 1-1 SH5-4 | | 3 0 0 0 2 1 2 | | | | | | | | | | | | |
| Inning Stats | R: 4 E: 0 K: 2 S: 18 | H: 3 LOB: 0 BB: 1 P: 31 | R: 1 E: 0 K: 2 S: 17 | H: 2 LOB: 1 BB: 0 P: 30 | R: 0 E: 0 K: 0 S: 9 | H: 0 LOB: 0 BB: 1 P: 12 | R: 0 E: 0 K: 1 S: 10 | H: 1 LOB: 3 BB: 2 P: 22 | R: 0 E: 1 K: 1 S: 15 | H: 0 LOB: 3 BB: 2 P: 28 | R: 0 E: 0 K: 0 S: 6 | H: 0 LOB: 0 BB: 1 P: 13 | R: 1 E: 0 K: 1 S: 17 | H: 2 LOB: 3 BB: 2 P: 29 | R: 2 E: 1 K: 1 S: 13 | H: 3 LOB: 3 BB: 1 P: 20 | R: 0 E: 1 K: 1 S: 12 | H: 2 LOB: 2 BB: 0 P: 16 | R: 0 E: 0 K: 1 S: 10 | H: 0 LOB: 1 BB: 1 P: 17 | 1B: 10 2B: 0 3B: 0 HR: 3 | SF: 0 SAC: 1 DP: 1 HBP: 0 | WP: 0 PB: 0 SB: 2 CS: 1 | PA: 58 |

| PITCHER | IP | WLS | BF | H | R | ER | SO | BB | IBB | HBP | BLK | WP | HR | S | P | ERA | WHIP |
|---------------------------------------|--------|-----|----|---|---|----|----|----|-----|-----|-----|----|----|----|----|-------|-------|
| Chris Young, R ERA: 4.54 | (1, 1) | 4.0 | 18 | 5 | 5 | 5 | 5 | 2 | 0 | 0 | 0 | 0 | 2 | 50 | 89 | 11.25 | 1.750 |
| Doug Brocail, R ERA: 4.59 | (5, 1) | 1.2 | 11 | 1 | 0 | 0 | 1 | 4 | 0 | 0 | 0 | 0 | 0 | 22 | 46 | 0.00 | 3.000 |
| Kevin Gryboski, R ERA: 3.33 | (6, 1) | 1.1 | 4 | 0 | 0 | 0 | 0 | 1 | 0 | 0 | 0 | 0 | 0 | 9 | 17 | 0.00 | 0.750 |
| Brian Shouse, L ERA: 4.54 | (8, 1) | 0.1 | 4 | 1 | 1 | 1 | 0 | 2 | 0 | 0 | 0 | 0 | 0 | 10 | 18 | 27.00 | 9.000 |
| 43 Kameron Loe, R ERA: 4.45 | (8, 1) | 0.2 | 3 | 1 | 0 | 0 | 1 | 0 | 0 | 0 | 0 | 0 | 0 | 7 | 11 | 0.00 | 1.500 |

Texas Rangers @ Baltimore Orioles
 Oriole Park at Camden Yards, Baltimore, MD
 Wed Jul 27 2005, 7:05 PM EDT
 Att: 31,540 - Cloudy - 83 F

livebaseballscores.com

| | |
|-----|----|
| AB | 45 |
| R | 8 |
| H | 13 |
| RBI | 8 |
| BB | 11 |
| SO | 10 |
| LOB | 29 |



| Batter | 1 | 2 | 3 | 4 | 5 | 6 | 7 | 8 | 9 | AB R H RBI BB SO LOB | TOP | | | | | | | | | | | | | | | | |
|--|---|----------------------------------|------------------------------|----------------------------------|-------------------------------|----------------------------------|-------------------------------|----------------------------------|-------------------------------|----------------------------------|-------------------------------|----------------------------------|------------------------------|---------------------------------|-------------------------------|----------------------------------|------------------------------|----------------------------------|----------------------------------|------------------------------------|----------------------------------|--------|--|--|--|--|--|
| David Dellucci, L (1, 10) OBP: 0.403, SLG: 0.507 | 3-2 G3-1 | | 3-2 P6 | | 4-1 23 G5-3 10 BB BB | | 1-0 G4-3 | | 1-2 HR | 4 1 1 1 1 0 1 | | | | | | | | | | | | | | | | | |
| 10 Michael Young, R (1, 6) OBP: 0.374, SLG: 0.508 | 0-2 F8 | | 1-1 1-3 1B | | 4-0 23 G5-3 1-2 BB | | 0-0 23 G1-6-3 1B | | 0-1 G1-3 | 4 0 2 0 1 0 0 | | | | | | | | | | | | | | | | | |
| 23 Mark Teixeira, S (1, 3) OBP: 0.357, SLG: 0.544 | 1-1 1B | | 2-2 P6 | | 3-2 G5-3 | | 1-0 G1-6-3 | | | 4 0 1 0 0 0 5 | | | | | | | | | | | | | | | | | |
| 9 Hank Blalock, L (1, 5) OBP: 0.348, SLG: 0.475 | 1-0 L9 | | | 3-3 K | 1-3 K | | | 0-1 1B | | 4 0 1 0 0 2 3 | | | | | | | | | | | | | | | | | |
| Alfonso Soriano, R (1, 4) OBP: 0.315, SLG: 0.549 | | 2-1 G6-3 | | 2-3 K | | 1-1 HR | | 2-3 K | | 4 1 1 1 0 2 1 | | | | | | | | | | | | | | | | | |
| Gary Matthews, S (1, 8) OBP: 0.312, SLG: 0.444 | | 1-0 G4-3 | | 2-1 1B 1B | | 1-0 G5-3 1B | | 1-3 K | | 4 0 2 0 0 1 1 | | | | | | | | | | | | | | | | | |
| Kevin Mench, R (1, 7) OBP: 0.335, SLG: 0.512 | | 3-3 K | | 2-1 1-3 1B | | 1-1 G5-3 | | 0-3 K | | 4 0 1 0 0 2 2 | | | | | | | | | | | | | | | | | |
| Richard Hidalgo, R (1, 9) OBP: 0.291, SLG: 0.423 | | | 0-0 P4 | 1-2 L8 | | 1-3 K | | | 0-2 P4 | 4 0 0 0 0 1 3 | | | | | | | | | | | | | | | | | |
| Sandy Alomar Jr., R (1, 2) OBP: 0.314, SLG: 0.327 | | | 0-2 10 1B 10 WP 1B | | 0-1 F9 | 2-2 G6-3 | | | 0-0 F8 | 4 0 1 0 0 0 1 | | | | | | | | | | | | | | | | | |
| Inning Stats | R: 0 E: 0 K: 0 S: 9 | H: 1 LOB: 1 BB: 0 P: 14 | R: 0 E: 0 K: 1 S: 7 | H: 0 LOB: 0 BB: 0 P: 13 | R: 0 E: 0 K: 0 S: 13 | H: 2 LOB: 2 BB: 0 P: 19 | R: 0 E: 0 K: 2 S: 14 | H: 2 LOB: 2 BB: 0 P: 24 | R: 0 E: 0 K: 1 S: 12 | H: 0 LOB: 2 BB: 2 P: 24 | R: 1 E: 0 K: 1 S: 12 | H: 2 LOB: 1 BB: 0 P: 17 | R: 0 E: 0 K: 0 S: 3 | H: 1 LOB: 0 BB: 0 P: 5 | R: 0 E: 0 K: 3 S: 13 | H: 1 LOB: 1 BB: 0 P: 16 | R: 1 E: 0 K: 0 S: 9 | H: 1 LOB: 0 BB: 0 P: 10 | 1B: 8 2B: 0 3B: 0 HR: 2 | SF: 0 SAC: 0 DP: 1 HBP: 0 | WP: 1 PB: 0 SB: 0 CS: 0 | PA: 38 | | | | | |
| PITCHER | IP WLS BF H R ER SO BB IBB HBP BLK WP HR S P ERA WHIP | | | | | | | | | | | | | | | | | | | | | | | | | | |
| Sidney Ponson, R (1, 1) ERA: 5.8 | 2.1 | | 9 | 2 | 0 | 0 | 1 | 0 | 0 | 0 | 0 | 0 | 20 | 31 | 0.00 | 0.857 | | | | | | | | | | | |
| Tim Byrdak, L (3, 1) ERA: 1.93 | 2.2 | | 13 | 3 | 0 | 0 | 3 | 2 | 0 | 0 | 0 | 1 | 0 | 35 | 63 | 0.00 | 1.875 | | | | | | | | | | |
| Jason Grimsley, R (6, 1) ERA: 7.94 | 2.0 | B | 8 | 3 | 1 | 1 | 1 | 0 | 0 | 0 | 0 | 0 | 1 | 15 | 22 | 4.50 | 1.500 | | | | | | | | | | |
| 37 Chris Ray, R (8, 1) ERA: 0.92 | 2.0 | L | 8 | 2 | 1 | 1 | 3 | 0 | 0 | 0 | 0 | 0 | 1 | 22 | 26 | 4.50 | 1.000 | | | | | | | | | | |

Texas Rangers @ Baltimore Orioles
 Oriole Park at Camden Yards, Baltimore, MD

Thu Jul 28 2005, 7:05 PM EDT
 Att. 22,254 - Cloudy - 83 F

livebaseballscorecards.com

| | |
|-----|----|
| AB | 36 |
| R | 2 |
| H | 10 |
| RBI | 2 |
| BB | 2 |
| SO | 8 |
| LOB | 17 |



| Batter | 1 | 2 | 3 | 4 | 5 | 6 | 7 | 8 | 9 | AB R H RBI BB SO LOB |
|---|---------------------|-------------|------------------------------------|-----------------------|-------------------------|-------------|-------------|-----------------|-------------|---|
| 1 Brian Roberts, S OBP: 0.410, SLG: 0.557 (1, 4) | 0-0 SH1-4 2B | | 1-1 G3 | | 2-0 G4-3 | | 1-0 F9 | | 2-2 F8 | 5 0 1 0 0 0 2 |
| 6 Melvin Mora, R OBP: 0.359, SLG: 0.489 (1, 5) | 0-1 SH1-4 2-3 | | 1-2 1B | | 2-3 K | | 0-0 L5 | | 2-1 F7 | 4 0 1 1 0 1 1 |
| 10 Miguel Tejada, R OBP: 0.360, SLG: 0.579 (1, 6) | 2-3 K | | 2-0 P5 | | 0-0 1B | | 1-1 L4 | | | 4 0 1 0 0 1 3 |
| Rafael Palmeiro, L OBP: 0.350, SLG: 0.467 (1, 3) Larry Bigbie, L OBP: 0.316, SLG: 0.376 (8, PR) Chris Gomez, R OBP: 0.347, SLG: 0.353 (9, 3) | 0-0 G6-3 | | 0-1 G3-1 | | 0-0 G3 | | | 4-1 2B BB | | 3 0 0 0 1 0 2 0 0 0 0 0 0 0 0 0 0 0 0 0 0 |
| Sammy Sosa, R OBP: 0.313, SLG: 0.418 (1, 9) | | 0-1 G6-3 | | 3-2 BB 1B 1B | | 0-1 G6-3 | | 0-1 2B | | 4 0 2 0 0 0 0 |
| Javy Lopez, R OBP: 0.313, SLG: 0.494 (1, 10) | | 0-2 P2 | | 0-1 P5 | | 1-1 E5 | | 0-0 G5-3 | | 4 0 0 0 0 0 4 |
| Luis Matos, R OBP: 0.343, SLG: 0.383 (1, 8) | | 1-2 F8 | | 0-1 BB 1B | | 2-3 K | | 3-3 K | | 4 0 1 0 0 2 4 |
| David Newhan, L OBP: 0.262, SLG: 0.311 (1, 7) | | | 1-0 G3 6 1B G4-3 1B | | 4-2 1-2 2-3 BB | | 1-1 G3-1 | | 1-0 G5-3 | 3 1 1 0 1 0 4 |
| Sal Fasano, R OBP: 0.312, SLG: 0.476 (1, 2) B.J. Surhoff, L OBP: 0.276, SLG: 0.384 (9, PH) | | | 0-0 G4-3 | | 2-2 F9 | | 4-0 BB | | 1-0 P6 | 2 0 0 0 1 0 4 1 0 0 0 0 0 0 |

| Inning Stats | | R: 0 | H: 1 | E: 0 | LOB: 1 | K: 1 | P: 10 | R: 0 | H: 0 | E: 0 | LOB: 0 | K: 0 | P: 9 | R: 1 | H: 2 | E: 0 | LOB: 1 | K: 0 | P: 13 | R: 0 | H: 2 | E: 0 | LOB: 3 | K: 0 | P: 23 | R: 0 | H: 1 | E: 0 | LOB: 1 | K: 1 | P: 10 | R: 0 | H: 0 | E: 1 | LOB: 1 | K: 1 | P: 13 | R: 0 | H: 0 | E: 0 | LOB: 1 | K: 0 | P: 10 | R: 0 | H: 1 | E: 0 | LOB: 3 | K: 1 | P: 16 | R: 0 | H: 0 | E: 0 | LOB: 0 | K: 0 | P: 13 |
|--|--|------|------|------|--------|------|-------|------|------|------|--------|------|------|------|------|------|--------|-------|---------------------------------------|------|------|------|--------|------|-------|------|------|------|--------|------|-------|------|------|------|--------|-------|--|------|------|------|--------|------|-------|------|------|------|--------|------|-------|------|------|-------|--------|------|-------|
| PITCHER | | IP | WLS | BF | H | R | ER | SO | BB | IBB | HBP | BLK | WP | HR | S | P | ERA | WHIP | PITCHER | | IP | WLS | BF | H | R | ER | SO | BB | IBB | HBP | BLK | WP | HR | S | P | ERA | WHIP | | | | | | | | | | | | | | | | | | |
| Ricardo Rodriguez, R ERA: 4.74 (1, 1) | | 7.0 | | 31 | 6 | 1 | 1 | 3 | 3 | 0 | 0 | 0 | 0 | 0 | 58 | 93 | 1.29 | 1.286 | 43 Kameron Loe, R ERA: 4.32 (8, 1) | | 1.0 | W | 4 | 1 | 0 | 0 | 1 | 0 | 0 | 0 | 0 | 0 | 7 | 11 | 0.00 | 1.000 | Francisco Cordero, R ERA: 3.69 (9, 1) | | 1.0 | S | 3 | 0 | 0 | 0 | 0 | 0 | 0 | 0 | 8 | 13 | 0.00 | 0.000 | | | |

BOTTOM

Texas Rangers @ Baltimore Orioles
Oriole Park at Camden Yards, Baltimore, MD

Thu Jul 28 2005, 7:05 PM EDT
Att: 22,254 - Cloudy - 83 F

livebaseballscores.com

| | |
|-----|----|
| AB | 34 |
| R | 1 |
| H | 7 |
| RBI | 1 |
| BB | 3 |
| SO | 4 |
| LOB | 24 |



| | |
|-------|--------|
| WP: 0 | PA: 38 |
| PB: 0 | |
| SB: 0 | |
| CS: 0 | |

| Batter | 1 | 2 | 3 | 4 | 5 | 6 | 7 | 8 | 9 | AB R H RBI BB SO LOB | TOP | | | | | | | | | | | |
|---|---|----------------------------------|------------------------------|----------------------------------|-------------------------------|----------------------------------|------------------------------|----------------------------------|-------------------------------|----------------------------------|------------------------------|---------------------------------|------------------------------|----------------------------------|-------------------------------|----------------------------------|-------------------------------|----------------------------------|----------------------------------|------------------------------------|----------------------------------|--------|
| Gary Matthews, S (1, 8) OBP: 0.310, SLG: 0.452 | 1-0 HR | 0-0 FC6-4 | | | 3-2 G6-3 | | 1-3 K | | 2-2 F7 | 5 1 1 1 0 1 3 | | | | | | | | | | | | |
| 10 Michael Young, R (1, 6) OBP: 0.377, SLG: 0.508 | 3-2 FC4-6 BB | | 2-3 K | | 1-2 23 BB 1B | | 2-1 23 FC6-4 1B | | 3-3 K | 4 0 2 1 1 2 0 | | | | | | | | | | | | |
| 23 Mark Teixeira, S (1, 3) OBP: 0.355, SLG: 0.538 | 0-3 K | | 2-2 K | | 4-2 1-2 BB | | 2-0 FC6-4 | | 1-3 K | 4 0 0 0 1 3 2 | | | | | | | | | | | | |
| 9 Hank Blalock, L (1, 10) OBP: 0.345, SLG: 0.470 | 0-1 FC4-6 | | 1-3 K | | 1-3 K | | | 1-0 G3 | | 4 0 0 0 0 2 4 | | | | | | | | | | | | |
| Alfonso Soriano, R (1, 4) OBP: 0.315, SLG: 0.546 | 0-3 K | | | 1-2 G5-3 | | 0-1 G6-3 | | 2-2 E S 2B 1B | | 4 1 1 0 0 1 1 | | | | | | | | | | | | |
| Kevin Mench, R (1, 7) OBP: 0.337, SLG: 0.517 | | 1-1 G6-3 1B 2B | | 3-2 P5 | | 1-0 F7 | | 1 SAFE 3-2 1B 2B | | 4 1 2 1 0 0 0 | | | | | | | | | | | | |
| Richard Hidalgo, R (1, 9) OBP: 0.291, SLG: 0.421 | | 0-0 P3 | | 1-3 K | | 0-3 K | | 3-1 2-3 1B | | 4 0 1 0 0 2 1 | | | | | | | | | | | | |
| Sandy Alomar Jr., R (1, 2) OBP: 0.311, SLG: 0.333 | | 1-0 G6-3 | | | 3-2 10 1B 2B | | 1-1 G6-3 | | 0-2 P5 | 4 0 1 0 0 0 3 | | | | | | | | | | | | |
| Mark DeRosa, R (1, 5) OBP: 0.300, SLG: 0.371 | | 1-2 FC6-4 1B | | | 0-3 K | | 2-0 10 1B WP HBP | | 3-3 K | 3 1 1 1 0 2 3 | | | | | | | | | | | | |
| Inning Stats | R: 1 E: 0 K: 2 S: 11 | H: 1 LOB: 1 BB: 1 P: 15 | R: 1 E: 0 K: 0 S: 8 | H: 2 LOB: 1 BB: 0 P: 11 | R: 0 E: 0 K: 3 S: 10 | H: 0 LOB: 0 BB: 0 P: 15 | R: 0 E: 0 K: 1 S: 9 | H: 0 LOB: 0 BB: 0 P: 14 | R: 0 E: 0 K: 2 S: 20 | H: 2 LOB: 3 BB: 1 P: 32 | R: 0 E: 0 K: 1 S: 7 | H: 0 LOB: 0 BB: 0 P: 8 | R: 1 E: 0 K: 1 S: 8 | H: 1 LOB: 1 BB: 0 P: 16 | R: 1 E: 0 K: 1 S: 17 | H: 3 LOB: 2 BB: 0 P: 29 | R: 0 E: 0 K: 2 S: 15 | H: 0 LOB: 0 BB: 0 P: 21 | 1B: 5 2B: 3 3B: 0 HR: 1 | SF: 0 SAC: 0 DP: 0 HBP: 1 | WP: 1 PB: 0 SB: 1 CS: 0 | PA: 39 |
| PITCHER | IP WLS BF H R ER SO BB IBB HBP BLK WP HR S P ERA WHIP | | | | | | | | | | | | | | | | | | | | | |
| 37 Scott Downs, L (1, 1) ERA: 5.23 | 5.0 L 22 5 2 2 8 2 0 0 0 0 1 58 87 3.60 1.400 | | | | | | | | | | | | | | | | | | | | | |
| 22 Brandon League, R (6, 1) ERA: 7.62 | 1.2 7 1 1 1 2 0 0 1 0 1 0 14 21 5.40 0.600 | | | | | | | | | | | | | | | | | | | | | |
| Scott Schoeneweis, L (7, 1) ERA: 4.63 | 0.2 5 3 1 1 0 0 0 0 0 0 0 11 22 13.50 4.500 | | | | | | | | | | | | | | | | | | | | | |
| Justin Speier, R (8, 1) ERA: 2.43 | 1.2 5 0 0 0 3 0 0 0 0 0 0 22 31 0.00 0.000 | | | | | | | | | | | | | | | | | | | | | |

Texas Rangers @ Toronto Blue Jays
Rogers Centre, Toronto, ON
 Fri Jul 29 2005, 7:07 PM EDT
 Att. 21,113 - Partly Cloudy - 75 F

livebaseballscorecards.com

| | |
|------------|-----------|
| AB | 36 |
| R | 4 |
| H | 9 |
| RBI | 4 |
| BB | 2 |
| SO | 13 |
| LOB | 17 |



| Batter | 1 | 2 | 3 | 4 | 5 | 6 | 7 | 8 | 9 | AB R H RBI BB SO LOB |
|---|-----------|--------------------|-------------|-----------------|-----------|-------------|----------|-------------|-----------|----------------------|
| 15 Alex Rios, R (1, 9) OBP: 0.331, SLG: 0.419 | 0-3 K | | 0-3 K | | 3-3 K | | | 2-0 G5-3 | | 4 0 0 0 0 3 1 |
| Frank Catalanotto, L (1, 7) OBP: 0.367, SLG: 0.438 | 1-1 F7 | | 1-1 G4-3 | | 4-1 BB | | | 2-1 G3 | | 3 0 0 0 1 0 0 |
| 10 Vernon Wells, R (1, 8) OBP: 0.325, SLG: 0.505 | 0-0 L8 | | | 0-0 47 2B | 0-3 K | | | 2-2 1B | | 4 1 2 0 0 1 2 |
| Shea Hillenbrand, R (1, 5) OBP: 0.360, SLG: 0.467 | | 2-1 FC6-4 1B | | 1-0 F7 | | 2-1 G6-3 | | 3-2 1B | | 4 0 2 0 0 0 1 |
| 47 Corey Koskie, L (1, 10) OBP: 0.311, SLG: 0.413 | | 0-0 P5 | | 2-2 L9 2B | | 3-1 F9 | | 1-2 G3 | | 4 0 1 1 0 0 3 |
| 2 Aaron Hill, R (1, 6) OBP: 0.356, SLG: 0.424 | | 0-1 FC6-4 BB | | 2-2 L9 | | 0-0 G5-3 | | | 1-0 F8 | 4 0 0 0 0 0 2 |
| Eric Hinske, L (1, 3) OBP: 0.323, SLG: 0.416 | | 4-2 BB | | 1-2 G3 | | 1-2 K | | 1-3 K | | 3 0 0 0 1 2 1 |
| Orlando Hudson, S (1, 4) OBP: 0.321, SLG: 0.411 | | 0-1 F8 | | | 1-0 G3 | | 1-3 K | 1-3 K | | 4 0 0 0 0 2 2 |
| Ken Huckaby, R (1, 2) OBP: 0.208, SLG: 0.181 | | | 1-2 L3 | | 0-0 2B | | 1-3 K | | | 3 0 1 0 0 1 0 |

| Inning Stats | R: 0 E: 0 K: 1 S: 7 | H: 0 LOB: 0 BB: 0 P: 8 | R: 0 E: 0 K: 0 S: 9 | H: 1 LOB: 2 BB: 1 P: 15 | R: 0 E: 0 K: 1 S: 8 | H: 0 LOB: 0 BB: 0 P: 10 | R: 1 E: 0 K: 0 S: 11 | H: 2 LOB: 1 BB: 0 P: 17 | R: 0 E: 0 K: 2 S: 10 | H: 1 LOB: 2 BB: 1 P: 18 | R: 0 E: 0 K: 0 S: 5 | H: 0 LOB: 0 BB: 0 P: 10 | R: 0 E: 0 K: 3 S: 10 | H: 0 LOB: 0 BB: 0 P: 13 | R: 0 E: 0 K: 0 S: 12 | H: 2 LOB: 2 BB: 0 P: 22 | R: 0 E: 0 K: 2 S: 8 | H: 0 LOB: 0 BB: 0 P: 11 | 1B: 3 2B: 3 3B: 0 HR: 0 | SF: 0 SAC: 0 DP: 0 HBP: 0 | WP: 0 PB: 0 SB: 0 CS: 0 | PA: 35 |
|--------------|------------------------------|---------------------------------|------------------------------|----------------------------------|------------------------------|----------------------------------|-------------------------------|----------------------------------|-------------------------------|----------------------------------|------------------------------|----------------------------------|-------------------------------|----------------------------------|-------------------------------|----------------------------------|------------------------------|----------------------------------|----------------------------------|------------------------------------|----------------------------------|--------|
|--------------|------------------------------|---------------------------------|------------------------------|----------------------------------|------------------------------|----------------------------------|-------------------------------|----------------------------------|-------------------------------|----------------------------------|------------------------------|----------------------------------|-------------------------------|----------------------------------|-------------------------------|----------------------------------|------------------------------|----------------------------------|----------------------------------|------------------------------------|----------------------------------|--------|

| PITCHER | IP | WLS | BF | H | R | ER | SO | BB | IBB | HBP | BLK | WP | HR | S | P | ERA | WHIP |
|--|-----|-----|----|---|---|----|----|----|-----|-----|-----|----|----|----|----|------|-------|
| John Wasdin, R (1, 1) ERA: 4.35 | 4.2 | | 20 | 4 | 1 | 1 | 3 | 2 | 0 | 0 | 0 | 0 | 0 | 42 | 65 | 1.93 | 1.286 |
| Doug Brocail, R (5, 1) ERA: 4.38 | 2.1 | W | 7 | 0 | 0 | 0 | 4 | 0 | 0 | 0 | 0 | 0 | 0 | 18 | 26 | 0.00 | 0.000 |
| Kevin Grysoski, R (8, 1) ERA: 3.2 | 1.0 | H | 5 | 2 | 0 | 0 | 0 | 0 | 0 | 0 | 0 | 0 | 0 | 12 | 22 | 0.00 | 2.000 |
| Francisco Cordero, R (9, 1) ERA: 3.61 | 1.0 | S | 3 | 0 | 0 | 0 | 2 | 0 | 0 | 0 | 0 | 0 | 0 | 8 | 11 | 0.00 | 0.000 |

BOTTOM

Texas Rangers @ Toronto Blue Jays
Rogers Centre, Toronto, ON
Fri Jul 29 2005, 7:07 PM EDT
Att. 21,113 - Partly Cloudy - 75 F

livebaseballscorecards.com

| | |
|-----|----|
| AB | 33 |
| R | 1 |
| H | 6 |
| RBI | 1 |
| BB | 2 |
| SO | 9 |
| LOB | 12 |



| Batter | 1 | 2 | 3 | 4 | 5 | 6 | 7 | 8 | 9 | AB R H RBI BB SO LOB | TOP |
|---|--|---|--|--|--|--|---|--|---|--|---|
| David Dellucci, L (1, 7) OBP: 0.400, SLG: 0.500 | 4-2 FC4-6 BB | 3-3 K | | | 2-3 K | 1-2 F8 | | | 0-3 K | 4 0 0 0 1 3 4 | |
| 10 Michael Young, R (1, 6) OBP: 0.377, SLG: 0.506 | 4-0 FC4-6 BB | | 1-2 G3-1 | | 0-0 FC4 FC6-5 | | 3-2 P4 | | 2-0 1B | 4 0 1 0 1 0 1 | |
| 23 Mark Teixeira, S (1, 10) OBP: 0.352, SLG: 0.532 | 3-2 FC4-6 1-2f 2-3 | | 3-2 G4-3 | | 2-1 FC6-5 1-2f | | 0-0 G6-3 | | 1-3 K | 5 0 0 0 0 1 4 | |
| 9 Hank Blalock, L (1, 5) OBP: 0.342, SLG: 0.466 | 1-3 K | | 1-3 K | | | 2-0 G6-3 | 0-0 F8 | | | 4 0 0 0 0 2 2 | |
| Alfonso Soriano, R (1, 4) OBP: 0.314, SLG: 0.542 | 0-1 L4 | | | 1-3 K | | 2-3 K | | 4-2 L4 S BB | | 3 0 0 0 1 2 2 | |
| Adrián González, L (1, 3) OBP: 0.296, SLG: 0.458 | | 0-2 F7 | | 3-1 G4-3 | | 0-2 HR | | 1 SAFE 1 SAFE 1 SAFE 1 SAFE 1 D 1 B 1 O 1 B | 4-1 BB | 3 1 1 1 1 0 0 | |
| Kevin Mench, R (1, 9) OBP: 0.341, SLG: 0.519 | | 2-0 2B SF7 1B | | 4-0 BB | | 1-1 1B E 1B | | 2-1 L4 2-2 | | 3 2 2 0 1 0 2 | |
| Gary Matthews, S (1, 8) OBP: 0.314, SLG: 0.458 | | 3-2 SF7 2B | | 2-3 K | | 1 SAFE 3-2 E1 2B 1B | | 1-2 P4 | | 3 0 2 0 0 1 1 1 0 0 0 0 0 1 | |
| Richard Hidalgo, R (6, 8) OBP: 0.290, SLG: 0.419 | | 1-3 2B | | | | | | | | | |
| Rod Barajas, R (1, 2) OBP: 0.312, SLG: 0.421 | | 1-1 SF7 | | | 2-2 10 FC4 HBP | | 0-1 2B | | 2-2 G3-1 | 2 0 1 1 0 0 0 | |
| | R: 0 H: 0 E: 0 LOB: 2 K: 1 BB: 2 S: 11 P: 23 | R: 1 H: 2 E: 0 LOB: 1 K: 1 BB: 0 S: 13 P: 22 | R: 0 H: 0 E: 0 LOB: 0 K: 1 BB: 0 S: 9 P: 14 | R: 0 H: 0 E: 0 LOB: 1 K: 2 BB: 1 S: 8 P: 18 | R: 0 H: 0 E: 0 LOB: 1 K: 1 BB: 0 S: 8 P: 14 | R: 2 H: 4 E: 1 LOB: 2 K: 1 BB: 0 S: 20 P: 29 | R: 0 H: 0 E: 0 LOB: 0 K: 0 BB: 0 S: 5 P: 8 | R: 0 H: 0 E: 0 LOB: 1 K: 0 BB: 2 S: 8 P: 19 | R: 0 H: 1 E: 0 LOB: 1 K: 2 BB: 0 S: 11 P: 16 | 1B: 4 SF: 1 2B: 3 SAC: 0 3B: 0 DP: 1 HR: 1 HBP: 1 | WP: 0 PA: 39 PB: 0 SB: 1 CS: 0 |
| | PITCHER 40 Dustin McGowan, R (1, 1) ERA: 1.8 54 Jason Frasor, R (6, 1) ERA: 4.4 Vinnie Chulk, R (7, 1) ERA: 3.44 Miguel Batista, R (9, 1) ERA: 2.86 | | | | | PITCHER IP WLS BF H R ER SO BB IBB HBP BLK WP HR S P ERA WHIP | | | | | |

Texas Rangers @ Toronto Blue Jays
Rogers Centre, Toronto, ON
Sat Jul 30 2005, 4:07 PM EDT
Att. 23,039 - Sunny - 79 F

livebaseballscorecards.com

| | |
|-----|----|
| AB | 32 |
| R | 3 |
| H | 7 |
| RBI | 2 |
| BB | 5 |
| SO | 9 |
| LOB | 17 |



| Batter | 1 | 2 | 3 | 4 | 5 | 6 | 7 | 8 | 9 | AB R H RBI BB SO LOB | TOP | | | | | | | | | | | |
|---|------------------------------|----------------------------------|-------------------------------|----------------------------------|-------------------------------|----------------------------------|-------------------------------|----------------------------------|------------------------------|----------------------------------|------------------------------|----------------------------------|-------------------------------|----------------------------------|------------------------------|---------------------------------|------------------------------|---------------------------------|----------------------------------|------------------------------------|----------------------------------|--------|
| Gary Matthews, S (1, 8) OBP: 0.309, SLG: 0.451 | 1-3 K | | 0-0 P2 | 3-3 K | | | 2-3 K | | | 4 0 0 0 0 3 3 | | | | | | | | | | | | |
| 10 Michael Young, R (1, 6) OBP: 0.380, SLG: 0.507 | 0-3 K | | 1-2 23 1B | | 4-2 23 G5-4-3 BB | | 0-1 1-2 1B | | | 3 0 2 0 1 1 0 | | | | | | | | | | | | |
| 23 Mark Teixeira, S (1, 3) OBP: 0.351, SLG: 0.529 | 1-3 K | | 0-0 1-2 1B | | 3-2 G5-4-3 | | 1-0 FC5 | | | 4 0 1 0 0 1 3 | | | | | | | | | | | | |
| Phil Nevin, R (1, 10) OBP: 0.297, SLG: 0.393 | | 3-2 F9 | 3-3 K | | 0-0 G5-3 | | | 2-3 K | | 4 0 0 0 0 2 2 | | | | | | | | | | | | |
| Alfonso Soriano, R (1, 4) OBP: 0.316, SLG: 0.540 | | 4-2 BB BB | | 0-1 9 1B | | 2-2 P3 | | 0-0 P3 | | 3 1 1 0 1 0 0 | | | | | | | | | | | | |
| 9 Hank Blalock, L (1, 5) OBP: 0.339, SLG: 0.461 | | 2-2 E3 | | 0-0 FC1 | | 2-3 K | | 0-1 G4-3 | | 4 0 0 0 0 1 2 | | | | | | | | | | | | |
| Kevin Mench, R (1, 7) OBP: 0.340, SLG: 0.514 | | 4-2 SAFE SAFE | | 0-1 L4 | | 2-1 F9 | | 0-0 F7 | | 3 0 0 0 1 0 2 | AB 32 | | | | | | | | | | | |
| Richard Hidalgo, R (1, 9) OBP: 0.289, SLG: 0.417 | | 2-0 G5-4-3 | | 0-0 1-2 2-H 1B | | | 0-0 F8 | | 0-1 P2 | 4 0 1 1 0 0 3 | R 1 | | | | | | | | | | | |
| Rod Barajas, R (1, 2) OBP: 0.311, SLG: 0.416 | | | 0-2 F8 | 1-1 F8 | | | 4-2 23 FC5 10 1B BB | | 0-1 P4 | 3 0 0 0 1 0 2 | H 5 | | | | | | | | | | | |
| Inning Stats | R: 0 E: 0 K: 3 S: 9 | H: 0 LOB: 0 BB: 0 P: 11 | R: 0 E: 1 K: 0 S: 16 | H: 0 LOB: 2 BB: 2 P: 31 | R: 0 E: 0 K: 1 S: 15 | H: 2 LOB: 2 BB: 0 P: 19 | R: 1 E: 1 K: 1 S: 13 | H: 2 LOB: 2 BB: 0 P: 17 | R: 0 E: 0 K: 0 S: 8 | H: 0 LOB: 0 BB: 1 P: 15 | R: 0 E: 0 K: 1 S: 8 | H: 0 LOB: 0 BB: 0 P: 14 | R: 0 E: 0 K: 1 S: 10 | H: 1 LOB: 2 BB: 1 P: 17 | R: 0 E: 0 K: 1 S: 6 | H: 0 LOB: 0 BB: 0 P: 8 | R: 0 E: 0 K: 0 S: 5 | H: 0 LOB: 0 BB: 0 P: 5 | 1B: 5 2B: 0 3B: 0 HR: 0 | SF: 0 SAC: 0 DP: 2 HBP: 0 | WP: 0 PB: 0 SB: 0 CS: 0 | PA: 36 |
| 39 Gustavo Chacin, L (1, 1) ERA: 3.28 | IP: 6.1 | WLS: W | BF: 27 | H: 4 | R: 1 | ER: 0 | SO: 6 | BB: 4 | IBB: 0 | HBP: 0 | BLK: 0 | WP: 0 | HR: 0 | S: 73 | P: 115 | ERA: 0.00 | WHIP: 1.263 | | | | | |
| Scott Schoeneweis, L (7, 1) ERA: 4.54 | IP: 0.2 | WLS: H | BF: 3 | H: 1 | R: 0 | ER: 0 | SO: 1 | BB: 0 | IBB: 0 | HBP: 0 | BLK: 0 | WP: 0 | HR: 0 | S: 6 | P: 9 | ERA: 0.00 | WHIP: 1.500 | | | | | |
| Justin Speier, R (8, 1) ERA: 2.32 | IP: 2.0 | WLS: | BF: 6 | H: 0 | R: 0 | ER: 0 | SO: 1 | BB: 0 | IBB: 0 | HBP: 0 | BLK: 0 | WP: 0 | HR: 0 | S: 11 | P: 13 | ERA: 0.00 | WHIP: 0.000 | | | | | |

Texas Rangers @ Toronto Blue Jays
Rogers Centre, Toronto, ON
Sun Jul 31 2005, 1:07 PM EDT
Att: 24,123 - Partly Cloudy - 79 F

livebaseballscorecards.com



| Batter | 1 | 2 | 3 | 4 | 5 | 6 | 7 | 8 | 9 |
|--|-------------|------------------------------|----------------------------|-------------|-----------|--------------------|--------------------------|-------------------|---|
| 3 Reed Johnson, R OBP: 0.339, SLG: 0.453 (1, 7) | 0-2 G4-3 | | 0-3 K | 3-2 G6-3 | | | 1-0 HR | 0-1 1B | |
| 2 Aaron Hill, R OBP: 0.357, SLG: 0.423 (1, 6) | 1-1 G5-3 | | 3-1 10 HR 1B | 1-0 P4 | | | 0-1 F9 10 1B 1B | 0-3 K | |
| 10 Vernon Wells, R OBP: 0.326, SLG: 0.509 (1, 8) | 1-3 K | | 0-0 1-H HR | | 0-0 F8 | | 0-0 1-2 1B | | |
| Shea Hillenbrand, R OBP: 0.358, SLG: 0.461 (1, 3) | | 2-2 47 FC3-6 HBP | 0-1 47 1B 9 1B 1B | | 1-3 K | | 1-0 F9 | | |
| 47 Corey Koskie, L OBP: 0.319, SLG: 0.414 (1, 5) | | 1-1 FC3-6 9 1B 1-2f | 2-1 9 1B 15 1B 1B | | 2-1 P4 | | 0-1 P2 | | |
| 9 Gregg Zaun, S OBP: 0.369, SLG: 0.402 (1, 2) | | 0-1 1-2 1B | 1-1 15 1B 1B | | | 0-1 15 WP 1B | 1-3 K | | |
| 15 Alex Rios, R OBP: 0.330, SLG: 0.417 (1, 9) | | 2-0 L9 | 0-2 1-2 2-H 1B | | | 2-0 G6-3 | | 3-2 P3 | |
| Frank Menechino, R OBP: 0.367, SLG: 0.327 (1, 10) | | 1-3 K | 0-3 K | | | 2-3 K | | 0-0 P5 | |
| Orlando Hudson, S OBP: 0.320, SLG: 0.407 (1, 4) | | | 1-0 G5-3 | 1-1 G6-3 | | 1-1 G5-3 | | 1-2 3 1B 1B | |

| Inning Stats | R: 0 | H: 0 | E: 0 | K: 1 | S: 8 | R: 0 | H: 1 | E: 0 | K: 1 | S: 19 | R: 4 | H: 6 | E: 0 | K: 2 | S: 21 | R: 0 | H: 0 | E: 0 | K: 1 | S: 6 | R: 0 | H: 0 | E: 0 | K: 1 | S: 7 | R: 0 | H: 1 | E: 0 | K: 1 | S: 9 | R: 1 | H: 3 | E: 0 | K: 1 | S: 10 | R: 0 | H: 2 | E: 0 | K: 1 | S: 13 |
|--------------|--------|-------|-------|--------|-------|-------|--------|-------|-------|--------|-------|-------|--------|-------|-------|--------|-------|-------|--------|-------|-------|--------|-------|-------|--------|-------|-------|--------|-------|-------|--------|-------|-------|--------|-------|-------|--------|-------|-------|-------|
| | LOB: 0 | BB: 0 | P: 10 | LOB: 2 | BB: 0 | P: 25 | LOB: 2 | BB: 0 | P: 28 | LOB: 0 | BB: 0 | P: 11 | LOB: 0 | BB: 0 | P: 10 | LOB: 1 | BB: 0 | P: 14 | LOB: 2 | BB: 0 | P: 13 | LOB: 2 | BB: 0 | P: 17 | LOB: 0 | BB: 0 | P: 17 | LOB: 0 | BB: 0 | P: 17 | LOB: 0 | BB: 0 | P: 17 | LOB: 0 | BB: 0 | P: 17 | LOB: 0 | BB: 0 | P: 17 | |

| PITCHER | IP | WLS | BF | H | R | ER | SO | BB | IBB | HBP | BLK | WP | HR | S | P | ERA | WHIP |
|---------------------------------------|-----|-----|----|---|---|----|----|----|-----|-----|-----|----|----|----|----|------|-------|
| 36 C.J. Wilson, L ERA: 7.91 (1, 1) | 6.0 | L | 27 | 8 | 4 | 4 | 6 | 0 | 0 | 1 | 0 | 1 | 1 | 70 | 98 | 6.00 | 1.333 |
| James Baldwin, R ERA: 1.95 (7, 1) | 1.0 | | 6 | 3 | 1 | 1 | 1 | 0 | 0 | 0 | 0 | 0 | 1 | 10 | 13 | 9.00 | 3.000 |
| 32 Ron Mahay, L ERA: 6.82 (8, 1) | 1.0 | | 5 | 2 | 0 | 0 | 1 | 0 | 0 | 0 | 0 | 0 | 0 | 13 | 17 | 0.00 | 2.000 |

BOTTOM

AB R H RBI BB SO LOB

| | | | | | | |
|---|---|---|---|---|---|---|
| 5 | 1 | 2 | 1 | 0 | 1 | 0 |
| 5 | 1 | 2 | 0 | 0 | 1 | 2 |
| 4 | 1 | 2 | 2 | 0 | 1 | 0 |
| 3 | 1 | 1 | 0 | 0 | 1 | 2 |
| 4 | 1 | 1 | 0 | 0 | 0 | 3 |
| 4 | 0 | 3 | 1 | 0 | 1 | 2 |
| 4 | 0 | 1 | 1 | 0 | 0 | 3 |
| 4 | 0 | 0 | 0 | 0 | 3 | 5 |
| 4 | 0 | 1 | 0 | 0 | 0 | 1 |

AB 37
R 5
H 13
RBI 5
BB 0
SO 8
LOB 18

WP: 1 PA: 38
PB: 0
SB: 0
CS: 0

1B: 11 SF: 0
2B: 0 SAC: 0
3B: 0 DP: 0
HR: 2 HBP: 1

Texas Rangers @ Toronto Blue Jays
Rogers Centre, Toronto, ON
Sun Jul 31 2005, 1:07 PM EDT
Att. 24,123 - Partly Cloudy - 79 F



| PITCHER | IP | WLS | BF | H | R | ER | SO | BB | IBB | HBP | BLK | WP | HR | S | P | ERA | WHIP |
|---------------------------------------|-----|-----|----|---|---|----|----|----|-----|-----|-----|----|----|----|----|------|-------|
| 36 C.J. Wilson, L ERA: 7.91 (1, 1) | 6.0 | L | 27 | 8 | 4 | 4 | 6 | 0 | 0 | 1 | 0 | 1 | 1 | 70 | 98 | 6.00 | 1.333 |
| James Baldwin, R ERA: 1.95 (7, 1) | 1.0 | | 6 | 3 | 1 | 1 | 1 | 0 | 0 | 0 | 0 | 0 | 1 | 10 | 13 | 9.00 | 3.000 |
| 32 Ron Mahay, L ERA: 6.82 (8, 1) | 1.0 | | 5 | 2 | 0 | 0 | 1 | 0 | 0 | 0 | 0 | 0 | 0 | 13 | 17 | 0.00 | 2.000 |

Tampa Bay Devil Rays @ Texas Rangers
 Ameriquest Field, Arlington, TX

Tue Aug 02 2005, 8:05 PM EDT
 Att. 30,038 - Clear - 94 F

| | |
|-----|----|
| AB | 40 |
| R | 10 |
| H | 14 |
| RBI | 10 |
| BB | 3 |
| SO | 4 |
| LOB | 15 |



| | | | |
|-----|---|-----|----|
| WP: | 0 | PA: | 46 |
| PB: | 0 | | |
| SB: | 1 | | |
| CS: | 0 | | |

| AB | R | H | RBI | BB | SO | LOB |
|----|---|---|-----|----|----|-----|
| 5 | 2 | 1 | 0 | 1 | 2 | 3 |
| 5 | 3 | 4 | 3 | 0 | 0 | 2 |
| 4 | 1 | 2 | 3 | 0 | 0 | 1 |
| 4 | 0 | 1 | 1 | 1 | 0 | 0 |
| 4 | 0 | 0 | 0 | 0 | 0 | 1 |
| 0 | 0 | 0 | 0 | 0 | 0 | 0 |
| 5 | 0 | 0 | 0 | 0 | 1 | 4 |
| 4 | 1 | 2 | 0 | 0 | 0 | 1 |
| 0 | 1 | 0 | 0 | 0 | 0 | 0 |
| 5 | 0 | 2 | 1 | 0 | 0 | 2 |
| 4 | 2 | 2 | 2 | 1 | 1 | 1 |

| Batter | 1 | 2 | 3 | 4 | 5 | 6 | 7 | 8 | 9 | | | | | | | | | | | | | | | | | | |
|---|-------------------------------|----------------------------------|-------------------------------|----------------------------------|-------------------------------|----------------------------------|-------------------------------|--|------------------------------|---------------------------------|-------------------------------|----------------------------------|------------------------------|----------------------------------|------------------------------|---------------------------------|-------------------------------|----------------------------------|----------------------------------|------------------------------------|-----------------|--|--|--|--|--|--|
| Nick Green, R OBP: 0.341, SLG: 0.363 (1, 4) | 4-1 BB 13 2B | 1-3 K2-3 | | 0-0 13 3B 1B | | 1-1 F7 | 1-2 L9 | | 0-3 K | | | | | | | | | | | | | | | | | | |
| 13 Carl Crawford, L OBP: 0.317, SLG: 0.457 (1, 7) | 2-2 SAFE 3 2B | 1-1 3B | | 1-1 3 SF9 3B | | 2-2 3 2B | 2-1 G1-3 | | | | | | | | | | | | | | | | | | | | |
| 3 Jorge Cantu, R OBP: 0.315, SLG: 0.481 (1, 5) | 1-0 2B | 1-1 P3 | | 2-2 SF9 | | 0-0 31 HBP 2B | | 0-0 F8 | | | | | | | | | | | | | | | | | | | |
| Aubrey Huff, L OBP: 0.333, SLG: 0.429 (1, 10) | 1-2 31 G5-3 1B | | 1-2 G3 | 0-0 G3-1 | | 4-0 31 HBP IBB | 1-1 G4-3 | | | | | | | | | | | | | | | | | | | | |
| 31 Jonny Gomes, R OBP: 0.372, SLG: 0.574 Eduardo Perez, R OBP: 0.357, SLG: 0.473 (1, 9) (9, 3) | 1-1 G5-3 | | 3-2 F9 | | 0-1 P4 | 2-1 HBP | 2-2 G6-3 | | | | | | | | | | | | | | | | | | | | |
| Damon Hollins, R OBP: 0.322, SLG: 0.458 (1, 8) (9, 9) | 1-1 P6 | | 3-2 F9 | | 1-1 G6-3 | 0-2 P3 | | 0-3 K | | | | | | | | | | | | | | | | | | | |
| Travis Lee, L OBP: 0.333, SLG: 0.369 Joey Gathright, L OBP: 0.325, SLG: 0.351 (1, 3) (9, PR) (9, 8) | 2-2 G1-3 | | 3-2 2B 1B | 0-1 1B | | 0-0 F7 | | 3-2 E S 1B HBP | | | | | | | | | | | | | | | | | | | |
| Toby Hall, R OBP: 0.323, SLG: 0.391 (1, 2) | | 1-2 P6 | | 0-0 L8 | 1-0 SAFE F7 | | 1-0 2B | 1 SAFE 1 SAFE 1 SAFE 1 SAFE 1 SAFE P X | 1-2 1B | | | | | | | | | | | | | | | | | | |
| Alex Gonzalez, R OBP: 0.330, SLG: 0.421 (1, 6) | | 0-2 HR | | 3-2 1B 13 3B 2B | | 1-2 P4 | 4-2 BB | 1-2 K | | | | | | | | | | | | | | | | | | | |
| Inning Stats | R: 3 E: 0 K: 0 S: 19 | H: 3 LOB: 1 BB: 1 P: 31 | R: 1 E: 0 K: 1 S: 15 | H: 2 LOB: 1 BB: 0 P: 19 | R: 0 E: 0 K: 0 S: 10 | H: 0 LOB: 0 BB: 0 P: 17 | R: 4 E: 0 K: 0 S: 15 | H: 4 LOB: 0 BB: 0 P: 24 | R: 0 E: 0 K: 0 S: 7 | H: 1 LOB: 1 BB: 0 P: 9 | R: 1 E: 0 K: 0 S: 13 | H: 2 LOB: 3 BB: 1 P: 23 | R: 0 E: 0 K: 0 S: 9 | H: 1 LOB: 2 BB: 1 P: 17 | R: 0 E: 0 K: 0 S: 6 | H: 0 LOB: 0 BB: 0 P: 9 | R: 1 E: 0 K: 3 S: 17 | H: 1 LOB: 1 BB: 0 P: 21 | 1B: 5 2B: 6 3B: 2 HR: 1 | SF: 1 SAC: 0 DP: 0 HBP: 2 | WP: 0 PA: 46 | | | | | | |
| PITCHER | IP | WLS | BF | H | R | ER | SO | BB | IBB | HBP | BLK | WP | HR | S | P | ERA | WHIP | | | | | | | | | | |
| Chris Young, R ERA: 4.94 (1, 1) | 3.1 | L | 19 | 8 | 7 | 7 | 1 | 1 | 0 | 0 | 0 | 0 | 1 | 53 | 82 | 18.90 | 2.700 | | | | | | | | | | |
| James Baldwin, R ERA: 2.37 (4, 1) | 2.2 | | 14 | 4 | 2 | 2 | 0 | 0 | 1 | 1 | 0 | 0 | 0 | 26 | 41 | 6.75 | 1.500 | | | | | | | | | | |
| Doug Brocail, R ERA: 4.3 (7, 1) | 1.0 | | 5 | 1 | 0 | 0 | 0 | 1 | 0 | 0 | 0 | 0 | 0 | 9 | 17 | 0.00 | 2.000 | | | | | | | | | | |
| Kevin Gryboski, R ERA: 3.04 (8, 1) | 1.0 | | 3 | 0 | 0 | 0 | 0 | 0 | 0 | 0 | 0 | 0 | 0 | 6 | 9 | 0.00 | 0.000 | | | | | | | | | | |
| 43 Kameron Loe, R ERA: 4.08 (9, 1) | 1.0 | | 5 | 1 | 1 | 0 | 3 | 0 | 0 | 1 | 0 | 0 | 0 | 17 | 21 | 0.00 | 1.000 | | | | | | | | | | |

| Batter | 1 | 2 | 3 | 4 | 5 | 6 | 7 | 8 | 9 | AB R H RBI BB SO LOB |
|--|--------|---------------|-------------------|----------|--------------|----------|----------|--------|--------|----------------------|
| David Dellucci, L (1, 7) OBP: 0.394, SLG: 0.491 | 3-2 F9 | 3-0 F7 | | 0-0 F8 | | 0-1 G4-3 | | | 3-2 F7 | 5 0 0 0 0 0 2 |
| 10 Michael Young, R (1, 6) OBP: 0.380, SLG: 0.503 | 4-1 BB | | 4-2 F9 23 BB 9 HR | | 0-3 K | | 0-0 F8 | | 2-1 L4 | 3 1 0 0 2 1 1 |
| 23 Mark Teixeira, S (1, 3) OBP: 0.350, SLG: 0.526 | 1-0 F7 | | 4-2 F9 9 HR | | 0-1 F7 | | 0-0 F7 | | | 3 1 0 0 1 0 1 |
| Phil Nevin, R (1, 10) OBP: 0.293, SLG: 0.388 | 1-1 F8 | | 0-2 F9 | | 0-0 F8 | | 0-3 K2-3 | | | 4 0 0 0 0 1 3 |
| 9 Hank Blalock, L (1, 5) OBP: 0.340, SLG: 0.471 | | 2-3 K | 1-0 1-H 3-H HR | | | 3-2 2B | | 1-1 P6 | | 4 2 2 3 0 1 0 |
| Alfonso Soriano, R (1, 4) OBP: 0.315, SLG: 0.540 | | 0-1 F7 | 1-3 K | | 0-0 F9 2B HR | | 0-2 F8 | | | 4 1 1 1 0 1 0 |
| Kevin Mench, R (1, 9) OBP: 0.339, SLG: 0.511 | | 1-2 WP 1B | 1-2 P3 | | 0-0 F9 2B | | 3-2 G6-3 | | | 4 1 1 0 0 0 1 |
| Gary Matthews, S (1, 8) OBP: 0.315, SLG: 0.467 | | 3-2 1-H 2B 1B | | 0-0 G6-3 | | 1-1 HR | | 1-1 1B | | 4 2 3 3 0 0 0 |
| Rod Barajas, R (1, 2) OBP: 0.311, SLG: 0.417 | | 2-0 1-H 2B | | 1-1 F7 | | 0-3 K | | 1-0 L6 | | 4 0 1 1 0 1 1 |

| Inning Stats | R: 0 | H: 0 | E: 0 | K: 10 | S: 10 | R: 2 | H: 3 | E: 0 | K: 11 | S: 14 | R: 3 | H: 1 | E: 0 | K: 17 | S: 17 | R: 0 | H: 0 | E: 0 | K: 6 | S: 6 | R: 3 | H: 3 | E: 0 | K: 12 | S: 12 | R: 0 | H: 0 | E: 0 | K: 6 | S: 6 | R: 0 | H: 0 | E: 0 | K: 9 | S: 9 | R: 0 | H: 1 | E: 0 | K: 10 | S: 10 | 1B: 3 | 2B: 3 | 3B: 0 | HR: 2 | SF: 0 | SAC: 0 | DP: 0 | HBP: 0 |
|--------------|------|------|------|-------|-------|------|------|------|-------|-------|------|------|------|-------|-------|------|------|------|------|------|------|------|------|-------|-------|------|------|------|------|------|------|------|------|------|------|------|------|------|-------|-------|-------|-------|-------|-------|-------|--------|-------|--------|
|--------------|------|------|------|-------|-------|------|------|------|-------|-------|------|------|------|-------|-------|------|------|------|------|------|------|------|------|-------|-------|------|------|------|------|------|------|------|------|------|------|------|------|------|-------|-------|-------|-------|-------|-------|-------|--------|-------|--------|

| PITCHER | IP | WLS | BF | H | R | ER | SO | BB | IBB | HBP | BLK | WP | HR | S | P | ERA | WHIP |
|--|-----|-----|----|---|---|----|----|----|-----|-----|-----|----|----|----|----|-------|-------|
| 37 Seth McClung, R (1, 1) ERA: 7.08 | 5.1 | W | 25 | 6 | 7 | 7 | 3 | 3 | 0 | 0 | 0 | 1 | 1 | 56 | 91 | 11.81 | 1.688 |
| Trever Miller, L (6, 1) ERA: 4.18 | 0.2 | H | 3 | 1 | 1 | 1 | 1 | 0 | 0 | 0 | 0 | 0 | 1 | 7 | 8 | 13.50 | 1.500 |
| 54 Chad Orvella, R (7, 1) ERA: 3.73 | 1.0 | H | 3 | 0 | 0 | 0 | 1 | 0 | 0 | 0 | 0 | 0 | 0 | 6 | 6 | 0.00 | 0.000 |
| Joe Borowski, R (8, 1) ERA: 3.54 | 1.0 | H | 3 | 0 | 0 | 0 | 0 | 0 | 0 | 0 | 0 | 0 | 0 | 9 | 13 | 0.00 | 0.000 |
| Danys Baez, R (9, 1) ERA: 2.98 | 1.0 | S | 4 | 1 | 0 | 0 | 0 | 0 | 0 | 0 | 0 | 0 | 0 | 10 | 17 | 0.00 | 1.000 |

BOTTOM

Tampa Bay Devil Rays @ Texas Rangers
 Ameriquet Field, Arlington, TX
 Tue Aug 02 2005, 8:05 PM EDT
 Att. 30,038 - Clear - 94 F

livebaseballscorecards.com

| | |
|-----|----|
| AB | 35 |
| R | 8 |
| H | 8 |
| RBI | 8 |
| BB | 3 |
| SO | 5 |
| LOB | 9 |



| | |
|-------|--------|
| WP: 1 | PA: 38 |
| PB: 0 | |
| SB: 1 | |
| CS: 0 | |

| Batter | 1 | 2 | 3 | 4 | 5 | 6 | 7 | 8 | 9 | AB R H RBI BB SO LOB | | | | | | | | | | | | |
|---|----------------------------|-------------------------|---------------------------|--------------------|--------------------------|-------------------|--------------------------|--------------------|----------------------------|----------------------|----------------------------|--------------------|--------------------------|--------------------|--------------------------|-------------------|----------------------------|--------------------|-------------------------|---------------------------|-------------------------|--------|
| Gary Matthews, S (1, 8) OBP: 0.320, SLG: 0.483 | 1-1 P3 | | 0-0 SF9-5 2B | | 4-1 23 SF9 10 BB BB | | 1-2 G6-3 | | 0-0 HR | 4 1 2 1 1 0 0 | | | | | | | | | | | | |
| 10 Michael Young, R (1, 6) OBP: 0.383, SLG: 0.505 | 3-3 K | | 0-0 SF9-5 | | 4-2 1-2 BB | | 0-0 1B | | 0-1 23 DI 1B | 3 0 2 1 1 1 0 | | | | | | | | | | | | |
| 23 Mark Teixeira, S (1, 3) OBP: 0.351, SLG: 0.528 | 1-2 PB 2B 1B | | 0-0 2B | | 2-1 SF9 | | 1-1 F7 | | 0-2 G3 | 4 1 2 1 0 0 2 | | | | | | | | | | | | |
| Phil Nevin, R (1, 10) OBP: 0.292, SLG: 0.389 | 2-2 1-H 2B | | 1-1 P3 | | 3-2 F7 | | | 0-2 F9 | | 4 0 1 1 0 0 3 | | | | | | | | | | | | |
| Alfonso Soriano, R (1, 4) OBP: 0.315, SLG: 0.539 | 1-3 K | | | 2-2 L6 | | 1-2 F9 2B | | 0-0 F8 | | 4 0 1 0 0 1 1 | | | | | | | | | | | | |
| 9 Hank Blalock, L (1, 5) OBP: 0.338, SLG: 0.467 | | 1-2 G6-3 | | 1-3 K | | 2-3 K | | 2-0 F7 | | 4 0 0 0 0 2 1 | | | | | | | | | | | | |
| Kevin Mench, R (1, 7) OBP: 0.336, SLG: 0.506 | | 3-2 F9 | | 0-3 K | | 1-1 F9 | | | 1-1 F7 | 4 0 0 0 0 1 1 | | | | | | | | | | | | |
| Richard Hidalgo, R (1, 9) OBP: 0.289, SLG: 0.418 | | 3-3 K | | | 0-1 F7 23 SF9 2B | | 1-0 L4 | | 0-1 L8 | 4 1 1 0 0 1 1 | | | | | | | | | | | | |
| Rod Barajas, R (1, 2) OBP: 0.313, SLG: 0.430 | | | 0-2 2B 10 SF9-5 1B | | | 0-2 F7 | | 0-1 L4 | | 4 2 2 1 0 0 1 | | | | | | | | | | | | |
| Inning Stats | R: 1 H: 2 E: 0 K: 15 S: 15 | H: 2 LOB: 1 BB: 0 P: 23 | R: 0 H: 0 E: 0 K: 1 S: 12 | LOB: 0 BB: 0 P: 19 | R: 1 H: 3 E: 0 K: 8 S: 8 | LOB: 1 BB: 0 P: 9 | R: 0 H: 0 E: 0 K: 2 S: 9 | LOB: 0 BB: 0 P: 12 | R: 1 H: 1 E: 0 K: 16 S: 16 | LOB: 2 BB: 2 P: 29 | R: 0 H: 1 E: 0 K: 14 S: 14 | LOB: 1 BB: 0 P: 19 | R: 0 H: 1 E: 0 K: 8 S: 8 | LOB: 1 BB: 0 P: 10 | R: 0 H: 0 E: 0 K: 5 S: 5 | LOB: 0 BB: 0 P: 7 | R: 2 H: 3 E: 0 K: 12 S: 12 | LOB: 1 BB: 0 P: 13 | 1B: 4 2B: 6 3B: 0 HR: 2 | SF: 2 SAC: 0 DP: 1 HBP: 0 | WP: 0 PB: 1 SB: 0 CS: 0 | PA: 39 |

BOTTOM

Tampa Bay Devil Rays @ Texas Rangers
 Ameriquet Field, Arlington, TX
 Wed Aug 03 2005, 8:05 PM EDT
 Att: 30,513 - Cloudy - 91 F

livebaseballscorecards.com

| | |
|------------|-----------|
| AB | 35 |
| R | 5 |
| H | 11 |
| RBI | 5 |
| BB | 2 |
| SO | 6 |
| LOB | 10 |



| PITCHER | IP | WLS | BF | H | R | ER | SO | BB | IBB | HBP | BLK | WP | HR | S | P | ERA | WHIP |
|---|-----|-----|----|---|---|----|----|----|-----|-----|-----|----|----|----|-----|------|-------|
| 19 Scott Kazmir, L (1, 1) ERA: 4.22 | 6.0 | | 26 | 7 | 3 | 2 | 6 | 2 | 0 | 0 | 0 | 0 | 0 | 74 | 111 | 3.00 | 1.500 |
| Travis Harper, R (7, 1) ERA: 7.5 | 2.2 | W | 12 | 4 | 2 | 2 | 0 | 0 | 0 | 0 | 0 | 0 | 2 | 22 | 27 | 6.75 | 1.500 |
| Danys Baez, R (9, 1) ERA: 2.96 | 0.1 | S | 1 | 0 | 0 | 0 | 0 | 0 | 0 | 0 | 0 | 0 | 0 | 3 | 3 | 0.00 | 0.000 |

Tampa Bay Devil Rays @ Texas Rangers
 Ameriquet Field, Arlington, TX

Thu Aug 04 2005, 8:05 PM EDT
 Att. 27,176 - Cloudy - 82 F

| | |
|-----|----|
| AB | 39 |
| R | 5 |
| H | 12 |
| RBI | 5 |
| BB | 5 |
| SO | 10 |
| LOB | 22 |



| Batter | 1 | 2 | 3 | 4 | 5 | 6 | 7 | 8 | 9 | AB | R | H | RBI | BB | SO | LOB | TOP | | | | | | | | | | |
|---|-------------------------------|----------------------------------|----------------------------------|----------------------------------|-------------------------------|----------------------------------|-------------------------------|-----------------------------------|-------------------------------|----------------------------------|-------------------------------|----------------------------------|-------------------------------|----------------------------------|-------------------------------|----------------------------------|-------------------------------|----------------------------------|----------------------------------|------------------------------------|----------------------------------|--------|--|--|--|--|--|
| Joey Gathright, L (1, 8) OBP: 0.330, SLG: 0.353 Damon Hollins, R (6, PH) OBP: 0.321, SLG: 0.469 (6, 8) | 2-2 G5-3 | | 2-1 13 S 3 1B | | 0-0 B3 | 2-2 FC4-6 13 1B | | 1-1 F8 | | 3 | 1 | 1 | 0 | 0 | 0 | 1 | | | | | | | | | | | |
| 13 Carl Crawford, L (1, 7) OBP: 0.325, SLG: 0.464 | 0-1 P6 | | 4-2 SAFE 3 1B 1-2 BB | | 1-2 BB 1-2 1B | 1-0 1-2 3-H 1B | | 1-2 1B | | 4 | 0 | 3 | 1 | 1 | 0 | 0 | | | | | | | | | | | |
| 3 Jorge Cantu, R (1, 4) OBP: 0.317, SLG: 0.479 | 0-2 F9 | | 0-1 1-2 2-H 1B | | 0-1 L9 | 3-3 K | | 0-3 K | | 5 | 0 | 1 | 1 | 0 | 2 | 5 | | | | | | | | | | | |
| Aubrey Huff, L (1, 3) OBP: 0.333, SLG: 0.433 | | 0-2 HR | 0-2 G4-3 | | 2-1 BB 1-2 2-H 1B | | | 0-0 G5-3 | 0-0 G3 | | 5 | 1 | 2 | 2 | 0 | 0 | 3 | | | | | | | | | | |
| Julio Lugo, R (1, 6) OBP: 0.360, SLG: 0.401 | | 0-2 G6-3 | | 3-2 2B | 4-0 1-2 2-3 BB | | | 4-0 FC4-6 31 1B 2B | | 3 | 1 | 1 | 0 | 2 | 1 | 0 | | | | | | | | | | | |
| 31 Jonny Gomes, R (1, 9) OBP: 0.368, SLG: 0.558 | | 0-0 G5-3 | | 0-3 K | 2-2 P4 | | | 1-2 SAFE FC4-6 1-2 1B | | 5 | 0 | 1 | 0 | 0 | 2 | 4 | | | | | | | | | | | |
| Pete Laforest, L (1, 10) OBP: 0.286, SLG: 0.263 | | 1-3 K | | 1-3 K | | | | 1-0 FC4-6 2B | | 4 | 0 | 0 | 0 | 1 | 3 | 3 | | | | | | | | | | | |
| Toby Hall, R (1, 2) OBP: 0.327, SLG: 0.399 | | | 1-2 G5-3 | 0-0 G6-3 | | | | 1-2 FC4-6 13 1B 1B | 1-3 3-H 2B | | 5 | 1 | 2 | 1 | 0 | 1 | 2 | | | | | | | | | | |
| Alex Gonzalez, R (1, 5) OBP: 0.327, SLG: 0.411 | | | 3-3 K | | 4-2 13 1B BB | | | 3-2 FC4-6 1B | 0-1 F8 | | 3 | 1 | 1 | 0 | 1 | 1 | 2 | | | | | | | | | | |
| Inning Stats | R: 0 E: 0 K: 0 S: 10 | H: 0 LOB: 0 BB: 0 P: 12 | R: 1 E: 0 K: 1 S: 11 | H: 1 LOB: 0 BB: 0 P: 12 | R: 1 E: 0 K: 1 S: 19 | H: 2 LOB: 2 BB: 1 P: 29 | R: 0 E: 0 K: 2 S: 12 | H: 1 LOB: 1 BB: 0 P: 16 | R: 1 E: 0 K: 0 S: 13 | H: 2 LOB: 3 BB: 2 P: 26 | R: 1 E: 0 K: 2 S: 23 | H: 3 LOB: 2 BB: 0 P: 36 | R: 1 E: 0 K: 0 S: 14 | H: 2 LOB: 2 BB: 1 P: 23 | R: 0 E: 0 K: 1 S: 10 | H: 1 LOB: 1 BB: 0 P: 12 | R: 0 E: 0 K: 3 S: 13 | H: 0 LOB: 1 BB: 1 P: 22 | 1B: 9 2B: 2 3B: 0 HR: 1 | SF: 0 SAC: 0 DP: 0 HBP: 0 | WP: 0 PB: 0 SB: 1 CS: 0 | PA: 44 | | | | | |
| PITCHER | IP | WLS | BF | H | R | ER | SO | BB | IBB | HBP | BLK | WP | HR | S | P | ERA | WHIP | | | | | | | | | | |
| 53 Joaquin Benoit, R (1, 1) ERA: 2.49 | 5.1 | | 27 | 8 | 4 | 4 | 5 | 3 | 0 | 0 | 0 | 0 | 1 | 80 | 117 | 6.75 | 2.062 | | | | | | | | | | |
| Brian Shouse, L (6, 1) ERA: 4.26 | 1.0 | | 4 | 1 | 0 | 0 | 1 | 0 | 0 | 0 | 0 | 0 | 0 | 10 | 18 | 0.00 | 1.000 | | | | | | | | | | |
| Kevin Gryboski, R (7, 1) ERA: 3.29 | 0.2 | W | 5 | 2 | 1 | 1 | 0 | 1 | 0 | 0 | 0 | 0 | 0 | 12 | 19 | 13.50 | 4.500 | | | | | | | | | | |
| Doug Brocail, R (8, 1) ERA: 4.22 | 1.0 | H | 4 | 1 | 0 | 0 | 1 | 0 | 0 | 0 | 0 | 0 | 0 | 10 | 12 | 0.00 | 1.000 | | | | | | | | | | |
| Francisco Cordero, R (9, 1) ERA: 3.47 | 1.0 | | 4 | 0 | 0 | 0 | 3 | 1 | 0 | 0 | 0 | 0 | 0 | 13 | 22 | 0.00 | 1.000 | | | | | | | | | | |

livebaseballscorecards.com

| Batter | 1 | 2 | 3 | 4 | 5 | 6 | 7 | 8 | 9 | AB R H RBI BB SO LOB | TOP | | | | | | | | | | | | | | | |
|---|------------------------------|-------------------------------------|-------------------------------|----------------------------------|-------------------------------|----------------------------------|-------------------------------|----------------------------------|------------------------------|----------------------------------|------------------------------|----------------------------------|------------------------------|---------------------------------|------------------------------|----------------------------------|------------------------------|---------------------------------|----------------------------------|------------------------------------|----------------------------------|--------|--|--|-----|------|
| 1 Brian Roberts, S (1, 4) OBP: 0.401, SLG: 0.552 | 2-1 L9 1B | SAFE SAFE SAFE SAFE 1-3 1B | 1-2 HR | | 3-1 F8 | | | 2-1 1B | | 5 1 3 2 0 0 1 | | | | | | | | | | | | | | | | |
| Eric Byrnes, R (1, 7) OBP: 0.325, SLG: 0.437 | 0-0 1B | 1-2 L7 | 1-0 L7 | | 2-2 L5-3 | | | 1-2 F7 | | 5 0 1 0 0 0 4 | | | | | | | | | | | | | | | | |
| 10 Miguel Tejada, R (1, 6) OBP: 0.366, SLG: 0.575 | 1-1 F8 | | 2-2 2B SF9 1B | 0-2 2B 1B | | 1-0 G6-3 | | 1-0 G4-3 | | 5 2 2 0 0 0 2 | | | | | | | | | | | | | | | | |
| Javy Lopez, R (1, 2) OBP: 0.300, SLG: 0.467 | 1-0 P2 | | 1-0 SF9 31 HR 2B | 1-1 P3 | | 2-3 K | | 0-0 FC4-6 1B | | 5 1 2 0 0 1 2 | | | | | | | | | | | | | | | | |
| B.J. Surhoff, L (1, 3) OBP: 0.284, SLG: 0.385 | | 2-1 G1-3 | 0-0 SF9 | 3-2 1B 2B | | 0-1 G6-3 | | 0-0 FC4-6 G5-4-3 | | 4 1 1 1 0 0 1 | | | | | | | | | | | | | | | | |
| Sammy Sosa, R (1, 10) OBP: 0.319, SLG: 0.418 | | 4-2 2B 1B BB | 4-2 31 HR BB | 1-1 2-H 3-H 1B | | | 0-0 P3 | 1-0 G5-4-3 | | 3 2 1 2 2 0 1 | | | | | | | | | | | | | | | | |
| 31 Jay Gibbons, L (1, 9) OBP: 0.294, SLG: 0.503 | | 1-0 P5 | 0-0 HR | 2-3 K | | | 0-1 G4-3 | | | 4 1 1 3 0 1 2 | | | | | | | | | | | | | | | | |
| Chris Gomez, R (1, 5) OBP: 0.346, SLG: 0.355 | | 1-1 1B 2B | 1-1 F7 | 3-2 G4-3 | | | 0-3 K | | | 4 1 1 0 0 1 1 | | | | | | | | | | | | | | | | |
| Luis Matos, R (1, 8) OBP: 0.344, SLG: 0.390 | | 1-2 1B 2-H 3-H 1B | 1-1 HR 2B | | 3-2 L5-3 1B | | | 2-0 G6-3 | | 4 1 3 2 0 0 0 | | | | | | | | | | | | | | | | |
| Inning Stats | R: 0 E: 0 K: 0 S: 6 | H: 1 LOB: 1 BB: 0 P: 10 | R: 2 E: 0 K: 0 S: 15 | H: 3 LOB: 2 BB: 1 P: 26 | R: 6 E: 0 K: 0 S: 15 | H: 5 LOB: 0 BB: 1 P: 27 | R: 2 E: 0 K: 1 S: 19 | H: 3 LOB: 1 BB: 0 P: 29 | R: 0 E: 0 K: 0 S: 9 | H: 1 LOB: 0 BB: 0 P: 17 | R: 0 E: 0 K: 1 S: 8 | H: 0 LOB: 0 BB: 0 P: 11 | R: 0 E: 0 K: 1 S: 6 | H: 0 LOB: 0 BB: 0 P: 6 | R: 0 E: 0 K: 0 S: 7 | H: 1 LOB: 1 BB: 0 P: 13 | R: 0 E: 0 K: 0 S: 3 | H: 1 LOB: 0 BB: 0 P: 4 | 1B: 9 2B: 5 3B: 0 HR: 2 | SF: 1 SAC: 0 DP: 2 HBP: 0 | WP: 0 PB: 0 SB: 0 CS: 0 | PA: 42 | | | | |
| PITCHER | IP | WLS | BF | H | R | ER | SO | BB | IBB | HBP | BLK | WP | HR | S | P | ERA | WHIP | | | | | | | | ERA | WHIP |
| 36 C.J. Wilson, L (1, 1) ERA: 10.23 | 2.2 | L | 19 | 9 | 8 | 8 | 0 | 2 | 0 | 0 | 0 | 0 | 2 | 35 | 61 | 27.00 | 4.125 | | | | | | | | | |
| James Baldwin, R (3, 1) ERA: 2.6 | 4.1 | | 16 | 4 | 2 | 2 | 3 | 0 | 0 | 0 | 0 | 0 | 0 | 43 | 65 | 4.15 | 0.923 | | | | | | | | | |
| Steve Karsay, R (8, 1) ERA: 4.5 | 2.0 | | 7 | 2 | 0 | 0 | 0 | 0 | 0 | 0 | 0 | 0 | 0 | 10 | 17 | 0.00 | 1.000 | | | | | | | | | |

Baltimore Orioles @ Texas Rangers
 Ameriquet Field, Arlington, TX
 Fri Aug 05 2005, 8:05 PM EDT
 Att. 37,296 - Cloudy - 82 F

livebaseballscorecards.com

| | |
|------------|-----------|
| AB | 39 |
| R | 10 |
| H | 15 |
| RBI | 10 |
| BB | 2 |
| SO | 3 |
| LOB | 14 |



| Batter | 1 | 2 | 3 | 4 | 5 | 6 | 7 | 8 | 9 | AB R H RBI BB SO LOB |
|---|----------------|------------------|------------------------|---|---|--|---|---|---|----------------------|
| Gary Matthews, S OBP: 0.315, SLG: 0.473 (1, 8) C B B X | 2-1 P4 ① | | 3-2 G6-3 2B ② | | X 0-0 G6-3 ② | | C B B X 2-2 G4-3 ② | | B S B X 2-1 G6-3 ② | 5 0 1 0 0 0 0 |
| 10 Michael Young, R OBP: 0.383, SLG: 0.508 (1, 6) B C B B B | 4-1 BB ② | | 2-2 G6-3 ② | | C B B B X 3-1 F8 ③ | | C B B B X 2-3 K ③ | | B X 1-0 F8 ③ | 4 0 0 0 1 1 1 |
| 23 Mark Teixeira, S OBP: 0.348, SLG: 0.527 (1, 3) C B 1 S B D S | 3-3 K ② | | 2-3 K ③ | | B B C X 2-1 HR ① | | B F B X 1-2 L3 ① | | B F F X 1-2 L3 ① | 4 1 1 1 0 2 2 |
| Phil Nevin, R OBP: 0.303, SLG: 0.410 (1, 10) B B 1 C SAFE B 1 SAFE 1 SAFE X | 3-1 F7 ③ | | 1-1 2B ① | | F B F S 1-3 K ① | | B B C B B 4-1 HR BB ② | | B B C B B 4-1 HR BB ② | 3 1 1 0 1 1 1 |
| Alfonso Soriano, R OBP: 0.322, SLG: 0.554 (1, 4) C T C C C X | | 1-3 K ① | | B B B B 4-0 BB ② | | B B F B X 3-1 F9 ② | | B X 1-0 HR ② | B X 1-0 HR ② | 3 1 1 2 1 1 0 |
| 9 Hank Blalock, L OBP: 0.340, SLG: 0.480 (1, 5) C B B B B X | | 3-2 P5 ② | | X 0-0 F8 ① | | B X 1-0 HR ① | | B B C B X 1-2 L3 ② | B B C B X 1-2 L3 ② | 4 1 1 1 0 0 2 |
| Kevin Mench, R OBP: 0.336, SLG: 0.500 (1, 7) B B B B B | | 4-0 BB ② | | C C X 1-1 P3 ② | | X 0-0 1B ② | | C B X 1-1 G5-3 ③ | C B X 1-1 G5-3 ③ | 3 0 1 0 1 0 2 |
| Mark DeRosa, R OBP: 0.297, SLG: 0.409 (1, 9) B F X | | 1-1 G5-3 ③ | | B B B B X 3-2 G5-3 ③ | | B D C X SAFE 2-1 F7 ③ | | B F X 1-1 HR ③ | B F X 1-1 HR ③ | 4 1 1 1 0 0 4 |
| Rod Barajas, R OBP: 0.311, SLG: 0.422 (1, 2) B C X | | 1-2 F8 ① | | B C X 1-2 G4-3 ① | | B C X 0-1 G6-3 ① | | B B C S X 2-2 P4 ① | B B C S X 2-2 P4 ① | 4 0 0 0 0 0 0 |


| Inning Stats | R: 0 E: 0 K: 1 S: 8 | H: 0 LOB: 1 BB: 1 P: 20 | R: 0 E: 0 K: 1 S: 10 | H: 0 LOB: 1 BB: 1 P: 19 | R: 0 E: 0 K: 1 S: 13 | H: 1 LOB: 1 BB: 0 P: 21 | R: 0 E: 0 K: 0 S: 11 | H: 1 LOB: 2 BB: 1 P: 20 | R: 0 E: 0 K: 0 S: 6 | H: 0 LOB: 0 BB: 0 P: 10 | R: 2 E: 0 K: 1 S: 11 | H: 3 LOB: 1 BB: 0 P: 20 | R: 0 E: 0 K: 1 S: 8 | H: 0 LOB: 0 BB: 0 P: 12 | R: 2 E: 0 K: 0 S: 10 | H: 1 LOB: 0 BB: 1 P: 18 | R: 1 E: 0 K: 0 S: 8 | H: 1 LOB: 0 BB: 0 P: 14 | 1B: 1 2B: 2 3B: 0 HR: 4 | SF: 0 SAC: 0 DP: 0 HBP: 0 |
|--------------|------------------------------|----------------------------------|-------------------------------|----------------------------------|-------------------------------|----------------------------------|-------------------------------|----------------------------------|------------------------------|----------------------------------|-------------------------------|----------------------------------|------------------------------|----------------------------------|-------------------------------|----------------------------------|------------------------------|----------------------------------|----------------------------------|------------------------------------|
|--------------|------------------------------|----------------------------------|-------------------------------|----------------------------------|-------------------------------|----------------------------------|-------------------------------|----------------------------------|------------------------------|----------------------------------|-------------------------------|----------------------------------|------------------------------|----------------------------------|-------------------------------|----------------------------------|------------------------------|----------------------------------|----------------------------------|------------------------------------|

| PITCHER | IP | WLS | BF | H | R | ER | SO | BB | IBB | HBP | BLK | WP | HR | S | P | ERA | WHIP |
|---|-----|-----|----|---|---|----|----|----|-----|-----|-----|----|----|----|-----|------|-------|
| Bruce Chen, L ERA: 4.24 (1, 1) | 6.0 | W | 26 | 5 | 2 | 2 | 4 | 3 | 0 | 0 | 0 | 0 | 2 | 59 | 110 | 3.00 | 1.333 |
| Jason Grimsley, R ERA: 6.75 (7, 1) | 2.0 | | 8 | 1 | 2 | 2 | 1 | 1 | 0 | 0 | 0 | 0 | 1 | 18 | 30 | 9.00 | 1.000 |
| Steve Kline, L ERA: 5.4 (9, 1) | 1.0 | | 4 | 1 | 1 | 1 | 0 | 0 | 0 | 0 | 0 | 0 | 1 | 8 | 14 | 9.00 | 1.000 |

BOTTOM

Baltimore Orioles @ Texas Rangers
Ameriquet Field, Arlington, TX
 Fri Aug 05 2005, 8:05 PM EDT
 Att: 37,296 - Cloudy - 82 F

| | |
|------------|-----------|
| AB | 34 |
| R | 5 |
| H | 7 |
| RBI | 5 |
| BB | 4 |
| SO | 5 |
| LOB | 12 |



| PITCHER | IP | WLS | BF | H | R | ER | SO | BB | IBB | HBP | BLK | WP | HR | S | P | ERA | WHIP |
|---|-----|-----|----|---|---|----|----|----|-----|-----|-----|----|----|----|-----|------|-------|
| Bruce Chen, L ERA: 4.24 (1, 1) | 6.0 | W | 26 | 5 | 2 | 2 | 4 | 3 | 0 | 0 | 0 | 0 | 2 | 59 | 110 | 3.00 | 1.333 |
| Jason Grimsley, R ERA: 6.75 (7, 1) | 2.0 | | 8 | 1 | 2 | 2 | 1 | 1 | 0 | 0 | 0 | 0 | 1 | 18 | 30 | 9.00 | 1.000 |
| Steve Kline, L ERA: 5.4 (9, 1) | 1.0 | | 4 | 1 | 1 | 1 | 0 | 0 | 0 | 0 | 0 | 0 | 1 | 8 | 14 | 9.00 | 1.000 |

| Batter | 1 | 2 | 3 | 4 | 5 | 6 | 7 | 8 | 9 | AB R H RBI BB SO LOB | TOP | | |
|--|--|--|--|--|---|--|---|--|---|--|--|----------------|---|
| 1 Brian Roberts, S OBP: 0.397, SLG: 0.545 (1, 4) | 3-2 F9 | | | 1-0 F9 | 2-1 F9 | | 1-3 K | | 0-0 E4 | 5 0 0 0 0 1 4 | | | |
| Eric Byrnes, R OBP: 0.326, SLG: 0.440 (1, 7) (7, 8) | 1-1 P6 | | | 2-0 1B 2B | | 0-0 1B 1B | 1-3 K | | 3-2 G6-3 | 5 1 2 0 0 1 3 | | | |
| 10 Miguel Tejada, R OBP: 0.363, SLG: 0.570 Sal Fasano, R OBP: 0.317, SLG: 0.477 (1, 6) (7, 3) | 1-1 F8 | | | 0-0 F9 | | 2-3 K | 1-1 G1-3 | | | 4 0 0 0 0 1 4 0 0 0 0 0 0 0 | | | |
| Javy Lopez, R OBP: 0.299, SLG: 0.463 (1, 2) | | 3-1 G6-3 | | 1-0 1B 2-H | | 0-1 L6 | | 1-2 K | | 4 0 1 1 0 1 1 | | | |
| B.J. Surhoff, L OBP: 0.285, SLG: 0.384 Midre Cummings, L (1, 3) (7, 7) | | 1-0 F8 | | 1-2 G1-3 | | 0-0 FC6-4 1B | | 0-0 G3-1 | | 3 0 1 0 0 0 1 1 0 0 0 0 0 0 | | | |
| Sammy Sosa, R OBP: 0.316, SLG: 0.413 (1, 10) | | 2-2 P4 | | | 2-0 F8 | 1-1 FC6-4 | | 1-3 K | | 4 0 0 0 0 1 2 | | | |
| 31 Jay Gibbons, L OBP: 0.294, SLG: 0.500 (1, 9) | | | 2-2 K | | 1-1 P6 | | 1-1 BB 1B | | 0-1 G4-3 | 4 1 1 0 0 1 0 | | | |
| Chris Gomez, R OBP: 0.350, SLG: 0.354 (1, 5) (7, 6) | | | 0-1 G5-3 | | 2-2 BB 1B | | 4-2 1B BB | | 3-2 G6-3 | 3 0 1 0 1 0 0 | | | |
| David Newhan, L OBP: 0.278, SLG: 0.336 (1, 8) (7, 5) | | | 1-3 K | | 4-2 BB | | 0-1 1-2 2-H 1B | | 0-1 HR | 3 1 2 2 1 1 0 | | | |
| Inning Stats | R: 0 E: 0 K: 0 S: 7 H: 0 LOB: 0 BB: 0 P: 12 | R: 0 E: 0 K: 0 S: 6 H: 0 LOB: 0 BB: 0 P: 12 | R: 0 E: 0 K: 2 S: 9 H: 0 LOB: 0 BB: 0 P: 12 | R: 1 E: 0 K: 0 S: 8 H: 2 LOB: 1 BB: 0 P: 13 | R: 0 E: 0 K: 0 S: 10 H: 1 LOB: 2 BB: 1 P: 21 | R: 0 E: 0 K: 1 S: 9 H: 2 LOB: 2 BB: 0 P: 12 | R: 1 E: 0 K: 2 S: 15 H: 2 LOB: 2 BB: 1 P: 23 | R: 0 E: 0 K: 2 S: 8 H: 0 LOB: 0 BB: 0 P: 10 | R: 1 E: 1 K: 0 S: 11 H: 1 LOB: 1 BB: 0 P: 17 | 1B: 6 2B: 1 3B: 0 HR: 1 SF: 0 SAC: 0 DP: 0 HBP: 0 | WP: 0 PB: 0 SB: 0 CS: 0 PA: 38 | | |
| PITCHER | IP WLS BF H R ER SO BB IBB HBP BLK WP HR S P ERA WHIP | | | | | | | | | | | PITCHER | IP WLS BF H R ER SO BB IBB HBP BLK WP HR S P ERA WHIP |
| John Wasdin, R ERA: 4.17 (1, 1) | 6.0 W 26 6 2 2 3 2 0 0 0 0 0 0 54 92 3.00 1.333 | | | | | | | | | | | | |
| 43 Kameron Loe, R ERA: 4.19 (7, 1) | 3.0 S 12 2 1 1 4 0 0 0 0 0 0 1 29 40 3.00 0.667 | | | | | | | | | | | | |
| 43 Kameron Loe, R ERA: 4.19 (9, 1) | 3.0 S 12 2 1 1 4 0 0 0 0 0 0 1 29 40 3.00 0.667 | | | | | | | | | | | | |

Baltimore Orioles @ Texas Rangers
 Ameriquet Field, Arlington, TX
 Sat Aug 06 2005, 4:05 PM EDT
 Att: 34,632 - Partly Cloudy - 92 F

livebaseballscorecards.com

| | |
|------------|----|
| AB | 36 |
| R | 3 |
| H | 8 |
| RBI | 3 |
| BB | 2 |
| SO | 7 |
| LOB | 15 |



| Batter | 1 | 2 | 3 | 4 | 5 | 6 | 7 | 8 | 9 |
|---|-----------------------|--------------------|-------------|----------------------|---------------|-----------------|-----------------|---|---|
| David Dellucci, L (1, 7) OBP: 0.401, SLG: 0.509 | 2-3 K | 3-2 HR | | 1-3 K | 1-2 1B | | 3-1 1B | | |
| 10 Michael Young, R (1, 6) OBP: 0.383, SLG: 0.504 Mark DeRosa, R (9, 6) OBP: 0.297, SLG: 0.409 | 3-3 K | 4-1 BB | | 4-2 23 HR BB | 1-0 G5-4-3 | | 2-2 F9 | | |
| 23 Mark Teixeira, S (1, 3) OBP: 0.347, SLG: 0.530 43 Kameron Loe, R (9, 1) | 0-3 K | 1-3 K | | 1-1 HR | 0-0 F9 | | 1-3 K | | |
| 9 Hank Blalock, L (1, 5) OBP: 0.340, SLG: 0.485 | | | | 2-0 HR | | 0-0 G3 | 1-3 K | | |
| Alfonso Soriano, R (1, 4) OBP: 0.325, SLG: 0.553 | | 2-1 BB 1B | 0-1 G6-3 | 4-2 1B E BB | | 1-0 L1-3 | 2-2 BB 1B | | |
| Phil Nevin, R (1, 10) OBP: 0.307, SLG: 0.411 | 0-3 K | 3-2 FC5-4 1B | | 1-1 E BB 1B | | 1-2 F7 | 4-0 1B BB | | |
| Kevin Mench, R (1, 9) OBP: 0.339, SLG: 0.497 | 4-2 BB HR BB | 1-3 K | | 4-0 E BB | | 4-0 1B BB | 3-1 F9 | | |
| Gary Matthews, S (1, 8) OBP: 0.314, SLG: 0.467 Marshall McDougall, R (9, 9) OBP: 0.400, SLG: 0.400 | 4-2 HR BB | 1-1 FC5-4 | | 2-1 E4 | | 0-1 F9 | | | |
| Sandy Alomar Jr., R (1, 2) OBP: 0.309, SLG: 0.324 | 4-2 HR BB | | | G4-3 P1 | | 0-1 F9 | | | |

| Inning Stats | R: 0 E: 0 K: 3 S: 10 | H: 0 LOB: 0 BB: 0 P: 15 | R: 6 E: 2 K: 2 S: 24 | H: 3 LOB: 1 BB: 4 P: 47 | R: 0 E: 0 K: 1 S: 13 | H: 1 LOB: 1 BB: 0 P: 18 | R: 4 E: 1 K: 1 S: 20 | H: 3 LOB: 3 BB: 3 P: 42 | R: 0 E: 0 K: 0 S: 5 | H: 1 LOB: 0 BB: 0 P: 7 | R: 0 E: 0 K: 0 S: 6 | H: 0 LOB: 0 BB: 0 P: 8 | R: 0 E: 0 K: 0 S: 9 | H: 1 LOB: 2 BB: 1 P: 18 | R: 0 E: 0 K: 2 S: 11 | H: 1 LOB: 2 BB: 1 P: 22 |
|--------------|-------------------------------|----------------------------------|-------------------------------|----------------------------------|-------------------------------|----------------------------------|-------------------------------|----------------------------------|------------------------------|---------------------------------|------------------------------|---------------------------------|------------------------------|----------------------------------|-------------------------------|----------------------------------|
|--------------|-------------------------------|----------------------------------|-------------------------------|----------------------------------|-------------------------------|----------------------------------|-------------------------------|----------------------------------|------------------------------|---------------------------------|------------------------------|---------------------------------|------------------------------|----------------------------------|-------------------------------|----------------------------------|

| PITCHER | IP | WLS | BF | H | R | ER | SO | BB | IBB | HBP | BLK | WP | HR | S | P | ERA | WHIP |
|--|-----|-----|----|---|---|----|----|----|-----|-----|-----|----|----|----|----|-------|-------|
| 40 Daniel Cabrera, R (1, 1) ERA: 5.09 | 3.2 | L | 21 | 5 | 8 | 8 | 7 | 5 | 0 | 0 | 0 | 0 | 2 | 58 | 98 | 19.64 | 2.727 |
| 37 Chris Ray, R (4, 1) ERA: 2.96 | 1.1 | | 9 | 3 | 2 | 1 | 0 | 2 | 0 | 0 | 0 | 0 | 1 | 14 | 31 | 6.75 | 3.750 |
| Steve Kline, L (6, 1) ERA: 5.04 | 3.0 | | 13 | 2 | 0 | 0 | 2 | 2 | 0 | 0 | 0 | 0 | 0 | 26 | 48 | 0.00 | 1.333 |

BOTTOM


Baltimore Orioles @ Texas Rangers
 Ameriquet Field, Arlington, TX

Sat Aug 06 2005, 4:05 PM EDT
 Att. 34,632 - Partly Cloudy - 92 F

| | | | | | | |
|----|---|---|-----|----|----|-----|
| AB | R | H | RBI | BB | SO | LOB |
| 5 | 1 | 3 | 4 | 0 | 2 | 0 |
| 3 | 1 | 0 | 0 | 2 | 1 | 3 |
| 0 | 0 | 0 | 0 | 0 | 0 | 0 |
| 5 | 1 | 1 | 2 | 0 | 3 | 1 |
| 0 | 0 | 0 | 0 | 0 | 0 | 0 |
| 5 | 2 | 2 | 1 | 0 | 1 | 1 |
| 4 | 2 | 2 | 0 | 1 | 0 | 0 |
| 4 | 0 | 2 | 0 | 1 | 1 | 2 |
| 2 | 1 | 0 | 0 | 3 | 1 | 3 |
| 3 | 1 | 0 | 1 | 1 | 0 | 4 |
| 0 | 0 | 0 | 0 | 0 | 0 | 0 |
| 3 | 1 | 0 | 1 | 1 | 0 | 4 |

| | |
|-----|----|
| AB | 34 |
| R | 10 |
| H | 10 |
| RBI | 9 |
| BB | 9 |
| SO | 9 |
| LOB | 18 |

livebaseballscorecards.com



| | |
|-------|--------|
| WP: 0 | PA: 43 |
| PB: 0 | CS: 0 |
| SB: 0 | |
| 1B: 7 | SF: 0 |
| 2B: 0 | SAC: 0 |
| 3B: 0 | DP: 1 |
| HR: 3 | HBP: 0 |

| Batter | 1 | 2 | 3 | 4 | 5 | 6 | 7 | 8 | 9 | AB R H RBI BB SO LOB | TOP | | |
|--|--|---|---|---|---|---|--|---|--|---|--|----------------|---|
| 1 Brian Roberts, S OBP: 0.397, SLG: 0.545 (1, 4) | 0-0 F8 | | 1-0 G4-3 | | 1-1 G5-4-3 1B | | | 1-2 10 1B 1B | | 4 1 2 0 0 0 0 | <p>Baltimore Orioles @ Texas Rangers Ameriquet Field, Arlington, TX Sun Aug 07 2005, 2:05 PM EDT Att. 27,137 - Partly Cloudy - 89 F</p> | | |
| Eric Byrnes, R OBP: 0.325, SLG: 0.438 (1, 7) | 1-3 K | | 0-3 K | | 0-0 G5-4-3 1-2f | | | 2-2 FC4-6 10 1B G1-3 1B | 4 1 1 1 0 2 1 | | | | |
| 10 Miguel Tejada, R OBP: 0.362, SLG: 0.567 (1, 6) | 2-2 F7 | | 1-1 G5-3 | | 0-0 B1-3 | | | 1-0 FC4-6 1B 1-2 2-H | 4 0 1 1 0 0 0 | | | | |
| B.J. Surhoff, L OBP: 0.284, SLG: 0.381 (1, 3) Chris Gomez, R OBP: 0.350, SLG: 0.354 (8, PR) (8, 3) | | 0-1 G4-3 | | 2-0 31 1B 1B | 0-1 G6-3 | | | 0-2 FC4-6 G1-3 1-2f 2-3 | 4 0 1 0 0 0 2 0 0 0 0 0 0 0 | | | | |
| Sammy Sosa, R OBP: 0.315, SLG: 0.409 (1, 10) | | 4-2 1B 1B BB | | 0-0 F9 | 2-2 G5-3 | | | 0-0 G1-3 1-2 3-H | 3 0 0 1 1 0 2 | | | | |
| 31 Jay Gibbons, L OBP: 0.293, SLG: 0.497 (1, 9) | | 3-2 F7 | | 2-1 1-2 1B | | 1-3 K | | 0-0 G3-1 | 4 0 1 0 0 1 3 | | | | |
| Luis Matos, R OBP: 0.342, SLG: 0.387 (1, 8) | | 0-1 1-2 1B 1B | | 2-2 F9 | | 1-2 F7 | | 2-1 G4-3 | 4 0 1 0 0 0 2 | | | | |
| David Newhan, L OBP: 0.284, SLG: 0.340 (1, 5) | | 2-2 1-2 2-3 1B | | 1-2 G4-3 | | 0-1 L4 | | 1-1 G4-6-3 1B | 4 0 2 0 0 0 2 | | | | |
| Sal Fasano, R OBP: 0.315, SLG: 0.470 (1, 2) | | 2-2 F8 | | 2-1 F7 | | 0-1 1 1B 1B | | 1-1 G4-6-3 1-2f | 4 1 1 0 0 0 4 | | | | |
| Inning Stats | R: 0 E: 0 K: 1 S: 7 H: 0 LOB: 0 BB: 0 P: 10 | R: 0 E: 0 K: 0 S: 20 H: 2 LOB: 3 BB: 1 P: 31 | R: 0 E: 0 K: 1 S: 7 H: 0 LOB: 0 BB: 0 P: 9 | R: 0 E: 0 K: 0 S: 10 H: 2 LOB: 2 BB: 0 P: 17 | R: 0 E: 0 K: 0 S: 5 H: 1 LOB: 0 BB: 0 P: 8 | R: 0 E: 0 K: 0 S: 6 H: 0 LOB: 0 BB: 0 P: 8 | R: 0 E: 0 K: 1 S: 9 H: 0 LOB: 0 BB: 0 P: 11 | R: 3 E: 0 K: 0 S: 16 H: 4 LOB: 2 BB: 0 P: 20 | R: 0 E: 0 K: 0 S: 6 H: 1 LOB: 0 BB: 0 P: 10 | 1B: 10 SF: 0 2B: 0 SAC: 0 3B: 0 DP: 2 HR: 0 HBP: 0 | WP: 0 PA: 36 PB: 0 SB: 0 CS: 0 | | |
| PITCHER | IP WLS BF H R ER SO BB IBB HBP BLK WP HR S P ERA WHIP | | | | | | | | | | | PITCHER | IP WLS BF H R ER SO BB IBB HBP BLK WP HR S P ERA WHIP |
| Chris Young, R ERA: 4.67 (1, 1) | 7.0 W 26 5 0 0 3 1 0 0 0 0 0 0 64 94 0.00 0.857 | | | | | | | | | | | | |
| Kevin Gryboski, R ERA: 4.13 (8, 1) | 1.0 7 4 3 3 0 0 0 0 0 0 0 0 16 20 27.00 4.000 | | | | | | | | | | | | |
| Doug Brocail, R ERA: 4.14 (9, 1) | 1.0 3 1 0 0 0 0 0 0 0 0 0 0 6 10 0.00 1.000 | | | | | | | | | | | | |

livebaseballscorecards.com

| | |
|-----|----|
| AB | 35 |
| R | 3 |
| H | 10 |
| RBI | 3 |
| BB | 1 |
| SO | 3 |
| LOB | 16 |



| Batter | 1 | 2 | 3 | 4 | 5 | 6 | 7 | 8 | 9 | AB R H RBI BB SO LOB | TOP | | | | | | | | | | | | | | | | | | | | | | | | |
|--|---|----------------------------------|-------------------------------|----------------------------------|------------------------------|----------------------------------|-------------------------------|----------------------------------|-------------------------------|----------------------------------|---|----------------------------------|-------------------------------|----------------------------------|-------------------------------|----------------------------------|------------------------------|----------------------------------|-----------------------------------|------------------------------------|----------------------------------|--------|--|--|--|--|--|--|--|--|--|--|--|--|--|
| David Dellucci, L (1, 7) OBP: 0.395, SLG: 0.502 | 3-2 10 1B 2B | 1-1 10 FC5-4 1B | | 3-2 G4-3 | 2-1 G4-6-3 | | | 1-3 K | 1-1 G4-3 | 6 1 2 0 0 1 3 | | | | | | | | | | | | | | | | | | | | | | | | | |
| 10 Michael Young, R (1, 6) OBP: 0.386, SLG: 0.508 | 0-1 9 2B 1B | 3-2 23 BB E 1B | | 3-3 K | | 1-0 G1-3 | | 1-1 23 2B 9 SF7 1B | | 5 2 2 1 0 1 2 | | | | | | | | | | | | | | | | | | | | | | | | | |
| 23 Mark Teixeira, S (1, 3) OBP: 0.354, SLG: 0.542 | 4-0 9 2B G3-1 BB | 0-1 E3 | | 4-2 9 1B BB | | 2-3 K | | 0-0 1B 2B | | 3 1 1 0 2 1 1 | | | | | | | | | | | | | | | | | | | | | | | | | |
| 9 Hank Blalock, L (1, 5) OBP: 0.342, SLG: 0.487 | 0-1 G3-1 2B | 3-2 L9 | | 1-2 1B | | 3-2 1B | | 0-0 SF7 | | 4 0 3 2 0 0 2 | | | | | | | | | | | | | | | | | | | | | | | | | |
| Alfonso Soriano, R (1, 4) OBP: 0.325, SLG: 0.549 | 0-0 G3-1 2B | | 2-0 G6-4-3 1B | 1-0 P4 | | 2-2 G6-3 1B | | 1-0 1B | | 5 0 2 1 0 0 4 | | | | | | | | | | | | | | | | | | | | | | | | | |
| Phil Nevin, R (1, 10) OBP: 0.305, SLG: 0.409 | 2-3 K | | 1-1 G6-4-3 1B | | 2-2 WP 1B 2B | | 1-2 F8 | 1-2 F8 | | 5 1 1 0 0 1 4 | | | | | | | | | | | | | | | | | | | | | | | | | |
| Kevin Mench, R (1, 9) OBP: 0.341, SLG: 0.503 | 2-0 G5-3 | | 2-2 BB 1B | | 1-1 FC1 1B | | 0-0 G3 1B | | 1-2 G6-3 | 5 0 2 0 0 0 2 | AB 42 R 6 H 16 RBI 5 BB 3 SO 4 LOB 25 | | | | | | | | | | | | | | | | | | | | | | | | |
| Gary Matthews, S (1, 8) OBP: 0.321, SLG: 0.479 | | 3-1 10 FC5-4 23 E 1B | | 4-0 1B BB | | 1-1 P5 | | 2-2 G3 | 1-1 F7 | 4 1 1 0 1 0 3 | | | | | | | | | | | | | | | | | | | | | | | | | |
| Rod Barajas, R (1, 2) OBP: 0.312, SLG: 0.423 | | 0-0 L5 | | 1-1 G3 | | 1-0 G4-6-3 1B | | 0-1 G6-3 | 0-0 1B | 5 0 2 1 0 0 4 | | | | | | | | | | | | | | | | | | | | | | | | | |
| Inning Stats | R: 3 E: 0 K: 1 S: 12 | H: 3 LOB: 1 BB: 1 P: 23 | R: 1 E: 1 K: 0 S: 13 | H: 2 LOB: 2 BB: 0 P: 23 | R: 0 E: 0 K: 0 S: 8 | H: 2 LOB: 2 BB: 1 P: 18 | R: 0 E: 0 K: 1 S: 14 | H: 1 LOB: 2 BB: 1 P: 26 | R: 1 E: 0 K: 0 S: 11 | H: 2 LOB: 1 BB: 0 P: 18 | R: 0 E: 0 K: 1 S: 13 | H: 1 LOB: 1 BB: 0 P: 21 | R: 0 E: 0 K: 0 S: 12 | H: 1 LOB: 1 BB: 0 P: 15 | R: 1 E: 0 K: 1 S: 12 | H: 3 LOB: 2 BB: 0 P: 16 | R: 0 E: 0 K: 0 S: 8 | H: 1 LOB: 1 BB: 0 P: 11 | 1B: 12 2B: 4 3B: 0 HR: 0 | SF: 1 SAC: 0 DP: 2 HBP: 0 | WP: 1 PB: 0 SB: 0 CS: 0 | PA: 46 | | | | | | | | | | | | | |
| PITCHER | IP WLS BF H R ER SO BB IBB HBP BLK WP HR S P ERA WHIP | | | | | | | | | | | | | | | | | | | | | | | | | | | | | | | | | | |
| Wade Miller, R (1, 1) ERA: 4.95 | 4.1 | | 10 | 5 | 4 | 2 | 3 | 0 | 0 | 0 | 1 | 0 | 56 | 104 | 8.31 | 3.000 | | | | | | | | | | | | | | | | | | | |
| Geremi Gonzalez, R (5, 1) ERA: 6.32 | 2.2 | W | 9 | 2 | 0 | 1 | 0 | 0 | 0 | 0 | 0 | 0 | 27 | 40 | 0.00 | 0.750 | | | | | | | | | | | | | | | | | | | |
| 50 Mike Timlin, R (8, 1) ERA: 1.46 | 1.0 | | 6 | 3 | 1 | 1 | 0 | 0 | 0 | 0 | 0 | 0 | 12 | 16 | 9.00 | 3.000 | | | | | | | | | | | | | | | | | | | |
| Chad Bradford, R (9, 1) ERA: 1.93 | 1.0 | | 4 | 1 | 0 | 0 | 0 | 0 | 0 | 0 | 0 | 0 | 8 | 11 | 0.00 | 1.000 | | | | | | | | | | | | | | | | | | | |

Texas Rangers @ Boston Red Sox
Fenway Park, Boston, MA
Mon Aug 08 2005, 7:05 PM EDT
Att. 35,453 - Overcast - 83 F

livebaseballscorecards.com



| Batter | 1 | 2 | 3 | 4 | 5 | 6 | 7 | 8 | 9 |
|--|----------------|------|------|-------------------|----------------|------|---------------------|---|---|
| 18 Johnny Damon, L OBP: 0.385, SLG: 0.485 (1, 8) | F8 L9 | | | P4 | G6-3 | | E 1B | | |
| Edgar Renteria, R OBP: 0.343, SLG: 0.384 (1, 6) | 34 HR 1B | F9 | | 34 WP BB | | G4-3 | G6-3 | | |
| 34 David Ortiz, L OBP: 0.394, SLG: 0.562 (1, 10) | HR | G3-1 | | G4-3 BB | | L9 | | K | |
| Manny Ramirez, R OBP: 0.376, SLG: 0.591 Adam Stern, L OBP: 0.200, SLG: 0.357 (1, 7) (9, 9) | F7 BB 1B BB | K | | G4-3 | | F9 | G6-3 | | |
| Jason Varitek, S OBP: 0.382, SLG: 0.543 (1, 2) | 1B 1B BB | | K | | K | | E4 1B 1B | K | |
| Kevin Millar, R OBP: 0.361, SLG: 0.375 (1, 9) (8, 3) | F7 | | G5-3 | | 1B HR 1B | | G1-6-3 1B | | |
| Roberto Petagine, L OBP: 0.308, SLG: 0.333 Gabe Kapler, R OBP: 0.391, SLG: 0.545 (1, 3) (7, PH) (8, 9) (9, 7) | 13 1B 1B | | F8 | | HR 1B | | G1-6-3 | | |
| Tony Graffanino, R OBP: 0.377, SLG: 0.400 20 Kevin Youkilis, R OBP: 0.384, SLG: 0.429 (1, 4) (8, 5) | 13 1B | | | BB 34 WP 1B | HR | | 13 1B IBB | | |
| 13 Alex Cora, L OBP: 0.252, SLG: 0.295 (1, 5) (8, 4) | 1B | | | 34 WP BB 1B | G3 | | 18 1B E BB | | |

| Inning Stats | R: 4 E: 0 K: 0 S: 22 | H: 5 LOB: 3 BB: 2 P: 40 | R: 0 E: 0 K: 1 S: 7 | H: 0 LOB: 0 BB: 0 P: 11 | R: 0 E: 0 K: 1 S: 9 | H: 0 LOB: 0 BB: 0 P: 14 | R: 1 E: 0 K: 0 S: 13 | H: 2 LOB: 2 BB: 2 P: 27 | R: 3 E: 0 K: 1 S: 21 | H: 3 LOB: 0 BB: 0 P: 29 | R: 0 E: 0 K: 0 S: 5 | H: 0 LOB: 0 BB: 0 P: 11 | R: 3 E: 1 K: 0 S: 14 | H: 2 LOB: 1 BB: 2 P: 30 | R: 0 E: 0 K: 2 S: 11 | H: 0 LOB: 0 BB: 0 P: 19 |
|--------------|-------------------------------|----------------------------------|------------------------------|----------------------------------|------------------------------|----------------------------------|-------------------------------|----------------------------------|-------------------------------|----------------------------------|------------------------------|----------------------------------|-------------------------------|----------------------------------|-------------------------------|----------------------------------|
|--------------|-------------------------------|----------------------------------|------------------------------|----------------------------------|------------------------------|----------------------------------|-------------------------------|----------------------------------|-------------------------------|----------------------------------|------------------------------|----------------------------------|-------------------------------|----------------------------------|-------------------------------|----------------------------------|

| PITCHER | | | | | | | | | | | | | | | | | | |
|--|-----|-----|----|---|---|----|----|----|-----|-----|-----|----|----|----|----|-------|-------|-------|
| | IP | WLS | BF | H | R | ER | SO | BB | IBB | HBP | BLK | WP | HR | S | P | ERA | WHIP | |
| Ricardo Rodriguez, R ERA: 5.53 (1, 1) | 0.2 | | 9 | 5 | 4 | 4 | 0 | 2 | 0 | 0 | 0 | 0 | 1 | 0 | 30 | 54 | 2.70 | 1.200 |
| James Baldwin, R ERA: 2.61 (1, 1) | 3.1 | | 13 | 2 | 1 | 1 | 2 | 2 | 0 | 0 | 0 | 1 | 0 | 30 | 54 | 2.70 | 1.200 | |
| Steve Karsay, R ERA: 6.3 (5, 1) | 2.0 | L | 11 | 4 | 5 | 4 | 1 | 0 | 0 | 0 | 0 | 0 | 1 | 30 | 46 | 18.00 | 2.000 | |
| Brian Shouse, L ERA: 4.38 (7, 1) | 1.0 | | 5 | 1 | 1 | 0 | 0 | 1 | 1 | 0 | 0 | 0 | 0 | 10 | 24 | 0.00 | 2.000 | |
| Francisco Cordero, R ERA: 3.4 (8, 1) | 1.0 | | 3 | 0 | 0 | 0 | 2 | 0 | 0 | 0 | 0 | 0 | 0 | 11 | 19 | 0.00 | 0.000 | |

AB R H RBI BB SO LOB

| | | | | | | |
|---|---|---|---|---|---|---|
| 5 | 0 | 1 | 2 | 0 | 0 | 5 |
| 4 | 1 | 1 | 0 | 1 | 0 | 1 |
| 4 | 1 | 1 | 2 | 1 | 1 | 0 |
| 4 | 1 | 0 | 0 | 1 | 1 | 3 |
| 0 | 0 | 0 | 0 | 0 | 0 | 0 |
| 4 | 2 | 0 | 0 | 1 | 3 | 0 |
| 4 | 1 | 2 | 0 | 0 | 0 | 2 |
| 3 | 1 | 2 | 1 | 0 | 0 | 0 |
| 1 | 0 | 0 | 0 | 0 | 0 | 2 |
| 3 | 3 | 3 | 4 | 1 | 0 | 0 |
| 0 | 0 | 0 | 0 | 0 | 0 | 0 |
| 3 | 1 | 2 | 0 | 1 | 0 | 0 |

| | |
|-----|----|
| AB | 35 |
| R | 11 |
| H | 12 |
| RBI | 9 |
| BB | 6 |
| SO | 5 |
| LOB | 13 |



| WP | HR | S | P | ERA | WHIP |
|----|----|---|----|-----|------|
| 1 | 0 | 0 | 41 | | |
| 0 | 0 | 0 | 2 | | |
| 2 | 0 | 0 | 0 | | |

Texas Rangers @ Boston Red Sox
Fenway Park, Boston, MA
Mon Aug 08 2005, 7:05 PM EDT
Att. 35,453 - Overcast - 83 F

livebaseballscorecards.com

BOTTOM

Texas Rangers @ Boston Red Sox
Fenway Park, Boston, MA

Tue Aug 09 2005, 7:05 PM EDT
Att. 35,308 - Cloudy - 82 F

livebaseballscorecards.com

AB 37
R 8
H 11
RBI 8
BB 7
SO 4
LOB 14



WP: 0 PA: 47
PB: 0
SB: 1
CS: 0

AB R H RBI BB SO LOB

5 1 2 0 1 0 4

6 0 1 1 0 0 3

3 1 0 0 2 1 2

4 2 2 1 1 1 1

5 1 1 1 0 1 2

3 1 1 1 1 0 0

0 0 0 0 0 0 0

0 0 0 0 0 0 0

2 0 1 2 1 0 0

2 0 0 0 0 0 1

4 2 2 1 1 1 1

1B: 8 SF: 1
2B: 2 SAC: 1
3B: 0 DP: 0
HR: 1 HBP: 1

| Batter | 1 | 2 | 3 | 4 | 5 | 6 | 7 | 8 | 9 | 10 |
|--|--------|----------|--------|---------------|------------------|----------|----------|--------------|---|-----------------|
| 18 Johnny Damon, L OBP: 0.387, SLG: 0.484 (1, 8) | 0-2 P5 | | 0-0 1B | | 1-2 1B | | | 0-0 P6 | | 4-0 1B IBB |
| Edgar Renteria, R OBP: 0.341, SLG: 0.381 (1, 6) | 3-2 F8 | | 1-0 F7 | | 0-0 P2 | 0-1 F7 | | 1-2 FC6-4 | | 3-2 1B |
| 34 David Ortiz, L OBP: 0.394, SLG: 0.558 (1, 10) | 4-2 BB | | 2-3 K | | 4-1 1B 2B BB | 0-0 G6-3 | | 1-2 F8 | | |
| Manny Ramirez, R OBP: 0.379, SLG: 0.593 (1, 7) | 2-3 K | | | 3-2 G3 SF9 2B | 3-2 2B 1B 1B | 4-0 BB | | 2-1 G5-3 | | |
| Jason Varitek, S OBP: 0.380, SLG: 0.541 (1, 2) | | 3-2 G4-3 | | 2-2 G3 | 1-2 1B 2B | 3-3 K | | 0-1 F8 | | |
| Kevin Millar, R OBP: 0.361, SLG: 0.375 (1, 9) | | 2-2 P5 | | 0-0 SF9 | 4-2 1B 13 HBP BB | | 1-1 G5-3 | 1-0 FC5-4 1B | | |
| Adam Stern, L OBP: 0.200, SLG: 0.357 (9, PR) | | | | | | | | | | |
| 20 Kevin Youkilis, R OBP: 0.384, SLG: 0.429 (10, 3) | | | | | | | | | | |
| Roberto Petagine, L OBP: 0.375, SLG: 0.357 (1, 3) | | 0-1 F9 | | 4-2 BB | 2-2 13 HBP 1B | | 3-2 G6-3 | 0-0 FC5-4 | | |
| Gabe Kapler, R OBP: 0.360, SLG: 0.500 (5, PR) | | | | | | | | | | |
| Bill Mueller, S OBP: 0.376, SLG: 0.420 (1, 5) | | | 2-2 HR | 1-3 K | 4-1 13 HBP BB | | 0-0 G4-3 | | | 3-2 13 SH2-4 1B |
| 13 Alex Cora, L OBP: 0.257, SLG: 0.295 (1, 4) | | | 2-2 F7 | | | | | 2-2 FC6-4 1B | | 0-0 SH2-4 |

| Inning Stats | R: 0 | H: 0 | E: 0 | K: 1 | S: 15 | H: 0 | LOB: 1 | BB: 1 | P: 24 | R: 0 | H: 0 | E: 0 | K: 0 | S: 9 | H: 0 | LOB: 0 | BB: 0 | P: 14 | R: 1 | H: 2 | E: 0 | K: 1 | S: 12 | H: 1 | LOB: 1 | BB: 0 | P: 19 | R: 1 | H: 1 | E: 0 | K: 1 | S: 15 | H: 0 | LOB: 1 | BB: 1 | P: 25 | R: 5 | H: 4 | E: 0 | K: 0 | S: 29 | H: 0 | LOB: 3 | BB: 3 | P: 50 | R: 0 | H: 0 | E: 0 | K: 0 | S: 6 | H: 0 | LOB: 0 | BB: 1 | P: 13 | R: 0 | H: 0 | E: 0 | K: 0 | S: 6 | H: 0 | LOB: 0 | BB: 0 | P: 10 | R: 0 | H: 1 | E: 0 | K: 0 | S: 10 | H: 0 | LOB: 1 | BB: 0 | P: 14 | R: 0 | H: 1 | E: 0 | K: 0 | S: 6 | H: 0 | LOB: 1 | BB: 0 | P: 9 | R: 1 | H: 2 | E: 0 | K: 0 | S: 10 | H: 0 | LOB: 2 | BB: 1 | P: 20 | 1B: 8 | SF: 1 | 2B: 2 | SAC: 1 | 3B: 0 | DP: 0 | HR: 1 | HBP: 1 |
|--------------|------|------|------|------|-------|------|--------|-------|-------|------|------|------|------|------|------|--------|-------|-------|------|------|------|------|-------|------|--------|-------|-------|------|------|------|------|-------|------|--------|-------|-------|------|------|------|------|-------|------|--------|-------|-------|------|------|------|------|------|------|--------|-------|-------|------|------|------|------|------|------|--------|-------|-------|------|------|------|------|-------|------|--------|-------|-------|------|------|------|------|------|------|--------|-------|------|------|------|------|------|-------|------|--------|-------|-------|-------|-------|-------|--------|-------|-------|-------|--------|
|--------------|------|------|------|------|-------|------|--------|-------|-------|------|------|------|------|------|------|--------|-------|-------|------|------|------|------|-------|------|--------|-------|-------|------|------|------|------|-------|------|--------|-------|-------|------|------|------|------|-------|------|--------|-------|-------|------|------|------|------|------|------|--------|-------|-------|------|------|------|------|------|------|--------|-------|-------|------|------|------|------|-------|------|--------|-------|-------|------|------|------|------|------|------|--------|-------|------|------|------|------|------|-------|------|--------|-------|-------|-------|-------|-------|--------|-------|-------|-------|--------|

| PITCHER | IP | WLS | BF | H | R | ER | SO | BB | IBB | HBP | BLK | WP | HR | S | P | ERA | WHIP |
|--|-----|-----|----|---|---|----|----|----|-----|-----|-----|----|----|----|-----|------|-------|
| 53 Joaquin Benoit, R ERA: 3.14 (1, 1) | 4.2 | | 22 | 5 | 5 | 5 | 3 | 3 | 0 | 0 | 0 | 0 | 1 | 62 | 102 | 9.64 | 1.714 |
| Doug Brocail, R ERA: 4.47 (5, 1) | 0.0 | | 5 | 2 | 2 | 2 | 0 | 2 | 0 | 1 | 0 | 0 | 0 | 14 | 26 | ∞ | ∞ |
| Erasmio Ramirez, L ERA: 3.88 (5, 1) | 1.1 | | 5 | 0 | 0 | 0 | 1 | 1 | 0 | 0 | 0 | 0 | 0 | 10 | 17 | 0.00 | 0.750 |
| 43 Kameron Loe, R ERA: 3.98 (7, 1) | 2.0 | | 7 | 1 | 0 | 0 | 0 | 0 | 0 | 0 | 0 | 0 | 0 | 16 | 24 | 0.00 | 0.500 |
| Kevin Gryboski, R ERA: 4.25 (9, 1) | 1.1 | L | 8 | 3 | 1 | 1 | 0 | 0 | 1 | 0 | 0 | 0 | 0 | 16 | 29 | 6.75 | 2.250 |

| Batter | 1 | 2 | 3 | 4 | 5 | 6 | 7 | 8 | 9 | AB R H RBI BB SO LOB | TOP | | |
|---|---|--|--|---|---|---|---|---|---|--|---|----------------|---|
| David Dellucci, L (1, 7) OBP: 0.392, SLG: 0.498 | 1-2 F8 | | 0-2 F9 | | | 1-3 K | | 2-1 10 F9 9 2B 2-H 2B | 0-1 FC4-6 | 5 1 1 1 0 1 2 | | | |
| 10 Michael Young, R (1, 6) OBP: 0.381, SLG: 0.498 Marshall McDougall, R (9, PH) OBP: 0.333, SLG: 0.333 | 0-2 F8 | | 2-0 G5-3 | | | 0-3 K | | 3-1 F9 | 3-3 K | 4 0 0 0 0 1 2 1 0 0 0 0 1 1 | | | |
| 23 Mark Teixeira, S (1, 3) OBP: 0.358, SLG: 0.539 | 2-2 F8 | | | | 1-0 9 1B 1B | 4-1 9 1B BB | | 1-1 9 2B 1B HBP | | 2 1 1 0 1 0 0 | | | |
| 9 Hank Blalock, L (1, 5) OBP: 0.344, SLG: 0.488 | | 0-1 P5 | | 0-0 1B | | 0-0 1B | | 2-0 1B G5-3 2B | | 4 1 3 1 0 0 0 | | | |
| Alfonso Soriano, R (1, 4) OBP: 0.325, SLG: 0.544 | | 1-1 F9 | | 1-0 P4 | | 2-3 K | | 3-2 2-3 3-H 1B | | 4 0 1 1 0 1 3 | | | |
| Phil Nevin, R (1, 10) OBP: 0.300, SLG: 0.401 | | 2-3 K | | 1-1 G6-3 | | | 2-2 F9 | 0-2 G5-3 | | 4 0 0 1 0 1 2 | | | |
| Kevin Mench, R (1, 9) OBP: 0.339, SLG: 0.499 | | | 1-0 2B 2B | | 1-1 G3-1 | | 2-2 P3 | 0-0 L7 | | 4 1 1 0 0 0 1 | | | |
| Gary Matthews, S (1, 8) OBP: 0.331, SLG: 0.486 | | | 0-0 SH1-3 2-H 2B | | 0-1 F9 | | 1-1 G4-3 | | 2-0 FC4-6 1B | 4 0 2 1 0 0 0 | | | |
| Sandy Alomar Jr., R (1, 2) OBP: 0.313, SLG: 0.336 Mark DeRosa, R (9, PH) OBP: 0.293, SLG: 0.403 | | | 0-0 SH1-3 | | 0-2 F8 | | | 0-1 2B 2B | 3-3 K | 2 1 1 0 0 0 0 1 0 0 0 0 1 1 | | | |
| Inning Stats | R: 0 H: 0 E: 0 LOB: 0 K: 0 BB: 0 S: 10 P: 13 | R: 0 H: 0 E: 0 LOB: 0 K: 1 BB: 0 S: 7 P: 10 | R: 1 H: 2 E: 0 LOB: 1 K: 0 BB: 0 S: 7 P: 10 | R: 0 H: 2 E: 0 LOB: 1 K: 0 BB: 0 S: 5 P: 8 | R: 0 H: 0 E: 0 LOB: 0 K: 0 BB: 0 S: 7 P: 8 | R: 0 H: 1 E: 0 LOB: 2 K: 3 BB: 1 S: 12 P: 19 | R: 0 H: 0 E: 0 LOB: 0 K: 0 BB: 0 S: 11 P: 16 | R: 4 H: 4 E: 0 LOB: 1 K: 0 BB: 0 S: 16 P: 27 | R: 0 H: 1 E: 0 LOB: 1 K: 2 BB: 0 S: 10 P: 18 | 1B: 5 SF: 0 2B: 5 SAC: 1 3B: 0 DP: 0 HR: 0 HBP: 1 | WP: 0 PA: 38 PB: 0 SB: 1 CS: 0 | | |
| PITCHER | IP WLS BF H R ER SO BB IBB HBP BLK WP HR S P ERA WHIP | | | | | | | | | | | PITCHER | IP WLS BF H R ER SO BB IBB HBP BLK WP HR S P ERA WHIP |
| Bronson Arroyo, R (1, 1) ERA: 4.28 | 7.1 W 30 7 4 4 4 1 0 1 0 0 0 0 66 97 4.91 1.091 | | | | | | | | | | | | |
| Mike Myers, L (8, 1) ERA: 3.08 | 0.0 1 1 0 0 0 0 0 0 0 0 0 0 1 3 ∞ ∞ | | | | | | | | | | | | |
| Chad Bradford, R (8, 1) ERA: 2.61 | 0.1 H 2 1 1 1 0 0 0 0 0 0 0 0 7 10 27.00 3.000 | | | | | | | | | | | | |
| 50 Mike Timlin, R (8, 1) ERA: 1.42 | 0.1 H 1 0 0 0 0 0 0 0 0 0 0 0 1 1 0.00 0.000 | | | | | | | | | | | | |
| 17 Manny Delcarmen, R (9, 1) ERA: 5.79 | 1.0 4 1 0 0 2 0 0 0 0 0 0 0 0 10 18 0.00 1.000 | | | | | | | | | | | | |

Texas Rangers @ Boston Red Sox
 Fenway Park, Boston, MA
 Wed Aug 10 2005, 7:05 PM EDT
 Att. 35,379 - Clear - 83 F

livebaseballscorecards.com

AB 35
 R 5
 H 10
 RBI 5
 BB 1
 SO 6
 LOB 12



| Batter | 1 | 2 | 3 | 4 | 5 | 6 | 7 | 8 | 9 |
|---|-------------|-------------|-----------|-------------------------|-------------|--------------------------|---------------------------------|--------------------------------|---|
| 18 Johnny Damon, L OBP: 0.386, SLG: 0.481 | 0-1 F8 | | 2-1 L4 | 3-3 K | | 2-1 FC4-6 | | E1 1B | |
| Edgar Renteria, R OBP: 0.343, SLG: 0.385 | 3-2 G6-3 | | | 3-2 34 HR 1B | 0-3 K | | 0-0 34 WP 2B | E8 1B | |
| 34 David Ortiz, L OBP: 0.392, SLG: 0.554 | 2-2 G1-3 | | | 1-0 HR 1B | 2-3 K | | 1-2 G3 | SF8 1B | |
| Manny Ramirez, R OBP: 0.383, SLG: 0.602 Adam Stern, L OBP: 0.200, SLG: 0.357 | | 2-3 K | | 1-1 HR 1B | 4-1 BB | | 4-2 1B WP FC5-4 BB | 1-1 2B 1B | |
| Jason Varitek, S OBP: 0.380, SLG: 0.536 | | 2-1 G4-3 | | 1-1 F8 | 1-1 G4-3 | | 4-2 FC5-4 1B 1-2 BB | 4-0 2B HBP IBB | |
| Kevin Millar, R OBP: 0.362, SLG: 0.375 | | 0-3 K | | 0-2 2B 1B | | 0-3 K | 0-0 FC5-4 1B | 0-0 F4 | |
| Tony Graffanino, R OBP: 0.378, SLG: 0.408 | | 2-2 G1-3 | | 0-1 1B G5-3 2B | | 0-1 L7 | 1-2 FC5-4 | 0-0 HBP 18 BB 2B | |
| Bill Mueller, S OBP: 0.379, SLG: 0.421 20 Kevin Youkilis, R OBP: 0.384, SLG: 0.429 | | 0-0 G6-3 | | 1-0 G5-3 1B | | 2-0 BB 1B | 2-2 G3 | 4-1 18 BB HBP E BB | |
| Gabe Kapler, R OBP: 0.433, SLG: 0.556 | | 2-1 2B | | 3-2 G5-3 | | 4-0 18 FC4-6 BB | | 1-2 18 1B HBP | |

| Inning Stats | R: 0 | H: 0 | E: 0 | K: 0 | S: 8 | L: 0 | LOB: 0 | BB: 0 | P: 13 | R: 0 | H: 0 | E: 0 | K: 2 | S: 9 | R: 0 | H: 1 | E: 0 | K: 0 | S: 8 | R: 5 | H: 6 | E: 0 | K: 1 | S: 20 | R: 0 | H: 0 | E: 0 | K: 2 | S: 9 | R: 0 | H: 1 | E: 0 | K: 1 | S: 9 | R: 2 | H: 2 | E: 0 | K: 0 | S: 29 | R: 9 | H: 5 | E: 2 | K: 0 | S: 21 |
|--------------|------|------|------|------|------|------|--------|-------|-------|------|------|------|------|------|------|------|------|------|------|------|------|------|------|-------|------|------|------|------|------|------|------|------|------|------|------|------|------|------|-------|------|------|------|------|-------|
| | 0 | 0 | 0 | 0 | 8 | 0 | 0 | 0 | 13 | 0 | 0 | 0 | 2 | 9 | 0 | 1 | 0 | 0 | 8 | 5 | 6 | 0 | 1 | 20 | 0 | 1 | 0 | 2 | 0 | 2 | 0 | 1 | 9 | 2 | 0 | 0 | 29 | 9 | 5 | 2 | 0 | 21 | | |

| PITCHER | IP | WLS | BF | H | R | ER | SO | BB | IBB | HBP | BLK | WP | HR | S | P | ERA | WHIP |
|-------------------------------|--------|-----|----|---|---|----|----|----|-----|-----|-----|----|----|----|----|--------|--------|
| Kenny Rogers, L ERA: 2.99 | (1, 1) | 5.0 | 23 | 7 | 5 | 5 | 5 | 1 | 0 | 0 | 0 | 0 | 1 | 54 | 89 | 9.00 | 1.600 |
| Doug Brocail, R ERA: 4.69 | (6, 1) | 1.1 | 9 | 2 | 2 | 2 | 1 | 3 | 0 | 0 | 0 | 1 | 0 | 26 | 43 | 13.50 | 3.750 |
| Steve Karsay, R ERA: 6.75 | (7, 1) | 0.2 | 4 | 2 | 1 | 1 | 0 | 0 | 0 | 0 | 0 | 0 | 0 | 15 | 21 | 13.50 | 3.000 |
| Brian Shouse, L ERA: 4.81 | (8, 1) | 0.1 | 3 | 2 | 1 | 1 | 0 | 0 | 0 | 0 | 0 | 0 | 0 | 6 | 11 | 27.00 | 6.000 |
| Kevin Gryboski, R ERA: 5.1 | (8, 1) | 0.1 | 8 | 2 | 7 | 4 | 0 | 2 | 1 | 1 | 0 | 0 | 0 | 10 | 26 | 108.00 | 12.000 |

| AB | R | H | RBI | BB | SO | LOB |
|----|---|---|-----|----|----|-----|
| 5 | 2 | 1 | 1 | 1 | 1 | 4 |
| 6 | 3 | 3 | 1 | 0 | 1 | 0 |
| 5 | 1 | 1 | 1 | 0 | 1 | 2 |
| 3 | 3 | 2 | 3 | 2 | 1 | 0 |
| 0 | 0 | 0 | 0 | 0 | 0 | 0 |
| 3 | 1 | 0 | 0 | 2 | 0 | 1 |
| 5 | 1 | 2 | 0 | 0 | 2 | 3 |
| 5 | 2 | 2 | 3 | 0 | 0 | 2 |
| 4 | 1 | 2 | 1 | 1 | 0 | 2 |
| 0 | 0 | 0 | 0 | 0 | 0 | 0 |
| 3 | 2 | 2 | 2 | 1 | 0 | 1 |

| WP | HR | S | P | ERA | WHIP |
|----|----|---|---|------|-------|
| 1 | 0 | 2 | 2 | 0.00 | 0.000 |

Texas Rangers @ Boston Red Sox
Fenway Park, Boston, MA
 Wed Aug 10 2005, 7:05 PM EDT
 Att. 35,379 - Clear - 83 F

| | |
|-----|----|
| AB | 39 |
| R | 16 |
| H | 15 |
| RBI | 12 |
| BB | 7 |
| SO | 6 |
| LOB | 15 |



| Batter | 1 | 2 | 3 | 4 | 5 | 6 | 7 | 8 | 9 | AB R H RBI BB SO LOB | TOP | | | | | | | | | | | | | | | | | | | | | | | | | |
|--|---|----------------------------------|------------------------------|----------------------------------|------------------------------|----------------------------------|-------------------------------|----------------------------------|------------------------------|----------------------------------|-------------------------------|----------------------------------|-------------------------------|----------------------------------|-------------------------------|----------------------------------|-------------------------------|----------------------------------|----------------------------------|------------------------------------|----------------------------------|--------|--|--|--|--|--|--|--|--|--|--|--|--|--|--|
| David Dellucci, L (1, 7) OBP: 0.397, SLG: 0.525 | 3-2 HR | | 2-1 HR | | | 1-1 10 2B 23 G6-3 1B | 1 SAFE 0-0 10 HR 2B | 3-2 P2 | | 5 4 4 2 0 0 3 | | | | | | | | | | | | | | | | | | | | | | | | | | |
| 10 Michael Young, R (1, 6) OBP: 0.381, SLG: 0.505 | 2-3 K | | 0-2 G3 | | | 0-0 2B | 0-0 HR | | 1-3 K | 5 1 2 4 0 2 0 | | | | | | | | | | | | | | | | | | | | | | | | | | |
| 23 Mark Teixeira, S (1, 3) OBP: 0.358, SLG: 0.537 | 2-1 P5 | | | 2-2 L3 | | 0-0 G6-3 | 4-0 BB | | 3-2 1B | 4 0 1 1 1 0 1 | | | | | | | | | | | | | | | | | | | | | | | | | | |
| 9 Hank Blalock, L (1, 5) OBP: 0.341, SLG: 0.483 | 1-2 F8 | | | 2-2 L6 | | 2-3 K | 3-2 G5-3 | | 0-0 F9 | 5 0 0 0 0 1 3 | | | | | | | | | | | | | | | | | | | | | | | | | | |
| Alfonso Soriano, R (1, 4) OBP: 0.324, SLG: 0.540 | | | | 2-2 G6-3 | | 0-0 F7 | | 1-0 G5-3 | 3-3 K | 5 0 1 0 0 1 2 | | | | | | | | | | | | | | | | | | | | | | | | | | |
| Phil Nevin, R (1, 10) OBP: 0.297, SLG: 0.396 | | | | | | | | | | 4 0 0 0 0 0 1 | | | | | | | | | | | | | | | | | | | | | | | | | | |
| Gary Matthews, S (1, 8) OBP: 0.333, SLG: 0.485 | | | | | | | | | | 3 1 1 0 1 1 0 | | | | | | | | | | | | | | | | | | | | | | | | | | |
| Kevin Mench, R (1, 9) OBP: 0.338, SLG: 0.495 | | | | | | | | | | 3 0 0 0 1 0 1 | | | | | | | | | | | | | | | | | | | | | | | | | | |
| Rod Barajas, R (1, 2) OBP: 0.316, SLG: 0.429 | | | | | | | | | | 3 2 1 1 1 1 0 | | | | | | | | | | | | | | | | | | | | | | | | | | |
| Inning Stats | R: 1 E: 0 K: 1 S: 16 | H: 1 LOB: 0 BB: 0 P: 24 | R: 0 E: 0 K: 1 S: 6 | H: 1 LOB: 0 BB: 0 P: 10 | R: 1 E: 0 K: 0 S: 8 | H: 1 LOB: 0 BB: 0 P: 12 | R: 0 E: 0 K: 0 S: 10 | H: 0 LOB: 0 BB: 0 P: 16 | R: 0 E: 0 K: 0 S: 7 | H: 0 LOB: 0 BB: 0 P: 11 | R: 2 E: 0 K: 2 S: 11 | H: 2 LOB: 1 BB: 0 P: 14 | R: 4 E: 0 K: 0 S: 13 | H: 3 LOB: 1 BB: 2 P: 28 | R: 0 E: 0 K: 0 S: 10 | H: 1 LOB: 3 BB: 2 P: 24 | R: 0 E: 0 K: 2 S: 13 | H: 1 LOB: 1 BB: 0 P: 20 | 1B: 5 2B: 2 3B: 0 HR: 3 | SF: 0 SAC: 0 DP: 1 HBP: 0 | WP: 1 PB: 0 SB: 2 CS: 0 | PA: 41 | | | | | | | | | | | | | | |
| PITCHER | IP WLS BF H R ER SO BB IBB HBP BLK WP HR S P ERA WHIP | | | | | | | | | | | | | | | | | | | | | | | | | | | | | | | | | | | |
| Scott Proctor, R (1, 1) ERA: 5.2 | 5.0 | | 18 | 3 | 3 | 3 | 3 | 0 | 0 | 0 | 0 | 1 | 2 | 50 | 76 | 5.40 | 0.600 | | | | | | | | | | | | | | | | | | | |
| Alan Embree, L (6, 1) ERA: 7.53 | 0.2 | | 4 | 2 | 1 | 1 | 1 | 0 | 0 | 0 | 0 | 0 | 0 | 7 | 10 | 13.50 | 3.000 | | | | | | | | | | | | | | | | | | | |
| Felix Rodriguez, R (6, 1) ERA: 5.3 | 1.0 | H | 6 | 2 | 3 | 3 | 0 | 1 | 0 | 0 | 0 | 0 | 0 | 10 | 18 | 27.00 | 3.000 | | | | | | | | | | | | | | | | | | | |
| Tanyon Sturtze, R (7, 1) ERA: 4.4 | 0.1 | W | 3 | 1 | 1 | 1 | 0 | 1 | 0 | 0 | 0 | 0 | 1 | 4 | 11 | 27.00 | 6.000 | | | | | | | | | | | | | | | | | | | |
| Tom Gordon, R (8, 1) ERA: 2.88 | 0.2 | H | 5 | 1 | 0 | 0 | 0 | 2 | 0 | 0 | 0 | 0 | 0 | 7 | 18 | 0.00 | 4.500 | | | | | | | | | | | | | | | | | | | |
| PITCHER | IP WLS BF H R ER SO BB IBB HBP BLK WP HR S P ERA WHIP | | | | | | | | | | | | | | | | | | | | | | | | | | | | | | | | | | | |
| 42 Mariano Rivera, R (8, 1) ERA: 1.03 | 1.1 | S | 5 | 1 | 0 | 0 | 2 | 0 | 0 | 0 | 0 | 0 | 0 | 16 | 26 | 0.00 | 0.750 | | | | | | | | | | | | | | | | | | | |

Texas Rangers @ New York Yankees
 Yankee Stadium, Bronx, NY
 Thu Aug 11 2005, 7:05 PM EDT
 Att. 54,283 - Cloudy - 91 F

livebaseballscorecards.com

| | |
|-----|----|
| AB | 37 |
| R | 8 |
| H | 10 |
| RBI | 8 |
| BB | 4 |
| SO | 6 |
| LOB | 11 |



BOTTOM

Texas Rangers @ New York Yankees
Yankee Stadium, Bronx, NY
Thu Aug 11 2005, 7:05 PM EDT
Att. 54,283 - Cloudy - 91 F

livebaseballscorecards.com

AB 35
R 9
H 13
RBI 8
BB 8
SO 5
LOB 23



WP: 1 PA: 46
PB: 0
SB: 1
CS: 0

AB R H RBI BB SO LOB

6 2 3 1 0 0 5

4 1 1 2 1 0 2

5 1 3 0 0 1 2

3 0 0 0 2 3 4

5 2 2 2 0 0 4

3 1 0 0 1 1 2

4 1 1 2 1 0 2

2 0 1 1 2 0 0

3 1 2 0 0 0 2
0 0 0 0 1 0 0
0 0 0 0 0 0 0

1B: 6 SF: 1
2B: 4 SAC: 1
3B: 0 DP: 0
HR: 3 HBP: 1

| Batter | 1 | 2 | 3 | 4 | 5 | 6 | 7 | 8 | 9 | | | | | | | |
|---|------------------------------|----------------------------------|-------------------------------|----------------------------------|---------------------------------|---|------------------------------------|----------------------------------|-------------------------------|----------------------------------|-------------------------------|----------------------------------|------------------------------|----------------------------------|-------------------------------|----------------------------------|
| 2 Derek Jeter, R OBP: 0.388, SLG: 0.456 (1, 6) | 0-0 S 2B | 1-0 L7 | | 2-2 24 2B | 0-0 G5-3 | | 2-0 HR | 0-0 G5-3 | | | | | | | | |
| 24 Robinson Canó, L OBP: 0.306, SLG: 0.435 (1, 4) | 0-1 F7 | | 4-1 55 1B BB | 1-1 2B | 1-1 F9 | | 3-1 G6-3 | | | | | | | | | |
| Gary Sheffield, R OBP: 0.396, SLG: 0.528 (1, 9) | 1-3 K | | 2-2 55 1B 1B | 1-2 F8 | | 3-2 55 E 2B | 1-1 55 WP 13 BLK 1B | | | | | | | | | |
| 13 Alex Rodriguez, R OBP: 0.417, SLG: 0.593 (1, 5) | 4-0 BB | | 1-3 K | 0-3 K | | 4-2 55 FC3-6 BB | 2-3 K | | | | | | | | | |
| 55 Hideki Matsui, L OBP: 0.360, SLG: 0.499 (1, 7) | 1-0 F7 | | 3-1 1B | | 1-2 HR | 1-0 FC3-6 20 BB 25 BB SF8 | 1-0 F9 | | | | | | | | | |
| 25 Jason Giambi, L OBP: 0.447, SLG: 0.547 (1, 10) | | 2-2 F8 | 1-3 K | | 2-0 20 HR HBP | 4-1 20 BB | 2-1 G4-3 | | | | | | | | | |
| 20 Jorge Posada, S OBP: 0.332, SLG: 0.412 (1, 2) | | 2-2 L7 | 0-0 G4-3 | | 1-0 HR | 4-2 FC1-6 BB | 2-2 G6-3 | | | | | | | | | |
| Tino Martinez, L OBP: 0.325, SLG: 0.469 (1, 3) | | 4-2 1B BB | | 0-0 G4-3 | 0-1 G5-3 2 SH5-3 1B | 0-0 SF8 | 4-1 BB BB | | | | | | | | | |
| Tony Womack, L OBP: 0.275, SLG: 0.271 (1, 8) | | 0-2 1B | | 0-2 2 2B 24 2B 1B | 0-0 SH5-3 | 0-0 FC1-6 | 4-2 BB | | | | | | | | | |
| Bernie Williams, S OBP: 0.327, SLG: 0.362 (8, PH) | | | | | | | | | | | | | | | | |
| Bubba Crosby, L OBP: 0.250, SLG: 0.189 (8, PR) | | | | | | | | | | | | | | | | |
| Inning Stats | R: 0 E: 0 K: 1 S: 8 | H: 1 LOB: 2 BB: 1 P: 14 | R: 0 E: 0 K: 0 S: 16 | H: 1 LOB: 2 BB: 1 P: 25 | R: 1 E: 0 K: 2 S: 13 | H: 2 LOB: 2 BB: 1 P: 24 | R: 2 E: 0 K: 1 S: 16 | H: 3 LOB: 1 BB: 0 P: 20 | R: 3 E: 0 K: 0 S: 10 | H: 3 LOB: 1 BB: 0 P: 15 | R: 2 E: 1 K: 0 S: 15 | H: 1 LOB: 2 BB: 3 P: 31 | R: 1 E: 0 K: 1 S: 9 | H: 2 LOB: 1 BB: 0 P: 18 | R: 0 E: 0 K: 0 S: 12 | H: 0 LOB: 2 BB: 2 P: 24 |

| PITCHER | IP | WLS | BF | H | R | ER | SO | BB | IBB | HBP | BLK | WP | HR | S | P | ERA | WHIP |
|--------------------------------------|-----|-----|----|---|---|----|----|----|-----|-----|-----|----|----|----|----|-------|-------|
| John Wasdin, R ERA: 4.56 (1, 1) | 4.0 | | 23 | 8 | 4 | 4 | 4 | 3 | 0 | 0 | 0 | 0 | 1 | 56 | 87 | 9.00 | 2.750 |
| Erasmó Ramirez, L ERA: 5.4 (5, 1) | 1.0 | | 6 | 2 | 2 | 2 | 0 | 0 | 0 | 1 | 0 | 0 | 1 | 7 | 11 | 18.00 | 2.000 |
| James Baldwin, R ERA: 3.18 (6, 1) | 1.2 | L | 11 | 3 | 3 | 3 | 1 | 3 | 0 | 0 | 1 | 0 | 1 | 23 | 47 | 16.20 | 3.600 |
| Brian Shouse, L ERA: 4.69 (7, 1) | 1.0 | | 4 | 0 | 0 | 0 | 0 | 1 | 0 | 0 | 0 | 1 | 0 | 7 | 16 | 0.00 | 1.000 |
| Steve Karsay, R ERA: 6.55 (8, 1) | 0.1 | | 2 | 0 | 0 | 0 | 0 | 1 | 0 | 0 | 0 | 0 | 0 | 6 | 10 | 0.00 | 3.000 |

| Batter | 1 | 2 | 3 | 4 | 5 | 6 | 7 | 8 | 9 | AB R H RBI BB SO LOB | TOP | | | | | | | | | | | |
|---|---|--|-------------------------------|----------------------------------|-------------------------------|----------------------------------|-------------------------------|----------------------------------|-------------------------------|----------------------------------|------------------------------|----------------------------------|-------------------------------|----------------------------------|------------------------------|----------------------------------|------------------------------|---------------------------------|----------------------------------|------------------------------------|----------------------------------|--------|
| Gary Matthews, S (1, 8) OBP: 0.340, SLG: 0.495 | 2-2 1B | 4-2 10 E BB | | 3-1 10 1B 3B | | 2-3 K | | 1-1 1B | | 4 1 3 1 1 1 0 | | | | | | | | | | | | |
| 10 Michael Young, R (1, 6) OBP: 0.379, SLG: 0.502 | 2-3 K | 1-2 FC6 | | 0-0 CS 23 1B 1B | | 1-1 G6-3 | | 1-1 F8 | | 5 0 1 1 0 1 3 | | | | | | | | | | | | |
| 23 Mark Teixeira, S (1, 3) OBP: 0.357, SLG: 0.533 | 1-1 F8 | 3-3 K | | 3-2 1-2 1B | | 3-2 F9 | | 0-1 L4 | | 5 0 1 0 0 1 3 | | | | | | | | | | | | |
| Phil Nevin, R (1, 10) OBP: 0.295, SLG: 0.393 | 3-2 G4-3 | | 1-1 F7 | 3-3 K | | 2-2 S 1B | | 1-3 K | | 5 0 1 0 0 2 3 | | | | | | | | | | | | |
| Alfonso Soriano, R (1, 4) OBP: 0.326, SLG: 0.546 | | 3-2 9 FC5-4 1B | 1-1 HR | | 3-3 K | | 4-2 1-2 BB | 2-0 F9 | | 4 1 2 1 1 1 0 | | | | | | | | | | | | |
| 9 Hank Blalock, L (1, 5) OBP: 0.338, SLG: 0.479 | | 1-1 FC5-4 HBP BB 1-2f | 0-0 F9 | | 2-0 G3 | | 1-2 F7 | | | 4 1 0 0 0 0 3 | | | | | | | | | | | | |
| Kevin Mench, R (1, 7) OBP: 0.339, SLG: 0.496 | | 3-2 G1-3 | 2-1 2B | | 4-1 BB | | 2-3 K | | | 3 0 1 0 1 1 3 | | | | | | | | | | | | |
| Mark DeRosa, R (1, 9) OBP: 0.295, SLG: 0.391 | | 4-0 BB 10 FC6 HBP BB | 1-2 F9 | | 1-3 K | | | 2-1 G6-3 | | 2 1 0 0 1 1 2 | | | | | | | | | | | | |
| David Dellucci, L (8, PH) OBP: 0.396, SLG: 0.524 | | | | | | | | | | 1 0 0 0 0 0 0 | | | | | | | | | | | | |
| Rod Barajas, R (1, 2) OBP: 0.315, SLG: 0.424 | | 3-2 10 FC6 10 E BB 1-2 2-3 HBP | | 2-2 F7 | | 0-1 F9 | | 1-2 P6 | | 3 1 0 0 0 0 0 | | | | | | | | | | | | |
| Inning Stats | R: 0 E: 0 K: 1 S: 11 | H: 1 LOB: 1 BB: 0 P: 19 | R: 3 E: 1 K: 1 S: 22 | H: 1 LOB: 2 BB: 2 P: 44 | R: 1 E: 0 K: 0 S: 10 | H: 2 LOB: 1 BB: 0 P: 15 | R: 1 E: 0 K: 1 S: 14 | H: 3 LOB: 2 BB: 0 P: 25 | R: 0 E: 0 K: 2 S: 11 | H: 0 LOB: 1 BB: 1 P: 21 | R: 0 E: 0 K: 1 S: 8 | H: 0 LOB: 0 BB: 0 P: 11 | R: 0 E: 0 K: 1 S: 20 | H: 1 LOB: 2 BB: 1 P: 32 | R: 0 E: 0 K: 0 S: 9 | H: 1 LOB: 1 BB: 0 P: 14 | R: 0 E: 0 K: 1 S: 6 | H: 0 LOB: 0 BB: 0 P: 9 | 1B: 6 2B: 2 3B: 1 HR: 1 | SF: 0 SAC: 0 DP: 1 HBP: 1 | WP: 0 PB: 0 SB: 1 CS: 1 | PA: 41 |
| PITCHER | IP WLS BF H R ER SO BB IBB HBP BLK WP HR S P ERA WHIP | | | | | | | | | | | | | | | | | | | | | |
| Al Leiter, L (1, 1) ERA: 6.14 | 5.0 W 26 7 5 3 5 3 0 1 0 0 0 1 68 124 5.40 2.000 | | | | | | | | | | | | | | | | | | | | | |
| Felix Rodriguez, R (6, 1) ERA: 4.95 | 1.1 H 6 1 0 0 1 1 0 0 0 0 0 0 18 30 0.00 1.500 | | | | | | | | | | | | | | | | | | | | | |
| Wayne Franklin, L (7, 1) ERA: 5.63 | 0.2 H 2 0 0 0 1 0 0 0 0 0 0 0 10 13 0.00 0.000 | | | | | | | | | | | | | | | | | | | | | |
| Shawn Chacon, R (8, 1) ERA: 3.5 | 1.0 H 4 1 0 0 0 0 0 0 0 0 0 0 9 14 0.00 1.000 | | | | | | | | | | | | | | | | | | | | | |
| Tanyon Sturtze, R (9, 1) ERA: 4.33 | 1.0 S 3 0 0 0 1 0 0 0 0 0 0 0 6 9 0.00 0.000 | | | | | | | | | | | | | | | | | | | | | |

Texas Rangers @ New York Yankees
Yankee Stadium, Bronx, NY
 Fri Aug 12 2005, 7:05 PM EDT
 Att: 54,442 - Partly Cloudy - 89 F

livebaseballscorecards.com

| | |
|-----|----|
| AB | 36 |
| R | 5 |
| H | 9 |
| RBI | 3 |
| BB | 4 |
| SO | 8 |
| LOB | 17 |



| Batter | 1 | 2 | 3 | 4 | 5 | 6 | 7 | 8 | 9 | AB R H RBI BB SO LOB |
|---|-----------|------------------|-----------------------------------|----------------------------------|-----------------|-------------|-----------------------|-----------------|---|----------------------|
| 2 Derek Jeter, R OBP: 0.390, SLG: 0.462 (1, 6) | 2-3 K | 4-2 BB | | 1-0 HR | 4-0 IBB | | | 3-3 K | | 3 1 1 1 2 2 0 |
| 24 Robinson Canó, L OBP: 0.307, SLG: 0.435 (1, 4) | 1-3 K | 0-0 F8 | | 1-1 FC1-4 1B | 0-1 G3 | | | 3-2 BB 1B | | 5 0 2 0 0 1 5 |
| Gary Sheffield, R OBP: 0.394, SLG: 0.523 (1, 9) | 2-2 E6 | | 0-2 F8 | 3-2 FC1-4 55 1B 1-2f | | 0-1 G1-3 | | 4-1 BB | | 4 0 0 0 1 0 1 |
| 13 Alex Rodriguez, R OBP: 0.415, SLG: 0.589 (1, 5) | 1-3 K | | 1-2 55 1B 20 2B 1B | 2-2 P3 | | 1-0 G6-3 | | 1-0 P6 | | 5 1 1 0 0 1 4 |
| 55 Hideki Matsui, L OBP: 0.364, SLG: 0.503 (1, 7) | | 1-0 F8 2B | 1-2 20 2B 1B | 1-0 1-3 1B | | 2-2 G4-3 | | | | 4 1 3 0 0 0 0 |
| 20 Jorge Posada, S OBP: 0.337, SLG: 0.415 (1, 2) | | 4-2 2B BB | 2-2 1B 2B 1-H 2-H | 0-3 K | | | 4-0 G4-6-3 BB | | | 2 1 1 1 2 1 2 |
| Tino Martinez, L OBP: 0.327, SLG: 0.469 (1, 3) | | 3-2 F8 | 1-2 HR 1B | | 3-2 G3 1B | | 0-3 K | | | 4 1 2 1 0 1 3 |
| Bernie Williams, S OBP: 0.326, SLG: 0.370 (1, 10) | | 2-3 K | 3-2 HR | | 3-3 K | | 2-2 G4-6-3 1-2f | | | 4 1 1 2 0 2 4 |
| Tony Womack, L OBP: 0.274, SLG: 0.275 (1, 8) | | 0-2 2B | 2-2 F7 | | 0-0 G3 | | | 2-3 K | | 4 0 1 1 0 1 1 |
| Bubba Crosby, L OBP: 0.250, SLG: 0.189 (9, 8) | | 1-3 3-H 2B | | | | | | | | 0 0 0 0 0 0 0 |

| Inning Stats | R: 0 | H: 0 | E: 1 | LOB: 1 | K: 3 | BB: 0 | S: 13 | R: 1 | H: 2 | E: 0 | LOB: 3 | K: 1 | BB: 2 | S: 17 | R: 4 | H: 5 | E: 0 | LOB: 0 | K: 0 | BB: 0 | S: 22 | R: 1 | H: 3 | E: 0 | LOB: 2 | K: 1 | BB: 0 | S: 13 | R: 0 | H: 1 | E: 0 | LOB: 2 | K: 1 | BB: 1 | S: 9 | R: 0 | H: 0 | E: 0 | LOB: 0 | K: 1 | BB: 0 | S: 7 | R: 0 | H: 0 | E: 0 | LOB: 0 | K: 1 | BB: 1 | S: 6 | R: 0 | H: 1 | E: 0 | LOB: 2 | K: 2 | BB: 1 | S: 17 | 1B: 7 | SF: 0 | 2B: 3 | SAC: 0 | 3B: 0 | DP: 1 | HR: 2 | HBP: 0 | WP: 0 | PA: 40 |
|--------------|------|------|------|--------|------|-------|-------|------|------|------|--------|------|-------|-------|------|------|------|--------|------|-------|-------|------|------|------|--------|------|-------|-------|------|------|------|--------|------|-------|------|------|------|------|--------|------|-------|------|------|------|------|--------|------|-------|------|------|------|------|--------|------|-------|-------|-------|-------|-------|--------|-------|-------|-------|--------|-------|--------|
|--------------|------|------|------|--------|------|-------|-------|------|------|------|--------|------|-------|-------|------|------|------|--------|------|-------|-------|------|------|------|--------|------|-------|-------|------|------|------|--------|------|-------|------|------|------|------|--------|------|-------|------|------|------|------|--------|------|-------|------|------|------|------|--------|------|-------|-------|-------|-------|-------|--------|-------|-------|-------|--------|-------|--------|

| PITCHER | IP | WLS | BF | H | R | ER | SO | BB | IBB | HBP | BLK | WP | HR | S | P | ERA | WHIP |
|--|-----|-----|----|---|---|----|----|----|-----|-----|-----|----|----|----|----|-------|-------|
| Chris Young, R ERA: 4.91 (1, 1) | 3.0 | | 18 | 7 | 5 | 5 | 4 | 2 | 0 | 0 | 0 | 0 | 1 | 52 | 82 | 15.00 | 3.000 |
| 36 C.J. Wilson, L ERA: 8.89 (4, 1) | 4.0 | L | 17 | 4 | 1 | 1 | 3 | 1 | 1 | 0 | 0 | 0 | 1 | 35 | 62 | 2.25 | 1.250 |
| Francisco Cordero, R ERA: 3.33 (8, 1) | 1.0 | | 5 | 1 | 0 | 0 | 2 | 1 | 0 | 0 | 0 | 0 | 0 | 17 | 30 | 0.00 | 2.000 |

BOTTOM

Texas Rangers @ New York Yankees
 Yankee Stadium, Bronx, NY
 Fri Aug 12 2005, 7:05 PM EDT
 Att. 54,442 - Partly Cloudy - 89 F

| | |
|-----|----|
| AB | 35 |
| R | 6 |
| H | 12 |
| RBI | 6 |
| BB | 5 |
| SO | 9 |
| LOB | 20 |



| WP | HR | S | P | ERA | WHIP |
|----|----|----|---|-------|-------|
| 0 | 1 | 17 | 3 | 15.00 | 3.000 |
| 0 | 1 | 35 | 6 | 2.25 | 1.250 |
| 0 | 0 | 17 | 3 | 0.00 | 2.000 |

| Batter | 1 | 2 | 3 | 4 | 5 | 6 | 7 | 8 | 9 | 10 | 11 | AB R H RBI BB SO LOB | TOP | | | | | | | | | | | | |
|--|---|----------------------------------|------------------------------|----------------------------------|------------------------------|----------------------------------|------------------------------|---------------------------------|-------------------------------|----------------------------------|-------------------------------|----------------------------------|-------------------------------|----------------------------------|-------------------------------|----------------------------------|------------------------------|----------------------------------|-------------------------------|----------------------------------|-----------------------------------|------------------------------------|----------------------------------|--------|--|
| David Dellucci, L (1, 7) OBP: 0.391, SLG: 0.515 | 3-2 L4 | | 2-2 F8 | | | 1-3 K | | 0-3 K | | 0-3 K | | 5 0 0 0 0 3 3 | | | | | | | | | | | | | |
| 10 Michael Young, R (1, 6) OBP: 0.379, SLG: 0.501 | 2-2 G4-3 | | | 0-1 G3-6-3 1B | | 1-2 G6-3 | | 0-0 FC6-4 | | 0-1 1B | | 5 0 2 0 0 0 2 | | | | | | | | | | | | | |
| 23 Mark Teixeira, S (1, 3) OBP: 0.353, SLG: 0.528 | 1-3 K | | | 1-0 G3-6-3 1-2f | | | 0-3 K | | 1-1 G6-3 | SAFE | 0-0 P2 | 5 0 0 0 0 2 2 | | | | | | | | | | | | | |
| 9 Hank Blalock, L (1, 5) OBP: 0.338, SLG: 0.478 | | 3-2 G4-3 | | 1-0 G4-3 | | | 1-2 K | | 1-2 HBP FC1-2 1B | | 0-0 1B | 5 0 2 0 0 1 0 | | | | | | | | | | | | | |
| Alfonso Soriano, R (1, 4) OBP: 0.327, SLG: 0.551 | | 0-1 F7 | | | 0-0 HR | | 3-3 K | | 0-0 FC1-2 HBP 1B | | 1-1 G5-3 | 5 2 2 1 0 1 2 | | | | | | | | | | | | | |
| Phil Nevin, R (1, 10) Marshall McDougall, R (9, PR) OBP: 0.298, SLG: 0.392 OBP: 0.298, SLG: 0.298 | | 0-2 F8 | | | 0-3 K | | | 3-2 HR 1B | 2-0 FC1-2 HBP 1B | | 0-2 G5-3 | 3 1 1 0 0 1 0 1 1 0 0 0 0 0 | | | | | | | | | | | | | |
| Gary Matthews, S (1, 8) OBP: 0.335, SLG: 0.487 | | | 1-1 F9 | | 3-3 K | | | 0-3 K 1B | 0-0 FC1-2 1B | | 0-1 F8 | 5 0 0 0 0 2 4 | | | | | | | | | | | | | |
| Kevin Mench, R (1, 9) OBP: 0.345, SLG: 0.510 | | | 0-1 1B | | 0-2 F7 | | | 0-0 HR 1B | 1-1 1B | | 3-2 2B | 5 1 4 4 0 0 0 | | | | | | | | | | | | | |
| Sandy Alomar Jr., R (1, 2) OBP: 0.316, SLG: 0.339 | | | 0-1 FC9-4-6 1-2f | | | 2-2 1B | | 1-0 FC6-4 1B | 0-3 K | | 0-1 G5-3 | 5 0 2 0 0 1 4 | | | | | | | | | | | | | |
| Inning Stats | R: 0 E: 0 K: 1 S: 10 | H: 0 LOB: 0 BB: 0 P: 16 | R: 0 E: 0 K: 0 S: 8 | H: 0 LOB: 0 BB: 0 P: 11 | R: 0 E: 0 K: 0 S: 9 | H: 1 LOB: 1 BB: 0 P: 12 | R: 0 E: 0 K: 2 S: 4 | H: 1 LOB: 0 BB: 0 P: 6 | R: 1 E: 0 K: 2 S: 16 | H: 1 LOB: 0 BB: 0 P: 19 | R: 0 E: 0 K: 1 S: 11 | H: 0 LOB: 0 BB: 0 P: 13 | R: 2 E: 0 K: 2 S: 14 | H: 3 LOB: 1 BB: 0 P: 18 | R: 2 E: 0 K: 1 S: 12 | H: 3 LOB: 2 BB: 0 P: 17 | R: 0 E: 0 K: 1 S: 9 | H: 2 LOB: 2 BB: 0 P: 10 | R: 0 E: 0 K: 0 S: 10 | H: 1 LOB: 1 BB: 0 P: 13 | 1B: 10 2B: 1 3B: 0 HR: 2 | SF: 0 SAC: 0 DP: 2 HBP: 1 | WP: 0 PB: 0 SB: 0 CS: 0 | PA: 45 | |
| PITCHER | IP WLS BF H R ER SO BB IBB HBP BLK WP HR S P ERA WHIP | | | | | | | | | | | | | | | | | | | | | | | | |
| 35 Mike Mussina, R (1, 1) ERA: 4.0 | 7.1 | | 26 | 6 | 3 | 3 | 8 | 0 | 0 | 0 | 0 | 0 | 0 | 2 | 76 | 104 | 3.68 | 0.818 | | | | | | | |
| Tom Gordon, R (8, 1) ERA: 2.85 | 0.2 | H | 3 | 1 | 0 | 0 | 1 | 0 | 0 | 0 | 0 | 0 | 0 | 0 | 5 | 6 | 0.00 | 1.500 | | | | | | | |
| 42 Mariano Rivera, R (9, 1) ERA: 1.33 | 2.0 | B | 12 | 5 | 2 | 2 | 2 | 0 | 0 | 1 | 0 | 0 | 0 | 0 | 21 | 27 | 9.00 | 2.500 | | | | | | | |
| Aaron Small, R (11, 1) ERA: 2.57 | 1.0 | W | 4 | 1 | 0 | 0 | 0 | 0 | 0 | 0 | 0 | 0 | 0 | 0 | 10 | 13 | 0.00 | 1.000 | | | | | | | |

Texas Rangers @ New York Yankees
 Yankee Stadium, Bronx, NY
 Sat Aug 13 2005, 1:05 PM EDT
 Att: 54,919 - Sunny - 95 F

livebaseballscorecards.com

| | |
|-----|----|
| AB | 44 |
| R | 5 |
| H | 13 |
| RBI | 5 |
| BB | 0 |
| SO | 11 |
| LOB | 17 |



| Batter | 1 | 2 | 3 | 4 | 5 | 6 | 7 | 8 | 9 | 10 | 11 | AB R H RBI BB SO LOB | BOTTOM | | | |
|--|---|--|---|---|--|--|---|---|---|---|--|---|--|-----|------|-------|
| 2 Derek Jeter, R OBP: 0.388, SLG: 0.459 (1, 6) | 0-1 24 1B 13 1B 1B | 1-2 G3 | | 2-1 G5-3 | | | 0-3 K | | 2-2 G1-3 | | | 5 1 1 0 0 1 1 | Texas Rangers @ New York Yankees Yankee Stadium, Bronx, NY Sat Aug 13 2005, 1:05 PM EDT Att. 54,919 - Sunny - 95 F | | | |
| 24 Robinson Cano, L OBP: 0.309, SLG: 0.437 (1, 4) | 0-0 13 1B 55 1B 1B | 1-0 P6 | | | 1-1 G4-3 | | 0-1 1B 2B | | 1-1 G3 | | | 5 2 2 0 0 0 1 | | | | |
| Gary Sheffield, R OBP: 0.395, SLG: 0.529 Bubba Crosby, L OBP: 0.244, SLG: 0.184 (7, PR) (8, 9) | 1-3 K | | 0-2 HR | | 1-3 K | | 1-2 13 S 2-H 1B | | 0-2 G6-3 | | | 4 1 2 2 0 2 2 1 0 0 0 0 0 0 | | | | |
| 13 Alex Rodriguez, R OBP: 0.415, SLG: 0.594 (1, 5) | 1-1 55 1B 1B | | 0-0 HR | | 1-2 G6-3 | | 2-3 K | | 0-0 G1-3 | | | 5 1 2 2 0 1 1 | | | | |
| 55 Hideki Matsui, L OBP: 0.364, SLG: 0.501 (1, 7) | 0-0 1B | | 1-1 G6-3 | | | 4-1 G4-3 BB | | 2-2 K | | 1-2 G4-3 | | 4 0 1 1 1 1 0 | | | | |
| 25 Jason Giambi, L OBP: 0.442, SLG: 0.540 Tino Martinez, L OBP: 0.330, SLG: 0.472 (1, 3) (9, 3) | 3-3 K | | 2-2 F9 | | | 0-0 F7 | | 1-3 K | | | 0-1 HR 1B | 4 0 0 0 0 2 3 1 1 1 0 0 0 0 | | | | |
| Bernie Williams, S OBP: 0.327, SLG: 0.379 (1, 10) | 1-1 G4-3 | | 0-2 K | | | 0-0 G4-3 | | 0-1 1B | | | 0-0 1-H HR | 5 1 2 2 0 1 3 | | | | |
| John Flaherty, R OBP: 0.206, SLG: 0.231 (1, 2) | | 1-0 FC4 1B | | 3-3 K | | 2-3 K | | 0-2 P4 | | | | 4 0 1 0 0 2 2 | | | | |
| Tony Womack, L OBP: 0.271, SLG: 0.271 (1, 8) | | 1-2 FC4 2 G3 2 WP 1-2 | | 2-3 K | | | 1-3 K | | 3-2 G1-3 | | | 4 0 0 0 0 2 1 | | | | |
| Inning Stats | R: 2 H: 4 E: 0 LOB: 2 K: 2 BB: 0 S: 16 P: 22 | R: 0 H: 1 E: 0 LOB: 1 K: 0 BB: 0 S: 8 P: 12 | R: 2 H: 2 E: 0 LOB: 0 K: 1 BB: 0 S: 14 P: 17 | R: 0 H: 0 E: 0 LOB: 0 K: 2 BB: 0 S: 10 P: 17 | R: 0 H: 0 E: 0 LOB: 0 K: 1 BB: 0 S: 8 P: 11 | R: 0 H: 0 E: 0 LOB: 1 K: 1 BB: 1 S: 6 P: 12 | R: 1 H: 2 E: 0 LOB: 2 K: 3 BB: 0 S: 15 P: 19 | R: 0 H: 1 E: 0 LOB: 1 K: 2 BB: 0 S: 11 P: 14 | R: 0 H: 0 E: 0 LOB: 0 K: 0 BB: 0 S: 7 P: 8 | R: 2 H: 2 E: 0 LOB: 0 K: 0 BB: 0 S: 3 P: 3 | 1B: 8 SF: 0 2B: 1 SAC: 0 3B: 0 DP: 0 HR: 3 HBP: 0 | WP: 1 PA: 43 PB: 0 SB: 1 CS: 0 | | | | |
| PITCHER | IP WLS BF H R ER SO BB IBB HBP BLK WP HR S P ERA WHIP | | | | | | | | | | | | | | | |
| Juan Dominguez, R ERA: 5.59 (1, 1) | 7.0 | 31 | 9 | 5 | 5 | 10 | 1 | 0 | 0 | 0 | 1 | 2 | 77 | 110 | 6.43 | 1.429 |
| Brian Shouse, L ERA: 4.61 (8, 1) | 0.2 | 2 | 0 | 0 | 0 | 2 | 0 | 0 | 0 | 0 | 0 | 0 | 6 | 9 | 0.00 | 0.000 |
| 43 Kameron Loe, R ERA: 4.19 (8, 1) | 2.1 | L | 10 | 3 | 2 | 2 | 0 | 0 | 0 | 0 | 0 | 1 | 24 | 31 | 7.71 | 1.286 |

| | |
|-----|----|
| AB | 42 |
| R | 7 |
| H | 12 |
| RBI | 7 |
| BB | 1 |
| SO | 12 |
| LOB | 14 |



| | |
|-------|--------|
| WP: 1 | PA: 43 |
| PB: 0 | |
| SB: 1 | |
| CS: 0 | |

| Batter | 1 | 2 | 3 | 4 | 5 | 6 | 7 | 8 | 9 | AB R H RBI BB SO LOB | TOP | |
|--|---|---|---|---|---|--|--|---|---|--|---|--|
| David Dellucci, L (1, 7) OBP: 0.389, SLG: 0.512 | 3-1 G4-3 1B | | 2-2 K | | 1-2 F7 | | | 3-2 P6 | | 4 0 1 0 0 1 1 | | |
| 10 Michael Young, R (1, 6) OBP: 0.378, SLG: 0.499 Mark DeRosa, R (8, 6) OBP: 0.295, SLG: 0.391 | 1-0 G4-3 1-2f | | 2-1 1-2 1B | | 2-0 F9 | | | 0-1 G4-3 | | 4 0 1 0 0 0 1 0 0 0 0 0 0 0 | | |
| 23 Mark Teixeira, S (1, 3) OBP: 0.354, SLG: 0.529 Steve Karsay, R (8, 1) | 1-3 K | | 0-3 K | | | 1-0 G1-3 2B | | 1-1 1B | | 4 0 2 0 0 2 2 0 0 0 0 0 0 0 | | |
| 9 Hank Blalock, L (1, 5) OBP: 0.338, SLG: 0.476 Marshall McDougall, R (8, 5) OBP: 0.286, SLG: 0.286 | | 2-1 G5-4-3 1B | | 3-2 F7 | | 0-2 G1-3 2-3 | | 1-2 G3-1 | | 4 0 1 0 0 0 2 0 0 0 0 0 0 0 | | |
| Alfonso Soriano, R (1, 4) OBP: 0.327, SLG: 0.548 | | 0-0 F7 | | 2-2 G4-3 | | 0-1 F7 | | 1-1 1B 1B | | 4 0 1 0 0 0 2 | | |
| Phil Nevin, R (1, 10) OBP: 0.297, SLG: 0.391 | | 1-0 G5-4-3 1-2f | | 2-3 K | | 2-3 K | | 1-2 1B | | 4 0 1 0 0 2 2 | | |
| Gary Matthews, S (1, 8) OBP: 0.337, SLG: 0.494 | | | 3-2 WP 1B 2B | | 3-2 HR 2B | | 1-3 K | | 1-0 F8 | 4 2 2 0 0 1 2 | AB 36 R 3 H 11 RBI 3 BB 0 SO 8 LOB 18 | |
| Kevin Mench, R (1, 9) OBP: 0.342, SLG: 0.505 | | | 2-1 G5-3 | | 2-3 K | | 0-0 F9 | | 2-1 P2 | 4 0 0 0 0 1 4 | | |
| Rod Barajas, R (1, 2) OBP: 0.317, SLG: 0.435 | | | 2-2 10 1B | | 1-1 2-H HR | | 1-3 K | | 0-2 F8 | 4 1 2 3 0 1 2 | | |
| Inning Stats | R: 0 H: 1 E: 0 LOB: 0 K: 1 BB: 0 S: 6 P: 11 | R: 0 H: 1 E: 0 LOB: 0 K: 0 BB: 0 S: 4 P: 7 | R: 1 H: 3 E: 0 LOB: 2 K: 2 BB: 0 S: 17 P: 28 | R: 0 H: 0 E: 0 LOB: 0 K: 1 BB: 0 S: 12 P: 19 | R: 2 H: 2 E: 0 LOB: 0 K: 1 BB: 0 S: 14 P: 23 | R: 0 H: 1 E: 0 LOB: 1 K: 1 BB: 0 S: 9 P: 12 | R: 0 H: 0 E: 0 LOB: 0 K: 2 BB: 0 S: 8 P: 10 | R: 0 H: 1 E: 0 LOB: 2 K: 0 BB: 0 S: 10 P: 15 | R: 0 H: 2 E: 0 LOB: 2 K: 0 BB: 0 S: 15 P: 20 | 1B: 7 SF: 0 2B: 3 SAC: 0 3B: 0 DP: 2 HR: 1 HBP: 0 | WP: 1 PA: 36 PB: 0 SB: 0 CS: 0 | |
| PITCHER | IP WLS BF H R ER SO BB IBB HBP BLK WP HR S P ERA WHIP | | | | | | | | | | | |
| Shawn Chacon, R (1, 1) ERA: 3.59 | 5.0 W 20 7 3 3 5 0 0 0 0 1 1 53 88 5.40 1.400 | | | | | | | | | | | |
| Alan Embree, L (6, 1) ERA: 7.48 | 0.1 2 1 0 0 0 0 0 0 0 0 0 4 5 0.00 3.000 | | | | | | | | | | | |
| Tanyon Sturtze, R (6, 1) ERA: 4.22 | 1.2 5 0 0 0 3 0 0 0 0 0 0 13 17 0.00 0.000 | | | | | | | | | | | |
| Felix Rodriguez, R (8, 1) ERA: 4.71 | 1.0 4 1 0 0 0 0 0 0 0 0 0 10 15 0.00 1.000 | | | | | | | | | | | |
| Scott Proctor, R (9, 1) ERA: 5.02 | 1.0 5 2 0 0 0 0 0 0 0 0 0 15 20 0.00 2.000 | | | | | | | | | | | |

Texas Rangers @ New York Yankees
Yankee Stadium, Bronx, NY
Sun Aug 14 2005, 1:05 PM EDT
Att. 54,824 - Sunny - 94 F

livebaseballscorecards.com



| Batter | 1 | 2 | 3 | 4 | 5 | 6 | 7 | 8 | 9 | AB | R | H | RBI | BB | SO | LOB |
|--|-----------------------------|-----------------------------|---|---|-----------------------------|-----------------------|---------------|--------------------------------|---|----|---|---|-----|----|----|-----|
| 2 Derek Jeter, R OBP: 0.386, SLG: 0.455 (1, 6) | 0-0 G6-3 | 1-3 K | | | 1-3 K | 4-2 13 HR BB | 0-2 G6-4-3 | | | 4 | 1 | 0 | 0 | 1 | 2 | 4 |
| 24 Robinson Canó, L OBP: 0.305, SLG: 0.431 (1, 4) | 0-1 E7 F8 13 1B | 2-3 K | | | 0-0 G3 | 0-0 F8 | 0-3 K | | | 5 | 1 | 0 | 0 | 0 | 2 | 4 |
| Gary Sheffield, R OBP: 0.394, SLG: 0.526 (1, 9) Bubba Crosby, L OBP: 0.238, SLG: 0.179 (8, 9) | 3-1 F8 | | | | 4-2 55 HR 13 BB BB | 1-1 L7 | | 0-0 G4-3 | | 3 | 1 | 0 | 0 | 1 | 1 | 2 |
| 13 Alex Rodriguez, R OBP: 0.419, SLG: 0.602 (1, 5) | 2-2 1B | | | | 4-2 55 HR BB | 1-1 HR | | 2-2 1B | | 4 | 2 | 3 | 3 | 1 | 0 | 0 |
| 55 Hideki Matsui, L OBP: 0.364, SLG: 0.506 (1, 7) | 1-2 P5 | | | | 0-2 HR | 4-2 BB | | 2-1 F7 | | 4 | 1 | 1 | 3 | 1 | 0 | 2 |
| 25 Jason Giambi, L OBP: 0.446, SLG: 0.538 (1, 3) Tino Martinez, L OBP: 0.329, SLG: 0.470 (7, 3) | | 4-2 20 2B 1B BB | | | 4-2 BB | 4-2 20 1B BB | 3-3 K | 1-3 K | | 1 | 2 | 0 | 0 | 3 | 1 | 1 |
| 20 Jorge Posada, S OBP: 0.341, SLG: 0.422 (1, 2) | | 2-0 1B FC3-2-5 2B | | | 2-2 P6 | 0-1 1B WP 1B | | 2-0 1B 2 G6-4-3 1B | | 4 | 2 | 3 | 0 | 0 | 0 | 1 |
| Bernie Williams, S OBP: 0.332, SLG: 0.384 (1, 10) | | 1-1 FC3-2-5 1B | | | 2-3 K | 1-2 WP 1B | | 1-0 G6-4-3 2 1B 1B | | 4 | 0 | 3 | 2 | 0 | 1 | 1 |
| Tony Womack, L OBP: 0.270, SLG: 0.271 (1, 8) | | 3-1 FC3-2-5 1B | | | 1-2 P6 | 1-3 K | | 0-0 G6-4-3 2 1B | | 4 | 0 | 1 | 0 | 0 | 1 | 4 |

| Inning Stats | R: 1 | H: 1 | E: 1 | K: 0 | S: 13 | LOB: 1 | BB: 0 | P: 19 | R: 1 | H: 2 | E: 0 | K: 2 | S: 18 | LOB: 2 | BB: 1 | P: 31 | R: 0 | H: 0 | E: 0 | K: 1 | S: 7 | LOB: 0 | BB: 0 | P: 13 | R: 0 | H: 0 | E: 0 | K: 1 | S: 11 | LOB: 1 | BB: 1 | P: 20 | R: 5 | H: 3 | E: 0 | K: 2 | S: 26 | LOB: 1 | BB: 3 | P: 41 | R: 2 | H: 1 | E: 0 | K: 1 | S: 15 | LOB: 1 | BB: 2 | P: 28 | R: 1 | H: 3 | E: 0 | K: 1 | S: 9 | LOB: 1 | BB: 0 | P: 12 | R: 0 | H: 1 | E: 0 | K: 1 | S: 9 | LOB: 1 | BB: 0 | P: 14 |
|--------------|------|------|------|------|-------|--------|-------|-------|------|------|------|------|-------|--------|-------|-------|------|------|------|------|------|--------|-------|-------|------|------|------|------|-------|--------|-------|-------|------|------|------|------|-------|--------|-------|-------|------|------|------|------|-------|--------|-------|-------|------|------|------|------|------|--------|-------|-------|------|------|------|------|------|--------|-------|-------|
|--------------|------|------|------|------|-------|--------|-------|-------|------|------|------|------|-------|--------|-------|-------|------|------|------|------|------|--------|-------|-------|------|------|------|------|-------|--------|-------|-------|------|------|------|------|-------|--------|-------|-------|------|------|------|------|-------|--------|-------|-------|------|------|------|------|------|--------|-------|-------|------|------|------|------|------|--------|-------|-------|

| PITCHER | IP | WLS | BF | H | R | ER | SO | BB | IBB | HBP | BLK | WP | HR | S | P | ERA | WHIP |
|--|-----|-----|----|---|---|----|----|----|-----|-----|-----|----|----|----|-----|-------|--------|
| 53 Joaquin Benoit, R ERA: 3.36 (1, 1) | 4.2 | L | 22 | 3 | 4 | 3 | 5 | 4 | 0 | 0 | 0 | 0 | 0 | 61 | 104 | 5.79 | 1.500 |
| Brian Shouse, L ERA: 5.23 (5, 1) | 0.1 | | 5 | 3 | 3 | 3 | 1 | 1 | 0 | 0 | 0 | 1 | 1 | 14 | 20 | 81.00 | 12.000 |
| Kevin Gryboski, R ERA: 5.52 (6, 1) | 1.0 | | 6 | 1 | 2 | 2 | 1 | 2 | 0 | 0 | 0 | 0 | 0 | 15 | 28 | 18.00 | 3.000 |
| Doug Brocail, R ERA: 4.76 (7, 1) | 1.0 | | 5 | 3 | 1 | 1 | 1 | 0 | 0 | 0 | 0 | 0 | 0 | 9 | 12 | 9.00 | 3.000 |
| Steve Karsay, R ERA: 6.0 (8, 1) | 1.0 | | 4 | 1 | 0 | 0 | 1 | 0 | 0 | 0 | 0 | 0 | 0 | 9 | 14 | 0.00 | 1.000 |

BOTTOM

Texas Rangers @ New York Yankees
 Yankee Stadium, Bronx, NY

Sun Aug 14 2005, 1:05 PM EDT
 Att: 54,824 - Sunny - 94 F

| | |
|-----|----|
| AB | 35 |
| R | 10 |
| H | 11 |
| RBI | 8 |
| BB | 7 |
| SO | 9 |
| LOB | 20 |

livebaseballscores.com



| | | | |
|-------|--------|-------|--------|
| 1B: 8 | SF: 0 | WP: 1 | PA: 42 |
| 2B: 1 | SAC: 0 | PB: 0 | |
| 3B: 0 | DP: 1 | SB: 0 | |
| HR: 2 | HBP: 0 | CS: 0 | |

| Batter | 1 | 2 | 3 | 4 | 5 | 6 | 7 | 8 | 9 | AB R H RBI BB SO LOB |
|--------|---|---|---|---|---|---|---|---|---|----------------------|
|--------|---|---|---|---|---|---|---|---|---|----------------------|

| | | | | | | | | | |
|--|-----------------|-----------------|-----------------|---------------|-----------------|-------------------|-------------------|-----------------|---------------|
| Gary Matthews, S (1, 8) <small>OBP: 0.339, SLG: 0.492</small> | 3-3 | | 0-0 G5-3 | | 4-2 | | 0-2 | | 3 0 1 0 1 1 0 |
| 10 Michael Young, R (1, 6) <small>OBP: 0.379, SLG: 0.500</small> | 0-1 | | 4-2 | | 0-0 F9 | | 0-0 G6-4-3 | | 3 1 1 0 1 0 3 |
| 23 Mark Teixeira, S (1, 3) <small>OBP: 0.354, SLG: 0.529</small> | 3-2 | | 1-0 F9 | | 2-3 K | | 3-2 F9 | | 4 0 1 1 0 1 2 |
| Alfonso Soriano, R (1, 4) <small>OBP: 0.326, SLG: 0.546</small> | 1-2 F7 | | 2-2 | | 0-0 G6-3 | | 0-2 P4 | | 4 0 1 0 0 0 2 |
| Kevin Mench, R (1, 7) <small>OBP: 0.341, SLG: 0.502</small> | 2-2 G1-3 | | 0-1 F9 | | 1-0 | | 2-2 G6-3 | | 4 0 1 0 0 0 3 |
| Phil Nevin, R (1, 10) <small>OBP: 0.294, SLG: 0.386</small> | | 1-3 K | | 0-0 P3 | | 1-0 G6-4-3 | | 1-3 K | 4 0 0 0 0 2 1 |
| 9 Hank Blalock, L (1, 5) <small>OBP: 0.337, SLG: 0.474</small> | | 0-0 | | 3-3 K | | 1-3 K | | 0-0 G4-3 | 4 0 1 0 0 2 0 |
| Mark DeRosa, R (1, 9) <small>OBP: 0.293, SLG: 0.384</small> | | 1-2 F8 | | 1-0 F9 | | 2-1 | | 1-1 F8 | 4 0 1 0 0 0 1 |
| Rod Barajas, R (1, 2) <small>OBP: 0.318, SLG: 0.446</small> | | 2-2 G4-3 | | 0-0 | | 0-1 SH2-3 | | | 2 1 1 1 0 0 1 |

| Inning Stats | R: 1 E: 0 K: 1 S: 18 | H: 2 LOB: 1 BB: 0 P: 27 | R: 0 E: 0 K: 1 S: 10 | H: 1 LOB: 1 BB: 0 P: 14 | R: 0 E: 0 K: 0 S: 12 | H: 1 LOB: 2 BB: 1 P: 19 | R: 0 E: 0 K: 1 S: 5 | H: 0 LOB: 0 BB: 0 P: 9 | R: 1 E: 0 K: 1 S: 11 | H: 1 LOB: 1 BB: 1 P: 17 | R: 0 E: 0 K: 1 S: 5 | H: 1 LOB: 0 BB: 0 P: 8 | R: 0 E: 0 K: 0 S: 8 | H: 2 LOB: 1 BB: 0 P: 10 | R: 0 E: 0 K: 0 S: 9 | H: 0 LOB: 0 BB: 0 P: 14 | R: 0 E: 0 K: 1 S: 7 | H: 0 LOB: 0 BB: 0 P: 9 | 1B: 5 2B: 2 3B: 0 HR: 1 | SF: 0 SAC: 1 DP: 2 HBP: 0 | WP: 0 PB: 0 SB: 0 CS: 0 | PA: 35 |
|--------------|-------------------------------|----------------------------------|-------------------------------|----------------------------------|-------------------------------|----------------------------------|------------------------------|---------------------------------|-------------------------------|----------------------------------|------------------------------|---------------------------------|------------------------------|----------------------------------|------------------------------|----------------------------------|------------------------------|---------------------------------|----------------------------------|------------------------------------|----------------------------------|--------|
|--------------|-------------------------------|----------------------------------|-------------------------------|----------------------------------|-------------------------------|----------------------------------|------------------------------|---------------------------------|-------------------------------|----------------------------------|------------------------------|---------------------------------|------------------------------|----------------------------------|------------------------------|----------------------------------|------------------------------|---------------------------------|----------------------------------|------------------------------------|----------------------------------|--------|

| PITCHER | IP | WLS | BF | H | R | ER | SO | BB | IBB | HBP | BLK | WP | HR | S | P | ERA | WHIP |
|---|-----|-----|----|---|---|----|----|----|-----|-----|-----|----|----|----|-----|------|-------|
| CC Sabathia, L (1, 1) <small>ERA: 4.97</small> | 7.0 | W | 29 | 8 | 2 | 2 | 5 | 2 | 0 | 0 | 0 | 0 | 1 | 69 | 104 | 2.57 | 1.429 |
| Bob Howry, R (8, 1) <small>ERA: 3.14</small> | 1.0 | | 3 | 0 | 0 | 0 | 0 | 0 | 0 | 0 | 0 | 0 | 0 | 9 | 14 | 0.00 | 0.000 |
| 63 Rafael Betancourt, R (9, 1) <small>ERA: 2.72</small> | 1.0 | | 3 | 0 | 0 | 0 | 1 | 0 | 0 | 0 | 0 | 0 | 0 | 7 | 9 | 0.00 | 0.000 |

TOP

Texas Rangers @ Cleveland Indians
 Jacobs Field, Cleveland, OH
 Tue Aug 16 2005, 7:05 PM EDT
 Att. 27,403 - Clear - 78 F

livebaseballscorecards.com

| | |
|-----|----|
| AB | 32 |
| R | 2 |
| H | 8 |
| RBI | 2 |
| BB | 2 |
| SO | 6 |
| LOB | 13 |



| Batter | 1 | 2 | 3 | 4 | 5 | 6 | 7 | 8 | 9 | AB R H RBI BB SO LOB | TOP | | | | | | | | | | |
|--|-------------------------------|----------------------------------|------------------------------|----------------------------------|-------------------------------|----------------------------------|------------------------------|----------------------------------|------------------------------|----------------------------------|------------------------------|----------------------------------|-------------------------------|----------------------------------|------------------------------|----------------------------------|----------------------------------|------------------------------------|----------------------------------|--------|--|
| David Dellucci, L (1, 7) OBP: 0.388, SLG: 0.508 | 4-2 10 HR BB | | 1-1 G3 | | 3-2 F8 | | | 1-2 K | | 3 1 0 0 1 1 0 | | | | | | | | | | | |
| 10 Michael Young, R (1, 6) OBP: 0.380, SLG: 0.506 | 3-1 1-H HR | | 2-0 23 1B | | 1-1 G5-3 | | | 2-3 K | | 4 1 2 2 0 1 0 | | | | | | | | | | | |
| 23 Mark Teixeira, S (1, 3) OBP: 0.353, SLG: 0.527 | 0-3 K | | 1-0 1-2 1B | | | | 0-1 L5 | | 0-1 G6-3 | 4 0 1 0 0 1 0 | | | | | | | | | | | |
| 9 Hank Blalock, L (1, 5) OBP: 0.335, SLG: 0.470 | 2-2 G3-1 | | 2-1 G3 | | | | 0-3 K | | 3-1 F7 | 4 0 0 0 0 1 2 | | | | | | | | | | | |
| Alfonso Soriano, R (1, 4) OBP: 0.323, SLG: 0.541 | 2-0 F8 | | | 1-0 F8 | | | 1-2 G5-3 | | 2-0 G6-3 | 4 0 0 0 0 0 0 | | | | | | | | | | | |
| Gary Matthews, S (1, 8) OBP: 0.336, SLG: 0.487 | | 1-1 P6 | | 2-2 F7 | | | 0-0 G4-3 | | | 3 0 0 0 0 0 0 | | | | | | | | | | | |
| Phil Nevin, R (1, 10) OBP: 0.294, SLG: 0.394 | | 0-1 P3 | | 2-2 HR | | | 1-1 G5-3 | | | 3 1 1 1 0 0 0 | | | | | | | | | | | |
| Mark DeRosa, R (1, 9) OBP: 0.282, SLG: 0.368 | | 2-2 G4-3 | | 0-0 F9 | | | 2-2 P6 | | | 3 0 0 0 0 0 0 | | | | | | | | | | | |
| Rod Barajas, R (1, 2) OBP: 0.315, SLG: 0.441 | | | 2-2 F8 | | 0-1 P4 | | | 1-2 F9 | | 3 0 0 0 0 0 0 | | | | | | | | | | | |
| Inning Stats | R: 2 E: 0 K: 1 S: 11 | H: 1 LOB: 0 BB: 1 P: 22 | R: 0 E: 0 K: 0 S: 7 | H: 0 LOB: 0 BB: 0 P: 10 | R: 0 E: 0 K: 0 S: 10 | H: 2 LOB: 2 BB: 0 P: 18 | R: 1 E: 0 K: 0 S: 8 | H: 1 LOB: 0 BB: 0 P: 13 | R: 0 E: 0 K: 1 S: 9 | H: 0 LOB: 0 BB: 0 P: 10 | R: 0 E: 0 K: 0 S: 9 | H: 0 LOB: 0 BB: 0 P: 12 | R: 0 E: 0 K: 2 S: 10 | H: 0 LOB: 0 BB: 0 P: 14 | R: 0 E: 0 K: 0 S: 5 | H: 0 LOB: 0 BB: 0 P: 10 | 1B: 2 2B: 0 3B: 0 HR: 2 | SF: 0 SAC: 0 DP: 0 HBP: 0 | WP: 0 PB: 0 SB: 0 CS: 0 | PA: 32 | |
| PITCHER Kevin Millwood, R (1, 1) ERA: 3.11 Scott Sauerbeck, L (9, 1) ERA: 2.93 | IP 8.0 1.0 | WLS L 3 | BF 29 3 | H 4 0 | R 3 0 | ER 3 0 | SO 4 0 | BB 1 0 | IBB 0 0 | HBP 0 0 | BLK 0 0 | WP 0 0 | HR 2 0 | S 75 5 | P 114 10 | ERA 3.38 0.00 | WHIP 0.625 0.000 | | | | |

Texas Rangers @ Cleveland Indians
 Jacobs Field, Cleveland, OH
 Wed Aug 17 2005, 7:05 PM EDT
 Att: 20,442 - Partly Cloudy - 79 F

livebaseballscorecards.com

| | |
|-----|----|
| AB | 31 |
| R | 3 |
| H | 4 |
| RBI | 3 |
| BB | 1 |
| SO | 4 |
| LOB | 2 |



| Batter | 1 | 2 | 3 | 4 | 5 | 6 | 7 | 8 | 9 | AB R H RBI BB SO LOB | TOP | | | | | | | | | | | |
|---|---|----------------------------------|-------------------------------|----------------------------------|------------------------------|----------------------------------|------------------------------|----------------------------------|-------------------------------|----------------------------------|------------------------------|---------------------------------|-------------------------------|----------------------------------|-------------------------------|----------------------------------|------------------------------|----------------------------------|----------------------------------|------------------------------------|----------------------------------|--------|
| David Dellucci, L (1, 7) OBP: 0.391, SLG: 0.510 | 0-1 10 G3 10 S 23 G4-3 1B | 0-0 G3 | | | 1-2 10 2B | | 1-3 K | | 4-1 BB | 4 2 2 0 1 1 2 | | | | | | | | | | | | |
| 10 Michael Young, R (1, 6) OBP: 0.378, SLG: 0.505 | 3-1 G3 | | 2-3 K | | 3-2 23 1B 2-H | | 2-2 G6-3 | | 0-0 L9 | 5 1 1 1 0 1 2 | | | | | | | | | | | | |
| 23 Mark Teixeira, S (1, 10) OBP: 0.352, SLG: 0.525 | 0-0 G4-3 | | 0-0 G4-3 | | 1-2 2-H 1B | | 2-2 L8 | | | 4 0 1 2 0 0 0 | | | | | | | | | | | | |
| 9 Hank Blalock, L (1, 5) OBP: 0.336, SLG: 0.470 | 2-2 L6 | | 0-0 1B | | 2-2 G3-1 | | | 4-1 BB BB | | 3 0 1 0 1 0 0 | | | | | | | | | | | | |
| Alfonso Soriano, R (1, 4) OBP: 0.323, SLG: 0.539 | | 2-2 P6 | 2-2 L5 | | 0-0 2B 1B | | | 0-0 P6 | | 4 0 1 0 0 0 2 | | | | | | | | | | | | |
| Gary Matthews, S (1, 8) OBP: 0.338, SLG: 0.486 | | 0-2 1B 2B 1B | | 1-2 F8 | | 1 SAFE 0-0 F7 | | 4-2 G6-4-3 BB | | 3 1 1 0 1 0 1 | | | | | | | | | | | | |
| Sandy Alomar Jr., R (1, 2) OBP: 0.322, SLG: 0.353 | | 0-1 1 SAFE 1 SAFE 1B | | 0-0 G4-3 | | 1-0 1-3 2B | | 2-2 G6-4-3 1-2f | | 4 0 2 0 0 0 2 | | | | | | | | | | | | |
| Adrián González, L (1, 3) OBP: 0.293, SLG: 0.431 | | 0-0 FC3-6 2B 1-2f | | 1-2 G3-1 | | 4-0 G4-6-3 BB | | | 0-1 G4-3 | 3 0 0 0 1 0 2 | | | | | | | | | | | | |
| Mark DeRosa, R (1, 9) OBP: 0.281, SLG: 0.375 | | 0-0 1-3 3-H 2B | | | 1-0 G6-3 | | 0-0 G4-6-3 1-2f | | 1-2 G6-3 | 4 0 1 1 0 0 3 | | | | | | | | | | | | |
| Inning Stats | R: 1 E: 0 K: 0 S: 9 | H: 1 LOB: 0 BB: 0 P: 14 | R: 1 E: 1 K: 0 S: 12 | H: 3 LOB: 2 BB: 0 P: 14 | R: 0 E: 0 K: 1 S: 9 | H: 1 LOB: 1 BB: 0 P: 13 | R: 0 E: 0 K: 0 S: 8 | H: 0 LOB: 0 BB: 0 P: 10 | R: 2 E: 0 K: 0 S: 15 | H: 3 LOB: 0 BB: 0 P: 23 | R: 0 E: 0 K: 0 S: 4 | H: 2 LOB: 2 BB: 1 P: 9 | R: 0 E: 0 K: 1 S: 10 | H: 0 LOB: 0 BB: 0 P: 15 | R: 0 E: 0 K: 0 S: 11 | H: 0 LOB: 1 BB: 2 P: 21 | R: 0 E: 0 K: 0 S: 7 | H: 0 LOB: 1 BB: 1 P: 12 | 1B: 6 2B: 4 3B: 0 HR: 0 | SF: 0 SAC: 0 DP: 2 HBP: 0 | WP: 0 PB: 0 SB: 1 CS: 0 | PA: 38 |
| PITCHER | IP WLS BF H R ER SO BB IBB HBP BLK WP HR S P ERA WHIP | | | | | | | | | | | | | | | | | | | | | |
| 37 Jake Westbrook, R (1, 1) ERA: 4.75 | 6.0 W 27 10 4 4 1 1 0 0 0 0 0 0 57 83 6.00 1.833 | | | | | | | | | | | | | | | | | | | | | |
| 63 Rafael Betancourt, R (7, 1) ERA: 2.66 | 1.0 H 3 0 0 0 1 0 0 0 0 0 0 0 10 15 0.00 0.000 | | | | | | | | | | | | | | | | | | | | | |
| Scott Sauerbeck, L (8, 1) ERA: 2.93 | 0.0 1 0 0 0 0 1 0 0 0 0 0 0 1 5 ∞ ∞ | | | | | | | | | | | | | | | | | | | | | |
| Bob Howry, R (8, 1) ERA: 3.08 | 1.0 H 3 0 0 0 0 1 0 0 0 0 0 0 10 16 0.00 1.000 | | | | | | | | | | | | | | | | | | | | | |
| David Riske, R (9, 1) ERA: 2.81 | 1.0 4 0 0 0 0 1 0 0 0 0 0 0 7 12 0.00 1.000 | | | | | | | | | | | | | | | | | | | | | |

Texas Rangers @ Cleveland Indians
 Jacobs Field, Cleveland, OH
 Thu Aug 18 2005, 12:05 PM EDT
 Att: 23,214 - Partly Cloudy - 80 F

livebaseballscorecards.com

| | |
|-----|----|
| AB | 34 |
| R | 4 |
| H | 10 |
| RBI | 4 |
| BB | 4 |
| SO | 2 |
| LOB | 14 |



| Batter | 1 | 2 | 3 | 4 | 5 | 6 | 7 | 8 | 9 | AB R H RBI BB SO LOB |
|--|-----------------|-------------|-----------------|-----------|-----------|-------------|------------------|-------------------|---|----------------------|
| 24 Grady Sizemore, L (1, 8) OBP: 0.348, SLG: 0.479 | 0-1 2B 1B | | 1-2 2B 1B | 3-3 K | | | 1-2 L6 | 0-1 2 HR 1B | | 5 3 3 0 0 1 0 |
| Coco Crisp, S (1, 7) OBP: 0.346, SLG: 0.449 | 0-1 P3 | | 2-0 2B 1B | | 0-0 1B | | 2-2 2B 1B | 1-2 K | | 5 2 3 2 0 1 2 |
| 2 Jhonny Peralta, R (1, 6) OBP: 0.366, SLG: 0.555 | 1-2 2B | | 3-3 K | | 0-2 1B | | 0-1 F8 | 1-1 HR | | 5 1 3 3 0 1 2 |
| 48 Travis Hafner, L (1, 10) OBP: 0.419, SLG: 0.564 | 4-1 BB | | 2-1 2B 2B | | 0-0 L8 | | 2-1 BB 2B | 0-1 G4-3 | | 4 2 2 2 1 0 2 |
| 41 Victor Martinez, S (1, 2) OBP: 0.357, SLG: 0.438 | 2-0 G6-4-3 | | 2-0 F7 | | 1-3 K | | 4-0 BB IBB | | | 3 0 0 0 1 1 5 |
| Ronnie Belliard, R (1, 4) OBP: 0.328, SLG: 0.434 | | 2-2 G4-3 | 0-0 2B | | 0-0 P5 | | 2-2 E5 BB | | | 3 0 1 1 0 0 2 |
| Ramón Vázquez, L (6, 4) OBP: 0.232, SLG: 0.242 | | | 2-H 2B | | | | 1-2 2-3 BB | | | 1 0 0 0 0 0 2 |
| José Hernández, R (1, 5) OBP: 0.281, SLG: 0.354 | | 2-2 P3 | 3-2 K | | | 0-0 P6 | 4-2 BB | | | 3 0 0 1 1 1 1 |
| Casey Blake, R (1, 3) OBP: 0.310, SLG: 0.414 | | 0-2 G1-3 | | 1-1 F9 | | 0-1 G5-3 | 0-2 P6 | | | 4 0 0 0 0 0 3 |
| Jason Dubois, R (1, 9) OBP: 0.296, SLG: 0.451 | | | 1-0 2B 1B | | 2-3 K | | 1-0 G6-3 | 0-1 G4-3 | | 3 1 1 0 0 1 0 |
| Ben Broussard, L (7, 3) OBP: 0.310, SLG: 0.425 | | | | | | | | | | 1 0 0 0 0 0 0 |

| Inning Stats | R: 1 | H: 2 | E: 0 | K: 0 | S: 10 | L: 0 | LOB: 1 | BB: 1 | P: 17 | R: 0 | H: 0 | E: 0 | K: 0 | S: 9 | L: 0 | LOB: 0 | BB: 0 | P: 13 | R: 4 | H: 5 | E: 0 | K: 2 | S: 19 | L: 0 | LOB: 1 | BB: 0 | P: 33 | R: 0 | H: 0 | E: 0 | K: 2 | S: 10 | L: 0 | LOB: 0 | BB: 0 | P: 16 | R: 0 | H: 2 | E: 0 | K: 1 | S: 12 | L: 0 | LOB: 2 | BB: 0 | P: 13 | R: 2 | H: 2 | E: 1 | K: 0 | S: 20 | L: 0 | LOB: 3 | BB: 2 | P: 35 | R: 2 | H: 2 | E: 0 | K: 1 | S: 11 | L: 0 | LOB: 0 | BB: 0 | P: 15 |
|--------------|-------|-------|--------|-------|-------|-------|--------|-------|--------|------|------|------|------|------|------|--------|-------|-------|------|------|------|------|-------|------|--------|-------|-------|------|------|------|------|-------|------|--------|-------|-------|------|------|------|------|-------|------|--------|-------|-------|------|------|------|------|-------|------|--------|-------|-------|------|------|------|------|-------|------|--------|-------|-------|
| 1B: 7 | SF: 0 | 2B: 5 | SAC: 0 | 3B: 0 | DP: 1 | HR: 1 | HBP: 0 | WP: 0 | PA: 40 | | | | | | | | | | | | | | | | | | | | | | | | | | | | | | | | | | | | | | | | | | | | | | | | | | | | | | |

| PITCHER | IP | WLS | BF | H | R | ER | SO | BB | IBB | HBP | BLK | WP | HR | S | P | ERA | WHIP |
|--|-----|-----|----|---|---|----|----|----|-----|-----|-----|----|----|----|----|-------|-------|
| 36 C.J. Wilson, L (1, 1) ERA: 9.62 | 2.2 | L | 15 | 7 | 5 | 5 | 1 | 1 | 0 | 0 | 0 | 0 | 0 | 34 | 56 | 16.88 | 3.000 |
| John Wasdin, R (3, 1) ERA: 4.39 | 4.0 | | 15 | 3 | 1 | 1 | 4 | 0 | 0 | 0 | 0 | 0 | 0 | 38 | 52 | 2.25 | 0.750 |
| Brian Shouse, L (7, 1) ERA: 5.23 | 0.0 | | 3 | 1 | 0 | 0 | 0 | 0 | 1 | 0 | 0 | 0 | 0 | 5 | 13 | ∞ | ∞ |
| 43 Kameron Loe, R (7, 1) ERA: 4.15 | 0.1 | | 2 | 0 | 1 | 0 | 0 | 1 | 0 | 0 | 0 | 0 | 0 | 7 | 11 | 0.00 | 3.000 |
| Justin Thompson, L (8, 1) ERA: 18.0 | 1.0 | | 5 | 2 | 2 | 2 | 1 | 0 | 0 | 0 | 0 | 0 | 1 | 11 | 15 | 18.00 | 2.000 |

TEXAS RANGERS @ CLEVELAND INDIANS
JACOBS FIELD, CLEVELAND, OH
 Thu Aug 18 2005, 12:05 PM EDT
 Att. 23,214 - Partly Cloudy - 80 F

| | |
|-----|----|
| AB | 37 |
| R | 9 |
| H | 13 |
| RBI | 9 |
| BB | 3 |
| SO | 6 |
| LOB | 19 |



| PITCHER | IP | WLS | BF | H | R | ER | SO | BB | IBB | HBP | BLK | WP | HR | S | P | ERA | WHIP |
|--|-----|-----|----|---|---|----|----|----|-----|-----|-----|----|----|----|----|-------|-------|
| 36 C.J. Wilson, L (1, 1) ERA: 9.62 | 2.2 | L | 15 | 7 | 5 | 5 | 1 | 1 | 0 | 0 | 0 | 0 | 0 | 34 | 56 | 16.88 | 3.000 |
| John Wasdin, R (3, 1) ERA: 4.39 | 4.0 | | 15 | 3 | 1 | 1 | 4 | 0 | 0 | 0 | 0 | 0 | 0 | 38 | 52 | 2.25 | 0.750 |
| Brian Shouse, L (7, 1) ERA: 5.23 | 0.0 | | 3 | 1 | 0 | 0 | 0 | 0 | 1 | 0 | 0 | 0 | 0 | 5 | 13 | ∞ | ∞ |
| 43 Kameron Loe, R (7, 1) ERA: 4.15 | 0.1 | | 2 | 0 | 1 | 0 | 0 | 1 | 0 | 0 | 0 | 0 | 0 | 7 | 11 | 0.00 | 3.000 |
| Justin Thompson, L (8, 1) ERA: 18.0 | 1.0 | | 5 | 2 | 2 | 2 | 1 | 0 | 0 | 0 | 0 | 0 | 1 | 11 | 15 | 18.00 | 2.000 |

| Batter | 1 | 2 | 3 | 4 | 5 | 6 | 7 | 8 | 9 | AB R H RBI BB SO LOB | TOP | | |
|--|---|---|---|---|--|---|--|---|---|--|---|----------------|---|
| David Dellucci, L (1, 7) OBP: 0.389, SLG: 0.506 | 4-2 10 G6-3 23 1B BB | | 3-2 F7 | | | 1-3 K | | 2-2 G3-1 | | 3 1 0 0 1 1 0 | | | |
| 10 Michael Young, R (1, 6) OBP: 0.376, SLG: 0.501 | 3-2 G6-3 SAFE 1-2 | | 1-1 G4-3 | | | 2-2 P4 | | 1-1 G6-3 | | 4 0 0 0 0 0 1 | | | |
| 23 Mark Teixeira, S (1, 3) OBP: 0.355, SLG: 0.525 | 2-0 1B 2-H | | | 0-0 G4-3 | | 3-1 1B | | 4-2 BB | | 3 0 2 1 1 0 0 | | | |
| 9 Hank Blalock, L (1, 5) OBP: 0.333, SLG: 0.466 | 3-3 K | | | 1-1 F8 | | 0-0 G6-3 | | 0-0 F7 | | 4 0 0 0 0 1 3 | | | |
| Alfonso Soriano, R (1, 4) OBP: 0.320, SLG: 0.534 | 0-1 F9 | | | 1-0 G5-3 | | | 1-2 F8 | | 2-3 K | 4 0 0 0 0 1 2 | | | |
| Gary Matthews, S (1, 8) OBP: 0.335, SLG: 0.481 | | 0-1 F8 | | | 3-2 F8 | | 2-3 K | | | 3 0 0 0 0 1 0 | | | |
| Kevin Mench, R (1, 9) OBP: 0.338, SLG: 0.499 | | 3-0 P4 | | | 0-0 G6-3 | | 1-0 G4-3 | | | 3 0 0 0 0 0 0 | | | |
| Adrián González, L (1, 10) OBP: 0.295, SLG: 0.426 | | 0-3 K | | | 0-0 FC6 1B | | 2-2 G4-3 | | | 3 0 1 0 0 1 0 | | | |
| Rod Barajas, R (1, 2) OBP: 0.313, SLG: 0.437 | | | 1-3 K | | 0-1 FC6 1-2f | | 1-2 P3 | | | 3 0 0 0 0 1 1 | | | |
| Inning Stats | R: 1 H: 1 E: 0 LOB: 1 K: 1 BB: 1 S: 13 P: 25 | R: 0 H: 0 E: 0 LOB: 0 K: 1 BB: 0 S: 6 P: 9 | R: 0 H: 0 E: 0 LOB: 0 K: 1 BB: 0 S: 11 P: 16 | R: 0 H: 0 E: 0 LOB: 0 K: 0 BB: 0 S: 4 P: 6 | R: 0 H: 1 E: 0 LOB: 1 K: 0 BB: 0 S: 8 P: 11 | R: 0 H: 1 E: 0 LOB: 1 K: 1 BB: 0 S: 10 P: 16 | R: 0 H: 0 E: 0 LOB: 0 K: 1 BB: 0 S: 9 P: 13 | R: 0 H: 0 E: 0 LOB: 0 K: 0 BB: 0 S: 11 P: 16 | R: 0 H: 0 E: 0 LOB: 1 K: 1 BB: 1 S: 12 P: 19 | 1B: 3 SF: 0 2B: 0 SAC: 0 3B: 0 DP: 0 HR: 0 HBP: 0 | WP: 0 PA: 32 PB: 0 SB: 0 CS: 0 | | |
| PITCHER | IP WLS BF H R ER SO BB IBB HBP BLK WP HR S P ERA WHIP | | | | | | | | | | | PITCHER | IP WLS BF H R ER SO BB IBB HBP BLK WP HR S P ERA WHIP |
| 37 Seth McClung, R (1, 1) ERA: 6.63 | 7.0 W 25 3 1 1 5 1 0 0 0 0 0 0 61 96 1.29 0.571 | | | | | | | | | | | | |
| Joe Borowski, R (8, 1) ERA: 2.63 | 1.0 H 3 0 0 0 0 0 0 0 0 0 0 0 11 16 0.00 0.000 | | | | | | | | | | | | |
| Danys Baez, R (9, 1) ERA: 2.8 | 1.0 S 4 0 0 0 1 1 0 0 0 0 0 0 12 19 0.00 1.000 | | | | | | | | | | | | |

Texas Rangers @ Tampa Bay Devil Rays
Tropicana Field, St. Petersburg, FL

Fri Aug 19 2005, 7:15 PM EDT
Att: 10,188 - Dome - 72 F

livebaseballscorecards.com

| | |
|-----|----|
| AB | 30 |
| R | 1 |
| H | 3 |
| RBI | 1 |
| BB | 2 |
| SO | 6 |
| LOB | 7 |



| Batter | 1 | 2 | 3 | 4 | 5 | 6 | 7 | 8 | 9 |
|--|-----------------------------|----------------------|-------------|-------------|-----------|------------------------|-------------|-----------|---|
| Julio Lugo, R OBP: 0.352, SLG: 0.391 (1, 6) | 1-1 F9 | | 1-3 K | | 0-2 1B | | 3-2 G4-3 | | |
| 13 Carl Crawford, L OBP: 0.315, SLG: 0.454 (1, 7) | 3-2 FC3-6 1B | | 1-1 G4-3 | | 3-2 F7 | | 0-0 G1-3 | | |
| 3 Jorge Cantu, R OBP: 0.318, SLG: 0.485 (1, 4) | 0-2 FC3-6 1B | | 1-0 1B | | 4-2 1B | | 1-0 G1-3 | | |
| Aubrey Huff, L OBP: 0.318, SLG: 0.431 (1, 9) Damon Hollins, R OBP: 0.305, SLG: 0.439 (9, 9) | 2-0 FC3-6 1-2f 2-3 | | 1-0 G4-3 | | 0-3 K | | | 0-1 G3 | |
| 31 Jonny Gomes, R OBP: 0.377, SLG: 0.560 (1, 10) | 2-2 P6 | | | 3-3 K | | 3-2 1B 2B | | 1-3 K | |
| Travis Lee, L OBP: 0.341, SLG: 0.404 (1, 3) | | 3-2 FC1-4 1B | | 0-1 G4-3 | | 1-2 1B SF9 1B | | 0-3 K | |
| Alex Gonzalez, R OBP: 0.327, SLG: 0.430 (1, 5) | | 0-3 K | | 0-2 1B | | 2-2 G6-3 1B | | | |
| Toby Hall, R OBP: 0.317, SLG: 0.381 (1, 2) | | 0-2 FC1-4 1-2f | | 0-2 F7 | | 0-0 SF9 | | | |
| Joey Gathright, L OBP: 0.331, SLG: 0.371 (1, 8) | | 1-3 K | | | 0-1 G3 | 0-2 G6-3 1-2f | | | |

| AB | R | H | RBI | BB | SO | LOB |
|----|---|---|-----|----|----|-----|
| 4 | 0 | 1 | 0 | 0 | 1 | 0 |
| 4 | 0 | 1 | 0 | 0 | 0 | 1 |
| 3 | 0 | 2 | 0 | 1 | 0 | 0 |
| 4 | 0 | 0 | 0 | 0 | 1 | 5 |
| 0 | 0 | 0 | 0 | 0 | 0 | 0 |
| 4 | 1 | 1 | 0 | 0 | 2 | 2 |
| 4 | 1 | 2 | 0 | 0 | 1 | 0 |
| 3 | 0 | 2 | 1 | 0 | 1 | 1 |
| 2 | 0 | 0 | 1 | 0 | 0 | 2 |
| 3 | 0 | 0 | 0 | 0 | 1 | 2 |

| AB | R | H | RBI | BB | SO | LOB |
|----|---|---|-----|----|----|-----|
| 31 | 2 | 9 | 2 | 1 | 7 | 13 |

| Inning | R | H | E | K | S | IP | WLS | BF | H | R | ER | SO | BB | IBB | HBP | BLK | WP | HR | S | P | ERA | WHIP |
|--------|---|---|---|---|----|-----|-----|----|---|---|----|----|----|-----|-----|-----|----|----|----|-----|------|-------|
| 1 | 0 | 2 | 0 | 0 | 13 | 5.1 | L | 26 | 9 | 2 | 2 | 5 | 1 | 0 | 0 | 0 | 0 | 0 | 73 | 105 | 3.38 | 1.875 |
| 2 | 0 | 1 | 0 | 2 | 12 | 2.2 | | 7 | 0 | 0 | 0 | 2 | 0 | 0 | 0 | 0 | 0 | 0 | 17 | 22 | 0.00 | 0.000 |

| 1B | 2B | 3B | HR | SF | SAC | DP | HBP | WP | HR | S | P | ERA | WHIP |
|----|----|----|----|----|-----|----|-----|----|----|---|---|-----|------|
| 8 | 1 | 0 | 0 | 1 | 0 | 1 | 0 | 0 | 0 | 0 | 0 | 0 | 0 |

Texas Rangers @ Tampa Bay Devil Rays
Tropicana Field, St. Petersburg, FL
Fri Aug 19 2005, 7:15 PM EDT
Att. 10,188 - Dome - 72 F

livebaseballscores.com



| Batter | 1 | 2 | 3 | 4 | 5 | 6 | 7 | 8 | 9 | AB R H RBI BB SO LOB | TOP | | | | | | | | | | | |
|--|------------------------------------|----------------------------------|-------------------------------|----------------------------------|------------------------------|----------------------------------|-------------------------------|----------------------------------|------------------------------|----------------------------------|-------------------------------|----------------------------------|-------------------------------|----------------------------------|------------------------------|---------------------------------|-------------------------------|----------------------------------|----------------------------------|------------------------------------|----------------------------------|--------|
| Gary Matthews, S (1, 8) OBP: 0.334, SLG: 0.488 | 1-3 K | | 1-3 K | | | 3-2 HR | | 1-1 G3 | | 4 1 1 1 0 2 0 | | | | | | | | | | | | |
| 10 Michael Young, R (1, 6) OBP: 0.373, SLG: 0.497 | 0-1 G5-3 | | 2-1 G4-3 | | | 2-1 G1-6-3 | | 1-2 G1-4-3 | | 4 0 0 0 0 0 0 | | | | | | | | | | | | |
| 23 Mark Teixeira, S (1, 3) OBP: 0.356, SLG: 0.524 | 4-2 FC6-4 BB | | | 2-3 K | | 2-1 1B | | 0-0 G3-1 | | 3 0 1 0 1 1 0 | | | | | | | | | | | | |
| Alfonso Soriano, R (1, 4) OBP: 0.320, SLG: 0.538 | 2-2 FC6-4 1-2f | | | 3-3 K | | 3-2 K | | 1-2 HR | | 4 1 1 1 0 2 2 | | | | | | | | | | | | |
| Kevin Mench, R (1, 7) OBP: 0.342, SLG: 0.500 | | 4-1 BB | | 3-1 1B | | 0-2 1B | | 0-0 F8 | | 3 0 2 0 1 0 0 | | | | | | | | | | | | |
| 9 Hank Blalock, L (1, 5) OBP: 0.333, SLG: 0.464 | | 1-2 L5 | | 0-0 P5 | | 1-3 K | | 1-0 DI 1B | | 4 0 1 0 0 1 4 | | | | | | | | | | | | |
| Phil Nevin, R (1, 10) OBP: 0.291, SLG: 0.390 | | 0-3 K | | | 3-2 G6-3 | | 0-2 K | | 2-3 K | 4 0 0 0 0 3 2 | | | | | | | | | | | | |
| Marshall McDougall, R (1, 9) OBP: 0.200, SLG: 0.200 David Dellucci, L (9, PH) OBP: 0.388, SLG: 0.504 | | 1-3 K | | | 1-3 K | | 3-3 K | | 1-3 K | 3 0 0 0 0 3 1 1 0 0 0 0 1 1 | | | | | | | | | | | | |
| Rod Barajas, R (1, 2) OBP: 0.310, SLG: 0.433 | | | 2-3 K | | 2-0 P6 | | 2-2 P6 | | | 3 0 0 0 0 1 0 | | | | | | | | | | | | |
| Inning Stats | R: 0 E: 0 K: 1 S: 12 | H: 0 LOB: 1 BB: 1 P: 19 | R: 0 E: 0 K: 2 S: 10 | H: 0 LOB: 1 BB: 1 P: 16 | R: 0 E: 0 K: 2 S: 9 | H: 0 LOB: 0 BB: 0 P: 14 | R: 0 E: 0 K: 2 S: 10 | H: 1 LOB: 1 BB: 0 P: 18 | R: 0 E: 0 K: 1 S: 7 | H: 0 LOB: 0 BB: 0 P: 13 | R: 1 E: 0 K: 2 S: 18 | H: 3 LOB: 2 BB: 0 P: 29 | R: 0 E: 0 K: 2 S: 11 | H: 0 LOB: 0 BB: 0 P: 16 | R: 0 E: 0 K: 0 S: 6 | H: 0 LOB: 0 BB: 0 P: 8 | R: 1 E: 0 K: 2 S: 14 | H: 2 LOB: 1 BB: 0 P: 19 | 1B: 4 2B: 0 3B: 0 HR: 2 | SF: 0 SAC: 0 DP: 0 HBP: 0 | WP: 0 PB: 0 SB: 0 CS: 0 | PA: 35 |
| 19 Scott Kazmir, L (1, 1) ERA: 3.94 54 Chad Orvella, R (7, 1) ERA: 3.66 Joe Borowski, R (8, 1) ERA: 2.54 Danys Baez, R (9, 1) ERA: 2.91 | IP | WLS | BF | H | R | ER | SO | BB | IBB | HBP | BLK | WP | HR | S | P | ERA | WHIP | | | | | |
| | 6.0 | W | 24 | 4 | 1 | 1 | 10 | 2 | 0 | 0 | 0 | 0 | 1 | 66 | 109 | 1.50 | 1.000 | | | | | |
| | 1.0 | H | 3 | 0 | 0 | 0 | 2 | 0 | 0 | 0 | 0 | 0 | 0 | 11 | 16 | 0.00 | 0.000 | | | | | |
| | 1.0 | H | 3 | 0 | 0 | 0 | 0 | 0 | 0 | 0 | 0 | 0 | 0 | 6 | 8 | 0.00 | 0.000 | | | | | |
| | 1.0 | S | 5 | 2 | 1 | 1 | 2 | 0 | 0 | 0 | 0 | 0 | 1 | 14 | 19 | 9.00 | 2.000 | | | | | |

Texas Rangers @ Tampa Bay Devil Rays
Tropicana Field, St. Petersburg, FL
Sat Aug 20 2005, 6:15 PM EDT
Att. 19,041 - Dome - 72 F

| | |
|-----|----|
| AB | 33 |
| R | 2 |
| H | 6 |
| RBI | 2 |
| BB | 2 |
| SO | 14 |
| LOB | 10 |



| Batter | 1 | 2 | 3 | 4 | 5 | 6 | 7 | 8 | 9 | AB R H RBI BB SO LOB | TOP | | | | | | | | | | | |
|---|---|-----------------------------------|-------------------------------|----------------------------------|-------------------------------|----------------------------------|-------------------------------|----------------------------------|------------------------------|----------------------------------|------------------------------|----------------------------------|------------------------------|----------------------------------|------------------------------|---------------------------------|------------------------------|---------------------------------|----------------------------------|------------------------------------|----------------------------------|--------|
| Gary Matthews, S (1, 8) OBP: 0.332, SLG: 0.492 | 0-3 K | | 2-0 HR | 2-3 K | | 1-1 G4-3 | | 1-3 K | | 5 1 1 1 0 3 2 | | | | | | | | | | | | |
| 10 Michael Young, R (1, 6) OBP: 0.373, SLG: 0.500 | 0-2 F9 | | 0-0 G6-3 | 1-0 2B | | 2-2 2B | | 1-0 F7 | | 5 0 2 1 0 0 0 | | | | | | | | | | | | |
| 23 Mark Teixeira, S (1, 3) OBP: 0.357, SLG: 0.524 | 0-1 G4-3 | | 1-0 2B | 4-2 BB | | 0-1 L8 | | 1-1 F9 | | 4 0 1 0 1 0 1 | | | | | | | | | | | | |
| Alfonso Soriano, R (1, 4) OBP: 0.317, SLG: 0.533 | | 2-1 F7 | 1-3 K | 1-2 F8 | | 2-1 G5-3 | | 0-3 K | | 5 0 0 0 0 2 3 | | | | | | | | | | | | |
| Kevin Mench, R (1, 7) OBP: 0.348, SLG: 0.505 | | 0-2 HBP BB 1B | 4-2 BB | | 0-0 2B | 4-0 BB | | | | 2 0 2 0 2 0 0 | | | | | | | | | | | | |
| 9 Hank Blalock, L (1, 5) OBP: 0.330, SLG: 0.460 | | 0-0 F8 | 3-2 G1-3 | | 2-1 F7 | 1-3 K | | | | 4 0 0 0 0 1 5 | | | | | | | | | | | | |
| Phil Nevin, R (1, 10) OBP: 0.291, SLG: 0.386 | | 1 SAFE 4-0 HBP 1-2 BB | | 1-0 P3 | 1-3 K | 1-0 F8 | | | | 3 0 0 0 1 1 2 | | | | | | | | | | | | |
| Sandy Alomar Jr., R (1, 2) OBP: 0.328, SLG: 0.353 | | 1-1 HBP | | 2-1 HR | 1-1 F7 | | | 1-1 L5 | | 0 0 0 0 0 0 0 | | | | | | | | | | | | |
| Rod Barajas, R (3, 2) OBP: 0.310, SLG: 0.441 | | 1-2 2-3 HBP | | | | | | | | 3 1 1 1 0 0 1 | | | | | | | | | | | | |
| Mark DeRosa, R (1, 9) OBP: 0.290, SLG: 0.373 | | 0-3 K | | 2-1 10 2B 1B | | 4-1 G4-3 BB | | 1-0 G1-3 | | 3 1 1 0 1 1 3 | | | | | | | | | | | | |
| Inning Stats | R: 0 E: 0 K: 1 S: 8 | H: 0 LOB: 0 BB: 0 P: 8 | R: 0 E: 0 K: 1 S: 11 | H: 1 LOB: 3 BB: 1 P: 18 | R: 1 E: 0 K: 1 S: 11 | H: 2 LOB: 2 BB: 1 P: 22 | R: 2 E: 0 K: 1 S: 14 | H: 3 LOB: 2 BB: 1 P: 27 | R: 0 E: 0 K: 1 S: 8 | H: 1 LOB: 1 BB: 1 P: 12 | R: 0 E: 0 K: 0 S: 9 | H: 1 LOB: 1 BB: 1 P: 16 | R: 0 E: 0 K: 1 S: 6 | H: 0 LOB: 1 BB: 1 P: 14 | R: 0 E: 0 K: 1 S: 6 | H: 0 LOB: 0 BB: 0 P: 9 | R: 0 E: 0 K: 1 S: 6 | H: 0 LOB: 0 BB: 0 P: 8 | 1B: 2 2B: 4 3B: 0 HR: 2 | SF: 0 SAC: 0 DP: 1 HBP: 1 | WP: 0 PB: 0 SB: 1 CS: 0 | PA: 40 |
| PITCHER | IP WLS BF H R ER SO BB IBB HBP BLK WP HR S P ERA WHIP | | | | | | | | | | | | | | | | | | | | | |
| Casey Fossum, L (1, 1) ERA: 4.44 | 5.0 W 26 7 3 3 5 3 0 1 0 0 2 52 87 5.40 2.000 | | | | | | | | | | | | | | | | | | | | | |
| Travis Harper, R (6, 1) ERA: 7.21 | 1.1 H 6 1 0 0 0 2 0 0 0 0 0 0 11 24 0.00 2.250 | | | | | | | | | | | | | | | | | | | | | |
| Trevor Miller, L (7, 1) ERA: 4.18 | 0.1 H 1 0 0 0 1 0 0 0 0 0 0 0 3 4 0.00 0.000 | | | | | | | | | | | | | | | | | | | | | |
| 54 Chad Orvella, R (7, 1) ERA: 3.54 | 1.1 H 4 0 0 0 1 0 0 0 0 0 0 0 7 11 0.00 0.000 | | | | | | | | | | | | | | | | | | | | | |
| Danys Baez, R (9, 1) ERA: 2.86 | 1.0 S 3 0 0 0 1 0 0 0 0 0 0 0 6 8 0.00 0.000 | | | | | | | | | | | | | | | | | | | | | |

Texas Rangers @ Tampa Bay Devil Rays
Tropicana Field, St. Petersburg, FL
Sun Aug 21 2005, 2:15 PM EDT
Att: 13,974 - Dome - 72 F

| | |
|-----|----|
| AB | 34 |
| R | 3 |
| H | 8 |
| RBI | 3 |
| BB | 5 |
| SO | 8 |
| LOB | 17 |



| Batter | 1 | 2 | 3 | 4 | 5 | 6 | 7 | 8 | 9 | AB R H RBI BB SO LOB | TOP | | | | | | | | | |
|---|---|----------------------------------|-------------------------------|----------------------------------|-------------------------------|----------------------------------|-------------------------------|----------------------------------|-------------------------------|----------------------------------|-------------------------------|----------------------------------|-------------------------------|----------------------------------|------------------------------|----------------------------------|----------------------------------|------------------------------------|----------------------------------|--------|
| 51 Ichiro Suzuki, L (1, 9) OBP: 0.349, SLG: 0.439 | 0-1 HR | | 3-2 F8 | | 4-2 16 CS BB | | 1-1 E6 1-2 2-H 1B | | 2-0 P5 | 4 1 2 1 1 0 1 | | | | | | | | | | |
| 16 Willie Bloomquist, R (1, 4) OBP: 0.301, SLG: 0.338 | 2-3 K | | 3-3 K | | 2-0 CS | 2-2 G4-3 | 1-2 L4 | | 0-2 F9 | 5 0 0 0 0 2 3 | | | | | | | | | | |
| Raul Ibanez, L (1, 7) OBP: 0.356, SLG: 0.454 | 1-2 P3 | | 1-2 G3-1 | | | 2-3 K | | 1-2 29 2B 2B | 1-1 G3 | 5 1 1 0 0 1 1 | | | | | | | | | | |
| Richie Sexson, R (1, 3) OBP: 0.364, SLG: 0.549 | 2-0 2B | | | 2-1 F8 | | 2-3 K | | 4-1 29 2B BB | | 3 0 1 0 1 1 0 | | | | | | | | | | |
| 29 Adrián Beltré, R (1, 5) OBP: 0.299, SLG: 0.438 | 2-2 F7 | | | 1-3 K | | | 1-2 G4-3 2B | 0-2 2B | | 4 1 2 1 0 1 1 | | | | | | | | | | |
| 7 Jeremy Reed, L (1, 8) OBP: 0.326, SLG: 0.355 | | 2-1 G4-3 | | 0-2 S 1B | | | 1-0 G4-3 | 1-1 G1-3 | | 4 0 1 0 0 0 3 | | | | | | | | | | |
| Greg Dobbs, L (1, 10) OBP: 0.222, SLG: 0.372 | | 2-2 K | | 2-2 P5 | | | 0-0 51 1B 51 E 2B | 1-3 K | | 3 1 1 1 0 1 1 | | | | | | | | | | |
| 12 Michael Morse, R (8, PH) OBP: 0.360, SLG: 0.399 | | | | 1-2 1B | | | 0-3 K | 2-3 K | | 1 0 0 0 0 1 2 | | | | | | | | | | |
| 7 Yuniesky Betancourt, R (1, 6) OBP: 0.277, SLG: 0.358 | | 1-2 1B | | | 1-3 K | | | | | 4 0 1 0 0 3 3 | | | | | | | | | | |
| Yorvit Torrealba, R (1, 2) OBP: 0.312, SLG: 0.336 | | 0-1 F7 | | | 1-3 K | | 4-1 51 E BB | | 4-2 BB | 2 0 0 0 0 1 1 | | | | | | | | | | |
| Dave Hansen, L (7, PH) OBP: 0.288, SLG: 0.229 | | | | | | | | | | 0 0 0 0 1 0 0 | | | | | | | | | | |
| Jamal Strong, R (7, PR) OBP: 0.500, SLG: 1.000 | | | | | | | | | | 0 0 0 0 0 0 0 | | | | | | | | | | |
| Miguel Ojeda, R (7, 2) OBP: 0.244, SLG: 0.200 | | | | | | | | | | 0 0 0 0 1 0 0 | | | | | | | | | | |
| Inning Stats | R: 1 E: 0 K: 1 S: 16 | H: 2 LOB: 1 BB: 0 P: 23 | R: 0 E: 0 K: 1 S: 12 | H: 1 LOB: 1 BB: 0 P: 17 | R: 0 E: 0 K: 1 S: 11 | H: 1 LOB: 1 BB: 0 P: 16 | R: 0 E: 0 K: 2 S: 18 | H: 0 LOB: 0 BB: 1 P: 26 | R: 0 E: 0 K: 2 S: 11 | H: 0 LOB: 0 BB: 0 P: 17 | R: 2 E: 1 K: 1 S: 16 | H: 3 LOB: 2 BB: 1 P: 24 | R: 1 E: 0 K: 2 S: 15 | H: 2 LOB: 2 BB: 1 P: 24 | R: 0 E: 0 K: 0 S: 8 | H: 0 LOB: 1 BB: 1 P: 15 | 1B: 3 2B: 5 3B: 0 HR: 1 | SF: 0 SAC: 0 DP: 0 HBP: 0 | WP: 0 PB: 0 SB: 1 CS: 1 | PA: 40 |
| PITCHER | IP WLS BF H R ER SO BB IBB HBP BLK WP HR S P ERA WHIP | | | | | | | | | | | | | | | | | | | |
| Chris Young, R (1, 1) ERA: 4.52 | 5.0 W 19 4 1 1 6 1 0 0 0 0 1 68 100 1.80 1.000 | | | | | | | | | | | | | | | | | | | |
| 43 Kameron Loe, R (6, 1) ERA: 4.17 | 1.2 H 8 2 2 1 3 1 0 0 0 0 0 22 34 5.40 1.800 | | | | | | | | | | | | | | | | | | | |
| Steve Karsay, R (7, 1) ERA: 5.06 | 0.1 H 5 3 1 1 0 1 0 0 0 0 0 12 19 27.00 12.000 | | | | | | | | | | | | | | | | | | | |
| Brian Shouse, L (8, 1) ERA: 5.1 | 0.1 H 1 0 0 0 0 0 0 0 0 0 0 2 3 0.00 0.000 | | | | | | | | | | | | | | | | | | | |
| Francisco Cordero, R (8, 1) ERA: 3.44 | 1.2 S 6 0 0 0 2 1 0 0 0 0 0 0 14 24 0.00 0.600 | | | | | | | | | | | | | | | | | | | |

Seattle Mariners @ Texas Rangers
Ameriquet Field, Arlington, TX

Tue Aug 23 2005, 8:05 PM EDT
Att. 25,653 - Clear - 98 F

livebaseballscorecards.com

| | |
|-----|----|
| AB | 35 |
| R | 4 |
| H | 9 |
| RBI | 3 |
| BB | 4 |
| SO | 11 |
| LOB | 16 |



| Batter | 1 | 2 | 3 | 4 | 5 | 6 | 7 | 8 | 9 |
|--|-------------|---------------------|-------------|-----------|-----------------------|-----------------------|-------------|-----------------------|---|
| Gary Matthews, S (1, 8) OBP: 0.328, SLG: 0.485 | 1-1 G5-3 | | 1-0 G1-3 | | 3-2 F7 | 1-0 G6-3 | | 1-3 K | |
| 10 Michael Young, R (1, 6) OBP: 0.374, SLG: 0.502 | 1-1 F9 | | 2-1 1B | | 1-0 2B | | 0-0 G6-3 | | |
| 23 Mark Teixeira, S (1, 3) OBP: 0.359, SLG: 0.533 | 1-1 2B | | 1-2 F8 | | 4-0 IBB | | 0-1 HR | | |
| 9 Hank Blalock, L (1, 5) OBP: 0.328, SLG: 0.457 | 3-3 K | | 2-2 P6 | | 1-1 P3 | | 1-0 F7 | | |
| Alfonso Soriano, R (1, 4) OBP: 0.318, SLG: 0.531 | | 4-2 1B BB | | 3-2 F8 | | 2-2 1B 2B 1B | | 0-1 P4 | |
| Kevin Mench, R (1, 7) OBP: 0.351, SLG: 0.514 (9, 9) | | 1-2 1B 1B | | 0-1 HR | | 1-3 2B 1B | | 0-1 G4-3 | |
| Phil Nevin, R (1, 10) OBP: 0.293, SLG: 0.389 | | 3-1 F7 | | 1-0 L7 | | 3-1 SH 2B | | 4-2 S BB | |
| Rod Barajas, R (1, 2) OBP: 0.310, SLG: 0.440 | | 1-1 G6-4-3 1B | | 2-1 L8 | | 0-0 SH G6-3 | | 1-3 K | |
| Mark DeRosa, R (1, 9) OBP: 0.292, SLG: 0.372 David Dellucci, L (8, PH) OBP: 0.390, SLG: 0.506 (9, 7) | | 1-2 G6-4-3 | | | 3-2 10 2B 1B | | 3-3 K | 0-0 E3 PB 1B | |

| Inning Stats | R: 0 | H: 1 | E: 0 | LOB: 1 | K: 1 | BB: 0 | S: 9 | R: 1 | H: 2 | E: 0 | LOB: 1 | K: 0 | BB: 0 | S: 12 | R: 0 | H: 1 | E: 0 | LOB: 0 | K: 0 | BB: 0 | S: 9 | R: 1 | H: 1 | E: 0 | LOB: 2 | K: 0 | BB: 1 | S: 9 | R: 2 | H: 3 | E: 0 | LOB: 1 | K: 1 | BB: 0 | S: 14 | R: 1 | H: 1 | E: 0 | LOB: 0 | K: 0 | BB: 0 | S: 6 | R: 1 | H: 1 | E: 1 | LOB: 1 | K: 2 | BB: 1 | S: 12 | P: 18 |
|--------------|-------|-------|--------|--------|-------|-------|--------|-------|--------|------|--------|------|-------|-------|------|------|------|--------|------|-------|------|------|------|------|--------|------|-------|------|------|------|------|--------|------|-------|-------|------|------|------|--------|------|-------|------|------|------|------|--------|------|-------|-------|-------|
| 1B: 7 | SF: 0 | 2B: 3 | SAC: 1 | 3B: 0 | DP: 2 | HR: 2 | HBP: 0 | WP: 0 | PA: 37 | | | | | | | | | | | | | | | | | | | | | | | | | | | | | | | | | | | | | | | | | |

| PITCHER | IP | WLS | BF | H | R | ER | SO | BB | IBB | HBP | BLK | WP | HR | S | P | ERA | WHIP |
|--|-----|-----|----|----|---|----|----|----|-----|-----|-----|----|----|----|-----|------|-------|
| Jamie Moyer, L (1, 1) ERA: 4.29 | 5.0 | L | 25 | 10 | 4 | 4 | 1 | 1 | 1 | 0 | 0 | 0 | 1 | 55 | 102 | 7.20 | 2.200 |
| 40 Julio Mateo, R (6, 1) ERA: 3.11 | 2.0 | | 7 | 1 | 1 | 1 | 1 | 0 | 0 | 0 | 0 | 0 | 1 | 12 | 17 | 4.50 | 0.500 |
| Jeff Nelson, R (8, 1) ERA: 3.89 | 0.2 | | 3 | 0 | 1 | 0 | 1 | 1 | 0 | 0 | 0 | 0 | 0 | 7 | 12 | 0.00 | 1.500 |
| Matt Thornton, L (8, 1) ERA: 5.55 | 0.1 | | 2 | 1 | 0 | 0 | 1 | 0 | 0 | 0 | 0 | 0 | 0 | 5 | 6 | 0.00 | 3.000 |


BOTTOM

Seattle Mariners @ Texas Rangers
 Ameriquet Field, Arlington, TX

Tue Aug 23 2005, 8:05 PM EDT
 Att. 25,653 - Clear - 98 F

livebaseballscorecards.com

| | |
|------------|-----------|
| AB | 33 |
| R | 6 |
| H | 12 |
| RBI | 5 |
| BB | 3 |
| SO | 4 |
| LOB | 16 |



| Batter | 1 | 2 | 3 | 4 | 5 | 6 | 7 | 8 | 9 | AB R H RBI BB SO LOB | TOP | | | | | | | | | | | | | | | | | | | | | | |
|--|-------------------------------|----------------------------------|------------------------------|----------------------------------|-------------------------------|----------------------------------|------------------------------|----------------------------------|-------------------------------|----------------------------------|--|----------------------------------|------------------------------|----------------------------------|------------------------------|----------------------------------|------------------------------|---------------------------------|----------------------------------|------------------------------------|----------------------------------|--------|----|----|---|---|-----|------|--|--|--|--|--|
| 51 Ichiro Suzuki, L (1, 9) OBP: 0.346, SLG: 0.436 | 1-3 K | | 1-2 F8 | | 1-2 F7 | | 2-0 F7 | | | 4 0 0 0 0 1 3 | Seattle Mariners @ Texas Rangers Ameriquest Field, Arlington, TX Wed Aug 24 2005, 8:05 PM EDT Att. 28,612 - Clear - 96 F livebaseballscorecards.com | | | | | | | | | | | | | | | | | | | | | | |
| 16 Willie Bloomquist, R (1, 4) OBP: 0.296, SLG: 0.332 | 0-2 L9 | | 1-0 G6-3 | | 0-0 F9 | | 1-1 G5-3 | | | 4 0 0 0 0 0 3 | | | | | | | | | | | | | | | | | | | | | | | |
| Raul Ibanez, L (1, 7) OBP: 0.357, SLG: 0.452 | 4-2 1B BB | | | 2-0 G6-3 | | 4-0 29 2B BB | 0-0 P6 | | | 2 1 0 0 2 0 2 | | | | | | | | | | | | | | | | | | | | | | | |
| Richie Sexson, R (1, 3) OBP: 0.363, SLG: 0.547 | 1-1 1-2 1B | | 2-2 G4-3 | | 1-2 F8 | | 0-0 G5-3 | | | 4 0 1 0 0 0 1 | | | | | | | | | | | | | | | | | | | | | | | |
| 29 Adrian Beltré, R (1, 5) OBP: 0.300, SLG: 0.440 | 1-0 G3 | | 4-0 7 BB BB | | 0-0 1-H 2B | | 1-3 K | | | 3 0 1 1 1 1 2 | | | | | | | | | | | | | | | | | | | | | | | |
| 7 Jeremy Reed, L (1, 8) OBP: 0.325, SLG: 0.353 | | 2-0 P6 | 4-0 12 FC6-4 BB | | 0-2 P3 | | 2-3 K | | | 3 0 0 0 1 1 1 | | | | | | | | | | | | | | | | | | | | | | | |
| 12 Michael Morse, R (1, 6) OBP: 0.353, SLG: 0.391 | | 2-2 F8 | 1-1 FC6-4 | | 2-3 K | | 1-0 F8 | | | 4 0 0 0 0 1 3 | | | | | | | | | | | | | | | | | | | | | | | |
| Greg Dobbs, L (1, 10) OBP: 0.224, SLG: 0.362 | | 3-1 F8 | 1-2 1-2f | | 1-2 G3-1 | | 1-0 16 G5-3 1B | | | 4 0 1 0 0 0 0 | | | | | | | | | | | | | | | | | | | | | | | |
| Yorvit Torrealba, R (1, 2) OBP: 0.319, SLG: 0.338 Dave Hansen, L (9, PH) OBP: 0.283, SLG: 0.224 | | | 1-3 K | | 4-2 BB | | 0-1 16 G5-3 1B | | | 2 0 1 0 1 1 0 1 0 0 0 0 0 0 | | | | | | | | | | | | | | | | | | | | | | | |
| Inning Stats | R: 0 E: 0 K: 1 S: 13 | H: 1 LOB: 2 BB: 1 P: 20 | R: 0 E: 0 K: 0 S: 6 | H: 0 LOB: 0 BB: 0 P: 13 | R: 0 E: 0 K: 1 S: 10 | H: 0 LOB: 0 BB: 0 P: 13 | R: 0 E: 0 K: 0 S: 6 | H: 0 LOB: 2 BB: 2 P: 19 | R: 0 E: 0 K: 0 S: 12 | H: 0 LOB: 1 BB: 1 P: 18 | R: 1 E: 0 K: 1 S: 12 | H: 1 LOB: 1 BB: 1 P: 19 | R: 0 E: 0 K: 0 S: 7 | H: 2 LOB: 2 BB: 0 P: 11 | R: 0 E: 0 K: 2 S: 7 | H: 0 LOB: 0 BB: 0 P: 10 | R: 0 E: 0 K: 0 S: 3 | H: 0 LOB: 0 BB: 0 P: 5 | 1B: 3 2B: 1 3B: 0 HR: 0 | SF: 0 SAC: 0 DP: 0 HBP: 0 | WP: 0 PB: 0 SB: 0 CS: 0 | PA: 36 | | | | | | | | | | | |
| PITCHER Juan Dominguez, R (1, 1) ERA: 4.4 John Wasdin, R (7, 1) ERA: 4.08 | IP 6.0 | WLS W | BF 25 | H 2 | R 1 | ER 1 | SO 3 | BB 5 | IBB 0 | HBP 0 | BLK 0 | WP 0 | HR 0 | S 59 | P 102 | ERA 1.50 | WHIP 1.167 | | | | | | | | | | | | | | | | |
| | | | | | | | | | | | PITCHER | IP | WLS | BF | H | R | ER | SO | BB | IBB | HBP | BLK | WP | HR | S | P | ERA | WHIP | | | | | |



| Batter | 1 | 2 | 3 | 4 | 5 | 6 | 7 | 8 | 9 |
|--|----------|-----------|--------|----------|--------|----------|------------|----------|---|
| David Dellucci, L (1, 7) OBP: 0.388, SLG: 0.507 | 3-1 F8 | 0-0 3B | | 2-2 G4-3 | | 0-0 G4-3 | | 1-1 G1-3 | |
| 10 Michael Young, R (1, 6) OBP: 0.376, SLG: 0.502 | 1-1 G5-3 | 4-2 BB | | 2-2 1B | | 3-2 G6-3 | | 1-2 1B | |
| 23 Mark Teixeira, S (1, 3) OBP: 0.361, SLG: 0.535 | 1-2 1B | 0-1 P2 | | 2-0 G3 | | 4-2 BB | | 0-1 1B | |
| 9 Hank Blalock, L (1, 5) OBP: 0.329, SLG: 0.456 | 0-2 1B | 2-1 FC5-4 | | | 3-1 F8 | | 3-1 1B | 1-0 F7 | |
| Alfonso Soriano, R (1, 4) OBP: 0.319, SLG: 0.531 | 1-2 F8 | | | | 0-1 HR | | 1-1 G5-4-3 | | |
| Kevin Mench, R (1, 9) | | 0-1 1B | 1 SAFE | 2-2 L5 | 1 SAFE | 1-1 HR | 1-3 K | | |
| Adrián González, L (1, 10) OBP: 0.308, SLG: 0.466 | | 0-0 1B | | 0-1 F9 | | 0-1 F7 | | 0-0 2B | |
| Gary Matthews, S (1, 8) OBP: 0.324, SLG: 0.479 | | 1-1 G3-1 | 1 SAFE | 3-2 G4-3 | | 3-1 G4-3 | | 1-1 G1-3 | |
| Rod Barajas, R (1, 2) OBP: 0.313, SLG: 0.444 | | 0-2 3B | | | 1-3 K | | 0-1 F8 | 1-1 1B | |

| Inning Stats | R: 1 | H: 2 | E: 0 | K: 0 | S: 13 | R: 3 | H: 4 | E: 0 | K: 0 | S: 16 | R: 0 | H: 1 | E: 0 | K: 0 | S: 14 | R: 2 | H: 2 | E: 0 | K: 0 | S: 10 | R: 0 | H: 0 | E: 0 | K: 1 | S: 8 | R: 0 | H: 1 | E: 0 | K: 1 | S: 9 | R: 2 | H: 4 | E: 0 | K: 0 | S: 13 |
|--------------|--------|-------|-------|--------|-------|-------|--------|-------|-------|--------|-------|-------|--------|-------|-------|--------|-------|--------|-------|-------|--------|-------|-------|--------|-------|--------|-------|-------|--------|-------|-------|--------|-------|-------|-------|
| | LOB: 1 | BB: 0 | P: 19 | LOB: 2 | BB: 1 | P: 23 | LOB: 1 | BB: 0 | P: 19 | LOB: 1 | BB: 0 | P: 18 | LOB: 0 | BB: 0 | P: 17 | LOB: 0 | BB: 0 | LOB: 1 | BB: 1 | P: 18 | LOB: 2 | BB: 0 | P: 18 | LOB: 0 | BB: 0 | LOB: 0 | BB: 0 | P: 10 | LOB: 2 | BB: 0 | P: 18 | LOB: 0 | BB: 0 | P: 18 | |

| PITCHER | IP | WLS | BF | H | R | ER | SO | BB | IBB | HBP | BLK | WP | HR | S | P | ERA | WHIP |
|--|-----|-----|----|----|---|----|----|----|-----|-----|-----|----|----|----|----|-------|-------|
| Ryan Franklin, R (1, 1) ERA: 5.29 | 5.0 | L | 26 | 10 | 6 | 6 | 1 | 1 | 0 | 0 | 0 | 0 | 1 | 64 | 96 | 10.80 | 2.200 |
| Clint Nageotte, R (6, 1) ERA: 6.75 | 2.2 | | 12 | 4 | 2 | 2 | 1 | 1 | 0 | 0 | 0 | 0 | 0 | 27 | 43 | 6.75 | 1.875 |
| Shigetoshi Hasegawa, R (8, 1) ERA: 4.59 | 0.1 | | 2 | 1 | 0 | 0 | 0 | 0 | 0 | 0 | 0 | 0 | 0 | 3 | 4 | 0.00 | 3.000 |

| AB | R | H | RBI | BB | SO | LOB |
|----|---|---|-----|----|----|-----|
| 5 | 0 | 1 | 1 | 0 | 0 | 1 |
| 4 | 0 | 2 | 1 | 1 | 0 | 0 |
| 4 | 1 | 2 | 0 | 1 | 0 | 3 |
| 5 | 0 | 2 | 1 | 0 | 0 | 4 |
| 4 | 1 | 2 | 0 | 0 | 0 | 3 |
| 4 | 2 | 2 | 2 | 0 | 1 | 2 |
| 4 | 2 | 2 | 1 | 0 | 0 | 1 |
| 4 | 0 | 0 | 0 | 0 | 0 | 3 |
| 4 | 2 | 2 | 2 | 0 | 1 | 0 |

| AB | R | H | RBI | BB | SO | LOB |
|----|---|----|-----|----|----|-----|
| 38 | 8 | 15 | 8 | 2 | 2 | 17 |

| WP | PA |
|----|----|
| 0 | 40 |

| 1B | SF | 2B | SAC | 3B | DP | HR | HBP |
|----|----|----|-----|----|----|----|-----|
| 9 | 0 | 4 | 0 | 1 | 1 | 1 | 0 |

| WP | HR | S | P | ERA | WHIP |
|----|----|---|---|-----|------|
| 0 | 0 | 0 | 0 | 0 | 0 |

Seattle Mariners @ Texas Rangers
 Ameriquet Field, Arlington, TX
 Wed Aug 24 2005, 8:05 PM EDT
 Att. 28,612 - Clear - 96 F

livebaseballscorecards.com

| Batter | 1 | 2 | 3 | 4 | 5 | 6 | 7 | 8 | 9 | AB R H RBI BB SO LOB | TOP | | | | | | | | | | | | |
|---|-------------------------------|----------------------------------|------------------------------|----------------------------------|------------------------------|----------------------------------|------------------------------|---------------------------------|----------------------------------|---|-------------------------------|----------------------------------|------------------------------|----------------------------------|-------------------------------|----------------------------------|-------------------------------|----------------------------------|----------------------------------|------------------------------------|----------------------------------|--------|---|
| 51 Ichiro Suzuki, L (1, 9) OBP: 0.345, SLG: 0.439 | 0-2 K | | 2-2 P6 | | | 2-1 G6-3 | | 1-3 K | 1-0 HR | 5 1 1 4 0 2 1 | | | | | | | | | | | | | |
| 16 Willie Bloomquist, R (1, 4) OBP: 0.290, SLG: 0.325 | 2-3 K | | 1-1 G5-3 | | | 0-2 P3 | | 1-2 E4 | 1-1 G4-3 | 5 0 0 0 0 1 1 | | | | | | | | | | | | | |
| Raul Ibanez, L (1, 7) Yorvit Torrealba, R (9, 2) OBP: 0.319, SLG: 0.338 | 3-2 HR | | 0-1 L9 | | | 1-2 P4 | | 2-1 F7 | 1-1 F7 | 5 1 1 1 0 0 2 0 0 0 0 0 0 0 | | | | | | | | | | | | | |
| Richie Sexson, R (1, 3) OBP: 0.362, SLG: 0.543 | 4-2 29 E BB | | | | 0-3 K | | 0-0 G6-3 | 2-3 K | | 3 1 0 0 1 2 2 | | | | | | | | | | | | | |
| 29 Adrian Beltré, R (1, 5) OBP: 0.302, SLG: 0.443 | 0-1 E6 2B | | | | 0-0 F7 | | 3-2 G5-3 | | 0-0 7 SH2-4 1B | 4 1 2 1 0 0 0 | | | | | | | | | | | | | |
| Greg Dobbs, L (1, 10) OBP: 0.226, SLG: 0.340 | 1-2 F7 | | | | 3-1 P3 | | 1-0 E7 7 1B | | 4-2 1B 7 SH2-4 51 HR BB | 3 2 0 0 1 0 1 | | | | | | | | | | | | | |
| 7 Yuniesky Betancourt, R (1, 6) OBP: 0.279, SLG: 0.357 | | | 0-1 F7 | | | 0-2 G4-3 | | 1-1 2-H 1B | 0-1 SH2-4 | 3 0 1 1 0 0 0 | | | | | | | | | | | | | |
| 7 Jeremy Reed, L (1, 8) OBP: 0.324, SLG: 0.350 | | | 2-3 K | | | 3-2 F7 | | 1 SAFE 1 B 1 SAFE F7 | 4-0 51 HR 1B IBB | 3 1 0 0 1 1 1 | | | | | | | | | | | | | |
| Miguel Ojeda, R (1, 2) Dave Hansen, L (9, PH) Jamal Strong, R (9, PH) OBP: 0.600, SLG: 1.000 | | | 3-2 F9 | | | 0-0 F9 | | 1-2 E6 16 E | 2-1 51 HR 1B | 3 0 0 0 0 0 0 0 0 0 0 0 0 0 1 1 1 1 0 0 0 | | | | | | | | | | | | | |
| Inning Stats | R: 2 E: 1 K: 2 S: 17 | H: 2 LOB: 1 BB: 1 P: 27 | R: 0 E: 0 K: 1 S: 9 | H: 0 LOB: 0 BB: 0 P: 14 | R: 0 E: 0 K: 0 S: 7 | H: 0 LOB: 0 BB: 0 P: 10 | R: 0 E: 0 K: 1 S: 6 | H: 0 LOB: 0 BB: 0 P: 9 | R: 0 E: 0 K: 0 S: 9 | H: 0 LOB: 0 BB: 0 P: 12 | R: 0 E: 0 K: 0 S: 11 | H: 0 LOB: 0 BB: 0 P: 14 | R: 1 E: 1 K: 0 S: 9 | H: 1 LOB: 1 BB: 0 P: 16 | R: 0 E: 2 K: 2 S: 15 | H: 0 LOB: 2 BB: 0 P: 22 | R: 5 E: 0 K: 0 S: 13 | H: 3 LOB: 0 BB: 2 P: 26 | 1B: 3 2B: 1 3B: 0 HR: 2 | SF: 0 SAC: 1 DP: 0 HBP: 0 | WP: 0 PB: 0 SB: 0 CS: 0 | PA: 39 | |
| PITCHER 53 Joaquín Benoit, R (1, 1) ERA: 3.56 Doug Brocail, R (8, 1) ERA: 4.95 Justin Thompson, L (9, 1) ERA: 21.6 | IP 7.0 1.1 0.2 | WLS L | BF 26 | H 3 | R 3 | ER 2 | SO 4 | BB 1 | IBB 0 | HBP 0 | BLK 0 | WP 0 | HR 1 | S 68 | P 102 | ERA 2.57 | WHIP 0.571 | | | | | | PITCHER IP WLS BF H R ER SO BB IBB HBP BLK WP HR S P ERA WHIP |

Seattle Mariners @ Texas Rangers
Ameriquet Field, Arlington, TX

Thu Aug 25 2005, 2:05 PM EDT
Att. 19,112 - Sunny - 95 F

livebaseballscorecards.com

| | |
|-----|----|
| AB | 35 |
| R | 8 |
| H | 6 |
| RBI | 8 |
| BB | 3 |
| SO | 6 |
| LOB | 8 |



| Batter | 1 | 2 | 3 | 4 | 5 | 6 | 7 | 8 | 9 | AB R H RBI BB SO LOB |
|---|-----------------------|----------------------------|-------------|---|---|------------------------|---|---|---------------------------|--------------------------------|
| David Dellucci, L (1, 7) OBP: 0.385, SLG: 0.503 Phil Nevin, R (9, PH) OBP: 0.292, SLG: 0.388 | 3-2 L8 | | 1-1 F9 | | | 0-2 G4-3 | | | 3-3 K | 3 0 0 0 0 0 0 1 0 0 0 0 1 0 |
| 10 Michael Young, R (1, 6) OBP: 0.379, SLG: 0.503 | 2-2 23 S 1B | | 4-2 BB | | | 3-2 23 G4-6-3 1B | | | 1-2 F9 | 3 0 2 0 1 0 0 |
| 23 Mark Teixeira, S (1, 10) OBP: 0.362, SLG: 0.535 | 4-2 9 G1-6-3 BB | | 1-3 K | | | 0-0 G4-6-3 1-2f | | | 0-1 9 1B 2B | 3 1 1 0 1 1 2 |
| 9 Hank Blalock, L (1, 5) OBP: 0.330, SLG: 0.456 | 1-2 G1-6-3 1-2f | | 2-3 K | | | 0-0 F7-4-3 1B | | | 1-0 FC6-4 1B 2-H | 4 0 2 1 0 1 2 |
| Alfonso Soriano, R (1, 4) OBP: 0.317, SLG: 0.527 | | 0-0 E7 1B | 1-2 F9 | | | 0-0 F9 | | | 0-2 FC6-4 1-2f | 4 1 0 0 0 0 2 |
| Kevin Mench, R (1, 9) OBP: 0.350, SLG: 0.518 | | 1-1 G6-3 | 2-1 G4-3 | | | 3-2 F7-4-3 1-1 | | | | 3 0 0 0 0 0 2 |
| Adrián González, L (1, 3) OBP: 0.309, SLG: 0.459 | | 2-0 G6-4-3 1B 2-H | 1-1 F7 | | | 1-1 F7 | | | 2-3 K | 3 0 1 1 0 1 0 |
| Gary Matthews, S (1, 8) OBP: 0.322, SLG: 0.475 | | 0-2 G6-4-3 1-2f | 2-2 G6-3 | | | 2-2 G6-3 | | | 2-2 G4-3 | 3 0 0 0 0 0 1 |
| Sandy Alomar Jr., R (1, 2) OBP: 0.320, SLG: 0.345 | | 2-2 G6-3 | 0-0 F8 | | | 0-0 F8 | | | 1-1 G1-3 | 3 0 0 0 0 0 0 |

| Inning Stats | R: 0 E: 0 K: 13 | H: 1 LOB: 1 BB: 23 | R: 1 E: 1 K: 8 | H: 1 LOB: 0 BB: 11 | R: 0 E: 0 K: 12 | H: 0 LOB: 1 BB: 20 | R: 0 E: 0 K: 8 | H: 0 LOB: 0 BB: 13 | R: 0 E: 0 K: 6 | H: 1 LOB: 0 BB: 10 | R: 0 E: 0 K: 5 | H: 1 LOB: 0 BB: 8 | R: 0 E: 0 K: 8 | H: 0 LOB: 0 BB: 13 | R: 1 E: 0 K: 12 | H: 2 LOB: 1 BB: 17 | 1B: 5 2B: 2 3B: 0 HR: 0 | SF: 0 SAC: 0 DP: 4 HBP: 0 | WP: 0 PB: 0 SB: 2 CS: 0 | PA: 32 | |
|---------------------------------------|-----------------------|--------------------------|----------------------|--------------------------|-----------------------|--------------------------|----------------------|--------------------------|----------------------|--------------------------|----------------------|-------------------------|----------------------|--------------------------|-----------------------|--------------------------|----------------------------------|------------------------------------|----------------------------------|--------|--|
| PITCHER | IP | WLS | BF | H | R | ER | SO | BB | IBB | HBP | BLK | WP | HR | S | P | ERA | WHIP | | | | |
| Jeff Harris, R (1, 1) ERA: 1.69 | 7.0 | W | 24 | 4 | 1 | 0 | 2 | 2 | 0 | 0 | 0 | 0 | 0 | 59 | 94 | 0.00 | 0.857 | | | | |
| 20 J.J. Putz, R (8, 1) ERA: 3.75 | 1.0 | H | 3 | 0 | 0 | 0 | 1 | 0 | 0 | 0 | 0 | 0 | 0 | 8 | 13 | 0.00 | 0.000 | | | | |
| Eddie Guardado, L (9, 1) ERA: 1.64 | 1.0 | | 5 | 2 | 1 | 1 | 1 | 0 | 0 | 0 | 0 | 0 | 0 | 12 | 17 | 9.00 | 2.000 | | | | |

BOTTOM

Seattle Mariners @ Texas Rangers
Ameriquet Field, Arlington, TX

Thu Aug 25 2005, 2:05 PM EDT
Att. 19,112 - Sunny - 95 F

livebaseballscores.com

| | |
|-----|----|
| AB | 30 |
| R | 2 |
| H | 6 |
| RBI | 2 |
| BB | 2 |
| SO | 4 |
| LOB | 9 |



| Batter | 1 | 2 | 3 | 4 | 5 | 6 | 7 | 8 | 9 | AB R H RBI BB SO LOB | TOP | | | | | | | | | | | |
|--|--|----------------------------------|-------------------------------|----------------------------------|------------------------------|----------------------------------|------------------------------|----------------------------------|------------------------------|---------------------------------|------------------------------|----------------------------------|------------------------------|----------------------------------|-------------------------------|----------------------------------|----------------------------------|------------------------------------|----------------------------------|--------|--|--|
| Michael Ryan, L (1, 7) OBP: 0.281, SLG: 0.341 | 3-1 7 G4-3 1B | | 1-2 8 G5-3 1B | | 2-2 2B | | | 3-3 K | | 4 0 3 0 0 1 0 | | | | | | | | | | | | |
| 8 Nick Punto, S (1, 6) OBP: 0.302, SLG: 0.337 | 1-2 F8 | | 1-0 1 SAFE G5-3 | | 3-2 L6 | | | 1-1 G4-3 | | 4 0 0 0 0 0 3 | | | | | | | | | | | | |
| 7 Joe Mauer, L (1, 2) OBP: 0.376, SLG: 0.438 | 0-1 G4-3 | | 1-3 K | | | | 0-1 G5-3 | | 2-3 K | 4 0 0 0 0 2 2 | | | | | | | | | | | | |
| 33 Justin Morneau, L (1, 3) OBP: 0.307, SLG: 0.441 | 3-3 K | | | 1-3 K | | 0-2 L7 | | 0-0 1B | | 4 0 1 0 0 2 1 | | | | | | | | | | | | |
| Matthew LeCroy, R (1, 10) OBP: 0.362, SLG: 0.470 | | 1-3 K | | 0-0 G6-3 | | 2-1 G5-3 | | 2-2 P6 | | 4 0 0 0 0 1 1 | | | | | | | | | | | | |
| Jacque Jones, L (1, 9) OBP: 0.334, SLG: 0.441 | | 2-3 K | | 2-2 1B | | | 0-0 G2-3 | | 0-2 G4-3 | 4 0 1 0 0 1 1 | | | | | | | | | | | | |
| 20 Lew Ford, R (1, 8) OBP: 0.335, SLG: 0.385 | | 0-2 2B | | 1-0 G4-3 | | | 2-3 K | | | 3 0 1 0 0 1 1 | | | | | | | | | | | | |
| Terry Tiffee, S (1, 5) OBP: 0.239, SLG: 0.321 | | 1-0 L8 | | | 1-0 L7 | | 3-2 G4-3 | | | 3 0 0 0 0 0 1 | | | | | | | | | | | | |
| 38 Luis Antonio Rodriguez, R (1, 4) OBP: 0.318, SLG: 0.359 | | | 0-1 G4-3 | | 0-1 L7 | | | 0-1 F8 | | 3 0 0 0 0 0 0 | | | | | | | | | | | | |
| Inning Stats | R: 0 E: 0 K: 1 S: 13 | H: 1 LOB: 1 BB: 0 P: 20 | R: 0 E: 0 K: 2 S: 12 | H: 1 LOB: 1 BB: 0 P: 16 | R: 0 E: 0 K: 1 S: 9 | H: 1 LOB: 1 BB: 0 P: 12 | R: 0 E: 0 K: 1 S: 8 | H: 1 LOB: 1 BB: 0 P: 12 | R: 0 E: 0 K: 0 S: 7 | H: 0 LOB: 0 BB: 0 P: 9 | R: 0 E: 0 K: 1 S: 9 | H: 0 LOB: 0 BB: 0 P: 14 | R: 0 E: 0 K: 1 S: 8 | H: 0 LOB: 0 BB: 0 P: 12 | R: 0 E: 0 K: 1 S: 10 | H: 1 LOB: 1 BB: 0 P: 14 | 1B: 4 2B: 2 3B: 0 HR: 0 | SF: 0 SAC: 0 DP: 0 HBP: 0 | WP: 0 PB: 0 SB: 0 CS: 0 | PA: 33 | | |
| 43 Kameron Loe, R (1, 1) ERA: 3.75 | IP: 5.0 WLS: W BF: 20 H: 5 R: 0 ER: 0 SO: 5 BB: 0 IBB: 0 HBP: 0 BLK: 0 WP: 0 HR: 0 S: 53 P: 77 ERA: 0.00 WHIP: 1.000 | | | | | | | | | | | | | | | | | | | | | |
| 36 C.J. Wilson, L (6, 1) ERA: 8.45 | IP: 4.0 WLS: S BF: 13 H: 1 R: 0 ER: 0 SO: 3 BB: 0 IBB: 0 HBP: 0 BLK: 0 WP: 0 HR: 0 S: 34 P: 49 ERA: 0.00 WHIP: 0.250 | | | | | | | | | | | | | | | | | | | | | |

Minnesota Twins @ Texas Rangers
 Ameriquest Field, Arlington, TX
 Fri Aug 26 2005, 8:05 PM EDT
 Att. 28,877 - Clear - 99 F

livebaseballscorecards.com

| | |
|-----|----|
| AB | 33 |
| R | 0 |
| H | 6 |
| RBI | 0 |
| BB | 0 |
| SO | 8 |
| LOB | 10 |



| Batter | 1 | 2 | 3 | 4 | 5 | 6 | 7 | 8 | 9 |
|--|-------------|-------------|-----------------------|-------------|------------------|-------------|----------------------------|---|---|
| David Dellucci, L (1, 7) OBP: 0.386, SLG: 0.510 | 0-3 K | | 3-1 1-H HR | 1-1 G4-3 | | | 4-2 9 F9 10 BB BB | | |
| 10 Michael Young, R (1, 6) OBP: 0.380, SLG: 0.508 | 3-2 HR | | 1-2 G4-3 | | 0-1 F9 | | 4-1 9 F9 1-2 BB | | |
| 23 Mark Teixeira, S (1, 3) OBP: 0.363, SLG: 0.537 | 2-1 G6-3 | | 2-2 WP HR 2B | | 2-1 2B 1B | | 1-3 K | | |
| 9 Hank Blalock, L (1, 5) OBP: 0.329, SLG: 0.455 | 2-1 1B | | 2-2 L4 | | 2-1 P6 | | 1-1 F9 1-2 2-3 | | |
| Alfonso Soriano, R (1, 4) OBP: 0.320, SLG: 0.536 | 1-1 P3 | | 2-0 2-H HR | | 0-0 1-H 2B | | 4-0 IBB | | |
| Adrián González, L (1, 10) | | 2-2 G4-3 | 0-1 F9 | | 0-0 P4 | | 1-1 L3 | | |
| Gary Matthews, S (1, 8) | | 1-0 F8 | | 1-1 P6 | | 1-0 G4-3 | 0-0 G6-3 | | |
| Rod Barajas, R (1, 2) OBP: 0.309, SLG: 0.439 | | 2-1 F8 | | 2-3 K | | 2-2 G5-3 | 0-1 G4-3 | | |
| Mark DeRosa, R (1, 9) OBP: 0.310, SLG: 0.400 | | | 1-2 HR 1B | | 0-1 1B | 1-2 G5-3 | 3-2 2B | | |

| Inning Stats | R: 1 | H: 2 | E: 0 | K: 1 | S: 13 | L: 0 | LOB: 1 | BB: 0 | P: 21 | R: 0 | H: 0 | E: 0 | K: 0 | S: 6 | R: 0 | H: 4 | E: 0 | K: 0 | S: 19 | R: 0 | H: 1 | E: 0 | K: 1 | S: 9 | R: 1 | H: 2 | E: 0 | K: 0 | S: 8 | R: 0 | H: 0 | E: 0 | K: 0 | S: 11 | R: 0 | H: 0 | E: 0 | K: 1 | S: 10 | R: 0 | H: 1 | E: 0 | K: 0 | S: 6 | R: 0 | H: 0 | E: 0 | K: 0 | S: 9 | R: 0 | H: 0 | E: 0 | K: 0 | S: 6 | R: 0 | H: 0 | E: 0 | K: 0 | S: 6 | R: 0 | H: 0 | E: 0 | K: 0 | S: 6 |
|--------------|------|------|------|------|-------|------|--------|-------|-------|------|------|------|------|------|------|------|------|------|-------|------|------|------|------|------|------|------|------|------|------|------|------|------|------|-------|------|------|------|------|-------|------|------|------|------|------|------|------|------|------|------|------|------|------|------|------|------|------|------|------|------|------|------|------|------|------|
|--------------|------|------|------|------|-------|------|--------|-------|-------|------|------|------|------|------|------|------|------|------|-------|------|------|------|------|------|------|------|------|------|------|------|------|------|------|-------|------|------|------|------|-------|------|------|------|------|------|------|------|------|------|------|------|------|------|------|------|------|------|------|------|------|------|------|------|------|------|

| PITCHER | IP | WLS | BF | H | R | ER | SO | BB | IBB | HBP | BLK | WP | HR | S | P | ERA | WHIP |
|---|-----|-----|----|---|---|----|----|----|-----|-----|-----|----|----|----|----|-------|-------|
| Kyle Lohse, R (1, 1) ERA: 4.32 | 5.0 | L | 24 | 9 | 6 | 6 | 2 | 0 | 0 | 0 | 0 | 1 | 3 | 55 | 87 | 10.80 | 1.800 |
| 54 Matt Guerrier, R (6, 1) ERA: 3.54 | 1.0 | | 3 | 0 | 0 | 0 | 0 | 0 | 0 | 0 | 0 | 0 | 0 | 11 | 15 | 0.00 | 0.000 |
| J.C. Romero, L (7, 1) ERA: 2.87 | 1.0 | | 6 | 0 | 0 | 0 | 1 | 2 | 1 | 0 | 0 | 0 | 0 | 10 | 25 | 0.00 | 2.000 |
| Terry Mulholland, L (8, 1) ERA: 4.97 | 1.0 | | 3 | 1 | 0 | 0 | 0 | 0 | 0 | 0 | 0 | 0 | 0 | 6 | 9 | 0.00 | 1.000 |

BOTTOM


Minnesota Twins @ Texas Rangers
 Ameriquet Field, Arlington, TX

Fri Aug 26 2005, 8:05 PM EDT
 Att. 28,877 - Clear - 99 F

| AB | R | H | RBI | BB | SO | LOB |
|----|---|---|-----|----|----|-----|
| 3 | 1 | 1 | 2 | 1 | 1 | 1 |
| 3 | 1 | 1 | 1 | 1 | 0 | 0 |
| 4 | 2 | 2 | 0 | 0 | 1 | 2 |
| 4 | 0 | 1 | 0 | 0 | 0 | 4 |
| 3 | 1 | 2 | 3 | 1 | 0 | 1 |
| 4 | 0 | 0 | 0 | 0 | 0 | 4 |
| 4 | 0 | 0 | 0 | 0 | 0 | 0 |
| 4 | 0 | 0 | 0 | 0 | 1 | 0 |
| 4 | 1 | 3 | 0 | 0 | 0 | 0 |

| AB | 33 |
|-----|----|
| R | 6 |
| H | 10 |
| RBI | 6 |
| BB | 3 |
| SO | 3 |
| LOB | 12 |

WP: 1 PA: 36
 PB: 0
 SB: 0
 CS: 0



| PITCHER | IP | WLS | BF | H | R | ER | SO | BB | IBB | HBP | BLK | WP | HR | S | P | ERA | WHIP |
|---------|----|-----|----|---|---|----|----|----|-----|-----|-----|----|----|---|---|-----|------|
|---------|----|-----|----|---|---|----|----|----|-----|-----|-----|----|----|---|---|-----|------|

| Batter | 1 | 2 | 3 | 4 | 5 | 6 | 7 | 8 | 9 | 10 | 11 | AB R H RBI BB SO LOB | TOP | | | | |
|---|---|--|---|--|---|--|--|--|--|--|--|--|--------------------------------|----|----|-------|-------|
| 8 Nick Punto, S OBP: 0.303, SLG: 0.337 (1, 4) | 0-0 G1-3 | 1-3 K | | | 1-0 G1-6-3 1B | | 1-0 SAFE F9 | | | 1-1 G6-3 | 1-2 1B | 6 1 2 1 0 1 3 | | | | | |
| Brent Abernathy, R OBP: 0.317, SLG: 0.321 (1, 7) Michael Ryan, L OBP: 0.289, SLG: 0.346 (11, PH) | 2-3 K | | 2-1 G6-3 | | 1-0 G1-6-3 | | | 1-2 G1-3 | | 1-1 G6-3 | 0-2 1B | 5 0 0 0 0 1 2 1 0 1 2 0 0 0 | | | | | |
| 7 Joe Mauer, L OBP: 0.375, SLG: 0.436 (1, 10) | 1-1 BB 1B | | 3-2 G4-3 | | 2-2 G1-6-3 1B | | | 3-2 G6-3 | | 2-0 G6-3 | 0-3 K | 6 0 2 0 0 1 1 | | | | | |
| Matthew LeCroy, R OBP: 0.361, SLG: 0.464 (1, 3) 33 Justin Momeau, L OBP: 0.308, SLG: 0.441 (8, 3) | 4-2 BB 1-2 BB | | 0-1 G6-3 | | 2-1 SAFE F8 | | | 1-3 K | | | 4-2 20 SH2-4 HR BB | 3 0 0 0 1 1 1 0 1 0 0 1 0 0 | | | | | |
| 20 Lew Ford, R OBP: 0.332, SLG: 0.381 (1, 8) | 3-2 F8 | | | 0-0 G5-3 | | 3-2 G1-6-3 | | | 2-3 K | | 0-0 SH2-4 | 4 0 0 0 0 1 3 | | | | | |
| 5 Michael Cuddyer, R OBP: 0.328, SLG: 0.407 (1, 9) Jacque Jones, L OBP: 0.337, SLG: 0.453 (9, PH) | | 0-1 G4-3 | | 1-1 G5-3 | | 2-2 55 G6-3 1B G5-6-3 1B | | | 1-1 E 2B | | 1-2 HR | 3 1 1 0 0 0 0 2 2 2 2 0 0 0 | | | | | |
| Terry Tiffee, S OBP: 0.238, SLG: 0.316 (1, 5) 38 Luis Antonio Rodriguez, R OBP: 0.318, SLG: 0.359 (8, 5) | | 1-1 G1-3 | | 2-2 G6-3 | | | 1-1 G5-6-3 | | 1-1 E9 1B | | 0-1 G3-1 | 5 0 1 1 0 0 1 0 0 0 0 0 0 0 | | | | | |
| 55 Mike Redmond, R OBP: 0.329, SLG: 0.364 (1, 2) | | 3-1 1B 2B | | | 0-2 G4-3 | | 3-2 G6-3 | | 2-2 K | | 2-0 1B 1B | 5 1 2 0 0 1 2 | | | | | |
| Jason Bartlett, R OBP: 0.321, SLG: 0.364 (1, 6) | | 1-2 1B | | 3-2 8 1B | | | 2-2 3-H 1B | | 1-0 F8 | | 1-1 8 1B 1B | 5 1 4 1 0 0 1 | | | | | |
| Inning Stats | R: 0 H: 1 E: 0 LOB: 2 K: 1 BB: 1 S: 15 P: 25 | R: 0 H: 2 E: 0 LOB: 2 K: 1 BB: 0 S: 13 P: 19 | R: 0 H: 0 E: 0 LOB: 0 K: 0 BB: 0 S: 7 P: 12 | R: 0 H: 0 E: 0 LOB: 0 K: 0 BB: 0 S: 6 P: 9 | R: 0 H: 2 E: 0 LOB: 1 K: 0 BB: 0 S: 8 P: 13 | R: 0 H: 1 E: 0 LOB: 0 K: 1 BB: 0 S: 10 P: 17 | R: 1 H: 2 E: 0 LOB: 1 K: 0 BB: 0 S: 14 P: 23 | R: 0 H: 0 E: 0 LOB: 0 K: 1 BB: 0 S: 10 P: 15 | R: 1 H: 2 E: 1 LOB: 1 K: 2 BB: 0 S: 12 P: 19 | R: 0 H: 0 E: 0 LOB: 0 K: 0 BB: 0 S: 5 P: 9 | R: 5 H: 5 E: 0 LOB: 1 K: 1 BB: 1 S: 20 P: 29 | 1B: 12 SF: 0 2B: 2 SAC: 1 3B: 0 DP: 2 HR: 1 HBP: 0 | WP: 0 PA: 48 PB: 0 SB: 0 CS: 0 | | | | |
| PITCHER | IP WLS BF H R ER SO BB IBB HBP BLK WP HR S P ERA WHIP | | | | | | | | | | | | | | | | |
| Kenny Rogers, L ERA: 3.15 (1, 1) | 6.0 | 23 | 6 | 0 | 0 | 2 | 1 | 0 | 0 | 0 | 0 | 0 | 0 | 59 | 95 | 0.00 | 1.167 |
| John Wasdin, R ERA: 4.1 (7, 1) | 2.0 | B | 8 | 2 | 1 | 1 | 1 | 0 | 0 | 0 | 0 | 0 | 0 | 24 | 38 | 4.50 | 1.000 |
| Francisco Cordero, R ERA: 3.54 (8, 1) | 1.0 | B | 5 | 2 | 1 | 1 | 2 | 0 | 0 | 0 | 0 | 0 | 0 | 12 | 19 | 9.00 | 2.000 |
| Brian Shouse, L ERA: 5.52 (10, 1) | 1.2 | L | 8 | 2 | 3 | 3 | 0 | 1 | 0 | 0 | 0 | 0 | 1 | 14 | 25 | 16.20 | 1.800 |
| Steve Karsay, R ERA: 6.06 (11, 1) | 0.1 | | 4 | 3 | 2 | 2 | 1 | 0 | 0 | 0 | 0 | 0 | 0 | 11 | 13 | 54.00 | 9.000 |

Minnesota Twins @ Texas Rangers
 Ameriquet Field, Arlington, TX
 Sat Aug 27 2005, 1:20 PM EDT
 Att: 25,351 - Sunny - 95 F

livebaseballscorecards.com

| | |
|-----|----|
| AB | 45 |
| R | 7 |
| H | 15 |
| RBI | 7 |
| BB | 2 |
| SO | 6 |
| LOB | 14 |



| Batter | 1 | 2 | 3 | 4 | 5 | 6 | 7 | 8 | 9 | 10 | 11 | AB R H RBI BB SO LOB | BOTTOM | | | | | | | | | | | | | | | | | | | |
|---|---|----------------------------------|-------------------------------|----------------------------------|----------------------------------|----------------------------------|-------------------------------|----------------------------------|-------------------------------|----------------------------------|------------------------------|----------------------------------|--|------------------------------|---------------------------------|-------------------------------|----------------------------------|-------------------------------|----------------------------------|-------------------------------|----------------------------------|------------------------------|---------------------------------|----------------------------------|------------------------------------|----------------------------------|--------|--|--|--|--|--|
| David Dellucci, L (1, 7) OBP: 0.384, SLG: 0.507 | 3-2 1B | | 2-3 K | | 1-1 SF9 | | 2-2 G4-3 | | 2-2 F8 | | | 4 0 1 1 0 1 1 | Minnesota Twins @ Texas Rangers Ameriquet Field, Arlington, TX Sat Aug 27 2005, 1:20 PM EDT Att: 25,351 - Sunny - 95 F | | | | | | | | | | | | | | | | | | | |
| 10 Michael Young, R (1, 6) OBP: 0.378, SLG: 0.505 | 0-1 L9 | | 3-2 F9 | | 2-1 FC6-4 | | | 1-2 23 FC4-6 1B | 2-3 K | | | 5 0 1 0 0 1 3 | | | | | | | | | | | | | | | | | | | | |
| 23 Mark Teixeira, S (1, 10) OBP: 0.362, SLG: 0.534 | 1-1 P6 | | | 3-2 E 1B | | 0-1 G3 | | 2-2 FC4-6 9 1B | 3-2 G4-3 | | | 5 1 1 0 0 0 2 | | | | | | | | | | | | | | | | | | | | |
| 9 Hank Blalock, L (1, 5) OBP: 0.330, SLG: 0.454 | 2-1 P6 | | | 0-3 K | | 0-0 G1-3 | | 0-2 1B | 2-2 1B | | | 5 0 2 0 0 1 2 | | | | | | | | | | | | | | | | | | | | |
| Alfonso Soriano, R (1, 4) OBP: 0.321, SLG: 0.536 | | 1-2 S 1B | | 0-1 FC5 G4-6-3 | | 2-0 2B | | 3-2 P4 | 0-3 K | | | 5 0 2 0 0 1 4 | | | | | | | | | | | | | | | | | | | | |
| Kevin Mench, R (1, 9) OBP: 0.351, SLG: 0.515 | | 1-2 SAFE SAFE L7 | | 1-1 G4-6-3 | | 4-0 IBB | | 0-0 1B | 0-0 F9 | | | 4 0 1 1 1 0 4 | | | | | | | | | | | | | | | | | | | | |
| Adrián González, L (1, 3) OBP: 0.276, SLG: 0.406 | | 0-1 F8 | | | 2-2 G5-3 | | 0-1 G3-1 | | 2-2 G4-3 | | | 4 0 0 0 0 0 5 | | | | | | | | | | | | | | | | | | | | |
| Phil Nevin, R (11, PH) OBP: 0.294, SLG: 0.389 | | | | | | | | | | | | 1 0 1 0 0 0 0 | | | | | | | | | | | | | | | | | | | | |
| Gary Matthews, S (1, 8) OBP: 0.319, SLG: 0.470 | | 1-1 SAFE SAFE P6 | | | 4-2 1B SF9 BB | | 0-0 G1-3 | | 2-1 2B | | | 4 1 1 0 1 0 2 | | | | | | | | | | | | | | | | | | | | |
| Sandy Alomar Jr., R (1, 2) OBP: 0.315, SLG: 0.339 | | | 1-1 G6-3 | | 1-1 SAFE 10 FC6-4 1B | | 2-0 G6-3 | | 0-1 B3 | | | 5 0 1 0 0 0 2 | | | | | | | | | | | | | | | | | | | | |
| Inning Stats | R: 0 E: 0 K: 0 S: 9 | H: 1 LOB: 1 BB: 0 P: 15 | R: 0 E: 0 K: 0 S: 11 | H: 1 LOB: 1 BB: 0 P: 14 | R: 0 E: 0 K: 1 S: 8 | H: 0 LOB: 0 BB: 0 P: 14 | R: 0 E: 1 K: 1 S: 10 | H: 1 LOB: 1 BB: 0 P: 14 | R: 1 E: 0 K: 0 S: 12 | H: 1 LOB: 1 BB: 1 P: 21 | R: 0 E: 0 K: 0 S: 6 | H: 1 LOB: 2 BB: 1 P: 12 | | R: 0 E: 0 K: 0 S: 5 | H: 0 LOB: 0 BB: 0 P: 9 | R: 1 E: 0 K: 0 S: 18 | H: 3 LOB: 2 BB: 0 P: 26 | R: 0 E: 0 K: 1 S: 10 | H: 1 LOB: 1 BB: 0 P: 16 | R: 0 E: 0 K: 1 S: 11 | H: 1 LOB: 1 BB: 0 P: 16 | R: 0 E: 0 K: 0 S: 4 | H: 1 LOB: 0 BB: 0 P: 6 | 1B: 9 2B: 3 3B: 0 HR: 0 | SF: 1 SAC: 0 DP: 2 HBP: 0 | WP: 0 PB: 0 SB: 1 CS: 0 | PA: 45 | | | | | |
| PITCHER | IP WLS BF H R ER SO BB IBB HBP BLK WP HR S P ERA WHIP | | | | | | | | | | | | | | | | | | | | | | | | | | | | | | | |
| Brad Radke, R (1, 1) ERA: 3.71 | 6.0 | 25 | 5 | 1 | 1 | 2 | 1 | 1 | 0 | 0 | 0 | 0 | 0 | 0 | 56 | 90 | 1.50 | 1.000 | | | | | | | | | | | | | | |
| 28 Jesse Crain, R (7, 1) ERA: 2.6 | 1.0 | 3 | 0 | 0 | 0 | 0 | 0 | 0 | 0 | 0 | 0 | 0 | 0 | 0 | 5 | 9 | 0.00 | 0.000 | | | | | | | | | | | | | | |
| Juan Rincon, R (8, 1) ERA: 2.54 | 1.0 | 6 | 3 | 1 | 1 | 0 | 0 | 0 | 0 | 0 | 0 | 0 | 0 | 0 | 18 | 26 | 9.00 | 3.000 | | | | | | | | | | | | | | |
| 36 Joe Nathan, R (9, 1) ERA: 2.4 | 2.0 | W 8 | 2 | 0 | 0 | 2 | 0 | 0 | 0 | 0 | 0 | 0 | 0 | 0 | 21 | 32 | 0.00 | 1.000 | | | | | | | | | | | | | | |
| J.C. Romero, L (11, 1) ERA: 2.81 | 1.0 | 3 | 1 | 0 | 0 | 0 | 0 | 0 | 0 | 0 | 0 | 0 | 0 | 0 | 4 | 6 | 0.00 | 1.000 | | | | | | | | | | | | | | |

| | |
|-----|----|
| AB | 42 |
| R | 2 |
| H | 11 |
| RBI | 2 |
| BB | 2 |
| SO | 4 |
| LOB | 25 |



livebaseballscorecards.com

| Batter | 1 | 2 | 3 | 4 | 5 | 6 | 7 | 8 | 9 | AB R H RBI BB SO LOB | TOP | |
|--|--|---|---|--|---|--|--|--|---|--|---|---|
| Michael Ryan, L (1, 7) OBP: 0.290, SLG: 0.348 Brent Abernathy, R (8, PH) OBP: 0.317, SLG: 0.321 (8, 7) | 2-2 FC3-6 BB 1B | | 1-2 P4 | | 2-3 K | | | 0-0 SH1-4 1-2 | | 3 0 1 0 0 1 1 0 0 0 0 0 0 0 | Minnesota Twins @ Texas Rangers Ameriquest Field, Arlington, TX Sun Aug 28 2005, 2:05 PM EDT Att. 20,882 - Sunny - 91 F | |
| 8 Nick Punto, S (1, 4) OBP: 0.302, SLG: 0.333 | 4-0 FC3-6 BB | | 1-3 K | | | 3-2 G6-3 | | 0-0 G6-3 2-3 | | 3 0 0 0 1 1 1 | | |
| 7 Joe Mauer, L (1, 2) OBP: 0.374, SLG: 0.434 | 1-2 FC3-6 33 S 1-2f 2-3 | | 2-2 F7 | | | 0-0 L6 | | 2-2 1B 3-H | | 4 0 1 1 0 0 2 | | |
| 33 Justin Morneau, L (1, 3) OBP: 0.308, SLG: 0.438 | 4-2 BB 1-2 | | | 2-3 K | | 2-3 K | | 0-0 L5 1 SAFE | | 3 0 0 0 1 2 1 | | |
| Matthew LeCroy, R (1, 10) OBP: 0.355, SLG: 0.456 | 0-0 F3 | | | 3-2 P3 | | | 2-3 K | | 2-2 G5-3 | | | 4 0 0 0 0 1 3 |
| Jacque Jones, L (1, 9) OBP: 0.334, SLG: 0.449 | 0-2 P6 | | | 1-0 G3-1 | | | 1-1 F7 | | 2-2 P1 | | | 4 0 0 0 0 0 3 |
| 20 Lew Ford, R (1, 8) OBP: 0.335, SLG: 0.386 | | 1-0 F8 | | | 0-1 G4-3 2B | | | 1-2 1B | | 4-2 BB | | 3 0 2 0 1 0 0 |
| 5 Michael Cuddyer, R (1, 5) OBP: 0.324, SLG: 0.402 | | 1-2 L7 | | | 1-1 G4-3 | | | 0-0 F8 | | 1 SAFE 0-3 K | | 4 0 0 0 0 1 3 |
| Jason Bartlett, R (1, 6) OBP: 0.321, SLG: 0.363 | | 2-2 F9 | | | 1-3 K | | | 1-2 G6-3 SH1-4 1B | | 3 1 1 0 0 1 1 | | |
| Inning Stats | R: 0 H: 1 E: 0 LOB: 3 K: 0 BB: 2 S: 13 P: 24 | R: 0 H: 0 E: 0 LOB: 0 K: 0 BB: 0 S: 12 P: 16 | R: 0 H: 0 E: 0 LOB: 0 K: 1 BB: 0 S: 11 P: 15 | R: 0 H: 0 E: 0 LOB: 0 K: 1 BB: 0 S: 7 P: 13 | R: 0 H: 1 E: 0 LOB: 1 K: 2 BB: 0 S: 11 P: 15 | R: 0 H: 0 E: 0 LOB: 0 K: 1 BB: 0 S: 8 P: 13 | R: 0 H: 1 E: 0 LOB: 1 K: 1 BB: 0 S: 9 P: 13 | R: 1 H: 2 E: 0 LOB: 1 K: 0 BB: 0 S: 9 P: 12 | R: 0 H: 0 E: 0 LOB: 1 K: 1 BB: 1 S: 15 P: 23 | 1B: 4 SF: 0 2B: 1 SAC: 1 3B: 0 DP: 0 HR: 0 HBP: 0 | | WP: 0 PA: 35 PB: 0 SB: 1 CS: 0 |
| PITCHER Chris Young, R (1, 1) ERA: 4.31 Erasmio Ramirez, L (8, 1) ERA: 5.79 Doug Brocail, R (9, 1) ERA: 4.87 | IP WLS BF H R ER SO BB IBB HBP BLK WP HR S P ERA WHIP 7.0 0 26 3 0 0 6 2 0 0 0 0 0 0 71 109 0.00 0.714 1.0 B 5 2 1 1 0 0 0 0 0 0 0 0 0 9 12 9.00 2.000 1.0 W 4 0 0 0 0 1 1 0 0 0 0 0 0 15 23 0.00 1.000 | PITCHER IP WLS BF H R ER SO BB IBB HBP BLK WP HR S P ERA WHIP | | | | | | | | | | |

livebaseballscorecards.com

| | |
|------------|-----------|
| AB | 31 |
| R | 1 |
| H | 5 |
| RBI | 1 |
| BB | 3 |
| SO | 7 |
| LOB | 15 |



| Batter | 1 | 2 | 3 | 4 | 5 | 6 | 7 | 8 | 9 | AB | R | H | RBI | BB | SO | LOB |
|---|-------------|-------------------------|-------------|-----------------------------|-------------------------|-------------|-------------|--------------------------------|----------------------------|----|---|---|-----|----|----|-----|
| Gary Matthews, S (1, 8) OBP: 0.321, SLG: 0.469 | 1-2 F8 | | 0-2 L9 | | 4-2 10 1B BB | | | 1-1 10 G1-6-3 1B | | 3 | 0 | 1 | 0 | 1 | 0 | 0 |
| 10 Michael Young, R (1, 6) OBP: 0.377, SLG: 0.503 | 2-0 G6-3 | | 1-3 K | | 0-0 1-2 2-H 1B | | | 0-0 1-2f G1-6-3 | | 4 | 0 | 1 | 1 | 0 | 1 | 1 |
| 23 Mark Teixeira, S (1, 3) OBP: 0.361, SLG: 0.531 | 0-0 F9 | | 1-0 G6-3 | | 0-1 G5-3 | | | 4-0 BB | | 3 | 0 | 0 | 0 | 1 | 0 | 2 |
| Alfonso Soriano, R (1, 4) OBP: 0.319, SLG: 0.532 | | 2-3 K | | 1-2 F7 | | 1-1 G6-3 | | 1-0 G5-3 | | 4 | 0 | 0 | 0 | 0 | 1 | 1 |
| Kevin Mench, R (1, 7) OBP: 0.350, SLG: 0.515 | | 1-2 BB 2B | | 2-1 P5 | | 0-0 F7 | | 0-0 P5 | | 4 | 0 | 1 | 0 | 0 | 0 | 0 |
| Phil Nevin, R (1, 10) OBP: 0.296, SLG: 0.389 | | 4-2 BB BB | | 1-2 G1 | | 0-1 F8 | | 0-1 CI 9 1B 1B | | 3 | 1 | 1 | 0 | 1 | 0 | 0 |
| Mark DeRosa, R (1, 9) OBP: 0.301, SLG: 0.387 | | 2-3 K | | 0-1 G6-3 | | | 1-2 G1-3 | | 4-0 9 1B CI BB | 3 | 0 | 0 | 0 | 0 | 1 | 2 |
| David Dellucci, L (9, PH) OBP: 0.385, SLG: 0.507 | | | | | | | | | 1-2 BB | 0 | 0 | 0 | 0 | 1 | 0 | 0 |
| Rod Barajas, R (1, 2) OBP: 0.312, SLG: 0.439 | | 4-2 1-2 2-3 BB | | 2-2 10 1B BB 1B | | 1-1 P4 | | 0-1 CI 9 1B | | 2 | 1 | 1 | 0 | 1 | 0 | 0 |
| Marshall McDougall, R (1, 5) OBP: 0.154, SLG: 0.154 | | 1-3 K | | 0-3 K | | 2-3 K | | 1-2 1-2 2-3 3-H 1B | | 3 | 0 | 0 | 0 | 0 | 3 | 4 |
| 9 Hank Bialock, L (9, PH) OBP: 0.331, SLG: 0.455 | | | | | | | | | | 1 | 0 | 1 | 1 | 0 | 0 | 0 |

| Inning Stats | R: 0 | H: 0 | E: 0 | K: 0 | S: 5 | R: 0 | H: 1 | E: 0 | K: 3 | S: 18 | R: 0 | H: 0 | E: 0 | K: 1 | S: 8 | R: 0 | H: 0 | E: 0 | K: 0 | S: 8 | R: 1 | H: 2 | E: 0 | K: 1 | S: 14 | R: 0 | H: 0 | E: 0 | K: 0 | S: 5 | R: 0 | H: 0 | E: 0 | K: 1 | S: 10 | R: 0 | H: 1 | E: 0 | K: 0 | S: 4 | R: 1 | H: 2 | E: 1 | K: 0 | S: 7 | 1B: 5 | SF: 0 | 2B: 1 | SAC: 0 | 3B: 0 | DP: 1 | HR: 0 | HBP: 0 | WP: 0 | PA: 36 |
|--|------|------|------|------|------|------|------|------|------|-------|------|------|------|------|------|------|-------|------|------|------|------|------|------|------|-------|------|------|------|------|------|------|------|------|------|-------|------|------|------|------|------|------|------|------|------|------|-------|-------|-------|--------|-------|-------|-------|--------|-------|--------|
| Johan Santana, L (1, 1) ERA: 3.15 | IP | WLS | BF | H | R | ER | SO | BB | IBB | HBP | BLK | WP | HR | S | P | ERA | WHIP | | | | | | | | | | | | | | | | | | | | | | | | | | | | | | | | | | | | | | |
| 28 Jesse Crain, R (8, 1) ERA: 2.54 | 1.1 | L | 9 | 3 | 1 | 0 | 0 | 2 | 0 | 0 | 0 | 0 | 0 | 11 | 22 | 0.00 | 3.750 | | | | | | | | | | | | | | | | | | | | | | | | | | | | | | | | | | | | | | |

Minnesota Twins @ Texas Rangers
Ameriquet Field, Arlington, TX
 Sun Aug 28 2005, 2:05 PM EDT
 Att: 20,882 - Sunny - 91 F

| | |
|-----|----|
| AB | 30 |
| R | 2 |
| H | 6 |
| RBI | 2 |
| BB | 5 |
| SO | 6 |
| LOB | 10 |



| Batter | 1 | 2 | 3 | 4 | 5 | 6 | 7 | 8 | 9 | AB R H RBI BB SO LOB | TOP | |
|--|--|---|---|--|---|---|--|---|---|---|---|--|
| 22 Scott Podsednik, L (1, 7) OBP: 0.344, SLG: 0.332 | 1-0 B3 | | 2-1 G3 | | 0-2 G3 | | 0-0 G3 | | 2-2 G1-3 | 5 0 0 1 0 0 4 | | |
| Tadahito Iguchi, R (1, 4) OBP: 0.344, SLG: 0.444 | 2-2 G3 | | 2-2 L9 | | | 1-0 G6-3 1B | | 1-3 K | 1-2 3-H 1B | 5 0 2 1 0 1 2 | | |
| Carl Everett, S (1, 10) OBP: 0.320, SLG: 0.469 | 0-2 F7 | | | 1-2 G3-1 | | 1-2 G6-3 1-2f | | 1-0 1B | 1-1 G3-1 | 5 0 1 0 0 0 2 | | |
| 14 Paul Konerko, R (1, 3) OBP: 0.363, SLG: 0.519 | | 1-1 P6 | | 1-2 F8 | | 1-1 12 1B | | 0-0 L5 | | 4 0 1 0 0 0 1 | | |
| 12 A.J. Pierzynski, L (1, 2) OBP: 0.315, SLG: 0.446 | | 0-3 K | | 0-0 L7 | | 1-0 1B | | 2-2 L9 | | 4 0 1 0 0 1 1 | | |
| 23 Jermaine Dye, R (1, 9) OBP: 0.325, SLG: 0.496 | | 0-1 F8 | | | 4-0 HR BB | | 0-1 P6 | | 1-1 G4-3 5 1B | 3 2 1 0 1 0 2 | | |
| Aaron Rowand, R (1, 8) OBP: 0.326, SLG: 0.407 | | | 1-3 K | | 1-2 L3 | | 0-2 G5-3 | | 1-0 5 1B 22 G1-3 1B | 4 1 1 0 0 1 1 | AB 37 R 5 H 11 RBI 5 BB 2 SO 3 LOB 15 | |
| Geoff Blum, S (1, 5) OBP: 0.309, SLG: 0.361 | | | 4-2 22 G3 5 1B BB | | 0-0 1-H HR | | 1-2 G4-3 | | 1-2 G4-3 | 3 1 1 2 1 0 2 | | |
| 5 Juan Uribe, R (1, 6) OBP: 0.285, SLG: 0.365 | | | 2-2 22 G3 1B | | 3-2 P3 | | 1-1 1B | | 0-2 22 G1-3 1B | 4 1 3 1 0 0 0 | | |
| Inning Stats | R: 0 E: 0 K: 0 S: 7 H: 0 LOB: 0 BB: 0 P: 10 | R: 0 E: 0 K: 1 S: 8 H: 0 LOB: 0 BB: 0 P: 9 | R: 0 E: 0 K: 1 S: 17 H: 1 LOB: 2 BB: 1 P: 28 | R: 0 E: 0 K: 0 S: 9 H: 0 LOB: 0 BB: 0 P: 11 | R: 2 E: 0 K: 0 S: 10 H: 1 LOB: 0 BB: 1 P: 18 | R: 0 E: 0 K: 0 S: 10 H: 3 LOB: 2 BB: 0 P: 14 | R: 0 E: 0 K: 0 S: 9 H: 1 LOB: 1 BB: 0 P: 11 | R: 0 E: 0 K: 1 S: 11 H: 1 LOB: 1 BB: 0 P: 15 | R: 3 E: 0 K: 0 S: 22 H: 4 LOB: 1 BB: 0 P: 29 | 1B: 10 2B: 0 3B: 0 HR: 1 SF: 0 SAC: 0 DP: 1 HBP: 0 | WP: 0 PB: 0 SB: 0 CS: 0 PA: 39 | |
| PITCHER | IP WLS BF H R ER SO BB IBB HBP BLK WP HR S P ERA WHIP | | | | | | | | | | | |
| Juan Dominguez, R (1, 1) ERA: 3.96 | 8.0 W 32 7 2 2 3 2 0 0 0 0 0 1 81 116 2.25 1.125 | | | | | | | | | | | |
| Steve Karsay, R (9, 1) ERA: 7.41 | 0.2 6 4 3 3 0 0 0 0 0 0 0 0 20 26 40.50 6.000 | | | | | | | | | | | |
| Doug Brocail, R (9, 1) ERA: 4.84 | 0.1 S 1 0 0 0 0 0 0 0 0 0 0 0 2 3 0.00 0.000 | | | | | | | | | | | |

Chicago White Sox @ Texas Rangers
 Ameriquest Field, Arlington, TX
 Mon Aug 29 2005, 8:05 PM EDT
 Att. 27,819 - Clear - 90 F

livebaseballscorecards.com



| Batter | 1 | 2 | 3 | 4 | 5 | 6 | 7 | 8 | 9 | AB R H RBI BB SO LOB | TOP | | | | | | | | | | | | | | | | | | | | | | | | | |
|--|---|----------------------------------|--------------------------------|----------------------------------|-------------------------------|----------------------------------|------------------------------|---------------------------------|-------------------------------|----------------------------------|------------------------------|----------------------------------|------------------------------|---------------------------------|-------------------------------|----------------------------------|-------------------------------|----------------------------------|-----------------------------------|------------------------------------|----------------------------------|--------|--|--|--|--|--|--|--|--|--|--|--|--|--|--|
| 22 Scott Podsednik, L (1, 7) OBP: 0.342, SLG: 0.333 | 2-1 SH1-3 1B | 0-1 P6 | 1-3 K | 1-2 G6-3 | | 2-3 K | | | | 5 1 1 0 0 2 3 | | | | | | | | | | | | | | | | | | | | | | | | | | |
| 5 Juan Uribe, R (1, 6) OBP: 0.283, SLG: 0.362 Timo Perez, L (9, PH) OBP: 0.278, SLG: 0.312 | 0-1 SH1-3 | 1-1 G3 | 1-1 G3 | 1-1 G6-3 | | 1-1 G6-3 | | 2-2 1B | | 3 0 0 0 0 0 1 1 0 1 0 0 0 0 | | | | | | | | | | | | | | | | | | | | | | | | | | |
| Carl Everett, S (1, 10) OBP: 0.319, SLG: 0.466 | 1-1 14 S 12 1B 1B | | 3-2 F7 | 0-1 G6-3 | | | 1-0 G5-3 | 2-1 F8 | | 5 1 1 1 0 0 1 | | | | | | | | | | | | | | | | | | | | | | | | | | |
| 14 Paul Konerko, R (1, 3) OBP: 0.364, SLG: 0.517 | 3-3 SAFE 1-2 K | | 2-0 23 1B 12 1B 1B | | 0-2 23 G5-3 1B | | 1-0 F8 | 0-3 K | | 5 2 2 0 0 2 2 | | | | | | | | | | | | | | | | | | | | | | | | | | |
| 12 A.J. Pierzynski, L (1, 2) OBP: 0.316, SLG: 0.445 | 0-0 2-H 1B | | 2-2 23 1B 1-2 1B | | 3-2 K | | 0-0 G2-3 | 0-1 F7 | | 5 1 2 1 0 1 2 | | | | | | | | | | | | | | | | | | | | | | | | | | |
| 23 Jermaine Dye, R (1, 9) OBP: 0.325, SLG: 0.494 | 1-3 K | | 2-2 1B 1-2 2-3 1B | | 2-0 G5-3 | | | 1-2 G6-3 | | 4 0 1 0 0 1 2 | | | | | | | | | | | | | | | | | | | | | | | | | | |
| Aaron Rowand, R (1, 8) OBP: 0.329, SLG: 0.412 | | 1-0 SH3 1B 2B | 0-0 1-3 2-H 3-H 1B | | 3-2 FC3-6 2-H 1B | | 2-1 G3-1 | | | 4 1 3 3 0 0 0 | | | | | | | | | | | | | | | | | | | | | | | | | | |
| Willie Harris, L (1, 4) OBP: 0.282, SLG: 0.223 Tadahito Iguchi, R (8, PH) OBP: 0.346, SLG: 0.444 (8, 4) | | 0-0 SH3 | 1-2 G5-3 | | 2-0 FC3-6 | | 4-1 BB BB | | | 2 0 0 0 0 0 3 0 0 0 0 1 0 0 | | | | | | | | | | | | | | | | | | | | | | | | | | |
| Geoff Blum, S (1, 5) OBP: 0.311, SLG: 0.360 | | 0-2 3-H 1B | 1-1 P6 | | 1-1 G4-3 | | 4-2 BB | | | 3 0 1 1 1 0 2 | | | | | | | | | | | | | | | | | | | | | | | | | | |
| Inning Stats | R: 2 E: 0 K: 2 S: 13 | H: 3 LOB: 1 BB: 0 P: 20 | R: 1 E: 0 K: 0 S: 9 | H: 2 LOB: 1 BB: 0 P: 11 | R: 2 E: 0 K: 0 S: 19 | H: 4 LOB: 2 BB: 0 P: 30 | R: 0 E: 0 K: 1 S: 7 | H: 0 LOB: 0 BB: 0 P: 9 | R: 1 E: 0 K: 1 S: 14 | H: 2 LOB: 1 BB: 0 P: 24 | R: 0 E: 0 K: 0 S: 7 | H: 0 LOB: 0 BB: 0 P: 10 | R: 0 E: 0 K: 0 S: 3 | H: 0 LOB: 0 BB: 0 P: 5 | R: 0 E: 0 K: 1 S: 11 | H: 0 LOB: 2 BB: 2 P: 24 | R: 0 E: 0 K: 1 S: 12 | H: 1 LOB: 1 BB: 0 P: 16 | 1B: 10 2B: 2 3B: 0 HR: 0 | SF: 0 SAC: 2 DP: 0 HBP: 0 | WP: 0 PB: 0 SB: 1 CS: 0 | PA: 41 | | | | | | | | | | | | | | |
| PITCHER | IP WLS BF H R ER SO BB IBB HBP BLK WP HR S P ERA WHIP | | | | | | | | | | | | | | | | | | | | | | | | | | | | | | | | | | | |
| 53 Joaquin Benoit, R (1, 1) ERA: 4.04 | 3.0 | | 18 | 9 | 5 | 5 | 2 | 0 | 0 | 0 | 0 | 0 | 0 | 41 | 61 | 15.00 | 3.000 | | | | | | | | | | | | | | | | | | | |
| 36 C.J. Wilson, L (4, 1) ERA: 7.58 | 5.0 | W | 19 | 2 | 1 | 1 | 3 | 2 | 0 | 0 | 0 | 0 | 0 | 42 | 72 | 1.80 | 0.800 | | | | | | | | | | | | | | | | | | | |
| Francisco Cordero, R (9, 1) ERA: 3.47 | 1.0 | S | 4 | 1 | 0 | 0 | 1 | 0 | 0 | 0 | 0 | 0 | 0 | 12 | 16 | 0.00 | 1.000 | | | | | | | | | | | | | | | | | | | |

Chicago White Sox @ Texas Rangers
 Ameriquet Field, Arlington, TX
 Tue Aug 30 2005, 5:05 PM EDT
 Sunny - 92 F

livebaseballscorecards.com

| | |
|-----|----|
| AB | 37 |
| R | 6 |
| H | 12 |
| RBI | 6 |
| BB | 2 |
| SO | 6 |
| LOB | 16 |



| Batter | 1 | 2 | 3 | 4 | 5 | 6 | 7 | 8 | 9 | AB R H RBI BB SO LOB |
|--|--------------------|--------------------------|-------------|-----------------------|------------------|-------------|---|---|---|--------------------------------|
| David Dellucci, L (1, 7) OBP: 0.384, SLG: 0.504 | 1-2 G3 | 2-2 23 2B 1B | | 1-0 L7 | | 1-3 K | | | | 4 1 1 1 0 1 1 |
| 10 Michael Young, R (1, 6) OBP: 0.375, SLG: 0.500 | 1-2 23 HR 1B | 0-3 K | | 1-0 FC5-4 23 HR | | 1-2 L8 | | | | 4 2 1 0 0 1 3 |
| 23 Mark Teixeira, S (1, 10) OBP: 0.366, SLG: 0.547 | 3-2 1-H HR | 2-2 2-H 3-H 2B | | 1-2 1-H HR | | 1-1 G6-3 | | | | 4 2 3 6 0 0 0 |
| 9 Hank Blalock, L (1, 5) OBP: 0.330, SLG: 0.450 | 4-1 G5-3 BB | 4-1 IBB | | 2-2 G3 | | 2-1 F9 | | | | 2 0 0 0 2 0 0 |
| Alfonso Soriano, R (1, 4) OBP: 0.316, SLG: 0.527 | 0-0 G5-3 | 1-1 L7 | | 1-2 E5 1B | | 3-2 F7 | | | | 4 1 0 0 0 0 3 |
| Kevin Mench, R (1, 9) OBP: 0.346, SLG: 0.515 | 0-1 G4-3 | | 1-0 G6-3 | | 1-0 F8 | 2-1 G5-3 | | | | 4 0 0 0 0 0 2 |
| Adrián González, L (1, 3) Francisco Cordero, R (9, 1) OBP: 0.275, SLG: 0.397 | | 0-3 K | 2-2 G4-3 | | 1-0 2-H 1B | 1-1 G1-3 | | | | 4 0 1 1 0 1 0 0 0 0 0 0 0 0 |
| Gary Matthews, S (1, 8) OBP: 0.324, SLG: 0.468 | | 4-1 E 1B BB | 2-0 G4-3 | | 1-0 P6 | 1-2 F9 | | | | 3 1 0 0 1 0 1 |
| Rod Barajas, R (1, 2) OBP: 0.308, SLG: 0.432 | | 2-2 E5 1B 23 2B | | 0-0 10 FC5-4 1B | 0-2 F9 | 0-2 P6 | | | | 4 1 1 0 0 0 2 |

| Inning Stats | R: 2 E: 0 K: 0 S: 13 | H: 2 LOB: 1 BB: 1 P: 22 | R: 3 E: 1 K: 2 S: 22 | H: 2 LOB: 2 BB: 2 P: 37 | R: 0 E: 0 K: 0 S: 5 | H: 0 LOB: 0 BB: 0 P: 10 | R: 2 E: 0 K: 0 S: 10 | H: 2 LOB: 0 BB: 2 P: 15 | R: 1 E: 1 K: 0 S: 11 | H: 1 LOB: 1 BB: 0 P: 15 | R: 0 E: 0 K: 1 S: 10 | H: 0 LOB: 0 BB: 0 P: 13 | R: 0 E: 0 K: 0 S: 7 | H: 0 LOB: 0 BB: 0 P: 14 | R: 0 E: 0 K: 0 S: 8 | H: 0 LOB: 0 BB: 0 P: 10 | 1B: 4 2B: 1 3B: 0 HR: 2 | SF: 0 SAC: 0 DP: 0 HBP: 0 | WP: 0 PB: 0 SB: 0 CS: 0 | PA: 36 |
|--------------|-------------------------------|----------------------------------|-------------------------------|----------------------------------|------------------------------|----------------------------------|-------------------------------|----------------------------------|-------------------------------|----------------------------------|-------------------------------|----------------------------------|------------------------------|----------------------------------|------------------------------|----------------------------------|----------------------------------|------------------------------------|----------------------------------|--------|
|--------------|-------------------------------|----------------------------------|-------------------------------|----------------------------------|------------------------------|----------------------------------|-------------------------------|----------------------------------|-------------------------------|----------------------------------|-------------------------------|----------------------------------|------------------------------|----------------------------------|------------------------------|----------------------------------|----------------------------------|------------------------------------|----------------------------------|--------|

| PITCHER | IP | WLS | BF | H | R | ER | SO | BB | IBB | HBP | BLK | WP | HR | S | P | ERA | WHIP |
|--------------------------------------|-----|-----|----|---|---|----|----|----|-----|-----|-----|----|----|----|----|-------|-------|
| Jon Garland, R (1, 1) ERA: 3.45 | 4.1 | L | 25 | 7 | 8 | 5 | 2 | 2 | 1 | 0 | 0 | 0 | 2 | 56 | 93 | 10.38 | 2.077 |
| Neal Cotts, L (5, 1) ERA: 1.88 | 2.0 | | 6 | 0 | 0 | 0 | 1 | 0 | 0 | 0 | 0 | 0 | 0 | 17 | 23 | 0.00 | 0.000 |
| Luis Vizcaino, R (7, 1) ERA: 3.45 | 1.2 | | 5 | 0 | 0 | 0 | 0 | 0 | 0 | 0 | 0 | 0 | 0 | 13 | 20 | 0.00 | 0.000 |

BOTTOM

Chicago White Sox @ Texas Rangers
 Ameriquet Field, Arlington, TX
 Tue Aug 30 2005, 5:05 PM EDT
 Sunny - 92 F

livebaseballscorecards.com

| | |
|-----|----|
| AB | 33 |
| R | 8 |
| H | 7 |
| RBI | 8 |
| BB | 3 |
| SO | 3 |
| LOB | 12 |



| Batter | 1 | 2 | 3 | 4 | 5 | 6 | 7 | 8 | 9 | AB R H RBI BB SO LOB |
|--|-------------|-------------|-----------------------|-----------|-------------|-------------|------------------------------|-------------|-------------|--------------------------------|
| David Dellucci, L (1, 7) OBP: 0.380, SLG: 0.499 | 1-1 G1-3 | | | 0-1 P6 | | 1-0 F8 | | | 0-0 G3-1 | 4 0 0 0 0 0 0 |
| 10 Michael Young, R (1, 10) OBP: 0.374, SLG: 0.498 | 2-1 P3 | | | 3-2 F8 | | | 3-2 FC6-5 1B | | 1-0 G4-3 | 4 0 1 0 0 0 0 |
| 23 Mark Teixeira, S (1, 3) OBP: 0.365, SLG: 0.544 Adrián González, L (9, PH) OBP: 0.272, SLG: 0.392 | 3-3 K | | | 2-1 F8 | | | 3-2 FC6-5 9 G3 1-2f | | 1-1 L4 | 3 0 0 0 0 1 1 1 0 0 0 0 0 0 |
| 9 Hank Blalock, L (1, 5) OBP: 0.328, SLG: 0.448 | | 1-2 L8 | | | 1-1 P6 | | 1-1 G3 1-2 | | | 3 0 0 0 0 0 1 |
| Alfonso Soriano, R (1, 4) OBP: 0.316, SLG: 0.528 | | 1-1 G5-3 | | | 3-2 2B | | 0-1 F8 | | | 3 0 1 0 0 0 1 |
| Kevin Mench, R (1, 9) OBP: 0.344, SLG: 0.511 (9, 8) | | 3-2 F8 | | | 1-1 G6-3 | | | 2-3 K | | 3 0 0 0 0 1 1 |
| Gary Matthews, S (1, 8) OBP: 0.324, SLG: 0.465 Marshall McDougall, R (9, 9) OBP: 0.154, SLG: 0.154 | | | 4-1 G6-4-3 BB | | 2-0 G5-3 | | | 3-2 F8 | | 2 0 0 0 1 0 1 0 0 0 0 0 0 0 |
| Mark DeRosa, R (1, 6) OBP: 0.309, SLG: 0.440 | | | 1-0 G6-4-3 1-2f | | | 0-2 G5-3 | | 1-1 2B | | 3 0 1 0 0 0 1 |
| Sandy Alomar Jr., R (1, 2) OBP: 0.308, SLG: 0.331 | | | 0-1 G5-3 | | | 1-2 P6 | | 0-1 G5-3 | | 3 0 0 0 0 0 1 |

| Inning Stats | R: 0 | H: 0 | E: 0 | LOB: 0 | K: 1 | S: 8 | P: 14 | R: 0 | H: 0 | E: 0 | LOB: 0 | K: 0 | S: 10 | P: 15 | R: 0 | H: 0 | E: 0 | LOB: 0 | K: 0 | S: 9 | P: 14 | R: 0 | H: 1 | E: 0 | LOB: 1 | K: 0 | S: 10 | P: 17 | R: 0 | H: 0 | E: 0 | LOB: 0 | K: 0 | S: 9 | P: 11 | R: 0 | H: 1 | E: 0 | LOB: 1 | K: 0 | S: 14 | P: 21 | R: 0 | H: 1 | E: 0 | LOB: 1 | K: 1 | S: 15 | P: 21 | R: 0 | H: 0 | E: 0 | LOB: 0 | K: 0 | S: 4 | P: 6 | 1B: 1 | SF: 0 | 2B: 2 | SAC: 0 | 3B: 0 | DP: 1 | HR: 0 | HBP: 0 | WP: 0 | PA: 30 |
|--------------|------|------|------|--------|------|------|-------|------|------|------|--------|------|-------|-------|------|------|------|--------|------|------|-------|------|------|------|--------|------|-------|-------|------|------|------|--------|------|------|-------|------|------|------|--------|------|-------|-------|------|------|------|--------|------|-------|-------|------|------|------|--------|------|------|------|-------|-------|-------|--------|-------|-------|-------|--------|-------|--------|
|--------------|------|------|------|--------|------|------|-------|------|------|------|--------|------|-------|-------|------|------|------|--------|------|------|-------|------|------|------|--------|------|-------|-------|------|------|------|--------|------|------|-------|------|------|------|--------|------|-------|-------|------|------|------|--------|------|-------|-------|------|------|------|--------|------|------|------|-------|-------|-------|--------|-------|-------|-------|--------|-------|--------|

| PITCHER | IP | WLS | BF | H | R | ER | SO | BB | IBB | HBP | BLK | WP | HR | S | P | ERA | WHIP |
|---|-----|-----|----|---|---|----|----|----|-----|-----|-----|----|----|----|-----|------|-------|
| Brandon McCarthy, R (1, 1) ERA: 6.19 | 7.2 | W | 25 | 2 | 0 | 0 | 2 | 1 | 0 | 0 | 0 | 0 | 0 | 75 | 117 | 0.00 | 0.391 |
| 45 Bobby Jenks, R (8, 1) ERA: 2.53 | 1.1 | | 5 | 1 | 0 | 0 | 0 | 0 | 0 | 0 | 0 | 0 | 0 | 8 | 11 | 0.00 | 0.750 |

BOTTOM

Chicago White Sox @ Texas Rangers
 Ameriquet Field, Arlington, TX
 Tue Aug 30 2005, 5:10 PM EDT
 Att. 28,183 - Sunny - 91 F

livebaseballscorecards.com

| | |
|------------|-----------|
| AB | 29 |
| R | 0 |
| H | 3 |
| RBI | 0 |
| BB | 1 |
| SO | 2 |
| LOB | 7 |



| Batter | 1 | 2 | 3 | 4 | 5 | 6 | 7 | 8 | 9 | AB R H RBI BB SO LOB | TOP | | | | | | | | | | | | | |
|---|--|---------------------------------|----------------------------------|----------------------------------|-------------------------------|----------------------------------|------------------------------|----------------------------------|------------------------------|----------------------------------|-------------------------------|----------------------------------|-------------------------------|----------------------------------|-------------------------------|----------------------------------|------------------------------|----------------------------------|----------------------------------|------------------------------------|----------------------------------|--------|--|--|
| Timo Perez, L (1, 7) OBP: 0.273, SLG: 0.306 | 1-1 P6 | | 0-0 SH5-4 | | | 1-3 K | 2-2 L6 | | | 3 0 0 0 0 1 2 | | | | | | | | | | | | | | |
| 38 Pablo Ozuna, R (1, 5) OBP: 0.333, SLG: 0.340 | 0-0 B1-3 | | 0-0 G4-1 | | | 3-2 FC3-6 1B | | 2-2 G4-3 | | 4 0 1 1 0 0 1 | | | | | | | | | | | | | | |
| 12 A.J. Pierzynski, L (1, 2) OBP: 0.313, SLG: 0.440 | 2-1 L8 | | 3-2 G5-3 | | | 1 SAFE FC3-6 14 2B | | 1-2 G4-3 | | 4 1 0 0 0 0 2 | | | | | | | | | | | | | | |
| 14 Paul Konerko, R (1, 10) OBP: 0.363, SLG: 0.515 | | 4-2 G5-3 BB | | 0-0 G5-3 | | 2-2 1-H 2B | | 2-3 K | | 3 0 1 1 1 1 0 | | | | | | | | | | | | | | |
| Aaron Rowand, R (1, 8) OBP: 0.329, SLG: 0.411 | | 3-2 G5-3 | | 2-1 G1-3 | | 0-0 G6-3 | | 1-3 K | | 4 0 0 0 0 1 2 | | | | | | | | | | | | | | |
| 23 Jermaine Dye, R (1, 9) OBP: 0.327, SLG: 0.506 | | 0-2 G5-3 | | 2-3 K | | | 2-2 L4 | | 1-3 K | 4 0 0 0 0 2 1 | | | | | | | | | | | | | | |
| Geoff Blum, S (1, 3) OBP: 0.307, SLG: 0.355 | | 2-1 F8 | | | 1-0 F8 | | 0-1 G4-1 | | 0-1 F9 | 4 0 0 0 0 0 1 | | | | | | | | | | | | | | |
| 5 Juan Uribe, R (1, 6) OBP: 0.284, SLG: 0.361 | | | 0-1 SH5-4 38 G4-1 1B | | 1-3 K | | 0-2 1B | | | 3 1 2 0 0 1 0 | | | | | | | | | | | | | | |
| Willie Harris, L (1, 4) OBP: 0.292, SLG: 0.237 | | | 1-2 38 G4-1 SH5-4 1B | | 2-2 L7 | | 3-2 1B | | | 3 0 2 0 0 0 0 | | | | | | | | | | | | | | |
| Inning Stats | R: 0 E: 0 K: 0 S: 5 | H: 0 LOB: 0 BB: 0 P: 8 | R: 0 E: 0 K: 0 S: 10 | H: 0 LOB: 1 BB: 1 P: 19 | R: 1 E: 0 K: 0 S: 12 | H: 2 LOB: 1 BB: 0 P: 16 | R: 0 E: 0 K: 1 S: 6 | H: 0 LOB: 0 BB: 0 P: 10 | R: 0 E: 0 K: 1 S: 7 | H: 0 LOB: 0 BB: 0 P: 11 | R: 1 E: 0 K: 1 S: 17 | H: 2 LOB: 1 BB: 0 P: 23 | R: 0 E: 0 K: 0 S: 17 | H: 2 LOB: 2 BB: 0 P: 24 | R: 0 E: 0 K: 1 S: 12 | H: 0 LOB: 0 BB: 0 P: 17 | R: 0 E: 0 K: 2 S: 8 | H: 0 LOB: 0 BB: 0 P: 10 | 1B: 5 2B: 1 3B: 0 HR: 0 | SF: 0 SAC: 1 DP: 0 HBP: 0 | WP: 0 PB: 0 SB: 0 CS: 0 | PA: 34 | | |
| 43 Kameron Loe, R (1, 1) ERA: 3.67 | IP: 6.0 WLS: W BF: 23 H: 4 R: 2 ER: 2 SO: 3 BB: 1 IBB: 0 HBP: 0 BLK: 0 WP: 0 HR: 0 S: 57 P: 87 ERA: 3.00 WHIP: 0.833 | | | | | | | | | | | | | | | | | | | | | | | |
| Doug Brocail, R (7, 1) ERA: 4.69 | IP: 2.0 WLS: 8 BF: 2 H: 2 R: 0 ER: 0 SO: 1 BB: 0 IBB: 0 HBP: 0 BLK: 0 WP: 0 HR: 0 S: 29 P: 41 ERA: 0.00 WHIP: 1.000 | | | | | | | | | | | | | | | | | | | | | | | |
| 39 Scott Feldman, R (9, 1) ERA: | IP: 1.0 WLS: 3 BF: 0 H: 0 R: 0 ER: 0 SO: 2 BB: 0 IBB: 0 HBP: 0 BLK: 0 WP: 0 HR: 0 S: 8 P: 10 ERA: 0.00 WHIP: 0.000 | | | | | | | | | | | | | | | | | | | | | | | |

Chicago White Sox @ Texas Rangers
 Ameriquest Field, Arlington, TX
 Wed Aug 31 2005, 2:05 PM EDT
 Att. 23,493 - Sunny - 92 F

livebaseballscorecards.com

| | |
|------------|-----------|
| AB | 32 |
| R | 2 |
| H | 6 |
| RBI | 2 |
| BB | 1 |
| SO | 6 |
| LOB | 9 |



| Batter | 1 | 2 | 3 | 4 | 5 | 6 | 7 | 8 | 9 | AB R H RBI BB SO LOB | TOP | | |
|---|--|---|---|---|--|--|---|---|---|--|--|----------------|---|
| Gary Matthews, S (1, 8) OBP: 0.317, SLG: 0.454 | 0-2 G4-3 | | 1-3 K 10 WP | 3-1 L8 | | | 2-3 K | | 2-3 K | 5 0 0 0 0 3 0 | | | |
| 10 Michael Young, R (1, 6) OBP: 0.376, SLG: 0.504 | 3-1 G5-3 | | 2-3 K | 1-2 | | 1-3 K | 2-0 HBP | | | 3 0 0 0 0 2 1 | | | |
| 23 Mark Teixeira, S (1, 3) OBP: 0.363, SLG: 0.538 | 1-1 G6-3 | | 3-3 K | | | 1-3 K2-3 | 0-3 SAFE | | | 4 0 0 0 0 3 2 | | | |
| Alfonso Soriano, R (1, 4) OBP: 0.320, SLG: 0.539 | | 1-1 E S 1B | | 0-0 G5-3 9 2B | 2-1 G6-3 | | | 2-1 E9 L9 1B | | 4 1 3 0 0 0 0 | | | |
| Kevin Mench, R (1, 7) OBP: 0.345, SLG: 0.508 | | 3-2 G5-3 | | 0-1 G5-3 | | 2-1 G4-6-3 1B | | 4-2 G6-4-3 BB | | 3 0 1 0 1 0 2 | | | |
| 9 Hank Blalock, L (1, 5) OBP: 0.327, SLG: 0.447 | | 2-1 P6 | | 1-0 HR 2B | | 2-2 G4-6-3 1-2f | | 2-2 L9 | | 4 1 1 1 0 0 4 | | | |
| Phil Nevin, R (1, 10) OBP: 0.295, SLG: 0.383 | | 4-2 BB | | 4-0 HR BB | | 3-3 K | | 2-1 G6-4-3 1-2f | | 2 1 0 0 2 1 2 | | | |
| Rod Barajas, R (1, 2) OBP: 0.309, SLG: 0.456 | | 3-1 L7 | | 3-1 HR 1-H 2-H | | | 0-0 HR | | 3-2 F8 | 4 2 2 4 0 0 2 | | | |
| Mark DeRosa, R (1, 9) OBP: 0.298, SLG: 0.423 | | | 3-2 P6 | 1-3 K | | | 1-2 F9 | | 2-2 G1-4-3 | 4 0 0 0 0 1 0 | | | |
| Inning Stats | R: 0 E: 0 K: 0 S: 7 H: 0 LOB: 0 BB: 0 P: 11 | R: 0 E: 0 K: 0 S: 12 H: 1 LOB: 2 BB: 1 P: 25 | R: 0 E: 0 K: 3 S: 12 H: 0 LOB: 1 BB: 0 P: 21 | R: 4 E: 0 K: 1 S: 11 H: 3 LOB: 0 BB: 1 P: 23 | R: 0 E: 0 K: 2 S: 8 H: 0 LOB: 0 BB: 0 P: 12 | R: 0 E: 0 K: 1 S: 9 H: 1 LOB: 0 BB: 0 P: 16 | R: 1 E: 0 K: 2 S: 10 H: 1 LOB: 1 BB: 0 P: 15 | R: 0 E: 1 K: 0 S: 11 H: 1 LOB: 1 BB: 1 P: 21 | R: 0 E: 0 K: 1 S: 10 H: 0 LOB: 0 BB: 0 P: 17 | 1B: 3 2B: 2 3B: 0 HR: 2 SF: 0 SAC: 0 DP: 2 HBP: 1 | WP: 2 PB: 0 SB: 1 CS: 0 PA: 37 | | |
| PITCHER | IP WLS BF H R ER SO BB IBB HBP BLK WP HR S P ERA WHIP | | | | | | | | | | | PITCHER | IP WLS BF H R ER SO BB IBB HBP BLK WP HR S P ERA WHIP |
| J.P. Howell, L (1, 1) ERA: 7.08 | 6.0 L 25 5 4 4 7 2 0 0 0 0 2 1 59 108 6.00 1.167 | | | | | | | | | | | | |
| Ambiorix Burgos, R (7, 1) ERA: 3.54 | 1.0 5 1 1 1 2 0 0 1 0 0 1 10 15 9.00 1.000 | | | | | | | | | | | | |
| Jeremy Affeldt, L (8, 1) ERA: 5.14 | 2.0 7 1 0 0 1 1 0 0 0 0 0 0 21 38 0.00 1.000 | | | | | | | | | | | | |

Texas Rangers @ Kansas City Royals
Kauffman Stadium, Kansas City, MO

Thu Sep 01 2005, 7:10 PM CDT
Att. 12,735 - Clear - 78 F

livebaseballscorecards.com

AB 33
R 5
H 7
RBI 5
BB 3
SO 10
LOB 13



| Batter | 1 | 2 | 3 | 4 | 5 | 6 | 7 | 8 | 9 | AB | R | H | RBI | BB | SO | LOB |
|---|-----------------------|-----------------------|---------------------|-------------|-----------------|--------------------------|------------------|-------------------------------|-------------------------|----|---|---|-----|----|----|-----|
| Chip Ambres, R OBP: 0.350, SLG: 0.371 (1, 8) | 0-2 G5-4-3 1B | | 1-0 G1-3 | | 0-1 1B | | 2-2 F8 | | 4-2 G4-3 SH1-4 BB | 4 | 0 | 2 | 0 | 1 | 0 | 1 |
| Joe McEwing, R OBP: 0.277, SLG: 0.312 (1, 5) | 1-0 G5-4-3 1-2f | | 1-1 1B | | 1-2 1B | | 1-3 2-H 1B | | 1-1 SH1-4 | 4 | 0 | 2 | 1 | 0 | 1 | 1 |
| Terrence Long, L OBP: 0.311, SLG: 0.376 (1, 7) | 1-2 G1-3 | | 0-0 G6-4-3 1B | | 1-1 F7 | | | 1-2 F9 4 1B 2B | 3-1 G4-3 | 5 | 1 | 2 | 1 | 0 | 0 | 3 |
| Emil Brown, R OBP: 0.340, SLG: 0.441 (1, 9) | | 0-1 G6-4-3 1B | 2-1 G6-4-3 | | 0-3 K | | | 1-0 F9 | 0-3 K | 5 | 0 | 1 | 0 | 0 | 2 | 6 |
| 14 John Buck, R OBP: 0.273, SLG: 0.344 (1, 2) | | 0-1 G6-4-3 1-2f | | 2-0 P4 | | 1-1 L8 | | 4-1 FC1-6 4 1B BB | | 3 | 0 | 0 | 0 | 1 | 0 | 1 |
| 4 Angel Berroa, R OBP: 0.298, SLG: 0.355 (1, 6) | | 1-0 E7 1B | | 3-1 L9 | | 1-2 G6-3 | | 1-1 FC1-6 1B | | 4 | 1 | 2 | 1 | 0 | 0 | 0 |
| Matt Diaz, R OBP: 0.296, SLG: 0.388 (1, 10) | | 1-2 1B | | 0-0 G6-3 | | 0-2 FC5-4 26 1B | | 1-1 FC1-6 26 BB | | 3 | 0 | 2 | 1 | 0 | 0 | 0 |
| Aaron Guiel, L OBP: 0.091, SLG: 0.091 (8, PH) | | 2-H 1B | | | | | | 1-2 3-H 2-3 | | 0 | 0 | 0 | 0 | 0 | 0 | 0 |
| Paul Phillips, R OBP: 0.250, SLG: 0.438 (8, PH) | | | | | | | | 1-2 2-3 | | 1 | 0 | 0 | 0 | 0 | 0 | 2 |
| 26 Justin Huber, R OBP: 0.250, SLG: 0.267 (1, 3) | | 0-0 G4-3 | | | | 2-2 F9 | | 4-1 FC5-4 | | 3 | 0 | 0 | 0 | 1 | 0 | 2 |
| Denny Hocking, S OBP: 0.360, SLG: 0.262 (1, 4) | | | 2-2 1B 2B | | 4-1 1B BB | | | 3-2 G6-3 | 3-3 K | 3 | 2 | 1 | 0 | 1 | 1 | 3 |

| Inning Stats | R: 0 | H: 1 | E: 0 | K: 0 | S: 7 | R: 1 | H: 3 | E: 1 | K: 0 | S: 9 | R: 1 | H: 3 | E: 0 | K: 0 | S: 9 | R: 0 | H: 0 | E: 0 | K: 0 | S: 4 | R: 1 | H: 2 | E: 0 | K: 1 | S: 18 | R: 0 | H: 1 | E: 0 | K: 0 | S: 9 | R: 0 | H: 0 | E: 0 | K: 1 | S: 12 | R: 1 | H: 2 | E: 0 | K: 1 | S: 13 | R: 0 | H: 0 | E: 0 | K: 1 | S: 12 | R: 1 | H: 2 | E: 0 | K: 1 | S: 13 | R: 0 | H: 0 | E: 0 | K: 1 | S: 12 |
|--------------|------|------|------|------|------|------|------|------|------|------|------|------|------|------|------|------|------|------|------|------|------|------|------|------|-------|------|------|------|------|------|------|------|------|------|-------|------|------|------|------|-------|------|------|------|------|-------|------|------|------|------|-------|------|------|------|------|-------|
| | 0 | 1 | 0 | 0 | 9 | 1 | 3 | 1 | 0 | 9 | 0 | 0 | 0 | 0 | 9 | 0 | 0 | 0 | 0 | 4 | 0 | 1 | 2 | 0 | 18 | 0 | 1 | 0 | 0 | 12 | 1 | 0 | 0 | 1 | 12 | 1 | 2 | 0 | 1 | 13 | 0 | 0 | 0 | 1 | 12 | 1 | 2 | 0 | 1 | 13 | 0 | 0 | 0 | 1 | 12 |

| PITCHER | IP | WLS | BF | H | R | ER | SO | BB | IBB | HBP | BLK | WP | HR | S | P | ERA | WHIP |
|--|-----|-----|----|----|---|----|----|----|-----|-----|-----|----|----|----|-----|------|-------|
| Kenny Rogers, L ERA: 3.18 (1, 1) | 7.0 | W | 30 | 11 | 4 | 3 | 2 | 1 | 0 | 0 | 0 | 0 | 0 | 71 | 105 | 3.86 | 1.714 |
| Steve Karsay, R ERA: 7.27 (8, 1) | 0.1 | H | 3 | 1 | 0 | 0 | 0 | 1 | 0 | 0 | 0 | 0 | 0 | 4 | 10 | 0.00 | 6.000 |
| Brian Shouse, L ERA: 5.44 (8, 1) | 0.2 | H | 3 | 0 | 0 | 0 | 1 | 1 | 0 | 0 | 0 | 0 | 0 | 6 | 14 | 0.00 | 1.500 |
| Francisco Cordero, R ERA: 3.41 (9, 1) | 1.0 | S | 4 | 0 | 0 | 0 | 1 | 1 | 0 | 0 | 0 | 0 | 0 | 12 | 20 | 0.00 | 1.000 |

BOTTOM

Texas Rangers @ Kansas City Royals
Kauffman Stadium, Kansas City, MO

Thu Sep 01 2005, 7:10 PM CDT
Att. 12,735 - Clear - 78 F

| | |
|-----|----|
| AB | 35 |
| R | 4 |
| H | 12 |
| RBI | 4 |
| BB | 4 |
| SO | 4 |
| LOB | 19 |



| WP | HR | S | P | ERA | WHIP |
|----|----|---|---|-----|------|
| 0 | 0 | 0 | 0 | 0 | 0 |

| Batter | 1 | 2 | 3 | 4 | 5 | 6 | 7 | 8 | 9 | 10 | AB R H RBI BB SO LOB | TOP |
|--|---|--|--|---|---|---|---|---|---|---|--|--|
| David Dellucci, L (1, 7) OBP: 0.378, SLG: 0.499 | P6 | | G4-3 | | SF8 9 WP 23 1B | K | | P5 | | K | 6 1 1 0 0 2 0 | Texas Rangers @ Kansas City Royals Kauffman Stadium, Kansas City, MO Fri Sep 02 2005, 7:10 PM CDT Att. 14,425 - Partly Cloudy - 81 F |
| 10 Michael Young, R (1, 6) OBP: 0.377, SLG: 0.507 | BB 23 BB 1B | | 23 FC6-4 1B | | K | | 23 3B 2B | P4 | | | 5 1 3 0 0 1 1 | |
| 23 Mark Teixeira, S (1, 3) OBP: 0.365, SLG: 0.542 | BB 1-2 BB | | FC6-4 9 FC4-6 1-2f | | 9 SF8 9 WP 1B | | 2-H 1B 3B | G3-1 | | | 4 1 2 1 1 0 1 | |
| 9 Hank Blalock, L (1, 5) OBP: 0.324, SLG: 0.443 | F4 | | FC4-6 1-2f | | SF8 1-3 2-H | | G6-3 | F8 | | | 4 0 0 1 0 0 4 | |
| Alfonso Soriano, R (1, 4) OBP: 0.321, SLG: 0.536 | 1-2 2-3 BB | | | | G5-3 | | 1-2 S 1B SF8 | G6-3 | | | 4 1 1 1 1 1 1 | |
| Kevin Mench, R (1, 9) OBP: 0.343, SLG: 0.504 | P4 | | | | | | 3-H SF8 2B 1B | F9 | | | 5 1 1 0 0 0 3 | |
| Adrián González, L (1, 10) OBP: 0.267, SLG: 0.415 | | | P6 | | 1B 1B | | G6-3 | SF8 1-3 2-H | | | 4 0 1 1 0 1 0 | |
| Gary Matthews, S (1, 8) OBP: 0.320, SLG: 0.457 | | | F7 | | 1-3 1B | | HR BB | 1-0 2B | | | 4 1 2 1 1 0 0 | |
| Rod Barajas, R (1, 2) OBP: 0.311, SLG: 0.473 | | | K | | 1 SAFE P4 | | 1 SAFE 1 SAFE 1 SAFE 1 SAFE HR | 1-3 K | | | 5 2 2 3 0 2 3 | |
| Inning Stats | R: 0 H: 1 E: 0 K: 17 S: 17 LOB: 3 BB: 2 P: 28 | R: 0 H: 0 E: 0 K: 1 S: 9 LOB: 0 BB: 0 P: 14 | R: 0 H: 1 E: 0 K: 0 S: 8 LOB: 1 BB: 0 P: 12 | R: 0 H: 2 E: 0 K: 1 S: 12 LOB: 2 BB: 0 P: 13 | R: 1 H: 2 E: 0 K: 1 S: 14 LOB: 1 BB: 0 P: 21 | R: 2 H: 1 E: 0 K: 1 S: 11 LOB: 0 BB: 1 P: 22 | R: 4 H: 5 E: 0 K: 1 S: 21 LOB: 1 BB: 0 P: 30 | R: 0 H: 0 E: 0 K: 0 S: 5 LOB: 0 BB: 0 P: 8 | R: 0 H: 0 E: 0 K: 0 S: 4 LOB: 0 BB: 0 P: 6 | R: 1 H: 1 E: 0 K: 2 S: 11 LOB: 0 BB: 0 P: 21 | 1B: 8 2B: 2 3B: 1 HR: 2 SF: 2 SAC: 0 DP: 0 HBP: 0 | |
| PITCHER | IP WLS BF H R ER SO BB IBB HBP BLK WP HR S P ERA WHIP | | | | | | | | | | | |
| 23 Zack Greinke, R (1, 1) ERA: 6.22 | 5.2 | | | | | | | | | | | |
| Andrew Sisco, L (6, 1) ERA: 2.58 | 0.2 | | | | | | | | | | | |
| Ambiorix Burgos, R (7, 1) ERA: 3.86 | 0.2 | | | | | | | | | | | |
| 46 Juan Carlos Oviedo, R (8, 1) ERA: 8.12 | 2.0 | | | | | | | | | | | |
| Mike MacDougal, R (10, 1) ERA: 3.69 | 1.0 | L | | | | | | | | | | |

| | |
|-----|----|
| AB | 41 |
| R | 8 |
| H | 13 |
| RBI | 8 |
| BB | 3 |
| SO | 7 |
| LOB | 13 |



livebaseballscorecards.com

| Batter | 1 | 2 | 3 | 4 | 5 | 6 | 7 | 8 | 9 | AB R H RBI BB SO LOB | TOP | | | | | | | | | | | | | | | | | | | | | | | | | | | | |
|---|------------------------------|----------------------------------|------------------------------|----------------------------------|-------------------------------|----------------------------------|------------------------------|----------------------------------|-------------------------------|----------------------------------|------------------------------|----------------------------------|------------------------------|----------------------------------|------------------------------|---------------------------------|------------------------------|----------------------------------|----------------------------------|------------------------------------|----------------------------------|--------|-----------------------------|----------|---------|--------|--------|---------|---------|---------|----------|----------|----------|---------|---------|---------|---------|-------------|---------------|
| David Dellucci, L (1, 7) OBP: 0.378, SLG: 0.504 | 2-1 G3 | | 0-0 G3 | | 0-1 HR | 4-1 FC5-4 BB | | | 0-1 F8 | 4 1 1 1 1 0 0 | | | | | | | | | | | | | | | | | | | | | | | | | | | | | |
| 10 Michael Young, R (1, 6) OBP: 0.376, SLG: 0.504 | 0-1 G4-3 | | 1-0 G5-3 | | 1-0 23 BB 9 1B | 0-0 FC5-4 | | | 3-2 F9 | 5 1 1 0 0 0 1 | | | | | | | | | | | | | | | | | | | | | | | | | | | | | |
| 23 Mark Teixeira, S (1, 3) OBP: 0.369, SLG: 0.544 | 2-1 9 2B 1B | | 2-2 9 1B 2B | | 4-1 9 1B 1-2 SF9 BB | | | 0-0 F7 | 1-0 HBP | 3 2 2 0 1 0 0 | | | | | | | | | | | | | | | | | | | | | | | | | | | | | |
| 9 Hank Blalock, L (1, 5) OBP: 0.327, SLG: 0.447 | 2-1 1-H 2B | | 2-2 2-H 1B | | 1-1 BB 1-3 2-H 1B | | | 2-3 K | 1-0 G4-3 | 5 0 3 2 0 1 1 | | | | | | | | | | | | | | | | | | | | | | | | | | | | | |
| Alfonso Soriano, R (1, 4) OBP: 0.321, SLG: 0.537 | 0-0 G5-3 | | | 0-1 G6-3 | 2-0 SF9 | | | 1-0 2B | | 3 0 1 1 0 0 1 | | | | | | | | | | | | | | | | | | | | | | | | | | | | | |
| Kevin Mench, R (1, 9) OBP: 0.342, SLG: 0.501 | | 2-1 G6-3 | | 0-1 G6-3 | 4-1 3-H BB | | | 2-1 G3-1 | | 3 0 0 0 1 0 1 | | | | | | | | | | | | | | | | | | | | | | | | | | | | | |
| Adrián González, L (1, 10) OBP: 0.277, SLG: 0.453 | | 2-0 HR | | 1-2 1B | 1-1 G4-3 | | | 0-2 P5 | | 4 1 2 1 0 0 2 | | | | | | | | | | | | | | | | | | | | | | | | | | | | | |
| Gary Matthews, S (1, 8) OBP: 0.317, SLG: 0.452 | | 1-1 G1-3 | | 0-1 G6-3 | | 2-0 G1-3 | | 1-0 F7 | | 4 0 0 0 0 0 1 | | | | | | | | | | | | | | | | | | | | | | | | | | | | | |
| Rod Barajas, R (1, 2) OBP: 0.308, SLG: 0.469 | | 1-2 P4 | | | 2-2 G4-3 | 0-1 L3 | | 1-2 G5-3 | | 3 0 0 0 0 0 0 | | | | | | | | | | | | | | | | | | | | | | | | | | | | | |
| Sandy Alomar Jr., R (6, 2) OBP: 0.306, SLG: 0.328 | | | | | | | | | | 1 0 0 0 0 0 0 | | | | | | | | | | | | | | | | | | | | | | | | | | | | | |
| Inning Stats | R: 1 E: 0 K: 0 S: 9 | H: 2 LOB: 1 BB: 0 P: 15 | R: 1 E: 0 K: 0 S: 9 | H: 1 LOB: 0 BB: 0 P: 15 | R: 0 E: 0 K: 0 S: 10 | H: 2 LOB: 2 BB: 0 P: 15 | R: 0 E: 0 K: 0 S: 9 | H: 1 LOB: 1 BB: 0 P: 10 | R: 3 E: 0 K: 0 S: 16 | H: 3 LOB: 2 BB: 2 P: 31 | R: 0 E: 0 K: 0 S: 5 | H: 0 LOB: 1 BB: 1 P: 11 | R: 0 E: 0 K: 1 S: 7 | H: 1 LOB: 1 BB: 0 P: 12 | R: 0 E: 0 K: 0 S: 7 | H: 0 LOB: 0 BB: 0 P: 9 | R: 0 E: 0 K: 0 S: 7 | H: 0 LOB: 1 BB: 0 P: 12 | 1B: 5 2B: 3 3B: 0 HR: 2 | SF: 1 SAC: 0 DP: 0 HBP: 1 | WP: 0 PB: 0 SB: 0 CS: 0 | PA: 40 | | | | | | | | | | | | | | | | | |
| PITCHER D.J. Carrasco, R (1, 1) ERA: 4.84 Shawn Camp, R (8, 1) ERA: 7.34 | IP 7.0 | WLS L | BF 33 | H 10 | R 5 | ER 5 | SO 1 | BB 3 | IBB 0 | HBP 0 | BLK 0 | WP 0 | HR 2 | S 65 | P 109 | ERA 6.43 | WHIP 1.857 | | | | | | PITCHER IP 2.0 | WLS 7 | BF 7 | H 0 | R 0 | ER 0 | SO 0 | BB 0 | IBB 0 | HBP 1 | BLK 0 | WP 0 | HR 0 | S 14 | P 21 | ERA 0.00 | WHIP 0.000 |

Texas Rangers @ Kansas City Royals
Kauffman Stadium, Kansas City, MO

Sat Sep 03 2005, 6:10 PM CDT
Att: 18,932 - Clear - 87 F

livebaseballscorecards.com

| | |
|-----|----|
| AB | 35 |
| R | 5 |
| H | 10 |
| RBI | 5 |
| BB | 3 |
| SO | 1 |
| LOB | 7 |



| Batter | 1 | 2 | 3 | 4 | 5 | 6 | 7 | 8 | 9 | AB R H RBI BB SO LOB | TOP | | | | | | | | | | | | | | | | |
|--|---|----------------------------------|------------------------------|---------------------------------|-------------------------------|----------------------------------|------------------------------|---------------------------------|------------------------------|----------------------------------|------------------------------|----------------------------------|-------------------------------|----------------------------------|------------------------------|---------------------------------|-------------------------------|----------------------------------|----------------------------------|------------------------------------|----------------------------------|--------|--|--|--|--|--|
| Gary Matthews, S (1, 8) OBP: 0.316, SLG: 0.448 | 2-2 F7 | | 2-2 P5 | | 4-0 10 G6-3 BB | | 1-3 K | | 0-0 23 G4-6-3 1B | 4 0 0 0 1 1 2 | | | | | | | | | | | | | | | | | |
| 10 Michael Young, R (1, 6) OBP: 0.378, SLG: 0.506 | 2-0 1B | | 1-2 23 1B | | 1-2 G6-3 | | 1-2 23 HR 1B | | 0-2 23 G4-6-3 1B | 4 1 3 1 0 0 2 1 0 1 0 0 0 0 | | | | | | | | | | | | | | | | | |
| 23 Mark Teixeira, S (1, 10) OBP: 0.369, SLG: 0.548 | 1-1 F9 | | 2-1 1B | | | 2-0 P6 | 1-0 HR | | 0-0 G4-6-3 | 5 1 2 3 0 0 3 | | | | | | | | | | | | | | | | | |
| Alfonso Soriano, R (1, 4) OBP: 0.318, SLG: 0.532 | 3-1 F9 | | 0-0 P4 | | | 0-0 G1 | 0-3 K | | 0-3 K | 5 0 0 0 0 2 4 | | | | | | | | | | | | | | | | | |
| 9 Hank Blalock, L (1, 5) OBP: 0.326, SLG: 0.444 | | 0-2 F9 | | 1-1 F8 | | 4-2 HR BB | | 1-1 P5 | | 3 1 0 0 1 0 0 0 0 0 0 0 0 0 | | | | | | | | | | | | | | | | | |
| Kevin Mench, R (1, 7) OBP: 0.342, SLG: 0.505 | | 1-0 F9 | | 1-1 G6-3 | | 0-0 HR | | 0-0 L8 | | 4 1 1 2 0 0 0 | | | | | | | | | | | | | | | | | |
| Phil Nevin, R (1, 3) OBP: 0.292, SLG: 0.378 | | 1-0 G6-3 | | 1-0 F7 | | 1-0 G5-3 | | 1-3 K | | 4 0 0 0 0 1 0 | | | | | | | | | | | | | | | | | |
| Mark DeRosa, R (1, 9) OBP: 0.314, SLG: 0.435 | | | 1-3 K | | 2-0 BB 1B | | 0-0 23 HR 1B | | 1-0 15 HR 1B | 4 2 3 0 0 1 0 | | | | | | | | | | | | | | | | | |
| 15 Gerald Laird, R (1, 2) OBP: 0.250, SLG: 0.750 | | | 0-0 10 1B 2B | | 1-3 K | | 0-0 P3 | | 1-1 HR | 4 2 2 2 0 1 2 | | | | | | | | | | | | | | | | | |
| Inning Stats | R: 0 E: 0 K: 0 S: 8 | H: 1 LOB: 1 BB: 0 P: 16 | R: 0 E: 0 K: 0 S: 5 | H: 0 LOB: 0 BB: 0 P: 7 | R: 1 E: 0 K: 1 S: 13 | H: 3 LOB: 2 BB: 0 P: 19 | R: 0 E: 0 K: 0 S: 5 | H: 0 LOB: 0 BB: 0 P: 8 | R: 0 E: 0 K: 1 S: 9 | H: 1 LOB: 1 BB: 1 P: 17 | R: 2 E: 0 K: 0 S: 6 | H: 1 LOB: 0 BB: 1 P: 13 | R: 3 E: 0 K: 2 S: 13 | H: 3 LOB: 0 BB: 0 P: 16 | R: 0 E: 0 K: 1 S: 6 | H: 0 LOB: 0 BB: 0 P: 8 | R: 2 E: 1 K: 1 S: 11 | H: 3 LOB: 1 BB: 0 P: 13 | 1B: 8 2B: 1 3B: 0 HR: 3 | SF: 0 SAC: 0 DP: 2 HBP: 0 | WP: 0 PB: 0 SB: 0 CS: 0 | PA: 40 | | | | | |
| PITCHER | IP WLS BF H R ER SO BB IBB HBP BLK WP HR S P ERA WHIP | | | | | | | | | | | | | | | | | | | | | | | | | | |
| 41 Jimmy Gobble, L (1, 1) ERA: 5.92 | 4.1 | | 19 | 5 | 1 | 1 | 2 | 1 | 0 | 0 | 0 | 0 | 0 | 35 | 61 | 2.08 | 1.385 | | | | | | | | | | |
| 46 Juan Carlos Oviedo, R (5, 1) ERA: 8.23 | 1.2 | W | 6 | 1 | 2 | 2 | 0 | 1 | 0 | 0 | 0 | 0 | 1 | 11 | 19 | 10.80 | 1.200 | | | | | | | | | | |
| Jeremy Affeldt, L (7, 1) ERA: 5.75 | 1.0 | | 6 | 3 | 3 | 3 | 2 | 0 | 0 | 0 | 0 | 0 | 1 | 13 | 16 | 27.00 | 3.000 | | | | | | | | | | |
| Ambiorix Burgos, R (8, 1) ERA: 3.78 | 1.0 | | 3 | 0 | 0 | 0 | 1 | 0 | 0 | 0 | 0 | 0 | 0 | 6 | 8 | 0.00 | 0.000 | | | | | | | | | | |
| Shawn Camp, R (9, 1) ERA: 7.67 | 1.0 | | 6 | 3 | 2 | 2 | 1 | 0 | 0 | 0 | 0 | 0 | 1 | 11 | 13 | 18.00 | 3.000 | | | | | | | | | | |

Texas Rangers @ Kansas City Royals
Kauffman Stadium, Kansas City, MO

Sun Sep 04 2005, 1:10 PM CDT
Att. 15,512 - Sunny - 86 F

livebaseballscorecards.com

| | |
|-----|----|
| AB | 38 |
| R | 8 |
| H | 12 |
| RBI | 8 |
| BB | 2 |
| SO | 6 |
| LOB | 13 |



| Batter | 1 | 2 | 3 | 4 | 5 | 6 | 7 | 8 | 9 | AB R H RBI BB SO LOB | TOP | | | | | | | | | | | |
|--|---|---------------------------------|----------------------------------|----------------------------------|-------------------------------|----------------------------------|------------------------------|---------------------------------|------------------------------|---------------------------------|------------------------------|---------------------------------|-------------------------------|----------------------------------|------------------------------|----------------------------------|-------------------------------|----------------------------------|----------------------------------|------------------------------------|----------------------------------|--------|
| David Dellucci, L (1, 9) OBP: 0.376, SLG: 0.503 | 1-2 K | | 0-1 G3-6-3 | | 0-0 F8 | | 1-2 10 2B | | 2-3 K | 5 1 1 3 0 2 2 | | | | | | | | | | | | |
| 10 Michael Young, R (1, 6) OBP: 0.377, SLG: 0.505 | 1-1 L8 | | 0-1 E9 | | | 0-0 G6-3 | 0-1 2B | | 2-1 G5-3 | 5 0 1 1 0 0 0 | | | | | | | | | | | | |
| 23 Mark Teixeira, S (1, 3) OBP: 0.366, SLG: 0.544 | 0-0 G4-3 | | 1-3 K | | | 0-0 P5 | 0-1 G4-3 | | | 4 0 0 0 0 1 2 | | | | | | | | | | | | |
| 9 Hank Blalock, L (1, 5) OBP: 0.326, SLG: 0.445 | | 2-2 G6-3 1B 2B | | | 0-0 F8 | | 2-1 G4-3 | | 1-0 G4-3 | 4 1 1 0 0 0 0 | | | | | | | | | | | | |
| Alfonso Soriano, R (1, 4) OBP: 0.317, SLG: 0.529 | | 0-1 G6-3 | | | 0-0 G5-3 | | 1-1 G6-3 | | 4-1 BB | 3 0 0 0 1 0 1 | | | | | | | | | | | | |
| Kevin Mench, R (1, 7) OBP: 0.343, SLG: 0.505 | | 0-0 G3-6-3 1B | | | 2-1 1B | | 3-2 F8 | | 0-2 F7 | 4 0 2 1 0 0 1 | | | | | | | | | | | | |
| Adrián González, L (1, 10) OBP: 0.283, SLG: 0.451 | | 1-2 G3-6-3 | | | 0-1 F9 | | 0-1 15 E 2B 1B | | 0-1 G3 | 4 1 1 0 0 0 3 | | | | | | | | | | | | |
| Gary Matthews, S (1, 8) OBP: 0.320, SLG: 0.457 | | | 4-0 15 1B 10 E BB | | 1-3 K | | 0-0 15 E 2B 1B | | 3-1 HR | 3 3 2 1 1 1 0 | | | | | | | | | | | | |
| 15 Gerald Laird, R (1, 2) OBP: 0.250, SLG: 0.583 | | | 0-1 G3-6-3 1B | | 0-1 F9 | | 0-0 FC4 2B | | 0-3 K | 4 1 1 0 0 1 2 | | | | | | | | | | | | |
| Inning Stats | R: 0 E: 0 K: 1 S: 6 | H: 0 LOB: 0 BB: 0 P: 8 | R: 1 E: 0 K: 0 S: 10 | H: 2 LOB: 0 BB: 0 P: 13 | R: 1 E: 1 K: 1 S: 11 | H: 1 LOB: 1 BB: 1 P: 16 | R: 0 E: 0 K: 0 S: 6 | H: 1 LOB: 1 BB: 0 P: 8 | R: 0 E: 0 K: 1 S: 6 | H: 0 LOB: 0 BB: 0 P: 7 | R: 0 E: 0 K: 0 S: 4 | H: 0 LOB: 0 BB: 0 P: 6 | R: 4 E: 1 K: 0 S: 16 | H: 4 LOB: 1 BB: 0 P: 21 | R: 0 E: 0 K: 0 S: 7 | H: 0 LOB: 1 BB: 1 P: 12 | R: 1 E: 0 K: 2 S: 10 | H: 1 LOB: 0 BB: 0 P: 17 | 1B: 5 2B: 3 3B: 0 HR: 1 | SF: 0 SAC: 0 DP: 2 HBP: 0 | WP: 0 PB: 0 SB: 0 CS: 0 | PA: 38 |
| PITCHER | IP WLS BF H R ER SO BB IBB HBP BLK WP HR S P ERA WHIP | | | | | | | | | | | | | | | | | | | | | |
| Carlos Silva, R (1, 1) ERA: 3.27 | 7.0 L 30 8 6 1 3 1 0 0 0 0 0 0 59 79 1.29 1.286 | | | | | | | | | | | | | | | | | | | | | |
| J.C. Romero, L (8, 1) ERA: 3.04 | 1.0 4 0 0 0 0 1 0 0 0 0 0 0 7 12 0.00 1.000 | | | | | | | | | | | | | | | | | | | | | |
| 47 Francisco Liriano, L (9, 1) ERA: 9.0 | 1.0 4 1 1 1 2 0 0 0 0 0 0 1 10 17 9.00 1.000 | | | | | | | | | | | | | | | | | | | | | |

Texas Rangers @ Minnesota Twins
 Hubert H. Humphrey Metrodome, Minneapolis, MN

Mon Sep 05 2005, 4:10 PM EDT
 Att. 15,627 - Dome - 69 F

livebaseballscorecards.com

| | |
|-----|----|
| AB | 36 |
| R | 7 |
| H | 9 |
| RBI | 6 |
| BB | 2 |
| SO | 5 |
| LOB | 11 |



| Batter | 1 | 2 | 3 | 4 | 5 | 6 | 7 | 8 | 9 | AB | R | H | RBI | BB | SO | LOB |
|---|-------------|--|-------------|---|-------------|-------------|-----------------------|-------------|-------------|----|---|---|-----|----|----|-----|
| Shannon Stewart, R (1, 7) OBP: 0.330, SLG: 0.390 | 0-1 G6-3 | | 0-0 G4-3 | | | 0-1 G5-3 | | 1-2 G6-3 | | 4 | 0 | 0 | 0 | 0 | 0 | 0 |
| 8 Nick Punto, S (1, 4) OBP: 0.309, SLG: 0.338 | 2-2 G4-3 | | 2-2 G3 | | | 0-2 1B | | 2-2 F7 | | 4 | 0 | 1 | 0 | 0 | 0 | 0 |
| 7 Joe Mauer, L (1, 2) OBP: 0.377, SLG: 0.434 | 4-1 BB | | | | 2-1 G3 | | 1-1 F8 | | 1-0 G4-3 | 3 | 0 | 0 | 0 | 1 | 0 | 1 |
| Jacque Jones, L (1, 9) OBP: 0.327, SLG: 0.435 | 0-1 G3 | | | | 0-1 1B | | 0-0 F8 | | 1-3 K | 4 | 0 | 1 | 0 | 0 | 1 | 2 |
| 20 Lew Ford, R (1, 8) OBP: 0.343, SLG: 0.393 | | 1-2 E5 SH3-4 F7-2 33 1B | | | 2-0 L5 | | 2-2 F8 33 1B | | 2-2 F8 | 4 | 0 | 1 | 0 | 0 | 0 | 1 |
| 33 Justin Morneau, L (1, 3) OBP: 0.311, SLG: 0.438 | | 1-0 SH3-4 1B | | | 0-0 G4-3 | | 0-0 1B | | 0-0 G4-3 | 4 | 0 | 2 | 0 | 0 | 0 | 1 |
| Juan Castro, R (1, 5) OBP: 0.288, SLG: 0.396 | | 0-1 SH3-4 | | | 1-2 G5-3 | | 1-1 L5 | | | 2 | 0 | 0 | 0 | 0 | 0 | 2 |
| Michael Ryan, L (1, 10) OBP: 0.296, SLG: 0.343 | | 3-2 F7-2 | | | 2-0 F8 | | 1-0 F8 | | | 3 | 0 | 0 | 0 | 0 | 0 | 4 |
| Jason Bartlett, R (1, 6) OBP: 0.328, SLG: 0.369 | | | 0-3 K | | 1-0 F9 | | 3-2 G6-3 | | | 3 | 0 | 0 | 0 | 0 | 1 | 2 |

| Inning Stats | R: 0 | H: 0 | E: 0 | K: 0 | S: 9 | R: 0 | H: 1 | E: 1 | K: 0 | S: 9 | R: 0 | H: 0 | E: 0 | K: 1 | S: 8 | R: 0 | H: 1 | E: 0 | K: 0 | S: 6 | R: 0 | H: 0 | E: 0 | K: 0 | S: 5 | R: 0 | H: 1 | E: 0 | K: 0 | S: 8 | R: 0 | H: 2 | E: 0 | K: 0 | S: 16 | R: 0 | H: 0 | E: 0 | K: 0 | S: 9 | R: 0 | H: 0 | E: 0 | K: 1 | S: 7 | 1B: 5 | SF: 0 | 2B: 1 | SAC: 1 | 3B: 0 | DP: 1 | HR: 0 | HBP: 0 | WP: 0 | PA: 33 |
|---------------------------------------|------|------|------|------|------|------|------|------|------|------|------|------|------|------|------|------|-------|------|------|------|------|------|------|------|------|------|------|------|------|------|------|------|------|------|-------|------|------|------|------|------|------|------|------|------|------|-------|-------|-------|--------|-------|-------|-------|--------|-------|--------|
| PITCHER | IP | WLS | BF | H | R | ER | SO | BB | IBB | HBP | BLK | WP | HR | S | P | ERA | WHIP | | | | | | | | | | | | | | | | | | | | | | | | | | | | | | | | | | | | | | |
| 43 Kameron Loe, R (1, 1) ERA: 3.22 | 8.0 | W | 30 | 5 | 0 | 0 | 1 | 1 | 0 | 0 | 0 | 0 | 0 | 70 | 103 | 0.00 | 0.750 | | | | | | | | | | | | | | | | | | | | | | | | | | | | | | | | | | | | | | |
| 36 C.J. Wilson, L (9, 1) ERA: 7.38 | 1.0 | | 3 | 0 | 0 | 0 | 1 | 0 | 0 | 0 | 0 | 0 | 0 | 7 | 10 | 0.00 | 0.000 | | | | | | | | | | | | | | | | | | | | | | | | | | | | | | | | | | | | | | |


BOTTOM

Texas Rangers @ Minnesota Twins
 Hubert H. Humphrey Metrodome, Minneapolis, MN

Mon Sep 05 2005, 4:10 PM EDT
 Att. 15,627 - Dome - 69 F

livebaseballscorecards.com

| | |
|-----|----|
| AB | 31 |
| R | 0 |
| H | 5 |
| RBI | 0 |
| BB | 1 |
| SO | 2 |
| LOB | 13 |



| Batter | 1 | 2 | 3 | 4 | 5 | 6 | 7 | 8 | 9 | AB R H RBI BB SO LOB | TOP | | | | | | | | | | | | | | | | | | | | | | | | | |
|---|---|---|-------------------------------|----------------------------------|------------------------------|----------------------------------|------------------------------|----------------------------------|-----------------------------------|----------------------------------|------------------------------|----------------------------------|------------------------------|---------------------------------|-------------------------------|----------------------------------|-------------------------------|----------------------------------|----------------------------------|------------------------------------|----------------------------------|--------|--|--|--|--|--|--|--|--|--|--|--|--|--|--|
| David Dellucci, L (1, 9) OBP: 0.376, SLG: 0.509 | 1-3 K | 3-1 HR | | 3-0 1B | | | 0-0 G6-3 | | 1-3 K | 5 1 2 5 0 2 2 | | | | | | | | | | | | | | | | | | | | | | | | | | |
| 10 Michael Young, R (1, 6) OBP: 0.379, SLG: 0.510 | 1-1 HR | 0-2 L3 | | | 4-2 BB | | 2-1 G6-3 | | 1-1 23 HR 1B | 4 2 2 2 1 0 0 | | | | | | | | | | | | | | | | | | | | | | | | | | |
| 23 Mark Teixeira, S (1, 3) OBP: 0.367, SLG: 0.548 | 3-3 K | | | 2-1 1B | | 2-2 F8 | | 3-3 K | 1-0 HR | 5 1 2 3 0 2 1 | | | | | | | | | | | | | | | | | | | | | | | | | | |
| 9 Hank Blalock, L (1, 5) OBP: 0.325, SLG: 0.441 | 1-3 K | | | 0-0 F9 | | 1 SAFE 0-1 G1-6-3 | | 4-2 WP BB | 1-2 G6-3 | 4 0 0 0 1 1 3 | | | | | | | | | | | | | | | | | | | | | | | | | | |
| Alfonso Soriano, R (1, 4) OBP: 0.317, SLG: 0.527 | | 0-1 2B HR 1B | | 1-1 P4 | | 1-3 K | | 2-3 K | | 4 1 1 0 0 2 3 | | | | | | | | | | | | | | | | | | | | | | | | | | |
| Kevin Mench, R (1, 7) OBP: 0.340, SLG: 0.501 | | 1 SAFE 2-1 P4 | | 0-2 FC6 | | 1-0 P1 | | 2-1 F9 | | 4 0 0 0 0 0 3 | | | | | | | | | | | | | | | | | | | | | | | | | | |
| Adrián González, L (1, 10) OBP: 0.291, SLG: 0.474 | | 1 SAFE 2-0 HR 2B | | 1-1 1B 2B | | 2-3 K | | | 1-3 K | 4 2 2 0 0 2 0 | | | | | | | | | | | | | | | | | | | | | | | | | | |
| Gary Matthews, S (1, 8) OBP: 0.322, SLG: 0.456 | | 4-1 HR BB | | 3-1 G6-3 | | 2-2 G6-3 | | | 0-1 1B 10 1B 1B | 3 2 1 0 1 0 1 | | | | | | | | | | | | | | | | | | | | | | | | | | |
| Rod Barajas, R (1, 2) OBP: 0.307, SLG: 0.466 | | 1-2 P2 | | 1-1 F7 | | 0-0 F9 | | | 1-2 10 1B 23 HR 1B | 4 0 1 0 0 0 4 | | | | | | | | | | | | | | | | | | | | | | | | | | |
| 15 Gerald Laird, R (9, PR) OBP: 0.250, SLG: 0.583 (9, 2) | | | | | | | | | 1-3 | 0 1 0 0 0 0 0 | | | | | | | | | | | | | | | | | | | | | | | | | | |
| Inning Stats | R: 1 E: 0 K: 3 S: 11 | H: 1 LOB: 0 BB: 0 P: 17 | R: 4 E: 0 K: 0 S: 14 | H: 3 LOB: 0 BB: 1 P: 26 | R: 0 E: 0 K: 0 S: 8 | H: 1 LOB: 1 BB: 0 P: 11 | R: 1 E: 0 K: 0 S: 7 | H: 2 LOB: 1 BB: 0 P: 15 | R: 0 E: 0 K: 1 S: 11 | H: 0 LOB: 1 BB: 1 P: 18 | R: 0 E: 0 K: 1 S: 7 | H: 0 LOB: 0 BB: 0 P: 12 | R: 0 E: 0 K: 0 S: 4 | H: 0 LOB: 0 BB: 0 P: 6 | R: 0 E: 0 K: 2 S: 10 | H: 0 LOB: 1 BB: 1 P: 21 | R: 4 E: 0 K: 2 S: 18 | H: 4 LOB: 1 BB: 0 P: 24 | 1B: 6 2B: 2 3B: 0 HR: 3 | SF: 0 SAC: 0 DP: 0 HBP: 0 | WP: 1 PB: 0 SB: 0 CS: 0 | PA: 40 | | | | | | | | | | | | | | |
| PITCHER | IP WLS BF H R ER SO BB IBB HBP BLK WP HR S P ERA WHIP | IP WLS BF H R ER SO BB IBB HBP BLK WP HR S P ERA WHIP | | | | | | | | | | | | | | | | | | | | | | | | | | | | | | | | | | |
| Kyle Lohse, R (1, 1) ERA: 4.36 | 2.0 | | 11 | 4 | 5 | 5 | 3 | 1 | 0 | 0 | 0 | 0 | 2 | 25 | 43 | 22.50 | 2.500 | | | | | | | | | | | | | | | | | | | |
| 54 Matt Guerrier, R (3, 1) ERA: 3.74 | 2.0 | | 9 | 3 | 1 | 1 | 0 | 1 | 0 | 0 | 0 | 0 | 0 | 17 | 32 | 4.50 | 2.000 | | | | | | | | | | | | | | | | | | | |
| Terry Mulholland, L (5, 1) ERA: 4.88 | 0.2 | | 2 | 0 | 0 | 0 | 0 | 0 | 0 | 0 | 0 | 0 | 0 | 6 | 8 | 0.00 | 0.000 | | | | | | | | | | | | | | | | | | | |
| 28 Jesse Crain, R (5, 1) ERA: 2.36 | 2.1 | | 7 | 0 | 0 | 0 | 2 | 0 | 0 | 0 | 0 | 0 | 0 | 14 | 22 | 0.00 | 0.000 | | | | | | | | | | | | | | | | | | | |
| Juan Rincon, R (8, 1) ERA: 2.48 | 1.0 | H | 4 | 0 | 0 | 0 | 2 | 1 | 0 | 0 | 0 | 1 | 0 | 10 | 21 | 0.00 | 1.000 | | | | | | | | | | | | | | | | | | | |
| PITCHER | IP WLS BF H R ER SO BB IBB HBP BLK WP HR S P ERA WHIP | IP WLS BF H R ER SO BB IBB HBP BLK WP HR S P ERA WHIP | | | | | | | | | | | | | | | | | | | | | | | | | | | | | | | | | | |
| 36 Joe Nathan, R (9, 1) ERA: 3.08 | 1.0 | L | 7 | 4 | 4 | 4 | 2 | 0 | 0 | 0 | 0 | 0 | 0 | 1 | 18 | 24 | 36.00 | 4.000 | | | | | | | | | | | | | | | | | | |

Texas Rangers @ Minnesota Twins
 Hubert H. Humphrey Metrodome, Minneapolis, MN
 Tue Sep 06 2005, 8:10 PM EDT
 Att. 12,564 - Dome - 70 F

livebaseballscorecards.com

| | |
|-----|----|
| AB | 37 |
| R | 10 |
| H | 11 |
| RBI | 10 |
| BB | 3 |
| SO | 9 |
| LOB | 17 |



| Batter | 1 | 2 | 3 | 4 | 5 | 6 | 7 | 8 | 9 | AB R H RBI BB SO LOB | TOP | | | | | | | | | | | | | | | | |
|--|---|----------------------------------|-------------------------------|----------------------------------|------------------------------|---------------------------------|------------------------------|----------------------------------|------------------------------|----------------------------------|-------------------------------|----------------------------------|------------------------------|----------------------------------|-------------------------------|----------------------------------|-------------------------------|----------------------------------|----------------------------------|------------------------------------|----------------------------------|--------|--|--|--|--|--|
| David Dellucci, L (1, 9) OBP: 0.374, SLG: 0.508 | 2-2 G4-3 | 1-0 23 1B 9 SF7 2B | | 0-2 P5 | | 2-3 K | | 2-3 K | | 5 1 1 0 0 2 2 | | | | | | | | | | | | | | | | | |
| 10 Michael Young, R (1, 6) OBP: 0.379, SLG: 0.511 | 1-2 9 1B 1B | 2-3 K | | 3-3 K | | | 1-1 23 G4-3 2B | | 0-1 G3 | 5 0 2 0 0 2 2 | | | | | | | | | | | | | | | | | |
| 23 Mark Teixeira, S (1, 3) OBP: 0.367, SLG: 0.546 | 1-3 K | 2-2 1B | | | 4-2 9 FC6 BB | | 0-0 G4-3 | | 0-0 F7 | 4 0 1 1 1 1 2 | | | | | | | | | | | | | | | | | |
| 9 Hank Blalock, L (1, 5) OBP: 0.325, SLG: 0.442 | 0-0 1-2 1B | 1-0 SF7 | | | 1-1 FC6 WP | | 1-0 G1-3 | | 3-2 2B 1B | 4 0 2 1 0 0 2 | | | | | | | | | | | | | | | | | |
| Alfonso Soriano, R (1, 4) OBP: 0.316, SLG: 0.526 | 2-1 F8 | 1-2 G6-3 | | | 2-0 F9 | | 2-1 F9 | | 2-2 1-3 2B | 5 0 1 0 0 0 5 | | | | | | | | | | | | | | | | | |
| Kevin Mench, R (1, 7) OBP: 0.339, SLG: 0.498 | | 0-2 HR 1B | | 1-2 F9 | | 1-2 G6-3 | | 0-1 F9 | 1-3 K | 5 1 1 0 0 1 3 | | | | | | | | | | | | | | | | | |
| Adrián González, L (1, 10) OBP: 0.290, SLG: 0.495 | | 1-1 1-H HR | | 0-1 P6 | | 1-1 F7 | | 2-3 K | | 4 1 1 2 0 1 0 | | | | | | | | | | | | | | | | | |
| Gary Matthews, S (1, 8) OBP: 0.326, SLG: 0.469 | | 2-1 15 1B 2B | | 0-0 L6 | | 3-2 3B | | 3-2 15 1B 2B | | 4 2 3 0 0 0 0 | | | | | | | | | | | | | | | | | |
| 15 Gerald Laird, R (1, 2) OBP: 0.313, SLG: 0.563 | | 0-2 2B 23 1B 1B | | 0-0 P3 | | 0-1 G5-3 | | 2-2 2-H 1B | | 4 1 2 2 0 0 1 | | | | | | | | | | | | | | | | | |
| Inning Stats | R: 0 E: 0 K: 1 S: 13 | H: 2 LOB: 2 BB: 0 P: 19 | R: 5 E: 0 K: 1 S: 24 | H: 6 LOB: 1 BB: 0 P: 34 | R: 0 E: 0 K: 0 S: 7 | H: 0 LOB: 0 BB: 0 P: 8 | R: 0 E: 0 K: 1 S: 7 | H: 0 LOB: 0 BB: 0 P: 10 | R: 0 E: 0 K: 0 S: 8 | H: 0 LOB: 1 BB: 1 P: 16 | R: 0 E: 0 K: 1 S: 10 | H: 1 LOB: 1 BB: 0 P: 16 | R: 0 E: 0 K: 0 S: 6 | H: 1 LOB: 1 BB: 0 P: 10 | R: 1 E: 0 K: 2 S: 14 | H: 2 LOB: 1 BB: 0 P: 23 | R: 0 E: 0 K: 1 S: 16 | H: 2 LOB: 2 BB: 0 P: 22 | 1B: 7 2B: 5 3B: 1 HR: 1 | SF: 1 SAC: 0 DP: 0 HBP: 0 | WP: 1 PB: 0 SB: 0 CS: 0 | PA: 42 | | | | | |
| PITCHER | IP WLS BF H R ER SO BB IBB HBP BLK WP HR S P ERA WHIP | | | | | | | | | | | | | | | | | | | | | | | | | | |
| Brad Radke, R (1, 1) ERA: 3.91 | 2.0 | | 14 | 8 | 5 | 5 | 2 | 0 | 0 | 0 | 0 | 0 | 1 | 37 | 53 | 22.50 | 4.000 | | | | | | | | | | |
| Joe Mays, R (3, 1) ERA: 4.99 | 3.2 | | 13 | 1 | 0 | 0 | 1 | 1 | 0 | 0 | 0 | 1 | 0 | 29 | 45 | 0.00 | 0.545 | | | | | | | | | | |
| J.C. Romero, L (6, 1) ERA: 2.98 | 1.0 | W | 4 | 1 | 0 | 0 | 1 | 0 | 0 | 0 | 0 | 0 | 0 | 7 | 11 | 0.00 | 1.000 | | | | | | | | | | |
| Juan Rincon, R (7, 1) ERA: 2.57 | 1.1 | H | 6 | 2 | 1 | 1 | 2 | 0 | 0 | 0 | 0 | 0 | 0 | 16 | 27 | 6.75 | 1.500 | | | | | | | | | | |
| 36 Joe Nathan, R (9, 1) ERA: 3.03 | 1.0 | S | 5 | 2 | 0 | 0 | 1 | 0 | 0 | 0 | 0 | 0 | 0 | 16 | 22 | 0.00 | 2.000 | | | | | | | | | | |

Texas Rangers @ Minnesota Twins
 Hubert H. Humphrey Metrodome, Minneapolis, MN
 Wed Sep 07 2005, 1:10 PM EDT
 Att. 13,034 - Dome - 70 F

| | |
|-----|----|
| AB | 40 |
| R | 6 |
| H | 14 |
| RBI | 6 |
| BB | 1 |
| SO | 7 |
| LOB | 17 |



| Batter | 1 | 2 | 3 | 4 | 5 | 6 | 7 | 8 | 9 |
|--|-------------|--------------|-------------|---------------------|----------|------------------------|--------|----------|---|
| Shannon Stewart, R OBP: 0.328, SLG: 0.390 (1, 7) | 1-0 F9 | | 1-2 8 CS 1B | 0-2 G6-3 | | 1-1 F7 | | 0-0 L4 | |
| 8 Nick Punto, S OBP: 0.304, SLG: 0.332 (1, 6) | 0-0 G3 | | 3-3 K | 2-3 K | | 0-1 G4-3 | | 1-1 F7 | |
| 20 Lew Ford, R OBP: 0.344, SLG: 0.392 (1, 8) | 4-2 33 S BB | | 4-0 BB | | 0-1 G5-3 | 1-2 33 F 1B | | | |
| 33 Justin Moreau, L OBP: 0.308, SLG: 0.430 (1, 3) | 2-2 F8 | | 1-3 K | | 1-0 F7 | 2-1 E6 | | | |
| Matthew LeCroy, R OBP: 0.352, SLG: 0.443 (1, 10) | | 1-2 55 BB 1B | | 1-1 1B 55 2B 1B HBP | 0-0 G1-3 | 0-3 K | | | |
| Jacque Jones, L OBP: 0.329, SLG: 0.436 (1, 9) | | 2-2 F8 | | 0-0 1B 55 2B 1B | | 1-0 55 SH 1B | 0-0 G3 | | |
| Juan Castro, R OBP: 0.295, SLG: 0.417 (1, 5) | | 2-1 P3 | | 0-1 55 2B 38 SF3 1B | | 0-1 55 SH 1B | 1-0 F8 | | |
| 55 Mike Redmond, R OBP: 0.344, SLG: 0.387 (1, 2) | | 4-0 BB | | 1-1 38 SF3 2B | | 1-1 SH 38 1B | 1-1 F9 | | |
| 38 Luis Antonio Rodriguez, R (8, 4) | | 2-2 F7 | | 0-1 SF3 | | 2-2 8 G4-3 20 1B F7 1B | | 1-1 G5-3 | |

| Inning Stats | R: 0 | H: 0 | E: 0 | K: 0 | S: 9 | H: 0 | LOB: 1 | BB: 1 | P: 16 | R: 0 | H: 1 | E: 0 | K: 0 | S: 11 | H: 1 | LOB: 2 | BB: 1 | P: 22 | R: 0 | H: 1 | E: 0 | K: 2 | S: 14 | H: 1 | LOB: 1 | BB: 1 | P: 23 | R: 4 | H: 3 | E: 0 | K: 1 | S: 14 | H: 4 | LOB: 2 | BB: 0 | P: 28 | R: 0 | H: 0 | E: 0 | K: 0 | S: 4 | H: 0 | LOB: 0 | BB: 0 | P: 5 | R: 4 | H: 4 | E: 2 | K: 1 | S: 20 | H: 0 | LOB: 0 | BB: 0 | P: 6 | R: 0 | H: 0 | E: 0 | K: 0 | S: 4 | H: 0 | LOB: 0 | BB: 0 | P: 7 | 1B: 8 | SF: 1 | 3B: 0 | HR: 0 | 2B: 2 | SAC: 1 | DP: 1 | HBP: 1 |
|--------------|------|------|------|------|------|------|--------|-------|-------|------|------|------|------|-------|------|--------|-------|-------|------|------|------|------|-------|------|--------|-------|-------|------|------|------|------|-------|------|--------|-------|-------|------|------|------|------|------|------|--------|-------|------|------|------|------|------|-------|------|--------|-------|------|------|------|------|------|------|------|--------|-------|------|-------|-------|-------|-------|-------|--------|-------|--------|
|--------------|------|------|------|------|------|------|--------|-------|-------|------|------|------|------|-------|------|--------|-------|-------|------|------|------|------|-------|------|--------|-------|-------|------|------|------|------|-------|------|--------|-------|-------|------|------|------|------|------|------|--------|-------|------|------|------|------|------|-------|------|--------|-------|------|------|------|------|------|------|------|--------|-------|------|-------|-------|-------|-------|-------|--------|-------|--------|

| PITCHER | IP | WLS | BF | H | R | ER | SO | BB | IBB | HBP | BLK | WP | HR | S | P | ERA | WHIP |
|--|-----|-----|----|---|---|----|----|----|-----|-----|-----|----|----|----|----|-------|-------|
| Chris Young, R ERA: 4.19 (1, 1) | 1.0 | | 4 | 0 | 0 | 0 | 0 | 1 | 0 | 0 | 0 | 0 | 0 | 9 | 16 | 0.00 | 1.000 |
| 53 Joaquín Benoit, R ERA: 4.08 (2, 1) | 2.0 | | 9 | 2 | 0 | 0 | 2 | 2 | 0 | 0 | 0 | 0 | 0 | 25 | 45 | 0.00 | 2.000 |
| Doug Brocail, R ERA: 5.59 (4, 1) | 2.0 | L | 14 | 6 | 8 | 6 | 1 | 0 | 0 | 1 | 0 | 0 | 0 | 26 | 35 | 27.00 | 3.000 |
| 39 Scott Feldman, R ERA: (6, 1) | 2.0 | | 8 | 1 | 0 | 0 | 1 | 0 | 0 | 0 | 0 | 0 | 0 | 16 | 22 | 0.00 | 0.500 |
| John Wasdin, R ERA: 4.11 (8, 1) | 1.0 | | 3 | 0 | 0 | 0 | 0 | 0 | 0 | 0 | 0 | 0 | 0 | 5 | 7 | 0.00 | 0.000 |

AB R H RBI BB SO LOB

| | | | | | | |
|---|---|---|---|---|---|---|
| 5 | 0 | 1 | 1 | 0 | 0 | 1 |
| 5 | 0 | 0 | 0 | 0 | 2 | 2 |
| 2 | 0 | 1 | 1 | 2 | 0 | 0 |
| 4 | 0 | 0 | 0 | 0 | 1 | 3 |
| 3 | 1 | 1 | 0 | 0 | 1 | 2 |
| 4 | 2 | 2 | 0 | 0 | 0 | 1 |
| 4 | 2 | 2 | 0 | 0 | 0 | 1 |
| 2 | 2 | 1 | 2 | 1 | 0 | 0 |
| 2 | 1 | 1 | 2 | 0 | 0 | 2 |
| 1 | 0 | 0 | 0 | 0 | 0 | 0 |

| AB | 32 | R | 8 | H | 9 | RBI | 6 | BB | 3 | SO | 4 | LOB | 12 |
|-------|--------|-------|-------|-------|-----|------|---|----|---|----|---|-----|----|
| WP: 0 | PA: 38 | PB: 0 | SB: 1 | CS: 1 | ERA | WHIP | | | | | | | |



Texas Rangers @ Minnesota Twins
 Hubert H. Humphrey Metrodome, Minneapolis, MN
 Wed Sep 07 2005, 1:10 PM EDT
 Att. 13,034 - Dome - 70 F

livebaseballscores.com

| Batter | 1 | 2 | 3 | 4 | 5 | 6 | 7 | 8 | 9 | AB R H RBI BB SO LOB | TOP | | | | | | | | | | | |
|--|---|----------------------------------|-------------------------------|--------------------------------------|-------------------------------|----------------------------------|-------------------------------|----------------------------------|------------------------------|---------------------------------|-------------------------------|----------------------------------|------------------------------|----------------------------------|-------------------------------|----------------------------------|-------------------------------|----------------------------------|----------------------------------|------------------------------------|----------------------------------|--------|
| 14 Mark Ellis, R OBP: 0.381, SLG: 0.469 (1, 4) | 2-2 F9 | | 0-0 HR | 1-1 FC3-2 3 2B | | 0-1 G3 21 1B | | 2-1 2B 1B | | 5 3 4 1 0 0 0 | | | | | | | | | | | | |
| Jason Kendall, R OBP: 0.338, SLG: 0.308 (1, 2) | 2-2 21 1B 3 SF8 1B | | 0-0 21 HR 1B | 4-1 21 FC3-2 3 2B BB | | 0-2 G3 | | 1-2 2B | | 4 3 3 0 1 0 1 | | | | | | | | | | | | |
| 21 Mark Kotsay, L OBP: 0.329, SLG: 0.422 (1, 8) | 1-0 FC4-6 1B | | 0-2 HR | 1-1 FC3-2 3 2B | | 2-1 1B | | 0-1 G4-3 | | 5 2 3 3 0 0 5 | | | | | | | | | | | | |
| 3 Eric Chavez, L OBP: 0.334, SLG: 0.468 (1, 5) | 2-2 SF8 | | 2-2 F8 | 1-2 2B | | 0-2 L8 | | | 1-2 F8 | 4 0 1 4 0 0 1 | | | | | | | | | | | | |
| Jay Payton, R OBP: 0.307, SLG: 0.474 (1, 7) | 0-2 FC4-6 1-2f | | 1-1 G6-3 | 1-2 F8 | | | 0-0 G1-3 | | 2-3 K | 5 0 0 0 0 1 2 | | | | | | | | | | | | |
| Scott Hatteberg, L OBP: 0.345, SLG: 0.372 (1, 10) | | 2-2 P3 | 0-1 L9 | | 0-0 G1-3 | | 2-3 K | | 2-0 29 BB 1B | 5 0 1 0 0 1 0 | | | | | | | | | | | | |
| 29 Dan Johnson, L OBP: 0.377, SLG: 0.483 (1, 3) | | | | 2-1 HR | 2-1 F8 | | 2-2 F9 | | 4-1 BB | 3 1 1 1 2 0 0 | | | | | | | | | | | | |
| Nick Swisher, S OBP: 0.316, SLG: 0.430 (1, 9) | | 2-3 K | | 0-1 G4-3 | 1-2 F9 | | | 1-2 K | 2-2 G3-1 | 5 0 0 0 0 2 3 | | | | | | | | | | | | |
| Marco Scutaro, R OBP: 0.307, SLG: 0.360 (1, 6) | | 2-2 G1-3 | | 0-1 E5 14 2B 21 FC3-2 | | 0-1 F8 | | 2-0 G4-3 | | 4 0 0 0 0 0 1 | | | | | | | | | | | | |
| Inning Stats | R: 1 E: 0 K: 0 S: 17 | H: 2 LOB: 1 BB: 0 P: 24 | R: 0 E: 0 K: 1 S: 12 | H: 0 LOB: 1 BB: 1 P: 22 | R: 3 E: 0 K: 0 S: 12 | H: 3 LOB: 0 BB: 0 P: 15 | R: 4 E: 1 K: 0 S: 19 | H: 3 LOB: 1 BB: 1 P: 29 | R: 0 E: 0 K: 0 S: 6 | H: 0 LOB: 0 BB: 0 P: 9 | R: 1 E: 0 K: 0 S: 13 | H: 2 LOB: 1 BB: 0 P: 15 | R: 0 E: 0 K: 1 S: 8 | H: 0 LOB: 0 BB: 0 P: 12 | R: 0 E: 0 K: 1 S: 11 | H: 2 LOB: 2 BB: 0 P: 17 | R: 0 E: 0 K: 1 S: 12 | H: 1 LOB: 2 BB: 1 P: 23 | 1B: 7 2B: 3 3B: 0 HR: 3 | SF: 1 SAC: 0 DP: 0 HBP: 0 | WP: 0 PB: 0 SB: 0 CS: 0 | PA: 44 |
| PITCHER | IP WLS BF H R ER SO BB IBB HBP BLK WP HR S P ERA WHIP | | | | | | | | | | | | | | | | | | | | | |
| Juan Dominguez, R ERA: 4.2 (1, 1) | 3.1 L 20 7 8 5 1 2 0 0 0 0 0 3 50 77 13.50 2.700 | | | | | | | | | | | | | | | | | | | | | |
| Erasmio Ramirez, L ERA: 4.67 (4, 1) | 2.2 11 3 1 1 0 0 0 0 0 0 0 0 29 37 3.38 1.125 | | | | | | | | | | | | | | | | | | | | | |
| Brian Shouse, L ERA: 5.98 (7, 1) | 1.0 3 0 0 0 1 0 0 0 0 0 0 0 8 12 0.00 0.000 | | | | | | | | | | | | | | | | | | | | | |
| Steve Karsay, R ERA: 7.17 (8, 1) | 2.0 10 3 0 0 2 1 0 0 0 0 0 0 23 40 0.00 2.000 | | | | | | | | | | | | | | | | | | | | | |

Oakland Athletics @ Texas Rangers
 Ameriquet Field, Arlington, TX
 Fri Sep 09 2005, 8:05 PM EDT
 Att. 26,468 - Clear - 91 F

livebaseballscorecards.com

AB 40
 R 9
 H 13
 RBI 9
 BB 3
 SO 4
 LOB 13



| Batter | 1 | 2 | 3 | 4 | 5 | 6 | 7 | 8 | 9 | AB R H RBI BB SO LOB |
|---|---------------------|-----------|--|---------------------|---|---|-------------|----------------------------|-----------------------------|----------------------|
| Gary Matthews, S OBP: 0.326, SLG: 0.467 (1, 8) | 1-2 23 HBP 1B | | 1-0 FC6-4 10 2B 23 1B 1-2f | 4-0 10 WWP BB | | | 2-1 G4-3 | | 1-2 L9 | 4 1 1 0 1 0 2 |
| 10 Michael Young, R OBP: 0.379, SLG: 0.511 (1, 6) | 1-3 K | | 0-0 23 1B 2B | 1-1 F8 | | | 0-0 G4-3 | | 4-2 23 HR BB | 4 2 1 0 1 1 2 |
| 23 Mark Teixeira, S OBP: 0.370, SLG: 0.553 (1, 3) | 1-0 HBP | | 2-1 1B 2-H 3-H | | | | 0-0 L6 | 3-2 F9 E 1B | 0-0 HR 1-H 2-H | 4 1 3 5 0 0 0 |
| Alfonso Soriano, R OBP: 0.313, SLG: 0.521 (1, 4) | 0-3 K | | 0-3 K | | | | 2-3 K | 0-1 E1 G4-6-3 1-2 | 2-2 F9 | 5 0 0 0 0 3 4 |
| Kevin Mench, R OBP: 0.336, SLG: 0.494 (1, 7) | 1-0 L4 | | 3-2 L4 | | | | 1-1 F9 | 0-0 F9 | | 4 0 0 0 0 0 5 |
| 9 Hank Blalock, L OBP: 0.323, SLG: 0.439 (1, 5) | | 0-0 F8 | | 2-2 G3-1 | | | 2-2 F8 | 0-0 G4-6-3 1-2f | | 4 0 0 0 0 0 2 |
| Phil Nevin, R OBP: 0.292, SLG: 0.385 (1, 10) | | 2-3 K | | 2-3 K | | | 2-3 K | | 3-2 HR | 4 1 1 1 0 3 0 |
| Rod Barajas, R OBP: 0.307, SLG: 0.464 (1, 2) | | 2-1 F7 | | 0-2 HR 1B | | | 3-3 K | | 0-2 K | 4 1 1 0 0 2 0 |
| Mark DeRosa, R OBP: 0.328, SLG: 0.464 (1, 9) | | | 4-2 FC6-4 BB | 2-1 HR | | | 3-1 G5-3 | | 4-1 10 DI 23 HR BB | 2 2 1 2 2 0 0 |

| Inning Stats | R: 0 | H: 1 | E: 0 | LOB: 2 | K: 2 | S: 11 | P: 15 | R: 0 | H: 0 | E: 0 | LOB: 0 | K: 1 | S: 6 | P: 10 | R: 2 | H: 2 | E: 0 | LOB: 1 | K: 1 | S: 14 | P: 24 | R: 2 | H: 2 | E: 0 | LOB: 1 | K: 1 | S: 15 | P: 26 | R: 0 | H: 0 | E: 0 | LOB: 0 | K: 1 | S: 6 | P: 9 | R: 0 | H: 0 | E: 0 | LOB: 0 | K: 2 | S: 10 | P: 17 | R: 0 | H: 0 | E: 0 | LOB: 0 | K: 0 | S: 5 | P: 10 | R: 0 | H: 1 | E: 1 | LOB: 1 | K: 0 | S: 7 | P: 10 | R: 4 | H: 2 | E: 0 | LOB: 0 | K: 1 | S: 18 | P: 32 | 1B: 4 | SF: 0 | 2B: 1 | SAC: 0 | 3B: 0 | DP: 1 | HR: 3 | HBP: 1 | WP: 1 | PA: 40 |
|--------------|------|------|------|--------|------|-------|-------|------|------|------|--------|------|------|-------|------|------|------|--------|------|-------|-------|------|------|------|--------|------|-------|-------|------|------|------|--------|------|------|------|------|------|------|--------|------|-------|-------|------|------|------|--------|------|------|-------|------|------|------|--------|------|------|-------|------|------|------|--------|------|-------|-------|-------|-------|-------|--------|-------|-------|-------|--------|-------|--------|
|--------------|------|------|------|--------|------|-------|-------|------|------|------|--------|------|------|-------|------|------|------|--------|------|-------|-------|------|------|------|--------|------|-------|-------|------|------|------|--------|------|------|------|------|------|------|--------|------|-------|-------|------|------|------|--------|------|------|-------|------|------|------|--------|------|------|-------|------|------|------|--------|------|-------|-------|-------|-------|-------|--------|-------|-------|-------|--------|-------|--------|

| PITCHER | IP | WLS | BF | H | R | ER | SO | BB | IBB | HBP | BLK | WP | HR | S | P | ERA | WHIP |
|--|-----|-----|----|---|---|----|----|----|-----|-----|-----|----|----|----|-----|-------|-------|
| Barry Zito, L ERA: 3.64 (1, 1) | 7.0 | W | 29 | 5 | 4 | 4 | 8 | 2 | 0 | 0 | 0 | 1 | 1 | 67 | 111 | 5.14 | 1.000 |
| 58 Justin Duchschere, R ERA: 2.06 (8, 1) | 0.1 | | 3 | 1 | 0 | 0 | 0 | 0 | 0 | 0 | 0 | 0 | 0 | 6 | 9 | 0.00 | 3.000 |
| Ricardo Rincon, L ERA: 4.81 (8, 1) | 0.2 | | 2 | 1 | 1 | 1 | 0 | 0 | 0 | 0 | 0 | 0 | 1 | 4 | 7 | 13.50 | 1.500 |
| 50 Kiko Calero, R ERA: 3.59 (9, 1) | 0.2 | | 4 | 0 | 0 | 0 | 1 | 2 | 0 | 0 | 0 | 0 | 0 | 11 | 20 | 0.00 | 3.000 |
| 20 Huston Street, R ERA: 1.43 (9, 1) | 0.1 | S | 2 | 1 | 3 | 3 | 0 | 0 | 0 | 0 | 0 | 0 | 1 | 4 | 6 | 81.00 | 3.000 |

BOTTOM

Oakland Athletics @ Texas Rangers
Ameriquet Field, Arlington, TX

Fri Sep 09 2005, 8:05 PM EDT
Att. 26,468 - Clear - 91 F

| | |
|------------|-----------|
| AB | 35 |
| R | 8 |
| H | 8 |
| RBI | 8 |
| BB | 4 |
| SO | 9 |
| LOB | 15 |



| PITCHER | IP | WLS | BF | H | R | ER | SO | BB | IBB | HBP | BLK | WP | HR | S | P | ERA | WHIP |
|---------|----|-----|----|---|---|----|----|----|-----|-----|-----|----|----|---|---|-----|------|
|---------|----|-----|----|---|---|----|----|----|-----|-----|-----|----|----|---|---|-----|------|

| Batter | 1 | 2 | 3 | 4 | 5 | 6 | 7 | 8 | 9 | AB R H RBI BB SO LOB | TOP | |
|---|---|---|---|---|---|---|--|--|---|--|---|---|
| 14 Mark Ellis, R OBP: 0.377, SLG: 0.462 <small>(1, 4)</small> | G1-3 <small>1-2</small> | | K <small>1-3</small> | | | | | | K <small>1-3</small> | 5 0 2 0 0 2 1 | | |
| Jason Kendall, R OBP: 0.340, SLG: 0.311 <small>(1, 2)</small> | 1B <small>1-1</small> | | | | | | | | | 4 0 2 0 0 0 3 | | |
| 21 Mark Kotsay, L OBP: 0.324, SLG: 0.415 <small>(1, 8)</small> | F9 <small>1-2</small> | | | | | | | | | 4 0 0 0 0 1 1 | | |
| 3 Eric Chavez, L OBP: 0.334, SLG: 0.465 <small>(1, 5)</small> | | | | | | | | | | 3 1 0 0 0 1 1 | | |
| Jay Payton, R OBP: 0.314, SLG: 0.484 <small>(1, 7)</small> | | | | | | | | | | 4 0 2 0 0 0 1 | | |
| Scott Hatteberg, L OBP: 0.347, SLG: 0.375 <small>(1, 10)</small> | | | | | | | | | | 4 1 2 1 0 0 1 | | |
| 29 Dan Johnson, L OBP: 0.374, SLG: 0.485 <small>(1, 3)</small> | | | | | | | | | | 3 1 0 0 0 0 2 | | |
| Nick Swisher, S OBP: 0.312, SLG: 0.423 <small>(1, 9)</small> | | | | | | | | | | 3 0 0 0 1 1 4 | | |
| Marco Scutaro, R OBP: 0.306, SLG: 0.369 <small>(1, 6)</small> | | | | | | | | | | 4 1 2 3 0 1 1 | | |
| Inning Stats | R: 0 H: 1 E: 0 LOB: 0 K: 0 BB: 0 S: 8 P: 11 | R: 0 H: 0 E: 0 LOB: 0 K: 1 BB: 0 S: 10 P: 12 | R: 0 H: 0 E: 0 LOB: 1 K: 2 BB: 1 S: 14 P: 22 | R: 0 H: 1 E: 0 LOB: 1 K: 1 BB: 0 S: 11 P: 18 | R: 2 H: 3 E: 0 LOB: 1 K: 0 BB: 0 S: 18 P: 30 | R: 1 H: 2 E: 0 LOB: 2 K: 1 BB: 1 S: 17 P: 28 | R: 0 H: 1 E: 0 LOB: 0 K: 0 BB: 0 S: 8 P: 11 | R: 0 H: 1 E: 0 LOB: 1 K: 0 BB: 0 S: 8 P: 13 | R: 1 H: 1 E: 0 LOB: 0 K: 1 BB: 0 S: 14 P: 20 | 1B: 7 SF: 0 2B: 2 SAC: 0 3B: 0 DP: 2 HR: 1 HBP: 1 | WP: 0 PA: 37 PB: 0 SB: 0 CS: 0 | |
| PITCHER Kenny Rogers, L ERA: 3.38 John Wasdin, R ERA: 4.06 | IP WLS BF H R ER SO BB IBB HBP BLK WP HR S P ERA WHIP | 6.0 W 26 7 3 3 5 2 0 1 0 0 0 78 121 4.50 1.500 | 3.0 S 11 3 1 1 1 0 0 0 0 0 0 1 30 44 3.00 1.000 | | | | | | | | | PITCHER IP WLS BF H R ER SO BB IBB HBP BLK WP HR S P ERA WHIP |

Oakland Athletics @ Texas Rangers
 Ameriquet Field, Arlington, TX
 Sun Sep 11 2005, 2:05 PM EDT
 Att. 19,913 - Cloudy - 80 F

livebaseballscorecards.com

| | |
|-----|----|
| AB | 34 |
| R | 4 |
| H | 10 |
| RBI | 4 |
| BB | 2 |
| SO | 6 |
| LOB | 15 |



| Batter | 1 | 2 | 3 | 4 | 5 | 6 | 7 | 8 | 9 | AB R H RBI BB SO LOB | TOP | | | | | | | | | | | |
|---|---|----------------------------------|-------------------------------|----------------------------------|-------------------------------|----------------------------------|-------------------------------|----------------------------------|--------------------------------|---------------------------------|-------------------------------|----------------------------------|-------------------------------|----------------------------------|-------------------------------|----------------------------------|-------------------------------|----------------------------------|----------------------------------|------------------------------------|----------------------------------|--------|
| 1 Brian Roberts, S OBP: 0.385, SLG: 0.511 (1, 4) | 3-3 K | 4-0 BB | | | 1-0 G4-3 | | 1-2 G6-3 | | 3-3 K | 4 0 0 0 1 2 1 | | | | | | | | | | | | |
| 6 Melvin Mora, R OBP: 0.339, SLG: 0.448 (1, 5) | 1-2 P3 | 2-3 K | | | 1-1 G1-3 | | | 1-3 K | | 4 0 0 0 0 2 2 | | | | | | | | | | | | |
| 10 Miguel Tejada, R OBP: 0.356, SLG: 0.541 (1, 6) | 3-3 K | | | 0-1 G1-3 | 2-0 G6-3 | | | 2-2 G1-4-3 | | 4 0 0 0 0 1 0 | | | | | | | | | | | | |
| 31 Jay Gibbons, L OBP: 0.308, SLG: 0.505 (1, 9) | | 2-1 1B FC3-6 2B | | 1-3 K | | 2-2 F7 | | 1-1 1B | | 4 1 2 0 0 1 0 | | | | | | | | | | | | |
| Luis Matos, R OBP: 0.343, SLG: 0.372 (8, PR) (8, 8) | | | | | | | | | | 0 0 0 0 0 0 0 | | | | | | | | | | | | |
| Javy Lopez, R OBP: 0.326, SLG: 0.458 (1, 10) | | 2-0 L9 | | 1-2 G4-3 | | 0-2 E6 | | 0-0 G1-3 | | 4 0 0 0 0 0 2 | | | | | | | | | | | | |
| B.J. Surhoff, L OBP: 0.265, SLG: 0.378 (1, 7) | | 3-2 FC3-6 BB E 1B | | | 2-2 G5-3 1B | | 0-1 P2 | | 3-2 S SH2-4 SF8 1B | 4 1 3 0 0 0 1 | | | | | | | | | | | | |
| Bernie Castro, S OBP: 0.278, SLG: 0.412 (9, PR) | | | | | | | | | | 0 1 0 0 0 0 0 | | | | | | | | | | | | |
| Eric Byrnes, R OBP: 0.304, SLG: 0.390 (9, 7) | | 2-3 1B | | | 1-0 1B | | 1-1 G1-3 | | | 0 0 0 0 0 0 0 | | | | | | | | | | | | |
| Walter Young, L OBP: 0.556, SLG: 0.333 (1, 3) | | 4-1 FC3-6 BB | | 1-0 1B | 1-2 1B | | | | 1 SAFE SH2-4 | 2 0 1 0 1 0 1 | | | | | | | | | | | | |
| Chris Gomez, R OBP: 0.351, SLG: 0.348 (8, 3) | | 1-2 BB | | | | | | | | 0 0 0 0 0 0 0 | | | | | | | | | | | | |
| David Newhan, L OBP: 0.268, SLG: 0.318 (1, 8) (8, 9) | | 2-1 FC3-6 E | | 2-2 F7 | | | 0-0 CS 1B | | 1 SAFE SH2-4 | 3 1 1 1 1 0 4 | | | | | | | | | | | | |
| Geronimo Gil, R OBP: 0.205, SLG: 0.324 (1, 2) | | 2-1 E9 | | 2-2 G5-3 | | | 1-1 F8 | | 1 SAFE SF8 | 3 0 0 1 0 0 3 | | | | | | | | | | | | |
| | | | | | | | | | | | | | | | | | | | | | | |
| Inning Stats | R: 0 E: 0 K: 2 S: 11 | H: 0 LOB: 0 BB: 0 P: 18 | R: 3 E: 1 K: 1 S: 14 | H: 2 LOB: 2 BB: 2 P: 35 | R: 0 E: 0 K: 1 S: 10 | H: 0 LOB: 0 BB: 0 P: 12 | R: 0 E: 0 K: 0 S: 10 | H: 2 LOB: 1 BB: 0 P: 18 | R: 0 E: 0 K: 0 S: 4 | H: 0 LOB: 0 BB: 0 P: 8 | R: 0 E: 1 K: 0 S: 10 | H: 0 LOB: 1 BB: 0 P: 13 | R: 0 E: 0 K: 0 S: 12 | H: 1 LOB: 0 BB: 0 P: 13 | R: 0 E: 0 K: 1 S: 10 | H: 1 LOB: 1 BB: 0 P: 14 | R: 1 E: 0 K: 1 S: 16 | H: 1 LOB: 2 BB: 1 P: 29 | 1B: 6 2B: 1 3B: 0 HR: 0 | SF: 1 SAC: 1 DP: 1 HBP: 0 | WP: 0 PB: 0 SB: 2 CS: 1 | PA: 37 |
| PITCHER | IP WLS BF H R ER SO BB IBB HBP BLK WP HR S P ERA WHIP | | | | | | | | | | | | | | | | | | | | | |
| 31 Edinson Volquez, R ERA: 11.81 (1, 1) | 4.0 L 18 4 3 1 4 2 0 0 0 0 0 0 45 83 2.25 1.500 | | | | | | | | | | | | | | | | | | | | | |
| 53 Joaquín Benoit, R ERA: 3.97 (5, 1) | 2.0 7 0 0 0 0 0 0 0 0 0 0 0 14 21 0.00 0.000 | | | | | | | | | | | | | | | | | | | | | |
| 39 Scott Feldman, R ERA: (7, 1) | 2.0 7 2 0 0 1 0 0 0 0 0 0 0 22 27 0.00 1.000 | | | | | | | | | | | | | | | | | | | | | |
| Francisco Cordero, R ERA: 3.71 (9, 1) | 1.0 5 1 1 1 1 1 0 0 0 0 0 0 16 29 9.00 2.000 | | | | | | | | | | | | | | | | | | | | | |

Baltimore Orioles @ Texas Rangers
 Ameriquet Field, Arlington, TX
 Mon Sep 12 2005, 8:05 PM EDT
 Att. 20,418 - Clear - 86 F

| | |
|-----|----|
| AB | 32 |
| R | 4 |
| H | 7 |
| RBI | 2 |
| BB | 3 |
| SO | 6 |
| LOB | 14 |



| Batter | 1 | 2 | 3 | 4 | 5 | 6 | 7 | 8 | 9 | AB R H RBI BB SO LOB |
|--|------------------------|-------------------|------------------------|-------------|------------------------------|--------------------|-----------------------|-------------|---|----------------------|
| David Dellucci, L (1, 7) OBP: 0.372, SLG: 0.514 | 1-1 23 2B 3B | 0-2 K | | | 0-1 F9 | | 1-3 SAFE K | | | 4 1 1 0 0 2 3 |
| 10 Michael Young, R (1, 6) OBP: 0.384, SLG: 0.518 | 2-3 K | | 1-0 9 G6-3 1B | | 3-2 G5-3 | | 4-1 1-2 BB | | | 3 0 1 0 1 1 1 |
| 23 Mark Teixeira, S (1, 3) OBP: 0.370, SLG: 0.561 | 2-1 9 G4-3 2B | | 2-3 K | | 3-1 9 2B G6-3 1B | | 0-1 L5 | | | 4 1 2 1 0 1 3 |
| 9 Hank Blalock, L (1, 5) OBP: 0.323, SLG: 0.437 | 0-0 G4-3 | | 0-1 G6-3 | | 3-2 WP 1-3 2B | | 0-0 G4-3 | | | 4 0 1 0 0 0 2 |
| Alfonso Soriano, R (1, 4) OBP: 0.310, SLG: 0.518 | 2-3 K | | 1-2 F8 | | 0-0 G6-3 | | 1-2 L9 | | | 4 0 0 1 0 1 2 |
| Kevin Mench, R (1, 9) OBP: 0.338, SLG: 0.490 | | 2-2 G4-3 1B | | 4-0 BB | | 3-H 2-2 G5-3 | | 1-1 P4 | | 3 0 1 0 1 0 1 |
| Adrián González, L (1, 10) OBP: 0.274, SLG: 0.459 | | 1-1 G4-3 | | 2-3 K | | 2-3 K | | 2-2 P6 | | 3 0 0 0 0 2 3 |
| Mark DeRosa, R (9, PH) OBP: 0.339, SLG: 0.491 | | 1-2 G4-3 | | 1-1 G6-3 | | | | 0-1 G6-3 | | 1 0 0 0 0 0 0 |
| Gary Matthews, S (1, 8) OBP: 0.323, SLG: 0.458 | | 4-2 BB | | | | | 0-0 P6 | | | 3 0 0 0 1 0 1 |
| 15 Gerald Laird, R (1, 2) OBP: 0.292, SLG: 0.458 | | 3-3 K | | | 2-3 K | | 1-1 10 BB 1B | | | 4 0 1 0 0 2 2 |


| Inning Stats | R: 1 | H: 2 | E: 0 | K: 2 | S: 13 | LOB: 1 | BB: 0 | P: 20 | R: 0 | H: 1 | E: 0 | K: 2 | S: 15 | LOB: 2 | BB: 1 | P: 25 | R: 0 | H: 1 | E: 0 | K: 1 | S: 6 | LOB: 0 | BB: 0 | P: 9 | R: 0 | H: 0 | E: 0 | K: 1 | S: 8 | LOB: 1 | BB: 1 | P: 16 | R: 0 | H: 0 | E: 0 | K: 1 | S: 9 | LOB: 0 | BB: 0 | P: 14 | R: 1 | H: 2 | E: 0 | K: 1 | S: 13 | LOB: 1 | BB: 0 | P: 23 | R: 0 | H: 1 | E: 0 | K: 1 | S: 9 | LOB: 2 | BB: 1 | P: 15 | R: 0 | H: 0 | E: 0 | K: 0 | S: 6 | LOB: 0 | BB: 0 | P: 8 | R: 0 | H: 0 | E: 0 | K: 0 | S: 9 | LOB: 0 | BB: 0 | P: 12 | 1B: 4 | 2B: 2 | 3B: 1 | HR: 0 | SF: 0 | SAC: 0 | DP: 1 | HBP: 0 | WP: 1 | PB: 0 | SB: 0 | CS: 0 | PA: 36 |
|--------------|------|------|------|------|-------|--------|-------|-------|------|------|------|------|-------|--------|-------|-------|------|------|------|------|------|--------|-------|------|------|------|------|------|------|--------|-------|-------|------|------|------|------|------|--------|-------|-------|------|------|------|------|-------|--------|-------|-------|------|------|------|------|------|--------|-------|-------|------|------|------|------|------|--------|-------|------|------|------|------|------|------|--------|-------|-------|-------|-------|-------|-------|-------|--------|-------|--------|-------|-------|-------|-------|--------|
|--------------|------|------|------|------|-------|--------|-------|-------|------|------|------|------|-------|--------|-------|-------|------|------|------|------|------|--------|-------|------|------|------|------|------|------|--------|-------|-------|------|------|------|------|------|--------|-------|-------|------|------|------|------|-------|--------|-------|-------|------|------|------|------|------|--------|-------|-------|------|------|------|------|------|--------|-------|------|------|------|------|------|------|--------|-------|-------|-------|-------|-------|-------|-------|--------|-------|--------|-------|-------|-------|-------|--------|

| PITCHER | IP | WLS | BF | H | R | ER | SO | BB | IBB | HBP | BLK | WP | HR | S | P | ERA | WHIP |
|--|-----|-----|----|---|---|----|----|----|-----|-----|-----|----|----|----|-----|------|-------|
| 40 Daniel Cabrera, R (1, 1) ERA: 4.69 | 5.2 | W | 24 | 6 | 2 | 2 | 7 | 2 | 0 | 0 | 0 | 1 | 0 | 61 | 102 | 3.18 | 1.412 |
| Eric DuBose, L (6, 1) ERA: 5.75 | 1.1 | H | 6 | 1 | 0 | 0 | 2 | 1 | 0 | 0 | 0 | 0 | 0 | 12 | 20 | 0.00 | 1.500 |
| Tim Byrdak, L (8, 1) ERA: 4.7 | 0.1 | H | 1 | 0 | 0 | 0 | 0 | 0 | 0 | 0 | 0 | 0 | 0 | 1 | 1 | 0.00 | 0.000 |
| 37 Chris Ray, R (8, 1) ERA: 3.03 | 0.2 | H | 2 | 0 | 0 | 0 | 0 | 0 | 0 | 0 | 0 | 0 | 0 | 5 | 7 | 0.00 | 0.000 |
| B.J. Ryan, L (9, 1) ERA: 2.4 | 1.0 | S | 3 | 0 | 0 | 0 | 0 | 0 | 0 | 0 | 0 | 0 | 0 | 9 | 12 | 0.00 | 0.000 |

BOTTOM

Baltimore Orioles @ Texas Rangers
Ameriquet Field, Arlington, TX
 Mon Sep 12 2005, 8:05 PM EDT
 Att. 20,418 - Clear - 86 F

| | |
|------------|-----------|
| AB | 33 |
| R | 2 |
| H | 7 |
| RBI | 2 |
| BB | 3 |
| SO | 9 |
| LOB | 18 |



| PITCHER | IP | WLS | BF | H | R | ER | SO | BB | IBB | HBP | BLK | WP | HR | S | P | ERA | WHIP |
|---------|----|-----|----|---|---|----|----|----|-----|-----|-----|----|----|---|---|-----|------|
|---------|----|-----|----|---|---|----|----|----|-----|-----|-----|----|----|---|---|-----|------|

| Batter | 1 | 2 | 3 | 4 | 5 | 6 | 7 | 8 | 9 | AB R H RBI BB SO LOB | TOP |
|--|--|--|---|--|---|---|---|--|---|--|---|
| Bernie Castro, S (1, 4) OBP: 0.318, SLG: 0.400 1 Brian Roberts, S (9, PH) OBP: 0.384, SLG: 0.510 (9, 4) | 1-1 10 BB 6 1B 31 G5-3 1B | | 0-0 P6 | | 0-2 G1-3 | | 4-2 BB | 2-2 G3 | 3 1 1 0 1 0 1 1 0 0 0 0 0 2 | | |
| 6 Melvin Mora, R (1, 5) OBP: 0.339, SLG: 0.447 | 0-1 31 G5-3 10 BB 1-2 1B | | 3-2 G6-3 | | 0-1 G5-3 | 2-2 G1-3 | | | 4 0 1 0 0 0 2 | | |
| 10 Miguel Tejada, R (1, 6) OBP: 0.356, SLG: 0.538 | 4-2 31 G5-3 1-2 2-3 1B BB | | 0-0 G6-3 | | 1-1 E6 | | 1-1 G6-3 | | 3 1 0 0 1 0 0 | | |
| 31 Jay Gibbons, L (1, 9) OBP: 0.307, SLG: 0.501 David Newhan, L (8, 9) OBP: 0.268, SLG: 0.318 | 2-1 G5-3 1-2 2-3f 3-H | | | 4-0 G6-4-3 BB | 3-3 K | | 3-2 F8 | | 3 0 0 0 1 1 3 0 0 0 0 0 0 0 | | |
| Javy Lopez, R (1, 2) OBP: 0.325, SLG: 0.456 Geronimo Gil, R (9, 2) OBP: 0.205, SLG: 0.324 | 0-0 2-H 1B | | 2-1 G6-4-3 1-2f | | 0-0 G4-3 | | 1-0 G1-6-3 | | 4 0 1 1 0 0 2 0 0 0 0 0 0 0 | | |
| Walter Young, L (1, 10) OBP: 0.538, SLG: 0.700 Ed Rogers, R (9, PR) (9, 10) | 0-1 G6-3 | | 1-0 G3 | | 2-1 HR | | 2-2 SH1-3 2B 1B | | 4 1 2 1 0 0 1 0 1 0 0 0 0 0 | | |
| Alejandro Freire, R (1, 3) OBP: 0.392, SLG: 0.432 Chris Gomez, R (7, 3) OBP: 0.351, SLG: 0.348 | | 2-3 K | | 2-0 WP 1B | | 1-2 G1-3 | | 0-1 SH1-3 | 3 0 1 0 0 1 0 0 0 0 0 0 0 0 | | |
| Eric Byrnes, R (1, 7) OBP: 0.304, SLG: 0.387 | | 3-3 K | | 2-3 K | | 3-0 G1-3 S HBP | | 1-2 F7 | 3 0 0 0 0 2 3 | | |
| Luis Matos, R (1, 8) OBP: 0.342, SLG: 0.374 | | 1-1 G4-3 | | 2-3 K | | 1-2 G1-3 | | 1-0 2B | 4 0 1 1 0 1 2 | | |
| Inning Stats | R: 2 H: 3 E: 0 LOB: 1 K: 0 BB: 1 S: 12 P: 19 | R: 0 H: 0 E: 0 LOB: 0 K: 2 BB: 0 S: 8 P: 14 | R: 0 H: 0 E: 0 LOB: 0 K: 0 BB: 0 S: 5 P: 8 | R: 0 H: 0 E: 0 LOB: 0 K: 0 BB: 1 S: 3 P: 10 | R: 0 H: 1 E: 0 LOB: 1 K: 2 BB: 0 S: 10 P: 16 | R: 0 H: 0 E: 1 LOB: 1 K: 1 BB: 0 S: 9 P: 13 | R: 1 H: 1 E: 0 LOB: 2 K: 0 BB: 1 S: 15 P: 28 | R: 0 H: 0 E: 0 LOB: 0 K: 0 BB: 0 S: 6 P: 11 | R: 1 H: 2 E: 0 LOB: 2 K: 0 BB: 0 S: 16 P: 22 | 1B: 5 SF: 0 2B: 1 SAC: 1 3B: 0 DP: 2 HR: 1 HBP: 1 | WP: 1 PA: 37 PB: 0 SB: 1 CS: 0 |
| PITCHER R.A. Dickey, R (1, 1) ERA: 5.93 36 C.J. Wilson, L (8, 1) ERA: 6.96 Francisco Cordero, R (9, 1) ERA: 3.67 | IP WLS BF H R ER SO BB IBB HBP BLK WP HR S P ERA WHIP 7.0 L 29 5 3 3 5 3 0 1 0 1 1 62 108 3.86 1.143 1.1 5 1 1 1 0 0 0 0 0 0 0 13 20 6.75 0.750 0.2 3 1 0 0 0 0 0 0 0 0 0 9 13 0.00 1.500 | | | | | PITCHER IP WLS BF H R ER SO BB IBB HBP BLK WP HR S P ERA WHIP | | | | | |

Baltimore Orioles @ Texas Rangers
 Ameriquet Field, Arlington, TX
 Tue Sep 13 2005, 8:05 PM EDT
 Att. 21,167 - Clear - 92 F

livebaseballscorecards.com

| | |
|------------|----|
| AB | 32 |
| R | 4 |
| H | 7 |
| RBI | 3 |
| BB | 3 |
| SO | 5 |
| LOB | 16 |



| Batter | 1 | 2 | 3 | 4 | 5 | 6 | 7 | 8 | 9 | 10 | AB R H RBI BB SO LOB | TOP | | | | | | | | | | |
|--|---|----------------------------------|-------------------------------|----------------------------------|------------------------------|----------------------------------|------------------------------|----------------------------------|-------------------------------|----------------------------------|--------------------------------|--|----------------------------------|------------------------------|----------------------------------|-------------------------------|----------------------------------|------------------------------|---------------------------------|----------------------------------|------------------------------------|----------------------------------|
| 1 Brian Roberts, S OBP: 0.388, SLG: 0.515 (1, 4) | 4-2 6 1B 10 1B BB | 2-2 6 2B 2B | | | 1-3 K | | 1-2 2-H 2B | | 4-0 6 2B IBB | | 3 3 2 1 2 1 0 | <p>Baltimore Orioles @ Texas Rangers Ameriquet Field, Arlington, TX</p> <p>Wed Sep 14 2005, 2:05 PM EDT Att: 18,077 - Sunny - 95 F</p> | | | | | | | | | | |
| 6 Melvin Mora, R OBP: 0.341, SLG: 0.452 (1, 5) | 1 SAFE 31 G4-6-3 10 1B 1B | 1-2 2-H 2B | | | 2-3 K | | 1-3 K | | 1-2 1-H 2-H 2B | | 5 1 3 3 0 2 1 | | | | | | | | | | | |
| 10 Miguel Tejada, R OBP: 0.355, SLG: 0.535 (1, 10) | 1-0 31 G4-6-3 1B | 0-2 G5-3 | | | 1-0 F7 | | 2-1 P3 | | 2-3 K | | 5 0 1 1 0 1 3 | | | | | | | | | | | |
| 31 Jay Gibbons, L David Newhan, L OBP: 0.304, SLG: 0.497 OBP: 0.271, SLG: 0.322 (1, 9) (8, 9) | 0-0 G4-6-3 1-2f 2-3 | | 0-3 K | | 1-3 K | | 0-0 G1-3 | | 1-0 SH1-4 1B | | 4 0 0 0 0 2 2 1 0 1 0 0 0 0 | | | | | | | | | | | |
| B.J. Surhoff, L OBP: 0.285, SLG: 0.376 (1, 7) (8, 3) | 2-2 1B 1B | | 2-1 F7 | | 2-0 L8 | | 1-1 G1-3 | | 1 SAFE 0-0 SH1-4 | | 4 0 1 1 0 0 0 | | | | | | | | | | | |
| Walter Young, L Eric Byrnes, R OBP: 0.529, SLG: 0.643 OBP: 0.303, SLG: 0.386 (1, 3) (8, 7) | 0-0 FC6-4 1B | | 3-3 K | | 0-0 1B | | 3-3 K | | 1-2 P6 | | 4 0 2 0 0 2 0 1 0 0 0 0 0 1 | | | | | | | | | | | |
| Luis Matos, R OBP: 0.343, SLG: 0.374 (1, 8) | 0-1 FC6-4 | | 2-2 FC4-6 1B | | 3-2 L8 | | 0-0 SH3-4 6 2B 1B | | 0-0 G6-3 | | 5 1 2 0 0 0 4 | | | | | | | | | | | |
| Chris Gomez, R OBP: 0.351, SLG: 0.348 (1, 6) | | 2-2 G5-3 | | 2-1 FC4-6 G6-4-3 1B | | 1-0 SH5-4 1 2B 1B | | 1 SAFE L 1 SAFE SH3-4 | | 3 1 1 0 0 0 1 | | | | | | | | | | | | |
| Geronimo Gil, R Sal Fasano, R OBP: 0.200, SLG: 0.315 OBP: 0.309, SLG: 0.447 (1, 2) (9, 2) | | 2-3 K | | 1-0 G6-4-3 | | 0-0 SH5-4 | | 1-1 L3 | | 3 0 0 0 0 1 2 0 0 0 0 0 0 0 | | | | | | | | | | | | |
| Inning Stats | R: 2 E: 0 K: 0 S: 12 | H: 4 LOB: 2 BB: 1 P: 19 | R: 1 E: 0 K: 1 S: 19 | H: 2 LOB: 1 BB: 0 P: 26 | R: 0 E: 0 K: 2 S: 9 | H: 0 LOB: 0 BB: 0 P: 14 | R: 0 E: 0 K: 0 S: 7 | H: 1 LOB: 0 BB: 0 P: 12 | R: 0 E: 0 K: 1 S: 16 | H: 1 LOB: 1 BB: 0 P: 22 | R: 1 E: 0 K: 1 S: 11 | | H: 2 LOB: 1 BB: 0 P: 16 | R: 0 E: 0 K: 1 S: 6 | H: 0 LOB: 0 BB: 0 P: 10 | R: 2 E: 0 K: 1 S: 15 | H: 2 LOB: 1 BB: 1 P: 23 | R: 0 E: 0 K: 0 S: 6 | H: 1 LOB: 1 BB: 0 P: 8 | 1B: 9 2B: 4 3B: 0 HR: 0 | SF: 0 SAC: 3 DP: 2 HBP: 0 | WP: 0 PB: 0 SB: 0 CS: 0 |
| PITCHER | IP WLS BF H R ER SO BB IBB HBP BLK WP HR S P ERA WHIP | | | | | | | | | | | IP WLS BF H R ER SO BB IBB HBP BLK WP HR S P ERA WHIP | | | | | | | | | | |
| Juan Dominguez, R ERA: 4.23 (1, 1) | 6.0 | | | | | | | | | | | 0.2 | | | | | | | | | | |
| John Wasdin, R ERA: 4.13 (7, 1) | 1.0 | | | | | | | | | | | | | | | | | | | | | |
| Brian Shouse, L ERA: 5.85 (8, 1) | 1.0 | | | | | | | | | | | | | | | | | | | | | |
| Doug Brocail, R ERA: 5.78 (9, 1) | 1.0 | | | | | | | | | | | | | | | | | | | | | |
| Erasmio Ramirez, L ERA: 4.58 (10, 1) | 0.1 | | | | | | | | | | | | | | | | | | | | | |
| 53 Joaquin Benoit, R ERA: 3.94 (10, 1) | | | | | | | | | | | | | | | | | | | | | | |

| | |
|-----|----|
| AB | 38 |
| R | 6 |
| H | 13 |
| RBI | 6 |
| BB | 2 |
| SO | 9 |
| LOB | 14 |



| Batter | 1 | 2 | 3 | 4 | 5 | 6 | 7 | 8 | 9 | AB R H RBI BB SO LOB |
|--|-------------------------------------|-------------|-----------------|------------------------------|-----------|-------------|-----------|---|---|----------------------|
| David Dellucci, L (1, 7) OBP: 0.368, SLG: 0.513 | 2-3 K | 0-3 K | | 1-0 1B 23 1B 2B | | 3-2 G3-1 | | | | 4 1 1 0 0 2 0 |
| 10 Michael Young, R (1, 6) OBP: 0.382, SLG: 0.513 | 3-2 9 1B 1B | 1-0 G6-3 | | 3-0 9 23 1B 1B | | 1-2 F8 | | | | 4 1 2 0 0 0 0 |
| 23 Mark Teixeira, S (1, 3) OBP: 0.371, SLG: 0.557 | 0-1 F8 | | 3-0 F9 2B | 1-1 9 G4-6-3 1B | | 2-2 G3 | | | | 4 0 2 1 0 0 1 |
| 9 Hank Blalock, L (1, 5) OBP: 0.326, SLG: 0.445 | 1-0 1B 1-2 1B 1B | | 4-2 BB | 0-0 G4-6-3 1-2f 2-3 | | 1-0 L7 | | | | 3 1 1 0 1 0 2 |
| Alfonso Soriano, R (1, 4) OBP: 0.313, SLG: 0.521 | 0-0 BB 1B 1-2 2-H 1B | | 1-0 F9 | 1-0 G6-3 | | 1-0 F9 | | | | 4 0 1 1 0 0 3 |
| Kevin Mench, R (1, 9) OBP: 0.340, SLG: 0.498 | 2-0 BB 1-2 2-H 1B | | 0-0 P6 | | 2-1 F9 | | 2-2 P5 | | | 4 0 1 1 0 0 2 |
| Adrián González, L (1, 10) OBP: 0.260, SLG: 0.424 | 4-2 BB 1-2 2-3 BB | | 3-3 K | | 1-3 K | | | | | 3 0 0 0 1 3 2 |
| Gary Matthews, S (1, 8) OBP: 0.320, SLG: 0.450 | 0-1 G1-3 | | | 4-2 HR BB | 1-0 E6 | | 1-3 K | | | 3 1 0 0 1 1 3 |
| Rod Barajas, R (1, 2) OBP: 0.303, SLG: 0.465 | | 2-3 K | | 1-1 HR | 1-0 P3 | | 2-2 F8 | | | 4 1 1 2 0 1 1 |

| Inning Stats | R: 2 | H: 4 | E: 0 | K: 1 | S: 18 | L: 4 | LOB: 3 | BB: 1 | P: 30 | R: 0 | H: 0 | E: 0 | K: 2 | S: 7 | L: 0 | LOB: 0 | BB: 0 | P: 10 | R: 0 | H: 1 | E: 0 | K: 1 | S: 12 | L: 1 | LOB: 2 | BB: 1 | P: 23 | R: 3 | H: 4 | E: 0 | K: 0 | S: 10 | L: 4 | LOB: 1 | BB: 1 | P: 21 | R: 0 | H: 0 | E: 1 | K: 1 | S: 7 | L: 0 | LOB: 1 | BB: 0 | P: 12 | R: 0 | H: 0 | E: 0 | K: 0 | S: 11 | L: 0 | LOB: 0 | BB: 0 | P: 17 | R: 0 | H: 0 | E: 0 | K: 0 | S: 5 | L: 0 | LOB: 0 | BB: 0 | P: 9 | R: 0 | H: 0 | E: 0 | K: 2 | S: 11 | L: 0 | LOB: 0 | BB: 0 | P: 17 |
|--------------|------|------|------|------|-------|------|--------|-------|-------|------|------|------|------|------|------|--------|-------|-------|------|------|------|------|-------|------|--------|-------|-------|------|------|------|------|-------|------|--------|-------|-------|------|------|------|------|------|------|--------|-------|-------|------|------|------|------|-------|------|--------|-------|-------|------|------|------|------|------|------|--------|-------|------|------|------|------|------|-------|------|--------|-------|-------|
|--------------|------|------|------|------|-------|------|--------|-------|-------|------|------|------|------|------|------|--------|-------|-------|------|------|------|------|-------|------|--------|-------|-------|------|------|------|------|-------|------|--------|-------|-------|------|------|------|------|------|------|--------|-------|-------|------|------|------|------|-------|------|--------|-------|-------|------|------|------|------|------|------|--------|-------|------|------|------|------|------|-------|------|--------|-------|-------|

| PITCHER | IP | WLS | BF | H | R | ER | SO | BB | IBB | HBP | BLK | WP | HR | S | P | ERA | WHIP |
|--|-----|-----|----|---|---|----|----|----|-----|-----|-----|----|----|----|----|-------|-------|
| 34 Félix Hernández, R (1, 1) ERA: 2.95 | 3.0 | L | 20 | 8 | 5 | 5 | 4 | 3 | 0 | 0 | 0 | 0 | 1 | 43 | 78 | 15.00 | 3.667 |
| Shigetoshi Hasegawa, R (4, 1) ERA: 3.69 | 4.0 | | 13 | 1 | 0 | 0 | 1 | 0 | 0 | 0 | 0 | 0 | 0 | 27 | 44 | 0.00 | 0.250 |
| Matt Thornton, L (8, 1) ERA: 5.23 | 0.2 | | 2 | 0 | 0 | 0 | 2 | 0 | 0 | 0 | 0 | 0 | 0 | 8 | 12 | 0.00 | 0.000 |
| Scott Atchison, R (8, 1) ERA: | 0.1 | | 1 | 0 | 0 | 0 | 0 | 0 | 0 | 0 | 0 | 0 | 0 | 3 | 5 | 0.00 | 0.000 |


BOTTOM

Seattle Mariners @ Texas Rangers
 Ameriquet Field, Arlington, TX

Fri Sep 16 2005, 8:05 PM EDT
 Att. 25,567 - Clear - 82 F

livebaseballscorecards.com

| | |
|------------|-----------|
| AB | 33 |
| R | 5 |
| H | 9 |
| RBI | 5 |
| BB | 3 |
| SO | 7 |
| LOB | 14 |



| | | | |
|-------|--------|-------|--------|
| 1B: 6 | SF: 0 | WP: 0 | PA: 36 |
| 2B: 2 | SAC: 0 | PB: 0 | |
| 3B: 0 | DP: 1 | SB: 0 | |
| HR: 1 | HBP: 0 | CS: 0 | |

| Batter | 1 | 2 | 3 | 4 | 5 | 6 | 7 | 8 | 9 | AB R H RBI BB SO LOB | TOP | | | | | | | | | | | | | | | | | | | | | | | | | |
|---|---|----------------------------------|-------------------------------|----------------------------------|------------------------------|---------------------------------|------------------------------|----------------------------------|------------------------------|----------------------------------|------------------------------|----------------------------------|-------------------------------|----------------------------------|------------------------------|----------------------------------|----------------------------------|------------------------------------|----------------------------------|--------|--|--|--|--|--|--|--|--|--|--|--|--|--|--|--|--|
| 51 Ichiro Suzuki, L (1, 10) OBP: 0.350, SLG: 0.444 | 0-1 7 E 1B | 2-0 7 2B 1B | | 3-2 3B | | | 3-3 K | | 0-1 G1-3 | 5 2 3 0 0 1 0 | | | | | | | | | | | | | | | | | | | | | | | | | | |
| 7 Yuniesky Betancourt, R (1, 6) OBP: 0.281, SLG: 0.369 | 1-0 E8 3B 1B | 1-0 2B | | 0-1 P5 3B | | | 0-0 G5-3 | | 1-0 2B | 5 1 3 2 0 0 1 | | | | | | | | | | | | | | | | | | | | | | | | | | |
| Raul Ibanez, L (1, 9) OBP: 0.364, SLG: 0.455 | 3-3 K 1B | 1-3 K 2B | | | 1-0 P4 1B | | | 0-3 K | 3-1 G4-3 | 5 0 0 0 0 3 3 | | | | | | | | | | | | | | | | | | | | | | | | | | |
| Richie Sexson, R (1, 3) OBP: 0.365, SLG: 0.547 | 1-1 4 1B 3B | 2-1 G5-3 | | | 2-1 L8 1B | | | 1-2 HR | | 4 2 2 2 0 0 1 | | | | | | | | | | | | | | | | | | | | | | | | | | |
| 29 Adrian Beltré, R (1, 5) OBP: 0.300, SLG: 0.412 | 3-2 G6-3 | | 1-1 G5-3 | | 2-1 G4-3 | | | 3-1 L7 | | 4 0 0 0 0 0 1 | | | | | | | | | | | | | | | | | | | | | | | | | | |
| 4 Jose Lopez, R (1, 4) OBP: 0.260, SLG: 0.326 | 1-0 1B | | 0-0 G6-3 | | | 2-1 G1-3 | | 2-0 12 1B HBP | | 3 0 1 1 0 0 0 | | | | | | | | | | | | | | | | | | | | | | | | | | |
| 12 Michael Morse, R (1, 7) OBP: 0.358, SLG: 0.385 | 1-2 F8 | | 0-2 G6-3 | | | 2-2 K | | 2-2 1B | | 4 0 1 0 0 1 1 | | | | | | | | | | | | | | | | | | | | | | | | | | |
| 7 Jeremy Reed, L (8, PR) OBP: 0.324, SLG: 0.356 | | | | | | | | 1-2 | | 0 0 0 0 0 0 0 | AB 38 | | | | | | | | | | | | | | | | | | | | | | | | | |
| Shin-Soo Choo, L (1, 8) OBP: 0.143, SLG: 0.143 | | 1-2 G4-3 | | 2-2 G6-3 | | 0-1 G6-3 | | 2-2 G5-3 | | 4 0 0 0 0 0 2 | R 6 | | | | | | | | | | | | | | | | | | | | | | | | | |
| Jaime Bubela, L (8, 7) | | | | | | | | | | 0 0 0 0 0 0 0 | H 11 | | | | | | | | | | | | | | | | | | | | | | | | | |
| Yorvit Torrealba, R (1, 2) OBP: 0.303, SLG: 0.341 | | 1-1 51 1B 7 2B 2B | | 1-0 G1-3 | | | 3-1 F9 | | 1-0 G5-3 | 4 1 1 0 0 0 0 | RBI 5 | | | | | | | | | | | | | | | | | | | | | | | | | |
| | | | | | | | | | | | BB 0 | | | | | | | | | | | | | | | | | | | | | | | | | |
| | | | | | | | | | | | SO 5 | | | | | | | | | | | | | | | | | | | | | | | | | |
| | | | | | | | | | | | LOB 9 | | | | | | | | | | | | | | | | | | | | | | | | | |
| Inning Stats | R: 3 E: 1 K: 1 S: 16 | H: 4 LOB: 1 BB: 0 P: 26 | R: 2 E: 0 K: 1 S: 13 | H: 3 LOB: 1 BB: 0 P: 21 | R: 0 E: 0 K: 0 S: 6 | H: 0 LOB: 0 BB: 0 P: 7 | R: 0 E: 0 K: 0 S: 9 | H: 1 LOB: 1 BB: 0 P: 15 | R: 0 E: 0 K: 1 S: 7 | H: 0 LOB: 0 BB: 0 P: 11 | R: 0 E: 0 K: 1 S: 6 | H: 0 LOB: 0 BB: 0 P: 12 | R: 1 E: 0 K: 1 S: 15 | H: 2 LOB: 2 BB: 0 P: 25 | R: 0 E: 0 K: 0 S: 6 | H: 1 LOB: 1 BB: 0 P: 11 | 1B: 5 2B: 3 3B: 2 HR: 1 | SF: 0 SAC: 0 DP: 0 HBP: 1 | WP: 0 PB: 0 SB: 0 CS: 0 | PA: 39 | | | | | | | | | | | | | | | | |
| PITCHER | IP WLS BF H R ER SO BB IBB HBP BLK WP HR S P ERA WHIP | | | | | | | | | | | | | | | | | | | | | | | | | | | | | | | | | | | |
| Kenny Rogers, L (1, 1) ERA: 3.49 | 7.0 | | 29 | 8 | 5 | 5 | 4 | 0 | 0 | 0 | 0 | 0 | 62 | 102 | 6.43 | 1.143 | | | | | | | | | | | | | | | | | | | | |
| 31 Edinson Volquez, R (8, 1) ERA: 11.91 | 0.2 | | 5 | 2 | 1 | 1 | 1 | 0 | 0 | 1 | 0 | 0 | 1 | 12 | 20 | 13.50 | 3.000 | | | | | | | | | | | | | | | | | | | |
| Brian Shouse, L (8, 1) ERA: 5.66 | 1.1 | W | 5 | 1 | 0 | 0 | 0 | 0 | 0 | 0 | 0 | 0 | 9 | 16 | 0.00 | 0.750 | | | | | | | | | | | | | | | | | | | | |

Seattle Mariners @ Texas Rangers
 Ameriquet Field, Arlington, TX

Sat Sep 17 2005, 8:05 PM EDT
 Att: 41,983 - Clear - 92 F

livebaseballscorecards.com



| Batter | 1 | 2 | 3 | 4 | 5 | 6 | 7 | 8 | 9 | AB | R | H | RBI | BB | SO | LOB |
|--|-----------------------|---|-----------------|---|-----------------------------|---|----------------------|---|-----------------------|----|---|---|-----|----|----|-----|
| David Dellucci, L (1, 7) OBP: 0.369, SLG: 0.512 Mark DeRosa, R (9, PH) OBP: 0.358, SLG: 0.517 | 2-2 F8 1B | | 2-2 F8 1B | | 4-2 10 23 1B BB | | 0-1 G4-3 | | 1-1 HR | 3 | 1 | 1 | 0 | 1 | 0 | 0 |
| 10 Michael Young, R (1, 6) OBP: 0.382, SLG: 0.512 | 2-2 F8 | | 1-1 G5-3 | | 3-2 G5-3 | | 1-1 23 S 1B | | 1-2 9 2B 1B | 5 | 1 | 2 | 0 | 0 | 0 | 2 |
| 23 Mark Teixeira, S (1, 3) OBP: 0.371, SLG: 0.556 | 3-2 G4-6-3 1-2f | | 1-1 1B | | 2-2 1B 1B | | 3-3 K | | 1-3 K | 5 | 0 | 2 | 1 | 0 | 2 | 3 |
| 9 Hank Blalock, L (1, 5) OBP: 0.325, SLG: 0.445 | | | 0-1 G4-3 | | 1-3 K | | 0-0 F8 | | 2-1 2B | 5 | 0 | 1 | 1 | 0 | 2 | 3 |
| Alfonso Soriano, R (1, 4) OBP: 0.316, SLG: 0.525 | | | | | 2-2 G4-3 2B | | 0-0 1-2 1B | | 0-3 K | 4 | 2 | 3 | 0 | 0 | 1 | 0 |
| Kevin Mench, R (1, 9) OBP: 0.340, SLG: 0.496 | | | | | 0-2 G4-3 | | 0-1 F8 | | 2-2 G6-3 | 4 | 1 | 1 | 1 | 0 | 0 | 3 |
| Gary Matthews, S (1, 8) OBP: 0.322, SLG: 0.449 | | | | | 2-2 G3 | | 0-0 G4-3 | | 1-0 19 1B 1B | 3 | 1 | 1 | 1 | 1 | 0 | 0 |
| 19 Jason Botts, S (1, 10) OBP: 0.500, SLG: 0.429 | | | | | 0-0 FC6-4 1B | | 2-3 K | | 2-1 1B 1B | 4 | 0 | 3 | 1 | 0 | 1 | 0 |
| Rod Barajas, R (1, 2) OBP: 0.302, SLG: 0.463 | | | | | 0-0 FC6-4 1-2f | | 1-2 P4 | | 2-2 1B | 4 | 0 | 1 | 1 | 0 | 0 | 3 |

| Inning Stats | R: 0 | H: 1 | E: 0 | LOB: 0 | K: 0 | P: 18 | R: 2 | H: 3 | E: 0 | LOB: 1 | K: 1 | P: 26 | R: 0 | H: 1 | E: 0 | LOB: 1 | K: 0 | P: 13 | R: 1 | H: 2 | E: 0 | LOB: 1 | K: 0 | P: 16 | R: 1 | H: 2 | E: 0 | LOB: 2 | K: 1 | P: 27 | R: 0 | H: 0 | E: 0 | LOB: 0 | K: 1 | P: 15 | R: 0 | H: 1 | E: 0 | LOB: 1 | K: 1 | P: 12 | R: 1 | H: 3 | E: 0 | LOB: 2 | K: 1 | P: 25 | R: 2 | H: 3 | E: 0 | LOB: 1 | K: 1 | P: 15 | 1B: 13 | SF: 0 | 2B: 2 | SAC: 0 | 3B: 0 | DP: 2 | HR: 1 | HBP: 0 | WP: 0 | PA: 40 |
|--------------|------|------|------|--------|------|-------|------|------|------|--------|------|-------|------|------|------|--------|------|-------|------|------|------|--------|------|-------|------|------|------|--------|------|-------|------|------|------|--------|------|-------|------|------|------|--------|------|-------|------|------|------|--------|------|-------|------|------|------|--------|------|-------|--------|-------|-------|--------|-------|-------|-------|--------|-------|--------|
|--------------|------|------|------|--------|------|-------|------|------|------|--------|------|-------|------|------|------|--------|------|-------|------|------|------|--------|------|-------|------|------|------|--------|------|-------|------|------|------|--------|------|-------|------|------|------|--------|------|-------|------|------|------|--------|------|-------|------|------|------|--------|------|-------|--------|-------|-------|--------|-------|-------|-------|--------|-------|--------|

| PITCHER | IP | WLS | BF | H | R | ER | SO | BB | IBB | HBP | BLK | WP | HR | S | P | ERA | WHIP |
|---------------------------------------|-----|-----|----|---|---|----|----|----|-----|-----|-----|----|----|----|-----|-------|-------|
| Joel Pineiro, R (1, 1) ERA: 5.3 | 5.0 | | 24 | 9 | 4 | 4 | 2 | 2 | 0 | 0 | 0 | 0 | 0 | 63 | 100 | 7.20 | 2.200 |
| 40 Julio Mateo, R (6, 1) ERA: 2.79 | 2.0 | H | 7 | 1 | 0 | 0 | 2 | 0 | 0 | 0 | 0 | 0 | 0 | 20 | 27 | 0.00 | 0.500 |
| 20 J.J. Putz, R (8, 1) ERA: 3.64 | 1.0 | H | 5 | 3 | 1 | 1 | 1 | 0 | 0 | 0 | 0 | 0 | 0 | 18 | 25 | 9.00 | 3.000 |
| Eddie Guardado, L (9, 1) ERA: 2.63 | 0.1 | L | 4 | 3 | 2 | 2 | 1 | 0 | 0 | 0 | 0 | 0 | 1 | 10 | 15 | 54.00 | 9.000 |

BOTTOM

Seattle Mariners @ Texas Rangers
 Ameriquet Field, Arlington, TX
 Sat Sep 17 2005, 8:05 PM EDT
 Att. 41,983 - Clear - 92 F

livebaseballscores.com

| | |
|-----|----|
| AB | 38 |
| R | 7 |
| H | 16 |
| RBI | 7 |
| BB | 2 |
| SO | 6 |
| LOB | 14 |



Seattle Mariners @ Texas Rangers
 Ameriquest Field, Arlington, TX

Sun Sep 18 2005, 2:05 PM EDT
 Att. 26,532 - Sunny - 92 F

livebaseballscorecards.com

| | |
|-----|----|
| AB | 35 |
| R | 6 |
| H | 8 |
| RBI | 6 |
| BB | 5 |
| SO | 5 |
| LOB | 15 |



| | | | |
|-----|---|-----|----|
| WP: | 1 | PA: | 40 |
| PB: | 0 | | |
| SB: | 0 | | |
| CS: | 0 | | |

| Batter | 1 | 2 | 3 | 4 | 5 | 6 | 7 | 8 | 9 | AB | R | H | RBI | BB | SO | LOB |
|--|----|------|----------------|------------------------|------|----|---|---|-------------|----|---|---|-----|----|----|-----|
| 51 Ichiro Suzuki, L (1, 10) OBP: 0.349, SLG: 0.442 | K | | P3 | FC4 | | 1B | | | G3 | 5 | 0 | 1 | 2 | 0 | 1 | 3 |
| 7 Yuniesky Betancourt, R (1, 6) OBP: 0.281, SLG: 0.366 Dave Hansen, L (9, PH) OBP: 0.282, SLG: 0.284 | F7 | | | F9 | | K | | | G4-3 | 4 | 0 | 1 | 0 | 0 | 1 | 3 |
| Raul Ibanez, L (1, 9) OBP: 0.363, SLG: 0.452 | P4 | | G3 | | G6-3 | | | | F8 | 5 | 0 | 1 | 0 | 0 | 0 | 2 |
| Richie Sexson, R (1, 3) OBP: 0.364, SLG: 0.542 | | G6-3 | | F8 4 2B BB | G5-3 | | | | K | 4 | 1 | 0 | 0 | 1 | 1 | 1 |
| 29 Adrián Beltré, R (1, 5) OBP: 0.299, SLG: 0.411 | | G5-3 | | F8 4 2B BB 1B | F8 | | | | K | 4 | 1 | 1 | 0 | 0 | 1 | 0 |
| Greg Dobbs, L (1, 7) OBP: 0.262, SLG: 0.358 | | K | | F8 | | | | | G6-3 | 4 | 1 | 1 | 0 | 0 | 1 | 2 |
| 4 Jose Lopez, R (1, 4) OBP: 0.273, SLG: 0.347 | | | G3 1B 2B | BB 51 FC4 2B | G4-3 | | | | 30 WP BB | 3 | 2 | 2 | 2 | 1 | 0 | 0 |
| Shin-Soo Choo, L (1, 8) OBP: 0.300, SLG: 0.125 30 René Rivera, R (8, PH) OBP: 0.371, SLG: 0.529 Jaime Bubela, L (8, 8) | | | G3 | 51 FC4 BB | G6-3 | | | | G6-3 | 1 | 1 | 0 | 0 | 2 | 0 | 1 |
| Miguel Ojeda, R (1, 2) OBP: 0.263, SLG: 0.232 | | | G3 | 51 FC4 BB | G6-3 | | | | G6-3 | 1 | 0 | 0 | 0 | 0 | 0 | 1 |
| | | | G3 | 7 1B 1B | G6-3 | | | | G6-3 | 0 | 0 | 0 | 0 | 0 | 0 | 0 |
| | | | | 51 FC4 BB | G6-3 | | | | G6-3 | 3 | 0 | 1 | 2 | 1 | 0 | 2 |

| Inning Stats | R: 0 | H: 0 | E: 0 | K: 1 | S: 9 | P: 13 | R: 0 | H: 0 | E: 0 | K: 1 | S: 8 | P: 9 | R: 1 | H: 3 | E: 0 | K: 0 | S: 14 | R: 3 | H: 2 | E: 0 | K: 0 | S: 16 | P: 32 | R: 0 | H: 0 | E: 0 | K: 0 | S: 7 | P: 11 | R: 2 | H: 2 | E: 0 | K: 1 | S: 12 | P: 21 | R: 0 | H: 0 | E: 0 | K: 2 | S: 9 | P: 13 | R: 0 | H: 0 | E: 0 | K: 0 | S: 8 | P: 14 | R: 0 | H: 1 | E: 0 | K: 0 | S: 10 | P: 18 | 1B: 5 | 2B: 2 | 3B: 1 | HR: 0 | SF: 0 | SAC: 0 | DP: 0 | HBP: 0 | WP: 1 | PA: 40 |
|--------------|------|------|------|------|------|-------|------|------|------|------|------|------|------|------|------|------|-------|------|------|------|------|-------|-------|------|------|------|------|------|-------|------|------|------|------|-------|-------|------|------|------|------|------|-------|------|------|------|------|------|-------|------|------|------|------|-------|-------|-------|-------|-------|-------|-------|--------|-------|--------|-------|--------|
|--------------|------|------|------|------|------|-------|------|------|------|------|------|------|------|------|------|------|-------|------|------|------|------|-------|-------|------|------|------|------|------|-------|------|------|------|------|-------|-------|------|------|------|------|------|-------|------|------|------|------|------|-------|------|------|------|------|-------|-------|-------|-------|-------|-------|-------|--------|-------|--------|-------|--------|

| PITCHER | IP | WLS | BF | H | R | ER | SO | BB | IBB | HBP | BLK | WP | HR | S | P | ERA | WHIP |
|--|-----|-----|----|---|---|----|----|----|-----|-----|-----|----|----|----|----|------|-------|
| R.A. Dickey, R (1, 1) ERA: 6.98 | 5.2 | W | 27 | 6 | 6 | 6 | 2 | 4 | 0 | 0 | 0 | 0 | 0 | 59 | 99 | 9.53 | 1.765 |
| 53 Joaquín Benoit, R (6, 1) ERA: 3.81 | 1.1 | H | 5 | 1 | 0 | 0 | 3 | 0 | 0 | 0 | 0 | 0 | 0 | 16 | 24 | 0.00 | 0.750 |
| 36 C.J. Wilson, L (8, 1) ERA: 6.75 | 1.0 | H | 4 | 0 | 0 | 0 | 0 | 1 | 0 | 0 | 0 | 1 | 0 | 8 | 14 | 0.00 | 1.000 |
| Francisco Cordero, R (9, 1) ERA: 3.64 | 1.0 | S | 4 | 1 | 0 | 0 | 0 | 0 | 0 | 0 | 0 | 0 | 0 | 10 | 18 | 0.00 | 1.000 |

| PITCHER | IP | WLS | BF | H | R | ER | SO | BB | IBB | HBP | BLK | WP | HR | S | P | ERA | WHIP |
|---------|----|-----|----|---|---|----|----|----|-----|-----|-----|----|----|---|---|-----|------|
|---------|----|-----|----|---|---|----|----|----|-----|-----|-----|----|----|---|---|-----|------|

| Batter | 1 | 2 | 3 | 4 | 5 | 6 | 7 | 8 | 9 | AB R H RBI BB SO LOB | TOP | | | | | | | | | | | |
|---|---|----------------------------------|------------------------------|----------------------------------|------------------------------|----------------------------------|------------------------------|---------------------------------|------------------------------|---------------------------------|------------------------------|---------------------------------|-------------------------------|----------------------------------|-------------------------------|----------------------------------|-------------------------------|----------------------------------|----------------------------------|------------------------------------|----------------------------------|--------|
| David Dellucci, L (1, 7) OBP: 0.368, SLG: 0.513 Mark DeRosa, R (8, 9) OBP: 0.355, SLG: 0.508 | 3-3 K | | 0-0 G4-3 | | | 1-1 G1-3 | | 3-1 G1-3 | | 4 0 0 0 0 1 2 0 0 0 0 0 0 0 | | | | | | | | | | | | |
| 10 Michael Young, R (1, 6) OBP: 0.382, SLG: 0.510 | 3-2 G4-3 | | | 1-1 G6-3 | | | 0-0 E G5-4-3 2B | 1-0 L5 | | 4 1 1 0 0 0 2 | | | | | | | | | | | | |
| 23 Mark Teixeira, S (1, 3) OBP: 0.374, SLG: 0.567 | 1-2 2B | | | 0-0 G4-3 | | | 3-2 E5 G5-4-3 | | 4-2 1B BB | 3 0 1 0 1 0 1 | | | | | | | | | | | | |
| 9 Hank Blalock, L (1, 5) OBP: 0.321, SLG: 0.439 | 0-2 G5-3 | | | 2-1 F8 | | | 1-2 G5-4-3 1-2f 2-3 | | 3-3 K | 4 0 0 0 0 1 4 | | | | | | | | | | | | |
| Alfonso Soriano, R (1, 4) OBP: 0.313, SLG: 0.524 | | 1-0 G5-3 | | | 1-0 F9 | | 2-2 E5 | | 0-0 F8 | 4 0 0 0 0 0 1 | | | | | | | | | | | | |
| Kevin Mench, R (1, 9) OBP: 0.340, SLG: 0.493 (8, 7) | | 3-1 CS 1B | | | 0-1 G6-3 | | 3-H 0-0 F9 | | 0-1 1-2 1B | 4 0 2 0 0 0 1 | | | | | | | | | | | | |
| Adrián González, L (1, 10) OBP: 0.252, SLG: 0.410 | | 3-3 K 1-2 | | | 0-3 K | | | | 0-3 K | 4 0 0 0 0 4 3 | | | | | | | | | | | | |
| Gary Matthews, S (1, 8) OBP: 0.323, SLG: 0.448 | | | 0-3 K | | | 0-0 15 G6-4-3 1B | | 4-1 15 E BB | | 2 0 1 0 1 1 0 | | | | | | | | | | | | |
| 15 Gerald Laird, R (1, 2) OBP: 0.242, SLG: 0.344 | | 2-2 P4 | | | 1-1 G6-4-3 1-2f | | | 3-2 E5 1-3 | | 3 0 0 0 0 0 2 | | | | | | | | | | | | |
| Inning Stats | R: 0 E: 0 K: 1 S: 13 | H: 1 LOB: 1 BB: 0 P: 20 | R: 0 E: 0 K: 1 S: 6 | H: 1 LOB: 1 BB: 0 P: 13 | R: 0 E: 0 K: 1 S: 8 | H: 0 LOB: 0 BB: 0 P: 10 | R: 0 E: 0 K: 0 S: 5 | H: 0 LOB: 0 BB: 0 P: 8 | R: 0 E: 0 K: 1 S: 6 | H: 0 LOB: 0 BB: 0 P: 7 | R: 0 E: 0 K: 0 S: 5 | H: 1 LOB: 0 BB: 0 P: 7 | R: 1 E: 2 K: 0 S: 14 | H: 1 LOB: 1 BB: 0 P: 20 | R: 0 E: 1 K: 1 S: 12 | H: 0 LOB: 2 BB: 1 P: 22 | R: 0 E: 0 K: 2 S: 11 | H: 1 LOB: 2 BB: 1 P: 20 | 1B: 3 2B: 3 3B: 0 HR: 0 | SF: 0 SAC: 0 DP: 3 HBP: 0 | WP: 0 PB: 0 SB: 0 CS: 1 | PA: 34 |
| PITCHER | IP WLS BF H R ER SO BB IBB HBP BLK WP HR S P ERA WHIP | | | | | | | | | | | | | | | | | | | | | |
| 40 Bartolo Colon, R (1, 1) ERA: 3.34 | 7.0 W 24 4 1 0 4 0 0 0 0 0 0 0 57 85 0.00 0.571 | | | | | | | | | | | | | | | | | | | | | |
| 45 Kelvim Escobar, R (8, 1) ERA: 3.08 | 1.0 H 5 0 0 0 1 1 0 0 0 0 0 0 12 22 0.00 1.000 | | | | | | | | | | | | | | | | | | | | | |
| Francisco Rodríguez, R (9, 1) ERA: 2.64 | 1.0 S 5 1 0 0 2 1 0 0 0 0 0 0 11 20 0.00 2.000 | | | | | | | | | | | | | | | | | | | | | |

Texas Rangers @ Los Angeles Angels
Angel Stadium of Anaheim, Anaheim, CA

Tue Sep 20 2005, 7:05 PM PDT
Att. 36,170 - Partly Cloudy - 69 F

livebaseballscorecards.com

| | |
|-----|----|
| AB | 32 |
| R | 1 |
| H | 5 |
| RBI | 0 |
| BB | 2 |
| SO | 7 |
| LOB | 16 |



| Batter | 1 | 2 | 3 | 4 | 5 | 6 | 7 | 8 | 9 |
|---|------------------------|-------------|-----------|-------------|-------------------------------|-------------------|-------------|-------------------|---|
| 9 Chone Figgins, S OBP: 0.345, SLG: 0.394 (1, 8) | 3-2 16 F7 1B | | 1-1 F9 | | 4-1 S BB | | 0-0 L5 | | |
| Orlando Cabrera, R OBP: 0.312, SLG: 0.363 (1, 6) | 1-2 27 G6-4-3 1B | | 1-2 1B | | 3-2 G5-3 1-3 | | 1-0 G6-3 | | |
| 16 Garret Anderson, L OBP: 0.312, SLG: 0.430 (1, 7) | 0-1 F7 | | 1-0 F9 | | 0-2 F7 | | 1-3 K | | |
| Jeff DaVanon, S OBP: 0.348, SLG: 0.315 (9, 7) | 2-3 | | | | | | | | |
| 27 Vladimir Guerrero, R OBP: 0.394, SLG: 0.574 (1, 9) | 1-0 G6-4-3 1-2f | | 1-1 L6 | | 2-1 1B PB G6-3 1B | | 2-0 1B | | |
| Darin Erstad, L OBP: 0.330, SLG: 0.368 (1, 3) | | 0-1 G6-3 | | 2-2 G6-3 | | 1-1 G6-3 1B | | 2-1 G4-3 | |
| Bengie Molina, R OBP: 0.328, SLG: 0.428 (1, 2) | | 1-2 F8 | | 1-3 K | | 0-0 G6-3 | | 1-2 3-H 1-2 | |
| 20 Juan Rivera, R OBP: 0.319, SLG: 0.455 (1, 10) | | 3-2 HR | | 1-1 P6 | | 1-2 K | | | |
| 6 Maicer Izturis, S OBP: 0.305, SLG: 0.354 (1, 5) | | 4-0 BB | | | 1-0 P6 | | 2-1 G6-3 | | |
| Adam Kennedy, L OBP: 0.358, SLG: 0.371 (1, 4) | | 0-0 L3 | | | 2-2 G4-3 | | 2-0 L9 | | |

| Inning Stats | R: 0 | H: 2 | E: 0 | K: 0 | S: 9 | R: 1 | H: 1 | E: 0 | K: 0 | S: 10 | R: 0 | H: 1 | E: 0 | K: 0 | S: 8 | R: 0 | H: 0 | E: 0 | K: 1 | S: 8 | R: 0 | H: 0 | E: 0 | K: 0 | S: 9 | R: 1 | H: 2 | E: 0 | K: 1 | S: 11 | R: 0 | H: 0 | E: 0 | K: 0 | S: 4 | R: 0 | H: 1 | E: 0 | K: 1 | S: 9 |
|--------------|--------|-------|-------|--------|-------|--------|-------|--------|-------|-------|--------|-------|--------|-------|-------|--------|-------|--------|-------|-------|--------|-------|--------|-------|--------|-------|--------|-------|--------|-------|--------|-------|--------|-------|--------|-------|--------|-------|--------|------|
| | LOB: 1 | BB: 0 | P: 14 | LOB: 1 | BB: 1 | LOB: 1 | BB: 1 | LOB: 0 | BB: 0 | P: 12 | LOB: 1 | BB: 1 | LOB: 1 | BB: 1 | P: 19 | LOB: 1 | BB: 0 | LOB: 0 | BB: 0 | P: 15 | LOB: 0 | BB: 0 | LOB: 1 | BB: 0 | LOB: 1 | BB: 0 | LOB: 1 | BB: 0 | LOB: 0 | BB: 0 | LOB: 1 | BB: 0 | LOB: 1 | BB: 0 | LOB: 1 | BB: 0 | LOB: 1 | BB: 0 | LOB: 1 | |

| PITCHER | IP | WLS | BF | H | R | ER | SO | BB | IBB | HBP | BLK | WP | HR | S | P | ERA | WHIP |
|---|-----|-----|----|---|---|----|----|----|-----|-----|-----|----|----|----|----|------|-------|
| Juan Dominguez, R ERA: 3.9 (1, 1) | 7.0 | L | 28 | 6 | 2 | 1 | 2 | 2 | 0 | 0 | 0 | 0 | 1 | 59 | 98 | 1.29 | 1.143 |
| John Wasdin, R ERA: 4.0 (8, 1) | 1.0 | | 4 | 1 | 0 | 0 | 1 | 0 | 0 | 0 | 0 | 0 | 0 | 9 | 15 | 0.00 | 1.000 |

BOTTOM

| AB | R | H | RBI | BB | SO | LOB |
|----|---|---|-----|----|----|-----|
| 3 | 0 | 1 | 0 | 1 | 0 | 0 |
| 4 | 0 | 2 | 0 | 0 | 0 | 1 |
| 4 | 0 | 0 | 0 | 0 | 1 | 3 |
| 0 | 0 | 0 | 0 | 0 | 0 | 0 |
| 4 | 1 | 2 | 0 | 0 | 0 | 3 |
| 4 | 0 | 1 | 0 | 0 | 0 | 1 |
| 3 | 0 | 0 | 1 | 0 | 1 | 1 |
| 3 | 1 | 1 | 1 | 0 | 1 | 1 |
| 2 | 0 | 0 | 0 | 1 | 0 | 0 |
| 3 | 0 | 0 | 0 | 0 | 0 | 1 |

| | |
|------------|-----------|
| AB | 30 |
| R | 2 |
| H | 7 |
| RBI | 2 |
| BB | 2 |
| SO | 3 |
| LOB | 11 |



| WP | PA |
|----|----|
| 0 | 32 |

Texas Rangers @ Los Angeles Angels
Angel Stadium of Anaheim, Anaheim, CA

Tue Sep 20 2005, 7:05 PM PDT
Att. 36,170 - Partly Cloudy - 69 F

livebaseballscorecards.com

| Batter | 1 | 2 | 3 | 4 | 5 | 6 | 7 | 8 | 9 | AB R H RBI BB SO LOB | TOP | | | | | | | | | | | | | | | | | | | | | | | | | |
|---|---|----------------------------------|------------------------------|----------------------------------|-------------------------------|----------------------------------|-------------------------------|----------------------------------|------------------------------|----------------------------------|-------------------------------|----------------------------------|------------------------------|----------------------------------|------------------------------|----------------------------------|-------------------------------|----------------------------------|----------------------------------|------------------------------------|----------------------------------|--------|--|--|--|--|--|--|--|--|--|--|--|--|--|--|
| Gary Matthews, S (1, 8) OBP: 0.320, SLG: 0.442 | 0-2 G4-3 | | 3-2 G4-3 | | 0-3 K | 1-3 K | | | 1-3 K | 5 0 0 0 0 3 4 | | | | | | | | | | | | | | | | | | | | | | | | | | |
| 10 Michael Young, R (1, 6) OBP: 0.382, SLG: 0.513 | 4-1 23 1B BB | | 0-2 G5-3 | | 3-3 K | | | 1-0 HR | 0-3 K | 4 1 1 1 1 2 1 | | | | | | | | | | | | | | | | | | | | | | | | | | |
| 23 Mark Teixeira, S (1, 3) OBP: 0.376, SLG: 0.567 | 2-2 1-2 1B | | | 3-1 FC1-4 FC5-4 1B | | 1-0 9 HR 1B | | 2-2 P5 | 2-2 G3 | 5 2 3 0 0 0 2 | | | | | | | | | | | | | | | | | | | | | | | | | | |
| 9 Hank Blalock, L (1, 5) OBP: 0.322, SLG: 0.444 | 3-3 K | | | 0-0 FC1-4 1-2 1B | | 2-2 1-H HR | | 1-2 K | | 4 1 2 2 0 2 2 | | | | | | | | | | | | | | | | | | | | | | | | | | |
| Alfonso Soriano, R (1, 4) OBP: 0.312, SLG: 0.521 | 3-2 G5-3 | | | 0-0 FC1-4 FC5-4 | | 0-1 F9 | | 3-1 F9 | | 4 0 0 0 0 0 4 | | | | | | | | | | | | | | | | | | | | | | | | | | |
| Kevin Mench, R (1, 9) OBP: 0.338, SLG: 0.489 (6, 7) | | 1-1 G3 | | 1-0 FC5-4 WP 2B | | 0-2 E6 19 BB BB | | 2-3 K | | 4 1 0 1 0 1 1 | | | | | | | | | | | | | | | | | | | | | | | | | | |
| Adrián González, L (1, 10) OBP: 0.259, SLG: 0.421 | | 2-1 19 G6-3 1B | | 2-1 3-H 1-H 2B | | 1-3 K | | 3-3 K | | 4 0 2 1 0 2 1 | | | | | | | | | | | | | | | | | | | | | | | | | | |
| 19 Jason Botts, S (1, 7) Mark DeRosa, R (6, 9) OBP: 0.455, SLG: 0.333 OBP: 0.353, SLG: 0.504 | | 3-1 G6-3 | | 2-2 G5-3 | | 4-2 BB BB | | 2-2 G5-3 | | 2 0 0 0 1 0 2 1 0 0 0 0 0 0 | | | | | | | | | | | | | | | | | | | | | | | | | | |
| Rod Barajas, R (1, 2) Esteban German, R (9, PR) OBP: 0.306, SLG: 0.469 | | | 0-1 F8 | | 2-2 F8 | 4-2 BB | | 4-2 23 WP 10 S BB | | 2 0 0 0 2 0 0 0 0 0 0 0 0 0 | | | | | | | | | | | | | | | | | | | | | | | | | | |
| Inning Stats | R: 0 E: 0 K: 1 S: 13 | H: 1 LOB: 2 BB: 1 P: 25 | R: 0 E: 0 K: 0 S: 6 | H: 1 LOB: 0 BB: 0 P: 12 | R: 0 E: 0 K: 0 S: 10 | H: 0 LOB: 0 BB: 0 P: 13 | R: 2 E: 0 K: 0 S: 11 | H: 3 LOB: 1 BB: 0 P: 19 | R: 0 E: 0 K: 2 S: 9 | H: 0 LOB: 0 BB: 0 P: 14 | R: 2 E: 1 K: 2 S: 21 | H: 2 LOB: 3 BB: 2 P: 34 | R: 1 E: 0 K: 1 S: 9 | H: 1 LOB: 0 BB: 0 P: 16 | R: 0 E: 0 K: 2 S: 9 | H: 0 LOB: 0 BB: 0 P: 16 | R: 0 E: 0 K: 2 S: 12 | H: 0 LOB: 2 BB: 1 P: 19 | 1B: 5 2B: 1 3B: 0 HR: 2 | SF: 0 SAC: 0 DP: 1 HBP: 0 | WP: 2 PB: 0 SB: 1 CS: 0 | PA: 39 | | | | | | | | | | | | | | |
| PITCHER | IP WLS BF H R ER SO BB IBB HBP BLK WP HR S P ERA WHIP | | | | | | | | | | | | | | | | | | | | | | | | | | | | | | | | | | | |
| 41 John Lackey, R (1, 1) ERA: 3.55 | 5.2 | | 27 | 7 | 4 | 4 | 4 | 3 | 0 | 0 | 0 | 1 | 1 | 66 | 112 | 6.35 | 1.765 | | | | | | | | | | | | | | | | | | | |
| Brendan Donnelly, R (6, 1) ERA: 3.69 | 0.2 | | 3 | 1 | 1 | 1 | 1 | 0 | 0 | 0 | 0 | 0 | 1 | 8 | 12 | 13.50 | 1.500 | | | | | | | | | | | | | | | | | | | |
| Jason Christiansen, L (7, 1) ERA: 5.28 | 0.1 | | 1 | 0 | 0 | 0 | 0 | 0 | 0 | 0 | 0 | 0 | 0 | 3 | 4 | 0.00 | 0.000 | | | | | | | | | | | | | | | | | | | |
| Esteban Yan, R (7, 1) ERA: 4.15 | 0.1 | W | 1 | 0 | 0 | 0 | 0 | 0 | 0 | 0 | 0 | 0 | 0 | 2 | 5 | 0.00 | 0.000 | | | | | | | | | | | | | | | | | | | |
| 62 Scot Shields, R (8, 1) ERA: 2.96 | 1.0 | H | 3 | 0 | 0 | 0 | 2 | 0 | 0 | 0 | 0 | 0 | 0 | 9 | 16 | 0.00 | 0.000 | | | | | | | | | | | | | | | | | | | |
| PITCHER | IP WLS BF H R ER SO BB IBB HBP BLK WP HR S P ERA WHIP | | | | | | | | | | | | | | | | | | | | | | | | | | | | | | | | | | | |
| Francisco Rodríguez, R (9, 1) ERA: 2.6 | 1.0 | S | 4 | 0 | 0 | 0 | 2 | 1 | 0 | 0 | 0 | 1 | 0 | 12 | 19 | 0.00 | 1.000 | | | | | | | | | | | | | | | | | | | |

Texas Rangers @ Los Angeles Angels
Angel Stadium of Anaheim, Anaheim, CA

Wed Sep 21 2005, 7:05 PM PDT
Att. 37,776 - Clear - 75 F

livebaseballscorecards.com

AB 35
R 5
H 8
RBI 5
BB 4
SO 10
LOB 17



| Batter | 1 | 2 | 3 | 4 | 5 | 6 | 7 | 8 | 9 |
|--|--------------------------|-------------|-------------------------------|-------------|-------------|----------------------------------|--|-------------|---|
| 9 Chone Figgins, S OBP: 0.346, SLG: 0.394 (1, 8) BB: 8, F: 4, X: 0 | 2-2 E S G5-3 1B | | 3-1 F8 | | 3-3 K | | 0-1 27 IBB 1B 1-2 2-3 1B | 0-2 G6-3 | |
| Orlando Cabrera, R OBP: 0.312, SLG: 0.363 (1, 6) SAFE BB: 1, F: 0, X: 0 | 3-2 G5-3 | | 1-1 G5-3 | | | 0-2 F9 | 1-0 27 IBB 1B 1-2 2-H 3-H 1B | | |
| 27 Vladimir Guerrero, R OBP: 0.396, SLG: 0.574 (1, 9) BB: 9, F: 0, X: 0 | 2-2 G4-3 1B | | | 1-1 L1-6 | | 4-2 G4-3 BB | 4-0 1B 1-2 2-3 IBB | | |
| Casey Kotchman, L OBP: 0.333, SLG: 0.490 (1, 10) José Molina, R OBP: 0.286, SLG: 0.339 (7, PH) (8, 10) C: 1, X: 0 | 0-1 G4-3 | | 4-1 2B 20 G6-3 BB | | 1-2 G4-3 | 2-0 1B | 2-0 1B | | |
| Darin Erstad, L OBP: 0.329, SLG: 0.369 (1, 3) C: 1, X: 0 | 0-1 G3 | | 0-1 20 G6-3 2B | | 2-3 K | 1-3 K | 1-3 K | | |
| 20 Juan Rivera, R OBP: 0.315, SLG: 0.449 (1, 7) C: 7, F: 0, X: 0 | | 3-3 K | 3-2 G6-3 | | 3-2 G6-3 | 0-1 F9 | 2-3 K | | |
| Bengie Molina, R OBP: 0.329, SLG: 0.429 (1, 2) BB: 1, F: 0, X: 0 | | 1-0 G6-3 | 1-3 K | | 1-3 K | 0-1 9 1B 39 1B 1B | 0-0 2B 1B | | |
| 6 Maicer Izturis, S OBP: 0.302, SLG: 0.350 Jeff DaVanon, S OBP: 0.346, SLG: 0.313 (7, PH) Steve Finley, L OBP: 0.267, SLG: 0.362 (8, 8) S: 14 | | 3-1 G4-3 | | 3-3 K | | 1-3 K | 0-2 2B | | |
| Adam Kennedy, L OBP: 0.357, SLG: 0.370 39 Robb Quinlan, R OBP: 0.268, SLG: 0.400 (7, PH) (8, 5) S: 14 | | | 1-2 G4-3 | | 0-1 G4-3 | 0-0 9 1B 1B | 1-3 K | | |

| Inning Stats | R: 1 E: 0 K: 0 S: 14 | H: 2 LOB: 1 BB: 0 P: 21 | R: 0 E: 0 K: 1 S: 7 | H: 0 LOB: 0 BB: 0 P: 14 | R: 0 E: 0 K: 0 S: 10 | H: 0 LOB: 0 BB: 0 P: 15 | R: 1 E: 0 K: 1 S: 14 | H: 1 LOB: 1 BB: 1 P: 23 | R: 0 E: 0 K: 2 S: 8 | H: 0 LOB: 0 BB: 0 P: 14 | R: 0 E: 0 K: 1 S: 14 | H: 0 LOB: 1 BB: 1 P: 21 | R: 4 E: 0 K: 2 S: 15 | H: 5 LOB: 2 BB: 1 P: 24 | R: 0 E: 0 K: 2 S: 14 | H: 2 LOB: 2 BB: 0 P: 17 |
|--------------|-------------------------------|----------------------------------|------------------------------|----------------------------------|-------------------------------|----------------------------------|-------------------------------|----------------------------------|------------------------------|----------------------------------|-------------------------------|----------------------------------|-------------------------------|----------------------------------|-------------------------------|----------------------------------|
|--------------|-------------------------------|----------------------------------|------------------------------|----------------------------------|-------------------------------|----------------------------------|-------------------------------|----------------------------------|------------------------------|----------------------------------|-------------------------------|----------------------------------|-------------------------------|----------------------------------|-------------------------------|----------------------------------|

| PITCHER | IP | WLS | BF | H | R | ER | SO | BB | IBB | HBP | BLK | WP | HR | S | P | ERA | WHIP |
|--|-----|-----|----|---|---|----|----|----|-----|-----|-----|----|----|----|----|------|-------|
| 43 Kameron Loe, R ERA: 3.39 (1, 1) | 3.1 | | 12 | 2 | 1 | 1 | 1 | 0 | 0 | 0 | 0 | 0 | 0 | 33 | 53 | 2.70 | 0.600 |
| 59 Josh Rupe, R ERA: 4.05 (4, 1) | 1.2 | | 7 | 1 | 1 | 1 | 3 | 1 | 0 | 0 | 0 | 0 | 0 | 20 | 34 | 5.40 | 1.200 |
| 53 Joaquín Benoit, R ERA: 3.84 (6, 1) | 1.2 | H | 7 | 1 | 1 | 1 | 2 | 1 | 0 | 0 | 0 | 0 | 0 | 21 | 29 | 5.40 | 1.200 |
| 36 C.J. Wilson, L ERA: 7.15 (7, 1) | 0.0 | | 2 | 2 | 0 | 0 | 0 | 0 | 0 | 0 | 0 | 0 | 0 | 3 | 3 | ∞ | ∞ |
| 39 Scott Feldman, R ERA: 1.08 (7, 1) | 0.0 | L | 2 | 1 | 1 | 1 | 0 | 0 | 1 | 0 | 0 | 0 | 0 | 1 | 6 | ∞ | ∞ |

AB R H RBI BB SO LOB

5 2 2 0 0 1 2

4 1 1 3 0 0 0

2 0 1 0 2 0 0

2 1 0 0 1 0 2

1 0 1 2 0 0 0

4 0 1 0 0 2 4

4 0 0 1 0 2 1

4 1 2 0 0 1 1

2 0 0 0 0 1 0

1 0 0 0 0 1 1

1 0 1 0 0 0 0

2 0 0 0 0 0 0

2 1 1 0 0 1 2

1B: 8 SF: 0
2B: 2 SAC: 0
3B: 0 DP: 0
HR: 0 HBP: 0

WP: 0 PA: 37
PB: 0
SB: 1
CS: 0

AB 34
R 6
H 10
RBI 6
BB 3
SO 9
LOB 13



Texas Rangers @ Los Angeles Angels
Angel Stadium of Anaheim, Anaheim, CA

Wed Sep 21 2005, 7:05 PM PDT
Att. 37,776 - Clear - 75 F

livebaseballscorecards.com

| Batter | 1 | 2 | 3 | 4 | 5 | 6 | 7 | 8 | 9 | AB R H RBI BB SO LOB | TOP |
|---|---|---|---|--|---|--|---|--|---|--|---|
| Gary Matthews, S (1, 8) OBP: 0.319, SLG: 0.440 | 2-2 10 1B 23 SF8 1B | | 1-1 F7 | | 1-1 P6 | | 0-1 G3 | | 1-1 L6 | 5 1 1 0 0 0 2 | |
| 10 Michael Young, R (1, 6) OBP: 0.382, SLG: 0.514 | 1-2 SAFE 1-3 9 G3 1B | | 0-0 23 G3 9 1B 1B | | 2-1 SF8 | | 1-0 P3 | | | 3 1 2 1 0 0 0 | |
| 23 Mark Teixeira, S (1, 3) OBP: 0.375, SLG: 0.566 | 1-1 SF8 | | 2-2 G3 | | 4-1 BB | | | 3-3 K | | 2 0 0 1 1 1 1 | |
| 9 Hank Blalock, L (1, 5) OBP: 0.322, SLG: 0.443 | 3-H 0-2 G3 | | 0-0 1-2 2-H 1B | | 2-0 G3 | | | 1-0 F9 | | 4 0 1 1 0 0 2 | |
| Alfonso Soriano, R (1, 4) OBP: 0.310, SLG: 0.517 | 0-2 L6 | | 0-3 K | | 0-0 F7 | | | 1-2 G5-3 | | 4 0 0 0 0 1 2 | |
| Kevin Mench, R (1, 9) OBP: 0.336, SLG: 0.486 | | 0-1 P3 | | 3-2 F8 | | 2-2 F9 | | | 1-1 F8 | 4 0 0 0 0 0 0 | |
| Adrián González, L (1, 10) OBP: 0.273, SLG: 0.442 | | 4-1 BB | | 1-1 G4-3 | | 1-0 1B | | | 0-2 19 G4-3 3B | 3 1 2 0 1 0 0 | |
| 19 Jason Botts, S (1, 7) OBP: 0.333, SLG: 0.231 | | 2-2 F7 | | 0-3 K | | 1-3 K | | | 0-2 G4-3 | 4 0 0 1 0 2 2 | |
| Rod Barajas, R (1, 2) OBP: 0.308, SLG: 0.470 | | 1-2 F9 | | 2-2 WP 10 SF8 2B | | 1-0 G5-3 | | | 3-H 4-1 DI BB | 3 1 1 0 1 0 1 | |
| Inning Stats | R: 1 H: 2 E: 0 LOB: 1 K: 0 BB: 0 S: 17 P: 21 | R: 0 H: 0 E: 0 LOB: 1 K: 0 BB: 1 S: 13 P: 20 | R: 1 H: 2 E: 0 LOB: 1 K: 1 BB: 0 S: 10 P: 13 | R: 0 H: 0 E: 0 LOB: 0 K: 1 BB: 0 S: 8 P: 12 | R: 1 H: 1 E: 0 LOB: 1 K: 0 BB: 1 S: 11 P: 22 | R: 0 H: 1 E: 0 LOB: 1 K: 1 BB: 0 S: 8 P: 12 | R: 0 H: 0 E: 0 LOB: 0 K: 0 BB: 0 S: 4 P: 6 | R: 0 H: 0 E: 0 LOB: 0 K: 1 BB: 0 S: 8 P: 13 | R: 1 H: 1 E: 0 LOB: 1 K: 0 BB: 1 S: 11 P: 17 | 1B: 5 SF: 2 2B: 1 SAC: 0 3B: 1 DP: 0 HR: 0 HBP: 0 | WP: 1 PA: 37 PB: 0 SB: 0 CS: 0 |
| 54 Ervin Santana, R (1, 1) ERA: 4.69 | IP WLS BF H R ER SO BB IBB HBP BLK WP HR S P ERA WHIP | 6.0 W 26 6 3 3 3 2 0 0 0 1 0 67 100 4.50 1.333 | | | | | | | | | |
| 45 Kelvin Escobar, R (7, 1) ERA: 3.07 | IP WLS BF H R ER SO BB IBB HBP BLK WP HR S P ERA WHIP | 3.0 S 11 1 1 1 1 1 0 0 0 0 0 23 36 3.00 0.667 | | | | | | | | | |

Texas Rangers @ Los Angeles Angels
Angel Stadium of Anaheim, Anaheim, CA

Thu Sep 22 2005, 7:05 PM PDT
Att: 36,588 - Clear - 70 F

livebaseballscorecards.com

AB 32
R 4
H 7
RBI 4
BB 3
SO 4
LOB 10



| Batter | 1 | 2 | 3 | 4 | 5 | 6 | 7 | 8 | 9 | AB R H RBI BB SO LOB |
|---|-------------|-------------|-----------------------|-----------|-------------|-------------|-----------------------|----------------------|-------------|----------------------|
| Gary Matthews, S (1, 8) OBP: 0.318, SLG: 0.439 | 0-1 F8 | | 1-1 FC6-4 FC5-4 | | 2-2 L8 | | | 3-2 E 1B 2B | 1-2 G3-1 | 5 1 1 0 0 0 1 |
| 10 Michael Young, R (1, 6) OBP: 0.383, SLG: 0.518 | 1-1 G5-3 | | 1-2 FC5-4 | | | 0-0 HR | | 4-1 E 1B BB | | 3 1 1 1 1 0 1 |
| 23 Mark Teixeira, S (1, 3) OBP: 0.374, SLG: 0.568 | 1-1 P5 | | | 2-1 HR | | 3-2 P2 | | 1-3 K | | 4 1 1 1 0 1 2 |
| 9 Hank Blalock, L (1, 5) OBP: 0.323, SLG: 0.443 | | 0-3 K | | 1-2 1B | | 3-3 K | | 0-0 E 1B | | 4 0 2 0 0 2 0 |
| Alfonso Soriano, R (1, 4) OBP: 0.309, SLG: 0.516 | | 3-2 1B | | 2-1 F9 | | 1-1 G5-3 | | 0-1 E4 | | 4 0 1 1 0 0 3 |
| Kevin Mench, R (1, 7) OBP: 0.335, SLG: 0.484 | | 2-1 G5-3 | | 0-1 F9 | | | 0-0 G4-6-3 1B | 1-3 K | | 4 0 1 0 0 1 5 |
| Adrián González, L (1, 10) OBP: 0.266, SLG: 0.429 | | 0-1 F8 | | 1-3 K | | | 2-1 G4-6-3 1-2f | 1-3 K | | 4 0 0 0 0 2 6 |
| Mark DeRosa, R (1, 9) OBP: 0.350, SLG: 0.496 | | | 0-3 K | | 2-2 G1-3 | | 2-1 1B | | 2-3 K | 4 0 1 0 0 2 0 |
| 15 Gerald Laird, R (1, 2) OBP: 0.243, SLG: 0.333 | | | 0-1 FC6-4 1B | | 2-0 G6-3 | | 1-2 F7 | | 0-2 G5-3 | 4 0 1 0 0 0 1 |

| Inning Stats | R: 0 E: 0 K: 0 S: 6 | H: 0 LOB: 0 BB: 0 P: 8 | R: 0 E: 0 K: 1 S: 10 | H: 1 LOB: 1 BB: 0 P: 15 | R: 0 E: 0 K: 1 S: 11 | H: 1 LOB: 1 BB: 0 P: 13 | R: 1 E: 0 K: 1 S: 13 | H: 2 LOB: 1 BB: 0 P: 19 | R: 0 E: 0 K: 0 S: 7 | H: 0 LOB: 0 BB: 0 P: 13 | R: 1 E: 0 K: 1 S: 11 | H: 1 LOB: 0 BB: 0 P: 18 | R: 0 E: 0 K: 0 S: 8 | H: 2 LOB: 1 BB: 0 P: 13 | R: 1 E: 1 K: 3 S: 18 | H: 2 LOB: 3 BB: 1 P: 28 | R: 0 E: 0 K: 1 S: 12 | H: 0 LOB: 0 BB: 0 P: 15 | 1B: 6 2B: 1 3B: 0 HR: 2 | SF: 0 SAC: 0 DP: 1 HBP: 0 |
|--------------|------------------------------|---------------------------------|-------------------------------|----------------------------------|-------------------------------|----------------------------------|-------------------------------|----------------------------------|------------------------------|----------------------------------|-------------------------------|----------------------------------|------------------------------|----------------------------------|-------------------------------|----------------------------------|-------------------------------|----------------------------------|----------------------------------|------------------------------------|
|--------------|------------------------------|---------------------------------|-------------------------------|----------------------------------|-------------------------------|----------------------------------|-------------------------------|----------------------------------|------------------------------|----------------------------------|-------------------------------|----------------------------------|------------------------------|----------------------------------|-------------------------------|----------------------------------|-------------------------------|----------------------------------|----------------------------------|------------------------------------|

| PITCHER | IP | WLS | BF | H | R | ER | SO | BB | IBB | HBP | BLK | WP | HR | S | P | ERA | WHIP |
|--|-----|-----|----|---|---|----|----|----|-----|-----|-----|----|----|----|----|-------|-------|
| Dan Haren, R (1, 1) ERA: 3.81 | 7.0 | L | 27 | 7 | 2 | 2 | 4 | 0 | 0 | 0 | 0 | 0 | 2 | 66 | 99 | 2.57 | 1.000 |
| 58 Justin Duchschere, R (8, 1) ERA: 2.37 | 0.1 | | 3 | 1 | 1 | 1 | 1 | 1 | 0 | 0 | 0 | 0 | 0 | 8 | 16 | 27.00 | 6.000 |
| Ricardo Rincon, L (8, 1) ERA: 4.54 | 0.0 | | 1 | 1 | 0 | 0 | 0 | 0 | 0 | 0 | 0 | 0 | 0 | 1 | 1 | ∞ | ∞ |
| 50 Kiko Calero, R (8, 1) ERA: 3.42 | 0.2 | | 3 | 0 | 0 | 0 | 2 | 0 | 0 | 0 | 0 | 0 | 0 | 9 | 11 | 0.00 | 0.000 |
| 20 Huston Street, R (9, 1) ERA: 1.56 | 1.0 | | 3 | 0 | 0 | 0 | 1 | 0 | 0 | 0 | 0 | 0 | 0 | 12 | 15 | 0.00 | 0.000 |


TOP

Texas Rangers @ Oakland Athletics
McAfee Coliseum, Oakland, CA

Fri Sep 23 2005, 10:05 PM EDT
Att. 33,402 - Clear - 62 F

| | |
|-----|----|
| AB | 36 |
| R | 3 |
| H | 9 |
| RBI | 3 |
| BB | 1 |
| SO | 8 |
| LOB | 19 |

livebaseballscorecards.com



| | |
|-------|--------|
| WP: 0 | PA: 37 |
| PB: 0 | |
| SB: 1 | |
| CS: 0 | |

| Batter | 1 | 2 | 3 | 4 | 5 | 6 | 7 | 8 | 9 | AB | R | H | RBI | BB | SO | LOB |
|--|--------|-----------------|-----------------|--------|------------|--------------|------------|--------------|----------|----|---|---|-----|----|----|-----|
| 14 Mark Ellis, R OBP: 0.385, SLG: 0.484 (1, 4) | 1-1 F9 | | 0-1 G1-4-3 | | | 2-1 L8 | 3-1 P5 | | | 4 | 0 | 0 | 0 | 0 | 0 | 2 |
| 21 Mark Kotsay, L OBP: 0.327, SLG: 0.423 (1, 8) | 2-0 HR | | | 1-1 F7 | | 3-2 F9 | 2-3 K | | | 4 | 1 | 1 | 1 | 0 | 1 | 2 |
| Jason Kendall, R OBP: 0.343, SLG: 0.319 (1, 2) | 1-2 P3 | | | 2-1 F8 | | 4-2 BB BB BB | | 2-2 G1-3 | | 3 | 0 | 0 | 0 | 1 | 0 | 0 |
| 3 Eric Chavez, L OBP: 0.331, SLG: 0.459 (1, 5) | 3-2 L8 | | | 0-1 G3 | | 4-1 BB | 1-2 BB | 0-2 F8 | | 3 | 0 | 0 | 0 | 1 | 0 | 0 |
| Jay Payton, R OBP: 0.311, SLG: 0.458 (1, 7) | | 3-2 G5-4-3 1B | | | 1-1 1B 2B | 4-0 BB BB | 1-2 2-3 BB | 2-2 P4 | | 3 | 0 | 2 | 0 | 1 | 0 | 0 |
| 7 Bobby Crosby, R OBP: 0.353, SLG: 0.465 (1, 6) | | 0-1 G5-4-3 1-2f | | | 0-0 2-3 1B | 1-1 F8 | | | 1-3 K | 4 | 0 | 1 | 0 | 0 | 1 | 4 |
| 23 Bobby Kielty, S OBP: 0.349, SLG: 0.384 (1, 9) | | 3-2 G6-3 | | | 1-0 F8 | | | 0-0 SH1-4 1B | 0-2 G4-1 | 3 | 0 | 1 | 0 | 0 | 0 | 2 |
| 29 Dan Johnson, L (9, PH) OBP: 0.362, SLG: 0.453 | | | | | SAFE | | | | | 1 | 0 | 0 | 0 | 0 | 0 | 0 |
| Scott Hatteberg, L OBP: 0.343, SLG: 0.354 (1, 10) | | | 4-2 G6-4-3 BB | | 3-2 K | | | 0-1 SH1-4 | 2-3 K | 2 | 0 | 0 | 0 | 1 | 2 | 2 |
| Nick Swisher, S OBP: 0.322, SLG: 0.441 (1, 3) | | | 0-0 G6-4-3 1-2f | | 1-1 L9 | | | 4-2 BB | | 2 | 0 | 0 | 0 | 1 | 0 | 3 |

| Inning Stats | R: 1 | H: 1 | E: 0 | LOB: 0 | K: 0 | S: 9 | P: 16 | R: 0 | H: 1 | E: 0 | LOB: 0 | K: 0 | S: 8 | R: 0 | H: 0 | E: 0 | LOB: 0 | K: 0 | S: 5 | R: 0 | H: 0 | E: 0 | LOB: 0 | K: 0 | S: 6 | R: 0 | H: 2 | E: 0 | LOB: 2 | K: 1 | S: 10 | R: 0 | H: 0 | E: 0 | LOB: 3 | K: 1 | S: 13 | R: 0 | H: 1 | E: 0 | LOB: 2 | K: 1 | S: 11 | R: 0 | H: 0 | E: 0 | LOB: 0 | K: 0 | S: 9 | R: 0 | H: 0 | E: 0 | LOB: 0 | K: 2 | S: 9 | R: 0 | H: 0 | E: 0 | LOB: 0 | K: 2 | S: 9 | 1B: 3 | SF: 0 | 2B: 1 | SAC: 1 | 3B: 0 | DP: 2 | HR: 1 | HBP: 0 | WP: 0 | PA: 35 |
|--------------|------|------|------|--------|------|------|-------|------|------|------|--------|------|------|------|------|------|--------|------|------|------|------|------|--------|------|------|------|------|------|--------|------|-------|------|------|------|--------|------|-------|------|------|------|--------|------|-------|------|------|------|--------|------|------|------|------|------|--------|------|------|------|------|------|--------|------|------|-------|-------|-------|--------|-------|-------|-------|--------|-------|--------|
|--------------|------|------|------|--------|------|------|-------|------|------|------|--------|------|------|------|------|------|--------|------|------|------|------|------|--------|------|------|------|------|------|--------|------|-------|------|------|------|--------|------|-------|------|------|------|--------|------|-------|------|------|------|--------|------|------|------|------|------|--------|------|------|------|------|------|--------|------|------|-------|-------|-------|--------|-------|-------|-------|--------|-------|--------|

| PITCHER | IP | WLS | BF | H | R | ER | SO | BB | IBB | HBP | BLK | WP | HR | S | P | ERA | WHIP |
|--|-----|-----|----|---|---|----|----|----|-----|-----|-----|----|----|----|-----|------|-------|
| Kenny Rogers, L (1, 1) ERA: 3.42 | 6.1 | W | 27 | 5 | 1 | 1 | 1 | 5 | 0 | 0 | 0 | 0 | 1 | 56 | 104 | 1.42 | 1.579 |
| 53 Joaquin Benoit, R (7, 1) ERA: 3.76 | 1.2 | H | 5 | 0 | 0 | 0 | 1 | 0 | 0 | 0 | 0 | 0 | 0 | 15 | 24 | 0.00 | 0.000 |
| Francisco Cordero, R (9, 1) ERA: 3.58 | 1.0 | S | 3 | 0 | 0 | 0 | 2 | 0 | 0 | 0 | 0 | 0 | 0 | 9 | 12 | 0.00 | 0.000 |

BOTTOM

Texas Rangers @ Oakland Athletics
 McAfee Coliseum, Oakland, CA
 Fri Sep 23 2005, 10:05 PM EDT
 Att. 33,402 - Clear - 62 F

livebaseballscorecards.com

| | |
|-----|----|
| AB | 29 |
| R | 1 |
| H | 5 |
| RBI | 1 |
| BB | 5 |
| SO | 4 |
| LOB | 15 |



| Batter | 1 | 2 | 3 | 4 | 5 | 6 | 7 | 8 | 9 | AB R H RBI BB SO LOB | TOP | | | | | | | | | | | | | | | | | | | | | | | | | |
|--|---|----------------------------------|-------------------------------|----------------------------------|------------------------------|----------------------------------|------------------------------|----------------------------------|-------------------------------|----------------------------------|------------------------------|----------------------------------|------------------------------|----------------------------------|------------------------------|----------------------------------|-------------------------------|----------------------------------|----------------------------------|------------------------------------|----------------------------------|--------|--|--|--|--|--|--|--|--|--|--|--|--|--|--|
| Gary Matthews, S (1, 8) OBP: 0.320, SLG: 0.440 | 1-0 FC5-4 1B | | 2-1 P3 | | 3-2 10 1B 23 2B 1B | | 4-1 10 S BB | | 3-2 F9 | 4 1 2 0 1 0 1 | | | | | | | | | | | | | | | | | | | | | | | | | | |
| 10 Michael Young, R (1, 6) OBP: 0.385, SLG: 0.519 | 1-2 FC5-4 23 HR 1-2f | | 1-0 1B | | 0-1 23 2B 1B | | 2-1 F9 | | 1-2 1B | 5 2 3 2 0 0 2 | | | | | | | | | | | | | | | | | | | | | | | | | | |
| 23 Mark Teixeira, S (1, 3) OBP: 0.376, SLG: 0.574 | 1-2 1-H HR | | 0-0 F8 | | 0-0 1-H 2-H 2B | | 4-0 9 G6-3 IBB | | 0-1 P4 | 4 1 2 4 1 0 2 | | | | | | | | | | | | | | | | | | | | | | | | | | |
| 9 Hank Blalock, L (1, 5) OBP: 0.321, SLG: 0.441 | 3-3 K | | 2-3 K | | 2-2 F8 | | 2-1 G6-3 | | | 4 0 0 0 0 2 4 | | | | | | | | | | | | | | | | | | | | | | | | | | |
| Alfonso Soriano, R (1, 4) OBP: 0.307, SLG: 0.512 | 2-2 F7 | | | 1-3 K | 1-1 L5 | | | 2-3 K | | 4 0 0 0 0 2 1 | | | | | | | | | | | | | | | | | | | | | | | | | | |
| Kevin Mench, R (1, 7) OBP: 0.333, SLG: 0.480 | | 0-1 F9 | | 2-1 G5-3 | | 2-1 F9 | | 0-0 F8 | | 4 0 0 0 0 0 0 | | | | | | | | | | | | | | | | | | | | | | | | | | |
| Phil Nevin, R (1, 10) OBP: 0.287, SLG: 0.379 | | 0-2 G5-3 | | 1-0 G5-3 | | 1-2 F8 | | 1-3 K | | 4 0 0 0 0 1 0 | | | | | | | | | | | | | | | | | | | | | | | | | | |
| Rod Barajas, R (1, 2) Esteban German, R (9, PR) | | 0-2 1B | | | 3-2 L4 | | 4-1 BB | | 3-1 10 1B 1B | 3 0 2 0 1 0 0 0 1 0 0 0 0 0 | | | | | | | | | | | | | | | | | | | | | | | | | | |
| Mark DeRosa, R (1, 9) OBP: 0.347, SLG: 0.485 | | 3-3 K | | | 4-2 10 1B BB | | 3-3 K | | 1-0 F9 | 3 1 0 0 1 2 3 | | | | | | | | | | | | | | | | | | | | | | | | | | |
| Inning Stats | R: 2 E: 0 K: 1 S: 13 | H: 2 LOB: 0 BB: 0 P: 21 | R: 0 E: 0 K: 1 S: 11 | H: 1 LOB: 1 BB: 0 P: 14 | R: 0 E: 0 K: 1 S: 7 | H: 1 LOB: 1 BB: 0 P: 12 | R: 0 E: 0 K: 1 S: 6 | H: 0 LOB: 0 BB: 0 P: 10 | R: 3 E: 0 K: 0 S: 22 | H: 3 LOB: 1 BB: 1 P: 35 | R: 0 E: 0 K: 1 S: 9 | H: 0 LOB: 1 BB: 1 P: 19 | R: 0 E: 0 K: 0 S: 5 | H: 0 LOB: 1 BB: 2 P: 17 | R: 0 E: 0 K: 2 S: 7 | H: 0 LOB: 0 BB: 0 P: 10 | R: 1 E: 0 K: 0 S: 11 | H: 2 LOB: 1 BB: 0 P: 19 | 1B: 7 2B: 1 3B: 0 HR: 1 | SF: 0 SAC: 0 DP: 1 HBP: 0 | WP: 0 PB: 0 SB: 1 CS: 0 | PA: 39 | | | | | | | | | | | | | | |
| PITCHER | IP WLS BF H R ER SO BB IBB HBP BLK WP HR S P ERA WHIP | | | | | | | | | | | | | | | | | | | | | | | | | | | | | | | | | | | |
| Barry Zito, L (1, 1) ERA: 3.74 | 6.0 | | 27 | 7 | 5 | 5 | 5 | 2 | 0 | 0 | 0 | 0 | 1 | 68 | 111 | 7.50 | 1.500 | | | | | | | | | | | | | | | | | | | |
| Jay Witasick, R (7, 1) ERA: 2.79 | 0.1 | | 3 | 0 | 0 | 0 | 0 | 1 | 1 | 0 | 0 | 0 | 0 | 3 | 13 | 0.00 | 3.000 | | | | | | | | | | | | | | | | | | | |
| Ricardo Rincon, L (7, 1) ERA: 4.46 | 0.2 | | 1 | 0 | 0 | 0 | 0 | 0 | 0 | 0 | 0 | 0 | 0 | 2 | 4 | 0.00 | 0.000 | | | | | | | | | | | | | | | | | | | |
| 58 Justin Duchschere, R (8, 1) ERA: 2.34 | 1.0 | W | 3 | 0 | 0 | 0 | 2 | 0 | 0 | 0 | 0 | 0 | 0 | 7 | 10 | 0.00 | 0.000 | | | | | | | | | | | | | | | | | | | |
| 20 Huston Street, R (9, 1) ERA: 1.86 | 1.0 | S | 5 | 2 | 1 | 1 | 0 | 0 | 0 | 0 | 0 | 0 | 0 | 11 | 19 | 9.00 | 2.000 | | | | | | | | | | | | | | | | | | | |

Texas Rangers @ Oakland Athletics
McAfee Coliseum, Oakland, CA

Sat Sep 24 2005, 4:05 PM EDT
Att. 26,704 - Sunny - 65 F

livebaseballscorecards.com

| | |
|-----|----|
| AB | 35 |
| R | 6 |
| H | 9 |
| RBI | 6 |
| BB | 4 |
| SO | 7 |
| LOB | 13 |



| Batter | 1 | 2 | 3 | 4 | 5 | 6 | 7 | 8 | 9 | AB R H RBI BB SO LOB | TOP | |
|--|--|--|--|---|--|---|---|--|---|--|--|--|
| Gary Matthews, S (1, 8) OBP: 0.321, SLG: 0.439 | 3-3 K | | 0-0 FC5-4 1B | 1-0 FC4-6 10 S 2B | | 2-0 10 WP 1B | | 1-2 G1-3 | | 5 1 2 1 0 1 2 | | |
| 10 Michael Young, R (1, 6) OBP: 0.388, SLG: 0.521 | 4-1 23 1B BB | | 2-1 FC5-4 1-2f 2-3 | 3-1 SAFE SAFE 1B | | 4-2 1-2 BB | | 0-1 2B 1B | | 3 1 2 1 2 0 2 | | |
| 23 Mark Teixeira, S (1, 3) OBP: 0.376, SLG: 0.572 | 3-1 9 G6-4-3 1B | | 2-0 P5 | 4-0 IBB | | 1-2 G3-1 | | 1-3 K | | 4 0 1 0 1 1 5 | | |
| 9 Hank Blalock, L (1, 5) OBP: 0.319, SLG: 0.437 | 1-0 G6-4-3 1-2f | | 0-0 G3 | 3-3 K | | | 0-0 G4-3 | | 2-3 K | 5 0 0 0 0 2 7 | | |
| Alfonso Soriano, R (1, 4) OBP: 0.307, SLG: 0.511 | | 2-3 K | | 2-2 F9 | 1-2 F9 | | 2-2 P4 | | 3-2 S 2B | 5 0 1 1 0 1 0 | | |
| Adrián González, L (1, 10) OBP: 0.270, SLG: 0.423 | | 3-1 L4 | | 1-2 BB HR 1B | 1-2 K | | 0-1 F7 | | 4-0 FC5-4 IBB | 4 1 1 0 1 1 0 | | |
| Mark DeRosa, R (1, 9) OBP: 0.342, SLG: 0.470 | | 2-3 K | | 4-2 SAFE BB HR BB | 2-0 F8 | | 3-2 F7 | | 1-0 FC5-4 1-2f 2-3 | 4 1 0 0 1 1 2 | | |
| Rod Barajas, R (1, 2) OBP: 0.314, SLG: 0.480 | | | 0-2 19 1B 1B | 1-2 1-H 2-H HR | | 1-3 K | | 1-0 F8 | | 4 2 2 3 0 1 0 | | |
| 19 Jason Botts, S (1, 7) OBP: 0.421, SLG: 0.353 | | | 0-0 10 FC5-4 1B | 3-2 FC4-6 1B | | 2-3 K | | 2-0 1B | | 4 0 3 0 0 1 0 | | |
| Kevin Mench, R (8, 7) OBP: 0.333, SLG: 0.480 | | | | | | | | | | 0 0 0 0 0 0 0 | | |
| Inning Stats | R: 0 E: 0 K: 1 S: 7 H: 1 LOB: 1 BB: 1 P: 18 | R: 0 E: 0 K: 2 S: 8 H: 0 LOB: 0 BB: 0 P: 15 | R: 1 E: 0 K: 0 S: 9 H: 3 LOB: 2 BB: 0 P: 13 | R: 4 E: 0 K: 1 S: 29 H: 4 LOB: 2 BB: 2 P: 51 | R: 0 E: 0 K: 1 S: 7 H: 0 LOB: 0 BB: 0 P: 11 | R: 0 E: 0 K: 2 S: 15 H: 1 LOB: 2 BB: 1 P: 25 | R: 0 E: 0 K: 0 S: 7 H: 0 LOB: 0 BB: 0 P: 9 | R: 0 E: 0 K: 0 S: 8 H: 1 LOB: 1 BB: 0 P: 15 | R: 1 E: 0 K: 2 S: 14 H: 2 LOB: 2 BB: 1 P: 24 | 1B: 9 2B: 2 3B: 0 HR: 1 SF: 0 SAC: 0 DP: 1 HBP: 0 | WP: 1 PA: 43 PB: 0 SB: 2 CS: 0 | |
| PITCHER | IP WLS BF H R ER SO BB IBB HBP BLK WP HR S P ERA WHIP | | | | | | | | | | | |
| Kirk Saarloos, R (1, 1) ERA: 4.1 | 3.2 L 21 8 5 5 3 2 1 0 0 0 1 50 91 12.27 2.727 | | | | | | | | | | | |
| 47 Ron Flores, L (4, 1) ERA: 1.17 | 1.1 4 0 0 0 2 0 0 0 0 0 0 10 17 0.00 0.000 | | | | | | | | | | | |
| 50 Kiko Calero, R (6, 1) ERA: 3.29 | 2.0 8 1 0 0 2 1 0 0 0 1 0 22 34 0.00 1.000 | | | | | | | | | | | |
| 40 Rich Harden, R (8, 1) ERA: 2.61 | 1.0 4 1 0 0 0 0 0 0 0 0 0 8 15 0.00 1.000 | | | | | | | | | | | |
| Jay Witasick, R (9, 1) ERA: 2.89 | 1.0 6 2 1 1 2 0 1 0 0 0 0 14 24 9.00 2.000 | | | | | | | | | | | |

Texas Rangers @ Oakland Athletics
 McAfee Coliseum, Oakland, CA
 Sun Sep 25 2005, 8:05 PM EDT
 Att: 27,709 - Partly Cloudy - 74 F

livebaseballscorecards.com

| | |
|-----|----|
| AB | 38 |
| R | 6 |
| H | 12 |
| RBI | 6 |
| BB | 5 |
| SO | 9 |
| LOB | 18 |



| Batter | 1 | 2 | 3 | 4 | 5 | 6 | 7 | 8 | 9 | AB R H RBI BB SO LOB |
|--|----------------------|-----------------------|-------------|-------------|-------------------------|-----------|-----------|-----------------------|-------------------------|----------------------|
| 14 Mark Ellis, R OBP: 0.388, SLG: 0.479 (1, 4) | 1-2 FC6-4 1B | | 0-2 G3 | | 2-2 1B HBP | | 1-0 P5 | | 1-3 K | 4 0 1 0 0 1 2 |
| Jason Kendall, R OBP: 0.347, SLG: 0.321 (1, 2) | 0-1 FC6-4 1-2f | | 0-1 G5-3 | | 2-0 1-2 2-3 1B | | | 1-1 21 1B 1B | 0-1 1-2 2-3 1B | 5 0 3 0 0 0 1 |
| 21 Mark Kotsay, L OBP: 0.326, SLG: 0.420 (1, 8) | 1-1 F7 | | 0-0 F9 | | 1-3 K | | | 2-1 1-3 1B | 0-0 G4-3 | 5 0 1 0 0 1 7 |
| 3 Eric Chavez, L OBP: 0.331, SLG: 0.459 (1, 5) | 0-2 F9 | | | 2-3 K | | 2-1 P4 | | 0-0 P5 | | 4 0 0 0 0 1 3 |
| 7 Bobby Crosby, R OBP: 0.350, SLG: 0.465 (1, 6) | | 0-1 P3 | | 1-2 G4-3 | | 0-2 2B | | 1-3 K | | 4 0 1 0 0 1 2 |
| Scott Hatteberg, L OBP: 0.339, SLG: 0.349 (1, 10) | | 0-2 F8 | | 1-0 P6 | | 0-1 L9 | | 0-0 P3 | | 4 0 0 0 0 0 3 |
| Jay Payton, R OBP: 0.317, SLG: 0.465 (1, 7) | | 0-0 29 HR 1B | | | 0-2 L7 | 2-1 P3 | | | 0-0 1B 2B | 4 1 2 0 0 0 1 |
| 29 Dan Johnson, L OBP: 0.367, SLG: 0.470 (1, 3) | | 2-1 1-H HR | | | 0-1 1B 2B | | 2-2 L7 | | 4-2 1B BB | 3 1 2 2 1 0 0 |
| Nick Swisher, S OBP: 0.319, SLG: 0.434 (1, 9) | | 0-0 L9 | | | 2-3 K | | 1-1 G3 | | 2-3 K | 4 0 0 0 0 2 3 |

| Inning Stats | R: 0 | H: 1 | E: 0 | K: 10 | LOB: 1 | BB: 0 | P: 12 | R: 2 | H: 2 | E: 0 | K: 9 | LOB: 0 | BB: 0 | P: 11 | R: 0 | H: 0 | E: 0 | K: 8 | LOB: 0 | BB: 0 | P: 8 | R: 0 | H: 2 | E: 0 | K: 16 | LOB: 3 | BB: 0 | P: 23 | R: 0 | H: 1 | E: 0 | K: 9 | LOB: 1 | BB: 0 | P: 13 | R: 0 | H: 0 | E: 0 | K: 6 | LOB: 0 | BB: 0 | P: 10 | R: 0 | H: 2 | E: 0 | K: 9 | LOB: 2 | BB: 13 | R: 0 | H: 2 | E: 0 | K: 15 | LOB: 3 | BB: 22 | 1B: 6 | SF: 0 | 2B: 3 | SAC: 0 | 3B: 0 | DP: 0 | HR: 1 | HBP: 1 | WP: 0 | PA: 39 |
|--------------|------|------|------|-------|--------|-------|-------|------|------|------|------|--------|-------|-------|------|------|------|------|--------|-------|------|------|------|------|-------|--------|-------|-------|------|------|------|------|--------|-------|-------|------|------|------|------|--------|-------|-------|------|------|------|------|--------|--------|------|------|------|-------|--------|--------|-------|-------|-------|--------|-------|-------|-------|--------|-------|--------|
|--------------|------|------|------|-------|--------|-------|-------|------|------|------|------|--------|-------|-------|------|------|------|------|--------|-------|------|------|------|------|-------|--------|-------|-------|------|------|------|------|--------|-------|-------|------|------|------|------|--------|-------|-------|------|------|------|------|--------|--------|------|------|------|-------|--------|--------|-------|-------|-------|--------|-------|-------|-------|--------|-------|--------|

| PITCHER | IP | WLS | BF | H | R | ER | SO | BB | IBB | HBP | BLK | WP | HR | S | P | ERA | WHIP |
|--|-----|-----|----|---|---|----|----|----|-----|-----|-----|----|----|----|----|------|-------|
| Juan Dominguez, R ERA: 3.75 (1, 1) | 7.1 | W | 31 | 8 | 2 | 2 | 3 | 0 | 0 | 1 | 0 | 0 | 1 | 71 | 97 | 2.46 | 1.091 |
| 53 Joaquin Benoit, R ERA: 3.74 (8, 1) | 0.2 | H | 2 | 0 | 0 | 0 | 1 | 0 | 0 | 0 | 0 | 0 | 0 | 4 | 5 | 0.00 | 0.000 |
| Francisco Cordero, R ERA: 3.53 (9, 1) | 1.0 | | 6 | 2 | 0 | 0 | 2 | 1 | 0 | 0 | 0 | 0 | 0 | 15 | 22 | 0.00 | 3.000 |

BOTTOM

Texas Rangers @ Oakland Athletics
 McAfee Coliseum, Oakland, CA

Sun Sep 25 2005, 8:05 PM EDT
 Att. 27,709 - Partly Cloudy - 74 F

livebaseballscorecards.com

| | |
|-----|----|
| AB | 37 |
| R | 2 |
| H | 10 |
| RBI | 2 |
| BB | 1 |
| SO | 6 |
| LOB | 22 |



| Batter | 1 | 2 | 3 | 4 | 5 | 6 | 7 | 8 | 9 | 10 | 11 | AB R H RBI BB SO LOB | TOP | | | | | | | | | | | | | | | | | | |
|---|---|----------------------------------|-------------------------------|----------------------------------|------------------------------|----------------------------------|------------------------------|----------------------------------|------------------------------|----------------------------------|------------------------------|----------------------------------|------------------------------|----------------------------------|------------------------------|----------------------------------|-------------------------------|----------------------------------|------------------------------|----------------------------------|------------------------------|----------------------------------|----------------------------------|------------------------------------|----------------------------------|--------|--|--|--|--|--|
| Gary Matthews, S (1, 8) OBP: 0.324, SLG: 0.439 | 2-1 10 23 G4-3 1B | | 4-1 10 1B BB | | 1-0 G4-3 | | | 4-0 10 G6-4-3 BB | | 2-3 K | | 3 1 1 0 2 1 1 | | | | | | | | | | | | | | | | | | | |
| 10 Michael Young, R (1, 6) OBP: 0.388, SLG: 0.522 | 0-2 23 G4-3 2B | | 0-0 1-2 1B | | 1-1 G6-3 | | | 0-1 1-2f G6-4-3 | | 1-1 F9 | | 5 0 2 0 0 0 1 | | | | | | | | | | | | | | | | | | | |
| 23 Mark Teixeira, S (1, 3) OBP: 0.376, SLG: 0.570 | 0-1 G4-3 | | 2-2 F9 | | 0-1 F8 | | | 4-1 9 FC6-4 BB | | 3-1 2B 1B | | 4 1 1 1 1 0 2 | | | | | | | | | | | | | | | | | | | |
| 9 Hank Blalock, L (1, 5) OBP: 0.320, SLG: 0.436 Esteban German, R (9, PR) OBP: 1.000, SLG: 2.000 | 0-3 K | | 1-0 G4-3 HBP | | 4-1 FC6-4 BB | | | 1-2 1-2f FC6-4 1B | | 1-0 F9 1-H 2B | | 2 0 0 0 1 1 2 1 1 1 1 0 0 0 | | | | | | | | | | | | | | | | | | | |
| Alfonso Soriano, R (1, 4) OBP: 0.304, SLG: 0.507 | 0-0 G6-3 | | 3-3 K | | 3-0 FC6-4 | | | 0-1 1-2 G5-3 | | 3-1 F9 | | 5 0 0 0 0 1 5 | | | | | | | | | | | | | | | | | | | |
| Kevin Mench, R (1, 9) OBP: 0.332, SLG: 0.478 | | 1-2 G4-3 | | 0-0 G4-3 | | | 1-2 G5-3 | | 1-1 2-H 1B | | 0-0 G4-3 | | 5 0 1 1 0 0 2 | | | | | | | | | | | | | | | | | | |
| Adrián González, L (1, 10) OBP: 0.270, SLG: 0.418 | | 0-3 K | | 0-1 1B | | | 0-2 G5-3 | | 1-3 K | | | 4 0 1 0 0 2 2 | | | | | | | | | | | | | | | | | | | |
| 19 Jason Botts, S (1, 7) OBP: 0.364, SLG: 0.300 Mark DeRosa, R (9, 9) OBP: 0.340, SLG: 0.467 | | 2-3 K | | 1-3 K | | | 1-3 K | | 0-1 G6-3 | | | 3 0 0 0 0 3 1 1 0 0 0 0 0 0 | | | | | | | | | | | | | | | | | | | |
| Rod Barajas, R (1, 2) OBP: 0.311, SLG: 0.475 | | | 0-0 F9 | | 0-1 P2 | | | 2-2 G6-3 | | 2-0 F7 | | 4 0 0 0 0 0 1 | | | | | | | | | | | | | | | | | | | |
| Inning Stats | R: 1 E: 0 K: 1 S: 11 | H: 2 LOB: 1 BB: 0 P: 13 | R: 0 E: 0 K: 2 S: 10 | H: 0 LOB: 0 BB: 0 P: 13 | R: 0 E: 0 K: 0 S: 6 | H: 1 LOB: 1 BB: 1 P: 12 | R: 0 E: 0 K: 1 S: 7 | H: 0 LOB: 0 BB: 0 P: 11 | R: 0 E: 0 K: 1 S: 8 | H: 1 LOB: 1 BB: 0 P: 10 | R: 0 E: 0 K: 1 S: 6 | H: 0 LOB: 1 BB: 1 P: 14 | R: 0 E: 0 K: 1 S: 9 | H: 0 LOB: 0 BB: 0 P: 11 | R: 0 E: 0 K: 0 S: 5 | H: 0 LOB: 0 BB: 1 P: 11 | R: 1 E: 0 K: 1 S: 12 | H: 1 LOB: 2 BB: 1 P: 19 | R: 0 E: 0 K: 1 S: 7 | H: 0 LOB: 0 BB: 0 P: 11 | R: 1 E: 0 K: 0 S: 8 | H: 2 LOB: 1 BB: 0 P: 16 | 1B: 5 2B: 2 3B: 0 HR: 0 | SF: 0 SAC: 0 DP: 2 HBP: 1 | WP: 0 PB: 0 SB: 0 CS: 0 | PA: 42 | | | | | |
| PITCHER | IP WLS BF H R ER SO BB IBB HBP BLK WP HR S P ERA WHIP | | | | | | | | | | | | | | | | | | | | | | | | | | | | | | |
| 34 Félix Hernández, R (1, 1) ERA: 2.56 | 9.0 | | 5 | 2 | 2 | 7 | 4 | 0 | 1 | 0 | 0 | 0 | 0 | 0 | 74 | 114 | 2.00 | 1.000 | | | | | | | | | | | | | |
| 40 Julio Mateo, R (10, 1) ERA: 2.76 | 2.0 | L | 8 | 2 | 1 | 1 | 1 | 0 | 0 | 0 | 0 | 0 | 0 | 0 | 15 | 27 | 4.50 | 1.000 | | | | | | | | | | | | | |

Texas Rangers @ Seattle Mariners
Safeco Field, Seattle, WA
 Tue Sep 27 2005, 7:05 PM PDT
 Att. 22,739 - Clear - 62 F

| | |
|-----|----|
| AB | 37 |
| R | 3 |
| H | 7 |
| RBI | 3 |
| BB | 4 |
| SO | 8 |
| LOB | 17 |



| | | | |
|----|---|-----|---|
| 1B | 5 | SF | 0 |
| 2B | 2 | SAC | 0 |
| 3B | 0 | DP | 2 |
| HR | 0 | HBP | 1 |

| | | | |
|----|---|----|----|
| WP | 0 | PA | 42 |
|----|---|----|----|

livebaseballscorecards.com

| Batter | 1 | 2 | 3 | 4 | 5 | 6 | 7 | 8 | 9 | AB R H RBI BB SO LOB | TOP | | | | | | | | | | | |
|---|---|----------------------------------|-------------------------------|----------------------------------|-------------------------------|----------------------------------|-------------------------------|----------------------------------|------------------------------|----------------------------------|-------------------------------|----------------------------------|-------------------------------|----------------------------------|------------------------------|----------------------------------|------------------------------|----------------------------------|----------------------------------|------------------------------------|----------------------------------|--------|
| Gary Matthews, S (1, 8) OBP: 0.323, SLG: 0.436 | 1-2 G4-3 | 4-0 10 1B 23 2B BB | | 1-1 F8 | | 1-0 SF7 | | 2-2 L5 | | 3 1 0 2 1 0 0 | | | | | | | | | | | | |
| 10 Michael Young, R (1, 6) OBP: 0.388, SLG: 0.521 | 1-0 G4-3 | 1-0 23 2B 1B | | 1-3 K | | 2-1 F9 | | 1-0 1B | | 5 0 2 2 0 1 1 | | | | | | | | | | | | |
| 23 Mark Teixeira, S (1, 3) OBP: 0.376, SLG: 0.571 | 3-2 G4-3 | 1-0 1B | | 2-1 1B | | 2-3 K | | 2-0 G4-3 | | 5 0 2 1 0 1 2 | | | | | | | | | | | | |
| 9 Hank Blalock, L (1, 5) OBP: 0.319, SLG: 0.435 | | K | | 2-3 K | | 2-2 E 2B | | 3-2 G4-3 | | 5 0 1 0 0 3 3 | | | | | | | | | | | | |
| Alfonso Soriano, R (1, 4) OBP: 0.306, SLG: 0.510 | | 2-2 1B 19 1B 2B | 2-1 1B 2B | | 4-2 G1-6-3 BB | | 0-2 K | 0-0 G5-3 | | 4 2 2 0 1 1 1 | | | | | | | | | | | | |
| Kevin Mench, R (1, 9) OBP: 0.331, SLG: 0.475 (6, 7) | 1-2 15 BB 19 1B BB 1B | 1-0 F8 | | 0-1 F9 | | 0-3 K | | 3-1 P6 | | 5 1 1 0 0 1 3 | | | | | | | | | | | | |
| Adrián González, L (1, 10) OBP: 0.276, SLG: 0.417 | 0-3 K | 1-1 1B | | 1-1 G1-6-3 1-2f | | 4-2 BB | | | | 3 0 1 1 1 1 3 | | | | | | | | | | | | |
| 19 Jason Botts, S (1, 7) OBP: 0.400, SLG: 0.318 Mark DeRosa, R (6, 9) OBP: 0.338, SLG: 0.463 | 0-2 15 BB 10 1B BB 1B | 1-1 L7 | | 4-1 15 2B SF7 BB | | 3-1 F9 | | | | 2 2 1 1 1 0 1 1 0 0 0 0 0 2 | | | | | | | | | | | | |
| 15 Gerald Laird, R (1, 2) OBP: 0.268, SLG: 0.359 | 4-0 10 1B BB BB | 0-2 F7 | | 2-2 10 F9 2B | | 0-0 F8 | | | | 3 1 1 0 1 0 1 | | | | | | | | | | | | |
| Inning Stats | R: 0 E: 0 K: 0 S: 9 | H: 0 LOB: 0 BB: 0 P: 14 | R: 5 E: 0 K: 3 S: 21 | H: 5 LOB: 2 BB: 2 P: 38 | R: 1 E: 0 K: 0 S: 10 | H: 2 LOB: 1 BB: 0 P: 15 | R: 0 E: 0 K: 2 S: 11 | H: 1 LOB: 1 BB: 0 P: 17 | R: 0 E: 0 K: 0 S: 8 | H: 0 LOB: 0 BB: 1 P: 13 | R: 1 E: 0 K: 1 S: 10 | H: 1 LOB: 1 BB: 1 P: 21 | R: 0 E: 1 K: 2 S: 13 | H: 1 LOB: 2 BB: 1 P: 22 | R: 0 E: 0 K: 0 S: 6 | H: 1 LOB: 1 BB: 0 P: 11 | R: 0 E: 0 K: 0 S: 6 | H: 0 LOB: 0 BB: 0 P: 12 | 1B: 6 2B: 5 3B: 0 HR: 0 | SF: 1 SAC: 0 DP: 1 HBP: 0 | WP: 0 PB: 0 SB: 0 CS: 0 | PA: 42 |
| PITCHER | IP WLS BF H R ER SO BB IBB HBP BLK WP HR S P ERA WHIP | | | | | | | | | | | | | | | | | | | | | |
| Joel Pineiro, R (1, 1) ERA: 5.62 | 3.0 L 18 7 6 6 3 2 0 0 0 0 0 0 40 67 18.00 3.000 | | | | | | | | | | | | | | | | | | | | | |
| Shigetoshi Hasegawa, R (4, 1) ERA: 4.19 | 2.2 11 2 1 1 2 2 0 0 0 0 0 26 46 3.38 1.500 | | | | | | | | | | | | | | | | | | | | | |
| Matt Thornton, L (6, 1) ERA: 5.2 | 1.1 6 1 0 0 3 1 0 0 0 0 0 16 27 0.00 1.500 | | | | | | | | | | | | | | | | | | | | | |
| Gil Meche, R (8, 1) ERA: 5.11 | 1.0 4 1 0 0 0 0 0 0 0 0 0 6 11 0.00 1.000 | | | | | | | | | | | | | | | | | | | | | |
| Rafael Soriano, R (9, 1) ERA: 2.7 | 1.0 3 0 0 0 0 0 0 0 0 0 0 6 12 0.00 0.000 | | | | | | | | | | | | | | | | | | | | | |

Texas Rangers @ Seattle Mariners
Safeco Field, Seattle, WA
 Wed Sep 28 2005, 7:05 PM PDT
 Att. 20,723 - Cloudy - 64 F

livebaseballscorecards.com

| | |
|-----|----|
| AB | 36 |
| R | 7 |
| H | 11 |
| RBI | 7 |
| BB | 5 |
| SO | 8 |
| LOB | 17 |



| Batter | 1 | 2 | 3 | 4 | 5 | 6 | 7 | 8 | 9 | AB R H RBI BB SO LOB |
|---|------------------------|-------------|---|---|-------------|---|-------------|-----------|-------------------------|----------------------|
| 51 Ichiro Suzuki, L (1, 9) OBP: 0.345, SLG: 0.432 | 3-2 E S 1B | 3-2 G5-3 | | | 0-1 P3 | | 1-0 P5 | | 1-0 E4 | 5 1 1 0 0 0 5 |
| 7 Yuniesky Belancourt, R (1, 6) OBP: 0.293, SLG: 0.362 | 1 SAFE 1 SAFE F8 | 2-3 K | | | 2-2 K | | 2-0 G6-3 | | 0-0 F8 | 5 0 0 0 0 2 7 |
| Raul Ibanez, L (1, 10) OBP: 0.358, SLG: 0.437 | 3-1 HR 1B | | | | 2-3 K | | | 3-1 F7 | | 4 1 1 1 0 1 0 |
| Richie Sexson, R (1, 3) OBP: 0.367, SLG: 0.541 | 1-0 HR | | | | 4-2 BB | | | 3-3 K | | 3 1 1 2 1 2 0 |
| 29 Adrián Beltré, R (1, 5) OBP: 0.302, SLG: 0.414 | 0-2 G6-3 | | | | 2-3 K | | | 2-3 K | | 4 0 0 0 0 2 1 |
| Greg Dobbs, L (1, 7) OBP: 0.283, SLG: 0.338 | 1-1 1B | | | | 2-1 P4 | | | | 0-3 K 51 E 12 1B | 4 0 1 0 0 1 1 |
| 4 Jose Lopez, R (1, 4) OBP: 0.289, SLG: 0.398 | 1-2 P4 | | | | 2-2 G5-3 | | | | 3-1 F8 | 4 0 0 0 0 1 2 |
| Shin-Soo Choo, L (1, 8) OBP: 0.190, SLG: 0.056 | | | | | 0-0 F7 | | | | 2-2 30 1B 51 E 1B | 2 0 0 0 1 0 0 |
| 12 Michael Morse, R (9, PH) OBP: 0.355, SLG: 0.379 | | | | | 0-0 F7 | | | | 1-2 51 E 1B | 1 0 1 0 0 0 0 |
| 30 René Rivera, R (1, 2) OBP: 0.400, SLG: 0.523 | | | | | 3-1 F8 | | | | 2-3 51 G5-3 1B | 3 0 2 0 0 0 0 |
| Dave Hansen, L (9, PH) OBP: 0.259, SLG: 0.257 | | | | | 3-1 F8 | | | | 1-2 1B | 1 0 0 0 0 1 2 |

| Inning Stats | R: 3 | H: 4 | E: 0 | LOB: 1 | K: 0 | S: 19 | R: 0 | H: 1 | E: 0 | LOB: 1 | K: 1 | S: 12 | R: 0 | H: 0 | E: 0 | LOB: 0 | K: 0 | S: 9 | R: 0 | H: 0 | E: 0 | LOB: 0 | K: 2 | S: 8 | R: 0 | H: 0 | E: 0 | LOB: 0 | K: 1 | S: 12 | R: 0 | H: 1 | E: 0 | LOB: 2 | K: 1 | S: 10 | R: 0 | H: 0 | E: 0 | LOB: 0 | K: 2 | S: 9 | R: 0 | H: 1 | E: 1 | LOB: 3 | K: 2 | S: 13 | 1B: 6 | 2B: 0 | 3B: 0 | HR: 1 | SF: 0 | SAC: 0 | DP: 0 | HBP: 0 | WP: 1 | PA: 38 |
|--------------|------|------|------|--------|------|-------|------|------|------|--------|------|-------|------|------|------|--------|------|------|------|------|------|--------|------|------|------|------|------|--------|------|-------|------|------|------|--------|------|-------|------|------|------|--------|------|------|------|------|------|--------|------|-------|-------|-------|-------|-------|-------|--------|-------|--------|-------|--------|
|--------------|------|------|------|--------|------|-------|------|------|------|--------|------|-------|------|------|------|--------|------|------|------|------|------|--------|------|------|------|------|------|--------|------|-------|------|------|------|--------|------|-------|------|------|------|--------|------|------|------|------|------|--------|------|-------|-------|-------|-------|-------|-------|--------|-------|--------|-------|--------|

| PITCHER | IP | WLS | BF | H | R | ER | SO | BB | IBB | HBP | BLK | WP | HR | S | P | ERA | WHIP |
|--|-----|-----|----|---|---|----|----|----|-----|-----|-----|----|----|----|----|------|-------|
| Chris Young, R (1, 1) ERA: 4.26 | 5.0 | | 21 | 5 | 3 | 3 | 4 | 1 | 0 | 0 | 0 | 0 | 1 | 58 | 94 | 5.40 | 1.200 |
| Doug Brocail, R (6, 1) ERA: 5.5 | 1.0 | | 3 | 0 | 0 | 0 | 1 | 0 | 0 | 0 | 0 | 0 | 0 | 12 | 17 | 0.00 | 0.000 |
| John Wasdin, R (7, 1) ERA: 4.22 | 1.0 | | 5 | 1 | 0 | 0 | 1 | 1 | 0 | 0 | 0 | 0 | 0 | 10 | 19 | 0.00 | 2.000 |
| 53 Joaquín Benoit, R (8, 1) ERA: 3.68 | 1.0 | | 3 | 0 | 0 | 0 | 2 | 0 | 0 | 0 | 0 | 0 | 0 | 9 | 17 | 0.00 | 0.000 |
| 36 C.J. Wilson, L (9, 1) ERA: 7.09 | 0.1 | | 3 | 1 | 0 | 0 | 1 | 0 | 0 | 0 | 0 | 1 | 0 | 8 | 13 | 0.00 | 3.000 |

TEXAS RANGERS @ SEATTLE MARINERS
Safeco Field, Seattle, WA
 Wed Sep 28 2005, 7:05 PM PDT
 Att: 20,723 - Cloudy - 64 F

livebaseballscorecards.com

| | |
|-----|----|
| AB | 36 |
| R | 3 |
| H | 7 |
| RBI | 3 |
| BB | 2 |
| SO | 10 |
| LOB | 18 |



| Batter | 1 | 2 | 3 | 4 | 5 | 6 | 7 | 8 | 9 | AB R H RBI BB SO LOB | TOP | | | | | | | | | | | |
|--|---|----------------------------------|------------------------------|----------------------------------|------------------------------|----------------------------------|------------------------------|----------------------------------|-------------------------------|----------------------------------|------------------------------|----------------------------------|------------------------------|---------------------------------|-------------------------------|----------------------------------|------------------------------|---------------------------------|----------------------------------|------------------------------------|----------------------------------|--------|
| David Dellucci, L (1, 10) OBP: 0.369, SLG: 0.520 | 3-2 K | | 2-2 HR | | 3-2 1B | | 0-0 F9 | | | 4 2 2 1 0 1 0 | | | | | | | | | | | | |
| 10 Michael Young, R (1, 6) OBP: 0.387, SLG: 0.519 | 0-1 G3-1 | | 0-0 G4-3 | | 1-1 1B | | 2-1 G5-3 | | | 4 1 1 0 0 0 0 | | | | | | | | | | | | |
| 23 Mark Teixeira, S (1, 3) OBP: 0.378, SLG: 0.573 | 3-2 1B | | 0-1 G4-3 | | 0-0 2B | | | 4-2 BB | | 3 0 2 2 1 0 0 | | | | | | | | | | | | |
| 9 Hank Blalock, L (1, 5) OBP: 0.317, SLG: 0.433 | 1-0 F7 | | | 2-0 F9 | 2-2 G3 | | | 3-3 K | | 4 0 0 0 0 1 3 | | | | | | | | | | | | |
| Alfonso Soriano, R (1, 4) OBP: 0.308, SLG: 0.509 | | 1-0 HBP | | 4-1 1B | 1-0 F8 | | | 0-2 K | | 2 0 0 0 1 1 2 | | | | | | | | | | | | |
| Kevin Mench, R (1, 7) OBP: 0.332, SLG: 0.474 | | 2-1 HBP | | 1-0 1B | | 1-0 F9 | | 0-0 P4 | | 3 0 1 0 0 0 1 | | | | | | | | | | | | |
| Gary Matthews, S (1, 8) OBP: 0.320, SLG: 0.432 | | 2-3 K | | 0-1 F8 | | 2-2 G4-3 | | | 2-3 K | 4 0 0 0 0 2 4 | AB 32 | | | | | | | | | | | |
| Rod Barajas, R (1, 2) OBP: 0.308, SLG: 0.470 | | 1-1 G5-4-3 | | 1-0 P5 | | 0-1 F8 | | | 0-0 P4 | 4 0 0 0 0 0 4 | R 3 | | | | | | | | | | | |
| Mark DeRosa, R (1, 9) OBP: 0.329, SLG: 0.450 | | | 0-1 G5-3 | | 1-2 G6-3 | | 0-3 K | | 1-1 F9 | 4 0 0 0 0 1 0 | H 6 | | | | | | | | | | | |
| Inning Stats | R: 0 E: 0 K: 1 S: 10 | H: 1 LOB: 1 BB: 0 P: 17 | R: 0 E: 0 K: 1 S: 7 | H: 0 LOB: 1 BB: 0 P: 13 | R: 1 E: 0 K: 0 S: 9 | H: 1 LOB: 0 BB: 0 P: 11 | R: 0 E: 0 K: 0 S: 6 | H: 1 LOB: 2 BB: 1 P: 14 | R: 2 E: 0 K: 0 S: 14 | H: 3 LOB: 1 BB: 0 P: 22 | R: 0 E: 0 K: 0 S: 7 | H: 0 LOB: 0 BB: 0 P: 10 | R: 0 E: 0 K: 1 S: 6 | H: 0 LOB: 0 BB: 0 P: 8 | R: 0 E: 0 K: 2 S: 12 | H: 0 LOB: 1 BB: 1 P: 19 | R: 0 E: 0 K: 1 S: 6 | H: 0 LOB: 0 BB: 0 P: 9 | 1B: 4 2B: 1 3B: 0 HR: 1 | SF: 0 SAC: 0 DP: 1 HBP: 2 | WP: 0 PB: 0 SB: 1 CS: 0 | PA: 36 |
| PITCHER | IP WLS BF H R ER SO BB IBB HBP BLK WP HR S P ERA WHIP | | | | | | | | | | | | | | | | | | | | | |
| Ryan Franklin, R (1, 1) ERA: 5.1 | 7.0 W 29 6 3 3 3 1 0 2 0 0 1 59 95 3.86 1.000 | | | | | | | | | | | | | | | | | | | | | |
| George Sherrill, L (8, 1) ERA: 3.57 | 0.1 H 2 0 0 0 1 1 0 0 0 0 0 7 14 0.00 3.000 | | | | | | | | | | | | | | | | | | | | | |
| Rafael Soriano, R (8, 1) ERA: 2.45 | 0.2 H 2 0 0 0 1 0 0 0 0 0 0 5 5 0.00 0.000 | | | | | | | | | | | | | | | | | | | | | |
| Eddie Guardado, L (9, 1) ERA: 2.77 | 1.0 S 3 0 0 0 1 0 0 0 0 0 0 6 9 0.00 0.000 | | | | | | | | | | | | | | | | | | | | | |

Texas Rangers @ Seattle Mariners
 Safeco Field, Seattle, WA
 Thu Sep 29 2005, 3:35 PM PDT
 Att. 19,481 - Roof Closed - 62 F

livebaseballscorecards.com



| Batter | 1 | 2 | 3 | 4 | 5 | 6 | 7 | 8 | 9 | AB R H RBI BB SO LOB | TOP | | | | | | | | | | | | | | | | |
|---|----------------------------------|----------------------------------|------------------------------|----------------------------------|-----------------------------------|----------------------------------|-------------------------------|----------------------------------|-------------------------------|----------------------------------|---|----------------------------------|-------------------------------|----------------------------------|------------------------------|----------------------------------|----------------------------------|------------------------------------|----------------------------------|--------|--|--|--|--|--|--|--|
| 9 Chone Figgins, S OBP: 0.348, SLG: 0.394 (1, 5) (8, 4) | 4-2 FC6-4 BB S | 3-2 G4-3 | | | 1 SAFE 3-3 SAFE K 1-2 | 1-3 K | | 2-1 FC4-8 1B | 1-1 L9 | 5 1 1 0 1 2 2 | | | | | | | | | | | | | | | | | |
| Orlando Cabrera, R OBP: 0.310, SLG: 0.362 6 Maicer Izturis, S OBP: 0.302, SLG: 0.349 (1, 6) (7, 6) | 4-2 FC6-4 1B BB | | 1-1 G5-3 | | 4-1 16 HR BB | | 1-0 16 F8 2B | 0-2 F8 | | 2 3 1 0 2 0 0 1 0 0 0 0 0 1 | | | | | | | | | | | | | | | | | |
| 16 Garret Anderson, L OBP: 0.305, SLG: 0.426 José Molina, R OBP: 0.289, SLG: 0.352 (1, 10) (8, PH) (8, 10) | 3-1 P5 | | 2-0 L3 | | 1-0 HR | | 1-0 F8 | 2-2 FC4-6 1B | | 4 1 1 3 0 0 3 1 0 0 0 0 0 1 | | | | | | | | | | | | | | | | | |
| 27 Vladimir Guerrero, R OBP: 0.393, SLG: 0.565 Casey Kotchman, L OBP: 0.341, SLG: 0.492 (1, 9) (7, PH) (7, 3) | 4-2 FC6-4 1-2 2-3 BB | | 3-2 F9 | | 0-0 BB 1B | | 2-1 E 2B | 3-2 BB 1B | | 2 0 1 0 1 0 0 2 1 2 1 0 0 0 | | | | | | | | | | | | | | | | | |
| Darin Erstad, L OBP: 0.324, SLG: 0.369 Jeff DaVanon, S OBP: 0.346, SLG: 0.308 (1, 3) (7, PR) (7, 9) | 0-2 FC6-4 1B | | | 2-2 G6-3 | 1-0 F8 | | 4-0 E BB | 4-1 1-2 BB | | 3 0 0 1 1 0 3 0 0 0 0 1 0 0 | | | | | | | | | | | | | | | | | |
| Bengie Molina, R OBP: 0.336, SLG: 0.450 Josh Paul, R OBP: 0.231, SLG: 0.378 (1, 2) (6, 2) | 3-2 1-2 3-H 1B | | 3-2 WP 1B | 4-1 1-2 BB | | 1-0 E9 1B | 1-1 F7 | | | 2 0 2 1 1 0 0 2 0 1 1 0 0 3 | | | | | | | | | | | | | | | | | |
| Steve Finley, L OBP: 0.270, SLG: 0.374 (1, 8) | 0-1 P3 | | 3-3 K 1-2 | 0-0 F7 | | 4-0 BB | | 1-1 39 G6-3 20 1B | | 4 0 1 0 1 1 5 | AB 38 R 7 H 12 RBI 7 BB 8 SO 3 LOB 27 | | | | | | | | | | | | | | | | |
| 20 Juan Rivera, R OBP: 0.316, SLG: 0.441 (1, 7) | | 2-0 G4-3 | | 2-1 L9 | | 2-2 F7 | 0-1 P4 | 1-0 39 G6-3 1B | | 5 0 1 0 0 0 4 | | | | | | | | | | | | | | | | | |
| Adam Kennedy, L OBP: 0.354, SLG: 0.370 39 Robb Quinlan, R OBP: 0.277, SLG: 0.409 (1, 4) (8, 5) | | 1-1 L9 | | 2-0 16 HR 1B | | 0-2 G4-3 | 2-2 G4-3 | 0-1 G6-3 1B | | 4 1 1 0 0 0 3 1 0 0 0 0 0 2 | | | | | | | | | | | | | | | | | |
| Inning Stats | R: 2 E: 0 K: 0 S: 19 | H: 1 LOB: 2 BB: 3 P: 37 | R: 0 E: 0 K: 0 S: 6 | H: 0 LOB: 0 BB: 0 P: 12 | R: 0 E: 0 K: 1 S: 16 | H: 1 LOB: 1 BB: 0 P: 26 | R: 3 E: 0 K: 1 S: 11 | H: 3 LOB: 2 BB: 2 P: 26 | R: 0 E: 0 K: 1 S: 11 | H: 0 LOB: 0 BB: 0 P: 14 | R: 2 E: 1 K: 0 S: 10 | H: 3 LOB: 3 BB: 2 P: 25 | R: 0 E: 0 K: 0 S: 18 | H: 2 LOB: 3 BB: 1 P: 30 | R: 0 E: 0 K: 0 S: 7 | H: 2 LOB: 1 BB: 0 P: 10 | 1B: 9 2B: 2 3B: 0 HR: 1 | SF: 0 SAC: 0 DP: 1 HBP: 0 | WP: 1 PB: 0 SB: 2 CS: 0 | PA: 46 | | | | | | | |
| PITCHER | IP | WLS | BF | H | R | ER | SO | BB | IBB | HBP | BLK | WP | HR | S | P | ERA | WHIP | | | | | | | | | | |
| R.A. Dickey, R ERA: 6.67 (1, 1) | 4.2 | L | 24 | 5 | 5 | 5 | 2 | 5 | 0 | 0 | 0 | 1 | 1 | 57 | 112 | 9.64 | 2.143 | | | | | | | | | | |
| Erasmó Ramirez, L ERA: 4.35 (5, 1) | 1.1 | | 4 | 0 | 0 | 0 | 1 | 0 | 0 | 0 | 0 | 0 | 0 | 12 | 15 | 0.00 | 0.000 | | | | | | | | | | |
| 31 Edinson Volquez, R ERA: 14.21 (7, 1) | 0.2 | | 7 | 3 | 2 | 2 | 0 | 2 | 0 | 0 | 0 | 0 | 0 | 7 | 20 | 27.00 | 7.500 | | | | | | | | | | |
| Brian Shouse, L ERA: 5.33 (7, 1) | 1.1 | | 7 | 2 | 0 | 0 | 0 | 1 | 0 | 0 | 0 | 0 | 0 | 21 | 35 | 0.00 | 2.250 | | | | | | | | | | |
| 39 Scott Feldman, R ERA: 0.96 (9, 1) | 1.0 | | 4 | 2 | 0 | 0 | 0 | 0 | 0 | 0 | 0 | 0 | 0 | 7 | 10 | 0.00 | 2.000 | | | | | | | | | | |

Los Angeles Angels @ Texas Rangers
 Ameriquet Field, Arlington, TX
 Fri Sep 30 2005, 8:05 PM EDT
 Att. 38,187 - Clear - 81 F

livebaseballscorecards.com



Los Angeles Angels @ Texas Rangers
 Ameriquest Field, Arlington, TX

Sat Oct 01 2005, 8:05 PM EDT
 Att. 48,174 - Clear - 86 F

livebaseballscorecards.com

| | |
|-----|----|
| AB | 42 |
| R | 7 |
| H | 15 |
| RBI | 6 |
| BB | 3 |
| SO | 5 |
| LOB | 20 |



| | | | |
|-----|---|-----|----|
| WP: | 0 | PA: | 45 |
| PB: | 0 | | |
| SB: | 1 | | |
| CS: | 1 | | |

AB R H RBI BB SO LOB

| | | | | | | |
|---|---|---|---|---|---|---|
| 4 | 1 | 2 | 0 | 1 | 0 | 5 |
| 5 | 2 | 2 | 1 | 0 | 2 | 3 |
| 0 | 0 | 0 | 0 | 0 | 0 | 0 |
| 4 | 2 | 3 | 2 | 0 | 1 | 0 |
| 1 | 0 | 0 | 0 | 0 | 0 | 0 |
| 5 | 1 | 2 | 1 | 0 | 1 | 2 |
| 5 | 1 | 2 | 1 | 0 | 0 | 2 |
| 3 | 0 | 0 | 0 | 1 | 0 | 2 |
| 1 | 0 | 0 | 0 | 0 | 0 | 0 |
| 4 | 0 | 1 | 1 | 1 | 0 | 1 |
| 5 | 0 | 2 | 0 | 0 | 1 | 2 |
| 3 | 0 | 1 | 0 | 0 | 0 | 2 |
| 2 | 0 | 0 | 0 | 0 | 0 | 1 |

| Batter | 1 | 2 | 3 | 4 | 5 | 6 | 7 | 8 | 9 |
|--|---|---|---|---|---|---|---|---|---|
| 9 Chone Figgins, S OBP: 0.350, SLG: 0.397 (1, 5) (7, 4) | | | | | | | | | |
| Orlando Cabrera, R OBP: 0.311, SLG: 0.368 6 Maicer Izturis, S OBP: 0.302, SLG: 0.349 (1, 6) (7, 6) | | | | | | | | | |
| 16 Garret Anderson, L OBP: 0.308, SLG: 0.435 Jeff DaVanon, S OBP: 0.345, SLG: 0.306 (1, 7) (7, 7) | | | | | | | | | |
| 20 Juan Rivera, R OBP: 0.317, SLG: 0.449 (1, 9) | | | | | | | | | |
| Darin Erstad, L OBP: 0.325, SLG: 0.371 (1, 10) | | | | | | | | | |
| Bengie Molina, R OBP: 0.336, SLG: 0.446 José Molina, R OBP: 0.287, SLG: 0.350 (1, 2) (7, 2) | | | | | | | | | |
| Casey Kotchman, L OBP: 0.343, SLG: 0.484 (1, 3) | | | | | | | | | |
| Steve Finley, L OBP: 0.271, SLG: 0.374 (1, 8) | | | | | | | | | |
| Adam Kennedy, L OBP: 0.354, SLG: 0.370 39 Robb Quinlan, R OBP: 0.273, SLG: 0.403 (1, 4) (7, PH) (7, 5) | | | | | | | | | |

| Inning Stats | R: 4 | H: 6 | E: 1 | K: 1 | S: 23 | P: 38 | R: 0 | H: 1 | E: 0 | K: 2 | S: 14 | P: 19 | R: 0 | H: 1 | E: 0 | K: 0 | S: 13 | R: 2 | H: 3 | E: 0 | K: 0 | S: 14 | P: 18 | R: 0 | H: 1 | E: 0 | K: 2 | S: 15 | P: 19 | R: 0 | H: 1 | E: 0 | K: 0 | S: 10 | P: 13 | R: 0 | H: 0 | E: 1 | K: 0 | S: 16 | P: 27 | R: 1 | H: 1 | E: 0 | K: 0 | S: 13 | P: 20 | R: 0 | H: 1 | E: 0 | K: 0 | S: 5 | P: 8 |
|--------------|--------|--------|--------|--------|--------|--------|--------|--------|--------|--------|--------|--------|--------|--------|--------|--------|--------|--------|--------|--------|--------|--------|--------|--------|--------|--------|--------|--------|--------|--------|--------|--------|--------|--------|--------|--------|--------|--------|--------|--------|--------|--------|--------|--------|--------|--------|--------|--------|--------|------|------|------|------|
| | LOB: 3 | BB: 1 | LOB: 1 | BB: 0 | LOB: 2 | BB: 1 | LOB: 1 | BB: 0 | LOB: 1 | BB: 0 | LOB: 2 | BB: 1 | LOB: 1 | BB: 0 | LOB: 1 | BB: 0 | LOB: 1 | BB: 0 | LOB: 1 | BB: 0 | LOB: 2 | BB: 1 | LOB: 1 | BB: 0 | LOB: 2 | BB: 1 | LOB: 1 | BB: 0 | LOB: 1 | BB: 0 | LOB: 1 | BB: 0 | LOB: 1 | BB: 0 | LOB: 1 | BB: 0 | LOB: 1 | BB: 0 | LOB: 2 | BB: 1 | LOB: 0 | BB: 0 | LOB: 0 | BB: 0 | LOB: 0 | BB: 0 | LOB: 0 | BB: 0 | LOB: 0 | | | | |
| | SF: 0 | SAC: 0 | DP: 0 | HBP: 0 | SF: 0 | SAC: 0 | DP: 0 | HBP: 0 | SF: 0 | SAC: 0 | DP: 0 | HBP: 0 | SF: 0 | SAC: 0 | DP: 0 | HBP: 0 | SF: 0 | SAC: 0 | DP: 0 | HBP: 0 | SF: 0 | SAC: 0 | DP: 0 | HBP: 0 | SF: 0 | SAC: 0 | DP: 0 | HBP: 0 | SF: 0 | SAC: 0 | DP: 0 | HBP: 0 | SF: 0 | SAC: 0 | DP: 0 | HBP: 0 | SF: 0 | SAC: 0 | DP: 0 | HBP: 0 | SF: 0 | SAC: 0 | DP: 0 | HBP: 0 | SF: 0 | SAC: 0 | DP: 0 | HBP: 0 | | | | | |

| PITCHER | IP | WLS | BF | H | R | ER | SO | BB | IBB | HBP | BLK | WP | HR | S | P | ERA | WHIP |
|---|-----|-----|----|---|---|----|----|----|-----|-----|-----|----|----|----|----|-------|--------|
| Juan Dominguez, R ERA: 4.22 (1, 1) | 0.2 | L | 9 | 6 | 4 | 4 | 1 | 1 | 0 | 0 | 0 | 0 | 1 | 16 | 30 | 54.00 | 10.500 |
| Erasmó Ramirez, L ERA: 3.91 (1, 1) | 2.1 | | 10 | 2 | 0 | 0 | 2 | 1 | 0 | 0 | 0 | 0 | 0 | 34 | 49 | 0.00 | 1.286 |
| Doug Brocail, R ERA: 5.52 (4, 1) | 3.0 | | 14 | 5 | 2 | 2 | 2 | 0 | 0 | 0 | 0 | 0 | 1 | 39 | 50 | 6.00 | 1.667 |
| 36 C.J. Wilson, L ERA: 6.94 (7, 1) | 1.0 | | 5 | 0 | 0 | 0 | 0 | 1 | 0 | 0 | 1 | 0 | 0 | 16 | 27 | 0.00 | 1.000 |
| John Wasdin, R ERA: 4.28 (8, 1) | 1.0 | | 4 | 1 | 1 | 1 | 0 | 0 | 0 | 0 | 0 | 0 | 1 | 13 | 20 | 9.00 | 1.000 |
| Brian Shouse, L ERA: 5.23 (9, 1) | 1.0 | | 3 | 1 | 0 | 0 | 0 | 0 | 0 | 0 | 0 | 0 | 0 | 5 | 8 | 0.00 | 1.000 |

BOTTOM

Los Angeles Angels @ Texas Rangers
Ameriquet Field, Arlington, TX
Sat Oct 01 2005, 8:05 PM EDT
Att. 48,174 - Clear - 86 F

livebaseballscorecards.com


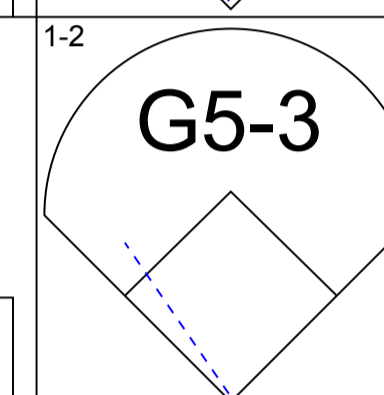
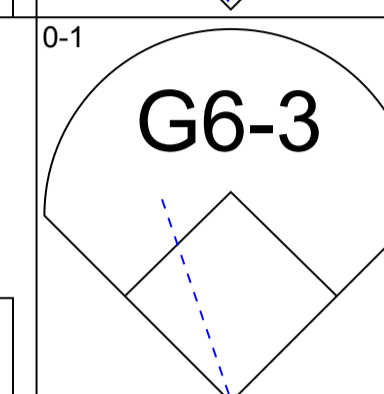
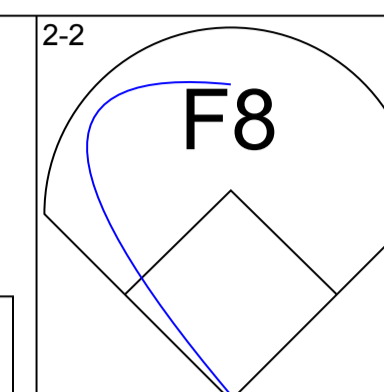
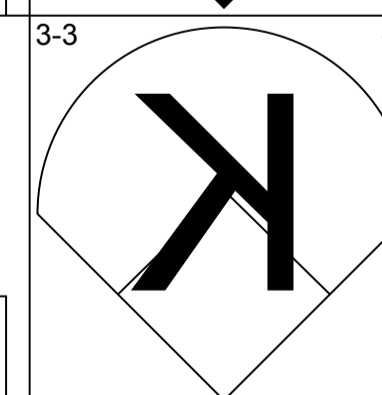
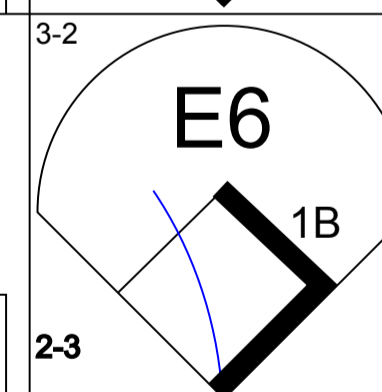
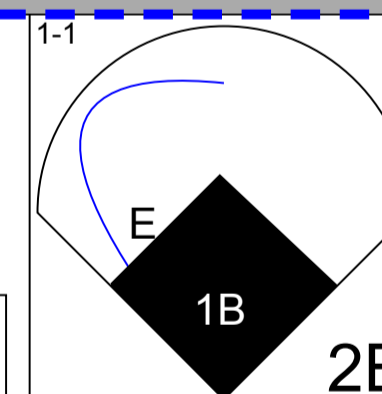
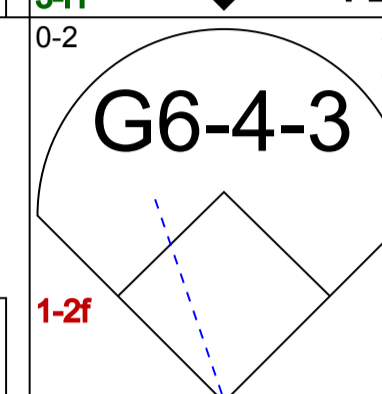
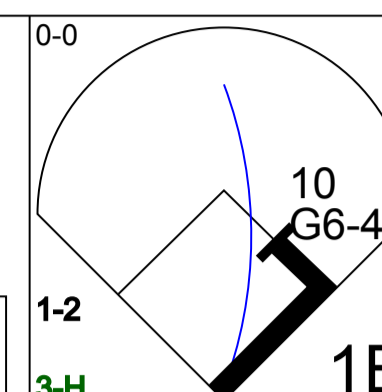
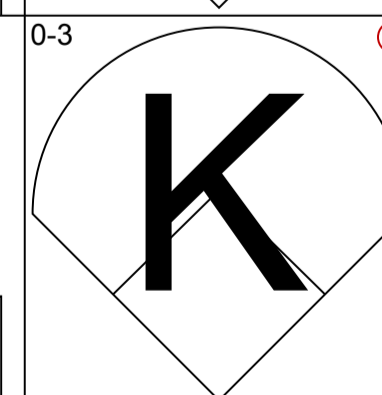
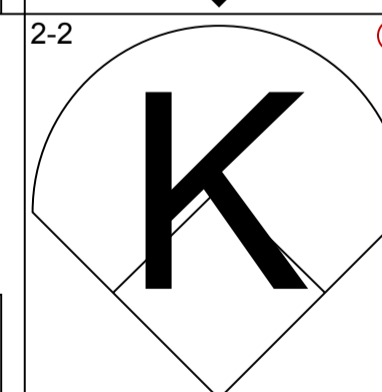
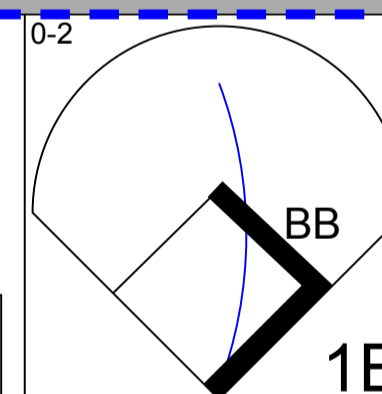

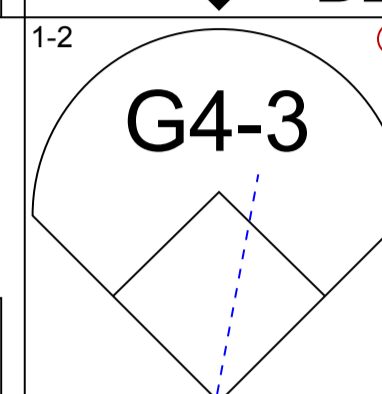
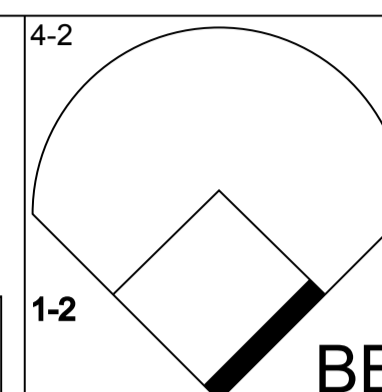
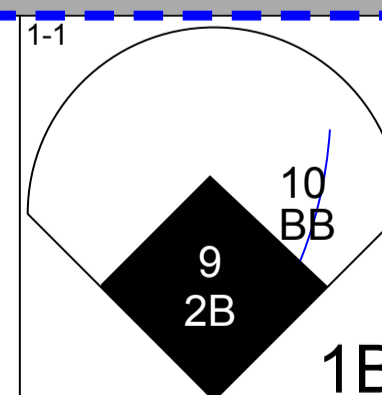

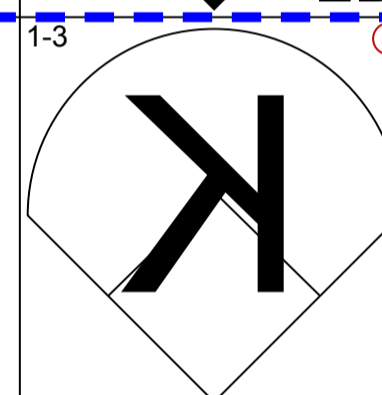
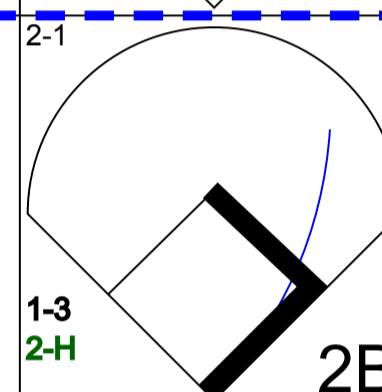
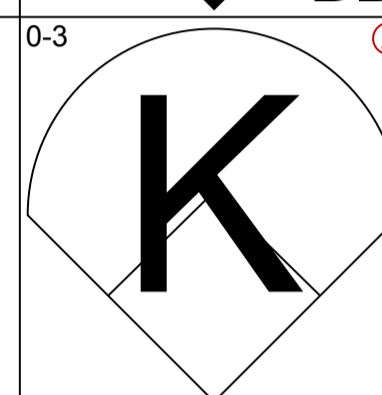
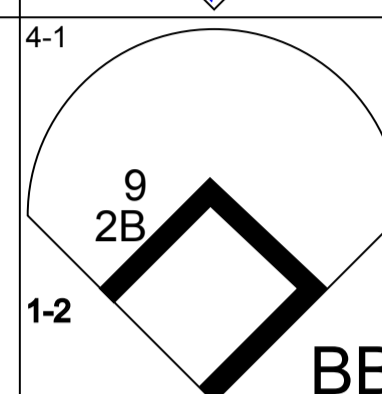
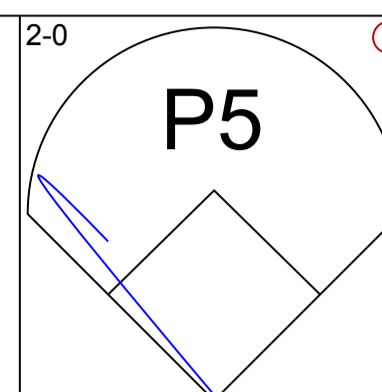

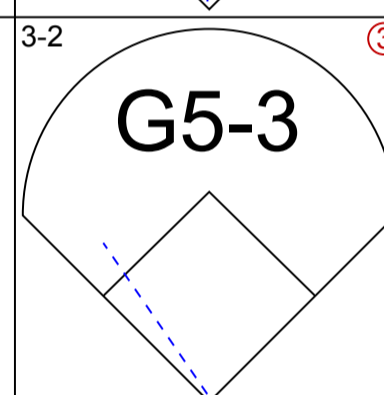
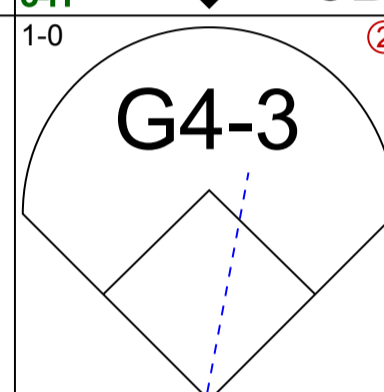
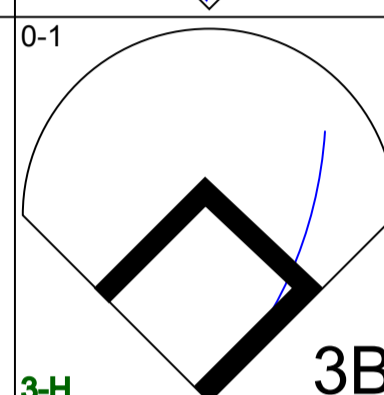
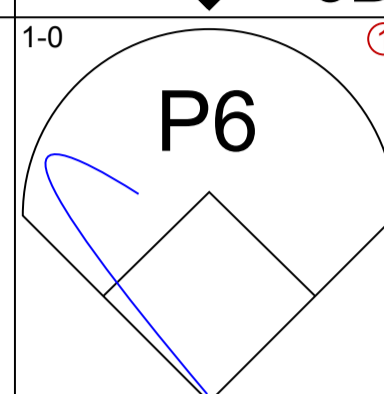
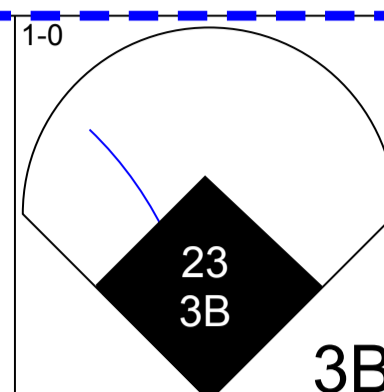
AB 38
R 6
H 11
RBI 6
BB 3
SO 10
LOB 19



WP: 0 PA: 41
PB: 0
SB: 0
CS: 0

AB R H RBI BB SO LOB

| | | | | | | |
|---|---|---|---|---|---|---|
| 4 | 1 | 2 | 1 | 1 | 0 | 1 |
| 4 | 0 | 0 | 0 | 1 | 0 | 5 |
| 5 | 1 | 2 | 1 | 0 | 2 | 2 |
| 4 | 1 | 1 | 1 | 1 | 0 | 1 |
| 5 | 1 | 2 | 3 | 0 | 2 | 3 |
| 4 | 0 | 0 | 0 | 0 | 0 | 1 |
| 4 | 1 | 2 | 0 | 0 | 1 | 0 |
| 4 | 0 | 1 | 0 | 0 | 2 | 2 |
| 3 | 1 | 1 | 0 | 0 | 2 | 3 |
| 1 | 0 | 0 | 0 | 0 | 1 | 1 |



Batter

| | | | | | | | | |
|---|--|--|--|---|---|---|---|--|
| Gary Matthews, S (1, 8) OBP: 0.321, SLG: 0.433 | 10 Michael Young, R (1, 6) OBP: 0.384, SLG: 0.513 | 23 Mark Teixeira, S (1, 3) OBP: 0.378, SLG: 0.573 | 9 Hank Blalock, L (1, 5) OBP: 0.317, SLG: 0.431 | Alfonso Soriano, R (1, 4) OBP: 0.309, SLG: 0.512 | Kevin Mench, R (1, 7) OBP: 0.331, SLG: 0.472 | Rod Barajas, R (1, 2) OBP: 0.308, SLG: 0.469 | Mark DeRosa, R (1, 9) OBP: 0.327, SLG: 0.444 | 19 Jason Botts, S (1, 10) OBP: 0.393, SLG: 0.320 David Dellucci, L (8, PH) OBP: 0.370, SLG: 0.517 |
|---|--|--|--|---|---|---|---|--|

Inning Stats

| | | | | | | | | | | | | | | | | | | | |
|------------------------------|----------------------------------|------------------------------|----------------------------------|-------------------------------|----------------------------------|-------------------------------|----------------------------------|-------------------------------|----------------------------------|-------------------------------|----------------------------------|-------------------------------|----------------------------------|------------------------------|----------------------------------|----------------------------------|------------------------------------|----------------------------------|--------|
| R: 0 E: 0 K: 0 S: 8 | H: 0 LOB: 0 BB: 0 P: 11 | R: 0 E: 0 K: 1 S: 6 | H: 0 LOB: 0 BB: 0 P: 10 | R: 1 E: 1 K: 1 S: 15 | H: 2 LOB: 1 BB: 0 P: 22 | R: 0 E: 0 K: 1 S: 10 | H: 1 LOB: 1 BB: 0 P: 14 | R: 3 E: 0 K: 2 S: 15 | H: 2 LOB: 0 BB: 1 P: 18 | R: 1 E: 0 K: 2 S: 12 | H: 2 LOB: 2 BB: 1 P: 22 | R: 0 E: 0 K: 1 S: 11 | H: 1 LOB: 1 BB: 0 P: 16 | R: 1 E: 0 K: 0 S: 8 | H: 2 LOB: 1 BB: 0 P: 14 | 1B: 5 2B: 3 3B: 2 HR: 1 | SF: 0 SAC: 0 DP: 1 HBP: 0 | WP: 0 PB: 0 SB: 0 CS: 0 | PA: 41 |
|------------------------------|----------------------------------|------------------------------|----------------------------------|-------------------------------|----------------------------------|-------------------------------|----------------------------------|-------------------------------|----------------------------------|-------------------------------|----------------------------------|-------------------------------|----------------------------------|------------------------------|----------------------------------|----------------------------------|------------------------------------|----------------------------------|--------|

| PITCHER | IP | WLS | BF | H | R | ER | SO | BB | IBB | HBP | BLK | WP | HR | S | P | ERA | WHIP |
|---|-----|-----|----|---|---|----|----|----|-----|-----|-----|----|----|----|----|-------|-------|
| Jarrod Washburn, L (1, 1) ERA: 3.2 | 2.0 | | 6 | 0 | 0 | 0 | 1 | 0 | 0 | 0 | 0 | 0 | 0 | 14 | 21 | 0.00 | 0.000 |
| Kevin Gregg, R (3, 1) ERA: 5.04 | 2.0 | | 9 | 3 | 1 | 1 | 2 | 0 | 0 | 0 | 0 | 0 | 0 | 25 | 36 | 4.50 | 1.500 |
| Esteban Yan, R (5, 1) ERA: 4.59 | 2.0 | | 11 | 3 | 3 | 3 | 4 | 2 | 0 | 0 | 0 | 0 | 1 | 27 | 40 | 13.50 | 2.500 |
| Brendan Donnelly, R (7, 1) ERA: 3.78 | 0.2 | H | 4 | 1 | 1 | 1 | 1 | 1 | 0 | 0 | 0 | 0 | 0 | 7 | 14 | 13.50 | 3.000 |
| Jason Christiansen, L (7, 1) ERA: 5.12 | 0.0 | | 1 | 1 | 0 | 0 | 0 | 0 | 0 | 0 | 0 | 0 | 0 | 2 | 4 | ∞ | ∞ |

| PITCHER | IP | WLS | BF | H | R | ER | SO | BB | IBB | HBP | BLK | WP | HR | S | P | ERA | WHIP |
|--|-----|-----|----|---|---|----|----|----|-----|-----|-----|----|----|----|----|------|-------|
| 62 Scot Shields, R (7, 1) ERA: 2.78 | 1.1 | W | 5 | 1 | 0 | 0 | 2 | 0 | 0 | 0 | 0 | 0 | 0 | 14 | 20 | 0.00 | 0.750 |
| Francisco Rodriguez, R (9, 1) ERA: 2.71 | 1.0 | S | 5 | 2 | 1 | 1 | 0 | 0 | 0 | 0 | 0 | 0 | 0 | 8 | 14 | 9.00 | 2.000 |

| Batter | 1 | 2 | 3 | 4 | 5 | 6 | 7 | 8 | 9 | AB R H RBI BB SO LOB | TOP |
|--|-------------------------------|---|-------------|-----------------------------|---------------------------|----------------------------------|---------------------------------------|----------------------|---|--------------------------------|-----|
| 9 Chone Figgins, S OBP: 0.352, SLG: 0.397 (1, 4) (7, 8) | 0-1 E3 G6-3 16 G3 | | 0-0 G6-3 | | 0-1 FC6-5 S 1B | 4-1 BB | | 4-1 SH1-3 BB | | 3 2 1 0 2 0 0 | |
| Orlando Cabrera, R OBP: 0.309, SLG: 0.365 (1, 6) | 2-1 G6-3 1-3 | | 2-0 P3 | | 1-2 FC6-5 16 1B | 2-2 F9 | | 1-1 SH1-3 | | 4 0 0 1 0 0 5 | |
| 16 Garret Anderson, L OBP: 0.308, SLG: 0.435 (1, 10) | 0-0 G3 | | 0-0 G4-3 | | 1-1 27 G6-4-3 1B | | 0-0 27 2B 20 G6-4-3 1B | 2-1 G4-3 | | 5 1 2 1 0 0 0 | |
| 27 Vladimir Guerrero, R OBP: 0.394, SLG: 0.565 Zach Sorensen, S OBP: 0.167, SLG: 0.250 (1, 9) (7, PR) (7, 4) | 4-2 1B BB | | | 0-0 E4 20 HR 1B | 2-2 G6-4-3 | | 0-0 20 G6-4-3 1-3 2B | 2-2 G4-3 | | 3 1 1 0 1 0 2 1 0 0 0 0 0 0 | |
| Casey Kotchman, L OBP: 0.352, SLG: 0.484 (1, 3) | 0-2 1B | | | 0-2 20 HR 1B | | 0-1 L4 | 4-1 20 G6-4-3 BB | 0-0 P5 | | 4 1 2 0 1 0 0 | |
| 20 Juan Rivera, R OBP: 0.316, SLG: 0.454 (1, 7) | 2-2 F7 | | | 1-1 HR | | 0-3 K | 1-0 G6-4-3 | 0-2 G6-3 | | 5 1 1 3 0 1 4 | |
| Jeff DaVanon, S OBP: 0.347, SLG: 0.311 (1, 8) (7, 9) | | | 1-1 F8 | | 0-3 K | 3-1 1B 2B | 4-0 BB | | | 3 1 1 0 1 1 0 | |
| José Molina, R OBP: 0.286, SLG: 0.348 (1, 2) | | | 2-2 G5-3 | | 3-2 G4-3 | 0-2 9 BB 6 BB 1B | 0-1 P6 | | | 4 0 1 1 0 0 2 | |
| 6 Maicer Izturis, S OBP: 0.306, SLG: 0.346 (1, 5) | | | 0-1 G4-3 | | 1-0 G4-3 | 4-1 9 BB BB BB 1B | | 4-2 9 CS BB | | 2 0 0 0 2 0 0 | |

| Inning Stats | R: 1 E: 2 K: 0 S: 13 | H: 1 LOB: 2 BB: 1 P: 21 | R: 0 E: 0 K: 0 S: 7 | H: 0 LOB: 0 BB: 0 P: 10 | R: 0 E: 0 K: 0 S: 3 | H: 0 LOB: 0 BB: 0 P: 5 | R: 3 E: 1 K: 1 S: 14 | H: 2 LOB: 0 BB: 0 P: 19 | R: 0 E: 0 K: 0 S: 14 | H: 2 LOB: 1 BB: 0 P: 18 | R: 1 E: 0 K: 1 S: 16 | H: 2 LOB: 3 BB: 2 P: 29 | R: 1 E: 0 K: 0 S: 6 | H: 2 LOB: 2 BB: 2 P: 15 | R: 1 E: 0 K: 0 S: 8 | H: 0 LOB: 0 BB: 2 P: 19 | R: 0 E: 0 K: 0 S: 8 | H: 0 LOB: 0 BB: 0 P: 10 | 1B: 6 2B: 2 3B: 0 HR: 1 | SF: 0 SAC: 1 DP: 2 HBP: 0 | WP: 0 PB: 0 SB: 2 CS: 1 | PA: 42 |
|--------------|-------------------------------|----------------------------------|------------------------------|----------------------------------|------------------------------|---------------------------------|-------------------------------|----------------------------------|-------------------------------|----------------------------------|-------------------------------|----------------------------------|------------------------------|----------------------------------|------------------------------|----------------------------------|------------------------------|----------------------------------|----------------------------------|------------------------------------|----------------------------------|--------|
|--------------|-------------------------------|----------------------------------|------------------------------|----------------------------------|------------------------------|---------------------------------|-------------------------------|----------------------------------|-------------------------------|----------------------------------|-------------------------------|----------------------------------|------------------------------|----------------------------------|------------------------------|----------------------------------|------------------------------|----------------------------------|----------------------------------|------------------------------------|----------------------------------|--------|

| PITCHER | IP | WLS | BF | H | R | ER | SO | BB | IBB | HBP | BLK | WP | HR | S | P | ERA | WHIP |
|---|-----|-----|----|---|---|----|----|----|-----|-----|-----|----|----|----|----|------|-------|
| 43 Kameron Loe, R ERA: 3.42 (1, 1) | 5.2 | L | 28 | 7 | 5 | 3 | 2 | 3 | 0 | 0 | 0 | 0 | 1 | 64 | 97 | 4.76 | 1.765 |
| 53 Joaquín Benoit, R ERA: 3.72 (6, 1) | 1.1 | | 7 | 2 | 1 | 1 | 0 | 2 | 0 | 0 | 0 | 0 | 0 | 9 | 20 | 6.75 | 3.000 |
| 59 Josh Rupe, R ERA: 2.79 (8, 1) | 1.0 | | 4 | 0 | 1 | 0 | 0 | 2 | 0 | 0 | 0 | 0 | 0 | 8 | 19 | 0.00 | 2.000 |
| Francisco Cordero, R ERA: 3.39 (9, 1) | 1.0 | | 3 | 0 | 0 | 0 | 0 | 0 | 0 | 0 | 0 | 0 | 0 | 8 | 10 | 0.00 | 0.000 |

Los Angeles Angels @ Texas Rangers
 Ameriquet Field, Arlington, TX
 Sun Oct 02 2005, 2:05 PM EDT
 Att: 38,334 - Partly Cloudy - 87 F

| | |
|-----|----|
| AB | 34 |
| R | 7 |
| H | 9 |
| RBI | 6 |
| BB | 7 |
| SO | 2 |
| LOB | 13 |



| | |
|-------|--------|
| WP: 0 | PA: 42 |
| PB: 0 | |
| SB: 2 | |
| CS: 1 | |

| PITCHER | IP | WLS | BF | H | R | ER | SO | BB | IBB | HBP | BLK | WP | HR | S | P | ERA | WHIP |
|---------|----|-----|----|---|---|----|----|----|-----|-----|-----|----|----|---|---|-----|------|
|---------|----|-----|----|---|---|----|----|----|-----|-----|-----|----|----|---|---|-----|------|

| Batter | 1 | 2 | 3 | 4 | 5 | 6 | 7 | 8 | 9 | AB R H RBI BB SO LOB |
|---|------------------------------|-------------|---------------------------------------|-----------|---|-------------|-------------|---|---|--------------------------------|
| David Dellucci, L OBP: 0.367, SLG: 0.513 (1, 10) | 0-1 F8 | | 3-2 F9 | 2-3 K | | | 2-2 P3 | | | 4 0 0 0 0 1 3 |
| 10 Michael Young, R OBP: 0.385, SLG: 0.513 Marshall McDougall, R OBP: 0.167, SLG: 0.222 (1, 6) (3, PR) (4, 5) | 1-0 23 1B | | 4-2 23 1B 9 1B 1-2 BB | | | 0-1 G5-3 | 1-3 K | | | 1 0 1 0 1 0 0 2 1 0 0 0 1 1 |
| 23 Mark Teixeira, S OBP: 0.379, SLG: 0.575 Adrián González, L OBP: 0.272, SLG: 0.407 (1, 3) (3, PR) (4, 3) | 2-0 9 G6-4-3 1-2 1B | | 2-1 9 1B 1-3 3B 2-H 1B | | | 3-1 F8 | 1-3 K | | | 2 0 2 1 0 0 0 2 1 0 0 0 1 0 |
| 9 Hank Blalock, L OBP: 0.318, SLG: 0.431 19 Jason Botts, S OBP: 0.367, SLG: 0.296 (1, 5) (3, PR) (4, 7) | 2-2 G6-4-3 1-2f | | 0-1 1-2 3B 3-H 1B | | | 2-3 K | 2-3 K | | | 2 0 1 1 0 0 2 2 1 0 0 0 2 0 |
| Gary Matthews, S OBP: 0.320, SLG: 0.436 (1, 8) | | 1-1 G1 | 3-2 1-H 2-H 3B | | | 3-2 P5 | 0-1 G4-3 | | | 4 0 1 2 0 0 0 |
| Kevin Mench, R OBP: 0.328, SLG: 0.469 (1, 7) (4, 9) | | 1-0 G6-3 | 0-0 F8 | | | 0-3 K | 0-0 G4-3 | | | 4 0 0 0 0 1 2 |
| Rod Barajas, R OBP: 0.306, SLG: 0.466 15 Gerald Laird, R OBP: 0.262, SLG: 0.350 (1, 2) (7, 2) | | 2-3 K | | 0-0 P5 | | 2-2 G6-3 | 0-3 K | | | 3 0 0 0 0 1 0 1 0 0 0 0 1 0 |
| Mark DeRosa, R OBP: 0.325, SLG: 0.439 (1, 9) (4, 6) | | | 2-3 K | 1-3 K | | | 1-0 1B | | | 4 0 1 0 0 3 0 |
| Esteban German, R OBP: 0.750, SLG: 1.000 (1, 4) | | | 1-2 23 1B 10 S 1B | 2-1 1B | | | 2-3 K | | | 3 1 2 0 0 1 1 |

| Inning Stats | R: 0 | H: 2 | E: 0 | K: 0 | S: 7 | LOB: 1 | BB: 0 | P: 12 | R: 0 | H: 0 | E: 0 | K: 1 | S: 7 | LOB: 0 | BB: 0 | P: 11 | R: 4 | H: 4 | E: 0 | K: 1 | S: 24 | LOB: 2 | BB: 1 | P: 38 | R: 0 | H: 1 | E: 0 | K: 2 | S: 10 | LOB: 0 | BB: 0 | P: 12 | R: 0 | H: 0 | E: 0 | K: 1 | S: 10 | LOB: 0 | BB: 0 | P: 15 | R: 0 | H: 0 | E: 0 | K: 2 | S: 11 | LOB: 1 | BB: 0 | P: 17 | R: 0 | H: 0 | E: 0 | K: 2 | S: 9 | LOB: 0 | BB: 0 | P: 12 | R: 0 | H: 0 | E: 0 | K: 2 | S: 7 | LOB: 0 | BB: 0 | P: 7 | 1B: 7 | 2B: 0 | 3B: 1 | HR: 0 | SF: 0 | SAC: 0 | DP: 1 | HBP: 0 | WP: 0 | PB: 0 | SB: 1 | CS: 0 | PA: 35 |
|--------------|------|------|------|------|------|--------|-------|-------|------|------|------|------|------|--------|-------|-------|------|------|------|------|-------|--------|-------|-------|------|------|------|------|-------|--------|-------|-------|------|------|------|------|-------|--------|-------|-------|------|------|------|------|-------|--------|-------|-------|------|------|------|------|------|--------|-------|-------|------|------|------|------|------|--------|-------|------|-------|-------|-------|-------|-------|--------|-------|--------|-------|-------|-------|-------|--------|
|--------------|------|------|------|------|------|--------|-------|-------|------|------|------|------|------|--------|-------|-------|------|------|------|------|-------|--------|-------|-------|------|------|------|------|-------|--------|-------|-------|------|------|------|------|-------|--------|-------|-------|------|------|------|------|-------|--------|-------|-------|------|------|------|------|------|--------|-------|-------|------|------|------|------|------|--------|-------|------|-------|-------|-------|-------|-------|--------|-------|--------|-------|-------|-------|-------|--------|

| PITCHER | IP | WLS | BF | H | R | ER | SO | BB | IBB | HBP | BLK | WP | HR | S | P | ERA | WHIP |
|---|-----|-----|----|---|---|----|----|----|-----|-----|-----|----|----|----|-----|------|-------|
| 54 Ervin Santana, R ERA: 4.65 (1, 1) | 6.0 | W | 25 | 7 | 4 | 4 | 6 | 1 | 0 | 0 | 0 | 0 | 0 | 65 | 103 | 6.00 | 1.333 |
| Brendan Donnelly, R ERA: 3.72 (7, 1) | 1.0 | H | 4 | 1 | 0 | 0 | 2 | 0 | 0 | 0 | 0 | 0 | 0 | 11 | 17 | 0.00 | 1.000 |
| 62 Scot Shields, R ERA: 2.75 (8, 1) | 1.0 | H | 3 | 0 | 0 | 0 | 2 | 0 | 0 | 0 | 0 | 0 | 0 | 9 | 12 | 0.00 | 0.000 |
| Francisco Rodríguez, R ERA: 2.67 (9, 1) | 1.0 | S | 3 | 0 | 0 | 0 | 2 | 0 | 0 | 0 | 0 | 0 | 0 | 7 | 7 | 0.00 | 0.000 |

BOTTOM

Los Angeles Angels @ Texas Rangers
 Ameriquet Field, Arlington, TX

Sun Oct 02 2005, 2:05 PM EDT
 Att. 38,334 - Partly Cloudy - 87 F

livebaseballscorecards.com

| | |
|------------|-----------|
| AB | 34 |
| R | 4 |
| H | 8 |
| RBI | 4 |
| BB | 1 |
| SO | 12 |
| LOB | 9 |

