

Texas Rangers - 2009

| Batter | 1 | 2 | 3 | 4 | 5 | 6 | 7 | 8 | 9 | AB | R | H | RBI | BB | SO | LOB | TOP | | | |
|--|---|--|---|--|---|--|--|----------------------------------|---|---|---|---|---|--|------------------------------|---------------------------------|----------------------------------|------------------------------------|----------------------------------|--------|
| 2 Coco Crisp, S OBP: 0.333, SLG: 0.333 35 Mitch Maier, L OBP: 0.500, SLG: 2.000 | | | | | | | | | | 3 | 0 | 1 | 0 | 0 | 0 | 2 | | | | |
| 30 Mike Aviles, R 1 Tony Pena Jr., R | | | | | | | | | | 2 | 1 | 0 | 0 | 1 | 0 | 1 | | | | |
| 9 David DeJesus, L Ross Gload, L | | | | | | | | | | 2 | 1 | 1 | 0 | 0 | 0 | 0 | | | | |
| 17 Mike Jacobs, L 43 Ryan Shealy, R | | | | | | | | | | 3 | 1 | 1 | 3 | 0 | 0 | 0 | | | | |
| 16 Billy Butler, R 78 Jose Duarte, R 54 J.R. House, R | | | | | | | | | | 3 | 1 | 2 | 1 | 0 | 0 | 0 | | | | |
| 4 Alex Gordon, L Esteban German, R | | | | | | | | | | 0 | 0 | 0 | 0 | 2 | 0 | 0 | | | | |
| 24 Mark Teahen, L 13 Alberto Callaspo, S | | | | | | | | | | 3 | 0 | 1 | 0 | 0 | 0 | 2 | | | | |
| 21 Miguel Olivo, R Brayan Peña, S | | | | | | | | | | 2 | 1 | 1 | 1 | 0 | 1 | 2 | | | | |
| 8 Willie Bloomquist, R 75 Derrick Robinson, S | | | | | | | | | | 3 | 0 | 0 | 0 | 0 | 1 | 2 | | | | |
| Inning Stats | R: 0 E: 0 K: 0 S: 3 | H: 1 LOB: 0 BB: 0 P: 3 | R: 1 E: 0 K: 0 S: 5 | H: 1 LOB: 0 BB: 1 P: 11 | R: 4 E: 0 K: 0 S: 6 | H: 3 LOB: 0 BB: 1 P: 10 | R: 0 E: 0 K: 2 S: 8 | H: 1 LOB: 2 BB: 1 P: 12 | R: 0 E: 0 K: 0 S: 4 | H: 1 LOB: 1 BB: 0 P: 5 | R: 0 E: 0 K: 0 S: 4 | H: 0 LOB: 0 BB: 0 P: 4 | R: 0 E: 0 K: 1 S: 6 | H: 0 LOB: 3 BB: 3 P: 18 | R: 2 E: 0 K: 2 S: 9 | H: 2 LOB: 0 BB: 0 P: 9 | 1B: 5 2B: 1 3B: 0 HR: 4 | SF: 0 SAC: 0 DP: 3 HBP: 0 | WP: 1 PB: 0 SB: 0 CS: 0 | PA: 39 |
| PITCHER | IP WLS BF H R ER SO BB IBB HBP BLK WP HR S P ERA WHIP | 37 Kris Benson, R 54 Matt Harrison, L 48 Thomas Diamond, R 47 Elizardo Ramirez, R 45 Casey Daigle, R | 2.0 W 7 2 1 1 0 1 0 0 0 0 1 8 14 4.50 1.500 | 1.0 7 3 4 4 0 2 1 0 0 0 0 2 6 10 36.00 4.000 | 1.0 5 1 0 0 2 1 0 0 0 0 0 8 12 0.00 2.000 | 1.0 3 0 0 0 0 0 0 0 0 0 0 3 3 0.00 0.000 | 1.0 3 1 0 0 0 0 0 0 0 0 0 4 5 0.00 1.000 | PITCHER | IP WLS BF H R ER SO BB IBB HBP BLK WP HR S P ERA WHIP | 56 Brian Gordon, R 62 Guillermo Moscoso, R 93 Bryan Corey, R 95 A.J. Murray, L | 1.0 3 0 0 0 0 0 0 0 0 0 0 1 8 14 4.50 1.500 | 0.2 4 0 0 0 0 1 2 0 0 0 0 5 13 0.00 3.000 | 0.2 5 2 2 2 0 1 0 0 0 0 0 1 4 8 27.00 4.500 | 0.2 2 0 0 0 2 0 0 0 0 0 0 0 6 6 0.00 0.000 | | | | | | |

Kansas City Royals @ Texas Rangers
 Surprise Stadium, Surprise, AZ
 Wed Feb 25 2009, 3:05 PM EST
 Att: 5,367 - Sunny - 72 F

| | |
|-----|----|
| AB | 33 |
| R | 7 |
| H | 9 |
| RBI | 7 |
| BB | 6 |
| SO | 5 |
| LOB | 16 |



| Batter | 1 | 2 | 3 | 4 | 5 | 6 | 7 | 8 | 9 | AB | R | H | RBI | BB | SO | LOB | BOTTOM | | | |
|--|---|---|--|---|--|--|------------------------------|---|------------------------------|---|------------------------------|---------------------------------|------------------------------|---------------------------------|------------------------------|---------------------------------|-----------------------------------|------------------------------------|----------------------------------|--------|
| 5 Ian Kinsler, R 3 Joaquin Arias, R | | | | | | | | | | 3 | 1 | 2 | 1 | 0 | 0 | 0 | | | | |
| 10 Michael Young, R 15 Travis Metcalf, R | | | | | | | | | | 2 | 0 | 0 | 0 | 1 | 1 | 3 | | | | |
| 32 Josh Hamilton, L 25 Andruw Jones, R | | | | | | | | | | 3 | 2 | 2 | 1 | 0 | 0 | 1 | | | | |
| 17 Nelson Cruz, R 43 Greg Golson, R | | | | | | | | | | 3 | 2 | 2 | 3 | 0 | 0 | 2 | | | | |
| 9 Hank Blalock, L 51 Max Ramirez, R | | | | | | | | | | 3 | 2 | 2 | 2 | 0 | 0 | 0 | | | | |
| 7 David Murphy, L Frank Catalanotto, L | | | | | | | | | | 3 | 1 | 1 | 1 | 0 | 0 | 0 | | | | |
| 19 Chris Davis, L 12 Justin Smoak, S | | | | | | | | | | 3 | 0 | 2 | 0 | 0 | 0 | 1 | | | | |
| 21 Jarrod Saltalamacchia, R 2 Taylor Teagarden, R 64 Manny Piña, R | | | | | | | | | | 3 | 1 | 0 | 1 | 0 | 0 | 2 | | | | |
| 1 Elvis Andrus, R 13 Omar Vizquel, S | | | | | | | | | | 3 | 0 | 1 | 0 | 0 | 0 | 0 | | | | |
| Inning Stats | R: 6 E: 1 K: 1 S: 13 | H: 7 LOB: 2 BB: 0 P: 13 | R: 3 E: 1 K: 0 S: 7 | H: 3 LOB: 0 BB: 0 P: 8 | R: 0 E: 0 K: 0 S: 4 | H: 1 LOB: 1 BB: 0 P: 4 | R: 0 E: 1 K: 2 S: 8 | H: 0 LOB: 1 BB: 0 P: 8 | R: 0 E: 0 K: 0 S: 3 | H: 1 LOB: 0 BB: 0 P: 3 | R: 1 E: 0 K: 1 S: 8 | H: 3 LOB: 2 BB: 0 P: 8 | R: 2 E: 0 K: 0 S: 8 | H: 4 LOB: 2 BB: 0 P: 9 | R: 2 E: 0 K: 0 S: 8 | H: 4 LOB: 2 BB: 0 P: 9 | 1B: 14 2B: 2 3B: 1 HR: 3 | SF: 0 SAC: 0 DP: 2 HBP: 0 | WP: 1 PB: 0 SB: 0 CS: 0 | PA: 46 |
| PITCHER | IP WLS BF H R ER SO BB IBB HBP BLK WP HR S P ERA WHIP | 52 Horacio Ramirez, L 31 Brandon Duckworth, R 68 Lenny DiNardo, L 47 Henry Barrera, R 27 Yasuhiro Yabuta, R | 0.2 L 10 4 3 3 0 1 0 0 0 0 0 1 12 12 11.57 2.143 | 2.1 12 4 3 3 0 1 0 0 0 0 0 2 12 17 0.00 0.500 | 1.0 3 1 0 0 0 0 0 0 0 0 0 0 3 3 0.00 1.000 | 1.0 6 3 1 1 1 1 0 0 0 0 0 0 8 8 9.00 3.000 | PITCHER | IP WLS BF H R ER SO BB IBB HBP BLK WP HR S P ERA WHIP | 66 Franquelis Osoria, R | 1.0 7 4 2 2 0 0 0 0 0 0 0 1 0 8 9 18.00 4.000 | | | | | | | | | | |

Kansas City Royals @ Texas Rangers
 Surprise Stadium, Surprise, AZ
 Wed Feb 25 2009, 3:05 PM EST
 Att: 5,367 - Sunny - 72 F

| | |
|-----|----|
| AB | 45 |
| R | 12 |
| H | 20 |
| RBI | 12 |
| BB | 1 |
| SO | 4 |
| LOB | 24 |



| Batter | 1 | 2 | 3 | 4 | 5 | 6 | 7 | 8 | 9 | AB | R | H | RBI | BB | SO | LOB | TOP | | | |
|--|---|--|---|--|--|--|------------------------------|---|--|---------------------------------|------------------------------|---------------------------------|------------------------------|---------------------------------|------------------------------|---------------------------------|----------------------------------|------------------------------------|----------------------------------|--------|
| 5 Ian Kinsler, R OBP: 0.333, SLG: 0.333 65 Jose Vallejo, S (6, 4) | F8 | F9 | | | G3-1 | | L6 | | K | 3 | 0 | 0 | 0 | 0 | 0 | 3 | | | | |
| 10 Michael Young, R OBP: 0.333, SLG: 0.200 6 German Duran, R (6, 5) | 1B | | L9 | | G1-3 | | P3 | | | 3 | 0 | 1 | 0 | 0 | 0 | 0 | | | | |
| 32 Josh Hamilton, L OBP: 0.500, SLG: 1.500 29 Julio Borbon, L (6, 8) | K | | G4-3 | | HR | | F8 | | | 3 | 1 | 1 | 1 | 0 | 1 | 1 | | | | |
| 9 Hank Blalock, L OBP: 0.333, SLG: 1.167 25 Andrew Jones, R (8, 10) | G4-3 | | F9 | | K2-3 | | K | | K | 3 | 0 | 0 | 0 | 0 | 1 | 1 | | | | |
| 17 Nelson Cruz, R OBP: 0.500, SLG: 1.000 43 Greg Golson, R OBP: 0.667, SLG: 1.000 | | K | | | 19 G1-6-3 7 E 2 WP BB | | P3 | | K | 2 | 1 | 0 | 0 | 1 | 1 | 0 | | | | |
| 7 David Murphy, L OBP: 0.333, SLG: 0.500 Frank Catalanotto, L (6, 7) | P4 | | | | FC6 19 G1-6-3 | | 2B | | G3 | 3 | 0 | 1 | 0 | 0 | 0 | 1 | | | | |
| 19 Chris Davis, L OBP: 0.500, SLG: 0.400 12 Justin Smoak, S OBP: 0.667, SLG: 1.000 | 1B BB | | G1-6-3 | | K | | K | | K | 2 | 0 | 0 | 0 | 1 | 1 | 3 | | | | |
| 2 Taylor Teagarden, R OBP: 0.500, SLG: 0.500 51 Max Ramirez, R OBP: 0.333, SLG: 0.333 14 Adam Melhuse, S OBP: 1.000, SLG: 1.000 | 1B BB | | K | | K | | K | | 1B | 2 | 0 | 1 | 0 | 0 | 1 | 0 | | | | |
| 1 Elvis Andrus, R OBP: 0.333, SLG: 0.200 3 Joaquin Arias, R OBP: 0.500, SLG: 0.500 | 1B BB | | F9 | | G1-4-3 | | | | 1B | 2 | 0 | 0 | 0 | 1 | 0 | 1 | | | | |
| Inning Stats | R: 0 E: 0 K: 1 S: 6 | H: 1 LOB: 1 BB: 0 P: 6 | R: 0 E: 0 K: 1 S: 6 | H: 1 LOB: 3 BB: 2 P: 14 | R: 0 E: 0 K: 0 S: 3 | H: 0 LOB: 0 BB: 0 P: 3 | R: 1 E: 2 K: 1 S: 6 | H: 0 LOB: 1 BB: 1 P: 10 | R: 1 E: 0 K: 2 S: 8 | H: 1 LOB: 1 BB: 0 P: 7 | R: 0 E: 0 K: 0 S: 3 | H: 0 LOB: 0 BB: 0 P: 3 | R: 0 E: 0 K: 2 S: 7 | H: 0 LOB: 0 BB: 0 P: 7 | R: 0 E: 0 K: 2 S: 9 | H: 2 LOB: 2 BB: 0 P: 9 | 1B: 4 2B: 1 3B: 0 HR: 1 | SF: 0 SAC: 0 DP: 1 HBP: 0 | WP: 1 PB: 0 SB: 0 CS: 0 | PA: 37 |
| PITCHER | IP WLS BF H R ER SO BB IBB HBP BLK WP HR S P ERA WHIP | 2.0 10 2 0 0 2 2 0 0 0 0 0 12 20 0.00 2.000 | 2.0 8 0 1 0 1 1 0 0 0 0 1 0 9 13 0.00 0.500 | 1.0 W 4 1 1 1 1 0 0 0 0 0 1 6 7 9.00 1.000 | 2.0 H 7 1 0 0 2 0 0 0 0 0 0 11 11 0.00 0.500 | 1.0 3 0 0 0 2 0 0 0 0 0 0 0 7 7 0.00 0.000 | PITCHER | IP WLS BF H R ER SO BB IBB HBP BLK WP HR S P ERA WHIP | 9.1 1.0 5 2 0 0 2 0 0 0 0 0 0 9 9 0.00 2.000 | 53 Carlos Rosa, R ERA: | | | | | | | | | | |

Texas Rangers @ Kansas City Royals
 Surprise Stadium, Surprise, AZ
 Thu Feb 26 2009, 3:05 PM EST
 Att: 3,423 - Sunny - 72 F

| | |
|-----|----|
| AB | 34 |
| R | 2 |
| H | 6 |
| RBI | 1 |
| BB | 3 |
| SO | 10 |
| LOB | 13 |



| Batter | 1 | 2 | 3 | 4 | 5 | 6 | 7 | 8 | 9 | AB | R | H | RBI | BB | SO | LOB | BOTTOM | | | |
|--|---|---|--|--|--|----------------------------------|---|--|------------------------------|---------------------------------|------------------------------|---------------------------------|------------------------------|----------------------------------|------------------------------|---------------------------------|----------------------------------|------------------------------------|----------------------------------|--------|
| 2 Coco Crisp, S OBP: 0.500, SLG: 1.000 63 Tommy Murphy, S OBP: 1.000, SLG: 1.000 | F8 | | HR | | 1B | | 46 SH1-3 3B | | 1B | 3 | 1 | 2 | 1 | 0 | 0 | 0 | | | | |
| 1 Tony Pena Jr., R OBP: 0.500, SLG: 0.333 46 Luis Hernandez, S (7, 6) | K | | 11 WP 9 G6-3 BB | | 9 1B 25 1B | | SH1-3 | | | 2 | 1 | 1 | 0 | 1 | 1 | 0 | | | | |
| 9 David DeJesus, L OBP: 0.400, SLG: 0.400 15 Shane Costa, L OBP: 0.500, SLG: 0.500 43 Ryan Shealy, R (7, PH) 72 Chris Lubanski, L (7, PR) | K | | G6-3 | | 1B | | 3B BB | | | 3 | 0 | 1 | 1 | 0 | 1 | 1 | | | | |
| 11 Jose Guillen, R OBP: 0.333, SLG: 0.833 Ross Gload, L OBP: 0.250, SLG: 0.750 | L8 | | 2-3 BB | | 1B | | F6 | | | 1 | 0 | 0 | 0 | 1 | 0 | 0 | | | | |
| 25 Kila Ka'aihue, L OBP: 0.500, SLG: 0.500 | 1B | | K | | G4-3 | | 3B | | | 2 | 0 | 1 | 1 | 0 | 0 | 3 | | | | |
| 17 Mike Jacobs, L OBP: 0.333, SLG: 0.833 Ross Gload, L OBP: 0.250, SLG: 0.750 | 1B | | K | | G4-3 | | 3B | | | 3 | 0 | 1 | 0 | 0 | 1 | 3 | | | | |
| 4 Alex Gordon, L OBP: 0.500, SLG: 2.000 69 Corey Smith, R (7, 5) | K | | K | | G1-3 | | F9 | | | 3 | 0 | 0 | 0 | 0 | 2 | 1 | | | | |
| 8 Willie Bloomquist, R OBP: 0.200, SLG: 0.200 | F9 | | F9 | | K | | G1-4-3 | | | 2 | 0 | 0 | 0 | 0 | 1 | 0 | | | | |
| 14 John Buck, R OBP: 0.500, SLG: 2.000 Brayan Peña, S (6, 2) | | | 2-1 HR | | K | | G3-1 | | | 2 | 1 | 1 | 1 | 0 | 1 | 0 | | | | |
| 35 Mitch Maier, L OBP: 0.250, SLG: 1.000 78 Jose Duarte, R OBP: 0.500, SLG: 0.500 | K | | K | | G4-3 | | CS | | G4-3 | 2 | 0 | 0 | 0 | 0 | 1 | 0 | | | | |
| Inning Stats | R: 0 E: 0 K: 2 S: 7 | H: 0 LOB: 0 BB: 0 P: 7 | R: 0 E: 0 K: 1 S: 6 | H: 1 LOB: 1 BB: 0 P: 6 | R: 2 E: 0 K: 2 S: 12 | H: 2 LOB: 2 BB: 2 P: 25 | R: 0 E: 0 K: 2 S: 7 | H: 0 LOB: 0 BB: 0 P: 7 | R: 2 E: 0 K: 0 S: 6 | H: 4 LOB: 1 BB: 0 P: 6 | R: 0 E: 0 K: 1 S: 5 | H: 0 LOB: 0 BB: 1 P: 9 | R: 3 E: 0 K: 0 S: 6 | H: 3 LOB: 2 BB: 1 P: 10 | R: 0 E: 0 K: 0 S: 3 | H: 0 LOB: 0 BB: 0 P: 3 | 1B: 7 2B: 0 3B: 1 HR: 2 | SF: 0 SAC: 1 DP: 0 HBP: 0 | WP: 1 PB: 0 SB: 0 CS: 1 | PA: 37 |
| PITCHER | IP WLS BF H R ER SO BB IBB HBP BLK WP HR S P ERA WHIP | 2.0 7 2 2 2 2 2 0 0 0 0 1 2 12 25 18.00 4.000 | 1.0 3 0 0 0 2 0 0 0 0 0 0 0 7 7 0.00 0.000 | 2.0 L 9 4 2 2 1 1 0 0 0 0 0 11 15 9.00 2.500 | 1.0 7 3 3 3 0 1 0 0 0 0 0 0 6 10 27.00 4.000 | PITCHER | IP WLS BF H R ER SO BB IBB HBP BLK WP HR S P ERA WHIP | 8.1 1.0 3 0 0 0 0 0 0 0 0 0 0 3 3 0.00 0.000 | 63 Joe Torres, L ERA: | | | | | | | | | | | |

Texas Rangers @ Kansas City Royals
 Surprise Stadium, Surprise, AZ
 Thu Feb 26 2009, 3:05 PM EST
 Att: 3,423 - Sunny - 72 F

| | |
|-----|----|
| AB | 31 |
| R | 7 |
| H | 10 |
| RBI | 7 |
| BB | 4 |
| SO | 8 |
| LOB | 11 |



| Batter | 1 | 2 | 3 | 4 | 5 | 6 | 7 | 8 | 9 | AB | R | H | RBI | BB | SO | LOB | TOP | | | |
|---|---|--|--------------------------------|----------------------------------|------------------------------------|-----------------------------------|------------------------------|---|-----------------------------------|---------------------------------|------------------------------|---------------------------------|-------------------------------|----------------------------------|------------------------------|---------------------------------|----------------------------------|------------------------------------|----------------------------------|--------|
| 2 Ryan Theriot, R OBP: 0.571, SLG: 0.571 59 Andrés Blanco, S | 0-0 CS 1B | 0-0 9 G4-3 1B | 0-0 E6 6 BB | | 0-0 F9 | | 0-0 G3-1 | | 0-0 L4 | 4 | 1 | 2 | 0 | 0 | 0 | 0 | | | | |
| 9 Reed Johnson, R OBP: 0.333, SLG: 0.200 27 Sam Fuld, L OBP: 0.250, SLG: 1.000 | P3 | G4-3 | F9 | | | 1-0 6 G6-3 HBP | | HR | | 3 | 0 | 0 | 1 | 0 | 0 | 4 | | | | |
| 6 Micah Hoffpauir, L OBP: 0.462, SLG: 0.909 13 Jake Fox, R OBP: 0.571, SLG: 1.167 | 0-1 18 BB 33 1B | 2-2 2-3 3-H HR | 4-0 FC6-4 BB | | | 0-0 G6-3 | | 15 G6-3 2B | | 3 | 1 | 2 | 3 | 1 | 0 | 1 | | | | |
| 33 Jason Dubois, R OBP: 0.333, SLG: 0.200 | 0-0 18 BB 1B | 0-0 P4 | 0-0 FC6-4 | | | 0-0 P2 | | K | | 5 | 0 | 1 | 0 | 0 | 1 | 5 | | | | |
| 18 Geovany Soto, R OBP: 0.600, SLG: 0.500 15 Mark Johnson, L | 4-0 1-2 2-3 BB | 0-0 17 HR 1B | | 0-0 F8 | | 4-0 17 3B BB | | G6-3 | | 2 | 1 | 1 | 0 | 1 | 0 | 0 | | | | |
| 17 Mike Fontenot, L OBP: 0.286, SLG: 1.000 73 Bobby Seales, S OBP: 0.333, SLG: 0.200 | 0-2 K | 1-0 HR | | 0-0 G1-3 | | 0-0 1-H 2-H 3B | | K | | 4 | 1 | 2 | 4 | 0 | 1 | 3 | | | | |
| 66 Doug Deeds, L OBP: 0.333, SLG: 0.667 | | 0-0 3B | | 0-0 G4-3 | | 0-0 G3-1 | | | | 5 | 1 | 2 | 0 | 0 | 0 | 2 | | | | |
| 20 Luis Rivas, R OBP: 0.429, SLG: 0.429 | | 0-0 1B | | | | 0-3 K | | G6-3 | | 5 | 1 | 2 | 1 | 0 | 1 | 1 | | | | |
| 99 So Taguchi, R | | 0-0 E4 9 G4-3 2 1B 6 HR | | 0-0 F9 | | 0-0 G4-3 | | K | | 3 | 1 | 0 | 0 | 0 | 0 | 1 | | | | |
| 19 Richie Robnett, L OBP: 0.250, SLG: 0.333 | | | | | | | | L6 | | 2 | 0 | 0 | 0 | 0 | 1 | 1 | | | | |
| Inning Stats | R: 0 E: 0 K: 1 S: 8 | H: 3 LOB: 3 BB: 1 P: 12 | R: 7 E: 1 K: 0 S: 13 | H: 7 LOB: 1 BB: 0 P: 16 | R: 0 E: 1 K: 0 S: 4 | H: 0 LOB: 2 BB: 1 P: 8 | R: 0 E: 0 K: 0 S: 3 | H: 0 LOB: 0 BB: 0 P: 3 | R: 0 E: 0 K: 1 S: 5 | H: 0 LOB: 0 BB: 1 P: 9 | R: 0 E: 0 K: 1 S: 4 | H: 0 LOB: 0 BB: 0 P: 5 | R: 1 E: 0 K: 2 S: 10 | H: 2 LOB: 1 BB: 0 P: 10 | R: 0 E: 0 K: 0 S: 4 | H: 1 LOB: 1 BB: 0 P: 4 | 1B: 8 2B: 1 3B: 2 HR: 3 | SF: 0 SAC: 0 DP: 0 HBP: 1 | WP: 0 PB: 0 SB: 0 CS: 1 | PA: 46 |
| PITCHER | IP WLS BF H R ER SO BB IBB HBP BLK WP HR S P ERA WHIP | 39 Scott Feldman, R ERA: 21.8 | 46 Luis Mendoza, R ERA: 9.0 | 68 Omar Poveda, R ERA: 9.0 | 47 Elizardo Ramirez, R ERA: 9.0 | 60 Warner Madrigal, R ERA: 9.0 | PITCHER | IP WLS BF H R ER SO BB IBB HBP BLK WP HR S P ERA WHIP | 50 Frank Francisco, R ERA: 9.1 | | | | | | | | | | | |

Chicago Cubs @ Texas Rangers
Surprise Stadium, Surprise, AZ
Fri Feb 27 2009, 3:05 PM EST
Att: 5,413 - Sunny - 75 F

AB 42
R 10
H 14
RBI 10
BB 3
SO 5
LOB 21



| Batter | 1 | 2 | 3 | 4 | 5 | 6 | 7 | 8 | 9 | AB | R | H | RBI | BB | SO | LOB | BOTTOM | | | | | |
|---|---|---------------------------------|-------------------------------|------------------------------------|-------------------------------------|----------------------------------|---|---|--------------------------------|----------------------------------|------------------------------|----------------------------------|------------------------------|----------------------------------|------------------------------|---------------------------------|------------------------------|---------------------------------|----------------------------------|------------------------------------|----------------------------------|--------|
| 6 German Duran, R OBP: 0.250, SLG: 0.250 65 Jose Vallejo, S | 0-3 K | | 0-0 32 1B | 0-0 F7 | | 4-0 15 BB | | 0-0 G6-3 | | 3 | 0 | 1 | 0 | 0 | 1 | 1 | | | | | | |
| 10 Michael Young, R OBP: 0.375, SLG: 0.286 15 Travis Metcalf, R | 0-0 32 G3 1B | | 0-3 K | 0-3 K | | 4-0 41 FC5-4 BB | | K | | 2 | 0 | 1 | 0 | 0 | 1 | 2 | | | | | | |
| 32 Josh Hamilton, L OBP: 0.500, SLG: 1.250 41 Brandon Boggs, S | 0-0 G3 | | 0-0 9 BB 1B | | 4-0 9 BB BB | | FC5-4 | | 0-0 G6-3 | 2 | 0 | 1 | 1 | 0 | 0 | 1 | | | | | | |
| 25 Andrew Jones, R OBP: 0.143, SLG: 0.143 29 Julio Borbon, L | 0-3 K | | 0-3 K | | 0-3 K | | 0-0 95 BB 43 1B 14 2B | | 0-0 G4-3 | 4 | 0 | 1 | 0 | 0 | 3 | 4 | | | | | | |
| 9 Hank Blalock, L OBP: 0.444, SLG: 1.000 12 Justin Smoak, S OBP: 0.400, SLG: 0.600 | | 0-0 G4-3 | 4-0 1-2 BB | | 4-0 1-2 BB | | 0-3 K | | 0-3 K | 1 | 0 | 0 | 0 | 2 | 0 | 0 | | | | | | |
| 17 Nelson Cruz, R OBP: 0.375, SLG: 0.714 43 Greg Golson, R OBP: 0.500, SLG: 0.667 | | 0-0 F9 | 0-0 P4 | | 0-3 K | | 0-0 95 BB 14 2B | | 0-3 K | 2 | 0 | 0 | 0 | 0 | 0 | 3 | | | | | | |
| Frank Catalanotto, L OBP: 0.333, SLG: 0.200 95 Craig Gentry, R | | 1-0 21 2B HBP | | 0-0 21 2B 3 G6-3 1B | | 0-0 F8 | | 4-0 1-2 2-3 BB | | 2 | 1 | 1 | 0 | 0 | 0 | 2 | | | | | | |
| 21 Jarrod Saltalamacchia, R OBP: 0.400, SLG: 0.800 14 Adam Melhuse, S OBP: 0.667, SLG: 1.000 64 Manny Pina, R | | 0-0 1-H 2B | | 0-0 2B | | 0-0 G5-3 | | 1-H 2-H 3-H 2B | | 2 | 0 | 2 | 0 | 0 | 0 | 0 | | | | | | |
| 1 Elvis Andrus, R OBP: 0.286, SLG: 0.167 3 Joaquin Arias, R OBP: 0.286, SLG: 0.286 | | | 0-0 E6 32 1B | | 0-0 G6-3 | | 0-0 F8 | | 0-3 K | 1 | 1 | 0 | 0 | 0 | 0 | 0 | | | | | | |
| Inning Stats | R: 0 E: 0 K: 2 S: 8 | H: 1 LOB: 1 BB: 0 P: 8 | R: 0 E: 0 K: 0 S: 3 | H: 1 LOB: 2 BB: 0 P: 4 | R: 1 E: 1 K: 2 S: 10 | H: 2 LOB: 3 BB: 1 P: 14 | R: 1 E: 0 K: 1 S: 7 | H: 2 LOB: 1 BB: 0 P: 7 | R: 0 E: 0 K: 2 S: 7 | H: 0 LOB: 2 BB: 2 P: 15 | R: 0 E: 0 K: 0 S: 3 | H: 0 LOB: 2 BB: 1 P: 11 | R: 2 E: 0 K: 2 S: 9 | H: 3 LOB: 2 BB: 1 P: 13 | R: 0 E: 0 K: 1 S: 5 | H: 0 LOB: 0 BB: 0 P: 5 | R: 0 E: 0 K: 2 S: 7 | H: 0 LOB: 0 BB: 0 P: 7 | 1B: 6 2B: 3 3B: 0 HR: 0 | SF: 0 SAC: 0 DP: 0 HBP: 1 | WP: 0 PB: 0 SB: 0 CS: 0 | PA: 42 |
| PITCHER | IP WLS BF H R ER SO BB IBB HBP BLK WP HR S P ERA WHIP | 30 Ted Lilly, L ERA: 4.5 | 68 J.R. Mathes, L ERA: 4.5 | 64 Justin Berg, R ERA: 4.5 | 78 Edward Campuzano, L ERA: 18.0 | 67 Rocky Roquet, R ERA: 18.0 | PITCHER | IP WLS BF H R ER SO BB IBB HBP BLK WP HR S P ERA WHIP | 62 Marcos Mateo, R ERA: 9.1 | 52 Jeff Stevens, R ERA: 9.1 | | | | | | | | | | | | |

Chicago Cubs @ Texas Rangers
Surprise Stadium, Surprise, AZ
Fri Feb 27 2009, 3:05 PM EST
Att: 5,413 - Sunny - 75 F

AB 35
R 4
H 9
RBI 4
BB 6
SO 12
LOB 22



| Batter | 1 | 2 | 3 | 4 | 5 | 6 | 7 | 8 | 9 | AB | R | H | RBI | BB | SO | LOB | TOP | | | | | |
|--|---|--|------------------------------|---------------------------------|------------------------------|---------------------------------|------------------------------|----------------------------------|------------------------------|----------------------------------|------------------------------|---------------------------------|------------------------------|---------------------------------|------------------------------|----------------------------------|---|----------------------------------|----------------------------------|------------------------------------|----------------------------------|--------|
| 41 Brandon Boggs, S OBP: 0.250, SLG: 0.143 | | | | | | | | | | 5 | 0 | 1 | 0 | 0 | 1 | 4 | <p>Texas Rangers @ Arizona Diamondbacks Tucson Electric Park, Tucson, AZ</p> <p>Sat Feb 28 2009, 3:05 PM EST Att: 4,614 - Sunny - 77 F</p> <p>livebaseballscorecards.com</p> <p>AB 39 R 6 H 14 RBI 6 BB 5 SO 10 LOB 23</p> | | | | | |
| 65 Jose Vallejo, S Casey Benjamin, L | | | | | | | | | | 2 | 0 | 0 | 0 | 1 | 0 | 1 | | | | | | |
| 7 David Murphy, L 6 German Duran, R | | | | | | | | | | 3 | 0 | 1 | 0 | 0 | 0 | 1 | | | | | | |
| 25 Andrew Jones, R 29 Julio Borbon, L | | | | | | | | | | 2 | 1 | 0 | 0 | 1 | 2 | 3 | | | | | | |
| 19 Chris Davis, L 12 Justin Smoak, S | | | | | | | | | | 3 | 0 | 1 | 0 | 0 | 1 | 1 | | | | | | |
| 21 Jarrod Saltalamacchia, R 51 Max Ramirez, R | | | | | | | | | | 2 | 2 | 2 | 0 | 1 | 0 | 0 | | | | | | |
| 15 Travis Metcalf, R | | | | | | | | | | 5 | 1 | 3 | 1 | 0 | 1 | 5 | | | | | | |
| 43 Greg Colson, R Ben Harrison, R | | | | | | | | | | 3 | 0 | 2 | 3 | 0 | 0 | 0 | | | | | | |
| 1 Elvis Andrus, R 3 Joaquin Arias, R | | | | | | | | | | 2 | 0 | 0 | 0 | 0 | 0 | 4 | | | | | | |
| | | | | | | | | | | 2 | 0 | 1 | 1 | 0 | 1 | 0 | | | | | | |
| Inning Stats | R: 0 E: 0 K: 1 S: 6 | H: 1 LOB: 1 BB: 0 P: 6 | R: 1 E: 0 K: 0 S: 4 | H: 2 LOB: 1 BB: 1 P: 8 | R: 0 E: 0 K: 0 S: 3 | H: 0 LOB: 0 BB: 0 P: 3 | R: 2 E: 0 K: 1 S: 8 | H: 3 LOB: 2 BB: 1 P: 12 | R: 0 E: 0 K: 2 S: 9 | H: 3 LOB: 3 BB: 1 P: 13 | R: 0 E: 0 K: 2 S: 7 | H: 0 LOB: 0 BB: 0 P: 7 | R: 0 E: 0 K: 2 S: 7 | H: 0 LOB: 0 BB: 0 P: 7 | R: 2 E: 0 K: 1 S: 8 | H: 3 LOB: 2 BB: 1 P: 12 | R: 1 E: 0 K: 1 S: 7 | H: 2 LOB: 2 BB: 1 P: 11 | 1B: 9 2B: 5 3B: 0 HR: 0 | SF: 0 SAC: 0 DP: 0 HBP: 0 | WP: 0 PB: 0 SB: 0 CS: 1 | PA: 44 |
| PITCHER | IP WLS BF H R ER SO BB IBB HBP BLK WP HR S P ERA WHIP | <p>37 Travis Blackley, L (1, 1) 2.0 9 3 1 1 1 1 0 0 0 0 0 0 10 14 4.50 2.000</p> <p>50 Chad Qualls, R (3, 1) 1.0 H 3 0 0 0 0 0 0 0 0 0 0 0 3 3 0.00 0.000</p> <p>60 Scott Schoeneweis, L (4, 1) 1.0 B 7 3 2 2 1 1 0 0 0 0 0 0 8 12 18.00 4.000</p> <p>56 Ramon Pena, R (5, 1) 1.0 6 3 0 0 2 1 0 0 0 0 0 0 9 13 0.00 4.000</p> <p>41 Seth Etherton, R (6, 1) 2.0 6 0 0 0 4 0 0 0 0 0 0 0 14 14 0.00 0.000</p> | | | | | | | | | | | | | | | | | | | | |

| Batter | 1 | 2 | 3 | 4 | 5 | 6 | 7 | 8 | 9 | AB | R | H | RBI | BB | SO | LOB | BOTTOM | | | | | |
|---|---|---|------------------------------|---------------------------------|-------------------------------|----------------------------------|------------------------------|---------------------------------|------------------------------|---------------------------------|------------------------------|----------------------------------|------------------------------|---------------------------------|------------------------------|----------------------------------|---|---------------------------------|----------------------------------|------------------------------------|----------------------------------|--------|
| 2 Felipe Lopez, S 25 James Skelton, L | | | | | | | | | | 4 | 0 | 0 | 0 | 0 | 2 | 3 | <p>Texas Rangers @ Arizona Diamondbacks Tucson Electric Park, Tucson, AZ</p> <p>Sat Feb 28 2009, 3:05 PM EST Att: 4,614 - Sunny - 77 F</p> <p>livebaseballscorecards.com</p> <p>AB 36 R 4 H 9 RBI 4 BB 4 SO 7 LOB 15</p> | | | | | |
| 11 Augie Ojeda, S 63 Pedro Ciriaco, R | | | | | | | | | | 2 | 0 | 0 | 0 | 0 | 2 | 0 | | | | | | |
| 24 Chris Young, R 38 Luke Carlin, S | | | | | | | | | | 3 | 1 | 2 | 0 | 0 | 0 | 0 | | | | | | |
| 10 Justin Upton, R 30 Brandon Watson, L | | | | | | | | | | 2 | 1 | 1 | 1 | 1 | 0 | 1 | | | | | | |
| 27 Mark Reynolds, R 14 Ryan Roberts, R | | | | | | | | | | 1 | 1 | 1 | 1 | 1 | 0 | 0 | | | | | | |
| 29 Josh Whitesell, L 16 Agustin Murillo, R | | | | | | | | | | 2 | 0 | 1 | 1 | 0 | 1 | 2 | | | | | | |
| 19 Chris Snyder, R 12 Chris Roberson, S | | | | | | | | | | 2 | 0 | 0 | 0 | 0 | 0 | 1 | | | | | | |
| 74 Gerardo Parra, L | | | | | | | | | | 3 | 0 | 1 | 0 | 1 | 0 | 1 | | | | | | |
| 73 Trent Oeltjen, L | | | | | | | | | | 3 | 0 | 1 | 0 | 1 | 0 | 2 | | | | | | |
| | | | | | | | | | | | | | | | | | | | | | | |
| Inning Stats | R: 0 E: 0 K: 1 S: 5 | H: 0 LOB: 0 BB: 0 P: 5 | R: 2 E: 0 K: 0 S: 5 | H: 2 LOB: 1 BB: 1 P: 9 | R: 1 E: 0 K: 3 S: 11 | H: 2 LOB: 1 BB: 1 P: 15 | R: 0 E: 0 K: 1 S: 6 | H: 1 LOB: 1 BB: 0 P: 7 | R: 0 E: 0 K: 0 S: 4 | H: 1 LOB: 1 BB: 0 P: 4 | R: 0 E: 0 K: 1 S: 6 | H: 1 LOB: 1 BB: 1 P: 10 | R: 0 E: 0 K: 1 S: 6 | H: 1 LOB: 1 BB: 0 P: 6 | R: 1 E: 0 K: 0 S: 6 | H: 1 LOB: 1 BB: 1 P: 10 | R: 0 E: 0 K: 0 S: 3 | H: 0 LOB: 0 BB: 0 P: 3 | 1B: 5 2B: 3 3B: 0 HR: 1 | SF: 0 SAC: 0 DP: 0 HBP: 0 | WP: 0 PB: 0 SB: 2 CS: 0 | PA: 40 |
| PITCHER | IP WLS BF H R ER SO BB IBB HBP BLK WP HR S P ERA WHIP | <p>20 Brandon McCarthy, R (1, 1) 2.0 9 2 2 2 2 1 0 0 0 0 0 0 17 22 4.50 2.000</p> <p>66 Neftali Feliz, R (3, 1) 2.0 10 3 1 1 4 1 0 0 0 0 0 0 4 4 0.00 1.000</p> <p>59 Josh Rupe, R (5, 1) 1.0 4 1 0 0 0 0 0 0 0 0 0 0 4 4 0.00 1.000</p> <p>36 C.J. Wilson, L (6, 1) 1.0 5 1 0 0 1 1 0 0 0 0 0 0 6 10 0.00 2.000</p> <p>58 Derrick Turnbow, R (7, 1) 1.0 W 4 1 0 0 1 0 0 0 0 0 0 0 6 6 0.00 1.000</p> | | | | | | | | | | | | | | | | | | | | |

| Batter | 1 | 2 | 3 | 4 | 5 | 6 | 7 | 8 | 9 | AB | R | H | RBI | BB | SO | LOB | TOP | | | | | |
|--|---|---------------------------------|------------------------------|----------------------------------|------------------------------|---------------------------------|------------------------------|---------------------------------|------------------------------|---------------------------------|------------------------------|---------------------------------|------------------------------|---------------------------------|------------------------------|---------------------------------|---|------------------------------|---------------------------------|----------------------------------|------------------------------------|----------------------------------|
| 2 Coco Crisp, S OBP: 0.500, SLG: 0.733 75 Derrick Robinson, S OBP: 0.600, SLG: 0.971 | | | | | | | | | | 3 | 0 | 2 | 1 | 0 | 1 | 0 | Kansas City Royals @ Texas Rangers Surprise Stadium, Surprise, AZ Wed Mar 04 2009, 3:05 PM EST Att. 3,331 - Overcast - 72 F | | | | | |
| 13 Alberto Callaspo, S OBP: 0.200, SLG: 0.214 63 Tommy Murphy, S OBP: 0.385, SLG: 0.455 | | | | | | | | | | 3 | 0 | 0 | 0 | 0 | 0 | 2 | | | | | | |
| 9 David DeJesus, L OBP: 0.294, SLG: 0.250 72 Chris Lubanski, L OBP: 0.500, SLG: 0.750 | | | | | | | | | | 3 | 0 | 0 | 0 | 0 | 0 | 1 | | | | | | |
| Ross Gload, L OBP: 0.214, SLG: 0.571 25 Kila Ka'aihue, L OBP: 0.417, SLG: 0.300 | | | | | | | | | | 3 | 0 | 0 | 0 | 0 | 1 | 1 | | | | | | |
| 17 Mike Jacobs, L OBP: 0.278, SLG: 0.375 43 Ryan Shealy, R OBP: 0.400, SLG: 0.455 | | | | | | | | | | 3 | 0 | 0 | 0 | 0 | 2 | 0 | | | | | | |
| 4 Alex Gordon, L OBP: 0.353, SLG: 0.733 69 Corey Smith, R OBP: 0.111, SLG: 0.111 | | | | | | | | | | 3 | 1 | 1 | 1 | 0 | 0 | 0 | | | | | | |
| Brayan Peña, S OBP: 0.462, SLG: 0.364 74 Cody Clark, R OBP: 0.400, SLG: 0.455 | | | | | | | | | | 2 | 1 | 1 | 0 | 1 | 0 | 0 | | | | | | |
| 46 Luis Hernandez, S OBP: 0.500, SLG: 0.500 39 Mario Lison, R OBP: 0.333, SLG: 0.250 | | | | | | | | | | 3 | 0 | 1 | 0 | 0 | 0 | 1 | | | | | | |
| 15 Shane Costa, L OBP: 0.500, SLG: 0.400 78 Jose Duarte, R OBP: 0.333, SLG: 0.250 | | | | | | | | | | 3 | 0 | 0 | 0 | 0 | 0 | 3 | | | | | | |
| Inning Stats | R: 0 E: 0 K: 0 S: 4 | H: 1 LOB: 1 BB: 0 P: 4 | R: 0 E: 0 K: 1 S: 6 | H: 1 LOB: 2 BB: 1 P: 11 | R: 0 E: 0 K: 1 S: 5 | H: 0 LOB: 0 BB: 0 P: 5 | R: 0 E: 0 K: 1 S: 5 | H: 0 LOB: 0 BB: 0 P: 5 | R: 1 E: 0 K: 0 S: 5 | H: 2 LOB: 2 BB: 0 P: 5 | R: 0 E: 0 K: 1 S: 5 | H: 0 LOB: 0 BB: 0 P: 5 | R: 1 E: 0 K: 0 S: 6 | H: 1 LOB: 0 BB: 0 P: 8 | R: 1 E: 1 K: 0 S: 5 | H: 1 LOB: 2 BB: 0 P: 9 | | R: 0 E: 0 K: 1 S: 5 | H: 0 LOB: 0 BB: 0 P: 5 | 1B: 4 2B: 1 3B: 0 HR: 1 | SF: 0 SAC: 0 DP: 0 HBP: 0 | WP: 0 PB: 0 SB: 1 CS: 0 |
| PITCHER | IP WLS BF H R ER SO BB IBB HBP BLK WP HR S P ERA WHIP | | | | | | | | | | | | | | | | | | | | | |
| 33 Kevin Millwood, R ERA: 0.00 | 3.0 0 12 2 0 0 2 1 0 0 0 0 0 0 0 15 20 0.00 1.000 | | | | | | | | | | | | | | | | | | | | | |
| 67 Derek Holland, L ERA: 9.0 | 2.0 0 8 2 1 1 1 0 0 0 0 1 0 0 0 10 10 4.50 1.000 | | | | | | | | | | | | | | | | | | | | | |
| 49 Doug Mathis, R ERA: 6.75 | 2.0 0 7 1 1 1 1 0 0 0 0 0 0 0 1 11 13 4.50 0.500 | | | | | | | | | | | | | | | | | | | | | |
| 55 Willie Eyre, R ERA: 0.00 | 1.0 0 6 1 1 0 0 1 0 0 0 0 0 0 0 5 9 0.00 2.000 | | | | | | | | | | | | | | | | | | | | | |
| 50 Frank Francisco, R ERA: 0.00 | 1.0 0 3 0 0 0 1 0 0 0 0 0 0 0 0 5 5 0.00 0.000 | | | | | | | | | | | | | | | | | | | | | |

| Batter | 1 | 2 | 3 | 4 | 5 | 6 | 7 | 8 | 9 | AB | R | H | RBI | BB | SO | LOB | BOTTOM | |
|--|---|---------------------------------|------------------------------|----------------------------------|------------------------------|---------------------------------|------------------------------|---------------------------------|------------------------------|---------------------------------|------------------------------|----------------------------------|------------------------------|---------------------------------|----------------------------------|------------------------------------|---|----------------------------------|
| 5 Ian Kinsler, R OBP: 0.267, SLG: 0.333 13 Omar Vizquel, S OBP: 0.500, SLG: 0.444 | | | | | | | | | | 2 | 1 | 1 | 0 | 0 | 0 | 0 | Kansas City Royals @ Texas Rangers Surprise Stadium, Surprise, AZ Wed Mar 04 2009, 3:05 PM EST Att. 3,331 - Overcast - 72 F | |
| 10 Michael Young, R OBP: 0.313, SLG: 0.287 15 Travis Metcalf, R OBP: 0.313, SLG: 0.400 | | | | | | | | | | 2 | 0 | 1 | 1 | 0 | 0 | 0 | | |
| 32 Josh Hamilton, L OBP: 0.455, SLG: 1.182 29 Julio Borbon, L OBP: 0.333, SLG: 0.200 | | | | | | | | | | 2 | 0 | 0 | 0 | 0 | 1 | 1 | | |
| 9 Hank Blalock, L OBP: 0.500, SLG: 0.692 | | | | | | | | | | 2 | 1 | 0 | 0 | 1 | 1 | 1 | | |
| 22 Marlon Byrd, R OBP: 0.375, SLG: 0.429 95 Craig Gentry, R OBP: 0.333, SLG: 0.200 | | | | | | | | | | 2 | 0 | 1 | 0 | 0 | 0 | 0 | | |
| 7 David Murphy, L OBP: 0.353, SLG: 0.529 41 Brandon Boggs, S OBP: 0.308, SLG: 0.273 | | | | | | | | | | 2 | 0 | 0 | 0 | 0 | 0 | 1 | | |
| 19 Chris Davis, L OBP: 0.471, SLG: 0.917 12 Justin Smoak, S OBP: 0.500, SLG: 1.000 | | | | | | | | | | 1 | 1 | 0 | 0 | 1 | 0 | 0 | | |
| 21 Jarrod Saltalamacchia, R OBP: 0.615, SLG: 0.917 2 Taylor Teagarden, R OBP: 0.400, SLG: 0.400 | | | | | | | | | | 1 | 1 | 1 | 3 | 0 | 0 | 0 | | |
| 1 Elvis Andrus, R OBP: 0.286, SLG: 0.231 6 German Duran, R OBP: 0.182, SLG: 0.100 | | | | | | | | | | 2 | 0 | 0 | 0 | 0 | 1 | 1 | | |
| Inning Stats | R: 1 E: 0 K: 0 S: 4 | H: 2 LOB: 0 BB: 0 P: 4 | R: 1 E: 0 K: 1 S: 6 | H: 1 LOB: 1 BB: 1 P: 10 | R: 0 E: 0 K: 1 S: 5 | H: 0 LOB: 0 BB: 0 P: 5 | R: 0 E: 0 K: 1 S: 5 | H: 1 LOB: 0 BB: 0 P: 5 | R: 0 E: 0 K: 1 S: 3 | H: 1 LOB: 0 BB: 0 P: 3 | R: 3 E: 0 K: 1 S: 6 | H: 1 LOB: 2 BB: 0 P: 14 | R: 0 E: 0 K: 1 S: 5 | H: 0 LOB: 0 BB: 0 P: 5 | 1B: 3 2B: 2 3B: 0 HR: 1 | SF: 0 SAC: 1 DP: 3 HBP: 0 | | WP: 0 PB: 0 SB: 0 CS: 0 |
| PITCHER | IP WLS BF H R ER SO BB IBB HBP BLK WP HR S P ERA WHIP | | | | | | | | | | | | | | | | | |
| 19 Brian Bannister, R ERA: 3.6 | 3.0 0 9 2 0 0 2 1 0 0 0 0 0 0 0 13 13 0.00 0.667 | | | | | | | | | | | | | | | | | |
| 44 Luke Hochevar, R ERA: 3.6 | 1.0 0 6 1 3 3 1 2 0 0 0 0 0 0 1 6 14 27.00 3.000 | | | | | | | | | | | | | | | | | |
| 70 Dan Cortes, R ERA: 13.5 | 1.0 0 3 0 0 0 1 0 0 0 0 0 0 0 0 5 5 0.00 0.000 | | | | | | | | | | | | | | | | | |

| Batter | 1 | 2 | 3 | 4 | 5 | 6 | 7 | 8 | 9 | AB | R | H | RBI | BB | SO | LOB | TOP | | | | | | | | | | | | | | | | |
|---|------------------------------|---------------------------------|------------------------------|----------------------------------|------------------------------|---------------------------------|-------------------------------|-----------------------------------|-------------------------------|----------------------------------|-------------------------------|----------------------------------|------------------------------|----------------------------------|-------------------------------|----------------------------------|--|----------------------------------|----------------------------------|------------------------------------|----------------------------------|--------|-------|--|--|--|--|--|--|--|--|--|--|
| 13 Omar Vizquel, S OBP: 0.357, SLG: 0.308 65 Jose Vallejo, S OBP: 0.231, SLG: 0.091 | G6-3 | | F6 | | | F9 | G4-3 | K | | 3 | 0 | 0 | 0 | 0 | 0 | 2 | Texas Rangers @ Kansas City Royals Surprise Stadium, Surprise, AZ Fri Mar 06 2009, 3:05 PM EST Alt. 3,499 - Partly Cloudy - 71 F | | | | | | | | | | | | | | | | |
| 6 German Duran, R OBP: 0.200, SLG: 0.077 Engel Beltre, L | F7 | | G4-3 | | | F7 | G3 | K | | 3 | 0 | 0 | 0 | 0 | 0 | 2 | | | | | | | | | | | | | | | | | |
| 19 Chris Davis, L OBP: 0.375, SLG: 0.211 12 Justin Smoak, S OBP: 0.500, SLG: 0.909 | K | | | | | K | | | | 3 | 1 | 0 | 0 | 1 | 3 | 1 | | | | | | | | | | | | | | | | | |
| 25 Andrew Jones, R OBP: 0.300, SLG: 0.222 | | G1-6-3 | | | | BB | | | | 4 | 1 | 2 | 0 | 1 | 0 | 0 | | | | | | | | | | | | | | | | | |
| 41 Brandon Boggs, S OBP: 0.368, SLG: 0.588 | G5-3 | | | | | 1B | | | | 5 | 2 | 3 | 3 | 0 | 1 | 2 | | | | | | | | | | | | | | | | | |
| 15 Travis Metcalf, R OBP: 0.286, SLG: 0.350 92 John Whittleman, L OBP: 0.500, SLG: 2.000 | F9 | | | | | 1B | | | | 3 | 0 | 0 | 0 | 0 | 0 | 2 | | | | | | | | | | | | | | | | | |
| 21 Jarrod Saltalamacchia, S OBP: 0.563, SLG: 0.786 14 Adam Melhuse, S OBP: 0.778, SLG: 0.857 | G5-3 | | | | | | | | | 2 | 1 | 0 | 0 | 1 | 1 | 0 | | | | | | | | | | | | | | | | | |
| Ben Harrison, R | | | | | | | | | | 2 | 0 | 2 | 0 | 0 | 0 | 0 | | | | | | | | | | | | | | | | | |
| 95 Craig Gentry, R OBP: 0.667, SLG: 0.500 | | | | | | | | | | 1 | 1 | 0 | 0 | 2 | 0 | 0 | | | | | | | | | | | | | | | | | |
| 1 Elvis Andrus, R OBP: 0.333, SLG: 0.250 Casey Benjamin, L | | | | | | | | | | 2 | 0 | 1 | 0 | 0 | 1 | 0 | | | | | | | | | | | | | | | | | |
| Inning Stats | R: 0 E: 0 K: 1 S: 5 | H: 0 LOB: 0 BB: 5 P: 5 | R: 0 E: 0 K: 0 S: 4 | H: 0 LOB: 0 BB: 4 P: 4 | R: 0 E: 0 K: 0 S: 4 | H: 1 LOB: 2 BB: 1 P: 8 | R: 1 E: 0 K: 1 S: 9 | H: 1 LOB: 0 BB: 14 P: 10 | R: 0 E: 0 K: 2 S: 9 | H: 0 LOB: 0 BB: 0 P: 12 | R: 1 E: 0 K: 0 S: 14 | H: 2 LOB: 2 BB: 1 P: 25 | R: 2 E: 1 K: 1 S: 8 | H: 0 LOB: 1 BB: 2 P: 16 | R: 3 E: 0 K: 3 S: 14 | H: 4 LOB: 2 BB: 1 P: 23 | R: 0 E: 0 K: 2 S: 14 | H: 2 LOB: 3 BB: 1 P: 23 | 1B: 7 2B: 1 3B: 0 HR: 2 | SF: 0 SAC: 1 DP: 0 HBP: 0 | WP: 0 PB: 0 SB: 1 CS: 0 | PA: 44 | | | | | | | | | | | |
| PITCHER | IP | WLS | BF | H | R | ER | SO | BB | IBB | HBP | BLK | WP | HR | S | P | ERA | WHIP | | | | | | | | | | | | | | | | |
| 65 Heath Phillips, L ERA: 1.5 | 3.0 | | 11 | 1 | 0 | 0 | 1 | 1 | 0 | 0 | 0 | 0 | 0 | 13 | 17 | 0.00 | 0.667 | | | | | | | | | | | | | | | | |
| 62 Julio Pimentel, R ERA: 4.5 | 1.0 | H | 4 | 1 | 1 | 1 | 1 | 0 | 0 | 0 | 0 | 0 | 1 | 9 | 14 | 9.00 | 1.000 | | | | | | | | | | | | | | | | |
| 40 Kyle Farnsworth, R ERA: 9.0 | 1.0 | H | 3 | 0 | 0 | 0 | 2 | 0 | 0 | 0 | 0 | 0 | 0 | 9 | 12 | 0.00 | 0.000 | | | | | | | | | | | | | | | | |
| 53 Carlos Rosa, R ERA: 3.38 | 0.2 | H | 5 | 2 | 1 | 1 | 0 | 1 | 0 | 0 | 0 | 0 | 0 | 13 | 24 | 13.50 | 4.500 | | | | | | | | | | | | | | | | |
| 67 Matt Wright, R ERA: 3.86 | 1.1 | B | 7 | 0 | 2 | 1 | 1 | 2 | 0 | 0 | 0 | 0 | 0 | 9 | 17 | 6.75 | 1.500 | | | | | | | | | | | | | | | | |
| 27 Yasuhiro Yabuta, R ERA: 12.0 Joel Peralta, R ERA: 4.5 32 Ron Mahay, L ERA: | 0.0 | | 5 | 4 | 3 | 3 | 0 | 1 | 0 | 0 | 0 | 0 | 0 | 3 | 0 | 0 | 0 | 0 | 0 | 9 | 13 | 0.00 | 0.000 | | | | | | | | | | |
| 1.0 | W | 6 | 2 | 0 | 0 | 2 | 1 | 0 | 0 | 0 | 0 | 0 | 0 | 14 | 23 | 0.00 | 3.000 | | | | | | | | | | | | | | | | |
| Batter | 1 | 2 | 3 | 4 | 5 | 6 | 7 | 8 | 9 | AB | R | H | RBI | BB | SO | LOB | BOTTOM | | | | | | | | | | | | | | | | |
| 2 Coco Crisp, S OBP: 0.524, SLG: 0.733 63 Tommy Murphy, S OBP: 0.333, SLG: 0.385 | FC4-6 | SF9 | | | | | | | | 0 | 0 | 0 | 1 | 2 | 0 | 0 | Texas Rangers @ Kansas City Royals Surprise Stadium, Surprise, AZ Fri Mar 06 2009, 3:05 PM EST Alt. 3,499 - Partly Cloudy - 71 F | | | | | | | | | | | | | | | | |
| 13 Alberto Callaspo, S OBP: 0.548, SLG: 0.187 46 Luis Hernandez, S OBP: 0.556, SLG: 0.500 | P6 | FC6-4 | | | | | | | | 4 | 0 | 0 | 0 | 0 | 1 | 5 | | | | | | | | | | | | | | | | | |
| 9 David DeJesus, L OBP: 0.250, SLG: 0.211 72 Chris Lubanski, L OBP: 0.600, SLG: 0.778 | FC4-6 | G6-3 | | | | | | | | 3 | 0 | 0 | 0 | 0 | 0 | 1 | | | | | | | | | | | | | | | | | |
| 17 Mike Jacobs, L OBP: 0.261, SLG: 0.476 | G5-3 | P2 | | | | | | | | 5 | 1 | 1 | 1 | 0 | 2 | 5 | | | | | | | | | | | | | | | | | |
| 4 Alex Gordon, L OBP: 0.350, SLG: 0.722 69 Corey Smith, R OBP: 0.273, SLG: 0.364 | E8 | G3 | | | | | | | | 3 | 1 | 1 | 0 | 0 | 0 | 0 | | | | | | | | | | | | | | | | | |
| Ross Gload, L OBP: 0.235, SLG: 0.500 43 Ryan Shealy, R OBP: 0.412, SLG: 0.417 Brayan Peña, S OBP: 0.402, SLG: 0.364 | 35 1B | G3 | | | | | | | | 2 | 2 | 2 | 0 | 0 | 0 | 0 | | | | | | | | | | | | | | | | | |
| 35 Mitch Maier, L OBP: 0.286, SLG: 0.500 75 Derrick Robinson, S OBP: 0.636, SLG: 0.571 | 35 1B | G3 | | | | | | | | 2 | 1 | 0 | 0 | 1 | 1 | 1 | | | | | | | | | | | | | | | | | |
| 14 John Buck, R OBP: 0.400 54 J.R. House, R | 2 SF9 | G3 | | | | | | | | 0 | 0 | 0 | 0 | 0 | 0 | 0 | | | | | | | | | | | | | | | | | |
| 35 Mitch Maier, L OBP: 0.286, SLG: 0.500 75 Derrick Robinson, S OBP: 0.636, SLG: 0.571 | 35 1B | G3 | | | | | | | | 4 | 0 | 2 | 2 | 0 | 2 | 1 | | | | | | | | | | | | | | | | | |
| 1 Tony Pena Jr., R OBP: 0.375, SLG: 0.357 39 Mario Lissou, R OBP: 0.333, SLG: 0.250 | F6 | | | | | | | | | 2 | 1 | 2 | 2 | 0 | 0 | 0 | | | | | | | | | | | | | | | | | |
| Inning Stats | R: 0 E: 0 K: 0 S: 3 | H: 0 LOB: 1 BB: 1 P: 7 | R: 2 E: 1 K: 0 S: 5 | H: 2 LOB: 2 BB: 1 P: 11 | R: 0 E: 0 K: 0 S: 3 | H: 0 LOB: 0 BB: 0 P: 4 | R: 1 E: 0 K: 2 S: 13 | H: 2 LOB: 2 BB: 1 P: 25 | R: 1 E: 0 K: 0 S: 17 | H: 1 LOB: 0 BB: 0 P: 28 | R: 0 E: 0 K: 1 S: 6 | H: 0 LOB: 0 BB: 0 P: 8 | R: 0 E: 0 K: 2 S: 8 | H: 1 LOB: 1 BB: 0 P: 8 | R: 3 E: 1 K: 2 S: 11 | H: 3 LOB: 3 BB: 2 P: 20 | R: 1 E: 0 K: 0 S: 5 | H: 2 LOB: 3 BB: 2 P: 16 | 1B: 7 2B: 3 3B: 0 HR: 1 | SF: 1 SAC: 1 DP: 0 HBP: 1 | WP: 1 PB: 0 SB: 0 CS: 0 | PA: 45 | | | | | | | | | | | |
| PITCHER | IP | WLS | BF | H | R | ER | SO | BB | IBB | HBP | BLK | WP | HR | S | P | ERA | WHIP | | | | | | | | | | | | | | | | |
| 35 Tommy Hunter, R ERA: 5.4 52 Brendan Donnelly, R ERA: 9.0 45 Casey Daigle, R ERA: 2.7 59 Josh Rupe, R ERA: 66 Nathaniel Feliz, R ERA: 6.75 | 3.0 | | 14 | 2 | 2 | 2 | 0 | 2 | 0 | 1 | 0 | 0 | 0 | 11 | 22 | 6.00 | 1.333 | | | | | | | | | | | | | | | | |
| 1.0 | | 6 | 2 | 1 | 1 | 2 | 1 | 0 | 0 | 0 | 0 | 1 | 0 | 13 | 25 | 9.00 | 3.000 | | | | | | | | | | | | | | | | |
| 1.0 | | 4 | 1 | 1 | 1 | 0 | 0 | 0 | 0 | 0 | 0 | 0 | 1 | 17 | 28 | 9.00 | 1.000 | | | | | | | | | | | | | | | | |
| 1.0 | | 3 | 0 | 0 | 0 | 1 | 0 | 0 | 0 | 0 | 0 | 0 | 0 | 6 | 8 | 0.00 | 0.000 | | | | | | | | | | | | | | | | |
| 2.0 | | 13 | 4 | 3 | 2 | 4 | 2 | 0 | 0 | 0 | 0 | 0 | 0 | 19 | 28 | 9.00 | 3.000 | | | | | | | | | | | | | | | | |
| PITCHER | IP | WLS | BF | H | R | ER | SO | BB | IBB | HBP | BLK | WP | HR | S | P | ERA | WHIP | | | | | | | | | | | | | | | | |
| Andrew Laughter, R ERA: 27.0 | 0.1 | | 5 | 2 | 1 | 1 | 0 | 1 | 1 | 0 | 0 | 0 | 0 | 5 | 16 | 27.00 | 9.000 | | | | | | | | | | | | | | | | |

| Batter | 1 | 2 | 3 | 4 | 5 | 6 | 7 | 8 | 9 | AB | R | H | RBI | BB | SO | LOB | TOP | | | | | | | | | | |
|---|------------------------------|---------------------------------|------------------------------|---------------------------------|------------------------------|---------------------------------|------------------------------|---------------------------------|----------------------------------|---------------------------------|------------------------------|---------------------------------|------------------------------|---------------------------------|------------------------------|---------------------------------|---|----------------------------------|------------------------------------|----------------------------------|--------|--|--|--|--|--|--|
| 7 Jerry Owens, L OBP: 0.379, SLG: 0.227 | B3 | | | 31 CS BB | | F8 | | | 74 G4-3 27 SF8 58 BB 1B | 3 | 1 | 1 | 0 | 1 | 0 | 1 | <p>Chicago White Sox @ Texas Rangers</p> <p>Surprise Stadium, Surprise, AZ</p> <p>Sat Mar 07 2009, 3:05 PM EST</p> <p>Att: 5,459 - Sunny - 68 F</p> | | | | | | | | | | |
| 31 Dewayne Wise, L OBP: 0.307, SLG: 0.615 58 Michael Restovich, R OBP: 0.429, SLG: 0.727 | G4-3 | | | F7 | | L6 | | | 74 G4-3 BB | 2 | 0 | 0 | 0 | 0 | 0 | 1 | | | | | | | | | | | |
| 23 Jermaine Dye, R OBP: 0.259, SLG: 0.167 74 Josh Kroeger, L OBP: 0.421, SLG: 0.474 | L5 | | | F8 | | | | | G4-3 | 3 | 0 | 1 | 0 | 0 | 0 | 0 | | | | | | | | | | | |
| 14 Paul Konerko, R OBP: 0.450, SLG: 0.778 27 Ben Broussard, L OBP: 0.111, SLG: 0.294 | G5-3 | | | | | 15 G3-6-1 12 1B | | | SF8 | 3 | 0 | 1 | 0 | 0 | 0 | 1 | | | | | | | | | | | |
| 12 A.J. Pierzynski, L OBP: 0.500, SLG: 0.615 39 Chris Stewart, R OBP: 0.222, SLG: 0.556 | F9-3 | | | 15 F9-3 1B | | 15 G3-6-1 1B | | | F8 | 2 | 0 | 2 | 0 | 0 | 0 | 0 | | | | | | | | | | | |
| 15 Wilson Betemit, S OBP: 0.188, SLG: 0.400 | F9-3 | | | | | G3-6-1 | | | | 3 | 0 | 0 | 0 | 0 | 1 | 3 | | | | | | | | | | | |
| 24 Dayan Viedro, R OBP: 0.263, SLG: 0.556 | | | | E6 75 CS | | F8 | | | | 3 | 0 | 0 | 0 | 0 | 0 | 1 | | | | | | | | | | | |
| 17 Chris Getz, L OBP: 0.350, SLG: 0.333 | | | | L6 | | | | | | 3 | 0 | 2 | 0 | 0 | 0 | 1 | | | | | | | | | | | |
| 75 Eider Torres, S OBP: 0.182, SLG: 0.100 | G4-3 | | | | | | | | F8 | 3 | 0 | 0 | 0 | 0 | 0 | 3 | | | | | | | | | | | |
| Inning Stats | R: 0 E: 0 K: 0 S: 4 | H: 0 LOB: 0 BB: 0 P: 7 | R: 0 E: 0 K: 0 S: 3 | H: 1 LOB: 0 BB: 0 P: 3 | R: 0 E: 1 K: 0 S: 3 | H: 0 LOB: 0 BB: 0 P: 4 | R: 0 E: 0 K: 0 S: 2 | H: 0 LOB: 0 BB: 1 P: 7 | R: 0 E: 0 K: 0 S: 4 | H: 2 LOB: 1 BB: 0 P: 4 | R: 0 E: 0 K: 0 S: 4 | H: 1 LOB: 0 BB: 0 P: 3 | R: 0 E: 0 K: 1 S: 6 | H: 1 LOB: 1 BB: 0 P: 6 | R: 1 E: 0 K: 0 S: 4 | H: 1 LOB: 1 BB: 1 P: 8 | | 1B: 6 2B: 2 3B: 0 HR: 0 | SF: 1 SAC: 0 DP: 3 HBP: 0 | WP: 0 PB: 0 SB: 0 CS: 2 | PA: 32 | | | | | | |
| PITCHER | IP | WLS | BF | H | R | ER | SO | BB | IBB | HBP | BLK | WP | HR | S | P | ERA | WHIP | | | | | | | | | | |
| 44 Vicente Padilla, R ERA: 4.5 | 4.0 | | 12 | 1 | 0 | 0 | 0 | 1 | 0 | 0 | 0 | 0 | 0 | 8 | 21 | 0.00 | 0.500 | | | | | | | | | | |
| 57 Dustin Nippert, R ERA: 2.25 | 2.0 | W | 8 | 3 | 0 | 0 | 0 | 0 | 0 | 0 | 0 | 0 | 0 | 8 | 8 | 0.00 | 1.500 | | | | | | | | | | |
| 60 Warner Madrigal, R ERA: 3.0 | 1.0 | H | 3 | 1 | 0 | 0 | 0 | 0 | 0 | 0 | 0 | 0 | 0 | 3 | 3 | 0.00 | 1.000 | | | | | | | | | | |
| 47 Elizardo Ramirez, R ERA: | 1.0 | H | 4 | 1 | 0 | 0 | 1 | 0 | 0 | 0 | 0 | 0 | 0 | 6 | 6 | 0.00 | 1.000 | | | | | | | | | | |
| 18 Eddie Guardado, L ERA: 18.0 | 1.0 | S | 5 | 1 | 1 | 1 | 0 | 1 | 0 | 0 | 0 | 0 | 0 | 4 | 8 | 9.00 | 2.000 | | | | | | | | | | |

| | |
|-----|----|
| AB | 29 |
| R | 1 |
| H | 7 |
| RBI | 1 |
| BB | 2 |
| SO | 1 |
| LOB | 15 |



| Batter | 1 | 2 | 3 | 4 | 5 | 6 | 7 | 8 | 9 | AB | R | H | RBI | BB | SO | LOB | BOTTOM | | | | | | | | | | |
|---|------------------------------|----------------------------------|------------------------------|---------------------------------|------------------------------|---------------------------------|------------------------------|---------------------------------|------------------------------|----------------------------------|------------------------------|---------------------------------|------------------------------|---------------------------------|------------------------------|---------------------------------|---|----------------------------------|------------------------------------|----------------------------------|--------|--|--|--|--|--|--|
| 5 Ian Kinsler, R OBP: 0.381, SLG: 0.600 6 German Duran, R OBP: 0.188, SLG: 0.071 | F9 | | | | | | | | K | 2 | 0 | 1 | 0 | 1 | 0 | 0 | <p>Chicago White Sox @ Texas Rangers</p> <p>Surprise Stadium, Surprise, AZ</p> <p>Sat Mar 07 2009, 3:05 PM EST</p> <p>Att: 5,459 - Sunny - 68 F</p> | | | | | | | | | | |
| 10 Michael Young, R OBP: 0.384, SLG: 0.263 15 Travis Metcalf, R OBP: 0.273, SLG: 0.333 | F9 | | | | | | | | K | 2 | 0 | 1 | 0 | 1 | 0 | 1 | | | | | | | | | | | |
| 32 Josh Hamilton, L OBP: 0.412, SLG: 0.941 29 Julio Borbon, L OBP: 0.308, SLG: 0.182 | FC4-6 | | | | | | | | F8 | 3 | 0 | 0 | 1 | 0 | 0 | 4 | | | | | | | | | | | |
| 25 Andruw Jones, R OBP: 0.333, SLG: 0.318 | F8 | | | | | | | | | 4 | 0 | 2 | 0 | 0 | 0 | 3 | | | | | | | | | | | |
| 9 Hank Blalock, L OBP: 0.435, SLG: 0.611 12 Justin Smoak, S OBP: 0.462, SLG: 0.833 | G4-3 | | | | | | | | G5-3 | 3 | 0 | 0 | 0 | 0 | 0 | 1 | | | | | | | | | | | |
| 22 Marlon Byrd, R OBP: 0.214, SLG: 0.231 43 Greg Golson, R OBP: 0.417, SLG: 0.583 | G5-3 | | | | | | | | | 3 | 0 | 0 | 0 | 0 | 0 | 0 | | | | | | | | | | | |
| 7 David Murphy, L OBP: 0.354, SLG: 0.636 41 Brandon Boggs, S OBP: 0.368, SLG: 0.588 | FC5-4 | | | | | | | | | 3 | 1 | 2 | 1 | 0 | 0 | 0 | | | | | | | | | | | |
| 2 Taylor Teagarden, R OBP: 0.200, SLG: 0.200 72 Emerson Frostad, L ERA: | FC5-4 | | | | | | | | | 3 | 0 | 0 | 0 | 0 | 1 | 1 | | | | | | | | | | | |
| 13 Omar Vizquel, S OBP: 0.353, SLG: 0.313 65 Jose Vallejo, S OBP: 0.231, SLG: 0.091 | L6 | | | | | | | | | 3 | 1 | 1 | 0 | 0 | 0 | 0 | | | | | | | | | | | |
| Inning Stats | R: 0 E: 0 K: 0 S: 9 | H: 1 LOB: 1 BB: 0 P: 14 | R: 0 E: 0 K: 0 S: 4 | H: 1 LOB: 0 BB: 0 P: 4 | R: 0 E: 0 K: 0 S: 4 | H: 1 LOB: 1 BB: 0 P: 4 | R: 0 E: 0 K: 0 S: 3 | H: 1 LOB: 0 BB: 0 P: 3 | R: 2 E: 0 K: 1 S: 8 | H: 2 LOB: 2 BB: 2 P: 16 | R: 0 E: 0 K: 0 S: 3 | H: 0 LOB: 0 BB: 0 P: 3 | R: 0 E: 0 K: 1 S: 5 | H: 0 LOB: 0 BB: 0 P: 5 | R: 0 E: 0 K: 1 S: 6 | H: 1 LOB: 1 BB: 0 P: 6 | | 1B: 5 2B: 1 3B: 0 HR: 1 | SF: 0 SAC: 0 DP: 1 HBP: 0 | WP: 0 PB: 0 SB: 0 CS: 0 | PA: 32 | | | | | | |
| PITCHER | IP | WLS | BF | H | R | ER | SO | BB | IBB | HBP | BLK | WP | HR | S | P | ERA | WHIP | | | | | | | | | | |
| 54 Clayton Richard, L ERA: 3.0 | 4.0 | | 15 | 4 | 0 | 0 | 0 | 0 | 0 | 0 | 0 | 0 | 1 | 8 | 16 | 18.00 | 4.000 | | | | | | | | | | |
| 47 Mike MacDougal, R ERA: 6.75 | 1.0 | L | 7 | 2 | 2 | 2 | 1 | 2 | 0 | 0 | 0 | 0 | 0 | 3 | 3 | 0.00 | 0.000 | | | | | | | | | | |
| 65 Jhonny Nunez, R ERA: | 1.0 | | 3 | 0 | 0 | 0 | 0 | 0 | 0 | 0 | 0 | 0 | 0 | 5 | 5 | 0.00 | 0.000 | | | | | | | | | | |
| 49 Franklyn German, R ERA: | 1.0 | | 3 | 0 | 0 | 0 | 1 | 0 | 0 | 0 | 0 | 0 | 0 | 6 | 6 | 0.00 | 1.000 | | | | | | | | | | |
| 67 Randy Williams, L ERA: | 1.0 | | 4 | 1 | 0 | 0 | 1 | 0 | 0 | 0 | 0 | 0 | 0 | 6 | 6 | 0.00 | 1.000 | | | | | | | | | | |

| | |
|-----|----|
| AB | 30 |
| R | 2 |
| H | 7 |
| RBI | 2 |
| BB | 2 |
| SO | 3 |
| LOB | 11 |



| Batter | 1 | 2 | 3 | 4 | 5 | 6 | 7 | 8 | 9 | AB | R | H | RBI | BB | SO | LOB | TOP | | | | | |
|---|---|---------------------------------|-------------------------------|----------------------------------|------------------------------|---------------------------------|------------------------------|---------------------------------|------------------------------|---------------------------------|------------------------------|---------------------------------|------------------------------|---------------------------------|------------------------------|----------------------------------|---|---------------------------------|-----------------------------------|------------------------------------|----------------------------------|--------|
| 75 Xavier Paul, L OBP: 0.441, SLG: 0.719 | | | | | | | | | | 5 | 3 | 3 | 2 | 0 | 0 | 0 | Los Angeles Dodgers @ Texas Rangers Surprise Stadium, Surprise, AZ Mon Mar 09 2009, 4:05 PM EDT Att: 5,718 - Partly Cloudy - 66 F | | | | | |
| 33 Blake DeWitt, L OBP: 0.310, SLG: 0.407 | | | | | | | | | | 3 | 1 | 2 | 2 | 1 | 0 | 0 | | | | | | |
| 72 Hector Luna, R OBP: 0.158, SLG: 0.278 | | | | | | | | | | 1 | 1 | 1 | 2 | 0 | 0 | 0 | | | | | | |
| 7 James Loney, L OBP: 0.239, SLG: 0.208 | | | | | | | | | | 4 | 1 | 1 | 1 | 0 | 0 | 2 | | | | | | |
| 76 Doug Mientkiewicz, L OBP: 0.267, SLG: 0.615 | | | | | | | | | | 1 | 0 | 0 | 0 | 0 | 0 | 0 | | | | | | |
| 27 Matt Kemp, R OBP: 0.286, SLG: 0.444 | | | | | | | | | | 5 | 1 | 1 | 1 | 0 | 2 | 0 | | | | | | |
| 83 Mitch Jones, R OBP: 0.308, SLG: 0.739 | | | | | | | | | | 0 | 0 | 0 | 0 | 0 | 0 | 0 | | | | | | |
| 3 Delwyn Young, S OBP: 0.346, SLG: 0.417 | | | | | | | | | | 4 | 0 | 1 | 2 | 1 | 2 | 0 | | | | | | |
| 17 Jason Repko, R OBP: 0.281, SLG: 0.190 | | | | | | | | | | 5 | 1 | 0 | 0 | 0 | 0 | 2 | | | | | | |
| 14 Juan Castro, R OBP: 0.542, SLG: 0.905 | | | | | | | | | | 5 | 2 | 3 | 1 | 0 | 1 | 1 | | | | | | |
| 60 Chin-Lung Hu, R OBP: 0.333, SLG: 0.478 | | | | | | | | | | 3 | 2 | 2 | 0 | 0 | 0 | 0 | | | | | | |
| 88 Sergio Garcia, R | | | | | | | | | | 1 | 0 | 0 | 0 | 1 | 0 | 2 | | | | | | |
| 44 A.J. Ellis, R OBP: 0.353, SLG: 0.333 | | | | | | | | | | 3 | 1 | 1 | 2 | 0 | 1 | 1 | | | | | | |
| 31 Lucas May, R OBP: 0.250, SLG: 0.250 | | | | | | | | | | 0 | 0 | 0 | 0 | 0 | 0 | 0 | | | | | | |
| Inning Stats | R: 1 E: 0 K: 0 S: 4 | H: 2 LOB: 0 BB: 0 P: 4 | R: 7 E: 0 K: 1 S: 11 | H: 6 LOB: 1 BB: 2 P: 20 | R: 2 E: 0 K: 0 S: 6 | H: 4 LOB: 1 BB: 0 P: 6 | R: 0 E: 0 K: 2 S: 7 | H: 0 LOB: 0 BB: 0 P: 7 | R: 1 E: 0 K: 1 S: 7 | H: 1 LOB: 0 BB: 0 P: 9 | R: 0 E: 0 K: 1 S: 5 | H: 0 LOB: 0 BB: 0 P: 5 | R: 0 E: 0 K: 0 S: 3 | H: 0 LOB: 0 BB: 0 P: 3 | R: 2 E: 1 K: 0 S: 7 | H: 1 LOB: 0 BB: 1 P: 14 | R: 0 E: 0 K: 1 S: 7 | H: 1 LOB: 2 BB: 0 P: 7 | 1B: 10 2B: 2 3B: 1 HR: 2 | SF: 1 SAC: 0 DP: 1 HBP: 0 | WP: 0 PB: 0 SB: 1 CS: 1 | PA: 44 |
| PITCHER | IP WLS BF H R ER SO BB IBB HBP BLK WP HR S P ERA WHIP | | | | | | | | | | | | | | | | | | | | | |
| 33 Kevin Millwood, R ERA: 11.25 | 3.0 L 21 12 10 10 1 2 0 0 0 0 0 0 21 30 30.00 4.667 | | | | | | | | | | | | | | | | | | | | | |
| 37 Kris Benson, R ERA: 2.57 | 3.0 10 1 1 1 4 0 0 0 0 0 0 1 19 21 3.00 0.333 | | | | | | | | | | | | | | | | | | | | | |
| 58 Derrick Turnbow, R ERA: 3.0 | 1.0 3 0 0 0 0 0 0 0 0 0 0 0 3 3 0.00 0.000 | | | | | | | | | | | | | | | | | | | | | |
| 59 Josh Rupe, R ERA: | 1.0 5 1 2 0 0 1 0 0 0 0 0 1 7 14 0.00 2.000 | | | | | | | | | | | | | | | | | | | | | |
| 36 C.J. Wilson, L ERA: | 1.0 5 1 0 0 1 0 0 0 0 0 0 0 7 7 0.00 1.000 | | | | | | | | | | | | | | | | | | | | | |

| Batter | 1 | 2 | 3 | 4 | 5 | 6 | 7 | 8 | 9 | AB | R | H | RBI | BB | SO | LOB | BOTTOM | | | | | |
|---|---|---------------------------------|------------------------------|----------------------------------|------------------------------|---------------------------------|------------------------------|---------------------------------|------------------------------|----------------------------------|------------------------------|---------------------------------|------------------------------|---------------------------------|------------------------------|---------------------------------|---|---------------------------------|----------------------------------|------------------------------------|----------------------------------|--------|
| 13 Omar Vizquel, S OBP: 0.364, SLG: 0.263 | | | | | | | | | | 3 | 0 | 0 | 0 | 0 | 0 | 2 | Los Angeles Dodgers @ Texas Rangers Surprise Stadium, Surprise, AZ Mon Mar 09 2009, 4:05 PM EDT Att: 5,718 - Partly Cloudy - 66 F | | | | | |
| 6 German Duran, R OBP: 0.167, SLG: 0.063 | | | | | | | | | | 2 | 0 | 0 | 0 | 0 | 1 | | | | | | | |
| 41 Brandon Boggs, S OBP: 0.417, SLG: 0.773 | | | | | | | | | | 5 | 2 | 3 | 1 | 0 | 0 | 0 | | | | | | |
| 9 Hank Blalock, L OBP: 0.423, SLG: 0.714 | | | | | | | | | | 3 | 1 | 1 | 1 | 0 | 0 | 2 | | | | | | |
| 21 Jarrod Saltalamacchia, R OBP: 0.476, SLG: 0.611 | | | | | | | | | | 2 | 0 | 0 | 0 | 0 | 0 | 1 | | | | | | |
| 25 Andrew Jones, R OBP: 0.357, SLG: 0.440 | | | | | | | | | | 3 | 1 | 1 | 2 | 0 | 1 | 0 | | | | | | |
| 29 Julio Borbon, L OBP: 0.375, SLG: 0.231 | | | | | | | | | | 1 | 0 | 1 | 0 | 0 | 0 | 0 | | | | | | |
| 19 Chris Davis, L OBP: 0.355, SLG: 0.167 | | | | | | | | | | 1 | 0 | 1 | 0 | 0 | 0 | 0 | | | | | | |
| 12 Justin Smoak, S OBP: 0.400, SLG: 0.714 | | | | | | | | | | 2 | 1 | 0 | 0 | 1 | 1 | 0 | | | | | | |
| 15 Travis Metcalf, R OBP: 0.214, SLG: 0.259 | | | | | | | | | | 1 | 0 | 0 | 0 | 0 | 0 | 2 | | | | | | |
| 43 Greg Golson, R OBP: 0.471, SLG: 0.750 | | | | | | | | | | 4 | 0 | 0 | 0 | 0 | 2 | 3 | | | | | | |
| 2 Taylor Teagarden, R OBP: 0.231, SLG: 0.462 | | | | | | | | | | 3 | 1 | 1 | 0 | 1 | 0 | 0 | | | | | | |
| 64 Manny Pina, R | | | | | | | | | | 3 | 1 | 1 | 0 | 1 | 0 | 0 | | | | | | |
| 1 Elvis Andrus, R OBP: 0.375, SLG: 0.286 | | | | | | | | | | 3 | 1 | 1 | 3 | 0 | 1 | 1 | | | | | | |
| 3 Joaquin Arias, R OBP: 0.364, SLG: 0.364 | | | | | | | | | | 1 | 0 | 0 | 0 | 0 | 0 | 0 | | | | | | |
| | | | | | | | | | | 2 | 0 | 1 | 0 | 0 | 0 | 0 | | | | | | |
| Inning Stats | R: 0 E: 0 K: 0 S: 4 | H: 1 LOB: 0 BB: 0 P: 4 | R: 3 E: 0 K: 2 S: 9 | H: 1 LOB: 0 BB: 2 P: 17 | R: 2 E: 0 K: 1 S: 8 | H: 2 LOB: 0 BB: 0 P: 9 | R: 0 E: 0 K: 1 S: 7 | H: 2 LOB: 2 BB: 0 P: 7 | R: 2 E: 0 K: 0 S: 6 | H: 2 LOB: 0 BB: 0 P: 10 | R: 0 E: 0 K: 1 S: 6 | H: 1 LOB: 1 BB: 0 P: 6 | R: 0 E: 0 K: 0 S: 5 | H: 1 LOB: 2 BB: 0 P: 5 | R: 0 E: 0 K: 0 S: 3 | H: 0 LOB: 0 BB: 0 P: 3 | R: 0 E: 0 K: 0 S: 3 | H: 0 LOB: 0 BB: 0 P: 3 | 1B: 5 2B: 1 3B: 0 HR: 4 | SF: 0 SAC: 0 DP: 0 HBP: 0 | WP: 0 PB: 0 SB: 0 CS: 1 | PA: 40 |
| PITCHER | IP WLS BF H R ER SO BB IBB HBP BLK WP HR S P ERA WHIP | | | | | | | | | | | | | | | | | | | | | |
| 29 Jason Schmidt, R ERA: 13.5 | 2.0 W 9 2 3 3 2 2 0 0 0 0 0 0 3 19 24 15.43 2.571 | | | | | | | | | | | | | | | | | | | | | |
| 49 Claudio Vargas, R ERA: 6.49 | 2.1 13 6 4 4 2 0 0 0 0 0 0 3 19 24 15.43 2.571 | | | | | | | | | | | | | | | | | | | | | |
| 35 Erick Threets, L ERA: 2.7 | 0.2 2 0 0 0 0 0 0 0 0 0 0 0 2 2 0.00 0.000 | | | | | | | | | | | | | | | | | | | | | |
| 26 Eric Milton, L ERA: 3.12 | 3.0 H 12 2 0 0 1 0 0 0 0 0 0 0 14 14 0.00 0.667 | | | | | | | | | | | | | | | | | | | | | |
| 82 Charlie Haeger, R ERA: | 1.0 3 0 0 0 0 0 0 0 0 0 0 0 3 3 0.00 0.000 | | | | | | | | | | | | | | | | | | | | | |



| Batter | 1 | 2 | 3 | 4 | 5 | 6 | 7 | 8 | 9 | AB | R | H | RBI | BB | SO | LOB | TOP | | | | | | |
|---|---------------------------------------|---------------------------------------|---------------------------------------|---------------------------------------|---------------------------------------|---------------------------------------|---------------------------------------|---------------------------------------|---------------------------------------|---------------------------------------|---------------------------------------|---------------------------------------|---------------------------------------|---------------------------------------|---------------------------------------|---------------------------------------|--|---------------------------------------|-----------------------------------|------------------------------------|----------------------------------|---------------|---------------|
| 5 Ian Kinsler, R (1,4) <small>OBP: 0.419, SLG: 0.571</small> 6 German Duran, R (6,FR) <small>OBP: 0.200, SLG: 0.111</small> | 2B | | 1B | G5-3 | | BB | G5-3 | | 1B | 3 2 2 0 1 0 0 2 1 1 0 0 0 1 | | | | | | | | | | | | | |
| 10 Michael Young, R (1,5) <small>OBP: 0.313, SLG: 0.286</small> 15 Travis Metcalf, R (7,PH) <small>OBP: 0.200, SLG: 0.241</small> | 2-3 | | F8 | | K | BB | F9 | | F8 | 3 2 0 0 1 1 2 2 0 0 0 0 0 2 | | | | | | | | | | | | | |
| 32 Josh Hamilton, L (1,8) <small>OBP: 0.370, SLG: 0.704</small> 43 Greg Colson, R (7,8) <small>OBP: 0.444, SLG: 0.706</small> | 1B | | F7 | | K | 1B | | F8 | | 4 0 2 1 0 1 1 1 0 0 0 0 0 0 | | | | | | | | | | | | | |
| 9 Hank Blalock, L (1,3) <small>OBP: 0.455, SLG: 0.714</small> 12 Justin Smoak, S (7,3) <small>OBP: 0.412, SLG: 0.688</small> | K | | 2B | | 1B | 1B | | F9 | | 4 1 3 1 0 1 2 1 0 0 0 0 0 0 | | | | | | | | | | | | | |
| 22 Marlon Byrd, R (1,9) <small>OBP: 0.320, SLG: 0.318</small> 41 Brandon Boggs, S (7,9) <small>OBP: 0.440, SLG: 0.773</small> | SF9 | | BB | | 1B | 1B | | 1B | | 2 0 2 3 1 0 0 0 0 0 0 0 0 0 | | | | | | | | | | | | | |
| 7 David Murphy, L (1,7) <small>OBP: 0.333, SLG: 0.594</small> 29 Julio Borbon, L (7,7) <small>OBP: 0.353, SLG: 0.214</small> | K | | BB | | K | K | | G4-3 | | 3 0 0 1 1 2 5 1 0 0 0 0 0 1 | | | | | | | | | | | | | |
| 19 Chris Davis, L (1,10) <small>OBP: 0.378, SLG: 0.267</small> 25 Andruw Jones, R (6,PH) <small>OBP: 0.355, SLG: 0.464</small> | 1B | | G4-3 | | K | | G6-3 | | G6-3 | 3 1 2 0 0 0 3 2 0 0 0 0 1 3 | | | | | | | AB 41 R 9 H 15 RBI 8 BB 4 SO 7 LOB 24 | | | | | | |
| 2 Taylor Teagarden, R (1,2) <small>OBP: 0.250, SLG: 0.625</small> 14 Adam Melhuse, S (7,PH) <small>OBP: 0.769, SLG: 0.909</small> | K | | F9 | | HR | 1B | | 2B | | 3 1 1 2 0 1 1 2 1 2 0 0 0 0 | | | | | | | | | | | | | |
| 1 Elvis Andrus, R (1,6) <small>OBP: 0.333, SLG: 0.259</small> 13 Omar Vizquel, S (7,PH) <small>OBP: 0.333, SLG: 0.238</small> | G5-3 | | G4-3 | | G6-3 | F8 | | F8 | | 3 0 0 0 0 0 1 2 0 0 0 0 0 2 | | | | | | | | | | | | | |
| Inning Stats | R: 2 E: 2 K: 2 S: 10 | H: 2 LOB: 1 BB: 0 P: 10 | R: 0 E: 0 K: 1 S: 5 | H: 1 LOB: 0 BB: 0 P: 6 | R: 1 E: 0 K: 0 S: 5 | H: 2 LOB: 3 BB: 2 P: 13 | R: 0 E: 0 K: 0 S: 3 | H: 0 LOB: 0 BB: 0 P: 3 | R: 1 E: 1 K: 2 S: 9 | H: 2 LOB: 1 BB: 0 P: 9 | R: 4 E: 0 K: 2 S: 14 | H: 5 LOB: 3 BB: 2 P: 24 | R: 0 E: 0 K: 0 S: 4 | H: 1 LOB: 1 BB: 0 P: 4 | R: 0 E: 0 K: 0 S: 3 | H: 0 LOB: 1 BB: 0 P: 4 | R: 1 E: 0 K: 0 S: 5 | H: 2 LOB: 1 BB: 0 P: 6 | 1B: 10 2B: 4 3B: 0 HR: 1 | SF: 1 SAC: 0 DP: 0 HBP: 1 | WP: 1 PB: 0 SB: 0 CS: 1 | PA: 47 | |
| PITCHER | IP WLS BF H R ER SO | IP WLS BF H R ER SO | IP WLS BF H R ER SO | IP WLS BF H R ER SO | IP WLS BF H R ER SO | IP WLS BF H R ER SO | IP WLS BF H R ER SO | IP WLS BF H R ER SO | IP WLS BF H R ER SO | IP WLS BF H R ER SO | IP WLS BF H R ER SO | IP WLS BF H R ER SO | IP WLS BF H R ER SO | IP WLS BF H R ER SO | IP WLS BF H R ER SO | IP WLS BF H R ER SO | IP WLS BF H R ER SO | IP WLS BF H R ER SO | ERA WHIP | ERA WHIP | ERA WHIP | ERA WHIP | |
| 56 Jarrod Washburn, L (1,1) <small>ERA: 6.14</small> 43 Miguel Batista, R (4,1) <small>ERA: 4.5</small> 48 Roy Corcoran, R (6,1) <small>ERA: 10.8</small> 26 Randy Messenger, R (6,1) <small>ERA: 3.6</small> 46 Sean White, R (8,1) <small>ERA: 3.6</small> | 3.0 L 16 5 3 1 3 | 2.0 8 2 1 0 2 0 | 0.1 6 3 4 4 0 2 | 1.2 8 3 0 0 2 0 | 1.0 4 0 0 0 0 0 | 1.0 5 2 1 1 0 0 | 1.0 5 2 1 1 0 0 | 1.0 5 2 1 1 0 0 | 1.0 5 2 1 1 0 0 | 3.00 2.333 | 9.00 2.000 | 0.00 1.000 | 108.00 15.000 | 0.00 1.800 | 0.00 0.000 | 0.00 0.000 | 0.00 0.000 | 0.00 0.000 | 0.00 0.000 | 9.00 2.000 | 9.00 2.000 | 9.00 2.000 | 9.00 2.000 |
| 3 Ronny Cedeno, R (1,6) <small>OBP: 0.310, SLG: 0.286</small> 84 Carlos Trunfel, R (7,6) <small>OBP: 0.400, SLG: 0.250</small> | K | | F9 | | K | | K | | HBP | 3 0 0 0 0 2 2 0 0 0 0 0 0 0 | | | | | | | | | | | | | |
| 6 Chris Woodward, R (1,4) <small>OBP: 0.273, SLG: 0.667</small> 41 Oswaldo Navarro, R (7,4) <small>OBP: 0.250, SLG: 0.273</small> | K | | F8 | | G5-3 | G5-3 | | G5-3 | | 3 0 0 0 0 1 1 1 0 0 0 0 0 2 | | | | | | | | | | | | | |
| 24 Ken Griffey Jr., L (1,10) <small>OBP: 0.300, SLG: 0.125</small> | G6-3 | | F9 | | L3 | L3 | | F8 | | 4 0 0 0 0 0 1 | | | | | | | | | | | | | |
| 29 Adrian Beltré, R (1,5) <small>OBP: 0.214, SLG: 0.286</small> 27 Matt Tuiasosopo, R (9,5) <small>OBP: 0.407, SLG: 0.654</small> | G6-3 | | L3 | | G5-3 | G5-3 | | K | | 3 0 0 0 0 0 0 1 0 0 0 0 1 0 | | | | | | | | | | | | | |
| 5 Mike Sweeney, R (1,3) <small>OBP: 0.444, SLG: 0.750</small> 59 Mike Carp, L (9,3) <small>OBP: 0.278, SLG: 0.611</small> | F8 | | F8 | | F7 | HR | | L7 | | 3 1 1 1 0 0 0 1 0 0 0 0 0 0 | | | | | | | | | | | | | |
| 25 Vladimir Valentien, R (1,7) <small>OBP: 0.412, SLG: 0.750</small> 39 Bryan LaHair, L (4,7) <small>OBP: 0.304, SLG: 0.500</small> | K | | K | | K | L3 | | L3 | | 1 0 0 0 0 1 0 2 0 0 0 0 1 0 | | | | | | | | | | | | | |
| 50 Prentice Redman, R (1,8) <small>OBP: 0.214, SLG: 0.214</small> Daniel Carroll, R (7,8) | F9 | | F9 | | 1B | F9 | | F9 | | 2 0 1 0 0 0 0 1 0 0 0 0 0 0 | | | | | | | | | | | | | |
| 15 Jamie Burke, R (1,2) <small>OBP: 0.154, SLG: 0.154</small> 70 Adam Moore, R (7,2) <small>OBP: 0.444, SLG: 0.375</small> | 1B | | 1B | | G4-3 | BB | | F7 | | 2 0 1 0 0 0 1 0 0 0 0 1 0 0 | | | | | | | | | | | | | |
| 61 Mike Wilson, R (1,9) <small>OBP: 0.208, SLG: 0.409</small> 96 Tyson Gillies, L (7,9) <small>OBP: 0.100, SLG: 0.200</small> | F8 | | F8 | | G5-3 | G5-3 | | F7 | | 2 0 1 0 0 0 1 1 0 0 0 0 0 1 | | | | | | | | | | | | | |
| Inning Stats | R: 0 E: 0 K: 2 S: 7 | H: 0 LOB: 0 BB: 0 P: 7 | R: 0 E: 0 K: 1 S: 5 | H: 0 LOB: 0 BB: 0 P: 5 | R: 0 E: 0 K: 0 S: 4 | H: 1 LOB: 1 BB: 0 P: 4 | R: 0 E: 0 K: 0 S: 3 | H: 0 LOB: 0 BB: 0 P: 3 | R: 0 E: 0 K: 1 S: 6 | H: 1 LOB: 1 BB: 0 P: 6 | R: 0 E: 0 K: 1 S: 6 | H: 1 LOB: 1 BB: 0 P: 6 | R: 1 E: 0 K: 0 S: 4 | H: 1 LOB: 0 BB: 0 P: 5 | R: 0 E: 0 K: 0 S: 2 | H: 0 LOB: 1 BB: 1 P: 7 | R: 0 E: 0 K: 1 S: 5 | H: 0 LOB: 0 BB: 0 P: 5 | 1B: 2 2B: 1 3B: 0 HR: 1 | SF: 0 SAC: 0 DP: 1 HBP: 1 | WP: 0 PB: 0 SB: 0 CS: 0 | PA: 32 | |
| PITCHER | IP WLS BF H R ER SO | IP WLS BF H R ER SO | IP WLS BF H R ER SO | IP WLS BF H R ER SO | IP WLS BF H R ER SO | IP WLS BF H R ER SO | IP WLS BF H R ER SO | IP WLS BF H R ER SO | IP WLS BF H R ER SO | IP WLS BF H R ER SO | IP WLS BF H R ER SO | IP WLS BF H R ER SO | IP WLS BF H R ER SO | IP WLS BF H R ER SO | IP WLS BF H R ER SO | IP WLS BF H R ER SO | IP WLS BF H R ER SO | IP WLS BF H R ER SO | ERA WHIP | ERA WHIP | ERA WHIP | ERA WHIP | |
| 20 Brandon McCarthy, R (1,1) <small>ERA: 3.0</small> 31 Jason Jennings, R (5,1) <small>ERA: 2.25</small> 55 Willie Eyre, R (6,1) <small>ERA: 15.0</small> 18 Eddie Guardado, L (7,1) <small>ERA: 15.0</small> 66 Nathaniel Feliz, R (8,1) <small>ERA: 4.5</small> | 4.0 W 13 1 0 0 3 | 1.0 4 1 0 0 1 0 | 1.0 4 1 0 0 1 0 | 1.0 4 1 1 1 0 0 | 2.0 7 0 0 0 1 1 | 1.0 4 1 0 0 1 0 | 1.0 4 1 0 0 1 0 | 1.0 4 1 0 0 1 0 | 1.0 4 1 0 0 1 0 | 0.00 1.000 | 0.00 1.000 | 0.00 1.000 | 9.00 1.000 | 0.00 0.500 | 0.00 0.500 | 0.00 0.500 | 0.00 0.500 | 0.00 0.500 | 0.00 0.500 | 0.00 0.500 | 0.00 0.500 | 0.00 0.500 | |

Texas Rangers @ Seattle Mariners
 Peoria Stadium, Peoria, AZ
 Thu Mar 12 2009, 4:05 PM EDT
 Att: 5,119 - Sunny - 73 F

livebaseballscorecards.com

AB 41
 R 9
 H 15
 RBI 8
 BB 4
 SO 7
 LOB 24

Texas Rangers @ Seattle Mariners
 Peoria Stadium, Peoria, AZ
 Thu Mar 12 2009, 4:05 PM EDT
 Att: 5,119 - Sunny - 73 F

livebaseballscorecards.com

AB 30
 R 1
 H 4
 RBI 1
 BB 1
 SO 6
 LOB 9

| Batter | 1 | 2 | 3 | 4 | 5 | 6 | 7 | 8 | 9 | AB | R | H | RBI | BB | SO | LOB | TOP | | | |
|---|---------------------------------------|---------------------------------------|---------------------------------------|---------------------------------------|---------------------------------------|---------------------------------------|---------------------------------------|---------------------------------------|--|--|---------------------------------------|---------------------------------------|---------------------------------------|---------------------------------------|---------------------------------------|---------------------------------------|----------------------------------|------------------------------------|----------------------------------|--------|
| 6 German Duran, R OBP: 0.292, SLG: 0.150 82 Marcus Lemon, L (7.4) | 4-0 32 HR BB | 0-3 K | | 4-0 BB | | 10 E 1B | | | 0-0 L7 | 2 | 1 | 1 | 0 | 2 | 1 | 1 | | | | |
| 10 Michael Young, R OBP: 0.306, SLG: 0.258 Adam Fox, R (7.5) | 0-3 K | | 4-0 32 1B BB | 0-0 F7 | | 1-0 G1-3 | | | 1-0 43 FC6 HBP | 3 | 0 | 0 | 0 | 1 | 1 | 4 | | | | |
| 32 Josh Hamilton, L OBP: 0.419, SLG: 0.260 43 Greg Colson, R OBP: 0.421, SLG: 0.667 (7.8) | 0-0 1-H HR | | 0-0 1-2 1B | 0-0 17 F7 BB | 4-0 BB | | 0-3 K | | 0-0 FC6 | 3 | 1 | 2 | 2 | 1 | 1 | 0 | | | | |
| 17 Nelson Cruz, R OBP: 0.333, SLG: 0.818 (1.9) | 0-1 HR | | 0-3 K | 0-0 F7 | | | 0-3 K | | | 4 | 1 | 1 | 1 | 0 | 2 | 3 | | | | |
| 7 David Murphy, L OBP: 0.297, SLG: 0.528 Ben Harrison, R (8.7) | 0-0 P5 | | 0-0 L7 | 0-0 P6 | | | 0-0 P4 | | | 4 | 0 | 0 | 0 | 0 | 0 | 3 | | | | |
| 41 Brandon Boggs, S OBP: 0.414, SLG: 0.680 (1.10) | 0-0 G5-3 | | 0-3 K | 4-0 BB | | | | 0-0 F7 | | 3 | 0 | 0 | 0 | 1 | 1 | 2 | | | | |
| 19 Chris Davis, L OBP: 0.366, SLG: 0.265 (1.3) | | 0-0 2 FC5-4 1B | | 0-3 K | | | | 0-0 G4-3 | | 4 | 0 | 1 | 0 | 0 | 2 | 2 | | | | |
| 2 Taylor Teagarden, R OBP: 0.263, SLG: 0.656 14 Adam Melhuse, S OBP: 0.714, SLG: 0.833 (7.2) | | 0-0 FC5-4 1 PB | | 4-0 1 CS BB | | 0-3 K | | 0-0 G3 | | 2 | 0 | 0 | 0 | 1 | 1 | 1 | | | | |
| 1 Elvis Andrus, R OBP: 0.324, SLG: 0.290 (1.6) | 1-3 K | 1-2 K | | 1-0 1-2 2B | | 0-0 B1-3 | | 0-3 K | | 4 | 0 | 1 | 0 | 0 | 2 | 1 | | | | |
| Inning Stats | R: 3 E: 0 K: 1 S: 8 | H: 2 LOB: 0 BB: 1 P: 12 | R: 0 E: 0 K: 2 S: 8 | H: 1 LOB: 1 BB: 0 P: 9 | R: 0 E: 0 K: 2 S: 8 | H: 1 LOB: 2 BB: 1 P: 12 | R: 0 E: 0 K: 1 S: 5 | H: 0 LOB: 2 BB: 2 P: 13 | R: 0 E: 0 K: 1 S: 6 | H: 1 LOB: 1 BB: 0 P: 7 | R: 0 E: 0 K: 2 S: 7 | H: 0 LOB: 0 BB: 0 P: 7 | R: 0 E: 0 K: 0 S: 3 | H: 0 LOB: 0 BB: 0 P: 3 | R: 0 E: 0 K: 1 S: 5 | H: 0 LOB: 1 BB: 0 P: 6 | 1B: 3 2B: 1 3B: 0 HR: 2 | SF: 0 SAC: 0 DP: 0 HBP: 1 | WP: 0 PB: 1 SB: 1 CS: 0 | PA: 39 |
| PITCHER | IP WLS BF H R ER SO | IP WLS BF H R ER SO | IP WLS BF H R ER SO | IP WLS BF H R ER SO | IP WLS BF H R ER SO | IP WLS BF H R ER SO | IP WLS BF H R ER SO | IP WLS BF H R ER SO | IP WLS BF H R ER SO | IP WLS BF H R ER SO | IP WLS BF H R ER SO | IP WLS BF H R ER SO | IP WLS BF H R ER SO | IP WLS BF H R ER SO | IP WLS BF H R ER SO | IP WLS BF H R ER SO | ERA WHIP | ERA WHIP | ERA WHIP | |
| 58 Chad Billingsley, R ERA: 3.88 54 Stephen Randolph, L ERA: 4.91 52 James McDonald, R ERA: 4.7 63 Jeff Weaver, R ERA: 1.8 59 Guillermo Mota, R ERA: 1.5 | 2.1 0.2 2.0 1.0 1.0 | 13 4 10 4 3 | 3 0 1 0 0 | 3 3 0 0 0 | 4 1 0 0 2 | 2 0 4 0 0 | 0 0 0 0 0 | 2 20 4 10 27 | 11.57 0.00 2.500 1.000 0.000 | 47 Cory Wade, R ERA: 3.0 79 Jesus Adrian Castillo, R ERA: 3.0 | 1.0 (8.1) 1.0 (8.1) | 3 0 4 0 0 | 0 0 0 0 1 | 0 0 0 0 0 | 0 0 1 0 0 | 0 0 5 6 | 0.00 0.000 0.000 0.000 | 0.000 0.000 | 0.000 0.000 | |

Texas Rangers @ Los Angeles Dodgers
Camelback Ranch, Glendale, AZ
Fri Mar 13 2009, 4:05 PM EDT
Att: 8,389 - Sunny - 69 F

| | |
|-----|----|
| AB | 32 |
| R | 3 |
| H | 6 |
| RBI | 3 |
| BB | 6 |
| SO | 11 |
| LOB | 18 |



| Batter | 1 | 2 | 3 | 4 | 5 | 6 | 7 | 8 | 9 | AB | R | H | RBI | BB | SO | LOB | BOTTOM | | | |
|---|---------------------------------------|---------------------------------------|---------------------------------------|---------------------------------------|---------------------------------------|---------------------------------------|---------------------------------------|--|---|--|---------------------------------------|---------------------------------------|---------------------------------------|---------------------------------------|---------------------------------------|---------------------------------------|----------------------------------|------------------------------------|----------------------------------|--------|
| 15 Rafael Furcal, S OBP: 0.360, SLG: 0.333 33 Blake DeWitt, L OBP: 0.281, SLG: 0.367 (5.6) | 0-0 G6-3 | | | 0-0 2-3 1B | | | | | 1-0 G6-3 | 3 | 0 | 1 | 0 | 0 | 1 | 0 | | | | |
| 13 Orlando Hudson, S OBP: 0.300, SLG: 0.222 5 Mark Loretta, R OBP: 0.409, SLG: 0.235 (7.5) | 0-0 99 BB 1B | | 4-0 7 FC1 99 BB 7 E BB | | 0-0 G1-3 | | | | 4-0 3 1B IBB | 2 | 2 | 1 | 0 | 1 | 0 | 0 | | | | |
| 99 Manny Ramirez, R OBP: 0.500, SLG: 0.600 71 Valentino Pascucci, R OBP: 0.636, SLG: 0.889 (5. PR) | 4-0 7 1B 16 1B BB | | 4-0 7 E BB | | 0-0 16 G6-3 1B | | | | 0-0 1-2 3-H 1B | 1 | 1 | 1 | 0 | 2 | 0 | 0 | | | | |
| 3 Delwyn Young, S OBP: 0.393, SLG: 0.440 (8. PH) | 1-2 23 E 7 1B BB | | 1-2 7 E BB | | 0-0 G6-3 1B | | | | | 1 | 0 | 1 | 1 | 0 | 0 | 0 | | | | |
| 16 Andre Ethier, L OBP: 0.357, SLG: 0.435 83 Mitch Jones, R OBP: 0.296, SLG: 0.708 (6.9) | 0-0 23 E 7 1B 1B | | 0-0 L8 | | 0-0 G6-3 | | | | 0-0 P6 | 3 | 0 | 1 | 1 | 0 | 0 | 3 | | | | |
| 7 James Loney, L OBP: 0.258, SLG: 0.258 76 Doug Mientkiewicz, L OBP: 0.236, SLG: 0.533 (7.3) | 0-0 23 E 1B | | 0-0 FC1 23 G6-3 | | 0-3 K | | | | 0-0 L7 | 3 | 0 | 1 | 0 | 0 | 1 | 1 | | | | |
| 23 Casey Blake, R OBP: 0.400, SLG: 0.538 14 Juan Castro, R OBP: 0.560, SLG: 0.909 (7.4) | 0-0 E4 27 G6-3 | | 0-0 G6-3 | | 0-3 K | | | | 0-0 44 G5-3 75 E 1B | 3 | 0 | 0 | 1 | 0 | 1 | 4 | | | | |
| 27 Matt Kemp, R OBP: 0.500 75 Xavier Paul, L OBP: 0.429, SLG: 0.697 (7.8) | 0-0 G6-3 | | | 0-0 P4 | | 0-3 K | | | 0-0 E7 | 3 | 0 | 0 | 0 | 0 | 1 | 3 | | | | |
| 9 Juan Pierre, L OBP: 0.179, SLG: 0.222 44 A.J. Ellis, R OBP: 0.333, SLG: 0.313 (8.2) | | 0-0 G4-3 | | 0-0 G4-3 | | | | | 0-0 G5-3 | 2 | 0 | 0 | 0 | 1 | 0 | 0 | | | | |
| 12 Brad Ausmus, R OBP: 0.524, SLG: 0.611 17 Jason Repko, R OBP: 0.292, SLG: 0.190 (7. PR) | | 0-0 F7 | | 0-0 15 1B 2B | | 0-0 K | | | 4-0 5 BB 12 S BB | 2 | 0 | 1 | 0 | 1 | 0 | 0 | | | | |
| 9 Juan Pierre, L OBP: 0.179, SLG: 0.222 44 A.J. Ellis, R OBP: 0.333, SLG: 0.313 (8.2) | | | 0-0 G4-3 | | 0-0 G4-3 | | | | 0-0 G5-3 | 2 | 0 | 0 | 0 | 1 | 0 | 0 | | | | |
| 12 Brad Ausmus, R OBP: 0.524, SLG: 0.611 17 Jason Repko, R OBP: 0.292, SLG: 0.190 (7. PR) | | | 0-0 F7 | | 0-0 15 1B 2B | | | | 4-0 5 BB BB | 2 | 0 | 1 | 0 | 1 | 0 | 0 | | | | |
| Inning Stats | R: 2 E: 1 K: 0 S: 6 | H: 3 LOB: 2 BB: 1 P: 10 | R: 0 E: 0 K: 1 S: 5 | H: 0 LOB: 0 BB: 0 P: 5 | R: 1 E: 1 K: 0 S: 3 | H: 0 LOB: 1 BB: 2 P: 11 | R: 0 E: 0 K: 0 S: 4 | H: 2 LOB: 2 BB: 0 P: 4 | R: 0 E: 0 K: 3 S: 9 | H: 0 LOB: 0 BB: 0 P: 9 | R: 0 E: 0 K: 2 S: 7 | H: 0 LOB: 3 BB: 3 P: 19 | R: 0 E: 1 K: 0 S: 4 | H: 1 LOB: 1 BB: 0 P: 4 | R: 1 E: 0 K: 0 S: 2 | H: 1 LOB: 2 BB: 2 P: 11 | 1B: 7 2B: 1 3B: 0 HR: 0 | SF: 0 SAC: 0 DP: 4 HBP: 0 | WP: 0 PB: 0 SB: 1 CS: 0 | PA: 39 |
| PITCHER | IP WLS BF H R ER SO | IP WLS BF H R ER SO | IP WLS BF H R ER SO | IP WLS BF H R ER SO | IP WLS BF H R ER SO | IP WLS BF H R ER SO | IP WLS BF H R ER SO | IP WLS BF H R ER SO | IP WLS BF H R ER SO | IP WLS BF H R ER SO | IP WLS BF H R ER SO | IP WLS BF H R ER SO | IP WLS BF H R ER SO | IP WLS BF H R ER SO | IP WLS BF H R ER SO | IP WLS BF H R ER SO | ERA WHIP | ERA WHIP | ERA WHIP | |
| 49 Doug Mathis, R ERA: 9.0 52 Brendan Donnelly, R ERA: 9.0 47 Elizardo Ramirez, R ERA: 16.88 56 Brian Gordon, R ERA: 16.88 63 Joe Torres, L ERA: 16.88 | 3.0 1.0 1.0 1.0 0.1 | 15 4 3 0 4 | 3 2 0 0 0 | 3 0 0 0 0 | 3 0 0 0 0 | 4 4 3 9 3 | 26 4 3 9 15 | 6.00 2.000 0.000 0.000 0.000 | 71 John Bannister, R ERA: 1.5 45 Casey Daigle, R ERA: 1.5 48 Thomas Diamond, R ERA: 22.5 | 0.2 (7.1) 1.0 (8.1) 0.1 (9.1) | 2 4 1 4 | 0 1 0 1 | 0 0 0 1 | 0 0 0 1 | 0 0 1 0 | 0 4 4 2 | 11 | 0.00 0.000 0.000 27.00 | 0.000 1.000 6.000 | |

Texas Rangers @ Los Angeles Dodgers
Camelback Ranch, Glendale, AZ
Fri Mar 13 2009, 4:05 PM EDT
Att: 8,389 - Sunny - 69 F

| | |
|-----|----|
| AB | 31 |
| R | 4 |
| H | 8 |
| RBI | 3 |
| BB | 8 |
| SO | 6 |
| LOB | 23 |




| Batter | 1 | 2 | 3 | 4 | 5 | 6 | 7 | 8 | 9 | AB | R | H | RBI | BB | SO | LOB | TOP | | | | | | | | |
|--|-------------------------------|----------------------------------|-------------------------------|----------------------------------|------------------------------|----------------------------------|------------------------------|---------------------------------|------------------------------|----------------------------------|-------------------------------|----------------------------------|-------------------------------|----------------------------------|------------------------------|----------------------------------|-------------------------------|----------------------------------|----------------------------------|------------------------------------|----------------------------------|--------|--|--|--|
| 13 Omar Vizquel, S OBP: 0.290, SLG: 0.214 6 German Duran, R OBP: 0.280, SLG: 0.143 | F9 | | P3 | | | 1B 17 WP | K | | | 3 | 1 | 1 | 0 | 0 | 0 | 0 | | | | | | | | | |
| 3 Joaquin Arias, R OBP: 0.526, SLG: 0.526 | 1B 17 F9-6 22 BB | | | | | 1B 17 WP 22 HBP G4-3 | K | | | 4 | 2 | 3 | 0 | 0 | 1 | 1 | | | | | | | | | |
| 22 Marion Byrd, R OBP: 0.419, SLG: 0.440 65 Jose Vallejo, S OBP: 0.214, SLG: 0.083 | BB | | | | | HBP 17 WP 19 1B | | G3-1 | | 1 | 1 | 1 | 1 | 1 | 0 | 0 | | | | | | | | | |
| 17 Nelson Cruz, R OBP: 0.267, SLG: 0.643 29 Julio Borbon, L OBP: 0.316, SLG: 0.188 | F9-6 | | | | | G4-3 | | L6 | | 3 | 0 | 0 | 1 | 0 | 0 | 4 | | | | | | | | | |
| 41 Brandon Boggs, S OBP: 0.394, SLG: 0.607 | | | | | | G5-3 | | P3 | | 3 | 0 | 0 | 0 | 1 | 0 | 2 | | | | | | | | | |
| 19 Chris Davis, L OBP: 0.384, SLG: 0.270 12 Justin Smoak, S OBP: 0.381, SLG: 0.579 | G4-6-3 | | | | | 1B | | K | | 3 | 0 | 1 | 1 | 0 | 0 | 2 | | | | | | | | | |
| 21 Jarrod Saltalamacchia, R OBP: 0.367, SLG: 0.444 72 Emerson Frostad, L OBP: 0.381, SLG: 0.579 | K | | | | | G3 | | G4-3 | | 3 | 0 | 0 | 0 | 0 | 2 | 1 | | | | | | | | | |
| 15 Travis Metcalf, R OBP: 0.216, SLG: 0.229 | | | | | | | | K | | 3 | 0 | 0 | 0 | 1 | 1 | 0 | | | | | | | | | |
| 43 Greg Golson, R OBP: 0.364, SLG: 0.571 | G6-3 | | | | | | | K | | 3 | 0 | 0 | 0 | 0 | 2 | 1 | | | | | | | | | |
| Inning Stats | R: 0 E: 0 K: 0 S: 11 | H: 1 LOB: 1 BB: 1 P: 16 | R: 0 E: 0 K: 1 S: 11 | H: 0 LOB: 0 BB: 1 P: 19 | R: 0 E: 0 K: 0 S: 8 | H: 0 LOB: 0 BB: 0 P: 13 | R: 1 E: 0 K: 0 S: 8 | H: 2 LOB: 1 BB: 0 P: 9 | R: 0 E: 0 K: 2 S: 8 | H: 0 LOB: 0 BB: 0 P: 13 | R: 3 E: 0 K: 0 S: 10 | H: 3 LOB: 1 BB: 0 P: 18 | R: 0 E: 0 K: 3 S: 11 | H: 0 LOB: 0 BB: 1 P: 19 | R: 0 E: 0 K: 0 S: 9 | H: 0 LOB: 0 BB: 0 P: 14 | R: 0 E: 0 K: 2 S: 10 | H: 0 LOB: 0 BB: 0 P: 14 | 1B: 5 2B: 2 3B: 0 HR: 0 | SF: 0 SAC: 0 DP: 2 HBP: 1 | WP: 1 PB: 0 SB: 0 CS: 0 | PA: 35 | | | |
| PITCHER | IP | WLS | BF | H | R | ER | SO | BB | IBB | HBP | BLK | WP | HR | S | P | ERA | WHIP | | | | | | | | |
| 50 John Danks, L ERA: 4.5 | 5.0 | | 18 | 3 | 1 | 1 | 3 | 2 | 0 | 0 | 0 | 0 | 0 | 46 | 70 | 1.80 | 1.000 | | | | | | | | |
| D.J. Carrasco, R ERA: 6.0 | 1.0 | | 7 | 3 | 3 | 3 | 0 | 0 | 0 | 1 | 0 | 1 | 0 | 10 | 18 | 27.00 | 3.000 | | | | | | | | |
| 78 Aaron Poreda, L ERA: 2.0 | 2.0 | | 7 | 0 | 0 | 0 | 3 | 1 | 0 | 0 | 0 | 0 | 0 | 20 | 33 | 0.00 | 0.500 | | | | | | | | |
| 41 Lance Broadway, R ERA: 5.68 | 1.0 | W | 3 | 0 | 0 | 0 | 2 | 0 | 0 | 0 | 0 | 0 | 0 | 10 | 14 | 0.00 | 0.000 | | | | | | | | |

Texas Rangers @ Chicago White Sox
Camelback Ranch, Glendale, AZ
Sat Mar 14 2009, 4:05 PM EDT
Att: 5,575 - Sunny - 77 F

livebaseballscorecards.com

AB 31
R 4
H 6
RBI 3
BB 3
SO 8
LOB 12



| Batter | 1 | 2 | 3 | 4 | 5 | 6 | 7 | 8 | 9 | AB | R | H | RBI | BB | SO | LOB | BOTTOM | | | | | | | | |
|---|------------------------------|----------------------------------|------------------------------|----------------------------------|-------------------------------|----------------------------------|------------------------------|----------------------------------|------------------------------|----------------------------------|-------------------------------|----------------------------------|-------------------------------|----------------------------------|-------------------------------|----------------------------------|----------------------------------|------------------------------------|----------------------------------|--------|--|--|--|--|--|
| 31 Dewayne Wise, L OBP: 0.333, SLG: 0.577 18 Brent Lillibridge, R OBP: 0.294, SLG: 0.333 | K | | K | | | P4 | | K | | 3 | 0 | 0 | 0 | 0 | 3 | 0 | | | | | | | | | |
| 10 Alexei Ramirez, R OBP: 0.400, SLG: 0.583 80 Gordon Beckham, R OBP: 0.423, SLG: 0.833 | 2B | | G5-3 | | | 1B 20 S | | 1B 20 G4-6-3 | | 3 | 0 | 2 | 0 | 0 | 0 | 0 | | | | | | | | | |
| 20 Carlos Quentin, R OBP: 0.344, SLG: 0.333 | G6-3 | | K | | | BB | | G4-6-3 | | 4 | 1 | 1 | 0 | 1 | 1 | 2 | | | | | | | | | |
| 23 Jermaine Dye, R OBP: 0.333, SLG: 0.379 58 Michael Restovich, R OBP: 0.409, SLG: 0.529 | G6-3 | | | | | P3 | | HR | | 4 | 1 | 2 | 1 | 0 | 0 | 3 | | | | | | | | | |
| 14 Paul Konerko, R OBP: 0.417, SLG: 0.667 75 Eider Torres, S OBP: 0.200, SLG: 0.077 | F9 | | | | | 2B | | G5-3 | | 4 | 0 | 2 | 1 | 1 | 0 | 0 | | | | | | | | | |
| 15 Wilson Betemit, S OBP: 0.259, SLG: 0.600 77 Javier Castillo, R OBP: 0.455, SLG: 0.667 | G3-1 | | | | | BB | | 1B | | 0 | 1 | 0 | 0 | 0 | 0 | 0 | | | | | | | | | |
| 32 Brian Anderson, R OBP: 0.341, SLG: 0.500 | HR | | | | | F8 | | HR | | 3 | 1 | 1 | 1 | 0 | 1 | 2 | | | | | | | | | |
| 17 Chris Getz, L OBP: 0.400, SLG: 0.556 | 1B | | | | | G6-3 | | F8 | | 4 | 0 | 2 | 0 | 0 | 0 | 3 | | | | | | | | | |
| 44 Corky Miller, R OBP: 0.429, SLG: 0.786 39 Chris Stewart, R OBP: 0.308, SLG: 0.500 | F8 | | | | | F7 | | BB | | 2 | 0 | 0 | 0 | 0 | 0 | 1 | | | | | | | | | |
| Inning Stats | R: 0 E: 0 K: 1 S: 9 | H: 1 LOB: 1 BB: 0 P: 14 | R: 1 E: 0 K: 0 S: 8 | H: 2 LOB: 1 BB: 0 P: 12 | R: 0 E: 0 K: 1 S: 13 | H: 1 LOB: 2 BB: 1 P: 25 | R: 0 E: 0 K: 1 S: 9 | H: 1 LOB: 2 BB: 1 P: 17 | R: 1 E: 0 K: 0 S: 8 | H: 1 LOB: 1 BB: 2 P: 18 | R: 1 E: 0 K: 0 S: 11 | H: 3 LOB: 1 BB: 0 P: 17 | R: 0 E: 0 K: 1 S: 12 | H: 1 LOB: 0 BB: 0 P: 18 | R: 5 E: 0 K: 0 S: 14 | H: 3 LOB: 1 BB: 2 P: 29 | 1B: 5 2B: 4 3B: 0 HR: 4 | SF: 0 SAC: 0 DP: 1 HBP: 0 | WP: 0 PB: 0 SB: 1 CS: 0 | PA: 43 | | | | | |
| PITCHER | IP | WLS | BF | H | R | ER | SO | BB | IBB | HBP | BLK | WP | HR | S | P | ERA | WHIP | | | | | | | | |
| 54 Matt Harrison, L ERA: 6.55 | 4.0 | | 17 | 4 | 1 | 1 | 4 | 1 | 0 | 0 | 0 | 0 | 0 | 9 | 17 | 0.00 | 2.000 | | | | | | | | |
| 58 Derrick Turnbow, R ERA: 2.25 | 1.0 | | 5 | 1 | 0 | 0 | 1 | 1 | 0 | 0 | 0 | 0 | 0 | 9 | 17 | 0.00 | 2.000 | | | | | | | | |
| 59 Josh Rupe, R ERA: 1.8 | 1.0 | H | 6 | 1 | 1 | 1 | 0 | 2 | 0 | 0 | 0 | 0 | 1 | 8 | 18 | 9.00 | 3.000 | | | | | | | | |
| 31 Jason Jennings, R ERA: 3.0 | 2.0 | H | 9 | 4 | 1 | 1 | 1 | 0 | 0 | 0 | 0 | 0 | 1 | 23 | 35 | 4.50 | 2.000 | | | | | | | | |
| 91 Zach Phillips, L ERA: 108.0 | 0.1 | L | 5 | 2 | 4 | 4 | 0 | 2 | 0 | 0 | 0 | 0 | 0 | 12 | 25 | 108.00 | 12.000 | | | | | | | | |

Texas Rangers @ Chicago White Sox
Camelback Ranch, Glendale, AZ
Sat Mar 14 2009, 4:05 PM EDT
Att: 5,575 - Sunny - 77 F

livebaseballscorecards.com

AB 37
R 8
H 13
RBI 8
BB 6
SO 6
LOB 18



| Batter | 1 | 2 | 3 | 4 | 5 | 6 | 7 | 8 | 9 | AB | R | H | RBI | BB | SO | LOB | TOP | | | | | | | |
|--|------------------------------|---------------------------------|------------------------------|---------------------------------|------------------------------|---------------------------------|------------------------------|---------------------------------|------------------------------|---------------------------------|------------------------------|----------------------------------|------------------------------|---------------------------------|------------------------------|---------------------------------|------------------------------|----------------------------------|----------------------------------|------------------------------------|----------------------------------|--------|--|--|
| 11 Drew Macias, L (1.8) 73 Mitch Canham, L (5.2) OBP: 0.350, SLG: 0.417 OBP: 0.500, SLG: 0.273 | | | | | | | | | | 3 | 0 | 0 | 0 | 0 | 2 | 3 | | | | | | | | |
| 77 Chris Snelling, L (1.9) 63 Luis Durango, S (6. FR) OBP: 0.333, SLG: 1.000 OBP: 0.222, SLG: 0.333 | | | | | | | | | | 3 | 1 | 1 | 3 | 1 | 0 | 0 | | | | | | | | |
| 7 Chase Headley, S (1.7) 67 Cedric Hunter, L (5.8) OBP: 0.313, SLG: 0.467 OBP: 0.308, SLG: 0.227 | | | | | | | | | | 3 | 0 | 0 | 0 | 0 | 0 | 1 | | | | | | | | |
| 66 Kyle Blanks, R (1.10) OBP: 0.429, SLG: 0.650 | | | | | | | | | | 3 | 1 | 1 | 1 | 1 | 0 | 0 | | | | | | | | |
| 4 Nick Hundley, R (1.2) 76 Chad Huffman, R (5.7) OBP: 0.350, SLG: 0.526 OBP: 0.517, SLG: 0.714 | | | | | | | | | | 2 | 0 | 0 | 0 | 0 | 0 | 2 | | | | | | | | |
| 81 Peter Cofrone, L (1.3) 60 Sean Kazmar Jr., R (9. PH) OBP: 0.200, SLG: 0.444 OBP: 0.222, SLG: 0.125 | | | | | | | | | | 4 | 1 | 1 | 1 | 0 | 1 | 2 | | | | | | | | |
| 10 Matt Antonelli, R (1.4) 18 Travis Denker, R (6.4) OBP: 0.342, SLG: 0.290 | | | | | | | | | | 2 | 1 | 0 | 0 | 1 | 0 | 1 | | | | | | | | |
| 84 Brett Dowdy, R (1.5) OBP: 0.500, SLG: 0.538 | | | | | | | | | | 3 | 1 | 2 | 0 | 1 | 0 | 0 | | | | | | | | |
| 1 Everth Cabrera, S (1.6) OBP: 0.250, SLG: 0.182 | | | | | | | | | | 4 | 1 | 1 | 0 | 0 | 1 | 3 | | | | | | | | |
| Inning Stats | R: 0 E: 0 K: 1 S: 5 | H: 0 LOB: 0 BB: 0 P: 5 | R: 0 E: 0 K: 0 S: 3 | H: 0 LOB: 1 BB: 1 P: 7 | R: 3 E: 0 K: 0 S: 7 | H: 4 LOB: 1 BB: 0 P: 7 | R: 1 E: 0 K: 1 S: 7 | H: 2 LOB: 1 BB: 0 P: 7 | R: 0 E: 0 K: 0 S: 3 | H: 0 LOB: 0 BB: 0 P: 3 | R: 2 E: 0 K: 2 S: 9 | H: 1 LOB: 3 BB: 4 P: 26 | R: 0 E: 0 K: 1 S: 6 | H: 1 LOB: 1 BB: 0 P: 6 | R: 0 E: 0 K: 1 S: 5 | H: 0 LOB: 0 BB: 0 P: 5 | R: 1 E: 0 K: 2 S: 9 | H: 2 LOB: 2 BB: 0 P: 10 | 1B: 5 2B: 3 3B: 0 HR: 2 | SF: 0 SAC: 0 DP: 0 HBP: 1 | WP: 0 PB: 0 SB: 0 CS: 0 | PA: 43 | | |
| PITCHER | IP | WLS | BF | H | R | ER | SO | BB | IBB | HBP | BLK | WP | HR | S | P | ERA | WHIP | | | | | | | |
| 33 Kevin Millwood, R (1.1) ERA: 9.69 | 5.0 | W | 22 | 6 | 4 | 4 | 2 | 1 | 0 | 0 | 0 | 0 | 1 | 25 | 29 | 7.20 | 1.400 | | | | | | | |
| 63 Joe Torres, L (6.1) ERA: 5.4 | 1.0 | | 8 | 1 | 2 | 2 | 2 | 4 | 0 | 0 | 0 | 0 | 1 | 9 | 26 | 18.00 | 5.000 | | | | | | | |
| 55 Willie Eyre, R (7.1) ERA: | 1.0 | H | 4 | 1 | 0 | 0 | 1 | 0 | 0 | 0 | 0 | 0 | 0 | 6 | 6 | 0.00 | 1.000 | | | | | | | |
| 67 Derek Holland, L (8.1) ERA: 4.91 | 2.0 | S | 9 | 2 | 1 | 1 | 3 | 0 | 0 | 1 | 0 | 0 | 0 | 14 | 15 | 4.50 | 1.000 | | | | | | | |

San Diego Padres @ Texas Rangers
Surprise Stadium, Surprise, AZ
Sun Mar 15 2009, 4:05 PM EDT
Att.: 5,946 - Sunny - 73 F

| | |
|-----|----|
| AB | 37 |
| R | 7 |
| H | 10 |
| RBI | 7 |
| BB | 5 |
| SO | 8 |
| LOB | 18 |



| Batter | 1 | 2 | 3 | 4 | 5 | 6 | 7 | 8 | 9 | AB | R | H | RBI | BB | SO | LOB | BOTTOM | | | | | | | |
|--|------------------------------|---------------------------------|------------------------------|----------------------------------|------------------------------|---------------------------------|-------------------------------|----------------------------------|------------------------------|---------------------------------|------------------------------|---------------------------------|------------------------------|---------------------------------|------------------------------|---------------------------------|------------------------------|---------------------------------|----------------------------------|------------------------------------|----------------------------------|--------|--|--|
| 5 Ian Kinsler, R (1.4) 3 Joaquin Arias, R (7.4) OBP: 0.400, SLG: 0.533 OBP: 0.550, SLG: 0.700 | | | | | | | | | | 2 | 1 | 0 | 1 | 1 | 0 | 1 | | | | | | | | |
| 10 Michael Young, R (1.5) 6 German Duran, R (7.5) OBP: 0.325, SLG: 0.353 OBP: 0.269, SLG: 0.136 | | | | | | | | | | 3 | 2 | 1 | 2 | 1 | 0 | 2 | | | | | | | | |
| 32 Josh Hamilton, L (1.8) 29 Julio Borbon, L (7.8) OBP: 0.400, SLG: 0.765 OBP: 0.300, SLG: 0.176 | | | | | | | | | | 4 | 1 | 1 | 2 | 0 | 1 | 3 | | | | | | | | |
| 9 Hank Blalock, L (1.10) 15 Travis Metcalf, R (4. PH) OBP: 0.410, SLG: 0.606 OBP: 0.250, SLG: 0.293 | | | | | | | | | | 2 | 0 | 0 | 0 | 0 | 1 | 0 | | | | | | | | |
| 22 Marlon Byrd, R (1.9) 43 Greg Golson, R (7.9) OBP: 0.429, SLG: 0.448 OBP: 0.391, SLG: 0.636 | | | | | | | | | | 4 | 1 | 2 | 0 | 0 | 0 | 0 | | | | | | | | |
| Frank Catalanotto, L (1.7) 41 Brandon Boggs, S (7.7) OBP: 0.388, SLG: 0.333 OBP: 0.371, SLG: 0.567 | | | | | | | | | | 3 | 0 | 0 | 0 | 0 | 1 | 3 | | | | | | | | |
| 19 Chris Davis, L (1.3) 12 Justin Smoak, S (7.3) OBP: 0.362, SLG: 0.350 OBP: 0.364, SLG: 0.550 | | | | | | | | | | 3 | 2 | 1 | 1 | 0 | 2 | 3 | | | | | | | | |
| 2 Taylor Teagarden, R (1.2) 14 Adam Melhuse, S (7.2) OBP: 0.318, SLG: 0.526 OBP: 0.733, SLG: 0.833 | | | | | | | | | | 1 | 1 | 0 | 0 | 2 | 1 | 2 | | | | | | | | |
| 1 Elvis Andrus, R (1.6) OBP: 0.368, SLG: 0.324 | | | | | | | | | | 3 | 1 | 2 | 1 | 1 | 0 | 1 | | | | | | | | |
| Inning Stats | R: 1 E: 0 K: 2 S: 8 | H: 1 LOB: 0 BB: 0 P: 9 | R: 2 E: 0 K: 1 S: 7 | H: 1 LOB: 3 BB: 3 P: 20 | R: 0 E: 0 K: 0 S: 3 | H: 0 LOB: 0 BB: 0 P: 3 | R: 6 E: 1 K: 3 S: 17 | H: 5 LOB: 2 BB: 2 P: 28 | R: 0 E: 0 K: 0 S: 3 | H: 1 LOB: 0 BB: 0 P: 3 | R: 0 E: 0 K: 1 S: 5 | H: 0 LOB: 0 BB: 0 P: 5 | R: 0 E: 0 K: 1 S: 5 | H: 0 LOB: 1 BB: 1 P: 9 | R: 1 E: 0 K: 0 S: 6 | H: 3 LOB: 2 BB: 0 P: 7 | R: 1 E: 0 K: 0 S: 6 | H: 3 LOB: 2 BB: 0 P: 7 | 1B: 6 2B: 2 3B: 0 HR: 3 | SF: 1 SAC: 0 DP: 1 HBP: 0 | WP: 2 PB: 0 SB: 0 CS: 0 | PA: 42 | | |
| PITCHER | IP | WLS | BF | H | R | ER | SO | BB | IBB | HBP | BLK | WP | HR | S | P | ERA | WHIP | | | | | | | |
| 58 Wade LeBlanc, L (1.1) ERA: 10.5 | 2.0 | | 12 | 2 | 3 | 3 | 3 | 3 | 0 | 0 | 0 | 0 | 0 | 15 | 29 | 13.50 | 2.500 | | | | | | | |
| 64 Edwin Moreno, R (3.1) | 1.0 | | 3 | 0 | 0 | 0 | 0 | 0 | 0 | 0 | 0 | 0 | 0 | 3 | 3 | 0.00 | 0.000 | | | | | | | |
| 72 Nick Schmidt, L (4.1) ERA: 11.25 | 0.0 | L | 6 | 3 | 6 | 5 | 0 | 2 | 0 | 0 | 0 | 0 | 1 | 6 | 17 | ∞ | ∞ | | | | | | | |
| 50 Joe Thatcher, L (4.1) ERA: 2.7 | 1.0 | | 5 | 2 | 0 | 0 | 3 | 0 | 0 | 0 | 0 | 0 | 0 | 11 | 11 | 0.00 | 2.000 | | | | | | | |
| 70 Matt Buschmann, R (5.1) ERA: 7.36 | 2.0 | | 6 | 1 | 0 | 0 | 1 | 0 | 0 | 0 | 0 | 0 | 0 | 8 | 8 | 0.00 | 0.500 | | | | | | | |
| PITCHER | IP | WLS | BF | H | R | ER | SO | BB | IBB | HBP | BLK | WP | HR | S | P | ERA | WHIP | | | | | | | |
| 38 Cesar Carrillo, R (7.1) ERA: 13.5 | 1.0 | | 4 | 0 | 0 | 0 | 1 | 1 | 0 | 0 | 0 | 0 | 0 | 5 | 9 | 0.00 | 1.000 | | | | | | | |
| 83 Josh Banks, R (8.1) ERA: 9.0 | 1.0 | | 6 | 3 | 1 | 1 | 0 | 0 | 0 | 0 | 0 | 0 | 1 | 6 | 7 | 9.00 | 3.000 | | | | | | | |

San Diego Padres @ Texas Rangers
Surprise Stadium, Surprise, AZ
Sun Mar 15 2009, 4:05 PM EDT
Att.: 5,946 - Sunny - 73 F

| | |
|-----|----|
| AB | 35 |
| R | 10 |
| H | 11 |
| RBI | 10 |
| BB | 6 |
| SO | 8 |
| LOB | 17 |



| Batter | 1 | 2 | 3 | 4 | 5 | 6 | 7 | 8 | 9 | AB | R | H | RBI | BB | SO | LOB | TOP | | | |
|--|---|---------------------------------|------------------------------|---------------------------------|------------------------------|---------------------------------|------------------------------|---------------------------------|-------------------------------|----------------------------------|------------------------------|---------------------------------|------------------------------|---------------------------------|------------------------------|---------------------------------|--|----------------------------------|------------------------------------|----------------------------------|
| 24 Grady Sizemore, L (1.8) OBP: 0.459, SLG: 0.696 61 Michael Brantley, L (6. PR) OBP: 0.393, SLG: 0.460 | | | | | | | | | | 4 | 1 | 2 | 2 | 0 | 1 | 2 | Cleveland Indians @ Texas Rangers Surprise Stadium, Surprise, AZ Tue Mar 17 2009, 4:05 PM EDT Att: 5,479 - Sunny - 77 F | | | |
| 11 Jamey Carroll, R (1.4) OBP: 0.281, SLG: 0.258 1 Luis Valbuena, L (6.4) OBP: 0.208, SLG: 0.238 | | | | | | | | | | 4 | 1 | 1 | 0 | 0 | 1 | 1 | | | | |
| 48 Travis Hafner, L (1.10) OBP: 0.269, SLG: 0.227 68 Wes Hodges, R (9. PH) OBP: 0.296, SLG: 0.407 | | | | | | | | | | 4 | 1 | 1 | 0 | 0 | 1 | 5 | | | | |
| 2 Jhonny Peralta, R (1.5) OBP: 0.517, SLG: 0.828 29 Josh Barfield, R (6.5) OBP: 0.205, SLG: 0.211 | | | | | | | | | | 3 | 0 | 0 | 0 | 0 | 2 | 4 | | | | |
| 12 Ben Francisco, R (1.9) OBP: 0.371, SLG: 0.400 26 Trevor Crowe, S (6.9) OBP: 0.281, SLG: 0.290 | | | | | | | | | | 1 | 0 | 1 | 1 | 1 | 0 | 0 | | | | |
| 10 Kelly Shoppach, R (1.2) OBP: 0.344, SLG: 0.643 76 Wyatt Toregas, R (7. PR) OBP: 0.214, SLG: 0.083 | | | | | | | | | | 4 | 0 | 2 | 0 | 0 | 0 | 2 | | | | |
| Asdrubal Cabrera, S (1.6) OBP: 0.310, SLG: 0.346 26 Andy Cannizaro, R (6.6) OBP: 0.368, SLG: 0.529 | | | | | | | | | | 2 | 0 | 0 | 0 | 0 | 0 | 1 | | | | |
| 71 Matt LaPorta, R (1.7) OBP: 0.406, SLG: 0.519 79 Chris Gimenez, R (6.7) OBP: 0.460, SLG: 0.690 | | | | | | | | | | 3 | 1 | 2 | 0 | 0 | 0 | 2 | | | | |
| 23 Michael Aubrey, L (1.3) OBP: 0.522, SLG: 0.667 | | | | | | | | | | 4 | 1 | 2 | 1 | 0 | 1 | 0 | | | | |
| Inning Stats | R: 0 E: 0 K: 2 S: 7 | H: 0 LOB: 0 BB: 0 P: 7 | R: 0 E: 0 K: 1 S: 6 | H: 1 LOB: 1 BB: 0 P: 6 | R: 0 E: 0 K: 0 S: 6 | H: 3 LOB: 3 BB: 0 P: 6 | R: 0 E: 0 K: 0 S: 2 | H: 0 LOB: 0 BB: 1 P: 6 | R: 5 E: 2 K: 1 S: 12 | H: 5 LOB: 2 BB: 0 P: 14 | R: 0 E: 0 K: 0 S: 6 | H: 1 LOB: 2 BB: 0 P: 7 | R: 0 E: 0 K: 0 S: 9 | H: 0 LOB: 0 BB: 0 P: 9 | R: 0 E: 1 K: 0 S: 3 | H: 0 LOB: 0 BB: 0 P: 3 | | 1B: 8 2B: 4 3B: 0 HR: 1 | SF: 1 SAC: 0 DP: 2 HBP: 1 | WP: 1 PB: 0 SB: 1 CS: 0 |
| PITCHER | IP WLS BF H R ER SO BB IBB HBP BLK WP HR S P ERA WHIP | | | | | | | | | | | | | | | | | | | |
| 39 Scott Feldman, R (1.1) ERA: 5.73 | 4.1 W 22 8 5 3 4 1 0 0 0 0 1 30 35 6.23 2.077 | | | | | | | | | | | | | | | | | | | |
| 59 Josh Rupe, R (5.1) ERA: 1.35 | 1.2 8 2 0 0 1 0 0 1 0 0 1 0 9 11 0.00 1.200 | | | | | | | | | | | | | | | | | | | |
| 49 Doug Mathis, R (7.1) ERA: 5.63 | 1.0 5 2 0 0 0 0 0 0 0 0 0 5 5 0.00 2.000 | | | | | | | | | | | | | | | | | | | |
| 58 Derrick Tumbow, R (8.1) ERA: 1.8 | 1.0 3 0 0 0 3 0 0 0 0 0 0 0 9 9 0.00 0.000 | | | | | | | | | | | | | | | | | | | |
| 31 Jason Jennings, R (9.1) ERA: 2.57 | 1.0 3 0 0 0 0 0 0 0 0 0 0 0 3 3 0.00 0.000 | | | | | | | | | | | | | | | | | | | |

| Batter | 1 | 2 | 3 | 4 | 5 | 6 | 7 | 8 | 9 | AB | R | H | RBI | BB | SO | LOB | BOTTOM | | | |
|--|---|----------------------------------|------------------------------|----------------------------------|------------------------------|----------------------------------|------------------------------|----------------------------------|------------------------------|---------------------------------|------------------------------|---------------------------------|------------------------------|---------------------------------|------------------------------|---------------------------------|--|----------------------------------|------------------------------------|----------------------------------|
| 5 Ian Kinsler, R (1.4) OBP: 0.436, SLG: 0.545 13 Omar Vizquel, S (7.4) OBP: 0.281, SLG: 0.207 | | | | | | | | | | 3 | 2 | 2 | 2 | 1 | 0 | 0 | Cleveland Indians @ Texas Rangers Surprise Stadium, Surprise, AZ Tue Mar 17 2009, 4:05 PM EDT Att: 5,479 - Sunny - 77 F | | | |
| 10 Michael Young, R (1.5) OBP: 0.384, SLG: 0.421 15 Travis Metcalf, R (7.5) OBP: 0.244, SLG: 0.256 | | | | | | | | | | 4 | 2 | 3 | 1 | 0 | 1 | 0 | | | | |
| 32 Josh Hamilton, L (1.8) OBP: 0.410, SLG: 0.763 29 Julio Borbon, L (7.8) OBP: 0.286, SLG: 0.167 | | | | | | | | | | 4 | 1 | 2 | 3 | 0 | 1 | 1 | | | | |
| 17 Nelson Cruz, R (1.9) OBP: 0.263, SLG: 0.706 41 Brandon Boggs, S (7.9) OBP: 0.361, SLG: 0.546 | | | | | | | | | | 3 | 2 | 1 | 1 | 0 | 0 | 1 | | | | |
| 22 Marlon Byrd, R (1.10) OBP: 0.436, SLG: 0.455 | | | | | | | | | | 4 | 1 | 2 | 2 | 0 | 0 | 0 | | | | |
| 7 David Murphy, L (1.7) OBP: 0.317, SLG: 0.575 6 German Duran, R (8.7) OBP: 0.269, SLG: 0.136 | | | | | | | | | | 4 | 2 | 2 | 0 | 0 | 1 | 2 | | | | |
| 19 Chris Davis, L (1.3) OBP: 0.380, SLG: 0.341 12 Justin Smoak, S (7.3) OBP: 0.348, SLG: 0.524 | | | | | | | | | | 1 | 1 | 0 | 0 | 1 | 1 | 1 | | | | |
| 21 Jarrod Saltalamacchia, R (1.2) OBP: 0.333, SLG: 0.400 72 Emerson Frostad, L (7.2) OBP: 0.333, SLG: 0.333 | | | | | | | | | | 3 | 0 | 0 | 0 | 0 | 1 | 5 | | | | |
| 1 Elvis Andrus, R (1.6) OBP: 0.341, SLG: 0.297 3 Joaquin Arias, R (7.6) OBP: 0.524, SLG: 0.667 | | | | | | | | | | 3 | 0 | 0 | 0 | 0 | 1 | 3 | | | | |
| Inning Stats | R: 4 E: 1 K: 1 S: 10 | H: 4 LOB: 1 BB: 0 P: 11 | R: 0 E: 0 K: 1 S: 5 | H: 1 LOB: 1 BB: 1 P: 10 | R: 6 E: 0 K: 0 S: 9 | H: 6 LOB: 1 BB: 0 P: 10 | R: 0 E: 0 K: 2 S: 7 | H: 0 LOB: 1 BB: 1 P: 11 | R: 0 E: 0 K: 1 S: 5 | H: 0 LOB: 0 BB: 0 P: 5 | R: 0 E: 0 K: 1 S: 5 | H: 0 LOB: 0 BB: 0 P: 5 | R: 1 E: 0 K: 2 S: 9 | H: 2 LOB: 1 BB: 0 P: 9 | R: 0 E: 0 K: 1 S: 5 | H: 0 LOB: 0 BB: 0 P: 5 | | 1B: 9 2B: 2 3B: 2 HR: 0 | SF: 1 SAC: 0 DP: 0 HBP: 1 | WP: 1 PB: 0 SB: 1 CS: 0 |
| PITCHER | IP WLS BF H R ER SO BB IBB HBP BLK WP HR S P ERA WHIP | | | | | | | | | | | | | | | | | | | |
| 31 Cliff Lee, L (1.1) ERA: 18.9 | 2.2 L 21 11 9 2 0 2 1 0 0 0 0 0 8 12 0.00 0.750 | | | | | | | | | | | | | | | | | | | |
| 54 Kirk Saarloos, R (3.1) ERA: 9.0 | 1.1 5 0 0 0 2 1 0 0 0 0 0 0 8 12 0.00 0.750 | | | | | | | | | | | | | | | | | | | |
| 34 Kerry Wood, R (5.1) ERA: 1.0 | 1.0 3 0 0 0 1 0 0 0 0 0 0 0 5 5 0.00 0.000 | | | | | | | | | | | | | | | | | | | |
| 38 Joe Smith, R (6.1) ERA: 1.0 | 1.0 3 0 0 0 1 0 0 0 0 0 0 0 5 5 0.00 0.000 | | | | | | | | | | | | | | | | | | | |
| 30 Masa Kobayashi, R (7.1) ERA: 14.4 | 1.0 5 2 1 1 2 0 0 0 0 0 0 0 9 9 9.00 2.000 | | | | | | | | | | | | | | | | | | | |

| | |
|-----|----|
| AB | 38 |
| R | 5 |
| H | 12 |
| RBI | 4 |
| BB | 1 |
| SO | 8 |
| LOB | 23 |

| | |
|-----|----|
| AB | 36 |
| R | 11 |
| H | 13 |
| RBI | 10 |
| BB | 2 |
| SO | 9 |
| LOB | 16 |



| Batter | 1 | 2 | 3 | 4 | 5 | 6 | 7 | 8 | 9 | AB | R | H | RBI | BB | SO | LOB | TOP | | | | | |
|--|---|----------------------------------|------------------------------|---------------------------------|------------------------------|---------------------------------|------------------------------|---------------------------------|------------------------------|---------------------------------|------------------------------|----------------------------------|------------------------------|----------------------------------|------------------------------|---------------------------------|--|------------------------------|---------------------------------|----------------------------------|------------------------------------|----------------------------------|
| 6 Travis Buck, L (1, 9) OBP: 0.432, SLG: 0.595 19 Chris Denorfia, R (6, 9) OBP: 0.409, SLG: 0.450 | | | | | | | | | | 3 | 1 | 1 | 0 | 1 | 1 | 4 | <p>Oakland Athletics @ Texas Rangers Surprise Stadium, Surprise, AZ Thu Mar 19 2009, 4:05 PM EDT Att: 5,233 - Sunny - 83 F</p> | | | | | |
| 14 Mark Ellis, R (1, 10) OBP: 0.250, SLG: 0.241 35 Landon Powell, S (6, PH) OBP: 0.406, SLG: 0.571 | | | | | | | | | | 3 | 1 | 1 | 0 | 0 | 0 | 1 | | | | | | |
| 15 Ryan Sweeney, L (1, 8) OBP: 0.468, SLG: 0.703 11 Rajai Davis, R (6, PR) OBP: 0.429, SLG: 0.611 | | | | | | | | | | 4 | 1 | 1 | 2 | 0 | 0 | 4 | | | | | | |
| 5 Matt Holliday, R (1, 7) OBP: 0.375, SLG: 0.400 57 Aaron Cunningham, R (5, 7) OBP: 0.378, SLG: 0.517 | | | | | | | | | | 2 | 1 | 0 | 0 | 1 | 0 | 1 | | | | | | |
| 8 Kurt Suzuki, R (1, 2) OBP: 0.333, SLG: 0.438 61 Joel Galarraga, R (7, 2) OBP: 0.444, SLG: 0.375 | | | | | | | | | | 4 | 0 | 2 | 1 | 0 | 0 | 4 | | | | | | |
| 10 Daric Barton, L (1, 3) OBP: 0.429, SLG: 0.538 77 Sean Doolittle, L (5, 3) OBP: 0.444, SLG: 0.667 | | | | | | | | | | 3 | 0 | 0 | 1 | 0 | 0 | 2 | | | | | | |
| 7 Bobby Crosby, R (1, 5) OBP: 0.317, SLG: 0.400 22 Jack Hannahan, L (6, 5) OBP: 0.459, SLG: 0.429 | | | | | | | | | | 1 | 0 | 0 | 0 | 0 | 0 | 0 | | | | | | |
| 2 Gregorio Petit, R (1, 4) OBP: 0.317, SLG: 0.400 26 Corey Wimberly, S (6, 6) OBP: 0.333, SLG: 0.250 | | | | | | | | | | 3 | 0 | 0 | 0 | 0 | 2 | 5 | | | | | | |
| 56 Cliff Pennington, S (1, 6) OBP: 0.308, SLG: 0.355 | | | | | | | | | | 3 | 0 | 1 | 0 | 1 | 1 | 4 | | | | | | |
| Inning Stats | R: 4 E: 0 K: 2 S: 11 | H: 4 LOB: 3 BB: 1 P: 17 | R: 0 E: 1 K: 0 S: 4 | H: 0 LOB: 1 BB: 0 P: 4 | R: 0 E: 0 K: 0 S: 3 | H: 0 LOB: 0 BB: 0 P: 3 | R: 0 E: 0 K: 0 S: 4 | H: 1 LOB: 1 BB: 0 P: 4 | R: 0 E: 1 K: 1 S: 7 | H: 1 LOB: 3 BB: 0 P: 8 | R: 0 E: 0 K: 1 S: 6 | H: 1 LOB: 3 BB: 1 P: 10 | R: 1 E: 0 K: 0 S: 4 | H: 1 LOB: 2 BB: 2 P: 13 | R: 0 E: 0 K: 2 S: 4 | H: 1 LOB: 0 BB: 0 P: 4 | | R: 0 E: 0 K: 2 S: 8 | H: 1 LOB: 1 BB: 0 P: 8 | 1B: 6 2B: 3 3B: 1 HR: 0 | SF: 0 SAC: 0 DP: 0 HBP: 3 | WP: 0 PB: 0 SB: 2 CS: 1 |
| PITCHER | IP WLS BF H R ER SO BB IBB HBP BLK WP HR S P ERA WHIP | | | | | | | | | | | | | | | | | | | | | |
| 37 Kris Benson, R (1, 1) ERA: 4.91 | 4.0 W 21 5 4 4 2 1 0 2 0 0 0 0 15 28 9.00 1.500 | | | | | | | | | | | | | | | | | | | | | |
| 57 Dustin Nippert, R (5, 1) ERA: 2.09 | 2.2 H 14 2 1 1 2 2 0 1 0 0 0 0 6 25 3.38 1.500 | | | | | | | | | | | | | | | | | | | | | |
| 56 Brian Gordon, R (7, 1) ERA: 11.25 | 1.1 H 6 2 0 0 0 1 0 0 0 0 0 0 6 10 0.00 2.250 | | | | | | | | | | | | | | | | | | | | | |
| 50 Frank Francisco, R (9, 1) ERA: 3.6 | 1.0 S 4 1 0 0 2 0 0 0 0 0 0 0 8 8 0.00 1.000 | | | | | | | | | | | | | | | | | | | | | |

| Batter | 1 | 2 | 3 | 4 | 5 | 6 | 7 | 8 | 9 | AB | R | H | RBI | BB | SO | LOB | BOTTOM | | | |
|---|---|---------------------------------|------------------------------|---------------------------------|-------------------------------|----------------------------------|------------------------------|---------------------------------|------------------------------|---------------------------------|------------------------------|---------------------------------|------------------------------|---------------------------------|------------------------------|---------------------------------|--|----------------------------------|------------------------------------|----------------------------------|
| 13 Omar Vizquel, S (1, 4) OBP: 0.342, SLG: 0.314 | | | | | | | | | | 5 | 1 | 3 | 1 | 0 | 0 | 2 | <p>Oakland Athletics @ Texas Rangers Surprise Stadium, Surprise, AZ Thu Mar 19 2009, 4:05 PM EDT Att: 5,233 - Sunny - 83 F</p> | | | |
| 10 Michael Young, R (1, 10) OBP: 0.383, SLG: 0.425 92 John Whittleman, L (7, PH) OBP: 0.250, SLG: 1.000 | | | | | | | | | | 2 | 1 | 1 | 0 | 1 | 1 | 0 | | | | |
| 7 David Murphy, L (1, 9) OBP: 0.319, SLG: 0.568 41 Brandon Boggs, S (7, 9) OBP: 0.359, SLG: 0.588 | | | | | | | | | | 3 | 1 | 1 | 2 | 0 | 0 | 2 | | | | |
| 9 Hank Blalock, L (1, 5) OBP: 0.390, SLG: 0.571 15 Travis Metcalfe, R (5, 5) OBP: 0.234, SLG: 0.244 | | | | | | | | | | 2 | 0 | 0 | 0 | 0 | 0 | 3 | | | | |
| 22 Marlon Byrd, R (1, 8) OBP: 0.429, SLG: 0.528 David Paisano, R (7, 8) OBP: 1.000, SLG: 1.000 | | | | | | | | | | 3 | 1 | 1 | 2 | 0 | 0 | 0 | | | | |
| Frank Catalanotto, L (1, 7) OBP: 0.300, SLG: 0.316 Ben Harrison, R (7, 7) OBP: 0.667, SLG: 0.667 | | | | | | | | | | 3 | 0 | 1 | 0 | 0 | 1 | 0 | | | | |
| 19 Chris Davis, L (1, 3) OBP: 0.375, SLG: 0.326 Mitch Moreland, L (7, 3) | | | | | | | | | | 3 | 0 | 1 | 0 | 0 | 1 | 1 | | | | |
| 21 Jarrod Saltalamacchia, R (1, 2) OBP: 0.333, SLG: 0.375 14 Adam Melhuse, S (7, 2) OBP: 0.706, SLG: 0.769 | | | | | | | | | | 2 | 1 | 0 | 0 | 1 | 1 | 2 | | | | |
| 1 Elvis Andrus, R (1, 6) OBP: 0.319, SLG: 0.279 3 Joaquin Arias, R (7, 6) OBP: 0.500, SLG: 0.652 | | | | | | | | | | 3 | 1 | 1 | 0 | 0 | 0 | 1 | | | | |
| Inning Stats | R: 0 E: 0 K: 0 S: 3 | H: 1 LOB: 1 BB: 1 P: 7 | R: 0 E: 0 K: 1 S: 5 | H: 0 LOB: 0 BB: 0 P: 5 | R: 6 E: 1 K: 0 S: 10 | H: 6 LOB: 1 BB: 1 P: 15 | R: 0 E: 0 K: 1 S: 5 | H: 0 LOB: 0 BB: 0 P: 5 | R: 0 E: 0 K: 0 S: 3 | H: 0 LOB: 0 BB: 0 P: 3 | R: 0 E: 0 K: 2 S: 8 | H: 1 LOB: 1 BB: 0 P: 8 | R: 0 E: 0 K: 0 S: 4 | H: 2 LOB: 1 BB: 0 P: 4 | R: 2 E: 1 K: 0 S: 5 | H: 2 LOB: 1 BB: 1 P: 9 | | 1B: 7 2B: 3 3B: 1 HR: 1 | SF: 1 SAC: 0 DP: 3 HBP: 0 | WP: 0 PB: 0 SB: 0 CS: 0 |
| PITCHER | IP WLS BF H R ER SO BB IBB HBP BLK WP HR S P ERA WHIP | | | | | | | | | | | | | | | | | | | |
| 59 Edgar Gonzalez, R (1, 1) ERA: 7.6 | 2.1 L 15 7 6 6 1 2 0 0 0 0 0 0 2 25 23.14 3.857 | | | | | | | | | | | | | | | | | | | |
| 13 Jerry Blevins, L (3, 1) ERA: 9.45 | 0.2 2 0 0 0 0 0 0 0 0 0 0 0 2 2 0.00 0.000 | | | | | | | | | | | | | | | | | | | |
| 55 Josh Outman, L (4, 1) ERA: 2.13 | 4.0 14 3 0 0 3 0 0 0 0 0 0 0 20 20 0.00 0.750 | | | | | | | | | | | | | | | | | | | |
| 63 Henry Alberto Rodriguez, R (1, 1) ERA: 3.0 | 1.0 6 2 2 1 0 1 0 0 0 0 0 0 5 9 9.00 3.000 | | | | | | | | | | | | | | | | | | | |

| | |
|-----|----|
| AB | 38 |
| R | 5 |
| H | 10 |
| RBI | 5 |
| BB | 4 |
| SO | 6 |
| LOB | 34 |



| | |
|-----|----|
| AB | 33 |
| R | 8 |
| H | 12 |
| RBI | 6 |
| BB | 3 |
| SO | 4 |
| LOB | 14 |

| Batter | 1 | 2 | 3 | 4 | 5 | 6 | 7 | 8 | 9 | AB | R | H | RBI | BB | SO | LOB | TOP | | |
|---|---|----------------------------------|------------------------------|---------------------------------|------------------------------|----------------------------------|------------------------------|---------------------------------|------------------------------|----------------------------------|------------------------------|---------------------------------|------------------------------|---------------------------------|------------------------------|----------------------------------|----------------------------------|------------------------------------|--|
| 5 Ian Kinsler, R OBP: 0.457, SLG: 0.615 3 Joaquin Arias, R OBP: 0.480, SLG: 0.625 | | | G5-3 | G6-3 | | SF8 | | P6 | | 3 | 1 | 1 | 1 | 0 | 0 | 1 | | | |
| 10 Michael Young, R OBP: 0.408, SLG: 0.476 Adam Fox, R | | | HR | | | F9 | | K | | 2 | 0 | 2 | 0 | 0 | 0 | 0 | | | |
| 32 Josh Hamilton, L OBP: 0.413, SLG: 0.756 41 Brandon Boggs, S OBP: 0.350, SLG: 0.571 | | | F7 | | | K | | F7 | | 4 | 1 | 0 | 1 | 0 | 1 | 4 | | | |
| 17 Nelson Cruz, R OBP: 0.400, SLG: 1.048 95 Craig Gentry, R OBP: 0.429, SLG: 0.200 | | | HR | | | K | | K | | 1 | 0 | 0 | 0 | 0 | 0 | 0 | | | |
| Frank Catalanotto, L OBP: 0.304, SLG: 0.455 85 Dustin Majecki, L OBP: 0.500, SLG: 0.950 | | | HR | | | G3-1 | | F7 | | 3 | 1 | 1 | 3 | 0 | 1 | 1 | | | |
| 83 Royce Huffman, R OBP: 0.400, SLG: 0.600 | | | K | | | | | F7 | | 5 | 2 | 2 | 0 | 0 | 1 | 3 | | | |
| 2 Taylor Teagarden, R OBP: 0.290, SLG: 0.940 14 Adam Melhuse, S OBP: 0.737, SLG: 0.867 | | | G6-3 | | | P4 | | K | | 3 | 0 | 0 | 0 | 0 | 1 | 1 | | | |
| 1 Elvis Andrus, R OBP: 0.340, SLG: 0.326 13 Omar Vizquel, S OBP: 0.359, SLG: 0.333 80 Renny Osuna, R | | | K | | | 5 S | | G6-3 | | 3 | 1 | 2 | 0 | 0 | 1 | 0 | | | |
| 54 Matt Harrison, L OBP: 0.309, SLG: 1.000 90 Ian Gac, R OBP: 0.309, SLG: 1.000 58 Derrick Turnbow, R OBP: 0.309, SLG: 1.000 15 Travis Metcalf, R OBP: 0.309, SLG: 1.000 88 Pedro Strop, R OBP: 0.309, SLG: 1.000 93 Bryan Corey, R | | | K | | | K | | K | | 2 | 0 | 0 | 0 | 0 | 2 | 1 | | | |
| Inning Stats | R: 3 E: 1 K: 1 S: 8 | H: 3 LOB: 0 BB: 0 P: 10 | R: 0 E: 0 K: 2 S: 7 | H: 0 LOB: 0 BB: 0 P: 7 | R: 3 E: 0 K: 1 S: 7 | H: 2 LOB: 1 BB: 1 P: 12 | R: 0 E: 0 K: 1 S: 6 | H: 1 LOB: 1 BB: 0 P: 6 | R: 0 E: 0 K: 1 S: 6 | H: 1 LOB: 2 BB: 1 P: 12 | R: 1 E: 0 K: 1 S: 8 | H: 3 LOB: 0 BB: 0 P: 8 | R: 0 E: 0 K: 1 S: 5 | H: 0 LOB: 0 BB: 0 P: 5 | R: 2 E: 0 K: 1 S: 7 | H: 2 LOB: 1 BB: 1 P: 11 | 1B: 7 2B: 6 3B: 0 HR: 2 | SF: 1 SAC: 0 DP: 0 HBP: 0 | WP: 0 PA: 45 PB: 0 SB: 1 CS: 0 |
| PITCHER | IP WLS BF H R ER SO BB IBB HBP BLK WP HR S P ERA WHIP | | | | | | | | | | | | | | | | | | |
| 21 Jason Marquis, R ERA: 9.28 | 5.0 L 23 7 6 6 6 1 0 0 0 0 0 2 34 42 10.80 1.600 | | | | | | | | | | | | | | | | | | |
| 52 Juan Morillo, R ERA: 3.0 | 1.0 7 3 2 2 1 1 0 0 0 0 0 0 8 12 18.00 4.000 | | | | | | | | | | | | | | | | | | |
| 60 Manny Corpas, R ERA: 1.5 | 1.0 6 3 1 1 1 0 0 0 0 0 0 0 8 8 9.00 3.000 | | | | | | | | | | | | | | | | | | |
| 16 Huston Street, R ERA: 7.11 | 1.0 3 0 0 0 1 0 0 0 0 0 0 0 5 5 0.00 0.000 | | | | | | | | | | | | | | | | | | |
| 49 Jason Grilli, R ERA: 10.38 | 1.0 6 2 2 2 1 1 0 0 0 0 0 0 7 11 18.00 3.000 | | | | | | | | | | | | | | | | | | |

Texas Rangers @ Colorado Rockies
US West Sports Complex, Hi Corbett Field, Tucson, AZ
Fri Mar 20 2009, 4:10 PM EDT
Att: 5,271 - Partly Cloudy - 82 F

livebaseballscorecards.com


AB 41
R 11
H 15
RBI 11
BB 3
SO 10
LOB 15


| Batter | 1 | 2 | 3 | 4 | 5 | 6 | 7 | 8 | 9 | AB | R | H | RBI | BB | SO | LOB | BOTTOM | | |
|---|---|----------------------------------|------------------------------|---------------------------------|------------------------------|---------------------------------|------------------------------|---------------------------------|------------------------------|---------------------------------|------------------------------|---------------------------------|------------------------------|---------------------------------|------------------------------|---------------------------------|----------------------------------|------------------------------------|--|
| 24 Dexter Fowler, S OBP: 0.341, SLG: 0.389 | | | F9 | | | G3-1 | | | | 5 | 1 | 1 | 0 | 0 | 1 | 3 | | | |
| 19 Ryan Spillborghs, R OBP: 0.452, SLG: 0.743 | | | 17 G3-1 | | | 17 1B | | F7 | | 4 | 1 | 3 | 0 | 1 | 0 | 0 | | | |
| 17 Todd Helton, L OBP: 0.368, SLG: 0.824 16 Huston Street, R ERA: 7.11 49 Jason Grilli, R ERA: 10.38 | | | G3-1 | | | 17 1B | | G4-3 | | 3 | 0 | 1 | 1 | 1 | 0 | 2 | | | |
| 5 Carlos González, L OBP: 0.308, SLG: 0.441 | | | 1-2 2-3 | | | 2-H | | G4-3 | | 0 | 0 | 0 | 0 | 0 | 0 | 0 | | | |
| 2 Troy Tulowitzki, R OBP: 0.270, SLG: 0.417 22 Tomas Perez, S | | | L7 | | | F7 | | G3-1 | | 3 | 0 | 0 | 0 | 0 | 0 | 5 | | | |
| 11 Brad Hawpe, L OBP: 0.400, SLG: 0.429 40 Daniel Ortmeier, S OBP: 0.395, SLG: 0.559 | | | G3-1 | | | 9 1B | | F7 | | 3 | 0 | 1 | 0 | 0 | 0 | 2 | | | |
| 12 Clint Barmes, R OBP: 0.398, SLG: 0.500 6 Omar Quintanilla, L OBP: 0.432, SLG: 0.545 | | | K | | | F7 | | F7 | | 2 | 0 | 0 | 0 | 0 | 1 | 0 | | | |
| 9 Ian Stewart, L OBP: 0.333, SLG: 0.533 | | | HR | | | 39 G3 | | F7 | | 4 | 1 | 3 | 1 | 0 | 0 | 0 | | | |
| 50 Sal Fasano, R OBP: 0.333, SLG: 0.611 39 Paul Phillips, R OBP: 0.214, SLG: 0.091 | | | P4 | | | 9 1B | | FC4-6 | | 2 | 0 | 0 | 0 | 0 | 1 | 0 | | | |
| 21 Jason Marquis, L ERA: 9.28 10 Jeff Baker, R ERA: 12.27 52 Juan Morillo, R ERA: 3.0 7 Seth Smith, L OBP: 0.309, SLG: 1.000 60 Manny Corpas, R ERA: 1.5 47 Joe Kosshansky, L OBP: 0.309, SLG: 0.441 | | | G3-1 | | | P4 | | L9 | | 1 | 0 | 1 | 0 | 0 | 0 | 0 | | | |
| Inning Stats | R: 0 E: 0 K: 1 S: 6 | H: 1 LOB: 2 BB: 1 P: 10 | R: 0 E: 0 K: 1 S: 5 | H: 0 LOB: 0 BB: 0 P: 5 | R: 0 E: 0 K: 0 S: 4 | H: 1 LOB: 2 BB: 1 P: 8 | R: 1 E: 0 K: 1 S: 6 | H: 1 LOB: 0 BB: 0 P: 6 | R: 1 E: 0 K: 0 S: 5 | H: 2 LOB: 1 BB: 1 P: 9 | R: 0 E: 0 K: 0 S: 3 | H: 0 LOB: 0 BB: 0 P: 3 | R: 1 E: 0 K: 0 S: 5 | H: 2 LOB: 1 BB: 0 P: 5 | R: 1 E: 0 K: 1 S: 7 | H: 2 LOB: 1 BB: 0 P: 8 | 1B: 6 2B: 4 3B: 0 HR: 1 | SF: 0 SAC: 0 DP: 0 HBP: 0 | WP: 0 PA: 41 PB: 0 SB: 0 CS: 0 |
| PITCHER | IP WLS BF H R ER SO BB IBB HBP BLK WP HR S P ERA WHIP | | | | | | | | | | | | | | | | | | |
| 54 Matt Harrison, L ERA: 5.63 | 5.0 W 22 5 2 2 2 3 2 0 0 0 0 0 26 34 3.60 1.400 | | | | | | | | | | | | | | | | | | |
| 58 Derrick Turnbow, R ERA: 3.0 | 1.0 6 2 1 1 0 1 0 0 0 0 0 0 5 9 9.00 3.000 | | | | | | | | | | | | | | | | | | |
| 88 Pedro Strop, R ERA: 12.27 | 1.0 3 0 0 0 0 0 0 0 0 0 0 0 3 3 0.00 0.000 | | | | | | | | | | | | | | | | | | |
| 93 Bryan Corey, R ERA: 12.27 | 2.0 10 4 2 2 1 0 0 0 0 0 0 0 12 13 9.00 2.000 | | | | | | | | | | | | | | | | | | |

Texas Rangers @ Colorado Rockies
US West Sports Complex, Hi Corbett Field, Tucson, AZ
Fri Mar 20 2009, 4:10 PM EDT
Att: 5,271 - Partly Cloudy - 82 F

livebaseballscorecards.com

AB 38
R 5
H 11
RBI 5
BB 3
SO 4
LOB 21

| Batter | 1 | 2 | 3 | 4 | 5 | 6 | 7 | 8 | 9 | AB | R | H | RBI | BB | SO | LOB | TOP | | | | | | | | |
|---|------------------------------|---------------------------------|------------------------------|---------------------------------|------------------------------|---------------------------------|------------------------------|---------------------------------|------------------------------|---------------------------------|------------------------------|---------------------------------|------------------------------|----------------------------------|------------------------------|---------------------------------|--|------------------------------|----------------------------------|----------------------------------|------------------------------------|----------------------------------|--------|--|--|
| 22 Scott Podsednik, L OBP: 0.351, SLG: 0.355 (1, 8) | 0-0 B1-3 | | 0-0 F8 | | 0-0 F7 | | 0-0 1B | | 4-0 BB | 4 | 0 | 1 | 0 | 1 | 0 | 0 | <p>Colorado Rockies @ Texas Rangers Surprise Stadium, Surprise, AZ Sat Mar 21 2009, 4:05 PM EDT Att: 6,596 - Sunny - 80 F</p> <p>livebaseballscorecards.com</p> <p>AB 36 R 4 H 9 RBI 4 BB 2 SO 8 LOB 10</p>  | | | | | | | | |
| 6 Omar Quintanilla, L OBP: 0.429, SLG: 0.541 (1, 6) | 4-0 BB | | 0-0 2B | | 0-0 P5 | | 0-3 K | | 0-3 K | 4 | 0 | 1 | 0 | 1 | 2 | 3 | | | | | | | | | |
| 7 Seth Smith, L OBP: 0.395, SLG: 0.576 (1, 7) | 0-0 F7 | | 0-0 1B | | 0-0 F7 | | 0-0 G6-3 | | | 4 | 0 | 1 | 0 | 0 | 0 | 3 | | | | | | | | | |
| 14 Matt Murton, R OBP: 0.415, SLG: 0.568 (1, 10) | 0-0 F8 | | 0-0 FC4-6 | | 0-0 HR | | 0-0 F8 | | | 4 | 1 | 1 | 1 | 0 | 0 | 3 | | | | | | | | | |
| 9 Ian Stewart, L OBP: 0.333, SLG: 0.576 62 Christian Colonel, R OBP: 0.235, SLG: 0.333 (1, 5) | | 0-0 G3 | | 0-0 3B | | 0-0 G3-1 | | 0-0 F9 | | 3 | 1 | 1 | 0 | 0 | 0 | 0 | | | | | | | | | |
| 10 Jeff Baker, R OBP: 0.235, SLG: 0.313 (1, 4) | 0-3 K | | 0-0 G5-3 | | 0-0 K | | 0-0 2B | | | 4 | 0 | 1 | 1 | 0 | 2 | 0 | | | | | | | | | |
| 47 Joe Koshansky, L 40 Daniel Ortmeier, S OBP: 0.385, SLG: 0.543 (1, 3) | 0-2 K | | 0-3 K | | 0-0 HR | | 0-0 G3 | | | 3 | 1 | 1 | 1 | 0 | 2 | 0 | | | | | | | | | |
| 5 Carlos González, L 24 Dexter Fowler, S OBP: 0.286, SLG: 0.405 OBP: 0.333, SLG: 0.378 (1, 9) | | 0-0 G6-3 | | 0-3 K | | 0-0 G6-3 | | 0-0 G4-3 | | 3 | 0 | 0 | 0 | 0 | 1 | 0 | | | | | | | | | |
| 39 Paul Phillips, R 15 Edwin Bellorin, R OBP: 0.294, SLG: 0.429 OBP: 0.294, SLG: 0.333 (1, 2) | | 0-0 HR | | 0-0 G6-3 | | 0-0 1B | | 0-3 K | | 3 | 1 | 2 | 1 | 0 | 0 | 0 | | | | | | | | | |
| Inning Stats | R: 0 E: 0 K: 0 S: 3 | H: 0 LOB: 1 BB: 1 P: 7 | R: 0 E: 0 K: 2 S: 7 | H: 0 LOB: 0 BB: 0 P: 7 | R: 1 E: 0 K: 0 S: 6 | H: 3 LOB: 2 BB: 0 P: 6 | R: 1 E: 0 K: 2 S: 8 | H: 1 LOB: 0 BB: 0 P: 8 | R: 0 E: 0 K: 1 S: 3 | H: 0 LOB: 0 BB: 0 P: 3 | R: 1 E: 0 K: 1 S: 7 | H: 1 LOB: 0 BB: 0 P: 8 | R: 1 E: 0 K: 1 S: 9 | H: 3 LOB: 2 BB: 0 P: 11 | R: 0 E: 0 K: 0 S: 4 | H: 1 LOB: 1 BB: 0 P: 4 | | R: 0 E: 0 K: 2 S: 7 | H: 0 LOB: 1 BB: 1 P: 11 | 1B: 3 2B: 2 3B: 1 HR: 3 | SF: 0 SAC: 0 DP: 0 HBP: 0 | WP: 0 PB: 0 SB: 0 CS: 0 | PA: 38 | | |
| PITCHER | IP | WLS | BF | H | R | ER | SO | BB | IBB | HBP | BLK | WP | HR | S | P | ERA | WHIP | | | | | | | | |
| 33 Kevin Millwood, R ERA: 9.00 55 Willie Eyre, R ERA: 1.5 52 Brendan Donnelly, R ERA: 7.2 36 C.J. Wilson, L ERA: | 6.0 | | 24 | 5 | 3 | 3 | 5 | 1 | 0 | 0 | 0 | 0 | 2 | 34 | 39 | 4.50 | 1.000 | | | | | | | | |
| | 1.0 | W | 6 | 3 | 1 | 1 | 1 | 0 | 0 | 0 | 0 | 0 | 1 | 9 | 11 | 9.00 | 3.000 | | | | | | | | |
| | 1.0 | | 4 | 1 | 0 | 0 | 0 | 0 | 0 | 0 | 0 | 0 | 0 | 4 | 4 | 0.00 | 1.000 | | | | | | | | |
| | 1.0 | | 4 | 0 | 0 | 0 | 2 | 1 | 0 | 0 | 0 | 0 | 0 | 7 | 11 | 0.00 | 1.000 | | | | | | | | |

| Batter | 1 | 2 | 3 | 4 | 5 | 6 | 7 | 8 | 9 | AB | R | H | RBI | BB | SO | LOB | BOTTOM | | | | | | | | |
|--|------------------------------|---------------------------------|------------------------------|---------------------------------|-------------------------------|----------------------------------|------------------------------|---------------------------------|------------------------------|---------------------------------|------------------------------|----------------------------------|------------------------------|----------------------------------|------------------------------|----------------------------------|---|----------------------------------|------------------------------------|----------------------------------|--------|--|--|--|--|
| 5 Ian Kinsler, R OBP: 0.429, SLG: 0.571 13 Omar Vizquel, S OBP: 0.390, SLG: 0.333 (1, 4) | 0-0 G6-3 | | 0-3 K | | 0-0 G5-3 | | 4-0 3B | | 4-0 BB | 3 | 0 | 0 | 0 | 0 | 1 | 1 | <p>Colorado Rockies @ Texas Rangers Surprise Stadium, Surprise, AZ Sat Mar 21 2009, 4:05 PM EDT Att: 6,596 - Sunny - 80 F</p> <p>livebaseballscorecards.com</p> <p>AB 35 R 8 H 12 RBI 8 BB 6 SO 7 LOB 21</p>  | | | | | | | | |
| 3 Joaquin Arias, R OBP: 0.467, SLG: 0.571 (1, 6) | 0-0 G4-3 | | 0-0 1B | | 4-0 BB | | 0-0 G6-3 | | 0-0 BB | 4 | 0 | 1 | 1 | 1 | 0 | 5 | | | | | | | | | |
| 32 Josh Hamilton, L 41 Brandon Boggs, S OBP: 0.408, SLG: 0.729 OBP: 0.381, SLG: 0.583 (1, 8) | 0-3 K | | 0-0 1B | | 0-3 K | | 0-0 HR | | 4-0 BB | 3 | 0 | 1 | 0 | 0 | 2 | 1 | | | | | | | | | |
| 17 Nelson Cruz, R OBP: 0.367, SLG: 0.923 (1, 9) | | 0-0 2B | | 1-3 K | | 0-0 G4-3 | | 0-0 F8 | | 1-0 F9 | 5 | 1 | 1 | 0 | 0 | 1 | | | | | | | | | |
| 9 Hank Blalock, L 25 Andrew Jones, R OBP: 0.364, SLG: 0.526 OBP: 0.333, SLG: 0.455 (7, PH) | | 0-0 2B | | 0-0 F8 | | 0-0 G4-3 | | 0-0 F7 | | 0-0 F7 | 3 | 0 | 0 | 0 | 0 | 3 | | | | | | | | | |
| 22 Marlon Byrd, R 7 David Murphy, L OBP: 0.409, SLG: 0.514 OBP: 0.340, SLG: 0.587 (1, 7) | | 0-0 SF8 | | 0-3 K | | 0-0 2B | | 4-0 K | | 0-3 K | 1 | 0 | 0 | 1 | 0 | 1 | | | | | | | | | |
| 19 Chris Davis, L Chad Tracy, R OBP: 0.373, SLG: 0.347 OBP: 1.000, SLG: 4.000 (6, PR) | | 0-0 F7 | | 0-3 K | | 0-0 2B | | 0-0 HR | | 1-2 HR | 3 | 0 | 1 | 1 | 0 | 1 | | | | | | | | | |
| 21 Jarrod Saltalamacchia, R 72 Emerson Frostad, L OBP: 0.385, SLG: 0.471 OBP: 0.500, SLG: 0.500 (7, 2) | | | 0-0 2B | | 0-0 2B | | 4-0 BB | | 0-0 1B | 2 | 1 | 2 | 0 | 1 | 0 | 0 | | | | | | | | | |
| 15 Travis Metcalf, R OBP: 0.231, SLG: 0.260 (1, 5) | | | 0-0 2B | | 0-0 F9 | | 0-0 F8 | | 0-0 P3 | 4 | 1 | 1 | 1 | 0 | 0 | 4 | | | | | | | | | |
| Inning Stats | R: 0 E: 0 K: 1 S: 5 | H: 0 LOB: 0 BB: 0 P: 5 | R: 1 E: 0 K: 0 S: 4 | H: 1 LOB: 0 BB: 0 P: 4 | R: 2 E: 0 K: 2 S: 11 | H: 4 LOB: 2 BB: 0 P: 12 | R: 0 E: 0 K: 2 S: 8 | H: 1 LOB: 1 BB: 0 P: 8 | R: 0 E: 0 K: 1 S: 5 | H: 0 LOB: 1 BB: 1 P: 9 | R: 1 E: 0 K: 0 S: 5 | H: 2 LOB: 3 BB: 2 P: 13 | R: 4 E: 0 K: 0 S: 9 | H: 4 LOB: 2 BB: 2 P: 18 | R: 0 E: 0 K: 1 S: 5 | H: 0 LOB: 1 BB: 1 P: 10 | | 1B: 4 2B: 7 3B: 0 HR: 1 | SF: 1 SAC: 0 DP: 0 HBP: 0 | WP: 0 PB: 0 SB: 3 CS: 0 | PA: 42 | | | | |
| PITCHER | IP | WLS | BF | H | R | ER | SO | BB | IBB | HBP | BLK | WP | HR | S | P | ERA | WHIP | | | | | | | | |
| 29 Jorge De La Rosa, L 45 Jhoulys Chacin, R Andrew Johnston, R 34 Matt Belisle, R ERA: 9.64 ERA: 8.64 ERA: | 4.0 | | 18 | 6 | 3 | 3 | 5 | 0 | 0 | 0 | 1 | 0 | 1 | 16 | 33 | 19.29 | 3.429 | | | | | | | | |
| | 2.1 | L | 16 | 5 | 5 | 5 | 1 | 3 | 1 | 0 | 0 | 0 | 0 | 3 | 7 | 0.00 | 3.000 | | | | | | | | |
| | 1.0 | | 4 | 0 | 0 | 0 | 1 | 1 | 0 | 0 | 0 | 0 | 0 | 5 | 10 | 0.00 | 1.000 | | | | | | | | |

| Batter | 1 | 2 | 3 | 4 | 5 | 6 | 7 | 8 | 9 | AB | R | H | RBI | BB | SO | LOB | TOP | | |
|--|--------------------------------------|--|--|--|--|--|--|--|---|----------------------------------|------------------------------------|----------------------------------|--------|----|----|-------|-------|--|--|
| 3 Joaquin Arias, R (1,4) OBP: 0.455, SLG: 0.548 80 Renny Osuna, R (6,4) OBP: 0.500, SLG: 0.500 | G5-3 | | | 1B | | G6-4-3 | | | E9 88 2B | 3 | 0 | 1 | 0 | 0 | 0 | 1 | | | |
| 1 Elvis Andrus, R (1,6) OBP: 0.351, SLG: 0.306 96 Guilder Rodriguez, S (7,6) | K | | | F8 | | | F8 | | F8 | 3 | 0 | 0 | 0 | 0 | 1 | 1 | | | |
| 32 Josh Hamilton, L (1,8) OBP: 0.385, SLG: 0.686 94 Jimmy Gobble, L (7,1) 60 Warner Madrigal, R (8,1) 88 Mauro Gomez, R (9,PH) OBP: 1.000, SLG: 2.000 | K | | | F8 | | | G4-3 | | HR | 3 | 0 | 0 | 0 | 0 | 1 | 1 | | | |
| 22 Marlon Byrd, R (1,9) OBP: 0.391, SLG: 0.487 Adam Fox, R (6,9) OBP: 0.500, SLG: 1.000 | | P4 | | | | G1-3 | | | HR | 2 | 0 | 0 | 0 | 0 | 0 | 0 | | | |
| 7 David Murphy, L (1,7) OBP: 0.333, SLG: 0.551 | K | | | | | | | | HR | 3 | 0 | 0 | 0 | 1 | 1 | 0 | | | |
| 19 Chris Davis, L (1,3) OBP: 0.365, SLG: 0.396 | K | | | | | | | | K | 4 | 1 | 1 | 1 | 0 | 2 | 1 | | | |
| 14 Adam Melhuse, S (1,2) OBP: 0.367, SLG: 0.765 50 Frank Francisco, R (5,1) 41 Brandon Boggs, S (7,8) OBP: 0.395, SLG: 0.583 | | | | F8 | | F9 | | | | 2 | 0 | 0 | 0 | 0 | 0 | 1 | | | |
| 15 Travis Metcalf, R (1,5) OBP: 0.218, SLG: 0.245 | | | | K | | | | | BB | 0 | 0 | 0 | 0 | 0 | 0 | 0 | | | |
| 46 Luis Mendoza, R (1,1) 59 Josh Rupe, R (4,1) 72 Emerson Frostad, L (5,2) OBP: 0.500, SLG: 0.400 | | | | K | | | | | BB | 3 | 0 | 0 | 0 | 0 | 1 | 1 | | | |
| | | | | | | G5-3 | | | P4 | 1 | 0 | 0 | 0 | 0 | 1 | 0 | | | |
| | | | | | | | | | K | 1 | 0 | 0 | 0 | 0 | 0 | 0 | | | |
| | | | | | | | | | | 1 | 0 | 0 | 0 | 1 | 1 | 1 | | | |
| Inning Stats | R: 0 H: 0 E: 0 K: 2 S: 7 | H: 0 R: 0 ER: 0 LOB: 0 BB: 0 P: 7 | H: 0 R: 0 ER: 0 LOB: 0 BB: 0 P: 7 | H: 0 R: 0 ER: 0 LOB: 0 BB: 0 P: 7 | H: 1 R: 0 ER: 0 LOB: 0 BB: 0 P: 3 | H: 0 R: 0 ER: 0 LOB: 1 BB: 1 P: 7 | H: 0 R: 0 ER: 0 LOB: 0 BB: 1 P: 6 | H: 0 R: 0 ER: 0 LOB: 0 BB: 0 P: 5 | H: 1 R: 3 ER: 1 LOB: 0 BB: 0 P: 13 | 1B: 2 2B: 1 3B: 0 HR: 2 | SF: 0 SAC: 0 DP: 1 HBP: 0 | WP: 0 PB: 0 SB: 0 CS: 0 | PA: 33 | | | | | | |
| PITCHER | IP | WLS | BF | H | R | ER | SO | BB | IBB | HBP | BLK | WP | HR | S | P | ERA | WHIP | | |
| 43 Randy Wolf, L (1,1) ERA: 4.2 | 6.0 | W | 19 | 1 | 0 | 0 | 6 | 2 | 0 | 0 | 0 | 0 | 0 | 29 | 37 | 0.00 | 0.500 | | |
| 59 Guillermo Mota, R (7,1) ERA: 1.13 | 1.0 | | 3 | 0 | 0 | 0 | 1 | 0 | 0 | 0 | 0 | 0 | 0 | 5 | 5 | 0.00 | 0.000 | | |
| 56 Hung-Chih Kuo, L (8,1) ERA: 16.2 | 1.0 | | 5 | 1 | 1 | 1 | 1 | 0 | 0 | 0 | 0 | 0 | 1 | 7 | 13 | 9.00 | 2.000 | | |
| 47 Cory Wade, R (9,1) ERA: 9.0 | 1.0 | | 6 | 3 | 3 | 3 | 1 | 0 | 0 | 0 | 0 | 0 | 1 | 10 | 12 | 27.00 | 3.000 | | |

Texas Rangers @ Los Angeles Dodgers
Camelback Ranch, Glendale, AZ
Sun Mar 22 2009, 4:05 PM EDT
Att: 11,259 - Sunny - 81 F

AB 30
R 4
H 5
RBI 4
BB 3
SO 9
LOB 8



| Batter | 1 | 2 | 3 | 4 | 5 | 6 | 7 | 8 | 9 | AB | R | H | RBI | BB | SO | LOB | BOTTOM | | |
|--|--------------------------------------|---|--|---|---|--|---|--|---|----------------------------------|------------------------------------|----------------------------------|--------|----|----|-------|--------|--|--|
| 15 Rafael Furcal, S (1,6) OBP: 0.319, SLG: 0.293 60 Chin-Lung Hu, R (6,PR) OBP: 0.353, SLG: 0.469 | G4-3 | K | | BB | | | | | | 3 | 1 | 2 | 2 | 1 | 1 | 1 | | | |
| 13 Orlando Hudson, S (1,4) OBP: 0.244, SLG: 0.282 59 Guillermo Mota, R (7,1) 33 Blake DeWitt, L (8,5) OBP: 0.346, SLG: 0.375 | G4-3 | | | | | P6 | | | | 4 | 0 | 1 | 2 | 0 | 0 | 3 | | | |
| 16 Andre Ethier, L (1,9) OBP: 0.294, SLG: 0.292 83 Mitch Jones, R (9,9) OBP: 0.316, SLG: 0.676 | E6 | | | | | K | | | | 5 | 0 | 0 | 0 | 0 | 2 | 6 | | | |
| 7 James Loney, L (1,3) OBP: 0.278, SLG: 0.255 14 Juan Castro, R (8,PR) OBP: 0.475, SLG: 0.703 | G5-4-3 | | | | | K | | | | 4 | 0 | 1 | 1 | 1 | 1 | 4 | | | |
| 23 Casey Blake, R (1,5) OBP: 0.353, SLG: 0.400 17 Jason Repko, R (7,PR) OBP: 0.324, SLG: 0.333 | | | | | | | | | | 4 | 0 | 1 | 0 | 0 | 0 | 1 | | | |
| 27 Matt Karmy, R (1,8) OBP: 0.304, SLG: 0.491 56 Hung-Chih Kuo, L (8,PH) 71 Valentino Pascucci, R (8,PH) OBP: 0.500, SLG: 0.857 47 Cory Wade, R (9,1) | G5-3 | | | | | | | | | 4 | 1 | 1 | 1 | 0 | 0 | 1 | | | |
| 9 Juan Pierre, L (1,7) OBP: 0.271, SLG: 0.256 75 Xavier Paul, L (7,PR) OBP: 0.469, SLG: 0.682 | | | | | | | | | | 2 | 2 | 1 | 0 | 2 | 0 | 0 | | | |
| 12 Brad Ausmus, R (1,2) OBP: 0.500, SLG: 0.500 44 A.J. Ellis, R (7,2) OBP: 0.308, SLG: 0.333 | | | | | | | | | | 1 | 2 | 0 | 0 | 2 | 0 | 0 | | | |
| 43 Randy Wolf, L (1,1) OBP: 0.500, SLG: 0.750 5 Mark Loretta, R (6,PH) OBP: 0.421, SLG: 0.300 | | | | | | | | | | 2 | 1 | 2 | 2 | 0 | 0 | 0 | | | |
| 76 Doug Mientkiewicz, L (9,3) OBP: 0.333, SLG: 0.667 | | | | | | | | | | 0 | 0 | 0 | 0 | 0 | 0 | 0 | | | |
| Inning Stats | R: 0 H: 1 E: 1 K: 0 S: 4 | H: 1 R: 2 ER: 0 LOB: 1 BB: 2 P: 16 | H: 0 R: 0 ER: 0 LOB: 1 BB: 1 P: 8 | H: 0 R: 0 ER: 0 LOB: 1 BB: 1 P: 12 | H: 3 R: 3 ER: 0 LOB: 1 BB: 1 P: 12 | H: 0 R: 0 ER: 0 LOB: 0 BB: 0 P: 4 | H: 3 R: 2 ER: 0 LOB: 2 BB: 1 P: 14 | H: 1 R: 0 ER: 0 LOB: 2 BB: 1 P: 7 | H: 3 R: 4 ER: 0 LOB: 1 BB: 1 P: 15 | 1B: 7 2B: 3 3B: 0 HR: 2 | SF: 0 SAC: 0 DP: 2 HBP: 0 | WP: 1 PB: 0 SB: 3 CS: 0 | PA: 42 | | | | | | |
| PITCHER | IP | WLS | BF | H | R | ER | SO | BB | IBB | HBP | BLK | WP | HR | S | P | ERA | WHIP | | |
| 46 Luis Mendoza, R (1,1) ERA: 3.86 | 3.0 | L | 14 | 2 | 2 | 2 | 1 | 3 | 0 | 0 | 0 | 0 | 0 | 15 | 28 | 6.00 | 1.667 | | |
| 59 Josh Rupe, R (4,1) ERA: 4.7 | 1.0 | | 7 | 3 | 3 | 3 | 1 | 1 | 0 | 0 | 0 | 0 | 1 | 8 | 12 | 27.00 | 4.000 | | |
| 50 Frank Francisco, R (5,1) ERA: 5.14 | 2.0 | | 10 | 3 | 2 | 2 | 2 | 1 | 0 | 0 | 0 | 0 | 0 | 14 | 18 | 9.00 | 2.000 | | |
| 94 Jimmy Gobble, L (7,1) ERA: 3.86 | 1.0 | | 4 | 1 | 0 | 0 | 0 | 1 | 0 | 0 | 0 | 1 | 0 | 3 | 7 | 0.00 | 2.000 | | |
| 60 Warner Madrigal, R (8,1) ERA: 9.0 | 1.0 | | 7 | 3 | 4 | 4 | 0 | 1 | 0 | 0 | 0 | 0 | 1 | 8 | 15 | 36.00 | 4.000 | | |

Texas Rangers @ Los Angeles Dodgers
Camelback Ranch, Glendale, AZ
Sun Mar 22 2009, 4:05 PM EDT
Att: 11,259 - Sunny - 81 F

AB 35
R 11
H 12
RBI 11
BB 7
SO 4
LOB 19



| Batter | 1 | 2 | 3 | 4 | 5 | 6 | 7 | 8 | 9 | 10 | AB | R | H | RBI | BB | SO | LOB | TOP | | | | | | |
|---|------------------------------|---------------------------------|------------------------------|---------------------------------|------------------------------|---------------------------------|------------------------------|----------------------------------|------------------------------|---------------------------------|------------------------------|---------------------------------|------------------------------|---------------------------------|------------------------------|---------------------------------|------------------------------|--|---------------------------------|------------------------------|----------------------------------|-----------------------------------|------------------------------------|----------------------------------|
| 5 Ian Kinsler, R OBP: 0.396, SLG: 0.522 3 Joaquin Arias, R OBP: 0.488, SLG: 0.576 | B5-3 | | G4-3 | F8 | | | L7 | G5-3 1B | | 1B | 4 | 0 | 0 | 0 | 0 | 0 | 2 | Texas Rangers @ Seattle Mariners Peoria Stadium, Peoria, AZ Tue Mar 24 2009, 4:05 PM EDT Att: 4,894 - Sunny - 72 F | | | | | | |
| 10 Michael Young, R OBP: 0.420, SLG: 0.488 Adam Fox, R OBP: 0.364, SLG: 0.500 | 1B | | F9 | | | | G6-3 | G5-3 | | 1B | 1 | 0 | 1 | 0 | 0 | 0 | 0 | | | | | | | |
| 32 Josh Hamilton, L OBP: 0.400, SLG: 0.685 41 Brandon Boggs, S OBP: 0.391, SLG: 0.564 | 1B | | G4-3 | | | | | L9 | | F4 | 3 | 1 | 2 | 0 | 0 | 0 | 0 | | | | | | | |
| 25 Andrew Jones, R OBP: 0.333, SLG: 0.462 | FC5-4 | | | | | | | 17 HR 1B | | FC6-4 | 6 | 1 | 2 | 1 | 0 | 1 | 5 | | | | | | | |
| 17 Nelson Cruz, R OBP: 0.392, SLG: 0.967 7 David Murphy, L OBP: 0.345, SLG: 0.551 | F9 | | | | | | | 17 HR 1B | | | 4 | 2 | 2 | 3 | 0 | 0 | 3 | | | | | | | |
| 9 Hank Blalock, L OBP: 0.354, SLG: 0.488 19 Chris Davis, L OBP: 0.359, SLG: 0.389 | | F8 | | | | | | | | | 3 | 1 | 0 | 0 | 1 | 0 | 1 | | | | | | | |
| 22 Marlon Byrd, R OBP: 0.388, SLG: 0.476 Frank Catalanotto, L OBP: 0.290, SLG: 0.417 | | P4 | | | | | | | | | 3 | 0 | 1 | 0 | 0 | 0 | 0 | | | | | | | |
| 21 Jarrod Saltalamacchia, 3B OBP: 0.405, SLG: 0.514 2 Taylor Teagarden, R OBP: 0.267, SLG: 0.467 | | | | | | | | | | | 3 | 0 | 2 | 2 | 0 | 0 | 0 | | | | | | | |
| 1 Elvis Andrus, R OBP: 0.304, SLG: 0.288 13 Omar Vizquel, S OBP: 0.419, SLG: 0.351 | | | | | | | | | | | 3 | 0 | 0 | 0 | 0 | 0 | 3 | | | | | | | |
| Inning Stats | R: 0 E: 0 K: 0 S: 5 | H: 2 LOB: 2 BB: 0 P: 5 | R: 0 E: 0 K: 0 S: 4 | H: 1 LOB: 1 BB: 0 P: 4 | R: 0 E: 0 K: 0 S: 3 | H: 0 LOB: 0 BB: 0 P: 3 | R: 2 E: 0 K: 0 S: 6 | H: 3 LOB: 2 BB: 1 P: 10 | R: 1 E: 0 K: 0 S: 5 | H: 2 LOB: 1 BB: 0 P: 5 | R: 0 E: 0 K: 0 S: 3 | H: 0 LOB: 0 BB: 0 P: 3 | R: 3 E: 0 K: 0 S: 6 | H: 3 LOB: 2 BB: 0 P: 7 | R: 1 E: 0 K: 0 S: 6 | H: 3 LOB: 2 BB: 0 P: 6 | R: 0 E: 0 K: 1 S: 5 | | H: 0 LOB: 1 BB: 1 P: 9 | R: 0 E: 0 K: 1 S: 6 | H: 1 LOB: 3 BB: 2 P: 14 | 1B: 12 2B: 2 3B: 0 HR: 1 | SF: 0 SAC: 0 DP: 0 HBP: 0 | WP: 0 PB: 0 SB: 0 CS: 0 |
| PITCHER | IP 6.0 | WLS 27 | BF 8 | H 3 | R 3 | ER 3 | SO 0 | BB 1 | IBB 0 | HBP 0 | BLK 0 | WP 0 | HR 0 | S 26 | P 30 | ERA 4.50 | WHIP 1.500 | | | | | | | |
| 56 Jarrod Washburn, L (1.1) ERA: 4.74 | 1.0 | 6 | 3 | 3 | 3 | 0 | 0 | 0 | 0 | 0 | 0 | 0 | 1 | 6 | 7 | 27.00 | 3.000 | | | | | | | |
| 26 Randy Messenger, R (7.1) ERA: 4.97 | 1.0 | 6 | 3 | 1 | 1 | 0 | 0 | 0 | 0 | 0 | 0 | 0 | 0 | 6 | 6 | 9.00 | 3.000 | | | | | | | |
| 37 Cesar Jimenez, L (8.1) ERA: 13.5 | 1.1 | 7 | 1 | 0 | 0 | 2 | 2 | 2 | 0 | 0 | 0 | 0 | 0 | 9 | 17 | 0.00 | 2.250 | | | | | | | |
| 46 Sean White, R (9.1) ERA: 1.59 | 0.2 | 3 | 0 | 0 | 0 | 0 | 1 | 0 | 0 | 0 | 0 | 0 | 0 | 2 | 6 | 0.00 | 1.500 | | | | | | | |
| Jose Lugo, L (10.1) ERA: 2.7 | | | | | | | | | | | | | | | | | | | | | | | | |

| | |
|-----|----|
| AB | 45 |
| R | 7 |
| H | 15 |
| RBI | 7 |
| BB | 4 |
| SO | 2 |
| LOB | 23 |



| Batter | 1 | 2 | 3 | 4 | 5 | 6 | 7 | 8 | 9 | 10 | AB | R | H | RBI | BB | SO | LOB | BOTTOM | | | | | | |
|--|------------------------------|---------------------------------|------------------------------|---------------------------------|------------------------------|---------------------------------|------------------------------|---------------------------------|------------------------------|----------------------------------|------------------------------|---------------------------------|------------------------------|---------------------------------|------------------------------|---------------------------------|------------------------------|--|---------------------------------|------------------------------|---------------------------------|----------------------------------|------------------------------------|----------------------------------|
| 21 Franklin Gutierrez, R OBP: 0.333, SLG: 0.385 | P4 | | SH2-3 | F9 | | | | G6-3 | | | 4 | 0 | 0 | 0 | 0 | 1 | 2 | Texas Rangers @ Seattle Mariners Peoria Stadium, Peoria, AZ Tue Mar 24 2009, 4:05 PM EDT Att: 4,894 - Sunny - 72 F | | | | | | |
| 3 Ronny Cedeno, R OBP: 0.321, SLG: 0.358 | P2 | | K | | | | | | | | 4 | 1 | 1 | 0 | 0 | 1 | 1 | | | | | | | |
| 24 Ken Griffey Jr., L OBP: 0.367, SLG: 0.480 94 Brent Johnson, R OBP: 0.600, SLG: 0.600 | BB | | | | | | | | | | 2 | 1 | 2 | 2 | 1 | 0 | 0 | | | | | | | |
| 5 Mike Sweeney, R OBP: 0.355, SLG: 0.444 38 Erick Monzon, R OBP: 0.321, SLG: 0.358 | G1-3 | | | | | | | | | | 2 | 0 | 1 | 1 | 0 | 0 | 0 | | | | | | | |
| 13 Chris Shelton, R OBP: 0.360, SLG: 0.731 Ezequiel Carrera, L (10, PR) | G6-3 | | | | | | | | | | 3 | 0 | 0 | 0 | 0 | 0 | 3 | | | | | | | |
| 12 Michael Morse, R OBP: 0.365, SLG: 0.400 | | | | | | | | | | | 2 | 0 | 0 | 0 | 0 | 1 | 1 | | | | | | | |
| 15 Jamie Burke, R OBP: 0.156, SLG: 0.100 | | | | | | | | | | | 3 | 0 | 0 | 0 | 0 | 0 | 3 | | | | | | | |
| Reegie Corona, S OBP: 0.288, SLG: 0.306 | | | | | | | | | | | 2 | 0 | 0 | 0 | 0 | 1 | 1 | | | | | | | |
| 96 Tyson Gillies, L OBP: 0.313, SLG: 0.484 | | | | | | | | | | | 5 | 1 | 3 | 1 | 0 | 0 | 0 | | | | | | | |
| Inning Stats | R: 0 E: 0 K: 0 S: 3 | H: 0 LOB: 1 BB: 1 P: 7 | R: 0 E: 0 K: 2 S: 7 | H: 0 LOB: 0 BB: 0 P: 7 | R: 2 E: 1 K: 1 S: 8 | H: 3 LOB: 1 BB: 0 P: 9 | R: 2 E: 0 K: 0 S: 5 | H: 2 LOB: 1 BB: 1 P: 9 | R: 2 E: 0 K: 0 S: 6 | H: 3 LOB: 2 BB: 1 P: 10 | R: 1 E: 0 K: 0 S: 7 | H: 2 LOB: 1 BB: 0 P: 9 | R: 0 E: 0 K: 0 S: 5 | H: 1 LOB: 0 BB: 0 P: 5 | R: 0 E: 0 K: 0 S: 3 | H: 0 LOB: 0 BB: 0 P: 3 | R: 0 E: 0 K: 1 S: 5 | | H: 0 LOB: 0 BB: 0 P: 5 | R: 0 E: 0 K: 0 S: 4 | H: 2 LOB: 2 BB: 0 P: 4 | 1B: 8 2B: 5 3B: 0 HR: 0 | SF: 1 SAC: 2 DP: 1 HBP: 0 | WP: 1 PB: 0 SB: 2 CS: 1 |
| PITCHER | IP 4.2 | WLS 25 | BF 8 | H 6 | R 6 | ER 3 | SO 3 | BB 0 | IBB 0 | HBP 0 | BLK 0 | WP 0 | HR 0 | S 28 | P 41 | ERA 11.57 | WHIP 2.357 | | | | | | | |
| 20 Brandon McCarthy, R (1.1) ERA: 4.91 | 1.1 | 6 | 2 | 1 | 1 | 1 | 0 | 0 | 0 | 0 | 1 | 0 | 8 | 10 | 6.75 | 1.500 | | | | | | | | |
| 59 Josh Ruppe, R (8.1) ERA: 5.0 | 1.0 | 3 | 1 | 0 | 0 | 0 | 0 | 0 | 0 | 0 | 0 | 0 | 5 | 5 | 0.00 | 1.000 | | | | | | | | |
| 58 Derrick Turnbow, R (7.1) ERA: 2.67 | 2.0 | 6 | 0 | 0 | 0 | 1 | 0 | 0 | 0 | 0 | 0 | 0 | 8 | 8 | 0.00 | 0.000 | | | | | | | | |
| 36 C.J. Wilson, L (8.1) ERA: 2.67 | 1.0 | 4 | 2 | 0 | 0 | 0 | 0 | 0 | 0 | 0 | 0 | 0 | 4 | 4 | 0.00 | 2.000 | | | | | | | | |
| 94 Jimmy Gobbie, L (10.1) ERA: 3.16 | | | | | | | | | | | | | | | | | | | | | | | | |

| | |
|-----|----|
| AB | 38 |
| R | 7 |
| H | 13 |
| RBI | 6 |
| BB | 3 |
| SO | 5 |
| LOB | 16 |



| Batter | 1 | 2 | 3 | 4 | 5 | 6 | 7 | 8 | 9 | AB | R | H | RBI | BB | SO | LOB | TOP | | | | | | | |
|--|---|---------------------------------|------------------------------|---------------------------------|------------------------------|---------------------------------|------------------------------|---------------------------------|------------------------------|----------------------------------|------------------------------|---------------------------------|------------------------------|---------------------------------|------------------------------|---------------------------------|--|---------------------------------|-----------------------------------|------------------------------------|----------------------------------|------------------|------------------------------|----------------------------------|
| 22 Eric Byrnes, R OBP: 0.500, SLG: 0.667 28 Alex Romero, L OBP: 0.111, SLG: 0.111 | F9 | | G5-3 | | | | 18 1B 2B | | F8 | 3 | 0 | 1 | 2 | 0 | 0 | 0 | Arizona Diamondbacks @ Texas Rangers Surprise Stadium, Surprise, AZ Wed Mar 25 2009, 9:05 PM EDT Att. 7,734 - Clear - 76 F | | | | | | | |
| 24 Chris Young, R OBP: 0.404, SLG: 0.583 12 Chris Roberson, S OBP: 0.300, SLG: 0.364 | G3 | | G6-3 | | P3 | | F8 | | F8 | 4 | 0 | 1 | 0 | 0 | 0 | 3 | | | | | | | | |
| 34 Conor Jackson, R OBP: 0.292, SLG: 0.250 29 Josh Whitesell, L OBP: 0.444, SLG: 0.541 | G5-4-3 | | | F9 | 18 1B HBP | | K | | K | 2 | 0 | 1 | 0 | 0 | 0 | 0 | | | | | | | | |
| 18 Chad Tracy, L OBP: 0.455, SLG: 0.550 16 Josh Wilson, R OBP: 0.373, SLG: 0.478 | G5-4-3 | | | F8 | 18 1B HBP | | K | | K | 4 | 0 | 2 | 1 | 0 | 0 | 2 | | | | | | | | |
| 31 Tony Clark, S OBP: 0.432, SLG: 0.550 12 Evan Frey, L OBP: 0.314, SLG: 0.457 | G6-3 | | | F8 | 18 1B HBP | | K | | K | 1 | 0 | 0 | 0 | 0 | 1 | 1 | | | | | | | | |
| 10 Justin Upton, R OBP: 0.352, SLG: 0.333 74 Gerardo Parra, L OBP: 0.375, SLG: 0.400 | G6-3 | | | K | 18 1B HBP | | G4-3 | | FC4-6 | 3 | 0 | 0 | 0 | 0 | 1 | 5 | | | | | | | | |
| 26 Miguel Montero, L OBP: 0.351, SLG: 0.667 25 James Skelton, L OBP: 0.275, SLG: 0.200 | | | | | | | | | | 3 | 1 | 1 | 0 | 0 | 0 | 0 | | | | | | | | |
| 14 Ryan Roberts, R OBP: 0.424, SLG: 0.531 | | | | | | | | | | 3 | 1 | 0 | 0 | 1 | 0 | 1 | | | | | | | | |
| 11 Augie Ojeda, S OBP: 0.391, SLG: 0.350 4 Mark Hallberg, R OBP: 0.400, SLG: 0.667 | | | | | | | | | | 4 | 1 | 1 | 0 | 0 | 0 | 0 | | | | | | | | |
| | | | | | | | | | | 0 | 0 | 0 | 0 | 0 | 0 | 0 | | | | | | | | |
| Inning Stats | R: 0 E: 0 K: 0 S: 4 | H: 2 LOB: 1 BB: 0 P: 4 | R: 0 E: 0 K: 0 S: 3 | H: 1 LOB: 0 BB: 0 P: 4 | R: 0 E: 0 K: 1 S: 3 | H: 0 LOB: 0 BB: 0 P: 3 | R: 0 E: 0 K: 1 S: 6 | H: 1 LOB: 1 BB: 0 P: 6 | R: 3 E: 0 K: 1 S: 9 | H: 4 LOB: 3 BB: 1 P: 14 | R: 0 E: 0 K: 0 S: 3 | H: 0 LOB: 0 BB: 0 P: 3 | R: 1 E: 0 K: 1 S: 8 | H: 3 LOB: 2 BB: 0 P: 8 | R: 0 E: 0 K: 0 S: 3 | H: 0 LOB: 0 BB: 0 P: 3 | R: 1 E: 0 K: 1 S: 8 | H: 3 LOB: 2 BB: 0 P: 8 | 1B: 12 2B: 1 3B: 1 HR: 0 | SF: 0 SAC: 0 DP: 2 HBP: 2 | WP: 0 PB: 0 SB: 0 CS: 0 | PA: 42 | | |
| PITCHER | IP WLS BF H R ER SO BB IBB HBP BLK WP HR S P ERA WHIP | | | | | | | | | | | | | | | | | | | | | | | |
| 44 Vicente Padilla, R ERA: 4.8 52 Brendan Donnelly, R ERA: 7.5 18 Eddie Guardado, L ERA: 11.25 93 Bryan Corey, R ERA: 11.57 | 6.0 1.0 1.0 1.0 | 27 6 3 6 | 8 3 0 3 | 3 1 0 1 | 3 1 0 1 | 2 1 0 1 | 1 0 0 0 | 0 0 0 0 | 0 0 0 0 | 0 0 0 0 | 0 0 0 0 | 0 0 0 0 | 0 0 0 0 | 0 0 0 0 | 0 0 0 0 | 0 0 0 0 | 0 0 0 0 | 0 0 0 0 | 0 0 0 0 | 0 0 0 0 | 0 0 0 0 | 0 0 0 0 | 4.50 9.00 0.00 9.00 | 1.500 3.000 0.000 3.000 |

| Batter | 1 | 2 | 3 | 4 | 5 | 6 | 7 | 8 | 9 | AB | R | H | RBI | BB | SO | LOB | BOTTOM | | | | | | | | |
|--|---|----------------------------------|------------------------------|----------------------------------|------------------------------|---------------------------------|------------------------------|---------------------------------|------------------------------|---------------------------------|------------------------------|---------------------------------|-------------------------------|----------------------------------|------------------------------|---------------------------------|--|---------------------------------|----------------------------------|------------------------------------|----------------------------------|-------------|-------------|-----------------------|-------------------------|
| 5 Ian Kinsler, R OBP: 0.386, SLG: 0.510 13 Omar Vizquel, S OBP: 0.409, SLG: 0.342 | G3 | SF8 | | F9 | | K | | F7 | | 3 | 0 | 1 | 1 | 0 | 1 | 1 | Arizona Diamondbacks @ Texas Rangers Surprise Stadium, Surprise, AZ Wed Mar 25 2009, 9:05 PM EDT Att. 7,734 - Clear - 76 F | | | | | | | | |
| 7 David Murphy, L OBP: 0.317, SLG: 0.500 | G3 | K | | K | | G3 | | G4-3 | | 5 | 0 | 0 | 0 | 0 | 2 | 2 | | | | | | | | | |
| 32 Josh Hamilton, L OBP: 0.414, SLG: 0.702 41 Brandon Boggs, S OBP: 0.404, SLG: 0.575 | G3 | K | | | G4-3 | | G3 | | G4-3 | 3 | 1 | 2 | 1 | 0 | 0 | 0 | | | | | | | | | |
| 17 Nelson Cruz, R OBP: 0.378, SLG: 0.906 Frank Catalanotto, L OBP: 0.308, SLG: 0.440 | G3 | G1-3 | | | K | | K | | K | 2 | 0 | 0 | 0 | 1 | 1 | 1 | | | | | | | | | |
| 9 Hank Blalock, L OBP: 0.373, SLG: 0.523 25 Andrew Jones, R OBP: 0.349, SLG: 0.475 | G3 | G1-3 | | | K | | K | | K | 1 | 1 | 1 | 0 | 0 | 0 | 0 | | | | | | | | | |
| 19 Chris Davis, L OBP: 0.368, SLG: 0.448 | F7 | | | | G3 | | G3 | | G3 | 4 | 1 | 2 | 4 | 0 | 0 | 3 | | | | | | | | | |
| 21 Jarrod Saltalamacchia, R OBP: 0.422, SLG: 0.690 2 Taylor Teagarden, R OBP: 0.258, SLG: 0.393 | | | | | | | | | | 3 | 1 | 2 | 1 | 0 | 1 | 1 | | | | | | | | | |
| 15 Travis Metcalf, R OBP: 0.220, SLG: 0.232 | | | | | | | | | | 1 | 0 | 0 | 0 | 0 | 1 | 0 | | | | | | | | | |
| 1 Elvis Andrus, R OBP: 0.305, SLG: 0.291 3 Joaquin Arias, R OBP: 0.472, SLG: 0.559 | | | | | | | | | | 3 | 1 | 1 | 0 | 0 | 0 | 1 | | | | | | | | | |
| | | | | | | | | | | 1 | 0 | 0 | 0 | 0 | 0 | 0 | | | | | | | | | |
| Inning Stats | R: 1 E: 0 K: 0 S: 6 | H: 3 LOB: 2 BB: 1 P: 10 | R: 3 E: 0 K: 1 S: 8 | H: 3 LOB: 1 BB: 1 P: 13 | R: 0 E: 0 K: 1 S: 6 | H: 1 LOB: 1 BB: 0 P: 6 | R: 0 E: 0 K: 1 S: 5 | H: 0 LOB: 0 BB: 0 P: 5 | R: 0 E: 0 K: 1 S: 6 | H: 1 LOB: 1 BB: 0 P: 6 | R: 0 E: 1 K: 2 S: 8 | H: 1 LOB: 1 BB: 0 P: 8 | R: 4 E: 0 K: 1 S: 11 | H: 4 LOB: 0 BB: 0 P: 13 | R: 0 E: 0 K: 0 S: 3 | H: 0 LOB: 0 BB: 0 P: 3 | R: 0 E: 0 K: 0 S: 3 | H: 0 LOB: 0 BB: 0 P: 3 | 1B: 9 2B: 2 3B: 0 HR: 2 | SF: 1 SAC: 0 DP: 0 HBP: 0 | WP: 0 PB: 0 SB: 1 CS: 0 | PA: 38 | | | |
| PITCHER | IP WLS BF H R ER SO BB IBB HBP BLK WP HR S P ERA WHIP | | | | | | | | | | | | | | | | | | | | | | | | |
| 52 Jon Garland, R ERA: 6.23 56 Ramon Pena, R ERA: 5.88 37 Travis Blackley, L ERA: 7.0 | 5.0 2.0 1.0 | 24 11 3 | 8 5 0 | 4 4 0 | 4 4 0 | 3 3 0 | 0 0 0 | 0 0 0 | 0 0 0 | 0 0 0 | 0 0 0 | 0 0 0 | 0 0 0 | 0 0 0 | 0 0 0 | 0 0 0 | 0 0 0 | 0 0 0 | 0 0 0 | 0 0 0 | 0 0 0 | 0 0 0 | 0 0 0 | 7.20 18.00 0.00 | 2.000 2.500 0.000 |



| Batter | 1 | 2 | 3 | 4 | 5 | 6 | 7 | 8 | 9 | AB | R | H | RBI | BB | SO | LOB | TOP | | | | | | | | |
|--|---|---|---|---|---|---|---|---|---|---|---|---|---|---|---|---|---|---|---|---|---|---|---|---|---|
| 13 Omar Vizquel, S OBP: 0.396, SLG: 0.317 Casey Benjamin, L (6, 4) | K | FC4-6 1B | K | | | G4-6-3 BB | | K | | 3 | 1 | 0 | 0 | 1 | 2 | 3 | | | | | | | | | |
| Frank Catalanotto, L OBP: 0.333, SLG: 0.458 15 Travis Metcalf, R OBP: 0.217, SLG: 0.228 (1, 7) (6, 7) | 7 2B | 7 2B | | F7 | | G4-6-3 | | K | | 4 | 2 | 2 | 2 | 0 | 0 | 2 | | | | | | | | | |
| 7 David Murphy, L OBP: 0.308, SLG: 0.492 (1, 9) | E6 2B | | | P4 | | K | | G3 | | 5 | 1 | 1 | 1 | 0 | 1 | 3 | | | | | | | | | |
| 9 Hank Blalock, L OBP: 0.382, SLG: 0.563 Adam Fox, R OBP: 0.417, SLG: 0.500 (7, PR) (7, 5) | 22 1B | P6 | | F9 | | | | | 4-2 14 1B | 4 | 0 | 2 | 1 | 0 | 0 | 1 | | | | | | | | | |
| 22 Marlon Byrd, R OBP: 0.396, SLG: 0.543 50 Frank Francisco, R Joey Butler, R (9, PH) 88 Pedro Strop, R (9, 1) | 19 CS | | | HR | | G1-3 | | E5 14 1B | 4-1 14 1B | 4 | 1 | 2 | 2 | 0 | 0 | 1 | | | | | | | | | |
| 19 Chris Davis, L OBP: 0.366, SLG: 0.459 60 Warner Madrigal, R (5, 1) | G3-1 | | | | | G4-3 | | K | 1-2 14 1B | 3 | 1 | 1 | 0 | 0 | 0 | 2 | | | | | | | | | |
| 41 Brandon Boggs, S OBP: 0.398, SLG: 0.546 (7, 8) | | | 2 SF9 | | | K | | | F6 | 2 | 0 | 0 | 0 | 0 | 1 | 4 | | | | | | | | | |
| 2 Taylor Teagarden, R OBP: 0.265, SLG: 0.367 14 Adam Melhuse, S OBP: 0.696, SLG: 0.789 (7, PH) (7, 2) | | 13 FC4-6 | 49 SH | G4-3 | | K | | | 3 G6-3 | 3 | 1 | 1 | 0 | 0 | 1 | 1 | | | | | | | | | |
| 1 Elvis Andrus, R OBP: 0.306, SLG: 0.298 3 Joaquin Arias, R OBP: 0.447, SLG: 0.528 (7, 6) | K | | | SF9 | | | | | 1-3 2-H | 2 | 0 | 2 | 2 | 0 | 0 | 0 | | | | | | | | | |
| 49 Doug Mathis, L OBP: 1.000, SLG: 1.000 72 Emerson Frostad, L OBP: 0.625, SLG: 0.400 (1, 1) (5, 3) | SH | 13 FC4-6 | | | | 13 BB | | | G6-3 | 2 | 1 | 1 | 1 | 0 | 1 | 1 | | | | | | | | | |
| | | | | | | G4-6-3 BB | | | | 2 | 0 | 0 | 0 | 0 | 0 | 4 | | | | | | | | | |
| | | | | | | | | | | 1 | 0 | 1 | 0 | 0 | 0 | 0 | | | | | | | | | |
| | | | | | | | | | | 0 | 0 | 0 | 0 | 2 | 0 | 0 | | | | | | | | | |
| Inning Stats | R: 2 E: 1 K: 1 S: 8 | H: 3 LOB: 1 BB: 0 P: 8 | R: 3 E: 0 K: 1 S: 9 | H: 3 LOB: 1 BB: 0 P: 10 | R: 2 E: 0 K: 1 S: 10 | H: 3 LOB: 1 BB: 0 P: 13 | R: 0 E: 0 K: 0 S: 3 | H: 0 LOB: 0 BB: 0 P: 3 | R: 0 E: 0 K: 1 S: 5 | H: 0 LOB: 0 BB: 0 P: 5 | R: 1 E: 0 K: 1 S: 5 | H: 1 LOB: 1 BB: 2 P: 13 | R: 1 E: 1 K: 1 S: 7 | H: 2 LOB: 1 BB: 0 P: 7 | R: 0 E: 0 K: 2 S: 7 | H: 0 LOB: 0 BB: 1 P: 11 | R: 1 E: 0 K: 0 S: 9 | H: 1 LOB: 1 BB: 2 P: 21 | 1B: 8 2B: 4 3B: 0 HR: 1 | SF: 1 SAC: 1 DP: 3 HBP: 0 | WP: 0 PB: 0 SB: 1 CS: 1 | PA: 44 | | | |
| PITCHER | IP WLS BF H R ER SO BB IBB HBP BLK WP HR S P ERA WHIP | IP WLS BF H R ER SO BB IBB HBP BLK WP HR S P ERA WHIP | IP WLS BF H R ER SO BB IBB HBP BLK WP HR S P ERA WHIP | IP WLS BF H R ER SO BB IBB HBP BLK WP HR S P ERA WHIP | IP WLS BF H R ER SO BB IBB HBP BLK WP HR S P ERA WHIP | IP WLS BF H R ER SO BB IBB HBP BLK WP HR S P ERA WHIP | IP WLS BF H R ER SO BB IBB HBP BLK WP HR S P ERA WHIP | IP WLS BF H R ER SO BB IBB HBP BLK WP HR S P ERA WHIP | IP WLS BF H R ER SO BB IBB HBP BLK WP HR S P ERA WHIP | IP WLS BF H R ER SO BB IBB HBP BLK WP HR S P ERA WHIP | IP WLS BF H R ER SO BB IBB HBP BLK WP HR S P ERA WHIP | IP WLS BF H R ER SO BB IBB HBP BLK WP HR S P ERA WHIP | IP WLS BF H R ER SO BB IBB HBP BLK WP HR S P ERA WHIP | IP WLS BF H R ER SO BB IBB HBP BLK WP HR S P ERA WHIP | IP WLS BF H R ER SO BB IBB HBP BLK WP HR S P ERA WHIP | IP WLS BF H R ER SO BB IBB HBP BLK WP HR S P ERA WHIP | IP WLS BF H R ER SO BB IBB HBP BLK WP HR S P ERA WHIP | IP WLS BF H R ER SO BB IBB HBP BLK WP HR S P ERA WHIP | IP WLS BF H R ER SO BB IBB HBP BLK WP HR S P ERA WHIP | IP WLS BF H R ER SO BB IBB HBP BLK WP HR S P ERA WHIP | IP WLS BF H R ER SO BB IBB HBP BLK WP HR S P ERA WHIP | IP WLS BF H R ER SO BB IBB HBP BLK WP HR S P ERA WHIP | IP WLS BF H R ER SO BB IBB HBP BLK WP HR S P ERA WHIP | IP WLS BF H R ER SO BB IBB HBP BLK WP HR S P ERA WHIP | IP WLS BF H R ER SO BB IBB HBP BLK WP HR S P ERA WHIP |

Texas Rangers @ Milwaukee Brewers
Maryvale Baseball Park, Phoenix, AZ
Thu Mar 26 2009, 4:05 PM EDT
Att: 3,129 - Sunny - 77 F

AB 37
R 10
H 13
RBI 9
BB 5
SO 8
LOB 24



| Batter | 1 | 2 | 3 | 4 | 5 | 6 | 7 | 8 | 9 | AB | R | H | RBI | BB | SO | LOB | BOTTOM | | | | | | | | |
|---|---|---|---|---|---|---|---|---|---|---|---|---|---|---|---|---|---|---|---|---|---|---|---|---|---|
| 23 Rickie Weeks Jr, R OBP: 0.438, SLG: 0.519 10 Vinny Rottino, R OBP: 0.100, SLG: 0.100 (1, 4) (7, PH) | 1 FC5-4 | | G1-3 | 16 WP | | 28 G3 | 1 1B | F9 | | 2 | 2 | 1 | 0 | 1 | 0 | 1 | | | | | | | | | |
| 16 Chris Duffy, L OBP: 0.387, SLG: 0.561 27 Brad Nelson, L OBP: 0.466, SLG: 0.638 (1, 7) (7, 7) | F8 | | K | 1 G5-3 | | F7 | | F8 | | 4 | 0 | 1 | 1 | 0 | 1 | 4 | | | | | | | | | |
| 1 Corey Hart, R OBP: 0.431, SLG: 0.885 22 Tony Gwynn Jr, L OBP: 0.238, SLG: 0.167 (1, 9) (7, 9) | FC5-4 | | E3 | G5-3 | | 28 G3 | 7 1B | F9 | | 4 | 1 | 1 | 0 | 0 | 0 | 2 | | | | | | | | | |
| 28 Prince Fielder, L OBP: 0.409, SLG: 0.642 14 Casey McGehee, R OBP: 0.393, SLG: 0.723 (1, 3) (7, 3) | G6-3 | | G4-3 | F8 | | G3 | | K | | 4 | 0 | 0 | 1 | 0 | 0 | 5 | | | | | | | | | |
| 7 J.J. Hardy, R OBP: 0.475, SLG: 0.827 21 Alcides Escobar, R OBP: 0.244, SLG: 0.318 (6, PR) (7, 6) | | | | HR | | K | | | B2 | 4 | 1 | 3 | 3 | 0 | 1 | 0 | | | | | | | | | |
| 25 Mike Cameron, R OBP: 0.382, SLG: 0.538 (1, 8) | F7 | | | G6-3 | | HR | | | E5 9 G5-3 | 4 | 2 | 1 | 1 | 1 | 0 | 1 | | | | | | | | | |
| 2 Bill Hall, R OBP: 0.307, SLG: 0.556 9 Hernan Iribarren, L OBP: 0.258, SLG: 0.286 (1, 5) (7, 5) | K | | | HR | | K | | | G5-3 | 4 | 1 | 1 | 0 | 0 | 3 | 3 | | | | | | | | | |
| 18 Jason Kendall, R OBP: 0.240, SLG: 0.449 (1, 2) | G1-3 | | | FC5 | | G5-3 | | | WP | 5 | 1 | 0 | 0 | 0 | 0 | 2 | | | | | | | | | |
| 41 Braden Looper, R ERA: 6.75 57 Mitch Stetter, L ERA: 2.31 11 Mike Rivera, R OBP: 0.261, SLG: 0.376 12 Carlos Villanueva, R Mike Lamb, L OBP: 0.302, SLG: 0.396 73 Seth McClung, L OBP: 0.500, SLG: 0.500 (1, 1) (3, PH) (4, 1) (5, 1) | | | | HR | | 1 E | | | G1-3 | 0 | 0 | 0 | 0 | 0 | 0 | 0 | | | | | | | | | |
| | | | | | | 1 H | | | | 0 | 0 | 0 | 0 | 0 | 0 | 0 | | | | | | | | | |
| | | | | | | 23 BB | | | | 1 | 1 | 1 | 0 | 0 | 0 | 0 | | | | | | | | | |
| | | | | | | 1 E | | | | 1 | 1 | 1 | 0 | 0 | 0 | 0 | | | | | | | | | |
| | | | | | | 28 G3 | | | | 1 | 1 | 1 | 3 | 0 | 0 | 0 | | | | | | | | | |
| | | | | | | | | | | 2 | 1 | 1 | 0 | 0 | 0 | 0 | | | | | | | | | |
| Inning Stats | R: 0 E: 0 K: 0 S: 3 | H: 0 LOB: 1 BB: 0 P: 4 | R: 0 E: 0 K: 1 S: 6 | H: 1 LOB: 0 BB: 0 P: 6 | R: 1 E: 1 K: 1 S: 7 | H: 1 LOB: 1 BB: 0 P: 7 | R: 5 E: 1 K: 0 S: 12 | H: 5 LOB: 1 BB: 0 P: 15 | R: 1 E: 0 K: 2 S: 8 | H: 1 LOB: 0 BB: 0 P: 8 | R: 3 E: 0 K: 1 S: 8 | H: 3 LOB: 2 BB: 2 P: 16 | R: 0 E: 0 K: 0 S: 3 | H: 0 LOB: 0 BB: 0 P: 3 | R: 0 E: 0 K: 1 S: 5 | H: 0 LOB: 0 BB: 0 P: 5 | R: 1 E: 1 K: 0 S: 7 | H: 0 LOB: 0 BB: 0 P: 12 | 1B: 7 2B: 1 3B: 0 HR: 3 | SF: 0 SAC: 0 DP: 0 HBP: 1 | WP: 2 PB: 0 SB: 0 CS: 0 | PA: 44 | | | |
| PITCHER | IP WLS BF H R ER SO BB IBB HBP BLK WP HR S P ERA WHIP | IP WLS BF H R ER SO BB IBB HBP BLK WP HR S P ERA WHIP | IP WLS BF H R ER SO BB IBB HBP BLK WP HR S P ERA WHIP | IP WLS BF H R ER SO BB IBB HBP BLK WP HR S P ERA WHIP | IP WLS BF H R ER SO BB IBB HBP BLK WP HR S P ERA WHIP | IP WLS BF H R ER SO BB IBB HBP BLK WP HR S P ERA WHIP | IP WLS BF H R ER SO BB IBB HBP BLK WP HR S P ERA WHIP | IP WLS BF H R ER SO BB IBB HBP BLK WP HR S P ERA WHIP | IP WLS BF H R ER SO BB IBB HBP BLK WP HR S P ERA WHIP | IP WLS BF H R ER SO BB IBB HBP BLK WP HR S P ERA WHIP | IP WLS BF H R ER SO BB IBB HBP BLK WP HR S P ERA WHIP | IP WLS BF H R ER SO BB IBB HBP BLK WP HR S P ERA WHIP | IP WLS BF H R ER SO BB IBB HBP BLK WP HR S P ERA WHIP | IP WLS BF H R ER SO BB IBB HBP BLK WP HR S P ERA WHIP | IP WLS BF H R ER SO BB IBB HBP BLK WP HR S P ERA WHIP | IP WLS BF H R ER SO BB IBB HBP BLK WP HR S P ERA WHIP | IP WLS BF H R ER SO BB IBB HBP BLK WP HR S P ERA WHIP | IP WLS BF H R ER SO BB IBB HBP BLK WP HR S P ERA WHIP | IP WLS BF H R ER SO BB IBB HBP BLK WP HR S P ERA WHIP | IP WLS BF H R ER SO BB IBB HBP BLK WP HR S P ERA WHIP | IP WLS BF H R ER SO BB IBB HBP BLK WP HR S P ERA WHIP | IP WLS BF H R ER SO BB IBB HBP BLK WP HR S P ERA WHIP | IP WLS BF H R ER SO BB IBB HBP BLK WP HR S P ERA WHIP | IP WLS BF H R ER SO BB IBB HBP BLK WP HR S P ERA WHIP | IP WLS BF H R ER SO BB IBB HBP BLK WP HR S P ERA WHIP |

Texas Rangers @ Milwaukee Brewers
Maryvale Baseball Park, Phoenix, AZ
Thu Mar 26 2009, 4:05 PM EDT
Att: 3,129 - Sunny - 77 F

AB 41
R 11
H 11
RBI 9
BB 2
SO 6
LOB 19



| Batter | 1 | 2 | 3 | 4 | 5 | 6 | 7 | 8 | 9 | AB | R | H | RBI | BB | SO | LOB | TOP | | | |
|---|---|----------------------------------|------------------------------|---------------------------------|------------------------------|---------------------------------|------------------------------|---------------------------------|------------------------------|---------------------------------|------------------------------|---------------------------------|------------------------------|----------------------------------|------------------------------|---------------------------------|---|----------------------------------|------------------------------------|----------------------------------|
| 22 Tony Gwynn Jr., L (1,8) OBP: 0.208, SLG: 0.143 10 Vinny Rottino, R (7,3) OBP: 0.091, SLG: 0.091 | 0-3 K | 0-0 SH1-3 | | 0-0 G6-3 | | | 0-3 K | | 0-0 G4-6-3 | 3 | 0 | 0 | 1 | 0 | 2 | 0 | Milwaukee Brewers @ Texas Rangers Surprise Stadium, Surprise, AZ Fri Mar 27 2009, 9:05 PM EDT Att. 5,101 - Clear - 75 F | | | |
| 16 Chris Duffy, L (1,7) OBP: 0.344, SLG: 0.525 90 Adam Stern, L (7,7) | 0-0 E6 27 HR 14 1B | 0-0 G4-3 | | 0-0 G4-3 | | | 0-0 G3-1 | | 0-0 G4-3 | 4 | 1 | 0 | 0 | 0 | 0 | 1 | | | | |
| 14 Casey McGehee, R (1,3) OBP: 0.373, SLG: 0.686 96 Lee Haydel, L (7,8) | 0-0 27 HR 1B | | 0-0 G5-3 | | 0-0 G6-3 | | 0-0 F9 | | | 4 | 1 | 1 | 0 | 0 | 0 | 0 | | | | |
| 2 Bill Hall, R (1,5) OBP: 0.313, SLG: 0.484 98 Zelous Wheeler, R (8,5) | 0-0 F7 | | 0-0 G6-3 | | 0-3 K | | | 0-0 G4-3 | | 4 | 0 | 0 | 0 | 0 | 1 | 2 | | | | |
| 27 Brad Nelson, L (1,9) OBP: 0.468, SLG: 0.686 90 Erik Komatsu, L (8,9) | 1-0 HR | | 0-3 K | | 0-0 1B | | | 0-0 F7 | | 4 | 1 | 2 | 3 | 0 | 1 | 0 | | | | |
| Mike Lamb, L (1,10) OBP: 0.333, SLG: 0.388 97 Caleb Gindl, L (8,10) | 4-0 BB | | 4-0 9 E 3B | | 0-0 G6-3 | | | 4-0 11 2B BB | | 1 | 1 | 0 | 0 | 3 | 0 | 1 | | | | |
| 11 Mike Rivera, R (1,2) OBP: 0.259, SLG: 0.794 77 Carlos Corporan, S (8,2) | 0-3 K | | 0-0 E5 9 3B | | | 0-3 K | | 0-0 1-H 2B | | 4 | 1 | 1 | 1 | 0 | 2 | 2 | | | | |
| 9 Hernan Iribarren, L (1,4) OBP: 0.294, SLG: 0.367 94 Brett Lawrie, R (8,4) | | 4-0 22 SH1-3 BB | | 0-0 1-H 2H G6-3 3B | | 0-3 K | | 0-3 K | | 2 | 1 | 1 | 2 | 1 | 1 | 0 | | | | |
| 21 Alcides Escobar, R (1,6) OBP: 0.245, SLG: 0.313 | | 0-0 F8 | | 0-0 G5-3 | | 0-0 P4 | | | 0-0 10 G4-6-3 1B | 4 | 0 | 1 | 0 | 0 | 0 | 2 | | | | |
| Inning Stats | R: 3 E: 1 K: 2 S: 10 | H: 2 LOB: 1 BB: 1 P: 15 | R: 0 E: 0 K: 0 S: 3 | H: 0 LOB: 1 BB: 1 P: 7 | R: 0 E: 0 K: 1 S: 5 | H: 0 LOB: 0 BB: 0 P: 5 | R: 3 E: 1 K: 0 S: 5 | H: 1 LOB: 0 BB: 1 P: 9 | R: 0 E: 0 K: 1 S: 6 | H: 0 LOB: 0 BB: 0 P: 6 | R: 0 E: 0 K: 1 S: 5 | H: 0 LOB: 0 BB: 0 P: 5 | R: 1 E: 0 K: 1 S: 6 | H: 1 LOB: 2 BB: 1 P: 10 | R: 0 E: 0 K: 0 S: 3 | H: 1 LOB: 0 BB: 0 P: 3 | | 1B: 3 2B: 1 3B: 1 HR: 1 | SF: 0 SAC: 1 DP: 1 HBP: 0 | WP: 0 PB: 0 SB: 0 CS: 0 |
| PITCHER | IP WLS BF H R ER SO BB IBB HBP BLK WP HR S P ERA WHIP | | | | | | | | | | | | | | | | | | | |
| 33 Kevin Millwood, R (1,1) ERA: 6.48 | 6.0 L 27 4 6 1 6 3 0 0 0 0 0 1 36 49 1.50 1.167 | | | | | | | | | | | | | | | | | | | |
| 36 C.J. Wilson, L (7,1) ERA: | 1.0 3 0 0 0 1 0 0 0 0 0 0 0 5 5 0.00 0.000 | | | | | | | | | | | | | | | | | | | |
| 58 Derrick Turnbow, R (8,1) ERA: 3.38 | 1.0 5 1 1 1 1 1 0 0 0 0 0 0 6 10 9.00 2.000 | | | | | | | | | | | | | | | | | | | |
| 59 Josh Rupe, R (9,1) ERA: 4.5 | 1.0 3 1 0 0 0 0 0 0 0 0 0 0 3 3 0.00 1.000 | | | | | | | | | | | | | | | | | | | |

| Batter | 1 | 2 | 3 | 4 | 5 | 6 | 7 | 8 | 9 | AB | R | H | RBI | BB | SO | LOB | BOTTOM | | | |
|--|---|---------------------------------|------------------------------|---------------------------------|------------------------------|---------------------------------|------------------------------|---------------------------------|-------------------------------|----------------------------------|------------------------------|---------------------------------|------------------------------|---------------------------------|------------------------------|---------------------------------|---|----------------------------------|------------------------------------|----------------------------------|
| 5 Ian Kinsler, R (1,4) OBP: 0.377, SLG: 0.491 3 Joaquin Arias, R (8,4) OBP: 0.436, SLG: 0.514 | 0-0 G6-3 | 0-0 F7 | | | 0-0 32 F8-6-3 1B | | 0-0 G5-3 | | 0-3 K | 4 | 0 | 1 | 0 | 0 | 0 | 2 | Milwaukee Brewers @ Texas Rangers Surprise Stadium, Surprise, AZ Fri Mar 27 2009, 9:05 PM EDT Att. 5,101 - Clear - 75 F | | | |
| 10 Michael Young, R (1,5) OBP: 0.434, SLG: 0.565 15 Travis Metcalf, R (7,5) OBP: 0.226, SLG: 0.237 | 1-0 HR | | 0-0 1B | | 0-3 K | | 0-0 F7 | | 0-0 1-2 1B | 3 | 1 | 2 | 1 | 0 | 1 | 1 | | | | |
| 32 Josh Hamilton, L (1,8) OBP: 0.403, SLG: 0.672 Engel Beltre, L (8,8) | 0-0 G3-1 | | 0-0 F8 | | 0-0 F8-6-3 1-1 | | 0-0 1B | | 0-0 F8 | 4 | 0 | 1 | 0 | 0 | 0 | 2 | | | | |
| 25 Andruw Jones, R (1,7) OBP: 0.313, SLG: 0.422 | 0-0 G5-3 | | 0-0 F8 | | | 0-3 K | 0-3 K | | 0-3 K | 5 | 0 | 0 | 0 | 0 | 3 | 4 | | | | |
| 9 Hank Blalock, L (1,10) OBP: 0.362, SLG: 0.529 Frank Catalanotto, L (8,PH) OBP: 0.323, SLG: 0.433 | | 0-0 G3 | 0-0 G4-3 | | | 0-0 E1 19 HR | | 0-0 P3 | | 3 | 1 | 0 | 0 | 0 | 0 | 1 | | | | |
| 17 Nelson Cruz, R (1,9) OBP: 0.350, SLG: 0.829 41 Brandon Boggs, S (8,9) OBP: 0.380, SLG: 0.535 | | 0-3 K | | 0-0 F9 | | 0-3 K | | 0-3 K | | 3 | 0 | 0 | 0 | 0 | 2 | 1 | | | | |
| 19 Chris Davis, L (1,3) OBP: 0.387, SLG: 0.538 | | 0-0 2 1B 1 2B 1B | | 0-0 G4-3 | | 1-1 HR | | 0-2 2B | | 4 | 2 | 3 | 2 | 0 | 0 | 0 | | | | |
| 2 Taylor Teagarden, R (1,2) OBP: 0.324, SLG: 0.529 21 Jarrod Saltalamacchia, S (7,2) OBP: 0.413, SLG: 0.585 | | 0-0 1 2B 1-2 1B | | 0-0 3B | | 0-0 2B | | 0-0 P6 | | 3 | 0 | 3 | 0 | 0 | 0 | 0 | | | | |
| 1 Elvis Andrus, R (1,6) OBP: 0.308, SLG: 0.317 13 Omar Vizquel, S (8,6) OBP: 0.408, SLG: 0.333 | | 0-0 1-3 2H 2B | | 0-0 G5-3 | | 0-0 G1-3 | | | 0-0 15 1B | 3 | 0 | 1 | 1 | 0 | 0 | 2 | | | | |
| Inning Stats | R: 1 E: 0 K: 0 S: 4 | H: 1 LOB: 0 BB: 0 P: 5 | R: 1 E: 0 K: 1 S: 8 | H: 3 LOB: 2 BB: 0 P: 8 | R: 0 E: 0 K: 0 S: 4 | H: 1 LOB: 1 BB: 0 P: 4 | R: 0 E: 0 K: 0 S: 4 | H: 1 LOB: 1 BB: 0 P: 4 | R: 0 E: 0 K: 2 S: 11 | H: 2 LOB: 1 BB: 0 P: 12 | R: 0 E: 0 K: 1 S: 6 | H: 1 LOB: 1 BB: 0 P: 6 | R: 0 E: 0 K: 1 S: 8 | H: 1 LOB: 0 BB: 0 P: 8 | R: 0 E: 0 K: 2 S: 9 | H: 2 LOB: 2 BB: 0 P: 9 | | 1B: 7 2B: 4 3B: 1 HR: 2 | SF: 0 SAC: 0 DP: 1 HBP: 0 | WP: 0 PB: 0 SB: 0 CS: 0 |
| PITCHER | IP WLS BF H R ER SO BB IBB HBP BLK WP HR S P ERA WHIP | | | | | | | | | | | | | | | | | | | |
| 31 Dave Bush, R (1,1) ERA: 2.7 | 6.2 W 29 9 4 2 4 0 0 0 0 0 0 0 1 38 40 2.70 1.350 | | | | | | | | | | | | | | | | | | | |
| 57 Mitch Stetter, L (7,1) ERA: 2.31 | 0.0 1 1 0 0 0 0 0 0 0 0 0 0 1 1 - - - | | | | | | | | | | | | | | | | | | | |
| 45 Mark DiFelice, R (7,1) ERA: 6.1 | 0.1 H 1 0 0 0 1 0 0 0 0 0 0 0 3 3 0.00 0.000 | | | | | | | | | | | | | | | | | | | |
| 12 Carlos Villanueva, R (8,1) ERA: 6.75 | 1.0 H 4 1 0 0 1 0 0 0 0 0 0 0 8 8 0.00 1.000 | | | | | | | | | | | | | | | | | | | |
| 54 David Riske, R (9,1) ERA: 8.59 | 1.0 S 5 2 0 0 2 0 0 0 0 0 0 0 9 9 0.00 2.000 | | | | | | | | | | | | | | | | | | | |

| | |
|-----|----|
| AB | 33 |
| R | 7 |
| H | 6 |
| RBI | 7 |
| BB | 4 |
| SO | 8 |
| LOB | 11 |



| Batter | 1 | 2 | 3 | 4 | 5 | 6 | 7 | 8 | 9 | AB | R | H | RBI | BB | SO | LOB | TOP | | | | | | | | | | | | | | | | | | | | | |
|---|---|-------------------------|------------------------------|-------------------------|------------------------------|-------------------------|------------------------------|---------------------------------|------------------------------|---------------------------------|------------------------------|---------------------------------|------------------------------|---------------------------------|------------------------------|---------------------------------|--|----------------------------------|----------------------------------|------------------------------------|----------------------------------|--------|--|--|--|--|--|--|--|--|--|--|--|--|--|--|--|--|
| 5 Ian Kinsler, R (1,4) OBP: 0.354, SLG: 0.456 | G3-1 | | G1-3 | | F7 | | F8 | | 15 1B 25 1B | 4 | 0 | 0 | 0 | 0 | 0 | 1 | Texas Rangers @ Kansas City Royals Surprise Stadium, Surprise, AZ Sat Mar 28 2009, 4:05 PM EDT Att: 5,843 - Sunny - 72 F | | | | | | | | | | | | | | | | | | | | | |
| 3 Joaquin Arias, R (8,6) OBP: 0.450, SLG: 0.526 | | | | | | | | | 1B | 1 | 1 | 1 | 0 | 0 | 0 | 0 | | | | | | | | | | | | | | | | | | | | | | |
| 10 Michael Young, R (1,5) OBP: 0.421, SLG: 0.540 | | | G4-3 | | K | | | | 25 1B | 4 | 1 | 1 | 0 | 0 | 2 | 0 | | | | | | | | | | | | | | | | | | | | | | |
| 15 Travis Metcalf, R (8,5) OBP: 0.238, SLG: 0.250 | 17 HR 32 G1-3 | | | | | | | | 1B | 1 | 0 | 1 | 1 | 0 | 0 | 0 | | | | | | | | | | | | | | | | | | | | | | |
| 32 Josh Hamilton, L (1,8) OBP: 0.379, SLG: 0.631 | G1-3 | | | | F7 | | G3 | | 1B | 4 | 0 | 0 | 0 | 0 | 0 | 1 | | | | | | | | | | | | | | | | | | | | | | |
| 25 Andruw Jones, R (8,8) OBP: 0.327, SLG: 0.435 | | | | | | | | | 1B | 1 | 0 | 1 | 1 | 0 | 0 | 0 | | | | | | | | | | | | | | | | | | | | | | |
| 17 Nelson Cruz, R (1,9) OBP: 0.364, SLG: 0.872 | | | | | G1-3 | | K | | 1B | 4 | 1 | 2 | 2 | 0 | 1 | 0 | | | | | | | | | | | | | | | | | | | | | | |
| 41 Brandon Boggs, S (8, PR) OBP: 0.373, SLG: 0.523 | 2H HR | | | | | | | | K | 1 | 0 | 0 | 0 | 0 | 1 | 2 | | | | | | | | | | | | | | | | | | | | | | |
| 9 Hank Bialock, L (1,3) OBP: 0.355, SLG: 0.545 | G3 | | | | G4-3 | | | | 1B | 4 | 1 | 1 | 0 | 0 | 1 | 1 | | | | | | | | | | | | | | | | | | | | | | |
| 90 Ian Gac, R (8,3) OBP: 1.000, SLG: 1.000 | | | | | 22 E 3B | | | | | 0 | 0 | 0 | 0 | 0 | 0 | 0 | | | | | | | | | | | | | | | | | | | | | | |
| 22 Marlon Byrd, R (1,10) OBP: 0.375, SLG: 0.510 | | | F7 | | E6 | | F9 | | 7 G4-3 82 SF8 | 3 | 0 | 0 | 0 | 0 | 0 | 0 | | | | | | | | | | | | | | | | | | | | | | |
| Frank Catalanotto, L (9, PH) OBP: 0.344, SLG: 0.484 | | | | | | | | | | 1 | 1 | 1 | 0 | 0 | 0 | 0 | | | | | | | | | | | | | | | | | | | | | | |
| 7 David Murphy, L (1,7) OBP: 0.304, SLG: 0.468 | | | G4-3 | | G1-3 | | | | G4-3 | 3 | 1 | 0 | 0 | 1 | 0 | 2 | | | | | | | | | | | | | | | | | | | | | | |
| 21 Jarrod Saltalamacchia, S (1,2) OBP: 0.408, SLG: 0.614 | | | | | | | | | 2-3 | 3 | 1 | 1 | 0 | 0 | 0 | 1 | | | | | | | | | | | | | | | | | | | | | | |
| 14 Adam Melhuse, S (7,2) OBP: 0.708, SLG: 0.789 | | | G4-3 | | | | | | 3 1B 15 1B | 0 | 1 | 0 | 0 | 1 | 0 | 0 | | | | | | | | | | | | | | | | | | | | | | |
| 13 Omar Vizquel, S (1,6) OBP: 0.404, SLG: 0.356 | | | | | | | | | IBB | 3 | 0 | 1 | 2 | 0 | 0 | 0 | | | | | | | | | | | | | | | | | | | | | | |
| 82 Marcus Lemon, L (7,6) OBP: 0.404, SLG: 0.356 | | | G1-3 | | G6-3 | | | | SF8 | 0 | 0 | 0 | 1 | 0 | 0 | 0 | | | | | | | | | | | | | | | | | | | | | | |
| Inning Stats | R: 2 E: 0 K: 0 S: 6 | H: 2 LOB: 0 BB: 7 | R: 0 E: 0 K: 0 S: 3 | H: 0 LOB: 0 BB: 3 | R: 0 E: 0 K: 0 S: 3 | H: 0 LOB: 0 BB: 3 | R: 1 E: 1 K: 0 S: 5 | H: 1 LOB: 1 BB: 0 P: 5 | R: 1 E: 0 K: 1 S: 6 | H: 1 LOB: 0 BB: 0 P: 6 | R: 0 E: 0 K: 1 S: 5 | H: 0 LOB: 0 BB: 0 P: 5 | R: 1 E: 0 K: 0 S: 4 | H: 1 LOB: 1 BB: 1 P: 8 | R: 0 E: 0 K: 2 S: 8 | H: 1 LOB: 1 BB: 0 P: 8 | R: 3 E: 0 K: 1 S: 9 | H: 4 LOB: 2 BB: 1 P: 13 | 1B: 5 2B: 2 3B: 2 HR: 1 | SF: 1 SAC: 0 DP: 0 HBP: 0 | WP: 0 PB: 0 SB: 0 CS: 0 | PA: 40 | | | | | | | | | | | | | | | | |
| PITCHER | IP WLS BF H R ER SO BB IBB HBP BLK WP HR S P ERA WHIP | | | | | | | | | | | | | | | | | | | | | | | | | | | | | | | | | | | | | |
| 52 Horacio Ramirez, L (1,1) ERA: 9.0 | 5.0 | 20 | 4 | 4 | 3 | 1 | 0 | 0 | 0 | 0 | 0 | 0 | 0 | 0 | 0 | 5 | 5 | 0.00 | 0.000 | | | | | | | | | | | | | | | | | | | |
| 45 Doug Waechter, R (8,1) ERA: 21.0 | 1.0 | 3 | 0 | 0 | 0 | 1 | 0 | 0 | 0 | 0 | 0 | 0 | 0 | 0 | 0 | 8 | 12 | 5.40 | 1.200 | | | | | | | | | | | | | | | | | | | |
| 34 Jamey Wright, R (7,1) ERA: 3.09 | 1.2 | B | 7 | 1 | 1 | 1 | 1 | 0 | 0 | 0 | 0 | 0 | 0 | 0 | 5 | 13 | 17 | 20.25 | 3.750 | | | | | | | | | | | | | | | | | | | |
| 73 Roman Colon, R (8,1) ERA: 3.0 | 1.1 | L | 10 | 5 | 3 | 3 | 2 | 0 | 1 | 0 | 0 | 0 | 0 | 0 | 13 | 17 | 20.25 | 3.750 | | | | | | | | | | | | | | | | | | | | |

| | |
|-----|----|
| AB | 37 |
| R | 8 |
| H | 10 |
| RBI | 7 |
| BB | 2 |
| SO | 5 |
| LOB | 8 |



| Batter | 1 | 2 | 3 | 4 | 5 | 6 | 7 | 8 | 9 | AB | R | H | RBI | BB | SO | LOB | BOTTOM | | | | | | | | | | | | | | | | | | | | |
|--|---|----------------------------------|------------------------------|---------------------------------|------------------------------|---------------------------------|-------------------------------|----------------------------------|------------------------------|---------------------------------|------------------------------|----------------------------------|------------------------------|---------------------------------|------------------------------|---------------------------------|--|---------------------------------|----------------------------------|------------------------------------|----------------------------------|--------|--|--|--|--|--|--|--|--|--|--|--|--|--|--|--|
| 2 Coco Crisp, S (1,8) OBP: 0.500, SLG: 0.571 | 9 G4-3 24 1B 9 S | | | | | | | | 15 DI 1B | 4 | 1 | 1 | 0 | 0 | 1 | 3 | Texas Rangers @ Kansas City Royals Surprise Stadium, Surprise, AZ Sat Mar 28 2009, 4:05 PM EDT Att: 5,843 - Sunny - 72 F | | | | | | | | | | | | | | | | | | | | |
| 8 Willie Bloomquist, R (7,8) OBP: 0.394, SLG: 0.391 | | | | | | | | | 1B | 1 | 0 | 1 | 0 | 0 | 0 | 0 | | | | | | | | | | | | | | | | | | | | | |
| 9 David DeJesus, L (1,7) OBP: 0.344, SLG: 0.407 | G4-3 | | | | | | | | L7 | 4 | 0 | 0 | 0 | 0 | 1 | 1 | | | | | | | | | | | | | | | | | | | | | |
| 15 Shane Costa, L (8,7) OBP: 0.531, SLG: 0.556 | | | | | | | | | 1B | 1 | 0 | 0 | 0 | 0 | 0 | 1 | | | | | | | | | | | | | | | | | | | | | |
| 24 Mark Teahen, L (1,4) OBP: 0.553, SLG: 1.000 | 11 1B 17 SF8 | | | | | | | | G5-3 | 3 | 2 | 2 | 1 | 0 | 1 | 0 | | | | | | | | | | | | | | | | | | | | | |
| 13 Alberto Callaspo, S (7,4) OBP: 0.224, SLG: 0.345 | | | | | | | | | | 2 | 0 | 1 | 0 | 0 | 0 | 1 | | | | | | | | | | | | | | | | | | | | | |
| 11 Jose Guillen, R (1,9) OBP: 0.278, SLG: 0.419 | | | | | | | | | | 2 | 0 | 1 | 1 | 0 | 0 | 0 | | | | | | | | | | | | | | | | | | | | | |
| 35 Mitch Walter, L (7,9) OBP: 0.339, SLG: 0.611 | 4 BB 1B | | | | | | | | | 1 | 0 | 0 | 0 | 0 | 1 | 1 | | | | | | | | | | | | | | | | | | | | | |
| 17 Mike Jacobs, L (1,3) OBP: 0.397, SLG: 0.672 | SF8 | | | | | | | | | 2 | 0 | 0 | 1 | 0 | 1 | 0 | | | | | | | | | | | | | | | | | | | | | |
| 16 Billy Butler, R (7,3) OBP: 0.419, SLG: 0.600 | | | | | | | | | | 1 | 0 | 0 | 0 | 0 | 0 | 1 | | | | | | | | | | | | | | | | | | | | | |
| 4 Alex Gordon, L (1,5) OBP: 0.387, SLG: 0.537 | | | | | | | | | | 1 | 2 | 1 | 0 | 2 | 0 | 0 | | | | | | | | | | | | | | | | | | | | | |
| 46 Luis Hernandez, S (8,5) OBP: 0.300, SLG: 0.243 | | | | | | | | | | 0 | 0 | 0 | 0 | 1 | 0 | 0 | | | | | | | | | | | | | | | | | | | | | |
| 43 Ryan Shealy, R (1,10) OBP: 0.367, SLG: 0.500 | | | | | | | | | | 4 | 0 | 2 | 0 | 0 | 2 | 3 | | | | | | | | | | | | | | | | | | | | | |
| 21 Miguel Olivo, R (1,2) OBP: 0.395, SLG: 0.806 | | | | | | | | | | 3 | 0 | 1 | 1 | 0 | 2 | 2 | | | | | | | | | | | | | | | | | | | | | |
| Brayan Peña, S (8,2) OBP: 0.316, SLG: 0.286 | | | | | | | | | | 1 | 0 | 0 | 0 | 0 | 0 | 0 | | | | | | | | | | | | | | | | | | | | | |
| 30 Mike Aviles, R (1,6) OBP: 0.429, SLG: 0.633 | | | | | | | | | | 3 | 0 | 0 | 0 | 0 | 1 | 4 | | | | | | | | | | | | | | | | | | | | | |
| 1 Tony Pena Jr., R (8,6) OBP: 0.277, SLG: 0.318 | | | | | | | | | | 1 | 0 | 0 | 0 | 0 | 0 | 0 | | | | | | | | | | | | | | | | | | | | | |
| Inning Stats | R: 2 E: 0 K: 1 S: 8 | H: 3 LOB: 2 BB: 1 P: 13 | R: 0 E: 0 K: 1 S: 5 | H: 0 LOB: 0 BB: 0 P: 5 | R: 1 E: 0 K: 1 S: 6 | H: 1 LOB: 0 BB: 0 P: 6 | R: 1 E: 0 K: 2 S: 10 | H: 2 LOB: 1 BB: 0 P: 11 | R: 0 E: 0 K: 1 S: 5 | H: 0 LOB: 0 BB: 0 P: 5 | R: 1 E: 0 K: 1 S: 7 | H: 2 LOB: 2 BB: 1 P: 11 | R: 0 E: 0 K: 2 S: 8 | H: 1 LOB: 1 BB: 0 P: 8 | R: 0 E: 0 K: 1 S: 4 | H: 0 LOB: 0 BB: 1 P: 8 | R: 0 E: 0 K: 0 S: 4 | H: 1 LOB: 1 BB: 0 P: 5 | 1B: 5 2B: 4 3B: 1 HR: 0 | SF: 2 SAC: 0 DP: 0 HBP: 0 | WP: 1 PB: 0 SB: 1 CS: 1 | PA: 39 | | | | | | | | | | | | | | | |
| PITCHER | IP WLS BF H R ER SO BB IBB HBP BLK WP HR S P ERA WHIP | | | | | | | | | | | | | | | | | | | | | | | | | | | | | | | | | | | | |
| 39 Scott Feldman, R (1,1) ERA: 6.19 | 5.0 | 22 | 6 | 4 | 4 | 6 | 1 | 0 | 0 | 0 | 0 | 0 | 0 | 0 | 34 | 40 | 7.20 | 1.400 | | | | | | | | | | | | | | | | | | | |
| 94 Jimmy Gobble, L (8,1) ERA: 4.5 | 0.1 | 3 | 1 | 1 | 1 | 0 | 1 | 0 | 0 | 0 | 0 | 0 | 0 | 2 | 6 | 27.00 | 6.000 | | | | | | | | | | | | | | | | | | | | |
| 31 Jason Jennings, R (8,1) ERA: 1.69 | 3.2 | W | 14 | 3 | 0 | 0 | 4 | 1 | 0 | 0 | 0 | 0 | 0 | 21 | 26 | 0.00 | 1.091 | | | | | | | | | | | | | | | | | | | | |

| | |
|-----|----|
| AB | 34 |
| R | 5 |
| H | 10 |
| RBI | 4 |
| BB | 3 |
| SO | 10 |
| LOB | 17 |



| Batter | 1 | 2 | 3 | 4 | 5 | 6 | 7 | 8 | 9 | AB | R | H | RBI | BB | SO | LOB | TOP | | | | | |
|--|--|--|--|--|------------------------------|---|-------------------------------|----------------------------------|------------------------------|----------------------------------|-------------------------------|----------------------------------|------------------------------|----------------------------------|------------------------------|---------------------------------|-------------------------------|----------------------------------|-------------------------|------------------------------------|----------------------------------|--------|
| Chone Figgins, S (1,5) OBP: 0.452, SLG: 0.554 39 Robb Quinlan, R (9, PH) OBP: 0.372, SLG: 0.641 | | | | | | | | | | 4 | 1 | 2 | 0 | 0 | 0 | 1 | | | | | | |
| 47 Howie Kendrick, R (1,4) OBP: 0.411, SLG: 0.563 43 Matthew Brown, R (9, PH) OBP: 0.583, SLG: 0.825 | | | | | | | | | | 4 | 0 | 2 | 1 | 0 | 1 | 1 | | | | | | |
| 53 Bobby Abreu, L (1,10) OBP: 0.293, SLG: 0.625 56 Alberto Rosario, R (9, PH) OBP: 0.800, SLG: 0.750 | | | | | | | | | | 2 | 1 | 1 | 1 | 1 | 0 | 1 | | | | | | |
| 27 Vladimir Guerrero, R (1,9) OBP: 0.318, SLG: 0.591 Chris Fox, L (8, PR) | | | | | | | | | | 4 | 1 | 2 | 1 | 0 | 1 | 2 | | | | | | |
| 48 Tori Hunter, R (1,8) OBP: 0.333, SLG: 0.750 46 Bobby Wilson, R (8,2) OBP: 0.324, SLG: 0.333 | | | | | | | | | | | 4 | 1 | 1 | 2 | 0 | 0 | | | | | | |
| 8 Kendrys Morales, S (1,3) OBP: 0.403, SLG: 0.627 | | | | | | | | | | 4 | 0 | 0 | 1 | 0 | 0 | 1 | | | | | | |
| 20 Juan Rivera, R (1,7) OBP: 0.324, SLG: 0.321 Tyson Auer, R (8,8) | | | | | | | | | | 4 | 0 | 1 | 0 | 0 | 1 | 1 | | | | | | |
| 5 Jeff Mathis, R (1,2) OBP: 0.420, SLG: 0.767 77 Reggie Willits, S (8,7) OBP: 0.405, SLG: 0.387 | | | | | | | | | | 3 | 1 | 1 | 0 | 0 | 2 | 1 | | | | | | |
| 13 Maicer Izturis, S (1,6) OBP: 0.342, SLG: 0.438 87 Wilberto Ortiz, R (9, PR) OBP: 1.000, SLG: 1.000 | | | | | | | | | | 4 | 0 | 2 | 0 | 0 | 1 | 1 | | | | | | |
| Inning Stats | R: 0 E: 0 K: 0 S: 4 | H: 2 LOB: 1 BB: 5 | R: 0 E: 0 K: 0 S: 3 | H: 0 LOB: 0 BB: 3 | R: 2 E: 0 K: 1 S: 8 | H: 3 LOB: 1 BB: 0 P: 8 | R: 0 E: 0 K: 1 S: 10 | H: 1 LOB: 1 BB: 0 P: 15 | R: 0 E: 0 K: 2 S: 9 | H: 0 LOB: 0 BB: 0 P: 15 | R: 3 E: 0 K: 2 S: 14 | H: 2 LOB: 0 BB: 1 P: 23 | R: 0 E: 0 K: 0 S: 6 | H: 2 LOB: 1 BB: 0 P: 12 | R: 1 E: 0 K: 0 S: 4 | H: 1 LOB: 1 BB: 0 P: 4 | R: 1 E: 0 K: 2 S: 10 | H: 3 LOB: 2 BB: 0 P: 12 | 1B: 7 2B: 8 HR: 1 | SF: 1 SAC: 0 DP: 1 HBP: 0 | WP: 0 PB: 0 SB: 0 CS: 0 | PA: 40 |
| PITCHER | IP: 4.0 WLS: W BF: 17 H: 6 R: 2 ER: 0 SO: 2 BB: 0 IBB: 0 HBP: 0 BLK: 0 WP: 0 HR: 0 S: 25 P: 31 ERA: 4.50 WHIP: 1.500 | IP: 1.0 WLS: 3 BF: 6 H: 2 R: 0 ER: 0 SO: 2 BB: 0 IBB: 0 HBP: 0 BLK: 0 WP: 0 HR: 1 S: 14 P: 23 ERA: 3.000 WHIP: 3.000 | IP: 1.0 WLS: 4 BF: 2 H: 2 R: 0 ER: 0 SO: 0 BB: 0 IBB: 0 HBP: 0 BLK: 0 WP: 0 HR: 6 S: 12 P: 12 ERA: 2.000 WHIP: 2.000 | IP: 1.0 WLS: 4 BF: 1 H: 1 R: 1 ER: 0 SO: 0 BB: 0 IBB: 0 HBP: 0 BLK: 0 WP: 0 HR: 4 S: 4 P: 4 ERA: 9.000 WHIP: 1.000 | PITCHER | IP: 1.0 WLS: 6 BF: 3 H: 1 R: 1 ER: 1 SO: 2 BB: 0 IBB: 0 HBP: 0 BLK: 0 WP: 0 HR: 10 S: 12 P: 12 ERA: 9.000 WHIP: 3.000 | | | | | | | | | | | | | | | | |

Los Angeles Angels @ Texas Rangers
 Surprise Stadium, Surprise, AZ
 Sun Mar 29 2009, 4:05 PM EDT
 Att: 5,413 - Cloudy - 74 F

| | |
|-----|----|
| AB | 38 |
| R | 7 |
| H | 14 |
| RBI | 7 |
| BB | 1 |
| SO | 8 |
| LOB | 13 |



| Batter | 1 | 2 | 3 | 4 | 5 | 6 | 7 | 8 | 9 | AB | R | H | RBI | BB | SO | LOB | BOTTOM | | | | | |
|--|--|--|--|--|------------------------------|--|-------------------------------|----------------------------------|-------------------------------|----------------------------------|------------------------------|---------------------------------|-------------------------------|----------------------------------|------------------------------|---------------------------------|-------------------------------|----------------------------------|-----------------------------------|------------------------------------|----------------------------------|--------|
| 5 Ian Kinsler, R (1,4) OBP: 0.377, SLG: 0.475 3 Joaquin Arias, R (7, PH) OBP: 0.439, SLG: 0.513 | | | | | | | | | | 4 | 2 | 3 | 1 | 0 | 0 | 0 | | | | | | |
| 10 Michael Young, R (1,5) OBP: 0.426, SLG: 0.537 15 Travis Metcalf, R (7, PH) OBP: 0.234, SLG: 0.246 | | | | | | | | | | 4 | 1 | 2 | 1 | 0 | 0 | 3 | | | | | | |
| 32 Josh Hamilton, L (1,8) OBP: 0.386, SLG: 0.710 41 Brandon Boggs, S (7, PH) OBP: 0.385, SLG: 0.523 | | | | | | | | | | 4 | 2 | 2 | 5 | 0 | 1 | 1 | | | | | | |
| 9 Hank Blalock, L (1,10) OBP: 0.364, SLG: 0.534 25 Andrew Jones, R (7, PH) OBP: 0.320, SLG: 0.426 | | | | | | | | | | 3 | 0 | 1 | 1 | 1 | 0 | 0 | | | | | | |
| 17 Nelson Cruz, R (1,9) OBP: 0.354, SLG: 0.837 7 David Murphy, L (8,9) OBP: 0.300, SLG: 0.460 | | | | | | | | | | 4 | 0 | 1 | 0 | 0 | 0 | 0 | | | | | | |
| 22 Marlon Byrd, R (1,7) OBP: 0.373, SLG: 0.500 Frank Catalanotto, L (7,7) OBP: 0.382, SLG: 0.500 | | | | | | | | | | 3 | 1 | 1 | 0 | 0 | 1 | 2 | | | | | | |
| 19 Chris Davis, L (1,3) OBP: 0.609 72 Emerson Frostad, L (8,3) OBP: 0.556, SLG: 0.333 | | | | | | | | | | 4 | 3 | 3 | 2 | 0 | 1 | 0 | | | | | | |
| 21 Jarrod Saltalamacchia, R (1,2) OBP: 0.385, SLG: 0.574 2 Taylor Teagarden, R (7,2) OBP: 0.342, SLG: 0.629 | | | | | | | | | | 3 | 0 | 0 | 0 | 0 | 3 | 1 | | | | | | |
| 1 Elvis Andrus, R (1,6) OBP: 0.333, SLG: 0.333 96 Guilder Rodriguez, S (7, PR) | | | | | | | | | | 3 | 2 | 2 | 0 | 1 | 1 | 0 | | | | | | |
| Inning Stats | R: 2 E: 0 K: 0 S: 7 | H: 2 LOB: 0 BB: 9 | R: 5 E: 0 K: 2 S: 14 | H: 6 LOB: 2 BB: 1 P: 20 | R: 0 E: 0 K: 3 S: 9 | H: 0 LOB: 0 BB: 0 P: 12 | R: 1 E: 1 K: 1 S: 10 | H: 2 LOB: 1 BB: 0 P: 15 | R: 2 E: 0 K: 1 S: 11 | H: 4 LOB: 2 BB: 0 P: 13 | R: 0 E: 0 K: 0 S: 6 | H: 0 LOB: 0 BB: 0 P: 9 | R: 3 E: 0 K: 1 S: 12 | H: 2 LOB: 2 BB: 3 P: 30 | R: 0 E: 0 K: 0 S: 3 | H: 1 LOB: 0 BB: 0 P: 3 | R: 0 E: 0 K: 2 S: 10 | H: 3 LOB: 2 BB: 0 P: 12 | 1B: 11 2B: 2 3B: 0 HR: 4 | SF: 0 SAC: 0 DP: 1 HBP: 0 | WP: 0 PB: 0 SB: 1 CS: 0 | PA: 43 |
| PITCHER | IP: 2.0 WLS: L BF: 15 H: 8 R: 7 ER: 7 SO: 7 BB: 1 IBB: 0 HBP: 0 BLK: 0 WP: 0 HR: 2 S: 21 P: 29 ERA: 31.500 WHIP: 4.500 | IP: 2.0 WLS: 8 BF: 2 H: 2 R: 1 ER: 0 SO: 4 BB: 0 IBB: 0 HBP: 0 BLK: 0 WP: 0 HR: 1 S: 11 P: 13 ERA: 0.000 WHIP: 4.000 | IP: 1.0 WLS: 6 BF: 4 H: 2 R: 2 ER: 2 SO: 1 BB: 0 IBB: 0 HBP: 0 BLK: 0 WP: 0 HR: 6 S: 9 P: 9 ERA: 0.000 WHIP: 0.000 | IP: 1.0 WLS: 8 BF: 2 H: 3 R: 3 ER: 3 SO: 1 BB: 3 IBB: 0 HBP: 0 BLK: 0 WP: 1 HR: 12 S: 30 P: 30 ERA: 27.000 WHIP: 5.000 | PITCHER | IP: 1.0 WLS: 3 BF: 1 H: 1 R: 0 ER: 0 SO: 0 BB: 0 IBB: 0 HBP: 0 BLK: 0 WP: 0 HR: 3 S: 3 P: 3 ERA: 0.000 WHIP: 1.000 | | | | | | | | | | | | | | | | |

Los Angeles Angels @ Texas Rangers
 Surprise Stadium, Surprise, AZ
 Sun Mar 29 2009, 4:05 PM EDT
 Att: 5,413 - Cloudy - 74 F

| | |
|-----|----|
| AB | 39 |
| R | 13 |
| H | 17 |
| RBI | 13 |
| BB | 4 |
| SO | 8 |
| LOB | 13 |



| Batter | 1 | 2 | 3 | 4 | 5 | 6 | 7 | 8 | 9 | AB | R | H | RBI | BB | SO | LOB | TOP | | | | |
|--|---|---|---|---|--|--|--|---|--|----------------------------------|---|---|-------------------------------|----------------------------------|-------------------------------|----------------------------------|----------------------------------|------------------------------------|-----------------------------------|------------------------------------|-----------------|
| 7 Emmanuel Burriss, S (1, 4) <small>OBP: 0.422, SLG: 0.440</small> 18 Nick Noonan, L (8, 4) <small>OBP: 0.200, SLG: 0.800</small> | 3-1 G4-3 | 3-2 E4 <small>35 BB, 48 1B, 8 BB</small> | | 0-1 G4-3 | | | 0-0 <small>35 1B, 48 2B</small> 1B | 1-2 <small>8 1B</small> 1B | | 5 | 3 | 2 | 0 | 0 | 0 | 1 | | | | | |
| 8 Eugenio Velez, S (1, 8) <small>OBP: 0.370, SLG: 0.515</small> | 0-2 G6-3 | 4-0 <small>35 BB, 48 1B</small> BB | | 2-1 F8 | | | 0-3 K | 0-2 <small>48 F8, 35 1B</small> 1B | | 4 | 1 | 1 | 1 | 1 | 1 | 1 | | | | | |
| 35 Rich Aurilia, R (1, 3) <small>OBP: 0.500, SLG: 0.574</small> | 0-1 | 4-1 <small>48 1B</small> BB | | | 2-2 G4-3 | | 1-0 <small>48 2B</small> 1B | 0-1 | | 4 | 0 | 3 | 2 | 1 | 0 | 0 | | | | | |
| 48 Pablo Sandoval, S (1, 5) <small>OBP: 0.472, SLG: 0.676</small> 72 Eli Whiteside, R (9, 2) | 1-3 K | 1-1 | | | 0-3 K2-3 | | 0-0 | 0-0 F8 | | 5 | 0 | 2 | 3 | 0 | 2 | 3 | | | | | |
| 12 Nate Schierholtz, L (1, 10) | | 3-1 G4-3 | | | 0-2 G2-3 | | 0-1 G4-3 | 2-2 G4-3 | | 4 | 0 | 0 | 0 | 0 | 0 | 6 | | | | | |
| 23 Juan Uribe, R (1, 6) <small>OBP: 0.286, SLG: 0.500</small> 74 Matt Downs, R (6, 5) | | 2-2 <small>20 2B</small> 1B | 3-2 F9 | | | 1-3 K | 2-3 K | | 1-2 F9 | 3 | 1 | 1 | 0 | 0 | 1 | 0 | | | | | |
| 59 Andres Torres, S (1, 7) | | 3-2 L9 | 1-0 L6 | | | 1-2 HR | | 3-2 <small>81 E, 77 1B</small> 1B | 1-2 F9 | 5 | 2 | 2 | 1 | 0 | 0 | 1 | | | | | |
| Brian Horwitz, R (1, 9) <small>OBP: 0.500, SLG: 0.333</small> 81 Mike McBryde, R (6, 9) <small>OBP: 0.625, SLG: 0.875</small> | | 4-1 <small>20 2B</small> BB | 1-3 K | | | 2-1 L3 | | 1-0 G4-3 | 0-1 | 2 | 1 | 0 | 0 | 1 | 1 | 0 | | | | | |
| 20 Steve Holm, R (1, 2) 77 Jake Wald, R (6, 6) | | 3-2 <small>7 E, 35 BB</small> 2B | | 1-3 K | | 3-3 K | | 1-1 <small>7 1B, 8 1B</small> 1B | 2-3 K | 3 | 1 | 1 | 2 | 0 | 2 | 0 | | | | | |
| Inning Stats | R: 0 E: 0 K: 1 S: 10 | H: 1 LOB: 1 BB: 0 P: 14 | R: 5 E: 1 K: 0 S: 26 | H: 3 LOB: 2 BB: 3 P: 53 | R: 0 E: 0 K: 1 S: 7 | H: 0 LOB: 0 BB: 0 P: 12 | R: 0 E: 0 K: 1 S: 7 | H: 0 LOB: 0 BB: 0 P: 10 | R: 0 E: 0 K: 1 S: 9 | H: 0 LOB: 0 BB: 0 P: 11 | R: 1 E: 0 K: 2 S: 11 | H: 1 LOB: 0 BB: 0 P: 18 | R: 1 E: 0 K: 2 S: 11 | H: 3 LOB: 2 BB: 0 P: 14 | R: 3 E: 0 K: 0 S: 18 | H: 5 LOB: 2 BB: 0 P: 26 | R: 0 E: 0 K: 1 S: 12 | H: 1 LOB: 1 BB: 0 P: 16 | 1B: 11 2B: 2 3B: 0 HR: 1 | SF: 0 SAC: 0 DP: 0 HBP: 0 | WP: 0 PA: 45 |
| PITCHER | IP: 1.2 WLS: L BF: 13 H: 4 R: 5 ER: 2 SO: 1 BB: 3 IBB: 0 HBP: 0 BLK: 0 WP: 0 HR: 0 S: 32 P: 61 ERA: 10.80 WHIP: 4.200 | 54 Matt Harrison, L (1, 1) <small>ERA: 6.11</small> | IP: 1.1 WLS: 4 BF: 0 H: 0 R: 0 ER: 0 SO: 1 BB: 0 IBB: 0 HBP: 0 BLK: 0 WP: 0 HR: 1 S: 27 P: 39 ERA: 3.00 WHIP: 0.333 | 88 Pedro Strop, R (2, 1) | IP: 3.0 WLS: 10 BF: 1 H: 1 R: 1 ER: 1 SO: 4 BB: 0 IBB: 0 HBP: 0 BLK: 0 WP: 0 HR: 0 S: 11 P: 14 ERA: 9.00 WHIP: 3.000 | 31 Jason Jennings, R (4, 1) <small>ERA: 1.98</small> | IP: 1.0 WLS: 6 BF: 3 H: 1 R: 1 ER: 1 SO: 2 BB: 0 IBB: 0 HBP: 0 BLK: 0 WP: 0 HR: 0 S: 18 P: 26 ERA: 27.00 WHIP: 5.000 | 60 Warner Madrigal, R (7, 1) <small>ERA: 11.0</small> | 58 Derrick Turnbow, R (8, 1) <small>ERA: 8.1</small> | PITCHER | IP: 1.0 WLS: 4 BF: 1 H: 0 R: 0 ER: 0 SO: 1 BB: 0 IBB: 0 HBP: 0 BLK: 0 WP: 0 HR: 0 S: 12 P: 16 ERA: 0.00 WHIP: 1.000 | 50 Frank Francisco, R (9, 1) <small>ERA: 4.09</small> | | | | | | | | | |
| Batter | 1 | 2 | 3 | 4 | 5 | 6 | 7 | 8 | 9 | AB | R | H | RBI | BB | SO | LOB | BOTTOM | | | | |
| 5 Ian Kinsler, R (1, 4) <small>OBP: 0.370, SLG: 0.462</small> | 1-1 <small>32 G4-1</small> 1B | | 3-2 F9 | | 1-0 F7 | | | 0-0 F8 | | 4 | 0 | 1 | 0 | 0 | 0 | 2 | | | | | |
| 10 Michael Young, R (1, 5) <small>OBP: 0.415, SLG: 0.517</small> | K | | 3-3 K | | | 0-0 <small>32 1B</small> 1B | | 2-2 F9 | | 4 | 0 | 1 | 0 | 0 | 2 | 3 | | | | | |
| 32 Josh Hamilton, L (1, 8) <small>OBP: 0.392, SLG: 0.740</small> | 0-1 G4-1 | | 1-1 | 1-1 HR | | 1-2 1B | | 2-2 G1-3 | | 4 | 1 | 2 | 3 | 0 | 0 | 1 | | | | | |
| 25 Andruw Jones, R (1, 10) <small>OBP: 0.305, SLG: 0.464</small> | 2-2 G6-3 | | 1-1 G6-3 | | | 0-0 L8 | | 2-1 F8 | | 4 | 0 | 0 | 0 | 0 | 0 | 3 | | | | | |
| 9 Hank Blalock, L (1, 3) <small>OBP: 0.343, SLG: 0.500</small> | | 0-0 G6-3 | | 0-0 F8 | | 1-2 F6 | | 0-1 G6-3 | | 4 | 0 | 0 | 0 | 0 | 0 | 2 | | | | | |
| 17 Nelson Cruz, R (1, 9) <small>OBP: 0.327, SLG: 0.766</small> | | 1-0 F7 | | 3-2 G6-3 | | 0-0 F9 | | 0-0 P4 | | 4 | 0 | 0 | 0 | 0 | 0 | 2 | | | | | |
| 22 Marlon Byrd, R (1, 7) <small>OBP: 0.355, SLG: 0.473</small> | | 0-0 F9 | | 0-0 F8 | | | 2-0 F7 | | | 3 | 0 | 0 | 0 | 0 | 0 | 0 | | | | | |
| 21 Jarrod Saltalamacchia, R (1, 2) <small>OBP: 0.382, SLG: 0.560</small> | | | 0-2 <small>32 HR, 1 1B</small> 1B | | | 0-0 P4 | | 0-0 G5-3 | | 3 | 1 | 1 | 0 | 0 | 0 | 0 | | | | | |
| 1 Elvis Andrus, R (1, 6) <small>OBP: 0.320, SLG: 0.319</small> | | | 3-2 <small>32 HR</small> 1B | | 1-1 G5-3 | | 2-2 G6-3 | | | 3 | 1 | 1 | 0 | 0 | 0 | 0 | | | | | |
| Inning Stats | R: 0 E: 0 K: 1 S: 10 | H: 1 LOB: 1 BB: 0 P: 13 | R: 0 E: 0 K: 0 S: 3 | H: 0 LOB: 0 BB: 0 P: 4 | R: 3 E: 0 K: 1 S: 16 | H: 3 LOB: 0 BB: 0 P: 27 | R: 0 E: 0 K: 0 S: 5 | H: 0 LOB: 0 BB: 0 P: 8 | R: 0 E: 0 K: 0 S: 4 | H: 2 LOB: 2 BB: 0 P: 9 | R: 0 E: 0 K: 0 S: 6 | H: 0 LOB: 0 BB: 0 P: 10 | R: 0 E: 0 K: 0 S: 7 | H: 0 LOB: 0 BB: 0 P: 11 | R: 0 E: 0 K: 0 S: 5 | H: 0 LOB: 0 BB: 0 P: 7 | 1B: 5 2B: 0 3B: 0 HR: 1 | SF: 0 SAC: 0 DP: 0 HBP: 0 | WP: 0 PA: 33 | | |
| PITCHER | IP: 7.0 WLS: W BF: 27 H: 6 R: 3 ER: 3 SO: 2 BB: 6 IBB: 3 HBP: 0 BLK: 0 WP: 0 HR: 1 S: 52 P: 77 ERA: 3.86 WHIP: 0.857 | 75 Barry Zito, L (1, 1) <small>ERA: 5.12</small> | IP: 1.0 WLS: 3 BF: 0 H: 0 R: 0 ER: 0 SO: 0 BB: 0 IBB: 0 HBP: 0 BLK: 0 WP: 0 HR: 0 S: 7 P: 11 ERA: 0.00 WHIP: 0.000 | 46 Bob Howry, R (8, 1) <small>ERA: 4.26</small> | IP: 1.0 WLS: 3 BF: 0 H: 0 R: 0 ER: 0 SO: 0 BB: 0 IBB: 0 HBP: 0 BLK: 0 WP: 0 HR: 0 S: 5 P: 7 ERA: 0.00 WHIP: 0.000 | 41 Jeremy Affeldt, L (9, 1) <small>ERA: 5.02</small> | PITCHER | IP: 1.0 WLS: 4 BF: 1 H: 0 R: 0 ER: 0 SO: 1 BB: 0 IBB: 0 HBP: 0 BLK: 0 WP: 0 HR: 0 S: 12 P: 16 ERA: 0.00 WHIP: 1.000 | | | | | | | | | | | | | |

San Francisco Giants @ Texas Rangers
 Surprise Stadium, Surprise, AZ
 Tue Mar 31 2009, 4:05 PM EDT
 Att: 3,981 - Sunny - 72 F

| | |
|-----|----|
| AB | 42 |
| R | 10 |
| H | 14 |
| RBI | 10 |
| BB | 3 |
| SO | 9 |
| LOB | 16 |



San Francisco Giants @ Texas Rangers
 Surprise Stadium, Surprise, AZ
 Tue Mar 31 2009, 4:05 PM EDT
 Att: 3,981 - Sunny - 72 F

| | |
|-----|----|
| AB | 33 |
| R | 3 |
| H | 6 |
| RBI | 3 |
| BB | 0 |
| SO | 2 |
| LOB | 13 |



| Batter | 1 | 2 | 3 | 4 | 5 | 6 | 7 | 8 | 9 | AB | R | H | RBI | BB | SO | LOB | TOP | | | | |
|---|---|----------------------------------|-------------------------------------|----------------------------------|------------------------------|----------------------------------|--|----------------------------------|-------------------------------------|----------------------------------|------------------------------|---|--------------------------------|-------------------------------------|----------------------------------|---------------------------------|----------------------------------|------------------------------------|----------------------------------|------------------------------------|-----------------|
| 5 Ian Kinsler, R (1, 4) <small>OBP: 0.351, SLG: 0.435</small> Adam Fox, R (7, 4) <small>OBP: 0.385, SLG: 0.444</small> | | | | | | | | | | 4 | 0 | 0 | 0 | 0 | 2 | 4 | | | | | |
| 10 Michael Young, R (1, 5) <small>OBP: 0.412, SLG: 0.508</small> 3 Joaquin Arias, R (7, PH) <small>OBP: 0.422, SLG: 0.488</small> | | | | | | | | | | 3 | 1 | 1 | 0 | 0 | 0 | 0 | | | | | |
| 32 Josh Hamilton, L (1, 10) <small>OBP: 0.403, SLG: 0.773</small> 25 Andruw Jones, R (7, PH) <small>OBP: 0.328, SLG: 0.552</small> | | | | | | | | | | 2 | 1 | 1 | 1 | 1 | 0 | 1 | | | | | |
| 9 Hank Blalock, L (1, 3) <small>OBP: 0.342, SLG: 0.492</small> 83 Royce Hultman, R (7, PH) <small>OBP: 0.429, SLG: 0.714</small> | | | | | | | | | | 3 | 0 | 1 | 1 | 0 | 0 | 1 | | | | | |
| 17 Nelson Cruz, R (1, 9) <small>OBP: 0.327, SLG: 0.735</small> 85 Dustin Maweski, L (7, PH) <small>OBP: 0.500, SLG: 0.333</small> | | | | | | | | | | 2 | 1 | 0 | 0 | 1 | 1 | 2 | | | | | |
| 22 Marlon Byrd, R (1, 8) <small>OBP: 0.369, SLG: 0.474</small> 41 Brandon Boggs, S (7, PH) <small>OBP: 0.382, SLG: 0.511</small> | | | | | | | | | | 2 | 1 | 1 | 1 | 1 | 0 | 2 | | | | | |
| Frank Catalanotto, L (1, 7) <small>OBP: 0.349, SLG: 0.439</small> | | | | | | | | | | 5 | 0 | 1 | 0 | 0 | 0 | 3 | | | | | |
| 2 Taylor Teagarden, R (1, 2) <small>OBP: 0.354, SLG: 0.700</small> 14 Adam Melhuse, S (7, 2) <small>OBP: 0.731, SLG: 0.800</small> | | | | | | | | | | 3 | 0 | 1 | 0 | 0 | 1 | 2 | | | | | |
| 13 Omar Vizquel, S (1, 6) <small>OBP: 0.390, SLG: 0.365</small> Casey Benjamin, L (7, 6) | | | | | | | | | | 3 | 0 | 2 | 1 | 0 | 0 | 1 | | | | | |
| Inning Stats | R: 1 E: 1 K: 1 S: 7 | H: 1 LOB: 2 BB: 1 P: 11 | R: 0 E: 0 K: 2 S: 8 | H: 1 LOB: 1 BB: 0 P: 8 | R: 2 E: 0 K: 0 S: 5 | H: 2 LOB: 1 BB: 1 P: 11 | R: 0 E: 0 K: 0 S: 3 | H: 1 LOB: 0 BB: 0 P: 3 | R: 0 E: 0 K: 1 S: 4 | H: 1 LOB: 0 BB: 0 P: 4 | R: 1 E: 0 K: 1 S: 7 | H: 2 LOB: 2 BB: 1 P: 11 | R: 0 E: 0 K: 0 S: 5 | H: 2 LOB: 2 BB: 0 P: 5 | R: 0 E: 0 K: 1 S: 5 | H: 0 LOB: 1 BB: 1 P: 9 | R: 1 E: 0 K: 1 S: 9 | H: 2 LOB: 2 BB: 1 P: 15 | 1B: 6 2B: 4 3B: 0 HR: 2 | SF: 0 SAC: 0 DP: 1 HBP: 0 | WP: 0 PA: 44 |
| PITCHER | IP: 5.0 WLS: 4.58 BF: 22 ERA: 4.58 | H: 6 R: 3 ER: 2 SO: 3 | BB: 2 IBB: 0 HBP: 0 BLK: 0 | WP: 0 HR: 1 S: 27 P: 37 | ERA: 3.60 WHIP: 1.600 | PITCHER | IP: 1.0 WLS: 6.0 BF: 5 ERA: 2.0 | H: 2 R: 1 ER: 0 SO: 1 | BB: 0 IBB: 0 HBP: 0 BLK: 0 | WP: 0 HR: 0 S: 5 P: 11 | ERA: 9.00 WHIP: 3.000 | IP: 1.0 WLS: 2.0 BF: 4 ERA: 5.73 | H: 2 R: 1 ER: 1 SO: 1 | BB: 0 IBB: 0 HBP: 0 BLK: 0 | WP: 0 HR: 1 S: 9 P: 15 | ERA: 9.00 WHIP: 3.000 | | | | | |
| 68 Shane Loux, R (1, 1) <small>ERA: 4.58</small> 62 Scott Shields, R (6, 1) <small>ERA: 6.0</small> 66 Jose Arredondo, R (7, 1) <small>ERA: 2.0</small> 52 Jason Bulger, R (8, 1) <small>ERA: 5.73</small> 55 Matt Wilhite, R (9, 1) <small>ERA: 3.86</small> | 5.0 4.58 22 4.58 | 6 3 2 3 | 2 0 0 0 | 0 1 27 37 | 3.60 1.600 | 1.0 6.0 5 2.0 | 2 1 0 1 | 0 0 0 0 | 0 0 5 11 | 9.00 3.000 | 1.0 2.0 4 5.73 | 2 1 1 1 | 0 0 0 0 | 0 1 9 15 | 9.00 3.000 | | | | | | |
| Batter | 1 | 2 | 3 | 4 | 5 | 6 | 7 | 8 | 9 | AB | R | H | RBI | BB | SO | LOB | BOTTOM | | | | |
| 77 Reggie Willits, S (1, 9) <small>OBP: 0.395, SLG: 0.361</small> 28 Eren Navarro, L (8, 3) | | | | | | | | | | 3 | 1 | 1 | 0 | 1 | 1 | 0 | | | | | |
| 2 Erick Aybar, S (1, 6) <small>OBP: 0.500, SLG: 0.813</small> 57 Luis Figueroa, S (6, 6) <small>OBP: 0.545, SLG: 0.552</small> | | | | | | | | | | 3 | 0 | 0 | 0 | 0 | 2 | 2 | | | | | |
| 13 Maicer Izturis, S (1, 4) <small>OBP: 0.375, SLG: 0.463</small> 60 Ryan Mount, L (6, 4) <small>OBP: 0.467, SLG: 0.385</small> | | | | | | | | | | 3 | 0 | 2 | 0 | 0 | 0 | 0 | | | | | |
| 8 Kendrys Morales, S (1, 10) <small>OBP: 0.427, SLG: 0.671</small> 28 Ryan Budde, R (6, PH) <small>OBP: 0.500, SLG: 0.609</small> | | | | | | | | | | 2 | 0 | 0 | 0 | 1 | 0 | 1 | | | | | |
| 44 Mike Napoli, R (1, 2) <small>OBP: 0.298, SLG: 0.436</small> 46 Bobby Wilson, R (7, 2) <small>OBP: 0.333, SLG: 0.323</small> 64 Angel Castillo, R (9, PR) | | | | | | | | | | 2 | 0 | 0 | 1 | 0 | 2 | 0 | | | | | |
| 39 Robb Quinlan, R (1, 7) <small>OBP: 0.375, SLG: 0.682</small> 22 Chris Pettit, R (7, 7) <small>OBP: 0.439, SLG: 0.417</small> | | | | | | | | | | 3 | 1 | 1 | 1 | 0 | 0 | 2 | | | | | |
| 3 Brandon Wood, R (1, 5) <small>OBP: 0.383, SLG: 0.673</small> 25 Peter Bourjos, R (8, 8) <small>OBP: 0.273, SLG: 0.222</small> | | | | | | | | | | 2 | 1 | 0 | 0 | 1 | 1 | 0 | | | | | |
| 43 Matthew Brown, R (1, 3) <small>OBP: 0.547, SLG: 0.822</small> 65 Julio Perez, R (8, 9) | | | | | | | | | | 3 | 1 | 1 | 2 | 0 | 0 | 0 | | | | | |
| 18 Sean Rodriguez, R (1, 8) <small>OBP: 0.358, SLG: 0.489</small> Jay Brossman, R (8, 5) | | | | | | | | | | 2 | 0 | 0 | 0 | 0 | 2 | 0 | | | | | |
| Inning Stats | R: 1 E: 0 K: 1 S: 6 | H: 1 LOB: 2 BB: 2 P: 14 | R: 0 E: 0 K: 1 S: 5 | H: 0 LOB: 0 BB: 0 P: 5 | R: 0 E: 0 K: 1 S: 6 | H: 1 LOB: 1 BB: 0 P: 6 | R: 2 E: 0 K: 1 S: 6 | H: 1 LOB: 0 BB: 1 P: 11 | R: 0 E: 0 K: 2 S: 10 | H: 1 LOB: 0 BB: 0 P: 13 | R: 0 E: 0 K: 1 S: 5 | H: 0 LOB: 0 BB: 0 P: 5 | R: 0 E: 0 K: 0 S: 3 | H: 2 LOB: 1 BB: 0 P: 3 | R: 0 E: 0 K: 1 S: 5 | H: 0 LOB: 1 BB: 1 P: 9 | 1B: 5 2B: 0 3B: 0 HR: 2 | SF: 1 SAC: 0 DP: 0 HBP: 1 | WP: 0 PA: 36 | | |
| PITCHER | IP: 4.0 WLS: 6.75 BF: 18 ERA: 6.75 | H: 3 R: 3 ER: 3 SO: 4 | BB: 3 IBB: 0 HBP: 1 BLK: 0 | WP: 0 HR: 1 S: 23 P: 36 | ERA: 6.75 WHIP: 1.500 | PITCHER | IP: 1.0 WLS: 4.5 BF: 3 ERA: 4.5 | H: 0 R: 0 ER: 0 SO: 1 | BB: 0 IBB: 0 HBP: 0 BLK: 0 | WP: 0 HR: 0 S: 5 P: 5 | ERA: 0.00 WHIP: 1.000 | IP: 4.0 WLS: 3.97 BF: 14 ERA: 3.97 | H: 3 R: 1 ER: 1 SO: 4 | BB: 1 IBB: 0 HBP: 0 BLK: 0 | WP: 0 HR: 1 S: 23 P: 30 | ERA: 2.25 WHIP: 1.000 | | | | | |
| 49 Doug Mathis, R (1, 1) <small>ERA: 6.75</small> 35 Tommy Hunter, R (5, 1) <small>ERA: 4.5</small> 67 Derek Holland, L (6, 1) <small>ERA: 3.97</small> | 4.0 6.75 18 6.75 | 3 3 3 4 | 3 0 1 0 | 0 1 23 36 | 6.75 1.500 | 1.0 4.5 3 4.5 | 0 0 0 1 | 0 0 0 0 | 0 0 5 5 | 0.00 1.000 | 4.0 3.97 14 3.97 | 3 1 1 4 | 1 0 0 0 | 0 1 23 30 | 2.25 1.000 | | | | | | |

Texas Rangers @ Los Angeles Angels
 Tempe Diablo Stadium, Tempe, AZ
 Wed Apr 01 2009, 3:05 PM EDT
 Att: 1,869 - Partly Cloudy - 72 F

| | |
|-----|----|
| AB | 38 |
| R | 5 |
| H | 12 |
| RBI | 5 |
| BB | 5 |
| SO | 6 |
| LOB | 26 |



Texas Rangers @ Los Angeles Angels
 Tempe Diablo Stadium, Tempe, AZ
 Wed Apr 01 2009, 3:05 PM EDT
 Att: 1,869 - Partly Cloudy - 72 F

| | |
|-----|----|
| AB | 29 |
| R | 4 |
| H | 7 |
| RBI | 4 |
| BB | 4 |
| SO | 9 |
| LOB | 9 |




| Batter | 1 | 2 | 3 | 4 | 5 | 6 | 7 | 8 | 9 | AB | R | H | RBI | BB | SO | LOB | TOP | | | | | | | | | | |
|---|------------------------------|----------------------------------|-------------------------------|----------------------------------|------------------------------|----------------------------------|-------------------------------|----------------------------------|------------------------------|----------------------------------|------------------------------|----------------------------------|------------------------------|---------------------------------|-------------------------------|----------------------------------|---|----------------------------------|--------------------------|------------------------------------|----------------------------------|--------|--|--|--|--|--|
| 2 Coco Crisp, S OBP: 0.498, SLG: 0.553 15 Shane Costa, L OBP: 0.526, SLG: 0.545 | F7 | FC5-4 | | K | | K | | | G4-3 | 3 | 0 | 2 | 1 | 0 | 0 | 0 | Kansas City Royals @ Texas Rangers Rangers Ballpark in Arlington, Arlington, TX Sat Apr 04 2009, 2:05 PM EDT Att: 15,055 - Sunny - 72 F | | | | | | | | | | |
| 8 Willie Bloomquist, R OBP: 0.360, SLG: 0.933 | K | FC5-4 | | F8 | | | | | 24 1B | 5 | 0 | 2 | 0 | 0 | 1 | 4 | | | | | | | | | | | |
| 4 Alex Gordon, L OBP: 0.315, SLG: 0.653 24 Mark Teahen, L OBP: 0.477, SLG: 0.883 | | | | K | | F9 | | | P4 | 3 | 0 | 1 | 0 | 0 | 1 | 0 | | | | | | | | | | | |
| 11 Jose Guillen, R OBP: 0.315, SLG: 0.500 Mitch Maier, L OBP: 0.309, SLG: 0.547 | | | | F9 | | G4-3 | | | L6 | 2 | 0 | 1 | 0 | 0 | 0 | 1 | | | | | | | | | | | |
| 17 Mike Jacobs, L OBP: 0.352, SLG: 0.597 Brayan Peña, S OBP: 0.341, SLG: 0.375 | | G1-3 | | F9 | | | | | G3-1 | 3 | 1 | 1 | 1 | 0 | 0 | 1 | | | | | | | | | | | |
| 16 Billy Butler, R OBP: 0.375, SLG: 0.519 43 Ryan Shealy, L OBP: 0.385, SLG: 0.581 | | K | | K2-3 | | G5-3 | | | | 3 | 0 | 0 | 0 | 0 | 2 | 1 | | | | | | | | | | | |
| 13 Alberto Callaspo, S OBP: 0.309, SLG: 0.473 | | | | | | | | | | 4 | 1 | 3 | 1 | 0 | 0 | 0 | | | | | | | | | | | |
| 14 John Buck, R OBP: 0.472, SLG: 0.778 | | E6 | | K | | | | | G6-3 | 4 | 2 | 1 | 1 | 0 | 1 | 3 | | | | | | | | | | | |
| 30 Mike Aviles, R OBP: 0.380, SLG: 0.511 1 Tony Pena Jr., R OBP: 0.305, SLG: 0.400 | | | | | | F8 | | | K | 2 | 0 | 1 | 1 | 0 | 0 | 1 | | | | | | | | | | | |
| | | | | | | | | | | 2 | 0 | 0 | 0 | 0 | 2 | 1 | | | | | | | | | | | |
| Inning Stats | R: 0 E: 0 K: 1 S: 9 | H: 1 LOB: 1 BB: 0 P: 16 | R: 2 E: 1 K: 1 S: 13 | H: 3 LOB: 2 BB: 0 P: 23 | R: 0 E: 0 K: 2 S: 8 | H: 1 LOB: 2 BB: 0 P: 11 | R: 0 E: 0 K: 1 S: 12 | H: 2 LOB: 2 BB: 0 P: 17 | R: 1 E: 0 K: 0 S: 8 | H: 1 LOB: 0 BB: 0 P: 10 | R: 1 E: 0 K: 2 S: 9 | H: 1 LOB: 0 BB: 0 P: 12 | R: 0 E: 0 K: 0 S: 8 | H: 1 LOB: 0 BB: 0 P: 9 | R: 1 E: 0 K: 1 S: 14 | H: 2 LOB: 1 BB: 0 P: 20 | R: 0 E: 0 K: 0 S: 13 | H: 2 LOB: 2 BB: 0 P: 21 | 1B: 10 2B: 1 HR: 2 | SF: 0 SAC: 0 DP: 0 HBP: 0 | WP: 0 PB: 0 SB: 2 CS: 1 | PA: 41 | | | | | |
| PITCHER | IP | WLS | BF | H | R | ER | SO | BB | IBB | HBP | BLK | WP | HR | S | P | ERA | WHIP | | | | | | | | | | |
| 37 Kris Benson, R ERA: 4.09 | 5.0 | | 24 | 8 | 3 | 1 | 5 | 0 | 0 | 0 | 0 | 0 | 1 | 50 | 77 | 1.80 | 1.600 | | | | | | | | | | |
| 59 Josh Rupe, R ERA: 4.2 | 1.0 | | 4 | 1 | 1 | 1 | 2 | 0 | 0 | 0 | 0 | 0 | 1 | 9 | 12 | 9.00 | 1.000 | | | | | | | | | | |
| 18 Eddie Guardado, L ERA: 7.71 | 1.0 | | 3 | 1 | 0 | 0 | 0 | 0 | 0 | 0 | 0 | 0 | 0 | 8 | 9 | 0.00 | 1.000 | | | | | | | | | | |
| 60 Warner Madrigal, R ERA: 10.8 | 1.0 | L | 5 | 2 | 1 | 1 | 1 | 0 | 0 | 0 | 0 | 0 | 0 | 14 | 20 | 9.00 | 2.000 | | | | | | | | | | |
| 36 C.J. Wilson, L ERA: | 1.0 | | 5 | 2 | 0 | 0 | 0 | 0 | 0 | 0 | 0 | 0 | 0 | 13 | 21 | 0.00 | 2.000 | | | | | | | | | | |

| Batter | 1 | 2 | 3 | 4 | 5 | 6 | 7 | 8 | 9 | AB | R | H | RBI | BB | SO | LOB | BOTTOM | | | | | | | | | | |
|---|------------------------------|----------------------------------|-------------------------------|----------------------------------|------------------------------|---------------------------------|-------------------------------|----------------------------------|------------------------------|----------------------------------|-------------------------------|----------------------------------|-------------------------------|----------------------------------|------------------------------|----------------------------------|---|----------------------------------|----------------------------------|------------------------------------|----------------------------------|--------|--|--|--|--|--|
| 5 Ian Kinsler, R OBP: 0.329, SLG: 0.403 Adam Fox, R OBP: 0.412, SLG: 0.667 | K | | G5-3 | | F9 | | F7 | | P4 | 3 | 0 | 0 | 0 | 0 | 1 | 1 | Kansas City Royals @ Texas Rangers Rangers Ballpark in Arlington, Arlington, TX Sat Apr 04 2009, 2:05 PM EDT Att: 15,055 - Sunny - 72 F | | | | | | | | | | |
| 10 Michael Young, R OBP: 0.408, SLG: 0.500 92 John Whittleman, L OBP: 0.455, SLG: 1.000 | F9 | | | | K | | | | G3 | 3 | 0 | 1 | 0 | 0 | 1 | 1 | | | | | | | | | | | |
| 32 Josh Hamilton, L OBP: 0.393, SLG: 0.728 95 Craig Gentry, R OBP: 0.500, SLG: 0.583 | | | | | | | | | | 2 | 0 | 1 | 0 | 0 | 0 | 1 | | | | | | | | | | | |
| 9 Hank Blalock, L OBP: 0.325, SLG: 0.465 72 Emerson Frostad, L OBP: 0.500, SLG: 0.290 | | | | | | | | | | 2 | 1 | 1 | 0 | 0 | 1 | 2 | | | | | | | | | | | |
| 17 Nelson Cruz, R OBP: 0.355, SLG: 0.745 Steven Murphy, L OBP: 0.400, SLG: 0.600 | | | | | | | | | | 2 | 1 | 1 | 0 | 0 | 0 | 0 | | | | | | | | | | | |
| 22 Marlon Byrd, R OBP: 0.391, SLG: 0.559 7 David Murphy, L OBP: 0.301, SLG: 0.467 | | | | | | | | | | 1 | 1 | 1 | 2 | 1 | 0 | 0 | | | | | | | | | | | |
| 19 Chris Davis, L OBP: 0.362, SLG: 0.557 12 Justin Smoak, S OBP: 0.406, SLG: 0.630 | | | | | | | | | | 2 | 0 | 0 | 0 | 0 | 1 | 1 | | | | | | | | | | | |
| 21 Jarrod Saltalamacchia, R OBP: 0.349, SLG: 0.517 64 Manny Piña, R OBP: 0.397, SLG: 0.364 | | | | | | | | | | 2 | 0 | 0 | 0 | 0 | 0 | 3 | | | | | | | | | | | |
| 1 Elvis Andrus, R OBP: 0.329, SLG: 0.324 13 Omar Vizquel, S OBP: 0.397, SLG: 0.364 | | | | | | | | | | 1 | 0 | 0 | 0 | 1 | 0 | 0 | | | | | | | | | | | |
| | | | | | | | | | | 2 | 0 | 1 | 0 | 0 | 1 | 0 | | | | | | | | | | | |
| Inning Stats | R: 0 E: 0 K: 1 S: 8 | H: 1 LOB: 1 BB: 0 P: 12 | R: 2 E: 0 K: 1 S: 12 | H: 2 LOB: 0 BB: 0 P: 18 | R: 0 E: 0 K: 0 S: 6 | H: 0 LOB: 1 BB: 0 P: 7 | R: 0 E: 0 K: 0 S: 11 | H: 0 LOB: 1 BB: 1 P: 19 | R: 0 E: 0 K: 1 S: 8 | H: 0 LOB: 1 BB: 1 P: 14 | R: 2 E: 0 K: 0 S: 12 | H: 2 LOB: 1 BB: 2 P: 23 | R: 0 E: 0 K: 1 S: 11 | H: 1 LOB: 2 BB: 1 P: 19 | R: 0 E: 0 K: 2 S: 9 | H: 0 LOB: 1 BB: 1 P: 19 | R: 0 E: 0 K: 1 S: 8 | H: 0 LOB: 0 BB: 0 P: 14 | 1B: 5 2B: 1 3B: 0 HR: 1 | SF: 0 SAC: 0 DP: 2 HBP: 0 | WP: 0 PB: 0 SB: 2 CS: 0 | PA: 38 | | | | | |
| PITCHER | IP | WLS | BF | H | R | ER | SO | BB | IBB | HBP | BLK | WP | HR | S | P | ERA | WHIP | | | | | | | | | | |
| 28 Kyle Davies, R ERA: 3.82 | 4.0 | | 16 | 4 | 2 | 2 | 2 | 1 | 0 | 0 | 0 | 0 | 0 | 8 | 14 | 0.00 | 1.000 | | | | | | | | | | |
| 32 Ron Mahay, L ERA: 5.4 | 1.0 | H | 4 | 0 | 0 | 0 | 1 | 1 | 0 | 0 | 0 | 0 | 0 | 8 | 14 | 0.00 | 1.000 | | | | | | | | | | |
| 45 Doug Waechter, R ERA: 12.86 | 1.0 | B | 6 | 2 | 2 | 2 | 0 | 2 | 0 | 0 | 0 | 0 | 0 | 12 | 23 | 18.00 | 4.000 | | | | | | | | | | |
| 37 Juan Cruz, R ERA: 2.45 | 1.0 | W | 5 | 1 | 0 | 0 | 1 | 1 | 0 | 0 | 0 | 0 | 0 | 11 | 19 | 0.00 | 2.000 | | | | | | | | | | |
| 40 Kyle Farnsworth, R ERA: 4.5 | 1.0 | H | 4 | 0 | 0 | 0 | 2 | 1 | 0 | 0 | 0 | 0 | 0 | 9 | 19 | 0.00 | 1.000 | | | | | | | | | | |
| PITCHER | IP | WLS | BF | H | R | ER | SO | BB | IBB | HBP | BLK | WP | HR | S | P | ERA | WHIP | | | | | | | | | | |
| 48 Joakim Soria, R ERA: 5.87 | 1.0 | | 3 | 0 | 0 | 0 | 1 | 0 | 0 | 0 | 0 | 0 | 0 | 8 | 14 | 0.00 | 0.000 | | | | | | | | | | |

| | |
|-----|----|
| AB | 41 |
| R | 5 |
| H | 14 |
| RBI | 5 |
| BB | 0 |
| SO | 8 |
| LOB | 18 |

| | |
|-----|----|
| AB | 32 |
| R | 4 |
| H | 7 |
| RBI | 4 |
| BB | 6 |
| SO | 7 |
| LOB | 14 |



| Batter | 1 | 2 | 3 | 4 | 5 | 6 | 7 | 8 | 9 | AB | R | H | RBI | BB | SO | LOB | TOP | |
|---|---|----------------------------------|------------------------------|----------------------------------|------------------------------|----------------------------------|------------------------------|----------------------------------|-------------------------------|----------------------------------|------------------------------|----------------------------------|------------------------------|----------------------------------|----------------------------------|------------------------------------|--|----------------------------------|
| 24 Grady Sizemore, L OBP: 0.250, SLG: 0.250 | | | | | | | | | | 4 | 0 | 1 | 0 | 0 | 1 | 1 | Cleveland Indians @ Texas Rangers Rangers Ballpark in Arlington, Arlington, TX Mon Apr 06 2009, 2:05 PM EDT Att: 49,916 - Sunny - 49 F | |
| 7 Mark DeRosa, R | | | | | | | | | | 3 | 0 | 0 | 0 | 1 | 1 | 2 | | |
| 41 Victor Martinez, S OBP: 0.250, SLG: 0.250 | | | | | | | | | | 4 | 0 | 1 | 0 | 0 | 0 | 1 | | |
| 48 Travis Hafner, L OBP: 0.250, SLG: 0.250 | | | | | | | | | | 4 | 1 | 1 | 0 | 0 | 0 | 2 | | |
| 2 Johnny Peralta, R | | | | | | | | | | 3 | 0 | 0 | 0 | 0 | 1 | 1 | | |
| 17 Shin-Soo Choo, L OBP: 0.333, SLG: 0.333 | | | | | | | | | | 3 | 0 | 1 | 0 | 0 | 0 | 0 | | |
| 10 Kelly Shoppach, R | | | | | | | | | | 3 | 0 | 0 | 0 | 0 | 2 | 1 | | |
| 12 Ben Francisco, R OBP: 0.333, SLG: 0.333 | | | | | | | | | | 3 | 0 | 1 | 0 | 0 | 1 | 0 | | |
| Asdrubal Cabrera, S | | | | | | | | | | 3 | 0 | 0 | 0 | 0 | 1 | 1 | | |
| Inning Stats | R: 0 E: 0 K: 1 S: 12 | H: 0 LOB: 0 BB: 1 P: 19 | R: 0 E: 0 K: 0 S: 9 | H: 0 LOB: 0 BB: 0 P: 14 | R: 0 E: 0 K: 0 S: 8 | H: 2 LOB: 1 BB: 0 P: 20 | R: 0 E: 0 K: 2 S: 8 | H: 1 LOB: 1 BB: 0 P: 16 | R: 1 E: 0 K: 1 S: 12 | H: 2 LOB: 1 BB: 0 P: 21 | R: 0 E: 0 K: 1 S: 6 | H: 0 LOB: 0 BB: 0 P: 10 | R: 0 E: 0 K: 1 S: 8 | H: 0 LOB: 0 BB: 0 P: 11 | 1B: 5 2B: 0 3B: 0 HR: 0 | SF: 0 SAC: 0 DP: 2 HBP: 0 | | WP: 1 PB: 0 SB: 0 CS: 0 |
| PITCHER | IP WLS BF H R ER SO BB IBB HBP BLK WP HR S P ERA WHIP | | | | | | | | | | | | | | | | | |
| 33 Kevin Millwood, R ERA: 1.29 | 7.0 W 25 5 1 1 5 1 0 0 0 0 1 0 72 113 1.29 0.857 | | | | | | | | | | | | | | | | | |
| 36 C.J. Wilson, L | 1.0 3 0 0 0 1 0 0 0 0 0 0 0 6 10 0.00 0.000 | | | | | | | | | | | | | | | | | |
| 50 Frank Francisco, R ERA: | 1.0 3 0 0 0 1 0 0 0 0 0 0 0 8 11 0.00 0.000 | | | | | | | | | | | | | | | | | |

| Batter | 1 | 2 | 3 | 4 | 5 | 6 | 7 | 8 | 9 | AB | R | H | RBI | BB | SO | LOB | BOTTOM | | | |
|---|---|----------------------------------|-------------------------------|----------------------------------|-------------------------------|----------------------------------|-------------------------------|----------------------------------|------------------------------|----------------------------------|------------------------------|---------------------------------|------------------------------|---------------------------------|-------------------------------|----------------------------------|--|----------------------------------|------------------------------------|----------------------------------|
| 5 Ian Kinsler, R OBP: 0.600, SLG: 1.000 | | | | | | | | | | 5 | 1 | 3 | 2 | 0 | 0 | 0 | Cleveland Indians @ Texas Rangers Rangers Ballpark in Arlington, Arlington, TX Mon Apr 06 2009, 2:05 PM EDT Att: 49,916 - Sunny - 49 F | | | |
| 10 Michael Young, R OBP: 0.600, SLG: 0.500 | | | | | | | | | | 4 | 0 | 2 | 1 | 1 | 1 | 1 | | | | |
| 32 Josh Hamilton, L OBP: 0.400, SLG: 0.400 | | | | | | | | | | 5 | 1 | 2 | 0 | 0 | 0 | 3 | | | | |
| 17 Nelson Cruz, R OBP: 0.400, SLG: 0.400 | | | | | | | | | | 5 | 1 | 2 | 0 | 0 | 1 | 2 | | | | |
| 9 Hank Bialock, L OBP: 0.500, SLG: 1.250 | | | | | | | | | | 4 | 2 | 2 | 3 | 0 | 1 | 1 | | | | |
| 22 Marlon Byrd, R OBP: 0.250, SLG: 0.500 | | | | | | | | | | 4 | 1 | 1 | 0 | 0 | 0 | 1 | | | | |
| 19 Chris Davis, L | | | | | | | | | | 4 | 0 | 0 | 0 | 0 | 2 | 3 | | | | |
| 21 Jarrod Saltalamacchia, R OBP: 0.500, SLG: 1.250 | | | | | | | | | | 4 | 2 | 2 | 3 | 0 | 1 | 0 | | | | |
| 1 Elvis Andrus, R OBP: 0.250, SLG: 0.500 | | | | | | | | | | 4 | 1 | 1 | 0 | 0 | 1 | 0 | | | | |
| Inning Stats | R: 0 E: 0 K: 0 S: 6 | H: 5 LOB: 2 BB: 1 P: 10 | R: 4 E: 0 K: 1 S: 19 | H: 5 LOB: 2 BB: 1 P: 34 | R: 0 E: 0 K: 1 S: 10 | H: 1 LOB: 1 BB: 0 P: 14 | R: 0 E: 0 K: 3 S: 10 | H: 1 LOB: 1 BB: 0 P: 11 | R: 3 E: 0 K: 0 S: 8 | H: 3 LOB: 0 BB: 0 P: 10 | R: 0 E: 0 K: 0 S: 7 | H: 1 LOB: 0 BB: 0 P: 8 | R: 0 E: 0 K: 0 S: 5 | H: 0 LOB: 0 BB: 0 P: 8 | R: 2 E: 0 K: 2 S: 17 | H: 4 LOB: 2 BB: 0 P: 28 | | 1B: 9 2B: 4 3B: 0 HR: 2 | SF: 0 SAC: 0 DP: 0 HBP: 0 | WP: 0 PB: 0 SB: 0 CS: 0 |
| PITCHER | IP WLS BF H R ER SO BB IBB HBP BLK WP HR S P ERA WHIP | | | | | | | | | | | | | | | | | | | |
| 31 Cliff Lee, L ERA: 12.6 | 5.0 L 26 10 7 7 5 1 0 0 0 0 0 1 53 79 12.60 2.200 | | | | | | | | | | | | | | | | | | | |
| 30 Masa Kobayashi, R | 1.0 4 1 0 0 0 0 0 0 0 0 0 0 7 8 0.00 1.000 | | | | | | | | | | | | | | | | | | | |
| 53 Rafael Perez, L ERA: | 1.0 3 0 0 0 0 0 0 0 0 0 0 0 5 8 0.00 0.000 | | | | | | | | | | | | | | | | | | | |
| 50 Jensen Lewis, R ERA: 18.0 | 1.0 7 4 2 2 2 0 0 0 0 0 0 1 17 28 18.00 4.000 | | | | | | | | | | | | | | | | | | | |

| Batter | 1 | 2 | 3 | 4 | 5 | 6 | 7 | 8 | 9 | AB | R | H | RBI | BB | SO | LOB | TOP | | | | | |
|---|---|----------------------------------|-------------------------------|----------------------------------|------------------------------|----------------------------------|-------------------------------|----------------------------------|------------------------------|----------------------------------|------------------------------|----------------------------------|-------------------------------|----------------------------------|-------------------------------|----------------------------------|--|----------------------------------|----------------------------------|------------------------------------|----------------------------------|--------|
| 24 Grady Sizemore, L OBP: 0.222, SLG: 0.333 | | | | | | | | | | 5 | 1 | 1 | 0 | 0 | 2 | 2 | Cleveland Indians @ Texas Rangers Rangers Ballpark in Arlington, Arlington, TX Wed Apr 08 2009, 8:05 PM EDT Att: 22,829 - Cloudy - 82 F | | | | | |
| 7 Mark DeRosa, R (1, 5) | | | | | | | | | | 5 | 0 | 0 | 0 | 0 | 2 | 3 | | | | | | |
| 41 Victor Martinez, S OBP: 0.333, SLG: 0.333 | | | | | | | | | | 5 | 1 | 2 | 0 | 0 | 2 | | | | | | | |
| 48 Travis Hafner, L OBP: 0.333, SLG: 0.250 | | | | | | | | | | 4 | 0 | 1 | 0 | 1 | 0 | 1 | | | | | | |
| 2 Johnny Peralta, R OBP: 0.250, SLG: 0.143 | | | | | | | | | | 4 | 0 | 1 | 0 | 1 | 1 | 5 | | | | | | |
| 17 Shin-Soo Choo, L OBP: 0.375, SLG: 0.167 | | | | | | | | | | 3 | 2 | 0 | 0 | 1 | 1 | 2 | | | | | | |
| 25 Ryan Garko, R OBP: 0.500, SLG: 0.667 | | | | | | | | | | 3 | 0 | 1 | 2 | 0 | 0 | 1 | | | | | | |
| 12 Ben Francisco, R OBP: 0.286, SLG: 0.714 | | | | | | | | | | 4 | 1 | 1 | 2 | 0 | 1 | 4 | | | | | | |
| Asdrúbal Cabrera, S (1, 4) | | | | | | | | | | 4 | 0 | 0 | 0 | 0 | 2 | 4 | | | | | | |
| Inning Stats | R: 0 E: 0 K: 1 S: 10 | H: 1 LOB: 2 BB: 1 P: 15 | R: 0 E: 0 K: 1 S: 10 | H: 0 LOB: 0 BB: 0 P: 17 | R: 0 E: 0 K: 1 S: 7 | H: 0 LOB: 0 BB: 0 P: 14 | R: 1 E: 0 K: 2 S: 21 | H: 2 LOB: 3 BB: 1 P: 35 | R: 0 E: 0 K: 0 S: 7 | H: 0 LOB: 0 BB: 0 P: 13 | R: 2 E: 0 K: 0 S: 9 | H: 1 LOB: 1 BB: 1 P: 17 | R: 1 E: 1 K: 1 S: 10 | H: 1 LOB: 2 BB: 0 P: 15 | R: 1 E: 1 K: 2 S: 13 | H: 1 LOB: 0 BB: 0 P: 26 | R: 0 E: 0 K: 1 S: 12 | H: 1 LOB: 1 BB: 0 P: 19 | 1B: 4 2B: 2 3B: 0 HR: 1 | SF: 0 SAC: 0 DP: 0 HBP: 2 | WP: 1 PB: 0 SB: 0 CS: 0 | PA: 42 |
| PITCHER | IP WLS BF H R ER SO BB IBB HBP BLK WP HR S P ERA WHIP | | | | | | | | | | | | | | | | | | | | | |
| 44 Vicente Padilla, R ERA: 4.76 | 5.2 W 26 4 3 3 5 3 0 1 0 1 1 63 109 4.76 1.235 | | | | | | | | | | | | | | | | | | | | | |
| 28 Jason Jennings, R ERA: 6.1 | 1.0 H 4 1 1 0 1 0 0 0 0 0 0 7 11 0.00 1.000 | | | | | | | | | | | | | | | | | | | | | |
| 18 Eddie Guardado, L ERA: 7.1 | 0.1 2 0 0 0 0 0 0 0 0 0 0 4 6 0.00 0.000 | | | | | | | | | | | | | | | | | | | | | |
| 36 C.J. Wilson, L ERA: 4.5 | 1.0 S 6 1 1 1 2 0 0 1 0 0 0 13 26 9.00 1.000 | | | | | | | | | | | | | | | | | | | | | |
| 50 Frank Francisco, R ERA: 9.1 | 1.0 S 4 1 0 0 1 0 0 0 0 0 0 12 19 0.00 1.000 | | | | | | | | | | | | | | | | | | | | | |

| Batter | 1 | 2 | 3 | 4 | 5 | 6 | 7 | 8 | 9 | AB | R | H | RBI | BB | SO | LOB | BOTTOM | | | |
|---|---|----------------------------------|-------------------------------|----------------------------------|-------------------------------|----------------------------------|-------------------------------|----------------------------------|------------------------------|----------------------------------|-------------------------------|----------------------------------|-------------------------------|----------------------------------|------------------------------|----------------------------------|--|------------------------------------|----------------------------------|--------|
| 5 Ian Kinsler, R OBP: 0.444, SLG: 0.778 | | | | | | | | | | 4 | 0 | 1 | 1 | 0 | 2 | 0 | Cleveland Indians @ Texas Rangers Rangers Ballpark in Arlington, Arlington, TX Wed Apr 08 2009, 8:05 PM EDT Att: 22,829 - Cloudy - 82 F | | | |
| 10 Michael Young, R OBP: 0.556, SLG: 0.571 | | | | | | | | | | 3 | 1 | 1 | 1 | 1 | 1 | 1 | | | | |
| 32 Josh Hamilton, L OBP: 0.333, SLG: 0.556 | | | | | | | | | | 4 | 1 | 1 | 1 | 0 | 0 | 2 | | | | |
| 9 Hank Blalock, L OBP: 0.375, SLG: 0.714 | | | | | | | | | | 3 | 0 | 0 | 0 | 0 | 0 | 1 | | | | |
| 17 Nelson Cruz, R OBP: 0.444, SLG: 1.111 | | | | | | | | | | 4 | 2 | 2 | 3 | 0 | 1 | 1 | | | | |
| 7 David Murphy, L (1, 7) | | | | | | | | | | 3 | 0 | 0 | 0 | 1 | 0 | 1 | | | | |
| 19 Chris Davis, L OBP: 0.250, SLG: 0.143 | | | | | | | | | | 3 | 1 | 1 | 0 | 1 | 0 | 2 | | | | |
| 21 Jarrod Saltalamacchia, R OBP: 0.429, SLG: 1.000 | | | | | | | | | | 3 | 1 | 1 | 0 | 0 | 1 | 0 | | | | |
| 2 Taylor Teagarden, R (8, 2) | | | | | | | | | | 1 | 0 | 0 | 0 | 0 | 0 | 1 | | | | |
| 1 Elvis Andrus, R OBP: 0.375, SLG: 0.875 | | | | | | | | | | 4 | 2 | 2 | 2 | 0 | 2 | 0 | | | | |
| Inning Stats | R: 0 E: 0 K: 1 S: 7 | H: 0 LOB: 1 BB: 1 P: 13 | R: 4 E: 0 K: 0 S: 22 | H: 5 LOB: 1 BB: 0 P: 31 | R: 0 E: 0 K: 1 S: 11 | H: 0 LOB: 1 BB: 1 P: 20 | R: 0 E: 0 K: 2 S: 12 | H: 0 LOB: 0 BB: 0 P: 16 | R: 2 E: 0 K: 0 S: 7 | H: 2 LOB: 1 BB: 0 P: 15 | R: 1 E: 0 K: 0 S: 10 | H: 1 LOB: 0 BB: 0 P: 16 | R: 1 E: 0 K: 0 S: 10 | H: 1 LOB: 0 BB: 0 P: 18 | R: 0 E: 0 K: 1 S: 7 | H: 0 LOB: 0 BB: 1 P: 14 | 1B: 2 2B: 3 3B: 1 HR: 3 | SF: 0 SAC: 0 DP: 1 HBP: 1 | WP: 0 PB: 0 SB: 1 CS: 0 | PA: 36 |
| PITCHER | IP WLS BF H R ER SO BB IBB HBP BLK WP HR S P ERA WHIP | | | | | | | | | | | | | | | | | | | |
| 55 Roberto Hernandez, R ERA: 10.8 | 5.0 L 25 7 6 6 4 2 0 1 0 0 0 1 59 95 10.80 1.800 | | | | | | | | | | | | | | | | | | | |
| 63 Rafael Betancourt, R ERA: 9.0 | 1.0 4 1 1 1 2 0 0 0 0 0 1 10 16 9.00 1.000 | | | | | | | | | | | | | | | | | | | |
| 53 Rafael Perez, L ERA: 4.5 | 1.0 5 1 1 1 0 1 0 0 0 0 1 11 23 9.00 2.000 | | | | | | | | | | | | | | | | | | | |
| 38 Joe Smith, R ERA: 8.1 | 1.0 2 0 0 0 1 0 0 0 0 0 0 6 9 0.00 0.000 | | | | | | | | | | | | | | | | | | | |

| | |
|-----|----|
| AB | 37 |
| R | 5 |
| H | 7 |
| RBI | 4 |
| BB | 3 |
| SO | 9 |
| LOB | 24 |

| | |
|-----|----|
| AB | 32 |
| R | 8 |
| H | 9 |
| RBI | 8 |
| BB | 3 |
| SO | 7 |
| LOB | 9 |



| Batter | 1 | 2 | 3 | 4 | 5 | 6 | 7 | 8 | 9 | AB | R | H | RBI | BB | SO | LOB | TOP | | | | | |
|---|------------------------------|----------------------------------|-------------------------------|----------------------------------|-------------------------------|----------------------------------|-------------------------------|----------------------------------|-------------------------------|----------------------------------|------------------------------|----------------------------------|------------------------------|---------------------------------|------------------------------|---------------------------------|------------------------------|----------------------------------|----------------------------------|------------------------------------|----------------------------------|--------|
| 5 Ian Kinsler, R OBP: 0.409, SLG: 0.650 | G6-3 | | 10 BB | | K | | G5-3 | | | 3 | 0 | 0 | 0 | 1 | 1 | 2 | | | | | | |
| 10 Michael Young, R OBP: 0.364, SLG: 0.368 | F8 | | BB | | FC6 9 BB 32 1B | | G1-3 | | | 3 | 0 | 0 | 0 | 1 | 0 | 2 | | | | | | |
| 32 Josh Hamilton, L OBP: 0.409, SLG: 0.412 | K | | K | | 9 BB 1B | | P2 | | | 4 | 0 | 1 | 2 | 0 | 2 | 2 | | | | | | |
| 9 Hank Blalock, L OBP: 0.375, SLG: 0.714 | HR | | | | K | | G3 | | | 3 | 1 | 1 | 1 | 1 | 1 | 0 | | | | | | |
| 17 Nelson Cruz, R OBP: 0.364, SLG: 0.789 | F8 | | BB | | K | | P6 | | | 4 | 0 | 0 | 0 | 0 | 1 | 3 | | | | | | |
| 7 David Murphy, L OBP: 0.364, SLG: 0.789 | K | | | | P6 | | F8 | | | 4 | 0 | 0 | 0 | 0 | 2 | 0 | | | | | | |
| 19 Chris Davis, L OBP: 0.190, SLG: 0.056 | K | | | | 10 E 32 1B BB | | K | | | 3 | 1 | 0 | 0 | 1 | 3 | 0 | | | | | | |
| 21 Jarrod Saltalamacchia, R OBP: 0.200, SLG: 0.467 | K | | | | P4 | | F8 | | | 4 | 0 | 0 | 0 | 0 | 2 | 1 | | | | | | |
| 1 Elvis Andrus, R OBP: 0.286, SLG: 0.571 | F8 | | | | FC5 10 E 32 1B | | G6-3 | | | 3 | 1 | 0 | 0 | 0 | 0 | 1 | | | | | | |
| Inning Stats | R: 0 E: 0 K: 1 S: 9 | H: 0 LOB: 0 BB: 0 P: 12 | R: 1 E: 0 K: 2 S: 13 | H: 1 LOB: 0 BB: 1 P: 19 | R: 0 E: 0 K: 2 S: 10 | H: 0 LOB: 2 BB: 2 P: 21 | R: 0 E: 0 K: 2 S: 11 | H: 0 LOB: 0 BB: 0 P: 15 | R: 2 E: 0 K: 1 S: 15 | H: 1 LOB: 3 BB: 2 P: 30 | R: 0 E: 0 K: 1 S: 8 | H: 0 LOB: 0 BB: 0 P: 11 | R: 0 E: 0 K: 0 S: 5 | H: 0 LOB: 0 BB: 0 P: 9 | R: 0 E: 0 K: 0 S: 7 | H: 0 LOB: 0 BB: 0 P: 9 | R: 0 E: 0 K: 3 S: 9 | H: 0 LOB: 0 BB: 0 P: 14 | 1B: 1 2B: 0 3B: 0 HR: 1 | SF: 0 SAC: 0 DP: 0 HBP: 0 | WP: 0 PB: 0 SB: 0 CS: 0 | PA: 35 |
| PITCHER | IP | WLS | BF | H | R | ER | SO | BB | IBB | HBP | BLK | WP | HR | S | P | ERA | WHIP | | | | | |
| 35 Justin Verlander, R ERA: 3.35 | 5.0 | | 23 | 2 | 3 | 1 | 8 | 4 | 0 | 0 | 0 | 0 | 1 | 58 | 97 | 1.80 | 1.200 | | | | | |
| 29 Nate Robertson, L ERA: 2.45 | 2.0 | W | 6 | 0 | 0 | 0 | 1 | 0 | 0 | 0 | 0 | 0 | 0 | 13 | 20 | 0.00 | 0.000 | | | | | |
| 44 Bobby Seay, L ERA: | 0.2 | H | 2 | 0 | 0 | 0 | 0 | 0 | 0 | 0 | 0 | 0 | 0 | 5 | 7 | 0.00 | 0.000 | | | | | |
| 45 Ryan Perry, R ERA: | 0.1 | H | 1 | 0 | 0 | 0 | 0 | 0 | 0 | 0 | 0 | 0 | 0 | 2 | 2 | 0.00 | 0.000 | | | | | |
| 56 Fernando Rodney, R ERA: | 1.0 | S | 3 | 0 | 0 | 0 | 3 | 0 | 0 | 0 | 0 | 0 | 0 | 9 | 14 | 0.00 | 0.000 | | | | | |

Texas Rangers @ Detroit Tigers
Comerica Park, Detroit, MI
Sat Apr 11 2009, 1:05 PM EDT
Att: 28,693 - Sunny - 55 F

AB 31
R 3
H 2
RBI 3
BB 4
SO 12
LOB 11



| Batter | 1 | 2 | 3 | 4 | 5 | 6 | 7 | 8 | 9 | AB | R | H | RBI | BB | SO | LOB | BOTTOM | | | | | |
|---|------------------------------|----------------------------------|-------------------------------|----------------------------------|------------------------------|----------------------------------|-------------------------------|----------------------------------|------------------------------|----------------------------------|-------------------------------|----------------------------------|-------------------------------|----------------------------------|------------------------------|----------------------------------|----------------------------------|------------------------------------|----------------------------------|--------|--|--|
| 28 Curtis Granderson, L OBP: 0.321, SLG: 0.560 | G3 | | P2 | | F8 | | SH5-3 | | | 4 | 0 | 1 | 0 | 0 | 0 | 4 | | | | | | |
| 14 Placido Polanco, R OBP: 0.333, SLG: 0.364 | G4-6-3 | | P3 | | 30 1B 33 SF9 2B | | G5-3 | | | 5 | 1 | 2 | 1 | 0 | 0 | 4 | | | | | | |
| 30 Magglio Ordonez, R OBP: 0.407, SLG: 0.304 | BB | | G6-3 | | 24 G3 1B | | K | | | 3 | 0 | 1 | 0 | 2 | 1 | 2 | | | | | | |
| 24 Miguel Cabrera, R OBP: 0.560, SLG: 1.000 | K | | L8 | | G3 | | K | | | 4 | 0 | 0 | 0 | 0 | 2 | 4 | | | | | | |
| 9 Carlos Guillen, S OBP: 0.360, SLG: 0.222 | G6-3 | | G6-3 | | BB | | 33 FC9-6 BB | | | 2 | 0 | 0 | 0 | 2 | 0 | 1 | | | | | | |
| 33 Marcus Thames, R OBP: 0.250, SLG: 0.545 | 15 BB 4 1B 1B | | F9 | | SF9 | | FC9-6 12 1B | | | 3 | 1 | 1 | 1 | 0 | 0 | 2 | | | | | | |
| 12 Gerald Laird, R OBP: 0.476, SLG: 0.556 | 15 BB 4 1B 1B | | F8 | | K | | 1B | | | 4 | 1 | 3 | 0 | 0 | 1 | 2 | | | | | | |
| 15 Brandon Inge, R OBP: 0.440, SLG: 0.789 | 28 G3 4 1B BB | | G5-3 | | G5-3 | | P3 | | | 2 | 0 | 0 | 0 | 2 | 0 | 3 | | | | | | |
| 4 Adam Everett, R OBP: 0.350, SLG: 0.294 | 28 G3 1B | | F8 | | 14 2B 1B | | 28 SH5-3 BB | | | 3 | 1 | 2 | 2 | 1 | 0 | 1 | | | | | | |
| Inning Stats | R: 0 E: 0 K: 1 S: 7 | H: 1 LOB: 1 BB: 1 P: 15 | R: 2 E: 0 K: 0 S: 13 | H: 3 LOB: 2 BB: 1 P: 22 | R: 0 E: 0 K: 0 S: 7 | H: 0 LOB: 1 BB: 1 P: 13 | R: 0 E: 0 K: 0 S: 10 | H: 1 LOB: 0 BB: 0 P: 15 | R: 1 E: 0 K: 1 S: 8 | H: 2 LOB: 2 BB: 1 P: 17 | R: 1 E: 0 K: 1 S: 11 | H: 2 LOB: 1 BB: 1 P: 21 | R: 0 E: 0 K: 1 S: 11 | H: 1 LOB: 2 BB: 1 P: 22 | R: 0 E: 0 K: 0 S: 6 | H: 0 LOB: 1 BB: 1 P: 12 | 1B: 7 2B: 3 3B: 0 HR: 0 | SF: 1 SAC: 1 DP: 1 HBP: 0 | WP: 0 PB: 0 SB: 0 CS: 1 | PA: 39 | | |
| PITCHER | IP | WLS | BF | H | R | ER | SO | BB | IBB | HBP | BLK | WP | HR | S | P | ERA | WHIP | | | | | |
| 54 Matt Harrison, L ERA: 6.35 | 5.2 | L | 29 | 4 | 4 | 4 | 2 | 5 | 0 | 0 | 0 | 0 | 0 | 53 | 99 | 6.35 | 2.471 | | | | | |
| 26 Jason Jennings, R ERA: | 1.1 | | 7 | 1 | 0 | 0 | 2 | 2 | 0 | 0 | 0 | 0 | 0 | 15 | 31 | 0.00 | 2.250 | | | | | |
| 36 C.J. Wilson, L ERA: 3.0 | 1.0 | | 3 | 0 | 0 | 0 | 0 | 0 | 0 | 0 | 0 | 0 | 0 | 5 | 7 | 0.00 | 0.000 | | | | | |

Texas Rangers @ Detroit Tigers
Comerica Park, Detroit, MI
Sat Apr 11 2009, 1:05 PM EDT
Att: 28,693 - Sunny - 55 F

AB 30
R 4
H 10
RBI 4
BB 7
SO 4
LOB 23



| Batter | 1 | 2 | 3 | 4 | 5 | 6 | 7 | 8 | 9 | AB | R | H | RBI | BB | SO | LOB | TOP | | | | | |
|---|---------------------------------------|----------------------------------|--------------------------------------|---------------------------------|---------------------------------------|----------------------------------|--------------------------------------|----------------------------------|---------------------------------------|----------------------------------|--------------------------------------|----------------------------------|--------------------------------------|---------------------------------|--------------------------------------|----------------------------------|--------------------------------------|---------------------------------|----------------------------------|------------------------------------|----------------------------------|--------|
| 5 Ian Kinsler, R (1,4) OBP: 0.423, SLG: 0.739 | G5-3 | | 1-H HR | | 10 2B | | F8 | | | 3 | 1 | 2 | 1 | 0 | 0 | | | | | | | |
| 10 Michael Young, R (1,5) OBP: 0.385, SLG: 0.409 | 32 HR | | P3 | | 2B | | | G6-3 | | 3 | 1 | 0 | 1 | 0 | 0 | | | | | | | |
| 32 Josh Hamilton, L (1,8) OBP: 0.385, SLG: 0.524 | 1-H HR | | F7 | | G6-3 | | | G1-3 | | 4 | 1 | 1 | 2 | 0 | 0 | 2 | | | | | | |
| 9 Hank Blalock, L (1,10) OBP: 0.300, SLG: 0.556 | F7 | | L9 | | P5 | | | L1 | | 4 | 0 | 0 | 0 | 0 | 0 | 2 | | | | | | |
| 17 Nelson Cruz, R (1,9) OBP: 0.346, SLG: 0.739 | P6 | | | 2-0 G3-6-1 | | G6-3 | | | B5-3 | 4 | 0 | 1 | 0 | 0 | 0 | 0 | | | | | | |
| 7 David Murphy, L (1,7) | P6 | | 19 G3-6-1 | | K | | | | P3 | 3 | 0 | 0 | 0 | 1 | 1 | 0 | | | | | | |
| 19 Chris Davis, L (1,3) OBP: 0.160, SLG: 0.045 | F8 | | 1-2 G3-6-1 | | K | | | | F7 | 4 | 0 | 0 | 0 | 0 | 1 | 2 | | | | | | |
| 21 Jarrod Saltalamacchia, R (1,2) OBP: 0.167, SLG: 0.389 | G4-3 | | 2-3 K | | | | | G4-3 | | 3 | 0 | 0 | 0 | 0 | 1 | 1 | | | | | | |
| 1 Elvis Andrus, R (1,6) OBP: 0.294, SLG: 0.529 | | | 5 HR | | P4 | | | B1 | | 3 | 1 | 1 | 0 | 0 | 0 | 0 | | | | | | |
| Inning Stats | R: 2 H: 1 E: 0 K: 0 S: 12 | H: 1 LOB: 0 BB: 1 P: 20 | R: 0 H: 0 E: 0 K: 0 S: 8 | H: 0 LOB: 0 BB: 0 P: 9 | R: 2 H: 2 E: 0 K: 0 S: 11 | H: 2 LOB: 0 BB: 0 P: 20 | R: 0 H: 1 E: 0 K: 1 S: 9 | H: 1 LOB: 1 BB: 1 P: 18 | R: 0 H: 1 E: 0 K: 0 S: 13 | H: 1 LOB: 2 BB: 1 P: 20 | R: 0 H: 0 E: 0 K: 2 S: 7 | H: 0 LOB: 0 BB: 0 P: 10 | R: 0 H: 0 E: 0 K: 0 S: 5 | H: 0 LOB: 0 BB: 0 P: 6 | R: 0 H: 0 E: 0 K: 0 S: 7 | H: 0 LOB: 0 BB: 0 P: 11 | R: 0 H: 0 E: 0 K: 0 S: 5 | H: 0 LOB: 0 BB: 0 P: 5 | 1B: 1 2B: 2 3B: 0 HR: 2 | SF: 0 SAC: 0 DP: 1 HBP: 0 | WP: 0 PB: 0 SB: 1 CS: 0 | PA: 34 |
| PITCHER | IP | WLS | BF | H | R | ER | SO | BB | IBB | HBP | BLK | WP | HR | S | P | ERA | WHIP | | | | | |
| 36 Edwin Jackson, R (1,1) ERA: 3.38 | 6.0 | | 25 | 5 | 4 | 4 | 3 | 3 | 0 | 0 | 0 | 0 | 2 | 60 | 97 | 6.00 | 1.333 | | | | | |
| 37 Brandon Lyon, R (7,1) ERA: 9.0 | 2.0 | W | 6 | 0 | 0 | 0 | 0 | 0 | 0 | 0 | 0 | 0 | 0 | 12 | 17 | 0.00 | 0.000 | | | | | |
| 56 Fernando Rodney, R (9,1) ERA: | 1.0 | S | 3 | 0 | 0 | 0 | 0 | 0 | 0 | 0 | 0 | 0 | 0 | 5 | 5 | 0.00 | 0.000 | | | | | |

Texas Rangers @ Detroit Tigers
Comerica Park, Detroit, MI
Sun Apr 12 2009, 1:05 PM EDT
Att: 18,905 - Sunny - 55 F

AB 31
R 4
H 5
RBI 4
BB 3
SO 3
LOB 7





| Batter | 1 | 2 | 3 | 4 | 5 | 6 | 7 | 8 | 9 | AB | R | H | RBI | BB | SO | LOB | BOTTOM | | | | | |
|---|---------------------------------------|----------------------------------|--------------------------------------|----------------------------------|---------------------------------------|----------------------------------|---------------------------------------|----------------------------------|--------------------------------------|----------------------------------|---------------------------------------|----------------------------------|---------------------------------------|----------------------------------|----------------------------------|------------------------------------|----------------------------------|--------|--|--|--|--|
| 28 Curtis Granderson, L (1,8) OBP: 0.281, SLG: 0.483 | K | | K | | | L4 | | E6 | | 4 | 1 | 0 | 0 | 0 | 2 | 1 | | | | | | |
| 14 Placido Polanco, R (1,4) OBP: 0.393, SLG: 0.462 | 24 1B | | 30 FC5-4 | | | G4-3 | | 9 2B | | 4 | 1 | 3 | 1 | 0 | 0 | 0 | | | | | | |
| 30 Magglio Ordonez, R (1,9) OBP: 0.355, SLG: 0.259 | P4 | | FC5-4 | | | G6-3 | | 9 2B | | 4 | 0 | 0 | 0 | 0 | 1 | 4 | | | | | | |
| 24 Miguel Cabrera, R (1,3) OBP: 0.586, SLG: 0.960 | | | 1-2 L7 | | | | 19 G1-3 | 9 G3-1 | 9 2B | 3 | 1 | 2 | 0 | 1 | 0 | 0 | | | | | | |
| 9 Carlos Guillen, S (1,7) OBP: 0.345, SLG: 0.273 | | | 1-2 1B | | | | G3-1 | 15 1B | 15 1B | 4 | 0 | 1 | 2 | 0 | 1 | 3 | | | | | | |
| 13 Josh Anderson, L (8, PR) (9, 7) | L9 | | K | | | | G3-1 | 15 1B | 15 1B | 0 | 1 | 0 | 0 | 0 | 0 | 0 | | | | | | |
| 19 Jeff Larish, L (1,10) OBP: 0.250, SLG: 0.625 | | G4-3 | K | | | | G1-3 | 15 1B | 15 1B | 3 | 0 | 0 | 0 | 0 | 1 | 1 | | | | | | |
| 33 Marcus Thames, R (8, PH) (9, 10) | | G4-3 | K | | | | G1-3 | 15 1B | 15 1B | 0 | 0 | 0 | 0 | 1 | 0 | 0 | | | | | | |
| 12 Gerald Laird, R (1,2) OBP: 0.400, SLG: 0.455 | | P3 | | | | K | | K | | 4 | 0 | 0 | 0 | 0 | 2 | 4 | | | | | | |
| 15 Brandon Inge, R (1,5) OBP: 0.448, SLG: 0.870 | | G4-3 | | | | G3 | | | | 4 | 1 | 2 | 3 | 0 | 0 | 0 | | | | | | |
| 4 Adam Everett, R (1,6) OBP: 0.333, SLG: 0.286 | | | L8 | | | K | | | | 4 | 1 | 1 | 0 | 0 | 1 | 2 | | | | | | |
| Inning Stats | R: 0 H: 2 E: 0 K: 1 S: 12 | H: 2 LOB: 2 BB: 0 P: 18 | R: 0 H: 0 E: 0 K: 0 S: 9 | H: 0 LOB: 0 BB: 0 P: 18 | R: 0 H: 1 E: 0 K: 1 S: 11 | H: 1 LOB: 0 BB: 0 P: 19 | R: 0 H: 0 E: 0 K: 2 S: 10 | H: 0 LOB: 0 BB: 0 P: 15 | R: 0 H: 0 E: 0 K: 0 S: 8 | H: 0 LOB: 0 BB: 0 P: 12 | R: 0 H: 1 E: 0 K: 0 S: 12 | H: 1 LOB: 1 BB: 0 P: 19 | R: 6 H: 5 E: 1 K: 2 S: 18 | H: 5 LOB: 2 BB: 2 P: 36 | 1B: 6 2B: 2 3B: 0 HR: 1 | SF: 0 SAC: 0 DP: 0 HBP: 0 | WP: 0 PB: 0 SB: 0 CS: 0 | PA: 36 | | | | |
| PITCHER | IP | WLS | BF | H | R | ER | SO | BB | IBB | HBP | BLK | WP | HR | S | P | ERA | WHIP | | | | | |
| 33 Kevin Millwood, R (1,1) ERA: 0.64 | 7.0 | | 25 | 4 | 0 | 0 | 6 | 0 | 1 | 0 | 0 | 0 | 0 | 70 | 112 | 0.00 | 0.571 | | | | | |
| 36 C.J. Wilson, L (8, 1) | 0.1 | L | 7 | 4 | 6 | 3 | 1 | 0 | 1 | 0 | 0 | 0 | 1 | 13 | 24 | 81.00 | 12.000 | | | | | |
| 60 Warner Madrigal, R (8, 1) ERA: 15.43 | 0.2 | | 4 | 1 | 0 | 0 | 1 | 0 | 1 | 0 | 0 | 0 | 0 | 5 | 12 | 0.00 | 1.500 | | | | | |


Texas Rangers @ Detroit Tigers
Comerica Park, Detroit, MI
Sun Apr 12 2009, 1:05 PM EDT
Att: 18,905 - Sunny - 55 F


AB 34
R 6
H 9
RBI 6
BB 2
SO 8
LOB 15



| Batter | 1 | 2 | 3 | 4 | 5 | 6 | 7 | 8 | 9 | AB | R | H | RBI | BB | SO | LOB | TOP | | | | | |
|---|---|----------------------------------|------------------------------|----------------------------------|------------------------------|---------------------------------|------------------------------|---------------------------------|------------------------------|----------------------------------|-------------------------------|----------------------------------|------------------------------|----------------------------------|------------------------------|----------------------------------|---|----------------------------------|----------------------------------|------------------------------------|----------------------------------|--------|
| 2 Coco Crisp, S OBP: 0.396, SLG: 0.595 | G1-3 | | G3-1 | | CS | BB | | B1-3 | | 3 | 1 | 0 | 0 | 1 | 0 | 0 | Kansas City Royals @ Texas Rangers Rangers Ballpark in Arlington, Arlington, TX Sat Apr 18 2009, 8:05 PM EDT Att: 37,635 - Partly Cloudy - 73 F AB 30 R 2 H 5 RBI 2 BB 3 SO 3 LOB 14  | | | | | |
| 30 Mike Aviles, R OBP: 0.233, SLG: 0.268 | G6-3 | | 1B | | | G5-3 | | K | | 4 | 0 | 1 | 0 | 0 | 1 | 1 | | | | | | |
| 9 David DeJesus, L OBP: 0.271, SLG: 0.256 | K | | G6-3 | | | G1 | | L4 | | 4 | 0 | 0 | 0 | 0 | 1 | 2 | | | | | | |
| 16 Billy Butler, R OBP: 0.308, SLG: 0.294 | | BB | | | F9 | | | F9 | | 3 | 0 | 1 | 1 | 1 | 0 | 0 | | | | | | |
| 24 Mark Teahen, L OBP: 0.413, SLG: 0.475 | | BB | | | P4 | | | F8 | | 3 | 0 | 0 | 0 | 1 | 0 | 1 | | | | | | |
| 17 Mike Jacobs, L OBP: 0.333, SLG: 0.629 | F9 | | K | | | | | F7 | | 4 | 0 | 0 | 0 | 0 | 1 | 2 | | | | | | |
| 13 Alberto Callaspo, S OBP: 0.433, SLG: 0.464 | | 1B | | | | | | | | 3 | 0 | 2 | 0 | 0 | 0 | 0 | | | | | | |
| 21 Miguel Olivo, R OBP: 0.167, SLG: 0.333 | F8 | | | | F7 | | | HR | | 3 | 1 | 1 | 1 | 0 | 0 | 4 | | | | | | |
| 8 Willie Bloomquist, R OBP: 0.300, SLG: 0.316 | G3 | | | | FC1-6 | | | G3-1 | | 3 | 0 | 0 | 0 | 0 | 0 | 4 | | | | | | |
| 35 Mitch Maier, L (7, 9) | | | | | | | | | | 0 | 0 | 0 | 0 | 0 | 0 | 0 | | | | | | |
| Inning Stats | R: 0 E: 0 K: 1 S: 7 | H: 0 LOB: 0 BB: 0 P: 10 | R: 0 E: 0 K: 0 S: 8 | H: 1 LOB: 3 BB: 2 P: 19 | R: 0 E: 0 K: 0 S: 5 | H: 1 LOB: 0 BB: 0 P: 8 | R: 0 E: 0 K: 1 S: 5 | H: 0 LOB: 0 BB: 0 P: 9 | R: 0 E: 0 K: 0 S: 9 | H: 1 LOB: 0 BB: 1 P: 10 | R: 1 E: 0 K: 0 S: 10 | H: 1 LOB: 1 BB: 1 P: 19 | R: 1 E: 0 K: 0 S: 8 | H: 1 LOB: 0 BB: 0 P: 12 | R: 0 E: 0 K: 1 S: 7 | H: 0 LOB: 0 BB: 0 P: 13 | R: 0 E: 0 K: 0 S: 9 | H: 0 LOB: 0 BB: 0 P: 11 | 1B: 3 2B: 1 3B: 0 HR: 1 | SF: 0 SAC: 0 DP: 1 HBP: 0 | WP: 0 PB: 0 SB: 0 CS: 1 | PA: 34 |
| PITCHER 33 Kevin Millwood, R ERA: 1.17 | IP: 9.0 WLS: L BF: 33 H: 5 R: 2 ER: 2 SO: 3 BB: 3 IBB: 0 HBP: 0 BLK: 0 WP: 0 HR: 1 S: 68 P: 111 ERA: 2.00 WHIP: 0.889 | | | | | | | | | | | | | | | | | | | | | |

| Batter | 1 | 2 | 3 | 4 | 5 | 6 | 7 | 8 | 9 | AB | R | H | RBI | BB | SO | LOB | BOTTOM | | | |
|---|--|----------------------------------|-------------------------------|----------------------------------|------------------------------|----------------------------------|-------------------------------|----------------------------------|------------------------------|---------------------------------|------------------------------|---------------------------------|------------------------------|----------------------------------|-------------------------------|----------------------------------|--|------------------------------------|----------------------------------|--------|
| 5 Ian Kinsler, R OBP: 0.510, SLG: 0.848 | F8 | | K | | K | | | | | 4 | 0 | 1 | 0 | 0 | 2 | 2 | Kansas City Royals @ Texas Rangers Rangers Ballpark in Arlington, Arlington, TX Sat Apr 18 2009, 8:05 PM EDT Att: 37,635 - Partly Cloudy - 73 F AB 33 R 0 H 7 RBI 0 BB 0 SO 10 LOB 14  | | | |
| 10 Michael Young, R OBP: 0.388, SLG: 0.512 | G1-3 | | G4-3 | | | | | L7 | | 4 | 0 | 1 | 0 | 0 | 0 | 2 | | | | |
| 32 Josh Hamilton, L OBP: 0.306, SLG: 0.386 | K | | | | K | | | F8 | | 4 | 0 | 0 | 0 | 0 | 2 | 2 | | | | |
| 9 Hank Blalock, L OBP: 0.300, SLG: 0.568 | | 3B | | | 1B | | | F7 | | 4 | 0 | 2 | 0 | 0 | 0 | 1 | | | | |
| 22 Marlon Byrd, R OBP: 0.344, SLG: 0.656 | | G5-3 | | | K | | | P4 | | 4 | 0 | 0 | 0 | 0 | 1 | 3 | | | | |
| 17 Nelson Cruz, R OBP: 0.347, SLG: 0.674 | K | | | | FC6-4 | | | F9 | | 4 | 0 | 1 | 0 | 0 | 1 | 2 | | | | |
| 19 Chris Davis, L OBP: 0.220, SLG: 0.316 | K2-3 | | | | G1-3 | | | K | | 4 | 0 | 0 | 0 | 0 | 3 | 2 | | | | |
| 21 Jarrod Saltalamacchia, R OBP: 0.200, SLG: 0.412 | | | SH1-3 | | K | | | G4-3 | | 3 | 0 | 1 | 0 | 0 | 1 | 0 | | | | |
| 1 Elvis Andrus, R OBP: 0.406, SLG: 0.567 | | SH1-3 | | | | | | G6-3 | | 2 | 0 | 1 | 0 | 0 | 0 | 0 | | | | |
| Inning Stats | R: 0 E: 0 K: 1 S: 8 | H: 0 LOB: 0 BB: 0 P: 10 | R: 0 E: 0 K: 2 S: 11 | H: 1 LOB: 1 BB: 0 P: 15 | R: 0 E: 0 K: 1 S: 9 | H: 1 LOB: 1 BB: 0 P: 13 | R: 0 E: 0 K: 2 S: 10 | H: 1 LOB: 1 BB: 0 P: 14 | R: 0 E: 0 K: 0 S: 4 | H: 1 LOB: 1 BB: 0 P: 5 | R: 0 E: 0 K: 1 S: 7 | H: 0 LOB: 0 BB: 0 P: 9 | R: 0 E: 0 K: 0 S: 8 | H: 1 LOB: 0 BB: 0 P: 12 | R: 0 E: 0 K: 1 S: 10 | H: 1 LOB: 0 BB: 0 P: 15 | 1B: 5 2B: 1 3B: 1 HR: 0 | SF: 0 SAC: 1 DP: 0 HBP: 0 | WP: 1 PB: 0 SB: 0 CS: 0 | PA: 34 |
| PITCHER 23 Zack Greinke, R ERA: | IP: 9.0 WLS: W BF: 34 H: 7 R: 0 ER: 0 SO: 10 BB: 0 IBB: 0 HBP: 0 BLK: 0 WP: 1 HR: 0 S: 77 P: 111 ERA: 0.00 WHIP: 0.778 | | | | | | | | | | | | | | | | | | | |

| Batter | 1 | 2 | 3 | 4 | 5 | 6 | 7 | 8 | 9 | AB | R | H | RBI | BB | SO | LOB | TOP | | | | | | | | | | |
|---|------------------------------|----------------------------------|-------------------------------|----------------------------------|-------------------------------|----------------------------------|-------------------------------|----------------------------------|-------------------------------|----------------------------------|-------------------------------|----------------------------------|-------------------------------|----------------------------------|-------------------------------|----------------------------------|--|----------------------------------|------------------------------------|----------------------------------|--------|--|--|--|--|--|--|
| 2 Coco Crisp, S OBP: 0.373, SLG: 0.550 | G3 | | SH1-3 | P4 | | | G1-3 | | | 3 | 0 | 0 | 0 | 0 | 0 | 2 | Kansas City Royals @ Texas Rangers Rangers Ballpark in Arlington, Arlington, TX Sun Apr 19 2009, 3:05 PM EDT Att: 27,635 - Partly Cloudy - 68 F AB 33 R 5 H 9 RBI 5 BB 2 SO 8 LOB 8  | | | | | | | | | | |
| 30 Mike Aviles, R OBP: 0.213, SLG: 0.244 1 Tony Pena Jr., R (7.6) | F8 | | K | | K | | G6-3 | | | 4 | 0 | 0 | 0 | 0 | 2 | 1 | | | | | | | | | | | |
| 9 David DeJesus, L OBP: 0.308, SLG: 0.362 | P6 | | | 16 WP 1B | | | | 16 2-4 1B | | 4 | 1 | 3 | 2 | 0 | 0 | 0 | | | | | | | | | | | |
| 16 Billy Butler, R OBP: 0.302, SLG: 0.289 | | 17 HR 1B | G6-3 | | | | 2-4 | F8 | | 4 | 1 | 1 | 0 | 0 | 1 | 1 | | | | | | | | | | | |
| 24 Mark Teahen, L OBP: 0.400, SLG: 0.455 | | | | 17 14 1B | | | | G6-3 | | 4 | 1 | 1 | 0 | 0 | 2 | 1 | | | | | | | | | | | |
| 17 Mike Jacobs, L OBP: 0.348, SLG: 0.692 | | | | | | | | F9 | | 4 | 1 | 2 | 2 | 0 | 1 | 0 | | | | | | | | | | | |
| 13 Alberto Callaspo, S OBP: 0.412, SLG: 0.436 | | | | | | | | | | 4 | 0 | 1 | 0 | 0 | 0 | 0 | | | | | | | | | | | |
| 14 John Buck, R OBP: 0.480, SLG: 0.909 | | | | | | | | | | 3 | 0 | 1 | 1 | 1 | 1 | 0 | | | | | | | | | | | |
| 35 Mitch Maier, L (1.9) | | | | | | | | | | 3 | 1 | 0 | 0 | 1 | 1 | 3 | | | | | | | | | | | |
| Inning Stats | R: 0 E: 0 K: 0 S: 6 | H: 0 LOB: 0 BB: 0 P: 12 | R: 2 E: 0 K: 1 S: 17 | H: 2 LOB: 0 BB: 0 P: 28 | R: 1 E: 0 K: 1 S: 11 | H: 1 LOB: 1 BB: 1 P: 18 | R: 1 E: 0 K: 0 S: 12 | H: 4 LOB: 2 BB: 0 P: 18 | R: 1 E: 0 K: 3 S: 12 | H: 1 LOB: 0 BB: 0 P: 18 | R: 0 E: 0 K: 2 S: 12 | H: 0 LOB: 1 BB: 1 P: 23 | R: 0 E: 0 K: 0 S: 10 | H: 0 LOB: 0 BB: 0 P: 16 | R: 0 E: 0 K: 1 S: 10 | H: 0 LOB: 0 BB: 0 P: 14 | | 1B: 7 2B: 0 3B: 0 HR: 2 | SF: 0 SAC: 1 DP: 0 HBP: 0 | WP: 1 PB: 0 SB: 0 CS: 0 | PA: 36 | | | | | | |
| PITCHER | IP | WLS | BF | H | R | ER | SO | BB | IBB | HBP | BLK | WP | HR | S | P | ERA | WHIP | | | | | | | | | | |
| 44 Vicente Padilla, R ERA: 9.64 | 5.0 | | 23 | 8 | 5 | 5 | 5 | 1 | 0 | 0 | 0 | 1 | 2 | 58 | 94 | 9.00 | 1.800 | | | | | | | | | | |
| 28 Jason Jennings, R ERA: | 1.2 | | 6 | 0 | 0 | 0 | 2 | 1 | 0 | 0 | 0 | 0 | 0 | 16 | 31 | 0.00 | 0.600 | | | | | | | | | | |
| 36 C.J. Wilson, L ERA: 5.68 | 1.1 | | 5 | 1 | 0 | 0 | 0 | 0 | 0 | 0 | 0 | 0 | 0 | 13 | 22 | 0.00 | 0.750 | | | | | | | | | | |
| 50 Frank Francisco, R ERA: | 1.0 | W | 3 | 0 | 0 | 0 | 1 | 0 | 0 | 0 | 0 | 0 | 0 | 10 | 14 | 0.00 | 0.000 | | | | | | | | | | |

| Batter | 1 | 2 | 3 | 4 | 5 | 6 | 7 | 8 | 9 | AB | R | H | RBI | BB | SO | LOB | BOTTOM | | | | | | | | | | | |
|---|-------------------------------|----------------------------------|------------------------------|----------------------------------|-------------------------------|----------------------------------|------------------------------|---------------------------------|-------------------------------|----------------------------------|------------------------------|----------------------------------|-------------------------------|----------------------------------|-------------------------------|----------------------------------|--|---------------------------------|----------------------------------|------------------------------------|----------------------------------|--------|--|--|--|--|--|--|
| 5 Ian Kinsler, R OBP: 0.516, SLG: 0.880 | G4-3 | | | | | | | | | 4 | 2 | 2 | 1 | 1 | 0 | 2 | Kansas City Royals @ Texas Rangers Rangers Ballpark in Arlington, Arlington, TX Sun Apr 19 2009, 3:05 PM EDT Att: 27,635 - Partly Cloudy - 68 F AB 31 R 6 H 7 RBI 6 BB 6 SO 10 LOB 15  | | | | | | | | | | | |
| 10 Michael Young, R OBP: 0.389, SLG: 0.553 | | | | | | | | | | 4 | 2 | 1 | 1 | 1 | 1 | 1 | | | | | | | | | | | | |
| 32 Josh Hamilton, L OBP: 0.283, SLG: 0.354 | | | | | | | | | | 4 | 0 | 0 | 0 | 0 | 3 | 3 | | | | | | | | | | | | |
| 25 Andrew Jones, R OBP: 0.650, SLG: 1.000 | | | | | | | | | | 3 | 1 | 1 | 0 | 1 | 1 | 0 | | | | | | | | | | | | |
| 9 Hank Blalock, L OBP: 0.273, SLG: 0.525 | | | | | | | | | | 3 | 1 | 0 | 1 | 0 | 0 | 1 | | | | | | | | | | | | |
| 17 Nelson Cruz, R OBP: 0.377, SLG: 0.667 | | | | | | | | | | 2 | 0 | 1 | 1 | 2 | 0 | 1 | | | | | | | | | | | | |
| 7 David Murphy, L (1.7) | | | | | | | | | | 3 | 0 | 0 | 1 | 1 | 1 | 3 | | | | | | | | | | | | |
| 2 Taylor Teagarden, R OBP: 0.251, SLG: 0.091 | | | | | | | | | | 3 | 0 | 0 | 0 | 0 | 3 | 4 | | | | | | | | | | | | |
| 19 Chris Davis, L OBP: 0.238, SLG: 0.333 | | | | | | | | | | 1 | 0 | 1 | 1 | 0 | 0 | 0 | | | | | | | | | | | | |
| 21 Jarrod Saltalamacchia, S OBP: 0.250, SLG: 0.412 | | | | | | | | | | 0 | 0 | 0 | 0 | 0 | 0 | 0 | | | | | | | | | | | | |
| 1 Elvis Andrus, R OBP: 0.389, SLG: 0.529 | | | | | | | | | | 4 | 0 | 1 | 0 | 0 | 1 | 0 | | | | | | | | | | | | |
| Inning Stats | R: 2 E: 0 K: 2 S: 15 | H: 1 LOB: 3 BB: 4 P: 37 | R: 1 E: 0 K: 1 S: 9 | H: 1 LOB: 0 BB: 0 P: 14 | R: 0 E: 0 K: 0 S: 11 | H: 1 LOB: 1 BB: 0 P: 19 | R: 0 E: 0 K: 1 S: 6 | H: 0 LOB: 0 BB: 0 P: 9 | R: 0 E: 0 K: 2 S: 10 | H: 0 LOB: 0 BB: 0 P: 17 | R: 0 E: 0 K: 2 S: 8 | H: 0 LOB: 1 BB: 1 P: 15 | R: 0 E: 0 K: 0 S: 14 | H: 0 LOB: 1 BB: 1 P: 25 | R: 2 E: 1 K: 0 S: 10 | H: 3 LOB: 2 BB: 0 P: 13 | R: 1 E: 0 K: 0 S: 1 | H: 1 LOB: 0 BB: 0 P: 2 | 1B: 4 2B: 1 3B: 0 HR: 2 | SF: 1 SAC: 0 DP: 0 HBP: 0 | WP: 0 PB: 0 SB: 3 CS: 0 | PA: 38 | | | | | | |
| PITCHER | IP | WLS | BF | H | R | ER | SO | BB | IBB | HBP | BLK | WP | HR | S | P | ERA | WHIP | | | | | | | | | | | |
| 28 Kyle Davies, R ERA: 2.89 | 6.0 | | 26 | 3 | 3 | 3 | 8 | 5 | 0 | 0 | 0 | 0 | 1 | 59 | 111 | 4.50 | 1.333 | | | | | | | | | | | |
| 37 Juan Cruz, R ERA: | 0.2 | H | 3 | 0 | 0 | 0 | 2 | 1 | 0 | 0 | 0 | 0 | 0 | 9 | 17 | 0.00 | 1.500 | | | | | | | | | | | |
| 32 Ron Mahay, L ERA: 9.0 | 0.1 | H | 3 | 1 | 2 | 1 | 0 | 0 | 0 | 0 | 0 | 0 | 0 | 9 | 14 | 27.00 | 3.000 | | | | | | | | | | | |
| 34 Jamey Wright, R ERA: | 1.0 | B | 5 | 2 | 0 | 0 | 0 | 0 | 0 | 0 | 0 | 0 | 0 | 6 | 7 | 0.00 | 2.000 | | | | | | | | | | | |
| 40 Kyle Farnsworth, R ERA: 18.9 | 0.0 | L | 1 | 1 | 1 | 1 | 0 | 0 | 0 | 0 | 0 | 0 | 0 | 1 | 1 | 2 | ∞ | ∞ | | | | | | | | | | |

| Batter | 1 | 2 | 3 | 4 | 5 | 6 | 7 | 8 | 9 | AB | R | H | RBI | BB | SO | LOB | TOP | | | | | |
|---|---|---|-------------------------------|----------------------------------|------------------------------|----------------------------------|------------------------------|----------------------------------|------------------------------|----------------------------------|-------------------------------|----------------------------------|-------------------------------|----------------------------------|------------------------------|---------------------------------|-------------------------------|----------------------------------|-------------------------|------------------------------------|----------------------------------|--------|
| 5 Ian Kinsler, R OBP: 0.517, SLG: 0.906 | 1-2 G4-3 HBP | | 3-1 F8 | | 1-0 G6-3 | | 1-0 HR | | | 3 | 1 | 1 | 2 | 0 | 0 | 0 | | | | | | |
| 10 Michael Young, R OBP: 0.382, SLG: 0.510 | 1-3 K | | 2-2 G4-3 | | 2-3 K | | 3-2 G6-3 | | | 4 | 0 | 0 | 0 | 0 | 2 | 1 | | | | | | |
| 32 Josh Hamilton, L OBP: 0.281, SLG: 0.346 | 0-1 G4-3 | | 1-3 K | | | | | | | 4 | 0 | 1 | 0 | 0 | 1 | 1 | | | | | | |
| 9 Hank Blalock, L OBP: 0.271, SLG: 0.523 | 0-2 K | | | | | | | | | 4 | 1 | 1 | 0 | 0 | 1 | 2 | | | | | | |
| 22 Marlon Byrd, R OBP: 0.361, SLG: 0.667 | | 2-2 17 HR 2B | | | | | | | | 4 | 1 | 2 | 0 | 0 | 0 | 1 | | | | | | |
| 17 Nelson Cruz, R OBP: 0.268, SLG: 0.694 | | 0-1 2H HR | | | | | | | | 4 | 1 | 1 | 2 | 0 | 2 | 2 | | | | | | |
| 19 Chris Davis, L OBP: 0.239, SLG: 0.326 | | 0-3 K | | | | | | | | 4 | 0 | 1 | 1 | 0 | 3 | 0 | | | | | | |
| 21 Jarrod Saltalamacchia, R OBP: 0.205, SLG: 0.421 | | 0-3 K | | | | | | | | 4 | 1 | 1 | 0 | 0 | 2 | 1 | | | | | | |
| 1 Elvis Andrus, R OBP: 0.368, SLG: 0.500 | | 0-0 G1-3 | | | | | | | | 2 | 0 | 0 | 0 | 0 | 0 | 0 | | | | | | |
| Inning Stats | R: 0 E: 0 K: 2 S: 11 | H: 0 LOB: 1 BB: 0 P: 13 | R: 2 E: 0 K: 2 S: 12 | H: 2 LOB: 0 BB: 0 P: 14 | R: 0 E: 0 K: 1 S: 8 | H: 0 LOB: 1 BB: 0 P: 14 | R: 1 E: 0 K: 1 S: 9 | H: 2 LOB: 1 BB: 0 P: 11 | R: 0 E: 0 K: 1 S: 6 | H: 0 LOB: 0 BB: 0 P: 10 | R: 0 E: 0 K: 1 S: 10 | H: 1 LOB: 1 BB: 0 P: 17 | R: 2 E: 0 K: 1 S: 12 | H: 2 LOB: 0 BB: 0 P: 18 | R: 0 E: 0 K: 0 S: 5 | H: 0 LOB: 0 BB: 0 P: 7 | R: 0 E: 0 K: 2 S: 10 | H: 0 LOB: 0 BB: 0 P: 13 | 1B: 3 2B: 4 HR: 2 | SF: 0 SAC: 1 DP: 1 HBP: 1 | WP: 0 PB: 0 SB: 0 CS: 0 | PA: 35 |
| PITCHER | IP WLS BF H R ER SO BB IBB HBP BLK WP HR S P ERA WHIP | IP WLS BF H R ER SO BB IBB HBP BLK WP HR S P ERA WHIP | | | | | | | | | | | | | | | | | | | | |
| 32 Roy Halladay, R ERA: 3.72 | 8.0 L 32 8 5 5 9 0 0 1 0 0 2 73 104 5.62 1.000 | 1.0 3 0 0 0 2 0 0 0 0 0 0 10 13 0.00 0.000 | | | | | | | | | | | | | | | | | | | | |

Texas Rangers @ Toronto Blue Jays
Rogers Centre, Toronto, ON
Tue Apr 21 2009, 7:07 PM EDT
Att: 20,996 - Roof Closed - 68 F

| | |
|-----|----|
| AB | 33 |
| R | 5 |
| H | 8 |
| RBI | 5 |
| BB | 0 |
| SO | 11 |
| LOB | 8 |



| Batter | 1 | 2 | 3 | 4 | 5 | 6 | 7 | 8 | 9 | AB | R | H | RBI | BB | SO | LOB | BOTTOM | | | | | |
|---|---|---|------------------------------|----------------------------------|-------------------------------|----------------------------------|-------------------------------|----------------------------------|------------------------------|----------------------------------|-------------------------------|----------------------------------|------------------------------|----------------------------------|-------------------------------|----------------------------------|------------------------------|----------------------------------|-------------------------|------------------------------------|----------------------------------|--------|
| 19 Marco Scutaro, R OBP: 0.417, SLG: 0.561 | 3-2 1B | | 4-1 15 2B 10 SF9 BB | | 1-1 F9 | | 2-2 F8 | | 2-1 F7 | 4 | 1 | 1 | 0 | 1 | 0 | 0 | | | | | | |
| 2 Aaron Hill, R OBP: 0.385, SLG: 0.647 | 2-2 F9 | | 0-0 L9 | | 1-1 HR | | 0-0 F8 | | 2-0 15 G6-3 2B | 5 | 1 | 2 | 1 | 0 | 0 | 3 | | | | | | |
| 15 Alex Rios, R OBP: 0.271, SLG: 0.302 | 0-0 F8 | | 3-1 10 SF9 2B | | 1-2 L9 | | | | 0-0 G6-3 | 5 | 1 | 1 | 1 | 0 | 0 | 2 | | | | | | |
| 10 Vernon Wells, R OBP: 0.333, SLG: 0.435 | 0-0 F9 | | 0-1 SF9 | | 0-0 G6-3 | | | | 1-2 G5-3 | 4 | 0 | 0 | 1 | 0 | 0 | 3 | | | | | | |
| 26 Adam Lind, L OBP: 0.415, SLG: 0.569 | 3-2 G4-3 | | 2-3 K | | | | | | | 4 | 0 | 1 | 1 | 0 | 1 | 1 | | | | | | |
| 19 José Bautista, R OBP: 0.355, SLG: 0.333 | | | | | | | | | | 0 | 0 | 0 | 0 | 0 | 0 | 0 | | | | | | |
| 33 Scott Rolen, R OBP: 0.375, SLG: 0.480 | 2-2 F9 | | | | | | | | | 4 | 0 | 1 | 0 | 0 | 0 | 0 | | | | | | |
| 35 Lyle Overbay, L OBP: 0.467, SLG: 0.611 | 1-1 1B | | | | | | | | | 2 | 0 | 2 | 0 | 2 | 0 | 0 | | | | | | |
| 20 Rod Barajas, R OBP: 0.244, SLG: 0.289 | 1-0 F8 | | | | | | | | | 4 | 0 | 0 | 0 | 0 | 1 | 6 | | | | | | |
| 45 Travis Snider, L OBP: 0.342, SLG: 0.686 | | | 0-1 2 LG 15 2B 2B | | | | | | | 4 | 1 | 1 | 0 | 0 | 0 | 4 | | | | | | |
| Inning Stats | R: 0 E: 0 K: 0 S: 8 | H: 1 LOB: 1 BB: 0 P: 13 | R: 0 E: 0 K: 0 S: 9 | H: 1 LOB: 1 BB: 0 P: 16 | R: 2 E: 0 K: 1 S: 11 | H: 2 LOB: 1 BB: 1 P: 20 | R: 0 E: 0 K: 1 S: 11 | H: 1 LOB: 1 BB: 0 P: 15 | R: 1 E: 0 K: 0 S: 8 | H: 0 LOB: 0 BB: 1 P: 22 | R: 0 E: 0 K: 0 S: 14 | H: 0 LOB: 0 BB: 1 P: 22 | R: 0 E: 0 K: 0 S: 8 | H: 0 LOB: 0 BB: 0 P: 10 | R: 1 E: 1 K: 0 S: 18 | H: 2 LOB: 3 BB: 1 P: 29 | R: 0 E: 0 K: 0 S: 7 | H: 1 LOB: 1 BB: 0 P: 11 | 1B: 4 2B: 4 HR: 1 | SF: 1 SAC: 0 DP: 0 HBP: 0 | WP: 0 PB: 0 SB: 0 CS: 0 | PA: 40 |
| PITCHER | IP WLS BF H R ER SO BB IBB HBP BLK WP HR S P ERA WHIP | IP WLS BF H R ER SO BB IBB HBP BLK WP HR S P ERA WHIP | | | | | | | | | | | | | | | | | | | | |
| 20 Brandon McCarthy, R ERA: 4.78 | 6.0 W 26 6 3 3 2 2 0 0 0 0 0 4 4 0.00 0.000 | 0.1 H 1 0 0 0 0 0 0 0 0 0 0 4 4 0.00 0.000 | | | | | | | | | | | | | | | | | | | | |
| 18 Eddie Guardado, L ERA: 10.38 | 1.0 H 4 0 1 0 0 0 0 0 0 0 11 16 0.00 0.000 | 0.0 1 1 0 0 0 0 0 0 0 0 2 3 - - | | | | | | | | | | | | | | | | | | | | |
| 28 Jason Jennings, R ERA: 5.68 | 1.2 S 8 2 0 0 0 1 0 0 0 0 16 27 0.00 1.800 | | | | | | | | | | | | | | | | | | | | | |

Texas Rangers @ Toronto Blue Jays
Rogers Centre, Toronto, ON
Tue Apr 21 2009, 7:07 PM EDT
Att: 20,996 - Roof Closed - 68 F

| | |
|-----|----|
| AB | 36 |
| R | 4 |
| H | 9 |
| RBI | 4 |
| BB | 3 |
| SO | 2 |
| LOB | 19 |



| Batter | 1 | 2 | 3 | 4 | 5 | 6 | 7 | 8 | 9 | AB | R | H | RBI | BB | SO | LOB | TOP | | | | | | | | | | |
|---|------------------------------|----------------------------------|-------------------------------|----------------------------------|------------------------------|----------------------------------|-------------------------------|----------------------------------|------------------------------|----------------------------------|-------------------------------|----------------------------------|-------------------------------|----------------------------------|------------------------------|----------------------------------|----------------------------------|------------------------------------|----------------------------------|--------|--|--|--|--|--|--|--|
| 5 Ian Kinsler, R OBP: 0.443, SLG: 0.762 | | | | | | | | | | 4 | 0 | 0 | 0 | 0 | 2 | 0 | | | | | | | | | | | |
| 10 Michael Young, R OBP: 0.373, SLG: 0.583 | | | | | | | | | | 4 | 0 | 1 | 0 | 0 | 2 | 0 | | | | | | | | | | | |
| 32 Josh Hamilton, L OBP: 0.290, SLG: 0.404 | | | | | | | | | | 4 | 1 | 2 | 1 | 0 | 0 | 1 | | | | | | | | | | | |
| 9 Hank Blalock, L OBP: 0.246, SLG: 0.472 | | | | | | | | | | 4 | 0 | 1 | 0 | 0 | 1 | 1 | | | | | | | | | | | |
| 17 Nelson Cruz, R OBP: 0.379, SLG: 0.649 | | | | | | | | | | 4 | 0 | 2 | 0 | 0 | 1 | 1 | | | | | | | | | | | |
| 19 Chris Davis, L OBP: 0.259, SLG: 0.400 | | | | | | | | | | 3 | 1 | 1 | 1 | 0 | 2 | 3 | | | | | | | | | | | |
| 25 Andruw Jones, R OBP: 0.560, SLG: 0.789 | | | | | | | | | | 1 | 0 | 0 | 0 | 0 | 1 | 1 | | | | | | | | | | | |
| 7 David Murphy, L | | | | | | | | | | 1 | 0 | 0 | 0 | 2 | 0 | 1 | | | | | | | | | | | |
| 22 Marlon Byrd, R OBP: 0.357, SLG: 0.610 | | | | | | | | | | 1 | 0 | 0 | 0 | 2 | 0 | 1 | | | | | | | | | | | |
| 2 Taylor Teagarden, R OBP: 0.176, SLG: 0.067 | | | | | | | | | | 4 | 0 | 0 | 0 | 0 | 4 | 4 | | | | | | | | | | | |
| 1 Elvis Andrus, R OBP: 0.333, SLG: 0.450 | | | | | | | | | | 4 | 0 | 0 | 0 | 0 | 0 | 0 | | | | | | | | | | | |
| Inning Stats | R: 0 E: 0 K: 0 S: 6 | H: 0 LOB: 0 BB: 0 P: 10 | R: 0 E: 0 K: 1 S: 11 | H: 1 LOB: 1 BB: 0 P: 17 | R: 0 E: 0 K: 2 S: 7 | H: 0 LOB: 0 BB: 0 P: 11 | R: 1 E: 0 K: 3 S: 20 | H: 3 LOB: 3 BB: 1 P: 30 | R: 0 E: 0 K: 1 S: 8 | H: 1 LOB: 1 BB: 0 P: 14 | R: 1 E: 0 K: 1 S: 12 | H: 1 LOB: 1 BB: 1 P: 21 | R: 0 E: 0 K: 3 S: 16 | H: 1 LOB: 0 BB: 0 P: 11 | R: 0 E: 0 K: 1 S: 7 | H: 0 LOB: 0 BB: 0 P: 10 | 1B: 4 2B: 1 3B: 0 HR: 2 | SF: 0 SAC: 0 DP: 0 HBP: 0 | WP: 0 PB: 0 SB: 1 CS: 0 | PA: 36 | | | | | | | |
| PITCHER | IP | WLS | BF | H | R | ER | SO | BB | IBB | HBP | BLK | WP | HR | S | P | ERA | WHIP | | | | | | | | | | |
| 48 Scott Richmond, R ERA: 3.31 | 6.0 | W | 26 | 6 | 2 | 2 | 8 | 2 | 0 | 0 | 0 | 0 | 2 | 64 | 103 | 3.00 | 1.333 | | | | | | | | | | |
| 22 Brandon League, R ERA: 6.75 | 1.0 | H | 3 | 0 | 0 | 0 | 1 | 0 | 0 | 0 | 0 | 0 | 0 | 7 | 11 | 0.00 | 0.000 | | | | | | | | | | |
| 39 Jesse Carlson, L ERA: 1.93 | 0.2 | H | 3 | 1 | 0 | 0 | 2 | 0 | 0 | 0 | 0 | 0 | 0 | 12 | 16 | 0.00 | 1.500 | | | | | | | | | | |
| 57 Shawn Camp, R ERA: | 0.1 | H | 1 | 0 | 0 | 0 | 1 | 0 | 0 | 0 | 0 | 0 | 0 | 4 | 5 | 0.00 | 0.000 | | | | | | | | | | |
| 37 Scott Downs, L ERA: 0.93 | 1.0 | S | 3 | 0 | 0 | 0 | 1 | 0 | 0 | 0 | 0 | 0 | 0 | 7 | 10 | 0.00 | 0.000 | | | | | | | | | | |

Texas Rangers @ Toronto Blue Jays
Rogers Centre, Toronto, ON
Thu Apr 23 2009, 7:07 PM EDT
Att: 15,487 - Roof Closed - 68 F

AB 34
R 2
H 7
RBI 2
BB 2
SO 13
LOB 12



| Batter | 1 | 2 | 3 | 4 | 5 | 6 | 7 | 8 | 9 | AB | R | H | RBI | BB | SO | LOB | BOTTOM | | | | | | | | | | |
|---|------------------------------|----------------------------------|-------------------------------|----------------------------------|-------------------------------|----------------------------------|-------------------------------|----------------------------------|------------------------------|----------------------------------|------------------------------|----------------------------------|------------------------------|----------------------------------|-------------------------------|----------------------------------|----------------------------------|------------------------------------|----------------------------------|--------|--|--|--|--|--|--|--|
| 19 Marco Scutaro, R OBP: 0.390, SLG: 0.492 | | | | | | | | | | 4 | 0 | 0 | 0 | 0 | 1 | 1 | | | | | | | | | | | |
| 2 Aaron Hill, R OBP: 0.402, SLG: 0.636 | | | | | | | | | | 4 | 2 | 2 | 0 | 0 | 0 | 0 | | | | | | | | | | | |
| 15 Alex Rios, R OBP: 0.300, SLG: 0.370 | | | | | | | | | | 4 | 1 | 1 | 2 | 0 | 0 | 2 | | | | | | | | | | | |
| 10 Vernon Wells, R OBP: 0.329, SLG: 0.443 | | | | | | | | | | 4 | 1 | 1 | 1 | 0 | 0 | 1 | | | | | | | | | | | |
| 26 Adam Lind, L OBP: 0.405, SLG: 0.530 | | | | | | | | | | 3 | 0 | 0 | 0 | 1 | 1 | 0 | | | | | | | | | | | |
| 33 Scott Rolen, R OBP: 0.364, SLG: 0.441 | | | | | | | | | | 4 | 0 | 2 | 1 | 0 | 0 | 0 | | | | | | | | | | | |
| 35 Lyle Overbay, L OBP: 0.490, SLG: 0.684 | | | | | | | | | | 2 | 1 | 1 | 1 | 2 | 0 | 0 | | | | | | | | | | | |
| 20 Rod Barajas, R OBP: 0.240, SLG: 0.404 | | | | | | | | | | 4 | 0 | 0 | 0 | 0 | 0 | 5 | | | | | | | | | | | |
| 45 Travis Snider, L OBP: 0.341, SLG: 0.649 | | | | | | | | | | 2 | 0 | 0 | 0 | 1 | 1 | 0 | | | | | | | | | | | |
| Inning Stats | R: 0 E: 0 K: 1 S: 9 | H: 2 LOB: 0 BB: 0 P: 12 | R: 2 E: 0 K: 0 S: 14 | H: 2 LOB: 0 BB: 0 P: 19 | R: 0 E: 1 K: 0 S: 13 | H: 0 LOB: 1 BB: 0 P: 19 | R: 0 E: 0 K: 0 S: 13 | H: 1 LOB: 2 BB: 1 P: 23 | R: 2 E: 0 K: 0 S: 7 | H: 2 LOB: 0 BB: 1 P: 17 | R: 0 E: 0 K: 1 S: 9 | H: 0 LOB: 0 BB: 0 P: 14 | R: 0 E: 0 K: 1 S: 8 | H: 0 LOB: 0 BB: 0 P: 12 | R: 1 E: 1 K: 0 S: 15 | H: 2 LOB: 3 BB: 2 P: 28 | 1B: 3 2B: 1 3B: 0 HR: 3 | SF: 0 SAC: 0 DP: 1 HBP: 0 | WP: 0 PB: 0 SB: 0 CS: 0 | PA: 35 | | | | | | | |
| PITCHER | IP | WLS | BF | H | R | ER | SO | BB | IBB | HBP | BLK | WP | HR | S | P | ERA | WHIP | | | | | | | | | | |
| 33 Kevin Millwood, R ERA: 2.1 | 7.0 | L | 28 | 5 | 4 | 4 | 3 | 2 | 0 | 0 | 0 | 0 | 3 | 73 | 116 | 5.14 | 1.000 | | | | | | | | | | |
| 28 Jason Jennings, R ERA: 1.29 | 1.0 | | 7 | 2 | 1 | 1 | 0 | 1 | 1 | 0 | 0 | 0 | 0 | 15 | 28 | 9.00 | 3.000 | | | | | | | | | | |

Texas Rangers @ Toronto Blue Jays
Rogers Centre, Toronto, ON
Thu Apr 23 2009, 7:07 PM EDT
Att: 15,487 - Roof Closed - 68 F

AB 31
R 5
H 7
RBI 5
BB 4
SO 3
LOB 9



| Batter | 1 | 2 | 3 | 4 | 5 | 6 | 7 | 8 | 9 | AB | R | H | RBI | BB | SO | LOB | TOP | | | | |
|---|---|---|---|---|---|---|---|---|---|---|---|---|---|---|---|---|---|---|---|---|---|
| 5 Ian Kinsler, R OBP: 0.438, SLG: 0.795 | | | | | | | | | | 5 | 2 | 2 | 3 | 0 | 2 | 2 | | | | | |
| 10 Michael Young, R OBP: 0.351, SLG: 0.571 | | | | | | | | | | 5 | 0 | 0 | 0 | 0 | 3 | 2 | | | | | |
| 32 Josh Hamilton, L OBP: 0.286, SLG: 0.385 | | | | | | | | | | 3 | 1 | 2 | 0 | 0 | 0 | 0 | | | | | |
| 7 David Murphy, L | | | | | | | | | | 2 | 0 | 0 | 0 | 0 | 0 | 0 | | | | | |
| 25 Andrew Jones, R OBP: 0.552, SLG: 0.864 | | | | | | | | | | 3 | 1 | 1 | 1 | 1 | 0 | 1 | | | | | |
| 22 Marlon Byrd, R OBP: 0.340, SLG: 0.563 | | | | | | | | | | 3 | 0 | 1 | 1 | 0 | 0 | 2 | | | | | |
| 17 Nelson Cruz, R OBP: 0.351, SLG: 0.585 | | | | | | | | | | 4 | 0 | 0 | 0 | 0 | 1 | 4 | | | | | |
| 19 Chris Davis, L OBP: 0.274, SLG: 0.439 | | | | | | | | | | 3 | 1 | 1 | 1 | 1 | 1 | 0 | | | | | |
| 21 Jarrod Saltalamacchia, R OBP: 0.288, SLG: 0.460 | | | | | | | | | | 4 | 0 | 2 | 0 | 0 | 2 | 2 | | | | | |
| 1 Elvis Andrus, R OBP: 0.300, SLG: 0.396 | | | | | | | | | | 4 | 1 | 1 | 0 | 0 | 0 | 2 | | | | | |
| Inning Stats | R: 1 E: 0 K: 0 S: 12 | H: 2 LOB: 2 BB: 1 P: 21 | R: 3 E: 0 K: 0 S: 12 | H: 3 LOB: 0 BB: 0 P: 14 | R: 1 E: 0 K: 2 S: 9 | H: 1 LOB: 0 BB: 0 P: 14 | R: 0 E: 0 K: 2 S: 10 | H: 1 LOB: 1 BB: 0 P: 16 | R: 1 E: 0 K: 1 S: 13 | H: 1 LOB: 2 BB: 1 P: 25 | R: 0 E: 0 K: 2 S: 11 | H: 1 LOB: 0 BB: 0 P: 14 | R: 0 E: 0 K: 1 S: 8 | H: 0 LOB: 0 BB: 0 P: 9 | R: 0 E: 0 K: 1 S: 11 | H: 0 LOB: 0 BB: 0 P: 16 | 1B: 6 2B: 0 3B: 0 HR: 4 | SF: 1 SAC: 0 DP: 0 HBP: 0 | WP: 0 PB: 0 SB: 2 CS: 0 | PA: 39 | |
| PITCHER | IP WLS BF H R ER SO BB IBB HBP BLK WP HR S P ERA WHIP | IP WLS BF H R ER SO BB IBB HBP BLK WP HR S P ERA WHIP | IP WLS BF H R ER SO BB IBB HBP BLK WP HR S P ERA WHIP | IP WLS BF H R ER SO BB IBB HBP BLK WP HR S P ERA WHIP | IP WLS BF H R ER SO BB IBB HBP BLK WP HR S P ERA WHIP | IP WLS BF H R ER SO BB IBB HBP BLK WP HR S P ERA WHIP | IP WLS BF H R ER SO BB IBB HBP BLK WP HR S P ERA WHIP | IP WLS BF H R ER SO BB IBB HBP BLK WP HR S P ERA WHIP | IP WLS BF H R ER SO BB IBB HBP BLK WP HR S P ERA WHIP | IP WLS BF H R ER SO BB IBB HBP BLK WP HR S P ERA WHIP | IP WLS BF H R ER SO BB IBB HBP BLK WP HR S P ERA WHIP | IP WLS BF H R ER SO BB IBB HBP BLK WP HR S P ERA WHIP | IP WLS BF H R ER SO BB IBB HBP BLK WP HR S P ERA WHIP | IP WLS BF H R ER SO BB IBB HBP BLK WP HR S P ERA WHIP | IP WLS BF H R ER SO BB IBB HBP BLK WP HR S P ERA WHIP | IP WLS BF H R ER SO BB IBB HBP BLK WP HR S P ERA WHIP | IP WLS BF H R ER SO BB IBB HBP BLK WP HR S P ERA WHIP | IP WLS BF H R ER SO BB IBB HBP BLK WP HR S P ERA WHIP | IP WLS BF H R ER SO BB IBB HBP BLK WP HR S P ERA WHIP | IP WLS BF H R ER SO BB IBB HBP BLK WP HR S P ERA WHIP | IP WLS BF H R ER SO BB IBB HBP BLK WP HR S P ERA WHIP |
| 27 Mark Hendrickson, L ERA: 9.4 | 4.1 | L | 23 | 8 | 6 | 5 | 4 | 1 | 0 | 0 | 0 | 0 | 0 | 0 | 4 | 50 | 79 | 10.38 | 2.077 | | |
| 25 Brian Bass, R ERA: 7.2 | 3.2 | | 13 | 2 | 0 | 0 | 4 | 1 | 0 | 0 | 0 | 0 | 0 | 0 | 35 | 47 | 0.00 | 0.818 | | | |
| 34 Matt Albers, R ERA: 5.19 | 1.0 | | 3 | 0 | 0 | 0 | 1 | 0 | 0 | 0 | 0 | 0 | 0 | 0 | 11 | 16 | 0.00 | 0.000 | | | |

Texas Rangers @ Baltimore Orioles
 Oriole Park at Camden Yards, Baltimore, MD

AB 36
 R 6
 H 10
 RBI 6
 BB 2
 SO 9
 LOB 15



WP: 0 PA: 39
 PB: 0
 SB: 2
 CS: 0

Sat Apr 25 2009, 7:05 PM EDT
 Att: 41,160 - Clear - 83 F

| Batter | 1 | 2 | 3 | 4 | 5 | 6 | 7 | 8 | 9 | AB | R | H | RBI | BB | SO | LOB | BOTTOM | | | | | |
|---|---|---|---|---|---|---|---|---|---|---|---|---|---|---|---|---|---|---|---|---|---|--------|
| 1 Brian Roberts, S OBP: 0.422, SLG: 0.493 | | | | | | | | | | | 5 | 0 | 1 | 0 | 0 | 0 | 5 | | | | | |
| Adam Jones, R OBP: 0.403, SLG: 0.548 | | | | | | | | | | 5 | 0 | 1 | 2 | 0 | 0 | 3 | | | | | | |
| 21 Nick Markakis, L OBP: 0.463, SLG: 0.594 | | | | | | | | | | 4 | 1 | 1 | 0 | 1 | 2 | 1 | | | | | | |
| 17 Aubrey Huff, L OBP: 0.370, SLG: 0.493 | | | | | | | | | | 5 | 0 | 0 | 0 | 0 | 1 | 3 | | | | | | |
| 23 Ty Wigginton, R OBP: 0.288, SLG: 0.306 | | | | | | | | | | 4 | 1 | 2 | 2 | 0 | 0 | 1 | | | | | | |
| 30 Luke Scott, L OBP: 0.389, SLG: 0.500 | | | | | | | | | | 3 | 0 | 0 | 0 | 1 | 0 | 1 | | | | | | |
| 9 Gregg Zaun, S OBP: 0.255, SLG: 0.196 | | | | | | | | | | 3 | 1 | 0 | 0 | 1 | 0 | 2 | | | | | | |
| 18 Felix Pie, L OBP: 0.240, SLG: 0.222 | | | | | | | | | | 2 | 0 | 0 | 0 | 0 | 1 | 0 | | | | | | |
| 2 Luis Montanez, R OBP: 0.167, SLG: 0.250 | | | | | | | | | | 2 | 1 | 1 | 0 | 0 | 1 | 1 | | | | | | |
| 3 Cesar Izturis, S OBP: 0.262, SLG: 0.310 | | | | | | | | | | 4 | 1 | 2 | 1 | 0 | 0 | 1 | | | | | | |
| Inning Stats | R: 0 E: 0 K: 0 S: 9 | H: 0 LOB: 0 BB: 0 P: 15 | R: 0 E: 0 K: 1 S: 7 | H: 0 LOB: 0 BB: 0 P: 8 | R: 0 E: 0 K: 1 S: 10 | H: 1 LOB: 1 BB: 0 P: 17 | R: 1 E: 0 K: 0 S: 10 | H: 2 LOB: 2 BB: 1 P: 19 | R: 0 E: 0 K: 1 S: 12 | H: 1 LOB: 1 BB: 0 P: 20 | R: 1 E: 0 K: 1 S: 9 | H: 1 LOB: 0 BB: 0 P: 10 | R: 0 E: 0 K: 1 S: 12 | H: 0 LOB: 2 BB: 1 P: 21 | R: 0 E: 0 K: 0 S: 7 | H: 0 LOB: 1 BB: 1 P: 17 | R: 3 E: 1 K: 1 S: 14 | H: 3 LOB: 1 BB: 0 P: 21 | 1B: 4 2B: 3 3B: 0 HR: 1 | SF: 0 SAC: 0 DP: 0 HBP: 0 | WP: 0 PB: 0 SB: 0 CS: 0 | PA: 40 |
| PITCHER | IP WLS BF H R ER SO BB IBB HBP BLK WP HR S P ERA WHIP | IP WLS BF H R ER SO BB IBB HBP BLK WP HR S P ERA WHIP | IP WLS BF H R ER SO BB IBB HBP BLK WP HR S P ERA WHIP | IP WLS BF H R ER SO BB IBB HBP BLK WP HR S P ERA WHIP | IP WLS BF H R ER SO BB IBB HBP BLK WP HR S P ERA WHIP | IP WLS BF H R ER SO BB IBB HBP BLK WP HR S P ERA WHIP | IP WLS BF H R ER SO BB IBB HBP BLK WP HR S P ERA WHIP | IP WLS BF H R ER SO BB IBB HBP BLK WP HR S P ERA WHIP | IP WLS BF H R ER SO BB IBB HBP BLK WP HR S P ERA WHIP | IP WLS BF H R ER SO BB IBB HBP BLK WP HR S P ERA WHIP | IP WLS BF H R ER SO BB IBB HBP BLK WP HR S P ERA WHIP | IP WLS BF H R ER SO BB IBB HBP BLK WP HR S P ERA WHIP | IP WLS BF H R ER SO BB IBB HBP BLK WP HR S P ERA WHIP | IP WLS BF H R ER SO BB IBB HBP BLK WP HR S P ERA WHIP | IP WLS BF H R ER SO BB IBB HBP BLK WP HR S P ERA WHIP | IP WLS BF H R ER SO BB IBB HBP BLK WP HR S P ERA WHIP | IP WLS BF H R ER SO BB IBB HBP BLK WP HR S P ERA WHIP | IP WLS BF H R ER SO BB IBB HBP BLK WP HR S P ERA WHIP | IP WLS BF H R ER SO BB IBB HBP BLK WP HR S P ERA WHIP | IP WLS BF H R ER SO BB IBB HBP BLK WP HR S P ERA WHIP | IP WLS BF H R ER SO BB IBB HBP BLK WP HR S P ERA WHIP | |
| 39 Scott Feldman, R ERA: 7.71 | 5.0 | W | 20 | 4 | 1 | 1 | 2 | 2 | 0 | 0 | 0 | 0 | 0 | 0 | 1 | 28 | 48 | 3.00 | 1.000 | | | |
| 45 Derek Holland, L ERA: 1.69 | 3.0 | H | 13 | 1 | 1 | 1 | 2 | 2 | 0 | 0 | 0 | 0 | 0 | 0 | 5 | 8 | 54.00 | 6.000 | | | | |
| 36 C.J. Wilson, L ERA: 7.0 | 0.1 | | 4 | 2 | 3 | 2 | 0 | 0 | 0 | 0 | 0 | 0 | 0 | 0 | 9 | 13 | 0.00 | 1.500 | | | | |
| 50 Frank Francisco, R ERA: | 0.2 | S | 3 | 1 | 0 | 0 | 1 | 0 | 0 | 0 | 0 | 0 | 0 | 0 | 9 | 13 | 0.00 | 1.500 | | | | |

Texas Rangers @ Baltimore Orioles
 Oriole Park at Camden Yards, Baltimore, MD

AB 37
 R 5
 H 8
 RBI 5
 BB 3
 SO 5
 LOB 18



WP: 0 PA: 40
 PB: 0
 SB: 0
 CS: 0

Sat Apr 25 2009, 7:05 PM EDT
 Att: 41,160 - Clear - 83 F

| Batter | 1 | 2 | 3 | 4 | 5 | 6 | 7 | 8 | 9 | AB | R | H | RBI | BB | SO | LOB | TOP | | | | | | | |
|---|---|---|---|---|---|---|---|---|---|---|---|---|---|---|---|---|---|---|---|---|---|---|---|---|
| 5 Ian Kinsler, R OBP: 0.400, SLG: 0.707 | | | | | | | | | | 4 | 0 | 0 | 0 | 1 | 0 | 0 | | | | | | | | |
| 7 David Murphy, L OBP: 0.270, SLG: 0.200 | | | | | | | | | | 5 | 1 | 2 | 2 | 0 | 2 | 0 | | | | | | | | |
| 10 Michael Young, R OBP: 0.345, SLG: 0.600 | | | | | | | | | | 5 | 1 | 2 | 2 | 0 | 0 | 2 | | | | | | | | |
| 25 Andrew Jones, R OBP: 0.514, SLG: 0.778 | | | | | | | | | | 4 | 0 | 0 | 0 | 1 | 1 | 0 | | | | | | | | |
| 17 Nelson Cruz, R OBP: 0.346, SLG: 0.565 | | | | | | | | | | 0 | 0 | 0 | 0 | 0 | 0 | 0 | | | | | | | | |
| 9 Hank Bialock, L OBP: 0.271, SLG: 0.561 | | | | | | | | | | 4 | 2 | 2 | 0 | 0 | 1 | 2 | | | | | | | | |
| 22 Marlon Byrd, R OBP: 0.356, SLG: 0.561 | | | | | | | | | | 4 | 0 | 2 | 1 | 0 | 0 | 1 | | | | | | | | |
| 19 Chris Davis, L OBP: 0.271, SLG: 0.453 | | | | | | | | | | 3 | 1 | 0 | 0 | 1 | 1 | 2 | | | | | | | | |
| 2 Taylor Teagarden, R OBP: 0.238, SLG: 0.158 | | | | | | | | | | 4 | 1 | 2 | 1 | 0 | 2 | 1 | | | | | | | | |
| 13 Omar Vizquel, S OBP: 0.368, SLG: 0.333 | | | | | | | | | | 4 | 0 | 0 | 0 | 0 | 0 | 3 | | | | | | | | |
| Inning Stats | R: 0 H: 1 E: 0 K: 0 S: 25 | H: 1 LOB: 2 BB: 1 P: 37 | R: 0 H: 1 E: 0 K: 0 S: 8 | H: 1 LOB: 1 BB: 0 P: 11 | R: 0 H: 0 E: 0 K: 1 S: 7 | H: 0 LOB: 0 BB: 0 P: 13 | R: 1 H: 2 E: 0 K: 2 S: 19 | H: 2 LOB: 1 BB: 0 P: 27 | R: 2 H: 2 E: 0 K: 1 S: 10 | H: 2 LOB: 0 BB: 0 P: 13 | R: 3 H: 3 E: 0 K: 0 S: 13 | H: 3 LOB: 2 BB: 2 P: 29 | R: 0 H: 1 E: 0 K: 1 S: 13 | H: 1 LOB: 1 BB: 0 P: 19 | R: 0 H: 0 E: 0 K: 1 S: 8 | H: 0 LOB: 0 BB: 0 P: 13 | R: 0 H: 0 E: 0 K: 1 S: 8 | H: 0 LOB: 0 BB: 0 P: 11 | 1B: 7 2B: 2 3B: 0 HR: 1 | SF: 0 SAC: 0 DP: 0 HBP: 0 | WP: 0 PB: 0 SB: 0 CS: 0 | PA: 40 | | |
| PITCHER | IP WLS BF H R ER SO BB IBB HBP BLK WP HR S P ERA WHIP | IP WLS BF H R ER SO BB IBB HBP BLK WP HR S P ERA WHIP | IP WLS BF H R ER SO BB IBB HBP BLK WP HR S P ERA WHIP | IP WLS BF H R ER SO BB IBB HBP BLK WP HR S P ERA WHIP | IP WLS BF H R ER SO BB IBB HBP BLK WP HR S P ERA WHIP | IP WLS BF H R ER SO BB IBB HBP BLK WP HR S P ERA WHIP | IP WLS BF H R ER SO BB IBB HBP BLK WP HR S P ERA WHIP | IP WLS BF H R ER SO BB IBB HBP BLK WP HR S P ERA WHIP | IP WLS BF H R ER SO BB IBB HBP BLK WP HR S P ERA WHIP | IP WLS BF H R ER SO BB IBB HBP BLK WP HR S P ERA WHIP | IP WLS BF H R ER SO BB IBB HBP BLK WP HR S P ERA WHIP | IP WLS BF H R ER SO BB IBB HBP BLK WP HR S P ERA WHIP | IP WLS BF H R ER SO BB IBB HBP BLK WP HR S P ERA WHIP | IP WLS BF H R ER SO BB IBB HBP BLK WP HR S P ERA WHIP | IP WLS BF H R ER SO BB IBB HBP BLK WP HR S P ERA WHIP | IP WLS BF H R ER SO BB IBB HBP BLK WP HR S P ERA WHIP | IP WLS BF H R ER SO BB IBB HBP BLK WP HR S P ERA WHIP | IP WLS BF H R ER SO BB IBB HBP BLK WP HR S P ERA WHIP | IP WLS BF H R ER SO BB IBB HBP BLK WP HR S P ERA WHIP | IP WLS BF H R ER SO BB IBB HBP BLK WP HR S P ERA WHIP | IP WLS BF H R ER SO BB IBB HBP BLK WP HR S P ERA WHIP | IP WLS BF H R ER SO BB IBB HBP BLK WP HR S P ERA WHIP | IP WLS BF H R ER SO BB IBB HBP BLK WP HR S P ERA WHIP | IP WLS BF H R ER SO BB IBB HBP BLK WP HR S P ERA WHIP |

Texas Rangers @ Baltimore Orioles
 Oriole Park at Camden Yards, Baltimore, MD
 Mon Apr 27 2009, 7:05 PM EDT
 Att: 10,621 - Clear - 89 F

AB 37
 R 6
 H 10
 RBI 6
 BB 3
 SO 7
 LOB 11





| Batter | 1 | 2 | 3 | 4 | 5 | 6 | 7 | 8 | 9 | AB | R | H | RBI | BB | SO | LOB | BOTTOM | | | | | | | |
|---|---|---|---|---|---|---|---|---|---|---|---|---|---|---|---|---|---|---|---|---|---|---|---|---|
| 1 Brian Roberts, S OBP: 0.435, SLG: 0.537 | | | | | | | | | | 4 | 0 | 1 | 2 | 0 | 0 | 1 | | | | | | | | |
| Adam Jones, R OBP: 0.420, SLG: 0.600 | | | | | | | | | | 4 | 1 | 1 | 0 | 0 | 0 | 1 | | | | | | | | |
| 21 Nick Markakis, L OBP: 0.462, SLG: 0.579 | | | | | | | | | | 4 | 0 | 1 | 0 | 0 | 1 | 1 | | | | | | | | |
| 17 Aubrey Huff, L OBP: 0.356, SLG: 0.463 | | | | | | | | | | 4 | 0 | 1 | 1 | 0 | 0 | 0 | | | | | | | | |
| 23 Ty Wigginton, R OBP: 0.257, SLG: 0.271 | | | | | | | | | | 4 | 0 | 0 | 0 | 0 | 0 | 1 | | | | | | | | |
| 30 Luke Scott, L OBP: 0.288, SLG: 0.485 | | | | | | | | | | 3 | 1 | 0 | 0 | 1 | 2 | 0 | | | | | | | | |
| 2 Luis Montanez, R OBP: 0.250, SLG: 0.333 | | | | | | | | | | 3 | 1 | 1 | 0 | 0 | 0 | 0 | | | | | | | | |
| 9 Gregg Zaun, S OBP: 0.254, SLG: 0.200 | | | | | | | | | | 4 | 0 | 1 | 0 | 0 | 0 | 2 | | | | | | | | |
| 18 Felix Pie, L OBP: 0.259, SLG: 0.229 | | | | | | | | | | 0 | 0 | 0 | 0 | 0 | 0 | 0 | | | | | | | | |
| 12 Robert Andino, R OBP: 0.412, SLG: 0.375 | | | | | | | | | | 4 | 1 | 2 | 1 | 0 | 1 | 2 | | | | | | | | |
| Inning Stats | R: 1 H: 3 E: 0 K: 0 S: 12 | H: 3 LOB: 1 BB: 1 P: 22 | R: 3 H: 3 E: 0 K: 0 S: 18 | H: 3 LOB: 1 BB: 1 P: 28 | R: 0 H: 0 E: 0 K: 1 S: 8 | H: 0 LOB: 0 BB: 0 P: 13 | R: 0 H: 0 E: 0 K: 0 S: 6 | H: 0 LOB: 0 BB: 0 P: 9 | R: 0 H: 0 E: 0 K: 1 S: 6 | H: 0 LOB: 0 BB: 0 P: 10 | R: 0 H: 1 E: 0 K: 0 S: 10 | H: 1 LOB: 1 BB: 0 P: 21 | R: 0 H: 0 E: 0 K: 0 S: 9 | H: 0 LOB: 0 BB: 0 P: 14 | R: 0 H: 1 E: 0 K: 1 S: 13 | H: 1 LOB: 2 BB: 0 P: 20 | 1B: 7 2B: 1 3B: 0 HR: 0 | SF: 0 SAC: 0 DP: 0 HBP: 1 | WP: 0 PB: 0 SB: 1 CS: 0 | PA: 36 | | | | |
| PITCHER | IP WLS BF H R ER SO BB IBB HBP BLK WP HR S P ERA WHIP | IP WLS BF H R ER SO BB IBB HBP BLK WP HR S P ERA WHIP | IP WLS BF H R ER SO BB IBB HBP BLK WP HR S P ERA WHIP | IP WLS BF H R ER SO BB IBB HBP BLK WP HR S P ERA WHIP | IP WLS BF H R ER SO BB IBB HBP BLK WP HR S P ERA WHIP | IP WLS BF H R ER SO BB IBB HBP BLK WP HR S P ERA WHIP | IP WLS BF H R ER SO BB IBB HBP BLK WP HR S P ERA WHIP | IP WLS BF H R ER SO BB IBB HBP BLK WP HR S P ERA WHIP | IP WLS BF H R ER SO BB IBB HBP BLK WP HR S P ERA WHIP | IP WLS BF H R ER SO BB IBB HBP BLK WP HR S P ERA WHIP | IP WLS BF H R ER SO BB IBB HBP BLK WP HR S P ERA WHIP | IP WLS BF H R ER SO BB IBB HBP BLK WP HR S P ERA WHIP | IP WLS BF H R ER SO BB IBB HBP BLK WP HR S P ERA WHIP | IP WLS BF H R ER SO BB IBB HBP BLK WP HR S P ERA WHIP | IP WLS BF H R ER SO BB IBB HBP BLK WP HR S P ERA WHIP | IP WLS BF H R ER SO BB IBB HBP BLK WP HR S P ERA WHIP | IP WLS BF H R ER SO BB IBB HBP BLK WP HR S P ERA WHIP | IP WLS BF H R ER SO BB IBB HBP BLK WP HR S P ERA WHIP | IP WLS BF H R ER SO BB IBB HBP BLK WP HR S P ERA WHIP | IP WLS BF H R ER SO BB IBB HBP BLK WP HR S P ERA WHIP | IP WLS BF H R ER SO BB IBB HBP BLK WP HR S P ERA WHIP | IP WLS BF H R ER SO BB IBB HBP BLK WP HR S P ERA WHIP | IP WLS BF H R ER SO BB IBB HBP BLK WP HR S P ERA WHIP | IP WLS BF H R ER SO BB IBB HBP BLK WP HR S P ERA WHIP |

Texas Rangers @ Baltimore Orioles
 Oriole Park at Camden Yards, Baltimore, MD
 Mon Apr 27 2009, 7:05 PM EDT
 Att: 10,621 - Clear - 89 F

AB 34
 R 4
 H 8
 RBI 4
 BB 1
 SO 4
 LOB 8



| Batter | 1 | 2 | 3 | 4 | 5 | 6 | 7 | 8 | 9 | AB | R | H | RBI | BB | SO | LOB | TOP | | | | | | | | | | |
|---|---------------------------------------|---------------------------|---------------------------------------|---|---------------------------------------|--|--------------------------------------|--|--------------------------------------|--|--------------------------------------|--|---------------------------------------|--|--------------------------------------|--|---|--------------------------------------|---|----------------------------------|------------------------------------|--|--|--|--|--|--|
| 15 Ryan Sweeney, L (1, 8) OBP: 0.341, SLG: 0.346 | G3 | | F9 16 F9 18 1B | | | | HR | | G6-3 | 4 | 3 | 2 | 1 | 1 | 0 | 0 | <p>Oakland Athletics @ Texas Rangers Rangers Ballpark in Arlington, Arlington, TX Tue Apr 28 2009, 8:05 PM EDT Att: 12,627 - Cloudy - 71 F</p> <p>livebaseballscorecards.com</p> <p>AB 36 R 4 H 10 RBI 2 BB 2 SO 5 LOB 19</p>  | | | | | | | | | | |
| 18 Orlando Cabrera, R (1, 6) OBP: 0.317, SLG: 0.265 | BB | | F9 5 F9 | | | | 1B | | F7 | 4 | 1 | 3 | 0 | 1 | 0 | 0 | | | | | | | | | | | |
| 16 Jason Giambi, L (1, 3) OBP: 0.311, SLG: 0.308 | K | | F9 | | | | P4 | | | 4 | 0 | 1 | 1 | 0 | 1 | 4 | | | | | | | | | | | |
| 5 Matt Holliday, R (1, 7) OBP: 0.293, SLG: 0.329 | 1B | | E4 | | | | G5-3 | | | 4 | 0 | 1 | 0 | 0 | 0 | 3 | | | | | | | | | | | |
| 32 Jack Cust, L (1, 10) OBP: 0.403, SLG: 0.397 | K | | F9 | | | | F8 | | | 4 | 0 | 0 | 0 | 0 | 2 | 5 | | | | | | | | | | | |
| 1 Nomar Garciaparra, R (1, 5) OBP: 0.262, SLG: 0.333 7 Bobby Crosby, R (2, 5) OBP: 0.273, SLG: 0.250 | G4-3 | | | | | | 1B | | | 1 | 0 | 0 | 0 | 0 | 0 | 0 | | | | | | | | | | | |
| 8 Kurt Suzuki, R (1, 2) OBP: 0.377, SLG: 0.438 | G4-3 | | | | | | 1B | | | 3 | 0 | 2 | 0 | 0 | 0 | 0 | | | | | | | | | | | |
| 6 Travis Buck, L (1, 9) OBP: 0.324, SLG: 0.313 | K2-3 | | | | | | 1B | | | 4 | 0 | 1 | 0 | 0 | 0 | 1 | | | | | | | | | | | |
| 14 Mark Ellis, R (1, 4) OBP: 0.265, SLG: 0.238 22 Jack Hannahan, L (3, 5) OBP: 0.167, SLG: 0.667 | G6-3 | | | | | | 1B | | | 4 | 0 | 0 | 0 | 0 | 1 | 3 | | | | | | | | | | | |
| | | | | | | | | | | 1 | 0 | 0 | 0 | 0 | 0 | 0 | <p>WP: 1 PA: 38 PB: 0 SB: 1 CS: 0</p> | | | | | | | | | | |
| Inning Stats | R: 0 H: 1 E: 0 K: 2 S: 13 | WLS: 1 BF: 22 P: 22 | H: 0 R: 0 ER: 0 K: 1 S: 6 | H: 0 R: 0 LOB: 0 BB: 0 P: 8 | R: 1 H: 2 E: 1 K: 0 S: 13 | H: 2 R: 0 LOB: 2 BB: 0 P: 18 | R: 0 H: 1 E: 0 K: 1 S: 7 | H: 1 R: 0 LOB: 1 BB: 0 P: 11 | R: 2 H: 2 E: 1 K: 1 S: 9 | H: 2 R: 0 LOB: 0 BB: 1 P: 16 | R: 0 H: 2 E: 0 K: 0 S: 8 | H: 2 R: 0 LOB: 1 BB: 0 P: 14 | R: 1 H: 2 E: 0 K: 0 S: 13 | H: 2 R: 0 LOB: 1 BB: 0 P: 19 | R: 0 H: 0 E: 0 K: 0 S: 9 | H: 0 R: 0 LOB: 0 BB: 0 P: 13 | | R: 0 H: 0 E: 0 K: 0 S: 4 | H: 0 R: 0 LOB: 0 BB: 0 P: 6 | 1B: 9 2B: 0 3B: 0 HR: 1 | SF: 0 SAC: 0 DP: 2 HBP: 0 | | | | | | |
| PITCHER | IP | WLS | BF | H | R | ER | SO | BB | IBB | HBP | BLK | WP | HR | S | P | ERA | WHIP | | | | | | | | | | |
| 33 Kevin Millwood, R (1, 1) ERA: 2.13 | 8.0 | W | 35 | 10 | 4 | 2 | 5 | 2 | 0 | 0 | 0 | 1 | 1 | 78 | 121 | 2.25 | 1.500 | | | | | | | | | | |
| 50 Frank Francisco, R (9, 1) ERA: | 1.0 | S | 3 | 0 | 0 | 0 | 0 | 0 | 0 | 0 | 0 | 0 | 0 | 4 | 6 | 0.00 | 0.000 | | | | | | | | | | |

| Batter | 1 | 2 | 3 | 4 | 5 | 6 | 7 | 8 | 9 | AB | R | H | RBI | BB | SO | LOB | BOTTOM | | | | | | | | | | |
|--|---------------------------------------|---------------------------|---------------------------------------|--|---------------------------------------|--|--------------------------------------|--|--------------------------------------|---|---------------------------------------|--|--------------------------------------|---|--------------------------------------|--|--|---|----------------------------------|------------------------------------|--|--|--|--|--|--|--|
| 5 Ian Kinsler, R (1, 4) OBP: 0.383, SLG: 0.674 | K | K | | | | | G5-3 | | G5-3 | 4 | 0 | 0 | 0 | 0 | 2 | 1 | <p>Oakland Athletics @ Texas Rangers Rangers Ballpark in Arlington, Arlington, TX Tue Apr 28 2009, 8:05 PM EDT Att: 12,627 - Cloudy - 71 F</p> <p>livebaseballscorecards.com</p> <p>AB 29 R 5 H 5 RBI 5 BB 5 SO 7 LOB 12</p>  | | | | | | | | | | |
| 22 Marlon Byrd, R (1, 8) OBP: 0.333, SLG: 0.525 | K | | P4 | | | | F9 | | F9 | 4 | 1 | 0 | 0 | 0 | 1 | 0 | | | | | | | | | | | |
| 10 Michael Young, R (1, 5) OBP: 0.352, SLG: 0.590 | 1B | | G5-3 | | | | F9 | | F9 | 3 | 2 | 1 | 0 | 1 | 0 | 0 | | | | | | | | | | | |
| 25 Andruw Jones, R (1, 7) OBP: 0.513, SLG: 0.724 | BB | | K | | | | BB | | K | 2 | 1 | 0 | 0 | 2 | 2 | 0 | | | | | | | | | | | |
| 9 Hank Blalock, L (1, 10) OBP: 0.284, SLG: 0.557 | 1B | | | | | | 1B | | E3 | 4 | 1 | 2 | 1 | 0 | 0 | 3 | | | | | | | | | | | |
| 17 Nelson Cruz, R (1, 9) OBP: 0.354, SLG: 0.556 | P4 | | G6-4-3 | | | | BB | | 1B | 3 | 0 | 1 | 2 | 1 | 0 | 3 | | | | | | | | | | | |
| 19 Chris Davis, L (1, 3) ERA: 5.07 7 David Murphy, L (7, 7) ERA: 1.56 | F7 | | | | | | K | | F7 | 3 | 0 | 0 | 0 | 0 | 2 | 3 | | | | | | | | | | | |
| 21 Jarrod Saltalamacchia, R (1, 2) OBP: 0.305, SLG: 0.456 | G5-3 | | | | | | 1B | | F7 | 1 | 0 | 0 | 0 | 0 | 0 | 0 | | | | | | | | | | | |
| 1 Elvis Andrus, R (1, 6) OBP: 0.304, SLG: 0.377 | BB | | | | | | G4-3 | | P5 | 2 | 0 | 0 | 0 | 1 | 0 | 2 | | | | | | | | | | | |
| Inning Stats | R: 1 H: 2 E: 0 K: 2 S: 15 | WLS: 2 BF: 23 P: 23 | R: 0 H: 0 E: 0 K: 1 S: 11 | H: 0 R: 0 LOB: 1 BB: 1 P: 21 | R: 0 H: 0 E: 0 K: 1 S: 10 | H: 0 R: 0 LOB: 0 BB: 0 P: 17 | R: 0 H: 1 E: 0 K: 1 S: 9 | H: 1 R: 0 LOB: 0 BB: 0 P: 13 | R: 0 H: 0 E: 0 K: 0 S: 4 | H: 0 R: 0 LOB: 0 BB: 0 P: 6 | R: 3 H: 1 E: 1 K: 1 S: 11 | H: 1 R: 0 LOB: 2 BB: 3 P: 28 | R: 0 H: 0 E: 0 K: 0 S: 6 | H: 0 R: 0 LOB: 0 BB: 0 P: 7 | R: 1 H: 1 E: 1 K: 1 S: 8 | H: 1 R: 0 LOB: 0 BB: 0 P: 12 | R: 0 H: 0 E: 0 K: 0 S: 0 | H: 0 R: 0 LOB: 0 BB: 0 P: 0 | 1B: 5 2B: 0 3B: 0 HR: 0 | SF: 0 SAC: 0 DP: 1 HBP: 0 | | | | | | | |
| PITCHER | IP | WLS | BF | H | R | ER | SO | BB | IBB | HBP | BLK | WP | HR | S | P | ERA | WHIP | | | | | | | | | | |
| 49 Brett Anderson, L (1, 1) ERA: 5.07 | 5.0 | | 20 | 3 | 2 | 2 | 5 | 2 | 0 | 0 | 0 | 0 | 50 | 81 | 3.60 | 1.000 | | | | | | | | | | | |
| 40 Andrew Bailey, R (6, 1) ERA: 1.32 | 1.0 | B | 7 | 1 | 2 | 0 | 1 | 3 | 0 | 0 | 0 | 1 | 0 | 10 | 27 | 0.00 | 4.000 | | | | | | | | | | |
| 44 Santiago Casilla, R (7, 1) ERA: 1.56 | 1.0 | | 3 | 0 | 0 | 0 | 0 | 0 | 0 | 0 | 0 | 0 | 0 | 6 | 7 | 0.00 | 0.000 | | | | | | | | | | |
| 48 Michael Wuerz, R (8, 1) ERA: 1.54 | 1.0 | L | 4 | 1 | 1 | 0 | 1 | 0 | 0 | 0 | 0 | 0 | 0 | 8 | 12 | 0.00 | 1.000 | | | | | | | | | | |

| Batter | 1 | 2 | 3 | 4 | 5 | 6 | 7 | 8 | 9 | AB | R | H | RBI | BB | SO | LOB | TOP | | | | | | | | |
|---|------------------------------|---------------------------------|------------------------------|----------------------------------|------------------------------|----------------------------------|-------------------------------|----------------------------------|-------------------------------|----------------------------------|-------------------------------|----------------------------------|-------------------------------|----------------------------------|-------------------------------|----------------------------------|------------------------------|----------------------------------|----------------------------------|------------------------------------|----------------------------------|--------|--|--|--|
| 17 Chris Getz, L OBP: 0.397, SLG: 0.442 | G6-3 | | | F7 | | 20 WP 25 2B 1B | 1-H 3B | | FC1-6-2-5 | 5 | 1 | 2 | 1 | 0 | 0 | 2 | | | | | | | | | |
| 7 Josh Fields, R OBP: 0.356, SLG: 0.372 | G3-1 | | | G6-3 | | 20 WP 25 2B 1B | G1-4-3 | | | 4 | 1 | 1 | 0 | 0 | 0 | 1 | | | | | | | | | |
| 20 Carlos Quentin, R OBP: 0.379, SLG: 0.577 | G6-3 | | | 25 BLK 1B | | 25 2B BB | | L8 | | 3 | 1 | 1 | 0 | 1 | 0 | 0 | | | | | | | | | |
| 25 Jim Thome, L OBP: 0.313, SLG: 0.458 | G6-3 | | | K | | 1-H 2B | | K | | 4 | 0 | 1 | 3 | 0 | 2 | 1 | | | | | | | | | |
| 23 Jermaine Dye, R OBP: 0.341, SLG: 0.543 | F9 | | | K | | 1-H 2B | | 14 FC4-6 1B | | 3 | 0 | 1 | 0 | 1 | 1 | 0 | | | | | | | | | |
| 14 Paul Konerko, R OBP: 0.360, SLG: 0.500 | G5-3 | | | G6-3 | | P3 | | FC4-6 | | 4 | 0 | 0 | 0 | 0 | 0 | 3 | | | | | | | | | |
| 12 A.J. Pierzynski, L OBP: 0.286, SLG: 0.358 | | | | F9 | | G1-3 | | | | 4 | 0 | 1 | 0 | 0 | 0 | 0 | | | | | | | | | |
| 10 Alexei Ramirez, R OBP: 0.259, SLG: 0.270 | | | | G5-3 | | G4-3 | | P4 | | 4 | 0 | 0 | 0 | 0 | 0 | 1 | | | | | | | | | |
| 22 Scott Podsednik, L OBP: 0.500, SLG: 0.500 | | | | P5 | | K | | 17 BLK 17 3B 1B | | 4 | 1 | 2 | 0 | 0 | 1 | 0 | | | | | | | | | |
| Inning Stats | R: 0 E: 0 K: 0 S: 6 | H: 0 LOB: 0 BB: 0 P: 7 | R: 0 E: 0 K: 0 S: 7 | H: 0 LOB: 0 BB: 0 P: 13 | R: 0 E: 0 K: 0 S: 7 | H: 0 LOB: 0 BB: 0 P: 11 | R: 0 E: 0 K: 1 S: 11 | H: 1 LOB: 1 BB: 0 P: 14 | R: 0 E: 0 K: 1 S: 12 | H: 0 LOB: 0 BB: 0 P: 16 | R: 3 E: 0 K: 1 S: 15 | H: 3 LOB: 2 BB: 2 P: 27 | R: 1 E: 0 K: 0 S: 13 | H: 2 LOB: 1 BB: 0 P: 19 | R: 0 E: 0 K: 1 S: 12 | H: 1 LOB: 1 BB: 0 P: 21 | R: 0 E: 0 K: 0 S: 7 | H: 2 LOB: 1 BB: 0 P: 11 | 1B: 7 2B: 2 3B: 1 HR: 0 | SF: 0 SAC: 0 DP: 1 HBP: 0 | WP: 1 PB: 0 SB: 0 CS: 0 | PA: 37 | | | |
| PITCHER | IP | WLS | BF | H | R | ER | SO | BB | IBB | HBP | BLK | WP | HR | S | P | ERA | WHIP | | | | | | | | |
| 39 Scott Feldman, R ERA: 6.75 | 5.2 | | 21 | 3 | 3 | 3 | 3 | 1 | 0 | 0 | 1 | 1 | 0 | 51 | 77 | 4.76 | 0.706 | | | | | | | | |
| 45 Derek Holland, L ERA: 2.94 | 1.0 | L | 7 | 3 | 1 | 1 | 0 | 1 | 0 | 0 | 1 | 0 | 0 | 19 | 29 | 9.00 | 4.000 | | | | | | | | |
| 56 Darren O'Day, R ERA: | 1.1 | | 5 | 1 | 0 | 0 | 1 | 0 | 0 | 0 | 0 | 0 | 0 | 13 | 22 | 0.00 | 0.750 | | | | | | | | |
| 36 C.J. Wilson, L ERA: 5.91 | 1.0 | | 4 | 2 | 0 | 0 | 0 | 0 | 0 | 0 | 0 | 0 | 0 | 7 | 11 | 0.00 | 2.000 | | | | | | | | |

Chicago White Sox @ Texas Rangers
Rangers Ballpark in Arlington, Arlington, TX
Fri May 01 2009, 8:05 PM EDT
Att: 23,836 - Cloudy - 78 F

AB 35
R 4
H 9
RBI 4
BB 2
SO 4
LOB 8



| Batter | 1 | 2 | 3 | 4 | 5 | 6 | 7 | 8 | 9 | AB | R | H | RBI | BB | SO | LOB | BOTTOM | | | | | | | | |
|---|------------------------------|----------------------------------|------------------------------|---------------------------------|-------------------------------|----------------------------------|------------------------------|----------------------------------|-------------------------------|----------------------------------|------------------------------|----------------------------------|------------------------------|----------------------------------|------------------------------|----------------------------------|-------------------------------|----------------------------------|----------------------------------|------------------------------------|----------------------------------|--------|--|--|--|
| 5 Ian Kinsler, R OBP: 0.379, SLG: 0.677 | HR | | SF8 | | G5-3 | | F9 | | | 3 | 1 | 1 | 2 | 0 | 0 | 0 | | | | | | | | | |
| 22 Marlon Byrd, R OBP: 0.319, SLG: 0.500 | F8 | | F8 | | F9 | | | | K | 4 | 0 | 0 | 0 | 0 | 1 | 0 | | | | | | | | | |
| 10 Michael Young, R OBP: 0.370, SLG: 0.609 | F8 | | 25 2B 1B | | 1B | | | | 2B | 4 | 1 | 3 | 0 | 0 | 0 | 0 | | | | | | | | | |
| 25 Andruw Jones, R OBP: 0.500, SLG: 0.750 | K | | 1-H 2B | | F7 | | | | F8 | 4 | 0 | 1 | 1 | 0 | 1 | 2 | | | | | | | | | |
| 9 Hank Blalock, L OBP: 0.277, SLG: 0.551 | | | F7 | | G3 | | | | G5-3 | 3 | 0 | 0 | 0 | 0 | 2 | 0 | | | | | | | | | |
| 17 Nelson Cruz, R OBP: 0.333, SLG: 0.513 | G4-6-3 | | G6-3 | | G6-3 | | | | K | 4 | 0 | 0 | 0 | 0 | 1 | 1 | | | | | | | | | |
| 19 Chris Davis, L OBP: 0.284, SLG: 0.425 | | | L1 | | K | | | | BB | 3 | 0 | 1 | 0 | 1 | 1 | 0 | | | | | | | | | |
| 2 Taylor Teagarden, R OBP: 0.250, SLG: 0.160 | P6 | | 1B | | 1B | | | | P4 | 4 | 0 | 1 | 0 | 0 | 0 | 2 | | | | | | | | | |
| 1 Elvis Andrus, R OBP: 0.290, SLG: 0.390 | | | 5 SF8 3B | | F8 | | | | G1-3 | 3 | 1 | 1 | 0 | 0 | 0 | 1 | | | | | | | | | |
| 7 David Murphy, L OBP: 0.275, SLG: 0.188 | | | | | | | | | | 1 | 0 | 0 | 0 | 0 | 0 | 1 | | | | | | | | | |
| Inning Stats | R: 1 E: 0 K: 1 S: 8 | H: 1 LOB: 0 BB: 0 P: 13 | R: 0 E: 0 K: 0 S: 5 | H: 1 LOB: 0 BB: 0 P: 7 | R: 2 E: 0 K: 0 S: 14 | H: 3 LOB: 1 BB: 0 P: 23 | R: 0 E: 0 K: 0 S: 9 | H: 1 LOB: 1 BB: 0 P: 13 | R: 0 E: 0 K: 0 S: 10 | H: 1 LOB: 1 BB: 0 P: 14 | R: 0 E: 0 K: 1 S: 7 | H: 0 LOB: 0 BB: 0 P: 11 | R: 0 E: 0 K: 0 S: 7 | H: 0 LOB: 0 BB: 0 P: 10 | R: 0 E: 0 K: 1 S: 7 | H: 1 LOB: 0 BB: 0 P: 11 | R: 0 E: 0 K: 1 S: 11 | H: 0 LOB: 1 BB: 1 P: 19 | 1B: 4 2B: 2 3B: 1 HR: 1 | SF: 1 SAC: 0 DP: 1 HBP: 1 | WP: 0 PB: 0 SB: 0 CS: 0 | PA: 36 | | | |
| PITCHER | IP | WLS | BF | H | R | ER | SO | BB | IBB | HBP | BLK | WP | HR | S | P | ERA | WHIP | | | | | | | | |
| 56 Mark Buehrle, L ERA: 3.3 | 6.0 | | 25 | 7 | 3 | 3 | 2 | 0 | 0 | 1 | 0 | 0 | 0 | 7 | 10 | 0.00 | 0.000 | | | | | | | | |
| 26 Octavio Dotel, R ERA: | 1.0 | H | 3 | 0 | 0 | 0 | 0 | 0 | 0 | 0 | 0 | 0 | 0 | 7 | 10 | 0.00 | 1.000 | | | | | | | | |
| 71 Scott Linebrink, R ERA: 1.0 | 1.0 | H | 4 | 1 | 0 | 0 | 1 | 0 | 0 | 0 | 0 | 0 | 0 | 7 | 11 | 0.00 | 1.000 | | | | | | | | |
| 45 Bobby Jenks, R ERA: 2.0 | 1.0 | S | 4 | 0 | 0 | 0 | 1 | 1 | 0 | 0 | 0 | 0 | 0 | 11 | 19 | 0.00 | 1.000 | | | | | | | | |

Chicago White Sox @ Texas Rangers
Rangers Ballpark in Arlington, Arlington, TX
Fri May 01 2009, 8:05 PM EDT
Att: 23,836 - Cloudy - 78 F

AB 33
R 3
H 8
RBI 3
BB 1
SO 4
LOB 9



| Batter | 1 | 2 | 3 | 4 | 5 | 6 | 7 | 8 | 9 | AB | R | H | RBI | BB | SO | LOB | TOP | | | | | | | | | | |
|---|--------------------------------|----------------------------------|------------------------------|----------------------------------|------------------------------|----------------------------------|------------------------------|----------------------------------|------------------------------|----------------------------------|-------------------------------|----------------------------------|-------------------------------|----------------------------------|------------------------------|---------------------------------|-------------------------------|----------------------------------|----------------------------------|------------------------------------|----------------------------------|--------|--|--|--|--|--|
| 17 Chris Getz, L OBP: 0.391, SLG: 0.439 | G1-3 | F7 | | | G6-3 | | 7 1B 25 2B 2B | | F8 | 5 | 1 | 1 | 0 | 0 | 0 | 1 | | | | | | | | | | | |
| 7 Josh Fields, R OBP: 0.358, SLG: 0.373 | 20 1B 1B | | K | | | F8 | 25 2B 1B | | K | 5 | 0 | 2 | 0 | 0 | 2 | 0 | | | | | | | | | | | |
| 20 Carlos Quentin, R OBP: 0.374, SLG: 0.561 | 1B | | F9 | | | L7 | L6 | | | 4 | 0 | 1 | 0 | 0 | 0 | 2 | | | | | | | | | | | |
| 25 Jim Thome, L OBP: 0.324, SLG: 0.476 | K | | K | | | 14 BB 12 HR 1B | 23 HBP 1B | | | 4 | 1 | 2 | 1 | 0 | 2 | 2 | | | | | | | | | | | |
| 23 Jermaine Dye, R OBP: 0.341, SLG: 0.530 18 Brent Lillibridge, R OBP: 0.290, SLG: 0.190 | G4-3 | | | L9 | | 12 HR 12 HR HBP | 14 BB 12 HR HBP | | K | 2 | 0 | 0 | 0 | 0 | 0 | 2 | | | | | | | | | | | |
| 14 Paul Konerko, R OBP: 0.376, SLG: 0.494 | | 12 1B 10 SF7 HBP | | P3 | | 12 HR BB | 10 G6-4-3 HBP | | | 1 | 2 | 0 | 0 | 1 | 0 | 0 | | | | | | | | | | | |
| 12 A.J. Pierzynski, L OBP: 0.297, SLG: 0.408 | | 1B | | P2 | | HR | | | L7 | 4 | 1 | 2 | 4 | 0 | 0 | 1 | | | | | | | | | | | |
| 10 Alexei Ramirez, R OBP: 0.247, SLG: 0.260 | SF7 | | | L4 | | F7 | | | G6-4-3 | 3 | 0 | 0 | 1 | 0 | 0 | 2 | | | | | | | | | | | |
| 22 Scott Podsednik, L OBP: 0.250, SLG: 0.250 | F7 | | | G1-3 | | G6-3 | | | L4 | 4 | 0 | 0 | 0 | 0 | 0 | 1 | | | | | | | | | | | |
| Inning Stats | R: 0 E: 0 K: 13 S: 13 | H: 2 LOB: 2 BB: 0 P: 19 | R: 1 E: 0 K: 0 S: 8 | H: 1 LOB: 1 BB: 0 P: 13 | R: 0 E: 0 K: 2 S: 7 | H: 0 LOB: 0 BB: 0 P: 10 | R: 0 E: 0 K: 0 S: 8 | H: 0 LOB: 0 BB: 0 P: 13 | R: 0 E: 0 K: 0 S: 9 | H: 0 LOB: 0 BB: 0 P: 13 | R: 4 E: 0 K: 0 S: 11 | H: 2 LOB: 2 BB: 1 P: 22 | R: 1 E: 0 K: 1 S: 17 | H: 3 LOB: 2 BB: 0 P: 23 | R: 0 E: 0 K: 0 S: 4 | H: 0 LOB: 0 BB: 0 P: 8 | R: 0 E: 0 K: 1 S: 11 | H: 0 LOB: 0 BB: 0 P: 13 | 1B: 5 2B: 2 3B: 0 HR: 1 | SF: 1 SAC: 0 DP: 1 HBP: 3 | WP: 0 PB: 0 SB: 0 CS: 0 | PA: 38 | | | | | |
| PITCHER | IP | WLS | BF | H | R | ER | SO | BB | IBB | HBP | BLK | WP | HR | S | P | ERA | WHIP | | | | | | | | | | |
| 20 Brandon McCarthy, R ERA: 4.67 | 5.0 | W | 19 | 3 | 1 | 4 | 3 | 0 | 0 | 1 | 0 | 0 | 0 | 45 | 68 | 1.80 | 0.600 | | | | | | | | | | |
| 46 Luis Mendoza, R ERA: 36.0 | 1.0 | | 7 | 2 | 4 | 4 | 0 | 1 | 0 | 1 | 0 | 0 | 1 | 11 | 22 | 36.00 | 3.000 | | | | | | | | | | |
| 18 Eddie Guardado, L ERA: 10.13 | 0.2 | | 5 | 3 | 1 | 1 | 0 | 0 | 0 | 0 | 0 | 0 | 0 | 14 | 19 | 13.50 | 4.500 | | | | | | | | | | |
| 56 Darren O'Day, R ERA: | 1.1 | H | 4 | 0 | 0 | 0 | 1 | 0 | 0 | 1 | 0 | 0 | 0 | 7 | 12 | 0.00 | 0.000 | | | | | | | | | | |
| 50 Frank Francisco, R ERA: | 1.0 | S | 3 | 0 | 0 | 0 | 1 | 0 | 0 | 0 | 0 | 0 | 0 | 11 | 13 | 0.00 | 0.000 | | | | | | | | | | |

Chicago White Sox @ Texas Rangers
Rangers Ballpark in Arlington, Arlington, TX

AB 33
R 6
H 8
RBI 6
BB 1
SO 5
LOB 13



WP: 0 PA: 38
PB: 0
SB: 0
CS: 0

| Batter | 1 | 2 | 3 | 4 | 5 | 6 | 7 | 8 | 9 | AB | R | H | RBI | BB | SO | LOB | BOTTOM | | | | | | | | | | |
|---|------------------------------|----------------------------------|------------------------------|----------------------------------|-------------------------------|----------------------------------|-------------------------------|----------------------------------|-------------------------------|----------------------------------|------------------------------|----------------------------------|------------------------------|----------------------------------|------------------------------|----------------------------------|----------------------------------|------------------------------------|----------------------------------|--------|--|--|--|--|--|--|--|
| 5 Ian Kinsler, R OBP: 0.389, SLG: 0.680 | SH5-3 2B | | 9 HR 13 SH1-4 BB | 13 2B 1B | K | | | G6-3 | | 4 | 2 | 2 | 1 | 1 | 1 | 1 | | | | | | | | | | | |
| 13 Omar Vizquel, S OBP: 0.455, SLG: 0.450 | SH5-3 | | SH1-4 | 9 2B 2B | | 22 E 10 G3 1B | | 10 1B BB | | 2 | 1 | 2 | 1 | 1 | 0 | 0 | | | | | | | | | | | |
| 10 Michael Young, R OBP: 0.362, SLG: 0.588 | K | | K | L9 | | G3 | | BB | | 5 | 0 | 1 | 0 | 0 | 2 | 5 | | | | | | | | | | | |
| 9 Hank Blalock, L OBP: 0.295, SLG: 0.598 | G3-1 | | HR | 22 1B 2B | | 22 L3 BB | | G6-3 | | 4 | 2 | 2 | 4 | 1 | 0 | 3 | | | | | | | | | | | |
| 22 Marlon Byrd, R OBP: 0.316, SLG: 0.486 | P4 | | G3 | 1B | | L3 | | | | 4 | 0 | 1 | 1 | 0 | 0 | 2 | | | | | | | | | | | |
| 7 David Murphy, L OBP: 0.295, SLG: 0.250 | 1B | | | | | | | | | 4 | 1 | 2 | 0 | 0 | 1 | 1 | | | | | | | | | | | |
| 17 Nelson Cruz, R OBP: 0.330, SLG: 0.512 | K | | | | G6-3 | | | G6-3 | | 4 | 1 | 1 | 1 | 0 | 1 | 1 | | | | | | | | | | | |
| 19 Chris Davis, L OBP: 0.282, SLG: 0.429 | G3 | | | | L9 | | | K | | 4 | 1 | 1 | 1 | 0 | 1 | 1 | | | | | | | | | | | |
| 21 Jarrod Saltalamacchia, S OBP: 0.313, SLG: 0.443 | | | 13 SH1-4 9 HR BB | F8 | | E5 | | G1-6-3 | | 3 | 1 | 1 | 0 | 1 | 0 | 1 | | | | | | | | | | | |
| Inning Stats | R: 0 E: 0 K: 1 S: 8 | H: 1 LOB: 1 BB: 0 P: 12 | R: 0 E: 0 K: 1 S: 8 | H: 1 LOB: 1 BB: 0 P: 12 | R: 3 E: 0 K: 1 S: 14 | H: 1 LOB: 2 BB: 2 P: 29 | R: 6 E: 0 K: 0 S: 21 | H: 7 LOB: 1 BB: 0 P: 28 | R: 0 E: 1 K: 1 S: 15 | H: 1 LOB: 2 BB: 0 P: 22 | R: 0 E: 0 K: 0 S: 9 | H: 1 LOB: 2 BB: 1 P: 14 | R: 0 E: 0 K: 2 S: 9 | H: 0 LOB: 0 BB: 0 P: 12 | R: 0 E: 0 K: 0 S: 8 | H: 1 LOB: 2 BB: 1 P: 19 | 1B: 6 2B: 7 3B: 0 HR: 1 | SF: 0 SAC: 2 DP: 1 HBP: 0 | WP: 0 PB: 0 SB: 0 CS: 0 | PA: 40 | | | | | | | |
| PITCHER | IP | WLS | BF | H | R | ER | SO | BB | IBB | HBP | BLK | WP | HR | S | P | ERA | WHIP | | | | | | | | | | |
| 52 Jose Contreras, R ERA: 8.31 | 3.1 | L | 19 | 7 | 7 | 7 | 3 | 2 | 0 | 0 | 0 | 0 | 0 | 14 | 18 | 18.90 | 2.700 | | | | | | | | | | |
| 54 Clayton Richard, L ERA: 6.0 | 0.2 | | 5 | 3 | 2 | 2 | 0 | 0 | 0 | 0 | 0 | 0 | 0 | 14 | 18 | 27.00 | 4.500 | | | | | | | | | | |
| 41 Lance Broadway, R ERA: 4.15 | 2.0 | | 8 | 2 | 0 | 0 | 1 | 1 | 0 | 0 | 0 | 0 | 0 | 24 | 36 | 0.00 | 1.500 | | | | | | | | | | |
| 37 Matt Thornton, L ERA: 2.0 | 1.0 | | 3 | 0 | 0 | 0 | 2 | 0 | 0 | 0 | 0 | 0 | 0 | 9 | 12 | 0.00 | 0.000 | | | | | | | | | | |
| D.J. Carrasco, R ERA: 3.86 | 1.0 | | 5 | 1 | 0 | 0 | 0 | 1 | 0 | 0 | 0 | 0 | 0 | 8 | 19 | 0.00 | 2.000 | | | | | | | | | | |


Chicago White Sox @ Texas Rangers
Rangers Ballpark in Arlington, Arlington, TX

AB 34
R 9
H 13
RBI 9
BB 4
SO 6
LOB 15



WP: 0 PA: 40
PB: 0
SB: 0
CS: 0

Sat May 02 2009, 8:05 PM EDT
Att. 26,673 - Rain - 64 F

| Batter | 1 | 2 | 3 | 4 | 5 | 6 | 7 | 8 | 9 | AB | R | H | RBI | BB | SO | LOB | TOP | | | | | | | | | | | |
|---|---------------------------------------|----------------------------------|---------------------------------------|----------------------------------|--------------------------------------|---------------------------------|--------------------------------------|----------------------------------|---------------------------------------|----------------------------------|--------------------------------------|----------------------------------|---------------------------------------|----------------------------------|---------------------------------------|----------------------------------|--|--------------------------------------|---------------------------------|----------------------------------|------------------------------------|----------------------------------|--------|--|--|--|--|--|
| 5 Jayson Nix, R OBP: 0.500, SLG: 0.667 | G6-3 | | G3-6-1 1B | | | | SF9 | | | 3 | 0 | 2 | 1 | 0 | 0 | 0 | Chicago White Sox @ Texas Rangers Rangers Ballpark in Arlington, Arlington, TX Sun May 03 2009, 8:05 PM EDT Att: 20,132 - Overcast - 64 F | | | | | | | | | | | |
| 7 Josh Fields, R OBP: 0.354, SLG: 0.360 | HBP | | G3-6-1 1-2 | | | K | K | | | 3 | 0 | 0 | 0 | 0 | 2 | 5 | | | | | | | | | | | | |
| 20 Carlos Quentin, R OBP: 0.359, SLG: 0.535 | P6 | | | G5-3 | F9 | | | K | | 4 | 0 | 0 | 0 | 0 | 1 | 4 | | | | | | | | | | | | |
| 14 Paul Konerko, R OBP: 0.371, SLG: 0.494 | K | | | | | G6-3 | | K | | 4 | 0 | 1 | 0 | 0 | 2 | 1 | | | | | | | | | | | | |
| 15 Wilson Betemit, S OBP: 0.345, SLG: 0.500 | | 22 G3 2B | | F7 | F7 | | | | | 4 | 0 | 2 | 0 | 0 | 0 | 1 | | | | | | | | | | | | |
| 44 Corky Miller, R OBP: 0.318, SLG: 0.316 | G6-3 | | | L7 | | P5 | | G6-3 | | 4 | 0 | 0 | 0 | 0 | 0 | 3 | | | | | | | | | | | | |
| 22 Scott Podsednik, L OBP: 0.167, SLG: 0.167 | G3 | | | | G1-3 | | | | | 4 | 0 | 0 | 0 | 0 | 0 | 1 | | | | | | | | | | | | |
| 10 Alexei Ramirez, R OBP: 0.258, SLG: 0.284 | K | | | | | | | G5-3 | | 4 | 1 | 2 | 0 | 0 | 1 | 1 | | | | | | | | | | | | |
| 18 Brent Lillibridge, R OBP: 0.296, SLG: 0.217 | | | G6-3 | | | | | L8 | | 4 | 0 | 2 | 0 | 0 | 0 | 0 | AB 34 R 1 H 9 RBI 1 BB 0 SO 6 LOB 16  | | | | | | | | | | | |
| Inning Stats | R: 0 H: 0 E: 0 K: 1 S: 15 | H: 0 LOB: 1 BB: 0 P: 25 | R: 0 H: 1 E: 0 K: 1 S: 12 | H: 1 LOB: 1 BB: 0 P: 20 | R: 0 H: 1 E: 0 K: 0 S: 6 | H: 1 LOB: 0 BB: 0 P: 9 | R: 0 H: 1 E: 0 K: 0 S: 8 | H: 1 LOB: 1 BB: 0 P: 12 | R: 0 H: 3 E: 0 K: 1 S: 21 | H: 3 LOB: 3 BB: 0 P: 34 | R: 0 H: 0 E: 0 K: 0 S: 6 | H: 0 LOB: 0 BB: 0 P: 12 | R: 1 H: 2 E: 0 K: 1 S: 13 | H: 2 LOB: 1 BB: 0 P: 23 | R: 0 H: 1 E: 0 K: 2 S: 10 | H: 1 LOB: 1 BB: 0 P: 12 | | R: 0 H: 0 E: 0 K: 0 S: 6 | H: 0 LOB: 0 BB: 0 P: 8 | 1B: 6 2B: 3 3B: 0 HR: 0 | SF: 1 SAC: 0 DP: 1 HBP: 1 | WP: 0 PB: 0 SB: 0 CS: 0 | PA: 36 | | | | | |
| PITCHER | IP | WLS | BF | H | R | ER | SO | BB | IBB | HBP | BLK | WP | HR | S | P | ERA | | WHIP | | | | | | | | | | |
| 54 Matt Harrison, L ERA: 6.41 | 5.0 | W | 21 | 6 | 0 | 0 | 3 | 0 | 0 | 1 | 0 | 0 | 0 | 62 | 100 | 0.00 | | 1.200 | | | | | | | | | | |
| 26 Jason Jennings, R ERA: 4.3 | 2.0 | | 8 | 2 | 1 | 1 | 1 | 0 | 0 | 0 | 0 | 0 | 0 | 19 | 35 | 4.50 | | 1.000 | | | | | | | | | | |
| 56 Darren O'Day, R ERA: | 1.0 | | 4 | 1 | 0 | 0 | 2 | 0 | 0 | 0 | 0 | 0 | 0 | 10 | 12 | 0.00 | | 1.000 | | | | | | | | | | |
| 36 C.J. Wilson, L ERA: 5.4 | 1.0 | | 3 | 0 | 0 | 0 | 0 | 0 | 0 | 0 | 0 | 0 | 0 | 6 | 8 | 0.00 | | 0.000 | | | | | | | | | | |

| Batter | 1 | 2 | 3 | 4 | 5 | 6 | 7 | 8 | 9 | AB | R | H | RBI | BB | SO | LOB | BOTTOM | | | | | | | | | | |
|---|---------------------------------------|----------------------------------|--------------------------------------|----------------------------------|---------------------------------------|----------------------------------|--------------------------------------|----------------------------------|---------------------------------------|----------------------------------|---------------------------------------|----------------------------------|--------------------------------------|----------------------------------|---------------------------------------|----------------------------------|---|------------------------------------|----------------------------------|--------|--|--|--|--|--|--|--|
| 5 Ian Kinsler, R OBP: 0.389, SLG: 0.703 | HR | | F9 | | | SF7 | | G1-2-3 | | 4 | 2 | 2 | 2 | 0 | 0 | 3 | Chicago White Sox @ Texas Rangers Rangers Ballpark in Arlington, Arlington, TX Sun May 03 2009, 8:05 PM EDT Att: 20,132 - Overcast - 64 F | | | | | | | | | | |
| 1 Elvis Andrus, R OBP: 0.325, SLG: 0.419 | E8 G1-3 1B | | 10 S 25 1B 2B | | | SH1-3 | FC5-4 | | | 3 | 1 | 2 | 0 | 0 | 0 | 1 | | | | | | | | | | | |
| 10 Michael Young, R OBP: 0.367, SLG: 0.584 | K | | G3 | | | FC3-6 2H 1B | | 25 G5-4-3 1B | | 4 | 0 | 2 | 1 | 0 | 1 | 2 | | | | | | | | | | | |
| 25 Andruw Jones, R OBP: 0.500, SLG: 0.718 | G1-3 | | | | | FC3-6 1-2 BB | G5-4-3 | | | 3 | 0 | 1 | 1 | 1 | 0 | 2 | | | | | | | | | | | |
| 9 Hank Bialock, L OBP: 0.283, SLG: 0.570 | G4-3 | | K | | | FC3-6 1-2 1B | G5-3 | | | 4 | 0 | 0 | 0 | 0 | 1 | 4 | | | | | | | | | | | |
| 22 Marlon Byrd, R OBP: 0.325, SLG: 0.500 | F8 | | | | | P6 | | 17 2B 5 G1-2-3 1B | | 4 | 1 | 2 | 0 | 0 | 0 | 2 | | | | | | | | | | | |
| 17 Nelson Cruz, R OBP: 0.347, SLG: 0.534 | L7 | | | | | 19 G4-6-3 1B | | 2 1B 5 SF7 1B | | 4 | 1 | 3 | 0 | 0 | 0 | 0 | | | | | | | | | | | |
| 19 Chris Davis, L OBP: 0.281, SLG: 0.413 | E3 | | | | | G4-6-3 | | | | 3 | 0 | 0 | 0 | 1 | 1 | 2 | | | | | | | | | | | |
| 2 Taylor Teagarden, R OBP: 0.250, SLG: 0.172 | F9 | | | | | F9 | | FC5-4 1B | | 4 | 0 | 1 | 0 | 0 | 1 | 4 | | | | | | | | | | | |
| Inning Stats | R: 1 H: 2 E: 1 K: 1 S: 13 | H: 2 LOB: 1 BB: 0 P: 22 | R: 0 H: 0 E: 1 K: 0 S: 8 | H: 0 LOB: 0 BB: 0 P: 14 | R: 1 H: 2 E: 0 K: 1 S: 10 | H: 2 LOB: 1 BB: 0 P: 13 | R: 1 H: 2 E: 0 K: 0 S: 9 | H: 2 LOB: 0 BB: 0 P: 11 | R: 1 H: 2 E: 0 K: 0 S: 17 | H: 2 LOB: 2 BB: 1 P: 29 | R: 1 H: 2 E: 0 K: 1 S: 16 | H: 2 LOB: 1 BB: 0 P: 25 | R: 0 H: 1 E: 0 K: 0 S: 8 | H: 1 LOB: 0 BB: 0 P: 12 | R: 0 H: 2 E: 0 K: 1 S: 10 | H: 2 LOB: 2 BB: 1 P: 19 | 1B: 9 2B: 3 3B: 0 HR: 1 | SF: 1 SAC: 1 DP: 3 HBP: 0 | WP: 0 PB: 0 SB: 2 CS: 0 | PA: 37 | | | | | | | |
| PITCHER | IP | WLS | BF | H | R | ER | SO | BB | IBB | HBP | BLK | WP | HR | S | P | ERA | WHIP | | | | | | | | | | |
| 50 John Danks, L ERA: 3.81 | 5.1 | L | 27 | 10 | 5 | 5 | 3 | 1 | 0 | 0 | 0 | 0 | 0 | 68 | 105 | 8.44 | 2.062 | | | | | | | | | | |
| 26 Octavio Dotel, R ERA: | 0.2 | | 2 | 0 | 0 | 0 | 0 | 0 | 0 | 0 | 0 | 0 | 0 | 5 | 9 | 0.00 | 0.000 | | | | | | | | | | |
| D.J. Carrasco, R ERA: 3.38 | 2.0 | | 8 | 3 | 0 | 0 | 1 | 0 | 1 | 0 | 0 | 0 | 0 | 18 | 31 | 0.00 | 1.500 | | | | | | | | | | |



| Batter | 1 | 2 | 3 | 4 | 5 | 6 | 7 | 8 | 9 | AB | R | H | RBI | BB | SO | LOB | TOP | | | | | |
|---|------------------------------|----------------------------------|------------------------------|----------------------------------|------------------------------|---------------------------------|-------------------------------|----------------------------------|-------------------------------|----------------------------------|-------------------------------|----------------------------------|-------------------------------|----------------------------------|------------------------------|----------------------------------|-------------------------------|----------------------------------|----------------------------------|------------------------------------|----------------------------------|--------|
| 5 Ian Kinsler, R OBP: 0.373, SLG: 0.670 | | | | | | | | | | 5 | 0 | 0 | 0 | 0 | 1 | 0 | | | | | | |
| 1 Elvis Andrus, R OBP: 0.314, SLG: 0.418 | 1B | | | | | 1B | | | | 5 | 1 | 2 | 0 | 0 | 1 | 0 | | | | | | |
| 10 Michael Young, R OBP: 0.372, SLG: 0.610 | | | | 1B | HR | | | | | 4 | 2 | 2 | 2 | 0 | 0 | 1 | | | | | | |
| 9 Hank Blalock, L OBP: 0.292, SLG: 0.573 | | | | 1B | | | | | | 3 | 1 | 1 | 1 | 1 | 1 | 1 | | | | | | |
| 22 Marlon Byrd, R OBP: 0.321, SLG: 0.488 | | | | 1B | | | | | | 4 | 0 | 1 | 1 | 0 | 2 | 1 | | | | | | |
| 17 Nelson Cruz, R OBP: 0.343, SLG: 0.522 | | | | | | | | | | 4 | 0 | 1 | 0 | 0 | 1 | 0 | | | | | | |
| 7 David Murphy, L OBP: 0.333, SLG: 0.282 | | | | | | 1B | | BB | | 3 | 1 | 2 | 0 | 1 | 0 | 2 | | | | | | |
| 19 Chris Davis, L OBP: 0.280, SLG: 0.440 | | | | | | HR | | | | 4 | 1 | 1 | 2 | 0 | 2 | 4 | | | | | | |
| 21 Jarrod Saltalamacchia, S OBP: 0.294, SLG: 0.415 | | | | | | | | | | 4 | 0 | 0 | 0 | 0 | 3 | 2 | | | | | | |
| Inning Stats | R: 0 E: 0 K: 0 S: 9 | H: 1 LOB: 1 BB: 0 P: 13 | R: 0 E: 0 K: 2 S: 9 | H: 1 LOB: 1 BB: 0 P: 15 | R: 0 E: 0 K: 1 S: 6 | H: 0 LOB: 0 BB: 0 P: 7 | R: 2 E: 0 K: 2 S: 15 | H: 4 LOB: 2 BB: 0 P: 18 | R: 2 E: 0 K: 3 S: 11 | H: 2 LOB: 0 BB: 0 P: 18 | R: 2 E: 0 K: 1 S: 15 | H: 2 LOB: 0 BB: 0 P: 26 | R: 0 E: 0 K: 1 S: 10 | H: 0 LOB: 1 BB: 1 P: 19 | R: 0 E: 0 K: 0 S: 4 | H: 0 LOB: 0 BB: 1 P: 11 | R: 0 E: 0 K: 1 S: 12 | H: 0 LOB: 0 BB: 0 P: 17 | 1B: 7 2B: 1 3B: 0 HR: 2 | SF: 0 SAC: 0 DP: 0 HBP: 0 | WP: 0 PB: 0 SB: 0 CS: 1 | PA: 38 |
| PITCHER | IP | WLS | BF | H | R | ER | SO | BB | IBB | HBP | BLK | WP | HR | S | P | ERA | WHIP | | | | | |
| 34 Félix Hernández, R ERA: 3.38 | 6.0 | L | 28 | 10 | 6 | 6 | 9 | 0 | 0 | 0 | 0 | 0 | 2 | 65 | 97 | 9.00 | 1.667 | | | | | |
| 46 Sean White, R ERA: 0.79 | 2.0 | | 7 | 0 | 0 | 0 | 1 | 2 | 0 | 0 | 0 | 0 | 0 | 14 | 30 | 0.00 | 1.000 | | | | | |
| 20 Denny Stark, R ERA: | 1.0 | | 3 | 0 | 0 | 0 | 1 | 0 | 0 | 0 | 0 | 0 | 0 | 12 | 17 | 0.00 | 0.000 | | | | | |

Texas Rangers @ Seattle Mariners
Safeco Field, Seattle, WA
Mon May 04 2009, 7:10 PM PDT
Att: 16,431 - Roof Closed - 54 F

AB 36
R 6
H 10
RBI 6
BB 2
SO 11
LOB 11



| Batter | 1 | 2 | 3 | 4 | 5 | 6 | 7 | 8 | 9 | AB | R | H | RBI | BB | SO | LOB | BOTTOM | | | | | |
|--|-------------------------------|----------------------------------|------------------------------|---------------------------------|------------------------------|---------------------------------|------------------------------|---------------------------------|-------------------------------|----------------------------------|------------------------------|----------------------------------|------------------------------|----------------------------------|-------------------------------|----------------------------------|------------------------------|----------------------------------|----------------------------------|------------------------------------|----------------------------------|--------|
| 51 Ichiro Suzuki, L OBP: 0.314, SLG: 0.405 | | | | | | | 10 S | | | 5 | 0 | 1 | 1 | 0 | 0 | 3 | | | | | | |
| 10 Endy Chavez, L OBP: 0.365, SLG: 0.337 | | | | | | | | | | 4 | 0 | 0 | 0 | 0 | 2 | 2 | | | | | | |
| 5 Mike Sweeney, R OBP: 0.339, SLG: 0.423 | | | | | | 2B | | | | 4 | 0 | 1 | 0 | 0 | 0 | 0 | | | | | | |
| 30 Russell Bryanan, L OBP: 0.388, SLG: 0.667 | | | | | | | | | | 4 | 1 | 1 | 1 | 0 | 0 | 1 | | | | | | |
| 29 Adrián Beltré, R OBP: 0.241, SLG: 0.274 | | | | | | | | | | 4 | 0 | 0 | 0 | 0 | 0 | 1 | | | | | | |
| 4 Jose Lopez, R OBP: 0.314, SLG: 0.365 | | | | 21 HR 1B | | | | | | 4 | 1 | 1 | 0 | 0 | 0 | 1 | | | | | | |
| 2 Kenji Johjima, R OBP: 0.263, SLG: 0.351 | | | | 2B | | | | | | 4 | 1 | 1 | 0 | 0 | 0 | 0 | | | | | | |
| 21 Franklin Gutierrez, R OBP: 0.384, SLG: 0.461 | | | | 51 FC4-6 1B | | 51 FC4-6 1B | | 1B | | 4 | 2 | 3 | 3 | 0 | 1 | 0 | | | | | | |
| 7 Yuniesky Betancourt, R OBP: 0.302, SLG: 0.394 | | | | 3-H HR | | | 1B | | | 3 | 0 | 1 | 0 | 1 | 0 | 0 | | | | | | |
| Inning Stats | R: 0 E: 0 K: 1 S: 10 | H: 0 LOB: 0 BB: 0 P: 11 | R: 0 E: 0 K: 0 S: 6 | H: 0 LOB: 0 BB: 0 P: 9 | R: 0 E: 0 K: 1 S: 7 | H: 0 LOB: 0 BB: 0 P: 9 | R: 0 E: 0 K: 1 S: 6 | H: 0 LOB: 0 BB: 0 P: 8 | R: 4 E: 0 K: 0 S: 13 | H: 5 LOB: 1 BB: 0 P: 21 | R: 0 E: 0 K: 0 S: 6 | H: 1 LOB: 1 BB: 0 P: 10 | R: 1 E: 0 K: 0 S: 9 | H: 2 LOB: 1 BB: 0 P: 10 | R: 0 E: 0 K: 0 S: 11 | H: 0 LOB: 0 BB: 0 P: 16 | R: 0 E: 0 K: 0 S: 6 | H: 1 LOB: 2 BB: 1 P: 13 | 1B: 4 2B: 2 3B: 1 HR: 2 | SF: 0 SAC: 0 DP: 0 HBP: 0 | WP: 0 PB: 0 SB: 1 CS: 0 | PA: 37 |
| PITCHER | IP | WLS | BF | H | R | ER | SO | BB | IBB | HBP | BLK | WP | HR | S | P | ERA | WHIP | | | | | |
| 33 Kevin Millwood, R ERA: 2.78 | 7.1 | W | 30 | 8 | 5 | 5 | 3 | 0 | 0 | 0 | 0 | 0 | 0 | 2 | 63 | 6.14 | 1.091 | | | | | |
| 36 C.J. Wilson, L ERA: 5.25 | 0.1 | H | 1 | 0 | 0 | 0 | 0 | 0 | 0 | 0 | 0 | 0 | 0 | 2 | 4 | 0.00 | 0.000 | | | | | |
| 50 Frank Francisco, R ERA: | 1.1 | S | 6 | 1 | 0 | 0 | 0 | 1 | 0 | 0 | 0 | 0 | 0 | 9 | 16 | 0.00 | 1.500 | | | | | |

Texas Rangers @ Seattle Mariners
Safeco Field, Seattle, WA
Mon May 04 2009, 7:10 PM PDT
Att: 16,431 - Roof Closed - 54 F

AB 36
R 5
H 9
RBI 5
BB 1
SO 3
LOB 8



| Batter | 1 | 2 | 3 | 4 | 5 | 6 | 7 | 8 | 9 | 10 | AB | R | H | RBI | BB | SO | LOB | TOP | | | | |
|---|---|---------------------------------------|--|---------------------------------------|--|---------------------------------------|---------------------------------------|---|--|--|---------------------------------------|---------------------------------------|---------------------------------------|---------------------------------------|---------------------------------------|---------------------------------------|---------------------------------------|---------------------------------------|-----------------------------------|------------------------------------|----------------------------------|--------|
| 5 Ian Kinsler, R OBP: 0.371, SLG: 0.652 | (1,4) C FF 90 X CU 76 | | (1,2) C CU 76 B CU 78 S SI 93 X SI 92 | | (1,1) D CU 77 C FF 93 X SI 93 | | | (1) X FF 95 0-0 | (3) C SL 84 B FF 95 B SL 81 X SI 91 | (3) FF 93 2-1 B SL 81 X SI 91 | 6 | 0 | 2 | 0 | 0 | 1 | 4 | | | | | |
| 1 Elvis Andrus, R OBP: 0.293, SLG: 0.389 | (1,6) C FF 90 B SI 91 S CU 77 | | (2) B SI 93 F SI 94 C CU 78 X SI 92 | | (3) X SI 91 0-0 | | | (2) C FF 96 C FF 97 B SL 82 C SL 83 | | (1) FF 91 3-2 B SL 80 B FF 89 C FF 89 FF 91 X FF 90 | 5 | 0 | 0 | 0 | 0 | 2 | 3 | | | | | |
| 10 Michael Young, R OBP: 0.361, SLG: 0.618 | (1,5) C CU 76 B FF 90 F SI 92 F CU 78 X FF 90 | | (3) X FF 92 0-0 | | | | | (1) X FF 96 0-0 | | (2) B SL 82 B SL 80 B FF 90 F FF 90 FF 90 X FF 92 | 5 | 0 | 3 | 0 | 0 | 0 | 0 | | | | | |
| 25 Andrew Jones, R OBP: 0.401, SLG: 0.682 | (1,7) X FF 91 | | | | (1) B FF 91 B SI 92 C CU 76 S SI 94 X SI 92 | | | (1) C CU 77 D CU 79 S FF 91 X FF 91 | | (1) FF 92 0-1 X SL 83 | 5 | 0 | 2 | 0 | 0 | 0 | 3 | | | | | |
| 7 David Murphy, L OBP: 0.333, SLG: 0.282 | (10, PR) (10, 7) | | | | | | | (2) FF 91 1-2 X FF 92 | | | 0 | 1 | 0 | 0 | 0 | 0 | 0 | | | | | |
| 9 Hank Blalock, L OBP: 0.297, SLG: 0.564 | (1,10) D CU 76 X FF 90 | | | | (2) B SI 92 F SI 94 C CU 76 S SI 93 X SI 92 | | | (2) FF 91 0-1 X FF 92 | | | 5 | 1 | 2 | 0 | 0 | 1 | 3 | | | | | |
| 22 Marlon Byrd, R OBP: 0.326, SLG: 0.494 | (1,8) X FF 90 | | | | (3) B CU 77 C CU 78 F SI 91 X FF 91 | | | (3) C CU 77 0-2 F SI 92 F SI 92 F SI 92 X FF 91 SAFE | | (1) FF 94 2-1 B FF 94 B FF 95 X FF 94 | 5 | 1 | 2 | 1 | 0 | 0 | 1 | | | | | |
| 17 Nelson Cruz, R OBP: 0.355, SLG: 0.557 | (1,9) F FF 91 F FF 90 B SI 92 C FF 90 S FF 92 | | | | (1) B CU 76 B FF 90 B SI 92 C FF 89 C FF 89 C CU 76 | | | (2) X FF 91 0-0 | | | 5 | 2 | 3 | 2 | 0 | 1 | 1 | | | | | |
| 19 Chris Davis, L OBP: 0.276, SLG: 0.420 | (1,3) F FF 91 C FF 92 C FF 92 | | | | (2) C CU 76 F SI 92 C FF 92 | | | (2) S CU 77 3-3 B FF 90 B FF 90 F SI 92 F SI 91 F CU 76 S FF 89 | | (2) SAFE B FF 92 B FF 92 C CH 84 B FF 93 | 4 | 1 | 0 | 0 | 1 | 3 | 3 | | | | | |
| 21 Jarrod Saltalamacchia, R OBP: 0.315, SLG: 0.464 | (1,2) B CU 78 S SI 93 X CU 77 | | | | (3) B FF 92 F CU 76 B SI 93 B SI 93 S CU 77 | | | (3) S FF 91 1-3 B SI 91 S CU 77 | | (2) FF 92 2-2 D CH 84 C CH 84 B FF 93 X SI 93 | 4 | 1 | 2 | 4 | 1 | 1 | 1 | | | | | |
| Inning Stats | R: 0 E: 0 K: 1 S: 11 | H: 2 LOB: 2 BB: 0 P: 15 | R: 0 E: 0 K: 2 S: 10 | H: 1 LOB: 1 BB: 0 P: 13 | R: 0 E: 0 K: 0 S: 7 | H: 0 LOB: 0 BB: 0 P: 9 | R: 0 E: 0 K: 1 S: 8 | H: 0 LOB: 0 BB: 0 P: 15 | R: 0 E: 0 K: 1 S: 13 | H: 1 LOB: 2 BB: 0 P: 13 | R: 1 E: 0 K: 2 S: 11 | H: 1 LOB: 0 BB: 0 P: 17 | R: 0 E: 0 K: 1 S: 8 | H: 2 LOB: 2 BB: 0 P: 10 | R: 0 E: 0 K: 1 S: 11 | H: 2 LOB: 3 BB: 1 P: 24 | R: 6 E: 0 K: 0 S: 22 | H: 5 LOB: 1 BB: 1 P: 39 | 1B: 12 2B: 2 3B: 0 HR: 2 | SF: 0 SAC: 0 DP: 0 HBP: 0 | WP: 0 PB: 0 SB: 0 CS: 1 | PA: 47 |
| PITCHER | IP WLS BF H R ER SO | IP WLS BF H R ER SO | IP WLS BF H R ER SO | IP WLS BF H R ER SO | IP WLS BF H R ER SO | IP WLS BF H R ER SO | IP WLS BF H R ER SO | IP WLS BF H R ER SO | IP WLS BF H R ER SO | IP WLS BF H R ER SO | IP WLS BF H R ER SO | IP WLS BF H R ER SO | IP WLS BF H R ER SO | IP WLS BF H R ER SO | IP WLS BF H R ER SO | IP WLS BF H R ER SO | IP WLS BF H R ER SO | IP WLS BF H R ER SO | ERA WHIP | ERA WHIP | | |
| 45 Erik Bedard, L ERA: 2.37 | (1,1) 7.0 | | | | | | | | | | | | | | | | | | | | | |
| 57 Mark Lowe, R ERA: 3.86 | (8,1) 1.0 | | | | | | | | | | | | | | | | | | | | | |
| 53 David Aardsma, R ERA: 2.19 | (9,1) 1.0 | | | | | | | | | | | | | | | | | | | | | |
| 23 Shawn Kelley, R ERA: 1.54 | (10,1) 0.0 | | | | | | | | | | | | | | | | | | | | | |
| 20 Denny Stark, R ERA: 20.25 | (10,1) 1.0 | | | | | | | | | | | | | | | | | | | | | |

Texas Rangers @ Seattle Mariners
Safeco Field, Seattle, WA
Tue May 05 2009, 1:40 PM PDT
Att: 19,811 - Cloudy - 50 F

AB 44
R 7
H 16
RBI 7
BB 2
SO 9
LOB 19



| Batter | 1 | 2 | 3 | 4 | 5 | 6 | 7 | 8 | 9 | 10 | AB | R | H | RBI | BB | SO | LOB | BOTTOM | | | | |
|--|---|---------------------------------------|---------------------------------------|---|---------------------------------------|--|---------------------------------------|---------------------------------------|--|---------------------------------------|---------------------------------------|---------------------------------------|---------------------------------------|---------------------------------------|---------------------------------------|---------------------------------------|---------------------------------------|---------------------------------------|----------------------------------|------------------------------------|----------------------------------|--------|
| 51 Ichiro Suzuki, L OBP: 0.322, SLG: 0.395 | (1,9) C FF 92 B FF 91 X FF 92 | | | (1) B EP 53 B FF 92 C FF 92 B FF 94 | | (1) SAFE C FF 96 C SL 83 B SI 92 SAFE B FS 80 B CH 80 B SL 84 | | | (1) C SI 84 1-1 B FF 95 X SI 84 | | 2 | 0 | 0 | 0 | 2 | 0 | 0 | | | | | |
| 4 Jose Lopez, R OBP: 0.303, SLG: 0.390 | (1,4) C FF 93 F SI 94 X SI 93 | | | (2) B FF 94 1-0 SAFE X SI 91 | | (2) C SI 92 0-2 SAFE X FF 93 | | | (2) C SI 85 0-3 S FF 96 | | 4 | 0 | 0 | 0 | 0 | 1 | 2 | | | | | |
| 5 Mike Sweeney, R OBP: 0.317, SLG: 0.393 | (1,10) B FF 91 B FF 94 X SI 94 | | | (3) B FF 95 1-0 X SI 95 | | (3) B FF 94 1-1 B SI 90 X FF 93 | | | (3) S SI 85 2-1 B SL 78 B SL 77 X SI 85 | | 4 | 0 | 0 | 0 | 0 | 0 | 2 | | | | | |
| 30 Russell Branyan, L OBP: 0.393, SLG: 0.667 | (1,3) B EP 57 S FF 92 S FS 82 | | | (1) X EP 55 0-0 | | (1) B FF 90 4-2 B CU 59 B SI 92 B SI 80 B FF 94 | | | (1) C SI 84 2-1 B SI 84 X SI 84 | | 3 | 1 | 1 | 0 | 1 | 1 | 0 | | | | | |
| 29 Adrian Beltre, R OBP: 0.241, SLG: 0.282 | (1,5) F FF 95 X FF 96 | | | (2) C SI 93 B CU 59 C SI 94 B SL 82 F SI 93 S SI 93 | | (2) X SI 92 0-0 | | (2) X SI 92 0-0 | | (1) B SL 76 1-1 X SI 84 | 4 | 0 | 1 | 1 | 0 | 1 | 1 | | | | | |
| 25 Wladimir Balentien, R OBP: 0.381, SLG: 0.474 | (1,7) B FF 95 X SI 93 | | | (3) C EP 51 0-2 C SI 94 X FS 85 | | (3) C CU 92 3-2 B FF 94 C SI 92 B SI 94 X SI 94 | | | (3) B SI 84 3-2 B SI 84 B SI 84 B SI 84 B SI 85 X SI 84 | | 4 | 0 | 1 | 0 | 0 | 0 | 1 | | | | | |
| 32 Rob Johnson, R OBP: 0.241, SLG: 0.314 | (1,2) X FF 93 | | | (1) C FF 93 2-2 B SL 84 SAFE B SI 92 C SL 85 X SI 93 | | (1) C FF 93 2-2 B SL 84 SAFE B SI 92 C SL 85 X SI 93 | | | (1) B FF 92 1-1 C SI 91 X SI 92 | | 3 | 0 | 0 | 0 | 1 | 0 | 1 | | | | | |
| 21 Franklin Gutierrez, R OBP: 0.378, SLG: 0.443 | (1,8) B FF 93 B SI 93 C SI 94 B SL 85 S SI 94 | | | (2) B FF 93 3-3 B SI 93 C SI 94 B SL 85 S SI 94 | | (2) C FF 93 3-2 B SL 84 SAFE B SI 91 F FS 85 X SI 93 | | | (2) C FF 92 1-2 B SI 92 F SI 82 X SI 93 | | 3 | 1 | 0 | 0 | 0 | 2 | 2 | | | | | |
| 7 Yuniesky Betancourt, R OBP: 0.290, SLG: 0.378 | (1,6) C CU 85 F SI 91 F FS 85 X SI 94 | | | (3) C CU 85 0-2 SAFE F FS 85 X SI 94 | | (3) SAFE F SI 91 F FS 85 X SI 93 | | | (3) B FF 94 1-0 X SI 93 | | 4 | 0 | 0 | 0 | 0 | 1 | 3 | | | | | |
| Inning Stats | R: 0 E: 0 K: 0 S: 7 | H: 0 LOB: 0 BB: 0 P: 10 | R: 0 E: 0 K: 1 S: 6 | H: 0 LOB: 0 BB: 0 P: 8 | R: 0 E: 0 K: 1 S: 9 | H: 0 LOB: 0 BB: 0 P: 12 | R: 0 E: 0 K: 0 S: 3 | H: 0 LOB: 0 BB: 1 P: 9 | R: 0 E: 0 K: 1 S: 11 | H: 1 LOB: 1 BB: 0 P: 15 | R: 1 E: 1 K: 1 S: 16 | H: 0 LOB: 1 BB: 1 P: 24 | R: 0 E: 0 K: 0 S: 7 | H: 0 LOB: 0 BB: 0 P: 10 | R: 0 E: 0 K: 1 S: 7 | H: 0 LOB: 0 BB: 0 P: 10 | R: 1 E: 0 K: 1 S: 14 | H: 2 LOB: 2 BB: 1 P: 27 | 1B: 1 2B: 2 3B: 0 HR: 0 | SF: 0 SAC: 0 DP: 3 HBP: 1 | WP: 0 PB: 0 SB: 0 CS: 0 | PA: 36 |
| PITCHER | IP WLS BF H R ER SO | IP WLS BF H R ER SO | IP WLS BF H R ER SO | IP WLS BF H R ER SO | IP WLS BF H R ER SO | IP WLS BF H R ER SO | IP WLS BF H R ER SO | IP WLS BF H R ER SO | IP WLS BF H R ER SO | IP WLS BF H R ER SO | IP WLS BF H R ER SO | IP WLS BF H R ER SO | IP WLS BF H R ER SO | IP WLS BF H R ER SO | IP WLS BF H R ER SO | IP WLS BF H R ER SO | IP WLS BF H R ER SO | IP WLS BF H R ER SO | ERA WHIP | ERA WHIP | | |
| 44 Vicente Padilla, R ERA: 5.71 | (1,1) 8.0 | | | | | | | | | | | | | | | | | | | | | |
| 56 Darren O'Day, R ERA: 1.04 | (9,1) 1.1 | | | | | | | | | | | | | | | | | | | | | |
| 50 Frank Francisco, R ERA: | (10,1) 0.2 | | | | | | | | | | | | | | | | | | | | | |

Texas Rangers @ Seattle Mariners
Safeco Field, Seattle, WA
Tue May 05 2009, 1:40 PM PDT
Att: 19,811 - Cloudy - 50 F

AB 31
R 2
H 3
RBI 1
BB 4
SO 6
LOB 12



| Batter | 1 | 2 | 3 | 4 | 5 | 6 | 7 | 8 | 9 | AB | R | H | RBI | BB | SO | LOB | TOP | | | | | |
|---|---|----------------------------------|---------------------------------------|----------------------------------|---------------------------------------|----------------------------------|---------------------------------------|----------------------------------|--------------------------------------|---------------------------------|--------------------------------------|----------------------------------|--------------------------------------|----------------------------------|---------------------------------------|----------------------------------|---------------------------------------|----------------------------------|----------------------------------|------------------------------------|----------------------------------|--------|
| 5 Ian Kinsler, R OBP: 0.375, SLG: 0.647 | | | | | | | | | | 4 | 0 | 2 | 0 | 0 | 0 | 0 | | | | | | |
| 1 Elvis Andrus, R OBP: 0.304, SLG: 0.434 | | | | | | | | | | 4 | 1 | 2 | 1 | 0 | 0 | 1 | | | | | | |
| 10 Michael Young, R OBP: 0.377, SLG: 0.605 | | | | | | | | | | 4 | 0 | 1 | 0 | 0 | 0 | 3 | | | | | | |
| 9 Hank Blalock, L OBP: 0.286, SLG: 0.541 | | | | | | | | | | 4 | 0 | 0 | 0 | 0 | 1 | 3 | | | | | | |
| 22 Marlon Byrd, R OBP: 0.323, SLG: 0.484 | | | | | | | | | | 4 | 1 | 1 | 0 | 0 | 0 | 0 | | | | | | |
| 17 Nelson Cruz, R OBP: 0.360, SLG: 0.564 | | | | | | | | | | 4 | 1 | 2 | 0 | 0 | 1 | 0 | | | | | | |
| 7 David Murphy, L OBP: 0.308, SLG: 0.262 | | | | | | | | | | 3 | 0 | 0 | 1 | 0 | 1 | 1 | | | | | | |
| 19 Chris Davis, L OBP: 0.277, SLG: 0.418 | | | | | | | | | | 3 | 0 | 1 | 1 | 0 | 1 | 1 | | | | | | |
| 21 Jarrod Saltalamacchia, R OBP: 0.303, SLG: 0.444 | | | | | | | | | | 3 | 0 | 0 | 0 | 0 | 1 | 1 | | | | | | |
| Inning Stats | R: 1 H: 1 E: 0 K: 1 S: 13 | H: 1 LOB: 0 BB: 0 P: 20 | R: 0 H: 1 E: 0 K: 1 S: 11 | H: 1 LOB: 1 BB: 0 P: 18 | R: 0 H: 2 E: 0 K: 1 S: 16 | H: 2 LOB: 2 BB: 0 P: 24 | R: 2 H: 3 E: 0 K: 0 S: 13 | H: 3 LOB: 0 BB: 0 P: 16 | R: 0 H: 1 E: 0 K: 0 S: 5 | H: 0 LOB: 0 BB: 0 P: 5 | R: 0 H: 0 E: 0 K: 0 S: 7 | H: 0 LOB: 0 BB: 0 P: 11 | R: 0 H: 0 E: 0 K: 0 S: 9 | H: 0 LOB: 0 BB: 0 P: 11 | R: 0 H: 1 E: 0 K: 2 S: 10 | H: 1 LOB: 1 BB: 0 P: 15 | R: 0 H: 0 E: 0 K: 2 S: 10 | H: 0 LOB: 0 BB: 0 P: 14 | 1B: 7 2B: 2 3B: 0 HR: 1 | SF: 1 SAC: 0 DP: 2 HBP: 0 | WP: 0 PB: 0 SB: 1 CS: 0 | PA: 34 |
| PITCHER | IP WLS BF H R ER SO BB IBB HBP BLK WP HR S P ERA WHIP | | | | | | | | | | | | | | | | | | | | | |
| 45 Dan Giese, R ERA: 3.93 | 5.2 L 23 8 3 3 3 0 0 0 0 0 0 1 64 93 4.76 1.412 | | | | | | | | | | | | | | | | | | | | | |
| 48 Michael Wuertz, R ERA: 1.8 | 1.1 4 0 0 0 0 0 0 0 0 0 0 0 10 12 0.00 0.000 | | | | | | | | | | | | | | | | | | | | | |
| 36 Russ Springer, R ERA: 2.77 | 1.0 4 1 0 0 0 0 0 0 0 0 0 0 10 15 0.00 1.000 | | | | | | | | | | | | | | | | | | | | | |
| 40 Andrew Bailey, R ERA: 1.45 | 1.0 3 0 0 0 2 0 0 0 0 0 0 0 10 14 0.00 0.000 | | | | | | | | | | | | | | | | | | | | | |

Texas Rangers @ Oakland Athletics
Oakland Coliseum, Oakland, CA
Wed May 06 2009, 7:05 PM PDT
Att: 15,342 - Partly Cloudy - 61 F

| | |
|-----|----|
| AB | 33 |
| R | 3 |
| H | 9 |
| RBI | 3 |
| BB | 0 |
| SO | 5 |
| LOB | 10 |



| Batter | 1 | 2 | 3 | 4 | 5 | 6 | 7 | 8 | 9 | AB | R | H | RBI | BB | SO | LOB | BOTTOM | | | | | |
|---|---|----------------------------------|---------------------------------------|----------------------------------|---------------------------------------|----------------------------------|---------------------------------------|----------------------------------|--------------------------------------|---------------------------------|--------------------------------------|----------------------------------|--------------------------------------|----------------------------------|--------------------------------------|---------------------------------|---------------------------------------|----------------------------------|----------------------------------|------------------------------------|----------------------------------|--------|
| 15 Ryan Sweeney, L OBP: 0.311, SLG: 0.333 | | | | | | | | | | 4 | 0 | 0 | 0 | 0 | 0 | 0 | | | | | | |
| 18 Orlando Cabrera, R OBP: 0.322, SLG: 0.269 | | | | | | | | | | 3 | 0 | 0 | 0 | 1 | 0 | 0 | | | | | | |
| 16 Jason Giambi, L OBP: 0.340, SLG: 0.289 | | | | | | | | | | 2 | 1 | 0 | 0 | 2 | 1 | 1 | | | | | | |
| 5 Matt Holliday, R OBP: 0.278, SLG: 0.376 | | | | | | | | | | 4 | 1 | 1 | 0 | 0 | 1 | 2 | | | | | | |
| 32 Jack Cust, L OBP: 0.425, SLG: 0.448 | | | | | | | | | | 4 | 0 | 3 | 0 | 0 | 0 | 2 | | | | | | |
| 11 Rajai Davis, R OBP: 0.286, SLG: 0.200 | | | | | | | | | | 0 | 0 | 0 | 0 | 0 | 0 | 0 | | | | | | |
| 8 Kurt Suzuki, R OBP: 0.356, SLG: 0.473 | | | | | | | | | | 4 | 0 | 1 | 2 | 0 | 1 | 4 | | | | | | |
| 6 Travis Buck, L OBP: 0.286, SLG: 0.280 | | | | | | | | | | 3 | 0 | 1 | 0 | 0 | 0 | 1 | | | | | | |
| 7 Bobby Crosby, R OBP: 0.344, SLG: 0.320 | | | | | | | | | | 3 | 0 | 0 | 0 | 0 | 2 | 0 | | | | | | |
| 22 Jack Hannahan, L OBP: 0.167, SLG: 0.364 | | | | | | | | | | 2 | 0 | 0 | 0 | 0 | 0 | 0 | | | | | | |
| 2 Gregorio Petit, R OBP: 0.263, SLG: 0.316 | | | | | | | | | | 1 | 0 | 0 | 0 | 0 | 0 | 0 | | | | | | |
| Inning Stats | R: 0 H: 0 E: 0 K: 0 S: 6 | H: 2 LOB: 1 BB: 0 P: 10 | R: 0 H: 2 E: 0 K: 1 S: 10 | H: 2 LOB: 1 BB: 0 P: 19 | R: 0 H: 0 E: 0 K: 1 S: 11 | H: 0 LOB: 0 BB: 0 P: 16 | R: 2 H: 2 E: 0 K: 0 S: 11 | H: 2 LOB: 1 BB: 1 P: 22 | R: 0 H: 0 E: 0 K: 1 S: 6 | H: 0 LOB: 0 BB: 0 P: 9 | R: 0 H: 0 E: 0 K: 0 S: 7 | H: 0 LOB: 0 BB: 1 P: 13 | R: 0 H: 1 E: 0 K: 0 S: 9 | H: 1 LOB: 0 BB: 0 P: 11 | R: 0 H: 0 E: 0 K: 0 S: 4 | H: 0 LOB: 0 BB: 0 P: 5 | R: 0 H: 1 E: 0 K: 2 S: 17 | H: 1 LOB: 2 BB: 1 P: 23 | 1B: 5 2B: 1 3B: 0 HR: 0 | SF: 0 SAC: 0 DP: 2 HBP: 0 | WP: 0 PB: 0 SB: 0 CS: 0 | PA: 33 |
| PITCHER | IP WLS BF H R ER SO BB IBB HBP BLK WP HR S P ERA WHIP | | | | | | | | | | | | | | | | | | | | | |
| 39 Scott Feldman, R ERA: 5.79 | 6.0 W 22 4 2 2 2 2 0 0 0 0 0 0 0 51 89 3.00 1.000 | | | | | | | | | | | | | | | | | | | | | |
| 45 Derek Holland, L ERA: 2.16 | 2.0 H 6 1 0 0 0 0 0 0 0 0 0 0 0 13 16 0.00 0.500 | | | | | | | | | | | | | | | | | | | | | |
| 50 Frank Francisco, R ERA: | 1.0 S 5 1 0 0 2 1 0 0 0 0 0 0 0 17 23 0.00 2.000 | | | | | | | | | | | | | | | | | | | | | |

Texas Rangers @ Oakland Athletics
Oakland Coliseum, Oakland, CA
Wed May 06 2009, 7:05 PM PDT
Att: 15,342 - Partly Cloudy - 61 F

| | |
|-----|----|
| AB | 30 |
| R | 2 |
| H | 6 |
| RBI | 2 |
| BB | 3 |
| SO | 5 |
| LOB | 10 |



| Batter | 1 | 2 | 3 | 4 | 5 | 6 | 7 | 8 | 9 | AB | R | H | RBI | BB | SO | LOB | TOP | | | | | | | | | | |
|--|--------------------------------------|--|---------------------------------------|--|--------------------------------------|--|---------------------------------------|--|---------------------------------------|--|--------------------------------------|--|--------------------------------------|--|---------------------------------------|--|---------------------------------------|--|----------------------------------|------------------------------------|--|--|--|--|--|--|--|
| 5 Ian Kinsler, R OBP: 0.371, SLG: 0.642 13 Omar Vizquel, S OBP: 0.478, SLG: 0.524 | G6-3 | | G5-3 | | G1-3 | | | 2B | 2B | 4 | 0 | 1 | 0 | 0 | 0 | 0 | | | | | | | | | | | |
| 1 Elvis Andrus, R OBP: 0.286, SLG: 0.407 | G6-3 | | K | | G4-3 | | | F9 | F8 | 5 | 0 | 0 | 0 | 0 | 1 | 4 | | | | | | | | | | | |
| 10 Michael Young, R OBP: 0.378, SLG: 0.613 | 2B | | | L5 | | 2B | | G5-3 | F8 | 5 | 0 | 2 | 0 | 0 | 0 | 4 | | | | | | | | | | | |
| 9 Hank Blalock, L OBP: 0.275, SLG: 0.520 | K | | | G3 | | L9 | | G3 | | 4 | 0 | 0 | 0 | 0 | 1 | 4 | | | | | | | | | | | |
| 22 Marlon Byrd, R OBP: 0.333, SLG: 0.511 11 Greg Golson, R (8, 8) | G3 | | G3 | | F8 | | | | K | 3 | 0 | 2 | 0 | 0 | 0 | 1 | | | | | | | | | | | |
| 17 Nelson Cruz, R OBP: 0.348, SLG: 0.543 | K | | G6-3 | | G6-3 | | | F9 | E6 | 4 | 1 | 0 | 0 | 0 | 1 | 2 | | | | | | | | | | | |
| 7 David Murphy, L OBP: 0.304, SLG: 0.283 | G3 | | | | F9 | | | L4 | 2B | 4 | 1 | 1 | 1 | 0 | 0 | 1 | | | | | | | | | | | |
| 19 Chris Davis, L OBP: 0.286, SLG: 0.453 | K | | | | HR | | | G3 | 2B | 4 | 2 | 2 | 1 | 0 | 1 | 1 | | | | | | | | | | | |
| 21 Jarrod Saltalamacchia, R OBP: 0.313, SLG: 0.447 | | | G4-3 | | F7 | | | 2B | 1B | 4 | 0 | 2 | 1 | 0 | 0 | 0 | | | | | | | | | | | |
| Inning Stats | R: 0 H: 1 E: 0 K: 1 S: 9 | WLS: 1 BF: 13 LOB: 1 BB: 0 P: 13 | R: 0 H: 1 E: 0 K: 2 S: 11 | WLS: 1 BF: 20 LOB: 1 BB: 0 P: 20 | R: 0 H: 0 E: 0 K: 1 S: 6 | WLS: 0 BF: 10 LOB: 0 BB: 0 P: 10 | R: 0 H: 1 E: 0 K: 0 S: 10 | WLS: 1 BF: 17 LOB: 1 BB: 0 P: 17 | R: 1 H: 1 E: 0 K: 0 S: 11 | WLS: 1 BF: 15 LOB: 0 BB: 0 P: 15 | R: 0 H: 1 E: 0 K: 0 S: 8 | WLS: 1 BF: 11 LOB: 0 BB: 0 P: 11 | R: 0 H: 0 E: 0 K: 0 S: 7 | WLS: 0 BF: 11 LOB: 0 BB: 0 P: 11 | R: 0 H: 2 E: 0 K: 0 S: 15 | WLS: 2 BF: 25 LOB: 2 BB: 0 P: 25 | R: 3 H: 4 E: 1 K: 1 S: 14 | WLS: 4 BF: 19 LOB: 2 BB: 0 P: 19 | 1B: 3 2B: 7 3B: 0 HR: 1 | SF: 0 SAC: 0 DP: 0 HBP: 0 | WP: 0 PA: 39 PB: 0 SB: 0 CS: 0 | | | | | | |
| PITCHER | IP | WLS | BF | H | R | ER | SO | BB | IBB | HBP | BLK | WP | HR | S | P | ERA | WHIP | | | | | | | | | | |
| 53 Trevor Cahill, R ERA: 3.82 | 7.0 | W | 26 | 5 | 1 | 1 | 4 | 0 | 0 | 0 | 0 | 0 | 1 | 62 | 97 | 1.29 | 0.714 | | | | | | | | | | |
| 52 Kevin Cameron, R ERA: 1.5 | 1.0 | | 5 | 2 | 0 | 0 | 0 | 0 | 0 | 0 | 0 | 0 | 0 | 15 | 25 | 0.00 | 2.000 | | | | | | | | | | |
| 31 Brad Ziegler, R ERA: 3.09 | 0.1 | | 6 | 4 | 3 | 2 | 1 | 0 | 0 | 0 | 0 | 0 | 0 | 10 | 12 | 54.00 | 12.000 | | | | | | | | | | |
| 40 Andrew Bailey, R ERA: 1.4 | 0.2 | | 2 | 0 | 0 | 0 | 0 | 0 | 0 | 0 | 0 | 0 | 0 | 4 | 7 | 0.00 | 0.000 | | | | | | | | | | |

Texas Rangers @ Oakland Athletics
Oakland Coliseum, Oakland, CA
Thu May 07 2009, 12:35 PM PDT
Att: 13,702 - Sunny - 65 F

| | |
|-----|----|
| AB | 39 |
| R | 4 |
| H | 11 |
| RBI | 4 |
| BB | 0 |
| SO | 5 |
| LOB | 17 |



| Batter | 1 | 2 | 3 | 4 | 5 | 6 | 7 | 8 | 9 | AB | R | H | RBI | BB | SO | LOB | BOTTOM | | | | | | | | | | |
|---|--------------------------------------|--|---------------------------------------|--|---------------------------------------|--|---------------------------------------|--|---------------------------------------|--|---------------------------------------|--|--------------------------------------|--|--------------------------------------|--|----------------------------------|------------------------------------|--|--|--|--|--|--|--|--|--|
| 18 Orlando Cabrera, R OBP: 0.289, SLG: 0.257 | K | | G6-4-3 | | L8 | | | F7 | P3 | 5 | 0 | 0 | 0 | 0 | 1 | 2 | | | | | | | | | | | |
| 8 Kurt Suzuki, R OBP: 0.368, SLG: 0.480 | P4 | | | | 5 BB 16 BB 32 HR | | | E6 | P3 | 5 | 2 | 3 | 0 | 0 | 0 | 0 | | | | | | | | | | | |
| 16 Jason Giambi, L OBP: 0.346, SLG: 0.291 2 Gregorio Petit, R OBP: 0.250, SLG: 0.300 | K | | | | 5 BB 32 HR | | | K | F8 | 3 | 2 | 1 | 0 | 1 | 2 | 1 | | | | | | | | | | | |
| 5 Matt Holliday, R OBP: 0.295, SLG: 0.408 | | | G3 | | 32 HR | | | | | 2 | 2 | 1 | 3 | 2 | 0 | 0 | | | | | | | | | | | |
| 32 Jack Cust, L OBP: 0.418, SLG: 0.473 | F9 | | | | HR | | | G6-3 | K | 4 | 1 | 1 | 4 | 0 | 1 | 2 | | | | | | | | | | | |
| 15 Ryan Sweeney, L OBP: 0.317, SLG: 0.339 | 7 FC6-4 1B | | | | K | | | | P6 | 4 | 1 | 2 | 0 | 0 | 1 | 0 | | | | | | | | | | | |
| 7 Bobby Crosby, R OBP: 0.369, SLG: 0.389 | FC6-4 | | | | 22 BB 2B | | | | 2B | 4 | 1 | 3 | 1 | 0 | 0 | 1 | | | | | | | | | | | |
| 6 Travis Buck, L OBP: 0.267, SLG: 0.259 | | | K | | F7 | | | G3-1 | F9 | 4 | 0 | 0 | 0 | 0 | 1 | 3 | | | | | | | | | | | |
| 22 Jack Hannahan, L OBP: 0.250, SLG: 0.429 | | | 18 G6-4-3 BB | | K | | | | F7 | 3 | 0 | 1 | 1 | 1 | 1 | 2 | | | | | | | | | | | |
| Inning Stats | R: 0 H: 0 E: 0 K: 2 S: 9 | WLS: 0 BF: 13 LOB: 0 BB: 0 P: 13 | R: 0 H: 1 E: 0 K: 0 S: 11 | WLS: 1 BF: 13 LOB: 1 BB: 0 P: 13 | R: 0 H: 0 E: 0 K: 1 S: 11 | WLS: 0 BF: 16 LOB: 0 BB: 1 P: 16 | R: 5 H: 4 E: 0 K: 1 S: 18 | WLS: 4 BF: 32 LOB: 1 BB: 2 P: 32 | R: 4 H: 5 E: 0 K: 1 S: 22 | WLS: 5 BF: 34 LOB: 1 BB: 0 P: 34 | R: 0 H: 1 E: 0 K: 2 S: 14 | WLS: 1 BF: 21 LOB: 2 BB: 1 P: 21 | R: 0 H: 1 E: 0 K: 0 S: 7 | WLS: 1 BF: 10 LOB: 0 BB: 0 P: 10 | R: 0 H: 0 E: 0 K: 0 S: 8 | WLS: 0 BF: 11 LOB: 0 BB: 0 P: 11 | 1B: 7 2B: 3 3B: 0 HR: 2 | SF: 0 SAC: 0 DP: 1 HBP: 0 | WP: 0 PA: 39 PB: 0 SB: 0 CS: 0 | | | | | | | | |
| PITCHER | IP | WLS | BF | H | R | ER | SO | BB | IBB | HBP | BLK | WP | HR | S | P | ERA | WHIP | | | | | | | | | | |
| 20 Brandon McCarthy, R ERA: 6.1 | 4.0 | L | 21 | 7 | 7 | 7 | 4 | 3 | 0 | 0 | 0 | 0 | 1 | 54 | 81 | 15.75 | 2.500 | | | | | | | | | | |
| 37 Kris Benson, R ERA: 8.36 | 3.0 | | 15 | 5 | 2 | 2 | 3 | 1 | 0 | 0 | 0 | 0 | 1 | 38 | 58 | 6.00 | 2.000 | | | | | | | | | | |
| 18 Eddie Guardado, L ERA: 6.53 | 1.0 | | 3 | 0 | 0 | 0 | 0 | 0 | 0 | 0 | 0 | 0 | 0 | 8 | 11 | 0.00 | 0.000 | | | | | | | | | | |

Texas Rangers @ Oakland Athletics
Oakland Coliseum, Oakland, CA
Thu May 07 2009, 12:35 PM PDT
Att: 13,702 - Sunny - 65 F

| | |
|-----|----|
| AB | 35 |
| R | 9 |
| H | 12 |
| RBI | 9 |
| BB | 4 |
| SO | 7 |
| LOB | 11 |



| Batter | 1 | 2 | 3 | 4 | 5 | 6 | 7 | 8 | 9 | AB | R | H | RBI | BB | SO | LOB | TOP | | | | | |
|---|---|---|------------------------------|----------------------------------|------------------------------|----------------------------------|------------------------------|----------------------------------|-------------------------------|----------------------------------|------------------------------|---------------------------------|-------------------------------|----------------------------------|-------------------------------|----------------------------------|------------------------------|----------------------------------|----------------------------------|------------------------------------|----------------------------------|--------|
| 5 Ian Kinsler, R OBP: 0.363, SLG: 0.602 | | | | | | | | | | 5 | 1 | 1 | 0 | 0 | 0 | 1 | | | | | | |
| 13 Omar Vizquel, S OBP: 0.405, SLG: 0.486 | | | | | | | | | | 5 | 1 | 1 | 1 | 0 | 1 | 0 | | | | | | |
| 22 Marlon Byrd, R OBP: 0.318, SLG: 0.477 | | | | | | | | | | 4 | 0 | 0 | 0 | 1 | 0 | 0 | | | | | | |
| 9 Hank Blalock, L OBP: 0.297, SLG: 0.569 | | | | | | | | | | 4 | 2 | 2 | 2 | 1 | 1 | 3 | | | | | | |
| 17 Nelson Cruz, R OBP: 0.328, SLG: 0.504 | | | | | | | | | | 3 | 0 | 0 | 1 | 1 | 1 | 2 | | | | | | |
| 7 David Murphy, L OBP: 0.305, SLG: 0.310 | | | | | | | | | | 4 | 1 | 2 | 1 | 0 | 0 | 2 | | | | | | |
| 19 Chris Davis, L OBP: 0.289, SLG: 0.481 | | | | | | | | | | 4 | 1 | 2 | 2 | 0 | 1 | 3 | | | | | | |
| 21 Jarrod Saltalamacchia, R OBP: 0.295, SLG: 0.417 | | | | | | | | | | 4 | 0 | 0 | 0 | 0 | 1 | 1 | | | | | | |
| 1 Elvis Andrus, R OBP: 0.312, SLG: 0.409 | | | | | | | | | | 4 | 1 | 1 | 0 | 0 | 2 | 1 | | | | | | |
| Inning Stats | R: 0 E: 0 K: 1 S: 8 | H: 0 LOB: 0 BB: 0 P: 13 | R: 1 E: 0 K: 1 S: 9 | H: 1 LOB: 0 BB: 0 P: 16 | R: 0 E: 0 K: 1 S: 8 | H: 0 LOB: 0 BB: 0 P: 12 | R: 0 E: 1 K: 0 S: 9 | H: 0 LOB: 2 BB: 1 P: 18 | R: 4 E: 0 K: 1 S: 26 | H: 5 LOB: 3 BB: 2 P: 44 | R: 0 E: 0 K: 0 S: 6 | H: 0 LOB: 0 BB: 0 P: 8 | R: 1 E: 0 K: 1 S: 10 | H: 1 LOB: 0 BB: 0 P: 14 | R: 1 E: 0 K: 1 S: 12 | H: 2 LOB: 1 BB: 0 P: 19 | R: 0 E: 0 K: 1 S: 8 | H: 0 LOB: 0 BB: 0 P: 11 | 1B: 4 2B: 2 3B: 0 HR: 3 | SF: 0 SAC: 0 DP: 0 HBP: 0 | WP: 0 PB: 0 SB: 0 CS: 0 | PA: 40 |
| PITCHER | IP WLS BF H R ER SO BB IBB HBP BLK WP HR S P ERA WHIP | IP WLS BF H R ER SO BB IBB HBP BLK WP HR S P ERA WHIP | | | | | | | | | | | | | | | | | | | | |
| 40 Bartolo Colon, R ERA: 4.88 | 4.2 | L | 23 | 5 | 5 | 5 | 4 | 3 | 0 | 0 | 0 | 0 | 0 | 0 | 0 | 0 | 0 | 2 | 52 | 93 | 9.64 | 1.714 |
| 54 Clayton Richard, L ERA: 4.32 | 0.1 | | 2 | 1 | 0 | 0 | 0 | 0 | 0 | 0 | 0 | 0 | 0 | 0 | 0 | 0 | 0 | 0 | 8 | 10 | 0.00 | 3.000 |
| D.J. Carrasco, R ERA: 3.13 | 2.0 | | 7 | 1 | 1 | 1 | 1 | 0 | 0 | 0 | 0 | 0 | 0 | 0 | 0 | 0 | 0 | 1 | 16 | 22 | 4.50 | 0.500 |
| 41 Lance Broadway, R ERA: 5.14 | 1.0 | | 5 | 2 | 1 | 1 | 1 | 0 | 0 | 0 | 0 | 0 | 0 | 0 | 0 | 0 | 0 | 0 | 12 | 19 | 9.00 | 2.000 |
| 26 Octavio Dotel, R ERA: | 1.0 | | 3 | 0 | 0 | 0 | 1 | 0 | 0 | 0 | 0 | 0 | 0 | 0 | 0 | 0 | 0 | 0 | 8 | 11 | 0.00 | 0.000 |

Texas Rangers @ Chicago White Sox
U.S. Cellular Field, Chicago, IL
Sun May 10 2009, 2:05 PM EDT
Att: 25,844 - Partly Cloudy - 61 F

AB 37
R 7
H 9
RBI 7
BB 3
SO 7
LOB 13



| Batter | 1 | 2 | 3 | 4 | 5 | 6 | 7 | 8 | 9 | AB | R | H | RBI | BB | SO | LOB | BOTTOM | | | | | |
|---|---|---|-------------------------------|----------------------------------|------------------------------|---------------------------------|------------------------------|----------------------------------|------------------------------|----------------------------------|------------------------------|---------------------------------|------------------------------|---------------------------------|-------------------------------|----------------------------------|------------------------------|----------------------------------|----------------------------------|------------------------------------|----------------------------------|--------|
| 17 Chris Getz, L OBP: 0.360, SLG: 0.380 | | | | | | | | | | 4 | 0 | 1 | 0 | 0 | 0 | 1 | | | | | | |
| 18 Brent Lillibridge, R OBP: 0.270, SLG: 0.200 | | | | | | | | | | 4 | 0 | 0 | 0 | 0 | 0 | 1 | | | | | | |
| 20 Carlos Quentin, R OBP: 0.349, SLG: 0.500 | | | | | | | | | | 4 | 0 | 1 | 0 | 0 | 0 | 0 | | | | | | |
| 23 Jermaine Dye, R OBP: 0.348, SLG: 0.529 | | | | | | | | | | 3 | 1 | 0 | 0 | 1 | 1 | 1 | | | | | | |
| 25 Jim Thome, L OBP: 0.323, SLG: 0.395 | | | | | | | | | | 1 | 0 | 0 | 0 | 2 | 1 | 0 | | | | | | |
| 5 Jayson Nix, R OBP: 0.400, SLG: 0.667 | | | | | | | | | | 0 | 0 | 0 | 0 | 1 | 0 | 0 | | | | | | |
| 14 Paul Konerko, R OBP: 0.339, SLG: 0.455 | | | | | | | | | | 4 | 0 | 0 | 0 | 0 | 1 | 5 | | | | | | |
| 15 Wilson Betemit, S OBP: 0.333, SLG: 0.452 | | | | | | | | | | 2 | 0 | 0 | 0 | 1 | 0 | 0 | | | | | | |
| 10 Alexei Ramirez, R OBP: 0.240, SLG: 0.260 | | | | | | | | | | 3 | 0 | 0 | 0 | 0 | 0 | 1 | | | | | | |
| 44 Corky Miller, R OBP: 0.280, SLG: 0.273 | | | | | | | | | | 3 | 0 | 0 | 0 | 0 | 0 | 1 | | | | | | |
| Inning Stats | R: 0 E: 0 K: 0 S: 6 | H: 0 LOB: 0 BB: 0 P: 8 | R: 1 E: 0 K: 0 S: 11 | H: 0 LOB: 0 BB: 2 P: 23 | R: 0 E: 0 K: 0 S: 6 | H: 0 LOB: 0 BB: 0 P: 8 | R: 0 E: 0 K: 0 S: 9 | H: 1 LOB: 2 BB: 1 P: 20 | R: 0 E: 0 K: 0 S: 8 | H: 0 LOB: 0 BB: 1 P: 15 | R: 0 E: 0 K: 0 S: 7 | H: 0 LOB: 0 BB: 0 P: 9 | R: 0 E: 0 K: 1 S: 5 | H: 0 LOB: 0 BB: 0 P: 9 | R: 0 E: 0 K: 0 S: 11 | H: 1 LOB: 1 BB: 0 P: 16 | R: 0 E: 0 K: 2 S: 9 | H: 0 LOB: 1 BB: 1 P: 17 | 1B: 1 2B: 1 3B: 0 HR: 0 | SF: 0 SAC: 0 DP: 1 HBP: 0 | WP: 1 PB: 0 SB: 0 CS: 0 | PA: 33 |
| PITCHER | IP WLS BF H R ER SO BB IBB HBP BLK WP HR S P ERA WHIP | IP WLS BF H R ER SO BB IBB HBP BLK WP HR S P ERA WHIP | | | | | | | | | | | | | | | | | | | | |
| 44 Vicente Padilla, R ERA: 4.97 | 7.0 | W | 25 | 4 | 1 | 1 | 1 | 4 | 0 | 0 | 0 | 0 | 0 | 0 | 0 | 0 | 1 | 0 | 52 | 92 | 1.29 | 0.714 |
| 28 Jason Jennings, R ERA: 4.02 | 1.0 | | 4 | 1 | 0 | 0 | 0 | 0 | 0 | 0 | 0 | 0 | 0 | 0 | 0 | 0 | 0 | 0 | 11 | 16 | 0.00 | 1.000 |
| 36 C.J. Wilson, L ERA: 4.85 | 1.0 | | 4 | 0 | 0 | 0 | 2 | 1 | 0 | 0 | 0 | 0 | 0 | 0 | 0 | 0 | 0 | 0 | 9 | 17 | 0.00 | 1.000 |

Texas Rangers @ Chicago White Sox
U.S. Cellular Field, Chicago, IL
Sun May 10 2009, 2:05 PM EDT
Att: 25,844 - Partly Cloudy - 61 F

AB 28
R 1
H 2
RBI 0
BB 5
SO 3
LOB 10



| Batter | 1 | 2 | 3 | 4 | 5 | 6 | 7 | 8 | 9 | AB | R | H | RBI | BB | SO | LOB | TOP | | | | |
|--|---|---|---|---|---|---|---|---|---|---|---|---|---|---|---|---|---|---|---|---|---|
| 51 Ichiro Suzuki, L (1, 9) OBP: 0.347, SLG: 0.402 | | | | | | | | | | 4 | 0 | 1 | 0 | 0 | 1 | 0 | Seattle Mariners @ Texas Rangers Rangers Ballpark in Arlington, Arlington, TX Tue May 12 2009, 8:05 PM EDT Att: 16,564 - Clear - 87 F | | | | |
| 4 Jose Lopez, R (1, 4) OBP: 0.289, SLG: 0.360 | | | | | | | | | | 4 | 0 | 0 | 0 | 0 | 0 | 2 | | | | | |
| 24 Ken Griffey Jr., L (1, 10) OBP: 0.361, SLG: 0.388 | | | | | | | | | | 2 | 0 | 1 | 0 | 2 | 0 | 0 | | | | | |
| 29 Adrian Beltré, R (1, 5) OBP: 0.257, SLG: 0.318 | | | | | | | | | | 4 | 0 | 0 | 0 | 0 | 0 | 3 | | | | | |
| 30 Russell Branyan, L (1, 3) OBP: 0.345, SLG: 0.554 | | | | | | | | | | 4 | 0 | 0 | 0 | 0 | 1 | 1 | | | | | |
| 21 Franklin Gutierrez, R (1, 8) OBP: 0.338, SLG: 0.396 | | | | | | | | | | 4 | 1 | 1 | 0 | 0 | 0 | 1 | | | | | |
| 2 Kenji Johjima, R (1, 2) OBP: 0.269, SLG: 0.353 | | | | | | | | | | 3 | 0 | 1 | 1 | 0 | 0 | 0 | | | | | |
| 7 Yuniesky Betancourt, R (1, 6) OBP: 0.269, SLG: 0.336 | | | | | | | | | | 3 | 0 | 0 | 0 | 0 | 0 | 1 | | | | | |
| 10 Endy Chavez, L (1, 7) OBP: 0.339, SLG: 0.321 | | | | | | | | | | 2 | 0 | 0 | 0 | 0 | 1 | 0 | | | | | |
| 25 Wladimir Balentien, R (7, PH) OBP: 0.354, SLG: 0.449 | | | | | | | | | | 1 | 0 | 0 | 0 | 0 | 0 | 1 | | | | | |
| Inning Stats | R: 0 H: 1 E: 0 K: 0 S: 16 | H: 1 LOB: 1 BB: 1 P: 26 | R: 0 H: 0 E: 0 K: 0 S: 9 | H: 0 LOB: 0 BB: 0 P: 12 | R: 0 H: 0 E: 0 K: 2 S: 14 | H: 0 LOB: 1 BB: 0 P: 18 | R: 0 H: 1 E: 0 K: 0 S: 7 | H: 1 LOB: 1 BB: 0 P: 12 | R: 0 H: 0 E: 0 K: 0 S: 6 | H: 0 LOB: 1 BB: 1 P: 13 | R: 1 H: 2 E: 0 K: 0 S: 14 | H: 2 LOB: 1 BB: 0 P: 23 | R: 0 H: 0 E: 0 K: 1 S: 10 | H: 0 LOB: 0 BB: 0 P: 14 | R: 0 H: 0 E: 0 K: 1 S: 12 | H: 0 LOB: 0 BB: 0 P: 16 | 1B: 3 2B: 1 3B: 0 HR: 0 | SF: 0 SAC: 0 DP: 0 HBP: 0 | WP: 1 PB: 0 SB: 1 CS: 1 | PA: 33 | |
| PITCHER | IP WLS BF H R ER SO BB IBB HBP BLK WP HR S P ERA WHIP | IP WLS BF H R ER SO BB IBB HBP BLK WP HR S P ERA WHIP | IP WLS BF H R ER SO BB IBB HBP BLK WP HR S P ERA WHIP | IP WLS BF H R ER SO BB IBB HBP BLK WP HR S P ERA WHIP | IP WLS BF H R ER SO BB IBB HBP BLK WP HR S P ERA WHIP | IP WLS BF H R ER SO BB IBB HBP BLK WP HR S P ERA WHIP | IP WLS BF H R ER SO BB IBB HBP BLK WP HR S P ERA WHIP | IP WLS BF H R ER SO BB IBB HBP BLK WP HR S P ERA WHIP | IP WLS BF H R ER SO BB IBB HBP BLK WP HR S P ERA WHIP | IP WLS BF H R ER SO BB IBB HBP BLK WP HR S P ERA WHIP | IP WLS BF H R ER SO BB IBB HBP BLK WP HR S P ERA WHIP | IP WLS BF H R ER SO BB IBB HBP BLK WP HR S P ERA WHIP | IP WLS BF H R ER SO BB IBB HBP BLK WP HR S P ERA WHIP | IP WLS BF H R ER SO BB IBB HBP BLK WP HR S P ERA WHIP | IP WLS BF H R ER SO BB IBB HBP BLK WP HR S P ERA WHIP | IP WLS BF H R ER SO BB IBB HBP BLK WP HR S P ERA WHIP | IP WLS BF H R ER SO BB IBB HBP BLK WP HR S P ERA WHIP | IP WLS BF H R ER SO BB IBB HBP BLK WP HR S P ERA WHIP | IP WLS BF H R ER SO BB IBB HBP BLK WP HR S P ERA WHIP | IP WLS BF H R ER SO BB IBB HBP BLK WP HR S P ERA WHIP | IP WLS BF H R ER SO BB IBB HBP BLK WP HR S P ERA WHIP |

AB 31
R 1
H 4
RBI 1
BB 2
SO 3
LOB 9



| Batter | 1 | 2 | 3 | 4 | 5 | 6 | 7 | 8 | 9 | AB | R | H | RBI | BB | SO | LOB | BOTTOM | | | | |
|--|---|---|---|---|---|---|---|---|---|---|---|---|---|---|---|---|---|---|---|---|---|
| 5 Ian Kinsler, R (1, 4) OBP: 0.371, SLG: 0.609 | | | | | | | | | | 5 | 0 | 3 | 0 | 0 | 0 | 0 | Seattle Mariners @ Texas Rangers Rangers Ballpark in Arlington, Arlington, TX Tue May 12 2009, 8:05 PM EDT Att: 16,564 - Clear - 87 F | | | | |
| 10 Michael Young, R (1, 5) OBP: 0.393, SLG: 0.608 | | | | | | | | | | 3 | 1 | 3 | 0 | 2 | 0 | 0 | | | | | |
| 32 Josh Hamilton, L (1, 8) OBP: 0.276, SLG: 0.408 | | | | | | | | | | 5 | 1 | 1 | 2 | 0 | 2 | 8 | | | | | |
| 25 Andruw Jones, R (1, 10) OBP: 0.479, SLG: 0.593 | | | | | | | | | | 3 | 1 | 1 | 0 | 2 | 1 | 0 | | | | | |
| 22 Marlon Byrd, R (1, 7) OBP: 0.313, SLG: 0.473 | | | | | | | | | | 5 | 1 | 1 | 0 | 0 | 2 | 2 | | | | | |
| 17 Nelson Cruz, R (1, 9) OBP: 0.323, SLG: 0.496 | | | | | | | | | | 4 | 0 | 1 | 1 | 0 | 1 | 1 | | | | | |
| 19 Chris Davis, L (1, 3) OBP: 0.297, SLG: 0.509 | | | | | | | | | | 4 | 2 | 2 | 1 | 0 | 1 | 1 | | | | | |
| 21 Jarrod Saltalamacchia, R (1, 2) OBP: 0.293, SLG: 0.420 | | | | | | | | | | 4 | 1 | 1 | 1 | 0 | 1 | 3 | | | | | |
| 1 Elvis Andrus, R (1, 6) OBP: 0.309, SLG: 0.402 | | | | | | | | | | 4 | 0 | 1 | 1 | 0 | 0 | 3 | | | | | |
| Inning Stats | R: 0 H: 1 E: 0 K: 0 S: 4 | H: 0 LOB: 0 BB: 0 P: 5 | R: 0 H: 0 E: 0 K: 1 S: 7 | H: 0 LOB: 1 BB: 1 P: 13 | R: 0 H: 1 E: 0 K: 0 S: 9 | H: 1 LOB: 2 BB: 1 P: 19 | R: 1 H: 3 E: 0 K: 1 S: 16 | H: 3 LOB: 2 BB: 0 P: 25 | R: 0 H: 2 E: 0 K: 2 S: 18 | H: 2 LOB: 3 BB: 1 P: 30 | R: 6 H: 7 E: 2 K: 1 S: 31 | H: 7 LOB: 3 BB: 1 P: 45 | R: 0 H: 0 E: 0 K: 2 S: 8 | H: 0 LOB: 0 BB: 0 P: 12 | R: 0 H: 0 E: 0 K: 2 S: 8 | H: 0 LOB: 0 BB: 0 P: 12 | | 1B: 9 2B: 3 3B: 0 HR: 2 | SF: 1 SAC: 0 DP: 1 HBP: 0 | WP: 0 PB: 0 SB: 0 CS: 0 | PA: 42 |
| PITCHER | IP WLS BF H R ER SO BB IBB HBP BLK WP HR S P ERA WHIP | IP WLS BF H R ER SO BB IBB HBP BLK WP HR S P ERA WHIP | IP WLS BF H R ER SO BB IBB HBP BLK WP HR S P ERA WHIP | IP WLS BF H R ER SO BB IBB HBP BLK WP HR S P ERA WHIP | IP WLS BF H R ER SO BB IBB HBP BLK WP HR S P ERA WHIP | IP WLS BF H R ER SO BB IBB HBP BLK WP HR S P ERA WHIP | IP WLS BF H R ER SO BB IBB HBP BLK WP HR S P ERA WHIP | IP WLS BF H R ER SO BB IBB HBP BLK WP HR S P ERA WHIP | IP WLS BF H R ER SO BB IBB HBP BLK WP HR S P ERA WHIP | IP WLS BF H R ER SO BB IBB HBP BLK WP HR S P ERA WHIP | IP WLS BF H R ER SO BB IBB HBP BLK WP HR S P ERA WHIP | IP WLS BF H R ER SO BB IBB HBP BLK WP HR S P ERA WHIP | IP WLS BF H R ER SO BB IBB HBP BLK WP HR S P ERA WHIP | IP WLS BF H R ER SO BB IBB HBP BLK WP HR S P ERA WHIP | IP WLS BF H R ER SO BB IBB HBP BLK WP HR S P ERA WHIP | IP WLS BF H R ER SO BB IBB HBP BLK WP HR S P ERA WHIP | IP WLS BF H R ER SO BB IBB HBP BLK WP HR S P ERA WHIP | IP WLS BF H R ER SO BB IBB HBP BLK WP HR S P ERA WHIP | IP WLS BF H R ER SO BB IBB HBP BLK WP HR S P ERA WHIP | IP WLS BF H R ER SO BB IBB HBP BLK WP HR S P ERA WHIP | IP WLS BF H R ER SO BB IBB HBP BLK WP HR S P ERA WHIP |

AB 37
R 7
H 14
RBI 6
BB 4
SO 8
LOB 18



| Batter | 1 | 2 | 3 | 4 | 5 | 6 | 7 | 8 | 9 | AB | R | H | RBI | BB | SO | LOB | TOP | | | |
|---|---|----------------------------------|--------------------------------------|----------------------------------|--------------------------------------|---------------------------------|---------------------------------------|----------------------------------|--------------------------------------|----------------------------------|--------------------------------------|---------------------------------|--------------------------------------|---------------------------------|--------------------------------------|---------------------------------|--|------------------------------------|----------------------------------|--------|
| 51 Ichiro Suzuki, L (1, 9) OBP: 0.339, SLG: 0.388 | G4-3 | | G6-3 | | G3 | | | 1B | | 4 | 0 | 1 | 0 | 0 | 0 | 0 | Seattle Mariners @ Texas Rangers Rangers Ballpark in Arlington, Arlington, TX Thu May 14 2009, 2:05 PM EDT Att: 21,002 - Sunny - 77 F | | | |
| 4 Jose Lopez, R (1, 4) OBP: 0.294, SLG: 0.364 | 2B | | | 1B | G6-3 | | | F7 | | 4 | 1 | 2 | 0 | 0 | 0 | 1 | | | | |
| 5 Mike Sweeney, R (1, 10) OBP: 0.319, SLG: 0.422 | K | | | F8 | | | | L9 | | 3 | 0 | 0 | 0 | 0 | 1 | 3 | | | | |
| 29 Adrian Beltré, R (1, 5) OBP: 0.255, SLG: 0.340 | K | | | 2B | | | | | G6-3 | 4 | 1 | 1 | 0 | 0 | 2 | 2 | | | | |
| 30 Russell Branyan, L (1, 3) OBP: 0.339, SLG: 0.560 | | G3-1 | | G1-6-3 | | | | | K | 4 | 0 | 0 | 1 | 0 | 2 | 2 | | | | |
| 25 Vladimir Balentien, R (1, 7) OBP: 0.344, SLG: 0.448 | K | | | | | | | | F8 | 4 | 0 | 1 | 1 | 0 | 1 | 0 | | | | |
| 32 Rob Johnson, R (1, 2) OBP: 0.219, SLG: 0.279 | G6-3 | | | P4 | | | | | | 3 | 0 | 0 | 0 | 0 | 0 | 1 | | | | |
| 21 Franklin Gutierrez, R (1, 8) OBP: 0.344, SLG: 0.369 | | | G6-3 | | F7 | | | | | 3 | 0 | 0 | 0 | 0 | 0 | 0 | | | | |
| 3 Ronny Cedeno, R (1, 6) OBP: 0.205, SLG: 0.250 | K | | | | F9 | | | | F8 | 3 | 0 | 0 | 0 | 0 | 1 | 0 | | | | |
| Inning Stats | R: 0 H: 1 E: 0 K: 2 S: 13 | H: 1 LOB: 1 BB: 0 P: 22 | R: 0 H: 0 E: 0 K: 1 S: 7 | H: 0 LOB: 0 BB: 0 P: 11 | R: 0 H: 0 E: 0 K: 1 S: 6 | H: 0 LOB: 0 BB: 0 P: 6 | R: 2 H: 3 E: 0 K: 0 S: 10 | H: 3 LOB: 1 BB: 0 P: 13 | R: 0 H: 0 E: 0 K: 2 S: 9 | H: 0 LOB: 0 BB: 0 P: 16 | R: 0 H: 0 E: 0 K: 0 S: 6 | H: 0 LOB: 0 BB: 0 P: 9 | R: 0 H: 1 E: 0 K: 1 S: 4 | H: 1 LOB: 1 BB: 0 P: 6 | R: 0 H: 0 E: 0 K: 1 S: 5 | H: 0 LOB: 0 BB: 0 P: 7 | 1B: 2 2B: 3 3B: 0 HR: 0 | SF: 0 SAC: 0 DP: 0 HBP: 1 | WP: 0 PB: 0 SB: 0 CS: 0 | PA: 33 |
| PITCHER 54 Matt Harrison, L (1, 1) ERA: 4.23 | IP: 9.0 WLS: W BF: 33 H: 5 R: 2 ER: 2 SO: 7 BB: 0 IBB: 0 HBP: 1 BLK: 0 WP: 0 HR: 0 S: 67 P: 102 ERA: 2.00 WHIP: 0.556 | | | | | | | | | | | | | | | | | | | |

| Batter | 1 | 2 | 3 | 4 | 5 | 6 | 7 | 8 | 9 | AB | R | H | RBI | BB | SO | LOB | BOTTOM | | | |
|--|--|----------------------------------|---------------------------------------|----------------------------------|--------------------------------------|---------------------------------|--------------------------------------|---------------------------------|--------------------------------------|----------------------------------|---------------------------------------|----------------------------------|--------------------------------------|----------------------------------|--------------------------------------|----------------------------------|--|------------------------------------|----------------------------------|--------|
| 5 Ian Kinsler, R (1, 4) OBP: 0.366, SLG: 0.579 | F7 | | G5-3 | | | G6-3 | | F9 | | 4 | 0 | 0 | 0 | 0 | 0 | 0 | Seattle Mariners @ Texas Rangers Rangers Ballpark in Arlington, Arlington, TX Thu May 14 2009, 2:05 PM EDT Att: 21,002 - Sunny - 77 F | | | |
| 10 Michael Young, R (1, 5) OBP: 0.393, SLG: 0.600 | 1B | | G6-3 | | | 1B | | G4-3 | | 4 | 0 | 2 | 0 | 0 | 0 | 0 | | | | |
| 32 Josh Hamilton, L (1, 8) OBP: 0.302, SLG: 0.429 | BB | | F7 | | | K | | K | | 3 | 0 | 0 | 0 | 1 | 2 | 1 | | | | |
| 9 Hank Blalock, L (1, 10) OBP: 0.289, SLG: 0.571 | K | | | | K | | | | HR | 4 | 1 | 1 | 1 | 0 | 3 | 3 | | | | |
| 17 Nelson Cruz, R (1, 9) OBP: 0.319, SLG: 0.484 | P3 | | | | F8 | | | | P6 | 4 | 0 | 1 | 0 | 0 | 0 | 2 | | | | |
| 7 David Murphy, L (1, 7) OBP: 0.306, SLG: 0.323 | K | | | | G6-3 | | | | 19 HR | 4 | 1 | 1 | 0 | 0 | 1 | 1 | | | | |
| 19 Chris Davis, L (1, 3) OBP: 0.299, SLG: 0.521 | G6-3 | | | | F7 | | | | 2B | 4 | 1 | 2 | 2 | 0 | 0 | 0 | | | | |
| 2 Taylor Teagarden, R (1, 2) OBP: 0.308, SLG: 0.235 | | | | | G6-3 | | | | HR | 2 | 0 | 0 | 0 | 1 | 1 | 2 | | | | |
| 1 Elvis Andrus, R (1, 6) OBP: 0.308, SLG: 0.414 | L9 | | | | G5-3 | | | | | 3 | 0 | 0 | 0 | 0 | 0 | 3 | | | | |
| Inning Stats | R: 0 H: 1 E: 0 K: 1 S: 12 | H: 0 LOB: 2 BB: 1 P: 22 | R: 0 H: 0 E: 0 K: 1 S: 11 | H: 0 LOB: 1 BB: 1 P: 21 | R: 0 H: 0 E: 0 K: 0 S: 4 | H: 0 LOB: 0 BB: 0 P: 7 | R: 0 H: 0 E: 0 K: 1 S: 7 | H: 0 LOB: 0 BB: 0 P: 9 | R: 0 H: 1 E: 1 K: 2 S: 8 | H: 1 LOB: 1 BB: 0 P: 15 | R: 0 H: 2 E: 0 K: 1 S: 16 | H: 2 LOB: 2 BB: 0 P: 26 | R: 0 H: 0 E: 0 K: 1 S: 9 | H: 0 LOB: 0 BB: 0 P: 13 | R: 3 H: 3 E: 0 K: 0 S: 9 | H: 3 LOB: 0 BB: 0 P: 16 | 1B: 4 2B: 1 3B: 0 HR: 2 | SF: 0 SAC: 0 DP: 0 HBP: 0 | WP: 1 PB: 0 SB: 0 CS: 0 | PA: 34 |
| PITCHER 34 Félix Hernández, R (1, 1) ERA: 3.53 53 David Aardsma, R (8, 1) ERA: 1.62 35 Brandon Morrow, R (9, 1) ERA: 9.72 | IP: 7.0 WLS: H BF: 3 H: 0 R: 0 ER: 0 SO: 1 BB: 0 IBB: 0 HBP: 0 BLK: 0 WP: 0 HR: 0 S: 66 P: 110 ERA: 0.00 WHIP: 0.857 | | | | | | | | | | | | | | | | | | | |

| | |
|-----|----|
| AB | 32 |
| R | 2 |
| H | 5 |
| RBI | 2 |
| BB | 0 |
| SO | 7 |
| LOB | 9 |




| | |
|-----|----|
| AB | 32 |
| R | 3 |
| H | 7 |
| RBI | 3 |
| BB | 2 |
| SO | 7 |
| LOB | 12 |



| Batter | 1 | 2 | 3 | 4 | 5 | 6 | 7 | 8 | 9 | AB | R | H | RBI | BB | SO | LOB | TOP | | | | | | | | |
|---|------------------------------|----------------------------------|-------------------------------|----------------------------------|------------------------------|----------------------------------|-------------------------------|----------------------------------|-------------------------------|----------------------------------|------------------------------|----------------------------------|------------------------------|----------------------------------|-------------------------------|----------------------------------|-------------------------------|----------------------------------|-----------------------------------|------------------------------------|----------------------------------|--------|--|--|--|
| Chone Figgins, S OBP: 0.349, SLG: 0.305 | | | | | | | | | | | | | | | | | | | | | | | | | |
| 2 Erick Aybar, S OBP: 0.337, SLG: 0.494 | | | | | | | | | | | | | | | | | | | | | | | | | |
| 53 Bobby Abreu, L OBP: 0.390, SLG: 0.365 | | | | | | | | | | | | | | | | | | | | | | | | | |
| 48 Torii Hunter, R OBP: 0.392, SLG: 0.613 | | | | | | | | | | | | | | | | | | | | | | | | | |
| 8 Kendrys Morales, S OBP: 0.326, SLG: 0.537 | | | | | | | | | | | | | | | | | | | | | | | | | |
| 44 Mike Napoli, R OBP: 0.423, SLG: 0.585 | | | | | | | | | | | | | | | | | | | | | | | | | |
| 20 Juan Rivera, R 77 Reggie Willits, S OBP: 0.333, SLG: 0.333 | | | | | | | | | | | | | | | | | | | | | | | | | |
| 47 Howie Kendrick, R OBP: 0.281, SLG: 0.367 | | | | | | | | | | | | | | | | | | | | | | | | | |
| 5 Jeff Mathis, R 39 Robb Quinlan, R OBP: 0.167, SLG: 0.222 | | | | | | | | | | | | | | | | | | | | | | | | | |
| Inning Stats | R: 0 E: 0 K: 1 S: 8 | H: 0 LOB: 0 BB: 0 P: 13 | R: 0 E: 0 K: 1 S: 12 | H: 2 LOB: 2 BB: 1 P: 19 | R: 0 E: 0 K: 2 S: 9 | H: 1 LOB: 1 BB: 0 P: 12 | R: 0 E: 0 K: 1 S: 11 | H: 1 LOB: 1 BB: 0 P: 16 | R: 1 E: 0 K: 0 S: 17 | H: 3 LOB: 1 BB: 0 P: 25 | R: 1 E: 0 K: 0 S: 9 | H: 2 LOB: 1 BB: 1 P: 15 | R: 1 E: 0 K: 1 S: 9 | H: 1 LOB: 0 BB: 1 P: 17 | R: 0 E: 0 K: 1 S: 12 | H: 1 LOB: 1 BB: 1 P: 18 | R: 5 E: 0 K: 0 S: 24 | H: 5 LOB: 2 BB: 2 P: 41 | 1B: 10 2B: 3 3B: 1 HR: 2 | SF: 0 SAC: 0 DP: 3 HBP: 0 | WP: 1 PB: 0 SB: 2 CS: 0 | PA: 44 | | | |
| PITCHER | IP | WLS | BF | H | R | ER | SO | BB | IBB | HBP | BLK | WP | HR | S | P | ERA | WHIP | | | | | | | | |
| 33 Kevin Millwood, R ERA: 2.93 | 6.0 | W | 26 | 9 | 2 | 2 | 5 | 2 | 0 | 0 | 0 | 0 | 0 | 66 | 100 | 3.00 | 1.833 | | | | | | | | |
| 45 Derek Holland, L ERA: 4.55 | 2.2 | | 14 | 5 | 5 | 5 | 2 | 3 | 0 | 0 | 0 | 1 | 1 | 35 | 58 | 16.88 | 3.000 | | | | | | | | |
| 56 Darren O'Day, R ERA: 1.69 | 0.0 | | 2 | 2 | 1 | 1 | 0 | 0 | 0 | 0 | 0 | 0 | 1 | 7 | 10 | ∞ | ∞ | | | | | | | | |
| 36 C.J. Wilson, L ERA: 4.11 | 0.1 | S | 2 | 0 | 0 | 0 | 0 | 1 | 0 | 0 | 0 | 0 | 0 | 3 | 8 | 0.00 | 3.000 | | | | | | | | |

Los Angeles Angels @ Texas Rangers
Rangers Ballpark in Arlington, Arlington, TX
Fri May 15 2009, 8:05 PM EDT
Att: 33,429 - Partly Cloudy - 86 F

AB 38
R 8
H 16
RBI 8
BB 6
SO 7
LOB 17



| Batter | 1 | 2 | 3 | 4 | 5 | 6 | 7 | 8 | 9 | AB | R | H | RBI | BB | SO | LOB | BOTTOM | | | | | | | | |
|--|------------------------------|----------------------------------|------------------------------|---------------------------------|-------------------------------|----------------------------------|-------------------------------|----------------------------------|------------------------------|----------------------------------|------------------------------|----------------------------------|------------------------------|----------------------------------|------------------------------|----------------------------------|----------------------------------|------------------------------------|----------------------------------|--------|--|--|--|--|--|
| 5 Ian Kinsler, R OBP: 0.380, SLG: 0.622 | | | | | | | | | | | | | | | | | | | | | | | | | |
| 10 Michael Young, R OBP: 0.323, SLG: 0.600 | | | | | | | | | | | | | | | | | | | | | | | | | |
| 32 Josh Hamilton, L OBP: 0.308, SLG: 0.488 | | | | | | | | | | | | | | | | | | | | | | | | | |
| 25 Andrew Jones, R OBP: 0.439, SLG: 0.594 | | | | | | | | | | | | | | | | | | | | | | | | | |
| 9 Hank Blalock, L OBP: 0.280, SLG: 0.553 | | | | | | | | | | | | | | | | | | | | | | | | | |
| 22 Marlon Byrd, R OBP: 0.323, SLG: 0.462 | | | | | | | | | | | | | | | | | | | | | | | | | |
| 19 Chris Davis, L OBP: 0.298, SLG: 0.521 | | | | | | | | | | | | | | | | | | | | | | | | | |
| 21 Jarrod Saltalamacchia, R OBP: 0.297, SLG: 0.406 | | | | | | | | | | | | | | | | | | | | | | | | | |
| 1 Elvis Andrus, R OBP: 0.315, SLG: 0.412 | | | | | | | | | | | | | | | | | | | | | | | | | |
| Inning Stats | R: 2 E: 0 K: 0 S: 9 | H: 2 LOB: 0 BB: 0 P: 13 | R: 0 E: 0 K: 1 S: 6 | H: 0 LOB: 0 BB: 0 P: 7 | R: 4 E: 1 K: 1 S: 13 | H: 3 LOB: 1 BB: 1 P: 24 | R: 0 E: 0 K: 2 S: 13 | H: 1 LOB: 3 BB: 1 P: 23 | R: 0 E: 0 K: 0 S: 8 | H: 1 LOB: 0 BB: 0 P: 11 | R: 1 E: 0 K: 0 S: 8 | H: 1 LOB: 0 BB: 0 P: 12 | R: 1 E: 0 K: 0 S: 7 | H: 1 LOB: 1 BB: 1 P: 14 | R: 2 E: 0 K: 0 S: 8 | H: 1 LOB: 0 BB: 1 P: 16 | 1B: 3 2B: 2 3B: 1 HR: 4 | SF: 1 SAC: 0 DP: 0 HBP: 0 | WP: 0 PB: 1 SB: 1 CS: 0 | PA: 40 | | | | | |
| PITCHER | IP | WLS | BF | H | R | ER | SO | BB | IBB | HBP | BLK | WP | HR | S | P | ERA | WHIP | | | | | | | | |
| 51 Joe Saunders, L ERA: 3.59 | 5.1 | L | 28 | 8 | 7 | 7 | 4 | 2 | 0 | 0 | 0 | 0 | 0 | 4 | 6 | 0.00 | 0.000 | | | | | | | | |
| 33 Justin Speier, R ERA: 7.71 | 0.2 | | 2 | 0 | 0 | 0 | 0 | 0 | 0 | 0 | 0 | 0 | 0 | 4 | 6 | 0.00 | 0.000 | | | | | | | | |
| 68 Shane Loux, R ERA: 4.89 | 2.0 | | 10 | 2 | 3 | 2 | 0 | 2 | 0 | 0 | 0 | 0 | 1 | 15 | 30 | 9.00 | 2.000 | | | | | | | | |

Los Angeles Angels @ Texas Rangers
Rangers Ballpark in Arlington, Arlington, TX
Fri May 15 2009, 8:05 PM EDT
Att: 33,429 - Partly Cloudy - 86 F


AB 35
R 10
H 10
RBI 10
BB 4
SO 4
LOB 14



| Batter | 1 | 2 | 3 | 4 | 5 | 6 | 7 | 8 | 9 | AB | R | H | RBI | BB | SO | LOB | TOP | | | | | |
|---|-------------------------------|----------------------------------|-------------------------------|----------------------------------|------------------------------|----------------------------------|------------------------------|----------------------------------|-------------------------------|----------------------------------|------------------------------|----------------------------------|-------------------------------|----------------------------------|------------------------------|----------------------------------|------------------------------|----------------------------------|----------------------------------|------------------------------------|----------------------------------|--------|
| 5 Ian Kinsler, R OBP: 0.376, SLG: 0.599 | G5-3 | | G4-3 | | | G6-3 | | | G5-3 | 4 | 0 | 0 | 0 | 0 | 0 | 0 | | | | | | |
| 1 Elvis Andrus, R OBP: 0.304, SLG: 0.394 | F9 | | G6-3 | | | F7 | | | G6-3 | 4 | 0 | 0 | 0 | 0 | 0 | 0 | | | | | | |
| 10 Michael Young, R OBP: 0.389, SLG: 0.586 | 2B | | | | G5-3 | | | | G5-3 | 4 | 0 | 1 | 0 | 0 | 0 | 0 | | | | | | |
| 25 Andrew Jones, R OBP: 0.447, SLG: 0.585 | BB | | | | K | | | | | 1 | 0 | 0 | 0 | 2 | 1 | 0 | | | | | | |
| 22 Marlon Byrd, R OBP: 0.326, SLG: 0.460 | F7 | | | | G1-3 | | | | K | 3 | 0 | 0 | 0 | 0 | 1 | 3 | | | | | | |
| 7 David Murphy, L OBP: 0.282, SLG: 0.299 | K | | | | G2-3 | | | | P5 | 3 | 0 | 0 | 0 | 0 | 1 | 1 | | | | | | |
| 17 Nelson Cruz, R OBP: 0.315, SLG: 0.471 | K | | | | L9 | | | | P4 | 3 | 0 | 0 | 0 | 0 | 1 | 0 | | | | | | |
| 19 Chris Davis, L OBP: 0.277, SLG: 0.481 | K | | | | L3 | | | | K | 3 | 0 | 0 | 0 | 0 | 2 | 0 | | | | | | |
| 21 Jarrod Saltalamacchia, S OBP: 0.306, SLG: 0.394 | F9 | | | | K | | | | K | 3 | 0 | 0 | 0 | 0 | 2 | 0 | | | | | | |
| Inning Stats | R: 0 E: 0 K: 0 S: 10 | H: 1 LOB: 2 BB: 1 P: 17 | R: 0 E: 0 K: 3 S: 10 | H: 0 LOB: 0 BB: 0 P: 15 | R: 0 E: 0 K: 1 S: 9 | H: 0 LOB: 0 BB: 0 P: 13 | R: 0 E: 0 K: 1 S: 7 | H: 0 LOB: 0 BB: 0 P: 13 | R: 0 E: 0 K: 0 S: 10 | H: 0 LOB: 0 BB: 0 P: 16 | R: 0 E: 0 K: 1 S: 8 | H: 0 LOB: 0 BB: 0 P: 12 | R: 0 E: 0 K: 1 S: 16 | H: 0 LOB: 1 BB: 1 P: 26 | R: 0 E: 0 K: 2 S: 8 | H: 0 LOB: 0 BB: 0 P: 11 | R: 0 E: 0 K: 0 S: 7 | H: 0 LOB: 0 BB: 0 P: 10 | 1B: 0 2B: 1 3B: 0 HR: 0 | SF: 0 SAC: 0 DP: 0 HBP: 0 | WP: 0 PB: 0 SB: 0 CS: 0 | PA: 30 |
| PITCHER | IP | WLS | BF | H | R | ER | SO | BB | IBB | HBP | BLK | WP | HR | S | P | ERA | WHIP | | | | | |
| 21 Dontrelle Willis, L ERA: 3.27 | 6.1 | W | 22 | 1 | 0 | 0 | 5 | 2 | 0 | 0 | 0 | 0 | 0 | 61 | 100 | 0.00 | 0.474 | | | | | |
| 37 Brandon Lyon, R ERA: 6.75 | 0.1 | H | 1 | 0 | 0 | 0 | 1 | 0 | 0 | 0 | 0 | 0 | 0 | 5 | 6 | 0.00 | 0.000 | | | | | |
| 44 Bobby Seay, L ERA: 5.25 | 0.1 | H | 1 | 0 | 0 | 0 | 0 | 0 | 0 | 0 | 0 | 0 | 0 | 4 | 6 | 0.00 | 0.000 | | | | | |
| 54 Joel Zumaya, R ERA: 1.59 | 1.0 | | 3 | 0 | 0 | 0 | 2 | 0 | 0 | 0 | 0 | 0 | 0 | 8 | 11 | 0.00 | 0.000 | | | | | |
| 56 Fernando Rodney, R ERA: 3.94 | 1.0 | | 3 | 0 | 0 | 0 | 0 | 0 | 0 | 0 | 0 | 0 | 0 | 7 | 10 | 0.00 | 0.000 | | | | | |

Texas Rangers @ Detroit Tigers
Comerica Park, Detroit, MI
Tue May 19 2009, 7:05 PM EDT
Att: 23,756 - Clear - 74 F

AB 28
R 0
H 1
RBI 0
BB 2
SO 8
LOB 4



| Batter | 1 | 2 | 3 | 4 | 5 | 6 | 7 | 8 | 9 | AB | R | H | RBI | BB | SO | LOB | BOTTOM | | | | | |
|---|-------------------------------|----------------------------------|--------------------------------|----------------------------------|-------------------------------|----------------------------------|------------------------------|----------------------------------|------------------------------|----------------------------------|------------------------------|----------------------------------|-------------------------------|----------------------------------|------------------------------|----------------------------------|------------------------------|----------------------------------|----------------------------------|------------------------------------|----------------------------------|--------|
| 28 Curtis Granderson, L OBP: 0.347, SLG: 0.500 | 14 CS 1B | 14 1B | | G6-3 | | | | F9 | F9 | 5 | 0 | 2 | 0 | 0 | 0 | 1 | | | | | | |
| 14 Placido Polanco, R OBP: 0.316, SLG: 0.371 | 24 1B 19 SF9 34 E BB | 1B | | G4-3 | | | | F9 | | 3 | 1 | 1 | 1 | 1 | 0 | 0 | | | | | | |
| 34 Clete Thomas, L OBP: 0.382, SLG: 0.408 | 19 SF9 24 1B FC1 | K | | P4 | | | | 24 2B 1B | | 4 | 1 | 1 | 0 | 0 | 1 | 3 | | | | | | |
| 24 Miguel Cabrera, R OBP: 0.452, SLG: 0.612 | 1B | | 13 1B 12 SF8 15 1B BB | | F9 | | | 2B | | 3 | 1 | 2 | 1 | 1 | 0 | 0 | | | | | | |
| 19 Jeff Larish, L OBP: 0.396, SLG: 0.632 | SF9 | | | F8 | | | | BB | | 2 | 0 | 0 | 1 | 1 | 1 | 1 | | | | | | |
| 15 Brandon Inge, R OBP: 0.385, SLG: 0.548 | G4-3 | | 1 SAFE 13 1B 1B | | F8 | | | G5-3 | | 4 | 0 | 1 | 0 | 0 | 0 | 4 | | | | | | |
| 13 Josh Anderson, L OBP: 0.333, SLG: 0.397 | G4-3 | | | | | G3 | | | G4-3 | 4 | 0 | 1 | 0 | 0 | 0 | 0 | | | | | | |
| 12 Gerald Laird, R OBP: 0.313, SLG: 0.313 | K | | | SF8 | | G5-3 | | | | 3 | 0 | 1 | 1 | 0 | 1 | 0 | | | | | | |
| 39 Ramon Santiago, S OBP: 0.377, SLG: 0.603 | 28 1B 14 1B 2B | | | K | | L8 | | | F8 | 4 | 1 | 1 | 0 | 0 | 1 | 3 | | | | | | |
| Inning Stats | R: 1 E: 1 K: 0 S: 12 | H: 2 LOB: 2 BB: 1 P: 23 | R: 1 E: 0 K: 2 S: 15 | H: 3 LOB: 0 BB: 0 P: 22 | R: 1 E: 0 K: 1 S: 12 | H: 2 LOB: 1 BB: 1 P: 22 | R: 0 E: 0 K: 0 S: 6 | H: 0 LOB: 0 BB: 0 P: 10 | R: 0 E: 0 K: 0 S: 8 | H: 0 LOB: 0 BB: 0 P: 15 | R: 0 E: 0 K: 0 S: 7 | H: 0 LOB: 0 BB: 0 P: 10 | R: 1 E: 0 K: 0 S: 12 | H: 2 LOB: 2 BB: 1 P: 16 | R: 0 E: 0 K: 0 S: 6 | H: 1 LOB: 1 BB: 0 P: 10 | R: 0 E: 0 K: 0 S: 7 | H: 0 LOB: 0 BB: 0 P: 10 | 1B: 8 2B: 2 3B: 0 HR: 0 | SF: 2 SAC: 0 DP: 0 HBP: 0 | WP: 0 PB: 0 SB: 0 CS: 1 | PA: 37 |
| PITCHER | IP | WLS | BF | H | R | ER | SO | BB | IBB | HBP | BLK | WP | HR | S | P | ERA | WHIP | | | | | |
| 20 Brandon McCarthy, R ERA: 5.8 | 7.0 | L | 33 | 9 | 4 | 3 | 4 | 3 | 0 | 0 | 0 | 0 | 0 | 72 | 118 | 3.86 | 1.714 | | | | | |
| 37 Kris Benson, R ERA: 7.8 | 1.0 | | 4 | 1 | 0 | 0 | 0 | 0 | 0 | 0 | 0 | 0 | 0 | 6 | 10 | 0.00 | 1.000 | | | | | |

Texas Rangers @ Detroit Tigers
Comerica Park, Detroit, MI
Tue May 19 2009, 7:05 PM EDT
Att: 23,756 - Clear - 74 F

AB 32
R 4
H 10
RBI 4
BB 3
SO 4
LOB 12



| Batter | 1 | 2 | 3 | 4 | 5 | 6 | 7 | 8 | 9 | AB | R | H | RBI | BB | SO | LOB | TOP | | | | | |
|---|---|----------------------------------|------------------------------|----------------------------------|------------------------------|----------------------------------|------------------------------|----------------------------------|-------------------------------|----------------------------------|------------------------------|----------------------------------|-------------------------------|----------------------------------|-------------------------------|----------------------------------|---|----------------------------------|----------------------------------|------------------------------------|----------------------------------|--------|
| 5 Ian Kinsler, R OBP: 0.367, SLG: 0.572 | | | | | | | | | | 5 | 0 | 1 | 0 | 0 | 2 | 2 | Texas Rangers @ Detroit Tigers Comerica Park, Detroit, MI Thu May 21 2009, 1:05 PM EDT Att: 34,356 - Sunny - 79 F | | | | | |
| 7 David Murphy, L OBP: 0.333, SLG: 0.370 | | | | | | | | | | 3 | 2 | 3 | 1 | 2 | 0 | 0 | | | | | | |
| 10 Michael Young, R OBP: 0.374, SLG: 0.559 | | | | | | | | | | 5 | 0 | 0 | 0 | 0 | 1 | 6 | | | | | | |
| 9 Hank Blalock, L OBP: 0.270, SLG: 0.525 | | | | | | | | | | 4 | 1 | 1 | 0 | 0 | 0 | 1 | | | | | | |
| 22 Marlon Byrd, R OBP: 0.314, SLG: 0.440 | | | | | | | | | | 4 | 0 | 0 | 0 | 0 | 0 | 2 | | | | | | |
| 17 Nelson Cruz, R OBP: 0.325, SLG: 0.500 | | | | | | | | | | 4 | 0 | 2 | 2 | 0 | 0 | 0 | | | | | | |
| 19 Chris Davis, L OBP: 0.275, SLG: 0.460 | | | | | | | | | | 2 | 0 | 0 | 0 | 2 | 2 | 0 | | | | | | |
| 21 Jarrod Saltalamacchia, R OBP: 0.304, SLG: 0.383 | | | | | | | | | | 3 | 0 | 0 | 0 | 1 | 3 | 2 | | | | | | |
| 1 Elvis Andrus, R OBP: 0.311, SLG: 0.417 | | | | | | | | | | 3 | 0 | 1 | 0 | 1 | 0 | 3 | | | | | | |
| Inning Stats | R: 1 E: 0 K: 0 S: 7 | H: 1 LOB: 0 BB: 0 P: 14 | R: 0 E: 0 K: 0 S: 9 | H: 1 LOB: 2 BB: 2 P: 20 | R: 0 E: 0 K: 1 S: 9 | H: 1 LOB: 0 BB: 0 P: 13 | R: 0 E: 0 K: 1 S: 9 | H: 0 LOB: 0 BB: 0 P: 13 | R: 0 E: 0 K: 1 S: 11 | H: 1 LOB: 2 BB: 1 P: 17 | R: 0 E: 0 K: 0 S: 7 | H: 0 LOB: 0 BB: 0 P: 12 | R: 0 E: 0 K: 3 S: 12 | H: 1 LOB: 1 BB: 0 P: 16 | R: 2 E: 0 K: 1 S: 14 | H: 2 LOB: 2 BB: 2 P: 27 | R: 0 E: 0 K: 1 S: 12 | H: 1 LOB: 1 BB: 1 P: 21 | 1B: 4 2B: 4 3B: 0 HR: 1 | SF: 0 SAC: 0 DP: 2 HBP: 0 | WP: 0 PB: 0 SB: 5 CS: 0 | PA: 39 |
| PITCHER | IP WLS BF H R ER SO BB IBB HBP BLK WP HR S P ERA WHIP | | | | | | | | | | | | | | | | | | | | | |
| 36 Edwin Jackson, R ERA: 2.55 | 8.0 W 35 7 3 3 7 5 0 0 0 0 1 78 132 3.38 1.500 | | | | | | | | | | | | | | | | | | | | | |
| 56 Fernando Rodney, R ERA: 3.5 | 1.0 S 4 1 0 0 1 1 0 0 0 0 0 0 12 21 0.00 2.000 | | | | | | | | | | | | | | | | | | | | | |

| Batter | 1 | 2 | 3 | 4 | 5 | 6 | 7 | 8 | 9 | AB | R | H | RBI | BB | SO | LOB | BOTTOM | | | | | |
|---|---|----------------------------------|------------------------------|---------------------------------|------------------------------|----------------------------------|------------------------------|----------------------------------|-------------------------------|----------------------------------|------------------------------|----------------------------------|------------------------------|----------------------------------|-------------------------------|----------------------------------|---|----------------------------------|----------------------------------|------------------------------------|----------------------------------|--------|
| 28 Curtis Granderson, L OBP: 0.343, SLG: 0.503 | | | | | | | | | | 3 | 1 | 1 | 2 | 1 | 0 | 0 | Texas Rangers @ Detroit Tigers Comerica Park, Detroit, MI Thu May 21 2009, 1:05 PM EDT Att: 34,356 - Sunny - 79 F | | | | | |
| 14 Placido Polanco, R OBP: 0.313, SLG: 0.364 | | | | | | | | | | 4 | 1 | 1 | 0 | 0 | 2 | | | | | | | |
| 34 Clete Thomas, L OBP: 0.383, SLG: 0.453 | | | | | | | | | | 3 | 1 | 1 | 1 | 1 | 0 | 0 | | | | | | |
| 24 Miguel Cabrera, R OBP: 0.448, SLG: 0.599 | | | | | | | | | | 4 | 0 | 1 | 1 | 0 | 0 | 0 | | | | | | |
| 19 Jeff Larish, L OBP: 0.377, SLG: 0.581 | | | | | | | | | | 4 | 0 | 1 | 0 | 0 | 2 | | | | | | | |
| 15 Brandon Inge, R OBP: 0.387, SLG: 0.568 | | | | | | | | | | 2 | 0 | 0 | 0 | 1 | 0 | 1 | | | | | | |
| 13 Josh Anderson, L OBP: 0.333, SLG: 0.384 | | | | | | | | | | 3 | 0 | 0 | 0 | 0 | 0 | 1 | | | | | | |
| 4 Adam Everett, R OBP: 0.344, SLG: 0.422 | | | | | | | | | | 2 | 1 | 1 | 0 | 1 | 0 | 1 | | | | | | |
| 57 Dane Sardinha, R OBP: 0.050, SLG: 0.105 | | | | | | | | | | 3 | 0 | 0 | 0 | 0 | 3 | 2 | | | | | | |
| Inning Stats | R: 1 E: 0 K: 0 S: 7 | H: 1 LOB: 0 BB: 0 P: 11 | R: 0 E: 0 K: 0 S: 6 | H: 0 LOB: 0 BB: 0 P: 8 | R: 2 E: 0 K: 1 S: 9 | H: 1 LOB: 0 BB: 1 P: 18 | R: 0 E: 0 K: 0 S: 8 | H: 1 LOB: 0 BB: 0 P: 14 | R: 0 E: 0 K: 1 S: 15 | H: 1 LOB: 2 BB: 1 P: 23 | R: 0 E: 0 K: 0 S: 9 | H: 0 LOB: 0 BB: 0 P: 14 | R: 0 E: 0 K: 0 S: 7 | H: 0 LOB: 0 BB: 1 P: 13 | R: 1 E: 0 K: 1 S: 12 | H: 2 LOB: 2 BB: 1 P: 20 | R: 0 E: 0 K: 1 S: 12 | H: 1 LOB: 1 BB: 1 P: 21 | 1B: 4 2B: 0 3B: 0 HR: 2 | SF: 0 SAC: 0 DP: 1 HBP: 0 | WP: 0 PB: 0 SB: 1 CS: 1 | PA: 33 |
| PITCHER | IP WLS BF H R ER SO BB IBB HBP BLK WP HR S P ERA WHIP | | | | | | | | | | | | | | | | | | | | | |
| 33 Kevin Millwood, R ERA: 3.12 | 8.0 L 32 6 4 4 3 4 0 0 0 0 2 73 121 4.50 1.250 | | | | | | | | | | | | | | | | | | | | | |

| Batter | 1 | 2 | 3 | 4 | 5 | 6 | 7 | 8 | 9 | AB | R | H | RBI | BB | SO | LOB | TOP | | | | | |
|---|---|---|---|---|---|---|---|---|---|---|---|---|---|---|---|---|---|---|---|------------------------------------|----------------------------------|--------|
| 13 Omar Vizquel, S (1.4) OBP: 0.413, SLG: 0.512 | | | | | | | | | | 5 | 1 | 2 | 0 | 0 | 0 | 1 | | | | | | |
| 7 David Murphy, L (1.7) OBP: 0.323, SLG: 0.366 | | | | | | | | | | 4 | 0 | 1 | 0 | 0 | 2 | 1 | | | | | | |
| 32 Josh Hamilton, L (1.8) OBP: 0.287, SLG: 0.454 | | | | | | | | | | 4 | 1 | 1 | 0 | 0 | 0 | 1 | | | | | | |
| 17 Nelson Cruz, R (1.9) OBP: 0.337, SLG: 0.556 | | | | | | | | | | 4 | 2 | 2 | 4 | 0 | 1 | 0 | | | | | | |
| 9 Hank Blalock, L (1.5) OBP: 0.281, SLG: 0.556 | | | | | | | | | | 4 | 1 | 3 | 1 | 0 | 0 | 0 | | | | | | |
| 19 Chris Davis, L (1.3) OBP: 0.265, SLG: 0.441 | | | | | | | | | | 4 | 0 | 0 | 0 | 0 | 3 | 2 | | | | | | |
| 21 Jarrod Saltalamacchia, R (1.2) OBP: 0.306, SLG: 0.490 | | | | | | | | | | 4 | 0 | 1 | 0 | 0 | 2 | 1 | AB 36 | | | | | |
| 1 Elvis Andrus, R (1.6) OBP: 0.328, SLG: 0.452 | | | | | | | | | | 4 | 1 | 1 | 0 | 0 | 0 | 1 | R 6 | | | | | |
| 39 Scott Feldman, L (1.1) | | | | | | | | | | 2 | 0 | 0 | 0 | 0 | 1 | 0 | H 11 | | | | | |
| 56 Darren O'Day, R (7.1) | | | | | | | | | | 0 | 0 | 0 | 0 | 0 | 0 | 0 | RBI 5 | | | | | |
| 18 Eddie Guardado, R (8.1) | | | | | | | | | | 0 | 0 | 0 | 0 | 0 | 0 | 0 | BB 0 | | | | | |
| 22 Marlon Byrd, R (9. PH) | | | | | | | | | | 1 | 0 | 0 | 0 | 0 | 0 | 1 | SO 9 | | | | | |
| 36 C.J. Wilson, L (9.1) | | | | | | | | | | 0 | 0 | 0 | 0 | 0 | 0 | 0 | LOB 8 | | | | | |
| Inning Stats | R: 0 E: 0 K: 1 S: 7 | H: 0 LOB: 0 BB: 0 P: 8 | R: 0 E: 0 K: 1 S: 7 | H: 0 LOB: 0 BB: 0 P: 9 | R: 0 E: 0 K: 0 S: 6 | H: 0 LOB: 0 BB: 0 P: 8 | R: 3 E: 0 K: 2 S: 19 | H: 4 LOB: 1 BB: 0 P: 28 | R: 1 E: 1 K: 0 S: 9 | H: 3 LOB: 1 BB: 0 P: 13 | R: 2 E: 0 K: 1 S: 10 | H: 2 LOB: 0 BB: 0 P: 14 | R: 0 E: 0 K: 2 S: 10 | H: 0 LOB: 0 BB: 0 P: 16 | R: 0 E: 0 K: 2 S: 10 | H: 1 LOB: 1 BB: 0 P: 12 | R: 0 E: 0 K: 0 S: 8 | H: 1 LOB: 1 BB: 0 P: 10 | 1B: 5 2B: 3 3B: 0 HR: 3 | SF: 0 SAC: 1 DP: 0 HBP: 0 | WP: 0 PB: 0 SB: 0 CS: 0 | PA: 37 |
| PITCHER | IP WLS BF H R ER SO BB IBB HBP BLK WP HR S P ERA WHIP | IP WLS BF H R ER SO BB IBB HBP BLK WP HR S P ERA WHIP | IP WLS BF H R ER SO BB IBB HBP BLK WP HR S P ERA WHIP | IP WLS BF H R ER SO BB IBB HBP BLK WP HR S P ERA WHIP | IP WLS BF H R ER SO BB IBB HBP BLK WP HR S P ERA WHIP | IP WLS BF H R ER SO BB IBB HBP BLK WP HR S P ERA WHIP | IP WLS BF H R ER SO BB IBB HBP BLK WP HR S P ERA WHIP | IP WLS BF H R ER SO BB IBB HBP BLK WP HR S P ERA WHIP | IP WLS BF H R ER SO BB IBB HBP BLK WP HR S P ERA WHIP | IP WLS BF H R ER SO BB IBB HBP BLK WP HR S P ERA WHIP | IP WLS BF H R ER SO BB IBB HBP BLK WP HR S P ERA WHIP | IP WLS BF H R ER SO BB IBB HBP BLK WP HR S P ERA WHIP | IP WLS BF H R ER SO BB IBB HBP BLK WP HR S P ERA WHIP | IP WLS BF H R ER SO BB IBB HBP BLK WP HR S P ERA WHIP | IP WLS BF H R ER SO BB IBB HBP BLK WP HR S P ERA WHIP | IP WLS BF H R ER SO BB IBB HBP BLK WP HR S P ERA WHIP | IP WLS BF H R ER SO BB IBB HBP BLK WP HR S P ERA WHIP | IP WLS BF H R ER SO BB IBB HBP BLK WP HR S P ERA WHIP | IP WLS BF H R ER SO BB IBB HBP BLK WP HR S P ERA WHIP | | | |


Texas Rangers @ Houston Astros
Minute Maid Park, Houston, TX
Sat May 23 2009, 3:10 PM CDT
Att: 36,019 - Roof Closed - 73 F


AB 36
R 6
H 11
RBI 5
BB 0
SO 9
LOB 8

| Batter | 1 | 2 | 3 | 4 | 5 | 6 | 7 | 8 | 9 | AB | R | H | RBI | BB | SO | LOB | BOTTOM | | | | | |
|--|---|---|---|---|---|---|---|---|---|---|---|---|---|---|---|---|---|---|---|------------------------------------|----------------------------------|--------|
| 21 Michael Bourn, L (1.8) OBP: 0.363, SLG: 0.397 | | | | | | | | | | 4 | 0 | 0 | 0 | 0 | 2 | 2 | | | | | | |
| 10 Miguel Tejada, R (1.6) OBP: 0.356, SLG: 0.503 | | | | | | | | | | 4 | 1 | 2 | 1 | 0 | 0 | 0 | | | | | | |
| 17 Lance Berkman, S (1.3) OBP: 0.371, SLG: 0.464 | | | | | | | | | | 4 | 0 | 0 | 0 | 0 | 1 | 1 | | | | | | |
| 45 Carlos Lee, R (1.7) OBP: 0.370, SLG: 0.541 | | | | | | | | | | 4 | 0 | 1 | 0 | 0 | 0 | 0 | | | | | | |
| 9 Hunter Pence, R (1.9) OBP: 0.422, SLG: 0.530 | | | | | | | | | | 3 | 1 | 2 | 0 | 1 | 0 | 1 | | | | | | |
| 27 Geoff Blum, S (1.5) OBP: 0.333, SLG: 0.331 | | | | | | | | | | 4 | 1 | 1 | 2 | 0 | 0 | 2 | | | | | | |
| 77 Ivan Rodriguez, R (1.2) OBP: 0.307, SLG: 0.454 | | | | | | | | | | 4 | 0 | 0 | 0 | 0 | 2 | 1 | AB 32 | | | | | |
| 3 Kazuo Matsui, S (1.4) OBP: 0.290, SLG: 0.307 | | | | | | | | | | 3 | 0 | 0 | 0 | 1 | 1 | 1 | R 3 | | | | | |
| 38 Brian Moehler, R (1.1) | | | | | | | | | | 1 | 0 | 0 | 0 | 0 | 0 | 0 | H 6 | | | | | |
| 48 Tim Byrdak, L (6.1) | | | | | | | | | | 0 | 0 | 0 | 0 | 0 | 0 | 0 | RBI 3 | | | | | |
| 18 Edwin Maysonet, R (6. PH) | | | | | | | | | | 0 | 0 | 0 | 0 | 0 | 0 | 0 | BB 3 | | | | | |
| 53 Wesley Wright, R (7.1) | | | | | | | | | | 0 | 0 | 0 | 0 | 0 | 0 | 0 | SO 6 | | | | | |
| 2 Darin Erstad, L (7. PH) | | | | | | | | | | 0 | 0 | 0 | 0 | 1 | 0 | 0 | LOB 8 | | | | | |
| 47 Jeff Fulchino, R (8.1) | | | | | | | | | | 0 | 0 | 0 | 0 | 0 | 0 | 0 | | | | | | |
| Inning Stats | R: 1 E: 0 K: 0 S: 5 | H: 1 LOB: 0 BB: 0 P: 7 | R: 0 E: 0 K: 0 S: 5 | H: 0 LOB: 1 BB: 0 P: 11 | R: 0 E: 0 K: 0 S: 7 | H: 0 LOB: 0 BB: 0 P: 10 | R: 0 E: 0 K: 1 S: 11 | H: 1 LOB: 1 BB: 0 P: 15 | R: 0 E: 0 K: 2 S: 15 | H: 0 LOB: 0 BB: 0 P: 21 | R: 0 E: 0 K: 1 S: 11 | H: 1 LOB: 1 BB: 0 P: 19 | R: 2 E: 1 K: 2 S: 18 | H: 2 LOB: 2 BB: 2 P: 32 | R: 0 E: 0 K: 0 S: 8 | H: 0 LOB: 0 BB: 0 P: 14 | R: 0 E: 0 K: 0 S: 7 | H: 1 LOB: 1 BB: 0 P: 9 | 1B: 4 2B: 0 3B: 0 HR: 2 | SF: 0 SAC: 0 DP: 0 HBP: 0 | WP: 0 PB: 0 SB: 0 CS: 1 | PA: 35 |
| PITCHER | IP WLS BF H R ER SO BB IBB HBP BLK WP HR S P ERA WHIP | IP WLS BF H R ER SO BB IBB HBP BLK WP HR S P ERA WHIP | IP WLS BF H R ER SO BB IBB HBP BLK WP HR S P ERA WHIP | IP WLS BF H R ER SO BB IBB HBP BLK WP HR S P ERA WHIP | IP WLS BF H R ER SO BB IBB HBP BLK WP HR S P ERA WHIP | IP WLS BF H R ER SO BB IBB HBP BLK WP HR S P ERA WHIP | IP WLS BF H R ER SO BB IBB HBP BLK WP HR S P ERA WHIP | IP WLS BF H R ER SO BB IBB HBP BLK WP HR S P ERA WHIP | IP WLS BF H R ER SO BB IBB HBP BLK WP HR S P ERA WHIP | IP WLS BF H R ER SO BB IBB HBP BLK WP HR S P ERA WHIP | IP WLS BF H R ER SO BB IBB HBP BLK WP HR S P ERA WHIP | IP WLS BF H R ER SO BB IBB HBP BLK WP HR S P ERA WHIP | IP WLS BF H R ER SO BB IBB HBP BLK WP HR S P ERA WHIP | IP WLS BF H R ER SO BB IBB HBP BLK WP HR S P ERA WHIP | IP WLS BF H R ER SO BB IBB HBP BLK WP HR S P ERA WHIP | IP WLS BF H R ER SO BB IBB HBP BLK WP HR S P ERA WHIP | IP WLS BF H R ER SO BB IBB HBP BLK WP HR S P ERA WHIP | IP WLS BF H R ER SO BB IBB HBP BLK WP HR S P ERA WHIP | IP WLS BF H R ER SO BB IBB HBP BLK WP HR S P ERA WHIP | | | |

Texas Rangers @ Houston Astros
Minute Maid Park, Houston, TX
Sat May 23 2009, 3:10 PM CDT
Att: 36,019 - Roof Closed - 73 F

AB 32
R 3
H 6
RBI 3
BB 3
SO 6
LOB 8

| Batter | 1 | 2 | 3 | 4 | 5 | 6 | 7 | 8 | 9 | AB | R | H | RBI | BB | SO | LOB | TOP | | | |
|---|---|---|---|----------------------------------|---------------------------------------|----------------------------------|---------------------------------------|----------------------------------|---------------------------------------|----------------------------------|---------------------------------------|----------------------------------|---------------------------------------|----------------------------------|---------------------------------------|----------------------------------|---|------------------------------------|--|--|
| 5 Ian Kinsler, R OBP: 0.354, SLG: 0.563 | F8 | | HR | G6-3 | | | G5-3 | | F9 | 5 | 1 | 1 | 1 | 0 | 0 | 0 | Texas Rangers @ Houston Astros Minute Maid Park, Houston, TX Sun May 24 2009, 1:05 PM CDT Att: 36,749 - Roof Closed - 73 F AB 36 R 5 H 11 RBI 5 BB 3 SO 1 LOB 12  | | | |
| 10 Michael Young, R OBP: 0.310, SLG: 0.562 | P4 | | 32 2B 17 1B | | | 32 G4-3 | G6-3 | | G5-3 | 4 | 1 | 1 | 0 | 1 | 0 | 0 | | | | |
| 32 Josh Hamilton, L OBP: 0.310, SLG: 0.505 | HR | | 17 1B 22 SF7 | | | G4-3 | | | | 4 | 2 | 3 | 1 | 1 | 0 | 1 | | | | |
| 17 Nelson Cruz, R OBP: 0.339, SLG: 0.551 | 1B | | 21 CS 21 S | | | G6-3 | | | | 5 | 0 | 2 | 1 | 0 | 0 | 3 | | | | |
| 22 Marlon Byrd, R OBP: 0.310, SLG: 0.442 | 2B | | SF7 | | | F9 | | | | 3 | 0 | 1 | 1 | 0 | 0 | 1 | | | | |
| 19 Chris Davis, L OBP: 0.264, SLG: 0.435 | F7 | | F8 | | | F8 | | | | 4 | 0 | 1 | 0 | 0 | 0 | 3 | | | | |
| 21 Jarrod Saltalamacchia, R OBP: 0.305, SLG: 0.420 | L4 | | CS | HR | | K | | | FC3-6 2B | 4 | 1 | 1 | 1 | 0 | 1 | 1 | | | | |
| 1 Elvis Andrus, R OBP: 0.333, SLG: 0.457 | F9 | | G6-3 | | | 20 FC4-6 BB | | | | 3 | 0 | 1 | 0 | 1 | 0 | 0 | | | | |
| 20 Brandon McCarthy, R OBP: 0.333, SLG: 0.457 | L4 | | G4-3 | | | FC4-6 | | | G6-3 | 4 | 0 | 0 | 0 | 0 | 0 | 3 | | | | |
| Inning Stats | R: 1 H: 3 E: 0 K: 0 S: 9 | H: 3 LOB: 2 BB: 0 P: 17 | R: 0 H: 0 E: 0 K: 0 S: 8 | H: 0 LOB: 0 BB: 0 P: 12 | R: 3 H: 3 E: 0 K: 0 S: 12 | H: 3 LOB: 1 BB: 1 P: 23 | R: 1 H: 1 E: 0 K: 0 S: 11 | H: 1 LOB: 0 BB: 0 P: 13 | R: 0 H: 0 E: 0 K: 1 S: 10 | H: 0 LOB: 1 BB: 1 P: 18 | R: 0 H: 1 E: 0 K: 0 S: 14 | H: 1 LOB: 0 BB: 0 P: 22 | R: 0 H: 2 E: 0 K: 0 S: 12 | H: 2 LOB: 2 BB: 0 P: 17 | R: 0 H: 0 E: 0 K: 0 S: 11 | H: 0 LOB: 1 BB: 1 P: 18 | 1B: 4 2B: 4 3B: 0 HR: 3 | SF: 1 SAC: 0 DP: 0 HBP: 0 | WP: 0 PA: 41 PB: 0 SB: 1 CS: 1 | |
| PITCHER | IP WLS BF H R ER SO BB IBB HBP BLK WP HR S P ERA WHIP | 5.0 L 23 8 5 5 0 1 0 0 0 0 3 47 75 9.00 1.800 | 4.0 17 3 0 0 1 2 0 0 0 0 0 47 75 0.00 1.250 | | | | | | | | | | | | | | | | | |

| Batter | 1 | 2 | 3 | 4 | 5 | 6 | 7 | 8 | 9 | AB | R | H | RBI | BB | SO | LOB | BOTTOM | | | | |
|---|---|--|---------------------------------------|----------------------------------|--------------------------------------|----------------------------------|--------------------------------------|---------------------------------|--------------------------------------|----------------------------------|---------------------------------------|----------------------------------|--------------------------------------|----------------------------------|--------------------------------------|----------------------------------|--|----------------------------------|----------------------------------|------------------------------------|--|
| 21 Michael Bourn, L OBP: 0.353, SLG: 0.385 | F8 | | FC4-6 10 1B | | | K | | | K | 5 | 0 | 0 | 0 | 0 | 2 | 3 | Texas Rangers @ Houston Astros Minute Maid Park, Houston, TX Sun May 24 2009, 1:05 PM CDT Att: 36,749 - Roof Closed - 73 F AB 36 R 0 H 9 RBI 0 BB 1 SO 6 LOB 19  | | | | |
| 10 Miguel Tejada, R OBP: 0.316, SLG: 0.520 | 1B | | 17 S | | | 2B | | | | 4 | 0 | 4 | 0 | 0 | 0 | 0 | | | | | |
| 17 Lance Berkman, S OBP: 0.362, SLG: 0.451 | F7 | | K | | | F7 | | | | 4 | 0 | 0 | 0 | 0 | 1 | 6 | | | | | |
| 45 Carlos Lee, R OBP: 0.362, SLG: 0.528 | P3 | | F9 | | | L6 | | | F8 | 4 | 0 | 0 | 0 | 0 | 0 | 3 | | | | | |
| 9 Hunter Pence, R OBP: 0.418, SLG: 0.523 | P4 | | G3-1 | | | 27 G3-1 1B | | | K | 4 | 0 | 1 | 0 | 0 | 1 | 0 | | | | | |
| 27 Geoff Blum, S OBP: 0.333, SLG: 0.331 | G4-3 1B | | P4 | | | G3-1 | | | F7 | 3 | 0 | 1 | 0 | 0 | 0 | 1 | | | | | |
| 18 Edwin Maysonet, R OBP: 0.273, SLG: 0.500 | G4-3 | | G6-3 | | | BB | | | | 1 | 0 | 0 | 0 | 0 | 0 | 0 | | | | | |
| 3 Kazuo Matsui, S OBP: 0.289, SLG: 0.301 | G4-3 | | G4-3 | | | BB | | | P4 | 3 | 0 | 0 | 0 | 1 | 0 | 1 | | | | | |
| 55 Humberto Quintero, R OBP: 0.190, SLG: 0.238 | G4-3 | | 10 2B | | | K | | | 21 DI 1B | 4 | 0 | 2 | 0 | 0 | 1 | 3 | | | | | |
| 11 Mike Hampton, R OBP: 0.412, SLG: 0.375 | | | | | | K | | | P6 | 1 | 0 | 1 | 0 | 0 | 0 | 0 | | | | | |
| 4 Jason Michaels, R OBP: 0.316, SLG: 0.313 | | | | | | | | | | 1 | 0 | 0 | 0 | 0 | 1 | 1 | | | | | |
| 23 Russ Ortiz, R OBP: 0.273, SLG: 0.500 | | | | | | | | | | 1 | 0 | 0 | 0 | 0 | 0 | 0 | | | | | |
| 2 Darin Erstad, L OBP: 0.216, SLG: 0.217 | | | | | | | | | | 1 | 0 | 0 | 0 | 0 | 1 | 1 | | | | | |
| Inning Stats | R: 0 H: 1 E: 0 K: 0 S: 6 | H: 1 LOB: 1 BB: 0 P: 8 | R: 0 H: 1 E: 0 K: 0 S: 11 | H: 1 LOB: 1 BB: 0 P: 16 | R: 0 H: 2 E: 0 K: 1 S: 9 | H: 2 LOB: 0 BB: 0 P: 15 | R: 0 H: 0 E: 0 K: 0 S: 7 | H: 0 LOB: 0 BB: 0 P: 8 | R: 0 H: 2 E: 0 K: 2 S: 9 | H: 2 LOB: 2 BB: 0 P: 14 | R: 0 H: 1 E: 0 K: 1 S: 11 | H: 1 LOB: 2 BB: 1 P: 19 | R: 0 H: 1 E: 0 K: 0 S: 9 | H: 1 LOB: 0 BB: 0 P: 13 | R: 0 H: 0 E: 0 K: 1 S: 9 | H: 0 LOB: 0 BB: 0 P: 16 | R: 0 H: 1 E: 0 K: 1 S: 12 | H: 1 LOB: 1 BB: 0 P: 15 | 1B: 8 2B: 1 3B: 0 HR: 0 | SF: 0 SAC: 0 DP: 0 HBP: 0 | WP: 0 PA: 37 PB: 0 SB: 1 CS: 0 |
| PITCHER | IP WLS BF H R ER SO BB IBB HBP BLK WP HR S P ERA WHIP | 9.0 W 37 9 0 0 6 1 0 0 0 0 0 83 124 0.00 1.111 | | | | | | | | | | | | | | | | | | | |

| Batter | 1 | 2 | 3 | 4 | 5 | 6 | 7 | 8 | 9 | AB | R | H | RBI | BB | SO | LOB | TOP | | | | | | |
|--|---|---|---|---|---|---|---|---|---|---|---|---|---|---|---|---|---|---|---|---|---|---|---|
| 2 Derek Jeter, R OBP: 0.358, SLG: 0.454 (1, 10) | | | | | | | | | | 5 | 2 | 1 | 0 | 1 | 0 | 4 | New York Yankees @ Texas Rangers Rangers Ballpark in Arlington, Arlington, TX Mon May 25 2009, 2:05 PM EDT Att: 48,914 - Sunny - 84 F | | | | | | |
| 18 Johnny Damon, L OBP: 0.411, SLG: 0.576 (1, 7) | | | | | | | | | | 4 | 3 | 2 | 0 | 1 | 1 | 2 | | | | | | | |
| 11 Brett Gardner, L OBP: 0.324, SLG: 0.407 (8, 8) | | | | | | | | | | 1 | 0 | 1 | 0 | 0 | 0 | 0 | | | | | | | |
| 25 Mark Teixeira, S OBP: 0.387, SLG: 0.578 (1, 3) | | | | | | | | | | 4 | 3 | 2 | 2 | 1 | 0 | 1 | | | | | | | |
| 13 Alex Rodriguez, R OBP: 0.411, SLG: 0.672 (8, PR) | | | | | | | | | | 5 | 2 | 5 | 4 | 0 | 0 | 0 | | | | | | | |
| 14 Angel Berroa, R OBP: 0.167, SLG: 0.167 (8, 5) | | | | | | | | | | 0 | 0 | 0 | 0 | 0 | 0 | 0 | | | | | | | |
| 24 Robinson Canó, L OBP: 0.349, SLG: 0.522 (1, 4) | | | | | | | | | | 5 | 1 | 2 | 2 | 0 | 0 | 4 | | | | | | | |
| 53 Melky Cabrera, S OBP: 0.368, SLG: 0.481 (8, 7) | | | | | | | | | | 5 | 0 | 1 | 0 | 0 | 1 | 6 | | | | | | | |
| 33 Nick Swisher, S OBP: 0.360, SLG: 0.493 (1, 9) | | | | | | | | | | 4 | 0 | 1 | 3 | 0 | 0 | 0 | | | | | | | |
| 19 Ramiro Pena, S OBP: 0.308, SLG: 0.308 (1, 6) | | | | | | | | | | 5 | 0 | 1 | 0 | 0 | 1 | 4 | | | | | | | |
| 17 Kevin Cash, R OBP: 0.174, SLG: 0.227 (1, 2) | | | | | | | | | | 5 | 0 | 3 | 0 | 0 | 0 | 0 | | | | | | | |
| Inning Stats | R: 2 H: 4 E: 0 K: 0 S: 14 | H: 4 LOB: 1 BB: 0 P: 20 | R: 0 H: 1 E: 0 K: 1 S: 8 | LOB: 1 BB: 0 P: 12 | R: 4 H: 3 E: 0 K: 0 S: 15 | H: 3 LOB: 0 BB: 1 P: 26 | R: 0 H: 0 E: 0 K: 1 S: 8 | H: 0 LOB: 0 BB: 0 P: 12 | R: 1 H: 3 E: 0 K: 0 S: 16 | H: 3 LOB: 2 BB: 0 P: 26 | R: 3 H: 2 E: 0 K: 0 S: 13 | H: 2 LOB: 1 BB: 2 P: 23 | R: 0 H: 2 E: 0 K: 0 S: 12 | H: 2 LOB: 2 BB: 0 P: 19 | R: 1 H: 2 E: 0 K: 1 S: 10 | H: 2 LOB: 2 BB: 0 P: 18 | R: 0 H: 2 E: 0 K: 0 S: 10 | H: 2 LOB: 1 BB: 0 P: 16 | 1B: 13 2B: 5 3B: 1 HR: 0 | SF: 1 SAC: 0 DP: 2 HBP: 1 | WP: 0 PB: 0 SB: 0 CS: 0 | PA: 48 | |
| PITCHER | IP WLS BF H R ER SO BB IBB HBP BLK WP HR S P ERA WHIP | IP WLS BF H R ER SO BB IBB HBP BLK WP HR S P ERA WHIP | IP WLS BF H R ER SO BB IBB HBP BLK WP HR S P ERA WHIP | IP WLS BF H R ER SO BB IBB HBP BLK WP HR S P ERA WHIP | IP WLS BF H R ER SO BB IBB HBP BLK WP HR S P ERA WHIP | IP WLS BF H R ER SO BB IBB HBP BLK WP HR S P ERA WHIP | IP WLS BF H R ER SO BB IBB HBP BLK WP HR S P ERA WHIP | IP WLS BF H R ER SO BB IBB HBP BLK WP HR S P ERA WHIP | IP WLS BF H R ER SO BB IBB HBP BLK WP HR S P ERA WHIP | IP WLS BF H R ER SO BB IBB HBP BLK WP HR S P ERA WHIP | IP WLS BF H R ER SO BB IBB HBP BLK WP HR S P ERA WHIP | IP WLS BF H R ER SO BB IBB HBP BLK WP HR S P ERA WHIP | IP WLS BF H R ER SO BB IBB HBP BLK WP HR S P ERA WHIP | IP WLS BF H R ER SO BB IBB HBP BLK WP HR S P ERA WHIP | IP WLS BF H R ER SO BB IBB HBP BLK WP HR S P ERA WHIP | IP WLS BF H R ER SO BB IBB HBP BLK WP HR S P ERA WHIP | IP WLS BF H R ER SO BB IBB HBP BLK WP HR S P ERA WHIP | IP WLS BF H R ER SO BB IBB HBP BLK WP HR S P ERA WHIP | IP WLS BF H R ER SO BB IBB HBP BLK WP HR S P ERA WHIP | IP WLS BF H R ER SO BB IBB HBP BLK WP HR S P ERA WHIP | IP WLS BF H R ER SO BB IBB HBP BLK WP HR S P ERA WHIP | IP WLS BF H R ER SO BB IBB HBP BLK WP HR S P ERA WHIP | IP WLS BF H R ER SO BB IBB HBP BLK WP HR S P ERA WHIP |
| 54 Matt Harrison, L ERA: 5.43 (1, 1) | 5.0 L 26 11 7 7 2 | 11 7 7 2 | 11 7 7 2 | 11 7 7 2 | 11 7 7 2 | 11 7 7 2 | 11 7 7 2 | 11 7 7 2 | 11 7 7 2 | 12.60 | 2.400 | | | | | | | | | | | | |
| 37 Kris Benson, R ERA: 8.5 (6, 1) | 3.0 18 6 4 4 1 | 6 4 4 1 | 6 4 4 1 | 6 4 4 1 | 6 4 4 1 | 6 4 4 1 | 6 4 4 1 | 6 4 4 1 | 6 4 4 1 | 12.00 | 2.667 | | | | | | | | | | | | |
| 60 Warner Madrigal, R ERA: 7.71 (9, 1) | 1.0 4 2 0 0 0 | 4 2 0 0 0 | 4 2 0 0 0 | 4 2 0 0 0 | 4 2 0 0 0 | 4 2 0 0 0 | 4 2 0 0 0 | 4 2 0 0 0 | 4 2 0 0 0 | 0.00 | 2.000 | | | | | | | | | | | | |

New York Yankees @ Texas Rangers
Rangers Ballpark in Arlington, Arlington, TX
Mon May 25 2009, 2:05 PM EDT
Att: 48,914 - Sunny - 84 F

AB 43
R 11
H 19
RBI 11
BB 3
SO 3
LOB 21



| Batter | 1 | 2 | 3 | 4 | 5 | 6 | 7 | 8 | 9 | AB | R | H | RBI | BB | SO | LOB | BOTTOM |
|--|---|---|---|---|---|---|---|---|---|----|---|---|-----|----|----|-----|---|
| 5 Ian Kinsler, R OBP: 0.347, SLG: 0.550 (1, 4) | | | | | | | | | | 4 | 0 | 0 | 0 | 0 | 1 | 1 | New York Yankees @ Texas Rangers Rangers Ballpark in Arlington, Arlington, TX Mon May 25 2009, 2:05 PM EDT Att: 48,914 - Sunny - 84 F |
| 10 Michael Young, R OBP: 0.384, SLG: 0.552 (1, 5) | | | | | | | | | | 3 | 0 | 0 | 0 | 1 | 0 | 0 | |
| 13 Omar Vizquel, S OBP: 0.413, SLG: 0.512 (9, 5) | | | | | | | | | | 0 | 0 | 0 | 0 | 0 | 0 | 0 | |
| 32 Josh Hamilton, L OBP: 0.510, SLG: 0.510 (1, 8) | | | | | | | | | | 3 | 0 | 1 | 0 | 0 | 0 | 1 | |
| 7 David Murphy, L OBP: 0.320, SLG: 0.361 (9, 7) | | | | | | | | | | 1 | 0 | 0 | 0 | 0 | 0 | 0 | |
| 17 Nelson Cruz, R OBP: 0.343, SLG: 0.575 (1, 9) | | | | | | | | | | 4 | 1 | 2 | 1 | 0 | 0 | 2 | |
| 9 Hank Blalock, L OBP: 0.280, SLG: 0.544 (1, 10) | | | | | | | | | | 3 | 0 | 0 | 0 | 0 | 1 | 2 | |
| 22 Marlon Byrd, R OBP: 0.302, SLG: 0.430 (1, 7) | | | | | | | | | | 4 | 0 | 0 | 0 | 0 | 2 | 3 | |
| 19 Chris Davis, L OBP: 0.259, SLG: 0.427 (1, 3) | | | | | | | | | | | | | | | | | |

| Batter | 1 | 2 | 3 | 4 | 5 | 6 | 7 | 8 | 9 | AB | R | H | RBI | BB | SO | LOB | TOP | | | | | | | | | | |
|--|---------------------------------------|----------------------------------|---------------------------------------|----------------------------------|--------------------------------------|----------------------------------|--------------------------------------|----------------------------------|---------------------------------------|----------------------------------|---------------------------------------|----------------------------------|--------------------------------------|----------------------------------|--------------------------------------|----------------------------------|---------------------------------------|----------------------------------|----------------------------------|------------------------------------|----------------------------------|--------|--|--|--|--|--|
| 18 Orlando Cabrera, R (1, 6) OBP: 0.274, SLG: 0.287 | F9 | G1-3 | | | L8 | L7 | | | K | 5 | 0 | 0 | 0 | 0 | 1 | 3 | | | | | | | | | | | |
| 29 Adam Kennedy, L (1, 4) OBP: 0.475, SLG: 0.592 | 1B | | P5 | | G6-3 | 2B | | | BB | 4 | 0 | 3 | 0 | 1 | 0 | 0 | | | | | | | | | | | |
| 32 Jack Cust, L (1, 10) OBP: 0.350, SLG: 0.424 | F9 | | G5-3 | | G6-3 | | | | P6 | 1 | 0 | 0 | 0 | 0 | 0 | 1 | | | | | | | | | | | |
| 7 Bobby Crosby, R (3, PH) OBP: 0.325, SLG: 0.311 | | | | | | | | | K | 4 | 0 | 0 | 0 | 0 | 1 | 3 | | | | | | | | | | | |
| 5 Matt Holliday, R (1, 7) OBP: 0.358, SLG: 0.424 | K | | F9 | | F8 | | | | P3 | 5 | 0 | 1 | 0 | 0 | 1 | 3 | | | | | | | | | | | |
| 16 Jason Giambi, L (1, 3) OBP: 0.348, SLG: 0.349 | | | | | F8 | | | | | 3 | 1 | 0 | 0 | 2 | 1 | 2 | | | | | | | | | | | |
| 8 Kurt Suzuki, R (1, 2) OBP: 0.335, SLG: 0.406 | | | | | | | | | K | 4 | 1 | 1 | 0 | 0 | 0 | 3 | | | | | | | | | | | |
| 15 Ryan Sweeney, L (1, 8) OBP: 0.309, SLG: 0.322 | | | | | | | | | | 3 | 0 | 1 | 1 | 1 | 1 | 1 | | | | | | | | | | | |
| 6 Travis Buck, L (1, 9) OBP: 0.301, SLG: 0.365 | | | | | | | | | | 4 | 1 | 3 | 2 | 0 | 0 | 0 | | | | | | | | | | | |
| 22 Jack Hannahan, L (1, 5) OBP: 0.279, SLG: 0.345 | | | | | | | | | | 3 | 0 | 0 | 0 | 1 | 0 | 4 | | | | | | | | | | | |
| Inning Stats | R: 0 H: 1 E: 0 K: 1 S: 12 | H: 1 LOB: 1 BB: 0 P: 17 | R: 2 H: 1 E: 0 K: 0 S: 11 | H: 1 LOB: 1 BB: 2 P: 20 | R: 0 H: 0 E: 0 K: 0 S: 5 | H: 0 LOB: 0 BB: 0 P: 10 | R: 0 H: 1 E: 0 K: 0 S: 7 | H: 1 LOB: 2 BB: 1 P: 14 | R: 0 H: 1 E: 0 K: 0 S: 11 | H: 1 LOB: 1 BB: 0 P: 16 | R: 1 H: 3 E: 0 K: 0 S: 16 | H: 3 LOB: 2 BB: 0 P: 22 | R: 0 H: 1 E: 0 K: 1 S: 9 | H: 1 LOB: 1 BB: 1 P: 14 | R: 0 H: 0 E: 0 K: 1 S: 8 | H: 0 LOB: 0 BB: 0 P: 12 | R: 0 H: 1 E: 0 K: 2 S: 12 | H: 1 LOB: 2 BB: 1 P: 20 | 1B: 5 2B: 3 3B: 0 HR: 1 | SF: 0 SAC: 0 DP: 0 HBP: 0 | WP: 0 PB: 0 SB: 3 CS: 0 | PA: 41 | | | | | |
| PITCHER | IP | WLS | BF | H | R | ER | SO | BB | IBB | HBP | BLK | WP | HR | S | P | ERA | WHIP | | | | | | | | | | |
| 35 Tommy Hunter, R (1, 1) ERA: 5.06 | 5.1 | | 26 | 7 | 3 | 3 | 1 | 3 | 0 | 0 | 0 | 0 | 1 | 55 | 90 | 5.06 | 1.875 | | | | | | | | | | |
| 18 Eddie Guardado, L (6, 1) ERA: 4.76 | 0.2 | | 3 | 1 | 0 | 0 | 0 | 0 | 0 | 0 | 0 | 0 | 0 | 9 | 11 | 0.00 | 1.500 | | | | | | | | | | |
| 56 Darren O'Day, R (7, 1) ERA: 1.13 | 1.0 | | 4 | 0 | 0 | 0 | 1 | 1 | 0 | 0 | 0 | 0 | 0 | 7 | 12 | 0.00 | 1.000 | | | | | | | | | | |
| 36 C.J. Wilson, L (8, 1) ERA: 3.2 | 1.0 | W | 3 | 0 | 0 | 0 | 1 | 0 | 0 | 0 | 0 | 0 | 0 | 8 | 12 | 0.00 | 0.000 | | | | | | | | | | |
| 50 Frank Francisco, R (9, 1) ERA: | 1.0 | S | 5 | 1 | 0 | 0 | 2 | 1 | 0 | 0 | 0 | 0 | 0 | 12 | 20 | 0.00 | 2.000 | | | | | | | | | | |

Oakland Athletics @ Texas Rangers
Rangers Ballpark in Arlington, Arlington, TX
Fri May 29 2009, 5:05 PM EDT
Clear - 89 F

livebaseballscorecards.com

| | |
|-----|----|
| AB | 36 |
| R | 3 |
| H | 9 |
| RBI | 3 |
| BB | 5 |
| SO | 5 |
| LOB | 20 |



| Batter | 1 | 2 | 3 | 4 | 5 | 6 | 7 | 8 | 9 | AB | R | H | RBI | BB | SO | LOB | BOTTOM | | | | | | | | | | |
|--|---------------------------------------|----------------------------------|---------------------------------------|----------------------------------|--------------------------------------|---------------------------------|--------------------------------------|----------------------------------|--------------------------------------|---------------------------------|---------------------------------------|----------------------------------|---------------------------------------|----------------------------------|---------------------------------------|----------------------------------|---------------------------------------|----------------------------------|----------------------------------|------------------------------------|----------------------------------|--------|--|--|--|--|--|
| 5 Ian Kinsler, R (1, 4) OBP: 0.356, SLG: 0.563 | BB | | G5-3 | | F7 | | | | | 2 | 1 | 0 | 0 | 2 | 0 | 0 | | | | | | | | | | | |
| 10 Michael Young, R (1, 5) OBP: 0.376, SLG: 0.536 | F9 | | F8 | | | G4-3 | | | L8 | 4 | 0 | 0 | 0 | 0 | 0 | 4 | | | | | | | | | | | |
| 32 Josh Hamilton, L (1, 8) OBP: 0.289, SLG: 0.461 | K | | | | F7 | | | | | 3 | 1 | 0 | 0 | 1 | 2 | 1 | | | | | | | | | | | |
| 25 Andruw Jones, R (1, 10) OBP: 0.443, SLG: 0.605 | 1B | | | | | | | | | 3 | 2 | 2 | 2 | 1 | 1 | 0 | | | | | | | | | | | |
| 17 Nelson Cruz, R (1, 9) OBP: 0.358, SLG: 0.595 | 2B | | | | F8 | | | | F8 | 4 | 1 | 2 | 3 | 0 | 0 | 1 | | | | | | | | | | | |
| 22 Marlon Byrd, R (1, 7) OBP: 0.306, SLG: 0.453 | K | | | | F9 | | | | | 4 | 1 | 1 | 1 | 0 | 1 | 2 | | | | | | | | | | | |
| 19 Chris Davis, L (1, 3) OBP: 0.253, SLG: 0.444 | | | | | | | | | | 4 | 0 | 0 | 0 | 0 | 4 | 1 | | | | | | | | | | | |
| 21 Jarrod Saltalamacchia, R (1, 2) OBP: 0.307, SLG: 0.415 | | | | | | | | | | 3 | 0 | 1 | 0 | 1 | 2 | 0 | | | | | | | | | | | |
| 1 Elvis Andrus, R (1, 6) OBP: 0.322, SLG: 0.431 | F9 | | | | | | | | | 3 | 0 | 0 | 0 | 1 | 0 | 1 | | | | | | | | | | | |
| Inning Stats | R: 2 H: 2 E: 0 K: 2 S: 14 | H: 0 LOB: 1 BB: 1 P: 24 | R: 0 H: 0 E: 0 K: 2 S: 12 | H: 0 LOB: 0 BB: 0 P: 17 | R: 0 H: 0 E: 0 K: 0 S: 4 | H: 0 LOB: 0 BB: 0 P: 6 | R: 0 H: 0 E: 0 K: 1 S: 7 | H: 0 LOB: 1 BB: 1 P: 14 | R: 0 H: 0 E: 0 K: 1 S: 6 | H: 0 LOB: 0 BB: 0 P: 9 | R: 0 H: 0 E: 0 K: 2 S: 10 | H: 0 LOB: 0 BB: 0 P: 14 | R: 1 H: 1 E: 0 K: 1 S: 16 | H: 1 LOB: 3 BB: 3 P: 33 | R: 3 H: 3 E: 0 K: 1 S: 13 | H: 3 LOB: 1 BB: 1 P: 25 | R: 0 H: 1 E: 0 K: 2 S: 10 | H: 1 LOB: 3 BB: 3 P: 33 | 1B: 2 2B: 1 3B: 0 HR: 3 | SF: 0 SAC: 0 DP: 0 HBP: 0 | WP: 1 PB: 0 SB: 0 CS: 0 | PA: 36 | | | | | |
| PITCHER | IP | WLS | BF | H | R | ER | SO | BB | IBB | HBP | BLK | WP | HR | S | P | ERA | WHIP | | | | | | | | | | |
| 55 Josh Outman, L (1, 1) ERA: 3.08 | 6.2 | | 26 | 3 | 3 | 3 | 9 | 3 | 0 | 0 | 0 | 0 | 1 | 62 | 101 | 4.05 | 0.900 | | | | | | | | | | |
| 48 Michael Wuertz, R (7, 1) ERA: 1.93 | 0.1 | | 3 | 0 | 0 | 0 | 0 | 2 | 0 | 0 | 0 | 1 | 0 | 7 | 16 | 0.00 | 6.000 | | | | | | | | | | |
| 44 Santiago Casilla, R (8, 1) ERA: 4.74 | 0.2 | L | 6 | 3 | 3 | 3 | 1 | 1 | 0 | 0 | 0 | 0 | 2 | 11 | 22 | 40.50 | 6.000 | | | | | | | | | | |
| 60 Jeff Gray, R (8, 1) ERA: | 0.1 | | 1 | 0 | 0 | 0 | 0 | 0 | 0 | 0 | 0 | 0 | 0 | 2 | 3 | 0.00 | 0.000 | | | | | | | | | | |

Oakland Athletics @ Texas Rangers
Rangers Ballpark in Arlington, Arlington, TX
Fri May 29 2009, 5:05 PM EDT
Clear - 89 F

| | |
|-----|----|
| AB | 30 |
| R | 6 |
| H | 6 |
| RBI | 6 |
| BB | 6 |
| SO | 10 |
| LOB | 10 |



| Batter | 1 | 2 | 3 | 4 | 5 | 6 | 7 | 8 | 9 | AB | R | H | RBI | BB | SO | LOB | TOP | | | | |
|--|---|--|--|---|---------------------------------------|----------------------------------|--------------------------------------|----------------------------------|---------------------------------------|----------------------------------|--------------------------------------|----------------------------------|--------------------------------------|----------------------------------|--------------------------------------|----------------------------------|----------------------------------|------------------------------------|----------------------------------|--------|--|
| 18 Orlando Cabrera, R (1, 6) OBP: 0.278, SLG: 0.297 | | | | | | | | | | 4 | 1 | 2 | 0 | 0 | 0 | 0 | | | | | |
| 29 Adam Kennedy, L (1, 4) OBP: 0.452, SLG: 0.560 | | | | | | | | | | 4 | 0 | 0 | 0 | 0 | 0 | 2 | | | | | |
| 5 Matt Holliday, R (1, 7) OBP: 0.365, SLG: 0.421 | | | | | | | | | | 1 | 1 | 0 | 0 | 3 | 0 | 0 | | | | | |
| 16 Jason Giambi, L (1, 10) OBP: 0.351, SLG: 0.349 | | | | | | | | | | 3 | 0 | 1 | 0 | 0 | 0 | 2 | | | | | |
| 15 Ryan Sweeney, L (1, 9) OBP: 0.318, SLG: 0.330 | | | | | | | | | | 2 | 0 | 1 | 1 | 2 | 0 | 0 | | | | | |
| 7 Bobby Crosby, R (1, 3) OBP: 0.315, SLG: 0.300 | | | | | | | | | | 4 | 0 | 0 | 0 | 0 | 2 | 5 | | | | | |
| 35 Landon Powell, S (1, 2) OBP: 0.271, SLG: 0.357 | | | | | | | | | | 4 | 0 | 0 | 0 | 0 | 1 | 0 | | | | | |
| 22 Jack Hannahan, L (1, 5) OBP: 0.281, SLG: 0.345 | | | | | | | | | | 3 | 0 | 1 | 0 | 0 | 0 | 0 | | | | | |
| 11 Rajai Davis, R (1, 8) OBP: 0.209, SLG: 0.150 | | | | | | | | | | 3 | 0 | 0 | 0 | 0 | 0 | 1 | | | | | |
| Inning Stats | R: 1 H: 2 E: 0 K: 1 S: 15 | H: 2 LOB: 1 BB: 1 P: 23 | R: 0 H: 0 E: 0 K: 0 S: 7 | H: 0 LOB: 0 BB: 0 P: 13 | R: 1 H: 1 E: 0 K: 0 S: 10 | H: 1 LOB: 0 BB: 1 P: 20 | R: 0 H: 0 E: 0 K: 1 S: 9 | H: 0 LOB: 0 BB: 0 P: 12 | R: 0 H: 1 E: 0 K: 0 S: 13 | H: 1 LOB: 2 BB: 1 P: 27 | R: 0 H: 0 E: 0 K: 1 S: 7 | H: 0 LOB: 0 BB: 0 P: 10 | R: 0 H: 0 E: 0 K: 0 S: 9 | H: 0 LOB: 1 BB: 1 P: 19 | R: 0 H: 0 E: 0 K: 0 S: 9 | H: 0 LOB: 0 BB: 1 P: 17 | 1B: 3 2B: 2 3B: 0 HR: 0 | SF: 0 SAC: 0 DP: 4 HBP: 1 | WP: 0 PB: 0 SB: 1 CS: 0 | PA: 34 | |
| PITCHER | IP WLS BF H R ER SO BB IBB HBP BLK WP HR S P ERA WHIP | 6.0 W 24 5 2 2 2 3 0 1 0 0 0 60 104 3.00 1.333 | 2.0 H 7 0 0 0 1 1 0 0 0 0 0 16 29 0.00 0.500 | 1.0 S 3 0 0 0 0 1 0 0 0 0 0 9 17 0.00 1.000 | PITCHER | | | | | | | | | | | | | | | | |

Oakland Athletics @ Texas Rangers
Rangers Ballpark in Arlington, Arlington, TX
Fri May 29 2009, 5:10 PM EDT
Att: 30,496 - Clear - 87 F

| | |
|-----|----|
| AB | 28 |
| R | 2 |
| H | 5 |
| RBI | 1 |
| BB | 5 |
| SO | 3 |
| LOB | 10 |



| Batter | 1 | 2 | 3 | 4 | 5 | 6 | 7 | 8 | 9 | AB | R | H | RBI | BB | SO | LOB | BOTTOM | | | | | |
|--|---|---|--|--|--|----------------------------------|---------------------------------------|----------------------------------|---------------------------------------|----------------------------------|---------------------------------------|----------------------------------|--------------------------------------|---------------------------------|--------------------------------------|---------------------------------|----------------------------------|------------------------------------|----------------------------------|--------|--|--|
| 5 Ian Kinsler, R (1, 4) OBP: 0.355, SLG: 0.554 | | | | | | | | | | 3 | 1 | 0 | 0 | 1 | 0 | 3 | | | | | | |
| 10 Michael Young, R (1, 5) OBP: 0.388, SLG: 0.527 | | | | | | | | | | 3 | 0 | 0 | 1 | 0 | 1 | 2 | | | | | | |
| 32 Josh Hamilton, L (1, 8) OBP: 0.288, SLG: 0.462 | | | | | | | | | | 4 | 1 | 1 | 1 | 0 | 1 | 1 | | | | | | |
| 17 Nelson Cruz, R (1, 9) OBP: 0.356, SLG: 0.587 | | | | | | | | | | 4 | 1 | 1 | 0 | 0 | 1 | 0 | | | | | | |
| 9 Hank Bialock, L (1, 10) OBP: 0.280, SLG: 0.543 | | | | | | | | | | 4 | 1 | 1 | 1 | 0 | 0 | 0 | | | | | | |
| 7 David Murphy, L (1, 7) OBP: 0.339, SLG: 0.356 | | | | | | | | | | 4 | 0 | 2 | 0 | 0 | 0 | 2 | | | | | | |
| 19 Chris Davis, L (1, 3) OBP: 0.253, SLG: 0.436 | | | | | | | | | | 3 | 0 | 0 | 0 | 1 | 2 | 2 | | | | | | |
| 2 Teague Teagarden, R (1, 2) OBP: 0.347, SLG: 0.302 | | | | | | | | | | 3 | 1 | 2 | 2 | 1 | 0 | 0 | | | | | | |
| 13 Omar Vizquel, S (1, 6) OBP: 0.377, SLG: 0.460 | | | | | | | | | | 3 | 0 | 1 | 0 | 0 | 0 | 3 | | | | | | |
| Inning Stats | R: 4 H: 4 E: 1 K: 1 S: 16 | H: 4 LOB: 2 BB: 2 P: 31 | R: 0 H: 0 E: 0 K: 0 S: 5 | H: 0 LOB: 0 BB: 0 P: 8 | R: 0 H: 1 E: 0 K: 2 S: 13 | H: 1 LOB: 1 BB: 0 P: 20 | R: 1 H: 2 E: 0 K: 0 S: 14 | H: 2 LOB: 1 BB: 0 P: 17 | R: 0 H: 1 E: 0 K: 1 S: 11 | H: 1 LOB: 1 BB: 0 P: 14 | R: 0 H: 0 E: 0 K: 0 S: 12 | H: 0 LOB: 0 BB: 0 P: 16 | R: 0 H: 0 E: 0 K: 0 S: 6 | H: 0 LOB: 0 BB: 0 P: 7 | R: 0 H: 0 E: 0 K: 0 S: 6 | H: 0 LOB: 0 BB: 0 P: 7 | 1B: 6 2B: 2 3B: 0 HR: 0 | SF: 1 SAC: 0 DP: 0 HBP: 0 | WP: 0 PB: 0 SB: 0 CS: 0 | PA: 35 | | |
| PITCHER | IP WLS BF H R ER SO BB IBB HBP BLK WP HR S P ERA WHIP | 5.0 L 26 8 0 0 5 4 2 1 0 0 0 62 97 9.00 2.000 | 1.2 5 0 0 0 1 0 0 0 0 0 0 13 20 0.00 0.000 | 1.0 3 0 0 0 0 0 0 0 0 0 0 7 9 0.00 0.000 | 0.1 1 0 0 0 0 0 0 0 0 0 0 3 4 0.00 0.000 | PITCHER | | | | | | | | | | | | | | | | |

Oakland Athletics @ Texas Rangers
Rangers Ballpark in Arlington, Arlington, TX
Fri May 29 2009, 5:10 PM EDT
Att: 30,496 - Clear - 87 F

| | |
|-----|----|
| AB | 31 |
| R | 5 |
| H | 8 |
| RBI | 5 |
| BB | 3 |
| SO | 5 |
| LOB | 13 |



| Batter | 1 | 2 | 3 | 4 | 5 | 6 | 7 | 8 | 9 | AB | R | H | RBI | BB | SO | LOB | TOP |
|--|---|---|---|---|---|---|---|---|---|---|---|---|---|---|---|---|---|
| 18 Orlando Cabrera, R OBP: 0.278, SLG: 0.292 | | | | | | | | | | 3 | 1 | 0 | 0 | 1 | 0 | 1 | |
| 29 Adam Kennedy, L OBP: 0.455, SLG: 0.545 | | | | | | | | | | 2 | 0 | 0 | 0 | 2 | 0 | 0 | |
| 5 Matt Holliday, R OBP: 0.360, SLG: 0.414 | | | | | | | | | | 3 | 0 | 0 | 0 | 0 | 0 | 2 | |
| 11 Rajai Davis, R OBP: 0.205, SLG: 0.146 | | | | | | | | | | 1 | 0 | 0 | 0 | 0 | 1 | 1 | |
| 16 Jason Giambi, L OBP: 0.359, SLG: 0.355 | | | | | | | | | | 3 | 0 | 2 | 0 | 1 | 0 | 0 | |
| 8 Kurt Suzuki, R OBP: 0.335, SLG: 0.411 | | | | | | | | | | 3 | 0 | 1 | 1 | 0 | 0 | 1 | |
| 15 Ryan Sweeney, L OBP: 0.317, SLG: 0.328 | | | | | | | | | | 4 | 0 | 1 | 0 | 0 | 0 | 2 | |
| 57 Aaron Cunningham, R OBP: 0.059, SLG: 0.118 | | | | | | | | | | 4 | 0 | 0 | 0 | 0 | 1 | 2 | |
| 7 Bobby Crosby, R OBP: 0.308, SLG: 0.292 | | | | | | | | | | 3 | 0 | 0 | 0 | 0 | 0 | 0 | |
| 2 Gregorio Petit, R OBP: 0.261, SLG: 0.304 | | | | | | | | | | 3 | 0 | 1 | 0 | 0 | 1 | 0 | |
| Inning Stats | R: 1 H: 1 E: 0 K: 0 S: 7 | H: 1 LOB: 2 BB: 3 P: 22 | R: 0 H: 0 E: 0 K: 1 S: 8 | H: 0 LOB: 0 BB: 0 P: 12 | R: 0 H: 0 E: 0 K: 0 S: 9 | H: 0 LOB: 0 BB: 0 P: 12 | R: 0 H: 1 E: 0 K: 1 S: 13 | H: 1 LOB: 1 BB: 0 P: 17 | R: 0 H: 0 E: 0 K: 1 S: 10 | H: 0 LOB: 2 BB: 0 P: 12 | R: 0 H: 0 E: 0 K: 1 S: 13 | H: 0 LOB: 1 BB: 1 P: 17 | R: 0 H: 2 E: 0 K: 1 S: 8 | H: 2 LOB: 1 BB: 0 P: 13 | 1B: 4 2B: 1 3B: 0 HR: 0 | SF: 0 DP: 2 HBP: 0 | WP: 0 PA: 34 |
| PITCHER | IP WLS BF H R ER SO BB IBB HBP BLK WP HR S P ERA WHIP | IP WLS BF H R ER SO BB IBB HBP BLK WP HR S P ERA WHIP | IP WLS BF H R ER SO BB IBB HBP BLK WP HR S P ERA WHIP | IP WLS BF H R ER SO BB IBB HBP BLK WP HR S P ERA WHIP | IP WLS BF H R ER SO BB IBB HBP BLK WP HR S P ERA WHIP | IP WLS BF H R ER SO BB IBB HBP BLK WP HR S P ERA WHIP | IP WLS BF H R ER SO BB IBB HBP BLK WP HR S P ERA WHIP | IP WLS BF H R ER SO BB IBB HBP BLK WP HR S P ERA WHIP | IP WLS BF H R ER SO BB IBB HBP BLK WP HR S P ERA WHIP | IP WLS BF H R ER SO BB IBB HBP BLK WP HR S P ERA WHIP | IP WLS BF H R ER SO BB IBB HBP BLK WP HR S P ERA WHIP | IP WLS BF H R ER SO BB IBB HBP BLK WP HR S P ERA WHIP | IP WLS BF H R ER SO BB IBB HBP BLK WP HR S P ERA WHIP | IP WLS BF H R ER SO BB IBB HBP BLK WP HR S P ERA WHIP | IP WLS BF H R ER SO BB IBB HBP BLK WP HR S P ERA WHIP | IP WLS BF H R ER SO BB IBB HBP BLK WP HR S P ERA WHIP | IP WLS BF H R ER SO BB IBB HBP BLK WP HR S P ERA WHIP |

Oakland Athletics @ Texas Rangers
Rangers Ballpark in Arlington, Arlington, TX
Sat May 30 2009, 8:05 PM EDT
Att: 45,325 - Partly Cloudy - 90 F

AB 30
R 1
H 5
RBI 1
BB 4
SO 4
LOB 10



| Batter | 1 | 2 | 3 | 4 | 5 | 6 | 7 | 8 | 9 | AB | R | H | RBI | BB | SO | LOB | BOTTOM |
|---|---|---|---|---|---|---|---|---|---|---|---|---|---|---|---|---|---|
| 5 Ian Kinsler, R OBP: 0.364, SLG: 0.561 | | | | | | | | | 3 | 2 | 4 | 2 | 0 | 0 | | | |
| 10 Michael Young, R OBP: 0.376, SLG: 0.542 | | | | | | | | | 4 | 1 | 3 | 2 | 0 | 0 | 1 | | |
| 13 Omar Vizquel, S ERA: 7.71 | | | | | | | | | 5 | 0 | 1 | 2 | 0 | 1 | 4 | | |
| 32 Josh Hamilton, L OBP: 0.285, SLG: 0.452 | | | | | | | | | 5 | 0 | 0 | 0 | 0 | 2 | 3 | | |
| 25 Andruw Jones, R OBP: 0.422, SLG: 0.568 | | | | | | | | | 5 | 0 | 0 | 0 | 0 | 2 | 3 | | |
| 17 Nelson Cruz, R OBP: 0.357, SLG: 0.599 | | | | | | | | | 5 | 2 | 2 | 1 | 0 | 1 | 1 | | |
| 9 Hank Blalock, L OBP: 0.289, SLG: 0.561 | | | | | | | | | 4 | 2 | 2 | 1 | 1 | 1 | 1 | | |
| 22 Marlon Byrd, R OBP: 0.321, SLG: 0.487 | | | | | | | | | 4 | 3 | 3 | 1 | 1 | 0 | 1 | | |
| 21 Jarrod Saltalamacchia, R OBP: 0.310, SLG: 0.414 | | | | | | | | | 3 | 2 | 1 | 1 | 1 | 2 | 0 | | |
| 1 Elvis Andrus, R OBP: 0.331, SLG: 0.437 | | | | | | | | | 5 | 2 | 3 | 2 | 0 | 0 | 1 | | |
| Inning Stats | R: 0 H: 1 E: 0 K: 0 S: 7 | H: 1 LOB: 1 BB: 0 P: 15 | R: 3 H: 3 E: 0 K: 1 S: 16 | H: 3 LOB: 1 BB: 1 P: 24 | R: 3 H: 3 E: 0 K: 1 S: 18 | H: 3 LOB: 1 BB: 1 P: 32 | R: 4 H: 4 E: 0 K: 1 S: 13 | H: 4 LOB: 1 BB: 1 P: 25 | R: 0 H: 0 E: 0 K: 1 S: 8 | H: 0 LOB: 0 BB: 0 P: 10 | R: 3 H: 3 E: 0 K: 2 S: 31 | H: 3 LOB: 2 BB: 2 P: 45 | R: 1 H: 2 E: 0 K: 0 S: 12 | H: 2 LOB: 1 BB: 0 P: 13 | 1B: 10 2B: 4 3B: 0 HR: 3 | SF: 1 DP: 1 HBP: 0 | WP: 0 PA: 45 |
| PITCHER | IP WLS BF H R ER SO BB IBB HBP BLK WP HR S P ERA WHIP | IP WLS BF H R ER SO BB IBB HBP BLK WP HR S P ERA WHIP | IP WLS BF H R ER SO BB IBB HBP BLK WP HR S P ERA WHIP | IP WLS BF H R ER SO BB IBB HBP BLK WP HR S P ERA WHIP | IP WLS BF H R ER SO BB IBB HBP BLK WP HR S P ERA WHIP | IP WLS BF H R ER SO BB IBB HBP BLK WP HR S P ERA WHIP | IP WLS BF H R ER SO BB IBB HBP BLK WP HR S P ERA WHIP | IP WLS BF H R ER SO BB IBB HBP BLK WP HR S P ERA WHIP | IP WLS BF H R ER SO BB IBB HBP BLK WP HR S P ERA WHIP | IP WLS BF H R ER SO BB IBB HBP BLK WP HR S P ERA WHIP | IP WLS BF H R ER SO BB IBB HBP BLK WP HR S P ERA WHIP | IP WLS BF H R ER SO BB IBB HBP BLK WP HR S P ERA WHIP | IP WLS BF H R ER SO BB IBB HBP BLK WP HR S P ERA WHIP | IP WLS BF H R ER SO BB IBB HBP BLK WP HR S P ERA WHIP | IP WLS BF H R ER SO BB IBB HBP BLK WP HR S P ERA WHIP | IP WLS BF H R ER SO BB IBB HBP BLK WP HR S P ERA WHIP | IP WLS BF H R ER SO BB IBB HBP BLK WP HR S P ERA WHIP |

Oakland Athletics @ Texas Rangers
Rangers Ballpark in Arlington, Arlington, TX
Sat May 30 2009, 8:05 PM EDT
Att: 45,325 - Partly Cloudy - 90 F

AB 39
R 14
H 17
RBI 14
BB 5
SO 7
LOB 14



| Batter | 1 | 2 | 3 | 4 | 5 | 6 | 7 | 8 | 9 | AB | R | H | RBI | BB | SO | LOB | TOP | | | | | | | | | | |
|---|-------------------------------|----------------------------------|-------------------------------|----------------------------------|-------------------------------|----------------------------------|-------------------------------|----------------------------------|------------------------------|---------------------------------|------------------------------|---------------------------------|-------------------------------|----------------------------------|-------------------------------|----------------------------------|------------------------------|----------------------------------|----------------------------------|------------------------------------|----------------------------------|--------|--|--|--|--|--|
| 5 Ian Kinsler, R OBP: 0.367, SLG: 0.545 | | | | | | | | | | 3 | 1 | 2 | 1 | 2 | 0 | 1 | | | | | | | | | | | |
| 10 Michael Young, R OBP: 0.379, SLG: 0.530 | | | | | | | | | | 4 | 0 | 1 | 0 | 1 | 2 | 4 | | | | | | | | | | | |
| 25 Andrew Jones, R OBP: 0.405, SLG: 0.544 | | | | | | | | | | 5 | 1 | 1 | 0 | 0 | 1 | 5 | | | | | | | | | | | |
| 17 Nelson Cruz, R OBP: 0.365, SLG: 0.600 | | | | | | | | | | 2 | 1 | 1 | 1 | 2 | 0 | 0 | | | | | | | | | | | |
| 7 David Murphy, L OBP: 0.347, SLG: 0.350 | | | | | | | | | | 3 | 0 | 1 | 0 | 1 | 0 | 3 | | | | | | | | | | | |
| 22 Marlon Byrd, R OBP: 0.316, SLG: 0.476 | | | | | | | | | | 4 | 0 | 0 | 1 | 0 | 2 | 4 | | | | | | | | | | | |
| 19 Chris Davis, L OBP: 0.247, SLG: 0.422 | | | | | | | | | | 4 | 0 | 1 | 1 | 0 | 1 | 2 | | | | | | | | | | | |
| 21 Jarrod Saltalamacchia, R OBP: 0.299, SLG: 0.400 | | | | | | | | | | 4 | 0 | 0 | 0 | 0 | 3 | 2 | | | | | | | | | | | |
| 1 Elvis Andrus, R OBP: 0.333, SLG: 0.424 | | | | | | | | | | 3 | 1 | 2 | 0 | 1 | 1 | 0 | | | | | | | | | | | |
| Inning Stats | R: 3 E: 0 K: 1 S: 14 | H: 3 LOB: 2 BB: 2 P: 26 | R: 1 E: 1 K: 1 S: 13 | H: 3 LOB: 1 BB: 0 P: 21 | R: 0 E: 0 K: 3 S: 12 | H: 1 LOB: 2 BB: 1 P: 20 | R: 0 E: 0 K: 1 S: 14 | H: 0 LOB: 3 BB: 3 P: 28 | R: 0 E: 0 K: 0 S: 6 | H: 0 LOB: 0 BB: 0 P: 9 | R: 0 E: 0 K: 0 S: 7 | H: 2 LOB: 1 BB: 0 P: 9 | R: 0 E: 0 K: 1 S: 10 | H: 0 LOB: 0 BB: 0 P: 15 | R: 0 E: 0 K: 2 S: 10 | H: 0 LOB: 0 BB: 0 P: 15 | R: 0 E: 0 K: 1 S: 9 | H: 0 LOB: 0 BB: 1 P: 16 | 1B: 9 2B: 0 3B: 0 HR: 0 | SF: 0 SAC: 0 DP: 2 HBP: 0 | WP: 0 PB: 0 SB: 2 CS: 1 | PA: 39 | | | | | |
| PITCHER | IP | WLS | BF | H | R | ER | SO | BB | IBB | HBP | BLK | WP | HR | S | P | ERA | WHIP | | | | | | | | | | |
| 46 Andy Pettitte, L ERA: 4.33 | 5.0 | L | 26 | 7 | 4 | 4 | 6 | 6 | 0 | 0 | 0 | 0 | 0 | 59 | 104 | 7.20 | 2.600 | | | | | | | | | | |
| 28 Brett Tomko, R ERA: 2.16 | 3.0 | | 10 | 2 | 0 | 0 | 3 | 0 | 0 | 0 | 0 | 0 | 0 | 27 | 39 | 0.00 | 0.667 | | | | | | | | | | |
| 30 David Robertson, R ERA: 2.16 | 1.0 | | 3 | 0 | 0 | 0 | 1 | 1 | 0 | 0 | 0 | 0 | 0 | 9 | 16 | 0.00 | 1.000 | | | | | | | | | | |

Texas Rangers @ New York Yankees
Yankee Stadium, Bronx, NY

Wed Jun 03 2009, 7:05 PM EDT
Att: 44,452 - Cloudy - 55 F

AB 32
R 4
H 9
RBI 4
BB 7
SO 10
LOB 21



| Batter | 1 | 2 | 3 | 4 | 5 | 6 | 7 | 8 | 9 | AB | R | H | RBI | BB | SO | LOB | BOTTOM | | | | | | | | | | |
|--|-------------------------------|----------------------------------|------------------------------|---------------------------------|-------------------------------|----------------------------------|------------------------------|----------------------------------|-------------------------------|----------------------------------|------------------------------|----------------------------------|-------------------------------|----------------------------------|------------------------------|----------------------------------|----------------------------------|------------------------------------|----------------------------------|--------|--|--|--|--|--|--|--|
| 2 Derek Jeter, R OBP: 0.397, SLG: 0.465 | | | | | | | | | | 4 | 0 | 0 | 0 | 0 | 2 | 2 | | | | | | | | | | | |
| 33 Nick Swisher, S OBP: 0.380, SLG: 0.512 | | | | | | | | | | 3 | 1 | 2 | 0 | 1 | 1 | 0 | | | | | | | | | | | |
| 18 Johnny Damon, L OBP: 0.371, SLG: 0.528 | | | | | | | | | | 3 | 0 | 0 | 0 | 1 | 1 | 2 | | | | | | | | | | | |
| 13 Alex Rodriguez, R OBP: 0.400, SLG: 0.534 | | | | | | | | | | 4 | 0 | 1 | 1 | 0 | 2 | 5 | | | | | | | | | | | |
| 24 Robinson Cano, L OBP: 0.333, SLG: 0.495 | | | | | | | | | | 4 | 0 | 0 | 0 | 0 | 0 | 3 | | | | | | | | | | | |
| 20 Jorge Posada, S OBP: 0.402, SLG: 0.630 | | | | | | | | | | 4 | 1 | 2 | 1 | 0 | 1 | 0 | | | | | | | | | | | |
| 55 Hideki Matsui, L OBP: 0.344, SLG: 0.491 | | | | | | | | | | 4 | 0 | 0 | 0 | 0 | 1 | 1 | | | | | | | | | | | |
| 53 Melky Cabrera, S OBP: 0.363, SLG: 0.458 | | | | | | | | | | 4 | 0 | 1 | 0 | 0 | 0 | 1 | | | | | | | | | | | |
| 11 Brett Gardner, L OBP: 0.346, SLG: 0.385 | | | | | | | | | | 2 | 0 | 0 | 0 | 1 | 0 | 1 | | | | | | | | | | | |
| Inning Stats | R: 1 E: 0 K: 1 S: 10 | H: 2 LOB: 1 BB: 0 P: 15 | R: 0 E: 0 K: 0 S: 5 | H: 1 LOB: 0 BB: 0 P: 7 | R: 0 E: 0 K: 0 S: 13 | H: 0 LOB: 2 BB: 3 P: 29 | R: 0 E: 0 K: 1 S: 8 | H: 0 LOB: 0 BB: 0 P: 11 | R: 0 E: 0 K: 2 S: 11 | H: 0 LOB: 1 BB: 0 P: 16 | R: 1 E: 0 K: 1 S: 8 | H: 2 LOB: 1 BB: 0 P: 14 | R: 0 E: 0 K: 1 S: 14 | H: 1 LOB: 0 BB: 0 P: 22 | R: 0 E: 0 K: 1 S: 9 | H: 0 LOB: 0 BB: 0 P: 11 | 1B: 4 2B: 1 3B: 0 HR: 1 | SF: 0 SAC: 0 DP: 2 HBP: 0 | WP: 0 PB: 0 SB: 1 CS: 0 | PA: 35 | | | | | | | |
| PITCHER | IP | WLS | BF | H | R | ER | SO | BB | IBB | HBP | BLK | WP | HR | S | P | ERA | WHIP | | | | | | | | | | |
| 39 Scott Feldman, R ERA: 3.79 | 6.1 | W | 26 | 6 | 1 | 2 | 2 | 5 | 0 | 0 | 0 | 0 | 0 | 19 | 27 | 2.84 | 1.263 | | | | | | | | | | |
| 36 C.J. Wilson, L ERA: 2.52 | 1.2 | H | 6 | 1 | 0 | 0 | 2 | 0 | 0 | 0 | 0 | 0 | 0 | 9 | 11 | 0.00 | 0.600 | | | | | | | | | | |
| 50 Frank Francisco, R ERA: 0.46 | 1.0 | S | 3 | 0 | 0 | 0 | 1 | 0 | 0 | 0 | 0 | 0 | 0 | 9 | 11 | 0.00 | 0.000 | | | | | | | | | | |

Texas Rangers @ New York Yankees
Yankee Stadium, Bronx, NY

Wed Jun 03 2009, 7:05 PM EDT
Att: 44,452 - Cloudy - 55 F

AB 32
R 2
H 6
RBI 2
BB 3
SO 8
LOB 15



| Batter | 1 | 2 | 3 | 4 | 5 | 6 | 7 | 8 | 9 | AB | R | H | RBI | BB | SO | LOB | TOP | | | | | | | | | | |
|---|--------------------------------------|----------------------------------|--------------------------------------|----------------------------------|---------------------------------------|----------------------------------|---------------------------------------|----------------------------------|---------------------------------------|----------------------------------|---------------------------------------|----------------------------------|--------------------------------------|---------------------------------|---------------------------------------|----------------------------------|----------------------------------|------------------------------------|----------------------------------|--------|--|--|--|--|--|--|--|
| 5 Ian Kinsler, R OBP: 0.367, SLG: 0.554 | | | | | | | | | | 4 | 2 | 1 | 1 | 1 | 2 | 1 | | | | | | | | | | | |
| 10 Michael Young, R OBP: 0.384, SLG: 0.536 | | | | | | | | | | 5 | 0 | 3 | 0 | 0 | 0 | 0 | | | | | | | | | | | |
| 9 Hank Blalock, L OBP: 0.296, SLG: 0.554 | | | | | | | | | | 5 | 0 | 2 | 1 | 0 | 1 | 1 | | | | | | | | | | | |
| 17 Nelson Cruz, R OBP: 0.362, SLG: 0.605 | | | | | | | | | 5 | 1 | 1 | 1 | 0 | 3 | 4 | | | | | | | | | | | | |
| 7 David Murphy, L OBP: 0.349, SLG: 0.346 | | | | | | | | | | 4 | 1 | 1 | 0 | 1 | 1 | 2 | | | | | | | | | | | |
| 22 Marlon Byrd, R OBP: 0.325, SLG: 0.479 | | | | | | | | | | 3 | 1 | 1 | 0 | 1 | 1 | 0 | | | | | | | | | | | |
| 19 Chris Davis, L OBP: 0.253, SLG: 0.435 | | | | | | | | | 4 | 1 | 2 | 2 | 0 | 1 | 2 | | | | | | | | | | | | |
| 2 Taylor Teagarden, R OBP: 0.327, SLG: 0.263 | | | | | | | | | 3 | 0 | 0 | 0 | 0 | 1 | 1 | | | | | | | | | | | | |
| 1 Elvis Andrus, R OBP: 0.325, SLG: 0.413 | | | | | | | | | 4 | 0 | 0 | 0 | 0 | 1 | 2 | | | | | | | | | | | | |
| Inning Stats | R: 0 H: 0 E: 0 K: 2 S: 9 | H: 0 LOB: 0 BB: 0 P: 13 | R: 0 H: 0 E: 0 K: 1 S: 6 | H: 0 LOB: 0 BB: 0 P: 10 | R: 2 H: 3 E: 0 K: 1 S: 15 | H: 3 LOB: 1 BB: 1 P: 22 | R: 2 H: 3 E: 0 K: 1 S: 12 | H: 3 LOB: 1 BB: 0 P: 14 | R: 1 H: 2 E: 0 K: 1 S: 15 | H: 2 LOB: 1 BB: 0 P: 20 | R: 0 H: 0 E: 0 K: 2 S: 10 | H: 0 LOB: 0 BB: 0 P: 16 | R: 0 H: 0 E: 0 K: 1 S: 5 | H: 0 LOB: 0 BB: 0 P: 8 | R: 0 H: 2 E: 0 K: 2 S: 17 | H: 2 LOB: 2 BB: 0 P: 24 | 1B: 5 2B: 4 3B: 0 HR: 2 | SF: 0 SAC: 1 DP: 0 HBP: 0 | WP: 1 PB: 0 SB: 1 CS: 0 | PA: 41 | | | | | | | |
| PITCHER | IP | WLS | BF | H | R | ER | SO | BB | IBB | HBP | BLK | WP | HR | S | P | ERA | WHIP | | | | | | | | | | |
| 40 Chien-Ming Wang, R (1, 1) | 4.2 | | 22 | 7 | 5 | 5 | 5 | 1 | 0 | 0 | 0 | 1 | 1 | 47 | 69 | 9.64 | 1.714 | | | | | | | | | | |
| 91 Alfredo Aceves, R (5, 1) | 1.2 | | 9 | 2 | 1 | 1 | 2 | 2 | 0 | 0 | 0 | 0 | 1 | 20 | 34 | 5.40 | 2.400 | | | | | | | | | | |
| 48 Phil Coke, L (7, 1) | 1.1 | | 4 | 0 | 0 | 0 | 2 | 0 | 0 | 0 | 0 | 0 | 0 | 11 | 19 | 0.00 | 0.000 | | | | | | | | | | |
| 30 David Robertson, R (8, 1) | 0.1 | W | 1 | 0 | 0 | 0 | 0 | 0 | 0 | 0 | 0 | 0 | 1 | 1 | 0.00 | 0.000 | | | | | | | | | | | |
| 42 Mariano Rivera, R (9, 1) | 1.0 | S | 5 | 2 | 0 | 0 | 2 | 0 | 0 | 0 | 0 | 0 | 0 | 17 | 24 | 0.00 | 2.000 | | | | | | | | | | |

Texas Rangers @ New York Yankees
Yankee Stadium, Bronx, NY
Thu Jun 04 2009, 1:05 PM EDT
Att: 45,713 - Cloudy - 65 F

| | |
|-----|----|
| AB | 37 |
| R | 6 |
| H | 11 |
| RBI | 5 |
| BB | 3 |
| SO | 11 |
| LOB | 13 |



| Batter | 1 | 2 | 3 | 4 | 5 | 6 | 7 | 8 | 9 | AB | R | H | RBI | BB | SO | LOB | BOTTOM | | | | | | | | | | |
|--|---------------------------------------|----------------------------------|--------------------------------------|----------------------------------|--------------------------------------|----------------------------------|---------------------------------------|----------------------------------|---------------------------------------|----------------------------------|--------------------------------------|----------------------------------|--------------------------------------|----------------------------------|--------------------------------------|----------------------------------|----------------------------------|------------------------------------|----------------------------------|--------|--|--|--|--|--|--|--|
| 18 Johnny Damon, L OBP: 0.373, SLG: 0.540 | | | | | | | | | | 3 | 2 | 1 | 1 | 1 | 0 | 1 | | | | | | | | | | | |
| 33 Nick Swisher, S (1, 9) | | | | | | | | | | 3 | 1 | 2 | 1 | 1 | 1 | 0 | | | | | | | | | | | |
| 11 Brett Gardner, L (7, PR) | | | | | | | | | | 0 | 0 | 0 | 0 | 0 | 0 | 0 | | | | | | | | | | | |
| 25 Mark Teixeira, S (1, 3) | | | | | | | | | | 4 | 1 | 2 | 3 | 0 | 0 | 2 | | | | | | | | | | | |
| 13 Alex Rodriguez, R (1, 5) | | | | | | | | | | 4 | 0 | 1 | 1 | 0 | 0 | 4 | | | | | | | | | | | |
| 24 Robinson Cano, L (1, 4) | | | | | | | | | | 3 | 1 | 1 | 0 | 1 | 0 | 2 | | | | | | | | | | | |
| 55 Hideki Matsui, L (1, 10) | | | | | | | | | | 3 | 0 | 0 | 0 | 1 | 0 | 3 | | | | | | | | | | | |
| 53 Melky Cabrera, S (1, 8) | | | | | | | | | | 4 | 1 | 1 | 2 | 0 | 1 | 3 | | | | | | | | | | | |
| 29 Francisco Cervelli, R (1, 2) | | | | | | | | | | 4 | 1 | 1 | 0 | 0 | 1 | 0 | | | | | | | | | | | |
| 19 Ramiro Pena, S (1, 6) | | | | | | | | | | 3 | 1 | 1 | 0 | 1 | 1 | 0 | | | | | | | | | | | |
| Inning Stats | R: 1 H: 2 E: 1 K: 0 S: 12 | H: 2 LOB: 1 BB: 0 P: 20 | R: 0 H: 0 E: 0 K: 2 S: 8 | H: 0 LOB: 0 BB: 0 P: 10 | R: 0 H: 0 E: 0 K: 1 S: 9 | H: 0 LOB: 0 BB: 0 P: 12 | R: 0 H: 1 E: 0 K: 0 S: 10 | H: 1 LOB: 2 BB: 1 P: 16 | R: 5 H: 5 E: 0 K: 0 S: 18 | H: 5 LOB: 1 BB: 2 P: 34 | R: 0 H: 0 E: 0 K: 0 S: 6 | H: 0 LOB: 0 BB: 1 P: 13 | R: 0 H: 1 E: 0 K: 0 S: 9 | H: 1 LOB: 0 BB: 0 P: 15 | R: 2 H: 1 E: 0 K: 1 S: 8 | H: 1 LOB: 0 BB: 0 P: 16 | 1B: 5 2B: 5 3B: 0 HR: 2 | SF: 0 SAC: 0 DP: 3 HBP: 0 | WP: 0 PB: 0 SB: 1 CS: 1 | PA: 37 | | | | | | | |
| PITCHER | IP | WLS | BF | H | R | ER | SO | BB | IBB | HBP | BLK | WP | HR | S | P | ERA | WHIP | | | | | | | | | | |
| 20 Brandon McCarthy, R (1, 1) | 4.0 | | 21 | 6 | 6 | 6 | 3 | 3 | 0 | 0 | 0 | 0 | 0 | 50 | 79 | 13.50 | 2.250 | | | | | | | | | | |
| 28 Jason Jennings, R (5, 1) | 3.0 | | 10 | 3 | 0 | 0 | 0 | 1 | 0 | 0 | 0 | 0 | 0 | 22 | 41 | 0.00 | 1.333 | | | | | | | | | | |
| 36 C.J. Wilson, L (8, 1) | 1.0 | L | 5 | 1 | 2 | 2 | 1 | 1 | 0 | 0 | 0 | 1 | 1 | 8 | 16 | 18.00 | 2.000 | | | | | | | | | | |

Texas Rangers @ New York Yankees
Yankee Stadium, Bronx, NY
Thu Jun 04 2009, 1:05 PM EDT
Att: 45,713 - Cloudy - 65 F

| | |
|-----|----|
| AB | 31 |
| R | 8 |
| H | 10 |
| RBI | 8 |
| BB | 5 |
| SO | 4 |
| LOB | 15 |




| Batter | 1 | 2 | 3 | 4 | 5 | 6 | 7 | 8 | 9 | AB | R | H | RBI | BB | SO | LOB | TOP | | | | | | | | | | |
|---|--------------------------------------|---|---------------------------------------|---|--------------------------------------|--|--------------------------------------|---|---------------------------------------|---|---------------------------------------|---|---------------------------------------|---|---------------------------------------|---|---|------------------------------------|----------------------------------|--------|--|--|--|--|--|--|--|
| 5 Ian Kinsler, R OBP: 0.365, SLG: 0.562 | G5-3 | | G6-3 | | HR | | K | | | 4 | 1 | 1 | 3 | 0 | 1 | 0 | Texas Rangers @ Boston Red Sox Fenway Park, Boston, MA Fri Jun 05 2009, 7:10 PM EDT Att: 37,519 - Drizzlie - 56 F | | | | | | | | | | |
| 10 Michael Young, R OBP: 0.377, SLG: 0.526 | F9 | | | G4-3 | F9 | | | G4-3 | | 4 | 0 | 0 | 0 | 0 | 0 | 0 | | | | | | | | | | | |
| 9 Hank Blalock, L OBP: 0.301, SLG: 0.547 | | BB | | L6 | | | | G4-3 | | 2 | 1 | 0 | 0 | 2 | 0 | 0 | | | | | | | | | | | |
| 17 Nelson Cruz, R OBP: 0.355, SLG: 0.593 | K | | | G5-3 | L7 | | | F9 | | 4 | 0 | 0 | 0 | 0 | 1 | 2 | | | | | | | | | | | |
| 7 David Murphy, L OBP: 0.338, SLG: 0.333 | G4-3 | | | | K | K | | | P5 | 4 | 0 | 0 | 0 | 0 | 2 | 1 | | | | | | | | | | | |
| 22 Marlon Byrd, R OBP: 0.321, SLG: 0.480 | K | | | | 1B | 1B | | G1-3 | | 4 | 1 | 2 | 0 | 0 | 1 | 0 | | | | | | | | | | | |
| 19 Chris Davis, L OBP: 0.263, SLG: 0.448 | | | | | 1B | 2B | | | 1B | 4 | 1 | 3 | 1 | 0 | 1 | 0 | | | | | | | | | | | |
| 21 Jarrod Saltalamacchia, R OBP: 0.298, SLG: 0.396 | | | | | F7 | 2-1 | | | K | 4 | 0 | 1 | 0 | 0 | 2 | 3 | | | | | | | | | | | |
| 1 Elvis Andrus, R OBP: 0.325, SLG: 0.411 | | | | G5-4-3 | HR | | F9 | | | 3 | 1 | 1 | 1 | 0 | 0 | 1 | | | | | | | | | | | |
| Inning Stats | R: 0 H: 0 E: 0 K: 1 S: 7 | H: 0 R: 0 ER: 0 LOB: 1 BB: 1 P: 16 | R: 0 H: 0 E: 0 K: 2 S: 10 | H: 1 R: 0 ER: 0 LOB: 0 BB: 0 P: 15 | R: 0 H: 1 E: 0 K: 0 S: 6 | H: 0 R: 0 ER: 0 LOB: 0 BB: 0 P: 9 | R: 0 H: 0 E: 0 K: 0 S: 7 | H: 0 R: 0 ER: 0 LOB: 0 BB: 0 P: 12 | R: 4 H: 4 E: 0 K: 1 S: 18 | H: 4 R: 0 ER: 0 LOB: 2 BB: 0 P: 30 | R: 1 H: 2 E: 0 K: 1 S: 12 | H: 2 R: 0 ER: 0 LOB: 2 BB: 1 P: 23 | R: 0 H: 0 E: 0 K: 2 S: 10 | H: 0 R: 0 ER: 0 LOB: 0 BB: 0 P: 15 | R: 0 H: 1 E: 0 K: 1 S: 11 | H: 1 R: 0 ER: 0 LOB: 1 BB: 0 P: 14 | 1B: 6 2B: 1 3B: 0 HR: 1 | SF: 0 SAC: 0 DP: 1 HBP: 0 | WP: 0 PB: 0 SB: 0 CS: 0 | PA: 35 | | | | | | | |
| PITCHER | IP | WLS | BF | H | R | ER | SO | BB | IBB | HBP | BLK | WP | HR | S | P | ERA | WHIP | | | | | | | | | | |
| 36 Brad Penny, R ERA: 5.85 | 5.2 | L | 25 | 7 | 5 | 5 | 5 | 2 | 0 | 0 | 0 | 0 | 0 | 1 | 103 | 7.94 | 1.588 | | | | | | | | | | |
| 51 Daniel Bard, R ERA: 0.9 | 1.1 | | 4 | 0 | 0 | 0 | 2 | 0 | 0 | 0 | 0 | 0 | 0 | 11 | 17 | 0.00 | 0.000 | | | | | | | | | | |
| 17 Manny Delcarmen, R ERA: 1.13 | 1.0 | | 3 | 0 | 0 | 0 | 0 | 0 | 0 | 0 | 0 | 0 | 0 | 8 | 10 | 0.00 | 0.000 | | | | | | | | | | |
| 24 Takashi Saito, R ERA: 2.7 | 1.0 | | 4 | 1 | 0 | 0 | 1 | 0 | 0 | 0 | 0 | 0 | 0 | 11 | 14 | 0.00 | 1.000 | | | | | | | | | | |

| Batter | 1 | 2 | 3 | 4 | 5 | 6 | 7 | 8 | 9 | AB | R | H | RBI | BB | SO | LOB | BOTTOM | | | | | | | | | | |
|--|---------------------------------------|---|---------------------------------------|---|---------------------------------------|---|--------------------------------------|--|--------------------------------------|---|--------------------------------------|---|---------------------------------------|---|---------------------------------------|---|---|------------------------------------|----------------------------------|--------|--|--|--|--|--|--|--|
| 15 Dustin Pedroia, R OBP: 0.415, SLG: 0.426 | BB | | L7 | | K | | F7 | | BB | 3 | 0 | 0 | 0 | 2 | 1 | 0 | Texas Rangers @ Boston Red Sox Fenway Park, Boston, MA Fri Jun 05 2009, 7:10 PM EDT Att: 37,519 - Drizzlie - 56 F | | | | | | | | | | |
| 7 J.D. Drew, L OBP: 0.385, SLG: 0.485 | K | | 4B | | BB | | | BB | BB | 3 | 0 | 2 | 0 | 2 | 1 | 1 | | | | | | | | | | | |
| 20 Kevin Youkilis, R OBP: 0.475, SLG: 0.641 | | | F9 | | | | G4-3 | | | 4 | 0 | 0 | 0 | 1 | 1 | 5 | | | | | | | | | | | |
| 44 Jason Bay, R OBP: 0.401, SLG: 0.612 | P3 | | 2B | | | K | | E3 | F9 | 5 | 1 | 1 | 0 | 0 | 1 | 4 | | | | | | | | | | | |
| 25 Mike Lowell, R OBP: 0.329, SLG: 0.500 | F9 | | G5-3 | | | 3B | | 34 1B | F8 | 4 | 0 | 1 | 0 | 1 | 0 | 6 | | | | | | | | | | | |
| 34 David Ortiz, L OBP: 0.281, SLG: 0.288 | | | | | P5 | | P6 | | FC4-6 | 4 | 0 | 1 | 1 | 0 | 1 | 1 | | | | | | | | | | | |
| 33 Jason Varitek, S OBP: 0.333, SLG: 0.530 | | P2 | | | G3 | | | | K | 4 | 0 | 1 | 0 | 0 | 1 | 2 | | | | | | | | | | | |
| 2 Jacoby Ellsbury, L OBP: 0.350, SLG: 0.382 | | | | | G4-3 | | F8 | | F7 | 4 | 0 | 1 | 0 | 0 | 0 | 4 | | | | | | | | | | | |
| 23 Julio Lugo, R OBP: 0.330, SLG: 0.341 | | | | | | | | | FC4-6 | 3 | 0 | 0 | 0 | 0 | 1 | 1 | | | | | | | | | | | |
| 5 Rocco Baldelli, R OBP: 0.302, SLG: 0.440 | | | | | G6-3 | | | | | 1 | 0 | 0 | 0 | 0 | 0 | 2 | | | | | | | | | | | |
| 22 Nick Green, R OBP: 0.352, SLG: 0.414 | | | | | | | | | | 0 | 0 | 0 | 0 | 0 | 0 | 0 | | | | | | | | | | | |
| Inning Stats | R: 0 H: 0 E: 0 K: 1 S: 10 | H: 1 R: 0 ER: 0 LOB: 2 BB: 2 P: 22 | R: 0 H: 1 E: 0 K: 1 S: 10 | H: 2 R: 0 ER: 0 LOB: 0 BB: 0 P: 12 | R: 0 H: 2 E: 0 K: 0 S: 12 | H: 0 R: 0 ER: 0 LOB: 0 BB: 0 P: 20 | R: 0 H: 0 E: 0 K: 0 S: 5 | H: 0 R: 0 ER: 0 LOB: 0 BB: 0 P: 6 | R: 0 H: 2 E: 0 K: 1 S: 9 | H: 2 R: 0 ER: 0 LOB: 2 BB: 0 P: 13 | R: 0 H: 1 E: 0 K: 1 S: 7 | H: 1 R: 0 ER: 0 LOB: 1 BB: 0 P: 12 | R: 1 H: 1 E: 0 K: 1 S: 13 | H: 1 R: 0 ER: 0 LOB: 2 BB: 1 P: 27 | R: 0 H: 0 E: 0 K: 1 S: 16 | H: 0 R: 0 ER: 0 LOB: 2 BB: 2 P: 26 | 1B: 4 2B: 3 3B: 0 HR: 0 | SF: 0 SAC: 0 DP: 0 HBP: 0 | WP: 0 PB: 0 SB: 1 CS: 0 | PA: 41 | | | | | | | |
| PITCHER | IP | WLS | BF | H | R | ER | SO | BB | IBB | HBP | BLK | WP | HR | S | P | ERA | WHIP | | | | | | | | | | |
| 33 Kevin Millwood, R ERA: 2.96 | 7.0 | W | 33 | 7 | 1 | 0 | 5 | 4 | 0 | 0 | 0 | 0 | 0 | 70 | 11 | 0.00 | 1.571 | | | | | | | | | | |
| 18 Eddie Guadardo, L ERA: 3.77 | 1.0 | H | 3 | 0 | 0 | 0 | 1 | 0 | 0 | 0 | 0 | 0 | 0 | 9 | 15 | 0.00 | 0.000 | | | | | | | | | | |
| 56 Darren O'Day, R ERA: 1.06 | 1.0 | | 5 | 0 | 0 | 0 | 1 | 2 | 0 | 0 | 0 | 0 | 0 | 16 | 26 | 0.00 | 2.000 | | | | | | | | | | |

Texas Rangers @ Boston Red Sox
 Fenway Park, Boston, MA
 Fri Jun 05 2009, 7:10 PM EDT
 Att: 37,519 - Drizzlie - 56 F

livebaseballscorecards.com


AB 33
 R 5
 H 8
 RBI 5
 BB 2
 SO 8
 LOB 7



Texas Rangers @ Boston Red Sox
 Fenway Park, Boston, MA
 Fri Jun 05 2009, 7:10 PM EDT
 Att: 37,519 - Drizzlie - 56 F

livebaseballscorecards.com

AB 35
 R 1
 H 7
 RBI 1
 BB 6
 SO 7
 LOB 26

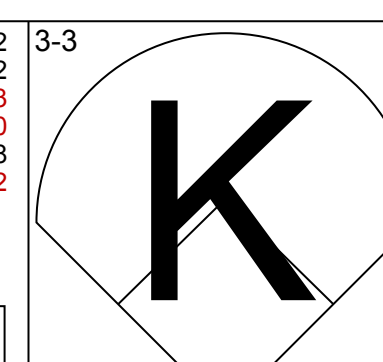
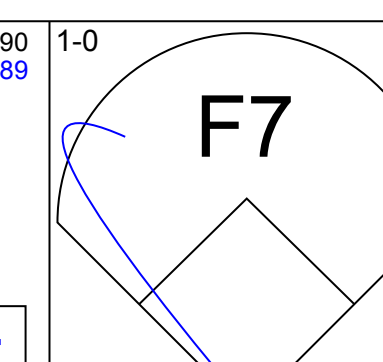
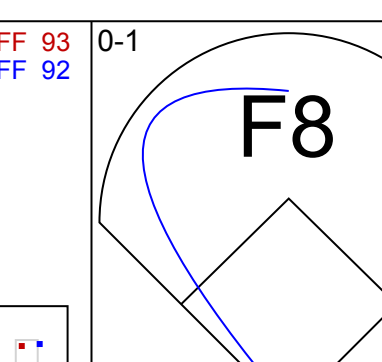
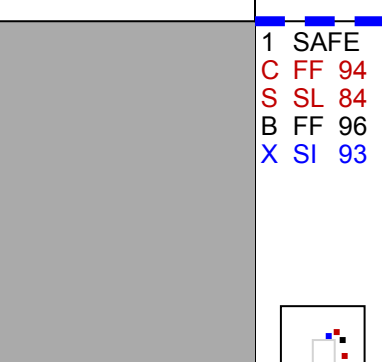
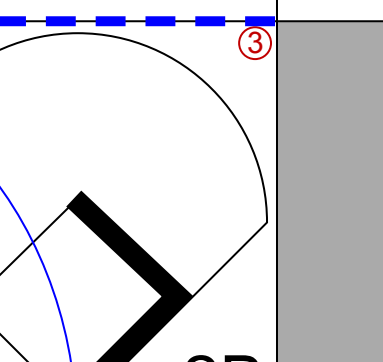

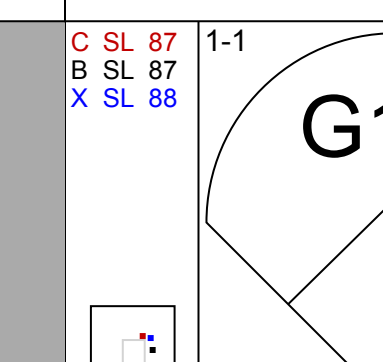
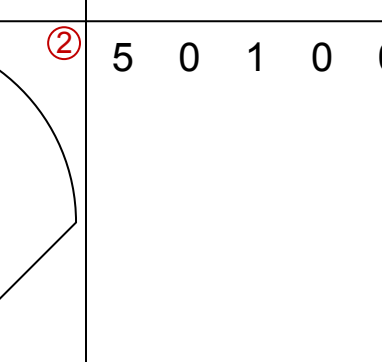

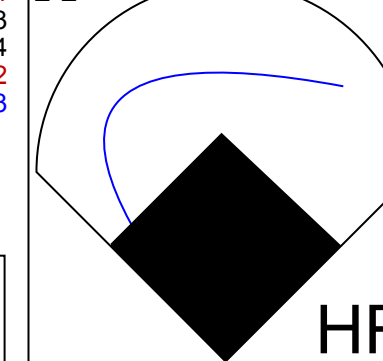


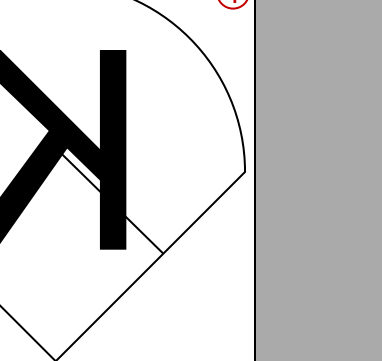
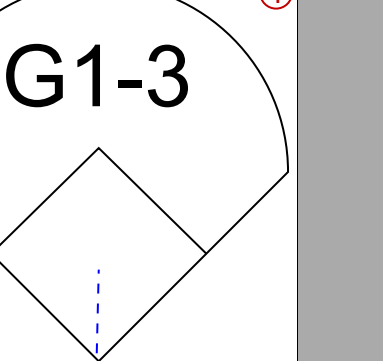
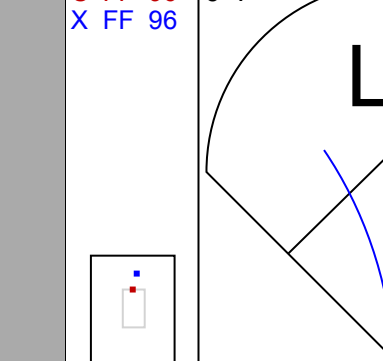
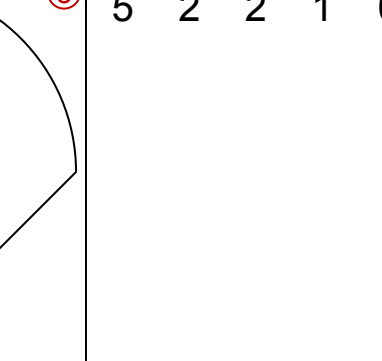
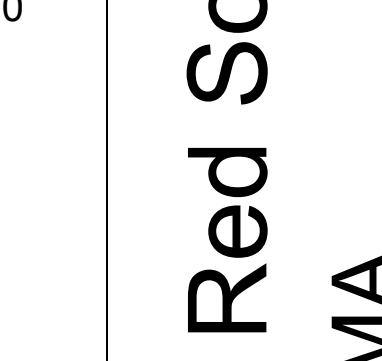
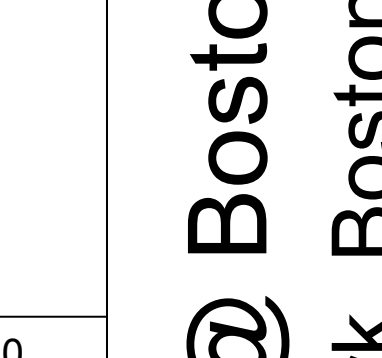
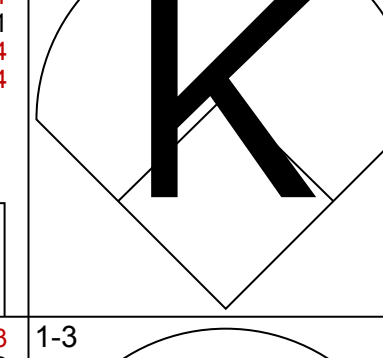






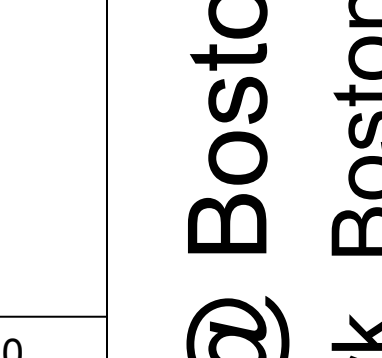


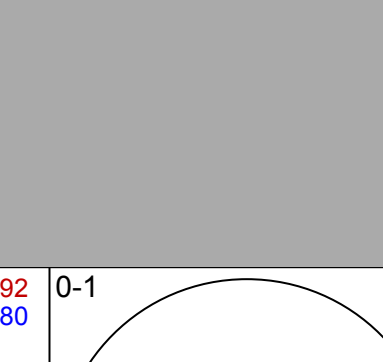

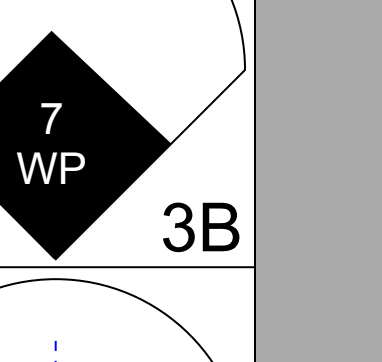
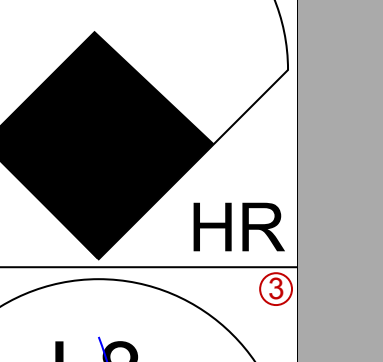

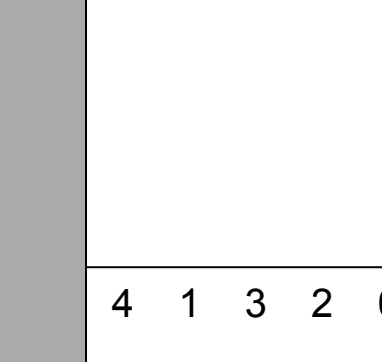



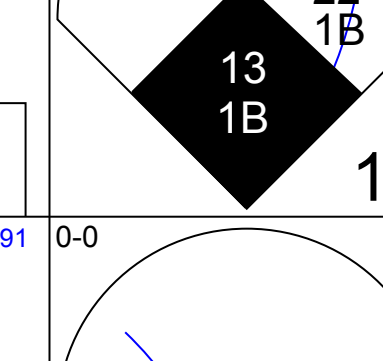

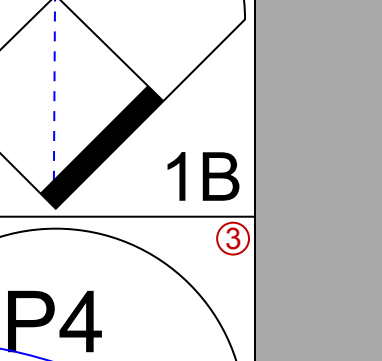
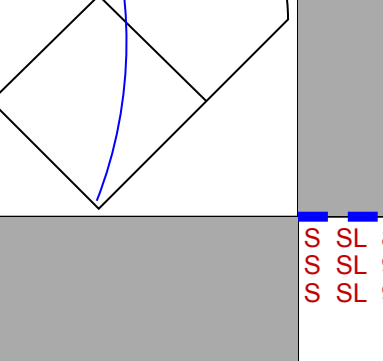
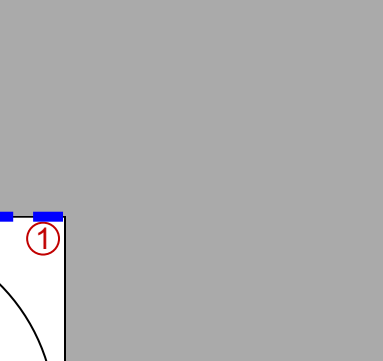
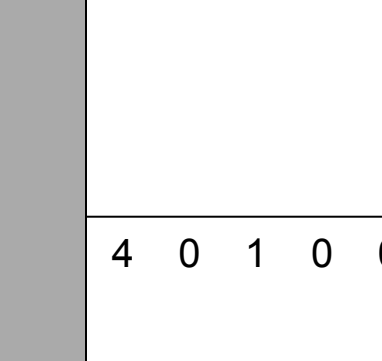

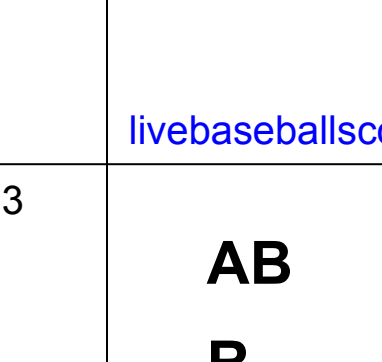

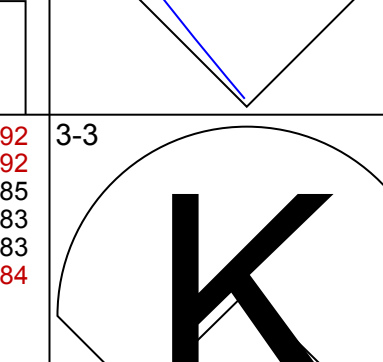
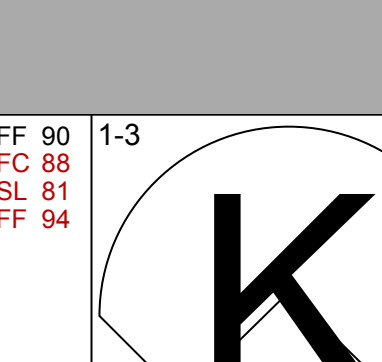
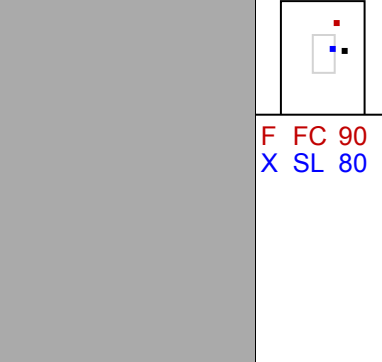
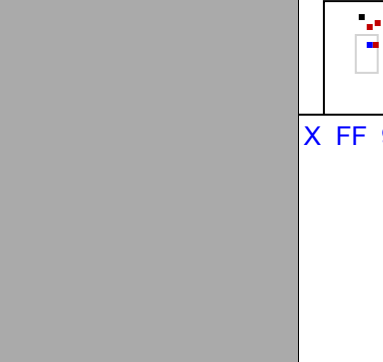
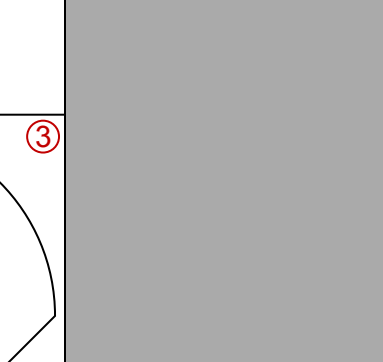
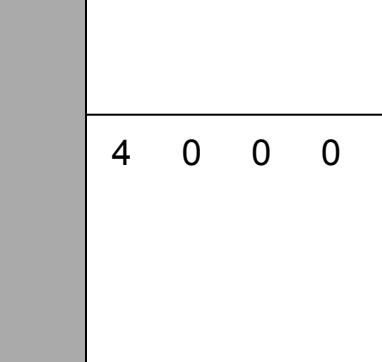
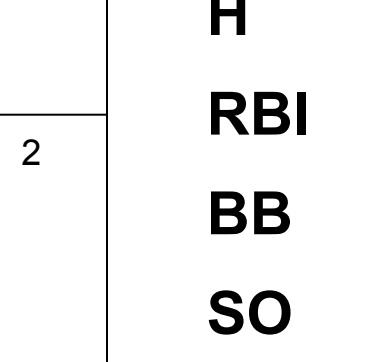

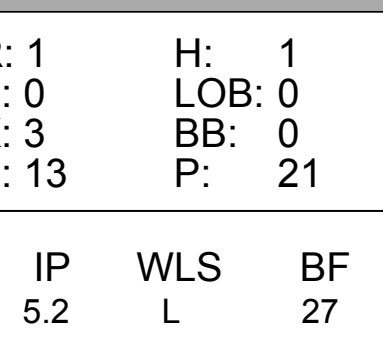
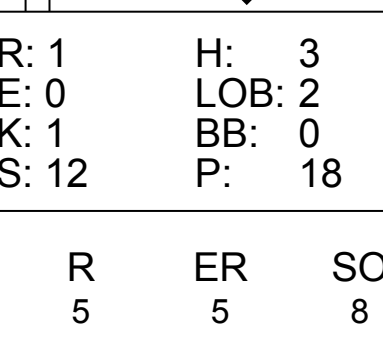
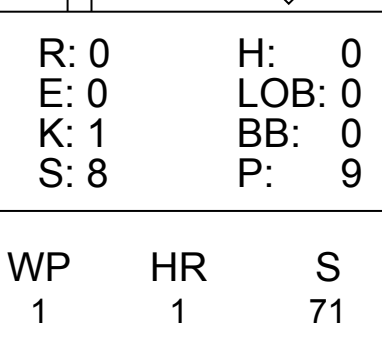
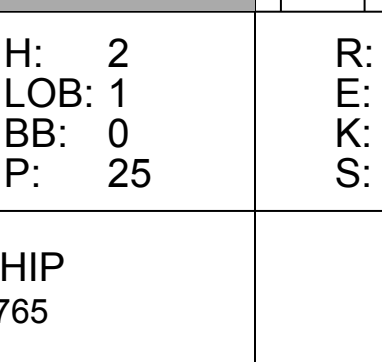
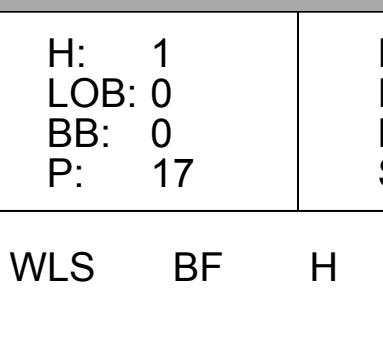
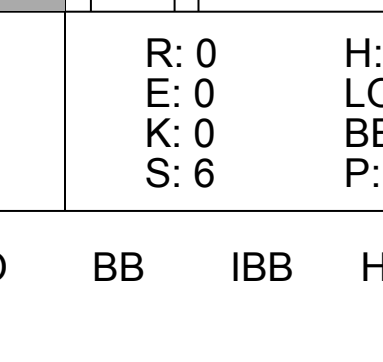
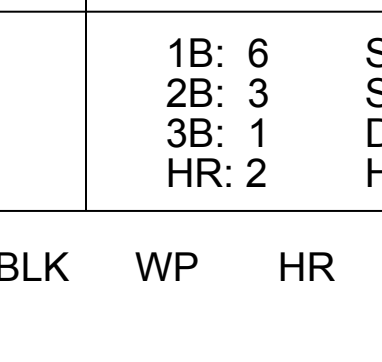
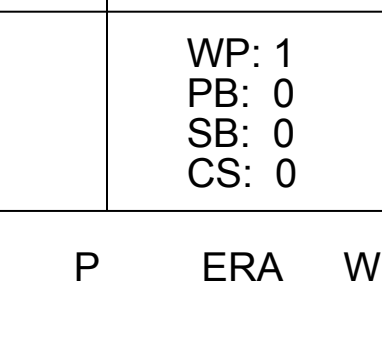

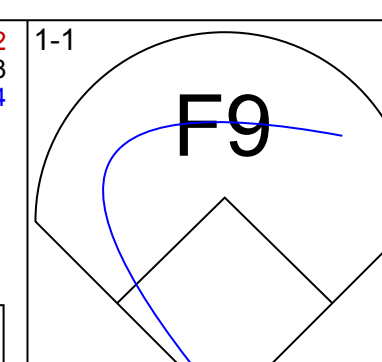


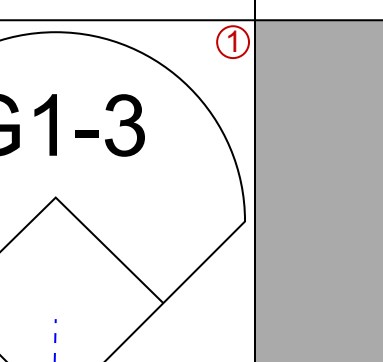
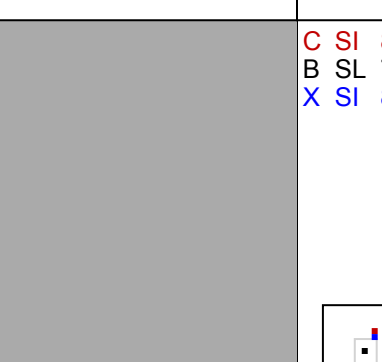
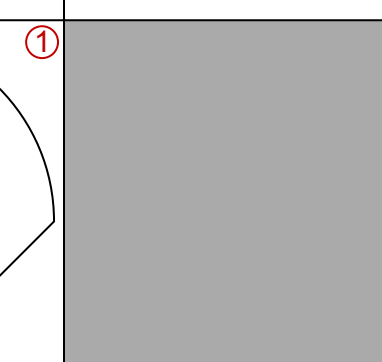
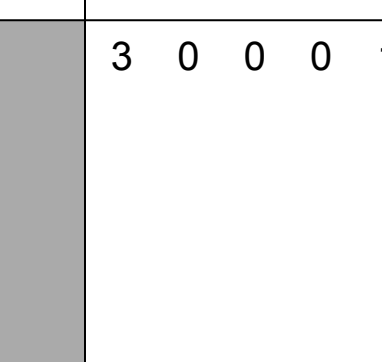

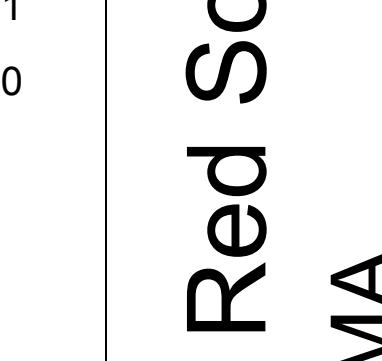
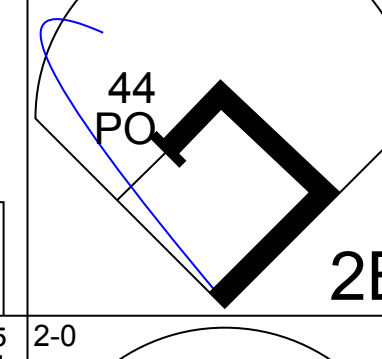
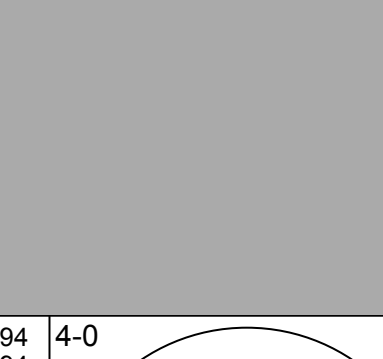

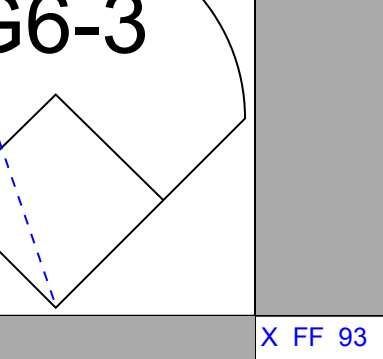

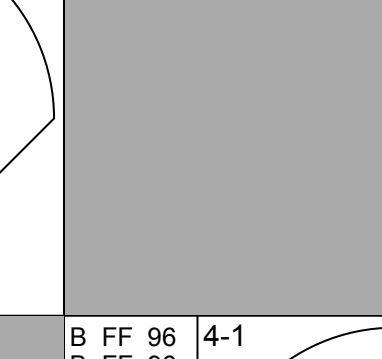
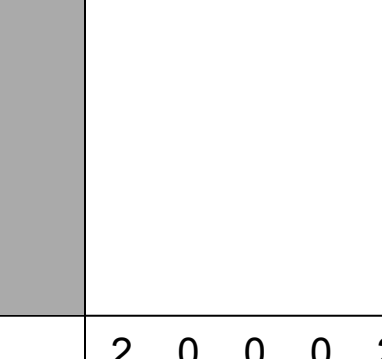

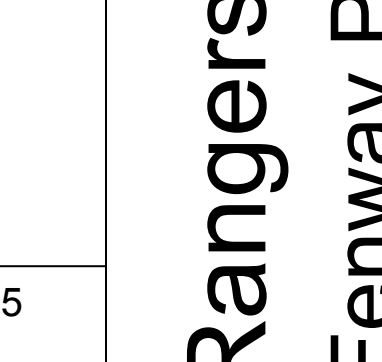


| Batter | 1 | 2 | 3 | 4 | 5 | 6 | 7 | 8 | 9 | AB | R | H | RBI | BB | SO | LOB | TOP | | | | | |
|---|------------------------------|---------------------------------|-------------------------------------|-----------------------------------|------------------------------|----------------------------------|------------------------------|----------------------------------|------------------------------|----------------------------------|------------------------------|---------------------------------|-------------------------------|----------------------------------|------------------------------|----------------------------------|--|-------------------------------------|-----------------------------------|------------------------------------|----------------------------------|--------|
| 5 Ian Kinsler, R OBP: 0.360, SLG: 0.552 | | | | | | | | | | 4 | 0 | 0 | 0 | 0 | 1 | 1 | Texas Rangers @ Boston Red Sox Fenway Park, Boston, MA Sat Jun 06 2009, 7:10 PM EDT Att: 37,828 - Clear - 65 F | | | | | |
| 10 Michael Young, R OBP: 0.379, SLG: 0.530 | | | | | | | | | | 4 | 0 | 2 | 0 | 0 | 1 | 0 | | | | | | |
| 25 Andrew Jones, R OBP: 0.400, SLG: 0.533 | | | | | | | | | | 2 | 0 | 0 | 1 | 1 | 2 | 0 | | | | | | |
| 17 Nelson Cruz, R OBP: 0.348, SLG: 0.581 | | | | | | | | | | 4 | 0 | 0 | 0 | 0 | 1 | 3 | | | | | | |
| 22 Marlon Byrd, R OBP: 0.319, SLG: 0.472 | | | | | | | | | | 3 | 0 | 0 | 0 | 0 | 2 | 2 | | | | | | |
| 41 Brandon Boggs, S | | | | | | | | | | 3 | 0 | 0 | 0 | 0 | 1 | 0 | | | | | | |
| 19 Chris Davis, L OBP: 0.259, SLG: 0.440 | | | | | | | | | | 3 | 0 | 0 | 0 | 0 | 2 | 0 | | | | | | |
| 21 Jarrod Saltalamacchia, S | | | | | | | | | | 3 | 0 | 0 | 0 | 0 | 1 | 0 | | | | | | |
| 1 Elvis Andrus, R OBP: 0.326, SLG: 0.406 | | | | | | | | | | 2 | 1 | 0 | 0 | 1 | 0 | 0 | | | | | | |
| Inning Stats | R: 0 E: 0 K: 1 S: 7 | H: 0 LOB: 0 BB: 0 P: 9 | R: 0 E: 0 K: 1 S: 5 | H: 0 LOB: 0 BB: 0 P: 6 | R: 0 E: 0 K: 2 S: 7 | H: 0 LOB: 0 BB: 0 P: 10 | R: 0 E: 0 K: 3 S: 9 | H: 0 LOB: 0 BB: 0 P: 13 | R: 0 E: 0 K: 2 S: 9 | H: 0 LOB: 0 BB: 0 P: 14 | R: 0 E: 0 K: 1 S: 6 | H: 0 LOB: 0 BB: 0 P: 9 | R: 0 E: 0 K: 1 S: 13 | H: 1 LOB: 2 BB: 1 P: 19 | R: 0 E: 0 K: 0 S: 6 | H: 0 LOB: 0 BB: 0 P: 10 | R: 1 E: 0 K: 0 S: 10 | H: 1 LOB: 1 BB: 1 P: 17 | 1B: 1 2B: 1 3B: 0 HR: 0 | SF: 1 SAC: 0 DP: 0 HBP: 0 | WP: 0 PB: 0 SB: 0 CS: 0 | PA: 31 |
| PITCHER 31 Jon Lester, L ERA: 5.09 | IP: 9.0 WLS: W BF: 31 | H: 2 R: 1 ER: 1 SO: 11 | BB: 2 IBB: 0 HBP: 0 BLK: 0 | WP: 0 HR: 0 S: 72 P: 107 | ERA: 1.00 WHIP: 0.444 | PITCHER | | | | | | | | | | IP: 9.0 WLS: W BF: 31 | H: 2 R: 1 ER: 1 SO: 11 | BB: 2 IBB: 0 HBP: 0 BLK: 0 | WP: 0 HR: 0 S: 72 P: 107 | ERA: 1.00 WHIP: 0.444 | | |

| Batter | 1 | 2 | 3 | 4 | 5 | 6 | 7 | 8 | 9 | AB | R | H | RBI | BB | SO | LOB | BOTTOM | | | |
|---|------------------------------|----------------------------------|-------------------------------------|----------------------------------|------------------------------|----------------------------------|-------------------------------|----------------------------------|-------------------------------|----------------------------------|------------------------------|----------------------------------|------------------------------|---------------------------------|----------------------------------|------------------------------------|--|-------------------------------------|----------------------------------|--------------------------|
| 15 Dustin Pedroia, R OBP: 0.414, SLG: 0.425 | | | | | | | | | | 5 | 2 | 2 | 2 | 0 | 1 | 0 | Texas Rangers @ Boston Red Sox Fenway Park, Boston, MA Sat Jun 06 2009, 7:10 PM EDT Att: 37,828 - Clear - 65 F | | | |
| 2 Jacoby Ellsbury, L OBP: 0.347, SLG: 0.375 | | | | | | | | | | 4 | 1 | 0 | 0 | 1 | 0 | 2 | | | | |
| 20 Kevin Youkilis, R OBP: 0.470, SLG: 0.630 | | | | | | | | | | 4 | 0 | 1 | 1 | 0 | 2 | 2 | | | | |
| 44 Jason Bay, R OBP: 0.398, SLG: 0.605 | | | | | | | | | | 4 | 0 | 1 | 2 | 0 | 1 | 1 | | | | |
| 25 Mike Lowell, R OBP: 0.332, SLG: 0.511 | | | | | | | | | | 3 | 1 | 1 | 1 | 1 | 0 | 1 | | | | |
| 34 David Ortiz, L OBP: 0.289, SLG: 0.309 | | | | | | | | | | 3 | 1 | 2 | 1 | 1 | 1 | 1 | | | | |
| 33 Jason Varitek, S OBP: 0.337, SLG: 0.526 | | | | | | | | | | 3 | 1 | 1 | 0 | 1 | 0 | 2 | | | | |
| 5 Rocco Baldelli, R OBP: 0.316, SLG: 0.434 | | | | | | | | | | 3 | 1 | 1 | 0 | 1 | 0 | 3 | | | | |
| 22 Nick Green, R OBP: 0.341, SLG: 0.400 | | | | | | | | | | 4 | 1 | 0 | 0 | 0 | 2 | 5 | | | | |
| Inning Stats | R: 0 E: 0 K: 0 S: 7 | H: 3 LOB: 2 BB: 0 P: 12 | R: 0 E: 0 K: 2 S: 10 | H: 0 LOB: 0 BB: 0 P: 14 | R: 0 E: 0 K: 0 S: 8 | H: 0 LOB: 1 BB: 1 P: 14 | R: 3 E: 0 K: 1 S: 18 | H: 3 LOB: 1 BB: 1 P: 30 | R: 4 E: 1 K: 0 S: 15 | H: 3 LOB: 1 BB: 2 P: 28 | R: 0 E: 0 K: 1 S: 8 | H: 0 LOB: 1 BB: 1 P: 13 | R: 0 E: 0 K: 1 S: 7 | H: 0 LOB: 0 BB: 0 P: 9 | 1B: 7 2B: 0 3B: 0 HR: 2 | SF: 0 SAC: 0 DP: 0 HBP: 0 | WP: 0 PB: 0 SB: 2 CS: 0 | PA: 38 | | |
| PITCHER 45 Derek Holland, L ERA: 6.54 37 Kris Benson, R ERA: 8.46 52 Doug Mathis, R ERA: | IP: 4.2 WLS: L BF: 22 | H: 6 R: 4 ER: 4 SO: 5 | BB: 2 IBB: 0 HBP: 0 BLK: 0 | WP: 0 HR: 1 S: 57 P: 91 | ERA: 7.71 WHIP: 1.714 | PITCHER | | | | | | | | | | IP: 4.2 WLS: L BF: 22 | H: 6 R: 4 ER: 4 SO: 5 | BB: 2 IBB: 0 HBP: 0 BLK: 0 | WP: 0 HR: 1 S: 57 P: 91 | ERA: 7.71 WHIP: 1.714 |

| | |
|-----|----|
| AB | 28 |
| R | 1 |
| H | 2 |
| RBI | 1 |
| BB | 2 |
| SO | 11 |
| LOB | 6 |

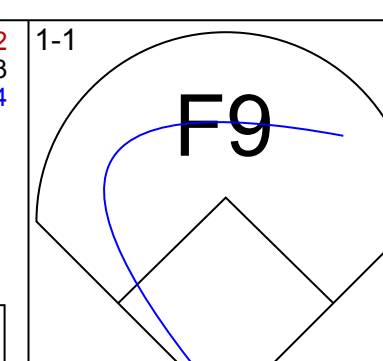


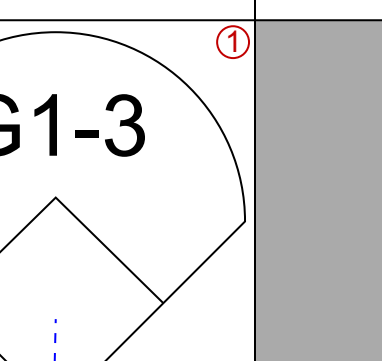
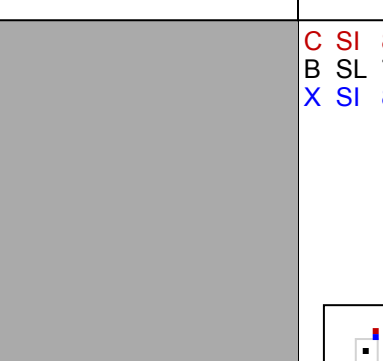
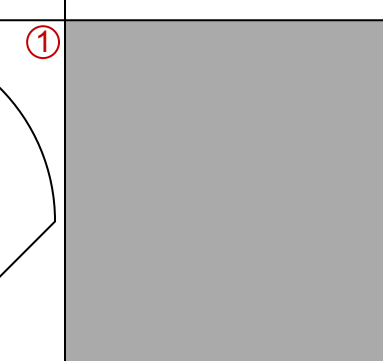
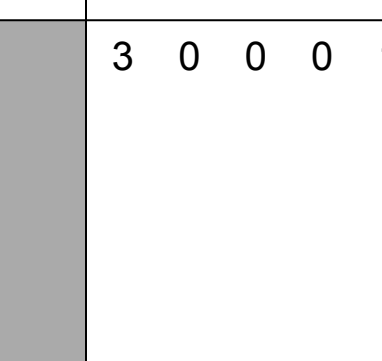

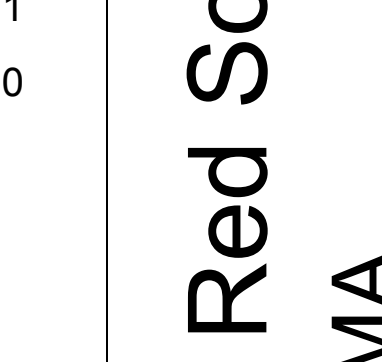
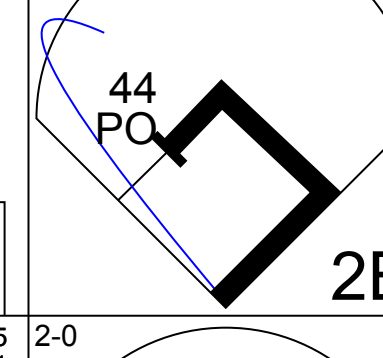
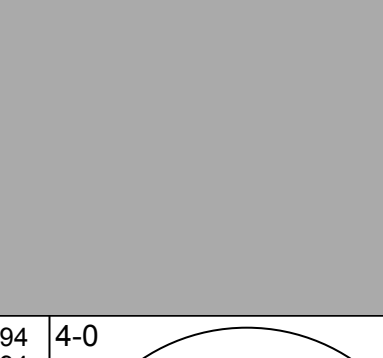

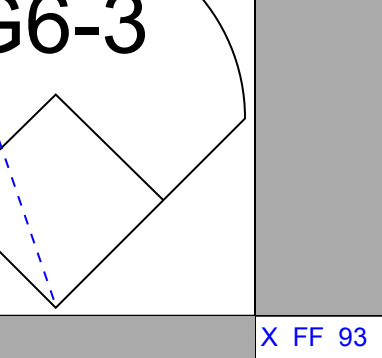
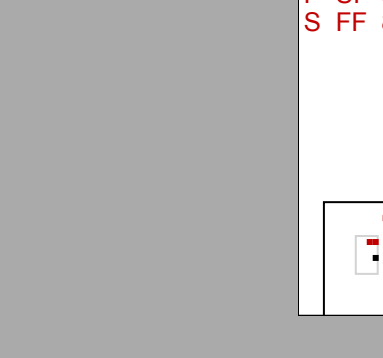
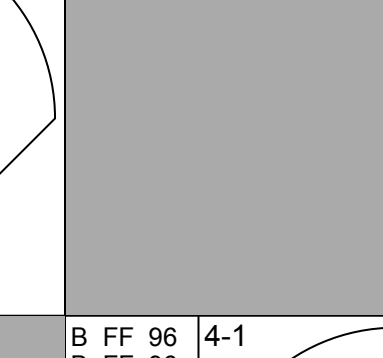
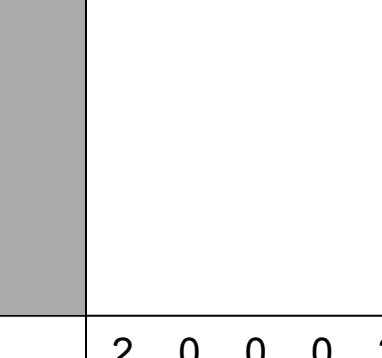
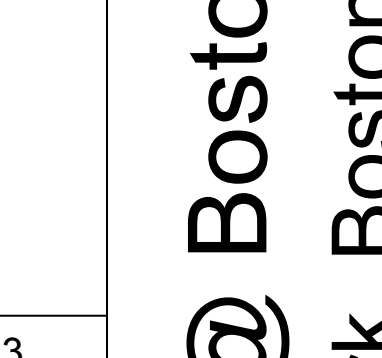
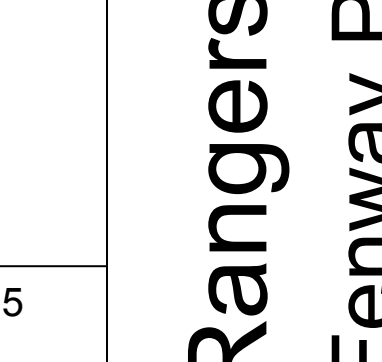

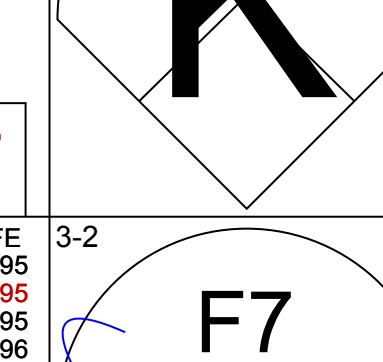

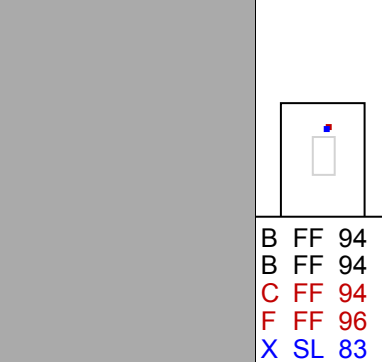

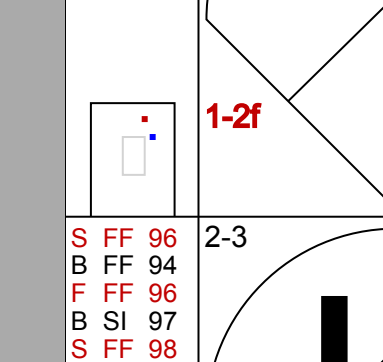
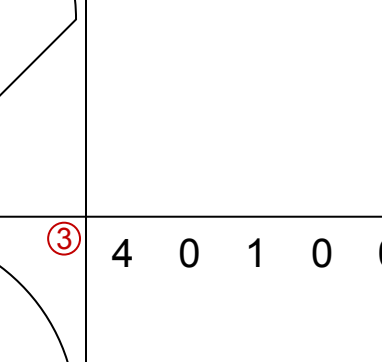

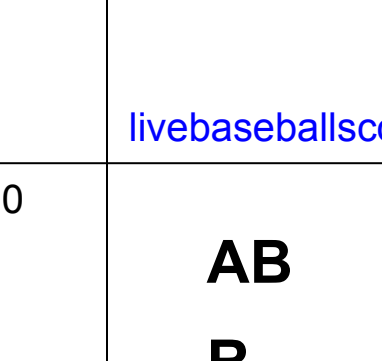

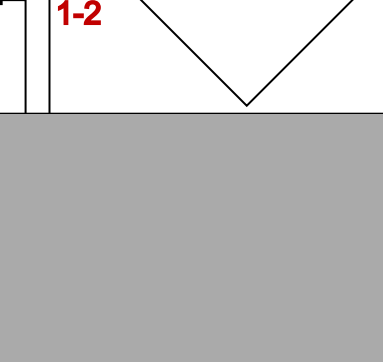
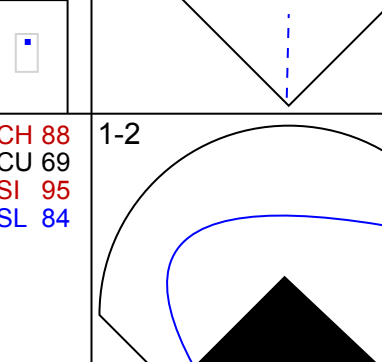
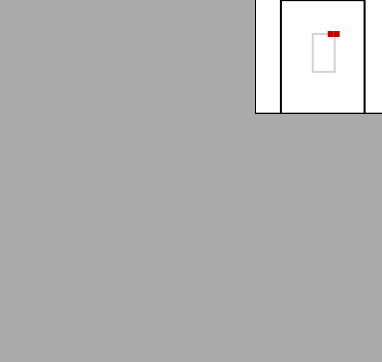
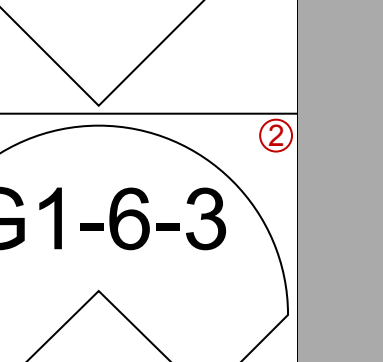

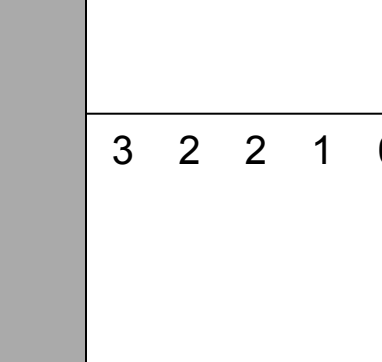
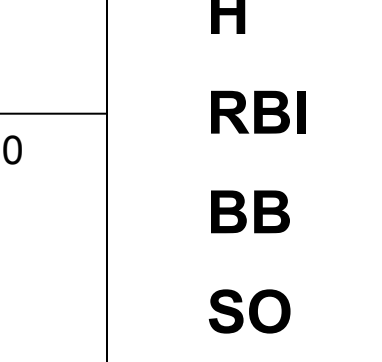

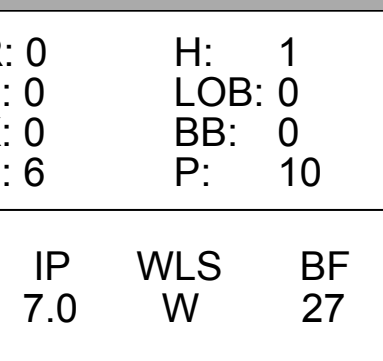
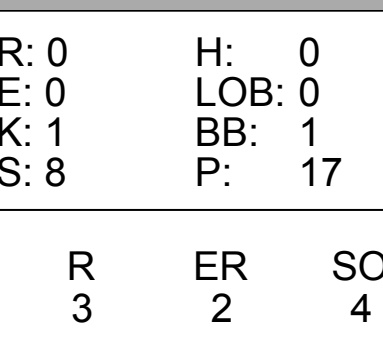
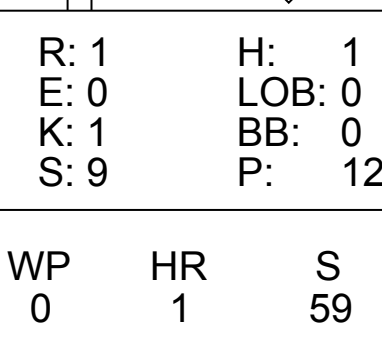
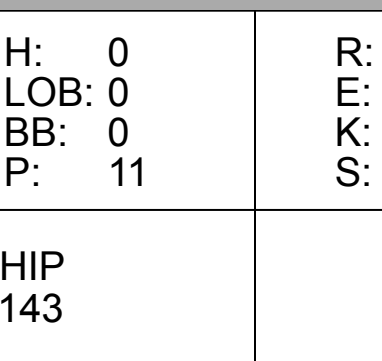
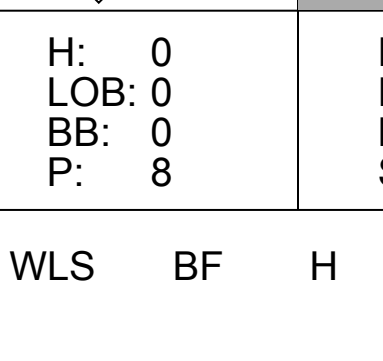
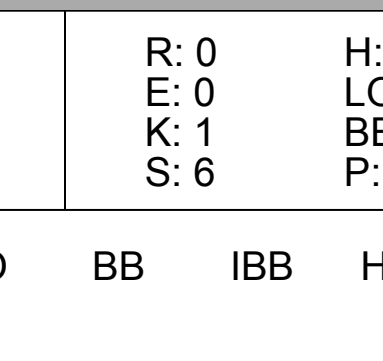
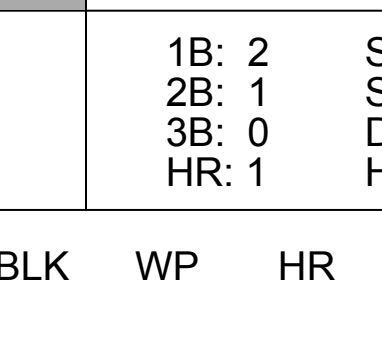
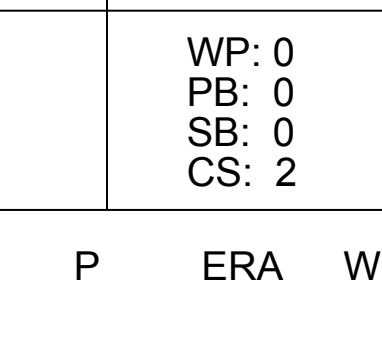



| Batter | 1 | 2 | 3 | 4 | 5 | 6 | 7 | 8 | 9 | AB | R | H | RBI | BB | SO | LOB | TOP | | | | | | | | | | | |
|---|---|---|---|--|---|---|---|---|---|----------------------------------|------------------------------|----------------------------------|-------------------------------|----------------------------------|------------------------------|---------------------------------|------------------------------|---------------------------------|------------------------------|---------------------------------|----------------------------------|------------------------------------|----------------------------------|--------|--|--|--|--|
| 5 Ian Kinsler, R OBP: 0.357, SLG: 0.549 |  |  |  |  |  |  |  |  |  | 5 | 0 | 1 | 0 | 0 | 1 | 2 | | | | | | | | | | | | |
| 10 Michael Young, R OBP: 0.380, SLG: 0.541 |  |  |  |  |  |  |  |  |  | 5 | 2 | 2 | 1 | 0 | 1 | 0 | | | | | | | | | | | | |
| 9 Hank Blalock, L OBP: 0.294, SLG: 0.534 |  |  |  |  |  |  |  |  |  | 4 | 0 | 0 | 0 | 0 | 3 | 1 | | | | | | | | | | | | |
| 17 Nelson Cruz, R OBP: 0.356, SLG: 0.614 |  |  |  |  |  |  |  |  |  | 4 | 3 | 3 | 1 | 0 | 1 | 0 | | | | | | | | | | | | |
| 7 David Murphy, L OBP: 0.317, SLG: 0.357 |  |  |  |  |  |  |  |  |  | 4 | 1 | 3 | 2 | 0 | 0 | 0 | | | | | | | | | | | | |
| 22 Marlon Byrd, R OBP: 0.317, SLG: 0.467 |  |  |  |  |  |  |  |  |  | 4 | 0 | 1 | 0 | 0 | 1 | 2 | | | | | | | | | | | | |
| 19 Chris Davis, L OBP: 0.431 |  |  |  |  |  |  |  |  |  | 4 | 0 | 0 | 0 | 0 | 1 | 3 | | | | | | | | | | | | |
| 2 Taylor Teagarden, R OBP: 0.304, SLG: 0.260 |  |  |  |  |  |  |  |  |  | 4 | 0 | 0 | 0 | 0 | 2 | 2 | | | | | | | | | | | | |
| 13 Omar Vizquel, S OBP: 0.379, SLG: 0.455 |  |  |  |  |  |  |  |  |  | 4 | 0 | 2 | 1 | 0 | 0 | 0 | | | | | | | | | | | | |
| Inning Stats | R: 1 E: 0 K: 3 S: 13 | H: 1 LOB: 0 BB: 0 P: 21 | R: 1 E: 0 K: 1 S: 12 | H: 3 LOB: 2 BB: 0 P: 18 | R: 2 E: 0 K: 1 S: 16 | H: 3 LOB: 1 BB: 0 P: 22 | R: 0 E: 0 K: 1 S: 8 | H: 0 LOB: 0 BB: 0 P: 9 | R: 1 E: 0 K: 2 S: 16 | H: 2 LOB: 1 BB: 0 P: 25 | R: 0 E: 0 K: 0 S: 9 | H: 2 LOB: 2 BB: 0 P: 11 | R: 1 E: 0 K: 1 S: 11 | H: 1 LOB: 0 BB: 0 P: 17 | R: 0 E: 0 K: 1 S: 8 | H: 0 LOB: 0 BB: 0 P: 9 | R: 0 E: 0 K: 0 S: 6 | H: 0 LOB: 0 BB: 0 P: 8 | R: 0 E: 0 K: 0 S: 6 | H: 0 LOB: 0 BB: 0 P: 8 | 1B: 6 2B: 3 3B: 1 HR: 2 | SF: 0 SAC: 0 DP: 0 HBP: 0 | WP: 1 PB: 0 SB: 0 CS: 0 | PA: 38 | | | | |
| PITCHER | IP | WLS | BF | H | R | ER | SO | BB | IBB | HBP | BLK | WP | HR | S | P | ERA | WHIP | | | | | | | | | | | |
| 18 Daisuke Matsuzaka, R ERA: 7.33 | (1, 1) | 5.2 | L | 27 | 10 | 5 | 5 | 8 | 0 | 0 | 0 | 0 | 1 | 1 | 71 | 102 | 7.94 | 1.765 | | | | | | | | | | |
| 63 Justin Masterson, R ERA: 4.14 | (6, 1) | 0.2 | | 2 | 1 | 0 | 0 | 0 | 0 | 0 | 0 | 0 | 0 | 6 | 10 | 0.00 | 1.500 | | | | | | | | | | | |
| 37 Hideki Okajima, L ERA: 2.55 | (7, 1) | 0.2 | | 3 | 1 | 1 | 1 | 1 | 0 | 0 | 0 | 0 | 1 | 8 | 11 | 13.50 | 1.500 | | | | | | | | | | | |
| 56 Ramon E Ramirez, R ERA: 1.3 | (8, 1) | 1.0 | | 3 | 0 | 0 | 0 | 1 | 0 | 0 | 0 | 0 | 0 | 8 | 9 | 0.00 | 0.000 | | | | | | | | | | | |
| 58 Jonathan Papelbon, R ERA: 2.16 | (9, 1) | 1.0 | | 3 | 0 | 0 | 0 | 0 | 0 | 0 | 0 | 0 | 0 | 6 | 8 | 0.00 | 0.000 | | | | | | | | | | | |

Texas Rangers @ Boston Red Sox
Fenway Park, Boston, MA
Sun Jun 07 2009, 1:35 PM EDT
Att: 37,537 - Partly Cloudy - 77 F

AB 38
R 6
H 12
RBI 5
BB 0
SO 10
LOB 10





| Batter | 1 | 2 | 3 | 4 | 5 | 6 | 7 | 8 | 9 | AB | R | H | RBI | BB | SO | LOB | BOTTOM | | | | | | | | | | | |
|--|---|---|---|--|---|---|---|---|---|----------------------------------|------------------------------|----------------------------------|------------------------------|---------------------------------|------------------------------|----------------------------------|------------------------------|----------------------------------|------------------------------|----------------------------------|----------------------------------|------------------------------------|----------------------------------|--------|--|--|--|--|
| 15 Dustin Pedroia, R OBP: 0.412, SLG: 0.419 |  |  |  |  |  |  |  |  |  | 3 | 0 | 0 | 0 | 1 | 0 | 0 | | | | | | | | | | | | |
| 2 Jacoby Ellsbury, L OBP: 0.343, SLG: 0.370 |  |  |  |  |  |  |  |  |  | 3 | 0 | 0 | 1 | 0 | 0 | 1 | | | | | | | | | | | | |
| 5 Rocco Baldelli, R OBP: 0.310, SLG: 0.426 |  |  |  |  |  |  |  |  |  | 1 | 0 | 0 | 0 | 0 | 1 | 0 | | | | | | | | | | | | |
| 20 Kevin Youkilis, R OBP: 0.470, SLG: 0.631 |  |  |  |  |  |  |  |  |  | 3 | 0 | 1 | 0 | 1 | 1 | 0 | | | | | | | | | | | | |
| 44 Jason Bay, R OBP: 0.400, SLG: 0.599 |  |  |  |  |  |  |  |  |  | 2 | 0 | 0 | 0 | 2 | 1 | 3 | | | | | | | | | | | | |
| 25 Mike Lowell, R OBP: 0.326, SLG: 0.502 | | | | | | | | | | 4 | 0 | 0 | 0 | 0 | 1 | 5 | | | | | | | | | | | | |
| 34 David Ortiz, L OBP: 0.288, SLG: 0.308 | | | | | | | | | | 4 | 0 | 1 | 0 | 0 | 2 | 1 | | | | | | | | | | | | |
| 33 Jason Varitek, S OBP: 0.337, SLG: 0.519 | | | | | | | | | | 2 | 1 | 0 | 0 | 1 | 1 | 0 | | | | | | | | | | | | |
| 11 Mark Kotsay, L OBP: 0.286, SLG: 0.714 | | | | | | | | | | 3 | 2 | 2 | 1 | 0 | 0 | 0 | | | | | | | | | | | | |
| 22 Nick Green, R OBP: 0.333, SLG: 0.390 | | | | | | | | | | 3 | 0 | 0 | 0 | 0 | 0 | 2 | | | | | | | | | | | | |
| Inning Stats | R: 0 E: 0 K: 0 S: 6 | H: 1 LOB: 0 BB: 0 P: 10 | R: 0 E: 0 K: 1 S: 8 | H: 0 LOB: 1 BB: 1 P: 17 | R: 2 E: 0 K: 1 S: 15 | H: 1 LOB: 3 BB: 3 P: 31 | R: 1 E: 0 K: 1 S: 9 | H: 1 LOB: 0 BB: 0 P: 12 | R: 0 E: 0 K: 0 S: 8 | H: 0 LOB: 0 BB: 0 P: 11 | R: 0 E: 0 K: 0 S: 8 | H: 1 LOB: 0 BB: 0 P: 10 | R: 0 E: 0 K: 1 S: 5 | H: 0 LOB: 0 BB: 0 P: 8 | R: 0 E: 0 K: 2 S: 8 | H: 0 LOB: 0 BB: 0 P: 11 | R: 0 E: 0 K: 1 S: 6 | H: 0 LOB: 0 BB: 1 P: 12 | R: 0 E: 0 K: 0 S: 6 | H: 0 LOB: 0 BB: 0 P: 12 | 1B: 2 2B: 1 3B: 0 HR: 1 | SF: 0 SAC: 0 DP: 1 HBP: 0 | WP: 0 PB: 0 SB: 0 CS: 2 | PA: 36 | | | | |
| PITCHER | IP | WLS | BF | H | R | ER | SO | BB | IBB | HBP | BLK | WP | HR | S | P | ERA | WHIP | | | | | | | | | | | |
| 44 Vicente Padilla, R ERA: 5.22 | (1, 1) | 7.0 | W | 27 | 4 | 3 | 2 | 4 | 0 | 0 | 0 | 0 | 0 | 0 | 0 | 9 | 2.57 | 1.143 | | | | | | | | | | |
| 56 Darren O'Day, R ERA: 1.0 | (8, 1) | 1.0 | H | 3 | 0 | 0 | 0 | 2 | 0 | 0 | 0 | 0 | 0 | 8 | 11 | 0.00 | 0.000 | | | | | | | | | | | |
| 36 C.J. Wilson, L ERA: 3.33 | (9, 1) | 1.0 | S | 3 | 0 | 0 | 0 | 1 | 1 | 0 | 0 | 0 | 0 | 6 | 12 | 0.00 | 1.000 | | | | | | | | | | | |


Texas Rangers @ Boston Red Sox
Fenway Park, Boston, MA
Sun Jun 07 2009, 1:35 PM EDT
Att: 37,537 - Partly Cloudy - 77 F


AB 28
R 3
H 4
RBI 2
BB 5
SO 7
LOB 12



| Batter | 1 | 2 | 3 | 4 | 5 | 6 | 7 | 8 | 9 | AB | R | H | RBI | BB | SO | LOB | TOP | | |
|---|---|----------------------------------|-------------------------------|----------------------------------|------------------------------|----------------------------------|-------------------------------|----------------------------------|------------------------------|---------------------------------|------------------------------|---------------------------------|------------------------------|----------------------------------|-------------------------------|----------------------------------|---|------------------------------------|--|
| 19 Marco Scutaro, R OBP: 0.402, SLG: 0.451 | | | | | | | | | | 5 | 0 | 3 | 1 | 0 | 2 | 0 | Toronto Blue Jays @ Texas Rangers Rangers Ballpark in Arlington, Arlington, TX Mon Jun 08 2009, 8:05 PM EDT Att: 17,856 - Clear - 90 F AB 35 R 6 H 12 RBI 6 BB 4 SO 4 LOB 16  | | |
| 2 Aaron Hill, R OBP: 0.347, SLG: 0.490 | | | | | | | | | | 4 | 0 | 1 | 1 | 0 | 0 | 1 | | | |
| 15 Alex Rios, R OBP: 0.326, SLG: 0.434 | | | | | | | | | | 4 | 0 | 1 | 0 | 1 | 0 | 2 | | | |
| 10 Vernon Wells, R OBP: 0.309, SLG: 0.381 | | | | | | | | | | 3 | 2 | 0 | 0 | 2 | 1 | 4 | | | |
| 26 Adam Lind, L OBP: 0.378, SLG: 0.551 | | | | | | | | | | 4 | 2 | 2 | 4 | 0 | 0 | 2 | | | |
| 1 Joe Inglett, L OBP: 0.222, SLG: 0.125 | | | | | | | | | | 4 | 1 | 3 | 0 | 0 | 0 | 1 | | | |
| 33 Scott Rolen, R OBP: 0.374, SLG: 0.448 | | | | | | | | | | 4 | 0 | 1 | 0 | 0 | 0 | 1 | | | |
| 35 Lyle Overbay, L OBP: 0.406, SLG: 0.577 | | | | | | | | | | 3 | 1 | 1 | 0 | 1 | 0 | 2 | | | |
| 15 Kevin Millar, R OBP: 0.314, SLG: 0.387 | | | | | | | | | | 4 | 0 | 1 | 0 | 0 | 0 | 1 | | | |
| 6 John McDonald, R OBP: 0.227, SLG: 0.227 | | | | | | | | | | 4 | 0 | 0 | 0 | 0 | 1 | 3 | | | |
| 20 Rod Barajas, R OBP: 0.304, SLG: 0.415 | | | | | | | | | | 4 | 0 | 0 | 0 | 0 | 1 | 3 | | | |
| Inning Stats | R: 0 E: 0 K: 1 S: 7 | H: 0 LOB: 0 BB: 0 P: 12 | R: 2 E: 0 K: 0 S: 15 | H: 3 LOB: 0 BB: 1 P: 27 | R: 0 E: 0 K: 0 S: 9 | H: 1 LOB: 0 BB: 0 P: 13 | R: 2 E: 0 K: 0 S: 13 | H: 2 LOB: 0 BB: 1 P: 27 | R: 0 E: 0 K: 1 S: 7 | H: 0 LOB: 1 BB: 0 P: 7 | R: 0 E: 0 K: 0 S: 4 | H: 1 LOB: 0 BB: 0 P: 8 | R: 0 E: 0 K: 1 S: 6 | H: 1 LOB: 1 BB: 0 P: 17 | R: 2 E: 0 K: 0 S: 20 | H: 3 LOB: 3 BB: 2 P: 36 | 1B: 8 2B: 2 3B: 0 HR: 2 | SF: 1 SAC: 0 DP: 2 HBP: 0 | WP: 0 PA: 41 PB: 0 SB: 1 CS: 2 |
| PITCHER | IP WLS BF H R ER SO BB IBB HBP BLK WP HR S P ERA WHIP | | | | | | | | | | | | | | | | | | |
| 39 Scott Feldman, R ERA: 4.01 | 6.0 L 25 7 4 4 2 2 0 0 0 0 2 55 94 6.00 1.500 | | | | | | | | | | | | | | | | | | |
| 26 Jason Jennings, R ERA: 3.54 | 2.0 10 4 2 2 2 1 0 0 0 0 0 25 43 9.00 2.500 | | | | | | | | | | | | | | | | | | |
| 56 Darren O'Day, R ERA: 0.95 | 1.0 5 1 0 0 0 0 1 0 0 0 0 11 18 0.00 2.000 | | | | | | | | | | | | | | | | | | |

| Batter | 1 | 2 | 3 | 4 | 5 | 6 | 7 | 8 | 9 | AB | R | H | RBI | BB | SO | LOB | BOTTOM | | | | |
|---|---|---------------------------------|-------------------------------|----------------------------------|------------------------------|----------------------------------|-------------------------------|----------------------------------|------------------------------|----------------------------------|-------------------------------|----------------------------------|------------------------------|---------------------------------|------------------------------|----------------------------------|--|----------------------------------|----------------------------------|------------------------------------|--|
| 5 Ian Kinsler, R OBP: 0.357, SLG: 0.543 | | | | | | | | | | 4 | 0 | 1 | 0 | 1 | 0 | 2 | Toronto Blue Jays @ Texas Rangers Rangers Ballpark in Arlington, Arlington, TX Mon Jun 08 2009, 8:05 PM EDT Att: 17,856 - Clear - 90 F AB 35 R 3 H 9 RBI 2 BB 3 SO 7 LOB 20  | | | | |
| 10 Michael Young, R OBP: 0.372, SLG: 0.529 | | | | | | | | | | 5 | 0 | 0 | 0 | 0 | 1 | 5 | | | | | |
| 9 Hank Blalock, L OBP: 0.297, SLG: 0.528 | | | | | | | | | | 4 | 1 | 1 | 0 | 1 | 0 | 2 | | | | | |
| 17 Nelson Cruz, R OBP: 0.354, SLG: 0.607 | | | | | | | | | | 4 | 1 | 1 | 0 | 0 | 1 | 1 | | | | | |
| 7 David Murphy, L OBP: 0.355, SLG: 0.379 | | | | | | | | | | 4 | 1 | 2 | 0 | 0 | 0 | 2 | | | | | |
| 22 Marlon Byrd, R OBP: 0.321, SLG: 0.467 | | | | | | | | | | 4 | 0 | 2 | 1 | 0 | 1 | 2 | | | | | |
| 19 Chris Davis, L OBP: 0.250, SLG: 0.424 | | | | | | | | | | 3 | 0 | 0 | 0 | 0 | 3 | 3 | | | | | |
| 25 Andruw Jones, R OBP: 0.397, SLG: 0.527 | | | | | | | | | | 1 | 0 | 0 | 0 | 0 | 0 | 1 | | | | | |
| 21 Jarrod Saltalamacchia, R OBP: 0.298, SLG: 0.387 | | | | | | | | | | 3 | 0 | 1 | 1 | 1 | 1 | 0 | | | | | |
| 1 Elvis Andrus, R OBP: 0.330, SLG: 0.405 | | | | | | | | | | 3 | 0 | 1 | 0 | 0 | 0 | 2 | | | | | |
| Inning Stats | R: 0 E: 0 K: 1 S: 6 | H: 0 LOB: 0 BB: 0 P: 8 | R: 0 E: 0 K: 1 S: 11 | H: 1 LOB: 1 BB: 0 P: 18 | R: 0 E: 0 K: 0 S: 7 | H: 1 LOB: 0 BB: 0 P: 11 | R: 0 E: 0 K: 1 S: 11 | H: 2 LOB: 1 BB: 0 P: 16 | R: 0 E: 0 K: 2 S: 9 | H: 0 LOB: 1 BB: 1 P: 18 | R: 3 E: 1 K: 1 S: 16 | H: 3 LOB: 1 BB: 1 P: 27 | R: 0 E: 0 K: 0 S: 5 | H: 0 LOB: 0 BB: 0 P: 8 | R: 0 E: 0 K: 1 S: 8 | H: 1 LOB: 1 BB: 0 P: 16 | R: 0 E: 0 K: 0 S: 10 | H: 1 LOB: 2 BB: 1 P: 20 | 1B: 7 2B: 2 3B: 0 HR: 0 | SF: 0 SAC: 0 DP: 1 HBP: 1 | WP: 1 PA: 39 PB: 0 SB: 0 CS: 2 |
| PITCHER | IP WLS BF H R ER SO BB IBB HBP BLK WP HR S P ERA WHIP | | | | | | | | | | | | | | | | | | | | |
| 44 Casey Janssen, R ERA: 5.24 | 5.1 W 25 5 1 0 0 0 2 0 0 0 0 56 93 3.38 1.500 | | | | | | | | | | | | | | | | | | | | |
| 54 Jason Frasor, R ERA: 2.11 | 1.2 H 5 1 0 0 0 0 0 0 0 0 0 9 13 0.00 0.600 | | | | | | | | | | | | | | | | | | | | |
| 22 Brandon League, R ERA: 3.91 | 0.2 H 3 1 0 0 0 1 0 0 0 0 0 6 11 0.00 1.500 | | | | | | | | | | | | | | | | | | | | |
| 37 Scott Downs, L ERA: 2.13 | 1.1 S 6 1 0 0 0 0 1 0 0 0 0 0 12 25 0.00 1.500 | | | | | | | | | | | | | | | | | | | | |

| Batter | 1 | 2 | 3 | 4 | 5 | 6 | 7 | 8 | 9 | AB | R | H | RBI | BB | SO | LOB | TOP |
|--|---|----------------------------------|---------------------------------------|----------------------------------|---------------------------------------|----------------------------------|--------------------------------------|----------------------------------|---------------------------------------|----------------------------------|----------------------------------|-----------------------------------|--|----|----|-----|---|
| 9 Juan Pierre, L OBP: 0.408, SLG: 0.448 | G4-3 | | G6-3 | | | | G6-4-3 | | | 5 | 0 | 2 | 0 | 0 | 0 | 1 | Los Angeles Dodgers @ Texas Rangers Rangers Ballpark in Arlington, Arlington, TX Fri Jun 12 2009, 8:05 PM EDT Att: 36,591 - Cloudy - 92 F |
| 13 Orlando Hudson, S OBP: 0.388, SLG: 0.443 | G1-3 | | G1-3 | | | | | K | G1-3 | 4 | 0 | 1 | 0 | 1 | 2 | 3 | |
| 16 Andre Ethier, L OBP: 0.373, SLG: 0.493 | G1-3 | | G1-3 | | | | | K | | 2 | 0 | 0 | 0 | 2 | 1 | 1 | |
| 23 Casey Blake, R OBP: 0.364, SLG: 0.524 | G1-3 | | G1-3 | | | | | | | 4 | 0 | 2 | 0 | 0 | 1 | 3 | |
| 7 James Loney, L OBP: 0.351, SLG: 0.374 | F8 | | F7 | | | | | | | 4 | 0 | 1 | 0 | 0 | 0 | 5 | |
| 5 Mark Loretta, R OBP: 0.357, SLG: 0.292 | G4-3 | | G4-3 | | | | | | | 4 | 0 | 1 | 0 | 0 | 0 | 2 | |
| 27 Matt Kemp, R OBP: 0.369, SLG: 0.471 | F9 | | F9 | | | | | | | 4 | 0 | 0 | 0 | 0 | 0 | 1 | |
| 55 Russell Martin, R OBP: 0.359, SLG: 0.294 | F7 | | F7 | | | | | | | 4 | 0 | 0 | 0 | 0 | 0 | 1 | |
| 15 Rafael Furcal, S OBP: 0.314, SLG: 0.321 | L8 | | G4-3 | | | | | | | 3 | 0 | 1 | 0 | 1 | 0 | 1 |  |
| Inning Stats | R: 0 H: 0 E: 0 K: 0 S: 17 | H: 0 LOB: 2 BB: 2 P: 29 | R: 0 H: 2 E: 0 K: 0 S: 16 | H: 1 LOB: 3 BB: 1 P: 26 | R: 0 H: 1 E: 0 K: 0 S: 12 | H: 1 LOB: 1 BB: 0 P: 22 | R: 0 H: 0 E: 0 K: 0 S: 7 | H: 0 LOB: 0 BB: 1 P: 14 | R: 0 H: 2 E: 0 K: 2 S: 13 | H: 2 LOB: 2 BB: 0 P: 21 | 1B: 7 2B: 1 3B: 0 HR: 0 | SF: 0 2B: 1 DP: 1 HBP: 0 | WP: 0 PA: 38 PB: 0 SB: 1 CS: 0 | | | | |
| PITCHER | IP WLS BF H R ER SO BB IBB HBP BLK WP HR S P ERA WHIP | | | | | | | | | | | | | | | | |
| 44 Vicente Padilla, R ERA: 4.82 | 5.0 W 22 4 0 0 2 3 0 0 0 0 0 0 71 108 0.00 1.400 | | | | | | | | | | | | | | | | |
| 26 Jason Jennings, R ERA: 3.19 | 3.0 H 11 2 0 0 2 1 0 0 0 0 0 0 27 47 0.00 1.000 | | | | | | | | | | | | | | | | |
| 49 Jason Grilli, R ERA: 5.48 | 1.0 5 2 0 0 0 0 0 0 0 0 0 0 15 21 0.00 2.000 | | | | | | | | | | | | | | | | |

| Batter | 1 | 2 | 3 | 4 | 5 | 6 | 7 | 8 | 9 | AB | R | H | RBI | BB | SO | LOB | BOTTOM |
|---|---|----------------------------------|---------------------------------------|----------------------------------|--------------------------------------|----------------------------------|---------------------------------------|----------------------------------|--------------------------------------|----------------------------------|----------------------------------|-----------------------------------|--|----|----|-----|---|
| 5 Ian Kinsler, R OBP: 0.345, SLG: 0.521 | G5-3 | | K | | | | | | | 4 | 0 | 1 | 0 | 0 | 1 | 1 | Los Angeles Dodgers @ Texas Rangers Rangers Ballpark in Arlington, Arlington, TX Fri Jun 12 2009, 8:05 PM EDT Att: 36,591 - Cloudy - 92 F |
| 10 Michael Young, R OBP: 0.358, SLG: 0.506 | K | | G3 | | | | | | | 4 | 0 | 1 | 1 | 0 | 1 | 1 | |
| 9 Hank Blalock, L OBP: 0.296, SLG: 0.538 | K | | G3 | | | | | | | 4 | 1 | 1 | 1 | 0 | 1 | 1 | |
| 17 Nelson Cruz, R OBP: 0.350, SLG: 0.586 | G6-3 | | F7 | | | | | | | 3 | 1 | 0 | 0 | 1 | 0 | 1 | |
| 7 David Murphy, L OBP: 0.356, SLG: 0.387 | K | | G4-3 | | | | | | | 4 | 1 | 1 | 0 | 0 | 1 | 1 | |
| 22 Marlon Byrd, R OBP: 0.315, SLG: 0.469 | G5-3 | | G5-3 | | | | | | | 3 | 1 | 2 | 1 | 0 | 0 | 0 | |
| 19 Chris Davis, L OBP: 0.266, SLG: 0.434 | K | | K | | | | | | | 3 | 0 | 1 | 0 | 1 | 2 | 3 | |
| 2 Taylor Teagarden, R OBP: 0.317, SLG: 0.315 | | | K | | | | | | | 4 | 1 | 2 | 2 | 0 | 1 | 3 | |
| 13 Omar Vizquel, S OBP: 0.355, SLG: 0.424 | | | E3 | | | | | | | 4 | 1 | 0 | 0 | 0 | 0 | 3 |  |
| Inning Stats | R: 0 H: 0 E: 0 K: 2 S: 9 | H: 1 LOB: 1 BB: 0 P: 15 | R: 2 H: 2 E: 1 K: 1 S: 16 | H: 2 LOB: 1 BB: 0 P: 26 | R: 0 H: 1 E: 0 K: 1 S: 8 | H: 1 LOB: 0 BB: 0 P: 14 | R: 3 H: 4 E: 0 K: 1 S: 12 | H: 4 LOB: 1 BB: 0 P: 21 | R: 0 H: 0 E: 0 K: 0 S: 6 | H: 0 LOB: 2 BB: 2 P: 28 | 1B: 4 2B: 3 3B: 1 HR: 1 | SF: 1 2B: 3 DP: 1 HBP: 0 | WP: 1 PA: 36 PB: 0 SB: 1 CS: 0 | | | | |
| PITCHER | IP WLS BF H R ER SO BB IBB HBP BLK WP HR S P ERA WHIP | | | | | | | | | | | | | | | | |
| 18 Hiroki Kuroda, R ERA: 2.88 | 5.1 L 24 8 5 4 6 0 0 0 0 0 0 0 3 5 0.00 0.000 | | | | | | | | | | | | | | | | |
| 45 Brent Leach, L ERA: 4.09 | 0.1 1 0 0 0 1 0 0 0 0 0 0 0 3 5 0.00 0.000 | | | | | | | | | | | | | | | | |
| 59 Guillermo Mota, R ERA: 5.26 | 1.1 5 1 0 0 0 0 0 0 0 0 0 0 9 14 0.00 0.750 | | | | | | | | | | | | | | | | |
| 49 Travis Schlichting, R ERA: 3.38 | 1.0 6 0 1 0 0 2 0 0 0 0 0 0 13 28 0.00 2.000 | | | | | | | | | | | | | | | | |

| Batter | 1 | 2 | 3 | 4 | 5 | 6 | 7 | 8 | 9 | AB | R | H | RBI | BB | SO | LOB | TOP | | | | | |
|---|---|----------------------------------|--------------------------------------|----------------------------------|---------------------------------------|----------------------------------|---------------------------------------|----------------------------------|---------------------------------------|----------------------------------|---------------------------------------|----------------------------------|---------------------------------------|----------------------------------|--------------------------------------|----------------------------------|---------------------------------------|------------------------------------|----------------------------------|------------------------------------|----------------------------------|--------|
| 9 Juan Pierre, L OBP: 0.405, SLG: 0.436 | | | | | | | | | | 3 | 2 | 0 | 0 | 2 | 0 | 6 | | | | | | |
| 15 Rafael Furcal, S OBP: 0.316, SLG: 0.324 | | | | | | | | | | 3 | 0 | 1 | 0 | 1 | 1 | 0 | | | | | | |
| 13 Orlando Hudson, S OBP: 0.388, SLG: 0.448 | | | | | | | | | | 4 | 1 | 1 | 0 | 0 | 1 | 5 | | | | | | |
| 23 Casey Blake, R OBP: 0.363, SLG: 0.543 | | | | | | | | | | 4 | 2 | 2 | 4 | 0 | 0 | 1 | | | | | | |
| 16 Andre Ethier, L OBP: 0.364, SLG: 0.478 | | | | | | | | | | 5 | 0 | 1 | 0 | 0 | 2 | 2 | | | | | | |
| 27 Matt Kemp, R OBP: 0.373, SLG: 0.483 | | | | | | | | | | 4 | 0 | 1 | 0 | 1 | 1 | 3 | | | | | | |
| 7 James Loney, L OBP: 0.347, SLG: 0.366 | | | | | | | | | | 4 | 1 | 1 | 1 | 1 | 2 | 1 | | | | | | |
| 55 Russell Martin, R OBP: 0.354, SLG: 0.288 | | | | | | | | | | 4 | 0 | 1 | 0 | 1 | 0 | 2 | | | | | | |
| 12 Brad Ausmus, R OBP: 0.391, SLG: 0.366 | | | | | | | | | | 2 | 0 | 2 | 1 | 1 | 0 | 0 | | | | | | |
| Inning Stats | R: 1 H: 1 E: 0 K: 0 S: 6 | H: 1 LOB: 1 BB: 1 P: 12 | R: 0 H: 0 E: 0 K: 1 S: 9 | H: 0 LOB: 0 BB: 0 P: 15 | R: 3 H: 2 E: 1 K: 0 S: 14 | H: 2 LOB: 1 BB: 1 P: 27 | R: 0 H: 0 E: 0 K: 0 S: 7 | H: 0 LOB: 1 BB: 2 P: 18 | R: 0 H: 2 E: 0 K: 1 S: 12 | H: 2 LOB: 2 BB: 0 P: 17 | R: 0 H: 0 E: 0 K: 1 S: 15 | H: 0 LOB: 3 BB: 2 P: 31 | R: 2 H: 4 E: 0 K: 1 S: 22 | H: 4 LOB: 2 BB: 1 P: 34 | R: 0 H: 0 E: 0 K: 2 S: 9 | H: 1 LOB: 0 BB: 0 P: 18 | 1B: 6 2B: 3 3B: 0 HR: 1 | SF: 1 SAC: 2 DP: 1 HBP: 1 | WP: 0 PB: 0 SB: 3 CS: 0 | PA: 44 | | |
| PITCHER | IP WLS BF H R ER SO BB IBB HBP BLK WP HR S P ERA WHIP | | | | | | | | | | | | | | | | | | | | | |
| 45 Derek Holland, L ERA: 6.83 | 5.0 L 24 5 4 4 2 4 0 0 0 0 0 1 48 89 7.20 1.800 | | | | | | | | | | | | | | | | | | | | | |
| 52 Doug Mathis, R ERA: 5.14 | 1.0 6 0 0 0 1 2 0 1 0 0 0 0 15 31 0.00 2.000 | | | | | | | | | | | | | | | | | | | | | |
| 18 Eddie Guardado, L ERA: 5.82 | 0.2 5 3 2 2 1 1 0 0 0 0 0 0 17 26 27.00 6.000 | | | | | | | | | | | | | | | | | | | | | |
| 56 Darren O'Day, R ERA: 0.82 | 1.1 5 1 0 0 1 0 0 0 0 0 0 0 14 21 0.00 0.750 | | | | | | | | | | | | | | | | | | | | | |
| 36 C.J. Wilson, L ERA: 3.12 | 1.0 4 1 0 0 2 0 0 0 0 0 0 0 11 18 0.00 1.000 | | | | | | | | | | | | | | | | | | | | | |
| Batter | 1 | 2 | 3 | 4 | 5 | 6 | 7 | 8 | 9 | AB | R | H | RBI | BB | SO | LOB | BOTTOM | | | | | |
| 5 Ian Kinsler, R OBP: 0.339, SLG: 0.508 | | | | | | | | | | 4 | 0 | 0 | 0 | 0 | 0 | | | | | | | |
| 10 Michael Young, R OBP: 0.359, SLG: 0.500 | | | | | | | | | | 3 | 1 | 1 | 0 | 1 | 1 | 0 | | | | | | |
| 9 Hank Blalock, L OBP: 0.294, SLG: 0.529 | | | | | | | | | | 4 | 1 | 1 | 0 | 0 | 1 | 1 | | | | | | |
| 25 Andruw Jones, R OBP: 0.371, SLG: 0.532 | | | | | | | | | | 4 | 1 | 2 | 1 | 0 | 1 | 1 | | | | | | |
| 17 Nelson Cruz, R OBP: 0.343, SLG: 0.570 | | | | | | | | | | 4 | 0 | 1 | 1 | 0 | 2 | 2 | | | | | | |
| 7 David Murphy, L OBP: 0.340, SLG: 0.366 | | | | | | | | | | 3 | 0 | 0 | 0 | 0 | 2 | | | | | | | |
| 22 Marlon Byrd, R OBP: 0.310, SLG: 0.455 | | | | | | | | | | 3 | 0 | 0 | 0 | 0 | 1 | 0 | | | | | | |
| 21 Jarrod Saltalamacchia, R OBP: 0.300, SLG: 0.383 | | | | | | | | | | 3 | 0 | 1 | 0 | 0 | 0 | 0 | | | | | | |
| 1 Elvis Andrus, R OBP: 0.321, SLG: 0.384 | | | | | | | | | | 3 | 0 | 0 | 0 | 0 | 1 | 1 | | | | | | |
| Inning Stats | R: 2 H: 2 E: 1 K: 0 S: 12 | H: 2 LOB: 1 BB: 1 P: 18 | R: 0 H: 0 E: 0 K: 1 S: 8 | H: 0 LOB: 0 BB: 0 P: 12 | R: 0 H: 0 E: 0 K: 1 S: 6 | H: 0 LOB: 0 BB: 0 P: 11 | R: 1 H: 1 E: 0 K: 1 S: 10 | H: 1 LOB: 0 BB: 0 P: 17 | R: 0 H: 0 E: 0 K: 0 S: 7 | H: 0 LOB: 0 BB: 0 P: 11 | R: 0 H: 0 E: 0 K: 0 S: 10 | H: 0 LOB: 0 BB: 0 P: 13 | R: 0 H: 1 E: 0 K: 0 S: 7 | H: 1 LOB: 0 BB: 0 P: 12 | R: 0 H: 1 E: 0 K: 1 S: 9 | H: 1 LOB: 0 BB: 0 P: 10 | R: 0 H: 1 E: 0 K: 3 S: 10 | H: 1 LOB: 1 BB: 0 P: 13 | 1B: 5 2B: 0 3B: 0 HR: 1 | SF: 0 SAC: 0 DP: 1 HBP: 0 | WP: 0 PB: 0 SB: 0 CS: 1 | PA: 32 |
| PITCHER | IP WLS BF H R ER SO BB IBB HBP BLK WP HR S P ERA WHIP | | | | | | | | | | | | | | | | | | | | | |
| 58 Chad Billingsley, R ERA: 2.72 | 7.0 W 26 5 3 2 3 1 0 0 0 0 0 0 63 97 2.57 0.857 | | | | | | | | | | | | | | | | | | | | | |
| 38 Ramon Troncoso, R ERA: 1.51 | 1.0 H 2 0 0 0 1 0 0 0 0 0 0 0 6 7 0.00 0.000 | | | | | | | | | | | | | | | | | | | | | |
| 51 Jonathan Broxton, R ERA: 1.41 | 1.0 S 4 1 0 0 3 0 0 0 0 0 0 0 10 13 0.00 1.000 | | | | | | | | | | | | | | | | | | | | | |

Los Angeles Dodgers @ Texas Rangers
Rangers Ballpark in Arlington, Arlington, TX
Sun Jun 14 2009, 3:05 PM EDT
Att: 36,343 - Sunny - 92 F

AB 33
R 6
H 10
RBI 6
BB 7
SO 7
LOB 20



Los Angeles Dodgers @ Texas Rangers
Rangers Ballpark in Arlington, Arlington, TX
Sun Jun 14 2009, 3:05 PM EDT
Att: 36,343 - Sunny - 92 F

AB 31
R 3
H 6
RBI 2
BB 1
SO 7
LOB 7



| Batter | 1 | 2 | 3 | 4 | 5 | 6 | 7 | 8 | 9 | AB | R | H | RBI | BB | SO | LOB | TOP | | | | | |
|---|-------------------------------|----------------------------------|------------------------------|----------------------------------|------------------------------|----------------------------------|------------------------------|----------------------------------|-------------------------------|----------------------------------|------------------------------|----------------------------------|------------------------------|----------------------------------|-------------------------------|----------------------------------|--|----------------------------------|----------------------------------|------------------------------------|----------------------------------|--------|
| 21 Michael Bourn, L (1, 8) OBP: 0.369, SLG: 0.400 | | | | | | | | | | 4 | 0 | 2 | 0 | 0 | 1 | 0 | Houston Astros @ Texas Rangers Rangers Ballpark in Arlington, Arlington, TX Tue Jun 16 2009, 8:05 PM EDT Att: 21,676 - Clear - 98 F | | | | | |
| 10 Miguel Tejada, R (1, 6) OBP: 0.372, SLG: 0.508 | | | | | | | | | | 3 | 0 | 2 | 0 | 1 | 0 | 0 | | | | | | |
| 9 Hunter Pence, R (1, 9) OBP: 0.400, SLG: 0.500 | | | | | | | | | | 4 | 0 | 0 | 0 | 0 | 2 | 5 | | | | | | |
| 45 Carlos Lee, R (1, 10) OBP: 0.361, SLG: 0.513 | | | | | | | | | | 3 | 0 | 0 | 0 | 1 | 1 | 4 | | | | | | |
| 17 Lance Berkman, S (1, 3) OBP: 0.388, SLG: 0.502 | | | | | | | | | | 2 | 0 | 0 | 0 | 2 | 0 | 1 | | | | | | |
| 77 Ivan Rodriguez, R (1, 2) OBP: 0.280, SLG: 0.407 | | | | | | | | | | 4 | 1 | 1 | 1 | 0 | 0 | 2 | | | | | | |
| 3 Kazuo Matsui, S (1, 4) OBP: 0.283, SLG: 0.289 | | | | | | | | | | 3 | 0 | 0 | 0 | 0 | 1 | 2 | | | | | | |
| 2 Darin Erstad, L (1, 7) OBP: 0.174, SLG: 0.159 | | | | | | | | | | 3 | 0 | 0 | 0 | 0 | 0 | 2 | | | | | | |
| 18 Edwin Maysonet, R (1, 5) OBP: 0.356, SLG: 0.407 | | | | | | | | | | 3 | 0 | 0 | 0 | 0 | 1 | 0 | | | | | | |
| Inning Stats | R: 0 E: 0 K: 2 S: 12 | H: 1 LOB: 2 BB: 1 P: 23 | R: 0 E: 0 K: 0 S: 8 | H: 0 LOB: 1 BB: 1 P: 18 | R: 0 E: 0 K: 1 S: 9 | H: 0 LOB: 0 BB: 0 P: 14 | R: 0 E: 0 K: 1 S: 6 | H: 0 LOB: 0 BB: 0 P: 11 | R: 1 E: 0 K: 1 S: 13 | H: 1 LOB: 0 BB: 0 P: 17 | R: 0 E: 0 K: 0 S: 9 | H: 2 LOB: 1 BB: 0 P: 14 | R: 0 E: 0 K: 1 S: 9 | H: 0 LOB: 1 BB: 1 P: 18 | R: 0 E: 0 K: 0 S: 10 | H: 1 LOB: 0 BB: 0 P: 12 | R: 0 E: 0 K: 0 S: 9 | H: 0 LOB: 0 BB: 1 P: 17 | 1B: 3 2B: 2 3B: 0 HR: 1 | SF: 0 SAC: 0 DP: 3 HBP: 0 | WP: 0 PB: 0 SB: 0 CS: 1 | PA: 33 |
| PITCHER | IP ERA WHIP | WLS LOB | BF P | H R ER SO | BB IBB HBP BLK | WP HR S P | ERA WHIP | PITCHER | IP ERA WHIP | WLS LOB | BF P | H R ER SO | BB IBB HBP BLK | WP HR S P | ERA WHIP | | | | | | | |
| 33 Kevin Millwood, R (1, 1) ERA: 2.62 | 7.0 | W | 26 | 4 | 1 | 1 | 6 | 3 | 0 | 0 | 0 | 0 | 0 | 0 | 0 | 0 | 1.29 | 1.000 | | | | |
| 28 Jason Jennings, R (8, 1) ERA: 3.0 | 2.0 | | 7 | 1 | 0 | 0 | 0 | 1 | 0 | 0 | 0 | 0 | 0 | 0 | 0 | 0 | 0.00 | 1.000 | | | | |

| | |
|-----|----|
| AB | 29 |
| R | 1 |
| H | 5 |
| RBI | 1 |
| BB | 4 |
| SO | 6 |
| LOB | 16 |



| Batter | 1 | 2 | 3 | 4 | 5 | 6 | 7 | 8 | 9 | AB | R | H | RBI | BB | SO | LOB | BOTTOM | | | | | |
|--|-------------------------------|----------------------------------|-------------------------------|----------------------------------|-------------------------------|----------------------------------|-------------------------------|----------------------------------|-------------------------------|----------------------------------|------------------------------|---------------------------------|-------------------------------|----------------------------------|-------------------------------|----------------------------------|--|----------------------------------|----------------------------------|------------------------------------|----------------------------------|--------|
| 5 Ian Kinsler, R (1, 4) OBP: 0.347, SLG: 0.535 | | | | | | | | | | 4 | 3 | 3 | 2 | 1 | 0 | 0 | Houston Astros @ Texas Rangers Rangers Ballpark in Arlington, Arlington, TX Tue Jun 16 2009, 8:05 PM EDT Att: 21,676 - Clear - 98 F | | | | | |
| 10 Michael Young, R (1, 5) OBP: 0.313, SLG: 0.504 | | | | | | | | | | 4 | 1 | 2 | 2 | 1 | 1 | 1 | | | | | | |
| 25 Andrew Jones, R (1, 10) OBP: 0.360, SLG: 0.513 | | | | | | | | | | 4 | 0 | 0 | 0 | 0 | 0 | 3 | | | | | | |
| 17 Nelson Cruz, R (1, 9) OBP: 0.345, SLG: 0.564 | | | | | | | | | | 2 | 0 | 0 | 0 | 2 | 0 | 0 | | | | | | |
| 7 David Murphy, L (1, 7) OBP: 0.344, SLG: 0.393 | | | | | | | | | | 4 | 1 | 2 | 1 | 0 | 2 | 4 | | | | | | |
| 22 Marlon Byrd, R (1, 8) OBP: 0.313, SLG: 0.455 | | | | | | | | | | 4 | 0 | 2 | 1 | 0 | 1 | 1 | | | | | | |
| 19 Chris Davis, L (1, 3) OBP: 0.261, SLG: 0.422 | | | | | | | | | | 4 | 0 | 0 | 0 | 0 | 2 | 4 | | | | | | |
| 21 Jarrod Saltalamacchia, R (1, 2) OBP: 0.299, SLG: 0.376 | | | | | | | | | | 3 | 0 | 0 | 0 | 1 | 0 | 1 | | | | | | |
| 1 Elvis Andrus, R (1, 6) OBP: 0.314, SLG: 0.375 | | | | | | | | | | 4 | 1 | 0 | 0 | 0 | 1 | 2 | | | | | | |
| Inning Stats | R: 2 E: 0 K: 1 S: 17 | H: 3 LOB: 2 BB: 1 P: 32 | R: 1 E: 0 K: 1 S: 11 | H: 1 LOB: 1 BB: 1 P: 21 | R: 1 E: 0 K: 0 S: 12 | H: 1 LOB: 0 BB: 0 P: 18 | R: 2 E: 0 K: 1 S: 15 | H: 1 LOB: 2 BB: 3 P: 32 | R: 0 E: 0 K: 1 S: 11 | H: 1 LOB: 1 BB: 0 P: 16 | R: 0 E: 0 K: 1 S: 5 | H: 0 LOB: 0 BB: 0 P: 8 | R: 0 E: 0 K: 1 S: 10 | H: 1 LOB: 1 BB: 0 P: 13 | R: 0 E: 0 K: 0 S: 10 | H: 1 LOB: 1 BB: 0 P: 15 | R: 0 E: 0 K: 0 S: 9 | H: 0 LOB: 0 BB: 1 P: 17 | 1B: 5 2B: 1 3B: 0 HR: 3 | SF: 0 SAC: 0 DP: 0 HBP: 0 | WP: 0 PB: 0 SB: 0 CS: 0 | PA: 38 |
| PITCHER | IP ERA WHIP | WLS LOB | BF P | H R ER SO | BB IBB HBP BLK | WP HR S P | ERA WHIP | PITCHER | IP ERA WHIP | WLS LOB | BF P | H R ER SO | BB IBB HBP BLK | WP HR S P | ERA WHIP | | | | | | | |
| 51 Wandy Rodriguez, L (1, 1) ERA: 3.33 | 4.0 | L | 23 | 6 | 6 | 4 | 3 | 4 | 1 | 0 | 0 | 0 | 0 | 0 | 0 | 0 | 13.50 | 2.500 | | | | |
| 50 Alberto Arias, R (5, 1) ERA: 2.5 | 3.0 | | 11 | 2 | 0 | 0 | 3 | 0 | 0 | 0 | 0 | 0 | 0 | 0 | 0 | 0 | 0.00 | 0.667 | | | | |
| 48 Tim Lincecum, L (8, 1) ERA: 3.42 | 1.0 | | 4 | 1 | 0 | 0 | 0 | 0 | 0 | 0 | 0 | 0 | 0 | 0 | 0 | 0 | 0.00 | 1.000 | | | | |


| | |
|-----|----|
| AB | 33 |
| R | 6 |
| H | 9 |
| RBI | 6 |
| BB | 5 |
| SO | 7 |
| LOB | 16 |



| Batter | 1 | 2 | 3 | 4 | 5 | 6 | 7 | 8 | 9 | AB | R | H | RBI | BB | SO | LOB | TOP |
|--|---|---|---|---|---|---|---|---|---|---|---|---|---|---|---|---|--|
| 21 Michael Bourn, L (1, 8) OBP: 0.370, SLG: 0.406 | G6-3 | | K | | G4-3 | | SH1-3 1B | | | 5 | 0 | 2 | 1 | 0 | 1 | 1 | Houston Astros @ Texas Rangers Rangers Ballpark in Arlington, Arlington, TX Thu Jun 18 2009, 8:05 PM EDT Att: 25,445 - Partly Cloudy - 94 F |
| 8 Jeff Keppinger, R (1, 5) OBP: 0.333, SLG: 0.393 | L9 | | G6-3 | | | 4-1 10 1B BB | SH1-3 1-2 | G3 | | 3 | 1 | 0 | 0 | 1 | 0 | 1 | |
| 10 Miguel Tejada, R (1, 6) OBP: 0.369, SLG: 0.496 | 17 PB 45 1B BB | | | | F9 | 1-2 45 1B 3 PB 1B | L3 | | G3-1 | 4 | 1 | 1 | 0 | 1 | 0 | 1 | |
| 45 Carlos Lee, R (1, 10) OBP: 0.370, SLG: 0.525 | | | | | G5-3 | 1-0 3 PB 17 BB 1B | | | F9 | 4 | 0 | 2 | 1 | 1 | 0 | 0 | |
| 17 Lance Berkman, S (1, 3) OBP: 0.378, SLG: 0.482 | | | | | G4-3 | 1-3 2H 3 PB 1B | | | F9 | 4 | 0 | 0 | 0 | 1 | 1 | 4 | |
| 9 Hunter Pence, R (1, 9) OBP: 0.405, SLG: 0.536 | | | | | G5-3 | 1-0 F9 | | | HR | 4 | 1 | 1 | 1 | 0 | 1 | 3 | |
| 3 Kazuo Matsui, S (1, 4) OBP: 0.295, SLG: 0.308 | | | | | P6 | 1-2 55 FC5-4 1B | | | G5-3 | 4 | 0 | 2 | 0 | 0 | 0 | 0 | |
| 2 Darin Erstad, L (1, 7) OBP: 0.178, SLG: 0.179 | | | | | G4-6-3 | 0-0 55 1B 2B | | | G4-3 | 4 | 1 | 1 | 0 | 0 | 1 | 4 | |
| 55 Humberto Quintero, R (1, 2) OBP: 0.314, SLG: 0.380 | | | | | G4-3 | 1-0 2H 1B | | | FC5-4 | 4 | 1 | 2 | 1 | 0 | 0 | 3 | |
| | | | | | | | | | | | | | | | | | |
| Inning Stats | R: 0 H: 1 E: 0 K: 0 S: 15 | H: 1 LOB: 2 BB: 1 P: 28 | R: 0 H: 0 E: 0 K: 1 S: 6 | H: 0 LOB: 0 BB: 0 P: 9 | R: 0 H: 0 E: 0 K: 1 S: 10 | H: 0 LOB: 0 BB: 0 P: 16 | R: 1 H: 2 E: 0 K: 0 S: 5 | H: 3 LOB: 1 BB: 2 P: 11 | R: 2 H: 3 E: 0 K: 2 S: 22 | H: 1 LOB: 2 BB: 1 P: 13 | R: 2 H: 3 E: 0 K: 0 S: 11 | H: 3 LOB: 1 BB: 0 P: 14 | R: 0 H: 0 E: 0 K: 0 S: 12 | H: 0 LOB: 0 BB: 0 P: 18 | 1B: 8 2B: 1 3B: 1 HR: 1 | SF: 0 SAC: 1 DP: 1 HBP: 0 | WP: 0 PA: 41 PB: 2 SB: 0 CS: 0 |
| PITCHER | IP WLS BF H R ER SO BB IBB HBP BLK WP HR S P ERA WHIP | IP WLS BF H R ER SO BB IBB HBP BLK WP HR S P ERA WHIP | IP WLS BF H R ER SO BB IBB HBP BLK WP HR S P ERA WHIP | IP WLS BF H R ER SO BB IBB HBP BLK WP HR S P ERA WHIP | IP WLS BF H R ER SO BB IBB HBP BLK WP HR S P ERA WHIP | IP WLS BF H R ER SO BB IBB HBP BLK WP HR S P ERA WHIP | IP WLS BF H R ER SO BB IBB HBP BLK WP HR S P ERA WHIP | IP WLS BF H R ER SO BB IBB HBP BLK WP HR S P ERA WHIP | IP WLS BF H R ER SO BB IBB HBP BLK WP HR S P ERA WHIP | IP WLS BF H R ER SO BB IBB HBP BLK WP HR S P ERA WHIP | IP WLS BF H R ER SO BB IBB HBP BLK WP HR S P ERA WHIP | IP WLS BF H R ER SO BB IBB HBP BLK WP HR S P ERA WHIP | IP WLS BF H R ER SO BB IBB HBP BLK WP HR S P ERA WHIP | IP WLS BF H R ER SO BB IBB HBP BLK WP HR S P ERA WHIP | IP WLS BF H R ER SO BB IBB HBP BLK WP HR S P ERA WHIP | IP WLS BF H R ER SO BB IBB HBP BLK WP HR S P ERA WHIP | ERA: 4.79 ERA: 3.34 ERA: 5.55 |

| Batter | 1 | 2 | 3 | 4 | 5 | 6 | 7 | 8 | 9 | AB | R | H | RBI | BB | SO | LOB | BOTTOM | | |
|--|---|---|---|---|---|---|---|---|---|---|---|---|---|---|---|---|--|--|---|
| 5 Ian Kinsler, R (1, 4) OBP: 0.343, SLG: 0.531 | G6-3 | | L5-3 | | F9-3 | | | G6-3 | | 4 | 0 | 0 | 0 | 0 | 0 | 3 | Houston Astros @ Texas Rangers Rangers Ballpark in Arlington, Arlington, TX Thu Jun 18 2009, 8:05 PM EDT Att: 25,445 - Partly Cloudy - 94 F | | |
| 10 Michael Young, R (1, 5) OBP: 0.366, SLG: 0.514 | | | G6-3 | | | | | 9 BB 1B | | 4 | 1 | 2 | 1 | 0 | 1 | 0 | | | |
| 9 Hank Blalock, L (1, 10) OBP: 0.295, SLG: 0.515 | | | | | G1-3 | | | F8 | | 3 | 0 | 0 | 0 | 1 | 0 | 0 | | | |
| 17 Nelson Cruz, R (1, 9) OBP: 0.345, SLG: 0.568 | | | | | G4-3 | | | BB | | 4 | 1 | 1 | 0 | 0 | 1 | 2 | | | |
| 7 David Murphy, L (1, 7) OBP: 0.349, SLG: 0.392 | | | | | P6 | | | 1B | | 3 | 0 | 2 | 0 | 1 | 0 | 0 | | | |
| 22 Marlon Byrd, R (1, 8) OBP: 0.311, SLG: 0.450 | | | | | F8 | | | FC6-4 | | 4 | 0 | 0 | 0 | 0 | 0 | 3 | | | |
| 19 Chris Davis, L (1, 3) OBP: 0.257, SLG: 0.425 | | | | | G1-3 | | | F9 | | 4 | 1 | 1 | 1 | 0 | 2 | 3 | | | |
| 2 Taylor Teagarden, R (1, 2) OBP: 0.302, SLG: 0.298 | | | | | G2-3 | | | | | 3 | 0 | 0 | 0 | 0 | 1 | 1 | | | |
| 25 Andrew Jones, R (9, PH) OBP: 0.359, SLG: 0.504 | | | | | | | | | | 1 | 0 | 0 | 0 | 0 | 0 | 1 | | | |
| 1 Elvis Andrus, R (1, 6) OBP: 0.325, SLG: 0.379 | | | | | | | | | | 1 | 0 | 1 | 0 | 2 | 0 | 0 | | | |
| Inning Stats | R: 1 H: 1 E: 0 K: 0 S: 6 | H: 1 LOB: 0 BB: 0 P: 10 | R: 1 H: 1 E: 0 K: 0 S: 10 | H: 1 LOB: 0 BB: 0 P: 16 | R: 0 H: 0 E: 0 K: 0 S: 6 | H: 0 LOB: 1 BB: 0 P: 14 | R: 1 H: 2 E: 0 K: 0 S: 12 | H: 2 LOB: 1 BB: 0 P: 20 | R: 0 H: 0 E: 0 K: 2 S: 7 | H: 0 LOB: 0 BB: 1 P: 12 | R: 0 H: 0 E: 0 K: 2 S: 9 | H: 0 LOB: 0 BB: 0 P: 13 | R: 0 H: 0 E: 0 K: 2 S: 13 | R: 0 H: 2 E: 0 K: 0 S: 12 | H: 2 LOB: 2 BB: 1 P: 20 | R: 0 H: 1 E: 0 K: 1 S: 10 | H: 1 LOB: 1 BB: 0 P: 10 | 1B: 5 SF: 0 2B: 2 SAC: 0 3B: 0 DP: 3 HR: 2 HBP: 0 | WP: 1 PA: 35 PB: 0 SB: 3 CS: 0 |
| PITCHER | IP WLS BF H R ER SO BB IBB HBP BLK WP HR S P ERA WHIP | IP WLS BF H R ER SO BB IBB HBP BLK WP HR S P ERA WHIP | IP WLS BF H R ER SO BB IBB HBP BLK WP HR S P ERA WHIP | IP WLS BF H R ER SO BB IBB HBP BLK WP HR S P ERA WHIP | IP WLS BF H R ER SO BB IBB HBP BLK WP HR S P ERA WHIP | IP WLS BF H R ER SO BB IBB HBP BLK WP HR S P ERA WHIP | IP WLS BF H R ER SO BB IBB HBP BLK WP HR S P ERA WHIP | IP WLS BF H R ER SO BB IBB HBP BLK WP HR S P ERA WHIP | IP WLS BF H R ER SO BB IBB HBP BLK WP HR S P ERA WHIP | IP WLS BF H R ER SO BB IBB HBP BLK WP HR S P ERA WHIP | IP WLS BF H R ER SO BB IBB HBP BLK WP HR S P ERA WHIP | IP WLS BF H R ER SO BB IBB HBP BLK WP HR S P ERA WHIP | IP WLS BF H R ER SO BB IBB HBP BLK WP HR S P ERA WHIP | IP WLS BF H R ER SO BB IBB HBP BLK WP HR S P ERA WHIP | IP WLS BF H R ER SO BB IBB HBP BLK WP HR S P ERA WHIP | IP WLS BF H R ER SO BB IBB HBP BLK WP HR S P ERA WHIP | ERA: 10.38 ERA: 6.09 ERA: 2.45 ERA: 2.4 ERA: 3.97 | | |

AB 36
 R 5
 H 11
 RBI 4
 BB 4
 SO 4
 LOB 17



AB 31
 R 3
 H 7
 RBI 2
 BB 4
 SO 5
 LOB 13



| Batter | 1 | 2 | 3 | 4 | 5 | 6 | 7 | 8 | 9 | AB | R | H | RBI | BB | SO | LOB | TOP | | | | | | | |
|---|---|--|--|--|--|--|--|--|--|--|--|--|--|--|--|--|--|--|--|--|--|--|--|--|
| 5 Ian Kinsler, R OBP: 0.341, SLG: 0.528 | | | | | | | | | | 5 | 0 | 1 | 0 | 0 | 2 | 2 | Texas Rangers @ San Francisco Giants AT&T Park, San Francisco, CA Fri Jun 19 2009, 7:15 PM PDT Att: 31,241 - Clear - 63 F | | | | | | | |
| 1 Elvis Andrus, R OBP: 0.238, SLG: 0.381 | | | | | | | | | | 4 | 1 | 2 | 0 | 0 | 0 | 0 | | | | | | | | |
| 10 Michael Young, R OBP: 0.363, SLG: 0.519 | | | | | | | | | | 5 | 1 | 1 | 1 | 0 | 2 | 5 | | | | | | | | |
| 25 Andrew Jones, R OBP: 0.359, SLG: 0.500 | | | | | | | | | | 3 | 1 | 1 | 0 | 1 | 1 | 1 | | | | | | | | |
| 17 Nelson Cruz, R OBP: 0.310, SLG: 0.563 | | | | | | | | | | 4 | 1 | 1 | 1 | 0 | 0 | 3 | | | | | | | | |
| 9 Hank Blalock, L OBP: 0.294, SLG: 0.520 | | | | | | | | | | 4 | 0 | 1 | 0 | 0 | 2 | 2 | | | | | | | | |
| 56 Darren O'Day, R (8, 1) | | | | | | | | | | 0 | 0 | 0 | 0 | 0 | 0 | 0 | | | | | | | | |
| 22 Marion Byrd, R OBP: 0.310, SLG: 0.451 | | | | | | | | | | 4 | 0 | 1 | 2 | 0 | 1 | 1 | | | | | | | | |
| 21 Jarrod Saltalamacchia, R OBP: 0.297, SLG: 0.388 | | | | | | | | | | 4 | 0 | 1 | 0 | 0 | 1 | 2 | | | | | | | | |
| 39 Scott Feldman, L (1, 1) | | | | | | | | | | 1 | 0 | 0 | 0 | 0 | 0 | 0 | | | | | | | | |
| 41 Brandon Boggs, S OBP: 0.286, SLG: 0.333 | | | | | | | | | | 0 | 0 | 0 | 0 | 1 | 0 | 0 | | | | | | | | |
| 18 Eddie Guardado, R (7, 1) | | | | | | | | | | 0 | 0 | 0 | 0 | 0 | 0 | 0 | | | | | | | | |
| 19 Chris Davis, L OBP: 0.255, SLG: 0.423 | | | | | | | | | | 1 | 0 | 0 | 0 | 0 | 0 | 0 | | | | | | | | |
| Inning Stats | R: 0 E: 0 K: 2 S: 10 | H: 1 LOB: 1 BB: 0 P: 13 | R: 0 E: 0 K: 1 S: 12 | H: 1 LOB: 1 BB: 0 P: 18 | R: 0 E: 0 K: 0 S: 6 | H: 0 LOB: 0 BB: 0 P: 7 | R: 1 E: 0 K: 0 S: 7 | H: 1 LOB: 0 BB: 0 P: 10 | R: 0 E: 0 K: 1 S: 11 | H: 1 LOB: 1 BB: 0 P: 16 | R: 3 E: 0 K: 1 S: 18 | H: 3 LOB: 1 BB: 1 P: 30 | R: 0 E: 0 K: 2 S: 18 | H: 2 LOB: 3 BB: 1 P: 29 | R: 0 E: 0 K: 2 S: 8 | H: 0 LOB: 0 BB: 0 P: 9 | R: 0 E: 1 K: 0 S: 9 | H: 0 LOB: 1 BB: 0 P: 14 | 1B: 5 2B: 2 3B: 1 HR: 1 | SF: 0 SAC: 2 DP: 0 HBP: 0 | WP: 1 PB: 0 SB: 2 CS: 0 | PA: 39 | | |
| PITCHER | IP WLS BF H R ER SO BB IBB HBP BLK WP HR S P ERA WHIP | 5.2 0 24 6 4 4 5 1 0 0 0 1 1 60 90 6.35 1.235 | 5.1 1 21 6 4 4 5 1 0 0 0 0 0 4 10 0.00 3.000 | 5.1 1 21 6 4 4 5 1 0 0 0 0 0 4 10 0.00 3.000 | 5.1 1 21 6 4 4 5 1 0 0 0 0 0 4 10 0.00 3.000 | 5.1 1 21 6 4 4 5 1 0 0 0 0 0 4 10 0.00 3.000 | 5.1 1 21 6 4 4 5 1 0 0 0 0 0 4 10 0.00 3.000 | 5.1 1 21 6 4 4 5 1 0 0 0 0 0 4 10 0.00 3.000 | 5.1 1 21 6 4 4 5 1 0 0 0 0 0 4 10 0.00 3.000 | 5.1 1 21 6 4 4 5 1 0 0 0 0 0 4 10 0.00 3.000 | 5.1 1 21 6 4 4 5 1 0 0 0 0 0 4 10 0.00 3.000 | 5.1 1 21 6 4 4 5 1 0 0 0 0 0 4 10 0.00 3.000 | 5.1 1 21 6 4 4 5 1 0 0 0 0 0 4 10 0.00 3.000 | 5.1 1 21 6 4 4 5 1 0 0 0 0 0 4 10 0.00 3.000 | 5.1 1 21 6 4 4 5 1 0 0 0 0 0 4 10 0.00 3.000 | 5.1 1 21 6 4 4 5 1 0 0 0 0 0 4 10 0.00 3.000 | 5.1 1 21 6 4 4 5 1 0 0 0 0 0 4 10 0.00 3.000 | 5.1 1 21 6 4 4 5 1 0 0 0 0 0 4 10 0.00 3.000 | 5.1 1 21 6 4 4 5 1 0 0 0 0 0 4 10 0.00 3.000 | 5.1 1 21 6 4 4 5 1 0 0 0 0 0 4 10 0.00 3.000 | 5.1 1 21 6 4 4 5 1 0 0 0 0 0 4 10 0.00 3.000 | 5.1 1 21 6 4 4 5 1 0 0 0 0 0 4 10 0.00 3.000 | 5.1 1 21 6 4 4 5 1 0 0 0 0 0 4 10 0.00 3.000 | 5.1 1 21 6 4 4 5 1 0 0 0 0 0 4 10 0.00 3.000 |
| 33 Aaron Rowand, R OBP: 0.365, SLG: 0.480 | | | | | | | | | | 3 | 2 | 3 | 1 | 0 | 0 | 0 | Texas Rangers @ San Francisco Giants AT&T Park, San Francisco, CA Fri Jun 19 2009, 7:15 PM PDT Att: 31,241 - Clear - 63 F | | | | | | | |
| 16 Edgar Renteria, R OBP: 0.320, SLG: 0.319 | | | | | | | | | | 3 | 0 | 1 | 1 | 0 | 1 | 1 | | | | | | | | |
| 2 Randy Winn, S OBP: 0.321, SLG: 0.393 | | | | | | | | | | 4 | 0 | 0 | 0 | 0 | 4 | | | | | | | | | |
| 1 Bengie Molina, R OBP: 0.273, SLG: 0.451 | | | | | | | | | | 4 | 1 | 2 | 1 | 0 | 2 | | | | | | | | | |
| 48 Pablo Sandoval, S OBP: 0.371, SLG: 0.531 | | | | | | | | | | 4 | 0 | 1 | 0 | 0 | 1 | 2 | | | | | | | | |
| 35 Travis Ishikawa, L OBP: 0.343, SLG: 0.408 | | | | | | | | | | 4 | 1 | 1 | 1 | 0 | 1 | 2 | | | | | | | | |
| 14 Fred Lewis, L OBP: 0.345, SLG: 0.399 | | | | | | | | | | 3 | 1 | 1 | 2 | 0 | 2 | | | | | | | | | |
| 47 Merkin Valdez, R (7, 1) | | | | | | | | | | 0 | 0 | 0 | 0 | 0 | 0 | | | | | | | | | |
| 54 Sergio Romo, R OBP: 1.000, SLG: 1.000 | | | | | | | | | | 0 | 0 | 0 | 0 | 0 | 0 | | | | | | | | | |
| 12 Nate Schieraff, L OBP: 0.287, SLG: 0.375 | | | | | | | | | | 0 | 0 | 0 | 0 | 0 | 0 | | | | | | | | | |
| 38 Brian Wilson, R (8, 1) | | | | | | | | | | 0 | 0 | 0 | 0 | 0 | 0 | | | | | | | | | |
| 37 Matt Downs, R OBP: 0.500, SLG: 0.444 | | | | | | | | | | 3 | 1 | 1 | 0 | 1 | 0 | 1 | | | | | | | | |
| 51 Randy Johnson, R OBP: 0.087, SLG: 0.045 | | | | | | | | | | 2 | 0 | 0 | 0 | 0 | 1 | 2 | | | | | | | | |
| 49 Brandon Medders, R (6, 1) | | | | | | | | | | 0 | 0 | 0 | 0 | 0 | 0 | | | | | | | | | |
| 59 Andres Torres, S OBP: 0.404, SLG: 0.600 | | | | | | | | | | 1 | 0 | 0 | 0 | 1 | 1 | 1 | | | | | | | | |
| Inning Stats | R: 1 E: 0 K: 1 S: 11 | H: 1 LOB: 0 BB: 0 P: 20 | R: 0 E: 0 K: 2 S: 8 | H: 0 LOB: 0 BB: 0 P: 12 | R: 2 E: 0 K: 1 S: 16 | H: 3 LOB: 2 BB: 0 P: 26 | R: 0 E: 0 K: 1 S: 14 | H: 0 LOB: 1 BB: 1 P: 23 | R: 0 E: 0 K: 0 S: 5 | H: 1 LOB: 0 BB: 0 P: 9 | R: 2 E: 0 K: 0 S: 6 | H: 3 LOB: 0 BB: 0 P: 10 | R: 0 E: 0 K: 0 S: 13 | H: 1 LOB: 2 BB: 1 P: 20 | R: 1 E: 0 K: 2 S: 19 | H: 2 LOB: 1 BB: 0 P: 27 | R: 1 E: 0 K: 2 S: 19 | H: 2 LOB: 1 BB: 0 P: 27 | 1B: 6 2B: 3 3B: 0 HR: 3 | SF: 0 SAC: 1 DP: 2 HBP: 1 | WP: 0 PB: 0 SB: 2 CS: 0 | PA: 36 | | |
| PITCHER | IP WLS BF H R ER SO BB IBB HBP BLK WP HR S P ERA WHIP | 6.0 L 26 8 5 5 5 1 0 0 0 0 2 60 100 7.50 1.500 | 1.0 5 5 1 0 0 0 1 0 0 0 0 0 13 20 0.00 2.000 | 1.0 5 5 2 1 1 2 0 0 0 0 0 1 19 27 9.00 2.000 | 1.0 5 5 2 1 1 2 0 0 0 0 0 1 19 27 9.00 2.000 | 1.0 5 5 2 1 1 2 0 0 0 0 0 1 19 27 9.00 2.000 | 1.0 5 5 2 1 1 2 0 0 0 0 0 1 19 27 9.00 2.000 | 1.0 5 5 2 1 1 2 0 0 0 0 0 1 19 27 9.00 2.000 | 1.0 5 5 2 1 1 2 0 0 0 0 0 1 19 27 9.00 2.000 | 1.0 5 5 2 1 1 2 0 0 0 0 0 1 19 27 9.00 2.000 | 1.0 5 5 2 1 1 2 0 0 0 0 0 1 19 27 9.00 2.000 | 1.0 5 5 2 1 1 2 0 0 0 0 0 1 19 27 9.00 2.000 | 1.0 5 5 2 1 1 2 0 0 0 0 0 1 19 27 9.00 2.000 | 1.0 5 5 2 1 1 2 0 0 0 0 0 1 19 27 9.00 2.000 | 1.0 5 5 2 1 1 2 0 0 0 0 0 1 19 27 9.00 2.000 | 1.0 5 5 2 1 1 2 0 0 0 0 0 1 19 27 9.00 2.000 | 1.0 5 5 2 1 1 2 0 0 0 0 0 1 19 27 9.00 2.000 | 1.0 5 5 2 1 1 2 0 0 0 0 0 1 19 27 9.00 2.000 | 1.0 5 5 2 1 1 2 0 0 0 0 0 1 19 27 9.00 2.000 | 1.0 5 5 2 1 1 2 0 0 0 0 0 1 19 27 9.00 2.000 | 1.0 5 5 2 1 1 2 0 0 0 0 0 1 19 27 9.00 2.000 | 1.0 5 5 2 1 1 2 0 0 0 0 0 1 19 27 9.00 2.000 | 1.0 5 5 2 1 1 2 0 0 0 0 0 1 19 27 9.00 2.000 | 1.0 5 5 2 1 1 2 0 0 0 0 0 1 19 27 9.00 2.000 |

Texas Rangers @ San Francisco Giants
AT&T Park, San Francisco, CA
Fri Jun 19 2009, 7:15 PM PDT
Att: 31,241 - Clear - 63 F

AB 35
R 4
H 9
RBI 4
BB 2
SO 9
LOB 16



Texas Rangers @ San Francisco Giants
AT&T Park, San Francisco, CA
Fri Jun 19 2009, 7:15 PM PDT
Att: 31,241 - Clear - 63 F

AB 32
R 6
H 11
RBI 6
SO 7
LOB 15



| Batter | 1 | 2 | 3 | 4 | 5 | 6 | 7 | 8 | 9 | 10 | 11 | AB | R | H | RBI | BB | SO | LOB | TOP | |
|---|--|--|--|--|---|--|---|--|--|--|--|--|------------------------------------|---|-----|----|----|-----|-----|--|
| 5 Ian Kinsler, R OBP: 0.345, SLG: 0.539 | (1,4) C FF 93 0-1 X CU 78 10 F8 10 S 1B | | C FF 93 1-3 B SL 88 F SL 88 C FF 96 K | | | B SL 88 1-0 X SL 88 HR | | B FF 92 1-2 F FF 92 L FF 92 X FF 94 F8 | | | B FF 89 4-0 B FF 89 B FF 90 B FF 90 K | 4 | 1 | 2 | 1 | 1 | 1 | 0 | | |
| 7 David Murphy, L OBP: 0.341, SLG: 0.381 | (1,7) X FF 91 0-0 P6 | | C CU 77 1-3 C CH 89 B FF 95 K | | | C CU 75 0-3 C CU 76 C FF 94 K | | B CH 86 1-0 X CH 86 G3 | | | B SL 77 1-0 X FF 88 SH3-4 BB | 4 | 0 | 0 | 0 | 0 | 2 | 1 | | |
| 10 Michael Young, R OBP: 0.360, SLG: 0.511 | (1,5) C FF 92 1-1 D CH 86 X CH 86 F8 | | | | B FF 93 4-0 B FF 92 B FF 94 X CU 94 BB | | B FF 93 1-1 F FF 93 X SL 86 F9 | | | | B SL 78 2-2 F FF 90 F SL 78 X SL 77 F9 | 4 | 0 | 0 | 0 | 1 | 0 | 2 | | |
| 17 Nelson Cruz, R OBP: 0.341, SLG: 0.554 | (1,9) C CU 77 1-2 S SL 89 B FF 94 X FF 94 F8 | | | | F FF 93 0-1 X SL 86 P3 | | B SL 87 4-2 F FF 95 F FF 94 B SL 87 B FF 95 BB | | | | S SL 89 0-1 X FF 97 F9 | 4 | 0 | 0 | 0 | 1 | 1 | 3 | | |
| 22 Marlon Byrd, R OBP: 0.309, SLG: 0.444 | (1,8) C CU 76 1-3 S FF 92 B SL 89 S SL 95 K | | T SAFE 0-3 S FF 93 C FF 92 S FF 92 K | | | T SAFE 4-1 SAFE B FF 92 B FF 94 C FF 93 B FF 93 BB | | | | | F SL 89 1-1 X FF 96 G4-3 | 3 | 0 | 0 | 0 | 1 | 2 | 1 | | |
| 21 Jarrod Saltalamacchia, S OBP: 0.296, SLG: 0.385 | (1,2) C SI 94 0-2 S CH 88 X FF 94 1B | | | | C CU 76 0-1 X FF 92 F7 | | B FF 94 2-2 S CH 88 C CU 77 X SL 89 F9 | | | | B SL 89 1-2 F SL 91 F SL 91 X SL 93 G3 | 4 | 0 | 1 | 0 | 0 | 0 | 3 | | |
| 19 Chris Davis, L OBP: 0.251, SLG: 0.416 | (1,3) C FF 93 2-3 B FF 93 S CH 88 K | | | | X CU 75 0-0 G4-3 | | S FF 92 1-3 F CH 86 B FF 87 S FF 92 K | | | | S FF 94 3-3 S FF 96 B SL 90 B SL 90 B SL 97 S FF 97 K | 4 | 0 | 0 | 0 | 0 | 3 | 1 | | |
| 13 Omar Vizquel, S OBP: 0.333, SLG: 0.394 | (1,6) B FF 93 1-0 X FF 92 F7 | | | | C FF 91 2-2 C CU 77 F FF 94 F FF 95 B CH 89 B FF 94 X CU 78 F8 | | C FF 92 0-2 F FF 92 B CH 89 X SL 89 F7 | | | | F FF 96 3-2 B FF 98 B SL 97 B SL 89 B SL 89 X FF 97 G6-3 | 4 | 0 | 0 | 0 | 0 | 0 | 1 | | |
| 45 Derek Holland, S OBP: 0.300, SLG: 0.259 | (1,1) C FF 90 0-3 S FF 91 S FF 92 K | | | | C FF 91 0-2 X FF 93 L4 | | S FF 92 2-2 S FF 92 B FF 93 B CH 89 X FF 94 G4-3 | | | | C FF 97 2-3 F FF 98 B SL 91 S FF 98 K | 3 | 0 | 0 | 0 | 0 | 1 | 0 | | |
| 50 Frank Francisco, R OBP: 0.250, SLG: 0.286 | (8,1) R:0 H:1 E:0 LOB:1 K:1 BB:0 S:8 P:10 | R:0 H:1 E:0 LOB:1 K:2 BB:0 S:10 P:14 | R:0 H:0 E:0 LOB:0 K:3 BB:0 S:9 P:11 | R:0 H:0 E:0 LOB:1 K:1 BB:1 S:7 P:11 | R:0 H:0 E:0 LOB:0 K:0 BB:0 S:10 P:12 | R:1 H:1 E:0 LOB:2 K:1 BB:2 S:12 P:24 | R:0 H:0 E:0 LOB:0 K:1 BB:0 S:12 P:15 | R:0 H:0 E:0 LOB:0 K:0 BB:0 S:6 P:9 | R:0 H:0 E:0 LOB:0 K:0 BB:0 S:8 P:10 | R:0 H:0 E:0 LOB:0 K:2 BB:0 S:9 P:17 | R:0 H:0 E:0 LOB:1 K:1 BB:1 S:7 P:17 | 1B:2 SF:0 2B:0 SAC:1 3B:0 DP:0 HR:1 HBP:0 | WP:0 PA:40 PB:0 SB:1 CS:0 | | | | | | | |
| 18 Matt Cain, R ERA: 2.28 | (1,1) IP 8.0 WLS 6 BF 30 H 3 R 1 ER 1 SO 8 BB 3 IBB 0 HBP 0 BLK 0 WP 0 HR 1 S 74 P 106 ERA 1.12 WHIP 0.750 | (9,1) IP 2.0 WLS 6 BF 0 H 0 R 0 ER 0 SO 2 BB 0 IBB 0 HBP 0 BLK 0 WP 0 HR 17 S 27 P 0.00 ERA 0.000 | (11,1) IP 1.0 WLS 4 BF 0 H 0 R 0 ER 0 SO 1 BB 1 IBB 0 HBP 0 BLK 0 WP 0 HR 7 S 17 P 0.00 ERA 1.000 | PITCHER | | | | | | | | | | | | | | | | |

Texas Rangers @ San Francisco Giants
AT&T Park, San Francisco, CA
Sat Jun 20 2009, 6:05 PM PDT
Att. 33,312 - Partly Cloudy - 61 F

| | |
|-----|----|
| AB | 35 |
| R | 1 |
| H | 3 |
| RBI | 1 |
| BB | 4 |
| SO | 11 |
| LOB | 12 |



| Batter | 1 | 2 | 3 | 4 | 5 | 6 | 7 | 8 | 9 | 10 | 11 | AB | R | H | RBI | BB | SO | LOB | BOTTOM | | |
|--|---|---|---|---|--|--|---|---|---|----|---|----|---|---|-----|----|----|-----|--------|--|--|
| 33 Aaron Rowand, R OBP: 0.362, SLG: 0.487 | (1,8) B SI 96 1-0 X SI 94 F9 | | B SI 94 1-1 F SI 93 X SL 85 HR | | | C KC 76 2-3 B SL 82 S SI 92 S SI 94 K | | B FF 93 3-3 F FF 93 C PS 84 B CU 76 B PS 85 S PS 86 K | | | B FF 88 2-3 B FF 88 K | 5 | 1 | 1 | 1 | 0 | 3 | 2 | | | |
| 16 Edgar Renteria, R OBP: 0.313, SLG: 0.312 | (1,6) C SI 94 0-3 F SI 96 C FF 95 K | | C KC 77 2-2 B KC 79 C SI 94 B SI 94 X KC 79 F9 | | | X SI 92 0-0 L9 | | B FF 92 2-0 X FF 92 P4 | | | B SL 82 1-2 X SL 82 G6-3 | 5 | 0 | 0 | 0 | 0 | 1 | 1 | | | |
| 48 Pablo Sandoval, S OBP: 0.380, SLG: 0.532 | (1,5) B SI 95 2-1 B SI 94 X SL 84 1B | | B SI 94 1-2 C SI 93 X SI 95 P4 | | | B SI 95 4-2 B SI 94 F SI 92 F SI 94 B SI 94 B SI 93 1B | | F SI 85 1-1 B SI 85 X SI 85 2 3-4 1B | | | I IN 88 4-0 I IBB | 3 | 0 | 2 | 0 | 2 | 0 | 0 | | | |
| 1 Bengie Molina, R OBP: 0.273, SLG: 0.448 | (1,2) F SI 94 0-1 X SI 94 G5-3 | | | | B SI 92 1-0 X SI 92 F9 | | C KC 73 0-1 X SI 93 2 3-4 1B | | | | F SL 78 0-3 1 SAFE S SL 77 F SL 78 1 SAFE S SL 76 K | 5 | 0 | 1 | 0 | 0 | 1 | 3 | | | |
| 2 Randy Winn, S OBP: 0.316, SLG: 0.386 | (1,9) C FF 94 1-1 B SI 93 X FF 94 G6-3 | | | | X SI 92 0-0 G1-3 | | B SI 92 2-0 X SI 92 G5-4-3 | | | | B SI 94 1-0 1 SAFE X SI 85 G4-3 | 4 | 0 | 0 | 0 | 0 | 0 | 3 | | | |
| 35 Rich Aurilia, R OBP: 0.283, SLG: 0.258 | (1,3) B SI 94 2-3 C SI 94 F SI 95 B SI 95 S KC 79 K | | | | X SI 93 0-0 G6-3 | | X SI 93 0-0 F8 | | | | C FF 88 1-2 F FF 88 B SL 81 X SL 81 G6-3 | 4 | 0 | 0 | 0 | 0 | 1 | 0 | | | |
| 59 Andres Torres, S OBP: 0.392, SLG: 0.614 | (1,7) C SI 95 3-2 B SI 93 F SI 93 B SL 81 B KC 79 X SI 94 3B | | | | F SI 93 2-2 B SI 96 F SI 92 X SL 85 E5 | | C SI 94 2-2 F SI 84 B SI 84 F SI 85 X SI 84 G5-3 | | | | C FF 88 1-3 F SL 81 S SL 81 K | 4 | 0 | 1 | 0 | 0 | 1 | 0 | | | |
| 37 Matt Downs, R OBP: 0.375, SLG: 0.308 | (1,4) B SI 94 1-3 S KC 78 F KC 78 X SI 95 K | | | | F KC 74 3-1 B SI 94 B CH 83 X SI 91 G6-3 | | F KC 76 3-1 B SI 93 X SI 93 F9 | | | | C SL 80 3-3 B SL 81 B SL 82 B FC 88 B SL 80 K | 4 | 0 | 0 | 0 | 0 | 2 | 2 | | | |
| 18 Matt Cain, R OBP: 0.300, SLG: 0.259 | (1,1) F SI 93 0-1 X SI 92 G4-3 | | | | C KC 76 0-3 F KC 77 S KC 75 K | | B FF 92 2-3 F FF 93 B FF 93 X FF 94 K | | | | B SI 88 1-0 X SI 88 16 G6-3 1 WP 2B | 2 | 0 | 0 | 0 | 0 | 1 | 1 | | | |
| 5 Juan Uribe, R OBP: 0.313, SLG: 0.423 | (8,PH) | | | | | | | | | | | 1 | 0 | 0 | 0 | 0 | 0 | 0 | | | |
| 38 Brian Wilson, R ERA: 1.05 | (9,1) | | | | | | | | | | | 1 | 0 | 0 | 0 | 0 | 0 | 0 | | | |
| 12 Nate Schierholtz, L OBP: 0.295, SLG: 0.393 | (11,9) | | | | | | | | | | | 1 | 1 | 1 | 0 | 0 | 0 | 0 | | | |
| 45 Derek Holland, L ERA: 5.77 | (1,1) IP 7.0 WLS 3 BF 26 H 4 R 1 ER 1 SO 5 BB 1 IBB 0 HBP 0 BLK 0 WP 0 HR 1 S 62 P 95 ERA 1.29 WHIP 0.714 | (8,1) IP 1.0 WLS 3 BF 0 H 0 R 0 ER 0 SO 2 BB 0 IBB 0 HBP 0 BLK 0 WP 0 HR 7 S 14 P 0.00 ERA 0.000 | (9,1) IP 1.0 WLS 3 BF 1 H 0 R 0 ER 0 SO 1 BB 0 IBB 0 HBP 0 BLK 0 WP 0 HR 8 S 10 P 0.00 ERA 1.000 | (10,1) IP 1.2 WLS 8 BF 1 H 1 R 1 ER 1 SO 3 BB 0 IBB 1 HBP 0 BLK 0 WP 1 HR 0 S 22 P 35 ERA 5.40 WHIP 0.600 | PITCHER | | | | | | | | | | | | | | | | |

Texas Rangers @ San Francisco Giants
AT&T Park, San Francisco, CA
Sat Jun 20 2009, 6:05 PM PDT
Att. 33,312 - Partly Cloudy - 61 F

| | |
|-----|----|
| AB | 38 |
| R | 2 |
| H | 6 |
| RBI | 1 |
| BB | 2 |
| SO | 11 |
| LOB | 12 |



| Batter | 1 | 2 | 3 | 4 | 5 | 6 | 7 | 8 | 9 | AB | R | H | RBI | BB | SO | LOB | TOP | | | | | |
|--|---|----------------------------------|-------------------------------|----------------------------------|------------------------------|----------------------------------|------------------------------|----------------------------------|------------------------------|----------------------------------|------------------------------|---------------------------------|------------------------------|----------------------------------|-------------------------------|----------------------------------|---|---------------------------------|----------------------------------|------------------------------------|----------------------------------|--------|
| 5 Ian Kinsler, R (1,4) OBP: 0.347, SLG: 0.535 | 4-1 BB BB | | 4-2 F9-3 BB | | | 1-1 G6-3 BB | | 2-2 G4-3 BB | | 2 | 0 | 0 | 0 | 2 | 0 | 0 | Texas Rangers @ San Francisco Giants AT&T Park, San Francisco, CA Sun Jun 21 2009, 1:05 PM PDT Att: 41,292 - Sunny - 68 F livebaseballscorecards.com | | | | | |
| 1 Elvis Andrus, R (1,6) OBP: 0.332, SLG: 0.380 | 4-1 FC5-4 BB | | 0-0 F9-3 BB | | | 1-0 G1-3 BB | | 3-2 1B BB | | 3 | 0 | 1 | 0 | 1 | 0 | 1 | | | | | | |
| 10 Michael Young, R (1,5) OBP: 0.359, SLG: 0.506 | 1-1 L8 BB | | | | | 0-1 G6-3 BB | | 0-0 P3 BB | | 3 | 1 | 0 | 0 | 1 | 0 | 3 | | | | | | |
| 25 Andrew Jones, R (1,7) OBP: 0.356, SLG: 0.516 | 1-3 K BB | | | | | 2-2 P3 BB | | 0-0 HR BB | | 4 | 1 | 1 | 2 | 0 | 1 | 2 | | | | | | |
| 17 Nelson Cruz, R (1,9) OBP: 0.336, SLG: 0.545 | 2-1 FC5-4 BB | | | | | 0-0 K BB | | 0-0 F9 BB | | 4 | 0 | 0 | 0 | 0 | 1 | 2 | | | | | | |
| 41 Brandon Boggs, S (1,8) OBP: 0.167, SLG: 0.182 | 3-1 F8 BB | | | | | 2-3 K BB | | 3-3 K BB | | 4 | 0 | 0 | 0 | 0 | 3 | 0 | | | | | | |
| 21 Jarrod Saltalamacchia, 3B (1,2) OBP: 0.296, SLG: 0.384 | 3-3 K BB | | | | | 0-0 K BB | | 0-0 1B BB | | 3 | 0 | 1 | 0 | 0 | 2 | 0 | | | | | | |
| 19 Chris Davis, L (1,3) OBP: 0.248, SLG: 0.410 | 1-1 L9 BB | | | | | 2-3 K BB | | 1-0 G4-3 BB | | 3 | 0 | 0 | 0 | 0 | 1 | 1 | | | | | | |
| 33 Kevin Millwood, R (1,1) 9 Hank Blalock, L (8,PH) 18 Eddie Guardado, R (8,1) | | | 1-3 K BB | | | 0-1 P4 BB | | 2-2 F8 BB | | 2 | 0 | 0 | 0 | 0 | 1 | 0 | | | | | | |
| Inning Stats | R: 0 E: 0 K: 1 S: 9 | H: 0 LOB: 2 BB: 2 P: 21 | R: 0 E: 0 K: 1 S: 10 | H: 0 LOB: 0 BB: 0 P: 17 | R: 0 E: 0 K: 1 S: 6 | H: 0 LOB: 0 BB: 1 P: 11 | R: 0 E: 0 K: 1 S: 8 | H: 0 LOB: 0 BB: 0 P: 10 | R: 0 E: 0 K: 3 S: 9 | H: 0 LOB: 0 BB: 0 P: 13 | R: 0 E: 0 K: 0 S: 5 | H: 0 LOB: 0 BB: 0 P: 7 | R: 2 E: 0 K: 1 S: 7 | H: 2 LOB: 1 BB: 1 P: 15 | R: 0 E: 0 K: 0 S: 12 | H: 1 LOB: 1 BB: 0 P: 19 | R: 0 E: 0 K: 1 S: 7 | H: 0 LOB: 0 BB: 0 P: 8 | 1B: 2 2B: 1 3B: 0 HR: 1 | SF: 0 SAC: 0 DP: 1 HBP: 0 | WP: 0 PB: 0 SB: 0 CS: 0 | PA: 33 |
| PITCHER | IP WLS BF H R ER SO BB IBB HBP BLK WP HR S P ERA WHIP | | | | | | | | | | | | | | | | | | | | | |
| 75 Barry Zito, L (1,1) ERA: 4.54 | 7.0 W 26 2 2 2 8 4 0 0 0 0 1 54 94 2.57 0.857 | | | | | | | | | | | | | | | | | | | | | |
| 46 Bob Howry, R (8,1) ERA: 3.91 | 1.0 H 4 1 0 0 0 0 0 0 0 0 0 0 12 19 0.00 1.000 | | | | | | | | | | | | | | | | | | | | | |
| 38 Brian Wilson, R (9,1) ERA: 2.94 | 1.0 S 3 0 0 0 0 1 0 0 0 0 0 0 7 8 0.00 0.000 | | | | | | | | | | | | | | | | | | | | | |

| Batter | 1 | 2 | 3 | 4 | 5 | 6 | 7 | 8 | 9 | AB | R | H | RBI | BB | SO | LOB | BOTTOM | | | |
|---|---|----------------------------------|-------------------------------|----------------------------------|------------------------------|----------------------------------|------------------------------|---------------------------------|-------------------------------|----------------------------------|------------------------------|----------------------------------|-------------------------------|----------------------------------|------------------------------|----------------------------------|---|------------------------------------|----------------------------------|--------|
| 33 Aaron Rowand, R (1,8) OBP: 0.364, SLG: 0.496 | 1-3 K BB | | 0-1 FC3-6 3B | | | 1-0 G6-3 BB | | 0-0 16 1B 2 1B | | 4 | 2 | 2 | 0 | 0 | 1 | 1 | Texas Rangers @ San Francisco Giants AT&T Park, San Francisco, CA Sun Jun 21 2009, 1:05 PM PDT Att: 41,292 - Sunny - 68 F livebaseballscorecards.com | | | |
| 16 Edgar Renteria, R (1,6) OBP: 0.312, SLG: 0.311 | 0-0 F9 BB | | 0-0 L6 BB | | | 1-2 G5-3 BB | | 1-2 2 1B 1B | | 4 | 0 | 1 | 0 | 0 | 0 | 1 | | | | |
| 2 Randy Winn, S (1,9) OBP: 0.319, SLG: 0.388 | 1-3 K BB | | 1-0 48 BB 35 F 1B | | | 1-3 K BB | | 1-2 1B 3-H 1B | | 4 | 1 | 2 | 1 | 0 | 2 | 0 | | | | |
| 48 Pablo Sandoval, S (1,5) OBP: 0.386, SLG: 0.543 | | 2-1 37 BB 2B | 4-1 35 FC3-6 BB | | | 1-2 2B 2B | | 1-2 K BB | | 3 | 0 | 2 | 0 | 1 | 1 | 2 | | | | |
| 35 Travis Ishikawa, L (1,3) OBP: 0.333, SLG: 0.395 | | 0-0 F7 BB | 1-1 FC3-6 BB | | | 1-3 K BB | | 3-3 K BB | | 4 | 0 | 0 | 1 | 0 | 2 | 5 | | | | |
| 14 Fred Lewis, L (1,7) 38 Brian Wilson, R (9,1) | | 4-2 37 BB BB | 0-1 L7 BB | | | 1-1 G3 BB | | 1-0 22 CS 1B | | 3 | 0 | 1 | 0 | 1 | 0 | 1 | | | | |
| 37 Matt Downs, R (1,4) OBP: 0.400, SLG: 0.313 | | 4-1 1-2 BB BB | | | | 1-0 75 SH2-3 1B | | 2-3 K BB | | 3 | 0 | 1 | 0 | 1 | 1 | 1 | | | | |
| 22 Eli Whiteside, R (1,2) OBP: 0.259, SLG: 0.296 | | 2-2 K BB | | | | 1-0 F9 BB | | 2-3 K BB | | 4 | 0 | 0 | 0 | 0 | 2 | 5 | | | | |
| 75 Barry Zito, L (1,1) OBP: 0.095, SLG: 0.095 | | 1-3 K BB | | | | 0-1 SH2-3 BB | | 3-2 K BB | | 1 | 0 | 0 | 0 | 0 | 1 | 3 | | | | |
| 12 Nate Schierholtz, L (7,PH) 46 Bob Howry, L (8,1) 59 Andres Torres, S (9,7) OBP: 0.392, SLG: 0.614 | | | | | | | | | | 1 | 0 | 0 | 0 | 0 | 0 | 0 | | | | |
| Inning Stats | R: 0 E: 0 K: 2 S: 9 | H: 1 LOB: 3 BB: 2 P: 28 | R: 0 E: 0 K: 2 S: 15 | H: 1 LOB: 2 BB: 2 P: 28 | R: 2 E: 1 K: 0 S: 9 | H: 2 LOB: 1 BB: 1 P: 15 | R: 0 E: 0 K: 0 S: 5 | H: 1 LOB: 1 BB: 0 P: 8 | R: 0 E: 0 K: 2 S: 13 | H: 1 LOB: 1 BB: 0 P: 17 | R: 0 E: 0 K: 1 S: 6 | H: 0 LOB: 0 BB: 0 P: 10 | R: 1 E: 0 K: 3 S: 22 | H: 3 LOB: 2 BB: 0 P: 30 | R: 0 E: 0 K: 1 S: 9 | H: 1 LOB: 0 BB: 0 P: 13 | 1B: 6 2B: 2 3B: 1 HR: 0 | SF: 0 SAC: 1 DP: 0 HBP: 0 | WP: 0 PB: 0 SB: 0 CS: 1 | PA: 35 |
| PITCHER | IP WLS BF H R ER SO BB IBB HBP BLK WP HR S P ERA WHIP | | | | | | | | | | | | | | | | | | | |
| 33 Kevin Millwood, R (1,1) ERA: 2.62 | 7.0 L 32 8 3 2 10 3 0 0 0 0 0 0 9 119 2.57 1.571 | | | | | | | | | | | | | | | | | | | |
| 18 Eddie Guardado, L (8,1) ERA: 5.4 | 1.0 3 1 0 0 0 1 0 0 0 0 0 0 0 9 13 0.00 1.000 | | | | | | | | | | | | | | | | | | | |

| Batter | 1 | 2 | 3 | 4 | 5 | 6 | 7 | 8 | 9 | AB | R | H | RBI | BB | SO | LOB | TOP | | | | |
|---|---|---|---|---|---|---|---|---|---|---|---|---|---|---|---|---|---|---|---|---|---|
| 5 Ian Kinsler, R OBP: 0.345, SLG: 0.529 | | | | | | | | | | 5 | 0 | 1 | 1 | 0 | 1 | 1 | | | | | |
| 7 David Murphy, L OBP: 0.337, SLG: 0.375 | | | | | | | | | | 5 | 0 | 1 | 0 | 0 | 1 | 2 | | | | | |
| 10 Michael Young, R OBP: 0.361, SLG: 0.513 | | | | | | | | | | 4 | 0 | 2 | 0 | 0 | 1 | 2 | | | | | |
| 22 Marlon Byrd, R OBP: 0.312, SLG: 0.447 | | | | | | | | | | 3 | 0 | 1 | 1 | 0 | 1 | 1 | | | | | |
| 52 Doug Mathis, L | | | | | | | | | | 0 | 0 | 0 | 0 | 0 | 0 | 0 | | | | | |
| 17 Nelson Cruz, R OBP: 0.331, SLG: 0.536 | | | | | | | | | | 4 | 0 | 0 | 0 | 0 | 1 | 4 | | | | | |
| 21 Jarrod Saltalamacchia, R OBP: 0.330, SLG: 0.389 | | | | | | | | | | 4 | 1 | 2 | 0 | 0 | 1 | 0 | | | | | |
| 19 Chris Davis, L OBP: 0.252, SLG: 0.409 | | | | | | | | | | 3 | 0 | 1 | 0 | 1 | 1 | 1 | | | | | |
| 1 Elvis Andrus, R OBP: 0.325, SLG: 0.372 | | | | | | | | | | 4 | 0 | 0 | 0 | 0 | 0 | 4 | | | | | |
| 54 Matt Harrison, L | | | | | | | | | | 1 | 1 | 0 | 0 | 1 | 1 | 2 | | | | | |
| 28 Jason Jennings, L | | | | | | | | | | 1 | 0 | 0 | 0 | 0 | 0 | 1 | | | | | |
| 41 Brandon Boggs, S OBP: 0.154, SLG: 0.167 | | | | | | | | | | 1 | 0 | 0 | 0 | 0 | 0 | 0 | | | | | |
| Inning Stats | R: 0 E: 0 K: 2 S: 12 | H: 1 LOB: 2 BB: 0 P: 18 | R: 0 E: 0 K: 2 S: 10 | H: 0 LOB: 0 BB: 0 P: 12 | R: 1 E: 0 K: 1 S: 20 | H: 2 LOB: 2 BB: 1 P: 31 | R: 1 E: 0 K: 1 S: 15 | H: 3 LOB: 2 BB: 0 P: 21 | R: 0 E: 0 K: 1 S: 12 | H: 1 LOB: 1 BB: 0 P: 16 | R: 0 E: 0 K: 0 S: 13 | H: 1 LOB: 1 BB: 0 P: 21 | R: 0 E: 0 K: 1 S: 8 | H: 0 LOB: 1 BB: 1 P: 14 | R: 0 E: 0 K: 0 S: 6 | H: 0 LOB: 0 BB: 0 P: 8 | 1B: 6 2B: 1 3B: 1 HR: 0 | SF: 0 SAC: 0 DP: 1 HBP: 1 | WP: 0 PB: 0 SB: 0 CS: 0 | PA: 38 | |
| PITCHER | IP WLS BF H R ER SO BB IBB HBP BLK WP HR S P ERA WHIP | IP WLS BF H R ER SO BB IBB HBP BLK WP HR S P ERA WHIP | IP WLS BF H R ER SO BB IBB HBP BLK WP HR S P ERA WHIP | IP WLS BF H R ER SO BB IBB HBP BLK WP HR S P ERA WHIP | IP WLS BF H R ER SO BB IBB HBP BLK WP HR S P ERA WHIP | IP WLS BF H R ER SO BB IBB HBP BLK WP HR S P ERA WHIP | IP WLS BF H R ER SO BB IBB HBP BLK WP HR S P ERA WHIP | IP WLS BF H R ER SO BB IBB HBP BLK WP HR S P ERA WHIP | IP WLS BF H R ER SO BB IBB HBP BLK WP HR S P ERA WHIP | IP WLS BF H R ER SO BB IBB HBP BLK WP HR S P ERA WHIP | IP WLS BF H R ER SO BB IBB HBP BLK WP HR S P ERA WHIP | IP WLS BF H R ER SO BB IBB HBP BLK WP HR S P ERA WHIP | IP WLS BF H R ER SO BB IBB HBP BLK WP HR S P ERA WHIP | IP WLS BF H R ER SO BB IBB HBP BLK WP HR S P ERA WHIP | IP WLS BF H R ER SO BB IBB HBP BLK WP HR S P ERA WHIP | IP WLS BF H R ER SO BB IBB HBP BLK WP HR S P ERA WHIP | IP WLS BF H R ER SO BB IBB HBP BLK WP HR S P ERA WHIP | IP WLS BF H R ER SO BB IBB HBP BLK WP HR S P ERA WHIP | IP WLS BF H R ER SO BB IBB HBP BLK WP HR S P ERA WHIP | IP WLS BF H R ER SO BB IBB HBP BLK WP HR S P ERA WHIP | IP WLS BF H R ER SO BB IBB HBP BLK WP HR S P ERA WHIP |
| 39 Max Scherzer, R ERA: 3.53 | 6.0 | W | 27 | 7 | 2 | 2 | 7 | 1 | 0 | 1 | 0 | 0 | 0 | 0 | 82 | 119 | 3.00 | 1.333 | | | |
| 32 Esmerling Vasquez, R ERA: 4.44 | 1.0 | | 4 | 1 | 0 | 0 | 0 | 0 | 0 | 0 | 0 | 0 | 0 | 13 | 21 | 0.00 | 1.000 | | | | |
| 58 Juan Gutierrez, R ERA: 4.85 | 1.0 | | 4 | 0 | 0 | 0 | 1 | 1 | 0 | 0 | 0 | 0 | 0 | 8 | 14 | 0.00 | 1.000 | | | | |
| 56 Ramon Pena, R ERA: 3.73 | 1.0 | | 3 | 0 | 0 | 0 | 0 | 0 | 0 | 0 | 0 | 0 | 0 | 6 | 8 | 0.00 | 0.000 | | | | |

Texas Rangers @ Arizona Diamondbacks
Chase Field, Phoenix, AZ
Tue Jun 23 2009, 6:40 PM MST
Att: 21,380 - Partly Cloudy - 97 F

livebaseballscorecards.com

AB 35
R 2
H 8
RBI 2
BB 2
SO 8
LOB 18

| Batter | 1 | 2 | 3 | 4 | 5 | 6 | 7 | 8 | 9 | AB | R | H | RBI | BB | SO | LOB | BOTTOM | | | | |
|--|---|---|---|---|---|---|---|---|---|---|---|---|---|---|---|---|---|---|---|---|---|
| 2 Felipe Lopez, S OBP: 0.356, SLG: 0.420 | | | | | | | | | | 5 | 2 | 3 | 3 | 0 | 0 | 0 | | | | | |
| 6 Stephen Drew, L OBP: 0.305, SLG: 0.398 | | | | | | | | | | 4 | 2 | 3 | 1 | 0 | 1 | 2 | | | | | |
| 10 Justin Upton, R OBP: 0.403, SLG: 0.598 | | | | | | | | | | 4 | 1 | 2 | 3 | 0 | 0 | 3 | | | | | |
| 27 Mark Reynolds, R OBP: 0.355, SLG: 0.554 | | | | | | | | | | 3 | 0 | 1 | 0 | 1 | 0 | 1 | | | | | |
| 18 Gerardo Parra, L OBP: 0.313, SLG: 0.424 | | | | | | | | | | 4 | 0 | 1 | 0 | 0 | 0 | 2 | | | | | |
| 22 Eric Byrnes, R OBP: 0.281, SLG: 0.368 | | | | | | | | | | 4 | 1 | 1 | 0 | 0 | 0 | 1 | | | | | |
| 26 Miguel Montero, L OBP: 0.331, SLG: 0.362 | | | | | | | | | | 3 | 1 | 0 | 0 | 1 | 1 | 1 | | | | | |
| 14 Ryan Roberts, R OBP: 0.369, SLG: 0.347 | | | | | | | | | | 2 | 1 | 0 | 0 | 2 | 1 | 0 | | | | | |
| 39 Max Scherzer, R OBP: 0.326, SLG: 0.546 | | | | | | | | | | 1 | 0 | 0 | 0 | 0 | 1 | 3 | | | | | |
| 31 Tony Gwynn, S OBP: 0.276, SLG: 0.371 | | | | | | | | | | 1 | 0 | 0 | 0 | 0 | 0 | 0 | | | | | |
| 32 Esmerling Vasquez, R ERA: 3.46 | 2.0 | | 7 | 1 | 0 | 0 | 1 | 0 | 0 | 0 | 0 | 0 | 0 | 0 | 0 | 0 | | | | | |
| 58 Juan Gutierrez, R | | | | | | | | | | 0 | 0 | 0 | 0 | 0 | 0 | 0 | | | | | |
| 38 Luke Carlin, S | | | | | | | | | | 0 | 0 | 0 | 0 | 0 | 0 | 0 | | | | | |
| 56 Ramon Pena, R | | | | | | | | | | 0 | 0 | 0 | 0 | 0 | 0 | 0 | | | | | |
| Inning Stats | R: 2 E: 0 K: 0 S: 9 | H: 3 LOB: 0 BB: 0 P: 16 | R: 2 E: 0 K: 2 S: 21 | H: 2 LOB: 2 BB: 2 P: 36 | R: 0 E: 0 K: 0 S: 7 | H: 0 LOB: 0 BB: 1 P: 11 | R: 3 E: 0 K: 0 S: 18 | H: 3 LOB: 1 BB: 1 P: 29 | R: 0 E: 0 K: 0 S: 6 | H: 0 LOB: 0 BB: 0 P: 8 | R: 1 E: 0 K: 1 S: 12 | H: 2 LOB: 1 BB: 0 P: 19 | R: 0 E: 0 K: 1 S: 10 | H: 1 LOB: 1 BB: 0 P: 16 | R: 0 E: 0 K: 0 S: 7 | H: 0 LOB: 0 BB: 0 P: 11 | 1B: 8 2B: 1 3B: 1 HR: 1 | SF: 0 SAC: 1 DP: 1 HBP: 0 | WP: 0 PB: 0 SB: 0 CS: 1 | PA: 37 | |
| PITCHER | IP WLS BF H R ER SO BB IBB HBP BLK WP HR S P ERA WHIP | IP WLS BF H R ER SO BB IBB HBP BLK WP HR S P ERA WHIP | IP WLS BF H R ER SO BB IBB HBP BLK WP HR S P ERA WHIP | IP WLS BF H R ER SO BB IBB HBP BLK WP HR S P ERA WHIP | IP WLS BF H R ER SO BB IBB HBP BLK WP HR S P ERA WHIP | IP WLS BF H R ER SO BB IBB HBP BLK WP HR S P ERA WHIP | IP WLS BF H R ER SO BB IBB HBP BLK WP HR S P ERA WHIP | IP WLS BF H R ER SO BB IBB HBP BLK WP HR S P ERA WHIP | IP WLS BF H R ER SO BB IBB HBP BLK WP HR S P ERA WHIP | IP WLS BF H R ER SO BB IBB HBP BLK WP HR S P ERA WHIP | IP WLS BF H R ER SO BB IBB HBP BLK WP HR S P ERA WHIP | IP WLS BF H R ER SO BB IBB HBP BLK WP HR S P ERA WHIP | IP WLS BF H R ER SO BB IBB HBP BLK WP HR S P ERA WHIP | IP WLS BF H R ER SO BB IBB HBP BLK WP HR S P ERA WHIP | IP WLS BF H R ER SO BB IBB HBP BLK WP HR S P ERA WHIP | IP WLS BF H R ER SO BB IBB HBP BLK WP HR S P ERA WHIP | IP WLS BF H R ER SO BB IBB HBP BLK WP HR S P ERA WHIP | IP WLS BF H R ER SO BB IBB HBP BLK WP HR S P ERA WHIP | IP WLS BF H R ER SO BB IBB HBP BLK WP HR S P ERA WHIP | IP WLS BF H R ER SO BB IBB HBP BLK WP HR S P ERA WHIP | IP WLS BF H R ER SO BB IBB HBP BLK WP HR S P ERA WHIP |
| 54 Matt Harrison, L ERA: 6.11 | 3.2 | L | 20 | 7 | 7 | 2 | 4 | 0 | 0 | 0 | 0 | 0 | 0 | 0 | 0 | 0 | | | | | |
| 28 Jason Jennings, R ERA: 3.46 | 2.1 | | 10 | 3 | 1 | 1 | 1 | 0 | 0 | 0 | 0 | 0 | 0 | 23 | 34 | 3.86 | 1.286 | | | | |
| 52 Doug Mathis, R ERA: 4.0 | 2.0 | | 7 | 1 | 0 | 0 | 1 | 0 | 0 | 0 | 0 | 0 | 0 | 17 | 27 | 0.00 | 0.500 | | | | |

Texas Rangers @ Arizona Diamondbacks
Chase Field, Phoenix, AZ
Tue Jun 23 2009, 6:40 PM MST
Att: 21,380 - Partly Cloudy - 97 F

livebaseballscorecards.com

AB 32
R 8
H 11
RBI 7
BB 4
SO 4
LOB 13

| Batter | 1 | 2 | 3 | 4 | 5 | 6 | 7 | 8 | 9 | AB | R | H | RBI | BB | SO | LOB | TOP | | | | | |
|---|------------------------------|---------------------------------|-------------------------------|----------------------------------|-------------------------------|----------------------------------|-------------------------------|----------------------------------|-------------------------------|----------------------------------|------------------------------|----------------------------------|------------------------------|----------------------------------|------------------------------|----------------------------------|------------------------------|----------------------------------|----------------------------------|------------------------------------|----------------------------------|--------|
| 5 Ian Kinsler, R OBP: 0.344, SLG: 0.525 | | | | | | | | | | 4 | 1 | 1 | 0 | 0 | 0 | 1 | | | | | | |
| 7 David Murphy, L OBP: 0.341, SLG: 0.374 | | | | | | | | | | 3 | 0 | 1 | 1 | 1 | 0 | 0 | | | | | | |
| 10 Michael Young, R OBP: 0.356, SLG: 0.505 | | | | | | | | | | 4 | 0 | 0 | 0 | 0 | 2 | 2 | | | | | | |
| 22 Marion Byrd, R OBP: 0.315, SLG: 0.446 | | | | | | | | | | 3 | 1 | 1 | 0 | 0 | 1 | 0 | | | | | | |
| 9 Hank Blalock, L OBP: 0.292, SLG: 0.510 36 C.J. Wilson, L | | | | | | | | | | 3 | 0 | 0 | 0 | 1 | 1 | 2 | | | | | | |
| 41 Brandon Boggs, S OBP: 0.318, SLG: 0.125 | | | | | | | | | | 4 | 0 | 0 | 0 | 0 | 2 | 4 | | | | | | |
| 2 Taylor Teagarden, R OBP: 0.299, SLG: 0.311 | | | | | | | | | | 4 | 0 | 1 | 1 | 0 | 2 | 0 | | | | | | |
| 1 Elvis Andrus, R OBP: 0.321, SLG: 0.366 | | | | | | | | | | 3 | 0 | 0 | 0 | 0 | 0 | 2 | | | | | | |
| 44 Vicente Padilla, R 50 Frank Francisco, R 19 Chris Davis, L | | | | | | | | | | 2 | 0 | 0 | 0 | 0 | 1 | 2 | | | | | | |
| Inning Stats | R: 0 E: 0 K: 1 S: 6 | H: 0 LOB: 0 BB: 0 P: 8 | R: 1 E: 0 K: 2 S: 14 | H: 1 LOB: 2 BB: 1 P: 25 | R: 1 E: 0 K: 1 S: 16 | H: 3 LOB: 2 BB: 0 P: 24 | R: 0 E: 1 K: 1 S: 12 | H: 0 LOB: 1 BB: 0 P: 19 | R: 0 E: 0 K: 2 S: 11 | H: 0 LOB: 0 BB: 0 P: 19 | R: 0 E: 0 K: 2 S: 8 | H: 0 LOB: 0 BB: 0 P: 10 | R: 0 E: 0 K: 0 S: 8 | H: 0 LOB: 0 BB: 0 P: 11 | R: 0 E: 0 K: 1 S: 8 | H: 0 LOB: 0 BB: 0 P: 12 | R: 0 E: 0 K: 0 S: 6 | H: 0 LOB: 0 BB: 0 P: 11 | 1B: 3 2B: 1 3B: 0 HR: 0 | SF: 0 SAC: 1 DP: 1 HBP: 1 | WP: 0 PB: 0 SB: 1 CS: 0 | PA: 34 |
| PITCHER | IP | WLS | BF | H | R | ER | SO | BB | IBB | HBP | BLK | WP | HR | S | P | ERA | WHIP | | | | | |
| 15 Dan Haren, R ERA: 2.25 | 7.0 | L | 28 | 4 | 2 | 2 | 8 | 1 | 0 | 1 | 0 | 0 | 0 | 75 | 116 | 2.57 | 0.714 | | | | | |
| 57 Jon Rauch, R ERA: 4.79 | 1.0 | | 3 | 0 | 0 | 0 | 1 | 1 | 0 | 0 | 0 | 0 | 0 | 8 | 12 | 0.00 | 1.000 | | | | | |
| 50 Chad Qualls, R ERA: 4.23 | 1.0 | | 3 | 0 | 0 | 0 | 0 | 0 | 0 | 0 | 0 | 0 | 0 | 6 | 11 | 0.00 | 0.000 | | | | | |

Texas Rangers @ Arizona Diamondbacks
Chase Field, Phoenix, AZ
Wed Jun 24 2009, 6:40 PM MST
Att: 20,036 - Clear - 101 F

| | |
|-----|----|
| AB | 30 |
| R | 2 |
| H | 4 |
| RBI | 2 |
| BB | 2 |
| SO | 9 |
| LOB | 13 |



| Batter | 1 | 2 | 3 | 4 | 5 | 6 | 7 | 8 | 9 | AB | R | H | RBI | BB | SO | LOB | BOTTOM | | | | | |
|--|------------------------------|----------------------------------|------------------------------|---------------------------------|------------------------------|----------------------------------|-------------------------------|----------------------------------|-------------------------------|----------------------------------|-------------------------------|----------------------------------|-------------------------------|----------------------------------|-------------------------------|----------------------------------|------------------------------|----------------------------------|----------------------------------|------------------------------------|----------------------------------|--------|
| 2 Felipe Lopez, S OBP: 0.362, SLG: 0.423 | | | | | | | | | | 3 | 0 | 2 | 1 | 1 | 1 | 0 | | | | | | |
| 6 Stephen Drew, L OBP: 0.304, SLG: 0.400 | | | | | | | | | | 4 | 0 | 1 | 0 | 0 | 0 | 4 | | | | | | |
| 10 Justin Upton, R OBP: 0.401, SLG: 0.593 | | | | | | | | | | 4 | 0 | 1 | 0 | 0 | 1 | 3 | | | | | | |
| 27 Mark Reynolds, R OBP: 0.350, SLG: 0.546 | | | | | | | | | | 4 | 0 | 0 | 0 | 0 | 1 | 2 | | | | | | |
| 18 Gerardo Parra, L OBP: 0.312, SLG: 0.434 | | | | | | | | | | 4 | 0 | 1 | 0 | 0 | 0 | 3 | | | | | | |
| 31 Tony Clark, S OBP: 0.273, SLG: 0.342 | | | | | | | | | | 3 | 0 | 0 | 0 | 1 | 1 | 1 | | | | | | |
| 22 Eric Byrnes, R OBP: 0.256, SLG: 0.361 | | | | | | | | | | 4 | 0 | 0 | 0 | 0 | 0 | 3 | | | | | | |
| 26 Miguel Montero, L OBP: 0.331, SLG: 0.361 24 Chris Young, R OBP: 0.273, SLG: 0.378 | | | | | | | | | | 3 | 1 | 1 | 0 | 0 | 0 | 0 | | | | | | |
| 15 Dan Haren, R OBP: 0.250, SLG: 0.344 11 Augie Ojeda, S OBP: 0.324, SLG: 0.315 57 Jon Rauch, R 50 Chad Qualls, R | | | | | | | | | | 1 | 0 | 1 | 0 | 0 | 0 | 0 | | | | | | |
| Inning Stats | R: 0 E: 0 K: 0 S: 7 | H: 1 LOB: 0 BB: 0 P: 10 | R: 0 E: 1 K: 0 S: 5 | H: 0 LOB: 0 BB: 0 P: 8 | R: 0 E: 0 K: 0 S: 8 | H: 1 LOB: 2 BB: 1 P: 17 | R: 0 E: 0 K: 0 S: 13 | H: 1 LOB: 1 BB: 0 P: 20 | R: 1 E: 0 K: 1 S: 13 | H: 2 LOB: 1 BB: 0 P: 22 | R: 0 E: 0 K: 1 S: 10 | H: 1 LOB: 1 BB: 0 P: 13 | R: 0 E: 0 K: 1 S: 11 | H: 0 LOB: 0 BB: 0 P: 19 | R: 0 E: 0 K: 1 S: 11 | H: 1 LOB: 1 BB: 0 P: 14 | R: 0 E: 0 K: 1 S: 9 | H: 0 LOB: 0 BB: 0 P: 14 | 1B: 4 2B: 2 3B: 1 HR: 0 | SF: 0 SAC: 1 DP: 2 HBP: 0 | WP: 1 PB: 0 SB: 0 CS: 0 | PA: 35 |
| PITCHER | IP | WLS | BF | H | R | ER | SO | BB | IBB | HBP | BLK | WP | HR | S | P | ERA | WHIP | | | | | |
| 44 Vicente Padilla, R ERA: 4.48 | 7.0 | W | 28 | 6 | 1 | 1 | 3 | 2 | 0 | 0 | 0 | 0 | 0 | 67 | 109 | 1.29 | 1.143 | | | | | |
| 50 Frank Francisco, R ERA: 0.42 | 1.0 | H | 4 | 1 | 0 | 0 | 1 | 0 | 0 | 0 | 0 | 1 | 0 | 11 | 14 | 0.00 | 1.000 | | | | | |
| 36 C.J. Wilson, L ERA: 2.79 | 1.0 | S | 3 | 0 | 0 | 0 | 1 | 0 | 0 | 0 | 0 | 0 | 0 | 9 | 14 | 0.00 | 0.000 | | | | | |

Texas Rangers @ Arizona Diamondbacks
Chase Field, Phoenix, AZ
Wed Jun 24 2009, 6:40 PM MST
Att: 20,036 - Clear - 101 F

| | |
|-----|----|
| AB | 32 |
| R | 1 |
| H | 7 |
| RBI | 1 |
| BB | 2 |
| SO | 5 |
| LOB | 16 |



| Batter | 1 | 2 | 3 | 4 | 5 | 6 | 7 | 8 | 9 | 10 | 11 | 12 | AB | R | H | RBI | BB | SO | LOB | TOP | | | | | | |
|---|----------------------|-------------------------|----------------------|--------------------------|-----------------------|--------------------------|-----------------------|--------------------------|-----------------------|--------------------------|----------------------|--------------------------|-----------------------|--------------------------|----------------------|--------------------------|-----------------------|--------------------------|-----------------------|--------------------------|-----------------------|--------------------------|----------------------------------|------------------------------------|----------------------------------|--------|
| 5 Ian Kinsler, R OBP: 0.349, SLG: 0.526 | | | | | | | | | | | | | | 5 | 3 | 2 | 0 | 2 | 0 | 0 | | | | | | |
| 13 Omar Vizquel, S OBP: 0.347, SLG: 0.386 | | | | | | | | | | | | | | 4 | 0 | 1 | 0 | 2 | 0 | 3 | | | | | | |
| 10 Michael Young, R OBP: 0.357, SLG: 0.505 | | | | | | | | | | | | | | 6 | 0 | 2 | 1 | 1 | 1 | 5 | | | | | | |
| 25 Andrew Jones, R OBP: 0.351, SLG: 0.528 | | | | | | | | | | | | | 5 | 1 | 1 | 3 | 0 | 1 | 5 | | | | | | | |
| 49 Jason Grilli, R OBP: 0.347, SLG: 0.386 | | | | | | | | | | | | | | 6 | 0 | 2 | 1 | 0 | 3 | | | | | | | |
| 9 Hank Blalock, L OBP: 0.291, SLG: 0.597 | | | | | | | | | | | | | | 6 | 1 | 1 | 0 | 0 | 3 | | | | | | | |
| 18 Eddie Guardado, R OBP: 0.316, SLG: 0.447 | | | | | | | | | | | | | | 6 | 1 | 1 | 0 | 0 | 1 | | | | | | | |
| 22 Marlon Byrd, R OBP: 0.316, SLG: 0.447 | | | | | | | | | | | | | | 6 | 1 | 1 | 0 | 0 | 1 | | | | | | | |
| 17 Nelson Cruz, R OBP: 0.327, SLG: 0.531 | | | | | | | | | | | | | | 6 | 1 | 1 | 0 | 0 | 3 | | | | | | | |
| 21 Jarrod Saltalamacchia, S OBP: 0.297, SLG: 0.379 | | | | | | | | | | | | | | 6 | 1 | 1 | 0 | 0 | 1 | | | | | | | |
| 19 Chris Davis, L OBP: 0.266, SLG: 0.435 | | | | | | | | | | | | | | 5 | 2 | 4 | 2 | 1 | 1 | 0 | | | | | | |
| 39 Scott Feldman, L ERA: 4.08 | | | | | | | | | | | | | | 2 | 0 | 0 | 0 | 0 | 2 | | | | | | | |
| 56 Darren O'Day, R ERA: 4.79 | | | | | | | | | | | | | | 0 | 0 | 0 | 0 | 0 | 0 | | | | | | | |
| 50 Frank Francisco, R ERA: 5.4 | | | | | | | | | | | | | | 0 | 0 | 0 | 0 | 0 | 0 | | | | | | | |
| 36 C.J. Wilson, L ERA: 2.67 | | | | | | | | | | | | | | 2 | 1 | 1 | 1 | 0 | 2 | | | | | | | |
| 7 David Murphy, L ERA: 3.66 | | | | | | | | | | | | | | 2 | 1 | 1 | 1 | 0 | 2 | | | | | | | |
| Inning Stats | R: 0 E: 0 K: 5 | H: 1 LOB: 0 BB: 7 | R: 0 E: 0 K: 9 | H: 0 LOB: 0 BB: 13 | R: 3 E: 2 K: 13 | H: 2 LOB: 2 BB: 25 | R: 0 E: 0 K: 14 | H: 1 LOB: 1 BB: 23 | R: 2 E: 0 K: 12 | H: 2 LOB: 0 BB: 15 | R: 0 E: 0 K: 7 | H: 0 LOB: 0 BB: 10 | R: 1 E: 0 K: 12 | H: 2 LOB: 2 BB: 18 | R: 0 E: 0 K: 8 | H: 1 LOB: 1 BB: 11 | R: 0 E: 0 K: 10 | H: 0 LOB: 0 BB: 16 | R: 0 E: 0 K: 12 | H: 0 LOB: 1 BB: 20 | R: 3 E: 0 K: 27 | H: 4 LOB: 2 BB: 43 | 1B: 7 2B: 5 3B: 0 HR: 3 | SF: 0 SAC: 2 DP: 2 HBP: 0 | WP: 1 PB: 0 SB: 1 CS: 0 | PA: 57 |
| PITCHER | IP 6.1 | WLS 30 | BF 30 | H 8 | R 6 | ER 4 | SO 0 | BB 6 | IBB 0 | HBP 0 | BLK 0 | WP 0 | HR 1 | S 65 | P 103 | ERA 0.00 | WHIP 1.737 | | | | | | | | | |
| 52 Jon Garland, R ERA: 5.04 | 6.1 | 30 | 30 | 8 | 6 | 4 | 0 | 6 | 0 | 0 | 0 | 0 | 1 | 65 | 103 | 0.00 | 1.737 | | | | | | | | | |
| 58 Juan Gutierrez, R ERA: 4.79 | 0.2 | 3 | 3 | 1 | 0 | 0 | 1 | 0 | 0 | 0 | 0 | 0 | 0 | 7 | 8 | 0.00 | 1.500 | | | | | | | | | |
| 35 Clay Zavada, L ERA: 4.08 | 1.0 | 3 | 3 | 0 | 0 | 0 | 2 | 0 | 0 | 0 | 0 | 0 | 0 | 9 | 15 | 0.00 | 0.000 | | | | | | | | | |
| 50 Chad Qualls, R ERA: 4.08 | 1.0 | 4 | 4 | 1 | 0 | 0 | 0 | 0 | 0 | 0 | 0 | 0 | 0 | 8 | 11 | 0.00 | 1.000 | | | | | | | | | |
| 56 Ramon Pena, R ERA: 3.66 | 0.2 | 4 | 4 | 1 | 0 | 0 | 0 | 1 | 0 | 0 | 0 | 0 | 0 | 7 | 12 | 0.00 | 3.000 | | | | | | | | | |

Texas Rangers @ Arizona Diamondbacks
Chase Field, Phoenix, AZ
Thu Jun 25 2009, 6:40 PM MST
Att. 19,387 - Overcast - 91 F

| | |
|-----|----|
| AB | 49 |
| R | 9 |
| H | 15 |
| RBI | 8 |
| BB | 6 |
| SO | 6 |
| LOB | 26 |



| Batter | 1 | 2 | 3 | 4 | 5 | 6 | 7 | 8 | 9 | 10 | 11 | 12 | AB | R | H | RBI | BB | SO | LOB | BOTTOM | | | | | | | | |
|--|-----------------------|--------------------------|-----------------------|--------------------------|-----------------------|--------------------------|-----------------------|-------------------------|----------------------|--------------------------|-----------------------|--------------------------|-----------------------|--------------------------|-----------------------|--------------------------|-----------------------|--------------------------|----------------------|--------------------------|-----------------------|--------------------------|-----------------------|--------------------------|----------------------------------|------------------------------------|----------------------------------|--------|
| 2 Felipe Lopez, S OBP: 0.325, SLG: 0.414 | | | | | | | | | | | | | 6 | 0 | 0 | 0 | 0 | 1 | 2 | | | | | | | | | |
| 6 Stephen Drew, L OBP: 0.309, SLG: 0.403 | | | | | | | | | | | | | 6 | 1 | 3 | 0 | 0 | 0 | 0 | | | | | | | | | |
| 10 Justin Upton, R OBP: 0.408, SLG: 0.595 | | | | | | | | | | | | | 4 | 4 | 2 | 0 | 2 | 0 | 3 | | | | | | | | | |
| 27 Mark Reynolds, R OBP: 0.353, SLG: 0.567 | | | | | | | | | | | | | 6 | 2 | 3 | 4 | 0 | 1 | 3 | | | | | | | | | |
| 18 Gerardo Parra, L OBP: 0.306, SLG: 0.423 | | | | | | | | | | | | | | | 6 | 0 | 1 | 0 | 0 | 5 | | | | | | | | |
| 26 Miguel Montero, L OBP: 0.325, SLG: 0.353 | | | | | | | | | | | | | | | 6 | 0 | 1 | 2 | 0 | 1 | | | | | | | | |
| 22 Eric Byrnes, R OBP: 0.260, SLG: 0.361 | | | | | | | | | | | | | | | 0 | 0 | 0 | 0 | 0 | 0 | | | | | | | | |
| 14 Ryan Roberts, R OBP: 0.353, SLG: 0.330 | | | | | | | | | | | | | | | 5 | 0 | 0 | 0 | 0 | 2 | | | | | | | | |
| 11 Augie Ojeda, S OBP: 0.320, SLG: 0.305 | | | | | | | | | | | | | | | 4 | 0 | 0 | 0 | 1 | 1 | | | | | | | | |
| 62 Jon Garland, R ERA: 5.04 | | | | | | | | | | | | | | | | | | | | | | | | | | | | |
| 31 Tony Clark, S ERA: 4.08 | | | | | | | | | | | | | | | | | | | | | | | | | | | | |
| 50 Chad Qualls, R ERA: 4.08 | | | | | | | | | | | | | | | | | | | | | | | | | | | | |
| 66 Marlon Byrd, R ERA: 3.66 | | | | | | | | | | | | | | | | | | | | | | | | | | | | |
| 60 Scott Schoeneweis, L ERA: 5.14 | | | | | | | | | | | | | | | | | | | | | | | | | | | | |
| 34 Chris Young, S ERA: 3.66 | | | | | | | | | | | | | | | | | | | | | | | | | | | | |
| 32 Estimerling Vasquez, R ERA: 5.4 | | | | | | | | | | | | | | | | | | | | | | | | | | | | |
| 55 Blaine Boyer, R ERA: 3.14 | | | | | | | | | | | | | | | | | | | | | | | | | | | | |
| Inning Stats | R: 2 E: 0 K: 14 | H: 2 LOB: 0 BB: 24 | R: 0 E: 0 K: 11 | H: 0 LOB: 1 BB: 17 | R: 0 E: 0 K: 10 | H: 1 LOB: 2 BB: 19 | R: 0 E: 0 K: 11 | H: 0 LOB: 0 BB: 7 | R: 0 E: 0 K: 7 | H: 0 LOB: 0 BB: 11 | R: 1 E: 0 K: 12 | H: 1 LOB: 1 BB: 16 | R: 1 E: 0 K: 11 | H: 1 LOB: 0 BB: 13 | R: 2 E: 0 K: 13 | H: 3 LOB: 1 BB: 24 | R: 0 E: 0 K: 10 | H: 1 LOB: 1 BB: 18 | R: 0 E: 0 K: 9 | H: 0 LOB: 0 BB: 14 | R: 0 E: 0 K: 15 | H: 0 LOB: 1 BB: 18 | R: 2 E: 0 K: 15 | H: 2 LOB: 1 BB: 25 | 1B: 7 2B: 1 3B: 0 HR: 3 | SF: 0 SAC: 0 DP: 0 HBP: 1 | WP: 1 PB: 1 SB: 1 CS: 0 | PA: 52 |
| PITCHER | IP 6.0 | WLS 24 | BF 24 | H 4 | R 3 | ER 3 | SO 1 | BB 1 | IBB 1 | HBP 0 | BLK 0 | WP 1 | HR 1 | S 60 | P 94 | ERA 4.50 | WHIP 0.833 | | | | | | | | | | | |
| 39 Scott Feldman, R ERA: 4.08 | 6.0 | 24 | 24 | 4 | 3 | 3 | 1 | 1 | 1 | 0 | 0 | 1 | 1 | 60 | 94 | 4.50 | 0.833 | | | | | | | | | | | |
| 56 Darren O'Day, R ERA: 1.38 | 1.0 | H | 4 | 1 | 1 | 1 | 0 | 0 | 0 | 0 | 0 | 0 | 0 | 1 | 11 | 13 | 9.00 | 1.000 | | | | | | | | | | |
| 50 Frank Francisco, R ERA: 5.4 | 0.1 | B | 3 | 2 | 2 | 2 | 0 | 0 | 0 | 0 | 0 | 0 | 0 | 6 | 12 | 54.00 | 6.000 | | | | | | | | | | | |
| 36 C.J. Wilson, L ERA: 2.67 | 1.1 | 7 | 7 | 2 | 0 | 0 | 2 | 1 | 0 | 0 | 0 | 0 | 0 | 16 | 28 | 0.00 | 2.250 | | | | | | | | | | | |
| 49 Jason Grilli, R ERA: 5.28 | 1.1 | 4 | 4 | 0 | 0 | 0 | 0 | 0 | 0 | 0 | 0 | 0 | 0 | 10 | 16 | 0.00 | 0.000 | | | | | | | | | | | |
| PITCHER | IP 1.0 | WLS 4 | BF 4 | H 0 | R 0 | ER 0 | SO 1 | BB 1 | IBB 0 | HBP 0 | BLK 0 | WP 0 | HR 0 | S 10 | P 18 | ERA 0.00 | WHIP 1.000 | | | | | | | | | | | |
| 18 Eddie Guardado, L ERA: 5.14 | 1.0 | 4 | 4 | 0 | 0 | 0 | 1 | 1 | 0 | 0 | 0 | 0 | 0 | 10 | 18 | 0.00 | 1.000 | | | | | | | | | | | |
| 28 Jason Jennings, R ERA: 3.83 | 1.0 | S | 6 | 2 | 2 | 2 | 1 | 1 | 0 | 0 | 0 | 0 | 0 | 15 | 25 | 18.00 | 3.000 | | | | | | | | | | | |

Texas Rangers @ Arizona Diamondbacks
Chase Field, Phoenix, AZ
Thu Jun 25 2009, 6:40 PM MST
Att. 19,387 - Overcast - 91 F

| | |
|-----|----|
| AB | 47 |
| R | 8 |
| H | 11 |
| RBI | 7 |
| BB | 4 |
| SO | 5 |
| LOB | 19 |



| Batter | 1 | 2 | 3 | 4 | 5 | 6 | 7 | 8 | 9 | AB | R | H | RBI | BB | SO | LOB | TOP | | | | | | | |
|---|---|---|-------------------------------|----------------------------------|------------------------------|----------------------------------|-------------------------------|----------------------------------|------------------------------|----------------------------------|------------------------------|----------------------------------|-------------------------------|----------------------------------|-------------------------------|----------------------------------|---|----------------------------------|----------------------------------|------------------------------------|------------------------------------|----------------------------------|--------|-------|
| 18 Tony Gwynn Jr., L (1,9) OBP: 0.391, SLG: 0.431 | F7 | | K | | | G4-3 | | G1-3 | | 4 | 0 | 0 | 0 | 0 | 1 | 0 | San Diego Padres @ Texas Rangers Rangers Ballpark in Arlington, Arlington, TX Sun Jun 28 2009, 8:05 PM EDT Att: 27,000 - Clear - 99 F | | | | | | | |
| 1 Everth Cabrera, S (1,6) OBP: 0.388, SLG: 0.455 | P4 | | | G1-3 | | 12 1B | | K | | 4 | 1 | 1 | 0 | 0 | 1 | 0 | | | | | | | | |
| 12 Scott Hairston, R (1,8) OBP: 0.362, SLG: 0.544 | P4 | | | HR | | 23 G4-6-3 | | 2B | | 4 | 1 | 3 | 2 | 0 | 0 | 0 | | | | | | | | |
| 23 Adrián González, L (1,10) OBP: 0.413, SLG: 0.585 | | | L9 | | | G4-6-3 | | K | | 4 | 0 | 1 | 0 | 0 | 1 | 2 | | | | | | | | |
| 5 Kevin Kouzmanoff, R (1,5) OBP: 0.285, SLG: 0.399 | | | 2B | | | | | | | 4 | 0 | 1 | 0 | 0 | 1 | 1 | | | | | | | | |
| 7 Chase Headley, S (1,7) OBP: 0.318, SLG: 0.380 | P5 | | | 1B | | | | | | 4 | 0 | 2 | 0 | 0 | 0 | 2 | | | | | | | | |
| 8 Kyle Blanks, R (1,3) OBP: 0.357, SLG: 0.375 | P3 | | | | | | | | | 3 | 0 | 2 | 0 | 0 | 0 | 1 | | | | | | | | |
| 2 Edgar Gonzalez, R (1,4) OBP: 0.243, SLG: 0.382 | | | | | | | | | | 3 | 0 | 0 | 0 | 0 | 2 | 3 | | | | | | | | |
| 22 David Eckstein, R (7,4) OBP: 0.318, SLG: 0.342 | | | K | | | G5-4-3 | | K | | 1 | 0 | 0 | 0 | 0 | 1 | 2 | | | | | | | | |
| 30 Eliezer Alfonso, R (1,2) OBP: 0.250, SLG: 0.250 | | | G3-1 | | | G6-3 | | FC6-4 | | 4 | 0 | 0 | 0 | 0 | 0 | 4 | | | | | | | | |
| Inning Stats | R: 0 E: 0 K: 0 S: 11 | H: 0 LOB: 0 BB: 0 P: 14 | R: 0 E: 0 K: 1 S: 12 | H: 1 LOB: 1 BB: 0 P: 16 | R: 0 E: 0 K: 2 S: 8 | H: 0 LOB: 0 BB: 0 P: 12 | R: 1 E: 0 K: 0 S: 15 | H: 2 LOB: 1 BB: 0 P: 23 | R: 0 E: 0 K: 0 S: 4 | H: 1 LOB: 0 BB: 0 P: 8 | R: 1 E: 0 K: 0 S: 7 | H: 2 LOB: 0 BB: 0 P: 12 | R: 0 E: 0 K: 1 S: 11 | H: 2 LOB: 2 BB: 0 P: 18 | R: 0 E: 0 K: 2 S: 11 | H: 1 LOB: 1 BB: 0 P: 16 | R: 0 E: 0 K: 1 S: 13 | H: 1 LOB: 2 BB: 0 P: 17 | 1B: 6 2B: 2 3B: 1 HR: 1 | SF: 0 SAC: 0 DP: 2 HBP: 1 | WP: 0 PB: 0 SB: 1 CS: 0 | PA: 36 | | |
| PITCHER | IP WLS BF H R ER SO BB IBB HBP BLK WP HR S P ERA WHIP | IP WLS BF H R ER SO BB IBB HBP BLK WP HR S P ERA WHIP | | | | | | | | | | | | | | | | | | | | | | |
| 35 Tommy Hunter, R (1,1) ERA: 3.86 | 6.1 | L | 24 | 7 | 2 | 2 | 3 | 0 | 0 | 0 | 0 | 0 | 0 | 0 | 0 | 0 | 0 | 0 | 0 | 1 | 61 | 94 | 2.84 | 1.105 |
| 26 Jason Jennings, R (7,1) ERA: 3.79 | 0.2 | | 3 | 1 | 0 | 0 | 1 | 0 | 0 | 0 | 0 | 0 | 0 | 0 | 0 | 0 | 0 | 0 | 0 | 0 | 7 | 9 | 0.00 | 1.500 |
| 36 C.J. Wilson, L (8,1) ERA: 2.59 | 1.0 | | 4 | 1 | 0 | 0 | 2 | 0 | 0 | 0 | 0 | 0 | 0 | 0 | 0 | 0 | 0 | 0 | 0 | 11 | 16 | 0.00 | 1.000 | |
| 56 Darren O'Day, R (9,1) ERA: 1.33 | 1.0 | | 5 | 1 | 0 | 0 | 1 | 0 | 0 | 0 | 1 | 0 | 0 | 0 | 0 | 0 | 0 | 0 | 0 | 13 | 17 | 0.00 | 1.000 | |
| Batter | 1 | 2 | 3 | 4 | 5 | 6 | 7 | 8 | 9 | AB | R | H | RBI | BB | SO | LOB | BOTTOM | | | | | | | |
| 5 Ian Kinsler, R (1,4) OBP: 0.347, SLG: 0.520 | G1-3 | | F8 | | | F9 | | K | | 4 | 0 | 0 | 0 | 0 | 1 | 0 | San Diego Padres @ Texas Rangers Rangers Ballpark in Arlington, Arlington, TX Sun Jun 28 2009, 8:05 PM EDT Att: 27,000 - Clear - 99 F | | | | | | | |
| 7 David Murphy, L (1,7) OBP: 0.340, SLG: 0.399 | 10 BB | | E4 | | | K | | K | | 3 | 0 | 0 | 0 | 1 | 2 | 0 | | | | | | | | |
| 10 Michael Young, R (1,5) OBP: 0.358, SLG: 0.500 | 1B | | K | | | F7 | | 25 BB | | 3 | 0 | 1 | 0 | 1 | 1 | 1 | | | | | | | | |
| 25 Andruw Jones, R (1,9) OBP: 0.346, SLG: 0.515 | P2 | | | | | K | | K | | 4 | 0 | 0 | 0 | 0 | 2 | 3 | | | | | | | | |
| 9 Hank Blalock, L (1,10) OBP: 0.284, SLG: 0.505 | F9 | | | | | G4-3 | | K | | 3 | 0 | 0 | 0 | 0 | 1 | 2 | | | | | | | | |
| 22 Marlon Byrd, R (1,8) OBP: 0.309, SLG: 0.431 | | | K | | | BB | | F9 | | 2 | 0 | 0 | 0 | 1 | 1 | 0 | | | | | | | | |
| 21 Jarrod Saltalamacchia, R (1,2) OBP: 0.297, SLG: 0.377 | F7 | | | | | K | | F9 | | 3 | 0 | 0 | 0 | 0 | 1 | 1 | | | | | | | | |
| 19 Chris Davis, L (1,3) OBP: 0.267, SLG: 0.439 | K | | | | | F8 | | F8 | | 3 | 0 | 0 | 0 | 0 | 1 | 0 | | | | | | | | |
| 1 Elvis Andrus, R (1,6) OBP: 0.324, SLG: 0.378 | | | L9 | | | G4-3 | | G6-3 | | 3 | 0 | 0 | 0 | 0 | 0 | 0 | | | | | | | | |
| Inning Stats | R: 0 E: 0 K: 0 S: 9 | H: 1 LOB: 2 BB: 1 P: 15 | R: 0 E: 0 K: 2 S: 9 | H: 0 LOB: 0 BB: 0 P: 12 | R: 0 E: 1 K: 1 S: 8 | H: 0 LOB: 1 BB: 0 P: 10 | R: 0 E: 0 K: 2 S: 11 | H: 0 LOB: 1 BB: 1 P: 17 | R: 0 E: 0 K: 0 S: 7 | H: 0 LOB: 0 BB: 0 P: 13 | R: 0 E: 0 K: 2 S: 9 | H: 0 LOB: 0 BB: 0 P: 12 | R: 0 E: 0 K: 1 S: 7 | H: 0 LOB: 0 BB: 0 P: 9 | R: 0 E: 0 K: 1 S: 8 | H: 0 LOB: 0 BB: 0 P: 13 | | R: 0 E: 0 K: 1 S: 7 | H: 0 LOB: 0 BB: 1 P: 14 | 1B: 1 2B: 0 3B: 0 HR: 0 | SF: 0 SAC: 0 DP: 1 HBP: 0 | WP: 0 PB: 0 SB: 0 CS: 0 | PA: 31 | |
| PITCHER | IP WLS BF H R ER SO BB IBB HBP BLK WP HR S P ERA WHIP | IP WLS BF H R ER SO BB IBB HBP BLK WP HR S P ERA WHIP | | | | | | | | | | | | | | | | | | | | | | |
| 49 Chad Gaudin, R (1,1) ERA: 4.97 | 8.0 | W | 28 | 1 | 0 | 0 | 9 | 2 | 0 | 0 | 0 | 0 | 0 | 0 | 0 | 0 | 0 | 0 | 0 | 0 | 68 | 101 | 0.00 | 0.375 |
| 21 Heath Bell, R (9,1) ERA: 1.39 | 1.0 | S | 3 | 0 | 0 | 0 | 1 | 1 | 0 | 0 | 0 | 0 | 0 | 0 | 0 | 0 | 0 | 0 | 0 | 7 | 14 | 0.00 | 1.000 | |

San Diego Padres @ Texas Rangers
Rangers Ballpark in Arlington, Arlington, TX
Sun Jun 28 2009, 8:05 PM EDT
Att: 27,000 - Clear - 99 F

AB 35
R 2
H 10
RBI 2
BB 0
SO 7
LOB 15



San Diego Padres @ Texas Rangers
Rangers Ballpark in Arlington, Arlington, TX
Sun Jun 28 2009, 8:05 PM EDT
Att: 27,000 - Clear - 99 F


AB 28
R 0
H 1
RBI 0
BB 3
SO 10
LOB 7



| Batter | 1 | 2 | 3 | 4 | 5 | 6 | 7 | 8 | 9 | AB | R | H | RBI | BB | SO | LOB | TOP | | | | | | | | |
|--|------------------------------|----------------------------------|------------------------------|---------------------------------|-------------------------------|----------------------------------|-------------------------------|----------------------------------|------------------------------|----------------------------------|-------------------------------|----------------------------------|------------------------------|----------------------------------|------------------------------|----------------------------------|-------------------------------|----------------------------------|----------------------------------|------------------------------------|----------------------------------|--------|--|--|--|
| Chone Figgins, S OBP: 0.392, SLG: 0.402 | G4-3 | | K | | FC4-6 53 BB | SF8 | | | P6 | 4 | 0 | 0 | 1 | 0 | 1 | 2 | | | | | | | | | |
| 53 Bobby Abreu, L OBP: 0.397, SLG: 0.422 | 1B | | | F8 | | | | | 1B | 4 | 0 | 2 | 0 | 1 | 1 | 1 | | | | | | | | | |
| 48 Tori Hunter, R OBP: 0.382, SLG: 0.579 | K | | | G6-3 | K | | | | 1B | 5 | 0 | 1 | 0 | 0 | 3 | 3 | | | | | | | | | |
| 27 Vladimir Guerrero, R OBP: 0.300, SLG: 0.368 | G4-3 | | | 8 2B | | | | | K | 5 | 2 | 2 | 0 | 0 | 2 | 2 | | | | | | | | | |
| 20 Juan Rivera, R OBP: 0.348, SLG: 0.514 | G5-3 | | | 8 2B | | | | | G4-3 | 5 | 1 | 2 | 2 | 0 | 1 | 2 | | | | | | | | | |
| 8 Kendrys Morales, S OBP: 0.333, SLG: 0.533 | G3 | | | 1-3 2H | | | | | K | 4 | 1 | 2 | 2 | 0 | 0 | 0 | | | | | | | | | |
| 13 Maicer Izturis, S OBP: 0.344, SLG: 0.391 | G3 | | | K | | | | | L7 | 4 | 1 | 1 | 0 | 0 | 1 | 2 | | | | | | | | | |
| 44 Mike Napoli, R OBP: 0.369, SLG: 0.520 | K | | | L8 | | | | | BB | 3 | 0 | 1 | 0 | 1 | 1 | 0 | | | | | | | | | |
| 2 Erick Aybar, S OBP: 0.321, SLG: 0.374 | BB | | | FC4-6 | | | | | F8 | 2 | 0 | 1 | 0 | 1 | 0 | 1 | | | | | | | | | |
| Inning Stats | R: 0 E: 0 K: 1 S: 7 | H: 1 LOB: 1 BB: 0 P: 12 | R: 0 E: 0 K: 0 S: 3 | H: 0 LOB: 0 BB: 0 P: 8 | R: 0 E: 0 K: 2 S: 12 | H: 0 LOB: 1 BB: 1 P: 20 | R: 1 E: 0 K: 1 S: 16 | H: 3 LOB: 2 BB: 0 P: 23 | R: 0 E: 0 K: 1 S: 8 | H: 1 LOB: 2 BB: 1 P: 15 | R: 4 E: 0 K: 1 S: 16 | H: 5 LOB: 1 BB: 0 P: 27 | R: 0 E: 0 K: 3 S: 9 | H: 0 LOB: 0 BB: 0 P: 15 | R: 0 E: 0 K: 0 S: 8 | H: 0 LOB: 1 BB: 1 P: 15 | R: 0 E: 0 K: 1 S: 11 | H: 2 LOB: 2 BB: 0 P: 19 | 1B: 9 2B: 2 3B: 0 HR: 2 | SF: 1 SAC: 1 DP: 1 HBP: 0 | WP: 0 PB: 0 SB: 0 CS: 1 | PA: 41 | | | |
| PITCHER | IP | WLS | BF | H | R | ER | SO | BB | IBB | HBP | BLK | WP | HR | S | P | ERA | WHIP | | | | | | | | |
| 44 Vicente Padilla, R ERA: 4.75 | 5.0 | L | 26 | 10 | 5 | 5 | 5 | 2 | 0 | 0 | 0 | 0 | 2 | 57 | 97 | 9.00 | 2.400 | | | | | | | | |
| 26 Jason Jennings, R ERA: 3.59 | 2.0 | | 6 | 0 | 0 | 0 | 4 | 0 | 0 | 0 | 0 | 0 | 0 | 14 | 23 | 0.00 | 0.000 | | | | | | | | |
| 49 Jason Grilli, R ERA: 4.88 | 1.0 | | 4 | 0 | 0 | 0 | 0 | 1 | 0 | 0 | 0 | 0 | 0 | 8 | 15 | 0.00 | 1.000 | | | | | | | | |
| 18 Eddie Guardado, L ERA: 4.98 | 0.2 | | 4 | 2 | 0 | 0 | 1 | 0 | 0 | 0 | 0 | 0 | 0 | 8 | 14 | 0.00 | 3.000 | | | | | | | | |
| 52 Doug Maltis, R ERA: 2.63 | 0.1 | | 1 | 0 | 0 | 0 | 0 | 0 | 0 | 0 | 0 | 0 | 0 | 3 | 5 | 0.00 | 0.000 | | | | | | | | |

Los Angeles Angels @ Texas Rangers
Rangers Ballpark in Arlington, Arlington, TX
Mon Jun 29 2009, 8:05 PM EDT
Att: 16,985 - Clear - 90 F

AB 36
R 5
H 12
RBI 5
BB 3
SO 10
LOB 13



| Batter | 1 | 2 | 3 | 4 | 5 | 6 | 7 | 8 | 9 | AB | R | H | RBI | BB | SO | LOB | BOTTOM | | | | | | | | |
|--|-------------------------------|----------------------------------|------------------------------|----------------------------------|-------------------------------|----------------------------------|------------------------------|---------------------------------|------------------------------|----------------------------------|------------------------------|----------------------------------|------------------------------|----------------------------------|-------------------------------|----------------------------------|------------------------------|----------------------------------|----------------------------------|------------------------------------|----------------------------------|--------|--|--|--|
| 5 Ian Kinsler, R OBP: 0.346, SLG: 0.517 | F9 | | K | | 10 BB | | | | G5-4-3 | 4 | 0 | 1 | 0 | 0 | 1 | 1 | | | | | | | | | |
| 10 Michael Young, R OBP: 0.360, SLG: 0.498 | 1B | | F9 | | 22 G5-4-3 | | | | L4 | 3 | 0 | 1 | 0 | 1 | 0 | 0 | | | | | | | | | |
| 7 David Murphy, L OBP: 0.338, SLG: 0.413 | F8 | | HR | | F4 | | | | G4-3 | 4 | 1 | 1 | 1 | 0 | 0 | 3 | | | | | | | | | |
| 22 Marlon Byrd, R OBP: 0.315, SLG: 0.453 | 2B | | HR | | G5-4-3 | | | | 9 WP | 4 | 1 | 3 | 1 | 0 | 0 | 2 | | | | | | | | | |
| 17 Nelson Cruz, R OBP: 0.328, SLG: 0.521 | IBB | | 29 S | | P3 | | | | E6 | 3 | 0 | 1 | 0 | 1 | 0 | 1 | | | | | | | | | |
| 29 Julio Borbon, L OBP: 0.283, SLG: 0.502 | K | | K | | P5 | | | | G6-3 | 3 | 0 | 0 | 0 | 0 | 2 | 4 | | | | | | | | | |
| 9 Hank Blalock, L OBP: 0.283, SLG: 0.502 | K | | K | | P6 | | | | G4-3 | 4 | 0 | 0 | 0 | 0 | 0 | 0 | | | | | | | | | |
| 2 Taylor Teagarden, R OBP: 0.282, SLG: 0.292 | F8 | | G6-3 | | G6-3 | | | | G4-3 | 4 | 0 | 0 | 0 | 0 | 0 | 0 | | | | | | | | | |
| 19 Chris Davis, L OBP: 0.263, SLG: 0.432 | G4-3 | | K | | K | | | | G3 | 4 | 0 | 0 | 0 | 0 | 1 | 0 | | | | | | | | | |
| 1 Elvis Andrus, R OBP: 0.323, SLG: 0.376 | K | | G6-3 | | G6-3 | | | | L7 | 4 | 0 | 1 | 0 | 0 | 1 | 0 | | | | | | | | | |
| Inning Stats | R: 0 E: 0 K: 1 S: 10 | H: 2 LOB: 3 BB: 1 P: 21 | R: 0 E: 0 K: 1 S: 9 | H: 0 LOB: 0 BB: 0 P: 12 | R: 2 E: 0 K: 2 S: 17 | H: 3 LOB: 1 BB: 0 P: 26 | R: 0 E: 0 K: 1 S: 7 | H: 0 LOB: 0 BB: 0 P: 9 | R: 0 E: 0 K: 0 S: 4 | H: 1 LOB: 1 BB: 1 P: 11 | R: 0 E: 0 K: 0 S: 6 | H: 0 LOB: 0 BB: 0 P: 11 | R: 0 E: 0 K: 0 S: 6 | H: 1 LOB: 0 BB: 0 P: 10 | R: 0 E: 1 K: 0 S: 12 | H: 1 LOB: 2 BB: 0 P: 20 | R: 0 E: 0 K: 0 S: 8 | H: 0 LOB: 0 BB: 0 P: 10 | 1B: 5 2B: 1 3B: 0 HR: 2 | SF: 0 SAC: 0 DP: 2 HBP: 0 | WP: 1 PB: 0 SB: 1 CS: 0 | PA: 36 | | | |
| PITCHER | IP | WLS | BF | H | R | ER | SO | BB | IBB | HBP | BLK | WP | HR | S | P | ERA | WHIP | | | | | | | | |
| 55 Sean O'Sullivan, R ERA: 3.0 | 6.0 | W | 25 | 6 | 2 | 2 | 5 | 1 | 1 | 0 | 0 | 0 | 2 | 53 | 90 | 3.00 | 1.167 | | | | | | | | |
| 38 Darren Oliver, L ERA: 2.91 | 1.0 | H | 3 | 1 | 0 | 0 | 0 | 0 | 0 | 0 | 0 | 0 | 0 | 6 | 10 | 0.00 | 1.000 | | | | | | | | |
| 33 Justin Speier, R ERA: 4.03 | 1.0 | H | 5 | 1 | 0 | 0 | 0 | 0 | 0 | 0 | 0 | 1 | 0 | 12 | 20 | 0.00 | 1.000 | | | | | | | | |
| 40 Brian Fuentes, L ERA: 3.62 | 1.0 | S | 3 | 0 | 0 | 0 | 0 | 0 | 0 | 0 | 0 | 0 | 0 | 8 | 10 | 0.00 | 0.000 | | | | | | | | |

Los Angeles Angels @ Texas Rangers
Rangers Ballpark in Arlington, Arlington, TX
Mon Jun 29 2009, 8:05 PM EDT
Att: 16,985 - Clear - 90 F

AB 34
R 2
H 8
RBI 2
BB 2
SO 5
LOB 13



| Batter | 1 | 2 | 3 | 4 | 5 | 6 | 7 | 8 | 9 | AB | R | H | RBI | BB | SO | LOB | TOP | | | | | | | | | | |
|--|------------------------------|----------------------------------|-------------------------------|----------------------------------|------------------------------|----------------------------------|-------------------------------|----------------------------------|------------------------------|----------------------------------|-------------------------------|----------------------------------|-------------------------------|----------------------------------|-------------------------------|----------------------------------|-------------------------|------------------------------------|----------------------------------|--------|--|--|--|--|--|--|--|
| Chone Figgins, S OBP: 0.386, SLG: 0.395 | G6-3 | K | | P5 | | | F9 | | K | 5 | 0 | 0 | 0 | 0 | 2 | 5 | | | | | | | | | | | |
| 53 Bobby Abreu, L OBP: 0.395, SLG: 0.420 | G6-3 | | | | | | | | | 4 | 0 | 1 | 1 | 0 | 2 | 0 | | | | | | | | | | | |
| 39 Robb Quinlan, R OBP: 0.238, SLG: 0.279 | | | | | | | | | | 0 | 0 | 0 | 0 | 0 | 0 | 0 | | | | | | | | | | | |
| 24 Gary Matthews, S OBP: 0.285, SLG: 0.333 | | 48 1B | | | | | | | E8 18 WP | 1 | 0 | 1 | 1 | 0 | 0 | 0 | | | | | | | | | | | |
| 48 Toni Hunter, R OBP: 0.394, SLG: 0.576 | | | | | | | | | | 3 | 0 | 1 | 1 | 1 | 1 | 0 | | | | | | | | | | | |
| 18 Sean Rodriguez, R OBP: 0.211, SLG: 0.294 | 27 2B | | | | | | | | | 1 | 0 | 0 | 0 | 0 | 1 | 2 | | | | | | | | | | | |
| 27 Vladimir Guerrero, R OBP: 0.303, SLG: 0.372 | | | | | | | | | | 4 | 0 | 1 | 0 | 0 | 1 | 4 | | | | | | | | | | | |
| 20 Juan Rivera, R OBP: 0.343, SLG: 0.506 | G6-3 | | | | | | | | | 4 | 0 | 0 | 0 | 0 | 1 | 3 | | | | | | | | | | | |
| 8 Kendrys Morales, S OBP: 0.336, SLG: 0.531 | | | | | | | | | | 3 | 1 | 1 | 0 | 1 | 0 | 1 | | | | | | | | | | | |
| 13 Maicer Izturis, S OBP: 0.348, SLG: 0.490 | | | | | | | | | | 4 | 2 | 2 | 0 | 0 | 0 | 1 | | | | | | | | | | | |
| 44 Mike Napoli, R OBP: 0.372, SLG: 0.516 | | | | | | | | | | 3 | 2 | 1 | 1 | 0 | 1 | 1 | | | | | | | | | | | |
| 2 Erick Aybar, S OBP: 0.316, SLG: 0.367 | | | | | | | | | | 4 | 0 | 0 | 0 | 0 | 0 | 4 | | | | | | | | | | | |
| Inning Stats | R: 0 E: 0 K: 0 S: 9 | H: 1 LOB: 2 BB: 1 P: 22 | R: 3 E: 0 K: 1 S: 21 | H: 5 LOB: 2 BB: 0 P: 35 | R: 0 E: 0 K: 0 S: 9 | H: 0 LOB: 0 BB: 0 P: 16 | R: 0 E: 0 K: 1 S: 10 | H: 0 LOB: 0 BB: 0 P: 16 | R: 0 E: 0 K: 1 S: 7 | H: 0 LOB: 0 BB: 1 P: 17 | R: 0 E: 0 K: 2 S: 12 | H: 0 LOB: 1 BB: 0 P: 18 | R: 0 E: 0 K: 2 S: 13 | H: 0 LOB: 1 BB: 0 P: 23 | R: 2 E: 2 K: 3 S: 22 | H: 2 LOB: 2 BB: 0 P: 30 | 1B: 6 2B: 2 HR: 0 | SF: 0 SAC: 0 DP: 0 HBP: 2 | WP: 1 PB: 0 SB: 0 CS: 0 | PA: 40 | | | | | | | |
| PITCHER | IP | WLS | BF | H | R | ER | SO | BB | IBB | HBP | BLK | WP | HR | S | P | ERA | WHIP | | | | | | | | | | |
| 39 Scott Feldman, R ERA: 4.09 | 6.0 | W | 26 | 6 | 3 | 3 | 3 | 2 | 0 | 0 | 0 | 0 | 0 | 64 | 116 | 4.50 | 1.333 | | | | | | | | | | |
| 18 Eddie Guardado, L ERA: 4.75 | 1.0 | | 3 | 0 | 0 | 0 | 1 | 0 | 0 | 0 | 0 | 0 | 0 | 12 | 18 | 0.00 | 0.000 | | | | | | | | | | |
| 56 Darren O'Day, R ERA: 1.3 | 0.2 | | 3 | 0 | 0 | 0 | 2 | 0 | 0 | 1 | 0 | 0 | 0 | 10 | 17 | 0.00 | 0.000 | | | | | | | | | | |
| 36 C.J. Wilson, L ERA: 2.91 | 0.2 | | 5 | 1 | 2 | 1 | 1 | 0 | 0 | 1 | 0 | 0 | 0 | 17 | 27 | 13.50 | 1.500 | | | | | | | | | | |
| 50 Frank Francisco, R ERA: 1.19 | 0.2 | | 3 | 1 | 0 | 0 | 2 | 0 | 0 | 0 | 0 | 1 | 0 | 8 | 9 | 0.00 | 1.500 | | | | | | | | | | |

Los Angeles Angels @ Texas Rangers
Rangers Ballpark in Arlington, Arlington, TX
Tue Jun 30 2009, 8:05 PM EDT
Att: 20,042 - Cloudy - 86 F

AB 36
R 5
H 8
RBI 4
BB 2
SO 9
LOB 21



| Batter | 1 | 2 | 3 | 4 | 5 | 6 | 7 | 8 | 9 | AB | R | H | RBI | BB | SO | LOB | BOTTOM | | | | | | | | | | |
|--|-------------------------------|----------------------------------|-------------------------------|----------------------------------|-------------------------------|----------------------------------|-------------------------------|----------------------------------|-------------------------------|----------------------------------|-------------------------------|----------------------------------|------------------------------|----------------------------------|-------------------------------|----------------------------------|----------------------------------|------------------------------------|----------------------------------|--------|--|--|--|--|--|--|--|
| 5 Ian Kinsler, R OBP: 0.344, SLG: 0.521 | | L8 | | G5-3 | F7 | | G5-3 | | | 5 | 1 | 1 | 1 | 0 | 0 | 4 | | | | | | | | | | | |
| 10 Michael Young, R OBP: 0.364, SLG: 0.497 | | | | | | | | | | 3 | 2 | 1 | 0 | 2 | 1 | 1 | | | | | | | | | | | |
| 22 Marlon Byrd, R OBP: 0.317, SLG: 0.476 | | | | | | | | | | 5 | 2 | 2 | 5 | 0 | 1 | 2 | | | | | | | | | | | |
| 25 Andruw Jones, R OBP: 0.348, SLG: 0.507 | | | | | | | | | | 4 | 1 | 1 | 0 | 1 | 2 | 1 | | | | | | | | | | | |
| 17 Nelson Cruz, R OBP: 0.330, SLG: 0.532 | | | | | | | | | | 4 | 1 | 2 | 2 | 0 | 0 | 2 | | | | | | | | | | | |
| 7 David Murphy, L OBP: 0.347, SLG: 0.431 | | | | | | | | | | 2 | 1 | 1 | 1 | 2 | 0 | 1 | | | | | | | | | | | |
| 21 Jarrod Saltalamacchia, R OBP: 0.296, SLG: 0.390 | | | | | | | | | | 4 | 0 | 1 | 0 | 0 | 1 | 3 | | | | | | | | | | | |
| 19 Chris Davis, L OBP: 0.259, SLG: 0.425 | | | | | | | | | | 4 | 0 | 0 | 0 | 0 | 1 | 3 | | | | | | | | | | | |
| 1 Elvis Andrus, R OBP: 0.330, SLG: 0.380 | | | | | | | | | | 3 | 1 | 2 | 0 | 0 | 0 | 1 | | | | | | | | | | | |
| Inning Stats | R: 3 E: 0 K: 1 S: 23 | H: 3 LOB: 2 BB: 2 P: 37 | R: 0 E: 0 K: 1 S: 12 | H: 0 LOB: 1 BB: 0 P: 19 | R: 1 E: 0 K: 0 S: 12 | H: 1 LOB: 0 BB: 1 P: 20 | R: 4 E: 1 K: 0 S: 19 | H: 3 LOB: 1 BB: 2 P: 34 | R: 0 E: 0 K: 1 S: 11 | H: 1 LOB: 1 BB: 0 P: 15 | R: 0 E: 0 K: 2 S: 13 | H: 1 LOB: 1 BB: 0 P: 18 | R: 1 E: 0 K: 0 S: 7 | H: 2 LOB: 1 BB: 0 P: 11 | R: 0 E: 0 K: 1 S: 10 | H: 0 LOB: 0 BB: 0 P: 15 | 1B: 5 2B: 1 3B: 0 HR: 5 | SF: 0 SAC: 0 DP: 0 HBP: 1 | WP: 1 PB: 0 SB: 0 CS: 1 | PA: 41 | | | | | | | |
| PITCHER | IP | WLS | BF | H | R | ER | SO | BB | IBB | HBP | BLK | WP | HR | S | P | ERA | WHIP | | | | | | | | | | |
| 51 Joe Saunders, L ERA: 4.24 | 3.2 | L | 22 | 6 | 8 | 8 | 2 | 5 | 0 | 1 | 0 | 0 | 0 | 4 | 61 | 19.64 | 3.000 | | | | | | | | | | |
| 63 Rich Thompson, R ERA: 4.73 | 2.1 | | 10 | 3 | 0 | 0 | 3 | 0 | 0 | 0 | 0 | 1 | 0 | 29 | 43 | 0.00 | 1.286 | | | | | | | | | | |
| 59 Rafael Rodriguez, R ERA: 6.97 | 2.0 | | 8 | 2 | 1 | 1 | 1 | 0 | 0 | 0 | 0 | 0 | 1 | 17 | 26 | 4.50 | 1.000 | | | | | | | | | | |

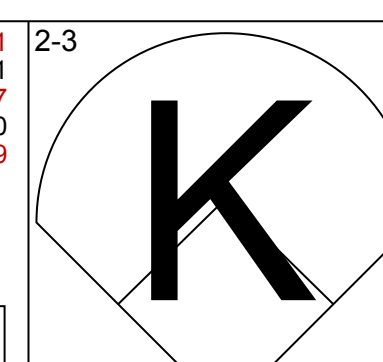
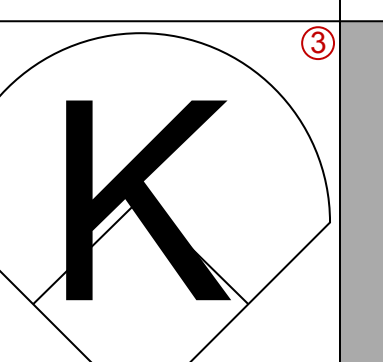
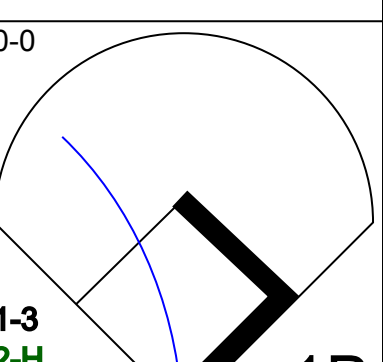
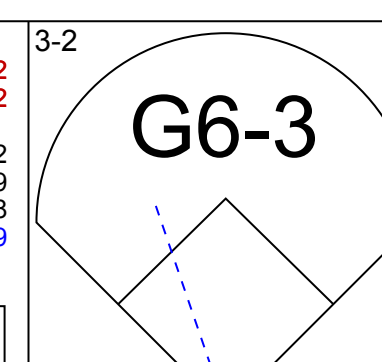
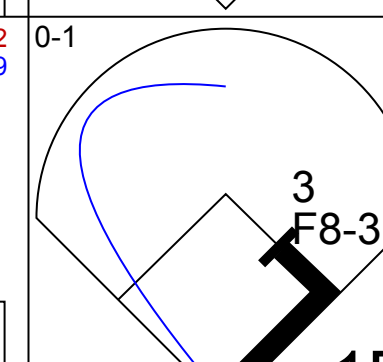
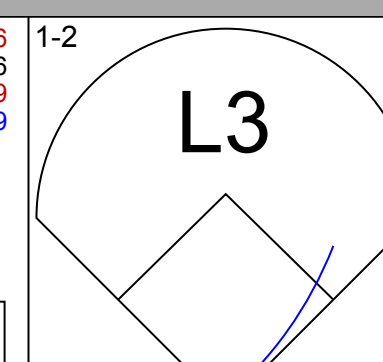
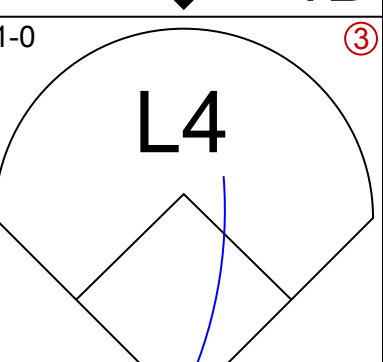
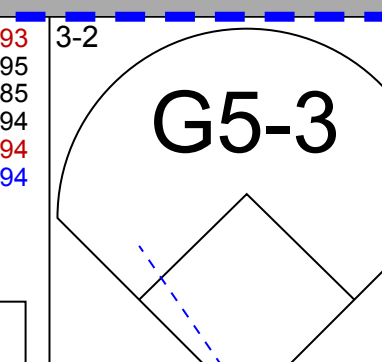
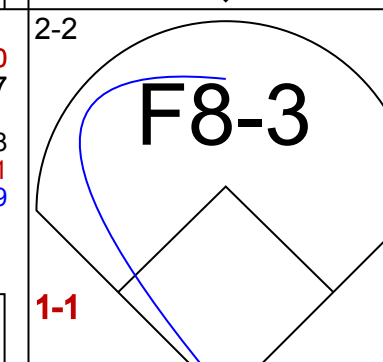
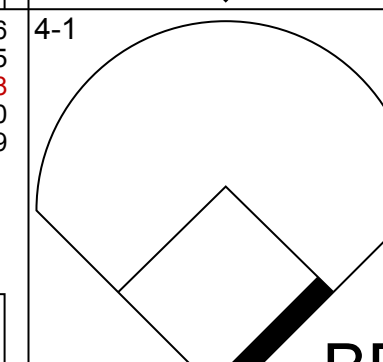
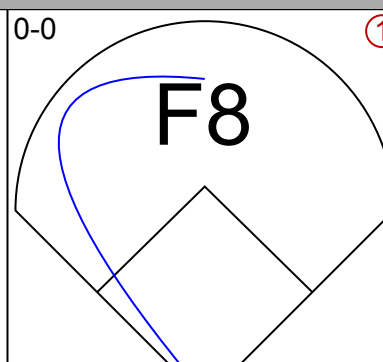
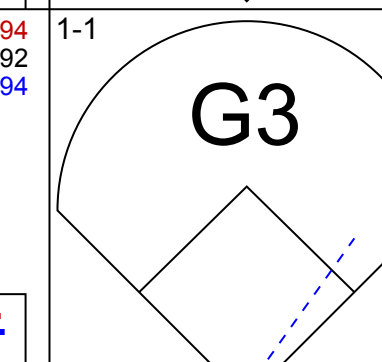
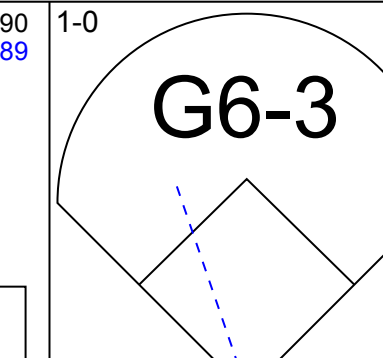
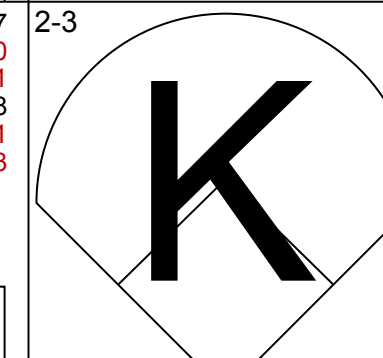
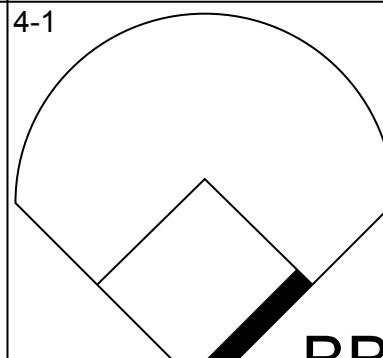
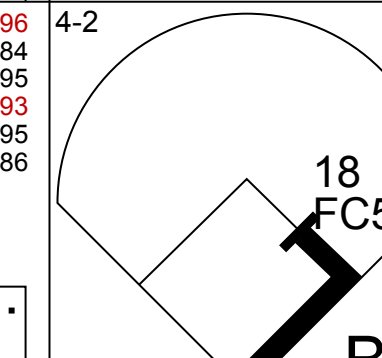
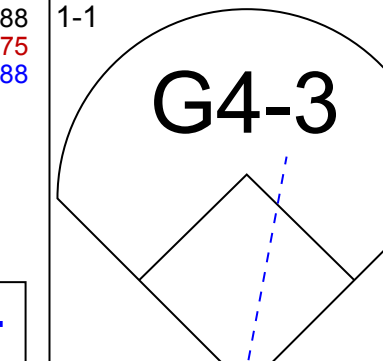
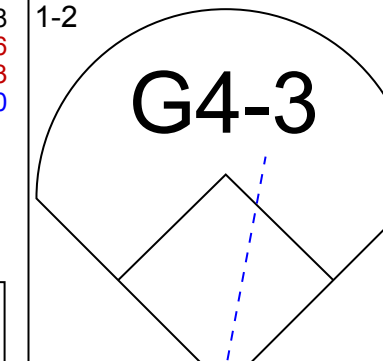
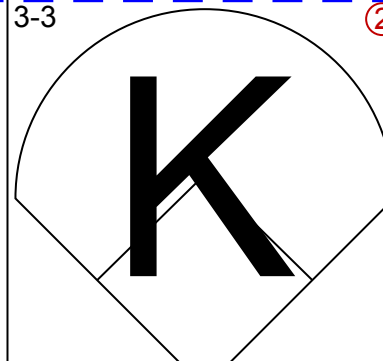
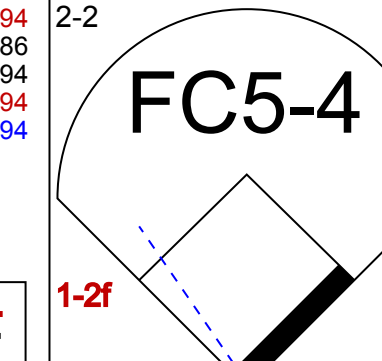
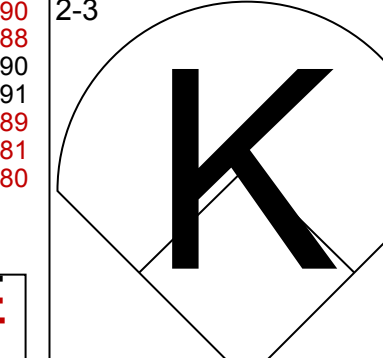
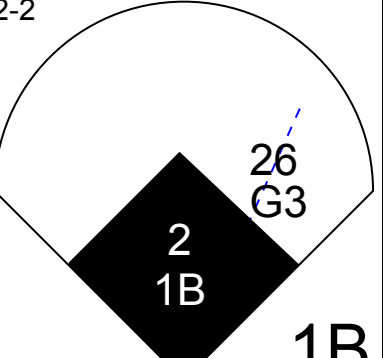
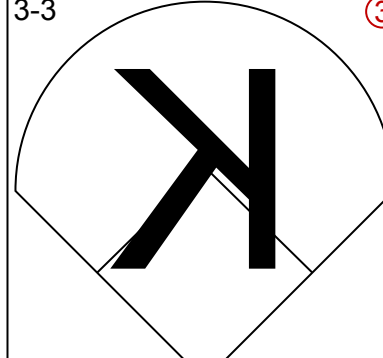
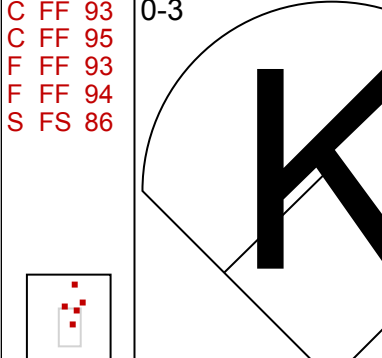
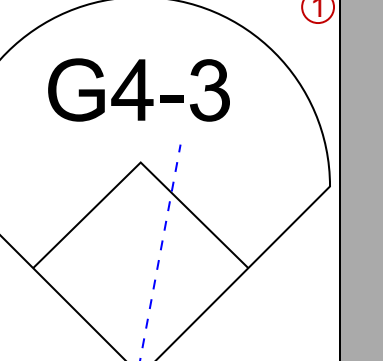
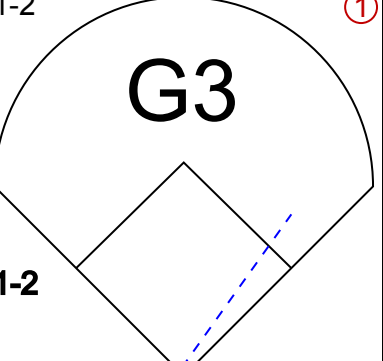
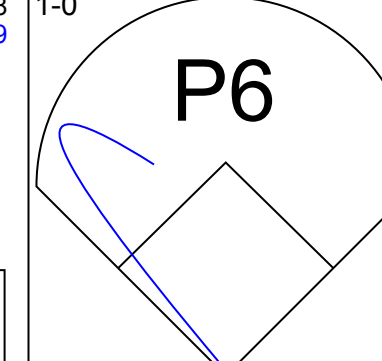
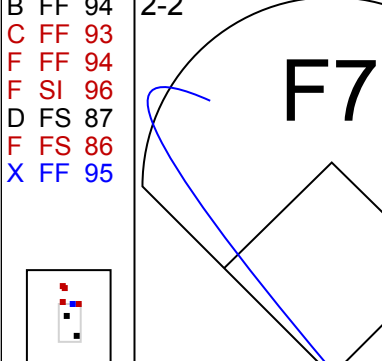
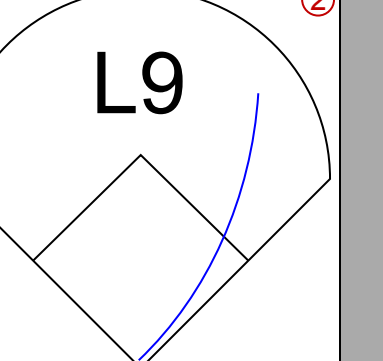
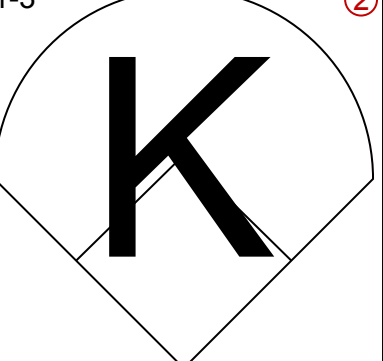
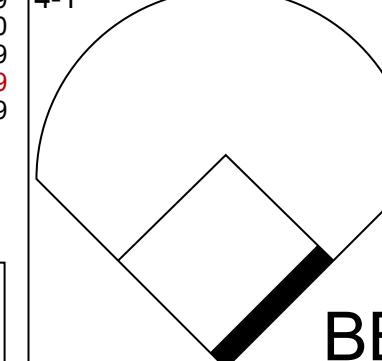
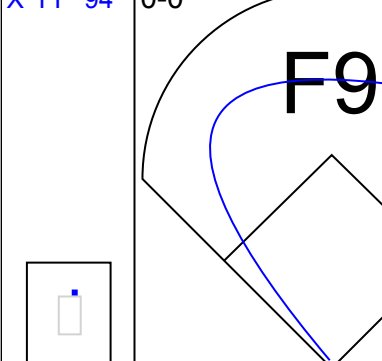
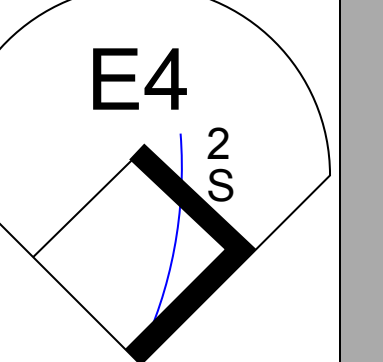
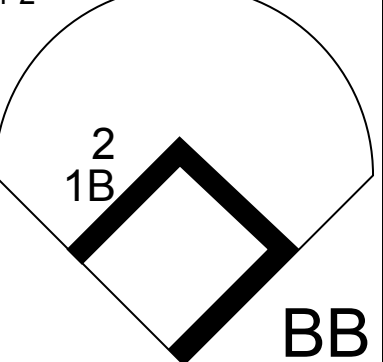
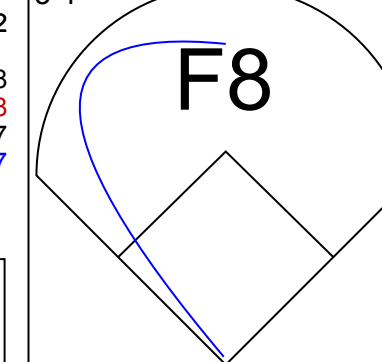
Los Angeles Angels @ Texas Rangers
Rangers Ballpark in Arlington, Arlington, TX
Tue Jun 30 2009, 8:05 PM EDT
Att: 20,042 - Cloudy - 86 F

AB 34
R 9
H 11
RBI 9
BB 5
SO 6
LOB 18



| Batter | 1 | 2 | 3 | 4 | 5 | 6 | 7 | 8 | 9 | AB | R | H | RBI | BB | SO | LOB | TOP | | | | | | | | | | |
|---|------------------------------|----------------------------------|-------------------------------|----------------------------------|-------------------------------|----------------------------------|------------------------------|----------------------------------|------------------------------|----------------------------------|------------------------------|----------------------------------|-------------------------------|----------------------------------|-------------------------------|----------------------------------|---|----------------------------------|----------------------------------|------------------------------------|----------------------------------|--------|--|--|--|--|--|
| Chone Figgins, S OBP: 0.389, SLG: 0.407 (1, 5) | | | | | | | | | | 4 | 1 | 2 | 1 | 1 | 1 | 1 | Los Angeles Angels @ Texas Rangers Rangers Ballpark in Arlington, Arlington, TX Wed Jul 01 2009, 8:05 PM EDT Att: 27,142 - Clear - 98 F AB 34 R 7 H 11 RBI 7 BB 6 SO 8 LOB 18 | | | | | | | | | | |
| 53 Bobby Abreu, L OBP: 0.396, SLG: 0.416 (1, 9) | | | | | | | | | | 2 | 2 | 0 | 0 | 3 | 0 | 1 | | | | | | | | | | | |
| 48 Tori Hunter, R OBP: 0.384, SLG: 0.575 (1, 8) | | | | | | | | | | 4 | 1 | 1 | 2 | 1 | 1 | 2 | | | | | | | | | | | |
| 27 Vladimir Guerrero, R OBP: 0.319, SLG: 0.388 (1, 10) | | | | | | | | | | 4 | 1 | 3 | 0 | 1 | 0 | 2 | | | | | | | | | | | |
| 20 Juan Rivera, R OBP: 0.344, SLG: 0.515 (1, 7) | | | | | | | | | | 5 | 1 | 2 | 3 | 0 | 0 | 4 | | | | | | | | | | | |
| 8 Kendrys Morales, S OBP: 0.337, SLG: 0.527 (1, 3) | | | | | | | | | | 4 | 0 | 1 | 0 | 0 | 2 | 2 | | | | | | | | | | | |
| 13 Maicer Izturis, S OBP: 0.340, SLG: 0.393 (1, 4) | | | | | | | | | | 3 | 0 | 0 | 1 | 0 | 1 | 4 | | | | | | | | | | | |
| 5 Jeff Mathis, R OBP: 0.298, SLG: 0.281 (8, PH) | | | | | | | | | | 3 | 0 | 0 | 0 | 0 | 1 | 0 | | | | | | | | | | | |
| 44 Mike Napoli, R OBP: 0.370, SLG: 0.514 (8, 2) | | | | | | | | | | 1 | 0 | 0 | 0 | 0 | 1 | 1 | | | | | | | | | | | |
| 2 Erick Aybar, S OBP: 0.319, SLG: 0.370 (1, 6) | | | | | | | | | | 4 | 1 | 2 | 0 | 0 | 1 | 1 | | | | | | | | | | | |
| Inning Stats | R: 0 E: 0 K: 1 S: 7 | H: 0 LOB: 0 BB: 0 P: 12 | R: 0 E: 0 K: 1 S: 12 | H: 1 LOB: 1 BB: 0 P: 19 | R: 0 E: 0 K: 0 S: 11 | H: 0 LOB: 1 BB: 1 P: 17 | R: 0 E: 0 K: 0 S: 7 | H: 1 LOB: 2 BB: 0 P: 10 | R: 0 E: 0 K: 2 S: 9 | H: 1 LOB: 2 BB: 1 P: 17 | R: 1 E: 0 K: 0 S: 6 | H: 2 LOB: 0 BB: 0 P: 11 | R: 3 E: 1 K: 0 S: 14 | H: 3 LOB: 1 BB: 2 P: 30 | R: 0 E: 0 K: 3 S: 16 | H: 1 LOB: 1 BB: 0 P: 21 | R: 3 E: 0 K: 1 S: 17 | H: 2 LOB: 0 BB: 2 P: 31 | 1B: 6 2B: 5 3B: 1 HR: 1 | SF: 1 SAC: 0 DP: 2 HBP: 1 | WP: 2 PB: 0 SB: 2 CS: 1 | PA: 42 | | | | | |
| PITCHER | IP | WLS | BF | H | R | ER | SO | BB | IBB | HBP | BLK | WP | HR | S | P | ERA | WHIP | | | | | | | | | | |
| 33 Kevin Millwood, R ERA: 2.8 (1, 1) | 6.1 | | 30 | 8 | 4 | 4 | 4 | 3 | 0 | 1 | 0 | 1 | 0 | 60 | 104 | 5.68 | 1.737 | | | | | | | | | | |
| 56 Darren O'Day, R ERA: 1.27 (7, 1) | 0.2 | H | 2 | 0 | 0 | 0 | 0 | 1 | 0 | 0 | 0 | 0 | 0 | 6 | 12 | 0.00 | 1.500 | | | | | | | | | | |
| 36 C.J. Wilson, L ERA: 2.73 (8, 1) | 1.0 | H | 4 | 1 | 0 | 0 | 3 | 0 | 0 | 0 | 0 | 0 | 0 | 16 | 21 | 0.00 | 1.000 | | | | | | | | | | |
| 50 Frank Francisco, R ERA: 2.28 (9, 1) | 1.0 | W | 6 | 2 | 3 | 3 | 1 | 2 | 0 | 0 | 0 | 1 | 1 | 17 | 31 | 27.00 | 4.000 | | | | | | | | | | |

| Batter | 1 | 2 | 3 | 4 | 5 | 6 | 7 | 8 | 9 | AB | R | H | RBI | BB | SO | LOB | BOTTOM | | | | | | | | | | |
|--|------------------------------|----------------------------------|------------------------------|----------------------------------|-------------------------------|----------------------------------|------------------------------|----------------------------------|------------------------------|----------------------------------|-------------------------------|----------------------------------|------------------------------|---------------------------------|-------------------------------|----------------------------------|---|----------------------------------|----------------------------------|------------------------------------|----------------------------------|--------|--|--|--|--|--|
| 5 Ian Kinsler, R OBP: 0.339, SLG: 0.513 (1, 4) | | | | | | | | | | 5 | 0 | 0 | 0 | 0 | 0 | 3 | Los Angeles Angels @ Texas Rangers Rangers Ballpark in Arlington, Arlington, TX Wed Jul 01 2009, 8:05 PM EDT Att: 27,142 - Clear - 98 F AB 36 R 9 H 12 RBI 8 BB 2 SO 6 LOB 16 | | | | | | | | | | |
| 10 Michael Young, R OBP: 0.331, SLG: 0.498 (1, 5) | | | | | | | | | | 5 | 1 | 3 | 1 | 0 | 0 | 0 | | | | | | | | | | | |
| 7 David Murphy, L OBP: 0.345, SLG: 0.427 (7, 9) | | | | | | | | | | 4 | 0 | 1 | 1 | 0 | 1 | 1 | | | | | | | | | | | |
| 22 Marlon Byrd, R OBP: 0.322, SLG: 0.478 (1, 8) | | | | | | | | | | 3 | 1 | 1 | 0 | 1 | 1 | 1 | | | | | | | | | | | |
| 9 Hank Blalock, L OBP: 0.290, SLG: 0.536 (1, 10) | | | | | | | | | | 5 | 3 | 3 | 3 | 0 | 0 | 2 | | | | | | | | | | | |
| 17 Nelson Cruz, R OBP: 0.331, SLG: 0.532 (6, PH) | | | | | | | | | | 2 | 1 | 1 | 0 | 0 | 1 | 1 | | | | | | | | | | | |
| 29 Julio Borbon, L OBP: 0.200, SLG: 0.200 (7, 7) | | | | | | | | | | 2 | 1 | 1 | 1 | 0 | 0 | 0 | | | | | | | | | | | |
| 21 Jarrod Saltalamacchia, R OBP: 0.300, SLG: 0.376 (1, 2) | | | | | | | | | | 2 | 1 | 0 | 0 | 1 | 1 | 2 | | | | | | | | | | | |
| 19 Chris Davis, L OBP: 0.259, SLG: 0.422 (1, 3) | | | | | | | | | | 4 | 0 | 1 | 2 | 0 | 1 | 4 | | | | | | | | | | | |
| 13 Omar Vizquel, S OBP: 0.342, SLG: 0.378 (1, 6) | | | | | | | | | | 4 | 1 | 1 | 0 | 0 | 1 | 2 | | | | | | | | | | | |
| Inning Stats | R: 0 E: 0 K: 1 S: 8 | H: 0 LOB: 0 BB: 0 P: 15 | R: 0 E: 0 K: 1 S: 9 | H: 1 LOB: 2 BB: 0 P: 14 | R: 0 E: 0 K: 0 S: 10 | H: 1 LOB: 1 BB: 0 P: 18 | R: 2 E: 0 K: 0 S: 9 | H: 3 LOB: 1 BB: 0 P: 13 | R: 0 E: 0 K: 0 S: 9 | H: 0 LOB: 0 BB: 0 P: 11 | R: 5 E: 0 K: 1 S: 20 | H: 5 LOB: 2 BB: 1 P: 34 | R: 0 E: 0 K: 0 S: 4 | H: 0 LOB: 0 BB: 0 P: 6 | R: 0 E: 0 K: 2 S: 11 | H: 0 LOB: 1 BB: 1 P: 20 | R: 2 E: 0 K: 1 S: 10 | H: 2 LOB: 0 BB: 0 P: 15 | 1B: 8 2B: 2 3B: 0 HR: 2 | SF: 0 SAC: 1 DP: 1 HBP: 2 | WP: 1 PB: 0 SB: 1 CS: 0 | PA: 41 | | | | | |
| PITCHER | IP | WLS | BF | H | R | ER | SO | BB | IBB | HBP | BLK | WP | HR | S | P | ERA | WHIP | | | | | | | | | | |
| 36 Jered Weaver, R ERA: 3.1 (1, 1) | 5.1 | | 27 | 8 | 7 | 7 | 3 | 1 | 0 | 1 | 0 | 0 | 0 | 60 | 96 | 11.81 | 1.688 | | | | | | | | | | |
| 40 Kevin Jepsen, R ERA: 11.88 (6, 1) | 0.2 | | 3 | 2 | 0 | 0 | 0 | 0 | 0 | 0 | 0 | 0 | 0 | 5 | 9 | 0.00 | 3.000 | | | | | | | | | | |
| 32 Matt Palmer, R ERA: 5.0 (7, 1) | 2.0 | | 7 | 0 | 0 | 0 | 2 | 1 | 0 | 1 | 0 | 0 | 0 | 15 | 26 | 0.00 | 0.500 | | | | | | | | | | |
| 33 Justin Speier, R ERA: 4.55 (9, 1) | 0.2 | L | 4 | 2 | 2 | 2 | 1 | 0 | 0 | 0 | 0 | 0 | 1 | 10 | 15 | 27.00 | 3.000 | | | | | | | | | | |

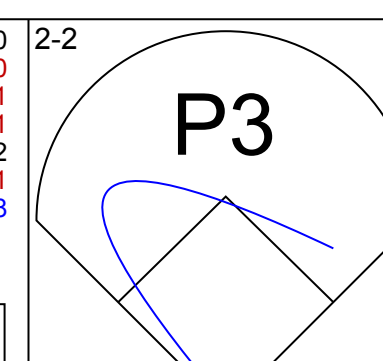
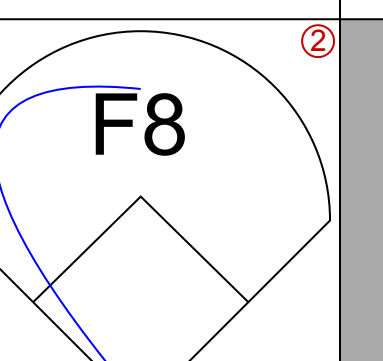
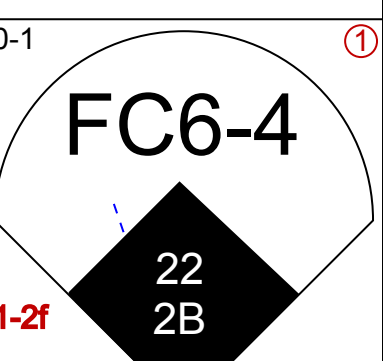
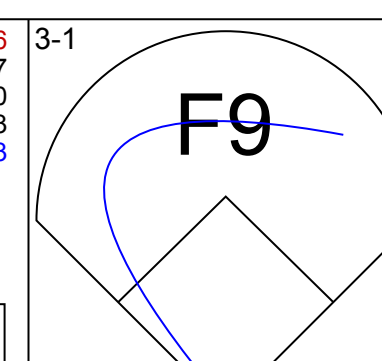
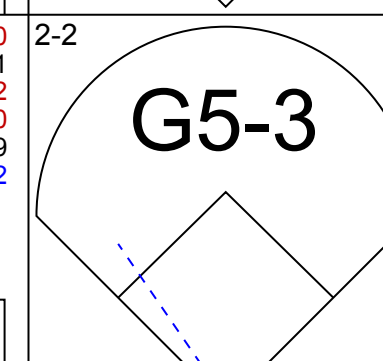
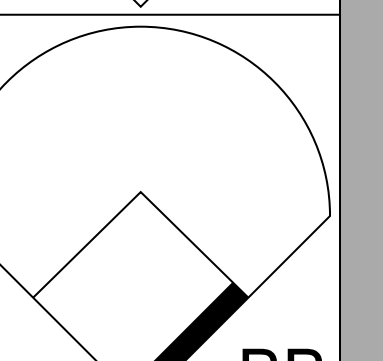
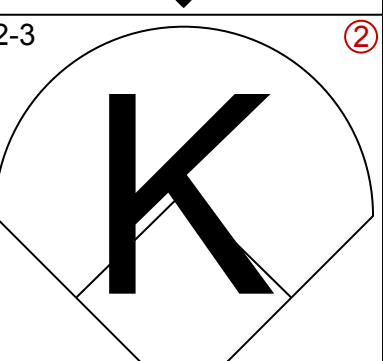
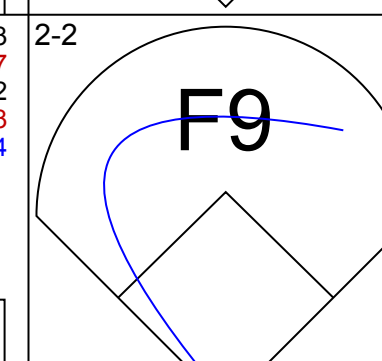
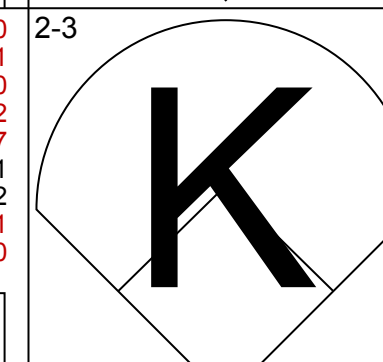
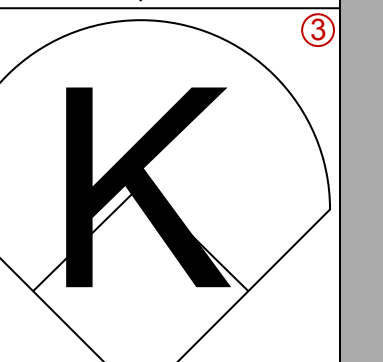
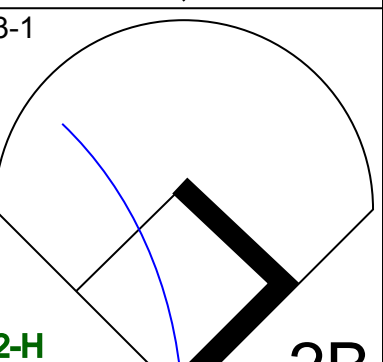
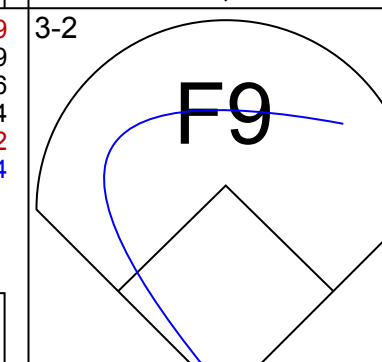
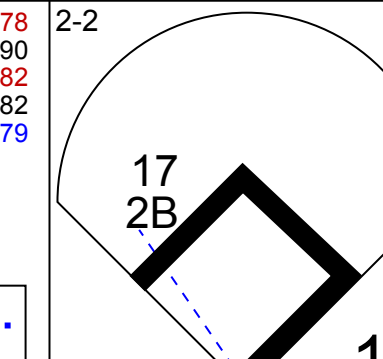
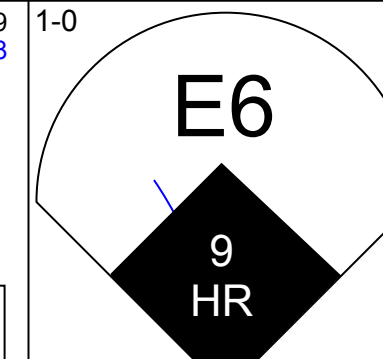

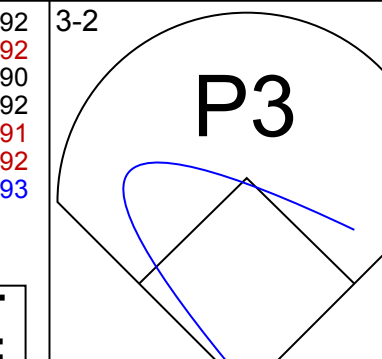
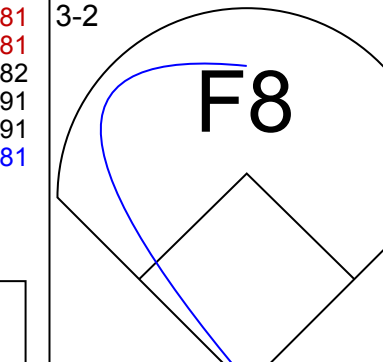
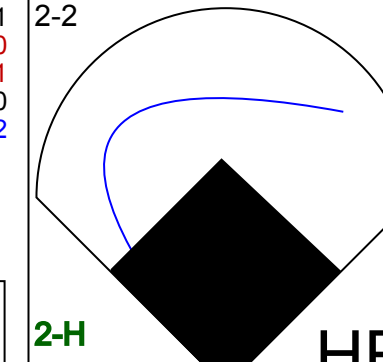
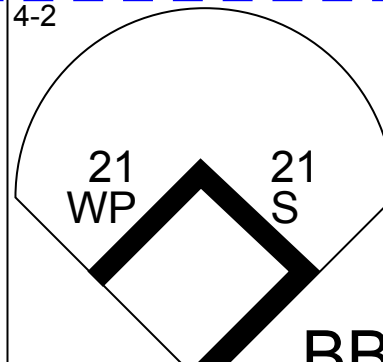
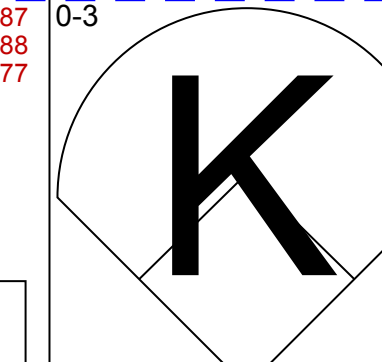
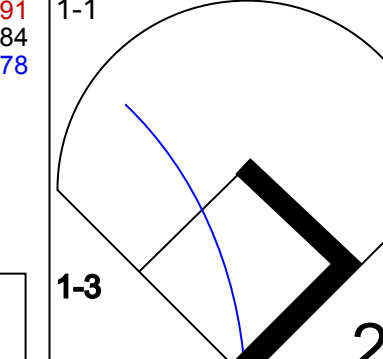
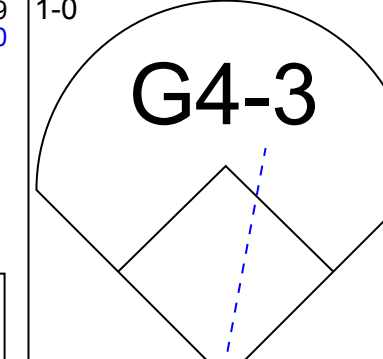
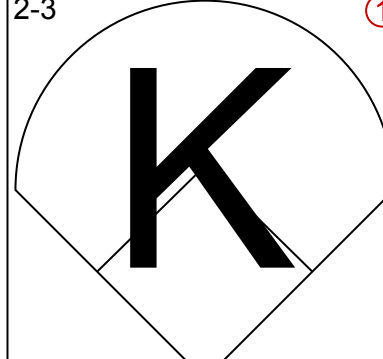
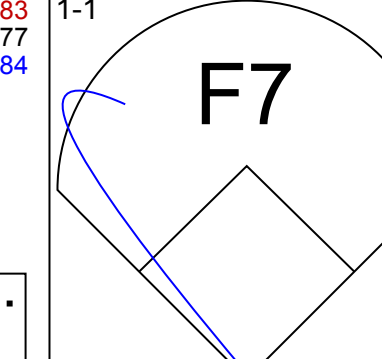
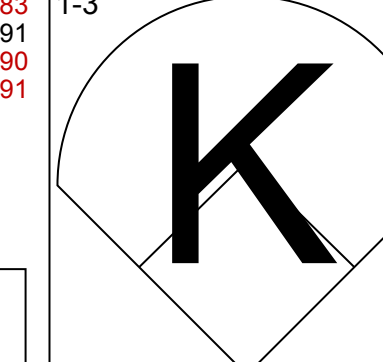
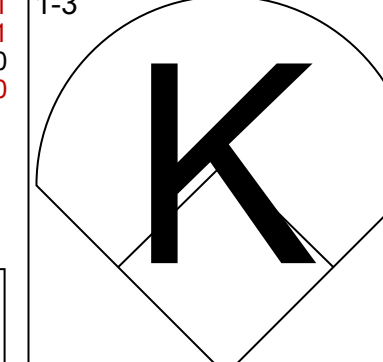
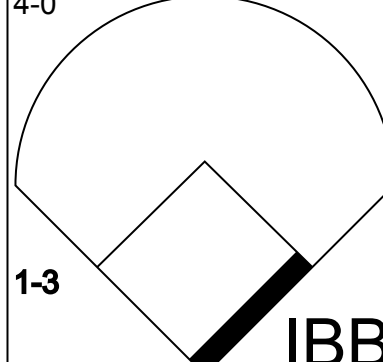


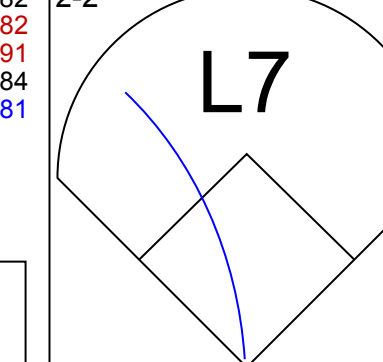
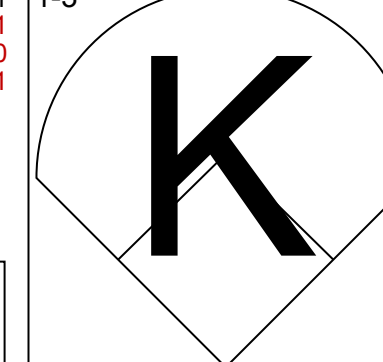
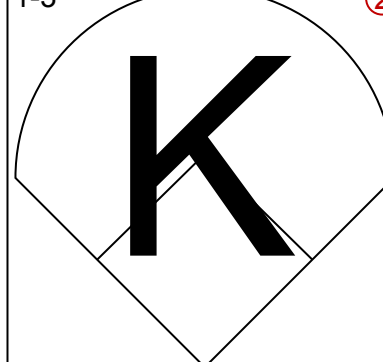



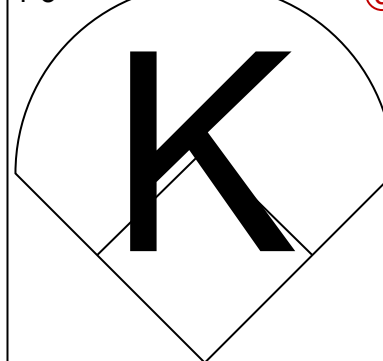

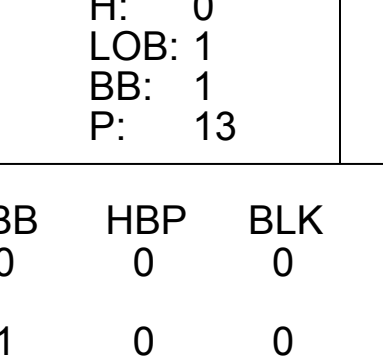
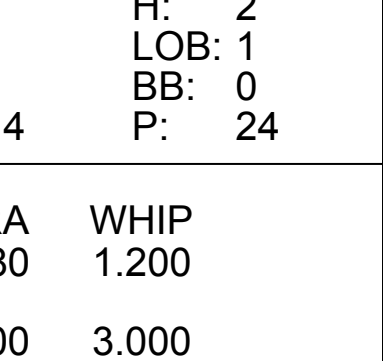
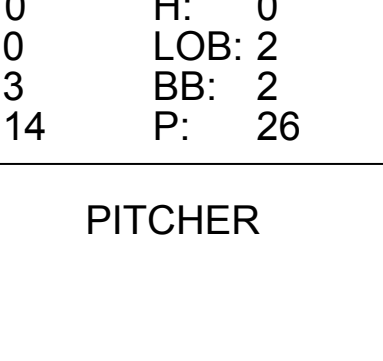
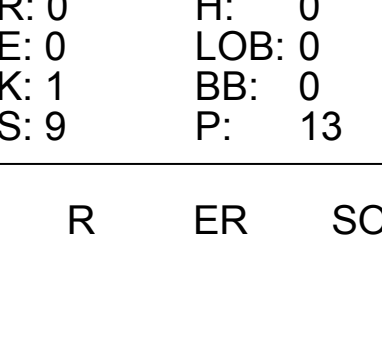
| Batter | 1 | 2 | 3 | 4 | 5 | 6 | 7 | 8 | 9 | AB | R | H | RBI | BB | SO | LOB | TOP | | | | | | | | |
|--|---|---|--|--|---|---|---|---|--|----------------------------------|------------------------------|----------------------------------|------------------------------|----------------------------------|-------------------------------|----------------------------------|-------------------------------|----------------------------------|----------------------------------|------------------------------------|----------------------------------|--------|--|--|--|
| 2 B.J. Upton, R OBP: 0.333, SLG: 0.384 |  | |  | |  | |  | | | 4 | 0 | 1 | 1 | 0 | 2 | 2 | | | | | | | | | |
| 13 Carl Crawford, L OBP: 0.376, SLG: 0.458 |  | | |  |  | | |  | | 4 | 0 | 1 | 0 | 0 | 0 | 2 | | | | | | | | | |
| 3 Evan Longoria, R OBP: 0.375, SLG: 0.552 |  | | |  | |  | |  | | 3 | 0 | 0 | 0 | 1 | 0 | 1 | | | | | | | | | |
| 23 Carlos Pena, L OBP: 0.366, SLG: 0.546 | |  | |  | |  | |  | | 2 | 0 | 0 | 0 | 2 | 1 | 1 | | | | | | | | | |
| 18 Ben Zobrist, S OBP: 0.412, SLG: 0.620 |  | |  | |  | |  | | | 4 | 0 | 0 | 0 | 0 | 1 | 3 | | | | | | | | | |
| 5 Pat Burrell, R OBP: 0.332, SLG: 0.313 |  | | | |  | |  | |  | 4 | 1 | 1 | 0 | 0 | 3 | 1 | | | | | | | | | |
| 26 Gabe Gross, L OBP: 0.384, SLG: 0.425 | |  | |  | | |  | |  | 4 | 0 | 0 | 0 | 0 | 0 | 1 | | | | | | | | | |
| 8 Jason Bartlett, R OBP: 0.398, SLG: 0.552 | | |  | |  | |  | |  | 3 | 0 | 0 | 0 | 1 | 1 | 1 | | | | | | | | | |
| 30 Dioner Navarro, S OBP: 0.242, SLG: 0.303 | |  | |  | | |  | | | 2 | 0 | 0 | 0 | 1 | 0 | 1 | | | | | | | | | |
| Inning Stats | R: 0 E: 0 K: 1 S: 9 | H: 1 LOB: 0 BB: 0 P: 12 | R: 0 E: 0 K: 1 S: 8 | H: 0 LOB: 0 BB: 0 P: 12 | R: 0 E: 1 K: 1 S: 10 | H: 0 LOB: 1 BB: 0 P: 16 | R: 0 E: 0 K: 1 S: 11 | H: 0 LOB: 1 BB: 1 P: 19 | R: 1 E: 0 K: 1 S: 16 | H: 2 LOB: 2 BB: 1 P: 25 | R: 0 E: 0 K: 2 S: 8 | H: 0 LOB: 1 BB: 1 P: 18 | R: 0 E: 0 K: 0 S: 7 | H: 0 LOB: 1 BB: 1 P: 18 | R: 0 E: 0 K: 0 S: 10 | H: 0 LOB: 1 BB: 1 P: 20 | R: 0 E: 0 K: 1 S: 11 | H: 0 LOB: 0 BB: 0 P: 13 | 1B: 3 2B: 1 3B: 0 HR: 0 | SF: 0 SAC: 0 DP: 1 HBP: 0 | WP: 0 PB: 0 SB: 1 CS: 0 | PA: 35 | | | |
| PITCHER | IP | WLS | BF | H | R | ER | SO | BB | IBB | HBP | BLK | WP | HR | S | P | ERA | WHIP | | | | | | | | |
| 35 Tommy Hunter, R ERA: 3.18 | 5.1 | W | 22 | 3 | 1 | 1 | 5 | 3 | 0 | 0 | 0 | 0 | 0 | 56 | 90 | 1.69 | 1.125 | | | | | | | | |
| 28 Jason Jennings, R ERA: 3.45 | 1.2 | H | 6 | 0 | 0 | 0 | 2 | 1 | 0 | 0 | 0 | 0 | 0 | 13 | 30 | 0.00 | 0.600 | | | | | | | | |
| 36 C.J. Wilson, L ERA: 2.65 | 1.0 | H | 4 | 0 | 0 | 0 | 0 | 1 | 0 | 0 | 0 | 0 | 0 | 10 | 20 | 0.00 | 1.000 | | | | | | | | |
| 50 Frank Francisco, R ERA: 2.19 | 1.0 | S | 3 | 0 | 0 | 0 | 1 | 0 | 0 | 0 | 0 | 0 | 0 | 11 | 13 | 0.00 | 0.000 | | | | | | | | |

Tampa Bay Rays @ Texas Rangers
Rangers Ballpark in Arlington, Arlington, TX

AB 30
R 1
H 3
RBI 1
BB 5
SO 8
LOB 13



livebaseballscorecards.com

| Batter | 1 | 2 | 3 | 4 | 5 | 6 | 7 | 8 | 9 | AB | R | H | RBI | BB | SO | LOB | BOTTOM | | | | | | | | |
|---|---|---|--|---|---|---|---|---|---|----------------------------------|-------------------------------|----------------------------------|------------------------------|----------------------------------|------------------------------|----------------------------------|----------------------------------|------------------------------------|----------------------------------|--------|--|--|--|--|--|
| 5 Ian Kinsler, R OBP: 0.335, SLG: 0.506 |  | |  | |  | |  | | | 4 | 1 | 0 | 0 | 0 | 0 | 1 | | | | | | | | | |
| 10 Michael Young, R OBP: 0.366, SLG: 0.494 |  | |  | |  | |  | | | 3 | 0 | 0 | 0 | 1 | 1 | 1 | | | | | | | | | |
| 22 Marlon Byrd, R OBP: 0.321, SLG: 0.478 |  | |  | |  | |  | | | 4 | 0 | 1 | 1 | 0 | 2 | 1 | | | | | | | | | |
| 25 Andrew Jones, R OBP: 0.345, SLG: 0.500 | |  | |  | |  | |  | | 4 | 1 | 1 | 0 | 0 | 0 | 1 | | | | | | | | | |
| 7 David Murphy, L OBP: 0.345, SLG: 0.427 | |  | |  | |  | |  | | 0 | 0 | 0 | 0 | 0 | 0 | 0 | | | | | | | | | |
| 9 Hank Blalock, L OBP: 0.293, SLG: 0.547 |  | |  | |  | |  | | | 3 | 1 | 1 | 2 | 1 | 1 | 1 | | | | | | | | | |
| 17 Nelson Cruz, R OBP: 0.330, SLG: 0.531 |  | |  | |  | |  | |  | 4 | 0 | 1 | 0 | 0 | 1 | 1 | | | | | | | | | |
| 21 Jarrod Saltalamacchia, R OBP: 0.300, SLG: 0.373 |  | |  | |  | |  | | | 2 | 0 | 0 | 0 | 1 | 2 | 2 | | | | | | | | | |
| 19 Chris Davis, L OBP: 0.256, SLG: 0.417 |  | |  | |  | |  | | | 3 | 0 | 0 | 0 | 0 | 2 | 4 | | | | | | | | | |
| 1 Elvis Andrus, R OBP: 0.330, SLG: 0.379 |  | |  | |  | |  | | | 3 | 0 | 1 | 0 | 0 | 1 | 2 | | | | | | | | | |
| Inning Stats | R: 0 E: 0 K: 1 S: 16 | H: 0 LOB: 0 BB: 0 P: 22 | R: 0 E: 0 K: 1 S: 14 | H: 2 LOB: 2 BB: 0 P: 23 | R: 0 E: 0 K: 1 S: 8 | H: 0 LOB: 1 BB: 1 P: 13 | R: 2 E: 1 K: 2 S: 11 | H: 1 LOB: 0 BB: 0 P: 17 | R: 1 E: 1 K: 1 S: 14 | H: 2 LOB: 1 BB: 0 P: 24 | R: 0 E: 0 K: 3 S: 14 | H: 0 LOB: 2 BB: 2 P: 26 | R: 0 E: 0 K: 0 S: 8 | H: 0 LOB: 0 BB: 0 P: 16 | R: 0 E: 0 K: 1 S: 9 | H: 0 LOB: 0 BB: 0 P: 13 | 1B: 2 2B: 2 3B: 0 HR: 1 | SF: 0 SAC: 0 DP: 0 HBP: 0 | WP: 1 PB: 0 SB: 1 CS: 0 | PA: 33 | | | | | |
| PITCHER | IP | WLS | BF | H | R | ER | SO | BB | IBB | HBP | BLK | WP | HR | S | P | ERA | WHIP | | | | | | | | |
| 19 Scott Kazmir, L ERA: 6.79 | 5.0 | L | 22 | 5 | 3 | 1 | 6 | 1 | 0 | 0 | 0 | 1 | 0 | 7 | 17 | 0.00 | 3.000 | | | | | | | | |
| 46 Joe Nelson, R ERA: 4.41 | 0.1 | | 3 | 0 | 0 | 0 | 1 | 1 | 1 | 0 | 0 | 1 | 0 | 7 | 17 | 0.00 | 3.000 | | | | | | | | |
| 50 Grant Balfour, R ERA: 4.26 | 2.0 | | 6 | 0 | 0 | 0 | 2 | 0 | 0 | 0 | 0 | 0 | 0 | 19 | 32 | 0.00 | 0.000 | | | | | | | | |
| 36 Randy Choate, L ERA: 1.42 | 0.1 | | 1 | 0 | 0 | 0 | 1 | 0 | 0 | 0 | 0 | 0 | 0 | 3 | 3 | 0.00 | 0.000 | | | | | | | | |
| 35 Dan Wheeler, R ERA: 3.58 | 0.1 | | 1 | 0 | 0 | 0 | 0 | 0 | 0 | 0 | 0 | 0 | 0 | 2 | 3 | 0.00 | 0.000 | | | | | | | | |

Tampa Bay Rays @ Texas Rangers
Rangers Ballpark in Arlington, Arlington, TX

AB 30
R 3
H 5
RBI 3
BB 3
SO 10
LOB 14



livebaseballscorecards.com

| Batter | 1 | 2 | 3 | 4 | 5 | 6 | 7 | 8 | 9 | AB | R | H | RBI | BB | SO | LOB | TOP | | | | | | | | |
|---|-------------------------------|----------------------------------|------------------------------|----------------------------------|------------------------------|----------------------------------|------------------------------|---------------------------------|-------------------------------|----------------------------------|------------------------------|----------------------------------|-------------------------------|----------------------------------|------------------------------|----------------------------------|---|----------------------------------|----------------------------------|------------------------------------|----------------------------------|--------|--|--|--|
| 2 B.J. Upton, R OBP: 0.335, SLG: 0.390 | | | | | | | | | | 3 | 0 | 1 | 0 | 1 | 2 | 0 | Tampa Bay Rays @ Texas Rangers Rangers Ballpark in Arlington, Arlington, TX Sat Jul 04 2009, 8:05 PM EDT Att: 43,809 - Clear - 100 F livebaseballscorecards.com | | | | | | | | |
| 13 Carl Crawford, L OBP: 0.374, SLG: 0.459 | | | | | | | | | | 4 | 0 | 1 | 0 | 0 | 0 | 3 | | | | | | | | | |
| 3 Evan Longoria, R OBP: 0.373, SLG: 0.551 | | | | | | | | | | 4 | 0 | 1 | 0 | 0 | 0 | 3 | | | | | | | | | |
| 23 Carlos Pena, L OBP: 0.365, SLG: 0.540 | | | | | | | | | | 3 | 0 | 0 | 0 | 1 | 1 | 2 | | | | | | | | | |
| 18 Ben Zobrist, S OBP: 0.406, SLG: 0.609 | | | | | | | | | | 4 | 0 | 0 | 0 | 0 | 0 | 1 | | | | | | | | | |
| 5 Pat Burrell, R OBP: 0.332, SLG: 0.305 | | | | | | | | | | 4 | 0 | 0 | 0 | 0 | 1 | 0 | | | | | | | | | |
| 8 Jason Bartlett, R OBP: 0.331, SLG: 0.567 | | | | | | | | | | 3 | 2 | 2 | 1 | 0 | 1 | 0 | | | | | | | | | |
| 11 Joe Dillon, R OBP: 0.414, SLG: 0.440 | | | | | | | | | | 1 | 0 | 0 | 0 | 0 | 1 | 0 | | | | | | | | | |
| 19 Gabe Kapler, R OBP: 0.331, SLG: 0.505 | | | | | | | | | | 2 | 1 | 1 | 0 | 0 | 0 | 0 | | | | | | | | | |
| 16 Willy Aybar, S OBP: 0.376, SLG: 0.473 | | | | | | | | | | 2 | 0 | 0 | 0 | 0 | 0 | 0 | | | | | | | | | |
| 30 Dioner Navarro, S OBP: 0.247, SLG: 0.325 | | | | | | | | | | 3 | 1 | 2 | 3 | 0 | 0 | 0 | | | | | | | | | |
| Inning Stats | R: 0 E: 0 K: 1 S: 10 | H: 1 LOB: 1 BB: 0 P: 18 | R: 1 E: 0 K: 0 S: 9 | H: 1 LOB: 0 BB: 0 P: 16 | R: 0 E: 0 K: 0 S: 7 | H: 1 LOB: 1 BB: 1 P: 13 | R: 0 E: 0 K: 0 S: 4 | H: 0 LOB: 0 BB: 0 P: 7 | R: 3 E: 0 K: 2 S: 18 | H: 4 LOB: 1 BB: 0 P: 25 | R: 0 E: 0 K: 1 S: 8 | H: 0 LOB: 0 BB: 0 P: 13 | R: 0 E: 0 K: 0 S: 11 | H: 1 LOB: 1 BB: 0 P: 20 | R: 0 E: 0 K: 0 S: 8 | H: 0 LOB: 0 BB: 1 P: 15 | R: 0 E: 0 K: 2 S: 10 | H: 0 LOB: 0 BB: 0 P: 15 | 1B: 1 2B: 4 3B: 1 HR: 2 | SF: 0 SAC: 0 DP: 2 HBP: 0 | WP: 0 PB: 0 SB: 0 CS: 0 | PA: 35 | | | |
| PITCHER | IP | WLS | BF | H | R | ER | SO | BB | IBB | HBP | BLK | WP | HR | S | P | ERA | WHIP | | | | | | | | |
| 45 Derek Holland, L ERA: 6.18 | 6.0 | W | 25 | 7 | 4 | 4 | 4 | 1 | 0 | 0 | 0 | 0 | 2 | 56 | 92 | 6.00 | 1.333 | | | | | | | | |
| 49 Jason Grilli, R ERA: 4.71 | 1.0 | | 4 | 1 | 0 | 0 | 0 | 0 | 0 | 0 | 0 | 0 | 0 | 11 | 20 | 0.00 | 1.000 | | | | | | | | |
| 52 Doug Mathis, R ERA: 2.45 | 1.0 | | 3 | 0 | 0 | 0 | 0 | 1 | 0 | 0 | 0 | 0 | 0 | 8 | 15 | 0.00 | 1.000 | | | | | | | | |
| 18 Eddie Guardado, L ERA: 4.86 | 1.0 | | 3 | 0 | 0 | 0 | 2 | 0 | 0 | 0 | 0 | 0 | 0 | 10 | 15 | 0.00 | 0.000 | | | | | | | | |

| Batter | 1 | 2 | 3 | 4 | 5 | 6 | 7 | 8 | 9 | AB | R | H | RBI | BB | SO | LOB | BOTTOM | | | | | | | | |
|--|-------------------------------|----------------------------------|-------------------------------|----------------------------------|-------------------------------|----------------------------------|------------------------------|---------------------------------|-------------------------------|----------------------------------|-------------------------------|----------------------------------|------------------------------|---------------------------------|-------------------------------|----------------------------------|---|----------------------------------|----------------------------------|------------------------------------|----------------------------------|--------|--|--|--|
| 5 Ian Kinsler, R OBP: 0.333, SLG: 0.500 | | | | | | | | | | 4 | 1 | 0 | 0 | 1 | 2 | 2 | Tampa Bay Rays @ Texas Rangers Rangers Ballpark in Arlington, Arlington, TX Sat Jul 04 2009, 8:05 PM EDT Att: 43,809 - Clear - 100 F livebaseballscorecards.com | | | | | | | | |
| 10 Michael Young, R OBP: 0.370, SLG: 0.497 | | | | | | | | | | 4 | 2 | 2 | 3 | 1 | 0 | 0 | | | | | | | | | |
| 19 Chris Davis, L OBP: 0.256, SLG: 0.417 | | | | | | | | | | 2 | 3 | 1 | 0 | 2 | 0 | 0 | | | | | | | | | |
| 22 Marlon Byrd, R OBP: 0.390, SLG: 0.479 | | | | | | | | | | 0 | 0 | 0 | 0 | 0 | 0 | 0 | | | | | | | | | |
| 29 Julio Borbon, L OBP: 0.200, SLG: 0.200 | | | | | | | | | | 5 | 1 | 2 | 4 | 0 | 0 | 4 | | | | | | | | | |
| 25 Andruw Jones, R OBP: 0.347, SLG: 0.524 | | | | | | | | | | | 5 | 0 | 1 | 1 | 0 | 1 | | | | | | | | | |
| 9 Hank Blalock, L OBP: 0.291, SLG: 0.539 | | | | | | | | | | | 5 | 0 | 1 | 1 | 0 | 1 | | | | | | | | | |
| 17 Nelson Cruz, R OBP: 0.334, SLG: 0.543 | | | | | | | | | | | 5 | 2 | 3 | 2 | 0 | 1 | | | | | | | | | |
| 7 David Murphy, L OBP: 0.351, SLG: 0.448 | | | | | | | | | | | 5 | 1 | 3 | 0 | 0 | 1 | | | | | | | | | |
| 2 Taylor Teagarden, R OBP: 0.289, SLG: 0.319 | | | | | | | | | | | 4 | 1 | 2 | 2 | 0 | 3 | | | | | | | | | |
| 1 Elvis Andrus, R OBP: 0.329, SLG: 0.374 | | | | | | | | | | | 3 | 1 | 0 | 0 | 1 | 0 | | | | | | | | | |
| Inning Stats | R: 3 E: 0 K: 2 S: 17 | H: 1 LOB: 2 BB: 2 P: 28 | R: 3 E: 0 K: 2 S: 22 | H: 2 LOB: 3 BB: 3 P: 40 | R: 1 E: 0 K: 0 S: 11 | H: 2 LOB: 1 BB: 0 P: 16 | R: 0 E: 0 K: 0 S: 3 | H: 0 LOB: 0 BB: 0 P: 5 | R: 2 E: 0 K: 0 S: 13 | H: 3 LOB: 1 BB: 0 P: 23 | R: 1 E: 0 K: 0 S: 11 | H: 2 LOB: 1 BB: 0 P: 16 | R: 0 E: 0 K: 0 S: 4 | H: 0 LOB: 0 BB: 0 P: 7 | R: 2 E: 0 K: 1 S: 14 | H: 4 LOB: 3 BB: 0 P: 24 | R: 2 E: 0 K: 1 S: 10 | H: 0 LOB: 0 BB: 0 P: 15 | 1B: 7 2B: 4 3B: 1 HR: 2 | SF: 1 SAC: 0 DP: 0 HBP: 1 | WP: 0 PB: 0 SB: 1 CS: 0 | PA: 44 | | | |
| PITCHER | IP | WLS | BF | H | R | ER | SO | BB | IBB | HBP | BLK | WP | HR | S | P | ERA | WHIP | | | | | | | | |
| 14 David Price, L ERA: 5.21 | 1.1 | L | 12 | 3 | 6 | 6 | 3 | 5 | 0 | 0 | 0 | 0 | 1 | 33 | 61 | 40.50 | 6.000 | | | | | | | | |
| 31 Lance Cormier, R ERA: 2.57 | 3.0 | | 13 | 4 | 3 | 3 | 1 | 0 | 0 | 0 | 0 | 0 | 1 | 25 | 37 | 9.00 | 1.333 | | | | | | | | |
| 53 Chad Bradford, R ERA: 3.86 | 0.2 | | 3 | 1 | 0 | 0 | 0 | 0 | 0 | 0 | 0 | 0 | 0 | 8 | 14 | 0.00 | 1.500 | | | | | | | | |
| 34 Jeff Niemann, R ERA: 4.14 | 3.0 | | 16 | 6 | 3 | 3 | 1 | 0 | 0 | 1 | 0 | 0 | 0 | 29 | 47 | 9.00 | 2.000 | | | | | | | | |

Tampa Bay Rays @ Texas Rangers
Rangers Ballpark in Arlington, Arlington, TX
Sat Jul 04 2009, 8:05 PM EDT
Att: 43,809 - Clear - 100 F

AB 33
R 4
H 8
RBI 4
BB 2
SO 6
LOB 9



Tampa Bay Rays @ Texas Rangers
Rangers Ballpark in Arlington, Arlington, TX
Sat Jul 04 2009, 8:05 PM EDT
Att: 43,809 - Clear - 100 F

AB 37
R 12
H 14
RBI 12
BB 5
SO 5
LOB 15



| Batter | 1 | 2 | 3 | 4 | 5 | 6 | 7 | 8 | 9 | AB | R | H | RBI | BB | SO | LOB | TOP | | | | |
|--|------------------------------|---------------------------------|-------------------------------|----------------------------------|-------------------------------|----------------------------------|------------------------------|----------------------------------|------------------------------|----------------------------------|------------------------------|----------------------------------|-------------------------------|----------------------------------|------------------------------|----------------------------------|-------|----------------------------------|------------------------------------|----------------------------------|--------|
| 2 B.J. Upton, R OBP: 0.334, SLG: 0.386 | | | | | | | | | | 3 | 1 | 0 | 0 | 0 | 0 | 0 | | | | | |
| 13 Carl Crawford, L OBP: 0.376, SLG: 0.458 | | | | | | | | | | 3 | 1 | 1 | 0 | 1 | 0 | 0 | | | | | |
| 3 Evan Longoria, R OBP: 0.369, SLG: 0.545 | | | | | | | | | | 3 | 0 | 0 | 1 | 0 | 0 | 1 | | | | | |
| 23 Carlos Pena, L OBP: 0.364, SLG: 0.534 | | | | | | | | | | 3 | 0 | 0 | 0 | 1 | 1 | 0 | | | | | |
| 18 Ben Zobrist, S OBP: 0.400, SLG: 0.598 | | | | | | | | | | 4 | 0 | 0 | 0 | 0 | 0 | 1 | | | | | |
| 5 Pat Burrell, R OBP: 0.335, SLG: 0.305 | | | | | | | | | | 3 | 0 | 1 | 0 | 1 | 1 | 1 | | | | | |
| 26 Gabe Gross, L OBP: 0.383, SLG: 0.423 | | | | | | | | | | 3 | 0 | 1 | 0 | 0 | 1 | 1 | | | | | |
| 8 Jason Bartlett, R OBP: 0.401, SLG: 0.562 | | | | | | | | | | 2 | 0 | 0 | 0 | 1 | 0 | 1 | | | | | |
| 30 Dioner Navarro, S OBP: 0.244, SLG: 0.321 | | | | | | | | | | 3 | 0 | 0 | 0 | 0 | 2 | 4 | | | | | |
| Inning Stats | R: 0 E: 0 K: 0 S: 6 | H: 0 LOB: 0 BB: 0 P: 8 | R: 0 E: 0 K: 2 S: 20 | H: 1 LOB: 3 BB: 2 P: 36 | R: 2 E: 1 K: 0 S: 10 | H: 0 LOB: 0 BB: 1 P: 21 | R: 0 E: 0 K: 0 S: 9 | H: 1 LOB: 1 BB: 0 P: 12 | R: 0 E: 0 K: 0 S: 9 | H: 0 LOB: 0 BB: 1 P: 15 | R: 0 E: 0 K: 0 S: 6 | H: 0 LOB: 0 BB: 1 P: 13 | R: 0 E: 0 K: 2 S: 11 | H: 0 LOB: 0 BB: 0 P: 17 | R: 0 E: 0 K: 0 S: 9 | H: 0 LOB: 0 BB: 0 P: 13 | S: 10 | 1B: 3 2B: 2 3B: 0 HR: 0 | SF: 1 SAC: 0 DP: 2 HBP: 1 | WP: 0 PB: 0 SB: 2 CS: 0 | PA: 33 |
| PITCHER | IP | WLS | BF | H | R | ER | SO | BB | IBB | HBP | BLK | WP | HR | S | P | ERA | WHIP | | | | |
| 39 Scott Feldman, R ERA: 3.91 | 6.0 | W | 24 | 3 | 2 | 1 | 2 | 4 | 0 | 1 | 0 | 0 | 0 | 60 | 105 | 1.50 | 1.167 | | | | |
| 28 Jason Jennings, R ERA: 3.39 | 1.0 | H | 3 | 0 | 0 | 0 | 2 | 0 | 0 | 0 | 0 | 0 | 0 | 11 | 17 | 0.00 | 0.000 | | | | |
| 36 C.J. Wilson, L ERA: 2.57 | 1.0 | H | 3 | 0 | 0 | 0 | 2 | 0 | 0 | 0 | 0 | 0 | 0 | 9 | 13 | 0.00 | 0.000 | | | | |
| 50 Frank Francisco, R ERA: 2.1 | 1.0 | S | 3 | 0 | 0 | 0 | 1 | 0 | 0 | 0 | 0 | 0 | 0 | 10 | 12 | 0.00 | 0.000 | | | | |

Tampa Bay Rays @ Texas Rangers
Rangers Ballpark in Arlington, Arlington, TX
Sun Jul 05 2009, 8:05 PM EDT
Att: 22,324 - Cloudy - 85 F

| | |
|-----|----|
| AB | 27 |
| R | 2 |
| H | 3 |
| RBI | 1 |
| BB | 4 |
| SO | 5 |
| LOB | 9 |



| Batter | 1 | 2 | 3 | 4 | 5 | 6 | 7 | 8 | 9 | AB | R | H | RBI | BB | SO | LOB | BOTTOM | | | | |
|---|-------------------------------|----------------------------------|------------------------------|----------------------------------|-------------------------------|----------------------------------|-------------------------------|----------------------------------|-------------------------------|----------------------------------|-------------------------------|----------------------------------|------------------------------|----------------------------------|------------------------------|---------------------------------|--------|----------------------------------|------------------------------------|----------------------------------|--------|
| 5 Ian Kinsler, R OBP: 0.332, SLG: 0.494 | | | | | | | | | | 4 | 2 | 0 | 0 | 0 | 0 | 1 | | | | | |
| 10 Michael Young, R OBP: 0.373, SLG: 0.498 | | | | | | | | | | 3 | 1 | 1 | 0 | 2 | 1 | 1 | | | | | |
| 7 David Murphy, L OBP: 0.358, SLG: 0.457 | | | | | | | | | | 3 | 0 | 3 | 1 | 0 | 0 | 0 | | | | | |
| 22 Marlon Byrd, R OBP: 0.332, SLG: 0.479 | | | | | | | | | | 2 | 0 | 1 | 2 | 1 | 1 | 2 | | | | | |
| 9 Hank Bialock, L OBP: 0.287, SLG: 0.530 | | | | | | | | | | 4 | 0 | 0 | 0 | 0 | 3 | 8 | | | | | |
| 17 Nelson Cruz, R OBP: 0.330, SLG: 0.535 | | | | | | | | | | 4 | 0 | 0 | 1 | 0 | 1 | 4 | | | | | |
| 21 Jarrod Saltalamacchia, R OBP: 0.299, SLG: 0.375 | | | | | | | | | | 4 | 1 | 1 | 0 | 0 | 1 | 3 | | | | | |
| 19 Chris Davis, L OBP: 0.256, SLG: 0.415 | | | | | | | | | | 4 | 0 | 1 | 0 | 0 | 1 | 4 | | | | | |
| 1 Elvis Andrus, R OBP: 0.328, SLG: 0.373 | | | | | | | | | | 3 | 1 | 1 | 1 | 0 | 1 | 1 | | | | | |
| Inning Stats | R: 1 E: 0 K: 2 S: 15 | H: 2 LOB: 2 BB: 0 P: 25 | R: 1 E: 0 K: 0 S: 6 | H: 1 LOB: 0 BB: 0 P: 11 | R: 1 E: 1 K: 1 S: 13 | H: 2 LOB: 3 BB: 1 P: 22 | R: 2 E: 0 K: 1 S: 16 | H: 1 LOB: 1 BB: 1 P: 26 | R: 0 E: 0 K: 3 S: 13 | H: 1 LOB: 1 BB: 0 P: 18 | R: 0 E: 0 K: 1 S: 10 | H: 1 LOB: 2 BB: 1 P: 19 | R: 0 E: 0 K: 1 S: 9 | H: 0 LOB: 0 BB: 0 P: 13 | R: 0 E: 0 K: 0 S: 4 | H: 0 LOB: 0 BB: 0 P: 4 | S: 4 | 1B: 6 2B: 2 3B: 0 HR: 0 | SF: 3 SAC: 0 DP: 0 HBP: 1 | WP: 0 PB: 0 SB: 0 CS: 0 | PA: 38 |
| PITCHER | IP | WLS | BF | H | R | ER | SO | BB | IBB | HBP | BLK | WP | HR | S | P | ERA | WHIP | | | | |
| 22 Matt Garza, R ERA: 3.7 | 5.0 | L | 27 | 7 | 5 | 5 | 7 | 2 | 0 | 1 | 0 | 0 | 0 | 63 | 102 | 9.00 | 1.800 | | | | |
| 50 Grant Balfour, R ERA: 4.19 | 0.2 | | 4 | 1 | 0 | 0 | 1 | 1 | 0 | 0 | 0 | 0 | 0 | 9 | 18 | 0.00 | 3.000 | | | | |
| 36 Randy Choate, L ERA: 1.29 | 1.1 | | 4 | 0 | 0 | 0 | 1 | 0 | 0 | 0 | 0 | 0 | 0 | 10 | 14 | 0.00 | 0.000 | | | | |
| 35 Dan Wheeler, R ERA: 3.45 | 1.0 | | 3 | 0 | 0 | 0 | 0 | 0 | 0 | 0 | 0 | 0 | 0 | 4 | 4 | 0.00 | 0.000 | | | | |

Tampa Bay Rays @ Texas Rangers
Rangers Ballpark in Arlington, Arlington, TX
Sun Jul 05 2009, 8:05 PM EDT
Att: 22,324 - Cloudy - 85 F

| | |
|-----|----|
| AB | 31 |
| R | 5 |
| H | 8 |
| RBI | 5 |
| BB | 3 |
| SO | 9 |
| LOB | 24 |



| Batter | 1 | 2 | 3 | 4 | 5 | 6 | 7 | 8 | 9 | AB | R | H | RBI | BB | SO | LOB | TOP | | | | | |
|---|---------------------------------------|----------------------------------|---------------------------------------|--------------------------|--------------------------------------|---------------------------------|---------------------------------------|----------------------------------|--------------------------------------|----------------------------------|---------------------------------------|----------------------------------|---------------------------------------|----------------------------------|--------------------------------------|----------------------------------|---------------------------------------|----------------------------------|----------------------------------|------------------------------------|----------------------------------|--------|
| 5 Ian Kinsler, R OBP: 0.331, SLG: 0.500 | | | | | | | | | | 4 | 1 | 1 | 2 | 0 | 0 | 1 | | | | | | |
| 10 Michael Young, R OBP: 0.371, SLG: 0.495 | | | | | | | | | | 4 | 1 | 1 | 0 | 0 | 1 | 1 | | | | | | |
| 32 Josh Hamilton, L OBP: 0.298, SLG: 0.465 | | | | | | | | | | 4 | 1 | 2 | 0 | 0 | 2 | 0 | | | | | | |
| 25 Andrew Jones, R OBP: 0.345, SLG: 0.513 | | | | | | | | | | 3 | 0 | 0 | 0 | 1 | 1 | 3 | | | | | | |
| 9 Hank Bialock, L OBP: 0.286, SLG: 0.525 | | | | | | | | | | 4 | 0 | 1 | 1 | 0 | 0 | 1 | | | | | | |
| 22 Marlon Byrd, R OBP: 0.328, SLG: 0.471 | | | | | | | | | | 4 | 0 | 0 | 0 | 0 | 1 | 2 | | | | | | |
| 17 Nelson Cruz, R OBP: 0.326, SLG: 0.528 | | | | | | | | | | 4 | 0 | 0 | 0 | 0 | 3 | 0 | | | | | | |
| 21 Jarrod Saltalamacchia, R OBP: 0.298, SLG: 0.373 | | | | | | | | | | 4 | 0 | 1 | 0 | 0 | 1 | 0 | | | | | | |
| 1 Elvis Andrus, R OBP: 0.328, SLG: 0.373 | | | | | | | | | | 3 | 1 | 1 | 0 | 0 | 2 | 1 | | | | | | |
| Inning Stats | R: 2 H: 3 E: 1 K: 1 S: 16 | H: 3 LOB: 1 BB: 0 P: 25 | R: 0 H: 0 E: 0 K: 2 S: 12 | H: 0 LOB: 0 BB: 17 | R: 0 H: 1 E: 0 K: 0 S: 6 | H: 1 LOB: 1 BB: 0 P: 8 | R: 0 H: 0 E: 0 K: 0 S: 11 | H: 0 LOB: 0 BB: 0 P: 17 | R: 0 H: 1 E: 0 K: 1 S: 9 | H: 1 LOB: 1 BB: 0 P: 11 | R: 0 H: 0 E: 0 K: 2 S: 11 | H: 0 LOB: 0 BB: 1 P: 18 | R: 2 H: 2 E: 0 K: 3 S: 14 | H: 2 LOB: 0 BB: 0 P: 22 | R: 0 H: 0 E: 0 K: 1 S: 7 | H: 0 LOB: 0 BB: 0 P: 11 | R: 0 H: 0 E: 0 K: 1 S: 12 | H: 0 LOB: 0 BB: 0 P: 16 | 1B: 5 2B: 1 3B: 0 HR: 1 | SF: 0 SAC: 0 DP: 0 HBP: 0 | WP: 0 PB: 0 SB: 0 CS: 0 | PA: 35 |
| PITCHER | IP | WLS | BF | H | R | ER | SO | BB | IBB | HBP | BLK | WP | HR | S | P | ERA | WHIP | | | | | |
| 36 Jered Weaver, R ERA: 3.15 | 7.0 | W | 29 | 7 | 4 | 3 | 9 | 1 | 0 | 0 | 0 | 0 | 1 | 79 | 118 | 3.86 | 1.143 | | | | | |
| 33 Justin Speier, R ERA: 4.31 | 1.0 | | 3 | 0 | 0 | 0 | 1 | 0 | 0 | 0 | 0 | 0 | 0 | 7 | 11 | 0.00 | 0.000 | | | | | |
| 40 Kevin Jepsen, R ERA: 9.39 | 1.0 | | 3 | 0 | 0 | 0 | 1 | 0 | 0 | 0 | 0 | 0 | 0 | 12 | 16 | 0.00 | 0.000 | | | | | |

Texas Rangers @ Los Angeles Angels
Angel Stadium of Anaheim, Anaheim, CA
Mon Jul 06 2009, 7:05 PM PDT
Att: 35,691 - Clear - 75 F

AB 34
R 4
H 7
RBI 3
BB 1
SO 11
LOB 9

| Batter | 1 | 2 | 3 | 4 | 5 | 6 | 7 | 8 | 9 | AB | R | H | RBI | BB | SO | LOB | BOTTOM | | | | | |
|---|--------------------------------------|---------------------------------|---------------------------------------|----------------------------------|---------------------------------------|----------------------------------|--------------------------------------|---------------------------------|---------------------------------------|----------------------------------|--------------------------------------|----------------------------------|--------------------------------------|----------------------------------|--------------------------------------|----------------------------------|----------------------------------|------------------------------------|----------------------------------|--------|--|--|
| Chone Figgins, S OBP: 0.393, SLG: 0.404 | | | | | | | | | | 1 | 2 | 0 | 0 | 3 | 0 | 0 | | | | | | |
| 53 Bobby Abreu, L OBP: 0.405, SLG: 0.440 | | | | | | | | | | 4 | 1 | 1 | 0 | 0 | 0 | 2 | | | | | | |
| 48 Toni Hunter, R OBP: 0.382, SLG: 0.564 | | | | | | | | | | 4 | 2 | 2 | 2 | 0 | 0 | 0 | | | | | | |
| 27 Vladimir Guerrero, R OBP: 0.320, SLG: 0.419 | | | | | | | | | | 4 | 1 | 2 | 1 | 0 | 0 | 0 | | | | | | |
| 20 Juan Rivera, R OBP: 0.353, SLG: 0.516 | | | | | | | | | | 4 | 1 | 3 | 2 | 0 | 0 | 0 | | | | | | |
| 8 Kendrys Morales, S OBP: 0.340, SLG: 0.530 | | | | | | | | | | 2 | 1 | 1 | 1 | 1 | 0 | 1 | | | | | | |
| 13 Maicer Izturis, S OBP: 0.351, SLG: 0.416 | | | | | | | | | | 4 | 0 | 0 | 0 | 0 | 0 | 4 | | | | | | |
| 5 Jeff Mathis, R OBP: 0.295, SLG: 0.303 | | | | | | | | | | 4 | 1 | 1 | 3 | 0 | 0 | 2 | | | | | | |
| 47 Howie Kendrick, R OBP: 0.275, SLG: 0.343 | | | | | | | | | | 4 | 0 | 0 | 0 | 0 | 1 | 1 | | | | | | |
| Inning Stats | R: 0 H: 0 E: 0 K: 0 S: 4 | H: 2 LOB: 0 BB: 1 P: 7 | R: 3 H: 2 E: 0 K: 0 S: 12 | H: 2 LOB: 1 BB: 1 P: 22 | R: 2 H: 3 E: 0 K: 0 S: 12 | H: 3 LOB: 1 BB: 1 P: 21 | R: 0 H: 0 E: 0 K: 0 S: 6 | H: 0 LOB: 0 BB: 0 P: 9 | R: 4 H: 4 E: 0 K: 0 S: 14 | H: 4 LOB: 1 BB: 1 P: 19 | R: 0 H: 0 E: 0 K: 1 S: 9 | H: 0 LOB: 0 BB: 1 P: 18 | R: 0 H: 0 E: 0 K: 0 S: 9 | H: 0 LOB: 0 BB: 0 P: 12 | R: 0 H: 1 E: 0 K: 0 S: 9 | H: 1 LOB: 1 BB: 0 P: 14 | 1B: 7 2B: 2 3B: 0 HR: 1 | SF: 1 SAC: 0 DP: 1 HBP: 0 | WP: 0 PB: 0 SB: 0 CS: 0 | PA: 36 | | |
| PITCHER | IP | WLS | BF | H | R | ER | SO | BB | IBB | HBP | BLK | WP | HR | S | P | ERA | WHIP | | | | | |
| 33 Kevin Millwood, R ERA: 3.34 | 5.0 | L | 26 | 9 | 9 | 9 | 0 | 3 | 0 | 0 | 0 | 0 | 1 | 48 | 78 | 16.20 | 2.400 | | | | | |
| 49 Jason Grilli, R ERA: 4.55 | 1.0 | | 3 | 0 | 0 | 0 | 1 | 1 | 0 | 0 | 0 | 0 | 0 | 9 | 18 | 0.00 | 1.000 | | | | | |
| 52 Doug Mathis, R ERA: 2.16 | 2.0 | | 7 | 1 | 0 | 0 | 0 | 0 | 0 | 0 | 0 | 0 | 0 | 18 | 26 | 0.00 | 0.500 | | | | | |

Texas Rangers @ Los Angeles Angels
Angel Stadium of Anaheim, Anaheim, CA
Mon Jul 06 2009, 7:05 PM PDT
Att: 35,691 - Clear - 75 F

AB 31
R 9
H 10
RBI 9
BB 4
SO 1
LOB 10

| Batter | 1 | 2 | 3 | 4 | 5 | 6 | 7 | 8 | 9 | AB | R | H | RBI | BB | SO | LOB | TOP | | | |
|---|---|----------------------------------|-------------------------------|----------------------------------|-------------------------------|----------------------------------|-------------------------------|----------------------------------|------------------------------|---------------------------------|------------------------------|----------------------------------|-------------------------------|----------------------------------|------------------------------|----------------------------------|--|---------------------------|----------------------------------|--------|
| 5 Ian Kinsler, R OBP: 0.329, SLG: 0.498 | | | | | | | | | | 5 | 0 | 1 | 1 | 0 | 2 | 0 | Texas Rangers @ Los Angeles Angels Angel Stadium of Anaheim, Anaheim, CA Tue Jul 07 2009, 7:05 PM PDT Att: 42,088 - Clear - 72 F | | | |
| 10 Michael Young, R OBP: 0.369, SLG: 0.492 | | | | | | | | | | 4 | 1 | 1 | 1 | 0 | 0 | 0 | | | | |
| 32 Josh Hamilton, L OBP: 0.313, SLG: 0.474 | | | | | | | | | | 4 | 1 | 3 | 0 | 1 | 0 | 0 | | | | |
| 25 Andrew Jones, R OBP: 0.341, SLG: 0.523 | | | | | | | | | | 5 | 1 | 1 | 3 | 0 | 2 | 4 | | | | |
| 9 Hank Blalock, L OBP: 0.325, SLG: 0.531 | | | | | | | | | | 5 | 1 | 3 | 0 | 0 | 0 | 2 | | | | |
| 22 Marlon Byrd, R OBP: 0.332, SLG: 0.476 | | | | | | | | | | 4 | 1 | 2 | 0 | 1 | 1 | 2 | | | | |
| 7 David Murphy, L OBP: 0.355, SLG: 0.447 | | | | | | | | | | 4 | 1 | 0 | 0 | 1 | 0 | 4 | | | | |
| 21 Jarrod Saltalamacchia, S OBP: 0.305, SLG: 0.375 | | | | | | | | | | 4 | 1 | 2 | 2 | 1 | 2 | 2 | | | | |
| 1 Elvis Andrus, R OBP: 0.325, SLG: 0.369 | | | | | | | | | | 5 | 1 | 1 | 0 | 0 | 0 | 4 | | | | |
| Inning Stats | R: 0 E: 0 K: 1 S: 11 | H: 1 LOB: 1 BB: 0 P: 16 | R: 0 E: 0 K: 1 S: 14 | H: 1 LOB: 2 BB: 0 P: 21 | R: 0 E: 0 K: 1 S: 12 | H: 1 LOB: 1 BB: 0 P: 14 | R: 6 E: 0 K: 1 S: 21 | H: 5 LOB: 1 BB: 2 P: 37 | R: 0 E: 0 K: 1 S: 5 | H: 0 LOB: 0 BB: 0 P: 7 | R: 0 E: 0 K: 0 S: 7 | H: 1 LOB: 1 BB: 0 P: 11 | R: 2 E: 0 K: 0 S: 12 | H: 2 LOB: 2 BB: 0 P: 23 | R: 0 E: 0 K: 0 S: 8 | H: 2 LOB: 1 BB: 0 P: 12 | 1B: 10 2B: 3 HR: 1 | SF: 1 SAC: 0 HBP: 0 | WP: 2 PB: 0 SB: 2 CS: 0 | PA: 45 |
| PITCHER | IP WLS BF H R ER SO BB IBB HBP BLK WP HR S P ERA WHIP | | | | | | | | | | | | | | | | | | | |
| 41 John Lackey, R ERA: 5.18 | 4.2 L 26 9 6 6 6 2 0 0 0 0 2 1 71 107 11.57 2.357 | | | | | | | | | | | | | | | | | | | |
| 52 Jason Bulger, R ERA: 4.21 | 1.1 4 0 0 0 1 0 0 0 0 0 0 6 10 0.00 0.000 | | | | | | | | | | | | | | | | | | | |
| 32 Matt Palmer, R ERA: 5.0 | 1.2 10 3 2 2 0 1 1 0 0 0 0 0 18 32 10.80 2.400 | | | | | | | | | | | | | | | | | | | |
| 38 Darren Oliver, L ERA: 2.7 | 0.1 1 0 0 0 0 0 0 0 0 0 0 0 1 2 0.00 0.000 | | | | | | | | | | | | | | | | | | | |
| 63 Rich Thompson, R ERA: 4.11 | 1.0 4 2 0 0 0 0 0 0 0 0 0 0 8 12 0.00 2.000 | | | | | | | | | | | | | | | | | | | |

| | |
|-----|----|
| AB | 40 |
| R | 8 |
| H | 14 |
| RBI | 7 |
| BB | 4 |
| SO | 7 |
| LOB | 18 |



| Batter | 1 | 2 | 3 | 4 | 5 | 6 | 7 | 8 | 9 | AB | R | H | RBI | BB | SO | LOB | BOTTOM | | | | | |
|---|---|----------------------------------|-------------------------------|----------------------------------|-------------------------------|----------------------------------|-------------------------------|----------------------------------|------------------------------|---------------------------------|-------------------------------|----------------------------------|-------------------------------|----------------------------------|------------------------------|----------------------------------|--|----------------------------------|-------------------------|---------------------------|----------------------------------|--------|
| Chone Figgins, S OBP: 0.393, SLG: 0.402 | | | | | | | | | | 4 | 0 | 1 | 2 | 1 | 1 | 1 | Texas Rangers @ Los Angeles Angels Angel Stadium of Anaheim, Anaheim, CA Tue Jul 07 2009, 7:05 PM PDT Att: 42,088 - Clear - 72 F | | | | | |
| 53 Bobby Abreu, L OBP: 0.405, SLG: 0.437 | | | | | | | | | 4 | 0 | 1 | 0 | 1 | 1 | 4 | | | | | | | |
| 48 Toni Hunter, R OBP: 0.380, SLG: 0.558 | | | | | | | | | 5 | 0 | 1 | 0 | 0 | 1 | 2 | | | | | | | |
| 27 Vladimir Guerrero, R OBP: 0.319, SLG: 0.415 | | | | | | | | | 4 | 0 | 1 | 0 | 0 | 1 | 2 | | | | | | | |
| 24 Gary Matthews, S OBP: 0.283, SLG: 0.331 | | | | | | | | | 1 | 0 | 0 | 0 | 0 | 1 | 0 | | | | | | | |
| 20 Juan Rivera, R OBP: 0.357, SLG: 0.539 | | | | | | | | | 5 | 2 | 3 | 2 | 0 | 1 | 0 | | | | | | | |
| 8 Kendrys Morales, S OBP: 0.338, SLG: 0.524 | | | | | | | | | 5 | 0 | 1 | 0 | 0 | 0 | 2 | | | | | | | |
| 13 Maicer Izturis, S OBP: 0.354, SLG: 0.420 | | | | | | | | | 3 | 2 | 1 | 0 | 1 | 0 | 1 | | | | | | | |
| 44 Mike Napoli, R OBP: 0.373, SLG: 0.490 | | | | | | | | | 3 | 0 | 0 | 0 | 0 | 0 | 5 | | | | | | | |
| 2 Erick Aybar, S OBP: 0.321, SLG: 0.371 | | | | | | | | | 3 | 1 | 2 | 1 | 1 | 0 | 0 | | | | | | | |
| Inning Stats | R: 0 E: 0 K: 1 S: 9 | H: 0 LOB: 1 BB: 1 P: 17 | R: 0 E: 0 K: 0 S: 10 | H: 1 LOB: 0 BB: 0 P: 16 | R: 1 E: 0 K: 1 S: 12 | H: 3 LOB: 1 BB: 0 P: 17 | R: 2 E: 0 K: 0 S: 16 | H: 3 LOB: 0 BB: 0 P: 25 | R: 0 E: 0 K: 0 S: 8 | H: 1 LOB: 0 BB: 0 P: 8 | R: 1 E: 1 K: 2 S: 18 | H: 0 LOB: 3 BB: 2 P: 31 | R: 0 E: 0 K: 0 S: 10 | H: 2 LOB: 3 BB: 1 P: 18 | R: 0 E: 0 K: 0 S: 7 | H: 0 LOB: 0 BB: 0 P: 12 | R: 1 E: 0 K: 2 S: 10 | H: 1 LOB: 0 BB: 0 P: 13 | 1B: 8 2B: 1 HR: 2 | SF: 0 SAC: 0 HBP: 1 | WP: 0 PB: 0 SB: 3 CS: 0 | PA: 42 |
| PITCHER | IP WLS BF H R ER SO BB IBB HBP BLK WP HR S P ERA WHIP | | | | | | | | | | | | | | | | | | | | | |
| 57 Dustin Nippert, R ERA: 7.36 | 3.2 W 7 1 1 0 1 0 0 0 0 0 0 17 19 0.00 0.500 | | | | | | | | | | | | | | | | | | | | | |
| 45 Derek Holland, L ERA: 5.97 | 2.0 W 7 1 1 0 1 0 0 0 0 0 0 17 19 0.00 0.500 | | | | | | | | | | | | | | | | | | | | | |
| 28 Jason Jennings, R ERA: 3.35 | 0.1 H 4 0 0 0 1 2 0 1 0 0 0 10 23 0.00 6.000 | | | | | | | | | | | | | | | | | | | | | |
| 56 Darren O'Day, R ERA: 1.26 | 0.1 H 3 2 0 0 0 0 0 0 0 0 0 6 8 0.00 6.000 | | | | | | | | | | | | | | | | | | | | | |
| 36 C.J. Wilson, L ERA: 2.45 | 1.2 H 6 0 0 0 0 1 0 0 0 0 0 0 11 22 0.00 0.600 | | | | | | | | | | | | | | | | | | | | | |

| | |
|-----|----|
| AB | 37 |
| R | 5 |
| H | 11 |
| RBI | 5 |
| BB | 4 |
| SO | 6 |
| LOB | 17 |



| Batter | 1 | 2 | 3 | 4 | 5 | 6 | 7 | 8 | 9 | AB | R | H | RBI | BB | SO | LOB | TOP | | | |
|---|---------------------------------------|---------------------------------------|---------------------------------------|---------------------------------------|---------------------------------------|---------------------------------------|---------------------------------------|---------------------------------------|---------------------------------------|---------------------------------------|---------------------------------------|---------------------------------------|---------------------------------------|---------------------------------------|---------------------------------------|---------------------------------------|----------------------------------|------------------------------------|----------------------------------|-------------|
| 13 Omar Vizquel, S OBP: 0.345, SLG: 0.385 | F8 | | 10 WP 32 WP 2B | F8 | | 10 2B BB | | F8 | | 4 | 1 | 1 | 0 | 1 | 0 | 0 | | | | |
| 10 Michael Young, R OBP: 0.289, SLG: 0.494 | 32 FC3-6 1B | | K | | G6-3 | | | G6-3 | | 5 | 0 | 2 | 0 | 0 | 1 | 1 | | | | |
| 32 Josh Hamilton, L OBP: 0.303, SLG: 0.457 | FC3-6 25 HR 1-2 | | K | | G3 | | | G5-3 | | 5 | 1 | 0 | 0 | 0 | 2 | 3 | | | | |
| 25 Andrew Jones, R OBP: 0.348, SLG: 0.581 | HR | | HR | | HR | | | K | | 5 | 3 | 3 | 4 | 0 | 1 | 2 | | | | |
| 9 Hank Bialock, L OBP: 0.302, SLG: 0.533 | 22 FC5-4 1B | | BB | | 22 HR 1B | | | K | | 3 | 1 | 2 | 0 | 2 | 1 | 0 | | | | |
| 22 Marlon Byrd, R OBP: 0.330, SLG: 0.482 | FC5-4 1-2 | | K | | HR | | | G5-3 | | 5 | 1 | 1 | 2 | 0 | 1 | 3 | | | | |
| 7 David Murphy, L OBP: 0.362, SLG: 0.451 | | | | | G3-1 | | | | | 3 | 0 | 2 | 0 | 1 | 0 | 0 | | | | |
| 2 Taylor Teagarden, R OBP: 0.288, SLG: 0.356 | | | | | G6-4-3 1-2 | | | F9 | | 4 | 1 | 1 | 1 | 0 | 1 | 4 | | | | |
| 1 Elvis Andrus, R OBP: 0.320, SLG: 0.362 | | | | | G6-3 | | | G5-3 | | 4 | 0 | 0 | 0 | 0 | 2 | 2 | | | | |
| Inning Stats | R: 2 E: 0 K: 0 S: 10 | H: 3 LOB: 1 BB: 0 P: 15 | R: 0 E: 0 K: 1 S: 7 | H: 1 LOB: 0 BB: 0 P: 12 | R: 2 E: 0 K: 3 S: 22 | H: 2 LOB: 1 BB: 1 P: 37 | R: 1 E: 0 K: 0 S: 11 | H: 1 LOB: 0 BB: 0 P: 15 | R: 3 E: 0 K: 1 S: 14 | H: 3 LOB: 1 BB: 1 P: 22 | R: 0 E: 0 K: 2 S: 11 | H: 1 LOB: 2 BB: 1 P: 23 | R: 0 E: 0 K: 0 S: 9 | H: 0 LOB: 0 BB: 0 P: 10 | R: 0 E: 0 K: 2 S: 7 | H: 0 LOB: 0 BB: 0 P: 10 | 1B: 5 2B: 2 3B: 0 HR: 5 | SF: 0 SAC: 0 DP: 1 HBP: 0 | WP: 3 PB: 0 SB: 0 CS: 0 | PA: 42 |
| PITCHER | IP WLS BF H R ER SO | IP WLS BF H R ER SO | IP WLS BF H R ER SO | IP WLS BF H R ER SO | IP WLS BF H R ER SO | IP WLS BF H R ER SO | IP WLS BF H R ER SO | IP WLS BF H R ER SO | IP WLS BF H R ER SO | IP WLS BF H R ER SO | IP WLS BF H R ER SO | IP WLS BF H R ER SO | IP WLS BF H R ER SO | IP WLS BF H R ER SO | IP WLS BF H R ER SO | IP WLS BF H R ER SO | BB IBB HBP BLK | WP HR S P | ERA WHIP | ERA WHIP |
| 54 Ervin Santana, R ERA: 7.81 | 4.0 L | 19 7 | 5 5 | 4 4 | 2 2 | 0 0 | 0 0 | 0 0 | 0 0 | 2 2 | 3 19 | 50 35 | 79 20.25 | 2.000 4.500 | | | | | | |
| 63 Rich Thompson, R ERA: 5.4 | 1.1 | 10 | 4 | 3 | 3 | 2 | 2 | 0 | 0 | 0 | 2 | 19 | 35 | 20.25 | 4.500 | | | | | |
| 40 Kevin Jepsen, R ERA: 9.0 | 0.2 | 2 | 0 | 0 | 0 | 1 | 0 | 0 | 0 | 0 | 6 | 10 | 0.00 | 0.000 | | | | | | |
| 32 Matt Palmer, R ERA: 4.86 | 2.0 | 8 | 1 | 0 | 0 | 0 | 1 | 0 | 0 | 0 | 16 | 32 | 0.00 | 1.000 | | | | | | |
| 52 Jason Bulger, R ERA: 4.1 | 1.0 | 3 | 0 | 0 | 0 | 2 | 0 | 0 | 0 | 0 | 7 | 10 | 0.00 | 0.000 | | | | | | |

Texas Rangers @ Los Angeles Angels
Angel Stadium of Anaheim, Anaheim, CA
Wed Jul 08 2009, 7:05 PM PDT
Att: 37,364 - Partly Cloudy - 70 F

AB 38
R 8
H 12
RBI 7
BB 4
SO 9
LOB 15



| Batter | 1 | 2 | 3 | 4 | 5 | 6 | 7 | 8 | 9 | AB | R | H | RBI | BB | SO | LOB | BOTTOM | | | | | |
|--|---------------------------------------|---------------------------------------|---------------------------------------|---------------------------------------|---------------------------------------|---------------------------------------|---------------------------------------|---------------------------------------|---------------------------------------|---------------------------------------|---------------------------------------|---------------------------------------|---------------------------------------|---------------------------------------|---------------------------------------|---------------------------------------|------------------------------|----------------------------------|----------------------------------|------------------------------------|----------------------------------|--------|
| Chone Figgins, S OBP: 0.395, SLG: 0.401 | K | | | | P6 | | | | | 3 | 0 | 1 | 0 | 1 | 1 | 1 | | | | | | |
| 39 Robb Quinlan, R OBP: 0.238, SLG: 0.279 | | | 53 1B 1B | | | | | | | 0 | 0 | 0 | 0 | 0 | 0 | 0 | | | | | | |
| 13 Maicer Izturis, S OBP: 0.382, SLG: 0.422 | 53 1B 2B | | F8 | | F9 | | | G3 | | 4 | 0 | 1 | 0 | 0 | 0 | 5 | | | | | | |
| 53 Bobby Abreu, L OBP: 0.406, SLG: 0.438 | | | | | | | | | | 4 | 0 | 2 | 1 | 0 | 2 | 1 | | | | | | |
| 77 Reggie Willits, S OBP: 0.222, SLG: 0.222 | 20 G4-6-3 1B | | | | | | | K | | 0 | 0 | 0 | 0 | 0 | 0 | 0 | | | | | | |
| 20 Juan Rivera, R OBP: 0.353, SLG: 0.531 | G4-6-3 1-2 | | F8 | | | | | P6 | | 4 | 0 | 0 | 0 | 0 | 0 | 4 | | | | | | |
| 8 Kendrys Morales, S OBP: 0.336, SLG: 0.521 | | | 47 G4-6-3 1B | | F9 | | | F8 | | 4 | 0 | 1 | 0 | 0 | 1 | 0 | | | | | | |
| 24 Gary Matthews, S OBP: 0.282, SLG: 0.324 | | | | | | | | K | | 3 | 0 | 0 | 0 | 1 | 2 | 1 | | | | | | |
| 47 Howie Kendrick, R OBP: 0.274, SLG: 0.342 | | | G4-6-3 1-2 | | F8 | | | | | 4 | 0 | 1 | 0 | 0 | 0 | 2 | | | | | | |
| 5 Jeff Mathis, R OBP: 0.287, SLG: 0.294 | | | F7 | | F9 | | | | | 4 | 0 | 0 | 0 | 0 | 1 | 2 | | | | | | |
| 2 Erick Aybar, S OBP: 0.325, SLG: 0.374 | | | 53 1B 1B | | | | | K | | 3 | 1 | 2 | 0 | 0 | 1 | 1 | | | | | | |
| Inning Stats | R: 0 E: 0 K: 1 S: 12 | H: 2 LOB: 1 BB: 0 P: 17 | R: 0 E: 0 K: 0 S: 6 | H: 1 LOB: 0 BB: 0 P: 12 | R: 1 E: 0 K: 0 S: 15 | H: 3 LOB: 0 BB: 0 P: 22 | R: 0 E: 0 K: 0 S: 11 | H: 0 LOB: 1 BB: 1 P: 16 | R: 0 E: 0 K: 1 S: 12 | H: 1 LOB: 1 BB: 0 P: 16 | R: 0 E: 0 K: 2 S: 8 | H: 0 LOB: 0 BB: 0 P: 12 | R: 0 E: 0 K: 1 S: 12 | H: 1 LOB: 2 BB: 1 P: 22 | R: 0 E: 0 K: 1 S: 6 | H: 0 LOB: 0 BB: 0 P: 10 | R: 0 E: 0 K: 2 S: 9 | H: 0 LOB: 0 BB: 0 P: 14 | 1B: 7 2B: 1 3B: 0 HR: 0 | SF: 0 SAC: 0 DP: 2 HBP: 0 | WP: 0 PB: 0 SB: 0 CS: 0 | PA: 35 |
| PITCHER | IP WLS BF H R ER SO | IP WLS BF H R ER SO | IP WLS BF H R ER SO | IP WLS BF H R ER SO | IP WLS BF H R ER SO | IP WLS BF H R ER SO | IP WLS BF H R ER SO | IP WLS BF H R ER SO | IP WLS BF H R ER SO | IP WLS BF H R ER SO | IP WLS BF H R ER SO | IP WLS BF H R ER SO | IP WLS BF H R ER SO | IP WLS BF H R ER SO | IP WLS BF H R ER SO | IP WLS BF H R ER SO | BB IBB HBP BLK | WP HR S P | ERA WHIP | ERA WHIP | | |
| 44 Vicente Padilla, R ERA: 4.53 | 6.0 W | 25 8 | 1 1 | 4 4 | 1 1 | 0 0 | 0 0 | 0 0 | 0 0 | 9 17 | 0 17 | 0 10 | 0.00 1.50 | 1.000 1.500 | | | | | | | | |
| 49 Jason Gnlil, R ERA: 4.4 | 1.0 | 4 | 0 | 0 | 0 | 1 | 0 | 0 | 0 | 0 | 9 | 17 | 0.00 | 1.000 | | | | | | | | |
| 18 Eddie Guardado, L ERA: 4.38 | 1.0 | 3 | 0 | 0 | 0 | 1 | 0 | 0 | 0 | 0 | 6 | 10 | 0.00 | 0.000 | | | | | | | | |
| 56 Darren O'Day, R ERA: 1.21 | 1.0 | 3 | 0 | 0 | 0 | 2 | 0 | 0 | 0 | 0 | 9 | 14 | 0.00 | 0.000 | | | | | | | | |

Texas Rangers @ Los Angeles Angels
Angel Stadium of Anaheim, Anaheim, CA
Wed Jul 08 2009, 7:05 PM PDT
Att: 37,364 - Partly Cloudy - 70 F


AB 33
R 1
H 8
RBI 1
BB 2
SO 8
LOB 17



| Batter | 1 | 2 | 3 | 4 | 5 | 6 | 7 | 8 | 9 | AB | R | H | RBI | BB | SO | LOB | TOP | | | | | | | | | | |
|---|------------------------------|----------------------------------|-------------------------------|----------------------------------|------------------------------|----------------------------------|------------------------------|----------------------------------|------------------------------|----------------------------------|------------------------------|----------------------------------|------------------------------|----------------------------------|------------------------------|---------------------------------|----------------------------------|------------------------------------|----------------------------------|--------|--|--|--|--|--|--|--|
| 5 Ian Kinsler, R (1,4) OBP: 0.328, SLG: 0.494 | F9 | | K | | | BB | | | F9 | 3 | 1 | 0 | 0 | 1 | 1 | 0 | | | | | | | | | | | |
| 10 Michael Young, R (1,5) OBP: 0.388, SLG: 0.491 | G6-3 | | | L7 | | 1B | | | L9 | 4 | 0 | 1 | 0 | 0 | 0 | 0 | | | | | | | | | | | |
| 32 Josh Hamilton, L (1,8) OBP: 0.301, SLG: 0.447 | G4-3 | | | K | | | | | F7 | 3 | 0 | 0 | 0 | 1 | 1 | 0 | | | | | | | | | | | |
| 25 Andrew Jones, R (1,10) OBP: 0.342, SLG: 0.571 | | L9 | | L8 | | CS | | G5-3 | | 3 | 0 | 0 | 0 | 0 | 0 | 0 | | | | | | | | | | | |
| 9 Hank Blalock, L (1,3) OBP: 0.306, SLG: 0.534 | | | | | | | | | | 3 | 0 | 2 | 0 | 0 | 0 | 0 | | | | | | | | | | | |
| 22 Marlon Byrd, R (1,9) OBP: 0.327, SLG: 0.476 | | | | | | | | | | 3 | 0 | 0 | 0 | 0 | 0 | 2 | | | | | | | | | | | |
| 7 David Murphy, L (1,7) OBP: 0.357, SLG: 0.444 | | | | | | | | | | 3 | 0 | 0 | 0 | 0 | 2 | 1 | | | | | | | | | | | |
| 21 Jarrod Saltalamacchia, R (1,2) OBP: 0.301, SLG: 0.370 | | | B2-3 | | | | | | | 3 | 0 | 0 | 0 | 0 | 1 | 0 | | | | | | | | | | | |
| 1 Elvis Andrus, R (1,6) OBP: 0.316, SLG: 0.358 | | | K | | | | | | | 3 | 0 | 0 | 0 | 0 | 2 | 0 | | | | | | | | | | | |
| Inning Stats | R: 0 E: 0 K: 0 S: 9 | H: 0 LOB: 0 BB: 0 P: 12 | R: 0 E: 0 K: 0 S: 12 | H: 1 LOB: 1 BB: 0 P: 18 | R: 0 E: 0 K: 2 S: 9 | H: 0 LOB: 0 BB: 0 P: 11 | R: 0 E: 0 K: 1 S: 7 | H: 0 LOB: 0 BB: 0 P: 13 | R: 0 E: 0 K: 1 S: 9 | H: 1 LOB: 1 BB: 2 P: 12 | R: 0 E: 0 K: 0 S: 8 | H: 0 LOB: 0 BB: 0 P: 12 | R: 0 E: 0 K: 3 S: 9 | H: 0 LOB: 0 BB: 0 P: 12 | R: 0 E: 0 K: 0 S: 4 | H: 0 LOB: 0 BB: 0 P: 6 | 1B: 3 2B: 0 3B: 0 HR: 0 | SF: 0 SAC: 0 DP: 1 HBP: 0 | WP: 1 PB: 0 SB: 2 CS: 1 | PA: 31 | | | | | | | |
| PITCHER | IP | WLS | BF | H | R | ER | SO | BB | IBB | HBP | BLK | WP | HR | S | P | ERA | WHIP | | | | | | | | | | |
| 34 Félix Hernández, R (1,1) ERA: 2.53 | 8.0 | W | 27 | 3 | 1 | 1 | 7 | 2 | 0 | 0 | 0 | 1 | 0 | 74 | 112 | 1.12 | 0.625 | | | | | | | | | | |
| 53 David Aardsma, R (9,1) ERA: 2.06 | 1.0 | S | 3 | 0 | 0 | 0 | 0 | 0 | 0 | 0 | 0 | 0 | 0 | 4 | 6 | 0.00 | 0.000 | | | | | | | | | | |

Texas Rangers @ Seattle Mariners
Safeco Field, Seattle, WA
Thu Jul 09 2009, 7:10 PM PDT
Att: 24,814 - Partly Cloudy - 68 F


AB 28
R 1
H 3
RBI 0
BB 2
SO 7
LOB 3



| Batter | 1 | 2 | 3 | 4 | 5 | 6 | 7 | 8 | 9 | AB | R | H | RBI | BB | SO | LOB | BOTTOM | | | | | | | | | | |
|--|-------------------------------|----------------------------------|-------------------------------|----------------------------------|------------------------------|----------------------------------|-------------------------------|----------------------------------|-------------------------------|----------------------------------|-------------------------------|----------------------------------|------------------------------|----------------------------------|-------------------------------|----------------------------------|----------------------------------|------------------------------------|----------------------------------|--------|--|--|--|--|--|--|--|
| 51 Ichiro Suzuki, L (1,9) OBP: 0.392, SLG: 0.481 | G6-4-3 | | | | G5-3 | | | | 2B | 4 | 1 | 3 | 0 | 0 | 0 | 1 | | | | | | | | | | | |
| 30 Russell Brantley, L (1,3) OBP: 0.383, SLG: 0.575 | K | | K | | | | | G1-3 | | 3 | 0 | 0 | 0 | 1 | 2 | 3 | | | | | | | | | | | |
| 4 Jose Lopez, R (1,4) OBP: 0.288, SLG: 0.433 | G6-4-3 | | P6 | | P3 | | | F9 | | 4 | 0 | 0 | 0 | 0 | 0 | 5 | | | | | | | | | | | |
| 24 Ken Griffey Jr., L (1,10) OBP: 0.338, SLG: 0.402 | | | | G4-3 | | | | | | 2 | 0 | 0 | 0 | 2 | 0 | 0 | | | | | | | | | | | |
| 16 Josh Wilson, R (8,PR) OBP: 0.243, SLG: 0.197 | | | | | | | | | | 0 | 1 | 0 | 0 | 0 | 0 | 0 | | | | | | | | | | | |
| 21 Franklin Gutierrez, R (1,8) OBP: 0.360, SLG: 0.450 | | | | G5-3 | | | | K | | 4 | 1 | 2 | 3 | 0 | 1 | 0 | | | | | | | | | | | |
| 12 Ryan Langerhans, L (1,7) OBP: 0.384, SLG: 0.462 | | L9 | | | | | | | | 3 | 0 | 0 | 0 | 1 | 0 | 3 | | | | | | | | | | | |
| 6 Chris Woodward, R (1,5) OBP: 0.333, SLG: 0.304 | | | | G4-3 | | | | K | | 3 | 0 | 0 | 0 | 0 | 2 | 3 | | | | | | | | | | | |
| 32 Rob Johnson, R (1,2) OBP: 0.262, SLG: 0.316 | | | | | | | | | | 3 | 0 | 1 | 0 | 0 | 0 | 2 | | | | | | | | | | | |
| 3 Ronny Cedeno, R (1,6) OBP: 0.208, SLG: 0.284 | | | L4 | | | | | | | 2 | 0 | 0 | 0 | 0 | 0 | 0 | | | | | | | | | | | |
| Inning Stats | R: 0 E: 0 K: 1 S: 13 | H: 1 LOB: 2 BB: 0 P: 19 | R: 0 E: 0 K: 1 S: 13 | H: 1 LOB: 1 BB: 1 P: 20 | R: 0 E: 0 K: 1 S: 9 | H: 1 LOB: 1 BB: 0 P: 15 | R: 0 E: 0 K: 0 S: 11 | H: 0 LOB: 1 BB: 1 P: 22 | R: 0 E: 0 K: 0 S: 13 | H: 1 LOB: 2 BB: 1 P: 13 | R: 0 E: 0 K: 1 S: 13 | H: 0 LOB: 0 BB: 0 P: 15 | R: 0 E: 0 K: 1 S: 9 | H: 2 LOB: 1 BB: 1 P: 28 | R: 3 E: 0 K: 0 S: 19 | H: 0 LOB: 1 BB: 1 P: 10 | 1B: 4 2B: 1 3B: 0 HR: 1 | SF: 0 SAC: 1 DP: 1 HBP: 0 | WP: 0 PB: 0 SB: 1 CS: 0 | PA: 33 | | | | | | | |
| PITCHER | IP | WLS | BF | H | R | ER | SO | BB | IBB | HBP | BLK | WP | HR | S | P | ERA | WHIP | | | | | | | | | | |
| 35 Tommy Hunter, R (1,1) ERA: 2.35 | 6.0 | H | 3 | 0 | 0 | 0 | 1 | 0 | 0 | 0 | 0 | 0 | 0 | 9 | 10 | 0.00 | 1.000 | | | | | | | | | | |
| 56 Darren O'Day, R (7,1) ERA: 1.17 | 1.0 | L | 6 | 2 | 3 | 3 | 0 | 1 | 0 | 0 | 0 | 0 | 1 | 19 | 28 | 27.00 | 3.000 | | | | | | | | | | |
| 36 C.J. Wilson, L (8,1) ERA: 3.11 | 1.0 | L | 6 | 2 | 3 | 3 | 0 | 1 | 0 | 0 | 0 | 0 | 1 | 19 | 28 | 27.00 | 3.000 | | | | | | | | | | |

Texas Rangers @ Seattle Mariners
Safeco Field, Seattle, WA
Thu Jul 09 2009, 7:10 PM PDT
Att: 24,814 - Partly Cloudy - 68 F

AB 28
R 3
H 6
RBI 3
BB 4
SO 5
LOB 17



| Batter | 1 | 2 | 3 | 4 | 5 | 6 | 7 | 8 | 9 | AB | R | H | RBI | BB | SO | LOB | TOP | | | |
|---|---|---|---|---|---|---|---|---|---|---|---|---|---|---|---|---|---|---|----------------------------------|--------|
| 5 Ian Kinsler, R OBP: 0.332, SLG: 0.494 | 1-0 10 G6-3 1B | | 4-1 10 HR BB | 0-0 F7 | | | 0-0 10 FC5-4 1B | | 0-2 G4-3 | 4 | 1 | 2 | 0 | 1 | 0 | 1 | | | | |
| 10 Michael Young, R OBP: 0.369, SLG: 0.499 | 0-2 G6-3 | | 0-0 1-H 2-H HR | | | 0-1 1B | 0-2 FC5-4 32 FC4-6 1-2 | | 1-0 G1-3 | 5 | 1 | 2 | 3 | 0 | 0 | 2 | | | | |
| 32 Josh Hamilton, L OBP: 0.300, SLG: 0.441 | 0-0 L7 | | 0-0 9 BB 1B | | | 1-0 F7 | 2-0 FC4-6 1-2 | | | 4 | 0 | 1 | 0 | 0 | 0 | 2 | | | | |
| 25 Andrew Jones, R OBP: 0.335, SLG: 0.557 | | 3-1 G1-3 | 0-0 P3 | | | 0-2 F7 | | 0-1 F9 | | 4 | 0 | 0 | 0 | 0 | 0 | 2 | | | | |
| 9 Hank Blalock, L OBP: 0.309, SLG: 0.544 | 0-1 HR | | 4-0 1-2 BB | | | 3-2 G3 | | 0-3 K | | 3 | 1 | 1 | 1 | 1 | 1 | 1 | | | | |
| 22 Marlon Byrd, R OBP: 0.326, SLG: 0.473 | 1-1 G5-3 | | 2-1 G5-3 | | | 1-2 G5-3 | | 1-2 17 HR 1B | | 4 | 1 | 1 | 0 | 0 | 0 | 2 | | | | |
| 17 Nelson Cruz, R OBP: 0.331, SLG: 0.540 | 2-2 21 CS 1B | | | 1-1 F9 | | 4-1 21 G3-6 BB | | 2-0 HR | | 3 | 1 | 2 | 2 | 1 | 0 | 0 | | | | |
| 21 Jarrod Saltalamacchia, R OBP: 0.296, SLG: 0.364 | 3-0 CS | | 0-1 F7 | 0-1 F8 | | 1-2 G3-6-1 | | 0-0 F7 | | 4 | 0 | 0 | 0 | 0 | 0 | 1 | | | | |
| 13 Omar Vizquel, S OBP: 0.352, SLG: 0.375 | | | 4-2 10 HR BB | | | | | 2-1 G5-3 | | 2 | 1 | 0 | 0 | 2 | 1 | 0 | | | | |
| Inning Stats | R: 0 E: 0 K: 0 S: 5 | H: 1 LOB: 0 BB: 0 P: 6 | R: 1 E: 0 K: 0 S: 9 | H: 2 LOB: 0 BB: 0 P: 18 | R: 3 E: 0 K: 0 S: 11 | H: 2 LOB: 2 BB: 3 P: 25 | R: 0 E: 0 K: 0 S: 6 | H: 0 LOB: 1 BB: 1 P: 11 | R: 0 E: 0 K: 0 S: 10 | H: 1 LOB: 1 BB: 0 P: 14 | R: 0 E: 0 K: 0 S: 7 | H: 1 LOB: 1 BB: 0 P: 11 | R: 2 E: 0 K: 1 S: 11 | H: 2 LOB: 0 BB: 0 P: 14 | R: 0 E: 0 K: 1 S: 8 | H: 0 LOB: 0 BB: 0 P: 10 | 1B: 6 2B: 0 3B: 0 HR: 3 | SF: 0 SAC: 0 DP: 2 HBP: 0 | WP: 0 PB: 0 SB: 0 CS: 1 | PA: 39 |
| PITCHER | IP WLS BF H R ER SO BB IBB HBP BLK WP HR S P ERA WHIP | IP WLS BF H R ER SO BB IBB HBP BLK WP HR S P ERA WHIP | IP WLS BF H R ER SO BB IBB HBP BLK WP HR S P ERA WHIP | IP WLS BF H R ER SO BB IBB HBP BLK WP HR S P ERA WHIP | IP WLS BF H R ER SO BB IBB HBP BLK WP HR S P ERA WHIP | IP WLS BF H R ER SO BB IBB HBP BLK WP HR S P ERA WHIP | IP WLS BF H R ER SO BB IBB HBP BLK WP HR S P ERA WHIP | IP WLS BF H R ER SO BB IBB HBP BLK WP HR S P ERA WHIP | IP WLS BF H R ER SO BB IBB HBP BLK WP HR S P ERA WHIP | IP WLS BF H R ER SO BB IBB HBP BLK WP HR S P ERA WHIP | IP WLS BF H R ER SO BB IBB HBP BLK WP HR S P ERA WHIP | IP WLS BF H R ER SO BB IBB HBP BLK WP HR S P ERA WHIP | IP WLS BF H R ER SO BB IBB HBP BLK WP HR S P ERA WHIP | IP WLS BF H R ER SO BB IBB HBP BLK WP HR S P ERA WHIP | IP WLS BF H R ER SO BB IBB HBP BLK WP HR S P ERA WHIP | IP WLS BF H R ER SO BB IBB HBP BLK WP HR S P ERA WHIP | IP WLS BF H R ER SO BB IBB HBP BLK WP HR S P ERA WHIP | IP WLS BF H R ER SO BB IBB HBP BLK WP HR S P ERA WHIP | | |

Texas Rangers @ Seattle Mariners
Safeco Field, Seattle, WA
Fri Jul 10 2009, 7:10 PM PDT
Att: 34,874 - Clear - 77 F


AB 33
R 6
H 9
RBI 6
BB 5
SO 2
LOB 11



| Batter | 1 | 2 | 3 | 4 | 5 | 6 | 7 | 8 | 9 | AB | R | H | RBI | BB | SO | LOB | BOTTOM | | | | | |
|--|---|---|---|---|---|---|---|---|---|---|---|---|---|---|---|---|---|---|----------------------------------|------------------------------------|----------------------------------|--------|
| 51 Ichiro Suzuki, L OBP: 0.395, SLG: 0.484 | 1-2 30 2B 1B | | 0-1 G4-3 | | | 4-2 30 S BB | | 0-1 2B | 1-3 K | 4 | 1 | 2 | 0 | 1 | 1 | 0 | | | | | | |
| 30 Russell Branyan, L OBP: 0.384, SLG: 0.573 | 0-1 4 G6-3 FC4-2 1-H 2B | | 0-0 G5-3 | | | 2-1 P3 | | 0-3 K | 4-2 4 DI BB | 4 | 0 | 1 | 1 | 1 | 1 | 3 | | | | | | |
| 4 Jose Lopez, R OBP: 0.286, SLG: 0.430 | 2-2 G6-3 | | 2-0 G5-3 | | | 0-0 G6-3 | | 0-2 2A 2B 21 G3 1B | 1-3 K | 5 | 1 | 1 | 0 | 0 | 1 | 2 | | | | | | |
| 24 Ken Griffey Jr., L OBP: 0.345, SLG: 0.413 | 3-2 FC4-2 21 2B | | | 1-2 1B | | 1-1 1B | | 3-1 21 G3 2 2B 2B | 1-3 G3 | 4 | 2 | 3 | 0 | 0 | 0 | 1 | | | | | | |
| 21 Franklin Gutierrez, R OBP: 0.359, SLG: 0.451 | 2-2 2B | | 2-2 F9 | | | 1-1 F9 | | 2-0 G3 | | 4 | 0 | 1 | 2 | 0 | 0 | 3 | | | | | | |
| 12 Ryan Langerhans, L OBP: 0.324, SLG: 0.400 | 0-1 G1-3 | | 0-0 F8 | | | 0-0 G3 | | 0-0 G4-3 | | 4 | 0 | 0 | 0 | 0 | 0 | 4 | | | | | | |
| 2 Kenji Johjima, R OBP: 0.285, SLG: 0.373 | | 0-1 G5-3 | | 2-1 F8 | | | 1-0 F9 | 2-1 2B | | 4 | 0 | 1 | 1 | 0 | 0 | 1 | | | | | | |
| 6 Chris Woodward, R OBP: 0.333, SLG: 0.306 | | 2-2 G5-4-3 | | | | 3-1 F9 | | 2-3 K | 1-1 G6-3 | 3 | 0 | 1 | 0 | 0 | 1 | 0 | | | | | | |
| 13 Chris Shelton, R (8, PH) | | | | | | | | | | 1 | 0 | 0 | 0 | 0 | 0 | 1 | | | | | | |
| 16 Josh Wilson, R OBP: 0.243, SLG: 0.197 | | | | | | | | | | 0 | 0 | 0 | 0 | 0 | 0 | 0 | | | | | | |
| 3 Ronny Cedeno, R OBP: 0.209, SLG: 0.283 | | 2-1 G5-4-3 | | 1-2 F7 | | | 2-2 51 2B 1B | | 0-2 P4 | 4 | 0 | 1 | 0 | 0 | 0 | 1 | | | | | | |
| Inning Stats | R: 2 E: 0 K: 0 S: 17 | H: 3 LOB: 1 BB: 0 P: 25 | R: 0 E: 0 K: 0 S: 7 | H: 1 LOB: 0 BB: 0 P: 11 | R: 0 E: 0 K: 0 S: 4 | H: 0 LOB: 0 BB: 0 P: 6 | R: 0 E: 0 K: 0 S: 9 | H: 1 LOB: 1 BB: 0 P: 15 | R: 0 E: 0 K: 0 S: 12 | H: 0 LOB: 1 BB: 1 P: 22 | R: 0 E: 0 K: 0 S: 7 | H: 1 LOB: 1 BB: 0 P: 10 | R: 0 E: 0 K: 2 S: 13 | H: 2 LOB: 2 BB: 0 P: 18 | R: 2 E: 0 K: 0 S: 11 | H: 3 LOB: 1 BB: 0 P: 19 | R: 0 E: 0 K: 2 S: 14 | H: 0 LOB: 1 BB: 1 P: 20 | 1B: 6 2B: 5 3B: 0 HR: 0 | SF: 0 SAC: 0 DP: 1 HBP: 0 | WP: 0 PB: 0 SB: 1 CS: 0 | PA: 39 |
| PITCHER | IP WLS BF H R ER SO BB IBB HBP BLK WP HR S P ERA WHIP | IP WLS BF H R ER SO BB IBB HBP BLK WP HR S P ERA WHIP | IP WLS BF H R ER SO BB IBB HBP BLK WP HR S P ERA WHIP | IP WLS BF H R ER SO BB IBB HBP BLK WP HR S P ERA WHIP | IP WLS BF H R ER SO BB IBB HBP BLK WP HR S P ERA WHIP | IP WLS BF H R ER SO BB IBB HBP BLK WP HR S P ERA WHIP | IP WLS BF H R ER SO BB IBB HBP BLK WP HR S P ERA WHIP | IP WLS BF H R ER SO BB IBB HBP BLK WP HR S P ERA WHIP | IP WLS BF H R ER SO BB IBB HBP BLK WP HR S P ERA WHIP | IP WLS BF H R ER SO BB IBB HBP BLK WP HR S P ERA WHIP | IP WLS BF H R ER SO BB IBB HBP BLK WP HR S P ERA WHIP | IP WLS BF H R ER SO BB IBB HBP BLK WP HR S P ERA WHIP | IP WLS BF H R ER SO BB IBB HBP BLK WP HR S P ERA WHIP | IP WLS BF H R ER SO BB IBB HBP BLK WP HR S P ERA WHIP | IP WLS BF H R ER SO BB IBB HBP BLK WP HR S P ERA WHIP | IP WLS BF H R ER SO BB IBB HBP BLK WP HR S P ERA WHIP | IP WLS BF H R ER SO BB IBB HBP BLK WP HR S P ERA WHIP | IP WLS BF H R ER SO BB IBB HBP BLK WP HR S P ERA WHIP | | | | |

Texas Rangers @ Seattle Mariners
Safeco Field, Seattle, WA
Fri Jul 10 2009, 7:10 PM PDT
Att: 34,874 - Clear - 77 F

AB 37
R 4
H 11
RBI 4
BB 2
SO 4
LOB 16



| Batter | 1 | 2 | 3 | 4 | 5 | 6 | 7 | 8 | 9 | AB | R | H | RBI | BB | SO | LOB | TOP | | | | | | | | | | |
|---|---------------------------------------|----------------------------------|--------------------------------------|---------------------------------|---------------------------------------|----------------------------------|--------------------------------------|----------------------------------|--------------------------------------|----------------------------------|--------------------------------------|----------------------------------|--------------------------------------|----------------------------------|--------------------------------------|----------------------------------|--|----------------------------------|-------------------------|------------------------------------|----------------------------------|--------|--|--|--|--|--|
| 5 Ian Kinsler, R OBP: 0.331, SLG: 0.494 | | | | | | | | | | 4 | 0 | 1 | 1 | 0 | 0 | 2 | Texas Rangers @ Seattle Mariners Safeco Field, Seattle, WA Sat Jul 11 2009, 7:10 PM PDT Att: 30,701 - Partly Cloudy - 74 F | | | | | | | | | | |
| 10 Michael Young, R OBP: 0.365, SLG: 0.493 | | | | | | | | | | 4 | 0 | 0 | 0 | 0 | 0 | 3 | | | | | | | | | | | |
| 32 Josh Hamilton, L OBP: 0.299, SLG: 0.436 | | | | | | | | | | 4 | 0 | 1 | 0 | 0 | 2 | 1 | | | | | | | | | | | |
| 25 Andrew Jones, R OBP: 0.328, SLG: 0.544 | | | | | | | | | | 4 | 0 | 0 | 0 | 0 | 1 | 1 | | | | | | | | | | | |
| 9 Hank Blalock, L OBP: 0.304, SLG: 0.535 | | | | | | | | | | 4 | 0 | 0 | 0 | 0 | 2 | 0 | | | | | | | | | | | |
| 22 Marlon Byrd, R OBP: 0.328, SLG: 0.477 | | | | | | | | | | 4 | 0 | 2 | 0 | 0 | 0 | 0 | | | | | | | | | | | |
| 17 Nelson Cruz, R OBP: 0.327, SLG: 0.532 | | | | | | | | | | 4 | 0 | 0 | 0 | 0 | 1 | 2 | | | | | | | | | | | |
| 21 Jarrod Saltalamacchia, R OBP: 0.296, SLG: 0.368 | | | | | | | | | | 3 | 0 | 1 | 0 | 0 | 0 | 1 | | | | | | | | | | | |
| 1 Elvis Andrus, R OBP: 0.320, SLG: 0.356 | | | | | | | | | | 1 | 1 | 0 | 0 | 2 | 0 | 1 | | | | | | | | | | | |
| Inning Stats | R: 0 H: 1 E: 0 K: 0 S: 11 | H: 1 LOB: 1 BB: 0 P: 19 | R: 0 H: 1 E: 0 K: 1 S: 5 | H: 1 LOB: 0 BB: 0 P: 6 | R: 1 H: 1 E: 0 K: 1 S: 10 | H: 1 LOB: 1 BB: 1 P: 15 | R: 0 H: 0 E: 0 K: 0 S: 6 | H: 0 LOB: 0 BB: 0 P: 10 | R: 0 H: 1 E: 0 K: 2 S: 9 | H: 1 LOB: 1 BB: 1 P: 16 | R: 0 H: 0 E: 0 K: 1 S: 9 | H: 0 LOB: 0 BB: 0 P: 14 | R: 0 H: 0 E: 0 K: 0 S: 8 | H: 0 LOB: 1 BB: 0 P: 13 | R: 0 H: 0 E: 0 K: 1 S: 9 | H: 0 LOB: 0 BB: 0 P: 12 | R: 0 H: 1 E: 0 K: 2 S: 9 | H: 1 LOB: 1 BB: 0 P: 15 | 1B: 2 2B: 3 HR: 0 | SF: 0 SAC: 0 DP: 0 HBP: 0 | WP: 0 PB: 0 SB: 0 CS: 0 | PA: 34 | | | | | |
| PITCHER | IP | WLS | BF | H | R | ER | SO | BB | IBB | HBP | BLK | WP | HR | S | P | ERA | WHIP | | | | | | | | | | |
| 56 Jarrod Washburn, L ERA: 2.96 | 7.0 | W | 27 | 4 | 1 | 1 | 3 | 2 | 0 | 0 | 0 | 0 | 0 | 58 | 93 | 1.29 | 0.857 | | | | | | | | | | |
| 57 Mark Lowe, R ERA: 3.32 | 1.0 | H | 3 | 0 | 0 | 0 | 1 | 0 | 0 | 0 | 0 | 0 | 0 | 9 | 12 | 0.00 | 0.000 | | | | | | | | | | |
| 53 David Aardsma, R ERA: 2.01 | 1.0 | S | 4 | 1 | 0 | 0 | 2 | 0 | 0 | 0 | 0 | 0 | 0 | 9 | 15 | 0.00 | 1.000 | | | | | | | | | | |

| Batter | 1 | 2 | 3 | 4 | 5 | 6 | 7 | 8 | 9 | AB | R | H | RBI | BB | SO | LOB | BOTTOM | | | | | | | | | | |
|--|---------------------------------------|----------------------------------|---------------------------------------|----------------------------------|--------------------------------------|----------------------------------|---------------------------------------|----------------------------------|---------------------------------------|----------------------------------|---------------------------------------|----------------------------------|---------------------------------------|----------------------------------|--------------------------------------|----------------------------------|--|------------------------------------|----------------------------------|--------|--|--|--|--|--|--|--|
| 51 Ichiro Suzuki, L OBP: 0.393, SLG: 0.481 | | | | | | | | | | 4 | 0 | 1 | 1 | 0 | 1 | 1 | Texas Rangers @ Seattle Mariners Safeco Field, Seattle, WA Sat Jul 11 2009, 7:10 PM PDT Att: 30,701 - Partly Cloudy - 74 F | | | | | | | | | | |
| 30 Russell Brantley, L OBP: 0.385, SLG: 0.552 | | | | | | | | | | 3 | 1 | 1 | 1 | 1 | 1 | 1 | | | | | | | | | | | |
| 4 Jose Lopez, R OBP: 0.289, SLG: 0.429 | | | | | | | | | | 3 | 0 | 1 | 0 | 1 | 0 | 1 | | | | | | | | | | | |
| 24 Ken Griffey Jr., L OBP: 0.339, SLG: 0.405 | | | | | | | | | | 4 | 0 | 0 | 0 | 0 | 1 | 2 | | | | | | | | | | | |
| 21 Franklin Gutierrez, R OBP: 0.354, SLG: 0.444 | | | | | | | | | | 4 | 0 | 0 | 0 | 0 | 0 | 3 | | | | | | | | | | | |
| 12 Ryan Langerhans, L OBP: 0.341, SLG: 0.394 | | | | | | | | | | 3 | 1 | 1 | 0 | 1 | 1 | 0 | | | | | | | | | | | |
| 32 Rob Johnson, R OBP: 0.263, SLG: 0.338 | | | | | | | | | | 3 | 1 | 1 | 2 | 0 | 0 | 1 | | | | | | | | | | | |
| 7 Jack Hannahan, L OBP: 0.279, SLG: 0.311 | | | | | | | | | | 3 | 1 | 1 | 0 | 0 | 1 | 0 | | | | | | | | | | | |
| 3 Ronny Cedeno, R OBP: 0.213, SLG: 0.286 | | | | | | | | | | 2 | 0 | 1 | 0 | 0 | 0 | 0 | | | | | | | | | | | |
| Inning Stats | R: 0 H: 0 E: 1 K: 1 S: 12 | H: 0 LOB: 2 BB: 1 P: 24 | R: 0 H: 0 E: 0 K: 1 S: 10 | H: 0 LOB: 0 BB: 0 P: 14 | R: 1 H: 1 E: 0 K: 0 S: 9 | H: 1 LOB: 0 BB: 0 P: 15 | R: 0 H: 0 E: 0 K: 0 S: 11 | H: 0 LOB: 1 BB: 1 P: 20 | R: 0 H: 1 E: 0 K: 2 S: 13 | H: 1 LOB: 1 BB: 0 P: 19 | R: 0 H: 0 E: 0 K: 1 S: 10 | H: 0 LOB: 0 BB: 0 P: 13 | R: 3 H: 4 E: 0 K: 0 S: 17 | H: 4 LOB: 1 BB: 1 P: 27 | R: 0 H: 0 E: 0 K: 0 S: 8 | H: 0 LOB: 0 BB: 0 P: 14 | 1B: 4 2B: 1 3B: 0 HR: 2 | SF: 0 SAC: 1 DP: 1 HBP: 0 | WP: 0 PB: 0 SB: 1 CS: 1 | PA: 33 | | | | | | | |
| PITCHER | IP | WLS | BF | H | R | ER | SO | BB | IBB | HBP | BLK | WP | HR | S | P | ERA | WHIP | | | | | | | | | | |
| 33 Kevin Millwood, R ERA: 3.46 | 6.0 | L | 26 | 6 | 4 | 4 | 5 | 2 | 0 | 0 | 0 | 0 | 0 | 71 | 114 | 6.00 | 1.333 | | | | | | | | | | |
| 18 Eddie Guardado, L ERA: 4.21 | 1.0 | | 4 | 1 | 0 | 0 | 0 | 1 | 0 | 0 | 0 | 0 | 0 | 11 | 18 | 0.00 | 2.000 | | | | | | | | | | |
| 49 Jason Grilli, R ERA: 4.26 | 1.0 | | 3 | 0 | 0 | 0 | 0 | 0 | 0 | 0 | 0 | 0 | 0 | 8 | 14 | 0.00 | 0.000 | | | | | | | | | | |

| | |
|-----|----|
| AB | 32 |
| R | 1 |
| H | 5 |
| RBI | 1 |
| BB | 2 |
| SO | 6 |
| LOB | 11 |



| | |
|-----|----|
| AB | 29 |
| R | 4 |
| H | 7 |
| RBI | 4 |
| BB | 3 |
| SO | 5 |
| LOB | 9 |



| Batter | 1 | 2 | 3 | 4 | 5 | 6 | 7 | 8 | 9 | AB | R | H | RBI | BB | SO | LOB | TOP | | | | | |
|---|---|----------------------------------|-------------------------------|----------------------------------|------------------------------|---------------------------------|-------------------------------|----------------------------------|------------------------------|---------------------------------|-------------------------------|----------------------------------|------------------------------|---------------------------------|------------------------------|----------------------------------|-------------------------------|----------------------------------|----------------------------------|------------------------------------|-------------------------|--------|
| 5 Ian Kinsler, R OBP: 0.327, SLG: 0.489 | | | | | | | | | | 4 | 0 | 0 | 0 | 0 | 1 | 1 | | | | | | |
| 10 Michael Young, R OBP: 0.363, SLG: 0.488 | | | | | | | | | | 3 | 0 | 0 | 0 | 1 | 0 | 1 | | | | | | |
| 32 Josh Hamilton, L OBP: 0.298, SLG: 0.428 | | | | | | | | | | 3 | 0 | 0 | 0 | 1 | 0 | 0 | | | | | | |
| 25 Andrew Jones, R OBP: 0.332, SLG: 0.538 | | | | | | | | | | 2 | 1 | 0 | 0 | 2 | 0 | 2 | | | | | | |
| 9 Hank Blalock, L OBP: 0.326, SLG: 0.547 | | | | | | | | | | 4 | 1 | 2 | 2 | 0 | 2 | 2 | | | | | | |
| 22 Marlon Byrd, R OBP: 0.327, SLG: 0.474 | | | | | | | | | | 4 | 0 | 1 | 0 | 0 | 1 | 2 | | | | | | |
| 17 Nelson Cruz, R OBP: 0.326, SLG: 0.539 | | | | | | | | | | 4 | 1 | 1 | 1 | 0 | 1 | 4 | | | | | | |
| 7 Taylor Teagarden, R OBP: 0.277, SLG: 0.342 | | | | | | | | | | | 3 | 0 | 0 | 0 | 0 | 1 | 2 | | | | | |
| 2 David Murphy, L OBP: 0.360, SLG: 0.444 | | | | | | | | | | 0 | 0 | 0 | 0 | 1 | 0 | 0 | | | | | | |
| 1 Elvis Andrus, R OBP: 0.315, SLG: 0.350 | | | | | | | | | | | 4 | 0 | 0 | 0 | 2 | 2 | | | | | | |
| Inning Stats | R: 0 E: 0 K: 1 S: 12 | H: 0 LOB: 1 BB: 2 P: 23 | R: 0 E: 0 K: 1 S: 10 | H: 2 LOB: 1 BB: 0 P: 17 | R: 0 E: 0 K: 0 S: 4 | H: 0 LOB: 0 BB: 0 P: 6 | R: 0 E: 1 K: 1 S: 13 | H: 0 LOB: 1 BB: 1 P: 22 | R: 0 E: 1 K: 1 S: 7 | H: 0 LOB: 1 BB: 0 P: 8 | R: 3 E: 0 K: 2 S: 14 | H: 2 LOB: 0 BB: 1 P: 21 | R: 0 E: 0 K: 0 S: 3 | H: 0 LOB: 0 BB: 0 P: 5 | R: 0 E: 0 K: 1 S: 7 | H: 0 LOB: 0 BB: 0 P: 10 | R: 0 E: 0 K: 1 S: 13 | H: 0 LOB: 1 BB: 1 P: 19 | 1B: 2 2B: 1 3B: 0 HR: 2 | SF: 0 SAC: 0 DP: 2 HBP: 0 | WP: 0 PB: 0 CS: 0 | PA: 36 |
| PITCHER | IP WLS BF H R ER SO BB IBB HBP BLK WP HR S P ERA WHIP | | | | | | | | | | | | | | | | | | | | | |
| 45 Erik Bedard, L ERA: 2.63 | (1, 1) 5.2 24 3 2 2 5 4 0 0 0 0 0 1 56 93 3.18 1.235 | | | | | | | | | | | | | | | | | | | | | |
| 43 Miguel Batista, R ERA: 3.33 | (6, 1) 1.1 W 5 1 1 1 1 0 0 0 0 0 0 1 7 9 6.75 0.750 | | | | | | | | | | | | | | | | | | | | | |
| 57 Mark Lowe, R ERA: 3.24 | (8, 1) 1.0 H 3 0 0 0 1 0 0 0 0 0 0 0 7 10 0.00 0.000 | | | | | | | | | | | | | | | | | | | | | |
| 53 David Aardsma, R ERA: 1.96 | (9, 1) 1.0 S 4 0 0 0 1 1 0 0 0 0 0 0 0 13 19 0.00 1.000 | | | | | | | | | | | | | | | | | | | | | |

Texas Rangers @ Seattle Mariners
Safeco Field, Seattle, WA
Sun Jul 12 2009, 1:10 PM PDT
Att: 33,225 - Cloudy - 63 F


AB 31
R 3
H 4
RBI 3
BB 5
SO 8
LOB 16



| Batter | 1 | 2 | 3 | 4 | 5 | 6 | 7 | 8 | 9 | AB | R | H | RBI | BB | SO | LOB | BOTTOM | | | |
|--|---|----------------------------------|------------------------------|---------------------------------|-------------------------------|----------------------------------|-------------------------------|----------------------------------|------------------------------|---------------------------------|------------------------------|----------------------------------|-------------------------------|----------------------------------|-------------------------------|----------------------------------|----------------------------------|------------------------------------|-------------------------|--------|
| 51 Ichiro Suzuki, L OBP: 0.393, SLG: 0.480 | | | | | | | | | | 5 | 1 | 2 | 1 | 0 | 1 | 2 | | | | |
| 30 Russell Branyan, L OBP: 0.382, SLG: 0.573 | | | | | | | | | | 4 | 0 | 0 | 1 | 1 | 2 | 2 | | | | |
| 4 Jose Lopez, R OBP: 0.287, SLG: 0.428 | | | | | | | | | | 5 | 0 | 1 | 1 | 0 | 1 | 4 | | | | |
| 24 Ken Griffey Jr., L OBP: 0.342, SLG: 0.404 | | | | | | | | | | 3 | 0 | 1 | 0 | 1 | 0 | 0 | | | | |
| 16 Josh Wilson, R OBP: 0.243, SLG: 0.197 | | | | | | | | | | 0 | 1 | 0 | 0 | 0 | 0 | 0 | | | | |
| 21 Franklin Gutierrez, R OBP: 0.356, SLG: 0.445 | | | | | | | | | | 4 | 2 | 2 | 0 | 0 | 1 | 2 | | | | |
| 12 Ryan Langerhans, L OBP: 0.364, SLG: 0.400 | | | | | | | | | | 2 | 1 | 1 | 0 | 1 | 0 | 0 | | | | |
| 13 Chris Shelton, R OBP: 0.500, SLG: 0.500 | | | | | | | | | | 1 | 0 | 1 | 1 | 0 | 0 | 0 | | | | |
| 25 Wladimir Balentien, R OBP: 0.266, SLG: 0.352 | | | | | | | | | | 0 | 0 | 0 | 0 | 0 | 0 | 0 | | | | |
| 32 Rob Johnson, R OBP: 0.263, SLG: 0.336 | | | | | | | | | | 4 | 0 | 1 | 1 | 0 | 1 | 5 | | | | |
| 7 Jack Hannahan, L OBP: 0.271, SLG: 0.302 | | | | | | | | | | 4 | 0 | 0 | 0 | 0 | 2 | 4 | | | | |
| 3 Ronny Cedeno, R OBP: 0.227, SLG: 0.301 | | | | | | | | | | 3 | 0 | 2 | 0 | 1 | 0 | 0 | | | | |
| Inning Stats | R: 1 E: 0 K: 1 S: 11 | H: 2 LOB: 3 BB: 2 P: 22 | R: 0 E: 0 K: 1 S: 5 | H: 0 LOB: 0 BB: 0 P: 8 | R: 0 E: 0 K: 1 S: 11 | H: 0 LOB: 0 BB: 0 P: 15 | R: 2 E: 0 K: 2 S: 17 | H: 4 LOB: 3 BB: 1 P: 27 | R: 0 E: 0 K: 0 S: 5 | H: 1 LOB: 1 BB: 0 P: 8 | R: 0 E: 0 K: 0 S: 9 | H: 1 LOB: 0 BB: 0 P: 15 | R: 2 E: 0 K: 1 S: 14 | H: 4 LOB: 2 BB: 0 P: 25 | R: 0 E: 0 K: 2 S: 11 | H: 0 LOB: 1 BB: 1 P: 23 | 1B: 9 2B: 2 3B: 0 HR: 0 | SF: 0 SAC: 0 DP: 0 HBP: 0 | WP: 0 PB: 0 CS: 0 | PA: 39 |
| PITCHER | IP WLS BF H R ER SO BB IBB HBP BLK WP HR S P ERA WHIP | | | | | | | | | | | | | | | | | | | |
| 57 Dustin Nippert, R ERA: 7.36 | (1, 1) 3.2 18 5 3 3 3 2 0 0 0 0 0 0 22 38 0.00 1.125 | | | | | | | | | | | | | | | | | | | |
| 45 Derek Holland, L ERA: 5.97 | (4, 1) 2.2 11 2 0 0 1 1 0 0 0 0 0 0 22 38 0.00 1.125 | | | | | | | | | | | | | | | | | | | |
| 56 Darren O'Day, R ERA: 1.74 | (7, 1) 0.1 L 3 2 0 0 0 0 0 0 0 0 0 0 5 9 0.00 6.000 | | | | | | | | | | | | | | | | | | | |
| 36 C.J. Wilson, L ERA: 3.03 | (7, 1) 1.0 6 2 2 2 3 1 0 0 0 0 0 0 15 29 18.00 3.000 | | | | | | | | | | | | | | | | | | | |
| 28 Jason Jennings, R ERA: 3.25 | (8, 1) 0.1 1 0 0 0 0 0 0 0 0 0 0 0 3 6 0.00 0.000 | | | | | | | | | | | | | | | | | | | |

Texas Rangers @ Seattle Mariners
Safeco Field, Seattle, WA
Sun Jul 12 2009, 1:10 PM PDT
Att: 33,225 - Cloudy - 63 F

AB 35
R 5
H 11
RBI 5
BB 4
SO 8
LOB 19



| Batter | 1 | 2 | 3 | 4 | 5 | 6 | 7 | 8 | 9 | AB | R | H | RBI | BB | SO | LOB | TOP | | | | |
|--|---|---|---|---|---|---|---|---|---|---|---|---|---|---|---|---|---|---|---|---|---|
| 2 Denard Span, L (1.7) OBP: 0.379, SLG: 0.386 | | | | | | | | | | 4 | 0 | 1 | 0 | 0 | 0 | 2 | | | | | |
| 12 Alexi Casilla, S (1.4) OBP: 0.234, SLG: 0.217 | | | | | | | | | | 4 | 0 | 0 | 0 | 0 | 0 | 1 | | | | | |
| 7 Joe Mauer, L (1.2) OBP: 0.444, SLG: 0.616 | | | | | | | | | | 4 | 1 | 1 | 0 | 0 | 0 | 1 | | | | | |
| 33 Justin Morneau, L (1.3) OBP: 0.394, SLG: 0.579 | | | | | | | | | | 3 | 1 | 2 | 0 | 1 | 1 | | | | | | |
| 16 Jason Kubel, L (1.10) OBP: 0.370, SLG: 0.556 | | | | | | | | | | 4 | 1 | 2 | 3 | 0 | 0 | 2 | | | | | |
| 5 Michael Cuddyer, R (1.9) OBP: 0.350, SLG: 0.500 | | | | | | | | | | 4 | 0 | 0 | 0 | 0 | 2 | 1 | | | | | |
| 24 Joe Crede, R (1.5) OBP: 0.300, SLG: 0.453 | | | | | | | | | | 4 | 1 | 2 | 0 | 0 | 1 | 0 | | | | | |
| 23 Brendan Harris, R (1.6) OBP: 0.317, SLG: 0.390 | | | | | | | | | | 4 | 1 | 1 | 0 | 0 | 0 | 1 | | | | | |
| 8 Nick Punto, S (9.6) OBP: 0.319, SLG: 0.223 | | | | | | | | | | 0 | 0 | 0 | 0 | 0 | 0 | 0 | | | | | |
| 22 Carlos Gómez, R (1.8) OBP: 0.296, SLG: 0.374 | | | | | | | | | | 3 | 0 | 2 | 2 | 0 | 0 | 0 | | | | | |
| Inning Stats | R: 0 H: 1 E: 0 K: 1 S: 12 | H: 1 R: 0 ER: 0 LOB: 1 BB: 0 P: 17 | R: 2 H: 4 E: 0 K: 0 S: 11 | H: 4 R: 0 ER: 0 LOB: 1 BB: 0 P: 22 | R: 3 H: 3 E: 0 K: 1 S: 17 | H: 3 R: 0 ER: 0 LOB: 0 BB: 0 P: 22 | R: 0 H: 1 E: 0 K: 0 S: 6 | H: 1 R: 0 ER: 0 LOB: 0 BB: 0 P: 7 | R: 0 H: 1 E: 0 K: 1 S: 9 | H: 1 R: 0 ER: 0 LOB: 0 BB: 0 P: 14 | R: 0 H: 0 E: 0 K: 0 S: 9 | H: 0 R: 0 ER: 0 LOB: 0 BB: 0 P: 13 | R: 0 H: 0 E: 0 K: 0 S: 9 | H: 0 R: 0 ER: 0 LOB: 0 BB: 0 P: 16 | R: 0 H: 0 E: 0 K: 1 S: 7 | H: 0 R: 0 ER: 0 LOB: 0 BB: 0 P: 10 | 1B: 8 2B: 1 3B: 1 HR: 1 | SF: 0 SAC: 0 DP: 4 HBP: 0 | WP: 0 PB: 0 CS: 0 | PA: 35 | |
| PITCHER | IP WLS BF H R ER SO BB IBB HBP BLK WP HR S P ERA WHIP | IP WLS BF H R ER SO BB IBB HBP BLK WP HR S P ERA WHIP | IP WLS BF H R ER SO BB IBB HBP BLK WP HR S P ERA WHIP | IP WLS BF H R ER SO BB IBB HBP BLK WP HR S P ERA WHIP | IP WLS BF H R ER SO BB IBB HBP BLK WP HR S P ERA WHIP | IP WLS BF H R ER SO BB IBB HBP BLK WP HR S P ERA WHIP | IP WLS BF H R ER SO BB IBB HBP BLK WP HR S P ERA WHIP | IP WLS BF H R ER SO BB IBB HBP BLK WP HR S P ERA WHIP | IP WLS BF H R ER SO BB IBB HBP BLK WP HR S P ERA WHIP | IP WLS BF H R ER SO BB IBB HBP BLK WP HR S P ERA WHIP | IP WLS BF H R ER SO BB IBB HBP BLK WP HR S P ERA WHIP | IP WLS BF H R ER SO BB IBB HBP BLK WP HR S P ERA WHIP | IP WLS BF H R ER SO BB IBB HBP BLK WP HR S P ERA WHIP | IP WLS BF H R ER SO BB IBB HBP BLK WP HR S P ERA WHIP | IP WLS BF H R ER SO BB IBB HBP BLK WP HR S P ERA WHIP | IP WLS BF H R ER SO BB IBB HBP BLK WP HR S P ERA WHIP | IP WLS BF H R ER SO BB IBB HBP BLK WP HR S P ERA WHIP | IP WLS BF H R ER SO BB IBB HBP BLK WP HR S P ERA WHIP | IP WLS BF H R ER SO BB IBB HBP BLK WP HR S P ERA WHIP | IP WLS BF H R ER SO BB IBB HBP BLK WP HR S P ERA WHIP | IP WLS BF H R ER SO BB IBB HBP BLK WP HR S P ERA WHIP |

Minnesota Twins @ Texas Rangers
Rangers Ballpark in Arlington, Arlington, TX
Fri Jul 17 2009, 8:05 PM EDT
Att: 34,662 - Clear - 93 F

| | |
|-----|----|
| AB | 34 |
| R | 5 |
| H | 11 |
| RBI | 5 |
| BB | 1 |
| SO | 4 |
| LOB | 9 |



| Batter | 1 | 2 | 3 | 4 | 5 | 6 | 7 | 8 | 9 | AB | R | H | RBI | BB | SO | LOB | BOTTOM | | | | | |
|---|---|---|---|---|---|---|---|---|---|---|---|---|---|---|---|---|---|---|---|---|---|--------|
| 5 Ian Kinsler, R (1.4) OBP: 0.326, SLG: 0.484 | | | | | | | | | | 5 | 1 | 1 | 0 | 0 | 1 | 2 | | | | | | |
| 10 Michael Young, R (1.5) OBP: 0.382, SLG: 0.486 | | | | | | | | | | 4 | 0 | 1 | 0 | 0 | 2 | 1 | | | | | | |
| 32 Josh Hamilton, L (1.8) OBP: 0.308, SLG: 0.455 | | | | | | | | | | 4 | 1 | 3 | 3 | 0 | 1 | 0 | | | | | | |
| 25 Andruw Jones, R (1.10) OBP: 0.335, SLG: 0.534 | | | | | | | | | | 3 | 0 | 1 | 0 | 1 | 0 | 1 | | | | | | |
| 9 Hank Blalock, L (1.3) OBP: 0.306, SLG: 0.542 | | | | | | | | | | 4 | 0 | 1 | 0 | 0 | 1 | 4 | | | | | | |
| 22 Marlon Byrd, R (1.7) OBP: 0.323, SLG: 0.467 | | | | | | | | | | 4 | 0 | 0 | 0 | 0 | 1 | 2 | | | | | | |
| 17 Nelson Cruz, R (1.9) OBP: 0.322, SLG: 0.532 | | | | | | | | | | 4 | 0 | 0 | 0 | 0 | 1 | 0 | | | | | | |
| 2 Taylor Teagarden, R (1.2) OBP: 0.279, SLG: 0.342 | | | | | | | | | | 3 | 0 | 1 | 0 | 0 | 0 | 0 | | | | | | |
| 7 David Murphy, L (9. PH) OBP: 0.358, SLG: 0.442 | | | | | | | | | | 1 | 0 | 0 | 0 | 0 | 0 | 0 | | | | | | |
| 1 Elvis Andrus, R (1.6) OBP: 0.314, SLG: 0.349 | | | | | | | | | | 4 | 1 | 1 | 0 | 0 | 1 | 1 | | | | | | |
| Inning Stats | R: 2 H: 3 E: 1 K: 1 S: 16 | H: 3 R: 0 ER: 0 LOB: 0 BB: 0 P: 23 | R: 0 H: 0 E: 0 K: 0 S: 10 | H: 0 R: 0 ER: 0 LOB: 0 BB: 0 P: 14 | R: 0 H: 1 E: 0 K: 1 S: 13 | H: 1 R: 0 ER: 0 LOB: 1 BB: 0 P: 20 | R: 0 H: 0 E: 0 K: 2 S: 9 | H: 0 R: 0 ER: 0 LOB: 0 BB: 0 P: 13 | R: 1 H: 3 E: 0 K: 0 S: 21 | H: 3 R: 0 ER: 0 LOB: 3 BB: 1 P: 32 | R: 0 H: 0 E: 0 K: 1 S: 9 | H: 0 R: 0 ER: 0 LOB: 0 BB: 0 P: 15 | R: 0 H: 0 E: 0 K: 2 S: 8 | H: 0 R: 0 ER: 0 LOB: 0 BB: 0 P: 11 | R: 0 H: 1 E: 0 K: 1 S: 9 | H: 1 R: 0 ER: 0 LOB: 1 BB: 0 P: 16 | R: 0 H: 1 E: 0 K: 0 S: 9 | H: 1 R: 0 ER: 0 LOB: 1 BB: 0 P: 12 | 1B: 8 2B: 0 3B: 0 HR: 1 | SF: 0 SAC: 0 DP: 0 HBP: 0 | WP: 0 PB: 0 CS: 0 | PA: 37 |
| PITCHER | IP WLS BF H R ER SO BB IBB HBP BLK WP HR S P ERA WHIP | IP WLS BF H R ER SO BB IBB HBP BLK WP HR S P ERA WHIP | IP WLS BF H R ER SO BB IBB HBP BLK WP HR S P ERA WHIP | IP WLS BF H R ER SO BB IBB HBP BLK WP HR S P ERA WHIP | IP WLS BF H R ER SO BB IBB HBP BLK WP HR S P ERA WHIP | IP WLS BF H R ER SO BB IBB HBP BLK WP HR S P ERA WHIP | IP WLS BF H R ER SO BB IBB HBP BLK WP HR S P ERA WHIP | IP WLS BF H R ER SO BB IBB HBP BLK WP HR S P ERA WHIP | IP WLS BF H R ER SO BB IBB HBP BLK WP HR S P ERA WHIP | IP WLS BF H R ER SO BB IBB HBP BLK WP HR S P ERA WHIP | IP WLS BF H R ER SO BB IBB HBP BLK WP HR S P ERA WHIP | IP WLS BF H R ER SO BB IBB HBP BLK WP HR S P ERA WHIP | IP WLS BF H R ER SO BB IBB HBP BLK WP HR S P ERA WHIP | IP WLS BF H R ER SO BB IBB HBP BLK WP HR S P ERA WHIP | IP WLS BF H R ER SO BB IBB HBP BLK WP HR S P ERA WHIP | IP WLS BF H R ER SO BB IBB HBP BLK WP HR S P ERA WHIP | IP WLS BF H R ER SO BB IBB HBP BLK WP HR S P ERA WHIP | IP WLS BF H R ER SO BB IBB HBP BLK WP HR S P ERA WHIP | IP WLS BF H R ER SO BB IBB HBP BLK WP HR S P ERA WHIP | IP WLS BF H R ER SO BB IBB HBP BLK WP HR S P ERA WHIP | IP WLS BF H R ER SO BB IBB HBP BLK WP HR S P ERA WHIP | |

Minnesota Twins @ Texas Rangers
Rangers Ballpark in Arlington, Arlington, TX
Fri Jul 17 2009, 8:05 PM EDT
Att: 34,662 - Clear - 93 F

| | |
|-----|----|
| AB | 36 |
| R | 3 |
| H | 9 |
| RBI | 3 |
| BB | 1 |
| SO | 8 |
| LOB | 11 |



| Batter | 1 | 2 | 3 | 4 | 5 | 6 | 7 | 8 | 9 | 10 | 11 | 12 | AB | R | H | RBI | BB | SO | LOB | TOP | | | | | | | | |
|---|---|--|--|---|--|--|--|---|---|---|---|---|---|---|---|---|---|---|---|---|---|---|---|---|---|---|---|---|
| 2 Denard Span, L OBP: 0.370, SLG: 0.375 (11, 8) | | | | | | | | | | | | | | 4 | 0 | 0 | 1 | 1 | 2 | 3 | | | | | | | | |
| 12 Alexi Casilla, S OBP: 0.237, SLG: 0.216 (1, 4) | | | | | | | | | | | | | | 5 | 0 | 1 | 1 | 1 | 1 | 1 | | | | | | | | |
| 7 Joe Mauer, L OBP: 0.432, SLG: 0.594 (1, 2) | | | | | | | | | | | | | | 6 | 0 | 0 | 0 | 0 | 2 | 4 | | | | | | | | |
| 33 Justin Morneau, L OBP: 0.394, SLG: 0.571 (1, 3) | | | | | | | | | | | | | | 4 | 0 | 0 | 0 | 2 | 1 | 0 | | | | | | | | |
| 5 Michael Cuddyer, R OBP: 0.346, SLG: 0.505 (1, 9) | | | | | | | | | | | | | | 5 | 0 | 0 | 0 | 0 | 2 | 4 | | | | | | | | |
| 23 Brendan Harris, R OBP: 0.314, SLG: 0.385 (11, 6) | | | | | | | | | | | | | | 5 | 0 | 1 | 0 | 0 | 2 | 0 | | | | | | | | |
| 21 Delmon Young, R OBP: 0.300, SLG: 0.347 (11, 10) | | | | | | | | | | | | | | 4 | 1 | 2 | 0 | 1 | 1 | 1 | | | | | | | | |
| 22 Carlos Gómez, R OBP: 0.289, SLG: 0.371 (11, PH) | | | | | | | | | | | | | | 3 | 1 | 0 | 0 | 0 | 2 | 1 | | | | | | | | |
| 16 Jason Kubel, L OBP: 0.373, SLG: 0.552 (11, 7) | | | | | | | | | | | | | | 0 | 0 | 0 | 0 | 1 | 0 | 0 | | | | | | | | |
| 8 Nick Punto, S OBP: 0.330, SLG: 0.258 (11, PH) | | | | | | | | | | | | | | 4 | 1 | 3 | 1 | 0 | 0 | 0 | | | | | | | | |
| 32 Brian Buscher, L OBP: 0.347, SLG: 0.307 (11, 5) | | | | | | | | | | | | | | 1 | 0 | 0 | 0 | 0 | 0 | 2 | | | | | | | | |
| Inning Stats | R: 0 E: 0 K: 0 S: 6 | H: 0 LOB: 0 BB: 1 P: 12 | R: 0 E: 0 K: 1 S: 14 | H: 1 LOB: 1 BB: 0 P: 23 | R: 1 E: 1 K: 1 S: 14 | H: 1 LOB: 3 BB: 2 P: 28 | R: 2 E: 0 K: 2 S: 15 | H: 3 LOB: 2 BB: 0 P: 21 | R: 0 E: 0 K: 1 S: 7 | H: 0 LOB: 0 BB: 1 P: 16 | R: 0 E: 1 K: 1 S: 11 | H: 1 LOB: 1 BB: 0 P: 18 | R: 0 E: 0 K: 2 S: 6 | H: 0 LOB: 0 BB: 9 P: 9 | R: 0 E: 0 K: 1 S: 6 | H: 0 LOB: 1 BB: 1 P: 10 | R: 0 E: 0 K: 2 S: 8 | H: 0 LOB: 0 BB: 14 P: 14 | R: 0 E: 0 K: 1 S: 17 | H: 1 LOB: 2 BB: 1 P: 28 | R: 0 E: 0 K: 1 S: 10 | H: 0 LOB: 0 BB: 17 P: 17 | 1B: 6 2B: 0 3B: 0 HR: 1 | SF: 1 SAC: 0 DP: 2 HBP: 1 | WP: 0 PB: 0 SB: 0 CS: 0 | PA: 49 | | |
| PITCHER | IP WLS BF H R ER SO BB IBB HBP BLK WP HR S P ERA WHIP | 4.0 2.0 6 1 0 0 2 0 0 0 0 0 0 16 28 0.00 0.500 | 5.0 2.0 6 1 0 0 2 0 0 0 0 0 0 6 9 0.00 0.000 | 6.0 1.0 3 0 0 0 0 0 0 0 0 0 0 6 10 0.00 1.000 | 7.0 1.0 4 0 0 0 1 1 0 0 0 0 0 6 9 0.00 1.000 | 8.0 2.0 6 0 0 0 4 0 0 0 0 0 0 18 28 0.00 0.000 | 9.0 2.0 6 0 0 0 4 0 0 0 0 0 0 18 28 0.00 0.000 | 10.0 2.0 6 0 0 0 4 0 0 0 0 0 0 18 28 0.00 0.000 | 11.0 2.0 6 0 0 0 4 0 0 0 0 0 0 18 28 0.00 0.000 | 12.0 2.0 6 0 0 0 4 0 0 0 0 0 0 18 28 0.00 0.000 | 13.0 2.0 6 0 0 0 4 0 0 0 0 0 0 18 28 0.00 0.000 | 14.0 2.0 6 0 0 0 4 0 0 0 0 0 0 18 28 0.00 0.000 | 15.0 2.0 6 0 0 0 4 0 0 0 0 0 0 18 28 0.00 0.000 | 16.0 2.0 6 0 0 0 4 0 0 0 0 0 0 18 28 0.00 0.000 | 17.0 2.0 6 0 0 0 4 0 0 0 0 0 0 18 28 0.00 0.000 | 18.0 2.0 6 0 0 0 4 0 0 0 0 0 0 18 28 0.00 0.000 | 19.0 2.0 6 0 0 0 4 0 0 0 0 0 0 18 28 0.00 0.000 | 20.0 2.0 6 0 0 0 4 0 0 0 0 0 0 18 28 0.00 0.000 | 21.0 2.0 6 0 0 0 4 0 0 0 0 0 0 18 28 0.00 0.000 | 22.0 2.0 6 0 0 0 4 0 0 0 0 0 0 18 28 0.00 0.000 | 23.0 2.0 6 0 0 0 4 0 0 0 0 0 0 18 28 0.00 0.000 | 24.0 2.0 6 0 0 0 4 0 0 0 0 0 0 18 28 0.00 0.000 | 25.0 2.0 6 0 0 0 4 0 0 0 0 0 0 18 28 0.00 0.000 | 26.0 2.0 6 0 0 0 4 0 0 0 0 0 0 18 28 0.00 0.000 | 27.0 2.0 6 0 0 0 4 0 0 0 0 0 0 18 28 0.00 0.000 | 28.0 2.0 6 0 0 0 4 0 0 0 0 0 0 18 28 0.00 0.000 | 29.0 2.0 6 0 0 0 4 0 0 0 0 0 0 18 28 0.00 0.000 | 30.0 2.0 6 0 0 0 4 0 0 0 0 0 0 18 28 0.00 0.000 |

Minnesota Twins @ Texas Rangers
Rangers Ballpark in Arlington, Arlington, TX
Sun Jul 19 2009, 8:05 PM EDT
Att: 27,204 - Clear - 93 F

livebaseballscorecards.com

AB 41
R 3
H 7
RBI 3
BB 6
SO 13
LOB 16

| Batter | 1 | 2 | 3 | 4 | 5 | 6 | 7 | 8 | 9 | 10 | 11 | 12 | AB | R | H | RBI | BB | SO | LOB | BOTTOM | | | | | | | | |
|---|---|---|---|--|--|---|--|--|--|--|--|--|--|--|--|--|--|--|--|--|--|--|--|--|--|--|----------------------------------|--------|
| 5 Ian Kinstler, R OBP: 0.325, SLG: 0.496 (1, 4) | | | | | | | | | | | | | | 6 | 2 | 2 | 3 | 0 | 3 | 2 | | | | | | | | |
| 10 Michael Young, R OBP: 0.362, SLG: 0.480 (1, 5) | | | | | | | | | | | | | | 4 | 0 | 1 | 0 | 1 | 1 | 0 | | | | | | | | |
| 32 Josh Hamilton, L OBP: 0.293, SLG: 0.430 (1, 10) | | | | | | | | | | | | | | 5 | 0 | 0 | 0 | 0 | 1 | 2 | | | | | | | | |
| 25 Andruw Jones, R OBP: 0.336, SLG: 0.525 (1, 9) | | | | | | | | | | | | | | 3 | 0 | 0 | 0 | 2 | 0 | 1 | | | | | | | | |
| 9 Hank Blalock, L OBP: 0.297, SLG: 0.524 (1, 3) | | | | | | | | | | | | | | 5 | 0 | 0 | 0 | 0 | 3 | 3 | | | | | | | | |
| 22 Marlon Byrd, R OBP: 0.323, SLG: 0.463 (1, 8) | | | | | | | | | | | | | | 5 | 2 | 2 | 0 | 0 | 0 | 0 | | | | | | | | |
| 7 David Murphy, L OBP: 0.366, SLG: 0.446 (1, 7) | | | | | | | | | | | | | | 4 | 0 | 3 | 0 | 1 | 1 | 0 | | | | | | | | |
| 21 Jarrod Saltalamacchia, R OBP: 0.262, SLG: 0.361 (1, 2) | | | | | | | | | | | | | | 3 | 1 | 1 | 0 | 0 | 0 | 2 | | | | | | | | |
| 1 Elvis Andrus, R OBP: 0.314, SLG: 0.346 (1, 6) | | | | | | | | | | | | | | 3 | 0 | 0 | 1 | 0 | 1 | 2 | | | | | | | | |
| Inning Stats | R: 1 E: 0 K: 2 S: 10 | H: 1 LOB: 0 BB: 0 P: 12 | R: 0 E: 0 K: 1 S: 10 | H: 1 LOB: 1 BB: 0 P: 15 | R: 0 E: 0 K: 1 S: 9 | H: 0 LOB: 0 BB: 0 P: 9 | R: 0 E: 0 K: 0 S: 7 | H: 0 LOB: 0 BB: 0 P: 13 | R: 1 E: 0 K: 2 S: 9 | H: 1 LOB: 1 BB: 1 P: 17 | R: 0 E: 0 K: 0 S: 3 | H: 0 LOB: 1 BB: 1 P: 14 | R: 1 E: 0 K: 1 S: 13 | H: 2 LOB: 1 BB: 0 P: 20 | R: 0 E: 0 K: 1 S: 6 | H: 0 LOB: 1 BB: 1 P: 10 | R: 0 E: 0 K: 0 S: 9 | H: 1 LOB: 1 BB: 0 P: 14 | R: 0 E: 0 K: 0 S: 7 | H: 1 LOB: 1 BB: 11 P: 11 | R: 0 E: 0 K: 2 S: 9 | H: 0 LOB: 0 BB: 13 P: 13 | R: 2 E: 0 K: 0 S: 6 | H: 2 LOB: 0 BB: 0 P: 9 | 1B: 6 2B: 1 3B: 0 HR: 2 | SF: 1 SAC: 3 DP: 1 HBP: 0 | WP: 0 PB: 1 SB: 0 CS: 0 | PA: 46 |
| PITCHER | IP WLS BF H R ER SO BB IBB HBP BLK WP HR S P ERA WHIP | 6.0 2.0 25 5 3 0 6 3 0 0 0 0 1 51 90 3.00 1.333 | 7.0 1.2 12 6 0 0 1 1 0 0 0 0 0 10 17 0.00 0.600 | 8.0 0.1 1 0 0 0 1 0 0 0 0 0 0 3 3 0.00 0.000 | 9.0 2.0 8 2 0 0 0 0 0 0 0 0 0 16 25 0.00 1.000 | 10.0 1.1 5 1 1 1 2 0 0 0 0 0 0 12 16 6.75 0.750 | 11.0 0.0 1 1 1 1 0 0 0 0 0 0 0 1 5 6 0.00 0.000 | 12.0 0.0 1 1 1 1 0 0 0 0 0 0 0 1 5 6 0.00 0.000 | 13.0 0.0 1 1 1 1 0 0 0 0 0 0 0 1 5 6 0.00 0.000 | 14.0 0.0 1 1 1 1 0 0 0 0 0 0 0 1 5 6 0.00 0.000 | 15.0 0.0 1 1 1 1 0 0 0 0 0 0 0 1 5 6 0.00 0.000 | 16.0 0.0 1 1 1 1 0 0 0 0 0 0 0 1 5 6 0.00 0.000 | 17.0 0.0 1 1 1 1 0 0 0 0 0 0 0 1 5 6 0.00 0.000 | 18.0 0.0 1 1 1 1 0 0 0 0 0 0 0 1 5 6 0.00 0.000 | 19.0 0.0 1 1 1 1 0 0 0 0 0 0 0 1 5 6 0.00 0.000 | 20.0 0.0 1 1 1 1 0 0 0 0 0 0 0 1 5 6 0.00 0.000 | 21.0 0.0 1 1 1 1 0 0 0 0 0 0 0 1 5 6 0.00 0.000 | 22.0 0.0 1 1 1 1 0 0 0 0 0 0 0 1 5 6 0.00 0.000 | 23.0 0.0 1 1 1 1 0 0 0 0 0 0 0 1 5 6 0.00 0.000 | 24.0 0.0 1 1 1 1 0 0 0 0 0 0 0 1 5 6 0.00 0.000 | 25.0 0.0 1 1 1 1 0 0 0 0 0 0 0 1 5 6 0.00 0.000 | 26.0 0.0 1 1 1 1 0 0 0 0 0 0 0 1 5 6 0.00 0.000 | 27.0 0.0 1 1 1 1 0 0 0 0 0 0 0 1 5 6 0.00 0.000 | 28.0 0.0 1 1 1 1 0 0 0 0 0 0 0 1 5 6 0.00 0.000 | 29.0 0.0 1 1 1 1 0 0 0 0 0 0 0 1 5 6 0.00 0.000 | 30.0 0.0 1 1 1 1 0 0 0 0 0 0 0 1 5 6 0.00 0.000 | | |

Minnesota Twins @ Texas Rangers
Rangers Ballpark in Arlington, Arlington, TX
Sun Jul 19 2009, 8:05 PM EDT
Att: 27,204 - Clear - 93 F

livebaseballscorecards.com

AB 38
R 5
H 9
RBI 4
BB 4
SO 10
LOB 12

| Batter | 1 | 2 | 3 | 4 | 5 | 6 | 7 | 8 | 9 | AB | R | H | RBI | BB | SO | LOB | TOP | |
|--|------------------------------|----------------------------------|------------------------------|----------------------------------|------------------------------|----------------------------------|------------------------------|----------------------------------|-------------------------------|----------------------------------|------------------------------|----------------------------------|------------------------------|----------------------------------|----------------------------------|------------------------------------|----------------------------------|--------|
| 2 Jacoby Ellsbury, L OBP: 0.339, SLG: 0.388 | F9 | | G3 | | | F7 | | L8 | | 4 | 0 | 0 | 0 | 0 | 0 | 1 | | |
| 15 Dustin Pedroia, R OBP: 0.376, SLG: 0.422 | F9 | | F8 | | | 20 2B | | L8 | | 4 | 1 | 1 | 0 | 0 | 0 | 1 | | |
| 20 Kevin Youkilis, R OBP: 0.418, SLG: 0.574 | K | | | | F9 | | | F9 | | 4 | 0 | 1 | 1 | 0 | 1 | 0 | | |
| 34 David Ortiz, L OBP: 0.313, SLG: 0.413 | | 1B | | | G4-3 | | | G6-3 | | 4 | 0 | 1 | 0 | 0 | 0 | 1 | | |
| 44 Jason Bay, R OBP: 0.376, SLG: 0.511 | | BB | | | P4 | | | 7 1B | | 1 | 1 | 0 | 0 | 3 | 0 | 0 | | |
| 7 J.D. Drew, L OBP: 0.360, SLG: 0.446 | F8 | | | | F9 | | | K | | 4 | 0 | 0 | 0 | 0 | 1 | 3 | | |
| 25 Mike Lowell, R OBP: 0.329, SLG: 0.471 | P4 | | | | F9 | | | 1B | | 3 | 0 | 1 | 1 | 1 | 0 | 1 | | |
| 33 Jason Varitek, S OBP: 0.340, SLG: 0.461 | | | F9 | | K | | | G5-3 | | 4 | 0 | 0 | 0 | 0 | 2 | 3 | | |
| 12 Jed Lowrie, S OBP: 0.167, SLG: 0.250 | | | G3 2B | | | F8 | | P6 | | 3 | 0 | 1 | 0 | 0 | 0 | 2 | | |
| Inning Stats | R: 0 E: 0 K: 1 S: 8 | H: 0 LOB: 0 BB: 0 P: 11 | R: 0 E: 0 K: 0 S: 9 | H: 1 LOB: 1 BB: 1 P: 17 | R: 0 E: 0 K: 0 S: 8 | H: 1 LOB: 0 BB: 0 P: 11 | R: 0 E: 0 K: 0 S: 8 | H: 0 LOB: 0 BB: 0 P: 11 | R: 0 E: 0 K: 1 S: 14 | H: 0 LOB: 2 BB: 2 P: 26 | R: 0 E: 0 K: 0 S: 7 | H: 0 LOB: 0 BB: 0 P: 12 | R: 1 E: 0 K: 1 S: 8 | H: 1 LOB: 1 BB: 1 P: 17 | 1B: 3 2B: 2 3B: 0 HR: 0 | SF: 0 SAC: 0 DP: 0 HBP: 0 | WP: 0 PB: 0 SB: 1 CS: 0 | PA: 35 |
| PITCHER | IP | WLS | BF | H | R | ER | SO | BB | IBB | HBP | BLK | WP | HR | S | P | ERA | WHIP | |
| 35 Tommy Hunter, R ERA: 2.17 | 6.0 | W | 22 | 4 | 1 | 1 | 2 | 1 | 0 | 0 | 0 | 0 | 0 | 58 | 85 | 1.50 | 0.833 | |
| 26 Jason Jennings, R ERA: 3.25 | 1.0 | H | 5 | 0 | 0 | 0 | 1 | 2 | 0 | 0 | 0 | 0 | 0 | 14 | 26 | 0.00 | 2.000 | |
| 56 Darren O'Day, R ERA: 1.82 | 1.0 | H | 3 | 0 | 0 | 0 | 0 | 0 | 0 | 0 | 0 | 0 | 0 | 7 | 12 | 0.00 | 0.000 | |
| 36 C.J. Wilson, L ERA: 2.93 | 1.0 | S | 5 | 1 | 1 | 1 | 1 | 1 | 0 | 0 | 0 | 0 | 0 | 8 | 17 | 9.00 | 2.000 | |

Boston Red Sox @ Texas Rangers
Rangers Ballpark in Arlington, Arlington, TX

AB 31
R 2
H 5
RBI 2
BB 4
SO 4
LOB 12



WP: 0 PA: 35
PB: 0
SB: 1
CS: 0

Tue Jul 21 2009, 8:05 PM EDT
Att: 28,555 - Clear - 91 F

| Batter | 1 | 2 | 3 | 4 | 5 | 6 | 7 | 8 | 9 | AB | R | H | RBI | BB | SO | LOB | BOTTOM | |
|---|-------------------------------|----------------------------------|------------------------------|----------------------------------|------------------------------|---------------------------------|------------------------------|----------------------------------|------------------------------|---------------------------------|-------------------------------|----------------------------------|-------------------------------|----------------------------------|----------------------------------|------------------------------------|----------------------------------|--------|
| 5 Ian Kinsler, R OBP: 0.321, SLG: 0.491 | G4-3 9 1B 2B | | G4-3 | | | K | | F8 | | 4 | 1 | 1 | 0 | 0 | 1 | 1 | | |
| 10 Michael Young, R OBP: 0.364, SLG: 0.492 | L9 | | G4-3 | | | 32 1B | | FC6-2-5 32 1B | | 4 | 1 | 1 | 0 | 0 | 0 | 2 | | |
| 32 Josh Hamilton, L OBP: 0.291, SLG: 0.428 | K | | K | | | G4-3-6-4 1-2 | | 1B | | 4 | 0 | 1 | 1 | 0 | 2 | 2 | | |
| 25 Andruw Jones, R OBP: 0.338, SLG: 0.519 | 9 1B BB | | | | F7 | | | G6-3 | | 3 | 2 | 1 | 0 | 1 | 0 | 1 | | |
| 9 Hank Blalock, L OBP: 0.303, SLG: 0.529 | G4-3 | | G4-3 | | | G4-3 | | 1B | | 3 | 0 | 2 | 2 | 0 | 0 | 0 | | |
| 22 Marlon Byrd, R OBP: 0.316, SLG: 0.453 | G6-3 | | K | | | K | | K | | 3 | 0 | 0 | 0 | 0 | 2 | 3 | | |
| 7 David Murphy, L OBP: 0.363, SLG: 0.457 | | P5 | | | F8 | | | SF7 | | 2 | 0 | 0 | 1 | 0 | 0 | 0 | | |
| 21 Jarrod Saltalamacchia, R OBP: 0.292, SLG: 0.371 | | K | | | G4-3 | | | K | | 3 | 0 | 0 | 0 | 0 | 2 | 1 | | |
| 1 Elvis Andrus, R OBP: 0.313, SLG: 0.341 | G4-3 | | G1-3 | | | G1-3 | | 5 F8 5 S 1B | | 3 | 0 | 1 | 0 | 0 | 0 | 0 | | |
| Inning Stats | R: 2 E: 0 K: 1 S: 12 | H: 2 LOB: 1 BB: 1 P: 22 | R: 0 E: 0 K: 1 S: 8 | H: 0 LOB: 0 BB: 0 P: 11 | R: 0 E: 0 K: 1 S: 7 | H: 0 LOB: 0 BB: 0 P: 9 | R: 0 E: 0 K: 1 S: 9 | H: 0 LOB: 0 BB: 0 P: 15 | R: 0 E: 0 K: 0 S: 5 | H: 1 LOB: 0 BB: 0 P: 7 | R: 1 E: 0 K: 2 S: 10 | H: 2 LOB: 1 BB: 0 P: 16 | R: 1 E: 0 K: 0 S: 12 | H: 2 LOB: 1 BB: 0 P: 16 | 1B: 5 2B: 2 3B: 0 HR: 0 | SF: 1 SAC: 0 DP: 1 HBP: 0 | WP: 0 PB: 0 SB: 3 CS: 0 | PA: 31 |
| PITCHER | IP | WLS | BF | H | R | ER | SO | BB | IBB | HBP | BLK | WP | HR | S | P | ERA | WHIP | |
| 19 Josh Beckett, R ERA: 3.42 | 8.0 | L | 31 | 7 | 4 | 4 | 7 | 1 | 0 | 0 | 0 | 0 | 0 | 68 | 104 | 4.50 | 1.000 | |

Boston Red Sox @ Texas Rangers
Rangers Ballpark in Arlington, Arlington, TX

AB 29
R 4
H 7
RBI 4
BB 1
SO 7
LOB 10



WP: 0 PA: 31
PB: 0
SB: 3
CS: 0

Tue Jul 21 2009, 8:05 PM EDT
Att: 28,555 - Clear - 91 F

| Batter | 1 | 2 | 3 | 4 | 5 | 6 | 7 | 8 | 9 | AB | R | H | RBI | BB | SO | LOB | TOP | | | | | |
|--|--|--|--|--|--|--|--|--|--|--|--|--|--|--|--|--|--|--|--|--|--|--|
| 2 Jacoby Ellsbury, L OBP: 0.335, SLG: 0.384 | | | | | | | | | | 4 | 0 | 0 | 0 | 0 | 1 | 1 | | | | | | |
| 15 Dustin Pedroia, R OBP: 0.377, SLG: 0.423 | | | | | | | | | | 4 | 0 | 2 | 0 | 0 | 0 | 1 | | | | | | |
| 20 Kevin Youkilis, R OBP: 0.413, SLG: 0.566 | | | | | | | | | | 4 | 0 | 0 | 0 | 0 | 1 | 2 | | | | | | |
| 34 David Ortiz, L OBP: 0.315, SLG: 0.415 | | | | | | | | | | 4 | 0 | 2 | 0 | 0 | 0 | 0 | | | | | | |
| 44 Jason Bay, R OBP: 0.375, SLG: 0.506 | | | | | | | | | | 3 | 0 | 0 | 0 | 1 | 1 | 3 | | | | | | |
| 7 J.D. Drew, L OBP: 0.359, SLG: 0.442 | | | | | | | | | | 3 | 0 | 0 | 0 | 1 | 1 | 1 | | | | | | |
| 11 Mark Kotsay, L OBP: 0.291, SLG: 0.324 | | | | | | | | | | 4 | 0 | 0 | 0 | 0 | 2 | 3 | | | | | | |
| 33 Jason Varitek, S OBP: 0.339, SLG: 0.457 | | | | | | | | | | 4 | 0 | 1 | 0 | 0 | 2 | 2 | | | | | | |
| 22 Nick Green, R OBP: 0.317, SLG: 0.395 | | | | | | | | | | 3 | 1 | 1 | 1 | 0 | 1 | 1 | | | | | | |
| Inning Stats | R: 0 E: 0 K: 2 S: 7 | H: 0 LOB: 0 BB: 0 P: 11 | R: 0 E: 0 K: 1 S: 12 | H: 1 LOB: 2 BB: 1 P: 17 | R: 1 E: 0 K: 0 S: 13 | H: 3 LOB: 2 BB: 0 P: 22 | R: 0 E: 0 K: 1 S: 6 | H: 0 LOB: 1 BB: 0 P: 10 | R: 0 E: 0 K: 2 S: 16 | H: 0 LOB: 1 BB: 0 P: 28 | R: 0 E: 0 K: 1 S: 10 | H: 1 LOB: 1 BB: 0 P: 16 | R: 0 E: 0 K: 1 S: 6 | H: 0 LOB: 0 BB: 0 P: 10 | R: 0 E: 0 K: 1 S: 7 | H: 0 LOB: 0 BB: 0 P: 13 | 1B: 5 2B: 0 3B: 0 HR: 1 | SF: 0 SAC: 0 DP: 0 HBP: 0 | WP: 1 PB: 0 SB: 0 CS: 0 | PA: 35 | | |
| PITCHER | IP: 5.2 WLS: W BF: 24 ERA: 4.02 | IP: 3.1 WLS: S BF: 11 ERA: 1.64 | IP: 5.2 WLS: W BF: 24 ERA: 4.02 | IP: 3.1 WLS: S BF: 11 ERA: 1.64 | IP: 5.2 WLS: W BF: 24 ERA: 4.02 | IP: 3.1 WLS: S BF: 11 ERA: 1.64 | IP: 5.2 WLS: W BF: 24 ERA: 4.02 | IP: 3.1 WLS: S BF: 11 ERA: 1.64 | IP: 5.2 WLS: W BF: 24 ERA: 4.02 | IP: 3.1 WLS: S BF: 11 ERA: 1.64 | IP: 5.2 WLS: W BF: 24 ERA: 4.02 | IP: 3.1 WLS: S BF: 11 ERA: 1.64 | IP: 5.2 WLS: W BF: 24 ERA: 4.02 | IP: 3.1 WLS: S BF: 11 ERA: 1.64 | IP: 5.2 WLS: W BF: 24 ERA: 4.02 | IP: 3.1 WLS: S BF: 11 ERA: 1.64 | IP: 5.2 WLS: W BF: 24 ERA: 4.02 | IP: 3.1 WLS: S BF: 11 ERA: 1.64 | IP: 5.2 WLS: W BF: 24 ERA: 4.02 | IP: 3.1 WLS: S BF: 11 ERA: 1.64 | IP: 5.2 WLS: W BF: 24 ERA: 4.02 | IP: 3.1 WLS: S BF: 11 ERA: 1.64 |

Boston Red Sox @ Texas Rangers
Rangers Ballpark in Arlington, Arlington, TX
Wed Jul 22 2009, 8:05 PM EDT
Att: 39,778 - Clear - 88 F

AB 33
R 1
H 6
RBI 1
BB 2
SO 9
LOB 14



| Batter | 1 | 2 | 3 | 4 | 5 | 6 | 7 | 8 | 9 | AB | R | H | RBI | BB | SO | LOB | BOTTOM | | | | | | |
|---|--|---|--|---|---|--|--|--|--|--|--|--|--|---|---|--|--|--|--|--|--|---|---|
| 5 Ian Kinsler, R OBP: 0.322, SLG: 0.496 | | | | | | | | | | 4 | 1 | 1 | 1 | 0 | 1 | 2 | | | | | | | |
| 10 Michael Young, R OBP: 0.366, SLG: 0.490 | | | | | | | | | | 3 | 0 | 1 | 0 | 1 | 2 | 2 | | | | | | | |
| 32 Josh Hamilton, L OBP: 0.285, SLG: 0.418 | | | | | | | | | | 4 | 0 | 0 | 0 | 0 | 0 | 4 | | | | | | | |
| 22 Marlon Byrd, R OBP: 0.318, SLG: 0.457 | | | | | | | | | | 4 | 0 | 2 | 0 | 0 | 0 | 2 | | | | | | | |
| 9 Hank Blalock, L OBP: 0.299, SLG: 0.521 | | | | | | | | | | 4 | 0 | 0 | 0 | 0 | 2 | 3 | | | | | | | |
| 17 Nelson Cruz, R OBP: 0.335, SLG: 0.550 | | | | | | | | | | 2 | 1 | 2 | 0 | 2 | 0 | 0 | | | | | | | |
| 7 David Murphy, L OBP: 0.365, SLG: 0.458 | | | | | | | | | | 4 | 1 | 2 | 0 | 0 | 0 | 3 | | | | | | | |
| 2 Taylor Teagarden, R OBP: 0.267, SLG: 0.325 | | | | | | | | | | 4 | 0 | 0 | 1 | 0 | 2 | 3 | | | | | | | |
| 1 Elvis Andrus, R OBP: 0.316, SLG: 0.344 | | | | | | | | | | 4 | 0 | 2 | 1 | 0 | 0 | 2 | | | | | | | |
| Inning Stats | R: 0 E: 0 K: 1 S: 11 | H: 0 LOB: 1 BB: 0 P: 17 | R: 0 E: 0 K: 2 S: 14 | H: 1 LOB: 2 BB: 1 P: 23 | R: 1 E: 0 K: 0 S: 14 | H: 2 LOB: 1 BB: 0 P: 23 | R: 2 E: 0 K: 0 S: 17 | H: 3 LOB: 2 BB: 1 P: 27 | R: 0 E: 0 K: 1 S: 9 | H: 2 LOB: 1 BB: 0 P: 12 | R: 0 E: 0 K: 2 S: 11 | H: 1 LOB: 1 BB: 0 P: 18 | R: 0 E: 0 K: 0 S: 8 | H: 1 LOB: 2 BB: 1 P: 16 | R: 0 E: 0 K: 1 S: 5 | H: 0 LOB: 0 BB: 0 P: 8 | 1B: 8 2B: 1 3B: 0 HR: 1 | SF: 0 SAC: 0 DP: 0 HBP: 1 | WP: 0 PB: 0 SB: 6 CS: 0 | PA: 37 | | | |
| PITCHER | IP: 4.0 WLS: L BF: 21 ERA: 3.72 | IP: 1.0 WLS: 4 BF: 4 ERA: 2.25 | IP: 4.0 WLS: 2 BF: 20 ERA: 2.25 | IP: 1.0 WLS: 5 BF: 5 ERA: 3.15 | IP: 1.0 WLS: 3 BF: 0 ERA: 1.76 | IP: 1.0 WLS: 4 BF: 21 ERA: 3.72 | IP: 1.0 WLS: 2 BF: 12 ERA: 2.00 | IP: 1.0 WLS: 1 BF: 12 ERA: 2.00 | IP: 1.0 WLS: 3 BF: 12 ERA: 3.00 | IP: 1.0 WLS: 1 BF: 12 ERA: 3.00 | IP: 1.0 WLS: 4 BF: 21 ERA: 3.72 | IP: 1.0 WLS: 2 BF: 12 ERA: 2.00 | IP: 1.0 WLS: 1 BF: 12 ERA: 3.00 | IP: 1.0 WLS: 5 BF: 5 ERA: 3.15 | IP: 1.0 WLS: 3 BF: 0 ERA: 1.76 | IP: 1.0 WLS: 4 BF: 21 ERA: 3.72 | IP: 1.0 WLS: 1 BF: 12 ERA: 3.00 | IP: 1.0 WLS: 3 BF: 12 ERA: 3.00 | IP: 1.0 WLS: 4 BF: 21 ERA: 3.72 | IP: 1.0 WLS: 2 BF: 12 ERA: 2.00 | IP: 1.0 WLS: 1 BF: 12 ERA: 3.00 | IP: 1.0 WLS: 5 BF: 5 ERA: 3.15 | IP: 1.0 WLS: 3 BF: 0 ERA: 1.76 |

Boston Red Sox @ Texas Rangers
Rangers Ballpark in Arlington, Arlington, TX
Wed Jul 22 2009, 8:05 PM EDT
Att: 39,778 - Clear - 88 F

AB 33
R 3
H 10
RBI 3
BB 3
SO 7
LOB 21



| Batter | 1 | 2 | 3 | 4 | 5 | 6 | 7 | 8 | 9 | AB | R | H | RBI | BB | SO | LOB | TOP | | | |
|---|--|----------------------------------|------------------------------|----------------------------------|------------------------------|----------------------------------|-------------------------------|----------------------------------|-------------------------------|---------------------------------|------------------------------|----------------------------------|-------------------------------|----------------------------------|------------------------------|---------------------------------|-------------------------|---------------------------|----------------------------------|--------|
| 5 Ian Kinsler, R OBP: 0.319, SLG: 0.489 | | | | | | | | | | 5 | 0 | 0 | 0 | 0 | 2 | 2 | | | | |
| 10 Michael Young, R OBP: 0.365, SLG: 0.486 | | | | | | | | | | 3 | 0 | 0 | 0 | 1 | 1 | 2 | | | | |
| 32 Josh Hamilton, L OBP: 0.279, SLG: 0.409 | | | | | | | | | | 4 | 0 | 0 | 0 | 0 | 2 | 2 | | | | |
| 22 Marlon Byrd, R OBP: 0.321, SLG: 0.465 | | | | | | | | | | 3 | 2 | 1 | 1 | 1 | 0 | 1 | | | | |
| 9 Hank Blalock, L OBP: 0.299, SLG: 0.521 | | | | | | | | | | 4 | 0 | 1 | 1 | 0 | 1 | 2 | | | | |
| 17 Nelson Cruz, R OBP: 0.337, SLG: 0.547 | | | | | | | | | | 2 | 0 | 0 | 0 | 2 | 2 | 0 | | | | |
| 7 David Murphy, L OBP: 0.364, SLG: 0.454 | | | | | | | | | | 4 | 0 | 1 | 0 | 0 | 2 | 2 | | | | |
| 2 Taylor Teagarden, R OBP: 0.266, SLG: 0.314 | | | | | | | | | | 3 | 0 | 0 | 0 | 1 | 1 | 2 | | | | |
| 1 Elvis Andrus, R OBP: 0.315, SLG: 0.346 | | | | | | | | | | 4 | 0 | 1 | 0 | 0 | 0 | 1 | | | | |
| Inning Stats | R: 0 H: 0 K: 2 S: 14 | H: 0 LOB: 2 BB: 1 P: 21 | R: 0 H: 0 K: 2 S: 8 | H: 0 LOB: 0 BB: 0 P: 11 | R: 0 H: 0 K: 0 S: 6 | H: 0 LOB: 0 BB: 0 P: 10 | R: 1 H: 2 K: 2 S: 16 | H: 2 LOB: 2 BB: 1 P: 26 | R: 0 H: 1 K: 2 S: 10 | H: 0 LOB: 0 BB: 0 P: 9 | R: 0 H: 0 K: 0 S: 7 | H: 0 LOB: 1 BB: 1 P: 19 | R: 1 H: 1 K: 1 S: 12 | H: 1 LOB: 2 BB: 2 P: 25 | R: 0 H: 0 K: 0 S: 5 | H: 0 LOB: 0 BB: 0 P: 9 | 1B: 1 2B: 2 HR: 1 | SF: 0 SAC: 0 HBP: 0 | WP: 0 PB: 0 SB: 0 CS: 0 | PA: 37 |
| PITCHER | IP WLS BF H R ER SO BB IBB HBP BLK WP HR S P ERA WHIP | | | | | | | | | | | | | | | | | | | |
| 23 Zack Greinke, R ERA: 2.04 | (1, 1) 7.0 L 28 3 1 1 10 3 0 0 0 0 1 72 114 1.29 0.857 | | | | | | | | | | | | | | | | | | | |
| 49 John Bale, L ERA: 9.0 | (8, 1) 1.0 6 1 1 1 1 1 1 0 0 0 0 12 25 9.00 2.000 | | | | | | | | | | | | | | | | | | | |
| 56 Roman Colon, R ERA: 5.57 | (9, 1) 1.0 3 0 0 0 0 0 0 0 0 0 0 5 9 0.00 0.000 | | | | | | | | | | | | | | | | | | | |

Texas Rangers @ Kansas City Royals
Kauffman Stadium, Kansas City, MO
Fri Jul 24, 2009, 7:10 PM CDT
Att: 25,012 - Partly Cloudy - 91 F

AB 32
R 2
H 4
RBI 2
BB 5
SO 11
LOB 14



| Batter | 1 | 2 | 3 | 4 | 5 | 6 | 7 | 8 | 9 | AB | R | H | RBI | BB | SO | LOB | BOTTOM | | | |
|--|---|---------------------------------|-------------------------------|----------------------------------|------------------------------|----------------------------------|------------------------------|----------------------------------|-------------------------------|---------------------------------|------------------------------|---------------------------------|-------------------------------|----------------------------------|------------------------------|---------------------------------|-------------------------|---------------------------|----------------------------------|--------|
| 9 David DeJesus, L OBP: 0.330, SLG: 0.413 | | | | | | | | | | 2 | 0 | 0 | 0 | 2 | 0 | 1 | | | | |
| 8 Willie Bloomquist, R OBP: 0.310, SLG: 0.361 | | | | | | | | | | 4 | 0 | 1 | 0 | 0 | 0 | 5 | | | | |
| 16 Billy Butler, R OBP: 0.346, SLG: 0.450 | | | | | | | | | | 4 | 0 | 0 | 0 | 0 | 0 | 1 | | | | |
| 24 Mark Teahen, L OBP: 0.351, SLG: 0.445 | | | | | | | | | | 4 | 0 | 1 | 0 | 0 | 1 | 1 | | | | |
| 13 Alberto Callaspo, S OBP: 0.351, SLG: 0.450 | | | | | | | | | | 4 | 0 | 1 | 0 | 0 | 0 | 1 | | | | |
| 17 Mike Jacobs, L OBP: 0.298, SLG: 0.413 | | | | | | | | | | 3 | 0 | 0 | 0 | 0 | 0 | 1 | | | | |
| 21 Miguel Olivo, R OBP: 0.268, SLG: 0.458 | | | | | | | | | | 1 | 0 | 0 | 0 | 0 | 0 | 1 | | | | |
| 3 Brayan Peña, S OBP: 0.317, SLG: 0.464 | | | | | | | | | | 3 | 0 | 0 | 0 | 0 | 1 | 0 | | | | |
| 4 Alex Gordon, L OBP: 0.341, SLG: 0.257 | | | | | | | | | | 2 | 0 | 1 | 0 | 1 | 1 | 0 | | | | |
| 26 Ryan Friesel, R OBP: 0.235, SLG: 0.206 | | | | | | | | | | 0 | 0 | 0 | 0 | 0 | 0 | 0 | | | | |
| 3 Yuniesky Betancourt, R OBP: 0.270, SLG: 0.325 | | | | | | | | | | 3 | 0 | 1 | 0 | 0 | 0 | 2 | | | | |
| Inning Stats | R: 0 H: 0 K: 0 S: 8 | H: 1 LOB: 0 BB: 0 P: 7 | R: 0 H: 1 K: 1 S: 11 | H: 1 LOB: 2 BB: 1 P: 18 | R: 0 H: 0 K: 0 S: 9 | H: 0 LOB: 0 BB: 0 P: 14 | R: 0 H: 0 K: 1 S: 9 | H: 0 LOB: 1 BB: 1 P: 16 | R: 0 H: 1 K: 0 S: 13 | H: 0 LOB: 0 BB: 0 P: 9 | R: 0 H: 1 K: 0 S: 6 | H: 1 LOB: 2 BB: 0 P: 9 | R: 0 H: 1 K: 1 S: 14 | H: 1 LOB: 1 BB: 0 P: 19 | R: 0 H: 0 K: 0 S: 5 | H: 0 LOB: 0 BB: 0 P: 9 | 1B: 3 2B: 2 HR: 0 | SF: 0 SAC: 0 HBP: 0 | WP: 2 PB: 0 SB: 0 CS: 1 | PA: 33 |
| PITCHER | IP WLS BF H R ER SO BB IBB HBP BLK WP HR S P ERA WHIP | | | | | | | | | | | | | | | | | | | |
| 39 Scott Feldman, R ERA: 3.59 | (1, 1) 8.0 W 29 4 0 0 2 3 0 0 0 0 2 66 110 0.00 0.875 | | | | | | | | | | | | | | | | | | | |
| 36 C.J. Wilson, L ERA: 2.96 | (9, 1) 1.0 S 4 1 0 0 1 0 0 0 0 0 0 14 19 0.00 1.000 | | | | | | | | | | | | | | | | | | | |

Texas Rangers @ Kansas City Royals
Kauffman Stadium, Kansas City, MO
Fri Jul 24, 2009, 7:10 PM CDT
Att: 25,012 - Partly Cloudy - 91 F

AB 30
R 0
H 5
RBI 0
BB 3
SO 3
LOB 13



| Batter | 1 | 2 | 3 | 4 | 5 | 6 | 7 | 8 | 9 | AB | R | H | RBI | BB | SO | LOB | TOP | | | | | |
|--|---|---|---|----------------------------------|---------------------------------------|----------------------------------|--------------------------------------|---------------------------------|---------------------------------------|----------------------------------|--------------------------------------|---------------------------------|---------------------------------------|----------------------------------|---------------------------------------|----------------------------------|---------------------------------------|----------------------------------|----------------------------------|------------------------------------|----------------------------------|--------|
| 28 Curtis Granderson, L (1, 8) OBP: 0.344, SLG: 0.467 | | | | | | | | | | 5 | 1 | 3 | 1 | 0 | 1 | 1 | | | | | | |
| 14 Placido Polanco, R (1, 4) OBP: 0.318, SLG: 0.394 | | | | | | | | | | 3 | 0 | 1 | 0 | 1 | 0 | 0 | | | | | | |
| 34 Clete Thomas, L (1, 7) OBP: 0.337, SLG: 0.463 | | | | | | | | | | 4 | 1 | 1 | 0 | 0 | 1 | 4 | | | | | | |
| 24 Miguel Cabrera, R (1, 3) OBP: 0.392, SLG: 0.541 | | | | | | | | | | 4 | 0 | 0 | 0 | 0 | 2 | 5 | | | | | | |
| 9 Carlos Guillen, S (1, 10) OBP: 0.282, SLG: 0.292 | | | | | | | | | | 4 | 0 | 1 | 1 | 0 | 1 | 0 | | | | | | |
| 30 Maecio Ordonez, R (1, 9) OBP: 0.329, SLG: 0.358 | | | | | | | | | | 4 | 0 | 1 | 0 | 0 | 1 | 1 | | | | | | |
| 15 Brandon Inge, R (1, 5) OBP: 0.352, SLG: 0.477 | | | | | | | | | | 3 | 0 | 0 | 0 | 1 | 1 | 0 | | | | | | |
| 12 Gerald Laird, R (1, 2) OBP: 0.314, SLG: 0.349 | | | | | | | | | | 3 | 0 | 0 | 0 | 1 | 1 | 2 | | | | | | |
| 4 Adam Everett, R (1, 6) OBP: 0.297, SLG: 0.327 | | | | | | | | | | 3 | 0 | 0 | 0 | 0 | 1 | 3 | | | | | | |
| 33 Marcus Thames, R (9, PH) OBP: 0.333, SLG: 0.503 | | | | | | | | | | 1 | 0 | 0 | 0 | 0 | 1 | 1 | | | | | | |
| Inning Stats | R: 1 H: 1 E: 0 K: 1 S: 9 | L: 1 LOB: 0 BB: 0 P: 13 | R: 0 H: 1 E: 0 K: 1 S: 8 | L: 1 LOB: 2 BB: 1 P: 16 | R: 0 H: 2 E: 0 K: 1 S: 14 | L: 1 LOB: 1 BB: 0 P: 19 | R: 0 H: 0 E: 0 K: 1 S: 5 | L: 0 LOB: 0 BB: 0 P: 7 | R: 0 H: 1 E: 1 K: 1 S: 14 | L: 3 LOB: 3 BB: 1 P: 24 | R: 0 H: 0 E: 0 K: 0 S: 6 | L: 0 LOB: 0 BB: 0 P: 9 | R: 0 H: 0 E: 0 K: 1 S: 11 | L: 0 LOB: 0 BB: 0 P: 16 | R: 1 H: 2 E: 0 K: 1 S: 11 | L: 2 LOB: 1 BB: 0 P: 16 | R: 0 H: 0 E: 0 K: 3 S: 12 | L: 0 LOB: 1 BB: 1 P: 23 | 1B: 4 2B: 2 3B: 0 HR: 1 | SF: 0 SAC: 0 DP: 0 HBP: 0 | WP: 2 PB: 0 SB: 0 CS: 0 | PA: 37 |
| PITCHER | IP: 7.0 WLS: W BF: 28 H: 5 R: 1 ER: 1 SO: 6 BB: 2 IBB: 0 HBP: 0 BLK: 0 WP: 1 HR: 1 S: 67 P: 104 ERA: 1.29 WHIP: 1.000 | IP: 1.0 WLS: H BF: 5 H: 2 R: 1 ER: 1 SO: 1 BB: 0 IBB: 0 HBP: 0 BLK: 0 WP: 0 HR: 0 S: 11 P: 16 ERA: 9.00 WHIP: 2.000 | IP: 1.0 WLS: S BF: 4 H: 0 R: 0 ER: 0 SO: 3 BB: 1 IBB: 0 HBP: 0 BLK: 0 WP: 1 HR: 0 S: 12 P: 23 ERA: 0.00 WHIP: 1.000 | | | | | | | | | | | | | | | | | | | |

Detroit Tigers @ Texas Rangers
Rangers Ballpark in Arlington, Arlington, TX
Mon Jul 27 2009, 8:05 PM EDT
Att: 17,173 - Cloudy - 77 F


AB 34
R 2
H 7
RBI 2
BB 3
SO 10
LOB 17



| Batter | 1 | 2 | 3 | 4 | 5 | 6 | 7 | 8 | 9 | AB | R | H | RBI | BB | SO | LOB | BOTTOM | | | |
|--|---|---|--|---------------------------------|--------------------------------------|----------------------------------|--------------------------------------|----------------------------------|--------------------------------------|----------------------------------|--------------------------------------|----------------------------------|---------------------------------------|----------------------------------|---------------------------------------|----------------------------------|----------------------------------|------------------------------------|----------------------------------|--------|
| 5 Ian Kinsler, R (1, 4) OBP: 0.314, SLG: 0.478 | | | | | | | | | | 4 | 0 | 0 | 0 | 0 | 1 | 2 | | | | |
| 10 Michael Young, R (1, 5) OBP: 0.377, SLG: 0.513 | | | | | | | | | | 4 | 2 | 3 | 1 | 0 | 1 | 0 | | | | |
| 7 David Murphy, L (1, 7) OBP: 0.363, SLG: 0.444 | | | | | | | | | | 3 | 1 | 0 | 0 | 1 | 1 | 1 | | | | |
| 22 Marlon Byrd, R (1, 8) OBP: 0.320, SLG: 0.460 | | | | | | | | | | 4 | 0 | 1 | 0 | 0 | 1 | 3 | | | | |
| 9 Hank Bialock, L (1, 3) OBP: 0.296, SLG: 0.512 | | | | | | | | | | 4 | 0 | 1 | 2 | 0 | 1 | 1 | | | | |
| 17 Nelson Cruz, R (1, 10) OBP: 0.338, SLG: 0.550 | | | | | | | | | | 3 | 1 | 1 | 1 | 1 | 1 | 1 | | | | |
| 32 Josh Hamilton, L (1, 9) OBP: 0.273, SLG: 0.394 | | | | | | | | | | 4 | 0 | 0 | 0 | 0 | 1 | 2 | | | | |
| 21 Jarrod Saltalamacchia, R (1, 2) OBP: 0.292, SLG: 0.369 | | | | | | | | | | 3 | 0 | 0 | 0 | 0 | 1 | 0 | | | | |
| 1 Elvis Andrus, R (1, 6) OBP: 0.315, SLG: 0.353 | | | | | | | | | | 3 | 1 | 2 | 0 | 0 | 0 | 0 | | | | |
| Inning Stats | R: 0 H: 1 E: 0 K: 0 S: 11 | L: 0 LOB: 0 BB: 0 P: 18 | R: 0 H: 0 E: 0 K: 0 S: 4 | L: 0 LOB: 0 BB: 0 P: 6 | R: 0 H: 0 E: 0 K: 1 S: 8 | L: 0 LOB: 0 BB: 0 P: 11 | R: 0 H: 0 E: 0 K: 2 S: 9 | L: 0 LOB: 0 BB: 0 P: 15 | R: 1 H: 1 E: 0 K: 1 S: 9 | L: 1 LOB: 0 BB: 0 P: 15 | R: 3 H: 3 E: 1 K: 1 S: 9 | L: 3 LOB: 1 BB: 1 P: 19 | R: 0 H: 1 E: 0 K: 0 S: 11 | L: 1 LOB: 1 BB: 0 P: 16 | R: 1 H: 2 E: 0 K: 3 S: 14 | L: 2 LOB: 2 BB: 1 P: 28 | 1B: 2 2B: 4 3B: 0 HR: 2 | SF: 0 SAC: 0 DP: 0 HBP: 0 | WP: 0 PB: 0 SB: 0 CS: 0 | PA: 34 |
| PITCHER | IP: 7.0 WLS: L BF: 28 H: 6 R: 4 ER: 4 SO: 5 BB: 1 IBB: 0 HBP: 0 BLK: 0 WP: 0 HR: 1 S: 61 P: 100 ERA: 5.14 WHIP: 1.000 | IP: 0.1 WLS: 3 BF: 2 H: 2 R: 1 ER: 1 SO: 1 BB: 0 IBB: 0 HBP: 0 BLK: 0 WP: 0 HR: 0 S: 7 P: 11 ERA: 27.00 WHIP: 6.000 | IP: 0.2 WLS: 3 BF: 0 H: 0 R: 0 ER: 0 SO: 2 BB: 0 IBB: 1 HBP: 0 BLK: 0 WP: 0 HR: 0 S: 7 P: 17 ERA: 0.00 WHIP: 0.000 | | | | | | | | | | | | | | | | | |

Detroit Tigers @ Texas Rangers
Rangers Ballpark in Arlington, Arlington, TX
Mon Jul 27 2009, 8:05 PM EDT
Att: 17,173 - Cloudy - 77 F


AB 32
R 5
H 8
RBI 4
BB 2
SO 8
LOB 10



| Batter | 1 | 2 | 3 | 4 | 5 | 6 | 7 | 8 | 9 | AB | R | H | RBI | BB | SO | LOB | TOP | | | | | | | |
|---|---|---|--|----------------------------------|------------------------------|----------------------------------|------------------------------|---------------------------------|------------------------------|----------------------------------|-------------------------------|----------------------------------|------------------------------|----------------------------------|-------------------------------|----------------------------------|-------------------------------|----------------------------------|----------------------------------|------------------------------------|----------------------------------|--------|--|--|
| 51 Ichiro Suzuki, L (1,9) OBP: 0.395, SLG: 0.473 | G6-3 | | | L3 | | G4-3 | | | FC6-4 21 1B | 4 | 1 | 0 | 0 | 0 | 0 | 1 | | | | | | | | |
| 21 Franklin Gutierrez, R (1,8) OBP: 0.355, SLG: 0.445 | K | | | F9 | | | K | | 5 BB 4 1B | 4 | 0 | 1 | 0 | 0 | 0 | 2 | 0 | | | | | | | |
| 4 Jose Lopez, R (1,4) OBP: 0.295, SLG: 0.438 | G4-3 | | | G6-3 | | | F7 | | 5 BB | 4 | 0 | 1 | 1 | 0 | 0 | 0 | | | | | | | | |
| 5 Mike Sweeney, R (1,10) OBP: 0.295, SLG: 0.372 12 Ryan Langerhans, L (9, PR) OBP: 0.343, SLG: 0.385 | | P4 | | | K | | F9 | | 1B | 3 | 0 | 0 | 0 | 1 | 1 | 0 | | | | | | | | |
| 13 Chris Shelton, R (1,3) OBP: 0.286, SLG: 0.308 | | K | | | K | | | | BB | 0 | 0 | 0 | 0 | 0 | 0 | 0 | | | | | | | | |
| 7 Jack Hannahan, L (1,5) OBP: 0.290, SLG: 0.337 | G3-1 | | | | | | | | | 4 | 0 | 0 | 0 | 0 | 2 | 3 | | | | | | | | |
| 2 Jack Wilson, R (1,6) OBP: 0.301, SLG: 0.383 | | | | G4-3 | | | F9 | | | 3 | 0 | 0 | 0 | 0 | 1 | 1 | | | | | | | | |
| 32 Rob Johnson, R (1,2) OBP: 0.286, SLG: 0.331 | | | | K | | | | | | 2 | 0 | 0 | 0 | 1 | 1 | 0 | | | | | | | | |
| 55 Michael Saunders, L (1,7) OBP: 0.182, SLG: 0.182 | | | | K | | | G6-3 | | 51 FC6-4 BB | 3 | 0 | 0 | 0 | 0 | 2 | 1 | | | | | | | | |
| | | | | | | | K | | F9 | | | | | | | | | | | | | | | |
| Inning Stats | R: 0 E: 0 K: 1 S: 11 | H: 0 LOB: 0 BB: 0 P: 13 | R: 0 E: 0 K: 1 S: 9 | H: 0 LOB: 0 BB: 0 P: 16 | R: 0 E: 0 K: 2 S: 9 | H: 0 LOB: 0 BB: 0 P: 10 | R: 0 E: 0 K: 0 S: 6 | H: 0 LOB: 0 BB: 0 P: 8 | R: 0 E: 0 K: 2 S: 9 | H: 1 LOB: 1 BB: 0 P: 10 | R: 0 E: 0 K: 1 S: 10 | H: 0 LOB: 0 BB: 0 P: 16 | R: 0 E: 0 K: 1 S: 9 | H: 0 LOB: 0 BB: 0 P: 12 | R: 0 E: 0 K: 2 S: 11 | H: 0 LOB: 0 BB: 0 P: 18 | R: 1 E: 0 K: 0 S: 15 | H: 2 LOB: 3 BB: 2 P: 29 | 1B: 3 2B: 0 3B: 0 HR: 0 | SF: 0 SAC: 0 DP: 0 HBP: 0 | WP: 0 PB: 0 SB: 0 CS: 0 | PA: 32 | | |
| PITCHER | IP WLS BF H R ER SO BB IBB HBP BLK WP HR S P ERA WHIP | 8.2 W 29 2 1 1 10 1 0 0 0 0 0 82 118 1.04 0.346 | 0.1 3 1 0 0 0 1 0 0 0 0 0 7 14 0.00 6.000 | | | | | | | | | | | | | | | | | | | | | |

Seattle Mariners @ Texas Rangers
Rangers Ballpark in Arlington, Arlington, TX
Thu Jul 30 2009, 8:05 PM EDT
Att: 23,949 - Clear - 88 F

AB 30
R 1
H 3
RBI 1
BB 2
SO 10
LOB 6



| Batter | 1 | 2 | 3 | 4 | 5 | 6 | 7 | 8 | 9 | AB | R | H | RBI | BB | SO | LOB | BOTTOM | | | | | | |
|---|---|---|---|----------------------------------|-------------------------------|----------------------------------|------------------------------|----------------------------------|------------------------------|----------------------------------|------------------------------|----------------------------------|-------------------------------|----------------------------------|------------------------------|----------------------------------|----------------------------------|------------------------------------|----------------------------------|--------|--|--|--|
| 13 Omar Vizquel, S (1,4) OBP: 0.337, SLG: 0.355 | G1-4-3 | G5-3 | | 10 PO | | | F8 | | | 4 | 0 | 1 | 0 | 0 | 0 | 1 | | | | | | | |
| 10 Michael Young, R (1,5) OBP: 0.379, SLG: 0.532 | F9 | | | PO | | | 22 HR | | | 4 | 3 | 3 | 2 | 0 | 0 | 0 | | | | | | | |
| 22 Marlon Byrd, R (1,7) OBP: 0.318, SLG: 0.464 | F8 | | | HR | | | 9 G5-4-3 1B | | | 4 | 1 | 2 | 2 | 0 | 1 | 0 | | | | | | | |
| 17 Nelson Cruz, R (1,9) OBP: 0.337, SLG: 0.549 | | F9 | | | | | 9 1B | | | 4 | 0 | 2 | 0 | 0 | 0 | 1 | | | | | | | |
| 9 Hank Blalock, L (1,3) OBP: 0.294, SLG: 0.514 | | | | | | | 2B | | | 4 | 1 | 2 | 1 | 0 | 1 | 2 | | | | | | | |
| 25 Andruw Jones, R (1,10) OBP: 0.346, SLG: 0.554 | | 21 HR | | | | | 25 G5-4-3 1B | | | 2 | 1 | 0 | 0 | 2 | 0 | 3 | | | | | | | |
| 32 Josh Hamilton, L (1,8) OBP: 0.272, SLG: 0.385 | | L7 | | | | | 21 F8 32 E BB | | | 4 | 0 | 1 | 0 | 0 | 0 | 2 | | | | | | | |
| 21 Jarrod Saltalamacchia, R (1,2) OBP: 0.291, SLG: 0.374 | | | | | | | L5 | | | 4 | 1 | 1 | 2 | 0 | 0 | 2 | | | | | | | |
| 1 Elvis Andrus, R (1,6) OBP: 0.322, SLG: 0.368 | | | | | | | F8 | | | 3 | 0 | 0 | 0 | 1 | 1 | 2 | | | | | | | |
| | | | | | | | F9 | | | | | | | | | | | | | | | | |
| | | | | | | | K | | | | | | | | | | | | | | | | |
| | | | | | | | G6-3 | | | | | | | | | | | | | | | | |
| Inning Stats | R: 0 E: 0 K: 0 S: 5 | H: 0 LOB: 0 BB: 0 P: 8 | R: 3 E: 0 K: 0 S: 11 | H: 2 LOB: 1 BB: 2 P: 23 | R: 1 E: 0 K: 2 S: 13 | H: 2 LOB: 1 BB: 0 P: 21 | R: 0 E: 0 K: 0 S: 8 | H: 2 LOB: 0 BB: 0 P: 14 | R: 1 E: 0 K: 0 S: 8 | H: 2 LOB: 0 BB: 0 P: 14 | R: 0 E: 1 K: 1 S: 9 | H: 0 LOB: 1 BB: 1 P: 16 | R: 2 E: 0 K: 0 S: 10 | H: 4 LOB: 1 BB: 0 P: 16 | R: 0 E: 0 K: 0 S: 9 | H: 0 LOB: 0 BB: 0 P: 13 | 1B: 5 2B: 2 3B: 0 HR: 5 | SF: 0 SAC: 0 DP: 2 HBP: 0 | WP: 0 PB: 0 SB: 0 CS: 0 | PA: 37 | | | |
| PITCHER | IP WLS BF H R ER SO BB IBB HBP BLK WP HR S P ERA WHIP | 3.2 L 19 6 4 4 2 2 0 0 0 0 3 36 63 9.82 2.182 | 4.1 6 3 3 1 1 0 0 0 0 0 2 37 62 6.23 1.615 | | | | | | | | | | | | | | | | | | | | |

Seattle Mariners @ Texas Rangers
Rangers Ballpark in Arlington, Arlington, TX
Thu Jul 30 2009, 8:05 PM EDT
Att: 23,949 - Clear - 88 F

AB 33
R 7
H 12
RBI 7
BB 3
SO 3
LOB 13



| Batter | 1 | 2 | 3 | 4 | 5 | 6 | 7 | 8 | 9 | AB | R | H | RBI | BB | SO | LOB | TOP | | | | | |
|--------------------------------|---|----------------------------------|-------------------------------|----------------------------------|-------------------------------|----------------------------------|------------------------------|---------------------------------|------------------------------|---------------------------------|-------------------------------|----------------------------------|------------------------------|----------------------------------|-------------------------------|----------------------------------|---|--|----------------------------------|------------------------------------|----------------------------------|--------|
| 51 Ichiro Suzuki, L (1,9) | | | | | | | | | | 4 | 0 | 1 | 0 | 0 | 0 | 0 | Seattle Mariners @ Texas Rangers Rangers Ballpark in Arlington, Arlington, TX Fri Jul 31 2009, 8:05 PM EDT Att: 36,901 - Partly Cloudy - 88 F | | | | | |
| 21 Franklin Gutierrez, R (1,8) | | | | | | | | | | 4 | 1 | 1 | 0 | 0 | 0 | 1 | | | | | | |
| 30 Russell Branyan, L (1,3) | | | | | | | | | | 3 | 2 | 1 | 0 | 1 | 2 | 1 | | | | | | |
| 4 Jose Lopez, R (1,4) | | | | | | | | | | | 4 | 1 | 3 | 3 | 0 | 0 | | | | | | |
| 24 Ken Griffey Jr., L (1,10) | | | | | | | | | | | 4 | 0 | 1 | 1 | 0 | 0 | | 1 | | | | |
| 2 Kenji Johjima, R (1,2) | | | | | | | | | | | 4 | 0 | 0 | 0 | 0 | 0 | | 2 | | | | |
| 2 Jack Wilson, R (1,6) | | | | | | | | | | 4 | 0 | 2 | 0 | 0 | 0 | 0 | | AB 34 R 4 H 9 RBI 4 BB 1 SO 5 LOB 8 | | | | |
| 7 Jack Hannahan, L (1,5) | | | | | | | | | | 3 | 0 | 0 | 0 | 0 | 1 | 2 | | | | | | |
| 5 Mike Sweeney, R (9,PH) | | | | | | | | | | 1 | 0 | 0 | 0 | 0 | 1 | 0 | | | | | | |
| 55 Michael Saunders, L (1,7) | | | | | | | | | | 3 | 0 | 0 | 0 | 0 | 1 | 1 | | | | | | |
| Inning Stats | R: 2 E: 0 K: 0 S: 10 | H: 1 LOB: 0 BB: 1 P: 20 | R: 0 E: 0 K: 1 S: 11 | H: 1 LOB: 1 BB: 0 P: 15 | R: 0 E: 0 K: 1 S: 10 | H: 1 LOB: 0 BB: 0 P: 11 | R: 0 E: 0 K: 0 S: 5 | H: 0 LOB: 0 BB: 0 P: 7 | R: 0 E: 0 K: 1 S: 6 | H: 0 LOB: 0 BB: 0 P: 7 | R: 1 E: 0 K: 0 S: 14 | H: 3 LOB: 2 BB: 0 P: 17 | R: 0 E: 0 K: 0 S: 7 | H: 1 LOB: 1 BB: 0 P: 10 | R: 1 E: 0 K: 1 S: 14 | H: 2 LOB: 1 BB: 0 P: 19 | R: 0 E: 0 K: 1 S: 10 | H: 0 LOB: 0 BB: 0 P: 12 | 1B: 7 2B: 1 3B: 0 HR: 1 | SF: 0 SAC: 0 DP: 2 HBP: 0 | WP: 0 PB: 0 SB: 0 CS: 0 | PA: 35 |
| PITCHER | IP WLS BF H R ER SO BB IBB HBP BLK WP HR S P ERA WHIP | | | | | | | | | | | | | | | | | | | | | |
| 44 Vicente Padilla, R (1,1) | 6.0 W 24 6 3 3 3 1 0 0 0 0 0 1 56 77 4.50 1.167 | | | | | | | | | | | | | | | | | | | | | |
| 18 Eddie Guardado, L (7,1) | 1.0 H 3 1 0 0 0 0 0 0 0 0 0 0 7 10 0.00 1.000 | | | | | | | | | | | | | | | | | | | | | |
| 49 Jason Grilli, R (8,1) | 0.2 H 4 2 1 1 1 0 0 0 0 0 0 0 11 14 13.50 3.000 | | | | | | | | | | | | | | | | | | | | | |
| 36 C.J. Wilson, L (8,1) | 1.1 S 4 0 0 0 1 0 0 0 0 0 0 0 13 17 0.00 0.000 | | | | | | | | | | | | | | | | | | | | | |

| Batter | 1 | 2 | 3 | 4 | 5 | 6 | 7 | 8 | 9 | AB | R | H | RBI | BB | SO | LOB | BOTTOM | | | |
|-----------------------------|---|----------------------------------|-------------------------------|----------------------------------|------------------------------|----------------------------------|------------------------------|----------------------------------|-------------------------------|----------------------------------|-------------------------------|----------------------------------|-------------------------------|----------------------------------|------------------------------|---------------------------------|---|----------------------------------|------------------------------------|----------------------------------|
| 13 Omar Vizquel, S (1,4) | | | | | | | | | | 4 | 1 | 3 | 0 | 0 | 0 | 0 | Seattle Mariners @ Texas Rangers Rangers Ballpark in Arlington, Arlington, TX Fri Jul 31 2009, 8:05 PM EDT Att: 36,901 - Partly Cloudy - 88 F | | | |
| 10 Michael Young, R (1,5) | | | | | | | | | | 3 | 1 | 1 | 0 | 1 | 1 | 1 | | | | |
| 22 Marlon Byrd, R (1,7) | | | | | | | | | | 4 | 1 | 1 | 3 | 0 | 1 | 2 | | | | |
| 17 Nelson Cruz, R (1,9) | | | | | | | | | | 3 | 0 | 0 | 0 | 0 | 0 | 0 | | | | |
| 9 Hank Blalock, L (1,3) | | | | | | | | | | | 4 | 1 | 1 | 0 | 0 | 1 | | 1 | | |
| 25 Andrew Jones, R (1,10) | | | | | | | | | | | 3 | 0 | 0 | 0 | 1 | 1 | | 0 | | |
| 32 Josh Hamilton, L (1,8) | | | | | | | | | | | 3 | 0 | 1 | 0 | 0 | 0 | | 0 | | |
| 2 Taylor Teagarden, R (1,2) | | | | | | | | | | | 2 | 1 | 1 | 2 | 0 | 1 | | 0 | | |
| 1 Elvis Andrus, R (1,6) | | | | | | | | | | | 3 | 0 | 0 | 0 | 0 | 0 | | 2 | | |
| Inning Stats | R: 0 E: 0 K: 1 S: 6 | H: 1 LOB: 0 BB: 0 P: 11 | R: 1 E: 0 K: 0 S: 11 | H: 2 LOB: 2 BB: 1 P: 20 | R: 0 E: 0 K: 1 S: 9 | H: 0 LOB: 0 BB: 0 P: 11 | R: 0 E: 0 K: 0 S: 7 | H: 0 LOB: 0 BB: 0 P: 13 | R: 4 E: 0 K: 0 S: 17 | H: 4 LOB: 0 BB: 0 P: 25 | R: 0 E: 0 K: 1 S: 12 | H: 0 LOB: 0 BB: 0 P: 19 | R: 0 E: 0 K: 1 S: 14 | H: 1 LOB: 2 BB: 1 P: 23 | R: 0 E: 0 K: 1 S: 5 | H: 0 LOB: 0 BB: 0 P: 7 | | 1B: 6 2B: 0 3B: 0 HR: 2 | SF: 1 SAC: 0 DP: 1 HBP: 1 | WP: 0 PB: 0 SB: 0 CS: 1 |
| PITCHER | IP WLS BF H R ER SO BB IBB HBP BLK WP HR S P ERA WHIP | | | | | | | | | | | | | | | | | | | |
| 38 Jason Vargas, L (1,1) | 5.0 L 22 7 5 5 2 1 0 1 0 0 0 0 2 50 9.00 1.600 | | | | | | | | | | | | | | | | | | | |
| 23 Shawn Kelley, R (6,1) | 1.0 3 0 0 0 1 0 0 0 0 0 0 0 12 19 0.00 0.000 | | | | | | | | | | | | | | | | | | | |
| 43 Miguel Batista, R (7,1) | 0.2 3 1 0 0 1 0 0 0 0 0 0 0 8 13 0.00 1.500 | | | | | | | | | | | | | | | | | | | |
| 46 Sean White, R (7,1) | 1.1 5 0 0 0 1 1 0 0 0 0 0 0 11 17 0.00 0.750 | | | | | | | | | | | | | | | | | | | |

| Batter | 1 | 2 | 3 | 4 | 5 | 6 | 7 | 8 | 9 | AB | R | H | RBI | BB | SO | LOB | TOP | | | | | | | | | | |
|--|------------------------------|----------------------------------|------------------------------|----------------------------------|-------------------------------|----------------------------------|-------------------------------|----------------------------------|------------------------------|----------------------------------|------------------------------|----------------------------------|------------------------------|----------------------------------|-------------------------------|----------------------------------|----------------------------------|------------------------------------|----------------------------------|--------|--|--|--|--|--|--|--|
| 51 Ichiro Suzuki, L (1,9) OBP: 0.394, SLG: 0.469 | F7 | | | FC4-6 1B | | 1B G4-3 | | K | | 4 | 0 | 2 | 0 | 0 | 1 | 0 | | | | | | | | | | | |
| 30 Russell Branyan, L (1,3) OBP: 0.359, SLG: 0.531 | L8 | | | K | | G4-3 | | | HBP G4-3 1B | 3 | 0 | 0 | 1 | 0 | 1 | 3 | | | | | | | | | | | |
| 4 Jose Lopez, R (1,4) OBP: 0.307, SLG: 0.463 | K | | | FC4-6 1-2 | | 1B G6-4-3 | | | 1B G4-3 | 4 | 0 | 2 | 1 | 0 | 1 | 1 | | | | | | | | | | | |
| 24 Ken Griffey Jr., L (1,10) OBP: 0.326, SLG: 0.396 | | P5 | | G1-3 | | G6-4-3 | | | G4-3 | 4 | 0 | 0 | 0 | 0 | 0 | 5 | | | | | | | | | | | |
| 7 Jack Hannahan, L (1,5) OBP: 0.303, SLG: 0.337 | | BB G6-4-3 | | | | G4-3 | | | 1B G4-6-3 | 3 | 0 | 1 | 0 | 1 | 1 | 2 | | | | | | | | | | | |
| 2 Jack Wilson, R (1,6) OBP: 0.301, SLG: 0.387 | | G6-4-3 | | | | F9 | | | G4-6-3 | 4 | 0 | 0 | 0 | 0 | 1 | 4 | | | | | | | | | | | |
| 12 Ryan Langerhans, L (1,8) OBP: 0.333, SLG: 0.400 | | | | P4 | | | | | F8 | 3 | 0 | 0 | 0 | 0 | 1 | 0 | | | | | | | | | | | |
| 32 Rob Johnson, R (1,2) OBP: 0.295, SLG: 0.335 | | | | G3 | | | | | K | 3 | 1 | 1 | 0 | 0 | 1 | 0 | | | | | | | | | | | |
| 55 Michael Saunders, L (1,7) OBP: 0.179, SLG: 0.148 | | | | K | | | | | L8 | 2 | 1 | 0 | 0 | 1 | 1 | 0 | | | | | | | | | | | |
| Inning Stats | R: 0 E: 0 K: 1 S: 6 | H: 0 LOB: 0 BB: 0 P: 10 | R: 0 E: 0 K: 0 S: 6 | H: 0 LOB: 0 BB: 1 P: 14 | R: 0 E: 0 K: 2 S: 11 | H: 0 LOB: 0 BB: 0 P: 16 | R: 0 E: 0 K: 1 S: 11 | H: 1 LOB: 1 BB: 0 P: 21 | R: 0 E: 0 K: 0 S: 8 | H: 0 LOB: 0 BB: 0 P: 12 | R: 2 E: 0 K: 0 S: 8 | H: 3 LOB: 1 BB: 1 P: 17 | R: 0 E: 0 K: 2 S: 9 | H: 0 LOB: 0 BB: 0 P: 11 | R: 0 E: 0 K: 2 S: 12 | H: 1 LOB: 2 BB: 0 P: 19 | 1B: 6 2B: 0 3B: 0 HR: 0 | SF: 0 SAC: 0 DP: 3 HBP: 1 | WP: 0 PB: 0 SB: 0 CS: 0 | PA: 33 | | | | | | | |
| PITCHER | IP | WLS | BF | H | R | ER | SO | BB | IBB | HBP | BLK | WP | HR | S | P | ERA | WHIP | | | | | | | | | | |
| 39 Scott Feldman, R (1,1) ERA: 3.91 | 7.0 | W | 25 | 5 | 2 | 2 | 4 | 2 | 0 | 0 | 0 | 0 | 0 | 57 | 101 | 2.57 | 1.000 | | | | | | | | | | |
| 50 Frank Francisco, R (8,1) ERA: 2.2 | 1.0 | H | 3 | 0 | 0 | 0 | 2 | 0 | 0 | 0 | 0 | 0 | 0 | 9 | 11 | 0.00 | 0.000 | | | | | | | | | | |
| 36 C.J. Wilson, L (9,1) ERA: 2.66 | 1.0 | S | 5 | 1 | 0 | 0 | 2 | 0 | 0 | 1 | 0 | 0 | 0 | 12 | 19 | 0.00 | 1.000 | | | | | | | | | | |

Seattle Mariners @ Texas Rangers
Rangers Ballpark in Arlington, Arlington, TX

AB 30
R 2
H 6
RBI 2
BB 2
SO 8
LOB 15



livebaseballscorecards.com

Sun Aug 02 2009, 8:05 PM EDT
Att: 28,670 - Clear - 95 F

| Batter | 1 | 2 | 3 | 4 | 5 | 6 | 7 | 8 | 9 | AB | R | H | RBI | BB | SO | LOB | BOTTOM | | | | | | | | | | |
|---|-------------------------------|----------------------------------|------------------------------|----------------------------------|------------------------------|----------------------------------|------------------------------|----------------------------------|------------------------------|----------------------------------|-------------------------------|----------------------------------|------------------------------|----------------------------------|------------------------------|----------------------------------|----------------------------------|------------------------------------|----------------------------------|--------|--|--|--|--|--|--|--|
| 13 Omar Vizquel, S (1,4) OBP: 0.336, SLG: 0.346 | P5 | | | F9 | | G5-3 | | G4-3 | | 4 | 0 | 0 | 0 | 0 | 0 | 2 | | | | | | | | | | | |
| 10 Michael Young, R (1,5) OBP: 0.378, SLG: 0.532 | K | | | K | | | | G4-3 | | 4 | 1 | 1 | 1 | 0 | 2 | 1 | | | | | | | | | | | |
| 7 David Murphy, L (1,10) OBP: 0.358, SLG: 0.443 | HR | | | | | L9 HBP | | P4 | | 3 | 1 | 1 | 1 | 1 | 0 | 0 | | | | | | | | | | | |
| 22 Marlon Byrd, R (1,7) OBP: 0.318, SLG: 0.470 | F8 | | | | | P3 | | 1B | | 3 | 0 | 1 | 0 | 0 | 0 | 0 | | | | | | | | | | | |
| 9 Hank Bialock, L (1,3) OBP: 0.287, SLG: 0.498 | | G3 | | G1-4-6-3 | | L8 | | P5 | | 4 | 0 | 0 | 0 | 0 | 0 | 3 | | | | | | | | | | | |
| 17 Nelson Cruz, R (1,9) OBP: 0.340, SLG: 0.553 | | P4 | | K | | | | 1B HR | | 3 | 1 | 1 | 0 | 0 | 1 | 1 | | | | | | | | | | | |
| 32 Josh Hamilton, L (1,8) OBP: 0.269, SLG: 0.373 | | BB | | | | G4-3 | | F7 | | 2 | 0 | 0 | 0 | 1 | 0 | 1 | | | | | | | | | | | |
| 21 Jarrod Saltalamacchia, R (1,2) OBP: 0.294, SLG: 0.388 | | CS | | G4-3 | | K | | HR | | 3 | 1 | 1 | 2 | 0 | 1 | 0 | | | | | | | | | | | |
| 1 Elvis Andrus, R (1,6) OBP: 0.329, SLG: 0.369 | | | | | | 2B | | G5-3 | | 2 | 0 | 1 | 0 | 1 | 0 | 0 | | | | | | | | | | | |
| Inning Stats | R: 1 E: 0 K: 1 S: 10 | H: 1 LOB: 0 BB: 0 P: 16 | R: 0 E: 0 K: 0 S: 6 | H: 0 LOB: 1 BB: 1 P: 15 | R: 0 E: 0 K: 1 S: 8 | H: 0 LOB: 1 BB: 1 P: 15 | R: 0 E: 0 K: 1 S: 6 | H: 0 LOB: 1 BB: 1 P: 12 | R: 0 E: 0 K: 1 S: 9 | H: 1 LOB: 0 BB: 0 P: 11 | R: 1 E: 0 K: 0 S: 10 | H: 1 LOB: 0 BB: 0 P: 15 | R: 2 E: 0 K: 0 S: 7 | H: 2 LOB: 0 BB: 0 P: 13 | R: 0 E: 0 K: 0 S: 8 | H: 1 LOB: 1 BB: 0 P: 10 | 1B: 2 2B: 1 3B: 0 HR: 3 | SF: 0 SAC: 0 DP: 1 HBP: 1 | WP: 0 PB: 0 SB: 0 CS: 1 | PA: 33 | | | | | | | |
| PITCHER | IP | WLS | BF | H | R | ER | SO | BB | IBB | HBP | BLK | WP | HR | S | P | ERA | WHIP | | | | | | | | | | |
| 35 Ian Snell, R (1,1) ERA: 5.19 | 6.0 | L | 23 | 3 | 2 | 2 | 4 | 3 | 0 | 1 | 0 | 0 | 2 | 49 | 84 | 3.00 | 1.000 | | | | | | | | | | |
| 46 Sean White, R (7,1) ERA: 3.28 | 1.0 | L | 5 | 2 | 2 | 2 | 0 | 0 | 0 | 0 | 0 | 0 | 1 | 7 | 13 | 18.00 | 2.000 | | | | | | | | | | |
| 23 Shawn Kelley, R (8,1) ERA: 5.23 | 1.0 | | 4 | 1 | 0 | 0 | 0 | 0 | 0 | 0 | 0 | 0 | 0 | 8 | 10 | 0.00 | 1.000 | | | | | | | | | | |

Seattle Mariners @ Texas Rangers
Rangers Ballpark in Arlington, Arlington, TX

AB 28
R 4
H 6
RBI 4
BB 3
SO 4
LOB 8



livebaseballscorecards.com

Sun Aug 02 2009, 8:05 PM EDT
Att: 28,670 - Clear - 95 F

| Batter | 1 | 2 | 3 | 4 | 5 | 6 | 7 | 8 | 9 | AB | R | H | RBI | BB | SO | LOB | TOP | | | | | | | | |
|---|---|----------------------------------|------------------------------|----------------------------------|------------------------------|----------------------------------|------------------------------|----------------------------------|-------------------------------|----------------------------------|------------------------------|----------------------------------|------------------------------|----------------------------------|-------------------------------|----------------------------------|------------------------------|----------------------------------|----------------------------------|--------------------------|----------------------------------|--------|--|--|--|
| 3 Joaquin Arias, R (1,4) | | | | | | | | | | 3 | 0 | 0 | 0 | 0 | 1 | 0 | | | | | | | | | |
| 10 Michael Young, R (1,5) OBP: 0.318, SLG: 0.531 | | | | | | | | | | 3 | 0 | 1 | 0 | 1 | 1 | 1 | | | | | | | | | |
| 22 Marlon Byrd, R (1,7) OBP: 0.318, SLG: 0.467 | | | | | | | | | | 4 | 0 | 1 | 1 | 0 | 2 | 2 | | | | | | | | | |
| 17 Nelson Cruz, R (1,9) OBP: 0.337, SLG: 0.547 | | | | | | | | | | 4 | 0 | 0 | 0 | 0 | 2 | 3 | | | | | | | | | |
| 9 Hank Bialock, L (1,3) OBP: 0.287, SLG: 0.495 | | | | | | | | | | 4 | 1 | 1 | 0 | 0 | 1 | 0 | | | | | | | | | |
| 25 Andrew Jones, R (1,10) OBP: 0.347, SLG: 0.543 | | | | | | | | | | 3 | 0 | 1 | 0 | 1 | 0 | 0 | | | | | | | | | |
| 32 Josh Hamilton, L (1,8) OBP: 0.277, SLG: 0.377 | | | | | | | | | | 3 | 0 | 2 | 0 | 1 | 0 | 1 | | | | | | | | | |
| 21 Jarrod Saltalamacchia, R (1,2) OBP: 0.291, SLG: 0.384 | | | | | | | | | | 3 | 0 | 0 | 0 | 0 | 0 | 4 | | | | | | | | | |
| 1 Elvis Andrus, R (1,6) OBP: 0.329, SLG: 0.368 | | | | | | | | | | 3 | 1 | 1 | 0 | 0 | 2 | 2 | | | | | | | | | |
| Inning Stats | R: 0 E: 0 K: 1 S: 7 | H: 0 LOB: 0 BB: 0 P: 11 | R: 0 E: 0 K: 0 S: 8 | H: 0 LOB: 0 BB: 0 P: 11 | R: 0 E: 0 K: 1 S: 8 | H: 1 LOB: 0 BB: 0 P: 13 | R: 0 E: 0 K: 1 S: 7 | H: 1 LOB: 1 BB: 0 P: 11 | R: 1 E: 0 K: 2 S: 11 | H: 2 LOB: 1 BB: 1 P: 17 | R: 0 E: 0 K: 2 S: 8 | H: 0 LOB: 1 BB: 1 P: 16 | R: 0 E: 0 K: 1 S: 9 | H: 0 LOB: 1 BB: 1 P: 18 | R: 1 E: 0 K: 2 S: 11 | H: 2 LOB: 1 BB: 0 P: 16 | R: 0 E: 0 K: 0 S: 8 | H: 1 LOB: 0 BB: 0 P: 15 | 1B: 7 2B: 0 3B: 0 HR: 0 | SF: 0 DP: 1 HBP: 0 | WP: 0 PB: 0 SB: 1 CS: 2 | PA: 35 | | | |
| PITCHER | IP WLS BF H R ER SO BB IBB HBP BLK WP HR S P ERA WHIP | | | | | | | | | | | | | | | | | | | | | | | | |
| 49 Brett Anderson, L (1,1) ERA: 4.2 | 7.2 | | 30 | 6 | 2 | 2 | 8 | 3 | 0 | 0 | 0 | 0 | 0 | 0 | 0 | 66 | 108 | 2.35 | 1.174 | | | | | | |
| 48 Michael Wuerzt, R (8,1) ERA: 3.51 | 1.1 | W | 4 | 1 | 0 | 0 | 1 | 0 | 0 | 0 | 0 | 0 | 0 | 0 | 0 | 11 | 20 | 0.00 | 0.750 | | | | | | |

Texas Rangers @ Oakland Athletics
Oakland Coliseum, Oakland, CA
Mon Aug 03 2009, 7:05 PM PDT
Att: 10,523 - Clear - 64 F

| | |
|-----|----|
| AB | 30 |
| R | 2 |
| H | 7 |
| RBI | 1 |
| BB | 3 |
| SO | 9 |
| LOB | 13 |



| Batter | 1 | 2 | 3 | 4 | 5 | 6 | 7 | 8 | 9 | AB | R | H | RBI | BB | SO | LOB | BOTTOM | | | | | | | | | |
|---|---|----------------------------------|------------------------------|----------------------------------|-------------------------------|----------------------------------|-------------------------------|----------------------------------|-------------------------------|----------------------------------|-------------------------------|----------------------------------|-------------------------------|----------------------------------|-------------------------------|----------------------------------|-------------------------------|----------------------------------|----------------------------------|--------------------------|----------------------------------|--------|--|--|--|--|
| 29 Adam Kennedy, L (1,5) OBP: 0.342, SLG: 0.428 | | | | | | | | | | 3 | 0 | 0 | 0 | 1 | 1 | 0 | | | | | | | | | | |
| 8 Kurt Suzuki, R (1,2) OBP: 0.315, SLG: 0.396 | | | | | | | | | | 4 | 0 | 1 | 0 | 0 | 1 | 2 | | | | | | | | | | |
| 12 Scott Hairston, R (1,7) OBP: 0.340, SLG: 0.491 | | | | | | | | | | 3 | 0 | 0 | 0 | 1 | 1 | 0 | | | | | | | | | | |
| 32 Jack Cust, L (1,10) OBP: 0.344, SLG: 0.405 | | | | | | | | | | 4 | 1 | 1 | 0 | 0 | 3 | 2 | | | | | | | | | | |
| Ryan Sweeney, L (1,9) OBP: 0.323, SLG: 0.356 | | | | | | | | | | 2 | 0 | 0 | 0 | 1 | 0 | 2 | | | | | | | | | | |
| 5 Nomar Garciaparra, R (9,PH) ERA: 0.394, SLG: 0.371 | | | | | | | | | | 1 | 0 | 0 | 0 | 0 | 1 | 1 | | | | | | | | | | |
| 21 Tommy Everidge, R (1,3) OBP: 0.313, SLG: 0.357 | | | | | | | | | | 4 | 0 | 1 | 0 | 0 | 0 | 1 | | | | | | | | | | |
| 7 Bobby Crosby, R (9,FR) OBP: 0.293, SLG: 0.337 | | | | | | | | | | 0 | 1 | 0 | 0 | 0 | 0 | 0 | | | | | | | | | | |
| 14 Mark Ellis, R (1,4) OBP: 0.286, SLG: 0.374 | | | | | | | | | | 4 | 1 | 1 | 1 | 0 | 0 | 0 | | | | | | | | | | |
| 1 Eric Patterson, L (1,8) OBP: 0.161, SLG: 0.200 | | | | | | | | | | 3 | 0 | 0 | 0 | 0 | 2 | 0 | | | | | | | | | | |
| 11 Rajai Davis, R (9,PH) ERA: 0.337, SLG: 0.411 | | | | | | | | | | 1 | 0 | 1 | 2 | 0 | 0 | 0 | | | | | | | | | | |
| 2 Cliff Pennington, S (1,6) OBP: 0.296, SLG: 0.231 | | | | | | | | | | 3 | 0 | 1 | 0 | 0 | 1 | 0 | | | | | | | | | | |
| Inning Stats | R: 0 E: 0 K: 1 S: 15 | H: 1 LOB: 2 BB: 1 P: 23 | R: 0 E: 0 K: 1 S: 9 | H: 0 LOB: 0 BB: 0 P: 14 | R: 0 E: 0 K: 0 S: 11 | H: 0 LOB: 0 BB: 0 P: 17 | R: 0 E: 0 K: 1 S: 11 | H: 0 LOB: 1 BB: 1 P: 21 | R: 0 E: 0 K: 2 S: 11 | H: 0 LOB: 0 BB: 0 P: 16 | R: 0 E: 0 K: 3 S: 11 | H: 0 LOB: 0 BB: 0 P: 16 | R: 0 E: 0 K: 1 S: 10 | H: 0 LOB: 0 BB: 0 P: 14 | R: 0 E: 0 K: 0 S: 21 | H: 1 LOB: 2 BB: 1 P: 31 | R: 3 E: 0 K: 1 S: 16 | H: 4 LOB: 2 BB: 0 P: 23 | 1B: 5 2B: 0 3B: 1 HR: 0 | SF: 0 DP: 0 HBP: 0 | WP: 1 PB: 0 SB: 0 CS: 0 | PA: 35 | | | | |
| PITCHER | IP WLS BF H R ER SO BB IBB HBP BLK WP HR S P ERA WHIP | | | | | | | | | | | | | | | | | | | | | | | | | |
| 57 Dustin Nippert, R (1,1) ERA: 2.73 | 5.0 | | 18 | 1 | 0 | 0 | 5 | 2 | 0 | 0 | 0 | 0 | 0 | 0 | 0 | 0 | 1 | 0 | 0.00 | 0.600 | | | | | | |
| 30 Neftali Feliz, R (6,1) | 2.0 | H | 6 | 0 | 0 | 0 | 4 | 0 | 0 | 0 | 0 | 0 | 0 | 0 | 0 | 0 | 0 | 0 | 0.00 | 0.000 | | | | | | |
| 50 Frank Francisco, R (8,1) ERA: 2.15 | 0.2 | H | 3 | 1 | 0 | 0 | 0 | 0 | 0 | 0 | 0 | 0 | 0 | 0 | 0 | 0 | 0 | 0 | 0.00 | 1.500 | | | | | | |
| 18 Eddie Guardado, L (8,1) ERA: 4.02 | 0.0 | | 1 | 0 | 0 | 0 | 0 | 1 | 0 | 0 | 0 | 0 | 0 | 0 | 0 | 0 | 0 | 0 | ∞ | ∞ | | | | | | |
| 56 Darren O'Day, R (8,1) ERA: 1.63 | 0.2 | H | 2 | 0 | 0 | 0 | 0 | 0 | 0 | 0 | 0 | 0 | 0 | 0 | 0 | 0 | 0 | 0 | 0.00 | 0.000 | | | | | | |

Texas Rangers @ Oakland Athletics
Oakland Coliseum, Oakland, CA
Mon Aug 03 2009, 7:05 PM PDT
Att: 10,523 - Clear - 64 F

| | |
|-----|----|
| AB | 32 |
| R | 3 |
| H | 6 |
| RBI | 3 |
| BB | 3 |
| SO | 10 |
| LOB | 8 |



| Batter | 1 | 2 | 3 | 4 | 5 | 6 | 7 | 8 | 9 | AB | R | H | RBI | BB | SO | LOB | TOP | | | | |
|-----------------------------------|---|---|---|---|---|---|---|---|---|---|---|---|---|---|---|---|--|---|---|---|---|
| 3 Joaquin Arias, R (1.4) | | | | | | | | | | 4 | 0 | 0 | 0 | 0 | 2 | 0 | Texas Rangers @ Oakland Athletics Oakland Coliseum, Oakland, CA Tue Aug 04 2009, 7:05 PM PDT Att: 10,781 - Clear - 67 F | | | | |
| 10 Michael Young, R (1.5) | | | | | | | | | | 3 | 0 | 1 | 0 | 1 | 0 | 0 | | | | | |
| 22 Marlon Byrd, R (1.8) | | | | | | | | | | 4 | 0 | 2 | 0 | 0 | 2 | 1 | | | | | |
| 25 Andrew Jones, R (1.10) | | | | | | | | | | 4 | 0 | 0 | 0 | 0 | 1 | 4 | | | | | |
| 9 Hank Bialock, L (1.3) | | | | | | | | | | 4 | 0 | 0 | 0 | 0 | 3 | 2 | | | | | |
| 32 Josh Hamilton, L (1.9) | | | | | | | | | | 3 | 0 | 0 | 0 | 1 | 1 | 0 | | | | | |
| 7 David Murphy, L (1.7) | | | | | | | | | | 4 | 0 | 1 | 0 | 0 | 0 | 2 | | | | | |
| 21 Jarrod Saltalamacchia, R (1.2) | | | | | | | | | | 3 | 0 | 1 | 0 | 1 | 1 | 0 | | | | | |
| 1 Elvis Andrus, R (1.6) | | | | | | | | | | 3 | 0 | 0 | 0 | 0 | 1 | 4 | | | | | |
| Inning Stats | R: 0 E: 0 K: 2 S: 9 | H: 0 LOB: 1 BB: 1 P: 16 | R: 0 E: 0 K: 1 S: 7 | H: 0 LOB: 0 BB: 0 P: 12 | R: 0 E: 0 K: 1 S: 9 | H: 0 LOB: 0 BB: 0 P: 12 | R: 0 E: 0 K: 1 S: 7 | H: 0 LOB: 0 BB: 0 P: 11 | R: 0 E: 0 K: 0 S: 9 | H: 1 LOB: 1 BB: 0 P: 10 | R: 0 E: 0 K: 1 S: 13 | H: 0 LOB: 2 BB: 2 P: 24 | R: 0 E: 0 K: 2 S: 10 | H: 2 LOB: 2 BB: 0 P: 16 | R: 0 E: 0 K: 1 S: 7 | H: 0 LOB: 0 BB: 0 P: 9 | 1B: 4 2B: 1 3B: 0 HR: 0 | SF: 0 SAC: 0 DP: 1 HBP: 0 | WP: 0 PB: 0 SB: 0 CS: 0 | PA: 35 | |
| PITCHER | IP WLS BF H R ER SO BB IBB HBP BLK WP HR S P ERA WHIP | IP WLS BF H R ER SO BB IBB HBP BLK WP HR S P ERA WHIP | IP WLS BF H R ER SO BB IBB HBP BLK WP HR S P ERA WHIP | IP WLS BF H R ER SO BB IBB HBP BLK WP HR S P ERA WHIP | IP WLS BF H R ER SO BB IBB HBP BLK WP HR S P ERA WHIP | IP WLS BF H R ER SO BB IBB HBP BLK WP HR S P ERA WHIP | IP WLS BF H R ER SO BB IBB HBP BLK WP HR S P ERA WHIP | IP WLS BF H R ER SO BB IBB HBP BLK WP HR S P ERA WHIP | IP WLS BF H R ER SO BB IBB HBP BLK WP HR S P ERA WHIP | IP WLS BF H R ER SO BB IBB HBP BLK WP HR S P ERA WHIP | IP WLS BF H R ER SO BB IBB HBP BLK WP HR S P ERA WHIP | IP WLS BF H R ER SO BB IBB HBP BLK WP HR S P ERA WHIP | IP WLS BF H R ER SO BB IBB HBP BLK WP HR S P ERA WHIP | IP WLS BF H R ER SO BB IBB HBP BLK WP HR S P ERA WHIP | IP WLS BF H R ER SO BB IBB HBP BLK WP HR S P ERA WHIP | IP WLS BF H R ER SO BB IBB HBP BLK WP HR S P ERA WHIP | IP WLS BF H R ER SO BB IBB HBP BLK WP HR S P ERA WHIP | IP WLS BF H R ER SO BB IBB HBP BLK WP HR S P ERA WHIP | IP WLS BF H R ER SO BB IBB HBP BLK WP HR S P ERA WHIP | IP WLS BF H R ER SO BB IBB HBP BLK WP HR S P ERA WHIP | IP WLS BF H R ER SO BB IBB HBP BLK WP HR S P ERA WHIP |
| 47 Gio González, L (1.1) | 6.2 | W | 26 | 3 | 0 | 0 | 7 | 3 | 0 | 0 | 0 | 0 | 0 | 0 | 0 | 0 | 0.00 | 0.900 | | | |
| 31 Brad Ziegler, R (7.1) | 0.2 | H | 4 | 2 | 0 | 0 | 1 | 0 | 0 | 0 | 0 | 0 | 0 | 0 | 8 | 14 | 0.00 | 3.000 | | | |
| 48 Michael Wertz, R (8.1) | 0.2 | H | 2 | 0 | 0 | 0 | 2 | 0 | 0 | 0 | 0 | 0 | 0 | 0 | 6 | 9 | 0.00 | 0.000 | | | |
| 56 Craig Breslow, L (9.1) | 1.0 | | 3 | 0 | 0 | 0 | 1 | 0 | 0 | 0 | 0 | 0 | 0 | 7 | 9 | 0.00 | 0.000 | | | | |

| Batter | 1 | 2 | 3 | 4 | 5 | 6 | 7 | 8 | 9 | AB | R | H | RBI | BB | SO | LOB | BOTTOM | | | | |
|-------------------------------|---|---|---|---|---|---|---|---|---|---|---|---|---|---|---|---|--|---|---|---|---|
| 11 Rajai Davis, R (1.8) | | | | | | | | | | 3 | 1 | 0 | 0 | 2 | 1 | 2 | Texas Rangers @ Oakland Athletics Oakland Coliseum, Oakland, CA Tue Aug 04 2009, 7:05 PM PDT Att: 10,781 - Clear - 67 F | | | | |
| 8 Kurt Suzuki, R (1.2) | | | | | | | | | | 4 | 1 | 1 | 1 | 0 | 1 | 2 | | | | | |
| 12 Scott Hairston, R (1.7) | | | | | | | | | | 3 | 0 | 0 | 1 | 0 | 0 | 1 | | | | | |
| 1 Eric Patterson, L (8.7) | | | | | | | | | | 0 | 0 | 0 | 0 | 0 | 0 | 0 | | | | | |
| 5 Nomar Garciaparra, R (1.10) | | | | | | | | | | 4 | 0 | 1 | 0 | 0 | 2 | 0 | | | | | |
| 32 Jack Cust, L (1.9) | | | | | | | | | | 2 | 1 | 1 | 0 | 1 | 1 | 0 | | | | | |
| Ryan Sweeney, L (8.9) | | | | | | | | | | 1 | 0 | 0 | 0 | 0 | 0 | 1 | | | | | |
| 21 Tommy Everidge, R (1.3) | | | | | | | | | | 3 | 2 | 2 | 0 | 1 | 1 | 1 | | | | | |
| 7 Bobby Crosby, R (1.5) | | | | | | | | | | 3 | 1 | 1 | 0 | 1 | 0 | 2 | | | | | |
| 14 Mark Ellis, R (1.4) | | | | | | | | | | 4 | 0 | 3 | 3 | 0 | 1 | 1 | | | | | |
| 2 Cliff Pennington, S (1.6) | | | | | | | | | | 4 | 0 | 1 | 1 | 0 | 0 | 4 | | | | | |
| Inning Stats | R: 1 E: 0 K: 1 S: 8 | H: 1 LOB: 0 BB: 0 P: 15 | R: 1 E: 0 K: 1 S: 10 | H: 2 LOB: 1 BB: 0 P: 14 | R: 0 E: 0 K: 0 S: 5 | H: 0 LOB: 0 BB: 0 P: 9 | R: 1 E: 0 K: 1 S: 16 | H: 1 LOB: 2 BB: 3 P: 30 | R: 1 E: 0 K: 2 S: 10 | H: 0 LOB: 0 BB: 1 P: 19 | R: 0 E: 0 K: 0 S: 9 | H: 1 LOB: 1 BB: 0 P: 13 | R: 0 E: 0 K: 0 S: 19 | H: 0 LOB: 1 BB: 1 P: 29 | R: 2 E: 0 K: 0 S: 15 | H: 5 LOB: 2 BB: 0 P: 24 | 1B: 7 2B: 2 3B: 0 HR: 1 | SF: 1 SAC: 0 DP: 2 HBP: 0 | WP: 0 PB: 0 SB: 4 CS: 0 | PA: 37 | |
| PITCHER | IP WLS BF H R ER SO BB IBB HBP BLK WP HR S P ERA WHIP | IP WLS BF H R ER SO BB IBB HBP BLK WP HR S P ERA WHIP | IP WLS BF H R ER SO BB IBB HBP BLK WP HR S P ERA WHIP | IP WLS BF H R ER SO BB IBB HBP BLK WP HR S P ERA WHIP | IP WLS BF H R ER SO BB IBB HBP BLK WP HR S P ERA WHIP | IP WLS BF H R ER SO BB IBB HBP BLK WP HR S P ERA WHIP | IP WLS BF H R ER SO BB IBB HBP BLK WP HR S P ERA WHIP | IP WLS BF H R ER SO BB IBB HBP BLK WP HR S P ERA WHIP | IP WLS BF H R ER SO BB IBB HBP BLK WP HR S P ERA WHIP | IP WLS BF H R ER SO BB IBB HBP BLK WP HR S P ERA WHIP | IP WLS BF H R ER SO BB IBB HBP BLK WP HR S P ERA WHIP | IP WLS BF H R ER SO BB IBB HBP BLK WP HR S P ERA WHIP | IP WLS BF H R ER SO BB IBB HBP BLK WP HR S P ERA WHIP | IP WLS BF H R ER SO BB IBB HBP BLK WP HR S P ERA WHIP | IP WLS BF H R ER SO BB IBB HBP BLK WP HR S P ERA WHIP | IP WLS BF H R ER SO BB IBB HBP BLK WP HR S P ERA WHIP | IP WLS BF H R ER SO BB IBB HBP BLK WP HR S P ERA WHIP | IP WLS BF H R ER SO BB IBB HBP BLK WP HR S P ERA WHIP | IP WLS BF H R ER SO BB IBB HBP BLK WP HR S P ERA WHIP | IP WLS BF H R ER SO BB IBB HBP BLK WP HR S P ERA WHIP | IP WLS BF H R ER SO BB IBB HBP BLK WP HR S P ERA WHIP |
| 45 Derek Holland, L (1.1) | 4.1 | L | 20 | 4 | 4 | 3 | 4 | 4 | 0 | 0 | 0 | 0 | 0 | 0 | 0 | 0 | 6.23 | 1.846 | | | |
| 28 Jason Jennings, R (5.1) | 1.2 | | 6 | 1 | 0 | 0 | 3 | 0 | 0 | 0 | 0 | 0 | 0 | 14 | 20 | 0.00 | 0.600 | | | | |
| 18 Eddie Guardado, L (7.1) | 1.0 | | 4 | 0 | 0 | 0 | 0 | 1 | 0 | 0 | 0 | 0 | 0 | 19 | 29 | 0.00 | 1.000 | | | | |
| 52 Doug Mathis, R (8.1) | 1.0 | | 7 | 5 | 2 | 2 | 0 | 0 | 0 | 0 | 0 | 0 | 0 | 15 | 24 | 18.00 | 5.000 | | | | |

livebaseballscores.com

AB 32
R 0
H 5
RBI 0
BB 3
SO 11
LOB 13

livebaseballscores.com

AB 31
R 6
H 10
RBI 6
BB 5
SO 7
LOB 14

| Batter | 1 | 2 | 3 | 4 | 5 | 6 | 7 | 8 | 9 | AB | R | H | RBI | BB | SO | LOB | TOP | | | | | | | | | | |
|---|-------------------------------|----------------------------------|-------------------------------|----------------------------------|-------------------------------|----------------------------------|------------------------------|---------------------------------|------------------------------|----------------------------------|-------------------------------|----------------------------------|------------------------------|----------------------------------|------------------------------|----------------------------------|----------------------------------|------------------------------------|----------------------------------|--------|--|--|--|--|--|--|--|
| 13 Omar Vizquel, S OBP: 0.331, SLG: 0.339 | | | | | | | | | | 5 | 0 | 1 | 0 | 0 | 1 | 0 | | | | | | | | | | | |
| 10 Michael Young, R OBP: 0.381, SLG: 0.530 | | | | | | | | | | 3 | 1 | 1 | 0 | 0 | 0 | 1 | | | | | | | | | | | |
| 7 David Murphy, L OBP: 0.358, SLG: 0.465 | | | | | | | | | | 4 | 2 | 2 | 3 | 0 | 1 | 2 | | | | | | | | | | | |
| 22 Marlon Byrd, R OBP: 0.319, SLG: 0.468 | | | | | | | | | | 4 | 0 | 1 | 0 | 0 | 0 | 1 | | | | | | | | | | | |
| 9 Hank Bialock, L OBP: 0.280, SLG: 0.490 | | | | | | | | | | 4 | 1 | 1 | 0 | 0 | 0 | 1 | | | | | | | | | | | |
| 25 Andrew Jones, R OBP: 0.340, SLG: 0.528 | | | | | | | | | | 4 | 0 | 1 | 0 | 0 | 0 | 2 | | | | | | | | | | | |
| 32 Josh Hamilton, L OBP: 0.280, SLG: 0.381 | | | | | | | | | | 3 | 1 | 2 | 1 | 0 | 1 | 1 | | | | | | | | | | | |
| 2 Taylor Teagarden, R OBP: 0.248, SLG: 0.320 | | | | | | | | | | 4 | 0 | 1 | 1 | 0 | 1 | 1 | | | | | | | | | | | |
| 1 Elvis Andrus, R OBP: 0.322, SLG: 0.360 | | | | | | | | | | 4 | 0 | 0 | 0 | 0 | 1 | 1 | | | | | | | | | | | |
| Inning Stats | R: 0 E: 0 K: 1 S: 17 | H: 1 LOB: 1 BB: 0 P: 22 | R: 1 E: 0 K: 0 S: 14 | H: 2 LOB: 1 BB: 0 P: 23 | R: 2 E: 0 K: 0 S: 13 | H: 2 LOB: 1 BB: 0 P: 23 | R: 0 E: 0 K: 0 S: 5 | H: 1 LOB: 0 BB: 0 P: 7 | R: 1 E: 0 K: 0 S: 9 | H: 1 LOB: 0 BB: 0 P: 14 | R: 0 E: 0 K: 1 S: 10 | H: 1 LOB: 1 BB: 0 P: 14 | R: 0 E: 0 K: 1 S: 8 | H: 1 LOB: 1 BB: 0 P: 11 | R: 0 E: 0 K: 2 S: 8 | H: 0 LOB: 0 BB: 0 P: 11 | 1B: 5 2B: 3 3B: 0 HR: 2 | SF: 1 SAC: 0 DP: 1 HBP: 1 | WP: 0 PB: 0 SB: 0 CS: 0 | PA: 37 | | | | | | | |
| PITCHER | IP | WLS | BF | H | R | ER | SO | BB | IBB | HBP | BLK | WP | HR | S | P | ERA | WHIP | | | | | | | | | | |
| 61 Chad Reineke, R ERA: 7.2 | 5.0 | | 22 | 7 | 4 | 4 | 1 | 0 | 0 | 1 | 0 | 0 | 2 | 58 | 89 | 7.20 | 1.400 | | | | | | | | | | |
| 56 Craig Breslow, L ERA: 4.57 | 1.0 | W | 4 | 1 | 1 | 1 | 0 | 0 | 0 | 0 | 0 | 0 | 0 | 6 | 9 | 9.00 | 1.000 | | | | | | | | | | |
| 36 Russ Springer, R ERA: 3.98 | 1.0 | H | 4 | 1 | 0 | 0 | 1 | 0 | 0 | 0 | 0 | 0 | 0 | 10 | 14 | 0.00 | 1.000 | | | | | | | | | | |
| 31 Brad Ziegler, R ERA: 2.9 | 1.0 | H | 4 | 1 | 0 | 0 | 1 | 0 | 0 | 0 | 0 | 0 | 0 | 8 | 11 | 0.00 | 1.000 | | | | | | | | | | |
| 40 Andrew Bailey, R ERA: 2.18 | 1.0 | S | 3 | 0 | 0 | 0 | 2 | 0 | 0 | 0 | 0 | 0 | 0 | 8 | 11 | 0.00 | 0.000 | | | | | | | | | | |

Texas Rangers @ Oakland Athletics
Oakland Coliseum, Oakland, CA
Wed Aug 05 2009, 7:05 PM PDT
Att: 20,560 - Cloudy - 62 F

AB 35
R 5
H 10
RBI 5
BB 0
SO 5
LOB 10



| Batter | 1 | 2 | 3 | 4 | 5 | 6 | 7 | 8 | 9 | AB | R | H | RBI | BB | SO | LOB | BOTTOM | | | | | | | | | | |
|---|-------------------------------|----------------------------------|-------------------------------|----------------------------------|-------------------------------|----------------------------------|-------------------------------|----------------------------------|------------------------------|----------------------------------|-------------------------------|----------------------------------|------------------------------|----------------------------------|------------------------------|----------------------------------|----------------------------------|------------------------------------|----------------------------------|--------|--|--|--|--|--|--|--|
| 29 Adam Kennedy, L OBP: 0.341, SLG: 0.435 | | | | | | | | | | 4 | 1 | 1 | 2 | 0 | 1 | 1 | | | | | | | | | | | |
| 11 Rajai Davis, R OBP: 0.382, SLG: 0.411 | | | | | | | | | | 4 | 2 | 2 | 0 | 0 | 0 | 0 | | | | | | | | | | | |
| 12 Scott Hairston, R OBP: 0.334, SLG: 0.495 | | | | | | | | | | 3 | 1 | 1 | 3 | 0 | 2 | 0 | | | | | | | | | | | |
| 32 Jack Cust, L OBP: 0.343, SLG: 0.401 | | | | | | | | | | 4 | 0 | 0 | 0 | 0 | 1 | 0 | | | | | | | | | | | |
| 8 Kurt Suzuki, R OBP: 0.316, SLG: 0.409 | | | | | | | | | | 3 | 1 | 1 | 1 | 0 | 1 | 1 | | | | | | | | | | | |
| 21 Tommy Everidge, R OBP: 0.350, SLG: 0.412 | | | | | | | | | | 3 | 0 | 0 | 0 | 1 | 0 | 2 | | | | | | | | | | | |
| Ryan Sweeney, L OBP: 0.322, SLG: 0.354 | | | | | | | | | | 4 | 0 | 1 | 0 | 0 | 0 | 0 | | | | | | | | | | | |
| 14 Mark Ellis, R OBP: 0.295, SLG: 0.385 | | | | | | | | | | 4 | 1 | 1 | 0 | 0 | 0 | 2 | | | | | | | | | | | |
| 2 Cliff Pennington, S OBP: 0.318, SLG: 0.400 | | | | | | | | | | 3 | 1 | 1 | 1 | 1 | 1 | 1 | | | | | | | | | | | |
| Inning Stats | R: 2 E: 1 K: 1 S: 15 | H: 2 LOB: 1 BB: 0 P: 19 | R: 0 E: 0 K: 0 S: 10 | H: 0 LOB: 1 BB: 1 P: 14 | R: 2 E: 0 K: 1 S: 20 | H: 3 LOB: 2 BB: 1 P: 32 | R: 1 E: 0 K: 1 S: 10 | H: 1 LOB: 0 BB: 0 P: 14 | R: 0 E: 0 K: 1 S: 8 | H: 2 LOB: 0 BB: 0 P: 12 | R: 2 E: 0 K: 1 S: 13 | H: 2 LOB: 0 BB: 0 P: 20 | R: 0 E: 1 K: 2 S: 9 | H: 0 LOB: 1 BB: 0 P: 10 | R: 0 E: 0 K: 0 S: 8 | H: 0 LOB: 0 BB: 0 P: 10 | 1B: 2 2B: 2 3B: 0 HR: 4 | SF: 1 SAC: 0 DP: 0 HBP: 1 | WP: 0 PB: 1 SB: 1 CS: 0 | PA: 36 | | | | | | | |
| PITCHER | IP | WLS | BF | H | R | ER | SO | BB | IBB | HBP | BLK | WP | HR | S | P | ERA | WHIP | | | | | | | | | | |
| 44 Vicente Padilla, R ERA: 4.92 | 5.2 | L | 27 | 7 | 6 | 6 | 4 | 2 | 0 | 1 | 0 | 0 | 1 | 12 | 14 | 6.75 | 0.750 | | | | | | | | | | |
| 30 Neftali Feliz, R ERA: 2.7 | 1.1 | | 6 | 1 | 1 | 1 | 2 | 0 | 0 | 0 | 0 | 0 | 0 | 8 | 10 | 0.00 | 0.000 | | | | | | | | | | |
| 56 Darren O'Day, R ERA: 1.59 | 1.0 | | 3 | 0 | 0 | 0 | 0 | 0 | 0 | 0 | 0 | 0 | 0 | 8 | 10 | 0.00 | 0.000 | | | | | | | | | | |

Texas Rangers @ Oakland Athletics
Oakland Coliseum, Oakland, CA
Wed Aug 05 2009, 7:05 PM PDT
Att: 20,560 - Cloudy - 62 F

AB 32
R 7
H 8
RBI 7
BB 2
SO 6
LOB 7



| Batter | 1 | 2 | 3 | 4 | 5 | 6 | 7 | 8 | 9 | AB | R | H | RBI | BB | SO | LOB | TOP | | | | | | |
|-----------------------------------|---|---|---|---|---|---|---|---|---|---|---|---|---|---|---|---|---|---|---|---|---|---|---|
| 6 Esteban German, R (1.4) | | | | | | | | | | 4 | 2 | 0 | 0 | 1 | 2 | 1 | | | | | | | |
| 10 Michael Young, R (1.5) | | | | | | | | | | 5 | 1 | 2 | 2 | 0 | 0 | 1 | | | | | | | |
| 7 David Murphy, L (1.7) | | | | | | | | | | 5 | 1 | 2 | 1 | 0 | 1 | 1 | | | | | | | |
| 25 Andrew Jones, R (1.10) | | | | | | | | | | 4 | 1 | 2 | 1 | 0 | 2 | 1 | | | | | | | |
| 32 Josh Hamilton, L (1.9) | | | | | | | | | | 3 | 0 | 1 | 0 | 1 | 2 | 0 | | | | | | | |
| 22 Marlon Byrd, R (1.8) | | | | | | | | | | 3 | 0 | 1 | 1 | 0 | 0 | 1 | | | | | | | |
| 9 Hank Blalock, L (1.3) | | | | | | | | | | 4 | 1 | 1 | 1 | 0 | 0 | 2 | | | | | | | |
| 21 Jarrod Saltalamacchia, R (1.2) | | | | | | | | | | 0 | 0 | 0 | 0 | 0 | 0 | 0 | | | | | | | |
| 2 Taylor Teagarden, R (2.7) | | | | | | | | | | 3 | 0 | 0 | 0 | 1 | 1 | 0 | | | | | | | |
| 13 Omar Vizquel, S (1.6) | | | | | | | | | | 4 | 0 | 1 | 0 | 0 | 1 | 2 | | | | | | | |
| Inning Stats | R: 0 H: 1 E: 0 K: 1 S: 12 | H: 1 LOB: 1 BB: 0 P: 19 | R: 1 H: 1 E: 0 K: 1 S: 11 | H: 1 LOB: 0 BB: 0 P: 13 | R: 1 H: 1 E: 0 K: 2 S: 13 | H: 1 LOB: 0 BB: 0 P: 16 | R: 0 H: 1 E: 0 K: 2 S: 9 | H: 1 LOB: 1 BB: 0 P: 13 | R: 1 H: 2 E: 0 K: 0 S: 12 | H: 2 LOB: 1 BB: 1 P: 19 | R: 1 H: 2 E: 0 K: 0 S: 8 | H: 2 LOB: 2 BB: 1 P: 15 | R: 2 H: 2 E: 0 K: 0 S: 12 | H: 2 LOB: 1 BB: 2 P: 28 | R: 0 H: 0 E: 0 K: 2 S: 9 | H: 0 LOB: 0 BB: 0 P: 13 | R: 0 H: 0 E: 0 K: 1 S: 6 | H: 0 LOB: 0 BB: 0 P: 9 | 1B: 6 2B: 2 3B: 0 HR: 2 | SF: 1 SAC: 0 DP: 0 HBP: 0 | WP: 1 PB: 0 SB: 1 CS: 0 | PA: 39 | |
| PITCHER | IP WLS BF H R ER SO BB IBB HBP BLK WP HR S P ERA WHIP | IP WLS BF H R ER SO BB IBB HBP BLK WP HR S P ERA WHIP | IP WLS BF H R ER SO BB IBB HBP BLK WP HR S P ERA WHIP | IP WLS BF H R ER SO BB IBB HBP BLK WP HR S P ERA WHIP | IP WLS BF H R ER SO BB IBB HBP BLK WP HR S P ERA WHIP | IP WLS BF H R ER SO BB IBB HBP BLK WP HR S P ERA WHIP | IP WLS BF H R ER SO BB IBB HBP BLK WP HR S P ERA WHIP | IP WLS BF H R ER SO BB IBB HBP BLK WP HR S P ERA WHIP | IP WLS BF H R ER SO BB IBB HBP BLK WP HR S P ERA WHIP | IP WLS BF H R ER SO BB IBB HBP BLK WP HR S P ERA WHIP | IP WLS BF H R ER SO BB IBB HBP BLK WP HR S P ERA WHIP | IP WLS BF H R ER SO BB IBB HBP BLK WP HR S P ERA WHIP | IP WLS BF H R ER SO BB IBB HBP BLK WP HR S P ERA WHIP | IP WLS BF H R ER SO BB IBB HBP BLK WP HR S P ERA WHIP | IP WLS BF H R ER SO BB IBB HBP BLK WP HR S P ERA WHIP | IP WLS BF H R ER SO BB IBB HBP BLK WP HR S P ERA WHIP | IP WLS BF H R ER SO BB IBB HBP BLK WP HR S P ERA WHIP | IP WLS BF H R ER SO BB IBB HBP BLK WP HR S P ERA WHIP | IP WLS BF H R ER SO BB IBB HBP BLK WP HR S P ERA WHIP | IP WLS BF H R ER SO BB IBB HBP BLK WP HR S P ERA WHIP | IP WLS BF H R ER SO BB IBB HBP BLK WP HR S P ERA WHIP | IP WLS BF H R ER SO BB IBB HBP BLK WP HR S P ERA WHIP | IP WLS BF H R ER SO BB IBB HBP BLK WP HR S P ERA WHIP |

Texas Rangers @ Oakland Athletics
Oakland Coliseum, Oakland, CA
Thu Aug 06 2009, 12:35 PM PDT
Att: 17,214 - Partly Cloudy - 64 F

| | |
|-----|----|
| AB | 35 |
| R | 6 |
| H | 10 |
| RBI | 6 |
| BB | 3 |
| SO | 9 |
| LOB | 9 |

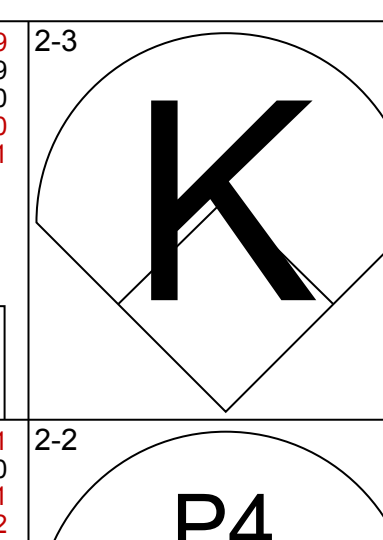
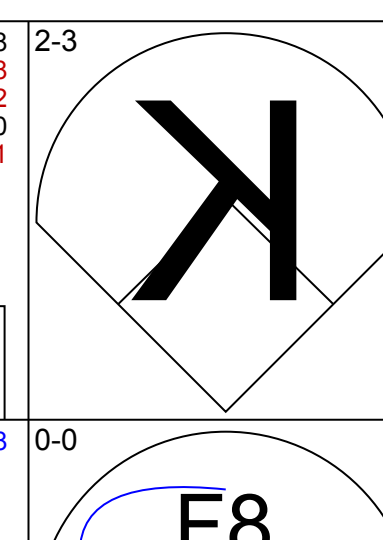
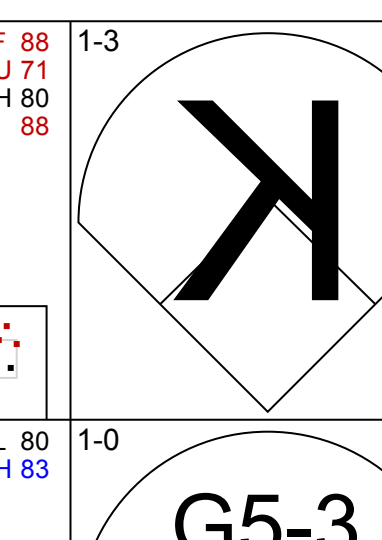
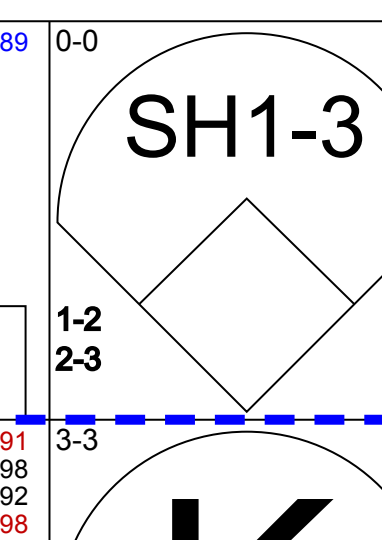
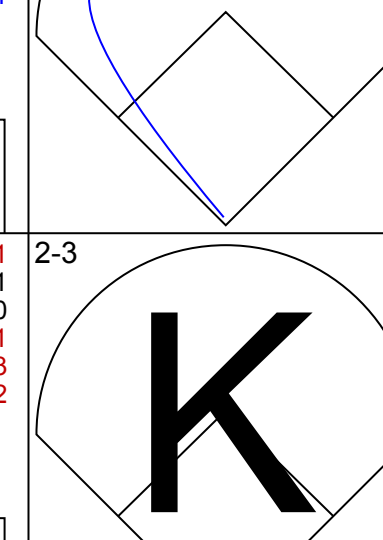
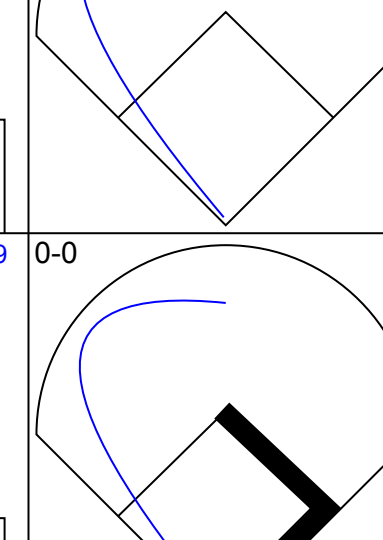
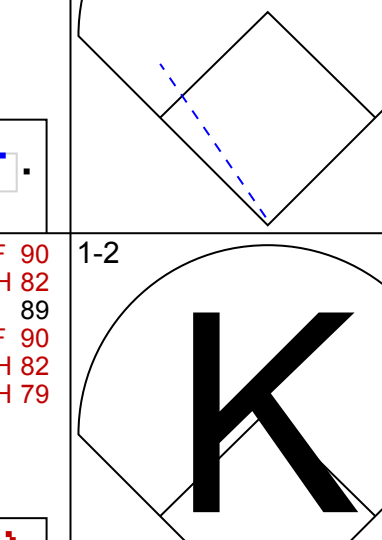
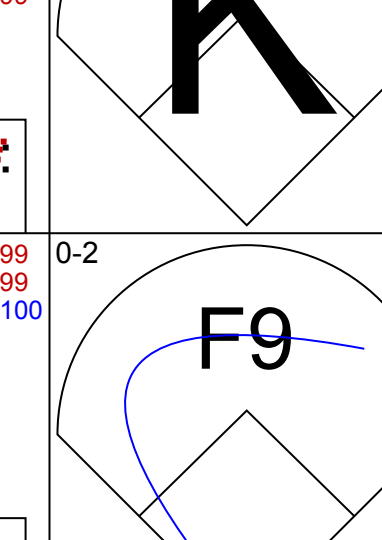




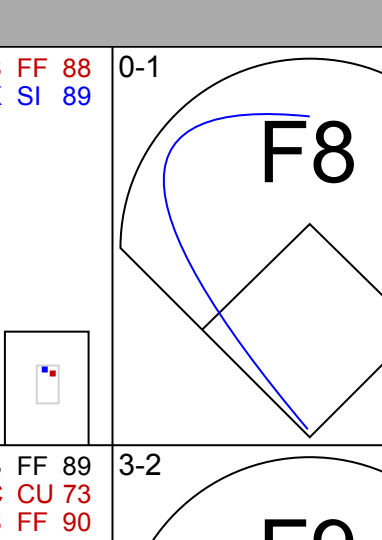
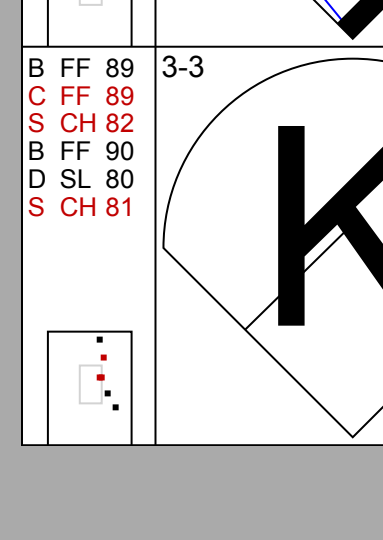
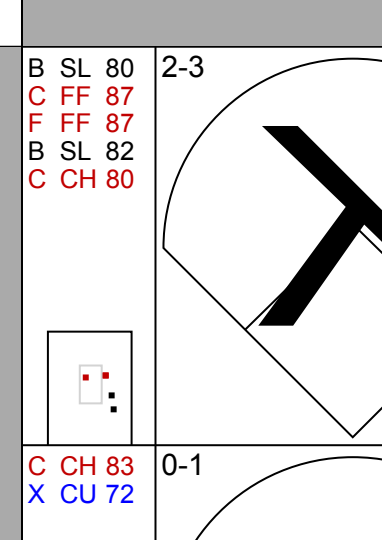
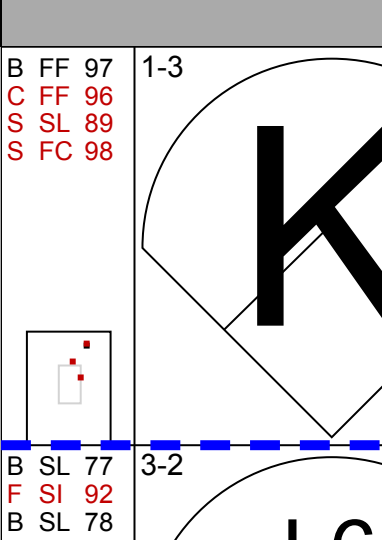
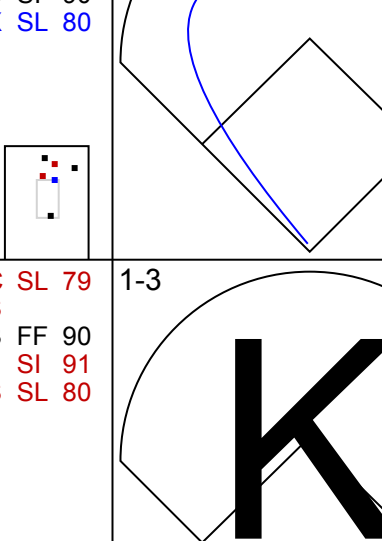
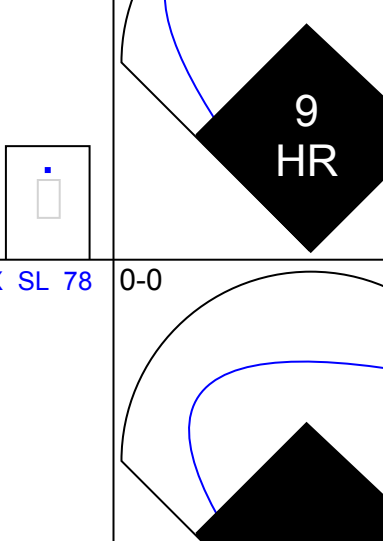
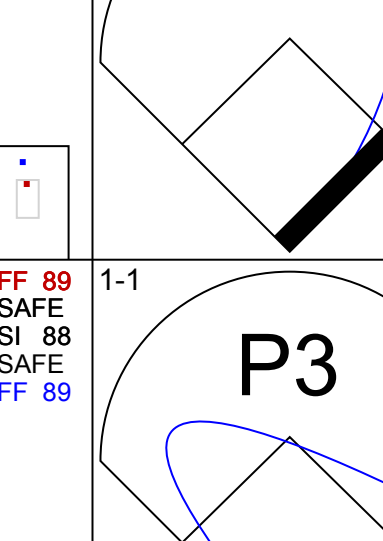
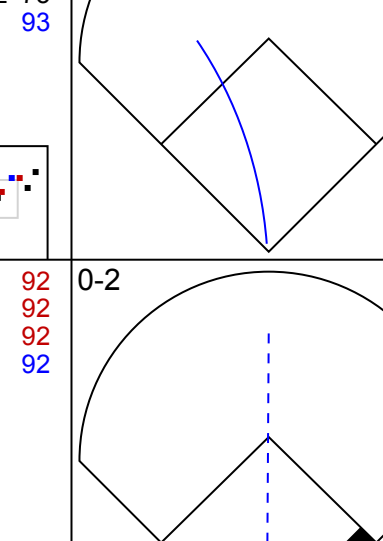

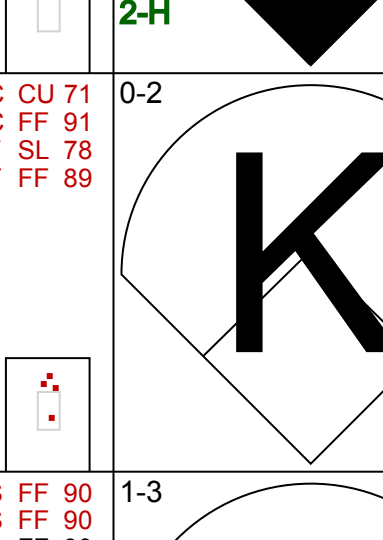
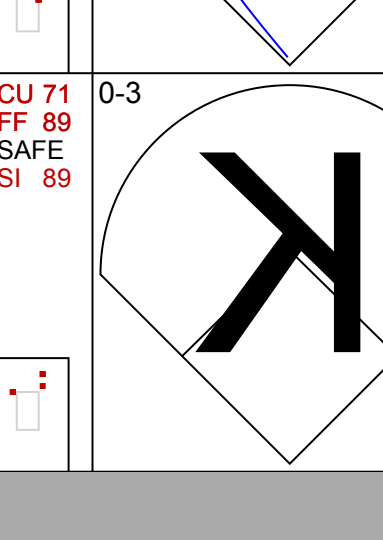
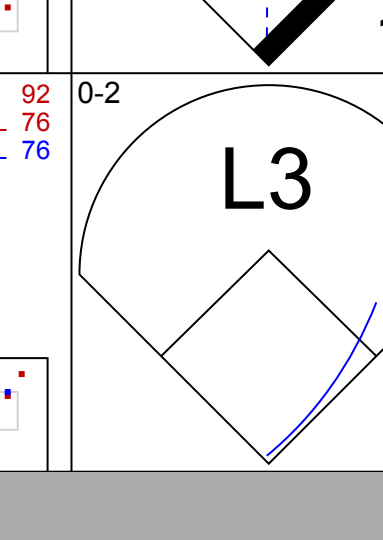
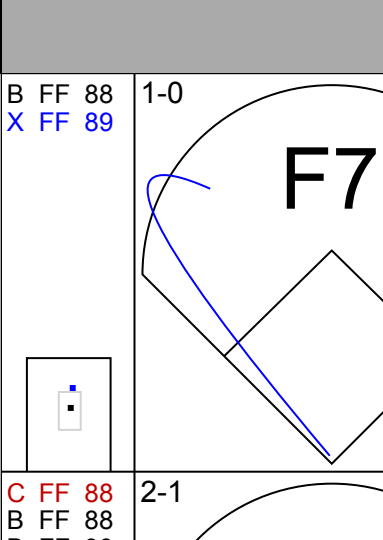
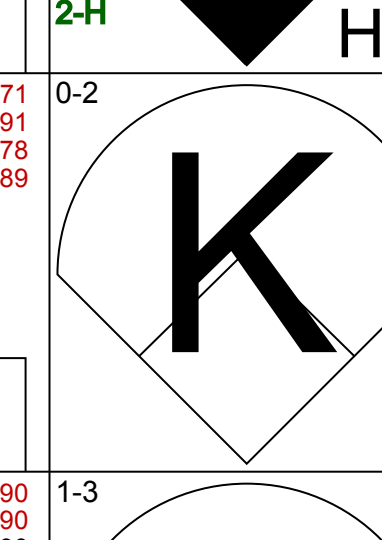
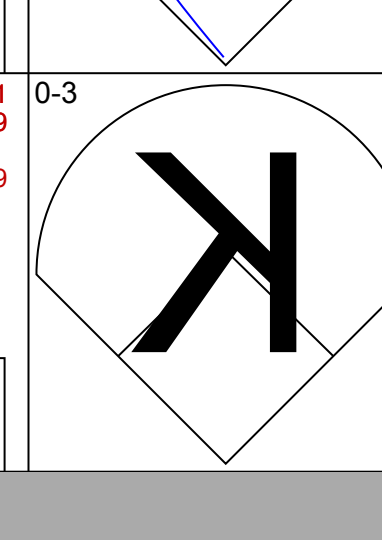
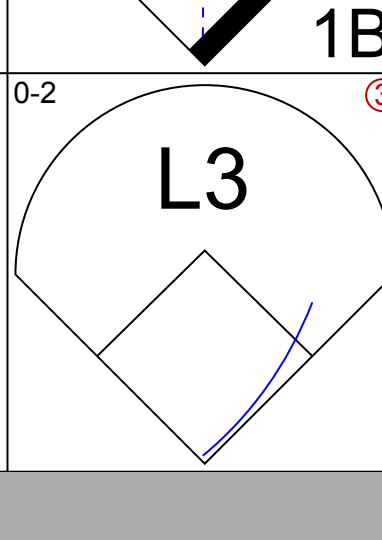

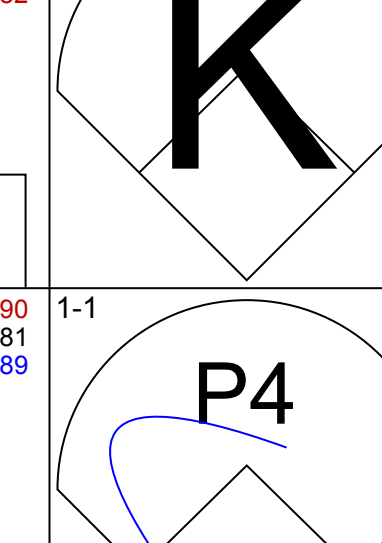
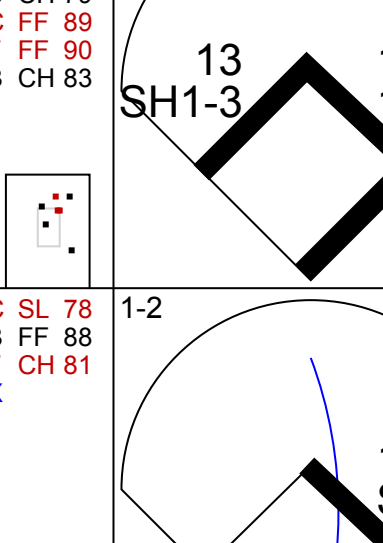
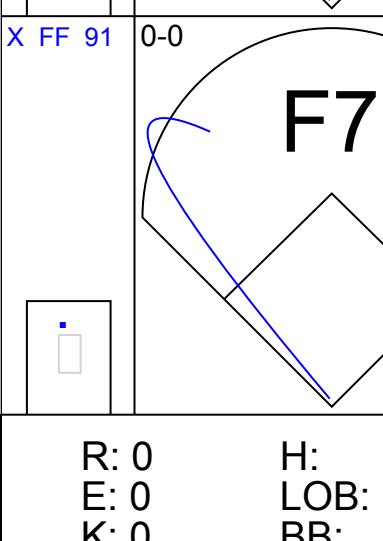
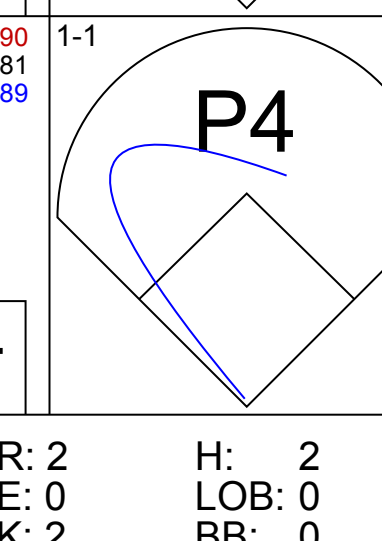
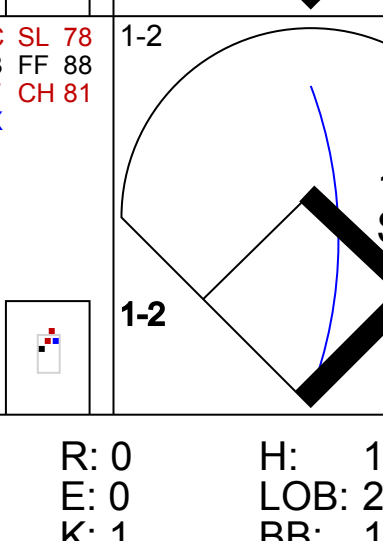


| Batter | 1 | 2 | 3 | 4 | 5 | 6 | 7 | 8 | 9 | AB | R | H | RBI | BB | SO | LOB | BOTTOM | | | | | | |
|-------------------------------|---|---|---|---|---|---|---|---|---|---|---|---|---|---|---|---|---|---|---|---|---|---|---|
| 29 Adam Kennedy, L (1.5) | | | | | | | | | | 3 | 1 | 0 | 0 | 1 | 0 | 1 | | | | | | | |
| 11 Rajai Davis, R (1.8) | | | | | | | | | | 4 | 0 | 1 | 1 | 0 | 0 | 1 | | | | | | | |
| 32 Jack Cust, L (1.9) | | | | | | | | | | 3 | 1 | 0 | 0 | 1 | 3 | 1 | | | | | | | |
| 5 Nomar Garciaparra, R (1.10) | | | | | | | | | | 4 | 1 | 1 | 1 | 0 | 1 | 1 | | | | | | | |
| 21 Tommy Everidge, R (1.3) | | | | | | | | | | 4 | 1 | 1 | 0 | 0 | 1 | 0 | | | | | | | |
| Ryan Sweeney, L (1.7) | | | | | | | | | | 3 | 0 | 0 | 0 | 0 | 0 | 0 | | | | | | | |
| 12 Scott Hairston, R (0.7) | | | | | | | | | | 1 | 0 | 1 | 1 | 0 | 0 | 0 | | | | | | | |
| 35 Landon Powell, S (1.2) | | | | | | | | | | 3 | 0 | 0 | 0 | 0 | 1 | 0 | | | | | | | |
| 8 Kurt Suzuki, R (0.7) | | | | | | | | | | 4 | 0 | 0 | 0 | 0 | 0 | 2 | | | | | | | |
| 14 Mark Ellis, R (1.4) | | | | | | | | | | 3 | 0 | 1 | 0 | 0 | 0 | 0 | | | | | | | |
| 2 Cliff Pennington, S (1.6) | | | | | | | | | | | | | | | | | | | | | | | |
| Inning Stats | R: 2 H: 1 E: 1 K: 0 S: 7 | H: 0 LOB: 0 BB: 1 P: 16 | R: 0 H: 0 E: 0 K: 0 S: 9 | H: 0 LOB: 0 BB: 0 P: 12 | R: 0 H: 1 E: 0 K: 0 S: 5 | H: 1 LOB: 0 BB: 0 P: 6 | R: 0 H: 0 E: 0 K: 2 S: 9 | H: 0 LOB: 0 BB: 0 P: 12 | R: 0 H: 0 E: 0 K: 1 S: 9 | H: 0 LOB: 0 BB: 0 P: 13 | R: 1 H: 1 E: 0 K: 1 S: 13 | H: 1 LOB: 1 BB: 1 P: 21 | R: 0 H: 0 E: 0 K: 0 S: 11 | H: 0 LOB: 0 BB: 0 P: 14 | R: 0 H: 0 E: 0 K: 0 S: 14 | H: 0 LOB: 1 BB: 0 P: 20 | R: 0 H: 0 E: 0 K: 0 S: 10 | H: 2 LOB: 1 BB: 1 P: 18 | 1B: 2 2B: 3 3B: 0 HR: 0 | SF: 0 SAC: 0 DP: 1 HBP: 0 | WP: 0 PB: 0 SB: 1 CS: 0 | PA: 35 | |
| PITCHER | IP WLS BF H R ER SO BB IBB HBP BLK WP HR S P ERA WHIP | IP WLS BF H R ER SO BB IBB HBP BLK WP HR S P ERA WHIP | IP WLS BF H R ER SO BB IBB HBP BLK WP HR S P ERA WHIP | IP WLS BF H R ER SO BB IBB HBP BLK WP HR S P ERA WHIP | IP WLS BF H R ER SO BB IBB HBP BLK WP HR S P ERA WHIP | IP WLS BF H R ER SO BB IBB HBP BLK WP HR S P ERA WHIP | IP WLS BF H R ER SO BB IBB HBP BLK WP HR S P ERA WHIP | IP WLS BF H R ER SO BB IBB HBP BLK WP HR S P ERA WHIP | IP WLS BF H R ER SO BB IBB HBP BLK WP HR S P ERA WHIP | IP WLS BF H R ER SO BB IBB HBP BLK WP HR S P ERA WHIP | IP WLS BF H R ER SO BB IBB HBP BLK WP HR S P ERA WHIP | IP WLS BF H R ER SO BB IBB HBP BLK WP HR S P ERA WHIP | IP WLS BF H R ER SO BB IBB HBP BLK WP HR S P ERA WHIP | IP WLS BF H R ER SO BB IBB HBP BLK WP HR S P ERA WHIP | IP WLS BF H R ER SO BB IBB HBP BLK WP HR S P ERA WHIP | IP WLS BF H R ER SO BB IBB HBP BLK WP HR S P ERA WHIP | IP WLS BF H R ER SO BB IBB HBP BLK WP HR S P ERA WHIP | IP WLS BF H R ER SO BB IBB HBP BLK WP HR S P ERA WHIP | IP WLS BF H R ER SO BB IBB HBP BLK WP HR S P ERA WHIP | IP WLS BF H R ER SO BB IBB HBP BLK WP HR S P ERA WHIP | IP WLS BF H R ER SO BB IBB HBP BLK WP HR S P ERA WHIP | IP WLS BF H R ER SO BB IBB HBP BLK WP HR S P ERA WHIP | IP WLS BF H R ER SO BB IBB HBP BLK WP HR S P ERA WHIP |

Texas Rangers @ Oakland Athletics
Oakland Coliseum, Oakland, CA
Thu Aug 06 2009, 12:35 PM PDT
Att: 17,214 - Partly Cloudy - 64 F


| | |
|-----|----|
| AB | 32 |
| R | 4 |
| H | 5 |
| RBI | 3 |
| BB | 3 |
| SO | 6 |
| LOB | 6 |



| Batter | 1 | 2 | 3 | 4 | 5 | 6 | 7 | 8 | 9 | AB | R | H | RBI | BB | SO | LOB | TOP | | | | | | | | | | |
|---|---|---|---|---|--|---|--|---|--|----------------------------------|-------------------------------|----------------------------------|-------------------------------|----------------------------------|-------------------------------|----------------------------------|----------------------------------|------------------------------------|----------------------------------|--------|--|--|--|--|--|--|--|
| 13 Omar Vizquel, S OBP: 0.336, SLG: 0.369 |  | | |  | |  | |  | | 3 | 0 | 0 | 0 | 0 | 3 | 0 | | | | | | | | | | | |
| 10 Michael Young, R OBP: 0.380, SLG: 0.540 |  | | |  | |  | |  | | 4 | 0 | 0 | 0 | 0 | 1 | 2 | | | | | | | | | | | |
| 22 Marlon Byrd, R OBP: 0.320, SLG: 0.465 |  | | |  | |  | |  | | 4 | 0 | 1 | 0 | 0 | 2 | 2 | | | | | | | | | | | |
| 25 Andrew Jones, R OBP: 0.337, SLG: 0.513 | |  | |  | | |  | |  | | 4 | 0 | 0 | 0 | 3 | 1 | | | | | | | | | | | |
| 32 Josh Hamilton, L OBP: 0.292, SLG: 0.400 | |  | | |  | |  | |  | | 4 | 1 | 2 | 0 | 0 | 0 | | | | | | | | | | | |
| 9 Hank Blalock, L OBP: 0.284, SLG: 0.509 | |  | | |  | |  | |  | | 4 | 1 | 2 | 2 | 0 | 1 | | | | | | | | | | | |
| 7 David Murphy, L OBP: 0.351, SLG: 0.459 | | |  | |  | |  | |  | | 4 | 0 | 0 | 0 | 2 | 2 | | | | | | | | | | | |
| 2 Taylor Teagarden, R OBP: 0.264, SLG: 0.349 | |  | | |  | | |  | | 2 | 0 | 0 | 0 | 1 | 1 | 0 | | | | | | | | | | | |
| 1 Elvis Andrus, R OBP: 0.324, SLG: 0.359 | | |  | |  | | |  | | 3 | 0 | 1 | 0 | 0 | 0 | 0 | | | | | | | | | | | |
| Inning Stats | R: 0 E: 0 K: 2 S: 11 | H: 0 LOB: 0 BB: 0 P: 17 | R: 0 E: 0 K: 1 S: 9 | H: 0 LOB: 0 BB: 0 P: 13 | R: 0 E: 0 K: 0 S: 4 | H: 1 LOB: 1 BB: 0 P: 7 | R: 0 E: 0 K: 2 S: 8 | H: 2 LOB: 0 BB: 0 P: 13 | R: 0 E: 0 K: 2 S: 9 | H: 0 LOB: 0 BB: 0 P: 12 | R: 0 E: 0 K: 2 S: 10 | H: 1 LOB: 1 BB: 0 P: 13 | R: 0 E: 0 K: 1 S: 13 | H: 1 LOB: 2 BB: 1 P: 21 | R: 0 E: 0 K: 1 S: 13 | H: 1 LOB: 1 BB: 0 P: 17 | 1B: 3 2B: 2 3B: 0 HR: 1 | SF: 0 SAC: 1 DP: 0 HBP: 0 | WP: 0 PB: 0 SB: 0 CS: 0 | PA: 34 | | | | | | | |
| PITCHER | IP | WLS | BF | H | R | ER | SO | BB | IBB | HBP | BLK | WP | HR | S | P | ERA | WHIP | | | | | | | | | | |
| 36 Jered Weaver, R ERA: 3.73 | 7.1 | W | 28 | 5 | 2 | 2 | 11 | 1 | 0 | 0 | 0 | 0 | 1 | 69 | 100 | 2.46 | 0.818 | | | | | | | | | | |
| 40 Kevin Jepsen, R ERA: 6.51 | 1.0 | H | 3 | 0 | 0 | 0 | 2 | 0 | 0 | 0 | 0 | 0 | 0 | 9 | 13 | 0.00 | 0.000 | | | | | | | | | | |
| 40 Brian Fuentes, L ERA: 4.34 | 0.2 | S | 3 | 1 | 0 | 0 | 0 | 0 | 0 | 0 | 0 | 0 | 0 | 10 | 13 | 0.00 | 1.500 | | | | | | | | | | |

Texas Rangers @ Los Angeles Angels
Angel Stadium of Anaheim, Anaheim, CA

AB 32
R 2
H 6
RBI 2
BB 1
SO 13
LOB 8



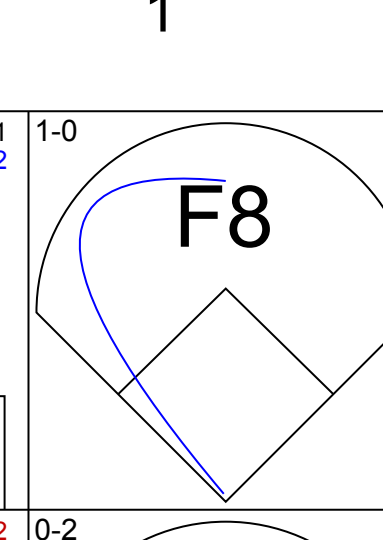
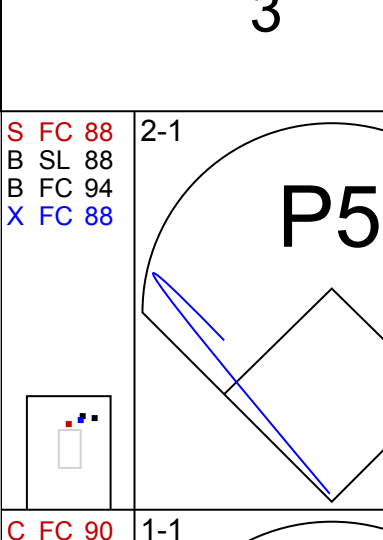
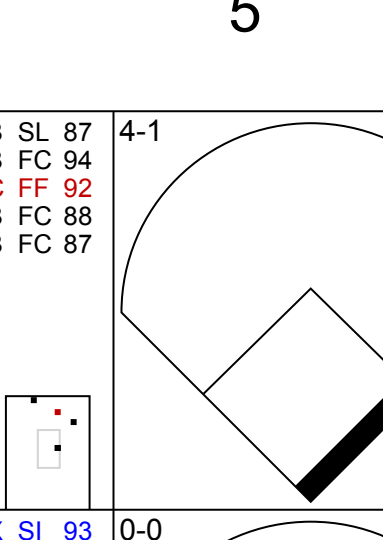
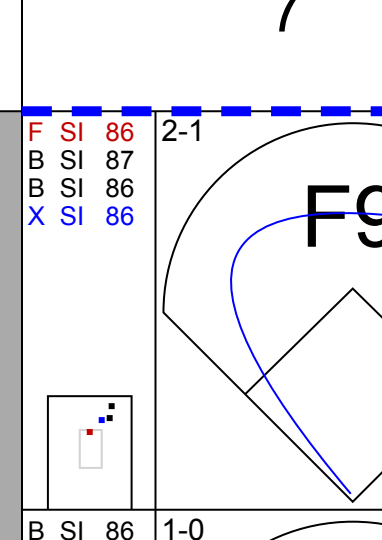
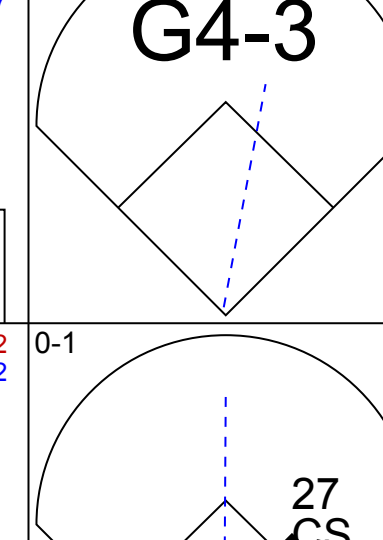
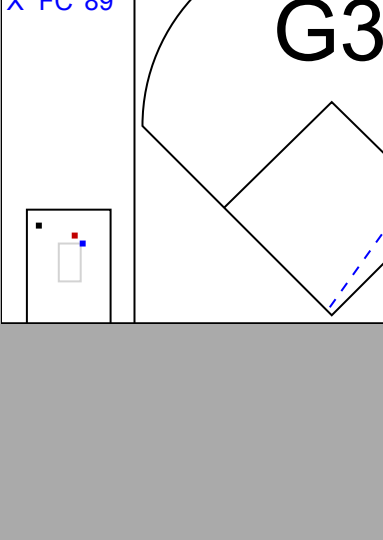
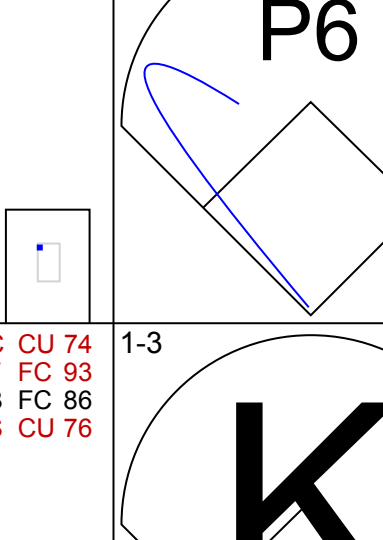
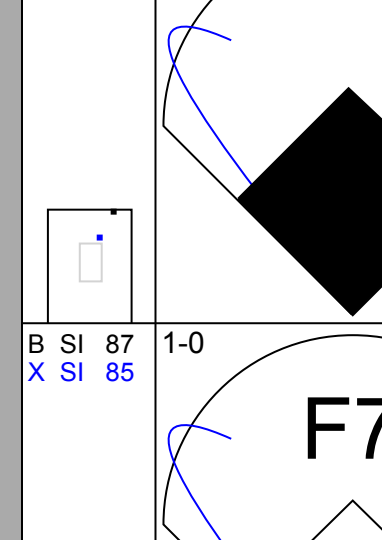
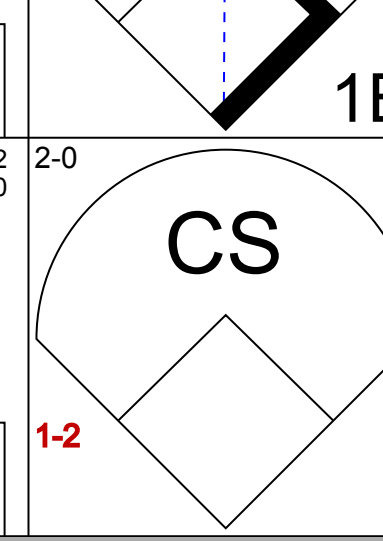

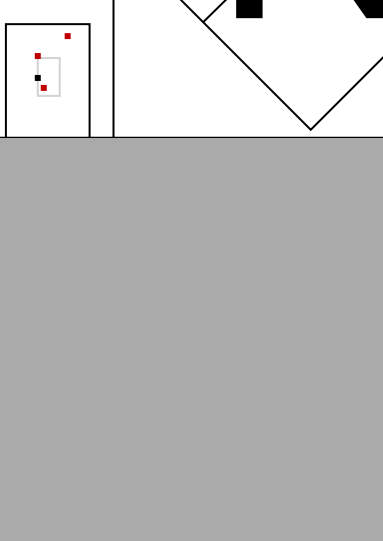
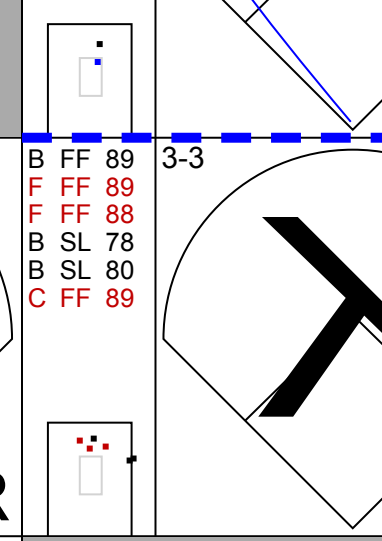

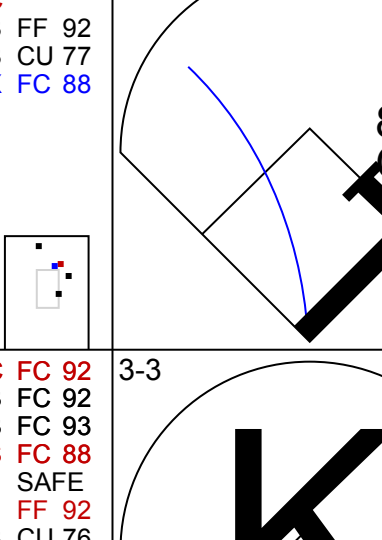
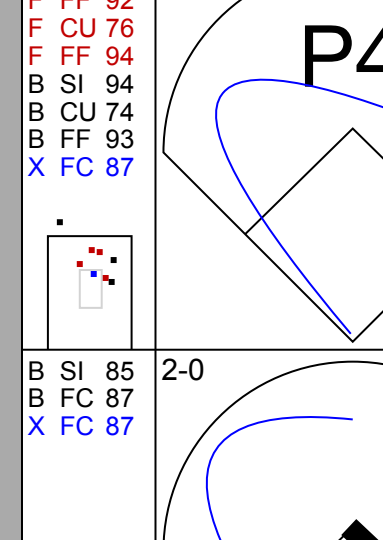

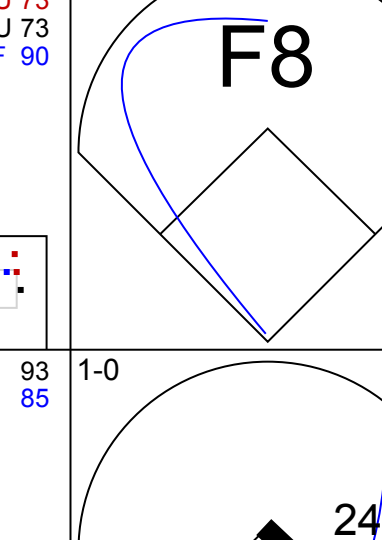

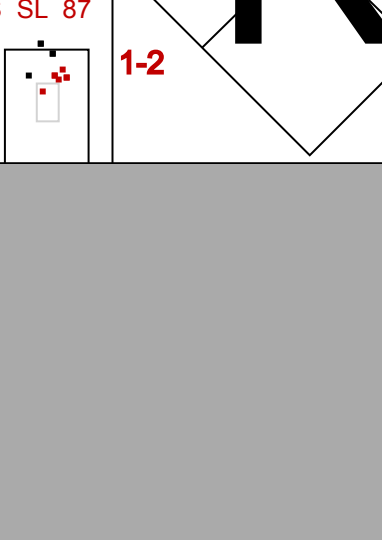
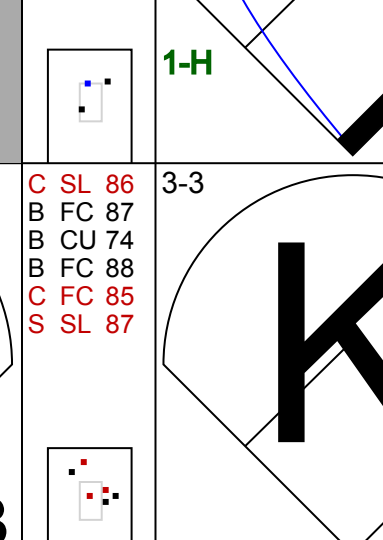
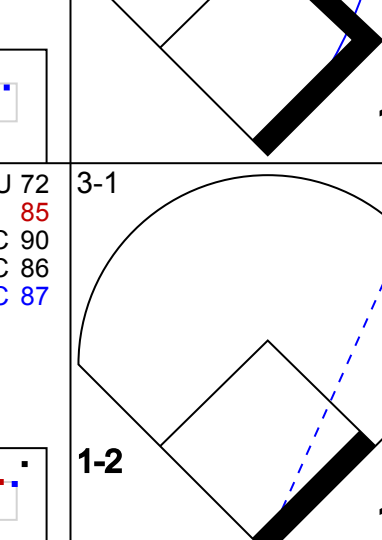
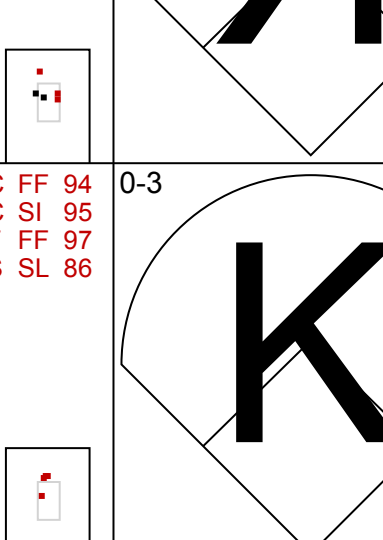


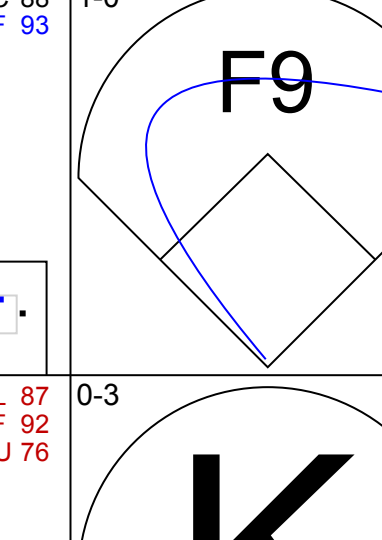

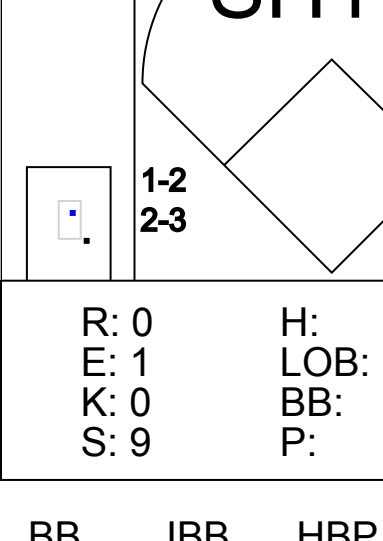
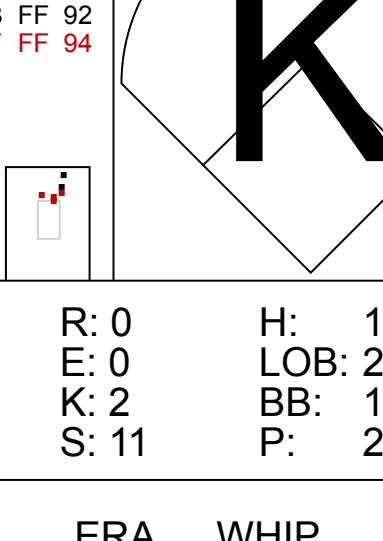
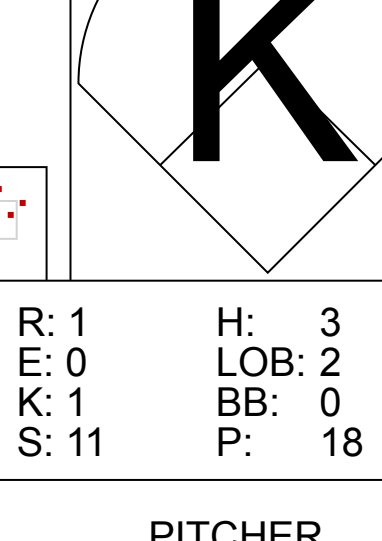
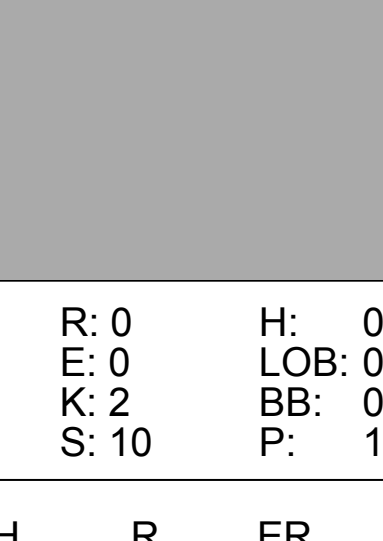



WP: 0 PA: 34
PB: 0
SB: 0
CS: 0

Texas Rangers @ Los Angeles Angels
Angel Stadium of Anaheim, Anaheim, CA

AB 32
R 3
H 10
RBI 3
BB 1
SO 8
LOB 17



WP: 1 PA: 35
PB: 0
SB: 0
CS: 2

| Batter | 1 | 2 | 3 | 4 | 5 | 6 | 7 | 8 | 9 | AB | R | H | RBI | BB | SO | LOB | BOTTOM | | | | | | | | | | |
|---|---|---|---|---|--|---|---|---|---|----------------------------------|-------------------------------|----------------------------------|------------------------------|----------------------------------|-------------------------------|----------------------------------|----------------------------------|------------------------------------|----------------------------------|--------|--|--|--|--|--|--|--|
| Chone Figgins, S OBP: 0.391, SLG: 0.399 |  | |  | |  | |  | | | 3 | 0 | 0 | 0 | 1 | 0 | 2 | | | | | | | | | | | |
| 2 Erick Aybar, S OBP: 0.352, SLG: 0.440 |  | |  | |  | |  | | | 4 | 1 | 1 | 1 | 0 | 0 | 4 | | | | | | | | | | | |
| 53 Bobby Abreu, L OBP: 0.414, SLG: 0.454 |  | |  | |  | |  | | | 4 | 0 | 1 | 0 | 0 | 1 | 2 | | | | | | | | | | | |
| 27 Vladimir Guerrero, R OBP: 0.329, SLG: 0.439 |  |  | |  |  |  |  | | | 4 | 2 | 2 | 1 | 0 | 1 | 0 | | | | | | | | | | | |
| 20 Juan Rivera, R OBP: 0.352, SLG: 0.517 | |  | |  | |  | |  | | 4 | 0 | 1 | 0 | 0 | 0 | 1 | | | | | | | | | | | |
| 8 Kendrys Morales, S OBP: 0.342, SLG: 0.563 | |  | |  | |  | |  | | 4 | 0 | 2 | 1 | 0 | 2 | 1 | | | | | | | | | | | |
| 24 Gary Matthews, S OBP: 0.316, SLG: 0.333 | | |  | |  | |  | |  | | 4 | 0 | 2 | 0 | 0 | 2 | 1 | | | | | | | | | | |
| 47 Howie Kendrick, R OBP: 0.321, SLG: 0.406 | | |  | |  | |  | | | 3 | 0 | 1 | 0 | 0 | 0 | 3 | | | | | | | | | | | |
| 5 Jeff Mathis, R OBP: 0.298, SLG: 0.316 | | | | | | | | | | 2 | 0 | 0 | 0 | 0 | 2 | 3 | | | | | | | | | | | |
| Inning Stats | R: 0 E: 0 K: 0 S: 6 | H: 1 LOB: 0 BB: 0 P: 9 | R: 0 E: 0 K: 1 S: 8 | H: 1 LOB: 1 BB: 0 P: 15 | R: 0 E: 0 K: 0 S: 9 | H: 1 LOB: 2 BB: 0 P: 14 | R: 1 E: 0 K: 1 S: 14 | H: 2 LOB: 1 BB: 0 P: 24 | R: 0 E: 0 K: 2 S: 11 | H: 1 LOB: 2 BB: 1 P: 21 | R: 1 E: 0 K: 1 S: 11 | H: 3 LOB: 2 BB: 0 P: 18 | R: 1 E: 0 K: 1 S: 7 | H: 1 LOB: 0 BB: 0 P: 14 | R: 0 E: 0 K: 2 S: 10 | H: 0 LOB: 0 BB: 0 P: 12 | 1B: 6 2B: 3 3B: 0 HR: 2 | SF: 0 SAC: 1 DP: 1 HBP: 0 | WP: 1 PB: 0 SB: 0 CS: 2 | PA: 35 | | | | | | | |
| PITCHER | IP | WLS | BF | H | R | ER | SO | BB | IBB | HBP | BLK | WP | HR | S | P | ERA | WHIP | | | | | | | | | | |
| 33 Kevin Millwood, R ERA: 3.38 | 6.0 | L | 27 | 9 | 2 | 2 | 5 | 1 | 0 | 0 | 0 | 0 | 1 | 59 | 101 | 3.00 | 1.667 | | | | | | | | | | |
| 18 Eddie Guardado, L ERA: 4.09 | 0.2 | L | 3 | 1 | 1 | 1 | 0 | 0 | 0 | 0 | 0 | 0 | 1 | 4 | 8 | 13.50 | 1.500 | | | | | | | | | | |
| 56 Darren O'Day, R ERA: 1.74 | 0.2 | | 2 | 0 | 0 | 0 | 1 | 0 | 0 | 0 | 0 | 0 | 0 | 6 | 9 | 0.00 | 0.000 | | | | | | | | | | |
| 36 C.J. Wilson, L ERA: 3.28 | 0.2 | | 2 | 0 | 0 | 0 | 2 | 0 | 0 | 0 | 0 | 0 | 0 | 7 | 9 | 0.00 | 0.000 | | | | | | | | | | |

Texas Rangers @ Los Angeles Angels
Angel Stadium of Anaheim, Anaheim, CA

AB 32
R 3
H 10
RBI 3
BB 1
SO 8
LOB 17



WP: 1 PA: 35
PB: 0
SB: 0
CS: 2

Sat Aug 08 2009, 1:10 PM PDT
Att: 37,166 - Sunny - 78 F

livebaseballscores.com

| Batter | 1 | 2 | 3 | 4 | 5 | 6 | 7 | 8 | 9 | AB | R | H | RBI | BB | SO | LOB | TOP | | | | | | | | |
|---|---|---|---|---|---|---|---|---|---|---|---|---|---|---|---|---|--|---|---|---|---|---|---|---|---|
| 13 Omar Vizquel, S OBP: 0.341, SLG: 0.373 | | | | | | | | | | 4 | 0 | 2 | 0 | 0 | 0 | 2 | Texas Rangers @ Cleveland Indians Progressive Field, Cleveland, OH Tue Aug 11 2009, 7:05 PM EDT Att: 21,870 - Partly Cloudy - 74 F | | | | | | | | |
| 10 Michael Young, R OBP: 0.374, SLG: 0.531 | | | | | | | | | | 4 | 0 | 0 | 0 | 0 | 0 | 2 | | | | | | | | | |
| 22 Marlon Byrd, R OBP: 0.323, SLG: 0.472 | | | | | | | | | | 3 | 0 | 0 | 0 | 1 | 0 | 0 | | | | | | | | | |
| 25 Andrew Jones, R OBP: 0.336, SLG: 0.506 | | | | | | | | | | 3 | 0 | 0 | 0 | 1 | 2 | 0 | | | | | | | | | |
| 32 Josh Hamilton, L OBP: 0.294, SLG: 0.395 | | | | | | | | | | 4 | 0 | 2 | 0 | 0 | 0 | 3 | | | | | | | | | |
| 9 Hank Blalock, L OBP: 0.349, SLG: 0.507 | | | | | | | | | | 4 | 0 | 1 | 0 | 0 | 0 | 2 | | | | | | | | | |
| 7 David Murphy, L OBP: 0.349, SLG: 0.457 | | | | | | | | | | 4 | 0 | 1 | 0 | 0 | 1 | 2 | | | | | | | | | |
| 21 Jarrod Saltalamacchia, S OBP: 0.293, SLG: 0.379 | | | | | | | | | | 3 | 0 | 0 | 0 | 1 | 1 | 1 | | | | | | | | | |
| 1 Elvis Andrus, R OBP: 0.325, SLG: 0.359 | | | | | | | | | | 4 | 0 | 1 | 0 | 0 | 2 | 2 | | | | | | | | | |
| Inning Stats | R: 0 E: 0 K: 0 S: 7 | H: 1 LOB: 2 BB: 2 P: 17 | R: 0 E: 0 K: 0 S: 11 | H: 2 LOB: 2 BB: 0 P: 15 | R: 0 E: 0 K: 0 S: 5 | H: 0 LOB: 0 BB: 0 P: 9 | R: 0 E: 0 K: 1 S: 9 | H: 1 LOB: 2 BB: 1 P: 15 | R: 0 E: 0 K: 0 S: 13 | H: 0 LOB: 0 BB: 0 P: 16 | R: 0 E: 0 K: 1 S: 13 | H: 1 LOB: 1 BB: 0 P: 19 | R: 0 E: 0 K: 0 S: 13 | H: 1 LOB: 1 BB: 0 P: 15 | R: 0 E: 0 K: 1 S: 17 | H: 1 LOB: 1 BB: 0 P: 22 | R: 0 E: 0 K: 3 S: 11 | H: 0 LOB: 0 BB: 0 P: 16 | 1B: 6 2B: 0 3B: 1 HR: 0 | SF: 0 SAC: 0 DP: 1 HBP: 0 | WP: 0 PB: 0 SB: 0 CS: 0 | PA: 36 | | | |
| PITCHER | IP WLS BF H R ER SO BB IBB HBP BLK WP HR S P ERA WHIP | IP WLS BF H R ER SO BB IBB HBP BLK WP HR S P ERA WHIP | IP WLS BF H R ER SO BB IBB HBP BLK WP HR S P ERA WHIP | IP WLS BF H R ER SO BB IBB HBP BLK WP HR S P ERA WHIP | IP WLS BF H R ER SO BB IBB HBP BLK WP HR S P ERA WHIP | IP WLS BF H R ER SO BB IBB HBP BLK WP HR S P ERA WHIP | IP WLS BF H R ER SO BB IBB HBP BLK WP HR S P ERA WHIP | IP WLS BF H R ER SO BB IBB HBP BLK WP HR S P ERA WHIP | IP WLS BF H R ER SO BB IBB HBP BLK WP HR S P ERA WHIP | IP WLS BF H R ER SO BB IBB HBP BLK WP HR S P ERA WHIP | IP WLS BF H R ER SO BB IBB HBP BLK WP HR S P ERA WHIP | IP WLS BF H R ER SO BB IBB HBP BLK WP HR S P ERA WHIP | IP WLS BF H R ER SO BB IBB HBP BLK WP HR S P ERA WHIP | IP WLS BF H R ER SO BB IBB HBP BLK WP HR S P ERA WHIP | IP WLS BF H R ER SO BB IBB HBP BLK WP HR S P ERA WHIP | IP WLS BF H R ER SO BB IBB HBP BLK WP HR S P ERA WHIP | IP WLS BF H R ER SO BB IBB HBP BLK WP HR S P ERA WHIP | IP WLS BF H R ER SO BB IBB HBP BLK WP HR S P ERA WHIP | IP WLS BF H R ER SO BB IBB HBP BLK WP HR S P ERA WHIP | IP WLS BF H R ER SO BB IBB HBP BLK WP HR S P ERA WHIP | IP WLS BF H R ER SO BB IBB HBP BLK WP HR S P ERA WHIP | IP WLS BF H R ER SO BB IBB HBP BLK WP HR S P ERA WHIP | IP WLS BF H R ER SO BB IBB HBP BLK WP HR S P ERA WHIP | IP WLS BF H R ER SO BB IBB HBP BLK WP HR S P ERA WHIP | IP WLS BF H R ER SO BB IBB HBP BLK WP HR S P ERA WHIP |

Texas Rangers @ Cleveland Indians
 Progressive Field, Cleveland, OH
 Tue Aug 11 2009, 7:05 PM EDT
 Att: 21,870 - Partly Cloudy - 74 F

AB 33
 R 0
 H 7
 RBI 0
 BB 3
 SO 6
 LOB 14



| Batter | 1 | 2 | 3 | 4 | 5 | 6 | 7 | 8 | 9 | AB | R | H | RBI | BB | SO | LOB | BOTTOM | | | | | | | | |
|--|---|---|---|---|---|---|---|---|---|---|---|---|---|---|---|---|--|---|---|---|---|---|---|---|---|
| 24 Grady Sizemore, L OBP: 0.326, SLG: 0.426 | | | | | | | | | | 4 | 1 | 1 | 0 | 0 | 2 | 0 | Texas Rangers @ Cleveland Indians Progressive Field, Cleveland, OH Tue Aug 11 2009, 7:05 PM EDT Att: 21,870 - Partly Cloudy - 74 F | | | | | | | | |
| 13 Adrián Cabrera, S OBP: 0.362, SLG: 0.462 | | | | | | | | | | 4 | 1 | 1 | 0 | 0 | 1 | 0 | | | | | | | | | |
| 17 Shin-Soo Choo, L OBP: 0.407, SLG: 0.479 | | | | | | | | | | 3 | 1 | 1 | 0 | 0 | 1 | 0 | | | | | | | | | |
| 2 Jhonny Peralta, R OBP: 0.340, SLG: 0.408 | | | | | | | | | | 2 | 1 | 0 | 1 | 1 | 1 | 1 | | | | | | | | | |
| 48 Travis Hafner, L OBP: 0.362, SLG: 0.488 | | | | | | | | | | 4 | 1 | 1 | 1 | 0 | 0 | 1 | | | | | | | | | |
| 1 Luis Valbuena, L OBP: 0.301, SLG: 0.411 | | | | | | | | | | 3 | 0 | 1 | 2 | 1 | 0 | 1 | | | | | | | | | |
| 10 Kelly Shoppach, R OBP: 0.342, SLG: 0.409 | | | | | | | | | | 4 | 0 | 1 | 0 | 0 | 3 | 3 | | | | | | | | | |
| 26 Trevor Crowe, S OBP: 0.288, SLG: 0.303 | | | | | | | | | | 2 | 0 | 0 | 1 | 0 | 0 | 2 | | | | | | | | | |
| 25 Andy Marte, R OBP: 0.344, SLG: 0.259 | | | | | | | | | | 3 | 0 | 0 | 0 | 0 | 3 | 3 | | | | | | | | | |
| Inning Stats | R: 0 E: 0 K: 1 S: 11 | H: 1 LOB: 1 BB: 0 P: 15 | R: 0 E: 0 K: 1 S: 14 | H: 1 LOB: 1 BB: 1 P: 24 | R: 5 E: 0 K: 2 S: 20 | H: 4 LOB: 1 BB: 1 P: 31 | R: 0 E: 0 K: 3 S: 10 | H: 0 LOB: 0 BB: 0 P: 14 | R: 0 E: 0 K: 1 S: 8 | H: 0 LOB: 1 BB: 0 P: 10 | R: 0 E: 0 K: 2 S: 7 | H: 0 LOB: 0 BB: 0 P: 10 | R: 0 E: 0 K: 0 S: 7 | H: 0 LOB: 0 BB: 0 P: 12 | R: 0 E: 0 K: 1 S: 9 | H: 0 LOB: 0 BB: 0 P: 16 | R: 0 E: 0 K: 3 S: 11 | H: 0 LOB: 0 BB: 0 P: 16 | 1B: 5 2B: 1 3B: 0 HR: 0 | SF: 1 SAC: 0 DP: 0 HBP: 2 | WP: 0 PB: 0 SB: 1 CS: 0 | PA: 34 | | | |
| PITCHER | IP WLS BF H R ER SO BB IBB HBP BLK WP HR S P ERA WHIP | IP WLS BF H R ER SO BB IBB HBP BLK WP HR S P ERA WHIP | IP WLS BF H R ER SO BB IBB HBP BLK WP HR S P ERA WHIP | IP WLS BF H R ER SO BB IBB HBP BLK WP HR S P ERA WHIP | IP WLS BF H R ER SO BB IBB HBP BLK WP HR S P ERA WHIP | IP WLS BF H R ER SO BB IBB HBP BLK WP HR S P ERA WHIP | IP WLS BF H R ER SO BB IBB HBP BLK WP HR S P ERA WHIP | IP WLS BF H R ER SO BB IBB HBP BLK WP HR S P ERA WHIP | IP WLS BF H R ER SO BB IBB HBP BLK WP HR S P ERA WHIP | IP WLS BF H R ER SO BB IBB HBP BLK WP HR S P ERA WHIP | IP WLS BF H R ER SO BB IBB HBP BLK WP HR S P ERA WHIP | IP WLS BF H R ER SO BB IBB HBP BLK WP HR S P ERA WHIP | IP WLS BF H R ER SO BB IBB HBP BLK WP HR S P ERA WHIP | IP WLS BF H R ER SO BB IBB HBP BLK WP HR S P ERA WHIP | IP WLS BF H R ER SO BB IBB HBP BLK WP HR S P ERA WHIP | IP WLS BF H R ER SO BB IBB HBP BLK WP HR S P ERA WHIP | IP WLS BF H R ER SO BB IBB HBP BLK WP HR S P ERA WHIP | IP WLS BF H R ER SO BB IBB HBP BLK WP HR S P ERA WHIP | IP WLS BF H R ER SO BB IBB HBP BLK WP HR S P ERA WHIP | IP WLS BF H R ER SO BB IBB HBP BLK WP HR S P ERA WHIP | IP WLS BF H R ER SO BB IBB HBP BLK WP HR S P ERA WHIP | IP WLS BF H R ER SO BB IBB HBP BLK WP HR S P ERA WHIP | IP WLS BF H R ER SO BB IBB HBP BLK WP HR S P ERA WHIP | IP WLS BF H R ER SO BB IBB HBP BLK WP HR S P ERA WHIP | IP WLS BF H R ER SO BB IBB HBP BLK WP HR S P ERA WHIP |

Texas Rangers @ Cleveland Indians
 Progressive Field, Cleveland, OH
 Tue Aug 11 2009, 7:05 PM EDT
 Att: 21,870 - Partly Cloudy - 74 F

AB 29
 R 5
 H 6
 RBI 5
 BB 2
 SO 11
 LOB 11



| Batter | 1 | 2 | 3 | 4 | 5 | 6 | 7 | 8 | 9 | AB | R | H | RBI | BB | SO | LOB | TOP | | | | | | | | | | | | |
|--|---------------------------------------|---|---------------------------------------|---|---------------------------------------|---|---------------------------------------|---|--------------------------------------|---|--------------------------------------|---|---------------------------------------|---|---------------------------------------|---|---------------------------------------|---|----------------------------------|------------------------------------|----------------------------------|--------|--|--|--|--|--|--|--|
| 6 Esteban German, R OBP: 0.286, SLG: 0.167 | | | | | | | | | | 5 | 0 | 0 | 0 | 0 | 0 | 0 | | | | | | | | | | | | | |
| 10 Michael Young, R OBP: 0.371, SLG: 0.523 | | | | | | | | | | 5 | 1 | 2 | 0 | 0 | 1 | 0 | | | | | | | | | | | | | |
| 22 Marlon Byrd, R OBP: 0.322, SLG: 0.468 | | | | | | | | | | 5 | 0 | 2 | 0 | 0 | 0 | 2 | | | | | | | | | | | | | |
| 25 Andrew Jones, R OBP: 0.338, SLG: 0.509 | | | | | | | | | | 3 | 1 | 1 | 0 | 1 | 0 | 1 | | | | | | | | | | | | | |
| 32 Josh Hamilton, L OBP: 0.311, SLG: 0.427 | | | | | | | | | | 4 | 1 | 4 | 2 | 0 | 0 | 0 | | | | | | | | | | | | | |
| 9 Hank Blalock, L OBP: 0.284, SLG: 0.504 | | | | | | | | | | 4 | 0 | 2 | 0 | 0 | 0 | 4 | | | | | | | | | | | | | |
| 7 David Murphy, L OBP: 0.348, SLG: 0.452 | | | | | | | | | | 3 | 0 | 0 | 1 | 0 | 0 | 2 | | | | | | | | | | | | | |
| 2 Taylor Teagarden, R OBP: 0.292, SLG: 0.359 | | | | | | | | | | 4 | 0 | 0 | 0 | 0 | 0 | 3 | | | | | | | | | | | | | |
| 1 Elvis Andrus, R OBP: 0.329, SLG: 0.369 | | | | | | | | | | 4 | 1 | 1 | 1 | 0 | 0 | 3 | | | | | | | | | | | | | |
| Inning Stats | R: 0 H: 2 E: 0 K: 0 S: 13 | H: 2 R: 1 ER: 0 LOB: 3 BB: 1 P: 27 | R: 0 H: 0 E: 0 K: 0 S: 10 | H: 0 R: 0 ER: 0 LOB: 0 BB: 0 P: 16 | R: 2 H: 3 E: 0 K: 0 S: 16 | H: 3 R: 0 ER: 0 LOB: 1 BB: 0 P: 23 | R: 1 H: 1 E: 0 K: 0 S: 12 | H: 1 R: 0 ER: 0 LOB: 0 BB: 0 P: 19 | R: 0 H: 0 E: 0 K: 0 S: 5 | H: 0 R: 0 ER: 0 LOB: 0 BB: 0 P: 9 | R: 1 H: 2 E: 0 K: 0 S: 9 | H: 2 R: 0 ER: 0 LOB: 1 BB: 0 P: 13 | R: 0 H: 1 E: 0 K: 0 S: 11 | H: 1 R: 0 ER: 0 LOB: 0 BB: 0 P: 19 | R: 0 H: 2 E: 0 K: 0 S: 11 | H: 2 R: 0 ER: 0 LOB: 2 BB: 0 P: 15 | R: 0 H: 1 E: 0 K: 1 S: 10 | H: 1 R: 0 ER: 0 LOB: 0 BB: 0 P: 15 | 1B: 8 2B: 3 3B: 0 HR: 1 | SF: 1 SAC: 0 DP: 0 HBP: 0 | WP: 1 PB: 0 SB: 1 CS: 1 | PA: 40 | | | | | | | |
| PITCHER | IP | WLS | BF | H | R | ER | SO | BB | IBB | HBP | BLK | WP | HR | S | P | ERA | WHIP | | | | | | | | | | | | |
| 45 Jeremy Sowers, L ERA: 4.88 | (1, 1) | 5.1 | L | 25 | 8 | 4 | 4 | 0 | 1 | 0 | 0 | 0 | 0 | 1 | 61 | 101 | 6.75 | 1.688 | | | | | | | | | | | |
| 36 Joe Smith, R ERA: 3.25 | (6, 1) | 1.2 | | 6 | 1 | 0 | 0 | 0 | 0 | 0 | 0 | 0 | 0 | 1 | 0 | 15 | 25 | 0.00 | 0.600 | | | | | | | | | | |
| 53 Rafael Perez, L ERA: 9.0 | (8, 1) | 1.0 | | 5 | 2 | 0 | 0 | 0 | 0 | 0 | 0 | 0 | 0 | 0 | 11 | 15 | 0.00 | 2.000 | | | | | | | | | | | |
| 54 Chris Perez, R ERA: 4.06 | (9, 1) | 1.0 | | 3 | 1 | 0 | 0 | 1 | 0 | 0 | 0 | 0 | 0 | 0 | 10 | 15 | 0.00 | 1.000 | | | | | | | | | | | |
| Batter | 1 | 2 | 3 | 4 | 5 | 6 | 7 | 8 | 9 | AB | R | H | RBI | BB | SO | LOB | BOTTOM | | | | | | | | | | | | |
| 24 Grady Sizemore, L OBP: 0.332, SLG: 0.430 | | | | | | | | | | 4 | 0 | 2 | 0 | 0 | 1 | 0 | | | | | | | | | | | | | |
| 11 Jamey Carroll, R OBP: 0.394, SLG: 0.392 | | | | | | | | | | 3 | 1 | 2 | 0 | 1 | 1 | 0 | | | | | | | | | | | | | |
| 13 Asdrubal Cabrera, S OBP: 0.360, SLG: 0.449 | | | | | | | | | | 3 | 0 | 1 | 0 | 0 | 1 | 1 | | | | | | | | | | | | | |
| 17 Shin-Soo Choo, L OBP: 0.400, SLG: 0.471 | | | | | | | | | | 3 | 0 | 0 | 1 | 0 | 2 | 3 | | | | | | | | | | | | | |
| 2 Johnny Peralta, R OBP: 0.334, SLG: 0.400 | | | | | | | | | | 4 | 0 | 0 | 0 | 0 | 1 | 3 | | | | | | | | | | | | | |
| 1 Luis Valbuena, L OBP: 0.301, SLG: 0.412 | | | | | | | | | | 4 | 0 | 2 | 0 | 0 | 2 | 0 | | | | | | | | | | | | | |
| 10 Kelly Shoppach, R OBP: 0.349, SLG: 0.410 | | | | | | | | | | 2 | 0 | 1 | 0 | 1 | 0 | 1 | | | | | | | | | | | | | |
| 26 Trevor Crowe, S OBP: 0.271, SLG: 0.283 | | | | | | | | | | 4 | 0 | 0 | 0 | 0 | 1 | 5 | | | | | | | | | | | | | |
| 8 Chris Gimenez, R OBP: 0.289, SLG: 0.313 | | | | | | | | | | 4 | 0 | 0 | 0 | 0 | 3 | 4 | | | | | | | | | | | | | |
| Inning Stats | R: 1 H: 2 E: 0 K: 1 S: 18 | H: 1 R: 0 ER: 0 LOB: 1 BB: 0 P: 29 | R: 0 H: 1 E: 0 K: 2 S: 11 | H: 1 R: 0 ER: 0 LOB: 0 BB: 0 P: 15 | R: 0 H: 2 E: 0 K: 1 S: 15 | H: 2 R: 0 ER: 0 LOB: 2 BB: 0 P: 23 | R: 0 H: 1 E: 0 K: 1 S: 9 | H: 1 R: 0 ER: 0 LOB: 1 BB: 0 P: 15 | R: 0 H: 1 E: 0 K: 0 S: 7 | H: 1 R: 0 ER: 0 LOB: 1 BB: 1 P: 13 | R: 0 H: 0 E: 0 K: 1 S: 6 | H: 0 R: 0 ER: 0 LOB: 0 BB: 1 P: 13 | R: 0 H: 0 E: 0 K: 3 S: 10 | H: 0 R: 0 ER: 0 LOB: 0 BB: 0 P: 13 | R: 0 H: 0 E: 0 K: 2 S: 9 | H: 0 R: 0 ER: 0 LOB: 0 BB: 0 P: 15 | R: 0 H: 1 E: 0 K: 1 S: 14 | H: 1 R: 0 ER: 0 LOB: 0 BB: 0 P: 21 | 1B: 7 2B: 1 3B: 0 HR: 0 | SF: 1 SAC: 1 DP: 1 HBP: 1 | WP: 0 PB: 0 SB: 0 CS: 1 | PA: 36 | | | | | | | |
| PITCHER | IP | WLS | BF | H | R | ER | SO | BB | IBB | HBP | BLK | WP | HR | S | P | ERA | WHIP | | | | | | | | | | | | |
| 39 Scott Feldman, R ERA: 3.9 | (1, 1) | 6.0 | | 26 | 7 | 1 | 1 | 0 | 2 | 0 | 0 | 0 | 0 | 66 | 108 | 1.50 | 1.500 | | | | | | | | | | | | |
| 30 Neftali Feliz, R ERA: 1.35 | (7, 1) | 2.0 | H | 6 | 0 | 0 | 0 | 5 | 0 | 0 | 0 | 0 | 0 | 19 | 28 | 0.00 | 0.000 | | | | | | | | | | | | |
| 50 Frank Francisco, R ERA: 2.01 | (9, 1) | 1.0 | S | 4 | 1 | 0 | 0 | 1 | 0 | 0 | 0 | 0 | 0 | 14 | 21 | 0.00 | 1.000 | | | | | | | | | | | | |

Texas Rangers @ Cleveland Indians
Progressive Field, Cleveland, OH
Thu Aug 13 2009, 12:05 PM EDT
Att: 20,090 - Sunny - 74 F

| | |
|-----|----|
| AB | 37 |
| R | 4 |
| H | 12 |
| RBI | 4 |
| BB | 1 |
| SO | 1 |
| LOB | 15 |



Texas Rangers @ Cleveland Indians
Progressive Field, Cleveland, OH
Thu Aug 13 2009, 12:05 PM EDT
Att: 20,090 - Sunny - 74 F

| | |
|-----|----|
| AB | 31 |
| R | 1 |
| H | 8 |
| RBI | 1 |
| BB | 2 |
| SO | 12 |
| LOB | 17 |



| Batter | 1 | 2 | 3 | 4 | 5 | 6 | 7 | 8 | 9 | AB | R | H | RBI | BB | SO | LOB | TOP |
|---|--|----------------------------------|---------------------------------------|-----------------------------------|---------------------------------------|---|--------------------------------------|-------------------------------------|---------------------------------------|----------------------------------|---------------------------------------|----------------------------------|----------------------------------|------------------------------------|----------------------------------|--------|-----|
| 68 Josh Reddick, L (1,8) OBP: 0.212, SLG: 0.406 3 Chris Woodward, R (7,6) OBP: 0.300, SLG: 0.239 | | | | | | | | | | 4 | 0 | 0 | 0 | 0 | 1 | 1 | |
| 15 Dustin Pedroia, R (1,4) OBP: 0.375, SLG: 0.438 | | | | | | | | | | 5 | 1 | 2 | 0 | 0 | 0 | 1 | |
| 41 Victor Martinez, S (1,3) OBP: 0.366, SLG: 0.463 | | | | | | | | | | 3 | 1 | 1 | 2 | 2 | 0 | 2 | |
| 44 Jason Bay, R (1,7) OBP: 0.388, SLG: 0.518 | | | | | | | | | | 4 | 1 | 1 | 1 | 0 | 1 | 1 | |
| 7 J.D. Drew, L (1,9) OBP: 0.373, SLG: 0.453 | | | | | | | | | | 5 | 1 | 2 | 2 | 0 | 1 | 3 | |
| 25 Mike Lowell, R (1,5) OBP: 0.345, SLG: 0.500 | | | | | | | | | | 3 | 1 | 1 | 0 | 2 | 1 | 2 | |
| 34 David Ortiz, L (1,10) OBP: 0.310, SLG: 0.411 | | | | | | | | | | 3 | 2 | 2 | 2 | 2 | 0 | 2 | |
| 33 Jason Varitek, S (1,2) OBP: 0.333, SLG: 0.421 11 Clay Buchholz, L (9,PR) 11 Casey Kotchman, L (9,3) OBP: 0.349, SLG: 0.406 | | | | | | | | | | 4 | 0 | 1 | 0 | 0 | 2 | 4 | |
| 22 Nick Green, R (1,6) OBP: 0.300, SLG: 0.372 2 Jacoby Ellsbury, L (7,PH) OBP: 0.345, SLG: 0.404 | | | | | | | | | | 1 | 0 | 0 | 0 | 1 | 0 | 2 | |
| Inning Stats | R: 0 H: 0 E: 0 K: 1 S: 12 | H: 0 LOB: 2 BB: 1 P: 21 | R: 0 H: 1 E: 0 K: 1 S: 11 | H: 1 LOB: 1 BB: 1 P: 21 | R: 0 H: 1 E: 0 K: 1 S: 14 | H: 1 LOB: 2 BB: 1 P: 23 | R: 0 H: 0 E: 0 K: 0 S: 8 | H: 0 LOB: 0 BB: 1 P: 17 | R: 0 H: 0 E: 0 K: 2 S: 15 | H: 0 LOB: 1 BB: 1 P: 27 | R: 6 H: 7 E: 0 K: 1 S: 24 | H: 2 LOB: 2 BB: 1 P: 40 | 1B: 6 2B: 4 3B: 0 HR: 2 | SF: 0 SAC: 0 DP: 2 HBP: 1 | WP: 0 PB: 0 SB: 0 CS: 0 | PA: 43 | |
| PITCHER | IP: 5.2 WLS: 6 BF: 24 ERA: 3.31 | H: 3 R: 1 ER: 1 SO: 4 | BB: 5 IBB: 0 HBP: 1 BLK: 0 | WP: 0 HR: 0 S: 63 P: 110 | ERA: 1.59 WHIP: 1.412 | IP: 0.1 WLS: 0 BF: 2 ERA: 3.63 | H: 0 R: 0 ER: 0 SO: 0 | BB: 1 IBB: 0 HBP: 0 BLK: 0 | WP: 0 HR: 0 S: 6 P: 6 | ERA: 0.00 WHIP: 3.000 | | | | | | | |
| 33 Kevin Millwood, R (1,1) ERA: 3.31 | 0.1 | B | 2 | 1 | 1 | 1 | 0 | 0 | 0 | 0 | 0 | 0 | 0 | 0 | 0 | 0 | |
| 18 Eddie Guardado, L (6,1) ERA: 4.32 | 1.0 | H | 3 | 0 | 0 | 0 | 0 | 0 | 0 | 0 | 0 | 0 | 0 | 0 | 0 | 0 | |
| 56 Darren O'Day, R (7,1) ERA: 1.7 | 1.0 | H | 4 | 0 | 0 | 0 | 2 | 1 | 0 | 0 | 0 | 0 | 0 | 0 | 0 | 0 | |
| 36 C.J. Wilson, L (8,1) ERA: 3.14 | 0.2 | L | 8 | 7 | 6 | 6 | 1 | 0 | 0 | 0 | 0 | 0 | 0 | 0 | 0 | 0 | |
| 50 Frank Francisco, R (9,1) ERA: 3.66 | | | | | | | | | | | | | | | | | |

Boston Red Sox @ Texas Rangers
Rangers Ballpark in Arlington, Arlington, TX
Fri Aug 14 2009, 8:05 PM EDT
Att.: 40,311 - Clear - 92 F

AB 35
R 8
H 11
RBI 8
BB 7
SO 7
LOB 20



| Batter | 1 | 2 | 3 | 4 | 5 | 6 | 7 | 8 | 9 | AB | R | H | RBI | BB | SO | LOB | BOTTOM | | | | | |
|---|--|----------------------------------|--------------------------------------|-----------------------------------|--------------------------------------|---|---------------------------------------|-------------------------------------|--------------------------------------|----------------------------------|---------------------------------------|----------------------------------|---------------------------------------|----------------------------------|---------------------------------------|----------------------------------|---------------------------------------|----------------------------------|----------------------------------|------------------------------------|----------------------------------|--------|
| 13 Omar Vizquel, S (1,4) OBP: 0.350, SLG: 0.383 | | | | | | | | | | 4 | 1 | 3 | 0 | 1 | 0 | 0 | | | | | | |
| 10 Michael Young, R (1,5) OBP: 0.369, SLG: 0.528 | | | | | | | | | | 4 | 1 | 1 | 3 | 0 | 1 | 2 | | | | | | |
| 22 Marlon Byrd, R (1,8) OBP: 0.323, SLG: 0.468 | | | | | | | | | | 4 | 1 | 1 | 0 | 1 | 2 | 1 | | | | | | |
| 25 Andruw Jones, R (1,10) OBP: 0.340, SLG: 0.506 | | | | | | | | | | 3 | 0 | 1 | 1 | 1 | 2 | 2 | | | | | | |
| 32 Josh Hamilton, L (1,9) OBP: 0.318, SLG: 0.430 | | | | | | | | | | 3 | 0 | 2 | 0 | 1 | 1 | 1 | | | | | | |
| 9 Hank Blalock, L (1,3) OBP: 0.281, SLG: 0.499 | | | | | | | | | | 4 | 0 | 0 | 0 | 0 | 4 | 5 | | | | | | |
| 7 David Murphy, L (1,7) OBP: 0.347, SLG: 0.449 | | | | | | | | | | 4 | 0 | 1 | 0 | 0 | 2 | 4 | | | | | | |
| 21 Jarrod Saltalamacchia, R (1,2) OBP: 0.293, SLG: 0.375 2 Taylor Teagarden, R (4,PH) OBP: 0.258, SLG: 0.353 | | | | | | | | | | 1 | 0 | 0 | 0 | 0 | 0 | 1 | | | | | | |
| 1 Elvis Andrus, R (1,6) OBP: 0.327, SLG: 0.365 | | | | | | | | | | 3 | 0 | 0 | 0 | 0 | 2 | 0 | | | | | | |
| Inning Stats | R: 2 H: 2 E: 0 K: 3 S: 19 | H: 2 LOB: 1 BB: 1 P: 31 | R: 0 H: 1 E: 0 K: 1 S: 7 | H: 1 LOB: 0 BB: 0 P: 10 | R: 0 H: 1 E: 0 K: 0 S: 7 | H: 1 LOB: 0 BB: 0 P: 11 | R: 0 H: 0 E: 0 K: 3 S: 13 | H: 0 LOB: 2 BB: 2 P: 27 | R: 0 H: 0 E: 0 K: 1 S: 7 | H: 0 LOB: 0 BB: 0 P: 13 | R: 1 H: 2 E: 0 K: 3 S: 19 | H: 2 LOB: 1 BB: 0 P: 25 | R: 1 H: 1 E: 0 K: 1 S: 11 | H: 1 LOB: 2 BB: 2 P: 24 | R: 0 H: 1 E: 0 K: 1 S: 10 | H: 1 LOB: 1 BB: 0 P: 15 | R: 0 H: 1 E: 0 K: 2 S: 13 | H: 1 LOB: 1 BB: 0 P: 21 | 1B: 6 2B: 2 3B: 0 HR: 1 | SF: 1 SAC: 1 DP: 2 HBP: 0 | WP: 0 PB: 0 SB: 0 CS: 0 | PA: 39 |
| PITCHER | IP: 6.0 WLS: 6 BF: 25 ERA: 3.71 | H: 3 R: 3 ER: 3 SO: 11 | BB: 3 IBB: 0 HBP: 0 BLK: 0 | WP: 0 HR: 0 S: 72 P: 117 | ERA: 4.50 WHIP: 1.500 | IP: 0.0 WLS: 0 BF: 0 ERA: 0.00 | H: 0 R: 0 ER: 0 SO: 0 | BB: 0 IBB: 0 HBP: 0 BLK: 0 | WP: 0 HR: 0 S: 13 P: 21 | ERA: 0.00 WHIP: 1.000 | | | | | | | | | | | | |
| 31 Jon Lester, L (1,1) ERA: 3.06 | 1.0 | W | 4 | 1 | 0 | 0 | 1 | 0 | 0 | 0 | 0 | 0 | 0 | 0 | 0 | 0 | | | | | | |
| 24 Takashi Saito, R (8,1) ERA: 3.0 | 1.0 | W | 4 | 1 | 0 | 0 | 2 | 0 | 0 | 0 | 0 | 0 | 0 | 0 | 0 | 0 | | | | | | |
| 58 Jonathan Papelbon, R (9,1) ERA: 2.13 | | | | | | | | | | | | | | | | | | | | | | |

Boston Red Sox @ Texas Rangers
Rangers Ballpark in Arlington, Arlington, TX
Fri Aug 14 2009, 8:05 PM EDT
Att.: 40,311 - Clear - 92 F

AB 32
R 4
H 9
RBI 4
BB 5
SO 15
LOB 19



| Batter | 1 | 2 | 3 | 4 | 5 | 6 | 7 | 8 | 9 | AB | R | H | RBI | BB | SO | LOB | TOP | | | |
|---|---|----------------------------------|-------------------------------|----------------------------------|------------------------------|----------------------------------|-------------------------------|----------------------------------|------------------------------|----------------------------------|------------------------------|----------------------------------|-------------------------------|----------------------------------|------------------------------|----------------------------------|----------------------------------|------------------------------------|----------------------------------|--------|
| 2 Jacoby Ellsbury, L (1, 8) OBP: 0.345, SLG: 0.404 | F7 | | L9 | G4-3 | | | K | | F7 | 5 | 0 | 0 | 0 | 0 | 1 | 2 | | | | |
| 15 Dustin Pedroia, R (1, 4) OBP: 0.370, SLG: 0.438 | F7 | | G6-3 | | G6-3 | | HR | | K | 5 | 1 | 1 | 1 | 0 | 1 | 0 | | | | |
| 41 Victor Martinez, S (1, 2) OBP: 0.370, SLG: 0.470 | 1B | | 1B | K | | | 44 G1-4-3 | | K | 4 | 0 | 2 | 0 | 1 | 2 | 0 | | | | |
| 44 Jason Bay, R (1, 7) OBP: 0.385, SLG: 0.521 | L5 | | FC5-4 | | 34 BB | | G1-4-3 | | | 4 | 0 | 1 | 0 | 0 | 0 | 3 | | | | |
| 34 David Ortiz, L (1, 10) OBP: 0.314, SLG: 0.416 | | HR | | 11 F8 25 BB 32 SF9 | | | | | K | 2 | 2 | 1 | 1 | 2 | 1 | 0 | | | | |
| 25 Mike Lowell, R (1, 5) OBP: 0.346, SLG: 0.496 | K | | | | | | | | 11 BB | 3 | 0 | 1 | 0 | 1 | 2 | 2 | | | | |
| 22 Nick Green, R (8, PR) (8, 5) OBP: 0.300, SLG: 0.372 | | | | | | | | | | 0 | 0 | 0 | 0 | 0 | 0 | 0 | | | | |
| 11 Casey Kotchman, L (1, 3) OBP: 0.350, SLG: 0.404 | E4 | | | | | | 32 G6-4-3 | | BB | 3 | 0 | 1 | 0 | 1 | 0 | 2 | | | | |
| 32 Brian Anderson, R (1, 9) OBP: 0.316, SLG: 0.314 | F8 | | | | | | G6-4-3 | | K | 3 | 0 | 0 | 1 | 0 | 1 | 4 | | | | |
| 3 Alex Gonzalez, R (1, 6) OBP: 0.254, SLG: 0.295 | G5-3 | | | | | | G6-3 | | K | 4 | 0 | 1 | 0 | 0 | 1 | 3 | | | | |
| Inning Stats | R: 0 E: 0 K: 0 S: 11 | H: 1 LOB: 1 BB: 0 P: 18 | R: 1 E: 1 K: 1 S: 12 | H: 1 LOB: 1 BB: 0 P: 17 | R: 0 E: 0 K: 0 S: 9 | H: 1 LOB: 1 BB: 0 P: 15 | R: 1 E: 0 K: 0 S: 11 | H: 1 LOB: 2 BB: 2 P: 21 | R: 0 E: 0 K: 2 S: 9 | H: 1 LOB: 0 BB: 1 P: 18 | R: 1 E: 0 K: 1 S: 8 | H: 1 LOB: 0 BB: 1 P: 15 | R: 0 E: 0 K: 3 S: 11 | H: 1 LOB: 2 BB: 1 P: 22 | R: 0 E: 0 K: 2 S: 8 | H: 0 LOB: 0 BB: 0 P: 10 | 1B: 5 2B: 1 3B: 0 HR: 2 | SF: 1 SAC: 0 DP: 2 HBP: 0 | WP: 0 PB: 0 SB: 0 CS: 0 | PA: 39 |
| PITCHER | IP WLS BF H R ER SO BB IBB HBP BLK WP HR S P ERA WHIP | | | | | | | | | | | | | | | | | | | |
| 57 Dustin Nippert, R (1, 1) ERA: 3.52 | 6.0 W 27 6 2 2 3 3 0 0 0 0 1 59 98 3.00 1.500 | | | | | | | | | | | | | | | | | | | |
| 52 Doug Mathis, R (7, 1) ERA: 3.0 | 1.0 H 4 1 1 1 1 1 0 0 0 0 1 8 15 9.00 2.000 | | | | | | | | | | | | | | | | | | | |
| 36 C.J. Wilson, L (8, 1) ERA: 3.08 | 1.0 H 5 1 0 0 3 1 0 0 0 0 0 11 22 0.00 2.000 | | | | | | | | | | | | | | | | | | | |
| 50 Frank Francisco, R (9, 1) ERA: 3.55 | 1.0 S 3 0 0 0 2 0 0 0 0 0 0 8 10 0.00 0.000 | | | | | | | | | | | | | | | | | | | |

Boston Red Sox @ Texas Rangers
Rangers Ballpark in Arlington, Arlington, TX
Sun Aug 16 2009, 2:05 PM EDT
Att: 27,155 - Sunny - 92 F

| | |
|-----|----|
| AB | 33 |
| R | 3 |
| H | 8 |
| RBI | 3 |
| BB | 5 |
| SO | 9 |
| LOB | 16 |



| Batter | 1 | 2 | 3 | 4 | 5 | 6 | 7 | 8 | 9 | AB | R | H | RBI | BB | SO | LOB | BOTTOM | | | |
|--|---|----------------------------------|-------------------------------|----------------------------------|------------------------------|----------------------------------|-------------------------------|----------------------------------|------------------------------|----------------------------------|------------------------------|----------------------------------|-------------------------------|----------------------------------|-------------------------------|----------------------------------|----------------------------------|------------------------------------|----------------------------------|--------|
| 20 Julio Borbon, L (1, 7) OBP: 0.478, SLG: 0.476 | FC4-6 | F7 | | FC6-4 | | SH5-4 | | | | 3 | 0 | 2 | 0 | 1 | 0 | 2 | | | | |
| 10 Michael Young, R (1, 5) OBP: 0.343, SLG: 0.525 | FC4-6 | | | FC6-4 | | | | | | 3 | 0 | 1 | 0 | 2 | 1 | 3 | | | | |
| 7 David Murphy, L (1, 10) OBP: 0.348, SLG: 0.443 | FC4-6 | | | FC3-6 | | | | | | 3 | 1 | 0 | 0 | 0 | 0 | 3 | | | | |
| 25 Andruw Jones, R (6, PH) (7, 10) OBP: 0.338, SLG: 0.504 | FC4-6 | | | FC3-6 | | L5-4 | | | | 1 | 0 | 0 | 0 | 0 | 0 | 2 | | | | |
| 22 Marlon Byrd, R (1, 8) OBP: 0.321, SLG: 0.465 | L4-3 | | | F9 | | | | | | 4 | 0 | 1 | 0 | 0 | 1 | 3 | | | | |
| 32 Josh Hamilton, L (1, 9) OBP: 0.314, SLG: 0.426 | F8 | | | 5 1B | | | | | | 4 | 1 | 1 | 1 | 0 | 0 | 1 | | | | |
| 5 Ian Kinsler, R (1, 4) OBP: 0.322, SLG: 0.500 | HR | | | 1B | | | | | | 3 | 1 | 2 | 2 | 1 | 0 | 0 | | | | |
| 9 Hank Blalock, L (1, 3) OBP: 0.275, SLG: 0.487 | L9 | | | P3 | | | | | | 4 | 0 | 0 | 0 | 0 | 0 | 3 | | | | |
| 2 Taylor Teagarden, R (1, 2) OBP: 0.264, SLG: 0.373 | 1B | | | G6-3 | | | | | | 3 | 1 | 2 | 1 | 1 | 0 | 0 | | | | |
| 1 Elvis Andrus, R (1, 6) OBP: 0.333, SLG: 0.381 | 1B | | | L8 | | | | | | 4 | 0 | 2 | 0 | 0 | 1 | 1 | | | | |
| Inning Stats | R: 0 E: 0 K: 0 S: 12 | H: 3 LOB: 2 BB: 0 P: 17 | R: 2 E: 0 K: 0 S: 10 | H: 3 LOB: 1 BB: 0 P: 14 | R: 0 E: 0 K: 0 S: 7 | H: 0 LOB: 1 BB: 1 P: 15 | R: 0 E: 0 K: 0 S: 11 | H: 1 LOB: 2 BB: 1 P: 21 | R: 1 E: 0 K: 0 S: 8 | H: 2 LOB: 1 BB: 1 P: 15 | R: 0 E: 0 K: 1 S: 7 | H: 0 LOB: 0 BB: 0 P: 11 | R: 0 E: 0 K: 2 S: 12 | H: 1 LOB: 2 BB: 1 P: 21 | R: 0 E: 0 K: 2 S: 12 | H: 1 LOB: 2 BB: 1 P: 21 | 1B: 6 2B: 5 3B: 0 HR: 2 | SF: 0 SAC: 1 DP: 2 HBP: 0 | WP: 0 PB: 0 SB: 0 CS: 0 | PA: 38 |
| PITCHER | IP WLS BF H R ER SO BB IBB HBP BLK WP HR S P ERA WHIP | | | | | | | | | | | | | | | | | | | |
| 63 Junichi Tazawa, R (1, 1) ERA: 5.4 | 5.0 L 27 10 4 4 0 3 0 0 0 0 0 2 54 97 7.20 2.600 | | | | | | | | | | | | | | | | | | | |
| 37 Hideki Okajima, L (6, 1) ERA: 2.89 | 2.0 6 0 0 0 1 0 1 0 0 0 0 9 18 0.00 0.000 | | | | | | | | | | | | | | | | | | | |
| 56 Ramon E Ramirez, R (8, 1) ERA: 2.25 | 1.0 5 1 0 0 2 1 0 0 0 0 0 0 12 21 0.00 2.000 | | | | | | | | | | | | | | | | | | | |

Boston Red Sox @ Texas Rangers
Rangers Ballpark in Arlington, Arlington, TX
Sun Aug 16 2009, 2:05 PM EDT
Att: 27,155 - Sunny - 92 F

| | |
|-----|----|
| AB | 32 |
| R | 4 |
| H | 11 |
| RBI | 4 |
| BB | 5 |
| SO | 3 |
| LOB | 18 |



| Batter | 1 | 2 | 3 | 4 | 5 | 6 | 7 | 8 | 9 | AB | R | H | RBI | BB | SO | LOB | TOP | | | | | | | | | | | | | | | | | | |
|---|-------------------------------|----------------------------------|-------------------------------|----------------------------------|------------------------------|----------------------------------|------------------------------|---------------------------------|-------------------------------|----------------------------------|-------------------------------|----------------------------------|-------------------------------|----------------------------------|-------------------------------|----------------------------------|--|------------------------------------|----------------------------------|------------------------------------|----------------------------------|--------|---|----|----|----|-----|-----|-----|----|----|----|------|-------|------|
| 2 Denard Span, L OBP: 0.381, SLG: 0.382 | G4-3 | BB | | | K | G1-3 | | FC6 | | 4 | 0 | 0 | 0 | 1 | 1 | 4 | Minnesota Twins @ Texas Rangers Rangers Ballpark in Arlington, Arlington, TX Mon Aug 17 2009, 8:05 PM EDT Att: 17,940 - Clear - 96 F | | | | | | | | | | | | | | | | | | |
| 23 Brendan Harris, R OBP: 0.302, SLG: 0.371 | G5-3 | | | | G4-3 | | P6 | | 5 | 0 | 0 | 0 | 0 | 2 | 3 | | | | | | | | | | | | | | | | | | | | |
| 7 Joe Mauer, L OBP: 0.446, SLG: 0.637 | HR | | | | G6-3 | | 2B | | 5 | 2 | 3 | 1 | 0 | 1 | 0 | | | | | | | | | | | | | | | | | | | | |
| 33 Justin Morneau, L OBP: 0.386, SLG: 0.555 | | | | | G4-3 | | F7 | | 2 | 0 | 0 | 0 | 0 | 1 | 0 | | | | | | | | | | | | | | | | | | | | |
| 12 Alexi Casilla, S OBP: 0.269, SLG: 0.225 | | | | | | | F7 | | 2 | 0 | 0 | 0 | 0 | 0 | 2 | | | | | | | | | | | | | | | | | | | | |
| 18 Orlando Cabrera, R OBP: 0.316, SLG: 0.374 | K | | | | | | | | 1 | 0 | 0 | 0 | 0 | 0 | 0 | | | | | | | | | | | | | | | | | | | | |
| 16 Jason Kubel, L OBP: 0.384, SLG: 0.548 | | | | | G3 | | F7 | | 3 | 2 | 1 | 0 | 1 | 0 | 1 | | | | | | | | | | | | | | | | | | | | |
| 5 Michael Cuddyer, R OBP: 0.340, SLG: 0.466 | | | | | | | F8 | | 4 | 0 | 1 | 0 | 0 | 1 | 3 | | | | | | | | | | | | | | | | | | | | |
| 24 Joe Crede, R OBP: 0.298, SLG: 0.429 | | | | | P4 | | BB | | 2 | 1 | 0 | 0 | 2 | 0 | 1 | | | | | | | | | | | | | | | | | | | | |
| 21 Delmon Young, R OBP: 0.290, SLG: 0.373 | | | | | K | | BB | | 3 | 0 | 1 | 2 | 1 | 1 | 1 | | | | | | | | | | | | | | | | | | | | |
| 8 Nick Punto, S OBP: 0.313, SLG: 0.261 | G1-3 | | | | | | BB | | 3 | 0 | 1 | 2 | 1 | 0 | 2 | | | | | | | | | | | | | | | | | | | | |
| Inning Stats | R: 1 E: 0 K: 1 S: 11 | H: 1 LOB: 0 BB: 0 P: 18 | R: 1 E: 0 K: 2 S: 11 | H: 2 LOB: 3 BB: 2 P: 26 | R: 0 E: 0 K: 0 S: 7 | H: 0 LOB: 0 BB: 0 P: 13 | R: 0 E: 0 K: 1 S: 6 | H: 0 LOB: 0 BB: 0 P: 7 | R: 0 E: 0 K: 1 S: 17 | H: 0 LOB: 0 BB: 0 P: 21 | R: 3 E: 0 K: 0 S: 18 | H: 2 LOB: 1 BB: 3 P: 35 | R: 0 E: 0 K: 0 S: 14 | H: 1 LOB: 0 BB: 0 P: 22 | R: 0 E: 0 K: 0 S: 11 | H: 1 LOB: 2 BB: 1 P: 19 | R: 0 E: 0 K: 2 S: 8 | H: 0 LOB: 0 BB: 0 P: 10 | 1B: 4 2B: 2 3B: 0 HR: 1 | SF: 0 SAC: 0 DP: 0 HBP: 0 | WP: 1 PB: 0 SB: 1 CS: 0 | PA: 40 | | | | | | | | | | | | | |
| PITCHER | IP | WLS | BF | H | R | ER | SO | BB | IBB | HBP | BLK | WP | HR | S | P | ERA | WHIP | PITCHER | IP | WLS | BF | H | R | ER | SO | BB | IBB | HBP | BLK | WP | HR | S | P | ERA | WHIP |
| 35 Tommy Hunter, R ERA: 2.64 | 5.2 | W | 24 | 4 | 4 | 4 | 5 | 3 | 0 | 0 | 0 | 1 | 1 | 62 | 101 | 6.35 | 1.235 | 50 Frank Francisco, R ERA: 3.44 | 1.0 | S | 3 | 0 | 0 | 0 | 2 | 0 | 0 | 0 | 0 | 0 | 8 | 10 | 0.00 | 0.000 | |
| 56 Darren O'Day, R ERA: 1.9 | 0.0 | | 3 | 1 | 1 | 1 | 0 | 2 | 0 | 0 | 0 | 0 | 0 | 5 | 15 | ∞ | ∞ | | | | | | | | | | | | | | | | | | |
| 30 Neftali Feliz, R ERA: 0.9 | 1.1 | H | 5 | 1 | 0 | 0 | 0 | 0 | 0 | 0 | 0 | 0 | 0 | 17 | 26 | 0.00 | 0.750 | | | | | | | | | | | | | | | | | | |
| 28 Jason Jennings, R ERA: 3.99 | 0.2 | H | 4 | 1 | 0 | 0 | 0 | 1 | 0 | 0 | 0 | 0 | 0 | 8 | 15 | 0.00 | 3.000 | | | | | | | | | | | | | | | | | | |
| 36 C.J. Wilson, L ERA: 3.69 | 0.1 | H | 1 | 0 | 0 | 0 | 0 | 0 | 0 | 0 | 0 | 0 | 0 | 3 | 4 | 0.00 | 0.000 | | | | | | | | | | | | | | | | | | |

| Batter | 1 | 2 | 3 | 4 | 5 | 6 | 7 | 8 | 9 | AB | R | H | RBI | BB | SO | LOB | BOTTOM | | | | | | | | | | | | | | | | | | |
|--|-------------------------------|----------------------------------|-------------------------------|----------------------------------|-------------------------------|----------------------------------|-------------------------------|----------------------------------|-------------------------------|----------------------------------|-------------------------------|----------------------------------|------------------------------|----------------------------------|----------------------------------|------------------------------------|--|----------------|----|-----|----|---|---|----|----|----|-----|-----|-----|----|----|---|---|-----|------|
| 5 Ian Kinsler, R OBP: 0.325, SLG: 0.501 | 2B | BB | HBP | | | G5-3 | | L7 | | 3 | 2 | 1 | 0 | 1 | 0 | 1 | Minnesota Twins @ Texas Rangers Rangers Ballpark in Arlington, Arlington, TX Mon Aug 17 2009, 8:05 PM EDT Att: 17,940 - Clear - 96 F | | | | | | | | | | | | | | | | | | |
| 10 Michael Young, R OBP: 0.376, SLG: 0.525 | BB | BB | | | | BB | | F7 | | 4 | 2 | 2 | 0 | 1 | 1 | 2 | | | | | | | | | | | | | | | | | | | |
| 32 Josh Hamilton, L OBP: 0.319, SLG: 0.427 | BB | BB | | | | | | F7 | | 4 | 2 | 2 | 0 | 1 | 1 | 2 | | | | | | | | | | | | | | | | | | | |
| 22 Marlon Byrd, R OBP: 0.324, SLG: 0.468 | BB | BB | | | | | | F7 | | 4 | 1 | 2 | 3 | 0 | 0 | 2 | | | | | | | | | | | | | | | | | | | |
| 7 David Murphy, L OBP: 0.348, SLG: 0.442 | BB | BB | | | | | | BB | | 3 | 0 | 1 | 2 | 1 | 0 | 2 | | | | | | | | | | | | | | | | | | | |
| 25 Andrew Jones, R OBP: 0.337, SLG: 0.498 | F7 | BB | | | | | | BB | | 5 | 0 | 1 | 1 | 0 | 0 | 5 | | | | | | | | | | | | | | | | | | | |
| 9 Hank Blalock, L OBP: 0.272, SLG: 0.483 | SF8 | G4-3 | | | | G4-3 | | K | | 3 | 0 | 0 | 1 | 0 | 1 | 1 | | | | | | | | | | | | | | | | | | | |
| 61 Kevin Richardson, R OBP: 0.500, SLG: 0.500 | K | | | | | G6-3 | | BB | | 4 | 1 | 2 | 0 | 0 | 1 | 2 | | | | | | | | | | | | | | | | | | | |
| 1 Elvis Andrus, R OBP: 0.332, SLG: 0.385 | F7 | | | | | K | | BB | | 4 | 0 | 1 | 1 | 0 | 1 | 1 | | | | | | | | | | | | | | | | | | | |
| Inning Stats | R: 3 E: 0 K: 1 S: 20 | H: 3 LOB: 2 BB: 1 P: 34 | R: 4 E: 0 K: 0 S: 15 | H: 4 LOB: 1 BB: 1 P: 27 | R: 0 E: 0 K: 2 S: 11 | H: 1 LOB: 2 BB: 0 P: 21 | R: 0 E: 0 K: 0 S: 10 | H: 0 LOB: 0 BB: 0 P: 15 | R: 0 E: 0 K: 0 S: 13 | H: 1 LOB: 2 BB: 1 P: 21 | R: 1 E: 0 K: 1 S: 13 | H: 2 LOB: 1 BB: 0 P: 20 | R: 0 E: 0 K: 0 S: 9 | H: 1 LOB: 2 BB: 1 P: 16 | 1B: 9 2B: 2 3B: 1 HR: 0 | SF: 2 SAC: 0 DP: 0 HBP: 2 | WP: 0 PB: 0 SB: 1 CS: 0 | PA: 42 | | | | | | | | | | | | | | | | | |
| PITCHER | IP | WLS | BF | H | R | ER | SO | BB | IBB | HBP | BLK | WP | HR | S | P | ERA | WHIP | PITCHER | IP | WLS | BF | H | R | ER | SO | BB | IBB | HBP | BLK | WP | HR | S | P | ERA | WHIP |
| 47 Francisco Liriano, L ERA: 5.9 | 2.0 | L | 16 | 7 | 7 | 7 | 1 | 2 | 0 | 1 | 0 | 0 | 0 | 35 | 61 | 31.50 | 4.500 | | | | | | | | | | | | | | | | | | |
| 44 Bob Keppel, R ERA: 4.37 | 3.1 | | 13 | 2 | 0 | 0 | 3 | 0 | 0 | 1 | 0 | 0 | 0 | 28 | 47 | 0.00 | 0.600 | | | | | | | | | | | | | | | | | | |
| 50 Jose Mijares, L ERA: 2.28 | 1.1 | | 5 | 0 | 0 | 0 | 1 | 1 | 0 | 0 | 0 | 0 | 0 | 17 | 24 | 0.00 | 0.750 | | | | | | | | | | | | | | | | | | |
| 54 Matt Guerrier, R ERA: 2.34 | 0.1 | | 3 | 2 | 1 | 1 | 0 | 0 | 0 | 0 | 0 | 0 | 0 | 6 | 12 | 27.00 | 6.000 | | | | | | | | | | | | | | | | | | |
| 52 Brian Duensing, L ERA: 5.09 | 1.0 | | 5 | 1 | 0 | 0 | 0 | 1 | 0 | 0 | 0 | 0 | 0 | 9 | 16 | 0.00 | 2.000 | | | | | | | | | | | | | | | | | | |

AB 34
R 5
H 7
RBI 5
BB 6
SO 7
LOB 17



AB 34
R 8
H 12
RBI 8
SO 5
LOB 18



| Batter | 1 | 2 | 3 | 4 | 5 | 6 | 7 | 8 | 9 | AB | R | H | RBI | BB | SO | LOB | TOP | | | | | |
|---|---|--------------------------|-------------------------------|----------------------------------|------------------------------|---------------------------------|-------------------------------|----------------------------------|------------------------------|----------------------------------|-------------------------------|----------------------------------|-------------------------------|----------------------------------|-------------------------------|----------------------------------|--|----------------------------------|-----------------------------------|------------------------------------|----------------------------------|--------|
| 2 Denard Span, L OBP: 0.383, SLG: 0.383 | | | | | | | | | | 4 | 1 | 2 | 0 | 1 | 0 | 0 | Minnesota Twins @ Texas Rangers Rangers Ballpark in Arlington, Arlington, TX Tue Aug 18 2009, 8:05 PM EDT Att: 20,931 - Clear - 93 F | | | | | |
| 18 Orlando Cabrera, R OBP: 0.317, SLG: 0.375 | | | | | | | | | | 5 | 1 | 2 | 0 | 0 | 0 | 4 | | | | | | |
| 7 Joe Mauer, L OBP: 0.448, SLG: 0.653 | | | | | | | | | | 5 | 2 | 3 | 3 | 0 | 0 | 2 | | | | | | |
| 16 Jason Kubel, L OBP: 0.383, SLG: 0.546 23 Brendan Harris, R OBP: 0.307, SLG: 0.375 | | | | | | | | | | 0 | 0 | 0 | 0 | 0 | 0 | 0 | | | | | | |
| 5 Michael Cuddyer, R OBP: 0.343, SLG: 0.502 | | | | | | | | | | 5 | 2 | 3 | 0 | 0 | 0 | 3 | | | | | | |
| 24 Joe Crede, R OBP: 0.296, SLG: 0.426 | | | | | | | | | | 5 | 1 | 1 | 1 | 0 | 0 | 3 | | | | | | |
| 21 Delmon Young, R OBP: 0.292, SLG: 0.388 | | | | | | | | | | 5 | 1 | 2 | 4 | 0 | 1 | 2 | | | | | | |
| 22 Carlos Gómez, R OBP: 0.292, SLG: 0.361 | | | | | | | | | | 5 | 0 | 1 | 0 | 0 | 1 | 2 | | | | | | |
| 8 Nick Punto, S OBP: 0.312, SLG: 0.258 | | | | | | | | | | 3 | 0 | 0 | 0 | 1 | 2 | 1 | | | | | | |
| Inning Stats | R: 0 E: 0 K: 1 S: 9 | H: 1 LOB: 0 BB: 14 | R: 0 E: 0 K: 2 S: 11 | H: 1 LOB: 1 BB: 0 P: 16 | R: 0 E: 0 K: 0 S: 6 | H: 0 LOB: 0 BB: 0 P: 8 | R: 1 E: 0 K: 0 S: 14 | H: 2 LOB: 1 BB: 0 P: 24 | R: 0 E: 0 K: 1 S: 7 | H: 0 LOB: 0 BB: 0 P: 12 | R: 4 E: 1 K: 0 S: 18 | H: 5 LOB: 3 BB: 2 P: 37 | R: 3 E: 0 K: 1 S: 15 | H: 4 LOB: 1 BB: 0 P: 22 | R: 1 E: 0 K: 0 S: 12 | H: 3 LOB: 1 BB: 2 P: 21 | R: 0 E: 0 K: 0 S: 6 | H: 0 LOB: 0 BB: 0 P: 12 | 1B: 10 2B: 3 3B: 0 HR: 3 | SF: 0 SAC: 0 DP: 1 HBP: 0 | WP: 0 PB: 0 SB: 1 CS: 0 | PA: 44 |
| PITCHER | IP WLS BF H R ER SO BB IBB HBP BLK WP HR S P ERA WHIP | | | | | | | | | | | | | | | | | | | | | |
| 39 Scott Feldman, R ERA: 4.06 | 5.2 | L | 27 | 9 | 5 | 5 | 4 | 1 | 0 | 0 | 0 | 0 | 0 | 0 | 1 | 63 | 103 | 7.94 | 1.765 | | | |
| 28 Jason Jennings, R ERA: 3.97 | 1.1 | L | 9 | 4 | 3 | 3 | 1 | 0 | 1 | 0 | 0 | 0 | 0 | 2 | 17 | 30 | 20.25 | 3.000 | | | | |
| 52 Doug Mathis, R ERA: 3.09 | 2.0 | | 8 | 3 | 1 | 1 | 0 | 1 | 0 | 0 | 0 | 0 | 0 | 18 | 34 | 4.50 | 2.000 | | | | | |

| Batter | 1 | 2 | 3 | 4 | 5 | 6 | 7 | 8 | 9 | AB | R | H | RBI | BB | SO | LOB | BOTTOM | | | | | |
|---|---|----------------------------------|------------------------------|----------------------------------|-------------------------------|----------------------------------|-------------------------------|----------------------------------|-------------------------------|----------------------------------|-------------------------------|----------------------------------|------------------------------|----------------------------------|------------------------------|----------------------------------|--|----------------------------------|----------------------------------|------------------------------------|----------------------------------|--------|
| 20 Julio Borbon, L OBP: 0.536, SLG: 0.520 | | | | | | | | | | 4 | 1 | 3 | 0 | 1 | 1 | 1 | Minnesota Twins @ Texas Rangers Rangers Ballpark in Arlington, Arlington, TX Tue Aug 18 2009, 8:05 PM EDT Att: 20,931 - Clear - 93 F | | | | | |
| 10 Michael Young, R OBP: 0.376, SLG: 0.524 | | | | | | | | | | 5 | 1 | 2 | 0 | 0 | 0 | 3 | | | | | | |
| 32 Josh Hamilton, L OBP: 0.321, SLG: 0.429 | | | | | | | | | | 4 | 1 | 1 | 1 | 1 | 1 | 3 | | | | | | |
| 22 Marlon Byrd, R OBP: 0.325, SLG: 0.466 | | | | | | | | | | 4 | 1 | 1 | 0 | 1 | 0 | 3 | | | | | | |
| 7 David Murphy, L OBP: 0.346, SLG: 0.436 | | | | | | | | | | 4 | 0 | 0 | 0 | 1 | 3 | 3 | | | | | | |
| 5 Ian Kinsler, R OBP: 0.326, SLG: 0.506 | | | | | | | | | | 4 | 1 | 1 | 3 | 1 | 0 | 1 | | | | | | |
| 9 Hank Blalock, L OBP: 0.274, SLG: 0.486 | | | | | | | | | | 4 | 0 | 1 | 0 | 1 | 0 | 2 | | | | | | |
| 2 Taylor Teagarden, R OBP: 0.264, SLG: 0.364 | | | | | | | | | | 3 | 0 | 0 | 0 | 1 | 2 | 3 | | | | | | |
| 13 Omar Vizquel, S OBP: 0.354, SLG: 0.387 | | | | | | | | | | 4 | 1 | 2 | 0 | 0 | 1 | 1 | | | | | | |
| Inning Stats | R: 1 E: 0 K: 1 S: 19 | H: 3 LOB: 1 BB: 0 P: 24 | R: 0 E: 0 K: 1 S: 9 | H: 0 LOB: 1 BB: 1 P: 15 | R: 4 E: 0 K: 1 S: 19 | H: 3 LOB: 1 BB: 2 P: 37 | R: 0 E: 0 K: 1 S: 16 | H: 1 LOB: 0 BB: 0 P: 23 | R: 0 E: 0 K: 1 S: 13 | H: 0 LOB: 0 BB: 0 P: 21 | R: 1 E: 1 K: 0 S: 14 | H: 3 LOB: 3 BB: 2 P: 28 | R: 0 E: 0 K: 1 S: 9 | H: 0 LOB: 1 BB: 1 P: 20 | R: 0 E: 0 K: 1 S: 9 | H: 1 LOB: 1 BB: 0 P: 13 | R: 0 E: 0 K: 1 S: 8 | H: 0 LOB: 1 BB: 1 P: 15 | 1B: 8 2B: 1 3B: 1 HR: 1 | SF: 0 SAC: 0 DP: 2 HBP: 0 | WP: 0 PB: 0 SB: 6 CS: 0 | PA: 43 |
| PITCHER | IP WLS BF H R ER SO BB IBB HBP BLK WP HR S P ERA WHIP | | | | | | | | | | | | | | | | | | | | | |
| 48 Carl Pavano, R ERA: 5.32 | 4.0 | | 21 | 7 | 5 | 5 | 4 | 3 | 0 | 0 | 0 | 0 | 0 | 1 | 63 | 99 | 11.25 | 2.500 | | | | |
| 38 Philip Humber, R ERA: 10.5 | 1.2 | | 9 | 3 | 1 | 1 | 1 | 1 | 1 | 0 | 0 | 0 | 0 | 24 | 46 | 5.40 | 2.400 | | | | | |
| 28 Jesse Crain, R ERA: 6.47 | 1.1 | W | 5 | 0 | 0 | 0 | 1 | 1 | 0 | 0 | 0 | 0 | 0 | 12 | 23 | 0.00 | 0.750 | | | | | |
| 54 Matt Guerrier, R ERA: 2.3 | 1.0 | H | 4 | 1 | 0 | 0 | 1 | 0 | 0 | 0 | 0 | 0 | 0 | 9 | 13 | 0.00 | 1.000 | | | | | |
| 36 Joe Nathan, R ERA: 1.88 | 1.0 | S | 4 | 0 | 0 | 0 | 1 | 1 | 0 | 0 | 0 | 0 | 0 | 8 | 15 | 0.00 | 1.000 | | | | | |

AB 41
R 9
H 16
RBI 9
BB 3
SO 5
LOB 18



AB 36
R 6
H 11
RBI 4
BB 7
SO 8
LOB 20



| Batter | 1 | 2 | 3 | 4 | 5 | 6 | 7 | 8 | 9 | AB | R | H | RBI | BB | SO | LOB | TOP | | | |
|---|---|----------------------------------|--------------------------------------|----------------------------------|---------------------------------------|----------------------------------|--------------------------------------|----------------------------------|---------------------------------------|----------------------------------|---------------------------------------|----------------------------------|--------------------------------------|----------------------------------|--------------------------------------|----------------------------------|--|------------------------------------|-------------------------|--------|
| 2 Denard Span, L OBP: 0.388, SLG: 0.389 | G4-3 | | HBP | | 1B | 2B | | 1B | | 4 | 1 | 3 | 1 | 0 | 0 | 0 | Minnesota Twins @ Texas Rangers Rangers Ballpark in Arlington, Arlington, TX Wed Aug 19 2009, 8:05 PM EDT Att: 33,479 - Clear - 98 F | | | |
| 18 Orlando Cabrera, R OBP: 0.315, SLG: 0.374 | G5-3 | | K | | SF8 | 1B | | FC6-4 | | 4 | 0 | 1 | 2 | 0 | 1 | 4 | | | | |
| 7 Joe Mauer, L OBP: 0.448, SLG: 0.648 | G3 | | G6-3 | | BB | IBB | | | F7 | 3 | 0 | 0 | 0 | 2 | 0 | 3 | | | | |
| 16 Jason Kubel, L OBP: 0.378, SLG: 0.539 | K | | K | | L9 | P6 | | | K | 5 | 0 | 0 | 0 | 0 | 3 | 5 | | | | |
| 5 Michael Cuddyer, R OBP: 0.341, SLG: 0.501 | L8 | | F9 | | | 2B | | | K | 5 | 1 | 1 | 0 | 0 | 1 | 0 | | | | |
| 24 Joe Crede, R OBP: 0.299, SLG: 0.430 | G6-3 | | G6-3 | | G6-3 | 2B | | | K | 4 | 1 | 2 | 1 | 0 | 0 | 0 | | | | |
| 21 Delmon Young, R OBP: 0.288, SLG: 0.383 | G2-3 | | G6-3 | | G6-3 | G6-3 | | G5-4-3 | | 4 | 0 | 0 | 0 | 0 | 0 | 2 | | | | |
| 22 Carlos Gómez, R OBP: 0.295, SLG: 0.361 | 1B | | BB | | K | | | G4-3 | | 3 | 1 | 1 | 0 | 1 | 1 | | | | | |
| 8 Nick Punto, S OBP: 0.317, SLG: 0.262 | 1B | | BB | | BB | 1B | | G1-3 | | 3 | 1 | 2 | 1 | 1 | 0 | 0 | | | | |
| Inning Stats | R: 0 H: 0 E: 0 K: 0 S: 11 | H: 0 LOB: 0 BB: 0 P: 12 | R: 0 H: 0 E: 0 K: 1 S: 8 | H: 0 LOB: 0 BB: 0 P: 12 | R: 0 H: 2 E: 0 K: 1 S: 15 | H: 2 LOB: 3 BB: 0 P: 24 | R: 0 H: 0 E: 0 K: 1 S: 6 | H: 0 LOB: 0 BB: 0 P: 10 | R: 1 H: 1 E: 0 K: 0 S: 17 | H: 1 LOB: 3 BB: 3 P: 34 | R: 4 H: 5 E: 0 K: 1 S: 18 | H: 5 LOB: 2 BB: 1 P: 33 | R: 0 H: 1 E: 0 K: 0 S: 7 | H: 1 LOB: 1 BB: 0 P: 11 | R: 0 H: 0 E: 0 K: 2 S: 9 | H: 0 LOB: 0 BB: 0 P: 13 | 1B: 7 2B: 3 3B: 0 HR: 0 | SF: 1 SAC: 0 DP: 1 HBP: 1 | WP: 0 PB: 0 CS: 0 | PA: 41 |
| PITCHER | IP WLS BF H R ER SO BB IBB HBP BLK WP HR S P ERA WHIP | | | | | | | | | | | | | | | | | | | |
| 33 Kevin Millwood, R ERA: 3.48 | 5.2 L 28 7 5 5 4 3 0 1 0 0 0 0 70 113 7.94 1.765 | | | | | | | | | | | | | | | | | | | |
| 56 Darren O'Day, R ERA: 1.94 | 1.1 6 2 0 0 0 0 1 0 0 0 0 0 13 21 0.00 1.500 | | | | | | | | | | | | | | | | | | | |
| 36 C.J. Wilson, L ERA: 2.95 | 2.0 7 1 0 0 2 0 0 0 0 0 0 0 16 24 0.00 0.500 | | | | | | | | | | | | | | | | | | | |

| Batter | 1 | 2 | 3 | 4 | 5 | 6 | 7 | 8 | 9 | AB | R | H | RBI | BB | SO | LOB | BOTTOM | |
|---|---|----------------------------------|---------------------------------------|----------------------------------|---------------------------------------|----------------------------------|---------------------------------------|----------------------------------|--------------------------------------|----------------------------------|--------------------------------------|----------------------------------|---------------------------------------|----------------------------------|----------------------------------|------------------------------------|--|--------|
| 20 Julio Borbon, L OBP: 0.516, SLG: 0.500 | K | | E7 | | G3 | G5-4-3 | | | K | 3 | 1 | 1 | 1 | 0 | 1 | 2 | Minnesota Twins @ Texas Rangers Rangers Ballpark in Arlington, Arlington, TX Wed Aug 19 2009, 8:05 PM EDT Att: 33,479 - Clear - 98 F | |
| 25 Andruw Jones, R OBP: 0.334, SLG: 0.494 | K | | 1B | | K | | | | K | 2 | 0 | 0 | 0 | 0 | 1 | 2 | | |
| 10 Michael Young, R OBP: 0.375, SLG: 0.521 | G1-3 | | 1B | | K | | | | K | 4 | 0 | 1 | 2 | 0 | 2 | | | |
| 32 Josh Hamilton, L OBP: 0.316, SLG: 0.422 | K | | F9 | | G3 | | | | F8 | 4 | 0 | 0 | 0 | 0 | 1 | 1 | | |
| 22 Marlon Byrd, R OBP: 0.327, SLG: 0.473 | 2B | | F8 | | 3B | | | | K | 4 | 0 | 2 | 0 | 0 | 1 | 1 | | |
| 7 David Murphy, L OBP: 0.342, SLG: 0.430 | F8 | | K | | K | | | | P2 | 4 | 0 | 0 | 0 | 0 | 2 | 3 | | |
| 5 Ian Kinsler, R OBP: 0.325, SLG: 0.504 | F9 | | K | | BB | | | | G5-3 | 4 | 1 | 1 | 0 | 0 | 1 | 2 | | |
| 9 Hank Blalock, L OBP: 0.274, SLG: 0.482 | L4 | | BB | | F7 | | | | K | 3 | 0 | 0 | 0 | 1 | 1 | 1 | | |
| 7 Ivan Rodríguez, R OBP: 0.285, SLG: 0.390 | 1B | | 1B | | 2B | | | | G5-3 | 4 | 1 | 3 | 1 | 0 | 0 | 0 | | |
| 1 Elvis Andrus, R OBP: 0.334, SLG: 0.385 | 1B | | 1B | | G1-3 | | | | K | 3 | 1 | 1 | 0 | 1 | 1 | 2 | | |
| Inning Stats | R: 0 H: 0 E: 0 K: 2 S: 9 | H: 1 LOB: 1 BB: 0 P: 11 | R: 3 H: 4 E: 1 K: 1 S: 18 | H: 4 LOB: 1 BB: 0 P: 26 | R: 1 H: 2 E: 0 K: 1 S: 18 | H: 2 LOB: 2 BB: 1 P: 25 | R: 0 H: 1 E: 0 K: 0 S: 18 | H: 1 LOB: 1 BB: 1 P: 25 | R: 0 H: 0 E: 0 K: 2 S: 9 | H: 0 LOB: 0 BB: 0 P: 11 | R: 0 H: 0 E: 0 K: 1 S: 9 | H: 0 LOB: 0 BB: 0 P: 11 | R: 0 H: 0 E: 0 K: 2 S: 11 | H: 0 LOB: 0 BB: 0 P: 16 | 1B: 6 2B: 2 3B: 1 HR: 0 | SF: 0 SAC: 0 DP: 1 HBP: 0 | WP: 0 PB: 0 CS: 0 | PA: 37 |
| PITCHER | IP WLS BF H R ER SO BB IBB HBP BLK WP HR S P ERA WHIP | | | | | | | | | | | | | | | | | |
| 30 Scott Baker, R ERA: 4.62 | 5.1 W 27 4 4 4 3 2 0 0 0 0 0 0 21 28 0.00 2.062 | | | | | | | | | | | | | | | | | |
| 50 Jose Mijares, L ERA: 2.15 | 2.2 H 7 0 0 0 3 0 0 0 0 0 0 0 11 16 0.00 0.000 | | | | | | | | | | | | | | | | | |
| 36 Joe Nathan, R ERA: 1.54 | 1.0 S 3 0 0 0 2 0 0 0 0 0 0 0 11 16 0.00 0.000 | | | | | | | | | | | | | | | | | |

| Batter | 1 | 2 | 3 | 4 | 5 | 6 | 7 | 8 | 9 | AB | R | H | RBI | BB | SO | LOB | TOP | | | | | | | | |
|---|-------------------------------|----------------------------------|------------------------------|----------------------------------|------------------------------|---------------------------------|------------------------------|---------------------------------|------------------------------|---------------------------------|-------------------------------|----------------------------------|------------------------------|---------------------------------|-------------------------------|----------------------------------|---|----------------------------------|----------------------------------|------------------------------------|----------------------------------|--------|--|--|--|
| 5 Ian Kinsler, R OBP: 0.324, SLG: 0.496 | | | | | | | | | | 3 | 1 | 0 | 0 | 1 | 0 | 1 | Texas Rangers @ Tampa Bay Rays Tropicana Field, St. Petersburg, FL Fri Aug 21 2009, 7:38 PM EDT Att: 20,639 - Dome - 72 F | | | | | | | | |
| 10 Michael Young, R OBP: 0.380, SLG: 0.628 | | | | | | | | | | 4 | 1 | 3 | 0 | 0 | 0 | 0 | | | | | | | | | |
| 22 Marlon Byrd, R OBP: 0.329, SLG: 0.487 | | | | | | | | | | 4 | 0 | 1 | 1 | 0 | 1 | 3 | | | | | | | | | |
| 25 Andrew Jones, R OBP: 0.330, SLG: 0.486 | | | | | | | | | | 4 | 0 | 0 | 1 | 0 | 2 | 4 | | | | | | | | | |
| 20 Julio Borbon, L OBP: 0.526, SLG: 0.636 | | | | | | | | | | 0 | 0 | 0 | 0 | 0 | 0 | 0 | | | | | | | | | |
| 32 Josh Hamilton, L OBP: 0.314, SLG: 0.416 | | | | | | | | | | 4 | 0 | 0 | 0 | 0 | 1 | 0 | | | | | | | | | |
| 17 Nelson Cruz, R OBP: 0.334, SLG: 0.546 | | | | | | | | | | 3 | 0 | 0 | 0 | 1 | 0 | 0 | | | | | | | | | |
| 9 Hank Blalock, L OBP: 0.277, SLG: 0.480 | | | | | | | | | | 3 | 0 | 0 | 0 | 1 | 1 | 1 | | | | | | | | | |
| 2 Taylor Teagarden, R OBP: 0.270, SLG: 0.382 | | | | | | | | | | 4 | 1 | 1 | 1 | 0 | 1 | 2 | | | | | | | | | |
| 1 Elvis Andrus, R OBP: 0.333, SLG: 0.386 | | | | | | | | | | 3 | 0 | 1 | 0 | 0 | 0 | 0 | | | | | | | | | |
| Inning Stats | R: 0 E: 0 K: 0 S: 10 | H: 1 LOB: 1 BB: 0 P: 17 | R: 0 E: 0 K: 0 S: 9 | H: 0 LOB: 1 BB: 1 P: 15 | R: 0 E: 0 K: 1 S: 6 | H: 0 LOB: 0 BB: 0 P: 8 | R: 0 E: 0 K: 1 S: 6 | H: 0 LOB: 0 BB: 0 P: 8 | R: 0 E: 0 K: 1 S: 6 | H: 0 LOB: 0 BB: 0 P: 9 | R: 0 E: 0 K: 2 S: 14 | H: 2 LOB: 2 BB: 0 P: 23 | R: 0 E: 0 K: 0 S: 4 | H: 0 LOB: 0 BB: 0 P: 5 | R: 3 E: 0 K: 0 S: 22 | H: 3 LOB: 1 BB: 1 P: 37 | R: 0 E: 0 K: 2 S: 10 | H: 0 LOB: 1 BB: 1 P: 18 | 1B: 4 2B: 1 3B: 0 HR: 1 | SF: 0 SAC: 0 DP: 0 HBP: 0 | WP: 0 PB: 0 SB: 2 CS: 1 | PA: 36 | | | |
| PITCHER | IP | WLS | BF | H | R | ER | SO | BB | IBB | HBP | BLK | WP | HR | S | P | ERA | WHIP | | | | | | | | |
| 19 Scott Kazmir, L ERA: 6.17 | 7.1 | W | 29 | 5 | 3 | 3 | 4 | 2 | 0 | 0 | 0 | 0 | 1 | 67 | 106 | 3.68 | 0.955 | | | | | | | | |
| 50 Grant Balfour, R ERA: 4.37 | 0.2 | H | 2 | 1 | 0 | 0 | 0 | 0 | 0 | 0 | 0 | 0 | 0 | 10 | 16 | 0.00 | 1.500 | | | | | | | | |
| 39 J.P. Howell, L ERA: 2.15 | 1.0 | S | 4 | 0 | 0 | 0 | 2 | 1 | 0 | 0 | 0 | 0 | 0 | 10 | 18 | 0.00 | 1.000 | | | | | | | | |

| | |
|-----|----|
| AB | 32 |
| R | 3 |
| H | 6 |
| RBI | 3 |
| BB | 3 |
| SO | 6 |
| LOB | 11 |



| Batter | 1 | 2 | 3 | 4 | 5 | 6 | 7 | 8 | 9 | AB | R | H | RBI | BB | SO | LOB | BOTTOM | | | | | | | | |
|---|-------------------------------|----------------------------------|-------------------------------|----------------------------------|-------------------------------|----------------------------------|------------------------------|---------------------------------|-------------------------------|----------------------------------|------------------------------|---------------------------------|------------------------------|---------------------------------|-------------------------------|----------------------------------|---|------------------------------------|----------------------------------|--------|--|--|--|--|--|
| 8 Jason Bartlett, R OBP: 0.396, SLG: 0.537 | | | | | | | | | | 3 | 1 | 1 | 1 | 0 | 0 | 0 | Texas Rangers @ Tampa Bay Rays Tropicana Field, St. Petersburg, FL Fri Aug 21 2009, 7:38 PM EDT Att: 20,639 - Dome - 72 F | | | | | | | | |
| 13 Carl Crawford, L OBP: 0.374, SLG: 0.472 | | | | | | | | | | 4 | 0 | 0 | 1 | 0 | 0 | 2 | | | | | | | | | |
| 3 Evan Longoria, R OBP: 0.365, SLG: 0.525 | | | | | | | | | | 4 | 1 | 2 | 0 | 0 | 0 | 0 | | | | | | | | | |
| 18 Ben Zobrist, S OBP: 0.406, SLG: 0.556 | | | | | | | | | | 3 | 1 | 2 | 2 | 1 | 0 | 1 | | | | | | | | | |
| 23 Carlos Pena, L OBP: 0.347, SLG: 0.507 | | | | | | | | | | 3 | 1 | 1 | 1 | 1 | 1 | 2 | | | | | | | | | |
| 5 Pat Burrell, R OBP: 0.329, SLG: 0.397 | | | | | | | | | | 3 | 0 | 0 | 0 | 1 | 2 | 3 | | | | | | | | | |
| 9 Gregg Zaun, S OBP: 0.352, SLG: 0.408 | | | | | | | | | | 3 | 0 | 0 | 0 | 1 | 0 | 2 | | | | | | | | | |
| 26 Gabe Gross, L OBP: 0.372, SLG: 0.414 | | | | | | | | | | 3 | 1 | 1 | 0 | 0 | 0 | 1 | | | | | | | | | |
| 19 Gabe Kapler, R OBP: 0.320, SLG: 0.419 | | | | | | | | | | 0 | 0 | 0 | 0 | 1 | 0 | 0 | | | | | | | | | |
| 2 B.J. Upton, R OBP: 0.313, SLG: 0.370 | | | | | | | | | | 3 | 0 | 0 | 0 | 1 | 1 | 4 | | | | | | | | | |
| Inning Stats | R: 1 E: 0 K: 1 S: 18 | H: 2 LOB: 2 BB: 1 P: 30 | R: 1 E: 1 K: 0 S: 14 | H: 1 LOB: 1 BB: 1 P: 23 | R: 0 E: 0 K: 2 S: 12 | H: 1 LOB: 0 BB: 0 P: 15 | R: 0 E: 0 K: 0 S: 5 | H: 0 LOB: 0 BB: 0 P: 7 | R: 3 E: 0 K: 0 S: 11 | H: 3 LOB: 0 BB: 0 P: 20 | R: 0 E: 0 K: 0 S: 4 | H: 0 LOB: 0 BB: 1 P: 9 | R: 0 E: 0 K: 0 S: 7 | H: 0 LOB: 0 BB: 0 P: 8 | R: 0 E: 0 K: 1 S: 11 | H: 0 LOB: 3 BB: 3 P: 25 | 1B: 4 2B: 1 3B: 0 HR: 2 | SF: 0 SAC: 1 DP: 0 HBP: 0 | WP: 1 PB: 0 SB: 2 CS: 2 | PA: 36 | | | | | |
| PITCHER | IP | WLS | BF | H | R | ER | SO | BB | IBB | HBP | BLK | WP | HR | S | P | ERA | WHIP | | | | | | | | |
| 57 Dustin Nippert, R ERA: 3.95 | 5.0 | L | 24 | 7 | 5 | 4 | 3 | 2 | 0 | 0 | 0 | 0 | 2 | 60 | 95 | 7.20 | 1.800 | | | | | | | | |
| 55 Willie Eyre, R ERA: 3.45 | 2.0 | | 6 | 0 | 0 | 0 | 0 | 1 | 0 | 0 | 0 | 0 | 0 | 11 | 17 | 0.00 | 0.500 | | | | | | | | |
| 36 C.J. Wilson, L ERA: 2.91 | 0.2 | | 5 | 0 | 0 | 0 | 0 | 2 | 1 | 0 | 0 | 1 | 0 | 8 | 22 | 0.00 | 3.000 | | | | | | | | |
| 56 Darren O'Day, R ERA: 1.83 | 0.1 | | 1 | 0 | 0 | 0 | 1 | 0 | 0 | 0 | 0 | 0 | 0 | 3 | 3 | 0.00 | 0.000 | | | | | | | | |

| | |
|-----|----|
| AB | 29 |
| R | 5 |
| H | 7 |
| RBI | 5 |
| BB | 6 |
| SO | 4 |
| LOB | 15 |



| Batter | 1 | 2 | 3 | 4 | 5 | 6 | 7 | 8 | 9 | AB | R | H | RBI | BB | SO | LOB | TOP | | | | |
|---|------------------------------|----------------------------------|-------------------------------|----------------------------------|-------------------------------|----------------------------------|-------------------------------|----------------------------------|------------------------------|----------------------------------|------------------------------|----------------------------------|------------------------------|----------------------------------|-------------------------------|----------------------------------|----------------------------------|------------------------------------|----------------------------------|--------|--|
| 5 Ian Kinsler, R OBP: 0.320, SLG: 0.492 (1, 4) | | | | | | | | | | 4 | 1 | 1 | 0 | 0 | 1 | 0 | | | | | |
| 10 Michael Young, R OBP: 0.322, SLG: 0.538 (1, 5) | | | | | | | | | | 4 | 0 | 1 | 2 | 0 | 0 | 0 | | | | | |
| 22 Marion Byrd, R OBP: 0.325, SLG: 0.487 (1, 7) | | | | | | | | | | 4 | 0 | 0 | 0 | 0 | 0 | 1 | | | | | |
| 25 Andrew Jones, R OBP: 0.329, SLG: 0.482 (9, PR) | | | | | | | | | | 4 | 0 | 1 | 0 | 0 | 0 | 1 | | | | | |
| 20 Julio Borbon, L OBP: 0.475, SLG: 0.568 (9, 10) | | | | | | | | | | 0 | 1 | 0 | 0 | 0 | 0 | 0 | | | | | |
| 32 Josh Hamilton, L OBP: 0.312, SLG: 0.411 (1, 8) | | | | | | | | | | 4 | 0 | 1 | 0 | 0 | 2 | 0 | | | | | |
| 17 Nelson Cruz, R OBP: 0.338, SLG: 0.544 (1, 9) | | | | | | | | | | 2 | 1 | 1 | 0 | 2 | 0 | 0 | | | | | |
| 9 Hank Blalock, L OBP: 0.274, SLG: 0.473 (1, 3) | | | | | | | | | | 4 | 0 | 0 | 0 | 0 | 1 | 5 | | | | | |
| 7 Ivan Rodriguez, R OBP: 0.288, SLG: 0.393 (1, 2) | | | | | | | | | | 2 | 1 | 1 | 2 | 1 | 0 | 0 | | | | | |
| 1 Elvis Andrus, R OBP: 0.328, SLG: 0.379 (1, 6) | | | | | | | | | | 4 | 0 | 0 | 0 | 0 | 2 | 4 | | | | | |
| Inning Stats | R: 0 E: 0 K: 0 S: 6 | H: 0 LOB: 0 BB: 0 P: 11 | R: 0 E: 0 K: 0 S: 11 | H: 0 LOB: 1 BB: 1 P: 18 | R: 2 E: 0 K: 1 S: 19 | H: 2 LOB: 1 BB: 1 P: 30 | R: 1 E: 0 K: 2 S: 17 | H: 1 LOB: 1 BB: 1 P: 25 | R: 0 E: 0 K: 1 S: 7 | H: 0 LOB: 0 BB: 0 P: 11 | R: 0 E: 0 K: 1 S: 6 | H: 0 LOB: 0 BB: 0 P: 10 | R: 0 E: 0 K: 1 S: 9 | H: 0 LOB: 0 BB: 0 P: 11 | R: 1 E: 0 K: 1 S: 14 | H: 3 LOB: 2 BB: 0 P: 18 | 1B: 4 2B: 2 3B: 0 HR: 0 | SF: 1 SAC: 0 DP: 0 HBP: 0 | WP: 0 PB: 0 SB: 0 CS: 0 | PA: 36 | |
| PITCHER | IP | WLS | BF | H | R | ER | SO | BB | IBB | HBP | BLK | WP | HR | S | P | ERA | WHIP | | | | |
| 14 David Price, L ERA: 4.93 (1, 1) | 7.0 | L | 27 | 3 | 3 | 3 | 4 | 3 | 0 | 0 | 0 | 0 | 0 | 72 | 114 | 3.86 | 0.857 | | | | |
| 53 Chad Bradford, R ERA: 3.39 (8, 1) | 1.0 | | 4 | 1 | 1 | 1 | 1 | 0 | 0 | 0 | 0 | 0 | 0 | 10 | 12 | 9.00 | 1.000 | | | | |
| 52 Brian Shouse, L ERA: 4.66 (9, 1) | 0.0 | | 1 | 1 | 0 | 0 | 0 | 0 | 0 | 0 | 0 | 0 | 0 | 1 | 1 | ∞ | ∞ | | | | |
| 36 Russ Springer, R ERA: 3.91 (9, 1) | 1.0 | | 4 | 1 | 0 | 0 | 1 | 0 | 0 | 0 | 0 | 0 | 0 | 12 | 16 | 0.00 | 1.000 | | | | |

Texas Rangers @ Tampa Bay Rays
Tropicana Field, St. Petersburg, FL
Sun Aug 23 2009, 1:38 PM EDT
Att: 29,101 - Dome - 72 F

AB 32
R 4
H 6
RBI 4
BB 3
SO 6
LOB 11



| Batter | 1 | 2 | 3 | 4 | 5 | 6 | 7 | 8 | 9 | AB | R | H | RBI | BB | SO | LOB | BOTTOM | | | | | |
|---|------------------------------|----------------------------------|------------------------------|----------------------------------|------------------------------|----------------------------------|------------------------------|----------------------------------|-------------------------------|----------------------------------|-------------------------------|----------------------------------|-------------------------------|----------------------------------|-------------------------------|----------------------------------|-------------------------------|----------------------------------|----------------------------------|------------------------------------|----------------------------------|--------|
| 8 Jason Bartlett, R OBP: 0.392, SLG: 0.528 (1, 6) | | | | | | | | | | 4 | 0 | 0 | 0 | 0 | 3 | 0 | | | | | | |
| 13 Carl Crawford, L OBP: 0.373, SLG: 0.468 (1, 7) | | | | | | | | | | 4 | 0 | 1 | 0 | 0 | 2 | 0 | | | | | | |
| 3 Evan Longoria, R OBP: 0.359, SLG: 0.516 (1, 5) | | | | | | | | | | 4 | 0 | 0 | 0 | 0 | 2 | 1 | | | | | | |
| 18 Ben Zobrist, S OBP: 0.402, SLG: 0.546 (8, 9) | | | | | | | | | | 4 | 0 | 0 | 0 | 0 | 2 | 1 | | | | | | |
| 23 Carlos Pena, L OBP: 0.353, SLG: 0.522 (1, 3) | | | | | | | | | | 3 | 0 | 1 | 0 | 1 | 1 | 0 | | | | | | |
| 5 Pat Burrell, R OBP: 0.336, SLG: 0.406 (1, 10) | | | | | | | | | | 3 | 0 | 2 | 0 | 1 | 1 | 1 | | | | | | |
| 9 Gregg Zaun, S OBP: 0.351, SLG: 0.405 (1, 2) | | | | | | | | | | 4 | 0 | 1 | 0 | 0 | 0 | 4 | | | | | | |
| 2 B.J. Upton, R OBP: 0.311, SLG: 0.367 (1, 8) | | | | | | | | | | 3 | 0 | 0 | 0 | 0 | 2 | 5 | | | | | | |
| 19 Gabe Kapler, R OBP: 0.317, SLG: 0.414 (7, PH) | | | | | | | | | | 2 | 0 | 0 | 0 | 0 | 2 | 1 | | | | | | |
| 16 Willy Aybar, S OBP: 0.351, SLG: 0.447 (8, 4) | | | | | | | | | | 1 | 0 | 0 | 0 | 0 | 2 | | | | | | | |
| Inning Stats | R: 0 E: 0 K: 2 S: 8 | H: 0 LOB: 0 BB: 0 P: 12 | R: 0 E: 0 K: 1 S: 9 | H: 1 LOB: 2 BB: 1 P: 16 | R: 0 E: 0 K: 1 S: 9 | H: 0 LOB: 0 BB: 0 P: 12 | R: 0 E: 0 K: 2 S: 9 | H: 0 LOB: 0 BB: 0 P: 16 | R: 0 E: 0 K: 1 S: 12 | H: 1 LOB: 1 BB: 0 P: 18 | R: 0 E: 1 K: 2 S: 11 | H: 1 LOB: 1 BB: 0 P: 16 | R: 0 E: 0 K: 2 S: 11 | H: 1 LOB: 2 BB: 1 P: 23 | R: 0 E: 0 K: 3 S: 10 | H: 0 LOB: 0 BB: 0 P: 14 | R: 0 E: 0 K: 1 S: 10 | H: 1 LOB: 1 BB: 0 P: 14 | 1B: 4 2B: 1 3B: 0 HR: 0 | SF: 0 SAC: 0 DP: 0 HBP: 0 | WP: 0 PB: 0 SB: 0 CS: 0 | PA: 34 |
| PITCHER | IP | WLS | BF | H | R | ER | SO | BB | IBB | HBP | BLK | WP | HR | S | P | ERA | WHIP | | | | | |
| 39 Scott Feldman, R ERA: 3.87 (1, 1) | 7.0 | | 27 | 4 | 0 | 0 | 10 | 2 | 0 | 0 | 0 | 0 | 0 | 69 | 113 | 0.00 | 0.857 | | | | | |
| 56 Darren O'Day, R ERA: 1.75 (8, 1) | 1.0 | H | 3 | 0 | 0 | 0 | 3 | 0 | 0 | 0 | 0 | 0 | 0 | 10 | 14 | 0.00 | 0.000 | | | | | |
| 50 Frank Francisco, R ERA: 3.34 (9, 1) | 1.0 | | 4 | 1 | 0 | 0 | 1 | 0 | 0 | 0 | 0 | 0 | 0 | 10 | 14 | 0.00 | 1.000 | | | | | |

Texas Rangers @ Tampa Bay Rays
Tropicana Field, St. Petersburg, FL
Sun Aug 23 2009, 1:38 PM EDT
Att: 29,101 - Dome - 72 F

AB 32
R 0
H 5
RBI 0
BB 2
SO 15
LOB 15



| Batter | 1 | 2 | 3 | 4 | 5 | 6 | 7 | 8 | 9 | AB | R | H | RBI | BB | SO | LOB | TOP | | | | | | | | | | | |
|---|--------------------------------------|----------------------------------|--------------------------------------|----------------------------------|--------------------------------------|---------------------------------|--------------------------------------|----------------------------------|---------------------------------------|----------------------------------|---------------------------------------|----------------------------------|---------------------------------------|----------------------------------|---------------------------------------|----------------------------------|---|----------------------------------|----------------------------------|------------------------------------|----------------------------------|--------|--|--|--|--|--|--|
| 5 Ian Kinsler, R OBP: 0.318, SLG: 0.491 | | | | | | | | | | 4 | 0 | 0 | 0 | 0 | 1 | 3 | <p>Texas Rangers @ New York Yankees Yankee Stadium, Bronx, NY</p> <p>Wed Aug 26 2009, 7:05 PM EDT Att: 46,461 - Partly Cloudy - 81 F</p> <p>livebaseballscorecards.com</p> | | | | | | | | | | | |
| 10 Michael Young, R OBP: 0.382, SLG: 0.540 | | | | | | | | | | 4 | 0 | 1 | 0 | 0 | 2 | 2 | | | | | | | | | | | | |
| 32 Josh Hamilton, L OBP: 0.324, SLG: 0.421 | | | | | | | | | | 4 | 0 | 3 | 0 | 0 | 0 | 0 | | | | | | | | | | | | |
| 17 Nelson Cruz, R OBP: 0.340, SLG: 0.546 | | | | | | | | | | 2 | 0 | 0 | 0 | 2 | 0 | 1 | | | | | | | | | | | | |
| 7 Ivan Rodriguez, R OBP: 0.286, SLG: 0.387 | | | | | | | | | | 4 | 0 | 0 | 0 | 0 | 1 | 6 | | | | | | | | | | | | |
| 19 Chris Davis, L OBP: 0.262, SLG: 0.414 | | | | | | | | | | 4 | 1 | 1 | 0 | 0 | 2 | 0 | | | | | | | | | | | | |
| 2 Taylor Teagarden, R OBP: 0.263, SLG: 0.375 | | | | | | | | | | 4 | 0 | 0 | 0 | 0 | 1 | 1 | | | | | | | | | | | | |
| 7 David Murphy, L OBP: 0.341, SLG: 0.440 | | | | | | | | | | 4 | 1 | 2 | 2 | 0 | 0 | 0 | | | | | | | | | | | | |
| 1 Elvis Andrus, R OBP: 0.334, SLG: 0.384 | | | | | | | | | | 1 | 0 | 0 | 0 | 2 | 1 | 0 | | | | | | | | | | | | |
| Inning Stats | R: 0 H: 1 E: 1 K: 1 S: 9 | H: 1 LOB: 2 BB: 1 P: 17 | R: 0 H: 0 E: 0 K: 1 S: 7 | H: 0 LOB: 0 BB: 1 P: 12 | R: 0 H: 0 E: 0 K: 1 S: 5 | H: 0 LOB: 0 BB: 1 P: 9 | R: 0 H: 0 E: 0 K: 0 S: 7 | H: 0 LOB: 0 BB: 0 P: 10 | R: 1 H: 2 E: 0 K: 2 S: 13 | H: 2 LOB: 2 BB: 1 P: 24 | R: 0 H: 1 E: 0 K: 1 S: 10 | H: 1 LOB: 0 BB: 0 P: 16 | R: 1 H: 1 E: 0 K: 1 S: 10 | H: 1 LOB: 0 BB: 0 P: 15 | R: 0 H: 2 E: 0 K: 0 S: 13 | H: 2 LOB: 2 BB: 1 P: 21 | R: 0 H: 0 E: 0 K: 1 S: 7 | H: 0 LOB: 0 BB: 0 P: 11 | 1B: 5 2B: 1 3B: 0 HR: 1 | SF: 0 SAC: 0 DP: 4 HBP: 0 | WP: 0 PB: 0 SB: 0 CS: 0 | PA: 35 | | | | | | |
| PITCHER | IP | WLS | BF | H | R | ER | SO | BB | IBB | HBP | BLK | WP | HR | S | P | ERA | WHIP | | | | | | | | | | | |
| 46 Andy Pettitte, L ERA: 4.18 | (1, 1) | 7.0 | W | 27 | 5 | 2 | 2 | 7 | 3 | 0 | 0 | 0 | 0 | 1 | 61 | 103 | 2.57 | 1.143 | | | | | | | | | | |
| Brian Bruney, R ERA: 4.5 | (8, 1) | 1.0 | | 5 | 2 | 0 | 0 | 0 | 1 | 0 | 0 | 0 | 0 | 0 | 13 | 21 | 0.00 | 3.000 | | | | | | | | | | |
| 48 Phil Coke, L ERA: 4.59 | (9, 1) | 1.0 | | 3 | 0 | 0 | 0 | 1 | 0 | 0 | 0 | 0 | 0 | 7 | 11 | 0.00 | 0.000 | | | | | | | | | | | |

| Batter | 1 | 2 | 3 | 4 | 5 | 6 | 7 | 8 | 9 | AB | R | H | RBI | BB | SO | LOB | BOTTOM | | | | | | | | | | | |
|--|--------------------------------------|----------------------------------|---------------------------------------|----------------------------------|--------------------------------------|----------------------------------|--------------------------------------|----------------------------------|--------------------------------------|----------------------------------|---------------------------------------|----------------------------------|---------------------------------------|----------------------------------|----------------------------------|------------------------------------|---|--------|--|--|--|--|--|--|--|--|--|--|
| 2 Derek Jeter, R OBP: 0.397, SLG: 0.477 | | | | | | | | | | 4 | 1 | 1 | 2 | 0 | 1 | 1 | <p>Texas Rangers @ New York Yankees Yankee Stadium, Bronx, NY</p> <p>Wed Aug 26 2009, 7:05 PM EDT Att: 46,461 - Partly Cloudy - 81 F</p> <p>livebaseballscorecards.com</p> | | | | | | | | | | | |
| 33 Nick Swisher, S OBP: 0.397, SLG: 0.479 | | | | | | | | | | 4 | 1 | 1 | 1 | 0 | 2 | 0 | | | | | | | | | | | | |
| 25 Mark Teixeira, S OBP: 0.384, SLG: 0.550 | | | | | | | | | | 4 | 0 | 1 | 2 | 0 | 0 | 0 | | | | | | | | | | | | |
| 13 Alex Rodriguez, R OBP: 0.400, SLG: 0.508 | | | | | | | | | | 3 | 1 | 1 | 0 | 1 | 0 | 1 | | | | | | | | | | | | |
| 14 Eric Hinske, L OBP: 0.363, SLG: 0.454 | | | | | | | | | | 0 | 0 | 0 | 0 | 0 | 0 | 0 | | | | | | | | | | | | |
| 55 Hideki Matsui, L OBP: 0.361, SLG: 0.530 | | | | | | | | | | 4 | 1 | 2 | 0 | 0 | 1 | 0 | | | | | | | | | | | | |
| 20 Jorge Posada, S OBP: 0.383, SLG: 0.510 | | | | | | | | | | 3 | 1 | 1 | 3 | 0 | 1 | 0 | | | | | | | | | | | | |
| 26 José Molina, R OBP: 0.319, SLG: 0.321 | | | | | | | | | | 0 | 0 | 0 | 0 | 1 | 0 | 0 | | | | | | | | | | | | |
| 24 Robinson Canó, L OBP: 0.347, SLG: 0.514 | | | | | | | | | | 4 | 1 | 2 | 0 | 0 | 0 | 1 | | | | | | | | | | | | |
| 17 Jerry Hairston, R OBP: 0.317, SLG: 0.412 | | | | | | | | | | 2 | 2 | 1 | 1 | 2 | 1 | 0 | | | | | | | | | | | | |
| 53 Melky Cabrera, S OBP: 0.326, SLG: 0.414 | | | | | | | | | | 2 | 1 | 0 | 0 | 0 | 0 | 1 | | | | | | | | | | | | |
| Inning Stats | R: 0 H: 0 E: 0 K: 0 S: 8 | H: 3 LOB: 0 BB: 0 P: 13 | R: 3 H: 3 E: 0 K: 1 S: 14 | H: 3 LOB: 1 BB: 1 P: 23 | R: 0 H: 1 E: 0 K: 1 S: 5 | H: 1 LOB: 2 BB: 1 P: 14 | R: 1 H: 2 E: 0 K: 1 S: 9 | H: 2 LOB: 0 BB: 0 P: 13 | R: 0 H: 0 E: 0 K: 0 S: 6 | H: 0 LOB: 0 BB: 0 P: 12 | R: 3 H: 4 E: 1 K: 1 S: 26 | H: 4 LOB: 0 BB: 1 P: 37 | R: 0 H: 0 E: 0 K: 1 S: 10 | H: 0 LOB: 0 BB: 1 P: 20 | 1B: 6 2B: 2 3B: 0 HR: 2 | SF: 0 SAC: 1 DP: 2 HBP: 0 | WP: 0 PB: 0 SB: 1 CS: 1 | PA: 35 | | | | | | | | | | |
| PITCHER | IP | WLS | BF | H | R | ER | SO | BB | IBB | HBP | BLK | WP | HR | S | P | ERA | WHIP | | | | | | | | | | | |
| 45 Derek Holland, L ERA: 4.95 | (1, 1) | 6.0 | L | 26 | 7 | 6 | 6 | 4 | 3 | 0 | 0 | 0 | 0 | 0 | 59 | 98 | 9.00 | 1.667 | | | | | | | | | | |
| 28 Jason Jennings, R ERA: 4.13 | (7, 1) | 1.0 | | 6 | 3 | 3 | 2 | 1 | 0 | 0 | 0 | 0 | 0 | 16 | 23 | 18.00 | 3.000 | | | | | | | | | | | |
| 52 Doug Mathis, R ERA: 3.0 | (8, 1) | 1.0 | | 3 | 0 | 0 | 0 | 1 | 1 | 0 | 0 | 0 | 0 | 10 | 20 | 0.00 | 1.000 | | | | | | | | | | | |

| Batter | 1 | 2 | 3 | 4 | 5 | 6 | 7 | 8 | 9 | AB | R | H | RBI | BB | SO | LOB | TOP | | | | | |
|--|---|----------------------------------|------------------------------|----------------------------------|------------------------------|----------------------------------|-------------------------------|----------------------------------|-------------------------------|---------------------------------|-------------------------------|----------------------------------|-------------------------------|----------------------------------|-------------------------------|----------------------------------|---|------------------------------|----------------------------------|----------------------------------|------------------------------------|----------------------------------|
| 20 Julio Borbon, L (1, 10) OBP: 0.440, SLG: 0.489 | | | | | | | | | | 4 | 0 | 0 | 0 | 0 | 3 | 0 | Texas Rangers @ New York Yankees Yankee Stadium, Bronx, NY Thu Aug 27 2009, 1:05 PM EDT Att: 47,209 - Cloudy - 73 F | | | | | |
| 10 Michael Young, R (1, 5) OBP: 0.381, SLG: 0.538 | | | | | | | | | | 4 | 0 | 1 | 0 | 0 | 1 | 0 | | | | | | |
| 32 Josh Hamilton, L (1, 8) OBP: 0.323, SLG: 0.417 | | | | | | | | | | 3 | 1 | 0 | 0 | 1 | 2 | 1 | | | | | | |
| 17 Nelson Cruz, R (1, 9) OBP: 0.342, SLG: 0.543 | | | | | | | | | | 2 | 1 | 0 | 0 | 2 | 2 | 0 | | | | | | |
| 5 Ian Kinsler, R (1, 4) OBP: 0.320, SLG: 0.505 | | | | | | | | | | 4 | 2 | 2 | 4 | 0 | 1 | 2 | | | | | | |
| 7 David Murphy, L (1, 7) OBP: 0.340, SLG: 0.441 | | | | | | | | | | 4 | 1 | 1 | 0 | 0 | 1 | 0 | | | | | | |
| 2 Taylor Teagarden, R (1, 2) OBP: 0.262, SLG: 0.372 | | | | | | | | | | 4 | 1 | 1 | 0 | 0 | 3 | 0 | | | | | | |
| 19 Chris Davis, L (1, 3) OBP: 0.262, SLG: 0.422 | | | | | | | | | | 4 | 1 | 1 | 3 | 0 | 2 | 0 | | | | | | |
| 1 Elvis Andrus, R (1, 6) OBP: 0.331, SLG: 0.380 | | | | | | | | | | 4 | 0 | 0 | 0 | 0 | 0 | 0 | | | | | | |
| Inning Stats | R: 0 E: 0 K: 2 S: 10 | H: 0 LOB: 0 BB: 0 P: 12 | R: 0 E: 0 K: 1 S: 8 | H: 0 LOB: 0 BB: 0 P: 15 | R: 0 E: 0 K: 2 S: 9 | H: 0 LOB: 0 BB: 0 P: 16 | R: 3 E: 0 K: 3 S: 17 | H: 1 LOB: 0 BB: 2 P: 31 | R: 0 E: 0 K: 2 S: 12 | H: 0 LOB: 0 BB: 0 P: 9 | R: 0 E: 0 K: 2 S: 12 | H: 1 LOB: 2 BB: 1 P: 22 | R: 3 E: 0 K: 0 S: 11 | H: 3 LOB: 0 BB: 0 P: 17 | R: 1 E: 0 K: 2 S: 17 | H: 1 LOB: 0 BB: 0 P: 25 | | R: 0 E: 0 K: 1 S: 9 | H: 0 LOB: 0 BB: 0 P: 13 | 1B: 2 2B: 1 3B: 0 HR: 3 | SF: 0 SAC: 0 DP: 0 HBP: 0 | WP: 0 PB: 0 SB: 0 CS: 0 |
| PITCHER | IP WLS BF H R ER SO BB IBB HBP BLK WP HR S P ERA WHIP | | | | | | | | | | | | | | | | | | | | | |
| 34 A.J. Burnett, R (1, 1) ERA: 4.1 | 6.0 L 23 2 3 3 12 3 0 0 0 0 0 1 63 105 4.50 0.833 | | | | | | | | | | | | | | | | | | | | | |
| 48 Phil Coke, L (7, 1) ERA: 5.05 | 0.2 5 3 3 3 0 0 0 0 0 0 1 8 12 40.50 4.500 | | | | | | | | | | | | | | | | | | | | | |
| 30 David Robertson, R (7, 1) ERA: 3.58 | 1.1 5 1 1 1 2 0 0 0 0 0 0 1 20 30 6.75 0.750 | | | | | | | | | | | | | | | | | | | | | |
| 91 Alfredo Aceves, R (9, 1) ERA: 4.06 | 1.0 3 0 0 0 1 0 0 0 0 0 0 0 9 13 0.00 0.000 | | | | | | | | | | | | | | | | | | | | | |

Texas Rangers @ New York Yankees
 Yankee Stadium, Bronx, NY
 Thu Aug 27 2009, 1:05 PM EDT
 Att: 47,209 - Cloudy - 73 F

AB 33
 R 7
 H 6
 RBI 7
 BB 3
 SO 15
 LOB 3



| Batter | 1 | 2 | 3 | 4 | 5 | 6 | 7 | 8 | 9 | AB | R | H | RBI | BB | SO | LOB | BOTTOM | | | | | |
|---|---|----------------------------------|-------------------------------|----------------------------------|-------------------------------|----------------------------------|-------------------------------|----------------------------------|-------------------------------|----------------------------------|-------------------------------|----------------------------------|-------------------------------|----------------------------------|------------------------------|----------------------------------|---|-------------------------------|----------------------------------|----------------------------------|------------------------------------|----------------------------------|
| 2 Derek Jeter, R (1, 6) OBP: 0.395, SLG: 0.474 | | | | | | | | | | 4 | 1 | 0 | 0 | 1 | 1 | 1 | Texas Rangers @ New York Yankees Yankee Stadium, Bronx, NY Thu Aug 27 2009, 1:05 PM EDT Att: 47,209 - Cloudy - 73 F | | | | | |
| 18 Johnny Damon, L (1, 7) OBP: 0.370, SLG: 0.516 | | | | | | | | | | 3 | 1 | 2 | 0 | 2 | 1 | 1 | | | | | | |
| 25 Mark Teixeira, S (1, 3) OBP: 0.384, SLG: 0.548 | | | | | | | | | | 5 | 0 | 2 | 2 | 0 | 1 | 2 | | | | | | |
| 13 Alex Rodriguez, R (1, 5) OBP: 0.400, SLG: 0.504 | | | | | | | | | | 4 | 0 | 1 | 0 | 1 | 2 | 5 | | | | | | |
| 55 Hideki Matsui, L (1, 10) OBP: 0.362, SLG: 0.525 | | | | | | | | | | 3 | 0 | 0 | 0 | 2 | 2 | 4 | | | | | | |
| 33 Nick Swisher, S (1, 9) OBP: 0.366, SLG: 0.476 | | | | | | | | | | 3 | 0 | 0 | 0 | 1 | 2 | 4 | | | | | | |
| 24 Robinson Cano, L (1, 4) OBP: 0.345, SLG: 0.510 | | | | | | | | | | 4 | 0 | 0 | 0 | 0 | 0 | 5 | | | | | | |
| 53 Melky Cabrera, S (1, 8) OBP: 0.328, SLG: 0.413 | | | | | | | | | | 3 | 0 | 1 | 0 | 1 | 1 | 0 | | | | | | |
| 26 José Molina, R (1, 2) OBP: 0.306, SLG: 0.307 | | | | | | | | | | 4 | 0 | 0 | 0 | 0 | 2 | | | | | | | |
| Inning Stats | R: 1 E: 0 K: 2 S: 19 | H: 1 LOB: 3 BB: 3 P: 36 | R: 0 E: 0 K: 1 S: 12 | H: 1 LOB: 1 BB: 0 P: 17 | R: 0 E: 0 K: 0 S: 10 | H: 1 LOB: 2 BB: 1 P: 18 | R: 1 E: 0 K: 0 S: 15 | H: 1 LOB: 2 BB: 3 P: 31 | R: 0 E: 0 K: 2 S: 11 | H: 0 LOB: 0 BB: 0 P: 15 | R: 0 E: 0 K: 1 S: 10 | H: 0 LOB: 0 BB: 0 P: 12 | R: 0 E: 0 K: 3 S: 13 | H: 1 LOB: 2 BB: 0 P: 19 | R: 0 E: 0 K: 0 S: 6 | H: 0 LOB: 0 BB: 0 P: 10 | | R: 0 E: 0 K: 1 S: 12 | H: 1 LOB: 2 BB: 1 P: 21 | 1B: 6 2B: 0 3B: 0 HR: 0 | SF: 0 SAC: 0 DP: 1 HBP: 0 | WP: 0 PB: 0 SB: 3 CS: 0 |
| PITCHER | IP WLS BF H R ER SO BB IBB HBP BLK WP HR S P ERA WHIP | | | | | | | | | | | | | | | | | | | | | |
| 57 Dustin Nippert, R (1, 1) ERA: 4.02 | 3.2 W 7 0 0 0 3 7 0 0 0 0 0 0 25 98 0.00 0.000 | | | | | | | | | | | | | | | | | | | | | |
| 49 Jason Gñili, R (4, 1) ERA: 4.35 | 2.1 7 0 0 0 3 0 0 0 0 0 0 0 19 29 0.00 0.500 | | | | | | | | | | | | | | | | | | | | | |
| 36 C.J. Wilson, L (7, 1) ERA: 2.95 | 2.0 8 1 0 0 3 0 0 0 0 0 0 0 12 21 0.00 2.000 | | | | | | | | | | | | | | | | | | | | | |
| 50 Frank Francisco, R (9, 1) ERA: 3.65 | 1.0 5 1 0 0 1 1 0 0 0 0 0 0 9 13 0.00 0.000 | | | | | | | | | | | | | | | | | | | | | |

Texas Rangers @ New York Yankees
 Yankee Stadium, Bronx, NY
 Thu Aug 27 2009, 1:05 PM EDT
 Att: 47,209 - Cloudy - 73 F

AB 33
 R 2
 H 6
 RBI 2
 BB 8
 SO 10
 LOB 24



| Batter | 1 | 2 | 3 | 4 | 5 | 6 | 7 | 8 | 9 | AB | R | H | RBI | BB | SO | LOB | TOP | | | | | | | | |
|---|-------------------------------|----------------------------------|------------------------------|----------------------------------|------------------------------|---------------------------------|-------------------------------|----------------------------------|------------------------------|----------------------------------|-------------------------------|----------------------------------|------------------------------|----------------------------------|-------------------------------|----------------------------------|--|----------------------------------|----------------------------------|------------------------------------|----------------------------------|--------|--|--|--|
| 5 Ian Kinsler, R OBP: 0.321, SLG: 0.503 | | | | | | | | | | 3 | 0 | 1 | 0 | 1 | 0 | 1 | Texas Rangers @ Minnesota Twins Hubert H. Humphrey Metrodome, Minneapolis, MN Fri Aug 28 2009, 8:10 PM EDT Att: 21,641 - Dome - 69 F livebaseballscorecards.com | | | | | | | | |
| 10 Michael Young, R OBP: 0.380, SLG: 0.536 | | | | | | | | | | 4 | 0 | 1 | 0 | 0 | 1 | 2 | | | | | | | | | |
| 32 Josh Hamilton, L OBP: 0.319, SLG: 0.411 | | | | | | | | | | 4 | 0 | 0 | 1 | 0 | 0 | 2 | | | | | | | | | |
| 17 Nelson Cruz, R OBP: 0.341, SLG: 0.540 | | | | | | | | | | 4 | 0 | 1 | 0 | 0 | 1 | 2 | | | | | | | | | |
| 7 Ivan Rodriguez, R OBP: 0.286, SLG: 0.388 | | | | | | | | | | 4 | 1 | 1 | 0 | 0 | 1 | 1 | | | | | | | | | |
| 7 David Murphy, L OBP: 0.335, SLG: 0.442 | | | | | | | | | | 4 | 0 | 1 | 1 | 0 | 1 | 0 | | | | | | | | | |
| 2 Taylor Teagarden, R OBP: 0.297, SLG: 0.364 | | | | | | | | | | 3 | 0 | 0 | 0 | 0 | 3 | 0 | | | | | | | | | |
| 9 Hank Blalock, L OBP: 0.276, SLG: 0.473 | | | | | | | | | | 0 | 0 | 0 | 0 | 1 | 0 | 0 | | | | | | | | | |
| 20 Julio Borbon, L OBP: 0.440, SLG: 0.489 | | | | | | | | | | 0 | 0 | 0 | 0 | 0 | 0 | 0 | | | | | | | | | |
| 19 Chris Davis, L OBP: 0.262, SLG: 0.420 | | | | | | | | | | 4 | 0 | 1 | 0 | 0 | 2 | 2 | | | | | | | | | |
| 1 Elvis Andrus, R OBP: 0.331, SLG: 0.379 | | | | | | | | | | 3 | 1 | 1 | 0 | 0 | 0 | 1 | | | | | | | | | |
| Inning Stats | R: 0 H: 0 K: 1 S: 10 | H: 0 LOB: 1 BB: 1 P: 18 | R: 0 H: 0 K: 2 S: 9 | H: 0 LOB: 0 BB: 0 P: 17 | R: 0 H: 0 K: 0 S: 6 | H: 0 LOB: 0 BB: 0 P: 8 | R: 0 H: 1 K: 1 S: 11 | H: 1 LOB: 1 BB: 0 P: 16 | R: 0 H: 0 K: 2 S: 8 | H: 0 LOB: 0 BB: 0 P: 10 | R: 1 H: 2 K: 1 S: 11 | H: 2 LOB: 1 BB: 0 P: 16 | R: 0 H: 0 K: 1 S: 8 | H: 0 LOB: 0 BB: 0 P: 11 | R: 0 H: 2 K: 0 S: 10 | H: 2 LOB: 1 BB: 0 P: 16 | R: 1 H: 2 K: 1 S: 11 | H: 2 LOB: 2 BB: 1 P: 18 | 1B: 5 2B: 2 3B: 0 HR: 0 | SF: 0 SAC: 0 DP: 0 HBP: 0 | WP: 0 PB: 0 SB: 2 CS: 1 | PA: 35 | | | |
| PITCHER | IP | WLS | BF | H | R | ER | SO | BB | IBB | HBP | BLK | WP | HR | S | P | ERA | WHIP | | | | | | | | |
| 52 Brian Duensing, L ERA: 4.37 | 7.0 | W | 25 | 3 | 1 | 1 | 8 | 1 | 0 | 0 | 0 | 0 | 0 | 63 | 96 | 1.29 | 0.571 | | | | | | | | |
| 54 Matt Guerrier, R ERA: 2.3 | 1.0 | H | 4 | 2 | 0 | 0 | 0 | 0 | 0 | 0 | 0 | 0 | 0 | 10 | 16 | 0.00 | 2.000 | | | | | | | | |
| 36 Joe Nathan, R ERA: 1.78 | 1.0 | S | 6 | 2 | 1 | 1 | 1 | 1 | 0 | 0 | 0 | 0 | 0 | 11 | 18 | 9.00 | 3.000 | | | | | | | | |

| Batter | 1 | 2 | 3 | 4 | 5 | 6 | 7 | 8 | 9 | AB | R | H | RBI | BB | SO | LOB | BOTTOM | | | | | | | | |
|---|-------------------------------|----------------------------------|------------------------------|----------------------------------|-------------------------------|----------------------------------|-------------------------------|----------------------------------|------------------------------|----------------------------------|------------------------------|---------------------------------|------------------------------|----------------------------------|------------------------------|----------------------------------|--|------------------------------------|----------------------------------|--------|--|--|--|--|--|
| 2 Denard Span, L OBP: 0.395, SLG: 0.407 | | | | | | | | | | 4 | 1 | 2 | 0 | 0 | 0 | 2 | Texas Rangers @ Minnesota Twins Hubert H. Humphrey Metrodome, Minneapolis, MN Fri Aug 28 2009, 8:10 PM EDT Att: 21,641 - Dome - 69 F livebaseballscorecards.com | | | | | | | | |
| 18 Orlando Cabrera, R OBP: 0.310, SLG: 0.369 | | | | | | | | | | 4 | 0 | 0 | 0 | 0 | 0 | 5 | | | | | | | | | |
| 7 Joe Mauer, L OBP: 0.441, SLG: 0.618 | | | | | | | | | | 4 | 1 | 1 | 1 | 0 | 2 | 1 | | | | | | | | | |
| 33 Justin Morneau, L OBP: 0.381, SLG: 0.550 | | | | | | | | | | 4 | 0 | 0 | 0 | 0 | 1 | 1 | | | | | | | | | |
| 16 Jason Kubel, L OBP: 0.368, SLG: 0.524 | | | | | | | | | | 4 | 1 | 1 | 1 | 0 | 0 | 0 | | | | | | | | | |
| 5 Michael Cuddyer, R OBP: 0.343, SLG: 0.510 | | | | | | | | | | 3 | 0 | 1 | 1 | 0 | 0 | 0 | | | | | | | | | |
| 21 Delmon Young, R OBP: 0.288, SLG: 0.384 | | | | | | | | | | 3 | 0 | 0 | 0 | 0 | 0 | 1 | | | | | | | | | |
| 22 Carlos Gómez, R OBP: 0.297, SLG: 0.359 | | | | | | | | | | 0 | 0 | 0 | 0 | 0 | 0 | 0 | | | | | | | | | |
| 23 Brendan Harris, R OBP: 0.310, SLG: 0.371 | | | | | | | | | | 3 | 0 | 2 | 0 | 0 | 1 | 0 | | | | | | | | | |
| 12 Alexi Casilla, S OBP: 0.288, SLG: 0.264 | | | | | | | | | | 2 | 0 | 0 | 0 | 0 | 0 | 2 | | | | | | | | | |
| Inning Stats | R: 3 H: 4 K: 0 S: 16 | H: 4 LOB: 1 BB: 0 P: 22 | R: 0 H: 1 K: 0 S: 8 | H: 1 LOB: 0 BB: 0 P: 12 | R: 0 H: 0 K: 2 S: 10 | H: 0 LOB: 0 BB: 0 P: 14 | R: 0 H: 0 K: 1 S: 12 | H: 0 LOB: 0 BB: 0 P: 18 | R: 0 H: 0 K: 0 S: 5 | H: 0 LOB: 1 BB: 0 P: 13 | R: 0 H: 0 K: 0 S: 6 | H: 0 LOB: 0 BB: 0 P: 7 | R: 0 H: 2 K: 0 S: 9 | H: 2 LOB: 2 BB: 0 P: 16 | R: 0 H: 0 K: 1 S: 8 | H: 0 LOB: 0 BB: 0 P: 13 | 1B: 5 2B: 1 3B: 1 HR: 0 | SF: 0 SAC: 0 DP: 0 HBP: 1 | WP: 0 PB: 0 SB: 1 CS: 0 | PA: 32 | | | | | |
| PITCHER | IP | WLS | BF | H | R | ER | SO | BB | IBB | HBP | BLK | WP | HR | S | P | ERA | WHIP | | | | | | | | |
| 35 Tommy Hunter, R ERA: 2.95 | 7.0 | L | 29 | 7 | 3 | 3 | 3 | 0 | 0 | 1 | 0 | 0 | 0 | 66 | 102 | 3.86 | 1.000 | | | | | | | | |
| 46 Pedro Strop, R ERA: | 1.0 | | 3 | 0 | 0 | 0 | 1 | 0 | 0 | 0 | 0 | 0 | 0 | 8 | 13 | 0.00 | 0.000 | | | | | | | | |

| Batter | 1 | 2 | 3 | 4 | 5 | 6 | 7 | 8 | 9 | AB | R | H | RBI | BB | SO | LOB | TOP | | | |
|--|---------------------------------------|---------------------------------------|---------------------------------------|---------------------------------------|---------------------------------------|---------------------------------------|---------------------------------------|---------------------------------------|---------------------------------------|---------------------------------------|---------------------------------------|---------------------------------------|---------------------------------------|---------------------------------------|---------------------------------------|---------------------------------------|--|------------------------------------|----------------------------------|--------|
| 20 Julio Borbon, L (1, 10) OBP: 0.424, SLG: 0.463 | P3 | | FC4-6 10 1B | | | 32 F9 10 S 1B | P5 | | F7 | 5 | 0 | 1 | 0 | 0 | 0 | 5 | Texas Rangers @ Minnesota Twins Hubert H. Humphrey Metrodome, Minneapolis, MN Sun Aug 30 2009, 2:10 PM EDT Att: 29,282 - Dome - 70 F livebaseballscorecards.com | | | |
| 10 Michael Young, R (1, 5) OBP: 0.378, SLG: 0.530 | G6-3 | | 1B | | | K | | P4 | FC5 | 5 | 0 | 1 | 0 | 0 | 1 | 4 | | | | |
| 32 Josh Hamilton, L (1, 9) OBP: 0.315, SLG: 0.407 | F7 | | K | | | F9 | | K | | 4 | 0 | 0 | 0 | 0 | 2 | 3 | | | | |
| 22 Marlon Byrd, R (1, 8) OBP: 0.321, SLG: 0.478 | G6-3 | | | | | P6 | | 2B | | 4 | 0 | 1 | 0 | 0 | 0 | 1 | | | | |
| 5 Ian Kinsler, R (1, 4) OBP: 0.324, SLG: 0.502 | F9 | | | | | 17 HR | | K | | 4 | 1 | 1 | 0 | 0 | 1 | 1 | | | | |
| 9 Hank Blalock, L (1, 3) OBP: 0.276, SLG: 0.469 | K | | | | | F9 | | | | 3 | 0 | 0 | 0 | 1 | 2 | 1 | | | | |
| 17 Nelson Cruz, R (1, 7) OBP: 0.342, SLG: 0.547 | | | | | | HR | | | | 4 | 1 | 2 | 2 | 0 | 2 | 0 | | | | |
| 7 Ivan Rodriguez, R (1, 2) OBP: 0.288, SLG: 0.398 | | | | | | G4-3 | | | | 3 | 1 | 1 | 0 | 1 | 0 | 2 | | | | |
| 1 Elvis Andrus, R (1, 6) OBP: 0.330, SLG: 0.378 | | | | | | G6-3 | | | | 4 | 0 | 1 | 1 | 0 | 1 | 4 | | | | |
| | | | | | | L4 | | | | | | | | | | | | | | |
| Inning Stats | R: 0 E: 0 K: 0 S: 8 | H: 0 LOB: 0 BB: 0 P: 10 | R: 0 E: 0 K: 1 S: 15 | H: 0 LOB: 0 BB: 0 P: 20 | R: 1 E: 0 K: 2 S: 11 | H: 3 LOB: 2 BB: 0 P: 15 | R: 0 E: 0 K: 1 S: 5 | H: 0 LOB: 0 BB: 0 P: 6 | R: 0 E: 0 K: 1 S: 7 | H: 1 LOB: 1 BB: 0 P: 9 | R: 2 E: 0 K: 0 S: 14 | H: 2 LOB: 1 BB: 1 P: 23 | R: 0 E: 0 K: 2 S: 10 | H: 1 LOB: 1 BB: 0 P: 17 | R: 0 E: 1 K: 1 S: 16 | H: 1 LOB: 3 BB: 1 P: 22 | 1B: 5 2B: 2 3B: 0 HR: 1 | SF: 0 SAC: 0 DP: 0 HBP: 0 | WP: 0 PB: 0 SB: 1 CS: 0 | PA: 38 |
| PITCHER | IP WLS BF H R ER SO | IP WLS BF H R ER SO | IP WLS BF H R ER SO | IP WLS BF H R ER SO | IP WLS BF H R ER SO | IP WLS BF H R ER SO | IP WLS BF H R ER SO | IP WLS BF H R ER SO | IP WLS BF H R ER SO | IP WLS BF H R ER SO | IP WLS BF H R ER SO | IP WLS BF H R ER SO | IP WLS BF H R ER SO | IP WLS BF H R ER SO | IP WLS BF H R ER SO | IP WLS BF H R ER SO | ERA WHIP | ERA WHIP | | |
| 30 Scott Baker, R (1, 1) ERA: 4.44 | 7.0 | 28 | 6 | 3 | 3 | 6 | 1 | 0 | 0 | 0 | 0 | 0 | 0 | 0 | 0 | 0 | 0 | 3.86 | 1.000 | |
| 60 Jon Rauch, R (8, 1) ERA: 4.07 | 1.0 | 4 | 1 | 0 | 0 | 2 | 0 | 0 | 0 | 0 | 0 | 0 | 0 | 0 | 0 | 0 | 0 | 0.00 | 1.000 | |
| 36 Joe Nathan, R (9, 1) ERA: 1.74 | 1.0 | 6 | 1 | 0 | 0 | 1 | 1 | 0 | 0 | 0 | 0 | 0 | 0 | 0 | 0 | 0 | 0.00 | 2.000 | | |
| 36 Joe Nathan, R (9, 1) ERA: 1.74 | 1.0 | 6 | 1 | 0 | 0 | 1 | 1 | 0 | 0 | 0 | 0 | 0 | 0 | 0 | 0 | 0 | 0.00 | 2.000 | | |
| 36 Joe Nathan, R (9, 1) ERA: 1.74 | 1.0 | 6 | 1 | 0 | 0 | 1 | 1 | 0 | 0 | 0 | 0 | 0 | 0 | 0 | 0 | 0 | 0.00 | 2.000 | | |

| Batter | 1 | 2 | 3 | 4 | 5 | 6 | 7 | 8 | 9 | AB | R | H | RBI | BB | SO | LOB | BOTTOM | | | |
|---|---------------------------------------|---------------------------------------|---------------------------------------|---------------------------------------|---------------------------------------|---------------------------------------|---------------------------------------|---------------------------------------|---------------------------------------|---------------------------------------|---------------------------------------|---------------------------------------|---------------------------------------|---------------------------------------|---------------------------------------|---------------------------------------|--|------------------------------------|----------------------------------|--------|
| 2 Denard Span, L (1, 8) OBP: 0.394, SLG: 0.407 | F7 | | | | | G4-3 | | G4-3 | | 5 | 0 | 2 | 0 | 0 | 0 | 3 | Texas Rangers @ Minnesota Twins Hubert H. Humphrey Metrodome, Minneapolis, MN Sun Aug 30 2009, 2:10 PM EDT Att: 29,282 - Dome - 70 F livebaseballscorecards.com | | | |
| 12 Alexi Casilla, S (1, 4) OBP: 0.282, SLG: 0.255 | G3-4-1 | | F8 | | | F9 | | G6-3 | | 4 | 0 | 0 | 0 | 1 | 0 | 5 | | | | |
| 7 Joe Mauer, L (1, 10) OBP: 0.435, SLG: 0.608 | F7 | | F8 | | | F8 | | | | 4 | 0 | 0 | 0 | 0 | 0 | 4 | | | | |
| 33 Justin Morneau, L (1, 3) OBP: 0.379, SLG: 0.546 | P2 | | | | | F7 | | | | 3 | 2 | 1 | 0 | 1 | 0 | 1 | | | | |
| 16 Jason Kubel, L (1, 7) OBP: 0.373, SLG: 0.530 | F7 | | | | | 16 HR | | | | 3 | 1 | 2 | 2 | 1 | 0 | 0 | | | | |
| 22 Carlos Gómez, R (8, PR) OBP: 0.294, SLG: 0.355 | | | | | | 5 1B | | | | 0 | 1 | 0 | 0 | 0 | 0 | 0 | | | | |
| 5 Michael Cuddyer, R (1, 9) OBP: 0.343, SLG: 0.506 | | | | | | | | | | 3 | 0 | 1 | 0 | 1 | 2 | 2 | | | | |
| 23 Brendan Harris, R (1, 5) OBP: 0.309, SLG: 0.373 | FC6-4 | | | | | | | | | 4 | 1 | 1 | 1 | 0 | 0 | 3 | | | | |
| 55 Mike Redmond, R (1, 2) OBP: 0.323, SLG: 0.314 | G4-3 | | | | | | | | | 4 | 0 | 1 | 1 | 0 | 1 | 5 | | | | |
| 18 Orlando Cabrera, R (8, PR) OBP: 0.311, SLG: 0.365 | | | | | | | | | | 0 | 0 | 0 | 0 | 0 | 0 | 0 | | | | |
| 36 Joe Nathan, R (9, 1) ERA: 4.24 | | | | | | | | | | 0 | 0 | 0 | 0 | 0 | 0 | 0 | | | | |
| 8 Nick Punto, S (1, 6) OBP: 0.315, SLG: 0.265 | | | | | | | | | | 4 | 0 | 2 | 1 | 0 | 1 | 1 | | | | |
| | | | | | | | | | | | | | | | | | | | | |
| Inning Stats | R: 0 E: 0 K: 0 S: 8 | H: 1 LOB: 1 BB: 0 P: 13 | R: 0 E: 0 K: 0 S: 10 | H: 0 LOB: 1 BB: 1 P: 19 | R: 0 E: 0 K: 0 S: 8 | H: 1 LOB: 0 BB: 0 P: 11 | R: 2 E: 0 K: 1 S: 22 | H: 3 LOB: 1 BB: 0 P: 31 | R: 0 E: 0 K: 0 S: 16 | H: 0 LOB: 0 BB: 0 P: 21 | R: 0 E: 0 K: 1 S: 11 | H: 1 LOB: 2 BB: 1 P: 19 | R: 0 E: 0 K: 1 S: 11 | H: 1 LOB: 1 BB: 1 P: 20 | R: 3 E: 1 K: 1 S: 18 | H: 3 LOB: 3 BB: 1 P: 27 | 1B: 5 2B: 4 3B: 1 HR: 1 | SF: 0 SAC: 0 DP: 1 HBP: 0 | WP: 1 PB: 0 SB: 0 CS: 0 | PA: 38 |
| PITCHER | IP WLS BF H R ER SO | IP WLS BF H R ER SO | IP WLS BF H R ER SO | IP WLS BF H R ER SO | IP WLS BF H R ER SO | IP WLS BF H R ER SO | IP WLS BF H R ER SO | IP WLS BF H R ER SO | IP WLS BF H R ER SO | IP WLS BF H R ER SO | IP WLS BF H R ER SO | IP WLS BF H R ER SO | IP WLS BF H R ER SO | IP WLS BF H R ER SO | IP WLS BF H R ER SO | IP WLS BF H R ER SO | ERA WHIP | ERA WHIP | | |
| 33 Kevin Millwood, R (1, 1) ERA: 3.61 | 6.0 | 26 | 6 | 2 | 2 | 2 | 2 | 0 | 0 | 0 | 0 | 0 | 0 | 0 | 0 | 0 | 3.00 | 1.333 | | |
| 49 Jason Grilli, R (7, 1) ERA: 4.24 | 1.0 | 4 | 1 | 0 | 0 | 1 | 1 | 0 | 0 | 0 | 0 | 0 | 0 | 0 | 0 | 0 | 0.00 | 2.000 | | |
| 36 C.J. Wilson, L (8, 1) ERA: 3.3 | 1.0 | 8 | 3 | 3 | 3 | 1 | 1 | 0 | 0 | 0 | 0 | 0 | 0 | 0 | 0 | 0 | 27.00 | 4.000 | | |

| | |
|-----|----|
| AB | 36 |
| R | 3 |
| H | 8 |
| RBI | 3 |
| BB | 2 |
| SO | 9 |
| LOB | 21 |



| | |
|-----|----|
| AB | 34 |
| R | 5 |
| H | 10 |
| RBI | 5 |
| BB | 4 |
| SO | 4 |
| LOB | 24 |



| Batter | 1 | 2 | 3 | 4 | 5 | 6 | 7 | 8 | 9 | AB | R | H | RBI | BB | SO | LOB | TOP | | | | | |
|---|---|----------------------------------|------------------------------|----------------------------------|------------------------------|----------------------------------|-------------------------------|----------------------------------|-------------------------------|----------------------------------|------------------------------|----------------------------------|------------------------------|----------------------------------|------------------------------|----------------------------------|-------------------------------|----------------------------------|----------------------------------|------------------------------------|----------------------------------|--------|
| 19 Marco Scutaro, R OBP: 0.389, SLG: 0.427 | | | | | | | | | | 3 | 3 | 1 | 0 | 2 | 1 | 1 | | | | | | |
| 2 Aaron Hill, R OBP: 0.324, SLG: 0.498 | | | | | | | | | | 5 | 3 | 2 | 2 | 1 | 1 | 2 | | | | | | |
| 26 Adam Lind, L OBP: 0.308, SLG: 0.554 | | | | | | | | | | 5 | 3 | 3 | 8 | 1 | 0 | 1 | | | | | | |
| 35 Lyle Overbay, L OBP: 0.384, SLG: 0.473 | | | | | | | | | | 5 | 0 | 1 | 0 | 0 | 0 | 2 | | | | | | |
| 15 Kevin Millar, R OBP: 0.376 | | | | | | | | | | 1 | 1 | 0 | 0 | 0 | 1 | 1 | | | | | | |
| 45 Travis Snider, R OBP: 0.307, SLG: 0.401 | | | | | | | | | | 5 | 2 | 2 | 2 | 0 | 1 | 1 | | | | | | |
| 10 Vernon Wells, R OBP: 0.307, SLG: 0.402 | | | | | | | | | | 5 | 2 | 2 | 2 | 0 | 1 | 1 | | | | | | |
| 21 Randy Ruiz, R OBP: 0.382, SLG: 0.508 | | | | | | | | | | 2 | 1 | 0 | 0 | 2 | 1 | 1 | | | | | | |
| 20 Rod Barajas, R OBP: 0.275, SLG: 0.430 | | | | | | | | | | 4 | 2 | 2 | 5 | 0 | 1 | 2 | | | | | | |
| 19 José Bautista, R OBP: 0.354, SLG: 0.313 | | | | | | | | | | 4 | 1 | 0 | 0 | 1 | 1 | 2 | | | | | | |
| 6 John McDonald, R OBP: 0.284, SLG: 0.379 | | | | | | | | | | 5 | 2 | 3 | 1 | 0 | 1 | 0 | | | | | | |
| Inning Stats | R: 5 E: 0 K: 0 S: 11 | H: 3 LOB: 0 BB: 2 P: 23 | R: 0 E: 1 K: 1 S: 6 | H: 0 LOB: 1 BB: 0 P: 11 | R: 1 E: 0 K: 0 S: 9 | H: 1 LOB: 1 BB: 1 P: 19 | R: 4 E: 0 K: 0 S: 15 | H: 3 LOB: 0 BB: 2 P: 26 | R: 1 E: 0 K: 1 S: 17 | H: 2 LOB: 1 BB: 0 P: 30 | R: 0 E: 0 K: 1 S: 8 | H: 0 LOB: 0 BB: 0 P: 12 | R: 0 E: 0 K: 2 S: 9 | H: 0 LOB: 0 BB: 0 P: 13 | R: 0 E: 0 K: 1 S: 8 | H: 0 LOB: 0 BB: 1 P: 14 | R: 7 E: 0 K: 2 S: 30 | H: 5 LOB: 1 BB: 3 P: 55 | 1B: 5 2B: 4 3B: 1 HR: 4 | SF: 1 SAC: 0 DP: 0 HBP: 2 | WP: 0 PB: 0 SB: 0 CS: 2 | PA: 50 |
| PITCHER | IP WLS BF H R ER SO BB IBB HBP BLK WP HR S P ERA WHIP | | | | | | | | | | | | | | | | | | | | | |
| 45 Derek Holland, L ERA: 5.83 | 3.0 L 21 7 10 10 1 3 0 0 0 0 0 2 36 71 30.00 3.333 | | | | | | | | | | | | | | | | | | | | | |
| 52 Doug Mathis, R ERA: 3.0 | 3.0 11 2 1 1 2 0 0 0 0 0 1 30 50 3.00 0.667 | | | | | | | | | | | | | | | | | | | | | |
| 56 Darren O'Day, R ERA: 1.66 | 2.0 6 0 0 0 3 1 0 0 0 0 0 17 27 0.00 0.500 | | | | | | | | | | | | | | | | | | | | | |
| 49 Jason Grilli, R ERA: 4.91 | 0.0 3 3 3 3 0 0 0 0 0 0 1 10 15 ∞ ∞ | | | | | | | | | | | | | | | | | | | | | |
| 46 Pedro Strop, R ERA: 18.0 | 1.0 8 2 4 4 2 3 0 0 0 0 0 20 40 36.00 5.000 | | | | | | | | | | | | | | | | | | | | | |

Toronto Blue Jays @ Texas Rangers
Rangers Ballpark in Arlington, Arlington, TX
Mon Aug 31 2009, 8:05 PM EDT
Att: 16,1675 - Clear - 83 F

AB 39
R 18
H 14
RBI 18
BB 7
SO 8
LOB 13



| Batter | 1 | 2 | 3 | 4 | 5 | 6 | 7 | 8 | 9 | AB | R | H | RBI | BB | SO | LOB | BOTTOM | | | | | |
|---|---|---------------------------------|------------------------------|----------------------------------|------------------------------|----------------------------------|------------------------------|----------------------------------|-------------------------------|----------------------------------|-------------------------------|----------------------------------|------------------------------|----------------------------------|------------------------------|----------------------------------|-------------------------------|----------------------------------|-----------------------------------|------------------------------------|----------------------------------|--------|
| 5 Ian Kinsler, R OBP: 0.325, SLG: 0.505 | | | | | | | | | | 5 | 1 | 2 | 3 | 0 | 0 | 1 | | | | | | |
| 10 Michael Young, R OBP: 0.376, SLG: 0.528 | | | | | | | | | | 4 | 0 | 1 | 1 | 0 | 1 | 2 | | | | | | |
| 32 Josh Hamilton, L OBP: 0.316, SLG: 0.407 | | | | | | | | | | 5 | 1 | 2 | 1 | 0 | 1 | 1 | | | | | | |
| 22 Marlon Byrd, R OBP: 0.320, SLG: 0.475 | | | | | | | | | | 5 | 1 | 1 | 0 | 0 | 1 | 3 | | | | | | |
| 17 Nelson Cruz, R OBP: 0.340, SLG: 0.551 | | | | | | | | | | 5 | 1 | 1 | 3 | 0 | 2 | 1 | | | | | | |
| 7 David Murphy, L OBP: 0.336, SLG: 0.435 | | | | | | | | | | 5 | 2 | 2 | 0 | 0 | 2 | 0 | | | | | | |
| 2 Taylor Teagarden, R OBP: 0.269, SLG: 0.314 | | | | | | | | | | 4 | 2 | 3 | 0 | 0 | 0 | 0 | | | | | | |
| 19 Chris Davis, L OBP: 0.258, SLG: 0.413 | | | | | | | | | | 3 | 0 | 1 | 2 | 0 | 1 | 1 | | | | | | |
| 1 Elvis Andrus, R OBP: 0.332, SLG: 0.377 | | | | | | | | | | 3 | 2 | 1 | 0 | 1 | 0 | 3 | | | | | | |
| Inning Stats | R: 0 E: 0 K: 0 S: 6 | H: 0 LOB: 0 BB: 0 P: 9 | R: 0 E: 0 K: 1 S: 9 | H: 0 LOB: 0 BB: 0 P: 14 | R: 0 E: 0 K: 0 S: 9 | H: 1 LOB: 1 BB: 0 P: 14 | R: 0 E: 0 K: 1 S: 9 | H: 1 LOB: 0 BB: 0 P: 14 | R: 2 E: 0 K: 2 S: 16 | H: 3 LOB: 2 BB: 1 P: 29 | R: 1 E: 0 K: 0 S: 17 | H: 2 LOB: 1 BB: 0 P: 23 | R: 0 E: 0 K: 1 S: 9 | H: 0 LOB: 0 BB: 0 P: 13 | R: 0 E: 0 K: 2 S: 9 | H: 0 LOB: 0 BB: 0 P: 14 | R: 0 E: 0 K: 2 S: 30 | H: 0 LOB: 0 BB: 0 P: 55 | 1B: 12 2B: 0 3B: 1 HR: 1 | SF: 2 SAC: 0 DP: 0 HBP: 0 | WP: 1 PB: 0 SB: 0 CS: 0 | PA: 42 |
| PITCHER | IP WLS BF H R ER SO BB IBB HBP BLK WP HR S P ERA WHIP | | | | | | | | | | | | | | | | | | | | | |
| 27 Brett Cecil, L ERA: 5.42 | 5.0 W 24 9 7 7 3 1 0 0 0 0 0 13 25 27.00 4.500 | | | | | | | | | | | | | | | | | | | | | |
| 44 Casey Janssen, R ERA: 6.25 | 0.2 5 2 2 2 2 1 0 0 0 0 0 0 13 25 27.00 4.500 | | | | | | | | | | | | | | | | | | | | | |
| 39 Jesse Carlson, L ERA: 4.88 | 0.2 H 5 3 1 1 0 0 0 0 0 0 1 0 16 21 13.50 4.500 | | | | | | | | | | | | | | | | | | | | | |
| 37 Scott Downs, L ERA: 3.0 | 1.2 H 5 0 0 0 1 0 0 0 0 0 0 0 13 19 0.00 0.000 | | | | | | | | | | | | | | | | | | | | | |
| 54 Jason Frasor, R ERA: 1.79 | 1.0 3 0 0 0 2 0 0 0 0 0 0 0 9 14 0.00 0.000 | | | | | | | | | | | | | | | | | | | | | |

Toronto Blue Jays @ Texas Rangers
Rangers Ballpark in Arlington, Arlington, TX
Mon Aug 31 2009, 8:05 PM EDT
Att: 16,1675 - Clear - 83 F

AB 39
R 10
H 14
RBI 10
BB 1
SO 8
LOB 12



| Batter | 1 | 2 | 3 | 4 | 5 | 6 | 7 | 8 | 9 | AB | R | H | RBI | BB | SO | LOB | TOP | | | | | | | | |
|---|---|---|---|---|---|---|---|---|---|---|---|---|---|---|---|---|---|---|---|---|---|---|---|---|---|
| 19 Marco Scutaro, R OBP: 0.384, SLG: 0.421 | | | | | | | | | | 4 | 0 | 0 | 0 | 0 | 2 | 2 | Toronto Blue Jays @ Texas Rangers Rangers Ballpark in Arlington, Arlington, TX Tue Sep 01 2009, 5:10 PM EDT Att: 17,203 - Clear - 87 F | | | | | | | | |
| 1 Joe Inglett, L OBP: 0.333, SLG: 0.324 | | | | | | | | | | 2 | 0 | 2 | 0 | 1 | 0 | 0 | | | | | | | | | |
| 2 Aaron Hill, R OBP: 0.324, SLG: 0.497 | | | | | | | | | | 1 | 0 | 1 | 1 | 0 | 0 | 0 | | | | | | | | | |
| 26 Adam Lind, L OBP: 0.367, SLG: 0.559 | | | | | | | | | | 3 | 1 | 0 | 0 | 1 | 0 | 3 | | | | | | | | | |
| 35 Lyle Overbay, L OBP: 0.382, SLG: 0.471 | | | | | | | | | | 4 | 0 | 1 | 1 | 0 | 1 | 3 | | | | | | | | | |
| 10 Vernon Wells, R OBP: 0.302, SLG: 0.396 | | | | | | | | | | 4 | 0 | 0 | 0 | 0 | 1 | 4 | | | | | | | | | |
| 15 Kevin Millar, R OBP: 0.311, SLG: 0.373 | | | | | | | | | | 2 | 0 | 0 | 0 | 2 | 0 | 0 | | | | | | | | | |
| 45 Travis Snider, L OBP: 0.300, SLG: 0.389 | | | | | | | | | | 4 | 0 | 0 | 0 | 0 | 1 | 3 | | | | | | | | | |
| 13 Raul Chavez, R OBP: 0.273, SLG: 0.346 | | | | | | | | | | 4 | 1 | 1 | 0 | 0 | 0 | 0 | | | | | | | | | |
| 6 John McDonald, R OBP: 0.274, SLG: 0.375 | | | | | | | | | | 3 | 0 | 1 | 0 | 0 | 0 | 0 | | | | | | | | | |
| Inning Stats | R: 0 E: 0 K: 0 S: 8 | H: 1 LOB: 0 BB: 0 P: 14 | R: 0 E: 0 K: 0 S: 12 | H: 0 LOB: 1 BB: 1 P: 18 | R: 0 E: 0 K: 1 S: 11 | H: 0 LOB: 0 BB: 0 P: 16 | R: 0 E: 0 K: 0 S: 8 | H: 0 LOB: 0 BB: 1 P: 15 | R: 0 E: 0 K: 1 S: 9 | H: 0 LOB: 0 BB: 0 P: 15 | R: 0 E: 0 K: 0 S: 6 | H: 0 LOB: 0 BB: 0 P: 7 | R: 1 E: 0 K: 1 S: 17 | H: 2 LOB: 2 BB: 1 P: 24 | R: 1 E: 0 K: 2 S: 18 | H: 3 LOB: 3 BB: 1 P: 30 | R: 0 E: 0 K: 0 S: 6 | H: 0 LOB: 0 BB: 0 P: 8 | 1B: 4 2B: 2 3B: 0 HR: 0 | SF: 0 SAC: 0 DP: 2 HBP: 0 | WP: 1 PB: 0 SB: 0 CS: 0 | PA: 35 | | | |
| PITCHER | IP WLS BF H R ER SO BB IBB HBP BLK WP HR S P ERA WHIP | IP WLS BF H R ER SO BB IBB HBP BLK WP HR S P ERA WHIP | IP WLS BF H R ER SO BB IBB HBP BLK WP HR S P ERA WHIP | IP WLS BF H R ER SO BB IBB HBP BLK WP HR S P ERA WHIP | IP WLS BF H R ER SO BB IBB HBP BLK WP HR S P ERA WHIP | IP WLS BF H R ER SO BB IBB HBP BLK WP HR S P ERA WHIP | IP WLS BF H R ER SO BB IBB HBP BLK WP HR S P ERA WHIP | IP WLS BF H R ER SO BB IBB HBP BLK WP HR S P ERA WHIP | IP WLS BF H R ER SO BB IBB HBP BLK WP HR S P ERA WHIP | IP WLS BF H R ER SO BB IBB HBP BLK WP HR S P ERA WHIP | IP WLS BF H R ER SO BB IBB HBP BLK WP HR S P ERA WHIP | IP WLS BF H R ER SO BB IBB HBP BLK WP HR S P ERA WHIP | IP WLS BF H R ER SO BB IBB HBP BLK WP HR S P ERA WHIP | IP WLS BF H R ER SO BB IBB HBP BLK WP HR S P ERA WHIP | IP WLS BF H R ER SO BB IBB HBP BLK WP HR S P ERA WHIP | IP WLS BF H R ER SO BB IBB HBP BLK WP HR S P ERA WHIP | IP WLS BF H R ER SO BB IBB HBP BLK WP HR S P ERA WHIP | IP WLS BF H R ER SO BB IBB HBP BLK WP HR S P ERA WHIP | IP WLS BF H R ER SO BB IBB HBP BLK WP HR S P ERA WHIP | IP WLS BF H R ER SO BB IBB HBP BLK WP HR S P ERA WHIP | IP WLS BF H R ER SO BB IBB HBP BLK WP HR S P ERA WHIP | IP WLS BF H R ER SO BB IBB HBP BLK WP HR S P ERA WHIP | IP WLS BF H R ER SO BB IBB HBP BLK WP HR S P ERA WHIP | IP WLS BF H R ER SO BB IBB HBP BLK WP HR S P ERA WHIP | IP WLS BF H R ER SO BB IBB HBP BLK WP HR S P ERA WHIP |

| | |
|-----|----|
| AB | 31 |
| R | 2 |
| H | 6 |
| RBI | 2 |
| BB | 4 |
| SO | 5 |
| LOB | 15 |



| Batter | 1 | 2 | 3 | 4 | 5 | 6 | 7 | 8 | 9 | AB | R | H | RBI | BB | SO | LOB | BOTTOM | | | | | | | | |
|---|---|---|---|---|---|---|---|---|---|---|---|---|---|---|---|---|---|---|---|---|---|---|---|---|---|
| 5 Ian Kinsler, R OBP: 0.330, SLG: 0.513 | | | | | | | | | | 3 | 0 | 2 | 0 | 1 | 0 | 3 | Toronto Blue Jays @ Texas Rangers Rangers Ballpark in Arlington, Arlington, TX Tue Sep 01 2009, 5:10 PM EDT Att: 17,203 - Clear - 87 F | | | | | | | | |
| 10 Michael Young, R OBP: 0.376, SLG: 0.524 | | | | | | | | | | 2 | 0 | 0 | 0 | 0 | 2 | | | | | | | | | | |
| 1 Elvis Andrus, R OBP: 0.332, SLG: 0.379 | | | | | | | | | | 2 | 1 | 1 | 0 | 0 | 1 | 1 | | | | | | | | | |
| 32 Josh Hamilton, L OBP: 0.317, SLG: 0.423 | | | | | | | | | | 4 | 2 | 2 | 3 | 0 | 0 | 1 | | | | | | | | | |
| 22 Marlon Byrd, R OBP: 0.316, SLG: 0.468 | | | | | | | | | | 3 | 0 | 0 | 0 | 1 | 1 | 1 | | | | | | | | | |
| 17 Nelson Cruz, R OBP: 0.341, SLG: 0.546 | | | | | | | | | | 4 | 0 | 0 | 0 | 0 | 2 | 1 | | | | | | | | | |
| 7 David Murphy, L OBP: 0.338, SLG: 0.439 | | | | | | | | | | 4 | 1 | 2 | 0 | 0 | 0 | 1 | | | | | | | | | |
| 7 Ivan Rodriguez, R OBP: 0.289, SLG: 0.398 | | | | | | | | | | 3 | 0 | 0 | 0 | 1 | 1 | 2 | | | | | | | | | |
| 19 Chris Davis, L OBP: 0.268, SLG: 0.429 | | | | | | | | | | 4 | 1 | 2 | 2 | 0 | 0 | 2 | | | | | | | | | |
| 13 Omar Vizquel, S OBP: 0.348, SLG: 0.389 | | | | | | | | | | 3 | 0 | 0 | 0 | 1 | 1 | 1 | | | | | | | | | |
| Inning Stats | R: 0 E: 0 K: 1 S: 8 | H: 0 LOB: 1 BB: 1 P: 13 | R: 0 E: 0 K: 2 S: 11 | H: 1 LOB: 0 BB: 0 P: 15 | R: 0 E: 0 K: 0 S: 11 | H: 1 LOB: 0 BB: 0 P: 17 | R: 2 E: 0 K: 1 S: 17 | H: 2 LOB: 3 BB: 3 P: 35 | R: 2 E: 0 K: 0 S: 14 | H: 2 LOB: 0 BB: 0 P: 24 | R: 1 E: 0 K: 2 S: 16 | H: 2 LOB: 1 BB: 0 P: 22 | R: 0 E: 0 K: 0 S: 5 | H: 0 LOB: 0 BB: 0 P: 6 | R: 0 E: 0 K: 0 S: 12 | H: 1 LOB: 1 BB: 0 P: 19 | R: 0 E: 0 K: 0 S: 6 | H: 0 LOB: 0 BB: 0 P: 8 | 1B: 4 2B: 2 3B: 0 HR: 3 | SF: 0 SAC: 0 DP: 0 HBP: 0 | WP: 0 PB: 0 SB: 0 CS: 1 | PA: 36 | | | |
| PITCHER | IP WLS BF H R ER SO BB IBB HBP BLK WP HR S P ERA WHIP | IP WLS BF H R ER SO BB IBB HBP BLK WP HR S P ERA WHIP | IP WLS BF H R ER SO BB IBB HBP BLK WP HR S P ERA WHIP | IP WLS BF H R ER SO BB IBB HBP BLK WP HR S P ERA WHIP | IP WLS BF H R ER SO BB IBB HBP BLK WP HR S P ERA WHIP | IP WLS BF H R ER SO BB IBB HBP BLK WP HR S P ERA WHIP | IP WLS BF H R ER SO BB IBB HBP BLK WP HR S P ERA WHIP | IP WLS BF H R ER SO BB IBB HBP BLK WP HR S P ERA WHIP | IP WLS BF H R ER SO BB IBB HBP BLK WP HR S P ERA WHIP | IP WLS BF H R ER SO BB IBB HBP BLK WP HR S P ERA WHIP | IP WLS BF H R ER SO BB IBB HBP BLK WP HR S P ERA WHIP | IP WLS BF H R ER SO BB IBB HBP BLK WP HR S P ERA WHIP | IP WLS BF H R ER SO BB IBB HBP BLK WP HR S P ERA WHIP | IP WLS BF H R ER SO BB IBB HBP BLK WP HR S P ERA WHIP | IP WLS BF H R ER SO BB IBB HBP BLK WP HR S P ERA WHIP | IP WLS BF H R ER SO BB IBB HBP BLK WP HR S P ERA WHIP | IP WLS BF H R ER SO BB IBB HBP BLK WP HR S P ERA WHIP | IP WLS BF H R ER SO BB IBB HBP BLK WP HR S P ERA WHIP | IP WLS BF H R ER SO BB IBB HBP BLK WP HR S P ERA WHIP | IP WLS BF H R ER SO BB IBB HBP BLK WP HR S P ERA WHIP | IP WLS BF H R ER SO BB IBB HBP BLK WP HR S P ERA WHIP | IP WLS BF H R ER SO BB IBB HBP BLK WP HR S P ERA WHIP | IP WLS BF H R ER SO BB IBB HBP BLK WP HR S P ERA WHIP | IP WLS BF H R ER SO BB IBB HBP BLK WP HR S P ERA WHIP | IP WLS BF H R ER SO BB IBB HBP BLK WP HR S P ERA WHIP |

| | |
|-----|----|
| AB | 32 |
| R | 5 |
| H | 9 |
| RBI | 5 |
| BB | 4 |
| SO | 6 |
| LOB | 15 |



| Batter | 1 | 2 | 3 | 4 | 5 | 6 | 7 | 8 | 9 | AB | R | H | RBI | BB | SO | LOB | TOP | | | | | | | | | | |
|---|---------------------------------------|----------------------------------|--------------------------------------|---------------------------------|--------------------------------------|----------------------------------|---------------------------------------|----------------------------------|--------------------------------------|---------------------------------|---------------------------------------|----------------------------------|--------------------------------------|----------------------------------|--------------------------------------|----------------------------------|---|------------------------------------|-------------------------|--------|--|--|--|--|--|--|--|
| 19 Marco Scutaro, R OBP: 0.381, SLG: 0.417 | | | G4-3 | | | | F9 | L8 | | 4 | 0 | 0 | 0 | 0 | 1 | 0 | Toronto Blue Jays @ Texas Rangers Rangers Ballpark in Arlington, Arlington, TX Wed Sep 02 2009, 8:05 PM EDT Att: 21,836 - Partly Cloudy - 95 F | | | | | | | | | | |
| 2 Aaron Hill, R OBP: 0.324, SLG: 0.495 | | | K | | | P6 | G6-3 | | 3 | 1 | 0 | 0 | 1 | 1 | 0 | | | | | | | | | | | | |
| 26 Adam Lind, L OBP: 0.366, SLG: 0.559 | | | | | | P5 | K | K | 4 | 1 | 1 | 1 | 0 | 2 | 0 | | | | | | | | | | | | |
| 35 Lyle Overbay, L OBP: 0.383, SLG: 0.480 | | | | | | G3 | G3 | K | 4 | 1 | 2 | 2 | 0 | 1 | 0 | | | | | | | | | | | | |
| 20 Rod Barajas, R OBP: 0.272, SLG: 0.423 | | | | | | F8 | F9 | P3 | 4 | 0 | 0 | 0 | 0 | 0 | 0 | | | | | | | | | | | | |
| 21 Randy Ruiz, R OBP: 0.342, SLG: 0.565 | | | | | | G5-3 | | | 3 | 1 | 2 | 1 | 1 | 0 | 0 | | | | | | | | | | | | |
| 45 Travis Snider, L OBP: 0.299, SLG: 0.381 | | | | | | L9 | F7 | F9 | 3 | 0 | 0 | 0 | 1 | 0 | 1 | | | | | | | | | | | | |
| 19 José Bautista, R OBP: 0.346, SLG: 0.305 | | | | | | F9 | E6 | K | 3 | 0 | 0 | 0 | 0 | 1 | 2 | | | | | | | | | | | | |
| 6 John McDonald, R OBP: 0.263, SLG: 0.360 | | | | | | P4 | P4 | F7 | 3 | 0 | 0 | 0 | 0 | 0 | 0 | | | | | | | | | | | | |
| Inning Stats | R: 2 H: 2 E: 0 K: 1 S: 11 | H: 2 LOB: 0 BB: 1 P: 20 | R: 0 H: 0 E: 0 K: 0 S: 6 | H: 0 LOB: 0 BB: 0 P: 7 | R: 0 H: 0 E: 0 K: 1 S: 9 | H: 0 LOB: 0 BB: 0 P: 11 | R: 1 H: 2 E: 1 K: 0 S: 10 | H: 2 LOB: 2 BB: 1 P: 15 | R: 0 H: 0 E: 0 K: 1 S: 6 | H: 0 LOB: 0 BB: 0 P: 9 | R: 1 H: 1 E: 0 K: 1 S: 14 | H: 1 LOB: 0 BB: 0 P: 17 | R: 0 H: 0 E: 0 K: 1 S: 6 | H: 0 LOB: 0 BB: 1 P: 15 | R: 0 H: 0 E: 0 K: 1 S: 8 | H: 0 LOB: 1 BB: 1 P: 15 | 1B: 2 2B: 1 3B: 0 HR: 2 | SF: 0 SAC: 0 DP: 0 HBP: 0 | WP: 0 PB: 0 CS: 0 | PA: 34 | | | | | | | |
| PITCHER | IP | WLS | BF | H | R | ER | SO | BB | IBB | HBP | BLK | WP | HR | S | P | ERA | WHIP | | | | | | | | | | |
| 35 Tommy Hunter, R ERA: 3.14 | 7.0 | W | 27 | 5 | 4 | 4 | 4 | 2 | 0 | 0 | 0 | 0 | 2 | 62 | 86 | 5.14 | 1.000 | | | | | | | | | | |
| 36 C.J. Wilson, L ERA: 3.19 | 1.1 | H | 4 | 0 | 0 | 0 | 2 | 0 | 0 | 0 | 0 | 0 | 0 | 9 | 14 | 0.00 | 0.000 | | | | | | | | | | |
| 50 Frank Francisco, R ERA: 3.32 | 0.2 | S | 3 | 0 | 0 | 0 | 0 | 1 | 0 | 0 | 0 | 0 | 0 | 5 | 10 | 0.00 | 1.500 | | | | | | | | | | |

| Batter | 1 | 2 | 3 | 4 | 5 | 6 | 7 | 8 | 9 | AB | R | H | RBI | BB | SO | LOB | BOTTOM | | | | | | | | | | |
|---|--------------------------------------|----------------------------------|---------------------------------------|----------------------------------|--------------------------------------|---------------------------------|---------------------------------------|----------------------------------|---------------------------------------|----------------------------------|---------------------------------------|----------------------------------|---------------------------------------|----------------------------------|--------------------------------------|----------------------------------|---|------------------------------------|-------------------------|--------|--|--|--|--|--|--|--|
| 20 Julio Borbon, L OBP: 0.429, SLG: 0.456 | | | B1-3 | | | L8 | | | | 3 | 1 | 1 | 0 | 1 | 0 | 1 | Toronto Blue Jays @ Texas Rangers Rangers Ballpark in Arlington, Arlington, TX Wed Sep 02 2009, 8:05 PM EDT Att: 21,836 - Partly Cloudy - 95 F | | | | | | | | | | |
| 1 Elvis Andrus, R OBP: 0.331, SLG: 0.386 | | | G5-3 | | | G6-3 | | | | 4 | 1 | 1 | 2 | 0 | 0 | 1 | | | | | | | | | | | |
| 5 Ian Kinsler, R OBP: 0.327, SLG: 0.509 | | | L9 | | | L9 | | | | 4 | 0 | 0 | 0 | 0 | 0 | 0 | | | | | | | | | | | |
| 32 Josh Hamilton, L OBP: 0.318, SLG: 0.426 | | | K | | | L8 | | | | 2 | 1 | 1 | 0 | 0 | 1 | 0 | | | | | | | | | | | |
| 22 Marlon Byrd, R OBP: 0.317, SLG: 0.468 | | | K | | | L8 | | | | 2 | 0 | 1 | 0 | 0 | 0 | 0 | | | | | | | | | | | |
| 17 Nelson Cruz, R OBP: 0.345, SLG: 0.556 | | | | | | | | | | 4 | 2 | 3 | 2 | 0 | 1 | 1 | | | | | | | | | | | |
| 7 David Murphy, L OBP: 0.342, SLG: 0.440 | | | | | | | | | | 2 | 1 | 1 | 0 | 2 | 0 | 1 | | | | | | | | | | | |
| 7 Ivan Rodriguez, R OBP: 0.289, SLG: 0.395 | | | | | | | | | | 3 | 0 | 0 | 0 | 1 | 1 | 4 | | | | | | | | | | | |
| 9 Hank Blalock, L OBP: 0.278, SLG: 0.470 | | | | | | | | | | 4 | 0 | 2 | 1 | 0 | 0 | 2 | | | | | | | | | | | |
| 13 Omar Vizquel, S OBP: 0.346, SLG: 0.389 | | | | | | | | | | 0 | 0 | 0 | 0 | 0 | 0 | 0 | | | | | | | | | | | |
| 19 Chris Davis, L OBP: 0.264, SLG: 0.423 | | | K | | | F7 | | | | 4 | 0 | 0 | 0 | 0 | 2 | 5 | | | | | | | | | | | |
| Inning Stats | R: 0 H: 1 E: 0 K: 0 S: 7 | H: 2 LOB: 0 BB: 0 P: 11 | R: 1 H: 2 E: 0 K: 3 S: 15 | H: 2 LOB: 1 BB: 1 P: 27 | R: 0 H: 0 E: 0 K: 0 S: 7 | H: 0 LOB: 0 BB: 0 P: 8 | R: 1 H: 2 E: 0 K: 0 S: 12 | H: 2 LOB: 1 BB: 0 P: 17 | R: 2 H: 1 E: 0 K: 1 S: 13 | H: 1 LOB: 1 BB: 1 P: 21 | R: 2 H: 1 E: 0 K: 1 S: 22 | H: 1 LOB: 1 BB: 2 P: 36 | R: 0 H: 1 E: 0 K: 1 S: 12 | H: 1 LOB: 0 BB: 0 P: 22 | R: 0 H: 2 E: 0 K: 0 S: 8 | H: 2 LOB: 1 BB: 0 P: 11 | 1B: 7 2B: 2 3B: 0 HR: 2 | SF: 0 SAC: 0 DP: 2 HBP: 0 | WP: 0 PB: 0 CS: 0 | PA: 36 | | | | | | | |
| PITCHER | IP | WLS | BF | H | R | ER | SO | BB | IBB | HBP | BLK | WP | HR | S | P | ERA | WHIP | | | | | | | | | | |
| 48 Scott Richmond, R ERA: 4.53 | 5.0 | L | 25 | 7 | 5 | 5 | 3 | 4 | 0 | 0 | 0 | 0 | 2 | 66 | 105 | 9.00 | 2.200 | | | | | | | | | | |
| 39 Jesse Carlson, L ERA: 4.79 | 1.0 | | 3 | 0 | 0 | 0 | 1 | 0 | 0 | 0 | 0 | 0 | 0 | 10 | 15 | 0.00 | 0.000 | | | | | | | | | | |
| 44 Casey Janssen, R ERA: 6.06 | 1.0 | | 4 | 1 | 0 | 0 | 1 | 0 | 0 | 0 | 0 | 0 | 0 | 12 | 22 | 0.00 | 1.000 | | | | | | | | | | |
| 40 Brian Wolfe, R ERA: 6.1 | 1.0 | | 4 | 2 | 0 | 0 | 0 | 0 | 0 | 0 | 0 | 0 | 0 | 8 | 11 | 0.00 | 2.000 | | | | | | | | | | |

| | |
|-----|----|
| AB | 31 |
| R | 4 |
| H | 5 |
| RBI | 4 |
| BB | 3 |
| SO | 6 |
| LOB | 3 |



| | |
|-----|----|
| AB | 32 |
| R | 6 |
| H | 10 |
| RBI | 5 |
| BB | 4 |
| SO | 5 |
| LOB | 15 |




| Batter | 1 | 2 | 3 | 4 | 5 | 6 | 7 | 8 | 9 | AB R H RBI BB SO LOB | TOP | | | | | | | | | | | |
|--|---|----------------------------------|------------------------------|----------------------------------|------------------------------|----------------------------------|-------------------------------|----------------------------------|-------------------------------|----------------------------------|--|---|----------------------------------|-------------------------------|----------------------------------|------------------------------|---------------------------------|------------------------------|---------------------------------|-------------------------|------------------------------------|----------------------------------|
| 20 Julio Borbon, L (1, 10) OBP: 0.397, SLG: 0.419 | B3 | | L3 | | F8 | | FC1-6 F8 1 S | | G3 | 5 0 0 0 0 0 2 | Texas Rangers @ Baltimore Orioles Oriole Park at Camden Yards, Baltimore, MD Fri Sep 04 2009, 7:05 PM EDT Att: 15,557 - Partly Cloudy - 78 F | | | | | | | | | | | |
| 1 Elvis Andrus, R (1, 6) OBP: 0.335, SLG: 0.388 | 5 BB 22 1B | | F7 | | FC4-6 22 | | 5 F8 BB | | | 3 1 2 0 1 0 0 | | | | | | | | | | | | |
| 5 Ian Kinsler, R (1, 4) OBP: 0.326, SLG: 0.505 | 22 1B | | F7 | | F8 | | F8 | | | 3 0 0 0 1 0 3 | | | | | | | | | | | | |
| 22 Marlon Byrd, R (1, 8) OBP: 0.319, SLG: 0.468 | 17 CS | | FC3-6 7 | | FC4-6 | | G5-3 | | | 4 0 2 1 0 0 3 | | | | | | | | | | | | |
| 7 David Murphy, L (1, 7) OBP: 0.339, SLG: 0.434 | K | | FC3-6 7 1B | | K | | G3 | | | 4 1 0 0 0 2 3 | | | | | | | | | | | | |
| 17 Nelson Cruz, R (1, 9) OBP: 0.346, SLG: 0.562 | CS | | F8 | | HR | | K | | | 3 2 1 1 1 1 0 | | | | | | | | | | | | |
| 7 Ivan Rodriguez, R (1, 2) OBP: 0.289, SLG: 0.393 | G5-3 | | 19 2B | | G3-1 | | G5-3 | | | 4 1 1 1 0 0 0 | | | | | | | | | | | | |
| 19 Chris Davis, L (1, 3) OBP: 0.264, SLG: 0.424 | G4-3 | | 19 2B | | K | | K | | | 4 0 1 2 0 2 0 | | | | | | | | | | | | |
| 13 Omar Vizquel, S (1, 5) OBP: 0.352, SLG: 0.388 | | | 20 L3 | | K | | F8 | | | 3 0 1 0 1 1 1 | | | | | | | | | | | | |
| Inning Stats | R: 1 E: 0 K: 1 S: 13 | H: 2 LOB: 1 BB: 1 P: 21 | R: 0 E: 0 K: 0 S: 9 | H: 0 LOB: 0 BB: 0 P: 13 | R: 0 E: 0 K: 0 S: 6 | H: 0 LOB: 0 BB: 1 P: 12 | R: 3 E: 0 K: 1 S: 17 | H: 3 LOB: 1 BB: 1 P: 28 | R: 0 E: 0 K: 0 S: 11 | H: 1 LOB: 1 BB: 0 P: 16 | | R: 1 E: 0 K: 2 S: 14 | H: 1 LOB: 2 BB: 1 P: 20 | R: 0 E: 0 K: 0 S: 11 | H: 1 LOB: 2 BB: 1 P: 22 | R: 0 E: 0 K: 1 S: 6 | H: 0 LOB: 0 BB: 0 P: 8 | R: 0 E: 0 K: 1 S: 6 | H: 0 LOB: 0 BB: 0 P: 9 | 1B: 6 2B: 2 HR: 1 | SF: 0 SAC: 0 DP: 1 HBP: 0 | WP: 0 PB: 0 SB: 1 CS: 1 |
| PITCHER | IP WLS BF H R ER SO BB IBB HBP BLK WP HR S P ERA WHIP | | | | | | | | | | | IP WLS BF H R ER SO BB IBB HBP BLK WP HR S P ERA WHIP | | | | | | | | | | |
| 54 Chris Tillman, R (1, 1) ERA: 4.68 | 6.0 L 26 7 5 5 4 3 0 0 0 0 0 1 70 110 7.50 1.667 | | | | | | | | | | | | | | | | | | | | | |
| 53 Alberto Castillo, L (7, 1) ERA: 2.08 | 0.1 2 1 0 0 0 0 0 0 0 0 0 0 3 5 0.00 3.000 | | | | | | | | | | | | | | | | | | | | | |
| 26 Cla Meredith, R (7, 1) ERA: 4.42 | 0.2 3 0 0 0 0 1 0 0 0 0 0 0 8 17 0.00 1.500 | | | | | | | | | | | | | | | | | | | | | |
| 37 Matt Albers, R (8, 1) ERA: 5.43 | 2.0 6 0 0 0 2 0 0 0 0 0 0 0 12 17 0.00 0.000 | | | | | | | | | | | | | | | | | | | | | |

| Batter | 1 | 2 | 3 | 4 | 5 | 6 | 7 | 8 | 9 | AB R H RBI BB SO LOB | BOTTOM | | | | | | | | | | | |
|---|---|----------------------------------|------------------------------|----------------------------------|------------------------------|----------------------------------|------------------------------|---------------------------------|------------------------------|----------------------------------|--|---|-------------------------------|----------------------------------|------------------------------|----------------------------------|-------------------------------|----------------------------------|-------------------------|------------------------------------|----------------------------------|--------|
| 18 Felix Pie, L (1, 8) OBP: 0.335, SLG: 0.462 | G5-3 | | G4-3 | | | 14 FC5-4 BB | | F9 | | 3 0 0 0 1 0 0 | Texas Rangers @ Baltimore Orioles Oriole Park at Camden Yards, Baltimore, MD Fri Sep 04 2009, 7:05 PM EDT Att: 15,557 - Partly Cloudy - 78 F | | | | | | | | | | | |
| 14 Nolan Reimold, R (1, 7) OBP: 0.370, SLG: 0.458 | 1B | | P2 | | FC5-4 1B | | F7 | | | 4 0 1 0 0 0 2 | | | | | | | | | | | | |
| 1 Brian Roberts, S (1, 4) OBP: 0.349, SLG: 0.459 | K | | 30 CS HBP | | 1B | | F7 | | | 3 0 1 1 0 1 1 | | | | | | | | | | | | |
| 21 Nick Markakis, L (1, 9) OBP: 0.352, SLG: 0.473 | P2 | | L9 | | P4 | | K | | | 4 0 0 0 0 1 4 | | | | | | | | | | | | |
| 30 Luke Scott, L (1, 10) OBP: 0.344, SLG: 0.484 | G4-3 | | CS | | P5 | | K | | | 4 0 0 0 0 1 0 | | | | | | | | | | | | |
| 32 Matt Wieters, S (1, 2) OBP: 0.308, SLG: 0.369 | G1 | | G1-4-3-6 6 | | G4-3 | | G4-3 | | | 4 0 1 0 0 0 0 | | | | | | | | | | | | |
| 6 Melvin Mora, R (1, 5) OBP: 0.320, SLG: 0.347 | G4-3 | | G1-4-3-6 1B | | G4-3 | | 24 E 1B | | | 3 0 1 0 0 0 1 | | | | | | | | | | | | |
| 24 Michael Aubrey, L (1, 3) OBP: 0.333, SLG: 0.400 | G3 | | G3 | | G6-3 | | E3 | | | 3 0 0 0 0 0 1 | | | | | | | | | | | | |
| 3 Cesar Izturis, S (1, 6) OBP: 0.288, SLG: 0.338 | F9 | | | | | | K | | | 1 1 0 0 1 0 0 | | | | | | | | | | | | |
| 23 Ty Wigington, R (7, PH) OBP: 0.313, SLG: 0.388 | | | | | | | K | | | 1 0 0 0 0 1 2 | | | | | | | | | | | | |
| 12 Robert Andino, R (8, 6) OBP: 0.273, SLG: 0.277 | | | | | | | K | | | 0 0 0 0 0 0 0 | | | | | | | | | | | | |
| Inning Stats | R: 0 E: 0 K: 1 S: 10 | H: 1 LOB: 1 BB: 0 P: 16 | R: 0 E: 0 K: 0 S: 9 | H: 0 LOB: 0 BB: 0 P: 14 | R: 0 E: 0 K: 0 S: 7 | H: 0 LOB: 0 BB: 0 P: 10 | R: 0 E: 0 K: 0 S: 5 | H: 0 LOB: 0 BB: 0 P: 9 | R: 0 E: 0 K: 0 S: 8 | H: 1 LOB: 1 BB: 0 P: 11 | R: 1 E: 0 K: 0 S: 10 | H: 1 LOB: 2 BB: 2 P: 24 | R: 0 E: 0 K: 2 S: 17 | H: 1 LOB: 2 BB: 0 P: 22 | R: 0 E: 0 K: 0 S: 8 | H: 0 LOB: 0 BB: 0 P: 12 | R: 0 E: 0 K: 1 S: 12 | H: 0 LOB: 0 BB: 0 P: 17 | 1B: 4 2B: 0 HR: 0 | SF: 0 SAC: 0 DP: 1 HBP: 1 | WP: 0 PB: 0 SB: 0 CS: 1 | PA: 34 |
| PITCHER | IP WLS BF H R ER SO BB IBB HBP BLK WP HR S P ERA WHIP | | | | | | | | | | | IP WLS BF H R ER SO BB IBB HBP BLK WP HR S P ERA WHIP | | | | | | | | | | |
| 39 Scott Feldman, R (1, 1) ERA: 3.62 | 6.2 W 26 4 1 1 2 2 0 0 1 0 0 0 0 63 102 1.35 0.900 | | | | | | | | | | | | | | | | | | | | | |
| 30 Nefthali Feliz, R (7, 1) ERA: 0.41 | 2.1 S 7 0 0 0 2 0 0 0 0 0 0 0 0 23 33 0.00 0.000 | | | | | | | | | | | | | | | | | | | | | |



| Batter | 1 | 2 | 3 | 4 | 5 | 6 | 7 | 8 | 9 | AB | R | H | RBI | BB | SO | LOB | TOP |
|---|--|---|---|---|--|---|---|---|---|----------------------------------|------------------------------------|----------------------------------|--------|----|----|-----|--|
| 5 Ian Kinsler, R OBP: 0.324, SLG: 0.501 | G1-3 | | F8 | | F7 | | | B5 | | 4 | 0 | 0 | 0 | 0 | 0 | 0 | Texas Rangers @ Baltimore Orioles Oriole Park at Camden Yards, Baltimore, MD Sat Sep 05 2009, 4:10 PM EDT Att: 18,028 - Partly Cloudy - 82 F |
| 1 Elvis Andrus, R OBP: 0.339, SLG: 0.396 | 22 2B | | 22 SF8 | | 17 CS | | | K | | 3 | 2 | 2 | 0 | 1 | 1 | 0 | |
| 22 Marlon Byrd, R OBP: 0.318, SLG: 0.470 | 7 HR | | SF8 | | P3 | | | G5-3 | | 3 | 1 | 1 | 2 | 0 | 0 | 1 | |
| 17 Nelson Cruz, R OBP: 0.345, SLG: 0.559 | P3 | | 7 S | | 7 1B | | | G4-3 | | 4 | 0 | 1 | 0 | 0 | 1 | 1 | |
| 7 David Murphy, L OBP: 0.340, SLG: 0.444 | 2H | | 7 S | | 7 S | | | F7 | | 4 | 1 | 2 | 2 | 0 | 1 | 0 | |
| 7 Ivan Rodriguez, R OBP: 0.286, SLG: 0.389 | K | | F8 | | F8 | | | G6-3 | | 4 | 0 | 0 | 0 | 0 | 1 | 2 | |
| 19 Chris Davis, L OBP: 0.282, SLG: 0.420 | | | F9 | | F8 | | | F9 | | 3 | 0 | 0 | 0 | 0 | 0 | 0 | AB 31 R 4 H 6 RBI 4 BB 1 SO 5 LOB 4 |
| 21 Jarrod Saltalamacchia, B OBP: 0.290, SLG: 0.371 | | | F8 | | P4 | | | K | | 3 | 0 | 0 | 0 | 0 | 1 | 0 | |
| 6 Esteban German, R OBP: 0.235, SLG: 0.133 | | | F8 | | G1-3 | | | G6-3 | | 3 | 0 | 0 | 0 | 0 | 0 | 0 | |
| Inning Stats | R: 3 H: 3 E: 0 K: 1 S: 12 | H: 3 R: 0 ER: 0 LOB: 0 BB: 0 P: 19 | H: 0 R: 0 ER: 0 LOB: 0 BB: 0 P: 10 | H: 3 R: 1 ER: 0 LOB: 2 BB: 0 P: 23 | H: 0 R: 0 ER: 0 LOB: 0 BB: 0 P: 8 | H: 0 R: 0 ER: 0 LOB: 0 BB: 1 P: 12 | H: 0 R: 0 ER: 0 LOB: 0 BB: 0 P: 10 | H: 0 R: 0 ER: 0 LOB: 0 BB: 0 P: 11 | H: 0 R: 0 ER: 0 LOB: 0 BB: 0 P: 11 | 1B: 3 2B: 1 3B: 1 HR: 1 | SF: 1 SAC: 0 DP: 0 HBP: 0 | WP: 0 PB: 0 SB: 2 CS: 1 | PA: 34 | | | | |
| PITCHER | IP WLS BF H R ER SO BB IBB HBP BLK WP HR S P ERA WHIP | | | | | | | | | | | | | | | | |
| 17 Brian Matusz, L ERA: 5.26 | (1, 1) 7.0 W 27 6 4 4 4 1 0 0 0 0 0 1 59 93 5.14 1.000 | | | | | | | | | | | | | | | | |
| 28 Danyls Baez, R ERA: 3.99 | (8, 1) 1.0 H 3 0 0 0 1 0 0 0 0 0 0 0 5 7 0.00 0.000 | | | | | | | | | | | | | | | | |
| 43 Jim Johnson, R ERA: 3.79 | (9, 1) 1.0 S 3 0 0 0 0 0 0 0 0 0 0 0 8 11 0.00 0.000 | | | | | | | | | | | | | | | | |

| Batter | 1 | 2 | 3 | 4 | 5 | 6 | 7 | 8 | 9 | AB | R | H | RBI | BB | SO | LOB | BOTTOM |
|---|---|---|---|---|---|---|---|---|---|----------------------------------|------------------------------------|----------------------------------|--------|----|----|-----|--|
| 18 Felix Pie, L OBP: 0.338, SLG: 0.460 | 14 2B | | G4-3 | | F7 | | | | | 3 | 1 | 1 | 0 | 1 | 0 | 0 | Texas Rangers @ Baltimore Orioles Oriole Park at Camden Yards, Baltimore, MD Sat Sep 05 2009, 4:10 PM EDT Att: 18,028 - Partly Cloudy - 82 F |
| 14 Nolan Reimold, R OBP: 0.371, SLG: 0.471 | 21 E | | K | | K | | | K | | 4 | 1 | 2 | 1 | 0 | 2 | 1 | |
| 1 Brian Roberts, S OBP: 0.349, SLG: 0.456 | K | | 32 BB | | P5 | | | K | | 3 | 1 | 0 | 0 | 1 | 2 | 3 | |
| 21 Nick Markakis, L OBP: 0.351, SLG: 0.472 | SF7 | | L4 | | 32 BB | | | G3 | | 3 | 1 | 1 | 1 | 0 | 0 | 1 | |
| 30 Luke Scott, L OBP: 0.344, SLG: 0.480 | G2-3 | | 6 1B | | K | | | K | | 3 | 0 | 0 | 0 | 1 | 2 | 2 | |
| 32 Matt Wieters, S OBP: 0.310, SLG: 0.368 | | | F7 | | G1-3 | | | G5-4-3 | | 3 | 0 | 1 | 0 | 1 | 0 | 1 | |
| 6 Melvin Mora, R OBP: 0.324, SLG: 0.360 | | | HR | | 1B | | | L6 | | 4 | 1 | 3 | 3 | 0 | 0 | 1 | |
| 23 Ty Wigginton, R OBP: 0.310, SLG: 0.384 | F7 | | G4-3 | | K | | | G5-4-3 | | 4 | 0 | 0 | 0 | 0 | 1 | 5 | |
| 3 Cesar Izturis, S OBP: 0.286, SLG: 0.334 | G4-3 | | G6-3 | | F7 | | | | | 3 | 0 | 0 | 0 | 0 | 0 | 0 | |
| Inning Stats | R: 1 H: 2 E: 1 K: 1 S: 14 | H: 1 R: 0 ER: 0 LOB: 0 BB: 0 P: 13 | H: 1 R: 2 ER: 0 LOB: 3 BB: 0 P: 13 | H: 2 R: 2 ER: 0 LOB: 3 BB: 3 P: 28 | H: 0 R: 0 ER: 0 LOB: 1 BB: 1 P: 21 | H: 2 R: 1 ER: 0 LOB: 1 BB: 0 P: 27 | H: 0 R: 0 ER: 0 LOB: 0 BB: 0 P: 10 | H: 0 R: 0 ER: 0 LOB: 0 BB: 0 P: 17 | H: 1 R: 0 ER: 0 LOB: 0 BB: 0 P: 14 | 1B: 5 2B: 1 3B: 0 HR: 2 | SF: 1 SAC: 0 DP: 1 HBP: 0 | WP: 0 PB: 0 SB: 0 CS: 0 | PA: 35 | | | | |
| PITCHER | IP WLS BF H R ER SO BB IBB HBP BLK WP HR S P ERA WHIP | | | | | | | | | | | | | | | | |
| 33 Kevin Millwood, R ERA: 3.77 | (1, 1) 5.0 L 26 7 5 5 4 4 0 0 0 0 0 0 2 69 9.00 2.200 | | | | | | | | | | | | | | | | |
| 49 Jason Grilli, R ERA: 4.79 | (6, 1) 1.0 3 0 0 0 1 0 0 0 0 0 0 0 7 10 0.00 0.000 | | | | | | | | | | | | | | | | |
| 18 Eddie Guardado, L ERA: 4.19 | (7, 1) 1.0 3 0 0 0 2 0 0 0 0 0 0 0 11 17 0.00 0.000 | | | | | | | | | | | | | | | | |
| 55 Willie Eyre, R ERA: 3.18 | (8, 1) 1.0 3 1 0 0 0 0 0 0 0 0 0 0 8 14 0.00 1.000 | | | | | | | | | | | | | | | | |



| Batter | 1 | 2 | 3 | 4 | 5 | 6 | 7 | 8 | 9 | AB | R | H | RBI | BB | SO | LOB | TOP | | | | | |
|--|---|----------------------------------|-------------------------------|----------------------------------|------------------------------|----------------------------------|------------------------------|----------------------------------|------------------------------|----------------------------------|-------------------------------|----------------------------------|-------------------------------|----------------------------------|------------------------------|----------------------------------|---|----------------------------------|----------------------------------|------------------------------------|----------------------------------|--------|
| 20 Julio Borbon, L (1, 7) OBP: 0.375, SLG: 0.394 | G1-3 | | G5-3 | | | B1-3 | | G4-3 | | 4 | 0 | 0 | 0 | 0 | 0 | 0 | <p>Texas Rangers @ Baltimore Orioles</p> <p>Oriole Park at Camden Yards, Baltimore, MD</p> <p>Sun Sep 06 2009, 1:35 PM EDT</p> <p>Att: 21,599 - Cloudy - 81 F</p> | | | | | |
| 1 Elvis Andrus, R (1, 6) OBP: 0.338, SLG: 0.394 | G5-3 | | F8 | | | 1B | | G5-3 | | 4 | 0 | 1 | 0 | 0 | 0 | 0 | | | | | | |
| 5 Ian Kinsler, R (1, 4) OBP: 0.326, SLG: 0.592 | G5-3 | | | | | 1B | | | | 3 | 0 | 2 | 0 | 0 | 0 | 0 | | | | | | |
| 6 Esteban German, R (7, 4) OBP: 0.278, SLG: 0.133 | G5-3 | | | | | 1B | | | | 0 | 0 | 0 | 0 | 1 | 0 | 0 | | | | | | |
| 22 Marion Byrd, R (1, 8) OBP: 0.318, SLG: 0.469 | | | | | | | | | | 3 | 0 | 1 | 0 | 0 | 1 | 3 | | | | | | |
| 68 Craig Gentry, R (7, 8) | | | | | | | | | | 1 | 0 | 0 | 0 | 0 | 0 | 1 | | | | | | |
| 9 Hank Blalock, L (1, 10) OBP: 0.278, SLG: 0.466 | | | | | | | | | | 3 | 0 | 0 | 0 | 1 | 1 | 3 | | | | | | |
| 17 Nelson Cruz, R (1, 9) OBP: 0.347, SLG: 0.558 | | | | | | | | | | 4 | 0 | 2 | 0 | 0 | 1 | 0 | | | | | | |
| 19 Chris Davis, L (1, 3) OBP: 0.262, SLG: 0.416 | | | | | | | | | | 3 | 0 | 0 | 0 | 1 | 2 | 4 | | | | | | |
| 2 Taylor Teagarden, R (1, 2) OBP: 0.263, SLG: 0.362 | | | | | | | | | | 4 | 0 | 1 | 0 | 0 | 1 | 5 | | | | | | |
| 13 Omar Vizquel, S (1, 5) OBP: 0.344, SLG: 0.377 | | | | | | | | | | 4 | 0 | 0 | 0 | 0 | 1 | 4 | | | | | | |
| Inning Stats | R: 0 E: 0 K: 0 S: 9 | H: 0 LOB: 0 BB: 0 P: 12 | R: 0 E: 0 K: 1 S: 18 | H: 2 LOB: 2 BB: 0 P: 26 | R: 0 E: 0 K: 1 S: 7 | H: 0 LOB: 0 BB: 0 P: 10 | R: 0 E: 0 K: 1 S: 6 | H: 1 LOB: 0 BB: 0 P: 10 | R: 0 E: 0 K: 0 S: 7 | H: 0 LOB: 1 BB: 1 P: 16 | R: 0 E: 0 K: 1 S: 13 | H: 2 LOB: 2 BB: 0 P: 18 | R: 0 E: 0 K: 2 S: 13 | H: 1 LOB: 1 BB: 0 P: 18 | R: 0 E: 0 K: 0 S: 9 | H: 0 LOB: 1 BB: 1 P: 18 | R: 0 E: 0 K: 1 S: 10 | H: 1 LOB: 2 BB: 1 P: 18 | 1B: 7 2B: 0 3B: 0 HR: 0 | SF: 0 SAC: 0 DP: 1 HBP: 0 | WP: 0 PB: 1 SB: 0 CS: 0 | PA: 36 |
| PITCHER | IP WLS BF H R ER SO BB IBB HBP BLK WP HR S P ERA WHIP | | | | | | | | | | | | | | | | | | | | | |
| 46 Jeremy Guthrie, R (1, 1) ERA: 4.96 | 7.0 W 27 6 0 0 6 1 0 0 0 0 0 0 73 110 0.00 1.000 | | | | | | | | | | | | | | | | | | | | | |
| 37 Matt Albers, R (8, 1) ERA: 5.34 | 1.0 4 0 0 0 0 1 0 0 0 0 0 0 9 18 0.00 1.000 | | | | | | | | | | | | | | | | | | | | | |
| 31 Kam Mickolio, R (9, 1) ERA: 2.63 | 1.0 5 1 0 0 1 1 0 0 0 0 0 0 10 18 0.00 2.000 | | | | | | | | | | | | | | | | | | | | | |

AB 33
R 0
H 7
RBI 0
BB 3
SO 7
LOB 20



| Batter | 1 | 2 | 3 | 4 | 5 | 6 | 7 | 8 | 9 | AB | R | H | RBI | BB | SO | LOB | BOTTOM | | | |
|--|---|----------------------------------|-------------------------------|----------------------------------|-------------------------------|----------------------------------|-------------------------------|----------------------------------|-------------------------------|----------------------------------|------------------------------|---------------------------------|-------------------------------|----------------------------------|------------------------------|----------------------------------|---|------------------------------------|----------------------------------|--------|
| 1 Brian Roberts, S (1, 4) OBP: 0.349, SLG: 0.456 | K | | | | | G4-3 | | G4-3 | | 5 | 0 | 2 | 2 | 0 | 1 | 0 | <p>Texas Rangers @ Baltimore Orioles</p> <p>Oriole Park at Camden Yards, Baltimore, MD</p> <p>Sun Sep 06 2009, 1:35 PM EDT</p> <p>Att: 21,599 - Cloudy - 81 F</p> | | | |
| 18 Felix Pie, L (1, 8) OBP: 0.339, SLG: 0.455 | K2-3 | | B1 | | | G1 | | | | 4 | 0 | 1 | 0 | 1 | 1 | 1 | | | | |
| 14 Nolan Reimold, R (1, 10) OBP: 0.367, SLG: 0.467 | F7 | | | | | | | | | 3 | 0 | 0 | 1 | 0 | 1 | 1 | | | | |
| 24 Michael Aubrey, L (6, PH) OBP: 0.318, SLG: 0.381 | | | K | | | | | G3 | | 1 | 0 | 0 | 0 | 0 | 0 | 1 | | | | |
| 21 Nick Markakis, L (1, 9) OBP: 0.351, SLG: 0.469 | | | | | | | | | | 3 | 1 | 0 | 0 | 1 | 0 | 3 | | | | |
| 6 Melvin Mora, R (1, 5) OBP: 0.325, SLG: 0.359 | | | | | | | | | | 3 | 2 | 1 | 0 | 0 | 0 | 1 | | | | |
| 23 Ty Wigington, R (1, 3) OBP: 0.315, SLG: 0.394 | | | | | | | | | | 4 | 1 | 3 | 0 | 0 | 1 | 1 | | | | |
| 70 Jeff Fiorentino, L (1, 7) OBP: 0.600, SLG: 0.500 | | | | | | | | | | 3 | 2 | 2 | 2 | 1 | 1 | 1 | | | | |
| 16 Chad Moeller, R (1, 2) OBP: 0.321, SLG: 0.472 | | | | | | | | | | 4 | 0 | 2 | 2 | 0 | 2 | 4 | | | | |
| 12 Robert Andino, R (1, 6) OBP: 0.272, SLG: 0.273 | | | | | | | | | | 3 | 1 | 0 | 0 | 1 | 1 | 1 | | | | |
| Inning Stats | R: 0 E: 0 K: 2 S: 9 | H: 0 LOB: 0 BB: 0 P: 12 | R: 2 E: 0 K: 2 S: 17 | H: 2 LOB: 1 BB: 1 P: 30 | R: 0 E: 0 K: 1 S: 10 | H: 1 LOB: 1 BB: 0 P: 18 | R: 4 E: 0 K: 1 S: 20 | H: 3 LOB: 2 BB: 2 P: 38 | R: 0 E: 0 K: 1 S: 10 | H: 2 LOB: 2 BB: 0 P: 17 | R: 0 E: 0 K: 0 S: 4 | H: 0 LOB: 0 BB: 0 P: 6 | R: 1 E: 0 K: 1 S: 17 | H: 2 LOB: 2 BB: 1 P: 30 | R: 0 E: 0 K: 0 S: 9 | H: 1 LOB: 1 BB: 0 P: 13 | 1B: 8 2B: 3 3B: 0 HR: 0 | SF: 1 SAC: 0 DP: 0 HBP: 1 | WP: 0 PB: 0 SB: 0 CS: 0 | PA: 39 |
| PITCHER | IP WLS BF H R ER SO BB IBB HBP BLK WP HR S P ERA WHIP | | | | | | | | | | | | | | | | | | | |
| 45 Derek Holland, L (1, 1) ERA: 5.93 | 3.1 L 20 6 6 6 0 3 0 0 1 0 0 0 14 24 0.00 1.200 | | | | | | | | | | | | | | | | | | | |
| 57 Dustin Nippert, R (4, 1) ERA: 3.79 | 1.2 6 2 0 0 0 1 0 0 0 0 0 0 4 6 0.00 1.200 | | | | | | | | | | | | | | | | | | | |
| 46 Pedro Strop, R (6, 1) ERA: 12.0 | 1.0 3 0 0 0 0 0 0 0 0 0 0 0 4 6 0.00 0.000 | | | | | | | | | | | | | | | | | | | |
| 58 Guillermo Moscoso, R (7, 1) ERA: 4.82 | 1.0 6 2 1 1 1 1 0 0 0 0 0 0 17 30 9.00 3.000 | | | | | | | | | | | | | | | | | | | |
| 52 Doug Mathis, R (8, 1) ERA: 2.92 | 1.0 4 1 0 0 0 0 0 0 0 0 0 0 9 13 0.00 1.000 | | | | | | | | | | | | | | | | | | | |

AB 33
R 7
H 11
RBI 7
BB 4
SO 8
LOB 14




| Batter | 1 | 2 | 3 | 4 | 5 | 6 | 7 | 8 | 9 | AB | R | H | RBI | BB | SO | LOB | TOP | | | | | | | | | |
|---|------------------------------|----------------------------------|-------------------------------|----------------------------------|-------------------------------|----------------------------------|-------------------------------|----------------------------------|-------------------------------|----------------------------------|------------------------------|---------------------------------|-------------------------------|----------------------------------|------------------------------|----------------------------------|--|----------------------------------|----------------------------------|------------------------------------|----------------------------------|--------|--|--|--|--|
| 20 Julio Borbon, L (1,7) OBP: 0.390, SLG: 0.486 | G6-3 | | HR | | | | B1 | | HR | 4 | 3 | 2 | 2 | 1 | 0 | 0 | Texas Rangers @ Cleveland Indians Progressive Field, Cleveland, OH Tue Sep 08 2009, 5:05 PM EDT Partly Cloudy - 70 F | | | | | | | | | |
| 1 Elvis Andrus, R (1,6) OBP: 0.339, SLG: 0.395 | G1-3 | | | | | | | | G3-1 | 4 | 1 | 1 | 1 | 1 | 1 | 0 | | | | | | | | | | |
| 5 Ian Kinsler, R (1,4) OBP: 0.328, SLG: 0.504 | | | | | | | | | | 4 | 2 | 2 | 0 | 1 | 1 | 1 | | | | | | | | | | |
| 22 Marlon Byrd, R (1,8) OBP: 0.325, SLG: 0.480 | CS | | | | | | | | | 4 | 2 | 4 | 3 | 1 | 0 | 0 | | | | | | | | | | |
| 17 Nelson Cruz, R (1,9) OBP: 0.347, SLG: 0.558 | | | | | | | | | | 4 | 1 | 1 | 0 | 1 | 3 | 3 | | | | | | | | | | |
| 7 David Murphy, L (1,10) OBP: 0.341, SLG: 0.451 | | | | | | | | | | 4 | 2 | 1 | 2 | 1 | 1 | 4 | | | | | | | | | | |
| 7 Ivan Rodriguez, R (1,2) OBP: 0.287, SLG: 0.395 | | | | | | | | | | 5 | 0 | 2 | 3 | 0 | 0 | 0 | | | | | | | | | | |
| 19 Chris Davis, L (1,3) OBP: 0.258, SLG: 0.409 | | | | | | | | | | 5 | 0 | 0 | 0 | 0 | 1 | 3 | | | | | | | | | | |
| 13 Omar Vizquel, S (1,5) OBP: 0.335, SLG: 0.368 | | | | | | | | | | 4 | 0 | 0 | 0 | 0 | 1 | 0 | | | | | | | | | | |
| Inning Stats | R: 0 E: 0 K: 0 S: 7 | H: 1 LOB: 0 BB: 0 P: 10 | R: 1 E: 0 K: 1 S: 10 | H: 2 LOB: 0 BB: 0 P: 13 | R: 1 E: 0 K: 2 S: 11 | H: 1 LOB: 0 BB: 0 P: 18 | R: 2 E: 0 K: 1 S: 13 | H: 3 LOB: 1 BB: 0 P: 18 | R: 1 E: 0 K: 0 S: 13 | H: 1 LOB: 3 BB: 3 P: 32 | R: 0 E: 0 K: 1 S: 9 | H: 0 LOB: 0 BB: 0 P: 9 | R: 3 E: 0 K: 2 S: 13 | H: 1 LOB: 0 BB: 2 P: 26 | R: 0 E: 0 K: 0 S: 8 | H: 0 LOB: 0 BB: 0 P: 10 | R: 3 E: 0 K: 1 S: 14 | H: 4 LOB: 2 BB: 1 P: 27 | 1B: 4 2B: 5 3B: 0 HR: 4 | SF: 0 SAC: 0 DP: 0 HBP: 0 | WP: 1 PB: 0 SB: 3 CS: 2 | PA: 45 | | | | |
| PITCHER | IP | WLS | BF | H | R | ER | SO | BB | IBB | HBP | BLK | WP | HR | S | P | ERA | WHIP | | | | | | | | | |
| 59 Carlos Carrasco, R (1,1) ERA: 12.38 | 5.0 | | 24 | 8 | 5 | 5 | 4 | 2 | 1 | 0 | 0 | 0 | 0 | 2 | 54 | 91 | 9.00 | 2.000 | | | | | | | | |
| 50 Jensen Lewis, R (6,1) ERA: 4.94 | 1.1 | L | 5 | 0 | 1 | 1 | 1 | 1 | 0 | 0 | 0 | 0 | 0 | 1 | 10 | 14 | 6.75 | 0.750 | | | | | | | | |
| 54 Chris Perez, R (7,1) ERA: 3.61 | 0.2 | | 4 | 1 | 2 | 2 | 2 | 1 | 0 | 0 | 0 | 0 | 1 | 1 | 12 | 21 | 27.00 | 3.000 | | | | | | | | |
| 40 Jess Todd, R (8,1) ERA: 10.54 | 1.2 | | 10 | 4 | 3 | 3 | 1 | 0 | 1 | 0 | 0 | 0 | 1 | 21 | 36 | 16.20 | 2.400 | | | | | | | | | |
| 20 Mike Gosling, L (9,1) ERA: 6.23 | 0.1 | | 1 | 0 | 0 | 0 | 0 | 0 | 0 | 0 | 0 | 0 | 0 | 1 | 1 | 0.00 | 0.000 | | | | | | | | | |

| | |
|-----|----|
| AB | 38 |
| R | 11 |
| H | 13 |
| RBI | 11 |
| BB | 6 |
| SO | 8 |
| LOB | 11 |



| Batter | 1 | 2 | 3 | 4 | 5 | 6 | 7 | 8 | 9 | AB | R | H | RBI | BB | SO | LOB | BOTTOM | | | | | | | | |
|--|------------------------------|----------------------------------|------------------------------|---------------------------------|------------------------------|----------------------------------|-------------------------------|----------------------------------|------------------------------|----------------------------------|-------------------------------|----------------------------------|-------------------------------|----------------------------------|-------------------------------|----------------------------------|--|----------------------------------|----------------------------------|------------------------------------|----------------------------------|--------|--|--|--|
| 23 Michael Brantley, L (1,8) OBP: 0.414, SLG: 0.429 | P6 | | | | | | | | | 5 | 1 | 2 | 2 | 0 | 0 | 3 | Texas Rangers @ Cleveland Indians Progressive Field, Cleveland, OH Tue Sep 08 2009, 5:05 PM EDT Partly Cloudy - 70 F | | | | | | | | |
| 13 Adrián Cabrera, S (1,6) OBP: 0.394, SLG: 0.444 | G4-3 | | | | | | | | | 5 | 0 | 2 | 2 | 0 | 0 | 3 | | | | | | | | | |
| 17 Shin-Soo Choo, L (1,9) OBP: 0.393, SLG: 0.471 | | | | | | | | | | 5 | 0 | 2 | 1 | 0 | 2 | 1 | | | | | | | | | |
| 2 Johnny Peralta, R (1,5) OBP: 0.333, SLG: 0.411 | | | | | | | | | | 5 | 1 | 1 | 0 | 0 | 1 | 4 | | | | | | | | | |
| 48 Travis Hafner, L (1,10) OBP: 0.363, SLG: 0.498 | | | | | | | | | | 4 | 2 | 3 | 1 | 1 | 0 | 0 | | | | | | | | | |
| 1 Luis Valbuena, L (1,4) OBP: 0.294, SLG: 0.407 | | | | | | | | | | 4 | 1 | 1 | 1 | 0 | 0 | 2 | | | | | | | | | |
| 7 Matt LaPorta, R (1,7) OBP: 0.294, SLG: 0.445 | | | | | | | | | | 5 | 2 | 2 | 2 | 0 | 1 | 2 | | | | | | | | | |
| 25 Andy Marte, R (1,3) OBP: 0.293, SLG: 0.425 | | | | | | | | | | 5 | 1 | 2 | 0 | 0 | 0 | 2 | | | | | | | | | |
| 30 Lou Marson, R (1,2) OBP: 0.360, SLG: 0.333 | | | | | | | | | | 4 | 1 | 1 | 0 | 1 | 1 | 1 | | | | | | | | | |
| Inning Stats | R: 0 E: 0 K: 0 S: 8 | H: 1 LOB: 1 BB: 0 P: 10 | R: 0 E: 0 K: 0 S: 5 | H: 0 LOB: 0 BB: 0 P: 9 | R: 0 E: 0 K: 0 S: 9 | H: 1 LOB: 1 BB: 0 P: 13 | R: 1 E: 0 K: 2 S: 16 | H: 2 LOB: 1 BB: 0 P: 19 | R: 2 E: 0 K: 0 S: 8 | H: 3 LOB: 1 BB: 0 P: 10 | R: 2 E: 0 K: 0 S: 12 | H: 2 LOB: 2 BB: 2 P: 25 | R: 1 E: 0 K: 1 S: 11 | H: 2 LOB: 1 BB: 0 P: 12 | R: 1 E: 0 K: 2 S: 12 | H: 3 LOB: 2 BB: 0 P: 21 | R: 2 E: 1 K: 0 S: 14 | H: 2 LOB: 0 BB: 0 P: 17 | 1B: 9 2B: 5 3B: 0 HR: 2 | SF: 1 SAC: 0 DP: 0 HBP: 0 | WP: 0 PB: 0 SB: 1 CS: 0 | PA: 45 | | | |
| PITCHER | IP | WLS | BF | H | R | ER | SO | BB | IBB | HBP | BLK | WP | HR | S | P | ERA | WHIP | | | | | | | | |
| 35 Tommy Hunter, R (1,1) ERA: 3.47 | 5.1 | | 25 | 8 | 5 | 5 | 2 | 1 | 0 | 0 | 0 | 0 | 0 | 49 | 69 | 8.44 | 1.688 | | | | | | | | |
| 30 Neftali Feliz, R (6,1) ERA: 0.75 | 1.2 | W | 9 | 3 | 1 | 1 | 1 | 1 | 0 | 0 | 0 | 0 | 1 | 20 | 29 | 5.40 | 2.400 | | | | | | | | |
| 36 C.J. Wilson, L (8,1) ERA: 3.29 | 1.0 | H | 6 | 3 | 1 | 1 | 2 | 0 | 0 | 0 | 0 | 0 | 0 | 12 | 21 | 9.00 | 3.000 | | | | | | | | |
| 50 Frank Francisco, R (9,1) ERA: 3.67 | 1.0 | | 5 | 2 | 2 | 2 | 0 | 0 | 0 | 0 | 0 | 0 | 1 | 14 | 17 | 18.00 | 2.000 | | | | | | | | |

| | |
|-----|----|
| AB | 42 |
| R | 9 |
| H | 16 |
| RBI | 9 |
| BB | 2 |
| SO | 5 |
| LOB | 18 |




| Batter | 1 | 2 | 3 | 4 | 5 | 6 | 7 | 8 | 9 | AB | R | H | RBI | BB | SO | LOB | TOP | | | | | | |
|---|---|---|---|---|---|---|---|---|---|---|---|---|---|---|---|---|---|---|---|---|---|---|---|
| 5 Ian Kinsler, R OBP: 0.331, SLG: 0.507 | G6-3 | E7 | | | P3 | | | | | | | | | | | | 5 1 3 1 0 0 2 | | | | | | |
| 1 Elvis Andrus, R OBP: 0.337, SLG: 0.395 | | G4-3 | | | G5-3 | | G6-3 | F7 | | | | | | | | | 5 0 1 1 0 0 3 | | | | | | |
| 22 Marlon Byrd, R OBP: 0.328, SLG: 0.481 | | G4-3 | | | | | | K | | | | | | | | | 5 0 3 0 0 1 2 | | | | | | |
| 25 Andrew Jones, R OBP: 0.327, SLG: 0.477 | L6-5 | | | | G5-3 | | F8 | | F7 | | | | | | | | 5 0 1 1 0 0 3 | | | | | | |
| 17 Nelson Cruz, R OBP: 0.348, SLG: 0.558 | | | | | G6-4-3 | | F9 | | K | | | | | | | | 5 2 2 0 0 1 3 | | | | | | |
| 7 David Murphy, L OBP: 0.342, SLG: 0.453 | | K | | | | | P5 | | E3 | | | | | | | | 5 2 2 1 0 1 1 | | | | | | |
| 2 Taylor Teagarden, R OBP: 0.272, SLG: 0.371 | | | | | | | G5-3 | | | | | | | | | | 4 2 2 0 1 1 1 | | | | | | |
| 19 Chris Davis, L OBP: 0.263, SLG: 0.423 | | | | | SF7 | | G1-3 | | | | | | | | | | 4 2 3 4 0 0 0 | | | | | | |
| 6 Esteban German, R OBP: 0.261, SLG: 0.150 | | | | | G3-1 | | | | G6-3 | | | | | | | | 5 1 1 2 0 2 3 | | | | | | |
| Inning Stats | R: 0 E: 0 K: 0 S: 8 | H: 2 LOB: 1 BB: 0 P: 11 | R: 4 E: 1 K: 1 S: 14 | H: 4 LOB: 1 BB: 1 P: 22 | R: 2 E: 0 K: 0 S: 14 | H: 3 LOB: 1 BB: 0 P: 17 | R: 1 E: 0 K: 0 S: 11 | H: 3 LOB: 1 BB: 0 P: 17 | R: 0 E: 0 K: 2 S: 14 | H: 2 LOB: 2 BB: 0 P: 19 | R: 0 E: 0 K: 0 S: 5 | H: 1 LOB: 1 BB: 0 P: 6 | R: 0 E: 0 K: 0 S: 7 | H: 0 LOB: 0 BB: 0 P: 8 | R: 0 E: 0 K: 1 S: 9 | H: 1 LOB: 1 BB: 0 P: 14 | R: 3 E: 1 K: 2 S: 17 | H: 2 LOB: 0 BB: 0 P: 27 | 1B: 12 2B: 6 3B: 0 HR: 1 | SF: 1 SAC: 0 DP: 2 HBP: 0 | WP: 0 PB: 0 SB: 0 CS: 0 | PA: 45 | |
| PITCHER | IP WLS BF H R ER SO BB IBB HBP BLK WP HR S P ERA WHIP | IP WLS BF H R ER SO BB IBB HBP BLK WP HR S P ERA WHIP | IP WLS BF H R ER SO BB IBB HBP BLK WP HR S P ERA WHIP | IP WLS BF H R ER SO BB IBB HBP BLK WP HR S P ERA WHIP | IP WLS BF H R ER SO BB IBB HBP BLK WP HR S P ERA WHIP | IP WLS BF H R ER SO BB IBB HBP BLK WP HR S P ERA WHIP | IP WLS BF H R ER SO BB IBB HBP BLK WP HR S P ERA WHIP | IP WLS BF H R ER SO BB IBB HBP BLK WP HR S P ERA WHIP | IP WLS BF H R ER SO BB IBB HBP BLK WP HR S P ERA WHIP | IP WLS BF H R ER SO BB IBB HBP BLK WP HR S P ERA WHIP | IP WLS BF H R ER SO BB IBB HBP BLK WP HR S P ERA WHIP | IP WLS BF H R ER SO BB IBB HBP BLK WP HR S P ERA WHIP | IP WLS BF H R ER SO BB IBB HBP BLK WP HR S P ERA WHIP | IP WLS BF H R ER SO BB IBB HBP BLK WP HR S P ERA WHIP | IP WLS BF H R ER SO BB IBB HBP BLK WP HR S P ERA WHIP | IP WLS BF H R ER SO BB IBB HBP BLK WP HR S P ERA WHIP | IP WLS BF H R ER SO BB IBB HBP BLK WP HR S P ERA WHIP | IP WLS BF H R ER SO BB IBB HBP BLK WP HR S P ERA WHIP | IP WLS BF H R ER SO BB IBB HBP BLK WP HR S P ERA WHIP | IP WLS BF H R ER SO BB IBB HBP BLK WP HR S P ERA WHIP | IP WLS BF H R ER SO BB IBB HBP BLK WP HR S P ERA WHIP | IP WLS BF H R ER SO BB IBB HBP BLK WP HR S P ERA WHIP | IP WLS BF H R ER SO BB IBB HBP BLK WP HR S P ERA WHIP |

Texas Rangers @ Cleveland Indians
Progressive Field, Cleveland, OH
Tue Sep 08 2009, 5:10 PM EDT
Att: 12,976 - Cloudy - 68 F

livebaseballscorecards.com

| | |
|-----|----|
| AB | 43 |
| R | 10 |
| H | 18 |
| RBI | 10 |
| BB | 1 |
| SO | 6 |
| LOB | 18 |




| Batter | 1 | 2 | 3 | 4 | 5 | 6 | 7 | 8 | 9 | AB | R | H | RBI | BB | SO | LOB | BOTTOM | | | | | | |
|--|---|---|---|---|---|---|---|---|---|---|---|---|---|---|---|---|---|---|---|---|---|---|---|
| 23 Michael Brantley, L OBP: 0.382, SLG: 0.594 | L7 | | F8 | | F7 | | | | K | | | | | | | | 5 0 1 1 0 1 2 | | | | | | |
| 11 Jamey Carroll, R OBP: 0.385, SLG: 0.360 | E6 | | G6-3 | | | | | | | | | | | | | | 4 1 1 0 0 1 2 | | | | | | |
| 4 Niuman Romero, S (9, PH) | | | | | | | | | | | | | | | | | 1 0 0 0 0 1 1 | | | | | | |
| 13 Asdrúbal Cabrera, S OBP: 0.363, SLG: 0.448 | P5 | | | | G6-3 | | | | G4-3 | | | | | | | | 5 1 1 2 0 1 3 | | | | | | |
| 17 Shin-Soo Choo, L OBP: 0.392, SLG: 0.469 | G4-3 | | | | | | | | | | | | | | | | 4 0 1 0 0 1 1 | | | | | | |
| 2 Johnny Peralta, R OBP: 0.331, SLG: 0.407 | | | | | | | | | | | | | | | | | 4 0 0 0 0 1 1 | | | | | | |
| 1 Luis Valbuena, L OBP: 0.293, SLG: 0.405 | | | | | | | | | | | | | | | | | 4 0 1 0 0 1 1 | | | | | | |
| 7 Matt LaPorta, R ERA: 4.81 | | | | | | | | | | | | | | | | | 3 0 0 0 1 0 0 | | | | | | |
| 4 Trevor Crowe, S OBP: 0.271, SLG: 0.283 | | | | | | | | | | | | | | | | | 0 0 0 0 0 0 0 | | | | | | |
| 8 Chris Gimenez, R OBP: 0.258, SLG: 0.260 | | | | | | | | | | | | | | | | | 2 1 0 0 1 1 0 | | | | | | |
| 25 Andy Marte, R OBP: 0.231, SLG: 0.421 | | | | | | | | | | | | | | | | | 1 0 0 0 0 0 2 | | | | | | |
| 10 Kelly Shoppach, R OBP: 0.343, SLG: 0.408 | | | | | | | | | | | | | | | | | 3 2 2 1 1 0 0 | | | | | | |
| Inning Stats | R: 0 E: 1 K: 0 S: 11 | H: 0 LOB: 1 BB: 0 P: 13 | R: 0 E: 0 K: 0 S: 7 | H: 0 LOB: 0 BB: 0 P: 9 | R: 0 E: 0 K: 1 S: 12 | H: 0 LOB: 1 BB: 1 P: 18 | R: 0 E: 0 K: 2 S: 10 | H: 1 LOB: 1 BB: 0 P: 15 | R: 1 E: 0 K: 0 S: 10 | H: 1 LOB: 0 BB: 0 P: 17 | R: 2 E: 0 K: 1 S: 13 | H: 2 LOB: 0 BB: 0 P: 19 | R: 2 E: 0 K: 2 S: 17 | H: 2 LOB: 1 BB: 1 P: 28 | R: 0 E: 0 K: 0 S: 7 | H: 1 LOB: 2 BB: 1 P: 14 | R: 0 E: 1 K: 2 S: 14 | H: 0 LOB: 1 BB: 0 P: 19 | 1B: 4 2B: 1 3B: 0 HR: 2 | SF: 0 SAC: 0 DP: 0 HBP: 0 | WP: 1 PB: 0 SB: 1 CS: 0 | PA: 39 | |
| PITCHER | IP WLS BF H R ER SO BB IBB HBP BLK WP HR S P ERA WHIP | IP WLS BF H R ER SO BB IBB HBP BLK WP HR S P ERA WHIP | IP WLS BF H R ER SO BB IBB HBP BLK WP HR S P ERA WHIP | IP WLS BF H R ER SO BB IBB HBP BLK WP HR S P ERA WHIP | IP WLS BF H R ER SO BB IBB HBP BLK WP HR S P ERA WHIP | IP WLS BF H R ER SO BB IBB HBP BLK WP HR S P ERA WHIP | IP WLS BF H R ER SO BB IBB HBP BLK WP HR S P ERA WHIP | IP WLS BF H R ER SO BB IBB HBP BLK WP HR S P ERA WHIP | IP WLS BF H R ER SO BB IBB HBP BLK WP HR S P ERA WHIP | IP WLS BF H R ER SO BB IBB HBP BLK WP HR S P ERA WHIP | IP WLS BF H R ER SO BB IBB HBP BLK WP HR S P ERA WHIP | IP WLS BF H R ER SO BB IBB HBP BLK WP HR S P ERA WHIP | IP WLS BF H R ER SO BB IBB HBP BLK WP HR S P ERA WHIP | IP WLS BF H R ER SO BB IBB HBP BLK WP HR S P ERA WHIP | IP WLS BF H R ER SO BB IBB HBP BLK WP HR S P ERA WHIP | IP WLS BF H R ER SO BB IBB HBP BLK WP HR S P ERA WHIP | IP WLS BF H R ER SO BB IBB HBP BLK WP HR S P ERA WHIP | IP WLS BF H R ER SO BB IBB HBP BLK WP HR S P ERA WHIP | IP WLS BF H R ER SO BB IBB HBP BLK WP HR S P ERA WHIP | IP WLS BF H R ER SO BB IBB HBP BLK WP HR S P ERA WHIP | IP WLS BF H R ER SO BB IBB HBP BLK WP HR S P ERA WHIP | IP WLS BF H R ER SO BB IBB HBP BLK WP HR S P ERA WHIP | IP WLS BF H R ER SO BB IBB HBP BLK WP HR S P ERA WHIP |

Texas Rangers @ Cleveland Indians
Progressive Field, Cleveland, OH
Tue Sep 08 2009, 5:10 PM EDT
Att: 12,976 - Cloudy - 68 F

livebaseballscorecards.com

| | |
|-----|----|
| AB | 36 |
| R | 5 |
| H | 7 |
| RBI | 4 |
| BB | 3 |
| SO | 8 |
| LOB | 13 |



| Batter | 1 | 2 | 3 | 4 | 5 | 6 | 7 | 8 | 9 | AB | R | H | RBI | BB | SO | LOB | TOP | | | | | |
|---|---|----------------------------------|--------------------------------------|----------------------------------|--------------------------------------|----------------------------------|---------------------------------------|----------------------------------|--------------------------------------|----------------------------------|---------------------------------------|----------------------------------|--------------------------------------|----------------------------------|--------------------------------------|---------------------------------|---------------------------------------|----------------------------------|-----------------------------------|------------------------------------|----------------------------------|--------|
| 20 Julio Borbon, L OBP: 0.386, SLG: 0.467 | | | | | | | | | | 5 | 2 | 1 | 0 | 1 | 1 | 8 | | | | | | |
| 1 Elvis Andrus, R OBP: 0.340, SLG: 0.398 | | | | | | | | | | 5 | 2 | 3 | 1 | 0 | 0 | 1 | | | | | | |
| 5 Ian Kinsler, R OBP: 0.330, SLG: 0.504 | | | | | | | | | | 5 | 1 | 1 | 0 | 0 | 1 | 3 | | | | | | |
| 22 Marlon Byrd, R OBP: 0.328, SLG: 0.486 | | | | | | | | | | 5 | 2 | 2 | 4 | 0 | 0 | 1 | | | | | | |
| 17 Nelson Cruz, R OBP: 0.343, SLG: 0.551 | | | | | | | | | | 5 | 0 | 0 | 0 | 0 | 0 | 4 | | | | | | |
| 7 David Murphy, L OBP: 0.289, SLG: 0.452 | | | | | | | | | | 5 | 1 | 2 | 1 | 0 | 1 | 0 | | | | | | |
| 7 Ivan Rodriguez, R OBP: 0.343, SLG: 0.403 | | | | | | | | | | 5 | 1 | 2 | 3 | 0 | 1 | 0 | | | | | | |
| 19 Chris Davis, L OBP: 0.265, SLG: 0.421 | | | | | | | | | | 4 | 0 | 1 | 0 | 1 | 2 | 3 | | | | | | |
| 6 Esteban German, R OBP: 0.393, SLG: 0.360 | | | | | | | | | | 5 | 1 | 5 | 1 | 0 | 0 | 0 | | | | | | |
| Inning Stats | R: 5 H: 6 E: 0 K: 1 S: 25 | H: 6 LOB: 2 BB: 1 P: 43 | R: 0 H: 0 E: 0 K: 0 S: 7 | H: 0 LOB: 0 BB: 0 P: 12 | R: 0 H: 0 E: 0 K: 0 S: 7 | H: 0 LOB: 0 BB: 0 P: 11 | R: 0 H: 2 E: 0 K: 1 S: 12 | H: 2 LOB: 1 BB: 0 P: 21 | R: 0 H: 0 E: 0 K: 0 S: 8 | H: 0 LOB: 0 BB: 0 P: 14 | R: 0 H: 1 E: 0 K: 2 S: 15 | H: 1 LOB: 2 BB: 1 P: 25 | R: 0 H: 1 E: 0 K: 0 S: 6 | H: 1 LOB: 1 BB: 0 P: 12 | R: 0 H: 0 E: 0 K: 0 S: 6 | H: 0 LOB: 0 BB: 0 P: 9 | R: 5 H: 7 E: 1 K: 2 S: 22 | H: 7 LOB: 3 BB: 0 P: 33 | 1B: 14 2B: 1 3B: 0 HR: 2 | SF: 0 SAC: 0 DP: 0 HBP: 0 | WP: 0 PB: 0 SB: 0 CS: 0 | PA: 46 |
| PITCHER | IP WLS BF H R ER SO BB IBB HBP BLK WP HR S P ERA WHIP | | | | | | | | | | | | | | | | | | | | | |
| 55 Roberto Hernandez, R ERA: 6.48 | (1, 1) 0.2 L 9 6 5 5 1 1 0 0 0 0 2 24 41 67.50 10.500 | | | | | | | | | | | | | | | | | | | | | |
| 50 Jenson Lewis, R ERA: 4.64 | (1, 1) 3.1 11 2 0 0 1 0 0 0 0 0 0 27 46 0.00 0.600 | | | | | | | | | | | | | | | | | | | | | |
| 20 Mike Gosling, L ERA: 4.78 | (5, 1) 4.0 15 2 0 0 2 1 0 0 0 0 0 37 60 0.00 0.750 | | | | | | | | | | | | | | | | | | | | | |
| 53 Rafael Perez, L ERA: 7.94 | (9, 1) 0.1 8 6 5 3 0 0 0 0 0 0 0 13 20 81.00 18.000 | | | | | | | | | | | | | | | | | | | | | |
| 49 Tony Sipp, L ERA: 3.13 | (9, 1) 0.2 3 1 0 0 2 0 0 0 0 0 0 9 13 0.00 1.500 | | | | | | | | | | | | | | | | | | | | | |

Texas Rangers @ Cleveland Indians
Progressive Field, Cleveland, OH
Wed Sep 09 2009, 12:05 PM EDT
Att: 14,637 - Partly Cloudy - 77 F

AB 44
R 10
H 17
RBI 10
BB 2
SO 6
LOB 20

| Batter | 1 | 2 | 3 | 4 | 5 | 6 | 7 | 8 | 9 | AB | R | H | RBI | BB | SO | LOB | BOTTOM | | | | | |
|--|--|----------------------------------|---------------------------------------|----------------------------------|--------------------------------------|---------------------------------|---------------------------------------|----------------------------------|---------------------------------------|----------------------------------|--------------------------------------|----------------------------------|---------------------------------------|----------------------------------|---------------------------------------|----------------------------------|--------------------------------------|---------------------------------|----------------------------------|------------------------------------|----------------------------------|--------|
| 11 Jamey Carroll, R OBP: 0.363, SLG: 0.355 | | | | | | | | | | 3 | 0 | 0 | 0 | 1 | 0 | 1 | | | | | | |
| 1 Luis Valbuena, L OBP: 0.296, SLG: 0.409 | | | | | | | | | | 4 | 0 | 2 | 0 | 0 | 0 | 2 | | | | | | |
| 17 Shin-Soo Choo, L OBP: 0.390, SLG: 0.465 | | | | | | | | | | 4 | 0 | 0 | 0 | 0 | 1 | 2 | | | | | | |
| 2 Jhonny Peralta, R OBP: 0.330, SLG: 0.406 | | | | | | | | | | 4 | 0 | 1 | 0 | 0 | 1 | 2 | | | | | | |
| 48 Travis Hafner, L OBP: 0.362, SLG: 0.495 | | | | | | | | | | 4 | 0 | 1 | 0 | 0 | 2 | 2 | | | | | | |
| 7 Matt LaPorta, R OBP: 0.291, SLG: 0.427 | | | | | | | | | | 4 | 0 | 1 | 0 | 0 | 1 | 2 | | | | | | |
| 10 Kelly Shoppach, R OBP: 0.338, SLG: 0.401 | | | | | | | | | | 4 | 0 | 0 | 0 | 0 | 1 | 1 | | | | | | |
| 4 Niuman Romero, S OBP: 0.281, SLG: 0.287 | | | | | | | | | | 4 | 0 | 0 | 0 | 0 | 1 | 1 | | | | | | |
| 4 Trevor Crowe, S OBP: 0.281, SLG: 0.287 | | | | | | | | | | 2 | 0 | 1 | 0 | 1 | 0 | 0 | | | | | | |
| Inning Stats | R: 0 H: 1 E: 0 K: 0 S: 9 | H: 1 LOB: 1 BB: 0 P: 13 | R: 0 H: 1 E: 0 K: 1 S: 13 | H: 1 LOB: 0 BB: 0 P: 21 | R: 0 H: 0 E: 0 K: 0 S: 8 | H: 0 LOB: 0 BB: 0 P: 8 | R: 0 H: 1 E: 1 K: 2 S: 12 | H: 1 LOB: 1 BB: 0 P: 20 | R: 0 H: 1 E: 0 K: 0 S: 10 | H: 1 LOB: 2 BB: 1 P: 21 | R: 0 H: 1 E: 0 K: 0 S: 8 | H: 1 LOB: 1 BB: 0 P: 11 | R: 0 H: 0 E: 0 K: 2 S: 12 | H: 0 LOB: 1 BB: 1 P: 17 | R: 0 H: 1 E: 0 K: 2 S: 13 | H: 1 LOB: 1 BB: 0 P: 16 | R: 0 H: 0 E: 0 K: 0 S: 5 | H: 0 LOB: 0 BB: 0 P: 9 | 1B: 5 2B: 1 3B: 0 HR: 0 | SF: 0 SAC: 0 DP: 0 HBP: 0 | WP: 0 PB: 0 SB: 0 CS: 0 | PA: 35 |
| PITCHER | IP WLS BF H R ER SO BB IBB HBP BLK WP HR S P ERA WHIP | | | | | | | | | | | | | | | | | | | | | |
| 39 Scott Feldman, R ERA: 3.46 | (1, 1) 7.0 W 28 5 0 0 0 2 0 0 0 0 0 0 72 11 0.00 1.000 | | | | | | | | | | | | | | | | | | | | | |
| 36 C.J. Wilson, L ERA: 3.2 | (8, 1) 1.0 4 1 0 0 2 0 0 0 0 0 0 13 16 0.00 1.000 | | | | | | | | | | | | | | | | | | | | | |
| 55 Willie Eyre, R ERA: 2.92 | (9, 1) 1.0 3 0 0 0 0 0 0 0 0 0 0 5 9 0.00 0.000 | | | | | | | | | | | | | | | | | | | | | |

Texas Rangers @ Cleveland Indians
Progressive Field, Cleveland, OH
Wed Sep 09 2009, 12:05 PM EDT
Att: 14,637 - Partly Cloudy - 77 F

AB 33
R 0
H 6
RBI 0
BB 2
SO 7
LOB 13

| Batter | 1 | 2 | 3 | 4 | 5 | 6 | 7 | 8 | 9 | AB | R | H | RBI | BB | SO | LOB | TOP | | | | | |
|--------------------------------|---|--|---|---|--|---|-------------------------------|----------------------------------|------------------------------|----------------------------------|-------------------------------|----------------------------------|-------------------------------|----------------------------------|-------------------------------|----------------------------------|---|----------------------------------|-------------------------|---------------------------|----------------------------------|--------|
| 51 Ichiro Suzuki, L (1,9) | | | | | | | | | | 5 | 2 | 2 | 1 | 1 | 1 | 5 | | | | | | |
| 21 Franklin Gutierrez, R (1,8) | | | | | | | | | | 6 | 0 | 1 | 2 | 0 | 1 | 7 | | | | | | |
| 4 Jose Lopez, R (1,4) | | | | | | | | | | 3 | 2 | 1 | 0 | 2 | 1 | 3 | | | | | | |
| 24 Ken Griffey Jr., L (1,10) | | | | | | | | | | 4 | 1 | 3 | 2 | 1 | 0 | 2 | | | | | | |
| 29 Adrian Beltré, R (1,5) | | | | | | | | | | 5 | 1 | 2 | 1 | 0 | 0 | 2 | | | | | | |
| 3 Bill Hall, R (1,7) | | | | | | | | | | 5 | 0 | 1 | 0 | 0 | 2 | 3 | | | | | | |
| 7 Jack Hannahan, L (1,3) | | | | | | | | | | 4 | 1 | 2 | 2 | 1 | 0 | 2 | | | | | | |
| 2 Jack Wilson, R (1,6) | | | | | | | | | | 5 | 1 | 2 | 0 | 0 | 0 | 3 | | | | | | |
| 32 Rob Johnson, R (1,2) | | | | | | | | | | 4 | 0 | 1 | 0 | 1 | 1 | 5 | | | | | | |
| Inning Stats | R: 1 E: 0 K: 1 S: 12 | H: 2 LOB: 1 BB: 0 P: 17 | R: 0 E: 0 K: 1 S: 7 | H: 1 LOB: 1 BB: 0 P: 12 | R: 2 E: 0 K: 1 S: 11 | H: 3 LOB: 1 BB: 0 P: 20 | R: 2 E: 0 K: 1 S: 13 | H: 2 LOB: 2 BB: 2 P: 26 | R: 0 E: 0 K: 0 S: 8 | H: 0 LOB: 0 BB: 0 P: 10 | R: 0 E: 0 K: 1 S: 11 | H: 2 LOB: 2 BB: 0 P: 13 | R: 2 E: 0 K: 0 S: 10 | H: 3 LOB: 3 BB: 2 P: 25 | R: 1 E: 0 K: 1 S: 10 | H: 2 LOB: 1 BB: 1 P: 19 | R: 0 E: 0 K: 0 S: 9 | H: 0 LOB: 1 BB: 1 P: 17 | 1B: 9 2B: 5 HR: 1 | SF: 0 SAC: 0 HBP: 0 | WP: 0 PB: 0 SB: 0 CS: 0 | PA: 47 |
| PITCHER | IP WLS BF H R ER SO BB IBB HBP BLK WP HR S P ERA WHIP | 3.2 L 21 8 5 5 4 2 0 0 0 0 1 39 69 12.27 2.727 | 2.1 13 5 2 2 1 1 0 0 0 0 0 29 42 7.71 2.571 | 1.0 4 0 0 0 0 0 1 0 0 0 0 4 12 0.00 0.000 | 1.0 5 2 1 1 1 1 0 0 0 0 0 10 19 9.00 3.000 | 1.0 4 0 0 0 0 1 0 0 0 0 0 9 17 0.00 1.000 | | | | | | | | | | | IP WLS BF H R ER SO BB IBB HBP BLK WP HR S P ERA WHIP | | | | | |

Seattle Mariners @ Texas Rangers
Rangers Ballpark in Arlington, Arlington, TX
Sat Sep 12 2009, 8:05 PM EDT
Att. 22,468 - Rain - 67 F

| | |
|-----|----|
| AB | 41 |
| R | 8 |
| H | 15 |
| RBI | 8 |
| BB | 6 |
| SO | 6 |
| LOB | 32 |



| Batter | 1 | 2 | 3 | 4 | 5 | 6 | 7 | 8 | 9 | AB | R | H | RBI | BB | SO | LOB | BOTTOM | | | | | |
|---------------------------|---|--|---|--|-------------------------------------|----------------------------------|------------------------------|----------------------------------|-------------------------------|----------------------------------|------------------------------|----------------------------------|------------------------------|----------------------------------|------------------------------|---|------------------------------|---------------------------------|-------------------------|---------------------------|----------------------------------|--------|
| 20 Julio Borbon, L (1,10) | | | | | | | | | | 4 | 1 | 1 | 3 | 0 | 1 | 0 | | | | | | |
| 1 Elvis Andrus, R (1,6) | | | | | | | | | | 4 | 0 | 1 | 0 | 0 | 1 | 0 | | | | | | |
| 5 Ian Kinsler, R (1,4) | | | | | | | | | | 4 | 0 | 1 | 0 | 0 | 0 | 1 | | | | | | |
| 22 Marlon Byrd, R (1,8) | | | | | | | | | | 4 | 0 | 2 | 0 | 0 | 0 | 1 | | | | | | |
| 17 Nelson Cruz, R (1,9) | | | | | | | | | | 3 | 0 | 0 | 0 | 1 | 0 | 2 | | | | | | |
| 7 David Murphy, L (1,7) | | | | | | | | | | 3 | 0 | 0 | 0 | 0 | 0 | 2 | | | | | | |
| 7 Ivan Rodriguez, R (1,2) | | | | | | | | | | 3 | 0 | 0 | 0 | 0 | 2 | 1 | | | | | | |
| 19 Chris Davis, L (1,3) | | | | | | | | | | 2 | 2 | 1 | 0 | 1 | 1 | 0 | | | | | | |
| 6 Esteban German, R (1,5) | | | | | | | | | | 3 | 0 | 0 | 0 | 0 | 0 | 2 | | | | | | |
| Inning Stats | R: 0 E: 0 K: 0 S: 6 | H: 0 LOB: 0 BB: 0 P: 11 | R: 0 E: 0 K: 0 S: 8 | H: 1 LOB: 1 BB: 0 P: 15 | R: 2 E: 0 K: 0 S: 9 | H: 2 LOB: 1 BB: 1 P: 23 | R: 0 E: 0 K: 1 S: 9 | H: 0 LOB: 0 BB: 1 P: 15 | R: 1 E: 0 K: 0 S: 13 | H: 2 LOB: 1 BB: 0 P: 16 | R: 0 E: 0 K: 0 S: 9 | H: 0 LOB: 0 BB: 0 P: 15 | R: 0 E: 0 K: 2 S: 8 | H: 0 LOB: 0 BB: 0 P: 11 | R: 0 E: 0 K: 2 S: 8 | H: 0 LOB: 0 BB: 0 P: 13 | R: 0 E: 1 K: 0 S: 6 | H: 1 LOB: 2 BB: 0 P: 9 | 1B: 3 2B: 2 HR: 1 | SF: 0 SAC: 0 HBP: 0 | WP: 0 PB: 0 SB: 0 CS: 0 | PA: 32 |
| PITCHER | IP WLS BF H R ER SO BB IBB HBP BLK WP HR S P ERA WHIP | 5.0 W 21 5 3 3 3 2 0 0 0 0 0 0 9 15 0.00 0.000 | 1.0 H 3 0 0 0 0 0 0 0 0 0 0 0 9 15 0.00 0.000 | 2.0 6 0 0 0 4 0 0 0 0 0 0 0 16 24 0.00 0.000 | 0.0 2 1 0 0 0 0 0 0 0 0 0 0 6 9 ∞ ∞ | | | | | | | | | | | IP WLS BF H R ER SO BB IBB HBP BLK WP HR S P ERA WHIP | | | | | | |

Seattle Mariners @ Texas Rangers
Rangers Ballpark in Arlington, Arlington, TX
Sat Sep 12 2009, 8:05 PM EDT
Att. 22,468 - Rain - 67 F

| | |
|-----|----|
| AB | 30 |
| R | 3 |
| H | 6 |
| RBI | 3 |
| BB | 2 |
| SO | 5 |
| LOB | 9 |



| Batter | 1 | 2 | 3 | 4 | 5 | 6 | 7 | 8 | 9 | AB | R | H | RBI | BB | SO | LOB | TOP | | | | | | | |
|--|---|---|---|---|---|---|---|---|---|---|---|---|---|---|---|---|---|---|---|---|---|---|---|---|
| 51 Ichiro Suzuki, L OBP: 0.393, SLG: 0.462 | | | | | | | | | | 5 | 0 | 1 | 1 | 0 | 1 | 1 | | | | | | | | |
| 21 Franklin Gutierrez, R OBP: 0.337, SLG: 0.419 | | | | | | | | | | 4 | 2 | 2 | 0 | 1 | 1 | 1 | | | | | | | | |
| 4 Jose Lopez, R OBP: 0.305, SLG: 0.466 | | | | | | | | | | 5 | 0 | 1 | 1 | 0 | 0 | 2 | | | | | | | | |
| 5 Mike Sweeney, R OBP: 0.328, SLG: 0.431 | | | | | | | | | | 4 | 0 | 0 | 0 | 0 | 1 | 3 | | | | | | | | |
| 29 Adrian Beltré, R OBP: 0.300, SLG: 0.371 | | | | | | | | | | 3 | 1 | 1 | 2 | 1 | 2 | 0 | | | | | | | | |
| 3 Bill Hall, R OBP: 0.275, SLG: 0.358 | | | | | | | | | | 3 | 1 | 1 | 0 | 1 | 0 | 2 | | | | | | | | |
| 2 Jack Wilson, R OBP: 0.292, SLG: 0.362 | | | | | | | | | | 4 | 0 | 1 | 1 | 0 | 0 | 1 | | | | | | | | |
| 16 Josh Wilson, R OBP: 0.286, SLG: 0.343 | | | | | | | | | | 3 | 1 | 1 | 0 | 1 | 0 | 3 | | | | | | | | |
| 32 Rob Johnson, R OBP: 0.285, SLG: 0.329 | | | | | | | | | | 4 | 0 | 0 | 0 | 0 | 0 | 5 | | | | | | | | |
| Inning Stats | R: 1 E: 0 K: 0 S: 14 | H: 2 LOB: 2 BB: 1 P: 24 | R: 0 E: 0 K: 2 S: 11 | H: 0 LOB: 1 BB: 0 P: 14 | R: 0 E: 0 K: 2 S: 7 | H: 0 LOB: 0 BB: 0 P: 7 | R: 1 E: 1 K: 1 S: 12 | H: 2 LOB: 1 BB: 0 P: 17 | R: 2 E: 0 K: 0 S: 11 | H: 2 LOB: 0 BB: 0 P: 16 | R: 0 E: 0 K: 0 S: 4 | H: 0 LOB: 0 BB: 1 P: 10 | R: 0 E: 0 K: 0 S: 9 | H: 0 LOB: 1 BB: 1 P: 18 | R: 0 E: 1 K: 1 S: 9 | H: 0 LOB: 2 BB: 2 P: 16 | R: 0 E: 0 K: 1 S: 9 | H: 0 LOB: 0 BB: 0 P: 13 | 1B: 3 2B: 3 3B: 1 HR: 1 | SF: 0 SAC: 0 DP: 1 HBP: 0 | WP: 0 PB: 0 SB: 0 CS: 0 | PA: 39 | | |
| PITCHER | IP WLS BF H R ER SO BB IBB HBP BLK WP HR S P ERA WHIP | IP WLS BF H R ER SO BB IBB HBP BLK WP HR S P ERA WHIP | IP WLS BF H R ER SO BB IBB HBP BLK WP HR S P ERA WHIP | IP WLS BF H R ER SO BB IBB HBP BLK WP HR S P ERA WHIP | IP WLS BF H R ER SO BB IBB HBP BLK WP HR S P ERA WHIP | IP WLS BF H R ER SO BB IBB HBP BLK WP HR S P ERA WHIP | IP WLS BF H R ER SO BB IBB HBP BLK WP HR S P ERA WHIP | IP WLS BF H R ER SO BB IBB HBP BLK WP HR S P ERA WHIP | IP WLS BF H R ER SO BB IBB HBP BLK WP HR S P ERA WHIP | IP WLS BF H R ER SO BB IBB HBP BLK WP HR S P ERA WHIP | IP WLS BF H R ER SO BB IBB HBP BLK WP HR S P ERA WHIP | IP WLS BF H R ER SO BB IBB HBP BLK WP HR S P ERA WHIP | IP WLS BF H R ER SO BB IBB HBP BLK WP HR S P ERA WHIP | IP WLS BF H R ER SO BB IBB HBP BLK WP HR S P ERA WHIP | IP WLS BF H R ER SO BB IBB HBP BLK WP HR S P ERA WHIP | IP WLS BF H R ER SO BB IBB HBP BLK WP HR S P ERA WHIP | IP WLS BF H R ER SO BB IBB HBP BLK WP HR S P ERA WHIP | IP WLS BF H R ER SO BB IBB HBP BLK WP HR S P ERA WHIP | IP WLS BF H R ER SO BB IBB HBP BLK WP HR S P ERA WHIP | IP WLS BF H R ER SO BB IBB HBP BLK WP HR S P ERA WHIP | IP WLS BF H R ER SO BB IBB HBP BLK WP HR S P ERA WHIP | IP WLS BF H R ER SO BB IBB HBP BLK WP HR S P ERA WHIP | IP WLS BF H R ER SO BB IBB HBP BLK WP HR S P ERA WHIP | IP WLS BF H R ER SO BB IBB HBP BLK WP HR S P ERA WHIP |

Seattle Mariners @ Texas Rangers
Rangers Ballpark in Arlington, Arlington, TX

AB 35
R 5
H 8
RBI 5
BB 4
SO 5
LOB 18



WP: 0 PA: 39
PB: 0
SB: 0
CS: 0

Sun Sep 13 2009, 5:05 PM EDT
Att: 18,522 - Clear - 69 F

| Batter | 1 | 2 | 3 | 4 | 5 | 6 | 7 | 8 | 9 | AB | R | H | RBI | BB | SO | LOB | BOTTOM | | | | | | | |
|---|---|---|---|---|---|---|---|---|---|---|---|---|---|---|---|---|---|---|---|---|---|---|---|---|
| 20 Julio Borbon, L OBP: 0.389, SLG: 0.494 | | | | | | | | | | 4 | 0 | 3 | 0 | 0 | 0 | 1 | | | | | | | | |
| 1 Elvis Andrus, R OBP: 0.338, SLG: 0.395 | | | | | | | | | | 4 | 0 | 1 | 0 | 0 | 1 | 3 | | | | | | | | |
| 5 Ian Kinsler, R OBP: 0.326, SLG: 0.500 | | | | | | | | | | 4 | 0 | 0 | 0 | 0 | 1 | 3 | | | | | | | | |
| 22 Marlon Byrd, R OBP: 0.325, SLG: 0.479 | | | | | | | | | | 4 | 0 | 0 | 0 | 0 | 1 | 1 | | | | | | | | |
| 7 David Murphy, L OBP: 0.341, SLG: 0.455 | | | | | | | | | | 4 | 0 | 1 | 0 | 0 | 1 | 0 | | | | | | | | |
| 17 Nelson Cruz, R OBP: 0.344, SLG: 0.550 | | | | | | | | | | 3 | 0 | 0 | 0 | 1 | 1 | 1 | | | | | | | | |
| 19 Chris Davis, L OBP: 0.266, SLG: 0.428 | | | | | | | | | | 3 | 0 | 0 | 0 | 0 | 0 | 1 | | | | | | | | |
| 2 Taylor Teagarden, R OBP: 0.273, SLG: 0.376 | | | | | | | | | | 3 | 0 | 1 | 0 | 0 | 1 | 0 | | | | | | | | |
| 13 Omar Vizquel, S OBP: 0.329, SLG: 0.361 | | | | | | | | | | 3 | 0 | 0 | 0 | 0 | 1 | 1 | | | | | | | | |
| Inning Stats | R: 0 E: 0 K: 2 S: 13 | H: 1 LOB: 1 BB: 0 P: 21 | R: 0 E: 0 K: 0 S: 5 | H: 0 LOB: 0 BB: 0 P: 11 | R: 0 E: 0 K: 1 S: 11 | H: 1 LOB: 0 BB: 0 P: 22 | R: 0 E: 0 K: 1 S: 12 | H: 0 LOB: 0 BB: 0 P: 15 | R: 0 E: 0 K: 0 S: 7 | H: 0 LOB: 0 BB: 0 P: 12 | R: 0 E: 0 K: 1 S: 8 | H: 2 LOB: 1 BB: 0 P: 13 | R: 0 E: 0 K: 0 S: 9 | H: 0 LOB: 1 BB: 1 P: 15 | R: 0 E: 0 K: 1 S: 6 | H: 1 LOB: 1 BB: 0 P: 8 | R: 0 E: 0 K: 1 S: 10 | H: 1 LOB: 1 BB: 0 P: 15 | 1B: 5 2B: 1 3B: 0 HR: 0 | SF: 0 SAC: 0 DP: 1 HBP: 0 | WP: 0 PB: 0 SB: 1 CS: 0 | PA: 33 | | |
| PITCHER | IP WLS BF H R ER SO BB IBB HBP BLK WP HR S P ERA WHIP | IP WLS BF H R ER SO BB IBB HBP BLK WP HR S P ERA WHIP | IP WLS BF H R ER SO BB IBB HBP BLK WP HR S P ERA WHIP | IP WLS BF H R ER SO BB IBB HBP BLK WP HR S P ERA WHIP | IP WLS BF H R ER SO BB IBB HBP BLK WP HR S P ERA WHIP | IP WLS BF H R ER SO BB IBB HBP BLK WP HR S P ERA WHIP | IP WLS BF H R ER SO BB IBB HBP BLK WP HR S P ERA WHIP | IP WLS BF H R ER SO BB IBB HBP BLK WP HR S P ERA WHIP | IP WLS BF H R ER SO BB IBB HBP BLK WP HR S P ERA WHIP | IP WLS BF H R ER SO BB IBB HBP BLK WP HR S P ERA WHIP | IP WLS BF H R ER SO BB IBB HBP BLK WP HR S P ERA WHIP | IP WLS BF H R ER SO BB IBB HBP BLK WP HR S P ERA WHIP | IP WLS BF H R ER SO BB IBB HBP BLK WP HR S P ERA WHIP | IP WLS BF H R ER SO BB IBB HBP BLK WP HR S P ERA WHIP | IP WLS BF H R ER SO BB IBB HBP BLK WP HR S P ERA WHIP | IP WLS BF H R ER SO BB IBB HBP BLK WP HR S P ERA WHIP | IP WLS BF H R ER SO BB IBB HBP BLK WP HR S P ERA WHIP | IP WLS BF H R ER SO BB IBB HBP BLK WP HR S P ERA WHIP | IP WLS BF H R ER SO BB IBB HBP BLK WP HR S P ERA WHIP | IP WLS BF H R ER SO BB IBB HBP BLK WP HR S P ERA WHIP | IP WLS BF H R ER SO BB IBB HBP BLK WP HR S P ERA WHIP | IP WLS BF H R ER SO BB IBB HBP BLK WP HR S P ERA WHIP | IP WLS BF H R ER SO BB IBB HBP BLK WP HR S P ERA WHIP | IP WLS BF H R ER SO BB IBB HBP BLK WP HR S P ERA WHIP |

Seattle Mariners @ Texas Rangers
Rangers Ballpark in Arlington, Arlington, TX

AB 32
R 0
H 6
RBI 0
BB 1
SO 7
LOB 11



WP: 0 PA: 33
PB: 0
SB: 1
CS: 0

Sun Sep 13 2009, 5:05 PM EDT
Att: 18,522 - Clear - 69 F

| Batter | 1 | 2 | 3 | 4 | 5 | 6 | 7 | 8 | 9 | AB | R | H | RBI | BB | SO | LOB | TOP | | | | | | | |
|--|---|---|---|---|---|---|---|---|---|---|---|---|---|---|---|---|---|--|---|---|---|---|---|---|
| 29 Adam Kennedy, L (1, 5) OBP: 0.345, SLG: 0.402 | G4-3 | | G5-3 | | | 2B | 1B | 1B | | 4 | 2 | 2 | 3 | 0 | 0 | 0 | Oakland Athletics @ Texas Rangers Rangers Ballpark in Arlington, Arlington, TX Mon Sep 14 2009, 8:05 PM EDT Att: 13,669 - Overcast - 69 F | | | | | | | |
| 11 Rajai Davis, R (1, 8) OBP: 0.368, SLG: 0.425 | G6-3 | | | K | | K | HBP | P3 | | 5 | 1 | 1 | 1 | 0 | 2 | 1 | | | | | | | | |
| Ryan Sweeney, L (1, 9) OBP: 0.340, SLG: 0.405 | G5-3 | | | P6 | | 2B | 1B | | | 5 | 1 | 3 | 4 | 0 | 0 | 0 | | | | | | | | |
| 8 Kurt Suzuki, R (1, 2) OBP: 0.302, SLG: 0.404 | G6-3 | | | K | | 2B | 2B | | | 5 | 0 | 1 | 1 | 0 | 1 | 2 | | | | | | | | |
| 32 Jack Cust, L (1, 10) OBP: 0.356, SLG: 0.410 | K | | | | | | | | | 3 | 0 | 0 | 0 | 2 | 2 | 1 | | | | | | | | |
| 12 Scott Hairston, R (1, 7) OBP: 0.312, SLG: 0.464 | 2B | | | | | F8 | P6 | | | 5 | 0 | 1 | 0 | 0 | 1 | 5 | | | | | | | | |
| 14 Mark Ellis, R (1, 4) OBP: 0.316, SLG: 0.421 | P4 | | | | | | P4 | P3 | | 4 | 0 | 0 | 0 | 0 | 0 | 1 | | | | | | | | |
| 10 Daric Barton, L (1, 3) OBP: 0.353, SLG: 0.394 | | | K | | | G4-3 | 2B | 1B | | 3 | 3 | 2 | 0 | 0 | 1 | 0 | | | | | | | | |
| 2 Cliff Pennington, S (1, 6) OBP: 0.353, SLG: 0.426 | G3 | | | | | G4-3 | 1B | 2B | | 4 | 2 | 2 | 0 | 0 | 0 | 1 | | | | | | | | |
| | | | | | | | | | | | | | | | | | | AB 38 R 9 H 12 RBI 9 BB 2 SO 7 LOB 11 | | | | | | |
| Inning Stats | R: 0 E: 0 K: 0 S: 5 | H: 0 LOB: 0 BB: 0 P: 7 | R: 0 E: 0 K: 1 S: 11 | H: 1 LOB: 1 BB: 0 P: 19 | R: 0 E: 0 K: 1 S: 8 | H: 0 LOB: 0 BB: 0 P: 13 | R: 0 E: 0 K: 2 S: 10 | H: 0 LOB: 0 BB: 0 P: 11 | R: 0 E: 0 K: 0 S: 7 | H: 0 LOB: 0 BB: 0 P: 10 | R: 3 E: 0 K: 1 S: 16 | H: 4 LOB: 2 BB: 1 P: 25 | R: 4 E: 1 K: 0 S: 24 | H: 3 LOB: 2 BB: 1 P: 42 | R: 2 E: 0 K: 0 S: 11 | H: 3 LOB: 0 BB: 0 P: 17 | R: 0 E: 0 K: 2 S: 13 | H: 1 LOB: 1 BB: 0 P: 20 | 1B: 5 2B: 7 3B: 0 HR: 0 | SF: 0 SAC: 0 DP: 0 HBP: 2 | WP: 0 PB: 0 SB: 0 CS: 0 | PA: 42 | | |
| PITCHER | IP WLS BF H R ER SO BB IBB HBP BLK WP HR S P ERA WHIP | IP WLS BF H R ER SO BB IBB HBP BLK WP HR S P ERA WHIP | IP WLS BF H R ER SO BB IBB HBP BLK WP HR S P ERA WHIP | IP WLS BF H R ER SO BB IBB HBP BLK WP HR S P ERA WHIP | IP WLS BF H R ER SO BB IBB HBP BLK WP HR S P ERA WHIP | IP WLS BF H R ER SO BB IBB HBP BLK WP HR S P ERA WHIP | IP WLS BF H R ER SO BB IBB HBP BLK WP HR S P ERA WHIP | IP WLS BF H R ER SO BB IBB HBP BLK WP HR S P ERA WHIP | IP WLS BF H R ER SO BB IBB HBP BLK WP HR S P ERA WHIP | IP WLS BF H R ER SO BB IBB HBP BLK WP HR S P ERA WHIP | IP WLS BF H R ER SO BB IBB HBP BLK WP HR S P ERA WHIP | IP WLS BF H R ER SO BB IBB HBP BLK WP HR S P ERA WHIP | IP WLS BF H R ER SO BB IBB HBP BLK WP HR S P ERA WHIP | IP WLS BF H R ER SO BB IBB HBP BLK WP HR S P ERA WHIP | IP WLS BF H R ER SO BB IBB HBP BLK WP HR S P ERA WHIP | IP WLS BF H R ER SO BB IBB HBP BLK WP HR S P ERA WHIP | IP WLS BF H R ER SO BB IBB HBP BLK WP HR S P ERA WHIP | IP WLS BF H R ER SO BB IBB HBP BLK WP HR S P ERA WHIP | IP WLS BF H R ER SO BB IBB HBP BLK WP HR S P ERA WHIP | IP WLS BF H R ER SO BB IBB HBP BLK WP HR S P ERA WHIP | IP WLS BF H R ER SO BB IBB HBP BLK WP HR S P ERA WHIP | IP WLS BF H R ER SO BB IBB HBP BLK WP HR S P ERA WHIP | IP WLS BF H R ER SO BB IBB HBP BLK WP HR S P ERA WHIP | IP WLS BF H R ER SO BB IBB HBP BLK WP HR S P ERA WHIP |



| Batter | 1 | 2 | 3 | 4 | 5 | 6 | 7 | 8 | 9 | AB | R | H | RBI | BB | SO | LOB | BOTTOM | | | | | | |
|--|---|---|---|---|---|---|---|---|---|---|---|---|---|---|---|---|---|--|---|---|---|---|---|
| 20 Julio Borbon, L (1, 10) OBP: 0.384, SLG: 0.484 | F8 | | G3 | | | G4-6-3 | | | | 4 | 0 | 1 | 0 | 0 | 0 | 1 | Oakland Athletics @ Texas Rangers Rangers Ballpark in Arlington, Arlington, TX Mon Sep 14 2009, 8:05 PM EDT Att: 13,669 - Overcast - 69 F | | | | | | |
| 1 Elvis Andrus, R (1, 6) OBP: 0.337, SLG: 0.393 | P4 | | | G6-3 | | | 2B | G6-3 | | 4 | 0 | 1 | 0 | 0 | 0 | 1 | | | | | | | |
| 5 Ian Kinsler, R (1, 4) OBP: 0.325, SLG: 0.497 | F8 | | | G1-3 | | | F8 | | | 3 | 0 | 0 | 0 | 0 | 0 | 1 | | | | | | | |
| 22 Marlon Byrd, R (1, 8) OBP: 0.323, SLG: 0.476 | | L9 | | | F9 | | L4-3 | | | 3 | 0 | 0 | 0 | 0 | 0 | 1 | | | | | | | |
| 7 David Murphy, L (1, 7) OBP: 0.341, SLG: 0.454 | | P4 | | | | G6-4-3 | 1B | K | | 3 | 0 | 1 | 0 | 0 | 1 | 0 | | | | | | | |
| 17 Nelson Cruz, R (1, 9) OBP: 0.344, SLG: 0.551 | | | | | P3 | | | G5-3 | | 3 | 0 | 1 | 0 | 0 | 0 | 1 | | | | | | | |
| 7 Ivan Rodriguez, R (1, 2) OBP: 0.286, SLG: 0.490 | | | | | G6-4-3 | | | F9 | | 3 | 0 | 0 | 0 | 0 | 1 | 2 | | | | | | | |
| 19 Chris Davis, L (1, 3) OBP: 0.266, SLG: 0.427 | | | F7 | | | | | | | 3 | 0 | 1 | 0 | 0 | 1 | 0 | | | | | | | |
| 13 Omar Vizquel, S (1, 5) OBP: 0.324, SLG: 0.354 | | | L5 | | | | | | | 3 | 0 | 0 | 0 | 0 | 0 | 1 | | | | | | | |
| | | | | | | | | | | | | | | | | | | AB 29 R 0 H 5 RBI 0 BB 0 SO 3 LOB 8 | | | | | |
| Inning Stats | R: 0 E: 0 K: 0 S: 7 | H: 0 LOB: 0 BB: 0 P: 11 | R: 0 E: 0 K: 1 S: 10 | H: 1 LOB: 1 BB: 0 P: 15 | R: 0 E: 0 K: 0 S: 7 | H: 0 LOB: 0 BB: 0 P: 12 | R: 0 E: 0 K: 0 S: 8 | H: 0 LOB: 0 BB: 0 P: 11 | R: 0 E: 0 K: 0 S: 9 | H: 1 LOB: 0 BB: 0 P: 14 | R: 0 E: 0 K: 0 S: 5 | H: 1 LOB: 0 BB: 0 P: 9 | R: 0 E: 0 K: 1 S: 9 | H: 0 LOB: 0 BB: 0 P: 13 | R: 0 E: 0 K: 1 S: 9 | H: 1 LOB: 1 BB: 0 P: 16 | R: 0 E: 0 K: 1 S: 9 | H: 1 LOB: 1 BB: 0 P: 16 | 1B: 4 2B: 2 3B: 0 HR: 0 | SF: 0 SAC: 0 DP: 3 HBP: 0 | WP: 0 PB: 0 SB: 1 CS: 0 | PA: 29 | |
| PITCHER | IP WLS BF H R ER SO BB IBB HBP BLK WP HR S P ERA WHIP | IP WLS BF H R ER SO BB IBB HBP BLK WP HR S P ERA WHIP | IP WLS BF H R ER SO BB IBB HBP BLK WP HR S P ERA WHIP | IP WLS BF H R ER SO BB IBB HBP BLK WP HR S P ERA WHIP | IP WLS BF H R ER SO BB IBB HBP BLK WP HR S P ERA WHIP | IP WLS BF H R ER SO BB IBB HBP BLK WP HR S P ERA WHIP | IP WLS BF H R ER SO BB IBB HBP BLK WP HR S P ERA WHIP | IP WLS BF H R ER SO BB IBB HBP BLK WP HR S P ERA WHIP | IP WLS BF H R ER SO BB IBB HBP BLK WP HR S P ERA WHIP | IP WLS BF H R ER SO BB IBB HBP BLK WP HR S P ERA WHIP | IP WLS BF H R ER SO BB IBB HBP BLK WP HR S P ERA WHIP | IP WLS BF H R ER SO BB IBB HBP BLK WP HR S P ERA WHIP | IP WLS BF H R ER SO BB IBB HBP BLK WP HR S P ERA WHIP | IP WLS BF H R ER SO BB IBB HBP BLK WP HR S P ERA WHIP | IP WLS BF H R ER SO BB IBB HBP BLK WP HR S P ERA WHIP | IP WLS BF H R ER SO BB IBB HBP BLK WP HR S P ERA WHIP | IP WLS BF H R ER SO BB IBB HBP BLK WP HR S P ERA WHIP | IP WLS BF H R ER SO BB IBB HBP BLK WP HR S P ERA WHIP | IP WLS BF H R ER SO BB IBB HBP BLK WP HR S P ERA WHIP | IP WLS BF H R ER SO BB IBB HBP BLK WP HR S P ERA WHIP | IP WLS BF H R ER SO BB IBB HBP BLK WP HR S P ERA WHIP | IP WLS BF H R ER SO BB IBB HBP BLK WP HR S P ERA WHIP | IP WLS BF H R ER SO BB IBB HBP BLK WP HR S P ERA WHIP |



| Batter | 1 | 2 | 3 | 4 | 5 | 6 | 7 | 8 | 9 | AB | R | H | RBI | BB | SO | LOB | TOP | | | | | | | | |
|------------------------------|---|---|---|---|---|---|---|---|---|---|---|---|---|---|---|---|---|---|---|---|---|---|---|---|--|
| 29 Adam Kennedy, L (1.5) | | | | | | | | | | 4 | 1 | 1 | 0 | 2 | 3 | 3 | | | | | | | | | |
| 11 Rajai Davis, R (1.8) | | | | | | | | | | 4 | 1 | 3 | 4 | 1 | 0 | 1 | | | | | | | | | |
| Ryan Sweeney, L (1.9) | | | | | | | | | | 3 | 0 | 1 | 1 | 1 | 0 | 3 | | | | | | | | | |
| 8 Kurt Suzuki, R (1.2) | | | | | | | | | | 4 | 0 | 0 | 1 | 1 | 0 | 3 | | | | | | | | | |
| 32 Jack Cust, L (1.10) | | | | | | | | | | 5 | 0 | 0 | 0 | 0 | 4 | 6 | | | | | | | | | |
| 12 Scott Hairston, R (1.7) | | | | | | | | | | 5 | 0 | 1 | 0 | 0 | 1 | 5 | | | | | | | | | |
| 14 Mark Ellis, R (1.4) | | | | | | | | | | 5 | 1 | 1 | 0 | 0 | 2 | 4 | | | | | | | | | |
| 10 Daric Barton, L (1.3) | | | | | | | | | | 3 | 2 | 1 | 0 | 2 | 1 | 1 | | | | | | | | | |
| 2 Cliff Pennington, S (1.6) | | | | | | | | | | 5 | 1 | 2 | 0 | 0 | 2 | 3 | | | | | | | | | |
| Inning Stats | R: 1 E: 1 K: 1 S: 16 | H: 1 LOB: 1 BB: 0 P: 27 | R: 1 E: 0 K: 0 S: 17 | H: 1 LOB: 3 BB: 3 P: 34 | R: 0 E: 0 K: 1 S: 6 | H: 0 LOB: 0 BB: 0 P: 9 | R: 2 E: 0 K: 1 S: 19 | H: 4 LOB: 2 BB: 0 P: 31 | R: 0 E: 0 K: 2 S: 8 | H: 1 LOB: 1 BB: 0 P: 12 | R: 2 E: 0 K: 3 S: 19 | H: 2 LOB: 3 BB: 2 P: 36 | R: 0 E: 0 K: 2 S: 12 | H: 0 LOB: 0 BB: 0 P: 21 | R: 0 E: 1 K: 1 S: 11 | H: 1 LOB: 2 BB: 1 P: 22 | R: 0 E: 0 K: 2 S: 10 | H: 0 LOB: 1 BB: 1 P: 16 | 1B: 8 2B: 1 3B: 1 HR: 0 | SF: 0 SAC: 0 DP: 0 HBP: 1 | WP: 0 PB: 0 SB: 1 CS: 1 | PA: 46 | | | |
| PITCHER | IP WLS BF H R ER SO BB IBB HBP BLK WP HR S P ERA WHIP | IP WLS BF H R ER SO BB IBB HBP BLK WP HR S P ERA WHIP | IP WLS BF H R ER SO BB IBB HBP BLK WP HR S P ERA WHIP | IP WLS BF H R ER SO BB IBB HBP BLK WP HR S P ERA WHIP | IP WLS BF H R ER SO BB IBB HBP BLK WP HR S P ERA WHIP | IP WLS BF H R ER SO BB IBB HBP BLK WP HR S P ERA WHIP | IP WLS BF H R ER SO BB IBB HBP BLK WP HR S P ERA WHIP | IP WLS BF H R ER SO BB IBB HBP BLK WP HR S P ERA WHIP | IP WLS BF H R ER SO BB IBB HBP BLK WP HR S P ERA WHIP | IP WLS BF H R ER SO BB IBB HBP BLK WP HR S P ERA WHIP | IP WLS BF H R ER SO BB IBB HBP BLK WP HR S P ERA WHIP | IP WLS BF H R ER SO BB IBB HBP BLK WP HR S P ERA WHIP | IP WLS BF H R ER SO BB IBB HBP BLK WP HR S P ERA WHIP | IP WLS BF H R ER SO BB IBB HBP BLK WP HR S P ERA WHIP | IP WLS BF H R ER SO BB IBB HBP BLK WP HR S P ERA WHIP | IP WLS BF H R ER SO BB IBB HBP BLK WP HR S P ERA WHIP | IP WLS BF H R ER SO BB IBB HBP BLK WP HR S P ERA WHIP | IP WLS BF H R ER SO BB IBB HBP BLK WP HR S P ERA WHIP | IP WLS BF H R ER SO BB IBB HBP BLK WP HR S P ERA WHIP | IP WLS BF H R ER SO BB IBB HBP BLK WP HR S P ERA WHIP | IP WLS BF H R ER SO BB IBB HBP BLK WP HR S P ERA WHIP | IP WLS BF H R ER SO BB IBB HBP BLK WP HR S P ERA WHIP | IP WLS BF H R ER SO BB IBB HBP BLK WP HR S P ERA WHIP | IP WLS BF H R ER SO BB IBB HBP BLK WP HR S P ERA WHIP | |
| 20 Brandon McCarthy, R (1.1) | 3.0 L 17 4 4 3 2 3 0 0 0 0 0 0 45 80 9.00 2.333 | 2.0 9 3 0 0 2 0 0 0 0 0 0 0 21 33 0.00 1.500 | 1.0 8 2 2 2 3 2 0 1 0 0 0 0 19 36 18.00 4.000 | 1.0 3 0 0 0 2 0 0 0 0 0 0 0 12 21 0.00 0.000 | 1.0 5 1 0 0 1 1 0 0 0 0 0 0 11 22 0.00 2.000 | | | | | | | | | | | | | | | | | | | | |
| 52 Doug Matis, R (4.1) | 2.0 9 3 0 0 2 0 0 0 0 0 0 0 21 33 0.00 1.500 | 1.0 8 2 2 2 3 2 0 1 0 0 0 0 19 36 18.00 4.000 | 1.0 3 0 0 0 2 0 0 0 0 0 0 0 12 21 0.00 0.000 | 1.0 5 1 0 0 1 1 0 0 0 0 0 0 11 22 0.00 2.000 | | | | | | | | | | | | | | | | | | | | | |
| 30 Neftali Feliz, R (6.1) | 1.0 8 2 2 2 3 2 0 1 0 0 0 0 19 36 18.00 4.000 | 1.0 3 0 0 0 2 0 0 0 0 0 0 0 12 21 0.00 0.000 | 1.0 5 1 0 0 1 1 0 0 0 0 0 0 11 22 0.00 2.000 | | | | | | | | | | | | | | | | | | | | | | |
| 55 Willie Eyre, R (7.1) | 1.0 3 0 0 0 2 0 0 0 0 0 0 0 12 21 0.00 0.000 | 1.0 5 1 0 0 1 1 0 0 0 0 0 0 11 22 0.00 2.000 | | | | | | | | | | | | | | | | | | | | | | | |
| 36 C.J. Wilson, L (8.1) | 1.0 5 1 0 0 1 1 0 0 0 0 0 0 11 22 0.00 2.000 | | | | | | | | | | | | | | | | | | | | | | | | |

Oakland Athletics @ Texas Rangers
Rangers Ballpark in Arlington, Arlington, TX
Tue Sep 15 2009, 8:05 PM EDT
Att: 15,964 - Cloudy - 77 F

| | |
|-----|----|
| AB | 38 |
| R | 6 |
| H | 10 |
| RBI | 6 |
| BB | 7 |
| SO | 13 |
| LOB | 29 |



| Batter | 1 | 2 | 3 | 4 | 5 | 6 | 7 | 8 | 9 | AB | R | H | RBI | BB | SO | LOB | BOTTOM | | | | | | | |
|----------------------------|---|---|---|---|---|---|---|---|---|---|---|---|---|---|---|---|---|---|---|---|---|---|---|--|
| 20 Julio Borbon, L (1.7) | | | | | | | | | | 2 | 0 | 0 | 0 | 1 | 0 | 2 | | | | | | | | |
| 10 Michael Young, R (1.10) | | | | | | | | | | 1 | 0 | 0 | 0 | 0 | 0 | 1 | | | | | | | | |
| 17 Nelson Cruz, R (3.7H) | | | | | | | | | | 3 | 0 | 0 | 0 | 0 | 1 | 4 | | | | | | | | |
| 7 David Murphy, L (1.9) | | | | | | | | | | 4 | 1 | 2 | 1 | 0 | 0 | 4 | | | | | | | | |
| 22 Marlon Byrd, R (1.8) | | | | | | | | | | 3 | 0 | 1 | 0 | 1 | 0 | 2 | | | | | | | | |
| 68 Craig Gentry, R (9.8) | | | | | | | | | | 0 | 0 | 0 | 0 | 0 | 0 | 0 | | | | | | | | |
| 5 Ian Kinsler, R (1.4) | | | | | | | | | | 4 | 0 | 0 | 0 | 0 | 0 | 4 | | | | | | | | |
| 19 Chris Davis, L (1.3) | | | | | | | | | | 4 | 0 | 0 | 0 | 0 | 2 | 2 | | | | | | | | |
| 7 Ivan Rodriguez, R (1.2) | | | | | | | | | | 4 | 0 | 0 | 0 | 0 | 0 | 2 | | | | | | | | |
| 6 Esteban German, R (1.5) | | | | | | | | | | 4 | 0 | 2 | 0 | 0 | 1 | 0 | | | | | | | | |
| 1 Elvis Andrus, R (1.6) | | | | | | | | | | 2 | 0 | 0 | 0 | 2 | 0 | 0 | | | | | | | | |
| Inning Stats | R: 0 E: 0 K: 0 S: 17 | H: 1 LOB: 2 BB: 1 P: 26 | R: 0 E: 0 K: 1 S: 7 | H: 0 LOB: 0 BB: 0 P: 11 | R: 0 E: 0 K: 0 S: 9 | H: 0 LOB: 0 BB: 0 P: 13 | R: 1 E: 0 K: 0 S: 10 | H: 2 LOB: 1 BB: 0 P: 16 | R: 0 E: 0 K: 1 S: 12 | H: 0 LOB: 1 BB: 1 P: 18 | R: 0 E: 0 K: 1 S: 15 | H: 1 LOB: 2 BB: 1 P: 27 | R: 0 E: 0 K: 1 S: 8 | H: 0 LOB: 0 BB: 0 P: 14 | R: 0 E: 0 K: 1 S: 6 | H: 0 LOB: 0 BB: 0 P: 11 | 1B: 2 2B: 2 3B: 0 HR: 1 | SF: 0 SAC: 1 DP: 0 HBP: 0 | WP: 0 PB: 0 SB: 0 CS: 0 | PA: 36 | | | | |
| PITCHER | IP WLS BF H R ER SO BB IBB HBP BLK WP HR S P ERA WHIP | IP WLS BF H R ER SO BB IBB HBP BLK WP HR S P ERA WHIP | IP WLS BF H R ER SO BB IBB HBP BLK WP HR S P ERA WHIP | IP WLS BF H R ER SO BB IBB HBP BLK WP HR S P ERA WHIP | IP WLS BF H R ER SO BB IBB HBP BLK WP HR S P ERA WHIP | IP WLS BF H R ER SO BB IBB HBP BLK WP HR S P ERA WHIP | IP WLS BF H R ER SO BB IBB HBP BLK WP HR S P ERA WHIP | IP WLS BF H R ER SO BB IBB HBP BLK WP HR S P ERA WHIP | IP WLS BF H R ER SO BB IBB HBP BLK WP HR S P ERA WHIP | IP WLS BF H R ER SO BB IBB HBP BLK WP HR S P ERA WHIP | IP WLS BF H R ER SO BB IBB HBP BLK WP HR S P ERA WHIP | IP WLS BF H R ER SO BB IBB HBP BLK WP HR S P ERA WHIP | IP WLS BF H R ER SO BB IBB HBP BLK WP HR S P ERA WHIP | IP WLS BF H R ER SO BB IBB HBP BLK WP HR S P ERA WHIP | IP WLS BF H R ER SO BB IBB HBP BLK WP HR S P ERA WHIP | IP WLS BF H R ER SO BB IBB HBP BLK WP HR S P ERA WHIP | IP WLS BF H R ER SO BB IBB HBP BLK WP HR S P ERA WHIP | IP WLS BF H R ER SO BB IBB HBP BLK WP HR S P ERA WHIP | IP WLS BF H R ER SO BB IBB HBP BLK WP HR S P ERA WHIP | IP WLS BF H R ER SO BB IBB HBP BLK WP HR S P ERA WHIP | IP WLS BF H R ER SO BB IBB HBP BLK WP HR S P ERA WHIP | IP WLS BF H R ER SO BB IBB HBP BLK WP HR S P ERA WHIP | IP WLS BF H R ER SO BB IBB HBP BLK WP HR S P ERA WHIP | |
| 59 Edgar Gonzalez, R (1.1) | 4.0 18 0 0 0 1 1 0 0 0 0 0 0 16 26 0.00 0.500 | 2.0 W 7 0 0 0 1 1 0 0 0 0 0 0 12 22 0.00 3.000 | 0.2 4 1 0 0 0 0 0 0 0 0 0 0 3 5 0.00 0.000 | 0.1 1 0 0 0 0 0 0 0 0 0 0 0 8 14 0.00 0.000 | | | | | | | | | | | | | | | | | | | | |
| 56 Craig Breslow, L (5.1) | 2.0 W 7 0 0 0 1 1 0 0 0 0 0 0 12 22 0.00 3.000 | 0.2 4 1 0 0 0 0 0 0 0 0 0 0 3 5 0.00 0.000 | 0.1 1 0 0 0 0 0 0 0 0 0 0 0 8 14 0.00 0.000 | | | | | | | | | | | | | | | | | | | | | |
| 31 Brad Ziegler, R (7.1) | 0.2 4 1 0 0 0 0 0 0 0 0 0 0 3 5 0.00 0.000 | 0.1 1 0 0 0 0 0 0 0 0 0 0 0 8 14 0.00 0.000 | | | | | | | | | | | | | | | | | | | | | | |
| 13 Jerry Blevins, L (7.1) | 0.1 1 0 0 0 0 0 0 0 0 0 0 0 8 14 0.00 0.000 | | | | | | | | | | | | | | | | | | | | | | | |
| 48 Michael Wertz, R (8.1) | 1.0 3 0 0 0 1 0 0 0 0 0 0 0 8 14 0.00 0.000 | | | | | | | | | | | | | | | | | | | | | | | |

Oakland Athletics @ Texas Rangers
Rangers Ballpark in Arlington, Arlington, TX
Tue Sep 15 2009, 8:05 PM EDT
Att: 15,964 - Cloudy - 77 F

| | |
|-----|----|
| AB | 31 |
| R | 1 |
| H | 5 |
| RBI | 1 |
| BB | 4 |
| SO | 4 |
| LOB | 21 |



| Batter | 1 | 2 | 3 | 4 | 5 | 6 | 7 | 8 | 9 | AB | R | H | RBI | BB | SO | LOB | TOP | | |
|---|---|---|--|--|--|---------------------------------|--------------------------------------|----------------------------------|---------------------------------------|----------------------------------|---------------------------------------|----------------------------------|---------------------------------------|----------------------------------|----------------------------------|------------------------------------|--|--|---|
| 29 Adam Kennedy, L (1,5) OBP: 0.348, SLG: 0.402 | | | | | | | | | | 4 | 1 | 2 | 0 | 0 | 1 | 0 | | | |
| 11 Rajai Davis, R (1,8) OBP: 0.376, SLG: 0.432 | | | | | | | | | | 3 | 2 | 1 | 1 | 0 | 0 | 1 | | | |
| Ryan Sweeney, L (1,9) OBP: 0.342, SLG: 0.404 | | | | | | | | | | 3 | 0 | 1 | 1 | 0 | 0 | 1 | | | |
| 12 Scott Hairston, R (1,10) OBP: 0.310, SLG: 0.462 | | | | | | | | | | 4 | 0 | 1 | 1 | 0 | 2 | 2 | | | |
| 35 Landon Powell, S (1,2) OBP: 0.304, SLG: 0.472 | | | | | | | | | | 4 | 1 | 1 | 1 | 0 | 2 | 3 | | | |
| 14 Mark Ellis, R (1,4) OBP: 0.311, SLG: 0.412 | | | | | | | | | | 4 | 0 | 0 | 0 | 0 | 0 | 0 | | | |
| 10 Daric Barton, L (1,3) OBP: 0.357, SLG: 0.415 | | | | | | | | | | 4 | 0 | 2 | 0 | 0 | 0 | 0 | | | |
| 2 Cliff Pennington, S (1,6) OBP: 0.352, SLG: 0.433 | | | | | | | | | | 4 | 0 | 1 | 0 | 0 | 0 | 2 | | | |
| 1 Eric Patterson, L (1,7) OBP: 0.262, SLG: 0.278 | | | | | | | | | | 4 | 0 | 0 | 0 | 0 | 1 | 3 | | | |
| Inning Stats | R: 1 H: 1 E: 0 K: 2 S: 16 | H: 1 LOB: 1 BB: 0 P: 27 | R: 0 H: 0 E: 0 K: 0 S: 8 | H: 0 LOB: 0 BB: 0 P: 11 | R: 0 H: 0 E: 0 K: 1 S: 5 | H: 0 LOB: 0 BB: 0 P: 8 | R: 0 H: 1 E: 0 K: 0 S: 7 | H: 1 LOB: 1 BB: 0 P: 10 | R: 3 H: 3 E: 0 K: 1 S: 11 | H: 3 LOB: 0 BB: 0 P: 21 | R: 0 H: 1 E: 0 K: 0 S: 11 | H: 2 LOB: 2 BB: 0 P: 16 | R: 0 H: 1 E: 0 K: 1 S: 12 | H: 1 LOB: 1 BB: 0 P: 18 | 1B: 5 2B: 3 3B: 0 HR: 1 | SF: 1 SAC: 0 DP: 0 HBP: 1 | WP: 0 PA: 37 PB: 0 SB: 2 CS: 1 | | |
| PITCHER | IP WLS BF H R ER SO BB IBB HBP BLK WP HR S P ERA WHIP | 5.2 L 23 5 4 4 4 0 0 1 0 0 1 54 24 6.35 0.882 | 1.1 4 1 0 0 0 0 0 0 0 0 0 13 20 0.00 0.750 | 1.0 5 2 0 0 1 0 0 0 0 0 0 14 25 0.00 2.000 | 1.0 4 1 0 0 1 0 0 0 0 0 0 12 18 0.00 1.000 | PITCHER | | | | | | | | | | | | | IP WLS BF H R ER SO BB IBB HBP BLK WP HR S P ERA WHIP |

Oakland Athletics @ Texas Rangers
Rangers Ballpark in Arlington, Arlington, TX
Wed Sep 16 2009, 8:05 PM EDT
Att: 23,372 - Overcast - 75 F

| | |
|-----|----|
| AB | 34 |
| R | 4 |
| H | 9 |
| RBI | 4 |
| BB | 0 |
| SO | 6 |
| LOB | 12 |



| Batter | 1 | 2 | 3 | 4 | 5 | 6 | 7 | 8 | 9 | AB | R | H | RBI | BB | SO | LOB | BOTTOM | | |
|--|---|---|--|--|--------------------------------------|----------------------------------|--------------------------------------|---------------------------------|--------------------------------------|----------------------------------|--------------------------------------|----------------------------------|---------------------------------------|----------------------------------|--------------------------------------|---------------------------------|----------------------------------|---|--|
| 20 Julio Borbon, L (1,10) OBP: 0.368, SLG: 0.454 | | | | | | | | | | 4 | 0 | 0 | 0 | 0 | 1 | 0 | | | |
| 1 Elvis Andrus, R (1,6) OBP: 0.335, SLG: 0.388 | | | | | | | | | | 4 | 0 | 0 | 0 | 0 | 1 | 0 | | | |
| 7 David Murphy, L (1,7) OBP: 0.339, SLG: 0.458 | | | | | | | | | | 4 | 0 | 0 | 0 | 0 | 0 | 0 | | | |
| 22 Marlon Byrd, R (1,8) OBP: 0.324, SLG: 0.476 | | | | | | | | | | 3 | 0 | 1 | 0 | 0 | 1 | 0 | | | |
| 5 Ian Kinsler, R (1,4) OBP: 0.324, SLG: 0.492 | | | | | | | | | | 1 | 0 | 0 | 0 | 2 | 0 | 0 | | | |
| 17 Nelson Cruz, R (1,9) OBP: 0.340, SLG: 0.543 | | | | | | | | | | 3 | 0 | 0 | 0 | 0 | 0 | 3 | | | |
| 19 Chris Davis, L (1,3) OBP: 0.261, SLG: 0.418 | | | | | | | | | | 3 | 0 | 0 | 0 | 0 | 3 | 2 | | | |
| 2 Taylor Teagarden, R (1,2) OBP: 0.270, SLG: 0.372 | | | | | | | | | | 2 | 0 | 0 | 0 | 0 | 2 | 2 | | | |
| 6 Estaban Cerman, R (8,PH) OBP: 0.400, SLG: 0.444 | | | | | | | | | | 1 | 0 | 0 | 0 | 0 | 1 | 0 | | | |
| 13 Omar Vizquel, S (1,5) OBP: 0.318, SLG: 0.348 | | | | | | | | | | 3 | 0 | 0 | 0 | 0 | 1 | 0 | | | |
| 61 Kevin Richardson, R (9,2) OBP: 0.500, SLG: 0.500 | | | | | | | | | | 0 | 0 | 0 | 0 | 0 | 0 | 0 | | | |
| Inning Stats | R: 0 H: 0 E: 0 K: 1 S: 9 | H: 1 LOB: 2 BB: 1 P: 17 | R: 0 H: 1 E: 0 K: 2 S: 13 | H: 1 LOB: 1 BB: 1 P: 21 | R: 0 H: 0 E: 0 K: 0 S: 7 | H: 0 LOB: 0 BB: 0 P: 13 | R: 0 H: 0 E: 0 K: 2 S: 7 | H: 0 LOB: 0 BB: 0 P: 7 | R: 0 H: 0 E: 0 K: 1 S: 7 | H: 0 LOB: 0 BB: 0 P: 10 | R: 0 H: 0 E: 0 K: 1 S: 9 | H: 0 LOB: 1 BB: 1 P: 19 | R: 0 H: 0 E: 0 K: 2 S: 12 | H: 0 LOB: 0 BB: 0 P: 17 | R: 0 H: 0 E: 0 K: 1 S: 7 | H: 0 LOB: 0 BB: 0 P: 9 | 1B: 1 2B: 0 3B: 0 HR: 0 | SF: 0 SAC: 0 DP: 0 HBP: 0 | WP: 0 PA: 30 PB: 0 SB: 0 CS: 0 |
| PITCHER | IP WLS BF H R ER SO BB IBB HBP BLK WP HR S P ERA WHIP | 7.0 W 24 2 0 0 2 0 0 0 0 0 0 12 17 0.00 0.429 | 1.0 3 0 0 0 2 0 0 0 0 0 0 12 17 0.00 0.000 | 1.0 3 0 0 0 1 0 0 0 0 0 0 7 9 0.00 0.000 | PITCHER | | | | | | | | | | | | | IP WLS BF H R ER SO BB IBB HBP BLK WP HR S P ERA WHIP | |

Oakland Athletics @ Texas Rangers
Rangers Ballpark in Arlington, Arlington, TX
Wed Sep 16 2009, 8:05 PM EDT
Att: 23,372 - Overcast - 75 F


| | |
|-----|----|
| AB | 28 |
| R | 0 |
| H | 1 |
| RBI | 0 |
| BB | 2 |
| SO | 10 |
| LOB | 7 |



| Batter | 1 | 2 | 3 | 4 | 5 | 6 | 7 | 8 | 9 | AB | R | H | RBI | BB | SO | LOB | TOP | | | | | | | | | |
|--|-------------------------------|----------------------------------|-------------------------------|----------------------------------|-------------------------------|----------------------------------|-------------------------------|----------------------------------|------------------------------|----------------------------------|-------------------------------|----------------------------------|-------------------------------|----------------------------------|-------------------------------|----------------------------------|------------------------------|----------------------------------|----------------------------------|------------------------------------|----------------------------------|--------|--|--|--|--|
| Chone Figgins, S OBP: 0.394, SLG: 0.390 | | | | | | | | | | 5 | 1 | 1 | 1 | 0 | 1 | 1 | | | | | | | | | | |
| 2 Erick Aybar, S OBP: 0.352, SLG: 0.423 | | | | | | | | | | 4 | 0 | 2 | 0 | 0 | 1 | 0 | | | | | | | | | | |
| 48 Toni Hunter, R OBP: 0.378, SLG: 0.529 | | | | | | | | | | 4 | 1 | 0 | 0 | 1 | 2 | 4 | | | | | | | | | | |
| 27 Vladimir Guerrero, R OBP: 0.340, SLG: 0.472 33 Chris Pettit, R (9, PR) | | | | | | | | | | 4 | 2 | 2 | 0 | 1 | 0 | 1 | | | | | | | | | | |
| 20 Juan Rivera, R OBP: 0.333, SLG: 0.484 | | | | | | | | | | 3 | 3 | 1 | 1 | 2 | 0 | 2 | | | | | | | | | | |
| 47 Howie Kendrick, R OBP: 0.341, SLG: 0.457 | | | | | | | | | | 5 | 1 | 3 | 5 | 0 | 1 | 1 | | | | | | | | | | |
| 8 Kendrys Morales, S OBP: 0.343, SLG: 0.552 | | | | | | | | | | 5 | 1 | 1 | 0 | 0 | 4 | 2 | | | | | | | | | | |
| 24 Gary Matthews, S OBP: 0.328, SLG: 0.350 | | | | | | | | | | 3 | 1 | 2 | 3 | 0 | 0 | 0 | | | | | | | | | | |
| 5 Jeff Mathis, R OBP: 0.290, SLG: 0.312 | | | | | | | | | | 4 | 0 | 0 | 0 | 0 | 0 | 2 | | | | | | | | | | |
| Inning Stats | R: 0 E: 0 K: 2 S: 10 | H: 1 LOB: 1 BB: 0 P: 16 | R: 2 E: 0 K: 1 S: 10 | H: 2 LOB: 0 BB: 1 P: 17 | R: 0 E: 0 K: 0 S: 10 | H: 0 LOB: 0 BB: 0 P: 13 | R: 1 E: 0 K: 1 S: 11 | H: 1 LOB: 0 BB: 0 P: 17 | R: 0 E: 0 K: 0 S: 8 | H: 1 LOB: 2 BB: 0 P: 13 | R: 3 E: 0 K: 1 S: 12 | H: 3 LOB: 1 BB: 2 P: 22 | R: 3 E: 0 K: 2 S: 16 | H: 2 LOB: 1 BB: 2 P: 32 | R: 1 E: 0 K: 1 S: 12 | H: 1 LOB: 1 BB: 0 P: 25 | R: 0 E: 0 K: 1 S: 8 | H: 1 LOB: 1 BB: 1 P: 16 | 1B: 6 2B: 2 3B: 1 HR: 4 | SF: 0 SAC: 0 DP: 2 HBP: 2 | WP: 0 PB: 0 SB: 0 CS: 0 | PA: 43 | | | | |
| PITCHER | IP | WLS | BF | H | R | ER | SO | BB | IBB | HBP | BLK | WP | HR | S | P | ERA | WHIP | | | | | | | | | |
| 45 Derek Holland, L ERA: 6.17 | (1, 1) | 5.2 | L | 26 | 8 | 6 | 6 | 5 | 1 | 0 | 1 | 0 | 0 | 3 | 58 | 93 | 9.53 | 1.588 | | | | | | | | |
| 30 Nettali Feliz, R ERA: 1.55 | (6, 1) | 1.0 | | 5 | 1 | 2 | 2 | 1 | 1 | 0 | 0 | 0 | 0 | 0 | 12 | 23 | 18.00 | 2.000 | | | | | | | | |
| 49 Jason Grilli, R ERA: 5.06 | (7, 1) | 0.1 | | 3 | 1 | 1 | 1 | 1 | 0 | 0 | 0 | 0 | 0 | 7 | 14 | 27.00 | 6.000 | | | | | | | | | |
| 52 Doug Mathis, R ERA: 2.85 | (8, 1) | 1.0 | | 5 | 1 | 1 | 1 | 1 | 0 | 0 | 1 | 0 | 0 | 1 | 12 | 25 | 9.00 | 1.000 | | | | | | | | |
| 55 Willie Eyre, R ERA: 2.35 | (9, 1) | 1.0 | | 4 | 1 | 0 | 0 | 1 | 1 | 0 | 0 | 0 | 0 | 0 | 8 | 16 | 0.00 | 2.000 | | | | | | | | |

Los Angeles Angels @ Texas Rangers
Rangers Ballpark in Arlington, Arlington, TX
Sun Sep 20 2009, 1:05 PM EDT
Att: 33,688 - Sunny - 83 F


AB 37
R 10
H 12
RBI 10
BB 4
SO 9
LOB 13



| Batter | 1 | 2 | 3 | 4 | 5 | 6 | 7 | 8 | 9 | AB | R | H | RBI | BB | SO | LOB | BOTTOM | | | | | | | | | |
|--|-------------------------------|----------------------------------|------------------------------|---------------------------------|------------------------------|----------------------------------|------------------------------|---------------------------------|-------------------------------|----------------------------------|-------------------------------|----------------------------------|------------------------------|---------------------------------|-------------------------------|----------------------------------|-------------------------------|----------------------------------|----------------------------------|------------------------------------|----------------------------------|--------|--|--|--|--|
| 20 Julio Borbon, L OBP: 0.362, SLG: 0.439 | | | | | | | | | | 5 | 1 | 1 | 0 | 0 | 0 | 0 | | | | | | | | | | |
| 1 Elvis Andrus, R OBP: 0.333, SLG: 0.384 | | | | | | | | | | 4 | 1 | 1 | 0 | 0 | 1 | 1 | | | | | | | | | | |
| 7 David Murphy, L OBP: 0.339, SLG: 0.454 | | | | | | | | | | 3 | 2 | 1 | 0 | 1 | 0 | 1 | | | | | | | | | | |
| 22 Marlon Byrd, R OBP: 0.323, SLG: 0.470 | | | | | | | | | | 4 | 0 | 1 | 1 | 0 | 1 | 3 | | | | | | | | | | |
| 9 Hank Blalock, L OBP: 0.277, SLG: 0.469 | | | | | | | | | | 4 | 1 | 1 | 1 | 0 | 0 | 2 | | | | | | | | | | |
| 5 Ian Kinsler, R OBP: 0.325, SLG: 0.489 | | | | | | | | | | 2 | 0 | 1 | 1 | 1 | 0 | 0 | | | | | | | | | | |
| 17 Nelson Cruz, R OBP: 0.336, SLG: 0.533 | | | | | | | | | | 4 | 0 | 1 | 2 | 0 | 1 | 3 | | | | | | | | | | |
| 19 Chris Davis, L OBP: 0.264, SLG: 0.417 | | | | | | | | | | 4 | 0 | 0 | 0 | 0 | 1 | 2 | | | | | | | | | | |
| 7 Ivan Rodriguez, R OBP: 0.282, SLG: 0.392 | | | | | | | | | | 4 | 0 | 0 | 0 | 0 | 0 | 0 | | | | | | | | | | |
| Inning Stats | R: 3 E: 0 K: 1 S: 18 | H: 3 LOB: 2 BB: 2 P: 35 | R: 0 E: 0 K: 1 S: 5 | H: 0 LOB: 0 BB: 0 P: 6 | R: 1 E: 1 K: 1 S: 9 | H: 1 LOB: 1 BB: 0 P: 12 | R: 0 E: 0 K: 0 S: 7 | H: 0 LOB: 0 BB: 0 P: 9 | R: 1 E: 0 K: 0 S: 16 | H: 3 LOB: 2 BB: 0 P: 22 | R: 0 E: 1 K: 1 S: 10 | H: 0 LOB: 1 BB: 0 P: 18 | R: 0 E: 0 K: 0 S: 6 | H: 0 LOB: 0 BB: 0 P: 9 | R: 0 E: 0 K: 0 S: 12 | H: 0 LOB: 0 BB: 0 P: 20 | R: 0 E: 0 K: 0 S: 10 | H: 0 LOB: 0 BB: 0 P: 16 | 1B: 6 2B: 1 3B: 0 HR: 0 | SF: 1 SAC: 1 DP: 0 HBP: 0 | WP: 0 PB: 1 SB: 2 CS: 0 | PA: 38 | | | | |
| PITCHER | IP | WLS | BF | H | R | ER | SO | BB | IBB | HBP | BLK | WP | HR | S | P | ERA | WHIP | | | | | | | | | |
| 41 John Lackey, R ERA: 3.56 | (1, 1) | 6.0 | W | 29 | 7 | 5 | 4 | 4 | 2 | 0 | 0 | 0 | 0 | 0 | 65 | 102 | 6.00 | 1.500 | | | | | | | | |
| 52 Jason Bulger, R ERA: 3.3 | (7, 1) | 1.0 | | 3 | 0 | 0 | 0 | 0 | 0 | 0 | 0 | 0 | 0 | 6 | 9 | 0.00 | 0.000 | | | | | | | | | |
| 32 Matt Palmer, R ERA: 4.02 | (8, 1) | 1.0 | | 3 | 0 | 0 | 0 | 0 | 0 | 0 | 0 | 0 | 0 | 12 | 20 | 0.00 | 0.000 | | | | | | | | | |
| 40 Kevin Jepsen, R ERA: 4.26 | (9, 1) | 1.0 | | 3 | 0 | 0 | 0 | 0 | 0 | 0 | 0 | 0 | 0 | 10 | 16 | 0.00 | 0.000 | | | | | | | | | |

Los Angeles Angels @ Texas Rangers
Rangers Ballpark in Arlington, Arlington, TX
Sun Sep 20 2009, 1:05 PM EDT
Att: 33,688 - Sunny - 83 F


AB 34
R 5
H 7
RBI 5
BB 2
SO 4
LOB 12



| Batter | 1 | 2 | 3 | 4 | 5 | 6 | 7 | 8 | 9 | AB | R | H | RBI | BB | SO | LOB | TOP | | | | | | | | | | |
|--|------------------------------|----------------------------------|------------------------------|----------------------------------|-------------------------------|----------------------------------|-------------------------------|----------------------------------|------------------------------|----------------------------------|-------------------------------|----------------------------------|------------------------------|----------------------------------|------------------------------|----------------------------------|---|-------------------------------|----------------------------------|----------------------------------|------------------------------------|----------------------------------|--------|--|--|--|--|
| 20 Julio Borbon, L (1, 10) OBP: 0.365, SLG: 0.431 | G1-3 | | FC3-6 | | G4-6-3 | | | K | | 4 | 0 | 0 | 0 | 0 | 1 | 4 | Texas Rangers @ Oakland Athletics Oakland Coliseum, Oakland, CA Tue Sep 22 2009, 7:05 PM PDT Att: 10,475 - Clear - 69 F livebaseballscorecards.com | | | | | | | | | | |
| 1 Elvis Andrus, R (1, 6) OBP: 0.331, SLG: 0.380 | B2-3 | | FC6-4 | | | | | G5-3 | | 4 | 1 | 1 | 0 | 0 | 0 | 2 | | | | | | | | | | | |
| 7 David Murphy, L (1, 7) OBP: 0.347, SLG: 0.462 | F7 | | | | G4-6-3 | | | K | | 4 | 0 | 2 | 1 | 0 | 1 | 0 | | | | | | | | | | | |
| 22 Marlon Byrd, R (1, 8) OBP: 0.324, SLG: 0.469 | | K | | | | | | | L4 | 3 | 0 | 0 | 0 | 1 | 1 | | | | | | | | | | | | |
| 9 Hank Blalock, L (1, 3) OBP: 0.280, SLG: 0.470 | | G3 | | | G4-6-3 | | | | | 3 | 0 | 0 | 0 | 1 | 0 | 2 | | | | | | | | | | | |
| 5 Ian Kinsler, R (1, 4) OBP: 0.320, SLG: 0.481 | | F9 | | | G2-3 | | | | | 4 | 0 | 0 | 0 | 0 | 0 | 2 | | | | | | | | | | | |
| 17 Nelson Cruz, R (1, 9) OBP: 0.337, SLG: 0.529 | | | G5-3 | | | | | | | 2 | 0 | 1 | 0 | 1 | 0 | 0 | | | | | | | | | | | |
| 19 Chris Davis, L (1, 5) OBP: 0.269, SLG: 0.423 | | | | | F7 | | | K | | 3 | 0 | 1 | 0 | 0 | 1 | 2 | | | | | | | | | | | |
| 7 Ivan Rodriguez, R (1, 2) OBP: 0.285, SLG: 0.394 | | | | | | | | F9 | | 3 | 0 | 2 | 0 | 0 | 0 | 1 | | | | | | | | | | | |
| Inning Stats | R: 0 E: 0 K: 0 S: 7 | H: 0 LOB: 0 BB: 0 P: 10 | R: 0 E: 0 K: 1 S: 8 | H: 0 LOB: 0 BB: 0 P: 11 | R: 0 E: 0 K: 0 S: 12 | H: 2 LOB: 2 BB: 0 P: 18 | R: 0 E: 0 K: 0 S: 10 | H: 1 LOB: 1 BB: 1 P: 18 | R: 0 E: 0 K: 0 S: 9 | H: 1 LOB: 1 BB: 1 P: 15 | R: 1 E: 0 K: 0 S: 10 | H: 2 LOB: 0 BB: 0 P: 13 | R: 0 E: 0 K: 1 S: 8 | H: 1 LOB: 0 BB: 0 P: 11 | R: 0 E: 0 K: 2 S: 9 | H: 0 LOB: 0 BB: 0 P: 15 | | R: 0 E: 0 K: 0 S: 10 | H: 0 LOB: 0 BB: 1 P: 16 | 1B: 6 2B: 3 3B: 0 HR: 0 | SF: 0 SAC: 0 DP: 4 HBP: 0 | WP: 0 PB: 0 SB: 1 CS: 0 | PA: 33 | | | | |
| PITCHER | IP | WLS | BF | H | R | ER | SO | BB | IBB | HBP | BLK | WP | HR | S | P | ERA | WHIP | | | | | | | | | | |
| 53 Trevor Cahill, R (1, 1) ERA: 4.45 | 5.2 | W | 22 | 6 | 1 | 1 | 1 | 2 | 0 | 0 | 0 | 0 | 0 | 51 | 79 | 1.59 | 1.412 | | | | | | | | | | |
| 56 Craig Breslow, L (6, 1) ERA: 3.45 | 1.1 | H | 5 | 1 | 0 | 0 | 1 | 0 | 0 | 0 | 0 | 0 | 0 | 13 | 17 | 0.00 | 0.750 | | | | | | | | | | |
| 13 Jerry Blevins, L (8, 1) ERA: 5.28 | 1.0 | | 3 | 0 | 0 | 0 | 2 | 0 | 0 | 0 | 0 | 0 | 0 | 9 | 15 | 0.00 | 0.000 | | | | | | | | | | |
| 31 Brad Ziegler, R (9, 1) ERA: 3.11 | 1.0 | | 3 | 0 | 0 | 0 | 0 | 1 | 0 | 0 | 0 | 0 | 0 | 10 | 16 | 0.00 | 1.000 | | | | | | | | | | |

| Batter | 1 | 2 | 3 | 4 | 5 | 6 | 7 | 8 | 9 | AB | R | H | RBI | BB | SO | LOB | BOTTOM | | | | | | | | | | |
|--|------------------------------|----------------------------------|-------------------------------|----------------------------------|------------------------------|----------------------------------|-------------------------------|----------------------------------|------------------------------|---------------------------------|-------------------------------|----------------------------------|-------------------------------|----------------------------------|-------------------------------|----------------------------------|---|------------------------------------|----------------------------------|--------|--|--|--|--|--|--|--|
| 29 Adam Kennedy, L (1, 5) OBP: 0.349, SLG: 0.414 | K | | G5-3 | | G5-3 | | SH1-3 | G5-3 | | 1 | 0 | 0 | 0 | 0 | 1 | 0 | Texas Rangers @ Oakland Athletics Oakland Coliseum, Oakland, CA Tue Sep 22 2009, 7:05 PM PDT Att: 10,475 - Clear - 69 F livebaseballscorecards.com | | | | | | | | | | |
| 7 Bobby Crosby, R (2, 5) OBP: 0.290, SLG: 0.355 | K | | | | | | | | | 3 | 0 | 0 | 0 | 0 | 0 | 1 | | | | | | | | | | | |
| 11 Rajai Davis, R (1, 8) OBP: 0.376, SLG: 0.432 | K | | | | | | | | | 5 | 1 | 2 | 1 | 0 | 3 | 0 | | | | | | | | | | | |
| Ryan Sweeney, L (1, 9) OBP: 0.344, SLG: 0.404 | G3 | | | | | | | | | 5 | 2 | 2 | 0 | 0 | 0 | 2 | | | | | | | | | | | |
| 8 Kurt Suzuki, R (1, 2) OBP: 0.309, SLG: 0.413 | | F7 | | | | | | | | 3 | 1 | 2 | 2 | 1 | 0 | 0 | | | | | | | | | | | |
| 32 Jack Cust, L (1, 10) OBP: 0.357, SLG: 0.407 | | | | | | | | | | 3 | 2 | 1 | 1 | 1 | 2 | 3 | | | | | | | | | | | |
| 14 Mark Ellis, R (1, 4) OBP: 0.313, SLG: 0.412 | | P5 | | | | | | | | 3 | 0 | 1 | 1 | 1 | 0 | 3 | | | | | | | | | | | |
| 10 Daric Barton, L (1, 3) OBP: 0.366, SLG: 0.421 | | E4 | | | | | | | | 4 | 1 | 2 | 2 | 0 | 0 | 3 | | | | | | | | | | | |
| 2 Cliff Pennington, S (1, 6) OBP: 0.353, SLG: 0.432 | | F8 | | | | | | | | 4 | 0 | 0 | 0 | 0 | 1 | 4 | | | | | | | | | | | |
| 1 Eric Patterson, L (1, 7) OBP: 0.279, SLG: 0.300 | | F7 | | | | | | | | 4 | 2 | 2 | 0 | 0 | 0 | 0 | | | | | | | | | | | |
| Inning Stats | R: 0 E: 0 K: 2 S: 8 | H: 0 LOB: 0 BB: 0 P: 11 | R: 2 E: 1 K: 0 S: 13 | H: 1 LOB: 1 BB: 1 P: 27 | R: 0 E: 0 K: 1 S: 9 | H: 0 LOB: 0 BB: 0 P: 10 | R: 1 E: 0 K: 1 S: 15 | H: 3 LOB: 2 BB: 0 P: 19 | R: 0 E: 0 K: 0 S: 7 | H: 1 LOB: 1 BB: 0 P: 8 | R: 0 E: 0 K: 2 S: 14 | H: 0 LOB: 2 BB: 2 P: 29 | R: 5 E: 0 K: 0 S: 15 | H: 6 LOB: 0 BB: 0 P: 20 | R: 1 E: 0 K: 1 S: 19 | H: 1 LOB: 1 BB: 0 P: 30 | 1B: 7 2B: 5 3B: 1 HR: 0 | SF: 0 SAC: 1 DP: 1 HBP: 0 | WP: 2 PB: 2 SB: 1 CS: 0 | PA: 39 | | | | | | | |
| PITCHER | IP | WLS | BF | H | R | ER | SO | BB | IBB | HBP | BLK | WP | HR | S | P | ERA | WHIP | | | | | | | | | | |
| 20 Brandon McCarthy, R (1, 1) ERA: 4.87 | 5.1 | L | 23 | 5 | 3 | 2 | 5 | 2 | 0 | 0 | 0 | 0 | 0 | 56 | 85 | 3.38 | 1.312 | | | | | | | | | | |
| 30 Neftali Feliz, R (6, 1) ERA: 1.91 | 0.2 | | 3 | 0 | 0 | 0 | 1 | 1 | 0 | 0 | 0 | 0 | 0 | 10 | 19 | 0.00 | 1.500 | | | | | | | | | | |
| 55 Willie Eyre, R (7, 1) ERA: 5.17 | 0.1 | | 7 | 6 | 5 | 5 | 0 | 0 | 0 | 0 | 0 | 0 | 0 | 11 | 15 | 135.00 | 18.000 | | | | | | | | | | |
| 52 Doug Mathis, R (7, 1) ERA: 2.81 | 0.2 | | 1 | 0 | 0 | 0 | 0 | 0 | 0 | 0 | 0 | 0 | 0 | 4 | 5 | 0.00 | 0.000 | | | | | | | | | | |
| 56 Guillermo Moscoso, R (8, 1) ERA: 3.97 | 1.0 | | 5 | 1 | 1 | 0 | 1 | 0 | 0 | 0 | 0 | 2 | 0 | 19 | 30 | 0.00 | 1.000 | | | | | | | | | | |

Texas Rangers @ Oakland Athletics
 Oakland Coliseum, Oakland, CA
 Tue Sep 22 2009, 7:05 PM PDT
 Att: 10,475 - Clear - 69 F




| Batter | 1 | 2 | 3 | 4 | 5 | 6 | 7 | 8 | 9 | AB | R | H | RBI | BB | SO | LOB | TOP | | | | |
|--|---|----------------------------------|--------------------------------------|-------------------------|---------------------------------------|----------------------------------|--------------------------------------|---------------------------------|--------------------------------------|----------------------------------|---------------------------------------|----------------------------------|--------------------------------------|----------------------------------|--------------------------------------|----------------------------------|---------------------------------------|---|----------------------------------|------------------------------------|--|
| 5 Ian Kinsler, R OBP: 0.319, SLG: 0.479 (1,4) | E5 G4-3 | | 7 1B | | F8 | | G6-3 | | P4 | 5 | 2 | 1 | 0 | 0 | 0 | 1 | | | | | |
| 1 Elvis Andrus, R OBP: 0.327, SLG: 0.374 (1,6) | G4-3 | | G6-3 | | G4-3 | | K | | | 4 | 0 | 0 | 0 | 0 | 1 | 3 | | | | | |
| 7 David Murphy, L OBP: 0.349, SLG: 0.460 (1,7) | G4-3 | | G4-3 | | K | | | | | 3 | 0 | 1 | 1 | 1 | 1 | 1 | | | | | |
| 25 Andrew Jones, R OBP: 0.322, SLG: 0.466 (1,10) | E6 | | K | | K | | G5-3 | | | 4 | 0 | 1 | 0 | 0 | 1 | 2 | | | | | |
| 9 Hank Bialock, L OBP: 0.284, SLG: 0.481 (1,3) | K | | | | FC3-6 19 1B | | K | | | 4 | 1 | 1 | 0 | 0 | 2 | 2 | | | | | |
| 22 Marlon Byrd, R OBP: 0.323, SLG: 0.465 (1,8) | G6-3 | | K | | FC4 20 1B | | G5-3 | | | 4 | 0 | 0 | 0 | 0 | 1 | 2 | | | | | |
| 19 Chris Davis, L OBP: 0.269, SLG: 0.419 (1,5) | G1-3 | | G3-6-3 | | | | K | | | 4 | 0 | 1 | 1 | 0 | 1 | 1 | | | | | |
| 2 Taylor Teagarden, R OBP: 0.267, SLG: 0.365 (1,2) | K | | | | | | | | | 2 | 0 | 1 | 0 | 0 | 1 | 0 | | | | | |
| 20 Julio Borbon, L OBP: 0.374, SLG: 0.429 (6,PH) | | | | | | | | | | 0 | 0 | 0 | 0 | 1 | 0 | 0 | | | | | |
| 61 Kevin Richardson, R OBP: 0.400, SLG: 0.400 (6,2) | | | | | | | | | | 1 | 0 | 0 | 0 | 0 | 1 | 0 | | | | | |
| 68 Craig Gentry, R (1,9) | | | | | | | | | | 2 | 0 | 0 | 0 | 0 | 1 | 1 | | | | | |
| 17 Nelson Cruz, R (6,PH) | | | | | | | | | | 2 | 0 | 0 | 0 | 0 | 2 | 3 | | | | | |
| Inning Stats | R: 1 H: 0 E: 2 K: 1 S: 12 | H: 0 LOB: 1 BB: 0 P: 22 | R: 0 H: 0 E: 0 K: 1 S: 7 | H: 0 LOB: 0 BB: 9 | R: 1 H: 2 E: 0 K: 2 S: 17 | H: 2 LOB: 1 BB: 0 P: 25 | R: 0 H: 1 E: 0 K: 1 S: 6 | H: 1 LOB: 0 BB: 0 P: 9 | R: 0 H: 1 E: 0 K: 0 S: 7 | H: 1 LOB: 1 BB: 0 P: 10 | R: 1 H: 2 E: 0 K: 2 S: 15 | H: 2 LOB: 3 BB: 1 P: 23 | R: 0 H: 0 E: 0 K: 1 S: 6 | H: 0 LOB: 1 BB: 1 P: 11 | R: 0 H: 0 E: 0 K: 2 S: 9 | H: 0 LOB: 0 BB: 0 P: 14 | R: 0 H: 0 E: 0 K: 2 S: 10 | H: 0 LOB: 0 BB: 0 P: 16 | 1B: 6 2B: 0 3B: 0 HR: 0 | SF: 0 SAC: 0 DP: 1 HBP: 0 | WP: 0 PA: 37 PB: 0 SB: 1 CS: 0 |
| PITCHER | IP WLS BF H R ER SO BB IBB HBP BLK WP HR S P ERA WHIP | | | | | | | | | | | | | | | | PITCHER | IP WLS BF H R ER SO BB IBB HBP BLK WP HR S P ERA WHIP | | | |
| 49 Brett Anderson, L (1,1) | 5.2 W 25 6 3 1 6 0 0 0 0 0 0 60 90 1.59 1.059 | | | | | | | | | | | | | | | | | | | | |
| 31 Brad Ziegler, R (6,1) | 1.1 H 6 0 0 0 2 2 0 0 0 0 0 10 19 0.00 1.500 | | | | | | | | | | | | | | | | | | | | |
| 13 Jerry Blevins, L (8,1) | 2.0 6 0 0 0 4 0 0 0 0 0 0 19 30 0.00 0.000 | | | | | | | | | | | | | | | | | | | | |

Texas Rangers @ Oakland Athletics
Oakland Coliseum, Oakland, CA
Thu Sep 24 2009, 12:35 PM PDT
Att: 11,124 - Sunny - G3 F

livebaseballscorecards.com

AB 35
R 3
H 6
RBI 2
BB 2
SO 12
LOB 16




| Batter | 1 | 2 | 3 | 4 | 5 | 6 | 7 | 8 | 9 | AB | R | H | RBI | BB | SO | LOB | BOTTOM | |
|-----------------------------|---|----------------------------------|---------------------------------------|----------------------------------|---------------------------------------|----------------------------------|---------------------------------------|----------------------------------|--------------------------------------|----------------------------------|---------------------------------------|----------------------------------|---------------------------------------|----------------------------------|----------------------------------|------------------------------------|--|---|
| 29 Adam Kennedy, L (1,5) | G4-3 | | 32 10 BB | | P6 | | | | | 5 | 2 | 3 | 1 | 0 | 0 | 1 | | |
| 11 Rajai Davis, R (1,8) | P3 | | K | | SF9 | | L4 | | L8 | 5 | 1 | 1 | 1 | 0 | 1 | 2 | | |
| Ryan Sweeney, L (1,9) | G3 | | 10 BB | | SF9 | | P4 | | | 3 | 2 | 1 | 1 | 1 | 0 | 0 | | |
| 25 Matt Carson, R (9,9) | | | 10 BB | | | | | | | 0 | 0 | 0 | 0 | 0 | 0 | 0 | | |
| 32 Jack Cust, L (1,10) | | | 6 BB | | | | | | | 4 | 2 | 2 | 1 | 1 | 2 | 1 | | |
| 35 Landon Powell, S (1,2) | | | 1 BB | | | | | | | 3 | 2 | 0 | 0 | 2 | 1 | 4 | | |
| 10 Daric Barton, L (1,3) | | | 1 BB | | | | | | | 3 | 2 | 0 | 2 | 2 | 0 | 2 | | |
| 1 Eric Patterson, L (1,4) | | | 6 BB | | | | | | | 3 | 0 | 2 | 3 | 2 | 1 | 2 | | |
| 6 Travis Buck, L (1,7) | | | 6 BB | | | | | | | 4 | 0 | 1 | 1 | 1 | 0 | 4 | | |
| 2 Cliff Pennington, S (1,6) | | | 6 BB | | | | | | | 4 | 1 | 1 | 2 | 0 | 1 | 6 | | |
| Inning Stats | R: 0 H: 0 E: 0 K: 0 S: 8 | H: 1 LOB: 3 BB: 2 P: 25 | R: 4 H: 3 E: 1 K: 1 S: 22 | H: 3 LOB: 3 BB: 3 P: 39 | R: 3 H: 3 E: 0 K: 0 S: 14 | H: 3 LOB: 0 BB: 0 P: 26 | R: 0 H: 0 E: 0 K: 1 S: 11 | H: 0 LOB: 1 BB: 1 P: 20 | R: 0 H: 0 E: 0 K: 1 S: 9 | H: 0 LOB: 0 BB: 0 P: 15 | R: 3 H: 2 E: 0 K: 1 S: 18 | H: 2 LOB: 1 BB: 2 P: 36 | R: 2 H: 2 E: 0 K: 1 S: 20 | H: 2 LOB: 1 BB: 1 P: 28 | 1B: 6 2B: 2 3B: 2 HR: 1 | SF: 1 SAC: 0 DP: 0 HBP: 0 | WP: 1 PA: 44 PB: 0 SB: 2 CS: 0 | |
| PITCHER | IP WLS BF H R ER SO BB IBB HBP BLK WP HR S P ERA WHIP | | | | | | | | | | | | | | | | PITCHER | IP WLS BF H R ER SO BB IBB HBP BLK WP HR S P ERA WHIP |
| 39 Scott Feldman, R (1,1) | 3.1 7 0 0 0 1 1 0 0 0 0 0 14 28 0.00 0.600 | | | | | | | | | | | | | | | | | |
| 57 Dustin Nippert, R (4,1) | 1.2 6 0 0 0 1 1 0 0 0 0 0 14 28 0.00 0.600 | | | | | | | | | | | | | | | | | |
| 46 Pedro Strop, R (6,1) | 1.0 3 0 0 0 1 0 0 0 0 0 0 9 15 0.00 0.000 | | | | | | | | | | | | | | | | | |
| 49 Jason Grilli, R (7,1) | 0.2 6 2 3 3 1 2 0 0 0 0 0 17 34 40.50 6.000 | | | | | | | | | | | | | | | | | |
| 55 Willie Ceyre, R (7,1) | 0.1 1 0 0 0 0 0 0 0 0 0 0 1 2 0.00 0.000 | | | | | | | | | | | | | | | | | |

Texas Rangers @ Oakland Athletics
Oakland Coliseum, Oakland, CA
Thu Sep 24 2009, 12:35 PM PDT
Att: 11,124 - Sunny - G3 F

livebaseballscorecards.com

AB 34
R 12
H 11
RBI 12
BB 9
SO 6
LOB 22



| Batter | 1 | 2 | 3 | 4 | 5 | 6 | 7 | 8 | 9 | AB | R | H | RBI | BB | SO | LOB | TOP | | | | | | | | | | |
|--|-------------------------------|----------------------------------|-------------------------------|----------------------------------|-------------------------------|----------------------------------|------------------------------|---------------------------------|------------------------------|----------------------------------|-------------------------------|----------------------------------|------------------------------|---------------------------------|------------------------------|----------------------------------|---|----------------------------------|----------------------------------|------------------------------------|----------------------------------|--------|--|--|--|--|--|
| 8 Jason Bartlett, R OBP: 0.383, SLG: 0.492 | F7 | | FC6-5 13 1B BB | | BB | | F8 | | | 2 | 1 | 0 | 0 | 2 | 0 | 0 | <p>Tampa Bay Rays @ Texas Rangers Rangers Ballpark in Arlington, Arlington, TX</p> <p>Fri Sep 25 2009, 8:05 PM EDT Att: 29,232 - Clear - 78 F</p> <p>livebaseballscorecards.com</p> | | | | | | | | | | |
| 13 Carl Crawford, L OBP: 0.363, SLG: 0.450 | BB | | FC6-5 18 1B | | K | | | L4-3 3 4-3 BB | | 2 | 1 | 0 | 0 | 2 | 1 | 3 | | | | | | | | | | | |
| 3 Evan Longoria, R OBP: 0.363, SLG: 0.530 | K | | 1B | | P4 | | | L4-3 1-1 1-1 | | 4 | 0 | 1 | 1 | 0 | 1 | 3 | | | | | | | | | | | |
| 18 Ben Zobrist, S OBP: 0.399, SLG: 0.520 | CS | P3 | 1B | | F9 | | | K | | 4 | 0 | 1 | 1 | 0 | 1 | 0 | | | | | | | | | | | |
| 5 Pat Burrell, R OBP: 0.325, SLG: 0.379 | | G6-3 | K | | P3 | | | F8 | | 4 | 0 | 0 | 0 | 0 | 1 | 2 | | | | | | | | | | | |
| 16 Willy Aybar, S OBP: 0.337, SLG: 0.419 | L9 | | | | F8 | | | K | | 4 | 0 | 1 | 0 | 0 | 1 | 0 | | | | | | | | | | | |
| 19 Gabe Kapler, R OBP: 0.327, SLG: 0.432 | | | HR | | G4-3 | | | K | | 2 | 1 | 1 | 1 | 0 | 0 | 0 | | | | | | | | | | | |
| 26 Gabe Gross, L OBP: 0.339, SLG: 0.370 | | | | | G4-3 | | | K | | 2 | 0 | 0 | 0 | 0 | 1 | 1 | | | | | | | | | | | |
| 30 Dioner Navarro, S OBP: 0.258, SLG: 0.317 | | | G6-3 | | F9 | | | K | | 3 | 0 | 0 | 0 | 0 | 1 | 0 | | | | | | | | | | | |
| 9 Gregg Zaun, S OBP: 0.346, SLG: 0.409 | | | G6-3 | | F9 | | | K | | 1 | 0 | 0 | 0 | 0 | 0 | 1 | | | | | | | | | | | |
| 2 B.J. Upton, R OBP: 0.309, SLG: 0.366 | | | 2B | | 1B | | | F7 | | 3 | 0 | 2 | 0 | 0 | 0 | 0 | | | | | | | | | | | |
| Inning Stats | R: 0 E: 0 K: 1 S: 10 | H: 0 LOB: 0 BB: 1 P: 19 | R: 0 E: 0 K: 0 S: 11 | H: 0 LOB: 0 BB: 0 P: 16 | R: 3 E: 0 K: 1 S: 20 | H: 4 LOB: 2 BB: 1 P: 35 | R: 0 E: 0 K: 0 S: 7 | H: 0 LOB: 0 BB: 0 P: 8 | R: 0 E: 0 K: 1 S: 8 | H: 1 LOB: 1 BB: 1 P: 13 | R: 0 E: 0 K: 1 S: 10 | H: 1 LOB: 1 BB: 0 P: 14 | R: 0 E: 0 K: 1 S: 6 | H: 0 LOB: 0 BB: 0 P: 7 | R: 0 E: 0 K: 1 S: 6 | H: 0 LOB: 0 BB: 1 P: 13 | R: 0 E: 1 K: 1 S: 17 | H: 0 LOB: 1 BB: 0 P: 24 | 1B: 4 2B: 2 3B: 0 HR: 1 | SF: 0 SAC: 0 DP: 1 HBP: 0 | WP: 0 PB: 0 SB: 0 CS: 2 | PA: 36 | | | | | |
| PITCHER | IP | WLS | BF | H | R | ER | SO | BB | IBB | HBP | BLK | WP | HR | S | P | ERA | WHIP | | | | | | | | | | |
| 45 Derek Holland, L ERA: 6.14 | 5.0 | W | 21 | 5 | 3 | 3 | 3 | 3 | 0 | 0 | 0 | 0 | 1 | 56 | 91 | 5.40 | 1.600 | | | | | | | | | | |
| 30 Netalli Feliz, R ERA: 1.54 | 1.0 | H | 4 | 1 | 0 | 0 | 1 | 0 | 0 | 0 | 0 | 0 | 0 | 10 | 14 | 0.00 | 1.000 | | | | | | | | | | |
| 56 Darren O'Day, R ERA: 1.77 | 1.0 | H | 3 | 0 | 0 | 0 | 1 | 0 | 0 | 0 | 0 | 0 | 0 | 6 | 7 | 0.00 | 0.000 | | | | | | | | | | |
| 36 C.J. Wilson, L ERA: 2.9 | 1.0 | H | 3 | 0 | 0 | 0 | 1 | 1 | 0 | 0 | 0 | 0 | 0 | 6 | 13 | 0.00 | 1.000 | | | | | | | | | | |
| 50 Frank Francisco, R ERA: 3.21 | 1.0 | | 4 | 0 | 0 | 0 | 1 | 0 | 0 | 0 | 0 | 0 | 0 | 17 | 24 | 0.00 | 0.000 | | | | | | | | | | |

| Batter | 1 | 2 | 3 | 4 | 5 | 6 | 7 | 8 | 9 | AB | R | H | RBI | BB | SO | LOB | BOTTOM | | | | | | | | | | |
|---|-------------------------------|----------------------------------|------------------------------|----------------------------------|------------------------------|----------------------------------|-------------------------------|----------------------------------|------------------------------|---------------------------------|-------------------------------|----------------------------------|------------------------------|---------------------------------|-------------------------------|----------------------------------|---|------------------------------------|----------------------------------|--------|--|--|--|--|--|--|--|
| 20 Julio Borbon, L OBP: 0.385, SLG: 0.447 | 1B | 2B | | | 1B | | G3 | | | 4 | 2 | 3 | 0 | 0 | 0 | 0 | <p>Tampa Bay Rays @ Texas Rangers Rangers Ballpark in Arlington, Arlington, TX</p> <p>Fri Sep 25 2009, 8:05 PM EDT Att: 29,232 - Clear - 78 F</p> <p>livebaseballscorecards.com</p> | | | | | | | | | | |
| 1 Elvis Andrus, R OBP: 0.327, SLG: 0.374 | 1B | L4 | | | SH5-3 | | | G6-3 | | 3 | 1 | 1 | 0 | 0 | 0 | 1 | | | | | | | | | | | |
| 32 Josh Hamilton, L OBP: 0.315, SLG: 0.421 | K | | G3-1 | | FC3 | | | K | | 4 | 0 | 0 | 1 | 0 | 2 | 2 | | | | | | | | | | | |
| 22 Marlon Byrd, R OBP: 0.324, SLG: 0.466 | 2B | L4 | L9 | | L5-3 | | | 5 HR | | 3 | 1 | 1 | 2 | 1 | 0 | 1 | | | | | | | | | | | |
| 9 Hank Bialock, L OBP: 0.283, SLG: 0.477 | 2B | | | | L5-3 | | | 5 HR | | 3 | 0 | 0 | 0 | 1 | 1 | 1 | | | | | | | | | | | |
| 68 Craig Gentry, R (8, PR) | K | | F8 | | G4-3 | | | 5 HR | | 0 | 1 | 0 | 0 | 0 | 0 | 0 | | | | | | | | | | | |
| 13 Omar Vizquel, S OBP: 0.322, SLG: 0.347 | | | | | G4-3 | | | 5 HR | | 0 | 0 | 0 | 0 | 0 | 0 | 0 | | | | | | | | | | | |
| 5 Ian Kinsler, R OBP: 0.322, SLG: 0.484 | BB | | | | 7 7 G4-3 BB | | | HR | | 2 | 2 | 1 | 3 | 2 | 0 | 0 | | | | | | | | | | | |
| 7 David Murphy, L OBP: 0.348, SLG: 0.458 | K | | | | 7 7 G4-3 1B | | | K | | 4 | 0 | 1 | 0 | 0 | 3 | 3 | | | | | | | | | | | |
| 7 Ivan Rodriguez, R OBP: 0.280, SLG: 0.387 | K | | | | G4-3 | | | K | | 3 | 0 | 0 | 0 | 0 | 2 | 1 | | | | | | | | | | | |
| 19 Chris Davis, L OBP: 0.269, SLG: 0.427 | HR | | | | P6 | | | K | | 3 | 1 | 1 | 1 | 0 | 1 | 0 | | | | | | | | | | | |
| Inning Stats | R: 2 E: 0 K: 3 S: 20 | H: 3 LOB: 2 BB: 1 P: 30 | R: 1 E: 0 K: 1 S: 9 | H: 2 LOB: 0 BB: 0 P: 12 | R: 0 E: 0 K: 0 S: 7 | H: 0 LOB: 0 BB: 0 P: 10 | R: 1 E: 0 K: 0 S: 11 | H: 1 LOB: 0 BB: 1 P: 20 | R: 1 E: 0 K: 0 S: 5 | H: 1 LOB: 0 BB: 0 P: 7 | R: 0 E: 0 K: 1 S: 12 | H: 0 LOB: 0 BB: 0 P: 16 | R: 0 E: 0 K: 2 S: 8 | H: 0 LOB: 0 BB: 0 P: 9 | R: 3 E: 0 K: 2 S: 15 | H: 1 LOB: 1 BB: 2 P: 28 | 1B: 4 2B: 4 3B: 0 HR: 2 | SF: 0 SAC: 1 DP: 3 HBP: 0 | WP: 1 PB: 0 SB: 2 CS: 0 | PA: 34 | | | | | | | |
| PITCHER | IP | WLS | BF | H | R | ER | SO | BB | IBB | HBP | BLK | WP | HR | S | P | ERA | WHIP | | | | | | | | | | |
| 33 James Shields, R ERA: 4.17 | 7.0 | L | 28 | 7 | 5 | 5 | 7 | 2 | 0 | 0 | 0 | 0 | 1 | 72 | 104 | 6.43 | 1.286 | | | | | | | | | | |
| 50 Grant Balfour, R ERA: 5.01 | 1.0 | | 6 | 1 | 3 | 3 | 2 | 2 | 0 | 0 | 0 | 0 | 1 | 15 | 28 | 27.00 | 3.000 | | | | | | | | | | |

AB 31
R 3
H 6
RBI 3
BB 4
SO 7
LOB 10



AB 29
R 8
H 8
RBI 7
BB 4
SO 9
LOB 9



| Batter | 1 | 2 | 3 | 4 | 5 | 6 | 7 | 8 | 9 | AB | R | H | RBI | BB | SO | LOB | TOP |
|---|---|----------------------------------|--------------------------------------|----------------------------------|--------------------------------------|----------------------------------|---------------------------------------|----------------------------------|---------------------------------------|----------------------------------|--------------------------------------|---------------------------------|----------------------------------|------------------------------------|----------------------------------|--------|---|
| 20 Julio Borbon, L (1,7) OBP: 0.384, SLG: 0.432 | G5-3 | | G3-6-3 | | | HBP | | 1B | | 3 | 0 | 1 | 0 | 0 | 0 | 1 | Texas Rangers @ Los Angeles Angels Angel Stadium of Anaheim, Anaheim, CA Mon Sep 28 2009, 7:05 PM PDT Att: 40,484 - Clear - 69 F |
| 10 Michael Young, R (1,5) OBP: 0.377, SLG: 0.526 | | | G6-3 | | | 1B | | F8 | | 3 | 0 | 2 | 0 | 0 | 0 | 0 | |
| 6 Esteban German, R (7,5) OBP: 0.386, SLG: 0.425 | 2B | | | | | 1B | | | | 1 | 0 | 0 | 0 | 0 | 0 | 2 | |
| 7 David Murphy, L (1,9) OBP: 0.343, SLG: 0.452 | P4 | | | | | K | | P6 | | 4 | 0 | 0 | 0 | 0 | 1 | 5 | |
| 22 Marion Byrd, R (1,8) OBP: 0.326, SLG: 0.480 | F8 | | | | | K | | | | 4 | 0 | 0 | 0 | 0 | 1 | 3 | |
| 9 Hank Blalock, L (1,10) OBP: 0.280, SLG: 0.467 | | G6-3 | | | | | | F8 | | 3 | 0 | 0 | 0 | 1 | 0 | 0 | |
| 5 Ian Kinsler, R (1,4) OBP: 0.324, SLG: 0.490 | | | | | | BB | | | | 4 | 0 | 2 | 0 | 0 | 0 | 1 | |
| 19 Chris Davis, L (1,3) OBP: 0.276, SLG: 0.430 | | | | | | G6-4-3 | | | | 3 | 0 | 0 | 0 | 0 | 0 | 2 | |
| 7 Ivan Rodriguez, R (1,2) OBP: 0.283, SLG: 0.389 | | | | | | 1B | | | | 2 | 0 | 0 | 0 | 0 | 0 | 1 | |
| 2 Taylor Teagarden, R (7,2) OBP: 0.271, SLG: 0.374 | | | | | | F9 | | | | 1 | 0 | 1 | 0 | 0 | 0 | 0 | |
| 1 Elvis Andrus, R (1,6) OBP: 0.331, SLG: 0.374 | | | | | | L8 | | F8 | | 3 | 0 | 1 | 0 | 0 | 0 | 1 | |
| Inning Stats | R: 0 H: 1 E: 0 K: 0 S: 10 | H: 1 LOB: 1 BB: 0 P: 16 | R: 0 H: 1 E: 0 K: 0 S: 6 | H: 1 LOB: 0 BB: 0 P: 10 | R: 0 H: 0 E: 0 K: 0 S: 8 | H: 0 LOB: 0 BB: 0 P: 14 | R: 0 H: 1 E: 0 K: 2 S: 14 | H: 1 LOB: 2 BB: 0 P: 22 | R: 0 H: 2 E: 0 K: 0 S: 11 | H: 2 LOB: 2 BB: 0 P: 17 | R: 0 H: 0 E: 0 K: 0 S: 6 | H: 0 LOB: 0 BB: 0 P: 7 | 1B: 6 2B: 1 3B: 0 HR: 0 | SF: 0 SAC: 0 DP: 3 HBP: 1 | WP: 0 PB: 1 SB: 0 CS: 0 | PA: 33 | |
| PITCHER 54 Ervin Santana, R (1,1) ERA: 5.1 | IP: 9.0 WLS: W BF: 33 H: 7 R: 0 ER: 0 SO: 2 BB: 1 IBB: 0 HBP: 1 BLK: 0 WP: 0 HR: 0 S: 71 P: 112 ERA: 0.00 WHIP: 0.889 | | | | | | | | | | | | | | | | |


| Batter | 1 | 2 | 3 | 4 | 5 | 6 | 7 | 8 | 9 | AB | R | H | RBI | BB | SO | LOB | BOTTOM |
|---|---|----------------------------------|---------------------------------------|----------------------------------|--------------------------------------|----------------------------------|---------------------------------------|----------------------------------|---------------------------------------|----------------------------------|--------------------------------------|----------------------------------|----------------------------------|------------------------------------|----------------------------------|--------|---|
| Chone Figgins, S (1,5) OBP: 0.396, SLG: 0.395 | 27 2B | F8 | G4-3 | | | F7 | K | | | 4 | 1 | 0 | 0 | 1 | 1 | 4 | Texas Rangers @ Los Angeles Angels Angel Stadium of Anaheim, Anaheim, CA Mon Sep 28 2009, 7:05 PM PDT Att: 40,484 - Clear - 69 F |
| 53 Bobby Abreu, L (1,9) OBP: 0.393, SLG: 0.435 | P6 | | | | | 48 1B | | K | | 5 | 2 | 3 | 1 | 0 | 1 | 1 | |
| 48 Toni Hunter, R (1,8) OBP: 0.363, SLG: 0.507 | K | | | | | 27 2B | | L8 | | 5 | 1 | 1 | 1 | 0 | 1 | 4 | |
| 27 Vladimir Guerrero, R (1,10) OBP: 0.335, SLG: 0.462 | 8 HR | | | | | 8 1B | | K | | 4 | 2 | 2 | 2 | 0 | 0 | 1 | |
| 24 Gary Matthews, S (8,PH) OBP: 0.336, SLG: 0.358 | | | | | | 8 1B | | | | 1 | 0 | 0 | 0 | 0 | 1 | 0 | |
| 8 Kendrys Morales, S (1,3) OBP: 0.352, SLG: 0.565 | 2H | | | | | G4-3 | | | | 3 | 2 | 1 | 3 | 1 | 0 | 1 | |
| 20 Juan Rivera, R (1,7) OBP: 0.330, SLG: 0.476 | E4 | | | | | G4-3 | | K | | 4 | 0 | 0 | 0 | 0 | 1 | 3 | |
| 13 Maicer Izturis, S (1,4) OBP: 0.357, SLG: 0.432 | | | | | | K | | | | 4 | 2 | 3 | 2 | 0 | 1 | 0 | |
| 44 Mike Napoli, R (1,2) OBP: 0.347, SLG: 0.485 | | | | | | K | | K | | 3 | 0 | 1 | 0 | 1 | 2 | 1 | |
| 2 Erick Aybar, S (1,6) OBP: 0.346, SLG: 0.416 | | | | | | 53 2B | | F9 | | 3 | 1 | 1 | 2 | 0 | 0 | 2 | |
| Inning Stats | R: 3 H: 2 E: 1 K: 1 S: 14 | H: 3 LOB: 1 BB: 1 P: 25 | R: 3 H: 3 E: 0 K: 0 S: 14 | H: 2 LOB: 2 BB: 2 P: 23 | R: 1 H: 1 E: 0 K: 0 S: 9 | H: 0 LOB: 0 BB: 0 P: 16 | R: 3 H: 3 E: 1 K: 1 S: 19 | H: 3 LOB: 1 BB: 0 P: 30 | R: 0 H: 1 E: 0 K: 2 S: 12 | H: 1 LOB: 1 BB: 0 P: 17 | R: 0 H: 0 E: 0 K: 2 S: 9 | H: 0 LOB: 0 BB: 0 P: 13 | 1B: 8 2B: 2 3B: 1 HR: 1 | SF: 1 SAC: 0 DP: 0 HBP: 0 | WP: 1 PB: 0 SB: 1 CS: 0 | PA: 40 | |
| PITCHER 35 Tommy Hunter, R (1,1) ERA: 4.1 57 Dustin Nippert, R (3,1) ERA: 4.01 52 Doug Mathis, R (6,1) ERA: 3.16 49 Jason Grilli, R (7,1) ERA: 5.48 46 Pedro Strop, R (8,1) ERA: 7.5 | IP: 2.1 WLS: L BF: 16 H: 7 R: 1 ER: 1 SO: 2 BB: 1 IBB: 0 HBP: 0 BLK: 0 WP: 0 HR: 1 S: 35 P: 62 ERA: 23.14 WHIP: 3.857 | | | | | | | | | | | | | | | | |


| | |
|-----|----|
| AB | 31 |
| R | 0 |
| H | 7 |
| RBI | 0 |
| BB | 1 |
| SO | 2 |
| LOB | 16 |



| | |
|-----|----|
| AB | 36 |
| R | 11 |
| H | 12 |
| RBI | 11 |
| BB | 3 |
| SO | 8 |
| LOB | 17 |



| Batter | 1 | 2 | 3 | 4 | 5 | 6 | 7 | 8 | 9 | AB | R | H | RBI | BB | SO | LOB | TOP | | | | | | | | |
|---|-------------------------------|----------------------------------|------------------------------|----------------------------------|------------------------------|----------------------------------|-------------------------------|----------------------------------|-------------------------------|----------------------------------|-------------------------------|----------------------------------|------------------------------|----------------------------------|------------------------------|----------------------------------|---|----------------------------------|----------------------------------|------------------------------------|----------------------------------|--------|--|--|--|
| 20 Julio Borbon, L (1, 10) OBP: 0.373, SLG: 0.419 | F8 | | K | | | G3-1 | | F9 | | 4 | 0 | 0 | 0 | 0 | 1 | 0 | <p>Texas Rangers @ Los Angeles Angels Angel Stadium of Anaheim, Anaheim, CA</p> <p>Tue Sep 29 2009, 7:05 PM PDT Att: 38,600 - Partly Cloudy - 67 F</p> <p>livebaseballscores.com</p> <p>AB 32 R 2 H 5 RBI 2 BB 0 SO 7 LOB 7</p>  | | | | | | | | |
| 10 Michael Young, R (1, 5) OBP: 0.378, SLG: 0.526 | 1B | | | K | | 7 1B | | K | | 4 | 0 | 2 | 0 | 0 | 2 | 0 | | | | | | | | | |
| 7 David Murphy, L (1, 7) OBP: 0.344, SLG: 0.460 | F7 | | | HR | | 1B | | | G4-3 | 4 | 1 | 2 | 1 | 0 | 0 | 1 | | | | | | | | | |
| 22 Marlon Byrd, R (1, 8) OBP: 0.325, SLG: 0.479 | G6-3 | | | F8 | | K | | | G5-3 | 1 | 0 | 0 | 0 | 0 | 0 | 1 | | | | | | | | | |
| 68 Craig Gentry, R (1, 8) OBP: 0.125, SLG: 0.250 | | | | | | | | | | 2 | 0 | 0 | 0 | 0 | 1 | 2 | | | | | | | | | |
| 6 Esteban German, R (9, PH) OBP: 0.378, SLG: 0.415 | | | | | | | | | | 1 | 0 | 0 | 0 | 0 | 0 | 0 | | | | | | | | | |
| 9 Hank Blalock, L (1, 3) OBP: 0.278, SLG: 0.463 | | G5-3 | | G4-3 | | L8 | | | K | 4 | 0 | 0 | 0 | 0 | 1 | 2 | | | | | | | | | |
| 5 Ian Kinsler, R (1, 4) OBP: 0.324, SLG: 0.491 | F9 | | | | | 17 7 G6-3 2B | | L7 | | 3 | 1 | 1 | 0 | 0 | 0 | 0 | | | | | | | | | |
| 17 Nelson Cruz, R (1, 9) OBP: 0.333, SLG: 0.526 | | G4-3 | | | | G6-3 | | G5-3 | | 3 | 0 | 0 | 0 | 0 | 0 | 1 | | | | | | | | | |
| 7 Ivan Rodriguez, R (1, 2) OBP: 0.282, SLG: 0.386 | | | K | | | G6-3 | | G4-3 | | 3 | 0 | 0 | 1 | 0 | 1 | 0 | | | | | | | | | |
| 1 Elvis Andrus, R (1, 6) OBP: 0.329, SLG: 0.371 | F9 | | | | | G5-3 | | K | | 3 | 0 | 0 | 0 | 0 | 1 | 0 | | | | | | | | | |
| Inning Stats | R: 0 E: 0 K: 0 S: 11 | H: 1 LOB: 1 BB: 0 P: 13 | R: 0 E: 0 K: 0 S: 6 | H: 0 LOB: 0 BB: 0 P: 10 | R: 0 E: 0 K: 2 S: 9 | H: 0 LOB: 0 BB: 0 P: 14 | R: 1 E: 0 K: 1 S: 11 | H: 1 LOB: 0 BB: 0 P: 12 | R: 1 E: 0 K: 0 S: 11 | H: 1 LOB: 0 BB: 0 P: 16 | R: 0 E: 0 K: 1 S: 10 | H: 2 LOB: 2 BB: 0 P: 13 | R: 0 E: 0 K: 0 S: 6 | H: 0 LOB: 0 BB: 0 P: 11 | R: 0 E: 0 K: 2 S: 7 | H: 0 LOB: 0 BB: 0 P: 13 | R: 0 E: 0 K: 1 S: 8 | H: 0 LOB: 0 BB: 0 P: 10 | 1B: 3 2B: 1 3B: 0 HR: 1 | SF: 0 SAC: 0 DP: 0 HBP: 0 | WP: 0 PB: 0 SB: 0 CS: 0 | PA: 32 | | | |
| PITCHER | IP | WLS | BF | H | R | ER | SO | BB | IBB | HBP | BLK | WP | HR | S | P | ERA | WHIP | | | | | | | | |
| 55 Sean O'Sullivan, R (1, 1) ERA: 6.18 | 5.0 | W | 18 | 3 | 2 | 2 | 3 | 0 | 0 | 0 | 0 | 0 | 1 | 48 | 65 | 3.60 | 0.600 | | | | | | | | |
| 59 Rafael Rodriguez, R (6, 1) ERA: 5.83 | 2.0 | H | 8 | 2 | 0 | 0 | 1 | 0 | 0 | 0 | 0 | 0 | 0 | 16 | 24 | 0.00 | 1.000 | | | | | | | | |
| 66 Jose Arredondo, R (8, 1) ERA: 5.86 | 1.0 | H | 3 | 0 | 0 | 0 | 2 | 0 | 0 | 0 | 0 | 0 | 0 | 7 | 13 | 0.00 | 0.000 | | | | | | | | |
| 40 Brian Fuentes, L (9, 1) ERA: 4.05 | 1.0 | S | 3 | 0 | 0 | 0 | 1 | 0 | 0 | 0 | 0 | 0 | 0 | 8 | 10 | 0.00 | 0.000 | | | | | | | | |

| Batter | 1 | 2 | 3 | 4 | 5 | 6 | 7 | 8 | 9 | AB | R | H | RBI | BB | SO | LOB | BOTTOM | | | | | | | | |
|---|-------------------------------|----------------------------------|-------------------------------|----------------------------------|-------------------------------|----------------------------------|-------------------------------|----------------------------------|------------------------------|----------------------------------|-------------------------------|----------------------------------|-------------------------------|----------------------------------|------------------------------|----------------------------------|---|------------------------------------|----------------------------------|--------|--|--|--|--|--|
| Chone Figgins, S (1, 5) OBP: 0.397, SLG: 0.394 | K | | | 53 1B | | G6-3 | | K | | 1 | 1 | 0 | 0 | 2 | 1 | 0 | <p>Texas Rangers @ Los Angeles Angels Angel Stadium of Anaheim, Anaheim, CA</p> <p>Tue Sep 29 2009, 7:05 PM PDT Att: 38,600 - Partly Cloudy - 67 F</p> <p>livebaseballscores.com</p> <p>AB 34 R 5 H 10 RBI 5 BB 4 SO 8 LOB 20</p>  | | | | | | | | |
| 64 Terry Evans, R (5, 9) (6, 7) | | BB | | BB | | | | | | 2 | 0 | 0 | 0 | 0 | 1 | 1 | | | | | | | | | |
| 77 Reggie Willits, S (1, 7) OBP: 0.234, SLG: 0.233 (6, 8) | G1-3 | F9 | | K | | | | P4 | | 4 | 0 | 0 | 0 | 1 | 1 | 6 | | | | | | | | | |
| 53 Bobby Abreu, L (1, 9) OBP: 0.394, SLG: 0.441 | | | F9 | 44 1B | | F7 | | F9 | | 3 | 1 | 2 | 1 | 0 | 0 | 0 | | | | | | | | | |
| 12 Freddy Sandoval, S (5, 5) (5, 5) | HR | | | 1B | | | | | | 2 | 0 | 0 | 0 | 0 | 0 | 2 | | | | | | | | | |
| 27 Vladimir Guerrero, R (1, 10) OBP: 0.336, SLG: 0.462 | G1-3 | | | 24 1B | | | | | | 2 | 0 | 1 | 0 | 0 | 0 | 0 | | | | | | | | | |
| 44 Mike Napoli, R (4, PH) OBP: 0.348, SLG: 0.485 (5, 10) | | | 1B | 2H 3H 1B | | | | | | 2 | 0 | 1 | 2 | 0 | 1 | 0 | | | | | | | | | |
| 24 Gary Matthews, S (1, 8) OBP: 0.339, SLG: 0.359 | | 47 1B | | | | | | 47 2B | | 2 | 1 | 1 | 0 | 0 | 0 | 2 | | | | | | | | | |
| 33 Chris Pettit, R (6, 9) OBP: 1.000, SLG: 1.000 | | 5 G6-3 | | | | | | | | 1 | 1 | 1 | 0 | 0 | 0 | 0 | | | | | | | | | |
| 47 Howie Kendrick, R (1, 4) OBP: 0.341, SLG: 0.454 | G6-3 | | K | | | F9 | | 39 G4-3 | | 4 | 0 | 1 | 1 | 0 | 1 | 3 | | | | | | | | | |
| 39 Robb Quinlan, R (1, 3) OBP: 0.270, SLG: 0.330 | L5 | | F7 | | | K | | G4-3 | | 4 | 0 | 0 | 0 | 0 | 1 | 4 | | | | | | | | | |
| 3 Brandon Wood, R (1, 6) OBP: 0.273, SLG: 0.310 | 5 1B | | | 53 1B 44 1B | | K | | K | | 3 | 1 | 1 | 0 | 1 | 2 | 1 | | | | | | | | | |
| 5 Jeff Mathis, R (1, 2) OBP: 0.292, SLG: 0.313 | | | | | | | | | | 2 | 0 | 1 | 1 | 0 | 0 | 1 | | | | | | | | | |
| 46 Bobby Wilson, R (6, 2) OBP: 0.500, SLG: 1.000 | 1-3 2H | | G1-3 | | | F8 | | | | 2 | 0 | 1 | 0 | 0 | 0 | 0 | | | | | | | | | |
| Inning Stats | R: 1 E: 0 K: 1 S: 10 | H: 1 LOB: 0 BB: 0 P: 15 | R: 1 E: 0 K: 0 S: 13 | H: 1 LOB: 3 BB: 2 P: 26 | R: 0 E: 0 K: 1 S: 13 | H: 2 LOB: 2 BB: 0 P: 22 | R: 2 E: 0 K: 1 S: 15 | H: 3 LOB: 2 BB: 1 P: 27 | R: 0 E: 0 K: 2 S: 9 | H: 0 LOB: 0 BB: 0 P: 12 | R: 0 E: 0 K: 0 S: 13 | H: 0 LOB: 1 BB: 1 P: 21 | R: 1 E: 0 K: 2 S: 14 | H: 2 LOB: 1 BB: 0 P: 21 | R: 0 E: 0 K: 1 S: 7 | H: 1 LOB: 1 BB: 0 P: 14 | 1B: 6 2B: 3 3B: 0 HR: 1 | SF: 0 SAC: 0 DP: 0 HBP: 1 | WP: 0 PB: 0 SB: 0 CS: 0 | PA: 39 | | | | | |
| PITCHER | IP | WLS | BF | H | R | ER | SO | BB | IBB | HBP | BLK | WP | HR | S | P | ERA | WHIP | | | | | | | | |
| 39 Scott Feldman, R (1, 1) ERA: 4.69 | 3.2 | L | 22 | 7 | 4 | 4 | 3 | 3 | 0 | 1 | 0 | 0 | 0 | 49 | 88 | 9.82 | 2.727 | | | | | | | | |
| 58 Guillermo Moscoso, R (4, 1) ERA: 3.21 | 2.1 | | 8 | 0 | 0 | 0 | 2 | 1 | 0 | 0 | 0 | 0 | 0 | 24 | 35 | 0.00 | 0.429 | | | | | | | | |
| 46 Pedro Strop, R (7, 1) ERA: 7.71 | 1.0 | | 5 | 2 | 1 | 1 | 2 | 0 | 0 | 0 | 0 | 0 | 0 | 14 | 21 | 9.00 | 2.000 | | | | | | | | |
| 55 Willie Eyre, R (8, 1) ERA: 4.5 | 1.0 | | 4 | 1 | 0 | 0 | 1 | 0 | 0 | 0 | 0 | 0 | 0 | 7 | 14 | 0.00 | 1.000 | | | | | | | | |

| Batter | 1 | 2 | 3 | 4 | 5 | 6 | 7 | 8 | 9 | AB | R | H | RBI | BB | SO | LOB | TOP | | | | | | | | | | |
|---|--------------------------------------|----------------------------------|--------------------------------------|----------------------------------|--------------------------------------|---------------------------------|--------------------------------------|----------------------------------|--------------------------------------|----------------------------------|---------------------------------------|----------------------------------|--------------------------------------|----------------------------------|---------------------------------------|----------------------------------|--|----------------------------------|----------------------------------|------------------------------------|----------------------------------|--------|--|--|--|--|--|
| 20 Julio Borbon, L (1, 10) OBP: 0.377, SLG: 0.417 | | | | | | | | | | 3 | 0 | 1 | 0 | 1 | 0 | 1 | Texas Rangers @ Los Angeles Angels Angel Stadium of Anaheim, Anaheim, CA Wed Sep 30 2009, 7:05 PM PDT Att: 40,616 - Clear - 70 F | | | | | | | | | | |
| 10 Michael Young, R (1, 5) OBP: 0.375, SLG: 0.522 | | | | | | | | | | 4 | 0 | 0 | 0 | 0 | 0 | 4 | | | | | | | | | | | |
| 7 David Murphy, L (1, 7) OBP: 0.341, SLG: 0.455 | | | | | | | | | | 4 | 0 | 0 | 0 | 0 | 1 | 2 | | | | | | | | | | | |
| 9 Hank Blalock, L (1, 3) OBP: 0.277, SLG: 0.462 | | | | | | | | | | 1 | 0 | 0 | 0 | 0 | 0 | 0 | | | | | | | | | | | |
| 25 Andrew Jones, R (5, PH) OBP: 0.319, SLG: 0.459 | | | | | | | | | | 0 | 0 | 0 | 0 | 3 | 0 | 0 | | | | | | | | | | | |
| 5 Ian Kinsler, R (1, 4) OBP: 0.327, SLG: 0.491 | | | | | | | | | | 2 | 0 | 0 | 0 | 0 | 0 | 2 | | | | | | | | | | | |
| 17 Nelson Cruz, R (1, 9) OBP: 0.332, SLG: 0.524 | | | | | | | | | | 3 | 0 | 0 | 0 | 0 | 1 | 1 | | | | | | | | | | | |
| 6 Esteban German, R (8, PH) OBP: 0.370, SLG: 0.405 | | | | | | | | | | 3 | 0 | 0 | 0 | 0 | 2 | 1 | | | | | | | | | | | |
| 1 Elvis Andrus, R (1, 6) OBP: 0.327, SLG: 0.369 | | | | | | | | | | 2 | 0 | 0 | 0 | 1 | 1 | 0 | | | | | | | | | | | |
| 7 Ivan Rodriguez, R (1, 2) OBP: 0.280, SLG: 0.384 | | | | | | | | | | 3 | 0 | 0 | 0 | 0 | 2 | 1 | | | | | | | | | | | |
| 68 Craig Gentry, R (1, 8) OBP: 0.182, SLG: 0.200 | | | | | | | | | | 2 | 0 | 0 | 0 | 1 | 1 | 0 | | | | | | | | | | | |
| Inning Stats | R: 0 H: 1 E: 0 K: 0 S: 7 | H: 1 LOB: 0 BB: 0 P: 11 | R: 0 H: 0 E: 0 K: 0 S: 7 | H: 0 LOB: 0 BB: 1 P: 12 | R: 0 H: 0 E: 0 K: 0 S: 7 | H: 0 LOB: 0 BB: 0 P: 8 | R: 0 H: 0 E: 0 K: 0 S: 9 | H: 0 LOB: 0 BB: 0 P: 13 | R: 0 H: 0 E: 0 K: 1 S: 6 | H: 0 LOB: 0 BB: 1 P: 13 | R: 0 H: 0 E: 0 K: 3 S: 11 | H: 0 LOB: 0 BB: 0 P: 15 | R: 0 H: 0 E: 0 K: 2 S: 8 | H: 0 LOB: 1 BB: 1 P: 15 | R: 0 H: 0 E: 1 K: 0 S: 12 | H: 0 LOB: 1 BB: 1 P: 21 | R: 0 H: 0 E: 1 K: 0 S: 9 | H: 0 LOB: 1 BB: 1 P: 18 | 1B: 1 2B: 0 3B: 0 HR: 0 | SF: 0 SAC: 0 DP: 3 HBP: 0 | WP: 0 PB: 0 SB: 0 CS: 1 | PA: 30 | | | | | |
| PITCHER | IP | WLS | BF | H | R | ER | SO | BB | IBB | HBP | BLK | WP | HR | S | P | ERA | WHIP | | | | | | | | | | |
| 32 Matt Palmer, R (1, 1) ERA: 4.0 | 5.0 | W | 15 | 1 | 0 | 0 | 1 | 2 | 0 | 0 | 0 | 0 | 0 | 36 | 57 | 0.00 | 0.600 | | | | | | | | | | |
| 38 Darren Oliver, L (6, 1) ERA: 2.79 | 1.0 | H | 3 | 0 | 0 | 0 | 3 | 0 | 0 | 0 | 0 | 0 | 0 | 11 | 15 | 0.00 | 0.000 | | | | | | | | | | |
| 66 Jose Arredondo, R (7, 1) ERA: 5.73 | 1.0 | H | 4 | 0 | 0 | 0 | 2 | 1 | 0 | 0 | 0 | 0 | 0 | 8 | 15 | 0.00 | 1.000 | | | | | | | | | | |
| 40 Kevin Jepsen, R (8, 1) ERA: 4.73 | 1.0 | | 4 | 0 | 0 | 0 | 1 | 1 | 0 | 0 | 0 | 0 | 0 | 12 | 21 | 0.00 | 1.000 | | | | | | | | | | |
| 59 Rafael Rodriguez, R (9, 1) ERA: 5.84 | 1.0 | | 4 | 0 | 0 | 0 | 0 | 1 | 0 | 0 | 0 | 0 | 0 | 9 | 18 | 0.00 | 1.000 | | | | | | | | | | |

| Batter | 1 | 2 | 3 | 4 | 5 | 6 | 7 | 8 | 9 | AB | R | H | RBI | BB | SO | LOB | BOTTOM | | | | | | | | | | |
|---|---------------------------------------|----------------------------------|--------------------------------------|---------------------------------|--------------------------------------|----------------------------------|--------------------------------------|----------------------------------|--------------------------------------|----------------------------------|--------------------------------------|----------------------------------|---------------------------------------|----------------------------------|---------------------------------------|----------------------------------|--|----------------------------------|----------------------------------|------------------------------------|----------------------------------|--------|--|--|--|--|--|
| Chone Figgins, S (1, 5) OBP: 0.399, SLG: 0.397 | | | | | | | | | | 3 | 1 | 2 | 1 | 0 | 0 | 0 | Texas Rangers @ Los Angeles Angels Angel Stadium of Anaheim, Anaheim, CA Wed Sep 30 2009, 7:05 PM PDT Att: 40,616 - Clear - 70 F | | | | | | | | | | |
| 12 Freddy Sandoval, S (6, 4) ERA: 5.73 | | | | | | | | | | 2 | 0 | 1 | 0 | 0 | 0 | 0 | | | | | | | | | | | |
| 2 Erick Aybar, S (1, 6) OBP: 0.346, SLG: 0.416 | | | | | | | | | | 2 | 1 | 1 | 1 | 0 | 1 | 0 | | | | | | | | | | | |
| 3 Brandon Wood, R (5, PH) OBP: 0.286, SLG: 0.323 | | | | | | | | | | 3 | 0 | 0 | 0 | 0 | 0 | 2 | | | | | | | | | | | |
| 48 Toni Hunter, R (1, 8) OBP: 0.364, SLG: 0.597 | | | | | | | | | | 2 | 0 | 1 | 0 | 0 | 0 | 0 | | | | | | | | | | | |
| 77 Reggie Willits, S (6, 9) OBP: 0.241, SLG: 0.240 | | | | | | | | | | 1 | 0 | 0 | 0 | 0 | 0 | 2 | | | | | | | | | | | |
| 27 Vladimir Guerrero, R (1, 10) OBP: 0.333, SLG: 0.459 | | | | | | | | | | 3 | 0 | 0 | 0 | 0 | 0 | 2 | | | | | | | | | | | |
| 33 Chris Pettit, R (8, PH) OBP: 0.500, SLG: 0.500 | | | | | | | | | | 3 | 0 | 1 | 1 | 0 | 0 | 0 | | | | | | | | | | | |
| 20 Juan Rivera, R (1, 7) OBP: 0.330, SLG: 0.475 | | | | | | | | | | 1 | 0 | 1 | 1 | 0 | 0 | 0 | | | | | | | | | | | |
| 64 Terry Evans, R (7, 9) OBP: 0.333, SLG: 0.333 | | | | | | | | | | 3 | 1 | 1 | 0 | 1 | 0 | 1 | | | | | | | | | | | |
| 8 Kendrick Morales, S (1, 3) OBP: 0.353, SLG: 0.566 | | | | | | | | | | 2 | 1 | 1 | 0 | 0 | 0 | 0 | | | | | | | | | | | |
| 13 Maicer Izturis, S (1, 4) OBP: 0.358, SLG: 0.433 | | | | | | | | | | 2 | 0 | 0 | 0 | 0 | 1 | 4 | | | | | | | | | | | |
| 39 Robb Quinlan, R (7, 5) OBP: 0.265, SLG: 0.324 | | | | | | | | | | 3 | 0 | 1 | 1 | 0 | 0 | 1 | | | | | | | | | | | |
| 24 Gary Matthews, S (1, 9) OBP: 0.339, SLG: 0.362 | | | | | | | | | | 2 | 0 | 0 | 0 | 0 | 1 | 1 | | | | | | | | | | | |
| 44 Mike Napoli, R (1, 2) OBP: 0.346, SLG: 0.483 | | | | | | | | | | 1 | 0 | 0 | 0 | 0 | 1 | 1 | | | | | | | | | | | |
| 46 Bobby Wilson, R (6, 2) OBP: 0.333, SLG: 0.667 | | | | | | | | | | 1 | 0 | 0 | 0 | 0 | 1 | 1 | | | | | | | | | | | |
| Inning Stats | R: 0 H: 0 E: 0 K: 1 S: 11 | H: 0 LOB: 0 BB: 0 P: 16 | R: 0 H: 0 E: 0 K: 0 S: 8 | H: 0 LOB: 0 BB: 0 P: 9 | R: 0 H: 0 E: 0 K: 0 S: 7 | H: 0 LOB: 0 BB: 0 P: 10 | R: 2 H: 4 E: 0 K: 0 S: 8 | H: 4 LOB: 1 BB: 0 P: 12 | R: 1 H: 2 E: 0 K: 1 S: 9 | H: 2 LOB: 1 BB: 0 P: 14 | R: 0 H: 0 E: 0 K: 0 S: 6 | H: 0 LOB: 0 BB: 0 P: 10 | R: 1 H: 2 E: 0 K: 3 S: 16 | H: 2 LOB: 1 BB: 0 P: 21 | R: 1 H: 3 E: 0 K: 0 S: 13 | H: 3 LOB: 2 BB: 1 P: 20 | R: 1 H: 0 E: 0 K: 0 S: 13 | H: 0 LOB: 2 BB: 1 P: 20 | 1B: 8 2B: 4 3B: 0 HR: 0 | SF: 0 SAC: 0 DP: 2 HBP: 0 | WP: 1 PB: 0 SB: 0 CS: 0 | PA: 34 | | | | | |
| PITCHER | IP | WLS | BF | H | R | ER | SO | BB | IBB | HBP | BLK | WP | HR | S | P | ERA | WHIP | | | | | | | | | | |
| 45 Derek Holland, L (1, 1) ERA: 6.12 | 6.1 | L | 26 | 8 | 4 | 4 | 3 | 8 | 0 | 0 | 0 | 0 | 0 | 58 | 85 | 5.68 | 1.263 | | | | | | | | | | |
| 49 Jason Grilli, R (7, 1) ERA: 5.4 | 0.2 | | 2 | 0 | 0 | 0 | 2 | 0 | 0 | 0 | 0 | 0 | 0 | 7 | 7 | 0.00 | 0.000 | | | | | | | | | | |
| 18 Eddie Guardado, L (8, 1) ERA: 4.46 | 1.0 | | 6 | 3 | 1 | 1 | 0 | 0 | 1 | 0 | 0 | 0 | 0 | 13 | 20 | 9.00 | 3.000 | | | | | | | | | | |

AB 25
R 0
H 1
RBI 0
BB 5
SO 7
LOB 13



AB 33
R 5
H 11
RBI 5
BB 1
SO 5
LOB 14



| Batter | 1 | 2 | 3 | 4 | 5 | 6 | 7 | 8 | 9 | AB | R | H | RBI | BB | SO | LOB | TOP | | | | |
|---|--|----------------------------------|--------------------------------|----------------------------------|--------------------------------|----------------------------------|--------------------------------|----------------------------------|--------------------------------|----------------------------------|--------------------------------|----------------------------------|--------------------------------|----------------------------------|--------------------------------|----------------------------------|-----------------------------------|------------------------------------|----------------------------------|---------------------------|--------------------------|
| 20 Julio Borbon, L (1,8) OBP: 0.386, SLG: 0.427 | | | | | | | | | | 6 | 0 | 3 | 1 | 0 | 1 | 4 | | | | | |
| 10 Michael Young, R (1,5) OBP: 0.375, SLG: 0.520 | | | | | | | | | | 5 | 0 | 2 | 1 | 0 | 0 | 3 | | | | | |
| 7 David Murphy, L (1,7) OBP: 0.340, SLG: 0.448 | | | | | | | | | | 4 | 1 | 0 | 0 | 1 | 0 | 4 | | | | | |
| 22 Marion Byrd, R (1,9) OBP: 0.284, SLG: 0.453 | | | | | | | | | | 4 | 0 | 3 | 0 | 1 | 0 | 0 | | | | | |
| 5 Ian Kinsler, R (1,4) OBP: 0.326, SLG: 0.488 | | | | | | | | | | 4 | 0 | 0 | 0 | 0 | 0 | 4 | | | | | |
| 19 Chris Davis, L (1,10) OBP: 0.284, SLG: 0.443 | | | | | | | | | | 5 | 0 | 3 | 1 | 0 | 0 | 1 | | | | | |
| 68 Craig Gentry, R (9, PR) OBP: 0.250, SLG: 0.214 | | | | | | | | | | 0 | 1 | 0 | 0 | 0 | 0 | 0 | | | | | |
| 25 Andrew Jones, R (1,3) OBP: 0.383, SLG: 0.419 | | | | | | | | | | 3 | 1 | 1 | 0 | 1 | 1 | 4 | | | | | |
| 6 Esteban German, R (8, PR) OBP: 0.332, SLG: 0.375 | | | | | | | | | | 1 | 2 | 1 | 0 | 0 | 0 | 0 | | | | | |
| 2 Taylor Teagarden, R (1,2) OBP: 0.278, SLG: 0.385 | | | | | | | | | | 5 | 2 | 2 | 1 | 0 | 2 | 1 | | | | | |
| 13 Omar Vizquel, S (1,6) OBP: 0.316, SLG: 0.345 | | | | | | | | | | 3 | 0 | 0 | 1 | 0 | 0 | 1 | | | | | |
| 1 Elvis Andrus, R (8, PH) OBP: 0.332, SLG: 0.375 | | | | | | | | | | 1 | 0 | 1 | 2 | 1 | 0 | 0 | | | | | |
| Inning Stats | R: 0 E: 0 K: 1 S: 11 | H: 1 LOB: 2 BB: 1 P: 24 | R: 2 E: 0 K: 0 S: 12 | H: 2 LOB: 1 BB: 1 P: 19 | R: 1 E: 0 K: 0 S: 9 | H: 2 LOB: 1 BB: 1 P: 16 | R: 0 E: 0 K: 1 S: 9 | H: 1 LOB: 0 BB: 0 P: 15 | R: 0 E: 0 K: 0 S: 11 | H: 2 LOB: 3 BB: 0 P: 13 | R: 0 E: 0 K: 0 S: 10 | H: 1 LOB: 0 BB: 0 P: 15 | R: 1 E: 0 K: 1 S: 16 | H: 2 LOB: 3 BB: 1 P: 24 | R: 3 E: 0 K: 0 S: 15 | H: 4 LOB: 2 BB: 0 P: 23 | 1B: 13 2B: 3 3B: 0 HR: 0 | SF: 0 SAC: 1 DP: 1 HBP: 0 | WP: 1 PB: 0 SB: 0 CS: 0 | PA: 46 | |
| PITCHER | IP: 6.0 WLS: 2 BF: 29 ERA: 4.84 | WLS: 3 BF: 3 ERA: 4.15 | H: 9 R: 3 ER: 3 SO: 3 | H: 3 R: 0 ER: 0 SO: 3 | H: 0 R: 0 ER: 0 SO: 0 | H: 0 R: 0 ER: 0 SO: 0 | H: 0 R: 0 ER: 0 SO: 0 | H: 0 R: 0 ER: 0 SO: 0 | H: 0 R: 0 ER: 0 SO: 0 | H: 0 R: 0 ER: 0 SO: 0 | H: 0 R: 0 ER: 0 SO: 0 | H: 0 R: 0 ER: 0 SO: 0 | H: 0 R: 0 ER: 0 SO: 0 | H: 0 R: 0 ER: 0 SO: 0 | H: 0 R: 0 ER: 0 SO: 0 | H: 0 R: 0 ER: 0 SO: 0 | WP: 0 HR: 0 S: 4 P: 6 | ERA: 4.50 WHIP: 2.000 | ERA: 0.00 WHIP: 3.000 | ERA: 13.50 WHIP: 4.500 | ERA: 0.00 WHIP: 0.000 |

Texas Rangers @ Seattle Mariners
Safeco Field, Seattle, WA
Fri Oct 02 2009, 7:10 PM PDT
Att: 27,901 - Cloudy - 56 F

| | |
|-----|----|
| AB | 41 |
| R | 7 |
| H | 16 |
| RBI | 7 |
| BB | 4 |
| SO | 4 |
| LOB | 22 |



| Batter | 1 | 2 | 3 | 4 | 5 | 6 | 7 | 8 | 9 | AB | R | H | RBI | BB | SO | LOB | BOTTOM | | | | | |
|--|--|---------------------------------|--------------------------------|----------------------------------|--------------------------------|----------------------------------|--------------------------------|----------------------------------|--------------------------------|----------------------------------|--------------------------------|----------------------------------|--------------------------------|----------------------------------|--------------------------------|----------------------------------|--------------------------------|----------------------------------|----------------------------------|------------------------------------|----------------------------------|--------|
| 51 Ichiro Suzuki, L (1,9) OBP: 0.393, SLG: 0.464 | | | | | | | | | | 4 | 0 | 0 | 0 | 0 | 1 | 1 | | | | | | |
| 21 Franklin Gutierrez, R (1,8) OBP: 0.339, SLG: 0.424 | | | | | | | | | | 4 | 1 | 1 | 0 | 0 | 1 | 1 | | | | | | |
| 4 Jose Lopez, R (1,4) OBP: 0.304, SLG: 0.463 | | | | | | | | | | 4 | 1 | 2 | 1 | 0 | 1 | 0 | | | | | | |
| 24 Ken Griffey Jr., L (1,10) OBP: 0.323, SLG: 0.405 | | | | | | | | | | 3 | 0 | 0 | 0 | 1 | 1 | 2 | | | | | | |
| 29 Adrian Beltré, R (1,5) OBP: 0.307, SLG: 0.381 | | | | | | | | | | 4 | 1 | 2 | 1 | 0 | 1 | 2 | | | | | | |
| 20 Mike Carp, L (1,3) OBP: 0.410, SLG: 0.471 | | | | | | | | | | 3 | 0 | 3 | 2 | 0 | 0 | 0 | | | | | | |
| 5 Mike Sweeney, R (8, PH) OBP: 0.335, SLG: 0.442 | | | | | | | | | | 1 | 0 | 0 | 0 | 0 | 1 | 1 | | | | | | |
| 7 Jack Hannahan, L (9,3) OBP: 0.300, SLG: 0.330 | | | | | | | | | | 0 | 0 | 0 | 0 | 0 | 0 | 0 | | | | | | |
| 10 Adam Moore, R (1,2) OBP: 0.250, SLG: 0.391 | | | | | | | | | | 4 | 0 | 0 | 0 | 0 | 1 | 3 | | | | | | |
| 55 Michael Saunders, L (1,7) OBP: 0.266, SLG: 0.288 | | | | | | | | | | 4 | 0 | 0 | 0 | 0 | 2 | 1 | | | | | | |
| 16 Josh Wilson, R (1,6) OBP: 0.259, SLG: 0.312 | | | | | | | | | | 4 | 1 | 1 | 0 | 0 | 1 | 0 | | | | | | |
| Inning Stats | R: 0 E: 0 K: 2 S: 7 | H: 0 LOB: 0 BB: 0 P: 9 | R: 0 E: 0 K: 1 S: 14 | H: 1 LOB: 1 BB: 0 P: 20 | R: 0 E: 0 K: 1 S: 8 | H: 0 LOB: 0 BB: 0 P: 13 | R: 3 E: 0 K: 1 S: 15 | H: 4 LOB: 1 BB: 0 P: 21 | R: 1 E: 0 K: 1 S: 13 | H: 2 LOB: 2 BB: 1 P: 22 | R: 0 E: 0 K: 0 S: 8 | H: 1 LOB: 0 BB: 0 P: 11 | R: 0 E: 0 K: 1 S: 8 | H: 0 LOB: 0 BB: 0 P: 15 | R: 0 E: 0 K: 1 S: 11 | H: 1 LOB: 1 BB: 0 P: 16 | R: 0 E: 0 K: 2 S: 7 | H: 0 LOB: 0 BB: 0 P: 11 | 1B: 6 2B: 3 3B: 0 HR: 0 | SF: 0 SAC: 0 DP: 1 HBP: 0 | WP: 0 PB: 1 SB: 1 CS: 0 | PA: 36 |
| PITCHER | IP: 4.2 WLS: 1 BF: 21 ERA: 4.62 | WLS: 1 BF: 8 ERA: 3.88 | H: 7 R: 4 ER: 4 SO: 5 | H: 4 R: 0 ER: 0 SO: 2 | H: 0 R: 0 ER: 0 SO: 0 | H: 0 R: 0 ER: 0 SO: 0 | H: 0 R: 0 ER: 0 SO: 0 | H: 0 R: 0 ER: 0 SO: 0 | H: 0 R: 0 ER: 0 SO: 0 | H: 0 R: 0 ER: 0 SO: 0 | H: 0 R: 0 ER: 0 SO: 0 | H: 0 R: 0 ER: 0 SO: 0 | H: 0 R: 0 ER: 0 SO: 0 | H: 0 R: 0 ER: 0 SO: 0 | H: 0 R: 0 ER: 0 SO: 0 | H: 0 R: 0 ER: 0 SO: 0 | WP: 0 HR: 0 S: 3 P: 7 | ERA: 7.71 WHIP: 1.500 | ERA: 0.00 WHIP: 0.857 | ERA: 0.00 WHIP: 0.000 | ERA: 0.00 WHIP: 0.000 | |

Texas Rangers @ Seattle Mariners
Safeco Field, Seattle, WA
Fri Oct 02 2009, 7:10 PM PDT
Att: 27,901 - Cloudy - 56 F


| | |
|-----|----|
| AB | 35 |
| R | 4 |
| H | 9 |
| RBI | 4 |
| BB | 1 |
| SO | 10 |
| LOB | 11 |




| Batter | 1 | 2 | 3 | 4 | 5 | 6 | 7 | 8 | 9 | AB | R | H | RBI | BB | SO | LOB | TOP | | | | | | | | |
|---|------------------------------|---------------------------------|------------------------------|----------------------------------|------------------------------|----------------------------------|-------------------------------|----------------------------------|-------------------------------|----------------------------------|-------------------------------|----------------------------------|-------------------------------|----------------------------------|------------------------------|---------------------------------|--|-------------------------------|----------------------------------|----------------------------------|------------------------------------|----------------------------------|--------|--|--|
| 5 Ian Kinsler, R OBP: 0.327, SLG: 0.488 | G3 | | P4 | | | 7 1B | BB | | | 3 | 0 | 1 | 0 | 1 | 0 | 0 | Texas Rangers @ Seattle Mariners Safeco Field, Seattle, WA Sat Oct 03 2009, 6:10 PM PDT Att: 24,408 - Partly Cloudy - 56 F | | | | | | | | |
| 10 Michael Young, R OBP: 0.374, SLG: 0.518 | 7 G4-6-3 BB | | F8 | | | K | F8 | | | 3 | 0 | 0 | 0 | 1 | 1 | 4 | | | | | | | | | |
| 7 David Murphy, L OBP: 0.339, SLG: 0.446 | G4-6-3 | | K | | | 22 G1-4-3 1B | | | G3-1 | 4 | 0 | 1 | 0 | 0 | 1 | 1 | | | | | | | | | |
| 22 Marion Byrd, R OBP: 0.329, SLG: 0.479 | | F8 | | L3 | | G1-4-3 | | | 19 L3 1B | 4 | 0 | 1 | 0 | 0 | 0 | 2 | | | | | | | | | |
| 19 Chris Davis, L OBP: 0.284, SLG: 0.443 | | F7 | | L3 | | | 1 2B | | L3 | 4 | 1 | 1 | 0 | 0 | 0 | 1 | | | | | | | | | |
| 25 Andrew Jones, R OBP: 0.323, SLG: 0.459 | | 1B | | 2B | | BB | | | K | 3 | 0 | 2 | 0 | 1 | 1 | 0 | | | | | | | | | |
| 1 Elvis Andrus, R OBP: 0.331, SLG: 0.376 | G5-3 | | F8 | | | 2B | | | G4-3 | 4 | 0 | 1 | 1 | 0 | 0 | 2 | | | | | | | | | |
| 2 Taylor Teagarden, R OBP: 0.272, SLG: 0.378 | | | G6-3 | | | E5 | | | K | 4 | 0 | 0 | 0 | 0 | 2 | 3 | | | | | | | | | |
| 20 Julio Borbon, L OBP: 0.379, SLG: 0.418 | | | G4-3 | | | K | | | F8 | 3 | 0 | 0 | 0 | 0 | 1 | 4 | | | | | | | | | |
| Inning Stats | R: 0 E: 0 K: 0 S: 4 | H: 0 LOB: 0 BB: 1 P: 9 | R: 0 E: 0 K: 0 S: 8 | H: 1 LOB: 1 BB: 0 P: 14 | R: 0 E: 0 K: 0 S: 7 | H: 0 LOB: 0 BB: 0 P: 11 | R: 0 E: 0 K: 1 S: 10 | H: 0 LOB: 0 BB: 0 P: 15 | R: 0 E: 0 K: 1 S: 13 | H: 1 LOB: 2 BB: 0 P: 20 | R: 0 E: 0 K: 1 S: 11 | H: 2 LOB: 1 BB: 0 P: 15 | R: 1 E: 0 K: 1 S: 13 | H: 2 LOB: 3 BB: 2 P: 26 | R: 0 E: 0 K: 0 S: 6 | H: 1 LOB: 0 BB: 0 P: 9 | | R: 0 E: 0 K: 2 S: 12 | H: 0 LOB: 0 BB: 0 P: 16 | 1B: 4 2B: 4 3B: 0 HR: 0 | SF: 0 SAC: 0 DP: 3 HBP: 0 | WP: 0 PB: 0 SB: 0 CS: 0 | PA: 35 | | |
| PITCHER | IP | WLS | BF | H | R | ER | SO | BB | IBB | HBP | BLK | WP | HR | S | P | ERA | WHIP | | | | | | | | |
| 18 Ryan Rowland-Smith, L ERA: 3.74 | 6.2 | W | 27 | 6 | 1 | 1 | 4 | 2 | 0 | 0 | 0 | 0 | 0 | 64 | 104 | 1.35 | 1.200 | | | | | | | | |
| 23 Shawn Kelley, R ERA: 4.5 | 0.1 | H | 2 | 0 | 0 | 0 | 0 | 1 | 0 | 0 | 0 | 0 | 0 | 2 | 6 | 0.00 | 3.000 | | | | | | | | |
| 49 Garrett Olson, L ERA: 5.6 | 1.0 | H | 3 | 1 | 0 | 0 | 0 | 0 | 0 | 0 | 0 | 0 | 6 | 9 | 0.00 | 1.000 | | | | | | | | | |
| 43 Miguel Batista, R ERA: 4.09 | 1.0 | S | 3 | 0 | 0 | 0 | 2 | 0 | 0 | 0 | 0 | 0 | 0 | 12 | 16 | 0.00 | 0.000 | | | | | | | | |

| Batter | 1 | 2 | 3 | 4 | 5 | 6 | 7 | 8 | 9 | AB | R | H | RBI | BB | SO | LOB | BOTTOM | | | | | | | | |
|--|-------------------------------|----------------------------------|-------------------------------|----------------------------------|------------------------------|---------------------------------|-------------------------------|----------------------------------|-------------------------------|----------------------------------|-------------------------------|----------------------------------|-------------------------------|----------------------------------|------------------------------|---------------------------------|--|------------------------------------|----------------------------------|--------|--|--|--|--|--|
| 51 Ichiro Suzuki, L OBP: 0.385, SLG: 0.465 | 21 G6-3 1B | | 4 G1-6-3 1B | | | 4 F8 21 1B | K | | | 4 | 0 | 3 | 0 | 0 | 1 | 2 | Texas Rangers @ Seattle Mariners Safeco Field, Seattle, WA Sat Oct 03 2009, 6:10 PM PDT Att: 24,408 - Partly Cloudy - 56 F | | | | | | | | |
| 21 Franklin Gutierrez, R OBP: 0.338, SLG: 0.422 | G6-3 | | B2 | | | 24 S 1B | G1-3 | | | 4 | 0 | 1 | 1 | 0 | 0 | 5 | | | | | | | | | |
| 4 Jose Lopez, R OBP: 0.303, SLG: 0.463 | F9 | | G1-6-3 | | | F8 | | | | 4 | 0 | 1 | 0 | 0 | 0 | 5 | | | | | | | | | |
| 24 Ken Griffey Jr., L OBP: 0.324, SLG: 0.413 | K | | | | | HR | IBB | | P5 | 3 | 1 | 1 | 1 | 1 | 1 | 2 | | | | | | | | | |
| 29 Adrian Beltré, R OBP: 0.307, SLG: 0.382 | G5-3 | | G3 | | | K | | | G6-3 | 4 | 0 | 1 | 0 | 0 | 1 | 4 | | | | | | | | | |
| 2 Kenji Johjima, R OBP: 0.298, SLG: 0.406 | K | | G3 | | | F8 | | | P6 | 4 | 0 | 0 | 0 | 0 | 1 | 5 | | | | | | | | | |
| 20 Mike Carp, L OBP: 0.415, SLG: 0.463 | | | G4-3 | | | G3 | | | K | 3 | 0 | 1 | 0 | 1 | 1 | 1 | | | | | | | | | |
| 7 Jack Hannahan, L OBP: 0.300, SLG: 0.330 | 1B | | | | | G3 | | | G4-3 | 0 | 0 | 0 | 0 | 0 | 0 | 0 | | | | | | | | | |
| 55 Michael Saunders, L OBP: 0.258, SLG: 0.279 | K | | G3 | | | G3 | | | G4-3 | 4 | 0 | 0 | 0 | 0 | 1 | 3 | | | | | | | | | |
| 16 Josh Wilson, R OBP: 0.268, SLG: 0.323 | 51 1B 1B | | | | | 51 1B 21 1B | 2B | | G5-3 | 3 | 1 | 2 | 0 | 0 | 0 | 0 | | | | | | | | | |
| Inning Stats | R: 0 E: 0 K: 1 S: 10 | H: 1 LOB: 1 BB: 0 P: 17 | R: 0 E: 0 K: 2 S: 15 | H: 1 LOB: 1 BB: 0 P: 21 | R: 0 E: 0 K: 0 S: 6 | H: 2 LOB: 1 BB: 0 P: 8 | R: 1 E: 0 K: 0 S: 14 | H: 2 LOB: 1 BB: 0 P: 22 | R: 1 E: 0 K: 1 S: 16 | H: 3 LOB: 3 BB: 1 P: 26 | R: 0 E: 0 K: 1 S: 11 | H: 0 LOB: 2 BB: 1 P: 19 | R: 0 E: 0 K: 0 S: 10 | H: 1 LOB: 1 BB: 0 P: 12 | R: 0 E: 0 K: 1 S: 6 | H: 0 LOB: 0 BB: 0 P: 9 | 1B: 6 2B: 3 3B: 0 HR: 1 | SF: 0 SAC: 0 DP: 1 HBP: 1 | WP: 0 PB: 0 SB: 1 CS: 0 | PA: 36 | | | | | |
| PITCHER | IP | WLS | BF | H | R | ER | SO | BB | IBB | HBP | BLK | WP | HR | S | P | ERA | WHIP | | | | | | | | |
| 35 Tommy Hunter, R ERA: 4.1 | 4.1 | L | 22 | 9 | 2 | 2 | 3 | 0 | 0 | 0 | 0 | 0 | 0 | 7 | 11 | 0.00 | 0.000 | | | | | | | | |
| 49 Jason Grilli, R ERA: 5.32 | 0.2 | | 2 | 0 | 0 | 0 | 1 | 0 | 0 | 0 | 0 | 0 | 0 | 7 | 11 | 0.00 | 0.000 | | | | | | | | |
| 30 Neftali Feliz, R ERA: 1.74 | 1.0 | | 5 | 0 | 0 | 0 | 1 | 1 | 0 | 1 | 0 | 0 | 0 | 11 | 19 | 0.00 | 1.000 | | | | | | | | |
| 56 Darren O'Day, R ERA: 1.88 | 1.0 | | 4 | 1 | 0 | 0 | 0 | 0 | 0 | 0 | 0 | 0 | 0 | 10 | 12 | 0.00 | 1.000 | | | | | | | | |
| 36 C.J. Wilson, L ERA: 2.84 | 1.0 | | 3 | 0 | 0 | 0 | 1 | 0 | 0 | 0 | 0 | 0 | 0 | 6 | 9 | 0.00 | 0.000 | | | | | | | | |

livebaseballscorecards.com



livebaseballscorecards.com



| Batter | 1 | 2 | 3 | 4 | 5 | 6 | 7 | 8 | 9 | AB | R | H | RBI | BB | SO | LOB | TOP | | | | | | | | | | |
|--|---------------------------------------|--------------------------|---------------------------------------|--------------------------|--------------------------------------|--------------------------|---------------------------------------|--------------------------|---------------------------------------|--------------------------|---------------------------------------|--------------------------|---------------------------------------|--------------------------|--------------------------------------|--------------------------|--|--------------------------------------|--------------------------|-------------------------|------------------------------------|----------------------------------|--------|--|--|--|--|
| 20 Julio Borbon, L (1, 8) OBP: 0.376, SLG: 0.414 | G5-3 | | G4-3 | | | K2-3 | | 1B | | 4 | 0 | 1 | 0 | 0 | 1 | 0 | Texas Rangers @ Seattle Mariners Safeco Field, Seattle, WA Sun Oct 04 2009, 1:10 PM PDT Att: 32,274 - Sunny - 62 F | | | | | | | | | | |
| 1 Elvis Andrus, R (1, 6) OBP: 0.329, SLG: 0.373 | G5-3 | | | F7 | | K | | L9 | | 4 | 0 | 0 | 0 | 0 | 1 | | | | | | | | | | | | |
| 7 David Murphy, L (1, 7) OBP: 0.338, SLG: 0.447 | 2B | | L7 | | | K | | | G3-1 | 4 | 0 | 1 | 0 | 0 | 1 | 0 | | | | | | | | | | | |
| 9 Hank Blalock, L (1, 3) OBP: 0.277, SLG: 0.459 | P6 | | | K | | | | | G4-3 | 3 | 1 | 0 | 0 | 1 | 1 | 1 | | | | | | | | | | | |
| 5 Ian Kinsler, R (1, 4) OBP: 0.327, SLG: 0.488 | L7 | | | | E6 | | | | K | 4 | 2 | 1 | 0 | 0 | 1 | 0 | | | | | | | | | | | |
| 19 Chris Davis, L (1, 10) OBP: 0.284, SLG: 0.442 | K | | | | 1B | | | | G6-3 | 3 | 0 | 1 | 1 | 0 | 1 | 1 | | | | | | | | | | | |
| 2 Taylor Teagarden, R (1, 2) OBP: 0.270, SLG: 0.374 | K | | | | SH2-3 | | | | G5-3 | 2 | 0 | 0 | 1 | 0 | 1 | 0 | | | | | | | | | | | |
| 68 Craig Gentry, R (1, 9) OBP: 0.211, SLG: 0.176 | G5-3 | | | | G6-3 | | | L7 | | 3 | 0 | 0 | 1 | 0 | 0 | 1 | | | | | | | | | | | |
| 6 Esteban German, R (1, 5) OBP: 0.360, SLG: 0.391 | F9 | | | | G6-3 | | | P6 | | 3 | 0 | 0 | 0 | 0 | 0 | 1 | | | | | | | | | | | |
| Inning Stats | R: 0 H: 1 E: 0 K: 0 S: 11 | LOB: 1 BB: 0 P: 17 | R: 0 H: 0 E: 0 K: 2 S: 11 | LOB: 0 BB: 0 P: 15 | R: 0 H: 0 E: 0 K: 0 S: 8 | LOB: 0 BB: 0 P: 12 | R: 0 H: 0 E: 0 K: 1 S: 11 | LOB: 0 BB: 0 P: 17 | R: 1 H: 1 E: 1 K: 0 S: 11 | LOB: 1 BB: 0 P: 15 | R: 0 H: 0 E: 0 K: 3 S: 10 | LOB: 0 BB: 0 P: 11 | R: 2 H: 1 E: 0 K: 0 S: 12 | LOB: 1 BB: 1 P: 24 | R: 0 H: 1 E: 0 K: 0 S: 7 | LOB: 0 BB: 0 P: 10 | | R: 0 H: 0 E: 0 K: 1 S: 8 | LOB: 0 BB: 0 P: 14 | 1B: 2 2B: 2 HR: 0 | SF: 0 SAC: 1 DP: 0 HBP: 0 | WP: 0 PB: 0 SB: 0 CS: 1 | PA: 32 | | | | |
| PITCHER | IP | WLS | BF | H | R | ER | SO | BB | IBB | HBP | BLK | WP | HR | S | P | ERA | WHIP | | | | | | | | | | |
| 34 Félix Hernández, R (1, 1) ERA: 2.49 | 6.2 | W | 25 | 3 | 3 | 2 | 6 | 1 | 0 | 0 | 0 | 0 | 0 | 72 | 107 | 2.70 | 0.600 | | | | | | | | | | |
| 26 Randy Messenger, R (7, 1) ERA: 4.35 | 0.1 | H | 1 | 0 | 0 | 0 | 0 | 0 | 0 | 0 | 0 | 0 | 0 | 2 | 4 | 0.00 | 0.000 | | | | | | | | | | |
| 43 Miguel Batista, R (8, 1) ERA: 4.04 | 1.0 | H | 3 | 1 | 0 | 0 | 0 | 0 | 0 | 0 | 0 | 0 | 0 | 7 | 10 | 0.00 | 1.000 | | | | | | | | | | |
| 53 David Aardsma, R (9, 1) ERA: 2.52 | 1.0 | S | 3 | 0 | 0 | 0 | 1 | 0 | 0 | 0 | 0 | 0 | 0 | 8 | 14 | 0.00 | 0.000 | | | | | | | | | | |

| Batter | 1 | 2 | 3 | 4 | 5 | 6 | 7 | 8 | 9 | AB | R | H | RBI | BB | SO | LOB | BOTTOM | | | | | | | | | | |
|--|---------------------------------------|--------------------------|--------------------------------------|--------------------------|---------------------------------------|--------------------------|--------------------------------------|--------------------------|---------------------------------------|--------------------------|--------------------------------------|--------------------------|--------------------------------------|--------------------------|---------------------------------------|--------------------------|--|------------------------------------|----------------------------------|--------|--|--|--|--|--|--|--|
| 51 Ichiro Suzuki, L (1, 9) OBP: 0.386, SLG: 0.465 | G6-3 | | 21 1B | | | K | | | | 3 | 1 | 1 | 0 | 1 | 1 | 1 | Texas Rangers @ Seattle Mariners Safeco Field, Seattle, WA Sun Oct 04 2009, 1:10 PM PDT Att: 32,274 - Sunny - 62 F | | | | | | | | | | |
| 21 Franklin Gutierrez, R (1, 8) OBP: 0.339, SLG: 0.425 | K | | | | 4 2B | | F8 | | | 4 | 1 | 2 | 2 | 0 | 1 | 1 | | | | | | | | | | | |
| 4 Jose Lopez, R (1, 4) OBP: 0.303, SLG: 0.463 | G5-3 | | G6-3 | | 2B | | | K | | 4 | 0 | 1 | 2 | 0 | 1 | 2 | | | | | | | | | | | |
| 24 Ken Griffey Jr., L (1, 10) OBP: 0.324, SLG: 0.411 | | K | | | L1 | | L8 | | | 4 | 0 | 1 | 0 | 0 | 1 | 1 | | | | | | | | | | | |
| 56 Michael Saunders, L (8, PR) (9, 10) OBP: 0.258, SLG: 0.279 | | | | | | | | 1B | | 0 | 0 | 0 | 0 | 0 | 0 | 0 | | | | | | | | | | | |
| 29 Adrian Beltré, R (1, 5) OBP: 0.304, SLG: 0.379 | G5-3 | | | | F7 | | L8 | | | 4 | 0 | 0 | 0 | 0 | 1 | 1 | | | | | | | | | | | |
| 3 Bill Hall, R (1, 7) OBP: 0.258, SLG: 0.338 | G4-3 | | | | K | | L7 | | | 3 | 0 | 0 | 0 | 0 | 1 | 0 | | | | | | | | | | | |
| 12 Ryan Langerhans, L (7, 7) OBP: 0.311, SLG: 0.386 | | | | | | | | K | | 1 | 0 | 0 | 0 | 0 | 1 | 1 | | | | | | | | | | | |
| 7 Jack Hannahan, L (1, 3) OBP: 0.297, SLG: 0.326 | | | F8 | | G3 | | K | | | 3 | 0 | 0 | 0 | 0 | 1 | 0 | | | | | | | | | | | |
| 16 Josh Wilson, R (1, 6) OBP: 0.279, SLG: 0.333 | | | 32 21 1B | | 51 2B | | | | | 3 | 2 | 3 | 0 | 0 | 0 | 0 | | | | | | | | | | | |
| 32 Rob Johnson, R (1, 2) OBP: 0.289, SLG: 0.326 | G6-3 | | | | P3 | | | SH3 | | 2 | 0 | 0 | 0 | 0 | 0 | 2 | | | | | | | | | | | |
| Inning Stats | R: 0 H: 0 E: 0 K: 1 S: 10 | LOB: 0 BB: 0 P: 13 | R: 0 H: 0 E: 0 K: 1 S: 8 | LOB: 0 BB: 0 P: 10 | R: 1 H: 2 E: 0 K: 0 S: 14 | LOB: 2 BB: 1 P: 27 | R: 0 H: 0 E: 0 K: 1 S: 6 | LOB: 0 BB: 0 P: 10 | R: 3 H: 4 E: 0 K: 0 S: 15 | LOB: 1 BB: 0 P: 22 | R: 0 H: 0 E: 0 K: 1 S: 7 | LOB: 0 BB: 0 P: 10 | R: 0 H: 1 E: 0 K: 1 S: 7 | LOB: 1 BB: 0 P: 13 | R: 0 H: 1 E: 0 K: 3 S: 11 | LOB: 1 BB: 0 P: 16 | 1B: 6 2B: 2 HR: 0 | SF: 0 SAC: 1 DP: 0 HBP: 0 | WP: 0 PB: 0 SB: 1 CS: 0 | PA: 33 | | | | | | | |
| PITCHER | IP | WLS | BF | H | R | ER | SO | BB | IBB | HBP | BLK | WP | HR | S | P | ERA | WHIP | | | | | | | | | | |
| 39 Scott Feldman, R (1, 1) ERA: 4.08 | 6.0 | L | 25 | 6 | 4 | 4 | 4 | 1 | 0 | 0 | 0 | 0 | 0 | 60 | 92 | 6.00 | 1.167 | | | | | | | | | | |
| 56 Darren O'Day, R (7, 1) ERA: 1.84 | 1.1 | | 5 | 1 | 0 | 0 | 2 | 0 | 0 | 0 | 0 | 0 | 0 | 10 | 17 | 0.00 | 0.750 | | | | | | | | | | |
| 36 C.J. Wilson, L (8, 1) ERA: 2.81 | 0.2 | | 3 | 1 | 0 | 0 | 2 | 0 | 0 | 0 | 0 | 0 | 0 | 8 | 12 | 0.00 | 1.500 | | | | | | | | | | |

| | |
|-----|----|
| AB | 30 |
| R | 3 |
| H | 4 |
| RBI | 3 |
| BB | 1 |
| SO | 7 |
| LOB | 5 |



| | |
|-----|----|
| AB | 31 |
| R | 4 |
| H | 8 |
| RBI | 4 |
| BB | 1 |
| SO | 8 |
| LOB | 9 |

