

Texas Rangers - 2010

Batter	1	2	3	4	5	6	7	8	9	AB	R	H	RBI	BB	SO	LOB	TOP						
20 Julio Borbon, L OBP: 0.667, SLG: 1.000 68 Craig Gentry, R OBP: 0.667, SLG: 0.667										3	1	2	0	0	0	0	3	2	0	0	1	1	
10 Michael Young, R OBP: 0.667, SLG: 0.667 71 Matthew Brown, R OBP: 0.667, SLG: 2.000										3	1	2	1	0	0	1	3	2	2	3	0	0	1
7 David Murphy, L OBP: 0.250, SLG: 0.500 74 Chad Tracy, R OBP: 1.000, SLG: 3.000										4	0	1	0	0	1	3	1	2	1	1	1	0	0
27 Vladimir Guerrero, R OBP: 0.667, SLG: 0.667 18 Mitch Moreland, L OBP: 1.000, SLG: 1.333										3	0	1	1	0	0	1	3	0	3	2	0	0	0
5 Ian Kinsler, R OBP: 0.667, SLG: 0.500 6 Esteban German, R OBP: 0.667, SLG: 1.000										2	1	1	0	1	0	0	1	1	0	1	1	0	0
17 Nelson Cruz, R OBP: 0.667, SLG: 0.500 41 Brandon Boggs, S										2	1	1	0	1	0	2	3	0	0	0	0	1	6
19 Chris Davis, L OBP: 0.333, SLG: 0.333 12 Justin Smoak, S OBP: 0.333, SLG: 0.333										2	1	1	1	1	1	0	3	0	1	0	0	0	3
21 Jarrod Saltalamacchia, R OBP: 0.667, SLG: 1.667 51 Max Ramirez, R										3	1	2	3	0	0	2	2	0	0	0	0	0	3
1 Elvis Andrus, R OBP: 0.667, SLG: 0.500 14 Joaquin Arias, R										3	0	0	0	0	0	3	1	2	1	0	0	0	1
Inning Stats	R: 0 E: 0 K: 0 S: 8	H: 1 LOB: 1 BB: 0 P: 13	R: 4 E: 0 K: 0 S: 19	H: 4 LOB: 1 BB: 1 P: 36	R: 1 E: 0 K: 0 S: 16	H: 2 LOB: 2 BB: 1 P: 26	R: 1 E: 0 K: 1 S: 12	H: 2 LOB: 2 BB: 1 P: 20	R: 0 E: 0 K: 1 S: 9	H: 1 LOB: 0 BB: 0 P: 10	R: 1 E: 0 K: 0 S: 15	H: 3 LOB: 2 BB: 1 P: 26	R: 0 E: 0 K: 1 S: 9	H: 1 LOB: 1 BB: 0 P: 16	R: 2 E: 0 K: 1 S: 13	H: 4 LOB: 2 BB: 0 P: 18	R: 4 E: 1 K: 0 S: 15	H: 3 LOB: 1 BB: 1 P: 28	1B: 13 HR: 2	SF: 1 2B: 5 3B: 1 DP: 2 HBP: 0	WP: 0 PB: 0 SB: 3 CS: 0	PA: 52	
PITCHER	IP WLS BF H R ER SO BB IBB HBP BLK WP HR S P ERA WHIP	PITCHER																IP WLS BF H R ER SO BB IBB HBP BLK WP HR S P ERA WHIP					
34 Kyle Davies, R ERA: 18.0	2.0 L 12 5 4 2 0 0 1 0 0 0 0 0 1 27 49 18.00 3.000																						
51 Robinson Tejeda, R ERA: 9.0	2.0 12 4 2 2 1 2 0 0 0 0 0 0 28 46 9.00 3.000																						
59 Philip Humber, R ERA: 4.5	2.0 9 4 1 1 1 1 0 0 0 0 0 0 24 36 4.50 2.500																						
54 Anthony Lerew, R ERA: 9.0	2.0 11 5 2 2 2 0 0 0 0 0 0 22 34 9.00 2.500																						
77 Matt Herges, R ERA: 27.0	1.0 8 3 4 3 0 1 0 0 0 0 0 1 15 28 27.00 4.000																						
Batter	1	2	3	4	5	6	7	8	9	AB	R	H	RBI	BB	SO	LOB	BOTTOM						
22 Scott Podsednik, L OBP: 0.500, SLG: 0.500 12 Mitch Maier, L OBP: 0.500, SLG: 0.500										2	1	1	0	0	0	0	2	0	1	1	0	0	1
18 Jason Kendall, R OBP: 0.500, SLG: 0.500 3 Brayan Peña, S OBP: 0.500, SLG: 0.500 70 Steven Lerud, L										2	0	0	1	0	0	0	2	0	0	0	1	1	0
16 Billy Butler, R OBP: 0.500, SLG: 0.500 25 Kila Ka'aihue, L OBP: 0.500, SLG: 0.500										2	0	1	0	0	1	0	2	0	1	0	0	0	0
24 Rick Ankiel, L OBP: 0.500, SLG: 0.500 32 Brian Anderson, R										2	0	0	0	0	0	1	2	0	0	0	0	0	1
6 Jose Guillen, R OBP: 0.500, SLG: 1.000 41 Buck Coats, L										2	0	0	0	0	0	1	2	0	0	0	0	0	1
13 Alberto Callaspo, S OBP: 0.500, SLG: 1.000 75 Derrick Robinson, S OBP: 0.500, SLG: 1.000 78 David Lough, L OBP: 1.000, SLG: 1.000										1	0	0	0	1	0	1	1	0	0	0	0	0	0
4 Alex Gordon, L OBP: 0.500, SLG: 1.000 76 Mike Moustakas, L										2	1	1	0	0	0	1	2	0	0	0	1	1	0
3 Yuniesky Betancourt, R OBP: 0.333, SLG: 1.000 46 Wilson Betemit, S										3	1	1	0	0	1	2	1	0	0	0	0	1	1
17 Chris Getz, L OBP: 0.500, SLG: 1.000 72 Irving Falu, S										2	0	0	0	0	0	1	2	0	0	0	0	0	1
Inning Stats	R: 1 E: 0 K: 1 S: 12	H: 1 LOB: 0 BB: 0 P: 18	R: 0 E: 0 K: 0 S: 6	H: 0 LOB: 1 BB: 1 P: 11	R: 0 E: 0 K: 0 S: 7	H: 0 LOB: 0 BB: 0 P: 11	R: 0 E: 0 K: 0 S: 7	H: 1 LOB: 1 BB: 0 P: 9	R: 1 E: 0 K: 1 S: 12	H: 2 LOB: 1 BB: 0 P: 20	R: 0 E: 0 K: 0 S: 5	H: 0 LOB: 0 BB: 0 P: 7	R: 1 E: 1 K: 1 S: 14	H: 1 LOB: 1 BB: 0 P: 20	R: 0 E: 0 K: 1 S: 11	H: 1 LOB: 1 BB: 0 P: 18	R: 0 E: 0 K: 1 S: 11	H: 1 LOB: 1 BB: 0 P: 15	1B: 5 HR: 0	SF: 0 2B: 1 3B: 1 DP: 0 HBP: 0	WP: 0 PB: 0 SB: 0 CS: 0	PA: 36	
PITCHER	IP WLS BF H R ER SO BB IBB HBP BLK WP HR S P ERA WHIP	PITCHER																					
40 Rich Harden, R ERA: 0.00	2.0 W 8 1 1 0 0 1 0 0 0 0 0 0 7 11 0.00 1.000																						
48 Colby Lewis, R ERA: 0.00	1.0 3 0 0 0 0 0 0 0 0 0 0 0 7 11 0.00 0.000																						
52 Doug Mathis, R ERA: 4.5	2.0 9 3 1 1 1 1 0 0 0 0 0 0 19 29 4.50 1.500																						
22 Tanner Scheppers, R ERA: 0.00	1.0 3 0 0 0 0 0 0 0 0 0 0 0 5 7 0.00 0.000																						
63 Ben Snyder, L ERA: 0.00	1.0 5 1 1 0 1 0 0 0 0 0 0 0 14 20 0.00 1.000																						
76 Alexi Ogando, R ERA: 0.00	1.0 4 1 0 0 0 0 0 0 0 0 0 0 4 11 0.00 1.000																						
46 Pedro Strop, R ERA: 0.00	1.0 4 1 0 0 0 0 0 0 0 0 0 0 4 11 0.00 1.000																						

Texas Rangers @ Kansas City Royals
 Surprise Stadium, Surprise, AZ
 Thu Mar 04 2010, 3:07 PM - 6:03 PM EST
 Att: 7,332 - Sunny - 65 F

AB	46
R	13
H	21
RBI	13
BB	5
SO	4
LOB	27



Texas Rangers @ Kansas City Royals
 Surprise Stadium, Surprise, AZ
 Thu Mar 04 2010, 3:07 PM - 6:03 PM EST
 Att: 7,332 - Sunny - 65 F

AB	35
R	3
H	7
RBI	2
BB	1
SO	5
LOB	14



Batter	1	2	3	4	5	6	7	8	9	AB	R	H	RBI	BB	SO	LOB	TOP								
20 Julio Borbon, L (1,8) OBP: 0.333, SLG: 0.500 68 Craig Gentry, R (6,8) OBP: 0.500, SLG: 0.500										3	0	0	0	0	0	2									
10 Michael Young, R (1,5) OBP: 0.400, SLG: 1.400 71 Matthew Brown, R (5,5) OBP: 0.600, SLG: 1.400										2	0	0	0	0	0	0									
7 David Murphy, L (1,7) OBP: 0.167, SLG: 0.500 18 Mitch Moreland, L (6,7) OBP: 0.750, SLG: 1.000										2	0	1	0	0	0	0									
27 Vladimir Guerrero, R (1,10) OBP: 0.500, SLG: 0.333 12 Justin Smoak, S (8,PH) OBP: 0.250, SLG: 0.250										3	0	0	0	0	1	3									
5 Ian Kinsler, R (1,4) OBP: 0.600, SLG: 0.333 65 Marcus Lemon, L (5,4) OBP: 0.500, SLG: 0.333										1	1	0	0	0	1	0									
17 Nelson Cruz, R (1,9) OBP: 0.667, SLG: 0.750 41 Brandon Boggs, S (6,9) OBP: 0.250, SLG: 0.250										2	0	1	1	1	0	0									
19 Chris Davis, L (1,3) OBP: 0.500, SLG: 0.400 51 Max Ramirez, R (6,3) OBP: 0.333, SLG: 0.667										3	0	1	0	0	1	3									
2 Taylor Teagarden, R (1,2) 61 Kevin Richardson, R (6,2)										2	0	0	0	0	2	1									
1 Elvis Andrus, R (1,6) 15 Ray Olmedo, S (7,6)										3	0	0	0	0	1	1									
Inning Stats	R: 0 H: 1 E: 0 K: 0 S: 7	H: 1 LOB: 1 BB: 0 P: 10	R: 0 H: 0 E: 0 K: 2 S: 7	H: 0 LOB: 0 BB: 0 P: 11	R: 0 H: 0 E: 0 K: 1 S: 5	H: 0 LOB: 0 BB: 0 P: 6	R: 0 H: 0 E: 0 K: 0 S: 5	H: 0 LOB: 0 BB: 0 P: 8	R: 1 H: 2 E: 1 K: 1 S: 11	H: 2 LOB: 2 BB: 0 P: 18	R: 0 H: 1 E: 0 K: 2 S: 15	H: 1 LOB: 3 BB: 1 P: 24	R: 0 H: 0 E: 0 K: 1 S: 6	H: 0 LOB: 0 BB: 0 P: 9	R: 0 H: 0 E: 0 K: 1 S: 7	H: 0 LOB: 1 BB: 0 P: 11	R: 1 H: 2 E: 0 K: 1 S: 12	H: 2 LOB: 1 BB: 0 P: 16	1B: 4 2B: 2 HR: 0	SF: 0 SAC: 0 DP: 0 HBP: 1	WP: 0 PB: 0 SB: 0 CS: 0	PA: 36			
PITCHER	IP	WLS	BF	H	R	ER	SO	BB	IBB	HBP	BLK	WP	HR	S	P	ERA	WHIP								
23 Zack Greinke, R (1,1) ERA: 4.5	3.0	W	10	1	0	0	3	0	0	0	0	0	0	19	27	0.00	0.333								
57 Brad Thompson, R (4,1) ERA: 4.5	2.0	H	9	2	1	1	1	0	0	1	0	0	0	16	26	4.50	1.000								
73 Adam Bostick, L (6,1) ERA: 4.5	1.0	H	6	1	0	0	2	1	0	0	0	0	0	15	24	0.00	2.000								
56 Roman Colon, R (7,1) ERA: 9.0	2.0	H	6	0	0	0	2	0	0	0	0	0	0	13	20	0.00	0.000								
62 Bryan Bullington, R (9,1) ERA: 9.0	1.0	S	5	2	1	1	1	0	0	0	0	0	0	12	16	9.00	2.000								

Texas Rangers @ Kansas City Royals
 Surprise Stadium, Surprise, AZ
 Fri Mar 05 2010, 3:08 PM - 5:09 PM EST
 Att: 3,532 - Sunny - 67 F

AB	33
R	2
H	6
RBI	2
BB	1
SO	9
LOB	14





Batter	1	2	3	4	5	6	7	8	9	AB	R	H	RBI	BB	SO	LOB	BOTTOM								
22 Scott Podsednik, L (1,7) OBP: 0.200, SLG: 0.200 32 Brian Anderson, R (6,7) OBP: 0.333, SLG: 0.333										3	0	0	0	0	1	0									
18 Jason Kendall, R (1,2) OBP: 0.250, SLG: 0.250 28 Manny Pina, R (6,2) OBP: 0.333, SLG: 0.333										2	0	1	0	0	0	0									
75 Derrick Robinson, S (8,PH) 74 Cody Clark, R (9,2)										0	0	0	0	0	0	0									
9 David DeJesus, L (1,9) OBP: 0.333, SLG: 0.333 21 Jordan Parraz, R (7,7)										3	1	1	0	0	0	1									
16 Billy Butler, R (1,10) OBP: 0.400, SLG: 0.600 64 Scott Thorman, L (8,PH) OBP: 1.000, SLG: 1.000										3	0	1	1	0	0	0									
24 Rick Ankiel, L (1,8) OBP: 0.250, SLG: 0.750 12 Mitch Maier, L (6,8) OBP: 0.250, SLG: 0.250										2	1	1	0	0	0	1									
13 Alberto Callaspo, S (1,4) OBP: 0.400, SLG: 0.333										2	0	1	1	0	0	0									
25 Kila Ka'aihue, L (1,3) OBP: 0.250, SLG: 0.250 71 Ernesto Mejia, R (7,3)										2	0	0	0	0	1	1									
46 Wilson Betemit, S (1,5) 76 Mike Moustakas, L (7,5)										2	0	0	0	0	1	1									
17 Chris Getz, L (1,6) 72 Irving Falu, S (7,6)										2	0	0	0	0	0	0									
Inning Stats	R: 1 H: 2 E: 0 K: 0 S: 9	H: 2 LOB: 1 BB: 0 P: 13	R: 0 H: 1 E: 0 K: 1 S: 8	H: 1 LOB: 0 BB: 0 P: 11	R: 0 H: 1 E: 0 K: 1 S: 8	H: 1 LOB: 1 BB: 0 P: 10	R: 1 H: 1 E: 0 K: 0 S: 9	H: 1 LOB: 0 BB: 0 P: 14	R: 0 H: 0 E: 0 K: 0 S: 6	H: 0 LOB: 0 BB: 0 P: 10	R: 0 H: 0 E: 0 K: 0 S: 7	H: 0 LOB: 0 BB: 0 P: 9	R: 0 H: 0 E: 0 K: 1 S: 10	H: 2 LOB: 2 BB: 1 P: 18	R: 2 H: 2 E: 0 K: 1 S: 10	H: 2 LOB: 1 BB: 1 P: 18	1B: 5 2B: 1 3B: 1 HR: 0	SF: 1 SAC: 1 DP: 1 HBP: 1	WP: 0 PB: 0 SB: 0 CS: 0	PA: 32					
PITCHER	IP	WLS	BF	H	R	ER	SO	BB	IBB	HBP	BLK	WP	HR	S	P	ERA	WHIP								
39 Scott Feldman, R (1,1) ERA: 4.5	2.0	L	8	3	1	1	1	0	0	0	0	0	0	17	24	4.50	1.500								
36 C.J. Wilson, L (3,1) ERA: 4.5	2.0	8	2	1	1	1	1	0	0	0	0	0	0	17	24	4.50	1.000								
57 Dustin Nippert, R (5,1) ERA: 9.0	2.0	6	0	0	0	0	1	0	0	0	0	0	0	13	20	0.00	0.000								
30 Nefthali Feliz, R (7,1) ERA: 9.0	2.0	10	2	2	2	2	1	1	0	1	0	0	0	17	27	9.00	1.500								

Texas Rangers @ Kansas City Royals
 Surprise Stadium, Surprise, AZ
 Fri Mar 05 2010, 3:08 PM - 5:09 PM EST
 Att: 3,532 - Sunny - 67 F

AB	28
R	4
H	7
RBI	4
BB	1
SO	4
LOB	9



Batter	1	2	3	4	5	6	7	8	9	AB R H RBI BB SO LOB	TOP																								
											<p style="text-align: center;">Texas Rangers @ Cleveland Indians Goodyear Ballpark, Goodyear, AZ Sun Mar 07 2010, 3:05 PM EST</p> <p style="text-align: right;">livebaseballscorecards.com</p> <p>AB 0 R 0 H 0 RBI 0 BB 0 SO 0 LOB 0</p> 																								
Inning Stats										1B: 0 SF: 0 WP: 0 PA: 0 2B: 0 SAC: 0 FB: 0 3B: 0 DP: 0 SB: 0 HR: 0 HBP: 0 CS: 0																									
PITCHER	IP	WLS	BF	H	R	ER	SO	BB	IBB	HBP	BLK	WP	HR	S	P	ERA	WHIP	PITCHER	IP	WLS	BF	H	R	ER	SO	BB	IBB	HBP	BLK	WP	HR	S	P	ERA	WHIP

Batter	1	2	3	4	5	6	7	8	9	AB R H RBI BB SO LOB	BOTTOM																								
											<p style="text-align: center;">Texas Rangers @ Cleveland Indians Goodyear Ballpark, Goodyear, AZ Sun Mar 07 2010, 3:05 PM EST</p> <p style="text-align: right;">livebaseballscorecards.com</p> <p>AB 0 R 0 H 0 RBI 0 BB 0 SO 0 LOB 0</p> 																								
Inning Stats										1B: 0 SF: 0 WP: 0 PA: 0 2B: 0 SAC: 0 FB: 0 3B: 0 DP: 0 SB: 0 HR: 0 HBP: 0 CS: 0																									
PITCHER	IP	WLS	BF	H	R	ER	SO	BB	IBB	HBP	BLK	WP	HR	S	P	ERA	WHIP	PITCHER	IP	WLS	BF	H	R	ER	SO	BB	IBB	HBP	BLK	WP	HR	S	P	ERA	WHIP

Batter	1	2	3	4	5	6	7	8	9	AB	R	H	RBI	BB	SO	LOB	TOP																																																																																																																																		
20 Julio Borbon, L (1, 8) 68 Craig Gentry, R (7, 8) OBP: 0.385, SLG: 0.417 OBP: 0.400, SLG: 0.333	G3-1			G3													4 1 2 2 0 0 0 1 0 1 0 0 0 0																																																																																																																																		
10 Michael Young, R (1, 5) 71 Matthew Brown, R (6, PH) OBP: 0.384, SLG: 0.364 OBP: 0.556, SLG: 1.000		G3-1															3 0 1 0 0 1 1 1 1 0 0 1 0 2																																																																																																																																		
32 Josh Hamilton, L (1, 7) 7 David Murphy, L (6, PH) OBP: 0.500, SLG: 0.833 OBP: 0.364, SLG: 0.727				F8													3 1 1 0 0 1 1 2 0 1 3 0 1 1																																																																																																																																		
27 Vladimir Guerrero, R (1, 10) 97 Engel Beltrre, L (6, PH) OBP: 0.182, SLG: 0.300 OBP: 0.677, SLG: 0.600				F9													2 0 0 1 0 0 1 1 0 0 0 1 1 1																																																																																																																																		
5 Ian Kinsler, R (1, 4) 6 Esteban German, R (6, 4) OBP: 0.700, SLG: 0.714 OBP: 0.667, SLG: 0.600																	2 1 2 0 1 0 0 2 1 1 0 0 0 1																																																																																																																																		
17 Nelson Cruz, R (1, 9) 41 Brandon Boggs, S (7, PR) OBP: 0.583, SLG: 0.556 OBP: 0.200, SLG: 0.200																	3 1 2 0 1 0 1 1 0 0 0 0 1 0																																																																																																																																		
74 Chad Tracy, R (1, 3) 18 Mitch Moreland, L (7, PH) OBP: 0.182, SLG: 0.714 OBP: 0.364, SLG: 0.400																	3 0 0 0 0 1 4 1 0 0 0 0 0 1																																																																																																																																		
61 Kevin Richardson, R (1, 2) 51 Max Ramirez, R (6, 2) OBP: 0.125, SLG: 0.250 OBP: 0.333, SLG: 0.500																	3 1 1 1 0 0 0 1 0 0 0 0 0 1																																																																																																																																		
1 Elvis Andrus, R (1, 6) 14 Joaquin Arias, R (7, 6) OBP: 0.154, SLG: 0.231 OBP: 0.500, SLG: 0.429																	3 1 1 0 0 1 2 1 0 1 0 0 0 0																																																																																																																																		
Inning Stats	R: 0 E: 0 K: 1 S: 6	H: 1 LOB: 1 BB: 0 P: 6	R: 3 E: 0 K: 2 S: 10	H: 3 LOB: 1 BB: 1 P: 15	R: 0 E: 0 K: 0 S: 4	H: 1 LOB: 2 BB: 1 P: 8	R: 0 E: 0 K: 0 S: 3	H: 0 LOB: 1 BB: 0 P: 3	R: 1 E: 0 K: 1 S: 7	H: 2 LOB: 1 BB: 0 P: 7	R: 3 E: 0 K: 1 S: 8	H: 3 LOB: 1 BB: 1 P: 12	R: 1 E: 0 K: 0 S: 4	H: 2 LOB: 1 BB: 0 P: 5	R: 0 E: 0 K: 1 S: 6	H: 2 LOB: 0 BB: 1 P: 6	R: 0 E: 0 K: 1 S: 4	H: 0 LOB: 0 BB: 1 P: 9	1B: 10 2B: 3 3B: 1 HR: 0	SF: 1 SAC: 0 DP: 2 HBP: 0	WP: 0 PB: 0 SB: 3 CS: 0	PA: 42																																																																																																																													
PITCHER	IP WLS BF H R ER SO BB IBB HBP BLK WP HR S P ERA WHIP	<table border="0"> <tr> <td>53 Trevor Cahill, R (1, 1) ERA: 11.25</td> <td>2.0</td> <td>11</td> <td>4</td> <td>3</td> <td>3</td> <td>3</td> <td>1</td> <td>0</td> <td>0</td> <td>0</td> <td>0</td> <td>0</td> <td>0</td> <td>0</td> <td>16</td> <td>21</td> <td>13.50</td> <td>2.500</td> </tr> <tr> <td>45 Marcus McBeth, R (3, 1) ERA: 4.5</td> <td>1.0</td> <td>5</td> <td>1</td> <td>0</td> <td>0</td> <td>0</td> <td>1</td> <td>0</td> <td>0</td> <td>0</td> <td>0</td> <td>0</td> <td>0</td> <td>0</td> <td>4</td> <td>8</td> <td>0.00</td> <td>2.000</td> </tr> <tr> <td>59 Matt Wright, R (4, 1) ERA: 4.5</td> <td>2.0</td> <td>8</td> <td>2</td> <td>1</td> <td>1</td> <td>1</td> <td>0</td> <td>0</td> <td>0</td> <td>0</td> <td>0</td> <td>0</td> <td>0</td> <td>10</td> <td>10</td> <td>4.50</td> <td>1.000</td> </tr> <tr> <td>64 Justin Souza, R (6, 1) ERA: 13.5</td> <td>1.0</td> <td>B</td> <td>7</td> <td>3</td> <td>3</td> <td>3</td> <td>1</td> <td>0</td> <td>0</td> <td>0</td> <td>0</td> <td>0</td> <td>0</td> <td>8</td> <td>12</td> <td>27.00</td> <td>4.000</td> </tr> <tr> <td>31 Brad Ziegler, R (7, 1) ERA: 4.5</td> <td>1.0</td> <td>4</td> <td>2</td> <td>1</td> <td>1</td> <td>0</td> <td>0</td> <td>0</td> <td>0</td> <td>0</td> <td>0</td> <td>0</td> <td>0</td> <td>4</td> <td>5</td> <td>9.00</td> <td>2.000</td> </tr> </table>																53 Trevor Cahill, R (1, 1) ERA: 11.25	2.0	11	4	3	3	3	1	0	0	0	0	0	0	0	16	21	13.50	2.500	45 Marcus McBeth, R (3, 1) ERA: 4.5	1.0	5	1	0	0	0	1	0	0	0	0	0	0	0	4	8	0.00	2.000	59 Matt Wright, R (4, 1) ERA: 4.5	2.0	8	2	1	1	1	0	0	0	0	0	0	0	10	10	4.50	1.000	64 Justin Souza, R (6, 1) ERA: 13.5	1.0	B	7	3	3	3	1	0	0	0	0	0	0	8	12	27.00	4.000	31 Brad Ziegler, R (7, 1) ERA: 4.5	1.0	4	2	1	1	0	0	0	0	0	0	0	0	4	5	9.00	2.000	<table border="0"> <tr> <td>65 Pedro Figueroa, L (8, 1) ERA: 4.5</td> <td>1.0</td> <td>4</td> <td>2</td> <td>0</td> <td>0</td> <td>1</td> <td>0</td> <td>0</td> <td>0</td> <td>0</td> <td>0</td> <td>0</td> <td>0</td> <td>0</td> <td>6</td> <td>6</td> <td>0.00</td> <td>2.000</td> </tr> <tr> <td>63 Henry Alberto Rodriguez, R (1, 1) ERA: 4.5</td> <td>1.0</td> <td>3</td> <td>0</td> <td>0</td> <td>0</td> <td>1</td> <td>1</td> <td>0</td> <td>0</td> <td>0</td> <td>0</td> <td>0</td> <td>0</td> <td>4</td> <td>9</td> <td>0.00</td> <td>1.000</td> </tr> </table>	65 Pedro Figueroa, L (8, 1) ERA: 4.5	1.0	4	2	0	0	1	0	0	0	0	0	0	0	0	6	6	0.00	2.000	63 Henry Alberto Rodriguez, R (1, 1) ERA: 4.5	1.0	3	0	0	0	1	1	0	0	0	0	0	0	4	9	0.00	1.000
53 Trevor Cahill, R (1, 1) ERA: 11.25	2.0	11	4	3	3	3	1	0	0	0	0	0	0	0	16	21	13.50	2.500																																																																																																																																	
45 Marcus McBeth, R (3, 1) ERA: 4.5	1.0	5	1	0	0	0	1	0	0	0	0	0	0	0	4	8	0.00	2.000																																																																																																																																	
59 Matt Wright, R (4, 1) ERA: 4.5	2.0	8	2	1	1	1	0	0	0	0	0	0	0	10	10	4.50	1.000																																																																																																																																		
64 Justin Souza, R (6, 1) ERA: 13.5	1.0	B	7	3	3	3	1	0	0	0	0	0	0	8	12	27.00	4.000																																																																																																																																		
31 Brad Ziegler, R (7, 1) ERA: 4.5	1.0	4	2	1	1	0	0	0	0	0	0	0	0	4	5	9.00	2.000																																																																																																																																		
65 Pedro Figueroa, L (8, 1) ERA: 4.5	1.0	4	2	0	0	1	0	0	0	0	0	0	0	0	6	6	0.00	2.000																																																																																																																																	
63 Henry Alberto Rodriguez, R (1, 1) ERA: 4.5	1.0	3	0	0	0	1	1	0	0	0	0	0	0	4	9	0.00	1.000																																																																																																																																		

Texas Rangers @ Oakland Athletics
Phoenix Municipal Stadium, Phoenix, AZ
Tue Mar 09 2010, 3:57 PM - 7:31 PM EST
Att: 2,488 - Rain - 54 F

AB 37
R 8
H 14
RBI 7
BB 4
SO 7
LOB 17




Batter	1	2	3	4	5	6	7	8	9	AB	R	H	RBI	BB	SO	LOB	BOTTOM																																																																																																																															
4 Coco Crisp, S (1, 10) 72 Joel Galaraga, R (4, PR) OBP: 0.556, SLG: 0.625 OBP: 0.500, SLG: 0.500			FC4-6	FC4-2-5		G5-3											3 1 1 1 0 0 2 2 0 1 1 0 0 2																																																																																																																															
14 Mark Ellis, R (1, 4) 30 Steve Tolleson, R (5, 4) OBP: 0.375, SLG: 0.167 OBP: 0.200, SLG: 0.200																	3 0 0 0 0 2 3 2 0 1 1 0 0 1																																																																																																																															
Ryan Sweeney, L (1, 9) 25 Matt Carson, R (6, 8) OBP: 0.182, SLG: 0.100																	2 1 0 0 1 1 1 2 0 0 0 0 1 1																																																																																																																															
5 Kevin Kouzmanoff, R (1, 5) 75 Matthew Whitney, R (5, PR) OBP: 0.222, SLG: 0.667 OBP: 0.500, SLG: 0.333																	3 1 2 3 0 1 1 2 0 0 0 0 1 0																																																																																																																															
22 Chris Carter, R (1, 3) OBP: 0.364, SLG: 0.800																	4 1 1 0 0 0 1																																																																																																																															
23 Michael Taylor, R (1, 7) 68 Max Stassi, R (6, 2) 7 Adam Rosales, R (9, 9) OBP: 0.273, SLG: 0.200 OBP: 0.500, SLG: 2.000 OBP: 0.545, SLG: 0.750																	3 0 1 1 0 1 1 1 1 1 1 0 0 0 2 2 1 0 2 0 0																																																																																																																															
50 Jake Fox, R (1, 2) OBP: 0.182, SLG: 0.100																	4 1 0 0 1 0 4																																																																																																																															
7 Adam Rosales, R (1, 6) 73 Jemile Weeks, S (7, 4) OBP: 0.545, SLG: 0.750 OBP: 0.333, SLG: 0.667																	2 2 1 0 2 0 0 1 0 0 0 0 1 0																																																																																																																															
1 Eric Patterson, L (1, 8) OBP: 0.455, SLG: 0.556																	3 0 2 0 1 0 0																																																																																																																															
Inning Stats	R: 0 E: 0 K: 2 S: 8	H: 1 LOB: 1 BB: 0 P: 8	R: 0 E: 0 K: 1 S: 5	H: 0 LOB: 0 BB: 0 P: 5	R: 5 E: 0 K: 1 S: 8	H: 3 LOB: 1 BB: 3 P: 20	R: 0 E: 0 K: 0 S: 4	H: 1 LOB: 1 BB: 0 P: 4	R: 0 E: 0 K: 1 S: 6	H: 1 LOB: 1 BB: 0 P: 6	R: 2 E: 0 K: 0 S: 5	H: 2 LOB: 1 BB: 1 P: 9	R: 1 E: 0 K: 1 S: 7	H: 1 LOB: 0 BB: 0 P: 8	R: 0 E: 0 K: 1 S: 6	H: 2 LOB: 2 BB: 0 P: 6	R: 0 E: 1 K: 1 S: 5	H: 0 LOB: 2 BB: 1 P: 10	1B: 6 2B: 2 3B: 1 HR: 2	SF: 0 SAC: 0 DP: 1 HBP: 1	WP: 1 PB: 1 SB: 0 CS: 0	PA: 43																																																																																																																										
PITCHER	IP WLS BF H R ER SO BB IBB HBP BLK WP HR S P ERA WHIP	<table border="0"> <tr> <td>40 Rich Harden, R (1, 1) ERA: 7.71</td> <td>2.2</td> <td>13</td> <td>2</td> <td>4</td> <td>4</td> <td>4</td> <td>3</td> <td>0</td> <td>0</td> <td>0</td> <td>0</td> <td>0</td> <td>0</td> <td>3</td> <td>3</td> <td>27.00</td> <td>6.000</td> </tr> <tr> <td>92 Evan Reed, R (4, 1) ERA: 27.0</td> <td>0.1</td> <td>3</td> <td>2</td> <td>1</td> <td>1</td> <td>0</td> <td>0</td> <td>0</td> <td>0</td> <td>0</td> <td>0</td> <td>0</td> <td>0</td> <td>4</td> <td>4</td> <td>0.00</td> <td>1.000</td> </tr> <tr> <td>28 Darren Oliver, L (5, 1) ERA: 6.75</td> <td>1.0</td> <td>4</td> <td>1</td> <td>0</td> <td>0</td> <td>0</td> <td>0</td> <td>0</td> <td>0</td> <td>0</td> <td>0</td> <td>0</td> <td>0</td> <td>4</td> <td>11</td> <td>9.00</td> <td>2.000</td> </tr> <tr> <td>52 Doug Mathis, R (7, 1) ERA: 9.0</td> <td>2.0</td> <td>10</td> <td>3</td> <td>2</td> <td>2</td> <td>1</td> <td>1</td> <td>0</td> <td>0</td> <td>0</td> <td>0</td> <td>0</td> <td>0</td> <td>14</td> <td>15</td> <td>9.00</td> <td>2.000</td> </tr> <tr> <td>56 Guillermo Moscoso, R (9, 1) ERA: 9.0</td> <td>1.0</td> <td>B</td> <td>4</td> <td>1</td> <td>1</td> <td>1</td> <td>0</td> <td>0</td> <td>0</td> <td>0</td> <td>0</td> <td>0</td> <td>1</td> <td>7</td> <td>8</td> <td>9.00</td> <td>1.000</td> </tr> </table>																40 Rich Harden, R (1, 1) ERA: 7.71	2.2	13	2	4	4	4	3	0	0	0	0	0	0	3	3	27.00	6.000	92 Evan Reed, R (4, 1) ERA: 27.0	0.1	3	2	1	1	0	0	0	0	0	0	0	0	4	4	0.00	1.000	28 Darren Oliver, L (5, 1) ERA: 6.75	1.0	4	1	0	0	0	0	0	0	0	0	0	0	4	11	9.00	2.000	52 Doug Mathis, R (7, 1) ERA: 9.0	2.0	10	3	2	2	1	1	0	0	0	0	0	0	14	15	9.00	2.000	56 Guillermo Moscoso, R (9, 1) ERA: 9.0	1.0	B	4	1	1	1	0	0	0	0	0	0	1	7	8	9.00	1.000	<table border="0"> <tr> <td>59 Clay Rapada, L (8, 1) ERA: 9.0</td> <td>1.0</td> <td>4</td> <td>2</td> <td>0</td> <td>0</td> <td>1</td> <td>0</td> <td>0</td> <td>0</td> <td>0</td> <td>0</td> <td>0</td> <td>0</td> <td>6</td> <td>6</td> <td>0.00</td> <td>2.000</td> </tr> <tr> <td>55 Willie Eyre, R (9, 1) ERA: 9.0</td> <td>1.0</td> <td>5</td> <td>0</td> <td>0</td> <td>0</td> <td>1</td> <td>1</td> <td>0</td> <td>1</td> <td>0</td> <td>0</td> <td>0</td> <td>0</td> <td>5</td> <td>10</td> <td>0.00</td> <td>1.000</td> </tr> </table>	59 Clay Rapada, L (8, 1) ERA: 9.0	1.0	4	2	0	0	1	0	0	0	0	0	0	0	6	6	0.00	2.000	55 Willie Eyre, R (9, 1) ERA: 9.0	1.0	5	0	0	0	1	1	0	1	0	0	0	0	5	10	0.00	1.000
40 Rich Harden, R (1, 1) ERA: 7.71	2.2	13	2	4	4	4	3	0	0	0	0	0	0	3	3	27.00	6.000																																																																																																																															
92 Evan Reed, R (4, 1) ERA: 27.0	0.1	3	2	1	1	0	0	0	0	0	0	0	0	4	4	0.00	1.000																																																																																																																															
28 Darren Oliver, L (5, 1) ERA: 6.75	1.0	4	1	0	0	0	0	0	0	0	0	0	0	4	11	9.00	2.000																																																																																																																															
52 Doug Mathis, R (7, 1) ERA: 9.0	2.0	10	3	2	2	1	1	0	0	0	0	0	0	14	15	9.00	2.000																																																																																																																															
56 Guillermo Moscoso, R (9, 1) ERA: 9.0	1.0	B	4	1	1	1	0	0	0	0	0	0	1	7	8	9.00	1.000																																																																																																																															
59 Clay Rapada, L (8, 1) ERA: 9.0	1.0	4	2	0	0	1	0	0	0	0	0	0	0	6	6	0.00	2.000																																																																																																																															
55 Willie Eyre, R (9, 1) ERA: 9.0	1.0	5	0	0	0	1	1	0	1	0	0	0	0	5	10	0.00	1.000																																																																																																																															


Texas Rangers @ Oakland Athletics
Phoenix Municipal Stadium, Phoenix, AZ
Tue Mar 09 2010, 3:57 PM - 7:31 PM EST
Att: 2,488 - Rain - 54 F

AB 37
R 8
H 11
RBI 8
BB 5
SO 8
LOB 17



Batter	1	2	3	4	5	6	7	8	9	AB	R	H	RBI	BB	SO	LOB	TOP										
18 Tony Gwynn Jr., L OBP: 0.167, SLG: 0.167 93 Nate Freiman, R	F7		F8		F9		75 1B 1B		K	4	0	1	0	0	0	1	San Diego Padres @ Texas Rangers Surprise Stadium, Surprise, AZ Fri Mar 12 2010, 3:09 PM - 6:00 PM EST Att: 3,993 - Sunny - 63 F										
15 Jerry Hairston, R OBP: 0.429, SLG: 0.538 75 Lance Zawadzki, L OBP: 0.333, SLG: 0.333	K		1B		P6		1B		K	3	0	1	0	0	1	0											
23 Adrián González, L OBP: 0.188, SLG: 0.071 24 Chad Huffman, R OBP: 0.067, SLG: 0.133	G6-3		F8		G3		G5-3		G5-3	3	0	0	0	0	2	2											
88 Kyle Blanks, R OBP: 0.412, SLG: 0.706 3 Luis Durango, S OBP: 0.497, SLG: 0.455	G6-3		14 G4-3 4 1B		E5		L9			3	1	1	0	0	0	0											
14 Oscar Salazar, R OBP: 0.417, SLG: 0.333 11 Dusty Ryan, R OBP: 0.286, SLG: 0.500	28 WP 1B		G4-3		F8		28 1B 2B			3	0	1	0	0	0	2											
4 Nick Hundley, R OBP: 0.384, SLG: 0.222 72 Chris Stewart, R OBP: 0.250, SLG: 0.750	F7		74 FC6-4 1B		G4-3		F8			3	0	1	1	0	0	2											
28 Aaron Cunningham, R OBP: 0.350, SLG: 0.412	K		G2		G5-3		2H 1B			4	0	1	1	0	1	2											
74 James Darnell, R OBP: 0.182, SLG: 0.100 78 Beamer Weems, R	F8		FC6-4		K		F8			4	0	0	0	0	1	2											
10 Matt Antonelli, R OBP: 0.471, SLG: 0.588	15 1B 1B		F7		75 1B 18 1B 1B		75 WP 1B			4	0	3	0	0	0	0											
Inning Stats	R: 0 E: 0 K: 1 S: 9	H: 0 LOB: 0 BB: 0 P: 17	R: 0 E: 0 K: 1 S: 9	H: 1 LOB: 1 BB: 0 P: 14	R: 0 E: 0 K: 0 S: 10	H: 2 LOB: 2 BB: 0 P: 17	R: 1 E: 0 K: 0 S: 10	H: 2 LOB: 1 BB: 0 P: 13	R: 0 E: 1 K: 0 S: 13	H: 0 LOB: 1 BB: 0 P: 15	R: 0 E: 0 K: 0 S: 7	H: 3 LOB: 3 BB: 0 P: 23	R: 1 E: 0 K: 0 S: 11	H: 2 LOB: 1 BB: 0 P: 15	R: 0 E: 0 K: 2 S: 13	H: 1 LOB: 1 BB: 0 P: 22		1B: 9 2B: 2 3B: 0 HR: 0	SF: 0 SAC: 0 DP: 0 HBP: 0	WP: 2 PB: 0 SB: 0 CS: 0	PA: 39						
PITCHER	IP	WLS	BF	H	R	ER	SO	BB	IBB	HBP	BLK	WP	HR	S	P	ERA	WHIP										
54 Matt Harrison, L ERA: 1.8	3.0	W	12	3	0	0	2	0	0	0	0	1	0	28	48	0.00	1.000										
35 Tommy Hunter, R ERA: 1.8	3.0		12	2	1	1	0	0	0	0	0	0	0	30	38	3.00	0.667										
22 Tanner Scheppers, R ERA: 1.8	1.0		6	3	0	0	1	0	0	0	0	0	0	14	23	0.00	3.000										
63 Ben Snyder, L ERA: 6.0	1.0		5	2	1	1	0	0	0	0	0	0	0	11	15	9.00	2.000										
62 Michael Kirkman, L ERA: 6.0	1.0		4	1	0	0	2	0	0	0	0	1	0	13	22	0.00	1.000										
Batter	1	2	3	4	5	6	7	8	9	AB	R	H	RBI	BB	SO	LOB	BOTTOM										
20 Julio Borbon, L OBP: 0.400, SLG: 0.391 7 David Murphy, L OBP: 0.353, SLG: 0.647	32 1B 27 BB 10 BB	32 G3-1 17 1B 10 G1-3	G2-3		10 CS BB		E1 14 S		K	3	2	2	0	1	0	1	San Diego Padres @ Texas Rangers Surprise Stadium, Surprise, AZ Fri Mar 12 2010, 3:09 PM - 6:00 PM EST Att: 3,993 - Sunny - 63 F										
10 Michael Young, R OBP: 0.579, SLG: 0.625 14 Joaquin Arias, R OBP: 0.357, SLG: 0.333	27 BB 32 1B 19 1B	G1-3			2B		K		K	2	1	1	0	2	0	1											
32 Josh Hamilton, L OBP: 0.467, SLG: 0.643 68 Craig Gentry, R OBP: 0.400, SLG: 0.308	18 1B 27 BB 2 BB	G3-1			G6-3		K		K	4	1	1	0	0	1	4											
27 Vladimir Guerrero, R OBP: 0.294, SLG: 0.298 56 Wes Bankston, R OBP: 0.500, SLG: 0.500	2 BB 15 FC4-6 19 1B	BB			L9		18 1B 1B			1	2	0	1	2	0	0											
17 Nelson Cruz, R OBP: 0.600, SLG: 0.600 18 Mitch Moreland, L OBP: 0.444, SLG: 0.529	K				19 1B BB		2B			2	0	1	1	1	1	3											
19 Chris Davis, L OBP: 0.591, SLG: 0.800 12 Justin Smoak, S OBP: 0.333, SLG: 0.143	15 FC4-6 2 BB 1B				1B		K			4	0	3	2	0	1	1											
2 Taylor Teagarden, R OBP: 0.294, SLG: 0.298 72 Emerson Frostad, L	15 FC4-6 BB				K		K			2	0	0	1	1	1	4											
15 Ray Olmedo, S OBP: 0.444, SLG: 0.444 65 Marcus Lemon, L OBP: 0.571, SLG: 0.714	FC4-6				L4		6 G6-4-3 1B			3	0	1	1	0	0	4											
1 Elvis Andrus, R OBP: 0.286, SLG: 0.381 6 Esteban German, R OBP: 0.500, SLG: 0.385	L7				FC5-4 20 G2-3		F9		G6-4-3	3	0	0	0	0	3	1											
Inning Stats	R: 4 E: 0 K: 1 S: 13	H: 3 LOB: 2 BB: 3 P: 28	R: 2 E: 0 K: 0 S: 12	H: 3 LOB: 1 BB: 1 P: 20	R: 0 E: 0 K: 1 S: 13	H: 1 LOB: 2 BB: 1 P: 23	R: 0 E: 0 K: 1 S: 8	H: 1 LOB: 2 BB: 1 P: 19	R: 0 E: 0 K: 3 S: 10	H: 1 LOB: 1 BB: 0 P: 12	R: 0 E: 1 K: 1 S: 10	H: 1 LOB: 1 BB: 0 P: 17	R: 0 E: 0 K: 2 S: 14	H: 2 LOB: 2 BB: 0 P: 20	R: 0 E: 0 K: 2 S: 14	H: 1 LOB: 1 BB: 0 P: 20		1B: 11 2B: 2 3B: 0 HR: 0	SF: 0 SAC: 0 DP: 1 HBP: 0	WP: 0 PB: 0 SB: 1 CS: 1	PA: 43						
PITCHER	IP	WLS	BF	H	R	ER	SO	BB	IBB	HBP	BLK	WP	HR	S	P	ERA	WHIP										
33 Clayton Richard, L ERA: 18.0	2.0	L	16	6	6	6	1	4	0	0	0	0	0	25	48	27.00	5.000										
26 Cesar Carrillo, R ERA: 5.4	1.0		5	1	0	0	1	1	0	0	0	0	0	13	23	0.00	2.000										
34 Cesar Ramos, L ERA: 5.4	3.0		13	3	0	0	4	2	0	0	0	0	0	31	52	0.00	1.667										
55 Adam Russell, R ERA: 2.25	1.0		4	1	0	0	1	0	0	0	0	0	0	10	17	0.00	1.000										
94 Scott Munter, R ERA: 2.25	1.0		5	2	0	0	2	0	0	0	0	0	0	14	20	0.00	2.000										

Batter	1	2	3	4	5	6	7	8	9	AB	R	H	RBI	BB	SO	LOB	TOP								
20 Julio Borbon, L (1, 8) 68 Craig Gentry, R (7, 7) OBP: 0.379, SLG: 0.370 OBP: 0.375, SLG: 0.286	E8 G5-3 7 G4-3	K		G4-3			FC1-5 7 1B	G5-3		4	2	1	0	0	1	4	<p>Texas Rangers @ Cleveland Indians Goodyear Ballpark, Goodyear, AZ Sat Mar 13 2010, 3:12 PM - 5:42 PM EST Att: 4,260 - Sunny - 74 F</p> <p>livebaseballscores.com</p> <p>AB 39 R 5 H 12 RBI 5 BB 2 SO 8 LOB 23</p> 								
1 Elvis Andrus, R (1, 6) 6 Esteban German, R (7, 6) OBP: 0.280, SLG: 0.360 OBP: 0.474, SLG: 0.357	G5-3 2-3	K			FC3-6 7 1B		FC1-5 7 1B	G6-3		4	1	1	0	0	1	6									
7 David Murphy, L (1, 7) (7, 8) OBP: 0.318, SLG: 0.545	G4-3 3-H			K	FC3-6 27 CS		17 1B	G4-3		5	0	1	2	0	1	1									
27 Vladimir Guerrero, R (1, 10) 11 Toby Hall, R (7, PH) OBP: 0.350, SLG: 0.294 OBP: 0.222, SLG: 0.333				F9	SAFE			P6		3	0	1	0	0	0	1									
17 Nelson Cruz, R (1, 9) 18 Mitch Moreland, L (7, PR) OBP: 0.542, SLG: 0.526 OBP: 0.474, SLG: 0.529	G5-3			K						4	0	1	1	0	1	1									
19 Chris Davis, L (1, 3) 12 Justin Smoak, S (6, 3) OBP: 0.580, SLG: 0.739 OBP: 0.273, SLG: 0.111				P6						3	0	1	0	0	0	0									
51 Max Ramirez, R (1, 2) 61 Kevin Richardson, R (6, 2) OBP: 0.233, SLG: 0.500 OBP: 0.222, SLG: 0.333				K						3	0	1	0	0	2	1									
71 Matthew Brown, R (1, 5)										3	1	2	1	1	0	1									
14 Joaquin Arias, R (1, 4) OBP: 0.444, SLG: 0.400										3	0	2	1	0	0	1									
										1B: 9	SF: 0	WP: 0	PA: 42												
										2B: 2	SAC: 0	FB: 0													
										3B: 1	DP: 0	SB: 1													
										HR: 0	HBP: 1	CS: 1													
Inning Stats	R: 1 E: 1 K: 0 S: 5	H: 1 LOB: 1 BB: 0 P: 5	R: 0 E: 0 K: 3 S: 11	H: 2 LOB: 3 BB: 1 P: 15	R: 0 E: 0 K: 2 S: 7	H: 0 LOB: 0 BB: 0 P: 7	R: 1 E: 0 K: 1 S: 7	H: 2 LOB: 1 BB: 0 P: 7	R: 0 E: 0 K: 0 S: 3	H: 1 LOB: 0 BB: 0 P: 3	R: 0 E: 0 K: 0 S: 4	H: 1 LOB: 1 BB: 0 P: 4	R: 2 E: 0 K: 1 S: 8	H: 3 LOB: 2 BB: 0 P: 9	R: 1 E: 0 K: 0 S: 5	H: 2 LOB: 1 BB: 0 P: 5	R: 0 E: 0 K: 1 S: 5	H: 0 LOB: 1 BB: 1 P: 9	1B: 9 2B: 2 3B: 1 HR: 0	SF: 0 SAC: 0 DP: 0 HBP: 1	WP: 0 FB: 0 SB: 1 CS: 1	PA: 42			
PITCHER	IP	WLS	BF	H	R	ER	SO	BB	IBB	HBP	BLK	WP	HR	S	P	ERA	WHIP								
63 Justin Masterson, R (1, 1) ERA: 1.29	3.2	L	16	3	1	0	6	1	0	0	0	0	0	27	31	0.00	1.091								
20 Mike Gosling, L (4, 1) ERA: 5.4	1.1		6	3	1	1	0	0	0	0	0	0	0	6	6	6.75	2.250								
59 Carlos Carrasco, R (6, 1) ERA: 9.0	3.0		16	6	3	3	1	0	0	1	0	0	0	17	18	9.00	2.000								
49 Tony Sipp, L (9, 1) ERA: 9.0	1.0		4	0	0	0	1	1	0	0	0	0	0	5	9	0.00	1.000								

Batter	1	2	3	4	5	6	7	8	9	AB	R	H	RBI	BB	SO	LOB	BOTTOM								
23 Michael Brantley, L (1, 8) 84 Donnie Webb, S (8, 8) OBP: 0.450, SLG: 0.500	G3-1						G4-3		K	2	0	0	0	2	0	0	<p>Texas Rangers @ Cleveland Indians Goodyear Ballpark, Goodyear, AZ Sat Mar 13 2010, 3:12 PM - 5:42 PM EST Att: 4,260 - Sunny - 74 F</p> <p>livebaseballscores.com</p> <p>AB 32 R 0 H 4 RBI 0 BB 5 SO 6 LOB 20</p> 								
24 Grady Sizemore, L (1, 10) 78 Beau Mills, L (8, PH) OBP: 0.500, SLG: 0.778										3	0	0	0	0	1	3									
76 Lonnie Chisenhall, L (1, 5) OBP: 0.500, SLG: 0.700										2	0	1	0	2	0	2									
26 Austin Kearns, R (1, 9) 93 Brian Horwitz, R (8, 9) OBP: 0.286, SLG: 0.250 OBP: 0.333, SLG: 0.444										3	0	0	0	0	0	5									
1 Luis Valbuena, L (1, 4) 74 Numan Romero, S (7, 4) OBP: 0.417, SLG: 0.455 OBP: 0.667, SLG: 0.500										3	0	0	0	0	1	3									
68 Wes Hodges, R (1, 3) OBP: 0.400, SLG: 0.600										4	0	0	0	0	0	3									
30 Lou Marson, R (1, 2) 77 Carlos Santana, S (7, 2) OBP: 0.333, SLG: 0.333 OBP: 0.154, SLG: 0.231										3	0	1	0	0	1	0									
8 Chris Gimenez, R (1, 7) OBP: 0.083, SLG: 0.091										4	0	0	0	0	2	1									
70 Carlos Rivera, R (1, 6) 39 Brian Bixler, R (8, 6) OBP: 0.333, SLG: 0.444 OBP: 0.286, SLG: 0.231										3	0	1	0	0	0	0									
										1	0	0	0	0	0	0									
										1B: 2	SF: 0	WP: 0	PA: 37												
										2B: 2	SAC: 0	FB: 0													
										3B: 0	DP: 0	SB: 0													
										HR: 0	HBP: 0	CS: 0													
Inning Stats	R: 0 E: 0 K: 1 S: 6	H: 1 LOB: 1 BB: 0 P: 6	R: 0 E: 0 K: 1 S: 6	H: 1 LOB: 0 BB: 0 P: 6	R: 0 E: 1 K: 1 S: 7	H: 1 LOB: 3 BB: 1 P: 11	R: 0 E: 0 K: 1 S: 5	H: 0 LOB: 0 BB: 0 P: 5	R: 0 E: 0 K: 0 S: 3	H: 0 LOB: 2 BB: 2 P: 11	R: 0 E: 0 K: 0 S: 3	H: 0 LOB: 0 BB: 0 P: 3	R: 0 E: 0 K: 1 S: 5	H: 0 LOB: 0 BB: 0 P: 5	R: 0 E: 0 K: 0 S: 4	H: 1 LOB: 3 BB: 2 P: 12	R: 0 E: 0 K: 1 S: 7	H: 0 LOB: 0 BB: 0 P: 7	1B: 2 2B: 2 3B: 0 HR: 0	SF: 0 SAC: 0 DP: 0 HBP: 0	WP: 0 FB: 0 SB: 0 CS: 0	PA: 37			
PITCHER	IP	WLS	BF	H	R	ER	SO	BB	IBB	HBP	BLK	WP	HR	S	P	ERA	WHIP								
20 Brandon McCarthy, R (1, 1) ERA: 3.6	3.0	W	14	3	0	0	3	1	0	0	0	0	0	19	23	0.00	1.333								
28 Darren Oliver, L (4, 1) ERA:	1.0	H	3	0	0	0	1	0	0	0	0	0	0	5	5	0.00	0.000								
46 Luis Mendoza, R (5, 1) ERA: 1.5	3.0	H	11	0	0	0	1	2	0	0	0	0	0	11	19	0.00	0.667								
58 Guillermo Moscoso, R (8, 1) ERA: 3.0	2.0		9	1	0	0	1	2	0	0	0	0	0	11	19	0.00	1.500								

Batter	1	2	3	4	5	6	7	8	9	AB	R	H	RBI	BB	SO	LOB	TOP																				
6 Stephen Drew, L OBP: 0.542, SLG: 0.700 32 Keon Broxton, R	G4-3		FC3-6 10 HR	P4		14 1B		K		4	1	2	0	0	0	0	1 0																				
14 Ryan Roberts, R OBP: 0.320, SLG: 0.455 15 Jake Wald, R OBP: 0.333, SLG: 0.667	K		FC3-6 1B	G5-3		1B		K		4	0	2	0	0	1	0	1 0																				
2 Kelly Johnson, L OBP: 0.409, SLG: 0.353 60 Mark Hallberg, R OBP: 0.333, SLG: 0.250	K		FC3-6 10 HR		L4	SF8		G5-3		3	1	0	1	0	1	2	1 0																				
10 Justin Upton, R OBP: 0.500, SLG: 0.842 16 Bryan Byrne, L						P4			G3	4	3	3	3	0	0	2	1 0																				
26 Miguel Montero, L OBP: 0.333, SLG: 0.294 79 Konrad Schmidt, R OBP: 0.500, SLG: 0.750						1B				2	1	1	1	1	1	0	2 0																				
24 Chris Young, R OBP: 0.333, SLG: 0.609 78 Collin Cowgill, R OBP: 0.091, SLG: 0.091						3B				4	0	2	1	0	0	1	1 0																				
12 Drew Macias, L OBP: 0.261, SLG: 0.300										4	0	1	1	0	0	2	1 0																				
19 Chris Snyder, R OBP: 0.304, SLG: 0.409										5	2	2	0	0	1	5	2 0																				
4 Rusty Ryal, R OBP: 0.250, SLG: 0.667										4	1	1	2	0	2	2	1 0																				
Inning Stats	R: 0 E: 0 K: 2 S: 11	H: 0 LOB: 0 BB: 0 P: 16	R: 2 E: 0 K: 1 S: 12	H: 2 LOB: 1 BB: 21 P: 21	R: 3 E: 0 K: 1 S: 11	H: 3 LOB: 0 BB: 0 P: 18	R: 2 E: 0 K: 0 S: 8	H: 2 LOB: 0 BB: 0 P: 13	R: 1 E: 0 K: 0 S: 9	H: 2 LOB: 1 BB: 0 P: 15	R: 1 E: 0 K: 1 S: 11	H: 3 LOB: 2 BB: 0 P: 17	R: 0 E: 0 K: 0 S: 9	H: 1 LOB: 2 BB: 0 P: 14	R: 0 E: 0 K: 1 S: 8	H: 1 LOB: 1 BB: 0 P: 9	R: 0 E: 0 K: 2 S: 12	H: 2 LOB: 2 BB: 0 P: 16	1B: 10 2B: 3 3B: 1 HR: 2	SF: 2 SAC: 0 DP: 0 HBP: 0	WP: 0 PB: 0 SB: 0 CS: 0	PA: 44															
PITCHER	IP	WLS	BF	H	R	ER	SO	BB	IBB	HBP	BLK	WP	HR	S	P	ERA	WHIP	PITCHER	IP	WLS	BF	H	R	ER	SO	BB	IBB	HBP	BLK	WP	HR	S	P	ERA	WHIP		
48 Colby Lewis, R ERA: 9.95	3.1	L	17	6	6	2	4	1	0	0	0	0	1	38	60	16.20	2.100	50 Frank Francisco, R ERA:	1.0		5	2	0	0	2	0	0	0	0	0	0	12	16	0.00	2.000		
63 Ben Snyder, L ERA: 7.71	1.2		8	3	2	2	0	0	0	0	0	0	1	13	23	10.80	1.800																				
49 Chris Ray, R ERA: 4.5	1.0		6	3	1	1	1	0	0	0	0	0	0	11	17	9.00	3.000																				
47 Kasey Kiker, L ERA:	1.0		4	1	0	0	0	0	0	0	0	0	0	9	14	0.00	1.000																				
67 Zach Phillips, L ERA: 16.0	1.0		4	1	0	0	1	0	0	0	0	0	0	8	9	0.00	1.000																				

Arizona Diamondbacks @ Texas Rangers
 Surprise Stadium, Surprise, AZ
 Sun Mar 14 2010, 4:06 PM - 6:30 PM EDT
 Att: 8,373 - Sunny - 61 F

AB	41
R	9
H	16
RBI	9
BB	1
SO	8
LOB	16



Batter	1	2	3	4	5	6	7	8	9	AB	R	H	RBI	BB	SO	LOB	BOTTOM																				
68 Craig Gentry, R OBP: 0.333, SLG: 0.222	G6-3	G6-3								4	0	0	0	1	2	2																					
10 Michael Young, R OBP: 0.545, SLG: 0.579 71 Matthew Brown, R OBP: 0.571, SLG: 1.091	32 HR		G6-3		G1-3		F8			3	1	1	0	0	0	0	1 0																				
32 Josh Hamilton, L OBP: 0.500, SLG: 0.882 91 James Tomlin, R	HR				F8		F9			3	1	2	2	0	0	0	1 0																				
27 Vladimir Guerrero, R OBP: 0.304, SLG: 0.350 11 Toby Hall, R OBP: 0.200, SLG: 0.300	F7		L7					G4-3		3	1	1	0	0	0	1	1 0																				
12 Justin Smoak, S OBP: 0.286, SLG: 0.250 56 Wes Bankston, R OBP: 0.333, SLG: 0.333	G3		P5					K		3	0	1	1	0	0	1	1 0																				
41 Brandon Boggs, S OBP: 0.125, SLG: 0.125 97 Engel Beltre, L OBP: 0.500, SLG: 0.333	K		P5					1B		3	0	0	0	0	1	1	1 0																				
2 Taylor Teagarden, R OBP: 0.207, SLG: 0.231 72 Emerson Frostad, L	K							F7		1	0	0	0	1	1	1	2 0																				
15 Ray Olmedo, S OBP: 0.308, SLG: 0.308	K		L9							4	0	0	0	0	3	3																					
65 Marcus Lemon, L OBP: 0.556, SLG: 0.625 93 Davis Stoneburner, R OBP: 0.333, SLG: 0.333			G3							1	0	0	0	1	0	1	2 0																				
Inning Stats	R: 2 E: 0 K: 0 S: 11	H: 2 LOB: 0 BB: 0 P: 14	R: 0 E: 0 K: 3 S: 14	H: 0 LOB: 2 BB: 1 P: 21	R: 0 E: 0 K: 0 S: 10	H: 1 LOB: 1 BB: 0 P: 15	R: 0 E: 0 K: 0 S: 6	H: 0 LOB: 1 BB: 1 P: 11	R: 0 E: 0 K: 1 S: 10	H: 0 LOB: 0 BB: 0 P: 13	R: 1 E: 0 K: 1 S: 10	H: 2 LOB: 1 BB: 0 P: 16	R: 0 E: 0 K: 0 S: 7	H: 0 LOB: 1 BB: 1 P: 15	R: 0 E: 0 K: 1 S: 8	H: 1 LOB: 0 BB: 0 P: 11	R: 0 E: 0 K: 3 S: 9	H: 0 LOB: 0 BB: 0 P: 13	1B: 2 2B: 3 3B: 0 HR: 1	SF: 0 SAC: 0 DP: 0 HBP: 0	WP: 2 PB: 0 SB: 0 CS: 0	PA: 37															
PITCHER	IP	WLS	BF	H	R	ER	SO	BB	IBB	HBP	BLK	WP	HR	S	P	ERA	WHIP	PITCHER	IP	WLS	BF	H	R	ER	SO	BB	IBB	HBP	BLK	WP	HR	S	P	ERA	WHIP		
33 Billy Buckner, R ERA: 6.0	4.0	W	18	3	2	2	3	2	0	0	0	0	0	41	61	4.50	1.250	32 Esmerling Vasquez, R ERA: 5.4	1.0		3	0	0	0	3	0	0	0	0	9	13	0.00	0.000				
22 Aaron Heilman, R ERA: 9.0	1.0		3	0	0	0	1	0	0	0	0	0	0	8	13	0.00	0.000																				
74 Tommy Layne, L ERA: 22.5	1.0		5	2	1	1	1	0	0	0	0	0	0	10	16	9.00	2.000																				
61 Kyler Newby, R ERA: 20.25	1.0		4	0	0	0	0	1	0	0	0	0	0	7	15	0.00	1.000																				
76 Bryan Shaw, R ERA:	1.0		4	1	0	0	1	0	0	0	0	0	0	8	11	0.00	1.000																				

Arizona Diamondbacks @ Texas Rangers
 Surprise Stadium, Surprise, AZ
 Sun Mar 14 2010, 4:06 PM - 6:30 PM EDT
 Att: 8,373 - Sunny - 61 F

AB	34
R	3
H	6
RBI	3
BB	3
SO	9
LOB	14



Batter	1	2	3	4	5	6	7	8	9	AB	R	H	RBI	BB	SO	LOB	TOP					
56 Andres Torres, S OBP: 0.379, SLG: 0.692										4	1	1	1	2	2	3						
14 Fred Lewis, L OBP: 0.333, SLG: 0.621										3	1	1	2	2	1	3						
48 Pablo Sandoval, S OBP: 0.241, SLG: 0.448										4	0	0	0	0	0	4						
50 Conor Gillaspie, L OBP: 0.444, SLG: 0.500										1	1	1	0	0	0	0						
20 John Bowker, L OBP: 0.389, SLG: 0.467										4	0	2	0	1	1	0						
7 Mark DeRosa, R OBP: 0.583, SLG: 0.600										3	0	0	0	1	1	4						
83 Thomas Neal, R OBP: 0.222, SLG: 0.125										1	0	0	0	0	0	2						
28 Buster Posey, R OBP: 0.462, SLG: 0.640										4	1	2	0	0	1	1						
73 Jackson Williams, R OBP: 0.333, SLG: 0.399										1	1	0	1	0	0	1						
79 Brandon Crawford, L OBP: 0.250, SLG: 0.399										4	1	1	1	1	2	2						
80 Nick Noonan, L OBP: 0.333, SLG: 0.429										5	1	2	0	0	1	2						
47 Darren Ford, R OBP: 0.462, SLG: 0.667										4	1	2	3	0	2	0						
Inning Stats	R: 2 H: 1 E: 0 K: 1 S: 15	H: 1 BB: 2 P: 26	R: 1 H: 1 E: 0 K: 2 S: 10	H: 1 BB: 0 P: 13	R: 0 H: 1 E: 0 K: 0 S: 11	H: 1 BB: 0 P: 17	R: 2 H: 2 E: 0 K: 1 S: 17	H: 2 BB: 2 P: 32	R: 1 H: 2 E: 0 K: 1 S: 13	H: 2 BB: 0 P: 19	R: 0 H: 0 E: 0 K: 2 S: 13	H: 0 BB: 3 P: 27	R: 1 H: 3 E: 0 K: 2 S: 14	H: 3 BB: 0 P: 21	R: 1 H: 2 E: 0 K: 1 S: 11	H: 2 BB: 1 P: 19	R: 0 H: 0 E: 0 K: 1 S: 6	H: 0 BB: 0 P: 7	1B: 8 2B: 2 3B: 1 HR: 1	SF: 1 SAC: 0 DP: 0 HBP: 0	WP: 0 PB: 0 SB: 1 CS: 1	PA: 46
PITCHER	IP WLS BF H R ER SO BB IBB HBP BLK WP HR S P ERA WHIP	3.2 L 19 5 5 5 4 3 0 0 0 0 0 1 50 80 12.27 2.182	2.0 12 2 1 1 2 4 0 0 0 0 0 0 26 51 4.50 3.000	1.1 7 3 1 1 3 0 0 0 0 0 0 0 17 24 6.75 2.250	2.0 8 2 1 1 2 0 0 0 0 0 0 0 17 26 4.50 1.000																	

San Francisco Giants @ Texas Rangers
 Surprise Stadium, Surprise, AZ
 Mon Mar 15 2010, 9:08 PM - 12:09 AM EDT
 Att. 6,116 - Clear - 74 F

AB	38
R	8
H	12
RBI	8
BB	7
SO	11
LOB	22



Batter	1	2	3	4	5	6	7	8	9	AB	R	H	RBI	BB	SO	LOB	BOTTOM					
20 Julio Borbon, L OBP: 0.351, SLG: 0.324										3	1	0	0	1	0	2						
68 Craig Gentry, R OBP: 0.318, SLG: 0.211										1	0	0	0	0	0	0						
10 Michael Young, R OBP: 0.500, SLG: 0.933										3	1	1	0	0	0	0						
3 Hernan Iribarren, L OBP: 0.143, SLG: 0.143										2	0	0	0	0	0	0						
32 Josh Hamilton, L OBP: 0.500, SLG: 0.933										1	0	0	0	0	0	0						
41 Brandon Boggs, S OBP: 0.182, SLG: 0.100										2	0	0	0	1	0	0						
27 Vladimir Guerrero, R OBP: 0.259, SLG: 0.304										3	0	0	1	0	0	1						
17 Nelson Cruz, R OBP: 0.533, SLG: 0.667										2	1	1	1	1	0	1						
18 Mitch Moreland, L OBP: 0.476, SLG: 0.500										0	1	0	0	1	0	0						
71 Matthew Brown, R OBP: 0.647, SLG: 1.077										2	0	2	1	1	0	0						
12 Justin Smoak, S OBP: 0.333, SLG: 0.385										1	1	1	1	0	0	0						
14 Joaquin Arias, R OBP: 0.300, SLG: 0.700										3	0	0	0	0	1	5						
65 Marcus Lemon, L OBP: 0.500, SLG: 0.556										1	0	0	0	0	0	1						
21 Jarrod Saltalamacchia, R OBP: 0.300, SLG: 0.700										2	0	0	0	0	1	1						
51 Max Ramirez, R OBP: 0.333, SLG: 0.444										2	0	2	1	0	0	0						
1 Elvis Andrus, R OBP: 0.281, SLG: 0.323										3	0	0	0	0	1	2						
6 Esteban German, R OBP: 0.458, SLG: 0.333										1	0	0	0	0	0	1						
Inning Stats	R: 0 H: 0 E: 0 K: 0 S: 6	H: 1 BB: 0 P: 9	R: 1 H: 1 E: 0 K: 0 S: 8	H: 1 BB: 1 P: 12	R: 2 H: 2 E: 0 K: 0 S: 14	H: 2 BB: 2 P: 28	R: 0 H: 0 E: 0 K: 1 S: 8	H: 0 BB: 0 P: 12	R: 0 H: 0 E: 0 K: 0 S: 7	H: 0 BB: 1 P: 12	R: 0 H: 2 E: 0 K: 2 S: 16	H: 2 BB: 0 P: 26	R: 0 H: 0 E: 0 K: 0 S: 4	H: 0 BB: 0 P: 7	R: 2 H: 2 E: 0 K: 0 S: 14	H: 2 BB: 1 P: 22	R: 0 H: 0 E: 0 K: 0 S: 7	H: 0 BB: 0 P: 12	1B: 5 2B: 1 3B: 0 HR: 1	SF: 1 SAC: 0 DP: 1 HBP: 1	WP: 0 PB: 0 SB: 0 CS: 0	PA: 39
PITCHER	IP WLS BF H R ER SO BB IBB HBP BLK WP HR S P ERA WHIP	3.																				

Batter	1	2	3	4	5	6	7	8	9	AB	R	H	RBI	BB	SO	LOB	TOP										
20 Julio Borbon, L (1, 8) OBP: 0.325, SLG: 0.297 97 Engel Beltre, L (6, 8) OBP: 0.400, SLG: 0.250			G3		CS	F8		K		3	0	0	0	0	1	0											
1 Elvis Andrus, R (1, 6) OBP: 0.297, SLG: 0.294 15 Ray Olmedo, S (6, 6) OBP: 0.286, SLG: 0.286	L4		G5-3			K			P4	3	0	0	0	0	1	0											
7 David Murphy, L (1, 7) OBP: 0.276, SLG: 0.448 41 Brandon Boggs, S (7, 7) OBP: 0.167, SLG: 0.091	 17 HBP 1B		P5			K			K	3	0	1	0	0	1	0											
17 Nelson Cruz, R (1, 9) OBP: 0.515, SLG: 0.615 18 Mitch Moreland, L (7, 9) OBP: 0.455, SLG: 0.474	 1-2 HBP			F8			K		K	2	0	0	0	0	1	0											
19 Chris Davis, L (1, 3) OBP: 0.516, SLG: 0.655 6 Esteban German, R (7, 5) OBP: 0.458, SLG: 0.333	K			K			K			3	0	0	0	0	3	2											
71 Matthew Brown, R (1, 5) OBP: 0.590, SLG: 0.875		P3		L5			F8			3	0	0	0	0	0	0											
12 Justin Smoak, S (1, 10) OBP: 0.333, SLG: 0.563		G6-3			G4-3					3	1	1	1	0	0	0											
2 Taylor Teagarden, R (1, 2) OBP: 0.294, SLG: 0.267 61 Kevin Richardson, R (7, 2) OBP: 0.182, SLG: 0.273	 14 FC6-4 1B				K			K		2	0	1	0	0	1	0											
14 Joaquin Arias, R (1, 4) OBP: 0.333, SLG: 0.261 Renny Osuna, R (6, 4)	FC6-4				 20 CS BB			L6		1	0	0	0	1	0	1											
Inning Stats	R: 0 E: 0 K: 2 S: 8	H: 1 LOB: 2 BB: 0 P: 9	R: 0 E: 0 K: 0 S: 4	H: 1 LOB: 1 BB: 0 P: 4	R: 0 E: 0 K: 0 S: 3	H: 0 LOB: 0 BB: 0 P: 3	R: 0 E: 0 K: 1 S: 5	H: 0 LOB: 0 BB: 0 P: 5	R: 0 E: 0 K: 1 S: 5	H: 0 LOB: 0 BB: 1 P: 9	R: 0 E: 0 K: 2 S: 7	H: 0 LOB: 0 BB: 0 P: 7	R: 0 E: 0 K: 2 S: 7	H: 0 LOB: 0 BB: 0 P: 7	R: 1 E: 0 K: 2 S: 10	H: 1 LOB: 0 BB: 0 P: 11	R: 0 E: 0 K: 2 S: 7	H: 0 LOB: 0 BB: 0 P: 7	1B: 2 2B: 0 3B: 0 HR: 1	SF: 0 SAC: 0 DP: 0 HBP: 1	WP: 0 PB: 0 SB: 0 CS: 1	PA: 32					
PITCHER	IP	WLS	BF	H	R	ER	SO	BB	IBB	HBP	BLK	WP	HR	S	P	ERA	WHIP										
52 Carlos Silva, R (1, 1) ERA: 6.0	4.0	W	15	2	0	0	3	0	0	1	0	0	0	20	21	0.00	0.500										
33 Esmailin Caridad, R (5, 1) ERA: 11.57	2.0	H	6	0	0	0	3	1	0	0	0	0	0	12	16	0.00	0.500										
62 Marcos Mateo, R (7, 1) ERA: 11.57	1.1	H	5	1	1	1	3	0	0	0	0	0	1	13	14	6.75	0.750										
44 Jeff Stevens, R (8, 1) ERA: 9.0	0.2	H	2	0	0	0	1	0	0	0	0	0	0	4	4	0.00	0.000										
76 James Russell, L (9, 1) ERA:	1.0	S	3	0	0	0	2	0	0	0	0	0	0	7	7	0.00	0.000										

Texas Rangers @ Chicago Cubs
Hohokam Park, Mesa, AZ
Tue Mar 16 20:10, 4:18 PM - 6:17 PM EDT
Att: 13,157 - Sunny - 75 F

AB 29
R 1
H 3
RBI 1
BB 1
SO 12
LOB 3

Batter	1	2	3	4	5	6	7	8	9	AB	R	H	RBI	BB	SO	LOB	BOTTOM										
2 Ryan Theriot, R (1, 6) OBP: 0.615, SLG: 0.652 15 Bobby Scales, S (6, 4) OBP: 0.235, SLG: 0.143	 22 CS 1B		 1 2B 22 2B 1B		K		F7			3	1	2	0	0	1	0											
1 Kosuke Fukudome, L (1, 9) OBP: 0.417, SLG: 0.450 21 Tyler Colvin, L (7, 9) OBP: 0.533, SLG: 0.800	K		 22 2B 2B		G6-3			 22 2B 1B		3	1	1	0	0	1	1											
22 Xavier Nady, R (1, 10) OBP: 0.357, SLG: 0.538	K		 24 1B 2B		K			 1-3 2B		4	1	2	2	0	2	1											
24 Marlon Byrd, R (1, 8) OBP: 0.308, SLG: 0.440 63 James Adduci, L (7, 7) OBP: 0.400, SLG: 0.478		F8	 2H 1B		 2H 1B		K		G5-3	3	0	1	1	0	1	0											
6 Micah Hoffpauir, L (1, 3) OBP: 0.185, SLG: 0.200	K		P2		K			K		4	0	0	0	0	2	3											
12 Alfonso Soriano, R (1, 7) OBP: 0.217, SLG: 0.318 27 Sam Fuld, L (7, 8) OBP: 0.227, SLG: 0.350	 1B				K			L7		3	0	1	0	0	1	0											
17 Mike Fontenot, L (1, 4) OBP: 0.440, SLG: 0.591 67 Starlin Castro, R (8, 6) OBP: 0.458, SLG: 0.739	K				F9			G1-3		3	0	0	0	0	1	1											
18 Geovany Soto, R (1, 2) OBP: 0.550, SLG: 0.467 71 Robinson Chirinos, R (7, 2) OBP: 0.556, SLG: 1.000			P3					K		1	0	0	0	1	0	0											
9 Chad Tracy, L (1, 5) OBP: 0.300, SLG: 0.222 28 Jeff Baker, R (7, 5) OBP: 0.238, SLG: 0.368			F8		K					2	0	0	0	0	1	1											
Inning Stats	R: 0 E: 0 K: 2 S: 7	H: 1 LOB: 1 BB: 0 P: 7	R: 0 E: 0 K: 2 S: 8	H: 1 LOB: 0 BB: 0 P: 8	R: 3 E: 0 K: 0 S: 7	H: 4 LOB: 1 BB: 0 P: 7	R: 0 E: 0 K: 2 S: 7	H: 0 LOB: 1 BB: 1 P: 11	R: 0 E: 0 K: 2 S: 7	H: 0 LOB: 0 BB: 0 P: 7	R: 1 E: 0 K: 1 S: 7	H: 1 LOB: 0 BB: 0 P: 7	R: 0 E: 0 K: 0 S: 5	H: 2 LOB: 2 BB: 0 P: 5	1B: 5 2B: 4 3B: 0 HR: 1	SF: 0 SAC: 0 DP: 1 HBP: 0	WP: 0 PB: 0 SB: 0 CS: 1	PA: 33									
PITCHER	IP	WLS	BF	H	R	ER	SO	BB	IBB	HBP	BLK	WP	HR	S	P	ERA	WHIP										
30 Neftali Feliz, R (1, 1) ERA: 11.57	3.0	L	14	6	3	3	4	0	0	0	0	0	0	22	22	9.00	2.000										
75 Omar Beltre, R (4, 1) ERA:	1.0		4	0	0	0	2	1	0	0	0	0	0	7	11	0.00	1.000										
36 C.J. Wilson, L (5, 1) ERA: 4.0	4.0		15	3	1	1	5	0	0	0	0	0	1	26	26	2.25	0.750										

Texas Rangers @ Chicago Cubs
Hohokam Park, Mesa, AZ
Tue Mar 16 20:10, 4:18 PM - 6:17 PM EDT
Att: 13,157 - Sunny - 75 F

AB 32
R 4
H 9
RBI 4
BB 1
SO 11
LOB 11

Batter	1	2	3	4	5	6	7	8	9	AB	R	H	RBI	BB	SO	LOB	TOP										
20 Julio Borbon, L (1, 8) OBP: 0.341, SLG: 0.341 68 Craig Gentry, R (7, 8) OBP: 0.348, SLG: 0.250										4	1	2	0	0	0	0											
10 Michael Young, R (1, 5) OBP: 0.444, SLG: 0.500 71 Matthew Brown, R (6, 5) OBP: 0.500, SLG: 0.778										2	0	0	1	0	2	1											
32 Josh Hamilton, L (1, 7) OBP: 0.478, SLG: 0.905 7 David Murphy, L (6, 7) OBP: 0.258, SLG: 0.419										3	1	1	2	0	0	1											
27 Vladimir Guerrero, R (1, 10) OBP: 0.267, SLG: 0.308 18 Mitch Moreland, L (7, PH) OBP: 0.458, SLG: 0.450										3	1	1	0	0	1	0											
17 Nelson Cruz, R (1, 9) OBP: 0.556, SLG: 0.862 41 Brandon Boggs, S (6, 9) OBP: 0.143, SLG: 0.077										3	3	3	3	0	0	0											
19 Chris Davis, L (1, 3) OBP: 0.529, SLG: 0.750 74 Chad Tracy, R (7, 3) OBP: 0.429, SLG: 0.583										3	1	2	1	0	1	1											
21 Jarrod Saltalamacchia, R (1, 2) OBP: 0.167, SLG: 0.250 61 Kevin Richardson, R (7, 2) OBP: 0.167, SLG: 0.250										3	0	1	1	0	1	1											
14 Joaquin Arias, R (1, 4) OBP: 0.333, SLG: 0.240 3 Hernan Iribarren, L (7, 4) OBP: 0.200, SLG: 0.143										2	0	0	0	1	0	0											
1 Elvis Andrus, R (1, 6) OBP: 0.263, SLG: 0.278 6 Esteban German, R (7, 6) OBP: 0.440, SLG: 0.316										2	1	0	0	1	2	2											
Inning Stats	R: 0 E: 0 K: 1 S: 8	H: 1 LOB: 0 BB: 0 P: 8	R: 1 E: 0 K: 2 S: 16	H: 2 LOB: 2 BB: 1 P: 26	R: 1 E: 0 K: 2 S: 10	H: 1 LOB: 0 BB: 0 P: 12	R: 1 E: 0 K: 0 S: 8	H: 2 LOB: 0 BB: 0 P: 11	R: 5 E: 0 K: 1 S: 18	H: 4 LOB: 0 BB: 1 P: 31	R: 0 E: 0 K: 1 S: 8	H: 0 LOB: 0 BB: 0 P: 13	R: 0 E: 1 K: 1 S: 9	H: 0 LOB: 1 BB: 0 P: 13	R: 0 E: 0 K: 3 S: 12	H: 0 LOB: 1 BB: 1 P: 24	R: 0 E: 0 K: 0 S: 9	H: 1 LOB: 2 BB: 1 P: 15	1B: 5 2B: 2 3B: 0 HR: 4	SF: 1 SAC: 0 DP: 1 HBP: 0	WP: 0 PB: 0 SB: 0 CS: 1	PA: 41					
PITCHER	IP	WLS	BF	H	R	ER	SO	BB	IBB	HBP	BLK	WP	HR	S	P	ERA	WHIP										
35 Ian Snell, R (1, 1) ERA: 4.0	4.0	L	17	6	3	3	5	1	0	0	0	0	2	42	57	6.75	1.750										
53 David Aardsma, R (5, 1) ERA: 15.43	0.2		6	3	4	4	0	1	0	0	1	0	1	14	26	54.00	6.000										
43 Brandon League, R (5, 1) ERA: 10.13	1.1		5	1	1	1	2	0	0	0	0	0	1	12	18	6.75	0.750										
54 Kanekoa Texeira, R (7, 1) ERA: 1.35	1.2		6	0	0	0	3	0	0	0	0	0	0	16	25	0.00	0.000										
37 Jesus Colome, R (8, 1) ERA:	1.1		7	1	0	0	1	2	0	0	0	0	0	14	27	0.00	2.250										

Texas Rangers @ Seattle Mariners
Peoria Stadium, Peoria, AZ
Wed Mar 17 2010, 10:06 PM - 12:53 AM EDT
Att: 10,392 - Clear - 76 F

livebaseballscorecards.com

AB 36
R 8
H 11
RBI 8
BB 4
SO 11
LOB 12

Batter	1	2	3	4	5	6	7	8	9	AB	R	H	RBI	BB	SO	LOB	BOTTOM										
51 Ichiro Suzuki, L (1, 9) OBP: 0.313, SLG: 0.357										3	0	1	1	1	0	1											
9 Chone Figgins, S (1, 4) OBP: 0.393, SLG: 0.211										3	0	1	0	1	0	2											
15 Milton Bradley, S (1, 7) OBP: 0.421, SLG: 0.400 12 Ryan Langerhans, L (4, 7) OBP: 0.409, SLG: 0.200										2	0	0	0	0	2	3											
24 Ken Griffey Jr., L (1, 10) OBP: 0.278, SLG: 0.286										4	0	0	0	1	6												
4 Jose Lopez, R (1, 5) OBP: 0.222, SLG: 0.296										4	0	0	0	0	2	3											
13 Casey Kotchman, L (1, 3) OBP: 0.346, SLG: 0.400 83 Mario Martinez, R (9, PR)										4	0	2	0	0	0	0											
21 Franklin Gutierrez, R (1, 8) OBP: 0.174, SLG: 0.233 93 Maximiliano Mendez, L (9, PR)										4	0	0	0	0	2	2											
32 Rob Johnson, R (1, 2) OBP: 0.278, SLG: 0.286										2	0	0	0	0	0	0											
2 Jack Wilson, R (1, 6) OBP: 0.333, SLG: 0.467										3	1	1	0	0	1	0											
Inning Stats	R: 0 E: 0 K: 1 S: 9	H: 0 LOB: 2 BB: 2 P: 20	R: 0 E: 0 K: 0 S: 6	H: 1 LOB: 0 BB: 0 P: 13	R: 1 E: 0 K: 1 S: 10	H: 2 LOB: 1 BB: 0 P: 20	R: 0 E: 0 K: 2 S: 8	H: 0 LOB: 0 BB: 0 P: 14	R: 0 E: 0 K: 1 S: 9	H: 0 LOB: 0 BB: 0 P: 13	R: 0 E: 0 K: 1 S: 10	H: 1 LOB: 1 BB: 0 P: 13	R: 0 E: 0 K: 2 S: 12	H: 0 LOB: 0 BB: 0 P: 21	R: 0 E: 2 K: 2 S: 12	H: 0 LOB: 2 BB: 0 P: 20	R: 0 E: 0 K: 0 S: 9	H: 1 LOB: 1 BB: 0 P: 13	1B: 4 2B: 1 3B: 0 HR: 0	SF: 0 SAC: 0 DP: 1 HBP: 0	WP: 0 PB: 0 SB: 1 CS: 0	PA: 35					
PITCHER	IP	WLS	BF	H	R	ER	SO	BB	IBB	HBP	BLK	WP	HR	S	P	ERA	WHIP										
39 Scott Feldman, R (1, 1) ERA: 5.4	4.0	W	16	3	1	1	4	2	0	0	0	0	0	19	26	0.00	0.500										
28 Darren Oliver, L (5, 1) ERA:	2.0		7	1	0	0	2	0	0	0	0	0	0	33	54	0.00	0.333										
57 Dustin Nippert, R (7, 1) ERA:	3.0	S	12	1	0	0	4	0	0	0	0	0	0	33	54	0.00	0.333										

Texas Rangers @ Seattle Mariners
Peoria Stadium, Peoria, AZ
Wed Mar 17 2010, 10:06 PM - 12:53 AM EDT
Att: 10,392 - Clear - 76 F

livebaseballscorecards.com

AB 33
R 1
H 5
RBI 1
BB 2
SO 10
LOB 21

Batter	1	2	3	4	5	6	7	8	9	AB	R	H	RBI	BB	SO	LOB	TOP							
23 Rickie Weeks Jr. R (1.4) OBP: 0.455, SLG: 0.480 2 Joe Inglett. L (5.6) OBP: 0.375, SLG: 0.391										3	0	0	0	0	3	2								
27 Carlos Gómez, R (1.8) OBP: 0.308, SLG: 0.368 36 Lorenzo Cain, R (8. PR) OBP: 0.400, SLG: 0.524										4	0	2	0	0	2	1								
14 Casey McGehee, R (1.5) OBP: 0.287, SLG: 0.286 61 Adam Heather, R (5.5) OBP: 0.407, SLG: 0.409										3	0	1	1	0	0	1								
9 Gregg Zaun, S (1.10) OBP: 0.519, SLG: 0.750 16 George Kottaras, L (8. PH) OBP: 0.370, SLG: 0.699										3	0	2	0	0	1	0								
1 Corey Hart, R (1.9) OBP: 0.214, SLG: 0.536 65 Trent Oeltjen, L (8. PR) OBP: 0.308, SLG: 0.273										4	0	1	1	0	3	3								
22 Jody Gerut, L (1.7) OBP: 0.287, SLG: 0.552 63 Adam Stern, L (6.7) OBP: 0.429, SLG: 0.667										3	0	0	0	0	1	1								
66 Steffan Wilson, R (1.3) OBP: 0.343, SLG: 0.241										3	0	0	0	1	2	1								
87 Jonathan Lucroy, R (1.2) OBP: 0.300, SLG: 0.600										4	1	1	1	0	1	1								
75 Luis Alfonso Cruz, R (1.6) OBP: 0.174, SLG: 0.095 Zelous Wheeler, R (7.4) OBP: 0.500, SLG: 0.429										3	1	2	0	0	0	0								
Inning Stats	R: 0 E: 0 K: 2 S: 8	H: 0 LOB: 0 BB: 0 P: 9	R: 0 E: 0 K: 1 S: 7	H: 1 LOB: 1 BB: 0 P: 10	R: 2 E: 0 K: 2 S: 16	H: 5 LOB: 2 BB: 0 P: 30	R: 0 E: 0 K: 1 S: 9	H: 0 LOB: 0 BB: 0 P: 16	R: 0 E: 0 K: 3 S: 13	H: 1 LOB: 1 BB: 0 P: 18	R: 0 E: 0 K: 3 S: 10	H: 0 LOB: 0 BB: 0 P: 15	R: 0 E: 0 K: 2 S: 8	H: 0 LOB: 0 BB: 0 P: 11	R: 2 E: 0 K: 1 S: 13	H: 2 LOB: 1 BB: 1 P: 21	R: 0 E: 0 K: 2 S: 9	H: 0 LOB: 1 BB: 1 P: 18	1B: 6 2B: 2 3B: 0 HR: 1	SF: 0 SAC: 0 DP: 0 HBP: 0	WP: 2 PB: 0 SB: 1 CS: 0	PA: 37		
PITCHER	IP	WLS	BF	H	R	ER	SO	BB	IBB	HBP	BLK	WP	HR	S	P	ERA	WHIP							
58 Guillermo Moscoso, R (1.1) ERA: 5.06	2.1		10	3	2	2	4	0	0	0	0	0	1	22	35	7.71	1.286							
55 Willie Eyre, R (3.1) ERA: 2.0	1.2	W	7	3	0	0	2	0	0	0	0	0	0	18	30	0.00	1.800							
54 Matt Harrison, L (5.1) ERA: 2.0	4.0	H	16	3	2	2	8	1	0	0	0	0	0	44	65	4.50	1.000							
49 Chris Ray, R (9.1) ERA: 3.0	1.0	S	4	0	0	0	2	1	0	0	0	2	0	9	18	0.00	1.000							

Milwaukee Brewers @ Texas Rangers
 Surprise Stadium, Surprise, AZ
 Thu Mar 18 2010, 9:10 PM - 11:40 PM EDT
 Att. 7,985 - Partly Cloudy - 78 F

AB 35
 R 4
 H 9
 RBI 4
 BB 2
 SO 16
 LOB 16



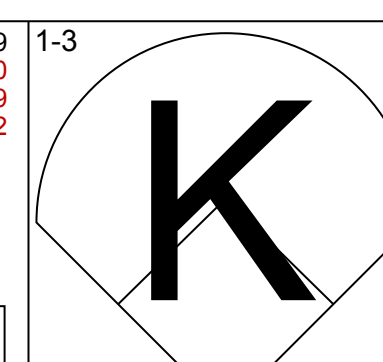
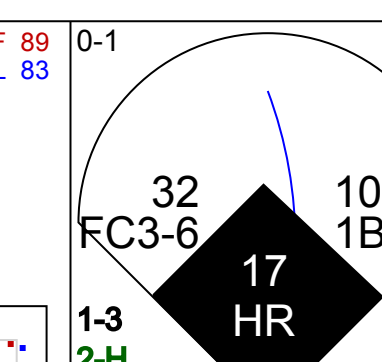
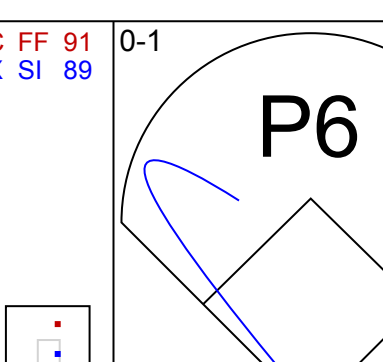
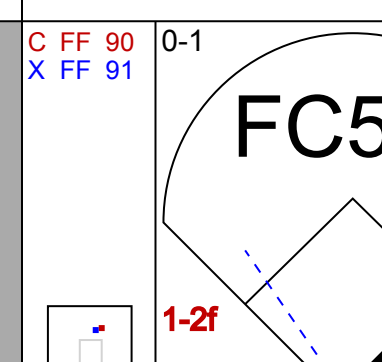
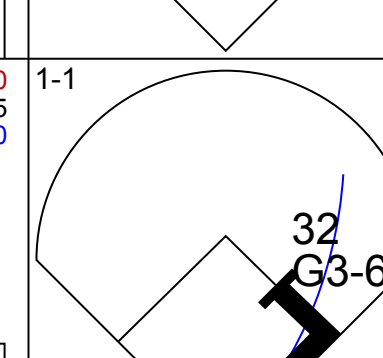
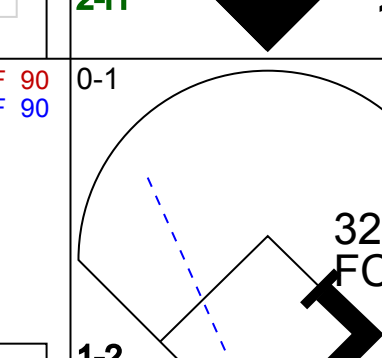
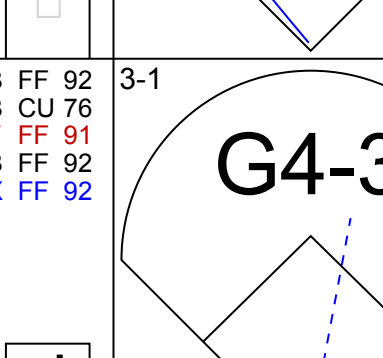
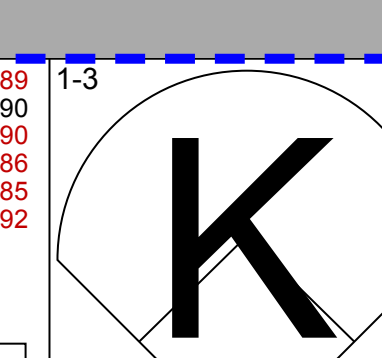
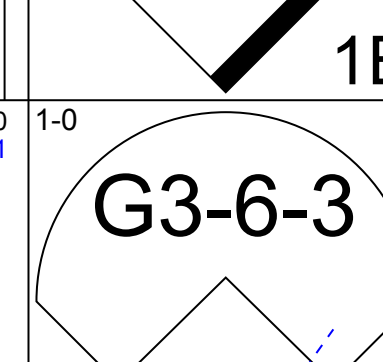
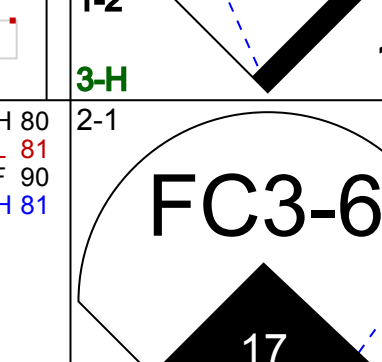
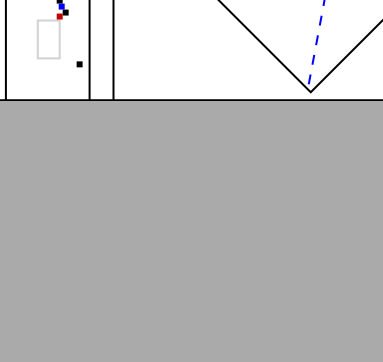
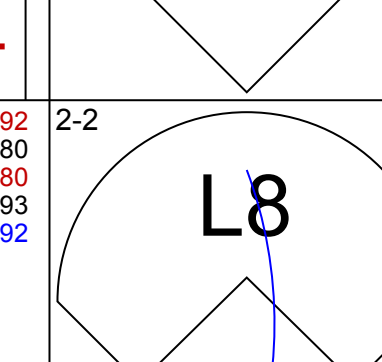
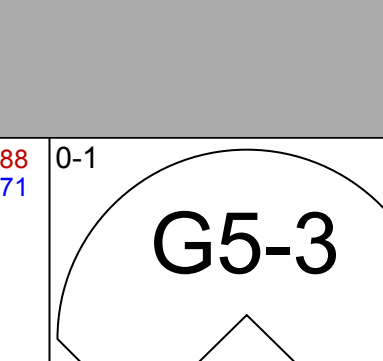
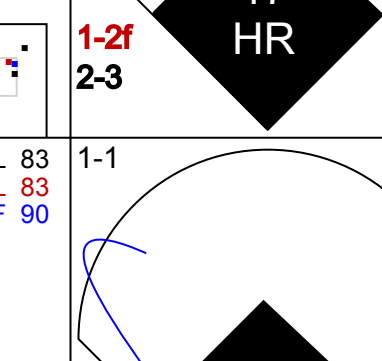

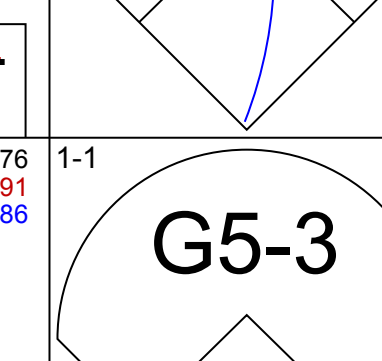
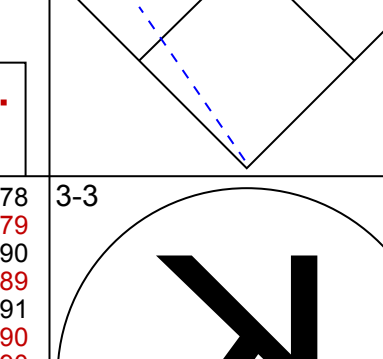
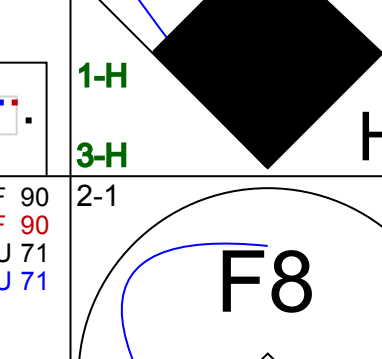

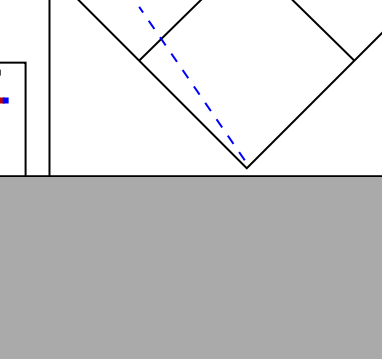
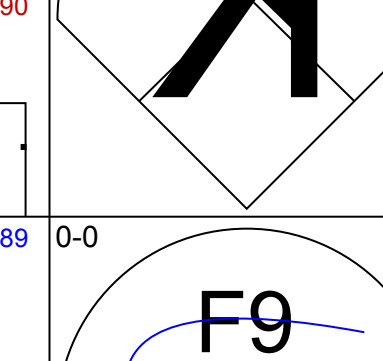
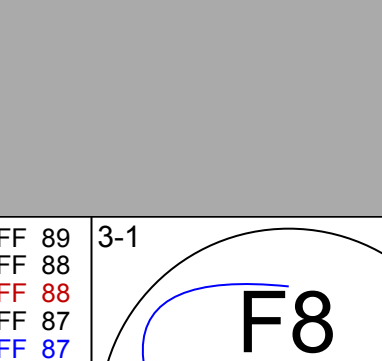
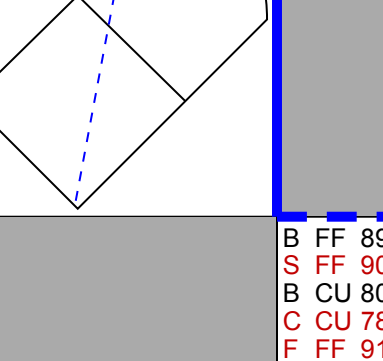
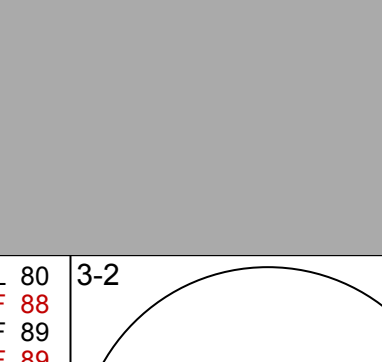
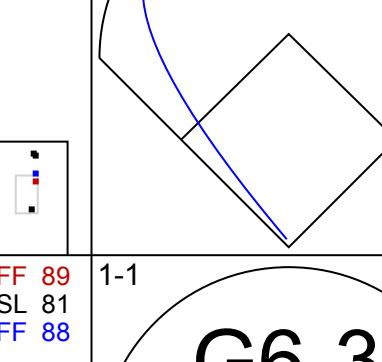
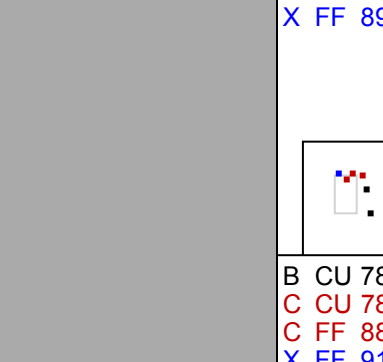
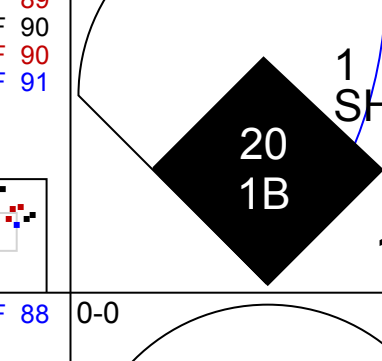
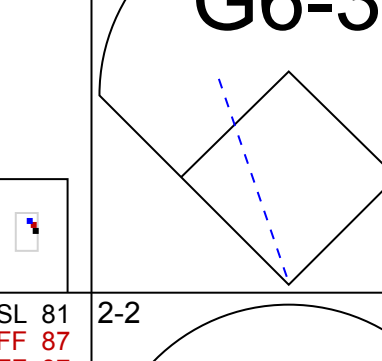
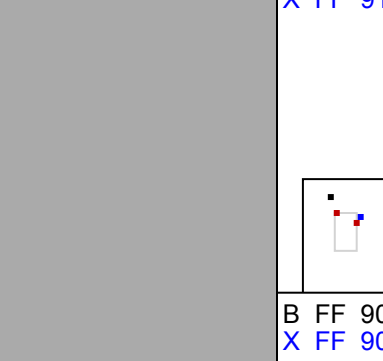
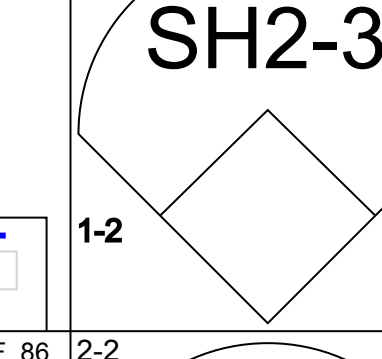
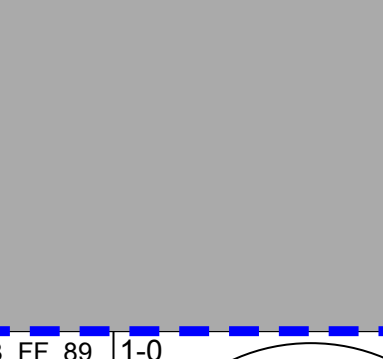
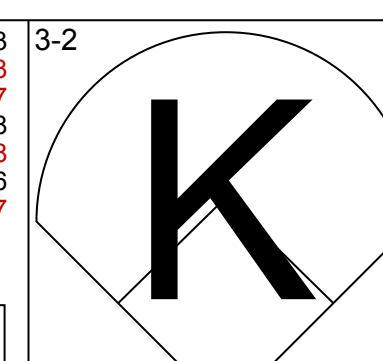
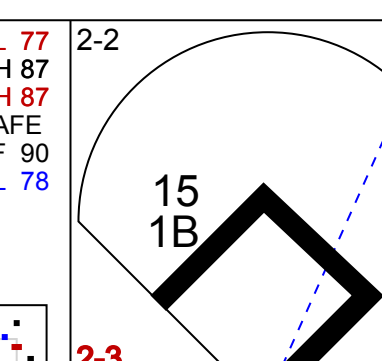

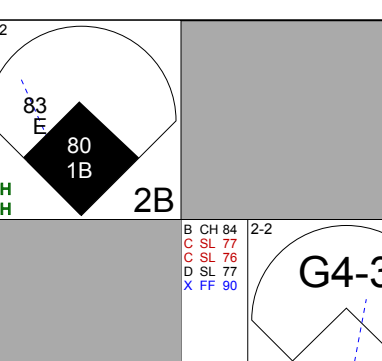
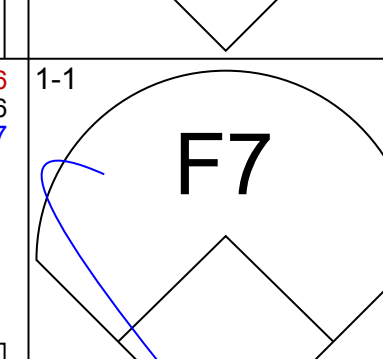
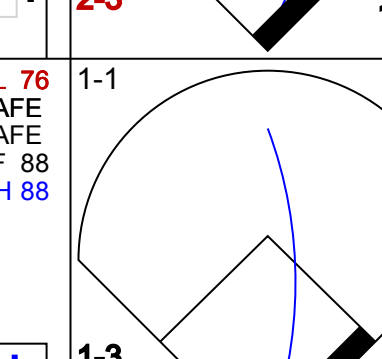

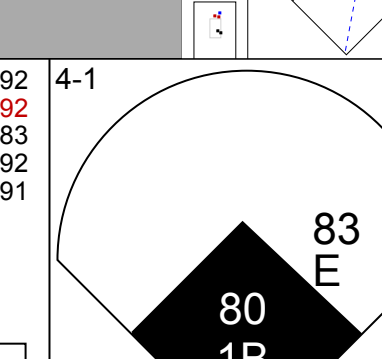
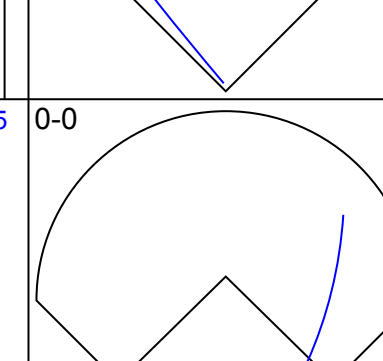
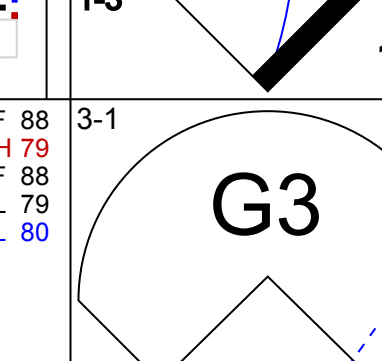

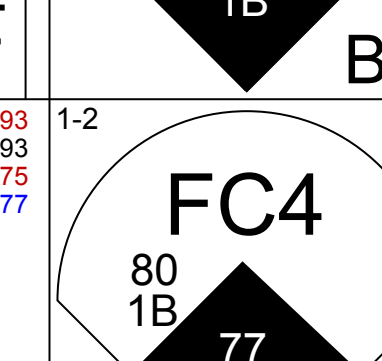
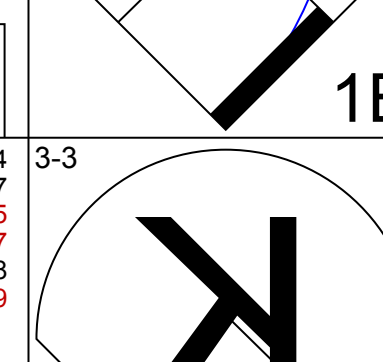
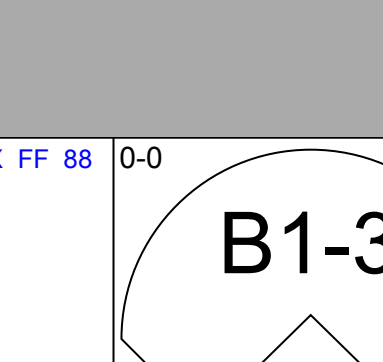
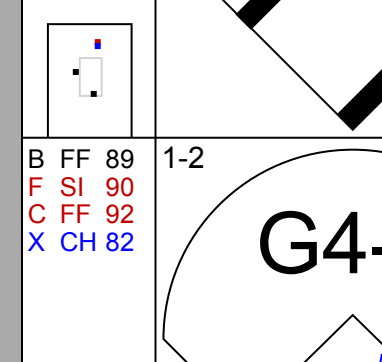
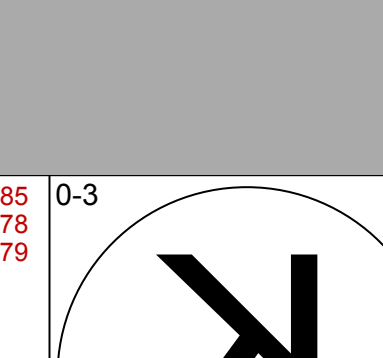

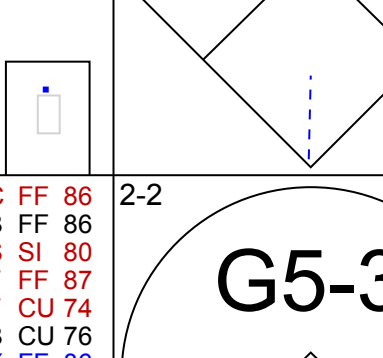
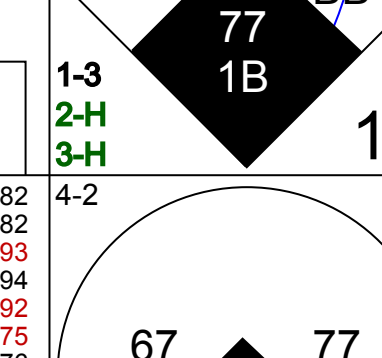
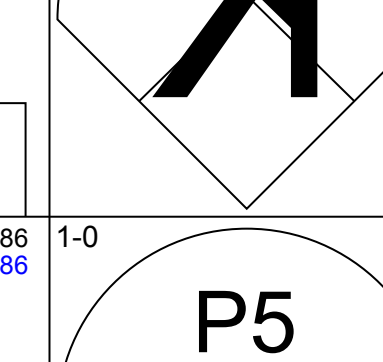

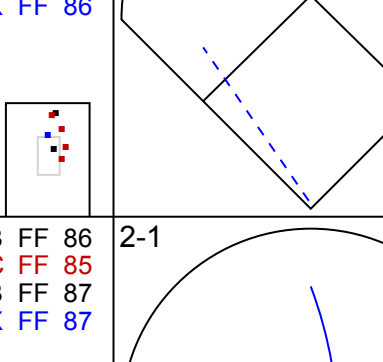
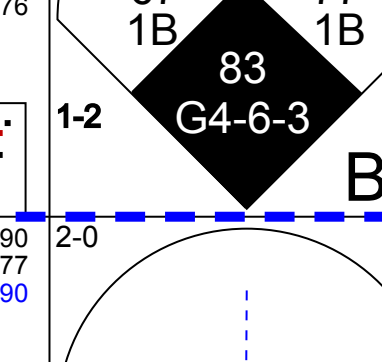
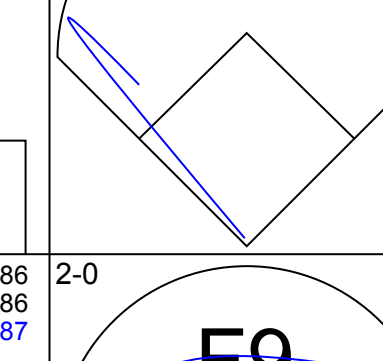

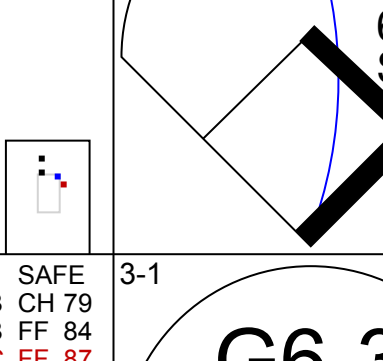
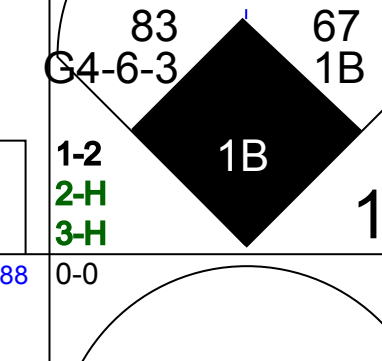
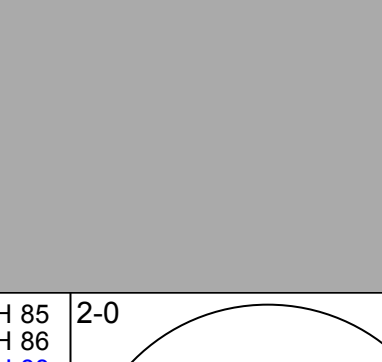
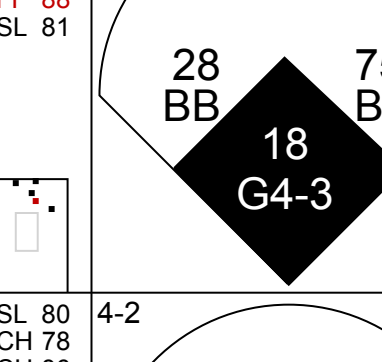
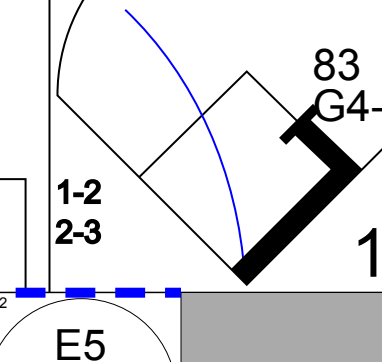
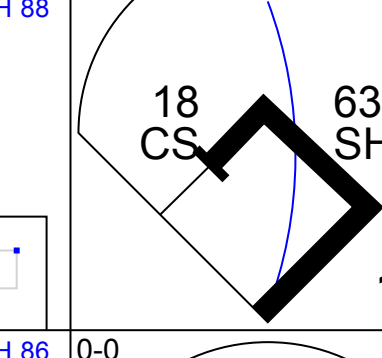
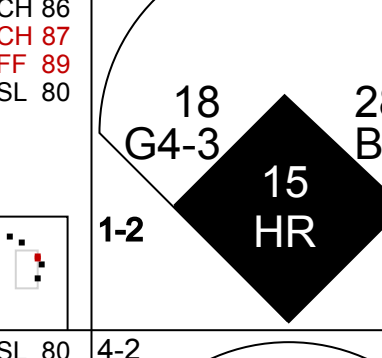
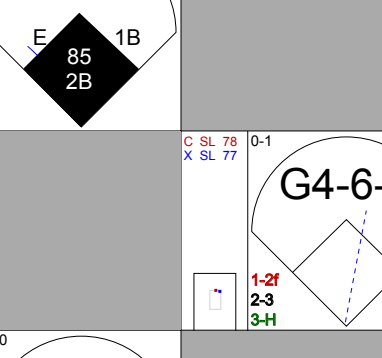
Batter	1	2	3	4	5	6	7	8	9	AB	R	H	RBI	BB	SO	LOB	BOTTOM							
20 Julio Borbon, L (1.8) OBP: 0.348, SLG: 0.349 68 Craig Gentry, R (7.8) OBP: 0.333, SLG: 0.238										2	1	1	0	0	1	1								
10 Michael Young, R (1.5) OBP: 0.419, SLG: 0.444 6 Esteban German, R (7.5) OBP: 0.462, SLG: 0.400										3	0	0	1	0	1	2								
32 Josh Hamilton, L (1.7) OBP: 0.462, SLG: 0.958 41 Brandon Boggs, S (7.7) OBP: 0.133, SLG: 0.071										3	1	1	2	0	1	1								
27 Vladimir Guerrero, R (1.10) OBP: 0.242, SLG: 0.276 18 Mitch Moreland, L (8. PH) OBP: 0.440, SLG: 0.429										3	0	0	0	0	1	0								
7 David Murphy, L (1.9) OBP: 0.235, SLG: 0.382 74 Chad Tracy, R (8.9) OBP: 0.400, SLG: 0.538										3	0	0	0	0	0	0								
19 Chris Davis, L (1.3) OBP: 0.486, SLG: 0.686 71 Matthew Brown, R (8.3) OBP: 0.500, SLG: 0.778										3	0	0	0	0	1	0								
14 Joaquin Arias, R (1.4) OBP: 0.384, SLG: 0.259										2	2	1	0	1	0	0								
2 Taylor Teagarden, R (1.2) OBP: 0.316, SLG: 0.412 61 Kevin Richardson, R (7.2) OBP: 0.154, SLG: 0.250										2	1	1	1	0	1	0								
1 Elvis Andrus, R (1.6) OBP: 0.300, SLG: 0.342 15 Ray Olmedo, S (7.4) OBP: 0.287, SLG: 0.287										2	1	2	1	0	0	0								
Inning Stats	R: 2 E: 0 K: 0 S: 8	H: 2 LOB: 0 BB: 0 P: 11	R: 0 E: 0 K: 2 S: 8	H: 0 LOB: 0 BB: 0 P: 11	R: 1 E: 0 K: 0 S: 9	H: 1 LOB: 0 BB: 0 P: 13	R: 0 E: 0 K: 0 S: 7	H: 0 LOB: 0 BB: 0 P: 8	R: 2 E: 0 K: 3 S: 16	H: 3 LOB: 1 BB: 0 P: 25	R: 0 E: 0 K: 1 S: 9	H: 0 LOB: 0 BB: 0 P: 15	R: 1 E: 1 K: 1 S: 12	H: 0 LOB: 1 BB: 1 P: 20	R: 0 E: 0 K: 0 S: 9	H: 1 LOB: 0 BB: 0 P: 17	1B: 3 2B: 2 3B: 1 HR: 1	SF: 1 SAC: 1 DP: 0 HBP: 0	WP: 0 PB: 0 SB: 1 CS: 0	PA: 32				
PITCHER	IP	WLS	BF	H	R	ER	SO	BB	IBB	HBP	BLK	WP	HR	S	P	ERA	WHIP							
26 Manny Parra, L (1.1) ERA: 4.5	5.0	L	21	6	5	5	5	0	0	0	0	0	0	15	26	0.00	0.750							
74 Marco Estrada, R (6.1) ERA: 2.0	1.1		5	0	1	0	1	1	0	0	0	0	0	6	9	0.00	0.000							
57 Mitch Stetter, L (7.1) ERA: 24.0	0.2		2	0	0	0	1	0	0	0	0	0	0	6	9	0.00	0.000							
59 John Axford, R (8.1) ERA: 6.0	1.0		4	1	0	0	0	0	0	0	0	0	0	9	17	0.00	1.000							

Milwaukee Brewers @ Texas Rangers
 Surprise Stadium, Surprise, AZ
 Thu Mar 18 2010, 9:10 PM - 11:40 PM EDT
 Att. 7,985 - Partly Cloudy - 78 F

AB 29
 R 6
 H 7
 RBI 6
 BB 1
 SO 7
 LOB 7



Batter	1	2	3	4	5	6	7	8	9	AB	R	H	RBI	BB	SO	LOB	TOP
23 Michael Brantley, L OBP: 0.469, SLG: 0.440										3	1	1	0	2	1	1	
35 Anderson Hernandez, S OBP: 0.419, SLG: 0.704										3	1	1	0	0	1	1	
39 Brian Bixler, R OBP: 0.263, SLG: 0.222										2	0	0	0	0	0	1	
17 Shin-Soo Choo, L OBP: 0.419, SLG: 0.704										3	2	1	1	1	0	0	
Stephen Head, L OBP: 0.500, SLG: 0.500										1	1	1	0	0	0	0	
25 Andy Marte, R OBP: 0.382, SLG: 0.607									4	2	2	4	0	0	0	0	
Jose Constanza, L OBP: 0.667, SLG: 0.667									1	1	1	0	0	0	0	0	
9 Brian Buscher, L OBP: 0.250, SLG: 0.625									4	2	2	4	0	0	0	0	
76 Lonnie Chisenhall, L OBP: 0.444, SLG: 0.556									1	1	0	0	0	0	0	0	
47 Shelley Duncan, R OBP: 0.286, SLG: 0.500									4	2	2	1	0	0	1	0	
92 Cord Phelps, S									1	0	0	1	0	0	1	0	
82 Tim Fedroff, L OBP: 0.222, SLG: 0.333									4	2	2	1	0	0	1	0	
6 Luis Antonio Rodriguez, S OBP: 0.360, SLG: 0.316									5	1	2	1	0	0	1	0	
88 Mark Thompson, R OBP: 0.500, SLG: 0.500									2	0	0	0	1	0	0	0	
16 Wyatt Toregas, R OBP: 0.250, SLG: 0.214									2	0	1	1	0	0	1	0	
									2	0	1	1	0	0	1	0	
									3	0	0	1	0	0	2	0	
									3	0	0	1	0	0	2	0	
									3	0	0	1	0	0	2	0	
									3	0	0	1	0	0	2	0	
									3	0	0	1	0	0	2	0	
									3	0	0	1	0	0	2	0	
									3	0	0	1	0	0	2	0	
									3	0	0	1	0	0	2	0	
									3	0	0	1	0	0	2	0	
									3	0	0	1	0	0	2	0	
									3	0	0	1	0	0	2	0	
									3	0	0	1	0	0	2	0	
									3	0	0	1	0	0	2	0	
									3	0	0	1	0	0	2	0	
									3	0	0	1	0	0	2	0	
									3	0	0	1	0	0	2	0	
									3	0	0	1	0	0	2	0	
									3	0	0	1	0	0	2	0	
									3	0	0	1	0	0	2	0	
									3	0	0	1	0	0	2	0	
									3	0	0	1	0	0	2	0	
									3	0	0	1	0	0	2	0	
									3	0	0	1	0	0	2	0	
									3	0	0	1	0	0	2	0	
									3	0	0	1	0	0	2	0	
									3	0	0	1	0	0	2	0	
									3	0	0	1	0	0	2	0	
									3	0	0	1	0	0	2	0	
									3	0	0	1	0	0	2	0	
									3	0	0	1	0	0	2	0	
									3	0	0	1	0	0	2	0	
									3	0	0	1	0	0	2	0	
									3	0	0	1	0	0	2	0	
									3	0	0	1	0	0	2	0	
									3	0	0	1	0	0	2	0	
									3	0	0	1	0	0	2	0	
									3	0	0	1	0	0	2	0	
									3	0	0	1	0	0	2	0	
									3	0	0	1	0	0	2	0	
									3	0	0	1	0	0	2	0	
									3	0	0	1	0	0	2	0	
									3	0	0	1	0	0	2	0	
									3	0	0	1	0	0	2	0	
									3	0	0	1	0	0	2	0	
									3	0	0	1	0	0	2	0	
									3	0	0	1	0	0	2	0	
									3	0	0	1	0	0	2	0	
									3	0	0	1	0	0	2	0	
									3	0	0	1	0	0	2	0	
									3	0	0	1	0	0	2	0	
									3	0	0	1	0	0	2	0	
									3	0	0	1	0	0	2	0	
									3	0	0	1	0	0	2	0	
									3	0	0	1	0	0	2	0	
									3	0	0	1	0	0	2	0	
									3	0	0	1	0	0	2	0	
									3	0	0	1	0	0	2	0	
									3	0	0	1	0	0	2	0	

Batter	1	2	3	4	5	6	7	8	9	AB	R	H	RBI	BB	SO	LOB	TOP			
20 Julio Borbon, L (1,8) 56 Wes Bankston, R (8,7)										4	1	1	1	0	1	2				
10 Michael Young, R (1,5) 3 Hernan Tribaren, L (7,5)										3	0	2	1	0	0	0				
32 Josh Hamilton, L (1,7) 7 David Murphy, L (6,7)										3	1	1	0	0	0	3				
17 Nelson Cruz, R (1,9) 91 James Tomlin, R (7,9)										3	1	1	3	0	0	1				
62 Michael Kirkman, L (8,1) 44 Geoff Geary, R (8,1)										3	1	1	3	0	0	1				
19 Chris Davis, L (1,3) 57 Dustin Nippert, R (6,1)										3	0	0	0	0	1	1				
41 Brandon Boggs, S (8,9)										3	0	0	0	0	0	0				
61 Kevin Richardson, R (1,2) 51 Max Ramirez, R (7,2)										3	0	0	0	0	0	0				
6 Esteban German, R (1,4) 84 Erik Morrison, R (8,4)										3	1	1	0	0	0	0				
1 Elvis Andrus, R (1,6) Renny Osuna, R (8,6)										2	0	0	0	0	0	0				
40 Rich Harden, L (1,1) 63 Ben Snyder, L (4,1)										0	1	0	0	0	0	0				
71 Matthew Brown, R (6,3)										1	0	0	0	0	0	0				
										0	0	0	0	1	0	0				
Inning Stats	R: 0 E: 0 K: 1 S: 6	H: 1 LOB: 0 BB: 0 P: 9	R: 0 E: 0 K: 1 S: 7	H: 0 LOB: 0 BB: 0 P: 10	R: 5 E: 0 K: 0 S: 17	H: 4 LOB: 0 BB: 0 P: 27	R: 0 E: 0 K: 0 S: 7	H: 0 LOB: 0 BB: 0 P: 13	R: 0 E: 0 K: 0 S: 5	H: 1 LOB: 0 BB: 0 P: 10	R: 0 E: 1 K: 0 S: 13	H: 0 LOB: 2 BB: 1 P: 21	R: 0 E: 0 K: 1 S: 10	H: 0 LOB: 1 BB: 0 P: 14	R: 0 E: 1 K: 1 S: 14	H: 0 LOB: 1 BB: 0 P: 18	1B: 5 2B: 0 3B: 0 HR: 1	SF: 0 SAC: 1 DP: 2 HBP: 1	WP: 0 PB: 0 SB: 2 CS: 0	PA: 35
PITCHER	IP WLS BF H R ER SO BB IBB HBP BLK WP HR S P ERA WHIP																			
63 Sean Gallagher, R (1,1) 91 Jeremy Hefner, R (5,1) 21 Heath Bell, R (7,1) 37 Mike Adams, R (8,1) 41 Mark Worrell, R (9,1)	4.0 W 17 5 5 5 2 0 0 0 0 0 0 1 37 59 11.25 1.250																			
Batter	1	2	3	4	5	6	7	8	9	AB	R	H	RBI	BB	SO	LOB	BOTTOM			
18 Tony Gwynn Jr., L (1,8) 21 Heath Bell, R (7,1) 37 Mike Adams, R (8,1) 85 Yefi Cavalari, R (8,PH) 82 Dean Anna, L (8,PH) 41 Mark Worrell, R (9,1)										4	0	1	1	0	2	3				
15 Jerry Hairston, R (1,4) 3 Luis Durango, S (6,9)										3	1	2	3	0	0	0				
23 Adrián González, L (1,3) 83 Craig Cooper, R (7,PR)										4	0	2	0	0	0	2				
25 Will Venable, L (1,9) 80 Craig Stansberry, R (6,4)										3	1	1	0	0	1	1				
4 Nick Hundley, R (1,2) 72 Chris Stewart, R (7,2)										3	0	0	0	0	1	1				
77 Chris Denorfia, R (1,7)										5	2	3	3	0	0	2				
67 Logan Forsythe, R (1,5)										4	1	1	0	1	0	4				
75 Lance Zawadzki, L (1,6) 83 Jesus Lopez, R (8,PH)										3	2	2	0	1	0	0				
63 Sean Gallagher, R (1,1) 28 Aaron Cunningham, R (4,PH) 91 Jeremy Hefner, R (5,1) Brad Chalk, L (6,PH)										0	0	0	0	0	0	0				
Inning Stats	R: 0 E: 0 K: 2 S: 10	H: 1 LOB: 1 BB: 0 P: 17	R: 0 E: 0 K: 1 S: 5	H: 0 LOB: 0 BB: 0 P: 8	R: 0 E: 0 K: 0 S: 9	H: 3 LOB: 0 BB: 0 P: 17	R: 6 E: 0 K: 0 S: 25	H: 3 LOB: 0 BB: 3 P: 43	R: 0 E: 0 K: 3 S: 12	H: 1 LOB: 1 BB: 0 P: 18	R: 0 E: 0 K: 0 S: 10	H: 1 LOB: 3 BB: 0 P: 19	R: 8 E: 3 K: 0 S: 26	H: 6 LOB: 1 BB: 2 P: 40	1B: 11 2B: 2 3B: 2 HR: 1	SF: 0 SAC: 1 DP: 1 HBP: 1	WP: 0 PB: 0 SB: 1 CS: 1	PA: 46		
PITCHER	IP WLS BF H R ER SO BB IBB HBP BLK WP HR S P ERA WHIP																			
40 Rich Harden, R (1,1) 63 Ben Snyder, L (4,1) 57 Dustin Nippert, R (6,1) 62 Michael Kirkman, L (8,1) 44 Geoff Geary, R (8,1)	3.2 L 20 7 6 6 3 3 0 0 0 0 0 0 46 79 14.73 2.727																			

Texas Rangers @ San Diego Padres
Peoria Stadium, Peoria, AZ
Sun Mar 21 2010, 4:08 PM - 7:00 PM EDT
Att: 5,637 - Sunny - 73 F

AB 32
R 5
H 6
RBI 5
BB 1
SO 4
LOB 8



Texas Rangers @ San Diego Padres
Peoria Stadium, Peoria, AZ
Sun Mar 21 2010, 4:08 PM - 7:00 PM EDT
Att: 5,637 - Sunny - 73 F


AB 39
R 14
H 16
RBI 13
BB 5
SO 6
LOB 21




Batter	1	2	3	4	5	6	7	8	9	AB	R	H	RBI	BB	SO	LOB	TOP			
20 Julio Borbon, L (1.8) 68 Craig Gentry, R (8, PH) OBP: 0.333, SLG: 0.355 OBP: 0.321, SLG: 0.208	F8			10 1B	10 1B	G4-3		K		4	1	2	1	0	0	1	<p>Texas Rangers @ Los Angeles Angels Tempe Diablo Stadium, Tempe, AZ Thu Mar 25 20:10, 4:19 PM - 7:28 PM EDT Att: 7,609 - Sunny - 70 F</p>			
10 Michael Young, R (1.5) 71 Matthew Brown, R (8, PH) OBP: 0.467, SLG: 0.475 OBP: 0.500, SLG: 0.760	27 2B		32 1B	32 BB			L3	K		3	0	2	1	1	0	0				
32 Josh Hamilton, L (1.7) 6 Esteban German, R (8, PH) OBP: 0.340, SLG: 0.750 OBP: 0.417, SLG: 0.321	F7		3-H					K		3	1	2	0	1	0	1				
27 Vladimir Guerrero, R (1.10) 11 Toby Hall, R (9, PH) OBP: 0.340, SLG: 0.442 OBP: 0.154, SLG: 0.231			K	L5				K		4	0	2	0	0	1	5				
17 Nelson Cruz, R (1.9) 51 Max Ramirez, R (8.3) OBP: 0.431, SLG: 0.698 OBP: 0.292, SLG: 0.348	G6-3		G4-3				FC1-6	F8		4	0	0	1	0	0	5				
19 Chris Davis, L (1.3) 91 James Tomlin, R (8.9) OBP: 0.379, SLG: 0.509		G3		E9				K		4	1	1	0	0	2	1				
14 Joaquin Arias, R (1.4) 7 David Murphy, L (8, PH) OBP: 0.260, SLG: 0.317 OBP: 0.260, SLG: 0.469	G5-3		F9	2B				K		3	0	1	0	0	0	1				
2 Taylor Teagarden, R (1.2) 15 Matt Treanor, R (6.2) OBP: 0.310, SLG: 0.444 OBP: 0.280, SLG: 0.391	K			20 1B		CS	K2-3			3	1	1	1	0	2	0				
1 Elvis Andrus, R (1.6) 23 Gregorio Petit, R (8.6) OBP: 0.291, SLG: 0.353 OBP: 0.667, SLG: 0.818			G6-3	G6-3				HR		2	0	0	0	1	0	1				
										0	0	0	0	0	0	0				
Inning Stats	R: 0 E: 0 K: 1 S: 5	H: 1 LOB: 2 BB: 1 P: 9	R: 0 E: 0 K: 1 S: 5	H: 0 LOB: 0 BB: 0 P: 5	R: 1 E: 0 K: 1 S: 8	H: 3 LOB: 2 BB: 0 P: 8	R: 2 E: 1 K: 0 S: 7	H: 4 LOB: 3 BB: 1 P: 11	R: 0 E: 0 K: 1 S: 6	H: 0 LOB: 0 BB: 1 P: 6	R: 1 E: 0 K: 1 S: 7	H: 2 LOB: 1 BB: 0 P: 7	R: 2 E: 0 K: 3 S: 13	H: 2 LOB: 1 BB: 0 P: 17	R: 0 E: 1 K: 2 S: 8	H: 0 LOB: 1 BB: 0 P: 8	1B: 6 2B: 5 3B: 1 HR: 1	SF: 0 SAC: 0 DP: 0 HBP: 1	WP: 0 PB: 0 SB: 1 CS: 2	PA: 44
PITCHER	IP WLS BF H R ER SO BB IBB HBP BLK WP HR S P ERA WHIP																			
37 Sean O'Sullivan, R (1.1) ERA: 7.94	4.0	22	8	3	3	2	2	0	0	0	0	0	0	25	33	6.75	2.500			
40 Brian Fuentes, L (5.1) ERA: 1.35	1.0	3	1	0	0	1	0	0	0	0	0	0	0	6	6	0.00	1.000			
43 Brian Stokes, R (6.1) ERA: 2.25	2.0	W	8	2	1	1	2	1	0	0	0	0	0	12	16	4.50	1.500			
88 Eddie McKiernan, R (8.1) ERA: 7.71	1.0	S	6	2	2	2	3	0	0	1	0	0	1	13	17	18.00	2.000			
Ryan Aldridge, R (9.1) ERA:	1.0	S	4	0	0	0	2	0	0	0	0	0	0	8	8	0.00	0.000			

Batter	1	2	3	4	5	6	7	8	9	AB	R	H	RBI	BB	SO	LOB	BOTTOM			
2 Erick Aybar, S (1.6) 86 Eren Navarro, L (7, PH) OBP: 0.242, SLG: 0.143 OBP: 0.333, SLG: 0.333	K				G4-3	42 BB				4	0	2	0	0	1	0	<p>Texas Rangers @ Los Angeles Angels Tempe Diablo Stadium, Tempe, AZ Thu Mar 25 20:10, 4:19 PM - 7:28 PM EDT Att: 7,609 - Sunny - 70 F</p>			
53 Bobby Abreu, L (1.9) 42 Terry Evans, R (5, PH) OBP: 0.269, SLG: 0.364 OBP: 0.258, SLG: 0.345	F7		G5-3		F9	FC6-4	P4			2	0	0	0	0	0	1				
48 Toni Hunter, R (1.8) 3 Brandon Wood, R (6, PH) 25 Peter Bourjos, R (7.8) OBP: 0.452, SLG: 0.714 OBP: 0.357, SLG: 0.375 OBP: 0.281, SLG: 0.321	G6-3			55 1B		L7		F9		3	1	1	0	0	0	0				
55 Hideki Matsui, L (1.10) 22 Cory Aldridge, L (7, PH) OBP: 0.326, SLG: 0.511 OBP: 0.452, SLG: 0.750	G5-3			20 1B						3	2	2	0	0	0	0				
8 Kendrys Morales, S (1.3) 46 Bobby Wilson, R (7, PH) OBP: 0.455, SLG: 0.659 OBP: 0.400, SLG: 0.412	K			20 1B						2	1	2	2	0	1	0				
20 Juan Rivera, R (1.7) 83 Michael Ryan, L (7.7) OBP: 0.316, SLG: 0.537 OBP: 0.467, SLG: 0.667				1B						3	0	1	0	0	0	3				
47 Howie Kendrick, R (1.4) 6 Hainley Statia, S (7, PH) OBP: 0.326, SLG: 0.511 OBP: 0.188, SLG: 0.133	F9			13 BLK						3	1	2	2	0	0	1				
13 Maicer Izturis, S (1.5) Adam Younger, R (9.5) OBP: 0.452, SLG: 0.528			G5-3	G1-3						0	0	0	0	0	0	0				
5 Jeff Mathis, R (1.2) 27 Andrew Romine, S (7, PH) OBP: 0.265, SLG: 0.379 OBP: 0.375, SLG: 0.167	G6-3				G5-3					3	0	1	2	0	0	0				
										0	0	0	0	1	0	0				
Inning Stats	R: 0 E: 0 K: 1 S: 5	H: 0 LOB: 0 BB: 0 P: 5	R: 0 E: 0 K: 1 S: 6	H: 1 LOB: 0 BB: 0 P: 6	R: 0 E: 0 K: 0 S: 4	H: 1 LOB: 1 BB: 0 P: 4	R: 2 E: 0 K: 0 S: 6	H: 4 LOB: 1 BB: 0 P: 6	R: 0 E: 0 K: 0 S: 3	H: 0 LOB: 0 BB: 0 P: 3	R: 4 E: 0 K: 0 S: 9	H: 5 LOB: 3 BB: 2 P: 20	R: 3 E: 0 K: 1 S: 9	H: 3 LOB: 2 BB: 2 P: 17	R: 0 E: 0 K: 0 S: 4	H: 1 LOB: 1 BB: 0 P: 4	1B: 10 2B: 4 3B: 1 HR: 0	SF: 0 SAC: 0 DP: 1 HBP: 0	WP: 0 PB: 0 SB: 2 CS: 0	PA: 42
PITCHER	IP WLS BF H R ER SO BB IBB HBP BLK WP HR S P ERA WHIP																			
45 Derek Holland, L (1.1) 76 Alexi Ogando, R (6.1) ERA: 4.15	5.1	L	23	8	4	4	2	0	0	0	1	0	0	5	16	54.00	15.000			
Ben Snyder, L (6.1) ERA: 9.0	1.0		8	3	3	3	1	2	0	0	0	0	0	9	17	27.00	5.000			
Elizardo Ramirez, R (7.1) ERA:	1.1		5	1	0	0	0	0	0	0	0	0	0	5	5	0.00	0.750			

AB 39
R 6
H 13
RBI 6
BB 3
SO 10
LOB 19



AB 38
R 9
H 15
RBI 9
BB 4
SO 3
LOB 16



Batter	1	2	3	4	5	6	7	8	9	AB	R	H	RBI	BB	SO	LOB	TOP					
11 Rajai Davis, R OBP: 0.267, SLG: 0.333										5	0	2	0	0	1	1						
10 Danie Barton, L OBP: 0.533, SLG: 0.594										0	2	0	0	4	0	0						
Ryan Sweeney, L OBP: 0.368, SLG: 0.400										2	1	1	1	1	0	1						
25 Matt Carson, R OBP: 0.200, SLG: 0.368										2	0	0	0	0	2	4						
32 Jack Cust, L OBP: 0.364, SLG: 0.447										3	0	1	1	1	2	3						
71 Josh Donaldson, R OBP: 0.452, SLG: 0.778										0	1	0	0	1	0	0						
50 Jake Fox, R OBP: 0.146, SLG: 0.237										5	1	1	3	0	1	3						
18 Gabe Gross, L OBP: 0.333, SLG: 0.395										5	0	0	0	0	2	3						
7 Adam Rosales, R OBP: 0.365, SLG: 0.455										5	0	0	0	0	3	0						
19 Anthony Recker, R OBP: 0.500, SLG: 0.833										2	1	1	1	1	0	0						
16 Eric Sogard, L OBP: 0.256, SLG: 0.556										1	0	1	0	0	0	0						
30 Steve Tolleson, R OBP: 0.217, SLG: 0.182										4	0	0	0	0	1	2						
Inning Stats	R: 2 E: 0 K: 0 S: 11	H: 2 LOB: 1 BB: 1 P: 20	R: 1 E: 0 K: 2 S: 14	H: 2 LOB: 3 BB: 2 P: 30	R: 0 E: 0 K: 1 S: 10	H: 0 LOB: 0 BB: 0 P: 13	R: 0 E: 0 K: 0 S: 5	H: 0 LOB: 0 BB: 0 P: 8	R: 0 E: 0 K: 1 S: 11	H: 1 LOB: 2 BB: 1 P: 16	R: 0 E: 0 K: 2 S: 7	H: 0 LOB: 0 BB: 0 P: 9	R: 0 E: 0 K: 2 S: 11	H: 1 LOB: 1 BB: 0 P: 19	R: 3 E: 0 K: 2 S: 21	H: 1 LOB: 0 BB: 2 P: 34	1B: 3 2B: 2 3B: 0 HR: 2	SF: 0 SAC: 0 DP: 0 HBP: 1	WP: 1 PB: 0 SB: 1 CS: 0	PA: 43		
PITCHER	IP WLS BF H R ER SO BB IBB HBP BLK WP HR S P ERA WHIP	5.2 L 27 4 3 3 5 5 0 1 0 1 1 58 102 4.76 1.588	6.1 1.1 6 1 0 0 3 1 0 0 0 0 0 11 20 0.00 1.500	8.1 1.0 4 1 0 0 2 0 0 0 0 0 0 19 0.00 1.000	9.1 1.0 6 1 3 3 2 2 0 0 0 0 1 21 27.00 3.000																	

Oakland Athletics @ Texas Rangers
 Surprise Stadium, Surprise, AZ
 Fri Mar 26 2010, 4:08 PM - 7:17 PM EDT
 Att.: 4,216 - Sunny - 71 F

AB	34
R	6
H	7
RBI	6
BB	8
SO	12
LOB	17



Batter	1	2	3	4	5	6	7	8	9	AB	R	H	RBI	BB	SO	LOB	BOTTOM					
20 Julio Borbon, L OBP: 0.319, SLG: 0.338										3	0	0	0	0	1	1						
7 David Murphy, L OBP: 0.250, SLG: 0.451										2	0	0	0	0	1	1						
10 Michael Young, R OBP: 0.458, SLG: 0.465										3	0	1	0	0	1	0						
6 Esteban German, R OBP: 0.421, SLG: 0.310										1	1	0	0	1	0	1						
32 Josh Hamilton, L OBP: 0.452, SLG: 0.737										2	1	1	0	1	1	0						
56 Wes Bankston, R OBP: 0.600, SLG: 0.600										2	0	2	0	0	0	0						
27 Vladimir Guerrero, R OBP: 0.340, SLG: 0.422										2	1	0	0	1	0	2						
11 Toby Hall, R OBP: 0.200, SLG: 0.214										1	0	0	0	1	0	2						
91 Matt Lawson, R										0	0	0	0	0	0	0						
17 Nelson Cruz, R OBP: 0.444, SLG: 0.689										2	0	1	1	1	0	0						
68 Craig Gentry, R OBP: 0.333, SLG: 0.200										1	0	0	0	1	1	2						
19 Chris Davis, L OBP: 0.367, SLG: 0.493										2	0	0	0	0	0	4						
71 Matthew Brown, R OBP: 0.500, SLG: 0.731										1	0	0	0	1	1	1						
14 Joaquin Arias, R OBP: 0.314, SLG: 0.289										4	0	0	0	0	0	2						
15 Matt Treanor, R OBP: 0.296, SLG: 0.375										1	0	0	0	0	0	0						
51 Max Ramirez, R OBP: 0.209, SLG: 0.320										2	0	0	0	0	1	2						
1 Elvis Andrus, R OBP: 0.293, SLG: 0.352										3	0	1	0	0	0	1						
23 Gregorio Petit, R OBP: 0.625, SLG: 0.750										1	0	0	0	0	1	0						
Inning Stats	R: 2 E: 0 K: 1 S: 12	H: 2 LOB: 1 BB: 1 P: 21	R: 0 E: 0 K: 0 S: 8	H: 0 LOB: 0 BB: 0 P: 16	R: 0 E: 0 K: 0 S: 10	H: 1 LOB: 3 BB: 2 P: 24	R: 0 E: 0 K: 0 S: 7	H: 0 LOB: 0 BB: 0 P: 13	R: 0 E: 0 K: 0 S: 8	H: 0 LOB: 0 BB: 0 P: 11	R: 0 E: 0 K: 2 S: 10	H: 0 LOB: 0 BB: 0 P: 18	R: 0 E: 0 K: 1 S: 11	H: 2 LOB: 2 BB: 0 P: 19	R: 0 E: 0 K: 2 S: 12	H: 0 LOB: 1 BB: 1 P: 22	R: 1 E: 0 K: 2 S: 19	H: 1 LOB: 3 BB: 2 P: 34	1B: 6 2B: 0 3B: 0 HR: 0	SF: 0 SAC: 0 DP: 0 HBP: 1	WP: 3 PB: 0 SB: 0 CS: 0	PA: 41
PITCHER	IP WLS BF H R ER SO BB IBB HBP BLK WP HR S P ERA WHIP	4.0 W 19 3 2 2 2 1 0 0 0 0 0 18 29 0.00 0.500	5.1 2.0 H 7 0 0 0 2 1 0 0 0 0 0 0 23 41 0.00 1.500	7.1 2.0 H 9 2 0 0 3 1 0 0 0 0 1 0 23 41 0.00 1.500	1.0 6 1 1 1 2 2 0 0 0 0 1 0 19 34 9.00 3.000																	

Oakland Athletics @ Texas Rangers
 Surprise Stadium, Surprise, AZ
 Fri Mar 26 2010, 4:08 PM - 7:17 PM EDT
 Att.: 4,216 - Sunny - 71 F

AB	33
R	3
H	6
RBI	1
BB	7
SO	8
LOB	19



Batter	1	2	3	4	5	6	7	8	9	AB	R	H	RBI	BB	SO	LOB	TOP			
20 Julio Borbon, L (1, 8) OBP: 0.329, SLG: 0.338										3	0	1	0	1	0	0	Texas Rangers @ Milwaukee Brewers Maryvale Baseball Park, Phoenix, AZ Sat Mar 27 2010, 4:11 PM - 6:51 PM EDT Att: 5,746 - Sunny - 72 F			
1 Elvis Andrus, R (1, 6) OBP: 0.290, SLG: 0.345										4	0	1	0	0	0	2				
7 David Murphy, L (1, 7) OBP: 0.312, SLG: 0.418 91 James Tomlin, R (8, 7)										4	0	0	0	0	1	2				
17 Nelson Cruz, R (1, 9) OBP: 0.414, SLG: 0.633										4	0	0	0	0	2	0				
71 Matthew Brown, R (1, 3) OBP: 0.447, SLG: 0.633										4	0	0	0	0	3	1				
14 Joaquin Arias, R (1, 4) OBP: 0.315, SLG: 0.292 28 Darren Oliver, R (7, 1) 58 Guillermo Moscoso, R (8, 1) 18 Mitch Moreland, L (9, PH) OBP: 0.423, SLG: 0.409										3	1	1	0	0	0	1				
2 Taylor Teagarden, R (1, 2) 51 Max Ramirez, R (7, 2) OBP: 0.269, SLG: 0.320										2	0	0	0	1	1	1				
6 Esteban German, R (1, 5) 92 John Whittleman, L (8, 5)										3	0	1	1	0	2	0				
36 C.J. Wilson, L (1, 1) 74 Chad Tracy, R (7, PH) Guilider Rodriguez, S (7, 4)										2	0	0	0	0	0	0				
										1	0	0	0	0	0	2				
										0	0	0	0	0	0	0				
Inning Stats	R: 0 E: 0 K: 1 S: 5	H: 0 LOB: 0 BB: 0 P: 5	R: 0 E: 1 K: 1 S: 6	H: 0 LOB: 1 BB: 0 P: 6	R: 0 E: 0 K: 1 S: 6	H: 1 LOB: 1 BB: 0 P: 7	R: 0 E: 0 K: 2 S: 7	H: 0 LOB: 0 BB: 0 P: 7	R: 0 E: 0 K: 0 S: 3	H: 0 LOB: 1 BB: 1 P: 7	R: 0 E: 0 K: 0 S: 3	H: 2 LOB: 2 BB: 1 P: 11	R: 0 E: 0 K: 0 S: 3	H: 1 LOB: 0 BB: 0 P: 3	R: 0 E: 0 K: 2 S: 7	H: 0 LOB: 0 BB: 0 P: 7	1B: 4 2B: 0 3B: 0 HR: 0	SF: 0 SAC: 0 DP: 1 HBP: 0	WP: 0 PB: 0 SB: 2 CS: 0	PA: 33
PITCHER	IP WLS BF H R ER SO BB IBB HBP BLK WP HR S P ERA WHIP																			
43 Randy Wolf, L (1, 1) ERA: 1.13	6.0 W 21 1 0 0 7 1 0 0 0 0 0 0 34 39 0.00 0.333																			
32 LaTroy Hawkins, R (7, 1) ERA: 9.0	1.0 H 6 2 1 1 1 1 0 0 0 0 0 0 7 11 9.00 3.000																			
46 Claudio Vargas, R (8, 1) ERA: 2.57	1.0 H 3 1 0 0 0 0 0 0 0 0 0 0 3 3 0.00 1.000																			
70 Zach Braddock, L (9, 1) ERA:	1.0 S 3 0 0 0 2 0 0 0 0 0 0 0 7 7 0.00 0.000																			

Batter	1	2	3	4	5	6	7	8	9	AB	R	H	RBI	BB	SO	LOB	BOTTOM		
23 Rickie Weeks Jr., R (1, 4) OBP: 0.411, SLG: 0.435 2 Joe Inglett, R (7, 4) OBP: 0.325, SLG: 0.355										2	0	0	0	1	1	1	Texas Rangers @ Milwaukee Brewers Maryvale Baseball Park, Phoenix, AZ Sat Mar 27 2010, 4:11 PM - 6:51 PM EDT Att: 5,746 - Sunny - 72 F		
27 Carlos Gómez, R (1, 8) OBP: 0.316, SLG: 0.393 16 George Kottaras, L (7, 2) OBP: 0.400, SLG: 0.800										3	0	1	0	0	1	1			
14 Casey McGehee, R (1, 5) OBP: 0.241, SLG: 0.240 63 Adam Stern, L (6, PR) OBP: 0.457, SLG: 0.633										2	0	0	0	1	1	2			
28 Prince Fielder, L (1, 3) OBP: 0.315, SLG: 0.420 78 Joe Koshansky, L (7, 3) OBP: 0.500, SLG: 0.400										2	1	1	2	1	0	2			
9 Gregg Zaun, S (1, 2) OBP: 0.511, SLG: 0.650 66 Taylor Green, L (6, PR) OBP: 0.333, SLG: 0.200										2	0	1	0	1	0	1			
1 Corey Hart, R (1, 9) OBP: 0.187, SLG: 0.326										4	0	0	0	0	2	5			
15 Jim Edmonds, L (1, 7) OBP: 0.380, SLG: 0.537										3	0	0	0	0	3	0			
46 Claudio Vargas, R (8, 1) 70 Zach Braddock, L (9, 1)										0	0	0	0	0	0	0			
21 Alcides Escobar, R (1, 6) OBP: 0.385, SLG: 0.479										3	0	1	0	0	1	0			
43 Randy Wolf, L (1, 1) 32 LaTroy Hawkins, R (7, 1) 22 Jody Gerut, L (7, PH) OBP: 0.227, SLG: 0.429										2	0	0	0	0	1	1			
										0	0	0	0	0	0	0			
										1	0	0	0	0	0	0			
Inning Stats	R: 0 E: 0 K: 1 S: 5	H: 1 LOB: 1 BB: 1 P: 9	R: 0 E: 0 K: 1 S: 4	H: 0 LOB: 1 BB: 1 P: 8	R: 0 E: 0 K: 1 S: 6	H: 1 LOB: 0 BB: 0 P: 7	R: 0 E: 0 K: 1 S: 5	H: 0 LOB: 1 BB: 1 P: 9	R: 0 E: 0 K: 3 S: 9	H: 0 LOB: 0 BB: 0 P: 9	R: 2 E: 0 K: 1 S: 9	H: 2 LOB: 1 BB: 1 P: 14	R: 0 E: 0 K: 1 S: 5	R: 1 E: 0 K: 3 S: 11	H: 2 LOB: 2 BB: 1 P: 15	1B: 5 2B: 0 3B: 0 HR: 1	SF: 0 SAC: 0 DP: 2 HBP: 0	WP: 2 PB: 0 SB: 1 CS: 0	PA: 33
PITCHER	IP WLS BF H R ER SO BB IBB HBP BLK WP HR S P ERA WHIP																		
36 C.J. Wilson, L (1, 1) ERA: 4.08	6.0 L 24 4 2 2 2 8 4 0 0 0 0 0 1 38 56 3.00 1.333																		
28 Darren Oliver, L (7, 1) ERA:	1.0 3 0 0 0 1 0 0 0 0 0 0 0 5 5 0.00 0.000																		
58 Guillermo Moscoso, R (8, 1) ERA: 6.63	1.0 6 2 1 1 3 1 0 0 0 0 0 0 11 15 9.00 3.000																		



Batter	1	2	3	4	5	6	7	8	9	AB	R	H	RBI	BB	SO	LOB	TOP			
1 Juan Pierre, L (1, 7) 86 Justin Greene, R (8, FR) OBP: 0.373, SLG: 0.377 OBP: 0.333, SLG: 0.333										4	0	1	0	0	1	0	Chicago White Sox @ Texas Rangers Surprise Stadium, Surprise, AZ Sun Mar 28 20:10, 4:08 PM - 6:36 PM EDT Att: 5,411 - Sunny - 79 F			
15 Gordon Beckham, R (1, 4) 82 Javier Colina, R (8, FR) OBP: 0.400, SLG: 0.512 OBP: 0.387, SLG: 0.436										3	0	1	0	1	0	0				
51 Alex Rios, R (1, 8) 89 Salvador Sanchez, R (8, 8)										4	0	1	0	0	0	3				
14 Paul Konerko, R (1, 10) OBP: 0.387, SLG: 0.436										4	0	2	0	0	0	2				
10 Alexei Ramirez, R (1, 6) 90 Justin Fuller, L (8, 5) OBP: 0.271, SLG: 0.250 OBP: 0.400, SLG: 0.400										3	0	0	0	0	0	3				
27 Ramon Castro, R (1, 2) 81 Miguel Gonzalez, R (2, FR) OBP: 0.294, SLG: 0.467 OBP: 0.400, SLG: 0.400										1	0	1	0	0	0	0				
5 Jayson Nix, R (1, 5) OBP: 0.405, SLG: 0.487										4	0	2	0	0	0	1				
30 Alejandro De Aza, L (1, 9) OBP: 0.310, SLG: 0.389										4	0	0	0	0	1	5				
85 Jim Gallagher, L (1, 3)										3	0	0	0	0	0	0				
Inning Stats	R: 0 E: 0 K: 1 S: 7	H: 0 LOB: 0 BB: 0 P: 11	R: 0 E: 0 K: 0 S: 7	H: 2 LOB: 2 BB: 1 P: 11	R: 0 E: 0 K: 0 S: 8	H: 0 LOB: 1 BB: 1 P: 12	R: 0 E: 0 K: 1 S: 13	H: 2 LOB: 2 BB: 0 P: 21	R: 0 E: 0 K: 0 S: 7	H: 0 LOB: 0 BB: 0 P: 11	R: 0 E: 0 K: 0 S: 7	H: 0 LOB: 0 BB: 0 P: 12	R: 0 E: 0 K: 0 S: 8	H: 2 LOB: 2 BB: 0 P: 11	R: 0 E: 0 K: 1 S: 12	H: 1 LOB: 1 BB: 0 P: 15	1B: 7 2B: 2 3B: 0 HR: 0	SF: 0 SAC: 0 DP: 2 HBP: 0	WP: 0 PB: 0 SB: 0 CS: 0	PA: 35
PITCHER	IP WLS BF H R ER SO BB IBB HBP BLK WP HR S P ERA WHIP																			
39 Scott Feldman, R (1, 1) ERA: 2.93	7.0 W 27 6 0 0 2 1 0 0 0 0 0 0 0 56 89 0.00 1.000																			
49 Chris Ray, R (8, 1) ERA: 1.5	1.0 4 2 0 0 0 0 0 0 0 0 0 0 0 8 11 0.00 2.000																			
50 Frank Francisco, R (9, 1) ERA:	1.0 4 1 0 0 1 0 0 0 0 0 0 0 0 12 15 0.00 1.000																			

Batter	1	2	3	4	5	6	7	8	9	AB	R	H	RBI	BB	SO	LOB	BOTTOM	
3 Andrés Blanco, S (1, 6) 6 Esteban German, R (8, 6) OBP: 0.643, SLG: 0.692 OBP: 0.429, SLG: 0.313										4	1	2	0	0	1	0	Chicago White Sox @ Texas Rangers Surprise Stadium, Surprise, AZ Sun Mar 28 20:10, 4:08 PM - 6:36 PM EDT Att: 5,411 - Sunny - 79 F	
10 Michael Young, R (1, 5) 71 Matthew Brown, R (7, FR) OBP: 0.482, SLG: 0.468 OBP: 0.436, SLG: 0.613										4	0	2	0	0	0	2		
32 Josh Hamilton, L (1, 8) 97 Engel Beltre, L (7, PR) OBP: 0.478, SLG: 0.738 OBP: 0.286, SLG: 0.167										4	1	3	0	0	0	1		
27 Vladimir Guerrero, R (1, 10) Andy Jenkins, R (7, PR) OBP: 0.352, SLG: 0.429 OBP: 0.267, SLG: 0.448										4	0	2	2	0	0	2		
7 David Murphy, L (1, 7) OBP: 0.267, SLG: 0.448										3	0	2	2	1	0	1		
19 Chris Davis, L (1, 3) 51 Max Ramirez, R (8, 3) OBP: 0.359, SLG: 0.475 OBP: 0.269, SLG: 0.320										4	0	1	0	0	2	7		
2 Taylor Teagarden, R (1, 2) 15 Matt Treanor, R (7, 2) OBP: 0.299, SLG: 0.375 OBP: 0.286, SLG: 0.360										3	0	0	0	0	2	2		
18 Mitch Moreland, L (1, 9) 94 Joey Butler, R (8, 9) OBP: 0.414, SLG: 0.375 OBP: 0.571, SLG: 0.667										2	0	0	0	1	0	0		
23 Gregorio Petit, R (1, 4) OBP: 0.550, SLG: 0.625										4	0	1	0	0	1	3		
Inning Stats	R: 0 E: 0 K: 2 S: 12	H: 2 LOB: 3 BB: 1 P: 24	R: 0 E: 0 K: 0 S: 9	H: 0 LOB: 0 BB: 0 P: 14	R: 0 E: 0 K: 0 S: 8	H: 1 LOB: 0 BB: 0 P: 9	R: 0 E: 0 K: 1 S: 14	H: 1 LOB: 3 BB: 1 P: 23	R: 2 E: 0 K: 2 S: 7	H: 0 LOB: 0 BB: 0 P: 10	R: 2 E: 0 K: 0 S: 13	H: 4 LOB: 2 BB: 0 P: 24	R: 1 E: 0 K: 2 S: 14	H: 2 LOB: 1 BB: 1 P: 26	1B: 13 2B: 1 3B: 0 HR: 0	SF: 0 SAC: 0 DP: 1 HBP: 0	WP: 1 PB: 0 SB: 2 CS: 0	PA: 40
PITCHER	IP WLS BF H R ER SO BB IBB HBP BLK WP HR S P ERA WHIP																	
34 Gavin Floyd, R (1, 1) ERA: 5.06	6.0 L 28 8 2 2 2 0 2 0 0 0 0 0 0 63 102 3.00 1.667																	
68 Erick Threets, L (7, 1) ERA: 5.0	0.2 6 4 2 2 0 0 0 0 0 0 0 0 0 11 19 27.00 6.000																	
46 Sergio Santos, R (7, 1) ERA: 3.38	1.1 7 2 1 1 2 1 0 0 0 0 1 0 0 16 31 6.75 2.250																	

Batter	1	2	3	4	5	6	7	8	9	AB	R	H	RBI	BB	SO	LOB	TOP							
15 Jay Payton, R OBP: 0.277, SLG: 0.326 64 Cole Garner, R OBP: 0.318, SLG: 0.463	F8		5 1B 2B		F9		G1-3		K	4	1	1	0	0	0	1	Colorado Rockies @ Texas Rangers Surprise Stadium, Surprise, AZ Mon Mar 29 2010, 4:08 PM - 6:35 PM EDT Att: 6,726 - Cloudy - 79 F							
18 Jonathan Herrera, S OBP: 0.474, SLG: 0.659 Chris Nelson, R OBP: 0.290	K		6 BB 5 1B 19 FC6-6-6 BB		G4-3		SH1-2-3		K	2	1	0	1	1	1	0								
5 Carlos González, L OBP: 0.404, SLG: 0.542 13 Matt Miller, R OBP: 0.400, SLG: 0.483			19 6 BB 19 2-H 1B		K2-3		G6-3			4	0	2	1	0	1	0								
21 Miguel Olivo, R OBP: 0.333, SLG: 0.529 39 Paul Phillips, R OBP: 0.429, SLG: 0.474			19 6 BB 19 2-H 1B							2	1	0	0	1	2	3								
6 Melvin Mora, R OBP: 0.386, SLG: 0.400 3 Enc Young Jr., S OBP: 0.295, SLG: 0.444			9 1B 19 FC4-6 1B		F9		FC2-6 19 1B			2	0	1	0	1	0	1								
19 Ryan Spillborghs, R OBP: 0.388, SLG: 0.500 82 Tommy Field, R OBP: 0.474			9 HR 19 FC4-6 1B		F9		83 BB 1B			4	1	1	0	0	0	4								
9 Ian Stewart, L OBP: 0.417, SLG: 0.578 83 Kenny Perez, S OBP: 0.750, SLG: 0.500			9 HR 19 FC4-6 1B		P4		52 G5-4-3 BB			3	1	2	3	0	0	0								
Brad Eldred, R OBP: 0.500, SLG: 1.143 52 Josh Phelps, R OBP: 0.474			9 HR 19 FC4-6 1B		K		G5-4-3 BB			3	0	0	0	0	1	1								
72 Mike Paulk, L OBP: 0.340, SLG: 0.500			9 HR 19 FC4-6 1B		F7		15 G1-3 18 SH1-2-3 E6			4	1	0	0	0	1	0								
Inning Stats	R: 0 E: 0 K: 2 S: 12	H: 1 LOB: 1 BB: 0 P: 15	R: 2 E: 0 K: 0 S: 8	H: 2 LOB: 0 BB: 0 P: 13	R: 2 E: 0 K: 1 S: 10	H: 2 LOB: 1 BB: 2 P: 23	R: 0 E: 0 K: 1 S: 9	H: 0 LOB: 0 BB: 0 P: 13	R: 0 E: 0 K: 1 S: 9	H: 0 LOB: 0 BB: 0 P: 12	R: 1 E: 0 K: 0 S: 12	H: 1 LOB: 1 BB: 0 P: 21	R: 1 E: 1 K: 0 S: 6	H: 0 LOB: 0 BB: 0 P: 9	R: 0 E: 0 K: 0 S: 8	H: 2 LOB: 2 BB: 1 P: 16		R: 0 E: 0 K: 3 S: 11	H: 0 LOB: 0 BB: 0 P: 15	1B: 5 2B: 2 3B: 0 HR: 1	SF: 0 SAC: 1 DP: 2 HBP: 0	WP: 1 PB: 0 SB: 0 CS: 0	PA: 38	
PITCHER	IP WLS BF ERA WHIP	IP WLS BF ERA WHIP	IP WLS BF ERA WHIP	IP WLS BF ERA WHIP	IP WLS BF ERA WHIP	IP WLS BF ERA WHIP	IP WLS BF ERA WHIP	IP WLS BF ERA WHIP	IP WLS BF ERA WHIP	IP WLS BF ERA WHIP	IP WLS BF ERA WHIP	IP WLS BF ERA WHIP	IP WLS BF ERA WHIP	IP WLS BF ERA WHIP	IP WLS BF ERA WHIP	IP WLS BF ERA WHIP	IP WLS BF ERA WHIP	IP WLS BF ERA WHIP	IP WLS BF ERA WHIP	IP WLS BF ERA WHIP	IP WLS BF ERA WHIP	IP WLS BF ERA WHIP	IP WLS BF ERA WHIP	IP WLS BF ERA WHIP
54 Matt Harrison, L ERA: 3.94 28 Darren Oliver, L ERA: 12.0 30 Nefthali Feliz, R ERA: 12.0	7.0 W 30 6.43 1.286	1.0 H 5 0.00 3.000	1.0 S 3 0.00 0.000	1.0 S 3 0.00 0.000	1.0 S 3 0.00 0.000	1.0 S 3 0.00 0.000	1.0 S 3 0.00 0.000	1.0 S 3 0.00 0.000	1.0 S 3 0.00 0.000	1.0 S 3 0.00 0.000	1.0 S 3 0.00 0.000	1.0 S 3 0.00 0.000	1.0 S 3 0.00 0.000	1.0 S 3 0.00 0.000	1.0 S 3 0.00 0.000	1.0 S 3 0.00 0.000	1.0 S 3 0.00 0.000	1.0 S 3 0.00 0.000	1.0 S 3 0.00 0.000	1.0 S 3 0.00 0.000	1.0 S 3 0.00 0.000	1.0 S 3 0.00 0.000	1.0 S 3 0.00 0.000	1.0 S 3 0.00 0.000

AB 33
R 6
H 8
RBI 5
BB 4
SO 8
LOB 14



Batter	1	2	3	4	5	6	7	8	9	AB	R	H	RBI	BB	SO	LOB	BOTTOM							
20 Julio Borbon, L OBP: 0.321, SLG: 0.329	G1-3				10 2B 32 SF7 1B		G4-3		G4-3	5	1	1	0	0	1	2	Colorado Rockies @ Texas Rangers Surprise Stadium, Surprise, AZ Mon Mar 29 2010, 4:08 PM - 6:35 PM EDT Att: 6,726 - Cloudy - 79 F							
10 Michael Young, R OBP: 0.482, SLG: 0.520			G3		27 1B 2B		32 F7 27 SF9 2B			3	2	2	0	1	0	0								
32 Josh Hamilton, L OBP: 0.440, SLG: 0.689			F7		SF7		F7			3	0	0	1	0	0	2								
27 Vladimir Guerrero, R OBP: 0.345, SLG: 0.423			FC6-4 BB		G5-3		SF9			3	1	1	2	0	0	1								
17 Nelson Cruz, R OBP: 0.435, SLG: 0.736			L6		17 HR 1B		19 1B 2B			4	2	3	2	0	0	0								
19 Chris Davis, L OBP: 0.382, SLG: 0.492			21 G3 3 1B 1B		K		51 FC6-4 1B			4	1	3	1	0	1	1								
21 Jarrod Saltalamacchia, R OBP: 0.222, SLG: 0.500 51 Max Ramirez, R OBP: 0.259, SLG: 0.308			G3		G4-3		K			3	0	0	0	0	1	3								
3 Andrés Blanco, S OBP: 0.556, SLG: 0.588			G3		G4-3		K			1	0	0	0	0	0	1								
1 Elvis Andrus, R OBP: 0.288, SLG: 0.328			1 BB 1B		F8		F8			4	0	1	1	0	0	1								
Inning Stats	R: 0 E: 0 K: 0 S: 11	H: 0 LOB: 1 BB: 1 P: 17	R: 1 E: 0 K: 1 S: 18	H: 2 LOB: 2 BB: 1 P: 26	R: 0 E: 0 K: 0 S: 8	H: 0 LOB: 0 BB: 0 P: 12	R: 0 E: 0 K: 1 S: 7	H: 1 LOB: 1 BB: 0 P: 11	R: 4 E: 0 K: 2 S: 18	H: 5 LOB: 1 BB: 0 P: 24	R: 0 E: 0 K: 1 S: 5	H: 0 LOB: 0 BB: 0 P: 8	R: 2 E: 0 K: 0 S: 11	H: 3 LOB: 1 BB: 0 P: 15	R: 0 E: 0 K: 0 S: 7	H: 0 LOB: 0 BB: 0 P: 9		1B: 6 2B: 4 3B: 0 HR: 1	SF: 2 SAC: 0 DP: 0 HBP: 0	WP: 0 PB: 0 SB: 0 CS: 0	PA: 37			
PITCHER	IP WLS BF ERA WHIP	IP WLS BF ERA WHIP	IP WLS BF ERA WHIP	IP WLS BF ERA WHIP	IP WLS BF ERA WHIP	IP WLS BF ERA WHIP	IP WLS BF ERA WHIP	IP WLS BF ERA WHIP	IP WLS BF ERA WHIP	IP WLS BF ERA WHIP	IP WLS BF ERA WHIP	IP WLS BF ERA WHIP	IP WLS BF ERA WHIP	IP WLS BF ERA WHIP	IP WLS BF ERA WHIP	IP WLS BF ERA WHIP	IP WLS BF ERA WHIP	IP WLS BF ERA WHIP	IP WLS BF ERA WHIP	IP WLS BF ERA WHIP	IP WLS BF ERA WHIP	IP WLS BF ERA WHIP	IP WLS BF ERA WHIP	IP WLS BF ERA WHIP
46 Jason Hammel, R ERA: 4.88 56 Franklin Morales, L ERA: 9.26 63 Rafael Betancourt, R ERA: 9.0 97 Joe Beimel, L ERA:	5.0 W 25 9.00 2.000	1.0 L 6 0.00 3.000	1.0 L 6 0.00 3.000	1.0 L 6 0.00 3.000	1.0 L 6 0.00 3.000	1.0 L 6 0.00 3.000	1.0 L 6 0.00 3.000	1.0 L 6 0.00 3.000	1.0 L 6 0.00 3.000	1.0 L 6 0.00 3.000	1.0 L 6 0.00 3.000	1.0 L 6 0.00 3.000	1.0 L 6 0.00 3.000	1.0 L 6 0.00 3.000	1.0 L 6 0.00 3.000	1.0 L 6 0.00 3.000	1.0 L 6 0.00 3.000	1.0 L 6 0.00 3.000	1.0 L 6 0.00 3.000	1.0 L 6 0.00 3.000	1.0 L 6 0.00 3.000	1.0 L 6 0.00 3.000	1.0 L 6 0.00 3.000	1.0 L 6 0.00 3.000

AB 33
R 7
H 11
RBI 7
BB 2
SO 5
LOB 11



Batter	1	2	3	4	5	6	7	8	9	AB	R	H	RBI	BB	SO	LOB	TOP						
20 Julio Borbon, L (1.8) 91 James Tomlin, R (7.8)										4	0	2	0	0	1	1	<p>Texas Rangers @ Arizona Diamondbacks Tucson Electric Park, Tucson, AZ Tue Mar 30 2010, 4:16 PM - 6:37 PM EDT Att: 5,184 - Sunny - 85 F</p> <p>livebaseballscorecards.com</p> <p>AB 39 R 4 H 14 RBI 4 BB 0 SO 10 LOB 17</p>						
1 Elvis Andrus, R (1.6) 23 Gregorio Petit, R (7.6)										4	1	1	2	0	1	2							
7 David Murphy, L (1.7) Andy Jenkins, R (7.9)										4	0	1	1	0	2	2							
17 Nelson Cruz, R (1.9) 71 Matthew Brown, R (7.5)										3	0	1	0	0	1	1							
19 Chris Davis, L (1.3) 51 Max Ramirez, R (7.3)										3	0	1	0	0	0	1							
2 Taylor Tsagarden, R (1.2)										4	0	2	0	0	1	2							
6 Esteban German, R (1.5) (7.7)										4	1	2	0	0	1	2							
14 Joaquin Arias, R (1.4) 49 Chris Ray, R (8.1) 55 Willie Eyre, R (9.1)										4	1	1	0	0	1	4							
48 Colby Lewis, R (1.1) 3 Andrés Blanco, S (8.4)										2	1	1	1	0	0	0							
Inning Stats	R: 0 E: 0 K: 3 S: 10	H: 1 LOB: 1 BB: 0 P: 11	R: 0 E: 0 K: 1 S: 6	H: 1 LOB: 1 BB: 0 P: 6	R: 0 E: 0 K: 0 S: 3	H: 0 LOB: 0 BB: 0 P: 3	R: 0 E: 0 K: 1 S: 6	H: 1 LOB: 1 BB: 0 P: 6	R: 2 E: 0 K: 1 S: 7	H: 3 LOB: 1 BB: 0 P: 8	R: 0 E: 0 K: 1 S: 6	H: 1 LOB: 1 BB: 0 P: 6	R: 2 E: 0 K: 1 S: 7	H: 3 LOB: 1 BB: 0 P: 7	R: 0 E: 0 K: 1 S: 7	H: 2 LOB: 2 BB: 0 P: 7		R: 0 E: 0 K: 1 S: 7	H: 2 LOB: 2 BB: 0 P: 7	1B: 8 2B: 6 3B: 0 HR: 0	SF: 0 SAC: 1 DP: 0 HBP: 0	WP: 0 PB: 1 SB: 0 CS: 0	PA: 40
PITCHER	IP WLS BF H R ER SO BB IBB HBP BLK WP HR S P ERA WHIP																						
15 Dan Haren, R (1.1) ERA: 5.25	6.1 L 27 8 3 3 7 0 0 0 0 0 0 0 41 42 4.26 1.263																						
47 Leo Rosales, R (7.1) ERA: 4.66	0.2 3 2 1 1 1 0 0 0 0 0 0 0 5 5 13.50 3.000																						
55 Blaine Boyer, R (8.1) ERA: 7.0	1.0 5 2 0 0 1 0 0 0 0 0 0 0 7 7 0.00 2.000																						
50 Chad Qualls, R (9.1) ERA: 7.56	1.0 5 2 0 0 1 0 0 0 0 0 0 0 7 7 0.00 2.000																						

Batter	1	2	3	4	5	6	7	8	9	AB	R	H	RBI	BB	SO	LOB	BOTTOM				
34 Conor Jackson, R (1.7) 4 Rusty Ryal, R (6.7)										2	0	0	0	1	0	0	<p>Texas Rangers @ Arizona Diamondbacks Tucson Electric Park, Tucson, AZ Tue Mar 30 2010, 4:16 PM - 6:37 PM EDT Att: 5,184 - Sunny - 85 F</p> <p>livebaseballscorecards.com</p> <p>AB 33 R 2 H 8 RBI 2 BB 2 SO 5 LOB 13</p>				
2 Kelly Johnson, L (1.4) 11 Augie Ojeda, S (7.6)										3	0	0	0	0	1	2					
25 Adam LaRoche, L (1.3) 21 Jeff Bailey, R (7.3)										2	0	1	0	0	0	0					
27 Mark Reynolds, R (1.5) 14 Ryan Roberts, R (7.5)										3	0	0	0	0	1	4					
26 Miguel Montero, L (1.2) 47 Leo Rosales, R (7.1) 55 Blaine Boyer, R (8.1) 79 Konrad Schmidt, R (8, PH) 50 Chad Qualls, R (9.1)										3	0	1	0	0	1	0					
3 Tony Abreu, S (1.6) (7.4)										4	0	0	0	0	1						
18 Gerardo Parra, L (1.8) 12 Drew Macias, L (1.9)										4	0	2	0	0	1	0					
15 Dan Haren, R (1.1) 28 John Hester, R (7.2)										3	0	0	0	1	1	2					
Inning Stats	R: 0 E: 0 K: 1 S: 6	H: 1 LOB: 1 BB: 0 P: 6	R: 0 E: 0 K: 0 S: 3	H: 0 LOB: 0 BB: 0 P: 3	R: 0 E: 0 K: 1 S: 6	H: 1 LOB: 3 BB: 1 P: 11	R: 0 E: 0 K: 0 S: 4	H: 2 LOB: 1 BB: 0 P: 4	R: 0 E: 0 K: 2 S: 7	H: 0 LOB: 0 BB: 0 P: 7	R: 0 E: 0 K: 0 S: 3	H: 1 LOB: 0 BB: 0 P: 4	R: 2 E: 1 K: 0 S: 6	H: 3 LOB: 1 BB: 0 P: 6	R: 0 E: 0 K: 1 S: 5	H: 0 LOB: 1 BB: 1 P: 9		1B: 7 2B: 1 3B: 0 HR: 0	SF: 0 SAC: 0 DP: 1 HBP: 1	WP: 0 PB: 0 SB: 0 CS: 1	PA: 36
PITCHER	IP WLS BF H R ER SO BB IBB HBP BLK WP HR S P ERA WHIP																				
48 Colby Lewis, R (1.1) ERA: 5.3	7.1 W 29 7 2 2 4 1 0 0 0 0 0 0 35 41 2.46 1.091																				
49 Chris Ray, R (8.1) ERA: 1.59	0.2 H 3 1 0 0 0 0 0 0 0 0 0 0 3 3 0.00 1.500																				
55 Willie Eyre, R (9.1) ERA:	1.0 S 4 0 0 0 0 1 1 0 0 0 0 0 5 9 0.00 1.000																				

Batter	1	2	3	4	5	6	7	8	9	AB	R	H	RBI	BB	SO	LOB	TOP			
20 Julio Borbon, L (1, 8) OBP: 0.356, SLG: 0.417 7 David Murphy, L (5, PH) OBP: 0.258, SLG: 0.422	3-2 HR	0-0 1B		0-0 2B	0-0 F9			0-0 G4-3		3	2	3	1	0	0	0				
10 Michael Young, R (1, 5) OBP: 0.484, SLG: 0.569 6 Esteban German, R (5, 5)	0-0 1B	0-0 1B		0-0 F9				0-0 L9		3	0	2	0	0	0	1				
32 Josh Hamilton, L (1, 7) OBP: 0.448, SLG: 0.679 91 James Tomlin, R (4, 7)	FC6-4 1B	K		0-0 1B				4-0 BB		3	2	1	1	0	1	4				
17 Nelson Cruz, R (1, 9) OBP: 0.419, SLG: 0.688 18 Mitch Moreland, L (6, 9)	0-0 2B	G5-3		3-H 1B				0-0 F9		3	1	1	0	1	0	4				
19 Chris Davis, L (1, 3) OBP: 0.385, SLG: 0.493 71 Matthew Brown, R (6, 3)	K			0-0 1B				1-0 CS		3	0	1	1	0	1	2				
14 Joaquin Arias, R (1, 4) OBP: 0.302, SLG: 0.281	0-0 1B			0-0 1B				0-0 G5-3		5	0	1	2	0	1	2				
2 Taylor Teagarden, R (1, 2) OBP: 0.310, SLG: 0.395 15 Matt Treanor, R (6, 2)	2-H 3-H K			1-0 HBP				0-0 1B		2	0	0	0	0	2	3				
1 Elvis Andrus, R (1, 6) OBP: 0.273, SLG: 0.310 23 Gregorio Petit, R (6, 6)		G5-3		1-2 HBP				0-0 G4-3		2	0	0	0	0	0	0				
50 Frank Francisco, R (1, 1) 21 Jarrod Saltalamacchia, S (2, PH) 90 Mike Ballard, R (2, 1) 22 Tanner Scheppers, R (5, 1) 3 Andrés Blanco, S (8, PH) 98 Richard Bleier, L (8, 1)	0-0 1B			0-0 K				0-0 G4-3		0	0	0	0	0	0	0				
Inning Stats	R: 3 E: 0 K: 2 S: 13	H: 4 LOB: 1 BB: 0 P: 16	R: 0 E: 0 K: 1 S: 8	H: 3 LOB: 3 BB: 0 P: 8	R: 0 E: 0 K: 1 S: 5	H: 0 LOB: 2 BB: 0 P: 7	R: 2 E: 0 K: 2 S: 10	H: 3 LOB: 2 BB: 1 P: 14	R: 0 E: 0 K: 0 S: 3	H: 0 LOB: 0 BB: 1 P: 7	R: 0 E: 0 K: 2 S: 8	H: 1 LOB: 1 BB: 0 P: 8	R: 0 E: 0 K: 0 S: 3	H: 0 LOB: 0 BB: 0 P: 3	R: 1 E: 1 K: 1 S: 6	H: 0 LOB: 1 BB: 1 P: 10	1B: 8 2B: 2 3B: 0 HR: 1	SF: 0 SAC: 0 DP: 0 HBP: 2	WP: 0 PB: 0 SB: 0 CS: 1	PA: 44
PITCHER	IP WLS BF H R ER SO BB IBB HBP BLK WP HR S P ERA WHIP																			
47 Johnny Cueto, R (1, 1) ERA: 5.4	4.0 25 10 5 5 6 1 0 2 0 0 0 1 36 45 11.25 2.750																			
48 Francisco Cordero, R (5, 1) ERA: 3.38	1.0 3 0 0 0 0 0 0 0 0 0 0 0 0 3 3 0.00 0.000																			
40 Nick Masset, R (6, 1) ERA: 3.38	1.0 3 0 0 0 0 0 1 0 0 0 0 0 0 2 7 0.00 1.000																			
56 Matt Maloney, L (7, 1) ERA: 6.35	3.0 W 12 1 1 0 3 1 0 0 0 0 0 0 0 17 21 0.00 0.667																			

Texas Rangers @ Cincinnati Reds
Goodyear Ballpark, Goodyear, AZ
Thu Apr 01 2010, 4:19 PM - 6:52 PM EDT
Att: 2,057 - Sunny - 75 F

AB 38
R 6
H 11
RBI 5
BB 3
SO 9
LOB 22



Batter	1	2	3	4	5	6	7	8	9	AB	R	H	RBI	BB	SO	LOB	BOTTOM			
6 Drew Stubbs, R (1, 8) OBP: 0.373, SLG: 0.759 58 Josh Anderson, L (6, PH) OBP: 0.227, SLG: 0.200	0-0 F8			0-0 E6				0-0 G6-3		3	0	0	0	0	1	1				
16 Chris Burke, R (1, 4) OBP: 0.333, SLG: 0.393 3 Aaron Miles, S (6, PH) OBP: 0.222, SLG: 0.212	0-0 1B			0-0 2B				4-0 BB		3	2	2	0	0	1	2				
25 Wladimir Balentien, R (1, 7) OBP: 0.283, SLG: 0.571 51 Dave Sappelt, R (7, 7)	0-0 K			0-0 1B				4-0 BB		3	1	2	1	0	1	1				
27 Scott Rolen, R (1, 5) OBP: 0.357, SLG: 0.447 70 Todd Frazier, R (6, 5)	0-0 HR			0-0 K				0-0 L4		3	1	1	2	0	1	2				
17 Laynce Nix, L (1, 9) OBP: 0.283, SLG: 0.614 83 Denis Phipps, R (7, 9)	0-0 1B			0-0 SF8				0-0 K		2	0	1	1	0	1	0				
56 Ramon Hernandez, R (1, 2) OBP: 0.500, SLG: 0.581 74 Brandon Yarbrough, L (7, 2)	0-0 1B			0-0 K				0-0 G4-3		3	1	2	0	0	1	1				
43 Miguel Cairo, R (1, 3) OBP: 0.283, SLG: 0.333 80 Danny Dorn, L (7, 3)	0-0 1B			0-0 K				0-0 G4-3		3	1	2	0	0	1	1				
7 Paul Janish, R (1, 6) OBP: 0.385, SLG: 0.639 73 Zack Cozart, R (7, 6)		G5-3		0-0 F7				0-0 G4-3		3	0	1	1	0	0	0				
47 Johnny Cueto, R (1, 1) 15 Drew Sutton, S (4, PH) 48 Francisco Cordero, R (5, 1) 64 Juan Francisco, L (5, PH) 40 Nick Masset, R (8, 1) 56 Matt Maloney, L (7, 1)		G6-3		0-0 E5				0-0 G4-3		1	0	0	0	0	0	0				
Inning Stats	R: 2 E: 0 K: 1 S: 9	H: 4 LOB: 2 BB: 0 P: 9	R: 0 E: 0 K: 1 S: 5	H: 0 LOB: 0 BB: 0 P: 5	R: 1 E: 0 K: 2 S: 9	H: 2 LOB: 1 BB: 0 P: 9	R: 0 E: 2 K: 1 S: 7	H: 0 LOB: 2 BB: 0 P: 7	R: 0 E: 0 K: 0 S: 3	H: 0 LOB: 0 BB: 0 P: 7	R: 1 E: 0 K: 0 S: 5	H: 2 LOB: 1 BB: 0 P: 5	R: 0 E: 0 K: 0 S: 3	H: 1 LOB: 2 BB: 2 P: 11	R: 1 E: 0 K: 0 S: 4	H: 1 LOB: 0 BB: 0 P: 5	1B: 8 2B: 2 3B: 0 HR: 3	SF: 1 SAC: 0 DP: 0 HBP: 0	WP: 2 PB: 0 SB: 2 CS: 0	PA: 43
PITCHER	IP WLS BF H R ER SO BB IBB HBP BLK WP HR S P ERA WHIP																			
50 Frank Francisco, R (1, 1) ERA: 3.6	1.0 7 4 2 2 2 1 0 0 0 0 0 1 9 9 18.00 4.000																			
90 Mike Ballard, L (2, 1) ERA: 4.91	3.2 B 18 4 3 2 5 0 0 0 0 0 1 1 29 32 4.91 1.091																			
22 Tanner Scheppers, R (5, 1) ERA: 3.38	2.1 B 10 3 1 1 2 0 0 0 0 0 1 0 14 15 3.86 1.286																			
98 Richard Bleier, L (8, 1) ERA: 5.4	1.2 L 8 2 1 1 0 2 0 0 0 0 0 0 1 7 16 5.40 2.400																			

Texas Rangers @ Cincinnati Reds
Goodyear Ballpark, Goodyear, AZ
Thu Apr 01 2010, 4:19 PM - 6:52 PM EDT
Att: 2,057 - Sunny - 75 F

AB 40
R 7
H 13
RBI 7
BB 2
SO 8
LOB 15



Batter	1	2	3	4	5	6	7	8	9	AB	R	H	RBI	BB	SO	LOB	TOP			
9 David DeJesus, L (1.9) OBP: 0.361, SLG: 0.517 41 Buck Coats, L (7.8) OBP: 0.290, SLG: 0.276	G4-3		K			P5		F8		3	0	0	0	0	1	0				
22 Scott Podsednik, L (1.7) OBP: 0.375, SLG: 0.460 64 Scott Thorman, L (7.7) OBP: 0.350, SLG: 0.500	F7				F7		G4-3		G4-3	3	0	0	0	0	0	0				
16 Billy Butler, R (1.3) OBP: 0.361, SLG: 0.379 46 Wilson Betemit, S (7.3) OBP: 0.375, SLG: 0.542	K				G5-3		G4-3		K	3	0	0	0	0	1	0				
6 Jose Guillen, R (1.10) OBP: 0.300, SLG: 0.408 63 Edwin Bellorin, R (9. PH) OBP: 0.412, SLG: 0.412		G5-3			L7				G6-3	3	1	1	0	0	0	0				
12 Mitch Maier, L (1.8) OBP: 0.508, SLG: 0.768										2	0	1	1	1	1	0				
13 Alberto Callaspo, S (1.5) OBP: 0.463, SLG: 0.620 8 Willie Bloomquist, R (6.5) OBP: 0.406, SLG: 0.452										2	0	0	0	0	0	1				
3 Yuniesky Betancourt, R (1.6) OBP: 0.354, SLG: 0.404 72 Irving Falu, S (7.6) OBP: 0.333, SLG: 0.378										1	0	0	0	1	1	1				
18 Jason Kendall, R (1.2) OBP: 0.234, SLG: 0.214 3 Brayan Peña, S (6.2) OBP: 0.340, SLG: 0.535										2	0	0	0	0	0	0				
17 Chris Getz, L (1.4) OBP: 0.328, SLG: 0.333 30 Mike Aviles, R (6.4) OBP: 0.509, SLG: 0.720										2	0	0	0	0	0	0				
Inning Stats	R: 0 E: 0 K: 1 S: 7	H: 0 LOB: 0 BB: 0 P: 10	R: 0 E: 0 K: 1 S: 8	H: 0 LOB: 1 BB: 1 P: 16	R: 0 E: 0 K: 1 S: 9	H: 0 LOB: 0 BB: 0 P: 15	R: 0 E: 0 K: 0 S: 5	H: 0 LOB: 0 BB: 0 P: 10	R: 0 E: 0 K: 1 S: 5	H: 0 LOB: 0 BB: 1 P: 10	R: 1 E: 0 K: 0 S: 10	H: 2 LOB: 1 BB: 0 P: 18	R: 0 E: 0 K: 0 S: 9	H: 1 LOB: 1 BB: 0 P: 12	R: 0 E: 0 K: 1 S: 8	H: 0 LOB: 0 BB: 0 P: 12	1B: 1 2B: 1 3B: 1 HR: 0	SF: 0 SAC: 0 DP: 0 HBP: 0	WP: 1 PB: 0 SB: 0 CS: 1	PA: 32
PITCHER	IP WLS BF H R ER SO BB IBB HBP BLK WP HR S P ERA WHIP																			
36 C.J. Wilson, L (1.1) ERA: 3.24 28 Darren Oliver, L (6.1) ERA 55 Willie Eyre, R (7.1) ERA: 1.93 57 Dustin Nippert, R (8.1) ERA	5.0 1.0 1.0 2.0	WLS 3 W S	BF 16 5 7	H 0 2 1	R 0 1 0	ER 0 1 0	SO 4 0 1	BB 2 0 0	IBB 0 0 0	HBP 0 0 0	BLK 0 0 0	WP 1 0 0	HR 0 8 10	S 34 14 17	P 61 18 24	ERA 0.00 0.00 9.00 0.00	WHIP 0.400 0.000 2.000 0.500			

Kansas City Royals @ Texas Rangers
Rangers Ballpark in Arlington, Arlington, TX
Fri Apr 02 2010, 8:06 PM - 10:32 PM EDT
Att: 20,331 - Clear - 80 F

AB 29
R 1
H 3
RBI 1
BB 2
SO 5
LOB 6



Batter	1	2	3	4	5	6	7	8	9	AB	R	H	RBI	BB	SO	LOB	BOTTOM			
20 Julio Borbon, L (1.8) OBP: 0.359, SLG: 0.419 91 James Tomlin, R (7.7) OBP: 0.290, SLG: 0.276	G6-4-3		G6-3			SH5-3		K		2	0	1	0	0	0	1				
10 Michael Young, R (1.5) OBP: 0.483, SLG: 0.541 71 Matthew Brown, R (7.5) OBP: 0.409, SLG: 0.543	G6-4-3		F8			K				3	0	0	0	0	1	3				
32 Josh Hamilton, L (1.7) OBP: 0.426, SLG: 0.643 18 Mitch Moreland, L (7.9) OBP: 0.387, SLG: 0.346	G4-3					P2		F8		3	0	0	0	0	0	1				
27 Vladimir Guerrero, R (1.10) OBP: 0.348, SLG: 0.433 14 Joaquin Arias, R (8.10) OBP: 0.297, SLG: 0.276	G5-3									3	0	1	0	0	0	0				
7 David Murphy, L (1.9) OBP: 0.257, SLG: 0.456	G3									4	1	1	2	0	1	1				
19 Chris Davis, L (1.3) OBP: 0.395, SLG: 0.494 25 Ryan Garko, R (8.3) OBP: 0.289, SLG: 0.341										2	0	1	0	0	0	0				
21 Jarrod Saltalamacchia, R (8.2) OBP: 0.339, SLG: 0.480 92 Elio Sarmiento, S (8.2) OBP: 0.289, SLG: 0.341										3	0	0	0	0	2	2				
3 Andrés Blanco, S (1.6) OBP: 0.481, SLG: 0.480 Gulder Rodriguez, S (8.6) OBP: 0.289, SLG: 0.341										2	0	1	0	1	0	0				
23 Gregorio Petit, R (1.4) OBP: 0.520, SLG: 0.550 6 Esteban German, R (9.4) OBP: 0.417, SLG: 0.342										2	0	0	0	1	1	3				
Inning Stats	R: 0 E: 0 K: 0 S: 11	H: 1 LOB: 0 BB: 0 P: 17	R: 0 E: 0 K: 1 S: 6	H: 0 LOB: 1 BB: 0 P: 9	R: 0 E: 0 K: 0 S: 9	H: 0 LOB: 1 BB: 1 P: 15	R: 0 E: 0 K: 0 S: 6	H: 0 LOB: 0 BB: 0 P: 7	R: 0 E: 0 K: 1 S: 7	H: 0 LOB: 0 BB: 0 P: 13	R: 0 E: 0 K: 1 S: 10	H: 0 LOB: 1 BB: 1 P: 15	R: 2 E: 0 K: 2 S: 17	H: 4 LOB: 2 BB: 0 P: 25	R: 0 E: 0 K: 2 S: 12	H: 0 LOB: 1 BB: 1 P: 18	1B: 4 2B: 0 3B: 0 HR: 1	SF: 0 SAC: 1 DP: 1 HBP: 1	WP: 0 PB: 0 SB: 0 CS: 0	PA: 32
PITCHER	IP WLS BF H R ER SO BB IBB HBP BLK WP HR S P ERA WHIP																			
44 Luke Hochevar, R (1.1) ERA: 3.15 31 Dusty Hughes, L (5.1) ERA: 5.11 48 Joaquin Soria, R (7.1) ERA: 7.71 51 Robinson Tejeda, R (8.1) ERA: 6.57	4.0 2.0 1.0 1.0	WLS 0 L 0	BF 14 7 7 4	H 1 4 0	R 0 2 0	ER 0 2 0	SO 1 2 2	BB 1 0 0	IBB 0 0 0	HBP 0 0 0	BLK 0 0 0	WP 0 0 0	HR 0 1 0	S 32 17 17	P 48 25 18	ERA 0.00 0.00 18.00 0.00	WHIP 0.500 0.500 4.000 1.000			

Kansas City Royals @ Texas Rangers
Rangers Ballpark in Arlington, Arlington, TX
Fri Apr 02 2010, 8:06 PM - 10:32 PM EDT
Att: 20,331 - Clear - 80 F

AB 27
R 2
H 5
RBI 2
BB 3
SO 7
LOB 15



Batter	1	2	3	4	5	6	7	8	9	AB	R	H	RBI	BB	SO	LOB	TOP																			
9 David DeJesus, L (1,9) OBP: 0.381, SLG: 0.542										1	1	1	1	1	0	0	Kansas City Royals @ Texas Rangers Dr. Pepper Ballpark, Frisco, TX Sat Apr 03 2010, 2:12 PM - 5:06 PM EDT Att: 11,226 - Partly Cloudy - 73 F																			
41 Buck Coats, L (3,9) OBP: 0.286, SLG: 0.273										4	0	1	0	0	0	3																				
22 Scott Podsednik, L (1,7) OBP: 0.379, SLG: 0.462										2	0	1	0	0	0	1																				
64 Scott Thorman, L (3,7) OBP: 0.349, SLG: 0.483										2	1	0	0	0	0	3																				
16 Billy Butler, R (1,3) OBP: 0.377, SLG: 0.391										3	1	2	3	1	0	0																				
24 Rick Ankiel, L (1,8) OBP: 0.290, SLG: 0.500										5	1	1	1	0	1	4																				
6 Jose Guillen, R (1,10) OBP: 0.288, SLG: 0.392										2	0	0	0	0	0	0																				
12 Mitch Maier, L (5, PH) OBP: 0.530, SLG: 0.814										3	1	3	2	0	0	0																				
8 Willie Bloomquist, R (1,5) OBP: 0.399, SLG: 0.429										4	1	1	1	0	1	2																				
30 Mike Aviles, R (7,5) OBP: 0.517, SLG: 0.725										1	0	1	0	0	0	0																				
3 Yuniesky Betancourt, R (1,6) OBP: 0.289, SLG: 0.382										3	0	0	0	0	1	0																				
46 Wilson Betemit, S (7, PH) OBP: 0.379, SLG: 0.560										2	1	1	1	0	0	2																				
18 Jason Kendall, R (1,2) OBP: 0.245, SLG: 0.209										1	1	0	0	0	1	0																				
63 Edwin Bellorin, R (5,2) OBP: 0.350, SLG: 0.350										3	0	0	0	0	1	1																				
17 Chris Getz, L (1,4) OBP: 0.371, SLG: 0.370										3	2	3	1	1	0	0																				
72 Irving Falu, S (7,4) OBP: 0.326, SLG: 0.368										1	0	0	0	0	0	0																				
Inning Stats	R: 0 E: 1 K: 0 S: 3	H: 1 LOB: 1 BB: 1 P: 7	R: 0 E: 0 K: 0 S: 3	H: 0 LOB: 0 BB: 0 P: 3	R: 2 E: 0 K: 2 S: 10	H: 3 LOB: 1 BB: 0 P: 10	R: 0 E: 0 K: 1 S: 5	H: 0 LOB: 0 BB: 0 P: 5	R: 3 E: 0 K: 0 S: 6	H: 3 LOB: 2 BB: 0 P: 8	R: 0 E: 0 K: 1 S: 6	H: 1 LOB: 2 BB: 1 P: 10	R: 5 E: 0 K: 1 S: 10	H: 5 LOB: 1 BB: 1 P: 15	R: 0 E: 0 K: 0 S: 5	H: 2 LOB: 2 BB: 0 P: 5	R: 0 E: 0 K: 0 S: 3	H: 0 LOB: 0 BB: 0 P: 3	1B: 11 2B: 3 3B: 1 HR: 0	SF: 1 SAC: 0 DP: 1 HBP: 2	WP: 0 PB: 0 SB: 1 CS: 0	PA: 46														
PITCHER	IP	WLS	BF	H	R	ER	SO	BB	IBB	HBP	BLK	WP	HR	S	P	ERA	WHIP	PITCHER		IP	WLS	BF	H	R	ER	SO	BB	IBB	HBP	BLK	WP	HR	S	P	ERA	WHIP
54 Matt Harrison, L (1,1) ERA: 5.14	5.0		24	7	5	5	3	1	0	2	0	0	0	0	27	33	9.00	1.600	50 Frank Francisco, R (9,1) ERA: 3.0		1.0		3	0	0	0	0	0	0	0	0	3	3	0.00	0.000	
52 Doug Mathis, R (6,1) ERA: 3.49	1.0	H	5	1	0	0	1	1	0	0	0	0	0	6	10	0.00	2.000																			
49 Chris Ray, R (7,1) ERA: 9.0	0.1	L	6	4	5	5	1	1	0	0	0	0	0	7	12	135.00	15.000																			
44 Geoff Geary, R (7,1) ERA: 4.15	0.2		3	1	0	0	0	0	0	0	0	0	0	3	3	0.00	1.500																			
30 Neftali Feliz, R (8,1) ERA: 10.9	1.0		5	2	0	0	0	0	0	0	0	0	0	5	5	0.00	2.000																			

Batter	1	2	3	4	5	6	7	8	9	AB	R	H	RBI	BB	SO	LOB	BOTTOM																			
20 Julio Borbon, L (1,8) OBP: 0.368, SLG: 0.427										3	0	2	1	0	0	0	Kansas City Royals @ Texas Rangers Dr. Pepper Ballpark, Frisco, TX Sat Apr 03 2010, 2:12 PM - 5:06 PM EDT Att: 11,226 - Partly Cloudy - 73 F																			
7 David Murphy, L (6,8) OBP: 0.290, SLG: 0.443										2	0	0	0	0	1	2																				
10 Michael Young, R (1,5) OBP: 0.464, SLG: 0.540										2	0	1	0	0	0	1																				
Guilherme Rodriguez, S (4, PH) OBP: 0.333, SLG: 0.667										3	0	1	1	0	0	1																				
32 Josh Hamilton, L (1,7) OBP: 0.406, SLG: 0.610										3	0	0	0	0	1	3																				
6 Esteban German, R (5,7) OBP: 0.400, SLG: 0.325										2	0	0	0	0	1	2																				
27 Vladimir Guerrero, R (1,10) OBP: 0.371, SLG: 0.375										3	1	1	0	0	1	0																				
92 Elio Sarmiento, S (5, PR) ERA: 1.99										2	0	0	0	0	1	0																				
17 Nelson Cruz, R (1,9) OBP: 0.434, SLG: 0.712										2	1	2	1	0	0	0																				
18 Mitch Moreland, L (5, PH) OBP: 0.382, SLG: 0.379										3	0	1	0	0	0	1																				
25 Ryan Garko, R (1,3) OBP: 0.333, SLG: 0.419										2	1	2	1	0	0	0																				
71 Matthew Brown, R (7, PH) OBP: 0.413, SLG: 0.541										2	0	1	0	0	0	1																				
2 Taylor Teagarden, R (1,2) OBP: 0.281, SLG: 0.345										2	1	0	0	0	1	5																				
15 Matt Treanor, R (8,2) OBP: 0.281, SLG: 0.345										2	0	0	0	0	1	1																				
3 Andrés Blanco, S (1,6) OBP: 0.467, SLG: 0.500										3	1	1	1	0	1	5																				
Renny Osuna, R (6,6)										0	1	0	0	1	0	0																				
14 Joaquin Arias, R (1,4) OBP: 0.309, SLG: 0.306										4	1	2	2	0	1	2																				
Inning Stats	R: 0 E: 0 K: 1 S: 5	H: 1 LOB: 0 BB: 0 P: 6	R: 1 E: 0 K: 1 S: 7	H: 2 LOB: 0 BB: 0 P: 9	R: 0 E: 0 K: 0 S: 3	H: 1 LOB: 0 BB: 0 P: 3	R: 5 E: 0 K: 0 S: 8	H: 5 LOB: 1 BB: 0 P: 9	R: 0 E: 0 K: 3 S: 11	H: 1 LOB: 3 BB: 0 P: 11	R: 0 E: 0 K: 0 S: 3	H: 0 LOB: 0 BB: 0 P: 3	R: 0 E: 0 K: 0 S: 4	H: 1 LOB: 1 BB: 0 P: 4	R: 1 E: 0 K: 2 S: 9	H: 2 LOB: 2 BB: 1 P: 13	R: 0 E: 1 K: 2 S: 8	H: 1 LOB: 1 BB: 0 P: 8	1B: 6 2B: 8 3B: 0 HR: 0	SF: 0 SAC: 0 DP: 1 HBP: 2	WP: 1 PB: 1 SB: 0 CS: 1	PA: 44														
PITCHER	IP	WLS	BF	H	R	ER	SO	BB	IBB	HBP	BLK	WP	HR	S	P	ERA	WHIP	PITCHER		IP	WLS	BF	H	R	ER	SO	BB	IBB	HBP	BLK	WP	HR	S	P	ERA	WHIP
19 Brian Bannister, R (1,1) ERA: 7.41	4.0		21	9	6	6	2	0	0	0	0	0	0	23	27	13.50	2.250	52 Bruce Chen, L (8,1) ERA: 3.6		2.0		10	3	1	1	4	1	0	0	0	0	17	21	4.50	2.000	
67 John Parrish, L (5,1) ERA: 1.89	0.1		3	1	0	0	1	0	0	0	0	1	0	5	5	0.00	3.000																			
56 Roman Colon, R (5,1) ERA: 1.64	0.2		2	0	0	0	2	0	0	0	0	0	0	6	6	0.00	0.000																			
37 Juan Cruz, R (6,1) ERA: 2.45	1.0	W	3	0	0	0	0	0	0	0	0	0	0	3	3	0.00	0.000																			
39 Luis Mendoza, R (7,1) ERA: 4.2	1.0		4	1	0	0	0	0	0	0	0	0	0	4	4	0.00	1.000																			

AB 40
R 10
H 15
RBI 10
BB 3
SO 5
LOB 16

AB 40
R 7
H 14
RBI 7
BB 1
SO 9
LOB 24

Batter	1	2	3	4	5	6	7	8	9	AB	R	H	RBI	BB	SO	LOB	TOP							
19 José Bautista, R (1,9)										4	1	0	0	1	1	1	<p>Toronto Blue Jays @ Texas Rangers Rangers Ballpark in Arlington, Arlington, TX Mon Apr 05 2010, 2:07 PM - 4:44 PM EDT Att. 50,299 - Overcast - 76 F</p>							
2 Aaron Hill, R (1,4) OBP: 0.250, SLG: 0.500										4	0	1	0	0	0	0								
26 Adam Lind, L (1,10) OBP: 1.000, SLG: 2.000										3	2	3	1	1	0	0								
10 Vernon Wells, R (1,8) OBP: 0.750, SLG: 1.500										4	1	3	3	0	0	1								
35 Lyle Overbay, L (1,3)										4	0	0	0	0	1	5								
14 John Buck, R (1,2)										4	0	0	0	0	1	4								
12 Edwin Encarnación, R (1,5)										4	0	0	0	0	1	0								
11 Alex Gonzalez, R (1,6) OBP: 0.250, SLG: 0.250										4	0	1	0	0	0	0								
45 Travis Snider, L (1,7)										4	0	0	0	0	3	1								
Inning Stats	R: 2 E: 1 K: 0 S: 11	H: 2 LOB: 1 BB: 0 P: 19	R: 0 E: 0 K: 0 S: 6	H: 0 LOB: 0 BB: 0 P: 11	R: 1 E: 0 K: 0 S: 15	H: 2 LOB: 1 BB: 0 P: 25	R: 0 E: 0 K: 1 S: 10	H: 0 LOB: 0 BB: 0 P: 14	R: 0 E: 0 K: 1 S: 7	H: 0 LOB: 0 BB: 0 P: 12	R: 0 E: 0 K: 0 S: 6	H: 1 LOB: 0 BB: 0 P: 8	R: 0 E: 0 K: 1 S: 8	H: 0 LOB: 0 BB: 0 P: 11	R: 1 E: 0 K: 2 S: 12	H: 2 LOB: 3 BB: 2 P: 24	R: 0 E: 0 K: 2 S: 12	H: 1 LOB: 1 BB: 0 P: 17	1B: 5 2B: 1 3B: 0 HR: 2	SF: 0 SAC: 0 DP: 1 HBP: 0	WP: 0 PB: 0 SB: 1 CS: 0	PA: 37		
PITCHER	IP	WLS	BF	H	R	ER	SO	BB	IBB	HBP	BLK	WP	HR	S	P	ERA	WHIP							
39 Scott Feldman, R (1,1) ERA: 3.86	7.0		26	5	3	3	3	0	0	0	0	0	2	63	100	3.86	0.714							
30 Nefeli Feliz, R (8,1) ERA: 27.0	0.1		5	2	1	1	1	1	1	0	0	0	0	7	18	27.00	9.000							
28 Darren Oliver, L (8,1) ERA:	0.2		2	0	0	0	1	0	0	0	0	0	0	5	6	0.00	0.000							
50 Frank Francisco, R (9,1) ERA:	1.0	W	4	1	0	0	2	0	0	0	0	0	0	12	17	0.00	1.000							

Toronto Blue Jays @ Texas Rangers
Rangers Ballpark in Arlington, Arlington, TX
Mon Apr 05 2010, 2:07 PM - 4:44 PM EDT
Att. 50,299 - Overcast - 76 F

AB	35
R	4
H	8
RBI	4
BB	2
SO	7
LOB	12



Batter	1	2	3	4	5	6	7	8	9	AB	R	H	RBI	BB	SO	LOB	BOTTOM							
20 Julio Borbon, L (1,8)										4	0	0	0	0	2	0	<p>Toronto Blue Jays @ Texas Rangers Rangers Ballpark in Arlington, Arlington, TX Mon Apr 05 2010, 2:07 PM - 4:44 PM EDT Att. 50,299 - Overcast - 76 F</p>							
10 Michael Young, R (1,5) OBP: 0.250, SLG: 0.500										4	1	1	0	0	0	0								
32 Josh Hamilton, L (1,7)										3	1	0	0	1	2	2								
27 Vladimir Guerrero, R (1,10) OBP: 0.750, SLG: 0.667										3	1	2	0	0	0	1								
7 David Murphy, L (9, PR)										0	1	0	0	0	0	0								
17 Nelson Cruz, R (1,9) OBP: 0.500, SLG: 1.500										4	1	2	4	0	0	1								
19 Chris Davis, L (1,3)										3	0	0	0	1	0	1								
21 Jarrod Saltalamacchia, R (1,2) OBP: 0.250, SLG: 0.250										4	0	1	1	0	0	0								
3 Andrés Blanco, S (1,4)										2	0	0	0	0	1	0								
25 Ryan Garko, R (8, PH)										1	0	0	0	0	0	0								
14 Joaquin Arias, R (9,4)										0	0	0	0	0	0	0								
1 Elvis Andrus, R (1,6)										3	0	0	0	0	2	0								
Inning Stats	R: 0 E: 0 K: 2 S: 10	H: 0 LOB: 0 BB: 0 P: 14	R: 0 E: 0 K: 0 S: 5	H: 0 LOB: 0 BB: 0 P: 9	R: 0 E: 0 K: 1 S: 8	H: 0 LOB: 0 BB: 0 P: 11	R: 0 E: 0 K: 1 S: 8	H: 0 LOB: 1 BB: 0 P: 12	R: 0 E: 0 K: 0 S: 4	H: 0 LOB: 0 BB: 0 P: 8	R: 0 E: 0 K: 2 S: 9	H: 0 LOB: 0 BB: 0 P: 15	R: 3 E: 0 K: 0 S: 13	H: 2 LOB: 0 BB: 1 P: 24	R: 0 E: 0 K: 0 S: 8	H: 0 LOB: 0 BB: 0 P: 11	R: 2 E: 0 K: 1 S: 14	H: 4 LOB: 3 BB: 1 P: 22	1B: 3 2B: 2 3B: 0 HR: 1	SF: 0 SAC: 0 DP: 1 HBP: 1	WP: 0 PB: 0 SB: 0 CS: 0	PA: 34		
PITCHER	IP	WLS	BF	H	R	ER	SO	BB	IBB	HBP	BLK	WP	HR	S	P	ERA	WHIP							
28 Shaun Marcum, R (1,1) ERA: 3.86	7.0		25	2	3	3	6	1	0	1	0	0	1	57	93	3.86	0.429							
37 Scott Downs, L (8,1) ERA:	1.0	H	3	0	0	0	0	0	0	0	0	0	0	8	11	0.00	0.000							
54 Jason Frasor, R (9,1) ERA: 54.0	0.1	L	6	4	2	2	1	0	1	0	0	0	0	14	22	54.00	12.000							

Toronto Blue Jays @ Texas Rangers
Rangers Ballpark in Arlington, Arlington, TX
Mon Apr 05 2010, 2:07 PM - 4:44 PM EDT
Att. 50,299 - Overcast - 76 F

AB	31
R	5
H	6
RBI	5
BB	2
SO	7
LOB	5



Batter	1	2	3	4	5	6	7	8	9	AB	R	H	RBI	BB	SO	LOB	TOP		
18 Mike McCoy, R OBP: 0.400, SLG: 0.400										5	0	2	1	0	1	2			
19 José Bautista, R OBP: 0.333, SLG: 0.182										4	0	1	0	1	1	1			
26 Adam Lind, L OBP: 0.429, SLG: 0.583										5	0	1	0	0	2	3			
10 Vernon Wells, R OBP: 0.692, SLG: 1.800										3	1	1	1	1	1	2			
35 Lyle Overbay, L OBP: 0.231, SLG: 0.273										4	1	1	0	0	1	3			
12 Edwin Encarnación, R OBP: 0.231, SLG: 0.111										2	0	1	1	1	0	2			
11 Alex Gonzalez, R OBP: 0.308, SLG: 0.615										4	1	2	0	0	1	1			
8 José Molina, R										3	0	0	0	0	3	2			
14 John Buck, R OBP: 0.250										4	0	0	0	0	3	4			
45 Travis Snider, L OBP: 0.231, SLG: 0.182										4	0	0	0	0	3	4			
Inning Stats	R: 0 E: 0 K: 0 S: 6	H: 1 LOB: 0 BB: 0 P: 10	R: 0 E: 0 K: 1 S: 5	H: 0 LOB: 1 BB: 1 P: 13	R: 0 E: 0 K: 1 S: 8	H: 0 LOB: 1 BB: 1 P: 15	R: 0 E: 0 K: 2 S: 15	H: 2 LOB: 2 BB: 0 P: 17	R: 0 E: 0 K: 2 S: 9	H: 0 LOB: 0 BB: 0 P: 11	R: 0 E: 0 K: 3 S: 10	H: 0 LOB: 0 BB: 0 P: 13	R: 3 E: 0 K: 1 S: 18	H: 4 LOB: 3 BB: 2 P: 37	1B: 5 2B: 2 3B: 1 HR: 1	SF: 1 SAC: 0 DP: 1 HBP: 0	WP: 0 PB: 0 SB: 0 CS: 0	PA: 39	
PITCHER	IP WLS BF H R ER SO BB IBB HBP BLK WP HR S P ERA WHIP	7.0 0 27 5 0 0 9 2 0 0 0 0 0 0 63 98 0.00 1.000	8.1 1.0 H 3 0 0 0 3 0 0 0 0 0 0 0 10 13 0.00 0.000	9.1 0.2 L 7 4 3 3 1 1 0 0 0 0 0 0 1 14 26 40.50 7.500	9.1 0.0 1 0 0 0 0 1 0 0 0 0 0 0 2 6 ∞ ∞	9.1 0.1 1 0 0 0 0 0 0 0 0 0 0 0 2 5 0.00 0.000													

Toronto Blue Jays @ Texas Rangers
Rangers Ballpark in Arlington, Arlington, TX
Thu Apr 08 2010, 2:08 PM - 4:52 PM EDT
Att: 14,707 - Sunny - 62 F

AB	34
R	3
H	9
RBI	3
BB	4
SO	13
LOB	20



Batter	1	2	3	4	5	6	7	8	9	AB	R	H	RBI	BB	SO	LOB	BOTTOM					
20 Julio Borbon, L OBP: 0.250, SLG: 0.200										4	0	0	0	0	1	0						
10 Michael Young, R OBP: 0.250, SLG: 0.200										3	0	0	0	1	1	0						
25 Ryan Garko, R										3	0	0	0	0	0	1						
19 Chris Davis, L OBP: 0.333, SLG: 0.286										4	0	3	0	0	1	1						
27 Vladimir Guerrero, R OBP: 0.667, SLG: 0.909										3	0	1	0	1	1	1						
17 Nelson Cruz, R OBP: 0.500, SLG: 1.200										3	0	1	0	1	1	1						
7 David Murphy, L OBP: 0.250, SLG: 0.500										3	1	1	0	0	1	3						
14 Joaquin Arias, R OBP: 0.250, SLG: 0.500										1	0	0	0	0	1	1						
2 Taylor Teagarden, R										4	0	0	0	0	2	4						
3 Andrés Blanco, S										2	0	0	0	0	0	2						
32 Josh Hamilton, L OBP: 0.250, SLG: 0.500										1	0	0	0	1	0	1						
1 Elvis Andrus, R OBP: 0.100, SLG: 0.100										3	0	0	0	0	1	1						
Inning Stats	R: 0 E: 0 K: 0 S: 7	H: 0 LOB: 0 BB: 0 P: 11	R: 0 E: 0 K: 1 S: 15	H: 2 LOB: 2 BB: 0 P: 21	R: 0 E: 0 K: 0 S: 7	H: 0 LOB: 0 BB: 0 P: 11	R: 0 E: 0 K: 1 S: 13	H: 1 LOB: 1 BB: 0 P: 17	R: 0 E: 0 K: 0 S: 4	H: 0 LOB: 0 BB: 0 P: 8	R: 0 E: 0 K: 0 S: 7	H: 1 LOB: 2 BB: 1 P: 13	R: 1 E: 0 K: 2 S: 13	H: 1 LOB: 1 BB: 1 P: 22	R: 0 E: 0 K: 3 S: 10	H: 0 LOB: 1 BB: 1 P: 16	R: 0 E: 0 K: 2 S: 8	H: 0 LOB: 1 BB: 1 P: 16	1B: 3 2B: 2 3B: 0 HR: 0	SF: 0 SAC: 0 DP: 0 HBP: 0	WP: 5 PB: 0 SB: 0 CS: 0	PA: 35
PITCHER	IP WLS BF H R ER SO BB IBB HBP BLK WP HR S P ERA WHIP	7.0 0 27 5 0 0 9 2 0 0 0 0 0 0 66 103 1.29 1.000	8.1 1.0 W 4 0 0 0 3 1 0 0 0 0 1 0 10 16 0.00 1.000	9.1 1.0 S 4 0 0 0 2 1 0 0 0 0 2 0 8 16 0.00 1.000																		

Toronto Blue Jays @ Texas Rangers
Rangers Ballpark in Arlington, Arlington, TX
Thu Apr 08 2010, 2:08 PM - 4:52 PM EDT
Att: 14,707 - Sunny - 62 F

AB	31
R	1
H	5
RBI	0
BB	4
SO	9
LOB	15



Batter	1	2	3	4	5	6	7	8	9	AB	R	H	RBI	BB	SO	LOB	TOP			
51 Ichiro Suzuki, L (1,9) OBP: 0.364, SLG: 0.316										4	1	2	0	0	0	4				
9 Chone Figgins, S (1,4) OBP: 0.318, SLG: 0.176										2	0	0	0	2	0	1				
13 Casey Kotchman, L (1,3) OBP: 0.278, SLG: 0.467										3	1	1	2	1	0	3				
15 Milton Bradley, S (1,7) OBP: 0.238, SLG: 0.235										4	0	0	0	0	2	2				
24 Ken Griffey Jr., L (1,10) OBP: 0.250, SLG: 0.273										4	0	1	0	0	0	1				
4 Jose Lopez, R (1,5) OBP: 0.250, SLG: 0.211											4	0	0	0	0	1				
21 Franklin Gutierrez, R (1,8) OBP: 0.450, SLG: 0.950											4	0	1	0	0	1				
10 Adam Moore, R (1,2)											2	0	0	0	1	0				
27 Matt Tuiasosopo, R (9,PH) OBP: 0.400, SLG: 0.400											1	0	0	0	0	1				
2 Jack Wilson, R (1,6) OBP: 0.222, SLG: 0.235											3	0	1	0	0	1				
Inning Stats	R: 1 H: 1 E: 0 K: 1 S: 14	H: 1 LOB: 1 BB: 1 P: 27	R: 0 H: 0 E: 0 K: 0 S: 7	H: 0 LOB: 0 BB: 0 P: 10	R: 0 H: 1 E: 0 K: 0 S: 6	H: 1 LOB: 1 BB: 1 P: 10	R: 0 H: 0 E: 0 K: 1 S: 7	H: 0 LOB: 0 BB: 0 P: 11	R: 0 H: 1 E: 0 K: 0 S: 5	H: 1 LOB: 1 BB: 1 P: 11	R: 0 H: 2 E: 0 K: 1 S: 16	H: 2 LOB: 3 BB: 1 P: 25	R: 1 H: 1 E: 0 K: 0 S: 6	H: 1 LOB: 0 BB: 0 P: 12	R: 0 H: 0 E: 0 K: 2 S: 10	H: 0 LOB: 0 BB: 0 P: 14	1B: 3 2B: 2 3B: 0 HR: 1	SF: 0 SAC: 0 DP: 1 HBP: 0	WP: 1 PB: 0 SB: 0 CS: 1	PA: 35
PITCHER	IP WLS BF H R ER SO BB IBB HBP BLK WP HR S P ERA WHIP																			
48 Colby Lewis, R (1,1) ERA: 1.29	7.0 W 28 5 1 1 3 4 0 0 0 0 1 0 61 103 1.29 1.286																			
49 Chris Ray, R (8,1) ERA: 5.4	1.0 4 1 1 1 0 0 0 0 0 0 0 1 6 12 9.00 1.000																			
52 Doug Mathis, R (9,1) ERA:	1.0 3 0 0 0 2 0 0 0 0 0 0 0 10 14 0.00 0.000																			

Seattle Mariners @ Texas Rangers
Rangers Ballpark in Arlington, Arlington, TX
Fri Apr 09 2010, 8:07 PM - 10:29 PM EDT
Att: 25,271 - Clear - 73 F

AB 31
R 2
H 6
RBI 2
BB 4
SO 5
LOB 15




Batter	1	2	3	4	5	6	7	8	9	AB	R	H	RBI	BB	SO	LOB	BOTTOM	
20 Julio Borbon, L (1,8) OBP: 0.313, SLG: 0.286										4	0	0	0	0	1	2		
10 Michael Young, R (1,5) OBP: 0.313, SLG: 0.286										4	1	2	0	0	0	0		
32 Josh Hamilton, L (1,7) OBP: 0.286, SLG: 0.182										3	1	1	1	1	1	1		
27 Vladimir Guerrero, R (1,10) OBP: 0.625, SLG: 0.867										4	1	2	1	0	0	1		
17 Nelson Cruz, R (1,9) OBP: 0.563, SLG: 1.286										4	2	3	2	0	1	1		
19 Chris Davis, L (1,3) OBP: 0.308, SLG: 0.273										4	1	1	0	0	2	3		
2 Taylor Teagarden, R (1,2)										4	0	0	0	0	3	4		
14 Joaquin Arias, R (1,4) OBP: 0.250, SLG: 0.250										4	0	2	1	0	0	2		
3 Andrés Blanco, S (9,4)										0	0	0	0	0	0	0		
1 Elvis Andrus, R (1,6) OBP: 0.143, SLG: 0.143										4	0	1	1	0	0	1		
Inning Stats	R: 0 H: 0 E: 0 K: 1 S: 8	H: 2 LOB: 2 BB: 0 P: 13	R: 0 H: 1 E: 0 K: 1 S: 9	H: 1 LOB: 1 BB: 0 P: 14	R: 1 H: 1 E: 0 K: 1 S: 13	H: 1 LOB: 0 BB: 0 P: 19	R: 0 H: 1 E: 0 K: 0 S: 7	H: 1 LOB: 0 BB: 0 P: 8	R: 4 H: 5 E: 0 K: 1 S: 14	H: 2 LOB: 2 BB: 1 P: 24	R: 1 H: 2 E: 0 K: 2 S: 12	H: 2 LOB: 1 BB: 0 P: 18	R: 0 H: 0 E: 0 K: 0 S: 10	H: 0 LOB: 0 BB: 0 P: 15	1B: 9 2B: 2 3B: 0 HR: 1	SF: 0 SAC: 0 DP: 0 HBP: 0	WP: 0 PB: 0 SB: 0 CS: 0	PA: 36
PITCHER	IP WLS BF H R ER SO BB IBB HBP BLK WP HR S P ERA WHIP																	
38 Jason Vargas, L (1,1) ERA: 8.44	5.1 L 24 4 1 1 2 0 0 0 0 0 0 0 16 24 8.44 1.688																	
23 Shawn Kelley, R (6,1) ERA: 3.56	1.1 8 4 1 1 2 0 0 0 0 0 0 0 16 24 6.75 3.000																	
46 Sean White, R (7,1) ERA:	1.1 4 0 0 0 1 0 0 0 0 0 0 0 13 18 0.00 0.000																	

Seattle Mariners @ Texas Rangers
Rangers Ballpark in Arlington, Arlington, TX
Fri Apr 09 2010, 8:07 PM - 10:29 PM EDT
Att: 25,271 - Clear - 73 F

AB 35
R 6
H 12
RBI 6
BB 1
SO 8
LOB 15



Batter	1	2	3	4	5	6	7	8	9	AB	R	H	RBI	BB	SO	LOB	TOP					
51 Ichiro Suzuki, L (1,9) OBP: 0.370, SLG: 0.333	G6-3	G1-3		K			1B		2B	5	1	2	1	0	1	4	Seattle Mariners @ Texas Rangers Rangers Ballpark in Arlington, Arlington, TX Sat Apr 10 2010, 3:11 PM - 6:04 PM EDT Att: 26,861 - Partly Cloudy - 73 F livebaseballscorecards.com					
9 Chone Figgins, S (1,4) OBP: 0.308, SLG: 0.190			G6-3	G6-3	G6-3	G6-3	K		1B	4	1	1	0	0	1	2						
24 Ken Griffey Jr., L (9,PH) OBP: 0.308, SLG: 0.333	2B						K		1B	1	0	1	1	0	0	0						
27 Matt Tuiasosopo, R (9,FR) OBP: 0.400, SLG: 0.400	1B								1B	0	0	0	0	0	0	0						
21 Franklin Gutierrez, R (1,8) OBP: 0.480, SLG: 0.522	1B			1B			F9		1B	5	0	3	1	0	0	2						
4 Jose Lopez, R (1,5) OBP: 0.240, SLG: 0.208	1B						G1-6-3		1B	5	0	1	0	0	0	3						
15 Milton Bradley, S (1,7) OBP: 0.200, SLG: 0.190	K			FC6-4					1B	4	0	0	0	0	2	2						
5 Mike Sweeney, R (1,10) OBP: 0.250, SLG: 0.143							P3		1B	3	0	0	0	0	2	0						
13 Casey Kotchman, L (1,3) OBP: 0.318, SLG: 0.444		HBP		K			K		1B	3	1	1	0	1	0	1	AB 36 R 4 H 12 RBI 3 BB 2 SO 6 LOB 17 					
32 Rob Johnson, R (1,2) OBP: 0.455, SLG: 0.750				BB			G1-3		1B	3	1	1	0	1	0	1						
2 Jack Wilson, R (1,6) OBP: 0.286, SLG: 0.300							L9		BB	3	1	1	0	1	0	1						
									1B	3	0	2	0	0	0	2						
									1B	3	0	2	0	0	0	2						
									1B	3	1	1	0	1	0	1						
									1B	3	1	1	0	1	0	1						
									1B	3	0	2	0	0	0	2						
Inning Stats	R: 1 H: 3 E: 0 K: 1 S: 15	H: 3 BB: 0 P: 25	R: 0 H: 1 E: 0 K: 0 S: 14	LOB: 2 BB: 0 P: 23	R: 0 H: 1 E: 0 K: 0 S: 9	LOB: 1 BB: 0 P: 13	R: 0 H: 1 E: 0 K: 2 S: 12	LOB: 2 BB: 1 P: 20	R: 0 H: 0 E: 0 K: 0 S: 7	LOB: 0 BB: 0 P: 13	R: 0 H: 0 E: 0 K: 1 S: 11	LOB: 0 BB: 0 P: 16	R: 0 H: 2 E: 0 K: 1 S: 10	LOB: 2 BB: 0 P: 15	R: 0 H: 0 E: 0 K: 1 S: 6	LOB: 0 BB: 0 P: 10	R: 3 H: 4 E: 0 K: 0 S: 16	LOB: 1 BB: 1 P: 23	1B: 11 2B: 1 3B: 0 HR: 0	SF: 0 SAC: 1 DP: 1 HBP: 1	WP: 1 PB: 0 SB: 0 CS: 0	PA: 40
PITCHER	IP WLS BF H R ER SO BB IBB HBP BLK WP HR S P ERA WHIP	IP WLS BF H R ER SO BB IBB HBP BLK WP HR S P ERA WHIP	IP WLS BF H R ER SO BB IBB HBP BLK WP HR S P ERA WHIP	IP WLS BF H R ER SO BB IBB HBP BLK WP HR S P ERA WHIP	IP WLS BF H R ER SO BB IBB HBP BLK WP HR S P ERA WHIP	IP WLS BF H R ER SO BB IBB HBP BLK WP HR S P ERA WHIP	IP WLS BF H R ER SO BB IBB HBP BLK WP HR S P ERA WHIP	IP WLS BF H R ER SO BB IBB HBP BLK WP HR S P ERA WHIP	IP WLS BF H R ER SO BB IBB HBP BLK WP HR S P ERA WHIP	IP WLS BF H R ER SO BB IBB HBP BLK WP HR S P ERA WHIP	IP WLS BF H R ER SO BB IBB HBP BLK WP HR S P ERA WHIP	IP WLS BF H R ER SO BB IBB HBP BLK WP HR S P ERA WHIP	IP WLS BF H R ER SO BB IBB HBP BLK WP HR S P ERA WHIP	IP WLS BF H R ER SO BB IBB HBP BLK WP HR S P ERA WHIP	IP WLS BF H R ER SO BB IBB HBP BLK WP HR S P ERA WHIP	IP WLS BF H R ER SO BB IBB HBP BLK WP HR S P ERA WHIP	IP WLS BF H R ER SO BB IBB HBP BLK WP HR S P ERA WHIP					
54 Matt Harrison, L (1,1) ERA: 1.5	6.0	25	6	1	1	4	1	0	1	0	0	0	0	0	0	110	1.50	1.167				
57 Dustin Nippert, R (7,1) ERA: 7.35	1.0	5	2	0	0	1	0	0	0	0	0	0	0	0	10	15	0.00	2.000				
30 Neftali Feliz, R (8,1) ERA: 3.86	1.0	3	0	0	0	1	0	0	0	0	0	0	0	6	10	0.00	0.000					
50 Frank Francisco, R (9,1) ERA: 27.0	0.1	5	3	3	3	0	1	0	0	0	0	0	0	9	15	81.00	12.000					
56 Darren O'Day, R (9,1) ERA:	0.2	2	1	0	0	0	0	0	0	0	0	0	0	7	8	0.00	1.500					

Batter	1	2	3	4	5	6	7	8	9	AB	R	H	RBI	BB	SO	LOB	BOTTOM					
20 Julio Borbon, L (1,8) OBP: 0.048, SLG: 0.048	F7									5	0	1	1	0	1	2	Seattle Mariners @ Texas Rangers Rangers Ballpark in Arlington, Arlington, TX Sat Apr 10 2010, 3:11 PM - 6:04 PM EDT Att: 26,861 - Partly Cloudy - 73 F livebaseballscorecards.com					
10 Michael Young, R (1,5) OBP: 0.260, SLG: 0.222	G5-3									4	0	0	0	0	0	3						
32 Josh Hamilton, L (1,7) OBP: 0.389, SLG: 0.385	BB									2	0	1	0	2	1	0						
27 Vladimir Guerrero, R (1,10) OBP: 0.500, SLG: 0.684	K									4	0	0	0	0	2	3						
17 Nelson Cruz, R (1,9) OBP: 0.500, SLG: 1.222	G5-3									4	1	1	1	0	0	2						
19 Chris Davis, L (1,3) OBP: 0.294, SLG: 0.214	G3									3	0	0	0	1	1	1						
14 Joaquin Arias, R (1,4) 3 Andrés Blanco, S (8,4)	1B									3	1	3	0	0	0	0						
2 Taylor Teagarden, R (1,2) 7 David Murphy, L (9,PH) OBP: 0.200, SLG: 0.400	F7									1	0	0	0	0	0	2						
1 Elvis Andrus, R (1,6) OBP: 0.176, SLG: 0.176	F9									3	0	1	0	0	0	0						
Inning Stats	R: 0 H: 0 E: 0 K: 1 S: 10	H: 1 LOB: 1 BB: 0 P: 16	R: 0 H: 1 E: 0 K: 0 S: 12	LOB: 0 BB: 0 P: 17	R: 0 H: 1 E: 0 K: 0 S: 11	LOB: 0 BB: 0 P: 15	R: 0 H: 1 E: 0 K: 2 S: 11	LOB: 1 BB: 0 P: 16	R: 0 H: 1 E: 0 K: 0 S: 6	LOB: 0 BB: 0 P: 8	R: 1 H: 1 E: 0 K: 1 S: 13	LOB: 1 BB: 0 P: 21	R: 0 H: 2 E: 0 K: 1 S: 13	LOB: 2 BB: 0 P: 17	R: 0 H: 0 E: 0 K: 0 S: 9	LOB: 2 BB: 2 P: 20	R: 0 H: 0 E: 0 K: 2 S: 15	LOB: 0 BB: 0 P: 20	1B: 5 2B: 0 3B: 1 HR: 1	SF: 0 SAC: 1 DP: 1 HBP: 1	WP: 1 PB: 0 SB: 0 CS: 0	PA: 37
PITCHER	IP WLS BF H R ER SO BB IBB HBP BLK WP HR S P ERA WHIP	IP WLS BF H R ER SO BB IBB HBP BLK WP HR S P ERA WHIP	IP WLS BF H R ER SO BB IBB HBP BLK WP HR S P ERA WHIP	IP WLS BF H R ER SO BB IBB HBP BLK WP HR S P ERA WHIP	IP WLS BF H R ER SO BB IBB HBP BLK WP HR S P ERA WHIP	IP WLS BF H R ER SO BB IBB HBP BLK WP HR S P ERA WHIP	IP WLS BF H R ER SO BB IBB HBP BLK WP HR S P ERA WHIP	IP WLS BF H R ER SO BB IBB HBP BLK WP HR S P ERA WHIP	IP WLS BF H R ER SO BB IBB HBP BLK WP HR S P ERA WHIP	IP WLS BF H R ER SO BB IBB HBP BLK WP HR S P ERA WHIP	IP WLS BF H R ER SO BB IBB HBP BLK WP HR S P ERA WHIP	IP WLS BF H R ER SO BB IBB HBP BLK WP HR S P ERA WHIP	IP WLS BF H R ER SO BB IBB HBP BLK WP HR S P ERA WHIP	IP WLS BF H R ER SO BB IBB HBP BLK WP HR S P ERA WHIP	IP WLS BF H R ER SO BB IBB HBP BLK WP HR S P ERA WHIP	IP WLS BF H R ER SO BB IBB HBP BLK WP HR S P ERA WHIP	IP WLS BF H R ER SO BB IBB HBP BLK WP HR S P ERA WHIP					
34 Félix Hernández, R (1,1) ERA: 3.29	7.0	29	7	3	2	5	1	0	1	0	0	0	0	0	0	110	2.57	1.143				
57 Mark Lowe, R (8,1) ERA: 3.39	1.0	5	0	0	0	0	2	0	0	0	0	0	0	9	20	0.00	2.000					
53 David Aardsma, R (9,1) ERA:	1.0	3	0	0	0	2	0	0	0	0	0	0	0	15	20	0.00	0.000					

Batter	1	2	3	4	5	6	7	8	9	AB	R	H	RBI	BB	SO	LOB	TOP
51 Ichiro Suzuki, L (1,9) OBP: 0.395, SLG: 0.321										4	0	1	0	0	0	1	
9 Chone Figgins, S (1,4) OBP: 0.333, SLG: 0.280										4	0	2	1	0	0	1	
13 Casey Kotchman, L (1,3) OBP: 0.308, SLG: 0.455										4	0	1	0	0	0	3	
21 Franklin Gutierrez, R (1,8) OBP: 0.483, SLG: 0.519										4	0	2	0	0	0	1	
24 Ken Griffey Jr., L (1,10) OBP: 0.393, SLG: 0.333										3	1	1	0	1	0	0	
4 Jose Lopez, R (1,5) OBP: 0.207, SLG: 0.179										4	0	0	0	0	2	3	
1 Eric Byrnes, R (1,7) OBP: 0.125, SLG: 0.125										4	0	1	0	0	2	2	
10 Adam Moore, R (1,2)										3	0	0	1	0	0	1	
2 Jack Wilson, R (1,6) OBP: 0.292, SLG: 0.304										3	1	1	0	0	1	1	
Inning Stats	R: 0 E: 0 K: 0 S: 10	H: 1 LOB: 1 BB: 0 P: 18	R: 1 E: 1 K: 2 S: 14	H: 2 LOB: 1 BB: 0 P: 21	R: 0 E: 0 K: 1 S: 8	H: 1 LOB: 1 BB: 0 P: 15	R: 0 E: 0 K: 0 S: 10	H: 0 LOB: 0 BB: 0 P: 17	R: 0 E: 0 K: 1 S: 12	H: 2 LOB: 2 BB: 0 P: 22	R: 0 E: 0 K: 1 S: 11	H: 0 LOB: 0 BB: 0 P: 12	1B: 7 2B: 2 3B: 0 HR: 0	SF: 0 SAC: 0 DP: 1 HBP: 0	WP: 1 PB: 0 SB: 1 CS: 1	PA: 34	
PITCHER	IP WLS BF H R ER SO BB IBB HBP BLK WP HR S P ERA WHIP																
39 Scott Feldman, R (1,1) ERA: 2.57	7.0 W 27 7 2 1 4 1 0 0 0 1 0 70 117 1.29 1.143																
52 Doug Mathis, R (8,1) ERA:	1.0 4 2 0 0 0 0 0 0 0 0 0 12 22 0.00 2.000																
49 Chris Ray, R (9,1) ERA: 3.38	1.0 3 0 0 0 1 0 0 0 0 0 0 11 12 0.00 0.000																

Seattle Mariners @ Texas Rangers
Rangers Ballpark in Arlington, Arlington, TX
Sun Apr 11 2010, 3:09 PM - 6:11 PM EDT
Att: 26,846 - Cloudy - 68 F

AB	33
R	2
H	9
RBI	2
BB	1
SO	5
LOB	13



Batter	1	2	3	4	5	6	7	8	9	AB	R	H	RBI	BB	SO	LOB	BOTTOM			
7 David Murphy, L (1,7) OBP: 0.125, SLG: 0.286										2	1	0	1	0	0	1				
10 Michael Young, R (1,5) OBP: 0.340, SLG: 0.364										4	1	1	2	0	0	5				
32 Josh Hamilton, L (1,8) OBP: 0.435, SLG: 0.529										4	1	2	0	1	0	2				
27 Vladimir Guerrero, R (1,10) OBP: 0.520, SLG: 0.667										5	1	3	1	0	0	1				
17 Nelson Cruz, R (1,9) OBP: 0.520, SLG: 1.150										2	1	1	1	2	1	1				
19 Chris Davis, L (1,3) OBP: 0.318, SLG: 0.263										5	0	2	1	0	1	6				
15 Matt Treanor, R (1,2) OBP: 0.600, SLG: 0.500										4	1	2	2	0	0	3				
14 Joaquin Arias, R (1,4) OBP: 0.500, SLG: 0.500										5	2	3	0	0	0	4				
1 Elvis Andrus, R (1,6) OBP: 0.273, SLG: 0.333										4	1	2	1	1	0	3				
Inning Stats	R: 1 E: 0 K: 0 S: 17	H: 3 LOB: 3 BB: 1 P: 30	R: 4 E: 1 K: 0 S: 21	H: 4 LOB: 2 BB: 1 P: 31	R: 0 E: 1 K: 0 S: 12	H: 1 LOB: 2 BB: 0 P: 17	R: 0 E: 0 K: 1 S: 11	H: 1 LOB: 1 BB: 0 P: 19	R: 2 E: 0 K: 0 S: 10	H: 1 LOB: 1 BB: 1 P: 20	R: 1 E: 0 K: 1 S: 13	H: 2 LOB: 1 BB: 1 P: 22	R: 0 E: 0 K: 0 S: 7	H: 1 LOB: 1 BB: 0 P: 11	R: 1 E: 0 K: 0 S: 12	H: 3 LOB: 2 BB: 0 P: 19	1B: 12 2B: 2 3B: 1 HR: 1	SF: 3 SAC: 0 DP: 1 HBP: 1	WP: 1 PB: 0 SB: 0 CS: 0	PA: 45
PITCHER	IP WLS BF H R ER SO BB IBB HBP BLK WP HR S P ERA WHIP																			
35 Ian Snell, R (1,1) ERA: 5.0	3.0 L 20 8 5 4 0 2 0 0 0 0 0 21 39 9.00 1.500																			
37 Jesus Colome, R (4,1) ERA: 7.2	2.0 10 2 2 2 1 1 0 0 0 0 0 21 39 9.00 1.500																			
54 Kanekoa Texeira, R (6,1) ERA: 7.71	2.0 9 3 1 1 1 1 0 0 0 0 0 20 33 4.50 2.000																			
43 Brandon League, R (8,1) ERA: 4.91	1.0 6 3 1 1 0 0 0 0 0 0 0 12 19 9.00 3.000																			

Seattle Mariners @ Texas Rangers
Rangers Ballpark in Arlington, Arlington, TX
Sun Apr 11 2010, 3:09 PM - 6:11 PM EDT
Att: 26,846 - Cloudy - 68 F


AB	35
R	9
H	16
RBI	9
BB	4
SO	2
LOB	26



Batter	1	2	3	4	5	6	7	8	9	AB	R	H	RBI	BB	SO	LOB	TOP			
1 Elvis Andrus, R OBP: 0.424, SLG: 0.414	F9			10 HR		SH2-3			G6-3	3	1	1	0	0	0	0				
10 Michael Young, R OBP: 0.231, SLG: 0.389	F7			HR		P3			G3	4	1	2	2	0	0	1				
32 Josh Hamilton, L OBP: 0.405, SLG: 0.467	K			F7		F7			G3	4	0	0	0	0	1	2				
27 Vladimir Guerrero, R OBP: 0.436, SLG: 0.514		P6		G6-4-3		F8			L4	4	0	1	0	0	0	1				
17 Nelson Cruz, R OBP: 0.447, SLG: 1.063		G6-3		G6-4-3		G5-3				3	0	0	0	0	0	1				
7 David Murphy, L OBP: 0.091, SLG: 0.200					G4-3					3	0	0	0	0	1	0				
25 Ryan Garko, R OBP: 0.281, SLG: 0.310						F8			K2-3	3	0	0	0	0	1	0				
19 Chris Davis, L OBP: 0.281, SLG: 0.310										0	0	0	0	0	0	0				
15 Matt Treanor, R OBP: 0.385, SLG: 0.333									F7	3	0	0	0	0	1	0				
3 Andrés Blanco, S									F7	2	0	0	0	1	0	0				
Inning Stats	R: 0 H: 0 E: 0 K: 1 S: 9	H: 0 LOB: 0 BB: 0 P: 11	R: 0 H: 0 E: 0 K: 1 S: 9	H: 0 LOB: 0 BB: 0 P: 12	R: 0 H: 0 E: 0 K: 0 S: 9	H: 0 LOB: 0 BB: 0 P: 12	R: 2 H: 3 E: 0 K: 0 S: 9	H: 3 LOB: 0 BB: 0 P: 12	R: 0 H: 0 E: 0 K: 0 S: 7	H: 0 LOB: 1 BB: 1 P: 16	R: 0 H: 0 E: 0 K: 0 S: 7	H: 0 LOB: 0 BB: 0 P: 12	R: 0 H: 0 E: 0 K: 1 S: 6	H: 0 LOB: 0 BB: 0 P: 9	R: 0 H: 1 E: 0 K: 0 S: 7	H: 1 LOB: 1 BB: 0 P: 8	1B: 3 2B: 0 3B: 0 HR: 1	SF: 0 SAC: 1 DP: 1 HBP: 0	WP: 0 PB: 0 SB: 0 CS: 0	PA: 31
PITCHER 28 David Huff, L ERA: 1.8	IP: 9.0 WLS: W BF: 31 H: 4 R: 2 ER: 2 SO: 4 BB: 1 IBB: 0 HBP: 0 BLK: 0 WP: 0 HR: 1 S: 71 P: 104 ERA: 2.00 WHIP: 0.556																			

Texas Rangers @ Cleveland Indians
Progressive Field, Cleveland, OH
Thu Apr 15 2010, 12:07 PM - 2:09 PM EDT
Att. 10,198 - Sunny - 75 F


AB	29
R	2
H	4
RBI	2
BB	1
SO	4
LOB	5



Batter	1	2	3	4	5	6	7	8	9	AB	R	H	RBI	BB	SO	LOB	BOTTOM	
13 Asdrúbal Cabrera, S OBP: 0.244, SLG: 0.225	K		L6					E5		4	1	1	0	0	1	0		
24 Grady Sizemore, L OBP: 0.313, SLG: 0.414	L4		F9					FC4		4	1	0	0	0	1	3		
17 Shin-Soo Choo, L OBP: 0.475, SLG: 0.677	P2			48 WP		G2-3		HR		4	1	2	3	0	0	2		
26 Austin Kearns, R OBP: 0.375, SLG: 0.429				G6-3		G5-3		G6-4-3		4	0	1	0	0	1	1		
48 Travis Hafner, L OBP: 0.359, SLG: 0.344				L6		F9				3	0	1	0	0	0	1		
7 Matt LaPorta, R OBP: 0.313, SLG: 0.310						F9		HBP		3	0	0	0	1	0	3		
12 Mark Grudzielanek, R OBP: 0.091, SLG: 0.091				G6-3				F7		4	0	0	0	0	0	4		
25 Andy Marte, R OBP: 0.286, SLG: 0.167								G4-3		3	0	1	0	0	0	2		
52 Mike Redmond, R OBP: 0.200, SLG: 0.214								G6-3		3	0	0	0	0	0	1		
Inning Stats	R: 0 H: 0 E: 0 K: 1 S: 12	H: 1 LOB: 2 BB: 0 P: 16	R: 0 H: 0 E: 0 K: 0 S: 11	H: 0 LOB: 0 BB: 0 P: 18	R: 0 H: 1 E: 0 K: 0 S: 7	H: 1 LOB: 2 BB: 1 P: 16	R: 0 H: 2 E: 0 K: 1 S: 9	H: 2 LOB: 0 BB: 0 P: 15	R: 0 H: 0 E: 0 K: 0 S: 9	H: 0 LOB: 0 BB: 0 P: 14	R: 0 H: 0 E: 0 K: 0 S: 8	H: 0 LOB: 0 BB: 0 P: 12	R: 3 H: 2 E: 2 K: 0 S: 13	H: 2 LOB: 1 BB: 0 P: 20	1B: 4 2B: 1 3B: 0 HR: 1	SF: 0 SAC: 0 DP: 1 HBP: 1	WP: 1 PB: 0 SB: 0 CS: 0	PA: 34
PITCHER 54 Matt Harrison, L ERA: 1.38 56 Darren O'Day, R ERA:	IP: 7.0 WLS: L BF: 30 H: 3 R: 3 ER: 1 SO: 3 BB: 1 IBB: 0 HBP: 0 BLK: 0 WP: 0 HR: 1 S: 116 P: 116 ERA: 1.29 WHIP: 0.857																	

Texas Rangers @ Cleveland Indians
Progressive Field, Cleveland, OH
Thu Apr 15 2010, 12:07 PM - 2:09 PM EDT
Att. 10,198 - Sunny - 75 F

AB	32
R	3
H	6
RBI	3
BB	1
SO	3
LOB	17



Batter	1	2	3	4	5	6	7	8	9	AB	R	H	RBI	BB	SO	LOB	TOP
20 Julio Borbon, L (1, 8) OBP: 0.125, SLG: 0.097	G4-3		K			HBP				2	0	0	0	0	1	0	<p>Texas Rangers @ New York Yankees Yankee Stadium, Bronx, NY Fri Apr 16 2010, 7:09 PM - 9:05 PM EDT Att: 42,145 - Cloudy - 50 F</p>
10 Michael Young, R (1, 5) OBP: 0.238, SLG: 0.385	1B		F9			FC4-6				3	1	1	0	0	0	1	
32 Josh Hamilton, L (1, 7) OBP: 0.400, SLG: 0.485	2B				G4-3	K				3	0	1	0	0	1	1	
27 Vladimir Guerrero, R (1, 10) OBP: 0.405, SLG: 0.487	SF8				G5-3	P4				2	0	0	1	0	0	1	
17 Nelson Cruz, R (1, 9) OBP: 0.425, SLG: 1.000	K				G4-3					2	0	0	0	0	1	1	
19 Chris Davis, L (1, 3)		K2-3			K2-3					2	0	0	0	0	2	0	
14 Joaquin Arias, R (1, 4) OBP: 0.444, SLG: 0.481		K				1B				2	0	1	0	0	1	0	
2 Taylor Teagarden, R (1, 2)			K			K				2	0	0	0	0	2	1	
1 Elvis Andrus, R (1, 6) OBP: 0.400, SLG: 0.387			K			L9				2	0	0	0	0	1	1	
Inning Stats	R: 1 H: 2 E: 0 K: 1 S: 13	H: 2 LOB: 1 BB: 0 P: 15	R: 0 H: 0 E: 0 K: 3 S: 10	H: 0 LOB: 0 BB: 0 P: 14	R: 0 H: 0 E: 0 K: 2 S: 8	H: 0 LOB: 0 BB: 0 P: 9	R: 0 H: 0 E: 0 K: 0 S: 6	H: 1 LOB: 1 BB: 0 P: 13	R: 0 H: 0 E: 0 K: 1 S: 10	H: 0 LOB: 1 BB: 0 P: 14							WP: 0 PB: 0 SB: 0 CS: 0
PITCHER 52 CC Sabathia, L (1, 1) ERA: 2.84	IP: 6.0 WLS: W BF: 22	H: 3 R: 1 ER: 1 SO: 9	BB: 0 IBB: 0 HBP: 1 BLK: 0	WP: 0 HR: 0 S: 58 P: 73	ERA: 1.50 WHIP: 0.500	PITCHER						IP: 6.0 WLS: W BF: 22	H: 3 R: 1 ER: 1 SO: 9	BB: 0 IBB: 0 HBP: 1 BLK: 0	WP: 0 HR: 0 S: 58 P: 73	ERA: 1.50 WHIP: 0.500	

Batter	1	2	3	4	5	6	7	8	9	AB	R	H	RBI	BB	SO	LOB	BOTTOM		
2 Derek Jeter, R (1, 6) OBP: 0.375, SLG: 0.522	1B		K		F9					4	1	2	1	0	1	2	<p>Texas Rangers @ New York Yankees Yankee Stadium, Bronx, NY Fri Apr 16 2010, 7:09 PM - 9:05 PM EDT Att: 42,145 - Cloudy - 50 F</p>		
36 Nick Johnson, L (1, 10) OBP: 0.432, SLG: 0.355	BB		HBP		F7					2	0	0	0	1	0	4			
25 Mark Teixeira, S (1, 3) OBP: 0.283, SLG: 0.111	G6-4-3		L9			K				3	0	0	0	0	1	3			
13 Alex Rodriguez, R (1, 5) OBP: 0.356, SLG: 0.436	BB		CS		HBP	G5-3				1	1	0	0	1	0	0			
24 Robinson Cano, L (1, 4) OBP: 0.395, SLG: 0.780	G1-3				F8					3	1	1	0	0	0	1			
33 Nick Swisher, S (1, 9) OBP: 0.415, SLG: 0.469	L6				BB	G5-3				2	1	0	0	1	0	0			
38 Marcus Thames, R (1, 7) OBP: 0.545, SLG: 0.600										3	0	2	0	0	1	3			
11 Brett Gardner, L (6, PR) OBP: 0.333, SLG: 0.217	1B				K					0	1	0	0	0	0	0			
14 Curtis Granderson, L (1, 8) OBP: 0.357, SLG: 0.590	P3				FC3	K				3	0	0	1	0	1	3			
17 Francisco Cervelli, R (1, 2) OBP: 0.571, SLG: 0.667	K									3	0	2	1	0	1	1			
Inning Stats	R: 1 H: 1 E: 0 K: 0 S: 11	H: 1 LOB: 1 BB: 2 P: 21	R: 0 H: 1 E: 0 K: 1 S: 8	H: 1 LOB: 0 BB: 0 P: 13	R: 0 H: 0 E: 0 K: 1 S: 6	H: 0 LOB: 0 BB: 0 P: 10	R: 3 H: 2 E: 1 K: 1 S: 18	H: 2 LOB: 2 BB: 1 P: 33	R: 0 H: 0 E: 0 K: 1 S: 6	H: 0 LOB: 0 BB: 0 P: 10	R: 1 H: 3 E: 0 K: 0 S: 20	H: 3 LOB: 3 BB: 0 P: 25							WP: 0 PB: 1 SB: 1 CS: 1
PITCHER 36 C.J. Wilson, L (1, 1) ERA: 2.08	IP: 6.0 WLS: L BF: 29	H: 7 R: 5 ER: 3 SO: 5	BB: 3 IBB: 0 HBP: 2 BLK: 0	WP: 0 HR: 0 S: 69 P: 112	ERA: 4.50 WHIP: 1.667	PITCHER						IP: 6.0 WLS: L BF: 29	H: 7 R: 5 ER: 3 SO: 5	BB: 3 IBB: 0 HBP: 2 BLK: 0	WP: 0 HR: 0 S: 69 P: 112	ERA: 4.50 WHIP: 1.667			

Batter	1	2	3	4	5	6	7	8	9	AB	R	H	RBI	BB	SO	LOB	TOP					
20 Julio Borbon, L (1.8) OBP: 0.108, SLG: 0.083	B1-3		G4-3		F3		G6-4-3		K	5	0	0	0	0	1	5						
10 Michael Young, R (1.5) OBP: 0.281, SLG: 0.395	1B		F9		F9			1B		4	0	2	0	0	0	4						
32 Josh Hamilton, L (1.7) OBP: 0.364, SLG: 0.432	L7			G5-3		F7		FC3-6		4	1	0	0	0	0	2						
27 Vladimir Guerrero, R (1.10) OBP: 0.413, SLG: 0.476	G5-3			G5-3		1B		17 HR		3	1	1	0	1	0	1						
17 Nelson Cruz, R (1.9) OBP: 0.409, SLG: 1.000	K			K		K		HR		4	1	1	3	0	3	1						
19 Chris Davis, L (1.3) OBP: 0.289, SLG: 0.343	K2-3							K		4	0	2	0	0	2	0						
14 Joaquin Arias, R (1.4) OBP: 0.419, SLG: 0.452	G5-3							L4		4	0	1	0	0	0	2						
2 Taylor Teagarden, R (1.2)																						
7 David Murphy, L (9. PH) OBP: 0.083, SLG: 0.182																						
1 Elvis Andrus, R (1.6) OBP: 0.410, SLG: 0.382																						
Inning Stats	R: 0 E: 0 K: 0 S: 11	H: 1 LOB: 1 BB: 0 P: 17	R: 0 E: 0 K: 2 S: 10	H: 0 LOB: 0 BB: 0 P: 14	R: 0 E: 0 K: 1 S: 9	H: 0 LOB: 1 BB: 1 P: 17	R: 0 E: 0 K: 1 S: 8	H: 0 LOB: 0 BB: 0 P: 13	R: 0 E: 0 K: 1 S: 11	H: 2 LOB: 3 BB: 1 P: 22	R: 0 E: 0 K: 1 S: 11	H: 2 LOB: 2 BB: 0 P: 16	R: 0 E: 0 K: 1 S: 8	H: 1 LOB: 0 BB: 0 P: 12	R: 3 E: 0 K: 1 S: 12	H: 2 LOB: 0 BB: 1 P: 21	R: 0 E: 0 K: 2 S: 13	H: 0 LOB: 0 BB: 0 P: 19	1B: 6 2B: 1 3B: 0 HR: 1	SF: 0 SAC: 0 DP: 1 HBP: 0	WP: 1 PB: 0 SB: 1 CS: 0	PA: 37
PITCHER	IP	WLS	BF	H	R	ER	SO	BB	IBB	HBP	BLK	WP	HR	S	P	ERA	WHIP					
34 A.J. Burnett, R (1.1) ERA: 2.37	7.0	W	28	6	0	0	7	2	0	0	0	1	0	68	111	0.00	1.143					
91 Alfredo Aceves, R (8.1) ERA: 9.0	0.1		4	2	3	3	0	1	0	0	0	0	1	6	13	81.00	9.000					
43 Damaso Marte, L (8.1) ERA:	0.2		2	0	0	0	1	0	0	0	0	0	0	6	8	0.00	0.000					
62 Joba Chamberlain, R (9.1) ERA: 2.84	1.0		3	0	0	0	2	0	0	0	0	0	0	13	19	0.00	0.000					

Texas Rangers @ New York Yankees
Yankee Stadium, Bronx, NY
Sat Apr 17 2010, 1:09 PM - 4:13 PM EDT
Att: 44,963 - Cloudy - 55 F

AB 34
R 3
H 8
RBI 3
BB 3
SO 10
LOB 18



Batter	1	2	3	4	5	6	7	8	9	AB	R	H	RBI	BB	SO	LOB	BOTTOM					
2 Derek Jeter, R (1.6) OBP: 0.404, SLG: 0.600	G1-3							F9		4	1	3	2	0	0	0						
19 Ramiro Pena, S (8.6)										1	0	0	0	0	0	0						
36 Nick Johnson, L (1.10) OBP: 0.428, SLG: 0.324	13 BB							G4-3		3	0	0	1	2	1	3						
25 Mark Teixeira, S (1.3) OBP: 0.280, SLG: 0.125	K									4	0	1	1	0	1	1						
13 Alex Rodriguez, R (1.5) OBP: 0.367, SLG: 0.512	24 FC4-6							K		4	1	2	1	0	1	3						
24 Robinson Cano, L (1.4) OBP: 0.362, SLG: 0.711	FC4-6							F8		4	0	0	0	0	0	2						
20 Jorge Posada, S (1.2) OBP: 0.462, SLG: 0.667										4	2	2	0	0	0	0						
14 Curtis Granderson, L (1.8) OBP: 0.370, SLG: 0.605	F8							F9		4	1	2	0	0	0	1						
33 Nick Swisher, S (1.9) OBP: 0.378, SLG: 0.417	K							G2-3		4	0	0	0	0	1	4						
11 Brett Gardner, L (1.7) OBP: 0.387, SLG: 0.296	36 BB							G6-3		4	2	3	1	0	0	0						
Inning Stats	R: 0 E: 0 K: 1 S: 11	H: 1 LOB: 2 BB: 1 P: 23	R: 2 E: 0 K: 1 S: 26	H: 4 LOB: 3 BB: 1 P: 38	R: 4 E: 0 K: 1 S: 16	H: 4 LOB: 0 BB: 0 P: 25	R: 1 E: 0 K: 0 S: 10	H: 1 LOB: 0 BB: 0 P: 17	R: 0 E: 0 K: 0 S: 9	H: 3 LOB: 2 BB: 0 P: 16	R: 0 E: 0 K: 1 S: 6	H: 0 LOB: 0 BB: 0 P: 10	R: 0 E: 0 K: 0 S: 6	H: 0 LOB: 0 BB: 0 P: 8	R: 0 E: 0 K: 0 S: 9	H: 0 LOB: 0 BB: 0 P: 13	1B: 10 2B: 1 3B: 0 HR: 2	SF: 0 SAC: 0 DP: 1 HBP: 0	WP: 0 PB: 0 SB: 1 CS: 0	PA: 38		
PITCHER	IP	WLS	BF	H	R	ER	SO	BB	IBB	HBP	BLK	WP	HR	S	P	ERA	WHIP					
39 Scott Feldman, R (1.1) ERA: 4.41	2.1	L	16	7	4	4	2	2	0	0	0	0	0	44	73	15.43	3.857					
52 Doug Mathis, R (3.1) ERA: 4.75	3.2		16	6	3	3	2	0	0	0	0	0	2	34	56	7.36	1.636					
49 Chris Ray, R (7.1) ERA: 2.08	1.0		3	0	0	0	0	0	0	0	0	0	0	6	8	0.00	0.000					
50 Frank Francisco, R (8.1) ERA: 13.5	1.0		3	0	0	0	0	0	0	0	0	0	0	9	13	0.00	0.000					

Texas Rangers @ New York Yankees
Yankee Stadium, Bronx, NY
Sat Apr 17 2010, 1:09 PM - 4:13 PM EDT
Att: 44,963 - Cloudy - 55 F

AB 36
R 7
H 13
RBI 6
BB 2
SO 4
LOB 14



Batter	1	2	3	4	5	6	7	8	9	AB	R	H	RBI	BB	SO	LOB	TOP				
1 Elvis Andrus, R OBP: 0.419, SLG: 0.405										3	1	1	1	1	1	0	<p>Texas Rangers @ New York Yankees Yankee Stadium, Bronx, NY Sun Apr 18 2010, 1:10 PM - 3:59 PM EDT Att: 44,121 - Partly Cloudy - 53 F</p>				
10 Michael Young, R OBP: 0.280, SLG: 0.404										4	0	2	1	0	1						
32 Josh Hamilton, L OBP: 0.333, SLG: 0.390										4	0	0	0	0	0	3					
27 Vladimir Guerrero, R OBP: 0.380, SLG: 0.435										4	0	0	0	0	0	2					
17 Nelson Cruz, R OBP: 0.396, SLG: 0.927										3	0	0	0	1	2	0					
25 Ryan Garko, R OBP: 0.282, SLG: 0.333										2	0	0	0	1	0	1					
19 Chris Davis, L OBP: 0.282, SLG: 0.333										1	0	0	0	0	1	0					
7 David Murphy, L OBP: 0.067, SLG: 0.143										3	0	0	0	0	1	1					
15 Matt Treanor, R OBP: 0.375, SLG: 0.333										3	1	1	0	0	0	1					
3 Andrés Blanco, S										1	0	0	0	0	0	0					
14 Joaquin Arias, R OBP: 0.406, SLG: 0.438										1	0	0	0	0	0	0					
Inning Stats	R: 0 H: 1 E: 0 K: 0 S: 12	H: 1 LOB: 1 BB: 0 P: 17	R: 0 H: 0 E: 0 K: 0 S: 6	H: 0 LOB: 0 BB: 1 P: 15	R: 2 H: 3 E: 0 K: 0 S: 13	H: 3 LOB: 1 BB: 0 P: 19	R: 0 H: 0 E: 0 K: 0 S: 8	H: 0 LOB: 0 BB: 1 P: 14	R: 0 H: 0 E: 0 K: 1 S: 5	H: 0 LOB: 0 BB: 0 P: 6	R: 0 H: 0 E: 0 K: 1 S: 7	H: 0 LOB: 0 BB: 0 P: 9	R: 0 H: 0 E: 0 K: 1 S: 8	H: 0 LOB: 1 BB: 1 P: 16	R: 0 H: 0 E: 0 K: 2 S: 10	H: 0 LOB: 0 BB: 0 P: 14	1B: 3 2B: 1 3B: 0 HR: 0	SF: 0 SAC: 1 DP: 1 HBP: 0	WP: 0 PB: 0 SB: 0 CS: 0	PA: 33	
PITCHER	IP	WLS	BF	H	R	ER	SO	BB	IBB	HBP	BLK	WP	HR	S	P	ERA	WHIP				
46 Andy Pettitte, L ERA: 1.35	8.0	W	30	4	2	2	4	3	0	0	0	0	0	67	107	2.25	0.875				
42 Mariano Rivera, R ERA:	1.0	S	3	0	0	0	2	0	0	0	0	0	0	10	14	0.00	0.000				

Texas Rangers @ New York Yankees
Yankee Stadium, Bronx, NY
Sun Apr 18 2010, 1:10 PM - 3:59 PM EDT
Att: 44,121 - Partly Cloudy - 53 F


AB 29
R 2
H 4
RBI 2
BB 3
SO 6
LOB 9



Batter	1	2	3	4	5	6	7	8	9	AB	R	H	RBI	BB	SO	LOB	BOTTOM				
11 Brett Gardner, L OBP: 0.444, SLG: 0.333										3	1	2	0	1	0	2	<p>Texas Rangers @ New York Yankees Yankee Stadium, Bronx, NY Sun Apr 18 2010, 1:10 PM - 3:59 PM EDT Att: 44,121 - Partly Cloudy - 53 F</p>				
36 Nick Johnson, L OBP: 0.407, SLG: 0.289										4	0	0	0	1	3	5					
25 Mark Teixeira, S OBP: 0.291, SLG: 0.205										4	1	1	1	0	0	3					
13 Alex Rodriguez, R OBP: 0.415, SLG: 0.523										1	1	1	0	3	0	0					
24 Robinson Canó, L OBP: 0.353, SLG: 0.681										2	0	0	1	1	1	3					
20 Jorge Posada, S OBP: 0.465, SLG: 0.730										4	2	2	1	0	1	4					
14 Curtis Granderson, L OBP: 0.380, SLG: 0.576										2	0	0	0	2	2	0					
33 Nick Swisher, S OBP: 0.347, SLG: 0.375										4	0	0	0	0	2	4					
19 Ramiro Pena, S OBP: 0.200, SLG: 0.200										4	0	1	2	0	1	1					
Inning Stats	R: 1 H: 0 E: 0 K: 2 S: 13	H: 1 LOB: 2 BB: 1 P: 22	R: 0 H: 1 E: 0 K: 1 S: 9	H: 1 LOB: 1 BB: 1 P: 17	R: 3 H: 3 E: 0 K: 2 S: 23	H: 3 LOB: 2 BB: 2 P: 35	R: 0 H: 1 E: 0 K: 0 S: 11	H: 1 LOB: 2 BB: 2 P: 25	R: 0 H: 0 E: 0 K: 2 S: 8	H: 0 LOB: 0 BB: 0 P: 9	R: 0 H: 0 E: 0 K: 0 S: 10	H: 0 LOB: 2 BB: 2 P: 20	R: 1 H: 1 E: 0 K: 2 S: 11	H: 1 LOB: 0 BB: 0 P: 16	R: 0 H: 1 E: 0 K: 1 S: 8	H: 1 LOB: 0 BB: 0 P: 13		1B: 5 2B: 0 3B: 0 HR: 2	SF: 1 SAC: 0 DP: 1 HBP: 2	WP: 0 PB: 0 SB: 0 CS: 1	PA: 39
PITCHER	IP	WLS	BF	H	R	ER	SO	BB	IBB	HBP	BLK	WP	HR	S	P	ERA	WHIP				
40 Rich Harden, R ERA: 4.73	3.2	L	23	5	4	4	5	6	0	0	0	0	0	1	24	9.82	3.000				
57 Dustin Nippert, R ERA: 4.91	2.1		10	1	1	1	2	2	0	0	0	0	0	1	24	3.86	1.286				
28 Darren Oliver, L ERA: 1.5	2.0		6	1	0	0	3	0	0	0	0	0	0	16	23	0.00	0.500				

Texas Rangers @ New York Yankees
Yankee Stadium, Bronx, NY
Sun Apr 18 2010, 1:10 PM - 3:59 PM EDT
Att: 44,121 - Partly Cloudy - 53 F

AB 28
R 5
H 7
RBI 5
BB 8
SO 10
LOB 22



Batter	1	2	3	4	5	6	7	8	9	AB	R	H	RBI	BB	SO	LOB	TOP																					
1 Elvis Andrus, R OBP: 0.438, SLG: 0.385	L9		10 S 32 G4-3 BB	10 1B 10 S BB		K		32 BB 10 1B BB		2	1	0	0	3	1	0																						
10 Michael Young, R OBP: 0.291, SLG: 0.404	K		P3	32 L3 1B		K		32 BB 1B		5	0	2	1	0	2	1																						
32 Josh Hamilton, L OBP: 0.340, SLG: 0.364	17 1B BB		G4-3	L3		F8				3	1	0	1	2	0	2																						
27 Vladimir Guerrero, R OBP: 0.382, SLG: 0.420	17 1B 1B		19 S 17 S BB	F9		F9		P4		4	0	1	0	1	0	4																						
17 Nelson Cruz, R OBP: 0.415, SLG: 0.911	19 S 1B		19 S IBB			F7				4	1	2	1	1	1	0																						
7 David Murphy, L OBP: 0.067, SLG: 0.143	1-3 2H 1B		1-2 IBB			15 1B 2B				0	0	0	0	0	0	0																						
19 Chris Davis, L OBP: 0.273, SLG: 0.300	F7		F9			F7				4	0	0	0	1	0	5																						
15 Matt Treanor, R OBP: 0.429, SLG: 0.333		P4		14 2B 20 1B HBP		20 BLK 1B				3	1	1	1	1	1	1																						
14 Joaquin Arias, R OBP: 0.389, SLG: 0.444		G6-3		20 1B 1 WP 2B		F9				4	1	1	0	0	0	1																						
3 Andrés Blanco, S				1 WP 10 1B 1B						1	0	0	0	0	0	1																						
20 Julio Borbon, L OBP: 0.122, SLG: 0.100		G1-3		1 WP 10 1B 1B		G4-3				4	1	1	1	0	0	1																						
Inning Stats	R: 1 E: 0 K: 1 S: 11	H: 2 LOB: 2 BB: 1 P: 20	R: 0 E: 0 K: 0 S: 8	H: 0 LOB: 0 BB: 0 P: 10	R: 1 E: 0 K: 0 S: 13	H: 0 LOB: 2 BB: 3 P: 27	R: 3 E: 0 K: 0 S: 15	H: 3 LOB: 1 BB: 3 P: 23	R: 1 E: 0 K: 0 S: 13	H: 2 LOB: 0 BB: 0 P: 21	R: 0 E: 0 K: 2 S: 7	H: 0 LOB: 0 BB: 0 P: 13	R: 0 E: 0 K: 1 S: 7	H: 0 LOB: 1 BB: 1 P: 14	R: 0 E: 0 K: 0 S: 18	H: 1 LOB: 3 BB: 2 P: 32	R: 0 E: 0 K: 1 S: 15	H: 0 LOB: 1 BB: 1 P: 20	1B: 6 2B: 3 3B: 0 HR: 0	SF: 0 SAC: 0 DP: 1 HBP: 1	WP: 1 PB: 0 SB: 9 CS: 0	PA: 44																
PITCHER	IP	WLS	BF	H	R	ER	SO	BB	IBB	HBP	BLK	WP	HR	S	P	ERA	WHIP	PITCHER	IP	WLS	BF	H	R	ER	SO	BB	IBB	HBP	BLK	WP	HR	S	P	ERA	WHIP			
49 Tim Wakefield, R ERA: 6.38	6.0		30	7	6	6	3	4	1	1	1	1	0	67	114	9.00	1.833																					
17 Manny Delcarmen, R ERA: 2.7	1.2		7	0	0	0	1	2	0	0	0	0	0	17	32	0.00	1.200																					
37 Hideki Okajima, L ERA: 1.93	0.1		3	1	0	0	0	1	0	0	0	0	0	8	14	0.00	6.000																					
58 Jonathan Papelbon, R ERA: 2.84	1.0	W	4	0	0	0	1	1	0	0	0	0	0	15	20	0.00	1.000																					
Batter	1	2	3	4	5	6	7	8	9	AB	R	H	RBI	BB	SO	LOB	BOTTOM																					
10 Marco Scutaro, R OBP: 0.368, SLG: 0.347	G5-3					F8				4	0	0	0	0	1	1																						
7 J.D. Drew, L OBP: 0.250, SLG: 0.222	20 BB 41 1B BB		F8			K				4	1	0	0	1	2	2																						
15 Dustin Pedroia, R OBP: 0.369, SLG: 0.684	F7		F8			K				5	0	1	0	0	0	1																						
20 Kevin Youkilis, R OBP: 0.361, SLG: 0.460	41 1B BB		G1-3			K				4	1	2	0	1	1	1																						
41 Victor Martinez, S OBP: 0.276, SLG: 0.375			L3							4	1	3	1	0	0	0																						
22 Bill Hall, R OBP: 0.286, SLG: 0.091	1-3 2H 1B					32 2B 1B				0	0	0	0	0	0	0																						
34 David Ortiz, L OBP: 0.222, SLG: 0.268	K					P5				3	0	0	0	0	2	3																						
25 Mike Lowell, R OBP: 0.429, SLG: 0.333										0	0	0	0	2	0	0																						
29 Adrián Beltré, R OBP: 0.294, SLG: 0.347						F9				5	0	1	0	0	1	6																						
32 Jeremy Hermida, L OBP: 0.278, SLG: 0.600	FC4-6		FC4-6			39 2B 1B				3	2	2	1	0	0	1																						
33 Jason Varitek, S OBP: 0.467, SLG: 1.214			FC3-6			HR				1	1	1	0	1	0	0																						
39 Josh Reddick, L OBP: 0.333, SLG: 0.667			FC3-6			G4-3				3	0	1	2	0	0	1																						
54 Darrell McDonald, R OBP: 1.000, SLG: 2.950										2	1	2	3	0	0	0																						
Inning Stats	R: 1 E: 0 K: 1 S: 18	H: 1 LOB: 2 BB: 2 P: 33	R: 0 E: 0 K: 0 S: 15	H: 1 LOB: 0 BB: 0 P: 22	R: 0 E: 0 K: 0 S: 9	H: 0 LOB: 0 BB: 0 P: 13	R: 1 E: 0 K: 2 S: 14	H: 1 LOB: 0 BB: 0 P: 19	R: 0 E: 0 K: 2 S: 12	H: 1 LOB: 1 BB: 0 P: 14	R: 2 E: 0 K: 0 S: 14	H: 3 LOB: 1 BB: 0 P: 21	R: 0 E: 0 K: 0 S: 18	H: 2 LOB: 3 BB: 1 P: 26	R: 2 E: 0 K: 2 S: 13	H: 2 LOB: 0 BB: 0 P: 23	R: 1 E: 0 K: 0 S: 9	H: 2 LOB: 3 BB: 2 P: 23	1B: 8 2B: 3 3B: 0 HR: 2	SF: 0 SAC: 1 DP: 0 HBP: 1	WP: 0 PB: 1 SB: 0 CS: 0	PA: 45																
PITCHER	IP	WLS	BF	H	R	ER	SO	BB	IBB	HBP	BLK	WP	HR	S	P	ERA	WHIP	PITCHER	IP	WLS	BF	H	R	ER	SO	BB	IBB	HBP	BLK	WP	HR	S	P	ERA	WHIP			
48 Colby Lewis, R ERA: 3.12	5.0		23	5	3	3	5	2	0	1	0	0	0	10	16	13.50	3.000																					
49 Chris Ray, R ERA: 3.6	0.2		4	2	1	1	0	0	0	0	0	0	0	12	16	0.00	1.000																					
56 Darren O'Day, R ERA: 3.86	1.0	H	4	1	0	0	0	0	0	0	0	0	0	1	18	31	18.00	4.000																				
28 Darren Oliver, L ERA: 12.6	1.0	B	7	3	2	2	2	1	0	0	0	0	1	11	26	9.00	3.000																					
50 Frank Francisco, R ERA: 12.6	1.0	L	7	2	1	1	0	1	1	0	0	0	0	11	26	9.00	3.000																					

Texas Rangers @ Boston Red Sox
Fenway Park, Boston, MA
Tue Apr 20 2010, 7:11 PM - 10:56 PM EDT
Att: 37,614 - Clear - 62 F

AB	34
R	6
H	8
RBI	5
BB	9
SO	5
LOB	16



Texas Rangers @ Boston Red Sox
Fenway Park, Boston, MA
Tue Apr 20 2010, 7:11 PM - 10:56 PM EDT
Att: 37,614 - Clear - 62 F

AB	38
R	7
H	13
RBI	7
BB	5
SO	7
LOB	16



Batter	1	2	3	4	5	6	7	8	9	10	11	12	AB	R	H	RBI	BB	SO	LOB	TOP				
1 Elvis Andrus, R OBP: 0.434, SLG: 0.357													3 2 0 0 2 2 0											
10 Michael Young, R OBP: 0.262, SLG: 0.368													5 0 0 1 0 1 3											
32 Josh Hamilton, L OBP: 0.379, SLG: 0.458												4 2 3 4 1 0 0												
27 Vladimir Guerrero, R OBP: 0.307, SLG: 0.416												5 0 1 1 0 0 2												
17 Nelson Cruz, R OBP: 0.397, SLG: 0.837												4 0 0 0 1 1 0												
7 David Murphy, L OBP: 0.087, SLG: 0.143												0 0 0 0 0 0 0												
19 Chris Davis, L OBP: 0.265, SLG: 0.311												5 0 1 0 0 2 2												
15 Matt Treanor, R OBP: 0.346, SLG: 0.261												5 0 0 0 0 1 1												
14 Joaquin Arias, R OBP: 0.366, SLG: 0.400												4 1 0 0 1 2 1												
20 Julio Borbon, L OBP: 0.174, SLG: 0.200												5 2 3 1 0 1 0												
Inning Stats	R: 1 E: 0 K: 1 S: 11	H: 1 LOB: 2 BB: 2 P: 20	R: 3 E: 0 K: 0 S: 17	H: 2 LOB: 1 BB: 2 P: 28	R: 0 E: 0 K: 2 S: 11	H: 1 LOB: 1 BB: 0 P: 15	R: 0 E: 0 K: 0 S: 5	H: 1 LOB: 0 BB: 0 P: 7	R: 0 E: 0 K: 0 S: 6	H: 0 LOB: 0 BB: 0 P: 10	R: 0 E: 0 K: 1 S: 10	H: 0 LOB: 0 BB: 0 P: 16	R: 0 E: 0 K: 1 S: 11	H: 0 LOB: 0 BB: 0 P: 13	R: 0 E: 0 K: 0 S: 4	H: 1 LOB: 0 BB: 0 P: 5	R: 0 E: 0 K: 1 S: 9	H: 0 LOB: 0 BB: 0 P: 10	R: 0 E: 0 K: 2 S: 10	H: 0 LOB: 0 BB: 0 P: 14	1B: 4 2B: 3 3B: 1 HR: 1	SF: 1 SAC: 1 DP: 2 HBP: 0	WP: 0 PB: 0 SB: 3 CS: 0	PA: 47
PITCHER	IP WLS BF H R ER SO BB IBB HBP BLK WP HR S P ERA WHIP	19 Josh Beckett, R ERA: 5.26	51 Daniel Bard, R ERA: 1.8	58 Jonathan Papelbon, R ERA: 2.16	37 Hideki Okajima, L ERA: 1.59																			

Texas Rangers @ Boston Red Sox
Fenway Park, Boston, MA
Wed Apr 21 2010, 7:12 PM - 10:59 PM EDT
Att. 37,518 - Partly Cloudy - 63 F

AB 40
R 7
H 8
RBI 7
BB 5
SO 10
LOB 9



Batter	1	2	3	4	5	6	7	8	9	10	11	12	AB	R	H	RBI	BB	SO	LOB	BOTTOM								
10 Marco Scutaro, R OBP: 0.365, SLG: 0.345													6 2 2 0 0 1 2															
7 J.D. Drew, L OBP: 0.259, SLG: 0.280													5 1 1 4 1 0 3															
15 Dustin Pedroia, R OBP: 0.352, SLG: 0.629													5 0 0 0 1 1 1															
20 Kevin Youkilis, R OBP: 0.359, SLG: 0.482													6 1 2 1 0 2 0															
25 Mike Lowell, R OBP: 0.474, SLG: 0.563													4 1 2 2 1 0 0															
33 Jason Varitek, S OBP: 0.350, SLG: 0.895													5 0 0 0 0 4 2															
29 Adrián Beltré, R OBP: 0.268, SLG: 0.315													5 0 0 0 0 2 0															
54 Darnell McDonald, R OBP: 0.714, SLG: 1.800													3 2 1 1 2 0 0															
22 Bill Hall, R OBP: 0.353, SLG: 0.154													2 1 1 0 1 0 0															
39 Josh Reddick, L OBP: 0.250, SLG: 0.590													1 0 0 0 0 1 0															
32 Jeremy Hermida, L OBP: 0.270, SLG: 0.583													1 0 0 0 0 1 0															
Inning Stats	R: 0 E: 0 K: 0 S: 8	H: 0 LOB: 0 BB: 0 P: 9	R: 1 E: 0 K: 2 S: 11	H: 1 LOB: 0 BB: 0 P: 18	R: 4 E: 0 K: 1 S: 19	H: 3 LOB: 1 BB: 2 P: 36	R: 1 E: 0 K: 1 S: 7	H: 1 LOB: 0 BB: 0 P: 8	R: 1 E: 0 K: 1 S: 15	H: 2 LOB: 1 BB: 1 P: 27	R: 0 E: 0 K: 0 S: 7	H: 0 LOB: 0 BB: 0 P: 17	R: 0 E: 0 K: 1 S: 6	H: 0 LOB: 0 BB: 0 P: 15	R: 0 E: 0 K: 2 S: 9	H: 0 LOB: 0 BB: 0 P: 14	R: 0 E: 0 K: 1 S: 6	H: 0 LOB: 0 BB: 0 P: 10	R: 0 E: 0 K: 1 S: 5	H: 0 LOB: 0 BB: 0 P: 9	R: 0 E: 0 K: 1 S: 10	H: 0 LOB: 0 BB: 0 P: 15	R: 1 E: 0 K: 1 S: 13	H: 2 LOB: 2 BB: 1 P: 26	1B: 4 2B: 2 3B: 0 HR: 3	SF: 0 SAC: 0 DP: 1 HBP: 0	WP: 0 PB: 0 SB: 0 CS: 0	PA: 49
PITCHER	IP WLS BF H R ER SO BB IBB HBP BLK WP HR S P ERA WHIP	54 Matt Harrison, L ERA: 4.24	52 Doug Mathis, R ERA: 4.7	49 Chris Ray, R ERA: 3.0	56 Darren O'Day, R ERA: 1.35	30 Neftali Feliz, R ERA: 1.35																						

Texas Rangers @ Boston Red Sox
Fenway Park, Boston, MA
Wed Apr 21 2010, 7:12 PM - 10:59 PM EDT
Att. 37,518 - Partly Cloudy - 63 F

AB 43
R 8
H 9
RBI 8
BB 6
SO 12
LOB 8



Batter	1	2	3	4	5	6	7	8	9	AB	R	H	RBI	BB	SO	LOB	TOP								
1 Elvis Andrus, R OBP: 0.421, SLG: 0.370										4	0	1	0	0	3	0	Texas Rangers @ Boston Red Sox Fenway Park, Boston, MA Thu Apr 22 2010, 7:12 PM - 10:10 PM EDT Att: 37,417 - Cloudy - 56 F								
10 Michael Young, R OBP: 0.246, SLG: 0.344										4	0	0	0	0	1	1									
32 Josh Hamilton, L OBP: 0.371, SLG: 0.462										4	1	1	0	0	1	1									
17 Nelson Cruz, R OBP: 0.419, SLG: 0.827										3	1	2	1	1	1	0									
7 David Murphy, L OBP: 0.158, SLG: 0.278										4	1	2	1	0	0	3									
19 Chris Davis, L OBP: 0.264, SLG: 0.292										3	0	0	0	1	2	1									
2 Taylor Teagarden, R (1, 2)										4	0	0	0	0	2	3									
3 Andrés Blanco, S OBP: 0.143, SLG: 0.077										4	0	1	1	0	0	2									
20 Julio Borbon, L OBP: 0.163, SLG: 0.188										3	0	0	0	0	1	1									
Inning Stats	R: 0 E: 0 K: 2 S: 10	H: 0 LOB: 0 BB: 0 P: 10	R: 0 E: 0 K: 2 S: 16	H: 1 LOB: 2 BB: 1 P: 25	R: 0 E: 0 K: 2 S: 12	H: 0 LOB: 0 BB: 0 P: 17	R: 0 E: 0 K: 0 S: 10	H: 1 LOB: 0 BB: 0 P: 15	R: 0 E: 0 K: 1 S: 7	H: 0 LOB: 0 BB: 0 P: 12	R: 0 E: 0 K: 2 S: 7	H: 0 LOB: 0 BB: 0 P: 9	R: 3 E: 1 K: 1 S: 18	H: 4 LOB: 1 BB: 0 P: 31	R: 0 E: 0 K: 0 S: 6	H: 1 LOB: 2 BB: 1 P: 12	R: 0 E: 0 K: 1 S: 7	H: 0 LOB: 0 BB: 0 P: 11	1B: 4 2B: 3 3B: 0 HR: 0	SF: 0 SAC: 0 DP: 1 HBP: 0	WP: 0 PB: 0 SB: 2 CS: 0	PA: 35			
PITCHER	IP WLS BF H R ER SO BB IBB HBP BLK WP HR S P ERA WHIP	IP WLS BF H R ER SO BB IBB HBP BLK WP HR S P ERA WHIP	IP WLS BF H R ER SO BB IBB HBP BLK WP HR S P ERA WHIP	IP WLS BF H R ER SO BB IBB HBP BLK WP HR S P ERA WHIP	IP WLS BF H R ER SO BB IBB HBP BLK WP HR S P ERA WHIP	IP WLS BF H R ER SO BB IBB HBP BLK WP HR S P ERA WHIP	IP WLS BF H R ER SO BB IBB HBP BLK WP HR S P ERA WHIP	IP WLS BF H R ER SO BB IBB HBP BLK WP HR S P ERA WHIP	IP WLS BF H R ER SO BB IBB HBP BLK WP HR S P ERA WHIP	IP WLS BF H R ER SO BB IBB HBP BLK WP HR S P ERA WHIP	IP WLS BF H R ER SO BB IBB HBP BLK WP HR S P ERA WHIP	IP WLS BF H R ER SO BB IBB HBP BLK WP HR S P ERA WHIP	IP WLS BF H R ER SO BB IBB HBP BLK WP HR S P ERA WHIP	IP WLS BF H R ER SO BB IBB HBP BLK WP HR S P ERA WHIP	IP WLS BF H R ER SO BB IBB HBP BLK WP HR S P ERA WHIP	IP WLS BF H R ER SO BB IBB HBP BLK WP HR S P ERA WHIP	IP WLS BF H R ER SO BB IBB HBP BLK WP HR S P ERA WHIP	IP WLS BF H R ER SO BB IBB HBP BLK WP HR S P ERA WHIP	IP WLS BF H R ER SO BB IBB HBP BLK WP HR S P ERA WHIP	IP WLS BF H R ER SO BB IBB HBP BLK WP HR S P ERA WHIP	IP WLS BF H R ER SO BB IBB HBP BLK WP HR S P ERA WHIP	IP WLS BF H R ER SO BB IBB HBP BLK WP HR S P ERA WHIP	IP WLS BF H R ER SO BB IBB HBP BLK WP HR S P ERA WHIP	IP WLS BF H R ER SO BB IBB HBP BLK WP HR S P ERA WHIP	IP WLS BF H R ER SO BB IBB HBP BLK WP HR S P ERA WHIP

Texas Rangers @ Boston Red Sox
 Fenway Park, Boston, MA
 Thu Apr 22 2010, 7:12 PM - 10:10 PM EDT
 Att: 37,417 - Cloudy - 56 F

AB 33
 R 3
 H 7
 RBI 3
 BB 2
 SO 11
 LOB 12

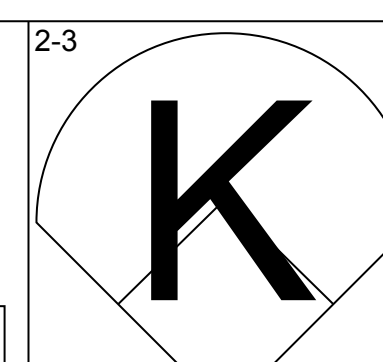
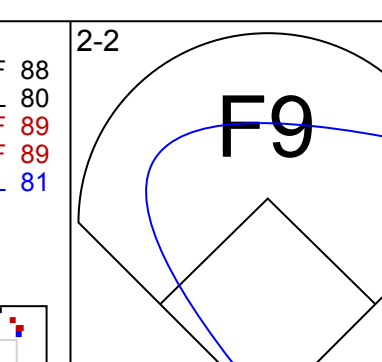
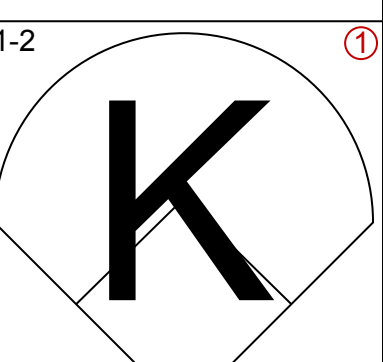
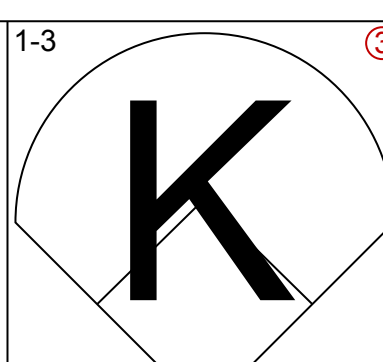
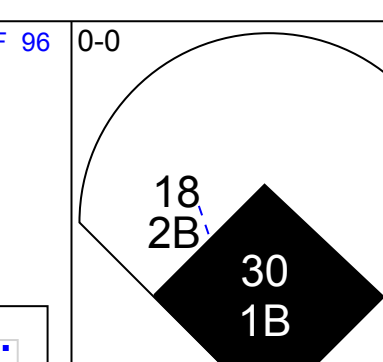
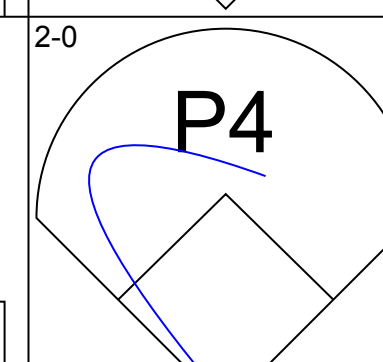
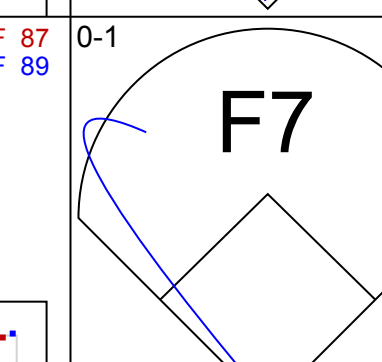
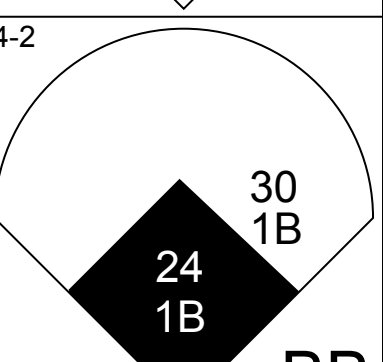

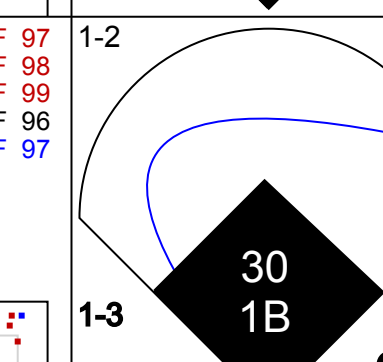

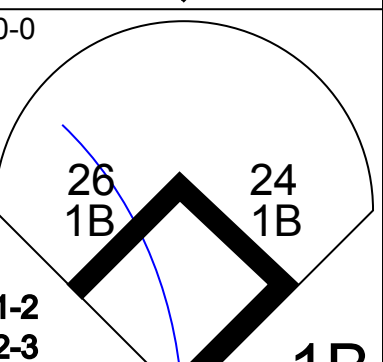

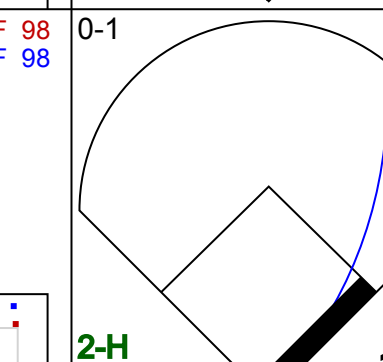
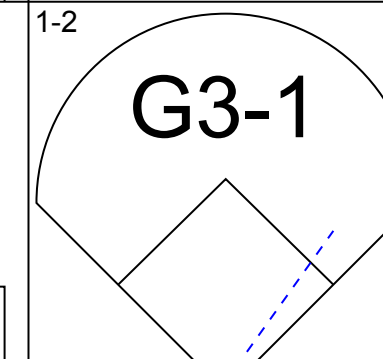
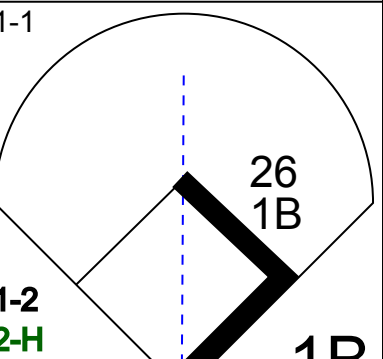

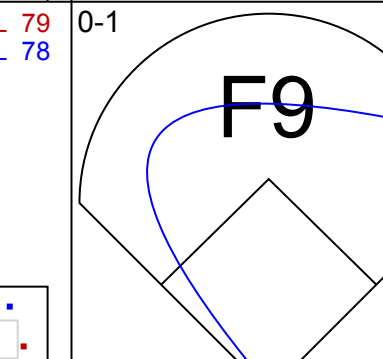
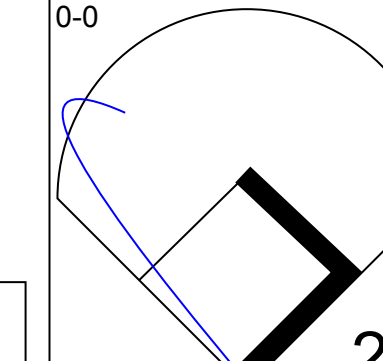
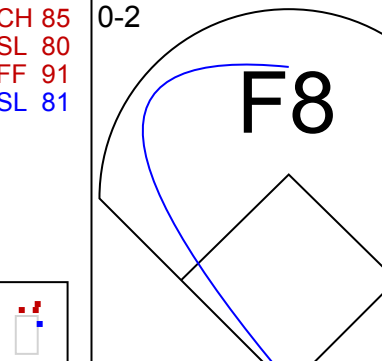
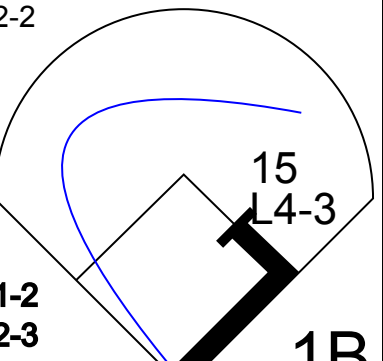
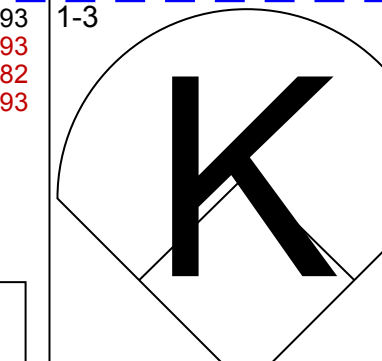
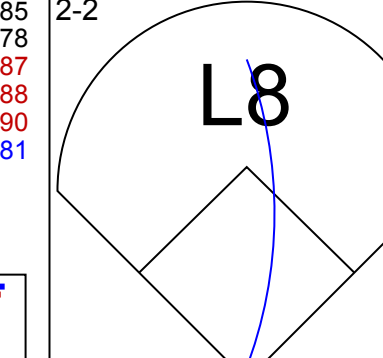
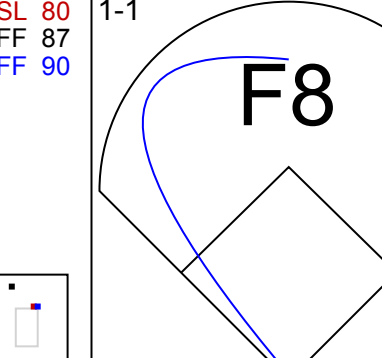
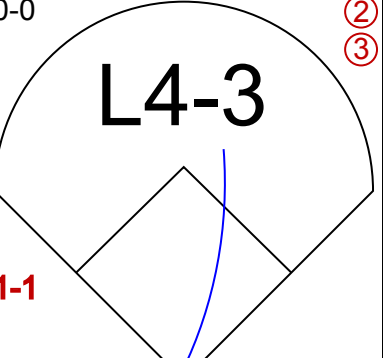
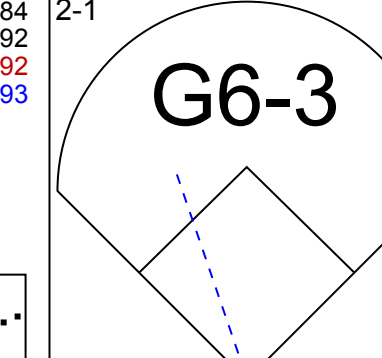
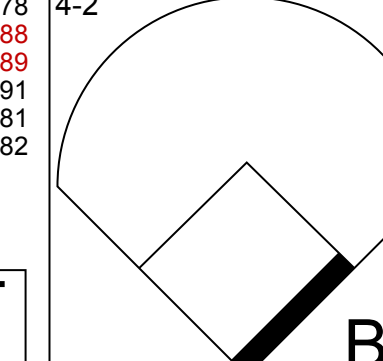
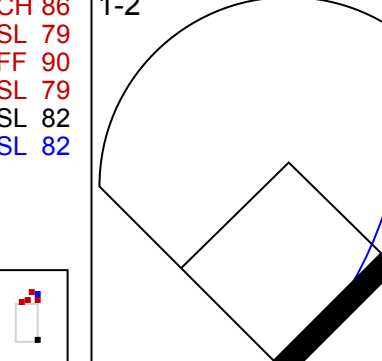
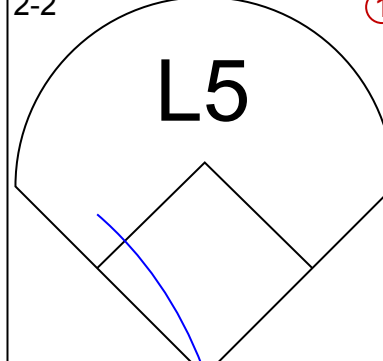
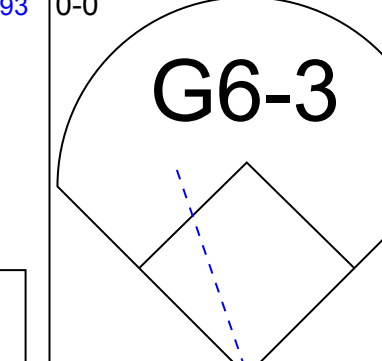
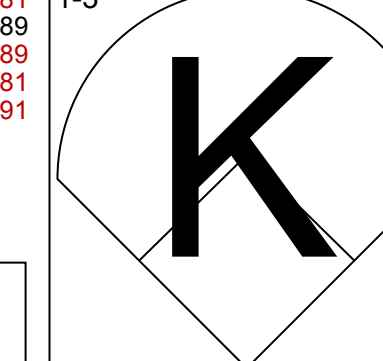
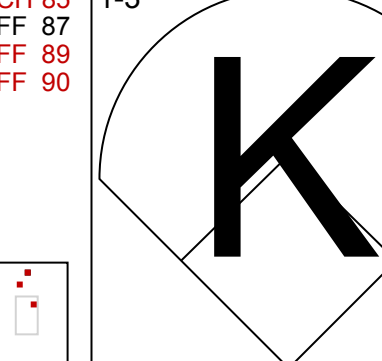
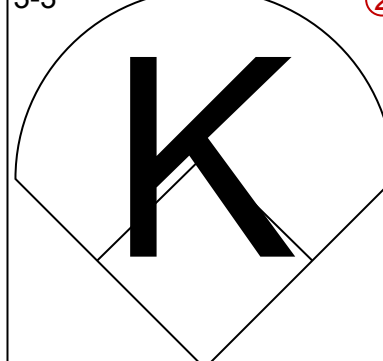
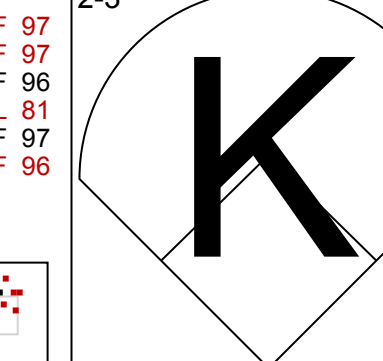
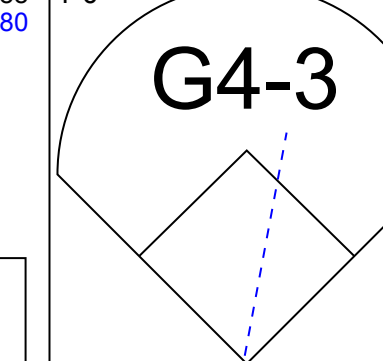
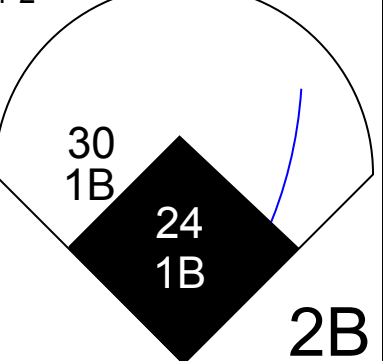
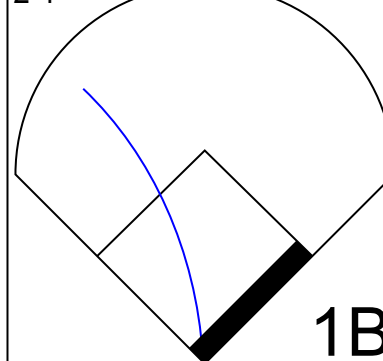
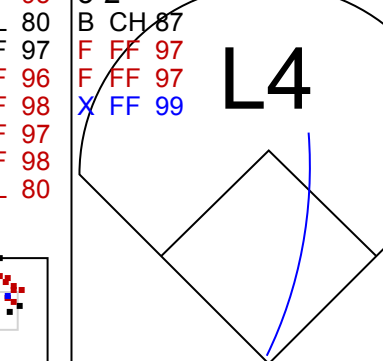


Batter	1	2	3	4	5	6	7	8	9	AB	R	H	RBI	BB	SO	LOB	BOTTOM								
10 Marco Scutaro, R OBP: 0.343, SLG: 0.322										4	0	0	0	0	0	2	Texas Rangers @ Boston Red Sox Fenway Park, Boston, MA Thu Apr 22 2010, 7:12 PM - 10:10 PM EDT Att: 37,417 - Cloudy - 56 F								
7 J.D. Drew, L OBP: 0.256, SLG: 0.278										4	0	1	0	0	1	1									
15 Dustin Pedroia, R OBP: 0.333, SLG: 0.591										4	0	0	0	0	1	2									
20 Kevin Youkilis, R OBP: 0.352, SLG: 0.467										4	0	1	0	0	0	0									
41 Victor Martinez, S OBP: 0.306, SLG: 0.390										3	0	2	0	1	0	1									
25 Mike Lowell, R OBP: 0.391, SLG: 0.450										4	0	0	0	0	0	3									
29 Adrian Beltre, R OBP: 0.271, SLG: 0.316										3	0	1	0	0	1	1									
54 Darrell McDonald, R OBP: 0.600, SLG: 1.286										2	0	0	0	1	0	3									
22 Bill Hall, R OBP: 0.350, SLG: 0.188										3	0	1	0	0	1	1									
Inning Stats	R: 0 E: 0 K: 0 S: 8	H: 0 LOB: 0 BB: 0 P: 9	R: 0 E: 0 K: 0 S: 8	H: 1 LOB: 0 BB: 0 P: 15	R: 0 E: 0 K: 2 S: 15	H: 0 LOB: 1 BB: 1 P: 26	R: 0 E: 0 K: 0 S: 7	H: 0 LOB: 0 BB: 0 P: 13	R: 0 E: 0 K: 0 S: 10	H: 1 LOB: 1 BB: 0 P: 13	R: 0 E: 0 K: 0 S: 13	H: 2 LOB: 2 BB: 0 P: 21	R: 0 E: 0 K: 2 S: 13	H: 1 LOB: 1 BB: 0 P: 16	R: 0 E: 0 K: 0 S: 8	H: 1 LOB: 0 BB: 0 P: 11	1B: 6 2B: 0 3B: 0 HR: 0	SF: 0 SAC: 0 DP: 2 HBP: 0	WP: 0 PB: 0 SB: 0 CS: 0	PA: 33					
PITCHER	IP WLS BF H R ER SO BB IBB HBP BLK WP HR S P ERA WHIP	IP WLS BF H R ER SO BB IBB HBP BLK WP HR S P ERA WHIP	IP WLS BF H R ER SO BB IBB HBP BLK WP HR S P ERA WHIP	IP WLS BF H R ER SO BB IBB HBP BLK WP HR S P ERA WHIP	IP WLS BF H R ER SO BB IBB HBP BLK WP HR S P ERA WHIP	IP WLS BF H R ER SO BB IBB HBP BLK WP HR S P ERA WHIP	IP WLS BF H R ER SO BB IBB HBP BLK WP HR S P ERA WHIP	IP WLS BF H R ER SO BB IBB HBP BLK WP HR S P ERA WHIP	IP WLS BF H R ER SO BB IBB HBP BLK WP HR S P ERA WHIP	IP WLS BF H R ER SO BB IBB HBP BLK WP HR S P ERA WHIP	IP WLS BF H R ER SO BB IBB HBP BLK WP HR S P ERA WHIP	IP WLS BF H R ER SO BB IBB HBP BLK WP HR S P ERA WHIP	IP WLS BF H R ER SO BB IBB HBP BLK WP HR S P ERA WHIP	IP WLS BF H R ER SO BB IBB HBP BLK WP HR S P ERA WHIP	IP WLS BF H R ER SO BB IBB HBP BLK WP HR S P ERA WHIP	IP WLS BF H R ER SO BB IBB HBP BLK WP HR S P ERA WHIP	IP WLS BF H R ER SO BB IBB HBP BLK WP HR S P ERA WHIP	IP WLS BF H R ER SO BB IBB HBP BLK WP HR S P ERA WHIP	IP WLS BF H R ER SO BB IBB HBP BLK WP HR S P ERA WHIP	IP WLS BF H R ER SO BB IBB HBP BLK WP HR S P ERA WHIP	IP WLS BF H R ER SO BB IBB HBP BLK WP HR S P ERA WHIP	IP WLS BF H R ER SO BB IBB HBP BLK WP HR S P ERA WHIP	IP WLS BF H R ER SO BB IBB HBP BLK WP HR S P ERA WHIP	IP WLS BF H R ER SO BB IBB HBP BLK WP HR S P ERA WHIP	IP WLS BF H R ER SO BB IBB HBP BLK WP HR S P ERA WHIP

Texas Rangers @ Boston Red Sox
 Fenway Park, Boston, MA
 Thu Apr 22 2010, 7:12 PM - 10:10 PM EDT
 Att: 37,417 - Cloudy - 56 F

AB 31
 R 0
 H 6
 RBI 0
 BB 2
 SO 4
 LOB 14

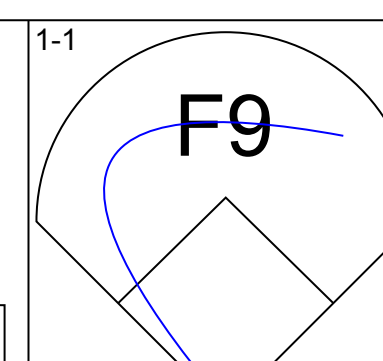
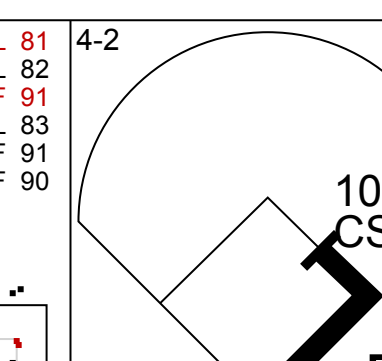
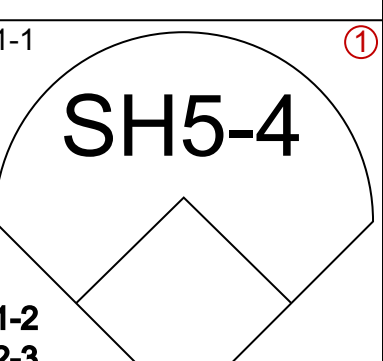
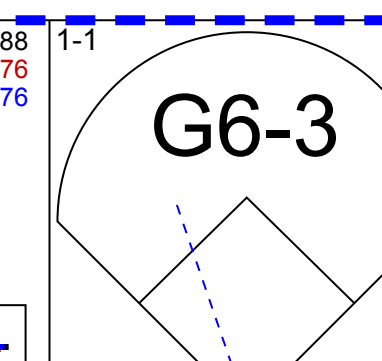
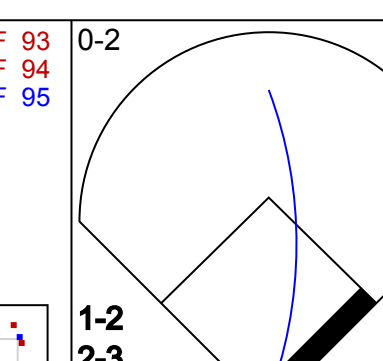
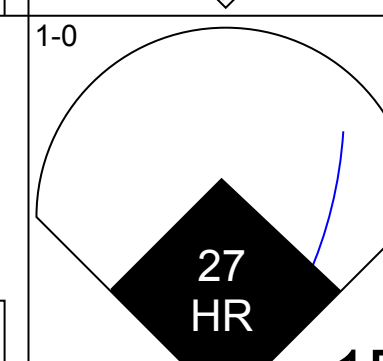
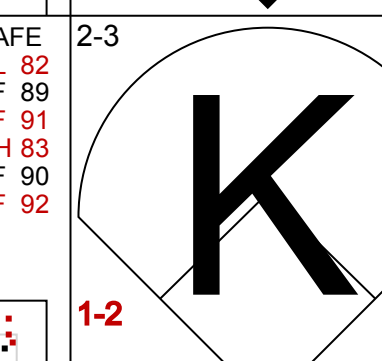
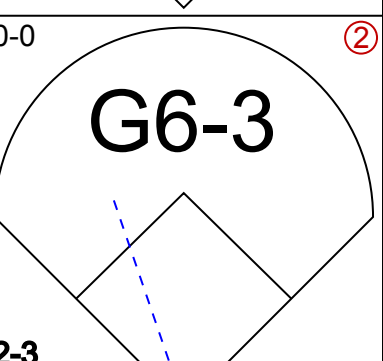
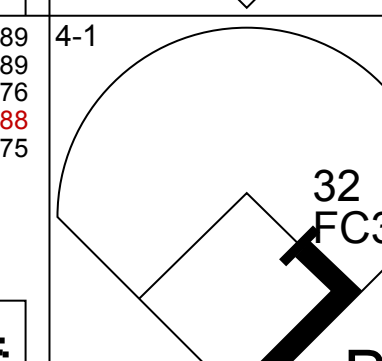
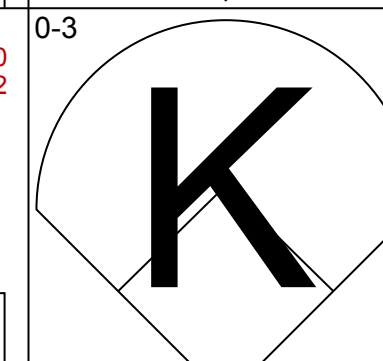
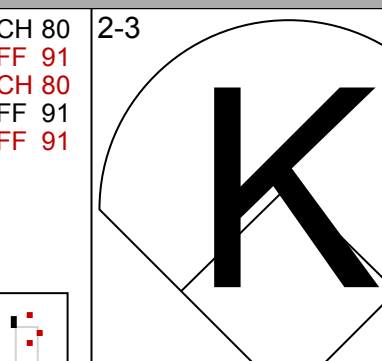
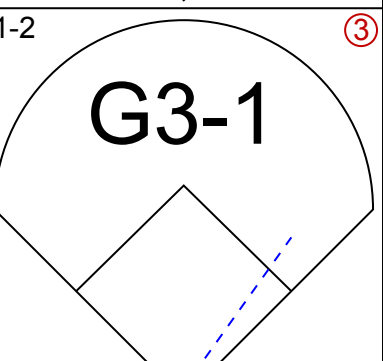
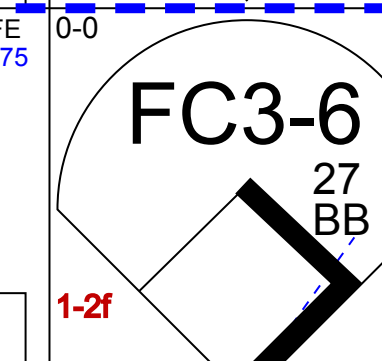
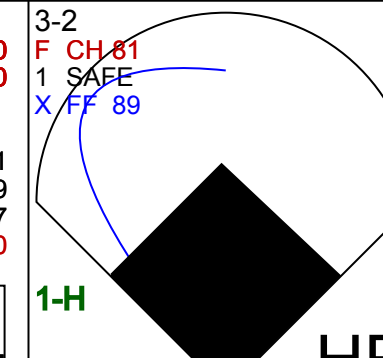
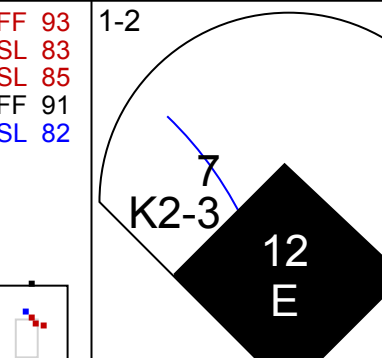

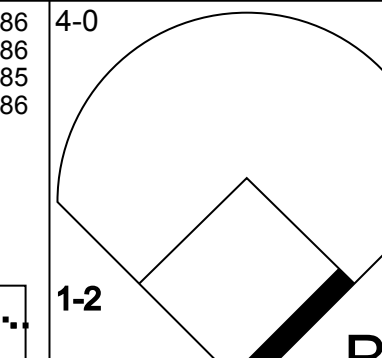
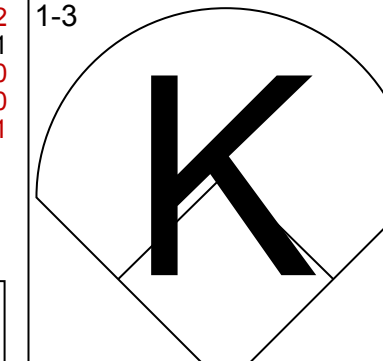
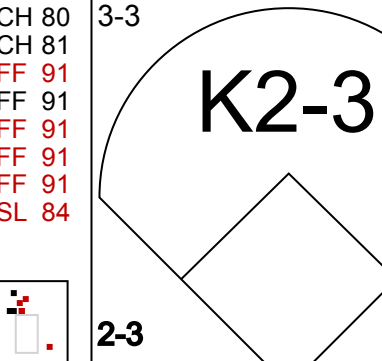

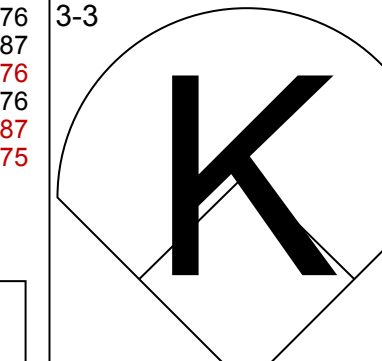
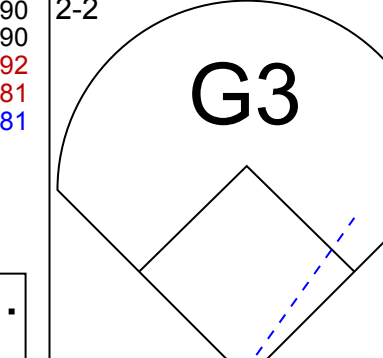
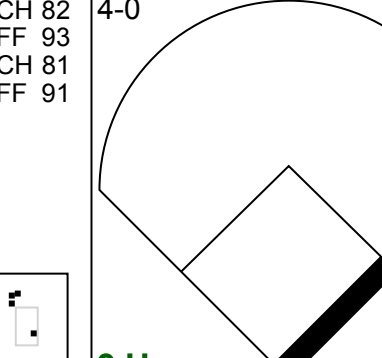

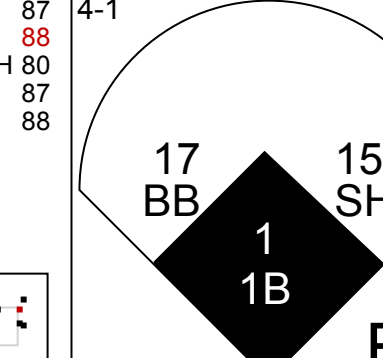
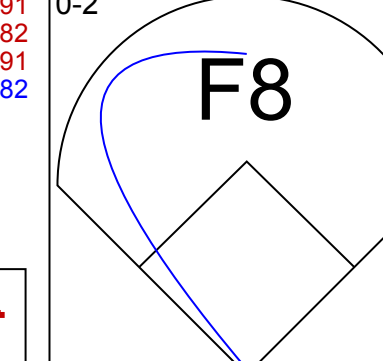
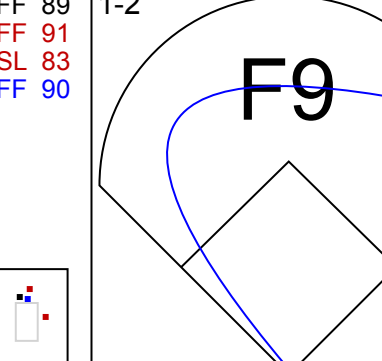
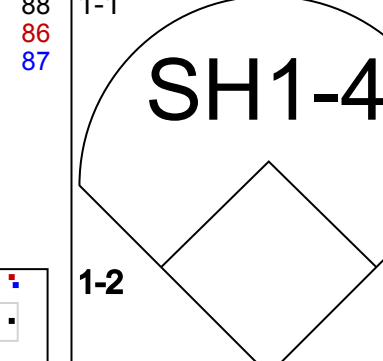
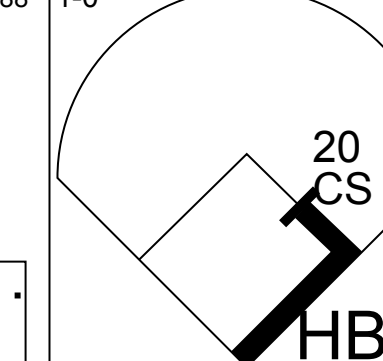



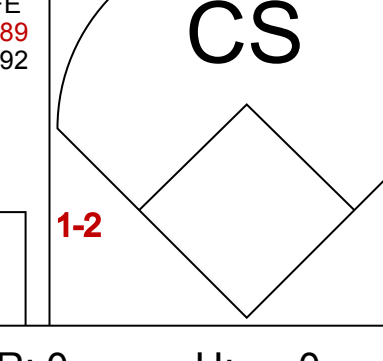
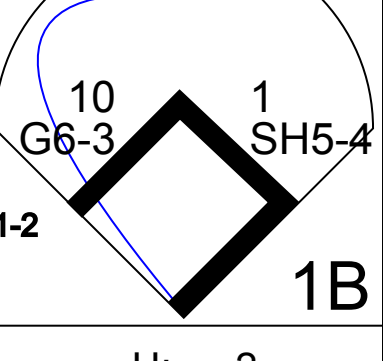
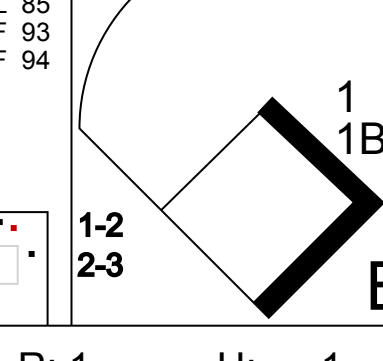
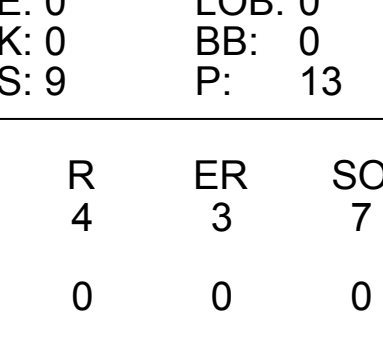
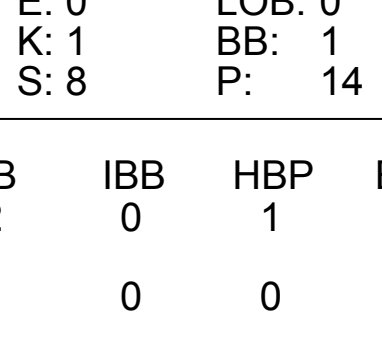
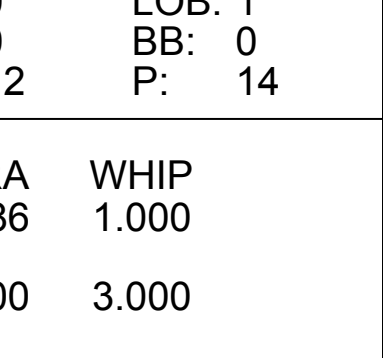
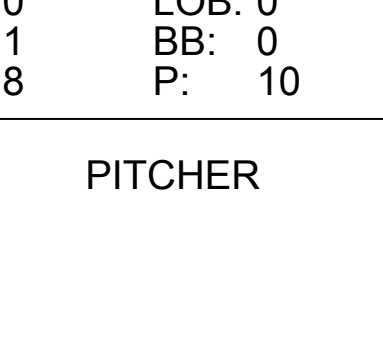




Batter	1	2	3	4	5	6	7	8	9	AB	R	H	RBI	BB	SO	LOB	TOP				
14 Austin Jackson, R OBP: 0.364, SLG: 0.414										5	1	1	0	0	3	2					
18 Johnny Damon, L OBP: 0.429, SLG: 0.407										4	2	1	0	1	0	0					
30 Magglio Ordonez, R OBP: 0.405, SLG: 0.529										3	0	2	2	2	0	0					
24 Miguel Cabrera, R OBP: 0.436, SLG: 0.632										5	0	1	2	0	1	3					
26 Brennan Boesch, L OBP: 0.500, SLG: 0.750										4	0	2	0	0	1	0					
15 Brandon Inge, R OBP: 0.340, SLG: 0.383										4	0	0	0	0	0	4					
13 Alex Avila, L OBP: 0.276, SLG: 0.167										3	0	1	0	1	0	0					
20 Scott Sizemore, R OBP: 0.340, SLG: 0.326										3	0	0	0	0	3	3					
32 Don Kelly, L OBP: 0.267, SLG: 0.429										1	0	0	0	0	1	0					
4 Adam Everett, R OBP: 0.212, SLG: 0.258										0	0	0	0	0	0	0					
39 Ramon Santiago, S OBP: 0.441, SLG: 0.357										4	1	2	0	0	0	2					
Inning Stats	R: 0 E: 0 K: 1 S: 9	H: 0 LOB: 1 BB: 1 P: 18	R: 0 E: 0 K: 1 S: 12	H: 1 LOB: 2 BB: 1 P: 20	R: 0 E: 0 K: 1 S: 12	H: 0 LOB: 1 BB: 1 P: 20	R: 0 E: 0 K: 1 S: 14	H: 1 LOB: 1 BB: 0 P: 17	R: 2 E: 0 K: 2 S: 16	H: 4 LOB: 2 BB: 0 P: 25	R: 0 E: 0 K: 0 S: 5	H: 1 LOB: 0 BB: 0 P: 6	R: 0 E: 0 K: 1 S: 6	H: 0 LOB: 0 BB: 0 P: 9	R: 2 E: 0 K: 1 S: 24	H: 3 LOB: 1 BB: 0 P: 30	1B: 7 2B: 4 3B: 0 HR: 0	SF: 0 SAC: 0 DP: 1 HBP: 0	WP: 0 PB: 0 SB: 0 CS: 0	PA: 40	
PITCHER	IP	WLS	BF	H	R	ER	SO	BB	IBB	HBP	BLK	WP	HR	S	P	ERA	WHIP				
40 Rich Harden, R ERA: 4.58	4.1		23	6	2	2	5	4	0	0	0	0	0	62	99	4.15	2.308				
57 Dustin Nippert, R ERA: 4.22	1.2	H	5	1	0	0	2	0	0	0	0	0	0	13	21	0.00	0.600				
50 Frank Francisco, R ERA: 10.5	1.0	H	3	0	0	0	0	0	0	0	0	0	0	5	6	0.00	0.000				
49 Chris Ray, R ERA: 2.57	1.0	H	3	0	0	0	1	0	0	0	0	0	0	6	9	0.00	0.000				
30 Nefthali Feliz, R ERA: 3.52	1.0	W	6	3	2	2	1	0	0	0	0	0	0	24	30	18.00	3.000				

Detroit Tigers @ Texas Rangers
Rangers Ballpark in Arlington, Arlington, TX
Fri Apr 23 2010, 8:08 PM - 11:11 PM EDT
Att: 26,445 - Partly Cloudy - 81 F


AB	36
R	4
H	10
RBI	4
BB	4
SO	9
LOB	14



Batter	1	2	3	4	5	6	7	8	9	AB	R	H	RBI	BB	SO	LOB	BOTTOM					
1 Elvis Andrus, R OBP: 0.426, SLG: 0.367										3	0	1	1	1	0	0						
10 Michael Young, R OBP: 0.281, SLG: 0.344										3	1	1	1	1	1	2						
32 Josh Hamilton, L OBP: 0.348, SLG: 0.429										4	0	0	0	0	2	3						
27 Vladimir Guerrero, R OBP: 0.391, SLG: 0.500										3	2	2	2	1	0	0						
7 David Murphy, L OBP: 0.130, SLG: 0.227										4	0	0	0	0	4	3						
12 Justin Smoak, S OBP: 0.173, SLG: 0.400										2	0	0	0	2	0	0						
14 Joaquin Arias, R OBP: 0.366, SLG: 0.400										0	1	0	0	0	0	0						
15 Matt Treanor, R OBP: 0.310, SLG: 0.231										3	0	0	0	0	1	1						
3 Andrés Blanco, S OBP: 0.235, SLG: 0.133										2	1	1	0	0	0	0						
25 Ryan Garko, R OBP: 0.366, SLG: 0.400										0	0	0	0	1	0	0						
20 Julio Borbon, L OBP: 0.173, SLG: 0.196										3	0	1	0	0	0	0						
17 Nelson Cruz, R OBP: 0.429, SLG: 0.827										0	0	0	0	1	0	0						
Inning Stats	R: 2 E: 0 K: 2 S: 15	H: 2 LOB: 0 BB: 0 P: 21	R: 0 E: 0 K: 0 S: 9	H: 0 LOB: 0 BB: 0 P: 13	R: 0 E: 0 K: 1 S: 8	H: 0 LOB: 0 BB: 1 P: 14	R: 1 E: 0 K: 2 S: 15	H: 1 LOB: 1 BB: 1 P: 26	R: 1 E: 0 K: 0 S: 12	H: 2 LOB: 1 BB: 0 P: 14	R: 0 E: 0 K: 1 S: 8	H: 0 LOB: 0 BB: 0 P: 10	R: 0 E: 0 K: 1 S: 5	H: 0 LOB: 0 BB: 0 P: 6	R: 0 E: 0 K: 1 S: 7	H: 0 LOB: 2 BB: 2 P: 19	R: 1 E: 0 K: 0 S: 7	H: 1 LOB: 3 BB: 3 P: 20	1B: 4 2B: 1 3B: 0 HR: 1	SF: 0 SAC: 2 DP: 0 HBP: 1	WP: 0 PB: 0 SB: 0 CS: 2	PA: 38
PITCHER	IP	WLS	BF	H	R	ER	SO	BB	IBB	HBP	BLK	WP	HR	S	P	ERA	WHIP					
37 Max Scherzer, R ERA: 2.63	7.0		27	5	4	3	7	2	0	0	0	0	0	3	8	0.00	3.000					
49 Eddie Bonine, R ERA: 2.0	0.1	L	2	0	0	0	0	1	0	0	0	0	0	3	8	0.00	3.000					
59 Fu-Te Ni, L ERA: 3.0	1.0	L	6	0	1	1	1	2	1	0	0	0	0	7	23	9.00	2.000					
45 Ryan Perry, R ERA: 3.38	0.0		2	1	0	0	0	1	0	0	0	0	0	4	8	∞	∞					

Detroit Tigers @ Texas Rangers
Rangers Ballpark in Arlington, Arlington, TX
Fri Apr 23 2010, 8:08 PM - 11:11 PM EDT
Att: 26,445 - Partly Cloudy - 81 F

AB	27
R	5
H	6
RBI	4
BB	7
SO	8
LOB	9



Batter	1	2	3	4	5	6	7	8	9	AB	R	H	RBI	BB	SO	LOB	TOP				
14 Austin Jackson, R OBP: 0.372, SLG: 0.468										4	1	2	1	0	1	1					
39 Ramon Santiago, S OBP: 0.439, SLG: 0.371										4	1	2	1	0	1	0					
18 Johnny Damon, L OBP: 0.431, SLG: 0.431										4	1	1	1	0	2	2					
24 Miguel Cabrera, R OBP: 0.437, SLG: 0.627										3	0	0	0	1	0	2					
26 Brennan Boesch, L OBP: 0.250, SLG: 0.333										4	0	0	0	0	2	2					
15 Brandon Inge, R OBP: 0.333, SLG: 0.362										4	0	1	0	0	2	2					
32 Don Kelly, L OBP: 0.250, SLG: 0.368										4	0	1	1	0	1	1					
13 Alex Avila, L OBP: 0.242, SLG: 0.143										4	0	0	0	0	1	3					
20 Scott Sizemore, R OBP: 0.357, SLG: 0.333										2	1	1	0	1	0	0					
Inning Stats	R: 3 E: 0 K: 1 S: 17	H: 4 LOB: 2 BB: 1 P: 32	R: 1 E: 0 K: 1 S: 12	H: 3 LOB: 1 BB: 0 P: 18	R: 0 E: 0 K: 2 S: 9	H: 0 LOB: 0 BB: 0 P: 11	R: 0 E: 0 K: 2 S: 7	H: 0 LOB: 0 BB: 0 P: 10	R: 0 E: 0 K: 2 S: 8	H: 0 LOB: 0 BB: 0 P: 12	R: 0 E: 0 K: 0 S: 6	H: 0 LOB: 0 BB: 1 P: 12	R: 0 E: 0 K: 0 S: 6	H: 0 LOB: 0 BB: 0 P: 9	R: 0 E: 0 K: 0 S: 5	H: 1 LOB: 1 BB: 0 P: 7	1B: 5 2B: 2 3B: 0 HR: 1	SF: 0 SAC: 0 DP: 2 HBP: 0	WP: 0 PB: 0 SB: 0 CS: 0	PA: 35	
PITCHER	IP WLS BF H R ER SO BB IBB HBP BLK WP HR S P ERA WHIP	IP WLS BF H R ER SO BB IBB HBP BLK WP HR S P ERA WHIP	IP WLS BF H R ER SO BB IBB HBP BLK WP HR S P ERA WHIP	IP WLS BF H R ER SO BB IBB HBP BLK WP HR S P ERA WHIP	IP WLS BF H R ER SO BB IBB HBP BLK WP HR S P ERA WHIP	IP WLS BF H R ER SO BB IBB HBP BLK WP HR S P ERA WHIP	IP WLS BF H R ER SO BB IBB HBP BLK WP HR S P ERA WHIP	IP WLS BF H R ER SO BB IBB HBP BLK WP HR S P ERA WHIP	IP WLS BF H R ER SO BB IBB HBP BLK WP HR S P ERA WHIP	IP WLS BF H R ER SO BB IBB HBP BLK WP HR S P ERA WHIP	IP WLS BF H R ER SO BB IBB HBP BLK WP HR S P ERA WHIP	IP WLS BF H R ER SO BB IBB HBP BLK WP HR S P ERA WHIP	IP WLS BF H R ER SO BB IBB HBP BLK WP HR S P ERA WHIP	IP WLS BF H R ER SO BB IBB HBP BLK WP HR S P ERA WHIP	IP WLS BF H R ER SO BB IBB HBP BLK WP HR S P ERA WHIP	IP WLS BF H R ER SO BB IBB HBP BLK WP HR S P ERA WHIP	IP WLS BF H R ER SO BB IBB HBP BLK WP HR S P ERA WHIP	IP WLS BF H R ER SO BB IBB HBP BLK WP HR S P ERA WHIP	IP WLS BF H R ER SO BB IBB HBP BLK WP HR S P ERA WHIP	IP WLS BF H R ER SO BB IBB HBP BLK WP HR S P ERA WHIP	IP WLS BF H R ER SO BB IBB HBP BLK WP HR S P ERA WHIP

Detroit Tigers @ Texas Rangers
Rangers Ballpark in Arlington, Arlington, TX
Sun Apr 25 2010, 3:07 PM - 5:53 PM EDT
Att: 31,211 - Sunny - 74 F

AB	33
R	4
H	8
RBI	4
BB	2
SO	10
LOB	13



Batter	1	2	3	4	5	6	7	8	9	AB	R	H	RBI	BB	SO	LOB	BOTTOM				
1 Elvis Andrus, R OBP: 0.423, SLG: 0.351										3	1	0	1	2	1	3					
10 Michael Young, R OBP: 0.316, SLG: 0.389										4	1	3	5	1	1	1					
7 David Murphy, L OBP: 0.143, SLG: 0.333										5	1	1	2	0	2	4					
27 Vladimir Guerrero, R OBP: 0.411, SLG: 0.515										4	0	1	0	0	1	1					
17 Nelson Cruz, R OBP: 0.417, SLG: 0.767										4	0	1	0	1	3	2					
12 Justin Smoak, S OBP: 0.333, SLG: 0.233										3	1	0	0	1	1	2					
15 Matt Treanor, R OBP: 0.303, SLG: 0.233										4	1	1	0	0	0	2					
3 Andrés Blanco, S OBP: 0.333, SLG: 0.222										3	1	2	0	1	0	1					
20 Julio Borbon, L OBP: 0.203, SLG: 0.211										3	2	2	0	1	1	1					
Inning Stats	R: 2 E: 0 K: 0 S: 18	H: 4 LOB: 1 BB: 0 P: 29	R: 4 E: 0 K: 2 S: 17	H: 4 LOB: 1 BB: 1 P: 31	R: 0 E: 0 K: 0 S: 12	H: 2 LOB: 2 BB: 0 P: 16	R: 0 E: 0 K: 1 S: 8	H: 0 LOB: 1 BB: 1 P: 16	R: 2 E: 0 K: 0 S: 11	H: 1 LOB: 2 BB: 3 P: 28	R: 0 E: 0 K: 2 S: 15	H: 0 LOB: 1 BB: 1 P: 23	R: 0 E: 0 K: 3 S: 13	H: 0 LOB: 1 BB: 1 P: 22	R: 0 E: 0 K: 2 S: 7	H: 0 LOB: 0 BB: 0 P: 9	1B: 9 2B: 1 3B: 0 HR: 1	SF: 0 SAC: 0 DP: 1 HBP: 1	WP: 1 PB: 0 SB: 0 CS: 1	PA: 41	
PITCHER	IP WLS BF H R ER SO BB IBB HBP BLK WP HR S P ERA WHIP	IP WLS BF H R ER SO BB IBB HBP BLK WP HR S P ERA WHIP	IP WLS BF H R ER SO BB IBB HBP BLK WP HR S P ERA WHIP	IP WLS BF H R ER SO BB IBB HBP BLK WP HR S P ERA WHIP	IP WLS BF H R ER SO BB IBB HBP BLK WP HR S P ERA WHIP	IP WLS BF H R ER SO BB IBB HBP BLK WP HR S P ERA WHIP	IP WLS BF H R ER SO BB IBB HBP BLK WP HR S P ERA WHIP	IP WLS BF H R ER SO BB IBB HBP BLK WP HR S P ERA WHIP	IP WLS BF H R ER SO BB IBB HBP BLK WP HR S P ERA WHIP	IP WLS BF H R ER SO BB IBB HBP BLK WP HR S P ERA WHIP	IP WLS BF H R ER SO BB IBB HBP BLK WP HR S P ERA WHIP	IP WLS BF H R ER SO BB IBB HBP BLK WP HR S P ERA WHIP	IP WLS BF H R ER SO BB IBB HBP BLK WP HR S P ERA WHIP	IP WLS BF H R ER SO BB IBB HBP BLK WP HR S P ERA WHIP	IP WLS BF H R ER SO BB IBB HBP BLK WP HR S P ERA WHIP	IP WLS BF H R ER SO BB IBB HBP BLK WP HR S P ERA WHIP	IP WLS BF H R ER SO BB IBB HBP BLK WP HR S P ERA WHIP	IP WLS BF H R ER SO BB IBB HBP BLK WP HR S P ERA WHIP	IP WLS BF H R ER SO BB IBB HBP BLK WP HR S P ERA WHIP	IP WLS BF H R ER SO BB IBB HBP BLK WP HR S P ERA WHIP	IP WLS BF H R ER SO BB IBB HBP BLK WP HR S P ERA WHIP

Detroit Tigers @ Texas Rangers
Rangers Ballpark in Arlington, Arlington, TX
Sun Apr 25 2010, 3:07 PM - 5:53 PM EDT
Att: 31,211 - Sunny - 74 F

AB	33
R	8
H	11
RBI	8
BB	7
SO	10
LOB	17



Batter	1	2	3	4	5	6	7	8	9	AB	R	H	RBI	BB	SO	LOB	TOP			
14 Austin Jackson, R OBP: 0.385, SLG: 0.470	1-1 B FF 94 S CH 83 X SI 91 30 BB 18 BB 24 1B	1-0 B CH 84 B SI 91 18 BB		2-3 C FC 84 B CH 83 C SI 90 C SI 91 C SI 92		2-2 B CH 86 F SI 90 B FF 92 X SI 91		0-3 S FF 93 C FF 94 C FF 94		4 1 2 0 1 2 1										
18 Johnny Damon, L OBP: 0.440, SLG: 0.420	4-2 C FF 94 F SI 92 B CH 83 B SI 91 24 1B 30 BB 25 2B	1-0 SAFE B FF 90 X SI 90			2-0 B CH 82 B SI 87 X SI 91	1-2 C FF 90 B CH 86 C FF 92 X CU 70		0-1 S FS 84 X CU 81		4 1 1 0 1 0 2										
30 Magglio Ordonez, R OBP: 0.404, SLG: 0.507	4-2 B FF 92 B CH 82 B SI 91 24 1B 25 2B	1-0 B CU 84 X SI 88			0-1 C FC 82 X CH 81		4-2 C FF 93 B SI 86 B SI 84 B SI 84		3 1 0 0 2 0 2											
32 Don Kelly, L OBP: 0.295, SLG: 0.368	1-2 B CH 83 B SI 91 24 1B 25 2B	L7						1-0 B FF 95	0 0 0 0 0 0 0											
24 Miguel Cabrera, R OBP: 0.446, SLG: 0.663	0-0 X CH 82	1-3 B CH 84 B SI 88 S SI 92 S FF 92			2-1 C CU 74 B CH 82 S SI 93 X FC 84		0-1 S FF 93 X FF 93		5 3 3 2 0 1 3											
15 Brandon Inge, R OBP: 0.349, SLG: 0.473	1-1 B FF 93 B CH 83 C FC 82 C SI 91 X SI 91		0-0 X FF 89		1-0 B CH 82 X FC 84		0-2 C SL 83 X SL 86 X SL 84		5 2 3 3 0 1 3											
25 Ryan Raburn, R OBP: 0.361, SLG: 0.400	1-1 D CH 83 C SI 91 X FC 87		3-3 B FF 90 C CH 81 B CH 81 B CU 74 B FF 91 S FF 93 S FF 90		3-2 B CH 84 F SI 92 B CU 74 B FF 91 S FF 93 X SI 92		1-1 B SI 93 X SI 92		5 0 2 3 0 2 2											
12 Gerald Laird, R OBP: 0.275, SLG: 0.233	1-1 B FF 92 C FC 82 X CH 82	P3		0-0 X FF 92		0-0 X CU 72		2-1 C FF 94 B SL 77 X SI 93	5 0 1 0 0 0 4											
20 Scott Sizemore, R OBP: 0.333, SLG: 0.308	1-3 C FF 91 C SI 91 S SI 91			2-2 F FC 86 B CH 82 F FF 91 X SI 91		2-2 B FC 84 B SI 87 C FF 92 X SI 90		1-2 F FF 91 C FF 91 S FS 85	4 0 0 0 0 1 1											
39 Ramon Santiago, S OBP: 0.422, SLG: 0.359		1-1 B FF 92 X CH 83		0-1 C FC 84 X CU 74		0-2 C FC 86 X SI 91		1-2 C FS 84 B FF 92 X FF 92	4 0 1 0 0 0 0											
Inning Stats	R: 4 H: 3 E: 0 K: 2 S: 19	H: 3 LOB: 1 BB: 2 P: 32	R: 0 H: 1 E: 0 K: 1 S: 7	H: 1 LOB: 2 BB: 1 P: 15	R: 0 H: 0 E: 0 K: 1 S: 6	H: 0 LOB: 0 BB: 0 P: 9	R: 0 H: 0 E: 0 K: 1 S: 8	H: 0 LOB: 1 BB: 0 P: 12	R: 2 H: 3 E: 0 K: 0 S: 10	H: 1 LOB: 1 BB: 0 P: 18	R: 0 H: 1 E: 0 K: 0 S: 12	H: 1 LOB: 2 BB: 1 P: 18	R: 0 H: 1 E: 0 K: 1 S: 11	H: 1 LOB: 1 BB: 0 P: 13	R: 2 H: 3 E: 0 K: 1 S: 10	H: 3 LOB: 1 BB: 0 P: 15	1B: 6 2B: 4 3B: 0 HR: 3	SF: 0 SAC: 0 DP: 0 HBP: 0	WP: 0 PB: 0 SB: 0 CS: 0	PA: 43
PITCHER	IP WLS BF H R ER SO BB IBB HBP BLK WP HR S P ERA WHIP																			
54 Matt Harrison, L ERA: 5.48	(1, 1) 6.0 29 8 6 6 5 3 0 0 0 0 1 62 103 9.00 1.833																			
49 Chris Ray, R ERA: 2.25	(7, 1) 1.0 5 1 0 0 0 1 0 0 0 0 0 12 18 0.00 2.000																			
50 Frank Francisco, R ERA: 7.88	(8, 1) 1.0 4 1 0 0 1 0 0 0 0 0 0 11 13 0.00 1.000																			
30 Neftali Feliz, R ERA: 4.66	(9, 1) 1.0 L 5 3 2 2 1 0 0 0 0 0 2 10 15 18.00 3.000																			

Detroit Tigers @ Texas Rangers
Rangers Ballpark in Arlington, Arlington, TX
Mon Apr 26 2010, 8:08 PM - 10:50 PM EDT
Att: 16,381 - Cloudy - 66 F

AB	39
R	8
H	13
RBI	8
BB	4
SO	7
LOB	18



Batter	1	2	3	4	5	6	7	8	9	AB	R	H	RBI	BB	SO	LOB	BOTTOM					
1 Elvis Andrus, R OBP: 0.395, SLG: 0.323	2-2 B SI 86 C SI 86 B CH 87 F SI 90 X SI 90			1-3 B SI 88 C SI 86 S SI 89 C SI 82		0-0 X FF 80	0-0 X FF 93		0-1 C FS 84 X FS 84	5 1 0 0 0 1 2												
10 Michael Young, R OBP: 0.310, SLG: 0.377	2-1 C FF 80 B SI 90 X FF 89			0-0 X FF 80		0-1 C FF 90 X SI 90	2-2 F SI 94 B FF 95 B CU 77 X CU 78		1-1 B FS 84 C FS 85 X FS 85	5 0 1 0 0 0 0												
32 Josh Hamilton, L OBP: 0.342, SLG: 0.455	0-0 X FF 90			1-0 B CH 84 X SI 90		1-0 B SI 89 X SI 82	0-3 S SI 90 S FF 92		2-2 C FS 85 B FS 86 X FS 85	5 2 2 1 0 1 3												
27 Vladimir Guerrero, R OBP: 0.416, SLG: 0.514		1-1 B SI 87 S SI 80 X SI 90		0-1 S SI 81 X SI 80		0-2 F SI 91 X SI 82	2-1 B CH 83 F SI 92 X CH 82		1-2 X SI 90	4 1 2 2 0 0 0												
17 Nelson Cruz, R OBP: 0.419, SLG: 0.758		0-0 X FF 90				0-2 C FF 89 F SI 82 X SI 80	0-0 X SI 89		0-0 X SI 90	2 1 1 0 0 0 0												
7 David Murphy, L OBP: 0.167, SLG: 0.379						12 2B 20 WP				2 0 1 2 0 0 2												
12 Justin Smoak, S OBP: 0.375, SLG: 0.182		2-2 B CH 82 F SI 92 B SI 88 X SI 83		1-2 S CH 82 B SI 89 F SI 88 X SI 82		4-0 B SL 80 D CH 84 B SI 88		3-1 B SI 90 C FF 92 C SI 90 X FF 90		3 0 1 0 1 0 0												
2 Taylor Teagarden, R OBP: 0.190, SLG: 0.037					0-2 C SI 88 S SI 90 X SI 90					2 0 0 0 0 1 2												
25 Ryan Garko, R										1 0 0 0 0 1 2												
15 Matt Treanor, R OBP: 0.294, SLG: 0.226										1 0 0 0 0 0 0												
3 Andrés Blanco, S OBP: 0.360, SLG: 0.273					1-1 C SI 90 X CH 85		2-3 C FF 91 B SI 91 C SI 90		0-1 F FF 95 X FF 95	4 0 2 0 0 1 2												
20 Julio Borbon, L OBP: 0.206, SLG: 0.213					0-1 C SI 91 X SI 88		1-1 B CH 83 S SI 89 X SI 88		1-0 B FF 93 X SI 85	4 1 1 0 0 1 2												
Inning Stats	R: 0 H: 0 E: 0 K: 0 S: 7	H: 0 LOB: 0 BB: 0 P: 11	R: 0 H: 0 E: 0 K: 0 S: 7	H: 0 LOB: 0 BB: 0 P: 10	R: 0 H: 0 E: 0 K: 1 S: 7	H: 0 LOB: 0 BB: 0 P: 8	R: 1 H: 1 E: 0 K: 1 S: 7	H: 1 LOB: 0 BB: 0 P: 9	R: 1 H: 2 E: 0 K: 2 S: 16	H: 1 LOB: 1 BB: 0 P: 23	R: 2 H: 3 E: 0 K: 1 S: 11	H: 3 LOB: 2 BB: 1 P: 17	R: 2 H: 4 E: 0 K: 1 S: 13	H: 4 LOB: 2 BB: 0 P: 18	R: 0 H: 1 E: 0 K: 1 S: 9	H: 1 LOB: 1 BB: 0 P: 15	R: 0 H: 0 E: 0 K: 0 S: 7	H: 0 LOB: 0 BB: 0 P: 10	1B: 8 2B: 2 3B: 0 HR: 1	SF: 0 SAC: 0 DP: 0 HBP: 0	WP: 1 PB: 0 SB: 0 CS: 0	PA: 39
PITCHER	IP WLS BF H R ER SO BB IBB HBP BLK WP HR S P ERA WHIP																					
38 Jeremy Bonderman, R ERA: 6.91	(1, 1) 5.2 24 6 4 4 3 1 0 0 0 0 0 0 74 6.35 1.235																					
54 Joel Zumaya, R ERA: 1.42	(6, 1) 0.2 H 5 3 2 2 1 0 0 0 0 0 0 10 14 27.00 4.500																					
40 Phil Coke, L ERA: 1.64	(7, 1) 1.2 W 7 2 0 0 2 0 0 0 0 0 0 15 23 0.00 1.200																					
46 Jose Valverde, R ERA: 1.0	(9, 1) 1.0 S 3 0 0 0 0 0 0 0 0 0 0 7 10 0.00 0.000																					

Detroit Tigers @ Texas Rangers
Rangers Ballpark in Arlington, Arlington, TX
Mon Apr 26 2010, 8:08 PM - 10:50 PM EDT
Att: 16,381 - Cloudy - 66 F

AB	38
R	6
H	11
RBI	5
BB	1
SO	6
LOB	15



Batter	1	2	3	4	5	6	7	8	9	AB	R	H	RBI	BB	SO	LOB	TOP				
1 Juan Pierre, L (1,7) OBP: 0.268, SLG: 0.211	G5-3		K		G4-3		G1-6-3			4	0	0	0	0	1	4	Chicago White Sox @ Texas Rangers Rangers Ballpark in Arlington, Arlington, TX Tue Apr 27 2010, 8:07 PM - 10:25 PM EDT Att: 14,589 - Clear - 70 F				
15 Gordon Beckham, R (1,4) OBP: 0.293, SLG: 0.293	G5-3			G1-3		HBP	F8			3	1	0	0	0	0	0					
25 Andrew Jones, R (1,9) OBP: 0.393, SLG: 0.667	G5-3			G5-4-3						3	0	0	0	1	2	1					
14 Paul Konerko, R (1,3) OBP: 0.392, SLG: 0.697		F7		G5-4-3			L5			4	0	1	0	0	0	1					
51 Alex Rios, R (1,8) OBP: 0.329, SLG: 0.500		G4-3								4	1	1	0	0	1	2					
20 Carlos Quentin, R (1,10) OBP: 0.301, SLG: 0.338										3	0	1	1	1	1	0					
10 Alexei Ramirez, R (1,6) OBP: 0.212, SLG: 0.318				G5-3		F8				4	0	1	1	0	0	1					
55 Donny Lucy, R (1,2) OBP: 0.467, SLG: 0.750										2	0	1	0	1	1	3					
7 Mark Kotsay, L (9,PH) OBP: 0.188, SLG: 0.233										1	0	0	0	0	0	0					
5 Jayson Nix, R (1,5) OBP: 0.250, SLG: 0.250										2	0	0	0	0	1	3					
23 Mark Teahen, L (7,PH) OBP: 0.404, SLG: 0.500				K						1	0	1	0	0	0	0					
Inning Stats	R: 0 H: 0 E: 0 K: 0 S: 8	H: 0 LOB: 0 BB: 0 P: 12	R: 0 H: 0 E: 0 K: 1 S: 7	H: 0 LOB: 0 BB: 0 P: 12	R: 0 H: 1 E: 0 K: 2 S: 9	H: 1 LOB: 1 BB: 0 P: 14	R: 0 H: 0 E: 0 K: 0 S: 5	H: 0 LOB: 0 BB: 1 P: 13	R: 1 H: 2 E: 0 K: 0 S: 14	H: 2 LOB: 2 BB: 1 P: 24	R: 1 H: 2 E: 0 K: 2 S: 16	H: 2 LOB: 3 BB: 1 P: 29	R: 0 H: 1 E: 0 K: 0 S: 15	H: 0 LOB: 0 BB: 0 P: 23	R: 0 H: 0 E: 0 K: 0 S: 7	H: 0 LOB: 0 BB: 0 P: 10	1B: 4 2B: 2 3B: 0 HR: 0	SF: 0 SAC: 0 DP: 2 HBP: 1	WP: 0 PB: 0 SB: 1 CS: 0	PA: 35	
PITCHER	IP WLS BF H R ER SO BB IBB HBP BLK WP HR S P ERA WHIP	IP WLS BF H R ER SO BB IBB HBP BLK WP HR S P ERA WHIP	IP WLS BF H R ER SO BB IBB HBP BLK WP HR S P ERA WHIP	IP WLS BF H R ER SO BB IBB HBP BLK WP HR S P ERA WHIP	IP WLS BF H R ER SO BB IBB HBP BLK WP HR S P ERA WHIP	IP WLS BF H R ER SO BB IBB HBP BLK WP HR S P ERA WHIP	IP WLS BF H R ER SO BB IBB HBP BLK WP HR S P ERA WHIP	IP WLS BF H R ER SO BB IBB HBP BLK WP HR S P ERA WHIP	IP WLS BF H R ER SO BB IBB HBP BLK WP HR S P ERA WHIP	IP WLS BF H R ER SO BB IBB HBP BLK WP HR S P ERA WHIP	IP WLS BF H R ER SO BB IBB HBP BLK WP HR S P ERA WHIP	IP WLS BF H R ER SO BB IBB HBP BLK WP HR S P ERA WHIP	IP WLS BF H R ER SO BB IBB HBP BLK WP HR S P ERA WHIP	IP WLS BF H R ER SO BB IBB HBP BLK WP HR S P ERA WHIP	IP WLS BF H R ER SO BB IBB HBP BLK WP HR S P ERA WHIP	IP WLS BF H R ER SO BB IBB HBP BLK WP HR S P ERA WHIP	IP WLS BF H R ER SO BB IBB HBP BLK WP HR S P ERA WHIP	IP WLS BF H R ER SO BB IBB HBP BLK WP HR S P ERA WHIP	IP WLS BF H R ER SO BB IBB HBP BLK WP HR S P ERA WHIP	IP WLS BF H R ER SO BB IBB HBP BLK WP HR S P ERA WHIP	IP WLS BF H R ER SO BB IBB HBP BLK WP HR S P ERA WHIP

Batter	1	2	3	4	5	6	7	8	9	AB	R	H	RBI	BB	SO	LOB	BOTTOM				
1 Elvis Andrus, R (1,6) OBP: 0.388, SLG: 0.308	P4		E4				G6-3			3	0	0	0	1	0	0	Chicago White Sox @ Texas Rangers Rangers Ballpark in Arlington, Arlington, TX Tue Apr 27 2010, 8:07 PM - 10:25 PM EDT Att: 14,589 - Clear - 70 F				
10 Michael Young, R (1,5) OBP: 0.295, SLG: 0.358	G6-3		G6-3		F9					4	0	0	0	0	2	2					
32 Josh Hamilton, L (1,7) OBP: 0.350, SLG: 0.471										4	1	2	0	0	1	1					
27 Vladimir Guerrero, R (1,9) OBP: 0.420, SLG: 0.527										4	2	2	0	0	0	1					
7 David Murphy, L (9,9) OBP: 0.167, SLG: 0.379	G3									0	0	0	0	0	0	0					
25 Ryan Garko, R (1,10) OBP: 0.188, SLG: 0.071										3	0	1	0	0	0	2					
12 Justin Smoak, S (1,3) OBP: 0.316, SLG: 0.154										2	0	0	1	0	1	2					
15 Matt Treanor, R (1,2) OBP: 0.324, SLG: 0.382										3	1	2	3	0	0	1					
3 Andrés Blanco, S (1,4) OBP: 0.321, SLG: 0.240										3	0	0	0	0	0	1					
23 Craig Gentry, R (1,8) OBP: 0.321, SLG: 0.240										3	0	0	0	0	1	0					
Inning Stats	R: 0 H: 1 E: 0 K: 0 S: 12	H: 1 LOB: 1 BB: 0 P: 18	R: 1 H: 1 E: 0 K: 0 S: 12	H: 1 LOB: 0 BB: 0 P: 17	R: 0 H: 0 E: 1 K: 0 S: 7	H: 0 LOB: 0 BB: 0 P: 12	R: 2 H: 3 E: 0 K: 1 S: 14	H: 3 LOB: 1 BB: 0 P: 21	R: 0 H: 0 E: 0 K: 1 S: 5	H: 0 LOB: 1 BB: 1 P: 12	R: 1 H: 2 E: 0 K: 0 S: 9	H: 2 LOB: 0 BB: 0 P: 12	R: 0 H: 0 E: 0 K: 0 S: 8	H: 0 LOB: 0 BB: 0 P: 12	R: 0 H: 0 E: 0 K: 1 S: 7	H: 0 LOB: 0 BB: 0 P: 10	1B: 3 2B: 3 3B: 0 HR: 1	SF: 1 SAC: 0 DP: 1 HBP: 0	WP: 1 PB: 0 SB: 0 CS: 1	PA: 31	
PITCHER	IP WLS BF H R ER SO BB IBB HBP BLK WP HR S P ERA WHIP	IP WLS BF H R ER SO BB IBB HBP BLK WP HR S P ERA WHIP	IP WLS BF H R ER SO BB IBB HBP BLK WP HR S P ERA WHIP	IP WLS BF H R ER SO BB IBB HBP BLK WP HR S P ERA WHIP	IP WLS BF H R ER SO BB IBB HBP BLK WP HR S P ERA WHIP	IP WLS BF H R ER SO BB IBB HBP BLK WP HR S P ERA WHIP	IP WLS BF H R ER SO BB IBB HBP BLK WP HR S P ERA WHIP	IP WLS BF H R ER SO BB IBB HBP BLK WP HR S P ERA WHIP	IP WLS BF H R ER SO BB IBB HBP BLK WP HR S P ERA WHIP	IP WLS BF H R ER SO BB IBB HBP BLK WP HR S P ERA WHIP	IP WLS BF H R ER SO BB IBB HBP BLK WP HR S P ERA WHIP	IP WLS BF H R ER SO BB IBB HBP BLK WP HR S P ERA WHIP	IP WLS BF H R ER SO BB IBB HBP BLK WP HR S P ERA WHIP	IP WLS BF H R ER SO BB IBB HBP BLK WP HR S P ERA WHIP	IP WLS BF H R ER SO BB IBB HBP BLK WP HR S P ERA WHIP	IP WLS BF H R ER SO BB IBB HBP BLK WP HR S P ERA WHIP	IP WLS BF H R ER SO BB IBB HBP BLK WP HR S P ERA WHIP	IP WLS BF H R ER SO BB IBB HBP BLK WP HR S P ERA WHIP	IP WLS BF H R ER SO BB IBB HBP BLK WP HR S P ERA WHIP	IP WLS BF H R ER SO BB IBB HBP BLK WP HR S P ERA WHIP	IP WLS BF H R ER SO BB IBB HBP BLK WP HR S P ERA WHIP

AB	31
R	2
H	6
RBI	2
BB	3
SO	7
LOB	15



AB	29
R	4
H	7
RBI	4
BB	1
SO	3
LOB	10



Batter	1	2	3	4	5	6	7	8	9	AB R H RBI BB SO LOB	TOP									
1 Juan Pierre, L OBP: 0.276, SLG: 0.213										4 0 1 0 0 0 4	<p>Chicago White Sox @ Texas Rangers Rangers Ballpark in Arlington, Arlington, TX Wed Apr 28 2010, 8:08 PM - 10:55 PM EDT Att: 20,432 - Clear - 78 F</p> <p>livebaseballscorecards.com</p> <p>AB 30 R 5 H 7 RBI 5 BB 5 SO 3 LOB 18</p>									
11 Omar Vizquel, S OBP: 0.231, SLG: 0.136									2 1 0 0 2 2 1											
51 Alex Rios, R OBP: 0.325, SLG: 0.486									4 0 1 0 0 0 2											
14 Paul Konerko, R OBP: 0.386, SLG: 0.667									3 0 0 0 0 1 4											
23 Mark Teahen, L OBP: 0.377, SLG: 0.462										4 1 0 0 0 0 3										
20 Carlos Quentin, R OBP: 0.322, SLG: 0.408										3 2 2 3 1 0 0										
7 Mark Kotsay, L OBP: 0.167, SLG: 0.206										4 0 0 0 0 0 2										
12 A.J. Pierzynski, L OBP: 0.231, SLG: 0.200										3 1 2 1 1 0 0										
10 Alexei Ramirez, R OBP: 0.229, SLG: 0.319										3 0 1 1 1 0 2										
Inning Stats	R: 0 H: 1 E: 0 K: 0 S: 7	H: 1 LOB: 1 BB: 1 P: 15	R: 0 H: 0 E: 0 K: 0 S: 10	H: 0 LOB: 2 BB: 2 P: 23	R: 0 H: 0 E: 0 K: 1 S: 6	H: 0 LOB: 0 BB: 0 P: 10	R: 0 H: 0 E: 0 K: 0 S: 3	H: 1 LOB: 1 BB: 1 P: 5	R: 0 H: 1 E: 0 K: 0 S: 7	H: 2 LOB: 0 BB: 1 P: 16		R: 3 H: 2 E: 0 K: 1 S: 13	H: 0 LOB: 0 BB: 0 P: 18	R: 0 H: 0 E: 0 K: 1 S: 8	H: 0 LOB: 0 BB: 0 P: 11	R: 2 H: 3 E: 0 K: 0 S: 13	H: 3 LOB: 1 BB: 0 P: 22	1B: 4 2B: 2 3B: 0 HR: 1	SF: 0 SAC: 0 DP: 4 HBP: 2	WP: 1 PB: 0 SB: 0 CS: 1
PITCHER	IP WLS BF H R ER SO BB IBB HBP BLK WP HR S P ERA WHIP											IP WLS BF H R ER SO BB IBB HBP BLK WP HR S P ERA WHIP								
40 Rich Harden, R ERA: 4.56	6.0 W 25 4 3 3 2 5 0 2 0 0 1 46 87 4.50 1.500																			
28 Darren Oliver, L ERA: 2.31	1.1 H 4 0 0 0 1 0 0 0 0 0 0 12 17 0.00 0.000																			
49 Chris Ray, R ERA: 2.08	0.2 H 2 0 0 0 0 0 0 0 0 0 0 5 8 0.00 0.000																			
30 Neftali Feliz, R ERA: 5.91	1.0 S 6 3 2 2 0 0 0 0 0 0 1 0 13 22 18.00 3.000																			

Batter	1	2	3	4	5	6	7	8	9	AB R H RBI BB SO LOB	BOTTOM							
1 Elvis Andrus, R OBP: 0.400, SLG: 0.319										4 1 2 0 1 1 2	<p>Chicago White Sox @ Texas Rangers Rangers Ballpark in Arlington, Arlington, TX Wed Apr 28 2010, 8:08 PM - 10:55 PM EDT Att: 20,432 - Clear - 78 F</p> <p>livebaseballscorecards.com</p> <p>AB 30 R 6 H 7 RBI 6 BB 9 SO 9 LOB 12</p>							
10 Michael Young, R OBP: 0.301, SLG: 0.365										4 1 1 0 1 2 1								
32 Josh Hamilton, L OBP: 0.341, SLG: 0.493										5 1 1 2 0 2 3								
27 Vladimir Guerrero, R OBP: 0.424, SLG: 0.513										2 0 0 0 2 0 0								
7 David Murphy, L OBP: 0.206, SLG: 0.406										3 1 1 1 1 1 1								
12 Justin Smoak, S OBP: 0.348, SLG: 0.133										2 1 0 0 2 2 0								
15 Matt Treanor, R OBP: 0.341, SLG: 0.361										2 1 0 0 2 0 3								
14 Joaquin Arias, R OBP: 0.347, SLG: 0.375										4 0 1 2 0 0 1								
3 Andrés Blanco, S OBP: 0.321, SLG: 0.240										0 0 0 0 0 0 0								
20 Julio Borbon, L OBP: 0.209, SLG: 0.215										4 0 1 1 0 1 1								
Inning Stats	R: 5 H: 4 E: 0 K: 1 S: 23	H: 4 LOB: 2 BB: 3 P: 41	R: 0 H: 0 E: 0 K: 1 S: 5	H: 0 LOB: 0 BB: 0 P: 8	R: 0 H: 0 E: 0 K: 2 S: 7	H: 0 LOB: 0 BB: 0 P: 10	R: 0 H: 0 E: 0 K: 0 S: 7	H: 0 LOB: 1 BB: 1 P: 17	R: 0 H: 0 E: 0 K: 1 S: 10	H: 0 LOB: 3 BB: 2 P: 30	R: 1 H: 3 E: 0 K: 0 S: 16	H: 3 LOB: 2 BB: 2 P: 30	R: 0 H: 0 E: 0 K: 2 S: 13	H: 0 LOB: 2 BB: 2 P: 25	1B: 4 2B: 2 3B: 0 HR: 1	SF: 0 SAC: 0 DP: 0 HBP: 0	WP: 1 PB: 0 SB: 2 CS: 1	PA: 39
PITCHER	IP WLS BF H R ER SO BB IBB HBP BLK WP HR S P ERA WHIP											IP WLS BF H R ER SO BB IBB HBP BLK WP HR S P ERA WHIP						
44 Jake Peavy, R ERA: 7.85	6.1 L 29 6 6 6 0 5 0 2 0 0 0 69 112 8.53 1.737																	
67 Randy Williams, L ERA: 4.66	0.1 4 1 0 0 0 0 0 0 0 0 0 6 15 0.00 3.000																	
57 Ramon Pena, R ERA: 4.66	0.1 1 0 0 0 0 0 0 0 0 0 0 4 6 0.00 0.000																	
40 J.J. Putz, R ERA: 3.52	1.0 5 0 0 0 2 2 0 0 0 0 1 0 13 25 0.00 2.000																	

Batter	1	2	3	4	5	6	7	8	9	10	11	12	AB	R	H	RBI	BB	SO	LOB	TOP			
1 Elvis Andrus, R OBP: 0.400, SLG: 0.324													5	1	2	0	0	2	0				
10 Michael Young, R OBP: 0.294, SLG: 0.351													5	1	2	0	0	2	1				
32 Josh Hamilton, L OBP: 0.351, SLG: 0.494													4	0	0	0	1	2	1				
27 Vladimir Guerrero, R OBP: 0.307, SLG: 0.464													4	0	0	0	0	0	1				
20 Julio Borbon, L OBP: 0.214, SLG: 0.290													4	0	0	0	0	0	1				
5 Ian Kinsler, R OBP: 0.200, SLG: 0.200													5	0	1	0	0	2	1				
25 Ryan Carko, R OBP: 0.182, SLG: 0.100													5	0	0	0	0	1	2				
12 Justin Smoak, S OBP: 0.323, SLG: 0.348													4	0	0	0	0	1	1				
15 Matt Treanor, R OBP: 0.333, SLG: 0.333													3	0	0	0	1	1	0				
23 Craig Gentry, R OBP: 0.125, SLG: 0.125													3	0	0	0	0	2	1				
7 David Murphy, L OBP: 0.179, SLG: 0.351													1	0	0	0	0	0	0				
Inning Stats	R: 0 E: 0 K: 2 S: 13	H: 0 LOB: 0 BB: 0 P: 17	R: 0 E: 0 K: 1 S: 14	H: 0 LOB: 0 BB: 0 P: 18	R: 0 E: 0 K: 1 S: 9	H: 1 LOB: 1 BB: 0 P: 15	R: 0 E: 0 K: 1 S: 13	H: 0 LOB: 0 BB: 0 P: 7	R: 0 E: 0 K: 2 S: 12	H: 1 LOB: 1 BB: 0 P: 14	R: 0 E: 0 K: 1 S: 7	H: 0 LOB: 0 BB: 0 P: 9	R: 0 E: 0 K: 2 S: 8	H: 0 LOB: 0 BB: 0 P: 11	R: 0 E: 0 K: 1 S: 6	H: 0 LOB: 0 BB: 0 P: 7	R: 0 E: 1 K: 0 S: 13	H: 2 LOB: 1 BB: 1 P: 24	1B: 5 2B: 1 3B: 0 HR: 0	SF: 0 SAC: 0 DP: 1 HBP: 0	WP: 2 PB: 0 SB: 0 CS: 0	PA: 42	
PITCHER	IP WLS BF H R ER SO BB IBB HBP BLK WP HR S P ERA WHIP	36 Cliff Lee, L ERA: 2.89	57 Mark Lowe, R ERA: 2.89	53 David Aardsma, R ERA: 2.79	43 Brandon League, R ERA: 2.63	46 Sean White, R ERA: 1.04	PITCHER	IP WLS BF H R ER SO BB IBB HBP BLK WP HR S P ERA WHIP	36 Cliff Lee, L ERA: 2.89	57 Mark Lowe, R ERA: 2.89	53 David Aardsma, R ERA: 2.79	43 Brandon League, R ERA: 2.63	46 Sean White, R ERA: 1.04										

Texas Rangers @ Seattle Mariners
Safeco Field, Seattle, WA
Fri Apr 30 2010, 7:13 PM - 10:26 PM PDT
Alt. 34,058 - Cloudy - 53 F

AB 40
R 2
H 5
RBI 1
BB 2
SO 13
LOB 9



Batter	1	2	3	4	5	6	7	8	9	10	11	12	AB	R	H	RBI	BB	SO	LOB	BOTTOM		
51 Ichiro Suzuki, L OBP: 0.389, SLG: 0.406													5	0	3	0	0	1	0			
9 Chone Figgins, S OBP: 0.330, SLG: 0.275													5	0	1	0	0	1	2			
21 Franklin Gutierrez, R OBP: 0.378, SLG: 0.483													5	0	0	0	0	3	4			
4 Jose Lopez, R OBP: 0.255, SLG: 0.290													4	0	0	0	1	1	2			
24 Ken Griffey Jr., L OBP: 0.280, SLG: 0.246													4	0	1	0	0	2	0			
1 Eric Byrnes, R OBP: 0.269, SLG: 0.179													1	0	0	0	0	1	3			
15 Milton Bradley, S OBP: 0.328, SLG: 0.404													4	0	1	0	1	2	0			
13 Casey Kotchman, L OBP: 0.314, SLG: 0.481													5	0	0	0	0	1	4			
10 Adam Moore, R OBP: 0.214, SLG: 0.225													4	0	1	0	1	1	0			
2 Jack Wilson, R OBP: 0.265, SLG: 0.333													3	0	0	0	0	2				
5 Mike Sweeney, R OBP: 0.286, SLG: 0.167													1	0	0	0	0	3				
27 Matt Tuiasosopo, R OBP: 0.182, SLG: 0.182													0	0	0	0	0	0	0			
Inning Stats	R: 0 E: 1 K: 0 S: 7	H: 1 LOB: 1 BB: 0 P: 8	R: 0 E: 0 K: 1 S: 11	H: 1 LOB: 2 BB: 1 P: 20	R: 0 E: 0 K: 0 S: 10	H: 1 LOB: 1 BB: 0 P: 15	R: 0 E: 0 K: 3 S: 10	H: 0 LOB: 0 BB: 0 P: 16	R: 0 E: 0 K: 0 S: 4	H: 0 LOB: 0 BB: 0 P: 5	R: 0 E: 0 K: 1 S: 8	H: 0 LOB: 0 BB: 1 P: 10	R: 0 E: 0 K: 2 S: 6	H: 2 LOB: 3 BB: 1 P: 15	R: 0 E: 0 K: 1 S: 9	H: 2 LOB: 2 BB: 1 P: 15	R: 0 E: 0 K: 1 S: 7	H: 0 LOB: 0 BB: 0 P: 10	1B: 6 2B: 1 3B: 0 HR: 0	SF: 0 SAC: 0 DP: 1 HBP: 0	WP: 0 PB: 0 SB: 0 CS: 3	PA: 44
PITCHER	IP WLS BF H R ER SO BB IBB HBP BLK WP HR S P ERA WHIP	48 Colby Lewis, R ERA: 2.25	28 Darren Oliver, L ERA: 2.25	56 Darren O'Day, R ERA: 6.3	50 Frank Francisco, R ERA: 6.3	30 Neftali Feliz, R ERA: 5.4	PITCHER	IP WLS BF H R ER SO BB IBB HBP BLK WP HR S P ERA WHIP	48 Colby Lewis, R ERA: 2.25	28 Darren Oliver, L ERA: 2.25	56 Darren O'Day, R ERA: 6.3	50 Frank Francisco, R ERA: 6.3	30 Neftali Feliz, R ERA: 5.4									

Texas Rangers @ Seattle Mariners
Safeco Field, Seattle, WA
Fri Apr 30 2010, 7:13 PM - 10:26 PM PDT
Alt. 34,058 - Cloudy - 53 F

AB 41
R 0
H 7
RBI 0
BB 3
SO 13
LOB 20



Batter	1	2	3	4	5	6	7	8	9	AB	R	H	RBI	BB	SO	LOB	TOP							
1 Elvis Andrus, R OBP: 0.400, SLG: 0.342	L1	2B		1B	K			B1-3		5	0	2	2	0	1	4								
10 Michael Young, R OBP: 0.299, SLG: 0.354	1B	G5-3		FC6-4	K			32 1B		5	0	2	1	0	1	3								
32 Josh Hamilton, L OBP: 0.523	K			F7	HR			27 FC6-4		5	1	2	1	0	1	1								
27 Vladimir Guerrero, R OBP: 0.378, SLG: 0.449	K			5 CS	G5-3			FC6-4		5	0	1	0	0	1	3								
5 Ian Kinsler, R OBP: 0.500, SLG: 0.375		12 BB 20 G3 1B		1-2	7 BB			F9		3	2	2	0	2	0	0								
7 David Murphy, L OBP: 0.341	20 G3 12 BB 1B			K	12 BB 20 FC1-2 BB			F7		4	1	1	0	1	2	2								
12 Justin Smoak, S OBP: 0.333, SLG: 0.333		20 G3 1 2B BB		F7	20 FC1-2 15 BB 1B			L9		4	1	1	1	1	0	1								
15 Matt Treanor, R OBP: 0.347, SLG: 0.333		K		1B	20 FC1-2 BB			L6		3	0	1	0	1	1	3								
20 Julio Borbon, L OBP: 0.216, SLG: 0.250	G3			K	FC1-2			10 1B 1B		4	1	1	1	0	1	6								
Inning Stats	R: 0 E: 0 K: 2 S: 11	H: 1 LOB: 0 BB: 0 P: 16	R: 3 E: 0 K: 1 S: 14	H: 3 LOB: 1 BB: 1 P: 25	R: 0 E: 0 K: 1 S: 11	H: 1 LOB: 1 BB: 1 P: 20	R: 0 E: 0 K: 1 S: 13	H: 2 LOB: 2 BB: 0 P: 21	R: 2 E: 0 K: 1 S: 12	H: 2 LOB: 3 BB: 3 P: 27	R: 0 E: 0 K: 1 S: 10	H: 0 LOB: 0 BB: 0 P: 14	R: 0 E: 0 K: 0 S: 6	H: 0 LOB: 0 BB: 0 P: 10	R: 1 E: 0 K: 0 S: 6	H: 3 LOB: 2 BB: 0 P: 10	R: 0 E: 0 K: 1 S: 11	H: 1 LOB: 0 BB: 0 P: 17	1B: 11 2B: 1 3B: 0 HR: 1	SF: 0 SAC: 0 DP: 1 HBP: 0	WP: 0 PB: 0 SB: 0 CS: 1	PA: 43		
PITCHER	IP WLS BF H R ER SO BB IBB HBP BLK WP HR S P ERA WHIP	IP WLS BF H R ER SO BB IBB HBP BLK WP HR S P ERA WHIP	IP WLS BF H R ER SO BB IBB HBP BLK WP HR S P ERA WHIP	IP WLS BF H R ER SO BB IBB HBP BLK WP HR S P ERA WHIP	IP WLS BF H R ER SO BB IBB HBP BLK WP HR S P ERA WHIP	IP WLS BF H R ER SO BB IBB HBP BLK WP HR S P ERA WHIP	IP WLS BF H R ER SO BB IBB HBP BLK WP HR S P ERA WHIP	IP WLS BF H R ER SO BB IBB HBP BLK WP HR S P ERA WHIP	IP WLS BF H R ER SO BB IBB HBP BLK WP HR S P ERA WHIP	IP WLS BF H R ER SO BB IBB HBP BLK WP HR S P ERA WHIP	IP WLS BF H R ER SO BB IBB HBP BLK WP HR S P ERA WHIP	IP WLS BF H R ER SO BB IBB HBP BLK WP HR S P ERA WHIP	IP WLS BF H R ER SO BB IBB HBP BLK WP HR S P ERA WHIP	IP WLS BF H R ER SO BB IBB HBP BLK WP HR S P ERA WHIP	IP WLS BF H R ER SO BB IBB HBP BLK WP HR S P ERA WHIP	IP WLS BF H R ER SO BB IBB HBP BLK WP HR S P ERA WHIP	IP WLS BF H R ER SO BB IBB HBP BLK WP HR S P ERA WHIP	IP WLS BF H R ER SO BB IBB HBP BLK WP HR S P ERA WHIP	IP WLS BF H R ER SO BB IBB HBP BLK WP HR S P ERA WHIP	IP WLS BF H R ER SO BB IBB HBP BLK WP HR S P ERA WHIP	IP WLS BF H R ER SO BB IBB HBP BLK WP HR S P ERA WHIP	IP WLS BF H R ER SO BB IBB HBP BLK WP HR S P ERA WHIP	IP WLS BF H R ER SO BB IBB HBP BLK WP HR S P ERA WHIP	IP WLS BF H R ER SO BB IBB HBP BLK WP HR S P ERA WHIP
34 Félix Hernández, R ERA: 3.1	4.1 L	24 8	5 5	5 5	4 0	0 0	0 0	0 0	0 0	0 0	1 53	96	10.38	2.769										
37 Jesus Colome, R ERA: 5.19	2.2	10 1	0 0	2 1	0 0	0 0	0 0	0 0	0 0	24 37	0.00	0.750												
54 Kanekoa Texeira, R ERA: 5.4	2.0	9 4	1 1	1 1	0 0	0 0	0 0	0 0	0 0	17 27	4.50	2.000												

Texas Rangers @ Seattle Mariners
Safeco Field, Seattle, WA
Sat May 01 2010, 12:12 PM - 3:25 PM PDT
Att: 30,233 - Cloudy - 50 F

AB	38
R	6
H	13
RBI	6
BB	5
SO	8
LOB	23



Batter	1	2	3	4	5	6	7	8	9	AB	R	H	RBI	BB	SO	LOB	BOTTOM							
51 Ichiro Suzuki, L OBP: 0.393, SLG: 0.394	G3		SH5-3	L5		G4-3			9 BB	3	0	0	0	1	0	2								
9 Chone Figgins, S OBP: 0.343, SLG: 0.277	21 G6-4-3 1B		4 1B 15 BB BB		E5 21 1B 4 G4-3		G3		BB	3	2	1	0	2	0	0								
21 Franklin Gutierrez, R OBP: 0.369, SLG: 0.465	G6-4-3		K		4 G4-3 1B		G1-3		K	5	0	1	0	0	2	5								
4 Jose Lopez, R OBP: 0.262, SLG: 0.296		13 BB 5 1B 1B	15 1B		G4-3		F8		P3	5	0	2	2	0	0	3								
15 Milton Bradley, S OBP: 0.333, SLG: 0.403	F9				K			5 WP	F7	5	0	2	1	0	1	4								
5 Mike Sweeney, R OBP: 0.281, SLG: 0.179	13 BB 1B		F9		F8			F8		4	0	1	0	0	0	4								
13 Casey Kotchman, L OBP: 0.311, SLG: 0.463		32 G6-4-3 BB		G5-3		K		L8		3	0	0	0	1	1	1								
32 Rob Johnson, R OBP: 0.378, SLG: 0.333	G6-4-3		P4			BB		BB		2	0	0	0	2	0	3								
2 Jack Wilson, R OBP: 0.268, SLG: 0.333					E5			F7		3	1	1	0	0	0	1								
24 Ken Griffey Jr., L OBP: 0.286, SLG: 0.241			51 SH5-3 4 1B					F7		1	0	0	0	0	0	2								
27 Matt Tuasosopo, R OBP: 0.182, SLG: 0.182										0	0	0	0	0	0	0								
Inning Stats	R: 0 E: 0 K: 0 S: 8	H: 1 LOB: 0 BB: 0 P: 15	R: 0 E: 0 K: 0 S: 11	H: 2 LOB: 2 BB: 1 P: 20	R: 2 E: 0 K: 1 S: 17	H: 3 LOB: 1 BB: 1 P: 33	R: 0 E: 1 K: 0 S: 11	H: 0 LOB: 1 BB: 0 P: 14	R: 1 E: 0 K: 1 S: 13	H: 1 LOB: 1 BB: 0 P: 16	R: 0 E: 0 K: 1 S: 21	H: 0 LOB: 0 BB: 1 P: 29	R: 0 E: 0 K: 0 S: 5	H: 0 LOB: 0 BB: 0 P: 7	R: 0 E: 0 K: 0 S: 12	H: 1 LOB: 2 BB: 1 P: 23	R: 0 E: 0 K: 1 S: 7	H: 0 LOB: 2 BB: 2 P: 18	1B: 8 2B: 0 3B: 0 HR: 0	SF: 0 SAC: 1 DP: 2 HBP: 0	WP: 1 PB: 0 SB: 0 CS: 0	PA: 41		
PITCHER	IP WLS BF H R ER SO BB IBB HBP BLK WP HR S P ERA WHIP	IP WLS BF H R ER SO BB IBB HBP BLK WP HR S P ERA WHIP	IP WLS BF H R ER SO BB IBB HBP BLK WP HR S P ERA WHIP	IP WLS BF H R ER SO BB IBB HBP BLK WP HR S P ERA WHIP	IP WLS BF H R ER SO BB IBB HBP BLK WP HR S P ERA WHIP	IP WLS BF H R ER SO BB IBB HBP BLK WP HR S P ERA WHIP	IP WLS BF H R ER SO BB IBB HBP BLK WP HR S P ERA WHIP	IP WLS BF H R ER SO BB IBB HBP BLK WP HR S P ERA WHIP	IP WLS BF H R ER SO BB IBB HBP BLK WP HR S P ERA WHIP	IP WLS BF H R ER SO BB IBB HBP BLK WP HR S P ERA WHIP	IP WLS BF H R ER SO BB IBB HBP BLK WP HR S P ERA WHIP	IP WLS BF H R ER SO BB IBB HBP BLK WP HR S P ERA WHIP	IP WLS BF H R ER SO BB IBB HBP BLK WP HR S P ERA WHIP	IP WLS BF H R ER SO BB IBB HBP BLK WP HR S P ERA WHIP	IP WLS BF H R ER SO BB IBB HBP BLK WP HR S P ERA WHIP	IP WLS BF H R ER SO BB IBB HBP BLK WP HR S P ERA WHIP	IP WLS BF H R ER SO BB IBB HBP BLK WP HR S P ERA WHIP	IP WLS BF H R ER SO BB IBB HBP BLK WP HR S P ERA WHIP	IP WLS BF H R ER SO BB IBB HBP BLK WP HR S P ERA WHIP	IP WLS BF H R ER SO BB IBB HBP BLK WP HR S P ERA WHIP	IP WLS BF H R ER SO BB IBB HBP BLK WP HR S P ERA WHIP	IP WLS BF H R ER SO BB IBB HBP BLK WP HR S P ERA WHIP	IP WLS BF H R ER SO BB IBB HBP BLK WP HR S P ERA WHIP	IP WLS BF H R ER SO BB IBB HBP BLK WP HR S P ERA WHIP
54 Matt Harrison, L ERA: 4.97	6.0 W	28 7	3 0	0 0	0 0	0 0	0 0	0 0	0 0	5 7	0.00	0.000												
56 Darren O'Day, R ERA: 1.86	1.0 H	3 5	0 1	0 0	0 0	1 0	0 0	0 0	0 0	12 23	0.00	2.000												
49 Chris Ray, R ERA: 5.73	1.0 S	5 0	0 0	0 1	0 2	0 0	0 0	0 0	0 0	7 18	0.00	2.000												

Texas Rangers @ Seattle Mariners
Safeco Field, Seattle, WA
Sat May 01 2010, 12:12 PM - 3:25 PM PDT
Att: 30,233 - Cloudy - 50 F

AB	34
R	3
H	8
RBI	3
BB	6
SO	4
LOB	25



Batter	1	2	3	4	5	6	7	8	9	10	11	AB R H RBI BB SO LOB	TOP											
1 Elvis Andrus, R OBP: 0.400, SLG: 0.337	G5-3			G4-3		G5-3			BB		1B	4 2 1 0 1 0 1	Texas Rangers @ Seattle Mariners Safeco Field, Seattle, WA Sun May 02 2010, 1:10 PM - 4:26 PM PDT Att: 27,186 - Cloudy - 53 F											
10 Michael Young, R OBP: 0.266, SLG: 0.337	G1-3			G6-3					K		K	5 0 0 0 0 3 3												
7 David Murphy, L OBP: 0.204, SLG: 0.333	F9			F8							SF7	4 0 1 2 0 1 0												
32 Josh Hamilton, L OBP: 0.346, SLG: 0.505	F7				G3-1						F7	5 0 1 0 0 0 1												
5 Ian Kinsler, R OBP: 0.407, SLG: 0.333					G5-3							4 0 1 0 1 1 0												
25 Ryan Garko, R OBP: 0.154, SLG: 0.083	G1-3			F8								4 0 0 0 0 0 2												
12 Justin Smoak, S OBP: 0.333, SLG: 0.333			L3			F9						3 0 1 0 0 0 0												
23 Craig Gentry, R OBP: 0.125, SLG: 0.125										G6-3		0 0 0 0 0 0 0												
15 Matt Treanor, R OBP: 0.340, SLG: 0.326												1 0 0 0 0 0 1												
51 Max Ramirez, R 27 Vladimir Guerrero, R 36 C.J. Wilson, L 49 Chris Ray, R 28 Darren Oliver, R 3 Andrés Blanco, S 57 Dustin Nippert, R 30 Neftali Feliz, R	G5-3										L9	2 0 1 0 0 0 0												
20 Julio Borbon, L OBP: 0.218, SLG: 0.250	G4-3					FC3-6						4 1 1 0 0 0 3												
Inning Stats	R: 0 E: 0 K: 0 S: 8	H: 0 LOB: 0 BB: 0 P: 12	R: 0 E: 0 K: 1 S: 11	H: 0 LOB: 0 BB: 0 P: 15	R: 0 E: 0 K: 0 S: 7	H: 0 LOB: 0 BB: 0 P: 10	R: 0 E: 0 K: 0 S: 6	H: 1 LOB: 1 BB: 0 P: 14	R: 0 E: 0 K: 2 S: 8	H: 0 LOB: 0 BB: 0 P: 11	R: 0 E: 0 K: 0 S: 10	H: 2 LOB: 2 BB: 0 P: 17	R: 1 E: 0 K: 1 S: 12	H: 1 LOB: 1 BB: 1 P: 20	R: 0 E: 0 K: 0 S: 5	H: 1 LOB: 1 BB: 0 P: 10	R: 2 E: 0 K: 1 S: 12	H: 3 LOB: 2 BB: 1 P: 24	1B: 8 2B: 0 3B: 0 HR: 0	SF: 1 SAC: 1 DP: 0 HBP: 0	WP: 0 PB: 2 SB: 1 CS: 0	PA: 42		
PITCHER	IP WLS BF H R ER SO BB IBB HBP BLK WP HR S P ERA WHIP	58 Doug Fister, R ERA: 1.29	53 David Aardsma, R ERA: 3.38	43 Brandon League, R ERA: 2.45	57 Mark Lowe, R ERA: 3.48	PITCHER	IP WLS BF H R ER SO BB IBB HBP BLK WP HR S P ERA WHIP	51 Ichiro Suzuki, L OBP: 0.366, SLG: 0.375	9 Chone Figgins, S OBP: 0.365, SLG: 0.279	21 Franklin Gutierrez, R OBP: 0.360, SLG: 0.464	4 Jose Lopez, R OBP: 0.259, SLG: 0.301	15 Milton Bradley, S OBP: 0.325, SLG: 0.388	13 Casey Kotchman, L OBP: 0.305, SLG: 0.440	1 Eric Byrnes, R OBP: 0.237, SLG: 0.156	32 Rob Johnson, R OBP: 0.367, SLG: 0.306	2 Jack Wilson, R OBP: 0.207, SLG: 0.329	36 C.J. Wilson, L ERA: 1.65	36 C.J. Wilson, L ERA: 1.65	49 Chris Ray, R ERA: 1.65	28 Darren Oliver, R ERA: 2.08	57 Dustin Nippert, R ERA: 3.6	30 Neftali Feliz, R ERA: 4.97	IP WLS BF H R ER SO BB IBB HBP BLK WP HR S P ERA WHIP	1.0 0 3 0 0 0 1 0 0 0 0 0 0 0 0 68 114 1.29 1.143

Batter	1	2	3	4	5	6	7	8	9	10	11	AB R H RBI BB SO LOB	BOTTOM									
51 Ichiro Suzuki, L OBP: 0.366, SLG: 0.375	G6-3		G4-3		G6-3		L7			K		5 0 0 0 0 1 3	Texas Rangers @ Seattle Mariners Safeco Field, Seattle, WA Sun May 02 2010, 1:10 PM - 4:26 PM PDT Att: 27,186 - Cloudy - 53 F									
9 Chone Figgins, S OBP: 0.365, SLG: 0.279	K				P4							3 1 1 0 2 1 0										
21 Franklin Gutierrez, R OBP: 0.360, SLG: 0.464	K											3 0 1 1 2 1 1										
4 Jose Lopez, R OBP: 0.259, SLG: 0.301	G5-3											5 0 1 0 0 0 3										
15 Milton Bradley, S OBP: 0.325, SLG: 0.388												5 0 1 0 0 2 4										
13 Casey Kotchman, L OBP: 0.305, SLG: 0.440	K											4 0 0 0 0 1 2										
1 Eric Byrnes, R OBP: 0.237, SLG: 0.156	CS		G5-3									4 0 0 0 0 2 3										
32 Rob Johnson, R OBP: 0.367, SLG: 0.306												3 0 0 0 1 0 3										
2 Jack Wilson, R OBP: 0.207, SLG: 0.329	G5-3											4 0 1 0 0 0 1										
Inning Stats	R: 0 E: 0 K: 2 S: 10	H: 0 LOB: 0 BB: 0 P: 17	R: 0 E: 0 K: 1 S: 13	H: 1 LOB: 0 BB: 0 P: 20	R: 0 E: 0 K: 0 S: 8	H: 0 LOB: 1 BB: 0 P: 12	R: 1 E: 0 K: 1 S: 15	H: 3 LOB: 3 BB: 0 P: 24	R: 0 E: 0 K: 0 S: 7	H: 1 LOB: 0 BB: 0 P: 11	R: 0 E: 1 K: 0 S: 8	H: 0 LOB: 0 BB: 2 P: 11		R: 0 E: 0 K: 1 S: 12	H: 0 LOB: 0 BB: 0 P: 18	R: 0 E: 0 K: 1 S: 11	H: 0 LOB: 1 BB: 1 P: 16	R: 0 E: 0 K: 1 S: 6	H: 0 LOB: 0 BB: 0 P: 8	1B: 4 2B: 2 3B: 0 HR: 0	SF: 0 SAC: 0 DP: 2 HBP: 1	WP: 0 PB: 0 SB: 2 CS: 1
PITCHER	IP WLS BF H R ER SO BB IBB HBP BLK WP HR S P ERA WHIP	36 C.J. Wilson, L ERA: 1.65	36 C.J. Wilson, L ERA: 1.65	49 Chris Ray, R ERA: 1.65	28 Darren Oliver, R ERA: 2.08	57 Dustin Nippert, R ERA: 3.6	30 Neftali Feliz, R ERA: 4.97	IP WLS BF H R ER SO BB IBB HBP BLK WP HR S P ERA WHIP	1.0 0 3 0 0 0 1 0 0 0 0 0 0 0 0 68 114 1.29 1.143													



Batter	1	2	3	4	5	6	7	8	9	AB	R	H	RBI	BB	SO	LOB	TOP								
23 Craig Gentry, R OBP: 0.231, SLG: 0.231										5	1	2	0	0	2	1									
10 Michael Young, R OBP: 0.299, SLG: 0.358										5	1	3	1	0	0	2									
32 Josh Hamilton, L OBP: 0.352, SLG: 0.505										4	0	2	1	0	1	1									
27 Vladimir Guerrero, R OBP: 0.379, SLG: 0.447										4	1	1	0	0	0	4									
20 Julio Borbon, L OBP: 0.218, SLG: 0.250										0	0	0	0	0	0	0									
5 Ian Kinsler, R OBP: 0.474, SLG: 0.438										4	0	2	0	0	1	2									
25 Ryan Garko, R OBP: 0.138, SLG: 0.074										3	0	0	1	0	0	2									
7 David Murphy, L OBP: 0.200, SLG: 0.326										1	0	0	0	0	0	2									
12 Justin Smoak, S OBP: 0.326, SLG: 0.412										4	1	1	1	0	0	2									
15 Matt Treanor, R OBP: 0.333, SLG: 0.319										4	0	1	0	0	0	1									
3 Andrés Blanco, S OBP: 0.278, SLG: 0.212										4	0	1	0	0	0	1									
Inning Stats	R: 0 H: 1 E: 0 K: 2 S: 10	H: 1 LOB: 1 BB: 0 P: 11	R: 0 H: 1 E: 1 K: 0 S: 8	H: 1 LOB: 1 BB: 0 P: 14	R: 0 H: 1 E: 0 K: 0 S: 8	H: 1 LOB: 0 BB: 0 P: 9	R: 1 H: 2 E: 0 K: 0 S: 10	H: 2 LOB: 1 BB: 0 P: 14	R: 2 H: 4 E: 0 K: 0 S: 13	H: 4 LOB: 1 BB: 0 P: 20	R: 0 H: 0 E: 0 K: 0 S: 7	H: 0 LOB: 0 BB: 0 P: 14	R: 0 H: 0 E: 0 K: 1 S: 8	H: 0 LOB: 0 BB: 0 P: 13	R: 0 H: 2 E: 0 K: 1 S: 11	H: 2 LOB: 1 BB: 0 P: 17	R: 1 H: 2 E: 0 K: 0 S: 7	H: 2 LOB: 1 BB: 0 P: 9	1B: 10 2B: 2 3B: 0 HR: 1	SF: 0 SAC: 0 DP: 1 HBP: 0	WP: 0 PB: 0 SB: 0 CS: 0	PA: 38			
PITCHER	IP	WLS	BF	H	R	ER	SO	BB	IBB	HBP	BLK	WP	HR	S	P	ERA	WHIP								
51 Dallas Braden, L ERA: 4.14	7.0	L	30	11	3	3	3	0	0	0	0	0	0	66	97	3.86	1.571								
66 Tyson Ross, R ERA: 3.96	1.0		3	0	0	0	1	0	0	0	0	0	0	9	15	0.00	0.000								
13 Jerry Blevins, L ERA: 3.86	1.0		5	2	1	1	0	0	0	0	0	0	1	7	9	9.00	2.000								

Texas Rangers @ Oakland Athletics
Oakland Coliseum, Oakland, CA
Mon May 03 2010, 7:09 PM - 9:49 PM PDT
Att. 8,874 - Clear - 64 F

AB 38
R 4
H 13
RBI 4
BB 0
SO 4
LOB 18



Batter	1	2	3	4	5	6	7	8	9	AB	R	H	RBI	BB	SO	LOB	BOTTOM								
2 Cliff Pennington, S OBP: 0.350, SLG: 0.446										4	0	1	0	0	3	1									
10 Danic Barton, L OBP: 0.407, SLG: 0.378										4	0	0	0	0	1	3									
Ryan Sweeney, L OBP: 0.346, SLG: 0.347										4	1	1	0	0	1	0									
5 Kevin Koussamanoff, R OBP: 0.294, SLG: 0.356										4	1	1	2	0	1	0									
3 Eric Chavez, L OBP: 0.298, SLG: 0.333										3	0	1	0	1	0	0									
7 Adam Rosales, R OBP: 0.355, SLG: 0.435										4	0	0	0	0	1	3									
1 Eric Patterson, L OBP: 0.222, SLG: 0.364										4	0	0	0	0	2	2									
29 Josh Donaldson, R OBP: 0.091, SLG: 0.364										2	0	0	0	0	2	0									
18 Gabe Gross, L OBP: 0.251, SLG: 0.279										1	0	1	0	0	0	0									
35 Landon Powell, S OBP: 0.273, SLG: 0.111										0	0	0	0	0	0	0									
50 Jake Fox, R OBP: 0.245, SLG: 0.327										1	0	0	0	0	1	1									
11 Rajai Davis, R OBP: 0.291, SLG: 0.302										3	0	1	0	0	0	1									
Inning Stats	R: 0 H: 0 E: 0 K: 2 S: 12	H: 0 LOB: 0 BB: 0 P: 18	R: 0 H: 0 E: 1 K: 2 S: 15	H: 0 LOB: 1 BB: 0 P: 19	R: 0 H: 0 E: 0 K: 2 S: 9	H: 0 LOB: 0 BB: 0 P: 11	R: 0 H: 0 E: 0 K: 1 S: 11	H: 0 LOB: 0 BB: 0 P: 16	R: 0 H: 0 E: 0 K: 0 S: 8	H: 0 LOB: 0 BB: 0 P: 9	R: 0 H: 1 E: 0 K: 2 S: 13	H: 1 LOB: 1 BB: 0 P: 20	R: 0 H: 1 E: 0 K: 0 S: 9	H: 1 LOB: 1 BB: 0 P: 15	R: 0 H: 2 E: 0 K: 1 S: 14	H: 2 LOB: 2 BB: 0 P: 22	R: 2 H: 2 E: 0 K: 2 S: 17	H: 2 LOB: 1 BB: 1 P: 28	1B: 4 2B: 1 3B: 0 HR: 1	SF: 0 SAC: 0 DP: 0 HBP: 0	WP: 0 PB: 0 SB: 0 CS: 0	PA: 35			
PITCHER	IP	WLS	BF	H	R	ER	SO	BB	IBB	HBP	BLK	WP	HR	S	P	ERA	WHIP								
40 Rich Harden, R ERA: 3.52	7.0	W	24	4	2	0	0	0	0	0	0	0	0	10	16	0.00	3.000								
56 Darren O'Day, R ERA: 7.15	0.1	H	4	2	2	2	1	1	0	0	0	0	1	10	18	54.00	9.000								
30 Nefali Feliz, R ERA: 4.61	1.0	S	3	0	0	0	2	0	0	0	0	0	0	11	16	0.00	0.000								

Texas Rangers @ Oakland Athletics
Oakland Coliseum, Oakland, CA
Mon May 03 2010, 7:09 PM - 9:49 PM PDT
Att. 8,874 - Clear - 64 F

AB 34
R 2
H 6
RBI 2
BB 1
SO 12
LOB 11



Batter	1	2	3	4	5	6	7	8	9	AB	R	H	RBI	BB	SO	LOB	TOP						
1 Elvis Andrus, R OBP: 0.413, SLG: 0.352										4	0	2	0	0	0	3							
10 Michael Young, R OBP: 0.344, SLG: 0.342										3	1	0	0	1	0	1							
32 Josh Hamilton, L OBP: 0.362, SLG: 0.495										4	0	1	0	0	3	3							
27 Vladimir Guerrero, R OBP: 0.378, SLG: 0.471											4	0	1	1	0	1	0						
5 Ian Kinsler, R OBP: 0.370, SLG: 0.333											4	0	1	0	0	2							
7 David Murphy, L OBP: 0.190, SLG: 0.283											4	0	0	0	0	2							
12 Justin Smoak, S OBP: 0.314, SLG: 0.405											4	0	1	0	0	1							
51 Max Ramirez, R OBP: 0.333, SLG: 0.143										1	0	0	0	2	0	1							
20 Julio Borbon, L OBP: 0.212, SLG: 0.241										3	0	1	0	0	2								
Inning Stats	R: 0 H: 1 E: 0 K: 1 S: 13	H: 1 LOB: 0 BB: 0 P: 19	R: 0 H: 1 E: 0 K: 1 S: 10	H: 1 LOB: 1 BB: 0 P: 15	R: 0 H: 1 E: 0 K: 1 S: 11	H: 1 LOB: 2 BB: 2 P: 21	R: 0 H: 0 E: 0 K: 0 S: 7	H: 0 LOB: 0 BB: 0 P: 9	R: 0 H: 1 E: 0 K: 1 S: 11	H: 1 LOB: 1 BB: 1 P: 20	R: 1 H: 2 E: 1 K: 0 S: 12	H: 2 LOB: 1 BB: 0 P: 17	R: 0 H: 1 E: 0 K: 0 S: 10	H: 1 LOB: 1 BB: 0 P: 15	R: 0 H: 0 E: 0 K: 1 S: 5	H: 0 LOB: 0 BB: 0 P: 8	R: 0 H: 0 E: 0 K: 0 S: 11	H: 0 LOB: 0 BB: 0 P: 16	1B: 6 2B: 1 3B: 0 HR: 0	SF: 0 SAC: 0 DP: 3 HBP: 0	WP: 0 PB: 0 SB: 0 CS: 1	PA: 34	
PITCHER	IP WLS BF H R ER SO BB IBB HBP BLK WP HR S P ERA WHIP	IP WLS BF H R ER SO BB IBB HBP BLK WP HR S P ERA WHIP	IP WLS BF H R ER SO BB IBB HBP BLK WP HR S P ERA WHIP	IP WLS BF H R ER SO BB IBB HBP BLK WP HR S P ERA WHIP	IP WLS BF H R ER SO BB IBB HBP BLK WP HR S P ERA WHIP	IP WLS BF H R ER SO BB IBB HBP BLK WP HR S P ERA WHIP	IP WLS BF H R ER SO BB IBB HBP BLK WP HR S P ERA WHIP	IP WLS BF H R ER SO BB IBB HBP BLK WP HR S P ERA WHIP	IP WLS BF H R ER SO BB IBB HBP BLK WP HR S P ERA WHIP	IP WLS BF H R ER SO BB IBB HBP BLK WP HR S P ERA WHIP	IP WLS BF H R ER SO BB IBB HBP BLK WP HR S P ERA WHIP	IP WLS BF H R ER SO BB IBB HBP BLK WP HR S P ERA WHIP	IP WLS BF H R ER SO BB IBB HBP BLK WP HR S P ERA WHIP	IP WLS BF H R ER SO BB IBB HBP BLK WP HR S P ERA WHIP	IP WLS BF H R ER SO BB IBB HBP BLK WP HR S P ERA WHIP	IP WLS BF H R ER SO BB IBB HBP BLK WP HR S P ERA WHIP	IP WLS BF H R ER SO BB IBB HBP BLK WP HR S P ERA WHIP	IP WLS BF H R ER SO BB IBB HBP BLK WP HR S P ERA WHIP	IP WLS BF H R ER SO BB IBB HBP BLK WP HR S P ERA WHIP	IP WLS BF H R ER SO BB IBB HBP BLK WP HR S P ERA WHIP	IP WLS BF H R ER SO BB IBB HBP BLK WP HR S P ERA WHIP	IP WLS BF H R ER SO BB IBB HBP BLK WP HR S P ERA WHIP	IP WLS BF H R ER SO BB IBB HBP BLK WP HR S P ERA WHIP
53 Trevor Cahill, R ERA: 5.4	5.0	W	21	5	1	0	4	3	0	0	0	0	0	0	0	0	0	0	0	56	90	0.00	1.600
66 Tyson Ross, R ERA: 3.39	2.0	H	7	2	0	0	0	0	0	0	0	0	0	0	0	0	0	0	0	18	26	0.00	1.000
31 Brad Ziegler, R ERA: 2.63	1.0	H	3	0	0	0	1	0	0	0	0	0	0	0	0	0	0	0	0	5	8	0.00	0.000
40 Andrew Bailey, R ERA:	1.0	S	3	0	0	0	0	0	0	0	0	0	0	0	0	0	0	0	0	11	16	0.00	0.000

Texas Rangers @ Oakland Athletics
Oakland Coliseum, Oakland, CA
Wed May 05 2010, 12:40 PM - 3:03 PM PDT
Att: 15,403 - Sunny - 59 F

AB	31
R	1
H	7
RBI	1
BB	3
SO	5
LOB	15




Batter	1	2	3	4	5	6	7	8	9	AB	R	H	RBI	BB	SO	LOB	BOTTOM						
2 Cliff Pennington, S OBP: 0.342, SLG: 0.424										3	1	1	0	0	1	1							
10 Daric Barton, L OBP: 0.430, SLG: 0.427										3	1	2	1	1	0	0							
Ryan Sweeney, L OBP: 0.348, SLG: 0.379										4	0	0	1	0	1	4							
5 Kevin Kouzmanoff, R OBP: 0.316, SLG: 0.370										3	0	1	1	1	0	0							
3 Eric Chavez, L OBP: 0.275, SLG: 0.305										3	0	0	0	0	2	1							
50 Jake Fox, R OBP: 0.241, SLG: 0.320										1	0	0	0	0	0	2							
7 Adam Rosales, R OBP: 0.333, SLG: 0.403											4	0	1	0	0	2	0						
1 Eric Patterson, L OBP: 0.245, SLG: 0.431										3	1	1	1	1	1	1							
35 Landon Powell, S OBP: 0.263, SLG: 0.067										3	0	0	0	1	1	3							
11 Raiji Davis, R OBP: 0.291, SLG: 0.301										3	1	1	0	0	1	2							
Inning Stats	R: 2 H: 2 E: 0 K: 1 S: 18	H: 2 LOB: 0 BB: 0 P: 24	R: 0 H: 1 E: 0 K: 1 S: 9	H: 1 LOB: 1 BB: 0 P: 11	R: 0 H: 0 E: 0 K: 1 S: 5	H: 0 LOB: 0 BB: 0 P: 9	R: 0 H: 0 E: 0 K: 2 S: 8	H: 0 LOB: 0 BB: 0 P: 9	R: 1 H: 1 E: 0 K: 0 S: 16	H: 1 LOB: 2 BB: 2 P: 29	R: 0 H: 1 E: 1 K: 1 S: 13	H: 1 LOB: 1 BB: 1 P: 23	R: 1 H: 2 E: 1 K: 1 S: 10	H: 2 LOB: 2 BB: 1 P: 17	R: 0 H: 0 E: 0 K: 2 S: 11	H: 0 LOB: 0 BB: 0 P: 14	1B: 5 2B: 1 3B: 0 HR: 1	SF: 0 SAC: 1 DP: 1 HBP: 0	WP: 0 PB: 0 SB: 2 CS: 0	PA: 35			
PITCHER	IP WLS BF H R ER SO BB IBB HBP BLK WP HR S P ERA WHIP	IP WLS BF H R ER SO BB IBB HBP BLK WP HR S P ERA WHIP	IP WLS BF H R ER SO BB IBB HBP BLK WP HR S P ERA WHIP	IP WLS BF H R ER SO BB IBB HBP BLK WP HR S P ERA WHIP	IP WLS BF H R ER SO BB IBB HBP BLK WP HR S P ERA WHIP	IP WLS BF H R ER SO BB IBB HBP BLK WP HR S P ERA WHIP	IP WLS BF H R ER SO BB IBB HBP BLK WP HR S P ERA WHIP	IP WLS BF H R ER SO BB IBB HBP BLK WP HR S P ERA WHIP	IP WLS BF H R ER SO BB IBB HBP BLK WP HR S P ERA WHIP	IP WLS BF H R ER SO BB IBB HBP BLK WP HR S P ERA WHIP	IP WLS BF H R ER SO BB IBB HBP BLK WP HR S P ERA WHIP	IP WLS BF H R ER SO BB IBB HBP BLK WP HR S P ERA WHIP	IP WLS BF H R ER SO BB IBB HBP BLK WP HR S P ERA WHIP	IP WLS BF H R ER SO BB IBB HBP BLK WP HR S P ERA WHIP	IP WLS BF H R ER SO BB IBB HBP BLK WP HR S P ERA WHIP	IP WLS BF H R ER SO BB IBB HBP BLK WP HR S P ERA WHIP	IP WLS BF H R ER SO BB IBB HBP BLK WP HR S P ERA WHIP	IP WLS BF H R ER SO BB IBB HBP BLK WP HR S P ERA WHIP	IP WLS BF H R ER SO BB IBB HBP BLK WP HR S P ERA WHIP	IP WLS BF H R ER SO BB IBB HBP BLK WP HR S P ERA WHIP	IP WLS BF H R ER SO BB IBB HBP BLK WP HR S P ERA WHIP	IP WLS BF H R ER SO BB IBB HBP BLK WP HR S P ERA WHIP	IP WLS BF H R ER SO BB IBB HBP BLK WP HR S P ERA WHIP
48 Colby Lewis, R ERA: 3.03	6.0	L	26	5	3	3	6	3	0	0	0	0	0	0	0	0	0	0	0	69	105	4.50	1.333
28 Darren Oliver, L ERA: 2.57	1.0		6	2																			


Batter	1	2	3	4	5	6	7	8	9	AB	R	H	RBI	BB	SO	LOB	TOP					
9 David DeJesus, L (1, 9) OBP: 0.333, SLG: 0.448	G5-3		HBP					G4-3		3	0	0	0	0	0	1	Kansas City Royals @ Texas Rangers Rangers Ballpark in Arlington, Arlington, TX Fri May 07 2010, 8:07 PM - 10:15 PM EDT Att: 29,065 - Clear - 77 F					
22 Scott Podsednik, L (1, 7) OBP: 0.380, SLG: 0.416	G4-3		B1					F7		4	0	0	0	0	0	3						
16 Billy Butler, R (1, 3) OBP: 0.362, SLG: 0.467								G6-3		3	0	1	1	1	0	0						
6 Jose Guillen, R (1, 10) OBP: 0.318, SLG: 0.542	F8		L6					G6-3		4	0	0	0	0	1	3						
13 Alberto Callaspo, S (1, 5) OBP: 0.339, SLG: 0.483	G5-3		F7					L9		4	0	1	0	0	0	2						
13 Mike Aviles, R (1, 4) OBP: 0.316, SLG: 0.474	K							F9		4	0	0	0	0	1	1						
18 Jason Kendall, R (1, 2) OBP: 0.371, SLG: 0.359								K		3	0	1	0	1	1	1						
12 Mitch Maier, L (1, 8) OBP: 0.339, SLG: 0.365	K									3	0	0	0	0	1	2						
3 Yuniesky Betancourt, R (1, 6) OBP: 0.321, SLG: 0.382								FC6-4		3	1	2	0	0	0	1						
Inning Stats	R: 0 H: 0 E: 0 K: 0 S: 6	H: 0 LOB: 1 BB: 1 P: 11	R: 0 H: 0 E: 0 K: 2 S: 8	H: 0 LOB: 1 BB: 1 P: 16	R: 1 H: 2 E: 0 K: 0 S: 10	H: 2 LOB: 2 BB: 0 P: 16	R: 0 H: 0 E: 0 K: 0 S: 8	H: 0 LOB: 0 BB: 0 P: 12	R: 0 H: 1 E: 0 K: 0 S: 5	H: 1 LOB: 0 BB: 0 P: 8	R: 0 H: 0 E: 0 K: 1 S: 6	H: 0 LOB: 0 BB: 0 P: 9	R: 0 H: 1 E: 0 K: 0 S: 9	H: 1 LOB: 1 BB: 0 P: 13	R: 0 H: 0 E: 0 K: 0 S: 7	H: 0 LOB: 0 BB: 0 P: 11	R: 0 H: 1 E: 0 K: 1 S: 10	H: 1 LOB: 1 BB: 0 P: 17	1B: 5 2B: 1 3B: 0 HR: 0	SF: 0 SAC: 0 DP: 1 HBP: 1	WP: 0 PB: 0 SB: 0 CS: 0	PA: 34
PITCHER 36 C.J. Wilson, L (1, 1) ERA: 1.51	IP: 9.0 WLS: W BF: 34 H: 5 R: 1 ER: 1 SO: 4 BB: 2 IBB: 0 HBP: 1 BLK: 0 WP: 0 HR: 0 S: 69 P: 113 ERA: 1.00 WHIP: 0.778																					

Batter	1	2	3	4	5	6	7	8	9	AB	R	H	RBI	BB	SO	LOB	BOTTOM			
1 Elvis Andrus, R (1, 6) OBP: 0.402, SLG: 0.343	G5-3		1B					F9		3	1	1	0	0	0	2	Kansas City Royals @ Texas Rangers Rangers Ballpark in Arlington, Arlington, TX Fri May 07 2010, 8:07 PM - 10:15 PM EDT Att: 29,065 - Clear - 77 F			
10 Michael Young, R (1, 5) OBP: 0.319, SLG: 0.355	F9		1B					L6		4	0	2	1	0	0	0				
32 Josh Hamilton, L (1, 7) OBP: 0.368, SLG: 0.523	G1-3		G3-1					F8		3	0	0	0	1	0	3				
27 Vladimir Guerrero, R (1, 10) OBP: 0.383, SLG: 0.560			SF8					BB		3	1	2	2	0	1	1				
5 Ian Kinsler, R (1, 4) OBP: 0.389, SLG: 0.375	G4-3		K					G5-3		4	0	0	0	0	2	4				
7 David Murphy, L (1, 9) OBP: 0.224, SLG: 0.355	F8		2B					F8		4	1	1	0	0	0	0				
12 Justin Smoak, S (1, 3) OBP: 0.305, SLG: 0.440	F8		G1					G3-1		4	0	1	0	0	0	1				
15 Matt Treanor, R (1, 2) OBP: 0.303, SLG: 0.276	E6		L9					L5		4	0	0	0	0	1	1				
20 Julio Borbon, L (1, 8) OBP: 0.217, SLG: 0.256	F7		2B							3	1	2	0	0	0	1				
Inning Stats	R: 0 H: 0 E: 0 K: 0 S: 6	H: 0 LOB: 0 BB: 0 P: 9	R: 2 H: 2 E: 1 K: 0 S: 19	H: 2 LOB: 1 BB: 0 P: 24	R: 1 H: 2 E: 0 K: 1 S: 11	H: 2 LOB: 1 BB: 0 P: 16	R: 0 H: 0 E: 0 K: 0 S: 9	H: 0 LOB: 0 BB: 0 P: 13	R: 1 H: 3 E: 0 K: 0 S: 11	H: 3 LOB: 2 BB: 0 P: 16	R: 0 H: 2 E: 0 K: 0 S: 9	H: 2 LOB: 2 BB: 0 P: 14	R: 0 H: 0 E: 0 K: 2 S: 8	H: 0 LOB: 1 BB: 1 P: 16	R: 0 H: 0 E: 0 K: 1 S: 8	H: 0 LOB: 0 BB: 0 P: 9	1B: 6 2B: 2 3B: 0 HR: 1	SF: 1 SAC: 1 DP: 0 HBP: 0	WP: 0 PB: 0 SB: 1 CS: 0	PA: 35
PITCHER 23 Zack Greinke, R (1, 1) ERA: 2.51 40 Kyle Farnsworth, R (8, 1) ERA: 3.39	IP: 7.0 WLS: L BF: 32 H: 4 R: 4 ER: 3 SO: 3 BB: 1 IBB: 0 HBP: 0 BLK: 0 WP: 0 HR: 1 S: 73 P: 108 ERA: 3.86 WHIP: 1.429																			

AB 31
R 1
H 5
RBI 1
BB 2
SO 4
LOB 14




AB 32
R 4
H 9
RBI 3
BB 1
SO 4
LOB 13




Batter	1	2	3	4	5	6	7	8	9	AB	R	H	RBI	BB	SO	LOB	TOP			
9 David DeJesus, L OBP: 0.336, SLG: 0.471	F7		F9				G5-4-3		G6-4-3	5	1	2	1	0	0	1	Kansas City Royals @ Texas Rangers Rangers Ballpark in Arlington, Arlington, TX Sat May 08 2010, 8:09 PM - 10:50 PM EDT Att: 36,349 - Clear - 73 F			
22 Scott Podsednik, L OBP: 0.381, SLG: 0.412	F8		K				G5-4-3		F8	4	0	1	0	1	1	0				
16 Billy Butler, R OBP: 0.373, SLG: 0.472							G5-4-3			3	1	2	0	1	0	2				
25 Kila Ka'aihue, L OBP: 0.250, SLG: 0.250 6 Jose Guillen, R OBP: 0.315, SLG: 0.537	G6-3						G1-3			3	0	0	0	0	1	4				
13 Alberto Callaspo, S OBP: 0.344, SLG: 0.492							G3-1			4	0	2	0	0	0	2				
18 Jason Kendall, R OBP: 0.348, SLG: 0.355	L9						G4-3		G6-3	4	0	1	0	0	0	3				
12 Mitch Maier, L OBP: 0.364, SLG: 0.364	F7						G4-3			3	0	1	1	1	0	2				
3 Yuniesky Betancourt, R OBP: 0.309, SLG: 0.368	G6-3						L6-3		P3	4	0	0	0	0	0	5				
17 Chris Getz, L OBP: 0.250, SLG: 0.192 13 Mike Aviles, R OBP: 0.350, SLG: 0.500			K				P3		G6-4-3	3	0	0	0	0	2	1				
										1	0	1	0	0	0	0				
Inning Stats	R: 0 H: 0 E: 0 K: 0 S: 7	H: 0 LOB: 1 BB: 1 P: 16	R: 0 H: 1 E: 0 K: 0 S: 10	H: 1 LOB: 1 BB: 0 P: 13	R: 0 H: 0 E: 0 K: 2 S: 9	H: 0 LOB: 0 BB: 0 P: 15	R: 1 H: 3 E: 0 K: 1 S: 13	H: 3 LOB: 2 BB: 0 P: 19	R: 1 H: 2 E: 0 K: 0 S: 19	H: 2 LOB: 1 BB: 0 P: 20	R: 0 H: 1 E: 0 K: 1 S: 12	H: 1 LOB: 1 BB: 0 P: 18	R: 0 H: 0 E: 0 K: 0 S: 11	H: 0 LOB: 1 BB: 1 P: 18	R: 0 H: 1 E: 0 K: 0 S: 9	H: 1 LOB: 0 BB: 0 P: 14	1B: 8 2B: 1 3B: 0 HR: 1	SF: 0 SAC: 0 DP: 2 HBP: 0	WP: 0 PB: 0 SB: 1 CS: 0	PA: 38
PITCHER	IP WLS BF H R ER SO BB IBB HBP BLK WP HR S P ERA WHIP																			
40 Rich Harden, R ERA: 3.53	5.0	23	6	2	2	3	2	0	0	0	0	0	0	0	1	58	95	3.60	1.600	
57 Dustin Nippert, R ERA: 5.05	1.0	4	1	0	0	1	0	0	0	0	0	0	0	0	0	12	20	0.00	1.000	
28 Darren Oliver, L ERA: 2.4	1.0	4	2	0	0	0	0	0	0	0	0	0	0	0	8	9	0.00	2.000		
49 Chris Ray, R ERA: 2.83	1.0	W	4	0	0	0	1	0	0	0	0	0	0	0	11	18	0.00	1.000		
30 Neftali Feliz, R ERA: 4.02	1.0	S	3	1	0	0	0	0	0	0	0	0	0	0	9	14	0.00	1.000		

Batter	1	2	3	4	5	6	7	8	9	AB	R	H	RBI	BB	SO	LOB	BOTTOM			
1 Elvis Andrus, R OBP: 0.413, SLG: 0.347	G6-3									2	1	1	1	2	0	0	Kansas City Royals @ Texas Rangers Rangers Ballpark in Arlington, Arlington, TX Sat May 08 2010, 8:09 PM - 10:50 PM EDT Att: 36,349 - Clear - 73 F			
10 Michael Young, R OBP: 0.317, SLG: 0.346	G6-3									3	1	0	0	1	0	2				
32 Josh Hamilton, L OBP: 0.364, SLG: 0.513	G3									4	0	1	1	0	1	0				
27 Vladimir Guerrero, R OBP: 0.387, SLG: 0.554										3	0	1	0	1	0	2				
5 Ian Kinsler, R OBP: 0.425, SLG: 0.400										3	0	2	1	1	0	0				
7 David Murphy, L OBP: 0.225, SLG: 0.348										4	0	1	0	0	1	5				
12 Justin Smoak, S OBP: 0.306, SLG: 0.423										2	1	0	0	1	0	1				
15 Matt Treanor, R OBP: 0.304, SLG: 0.267										2	0	0	0	1	0	1				
20 Julio Borbon, L OBP: 0.211, SLG: 0.247										3	0	0	0	0	1	3				
Inning Stats	R: 1 H: 0 E: 0 K: 1 S: 13	H: 0 LOB: 2 BB: 3 P: 27	R: 1 H: 1 E: 0 K: 1 S: 11	H: 1 LOB: 1 BB: 1 P: 17	R: 0 H: 0 E: 0 K: 1 S: 6	H: 0 LOB: 0 BB: 0 P: 10	R: 0 H: 1 E: 0 K: 0 S: 10	H: 1 LOB: 1 BB: 1 P: 17	R: 0 H: 0 E: 0 K: 0 S: 7	H: 2 LOB: 0 BB: 0 P: 12	R: 0 H: 0 E: 0 K: 0 S: 8	H: 0 LOB: 0 BB: 0 P: 11	R: 1 H: 2 E: 0 K: 0 S: 13	H: 2 LOB: 2 BB: 2 P: 24	R: 0 H: 0 E: 0 K: 0 S: 9	H: 0 LOB: 0 BB: 0 P: 14	1B: 6 2B: 0 3B: 0 HR: 0	SF: 0 SAC: 0 DP: 2 HBP: 0	WP: 0 PB: 0 SB: 1 CS: 1	PA: 33
PITCHER	IP WLS BF H R ER SO BB IBB HBP BLK WP HR S P ERA WHIP																			
55 Gil Meche, R ERA: 8.24	8.0	L	33	6	3	3	3	7	0	0	0	0	0	0	0	75	128	3.38	1.625	

AB 35
R 2
H 10
RBI 2
BB 3
SO 4
LOB 21



AB 26
R 3
H 6
RBI 3
BB 7
SO 3
LOB 14



livebaseballscorecards.com

livebaseballscorecards.com

Batter	1	2	3	4	5	6	7	8	9	AB	R	H	RBI	BB	SO	LOB	TOP					
9 David DeJesus, L OBP: 0.333, SLG: 0.472										4	0	1	0	0	1	1	Kansas City Royals @ Texas Rangers Rangers Ballpark in Arlington, Arlington, TX Sun May 09 20:10, 3:09 PM - 6:21 PM EDT Att: 25,476 - Cloudy - 66 F					
22 Scott Podsednik, L OBP: 0.369, SLG: 0.398										4	0	0	0	0	2	2						
16 Billy Butler, R OBP: 0.370, SLG: 0.460										3	0	0	0	1	0	1						
6 Jose Guillen, R OBP: 0.321, SLG: 0.528										2	1	0	0	2	0	1						
13 Alberto Callaspo, S OBP: 0.333, SLG: 0.476										4	0	0	0	0	0	3						
13 Mike Aviles, R OBP: 0.417, SLG: 0.667										4	2	3	1	0	0	0						
18 Jason Kendall, R OBP: 0.363, SLG: 0.351										4	0	1	0	0	1	2		AB 33 R 4 H 8 RBI 4 BB 3 SO 5 LOB 13				
12 Mitch Maier, L OBP: 0.357, SLG: 0.390										4	1	2	2	0	0	1						
3 Yuniesky Betancourt, R OBP: 0.307, SLG: 0.373										4	0	1	1	0	1	2						
Inning Stats	R: 0 E: 0 K: 1 S: 9	H: 0 LOB: 0 BB: 0 P: 13	R: 2 E: 0 K: 2 S: 17	H: 2 LOB: 1 BB: 1 P: 29	R: 0 E: 0 K: 0 S: 16	H: 1 LOB: 2 BB: 1 P: 24	R: 2 E: 0 K: 1 S: 24	H: 3 LOB: 1 BB: 0 P: 34	R: 0 E: 0 K: 0 S: 6	H: 2 LOB: 0 BB: 1 P: 13	R: 0 E: 0 K: 0 S: 8	H: 0 LOB: 0 BB: 0 P: 15	R: 0 E: 0 K: 0 S: 4	H: 0 LOB: 0 BB: 0 P: 5	R: 0 E: 0 K: 0 S: 7	H: 0 LOB: 0 BB: 0 P: 11		1B: 4 SF: 0 2B: 3 3B: 0 HR: 1 WP: 1 PA: 36 FB: 0 SB: 0 CS: 1				
PITCHER	IP WLS BF H R ER SO BB IBB HBP BLK WP HR S P ERA WHIP	IP WLS BF H R ER SO BB IBB HBP BLK WP HR S P ERA WHIP	PITCHER IP WLS BF H R ER SO BB IBB HBP BLK WP HR S P ERA WHIP																			
39 Scott Feldman, R ERA: 5.84	4.0	W	7	2	0	0	0	1	0	0	0	0	0	0	0	0	1	1	66	100	9.00	2.000
52 Doug Mathis, R ERA: 3.8	2.0	L	11	4	1	2	1	0	0	0	0	0	0	0	0	0	0	0	14	27	0.00	1.500
28 Darren Oliver, L ERA: 2.25	1.0	H	3	0	0	0	1	0	0	0	0	0	0	0	0	0	0	0	11	15	0.00	0.000
56 Darren O'Day, R ERA:	1.0	H	3	0	0	0	0	0	0	0	0	0	0	0	0	0	0	0	4	5	0.00	0.000
30 Neftali Feliz, R ERA: 3.78	1.0	S	3	0	0	0	0	0	0	0	0	0	0	0	0	0	0	0	7	11	0.00	0.000
Batter	1	2	3	4	5	6	7	8	9	AB	R	H	RBI	BB	SO	LOB	BOTTOM					
1 Elvis Andrus, R OBP: 0.416, SLG: 0.346										3	2	1	0	1	0	0	Kansas City Royals @ Texas Rangers Rangers Ballpark in Arlington, Arlington, TX Sun May 09 20:10, 3:09 PM - 6:21 PM EDT Att: 25,476 - Cloudy - 66 F					
10 Michael Young, R OBP: 0.323, SLG: 0.354										3	0	2	1	2	1	2						
32 Josh Hamilton, L OBP: 0.353, SLG: 0.496										4	1	0	1	0	1	6						
27 Vladimir Guerrero, R OBP: 0.378, SLG: 0.539										3	0	0	1	0	2	2						
5 Ian Kinsler, R OBP: 0.432, SLG: 0.378										2	1	0	0	1	1	0						
7 David Murphy, L OBP: 0.253, SLG: 0.386										4	1	3	2	0	0	0						
12 Justin Smoak, S OBP: 0.303, SLG: 0.411										4	0	1	0	0	0	3						
51 Max Ramirez, R OBP: 0.417, SLG: 0.333										2	0	1	1	1	0	1						
15 Matt Treanor, R OBP: 0.263, SLG: 0.262										1	0	0	0	0	0	0						
20 Julio Borbon, L OBP: 0.222, SLG: 0.258										4	1	2	0	0	0	2						
Inning Stats	R: 0 E: 0 K: 1 S: 18	H: 0 LOB: 1 BB: 1 P: 24	R: 0 E: 0 K: 0 S: 11	H: 1 LOB: 1 BB: 1 P: 20	R: 4 E: 0 K: 0 S: 15	H: 2 LOB: 1 BB: 2 P: 29	R: 0 E: 0 K: 2 S: 15	H: 1 LOB: 2 BB: 1 P: 23	R: 1 E: 0 K: 0 S: 16	H: 3 LOB: 0 BB: 0 P: 25	R: 0 E: 0 K: 1 S: 13	H: 1 LOB: 1 BB: 0 P: 18	R: 0 E: 0 K: 1 S: 8	H: 0 LOB: 0 BB: 0 P: 10	R: 1 E: 1 K: 0 S: 15	H: 2 LOB: 1 BB: 0 P: 20	1B: 8 SF: 1 2B: 2 3B: 0 HR: 0 WP: 0 PA: 38 FB: 0 SB: 2 CS: 2					
PITCHER	IP WLS BF H R ER SO BB IBB HBP BLK WP HR S P ERA WHIP	IP WLS BF H R ER SO BB IBB HBP BLK WP HR S P ERA WHIP	PITCHER IP WLS BF H R ER SO BB IBB HBP BLK WP HR S P ERA WHIP																			
44 Luke Hochevar, R ERA: 5.65	2.2	L	15	3	4	4	1	0	0	0	0	0	0	0	0	0	0	0	43	71	13.50	2.625
57 Brad Thompson, R ERA: 2.79	2.0	L	11	4	1	1	2	1	0	0	0	0	0	0	0	0	0	0	29	45	4.50	2.500
51 Robinson Tejeda, R ERA: 5.59	3.1	L	12	3	1	0	2	0	0	0	0	0	0	0	0	0	0	0	39	53	0.00	0.900

Batter	1	2	3	4	5	6	7	8	9	10	11	12	13	AB	R	H	RBI	BB	SO	LOB	TOP						
2 Cliff Pennington, S OBP: 0.346, SLG: 0.300	F7			G1-3		F7	L7				G4-3		L1-3	7	0	1	1	0	0	3							
10 Darc Barton, L OBP: 0.411, SLG: 0.435	F8			L3		F7								7	1	2	2	0	1	3							
Ryan Sweeney, L OBP: 0.351, SLG: 0.393	G4-3			K										7	0	2	0	0	2	3							
5 Kevin Kouzmanoff, R OBP: 0.301, SLG: 0.354		G6-3												7	1	1	0	0	2	3							
3 Eric Chavez, L OBP: 0.301, SLG: 0.359														4	2	2	2	0	1	0							
18 Gaber Gross, L OBP: 0.264, SLG: 0.280														2	1	1	0	0	0	0							
7 Adam Rosales, R OBP: 0.333, SLG: 0.387														5	0	2	0	1	0	1							
1 Eric Patterson, L OBP: 0.250, SLG: 0.288														3	0	2	1	0	0	0							
50 Jake Fox, R OBP: 0.250, SLG: 0.288														0	1	0	0	0	0	0							
40 Andrew Bailey, R OBP: 0.250, SLG: 0.288														0	0	0	0	0	0	0							
29 Jose Torres, R OBP: 0.250, SLG: 0.288														1	0	0	0	0	0	2							
45 Michael Wuerzt, R OBP: 0.250, SLG: 0.288														0	0	0	0	0	0	0							
66 Tyson Ross, R OBP: 0.250, SLG: 0.288														1	0	0	0	0	1	1							
35 Landon Powell, S OBP: 0.344, SLG: 0.200														4	1	1	1	2	1	3							
11 Rajai Davis, R OBP: 0.268, SLG: 0.276														6	0	1	0	0	2	4							
Inning Stats	R: 0 E: 0 K: 0	H: 0 LOB: 0 P: 13	R: 0 E: 0 K: 1	H: 0 LOB: 0 P: 10	R: 0 E: 0 K: 1	H: 0 LOB: 0 P: 12	R: 0 E: 0 K: 1	H: 0 LOB: 0 P: 10	R: 0 E: 0 K: 2	H: 1 LOB: 1 P: 15	R: 0 E: 0 K: 1	H: 0 LOB: 0 P: 12	R: 0 E: 0 K: 1	H: 2 LOB: 2 P: 18	R: 0 E: 0 K: 1	H: 0 LOB: 1 P: 18	R: 0 E: 0 K: 2	H: 2 LOB: 2 P: 28	R: 1 E: 0 K: 2	H: 2 LOB: 2 P: 28	1B: 12 2B: 0 3B: 1 HR: 2	SF: 0 SAC: 0 DP: 0 HBP: 1	W/P: 0 PB: 0 SB: 1 CS: 0	PA: 58			
PITCHER	IP 7.0	WLS 28	H 6	R 3	ER 3	SO 5	BB 1	IBB 0	HBP 0	BLK 0	WP 0	HR 1	S 67	P 104	ERA 3.86	WHIP 1.000											
48 Colby Lewis, R ERA: 3.15	1.1	5	1	2	1	2	0	0	0	0	0	0	0	13	19	6.75	0.750										
28 Darren Oliver, L ERA: 2.08	0.2	B	6	3	0	0	0	0	0	0	0	0	0	14	0.00	4.500											
30 Neftali Feliz, R ERA: 4.15	1.0	5	2	0	0	0	0	0	0	0	0	0	0	10	16	0.00	2.000										
50 Frank Francisco, R ERA: 6.75	1.0	4	1	1	1	0	0	0	0	0	0	0	0	8	9	9.00	1.000										
49 Chris Ray, R ERA: 3.07																											

Oakland Athletics @ Texas Rangers
Rangers Ballpark in Arlington, Arlington, TX
Tue May 11 20:10, 8:09 PM - 12:15 AM EDT
Att. 15,474 - Clear - 88 F

AB 54
R 7
H 15
RBI 7
BB 3
SO 10
LOB 23



Batter	1	2	3	4	5	6	7	8	9	10	11	12	13	AB	R	H	RBI	BB	SO	LOB	BOTTOM						
1 Elvis Andrus, R OBP: 0.410, SLG: 0.343	G5-3													4	1	1	1	1	0	1							
10 Michael Young, R OBP: 0.340, SLG: 0.351														4	1	1	1	1	1	3							
32 Josh Hamilton, L OBP: 0.345, SLG: 0.504														6	1	1	2	0	0	4							
27 Vladimir Guerrero, R OBP: 0.396, SLG: 0.521														6	0	1	0	0	0	1							
3 Andrés Blanco, S OBP: 0.278, SLG: 0.212														0	0	0	0	0	0	0							
5 Ian Kinsler, R OBP: 0.420, SLG: 0.395														6	0	2	0	0	0	0							
7 David Murphy, L OBP: 0.259, SLG: 0.421														6	2	2	1	0	0	1							
12 Justin Smoak, S OBP: 0.314, SLG: 0.397														2	0	0	0	2	1	0							
23 Craig Gentry, R OBP: 0.231, SLG: 0.231														0	1	0	0	0	0	0							
25 Ryan Garko, R OBP: 0.193, SLG: 0.071														1	0	0	0	0	0	0							
15 Matt Treanor, R OBP: 0.311, SLG: 0.277														4	0	2	0	0	1	1							
20 Julio Borbon, L OBP: 0.229, SLG: 0.262														6	0	2	1	0	0	4							
Inning Stats	R: 0 E: 0 K: 0	H: 0 LOB: 1 P: 20	R: 0 E: 0 K: 1	H: 0 LOB: 0 P: 18	R: 1 E: 0 K: 0	H: 1 LOB: 1 P: 21	R: 1 E: 0 K: 0	H: 1 LOB: 0 P: 15	R: 0 E: 0 K: 0	H: 0 LOB: 0 P: 12	R: 0 E: 0 K: 0	H: 0 LOB: 0 P: 13	R: 0 E: 0 K: 1	H: 2 LOB: 1 P: 23	R: 0 E: 0 K: 1	H: 2 LOB: 2 P: 15	R: 0 E: 0 K: 0	H: 2 LOB: 2 P: 15	R: 0 E: 0 K: 0	H: 1 LOB: 1 P: 12	1B: 9 2B: 1 3B: 0 HR: 2	SF: 0 SAC: 4 DP: 0 HBP: 1	W/P: 0 PB: 0 SB: 1 CS: 1	PA: 55			
PITCHER	IP 5.2	WLS 23	H 4	R 2	ER 2	SO 1	BB 2	IBB 0	HBP 0	BLK 1	WP 0	HR 1	S 55	P 94	ERA 3.18	WHIP 1.059											
53 Trevor Cahill, R ERA: 4.6	1.0	4	0	0	0	0	1	0	0	0	0	0	7	12	0.00	1.000											
13 Jerry Blevins, L ERA: 3.38	1.0	B	5	2	2	2	0	0	0	0	0	0	1	7	11	18.00	2.000										
31 Brad Ziegler, R ERA: 3.46	0.1	1	0	0	0	0	0	0	0	0	0	0	2	2	0.00	0.000											
56 Craig Breslow, L ERA: 3.86	1.0	B	5	1	1	1	0	0	0	0	0	0	9	16	9.00	2.000											
40 Andrew Bailey, R ERA: 0.71																											

Oakland Athletics @ Texas Rangers
Rangers Ballpark in Arlington, Arlington, TX
Tue May 11 20:10, 8:09 PM - 12:15 AM EDT
Att. 15,474 - Clear - 88 F

AB 45
R 6
H 12
RBI 6
BB 4
SO 3
LOB 15



Batter	1	2	3	4	5	6	7	8	9	10	11	12	AB	R	H	RBI	BB	SO	LOB	TOP
2 Cliff Pennington, S OBP: 0.331, SLG: 0.314	G6-3		G5-3		P6		G6-3			F7		P2	6	0	0	0	0	0	2	
7 Adam Rosales, R OBP: 0.321, SLG: 0.356	G6-3		G5-3					K		FC3-6 BB		K	4	0	0	0	2	2	1	
10 Daric Barton, L OBP: 0.400, SLG: 0.415	K		G4-3		BB		F9			FC3-6			5	0	0	0	0	2	2	
5 Kevin Kousseroff, R OBP: 0.303, SLG: 0.360		G5-3					F7			K			5	1	2	0	0	1	1	
50 Jake Fox, R OBP: 0.284, SLG: 0.344				1B			G4-3						5	0	3	0	0	0	1	0
35 Landon Powell, S OBP: 0.350, SLG: 0.250				1B									3	0	0	0	1	3	3	
3 Eric Chavez, L OBP: 0.298, SLG: 0.355													1	0	0	0	0	1	0	
29 Josh Donaldson, R OBP: 0.125, SLG: 0.217		G6-3											4	0	1	1	1	2	1	
18 Gabe Gross, L OBP: 0.276, SLG: 0.291			F7		P6		SH1-3						4	0	1	0	0	1	3	
11 Rajai Davis, R OBP: 0.284, SLG: 0.270													3	0	0	0	0	1	1	
1 Eric Patterson, L OBP: 0.265, SLG: 0.492							F9			P6		SH3-4	1	0	0	0	0	0	0	
Inning Stats	R: 0 E: 0 K: 1 S: 8	H: 0 LOB: 0 BB: 0 P: 14	R: 0 E: 0 K: 1 S: 9	H: 1 LOB: 1 BB: 0 P: 13	R: 0 E: 0 K: 1 S: 11	H: 0 LOB: 0 BB: 0 P: 18	R: 1 E: 0 K: 0 S: 10	H: 3 LOB: 3 BB: 1 P: 19	R: 0 E: 0 K: 1 S: 7	H: 0 LOB: 1 BB: 1 P: 15	R: 0 E: 0 K: 2 S: 13	H: 2 LOB: 2 BB: 0 P: 21	R: 0 E: 0 K: 3 S: 14	H: 0 LOB: 1 BB: 1 P: 17	R: 0 E: 0 K: 1 S: 6	H: 1 LOB: 1 BB: 0 P: 7	1B: 6 2B: 1 3B: 0 HR: 0	SF: 0 SAC: 2 DP: 0 HBP: 0	WP: 0 PB: 0 SB: 0 CS: 0	PA: 47
PITCHER	IP WLS BF H R ER SO BB IBB HBP BLK WP HR S P ERA WHIP	36 C.J. Wilson, L ERA: 1.48	49 Chris Ray, R ERA: 2.93	28 Darren Oliver, L ERA: 2.04	30 Neftali Feliz, R ERA: 3.79	50 Frank Francisco, R ERA: 6.14	PITCHER	IP WLS BF H R ER SO BB IBB HBP BLK WP HR S P ERA WHIP	57 Dustin Nippert, R ERA: 5.89											

Oakland Athletics @ Texas Rangers
Rangers Ballpark in Arlington, Arlington, TX
Thu May 13 2010, 2:07 PM - 5:57 PM EDT
Att. 26,625 - Overcast - 83 F

AB	41
R	1
H	7
RBI	1
BB	4
SO	14
LOB	14



Batter	1	2	3	4	5	6	7	8	9	10	11	12	AB	R	H	RBI	BB	SO	LOB	BOTTOM				
1 Elvis Andrus, R OBP: 0.416, SLG: 0.361						K							6	0	4	1	0	2	0					
10 Michael Young, R OBP: 0.350, SLG: 0.380	K		F9			G4-3		L7					4	1	0	0	2	1	2					
32 Josh Hamilton, L OBP: 0.353, SLG: 0.522	G5-3					G4-3							6	0	2	0	0	1	3					
27 Vladimir Guerrero, R OBP: 0.361, SLG: 0.527		G5-3				K							6	0	1	1	0	2	4					
5 Ian Kinsler, R OBP: 0.450, SLG: 0.408		F8								P6			2	0	0	0	3	0	0					
7 David Murphy, L OBP: 0.253, SLG: 0.395		F9											5	0	2	0	0	1	3					
12 Justin Smoak, S OBP: 0.316, SLG: 0.424			G4-3										4	0	1	0	0	1	3					
23 Craig Gentry, R OBP: 0.231, SLG: 0.231													0	0	0	0	0	0	0					
25 Ryan Garko, R OBP: 0.167, SLG: 0.091													1	0	0	0	0	0	0					
15 Matt Treanor, R OBP: 0.303, SLG: 0.289													2	0	0	0	0	1	1					
51 Max Ramirez, R OBP: 0.421, SLG: 0.563													3	0	0	0	0	1	4					
20 Julio Borbon, L OBP: 0.234, SLG: 0.259													4	1	0	0	1	1	5					
Inning Stats	R: 0 E: 0 K: 2 S: 7	H: 0 LOB: 0 BB: 0 P: 11	R: 0 E: 0 K: 0 S: 8	H: 0 LOB: 0 BB: 0 P: 11	R: 1 E: 0 K: 1 S: 13	H: 1 LOB: 1 BB: 1 P: 22	R: 0 E: 0 K: 1 S: 8	H: 0 LOB: 0 BB: 1 P: 14	R: 0 E: 1 K: 2 S: 12	H: 0 LOB: 1 BB: 0 P: 15	R: 0 E: 0 K: 1 S: 9	H: 1 LOB: 1 BB: 1 P: 15	R: 0 E: 0 K: 0 S: 6	H: 2 LOB: 2 BB: 0 P: 12	R: 0 E: 0 K: 1 S: 18	H: 1 LOB: 3 BB: 2 P: 32	R: 0 E: 0 K: 1 S: 8	H: 0 LOB: 0 BB: 0 P: 13	R: 1 E: 0 K: 0 S: 9	H: 3 LOB: 2 BB: 1 P: 13	1B: 10 2B: 0 3B: 0 HR: 0	SF: 0 SAC: 0 DP: 0 HBP: 0	WP: 1 PB: 1 SB: 1 CS: 2	PA: 50
PITCHER	IP WLS BF H R ER SO BB IBB HBP BLK WP HR S P ERA WHIP	15 Ben Sheets, R ERA: 3.7	48 Michael Wuertz, R ERA: 7.1	13 Jerry Blevins, L ERA: 3.21	31 Brad Ziegler, R ERA: 3.18	56 Craig Brewster, L ERA: 3.29	PITCHER	IP WLS BF H R ER SO BB IBB HBP BLK WP HR S P ERA WHIP	40 Andrew Bailey, R ERA: 1.36															

Oakland Athletics @ Texas Rangers
Rangers Ballpark in Arlington, Arlington, TX
Thu May 13 2010, 2:07 PM - 5:57 PM EDT
Att. 26,625 - Overcast - 83 F

AB	43
R	2
H	10
RBI	2
BB	6
SO	11
LOB	25



Batter	1	2	3	4	5	6	7	8	9	AB	R	H	RBI	BB	SO	LOB	TOP				
1 Elvis Andrus, R OBP: 0.425, SLG: 0.366										4	2	2	0	1	0	2	<p>Texas Rangers @ Toronto Blue Jays Rogers Centre, Toronto, ON Fri May 14 2010, 7:10 PM - 10:30 PM EDT Att: 16,020 - Clear - 70 F</p>				
10 Michael Young, R OBP: 0.388, SLG: 0.384										4	2	2	1	1	0	3					
32 Josh Hamilton, L OBP: 0.348, SLG: 0.511										5	1	1	0	0	2	6					
20 Julio Borbon, L OBP: 0.234, SLG: 0.259										0	0	0	0	0	0	0					
27 Vladimir Guerrero, R OBP: 0.376, SLG: 0.533										4	2	3	3	0	1	0					
5 Ian Kinsler, R OBP: 0.446, SLG: 0.385										3	1	0	0	2	2	3					
17 Nelson Cruz, R OBP: 0.405, SLG: 0.742										4	0	1	4	0	2	3					
12 Justin Smoak, S OBP: 0.310, SLG: 0.400										4	0	0	0	1	1	2					
51 Max Ramirez, R OBP: 0.458, SLG: 0.737										3	2	2	2	1	0	0					
23 Craig Gentry, R OBP: 0.267, SLG: 0.214										1	0	0	0	1	0	0					
7 David Murphy, L OBP: 0.255, SLG: 0.386										2	0	0	0	1	1	2					
Inning Stats	R: 3 E: 0 K: 0 S: 9	H: 4 LOB: 1 BB: 0 P: 16	R: 5 E: 0 K: 2 S: 18	H: 4 LOB: 1 BB: 2 P: 32	R: 1 E: 1 K: 1 S: 15	LOB: 1 BB: 2 P: 27	R: 1 E: 0 K: 1 S: 10	H: 0 LOB: 0 BB: 2 P: 23	R: 0 E: 0 K: 3 S: 11	H: 0 LOB: 0 BB: 0 P: 14	R: 0 E: 0 K: 3 S: 14	H: 1 LOB: 3 BB: 2 P: 27	R: 0 E: 0 K: 1 S: 8	H: 1 LOB: 0 BB: 0 P: 10	R: 0 E: 0 K: 1 S: 9	H: 0 LOB: 0 BB: 0 P: 10	1B: 9 2B: 1 3B: 0 HR: 1	SF: 2 SAC: 0 DP: 2 HBP: 1	WP: 0 PB: 0 SB: 0 CS: 0	PA: 45	
PITCHER	IP: 2.0 WLS: 1 BF: 16 ERA: 5.46	WLS: 9 H: 1 R: 2 ER: 2 SO: 4	H: 8 R: 2 ER: 2 SO: 4	R: 8 ER: 2 SO: 4	IP: 1.0 WLS: 0 BF: 7 ERA: 5.75	WLS: 1 H: 0 R: 0 ER: 0 SO: 3	H: 1 R: 0 ER: 0 SO: 3	IP: 1.0 WLS: 0 BF: 7 ERA: 5.75	WLS: 3 H: 0 R: 0 ER: 0 SO: 1	IP: 1.0 WLS: 0 BF: 7 ERA: 5.75	WLS: 3 H: 0 R: 0 ER: 0 SO: 1	IP: 1.0 WLS: 0 BF: 7 ERA: 5.75	WLS: 3 H: 0 R: 0 ER: 0 SO: 1	IP: 1.0 WLS: 0 BF: 7 ERA: 5.75	WLS: 3 H: 0 R: 0 ER: 0 SO: 1	IP: 1.0 WLS: 0 BF: 7 ERA: 5.75	IP: 1.0 WLS: 0 BF: 7 ERA: 5.75	ERA: 0.00 WHIP: 0.000			

Texas Rangers @ Toronto Blue Jays
Rogers Centre, Toronto, ON
Fri May 14 2010, 7:10 PM - 10:30 PM EDT
Att: 16,020 - Clear - 70 F

AB	34
R	10
H	11
RBI	10
BB	8
SO	9
LOB	21



Batter	1	2	3	4	5	6	7	8	9	AB	R	H	RBI	BB	SO	LOB	BOTTOM				
15 Fred Lewis, L OBP: 0.342, SLG: 0.485										5	3	2	0	1	2	1	<p>Texas Rangers @ Toronto Blue Jays Rogers Centre, Toronto, ON Fri May 14 2010, 7:10 PM - 10:30 PM EDT Att: 16,020 - Clear - 70 F</p>				
2 Aaron Hill, R OBP: 0.317, SLG: 0.345										4	3	1	3	2	0	1					
26 Adam Lind, L OBP: 0.306, SLG: 0.396										4	3	2	2	1	1						
10 Vernon Wells, R OBP: 0.369, SLG: 0.611										5	1	1	4	0	0	2					
35 Lyle Overbay, L OBP: 0.288, SLG: 0.339										3	2	3	3	2	0	0					
11 Alex Gonzalez, R OBP: 0.288, SLG: 0.564										5	0	1	1	0	1	3					
19 José Bautista, R OBP: 0.331, SLG: 0.459										4	1	2	0	1	0	1					
14 John Buck, R OBP: 0.315, SLG: 0.602										3	1	1	0	2	1	2					
45 Travis Snider, L OBP: 0.323, SLG: 0.483										4	2	2	3	0	1	4					
18 Mike McCoy, R OBP: 0.308, SLG: 0.314										1	0	0	0	0	0	0					
Inning Stats	R: 3 E: 0 K: 1 S: 18	H: 1 LOB: 3 BB: 5 P: 43	R: 0 E: 0 K: 2 S: 8	H: 0 LOB: 0 BB: 0 P: 15	R: 8 E: 0 K: 1 S: 31	H: 6 LOB: 1 BB: 3 P: 54	R: 4 E: 0 K: 0 S: 14	H: 4 LOB: 0 BB: 0 P: 23	R: 0 E: 0 K: 0 S: 13	H: 1 LOB: 1 BB: 0 P: 17	R: 0 E: 0 K: 0 S: 7	H: 1 LOB: 1 BB: 0 P: 13	R: 1 E: 0 K: 1 S: 9	H: 2 LOB: 1 BB: 1 P: 17	R: 0 E: 0 K: 1 S: 7	H: 0 LOB: 0 BB: 0 P: 9	1B: 7 2B: 3 3B: 0 HR: 5	SF: 0 SAC: 0 DP: 0 HBP: 0	WP: 0 PB: 0 SB: 1 CS: 0	PA: 47	
PITCHER	IP: 2.2 WLS: 1 BF: 18 ERA: 4.93	WLS: 7 H: 8 R: 8 ER: 8 SO: 1	H: 7 R: 8 ER: 8 SO: 1	R: 7 ER: 8 SO: 1	IP: 1.1 WLS: 0 BF: 7 ERA: 7.39	WLS: 1 H: 0 R: 0 ER: 0 SO: 3	H: 0 R: 0 ER: 0 SO: 3	IP: 1.1 WLS: 0 BF: 7 ERA: 7.39	WLS: 1 H: 0 R: 0 ER: 0 SO: 3	IP: 1.1 WLS: 0 BF: 7 ERA: 7.39	WLS: 1 H: 0 R: 0 ER: 0 SO: 3	IP: 1.1 WLS: 0 BF: 7 ERA: 7.39	WLS: 1 H: 0 R: 0 ER: 0 SO: 3	IP: 1.1 WLS: 0 BF: 7 ERA: 7.39	WLS: 1 H: 0 R: 0 ER: 0 SO: 3	IP: 1.1 WLS: 0 BF: 7 ERA: 7.39	IP: 1.1 WLS: 0 BF: 7 ERA: 7.39	ERA: 54.00 WHIP: 6.750			

Texas Rangers @ Toronto Blue Jays
Rogers Centre, Toronto, ON
Fri May 14 2010, 7:10 PM - 10:30 PM EDT
Att: 16,020 - Clear - 70 F


AB	38
R	16
H	15
RBI	16
BB	9
SO	6
LOB	15



Batter	1	2	3	4	5	6	7	8	9	AB	R	H	RBI	BB	SO	LOB	TOP					
1 Elvis Andrus, R OBP: 0.413, SLG: 0.354										4	0	0	0	0	1	2						
10 Michael Young, R OBP: 0.355, SLG: 0.380										4	0	1	0	0	3	0						
32 Josh Hamilton, L OBP: 0.340, SLG: 0.497										4	0	0	0	0	4	1						
27 Vladimir Guerrero, R OBP: 0.373, SLG: 0.525										4	0	1	0	0	1	0						
17 Nelson Cruz, R OBP: 0.398, SLG: 0.714										4	0	1	0	0	1	1						
7 David Murphy, L OBP: 0.298, SLG: 0.385										3	0	1	0	0	0	1						
12 Justin Smoak, S OBP: 0.299, SLG: 0.384										3	0	0	0	0	0	1						
15 Matt Treanor, R OBP: 0.291, SLG: 0.257										3	0	0	0	0	1	1						
3 Andrés Blanco, S OBP: 0.282, SLG: 0.222										2	0	1	0	0	1	0						
5 Ian Kinsler, R OBP: 0.455, SLG: 0.385										0	0	0	0	1	0	0						
Inning Stats	R: 0 E: 0 K: 2 S: 8	H: 0 LOB: 0 BB: 0 P: 11	R: 0 E: 0 K: 1 S: 7	H: 1 LOB: 0 BB: 0 P: 9	R: 0 E: 0 K: 2 S: 10	H: 1 LOB: 1 BB: 0 P: 16	R: 0 E: 0 K: 2 S: 10	H: 0 LOB: 0 BB: 0 P: 15	R: 0 E: 0 K: 0 S: 7	H: 1 LOB: 1 BB: 0 P: 11	R: 0 E: 0 K: 2 S: 8	H: 1 LOB: 1 BB: 0 P: 10	R: 0 E: 0 K: 1 S: 11	H: 0 LOB: 1 BB: 0 P: 17	R: 0 E: 0 K: 0 S: 6	H: 0 LOB: 1 BB: 1 P: 12	R: 0 E: 0 K: 2 S: 14	H: 1 LOB: 1 BB: 0 P: 15	1B: 5 2B: 0 3B: 0 HR: 0	SF: 0 SAC: 0 DP: 0 HBP: 0	WP: 1 PB: 0 SB: 0 CS: 1	PA: 32
PITCHER 24 Ricky Romero, L ERA: 2.88	IP: 9.0 WLS: W BF: 32 H: 5 R: 0 ER: 0 SO: 12 BB: 1 IBB: 0 HBP: 0 BLK: 0 WP: 1 HR: 0 S: 81 P: 116 ERA: 0.00 WHIP: 0.667															PITCHER						

Texas Rangers @ Toronto Blue Jays
Rogers Centre, Toronto, ON
Sat May 15 2010, 1:10 PM - 3:30 PM EDT
Att: 15,945 - Roof Closed - 68 F


AB	31
R	0
H	5
RBI	0
BB	1
SO	12
LOB	7



Batter	1	2	3	4	5	6	7	8	9	AB	R	H	RBI	BB	SO	LOB	BOTTOM				
15 Fred Lewis, L OBP: 0.339, SLG: 0.486										4	1	1	0	0	1	2					
2 Aaron Hill, R OBP: 0.315, SLG: 0.341										4	0	1	0	0	2	2					
26 Adam Lind, L OBP: 0.304, SLG: 0.392										4	0	1	1	0	0	1					
18 Mike McCoy, R OBP: 0.308, SLG: 0.314										0	0	0	0	0	0	0					
10 Vernon Wells, R OBP: 0.366, SLG: 0.615										4	1	1	0	0	0	2					
35 Lyle Overbay, L OBP: 0.287, SLG: 0.336										4	1	1	0	0	1	3					
11 Alex Gonzalez, R OBP: 0.294, SLG: 0.559										3	1	1	0	1	0	2					
19 José Bautista, R OBP: 0.341, SLG: 0.511										4	2	3	5	0	0	0					
21 Randy Ruiz, R OBP: 0.139, SLG: 0.278										4	0	0	0	0	2	2					
8 José Molina, R OBP: 0.324, SLG: 0.250										4	0	1	0	0	1	0					
Inning Stats	R: 1 E: 0 K: 1 S: 15	H: 3 LOB: 2 BB: 0 P: 20	R: 0 E: 0 K: 1 S: 6	H: 0 LOB: 0 BB: 0 P: 7	R: 0 E: 0 K: 2 S: 11	H: 0 LOB: 0 BB: 0 P: 15	R: 0 E: 0 K: 0 S: 7	H: 0 LOB: 0 BB: 0 P: 11	R: 1 E: 1 K: 1 S: 15	H: 1 LOB: 1 BB: 0 P: 20	R: 1 E: 0 K: 0 S: 10	H: 3 LOB: 2 BB: 0 P: 17	R: 0 E: 0 K: 0 S: 10	H: 1 LOB: 1 BB: 0 P: 16	R: 3 E: 0 K: 2 S: 14	H: 2 LOB: 0 BB: 1 P: 26	R: 3 E: 0 K: 2 S: 14	H: 6 LOB: 1 3B: 1 HR: 2	SF: 0 SAC: 0 DP: 0 HBP: 0	WP: 0 PB: 0 SB: 0 CS: 0	PA: 36
PITCHER 39 Scott Feldman, R ERA: 5.89 56 Darren O'Day, R ERA: 0.64	IP: 7.1 WLS: L BF: 33 H: 9 R: 5 ER: 5 SO: 5 BB: 1 IBB: 0 HBP: 0 BLK: 0 WP: 0 HR: 1 S: 80 P: 119 ERA: 6.14 WHIP: 1.364															PITCHER					

Texas Rangers @ Toronto Blue Jays
Rogers Centre, Toronto, ON
Sat May 15 2010, 1:10 PM - 3:30 PM EDT
Att: 15,945 - Roof Closed - 68 F

AB	35
R	6
H	10
RBI	6
BB	1
SO	7
LOB	14



Batter	1	2	3	4	5	6	7	8	9	AB	R	H	RBI	BB	SO	LOB	TOP										
2 Erick Aybar, S OBP: 0.304, SLG: 0.303										4	0	0	0	0	1	3	Los Angeles Angels @ Texas Rangers Rangers Ballpark in Arlington, Arlington, TX Mon May 17 2010, 8:24 PM - 10:56 PM EDT Att: 20,210 - Overcast - 65 F										
47 Howie Kendrick, R OBP: 0.315, SLG: 0.383										4	0	0	0	0	1	2											
48 Tori Hunter, R OBP: 0.344, SLG: 0.482										4	1	1	1	0	0	0											
8 Kendrys Morales, S OBP: 0.319, SLG: 0.470										3	0	0	0	1	0	1											
55 Hideki Matsui, L OBP: 0.312, SLG: 0.394										4	0	0	0	0	1	1											
20 Juan Rivera, R OBP: 0.296, SLG: 0.403										3	1	1	0	1	0	0											
44 Mike Napoli, R OBP: 0.324, SLG: 0.433										3	1	1	2	1	1	2											
3 Brandon Wood, R OBP: 0.184, SLG: 0.234										3	0	1	0	0	0	3											
53 Bobby Abreu, L OBP: 0.295, SLG: 0.450										1	0	0	0	0	1	0											
77 Reggie Willits, S OBP: 0.345, SLG: 0.250										3	0	1	0	0	1	1											
Inning Stats	R: 0 E: 0 K: 1 S: 6	H: 0 LOB: 0 BB: 0 P: 10	R: 0 E: 0 K: 0 S: 5	H: 0 LOB: 0 BB: 0 P: 8	R: 0 E: 0 K: 1 S: 9	H: 0 LOB: 1 BB: 0 P: 16	R: 0 E: 0 K: 1 S: 12	H: 0 LOB: 0 BB: 0 P: 18	R: 2 E: 0 K: 0 S: 19	H: 4 LOB: 2 BB: 0 P: 28	R: 1 E: 0 K: 1 S: 16	H: 1 LOB: 2 BB: 2 P: 30	R: 0 E: 0 K: 1 S: 6	H: 0 LOB: 0 BB: 0 P: 7	R: 0 E: 0 K: 1 S: 6	H: 0 LOB: 0 BB: 0 P: 8	R: 0 E: 0 K: 1 S: 7	H: 0 LOB: 0 BB: 0 P: 10	1B: 3 2B: 0 3B: 0 HR: 2	SF: 0 SAC: 0 DP: 0 HBP: 0	WP: 0 PB: 0 SB: 0 CS: 0	PA: 35					
PITCHER	IP	WLS	BF	H	R	ER	SO	BB	IBB	HBP	BLK	WP	HR	S	P	ERA	WHIP										
45 Derek Holland, L ERA: 2.38	5.1	W	23	5	3	3	3	2	0	0	0	0	2	61	97	5.06	1.312										
57 Dustin Nippert, R ERA: 5.32	0.2	H	3	0	0	0	1	1	0	0	0	0	0	6	13	0.00	1.500										
28 Darren Oliver, L ERA: 1.74	2.0	H	6	0	0	0	1	0	0	0	0	0	0	12	15	0.00	0.000										
30 Neftali Feliz, R ERA: 3.6	1.0	S	3	0	0	0	1	0	0	0	0	0	0	7	10	0.00	0.000										

AB	32
R	3
H	5
RBI	3
BB	3
SO	6
LOB	13



Batter	1	2	3	4	5	6	7	8	9	AB	R	H	RBI	BB	SO	LOB	BOTTOM										
1 Elvis Andrus, R OBP: 0.426, SLG: 0.366										3	1	2	0	1	0	2	Los Angeles Angels @ Texas Rangers Rangers Ballpark in Arlington, Arlington, TX Mon May 17 2010, 8:24 PM - 10:56 PM EDT Att: 20,210 - Overcast - 65 F										
10 Michael Young, R OBP: 0.350, SLG: 0.376										3	0	1	1	0	1	3											
5 Ian Kinsler, R OBP: 0.446, SLG: 0.417										4	1	1	1	0	0	3											
27 Vladimir Guerrero, R OBP: 0.373, SLG: 0.528										4	1	2	0	0	1	2											
17 Nelson Cruz, R OBP: 0.385, SLG: 0.675										3	0	1	2	1	0	3											
12 Justin Smoak, S OBP: 0.355, SLG: 0.375										4	0	0	0	0	1	2											
7 David Murphy, L OBP: 0.248, SLG: 0.364										4	0	0	0	0	0	2											
51 Max Ramirez, R OBP: 0.429, SLG: 0.636										2	0	0	0	0	1	0											
15 Matt Treanor, R OBP: 0.255, SLG: 0.264										0	0	0	0	0	0	0											
20 Julio Borbon, L OBP: 0.250, SLG: 0.274										3	1	2	0	0	0	0											
Inning Stats	R: 0 E: 0 K: 1 S: 12	H: 1 LOB: 2 BB: 1 P: 18	R: 0 E: 0 K: 2 S: 9	H: 0 LOB: 0 BB: 0 P: 14	R: 4 E: 1 K: 0 S: 12	H: 5 LOB: 1 BB: 0 P: 20	R: 0 E: 0 K: 0 S: 12	H: 1 LOB: 1 BB: 0 P: 18	R: 0 E: 0 K: 0 S: 3	H: 0 LOB: 0 BB: 0 P: 4	R: 0 E: 0 K: 0 S: 10	H: 0 LOB: 0 BB: 0 P: 15	R: 0 E: 0 K: 1 S: 8	H: 1 LOB: 1 BB: 0 P: 13	R: 0 E: 0 K: 0 S: 11	H: 0 LOB: 1 BB: 1 P: 19	1B: 6 2B: 3 3B: 0 HR: 0	SF: 1 SAC: 0 DP: 2 HBP: 1	WP: 1 PB: 0 SB: 1 CS: 0	PA: 34							
PITCHER	IP	WLS	BF	H	R	ER	SO	BB	IBB	HBP	BLK	WP	HR	S	P	ERA	WHIP										
19 Scott Kazmir, L ERA: 6.51	7.0	L	30	9	4	4	4	1	0	1	0	1	0	66	102	5.14	1.429										
62 Scott Shields, R ERA: 7.15	1.0		4	0	0	0	0	1	0	0	0	0	0	11	19	0.00	1.000										

AB	30
R	4
H	9
RBI	4
BB	2
SO	4
LOB	17



Batter	1	2	3	4	5	6	7	8	9	AB	R	H	RBI	BB	SO	LOB	TOP			
2 Erick Aybar, S OBP: 0.306, SLG: 0.306	B3			F8	53 2B				K	5	1	2	0	0	1	0	Los Angeles Angels @ Texas Rangers Rangers Ballpark in Arlington, Arlington, TX Tue May 18 2010, 8:07 PM - 11:20 PM EDT Att: 22,358 - Clear - 81 F AB 35 R 7 H 9 RBI 7 BB 2 SO 13 LOB 9			
47 Howie Kendrick, R OBP: 0.312, SLG: 0.377	G3			53 F	K				G6-3	5	1	1	0	0	1	2				
53 Bobby Abreu, L OBP: 0.349, SLG: 0.458	K			48 HR	8 1B				G1-3	4	2	2	2	0	1	0				
48 Tori Hunter, R OBP: 0.348, SLG: 0.500		55 CS			G4-3				K	3	1	1	2	1	1	1				
8 Kendrys Morales, S OBP: 0.323, SLG: 0.471	F8			20 HR	55 BB				K	4	1	2	1	0	1	1				
55 Hideki Matsui, L OBP: 0.310, SLG: 0.386	K								F8	3	0	0	0	1	2	2				
20 Juan Rivera, R OBP: 0.295, SLG: 0.422									P3	4	1	1	2	0	1	2				
44 Mike Napoli, R OBP: 0.321, SLG: 0.419									K	3	0	0	0	0	3	0				
3 Brandon Wood, R OBP: 0.179, SLG: 0.228										3	0	0	0	0	1	1				
27 Michael Ryan, L OBP: 0.154, SLG: 0.231									K	1	0	0	0	0	1	0				
Inning Stats	R: 0 E: 0 K: 1 S: 7	H: 0 LOB: 0 BB: 0 P: 11	R: 0 E: 0 K: 1 S: 9	H: 0 LOB: 1 BB: 1 P: 17	R: 0 E: 0 K: 1 S: 11	H: 0 LOB: 0 BB: 0 P: 14	R: 5 E: 0 K: 1 S: 24	H: 5 LOB: 1 BB: 0 P: 34	R: 2 E: 0 K: 2 S: 18	H: 3 LOB: 2 BB: 1 P: 30	R: 0 E: 0 K: 2 S: 12	H: 1 LOB: 1 BB: 0 P: 14	R: 0 E: 0 K: 1 S: 11	H: 0 LOB: 0 BB: 0 P: 14	R: 0 E: 0 K: 2 S: 14	H: 0 LOB: 0 BB: 0 P: 17	1B: 6 2B: 2 3B: 0 HR: 2	SF: 0 SAC: 0 DP: 1 HBP: 1	WP: 0 PB: 0 SB: 1 CS: 1	PA: 38
PITCHER	IP WLS BF H R ER SO	IP WLS BF H R ER SO	IP WLS BF H R ER SO	IP WLS BF H R ER SO	IP WLS BF H R ER SO	IP WLS BF H R ER SO	IP WLS BF H R ER SO	IP WLS BF H R ER SO	IP WLS BF H R ER SO	IP WLS BF H R ER SO	IP WLS BF H R ER SO	IP WLS BF H R ER SO	IP WLS BF H R ER SO	IP WLS BF H R ER SO	IP WLS BF H R ER SO	IP WLS BF H R ER SO	ERA WHIP	ERA WHIP		
36 C.J. Wilson, L ERA: 2.55	4.1	21	7	7	7	5	1	0	1	0	0	0	0	0	0	0	0	14.54	1.846	
57 Dustin Nippert, R ERA: 5.16	0.2	4	1	0	0	1	1	0	0	0	0	0	0	0	0	0	0.00	3.000		
56 Darren O'Day, R ERA: 0.6	1.0	W	4	1	0	2	0	0	0	0	0	0	0	0	0	0	0.00	1.000		
49 Chris Ray, R ERA: 2.55	1.0	H	3	0	0	2	0	0	0	0	0	0	0	0	0	0	0.00	0.000		
50 Frank Francisco, R ERA: 5.4	1.0	H	3	0	0	1	0	0	0	0	0	0	0	0	0	0	0.00	0.000		

Batter	1	2	3	4	5	6	7	8	9	AB	R	H	RBI	BB	SO	LOB	BOTTOM			
1 Elvis Andrus, R OBP: 0.431, SLG: 0.382	G6-3			10 HR	5 HR				L8	5	3	3	0	0	0	1	Los Angeles Angels @ Texas Rangers Rangers Ballpark in Arlington, Arlington, TX Tue May 18 2010, 8:07 PM - 11:20 PM EDT Att: 22,358 - Clear - 81 F AB 33 R 8 H 12 RBI 8 BB 4 SO 2 LOB 13			
10 Michael Young, R OBP: 0.359, SLG: 0.410					F7					4	1	3	3	0	0	1				
5 Ian Kinsler, R OBP: 0.449, SLG: 0.460	F8								G6-3	3	1	1	2	1	0	2				
27 Vladimir Guerrero, R OBP: 0.377, SLG: 0.547	F7									4	2	2	1	0	0	1				
32 Josh Hamilton, L OBP: 0.335, SLG: 0.490	G4-3								L8	4	1	2	0	0	0	0				
17 Nelson Cruz, R OBP: 0.400, SLG: 0.684									K	2	0	1	2	2	1	0				
12 Justin Smoak, S OBP: 0.303, SLG: 0.361	P4									3	0	0	0	1	0	3				
15 Matt Treanor, R OBP: 0.279, SLG: 0.250	CS									4	0	0	0	0	0	4				
20 Julio Borbon, L OBP: 0.242, SLG: 0.265	G4-3								FC6	4	0	0	0	0	1	1				
Inning Stats	R: 0 E: 0 K: 0 S: 12	H: 1 LOB: 1 BB: 0 P: 18	R: 0 E: 0 K: 0 S: 10	H: 0 LOB: 0 BB: 1 P: 20	R: 2 E: 0 K: 0 S: 18	H: 2 LOB: 0 BB: 1 P: 29	R: 1 E: 0 K: 0 S: 10	H: 2 LOB: 1 BB: 1 P: 19	R: 4 E: 0 K: 1 S: 23	H: 5 LOB: 2 BB: 1 P: 39	R: 1 E: 0 K: 0 S: 11	H: 2 LOB: 0 BB: 0 P: 15	R: 0 E: 0 K: 1 S: 6	H: 0 LOB: 0 BB: 0 P: 13	R: 0 E: 1 K: 0 S: 8	H: 0 LOB: 1 BB: 0 P: 10	1B: 5 2B: 4 3B: 0 HR: 3	SF: 0 SAC: 0 DP: 2 HBP: 0	WP: 1 PB: 0 SB: 1 CS: 2	PA: 39
PITCHER	IP WLS BF H R ER SO	IP WLS BF H R ER SO	IP WLS BF H R ER SO	IP WLS BF H R ER SO	IP WLS BF H R ER SO	IP WLS BF H R ER SO	IP WLS BF H R ER SO	IP WLS BF H R ER SO	IP WLS BF H R ER SO	IP WLS BF H R ER SO	IP WLS BF H R ER SO	IP WLS BF H R ER SO	IP WLS BF H R ER SO	IP WLS BF H R ER SO	IP WLS BF H R ER SO	IP WLS BF H R ER SO	ERA WHIP	ERA WHIP		
36 Jered Weaver, R ERA: 3.4	4.2	23	9	7	7	1	3	0	0	0	0	0	0	0	0	0	13.50	2.571		
70 Trevor Bell, R ERA: 7.35	1.1	L	7	3	1	1	0	0	0	0	0	0	0	0	0	0	6.75	2.250		
52 Jason Bulger, R ERA: 4.2	1.0	3	0	0	0	1	0	0	0	0	0	0	0	0	0	0	0.00	0.000		
40 Brian Fuentes, L ERA: 6.23	1.0	4	0	0	0	0	0	0	0	0	0	0	0	0	0	0	0.00	0.000		

Batter	1	2	3	4	5	6	7	8	9	AB	R	H	RBI	BB	SO	LOB	TOP
6 Corey Patterson, L OBP: 0.381, SLG: 0.528	G4-3	23 1B		G1-3		K		K	21 BB	5	1	2	1	2	1		
23 Ty Wigginton, R OBP: 0.369, SLG: 0.617	9 F8, 21 1B	21 G3		G1-3		F9		9 FC5-4, 21 BB	K	5	0	2	1	1	1	3	
21 Nick Markakis, L OBP: 0.410, SLG: 0.437	30 BB	G3		P4				9 FC5-4		4	0	2	1	2	0	1	
9 Miguel Tejada, R OBP: 0.307, SLG: 0.399	F8	L8				P1		FC5-4	P3	6	1	1	1	0	0	9	
30 Luke Scott, L OBP: 0.348, SLG: 0.575			16 1B			32 1B		K		4	0	3	1	1	1	2	
32 Matt Wieters, S OBP: 0.323, SLG: 0.372										4	0	1	0	0	2	5	
15 Craig Tatum, R OBP: 0.190, SLG: 0.190	G3-1			K					10 2B	1	1	1	0	0	0	0	
10 Adam Jones, R OBP: 0.275, SLG: 0.364		K2-3		K		F9			6 BB, 21 2B	5	1	1	1	0	2	4	AB 42
16 Luis Montanez, R OBP: 0.171, SLG: 0.150		3 1B, 6 2B		L4					21 2B	5	1	2	0	0	1	4	R 7
3 Cesar Izturis, S OBP: 0.292, SLG: 0.248	6 S, 6 2B	G4-3				K			21 BB, 23 S, 9 FC5-4	3	2	1	0	1	1	4	H 15
	R: 0, H: 2, E: 0, K: 0, S: 13	R: 3, H: 4, E: 0, K: 1, S: 15	R: 0, H: 2, E: 0, K: 2, S: 18	R: 0, H: 0, E: 0, K: 0, S: 7	R: 1, H: 3, E: 0, K: 1, S: 13	R: 0, H: 1, E: 0, K: 1, S: 11	R: 0, H: 1, E: 0, K: 1, S: 10	R: 1, H: 0, E: 0, K: 2, S: 14	R: 2, H: 2, E: 0, K: 2, S: 15	1B: 10, SF: 0, 2B: 5, 3B: 0, HR: 0	SF: 0, SAC: 0, DP: 0, HBP: 1	WP: 0, PA: 49					
PITCHER	IP WLS BF H R ER SO BB IBB HBP BLK WP HR S P ERA WHIP																
39 Scott Feldman, R ERA: 5.9	6.0 W 31 12 4 4 5 1 0 0 0 0 0 0 77 112 6.00 2.167																
57 Dustin Nippert, R ERA: 5.32	7.1 1.0 5 1 1 1 1 1 0 0 0 0 0 10 20 9.00 2.000																
28 Darren Oliver, L ERA: 1.66	8.1 1.0 5 0 0 0 2 2 0 0 0 0 0 14 26 0.00 2.000																
58 Guillermo Moscoso, R ERA: 27.0	0.2 7 2 2 2 2 2 0 1 0 0 0 0 14 26 27.00 6.000																
30 Neftali Feliz, R ERA: 3.38	0.1 1 0 0 0 0 0 0 0 0 0 0 0 1 2 0.00 0.000																

Baltimore Orioles @ Texas Rangers
Rangers Ballpark in Arlington, Arlington, TX
Thu May 20 2010, 8:09 PM - 11:42 PM EDT
Att: 17,304 - Partly Cloudy - 80 F

AB 42
R 7
H 15
RBI 7
BB 6
SO 10
LOB 33



Batter	1	2	3	4	5	6	7	8	9	AB	R	H	RBI	BB	SO	LOB	BOTTOM
1 Elvis Andrus, R OBP: 0.424, SLG: 0.372	10 1B	B2-3	FC6-4		10 F9			G1-3		5	1	2	0	1	0	2	
10 Michael Young, R OBP: 0.372, SLG: 0.429	32 G3-1, 5 1B	K		32 1B	F9		G4-3			5	2	2	0	0	1	4	
5 Ian Kinsler, R OBP: 0.443, SLG: 0.444	32 G3-1, 17 HR	27 HR		G6-3	G5-3			F7		5	2	2	1	0	0	3	
27 Vladimir Guerrero, R OBP: 0.372, SLG: 0.551	F9			P4		G5-3		32 1B	17 1B	5	1	2	2	0	0	3	
20 Julio Borbon, L OBP: 0.246, SLG: 0.289								17 1B		0	1	0	0	0	0	0	
32 Josh Hamilton, L OBP: 0.345, SLG: 0.512	G3-1	K		17 1B		F8		17 1B	12 1B	5	1	2	1	0	1	2	
17 Nelson Cruz, R OBP: 0.410, SLG: 0.727	HR			14 SH1-3, 7 1B		F9		7 WP, 12 1B	15 HR	5	3	4	4	0	0	0	
14 Joaquin Arias, R ERA: 5.28	E4, 7 1B		SH1-3		F9			15 HR		3	0	0	0	0	0	2	
12 Justin Smoak, S OBP: 0.308, SLG: 0.356								7 WP		1	1	1	1	0	0	0	AB 44
7 David Murphy, L OBP: 0.261, SLG: 0.371						P6		K		5	0	3	1	0	1	2	R 13
15 Matt Treanor, R OBP: 0.287, SLG: 0.298	G4-3		FC5-4		10 F9, 1 1B			FC6-5	1 WP	5	0	3	0	0	4		H 20
	R: 4, H: 4, E: 1, K: 0, S: 21	R: 2, H: 2, E: 0, K: 2, S: 14	R: 1, H: 2, E: 0, K: 0, S: 11	R: 1, H: 3, E: 0, K: 0, S: 21	R: 0, H: 2, E: 0, K: 0, S: 8	R: 0, H: 0, E: 0, K: 0, S: 7	R: 0, H: 2, E: 0, K: 1, S: 13	R: 5, H: 5, E: 0, K: 1, S: 23	R: 2, H: 2, E: 0, K: 2, S: 15	1B: 15, SF: 0, 2B: 2, 3B: 0, HR: 3	SF: 0, SAC: 1, DP: 0, HBP: 0	WP: 2, PA: 46					
PITCHER	IP WLS BF H R ER SO BB IBB HBP BLK WP HR S P ERA WHIP																
17 Brian Matusz, L ERA: 1.52	2.1 L 17 7 7 7 2 1 0 0 0 0 1 0 2 43 63 27.00 3.857																
49 Jason Berken, R ERA: 1.52	4.1 20 7 1 1 0 0 0 0 0 0 1 0 49 74 2.08 1.615																
26 Cla Meredith, R ERA: 5.64	0.2 3 1 1 1 0 0 0 0 0 0 0 0 6 11 13.50 1.500																
53 Alberto Castillo, L ERA: 12.79	0.2 6 4 4 4 1 0 0 0 0 0 1 1 20 27 54.00 6.000																

Baltimore Orioles @ Texas Rangers
Rangers Ballpark in Arlington, Arlington, TX
Thu May 20 2010, 8:09 PM - 11:42 PM EDT
Att: 17,304 - Partly Cloudy - 80 F

AB 44
R 13
H 20
RBI 13
BB 1
SO 3
LOB 22



Batter	1	2	3	4	5	6	7	8	9	AB	R	H	RBI	BB	SO	LOB	TOP				
1 Kosuke Fukudome, L (1, 9) OBP: 0.399, SLG: 0.533										4	0	0	0	1	1	2					
2 Ryan Theriot, R (1, 4) OBP: 0.344, SLG: 0.351										3	0	2	0	0	1	0					
25 Derrek Lee, R (1, 3) OBP: 0.328, SLG: 0.352										3	0	0	0	1	2	2					
12 Alfonso Soriano, R (1, 7) OBP: 0.383, SLG: 0.604										4	0	1	0	0	1	4					
24 Marlon Byrd, R (1, 8) OBP: 0.346, SLG: 0.549										4	0	1	0	0	1	3					
17 Mike Fontenot, L (1, 5) OBP: 0.346, SLG: 0.396										4	1	1	0	0	1	2					
22 Xavier Nady, R (1, 10) OBP: 0.313, SLG: 0.316										4	0	1	0	0	0	0					
18 Geovany Soto, R (1, 2) OBP: 0.446, SLG: 0.440										2	0	0	0	1	1	1					
21 Tyler Colvin, L (9, PH) OBP: 0.356, SLG: 0.597										1	0	1	0	0	0	0					
13 Starlin Castro, R (1, 6) OBP: 0.421, SLG: 0.481										4	0	1	0	0	0	2					
Inning Stats	R: 0 E: 0 K: 2 S: 16	H: 0 LOB: 2 BB: 2 P: 30	R: 1 E: 1 K: 0 S: 11	H: 3 LOB: 1 BB: 0 P: 19	R: 0 E: 0 K: 1 S: 9	H: 1 LOB: 1 BB: 0 P: 12	R: 0 E: 0 K: 0 S: 15	H: 0 LOB: 1 BB: 1 P: 22	R: 0 E: 0 K: 1 S: 11	H: 1 LOB: 0 BB: 0 P: 15	R: 0 E: 0 K: 0 S: 8	H: 0 LOB: 0 BB: 0 P: 11	R: 0 E: 0 K: 2 S: 9	H: 2 LOB: 2 BB: 0 P: 18	R: 0 E: 0 K: 0 S: 12	H: 1 LOB: 1 BB: 0 P: 20	1B: 6 2B: 2 3B: 0 HR: 0	SF: 0 SAC: 1 DP: 1 HBP: 0	WP: 1 PB: 0 SB: 0 CS: 0	PA: 37	
PITCHER	IP WLS BF H R ER SO BB IBB HBP BLK WP HR S P ERA WHIP	IP WLS BF H R ER SO BB IBB HBP BLK WP HR S P ERA WHIP	IP WLS BF H R ER SO BB IBB HBP BLK WP HR S P ERA WHIP	IP WLS BF H R ER SO BB IBB HBP BLK WP HR S P ERA WHIP	IP WLS BF H R ER SO BB IBB HBP BLK WP HR S P ERA WHIP	IP WLS BF H R ER SO BB IBB HBP BLK WP HR S P ERA WHIP	IP WLS BF H R ER SO BB IBB HBP BLK WP HR S P ERA WHIP	IP WLS BF H R ER SO BB IBB HBP BLK WP HR S P ERA WHIP	IP WLS BF H R ER SO BB IBB HBP BLK WP HR S P ERA WHIP	IP WLS BF H R ER SO BB IBB HBP BLK WP HR S P ERA WHIP	IP WLS BF H R ER SO BB IBB HBP BLK WP HR S P ERA WHIP	IP WLS BF H R ER SO BB IBB HBP BLK WP HR S P ERA WHIP	IP WLS BF H R ER SO BB IBB HBP BLK WP HR S P ERA WHIP	IP WLS BF H R ER SO BB IBB HBP BLK WP HR S P ERA WHIP	IP WLS BF H R ER SO BB IBB HBP BLK WP HR S P ERA WHIP	IP WLS BF H R ER SO BB IBB HBP BLK WP HR S P ERA WHIP	IP WLS BF H R ER SO BB IBB HBP BLK WP HR S P ERA WHIP	IP WLS BF H R ER SO BB IBB HBP BLK WP HR S P ERA WHIP	IP WLS BF H R ER SO BB IBB HBP BLK WP HR S P ERA WHIP	IP WLS BF H R ER SO BB IBB HBP BLK WP HR S P ERA WHIP	IP WLS BF H R ER SO BB IBB HBP BLK WP HR S P ERA WHIP

Chicago Cubs @ Texas Rangers
Rangers Ballpark in Arlington, Arlington, TX
Fri May 21 2010, 8:09 PM - 10:50 PM EDT
Att: 38,943 - Partly Cloudy - 85 F

AB 33
R 1
H 8
RBI 0
BB 3
SO 8
LOB 16



Batter	1	2	3	4	5	6	7	8	9	AB	R	H	RBI	BB	SO	LOB	BOTTOM				
1 Elvis Andrus, R (1, 6) OBP: 0.420, SLG: 0.369										4	0	1	0	0	1	0					
10 Michael Young, R (1, 5) OBP: 0.379, SLG: 0.434										3	0	2	0	1	0	0					
5 Ian Kinsler, R (1, 4) OBP: 0.457, SLG: 0.446										2	1	1	0	2	0	2					
27 Vladimir Guerrero, R (1, 10) OBP: 0.369, SLG: 0.549										4	1	1	1	0	0	4					
32 Josh Hamilton, L (1, 8) OBP: 0.344, SLG: 0.515										3	0	1	0	0	1	2					
17 Nelson Cruz, R (1, 9) OBP: 0.404, SLG: 0.717										4	0	1	1	0	0	1					
7 David Murphy, L (1, 7) OBP: 0.252, SLG: 0.358										4	0	0	0	0	0	2					
12 Justin Smoak, S (1, 3) OBP: 0.299, SLG: 0.344										3	0	0	0	0	1	1					
51 Max Ramirez, R (1, 2) OBP: 0.406, SLG: 0.577										3	0	0	0	0	1	0					
15 Matt Treanor, R (9, 2) OBP: 0.287, SLG: 0.298										0	0	0	0	0	0	0					
Inning Stats	R: 0 E: 0 K: 1 S: 19	H: 1 LOB: 2 BB: 1 P: 34	R: 0 E: 0 K: 1 S: 7	H: 0 LOB: 0 BB: 0 P: 10	R: 0 E: 0 K: 2 S: 7	H: 0 LOB: 0 BB: 0 P: 9	R: 2 E: 1 K: 0 S: 18	H: 3 LOB: 1 BB: 0 P: 22	R: 0 E: 0 K: 0 S: 14	H: 1 LOB: 2 BB: 1 P: 19	R: 0 E: 0 K: 0 S: 5	H: 0 LOB: 0 BB: 0 P: 6	R: 0 E: 0 K: 0 S: 8	H: 1 LOB: 2 BB: 1 P: 13	R: 0 E: 0 K: 0 S: 9	H: 1 LOB: 1 BB: 0 P: 11	1B: 4 2B: 3 3B: 0 HR: 0	SF: 0 SAC: 1 DP: 0 HBP: 0	WP: 0 PB: 0 SB: 3 CS: 0	PA: 34	
PITCHER	IP WLS BF H R ER SO BB IBB HBP BLK WP HR S P ERA WHIP	IP WLS BF H R ER SO BB IBB HBP BLK WP HR S P ERA WHIP	IP WLS BF H R ER SO BB IBB HBP BLK WP HR S P ERA WHIP	IP WLS BF H R ER SO BB IBB HBP BLK WP HR S P ERA WHIP	IP WLS BF H R ER SO BB IBB HBP BLK WP HR S P ERA WHIP	IP WLS BF H R ER SO BB IBB HBP BLK WP HR S P ERA WHIP	IP WLS BF H R ER SO BB IBB HBP BLK WP HR S P ERA WHIP	IP WLS BF H R ER SO BB IBB HBP BLK WP HR S P ERA WHIP	IP WLS BF H R ER SO BB IBB HBP BLK WP HR S P ERA WHIP	IP WLS BF H R ER SO BB IBB HBP BLK WP HR S P ERA WHIP	IP WLS BF H R ER SO BB IBB HBP BLK WP HR S P ERA WHIP	IP WLS BF H R ER SO BB IBB HBP BLK WP HR S P ERA WHIP	IP WLS BF H R ER SO BB IBB HBP BLK WP HR S P ERA WHIP	IP WLS BF H R ER SO BB IBB HBP BLK WP HR S P ERA WHIP	IP WLS BF H R ER SO BB IBB HBP BLK WP HR S P ERA WHIP	IP WLS BF H R ER SO BB IBB HBP BLK WP HR S P ERA WHIP	IP WLS BF H R ER SO BB IBB HBP BLK WP HR S P ERA WHIP	IP WLS BF H R ER SO BB IBB HBP BLK WP HR S P ERA WHIP	IP WLS BF H R ER SO BB IBB HBP BLK WP HR S P ERA WHIP	IP WLS BF H R ER SO BB IBB HBP BLK WP HR S P ERA WHIP	IP WLS BF H R ER SO BB IBB HBP BLK WP HR S P ERA WHIP

Chicago Cubs @ Texas Rangers
Rangers Ballpark in Arlington, Arlington, TX
Fri May 21 2010, 8:09 PM - 10:50 PM EDT
Att: 38,943 - Partly Cloudy - 85 F

AB 30
R 2
H 7
RBI 2
BB 3
SO 4
LOB 12



Batter	1	2	3	4	5	6	7	8	9	10	AB	R	H	RBI	BB	SO	LOB	TOP	
2 Ryan Theriot, R OBP: 0.335, SLG: 0.341	G6-3		F7		F9			FC2-6		G4-3	5	0	0	0	0	0	4		
13 Starlin Castro, R OBP: 0.419, SLG: 0.518	G6-3		HR		G4-3			K		IBB	4	1	1	1	1	1	2		
25 Derrek Lee, R OBP: 0.320, SLG: 0.341	G6-3		K		K			G5-3		FC5-4	5	0	0	1	0	1	3		
24 Marlon Byrd, R OBP: 0.350, SLG: 0.536		E3	G6-3		F9			P3		BB	4	1	0	0	1	0	0		
16 Aramis Ramirez, R OBP: 0.225, SLG: 0.269		P3			K			K		K	5	0	0	0	0	4	4		
12 Alfonso Soriano, R OBP: 0.379, SLG: 0.616					P4			F8			4	1	1	2	0	1	0		
55 Koyie Hill, S OBP: 0.222, SLG: 0.257											0	0	0	0	0	0	0		
22 Xavier Nady, R OBP: 0.329, SLG: 0.333																			
21 Tyler Colvin, L OBP: 0.375, SLG: 0.619																			
18 Geovany Soto, R OBP: 0.436, SLG: 0.427																			
1 Kosuke Fukudome, (10, PH) OBP: 0.403, SLG: 0.537																			
28 Jeff Baker, R OBP: 0.302, SLG: 0.414																			
17 Mike Fontenot, L OBP: 0.352, SLG: 0.402																			
Inning Stats	R: 0 E: 0 K: 0 S: 11	H: 0 LOB: 0 BB: 0 P: 17	R: 2 E: 2 K: 1 S: 14	H: 2 LOB: 1 BB: 0 P: 21	R: 1 E: 0 K: 1 S: 10	H: 1 LOB: 0 BB: 0 P: 15	R: 0 E: 0 K: 2 S: 10	H: 0 LOB: 0 BB: 0 P: 17	R: 0 E: 0 K: 0 S: 4	H: 1 LOB: 0 BB: 0 P: 8	R: 0 E: 0 K: 2 S: 7	H: 0 LOB: 0 BB: 0 P: 8	R: 2 E: 0 K: 1 S: 16	H: 3 LOB: 3 BB: 2 P: 31	1B: 5 2B: 2 3B: 0 HR: 2	SF: 0 SAC: 0 DP: 1 HBP: 0	WP: 0 PB: 0 SB: 1 CS: 0	PA: 41	
PITCHER	IP	WLS	BF	H	R	ER	SO	BB	IBB	HBP	BLK	WP	HR	S	P	ERA	WHIP		
45 Derek Holland, L ERA: 2.6	6.0		23	4	3	2	5	0	0	0	0	0	0	4	8	3.00	0.667		
49 Chris Ray, R ERA: 2.75	1.0		3	1	0	0	0	0	0	0	0	0	0	4	8	0.00	1.000		
28 Darren Oliver, L ERA: 1.59	1.0		4	1	0	0	1	0	0	0	0	0	0	10	16	0.00	1.000		
50 Frank Francisco, R ERA: 4.58	1.0		3	0	0	0	2	0	0	0	0	0	0	7	8	0.00	0.000		
56 Darren O'Day, R ERA: 1.93	0.0	L	3	3	2	2	0	0	0	0	0	0	0	8	9	∞	∞		

Chicago Cubs @ Texas Rangers
Rangers Ballpark in Arlington, Arlington, TX
Sat May 22 2010, 7:12 PM - 10:23 PM EDT
Att. 46,180 - Cloudy - 87 F

AB	39
R	5
H	9
RBI	5
BB	2
SO	9
LOB	16



Batter	1	2	3	4	5	6	7	8	9	10	AB	R	H	RBI	BB	SO	LOB	BOTTOM				
1 Elvis Andrus, R OBP: 0.408, SLG: 0.357	G4-3		L3		G6-3			G3-1		FC6-4	5	1	0	0	0	0	2					
10 Michael Young, R OBP: 0.375, SLG: 0.427	K		G4-3		L9			1B		K	5	0	1	0	0	2	1					
5 Ian Kinsler, R OBP: 0.443, SLG: 0.430	G4-3				G3-1			F8		1B	5	0	1	1	0	1	1					
27 Vladimir Guerrero, R OBP: 0.376, SLG: 0.563		1B			HR			K		K	5	2	2	1	0	1	1					
32 Josh Hamilton, L OBP: 0.348, SLG: 0.521		1B			G3			L9			4	0	2	0	0	0	0					
17 Nelson Cruz, R OBP: 0.416, SLG: 0.747		1B			HR			L3		IBB	3	1	2	2	1	0	0					
12 Justin Smoak, S OBP: 0.297, SLG: 0.333		K			BB			K		L8	3	0	0	0	1	2	4					
51 Max Ramirez, R OBP: 0.371, SLG: 0.517					K			G6-3			3	0	0	0	0	1	3					
15 Matt Treanor, R OBP: 0.284, SLG: 0.294					K			G6-3			1	0	0	0	0	1	2					
20 Julio Borbon, L OBP: 0.248, SLG: 0.270					B1-3			G4-3			3	0	1	0	0	0	0					
7 David Murphy, L OBP: 0.259, SLG: 0.358										BB	0	0	0	0	1	0	0					
Inning Stats	R: 0 E: 0 K: 1 S: 9	H: 0 LOB: 0 BB: 0 P: 12	R: 1 E: 0 K: 1 S: 10	H: 3 LOB: 1 BB: 0 P: 15	R: 0 E: 0 K: 0 S: 7	H: 1 LOB: 0 BB: 0 P: 9	R: 2 E: 0 K: 1 S: 14	H: 2 LOB: 1 BB: 1 P: 21	R: 0 E: 0 K: 0 S: 6	H: 0 LOB: 0 BB: 0 P: 11	R: 0 E: 0 K: 2 S: 9	H: 0 LOB: 0 BB: 0 P: 13	R: 0 E: 0 K: 1 S: 6	H: 1 LOB: 1 BB: 0 P: 15	R: 0 E: 0 K: 1 S: 7	H: 1 LOB: 2 BB: 1 P: 13	R: 1 E: 0 K: 1 S: 15	H: 1 LOB: 1 BB: 1 P: 22	1B: 6 2B: 2 3B: 0 HR: 2	SF: 0 SAC: 0 DP: 2 HBP: 0	WP: 0 PB: 0 SB: 0 CS: 0	PA: 40
PITCHER	IP	WLS	BF	H	R	ER	SO	BB	IBB	HBP	BLK	WP	HR	S	P	ERA	WHIP					
36 Randy Wells, R ERA: 3.99	8.1		31	7	3	3	6	1	0	0	0	0	0	7	105	3.24	0.960					
45 Sean Marshall, L ERA: 2.05	0.2	W	4	1	0	0	1	0	0	0	0	0	0	6	12	0.00	1.500					
49 Carlos Marmol, R ERA: 1.66	1.0	S	5	1	1	1	1	1	0	0	0	0	0	15	22	9.00	2.000					

Chicago Cubs @ Texas Rangers
Rangers Ballpark in Arlington, Arlington, TX
Sat May 22 2010, 7:12 PM - 10:23 PM EDT
Att. 46,180 - Cloudy - 87 F

AB	37
R	4
H	9
RBI	4
BB	3
SO	8
LOB	14



Batter	1	2	3	4	5	6	7	8	9	AB	R	H	RBI	BB	SO	LOB	TOP									
1 Elvis Andrus, R OBP: 0.402, SLG: 0.350	G4-3		K		E6 27 HR		10 2B 5 SF7	K		5	2	1	0	0	2	1	Texas Rangers @ Kansas City Royals Kauffman Stadium, Kansas City, MO Tue May 25 2010, 7:10 PM - 10:21 PM CDT Att: 12,796 - Cloudy - 71 F									
10 Michael Young, R OBP: 0.376, SLG: 0.449	27 HR BB		G6-3		K		27 PB 27 2B	F9		4	2	1	0	1	1	1										
5 Ian Kinsler, R OBP: 0.430, SLG: 0.414	F9		F8		L6		SF7			4	0	1	1	0	0	2										
27 Vladimir Guerrero, R OBP: 0.377, SLG: 0.597	1-H HR		G4-3		HR		3-H 2-H	P6		5	2	3	5	0	0	1										
32 Josh Hamilton, L OBP: 0.347, SLG: 0.525	L9		HR		K		17 G6-4-3 IBB	F8		4	1	1	1	1	1	1										
17 Nelson Cruz, R OBP: 0.413, SLG: 0.745	F9		HR		G5-3		G6-4-3			4	1	1	1	0	0	2										
12 Justin Smoak, S OBP: 0.286, SLG: 0.317	G3-1		P6		L9			15 SH1 7 1B		4	0	1	0	0	0	0										
15 Matt Treanor, R OBP: 0.304, SLG: 0.292	BB		20 S 1B		BB			SH1		1	0	1	0	2	0	0										
20 Julio Borbon, L OBP: 0.252, SLG: 0.273	F8		K		K					3	0	0	0	0	2	3										
7 David Murphy, L OBP: 0.263, SLG: 0.360										1	0	1	0	0	0	0										
Inning Stats	R: 2 E: 0 K: 0 S: 8	H: 1 LOB: 0 BB: 1 P: 14	R: 0 E: 0 K: 0 S: 5	H: 0 LOB: 1 BB: 1 P: 13	R: 0 E: 0 K: 1 S: 8	H: 0 LOB: 0 BB: 0 P: 11	R: 2 E: 0 K: 1 S: 17	H: 3 LOB: 1 BB: 0 P: 26	R: 2 E: 0 K: 2 S: 13	H: 0 LOB: 0 BB: 0 P: 17	R: 0 E: 0 K: 1 S: 8	H: 0 LOB: 0 BB: 1 P: 16	R: 2 E: 0 K: 0 S: 11	H: 3 LOB: 1 BB: 1 P: 17	R: 0 E: 0 K: 1 S: 15	H: 2 LOB: 1 BB: 0 P: 18	R: 0 E: 0 K: 0 S: 10	H: 1 LOB: 1 BB: 0 P: 15	1B: 5 2B: 2 3B: 0 HR: 4	SF: 1 SAC: 1 DP: 1 HBP: 0	WP: 0 PB: 1 SB: 1 CS: 0	PA: 41				
PITCHER	IP WLS BF H R ER SO BB IBB HBP BLK WP HR S P ERA WHIP																PITCHER	IP WLS BF H R ER SO BB IBB HBP BLK WP HR S P ERA WHIP								
55 Gil Meche, R ERA: 6.66	6.0	L	27	5	6	4	5	3	0	0	0	0	0	0	0	0	0	0	0	0	0	4	59	97	6.00	1.333
57 Brad Thompson, R ERA: 4.5	0.0	L	2	2	2	2	0	0	0	0	0	0	0	0	0	0	0	0	0	0	0	3	3	14	∞	∞
38 Blake Wood, R ERA: 1.17	1.0	L	4	1	0	0	0	0	1	0	0	0	0	0	0	0	0	0	0	0	0	8	14	0.00	1.000	
40 Kyle Farnsworth, R ERA: 2.79	1.0	L	4	2	0	0	1	0	0	0	0	0	0	0	0	0	0	0	0	0	0	15	18	0.00	2.000	
51 Robinson Tejeda, R ERA: 5.09	1.0	L	4	1	0	0	0	0	0	0	0	0	0	0	0	0	0	0	0	0	0	10	15	0.00	1.000	
Inning Stats	R: 0 E: 0 K: 0 S: 6	H: 0 LOB: 0 BB: 0 P: 8	R: 0 E: 0 K: 2 S: 10	H: 0 LOB: 0 BB: 0 P: 11	R: 2 E: 0 K: 1 S: 17	H: 2 LOB: 2 BB: 1 P: 27	R: 0 E: 0 K: 1 S: 10	H: 1 LOB: 1 BB: 0 P: 13	R: 1 E: 0 K: 1 S: 14	H: 2 LOB: 1 BB: 0 P: 22	R: 3 E: 0 K: 0 S: 21	H: 3 LOB: 0 BB: 1 P: 28	R: 0 E: 0 K: 2 S: 13	H: 2 LOB: 0 BB: 0 P: 20	R: 0 E: 0 K: 0 S: 12	H: 1 LOB: 2 BB: 1 P: 18	R: 0 E: 0 K: 1 S: 14	H: 0 LOB: 1 BB: 1 P: 21	1B: 7 2B: 3 3B: 1 HR: 0	SF: 2 SAC: 1 DP: 0 HBP: 0	WP: 0 PB: 0 SB: 0 CS: 1	PA: 43				
PITCHER	IP WLS BF H R ER SO BB IBB HBP BLK WP HR S P ERA WHIP																PITCHER	IP WLS BF H R ER SO BB IBB HBP BLK WP HR S P ERA WHIP								
40 Rich Harden, R ERA: 5.14	5.1	W	26	7	6	5	5	2	0	0	0	0	0	0	0	0	0	0	0	0	0	73	104	8.44	1.688	
56 Darren O'Day, R ERA: 1.93	1.0	W	5	3	1	1	1	0	0	0	0	0	0	0	0	0	0	0	0	0	0	13	18	9.00	3.000	
28 Darren Oliver, L ERA: 1.52	1.0	H	4	1	0	0	1	0	0	0	0	0	0	0	0	0	0	0	0	0	0	9	12	0.00	1.000	
49 Chris Ray, R ERA: 2.49	0.2	H	3	0	0	0	0	1	0	0	0	0	0	0	0	0	0	0	0	0	8	13	0.00	1.500		
30 Neftali Feliz, R ERA: 2.96	1.0	S	4	0	0	0	1	1	0	0	0	0	0	0	0	0	0	0	0	0	14	21	0.00	1.000		
Inning Stats	R: 0 E: 0 K: 0 S: 6	H: 0 LOB: 0 BB: 0 P: 8	R: 0 E: 0 K: 2 S: 10	H: 0 LOB: 0 BB: 0 P: 11	R: 2 E: 0 K: 1 S: 17	H: 2 LOB: 2 BB: 1 P: 27	R: 0 E: 0 K: 1 S: 10	H: 1 LOB: 1 BB: 0 P: 13	R: 1 E: 0 K: 1 S: 14	H: 2 LOB: 1 BB: 0 P: 22	R: 3 E: 0 K: 0 S: 21	H: 3 LOB: 0 BB: 1 P: 28	R: 1 E: 0 K: 2 S: 13	H: 2 LOB: 0 BB: 0 P: 20	R: 0 E: 0 K: 0 S: 12	H: 1 LOB: 2 BB: 1 P: 18	R: 0 E: 0 K: 1 S: 14	H: 0 LOB: 1 BB: 1 P: 21	1B: 7 2B: 3 3B: 1 HR: 0	SF: 2 SAC: 1 DP: 0 HBP: 0	WP: 0 PB: 0 SB: 0 CS: 1	PA: 43				
PITCHER	IP WLS BF H R ER SO BB IBB HBP BLK WP HR S P ERA WHIP																PITCHER	IP WLS BF H R ER SO BB IBB HBP BLK WP HR S P ERA WHIP								
22 Scott Podsednik, L OBP: 0.351, SLG: 0.371	F7		G3		FC3-6 13 FC4-6		F7			4	0	0	0	1	0	3	Texas Rangers @ Kansas City Royals Kauffman Stadium, Kansas City, MO Tue May 25 2010, 7:10 PM - 10:21 PM CDT Att: 12,796 - Cloudy - 71 F									
13 Mike Aviles, R OBP: 0.346, SLG: 0.468	P5		E5 16 BB		FC4-6 16 2B		CS			5	2	1	0	0	0	3										
16 Billy Butler, R OBP: 0.392, SLG: 0.494	G6-3		BB		2B					4	0	2	1	1	0	0										
6 Jose Guillen, R OBP: 0.330, SLG: 0.517			K		K					4	0	0	0	1	4	5										
24 Wilson Betemit, S (9, PR)			K		K					0	0	0	0	0	0	0										
13 Alberto Callaspo, S OBP: 0.337, SLG: 0.506	G3		P6		G3		SF8			4	0	0	1	0	1	1										
12 Mitch Maier, L OBP: 0.350, SLG: 0.346	K		1B		17 BB 8 3B		K			5	1	2	0	0	2	2										
3 Yuniesky Betancourt, R OBP: 0.301, SLG: 0.396			F8		8 BB 18 SF9					2	1	1	0	0	0	1										
17 Chris Getz, L OBP: 0.279, SLG: 0.210			2B		8 3B BB					1	1	1	0	1	0	0										
8 Willie Bloomquist, R OBP: 0.250, SLG: 0.318			2B		22 G3 13 SF9 E					3	2	2	2	0	1	1										
18 Jason Kendall, R OBP: 0.351, SLG: 0.342	SF9		1B		22 FC3-6					3	0	2	2	0	0	1										
Inning Stats	R: 0 E: 0 K: 0 S: 6	H: 0 LOB: 0 BB: 0 P: 8	R: 0 E: 0 K: 2 S: 10	H: 0 LOB: 0 BB: 0 P: 11	R: 2 E: 0 K: 1 S: 17	H: 2 LOB: 2 BB: 1 P: 27	R: 0 E: 0 K: 1 S: 10	H: 1 LOB: 1 BB: 0 P: 13	R: 1 E: 0 K: 1 S: 14	H: 2 LOB: 1 BB: 0 P: 22	R: 3 E: 0 K: 0 S: 21	H: 3 LOB: 0 BB: 1 P: 28	R: 1 E: 0 K: 2 S: 13	H: 2 LOB: 0 BB: 0 P: 20	R: 0 E: 0 K: 0 S: 12	H: 1 LOB: 2 BB: 1 P: 18	R: 0 E: 0 K: 1 S: 14	H: 0 LOB: 1 BB: 1 P: 21	1B: 7 2B: 3 3B: 1 HR: 0	SF: 2 SAC: 1 DP: 0 HBP: 0	WP: 0 PB: 0 SB: 0 CS: 1	PA: 43				
PITCHER	IP WLS BF H R ER SO BB IBB HBP BLK WP HR S P ERA WHIP																PITCHER	IP WLS BF H R ER SO BB IBB HBP BLK WP HR S P ERA WHIP								
40 Rich Harden, R ERA: 5.14	5.1	W	26	7	6	5	5	2	0	0	0	0	0	0	0	0	0	0	0	0	0	73	104	8.44	1.688	
56 Darren O'Day, R ERA: 1.93	1.0	W	5	3	1	1	1	0	0	0	0	0	0	0	0	0	0	0	0	0	0	13	18	9.00	3.000	
28 Darren Oliver, L ERA: 1.52	1.0	H	4	1	0	0	1	0	0	0	0	0	0	0	0	0	0	0	0	0	0	9	12	0.00	1.000	
49 Chris Ray, R ERA: 2.49	0.2	H	3	0	0	0	0	1	0	0	0	0	0	0	0	0	0	0	0	0	8	13	0.00	1.500		
30 Neftali Feliz, R ERA: 2.96	1.0	S	4	0	0	0	1	1	0	0	0	0	0	0	0	0	0	0	0	0	14	21	0.00	1.000		

Batter	1	2	3	4	5	6	7	8	9	AB	R	H	RBI	BB	SO	LOB	TOP																						
1 Elvis Andrus, R OBP: 0.399, SLG: 0.347	F9		K			10 3B		F8		4	1	1	0	0	1	0																							
10 Michael Young, R OBP: 0.379, SLG: 0.461	F8		K			1-H 3B		5 FC5-4 1B		4	0	2	1	0	1	0																							
5 Ian Kinsler, R OBP: 0.414, SLG: 0.396	F8			G4-3		G5-3		FC5-4 1-2		4	0	0	0	0	0	2																							
27 Vladimir Guerrero, R OBP: 0.369, SLG: 0.583		G5-3		G5-3		G6-3			G4-3	4	0	0	0	0	0	1																							
32 Josh Hamilton, L OBP: 0.345, SLG: 0.519	F7		K			12 FC3-6 1B			G1-3	4	0	1	0	0	1	0																							
17 Nelson Cruz, R OBP: 0.408, SLG: 0.736	12 1B			L7		L6			G6-3	4	1	1	0	0	0	1																							
12 Justin Smoak, S OBP: 0.287, SLG: 0.317	2-H 1B			G3-1		FC3-6 1-2				3	0	1	1	0	0	1																							
15 Matt Treanor, R OBP: 0.295, SLG: 0.283	F7			G6-3		K				3	0	0	0	0	1	2																							
20 Julio Borbon, L OBP: 0.246, SLG: 0.267	F7			G4-3		G3-1				3	0	0	0	0	0	0																							
Inning Stats	R: 0 E: 0 K: 0 S: 10	H: 0 LOB: 0 BB: 0 P: 14	R: 1 E: 0 K: 0 S: 11	H: 2 LOB: 1 BB: 0 P: 18	R: 0 E: 0 K: 1 S: 12	H: 0 LOB: 0 BB: 0 P: 18	R: 0 E: 0 K: 1 S: 6	H: 0 LOB: 0 BB: 0 P: 8	R: 0 E: 0 K: 0 S: 4	H: 0 LOB: 0 BB: 0 P: 7	R: 1 E: 0 K: 0 S: 7	H: 2 LOB: 1 BB: 0 P: 9	R: 0 E: 0 K: 1 S: 9	H: 1 LOB: 1 BB: 0 P: 12	R: 0 E: 0 K: 0 S: 8	H: 1 LOB: 1 BB: 0 P: 13	R: 0 E: 0 K: 0 S: 7	H: 0 LOB: 0 BB: 0 P: 13	1B: 4 2B: 1 3B: 1 HR: 0	SF: 0 SAC: 0 DP: 0 HBP: 0	WP: 0 PB: 0 SB: 0 CS: 0	PA: 33																	
PITCHER	IP	WLS	BF	H	R	ER	SO	BB	IBB	HBP	BLK	WP	HR	S	P	ERA	WHIP	PITCHER					IP	WLS	BF	H	R	ER	SO	BB	IBB	HBP	BLK	WP	HR	S	P	ERA	WHIP
44 Luke Hochevar, R ERA: 4.95	8.0	W	30	6	2	2	4	0	0	0	0	0	0	67	99	2.25	0.750																						
48 Joakim Soria, R ERA: 3.0	1.0	S	3	0	0	0	0	0	0	0	0	0	0	7	13	0.00	0.000																						

Texas Rangers @ Kansas City Royals
Kauffman Stadium, Kansas City, MO
Wed May 26 2010, 1:11 PM - 3:33 PM CDT
Att: 14,722 - Sunny - 82 F

AB 33
R 2
H 6
RBI 2
BB 0
SO 4
LOB 7



Batter	1	2	3	4	5	6	7	8	9	AB	R	H	RBI	BB	SO	LOB	BOTTOM																						
22 Scott Podsednik, L OBP: 0.349, SLG: 0.368	B1-3	E5			G1-3			F9		4	0	1	1	0	0	0																							
13 Mike Aviles, R OBP: 0.354, SLG: 0.481	F9	CS	16 6 SF8 2B		G1-3			1B		4	1	2	0	0	0	0																							
16 Billy Butler, R OBP: 0.394, SLG: 0.511	6 HBP 1B		G4-3			HR		G6-3		4	1	2	1	0	0	2																							
6 Jose Guillen, R OBP: 0.333, SLG: 0.514	1-2 HBP		SF8			12 8 SF7 HBP		K		1	1	0	1	0	1	0																							
13 Alberto Callaspo, S OBP: 0.335, SLG: 0.505	G3		G3-1		F8			8 2B 2B		4	1	1	0	0	0	3																							
12 Mitch Maier, L OBP: 0.354, SLG: 0.351		17 8 G4-3 WP 1B		G3		8 WP 1B		F9		4	1	2	0	0	0	1																							
8 Willie Bloomquist, R OBP: 0.290, SLG: 0.340	SAFE P4			G5-3		SF7		2-H 2B		3	0	1	2	0	0	1																							
17 Chris Getz, L OBP: 0.264, SLG: 0.197	G4-3		G3-1		P6			G1-3		4	0	0	0	0	0	3																							
18 Jason Kendall, R OBP: 0.351, SLG: 0.338	22 E 13 CS BB			G1-3		G5-3				2	0	0	0	1	0	0																							
Inning Stats	R: 0 E: 0 K: 0 S: 8	H: 1 LOB: 2 BB: 0 P: 12	R: 1 E: 1 K: 0 S: 10	H: 2 LOB: 1 BB: 1 P: 18	R: 1 E: 0 K: 0 S: 11	H: 1 LOB: 0 BB: 0 P: 19	R: 0 E: 0 K: 0 S: 8	H: 0 LOB: 0 BB: 0 P: 11	R: 0 E: 0 K: 0 S: 11	H: 0 LOB: 0 BB: 0 P: 14	R: 2 E: 0 K: 0 S: 13	H: 2 LOB: 1 BB: 0 P: 21	R: 0 E: 0 K: 0 S: 11	H: 1 LOB: 1 BB: 0 P: 16	R: 1 E: 0 K: 1 S: 15	H: 2 LOB: 1 BB: 0 P: 23	1B: 5 2B: 3 3B: 0 HR: 1	SF: 2 SAC: 0 DP: 0 HBP: 2	WP: 2 PB: 0 SB: 0 CS: 1	PA: 36																			
PITCHER	IP	WLS	BF	H	R	ER	SO	BB	IBB	HBP	BLK	WP	HR	S	P	ERA	WHIP	PITCHER					IP	WLS	BF	H	R	ER	SO	BB	IBB	HBP	BLK	WP	HR	S	P	ERA	WHIP
39 Scott Feldman, R ERA: 5.84	6.2	L	29	7	4	4	4	1	0	2	0	0	0	68	105	5.40	1.200																						
49 Chris Ray, R ERA: 2.45	0.1		1	0	0	0	0	0	0	0	0	0	0	4	6	0.00	0.000																						
45 Derek Holland, L ERA: 2.95	1.0		5	2	1	1	1	0	0	0	0	0	0	15	23	9.00	2.000																						

Texas Rangers @ Kansas City Royals
Kauffman Stadium, Kansas City, MO
Wed May 26 2010, 1:11 PM - 3:33 PM CDT
Att: 14,722 - Sunny - 82 F

AB 30
R 5
H 9
RBI 5
BB 1
SO 1
LOB 10



Batter	1	2	3	4	5	6	7	8	9	AB	R	H	RBI	BB	SO	LOB	TOP										
1 Elvis Andrus, R OBP: 0.396, SLG: 0.345										4	0	1	0	0	1	0	Texas Rangers @ Minnesota Twins Target Field, Minneapolis, MN Fri May 28 2010, 7:11 PM - 9:53 PM CDT Att: 39,581 - Cloudy - 82 F										
10 Michael Young, R OBP: 0.372, SLG: 0.451										4	0	0	0	0	0	0											
5 Ian Kinsler, R OBP: 0.409, SLG: 0.400										4	1	1	0	0	1	0											
27 Vladimir Guerrero, R OBP: 0.372, SLG: 0.582											4	0	2	1	0	1		0									
32 Josh Hamilton, L OBP: 0.343, SLG: 0.514											4	0	1	0	0	1		1									
7 David Murphy, L OBP: 0.270, SLG: 0.374										4	0	2	0	0	0	3											
12 Justin Smoak, S OBP: 0.278, SLG: 0.306										4	0	0	0	0	3	4											
51 Max Ramirez, R OBP: 0.368, SLG: 0.484										2	0	0	0	1	0	0											
20 Julio Borbon, L OBP: 0.243, SLG: 0.263										2	0	0	0	0	0	0											
17 Nelson Cruz, R OBP: 0.406, SLG: 0.729										1	0	0	0	0	0	3											
28 Darren Oliver, R OBP: 0.278, SLG: 0.306										0	0	0	0	0	0	0											
50 Frank Francisco, R OBP: 0.278, SLG: 0.306										0	0	0	0	0	0	0											
Inning Stats	R: 0 E: 0 K: 0 S: 7	H: 0 LOB: 0 BB: 0 P: 13	R: 0 E: 0 K: 2 S: 11	H: 1 LOB: 1 BB: 0 P: 15	R: 0 E: 0 K: 0 S: 15	H: 1 LOB: 0 BB: 0 P: 19	R: 1 E: 0 K: 0 S: 15	H: 2 LOB: 1 BB: 0 P: 19	R: 0 E: 0 K: 1 S: 9	H: 0 LOB: 0 BB: 0 P: 14	R: 0 E: 0 K: 1 S: 12	H: 2 LOB: 1 BB: 0 P: 18	R: 0 E: 0 K: 1 S: 8	H: 0 LOB: 0 BB: 0 P: 11	R: 0 E: 0 K: 1 S: 9	H: 1 LOB: 1 BB: 0 P: 13	1B: 5 2B: 2 3B: 0 HR: 0	SF: 0 SAC: 0 DP: 0 HBP: 0	WP: 0 PB: 0 SB: 0 CS: 1	PA: 35							
PITCHER	IP	WLS	BF	H	R	ER	SO	BB	IBB	HBP	BLK	WP	HR	S	P	ERA	WHIP										
59 Kevin Slowey, R ERA: 4.15	6.2	W	26	6	1	1	5	1	0	0	0	0	0	72	102	1.35	1.050										
50 Jose Mijares, L ERA: 2.89	0.1	H	1	0	0	0	0	0	0	0	0	0	0	3	4	0.00	0.000										
54 Matt Guerrier, R ERA: 1.64	1.0	H	3	0	0	0	1	0	0	0	0	0	0	8	11	0.00	0.000										
60 Jon Rauch, R ERA: 2.84	1.0	S	4	1	0	0	1	0	0	0	0	0	0	9	13	0.00	1.000										

Batter	1	2	3	4	5	6	7	8	9	AB	R	H	RBI	BB	SO	LOB	BOTTOM										
2 Denard Span, L OBP: 0.373, SLG: 0.386										4	0	1	0	0	0	1	Texas Rangers @ Minnesota Twins Target Field, Minneapolis, MN Fri May 28 2010, 7:11 PM - 9:53 PM CDT Att: 39,581 - Cloudy - 82 F										
1 Orlando Hudson, S OBP: 0.379, SLG: 0.404										4	1	3	0	0	0	0											
7 Joe Mauer, L OBP: 0.408, SLG: 0.473										3	0	1	1	1	0	3											
33 Justin Morneau, L OBP: 0.493, SLG: 0.677										2	0	0	0	2	0	1											
25 Jim Thome, L OBP: 0.377, SLG: 0.482										4	0	1	0	0	2	4											
5 Michael Cuddyer, R OBP: 0.333, SLG: 0.440										4	0	1	0	0	0	1											
16 Jason Kubel, L OBP: 0.348, SLG: 0.375										3	0	0	0	1	0	1											
21 Delmon Young, R OBP: 0.315, SLG: 0.436										0	0	0	0	0	0	0											
27 J.J. Hardy, R OBP: 0.279, SLG: 0.374										4	0	0	0	0	0	3											
8 Nick Punto, S OBP: 0.280, SLG: 0.284										1	1	0	0	1	1	0											
Inning Stats	R: 0 E: 0 K: 1 S: 13	H: 0 LOB: 2 BB: 2 P: 29	R: 0 E: 0 K: 0 S: 9	H: 0 LOB: 0 BB: 0 P: 14	R: 1 E: 0 K: 0 S: 12	H: 2 LOB: 2 BB: 1 P: 21	R: 0 E: 0 K: 0 S: 9	H: 0 LOB: 0 BB: 0 P: 13	R: 1 E: 0 K: 0 S: 13	H: 2 LOB: 1 BB: 1 P: 19	R: 0 E: 0 K: 0 S: 7	H: 1 LOB: 1 BB: 0 P: 15	R: 0 E: 0 K: 1 S: 11	H: 1 LOB: 0 BB: 0 P: 17	R: 0 E: 0 K: 1 S: 10	H: 1 LOB: 2 BB: 1 P: 18	1B: 4 2B: 2 3B: 1 HR: 0	SF: 0 SAC: 0 DP: 2 HBP: 1	WP: 1 PB: 0 SB: 0 CS: 0	PA: 35							
PITCHER	IP	WLS	BF	H	R	ER	SO	BB	IBB	HBP	BLK	WP	HR	S	P	ERA	WHIP										
48 Colby Lewis, R ERA: 3.41	6.0	L	26	5	2	2	1	4	0	1	0	1	0	63	111	3.00	1.500										
28 Darren Oliver, L ERA: 1.42	1.2		6	1	0	0	2	0	0	0	0	0	0	17	25	0.00	0.600										
50 Frank Francisco, R ERA: 4.29	0.1		3	1	0	0	0	0	1	0	0	0	0	4	10	0.00	3.000										

AB	33
R	1
H	7
RBI	1
BB	1
SO	7
LOB	11



AB	29
R	2
H	7
RBI	1
BB	5
SO	3
LOB	14





Batter	1	2	3	4	5	6	7	8	9	AB	R	H	RBI	BB	SO	LOB	TOP	
1 Elvis Andrus, R OBP: 0.398, SLG: 0.349										4	1	2	0	0	0	2	Texas Rangers @ Minnesota Twins Target Field, Minneapolis, MN Sat May 29 2010, 3:13 PM - 6:01 PM CDT Att: 39,659 - Sunny - 88 F	
10 Michael Young, R OBP: 0.389, SLG: 0.452										4	0	1	0	0	0	3		
5 Ian Kinsler, R OBP: 0.395, SLG: 0.384										4	0	0	0	0	1	1		
27 Vladimir Guerrero, R OBP: 0.365, SLG: 0.569										4	0	0	0	0	0	1		
32 Josh Hamilton, L OBP: 0.341, SLG: 0.508										4	0	1	0	0	0	0		
7 David Murphy, L OBP: 0.276, SLG: 0.395										4	1	2	0	0	0	1		
12 Justin Smoak, S OBP: 0.285, SLG: 0.315										3	1	1	0	1	0	2		
51 Max Ramirez, R OBP: 0.333, SLG: 0.429										4	0	0	0	0	2	4		
20 Julio Borbon, L OBP: 0.252, SLG: 0.272										3	0	2	2	0	0	0		
Inning Stats	R: 0 E: 0 K: 0 S: 8	H: 1 LOB: 0 BB: 0 P: 13	R: 0 E: 0 K: 0 S: 5	H: 1 LOB: 0 BB: 0 P: 8	R: 0 E: 0 K: 0 S: 13	H: 3 LOB: 1 BB: 0 P: 22	R: 0 E: 0 K: 0 S: 9	H: 0 LOB: 0 BB: 0 P: 11	R: 0 E: 0 K: 0 S: 10	H: 0 LOB: 0 BB: 0 P: 11	R: 0 E: 0 K: 1 S: 14	H: 1 LOB: 1 BB: 0 P: 20	R: 0 E: 0 K: 1 S: 12	H: 1 LOB: 1 BB: 0 P: 18	1B: 5 2B: 6 3B: 0 HR: 0	SF: 0 SAC: 0 DP: 3 HBP: 0	WP: 0 PA: 35 CS: 0	
PITCHER	IP WLS BF H R ER SO BB IBB HBP BLK WP HR S P ERA WHIP	7.0 W 26 7 2 2 1 1 0 0 0 0 0 65 95 2.57 1.143	1.0 5 1 1 0 1 0 0 0 0 0 0 14 20 0.00 1.000	1.0 4 1 0 0 1 0 0 0 0 0 0 12 18 0.00 1.000	PITCHER													

Batter	1	2	3	4	5	6	7	8	9	AB	R	H	RBI	BB	SO	LOB	BOTTOM		
2 Denard Span, L OBP: 0.371, SLG: 0.383										4	1	1	0	0	1	2	Texas Rangers @ Minnesota Twins Target Field, Minneapolis, MN Sat May 29 2010, 3:13 PM - 6:01 PM CDT Att: 39,659 - Sunny - 88 F		
1 Orlando Hudson, S OBP: 0.381, SLG: 0.427										4	2	2	3	0	0	0			
7 Joe Mauer, L OBP: 0.405, SLG: 0.464										3	0	0	0	1	0	0			
33 Justin Morneau, L OBP: 0.493, SLG: 0.671										3	1	1	1	1	0	0			
5 Michael Cuddyer, R OBP: 0.332, SLG: 0.441										4	1	1	0	0	0	2			
16 Jason Kubel, L OBP: 0.351, SLG: 0.370										2	1	0	0	2	1	0			
21 Delmon Young, R OBP: 0.314, SLG: 0.438										4	1	1	2	0	0	1			
27 J.J. Hardy, R OBP: 0.286, SLG: 0.378										4	1	2	2	0	1	1			
23 Brendan Harris, R OBP: 0.260, SLG: 0.239										3	0	0	0	0	2	2			
8 Nick Punto, S OBP: 0.277, SLG: 0.281										1	0	0	0	0	0	1			
Inning Stats	R: 0 E: 0 K: 0 S: 9	H: 0 LOB: 0 BB: 0 P: 15	R: 0 E: 0 K: 0 S: 7	H: 0 LOB: 0 BB: 0 P: 8	R: 0 E: 0 K: 2 S: 14	H: 1 LOB: 1 BB: 0 P: 22	R: 0 E: 0 K: 0 S: 7	H: 0 LOB: 0 BB: 0 P: 12	R: 0 E: 0 K: 1 S: 10	H: 0 LOB: 0 BB: 0 P: 14	R: 2 E: 0 K: 0 S: 9	H: 2 LOB: 0 BB: 0 P: 16	R: 6 E: 0 K: 1 S: 19	H: 5 LOB: 2 BB: 3 P: 37	R: 0 E: 0 K: 1 S: 10	H: 0 LOB: 1 BB: 1 P: 17	1B: 4 2B: 3 3B: 0 HR: 1	SF: 0 SAC: 0 DP: 0 HBP: 0	WP: 0 PA: 36 CS: 0
PITCHER	IP WLS BF H R ER SO BB IBB HBP BLK WP HR S P ERA WHIP	6.0 L 24 4 5 5 3 2 0 0 0 0 0 11 19 40.50 7.500	0.2 7 4 3 3 1 1 0 0 0 0 0 11 19 40.50 7.500	1.1 5 0 0 0 1 1 0 0 0 0 0 12 20 0.00 0.750	PITCHER														

livebaseballscorecards.com

livebaseballscorecards.com

Batter	1	2	3	4	5	6	7	8	9	AB	R	H	RBI	BB	SO	LOB	TOP										
1 Elvis Andrus, R OBP: 0.398, SLG: 0.350	F9	G5-3		K					10 2B	5	0	2	1	0	1	4	Texas Rangers @ Minnesota Twins Target Field, Minneapolis, MN Sun May 30 2010, 7:11 PM - 10:18 PM CDT Att: 39,873 - Overcast - 66 F										
10 Michael Young, R OBP: 0.374, SLG: 0.463	L4		27 1B			F9			1B	4	1	2	0	1	0	1											
5 Ian Kinsler, R OBP: 0.395, SLG: 0.379			27 1B	32 SF8	P4				F8	4	1	1	0	1	0	3											
27 Vladimir Guerrero, R OBP: 0.361, SLG: 0.560	F8								F8	5	0	1	1	0	0	3											
32 Josh Hamilton, L OBP: 0.335, SLG: 0.500		K	SF8						F8	3	0	0	1	0	1	0											
7 David Murphy, L OBP: 0.277, SLG: 0.390									P6	4	0	1	0	0	1	1											
12 Justin Smoak, S OBP: 0.291, SLG: 0.316									K	3	0	1	0	1	2	0											
15 Matt Treanor, R OBP: 0.303, SLG: 0.295									K	3	1	1	0	0	0	2											
20 Julio Borbon, L OBP: 0.252, SLG: 0.271									G1-3	3	1	1	0	0	0	2											
									F8	4	0	1	0	0	1	4											
Inning Stats	R: 0 E: 0 K: 0 S: 7	H: 1 LOB: 1 BB: 0 P: 11	R: 0 E: 0 K: 2 S: 13	H: 2 LOB: 3 BB: 2 P: 22	R: 2 E: 0 K: 1 S: 18	H: 2 LOB: 2 BB: 2 P: 28	R: 0 E: 0 K: 1 S: 10	H: 1 LOB: 0 BB: 1 P: 15	R: 0 E: 0 K: 0 S: 5	H: 0 LOB: 0 BB: 0 P: 5	R: 1 E: 0 K: 1 S: 12	H: 2 LOB: 1 BB: 0 P: 16	R: 0 E: 0 K: 0 S: 5	H: 0 LOB: 0 BB: 0 P: 8	R: 0 E: 0 K: 2 S: 9	H: 0 LOB: 0 BB: 0 P: 13		R: 0 E: 0 K: 0 S: 11	H: 2 LOB: 2 BB: 0 P: 18	1B: 7 2B: 3 3B: 0 HR: 0	SF: 1 SAC: 0 DP: 0 HBP: 1	WP: 0 PB: 0 SB: 0 CS: 1	PA: 40				
PITCHER	IP	WLS	BF	H	R	ER	SO	BB	IBB	HBP	BLK	WP	HR	S	P	ERA	WHIP										
30 Scott Baker, R ERA: 4.48	6.0	W	29	8	3	3	4	3	0	1	0	0	0	65	97	4.50	1.833										
31 Alex Burnett, R ERA: 2.96	0.2	H	2	0	0	0	0	0	0	0	0	0	0	4	6	0.00	0.000										
50 Jose Mijares, L ERA: 2.61	1.0	H	3	0	0	0	2	0	0	0	0	0	0	8	13	0.00	0.000										
54 Matt Guerrier, R ERA: 1.61	0.1	H	1	0	0	0	0	0	0	0	0	0	0	2	2	0.00	0.000										
60 Jon Rauch, R ERA: 2.7	1.0	S	5	2	0	0	0	0	0	0	0	0	0	11	18	0.00	2.000										

Batter	1	2	3	4	5	6	7	8	9	AB	R	H	RBI	BB	SO	LOB	BOTTOM										
2 Denard Span, L OBP: 0.376, SLG: 0.385	F7		G3-1							4	0	2	1	1	0	2	Texas Rangers @ Minnesota Twins Target Field, Minneapolis, MN Sun May 30 2010, 7:11 PM - 10:18 PM CDT Att: 39,873 - Overcast - 66 F										
1 Orlando Hudson, S OBP: 0.377, SLG: 0.421										5	1	1	0	0	2	5											
7 Joe Mauer, L OBP: 0.404, SLG: 0.465										4	0	1	1	1	0	3											
33 Justin Morneau, L OBP: 0.488, SLG: 0.667										4	1	1	0	0	1	2											
5 Michael Cuddyer, R OBP: 0.339, SLG: 0.439										1	2	0	0	3	0	0											
16 Jason Kubel, L OBP: 0.355, SLG: 0.380										4	0	2	2	0	0	2											
21 Delmon Young, R OBP: 0.318, SLG: 0.439										2	1	1	1	1	1	0											
27 J.J. Hardy, R OBP: 0.285, SLG: 0.369										3	1	0	0	1	1	1											
8 Nick Punto, S OBP: 0.295, SLG: 0.293										3	0	2	1	1	0	0											
																											
Inning Stats	R: 1 E: 0 K: 0 S: 11	H: 2 LOB: 2 BB: 1 P: 24	R: 2 E: 0 K: 0 S: 11	H: 2 LOB: 1 BB: 2 P: 25	R: 2 E: 0 K: 1 S: 14	H: 3 LOB: 2 BB: 1 P: 22	R: 0 E: 0 K: 1 S: 9	H: 0 LOB: 0 BB: 0 P: 16	R: 0 E: 0 K: 0 S: 6	H: 0 LOB: 0 BB: 0 P: 7	R: 0 E: 0 K: 0 S: 7	H: 1 LOB: 1 BB: 0 P: 11	R: 1 E: 0 K: 1 S: 10	H: 2 LOB: 2 BB: 2 P: 20	R: 0 E: 0 K: 1 S: 9	H: 0 LOB: 2 BB: 2 P: 19		1B: 7 2B: 3 3B: 0 HR: 0	SF: 1 SAC: 0 DP: 1 HBP: 0	WP: 0 PB: 0 SB: 1 CS: 1	PA: 39						
PITCHER	IP	WLS	BF	H	R	ER	SO	BB	IBB	HBP	BLK	WP	HR	S	P	ERA	WHIP										
45 Derek Holland, L ERA: 4.19	1.0	L	9	3	3	3	0	3	0	0	0	0	0	19	43	27.00	6.000										
54 Matt Harrison, L ERA: 5.35	3.0		13	4	2	2	2	1	0	0	0	0	0	26	44	6.00	1.667										
56 Darren O'Day, R ERA: 1.77	1.2		6	1	0	0	1	0	0	0	0	0	0	11	15	0.00	0.600										
28 Darren Oliver, L ERA: 1.71	1.0		5	1	1	1	1	2	0	0	0	0	0	11	22	9.00	3.000										
50 Frank Francisco, R ERA: 4.03	1.1		6	1	0	0	1	2	0	0	0	0	0	10	20	0.00	2.250										

Batter	1	2	3	4	5	6	7	8	9	AB	R	H	RBI	BB	SO	LOB	TOP					
1 Elvis Andrus, R OBP: 0.399, SLG: 0.349	F9	BB	2B				G6-3		F9	4	1	1	0	2	0	1	Texas Rangers @ Chicago White Sox U.S. Cellular Field, Chicago, IL Wed Jun 02 2010, 8:11 PM - 11:01 PM EDT Att: 19,516 - Partly Cloudy - 61 F					
10 Michael Young, R OBP: 0.380, SLG: 0.481	32 WP 1B	5 F9 1B	F9				G6-3		G6-3	5	2	3	3	0	0	1						
5 Ian Kinsler, R OBP: 0.361, SLG: 0.372	F9	F9							G6-3	5	0	0	0	0	0	4						
32 Josh Hamilton, L OBP: 0.347, SLG: 0.510	7 1B 15 2B								K	5	2	3	2	0	2	0						
7 David Murphy, L OBP: 0.293, SLG: 0.398	12 BB 15 2B	K							K	5	1	2	0	0	2	1						
12 Justin Smoak, S OBP: 0.305, SLG: 0.345	15 2B	L3							K	3	1	0	0	2	1	4						
15 Matt Treanor, R OBP: 0.303, SLG: 0.337									K	4	1	2	4	0	1	1						
3 Andrés Blanco, S OBP: 0.283, SLG: 0.195	20 FC6-4 BB								F8	3	1	0	0	1	0	1						
20 Julio Borbon, L OBP: 0.248, SLG: 0.267	FC6-4								1B	5	0	1	0	0	1	5						
Inning Stats	R: 3 H: 4 E: 0 K: 0 S: 16	H: 4 LOB: 3 BB: 2 P: 33	R: 2 H: 2 E: 0 K: 1 S: 10	H: 2 LOB: 1 BB: 1 P: 18	R: 1 H: 2 E: 0 K: 0 S: 12	H: 2 LOB: 1 BB: 0 P: 17	R: 0 H: 0 E: 0 K: 1 S: 9	H: 0 LOB: 0 BB: 0 P: 16	R: 2 H: 1 E: 0 K: 0 S: 14	H: 1 LOB: 2 BB: 2 P: 27	R: 1 H: 2 E: 0 K: 0 S: 17	H: 2 LOB: 1 BB: 0 P: 20	R: 0 H: 0 E: 0 K: 1 S: 10	H: 0 LOB: 1 BB: 0 P: 12	R: 0 H: 1 E: 0 K: 1 S: 9	H: 1 LOB: 0 BB: 0 P: 16		1B: 7 2B: 4 3B: 0 HR: 1	SF: 1 SAC: 0 DP: 0 HBP: 1	WP: 2 PB: 0 SB: 0 CS: 0	PA: 46	
PITCHER	IP WLS BF H R ER SO BB IBB HBP BLK WP HR S P ERA WHIP																					
34 Gavin Floyd, R ERA: 6.64	2.2 L 19 8 6 6 1 3 0 0 0 0 1 1 35 64 20.25 4.125																					
57 Ramon Pena, R ERA: 4.34	3.1 2.1 11 1 2 2 1 2 0 1 0 0 0 26 47 7.71 1.286																					
67 Randy Williams, L ERA: 5.66	6.1 2.0 8 2 1 1 1 0 0 0 0 0 0 27 32 4.50 1.000																					
71 Scott Linebrink, R ERA: 4.22	8.1 1.0 4 0 0 0 3 0 0 0 0 1 0 13 18 0.00 1.000																					
45 Bobby Jenks, R ERA: 6.0	9.1 1.0 4 1 0 0 1 0 0 0 0 0 0 9 16 0.00 1.000																					
Batter	1	2	3	4	5	6	7	8	9	AB	R	H	RBI	BB	SO	LOB	BOTTOM					
1 Juan Pierre, L OBP: 0.310, SLG: 0.272	11 S 2B								G3	3	1	1	0	1	0	0	Texas Rangers @ Chicago White Sox U.S. Cellular Field, Chicago, IL Wed Jun 02 2010, 8:11 PM - 11:01 PM EDT Att: 19,516 - Partly Cloudy - 61 F					
11 Omar Vizquel, S OBP: 0.297, SLG: 0.293	51 1B 14 FC5-4								F9	4	1	1	1	0	0	1						
51 Alex Rios, R OBP: 0.372, SLG: 0.588	14 FC5-4 1B								P4	4	1	2	0	0	0	0						
14 Paul Konerko, R OBP: 0.384, SLG: 0.606	FC5-4 25 G4-6-3								HR	4	2	3	4	0	0	1						
25 Andruw Jones, R OBP: 0.346, SLG: 0.500	G4-6-3								HR	2	0	0	0	2	0	1						
12 A.J. Pierzynski, L OBP: 0.295, SLG: 0.329									BB	4	0	1	0	0	0	3						
20 Carlos Quentin, R OBP: 0.316, SLG: 0.390									P6	3	0	0	0	1	0	3						
10 Alexei Ramirez, R OBP: 0.280, SLG: 0.371									BB	4	0	0	0	0	3	2						
15 Gordon Beckham, R OBP: 0.286, SLG: 0.241									BB	3	0	0	0	0	1	1						
7 Mark Kotsay, L OBP: 0.286, SLG: 0.357									G4-6-3	1	0	0	0	0	0	1						
Inning Stats	R: 2 H: 3 E: 0 K: 0 S: 10	H: 3 LOB: 0 BB: 0 P: 13	R: 0 H: 0 E: 0 K: 1 S: 10	H: 0 LOB: 0 BB: 0 P: 13	R: 0 H: 0 E: 0 K: 1 S: 7	H: 0 LOB: 0 BB: 1 P: 13	R: 0 H: 1 E: 0 K: 0 S: 9	H: 1 LOB: 2 BB: 1 P: 16	R: 0 H: 0 E: 0 K: 0 S: 6	H: 0 LOB: 0 BB: 0 P: 11	R: 1 H: 1 E: 0 K: 0 S: 8	H: 1 LOB: 0 BB: 0 P: 12	R: 0 H: 1 E: 0 K: 1 S: 8	H: 1 LOB: 1 BB: 0 P: 13	R: 2 H: 2 E: 0 K: 0 S: 13	H: 2 LOB: 1 BB: 1 P: 23	R: 0 H: 0 E: 0 K: 1 S: 8	H: 0 LOB: 0 BB: 1 P: 14	1B: 3 2B: 3 3B: 0 HR: 2	SF: 0 SAC: 0 DP: 3 HBP: 0	WP: 1 PB: 0 SB: 1 CS: 0	PA: 36
PITCHER	IP WLS BF H R ER SO BB IBB HBP BLK WP HR S P ERA WHIP																					
39 Scott Feldman, R ERA: 5.82	1.1 8.0 W 33 5 5 3 0 3 0 0 0 0 0 2 71 114 5.82 1.375																					
46 Pedro Strop, R ERA:	9.1 1.0 3 0 0 0 1 1 0 0 0 0 0 0 8 14 0.00 1.000																					

Batter	1	2	3	4	5	6	7	8	9	AB	R	H	RBI	BB	SO	LOB	TOP										
1 Elvis Andrus, R OBP: 0.395, SLG: 0.345										5	0	1	0	0	2	2	Texas Rangers @ Chicago White Sox U.S. Cellular Field, Chicago, IL Thu Jun 03 2010, 8:11 PM - 10:37 PM EDT Att: 20,003 - Clear - 62 F										
10 Michael Young, R OBP: 0.382, SLG: 0.486										4	0	2	1	0	0	1											
5 Ian Kinsler, R OBP: 0.370, SLG: 0.359										4	0	0	0	0	1	3											
32 Josh Hamilton, L OBP: 0.341, SLG: 0.500										4	0	0	0	0	1	3											
7 David Murphy, L OBP: 0.285, SLG: 0.387										4	1	0	0	0	2	0											
12 Justin Smoak, S OBP: 0.310, SLG: 0.344										3	1	1	1	1	1	0											
15 Matt Treanor, R OBP: 0.301, SLG: 0.343										4	0	1	0	0	0	1											
23 Craig Gentry, R OBP: 0.273, SLG: 0.250										3	1	1	1	0	1	0											
20 Julio Borbon, L OBP: 0.255, SLG: 0.280										4	0	2	0	0	0	2											
Inning Stats	R: 0 E: 0 K: 0 S: 8	H: 1 LOB: 1 BB: 0 P: 13	R: 0 E: 0 K: 1 S: 8	H: 0 LOB: 0 BB: 0 P: 12	R: 0 E: 0 K: 1 S: 12	H: 1 LOB: 1 BB: 0 P: 19	R: 1 E: 1 K: 0 S: 10	H: 1 LOB: 1 BB: 0 P: 14	R: 1 E: 0 K: 1 S: 10	H: 3 LOB: 2 BB: 0 P: 12	R: 1 E: 0 K: 1 S: 13	H: 1 LOB: 1 BB: 1 P: 24	R: 0 E: 0 K: 2 S: 8	H: 0 LOB: 0 BB: 0 P: 12	R: 0 E: 0 K: 2 S: 8	H: 0 LOB: 0 BB: 0 P: 13		R: 0 E: 0 K: 2 S: 11	H: 1 LOB: 1 BB: 0 P: 15	1B: 5 2B: 3 HR: 0	SF: 1 SAC: 0 HBP: 0	WP: 0 PB: 0 SB: 1 CS: 0	PA: 37				
PITCHER	IP	WLS	BF	H	R	ER	SO	BB	IBB	HBP	BLK	WP	HR	S	P	ERA	WHIP										
43 Freddy Garcia, R ERA: 4.94	7.0	W	30	7	3	2	4	1	0	0	0	0	0	69	106	2.57	1.143										
37 Matt Thornton, L ERA: 1.52	1.0	H	3	0	0	0	2	0	0	0	0	0	0	8	13	0.00	0.000										
45 Bobby Jenks, R ERA: 5.68	1.0	S	4	1	0	0	2	0	0	0	0	0	0	11	15	0.00	1.000										

Batter	1	2	3	4	5	6	7	8	9	AB	R	H	RBI	BB	SO	LOB	BOTTOM											
1 Juan Pierre, L OBP: 0.313, SLG: 0.276										4	0	2	0	0	0	0	Texas Rangers @ Chicago White Sox U.S. Cellular Field, Chicago, IL Thu Jun 03 2010, 8:11 PM - 10:37 PM EDT Att: 20,003 - Clear - 62 F											
11 Omar Vizquel, S OBP: 0.294, SLG: 0.279										3	0	0	0	1	1	2												
51 Alex Rios, R OBP: 0.369, SLG: 0.597										4	1	1	1	0	2	4												
14 Paul Konerko, R OBP: 0.377, SLG: 0.592										4	0	0	0	0	2	0												
25 Andruw Jones, R OBP: 0.344, SLG: 0.515										4	1	1	1	0	1	0												
12 A.J. Pierzynski, L OBP: 0.284, SLG: 0.339										4	1	2	0	0	1	0												
20 Carlos Quentin, R OBP: 0.316, SLG: 0.407										3	1	1	2	0	1	1												
10 Alexei Ramirez, R OBP: 0.280, SLG: 0.370										3	0	1	0	0	1	0												
5 Jayson Nix, R OBP: 0.243, SLG: 0.242										3	0	0	0	0	2	1												
Inning Stats	R: 0 E: 0 K: 1 S: 14	H: 0 LOB: 0 BB: 0 P: 19	R: 1 E: 0 K: 0 S: 8	H: 1 LOB: 0 BB: 0 P: 14	R: 0 E: 0 K: 3 S: 11	H: 1 LOB: 1 BB: 0 P: 14	R: 0 E: 0 K: 1 S: 8	H: 0 LOB: 0 BB: 0 P: 11	R: 1 E: 0 K: 0 S: 10	H: 1 LOB: 0 BB: 0 P: 12	R: 2 E: 0 K: 3 S: 18	H: 4 LOB: 2 BB: 0 P: 24	R: 0 E: 0 K: 2 S: 7	H: 0 LOB: 0 BB: 0 P: 10	1B: 4 2B: 1 3B: 0 HR: 3	SF: 0 SAC: 0 DP: 0 HBP: 0		WP: 0 PB: 0 SB: 1 CS: 0	PA: 33									
PITCHER	IP	WLS	BF	H	R	ER	SO	BB	IBB	HBP	BLK	WP	HR	S	P	ERA	WHIP											
48 Colby Lewis, R ERA: 3.62	6.1	L	27	7	4	4	4	1	0	0	0	0	0	3	73	102	5.68	1.263										
28 Darren Oliver, L ERA: 1.51	0.2		3	1	0	0	2	0	0	0	0	0	0	12	16	0.00	1.500											
56 Darren O'Day, R ERA: 2.49	1.0		3	0	0	0	2	0	0	0	0	0	0	7	10	0.00	0.000											

livebaseballscorecards.com

Batter	1	2	3	4	5	6	7	8	9	AB	R	H	RBI	BB	SO	LOB	TOP					
2 B.J. Upton, R OBP: 0.311, SLG: 0.411										3	0	0	0	2	2	1	Tampa Bay Rays @ Texas Rangers Rangers Ballpark in Arlington, Arlington, TX Fri Jun 04 2010, 8:07 PM - 11:16 PM EDT Att: 36,245 - Clear - 92 F					
13 Carl Crawford, L OBP: 0.367, SLG: 0.491										5	0	1	2	0	2	3						
3 Evan Longoria, R OBP: 0.361, SLG: 0.569										5	1	1	1	0	1	2						
16 Willy Aybar, S OBP: 0.273, SLG: 0.415										5	1	1	0	0	2	0						
18 Ben Zobrist, S OBP: 0.384, SLG: 0.453										4	2	3	0	0	1	0						
10 Kelly Shoppach, R OBP: 0.462, SLG: 0.400										2	0	1	0	2	1	1						
28 John Jaso, L OBP: 0.425, SLG: 0.435										0	0	0	0	0	0	0						
23 Carlos Pena, L OBP: 0.299, SLG: 0.341										3	1	0	1	2	0	5						
1 Sean Rodriguez, R OBP: 0.287, SLG: 0.362										2	1	1	1	0	0	2						
15 Reid Brignac, L OBP: 0.349, SLG: 0.445										2	0	0	0	0	1	5						
19 Gabe Kapler, R OBP: 0.318, SLG: 0.289										2	0	0	0	0	1	3						
9 Hank Blalock, L OBP: 0.282, SLG: 0.306										2	0	0	1	0	1	2						
Inning Stats	R: 0 E: 0 K: 2 S: 7	H: 0 LOB: 0 BB: 0 P: 12	R: 4 E: 1 K: 1 S: 22	H: 3 LOB: 2 BB: 2 P: 42	R: 0 E: 0 K: 1 S: 8	H: 1 LOB: 0 BB: 0 P: 13	R: 0 E: 0 K: 0 S: 6	H: 1 LOB: 0 BB: 0 P: 8	R: 0 E: 0 K: 1 S: 12	H: 0 LOB: 0 BB: 0 P: 12	R: 1 E: 0 K: 2 S: 17	H: 2 LOB: 2 BB: 1 P: 30	R: 0 E: 0 K: 2 S: 7	H: 0 LOB: 2 BB: 0 P: 13	R: 0 E: 0 K: 2 S: 10	H: 0 LOB: 0 BB: 0 P: 17	1B: 6 2B: 1 3B: 0 HR: 1	SF: 0 SAC: 0 DP: 1 HBP: 2	WP: 1 PB: 0 SB: 0 CS: 0	PA: 43		
PITCHER	IP WLS BF H R ER SO BB IBB HBP BLK WP HR S P ERA WHIP	IP WLS BF H R ER SO BB IBB HBP BLK WP HR S P ERA WHIP	IP WLS BF H R ER SO BB IBB HBP BLK WP HR S P ERA WHIP	IP WLS BF H R ER SO BB IBB HBP BLK WP HR S P ERA WHIP	IP WLS BF H R ER SO BB IBB HBP BLK WP HR S P ERA WHIP	IP WLS BF H R ER SO BB IBB HBP BLK WP HR S P ERA WHIP	IP WLS BF H R ER SO BB IBB HBP BLK WP HR S P ERA WHIP	IP WLS BF H R ER SO BB IBB HBP BLK WP HR S P ERA WHIP	IP WLS BF H R ER SO BB IBB HBP BLK WP HR S P ERA WHIP	IP WLS BF H R ER SO BB IBB HBP BLK WP HR S P ERA WHIP	IP WLS BF H R ER SO BB IBB HBP BLK WP HR S P ERA WHIP	IP WLS BF H R ER SO BB IBB HBP BLK WP HR S P ERA WHIP	IP WLS BF H R ER SO BB IBB HBP BLK WP HR S P ERA WHIP	IP WLS BF H R ER SO BB IBB HBP BLK WP HR S P ERA WHIP	IP WLS BF H R ER SO BB IBB HBP BLK WP HR S P ERA WHIP	IP WLS BF H R ER SO BB IBB HBP BLK WP HR S P ERA WHIP	IP WLS BF H R ER SO BB IBB HBP BLK WP HR S P ERA WHIP	IP WLS BF H R ER SO BB IBB HBP BLK WP HR S P ERA WHIP	IP WLS BF H R ER SO BB IBB HBP BLK WP HR S P ERA WHIP	IP WLS BF H R ER SO BB IBB HBP BLK WP HR S P ERA WHIP	IP WLS BF H R ER SO BB IBB HBP BLK WP HR S P ERA WHIP	IP WLS BF H R ER SO BB IBB HBP BLK WP HR S P ERA WHIP


Batter	1	2	3	4	5	6	7	8	9	AB	R	H	RBI	BB	SO	LOB	BOTTOM					
1 Elvis Andrus, R OBP: 0.395, SLG: 0.343										4	1	1	1	1	2	3	Tampa Bay Rays @ Texas Rangers Rangers Ballpark in Arlington, Arlington, TX Fri Jun 04 2010, 8:07 PM - 11:16 PM EDT Att: 36,245 - Clear - 92 F					
10 Michael Young, R OBP: 0.378, SLG: 0.480										5	1	1	2	0	1	1						
5 Ian Kinsler, R OBP: 0.366, SLG: 0.350										3	1	0	0	0	1	0						
27 Vladimir Guerrero, R OBP: 0.364, SLG: 0.557										4	0	1	3	0	0	0						
32 Josh Hamilton, L OBP: 0.348, SLG: 0.529										4	2	3	1	0	1	0						
7 David Murphy, L OBP: 0.277, SLG: 0.376										4	0	0	0	0	1	2						
12 Justin Smoak, S OBP: 0.329, SLG: 0.384										3	2	3	2	1	0	0						
51 Max Ramirez, R OBP: 0.348, SLG: 0.421										3	1	1	0	0	1	2						
15 Matt Treanor, R OBP: 0.301, SLG: 0.343										0	0	0	0	0	0	0						
20 Julio Borbon, L OBP: 0.268, SLG: 0.292										4	1	3	0	0	0	1						
Inning Stats	R: 0 E: 0 K: 1 S: 9	H: 0 LOB: 0 BB: 0 P: 13	R: 2 E: 0 K: 1 S: 17	H: 4 LOB: 2 BB: 0 P: 27	R: 0 E: 0 K: 1 S: 7	H: 0 LOB: 0 BB: 0 P: 9	R: 7 E: 0 K: 0 S: 16	H: 7 LOB: 1 BB: 0 P: 25	R: 0 E: 0 K: 1 S: 9	H: 1 LOB: 0 BB: 0 P: 14	R: 0 E: 0 K: 1 S: 6	H: 0 LOB: 1 BB: 1 P: 7	R: 0 E: 0 K: 2 S: 7	H: 0 LOB: 1 BB: 1 P: 14	R: 0 E: 0 K: 0 S: 5	H: 1 LOB: 0 BB: 1 P: 7	1B: 8 2B: 3 3B: 0 HR: 2	SF: 0 SAC: 0 DP: 1 HBP: 2	WP: 0 PB: 0 SB: 0 CS: 1	PA: 38		
PITCHER	IP WLS BF H R ER SO BB IBB HBP BLK WP HR S P ERA WHIP	IP WLS BF H R ER SO BB IBB HBP BLK WP HR S P ERA WHIP	IP WLS BF H R ER SO BB IBB HBP BLK WP HR S P ERA WHIP	IP WLS BF H R ER SO BB IBB HBP BLK WP HR S P ERA WHIP	IP WLS BF H R ER SO BB IBB HBP BLK WP HR S P ERA WHIP	IP WLS BF H R ER SO BB IBB HBP BLK WP HR S P ERA WHIP	IP WLS BF H R ER SO BB IBB HBP BLK WP HR S P ERA WHIP	IP WLS BF H R ER SO BB IBB HBP BLK WP HR S P ERA WHIP	IP WLS BF H R ER SO BB IBB HBP BLK WP HR S P ERA WHIP	IP WLS BF H R ER SO BB IBB HBP BLK WP HR S P ERA WHIP	IP WLS BF H R ER SO BB IBB HBP BLK WP HR S P ERA WHIP	IP WLS BF H R ER SO BB IBB HBP BLK WP HR S P ERA WHIP	IP WLS BF H R ER SO BB IBB HBP BLK WP HR S P ERA WHIP	IP WLS BF H R ER SO BB IBB HBP BLK WP HR S P ERA WHIP	IP WLS BF H R ER SO BB IBB HBP BLK WP HR S P ERA WHIP	IP WLS BF H R ER SO BB IBB HBP BLK WP HR S P ERA WHIP	IP WLS BF H R ER SO BB IBB HBP BLK WP HR S P ERA WHIP	IP WLS BF H R ER SO BB IBB HBP BLK WP HR S P ERA WHIP	IP WLS BF H R ER SO BB IBB HBP BLK WP HR S P ERA WHIP	IP WLS BF H R ER SO BB IBB HBP BLK WP HR S P ERA WHIP	IP WLS BF H R ER SO BB IBB HBP BLK WP HR S P ERA WHIP	IP WLS BF H R ER SO BB IBB HBP BLK WP HR S P ERA WHIP


AB	35
R	6
H	8
RBI	6
BB	6
SO	12
LOB	24



AB	34
R	9
H	13
RBI	9
BB	2
SO	7
LOB	9



Batter	1	2	3	4	5	6	7	8	9	AB	R	H	RBI	BB	SO	LOB	TOP			
28 John Jaso, L (1, 2) OBP: 0.410, SLG: 0.417	E6 FC4-6 13		G4-3		G4-3			G6-3		4	0	0	0	0	0	1	<p>Tampa Bay Rays @ Texas Rangers Rangers Ballpark in Arlington, Arlington, TX Sat Jun 05 2010, 4:12 PM - 6:35 PM EDT Att: 25,793 - Sunny - 98 F</p>			
13 Carl Crawford, L (1, 7) OBP: 0.361, SLG: 0.482	FC4-6 1-2		G6-3				F9	F8		4	0	0	0	0	0	1				
3 Evan Longoria, R (1, 5) OBP: 0.379, SLG: 0.567	K 1-2				G4-3 18 23 FC2-5-1		K	F9		4	0	1	0	0	2	1				
18 Ben Zobrist, S (1, 9) OBP: 0.381, SLG: 0.449	G1-3				G4-3 2-1			E3 23 G3		4	0	1	0	0	0	2				
23 Carlos Pena, L (1, 3) OBP: 0.293, SLG: 0.333			G3		FC2-5-1 2-3		G3	G3		4	0	0	0	0	0	3				
9 Hank Blalock, L (1, 10) OBP: 0.279, SLG: 0.325					P5 3-H			L3		4	0	1	0	0	0	2				
1 Sean Rodriguez, R (1, 4) OBP: 0.288, SLG: 0.392							P5	G5-3		3	1	1	1	0	0	0				
15 Reid Brignac, L (1, 6) OBP: 0.348, SLG: 0.443								F7		3	0	1	0	0	1	0				
2 B.J. Upton, R (1, 8) OBP: 0.307, SLG: 0.404			L5					G5-3		3	0	0	0	0	0	1	<p>livebaseballscores.com</p> <p>AB 33 R 1 H 5 RBI 1 BB 0 SO 3 LOB 11</p> 			
Inning Stats	R: 0 H: 0 K: 1 S: 10	H: 0 LOB: 1 BB: 0 P: 15	R: 1 H: 2 K: 1 S: 9	H: 2 LOB: 1 BB: 0 P: 15	R: 0 H: 0 K: 0 S: 7	H: 0 LOB: 0 BB: 0 P: 8	R: 0 H: 1 K: 0 S: 10	H: 1 LOB: 1 BB: 0 P: 18	R: 0 H: 1 K: 1 S: 12	H: 1 LOB: 1 BB: 0 P: 18	R: 0 H: 0 K: 0 S: 6	H: 0 LOB: 0 BB: 0 P: 10	R: 0 H: 0 K: 0 S: 6	H: 0 LOB: 0 BB: 0 P: 10	R: 0 H: 0 K: 0 S: 7	H: 0 LOB: 1 BB: 0 P: 11		1B: 2 2B: 2 3B: 0 HR: 1	SF: 0 SAC: 0 DP: 0 HBP: 0	WP: 0 PB: 0 SB: 2 CS: 1
PITCHER 35 Tommy Hunter, R ERA: 1.0	IP: 9.0 WLS: W BF: 33 H: 5 R: 1 ER: 1 SO: 4 BB: 0 IBB: 0 HBP: 0 BLK: 0 WP: 0 HR: 1 S: 76 P: 117 ERA: 1.00 WHIP: 0.556															PITCHER				

Batter	1	2	3	4	5	6	7	8	9	AB	R	H	RBI	BB	SO	LOB	BOTTOM			
1 Elvis Andrus, R (1, 6) OBP: 0.397, SLG: 0.361	G3 G4-3 10 5 2B		G6-3							4	1	2	2	0	0	3	<p>Tampa Bay Rays @ Texas Rangers Rangers Ballpark in Arlington, Arlington, TX Sat Jun 05 2010, 4:12 PM - 6:35 PM EDT Att: 25,793 - Sunny - 98 F</p>			
10 Michael Young, R (1, 5) OBP: 0.372, SLG: 0.471	G4-3 2-3		K		G6-3 3-2		G6-3 2-H	G6-3 3B		4	0	0	0	0	1	3				
5 Ian Kinsler, R (1, 4) OBP: 0.370, SLG: 0.350	E5 27 G5-3 32 HR				G5-3 4-1		G5-3	G6-4-3 1B		3	1	1	0	1	0	0				
27 Vladimir Guerrero, R (1, 10) OBP: 0.362, SLG: 0.556	G5-3 1-3		G6-4-3 1-2		G6-4-3 1-1		G6-4-3 1-2	G6-4-3 1B		4	0	1	0	0	0	3				
32 Josh Hamilton, L (1, 7) OBP: 0.346, SLG: 0.537								G3-1 3-2		4	1	1	2	0	1	1				
23 Craig Gentry, R (0, 7) OBP: 0.273, SLG: 0.250	HR 3-H		G3		K 1-2			G3-1 3-2		0	0	0	0	0	0	0				
7 David Murphy, L (1, 9) OBP: 0.276, SLG: 0.372	G4-3 3-H				P4 2-1			K 51 1B 20 SH5-4 1B		4	1	1	0	0	1	0				
12 Justin Smoak, S (1, 3) OBP: 0.333, SLG: 0.383			L4 51 1B G3 1B		L4 2-1			K 1-2		3	1	1	0	1	1	1				
51 Max Ramirez, R (1, 2) OBP: 0.360, SLG: 0.429					E4 20 1B 1B			G5-4-3 3-1 1B		4	1	2	0	0	0	1				
20 Julio Borbon, L (1, 8) OBP: 0.270, SLG: 0.295			K 1-3					SH5-4 1-2		2	0	1	1	0	1	2	<p>livebaseballscores.com</p> <p>AB 32 R 6 H 10 RBI 5 BB 2 SO 5 LOB 14</p> 			
Inning Stats	R: 3 H: 2 K: 0 S: 11	H: 2 LOB: 0 BB: 0 P: 15	R: 1 H: 2 K: 2 S: 11	H: 2 LOB: 1 BB: 0 P: 14	R: 0 H: 0 K: 0 S: 6	H: 0 LOB: 0 BB: 1 P: 12	R: 0 H: 1 K: 0 S: 11	H: 1 LOB: 2 BB: 0 P: 20	R: 0 H: 1 K: 1 S: 10	H: 1 LOB: 1 BB: 0 P: 16	R: 2 H: 3 K: 0 S: 13	H: 3 LOB: 1 BB: 0 P: 18	R: 0 H: 1 K: 0 S: 7	H: 1 LOB: 0 BB: 0 P: 11	R: 0 H: 0 K: 1 S: 6	H: 0 LOB: 0 BB: 1 P: 13		1B: 6 2B: 2 3B: 1 HR: 1	SF: 0 SAC: 1 DP: 3 HBP: 0	WP: 2 PB: 0 SB: 0 CS: 0
PITCHER 33 James Shields, R ERA: 3.64 53 Joaquin Benoit, R ERA:	IP: 7.0 WLS: L BF: 32 H: 10 R: 6 ER: 3 SO: 4 BB: 1 IBB: 0 HBP: 0 BLK: 0 WP: 0 HR: 1 S: 69 P: 106 ERA: 3.86 WHIP: 1.571															PITCHER				

Batter	1	2	3	4	5	6	7	8	9	AB	R	H	RBI	BB	SO	LOB	TOP		
28 John Jaso, L (1, 10) OBP: 0.423, SLG: 0.465										5	2	3	5	1	1	1			
13 Carl Crawford, L (1, 7) OBP: 0.352, SLG: 0.469										6	0	0	0	0	1	7			
3 Evan Longoria, R (1, 5) OBP: 0.383, SLG: 0.564										3	0	1	1	1	0	0			
18 Ben Zobrist, S (1, 9) OBP: 0.386, SLG: 0.448										3	0	1	1	2	0	1			
23 Carlos Pena, L (1, 3) OBP: 0.296, SLG: 0.351										5	1	2	1	0	2	4			
10 Kelly Shoppach, R (1, 2) OBP: 0.412, SLG: 0.308										3	0	0	0	1	1	2			
30 Dioner Navarro, S (7, 2) OBP: 0.286, SLG: 0.245										5	1	1	0	0	3	1			
1 Sean Rodriguez, R (1, 4) OBP: 0.284, SLG: 0.382										5	2	2	0	0	1	2			
15 Reid Brignac, L (1, 6) OBP: 0.350, SLG: 0.441										4	3	3	1	1	0	0			
2 B.J. Upton, R (1, 8) OBP: 0.318, SLG: 0.417																			
Inning Stats	R: 0 H: 0 E: 0 K: 1 S: 11	H: 0 LOB: 1 BB: 1 P: 22	R: 0 H: 0 E: 0 K: 2 S: 12	H: 0 LOB: 1 BB: 1 P: 22	R: 2 H: 1 E: 1 K: 0 S: 8	H: 1 LOB: 0 BB: 0 P: 11	R: 1 H: 1 E: 0 K: 2 S: 22	H: 1 LOB: 0 BB: 2 P: 29	R: 1 H: 2 E: 0 K: 1 S: 17	H: 2 LOB: 2 BB: 1 P: 27	R: 0 H: 1 E: 0 K: 0 S: 10	H: 1 LOB: 1 BB: 1 P: 18	R: 3 H: 4 E: 0 K: 1 S: 22	H: 4 LOB: 2 BB: 3 P: 37	R: 1 H: 2 E: 0 K: 1 S: 16	H: 2 LOB: 2 BB: 1 P: 25	1B: 9 2B: 2 3B: 0 HR: 2	SF: 0 SAC: 0 DP: 1 HBP: 1	WP: 0 PA: 47 PB: 0 SB: 3 CS: 0
PITCHER	IP WLS BF H R ER SO BB IBB HBP BLK WP HR S P ERA WHIP	IP WLS BF H R ER SO BB IBB HBP BLK WP HR S P ERA WHIP	IP WLS BF H R ER SO BB IBB HBP BLK WP HR S P ERA WHIP	IP WLS BF H R ER SO BB IBB HBP BLK WP HR S P ERA WHIP	IP WLS BF H R ER SO BB IBB HBP BLK WP HR S P ERA WHIP	IP WLS BF H R ER SO BB IBB HBP BLK WP HR S P ERA WHIP	IP WLS BF H R ER SO BB IBB HBP BLK WP HR S P ERA WHIP	IP WLS BF H R ER SO BB IBB HBP BLK WP HR S P ERA WHIP	IP WLS BF H R ER SO BB IBB HBP BLK WP HR S P ERA WHIP	IP WLS BF H R ER SO BB IBB HBP BLK WP HR S P ERA WHIP	IP WLS BF H R ER SO BB IBB HBP BLK WP HR S P ERA WHIP	IP WLS BF H R ER SO BB IBB HBP BLK WP HR S P ERA WHIP	IP WLS BF H R ER SO BB IBB HBP BLK WP HR S P ERA WHIP	IP WLS BF H R ER SO BB IBB HBP BLK WP HR S P ERA WHIP	IP WLS BF H R ER SO BB IBB HBP BLK WP HR S P ERA WHIP	IP WLS BF H R ER SO BB IBB HBP BLK WP HR S P ERA WHIP	IP WLS BF H R ER SO BB IBB HBP BLK WP HR S P ERA WHIP	IP WLS BF H R ER SO BB IBB HBP BLK WP HR S P ERA WHIP	IP WLS BF H R ER SO BB IBB HBP BLK WP HR S P ERA WHIP

Tampa Bay Rays @ Texas Rangers
Rangers Ballpark in Arlington, Arlington, TX
Sun Jun 06 2010, 3:08 PM - 7:12 PM EDT
Att: 26,932 - Sunny - 93 F

AB	40
R	9
H	13
RBI	9
BB	6
SO	9
LOB	18



Batter	1	2	3	4	5	6	7	8	9	AB	R	H	RBI	BB	SO	LOB	BOTTOM				
1 Elvis Andrus, R (1, 6) OBP: 0.392, SLG: 0.357										5	0	1	0	0	1	1					
10 Michael Young, R (1, 5) OBP: 0.369, SLG: 0.465										5	0	1	0	0	2	2					
5 Ian Kinsler, R (1, 4) OBP: 0.373, SLG: 0.349										3	1	1	0	1	1	1					
27 Vladimir Guerrero, R (1, 10) OBP: 0.364, SLG: 0.560										4	1	2	0	0	1	1					
7 David Murphy, L (1, 9) OBP: 0.269, SLG: 0.362										4	0	0	1	0	1	2					
12 Justin Smoak, S (1, 3) OBP: 0.331, SLG: 0.379										4	1	1	1	0	2	1					
15 Matt Treanor, R (1, 2) OBP: 0.323, SLG: 0.409										2	2	2	2	1	0	0					
23 Craig Gentry, R (1, 7) OBP: 0.250, SLG: 0.227										2	0	0	0	0	1	2					
32 Josh Hamilton, L (6, PH) OBP: 0.348, SLG: 0.537										2	0	1	1	0	1	0					
20 Julio Borbon, L (1, 8) OBP: 0.270, SLG: 0.294										4	0	1	0	0	1	2					
Inning Stats	R: 0 H: 1 E: 0 K: 1 S: 13	H: 1 LOB: 0 BB: 0 P: 21	R: 1 H: 1 E: 0 K: 2 S: 12	H: 1 LOB: 0 BB: 0 P: 18	R: 0 H: 1 E: 0 K: 1 S: 7	H: 1 LOB: 0 BB: 0 P: 9	R: 1 H: 1 E: 0 K: 0 S: 15	H: 1 LOB: 2 BB: 2 P: 28	R: 0 H: 0 E: 0 K: 0 S: 11	H: 0 LOB: 0 BB: 0 P: 17	R: 2 H: 3 E: 0 K: 0 S: 17	H: 3 LOB: 2 BB: 0 P: 32	R: 0 H: 1 E: 0 K: 1 S: 9	H: 1 LOB: 1 BB: 0 P: 17	R: 0 H: 0 E: 0 K: 3 S: 11	H: 0 LOB: 0 BB: 0 P: 15	R: 1 H: 2 E: 0 K: 3 S: 18	H: 2 LOB: 1 BB: 0 P: 26	1B: 7 2B: 2 3B: 0 HR: 2	SF: 0 SAC: 0 DP: 1 HBP: 1	WP: 1 PA: 38 PB: 0 SB: 0 CS: 2
PITCHER	IP WLS BF H R ER SO BB IBB HBP BLK WP HR S P ERA WHIP	IP WLS BF H R ER SO BB IBB HBP BLK WP HR S P ERA WHIP	IP WLS BF H R ER SO BB IBB HBP BLK WP HR S P ERA WHIP	IP WLS BF H R ER SO BB IBB HBP BLK WP HR S P ERA WHIP	IP WLS BF H R ER SO BB IBB HBP BLK WP HR S P ERA WHIP	IP WLS BF H R ER SO BB IBB HBP BLK WP HR S P ERA WHIP	IP WLS BF H R ER SO BB IBB HBP BLK WP HR S P ERA WHIP	IP WLS BF H R ER SO BB IBB HBP BLK WP HR S P ERA WHIP	IP WLS BF H R ER SO BB IBB HBP BLK WP HR S P ERA WHIP	IP WLS BF H R ER SO BB IBB HBP BLK WP HR S P ERA WHIP	IP WLS BF H R ER SO BB IBB HBP BLK WP HR S P ERA WHIP	IP WLS BF H R ER SO BB IBB HBP BLK WP HR S P ERA WHIP	IP WLS BF H R ER SO BB IBB HBP BLK WP HR S P ERA WHIP	IP WLS BF H R ER SO BB IBB HBP BLK WP HR S P ERA WHIP	IP WLS BF H R ER SO BB IBB HBP BLK WP HR S P ERA WHIP	IP WLS BF H R ER SO BB IBB HBP BLK WP HR S P ERA WHIP	IP WLS BF H R ER SO BB IBB HBP BLK WP HR S P ERA WHIP	IP WLS BF H R ER SO BB IBB HBP BLK WP HR S P ERA WHIP	IP WLS BF H R ER SO BB IBB HBP BLK WP HR S P ERA WHIP		

Tampa Bay Rays @ Texas Rangers
Rangers Ballpark in Arlington, Arlington, TX
Sun Jun 06 2010, 3:08 PM - 7:12 PM EDT
Att: 26,932 - Sunny - 93 F

AB	35
R	5
H	10
RBI	5
BB	2
SO	11
LOB	12

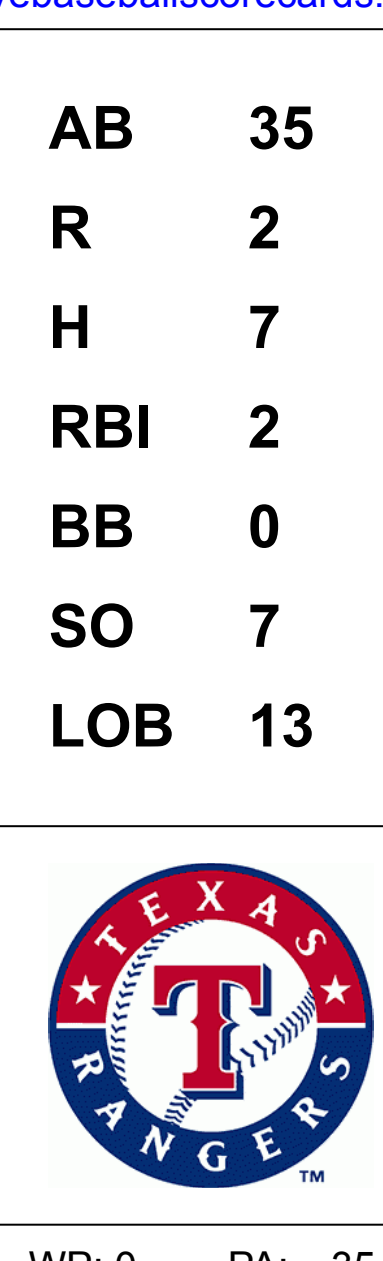


Batter	1	2	3	4	5	6	7	8	9	AB	R	H	RBI	BB	SO	LOB	TOP										
51 Ichiro Suzuki, L (1,9) OBP: 0.412, SLG: 0.431	G4-3	BB		SH1-3		G1-3			FC4	3	0	0	0	2	0	2	Seattle Mariners @ Texas Rangers Rangers Ballpark in Arlington, Arlington, TX Mon Jun 07 2010, 8:10 PM - 10:43 PM EDT Att: 20,212 - Partly Cloudy - 93 F										
15 Milton Bradley, S (1,10) OBP: 0.293, SLG: 0.321	1B	K		SH1-3			F8		K	4	0	1	0	0	2	2											
21 Franklin Gutierrez, R (1,8) OBP: 0.416, SLG: 0.416	K			K			L1			4	0	0	0	0	2	2											
4 Jose Lopez, R (1,5) OBP: 0.269, SLG: 0.326	G1-3						G5-3			4	0	1	0	0	0	1											
20 Mike Carp, L (1,3) OBP: 0.250, SLG: 0.250				E3			F7		F7	4	1	1	0	0	0	1											
13 Casey Kotchman, L (8,3) OBP: 0.272, SLG: 0.306				1B			F7			0	0	0	0	0	0	0											
16 Josh Wilson, R (1,6) OBP: 0.353, SLG: 0.411				1B			G6-3		G4-3	4	1	1	0	0	0	1											
32 Rob Johnson, R (1,2) OBP: 0.292, SLG: 0.292				1B			G5-3		G5-3	4	1	2	1	0	0	0											
55 Michael Saunders, L (1,7) OBP: 0.286, SLG: 0.431				K			G4-3		K	4	1	1	3	0	2	2											
9 Chone Figgins, S (1,4) OBP: 0.337, SLG: 0.289				HR			F8		1B	4	0	3	0	0	0	0											
Inning Stats	R: 0 H: 1 E: 0 K: 1 S: 12	H: 1 LOB: 1 BB: 0 P: 21	R: 3 H: 4 E: 0 K: 1 S: 16	H: 4 LOB: 1 BB: 1 P: 26	R: 1 H: 3 E: 1 K: 1 S: 17	LOB: 3 BB: 0 P: 27	R: 0 H: 0 E: 0 K: 1 S: 12	H: 0 LOB: 1 BB: 1 P: 21	R: 0 H: 0 E: 0 K: 0 S: 12	H: 1 LOB: 0 BB: 0 P: 12	R: 0 H: 0 E: 0 K: 0 S: 8	H: 0 LOB: 0 BB: 0 P: 12	R: 0 H: 0 E: 0 K: 0 S: 7	H: 0 LOB: 0 BB: 0 P: 10	R: 0 H: 1 E: 0 K: 2 S: 12	H: 1 LOB: 1 BB: 0 P: 19	1B: 9 2B: 0 3B: 0 HR: 1	SF: 0 SAC: 1 DP: 0 HBP: 0	WP: 1 PB: 0 SB: 2 CS: 2	PA: 38							
PITCHER	IP	WLS	BF	H	R	ER	SO	BB	IBB	HBP	BLK	WP	HR	S	P	ERA	WHIP										
39 Scott Feldman, R (1,1) ERA: 5.73	5.2	L	27	9	4	3	4	2	0	0	0	1	1	75	120	4.76	1.941										
54 Matt Harrison, L (6,1) ERA: 4.97	3.1		11	1	0	0	2	0	0	0	0	0	0	29	44	0.00	0.300										

AB	35
R	4
H	10
RBI	4
BB	2
SO	6
LOB	11



Batter	1	2	3	4	5	6	7	8	9	AB	R	H	RBI	BB	SO	LOB	BOTTOM										
23 Craig Gentry, R (1,7) OBP: 0.250, SLG: 0.231	K			1B		G6-3			G6-3	4	0	1	0	0	1	2	Seattle Mariners @ Texas Rangers Rangers Ballpark in Arlington, Arlington, TX Mon Jun 07 2010, 8:10 PM - 10:43 PM EDT Att: 20,212 - Partly Cloudy - 93 F										
10 Michael Young, R (1,5) OBP: 0.367, SLG: 0.462	G6-3			K					1B	4	1	1	0	0	2	1											
5 Ian Kinsler, R (1,4) OBP: 0.370, SLG: 0.346	F9			K					K	4	1	1	0	0	2	1											
27 Vladimir Guerrero, R (1,10) OBP: 0.362, SLG: 0.554	F9			1B					L6-3	4	0	1	0	0	0	2											
32 Josh Hamilton, L (1,8) OBP: 0.346, SLG: 0.532	G6-3			G3					F7	4	0	1	1	0	0	2											
14 Joaquin Arias, R (1,3) OBP: 0.313, SLG: 0.349									K	3	0	0	0	0	1	0											
12 Justin Smoak, S (8,PH) OBP: 0.329, SLG: 0.376	P4								FC5-4	1	0	0	1	0	0	1											
7 David Murphy, L (1,9) OBP: 0.269, SLG: 0.359				F7					G5-3	4	0	1	0	0	0	1											
15 Matt Treanor, R (1,2) OBP: 0.313, SLG: 0.395				F7					FC6-4	4	0	0	0	0	0	3											
3 Andrés Blanco, S (1,6) OBP: 0.286, SLG: 0.205				G5-3					K	3	0	1	0	0	1	0											
Inning Stats	R: 0 H: 0 E: 0 K: 1 S: 7	H: 0 LOB: 0 BB: 0 P: 10	R: 0 H: 0 E: 0 K: 0 S: 9	H: 0 LOB: 0 BB: 0 P: 10	R: 0 H: 0 E: 0 K: 0 S: 6	H: 0 LOB: 0 BB: 0 P: 7	R: 0 H: 2 E: 0 K: 2 S: 10	H: 2 LOB: 0 BB: 0 P: 14	R: 0 H: 2 E: 0 K: 0 S: 13	H: 2 LOB: 2 BB: 0 P: 19	R: 0 H: 0 E: 0 K: 2 S: 9	H: 0 LOB: 0 BB: 0 P: 11	R: 0 H: 0 E: 0 K: 1 S: 8	H: 0 LOB: 0 BB: 0 P: 9	R: 0 H: 0 E: 0 K: 1 S: 5	H: 0 LOB: 0 BB: 0 P: 7	R: 2 H: 3 E: 1 K: 0 S: 17	H: 3 LOB: 2 BB: 0 P: 20	1B: 7 2B: 0 3B: 0 HR: 0	SF: 0 SAC: 0 DP: 0 HBP: 0	WP: 0 PB: 0 SB: 0 CS: 0	PA: 35					
PITCHER	IP	WLS	BF	H	R	ER	SO	BB	IBB	HBP	BLK	WP	HR	S	P	ERA	WHIP										
36 Cliff Lee, L (1,1) ERA: 2.77	9.0	W	35	7	2	2	7	0	0	0	0	0	0	84	107	2.00	0.778										



Batter	1	2	3	4	5	6	7	8	9	AB	R	H	RBI	BB	SO	LOB	TOP
51 Ichiro Suzuki, L (1,9) OBP: 0.405, SLG: 0.424	F7		G4-3		K		G3			4	0	0	0	0	1	3	
15 Milton Bradley, S (1,10) OBP: 0.276, SLG: 0.312	K		G3		K			G3-1		4	0	0	0	0	2	2	
21 Franklin Gutierrez, R (1,8) OBP: 0.374, SLG: 0.420	G1-6-3							F9		4	1	2	0	0	0	0	
4 Jose Lopez, R (1,5) OBP: 0.269, SLG: 0.322		F8						G6-3		3	0	0	0	1	0	1	
20 Mike Carp, L (1,3) OBP: 0.125, SLG: 0.125	K									4	0	0	0	0	1	3	
16 Josh Wilson, R (1,6) OBP: 0.342, SLG: 0.396	F7									4	0	0	0	0	0	3	
32 Rob Johnson, R (1,2) OBP: 0.300, SLG: 0.312										4	0	2	1	0	0	0	
55 Michael Saunders, L (1,7) OBP: 0.288, SLG: 0.417										2	0	0	0	1	1	3	
9 Chone Figgins, S (1,4) OBP: 0.337, SLG: 0.286										2	0	0	0	1	0	1	
Inning Stats	R: 0 H: 0 E: 0 K: 1 S: 13	H: 0 LOB: 0 BB: 0 P: 18	R: 0 H: 0 E: 0 K: 1 S: 10	H: 0 LOB: 0 BB: 0 P: 16	R: 0 H: 0 E: 1 K: 0 S: 9	H: 0 LOB: 2 BB: 2 P: 21	R: 1 H: 2 E: 0 K: 0 S: 14	H: 1 LOB: 1 BB: 0 P: 12	R: 0 H: 1 E: 0 K: 1 S: 12	H: 0 LOB: 0 BB: 0 P: 8	R: 0 H: 0 E: 0 K: 0 S: 13	H: 0 LOB: 0 BB: 0 P: 19	1B: 3 2B: 1 3B: 0 HR: 0	SF: 0 SAC: 0 DP: 0 HBP: 0	WP: 0 PB: 0 SB: 0 CS: 2	PA: 34	
PITCHER	IP WLS BF H R ER SO BB IBB HBP BLK WP HR S P ERA WHIP																
48 Colby Lewis, R (1,1) ERA: 3.4	7.0 W 28 4 1 1 5 3 0 0 0 0 0 0 75 119 1.29 1.000																
49 Chris Ray, R (8,1) ERA: 3.55	1.0 3 0 0 0 0 0 0 0 0 0 0 0 7 8 0.00 0.000																
56 Darren O'Day, R (9,1) ERA: 2.31	1.0 3 0 0 0 0 0 0 0 0 0 0 0 13 19 0.00 0.000																

Seattle Mariners @ Texas Rangers
Rangers Ballpark in Arlington, Arlington, TX
Tue Jun 08 2010, 8:09 PM - 10:47 PM EDT
Att: 18,774 - Partly Cloudy - 87 F

AB 31
R 1
H 4
RBI 1
BB 3
SO 5
LOB 16



Batter	1	2	3	4	5	6	7	8	9	AB	R	H	RBI	BB	SO	LOB	BOTTOM				
1 Elvis Andrus, R (1,6) OBP: 0.397, SLG: 0.368	FC6-4									5	1	3	2	0	0	2					
10 Michael Young, R (1,5) OBP: 0.384, SLG: 0.456	FC6-4									5	1	1	0	0	0	5					
14 Joaquin Arias, R (9,4) OBP: 0.313, SLG: 0.349	FC6-4									0	0	0	0	0	0	0					
5 Ian Kinsler, R (1,4) OBP: 0.367, SLG: 0.338	G5-3									3	1	0	0	0	1	2					
3 Andrés Blanco, S (8,4) OBP: 0.280, SLG: 0.200										1	0	0	0	0	0	1					
27 Vladimir Guerrero, R (1,10) OBP: 0.359, SLG: 0.560	K									5	1	1	2	0	1	3					
32 Josh Hamilton, L (1,7) OBP: 0.349, SLG: 0.534										3	1	1	2	0	0	0					
7 David Murphy, L (1,9) OBP: 0.274, SLG: 0.359	K									3	0	1	0	1	1	1					
12 Justin Smoak, S (1,3) OBP: 0.340, SLG: 0.378										2	1	1	1	2	1	1					
51 Max Ramirez, R (1,2) OBP: 0.352, SLG: 0.400										3	1	0	0	1	1	3					
20 Julio Borbon, L (1,8) OBP: 0.269, SLG: 0.293										4	0	1	0	0	1	6					
Inning Stats	R: 2 H: 3 E: 0 K: 2 S: 15	H: 1 LOB: 1 BB: 0 P: 23	R: 0 H: 1 E: 0 K: 0 S: 7	H: 0 LOB: 1 BB: 1 P: 14	R: 0 H: 0 E: 0 K: 0 S: 7	H: 0 LOB: 0 BB: 0 P: 10	R: 0 H: 0 E: 0 K: 2 S: 10	H: 0 LOB: 1 BB: 1 P: 17	R: 0 H: 0 E: 0 K: 1 S: 7	H: 0 LOB: 0 BB: 0 P: 12	R: 3 H: 3 E: 0 K: 0 S: 17	H: 3 LOB: 2 BB: 1 P: 27	R: 2 H: 1 E: 1 K: 1 S: 16	H: 1 LOB: 2 BB: 1 P: 27	R: 0 H: 1 E: 0 K: 0 S: 8	H: 1 LOB: 1 BB: 0 P: 12	1B: 6 2B: 2 3B: 0 HR: 1	SF: 0 SAC: 0 DP: 0 HBP: 2	WP: 0 PB: 0 SB: 0 CS: 0	PA: 40	
PITCHER	IP WLS BF H R ER SO BB IBB HBP BLK WP HR S P ERA WHIP																				
34 Félix Hernández, R (1,1) ERA: 3.77	6.0 L 31 8 7 7 5 3 0 2 0 0 0 0 65 107 10.50 1.833																				
49 Garrett Olson, L (7,1) ERA: 5.79	1.0 5 0 0 0 1 1 0 0 0 0 0 14 23 0.00 1.000																				
33 Chad Cordero, R (8,1) ERA: 3.0	1.0 4 1 0 0 0 0 0 0 0 0 0 8 12 0.00 1.000																				

Seattle Mariners @ Texas Rangers
Rangers Ballpark in Arlington, Arlington, TX
Tue Jun 08 2010, 8:09 PM - 10:47 PM EDT
Att: 18,774 - Partly Cloudy - 87 F

AB 34
R 7
H 9
RBI 7
BB 4
SO 6
LOB 24



Batter	1	2	3	4	5	6	7	8	9	AB	R	H	RBI	BB	SO	LOB	TOP				
51 Ichiro Suzuki, L (1,9) OBP: 0.403, SLG: 0.425										4	0	1	0	0	1	1	Seattle Mariners @ Texas Rangers Rangers Ballpark in Arlington, Arlington, TX Wed Jun 09 2010, 8:07 PM - 10:56 PM EDT Att: 26,432 - Cloudy - 77 F				
12 Ryan Langerhans, L (7,9) OBP: 0.417, SLG: 0.346										1	0	0	0	0	1	3					
15 Milton Bradley, S (1,10) OBP: 0.291, SLG: 0.313										3	1	1	0	1	0	1					
21 Franklin Gutierrez, R (1,8) OBP: 0.372, SLG: 0.417										4	0	1	0	0	0	3					
4 Jose Lopez, R (1,5) OBP: 0.268, SLG: 0.325										4	1	1	1	0	0	1					
16 Josh Wilson, R (1,6) OBP: 0.347, SLG: 0.409										4	0	2	1	0	1	0					
27 Matt Tuiasosopo, R (1,3) OBP: 0.214, SLG: 0.245										2	0	0	0	2	0	1					
41 Eleizer Alfonso, R (1,2)										4	0	0	0	0	2	3					
55 Michael Saunders, L (1,7)										3	0	0	0	1	1	3					
9 Chone Figgins, S (1,4) OBP: 0.338, SLG: 0.282										3	0	0	0	1	0	1					
Inning Stats	R: 2 E: 0 K: 1 S: 14	H: 2 LOB: 1 BB: 1 P: 24	R: 0 E: 0 K: 1 S: 7	H: 0 LOB: 0 BB: 0 P: 13	R: 0 E: 0 K: 0 S: 11	H: 1 LOB: 1 BB: 0 P: 16	R: 0 E: 0 K: 2 S: 11	H: 0 LOB: 1 BB: 1 P: 21	R: 0 E: 0 K: 0 S: 9	H: 0 LOB: 0 BB: 0 P: 11	R: 0 E: 0 K: 0 S: 6	H: 0 LOB: 1 BB: 1 P: 20	R: 0 E: 0 K: 0 S: 6	H: 1 LOB: 0 BB: 0 P: 10	R: 0 E: 0 K: 2 S: 16	H: 1 LOB: 3 BB: 2 P: 30	1B: 3 2B: 4 3B: 0 HR: 0	SF: 0 SAC: 0 DP: 1 HBP: 0	WP: 2 PB: 0 SB: 1 CS: 0	PA: 37	
PITCHER	IP WLS BF H R ER SO BB IBB HBP BLK WP HR S P ERA WHIP	IP WLS BF H R ER SO BB IBB HBP BLK WP HR S P ERA WHIP	IP WLS BF H R ER SO BB IBB HBP BLK WP HR S P ERA WHIP	IP WLS BF H R ER SO BB IBB HBP BLK WP HR S P ERA WHIP	IP WLS BF H R ER SO BB IBB HBP BLK WP HR S P ERA WHIP	IP WLS BF H R ER SO BB IBB HBP BLK WP HR S P ERA WHIP	IP WLS BF H R ER SO BB IBB HBP BLK WP HR S P ERA WHIP	IP WLS BF H R ER SO BB IBB HBP BLK WP HR S P ERA WHIP	IP WLS BF H R ER SO BB IBB HBP BLK WP HR S P ERA WHIP	IP WLS BF H R ER SO BB IBB HBP BLK WP HR S P ERA WHIP	IP WLS BF H R ER SO BB IBB HBP BLK WP HR S P ERA WHIP	IP WLS BF H R ER SO BB IBB HBP BLK WP HR S P ERA WHIP	IP WLS BF H R ER SO BB IBB HBP BLK WP HR S P ERA WHIP	IP WLS BF H R ER SO BB IBB HBP BLK WP HR S P ERA WHIP	IP WLS BF H R ER SO BB IBB HBP BLK WP HR S P ERA WHIP	IP WLS BF H R ER SO BB IBB HBP BLK WP HR S P ERA WHIP	IP WLS BF H R ER SO BB IBB HBP BLK WP HR S P ERA WHIP	IP WLS BF H R ER SO BB IBB HBP BLK WP HR S P ERA WHIP	IP WLS BF H R ER SO BB IBB HBP BLK WP HR S P ERA WHIP	IP WLS BF H R ER SO BB IBB HBP BLK WP HR S P ERA WHIP	IP WLS BF H R ER SO BB IBB HBP BLK WP HR S P ERA WHIP
36 C.J. Wilson, L (1,1) ERA: 3.52	1.1	6	2	0	0	1	1	0	0	0	0	13	22	0.00	2.250						
57 Dustin Nippert, R (8,1) ERA: 4.5	0.2	3	0	0	0	1	1	0	0	0	0	9	18	0.00	1.500						
30 Neftali Feliz, R (9,1) ERA: 2.67																					

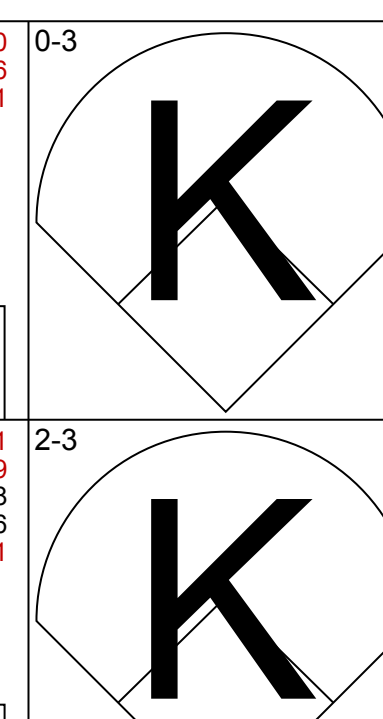
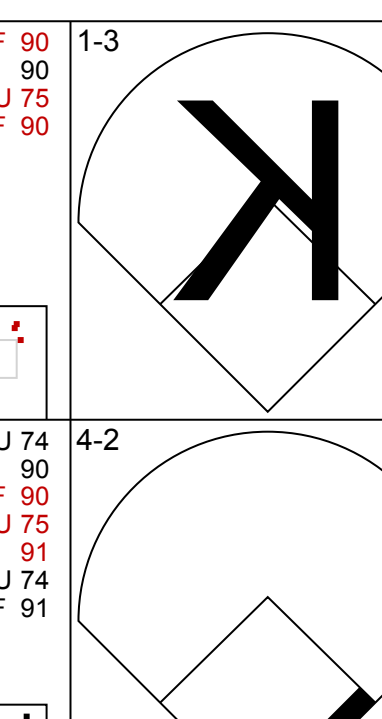
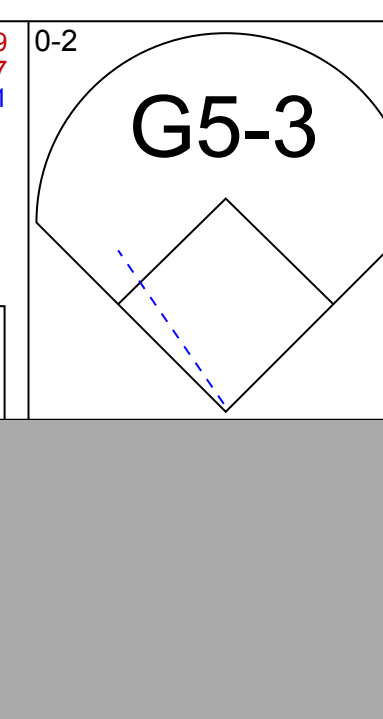
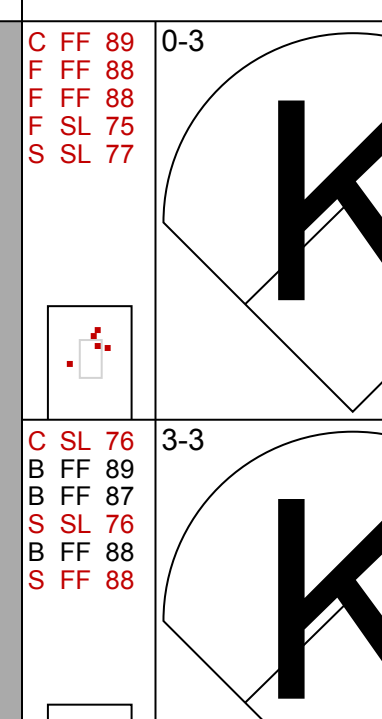
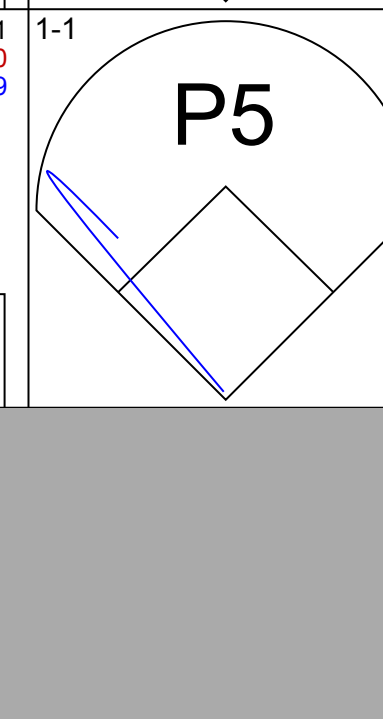
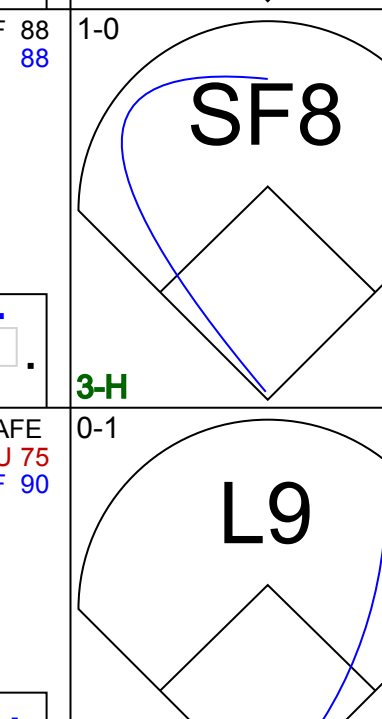
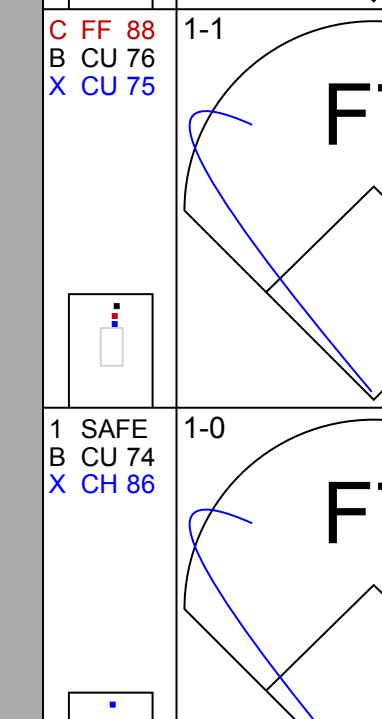



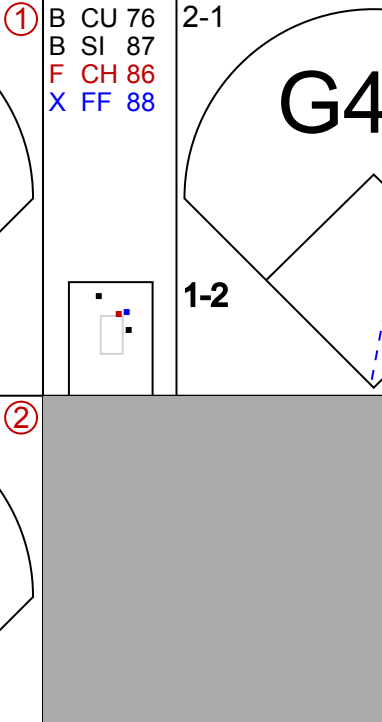

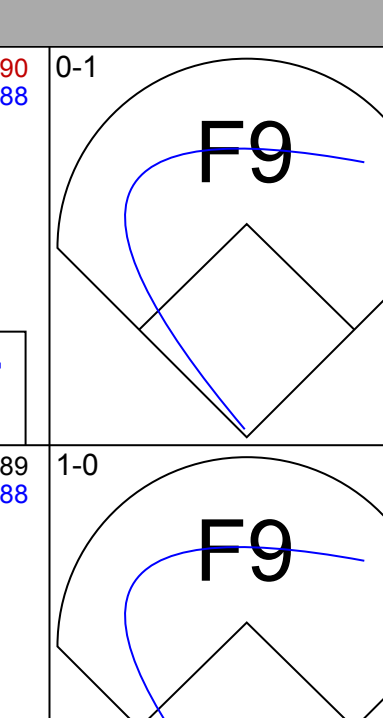
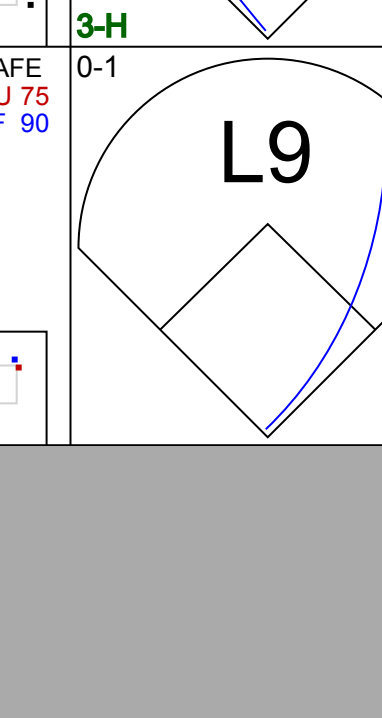
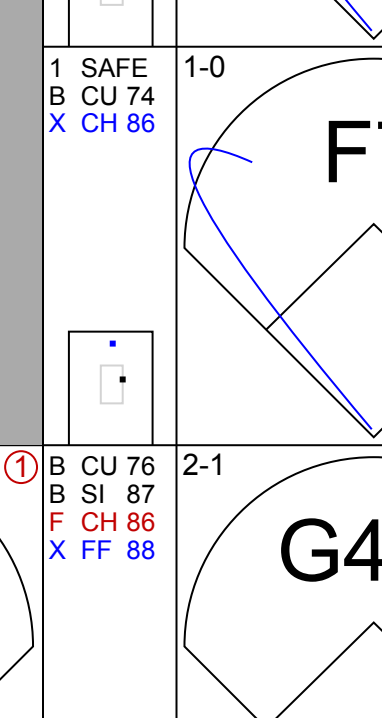

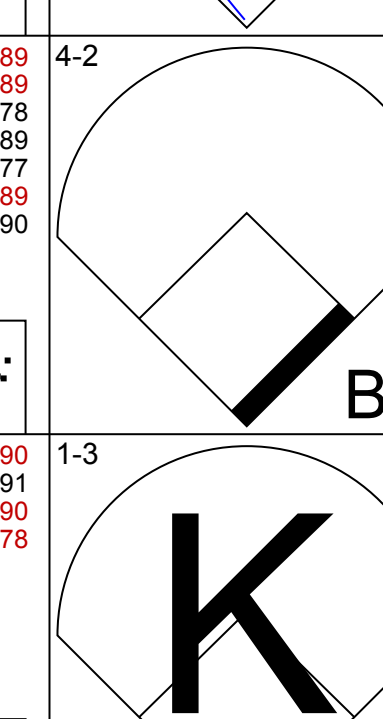
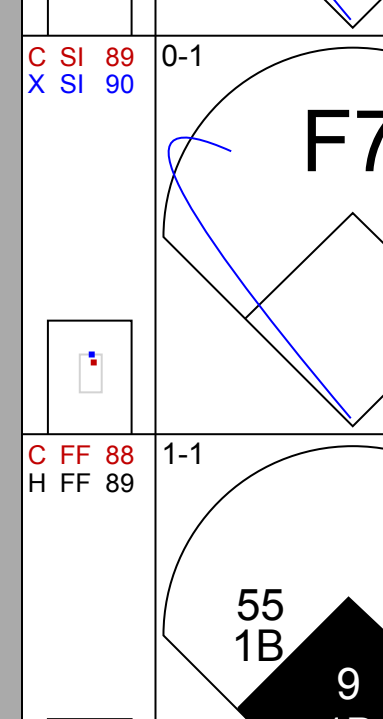
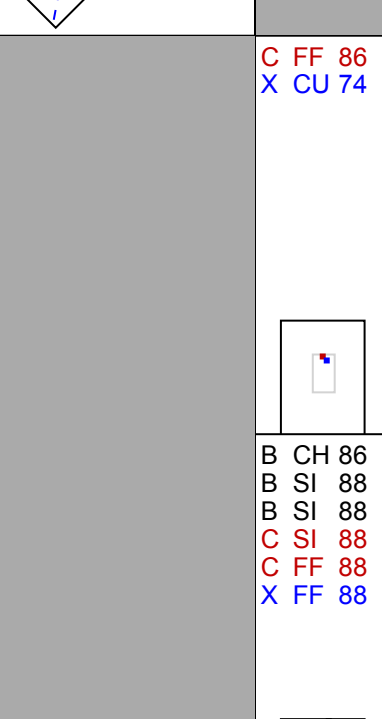

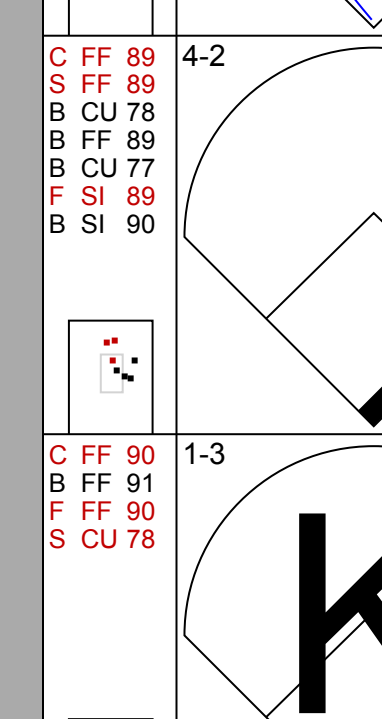
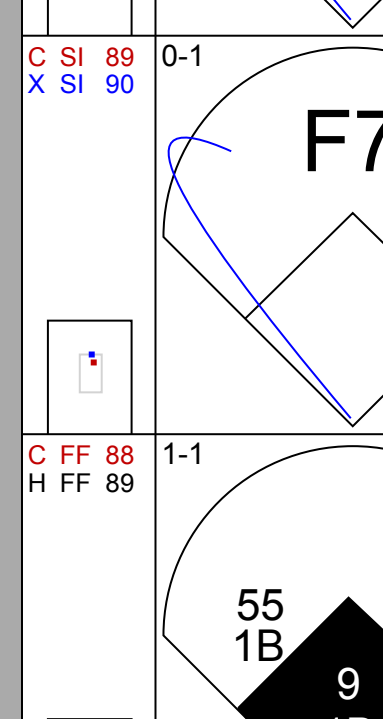
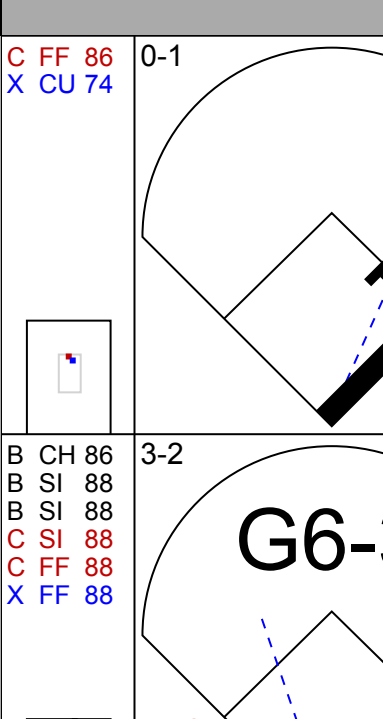


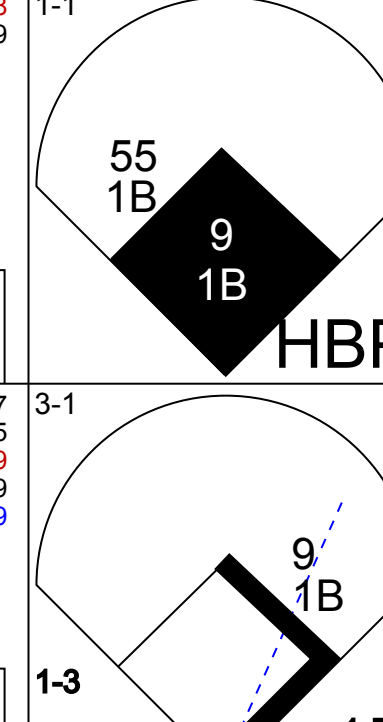
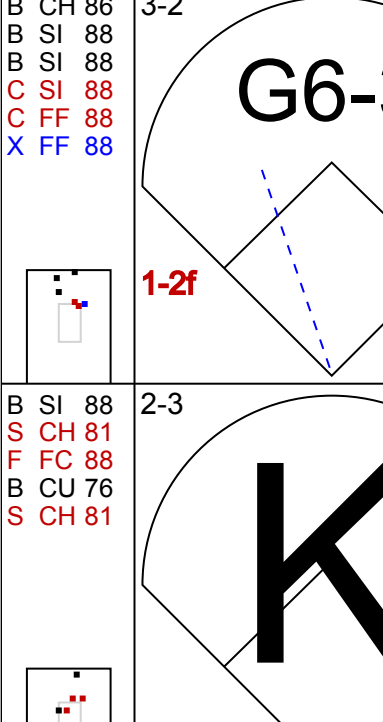

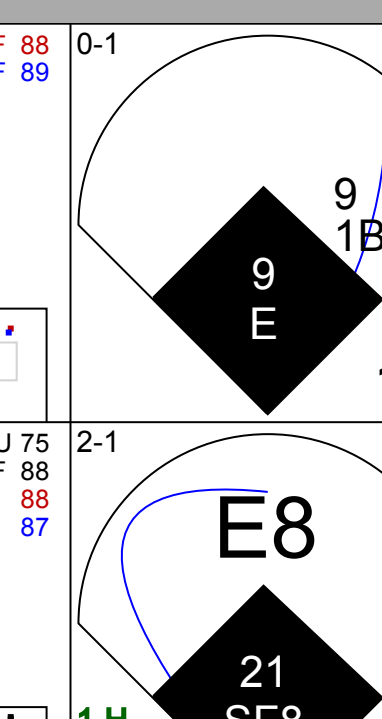
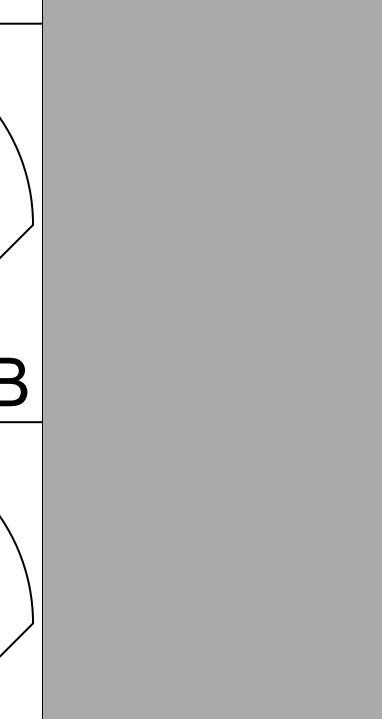
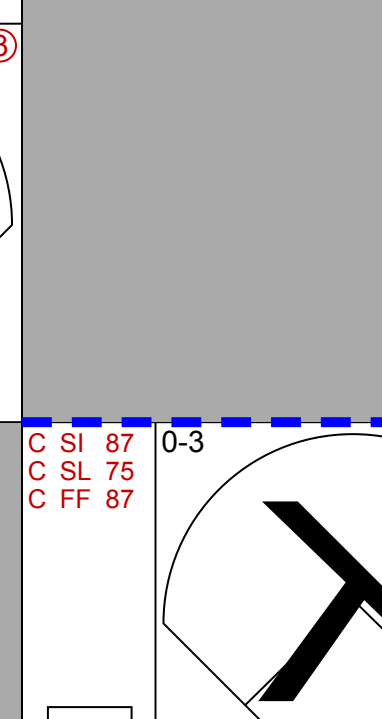

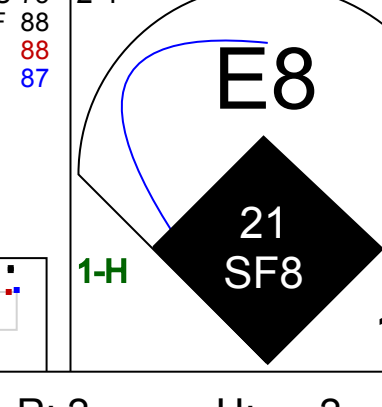
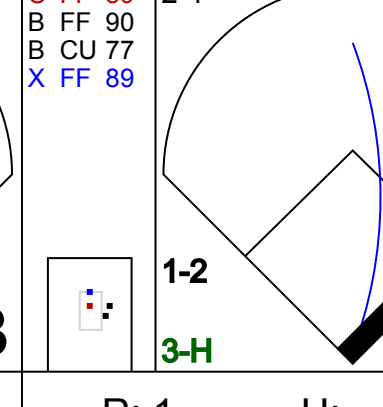

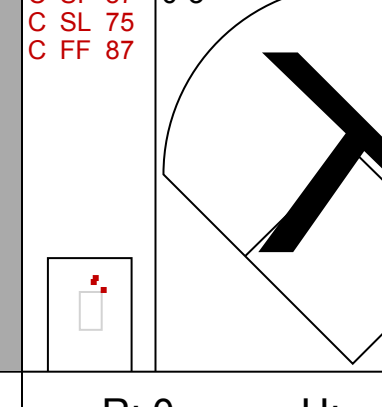
AB	32
R	2
H	6
RBI	2
BB	5
SO	6
LOB	17



Batter	1	2	3	4	5	6	7	8	9	AB	R	H	RBI	BB	SO	LOB	BOTTOM				
1 Elvis Andrus, R (1,6) OBP: 0.389, SLG: 0.359										5	0	0	1	0	0	3	Seattle Mariners @ Texas Rangers Rangers Ballpark in Arlington, Arlington, TX Wed Jun 09 2010, 8:07 PM - 10:56 PM EDT Att: 26,432 - Cloudy - 77 F				
10 Michael Young, R (1,5) OBP: 0.386, SLG: 0.469										4	2	2	2	0	1	0					
3 Andrés Blanco, S (8,5) OBP: 0.275, SLG: 0.196										1	0	0	0	0	0	0					
5 Ian Kinsler, R (1,4) OBP: 0.363, SLG: 0.348										2	3	2	1	1	0	0					
14 Joaquin Arias, R (8,4) OBP: 0.308, SLG: 0.344										1	0	0	0	0	0	0					
27 Vladimir Guerrero, R (1,10) OBP: 0.364, SLG: 0.565										5	2	3	2	0	0	1					
32 Josh Hamilton, L (1,7) OBP: 0.351, SLG: 0.546										4	1	2	3	0	1	1					
23 Craig Gentry, R (8,7) OBP: 0.250, SLG: 0.231										0	0	0	0	0	0	0					
7 David Murphy, L (1,9) OBP: 0.280, SLG: 0.369										4	1	2	1	0	0	1					
12 Justin Smoak, S (1,3) OBP: 0.337, SLG: 0.374										4	0	1	0	0	2	2					
51 Max Ramirez, R (1,2) OBP: 0.345, SLG: 0.388										4	1	1	0	0	0	2					
20 Julio Borbon, L (1,8) OBP: 0.275, SLG: 0.311										3	2	2	1	0	0	0					
Inning Stats	R: 2 E: 1 K: 0 S: 11	H: 2 LOB: 1 BB: 1 P: 20	R: 6 E: 0 K: 1 S: 18	H: 6 LOB: 0 BB: 0 P: 29	R: 0 E: 0 K: 0 S: 5	H: 0 LOB: 0 BB: 0 P: 8	R: 2 E: 0 K: 2 S: 20	H: 3 LOB: 2 BB: 0 P: 30	R: 1 E: 0 K: 0 S: 10	H: 1 LOB: 0 BB: 0 P: 12	R: 0 E: 0 K: 1 S: 10	H: 1 LOB: 0 BB: 0 P: 15	R: 1 E: 0 K: 0 S: 15	H: 2 LOB: 1 BB: 0 P: 18	R: 0 E: 0 K: 0 S: 5	H: 0 LOB: 0 BB: 0 P: 6	1B: 10 2B: 2 3B: 1 HR: 2	SF: 1 SAC: 0 DP: 1 HBP: 1	WP: 1 PB: 0 SB: 0 CS: 0	PA: 40	
PITCHER	IP WLS BF H R ER SO BB IBB HBP BLK WP HR S P ERA WHIP	IP WLS BF H R ER SO BB IBB HBP BLK WP HR S P ERA WHIP	IP WLS BF H R ER SO BB IBB HBP BLK WP HR S P ERA WHIP	IP WLS BF H R ER SO BB IBB HBP BLK WP HR S P ERA WHIP	IP WLS BF H R ER SO BB IBB HBP BLK WP HR S P ERA WHIP	IP WLS BF H R ER SO BB IBB HBP BLK WP HR S P ERA WHIP	IP WLS BF H R ER SO BB IBB HBP BLK WP HR S P ERA WHIP	IP WLS BF H R ER SO BB IBB HBP BLK WP HR S P ERA WHIP	IP WLS BF H R ER SO BB IBB HBP BLK WP HR S P ERA WHIP	IP WLS BF H R ER SO BB IBB HBP BLK WP HR S P ERA WHIP	IP WLS BF H R ER SO BB IBB HBP BLK WP HR S P ERA WHIP	IP WLS BF H R ER SO BB IBB HBP BLK WP HR S P ERA WHIP	IP WLS BF H R ER SO BB IBB HBP BLK WP HR S P ERA WHIP	IP WLS BF H R ER SO BB IBB HBP BLK WP HR S P ERA WHIP	IP WLS BF H R ER SO BB IBB HBP BLK WP HR S P ERA WHIP	IP WLS BF H R ER SO BB IBB HBP BLK WP HR S P ERA WHIP	IP WLS BF H R ER SO BB IBB HBP BLK WP HR S P ERA WHIP	IP WLS BF H R ER SO BB IBB HBP BLK WP HR S P ERA WHIP	IP WLS BF H R ER SO BB IBB HBP BLK WP HR S P ERA WHIP	IP WLS BF H R ER SO BB IBB HBP BLK WP HR S P ERA WHIP	IP WLS BF H R ER SO BB IBB HBP BLK WP HR S P ERA WHIP
35 Ian Snell, R (1,1) ERA: 5.89	5.1	23	7	4	4	3	0	0	1	0	0	61	84	6.75	1.312						
25 Luke French, L (2,1) ERA: 6.35	1.0	3	0	0	0	0	0	0	0	0	0	5	6	0.00	0.000						
46 Sean White, R (8,1) ERA: 5.87																					

AB	37
R	12
H	15
RBI	11
BB	1
SO	4
LOB	10

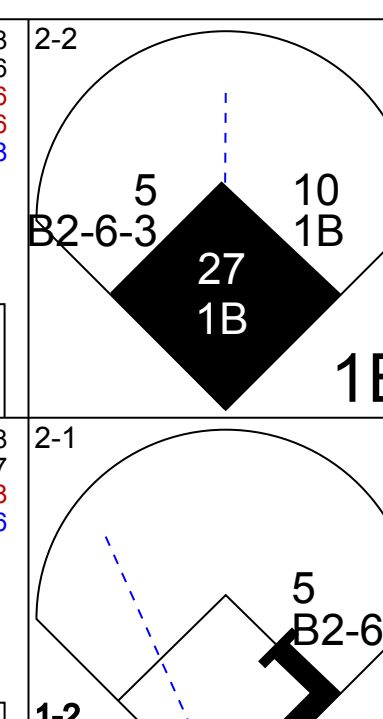
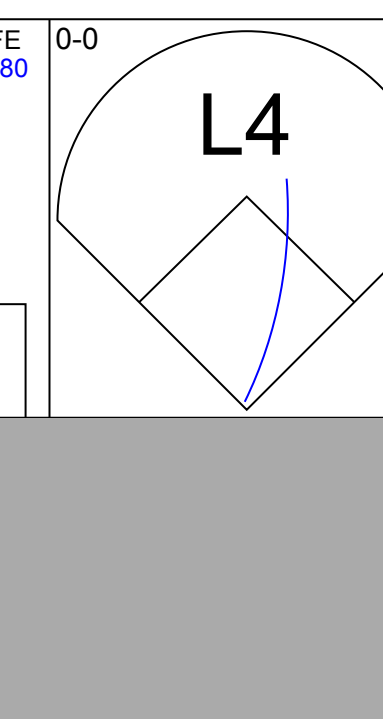
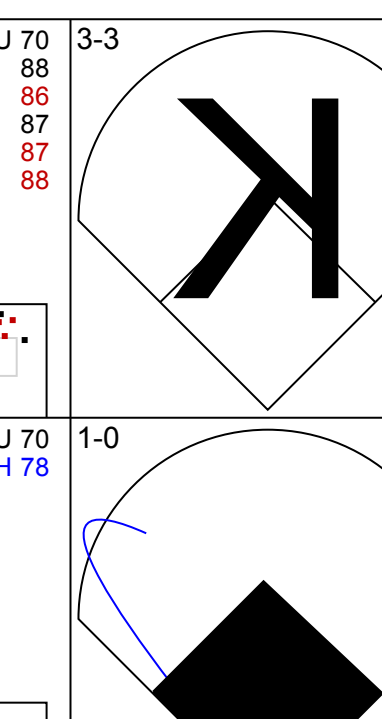
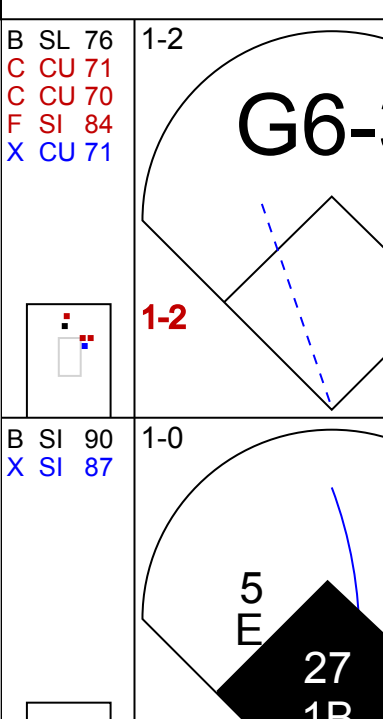
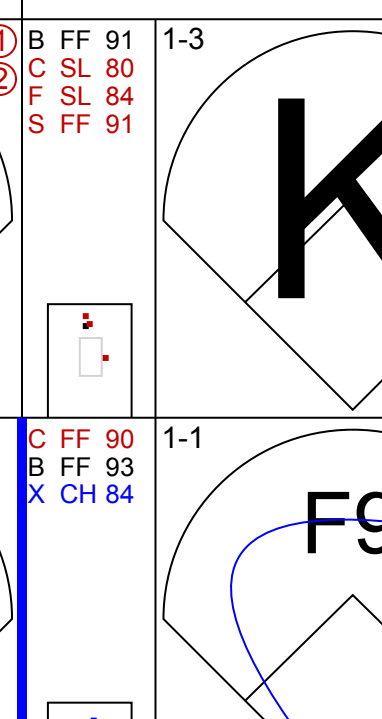
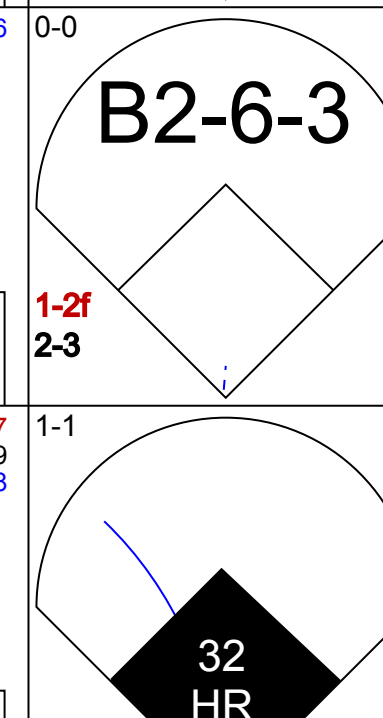
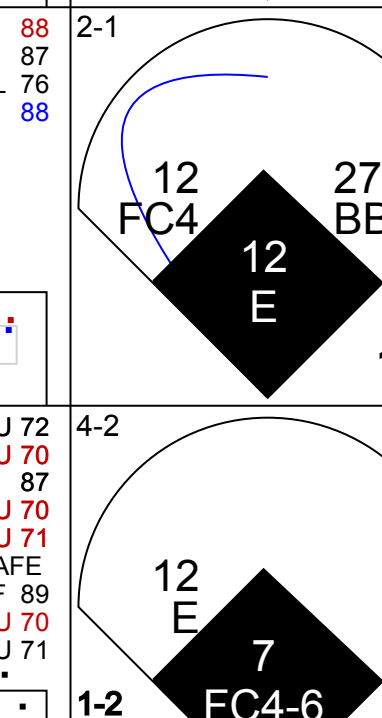
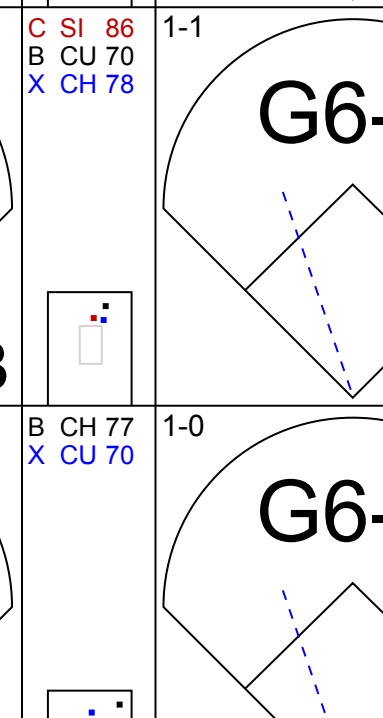
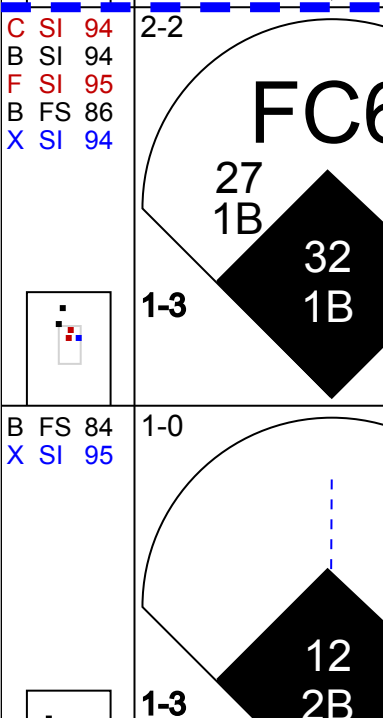
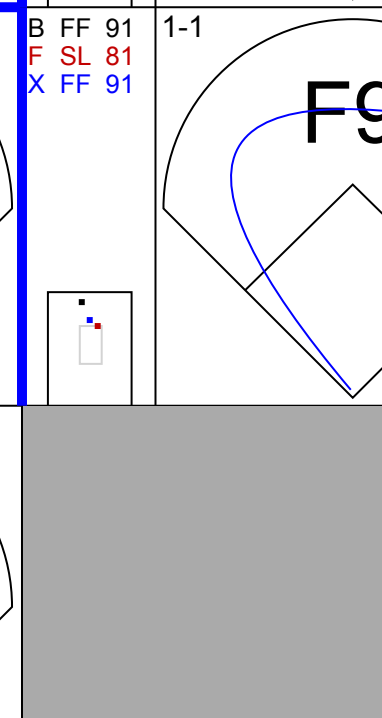
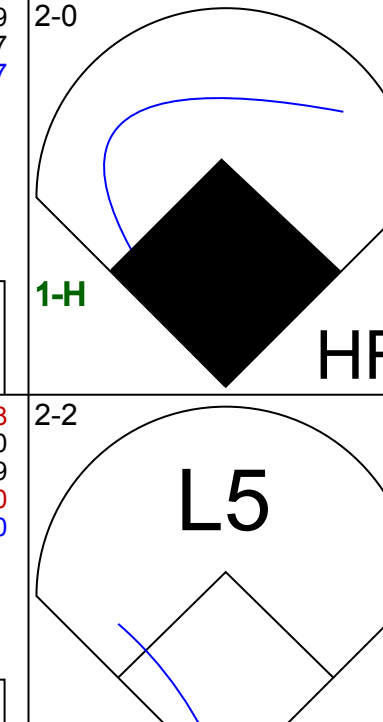
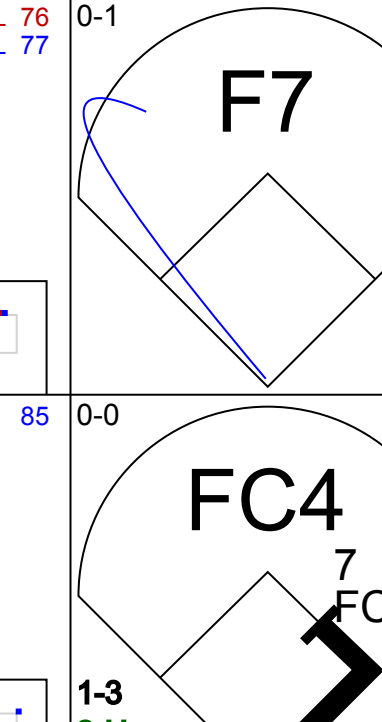

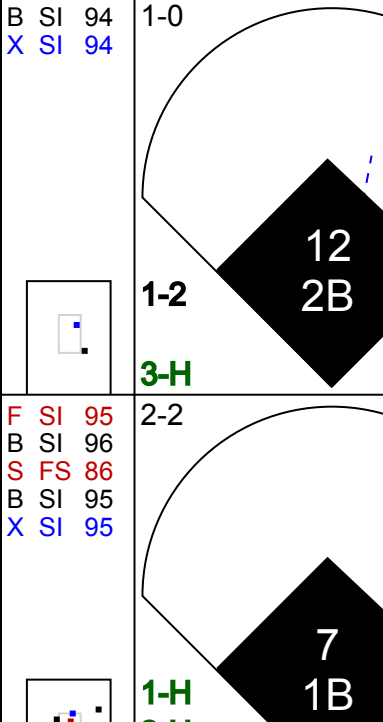


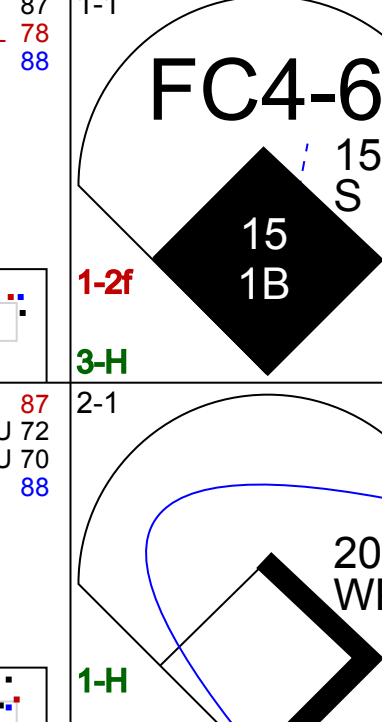

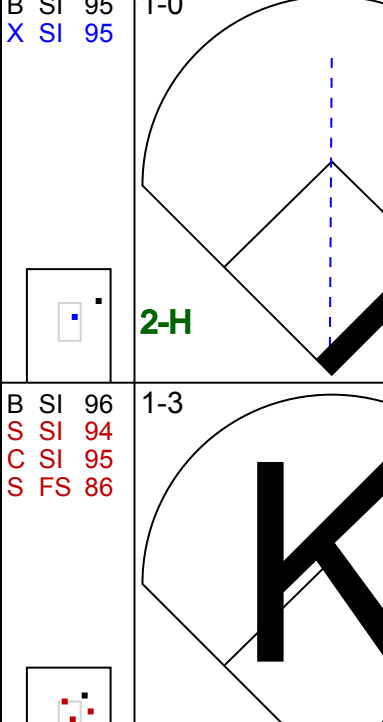

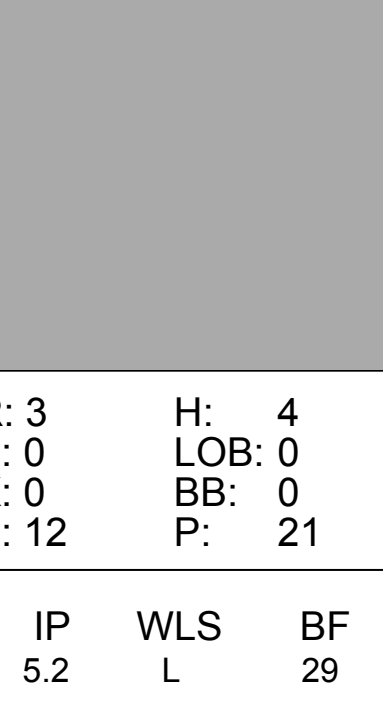
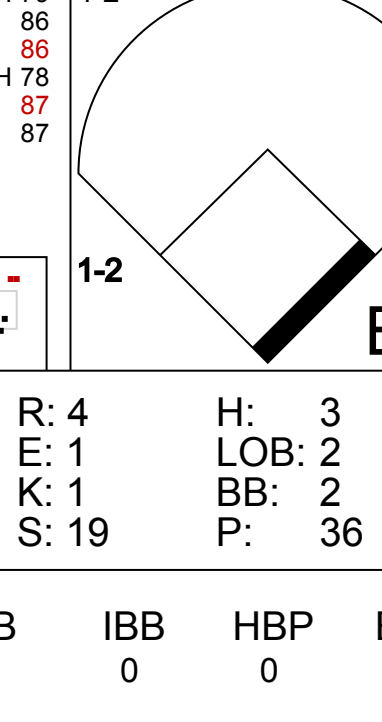
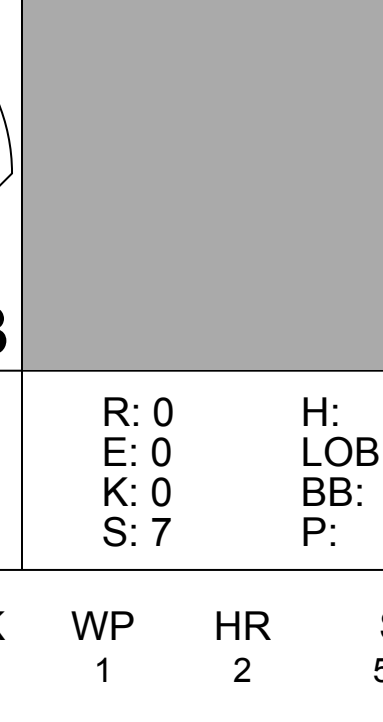
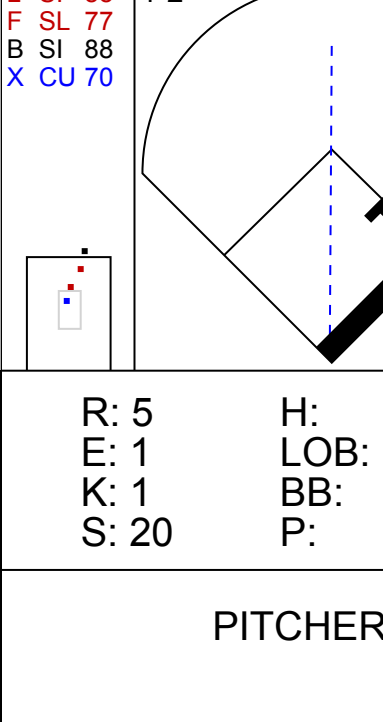
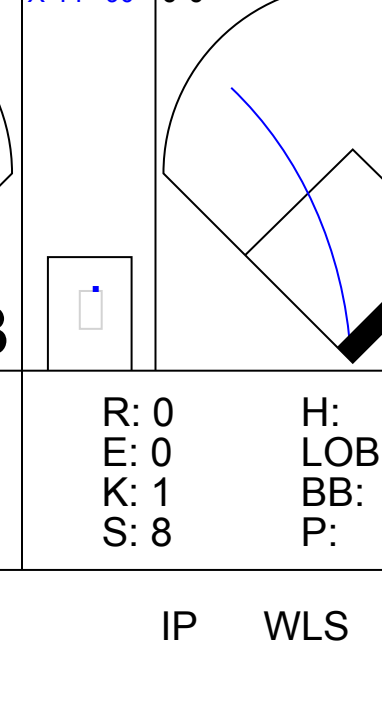

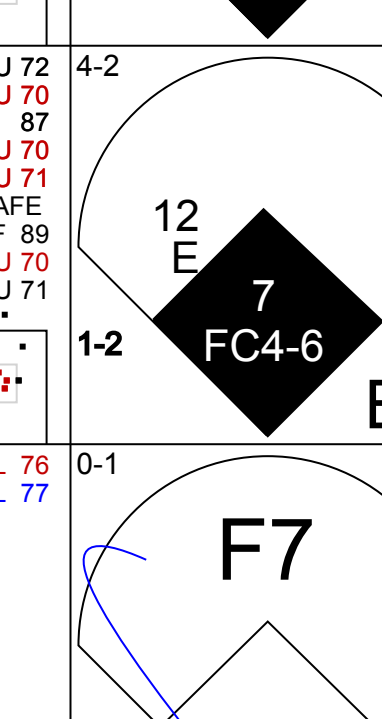
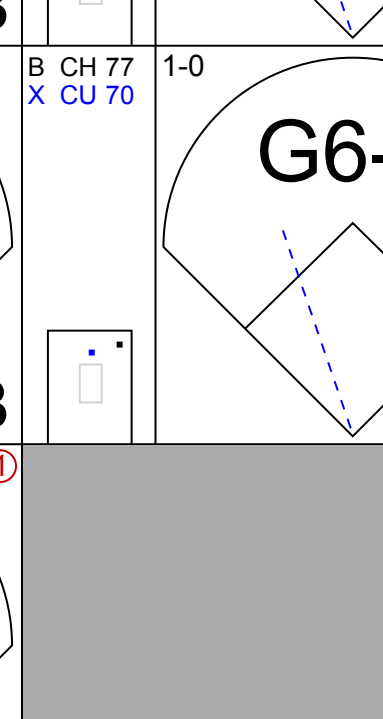
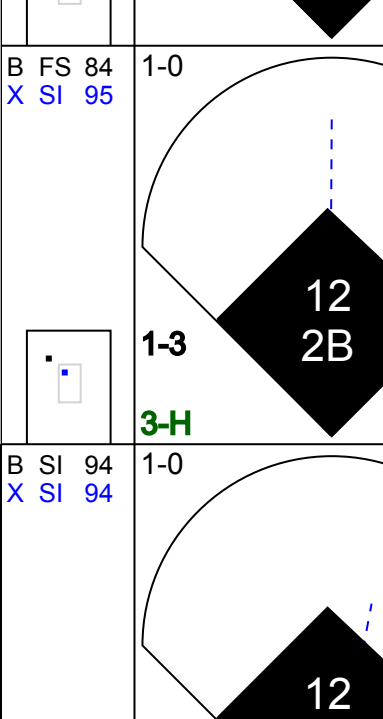

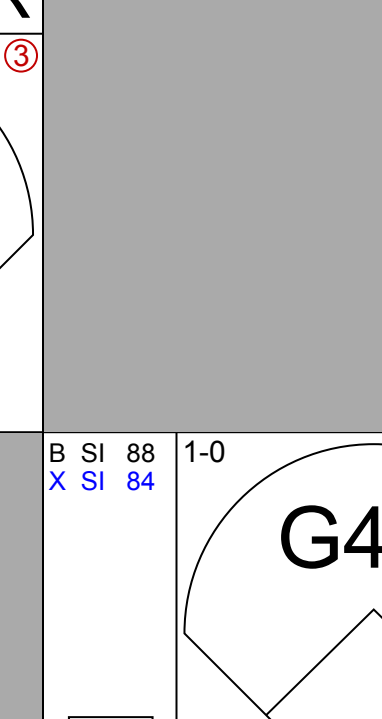
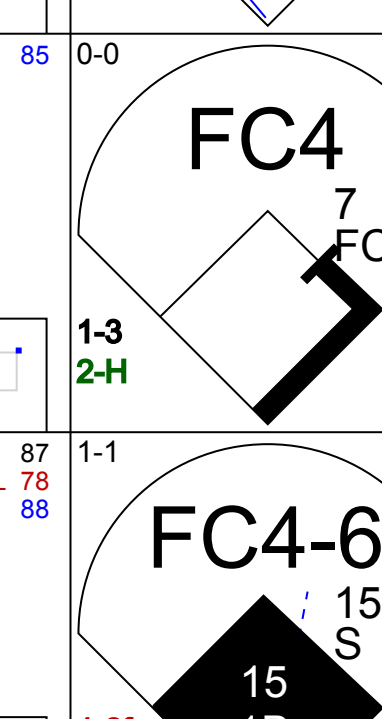
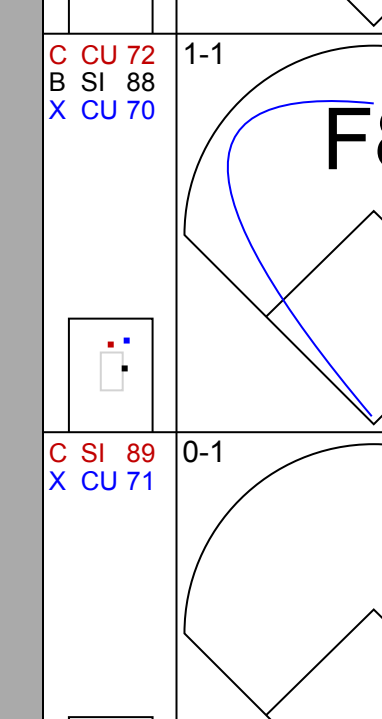
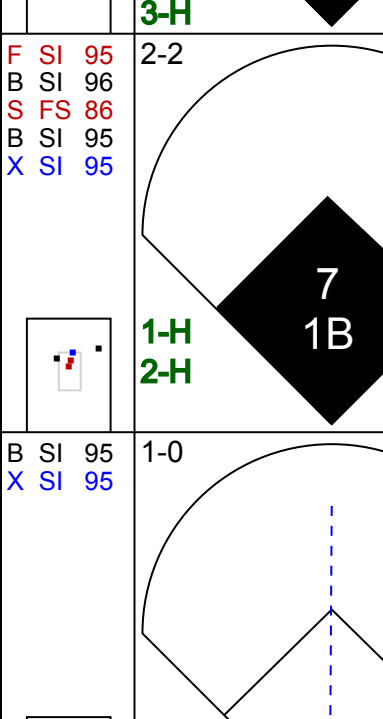

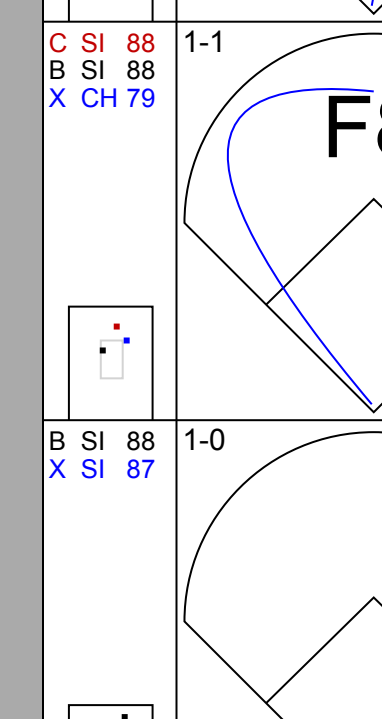
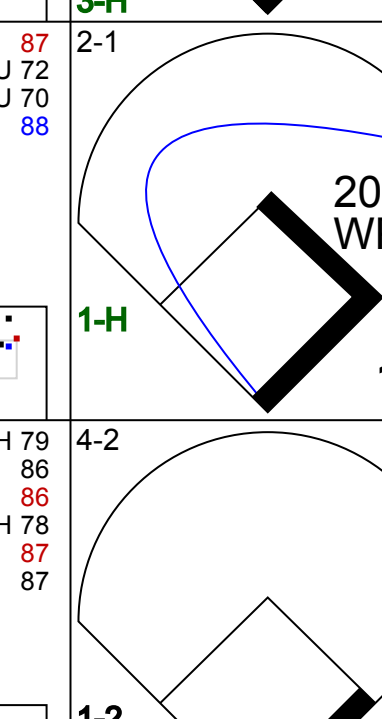
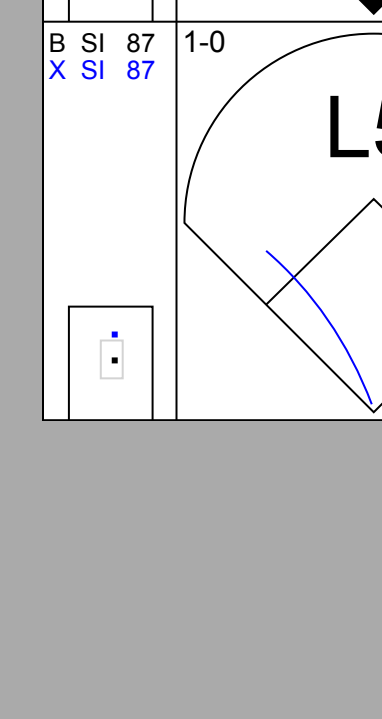
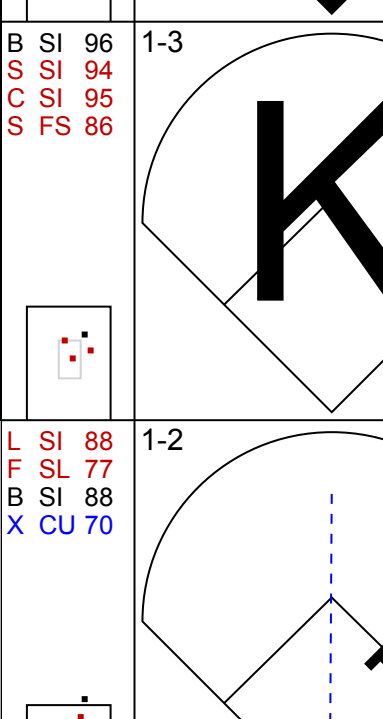
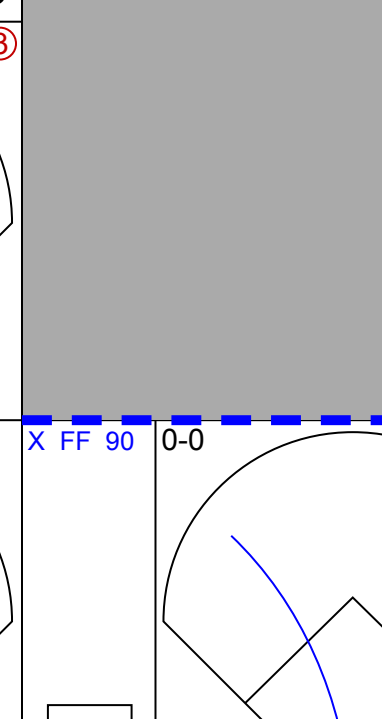
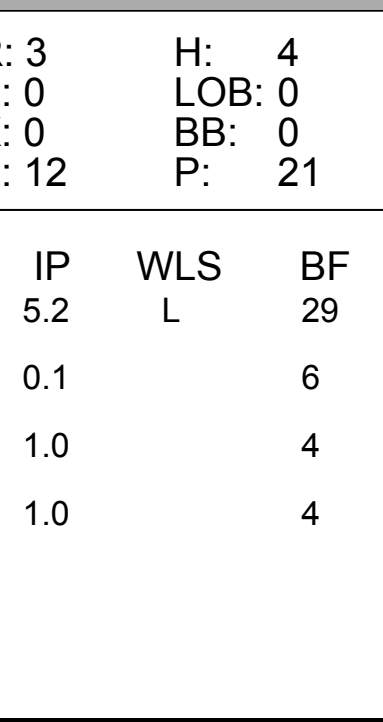
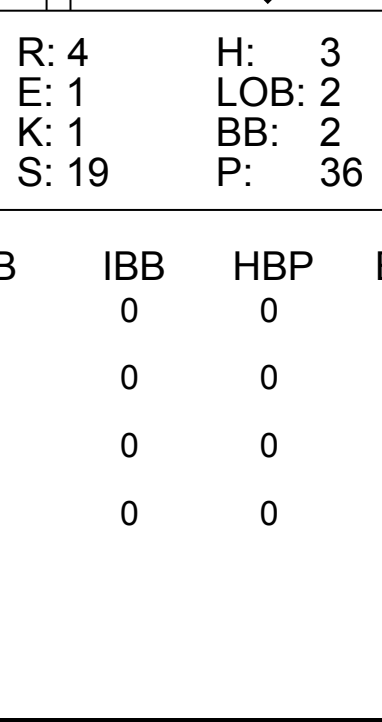
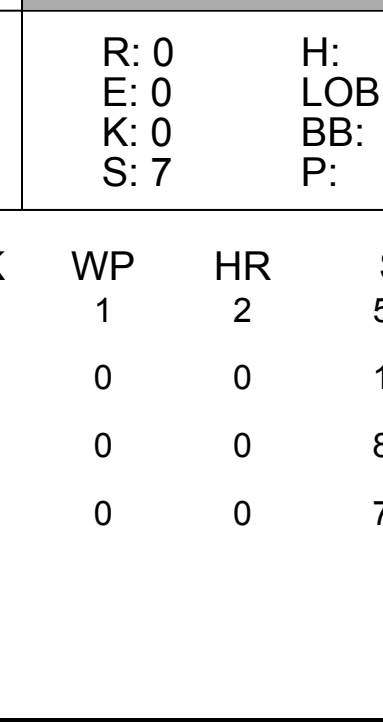
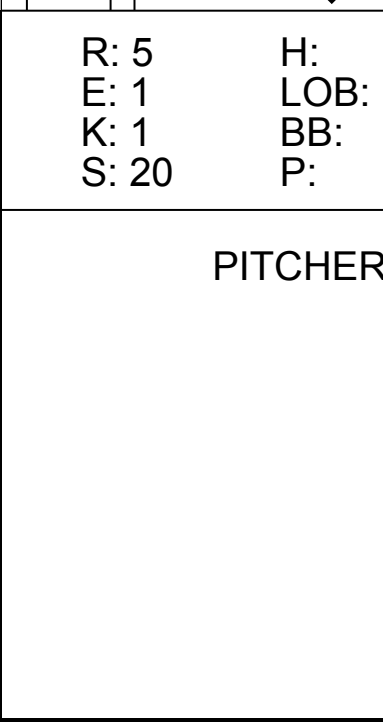
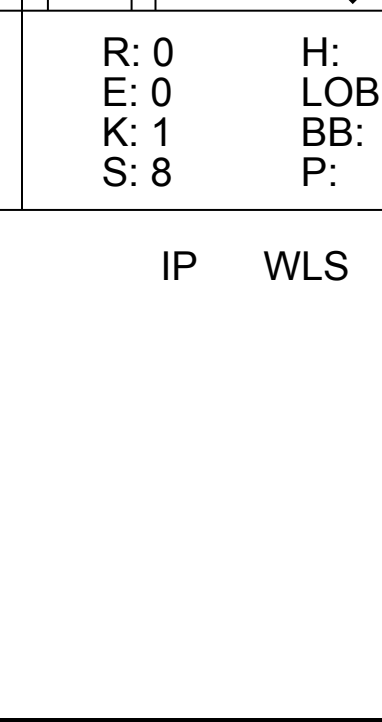
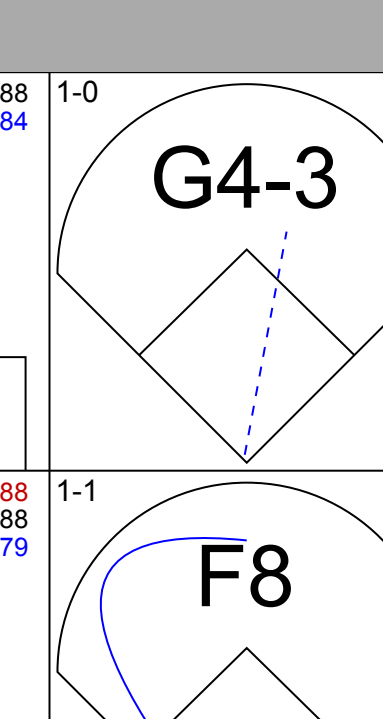
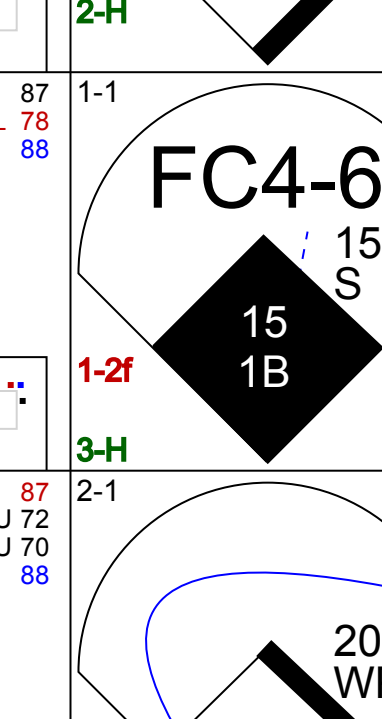
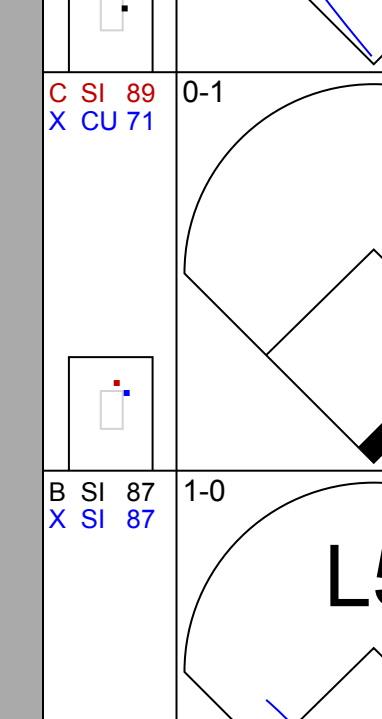
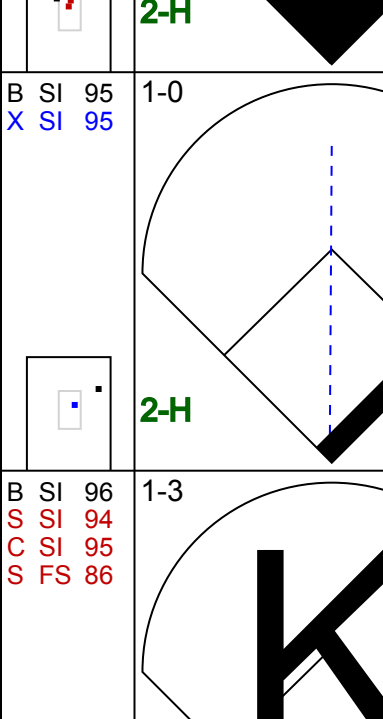

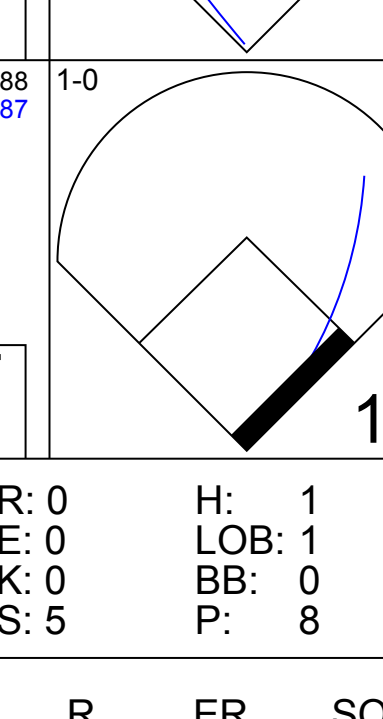
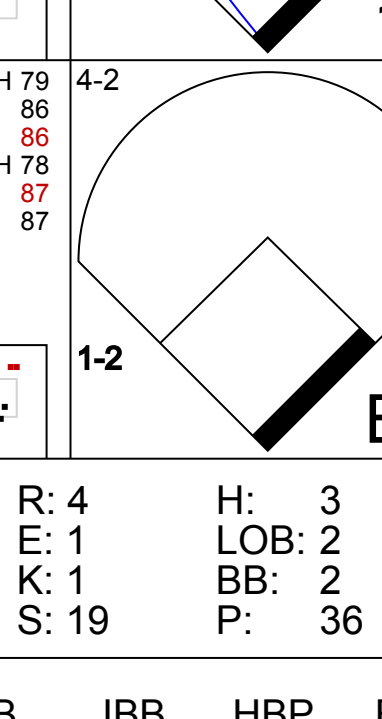
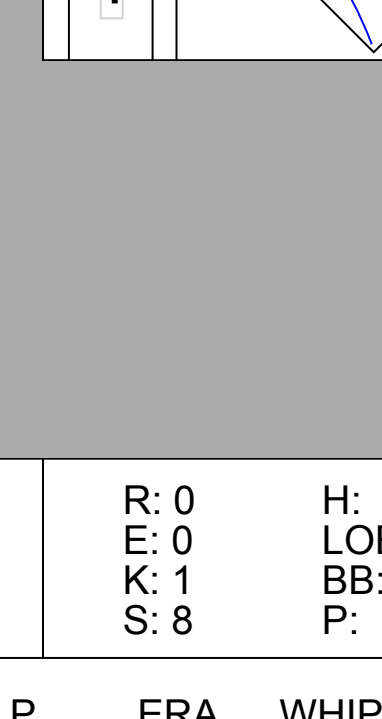
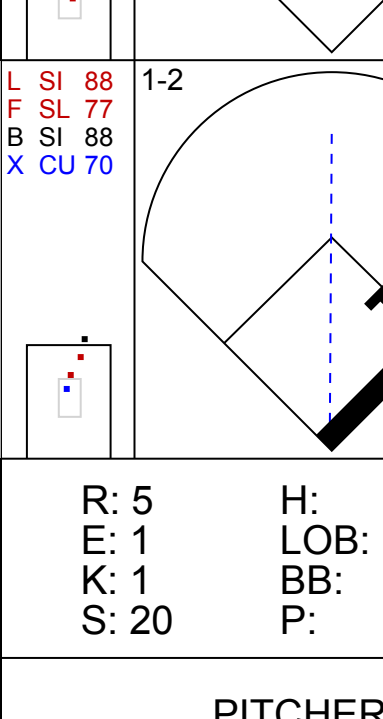
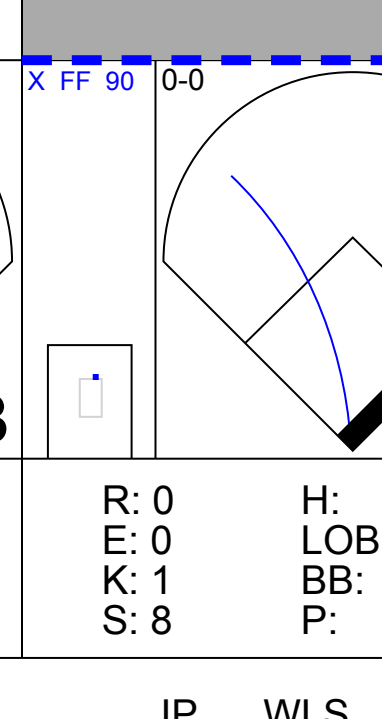


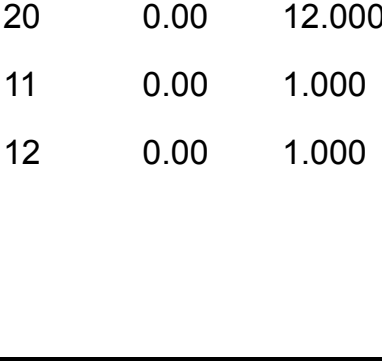




Batter	1	2	3	4	5	6	7	8	9	AB	R	H	RBI	BB	SO	LOB	TOP							
51 Ichiro Suzuki, L (1, 10) OBP: 0.397, SLG: 0.418										4	0	0	0	0	3	3								
12 Ryan Langerhans, L (1, 9) OBP: 0.425, SLG: 0.321										2	0	0	0	2	2	0								
21 Franklin Gutierrez, R (1, 8) OBP: 0.367, SLG: 0.411										3	0	0	1	0	0	1								
4 Jose Lopez, R (1, 5) OBP: 0.264, SLG: 0.319										4	0	0	0	0	1	2								
16 Josh Wilson, R (1, 6) OBP: 0.336, SLG: 0.395										4	0	0	0	0	0	1								
20 Mike Carp, L (1, 3) OBP: 0.285, SLG: 0.182										3	0	1	0	1	1	0								
32 Rob Johnson, R (1, 2) OBP: 0.298, SLG: 0.302										3	1	0	0	0	1	2								
55 Michael Saunders, L (1, 7) OBP: 0.297, SLG: 0.403										4	1	2	0	0	1	0								
9 Chone Figgins, S (1, 4) OBP: 0.340, SLG: 0.288										3	1	2	1	0	1	0								
Inning Stats	R: 0 E: 0 K: 2 S: 8	H: 0 LOB: 0 BB: 0 P: 11	R: 0 E: 0 K: 1 S: 9	H: 0 LOB: 1 BB: 1 P: 15	R: 2 E: 1 K: 1 S: 13	H: 2 LOB: 1 BB: 1 P: 21	R: 1 E: 0 K: 0 S: 13	H: 2 LOB: 2 BB: 0 P: 21	R: 0 E: 0 K: 0 S: 6	H: 0 LOB: 1 BB: 1 P: 14	R: 0 E: 0 K: 1 S: 8	H: 1 LOB: 0 BB: 0 P: 13	R: 0 E: 0 K: 3 S: 11	H: 0 LOB: 0 BB: 0 P: 14	R: 0 E: 0 K: 1 S: 10	H: 0 LOB: 0 BB: 0 P: 12	R: 0 E: 0 K: 1 S: 8	H: 0 LOB: 0 BB: 0 P: 10	1B: 5 2B: 0 3B: 0 HR: 0	SF: 1 SAC: 0 DP: 1 HBP: 1	WP: 0 PB: 0 SB: 1 CS: 0	PA: 35		
PITCHER	IP WLS BF H R ER SO BB IBB HBP BLK WP HR S P ERA WHIP	IP WLS BF H R ER SO BB IBB HBP BLK WP HR S P ERA WHIP	IP WLS BF H R ER SO BB IBB HBP BLK WP HR S P ERA WHIP	IP WLS BF H R ER SO BB IBB HBP BLK WP HR S P ERA WHIP	IP WLS BF H R ER SO BB IBB HBP BLK WP HR S P ERA WHIP	IP WLS BF H R ER SO BB IBB HBP BLK WP HR S P ERA WHIP	IP WLS BF H R ER SO BB IBB HBP BLK WP HR S P ERA WHIP	IP WLS BF H R ER SO BB IBB HBP BLK WP HR S P ERA WHIP	IP WLS BF H R ER SO BB IBB HBP BLK WP HR S P ERA WHIP	IP WLS BF H R ER SO BB IBB HBP BLK WP HR S P ERA WHIP	IP WLS BF H R ER SO BB IBB HBP BLK WP HR S P ERA WHIP	IP WLS BF H R ER SO BB IBB HBP BLK WP HR S P ERA WHIP	IP WLS BF H R ER SO BB IBB HBP BLK WP HR S P ERA WHIP	IP WLS BF H R ER SO BB IBB HBP BLK WP HR S P ERA WHIP	IP WLS BF H R ER SO BB IBB HBP BLK WP HR S P ERA WHIP	IP WLS BF H R ER SO BB IBB HBP BLK WP HR S P ERA WHIP	IP WLS BF H R ER SO BB IBB HBP BLK WP HR S P ERA WHIP	IP WLS BF H R ER SO BB IBB HBP BLK WP HR S P ERA WHIP	IP WLS BF H R ER SO BB IBB HBP BLK WP HR S P ERA WHIP	IP WLS BF H R ER SO BB IBB HBP BLK WP HR S P ERA WHIP	IP WLS BF H R ER SO BB IBB HBP BLK WP HR S P ERA WHIP	IP WLS BF H R ER SO BB IBB HBP BLK WP HR S P ERA WHIP	IP WLS BF H R ER SO BB IBB HBP BLK WP HR S P ERA WHIP	IP WLS BF H R ER SO BB IBB HBP BLK WP HR S P ERA WHIP
35 Tommy Hunter, R (1, 1) ERA: 1.8	6.0	W	26	5	3	2	5	3	0	1	0	0	0	0	0	0	0	0	0	57	95	3.00	1.333	
28 Darren Oliver, L (7, 1) ERA: 1.53	1.0		3	0	0	0	3	0	0	0	0	0	0	0	11	14	0.00	0.000						
56 Darren O'Day, R (8, 1) ERA: 2.22	1.0		3	0	0	0	1	0	0	0	0	0	0	10	12	0.00	0.000							
50 Frank Francisco, R (9, 1) ERA: 4.5	1.0		3	0	0	0	1	0	0	0	0	0	0	8	10	0.00	0.000							

Seattle Mariners @ Texas Rangers
Rangers Ballpark in Arlington, Arlington, TX
Thu Jun 10 2010, 8:06 PM - 10:34 PM EDT
Att: 19,674 - Cloudy - 91 F

AB 30
R 3
H 5
RBI 2
BB 3
SO 10
LOB 9



Batter	1	2	3	4	5	6	7	8	9	AB	R	H	RBI	BB	SO	LOB	BOTTOM							
1 Elvis Andrus, R (1, 6) OBP: 0.385, SLG: 0.356										5	1	1	0	0	2	5								
10 Michael Young, R (1, 5) OBP: 0.371, SLG: 0.486										4	2	3	1	0	0	0								
3 Andrés Blanco, S (7, 5) OBP: 0.269, SLG: 0.191										1	0	0	0	0	0	1								
5 Ian Kinsler, R (1, 4) OBP: 0.360, SLG: 0.345										4	2	1	0	0	0	3								
14 Joaquin Arias, R (7, 4) OBP: 0.303, SLG: 0.338										1	0	0	0	0	0	1								
27 Vladimir Guerrero, R (1, 10) OBP: 0.369, SLG: 0.564										4	3	2	2	1	1	0								
32 Josh Hamilton, L (1, 7) OBP: 0.353, SLG: 0.558										4	2	2	3	0	1	2								
23 Craig Gentry, R (8, 7) OBP: 0.241, SLG: 0.222										1	0	0	0	0	0	0								
12 Justin Smoak, S (1, 3) OBP: 0.339, SLG: 0.389										5	1	2	2	0	0	1								
7 David Murphy, L (1, 9) OBP: 0.283, SLG: 0.370										5	1	2	2	0	0	2								
15 Matt Treanor, R (1, 2) OBP: 0.311, SLG: 0.390										4	0	1	1	0	1	2								
20 Julio Borbon, L (1, 8) OBP: 0.291, SLG: 0.324										3	0	3	0	1	0	0								
Inning Stats	R: 3 E: 0 K: 0 S: 12	H: 4 LOB: 0 BB: 0 P: 21	R: 0 E: 0 K: 0 S: 5	H: 1 LOB: 1 BB: 0 P: 8	R: 4 E: 0 K: 1 S: 19	H: 3 LOB: 2 BB: 2 P: 36	R: 0 E: 0 K: 0 S: 7	H: 0 LOB: 0 BB: 0 P: 12	R: 0 E: 0 K: 1 S: 8	H: 1 LOB: 1 BB: 0 P: 10	R: 5 E: 1 K: 1 S: 20	H: 6 LOB: 1 BB: 1 P: 31	R: 0 E: 0 K: 1 S: 8	H: 1 LOB: 1 BB: 0 P: 11	R: 0 E: 0 K: 1 S: 7	H: 1 LOB: 1 BB: 0 P: 12	1B: 13 2B: 2 3B: 0 HR: 2	SF: 0 SAC: 0 DP: 1 HBP: 0	WP: 1 PB: 0 SB: 1 CS: 1	PA: 43				
PITCHER	IP WLS BF H R ER SO BB IBB HBP BLK WP HR S P ERA WHIP	IP WLS BF H R ER SO BB IBB HBP BLK WP HR S P ERA WHIP	IP WLS BF H R ER SO BB IBB HBP BLK WP HR S P ERA WHIP	IP WLS BF H R ER SO BB IBB HBP BLK WP HR S P ERA WHIP	IP WLS BF H R ER SO BB IBB HBP BLK WP HR S P ERA WHIP	IP WLS BF H R ER SO BB IBB HBP BLK WP HR S P ERA WHIP	IP WLS BF H R ER SO BB IBB HBP BLK WP HR S P ERA WHIP	IP WLS BF H R ER SO BB IBB HBP BLK WP HR S P ERA WHIP	IP WLS BF H R ER SO BB IBB HBP BLK WP HR S P ERA WHIP	IP WLS BF H R ER SO BB IBB HBP BLK WP HR S P ERA WHIP	IP WLS BF H R ER SO BB IBB HBP BLK WP HR S P ERA WHIP	IP WLS BF H R ER SO BB IBB HBP BLK WP HR S P ERA WHIP	IP WLS BF H R ER SO BB IBB HBP BLK WP HR S P ERA WHIP	IP WLS BF H R ER SO BB IBB HBP BLK WP HR S P ERA WHIP	IP WLS BF H R ER SO BB IBB HBP BLK WP HR S P ERA WHIP	IP WLS BF H R ER SO BB IBB HBP BLK WP HR S P ERA WHIP	IP WLS BF H R ER SO BB IBB HBP BLK WP HR S P ERA WHIP	IP WLS BF H R ER SO BB IBB HBP BLK WP HR S P ERA WHIP	IP WLS BF H R ER SO BB IBB HBP BLK WP HR S P ERA WHIP	IP WLS BF H R ER SO BB IBB HBP BLK WP HR S P ERA WHIP	IP WLS BF H R ER SO BB IBB HBP BLK WP HR S P ERA WHIP	IP WLS BF H R ER SO BB IBB HBP BLK WP HR S P ERA WHIP	IP WLS BF H R ER SO BB IBB HBP BLK WP HR S P ERA WHIP	IP WLS BF H R ER SO BB IBB HBP BLK WP HR S P ERA WHIP
18 Ryan Rowland-Smith, L (1, 1) ERA: 6.63	0.1	L	29	11	8	4	2	2	0	0	0	0	0	0	0	0								
43 Brandon League, R (6, 1) ERA: 3.66	0.1		6	4	4	0	1	0	0	0	0	0	0	0	0	0								
23 Shawn Kelley, R (7, 1) ERA: 3.91	1.0		4	1	0	0	1	0	0	0	0	0	0	0	0	0								
49 Garrett Olson, L (8, 1) ERA: 4.76	1.0		4	1	0	0	1	0	0	0	0	0	0	0	0	0								

Seattle Mariners @ Texas Rangers
Rangers Ballpark in Arlington, Arlington, TX
Thu Jun 10 2010, 8:06 PM - 10:34 PM EDT
Att: 19,674 - Cloudy - 91 F

AB 41
R 12
H 17
RBI 11
BB 2
SO 5
LOB 17



Batter	1	2	3	4	5	6	7	8	9	AB	R	H	RBI	BB	SO	LOB	TOP						
1 Elvis Andrus, R OBP: 0.378, SLG: 0.345	G4-3		1B		L9			BB	G4-3	4	0	1	0	1	0	1	<p>Texas Rangers @ Florida Marlins Sun Life Stadium, Miami, FL Tue Jun 15 2010, 7:11 PM - 10:14 PM EDT Att: 17,130 - Clear - 89 F</p>						
10 Michael Young, R OBP: 0.366, SLG: 0.481	K		K		G4-3			K		4	0	0	0	0	3	2							
5 Ian Kinsler, R OBP: 0.374, SLG: 0.342	27 1B		K		F8			F7		4	1	1	0	0	1	2							
27 Vladimir Guerrero, R OBP: 0.370, SLG: 0.563	32 1B		G4-3		P3			F9		4	0	1	0	0	0	2							
23 Craig Gentry, R OBP: 0.242, SLG: 0.226	32 1B		G4-3							0	0	0	0	0	0	0							
32 Josh Hamilton, L OBP: 0.363, SLG: 0.577	1B		E4							3	1	2	1	1	0	0							
12 Justin Smoak, S OBP: 0.321, SLG: 0.365	G6-3		K		G1					4	0	0	0	0	1	5							
51 Max Ramirez, R OBP: 0.333, SLG: 0.345	K		K		K					3	0	0	0	0	3	1							
7 David Murphy, L OBP: 0.292, SLG: 0.369	K		K		K					1	0	0	0	0	0	1							
30 Neftali Feliz, R	K		K		K					0	0	0	0	0	0	0							
20 Julio Borbon, L OBP: 0.298, SLG: 0.335	G4-3		G3		G4-3					3	1	0	0	1	0	1							
36 C.J. Wilson, L	G4-3		G4-3		G4-3					2	0	0	0	0	0	0							
14 Joaquin Arias, R	G4-3		G4-3		G4-3					1	0	0	0	0	0	0							
49 Chris Ray, R	G4-3		G4-3		G4-3					0	0	0	0	0	0	0							
64 Alexi Ogando, R	G4-3		G4-3		G4-3					0	0	0	0	0	0	0							
15 Matt Treanor, R	G4-3		G4-3		G4-3					1	0	1	2	0	0	0							
Inning Stats	R: 1 H: 3 E: 0 K: 1 S: 22	H: 3 R: 0 ER: 0 LOB: 2 BB: 0 P: 33	R: 0 H: 0 E: 0 K: 1 S: 6	H: 0 R: 0 ER: 0 LOB: 0 BB: 0 P: 9	R: 0 H: 1 E: 0 K: 2 S: 15	H: 1 R: 0 ER: 0 LOB: 1 BB: 0 P: 21	R: 0 H: 0 E: 0 K: 2 S: 12	H: 0 R: 0 ER: 0 LOB: 0 BB: 0 P: 16	R: 0 H: 0 E: 0 K: 0 S: 7	H: 0 R: 0 ER: 0 LOB: 0 BB: 0 P: 11	R: 0 H: 0 E: 0 K: 0 S: 5	H: 0 R: 0 ER: 0 LOB: 0 BB: 0 P: 10	R: 0 H: 0 E: 0 K: 1 S: 10	H: 0 R: 0 ER: 0 LOB: 1 BB: 1 P: 14	R: 0 H: 0 E: 0 K: 0 S: 8	H: 2 R: 2 ER: 1 LOB: 1 BB: 1 P: 14	1B: 5 2B: 0 3B: 1 HR: 0	SF: 0 SAC: 0 DP: 0 HBP: 0	WP: 0 PB: 0 SB: 2 CS: 0	PA: 37			
PITCHER	IP WLS BF H R ER SO BB IBB HBP BLK WP HR S P ERA WHIP	IP WLS BF H R ER SO BB IBB HBP BLK WP HR S P ERA WHIP	IP WLS BF H R ER SO BB IBB HBP BLK WP HR S P ERA WHIP	IP WLS BF H R ER SO BB IBB HBP BLK WP HR S P ERA WHIP	IP WLS BF H R ER SO BB IBB HBP BLK WP HR S P ERA WHIP	IP WLS BF H R ER SO BB IBB HBP BLK WP HR S P ERA WHIP	IP WLS BF H R ER SO BB IBB HBP BLK WP HR S P ERA WHIP	IP WLS BF H R ER SO BB IBB HBP BLK WP HR S P ERA WHIP	IP WLS BF H R ER SO BB IBB HBP BLK WP HR S P ERA WHIP	IP WLS BF H R ER SO BB IBB HBP BLK WP HR S P ERA WHIP	IP WLS BF H R ER SO BB IBB HBP BLK WP HR S P ERA WHIP	IP WLS BF H R ER SO BB IBB HBP BLK WP HR S P ERA WHIP	IP WLS BF H R ER SO BB IBB HBP BLK WP HR S P ERA WHIP	IP WLS BF H R ER SO BB IBB HBP BLK WP HR S P ERA WHIP	IP WLS BF H R ER SO BB IBB HBP BLK WP HR S P ERA WHIP	IP WLS BF H R ER SO BB IBB HBP BLK WP HR S P ERA WHIP	IP WLS BF H R ER SO BB IBB HBP BLK WP HR S P ERA WHIP	IP WLS BF H R ER SO BB IBB HBP BLK WP HR S P ERA WHIP	IP WLS BF H R ER SO BB IBB HBP BLK WP HR S P ERA WHIP	IP WLS BF H R ER SO BB IBB HBP BLK WP HR S P ERA WHIP	IP WLS BF H R ER SO BB IBB HBP BLK WP HR S P ERA WHIP	IP WLS BF H R ER SO BB IBB HBP BLK WP HR S P ERA WHIP	IP WLS BF H R ER SO BB IBB HBP BLK WP HR S P ERA WHIP
55 Josh Johnson, R ERA: 1.88	7.0	27	4	1	1	7	1	0	0	0	0	0	0	0	74	111	1.29	0.714					
44 Brian Sanches, R ERA: 3.18	1.0	4	0	0	0	1	1	0	0	0	0	0	0	10	14	0.00	1.000						
46 Juan Carlos Oviedo, R ERA: 2.7	1.0	6	2	2	2	0	1	0	0	0	0	0	0	8	14	18.00	3.000						

Batter	1	2	3	4	5	6	7	8	9	AB	R	H	RBI	BB	SO	LOB	BOTTOM						
8 Chris Coghlan, L OBP: 0.326, SLG: 0.385	G4-3		G4-6-3		L7		L8			4	0	0	0	0	0	2	<p>Texas Rangers @ Florida Marlins Sun Life Stadium, Miami, FL Tue Jun 15 2010, 7:11 PM - 10:14 PM EDT Att: 17,130 - Clear - 89 F</p>						
15 Gaby Sanchez, R OBP: 0.360, SLG: 0.450					F7					1	1	0	0	3	0	0							
30 Brian Barden, R OBP: 0.360, SLG: 0.238					BB					0	0	0	0	0	0	0							
2 Hanley Ramirez, R OBP: 0.374, SLG: 0.492					F9					3	1	2	2	1	0	1							
3 Jorge Cantu, R OBP: 0.331, SLG: 0.467					BB					4	0	0	0	0	0	4							
6 Dan Uggla, R OBP: 0.357, SLG: 0.504					F8					4	0	0	0	0	0	4							
12 Cody Ross, R OBP: 0.336, SLG: 0.437					BB					1	0	0	0	3	0	2							
12 Cody Ross, R OBP: 0.336, SLG: 0.437					BB					1	0	0	0	3	0	2							
27 Giancarlo Stanton, R OBP: 0.365, SLG: 0.435					BB					4	0	0	0	0	1	7							
27 Giancarlo Stanton, R OBP: 0.365, SLG: 0.435					BB					4	0	0	0	0	3	0							
29 Ronny Paulino, R OBP: 0.339, SLG: 0.419					BB					3	0	1	0	1	1	0							
55 Josh Johnson, L ERA: 1.88	6.0	24	2	2	2	6	6	0	0	0	0	0	0	0	0	0							
1 Emilio Bonifacio, S ERA: 3.21	1.0	4	0	0	0	1	1	0	0	0	0	0	0	0	0	0							
44 Brian Sanches, R ERA: 3.18	1.0	5	1	0	0	0	1	0	0	0	0	0	0	0	0	0							
46 Juan Carlos Oviedo, R ERA: 2.7	1.0	3	0	0	0	1	0	0	0	0	0	0	0	0	0	0							
18 Wes Helms, R OBP: 0.329, SLG: 0.456					BB					1	0	0	0	0	0	0							
Inning Stats	R: 0 H: 0 E: 0 K: 0 S: 8	H: 0 R: 0 ER: 0 LOB: 1 BB: 1 P: 17	R: 0 H: 0 E: 0 K: 1 S: 7	H: 0 R: 0 ER: 0 LOB: 1 BB: 1 P: 14	R: 0 H: 1 E: 0 K: 1 S: 8	H: 1 R: 0 ER: 0 LOB: 0 BB: 0 P: 13	R: 0 H: 0 E: 0 K: 1 S: 11	H: 0 R: 0 ER: 0 LOB: 2 BB: 2 P: 23	R: 0 H: 0 E: 0 K: 3 S: 10	H: 0 R: 0 ER: 0 LOB: 0 BB: 0 P: 15	R: 2 H: 1 E: 0 K: 0 S: 16	H: 1 R: 0 ER: 0 LOB: 1 BB: 2 P: 29	R: 0 H: 0 E: 0 K: 1 S: 13	H: 0 R: 0 ER: 0 LOB: 1 BB: 1 P: 20	R: 0 H: 1 E: 0 K: 0 S: 15	H: 1 R: 0 ER: 0 LOB: 3 BB: 1 P: 25	R: 0 H: 0 E: 0 K: 1 S: 11	H: 0 R: 0 ER: 0 LOB: 0 BB: 0 P: 17	1B: 2 2B: 0 3B: 0 HR: 1	SF: 0 SAC: 0 DP: 2 HBP: 0	WP: 0 PB: 0 SB: 3 CS: 0	PA: 36	
PITCHER	IP WLS BF H R ER SO BB IBB HBP BLK WP HR S P ERA WHIP	IP WLS BF H R ER SO BB IBB HBP BLK WP HR S P ERA WHIP	IP WLS BF H R ER SO BB IBB HBP BLK WP HR S P ERA WHIP	IP WLS BF H R ER SO BB IBB HBP BLK WP HR S P ERA WHIP	IP WLS BF H R ER SO BB IBB HBP BLK WP HR S P ERA WHIP	IP WLS BF H R ER SO BB IBB HBP BLK WP HR S P ERA WHIP	IP WLS BF H R ER SO BB IBB HBP BLK WP HR S P ERA WHIP	IP WLS BF H R ER SO BB IBB HBP BLK WP HR S P ERA WHIP	IP WLS BF H R ER SO BB IBB HBP BLK WP HR S P ERA WHIP	IP WLS BF H R ER SO BB IBB HBP BLK WP HR S P ERA WHIP	IP WLS BF H R ER SO BB IBB HBP BLK WP HR S P ERA WHIP	IP WLS BF H R ER SO BB IBB HBP BLK WP HR S P ERA WHIP	IP WLS BF H R ER SO BB IBB HBP BLK WP HR S P ERA WHIP	IP WLS BF H R ER SO BB IBB HBP BLK WP HR S P ERA WHIP	IP WLS BF H R ER SO BB IBB HBP BLK WP HR S P ERA WHIP	IP WLS BF H R ER SO BB IBB HBP BLK WP HR S P ERA WHIP	IP WLS BF H R ER SO BB IBB HBP BLK WP HR S P ERA WHIP	IP WLS BF H R ER SO BB IBB HBP BLK WP HR S P ERA WHIP	IP WLS BF H R ER SO BB IBB HBP BLK WP HR S P ERA WHIP	IP WLS BF H R ER SO BB IBB HBP BLK WP HR S P ERA WHIP	IP WLS BF H R ER SO BB IBB HBP BLK WP HR S P ERA WHIP	IP WLS BF H R ER SO BB IBB HBP BLK WP HR S P ERA WHIP	IP WLS BF H R ER SO BB IBB HBP BLK WP HR S P ERA WHIP
36 C.J. Wilson, L ERA: 3.48	6.0	24	2	2	2	6	6	0	0	0	0	0	0	0	0	0							
49 Chris Ray, R ERA: 3.21	1.0	4	0	0	0	1	1	0	0	0	0	0	0	0	0	0							
64 Alexi Ogando, R ERA: 3.18	1.0	5	1	0	0	0	1	0	0	0	0	0	0	0	0	0							
30 Neftali Feliz, R ERA: 3.18	1.0	3	0	0	0	1	0	0	0	0	0	0	0	0	0	0							

Texas Rangers @ Florida Marlins
Sun Life Stadium, Miami, FL
Tue Jun 15 2010, 7:11 PM - 10:14 PM EDT
Att: 17,130 - Clear - 89 F

Texas Rangers @ Florida Marlins
Sun Life Stadium, Miami, FL
Tue Jun 15 2010, 7:11 PM - 10:14 PM EDT
Att: 17,130 - Clear - 89 F

AB	34
R	3
H	6
RBI	3
BB	3
SO	8
LOB	15


AB	28
R	2
H	3
RBI	2
BB	8
SO	8
LOB	18



Batter	1	2	3	4	5	6	7	8	9	AB	R	H	RBI	BB	SO	LOB	TOP					
1 Elvis Andrus, R OBP: 0.368, SLG: 0.335										5	2	1	0	0	0	1	Texas Rangers @ Florida Marlins Sun Life Stadium, Miami, FL Thu Jun 17 2010, 7:11 PM - 10:07 PM EDT Att: 11,683 - Partly Cloudy - 90 F					
10 Michael Young, R OBP: 0.363, SLG: 0.478										5	0	1	1	0	2	2						
5 Ian Kinsler, R OBP: 0.376, SLG: 0.356										4	0	2	3	0	1	0						
27 Vladimir Guerrero, R OBP: 0.370, SLG: 0.570										4	1	1	1	0	0	3						
50 Frank Francisco, R OBP: 0.321, SLG: 0.355										0	0	0	0	0	0	0						
30 Neftali Feliz, R OBP: 0.292, SLG: 0.371										0	0	0	0	0	0	0						
32 Josh Hamilton, L OBP: 0.309, SLG: 0.388										4	0	1	0	0	1	0						
12 Justin Smoak, S OBP: 0.321, SLG: 0.355										4	0	1	0	0	1	2						
15 Matt Treanor, R OBP: 0.309, SLG: 0.388										4	0	2	0	0	2	1						
20 Julio Borbon, L OBP: 0.303, SLG: 0.351										2	1	0	0	1	0	2						
49 Chris Ray, R OBP: 0.235, SLG: 0.219										0	0	0	0	0	0	0						
23 Craig Gentry, R OBP: 0.235, SLG: 0.219										1	0	0	0	0	0	0						
57 Dustin Nippert, R OBP: 0.292, SLG: 0.371										1	0	0	0	0	0	0						
64 Alexi Ogando, R OBP: 1.000, SLG: 1.000										1	1	1	0	0	0	0						
7 David Murphy, L OBP: 0.292, SLG: 0.371										2	1	1	0	0	1	0						
Inning Stats	R: 0 E: 0 K: 0 S: 8	H: 1 LOB: 1 BB: 0 P: 10	R: 0 E: 0 K: 0 S: 9	H: 1 LOB: 1 BB: 0 P: 15	R: 0 E: 0 K: 0 S: 6	H: 0 LOB: 0 BB: 0 P: 11	R: 1 E: 0 K: 3 S: 14	H: 2 LOB: 1 BB: 0 P: 19	R: 3 E: 1 K: 1 S: 9	H: 2 LOB: 0 BB: 1 P: 16	R: 0 E: 0 K: 0 S: 7	H: 1 LOB: 1 BB: 0 P: 9	R: 2 E: 0 K: 1 S: 15	H: 4 LOB: 2 BB: 0 P: 20	R: 0 E: 0 K: 2 S: 9	H: 0 LOB: 0 BB: 0 P: 13	R: 0 E: 0 K: 1 S: 8	H: 0 LOB: 0 BB: 0 P: 13	1B: 7 2B: 3 3B: 0 HR: 1	SF: 1 SAC: 0 DP: 0 HBP: 0	WP: 1 PB: 0 SB: 1 CS: 1	PA: 40
PITCHER	IP WLS BF H R ER SO BB IBB HBP BLK WP HR S P ERA WHIP																					
47 Ricky Nolasco, R ERA: 4.9	6.0 L 26 7 4 2 4 1 0 0 0 0 1 1 53 80 3.00 1.333																					
64 Tim Wood, R ERA: 6.27	1.0 7 4 2 2 1 0 0 0 0 0 0 0 15 20 18.00 4.000																					
34 Jorge Sosa, R ERA: 4.15	2.0 6 0 0 0 3 0 0 0 0 0 0 0 17 26 0.00 0.000																					

Batter	1	2	3	4	5	6	7	8	9	AB	R	H	RBI	BB	SO	LOB	BOTTOM					
8 Chris Coghlan, L OBP: 0.337, SLG: 0.388										4	0	1	1	1	0	1	Texas Rangers @ Florida Marlins Sun Life Stadium, Miami, FL Thu Jun 17 2010, 7:11 PM - 10:07 PM EDT Att: 11,683 - Partly Cloudy - 90 F					
15 Gaby Sanchez, R OBP: 0.359, SLG: 0.445										5	0	1	0	0	1	2						
2 Hanley Ramirez, R OBP: 0.367, SLG: 0.478										3	0	0	0	1	1	3						
3 Jorge Cantu, R OBP: 0.329, SLG: 0.456										3	0	0	0	1	1	2						
6 Dan Uggla, R OBP: 0.357, SLG: 0.498										3	2	2	0	1	1	1						
12 Cody Ross, R OBP: 0.337, SLG: 0.439										4	1	3	1	0	1	1						
27 Giancarlo Stanton, R OBP: 0.294, SLG: 0.323										4	0	0	0	0	2	4						
29 Ronny Paulino, R OBP: 0.337, SLG: 0.420										4	1	1	2	0	1	1						
47 Ricky Nolasco, R OBP: 0.120, SLG: 0.120										2	0	1	0	0	1	0						
1 Emilio Bonifacio, S ERA: 3.03										1	0	0	0	0	0	0						
64 Tim Wood, R ERA: 6.27										0	0	0	0	0	0	0						
34 Jorge Sosa, R OBP: 0.329, SLG: 0.456										0	0	0	0	0	0	0						
18 Wes Helms, R OBP: 0.328, SLG: 0.450										1	0	0	0	0	1	0						
Inning Stats	R: 0 E: 0 K: 1 S: 16	H: 1 LOB: 1 BB: 0 P: 23	R: 3 E: 0 K: 2 S: 26	H: 5 LOB: 2 BB: 0 P: 34	R: 0 E: 0 K: 1 S: 10	H: 1 LOB: 1 BB: 1 P: 17	R: 0 E: 0 K: 2 S: 10	H: 0 LOB: 1 BB: 1 P: 15	R: 0 E: 0 K: 1 S: 10	H: 0 LOB: 1 BB: 2 P: 18	R: 0 E: 0 K: 2 S: 10	H: 0 LOB: 0 BB: 0 P: 15	R: 0 E: 0 K: 0 S: 5	H: 0 LOB: 0 BB: 0 P: 7	R: 1 E: 0 K: 0 S: 15	H: 2 LOB: 1 BB: 0 P: 20	R: 0 E: 0 K: 1 S: 12	H: 0 LOB: 0 BB: 0 P: 17	1B: 7 2B: 2 3B: 0 HR: 0	SF: 0 SAC: 0 DP: 1 HBP: 0	WP: 0 PB: 0 SB: 0 CS: 0	PA: 38
PITCHER	IP WLS BF H R ER SO BB IBB HBP BLK WP HR S P ERA WHIP																					
57 Dustin Nippert, R ERA: 5.01	3.0 16 7 3 3 4 1 0 0 0 0 0 0 52 74 9.00 2.667																					
64 Alexi Ogando, R ERA: 4.15	2.1 W 9 0 0 0 4 3 0 0 0 0 0 0 25 40 0.00 1.286																					
49 Chris Ray, R ERA: 3.03	1.2 H 5 0 0 0 1 0 0 0 0 0 0 0 10 15 0.00 0.000																					
50 Frank Francisco, R ERA: 4.8	1.0 H 5 2 1 1 0 0 0 0 0 0 0 0 15 20 9.00 2.000																					
30 Neftali Feliz, R ERA: 2.97	1.0 S 3 0 0 0 1 0 0 0 0 0 0 0 12 17 0.00 0.000																					

AB	37
R	6
H	11
RBI	5
BB	1
SO	8
LOB	11



AB	34
R	4
H	9
RBI	4
BB	4
SO	10
LOB	15



Batter	1	2	3	4	5	6	7	8	9	AB	R	H	RBI	BB	SO	LOB	TOP										
1 Elvis Andrus, R OBP: 0.365, SLG: 0.329	G5-3		G5-3	G6-3		G4-3		G5-3		4	1	0	1	1	0	0	Texas Rangers @ Houston Astros Minute Maid Park, Houston, TX Fri Jun 18, 2010, 7:10 PM - 10:02 PM CDT Att: 33,951 - Roof Closed - 73 F										
10 Michael Young, R OBP: 0.384, SLG: 0.478	BB		G5-3	L3				G6-3		4	0	1	0	1	0	2											
5 Ian Kinsler, R OBP: 0.387, SLG: 0.358	P6									2	1	1	0	3	0	1											
27 Vladimir Guerrero, R OBP: 0.368, SLG: 0.563	F9									3	1	0	1	1	1	4											
7 David Murphy, L OBP: 0.290, SLG: 0.389										1	0	0	0	0	1	1											
32 Josh Hamilton, L OBP: 0.374, SLG: 0.596	K									5	2	3	2	0	1	0											
12 Justin Smoak, S OBP: 0.323, SLG: 0.380	K									5	2	2	4	0	1	1											
15 Matt Treanor, R OBP: 0.312, SLG: 0.388	L6									5	0	2	1	0	1	1											
20 Julio Borbon, L OBP: 0.310, SLG: 0.365										4	1	2	0	1	0	1											
39 Scott Feldman, L OBP: 0.167, SLG: 0.333										4	1	1	0	0	2	3											
56 Darren O'Day, R OBP: 0.296, SLG: 0.329										0	0	0	0	0	0	0											
14 Joaquin Arias, R OBP: 0.296, SLG: 0.329										1	0	0	0	0	0	2											
28 Darren Oliver, R										0	0	0	0	0	0	0											
Inning Stats	R: 0 E: 0 K: 0 S: 9	H: 0 LOB: 1 BB: 1 P: 17	R: 0 E: 0 K: 2 S: 8	H: 0 LOB: 0 BB: 0 P: 12	R: 6 E: 0 K: 0 S: 16	H: 4 LOB: 1 BB: 3 P: 39	R: 0 E: 0 K: 1 S: 8	H: 0 LOB: 0 BB: 0 P: 11	R: 2 E: 0 K: 1 S: 8	H: 2 LOB: 0 BB: 1 P: 15	R: 1 E: 0 K: 1 S: 11	H: 2 LOB: 2 BB: 1 P: 21	R: 0 E: 0 K: 0 S: 9	H: 1 LOB: 1 BB: 0 P: 17	R: 0 E: 0 K: 1 S: 8	H: 1 LOB: 1 BB: 0 P: 12	R: 0 E: 0 K: 1 S: 19	H: 2 LOB: 2 BB: 0 P: 25	1B: 6 2B: 4 3B: 2 HR: 1	SF: 0 SAC: 0 DP: 1 HBP: 0	WP: 0 PB: 0 SB: 0 CS: 0	PA: 45					
PITCHER	IP	WLS	BF	H	R	ER	SO	BB	IBB	HBP	BLK	WP	HR	S	P	ERA	WHIP										
51 Wandy Rodriguez, L ERA: 6.09	3.0	L	17	4	6	6	2	4	0	0	0	0	0	33	68	18.00	2.667										
53 Wesley Wright, L ERA: 5.59	2.0		8	2	2	2	2	1	0	0	0	0	1	16	26	9.00	1.500										
41 Casey Daigle, R ERA: 7.2	1.0		6	2	1	1	1	1	0	0	0	0	0	11	21	9.00	3.000										
73 Gustavo Chacin, L ERA: 2.51	2.0		9	2	0	0	1	1	0	0	0	0	0	17	29	0.00	1.500										
47 Jeff Fulchino, R ERA: 7.62	1.0		5	2	0	0	1	0	0	0	0	0	0	19	25	0.00	2.000										
Batter	1	2	3	4	5	6	7	8	9	AB	R	H	RBI	BB	SO	LOB	BOTTOM										
21 Michael Bourn, L OBP: 0.335, SLG: 0.314	G3-1		K			G3-1	G4-3		F7	5	0	0	0	0	1	2	Texas Rangers @ Houston Astros Minute Maid Park, Houston, TX Fri Jun 18, 2010, 7:10 PM - 10:02 PM CDT Att: 33,951 - Roof Closed - 73 F										
8 Jeff Keppinger, R OBP: 0.336, SLG: 0.383	17B					G6-3		F7		4	0	2	0	0	0	0											
17 Lance Berkman, S OBP: 0.348, SLG: 0.389	1B							F9		3	0	1	0	1	1	0											
45 Carlos Lee, R OBP: 0.262, SLG: 0.386	F7							F7		4	1	1	0	0	0	4											
9 Hunter Pence, R OBP: 0.319, SLG: 0.447	K							G4-3		4	1	2	1	0	1	2											
27 Geoff Blum, S OBP: 0.278, SLG: 0.281	G4-3							G3-1		4	1	1	1	0	0	1											
55 Humberto Quintero, R OBP: 0.280, SLG: 0.370	G6-3							K		4	0	0	0	0	2	2											
12 Tommy Manzella, R OBP: 0.262, SLG: 0.257	K							K		4	0	1	0	0	2	1											
51 Wandy Rodriguez, S ERA: 6.09								G5-3		1	0	0	0	0	0	0											
18 Cory Sullivan, L OBP: 0.296, SLG: 0.329								G3		0	0	0	0	0	0	0											
41 Casey Daigle, R OBP: 0.296, SLG: 0.329										0	0	0	0	0	0	0											
4 Jason Michaels, R OBP: 0.296, SLG: 0.329										0	0	0	0	0	0	0											
73 Gustavo Chacin, L ERA: 2.51										0	0	0	0	0	0	0											
47 Jeff Fulchino, R ERA: 7.62										0	0	0	0	0	0	0											
77 Pedro Feliz, R ERA: 3.30										0	0	0	0	0	0	0											
Inning Stats	R: 0 E: 0 K: 1 S: 10	H: 2 LOB: 2 BB: 0 P: 17	R: 0 E: 0 K: 1 S: 8	H: 0 LOB: 0 BB: 0 P: 12	R: 0 E: 0 K: 1 S: 10	H: 1 LOB: 2 BB: 1 P: 21	R: 0 E: 0 K: 1 S: 13	H: 1 LOB: 1 BB: 0 P: 16	R: 0 E: 0 K: 1 S: 5	H: 0 LOB: 0 BB: 0 P: 6	R: 3 E: 0 K: 1 S: 16	H: 5 LOB: 2 BB: 0 P: 29	R: 0 E: 0 K: 0 S: 9	H: 0 LOB: 0 BB: 0 P: 12	R: 0 E: 0 K: 1 S: 9	H: 0 LOB: 0 BB: 0 P: 11	R: 0 E: 0 K: 1 S: 8	H: 0 LOB: 0 BB: 0 P: 10	1B: 7 2B: 2 3B: 0 HR: 0	SF: 0 SAC: 0 DP: 0 HBP: 0	WP: 0 PB: 0 SB: 0 CS: 0	PA: 37					
PITCHER	IP	WLS	BF	H	R	ER	SO	BB	IBB	HBP	BLK	WP	HR	S	P	ERA	WHIP										
39 Scott Feldman, R ERA: 5.16	7.0	W	31	9	3	3	6	1	0	0	0	0	0	71	113	3.86	1.429										
56 Darren O'Day, R ERA: 1.91	1.0		3	0	0	0	1	0	0	0	0	0	0	9	11	0.00	0.000										
28 Darren Oliver, L ERA: 1.44	1.0		3	0	0	0	1	0	0	0	0	0	0	8	10	0.00	0.000										

Batter	1	2	3	4	5	6	7	8	9	AB R H RBI BB SO LOB	TOP									
1 Elvis Andrus, R OBP: 0.359, SLG: 0.323										5 0 0 0 0 0 2	<p>Texas Rangers @ Houston Astros Minute Maid Park, Houston, TX Sat Jun 19 2010, 6:09 PM - 8:33 PM CDT Att.: 41,060 - Roof Closed - 73 F</p> <p>livebaseballscorecards.com</p>									
10 Michael Young, R OBP: 0.381, SLG: 0.484										5 1 1 1 0 1 0										
5 Ian Kinsler, R OBP: 0.377, SLG: 0.347										5 0 0 0 0 1 0										
32 Josh Hamilton, L OBP: 0.372, SLG: 0.591										4 1 1 0 0 0 0										
7 David Murphy, L OBP: 0.300, SLG: 0.367										1 2 0 0 3 0 0										
12 Justin Smoak, S OBP: 0.327, SLG: 0.406										4 1 3 3 0 0 1										
51 Max Ramirez, R OBP: 0.382, SLG: 0.357										1 0 1 0 2 0 0										
27 Vladimir Guerrero, R OBP: 0.371, SLG: 0.565										1 0 1 1 0 0 0										
16 Matt Treanor, R OBP: 0.312, SLG: 0.388										0 0 0 0 0 0 0										
20 Julio Borbon, L OBP: 0.304, SLG: 0.357										4 0 0 0 0 1 7										
48 Colby Lewis, R OBP: 0.286, SLG: 0.286										3 0 0 0 0 1 1										
Inning Stats	R: 0 E: 0 K: 0 S: 8	H: 0 LOB: 0 BB: 0 P: 13	R: 2 E: 0 K: 0 S: 17	H: 1 LOB: 1 BB: 2 P: 29	R: 0 E: 0 K: 2 S: 7	H: 0 LOB: 0 BB: 0 P: 12	R: 0 E: 0 K: 1 S: 12	H: 0 LOB: 2 BB: 2 P: 23	R: 0 E: 0 K: 0 S: 6	H: 0 LOB: 0 BB: 0 P: 10	R: 0 E: 0 K: 0 S: 5	H: 2 LOB: 2 BB: 0 P: 22	R: 2 E: 0 K: 0 S: 13	H: 3 LOB: 2 BB: 1 P: 22	R: 1 E: 0 K: 1 S: 9	H: 1 LOB: 0 BB: 0 P: 14	1B: 5 2B: 0 3B: 0 HR: 2	SF: 0 SAC: 1 DP: 0 HBP: 0	WP: 0 PB: 0 SB: 0 CS: 0	PA: 39
PITCHER	IP WLS BF H R ER SO BB IBB HBP BLK WP HR S P ERA WHIP											IP WLS BF H R ER SO BB IBB HBP BLK WP HR S P ERA WHIP								
38 Brian Moehler, R ERA: 5.86	6.0 L 23 1 2 2 3 4 0 0 0 0 0 1 55 96 3.00 0.833																			
48 Tim Lincecum, L ERA: 6.32	0.1 3 2 0 0 0 0 0 0 0 0 0 0 9 17 0.00 6.000																			
59 Wilton Lopez, R ERA: 4.21	0.2 2 0 0 0 0 0 0 0 0 0 0 0 5 5 0.00 0.000																			
37 Brandon Lyon, R ERA: 3.45	1.0 7 3 2 2 0 1 0 0 0 0 0 13 22 18.00 4.000																			
41 Casey Daigle, R ERA: 7.5	1.0 4 1 1 1 1 0 0 0 0 0 1 9 14 9.00 1.000																			

Batter	1	2	3	4	5	6	7	8	9	AB R H RBI BB SO LOB	BOTTOM											
21 Michael Bourn, L OBP: 0.333, SLG: 0.317										4 1 1 0 0 1 0	<p>Texas Rangers @ Houston Astros Minute Maid Park, Houston, TX Sat Jun 19 2010, 6:09 PM - 8:33 PM CDT Att.: 41,060 - Roof Closed - 73 F</p> <p>livebaseballscorecards.com</p>											
8 Jeff Keppinger, R OBP: 0.332, SLG: 0.378										3 0 0 0 0 2 1												
17 Lance Berkman, S OBP: 0.344, SLG: 0.383										3 0 0 0 0 2 1												
45 Carlos Lee, R OBP: 0.259, SLG: 0.381										3 0 0 0 0 1 0												
9 Hunter Pence, R OBP: 0.320, SLG: 0.446										3 0 1 0 0 0 0												
77 Pedro Feliz, R OBP: 0.242, SLG: 0.296										3 0 0 0 0 1 1												
36 Kevin Cash, R OBP: 0.286, SLG: 0.353										3 0 0 0 0 0 0												
12 Tommy Manzella, R OBP: 0.258, SLG: 0.253										3 0 0 0 0 2 0												
38 Brian Moehler, R ERA: 5.86										1 0 0 0 0 0 0												
18 Cory Sullivan, L ERA: 6.20										1 0 0 0 0 0 0												
46 Tim Lincecum, L ERA: 6.32										0 0 0 0 0 0 0												
59 Wilton Lopez, R ERA: 4.21										0 0 0 0 0 0 0												
37 Brandon Lyon, R ERA: 3.45										0 0 0 0 0 0 0												
41 Casey Daigle, R ERA: 7.5										1 0 0 0 0 0 0												
4 Jason Michaels, R ERA: 6.30										1 0 0 0 0 0 0												
Inning Stats	R: 0 E: 0 K: 2 S: 9	H: 0 LOB: 0 BB: 0 P: 13	R: 0 E: 0 K: 1 S: 9	H: 0 LOB: 0 BB: 0 P: 12	R: 0 E: 0 K: 1 S: 10	H: 0 LOB: 0 BB: 0 P: 13	R: 0 E: 0 K: 3 S: 10	H: 0 LOB: 0 BB: 0 P: 13	R: 0 E: 0 K: 0 S: 7	H: 1 LOB: 0 BB: 0 P: 11	R: 0 E: 0 K: 1 S: 6	H: 0 LOB: 0 BB: 0 P: 6	R: 1 E: 0 K: 1 S: 9	H: 1 LOB: 0 BB: 0 P: 17	R: 0 E: 0 K: 0 S: 4	H: 0 LOB: 0 BB: 0 P: 5	R: 0 E: 0 K: 0 S: 8	H: 0 LOB: 0 BB: 0 P: 11	1B: 1 2B: 1 3B: 0 HR: 0	SF: 0 SAC: 0 DP: 1 HBP: 0	WP: 1 PB: 0 SB: 0 CS: 0	PA: 28
PITCHER	IP WLS BF H R ER SO BB IBB HBP BLK WP HR S P ERA WHIP											IP WLS BF H R ER SO BB IBB HBP BLK WP HR S P ERA WHIP										
48 Colby Lewis, R ERA: 3.07	9.0 W 28 2 1 1 9 0 0 0 0 0 0 72 101 1.00 0.222																					

AB 33
R 5
H 7
RBI 5
BB 5
SO 4
LOB 11



AB 28
R 1
H 2
RBI 0
BB 0
SO 9
LOB 3



Batter	1	2	3	4	5	6	7	8	9	AB	R	H	RBI	BB	SO	LOB	TOP					
31 Jose Tabata, R OBP: 0.265, SLG: 0.333	G6-3	F9	L8	G6-3	G6-3	G6-3	G6-3	FC6-4 18 DI	FC6-4 18 DI	5	0	0	0	0	0	5						
18 Neil Walker, S OBP: 0.327, SLG: 0.436	46 1B	2B	K	F9	F9	F9	F8	F7	F7	5	1	1	0	0	1	3						
22 Andrew McCutchen, R OBP: 0.386, SLG: 0.471	K	K	G6-3	G6-3	P3	L6	L6	L6	L6	4	0	0	0	0	1	1						
46 Garrett Jones, L OBP: 0.357, SLG: 0.465	19 1B	2H	1B	1B	K	K	K	K	K	4	0	2	1	0	2	0						
19 Ryan Church, L OBP: 0.220, SLG: 0.310	SAFE	SAFE	F8	F8	F7	F7	F7	F7	F7	4	0	1	0	0	0	1						
24 Pedro Alvarez, L OBP: 0.174, SLG: 0.150	K	K	K	K	G3	G3	G3	G3	G3	4	1	1	0	0	1	2						
41 Ryan Doumit, S OBP: 0.339, SLG: 0.417	F8	F8	85 E	85 E	85 E	85 E	85 E	85 E	85 E	3	0	1	0	0	1	0						
85 Lastings Milledge, R OBP: 0.343, SLG: 0.367	K	K	FC3	FC3	2B	2B	2B	2B	2B	4	1	1	0	0	2	1						
2 Bobby Crosby, R OBP: 0.333, SLG: 0.327	1B	1B	K	K	K	K	K	K	K	4	0	3	1	0	1	2						
Inning Stats	R: 1 E: 0 K: 2 S: 16	H: 3 LOB: 2 BB: 0 P: 20	R: 0 E: 0 K: 1 S: 12	H: 1 LOB: 1 BB: 0 P: 14	R: 0 E: 0 K: 1 S: 9	H: 1 LOB: 1 BB: 0 P: 11	R: 1 E: 0 K: 1 S: 11	H: 2 LOB: 2 BB: 0 P: 17	R: 0 E: 0 K: 0 S: 9	H: 0 LOB: 0 BB: 0 P: 12	R: 1 E: 0 K: 0 S: 11	H: 2 LOB: 1 BB: 0 P: 14	R: 0 E: 0 K: 1 S: 8	H: 0 LOB: 0 BB: 0 P: 14	R: 0 E: 0 K: 1 S: 9	H: 0 LOB: 0 BB: 0 P: 16	R: 0 E: 0 K: 1 S: 14	H: 1 LOB: 1 BB: 0 P: 19	1B: 7 2B: 3 3B: 0 HR: 0	SF: 0 SAC: 0 DP: 0 HBP: 1	WP: 0 PB: 0 SB: 0 CS: 0	PA: 38
PITCHER	IP WLS BF H R ER SO BB IBB HBP BLK WP HR S P ERA WHIP	IP WLS BF H R ER SO BB IBB HBP BLK WP HR S P ERA WHIP	IP WLS BF H R ER SO BB IBB HBP BLK WP HR S P ERA WHIP	IP WLS BF H R ER SO BB IBB HBP BLK WP HR S P ERA WHIP	IP WLS BF H R ER SO BB IBB HBP BLK WP HR S P ERA WHIP	IP WLS BF H R ER SO BB IBB HBP BLK WP HR S P ERA WHIP	IP WLS BF H R ER SO BB IBB HBP BLK WP HR S P ERA WHIP	IP WLS BF H R ER SO BB IBB HBP BLK WP HR S P ERA WHIP	IP WLS BF H R ER SO BB IBB HBP BLK WP HR S P ERA WHIP	IP WLS BF H R ER SO BB IBB HBP BLK WP HR S P ERA WHIP	IP WLS BF H R ER SO BB IBB HBP BLK WP HR S P ERA WHIP	IP WLS BF H R ER SO BB IBB HBP BLK WP HR S P ERA WHIP	IP WLS BF H R ER SO BB IBB HBP BLK WP HR S P ERA WHIP	IP WLS BF H R ER SO BB IBB HBP BLK WP HR S P ERA WHIP	IP WLS BF H R ER SO BB IBB HBP BLK WP HR S P ERA WHIP	IP WLS BF H R ER SO BB IBB HBP BLK WP HR S P ERA WHIP	IP WLS BF H R ER SO BB IBB HBP BLK WP HR S P ERA WHIP					
35 Tommy Hunter, R ERA: 2.31	6.0	W	28	9	3	2	6	0	0	0	1	0	0	0	0	0	0	0	68	88	3.00	1.500
28 Darren Oliver, L ERA: 1.35	2.0	H	6	0	0	0	2	0	0	0	0	0	0	0	0	0	0	0	17	30	0.00	0.000
30 Neftali Feliz, R ERA: 2.78	1.0	S	4	1	0	0	1	0	0	0	0	0	0	0	0	0	0	0	14	19	0.00	1.000

Pittsburgh Pirates @ Texas Rangers
Rangers Ballpark in Arlington, Arlington, TX
Tue Jun 22 2010, 8:08 PM - 10:52 PM EDT
Att: 23,083 - Clear - 97 F

AB 37
R 3
H 10
RBI 2
BB 0
SO 9
LOB 15



Batter	1	2	3	4	5	6	7	8	9	AB	R	H	RBI	BB	SO	LOB	BOTTOM					
1 Elvis Andrus, R OBP: 0.361, SLG: 0.322	G3	G3	G3	G3	10 E	10 E	10 E	10 E	10 E	3	0	1	0	1	0	0						
10 Michael Young, R OBP: 0.359, SLG: 0.485	G4-1	G4-1	HR	HR	BB	BB	BB	BB	BB	3	1	1	1	1	0	2						
5 Ian Kinsler, R OBP: 0.380, SLG: 0.352	G6-3	G6-3	G5-3	G5-3	G5-3	G5-3	G5-3	G5-3	G5-3	4	1	2	0	0	2							
27 Vladimir Guerrero, R OBP: 0.365, SLG: 0.547	F8	F8	L5-3	L5-3	P3	P3	P3	P3	P3	3	0	0	0	1	0	1						
14 Joaquin Arias, R OBP: 0.292, SLG: 0.324	F8	F8	L5-3	L5-3	P3	P3	P3	P3	P3	0	0	0	0	0	0	0						
32 Josh Hamilton, L OBP: 0.383, SLG: 0.613	K	K	K	K	17 G4-3	20 HR	20 HR	20 HR	20 HR	4	2	2	1	0	1	2						
17 Nelson Cruz, R OBP: 0.392, SLG: 0.709	G6-3	G6-3	G4-3	G4-3	G4-3	G4-3	G4-3	G4-3	G4-3	3	0	0	1	0	0	1						
12 Justin Smoak, S OBP: 0.335, SLG: 0.404	G4-3	G4-3	G4-3	G4-3	P2	P2	P2	P2	P2	3	0	0	0	1	1	1						
15 Matt Treanor, R OBP: 0.315, SLG: 0.380	G6-3	G6-3	G6-3	G6-3	20 HR	20 HR	20 HR	20 HR	20 HR	2	1	0	0	2	0	2						
20 Julio Borbon, L OBP: 0.319, SLG: 0.387	P6	P6	P6	P6	HR	HR	HR	HR	HR	3	1	1	3	0	0	1						
Inning Stats	R: 0 E: 0 K: 0 S: 7	H: 0 LOB: 0 BB: 0 P: 11	R: 0 E: 0 K: 1 S: 5	H: 0 LOB: 0 BB: 0 P: 7	R: 0 E: 0 K: 0 S: 11	H: 0 LOB: 0 BB: 0 P: 16	R: 1 E: 0 K: 0 S: 9	H: 2 LOB: 0 BB: 0 P: 13	R: 3 E: 1 K: 0 S: 18	H: 3 LOB: 2 BB: 2 P: 35	R: 1 E: 0 K: 0 S: 11	H: 1 LOB: 1 BB: 0 P: 18	R: 0 E: 0 K: 0 S: 6	H: 0 LOB: 1 BB: 2 P: 15	R: 1 E: 0 K: 0 S: 7	H: 1 LOB: 2 BB: 2 P: 20	R: 1 E: 0 K: 0 S: 7	H: 1 LOB: 2 BB: 2 P: 20	1B: 3 2B: 2 3B: 0 HR: 3	SF: 1 SAC: 0 DP: 2 HBP: 0	WP: 0 PB: 0 SB: 0 CS: 0	PA: 35
PITCHER	IP WLS BF H R ER SO BB IBB HBP BLK WP HR S P ERA WHIP	IP WLS BF H R ER SO BB IBB HBP BLK WP HR S P ERA WHIP	IP WLS BF H R ER SO BB IBB HBP BLK WP HR S P ERA WHIP	IP WLS BF H R ER SO BB IBB HBP BLK WP HR S P ERA WHIP	IP WLS BF H R ER SO BB IBB HBP BLK WP HR S P ERA WHIP	IP WLS BF H R ER SO BB IBB HBP BLK WP HR S P ERA WHIP	IP WLS BF H R ER SO BB IBB HBP BLK WP HR S P ERA WHIP	IP WLS BF H R ER SO BB IBB HBP BLK WP HR S P ERA WHIP	IP WLS BF H R ER SO BB IBB HBP BLK WP HR S P ERA WHIP	IP WLS BF H R ER SO BB IBB HBP BLK WP HR S P ERA WHIP	IP WLS BF H R ER SO BB IBB HBP BLK WP HR S P ERA WHIP	IP WLS BF H R ER SO BB IBB HBP BLK WP HR S P ERA WHIP	IP WLS BF H R ER SO BB IBB HBP BLK WP HR S P ERA WHIP	IP WLS BF H R ER SO BB IBB HBP BLK WP HR S P ERA WHIP	IP WLS BF H R ER SO BB IBB HBP BLK WP HR S P ERA WHIP	IP WLS BF H R ER SO BB IBB HBP BLK WP HR S P ERA WHIP	IP WLS BF H R ER SO BB IBB HBP BLK WP HR S P ERA WHIP					
49 Ross Ohlendorf, R ERA: 5.43	1.2	L	8	1	1	1	1	2	0	0	0	0	0	0	0	0	0	1	18	33	5.40	1.800
77 D.J. Carrasco, R ERA: 3.55	1.0	4	1	1	1	0	0	1	0	0	0	0	0	0	0	0	0	5	12	9.00	2.000	
48 Javier López, L ERA: 2.36	0.2	3	0	0	0	0	0	0	0	0	0	0	0	0	0	0	0	3	10	0.00	0.000	

Pittsburgh Pirates @ Texas Rangers
Rangers Ballpark in Arlington, Arlington, TX
Tue Jun 22 2010, 8:08 PM - 10:52 PM EDT
Att: 23,083 - Clear - 97 F

AB 28
R 6
H 7
RBI 6
BB 6
SO 2
LOB 12




Batter	1	2	3	4	5	6	7	8	9	AB	R	H	RBI	BB	SO	LOB	TOP							
21 Michael Bourn, L OBP: 0.334, SLG: 0.328	G6-3		G4-3			L6		45 BB 17 S 1B	FC4-2	6	0	1	0	0	1	5								
8 Jeff Keppinger, R OBP: 0.332, SLG: 0.368	G4-3		P3			BB		G4-3	G4-3	5	0	0	0	1	0	5								
17 Lance Berkman, S OBP: 0.348, SLG: 0.404			P6			P1		HR	45 BB	4	1	1	1	1	1	2								
45 Carlos Lee, R OBP: 0.277, SLG: 0.395		F8				27 1B 23 1B		9 2B	FC5-4	4	2	3	0	1	0	0								
9 Hunter Pence, R OBP: 0.313, SLG: 0.441	G6-3		K			27 2B		27 2B	FC1-6-5	5	2	1	1	0	1	5								
27 Geoff Blum, S OBP: 0.296, SLG: 0.304								55 E	23 1B	3	2	3	1	1	0	0								
26 Oswaldo Navarro, R7, PR (7, 6)									IBB	1	0	0	0	0	0	0								
23 Chris Johnson, R OBP: 0.343, SLG: 0.457								P6	11 WP 21 FC4-2	5	0	4	3	0	0	1								
55 Humberto Quintero, R OBP: 0.268, SLG: 0.354		L4						E1	K	5	0	0	0	0	2	6								
11 Jason Bourgeois, R OBP: 0.444, SLG: 0.286								F9		4	0	1	0	1	1	1								
Inning Stats	R: 0 H: 0 E: 0 K: 1 S: 7	H: 0 LOB: 0 BB: 0 P: 10	R: 1 H: 2 E: 0 K: 0 S: 13	H: 2 LOB: 1 BB: 0 P: 23	R: 0 H: 1 E: 0 K: 0 S: 12	H: 1 LOB: 1 BB: 0 P: 18	R: 1 H: 3 E: 0 K: 2 S: 13	H: 3 LOB: 1 BB: 0 P: 23	R: 0 H: 0 E: 0 K: 1 S: 11	H: 0 LOB: 1 BB: 1 P: 17	R: 3 H: 3 E: 0 K: 1 S: 22	H: 3 LOB: 2 BB: 1 P: 22	R: 2 H: 3 E: 0 K: 0 S: 11	H: 3 LOB: 2 BB: 1 P: 22	R: 0 H: 1 E: 0 K: 0 S: 22	H: 1 LOB: 3 BB: 2 P: 34	R: 0 H: 1 E: 1 K: 1 S: 13	H: 1 LOB: 3 BB: 1 P: 20	1B: 7 2B: 8 3B: 0 HR: 1	SF: 0 SAC: 0 DP: 0 HBP: 0	WP: 1 PB: 0 SB: 2 CS: 0	PA: 47		
PITCHER	IP WLS BF H R ER SO BB IBB HBP BLK WP HR S P ERA WHIP	IP WLS BF H R ER SO BB IBB HBP BLK WP HR S P ERA WHIP	IP WLS BF H R ER SO BB IBB HBP BLK WP HR S P ERA WHIP	IP WLS BF H R ER SO BB IBB HBP BLK WP HR S P ERA WHIP	IP WLS BF H R ER SO BB IBB HBP BLK WP HR S P ERA WHIP	IP WLS BF H R ER SO BB IBB HBP BLK WP HR S P ERA WHIP	IP WLS BF H R ER SO BB IBB HBP BLK WP HR S P ERA WHIP	IP WLS BF H R ER SO BB IBB HBP BLK WP HR S P ERA WHIP	IP WLS BF H R ER SO BB IBB HBP BLK WP HR S P ERA WHIP	IP WLS BF H R ER SO BB IBB HBP BLK WP HR S P ERA WHIP	IP WLS BF H R ER SO BB IBB HBP BLK WP HR S P ERA WHIP	IP WLS BF H R ER SO BB IBB HBP BLK WP HR S P ERA WHIP	IP WLS BF H R ER SO BB IBB HBP BLK WP HR S P ERA WHIP	IP WLS BF H R ER SO BB IBB HBP BLK WP HR S P ERA WHIP	IP WLS BF H R ER SO BB IBB HBP BLK WP HR S P ERA WHIP	IP WLS BF H R ER SO BB IBB HBP BLK WP HR S P ERA WHIP	IP WLS BF H R ER SO BB IBB HBP BLK WP HR S P ERA WHIP	IP WLS BF H R ER SO BB IBB HBP BLK WP HR S P ERA WHIP	IP WLS BF H R ER SO BB IBB HBP BLK WP HR S P ERA WHIP	IP WLS BF H R ER SO BB IBB HBP BLK WP HR S P ERA WHIP	IP WLS BF H R ER SO BB IBB HBP BLK WP HR S P ERA WHIP	IP WLS BF H R ER SO BB IBB HBP BLK WP HR S P ERA WHIP	IP WLS BF H R ER SO BB IBB HBP BLK WP HR S P ERA WHIP	IP WLS BF H R ER SO BB IBB HBP BLK WP HR S P ERA WHIP

Houston Astros @ Texas Rangers
Rangers Ballpark in Arlington, Arlington, TX
Fri Jun 25 2010, 8:08 PM - 11:53 PM EDT
Att: 43,457 - Cloudy - 80 F

livebaseballscorecards.com

AB 42
R 7
H 14
RBI 6
BB 5
SO 6
LOB 25



Batter	1	2	3	4	5	6	7	8	9	AB	R	H	RBI	BB	SO	LOB	BOTTOM								
1 Elvis Andrus, R OBP: 0.373, SLG: 0.332	G3		K			10 G5-4-3 1B		SH1-3		4	0	2	0	0	1	3									
10 Michael Young, R OBP: 0.365, SLG: 0.505	F8					27 1B		G4-3		5	1	2	0	0	0	3									
5 Ian Kinsler, R OBP: 0.377, SLG: 0.356	P3									2	0	0	0	0	1	2									
3 Andrés Blanco, S OBP: 0.302, SLG: 0.232										2	0	1	0	0	0	1									
7 David Murphy, L OBP: 0.313, SLG: 0.372										1	0	1	1	0	0	0									
14 Joaquin Arias, R OBP: 0.288, SLG: 0.319										0	0	0	0	0	0	0									
27 Vladimir Guerrero, R OBP: 0.370, SLG: 0.538	G5-3							P4		5	2	1	0	0	0	3									
32 Josh Hamilton, L OBP: 0.391, SLG: 0.622										5	0	3	1	0	1	0									
17 Nelson Cruz, R OBP: 0.382, SLG: 0.664										5	0	0	0	0	2	6									
12 Justin Smoak, S OBP: 0.336, SLG: 0.492	FC4-6									4	0	2	0	1	0	2									
51 Max Ramirez, R OBP: 0.346, SLG: 0.349	FC5-4									3	0	0	2	1	1	3									
20 Julio Borbon, L OBP: 0.323, SLG: 0.381	G4-3									3	1	1	0	1	0	3									
Inning Stats	R: 0 H: 1 E: 0 K: 0 S: 8	H: 1 LOB: 1 BB: 0 P: 12	R: 0 H: 1 E: 0 K: 1 S: 7	H: 1 LOB: 1 BB: 0 P: 15	R: 0 H: 1 E: 0 K: 1 S: 14	H: 1 LOB: 1 BB: 0 P: 23	R: 1 H: 2 E: 0 K: 1 S: 11	H: 2 LOB: 3 BB: 1 P: 25	R: 2 H: 3 E: 0 K: 0 S: 17	H: 3 LOB: 2 BB: 2 P: 30	R: 0 H: 2 E: 0 K: 0 S: 8	H: 2 LOB: 1 BB: 0 P: 12	R: 0 H: 1 E: 0 K: 3 S: 13	H: 1 LOB: 1 BB: 0 P: 23	R: 1 H: 2 E: 0 K: 0 S: 13	H: 2 LOB: 1 BB: 0 P: 20	R: 0 H: 0 E: 1 K: 0 S: 11	H: 0 LOB: 0 BB: 0 P: 18	1B: 12 2B: 1 3B: 0 HR: 0	SF: 1 SAC: 1 DP: 1 HBP: 0	WP: 1 PB: 0 SB: 1 CS: 0	PA: 44			
PITCHER	IP WLS BF H R ER SO BB IBB HBP BLK WP HR S P ERA WHIP	IP WLS BF H R ER SO BB IBB HBP BLK WP HR S P ERA WHIP	IP WLS BF H R ER SO BB IBB HBP BLK WP HR S P ERA WHIP	IP WLS BF H R ER SO BB IBB HBP BLK WP HR S P ERA WHIP	IP WLS BF H R ER SO BB IBB HBP BLK WP HR S P ERA WHIP	IP WLS BF H R ER SO BB IBB HBP BLK WP HR S P ERA WHIP	IP WLS BF H R ER SO BB IBB HBP BLK WP HR S P ERA WHIP	IP WLS BF H R ER SO BB IBB HBP BLK WP HR S P ERA WHIP	IP WLS BF H R ER SO BB IBB HBP BLK WP HR S P ERA WHIP	IP WLS BF H R ER SO BB IBB HBP BLK WP HR S P ERA WHIP	IP WLS BF H R ER SO BB IBB HBP BLK WP HR S P ERA WHIP	IP WLS BF H R ER SO BB IBB HBP BLK WP HR S P ERA WHIP	IP WLS BF H R ER SO BB IBB HBP BLK WP HR S P ERA WHIP	IP WLS BF H R ER SO BB IBB HBP BLK WP HR S P ERA WHIP	IP WLS BF H R ER SO BB IBB HBP BLK WP HR S P ERA WHIP	IP WLS BF H R ER SO BB IBB HBP BLK WP HR S P ERA WHIP	IP WLS BF H R ER SO BB IBB HBP BLK WP HR S P ERA WHIP	IP WLS BF H R ER SO BB IBB HBP BLK WP HR S P ERA WHIP	IP WLS BF H R ER SO BB IBB HBP BLK WP HR S P ERA WHIP	IP WLS BF H R ER SO BB IBB HBP BLK WP HR S P ERA WHIP	IP WLS BF H R ER SO BB IBB HBP BLK WP HR S P ERA WHIP	IP WLS BF H R ER SO BB IBB HBP BLK WP HR S P ERA WHIP	IP WLS BF H R ER SO BB IBB HBP BLK WP HR S P ERA WHIP	IP WLS BF H R ER SO BB IBB HBP BLK WP HR S P ERA WHIP	IP WLS BF H R ER SO BB IBB HBP BLK WP HR S P ERA WHIP

Houston Astros @ Texas Rangers
Rangers Ballpark in Arlington, Arlington, TX
Fri Jun 25 2010, 8:08 PM - 11:53 PM EDT
Att: 43,457 - Cloudy - 80 F

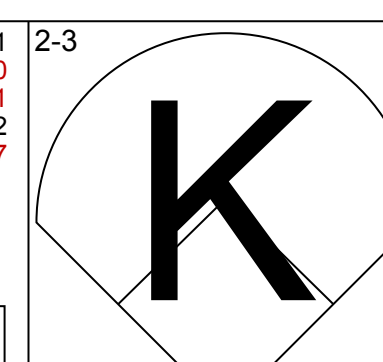
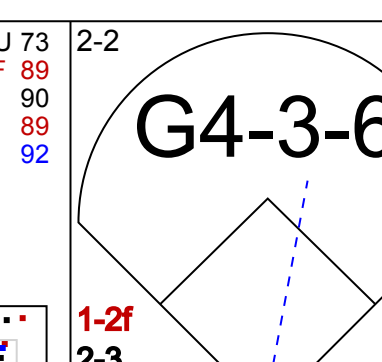
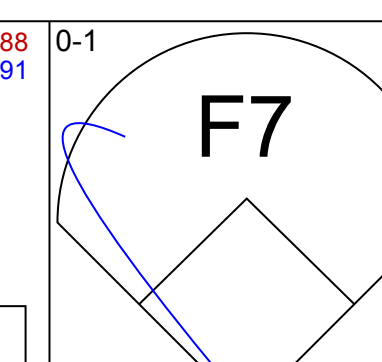
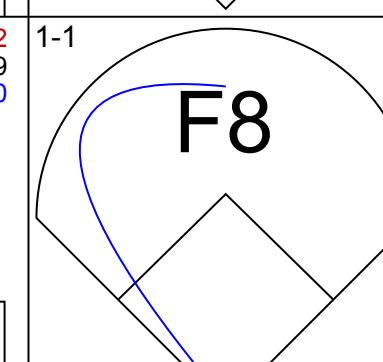
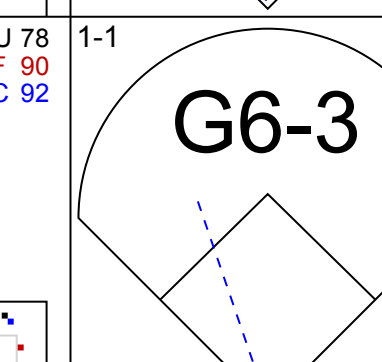
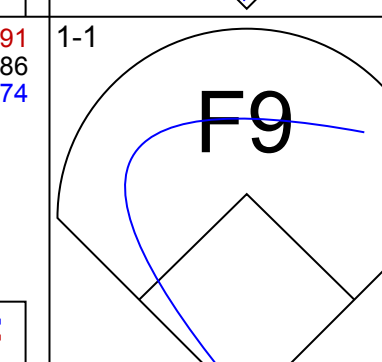
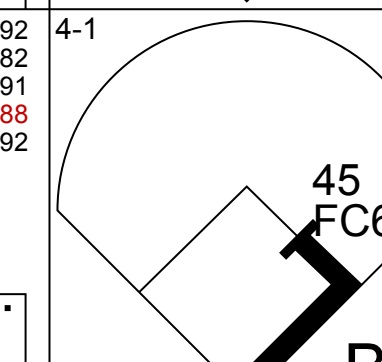
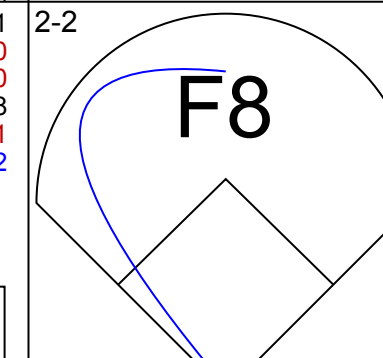
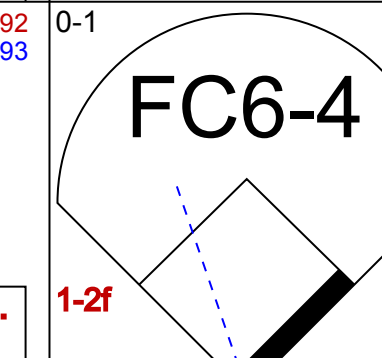
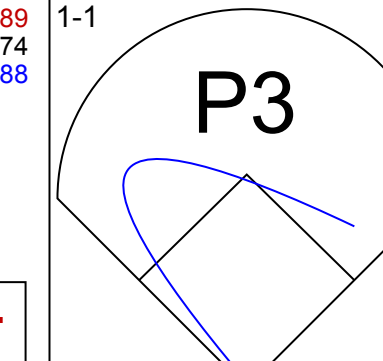

livebaseballscorecards.com

AB 39
R 4
H 13
RBI 4
BB 3
SO 6
LOB 26



Batter	1	2	3	4	5	6	7	8	9	AB	R	H	RBI	BB	SO	LOB	TOP				
11 Jason Bourgeois, R (1, 8) OBP: 0.538, SLG: 0.500										3	0	2	0	1	0	0	Houston Astros @ Texas Rangers Rangers Ballpark in Arlington, Arlington, TX Sat Jun 26 2010, 3:08 PM - 6:02 PM EDT Att: 28,951 - Sunny - 95 F				
8 Jeff Keppinger, R (1, 4) OBP: 0.351, SLG: 0.364										3	0	0	0	1	0	2					
17 Lance Berkman, S (1, 3) OBP: 0.311, SLG: 0.400										2	0	0	0	2	0	2					
45 Carlos Lee, R (1, 10)										3	0	1	0	1	0	2					
9 Hunter Pence, R (1, 9) OBP: 0.312, SLG: 0.436										3	1	0	0	1	0	5					
4 Jason Michaels, R (1, 7) OBP: 0.272, SLG: 0.462										4	1	2	2	0	1	0					
23 Chris Johnson, R (1, 5) OBP: 0.308, SLG: 0.410										4	0	0	0	0	1	0					
15 Jason Castro, L (1, 2) OBP: 0.313, SLG: 0.429										4	0	0	0	0	2	0					
26 Oswaldo Navarro, R (1, 6)										3	0	0	0	0	1	0					
Inning Stats	R: 0 H: 2 E: 0 K: 0 S: 13	H: 2 BB: 1 P: 18	R: 0 H: 0 E: 0 K: 1 S: 11	LOB: 0 BB: 0 P: 19	R: 0 H: 1 E: 0 K: 1 S: 10	LOB: 1 BB: 1 P: 17	R: 2 H: 1 E: 0 K: 1 S: 11	H: 1 LOB: 0 BB: 0 P: 21	R: 0 H: 0 E: 0 K: 0 S: 13	H: 0 LOB: 2 BB: 1 P: 13	R: 0 H: 0 E: 0 K: 0 S: 5	H: 0 LOB: 0 BB: 0 P: 6	R: 0 H: 0 E: 0 K: 0 S: 13	H: 0 LOB: 2 BB: 2 P: 22	R: 0 H: 0 E: 0 K: 2 S: 12	H: 0 LOB: 0 BB: 0 P: 14	1B: 2 2B: 2 HR: 1	SF: 0 SAC: 0 DP: 2 HBP: 0	WP: 0 PB: 0 SB: 2 CS: 0	PA: 35	
PITCHER	IP WLS BF H R ER SO BB IBB HBP BLK WP HR S P ERA WHIP	IP WLS BF H R ER SO BB IBB HBP BLK WP HR S P ERA WHIP	IP WLS BF H R ER SO BB IBB HBP BLK WP HR S P ERA WHIP	IP WLS BF H R ER SO BB IBB HBP BLK WP HR S P ERA WHIP	IP WLS BF H R ER SO BB IBB HBP BLK WP HR S P ERA WHIP	IP WLS BF H R ER SO BB IBB HBP BLK WP HR S P ERA WHIP	IP WLS BF H R ER SO BB IBB HBP BLK WP HR S P ERA WHIP	IP WLS BF H R ER SO BB IBB HBP BLK WP HR S P ERA WHIP	IP WLS BF H R ER SO BB IBB HBP BLK WP HR S P ERA WHIP	IP WLS BF H R ER SO BB IBB HBP BLK WP HR S P ERA WHIP	IP WLS BF H R ER SO BB IBB HBP BLK WP HR S P ERA WHIP	IP WLS BF H R ER SO BB IBB HBP BLK WP HR S P ERA WHIP	IP WLS BF H R ER SO BB IBB HBP BLK WP HR S P ERA WHIP	IP WLS BF H R ER SO BB IBB HBP BLK WP HR S P ERA WHIP	IP WLS BF H R ER SO BB IBB HBP BLK WP HR S P ERA WHIP	IP WLS BF H R ER SO BB IBB HBP BLK WP HR S P ERA WHIP	IP WLS BF H R ER SO BB IBB HBP BLK WP HR S P ERA WHIP	IP WLS BF H R ER SO BB IBB HBP BLK WP HR S P ERA WHIP	IP WLS BF H R ER SO BB IBB HBP BLK WP HR S P ERA WHIP	IP WLS BF H R ER SO BB IBB HBP BLK WP HR S P ERA WHIP	IP WLS BF H R ER SO BB IBB HBP BLK WP HR S P ERA WHIP
36 C.J. Wilson, L (1, 1) ERA: 3.35	7.0 W 27	5 2 2 3	4 0 0 0	0 0 0 0	0 0 13 22	0.00 2.000	50 Frank Francisco, R (9, 1) ERA: 4.36	3.0 0 0 2	0 0 0 2	0 0 0 0	0 0 12 14	0.00 0.000									

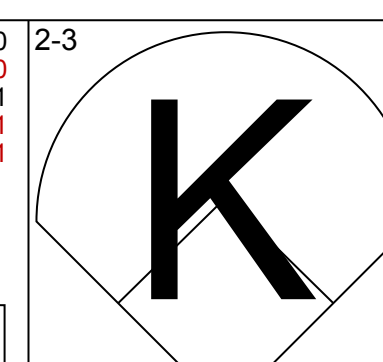
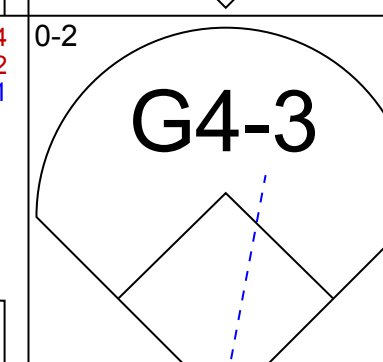
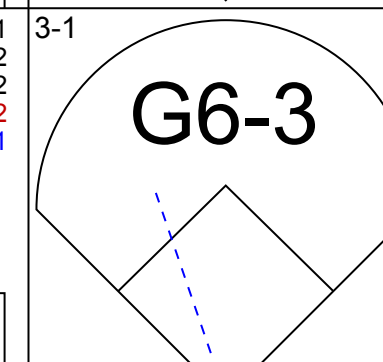
Batter	1	2	3	4	5	6	7	8	9	AB	R	H	RBI	BB	SO	LOB	BOTTOM					
1 Elvis Andrus, R (1, 6) OBP: 0.373, SLG: 0.333										5	0	2	2	0	0	3	Houston Astros @ Texas Rangers Rangers Ballpark in Arlington, Arlington, TX Sat Jun 26 2010, 3:08 PM - 6:02 PM EDT Att: 28,951 - Sunny - 95 F					
10 Michael Young, R (1, 5) OBP: 0.366, SLG: 0.502										4	1	1	0	1	0	3						
5 Ian Kinsler, R (1, 4) OBP: 0.378, SLG: 0.378										5	2	2	3	0	0	3						
27 Vladimir Guerrero, R (1, 10) OBP: 0.374, SLG: 0.537										4	0	2	1	1	1	3						
32 Josh Hamilton, L (1, 8) OBP: 0.392, SLG: 0.617										4	0	1	0	1	1	0						
17 Nelson Cruz, R (1, 9) OBP: 0.389, SLG: 0.677										5	1	3	0	0	0	5						
7 David Murphy, L (1, 7) OBP: 0.320, SLG: 0.380										4	1	2	0	1	0	3						
12 Justin Smoak, S (1, 3) OBP: 0.338, SLG: 0.399										4	1	1	0	1	0	5						
51 Max Ramirez, R (1, 2) OBP: 0.354, SLG: 0.364										3	1	1	1	1	1	3						
Inning Stats	R: 0 H: 0 E: 1 K: 0 S: 11	H: 0 LOB: 3 BB: 2 P: 25	R: 0 H: 1 E: 0 K: 0 S: 12	H: 1 LOB: 2 BB: 1 P: 22	R: 1 H: 3 E: 0 K: 0 S: 8	H: 3 LOB: 1 BB: 0 P: 11	R: 4 H: 3 E: 0 K: 1 S: 15	H: 3 LOB: 1 BB: 1 P: 25	R: 2 H: 3 E: 0 K: 1 S: 11	H: 3 LOB: 1 BB: 0 P: 17	R: 0 H: 2 E: 0 K: 0 S: 10	H: 2 LOB: 2 BB: 0 P: 16	R: 0 H: 2 E: 0 K: 0 S: 13	H: 2 LOB: 3 BB: 1 P: 19	R: 0 H: 1 E: 0 K: 1 S: 10	H: 1 LOB: 1 BB: 1 P: 15	1B: 10 2B: 3 3B: 1 HR: 1	SF: 0 SAC: 0 DP: 1 HBP: 0	WP: 0 PB: 0 SB: 1 CS: 0	PA: 44		
PITCHER	IP WLS BF H R ER SO BB IBB HBP BLK WP HR S P ERA WHIP	IP WLS BF H R ER SO BB IBB HBP BLK WP HR S P ERA WHIP	IP WLS BF H R ER SO BB IBB HBP BLK WP HR S P ERA WHIP	IP WLS BF H R ER SO BB IBB HBP BLK WP HR S P ERA WHIP	IP WLS BF H R ER SO BB IBB HBP BLK WP HR S P ERA WHIP	IP WLS BF H R ER SO BB IBB HBP BLK WP HR S P ERA WHIP	IP WLS BF H R ER SO BB IBB HBP BLK WP HR S P ERA WHIP	IP WLS BF H R ER SO BB IBB HBP BLK WP HR S P ERA WHIP	IP WLS BF H R ER SO BB IBB HBP BLK WP HR S P ERA WHIP	IP WLS BF H R ER SO BB IBB HBP BLK WP HR S P ERA WHIP	IP WLS BF H R ER SO BB IBB HBP BLK WP HR S P ERA WHIP	IP WLS BF H R ER SO BB IBB HBP BLK WP HR S P ERA WHIP	IP WLS BF H R ER SO BB IBB HBP BLK WP HR S P ERA WHIP	IP WLS BF H R ER SO BB IBB HBP BLK WP HR S P ERA WHIP	IP WLS BF H R ER SO BB IBB HBP BLK WP HR S P ERA WHIP	IP WLS BF H R ER SO BB IBB HBP BLK WP HR S P ERA WHIP	IP WLS BF H R ER SO BB IBB HBP BLK WP HR S P ERA WHIP	IP WLS BF H R ER SO BB IBB HBP BLK WP HR S P ERA WHIP	IP WLS BF H R ER SO BB IBB HBP BLK WP HR S P ERA WHIP	IP WLS BF H R ER SO BB IBB HBP BLK WP HR S P ERA WHIP	IP WLS BF H R ER SO BB IBB HBP BLK WP HR S P ERA WHIP	
60 Josh Banks, R (1, 1) ERA: 13.5	4.0 L	6 6 1 1	4 0 0 0	0 0 0 0	0 0 10 16	9.00 2.000	73 Gustavo Chacin, L (6, 1) ERA: 3.24	2.0 11	4 0 0 0	1 0 0 0	0 0 23 35	0.00 2.500	48 Tim Byrdak, L (8, 1) ERA: 5.6	1.0 4	1 0 0 1	1 0 0 0	0 0 10 15	0.00 2.000				

Batter	1	2	3	4	5	6	7	8	9	AB	R	H	RBI	BB	SO	LOB	TOP				
21 Michael Bourn, L (1, 8) OBP: 0.333, SLG: 0.327										4	0	1	1	0	1	2					
11 Jason Bourgeois, R (1, 7) OBP: 0.412, SLG: 0.357										4	0	0	0	0	0	1					
17 Lance Berkman, S (1, 3) OBP: 0.350, SLG: 0.396										2	0	0	0	1	0	0					
77 Pedro Feliz, R (8, PH) OBP: 0.244, SLG: 0.290										0	0	0	0	1	0	0					
45 Carlos Lee, R (1, 10) OBP: 0.280, SLG: 0.390										3	0	0	0	1	0	2					
4 Jason Michaels, R (1, 9) OBP: 0.259, SLG: 0.439										4	0	0	0	0	0	1					
27 Geoff Blum, S (1, 4) OBP: 0.302, SLG: 0.305										3	1	1	0	1	0	0					
23 Chris Johnson, R (1, 5) OBP: 0.302, SLG: 0.395										4	0	1	0	0	0	2					
15 Jason Castro, L (1, 2) OBP: 0.389, SLG: 0.500										2	0	2	0	0	0	0					
55 Humberto Quintero, R (7, PH) OBP: 0.267, SLG: 0.352										1	0	0	0	0	0	1					
26 Oswaldo Navarro, R (1, 6) OBP: 0.091, SLG: 0.091										3	0	1	0	0	0	3					
Inning Stats	R: 0 E: 0 K: 1 S: 10	H: 0 LOB: 1 BB: 1 P: 19	R: 0 E: 0 K: 0 S: 6	H: 0 LOB: 0 BB: 0 P: 11	R: 0 E: 0 K: 0 S: 11	H: 2 LOB: 1 BB: 0 P: 16	R: 0 E: 0 K: 0 S: 6	H: 0 LOB: 0 BB: 0 P: 10	R: 1 E: 0 K: 0 S: 11	H: 3 LOB: 2 BB: 0 P: 16	R: 0 E: 0 K: 0 S: 8	H: 0 LOB: 1 BB: 1 P: 14	R: 0 E: 0 K: 0 S: 7	H: 1 LOB: 1 BB: 0 P: 13	R: 0 E: 0 K: 0 S: 7	H: 0 LOB: 1 BB: 1 P: 14	1B: 6 2B: 0 3B: 0 HR: 0	SF: 0 SAC: 0 DP: 2 HBP: 0	WP: 0 PB: 0 SB: 0 CS: 0	PA: 34	
PITCHER	IP WLS BF H R ER SO BB IBB HBP BLK WP HR S P ERA WHIP	IP WLS BF H R ER SO BB IBB HBP BLK WP HR S P ERA WHIP	IP WLS BF H R ER SO BB IBB HBP BLK WP HR S P ERA WHIP	IP WLS BF H R ER SO BB IBB HBP BLK WP HR S P ERA WHIP	IP WLS BF H R ER SO BB IBB HBP BLK WP HR S P ERA WHIP	IP WLS BF H R ER SO BB IBB HBP BLK WP HR S P ERA WHIP	IP WLS BF H R ER SO BB IBB HBP BLK WP HR S P ERA WHIP	IP WLS BF H R ER SO BB IBB HBP BLK WP HR S P ERA WHIP	IP WLS BF H R ER SO BB IBB HBP BLK WP HR S P ERA WHIP	IP WLS BF H R ER SO BB IBB HBP BLK WP HR S P ERA WHIP	IP WLS BF H R ER SO BB IBB HBP BLK WP HR S P ERA WHIP	IP WLS BF H R ER SO BB IBB HBP BLK WP HR S P ERA WHIP	IP WLS BF H R ER SO BB IBB HBP BLK WP HR S P ERA WHIP	IP WLS BF H R ER SO BB IBB HBP BLK WP HR S P ERA WHIP	IP WLS BF H R ER SO BB IBB HBP BLK WP HR S P ERA WHIP	IP WLS BF H R ER SO BB IBB HBP BLK WP HR S P ERA WHIP	IP WLS BF H R ER SO BB IBB HBP BLK WP HR S P ERA WHIP	IP WLS BF H R ER SO BB IBB HBP BLK WP HR S P ERA WHIP	IP WLS BF H R ER SO BB IBB HBP BLK WP HR S P ERA WHIP	IP WLS BF H R ER SO BB IBB HBP BLK WP HR S P ERA WHIP	IP WLS BF H R ER SO BB IBB HBP BLK WP HR S P ERA WHIP

Houston Astros @ Texas Rangers
Rangers Ballpark in Arlington, Arlington, TX
Sun Jun 27 2010, 8:08 PM - 10:44 PM EDT
Att: 37,487 - Clear - 96 F

AB 30
R 1
H 6
RBI 1
BB 4
SO 1
LOB 12



Batter	1	2	3	4	5	6	7	8	9	AB	R	H	RBI	BB	SO	LOB	BOTTOM					
1 Elvis Andrus, R (1, 6) OBP: 0.375, SLG: 0.333										3	0	1	1	1	1	0						
14 Joaquin Arias, R (7, PH) OBP: 0.284, SLG: 0.315										1	0	0	0	0	0	0						
10 Michael Young, R (1, 5) OBP: 0.384, SLG: 0.508										4	1	1	1	0	1	4						
3 Andrés Blanco, S (7, PH) OBP: 0.297, SLG: 0.228										1	0	0	0	0	0	0						
5 Ian Kinsler, R (1, 4) OBP: 0.383, SLG: 0.391										4	3	2	0	1	0	0						
27 Vladimir Guerrero, R (1, 10) OBP: 0.374, SLG: 0.538										5	2	2	0	0	0	2						
32 Josh Hamilton, L (1, 7) OBP: 0.389, SLG: 0.620										5	1	1	3	0	1	2						
17 Nelson Cruz, R (1, 9) OBP: 0.392, SLG: 0.669										3	1	1	0	1	1	1						
7 David Murphy, L (8, 9) OBP: 0.320, SLG: 0.380										0	0	0	0	0	0	0						
12 Justin Smoak, S (1, 3) OBP: 0.340, SLG: 0.395										2	1	0	0	2	2	1						
15 Matt Treanor, R (1, 2) OBP: 0.309, SLG: 0.377										4	1	2	2	0	0	2						
20 Julio Borbon, L (1, 8) OBP: 0.322, SLG: 0.379										4	0	1	1	0	0	2						
Inning Stats	R: 0 E: 0 K: 1 S: 8	H: 0 LOB: 0 BB: 0 P: 13	R: 2 E: 0 K: 0 S: 11	H: 2 LOB: 1 BB: 1 P: 17	R: 2 E: 1 K: 1 S: 14	H: 2 LOB: 1 BB: 0 P: 19	R: 1 E: 0 K: 1 S: 15	H: 2 LOB: 1 BB: 0 P: 20	R: 3 E: 0 K: 1 S: 21	H: 2 LOB: 3 BB: 4 P: 43	R: 2 E: 0 K: 1 S: 10	H: 3 LOB: 1 BB: 0 P: 17	R: 0 E: 0 K: 1 S: 6	H: 0 LOB: 0 BB: 0 P: 7	R: 0 E: 0 K: 1 S: 6	H: 0 LOB: 0 BB: 0 P: 7	1B: 5 2B: 4 3B: 0 HR: 2	SF: 0 SAC: 0 DP: 0 HBP: 0	WP: 3 PB: 0 SB: 0 CS: 0	PA: 41		
PITCHER	IP WLS BF H R ER SO BB IBB HBP BLK WP HR S P ERA WHIP	IP WLS BF H R ER SO BB IBB HBP BLK WP HR S P ERA WHIP	IP WLS BF H R ER SO BB IBB HBP BLK WP HR S P ERA WHIP	IP WLS BF H R ER SO BB IBB HBP BLK WP HR S P ERA WHIP	IP WLS BF H R ER SO BB IBB HBP BLK WP HR S P ERA WHIP	IP WLS BF H R ER SO BB IBB HBP BLK WP HR S P ERA WHIP	IP WLS BF H R ER SO BB IBB HBP BLK WP HR S P ERA WHIP	IP WLS BF H R ER SO BB IBB HBP BLK WP HR S P ERA WHIP	IP WLS BF H R ER SO BB IBB HBP BLK WP HR S P ERA WHIP	IP WLS BF H R ER SO BB IBB HBP BLK WP HR S P ERA WHIP	IP WLS BF H R ER SO BB IBB HBP BLK WP HR S P ERA WHIP	IP WLS BF H R ER SO BB IBB HBP BLK WP HR S P ERA WHIP	IP WLS BF H R ER SO BB IBB HBP BLK WP HR S P ERA WHIP	IP WLS BF H R ER SO BB IBB HBP BLK WP HR S P ERA WHIP	IP WLS BF H R ER SO BB IBB HBP BLK WP HR S P ERA WHIP	IP WLS BF H R ER SO BB IBB HBP BLK WP HR S P ERA WHIP	IP WLS BF H R ER SO BB IBB HBP BLK WP HR S P ERA WHIP	IP WLS BF H R ER SO BB IBB HBP BLK WP HR S P ERA WHIP	IP WLS BF H R ER SO BB IBB HBP BLK WP HR S P ERA WHIP	IP WLS BF H R ER SO BB IBB HBP BLK WP HR S P ERA WHIP	IP WLS BF H R ER SO BB IBB HBP BLK WP HR S P ERA WHIP	IP WLS BF H R ER SO BB IBB HBP BLK WP HR S P ERA WHIP

Houston Astros @ Texas Rangers
Rangers Ballpark in Arlington, Arlington, TX
Sun Jun 27 2010, 8:08 PM - 10:44 PM EDT
Att: 37,487 - Clear - 96 F

AB 36
R 10
H 11
RBI 8
BB 5
SO 6
LOB 14



Batter	1	2	3	4	5	6	7	8	9	AB	R	H	RBI	BB	SO	LOB	TOP					
1 Elvis Andrus, R OBP: 0.379, SLG: 0.337	G6-3			10 2B 27 HR HBP	5 1B G4-3		G6-3		F9	4	2	1	0	0	0	0	Texas Rangers @ Los Angeles Angels Angel Stadium of Anaheim, Anaheim, CA Wed Jun 30 2010, 7:09 PM - 10:12 PM PDT Att: 41,867 - Clear - 72 F livebaseballscorecards.com					
10 Michael Young, R OBP: 0.383, SLG: 0.505	F9			27 HR 2B	G4-3		F9		L4	5	1	1	0	0	0	1						
5 Ian Kinsler, R OBP: 0.389, SLG: 0.407	G5-3			27 HR BB	27 2B 2H		F7			3	1	1	1	1	0	0						
27 Vladimir Guerrero, R OBP: 0.383, SLG: 0.580		32 FC4-6 1B		HR					HR	4	2	4	5	0	0	0						
32 Josh Hamilton, L OBP: 0.387, SLG: 0.613	FC4-6 17 G4-3			HR					17 E 2B	3	0	1	0	1	0	1						
17 Nelson Cruz, R OBP: 0.385, SLG: 0.645	G4-3								E6 12 G4-6-3	4	0	1	0	0	0	5						
12 Justin Smoak, S OBP: 0.329, SLG: 0.380			K	K			G4-3		G4-6-3	4	0	0	0	0	2	3						
51 Max Ramirez, R OBP: 0.341, SLG: 0.348			K	K			P4		L6	3	0	0	0	0	2	1						
7 David Murphy, L OBP: 0.319, SLG: 0.378			K	K						1	0	0	0	0	0	1						
15 Matt Treanor, R OBP: 0.315, SLG: 0.378										0	0	0	0	0	0	0						
20 Julio Borbon, L OBP: 0.311, SLG: 0.366	G6-3				F8		F9		F8	4	0	0	0	0	0	0						
Inning Stats	R: 0 E: 0 K: 0 S: 8	H: 0 LOB: 0 BB: 0 P: 11	R: 0 E: 0 K: 0 S: 7	H: 1 LOB: 0 BB: 0 P: 9	R: 0 E: 0 K: 2 S: 12	H: 0 LOB: 0 BB: 0 P: 17	R: 4 E: 0 K: 2 S: 16	H: 3 LOB: 1 BB: 1 P: 29	R: 1 E: 0 K: 0 S: 14	H: 3 LOB: 3 BB: 1 P: 25	R: 0 E: 0 K: 0 S: 7	H: 0 LOB: 0 BB: 0 P: 10	R: 0 E: 0 K: 0 S: 8	H: 0 LOB: 0 BB: 0 P: 12	R: 1 E: 1 K: 0 S: 10	H: 2 LOB: 1 BB: 0 P: 18	R: 0 E: 0 K: 0 S: 8	H: 0 LOB: 0 BB: 0 P: 13	1B: 4 2B: 3 3B: 0 HR: 2	SF: 0 SAC: 0 DP: 2 HBP: 1	WP: 0 PB: 0 SB: 0 CS: 0	PA: 38
PITCHER	IP WLS BF H R ER SO BB IBB HBP BLK WP HR S P ERA WHIP																					
19 Scott Kazmir, L ERA: 5.67	(1, 1) 4.2 L 21 6 5 5 4 1 0 1 0 0 0 1 53 81 9.64 1.500																					
37 Sean O'Sullivan, R ERA: 1.29	(5, 1) 2.1 9 1 0 0 0 0 0 1 0 0 0 0 19 32 0.00 0.429																					
45 Francisco Rodriguez, R ERA: 4.41	(8, 1) 2.0 8 2 1 1 0 0 0 0 0 0 0 0 1 18 31 4.50 1.000																					

Batter	1	2	3	4	5	6	7	8	9	AB	R	H	RBI	BB	SO	LOB	BOTTOM					
2 Erick Aybar, S OBP: 0.337, SLG: 0.361	HR	K		47 S 1B		G4-3		G3		5	1	2	2	0	1	1	Texas Rangers @ Los Angeles Angels Angel Stadium of Anaheim, Anaheim, CA Wed Jun 30 2010, 7:09 PM - 10:12 PM PDT Att: 41,867 - Clear - 72 F livebaseballscorecards.com					
47 Howie Kendrick, R OBP: 0.310, SLG: 0.407	44 PO 48 BB	F8		K		48 S 53 1B		G1		4	0	1	0	1	1	3						
53 Bobby Abreu, L OBP: 0.360, SLG: 0.419	K			F9		48 S 1B		G6-3		5	0	1	0	0	2	3						
48 Torii Hunter, R OBP: 0.366, SLG: 0.507	BB			55 BB 1B		F9		L1		4	0	1	0	1	0	2						
55 Hideki Matsui, L OBP: 0.337, SLG: 0.422	K			BB		G5-3		G6-3		3	0	0	0	1	1	2						
44 Mike Napoli, R OBP: 0.325, SLG: 0.496	PO	46 SH1-4 77 1B HBP		K		HBP		G6-3		3	1	1	0	0	1	2						
18 Kevin Frandsen, R OBP: 0.390, SLG: 0.443		46 SH1-4 77 1B HBP		P4		P4		G4-3		3	1	0	0	0	0	3						
46 Bobby Wilson, R OBP: 0.255, SLG: 0.349	SH1-4			L4		77 WP 2 G4-3 2B		K		3	1	1	0	0	1	0						
77 Reggie Willis, S OBP: 0.368, SLG: 0.293		2 S 1B		2 1B BB		F7		K		3	0	1	2	1	1	1						
Inning Stats	R: 1 E: 0 K: 2 S: 8	H: 1 LOB: 1 BB: 2 P: 20	R: 2 E: 0 K: 1 S: 11	H: 2 LOB: 1 BB: 0 P: 18	R: 0 E: 0 K: 2 S: 13	H: 1 LOB: 2 BB: 1 P: 24	R: 0 E: 0 K: 1 S: 16	H: 1 LOB: 2 BB: 1 P: 23	R: 0 E: 0 K: 0 S: 6	H: 0 LOB: 1 BB: 0 P: 9	R: 1 E: 0 K: 0 S: 13	H: 3 LOB: 2 BB: 0 P: 18	R: 0 E: 0 K: 0 S: 8	H: 0 LOB: 0 BB: 0 P: 10	R: 0 E: 0 K: 2 S: 17	H: 0 LOB: 0 BB: 0 P: 22		R: 0 E: 0 K: 0 S: 10	H: 0 LOB: 0 BB: 0 P: 14	1B: 6 2B: 1 3B: 0 HR: 1	SF: 0 SAC: 1 DP: 0 HBP: 2	WP: 1 PB: 0 SB: 4 CS: 0
PITCHER	IP WLS BF H R ER SO BB IBB HBP BLK WP HR S P ERA WHIP																					
68 Omar Beltre, R ERA: 6.75	(1, 1) 4.0 W 13 3 1 1 0 0 0 0 1 0 0 1 0 27 37 3.00 1.000																					
57 Dustin Nippert, R ERA: 4.53	(5, 1) 3.0 W 13 3 1 1 0 0 0 0 1 0 0 0 0 17 22 0.00 0.000																					
50 Frank Francisco, R ERA: 4.11	(8, 1) 1.0 H 3 0 0 0 2 0 0 0 0 0 0 0 10 14 0.00 0.000																					
30 Neftali Feliz, R ERA: 2.62	(9, 1) 1.0 S 3 0 0 0 0 0 0 0 0 0 0 0 10 14 0.00 0.000																					

Texas Rangers @ Los Angeles Angels
 Angel Stadium of Anaheim, Anaheim, CA
 Wed Jun 30 2010, 7:09 PM - 10:12 PM PDT
 Att: 41,867 - Clear - 72 F

AB	35
R	6
H	9
RBI	6
BB	2
SO	4
LOB	12



Texas Rangers @ Los Angeles Angels
 Angel Stadium of Anaheim, Anaheim, CA
 Wed Jun 30 2010, 7:09 PM - 10:12 PM PDT
 Att: 41,867 - Clear - 72 F

AB	33
R	4
H	8
RBI	4
BB	4
SO	8
LOB	17



Batter	1	2	3	4	5	6	7	8	9	AB	R	H	RBI	BB	SO	LOB	TOP
1 Elvis Andrus, R OBP: 0.374, SLG: 0.332										4	1	0	0	0	1	1	
10 Michael Young, R OBP: 0.381, SLG: 0.502										4	0	1	0	0	0	0	
5 Ian Kinsler, R OBP: 0.395, SLG: 0.415										3	0	2	1	1	0	0	
27 Vladimir Guerrero, R OBP: 0.381, SLG: 0.573										3	0	0	0	1	0	3	
32 Josh Hamilton, L OBP: 0.385, SLG: 0.607										3	0	0	0	1	2	2	
17 Nelson Cruz, R OBP: 0.382, SLG: 0.634										4	0	1	0	0	1	5	
7 David Murphy, L OBP: 0.313, SLG: 0.370										4	0	0	0	0	1	3	
12 Justin Smoak, S OBP: 0.324, SLG: 0.373										4	0	0	0	0	1	2	
15 Matt Treanor, R OBP: 0.313, SLG: 0.371										3	0	0	0	0	1	0	
Inning Stats	R: 0 H: 1 E: 0 K: 1 S: 12	H: 1 LOB: 1 BB: 0 P: 15	R: 0 H: 0 E: 1 K: 2 S: 11	H: 0 LOB: 1 BB: 0 P: 18	R: 0 H: 0 E: 0 K: 0 S: 8	H: 0 LOB: 2 BB: 2 P: 13	R: 0 H: 0 E: 0 K: 1 S: 18	H: 0 LOB: 0 BB: 0 P: 9	R: 0 H: 1 E: 0 K: 1 S: 11	H: 2 LOB: 3 BB: 1 P: 33	R: 0 H: 0 E: 0 K: 1 S: 6	H: 0 LOB: 0 BB: 0 P: 7	1B: 3 2B: 1 3B: 0 HR: 0	SF: 0 SAC: 0 DP: 0 HBP: 1	WP: 0 PB: 0 SB: 0 CS: 0	PA: 36	
PITCHER	IP WLS BF H R ER SO BB IBB HBP BLK WP HR S P ERA WHIP																
36 Jered Weaver, R ERA: 2.82	7.0 W 26 2 0 0 6 2 0 0 0 0 0 0 72 113 0.00 0.571																
56 Fernando Rodney, R ERA: 3.34	1.0 H 7 2 1 1 0 0 1 1 0 0 0 0 18 33 9.00 2.000																
40 Brian Fuentes, L ERA: 4.63	1.0 S 3 0 0 0 1 0 0 0 0 0 0 0 6 7 0.00 0.000																

Texas Rangers @ Los Angeles Angels
Angel Stadium of Anaheim, Anaheim, CA
 Thu Jul 01 2010, 7:09 PM - 10:02 PM PDT
 Att: 41,162 - Clear - 74 F

AB 32
 R 1
 H 4
 RBI 1
 BB 3
 SO 7
 LOB 16

Batter	1	2	3	4	5	6	7	8	9	AB	R	H	RBI	BB	SO	LOB	BOTTOM	
2 Erick Aybar, S OBP: 0.339, SLG: 0.363										4	1	2	0	0	0	1		
47 Howie Kendrick, R OBP: 0.305, SLG: 0.408										4	0	1	1	0	2	1		
53 Bobby Abreu, L OBP: 0.356, SLG: 0.413										4	0	0	0	0	0	1		
48 Torii Hunter, R OBP: 0.368, SLG: 0.504										2	1	0	0	2	1	1		
44 Mike Napoli, R OBP: 0.336, SLG: 0.502										3	0	2	1	1	0	0		
55 Hideki Matsui, L OBP: 0.333, SLG: 0.417										3	0	0	0	0	1	5		
5 Jeff Mathis, R OBP: 0.271, SLG: 0.328										2	0	0	0	1	1	0		
3 Brandon Wood, R OBP: 0.199, SLG: 0.244										3	0	1	0	0	0	1		
77 Reggie Willits, S OBP: 0.352, SLG: 0.279										3	0	0	0	0	0	1		
Inning Stats	R: 1 H: 2 E: 0 K: 2 S: 16	H: 2 LOB: 2 BB: 1 P: 26	R: 0 H: 1 E: 0 K: 0 S: 10	H: 1 LOB: 0 BB: 0 P: 19	R: 0 H: 1 E: 1 K: 0 S: 11	H: 1 LOB: 2 BB: 1 P: 19	R: 0 H: 0 E: 0 K: 1 S: 9	H: 0 LOB: 0 BB: 0 P: 15	R: 0 H: 0 E: 0 K: 1 S: 5	H: 1 LOB: 1 BB: 2 P: 22	R: 0 H: 1 E: 0 K: 1 S: 10	H: 1 LOB: 0 BB: 0 P: 12	R: 0 H: 0 E: 0 K: 0 S: 8	H: 0 LOB: 0 BB: 0 P: 11	1B: 4 2B: 2 3B: 0 HR: 0	SF: 0 SAC: 0 DP: 0 HBP: 0	WP: 0 PB: 0 SB: 0 CS: 2	PA: 33
PITCHER	IP WLS BF H R ER SO BB IBB HBP BLK WP HR S P ERA WHIP																	
36 C.J. Wilson, L ERA: 3.34	5.2 L 25 5 2 2 2 4 4 0 0 0 0 0 0 10 14 0.00 1.000																	
56 Darren O'Day, R ERA: 1.72	1.0 4 1 0 0 1 0 0 0 0 0 0 0 10 14 0.00 1.000																	
28 Darren Oliver, L ERA: 1.49	0.2 1 0 0 0 0 0 0 0 0 0 0 0 5 8 0.00 0.000																	
64 Alexi Ogando, R ERA:	0.2 2 0 0 0 0 0 0 0 0 0 0 0 5 6 0.00 0.000																	

Texas Rangers @ Los Angeles Angels
Angel Stadium of Anaheim, Anaheim, CA
 Thu Jul 01 2010, 7:09 PM - 10:02 PM PDT
 Att: 41,162 - Clear - 74 F

AB 28
 R 2
 H 6
 RBI 2
 BB 4
 SO 5
 LOB 11

Batter	1	2	3	4	5	6	7	8	9	AB	R	H	RBI	BB	SO	LOB	TOP				
1 Juan Pierre, L OBP: 0.321, SLG: 0.284										5	2	3	0	0	0	2					
11 Omar Vizquel, S OBP: 0.300, SLG: 0.323										5	0	0	0	0	0	4					
51 Alex Rios, R OBP: 0.367, SLG: 0.523										5	0	3	2	0	0	1					
14 Paul Konerko, R OBP: 0.384, SLG: 0.565										4	0	1	1	0	0	3					
18 Brent Lillibridge, R OBP: 0.429, SLG: 1.286										0	1	0	0	0	0	0					
24 Davan Vicedo, R OBP: 0.294, SLG: 0.294										0	0	0	0	0	0	0					
20 Carlos Quentin, R OBP: 0.327, SLG: 0.447										4	1	0	0	0	1	2					
7 Mark Kotsay, L OBP: 0.321, SLG: 0.381										4	0	1	2	1	1	0					
10 Alexei Ramirez, R OBP: 0.303, SLG: 0.396										5	0	3	0	0	0	1					
27 Ramon Castro, R OBP: 0.409, SLG: 0.500										4	0	2	0	1	2	3					
15 Gordon Beckham, R OBP: 0.275, SLG: 0.285										4	1	1	0	0	0	5					
Inning Stats	R: 0 H: 1 E: 0 K: 0 S: 10	H: 1 LOB: 1 BB: 0 P: 14	R: 0 H: 0 E: 0 K: 0 S: 8	H: 0 LOB: 2 BB: 2 P: 17	R: 1 H: 2 E: 0 K: 0 S: 15	H: 2 LOB: 1 BB: 0 P: 22	R: 0 H: 1 E: 0 K: 1 S: 8	H: 1 LOB: 1 BB: 0 P: 10	R: 0 H: 1 E: 0 K: 2 S: 14	H: 1 LOB: 1 BB: 0 P: 21	R: 2 H: 3 E: 0 K: 0 S: 12	H: 3 LOB: 1 BB: 0 P: 15	R: 0 H: 2 E: 0 K: 0 S: 15	H: 2 LOB: 2 BB: 0 P: 20	R: 2 H: 3 E: 0 K: 1 S: 17	H: 3 LOB: 2 BB: 0 P: 20	1B: 13 SF: 1 2B: 1 3B: 0 HR: 0	SF: 1 SAC: 0 DP: 0 HBP: 1	WP: 1 PB: 0 SB: 2 CS: 0	PA: 44	
PITCHER	IP	WLS	BF	H	R	ER	SO	BB	IBB	HBP	BLK	WP	HR	S	P	ERA	WHIP				
48 Colby Lewis, R ERA: 3.35	6.0		28	8	3	3	3	2	0	0	0	1	0	68	102	4.50	1.667				
64 Alexei Ogando, R ERA: 4.0	1.0	B	4	1	0	0	0	0	0	0	0	0	0	7	9	0.00	1.000				
50 Frank Francisco, R ERA: 4.0	1.0		5	2	0	0	0	0	0	0	0	0	0	15	20	0.00	2.000				
30 Neftali Feliz, R ERA: 3.06	1.0	L	7	3	2	2	1	0	0	1	0	0	0	17	20	18.00	3.000				

Chicago White Sox @ Texas Rangers
Rangers Ballpark in Arlington, Arlington, TX
Fri Jul 02 2010, 10:32 PM - 1:24 AM EDT
Att: 30,193 - Cloudy - 75 F

livebaseballscorecards.com

AB 40
R 5
H 14
RBI 5
BB 2
SO 4
LOB 21



Batter	1	2	3	4	5	6	7	8	9	AB	R	H	RBI	BB	SO	LOB	BOTTOM				
1 Elvis Andrus, R OBP: 0.374, SLG: 0.332										3	0	1	0	0	0	0					
10 Michael Young, R OBP: 0.380, SLG: 0.498										4	0	1	0	0	1	2					
5 Ian Kinsler, R OBP: 0.401, SLG: 0.416										2	1	1	0	2	0	1					
27 Vladimir Guerrero, R OBP: 0.379, SLG: 0.576										4	0	1	2	0	0	3					
32 Josh Hamilton, L OBP: 0.387, SLG: 0.614										3	1	1	1	1	0	2					
11 Bengie Molina, R OBP: 0.311, SLG: 0.330										4	0	1	0	0	0	1					
7 David Murphy, L ERA: 2.13										3	0	0	0	0	2	2					
17 Nelson Cruz, R OBP: 0.380, SLG: 0.629										1	0	0	0	0	1	0					
12 Justin Smoak, S OBP: 0.319, SLG: 0.366										4	0	0	0	0	0	2					
20 Julio Borbon, L OBP: 0.311, SLG: 0.370										3	1	1	0	0	0	1					
14 Joaquin Arias, R OBP: 0.280, SLG: 0.311										1	0	0	0	0	1	0					
Inning Stats	R: 0 H: 1 E: 0 K: 0 S: 14	H: 1 LOB: 1 BB: 0 P: 20	R: 0 H: 1 E: 0 K: 0 S: 6	H: 1 LOB: 1 BB: 1 P: 13	R: 2 H: 2 E: 0 K: 1 S: 12	H: 2 LOB: 1 BB: 1 P: 18	R: 0 H: 0 E: 1 K: 1 S: 10	H: 0 LOB: 1 BB: 0 P: 16	R: 0 H: 1 E: 0 K: 0 S: 9	H: 1 LOB: 0 BB: 0 P: 13	R: 1 H: 1 E: 0 K: 1 S: 8	H: 1 LOB: 0 BB: 0 P: 13	R: 0 H: 1 E: 0 K: 0 S: 5	H: 0 LOB: 1 BB: 1 P: 10	R: 0 H: 0 E: 0 K: 2 S: 12	H: 0 LOB: 0 BB: 0 P: 17	1B: 4 2B: 1 3B: 1 HR: 1	SF: 0 SAC: 1 DP: 1 HBP: 0	WP: 0 PB: 0 SB: 1 CS: 1	PA: 36	
PITCHER	IP	WLS	BF	H	R	ER	SO	BB	IBB	HBP	BLK	WP	HR	S	P	ERA	WHIP				
43 Freddy Garcia, R ERA: 4.65	6.0		26	6	3	3	3	2	0	0	0	0	0	59	93	4.50	1.333				
46 Sergio Santos, R ERA: 2.13	1.0		3	1	0	0	0	0	0	0	0	0	0	8	11	0.00	1.000				
40 J.J. Putz, R ERA: 1.8	1.0	W	4	0	0	0	0	1	0	0	0	0	0	5	10	0.00	1.000				
37 Matt Thornton, L ERA: 2.94	1.0	S	3	0	0	0	2	0	0	0	0	0	0	12	17	0.00	0.000				

Chicago White Sox @ Texas Rangers
Rangers Ballpark in Arlington, Arlington, TX
Fri Jul 02 2010, 10:32 PM - 1:24 AM EDT
Att: 30,193 - Cloudy - 75 F

livebaseballscorecards.com

AB 32
R 3
H 7
RBI 3
BB 3
SO 5
LOB 14



Batter	1	2	3	4	5	6	7	8	9	AB	R	H	RBI	BB	SO	LOB	TOP					
1 Juan Pierre, L (1,7) OBP: 0.326, SLG: 0.288										3	1	2	0	1	1	0	<p>Chicago White Sox @ Texas Rangers Rangers Ballpark in Arlington, Arlington, TX Sat Jul 03 2010, 8:09 PM - 10:41 PM EDT Att: 25,986 - Overcast - 75 F</p>					
10 Alexei Ramirez, R (1,6) OBP: 0.309, SLG: 0.401										4	0	3	0	0	0	1						
51 Alex Rios, R (1,8) OBP: 0.362, SLG: 0.516										4	0	0	1	0	0	4						
14 Paul Konerko, R (1,3) OBP: 0.386, SLG: 0.564										4	0	2	0	0	1	1						
25 Andruw Jones, R (1,9) OBP: 0.306, SLG: 0.424										4	0	0	0	0	2	4						
7 Mark Kotsay, L (1,10) OBP: 0.321, SLG: 0.380										3	0	1	0	0	0	0						
18 Brent Lillibridge, R (9,PH) OBP: 0.500, SLG: 1.315										1	0	1	0	0	0	0						
12 A.J. Pierzynski, L (1,2) OBP: 0.287, SLG: 0.361										4	0	1	0	0	0	2						
24 Dayan Viciedo, R (1,5) OBP: 0.250, SLG: 0.250										3	0	0	0	0	0	1						
20 Carlos Quentin, R (9,PH) OBP: 0.326, SLG: 0.445										1	0	0	0	0	1	1						
15 Gordon Beckham, R (1,4) OBP: 0.271, SLG: 0.280										4	0	0	0	0	1	2						
Inning Stats	R: 0 E: 0 K: 2 S: 13	H: 2 LOB: 2 BB: 0 P: 18	R: 0 E: 0 K: 0 S: 9	H: 1 LOB: 1 BB: 0 P: 14	R: 0 E: 0 K: 0 S: 8	H: 1 LOB: 0 BB: 0 P: 11	R: 0 E: 0 K: 1 S: 12	H: 1 LOB: 1 BB: 0 P: 14	R: 0 E: 0 K: 0 S: 3	H: 1 LOB: 0 BB: 0 P: 3	R: 0 E: 0 K: 0 S: 6	H: 0 LOB: 0 BB: 0 P: 9	R: 1 E: 0 K: 1 S: 15	H: 1 LOB: 1 BB: 0 P: 22	R: 0 E: 0 K: 2 S: 11	H: 1 LOB: 1 BB: 0 P: 13	1B: 9 2B: 1 3B: 0 HR: 0	SF: 0 SAC: 0 DP: 2 HBP: 0	WP: 0 PB: 0 SB: 0 CS: 0	PA: 36		
PITCHER	IP: 7.0 ERA: 1.98	WLS: W LOB: 29	H: 9 R: 1 ER: 1 SO: 3	BB: 1 IBB: 0 HBP: 0 BLK: 0	WP: 0 HR: 0 S: 68 P: 94	ERA: 1.29 WHIP: 1.429	PITCHER										IP: 7.0 ERA: 1.98	WLS: W LOB: 29	H: 9 R: 1 ER: 1 SO: 3	BB: 1 IBB: 0 HBP: 0 BLK: 0	WP: 0 HR: 0 S: 68 P: 94	ERA: 1.29 WHIP: 1.429
35 Tommy Hunter, R (1,1) ERA: 1.98																						
50 Frank Francisco, R (8,1) ERA: 3.89																						
28 Darren Oliver, L (9,1) ERA: 1.47																						
30 Neftali Feliz, R (9,1) ERA: 3.0																						

Batter	1	2	3	4	5	6	7	8	9	AB	R	H	RBI	BB	SO	LOB	BOTTOM					
1 Elvis Andrus, R (1,6) OBP: 0.375, SLG: 0.332										3	0	1	1	1	2	0	<p>Chicago White Sox @ Texas Rangers Rangers Ballpark in Arlington, Arlington, TX Sat Jul 03 2010, 8:09 PM - 10:41 PM EDT Att: 25,986 - Overcast - 75 F</p>					
10 Michael Young, R (1,5) OBP: 0.356, SLG: 0.493										4	0	0	0	0	1	2						
5 Ian Kinsler, R (1,4) OBP: 0.402, SLG: 0.412										2	0	0	0	2	0	0						
27 Vladimir Guerrero, R (1,10) OBP: 0.376, SLG: 0.570										3	0	0	0	0	0	2						
32 Josh Hamilton, L (1,7) OBP: 0.386, SLG: 0.612										3	1	1	0	0	0	1						
17 Nelson Cruz, R (1,9) OBP: 0.385, SLG: 0.630										3	1	2	0	0	1	0						
11 Bengie Molina, R (1,2) OBP: 0.316, SLG: 0.332										2	0	1	0	1	1	0						
14 Joaquin Arias, R (1,3) OBP: 0.286, SLG: 0.316										2	1	1	1	0	0	2						
12 Justin Smoak, S (7,PH) OBP: 0.318, SLG: 0.384										1	0	0	0	0	0	1						
20 Julio Borbon, L (1,8) OBP: 0.309, SLG: 0.366										2	0	0	0	0	0	2						
Inning Stats	R: 0 E: 0 K: 0 S: 6	H: 0 LOB: 0 BB: 1 P: 14	R: 1 E: 0 K: 0 S: 15	H: 2 LOB: 2 BB: 1 P: 26	R: 0 E: 0 K: 2 S: 12	H: 0 LOB: 1 BB: 1 P: 19	R: 0 E: 0 K: 2 S: 10	H: 0 LOB: 0 BB: 0 P: 14	R: 1 E: 0 K: 0 S: 10	H: 2 LOB: 1 BB: 0 P: 15	R: 0 E: 0 K: 0 S: 7	H: 0 LOB: 0 BB: 1 P: 15	R: 1 E: 0 K: 0 S: 7	H: 2 LOB: 0 BB: 0 P: 10	R: 0 E: 0 K: 1 S: 11	H: 0 LOB: 0 BB: 0 P: 18	1B: 6 2B: 0 3B: 0 HR: 0	SF: 0 SAC: 1 DP: 3 HBP: 0	WP: 0 PB: 0 SB: 0 CS: 0	PA: 30		
PITCHER	IP: 6.0 ERA: 3.58	WLS: L LOB: 24	H: 4 R: 2 ER: 2 SO: 4	BB: 4 IBB: 0 HBP: 0 BLK: 0	WP: 0 HR: 0 S: 60 P: 103	ERA: 3.00 WHIP: 1.333	PITCHER										IP: 6.0 ERA: 3.58	WLS: L LOB: 24	H: 4 R: 2 ER: 2 SO: 4	BB: 4 IBB: 0 HBP: 0 BLK: 0	WP: 0 HR: 0 S: 60 P: 103	ERA: 3.00 WHIP: 1.333
50 John Danks, L (1,1) ERA: 3.58																						
57 Ramon Pena, R (7,1) ERA: 5.3																						
68 Erick Threets, L (7,1) ERA:																						
71 Scott Linebrink, R (8,1) ERA: 5.08																						

AB 35
R 1
H 10
RBI 1
BB 1
SO 6
LOB 16



AB 25
R 3
H 6
RBI 2
BB 4
SO 5
LOB 10



Batter	1	2	3	4	5	6	7	8	9	AB	R	H	RBI	BB	SO	LOB	TOP										
1 Juan Pierre, L OBP: 0.326, SLG: 0.288										4	0	1	0	0	0	1											
11 Omar Vizquel, S OBP: 0.303, SLG: 0.320										1	0	0	0	0	0	1											
24 Dayan Viciedo, R OBP: 0.227, SLG: 0.227										2	0	0	1	0	1	1											
51 Alex Rios, R OBP: 0.358, SLG: 0.509										4	0	0	0	0	0	3											
14 Paul Konerko, R OBP: 0.384, SLG: 0.563										4	1	1	0	0	1	0											
20 Carlos Quentin, R OBP: 0.329, SLG: 0.450										4	2	2	1	0	0	0											
7 Mark Kotsay, L OBP: 0.325, SLG: 0.389										4	0	2	1	0	1	2											
12 A.J. Pierzynski, L OBP: 0.282, SLG: 0.355										4	0	0	0	0	1	5											
10 Alexei Ramirez, R OBP: 0.312, SLG: 0.412										3	2	1	2	1	0	1											
18 Brent Lillibridge, R OBP: 0.500, SLG: 1.083										4	0	2	0	0	1	0											
Inning Stats	R: 0 E: 0 K: 0 S: 7	H: 1 LOB: 0 BB: 0 P: 12	R: 1 E: 1 K: 1 S: 13	H: 1 LOB: 1 BB: 0 P: 20	R: 0 E: 0 K: 0 S: 8	H: 1 LOB: 2 BB: 0 P: 11	R: 0 E: 1 K: 0 S: 9	H: 1 LOB: 1 BB: 0 P: 11	R: 1 E: 0 K: 0 S: 6	H: 1 LOB: 0 BB: 1 P: 11	R: 3 E: 0 K: 0 S: 13	H: 3 LOB: 0 BB: 0 P: 18	R: 0 E: 0 K: 1 S: 8	H: 0 LOB: 0 BB: 0 P: 12	R: 0 E: 0 K: 2 S: 10	H: 1 LOB: 1 BB: 0 P: 13	R: 0 E: 0 K: 1 S: 7	H: 0 LOB: 0 BB: 0 P: 12	1B: 5 2B: 4 3B: 0 HR: 1	SF: 0 SAC: 1 DP: 2 HBP: 1	WP: 0 PB: 0 SB: 0 CS: 1	PA: 37					
PITCHER	IP	WLS	BF	H	R	ER	SO	BB	IBB	HBP	BLK	WP	HR	S	P	ERA	WHIP										
39 Scott Feldman, R ERA: 5.51	6.0	L	27	8	5	4	1	1	0	1	0	0	1	56	83	6.00	1.500										
56 Darren O'Day, R ERA: 1.95	1.1	5	1	0	0	2	0	0	0	0	0	0	0	13	18	0.00	0.750										
28 Darren Oliver, L ERA: 1.45	0.2	2	0	0	0	1	0	0	0	0	0	0	0	5	7	0.00	0.000										
64 Alexi Ogando, R ERA:	1.0	3	0	0	0	1	0	0	0	0	0	0	0	7	12	0.00	0.000										

Chicago White Sox @ Texas Rangers
Rangers Ballpark in Arlington, Arlington, TX
Sun Jul 04 2010, 8:08 PM - 10:33 PM EDT
Att: 45,020 - Clear - 89 F

livebaseballscorecards.com

AB 34
R 5
H 9
RBI 5
BB 1
SO 5
LOB 14

Batter	1	2	3	4	5	6	7	8	9	AB	R	H	RBI	BB	SO	LOB	BOTTOM										
1 Elvis Andrus, R OBP: 0.371, SLG: 0.328										4	0	0	0	0	0	1											
10 Michael Young, R OBP: 0.282, SLG: 0.487										4	0	0	0	0	0	1											
5 Ian Kinsler, R OBP: 0.404, SLG: 0.411										3	0	1	0	1	0	0											
27 Vladimir Guerrero, R OBP: 0.374, SLG: 0.566										4	1	1	0	0	0	2											
14 Joaquin Arias, R OBP: 0.286, SLG: 0.316										0	0	0	0	0	0	0											
32 Josh Hamilton, L OBP: 0.385, SLG: 0.617										4	1	1	2	0	0	1											
17 Nelson Cruz, R OBP: 0.376, SLG: 0.613										4	0	0	0	0	1	1											
11 Bengie Molina, R OBP: 0.312, SLG: 0.327										3	0	0	0	0	0	0											
12 Justin Smoak, S OBP: 0.314, SLG: 0.359										3	0	0	0	0	0	0											
20 Julio Borbon, L OBP: 0.313, SLG: 0.383										3	1	2	1	0	1	0											
Inning Stats	R: 0 E: 0 K: 0 S: 13	H: 1 LOB: 1 BB: 0 P: 19	R: 0 E: 0 K: 0 S: 8	H: 0 LOB: 0 BB: 0 P: 14	R: 0 E: 0 K: 0 S: 6	H: 1 LOB: 1 BB: 0 P: 8	R: 2 E: 0 K: 0 S: 8	H: 2 LOB: 0 BB: 0 P: 17	R: 1 E: 0 K: 0 S: 8	H: 1 LOB: 0 BB: 0 P: 13	R: 0 E: 0 K: 0 S: 4	H: 0 LOB: 0 BB: 0 P: 6	R: 0 E: 0 K: 0 S: 10	H: 0 LOB: 0 BB: 0 P: 16	R: 0 E: 0 K: 1 S: 7	H: 0 LOB: 0 BB: 0 P: 10	R: 0 E: 0 K: 1 S: 13	H: 0 LOB: 1 BB: 1 P: 18	1B: 3 2B: 0 3B: 0 HR: 2	SF: 0 SAC: 0 DP: 0 HBP: 0	WP: 0 PB: 0 SB: 0 CS: 0	PA: 33					
PITCHER	IP	WLS	BF	H	R	ER	SO	BB	IBB	HBP	BLK	WP	HR	S	P	ERA	WHIP										
56 Mark Buehrle, L ERA: 4.53	7.0	W	26	5	3	3	0	0	0	0	0	0	0	57	93	3.86	0.714										
40 J.J. Putz, R ERA: 1.74	1.0	H	3	0	0	0	1	0	0	0	0	0	0	7	10	0.00	0.000										
37 Matt Thornton, L ERA: 2.86	1.0	S	4	0	0	0	1	1	0	0	0	0	0	13	18	0.00	1.000										

Chicago White Sox @ Texas Rangers
Rangers Ballpark in Arlington, Arlington, TX
Sun Jul 04 2010, 8:08 PM - 10:33 PM EDT
Att: 45,020 - Clear - 89 F

livebaseballscorecards.com

AB 32
R 3
H 5
RBI 3
BB 1
SO 2
LOB 6

Batter	1	2	3	4	5	6	7	8	9	AB	R	H	RBI	BB	SO	LOB	TOP			
23 Michael Brantley, L (1,8) OBP: 0.204, SLG: 0.159	F7		G1-3		FC3-6			G3		4	0	1	0	0	0	1	Cleveland Indians @ Texas Rangers Rangers Ballpark in Arlington, Arlington, TX Tue Jul 06 2010, 8:11 PM - 11:12 PM EDT Att: 20,428 - Partly Cloudy - 84 F			
12 Jayson Nix, R (1,4) OBP: 0.316, SLG: 0.448	HR		HBP		F9			1B		3	1	2	1	0	0	1				
41 Carlos Santana, S (1,2) OBP: 0.429, SLG: 0.597	BB		FC6-4		F8			G3		3	0	0	0	1	0	3				
26 Austin Kearns, R (1,9) OBP: 0.356, SLG: 0.409	K		L9		BB			K		3	0	0	0	1	2	3				
2 Johnny Peralta, R (1,5) OBP: 0.312, SLG: 0.390	F8		G6-3		F8			F7		4	0	0	0	0	0	4				
20 Anderson Hernandez, S (8,5) OBP: 0.255, SLG: 0.254										0	0	0	0	0	0	0				
47 Shelley Duncan, R (1,10) OBP: 0.347, SLG: 0.484	L6		E5		K			P6		4	0	1	0	0	1	1				
25 Andy Marte, R (1,3) OBP: 0.288, SLG: 0.314	K		K		G6-4-3			K		4	0	1	0	0	2	1				
4 Trevor Crowe, S (1,7) OBP: 0.307, SLG: 0.332	L8		K		G6-4-3			L6		4	0	0	0	0	1	3				
16 Jason Donald, R (1,6) OBP: 0.322, SLG: 0.433	P3		HBP		K					2	0	0	0	0	1	0				
Inning Stats	R: 1 H: 1 E: 0 K: 1 S: 16	H: 1 LOB: 1 BB: 1 P: 26	R: 0 H: 0 E: 0 K: 1 S: 9	H: 0 LOB: 0 BB: 0 P: 14	R: 0 H: 0 E: 0 K: 1 S: 9	H: 0 LOB: 1 BB: 0 P: 15	R: 0 H: 1 E: 1 K: 1 S: 11	H: 2 LOB: 1 BB: 0 P: 20	R: 0 H: 0 E: 0 K: 1 S: 8	H: 0 LOB: 0 BB: 0 P: 9	R: 0 H: 0 E: 0 K: 1 S: 8	H: 0 LOB: 0 BB: 0 P: 18	R: 0 H: 1 E: 0 K: 1 S: 9	H: 2 LOB: 2 BB: 0 P: 17	R: 0 H: 0 E: 0 K: 1 S: 9	H: 0 LOB: 0 BB: 0 P: 15	1B: 4 2B: 0 3B: 0 HR: 1	SF: 0 SAC: 0 DP: 2 HBP: 2	WP: 0 PB: 0 SB: 0 CS: 1	PA: 35
PITCHER	IP WLS BF H R ER SO BB IBB HBP BLK WP HR S P ERA WHIP	IP WLS BF H R ER SO BB IBB HBP BLK WP HR S P ERA WHIP	IP WLS BF H R ER SO BB IBB HBP BLK WP HR S P ERA WHIP	IP WLS BF H R ER SO BB IBB HBP BLK WP HR S P ERA WHIP	IP WLS BF H R ER SO BB IBB HBP BLK WP HR S P ERA WHIP	IP WLS BF H R ER SO BB IBB HBP BLK WP HR S P ERA WHIP	IP WLS BF H R ER SO BB IBB HBP BLK WP HR S P ERA WHIP	IP WLS BF H R ER SO BB IBB HBP BLK WP HR S P ERA WHIP	IP WLS BF H R ER SO BB IBB HBP BLK WP HR S P ERA WHIP	IP WLS BF H R ER SO BB IBB HBP BLK WP HR S P ERA WHIP	IP WLS BF H R ER SO BB IBB HBP BLK WP HR S P ERA WHIP	IP WLS BF H R ER SO BB IBB HBP BLK WP HR S P ERA WHIP	IP WLS BF H R ER SO BB IBB HBP BLK WP HR S P ERA WHIP	IP WLS BF H R ER SO BB IBB HBP BLK WP HR S P ERA WHIP	IP WLS BF H R ER SO BB IBB HBP BLK WP HR S P ERA WHIP	IP WLS BF H R ER SO BB IBB HBP BLK WP HR S P ERA WHIP	IP WLS BF H R ER SO BB IBB HBP BLK WP HR S P ERA WHIP			
36 C.J. Wilson, L (1,1) ERA: 3.24	6.0	W	24	2	1	1	4	2	0	0	2	0	0	0	0	0	0	1.50	0.667	
28 Darren Oliver, L (7,1) ERA: 1.41	1.0		3	1	0	0	1	0	0	0	0	0	0	0	0	0	0	0.00	1.000	
50 Frank Francisco, R (8,1) ERA: 3.79	1.0		5	2	0	0	1	0	0	0	0	0	0	0	0	0	0	0.00	2.000	
52 Doug Mathis, R (9,1) ERA: 6.98	1.0		3	0	0	0	1	0	0	0	0	0	0	0	0	0	0	0.00	0.000	

Batter	1	2	3	4	5	6	7	8	9	AB	R	H	RBI	BB	SO	LOB	BOTTOM			
20 Julio Borbon, L (1,8) OBP: 0.314, SLG: 0.376	G6-3		G1-3		HBP			G3		4	1	1	0	0	0	2	Cleveland Indians @ Texas Rangers Rangers Ballpark in Arlington, Arlington, TX Tue Jul 06 2010, 8:11 PM - 11:12 PM EDT Att: 20,428 - Partly Cloudy - 84 F			
14 Joaquin Arias, R (1,6) OBP: 0.293, SLG: 0.333	G1-3		G1-3		F8			1B		5	1	2	4	0	0	3				
5 Ian Kinsler, R (1,4) OBP: 0.411, SLG: 0.414	1B		K		K			G6-3		5	0	2	1	0	2	1				
27 Vladimir Guerrero, R (1,10) OBP: 0.373, SLG: 0.569	G2-3				K			1B		4	2	2	2	0	1	3				
32 Josh Hamilton, L (1,7) OBP: 0.386, SLG: 0.621	HR		HBP		F7			G1-3		4	2	2	1	0	0	1				
7 David Murphy, L (8,7) OBP: 0.311, SLG: 0.383	HR		1B		F9			HR		1	1	1	1	0	0	0				
17 Nelson Cruz, R (1,9) OBP: 0.368, SLG: 0.610	G4-3		F9		1B			F8		5	1	2	1	0	0	2				
12 Justin Smoak, S (1,3) OBP: 0.322, SLG: 0.361	G1-3		IBB		1B			1B		3	1	2	0	2	0	0				
15 Matt Treanor, R (1,2) OBP: 0.310, SLG: 0.362	BB		K		FC6-4			P3		4	1	0	0	1	1	6				
3 Andrés Blanco, S (1,5) OBP: 0.329, SLG: 0.286	G5-3		2B		FC5-4			FC5-4		5	2	3	2	0	0	2				
Inning Stats	R: 0 H: 1 E: 0 K: 0 S: 11	H: 1 LOB: 1 BB: 0 P: 16	R: 1 H: 1 E: 0 K: 0 S: 6	H: 1 LOB: 1 BB: 1 P: 14	R: 0 H: 0 E: 0 K: 1 S: 7	H: 0 LOB: 0 BB: 0 P: 9	R: 2 H: 2 E: 0 K: 1 S: 13	H: 2 LOB: 3 BB: 1 P: 25	R: 0 H: 2 E: 0 K: 1 S: 10	H: 2 LOB: 2 BB: 0 P: 14	R: 5 H: 4 E: 0 K: 0 S: 15	H: 4 LOB: 0 BB: 1 P: 25	R: 3 H: 5 E: 0 K: 1 S: 20	H: 5 LOB: 2 BB: 0 P: 32	R: 1 H: 2 E: 0 K: 0 S: 10	H: 2 LOB: 1 BB: 0 P: 14	1B: 11 2B: 2 3B: 0 HR: 4	SF: 0 SAC: 0 DP: 0 HBP: 2	WP: 0 PB: 1 SB: 0 CS: 0	PA: 45
PITCHER	IP WLS BF H R ER SO BB IBB HBP BLK WP HR S P ERA WHIP	IP WLS BF H R ER SO BB IBB HBP BLK WP HR S P ERA WHIP	IP WLS BF H R ER SO BB IBB HBP BLK WP HR S P ERA WHIP	IP WLS BF H R ER SO BB IBB HBP BLK WP HR S P ERA WHIP	IP WLS BF H R ER SO BB IBB HBP BLK WP HR S P ERA WHIP	IP WLS BF H R ER SO BB IBB HBP BLK WP HR S P ERA WHIP	IP WLS BF H R ER SO BB IBB HBP BLK WP HR S P ERA WHIP	IP WLS BF H R ER SO BB IBB HBP BLK WP HR S P ERA WHIP	IP WLS BF H R ER SO BB IBB HBP BLK WP HR S P ERA WHIP	IP WLS BF H R ER SO BB IBB HBP BLK WP HR S P ERA WHIP	IP WLS BF H R ER SO BB IBB HBP BLK WP HR S P ERA WHIP	IP WLS BF H R ER SO BB IBB HBP BLK WP HR S P ERA WHIP	IP WLS BF H R ER SO BB IBB HBP BLK WP HR S P ERA WHIP	IP WLS BF H R ER SO BB IBB HBP BLK WP HR S P ERA WHIP	IP WLS BF H R ER SO BB IBB HBP BLK WP HR S P ERA WHIP	IP WLS BF H R ER SO BB IBB HBP BLK WP HR S P ERA WHIP	IP WLS BF H R ER SO BB IBB HBP BLK WP HR S P ERA WHIP			
63 Justin Masterson, R (1,1) ERA: 5.22	5.1	L	29	7	7	3	2	2	1	56	94	11.81	2.062							
57 Hector Ambriz, R (8,1) ERA: 6.08	1.2		11	6	4	4	1	0	0	26	41	21.60	3.600							
53 Rafael Perez, L (8,1) ERA: 4.46	1.0		5	2	1	1	0	0	0	10	14	9.00	2.000							

Batter	1	2	3	4	5	6	7	8	9	AB	R	H	RBI	BB	SO	LOB	TOP										
23 Michael Brantley, L OBP: 0.204, SLG: 0.163										5	1	1	0	0	0	1											
12 Jayson Nix, R OBP: 0.324, SLG: 0.478										3	1	1	1	1	2	0											
41 Carlos Santana, S OBP: 0.422, SLG: 0.593										4	1	1	0	0	0	2											
48 Travis Hafner, L OBP: 0.351, SLG: 0.408										3	0	0	0	1	0	2											
2 Jhonny Peralta, R OBP: 0.311, SLG: 0.388										4	0	1	1	0	0	3											
47 Shelley Duncan, R OBP: 0.342, SLG: 0.485										4	0	1	0	0	3	2											
4 Trevor Crowe, S OBP: 0.306, SLG: 0.330										4	0	1	0	0	3	2											
25 Andy Marte, R OBP: 0.270, SLG: 0.291										4	0	0	0	0	0	3											
16 Jason Donald, R OBP: 0.320, SLG: 0.423										3	0	0	0	1	3	1											
Inning Stats	R: 0 E: 0 K: 1 S: 7	H: 0 LOB: 0 BB: 0 P: 10	R: 0 E: 0 K: 2 S: 11	H: 0 LOB: 1 BB: 1 P: 20	R: 0 E: 0 K: 1 S: 7	H: 0 LOB: 0 BB: 0 P: 8	R: 2 E: 0 K: 1 S: 15	H: 4 LOB: 2 BB: 0 P: 22	R: 1 E: 0 K: 1 S: 16	H: 1 LOB: 2 BB: 1 P: 24	R: 0 E: 0 K: 2 S: 10	H: 1 LOB: 1 BB: 0 P: 18	R: 0 E: 0 K: 1 S: 11	H: 0 LOB: 0 BB: 0 P: 15	R: 0 E: 0 K: 1 S: 8	H: 0 LOB: 0 BB: 0 P: 11	R: 0 E: 0 K: 1 S: 13	H: 0 LOB: 1 BB: 1 P: 18	1B: 3 2B: 2 3B: 0 HR: 1	SF: 0 SAC: 0 DP: 0 HBP: 0	WP: 1 PB: 0 SB: 0 CS: 0	PA: 37					
PITCHER	IP	WLS	BF	H	R	ER	SO	BB	IBB	HBP	BLK	WP	HR	S	P	ERA	WHIP										
48 Colby Lewis, R ERA: 3.33	6.0	W	27	6	3	2	8	2	0	0	0	1	1	66	102	3.00	1.333										
64 Alexi Ogando, R ERA: 0.68	1.0	H	3	0	0	0	1	0	0	0	0	0	0	11	15	0.00	0.000										
50 Frank Francisco, R ERA: 3.69	1.0	H	3	0	0	0	1	0	0	0	0	0	0	8	11	0.00	0.000										
30 Neftali Feliz, R ERA: 2.92	1.0	S	4	0	0	0	1	1	0	0	0	0	0	13	18	0.00	1.000										

Cleveland Indians @ Texas Rangers
Rangers Ballpark in Arlington, Arlington, TX
Wed Jul 07 2010, 8:08 PM - 11:03 PM EDT
Att: 24,427 - Partly Cloudy - 90 F

AB 34
R 3
H 6
RBI 2
BB 3
SO 11
LOB 16



Batter	1	2	3	4	5	6	7	8	9	AB	R	H	RBI	BB	SO	LOB	BOTTOM										
1 Elvis Andrus, R OBP: 0.373, SLG: 0.335										3	1	1	0	1	0	1											
10 Michael Young, R OBP: 0.353, SLG: 0.491										3	1	1	2	1	1	3											
7 David Murphy, L OBP: 0.315, SLG: 0.382										3	0	1	0	1	0	2											
32 Josh Hamilton, L OBP: 0.385, SLG: 0.617										4	0	1	1	0	0	2											
17 Nelson Cruz, R OBP: 0.360, SLG: 0.595										4	0	0	0	0	1	4											
12 Justin Smoak, S OBP: 0.317, SLG: 0.355										4	0	0	0	0	2	0											
15 Matt Treanor, R OBP: 0.309, SLG: 0.365										4	1	1	0	0	1	0											
3 Andrés Blanco, S OBP: 0.338, SLG: 0.277										2	0	0	0	1	1	0											
20 Julio Borbon, L OBP: 0.318, SLG: 0.380										3	1	2	1	0	0	1											
Inning Stats	R: 1 E: 0 K: 0 S: 12	H: 2 LOB: 1 BB: 1 P: 20	R: 0 E: 0 K: 1 S: 13	H: 0 LOB: 0 BB: 0 P: 17	R: 0 E: 0 K: 1 S: 14	H: 1 LOB: 2 BB: 0 P: 18	R: 0 E: 0 K: 2 S: 9	H: 0 LOB: 0 BB: 0 P: 12	R: 2 E: 0 K: 0 S: 14	H: 2 LOB: 3 BB: 1 P: 23	R: 1 E: 0 K: 0 S: 14	H: 2 LOB: 2 BB: 2 P: 26	R: 0 E: 0 K: 1 S: 9	H: 0 LOB: 0 BB: 0 P: 14	R: 0 E: 0 K: 1 S: 6	H: 0 LOB: 0 BB: 0 P: 9	1B: 4 2B: 2 3B: 0 HR: 1	SF: 0 SAC: 0 DP: 2 HBP: 1	WP: 1 PB: 0 SB: 0 CS: 0	PA: 35							
PITCHER	IP	WLS	BF	H	R	ER	SO	BB	IBB	HBP	BLK	WP	HR	S	P	ERA	WHIP										
51 Mitch Talbot, R ERA: 3.99	5.2	L	27	7	4	4	4	3	0	1	0	0	1	71	105	6.35	1.765										
36 Joe Smith, R ERA: 5.65	0.1		2	0	0	0	0	1	0	0	0	0	0	5	11	0.00	3.000										
49 Tony Sipp, L ERA: 5.4	2.0		6	0	0	0	2	0	0	0	0	0	0	15	23	0.00	0.000										

Cleveland Indians @ Texas Rangers
Rangers Ballpark in Arlington, Arlington, TX
Wed Jul 07 2010, 8:08 PM - 11:03 PM EDT
Att: 24,427 - Partly Cloudy - 90 F

AB 30
R 4
H 7
RBI 4
BB 4
SO 6
LOB 13



Batter	1	2	3	4	5	6	7	8	9	AB	R	H	RBI	BB	SO	LOB	TOP					
6 Corey Patterson, L (1,7) OBP: 0.338, SLG: 0.423										4	1	1	0	0	0	0						
9 Miguel Tejada, R (1,5) OBP: 0.305, SLG: 0.367										4	0	1	1	0	1	0						
21 Nick Markakis, L (1,9) OBP: 0.398, SLG: 0.456										4	1	2	1	0	0	1						
23 Ty Wigginton, R (1,10) OBP: 0.336, SLG: 0.438										4	1	1	0	0	1	2						
10 Adam Jones, R (1,8) OBP: 0.305, SLG: 0.452										4	2	2	2	0	0	1						
9 Jake Fox, R (1,3) OBP: 0.275, SLG: 0.393										4	0	1	0	0	0	0						
15 Craig Tatum, R (1,2) OBP: 0.333, SLG: 0.276										4	0	0	0	0	0	1						
2 Julio Lugo, R (1,4) OBP: 0.309, SLG: 0.291										4	0	0	0	0	0	0						
3 Cesar Izturis, S (1,6) OBP: 0.287, SLG: 0.286										3	1	1	1	0	0	0						
Inning Stats	R: 1 E: 0 K: 0 S: 10	H: 2 LOB: 1 BB: 0 P: 12	R: 0 E: 0 K: 0 S: 4	H: 0 LOB: 0 BB: 0 P: 7	R: 0 E: 0 K: 0 S: 5	H: 0 LOB: 0 BB: 0 P: 6	R: 1 E: 0 K: 0 S: 9	H: 1 LOB: 0 BB: 0 P: 10	R: 1 E: 0 K: 1 S: 13	H: 1 LOB: 0 BB: 0 P: 19	R: 2 E: 0 K: 1 S: 11	H: 2 LOB: 0 BB: 0 P: 14	R: 0 E: 0 K: 0 S: 5	H: 0 LOB: 0 BB: 0 P: 7	R: 0 E: 0 K: 1 S: 10	H: 1 LOB: 1 BB: 0 P: 13	R: 1 E: 0 K: 0 S: 6	H: 2 LOB: 0 BB: 0 P: 7	1B: 5 2B: 1 3B: 0 HR: 3	SF: 0 SAC: 0 DP: 1 HBP: 0	WP: 0 PB: 0 SB: 0 CS: 0	PA: 35
PITCHER 33 Cliff Lee, L (1,1) ERA: 2.64	IP: 9.0 WLS: L BF: 35 H: 9 R: 6 ER: 6 SO: 2 BB: 0 IBB: 0 HBP: 0 BLK: 0 WP: 0 HR: 3 S: 73 P: 95 ERA: 6.00 WHIP: 1.000															PITCHER						

Baltimore Orioles @ Texas Rangers
Rangers Ballpark in Arlington, Arlington, TX
Sat Jul 10 2010, 8:26 PM - 10:45 PM EDT
Att: 41,093 - Clear - 85 F

livebaseballscores.com

AB 35
R 6
H 9
RBI 5
BB 0
SO 2
LOB 5

Batter	1	2	3	4	5	6	7	8	9	AB	R	H	RBI	BB	SO	LOB	BOTTOM					
1 Elvis Andrus, R (1,6) OBP: 0.363, SLG: 0.324										3	0	0	0	1	1	0						
10 Michael Young, R (1,5) OBP: 0.355, SLG: 0.483										4	0	1	0	0	1	1						
5 Ian Kinsler, R (1,4) OBP: 0.411, SLG: 0.413										4	0	1	0	0	1	2						
27 Vladimir Guerrero, R (1,10) OBP: 0.369, SLG: 0.561										4	0	1	0	0	0	2						
32 Josh Hamilton, L (1,7) OBP: 0.389, SLG: 0.625										4	0	0	0	0	1	3						
7 David Murphy, L (1,9) OBP: 0.323, SLG: 0.387										3	1	1	0	0	1	0						
15 Matt Treanor, R (1,2) OBP: 0.304, SLG: 0.359										3	0	0	0	0	0	0						
19 Chris Davis, L (1,3) OBP: 0.237, SLG: 0.264										3	0	0	0	0	0	0						
20 Julio Borbon, L (1,8) OBP: 0.313, SLG: 0.371										3	0	0	0	0	0	0						
Inning Stats	R: 0 E: 0 K: 0 S: 9	H: 0 LOB: 0 BB: 0 P: 14	R: 0 E: 0 K: 1 S: 8	H: 0 LOB: 0 BB: 0 P: 12	R: 0 E: 0 K: 0 S: 7	H: 0 LOB: 0 BB: 0 P: 9	R: 0 E: 0 K: 0 S: 9	H: 0 LOB: 0 BB: 1 P: 17	R: 0 E: 0 K: 1 S: 10	H: 0 LOB: 0 BB: 0 P: 16	R: 0 E: 0 K: 0 S: 12	H: 0 LOB: 0 BB: 0 P: 21	R: 0 E: 0 K: 1 S: 8	H: 1 LOB: 1 BB: 0 P: 12	R: 1 E: 1 K: 0 S: 9	H: 1 LOB: 0 BB: 0 P: 16	R: 0 E: 0 K: 2 S: 17	H: 2 LOB: 2 BB: 0 P: 22	1B: 4 2B: 0 3B: 0 HR: 0	SF: 0 SAC: 0 DP: 0 HBP: 0	WP: 1 PB: 0 SB: 0 CS: 0	PA: 32
PITCHER 24 Chris Tillman, R (1,1) ERA: 5.64 13 Will Ohman, L (8,1) ERA: 2.73 29 David Hernandez, R (9,1) ERA: 4.45	IP: 7.1 WLS: W BF: 25 H: 2 R: 1 ER: 0 SO: 3 BB: 1 IBB: 0 HBP: 0 BLK: 0 WP: 1 HR: 0 S: 68 P: 109 ERA: 0.00 WHIP: 0.409															PITCHER						

Baltimore Orioles @ Texas Rangers
Rangers Ballpark in Arlington, Arlington, TX
Sat Jul 10 2010, 8:26 PM - 10:45 PM EDT
Att: 41,093 - Clear - 85 F

livebaseballscores.com

AB 31
R 1
H 4
RBI 0
BB 1
SO 5
LOB 8

Batter	1	2	3	4	5	6	7	8	9	AB	R	H	RBI	BB	SO	LOB	TOP				
1 Elvis Andrus, R OBP: 0.362, SLG: 0.319										3	0	0	0	2	1	0	<p>Texas Rangers @ Boston Red Sox Fenway Park, Boston, MA Thu Jul 15 2010, 7:11 PM - 10:21 PM EDT Att: 38,062 - Partly Cloudy - 73 F</p>				
10 Michael Young, R OBP: 0.353, SLG: 0.475										4	1	1	0	1	0	1					
5 Ian Kinsler, R OBP: 0.405, SLG: 0.418										5	1	1	0	0	0	3					
27 Vladimir Guerrero, R OBP: 0.368, SLG: 0.555										5	2	3	1	0	0	2					
32 Josh Hamilton, L OBP: 0.394, SLG: 0.635										4	1	3	1	0	0	1					
7 David Murphy, L OBP: 0.325, SLG: 0.385										1	0	0	0	0	0	1					
17 Nelson Cruz, R OBP: 0.368, SLG: 0.587										5	1	3	3	0	0	2					
11 Bengie Molina, R OBP: 0.304, SLG: 0.328										4	1	1	2	0	0	5					
19 Chris Davis, L OBP: 0.284, SLG: 0.288										3	0	0	0	1	1	4					
20 Julio Borbon, L OBP: 0.309, SLG: 0.364										4	0	0	0	0	2	4					
Inning Stats	R: 6 H: 6 E: 0 K: 2 S: 21	H: 6 LOB: 0 BB: 0 P: 26	R: 0 H: 0 E: 0 K: 0 S: 4	H: 0 LOB: 0 BB: 0 P: 5	R: 1 H: 2 E: 0 K: 1 S: 13	H: 2 LOB: 0 BB: 0 P: 22	R: 0 H: 0 E: 0 K: 0 S: 8	H: 0 LOB: 1 BB: 1 P: 16	R: 0 H: 2 E: 0 K: 0 S: 22	H: 2 LOB: 2 BB: 1 P: 37	R: 0 H: 0 E: 0 K: 0 S: 7	H: 1 LOB: 2 BB: 0 P: 19	R: 0 H: 0 E: 0 K: 0 S: 5	H: 0 LOB: 0 BB: 0 P: 8	R: 0 H: 1 E: 0 K: 0 S: 8	H: 1 LOB: 1 BB: 0 P: 13	1B: 7 2B: 4 3B: 0 HR: 1	SF: 0 SAC: 0 DP: 1 HBP: 0	WP: 0 PB: 0 SB: 0 CS: 0	PA: 42	
PITCHER	IP WLS BF H R ER SO BB IBB HBP BLK WP HR S P ERA WHIP	IP WLS BF H R ER SO BB IBB HBP BLK WP HR S P ERA WHIP	IP WLS BF H R ER SO BB IBB HBP BLK WP HR S P ERA WHIP	IP WLS BF H R ER SO BB IBB HBP BLK WP HR S P ERA WHIP	IP WLS BF H R ER SO BB IBB HBP BLK WP HR S P ERA WHIP	IP WLS BF H R ER SO BB IBB HBP BLK WP HR S P ERA WHIP	IP WLS BF H R ER SO BB IBB HBP BLK WP HR S P ERA WHIP	IP WLS BF H R ER SO BB IBB HBP BLK WP HR S P ERA WHIP	IP WLS BF H R ER SO BB IBB HBP BLK WP HR S P ERA WHIP	IP WLS BF H R ER SO BB IBB HBP BLK WP HR S P ERA WHIP	IP WLS BF H R ER SO BB IBB HBP BLK WP HR S P ERA WHIP	IP WLS BF H R ER SO BB IBB HBP BLK WP HR S P ERA WHIP	IP WLS BF H R ER SO BB IBB HBP BLK WP HR S P ERA WHIP	IP WLS BF H R ER SO BB IBB HBP BLK WP HR S P ERA WHIP	IP WLS BF H R ER SO BB IBB HBP BLK WP HR S P ERA WHIP	IP WLS BF H R ER SO BB IBB HBP BLK WP HR S P ERA WHIP	IP WLS BF H R ER SO BB IBB HBP BLK WP HR S P ERA WHIP	IP WLS BF H R ER SO BB IBB HBP BLK WP HR S P ERA WHIP	IP WLS BF H R ER SO BB IBB HBP BLK WP HR S P ERA WHIP	IP WLS BF H R ER SO BB IBB HBP BLK WP HR S P ERA WHIP	IP WLS BF H R ER SO BB IBB HBP BLK WP HR S P ERA WHIP
49 Tim Wakefield, R ERA: 5.65	2.0	L	15	8	7	6	2	0	0	0	0	0	0	0	0	1	28	34	27.00	4.000	
59 Robert Manuel, R ERA: 3.86	3.1		10	2	0	0	1	1	0	0	0	0	0	0	0	0	33	58	0.00	1.125	
62 Dustin Richardson, L ERA: 3.18	0.1		4	0	0	0	0	3	0	0	0	0	0	0	0	9	24	0.00	9.000		
48 Scott Atchison, R ERA: 4.26	3.0		9	1	0	0	1	0	0	0	0	0	0	0	0	23	35	0.00	0.333		
56 Ramon E Ramirez, R ERA: 4.66	1.0		4	1	0	0	0	0	0	0	0	0	0	0	0	8	13	0.00	1.000		

AB	38
R	7
H	12
RBI	7
BB	4
SO	4
LOB	23



Batter	1	2	3	4	5	6	7	8	9	AB	R	H	RBI	BB	SO	LOB	BOTTOM				
10 Marco Scutaro, R OBP: 0.344, SLG: 0.373										5	0	0	0	0	1	3	<p>Texas Rangers @ Boston Red Sox Fenway Park, Boston, MA Thu Jul 15 2010, 7:11 PM - 10:21 PM EDT Att: 38,062 - Partly Cloudy - 73 F</p>				
3 Eric Patterson, L OBP: 0.286, SLG: 0.436										4	0	0	0	0	1	1					
34 David Ortiz, L OBP: 0.379, SLG: 0.553										4	0	0	0	0	2	1					
20 Kevin Youkilis, R OBP: 0.402, SLG: 0.567										4	0	0	0	0	0	0					
7 J.D. Drew, L OBP: 0.361, SLG: 0.489										4	1	2	1	0	0	0					
60 Daniel Nava, S OBP: 0.387, SLG: 0.488										2	0	1	0	2	0	1					
23 Mike Cameron, R OBP: 0.346, SLG: 0.415										3	0	1	0	0	1	2					
22 Bill Hall, R OBP: 0.335, SLG: 0.443										4	1	2	1	0	0	4					
36 Kevin Cash, R OBP: 0.264, SLG: 0.269										2	0	0	0	1	0	2					
30 Ryan Shealy, R										1	0	0	0	0	1	2					
Inning Stats	R: 0 H: 0 E: 0 K: 0 S: 6	H: 1 LOB: 2 BB: 1 P: 17	R: 0 H: 0 E: 0 K: 1 S: 10	H: 0 LOB: 1 BB: 1 P: 18	R: 1 H: 2 E: 0 K: 0 S: 12	H: 2 LOB: 2 BB: 0 P: 20	R: 0 H: 1 E: 0 K: 0 S: 16	H: 1 LOB: 0 BB: 0 P: 20	R: 1 H: 1 E: 0 K: 1 S: 6	H: 1 LOB: 0 BB: 0 P: 12	R: 0 H: 0 E: 0 K: 1 S: 9	H: 0 LOB: 0 BB: 0 P: 14	R: 0 H: 1 E: 0 K: 3 S: 14	H: 1 LOB: 2 BB: 1 P: 25	1B: 4 2B: 0 3B: 0 HR: 2	SF: 0 SAC: 0 DP: 0 HBP: 1	WP: 0 PB: 0 SB: 0 CS: 0	PA: 37			
PITCHER	IP WLS BF H R ER SO BB IBB HBP BLK WP HR S P ERA WHIP	IP WLS BF H R ER SO BB IBB HBP BLK WP HR S P ERA WHIP	IP WLS BF H R ER SO BB IBB HBP BLK WP HR S P ERA WHIP	IP WLS BF H R ER SO BB IBB HBP BLK WP HR S P ERA WHIP	IP WLS BF H R ER SO BB IBB HBP BLK WP HR S P ERA WHIP	IP WLS BF H R ER SO BB IBB HBP BLK WP HR S P ERA WHIP	IP WLS BF H R ER SO BB IBB HBP BLK WP HR S P ERA WHIP	IP WLS BF H R ER SO BB IBB HBP BLK WP HR S P ERA WHIP	IP WLS BF H R ER SO BB IBB HBP BLK WP HR S P ERA WHIP	IP WLS BF H R ER SO BB IBB HBP BLK WP HR S P ERA WHIP	IP WLS BF H R ER SO BB IBB HBP BLK WP HR S P ERA WHIP	IP WLS BF H R ER SO BB IBB HBP BLK WP HR S P ERA WHIP	IP WLS BF H R ER SO BB IBB HBP BLK WP HR S P ERA WHIP	IP WLS BF H R ER SO BB IBB HBP BLK WP HR S P ERA WHIP	IP WLS BF H R ER SO BB IBB HBP BLK WP HR S P ERA WHIP	IP WLS BF H R ER SO BB IBB HBP BLK WP HR S P ERA WHIP	IP WLS BF H R ER SO BB IBB HBP BLK WP HR S P ERA WHIP	IP WLS BF H R ER SO BB IBB HBP BLK WP HR S P ERA WHIP	IP WLS BF H R ER SO BB IBB HBP BLK WP HR S P ERA WHIP	IP WLS BF H R ER SO BB IBB HBP BLK WP HR S P ERA WHIP	IP WLS BF H R ER SO BB IBB HBP BLK WP HR S P ERA WHIP
35 Tommy Hunter, R ERA: 2.39	1.1		4	0	0	0	2	0	0	0	0	0	0	0	0	12	19	0.00	0.000		
28 Darren Oliver, L ERA: 1.32	1.0		5	1	0	0	3	1	0	0	0	0	0	0	0	14	25	0.00	2.000		
64 Alexi Ogando, R ERA: 0.54	1.0		5	1	0	0	3	1	0	0	0	0	0	0	0	14	25	0.00	2.000		

AB	33
R	2
H	6
RBI	2
BB	3
SO	6
LOB	16




Batter	1	2	3	4	5	6	7	8	9	10	11	AB	R	H	RBI	BB	SO	LOB	TOP					
1 Elvis Andrus, R OBP: 0.355, SLG: 0.311	G6-3		G5-3			K	G6-3			L3		5	0	0	0	0	1	0						
10 Michael Young, R OBP: 0.352, SLG: 0.471	G6-3		G4-3			F8				G5-4-3 BB	G5-3	4	0	0	0	1	0	0						
5 Ian Kinsler, R OBP: 0.401, SLG: 0.413					G6-3						G5-3	5	1	2	0	0	0	1						
27 Vladimir Guerrero, R OBP: 0.371, SLG: 0.551											G4-3	4	1	1	0	1	1	2						
32 Josh Hamilton, L OBP: 0.392, SLG: 0.629												4	0	2	1	0	1	0						
17 Nelson Cruz, R OBP: 0.379, SLG: 0.588												4	0	2	1	0	0	1						
11 Bengie Molina, R OBP: 0.310, SLG: 0.359												4	0	0	0	0	0	3						
19 Chris Davis, L OBP: 0.280, SLG: 0.273												3	0	0	0	1	0	0						
20 Julio Borbon, L OBP: 0.321, SLG: 0.376												3	0	0	0	0	0	0						
7 David Murphy, L OBP: 0.321, SLG: 0.376												1	0	0	0	0	0	0						
Inning Stats	R: 0 E: 0 K: 1 S: 12	H: 1 LOB: 1 BB: 0 P: 22	R: 0 E: 0 K: 1 S: 6	H: 1 LOB: 1 BB: 1 P: 13	R: 0 E: 0 K: 0 S: 12	H: 0 LOB: 0 BB: 0 P: 16	R: 0 E: 0 K: 0 S: 11	H: 2 LOB: 1 BB: 0 P: 16	R: 0 E: 0 K: 0 S: 6	H: 0 LOB: 0 BB: 0 P: 8	R: 2 E: 0 K: 1 S: 17	H: 3 LOB: 2 BB: 1 P: 31	R: 0 E: 0 K: 0 S: 4	H: 0 LOB: 0 BB: 1 P: 8	R: 0 E: 0 K: 0 S: 8	H: 0 LOB: 0 BB: 0 P: 12	R: 0 E: 0 K: 0 S: 7	H: 0 LOB: 0 BB: 0 P: 8	R: 0 E: 0 K: 0 S: 6	H: 0 LOB: 0 BB: 0 P: 10	1B: 6 2B: 1 3B: 0 HR: 0	SF: 0 SAC: 0 DP: 1 HBP: 0	WP: 0 PB: 0 SB: 2 CS: 2	PA: 40
PITCHER	IP: 7.0 WLS: 2 BF: 28 H: 7 R: 2 ER: 2 SO: 3 BB: 2 IBB: 0 HBP: 0 BLK: 0 WP: 0 HR: 0 S: 70 ERA: 2.57 WHIP: 1.286																							

Texas Rangers @ Boston Red Sox
 Fenway Park, Boston, MA
 Sat Jul 17 2010, 7:12 PM - 10:09 PM EDT
 Att: 37,744 - Party Cloudy - 88 F

livebaseballscorecards.com

AB 37
R 2
H 7
RBI 2
BB 3
SO 3
LOB 7




Batter	1	2	3	4	5	6	7	8	9	10	11	AB	R	H	RBI	BB	SO	LOB	BOTTOM					
10 Marco Scutaro, R OBP: 0.343, SLG: 0.369	F9		K			G4-3						4	2	1	0	1	1	0						
54 Darnell McDonald, R OBP: 0.330, SLG: 0.415												3	1	1	0	0	0	0						
34 David Ortiz, L OBP: 0.381, SLG: 0.546												4	0	1	1	1	1	1						
20 Kevin Youkilis, R OBP: 0.405, SLG: 0.578												4	0	2	2	0	0	0						
29 Adrian Beltré, R OBP: 0.370, SLG: 0.541												3	0	0	0	1	0	2						
7 J.D. Drew, L OBP: 0.355, SLG: 0.480												4	0	0	0	0	0	2						
23 Mike Cameron, R OBP: 0.343, SLG: 0.417												4	0	1	0	0	1	0						
22 Bill Hall, R OBP: 0.322, SLG: 0.423												4	0	0	0	0	2	1						
36 Kevin Cash, R OBP: 0.250, SLG: 0.253												2	0	0	0	0	1	1						
30 Ryan Shealy, R (8, PH)												1	0	0	0	0	0	0						
68 Dusty Brown, R (9, 2)												1	0	0	0	0	0	0						
Inning Stats	R: 1 E: 0 K: 0 S: 11	H: 3 LOB: 1 BB: 0 P: 14	R: 0 E: 0 K: 2 S: 9	H: 0 LOB: 0 BB: 0 P: 11	R: 0 E: 0 K: 1 S: 7	H: 0 LOB: 0 BB: 0 P: 8	R: 0 E: 0 K: 0 S: 4	H: 0 LOB: 0 BB: 0 P: 5	R: 0 E: 0 K: 1 S: 11	H: 0 LOB: 0 BB: 0 P: 16	R: 0 E: 0 K: 0 S: 5	H: 0 LOB: 0 BB: 0 P: 6	R: 0 E: 0 K: 0 S: 4	H: 0 LOB: 0 BB: 0 P: 5	R: 1 E: 0 K: 0 S: 12	H: 2 LOB: 2 BB: 1 P: 20	R: 0 E: 0 K: 0 S: 7	H: 0 LOB: 0 BB: 0 P: 9	R: 1 E: 1 K: 0 S: 6	H: 0 LOB: 2 BB: 2 P: 16	1B: 3 2B: 3 3B: 0 HR: 0	SF: 1 SAC: 2 DP: 1 HBP: 0	WP: 0 PB: 0 SB: 0 CS: 0	PA: 40
PITCHER	IP: 9.0 WLS: 1 BF: 33 H: 6 R: 1 ER: 1 SO: 6 BB: 0 IBB: 1 HBP: 0 BLK: 0 WP: 0 HR: 0 S: 75 ERA: 2.00 WHIP: 0.667																							

Texas Rangers @ Boston Red Sox
 Fenway Park, Boston, MA
 Sat Jul 17 2010, 7:12 PM - 10:09 PM EDT
 Att: 37,744 - Party Cloudy - 88 F

livebaseballscorecards.com

AB 34
R 3
H 6
RBI 3
BB 3
SO 6
LOB 7



Batter	1	2	3	5	6	7	8	9	10	11	12	13	14	AB	R	H	RBI	BB	SO	LOB	TOP					
1 Elvis Andrus, R OBP: 0.358, SLG: 0.318														7	1	2	0	0	1	3						
10 Michael Young, R OBP: 0.355, SLG: 0.467														6	2	2	0	1	1	3						
5 Ian Kinsler, R OBP: 0.394, SLG: 0.417														6	1	1	3	0	1	2						
27 Vladimir Guerrero, R OBP: 0.368, SLG: 0.539														6	2	1	0	1	0	1						
32 Josh Hamilton, L OBP: 0.396, SLG: 0.625														6	1	4	1	1	1	2						
17 Nelson Cruz, R OBP: 0.384, SLG: 0.604														6	1	3	4	1	0	2						
19 Chris Davis, L OBP: 0.244, SLG: 0.234														7	0	0	0	0	1	8						
15 Matt Treanor, R OBP: 0.308, SLG: 0.358														5	0	2	0	0	0	2						
7 David Murphy, L OBP: 0.323, SLG: 0.379														1	0	1	0	0	0	0						
11 Bengie Molina, R OBP: 0.315, SLG: 0.361														1	0	1	0	0	0	0						
20 Julio Borbon, L OBP: 0.305, SLG: 0.362														7	0	2	0	0	1	4						
Inning Stats	R: 2 E: 0 K: 0 S: 10	H: 1 LOB: 0 BB: 1 P: 9	R: 0 E: 0 K: 1 S: 8	H: 1 LOB: 1 BB: 0 P: 9	R: 3 E: 0 K: 1 S: 18	H: 4 LOB: 2 BB: 1 P: 32	R: 0 E: 0 K: 0 S: 7	H: 0 LOB: 0 BB: 0 P: 7	R: 0 E: 0 K: 1 S: 9	H: 2 LOB: 2 BB: 0 P: 14	R: 1 E: 1 K: 2 S: 12	H: 3 LOB: 3 BB: 0 P: 15	R: 0 E: 0 K: 0 S: 6	H: 1 LOB: 0 BB: 0 P: 10	R: 0 E: 0 K: 1 S: 8	H: 1 LOB: 0 BB: 0 P: 12	R: 0 E: 0 K: 0 S: 8	H: 2 LOB: 2 BB: 0 P: 18	R: 0 E: 0 K: 0 S: 8	H: 1 LOB: 0 BB: 0 P: 9	R: 2 E: 0 K: 0 S: 14	H: 2 LOB: 1 BB: 1 P: 22	1B: 17 2B: 0 3B: 0 HR: 2	SF: 1 SAC: 0 DP: 3 HBP: 0	WP: 1 PB: 0 SB: 1 CS: 0	PA: 63
PITCHER	IP	WLS	BF	H	R	ER	SO	BB	IBB	HBP	BLK	WP	HR	S	P	ERA	WHIP									
38 Jeremy Bowersman, R ERA: 4.38	5.1		27	9	5	5	2	2	0	0	0	0	0	1	55	8.44	2.082									
34 Robbie Weinhardt, R ERA: 5.87	2.2		10	4	1	1	1	0	0	0	0	0	0	22	31	3.38	1.500									
46 Jose Valverde, R ERA: 1.11	1.0		6	1	0	0	2	1	0	0	0	0	0	18	27	0.00	2.000									
40 Phil Coke, L ERA: 2.52	1.0		3	0	0	0	0	0	0	0	0	0	0	8	11	0.00	0.000									
45 Ryan Perry, R ERA: 4.71	2.0		8	2	0	0	1	0	0	0	0	0	0	19	30	0.00	1.000									
PITCHER	IP	WLS	BF	H	R	ER	SO	BB	IBB	HBP	BLK	WP	HR	S	P	ERA	WHIP									
21 Enrique Gonzalez, R ERA: 2.93	2.0		9	3	2	0	0	0	0	0	0	0	0	22	31	9.00	2.000									

Texas Rangers @ Detroit Tigers
Comerica Park, Detroit, MI
Mon Jul 19 2010, 7:07 PM - 11:58 PM EDT
Att: 26,626 - Partly Cloudy - 78 F

livebaseballscorecards.com

AB: 58
R: 8
H: 19
RBI: 8
BB: 4
SO: 6
LOB: 27

Batter	1	2	3	4	5	6	7	8	9	10	11	12	13	14	AB	R	H	RBI	BB	SO	LOB	BOTTOM			
14 Austin Jackson, R OBP: 0.358, SLG: 0.413															6	0	2	0	2	2	2				
18 Johnny Damon, L OBP: 0.370, SLG: 0.425															5	1	1	1	2	0	4				
30 Magglio Ordonez, R OBP: 0.379, SLG: 0.482															5	1	1	1	2	1	5				
24 Miguel Cabrera, R OBP: 0.418, SLG: 0.645															6	2	3	3	1	1	5				
26 Brennan Boesch, L OBP: 0.381, SLG: 0.555															7	0	1	0	0	1	2				
9 Carlos Guillen, S OBP: 0.333, SLG: 0.423															7	0	1	0	0	0	4				
15 Brandon Inge, R OBP: 0.342, SLG: 0.413															1	1	1	0	0	0	0				
32 Don Kelly, L OBP: 0.254, SLG: 0.272															4	0	1	1	0	0	4				
13 Alex Avila, L OBP: 0.301, SLG: 0.325															1	0	0	0	0	1	0				
25 Ryan Raburn, R OBP: 0.292, SLG: 0.346															2	0	0	0	0	1	0				
12 Garrett Laidt, R OBP: 0.266, SLG: 0.251															4	0	1	1	0	0	4				
39 Ramon Santiago, S OBP: 0.342, SLG: 0.328															6	1	2	0	1	1	1				
Inning Stats	R: 1 E: 0 K: 0 S: 11	H: 2 LOB: 1 BB: 1 P: 16	R: 1 E: 0 K: 0 S: 11	H: 2 LOB: 1 BB: 0 P: 16	R: 1 E: 1 K: 1 S: 15	H: 3 LOB: 3 BB: 1 P: 29	R: 0 E: 0 K: 1 S: 7	H: 0 LOB: 0 BB: 0 P: 8	R: 2 E: 1 K: 1 S: 9	H: 2 LOB: 1 BB: 0 P: 14	R: 0 E: 0 K: 1 S: 13	H: 0 LOB: 0 BB: 0 P: 9	R: 0 E: 0 K: 0 S: 6	H: 0 LOB: 0 BB: 0 P: 9	R: 0 E: 0 K: 0 S: 9	H: 1 LOB: 2 BB: 2 P: 22	R: 0 E: 0 K: 1 S: 13	H: 1 LOB: 2 BB: 1 P: 19	R: 0 E: 0 K: 2 S: 13	H: 0 LOB: 1 BB: 0 P: 17	1B: 8 2B: 1 3B: 1 HR: 3	SF: 0 SAC: 0 DP: 2 HBP: 1	WP: 1 PB: 0 SB: 0 CS: 0	PA: 64	
PITCHER	IP	WLS	BF	H	R	ER	SO	BB	IBB	HBP	BLK	WP	HR	S	P	ERA	WHIP								
39 Scott Feldman, R ERA: 5.48	5.0		26	7	5	5	1	2	0	0	0	0	0	8	14	9.00	1.800								
57 Dustin Nippert, R ERA: 5.36	0.1		2	1	0	0	1	0	0	0	0	0	0	8	14	0.00	3.000								
56 Darren O'Day, R ERA: 1.4	0.2		3	0	0	0	0	1	0	0	0	0	0	5	11	0.00	1.500								
64 Alexi Ogando, R ERA: 1.42	1.1	H	6	1	1	1	1	1	0	0	0	0	0	16	26	6.75	1.500								
50 Frank Francisco, R ERA: 3.92	1.2	B	6	1	0	0	1	0	0	0	0	0	0	17	23	0.00	0.600								
PITCHER	IP	WLS	BF	H	R	ER	SO	BB	IBB	HBP	BLK	WP	HR	S	P	ERA	WHIP								
54 Matt Harrison, L ERA: 4.23	4.0		17	2	0	0	4	3	0	0	0	0	0	44	80	0.00	1.250								
30 Neftali Feliz, R ERA: 3.76	1.0	S	4	1	0	0	2	0	0	0	0	0	0	13	17	0.00	1.000								

Texas Rangers @ Detroit Tigers
Comerica Park, Detroit, MI
Mon Jul 19 2010, 7:07 PM - 11:58 PM EDT
Att: 26,626 - Partly Cloudy - 78 F


livebaseballscorecards.com

AB: 55
R: 6
H: 13
RBI: 6
BB: 8
SO: 10
LOB: 27

Batter	1	2	3	4	5	6	7	8	9	AB	R	H	RBI	BB	SO	LOB	TOP				
1 Elvis Andrus, R OBP: 0.359, SLG: 0.320										4	1	2	1	0	0	2					
10 Michael Young, R OBP: 0.353, SLG: 0.466										5	1	1	0	0	2	5					
5 Ian Kinsler, R OBP: 0.394, SLG: 0.435										5	2	2	3	0	1	2					
32 Josh Hamilton, L OBP: 0.399, SLG: 0.638									4	2	3	2	0	1	0						
17 Nelson Cruz, R OBP: 0.380, SLG: 0.594										5	0	1	1	0	0	1					
7 David Murphy, L OBP: 0.327, SLG: 0.390											4	1	1	1	0	1	2				
11 Bengie Molina, R OBP: 0.308, SLG: 0.355										4	0	0	0	0	1	2					
19 Chris Davis, L OBP: 0.256, SLG: 0.259										4	1	2	0	0	1	0					
20 Julio Borbon, L OBP: 0.309, SLG: 0.363										2	0	1	0	1	0	0					
Inning Stats	R: 2 E: 0 K: 1 S: 11	H: 2 LOB: 0 BB: 0 P: 14	R: 1 E: 0 K: 1 S: 8	H: 1 LOB: 0 BB: 0 P: 11	R: 0 E: 0 K: 0 S: 11	H: 0 LOB: 0 BB: 0 P: 17	R: 0 E: 0 K: 1 S: 10	H: 2 LOB: 2 BB: 0 P: 16	R: 0 E: 0 K: 1 S: 10	H: 1 LOB: 1 BB: 0 P: 15	R: 0 E: 0 K: 1 S: 14	H: 1 LOB: 2 BB: 1 P: 20	R: 0 E: 0 K: 1 S: 11	H: 1 LOB: 1 BB: 0 P: 18	R: 4 E: 0 K: 0 S: 14	H: 4 LOB: 0 BB: 0 P: 21	1B: 6 2B: 3 HR: 3	SF: 1 SAC: 2 HBP: 0	WP: 0 PB: 0 SB: 0 CS: 0	PA: 41	
PITCHER	IP WLS BF H R ER SO BB IBB HBP BLK WP HR S P ERA WHIP	7.1 L 32 9 4 4 6 1 0 0 0 0 1 79 116 4.91 1.364	1.0 4 1 1 1 0 0 0 0 0 0 0 0 9 13 9.00 1.000	0.2 5 3 3 3 0 0 0 0 0 0 0 0 2 11 16 40.50 4.500																	

Texas Rangers @ Detroit Tigers
Comerica Park, Detroit, MI
Tue Jul 20 2010, 7:06 PM - 9:51 PM EDT
Att: 27,576 - Cloudy - 79 F


AB 37
R 8
H 13
RBI 8
BB 1
SO 7
LOB 14



Batter	1	2	3	4	5	6	7	8	9	AB	R	H	RBI	BB	SO	LOB	BOTTOM				
14 Austin Jackson, R OBP: 0.357, SLG: 0.411										4	0	1	0	0	2	2					
18 Johnny Damon, L OBP: 0.365, SLG: 0.421										3	0	0	0	1	1	3					
30 Magglio Ordonez, R OBP: 0.375, SLG: 0.476										4	0	0	0	0	0	2					
24 Miguel Cabrera, R OBP: 0.419, SLG: 0.646										4	0	2	0	0	0	1					
26 Brennan Boesch, L OBP: 0.380, SLG: 0.549										3	0	0	0	1	0	1					
25 Ryan Raburn, R OBP: 0.286, SLG: 0.338										3	0	0	0	0	0	2					
13 Alex Avila, L OBP: 0.295, SLG: 0.318										3	0	0	0	0	1	2					
32 Don Kelly, L OBP: 0.258, SLG: 0.276										2	0	1	0	0	0	0					
39 Ramon Santiago, S OBP: 0.345, SLG: 0.325										0	0	0	0	1	0	0					
29 Danny Worth, R OBP: 0.294, SLG: 0.366										3	0	0	0	0	0	2					
Inning Stats	R: 0 E: 0 K: 1 S: 7	H: 0 LOB: 1 BB: 1 P: 14	R: 0 E: 0 K: 0 S: 5	H: 0 LOB: 0 BB: 0 P: 9	R: 0 E: 0 K: 1 S: 11	H: 0 LOB: 0 BB: 0 P: 14	R: 0 E: 0 K: 0 S: 7	H: 1 LOB: 1 BB: 0 P: 9	R: 0 E: 0 K: 1 S: 15	H: 1 LOB: 2 BB: 1 P: 15	R: 0 E: 0 K: 0 S: 5	H: 1 LOB: 2 BB: 1 P: 14	R: 0 E: 0 K: 1 S: 12	H: 0 LOB: 1 BB: 1 P: 21	R: 0 E: 0 K: 0 S: 5	H: 1 LOB: 0 BB: 0 P: 9	1B: 3 2B: 1 3B: 0 HR: 0	SF: 0 SAC: 0 DP: 2 HBP: 0	WP: 0 PB: 0 SB: 0 CS: 0	PA: 32	
PITCHER	IP WLS BF H R ER SO BB IBB HBP BLK WP HR S P ERA WHIP	7.0 W 25 3 0 0 0 2 0 0 0 0 0 12 21 0.00 0.714	1.0 4 0 0 0 1 1 0 0 0 0 0 0 5 9 0.00 1.000	1.0 3 1 0 0 0 0 0 0 0 0 0 0 5 9 0.00 1.000																	

Texas Rangers @ Detroit Tigers
Comerica Park, Detroit, MI
Tue Jul 20 2010, 7:06 PM - 9:51 PM EDT
Att: 27,576 - Cloudy - 79 F

AB 29
R 0
H 4
RBI 0
BB 3
SO 4
LOB 15



Batter	1	2	3	4	5	6	7	8	9	AB	R	H	RBI	BB	SO	LOB	TOP										
1 Elvis Andrus, R OBP: 0.358, SLG: 0.319	F9		10 CS 1B			G6-3		G4-3		4	0	1	0	0	0	0											
10 Michael Young, R OBP: 0.354, SLG: 0.471	BB		CS	3B		F9		K		3	0	1	0	1	1	0											
5 Ian Kinsler, R OBP: 0.395, SLG: 0.434	F9			K		E7			32 WP 32 HBP G6-3 BB	3	1	1	0	1	1	2											
27 Vladimir Guerrero, R OBP: 0.367, SLG: 0.534	K			K		G4-3			32 G6-3 32 WP HBP	3	0	0	0	0	2	3											
32 Josh Hamilton, L OBP: 0.395, SLG: 0.631	G6-3			G3					G6-3	4	0	0	1	0	1	2											
17 Nelson Cruz, R OBP: 0.378, SLG: 0.587	F9					G4-3			K	4	0	1	0	0	1	1											
7 David Murphy, L OBP: 0.321, SLG: 0.385	L4					G4-3			K	3	0	0	0	1	0	1											
11 Bengie Molina, R OBP: 0.308, SLG: 0.352			F9							2	0	0	0	1	0	2											
19 Chris Davis, L OBP: 0.247, SLG: 0.250			F7							3	0	0	0	0	2	1											
Inning Stats	R: 0 H: 0 E: 0 K: 1 S: 13	H: 0 LOB: 1 BB: 1 P: 23	R: 0 H: 0 E: 0 K: 0 S: 6	H: 0 LOB: 0 BB: 0 P: 8	R: 0 H: 1 E: 0 K: 0 S: 9	H: 1 LOB: 0 BB: 0 P: 16	R: 0 H: 1 E: 0 K: 2 S: 11	H: 1 LOB: 1 BB: 0 P: 15	R: 0 H: 0 E: 0 K: 1 S: 12	H: 0 LOB: 1 BB: 1 P: 22	R: 0 H: 1 E: 1 K: 0 S: 12	H: 1 LOB: 1 BB: 0 P: 19	R: 0 H: 1 E: 0 K: 1 S: 12	H: 1 LOB: 1 BB: 1 P: 20	R: 0 H: 0 E: 0 K: 2 S: 9	H: 0 LOB: 0 BB: 0 P: 12	R: 1 H: 0 E: 0 K: 1 S: 8	H: 0 LOB: 1 BB: 1 P: 20	1B: 3 2B: 0 3B: 1 HR: 0	SF: 0 SAC: 0 DP: 1 HBP: 1	WP: 1 PB: 0 SB: 0 CS: 1	PA: 35					
PITCHER	IP	WLS	BF	H	R	ER	SO	BB	IBB	HBP	BLK	WP	HR	S	P	ERA	WHIP										
37 Max Scherzer, R ERA: 4.43	7.0	W	26	4	0	0	5	3	0	0	0	0	0	75	123	0.00	1.000										
40 Phil Coke, L ERA: 2.45	1.0		3	0	0	0	2	0	0	0	0	0	0	9	12	0.00	0.000										
46 Jose Valverde, R ERA: 1.3	1.0		5	0	1	1	1	1	0	1	0	1	0	8	20	9.00	1.000										

Texas Rangers @ Detroit Tigers
Comerica Park, Detroit, MI
Wed Jul 21 2010, 7:08 PM - 9:41 PM EDT
Att: 28,704 - Partly Cloudy - 87 F

AB 29
R 1
H 4
RBI 1
BB 4
SO 8
LOB 12



Batter	1	2	3	4	5	6	7	8	9	AB	R	H	RBI	BB	SO	LOB	BOTTOM										
14 Austin Jackson, R OBP: 0.361, SLG: 0.415	18 BB	F9								4	1	3	0	0	0	0											
18 Johnny Damon, L OBP: 0.370, SLG: 0.420	BB		24 BB							3	0	1	0	1	0	3											
30 Magglio Ordonez, R OBP: 0.373, SLG: 0.473	F5									4	0	1	1	0	1	4											
29 Danny Worth, R OBP: 0.294, SLG: 0.366										0	0	0	0	0	0	0											
24 Miguel Cabrera, R OBP: 0.417, SLG: 0.643	F8									3	0	1	1	0	0	3											
26 Brennan Boesch, L OBP: 0.375, SLG: 0.540	P6									4	0	0	0	0	1	5											
9 Carlos Guillen, S OBP: 0.336, SLG: 0.422		12 HR BB								3	1	1	0	1	1	2											
32 Don Kelly, L OBP: 0.250, SLG: 0.267		K								4	0	0	0	0	2	2											
12 Gerald Laird, R OBP: 0.255, SLG: 0.274		HR								4	1	2	2	0	0	1											
39 Ramon Santiago, S OBP: 0.343, SLG: 0.327		G3								4	1	1	0	0	0	1											
Inning Stats	R: 0 H: 1 E: 0 K: 0 S: 8	H: 1 LOB: 2 BB: 1 P: 13	R: 2 H: 1 E: 0 K: 1 S: 12	H: 1 LOB: 0 BB: 1 P: 19	R: 0 H: 2 E: 0 K: 2 S: 11	H: 2 LOB: 0 BB: 0 P: 14	R: 0 H: 0 E: 0 K: 1 S: 7	H: 0 LOB: 0 BB: 0 P: 11	R: 0 H: 1 E: 1 K: 0 S: 10	H: 1 LOB: 1 BB: 0 P: 12	R: 0 H: 1 E: 0 K: 0 S: 10	H: 1 LOB: 1 BB: 0 P: 12	R: 2 H: 3 E: 1 K: 1 S: 15	H: 3 LOB: 1 BB: 0 P: 22	R: 0 H: 1 E: 0 K: 0 S: 9	H: 1 LOB: 1 BB: 0 P: 15	1B: 9 2B: 0 3B: 0 HR: 1	SF: 1 SAC: 0 DP: 0 HBP: 0	WP: 0 PB: 0 SB: 0 CS: 0	PA: 36							
PITCHER	IP	WLS	BF	H	R	ER	SO	BB	IBB	HBP	BLK	WP	HR	S	P	ERA	WHIP										
48 Colby Lewis, R ERA: 3.52	7.0	L	32	9	4	4	5	2	0	0	0	0	0	73	103	5.14	1.571										
52 Doug Matis, R ERA: 6.33	1.0		4	1	0	0	0	0	0	0	0	0	0	9	15	0.00	1.000										

Texas Rangers @ Detroit Tigers
Comerica Park, Detroit, MI
Wed Jul 21 2010, 7:08 PM - 9:41 PM EDT
Att: 28,704 - Partly Cloudy - 87 F

AB 33
R 4
H 10
RBI 4
BB 2
SO 5
LOB 21



Batter	1	2	3	4	5	6	7	8	9	AB	R	H	RBI	BB	SO	LOB	TOP
2 Erick Aybar, S OBP: 0.342, SLG: 0.371	F8		F8			L4		G3-1		4	0	0	0	0	0	1	<p>Los Angeles Angels @ Texas Rangers Rangers Ballpark in Arlington, Arlington, TX Sun Jul 25 2010, 8:09 PM - 10:57 PM EDT Att: 38,320 - Partly Cloudy - 96 F</p>
13 Maicer Izturis, S OBP: 0.324, SLG: 0.392	G4-3		F7			L1-3		53 6 BB		3	0	0	0	1	0		
53 Bobby Abreu, L OBP: 0.347, SLG: 0.401	F7				G1-3			G6-3		3	1	0	0	1	0		
48 Torii Hunter, R OBP: 0.376, SLG: 0.501		HR			L9		P3		55 1B 6 FC4-6	4	2	2	1	0	0		
55 Hideki Matsui, L OBP: 0.329, SLG: 0.417	G4-3				F8		HR	6 FC4-6	1B	4	1	2	2	0	0		
6 Alberto Callespo, S OBP: 0.304, SLG: 0.403	G3					F8		G4-3	FC4-6 47 G4-3	4	0	0	1	0	0		
47 Howie Kendrick, R OBP: 0.309, SLG: 0.401						G6-3			G4-3	4	0	1	0	0	0		
20 Juan Rivera, R OBP: 0.310, SLG: 0.424						G6-3			G5-3	4	0	1	0	0	0		
5 Jeff Mathis, R OBP: 0.256, SLG: 0.351									F7	2	0	0	0	0	1		
77 Reggie Willis, S OBP: 0.350, SLG: 0.284										1	0	0	0	0	0		
46 Bobby Wilson, R OBP: 0.291, SLG: 0.420										0	0	0	0	0	0		

Inning Stats	R: 0 E: 0 K: 0 S: 7	H: 0 LOB: 0 BB: 0 P: 8	R: 1 E: 0 K: 0 S: 8	H: 1 LOB: 0 BB: 0 P: 12	R: 0 E: 0 K: 0 S: 7	H: 1 LOB: 1 BB: 0 P: 10	R: 0 E: 0 K: 0 S: 5	H: 0 LOB: 0 BB: 0 P: 6	R: 0 E: 0 K: 0 S: 8	H: 0 LOB: 0 BB: 0 P: 10	R: 0 E: 0 K: 1 S: 8	H: 0 LOB: 0 BB: 0 P: 13	R: 2 E: 0 K: 0 S: 11	H: 2 LOB: 1 BB: 1 P: 21	R: 0 E: 0 K: 0 S: 15	H: 0 LOB: 1 BB: 1 P: 23	R: 1 E: 0 K: 0 S: 11	H: 2 LOB: 1 BB: 0 P: 16	1B: 4 2B: 0 3B: 0 HR: 2	SF: 0 SAC: 0 DP: 0 HBP: 0	WP: 0 PB: 0 SB: 1 CS: 0	PA: 35
---------------------	------------------------------	---------------------------------	------------------------------	----------------------------------	------------------------------	----------------------------------	------------------------------	---------------------------------	------------------------------	----------------------------------	------------------------------	----------------------------------	-------------------------------	----------------------------------	-------------------------------	----------------------------------	-------------------------------	----------------------------------	----------------------------------	------------------------------------	----------------------------------	--------

PITCHER	IP	WLS	BF	H	R	ER	SO	BB	IBB	HBP	BLK	WP	HR	S	P	ERA	WHIP
35 Tommy Hunter, R ERA: 2.31	6.1	W	23	3	3	3	1	1	0	0	0	0	2	48	71	4.26	0.632
56 Darren O'Day, R ERA: 1.35	0.2	H	3	1	0	0	0	0	0	0	0	0	0	6	9	0.00	1.500
50 Frank Francisco, R ERA: 3.83	1.0	H	4	0	0	0	0	1	0	0	0	0	0	15	23	0.00	1.000
30 Neftali Feliz, R ERA: 3.74	1.0	S	5	2	1	1	0	0	0	0	0	0	0	11	16	9.00	2.000

Batter	1	2	3	4	5	6	7	8	9	AB	R	H	RBI	BB	SO	LOB	BOTTOM
1 Elvis Andrus, R OBP: 0.356, SLG: 0.316	G6-3			G1-3		10 1B		10 BLK		4	0	2	0	1	0	1	<p>Los Angeles Angels @ Texas Rangers Rangers Ballpark in Arlington, Arlington, TX Sun Jul 25 2010, 8:09 PM - 10:57 PM EDT Att: 38,320 - Partly Cloudy - 96 F</p>
10 Michael Young, R OBP: 0.356, SLG: 0.491		5 1B		F8		G6-3		K		5	1	2	1	0	1		
5 Ian Kinsler, R OBP: 0.393, SLG: 0.425		32 3B				G5-3		K		5	2	2	0	0	1		
27 Vladimir Guerrero, R OBP: 0.358, SLG: 0.521		32 3B				G5-3		K		4	0	1	0	0	1		
32 Josh Hamilton, L OBP: 0.400, SLG: 0.635						G5-3		F9		4	0	1	0	0	1		
17 Nelson Cruz, R OBP: 0.383, SLG: 0.597						G5-3		K		4	1	3	3	0	1		
7 David Murphy, L OBP: 0.320, SLG: 0.376						G5-3		K		4	0	2	1	0	0		
11 Bengie Molina, R OBP: 0.302, SLG: 0.345						G1-4-3		7 BB		4	0	2	1	0	0		
19 Chris Davis, L OBP: 0.274, SLG: 0.284										2	1	1	1	2	1		
										2	1	0	0	2	0		

Inning Stats	R: 2 E: 0 K: 1 S: 13	H: 3 LOB: 1 BB: 0 P: 22	R: 0 E: 0 K: 1 S: 10	H: 1 LOB: 2 BB: 1 P: 19	R: 1 E: 0 K: 0 S: 12	H: 3 LOB: 1 BB: 0 P: 16	R: 1 E: 0 K: 0 S: 8	H: 1 LOB: 1 BB: 1 P: 16	R: 1 E: 0 K: 0 S: 9	H: 2 LOB: 1 BB: 0 P: 16	R: 1 E: 0 K: 1 S: 10	H: 1 LOB: 2 BB: 2 P: 20	R: 0 E: 0 K: 1 S: 9	H: 1 LOB: 2 BB: 1 P: 17	R: 0 E: 0 K: 2 S: 13	H: 1 LOB: 1 BB: 0 P: 21	1B: 10 2B: 2 3B: 1 HR: 0	SF: 0 SAC: 0 DP: 0 HBP: 0	WP: 2 PB: 0 SB: 1 CS: 0	PA: 39
---------------------	-------------------------------	----------------------------------	-------------------------------	----------------------------------	-------------------------------	----------------------------------	------------------------------	----------------------------------	------------------------------	----------------------------------	-------------------------------	----------------------------------	------------------------------	----------------------------------	-------------------------------	----------------------------------	-----------------------------------	------------------------------------	----------------------------------	--------

PITCHER	IP	WLS	BF	H	R	ER	SO	BB	IBB	HBP	BLK	WP	HR	S	P	ERA	WHIP
70 Trevor Bell, R ERA: 6.75	3.1	L	18	8	4	4	2	2	0	0	0	0	0	39	66	10.80	3.000
45 Francisco Rodriguez, R ERA: 3.71	1.2		6	2	1	1	0	0	0	0	0	1	0	13	23	5.40	1.200
62 Scot Shields, R ERA: 5.61	2.0		11	2	1	1	2	3	0	0	0	1	0	19	37	4.50	2.500
40 Brian Fuentes, L ERA: 3.68	1.0		4	1	0	0	2	0	0	0	1	0	0	13	21	0.00	1.000

AB	33
R	4
H	6
RBI	4
BB	2
SO	1
LOB	9



Batter	1	2	3	4	5	6	7	8	9	10	AB	R	H	RBI	BB	SO	LOB	TOP						
4 Coco Crisp, S OBP: 0.311, SLG: 0.457	G5-3		1B			1B					4	1	2	0	0	1	0	Oakland Athletics @ Texas Rangers Rangers Ballpark in Arlington, Arlington, TX Tue Jul 27 2010, 8:08 PM - 11:08 PM EDT Att: 28,124 - Partly Cloudy - 91 F livebaseballscorecards.com						
10 Daric Barton, L OBP: 0.380, SLG: 0.397	G4-3		L8			K			F7		4	0	0	0	0	1	3							
8 Kurt Suzuki, R OBP: 0.321, SLG: 0.416	F9			G6-3					K		4	0	1	1	0	1	0							
5 Kevin Kouzmanoff, R OBP: 0.306, SLG: 0.463		K		F8							4	0	1	0	0	1	1							
32 Jack Cust, L OBP: 0.406, SLG: 0.503											3	0	0	0	0	3	0							
11 Landon Powell, S OBP: 0.342, SLG: 0.338											1	0	0	0	0	0	1							
7 Adam Rosales, R OBP: 0.324, SLG: 0.412											4	0	1	0	0	0	0							
18 Gabe Gross, L OBP: 0.286, SLG: 0.311	F9										0	0	0	0	0	0	0							
14 Mark Ellis, R OBP: 0.342, SLG: 0.338											3	0	0	0	0	2	0							
11 Rajai Davis, R OBP: 0.310, SLG: 0.375											4	0	1	0	0	1	1							
25 Matt Carson, R OBP: 0.154, SLG: 0.320											3	0	0	0	0	3	1							
2 Cliff Pennington, S OBP: 0.330, SLG: 0.375											1	0	0	0	0	1	1							
Inning Stats	R: 0 E: 0 K: 0 S: 9	H: 0 LOB: 0 BB: 0 P: 15	R: 0 E: 0 K: 2 S: 11	H: 0 LOB: 0 BB: 0 P: 15	R: 0 E: 0 K: 2 S: 13	H: 2 LOB: 2 BB: 0 P: 16	R: 0 E: 0 K: 1 S: 6	H: 0 LOB: 0 BB: 0 P: 8	R: 0 E: 0 K: 1 S: 7	H: 0 LOB: 0 BB: 0 P: 9	R: 1 E: 0 K: 2 S: 12	H: 2 LOB: 1 BB: 0 P: 15	R: 0 E: 0 K: 2 S: 10	H: 0 LOB: 0 BB: 0 P: 12	R: 0 E: 0 K: 3 S: 10	H: 0 LOB: 0 BB: 0 P: 13	R: 0 E: 0 K: 1 S: 10	H: 1 LOB: 1 BB: 0 P: 15	R: 0 E: 0 K: 1 S: 8	H: 1 LOB: 1 BB: 0 P: 14	1B: 6 2B: 0 3B: 0 HR: 0	SF: 0 SAC: 1 DP: 0 HBP: 0	WP: 0 PB: 0 SB: 1 CS: 0	PA: 36
PITCHER	IP 9.0	WLS 32	BF 5	H 1	R 0	ER 0	SO 13	BB 0	IBB 0	HBP 0	BLK 0	WP 0	HR 0	S 88	P 118	ERA 0.00	WHIP 0.556							
33 Cliff Lee, L ERA: 2.4	1.0	W	4	1	0	0	1	0	0	0	0	0	0	8	14	0.00	1.000							
30 Neftali Feliz, R ERA: 3.65																								

Oakland Athletics @ Texas Rangers
Rangers Ballpark in Arlington, Arlington, TX
Tue Jul 27 2010, 8:08 PM - 11:08 PM EDT
Att: 28,124 - Partly Cloudy - 91 F

AB 35
R 1
H 6
RBI 1
BB 0
SO 14
LOB 8



Batter	1	2	3	4	5	6	7	8	9	10	AB	R	H	RBI	BB	SO	LOB	BOTTOM		
1 Elvis Andrus, R OBP: 0.357, SLG: 0.316	K		10B			BB					4	0	1	0	1	1	1	Oakland Athletics @ Texas Rangers Rangers Ballpark in Arlington, Arlington, TX Tue Jul 27 2010, 8:08 PM - 11:08 PM EDT Att: 28,124 - Partly Cloudy - 91 F livebaseballscorecards.com		
10 Michael Young, R OBP: 0.361, SLG: 0.494	27B		BB			G6-3					2	1	1	0	3	0	1			
5 Ian Kinsler, R OBP: 0.367, SLG: 0.416	P2		G6-3								5	0	0	0	0	1	7			
27 Vladimir Guerrero, R OBP: 0.356, SLG: 0.519	32B		G4-3			K2-3			G6-3		5	0	1	1	0	2	0			
32 Josh Hamilton, L OBP: 0.402, SLG: 0.634									F8		4	1	2	0	1	0	0			
17 Nelson Cruz, R OBP: 0.383, SLG: 0.606	G4-3		P4								5	1	2	2	0	1	3			
11 Bengie Molina, R OBP: 0.298, SLG: 0.340	F7										4	0	0	0	0	1	2			
19 Chris Davis, L OBP: 0.273, SLG: 0.276											3	0	0	0	1	2	0			
20 Julio Borbon, L OBP: 0.306, SLG: 0.358											3	0	1	0	0	0	0			
Inning Stats	R: 1 E: 0 K: 1 S: 15	H: 2 LOB: 2 BB: 1 P: 26	R: 0 E: 0 K: 1 S: 13	H: 2 LOB: 3 BB: 1 P: 24	R: 0 E: 0 K: 1 S: 10	H: 1 LOB: 1 BB: 0 P: 18	R: 0 E: 0 K: 0 S: 12	H: 0 LOB: 1 BB: 1 P: 18	R: 0 E: 0 K: 2 S: 9	H: 0 LOB: 0 BB: 0 P: 12	R: 0 E: 0 K: 1 S: 14	H: 1 LOB: 1 BB: 0 P: 16	R: 0 E: 0 K: 0 S: 7	H: 0 LOB: 2 BB: 2 P: 19	R: 2 E: 0 K: 1 S: 5	H: 1 LOB: 0 BB: 1 P: 11	1B: 5 2B: 2 3B: 0 HR: 1		SF: 0 SAC: 1 DP: 0 HBP: 0	WP: 0 PB: 0 SB: 0 CS: 0
PITCHER	IP 6.0	WLS 4	BF 1	H 0	R 0	ER 0	SO 6	BB 3	IBB 0	HBP 0	BLK 0	WP 0	HR 0	S 68	P 111	ERA 1.50	WHIP 1.333			
47 Gio González, L ERA: 3.64	1.0																			
13 Jerry Blevins, L ERA: 3.6																				
56 Craig Breslow, L ERA: 2.85																				
48 Michael Wuerzt, R ERA: 5.09																				

Oakland Athletics @ Texas Rangers
Rangers Ballpark in Arlington, Arlington, TX
Tue Jul 27 2010, 8:08 PM - 11:08 PM EDT
Att: 28,124 - Partly Cloudy - 91 F

AB 35
R 3
H 8
RBI 3
BB 6
SO 8
LOB 14



Batter	1	2	3	4	5	6	7	8	9	AB	R	H	RBI	BB	SO	LOB	TOP					
4 Coco Crisp, S OBP: 0.315, SLG: 0.455										5	1	2	0	0	0	3						
10 Danc Barton, L OBP: 0.380, SLG: 0.395										2	0	0	0	1	2	0						
8 Kurt Suzuki, R OBP: 0.324, SLG: 0.428										4	2	2	2	0	1	2						
32 Jack Cust, L OBP: 0.408, SLG: 0.503										4	0	2	0	0	2	2						
5 Kevin Kouzmanoff, R OBP: 0.303, SLG: 0.398										4	0	0	0	0	2	4						
14 Mark Ellis, R OBP: 0.336, SLG: 0.332										4	0	0	0	0	0	2						
26 Matt Watson, L OBP: 0.188, SLG: 0.333										3	0	0	0	0	1	0	AB 34					
18 Gabe Gross, L OBP: 0.284, SLG: 0.309										1	0	0	0	0	0	0	R 3					
11 Rajai Davis, R OBP: 0.315, SLG: 0.384										4	0	3	0	0	1	0	H 9					
2 Cliff Pennington, S OBP: 0.329, SLG: 0.372										3	0	0	0	1	0	2	RBI 2					
																	SO 9					
																	LOB 15					
Inning Stats	R: 0 E: 0 K: 1 S: 8	H: 0 LOB: 0 BB: 0 P: 12	R: 0 E: 0 K: 1 S: 8	H: 0 LOB: 0 BB: 0 P: 12	R: 0 E: 0 K: 1 S: 10	H: 1 LOB: 0 BB: 0 P: 15	R: 0 E: 0 K: 2 S: 15	H: 1 LOB: 2 BB: 1 P: 24	R: 0 E: 0 K: 0 S: 10	H: 1 LOB: 2 BB: 1 P: 18	R: 1 E: 0 K: 2 S: 14	H: 2 LOB: 1 BB: 0 P: 22	R: 0 E: 0 K: 1 S: 9	H: 0 LOB: 0 BB: 0 P: 13	R: 2 E: 2 K: 1 S: 11	H: 3 LOB: 1 BB: 0 P: 17	R: 0 E: 0 K: 0 S: 5	H: 1 LOB: 1 BB: 0 P: 7	1B: 7 2B: 1 3B: 0 HR: 1	SF: 0 SAC: 1 DP: 0 HBP: 0	WP: 0 PB: 0 SB: 3 CS: 1	PA: 37
PITCHER	IP WLS BF H R ER SO BB IBB HBP BLK WP HR S P ERA WHIP																					
48 Colby Lewis, R ERA: 3.4	(1, 1) 7.0 L 27 5 1 1 8 2 0 0 0 0 0 1 74 116 1.29 1.000																					
28 Darren Oliver, L ERA: 2.09	(8, 1) 0.1 4 3 2 1 0 0 0 0 0 0 0 7 11 27.00 9.000																					
64 Alexi Ogando, R ERA: 1.33	(8, 1) 0.2 2 0 0 0 1 0 0 0 0 0 0 4 6 0.00 0.000																					
54 Matt Harrison, L ERA: 4.08	(9, 1) 1.0 4 1 0 0 0 0 0 0 0 0 0 5 7 0.00 1.000																					


Oakland Athletics @ Texas Rangers
Rangers Ballpark in Arlington, Arlington, TX
Wed Jul 28 2010, 8:08 PM - 10:46 PM EDT
Att: 38,269 - Partly Cloudy - 83 F


AB	34
R	3
H	9
RBI	2
BB	2
SO	9
LOB	15

Batter	1	2	3	4	5	6	7	8	9	AB	R	H	RBI	BB	SO	LOB	BOTTOM					
1 Elvis Andrus, R OBP: 0.353, SLG: 0.312										4	0	0	0	0	0	0						
20 Julio Borbon, L OBP: 0.306, SLG: 0.357										4	1	1	0	0	0	0						
10 Michael Young, R OBP: 0.358, SLG: 0.489										4	0	0	0	0	3	1						
27 Vladimir Guerrero, R OBP: 0.360, SLG: 0.519										2	0	1	1	2	0	0						
32 Josh Hamilton, L OBP: 0.403, SLG: 0.632										3	0	1	0	1	1	2						
17 Nelson Cruz, R OBP: 0.381, SLG: 0.600										4	0	1	0	0	2	4						
11 Benjie Molina, R OBP: 0.290, SLG: 0.337										2	0	0	0	0	0	1	AB 30					
7 David Murphy, L OBP: 0.319, SLG: 0.374										1	0	0	0	0	0	1	R 1					
2 Taylor Teagarden, R OBP: 0.188, SLG: 0.037										0	0	0	0	0	0	0	H 4					
19 Chris Davis, L OBP: 0.265, SLG: 0.267										3	0	0	0	0	1	0	RBI 1					
3 Andrés Blanco, S OBP: 0.316, SLG: 0.257										3	0	0	0	0	0	0	SO 7					
																	LOB 9					
Inning Stats	R: 0 E: 0 K: 1 S: 6	H: 0 LOB: 0 BB: 0 P: 9	R: 0 E: 0 K: 0 S: 10	H: 1 LOB: 1 BB: 1 P: 18	R: 0 E: 0 K: 0 S: 7	H: 0 LOB: 0 BB: 0 P: 11	R: 0 E: 0 K: 1 S: 9	H: 1 LOB: 2 BB: 1 P: 17	R: 0 E: 0 K: 1 S: 7	H: 0 LOB: 0 BB: 0 P: 12	R: 0 E: 0 K: 1 S: 9	H: 0 LOB: 0 BB: 0 P: 15	R: 0 E: 0 K: 0 S: 10	H: 0 LOB: 1 BB: 1 P: 18	R: 0 E: 0 K: 0 S: 8	H: 0 LOB: 0 BB: 0 P: 13	R: 1 E: 1 K: 3 S: 16	H: 2 LOB: 1 BB: 0 P: 21	1B: 4 2B: 0 3B: 0 HR: 0	SF: 0 SAC: 0 DP: 1 HBP: 0	WP: 0 PB: 0 SB: 1 CS: 0	PA: 33
PITCHER	IP WLS BF H R ER SO BB IBB HBP BLK WP HR S P ERA WHIP																					
53 Trevor Cahill, R ERA: 2.93	(1, 1) 8.0 W 28 2 1 0 4 3 0 0 0 0 0 0 66 113 0.00 0.625																					
48 Michael Wuerz, R ERA: 5.01	(9, 1) 0.1 H 3 2 1 0 1 0 0 0 0 0 0 0 10 13 0.00 6.000																					
56 Craig Breslow, L ERA: 2.81	(9, 1) 0.2 S 2 0 0 0 2 0 0 0 0 0 0 0 6 8 0.00 0.000																					

Oakland Athletics @ Texas Rangers
Rangers Ballpark in Arlington, Arlington, TX
Wed Jul 28 2010, 8:08 PM - 10:46 PM EDT
Att: 38,269 - Partly Cloudy - 83 F

AB	30
R	1
H	4
RBI	1
BB	3
SO	7
LOB	9

Batter	1	2	3	4	5	6	7	8	9	AB	R	H	RBI	BB	SO	LOB	TOP		
4 Coco Crisp, S OBP: 0.326, SLG: 0.451	F7	K							1B	3	1	1	0	2	1	2	<p>Oakland Athletics @ Texas Rangers Rangers Ballpark in Arlington, Arlington, TX Thu Jul 29 2010, 8:07 PM - 10:50 PM EDT Att: 28,793 - Clear - 97 F</p> <p>livebaseballscorecards.com</p> <p>AB 34 R 4 H 10 RBI 4 BB 3 SO 6 LOB 15</p> 		
11 Rajai Davis, R OBP: 0.317, SLG: 0.387	2B		F9		FC6-4	G5-3			1B	5	1	2	1	0	0	4			
8 Kurt Suzuki, R OBP: 0.318, SLG: 0.422	SF7		G1-3						G4-3-6	4	0	0	1	0	1	2			
5 Kevin Kouzmanoff, R OBP: 0.305, SLG: 0.405	2B		G6-3							4	1	2	0	0	0	0			
7 Adam Rosales, R OBP: 0.323, SLG: 0.409	K				F8				K	4	0	1	0	0	2	2			
14 Mark Ellis, R OBP: 0.325, SLG: 0.332		BB							L9	3	0	1	0	1	1	1			
11 Landon Powell, S OBP: 0.325, SLG: 0.319			G1-3						F8	4	1	0	1	0	1	3			
25 Matt Carson, R OBP: 0.207, SLG: 0.357			G5-3						G3	3	0	2	0	0	0	1			
26 Matt Watson, L OBP: 0.176, SLG: 0.313		1B								1	0	0	0	0	0	0			
2 Cliff Pennington, S OBP: 0.331, SLG: 0.374					F7				P5	3	0	1	1	0	0	0			
Inning Stats	R: 1 H: 2 E: 0 K: 1 S: 11	WLS: 2 BF: 0 LOB: 17	R: 0 H: 1 E: 0 K: 2 S: 15	R: 0 H: 0 E: 0 K: 0 S: 8	R: 0 H: 1 E: 0 K: 1 S: 13	R: 0 H: 0 E: 0 K: 1 S: 9	R: 2 H: 4 E: 0 K: 0 S: 20	R: 0 H: 0 E: 0 K: 1 S: 7	R: 0 H: 0 E: 0 K: 0 S: 5	R: 1 H: 2 E: 0 K: 0 S: 10	H: 2 BB: 0 LOB: 13	1B: 6 2B: 5 3B: 0 HR: 0	SF: 1 SAC: 0 DP: 2 HBP: 1	WP: 0 PB: 0 SB: 2 CS: 1	PA: 39				
PITCHER	IP: 5.2 WLS: 1 BF: 26 H: 7 R: 3 ER: 3 SO: 5	IP: 0.1 WLS: 0 BF: 3 H: 1 R: 0 ER: 0 SO: 0	IP: 0.1 WLS: 0 BF: 6 H: 0 R: 0 ER: 0 SO: 1	IP: 1.0 WLS: 4 BF: 4 H: 2 R: 1 ER: 1 SO: 0	IP: 0.0 WLS: 0 BF: 0 H: 0 R: 0 ER: 0 SO: 0	IP: 0.0 WLS: 0 BF: 0 H: 0 R: 0 ER: 0 SO: 0	IP: 0.0 WLS: 0 BF: 0 H: 0 R: 0 ER: 0 SO: 0	IP: 0.0 WLS: 0 BF: 0 H: 0 R: 0 ER: 0 SO: 0	IP: 0.0 WLS: 0 BF: 0 H: 0 R: 0 ER: 0 SO: 0	IP: 0.0 WLS: 0 BF: 0 H: 0 R: 0 ER: 0 SO: 0	IP: 0.0 WLS: 0 BF: 0 H: 0 R: 0 ER: 0 SO: 0	IP: 0.0 WLS: 0 BF: 0 H: 0 R: 0 ER: 0 SO: 0	IP: 0.0 WLS: 0 BF: 0 H: 0 R: 0 ER: 0 SO: 0	IP: 0.0 WLS: 0 BF: 0 H: 0 R: 0 ER: 0 SO: 0	IP: 0.0 WLS: 0 BF: 0 H: 0 R: 0 ER: 0 SO: 0	IP: 0.0 WLS: 0 BF: 0 H: 0 R: 0 ER: 0 SO: 0	IP: 0.0 WLS: 0 BF: 0 H: 0 R: 0 ER: 0 SO: 0	IP: 0.0 WLS: 0 BF: 0 H: 0 R: 0 ER: 0 SO: 0	ERA: 4.76 WHIP: 1.588

Batter	1	2	3	4	5	6	7	8	9	AB	R	H	RBI	BB	SO	LOB	BOTTOM		
1 Elvis Andrus, R OBP: 0.352, SLG: 0.309	G6-3		P6		G6-3				G1-3	4	0	0	0	0	0	1	<p>Oakland Athletics @ Texas Rangers Rangers Ballpark in Arlington, Arlington, TX Thu Jul 29 2010, 8:07 PM - 10:50 PM EDT Att: 28,793 - Clear - 97 F</p> <p>livebaseballscorecards.com</p> <p>AB 35 R 7 H 14 RBI 6 BB 1 SO 4 LOB 15</p> 		
10 Michael Young, R OBP: 0.364, SLG: 0.496	1B		1B		2B					4	3	4	0	0	0	0			
32 Josh Hamilton, L OBP: 0.407, SLG: 0.635	2B		1B		1B					4	1	3	0	0	0	2			
27 Vladimir Guerrero, R OBP: 0.359, SLG: 0.516	2B		1B		1B					4	0	1	2	0	0	2			
17 Nelson Cruz, R OBP: 0.383, SLG: 0.597	1B		BB							3	0	1	1	1	1	0			
7 David Murphy, L OBP: 0.318, SLG: 0.385	F8		P6							4	1	1	1	0	0	4			
14 Joaquin Arias, R ERA: 4.04										4	1	1	0	0	1	3			
3 Andrés Blanco, S OBP: 0.316, SLG: 0.257			K							0	0	0	0	0	0	0			
18 Mitch Moreland, L OBP: 0.500, SLG: 0.500	1B									4	0	2	0	0	0	1			
2 Taylor Teagarden, R OBP: 0.194, SLG: 0.161	1B									4	1	1	2	0	2	2			
Inning Stats	R: 2 H: 3 E: 0 K: 0 S: 13	WLS: 3 BF: 27 LOB: 0	R: 0 H: 1 E: 0 K: 0 S: 5	R: 0 H: 0 E: 0 K: 1 S: 7	R: 0 H: 0 E: 0 K: 1 S: 11	R: 1 H: 2 E: 0 K: 1 S: 8	R: 3 H: 4 E: 0 K: 0 S: 16	R: 0 H: 0 E: 0 K: 0 S: 7	R: 0 H: 1 E: 0 K: 1 S: 9	R: 0 H: 0 E: 0 K: 0 S: 5	H: 3 BB: 0 LOB: 10	1B: 10 2B: 3 3B: 0 HR: 2	SF: 0 SAC: 0 DP: 3 HBP: 1	WP: 0 PB: 0 SB: 0 CS: 0	PA: 37				
PITCHER	IP: 5.1 WLS: 1 BF: 27 H: 12 R: 7 ER: 7 SO: 3	IP: 0.2 WLS: 0 BF: 3 H: 1 R: 0 ER: 0 SO: 0	IP: 1.0 WLS: 0 BF: 3 H: 0 R: 0 ER: 0 SO: 0	IP: 0.0 WLS: 0 BF: 0 H: 0 R: 0 ER: 0 SO: 0	IP: 0.0 WLS: 0 BF: 0 H: 0 R: 0 ER: 0 SO: 0	IP: 0.0 WLS: 0 BF: 0 H: 0 R: 0 ER: 0 SO: 0	IP: 0.0 WLS: 0 BF: 0 H: 0 R: 0 ER: 0 SO: 0	IP: 0.0 WLS: 0 BF: 0 H: 0 R: 0 ER: 0 SO: 0	IP: 0.0 WLS: 0 BF: 0 H: 0 R: 0 ER: 0 SO: 0	IP: 0.0 WLS: 0 BF: 0 H: 0 R: 0 ER: 0 SO: 0	IP: 0.0 WLS: 0 BF: 0 H: 0 R: 0 ER: 0 SO: 0	IP: 0.0 WLS: 0 BF: 0 H: 0 R: 0 ER: 0 SO: 0	IP: 0.0 WLS: 0 BF: 0 H: 0 R: 0 ER: 0 SO: 0	IP: 0.0 WLS: 0 BF: 0 H: 0 R: 0 ER: 0 SO: 0	IP: 0.0 WLS: 0 BF: 0 H: 0 R: 0 ER: 0 SO: 0	IP: 0.0 WLS: 0 BF: 0 H: 0 R: 0 ER: 0 SO: 0	IP: 0.0 WLS: 0 BF: 0 H: 0 R: 0 ER: 0 SO: 0	IP: 0.0 WLS: 0 BF: 0 H: 0 R: 0 ER: 0 SO: 0	ERA: 11.81 WHIP: 2.438

Batter	1	2	3	4	5	6	7	8	9	AB	R	H	RBI	BB	SO	LOB	TOP										
1 Elvis Andrus, R OBP: 0.357, SLG: 0.315										5	2	4	1	0	0	1											
10 Michael Young, R OBP: 0.380, SLG: 0.491										5	1	0	0	0	2	6											
32 Josh Hamilton, L OBP: 0.407, SLG: 0.636										3	1	1	1	1	0	0											
20 Julio Borbon, L OBP: 0.305, SLG: 0.355										1	0	0	0	0	0	1											
27 Vladimir Guerrero, R OBP: 0.357, SLG: 0.512										5	0	1	2	0	0	2											
17 Nelson Cruz, R OBP: 0.380, SLG: 0.601										5	1	1	1	0	1	4											
7 David Murphy, L OBP: 0.320, SLG: 0.387										4	0	2	2	0	1	0											
8 Jorge Cantu, R OBP: 0.309, SLG: 0.408										1	0	0	0	0	0	0											
11 Bengie Molina, R OBP: 0.295, SLG: 0.336										4	1	1	0	0	0	2											
18 Mitch Moreland, L OBP: 0.500, SLG: 0.429										3	1	1	0	1	0	2											
14 Joaquin Arias, R OBP: 0.290, SLG: 0.330										4	0	1	0	0	1	2											
Inning Stats	R: 3 H: 3 E: 1 K: 1 S: 15	WLS: 3 BF: 31 LOB: 1 BB: 0 P: 26	R: 2 H: 3 E: 0 K: 1 S: 14	WLS: 3 BF: 31 LOB: 2 BB: 1 P: 22	R: 1 H: 3 E: 0 K: 1 S: 12	WLS: 3 BF: 31 LOB: 2 BB: 0 P: 17	R: 1 H: 1 E: 0 K: 0 S: 8	WLS: 1 BF: 10 LOB: 1 BB: 1 P: 12	R: 0 H: 0 E: 0 K: 1 S: 9	WLS: 0 BF: 10 LOB: 0 BB: 0 P: 10	R: 0 H: 1 E: 0 K: 0 S: 11	WLS: 1 BF: 17 LOB: 1 BB: 0 P: 17	R: 0 H: 1 E: 0 K: 1 S: 14	WLS: 1 BF: 18 LOB: 1 BB: 0 P: 14	R: 0 H: 0 E: 0 K: 0 S: 9	WLS: 0 BF: 0 LOB: 0 BB: 0 P: 14	1B: 9 2B: 2 3B: 0 HR: 1	SF: 0 SAC: 0 DP: 0 HBP: 0	WP: 1 PB: 0 SB: 3 CS: 0	PA: 42							
PITCHER	IP	WLS	BF	H	R	ER	SO	BB	IBB	HBP	BLK	WP	HR	S	P	ERA	WHIP										
54 Ervin Santana, R ERA: 3.65	6.0	W	31	10	7	4	4	2	0	0	1	1	1	65	106	6.00	2.000										
22 Trevor Bell, R ERA: 6.45	1.0	H	4	1	0	0	0	0	0	0	0	0	0	11	17	0.00	1.000										
56 Fernando Rodney, R ERA: 4.32	1.0	H	4	1	0	0	1	0	0	0	0	0	0	14	18	0.00	1.000										
40 Brian Fuentes, L ERA: 3.73	1.0	S	3	0	0	0	0	0	0	0	0	0	0	9	14	0.00	0.000										

Texas Rangers @ Los Angeles Angels
Angel Stadium of Anaheim, Anaheim, CA
Fri Jul 30 2010, 7:08 PM - 10:08 PM PDT
Att. 43,024 - Clear - 68 F

AB 40
R 7
H 12
RBI 7
BB 2
SO 5
LOB 20



Batter	1	2	3	4	5	6	7	8	9	AB	R	H	RBI	BB	SO	LOB	BOTTOM										
2 Erick Aybar, S OBP: 0.337, SLG: 0.370										2	2	1	2	2	0	0											
13 Maicer Izturis, S OBP: 0.307, SLG: 0.368										5	0	1	1	0	1	2											
53 Bobby Abreu, L OBP: 0.346, SLG: 0.417										4	0	1	1	0	1	2											
48 Torii Hunter, R OBP: 0.368, SLG: 0.486										3	0	0	0	1	0	2											
55 Hideki Matsui, L OBP: 0.332, SLG: 0.420										4	1	1	0	0	1	4											
6 Alberto Callaspo, S OBP: 0.307, SLG: 0.404										4	2	2	0	0	0	0											
47 Howie Kendrick, R OBP: 0.306, SLG: 0.395										4	1	1	0	0	3	2											
20 Juan Rivera, R OBP: 0.314, SLG: 0.435										4	2	2	4	0	0	0											
44 Mike Napoli, R OBP: 0.319, SLG: 0.485										4	1	1	1	0	1	0											
Inning Stats	R: 0 H: 0 E: 0 K: 0 S: 8	WLS: 0 BF: 15 LOB: 1 BB: 1 P: 15	R: 4 H: 4 E: 0 K: 1 S: 15	WLS: 4 BF: 18 LOB: 0 BB: 0 P: 22	R: 0 H: 0 E: 0 K: 0 S: 12	WLS: 0 BF: 18 LOB: 0 BB: 0 P: 18	R: 4 H: 5 E: 1 K: 2 S: 17	WLS: 5 BF: 29 LOB: 2 BB: 0 P: 29	R: 0 H: 0 E: 0 K: 1 S: 6	WLS: 0 BF: 12 LOB: 0 BB: 0 P: 12	R: 1 H: 1 E: 0 K: 1 S: 9	WLS: 1 BF: 20 LOB: 2 BB: 2 P: 20	R: 0 H: 0 E: 0 K: 1 S: 5	WLS: 0 BF: 8 LOB: 0 BB: 0 P: 8	R: 0 H: 0 E: 0 K: 1 S: 6	WLS: 0 BF: 11 LOB: 0 BB: 0 P: 11	1B: 6 2B: 2 3B: 0 HR: 2	SF: 1 SAC: 0 DP: 0 HBP: 0	WP: 0 PB: 0 SB: 0 CS: 0	PA: 38							
PITCHER	IP	WLS	BF	H	R	ER	SO	BB	IBB	HBP	BLK	WP	HR	S	P	ERA	WHIP										
35 Tommy Hunter, R ERA: 3.31	3.0	L	18	8	8	8	1	1	0	0	0	0	0	27	64	2.70	0.900										
54 Matt Harrison, L ERA: 4.01	4.1		15	2	1	1	4	1	1	0	0	0	0	7	12	0.00	0.000										
64 Alexi Ogando, R ERA: 1.25	1.0		3	0	0	0	2	0	0	0	0	0	0	3	5	0.00	0.000										
28 Darren Oliver, L ERA: 2.06	0.2		2	0	0	0	0	0	0	0	0	0	0	3	5	0.00	0.000										

Texas Rangers @ Los Angeles Angels
Angel Stadium of Anaheim, Anaheim, CA
Fri Jul 30 2010, 7:08 PM - 10:08 PM PDT
Att. 43,024 - Clear - 68 F

AB 34
R 9
H 10
RBI 9
BB 3
SO 7
LOB 12




Batter	1	2	3	4	5	6	7	8	9	AB	R	H	RBI	BB	SO	LOB	TOP																					
1 Elvis Andrus, R OBP: 0.358, SLG: 0.316	G5-3		HBP		K			10 WP 10 S 1B		3	0	1	0	0	1	0																						
10 Michael Young, R OBP: 0.357, SLG: 0.486	K		G5-3		K			G5-3		4	0	0	0	0	2	2																						
7 David Murphy, L OBP: 0.323, SLG: 0.387	1B				27 HR BB			G4-3		3	1	1	0	1	0	1																						
27 Vladimir Guerrero, R OBP: 0.357, SLG: 0.517	FC6-4				1H HR			F9		4	1	1	2	0	0	1																						
17 Nelson Cruz, R OBP: 0.323, SLG: 0.598	K				F7			15 CS 1B		3	0	1	0	1	1	0																						
15 Cristian Guzman, S OBP: 0.323, SLG: 0.356	K				F8			CS		4	0	0	0	0	2	1																						
8 Jorge Cantu, R OBP: 0.308, SLG: 0.406	G5-3							L9		4	0	1	0	0	0	1																						
11 Bengie Molina, R OBP: 0.292, SLG: 0.332			P6		P4			F7		3	0	0	0	0	0	1																						
20 Julio Borbon, L OBP: 0.302, SLG: 0.352			P6					G3		3	0	0	0	0	0	0																						
Inning Stats	R: 0 H: 1 E: 0 K: 1 S: 9	H: 1 LOB: 1 BB: 0 P: 15	R: 0 H: 0 E: 0 K: 2 S: 8	H: 0 LOB: 0 BB: 0 P: 16	R: 0 H: 0 E: 0 K: 0 S: 9	H: 0 LOB: 1 BB: 0 P: 12	R: 2 H: 2 E: 0 K: 0 S: 8	H: 2 LOB: 1 BB: 0 P: 15	R: 0 H: 0 E: 0 K: 2 S: 7	H: 0 LOB: 0 BB: 0 P: 8	R: 0 H: 1 E: 0 K: 0 S: 8	H: 1 LOB: 0 BB: 0 P: 12	R: 0 H: 0 E: 0 K: 0 S: 5	H: 0 LOB: 0 BB: 0 P: 7	R: 0 H: 1 E: 0 K: 0 S: 8	H: 1 LOB: 1 BB: 0 P: 14	R: 0 H: 0 E: 0 K: 1 S: 11	H: 0 LOB: 1 BB: 1 P: 20	1B: 4 2B: 0 3B: 0 HR: 1	SF: 0 SAC: 0 DP: 0 HBP: 1	WP: 1 PB: 0 SB: 1 CS: 1	PA: 35																
PITCHER	IP	WLS	BF	H	R	ER	SO	BB	IBB	HBP	BLK	WP	HR	S	P	ERA	WHIP	PITCHER				IP	WLS	BF	H	R	ER	SO	BB	IBB	HBP	BLK	WP	HR	S	P	ERA	WHIP
24 Dan Haren, R ERA: 4.42	9.0	L	34	5	2	2	6	2	0	1	0	1	1	73	119	2.00	0.778					9.0	L	34	5	2	2	6	2	0	1	0	1	1	73	119	2.00	0.778

Texas Rangers @ Los Angeles Angels
Angel Stadium of Anaheim, Anaheim, CA
Sat Jul 31 2010, 6:08 PM - 8:19 PM PDT
Att: 41,011 - Partly Cloudy - 72 F

livebaseballscorecards.com

AB 31
R 2
H 5
RBI 2
BB 2
SO 6
LOB 7




Batter	1	2	3	4	5	6	7	8	9	AB	R	H	RBI	BB	SO	LOB	BOTTOM																					
2 Erick Aybar, S OBP: 0.337, SLG: 0.367	P6		F9		K			HBP		3	0	0	0	0	1	2																						
13 Maicer Izturis, S OBP: 0.299, SLG: 0.357	F9				G3-1			G6-3		4	0	0	0	0	1	2																						
53 Bobby Abreu, L OBP: 0.350, SLG: 0.417	BB				48 G4-3 1B			G4-3		2	0	1	0	2	0	0																						
48 Torii Hunter, R OBP: 0.364, SLG: 0.481	F9				G4-3			P5		4	0	0	0	0	1	3																						
55 Hideki Matsui, L OBP: 0.331, SLG: 0.418					K			G4-3		4	0	1	0	0	2	2																						
6 Alberto Callaspo, S OBP: 0.308, SLG: 0.403	G5-6-3							F8		4	0	1	0	0	0	1																						
47 Howie Kendrick, R OBP: 0.306, SLG: 0.400	G3-1				F8			HR		4	1	1	1	0	0	1																						
20 Juan Rivera, R OBP: 0.310, SLG: 0.429					G6-3			G1-3		4	0	0	0	0	0	1																						
44 Mike Napoli, R OBP: 0.319, SLG: 0.487	G1-3				FC5-4			FC5-4		3	0	1	0	0	0	2																						
Inning Stats	R: 0 H: 0 E: 0 K: 0 S: 9	H: 0 LOB: 1 BB: 1 P: 15	R: 0 H: 1 E: 0 K: 0 S: 5	H: 1 LOB: 0 BB: 0 P: 6	R: 0 H: 0 E: 0 K: 0 S: 6	H: 0 LOB: 0 BB: 0 P: 10	R: 0 H: 1 E: 0 K: 1 S: 9	H: 1 LOB: 0 BB: 0 P: 12	R: 0 H: 1 E: 1 K: 1 S: 10	H: 1 LOB: 2 BB: 0 P: 10	R: 0 H: 0 E: 0 K: 1 S: 10	H: 0 LOB: 1 BB: 1 P: 17	R: 1 H: 2 E: 0 K: 0 S: 13	H: 2 LOB: 2 BB: 0 P: 18	R: 0 H: 0 E: 0 K: 2 S: 7	H: 0 LOB: 0 BB: 0 P: 9	R: 0 H: 0 E: 0 K: 0 S: 4	H: 0 LOB: 0 BB: 0 P: 6	1B: 3 2B: 1 3B: 0 HR: 1	SF: 0 SAC: 0 DP: 1 HBP: 1	WP: 1 PB: 0 SB: 0 CS: 0	PA: 35																
PITCHER	IP	WLS	BF	H	R	ER	SO	BB	IBB	HBP	BLK	WP	HR	S	P	ERA	WHIP	PITCHER				IP	WLS	BF	H	R	ER	SO	BB	IBB	HBP	BLK	WP	HR	S	P	ERA	WHIP
40 Rich Harden, R ERA: 5.25	7.0	W	29	5	1	1	3	2	0	0	0	0	0	7	9	0.00	1.000					7.0	W	29	5	1	1	3	2	0	0	0	0	0	7	9	0.00	1.000
50 Frank Francisco, R ERA: 3.86	1.0	H	3	0	0	0	2	0	0	0	0	0	0	4	6	0.00	0.000					1.0	H	3	0	0	0	2	0	0	0	0	0	4	6	0.00	0.000	
30 Neftali Feliz, R ERA: 3.57	1.0	S	3	0	0	0	0	0	0	0	0	0	0	4	6	0.00	0.000					1.0	S	3	0	0	0	0	0	0	0	0	0	4	6	0.00	0.000	

Texas Rangers @ Los Angeles Angels
Angel Stadium of Anaheim, Anaheim, CA
Sat Jul 31 2010, 6:08 PM - 8:19 PM PDT
Att: 41,011 - Partly Cloudy - 72 F

livebaseballscorecards.com


AB 32
R 1
H 5
RBI 1
BB 2
SO 5
LOB 14



Batter	1	2	3	4	5	6	7	8	9	AB	R	H	RBI	BB	SO	LOB	TOP				
1 Elvis Andrus, R OBP: 0.360, SLG: 0.313										2	0	1	0	2	0	0	Texas Rangers @ Seattle Mariners Safeco Field, Seattle, WA Tue Aug 03 2010, 7:13 PM - 9:44 PM PDT Att: 23,467 - Clear - 71 F				
10 Michael Young, R OBP: 0.355, SLG: 0.481										2	0	0	1	1	0	1					
32 Josh Hamilton, L OBP: 0.405, SLG: 0.629										4	0	0	0	0	0	4					
17 Nelson Cruz, R OBP: 0.378, SLG: 0.583										3	1	0	0	1	1	3					
8 Jorge Cantu, R OBP: 0.310, SLG: 0.406										4	0	1	0	0	0	0					
15 Cristian Guzman, S OBP: 0.319, SLG: 0.350										3	0	0	0	0	0	0					
11 Benjie Molina, R OBP: 0.292, SLG: 0.332										2	0	1	1	0	0	0					
27 Vladimir Guerrero, R OBP: 0.354, SLG: 0.515										1	0	0	0	0	0	0					
18 Mitch Moreland, L OBP: 0.400, SLG: 0.429										3	0	1	0	0	1	2					
20 Julio Borbon, L OBP: 0.304, SLG: 0.352										1	1	0	0	1	0	0					
7 David Murphy, L OBP: 0.317, SLG: 0.379										1	0	0	0	0	0	1					
Inning Stats	R: 0 E: 0 K: 1 S: 11	H: 0 LOB: 1 BB: 1 P: 20	R: 0 E: 0 K: 1 S: 12	H: 1 LOB: 1 BB: 0 P: 17	R: 1 E: 0 K: 0 S: 4	H: 1 LOB: 0 BB: 1 P: 9	R: 1 E: 0 K: 0 S: 10	H: 1 LOB: 1 BB: 1 P: 17	R: 0 E: 0 K: 0 S: 7	H: 0 LOB: 0 BB: 0 P: 12	R: 0 E: 0 K: 0 S: 8	H: 1 LOB: 1 BB: 0 P: 10	R: 0 E: 0 K: 0 S: 6	H: 0 LOB: 1 BB: 2 P: 15	R: 0 E: 0 K: 0 S: 7	H: 0 LOB: 0 BB: 0 P: 11	1B: 3 2B: 1 3B: 0 HR: 0	SF: 2 SAC: 1 DP: 2 HBP: 0	WP: 0 PB: 0 SB: 0 CS: 0	PA: 34	
PITCHER	IP	WLS	BF	H	R	ER	SO	BB	IBB	HBP	BLK	WP	HR	S	P	ERA	WHIP				
38 Jason Vargas, L ERA: 3.19	6.0	W	23	3	2	2	2	3	0	0	0	0	0	54	92	3.00	1.000				
50 Jamey Wright, R ERA: 4.73	1.0	H	4	1	0	0	0	0	0	0	0	0	0	8	10	0.00	1.000				
43 Brandon League, R ERA: 3.27	1.0	H	4	0	0	0	0	2	0	0	0	0	0	6	15	0.00	2.000				
53 David Aardsma, R ERA: 4.46	1.0	S	3	0	0	0	0	0	0	0	0	0	0	7	11	0.00	0.000				

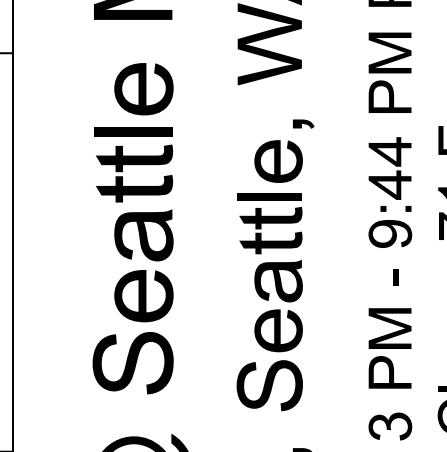
Batter	1	2	3	4	5	6	7	8	9	AB	R	H	RBI	BB	SO	LOB	BOTTOM				
51 Ichiro Suzuki, L OBP: 0.360, SLG: 0.385										4	1	2	0	0	0	0	Texas Rangers @ Seattle Mariners Safeco Field, Seattle, WA Tue Aug 03 2010, 7:13 PM - 9:44 PM PDT Att: 23,467 - Clear - 71 F				
9 Chone Figgins, S OBP: 0.338, SLG: 0.292										4	0	3	0	0	0	0					
13 Casey Kotchman, L OBP: 0.296, SLG: 0.362										4	0	2	0	0	0	3					
30 Russell Bryan, L OBP: 0.318, SLG: 0.473										3	0	0	0	1	1	4					
21 Franklin Gutierrez, R OBP: 0.317, SLG: 0.374										3	1	1	2	0	1	3					
10 Adam Moore, R OBP: 0.206, SLG: 0.279										4	0	0	0	0	3	2					
55 Michael Saunders, L OBP: 0.310, SLG: 0.431										4	0	0	0	0	1	0					
27 Matt Tuiasosopo, R OBP: 0.209, SLG: 0.250										4	0	2	0	0	2	0					
2 Jack Wilson, R OBP: 0.272, SLG: 0.298										4	1	1	0	0	2	2					
Inning Stats	R: 0 E: 0 K: 0 S: 11	H: 1 LOB: 2 BB: 1 P: 20	R: 0 E: 0 K: 2 S: 12	H: 1 LOB: 0 BB: 0 P: 16	R: 1 E: 0 K: 2 S: 12	H: 3 LOB: 2 BB: 0 P: 17	R: 1 E: 0 K: 2 S: 21	H: 3 LOB: 2 BB: 0 P: 29	R: 1 E: 0 K: 1 S: 8	H: 1 LOB: 0 BB: 0 P: 13	R: 0 E: 0 K: 2 S: 8	H: 0 LOB: 0 BB: 0 P: 10	R: 0 E: 0 K: 1 S: 13	H: 1 LOB: 1 BB: 0 P: 19	R: 0 E: 0 K: 0 S: 10	H: 1 LOB: 1 BB: 0 P: 13		1B: 9 2B: 1 3B: 0 HR: 1	SF: 0 SAC: 1 DP: 0 HBP: 0	WP: 1 PB: 0 SB: 0 CS: 0	PA: 36
PITCHER	IP	WLS	BF	H	R	ER	SO	BB	IBB	HBP	BLK	WP	HR	S	P	ERA	WHIP				
48 Colby Lewis, R ERA: 3.45	6.0	L	28	9	3	3	9	1	0	0	0	0	0	9	105	4.50	1.667				
54 Matt Harrison, L ERA: 3.96	0.2		3	1	0	0	0	0	0	0	0	0	0	9	13	0.00	1.500				
56 Darren O'Day, R ERA: 1.26	1.1		5	1	0	0	1	0	0	0	0	0	0	14	19	0.00	0.750				

AB 26
R 2
H 4
RBI 2
BB 5
SO 2
LOB 11



WP: 0
PB: 0
SB: 0
CS: 0

AB 34
R 3
H 11
RBI 2
BB 1
SO 10
LOB 14



WP: 1
PB: 0
SB: 0
CS: 0

livebaseballscores.com

Batter	1	2	3	4	5	6	7	8	9	AB R H RBI BB SO LOB	TOP											
1 Elvis Andrus, R OBP: 0.362, SLG: 0.315										5 0 2 1 0 3 2	<p>Texas Rangers @ Seattle Mariners Safeco Field, Seattle, WA Thu Aug 05 2010, 7:13 PM - 10:15 PM PDT Att: 22,627 - Clear - 74 F</p> <p>livebaseballscorecards.com</p> <p>AB 37 R 6 H 11 RBI 5 BB 3 SO 7 LOB 14</p>											
10 Michael Young, R OBP: 0.353, SLG: 0.483										5 0 1 0 0 1 3												
32 Josh Hamilton, L OBP: 0.405, SLG: 0.623										5 1 2 0 0 1 1												
27 Vladimir Guerrero, R OBP: 0.354, SLG: 0.514										4 1 2 0 0 0 1 1 1 0 0 0 0 0												
17 Nelson Cruz, R OBP: 0.385, SLG: 0.592										5 1 2 1 0 0 2												
7 David Murphy, L OBP: 0.321, SLG: 0.402										3 1 1 2 1 0 1												
11 Bengie Molina, R OBP: 0.293, SLG: 0.331										3 0 0 1 0 0 1												
18 Mitch Moreland, L OBP: 0.417, SLG: 0.381										2 1 0 0 2 1 1												
3 Andrés Blanco, S OBP: 0.313, SLG: 0.257										4 0 1 0 0 1 2												
Inning Stats	R: 0 E: 0 K: 0 S: 8	H: 2 LOB: 1 BB: 0 P: 14	R: 0 E: 0 K: 1 S: 10	H: 1 LOB: 1 BB: 0 P: 14	R: 0 E: 0 K: 1 S: 8	H: 0 LOB: 0 BB: 0 P: 15	R: 0 E: 0 K: 0 S: 6	H: 0 LOB: 0 BB: 0 P: 10	R: 0 E: 0 K: 0 S: 7	H: 0 LOB: 0 BB: 0 P: 10		R: 0 E: 0 K: 1 S: 12	H: 1 LOB: 1 BB: 0 P: 17	R: 3 E: 0 K: 0 S: 19	H: 4 LOB: 2 BB: 1 P: 32	R: 3 E: 0 K: 2 S: 20	H: 3 LOB: 2 BB: 2 P: 37	R: 0 E: 1 K: 2 S: 11	H: 0 LOB: 1 BB: 0 P: 16	1B: 8 2B: 2 3B: 0 HR: 1	SF: 1 SAC: 0 DP: 1 HBP: 0	WP: 3 PB: 0 SB: 0 CS: 0
PITCHER	IP WLS BF H R ER SO BB IBB HBP BLK WP HR S P ERA WHIP											IP WLS BF H R ER SO BB IBB HBP BLK WP HR S P ERA WHIP										
34 Félix Hernández, R ERA: 2.84	6.2 L 28 8 3 3 3 1 0 0 0 0 1 0 14 23 4.05 1.350																					
50 Jamey Wright, R ERA: 5.45	0.2 3 3 3 0 0 0 1 0 0 0 2 0 7 16 0.00 1.500																					
52 Chris Seddon, L ERA: 2.84	1.0 4 0 0 0 2 0 0 0 0 0 0 0 11 16 0.00 0.000																					
46 Sean White, R ERA: 6.0																						

Batter	1	2	3	4	5	6	7	8	9	AB R H RBI BB SO LOB	BOTTOM											
51 Ichiro Suzuki, L OBP: 0.363, SLG: 0.392										5 0 2 0 0 1 1	<p>Texas Rangers @ Seattle Mariners Safeco Field, Seattle, WA Thu Aug 05 2010, 7:13 PM - 10:15 PM PDT Att: 22,627 - Clear - 74 F</p> <p>livebaseballscorecards.com</p> <p>AB 34 R 0 H 8 RBI 0 BB 2 SO 7 LOB 24</p>											
9 Chone Figgins, S OBP: 0.341, SLG: 0.300										3 0 2 0 0 0 1												
13 Casey Kotchman, L OBP: 0.299, SLG: 0.353										4 0 0 0 0 0 5												
30 Russell Branyan, L OBP: 0.322, SLG: 0.465										3 0 1 0 1 0 3												
21 Franklin Gutierrez, R OBP: 0.317, SLG: 0.375										4 0 2 0 0 0 1												
4 Jose Lopez, R OBP: 0.289, SLG: 0.333										4 0 1 0 0 1 3												
10 Adam Moore, R OBP: 0.211, SLG: 0.309										4 0 0 0 0 1 5												
55 Michael Saunders, L OBP: 0.304, SLG: 0.420										3 0 0 0 0 2 5 1 0 0 0 0 1 0												
12 Ryan Langerhans, L OBP: 0.382, SLG: 0.310										3 0 0 0 1 1 0												
2 Jack Wilson, R OBP: 0.271, SLG: 0.298										3 0 0 0 1 1 0												
Inning Stats	R: 0 E: 0 K: 0 S: 7	H: 1 LOB: 1 BB: 0 P: 9	R: 0 E: 1 K: 2 S: 12	H: 1 LOB: 1 BB: 0 P: 15	R: 0 E: 0 K: 1 S: 12	H: 1 LOB: 0 BB: 0 P: 17	R: 0 E: 0 K: 2 S: 14	H: 1 LOB: 2 BB: 1 P: 24	R: 0 E: 0 K: 0 S: 11	H: 1 LOB: 1 BB: 0 P: 17	R: 0 E: 0 K: 0 S: 7	H: 2 LOB: 2 BB: 0 P: 9	R: 0 E: 0 K: 0 S: 13	H: 1 LOB: 2 BB: 1 P: 22	R: 0 E: 0 K: 0 S: 8	H: 0 LOB: 0 BB: 0 P: 12	R: 0 E: 0 K: 2 S: 9	H: 0 LOB: 0 BB: 0 P: 11	1B: 6 2B: 2 3B: 0 HR: 0	SF: 0 SAC: 1 DP: 0 HBP: 0	WP: 0 PB: 0 SB: 0 CS: 0	PA: 37
PITCHER	IP WLS BF H R ER SO BB IBB HBP BLK WP HR S P ERA WHIP											IP WLS BF H R ER SO BB IBB HBP BLK WP HR S P ERA WHIP										
35 Tommy Hunter, R ERA: 3.01	6.1 W 29 8 0 0 0 2 0 0 0 0 0 0 7 11 0.00 0.000																					
54 Matt Harrison, L ERA: 3.92	0.2 H 2 0 0 0 0 0 0 0 0 0 0 0 7 11 0.00 0.000																					
56 Darren O'Day, R ERA: 1.23	1.0 3 0 0 0 0 0 0 0 0 0 0 0 8 12 0.00 0.000																					
30 Neftali Feliz, R ERA: 3.5	1.0 3 0 0 0 2 0 0 0 0 0 0 0 9 11 0.00 0.000																					

Batter	1	2	3	4	5	6	7	8	9	AB	R	H	RBI	BB	SO	LOB	TOP								
1 Elvis Andrus, R OBP: 0.363, SLG: 0.318										3	1	1	1	1	1	0									
10 Michael Young, R OBP: 0.350, SLG: 0.479										4	0	0	0	0	0	2									
32 Josh Hamilton, L OBP: 0.406, SLG: 0.628										3	1	1	1	1	0	0									
27 Vladimir Guerrero, R OBP: 0.353, SLG: 0.510										3	0	0	0	1	0	1									
17 Nelson Cruz, R OBP: 0.384, SLG: 0.585										3	0	0	0	1	1	2									
8 Jorge Cantu, R OBP: 0.309, SLG: 0.405										4	0	1	0	0	0	1									
7 David Murphy, L OBP: 0.320, SLG: 0.400										4	0	1	0	0	0	1									
15 Cristian Guzman, S OBP: 0.317, SLG: 0.346										4	1	1	0	0	0	2									
2 Taylor Teagarden, R OBP: 0.209, SLG: 0.289										4	2	2	2	0	1	2									
Inning Stats	R: 0 E: 0 K: 1 S: 8	H: 0 LOB: 0 BB: 0 P: 9	R: 0 E: 0 K: 0 S: 4	H: 0 LOB: 0 BB: 1 P: 8	R: 1 E: 0 K: 0 S: 15	H: 2 LOB: 1 BB: 0 P: 25	R: 1 E: 0 K: 0 S: 9	H: 1 LOB: 0 BB: 1 P: 15	R: 2 E: 0 K: 0 S: 12	H: 2 LOB: 0 BB: 0 P: 18	R: 0 E: 0 K: 0 S: 10	H: 0 LOB: 0 BB: 0 P: 13	R: 0 E: 0 K: 1 S: 8	H: 1 LOB: 1 BB: 0 P: 9	R: 1 E: 0 K: 1 S: 13	H: 0 LOB: 1 BB: 2 P: 27	R: 0 E: 0 K: 0 S: 8	H: 1 LOB: 1 BB: 0 P: 11	1B: 3 2B: 3 3B: 0 HR: 2	SF: 0 SAC: 0 DP: 2 HBP: 0	WP: 1 PB: 0 SB: 0 CS: 0	PA: 36			
PITCHER	IP	WLS	BF	H	R	ER	SO	BB	IBB	HBP	BLK	WP	HR	S	P	ERA	WHIP								
51 Dallas Braden, L ERA: 3.75	6.0	L	23	5	4	4	1	2	0	0	0	0	2	58	88	6.00	1.167								
63 Henny Alberto Rodriguez, R ERA: 5.06	1.0		4	1	0	0	1	0	0	0	0	0	0	8	9	0.00	1.000								
31 Brad Ziegler, R ERA: 3.57	1.0		5	0	1	1	1	1	1	0	1	0	0	13	27	9.00	1.000								
52 Boof Bonser, R ERA: 12.0	1.0		4	1	0	0	0	0	0	0	0	0	0	8	11	0.00	1.000								

Texas Rangers @ Oakland Athletics
Oakland Coliseum, Oakland, CA
Fri Aug 06 2010, 7:10 PM - 9:29 PM PDT
Att: 26,388 - Clear - 60 F

AB	32
R	5
H	7
RBI	4
BB	4
SO	3
LOB	11



Batter	1	2	3	4	5	6	7	8	9	AB	R	H	RBI	BB	SO	LOB	BOTTOM								
4 Coco Crisp, S OBP: 0.312, SLG: 0.406										4	0	0	0	0	0	1									
10 Danic Barton, L OBP: 0.380, SLG: 0.396										4	1	3	0	0	1	1									
8 Kurt Suzuki, R OBP: 0.321, SLG: 0.417										4	0	2	1	0	0	1									
5 Kevin Kouzmanoff, R OBP: 0.300, SLG: 0.405										4	0	0	0	0	1	4									
7 Adam Rosales, R OBP: 0.322, SLG: 0.402										4	0	0	0	0	3	1									
14 Mark Ellis, R OBP: 0.332, SLG: 0.321										4	0	0	0	0	0	0									
11 Rajai Davis, R OBP: 0.321, SLG: 0.394										4	0	2	0	0	1	0									
25 Matt Carson, R OBP: 0.205, SLG: 0.316										3	0	0	0	0	1	1									
32 Jack Cust, L OBP: 0.404, SLG: 0.473										1	0	0	0	0	1	1									
2 Cliff Pennington, S OBP: 0.333, SLG: 0.389										3	0	1	0	0	1	1									
Inning Stats	R: 1 E: 0 K: 1 S: 12	H: 2 LOB: 1 BB: 0 P: 19	R: 0 E: 0 K: 2 S: 11	H: 1 LOB: 1 BB: 0 P: 12	R: 0 E: 0 K: 0 S: 10	H: 1 LOB: 1 BB: 0 P: 15	R: 0 E: 0 K: 2 S: 8	H: 0 LOB: 0 BB: 0 P: 9	R: 0 E: 0 K: 1 S: 10	H: 1 LOB: 1 BB: 0 P: 15	R: 0 E: 0 K: 1 S: 5	H: 0 LOB: 0 BB: 0 P: 7	R: 0 E: 0 K: 0 S: 8	H: 0 LOB: 0 BB: 0 P: 12	R: 0 E: 0 K: 1 S: 18	H: 2 LOB: 2 BB: 0 P: 23	R: 0 E: 0 K: 1 S: 10	H: 1 LOB: 1 BB: 0 P: 13	1B: 5 2B: 2 3B: 1 HR: 0	SF: 0 SAC: 0 DP: 0 HBP: 0	WP: 0 PB: 0 SB: 0 CS: 0	PA: 35			
PITCHER	IP	WLS	BF	H	R	ER	SO	BB	IBB	HBP	BLK	WP	HR	S	P	ERA	WHIP								
33 Cliff Lee, L ERA: 2.44	8.0	W	31	7	1	1	8	0	0	0	0	0	0	82	112	1.12	0.875								
50 Frank Francisco, R ERA: 3.65	1.0		4	1	0	0	1	0	0	0	0	0	0	10	13	0.00	1.000								

Texas Rangers @ Oakland Athletics
Oakland Coliseum, Oakland, CA
Fri Aug 06 2010, 7:10 PM - 9:29 PM PDT
Att: 26,388 - Clear - 60 F


AB	35
R	1
H	8
RBI	1
BB	0
SO	9
LOB	11



Batter	1	2	3	4	5	6	7	8	9	AB	R	H	RBI	BB	SO	LOB	TOP				
1 Elvis Andrus, R OBP: 0.362, SLG: 0.316										3	0	0	0	1	0	0	Texas Rangers @ Oakland Athletics Oakland Coliseum, Oakland, CA Sat Aug 07 2010, 1:13 PM - 3:51 PM PDT Att: 16,104 - Sunny - 67°F				
10 Michael Young, R OBP: 0.347, SLG: 0.475										4	0	0	0	0	1	2					
32 Josh Hamilton, L OBP: 0.402, SLG: 0.622										4	0	0	0	0	1	0					
27 Vladimir Guerrero, R OBP: 0.352, SLG: 0.507										4	0	1	0	0	2	0					
17 Nelson Cruz, R OBP: 0.323, SLG: 0.579										3	0	0	0	1	0	1					
8 Jorge Cantu, R OBP: 0.313, SLG: 0.405										2	1	1	0	2	0	0					
7 David Murphy, L OBP: 0.323, SLG: 0.402										4	0	2	1	0	0	2					
15 Cristian Guzman, S OBP: 0.316, SLG: 0.345										4	0	1	0	0	1	3					
2 Taylor Teagarden, R OBP: 0.217, SLG: 0.366										3	1	1	1	0	0	1					
Inning Stats	R: 0 E: 0 K: 0 S: 6	H: 0 LOB: 0 BB: 0 P: 7	R: 0 E: 0 K: 2 S: 10	H: 2 LOB: 2 BB: 0 P: 15	R: 0 E: 0 K: 0 S: 11	H: 0 LOB: 0 BB: 0 P: 18	R: 0 E: 0 K: 0 S: 17	H: 0 LOB: 2 BB: 2 P: 30	R: 0 E: 0 K: 0 S: 12	H: 1 LOB: 1 BB: 1 P: 15	R: 0 E: 0 K: 0 S: 9	H: 0 LOB: 0 BB: 0 P: 15	R: 1 E: 0 K: 2 S: 13	H: 1 LOB: 0 BB: 0 P: 17	R: 1 E: 0 K: 1 S: 11	H: 1 LOB: 1 BB: 1 P: 18	1B: 5 2B: 0 3B: 0 HR: 1	SF: 0 SAC: 0 DP: 2 HBP: 0	WP: 0 PB: 0 SB: 1 CS: 0	PA: 35	
PITCHER	IP	WLS	BF	H	R	ER	SO	BB	IBB	HBP	BLK	WP	HR	S	P	ERA	WHIP				
47 Gio González, L ERA: 3.51	7.0	W	26	4	0	0	2	3	0	0	0	0	0	71	113	0.00	1.000				
13 Jerry Blevins, L ERA: 3.58	1.0		4	1	1	1	2	0	0	0	0	0	1	13	17	9.00	1.000				
56 Craig Breslow, L ERA: 3.0	1.0		5	1	1	1	1	1	0	0	0	0	0	11	18	9.00	2.000				

Batter	1	2	3	4	5	6	7	8	9	AB	R	H	RBI	BB	SO	LOB	BOTTOM				
4 Coco Crisp, S OBP: 0.321, SLG: 0.436										2	2	2	3	1	0	0	Texas Rangers @ Oakland Athletics Oakland Coliseum, Oakland, CA Sat Aug 07 2010, 1:13 PM - 3:51 PM PDT Att: 16,104 - Sunny - 67°F				
10 Danic Barton, L OBP: 0.380, SLG: 0.393										3	1	0	0	2	2	4					
8 Kurt Suzuki, R OBP: 0.317, SLG: 0.411										4	0	0	0	0	1	3					
32 Jack Cust, L OBP: 0.410, SLG: 0.471										1	0	0	0	2	0	0					
5 Kevin Kouzmanoff, R OBP: 0.300, SLG: 0.402										3	0	0	1	1	1	2					
14 Mark Ellis, R OBP: 0.331, SLG: 0.318										2	0	0	1	1	0	0					
11 Rajai Davis, R OBP: 0.323, SLG: 0.396										4	1	2	0	0	1	4					
26 Matt Watson, L OBP: 0.273, SLG: 0.367										3	0	1	1	0	0	2					
18 Gabe Gross, L ERA: 5.45										1	1	1	0	0	0	0					
2 Cliff Pennington, S OBP: 0.333, SLG: 0.375										3	1	1	0	0	0	2					
Inning Stats	R: 2 E: 0 K: 2 S: 23	H: 1 LOB: 2 BB: 3 P: 41	R: 1 E: 0 K: 0 S: 7	H: 1 LOB: 1 BB: 1 P: 16	R: 0 E: 0 K: 0 S: 5	H: 0 LOB: 2 BB: 1 P: 13	R: 1 E: 0 K: 1 S: 8	H: 1 LOB: 0 BB: 0 P: 13	R: 0 E: 0 K: 0 S: 4	H: 0 LOB: 0 BB: 1 P: 10	R: 2 E: 0 K: 0 S: 11	H: 2 LOB: 1 BB: 0 P: 14	R: 0 E: 0 K: 1 S: 7	H: 0 LOB: 0 BB: 0 P: 9	R: 0 E: 0 K: 1 S: 15	H: 2 LOB: 3 BB: 1 P: 29	1B: 4 2B: 1 3B: 1 HR: 1	SF: 3 SAC: 1 DP: 1 HBP: 1	WP: 0 PB: 0 SB: 3 CS: 0	PA: 38	
PITCHER	IP	WLS	BF	H	R	ER	SO	BB	IBB	HBP	BLK	WP	HR	S	P	ERA	WHIP				
40 Rich Harden, R ERA: 5.45	2.1	L	15	2	3	3	2	5	0	0	0	0	0	32	65	11.57	3.000				
39 Scott Feldman, R ERA: 5.45	4.2		17	3	3	3	2	1	0	0	0	0	0	33	51	5.79	0.857				
64 Alexi Ogando, R ERA: 1.19	1.0		6	2	0	0	1	1	0	0	0	0	0	15	29	0.00	3.000				

AB	31
R	2
H	6
RBI	2
BB	4
SO	5
LOB	9



AB	26
R	6
H	7
RBI	6
BB	7
SO	5
LOB	17



Batter	1	2	3	4	5	6	7	8	9	AB	R	H	RBI	BB	SO	LOB	TOP					
1 Elvis Andrus, R OBP: 0.363, SLG: 0.316	G6-3		1B			E6 10 G4-3 32 E	HBP			3	1	1	0	0	0	0	Texas Rangers @ Oakland Athletics Oakland Coliseum, Oakland, CA Sun Aug 08 2010, 1:08 PM - 3:49 PM PDT Att: 18,050 - Partly Cloudy - 65 F					
10 Michael Young, R OBP: 0.345, SLG: 0.470	F9		G4-3			G4-3	K			4	0	0	0	0	1	3						
32 Josh Hamilton, L OBP: 0.403, SLG: 0.621	1B					E2 17 SF8	1B	F7		4	1	2	1	0	0	0						
17 Nelson Cruz, R OBP: 0.377, SLG: 0.572	P4					SF8		F9		3	0	0	1	0	0	1						
7 David Murphy, L OBP: 0.325, SLG: 0.403	G4-3					11 1B		K		4	0	2	0	0	1	0						
11 Bengie Molina, R OBP: 0.285, SLG: 0.331	G3					1B				3	0	1	0	1	0	1						
3 Andrés Blanco, S OBP: 0.313, SLG: 0.257						1B				0	0	0	0	0	0	0						
18 Mitch Moreland, L OBP: 0.357, SLG: 0.320	G3					F8		K		4	0	0	0	0	1	3						
15 Cristian Guzman, S OBP: 0.315, SLG: 0.342										3	0	0	0	1	0	0						
20 Julio Borbon, L OBP: 0.300, SLG: 0.347										3	0	0	0	0	1	0						
27 Vladimir Guerrero, R OBP: 0.351, SLG: 0.556										1	0	0	0	0	0	2						
Inning Stats	R: 0 H: 1 E: 0 K: 0 S: 12	H: 1 LOB: 1 BB: 0 P: 18	R: 0 H: 0 E: 0 K: 0 S: 7	H: 0 LOB: 0 BB: 0 P: 11	R: 0 H: 1 E: 0 K: 1 S: 7	H: 1 LOB: 1 BB: 0 P: 13	R: 0 H: 1 E: 0 K: 0 S: 10	H: 1 LOB: 1 BB: 0 P: 17	R: 0 H: 0 E: 0 K: 0 S: 4	H: 0 LOB: 3 BB: 0 P: 7	R: 2 H: 3 E: 2 K: 0 S: 15	H: 3 LOB: 2 BB: 0 P: 23	R: 0 H: 0 E: 0 K: 1 S: 7	H: 0 LOB: 0 BB: 0 P: 9	R: 0 H: 0 E: 0 K: 1 S: 7	H: 0 LOB: 0 BB: 2 P: 12	R: 0 H: 0 E: 0 K: 1 S: 5	H: 0 LOB: 2 BB: 2 P: 16	1B: 6 2B: 0 3B: 0 HR: 0	SF: 1 DP: 1 HBP: 1	WP: 0 PA: 36 PB: 0 SB: 0 CS: 0	
PITCHER	IP WLS BF H R ER SO BB IBB HBP BLK WP HR S P ERA WHIP	IP WLS BF H R ER SO BB IBB HBP BLK WP HR S P ERA WHIP	IP WLS BF H R ER SO BB IBB HBP BLK WP HR S P ERA WHIP	IP WLS BF H R ER SO BB IBB HBP BLK WP HR S P ERA WHIP	IP WLS BF H R ER SO BB IBB HBP BLK WP HR S P ERA WHIP	IP WLS BF H R ER SO BB IBB HBP BLK WP HR S P ERA WHIP	IP WLS BF H R ER SO BB IBB HBP BLK WP HR S P ERA WHIP	IP WLS BF H R ER SO BB IBB HBP BLK WP HR S P ERA WHIP	IP WLS BF H R ER SO BB IBB HBP BLK WP HR S P ERA WHIP	IP WLS BF H R ER SO BB IBB HBP BLK WP HR S P ERA WHIP	IP WLS BF H R ER SO BB IBB HBP BLK WP HR S P ERA WHIP	IP WLS BF H R ER SO BB IBB HBP BLK WP HR S P ERA WHIP	IP WLS BF H R ER SO BB IBB HBP BLK WP HR S P ERA WHIP	IP WLS BF H R ER SO BB IBB HBP BLK WP HR S P ERA WHIP	IP WLS BF H R ER SO BB IBB HBP BLK WP HR S P ERA WHIP	IP WLS BF H R ER SO BB IBB HBP BLK WP HR S P ERA WHIP	IP WLS BF H R ER SO BB IBB HBP BLK WP HR S P ERA WHIP	IP WLS BF H R ER SO BB IBB HBP BLK WP HR S P ERA WHIP	IP WLS BF H R ER SO BB IBB HBP BLK WP HR S P ERA WHIP	IP WLS BF H R ER SO BB IBB HBP BLK WP HR S P ERA WHIP	IP WLS BF H R ER SO BB IBB HBP BLK WP HR S P ERA WHIP	IP WLS BF H R ER SO BB IBB HBP BLK WP HR S P ERA WHIP

AB	32
R	2
H	6
RBI	2
BB	2
SO	4
LOB	10



Batter	1	2	3	4	5	6	7	8	9	AB	R	H	RBI	BB	SO	LOB	BOTTOM				
4 Coco Crisp, S OBP: 0.328, SLG: 0.444	1B		F7			8 G4-3 10 E BB	11 SH1-3 8 SF8 2B	F9		4	1	2	1	1	0	3	Texas Rangers @ Oakland Athletics Oakland Coliseum, Oakland, CA Sun Aug 08 2010, 1:08 PM - 3:49 PM PDT Att: 18,050 - Partly Cloudy - 65 F				
10 Daric Barton, L OBP: 0.382, SLG: 0.392						FC6 8 G4-3	SH1-3			1	0	0	0	2	0	1					
11 Landon Powell, S OBP: 0.310, SLG: 0.303	BB					BB				0	0	0	0	0	0	0					
8 Kurt Suzuki, R OBP: 0.313, SLG: 0.408	K		G6-4-3			G4-3	SF8			3	0	0	1	0	1	5					
32 Jack Cust, L OBP: 0.403, SLG: 0.461	P6		P6			K				4	0	0	0	0	2	6					
5 Kevin Kouzmanoff, R OBP: 0.302, SLG: 0.406	K									4	1	2	0	0	1	2					
14 Mark Ellis, R OBP: 0.333, SLG: 0.323						25 WP HBP	G4-3	E2 11 G4-3		3	0	1	0	0	0	2					
11 Rajai Davis, R OBP: 0.319, SLG: 0.392	F9					L8	SF8	G4-3		3	0	0	1	0	0	4					
25 Matt Carson, R OBP: 0.190, SLG: 0.293						K2-3				3	0	0	0	0	3	2					
18 Gabe Gross, L OBP: 0.289, SLG: 0.306										0	0	0	0	1	0	0					
2 Cliff Pennington, S OBP: 0.332, SLG: 0.373	K					G3		4 2B	FC3-2	4	1	1	0	0	1	4					
Inning Stats	R: 0 H: 1 E: 0 K: 2 S: 10	H: 1 LOB: 2 BB: 1 P: 20	R: 0 H: 1 E: 0 K: 2 S: 13	H: 1 LOB: 0 BB: 0 P: 18	R: 0 H: 0 E: 0 K: 0 S: 8	H: 0 LOB: 1 BB: 1 P: 19	R: 0 H: 0 E: 0 K: 1 S: 9	H: 0 LOB: 0 BB: 0 P: 12	R: 0 H: 0 E: 1 K: 1 S: 11	H: 0 LOB: 3 BB: 1 P: 16	R: 1 H: 1 E: 0 K: 0 S: 13	H: 1 LOB: 0 BB: 0 P: 21	R: 2 H: 2 E: 0 K: 1 S: 13	H: 2 LOB: 0 BB: 0 P: 17	R: 0 H: 1 E: 1 K: 0 S: 9	H: 1 LOB: 3 BB: 1 P: 15	1B: 3 2B: 3 3B: 0 HR: 0	SF: 2 SAC: 1 DP: 0 HBP: 1	WP: 1 PA: 37 PB: 0 SB: 1 CS: 0		
PITCHER	IP WLS BF H R ER SO BB IBB HBP BLK WP HR S P ERA WHIP	IP WLS BF H R ER SO BB IBB HBP BLK WP HR S P ERA WHIP	IP WLS BF H R ER SO BB IBB HBP BLK WP HR S P ERA WHIP	IP WLS BF H R ER SO BB IBB HBP BLK WP HR S P ERA WHIP	IP WLS BF H R ER SO BB IBB HBP BLK WP HR S P ERA WHIP	IP WLS BF H R ER SO BB IBB HBP BLK WP HR S P ERA WHIP	IP WLS BF H R ER SO BB IBB HBP BLK WP HR S P ERA WHIP	IP WLS BF H R ER SO BB IBB HBP BLK WP HR S P ERA WHIP	IP WLS BF H R ER SO BB IBB HBP BLK WP HR S P ERA WHIP	IP WLS BF H R ER SO BB IBB HBP BLK WP HR S P ERA WHIP	IP WLS BF H R ER SO BB IBB HBP BLK WP HR S P ERA WHIP	IP WLS BF H R ER SO BB IBB HBP BLK WP HR S P ERA WHIP	IP WLS BF H R ER SO BB IBB HBP BLK WP HR S P ERA WHIP	IP WLS BF H R ER SO BB IBB HBP BLK WP HR S P ERA WHIP	IP WLS BF H R ER SO BB IBB HBP BLK WP HR S P ERA WHIP	IP WLS BF H R ER SO BB IBB HBP BLK WP HR S P ERA WHIP	IP WLS BF H R ER SO BB IBB HBP BLK WP HR S P ERA WHIP	IP WLS BF H R ER SO BB IBB HBP BLK WP HR S P ERA WHIP	IP WLS BF H R ER SO BB IBB HBP BLK WP HR S P ERA WHIP	IP WLS BF H R ER SO BB IBB HBP BLK WP HR S P ERA WHIP	IP WLS BF H R ER SO BB IBB HBP BLK WP HR S P ERA WHIP

AB	29
R	3
H	6
RBI	3
BB	4
SO	8
LOB	29



Batter	1	2	3	4	5	6	7	8	9	AB	R	H	RBI	BB	SO	LOB	TOP					
2 Derek Jeter, R OBP: 0.343, SLG: 0.394										5	1	3	1	0	1	2	New York Yankees @ Texas Rangers Rangers Ballpark in Arlington, Arlington, TX Wed Aug 11 2010, 8:09 PM - 11:54 PM EDT Att: 48,676 - Partly Cloudy - 99 F AB 38 R 7 H 12 RBI 6 BB 3 SO 17 LOB 18					
33 Nick Swisher, S OBP: 0.363, SLG: 0.528										5	0	0	0	0	4	5						
38 Marcus Thames, R OBP: 0.406, SLG: 0.473										5	2	3	2	0	2	1						
13 Alex Rodriguez, R OBP: 0.335, SLG: 0.473										5	0	1	1	0	3	3						
24 Robinson Canó, L OBP: 0.388, SLG: 0.562										4	1	1	0	1	1	3						
20 Jorge Posada, S OBP: 0.359, SLG: 0.452										3	0	0	0	1	3	2						
26 Austin Kearns, R OBP: 0.356, SLG: 0.415										4	1	1	0	0	2	2						
17 Lance Berkman, S OBP: 0.361, SLG: 0.419										3	0	1	1	1	0	0						
14 Curtis Granderson, L OBP: 0.306, SLG: 0.415										4	1	2	1	0	1	0						
11 Brett Gardner, L OBP: 0.376, SLG: 0.378										4	1	2	1	0	1	0						
Inning Stats	R: 0 E: 0 K: 2 S: 11	H: 1 LOB: 1 BB: 0 P: 15	R: 0 E: 0 K: 2 S: 7	H: 0 LOB: 0 BB: 0 P: 10	R: 0 E: 0 K: 0 S: 7	H: 0 LOB: 0 BB: 0 P: 10	R: 1 E: 0 K: 1 S: 15	H: 2 LOB: 1 BB: 0 P: 23	R: 0 E: 0 K: 2 S: 10	H: 0 LOB: 0 BB: 0 P: 12	R: 1 E: 0 K: 3 S: 12	H: 1 LOB: 0 BB: 0 P: 17	R: 2 E: 0 K: 3 S: 20	H: 4 LOB: 2 BB: 0 P: 28	R: 1 E: 0 K: 1 S: 15	H: 1 LOB: 1 BB: 2 P: 27	R: 2 E: 0 K: 3 S: 23	H: 3 LOB: 2 BB: 1 P: 36	1B: 7 2B: 3 3B: 1 HR: 1	SF: 0 SAC: 0 DP: 1 HBP: 0	WP: 2 PB: 0 SB: 1 CS: 0	PA: 41
PITCHER	IP WLS BF ERA: 2.57	H R ER SO	BB IBB HBP BLK	WP HR S P	ERA WHIP	PITCHER	IP WLS BF ERA: 1.13	H R ER SO	BB IBB HBP BLK	WP HR S P	ERA WHIP											
33 Cliff Lee, L ERA: 2.57	6.1 H 1	0 0 0 11	0 0 0 0	1 0 3 106	5.68 1.263	64 Alexi Ogando, R ERA: 1.13	0.1 H 0	0 0 0 1	0 0 0 0	0 0 8 11	0.00 3.000											
56 Darren O'Day, R ERA: 1.17	0.1 H 1	0 0 0 1	0 0 0 0	0 0 3 5	0.00 0.000	54 Matt Harrison, L ERA: 3.9	0.1 H 1	0 0 0 1	0 0 0 0	0 0 3 4	0.00 0.000											
28 Darren Oliver, L ERA: 2.28	0.1 H 1	0 0 0 1	0 0 0 0	0 0 3 4	0.00 0.000																	
50 Frank Francisco, R ERA: 3.86	1.0 H 5	1 1 1 1	2 0 0 0	0 1 15 27	9.00 3.000																	
30 Neftali Feliz, R ERA: 3.7	0.1 L 4	2 2 2 1	1 0 0 0	1 0 12 21	54.00 9.000																	

Batter	1	2	3	4	5	6	7	8	9	AB	R	H	RBI	BB	SO	LOB	BOTTOM					
1 Elvis Andrus, R OBP: 0.362, SLG: 0.320										5	1	2	0	0	0	0	New York Yankees @ Texas Rangers Rangers Ballpark in Arlington, Arlington, TX Wed Aug 11 2010, 8:09 PM - 11:54 PM EDT Att: 48,676 - Partly Cloudy - 99 F AB 37 R 6 H 11 RBI 6 BB 3 SO 4 LOB 19					
10 Michael Young, R OBP: 0.346, SLG: 0.475										5	2	2	1	0	0	1						
32 Josh Hamilton, L OBP: 0.405, SLG: 0.622										5	2	3	1	0	0	1						
27 Vladimir Guerrero, R OBP: 0.346, SLG: 0.496										5	0	1	0	0	0	4						
17 Nelson Cruz, R OBP: 0.375, SLG: 0.566										4	0	1	0	0	0	5						
7 David Murphy, L OBP: 0.336, SLG: 0.416										3	1	1	2	1	1	1						
11 Bengie Molina, R OBP: 0.294, SLG: 0.326										3	0	0	0	1	0	3						
18 Mitch Moreland, L OBP: 0.394, SLG: 0.321										3	0	1	2	1	2	1						
15 Cristian Guzman, S OBP: 0.310, SLG: 0.335										4	0	0	0	0	1	3						
Inning Stats	R: 1 E: 0 K: 0 S: 9	H: 1 LOB: 1 BB: 0 P: 13	R: 0 E: 0 K: 1 S: 8	H: 1 LOB: 0 BB: 0 P: 13	R: 0 E: 0 K: 0 S: 9	H: 0 LOB: 0 BB: 0 P: 15	R: 2 E: 0 K: 0 S: 13	H: 2 LOB: 2 BB: 2 P: 27	R: 3 E: 0 K: 0 S: 11	H: 4 LOB: 1 BB: 0 P: 16	R: 0 E: 0 K: 1 S: 7	H: 0 LOB: 0 BB: 0 P: 11	R: 0 E: 0 K: 0 S: 10	H: 2 LOB: 1 BB: 0 P: 14	R: 0 E: 0 K: 2 S: 11	H: 0 LOB: 1 BB: 1 P: 21		R: 0 E: 0 K: 0 S: 4	H: 1 LOB: 1 BB: 0 P: 8	1B: 7 2B: 3 3B: 1 HR: 1	SF: 0 SAC: 0 DP: 2 HBP: 0	WP: 1 PB: 0 SB: 0 CS: 0
PITCHER	IP WLS BF ERA: 4.9	H R ER SO	BB IBB HBP BLK	WP HR S P	ERA WHIP	PITCHER	IP WLS BF ERA: 3.92	H R ER SO	BB IBB HBP BLK	WP HR S P	ERA WHIP											
31 Javier Vazquez, R ERA: 4.9	4.1 W 8	0 0 0 1	0 0 0 0	0 0 8 13	0.00 0.000	39 Kerry Wood, R ERA: 5.13	2.0 W 8	2 0 0 2	1 0 0 0	1 0 21 35	0.00 1.500											
45 Sergio Mitre, R ERA: 3.92	1.2 W 4	0 0 0 1	0 0 0 0	0 0 8 13	0.00 0.000	42 Mariano Rivera, R ERA: 1.06	1.0 S 4	1 0 0 0	0 0 0 0	0 0 4 8	0.00 1.000											

Batter	1	2	3	4	5	6	7	8	9	AB	R	H	RBI	BB	SO	LOB	TOP										
1 Elvis Andrus, R OBP: 0.361, SLG: 0.318 14 Joaquin Arias, R OBP: 0.292, SLG: 0.351										4	0	1	0	0	1	1											
20 Julio Borbon, L OBP: 0.301, SLG: 0.344										5	0	0	0	0	2	5											
32 Josh Hamilton, L OBP: 0.411, SLG: 0.629										3	1	0	0	0	2	2											
27 Vladimir Guerrero, R OBP: 0.346, SLG: 0.492 41 Brandon Boggs, S										4	0	1	0	0	0	1											
7 David Murphy, L OBP: 0.343, SLG: 0.426										3	0	1	1	1	1	0											
8 Jorge Cantu, R OBP: 0.314, SLG: 0.405										3	0	1	0	1	2	3											
11 Bengie Molina, R OBP: 0.299, SLG: 0.332										3	0	0	0	1	1	4											
18 Mitch Moreland, L OBP: 0.388, SLG: 0.366										3	0	0	0	0	3	0											
3 Andrés Blanco, S OBP: 0.307, SLG: 0.275										4	0	2	0	0	0	2											
Inning Stats	R: 0 E: 0 K: 3 S: 11	H: 0 LOB: 0 BB: 0 P: 16	R: 0 E: 0 K: 1 S: 9	H: 0 LOB: 1 BB: 1 P: 17	R: 0 E: 0 K: 2 S: 16	H: 2 LOB: 2 BB: 0 P: 24	R: 0 E: 0 K: 1 S: 6	H: 1 LOB: 1 BB: 0 P: 12	R: 0 E: 0 K: 1 S: 7	H: 1 LOB: 2 BB: 0 P: 10	R: 0 E: 0 K: 1 S: 10	H: 1 LOB: 2 BB: 1 P: 16	R: 0 E: 0 K: 1 S: 7	H: 0 LOB: 0 BB: 0 P: 7	R: 1 E: 0 K: 2 S: 10	H: 1 LOB: 1 BB: 0 P: 17	R: 0 E: 0 K: 1 S: 14	H: 0 LOB: 2 BB: 1 P: 23	1B: 5 2B: 1 3B: 0 HR: 0	SF: 0 SAC: 0 DP: 0 HBP: 2	WP: 2 PB: 2 SB: 0 CS: 0	PA: 38					
PITCHER	IP	WLS	BF	H	R	ER	SO	BB	IBB	HBP	BLK	WP	HR	S	P	ERA	WHIP										
22 Matt Garza, R ERA: 3.74	7.0	W	28	5	0	0	10	2	0	0	0	1	0	66	102	0.00	1.000										
36 Randy Choate, L ERA: 5.01	0.2		4	1	1	1	1	0	0	1	0	1	0	7	13	13.50	1.500										
54 Mike Ekstrom, R ERA: 5.23	1.1		6	0	0	0	2	1	0	1	0	0	0	17	27	0.00	0.750										

Texas Rangers @ Tampa Bay Rays
Tropicana Field, St. Petersburg, FL
Tue Aug 17 2010, 7:13 PM - 10:42 PM EDT
Att: 18,156 - Dome - 72 F

AB 33
R 1
H 6
RBI 1
BB 3
SO 13
LOB 20



Batter	1	2	3	4	5	6	7	8	9	AB	R	H	RBI	BB	SO	LOB	BOTTOM										
28 John Jaso, L OBP: 0.386, SLG: 0.380										4	2	1	0	2	1	1											
18 Ben Zobrist, S OBP: 0.366, SLG: 0.363										3	2	1	2	2	0	4											
13 Carl Crawford, L OBP: 0.353, SLG: 0.488 16 Willy Aybar, S OBP: 0.321, SLG: 0.372										5	2	3	3	0	1	2											
3 Evan Longoria, R OBP: 0.373, SLG: 0.491 15 Reid Brignac, L OBP: 0.311, SLG: 0.389										4	1	3	3	1	0	2											
23 Carlos Pena, L OBP: 0.334, SLG: 0.440										4	0	1	1	1	2	2											
20 Matt Joyce, L OBP: 0.342, SLG: 0.468 1 Sean Rodriguez, R OBP: 0.303, SLG: 0.408										3	0	0	0	0	1	3											
24 Dan Johnson, L OBP: 0.391, SLG: 0.226										4	0	1	0	1	1	0											
2 B.J. Upton, R OBP: 0.327, SLG: 0.414										5	1	2	0	0	2	3											
8 Jason Bartlett, R OBP: 0.326, SLG: 0.343										5	2	3	1	0	0	1											
Inning Stats	R: 3 E: 0 K: 1 S: 22	H: 3 LOB: 2 BB: 2 P: 38	R: 0 E: 0 K: 1 S: 16	H: 1 LOB: 2 BB: 1 P: 25	R: 0 E: 0 K: 2 S: 13	H: 1 LOB: 1 BB: 0 P: 18	R: 2 E: 0 K: 2 S: 17	H: 3 LOB: 2 BB: 1 P: 27	R: 0 E: 0 K: 1 S: 14	H: 1 LOB: 2 BB: 1 P: 26	R: 0 E: 0 K: 1 S: 10	H: 1 LOB: 1 BB: 0 P: 13	R: 5 E: 0 K: 1 S: 18	H: 4 LOB: 1 BB: 2 P: 33	R: 0 E: 0 K: 0 S: 12	H: 1 LOB: 1 BB: 0 P: 21	1B: 8 2B: 4 3B: 2 HR: 1	SF: 0 SAC: 0 DP: 0 HBP: 0	WP: 1 PB: 1 SB: 0 CS: 0	PA: 46							
PITCHER	IP	WLS	BF	H	R	ER	SO	BB	IBB	HBP	BLK	WP	HR	S	P	ERA	WHIP										
35 Tommy Hunter, R ERA: 3.71	3.0	L	18	6	4	4	4	3	0	0	0	0	0	52	83	12.00	3.000										
54 Matt Harrison, L ERA: 3.82	2.2		14	4	1	1	4	2	0	0	0	0	0	38	62	3.38	2.250										
46 Pedro Strop, R ERA: 13.5	1.1		10	4	5	5	1	2	0	0	0	1	1	20	35	33.75	4.500										
56 Darren O'Day, R ERA: 1.5	1.0		4	1	0	0	0	0	0	0	0	0	0	12	21	0.00	1.000										

Texas Rangers @ Tampa Bay Rays
Tropicana Field, St. Petersburg, FL
Tue Aug 17 2010, 7:13 PM - 10:42 PM EDT
Att: 18,156 - Dome - 72 F

AB 39
R 10
H 15
RBI 10
BB 7
SO 9
LOB 20



Batter	1	2	3	4	5	6	7	8	9	AB	R	H	RBI	BB	SO	LOB	TOP										
20 Julio Borbon, L (1, 8) OBP: 0.301, SLG: 0.346										4	1	1	0	0	0	1	<p>Texas Rangers @ Tampa Bay Rays Tropicana Field, St. Petersburg, FL Wed Aug 18 2010, 1:11 PM - 4:24 PM EDT Att: 19,413 - Dome - 72 F</p> <p>livebaseballscores.com</p>										
3 Andrés Blanco, S (1, 6) OBP: 0.295, SLG: 0.274										4	1	1	1	0	0	1											
32 Josh Hamilton, L (1, 10) OBP: 0.408, SLG: 0.624										4	0	0	1	0	2	0											
27 Vladimir Guerrero, R (1, 9) OBP: 0.345, SLG: 0.490										4	0	1	0	0	1	0											
7 David Murphy, L (1, 7) OBP: 0.345, SLG: 0.423										2	0	0	0	2	1	0											
8 Jorge Cantu, R (1, 5) OBP: 0.311, SLG: 0.401										4	1	0	0	0	2	3											
18 Mitch Moreland, L (1, 3) OBP: 0.377, SLG: 0.422										4	1	1	2	0	1	0											
2 Taylor Teagarden, R (1, 2) OBP: 0.250, SLG: 0.420										4	1	2	1	0	1	0											
14 Joaquin Arias, R (1, 4) OBP: 0.290, SLG: 0.347										4	1	1	0	0	0	1	<p>AB 34 R 6 H 7 RBI 5 BB 2 SO 8 LOB 6</p>										
Inning Stats	R: 0 E: 0 K: 0 S: 8	H: 0 LOB: 0 BB: 0 P: 12	R: 0 E: 0 K: 1 S: 6	H: 0 LOB: 0 BB: 0 P: 8	R: 0 E: 0 K: 1 S: 7	H: 1 LOB: 1 BB: 0 P: 11	R: 0 E: 0 K: 2 S: 11	H: 1 LOB: 2 BB: 1 P: 16	R: 1 E: 1 K: 1 S: 11	H: 1 LOB: 0 BB: 0 P: 18	R: 1 E: 1 K: 1 S: 15	H: 1 LOB: 0 BB: 0 P: 21	R: 2 E: 0 K: 1 S: 13	H: 2 LOB: 0 BB: 0 P: 17	R: 2 E: 1 K: 1 S: 14	H: 1 LOB: 0 BB: 1 P: 23		1B: 4 2B: 1 3B: 0 HR: 2	SF: 0 SAC: 0 DP: 0 HBP: 0	WP: 1 PB: 0 SB: 0 CS: 0	PA: 36						
PITCHER	IP	WLS	BF	H	R	ER	SO	BB	IBB	HBP	BLK	WP	HR	S	P	ERA	WHIP										
33 James Shields, R (1, 1) ERA: 4.82	7.0	W	26	4	2	1	6	1	0	0	0	1	1	71	105	1.29	0.714										
55 Chad Qualls, L (8, 1) ERA: 8.2	0.1		3	2	2	2	0	0	0	0	0	0	0	8	11	54.00	6.000										
36 Randy Choate, L (8, 1) ERA: 4.96	0.1	H	1	0	0	0	0	0	0	0	0	0	0	1	2	0.00	0.000										
53 Joaquin Benoit, R (8, 1) ERA: 1.23	0.1		1	0	0	0	1	0	0	0	0	0	0	4	4	0.00	0.000										
31 Lance Cormier, R (9, 1) ERA: 4.4	0.1		3	1	2	2	0	1	0	0	0	0	1	7	15	54.00	6.000										

Batter	1	2	3	4	5	6	7	8	9	AB	R	H	RBI	BB	SO	LOB	BOTTOM										
2 B.J. Upton, R (1, 8) OBP: 0.330, SLG: 0.423										4	2	2	1	1	1	2	<p>Texas Rangers @ Tampa Bay Rays Tropicana Field, St. Petersburg, FL Wed Aug 18 2010, 1:11 PM - 4:24 PM EDT Att: 19,413 - Dome - 72 F</p> <p>livebaseballscores.com</p>										
8 Jason Bartlett, R (1, 6) OBP: 0.327, SLG: 0.342										4	2	1	0	1	1	2											
13 Carl Crawford, L (1, 7) OBP: 0.354, SLG: 0.487										3	2	1	1	1	1	2											
3 Evan Longoria, R (1, 5) OBP: 0.375, SLG: 0.504										4	1	3	4	0	1	0											
23 Carlos Pena, L (1, 10) OBP: 0.333, SLG: 0.436										4	0	0	0	1	3	3											
10 Kelly Shoppach, R (1, 2) OBP: 0.333, SLG: 0.343										5	1	1	0	0	3	3											
18 Ben Zobrist, S (1, 3) OBP: 0.369, SLG: 0.362										1	0	0	0	3	0	0											
1 Sean Rodriguez, R (1, 9) OBP: 0.305, SLG: 0.409										2	0	1	0	0	1	0											
20 Matt Joyce, L (6, PH) OBP: 0.351, SLG: 0.472										1	0	1	2	1	0	0											
15 Reid Brignac, L (1, 4) OBP: 0.306, SLG: 0.382										4	0	0	0	0	2	7	<p>AB 32 R 8 H 10 RBI 8 BB 8 SO 13 LOB 19</p>										
Inning Stats	R: 1 E: 0 K: 1 S: 13	H: 2 LOB: 1 BB: 0 P: 21	R: 0 E: 0 K: 2 S: 9	H: 0 LOB: 0 BB: 0 P: 15	R: 0 E: 0 K: 1 S: 9	H: 0 LOB: 1 BB: 1 P: 18	R: 1 E: 0 K: 3 S: 17	H: 2 LOB: 2 BB: 1 P: 32	R: 3 E: 0 K: 2 S: 14	H: 2 LOB: 3 BB: 4 P: 34	R: 1 E: 0 K: 2 S: 12	H: 1 LOB: 0 BB: 0 P: 18	R: 1 E: 0 K: 2 S: 20	H: 2 LOB: 2 BB: 1 P: 31	R: 1 E: 1 K: 0 S: 9	H: 1 LOB: 1 BB: 1 P: 20		1B: 5 2B: 3 3B: 0 HR: 2	SF: 2 SAC: 0 DP: 0 HBP: 0	WP: 1 PB: 1 SB: 3 CS: 0	PA: 42						
PITCHER	IP	WLS	BF	H	R	ER	SO	BB	IBB	HBP	BLK	WP	HR	S	P	ERA	WHIP										
45 Derek Holland, L (1, 1) ERA: 5.32	4.1	L	23	6	5	5	8	4	0	0	0	1	0	17	32	5.40	1.200										
64 Alexi Ogando, R (5, 1) ERA: 1.27	1.2		8	1	1	1	3	1	1	0	0	1	0	17	32	5.40	1.200										
28 Darren Oliver, L (7, 1) ERA: 2.55	0.2		5	2	1	1	2	1	0	0	0	0	0	19	30	13.50	4.500										
50 Frank Francisco, R (7, 1) ERA: 3.83	0.1		1	0	0	0	0	0	0	0	0	0	0	1	1	0.00	0.000										
39 Scott Feldman, R (8, 1) ERA: 5.44	1.0		5	1	1	0	0	1	0	0	0	0	0	9	20	0.00	2.000										

Batter	1	2	3	4	5	6	7	8	9	AB	R	H	RBI	BB	SO	LOB	TOP			
1 Elvis Andrus, R OBP: 0.360, SLG: 0.317										4	0	1	0	0	1	0	Texas Rangers @ Baltimore Orioles Oriole Park at Camden Yards, Baltimore, MD Thu Aug 19 2010, 7:07 PM - 9:34 PM EDT Att: 14,635 - Partly Cloudy - 87 F			
10 Michael Young, R OBP: 0.340, SLG: 0.475										4	0	1	0	0	1	1				
32 Josh Hamilton, L OBP: 0.405, SLG: 0.618										4	0	0	0	0	1	1				
27 Vladimir Guerrero, R OBP: 0.349, SLG: 0.491										3	0	2	0	1	0	0				
11 Bengie Molina, R OBP: 0.298, SLG: 0.331										4	0	1	0	0	0	3				
7 David Murphy, L OBP: 0.345, SLG: 0.422										3	0	1	0	0	1	3				
8 Jorge Cantu, R OBP: 0.309, SLG: 0.399										3	0	0	0	0	0	3				
41 Brandon Boggs, S OBP: 0.306, SLG: 0.286										3	0	0	0	0	2	0				
3 Andrés Blanco, S OBP: 0.306, SLG: 0.286										3	0	1	0	0	0	0				
Inning Stats	R: 0 E: 0 K: 2 S: 10	H: 0 LOB: 0 BB: 0 P: 12	R: 0 E: 0 K: 1 S: 11	H: 1 LOB: 1 BB: 1 P: 18	R: 0 E: 0 K: 2 S: 14	H: 1 LOB: 1 BB: 0 P: 19	R: 0 E: 0 K: 0 S: 8	H: 0 LOB: 0 BB: 0 P: 11	R: 0 E: 0 K: 1 S: 10	H: 1 LOB: 0 BB: 0 P: 12	R: 0 E: 0 K: 0 S: 8	H: 1 LOB: 1 BB: 0 P: 15	R: 0 E: 0 K: 0 S: 12	H: 0 LOB: 0 BB: 0 P: 16	R: 0 E: 0 K: 0 S: 17	H: 2 LOB: 2 BB: 0 P: 24		1B: 6 2B: 1 3B: 0 HR: 0	SF: 0 SAC: 0 DP: 2 HBP: 0	WP: 0 PB: 0 SB: 0 CS: 0
PITCHER	IP WLS BF H R ER SO BB IBB HBP BLK WP HR S P ERA WHIP	8.0 W 27 5 0 0 6 1 0 0 0 0 0 0 82 115 0.00 0.750	1.0 5 2 0 0 0 0 0 0 0 0 0 0 0 17 24 0.00 2.000											1B: 6 2B: 1 3B: 0 HR: 0	SF: 0 SAC: 0 DP: 2 HBP: 0	WP: 0 PB: 0 SB: 0 CS: 0	PA: 32			
17 Brian Matusz, L ERA: 4.97																				
19 Koji Uehara, R ERA: 1.8																				

Batter	1	2	3	4	5	6	7	8	9	AB	R	H	RBI	BB	SO	LOB	BOTTOM			
1 Brian Roberts, S OBP: 0.331, SLG: 0.364										3	1	1	2	1	0	0	Texas Rangers @ Baltimore Orioles Oriole Park at Camden Yards, Baltimore, MD Thu Aug 19 2010, 7:07 PM - 9:34 PM EDT Att: 14,635 - Partly Cloudy - 87 F			
21 Nick Markakis, L OBP: 0.388, SLG: 0.431										4	0	1	1	0	2	3				
23 Ty Wigginton, R OBP: 0.324, SLG: 0.436										4	0	1	0	0	1	3				
30 Luke Scott, L OBP: 0.360, SLG: 0.569										4	0	1	0	0	0	1				
2 Julio Lugo, R OBP: 0.303, SLG: 0.286										0	0	0	0	0	0	0				
10 Adam Jones, R OBP: 0.320, SLG: 0.447										3	0	0	0	0	0	1				
18 Felix Pie, L OBP: 0.308, SLG: 0.441										4	1	2	0	0	1	0				
32 Matt Wieters, S OBP: 0.322, SLG: 0.378										4	1	2	0	0	0	2				
6 Corey Patterson, L OBP: 0.336, SLG: 0.433										3	1	2	1	0	0	1				
3 Cesar Izturis, S OBP: 0.284, SLG: 0.279										3	0	1	0	0	0	3				
Inning Stats	R: 0 E: 0 K: 0 S: 7	H: 0 LOB: 0 BB: 0 P: 11	R: 0 E: 0 K: 0 S: 6	H: 1 LOB: 0 BB: 0 P: 8	R: 0 E: 0 K: 2 S: 16	H: 2 LOB: 3 BB: 1 P: 25	R: 0 E: 0 K: 1 S: 11	H: 0 LOB: 0 BB: 0 P: 14	R: 0 E: 0 K: 0 S: 5	H: 1 LOB: 1 BB: 0 P: 8	R: 0 E: 0 K: 1 S: 10	H: 1 LOB: 1 BB: 0 P: 13	R: 4 E: 0 K: 0 S: 12	H: 5 LOB: 1 BB: 0 P: 16	R: 0 E: 0 K: 0 S: 9	H: 1 LOB: 2 BB: 0 P: 14	1B: 8 2B: 4 3B: 0 HR: 0	SF: 0 SAC: 0 DP: 2 HBP: 1	WP: 0 PB: 0 SB: 0 CS: 0	PA: 34
PITCHER	IP WLS BF H R ER SO BB IBB HBP BLK WP HR S P ERA WHIP	6.2 L 28 9 4 4 4 1 0 0 0 0 0 0 65 92 5.40 1.500	0.1 1 1 0 0 0 0 0 0 0 0 0 0 2 3 0.00 3.000	1.0 5 1 0 0 0 0 0 0 1 0 0 0 9 14 0.00 1.000											1B: 8 2B: 4 3B: 0 HR: 0	SF: 0 SAC: 0 DP: 2 HBP: 1	WP: 0 PB: 0 SB: 0 CS: 0	PA: 34		
48 Colby Lewis, R ERA: 3.37																				
28 Darren Oliver, L ERA: 2.54																				
56 Darren O'Day, R ERA: 1.47																				

Batter	1	2	3	4	5	6	7	8	9	AB	R	H	RBI	BB	SO	LOB	TOP			
1 Elvis Andrus, R OBP: 0.360, SLG: 0.318										5	1	2	0	0	0	1				
10 Michael Young, R OBP: 0.338, SLG: 0.471										4	0	0	0	1	2	2				
32 Josh Hamilton, L OBP: 0.405, SLG: 0.618										5	0	2	1	0	1	0				
27 Vladimir Guerrero, R OBP: 0.348, SLG: 0.489										4	0	1	0	0	0	3				
7 David Murphy, L OBP: 0.343, SLG: 0.420										4	0	1	0	0	0	1				
18 Mitch Moreland, L OBP: 0.404, SLG: 0.500										3	1	2	1	1	0	1				
2 Taylor Teagarden, R OBP: 0.287, SLG: 0.404										2	0	0	0	2	0	2				
3 Andrés Blanco, S OBP: 0.304, SLG: 0.284										4	0	1	0	0	2	2				
20 Julio Borbon, L OBP: 0.300, SLG: 0.345										4	0	1	0	0	1	2				
Inning Stats	R: 0 E: 0 K: 1 S: 10	H: 1 LOB: 1 BB: 0 P: 13	R: 1 E: 0 K: 0 S: 15	H: 3 LOB: 1 BB: 0 P: 26	R: 0 E: 0 K: 0 S: 6	H: 1 LOB: 1 BB: 0 P: 10	R: 0 E: 0 K: 0 S: 12	H: 1 LOB: 1 BB: 1 P: 21	R: 0 E: 0 K: 1 S: 8	H: 1 LOB: 2 BB: 1 P: 16	R: 1 E: 1 K: 0 S: 17	H: 1 LOB: 2 BB: 1 P: 26	R: 0 E: 0 K: 2 S: 11	H: 1 LOB: 2 BB: 1 P: 18	R: 0 E: 0 K: 1 S: 7	H: 0 LOB: 0 BB: 0 P: 12	1B: 8 2B: 1 3B: 0 HR: 1	SF: 0 SAC: 0 DP: 1 HBP: 0	WP: 0 PB: 0 SB: 0 CS: 1	PA: 41
PITCHER	IP WLS BF H R ER SO BB IBB HBP BLK WP HR S P ERA WHIP	IP WLS BF H R ER SO BB IBB HBP BLK WP HR S P ERA WHIP	IP WLS BF H R ER SO BB IBB HBP BLK WP HR S P ERA WHIP	IP WLS BF H R ER SO BB IBB HBP BLK WP HR S P ERA WHIP	IP WLS BF H R ER SO BB IBB HBP BLK WP HR S P ERA WHIP	IP WLS BF H R ER SO BB IBB HBP BLK WP HR S P ERA WHIP	IP WLS BF H R ER SO BB IBB HBP BLK WP HR S P ERA WHIP	IP WLS BF H R ER SO BB IBB HBP BLK WP HR S P ERA WHIP	IP WLS BF H R ER SO BB IBB HBP BLK WP HR S P ERA WHIP	IP WLS BF H R ER SO BB IBB HBP BLK WP HR S P ERA WHIP	IP WLS BF H R ER SO BB IBB HBP BLK WP HR S P ERA WHIP	IP WLS BF H R ER SO BB IBB HBP BLK WP HR S P ERA WHIP	IP WLS BF H R ER SO BB IBB HBP BLK WP HR S P ERA WHIP	IP WLS BF H R ER SO BB IBB HBP BLK WP HR S P ERA WHIP	IP WLS BF H R ER SO BB IBB HBP BLK WP HR S P ERA WHIP	IP WLS BF H R ER SO BB IBB HBP BLK WP HR S P ERA WHIP	IP WLS BF H R ER SO BB IBB HBP BLK WP HR S P ERA WHIP			

Texas Rangers @ Baltimore Orioles
 Oriole Park at Camden Yards, Baltimore, MD
 Fri Aug 20 2010, 7:08 PM - 9:56 PM EDT
 Att: 18,751 - Clear - 88 F

AB	35
R	2
H	10
RBI	2
BB	4
SO	6
LOB	14



Batter	1	2	3	4	5	6	7	8	9	AB	R	H	RBI	BB	SO	LOB	BOTTOM					
1 Brian Roberts, S OBP: 0.328, SLG: 0.369										4	0	1	0	0	1	0						
2 Julio Lugo, R OBP: 0.307, SLG: 0.295										4	0	2	0	0	1	1						
21 Nick Markakis, L OBP: 0.366, SLG: 0.428										3	0	0	0	0	3	2						
18 Felix Pie, L OBP: 0.306, SLG: 0.438										1	0	0	0	0	0	1						
23 Ty Wigginton, R OBP: 0.322, SLG: 0.433										3	0	0	0	0	2	1						
30 Luke Scott, L OBP: 0.359, SLG: 0.568										1	0	0	0	0	0	1						
10 Adam Jones, R OBP: 0.318, SLG: 0.445										3	0	0	0	0	0	0						
9 Jake Fox, R OBP: 0.285, SLG: 0.384										2	0	0	0	1	1	0						
32 Matt Wieters, S OBP: 0.319, SLG: 0.375										3	0	0	0	0	2	1						
3 Cesar Izturis, S OBP: 0.281, SLG: 0.277										3	0	0	0	0	1	1						
37 Josh Bell, S OBP: 0.237, SLG: 0.257										3	0	0	0	0	1	0						
Inning Stats	R: 0 E: 0 K: 1 S: 12	H: 1 LOB: 1 BB: 0 P: 20	R: 0 E: 0 K: 1 S: 9	H: 0 LOB: 1 BB: 1 P: 18	R: 0 E: 0 K: 2 S: 13	H: 1 LOB: 1 BB: 0 P: 19	R: 0 E: 0 K: 1 S: 6	H: 0 LOB: 0 BB: 0 P: 8	R: 0 E: 0 K: 3 S: 10	H: 0 LOB: 0 BB: 0 P: 12	R: 0 E: 0 K: 1 S: 7	H: 0 LOB: 0 BB: 0 P: 11	R: 0 E: 0 K: 2 S: 8	H: 0 LOB: 0 BB: 0 P: 12	R: 0 E: 0 K: 0 S: 4	H: 0 LOB: 0 BB: 0 P: 5	R: 0 E: 0 K: 1 S: 12	H: 1 LOB: 1 BB: 0 P: 17	1B: 1 2B: 2 3B: 0 HR: 0	SF: 0 SAC: 0 DP: 0 HBP: 0	WP: 0 PB: 0 SB: 0 CS: 0	PA: 31
PITCHER	IP WLS BF H R ER SO BB IBB HBP BLK WP HR S P ERA WHIP	IP WLS BF H R ER SO BB IBB HBP BLK WP HR S P ERA WHIP	IP WLS BF H R ER SO BB IBB HBP BLK WP HR S P ERA WHIP	IP WLS BF H R ER SO BB IBB HBP BLK WP HR S P ERA WHIP	IP WLS BF H R ER SO BB IBB HBP BLK WP HR S P ERA WHIP	IP WLS BF H R ER SO BB IBB HBP BLK WP HR S P ERA WHIP	IP WLS BF H R ER SO BB IBB HBP BLK WP HR S P ERA WHIP	IP WLS BF H R ER SO BB IBB HBP BLK WP HR S P ERA WHIP	IP WLS BF H R ER SO BB IBB HBP BLK WP HR S P ERA WHIP	IP WLS BF H R ER SO BB IBB HBP BLK WP HR S P ERA WHIP	IP WLS BF H R ER SO BB IBB HBP BLK WP HR S P ERA WHIP	IP WLS BF H R ER SO BB IBB HBP BLK WP HR S P ERA WHIP	IP WLS BF H R ER SO BB IBB HBP BLK WP HR S P ERA WHIP	IP WLS BF H R ER SO BB IBB HBP BLK WP HR S P ERA WHIP	IP WLS BF H R ER SO BB IBB HBP BLK WP HR S P ERA WHIP	IP WLS BF H R ER SO BB IBB HBP BLK WP HR S P ERA WHIP	IP WLS BF H R ER SO BB IBB HBP BLK WP HR S P ERA WHIP					

Texas Rangers @ Baltimore Orioles
 Oriole Park at Camden Yards, Baltimore, MD
 Fri Aug 20 2010, 7:08 PM - 9:56 PM EDT
 Att: 18,751 - Clear - 88 F

AB	30
R	0
H	3
RBI	0
BB	1
SO	12
LOB	8



Batter	1	2	3	4	5	6	7	8	9	AB	R	H	RBI	BB	SO	LOB	TOP					
1 Elvis Andrus, R OBP: 0.360, SLG: 0.318										4	1	2	0	0	1	2	Texas Rangers @ Baltimore Orioles Oriole Park at Camden Yards, Baltimore, MD Sun Aug 22 20:10, 1:57 PM - 4:31 PM EDT Att: 14,788 - Rain - 83 F					
10 Michael Young, R OBP: 0.341, SLG: 0.473										4	1	1	0	1	1	3						
32 Josh Hamilton, L OBP: 0.409, SLG: 0.630										4	2	2	3	1	0	1						
27 Vladimir Guerrero, R OBP: 0.348, SLG: 0.494										4	1	2	3	0	1	2						
14 Joaquin Arias, R OBP: 0.290, SLG: 0.347										0	0	0	0	0	0	0						
7 David Murphy, L OBP: 0.344, SLG: 0.420										3	0	0	0	1	0	2						
18 Mitch Moreland, L OBP: 0.400, SLG: 0.491										4	0	0	0	0	1	2						
2 Taylor Teagarden, R OBP: 0.290, SLG: 0.375											4	0	0	0	0	3						
3 Andrés Blanco, S OBP: 0.292, SLG: 0.266											4	0	0	0	0	3						
20 Julio Borbon, L OBP: 0.303, SLG: 0.345											3	1	2	0	1	0						
Inning Stats	R: 3 H: 2 E: 0 K: 1 S: 11	H: 2 LOB: 0 BB: 1 P: 20	R: 0 H: 0 E: 0 K: 0 S: 7	H: 0 LOB: 0 BB: 0 P: 9	R: 0 H: 2 E: 1 K: 0 S: 11	H: 2 LOB: 2 BB: 0 P: 15	R: 0 H: 0 E: 0 K: 0 S: 5	H: 0 LOB: 0 BB: 0 P: 9	R: 3 H: 2 E: 0 K: 1 S: 9	H: 2 LOB: 0 BB: 1 P: 17	R: 0 H: 0 E: 0 K: 1 S: 6	H: 0 LOB: 0 BB: 0 P: 10	R: 0 H: 0 E: 0 K: 2 S: 7	H: 0 LOB: 0 BB: 1 P: 13	R: 0 H: 1 E: 1 K: 0 S: 14	H: 1 LOB: 3 BB: 1 P: 25	R: 0 H: 2 E: 0 K: 0 S: 13	H: 2 LOB: 1 BB: 0 P: 19	1B: 7 2B: 0 3B: 0 HR: 2	SF: 0 SAC: 1 DP: 1 HBP: 0	WP: 0 PB: 0 SB: 1 CS: 0	PA: 39
PITCHER	IP WLS BF H R ER SO BB IBB HBP BLK WP HR S P ERA WHIP	IP WLS BF H R ER SO BB IBB HBP BLK WP HR S P ERA WHIP	IP WLS BF H R ER SO BB IBB HBP BLK WP HR S P ERA WHIP	IP WLS BF H R ER SO BB IBB HBP BLK WP HR S P ERA WHIP	IP WLS BF H R ER SO BB IBB HBP BLK WP HR S P ERA WHIP	IP WLS BF H R ER SO BB IBB HBP BLK WP HR S P ERA WHIP	IP WLS BF H R ER SO BB IBB HBP BLK WP HR S P ERA WHIP	IP WLS BF H R ER SO BB IBB HBP BLK WP HR S P ERA WHIP	IP WLS BF H R ER SO BB IBB HBP BLK WP HR S P ERA WHIP	IP WLS BF H R ER SO BB IBB HBP BLK WP HR S P ERA WHIP	IP WLS BF H R ER SO BB IBB HBP BLK WP HR S P ERA WHIP	IP WLS BF H R ER SO BB IBB HBP BLK WP HR S P ERA WHIP	IP WLS BF H R ER SO BB IBB HBP BLK WP HR S P ERA WHIP	IP WLS BF H R ER SO BB IBB HBP BLK WP HR S P ERA WHIP	IP WLS BF H R ER SO BB IBB HBP BLK WP HR S P ERA WHIP	IP WLS BF H R ER SO BB IBB HBP BLK WP HR S P ERA WHIP						
34 Kevin Millwood, R ERA: 5.63	6.0	L	26	6	6	6	2	2	0	0	0	0	0	0	2	49	80	9.00	1.333			
54 Rick Van Den Hurk, R ERA: 3.86	1.0		3	0	0	0	2	1	0	0	0	0	0	0	7	13	0.00	1.000				
27 Mark Hendrickson, L ERA: 4.88	1.0		7	2	0	0	0	1	0	0	0	0	0	0	16	28	0.00	3.000				
37 Matt Albers, R ERA: 4.48	1.0		3	1	0	0	0	0	0	0	0	0	0	0	11	16	0.00	1.000				

Batter	1	2	3	4	5	6	7	8	9	AB	R	H	RBI	BB	SO	LOB	BOTTOM					
1 Brian Roberts, S OBP: 0.323, SLG: 0.364										4	1	1	0	0	0	0	Texas Rangers @ Baltimore Orioles Oriole Park at Camden Yards, Baltimore, MD Sun Aug 22 20:10, 1:57 PM - 4:31 PM EDT Att: 14,788 - Rain - 83 F					
21 Nick Markakis, L OBP: 0.394, SLG: 0.425										4	0	1	1	0	0	0						
23 Ty Wigginton, R OBP: 0.323, SLG: 0.445										4	2	2	1	0	0	1						
30 Luke Scott, L OBP: 0.359, SLG: 0.580										4	1	1	2	0	1	1						
6 Corey Patterson, L OBP: 0.331, SLG: 0.426										4	0	0	0	0	1	1						
18 Felix Pie, L OBP: 0.309, SLG: 0.435										4	0	1	0	0	1	0						
32 Matt Wieters, S OBP: 0.317, SLG: 0.372										3	0	0	0	0	0	1						
3 Cesar Izturis, S OBP: 0.279, SLG: 0.275										3	0	0	0	0	0	2						
37 Josh Bell, S OBP: 0.253, SLG: 0.346										3	0	0	0	0	0	1						
Inning Stats	R: 0 H: 0 E: 0 K: 0 S: 7	H: 0 LOB: 0 BB: 0 P: 11	R: 0 H: 0 E: 0 K: 0 S: 5	H: 0 LOB: 0 BB: 0 P: 7	R: 0 H: 0 E: 0 K: 0 S: 6	H: 0 LOB: 0 BB: 0 P: 10	R: 1 H: 2 E: 0 K: 0 S: 9	H: 2 LOB: 1 BB: 0 P: 9	R: 0 H: 1 E: 0 K: 0 S: 7	H: 1 LOB: 1 BB: 0 P: 9	R: 2 H: 2 E: 0 K: 0 S: 19	H: 2 LOB: 0 BB: 0 P: 25	R: 0 H: 0 E: 1 K: 0 S: 11	H: 0 LOB: 0 BB: 0 P: 12	R: 0 H: 0 E: 0 K: 0 S: 9	H: 0 LOB: 0 BB: 0 P: 12	R: 1 H: 1 E: 0 K: 3 S: 14	H: 1 LOB: 0 BB: 0 P: 21	1B: 3 2B: 1 3B: 0 HR: 2	SF: 0 SAC: 0 DP: 1 HBP: 0	WP: 0 PB: 0 SB: 0 CS: 0	PA: 33
PITCHER	IP WLS BF H R ER SO BB IBB HBP BLK WP HR S P ERA WHIP	IP WLS BF H R ER SO BB IBB HBP BLK WP HR S P ERA WHIP	IP WLS BF H R ER SO BB IBB HBP BLK WP HR S P ERA WHIP	IP WLS BF H R ER SO BB IBB HBP BLK WP HR S P ERA WHIP	IP WLS BF H R ER SO BB IBB HBP BLK WP HR S P ERA WHIP	IP WLS BF H R ER SO BB IBB HBP BLK WP HR S P ERA WHIP	IP WLS BF H R ER SO BB IBB HBP BLK WP HR S P ERA WHIP	IP WLS BF H R ER SO BB IBB HBP BLK WP HR S P ERA WHIP	IP WLS BF H R ER SO BB IBB HBP BLK WP HR S P ERA WHIP	IP WLS BF H R ER SO BB IBB HBP BLK WP HR S P ERA WHIP	IP WLS BF H R ER SO BB IBB HBP BLK WP HR S P ERA WHIP	IP WLS BF H R ER SO BB IBB HBP BLK WP HR S P ERA WHIP	IP WLS BF H R ER SO BB IBB HBP BLK WP HR S P ERA WHIP	IP WLS BF H R ER SO BB IBB HBP BLK WP HR S P ERA WHIP	IP WLS BF H R ER SO BB IBB HBP BLK WP HR S P ERA WHIP	IP WLS BF H R ER SO BB IBB HBP BLK WP HR S P ERA WHIP						
35 Tommy Hunter, R ERA: 3.88	8.0	W	29	5	3	3	0	0	0	0	0	0	0	0	0	0	9.00	1.000				
30 Nefthali Feliz, R ERA: 3.57	1.0	S	4	1	1	1	3	0	0	0	0	0	0	0	0	1	14	21	9.00	1.000		

Texas Rangers @ Baltimore Orioles
 Oriole Park at Camden Yards, Baltimore, MD
 Sun Aug 22 20:10, 1:57 PM - 4:31 PM EDT
 Att: 14,788 - Rain - 83 F

AB	34
R	6
H	9
RBI	6
BB	4
SO	4
LOB	18



Texas Rangers @ Baltimore Orioles
 Oriole Park at Camden Yards, Baltimore, MD
 Sun Aug 22 20:10, 1:57 PM - 4:31 PM EDT
 Att: 14,788 - Rain - 83 F

AB	33
R	4
H	6
RBI	4
BB	0
SO	3
LOB	7



Batter	1	2	3	4	5	6	7	8	9	AB	R	H	RBI	BB	SO	LOB	TOP	
2 Denard Span, L (1, 8) OBP: 0.336, SLG: 0.352	F8			7 BB		G4-6-3			F7	3	0	0	0	1	0	1	Minnesota Twins @ Texas Rangers Rangers Ballpark in Arlington, Arlington, TX Mon Aug 23 2010, 8:10 PM - 10:49 PM EDT Att. 22,871 - Cloudy - 100 F	
1 Orlando Hudson, S (1, 4) OBP: 0.358, SLG: 0.402	F8			L9		F8			16 WP 7 1B BB	3	0	0	0	1	0	1		
7 Joe Mauer, L (1, 2) OBP: 0.408, SLG: 0.487	K			4-1 BB					16 WP 1B	3	0	1	0	1	1	0		
16 Jason Kubel, L (1, 9) OBP: 0.338, SLG: 0.451		K		2-2 F8					1B	4	0	0	0	0	3	4		
5 Michael Cuddyer, R (1, 3) OBP: 0.342, SLG: 0.426		K		0-3 K					G1-3	3	0	0	0	1	2	4		
25 Jim Thome, L (1, 10) OBP: 0.393, SLG: 0.583			G6-3							2	0	0	0	1	0	1		
21 Delmon Young, R (1, 7) OBP: 0.342, SLG: 0.503					21 FC6-4 BB					3	0	0	0	0	1	1		
22 Danny Valencia, R (1, 5) OBP: 0.366, SLG: 0.433						22 G5-4-3				3	0	0	0	0	1	1		
27 J.J. Hardy, R (1, 6) OBP: 0.309, SLG: 0.390										2	0	0	0	1	1	0	Minnesota Twins Major League Baseball Club	
Inning Stats	R: 0 H: 0 E: 0 LOB: 0 K: 1 BB: 0 S: 11 P: 18	R: 0 H: 0 E: 0 LOB: 0 K: 2 BB: 0 S: 12 P: 20	R: 0 H: 0 E: 0 LOB: 0 K: 1 BB: 0 S: 7 P: 9	R: 0 H: 0 E: 0 LOB: 2 K: 1 BB: 2 S: 14 P: 27	R: 0 H: 0 E: 0 LOB: 0 K: 0 BB: 1 S: 8 P: 13	R: 0 H: 0 E: 0 LOB: 0 K: 0 BB: 1 S: 3 P: 7	R: 0 H: 0 E: 0 LOB: 1 K: 2 BB: 1 S: 10 P: 22	R: 0 H: 0 E: 0 LOB: 2 K: 1 BB: 1 S: 11 P: 13	R: 0 H: 1 E: 0 LOB: 2 K: 1 BB: 1 S: 12 P: 20	1B: 1 SF: 0 2B: 0 SAC: 0 3B: 0 DP: 2 HR: 0 HBP: 0	WP: 1 PA: 32 FB: 0 CS: 0							
PITCHER	IP WLS BF H R ER SO BB IBB HBP BLK WP HR S P ERA WHIP																	
40 Rich Harden, R (1, 1) ERA: 5.0	6.2 W 23 0 0 0 6 5 0 0 0 0 0 0 62 111 0.00 0.750																	
54 Matt Harrison, L (7, 1) ERA: 3.8	0.1 H 1 0 0 0 0 0 0 0 0 0 0 3 5 0.00 0.000																	
56 Darren O'Day, R (8, 1) ERA: 1.44	1.0 H 3 0 0 0 2 0 0 0 0 0 0 11 13 0.00 0.000																	
30 Neftali Feliz, R (9, 1) ERA: 3.5	1.0 5 1 0 0 1 1 0 0 0 1 0 12 20 0.00 2.000																	

Batter	1	2	3	4	5	6	7	8	9	AB	R	H	RBI	BB	SO	LOB	BOTTOM	
1 Elvis Andrus, R (1, 6) OBP: 0.361, SLG: 0.320	G4-3									4	1	2	0	0	1	0	Minnesota Twins @ Texas Rangers Rangers Ballpark in Arlington, Arlington, TX Mon Aug 23 2010, 8:10 PM - 10:49 PM EDT Att. 22,871 - Cloudy - 100 F	
10 Michael Young, R (1, 5) OBP: 0.342, SLG: 0.473	K									4	0	2	1	0	1	1		
32 Josh Hamilton, L (1, 7) OBP: 0.407, SLG: 0.628	7 1B 3B									3	1	1	1	0	1	2		
27 Vladimir Guerrero, R (1, 10) OBP: 0.347, SLG: 0.492	7 1B 3B									4	1	1	0	0	1	2		
7 David Murphy, L (1, 9) OBP: 0.344, SLG: 0.426	3B									3	0	1	2	0	0	0		
15 Matt Treanor, R (1, 2) OBP: 0.300, SLG: 0.346	G5-3									3	0	0	0	0	0	1		
18 Mitch Moreland, L (1, 3) OBP: 0.397, SLG: 0.483										3	0	1	0	0	0	0		
3 Andrés Blanco, S (1, 4) OBP: 0.293, SLG: 0.268										3	0	1	0	0	1	0		
20 Julio Borbon, L (1, 8) OBP: 0.303, SLG: 0.345										3	1	1	0	0	0	1	Texas Rangers Major League Baseball Club	
Inning Stats	R: 2 H: 3 E: 0 LOB: 1 K: 1 BB: 0 S: 12 P: 18	R: 0 H: 2 E: 0 LOB: 0 K: 0 BB: 0 S: 7 P: 10	R: 0 H: 1 E: 0 LOB: 1 K: 2 BB: 0 S: 9 P: 10	R: 0 H: 0 E: 0 LOB: 0 K: 0 BB: 0 S: 7 P: 12	R: 1 H: 2 E: 1 LOB: 1 K: 1 BB: 0 S: 16 P: 25	R: 0 H: 0 E: 0 LOB: 0 K: 0 BB: 0 S: 9 P: 15	R: 0 H: 0 E: 0 LOB: 0 K: 0 BB: 0 S: 4 P: 7	R: 1 H: 2 E: 0 LOB: 0 K: 0 BB: 0 S: 11 P: 16	1B: 9 SF: 1 2B: 0 SAC: 0 3B: 1 DP: 2 HR: 0 HBP: 0	WP: 0 PA: 31 FB: 0 CS: 1								
PITCHER	IP WLS BF H R ER SO BB IBB HBP BLK WP HR S P ERA WHIP																	
53 Nick Blackburn, R (1, 1) ERA: 6.49	7.0 L 27 8 3 3 3 5 0 0 0 0 0 0 64 97 3.86 1.143																	
54 Matt Guerrier, R (8, 1) ERA: 3.3	1.0 4 2 1 1 0 0 0 0 0 0 0 11 16 9.00 2.000																	

Batter	1	2	3	4	5	6	7	8	9	AB	R	H	RBI	BB	SO	LOB	TOP			
2 Denard Span, L (1, 8) OBP: 0.334, SLG: 0.349	L1		G4-3		L8		FC3-2			4	0	0	0	0	0	2	Minnesota Twins @ Texas Rangers Rangers Ballpark in Arlington, Arlington, TX Tue Aug 24 2010, 8:09 PM - 10:32 PM EDT Att: 20,107 - Cloudy - 85 F			
1 Orlando Hudson, S (1, 4) OBP: 0.359, SLG: 0.406	1B		K				FC4-6			4	1	2	0	0	1	2				
7 Joe Mauer, L (1, 10) OBP: 0.407, SLG: 0.484	1B		G4-3							4	1	1	0	0	0	1				
16 Jason Kubel, L (1, 9) OBP: 0.335, SLG: 0.446	F8									4	0	0	0	0	1	4				
5 Michael Cuddyer, R (1, 3) OBP: 0.342, SLG: 0.426	2B		G6-3							4	0	1	2	0	0	2				
21 Delmon Young, R (1, 7) OBP: 0.341, SLG: 0.501	G6-3		E5							4	1	1	0	0	0	1				
22 Danny Valencia, R (1, 5)			F7							4	0	1	0	0	0	1				
12 Alexi Casilla, S (1, 6) OBP: 0.349, SLG: 0.422										3	0	1	1	0	0	0				
25 Jim Thome, L (9, PH) OBP: 0.396, SLG: 0.583	P5									0	0	0	0	0	0	0				
18 Jason Repko, R (9, PR) OBP: 0.319, SLG: 0.477										0	0	0	0	0	0	0				
41 Drew Butera, R (1, 2) OBP: 0.239, SLG: 0.320	F8									3	0	0	0	0	0	2				
20 Matt Tolbert, S (9, PH) OBP: 0.283, SLG: 0.319										1	0	0	0	0	1	1				
Inning Stats	R: 2 H: 3 E: 0 K: 0 S: 13	H: 3 LOB: 1 BB: 0 P: 21	R: 0 H: 0 E: 0 K: 0 S: 7	H: 0 LOB: 0 BB: 0 P: 9	R: 0 H: 0 E: 0 K: 1 S: 10	H: 0 LOB: 0 BB: 0 P: 13	R: 0 H: 0 E: 0 K: 0 S: 14	H: 0 LOB: 1 BB: 0 P: 23	R: 0 H: 1 E: 1 K: 0 S: 5	H: 1 LOB: 1 BB: 0 P: 9	R: 1 H: 3 E: 0 K: 0 S: 15	H: 3 LOB: 2 BB: 0 P: 22	R: 0 H: 0 E: 0 K: 0 S: 7	H: 0 LOB: 0 BB: 0 P: 12	R: 0 H: 0 E: 0 K: 1 S: 8	H: 0 LOB: 1 BB: 0 P: 12	1B: 4 2B: 3 3B: 0 HR: 0	SF: 0 SAC: 0 DP: 1 HBP: 1	WP: 0 PB: 0 SB: 0 CS: 0	PA: 36
PITCHER	IP WLS BF H R ER SO BB IBB HBP BLK WP HR S P ERA WHIP	IP WLS BF H R ER SO BB IBB HBP BLK WP HR S P ERA WHIP	IP WLS BF H R ER SO BB IBB HBP BLK WP HR S P ERA WHIP	IP WLS BF H R ER SO BB IBB HBP BLK WP HR S P ERA WHIP	IP WLS BF H R ER SO BB IBB HBP BLK WP HR S P ERA WHIP	IP WLS BF H R ER SO BB IBB HBP BLK WP HR S P ERA WHIP	IP WLS BF H R ER SO BB IBB HBP BLK WP HR S P ERA WHIP	IP WLS BF H R ER SO BB IBB HBP BLK WP HR S P ERA WHIP	IP WLS BF H R ER SO BB IBB HBP BLK WP HR S P ERA WHIP	IP WLS BF H R ER SO BB IBB HBP BLK WP HR S P ERA WHIP	IP WLS BF H R ER SO BB IBB HBP BLK WP HR S P ERA WHIP	IP WLS BF H R ER SO BB IBB HBP BLK WP HR S P ERA WHIP	IP WLS BF H R ER SO BB IBB HBP BLK WP HR S P ERA WHIP	IP WLS BF H R ER SO BB IBB HBP BLK WP HR S P ERA WHIP	IP WLS BF H R ER SO BB IBB HBP BLK WP HR S P ERA WHIP	IP WLS BF H R ER SO BB IBB HBP BLK WP HR S P ERA WHIP	IP WLS BF H R ER SO BB IBB HBP BLK WP HR S P ERA WHIP			
48 Colby Lewis, R (1, 1) ERA: 3.4	6.1	W	4	0	0	0	0	0	0	0	0	66	99	4.26	1.105					
28 Darren Oliver, L (7, 1) ERA: 2.47	1.1	W	4	0	0	0	0	0	0	0	0	9	16	0.00	0.000					
56 Darren O'Day, R (8, 1) ERA: 1.43	0.1	H	1	0	0	0	0	0	0	0	0	3	5	0.00	0.000					
30 Neftali Feliz, R (9, 1) ERA: 3.44	1.0	S	4	0	0	0	1	0	0	0	0	8	12	0.00	0.000					

AB	35
R	3
H	7
RBI	3
BB	0
SO	3
LOB	16



Batter	1	2	3	4	5	6	7	8	9	AB	R	H	RBI	BB	SO	LOB	BOTTOM			
1 Elvis Andrus, R (1, 6) OBP: 0.362, SLG: 0.320	G4-3		G4-3-6		G6-3		10 1B			3	0	1	0	1	0	0	Minnesota Twins @ Texas Rangers Rangers Ballpark in Arlington, Arlington, TX Tue Aug 24 2010, 8:09 PM - 10:32 PM EDT Att: 20,107 - Cloudy - 85 F			
10 Michael Young, R (1, 5) OBP: 0.342, SLG: 0.471	K		G4-3-6		F8		BB			4	0	1	1	0	1	1				
32 Josh Hamilton, L (1, 7) OBP: 0.406, SLG: 0.631	G3-1				K		1B			4	1	1	1	0	1	2				
27 Vladimir Guerrero, R (1, 10) OBP: 0.344, SLG: 0.488		P4			G4-3					4	0	0	0	0	0	0				
7 David Murphy, L (1, 9) OBP: 0.343, SLG: 0.422		18 WP			K					3	0	0	0	1	2	0				
11 Bengie Molina, R (1, 2) OBP: 0.294, SLG: 0.330	F9				18 1B					4	1	1	0	0	0	1				
18 Mitch Moreland, L (1, 3) OBP: 0.394, SLG: 0.475	K				3 2B					3	0	1	0	0	1	1				
3 Andrés Blanco, S (1, 4) OBP: 0.302, SLG: 0.296					F8					3	1	2	1	0	0	0				
20 Julio Borbon, L (1, 8) OBP: 0.303, SLG: 0.345					G4-3					3	1	1	0	0	0	3				
Inning Stats	R: 0 H: 0 E: 0 K: 1 S: 6	H: 0 LOB: 0 BB: 0 P: 8	R: 0 H: 0 E: 0 K: 1 S: 8	H: 0 LOB: 1 BB: 1 P: 14	R: 1 H: 2 E: 0 K: 0 S: 7	H: 2 LOB: 0 BB: 0 P: 10	R: 2 H: 4 E: 0 K: 1 S: 15	H: 4 LOB: 2 BB: 0 P: 20	R: 0 H: 0 E: 0 K: 0 S: 12	H: 0 LOB: 0 BB: 0 P: 16	R: 0 H: 0 E: 0 K: 0 S: 6	H: 0 LOB: 0 BB: 0 P: 6	R: 1 H: 2 E: 0 K: 0 S: 12	H: 2 LOB: 1 BB: 1 P: 19	R: 0 H: 0 E: 0 K: 1 S: 7	H: 0 LOB: 0 BB: 0 P: 9		1B: 4 2B: 3 3B: 0 HR: 1	SF: 0 SAC: 0 DP: 1 HBP: 0	WP: 1 PB: 0 SB: 0 CS: 0
PITCHER	IP WLS BF H R ER SO BB IBB HBP BLK WP HR S P ERA WHIP	IP WLS BF H R ER SO BB IBB HBP BLK WP HR S P ERA WHIP	IP WLS BF H R ER SO BB IBB HBP BLK WP HR S P ERA WHIP	IP WLS BF H R ER SO BB IBB HBP BLK WP HR S P ERA WHIP	IP WLS BF H R ER SO BB IBB HBP BLK WP HR S P ERA WHIP	IP WLS BF H R ER SO BB IBB HBP BLK WP HR S P ERA WHIP	IP WLS BF H R ER SO BB IBB HBP BLK WP HR S P ERA WHIP	IP WLS BF H R ER SO BB IBB HBP BLK WP HR S P ERA WHIP	IP WLS BF H R ER SO BB IBB HBP BLK WP HR S P ERA WHIP	IP WLS BF H R ER SO BB IBB HBP BLK WP HR S P ERA WHIP	IP WLS BF H R ER SO BB IBB HBP BLK WP HR S P ERA WHIP	IP WLS BF H R ER SO BB IBB HBP BLK WP HR S P ERA WHIP	IP WLS BF H R ER SO BB IBB HBP BLK WP HR S P ERA WHIP	IP WLS BF H R ER SO BB IBB HBP BLK WP HR S P ERA WHIP	IP WLS BF H R ER SO BB IBB HBP BLK WP HR S P ERA WHIP	IP WLS BF H R ER SO BB IBB HBP BLK WP HR S P ERA WHIP				
48 Carl Pavano, R (1, 1) ERA: 3.56	8.0	L	33	8	4	4	5	2	0	0	0	0	0	0	0	0				

AB	31
R	4
H	8
RBI	3
BB	2
SO	5
LOB	8



Batter	1	2	3	4	5	6	7	8	9	AB	R	H	RBI	BB	SO	LOB	TOP					
4 Coco Crisp, S OBP: 0.328, SLG: 0.447	F8		K		G4-3			F7	F7	5	0	0	0	0	1	4						
10 Danc Barton, L OBP: 0.388, SLG: 0.401	G4-3		F7			G3		HR		4	1	1	1	0	0	1						
8 Kurt Suzuki, R OBP: 0.299, SLG: 0.374	1B				G3	F7		L5		4	0	2	0	0	0	0						
32 Jack Cust, L OBP: 0.398, SLG: 0.451	K				G3	5 HR		BB		3	1	1	0	1	1	2						
5 Kevin Kouzmanoff, R OBP: 0.292, SLG: 0.397	F8				K	2B		F7		4	1	1	2	0	1	2						
19 Jeff Larish, L OBP: 0.240, SLG: 0.333	G1-3				G6-3			11B		3	0	0	0	1	1	1						
14 Mark Ellis, R OBP: 0.325, SLG: 0.320	P4				F8			F7		4	0	0	0	0	0	1						
11 Rajai Davis, R OBP: 0.313, SLG: 0.375	F8				F8	2B		G1-6-3		3	0	2	0	1	0	0						
2 Cliff Pennington, S OBP: 0.328, SLG: 0.368	P4				P4	1B		P5		4	0	1	0	0	0	4						
Inning Stats	R: 0 H: 1 E: 0 K: 1 S: 10	H: 1 LOB: 1 BB: 0 P: 15	R: 0 H: 0 E: 0 K: 0 S: 5	H: 0 LOB: 0 BB: 0 P: 7	R: 0 H: 1 E: 0 K: 1 S: 11	H: 1 LOB: 1 BB: 0 P: 14	R: 0 H: 1 E: 0 K: 1 S: 8	H: 1 LOB: 1 BB: 0 P: 11	R: 0 H: 0 E: 0 K: 0 S: 8	H: 0 LOB: 1 BB: 1 P: 13	R: 2 H: 2 E: 0 K: 1 S: 11	H: 2 LOB: 0 BB: 0 P: 17	R: 0 H: 1 E: 0 K: 0 S: 7	H: 1 LOB: 0 BB: 0 P: 10	R: 1 H: 1 E: 0 K: 0 S: 7	H: 1 LOB: 1 BB: 1 P: 15	R: 0 H: 1 E: 0 K: 0 S: 9	H: 1 LOB: 2 BB: 1 P: 17	1B: 4 2B: 2 3B: 0 HR: 2	SF: 0 SAC: 0 DP: 1 HBP: 0	WP: 0 PB: 0 SB: 1 CS: 0	PA: 37
PITCHER	IP	WLS	BF	H	R	ER	SO	BB	IBB	HBP	BLK	WP	HR	S	P	ERA	WHIP					
35 Tommy Hunter, R ERA: 3.66	7.2	W	31	7	3	3	4	2	0	0	0	0	2	67	101	3.52	1.174					
50 Frank Francisco, R ERA: 3.75	0.1		2	0	0	0	0	1	0	0	0	0	0	3	7	0.00	3.000					
30 Neftali Feliz, R ERA: 3.38	1.0		4	1	0	0	0	0	0	0	0	0	0	7	11	0.00	1.000					

Oakland Athletics @ Texas Rangers
Rangers Ballpark in Arlington, Arlington, TX
Fri Aug 27 2010, 8:08 PM - 10:58 PM EDT
Att: 34,962 - Clear - 91 F

AB 34
R 3
H 8
RBI 3
BB 3
SO 4
LOB 15



Batter	1	2	3	4	5	6	7	8	9	AB	R	H	RBI	BB	SO	LOB	BOTTOM					
1 Elvis Andrus, R OBP: 0.356, SLG: 0.314	G3			SH1-4		G4-6-3		FC1		4	0	1	1	0	0	2						
10 Michael Young, R OBP: 0.341, SLG: 0.468	G4-3	G5-4-3				F9		K		5	1	1	2	0	1	3						
32 Josh Hamilton, L OBP: 0.410, SLG: 0.636	2B	BB				7B	27BB	1B		3	1	3	1	1	0	0						
27 Vladimir Guerrero, R OBP: 0.350, SLG: 0.502	7BB	P3				G5-3		15L4-6	7BB	3	1	1	1	1	0	3						
8 Jorge Cantu, R OBP: 0.306, SLG: 0.392	7BB	BB				F9	G1-3	P6		3	1	0	0	1	0	3						
7 David Murphy, L OBP: 0.344, SLG: 0.424	2B					K		1B		4	0	2	2	0	2	0						
15 Matt Treanor, R OBP: 0.299, SLG: 0.344	G6-3					G6-3		L4-6		4	0	1	0	0	0	4						
3 Andrés Blanco, S OBP: 0.314, SLG: 0.328		20B	20WP			F7		20G4-3	1FC1	4	2	3	0	0	0	1						
20 Julio Borbon, L OBP: 0.303, SLG: 0.343	10G5-4-3	1B				CS		G4-3		4	1	3	0	0	0	1						
Inning Stats	R: 3 H: 3 E: 0 K: 0 S: 15	H: 3 LOB: 1 BB: 1 P: 29	R: 1 H: 3 E: 0 K: 0 S: 13	H: 3 LOB: 2 BB: 1 P: 21	R: 0 H: 0 E: 0 K: 1 S: 7	H: 0 LOB: 0 BB: 0 P: 10	R: 3 H: 4 E: 0 K: 0 S: 16	H: 4 LOB: 1 BB: 0 P: 22	R: 0 H: 1 E: 0 K: 1 S: 10	H: 1 LOB: 0 BB: 0 P: 14	R: 0 H: 1 E: 0 K: 0 S: 5	H: 1 LOB: 0 BB: 0 P: 8	R: 0 H: 2 E: 0 K: 0 S: 14	H: 2 LOB: 1 BB: 1 P: 21	R: 0 H: 1 E: 0 K: 1 S: 10	H: 1 LOB: 1 BB: 0 P: 15	1B: 11 2B: 5 3B: 0 HR: 0	SF: 0 SAC: 1 DP: 3 HBP: 0	WP: 1 PB: 0 SB: 0 CS: 1	PA: 39		
PITCHER	IP	WLS	BF	H	R	ER	SO	BB	IBB	HBP	BLK	WP	HR	S	P	ERA	WHIP					
49 Brett Anderson, L ERA: 3.32	2.0	L	13	6	4	4	0	2	0	0	0	0	0	28	50	18.00	4.000					
52 Boof Bonser, R ERA: 7.0	4.0		18	7	3	3	2	1	0	0	0	0	0	46	68	6.75	2.000					
31 Brad Ziegler, R ERA: 3.28	1.0		3	1	0	0	0	0	0	0	0	0	0	6	7	0.00	1.000					
40 Andrew Bailey, R ERA: 1.49	1.0		4	1	0	0	1	0	0	0	0	0	0	10	15	0.00	1.000					

Oakland Athletics @ Texas Rangers
Rangers Ballpark in Arlington, Arlington, TX
Fri Aug 27 2010, 8:08 PM - 10:58 PM EDT
Att: 34,962 - Clear - 91 F

AB 34
R 7
H 15
RBI 7
BB 3
SO 3
LOB 17



Batter	1	2	3	4	5	6	7	8	9	AB	R	H	RBI	BB	SO	LOB	TOP																						
1 Elvis Andrus, R OBP: 0.355, SLG: 0.315	F9	G4-3					B1-3			5	0	2	1	0	0	2																							
10 Michael Young, R OBP: 0.335, SLG: 0.460	K		G6-3				K		SF8	4	0	1	1	0	2	0																							
32 Josh Hamilton, L OBP: 0.411, SLG: 0.637	1B		F7				K		K	5	0	2	0	0	2	3																							
27 Vladimir Guerrero, R OBP: 0.344, SLG: 0.492	P3		F7				G1-3			4	0	0	0	0	0	4																							
20 Julio Borbon, L OBP: 0.301, SLG: 0.340										0	0	0	0	0	0	0																							
17 Nelson Cruz, R OBP: 0.379, SLG: 0.586										4	1	1	0	0	0	2																							
7 David Murphy, L OBP: 0.340, SLG: 0.417										4	0	0	0	0	2	1																							
11 Bengie Molina, R OBP: 0.293, SLG: 0.327										4	0	2	1	0	0	0																							
18 Mitch Moreland, L OBP: 0.358, SLG: 0.414										3	0	0	0	1	0	2																							
3 Andrés Blanco, S OBP: 0.319, SLG: 0.356										4	2	3	0	0	1	1																							
Inning Stats	R: 0 E: 0 K: 1 S: 8	H: 1 LOB: 1 BB: 0 P: 12	R: 1 E: 0 K: 0 S: 11	H: 3 LOB: 2 BB: 0 P: 16	R: 0 E: 0 K: 0 S: 6	H: 0 LOB: 0 BB: 0 P: 10	R: 0 E: 0 K: 1 S: 9	H: 1 LOB: 1 BB: 0 P: 12	R: 1 E: 0 K: 1 S: 12	H: 3 LOB: 2 BB: 0 P: 21	R: 0 E: 0 K: 1 S: 9	H: 0 LOB: 1 BB: 1 P: 14	R: 0 E: 0 K: 1 S: 8	H: 1 LOB: 1 BB: 0 P: 12	R: 0 E: 0 K: 1 S: 6	H: 0 LOB: 0 BB: 0 P: 7	R: 1 E: 1 K: 13 S: 13	H: 2 LOB: 1 BB: 0 P: 21	1B: 8 2B: 2 3B: 1 HR: 0	SF: 1 SAC: 0 DP: 0 HBP: 0	WP: 0 PB: 0 SB: 0 CS: 0	PA: 39																	
PITCHER	IP	WLS	BF	H	R	ER	SO	BB	IBB	HBP	BLK	WP	HR	S	P	ERA	WHIP	PITCHER				IP	WLS	BF	H	R	ER	SO	BB	IBB	HBP	BLK	WP	HR	S	P	ERA	WHIP	
34 Kyle Davies, R ERA: 5.23	8.1	L	36	10	3	2	6	1	0	0	0	0	0	0	73	112	2.16	1.320																					
34 Kyle Davies, R ERA: 5.23	8.1	L	36	10	3	2	6	1	0	0	0	0	0	0	73	112	2.16	1.320																					
51 Robinson Tejeda, R ERA: 3.38	0.2	S	3	1	0	0	1	0	0	0	0	0	0	0	9	13	0.00	1.500																					

Texas Rangers @ Kansas City Royals
Kauffman Stadium, Kansas City, MO
Mon Aug 30 2010, 7:11 PM - 9:38 PM CDT
Att: 15,881 - Clear - 88 F

livebaseballscores.com

AB 37
R 3
H 11
RBI 3
BB 1
SO 7
LOB 15




Batter	1	2	3	4	5	6	7	8	9	AB	R	H	RBI	BB	SO	LOB	BOTTOM																						
7 Grégor Blanco, L OBP: 0.363, SLG: 0.347	G6-3		K							3	0	0	0	1	2	1																							
18 Jason Kendall, R OBP: 0.318, SLG: 0.297	F8									3	0	0	0	0	0	1																							
4 Alex Gordon, L OBP: 0.310, SLG: 0.362										1	0	0	0	0	0	1																							
34 Kyle Davies, R ERA: 5.23										0	0	0	0	0	0	0																							
51 Robinson Tejeda, R ERA: 3.38										0	0	0	0	0	0	0																							
16 Billy Butler, R OBP: 0.377, SLG: 0.452	G6-3		K							3	0	1	0	1	1	0																							
24 Wilson Betemit, S OBP: 0.417, SLG: 0.571										3	0	0	0	1	1	2																							
3 Yuniesky Betancourt, R OBP: 0.264, SLG: 0.416										4	0	0	0	0	1	2																							
3 Brayan Peña, S OBP: 0.244, SLG: 0.219										3	0	0	0	0	0	1																							
13 Mike Aviles, R OBP: 0.323, SLG: 0.357										2	0	0	0	1	0	0																							
8 Willie Bloomquist, R OBP: 0.293, SLG: 0.376										3	0	1	0	0	1	0																							
26 Jai Miller, R OBP: 0.200, SLG: 0.200										3	0	1	0	0	1	3																							
Inning Stats	R: 0 E: 0 K: 0 S: 11	H: 0 LOB: 0 BB: 0 P: 17	R: 0 E: 0 K: 2 S: 15	H: 1 LOB: 3 BB: 2 P: 28	R: 0 E: 0 K: 2 S: 9	H: 0 LOB: 0 BB: 0 P: 14	R: 0 E: 0 K: 0 S: 6	H: 0 LOB: 0 BB: 0 P: 9	R: 0 E: 0 K: 1 S: 5	H: 0 LOB: 0 BB: 0 P: 9	R: 0 E: 0 K: 0 S: 5	H: 0 LOB: 1 BB: 2 P: 14	R: 0 E: 0 K: 0 S: 4	H: 0 LOB: 0 BB: 0 P: 8	R: 0 E: 0 K: 1 S: 8	H: 1 LOB: 1 BB: 0 P: 13	R: 0 E: 0 K: 1 S: 6	H: 1 LOB: 0 BB: 0 P: 10	1B: 3 2B: 0 3B: 0 HR: 0	SF: 0 SAC: 0 DP: 2 HBP: 0	WP: 0 PB: 0 SB: 0 CS: 0	PA: 32																	
PITCHER	IP	WLS	BF	H	R	ER	SO	BB	IBB	HBP	BLK	WP	HR	S	P	ERA	WHIP	PITCHER				IP	WLS	BF	H	R	ER	SO	BB	IBB	HBP	BLK	WP	HR	S	P	ERA	WHIP	
36 C.J. Wilson, L ERA: 2.88	7.2	W	28	2	0	0	0	4	0	0	0	0	0	0	62	110	0.00	0.783																					
56 Darren O'Day, R ERA: 1.41	0.1	H	1	0	0	0	0	0	0	0	0	0	0	1	2	0.00	0.000																						
30 Neftali Feliz, R ERA: 3.32	1.0	S	3	1	0	0	1	0	0	0	0	0	0	6	10	0.00	1.000																						

Texas Rangers @ Kansas City Royals
Kauffman Stadium, Kansas City, MO
Mon Aug 30 2010, 7:11 PM - 9:38 PM CDT
Att: 15,881 - Clear - 88 F

livebaseballscores.com

AB 28
R 0
H 3
RBI 0
BB 4
SO 7
LOB 11



Batter	1	2	3	4	5	6	7	8	9	AB	R	H	RBI	BB	SO	LOB	TOP										
1 Elvis Andrus, R OBP: 0.358, SLG: 0.319	F8		G6-3		G4-3	10 10 G4-3 32 WP 1B		FC5-4		5	3	3	0	0	0	1	Texas Rangers @ Kansas City Royals Kauffman Stadium, Kansas City, MO Tue Aug 31 2010, 7:12 PM - 10:36 PM CDT Att: 10,295 - Partly Cloudy - 91 F livebaseballscorecards.com										
10 Michael Young, R OBP: 0.339, SLG: 0.470	HR		G6-3		G4-3					5	2	4	2	0	0	1											
32 Josh Hamilton, L OBP: 0.413, SLG: 0.637	G6-3		G3							4	1	2	2	1	0	2											
27 Vladimir Guerrero, R OBP: 0.344, SLG: 0.497			G6-3							5	1	2	3	0	0	5											
17 Nelson Cruz, R OBP: 0.373, SLG: 0.576	P4		G6-3		F7					5	0	0	0	0	1	2											
7 David Murphy, L OBP: 0.341, SLG: 0.426		P4			F9					5	1	2	1	0	1	0											
15 Matt Treanor, R OBP: 0.293, SLG: 0.335			L5		HR					5	0	1	0	0	1	1											
18 Mitch Moreland, L OBP: 0.349, SLG: 0.440		P6			F9					5	1	1	1	0	1	2											
3 Andrés Blanco, S OBP: 0.318, SLG: 0.353			G4-3		L5					4	0	1	0	0	0	1											
Inning Stats	R: 1 E: 0 K: 0 S: 13	H: 2 LOB: 1 BB: 0 P: 17	R: 0 E: 0 K: 0 S: 15	H: 1 LOB: 1 BB: 0 P: 21	R: 1 E: 0 K: 0 S: 12	H: 2 LOB: 1 BB: 0 P: 19	R: 1 E: 0 K: 0 S: 10	H: 1 LOB: 0 BB: 0 P: 16	R: 3 E: 0 K: 0 S: 11	H: 3 LOB: 0 BB: 0 P: 18	R: 3 E: 0 K: 0 S: 14	H: 4 LOB: 1 BB: 0 P: 20	R: 0 E: 0 K: 2 S: 8	H: 0 LOB: 0 BB: 0 P: 8	R: 0 E: 0 K: 1 S: 15	H: 2 LOB: 3 BB: 1 P: 26	R: 0 E: 0 K: 1 S: 9	H: 1 LOB: 1 BB: 0 P: 13	1B: 9 2B: 3 3B: 0 HR: 4	SF: 0 SAC: 0 DP: 0 HBP: 0	WP: 3 PB: 0 SB: 0 CS: 0	PA: 44					
PITCHER	IP	WLS	BF	H	R	ER	SO	BB	IBB	HBP	BLK	WP	HR	S	P	ERA	WHIP	PITCHER									
37 Sean O'Sullivan, R ERA: 5.5	5.0		24	9	6	6	0	0	0	0	0	2	3	61	91	10.80	1.800										
57 Jesse Chavez, R ERA: 5.49	0.2	B	6	4	3	3	0	0	0	0	0	0	1	11	16	40.50	6.000										
51 Robinson Tejeda, R ERA: 3.28	1.1		4	0	0	0	2	0	0	0	0	1	0	11	12	0.00	0.000										
38 Blake Wood, R ERA: 5.13	1.0		6	2	0	0	1	1	0	0	0	0	0	15	26	0.00	3.000										
48 Joaquin Soria, R ERA: 1.77	1.0	W	4	1	0	0	1	0	0	0	0	0	0	9	13	0.00	1.000										
Batter	1	2	3	4	5	6	7	8	9	AB	R	H	RBI	BB	SO	LOB	BOTTOM										
7 Grégor Blanco, L OBP: 0.358, SLG: 0.342	G1-3		13 E 16 1B 1B		B2					5	1	1	0	0	1	1	Texas Rangers @ Kansas City Royals Kauffman Stadium, Kansas City, MO Tue Aug 31 2010, 7:12 PM - 10:36 PM CDT Att: 10,295 - Partly Cloudy - 91 F livebaseballscorecards.com										
13 Mike Aviles, R OBP: 0.324, SLG: 0.358	16 2B 1B		FC1 24 16 FC1-6 30 FC4-6		F9					5	1	2	1	0	1	1											
16 Billy Butler, R OBP: 0.377, SLG: 0.454			24 FC1-6 1B							5	0	2	1	0	1	2											
24 Wilson Betemit, S OBP: 0.416, SLG: 0.572			FC1-6 30 FC4-6 1B							5	1	2	0	0	1	4											
8 Willie Bloomquist, R OBP: 0.293, SLG: 0.376	K		FC1-6 30 FC4-6 1B							0	1	0	0	0	0	0											
30 Kila Ka'aihue, L OBP: 0.240, SLG: 0.273	F8		FC4-6 4 1B 1B							5	1	0	1	0	1	5											
3 Brayan Peña, S OBP: 0.284, SLG: 0.234		G5-3								4	1	2	0	1	0	0											
4 Alex Gordon, L OBP: 0.312, SLG: 0.370										5	1	2	3	0	3	2											
3 Yuniesky Betancourt, R OBP: 0.287, SLG: 0.422										3	2	1	1	2	1	2											
26 Jai Miller, R OBP: 0.211, SLG: 0.263										4	1	1	2	0	2	0											
Inning Stats	R: 0 E: 0 K: 1 S: 19	H: 2 LOB: 2 BB: 0 P: 27	R: 1 E: 0 K: 2 S: 11	H: 1 LOB: 0 BB: 0 P: 19	R: 3 E: 1 K: 1 S: 23	H: 4 LOB: 2 BB: 0 P: 34	R: 0 E: 0 K: 1 S: 6	H: 0 LOB: 0 BB: 0 P: 8	R: 5 E: 0 K: 0 S: 21	H: 5 LOB: 2 BB: 1 P: 36	R: 0 E: 0 K: 0 S: 8	H: 0 LOB: 0 BB: 0 P: 14	R: 0 E: 0 K: 3 S: 9	H: 0 LOB: 0 BB: 0 P: 14	R: 0 E: 0 K: 2 S: 8	H: 1 LOB: 2 BB: 2 P: 25	1B: 8 2B: 4 3B: 0 HR: 1	SF: 0 SAC: 0 DP: 0 HBP: 0	WP: 1 PB: 0 SB: 1 CS: 0	PA: 44							
PITCHER	IP	WLS	BF	H	R	ER	SO	BB	IBB	HBP	BLK	WP	HR	S	P	ERA	WHIP	PITCHER									
33 Cliff Lee, L ERA: 3.37	4.2		25	10	7	4	0	0	0	0	0	0	1	70	108	7.71	2.143										
54 Matt Harrison, L ERA: 3.95	0.1		5	2	2	1	0	1	0	0	0	0	0	10	16	27.00	9.000										
62 Michael Kirkman, L ERA:	1.1		4	0	0	0	1	0	0	0	0	0	0	11	18	0.00	0.000										
56 Darren O'Day, R ERA: 1.37	1.2		5	0	0	0	3	0	0	0	0	0	0	12	18	0.00	0.000										
28 Darren Oliver, L ERA: 2.5	0.2	L	4	1	1	1	2	1	0	0	0	0	0	8	21	13.50	3.000										

Batter	1	2	3	4	5	6	7	8	9	AB	R	H	RBI	BB	SO	LOB	TOP						
1 Elvis Andrus, R OBP: 0.358, SLG: 0.317										3	1	0	0	2	0	4							
10 Michael Young, R OBP: 0.372, SLG: 0.468										5	0	1	0	0	2	4							
7 David Murphy, L OBP: 0.344, SLG: 0.429										5	1	3	0	0	1	1							
27 Vladimir Guerrero, R OBP: 0.341, SLG: 0.493										4	0	0	0	0	1	5							
17 Nelson Cruz, R OBP: 0.372, SLG: 0.571										4	0	1	2	0	1	3							
18 Mitch Moreland, L OBP: 0.356, SLG: 0.474										3	2	1	1	1	0	1							
11 Bengie Molina, R OBP: 0.290, SLG: 0.323										4	0	0	0	0	0	1							
3 Andrés Blanco, S OBP: 0.322, SLG: 0.364										4	0	2	1	0	0	0							
20 Julio Borbon, L OBP: 0.303, SLG: 0.342										4	0	2	0	0	1	0							
Inning Stats	R: 2 H: 2 E: 0 K: 2 S: 18	H: 2 LOB: 1 BB: 1 P: 31	R: 0 H: 0 E: 0 K: 0 S: 5	H: 0 LOB: 0 BB: 0 P: 8	R: 0 H: 1 E: 0 K: 1 S: 8	H: 1 LOB: 2 BB: 1 P: 16	R: 1 H: 2 E: 0 K: 0 S: 10	H: 2 LOB: 1 BB: 1 P: 15	R: 0 H: 0 E: 0 K: 2 S: 14	H: 0 LOB: 0 BB: 0 P: 17	R: 1 H: 3 E: 0 K: 1 S: 14	H: 3 LOB: 2 BB: 0 P: 20	R: 0 H: 0 E: 0 K: 1 S: 9	H: 0 LOB: 0 BB: 0 P: 13	R: 0 H: 0 E: 0 K: 0 S: 11	H: 0 LOB: 0 BB: 0 P: 16	R: 0 H: 1 E: 0 K: 1 S: 8	H: 1 LOB: 1 BB: 0 P: 10	1B: 8 2B: 2 3B: 0 HR: 1	SF: 0 SAC: 0 DP: 1 HBP: 0	WP: 0 PB: 0 SB: 3 CS: 0	PA: 39	
PITCHER	IP WLS BF H R ER SO BB IBB HBP BLK WP HR S P ERA WHIP	IP WLS BF H R ER SO BB IBB HBP BLK WP HR S P ERA WHIP	IP WLS BF H R ER SO BB IBB HBP BLK WP HR S P ERA WHIP	IP WLS BF H R ER SO BB IBB HBP BLK WP HR S P ERA WHIP	IP WLS BF H R ER SO BB IBB HBP BLK WP HR S P ERA WHIP	IP WLS BF H R ER SO BB IBB HBP BLK WP HR S P ERA WHIP	IP WLS BF H R ER SO BB IBB HBP BLK WP HR S P ERA WHIP	IP WLS BF H R ER SO BB IBB HBP BLK WP HR S P ERA WHIP	IP WLS BF H R ER SO BB IBB HBP BLK WP HR S P ERA WHIP	IP WLS BF H R ER SO BB IBB HBP BLK WP HR S P ERA WHIP	IP WLS BF H R ER SO BB IBB HBP BLK WP HR S P ERA WHIP	IP WLS BF H R ER SO BB IBB HBP BLK WP HR S P ERA WHIP	IP WLS BF H R ER SO BB IBB HBP BLK WP HR S P ERA WHIP	IP WLS BF H R ER SO BB IBB HBP BLK WP HR S P ERA WHIP	IP WLS BF H R ER SO BB IBB HBP BLK WP HR S P ERA WHIP	IP WLS BF H R ER SO BB IBB HBP BLK WP HR S P ERA WHIP	IP WLS BF H R ER SO BB IBB HBP BLK WP HR S P ERA WHIP	IP WLS BF H R ER SO BB IBB HBP BLK WP HR S P ERA WHIP	IP WLS BF H R ER SO BB IBB HBP BLK WP HR S P ERA WHIP	IP WLS BF H R ER SO BB IBB HBP BLK WP HR S P ERA WHIP	IP WLS BF H R ER SO BB IBB HBP BLK WP HR S P ERA WHIP	IP WLS BF H R ER SO BB IBB HBP BLK WP HR S P ERA WHIP	IP WLS BF H R ER SO BB IBB HBP BLK WP HR S P ERA WHIP

Texas Rangers @ Kansas City Royals
Kauffman Stadium, Kansas City, MO
Wed Sep 01 2010, 7:11 PM - 10:02 PM CDT
Att: 10,811 - Cloudy - 77 F

AB	36
R	4
H	10
RBI	4
BB	3
SO	6
LOB	19



Batter	1	2	3	4	5	6	7	8	9	AB	R	H	RBI	BB	SO	LOB	BOTTOM						
7 Grégor Blanco, L OBP: 0.350, SLG: 0.333										4	0	0	0	0	0	4							
13 Mike Aviles, R OBP: 0.322, SLG: 0.360										4	1	1	1	0	1	0							
24 Wilson Betemit, S OBP: 0.411, SLG: 0.560										4	0	0	0	1	0	1							
16 Billy Butler, R OBP: 0.379, SLG: 0.452										2	0	0	0	3	1	2							
30 Kila Ka'aihue, L OBP: 0.250, SLG: 0.283										4	0	2	0	0	1	3							
3 Yuniesky Betancourt, R OBP: 0.269, SLG: 0.432										4	1	2	2	0	0	2							
4 Alex Gordon, L OBP: 0.305, SLG: 0.361										4	0	0	0	0	0	4							
3 Brayan Peña, S OBP: 0.286, SLG: 0.250										3	1	2	0	1	0	0							
12 Mitch Maier, L OBP: 0.332, SLG: 0.392										4	0	3	0	0	0	0							
Inning Stats	R: 0 H: 0 E: 0 K: 0 S: 6	H: 0 LOB: 0 BB: 0 P: 9	R: 0 H: 1 E: 0 K: 0 S: 10	H: 1 LOB: 1 BB: 1 P: 17	R: 1 H: 2 E: 0 K: 1 S: 10	H: 2 LOB: 2 BB: 1 P: 17	R: 1 H: 3 E: 0 K: 0 S: 12	H: 3 LOB: 2 BB: 1 P: 24	R: 0 H: 0 E: 0 K: 2 S: 11	H: 0 LOB: 1 BB: 1 P: 18	R: 0 H: 0 E: 0 K: 0 S: 9	H: 2 LOB: 2 BB: 0 P: 14	R: 1 H: 2 E: 0 K: 0 S: 9	H: 2 LOB: 1 BB: 1 P: 16	R: 0 H: 0 E: 0 K: 0 S: 7	H: 0 LOB: 0 BB: 0 P: 14	R: 0 H: 0 E: 0 K: 0 S: 10	H: 0 LOB: 0 BB: 0 P: 15	1B: 6 2B: 3 3B: 0 HR: 1	SF: 1 SAC: 0 DP: 1 HBP: 0	WP: 0 PB: 0 SB: 0 CS: 1	PA: 40	
PITCHER	IP WLS BF H R ER SO BB IBB HBP BLK WP HR S P ERA WHIP	IP WLS BF H R ER SO BB IBB HBP BLK WP HR S P ERA WHIP	IP WLS BF H R ER SO BB IBB HBP BLK WP HR S P ERA WHIP	IP WLS BF H R ER SO BB IBB HBP BLK WP HR S P ERA WHIP	IP WLS BF H R ER SO BB IBB HBP BLK WP HR S P ERA WHIP	IP WLS BF H R ER SO BB IBB HBP BLK WP HR S P ERA WHIP	IP WLS BF H R ER SO BB IBB HBP BLK WP HR S P ERA WHIP	IP WLS BF H R ER SO BB IBB HBP BLK WP HR S P ERA WHIP	IP WLS BF H R ER SO BB IBB HBP BLK WP HR S P ERA WHIP	IP WLS BF H R ER SO BB IBB HBP BLK WP HR S P ERA WHIP	IP WLS BF H R ER SO BB IBB HBP BLK WP HR S P ERA WHIP	IP WLS BF H R ER SO BB IBB HBP BLK WP HR S P ERA WHIP	IP WLS BF H R ER SO BB IBB HBP BLK WP HR S P ERA WHIP	IP WLS BF H R ER SO BB IBB HBP BLK WP HR S P ERA WHIP	IP WLS BF H R ER SO BB IBB HBP BLK WP HR S P ERA WHIP	IP WLS BF H R ER SO BB IBB HBP BLK WP HR S P ERA WHIP	IP WLS BF H R ER SO BB IBB HBP BLK WP HR S P ERA WHIP	IP WLS BF H R ER SO BB IBB HBP BLK WP HR S P ERA WHIP	IP WLS BF H R ER SO BB IBB HBP BLK WP HR S P ERA WHIP	IP WLS BF H R ER SO BB IBB HBP BLK WP HR S P ERA WHIP	IP WLS BF H R ER SO BB IBB HBP BLK WP HR S P ERA WHIP	IP WLS BF H R ER SO BB IBB HBP BLK WP HR S P ERA WHIP	IP WLS BF H R ER SO BB IBB HBP BLK WP HR S P ERA WHIP

Texas Rangers @ Kansas City Royals
Kauffman Stadium, Kansas City, MO
Wed Sep 01 2010, 7:11 PM - 10:02 PM CDT
Att: 10,811 - Cloudy - 77 F

AB	33
R	3
H	10
RBI	3
BB	5
SO	3
LOB	16



Batter	1	2	3	4	5	6	7	8	9	AB	R	H	RBI	BB	SO	LOB	TOP																	
1 Elvis Andrus, R OBP: 0.357, SLG: 0.316	G6-3		G5-3			G3		F9		5	1	1	0	0	0	2																		
10 Michael Young, R OBP: 0.337, SLG: 0.466	G6-3		P4			F8		FC4-6		4	0	1	0	0	0	1																		
7 David Murphy, L OBP: 0.346, SLG: 0.428	F8			G5-4-3		BB		FC4-6		3	0	1	1	1	0	1																		
32 Josh Hamilton, L OBP: 0.415, SLG: 0.638																																		
15 Cristian Guzman, S (8, PR) OBP: 0.309, SLG: 0.334																																		
17 Nelson Cruz, R OBP: 0.370, SLG: 0.567																																		
5 Ian Kinsler, R OBP: 0.386, SLG: 0.416																																		
18 Mitch Moreland, L OBP: 0.340, SLG: 0.457																																		
11 Bengie Molina, R OBP: 0.290, SLG: 0.321																																		
27 Vladimir Guerrero, R OBP: 0.343, SLG: 0.494																																		
12 Alex Cora, L OBP: 0.262, SLG: 0.274																																		
20 Julio Borbon, L OBP: 0.303, SLG: 0.342																																		
Inning Stats	R: 0 E: 0 K: 0 S: 8	H: 0 LOB: 0 BB: 0 P: 12	R: 1 E: 0 K: 0 S: 19	H: 2 LOB: 1 BB: 0 P: 27	R: 0 E: 0 K: 0 S: 5	H: 0 LOB: 0 BB: 0 P: 10	R: 0 E: 0 K: 0 S: 5	H: 0 LOB: 0 BB: 0 P: 12	R: 0 E: 0 K: 0 S: 10	H: 0 LOB: 0 BB: 0 P: 16	R: 1 E: 0 K: 0 S: 13	H: 2 LOB: 2 BB: 1 P: 22	R: 1 E: 0 K: 0 S: 6	H: 1 LOB: 1 BB: 1 P: 12	R: 0 E: 0 K: 1 S: 12	H: 2 LOB: 2 BB: 0 P: 16	R: 0 E: 0 K: 0 S: 5	H: 2 LOB: 1 BB: 0 P: 5	1B: 9 2B: 0 3B: 0 HR: 0	SF: 1 SAC: 1 DP: 1 HBP: 0	WP: 1 PB: 0 SB: 1 CS: 0	PA: 37												
PITCHER	IP WLS BF H R ER SO BB IBB HBP BLK WP HR S P ERA WHIP																																	
61 Matt Fox, R ERA: 3.18	5.2	21	4	2	2	0	1	0	0	0	0	0	0	0	55	90	3.18	0.882																
31 Alex Burnett, R ERA: 4.46	1.1	7	1	1	1	0	2	0	0	0	0	1	0	11	21	6.75	2.250																	
60 Jon Rauch, R ERA: 3.24	0.1	2	1	0	0	0	0	0	0	0	0	0	0	4	6	0.00	3.000																	
44 Randy Flores, L ERA: 3.14	0.0	1	1	0	0	0	0	0	0	0	0	0	0	4	5	∞	∞																	
55 Matt Capps, R ERA: 2.44	1.2	6	2	0	0	1	0	0	0	0	0	0	0	9	10	0.00	1.200																	

Texas Rangers @ Minnesota Twins
Target Field, Minneapolis, MN
Fri Sep 03 2010, 7:43 PM - 10:41 PM CDT
Att: 40,134 - Partly Cloudy - 60 F

AB	32
R	3
H	9
RBI	3
BB	3
SO	1
LOB	16



Batter	1	2	3	4	5	6	7	8	9	AB	R	H	RBI	BB	SO	LOB	BOTTOM																
2 Denard Span, L OBP: 0.334, SLG: 0.349	G4-3		G1-3			G4-3				4	1	2	1	0	0	0																	
1 Orlando Hudson, S OBP: 0.357, SLG: 0.400	G4-3		K			K		P3		4	1	1	0	0	1	4																	
7 Joe Mauer, L OBP: 0.402, SLG: 0.472	G1-3					K				3	0	1	1	1	1	0																	
5 Michael Cuddyer, R OBP: 0.340, SLG: 0.426	21 BLK					F8		P4		4	0	1	1	0	0	4																	
21 Delmon Young, R OBP: 0.331, SLG: 0.486	G4-3					L3				4	0	0	0	0	1	2																	
25 Jim Thome, L OBP: 0.386, SLG: 0.574						L7		L4		4	0	0	0	0	1	0																	
22 Danny Valencia, R ERA: 4.93																																	
20 Matt Tolbert, S (7, PR) OBP: 0.293, SLG: 0.346																																	
18 Jason Repko, R OBP: 0.287, SLG: 0.374																																	
27 J.J. Hardy, R OBP: 0.302, SLG: 0.378																																	
Inning Stats	R: 1 E: 0 K: 0 S: 11	H: 2 LOB: 1 BB: 0 P: 16	R: 0 E: 0 K: 2 S: 8	H: 0 LOB: 0 BB: 0 P: 10	R: 0 E: 0 K: 1 S: 9	H: 0 LOB: 0 BB: 0 P: 10	R: 0 E: 0 K: 1 S: 8	H: 0 LOB: 0 BB: 0 P: 10	R: 0 E: 0 K: 1 S: 9	H: 1 LOB: 1 BB: 0 P: 13	R: 1 E: 0 K: 0 S: 10	H: 2 LOB: 1 BB: 0 P: 14	R: 2 E: 0 K: 0 S: 19	H: 3 LOB: 3 BB: 2 P: 30	R: 0 E: 0 K: 1 S: 11	H: 0 LOB: 0 BB: 0 P: 13	1B: 6 2B: 2 3B: 0 HR: 0	SF: 0 SAC: 0 DP: 0 HBP: 0	WP: 0 PB: 0 SB: 1 CS: 0	PA: 34													
PITCHER	IP WLS BF H R ER SO BB IBB HBP BLK WP HR S P ERA WHIP																																
45 Derek Holland, L ERA: 4.93	6.1	26	6	4	4	0	1	0	0	0	0	0	0	4	4	∞	∞																
64 Alexi Ogando, R ERA: 1.44	0.0	1	1	0	0	0	0	0	0	0	0	0	0	4	8	0.00	6.000																
54 Matt Harrison, L ERA: 3.93	0.1	3	1	0	0	0	1	0	0	0	0	0	0	4	8	0.00	6.000																
56 Darren O'Day, R ERA: 1.51	0.2	2	0	0	0	1	0	0	0	0	0	0	0	8	9	0.00	0.000																
59 Clay Rapada, L ERA:	0.2	2	0	0	0	0	0	0	0	0	0	0	0	7	8	0.00	0.000																

Texas Rangers @ Minnesota Twins
Target Field, Minneapolis, MN
Fri Sep 03 2010, 7:43 PM - 10:41 PM CDT
Att: 40,134 - Partly Cloudy - 60 F

AB	32
R	4
H	8
RBI	4
BB	2
SO	6
LOB	12



Batter	1	2	3	4	5	6	7	8	9	AB	R	H	RBI	BB	SO	LOB	TOP
15 Cristian Guzman, S (1.6) OBP: 0.315, SLG: 0.342	G4-3	BB		P6			2B		1B	4	1	2	1	1	0	1	<p>Texas Rangers @ Minnesota Twins Target Field, Minneapolis, MN Sun Sep 05 2010, 2:13 PM - 5:10 PM CDT Att. 40,516 - Overcast - 70 F</p>
10 Michael Young, R (1.5) OBP: 0.339, SLG: 0.466	1B			G6-3			F9		1B	5	0	2	0	0	1	3	
7 David Murphy, L (1.7) OBP: 0.349, SLG: 0.427	FC6-4			1B			G4-3		1B	3	0	1	0	2	0	1	
27 Vladimir Guerrero, R (1.10) OBP: 0.391, SLG: 0.487	K			FC6-4			G6-4-3		BB	5	0	1	1	0	2	3	
17 Nelson Cruz, R (1.9) OBP: 0.367, SLG: 0.562				K			F8		G6-3	4	1	1	0	0	1	1	
5 Ian Kinsler, R (1.4) OBP: 0.388, SLG: 0.426				G5-3			F9		1B	3	2	1	0	1	0	1	
18 Mitch Moreland, L (1.3) OBP: 0.343, SLG: 0.443				F8			G4-3		K	4	0	1	0	0	1	3	
15 Matt Treanor, R (1.2) OBP: 0.292, SLG: 0.333				L8			K		K	4	0	1	2	0	2	2	
20 Julio Borbon, L (1.8) OBP: 0.304, SLG: 0.347	G3			B5-3			G3		2B	4	1	1	1	0	0	2	
Inning Stats	R: 0 H: 1 E: 0 K: 1 S: 11	H: 1 R: 2 ER: 0 LOB: 1 BB: 0 P: 16	R: 2 H: 2 E: 0 K: 1 S: 15	H: 2 R: 2 ER: 2 LOB: 2 BB: 2 P: 28	R: 0 H: 1 E: 1 K: 1 S: 11	H: 1 R: 0 ER: 0 LOB: 1 BB: 0 P: 15	R: 0 H: 1 E: 0 K: 0 S: 6	H: 0 R: 0 ER: 0 LOB: 0 BB: 1 P: 11	R: 0 H: 0 E: 0 K: 0 S: 11	H: 1 R: 0 ER: 0 LOB: 1 BB: 0 P: 17	R: 0 H: 0 E: 0 K: 1 S: 8	H: 0 R: 0 ER: 0 LOB: 0 BB: 0 P: 11	R: 3 H: 5 E: 0 K: 2 S: 22	H: 5 R: 2 ER: 0 LOB: 2 BB: 1 P: 32	1B: 9 2B: 2 3B: 0 HR: 0	SF: 0 SAC: 0 DP: 1 HBP: 0	WP: 0 PA: 40 PB: 0 SB: 0 CS: 0
PITCHER	IP WLS BF H R ER SO BB IBB HBP BLK WP HR S P ERA WHIP	7.0 W 29 6 2 2 4 3 0 0 0 0 0 72 110 2.57 1.286	1.2 7 2 2 2 3 0 0 0 0 0 0 21 27 10.80 1.200	0.1 S 4 3 1 1 0 1 0 0 0 0 0 0 9 16 27.00 12.000	PITCHER												

Batter	1	2	3	4	5	6	7	8	9	AB	R	H	RBI	BB	SO	LOB	BOTTOM		
2 Denard Span, L (1.8) OBP: 0.336, SLG: 0.349	F7	SF8		B1-3			1 SF8		BB	2	0	0	2	1	0	0	<p>Texas Rangers @ Minnesota Twins Target Field, Minneapolis, MN Sun Sep 05 2010, 2:13 PM - 5:10 PM CDT Att. 40,516 - Overcast - 70 F</p>		
1 Orlando Hudson, S (1.4) OBP: 0.325, SLG: 0.399	7 HBP	F8		P6			SF8		BB	3	1	1	1	0	0	2			
7 Joe Mauer, L (1.2) OBP: 0.401, SLG: 0.469	5 2B	L1		G5-3			L7		BB	3	1	0	0	0	0	4			
5 Michael Cuddyer, R (1.3) OBP: 0.340, SLG: 0.425	2B			K2-3			G5-3		G5-3	4	0	1	2	0	1	0			
16 Jason Kubel, L (1.10) OBP: 0.339, SLG: 0.442	K			21 G1-3			G3		1B	4	1	2	0	0	1	1			
21 Delmon Young, R (1.7) OBP: 0.329, SLG: 0.480	K			G1-3			K		1B	4	1	1	0	0	2	2			
27 J.J. Hardy, R (1.6) OBP: 0.311, SLG: 0.386		18 1B		L4			2 BB		F8	3	2	1	1	1	0	1			
20 Matt Tolbert, S (1.5) OBP: 0.303, SLG: 0.407	1 S	18 1B		K			K		F9	3	0	0	0	1	2	2			
18 Jason Repko, R (1.9) OBP: 0.294, SLG: 0.361	1 S			F9			1 SF8		P3	3	0	1	0	1	0	0			
Inning Stats	R: 2 H: 2 E: 0 K: 2 S: 15	H: 2 R: 1 ER: 0 LOB: 1 BB: 0 P: 24	R: 1 H: 1 E: 0 K: 0 S: 10	H: 1 R: 0 ER: 0 LOB: 2 BB: 2 P: 22	R: 0 H: 1 E: 0 K: 1 S: 8	H: 1 R: 0 ER: 0 LOB: 0 BB: 0 P: 12	R: 0 H: 0 E: 0 K: 1 S: 6	H: 0 R: 0 ER: 0 LOB: 0 BB: 0 P: 10	R: 0 H: 0 E: 0 K: 0 S: 5	H: 0 R: 3 ER: 0 LOB: 2 BB: 2 P: 8	R: 3 H: 3 E: 0 K: 1 S: 17	H: 3 R: 0 ER: 0 LOB: 2 BB: 2 P: 29	R: 0 H: 0 E: 0 K: 1 S: 10	H: 0 R: 0 ER: 0 LOB: 0 BB: 0 P: 14	R: 0 H: 0 E: 0 K: 0 S: 7	H: 0 R: 0 ER: 0 LOB: 0 BB: 0 P: 12	1B: 6 2B: 1 3B: 0 HR: 0	SF: 2 SAC: 0 DP: 0 HBP: 1	WP: 0 PA: 36 PB: 0 SB: 2 CS: 0
PITCHER	IP WLS BF H R ER SO BB IBB HBP BLK WP HR S P ERA WHIP	5.1 L 28 7 0 0 6 5 4 0 0 0 0 0 4 6 0.00 0.000	0.2 2 0 0 0 0 0 0 0 0 0 0 4 6 0.00 0.000	1.0 3 0 0 0 1 0 0 0 0 0 0 10 14 0.00 0.000	1.0 3 0 0 0 0 0 0 0 0 0 0 7 12 0.00 0.000	PITCHER													

Batter	1	2	3	4	5	6	7	8	9	AB	R	H	RBI	BB	SO	LOB	TOP										
5 Ian Kinsler, R OBP: 0.385, SLG: 0.422										5	0	1	0	0	0	3											
10 Michael Young, R OBP: 0.343, SLG: 0.469										4	0	3	1	1	0	1											
17 Nelson Cruz, R OBP: 0.362, SLG: 0.553										5	0	0	0	0	0	7											
27 Vladimir Guerrero, R OBP: 0.342, SLG: 0.493										4	1	3	0	0	0	2											
21 Jeff Francoeur, R OBP: 0.290, SLG: 0.364										4	0	0	0	0	0	4											
8 Jorge Cantu, R OBP: 0.301, SLG: 0.386										4	0	0	0	0	0	2											
7 David Murphy, L OBP: 0.348, SLG: 0.425										4	0	1	1	0	1	1											
2 Taylor Teagarden, R OBP: 0.243, SLG: 0.355										4	0	1	0	0	2	1											
3 Andrés Blanco, S OBP: 0.327, SLG: 0.364										3	1	1	0	1	0	1											
Inning Stats	R: 0 E: 0 K: 0 S: 13	H: 2 LOB: 2 BB: 0 P: 19	R: 0 E: 0 K: 1 S: 6	H: 0 LOB: 0 BB: 7 P: 7	R: 0 E: 0 K: 0 S: 8	H: 0 LOB: 1 BB: 2 P: 16	R: 1 E: 0 K: 0 S: 11	H: 2 LOB: 1 BB: 0 P: 16	R: 0 E: 1 K: 1 S: 9	H: 1 LOB: 2 BB: 0 P: 15	R: 0 E: 0 K: 1 S: 6	H: 0 LOB: 0 BB: 0 P: 10	R: 0 E: 0 K: 0 S: 10	H: 2 LOB: 2 BB: 0 P: 16	R: 0 E: 0 K: 0 S: 8	H: 1 LOB: 1 BB: 0 P: 13	R: 1 E: 0 K: 1 S: 13	H: 2 LOB: 1 BB: 0 P: 19	1B: 7 2B: 3 3B: 0 HR: 0	SF: 0 SAC: 0 DP: 1 HBP: 0	WP: 0 PB: 0 SB: 0 CS: 0	PA: 39					
PITCHER	IP	WLS	BF	H	R	ER	SO	BB	IBB	HBP	BLK	WP	HR	S	P	ERA	WHIP										
24 Ricky Romero, L ERA: 3.51	7.0	W	30	7	1	1	2	2	0	0	0	0	0	63	99	1.29	1.286										
57 Shawn Camp, R ERA: 2.71	1.0		4	1	0	0	0	0	0	0	0	0	0	8	13	0.00	1.000										
56 Brian Tallet, L ERA: 6.45	1.0		5	2	1	1	1	0	0	0	0	0	0	13	19	9.00	2.000										

Texas Rangers @ Toronto Blue Jays
Rogers Centre, Toronto, ON
Mon Sep 06 2010, 1:09 PM - 3:23 PM EDT
Att: 17,559 - Roof Closed - 68 F

AB 37
R 2
H 10
RBI 2
BB 2
SO 3
LOB 22



Batter	1	2	3	4	5	6	7	8	9	AB	R	H	RBI	BB	SO	LOB	BOTTOM										
1 Dewayne Wise, L OBP: 0.306, SLG: 0.470										4	1	1	0	0	1	0											
5 Yunel Escobar, R OBP: 0.338, SLG: 0.328										3	1	1	1	0	0	0											
19 José Bautista, R OBP: 0.386, SLG: 0.610										3	1	0	0	1	0	0											
10 Vernon Wells, R OBP: 0.321, SLG: 0.508										4	2	2	3	0	0	0											
35 Lyle Overbay, L OBP: 0.337, SLG: 0.441										3	1	2	0	1	1	0											
2 Aaron Hill, R OBP: 0.285, SLG: 0.418										4	1	2	2	0	0	2											
6 John McDonald, R OBP: 0.280, SLG: 0.488										0	0	0	0	0	0	0											
26 Adam Lind, L OBP: 0.284, SLG: 0.406										4	0	1	0	0	1	4											
14 John Buck, R OBP: 0.304, SLG: 0.484										4	0	0	0	0	2	4											
45 Travis Snider, L OBP: 0.304, SLG: 0.445										3	0	0	0	0	1	2											
Inning Stats	R: 0 E: 0 K: 0 S: 5	H: 0 LOB: 0 BB: 0 P: 8	R: 1 E: 0 K: 2 S: 12	H: 1 LOB: 2 BB: 1 P: 18	R: 5 E: 0 K: 0 S: 17	H: 5 LOB: 0 BB: 1 P: 29	R: 0 E: 0 K: 0 S: 6	H: 0 LOB: 0 BB: 0 P: 10	R: 0 E: 0 K: 1 S: 6	H: 0 LOB: 0 BB: 0 P: 8	R: 0 E: 0 K: 0 S: 5	H: 0 LOB: 0 BB: 0 P: 7	R: 1 E: 0 K: 1 S: 12	H: 1 LOB: 0 BB: 0 P: 17	R: 0 E: 0 K: 2 S: 12	H: 2 LOB: 2 BB: 0 P: 19	R: 0 E: 0 K: 2 S: 12	H: 2 LOB: 2 BB: 0 P: 19	1B: 4 2B: 2 3B: 0 HR: 3	SF: 0 SAC: 1 DP: 1 HBP: 0	WP: 1 PB: 0 SB: 0 CS: 0	PA: 35					
PITCHER	IP	WLS	BF	H	R	ER	SO	BB	IBB	HBP	BLK	WP	HR	S	P	ERA	WHIP										
35 Tommy Hunter, R ERA: 3.99	7.0	L	30	7	7	7	4	2	0	0	0	0	3	63	97	9.00	1.286										
46 Pedro Strop, R ERA: 10.8	0.1		3	2	0	0	0	0	0	0	0	0	0	4	7	0.00	6.000										
59 Clay Rapada, L ERA:	0.2		2	0	0	0	2	0	0	0	0	0	0	8	12	0.00	0.000										

Texas Rangers @ Toronto Blue Jays
Rogers Centre, Toronto, ON
Mon Sep 06 2010, 1:09 PM - 3:23 PM EDT
Att: 17,559 - Roof Closed - 68 F

AB 32
R 7
H 9
RBI 6
BB 2
SO 6
LOB 12



Batter	1	2	3	4	5	6	7	8	9	AB	R	H	RBI	BB	SO	LOB	TOP					
5 Ian Kinsler, R OBP: 0.380, SLG: 0.415	F8		F3		K			L9	FC3-6	5	0	0	0	0	1	4						
10 Michael Young, R OBP: 0.340, SLG: 0.465	K		K			G3		E6	L8	5	0	0	0	0	2	4						
7 David Murphy, L OBP: 0.352, SLG: 0.432	K									4	1	3	0	0	1	0						
27 Vladimir Guerrero, R OBP: 0.341, SLG: 0.497		G6-3								4	1	1	2	0	0	3						
17 Nelson Cruz, R OBP: 0.348, SLG: 0.551	P2									3	2	1	0	1	0	0						
18 Mitch Moreland, L OBP: 0.348, SLG: 0.451	F8									3	1	1	0	1	0	0						
15 Matt Treanor, R OBP: 0.294, SLG: 0.335										2	0	1	0	0	1	0						
15 Cristian Guzman, S (7, PH) OBP: 0.314, SLG: 0.341										1	0	0	0	0	0	2						
11 Bengie Molina, R OBP: 0.288, SLG: 0.318										1	0	0	0	0	0	2						
3 Andrés Blanco, S OBP: 0.331, SLG: 0.367			K							4	0	2	3	0	2	1						
20 Julio Borbon, L OBP: 0.306, SLG: 0.349										4	0	2	0	0	1	1						
Inning Stats	R: 0 E: 0 K: 2 S: 7	H: 0 LOB: 0 BB: 0 P: 8	R: 0 E: 0 K: 0 S: 6	H: 0 LOB: 0 BB: 0 P: 8	R: 0 E: 0 K: 2 S: 12	H: 2 LOB: 2 BB: 0 P: 16	R: 2 E: 0 K: 1 S: 9	H: 2 LOB: 0 BB: 0 P: 14	R: 0 E: 0 K: 3 S: 12	H: 0 LOB: 0 BB: 0 P: 19	R: 0 E: 0 K: 0 S: 6	H: 1 LOB: 1 BB: 0 P: 7	R: 1 E: 0 K: 0 S: 13	H: 1 LOB: 1 BB: 2 P: 23	R: 0 E: 1 K: 0 S: 9	H: 1 LOB: 1 BB: 0 P: 13	R: 2 E: 0 K: 0 S: 18	H: 4 LOB: 2 BB: 0 P: 25	1B: 8 2B: 2 HR: 1	SF: 0 SAC: 0 HBP: 0	WP: 0 PB: 0 SB: 0 CS: 0	PA: 38
PITCHER	IP	WLS	BF	H	R	ER	SO	BB	IBB	HBP	BLK	WP	HR	S	P	ERA	WHIP					
28 Shaun Marcum, R ERA: 3.55	7.0	W	27	6	3	3	8	2	0	0	0	0	1	65	95	3.86	1.143					
54 Jason Frasor, R ERA: 4.19	1.0		4	1	0	0	0	0	0	0	0	0	0	9	13	0.00	1.000					
57 Shawn Camp, R ERA: 2.98	0.1	S	2	0	0	0	0	0	0	0	0	0	0	11	15	54.00	12.000					
63 Kevin Gregg, R ERA: 3.24	0.2	S	2	0	0	0	0	0	0	0	0	0	0	7	10	0.00	0.000					

Texas Rangers @ Toronto Blue Jays
Rogers Centre, Toronto, ON
Tue Sep 07 2010, 7:07 PM - 9:49 PM EDT
Att: 10,518 - Cloudy - 63 F

AB 36
R 5
H 11
RBI 5
BB 2
SO 8
LOB 17



Batter	1	2	3	4	5	6	7	8	9	AB	R	H	RBI	BB	SO	LOB	BOTTOM					
1 Dewayne Wise, L OBP: 0.311, SLG: 0.477	K		F8					G4-3		5	1	2	1	0	1	0						
5 Yunel Escobar, R OBP: 0.338, SLG: 0.328			G1-3							4	0	1	0	1	1	3						
19 José Bautista, R OBP: 0.384, SLG: 0.608	P5		L4							5	0	1	2	0	1	2						
10 Vernon Wells, R OBP: 0.326, SLG: 0.523										3	2	3	2	1	0	0						
35 Lyle Overbay, L OBP: 0.337, SLG: 0.438	G3-1									3	0	0	0	1	1	2						
2 Aaron Hill, R OBP: 0.285, SLG: 0.415										3	1	0	0	1	2	3						
6 John McDonald, R OBP: 0.280, SLG: 0.488										0	0	0	0	0	0	0						
26 Adam Lind, L OBP: 0.284, SLG: 0.410		F7								4	1	1	2	0	0	0						
14 John Buck, R OBP: 0.306, SLG: 0.493										4	2	2	1	0	1	0						
45 Travis Snider, L OBP: 0.303, SLG: 0.441										4	1	1	0	0	2	1						
Inning Stats	R: 0 E: 0 K: 1 S: 8	H: 2 LOB: 2 BB: 0 P: 9	R: 1 E: 0 K: 2 S: 9	H: 1 LOB: 0 BB: 0 P: 11	R: 0 E: 0 K: 0 S: 9	H: 0 LOB: 0 BB: 0 P: 14	R: 1 E: 0 K: 1 S: 9	H: 1 LOB: 0 BB: 0 P: 11	R: 2 E: 0 K: 1 S: 14	H: 3 LOB: 3 BB: 2 P: 28	R: 1 E: 0 K: 1 S: 12	H: 2 LOB: 1 BB: 0 P: 18	R: 3 E: 0 K: 2 S: 12	H: 2 LOB: 1 BB: 1 P: 24	R: 0 E: 0 K: 1 S: 6	H: 0 LOB: 1 BB: 1 P: 13	1B: 5 2B: 2 3B: 0 HR: 4	SF: 0 SAC: 0 DP: 3 HBP: 0	WP: 0 PB: 0 SB: 1 CS: 0	PA: 39		
PITCHER	IP	WLS	BF	H	R	ER	SO	BB	IBB	HBP	BLK	WP	HR	S	P	ERA	WHIP					
39 Scott Feldman, R ERA: 5.51	4.2	L	22	7	4	4	4	0	1	0	0	0	0	16	28	6.75	2.250					
62 Michael Kirkman, L ERA: 0.9	1.1		7	2	1	1	2	1	0	0	0	0	0	6	15	27.00	3.000					
56 Darren O'Day, R ERA: 1.82	0.2		4	1	2	2	1	1	0	0	0	0	1	6	9	27.00	3.000					
28 Darren Oliver, L ERA: 2.67	0.1		2	1	1	1	1	0	0	0	0	0	1	6	9	27.00	3.000					
59 Clay Rapada, L ERA:	0.2		3	0	0	0	1	1	0	0	0	0	0	4	10	0.00	1.500					

Texas Rangers @ Toronto Blue Jays
Rogers Centre, Toronto, ON
Tue Sep 07 2010, 7:07 PM - 9:49 PM EDT
Att: 10,518 - Cloudy - 63 F

AB 35
R 8
H 11
RBI 8
BB 4
SO 9
LOB 11



Batter	1	2	3	4	5	6	7	8	9	AB	R	H	RBI	BB	SO	LOB	TOP										
5 Ian Kinsler, R OBP: 0.375, SLG: 0.418										5	0	0	0	0	1	3											
10 Michael Young, R OBP: 0.340, SLG: 0.462										4	0	0	0	0	1	3											
7 David Murphy, L OBP: 0.354, SLG: 0.436										3	1	1	0	1	0	0											
27 Vladimir Guerrero, R OBP: 0.345, SLG: 0.500										4	2	3	0	0	1	1											
17 Nelson Cruz, R OBP: 0.368, SLG: 0.567										4	1	2	0	0	0	2											
18 Mitch Moreland, L OBP: 0.355, SLG: 0.462										2	0	1	3	1	0	1											
11 Bengie Molina, R OBP: 0.289, SLG: 0.317										4	0	1	0	0	0	4											
3 Andrés Blanco, S OBP: 0.329, SLG: 0.364										4	0	1	0	0	0	2											
20 Julio Borbon, L OBP: 0.304, SLG: 0.347										4	0	1	0	0	0	0											
Inning Stats	R: 0 H: 0 E: 0 K: 1 S: 8	H: 0 LOB: 0 BB: 0 P: 11	R: 0 H: 1 E: 0 K: 0 S: 3	H: 1 LOB: 0 BB: 0 P: 4	R: 0 H: 3 E: 0 K: 1 S: 13	H: 3 LOB: 2 BB: 0 P: 19	R: 2 H: 2 E: 1 K: 0 S: 8	H: 2 LOB: 1 BB: 1 P: 17	R: 0 H: 0 E: 0 K: 0 S: 14	H: 0 LOB: 0 BB: 0 P: 21	R: 2 H: 3 E: 0 K: 0 S: 12	H: 3 LOB: 1 BB: 0 P: 20	R: 0 H: 0 E: 0 K: 0 S: 7	H: 0 LOB: 0 BB: 0 P: 10	R: 0 H: 1 E: 0 K: 1 S: 7	H: 1 LOB: 2 BB: 1 P: 14	R: 0 H: 0 E: 0 K: 0 S: 7	H: 0 LOB: 0 BB: 0 P: 13	1B: 7 2B: 3 3B: 0 HR: 0	SF: 1 SAC: 0 DP: 2 HBP: 0	WP: 0 PB: 0 SB: 1 CS: 0	PA: 37					
PITCHER	IP	WLS	BF	H	R	ER	SO	BB	IBB	HBP	BLK	WP	HR	S	P	ERA	WHIP										
31 Shawn Hill, R ERA: 5.06	5.1	L	23	8	4	3	2	1	0	0	0	0	0	53	85	5.06	1.688										
43 Jesse Carlson, L ERA: 4.0	0.0		1	1	0	0	0	0	0	0	0	0	0	1	2	∞	∞										
67 Robert Ray, R ERA: 4.0	2.2		10	1	0	0	1	0	1	0	0	0	0	18	29	0.00	0.375										
37 Scott Downs, L ERA: 2.7	1.0		3	0	0	0	0	0	0	0	0	0	0	7	13	0.00	0.000										

Texas Rangers @ Toronto Blue Jays
Rogers Centre, Toronto, ON
Thu Sep 09 2010, 7:09 PM - 9:39 PM EDT
Att: 10,658 - Roof Closed - 68 F

livebaseballscores.com

AB 34
R 4
H 10
RBI 3
BB 2
SO 3
LOB 16

Batter	1	2	3	4	5	6	7	8	9	AB	R	H	RBI	BB	SO	LOB	BOTTOM										
1 Dewayne Wise, L OBP: 0.298, SLG: 0.457										4	0	0	0	0	2	2											
5 Yunel Escobar, R OBP: 0.337, SLG: 0.325										4	0	0	0	0	0	0											
19 José Bautista, R OBP: 0.384, SLG: 0.609										3	1	2	1	1	0	0											
10 Vernon Wells, R OBP: 0.327, SLG: 0.518										3	0	0	0	1	0	1											
35 Lyle Overbay, L OBP: 0.336, SLG: 0.443										4	1	1	1	0	3	3											
2 Aaron Hill, R OBP: 0.283, SLG: 0.410										4	0	0	0	0	2	1											
14 John Buck, R OBP: 0.305, SLG: 0.487										4	0	1	0	0	1	0											
15 Fred Lewis, L OBP: 0.330, SLG: 0.418										3	0	1	0	0	0	1											
45 Travis Snider, L OBP: 0.302, SLG: 0.438										3	0	1	0	0	1	2											
Inning Stats	R: 0 H: 0 E: 0 K: 1 S: 10	H: 0 LOB: 2 BB: 2 P: 20	R: 0 H: 0 E: 0 K: 0 S: 7	H: 0 LOB: 0 BB: 0 P: 12	R: 0 H: 1 E: 0 K: 1 S: 6	H: 1 LOB: 0 BB: 0 P: 10	R: 0 H: 1 E: 0 K: 2 S: 8	H: 1 LOB: 1 BB: 0 P: 11	R: 0 H: 0 E: 0 K: 0 S: 4	H: 0 LOB: 0 BB: 0 P: 7	R: 1 H: 2 E: 0 K: 1 S: 13	H: 2 LOB: 1 BB: 0 P: 14	R: 1 H: 1 E: 0 K: 0 S: 9	H: 1 LOB: 0 BB: 0 P: 15	R: 0 H: 0 E: 0 K: 1 S: 8	H: 0 LOB: 0 BB: 0 P: 12	1B: 4 2B: 1 3B: 0 HR: 2	SF: 0 SAC: 0 DP: 1 HBP: 0	WP: 0 PB: 0 SB: 0 CS: 1	PA: 34							
PITCHER	IP	WLS	BF	H	R	ER	SO	BB	IBB	HBP	BLK	WP	HR	S	P	ERA	WHIP										
48 Colby Lewis, R ERA: 3.86	6.1	W	25	5	1	0	0	2	0	0	0	0	0	60	91	1.42	1.105										
59 Clay Rapada, L ERA: 2.09	1.0	H	3	0	0	0	0	0	0	0	0	0	0	8	11	0.00	0.000										
56 Darren O'Day, R ERA: 2.09	0.2	H	3	1	1	1	0	0	0	0	0	0	1	7	11	13.50	1.500										
30 Neftali Feliz, R ERA: 3.15	1.0	S	3	0	0	0	1	0	0	0	0	0	0	8	12	0.00	0.000										

Texas Rangers @ Toronto Blue Jays
Rogers Centre, Toronto, ON
Thu Sep 09 2010, 7:09 PM - 9:39 PM EDT
Att: 10,658 - Roof Closed - 68 F

livebaseballscores.com

AB 32
R 2
H 6
RBI 2
BB 2
SO 9
LOB 10

Batter	1	2	3	4	5	6	7	8	9	AB	R	H	RBI	BB	SO	LOB	TOP				
1 Elvis Andrus, R (1, 6) OBP: 0.354, SLG: 0.312										3	0	0	0	1	1	2					
10 Michael Young, R (1, 5) OBP: 0.358, SLG: 0.454											4	0	0	0	0	2	1				
7 David Murphy, L (1, 7) OBP: 0.351, SLG: 0.445											4	0	0	0	0	2	1				
27 Vladimir Guerrero, R (1, 10) OBP: 0.346, SLG: 0.502											4	0	0	0	0	1	1				
17 Nelson Cruz, R (1, 9) OBP: 0.371, SLG: 0.583										3	1	1	1	0	0	0					
5 Ian Kinsler, R (1, 4) OBP: 0.387, SLG: 0.428										3	0	0	0	0	1	0					
18 Mitch Moreland, L (1, 3) 6 Esteban German, R (8, PR)										3	0	1	0	0	2	0					
15 Matt Treanor, R (8, 2) OBP: 0.295, SLG: 0.327										2	0	0	0	0	0	0					
11 Bengie Molina, R (1, 2) 19 Chris Davis, L (8, PH) OBP: 0.276, SLG: 0.272										1	0	1	0	0	0	0					
20 Julio Borbon, L (1, 8) OBP: 0.303, SLG: 0.345										3	0	0	0	0	0	2					
Inning Stats	R: 0 E: 0 K: 1 S: 9	H: 0 LOB: 1 BB: 1 P: 14	R: 0 E: 0 K: 1 S: 7	H: 0 LOB: 0 BB: 0 P: 8	R: 0 E: 0 K: 0 S: 5	H: 0 LOB: 0 BB: 0 P: 10	R: 0 E: 0 K: 2 S: 9	H: 0 LOB: 0 BB: 0 P: 11	R: 0 E: 0 K: 1 S: 9	H: 0 LOB: 0 BB: 0 P: 11	R: 0 E: 0 K: 1 S: 5	H: 0 LOB: 0 BB: 0 P: 7	R: 1 E: 0 K: 0 S: 13	H: 3 LOB: 2 BB: 0 P: 26	R: 0 E: 0 K: 1 S: 7	H: 0 LOB: 0 BB: 0 P: 14	1B: 2 2B: 0 3B: 0 HR: 1	SF: 0 SAC: 0 DP: 0 HBP: 0	WP: 0 PB: 0 SB: 2 CS: 0	PA: 31	
PITCHER	IP WLS BF H R ER SO BB IBB HBP BLK WP HR S P ERA WHIP	8.0 W 28 3 1 1 8 1 0 0 0 0 1 65 98 1.12 0.500	1.0 S 3 0 0 0 1 0 0 0 0 0 0 7 14 0.00 0.000																		

Texas Rangers @ Seattle Mariners
Safeco Field, Seattle, WA
Fri Sep 17 2010, 7:12 PM - 9:31 PM PDT
Att: 19,323 - Roof Closed - 63 F

AB	30
R	1
H	3
RBI	1
BB	1
SO	9
LOB	7



Batter	1	2	3	4	5	6	7	8	9	AB	R	H	RBI	BB	SO	LOB	BOTTOM			
51 Ichiro Suzuki, L (1, 9) OBP: 0.398, SLG: 0.395										4	1	2	0	0	1	1				
9 Chone Figgins, S (1, 4) OBP: 0.340, SLG: 0.302										4	0	1	1	0	0	1				
4 Jose Lopez, R (1, 5) OBP: 0.266, SLG: 0.322										3	0	0	0	0	1	1				
21 Franklin Gutierrez, R (1, 8) OBP: 0.310, SLG: 0.367											2	1	1	0	1	0				
13 Casey Kotchman, L (1, 3) OBP: 0.283, SLG: 0.339											3	0	0	0	1	3				
10 Adam Moore, R (1, 2) OBP: 0.196, SLG: 0.260											3	0	0	0	0	1				
55 Michael Saunders, L (1, 7) OBP: 0.304, SLG: 0.366											1	0	1	0	2	0				
27 Matt Tuiasosopo, R (1, 10) OBP: 0.240, SLG: 0.319											3	0	0	0	1	3				
16 Josh Wilson, R (1, 6) OBP: 0.298, SLG: 0.307											3	0	1	0	1	0				
Inning Stats	R: 0 E: 0 K: 1 S: 8	H: 1 LOB: 0 BB: 0 P: 9	R: 1 E: 0 K: 1 S: 11	H: 1 LOB: 1 BB: 1 P: 19	R: 1 E: 0 K: 2 S: 15	H: 2 LOB: 1 BB: 1 P: 27	R: 0 E: 0 K: 0 S: 6	H: 1 LOB: 0 BB: 0 P: 9	R: 0 E: 0 K: 1 S: 10	H: 0 LOB: 0 BB: 0 P: 14	R: 0 E: 0 K: 1 S: 11	H: 0 LOB: 0 BB: 1 P: 14	R: 0 E: 0 K: 1 S: 9	H: 0 LOB: 0 BB: 0 P: 15	R: 0 E: 0 K: 1 S: 9	H: 0 LOB: 0 BB: 0 P: 15	1B: 6 2B: 1 3B: 0 HR: 0	SF: 0 SAC: 0 DP: 4 HBP: 0	WP: 1 PB: 0 SB: 5 CS: 0	PA: 29
PITCHER	IP WLS BF H R ER SO BB IBB HBP BLK WP HR S P ERA WHIP	8.0 L 29 6 2 2 6 3 0 0 0 0 1 78 121 2.25 1.125																		

Texas Rangers @ Seattle Mariners
Safeco Field, Seattle, WA
Fri Sep 17 2010, 7:12 PM - 9:31 PM PDT
Att: 19,323 - Roof Closed - 63 F


AB	26
R	2
H	6
RBI	1
BB	3
SO	6
LOB	10



Batter	1	2	3	4	5	6	7	8	9	AB	R	H	RBI	BB	SO	LOB	TOP							
1 Elvis Andrus, R OBP: 0.351, SLG: 0.309	G4-3		FC1-2 10 1B	L9		F8		G3-1		5	0	0	0	0	0	5								
10 Michael Young, R OBP: 0.335, SLG: 0.452	F7		1-3 2-H		G5-3		F8		G6-3	5	0	1	1	0	0	0								
17 Nelson Cruz, R OBP: 0.372, SLG: 0.584	G5-3		F9		L7		7 1B 2B		FC5-4 5 27 HBP 1B	5	1	2	0	0	0	2								
27 Vladimir Guerrero, R OBP: 0.346, SLG: 0.500 6 Esteban German, R (9, 10)	P6				F9		F9		5 FC5-4 HBP 1B	4	1	1	0	0	0	1								
5 Ian Kinsler, R OBP: 0.387, SLG: 0.429	K						F9		FC5-4 1-2 HBP	4	1	1	0	1	1	2								
7 David Murphy, L OBP: 0.352, SLG: 0.443	K						8 1B BB		G4-3	4	1	1	1	1	2	4								
21 Jeff Francoeur, R OBP: 0.298, SLG: 0.371 20 Julio Borbon, L OBP: 0.303, SLG: 0.345			1 BLK 1 FC1-2 1B				11 1B BB			4	0	2	2	0	0	3	AB 39 R 6 H 12 RBI 6 BB 2 SO 3 LOB 19							
8 Jorge Cantu, R OBP: 0.304, SLG: 0.387			F9		F8		11 1B 2B		G5-3	4	1	1	0	0	0	2								
11 Bengie Molina, R OBP: 0.289, SLG: 0.314			1 FC1-2 10 1B 1B				2-H 3-H 1B		G6-3	4	1	3	2	0	0	0								
Inning Stats	R: 0 E: 0 K: 0 S: 10	H: 0 LOB: 0 BB: 0 P: 14	R: 0 E: 0 K: 2 S: 8	H: 0 LOB: 0 BB: 0 P: 12	R: 1 E: 0 K: 0 S: 12	H: 3 LOB: 2 BB: 0 P: 17	R: 2 E: 0 K: 1 S: 17	H: 4 LOB: 2 BB: 0 P: 20	R: 0 E: 0 K: 0 S: 4	H: 0 LOB: 0 BB: 0 P: 6	R: 2 E: 0 K: 0 S: 12	H: 2 LOB: 1 BB: 1 P: 19	R: 1 E: 0 K: 0 S: 12	H: 2 LOB: 2 BB: 1 P: 18	R: 0 E: 0 K: 0 S: 7	H: 0 LOB: 2 BB: 0 P: 11	R: 0 E: 0 K: 0 S: 6	H: 1 LOB: 2 BB: 0 P: 11	1B: 9 2B: 3 3B: 0 HR: 0	SF: 0 SAC: 0 DP: 0 HBP: 1	WP: 0 PB: 0 SB: 0 CS: 0	PA: 42		
PITCHER	IP WLS BF H R ER SO BB IBB HBP BLK WP HR S P ERA WHIP	IP WLS BF H R ER SO BB IBB HBP BLK WP HR S P ERA WHIP	IP WLS BF H R ER SO BB IBB HBP BLK WP HR S P ERA WHIP	IP WLS BF H R ER SO BB IBB HBP BLK WP HR S P ERA WHIP	IP WLS BF H R ER SO BB IBB HBP BLK WP HR S P ERA WHIP	IP WLS BF H R ER SO BB IBB HBP BLK WP HR S P ERA WHIP	IP WLS BF H R ER SO BB IBB HBP BLK WP HR S P ERA WHIP	IP WLS BF H R ER SO BB IBB HBP BLK WP HR S P ERA WHIP	IP WLS BF H R ER SO BB IBB HBP BLK WP HR S P ERA WHIP	IP WLS BF H R ER SO BB IBB HBP BLK WP HR S P ERA WHIP	IP WLS BF H R ER SO BB IBB HBP BLK WP HR S P ERA WHIP	IP WLS BF H R ER SO BB IBB HBP BLK WP HR S P ERA WHIP	IP WLS BF H R ER SO BB IBB HBP BLK WP HR S P ERA WHIP	IP WLS BF H R ER SO BB IBB HBP BLK WP HR S P ERA WHIP	IP WLS BF H R ER SO BB IBB HBP BLK WP HR S P ERA WHIP	IP WLS BF H R ER SO BB IBB HBP BLK WP HR S P ERA WHIP	IP WLS BF H R ER SO BB IBB HBP BLK WP HR S P ERA WHIP	IP WLS BF H R ER SO BB IBB HBP BLK WP HR S P ERA WHIP	IP WLS BF H R ER SO BB IBB HBP BLK WP HR S P ERA WHIP	IP WLS BF H R ER SO BB IBB HBP BLK WP HR S P ERA WHIP	IP WLS BF H R ER SO BB IBB HBP BLK WP HR S P ERA WHIP	IP WLS BF H R ER SO BB IBB HBP BLK WP HR S P ERA WHIP	IP WLS BF H R ER SO BB IBB HBP BLK WP HR S P ERA WHIP	IP WLS BF H R ER SO BB IBB HBP BLK WP HR S P ERA WHIP
38 Jason Vargas, L ERA: 3.75	6.0	L	28	9	5	5	3	1	0	0	0	1	0	0	0	0	0	0	63	88	7.50	1.667		
37 Brian Sweeney, R ERA: 3.41	2.0		9	2	1	1	0	1	0	0	0	0	0	0	0	0	0	0	19	29	4.50	1.500		
50 Jamey Wright, R ERA: 4.35	1.0		5	1	0	0	0	0	0	0	1	0	0	0	0	0	0	0	6	11	0.00	1.000		

Texas Rangers @ Seattle Mariners
Safeco Field, Seattle, WA
Sat Sep 18 2010 6:11 PM - 8:31 PM PDT
Att: 20,856 - Roof Closed - 68 F


livebaseballscorecards.com



Batter	1	2	3	4	5	6	7	8	9	AB	R	H	RBI	BB	SO	LOB	BOTTOM							
51 Ichiro Suzuki, L OBP: 0.359, SLG: 0.395	4 F9 9 SH5-3 1B		F7			L7				4	0	2	0	0	0	0								
9 Chone Figgins, S OBP: 0.340, SLG: 0.301	SH5-3					F9				2	0	0	0	1	0	1								
4 Jose Lopez, R OBP: 0.264, SLG: 0.320	F9					G5-3				4	0	0	0	0	0	2								
21 Franklin Gutierrez, R OBP: 0.309, SLG: 0.372	2-3 K					G4-6-3 BB				4	0	0	0	0	0	2								
17 Justin Smoak, S OBP: 0.288, SLG: 0.334						4 G4-6-3 BB				4	1	1	1	0	3	1								
26 Josh Bard, S OBP: 0.296, SLG: 0.392						HR				4	0	1	0	0	1	0								
27 Matt Tuiasosopo, R OBP: 0.234, SLG: 0.311						26 2B 1B				3	0	2	0	0	0	0								
55 Michael Saunders, L OBP: 0.300, SLG: 0.364						L6				3	0	2	0	0	0	0								
16 Josh Wilson, R OBP: 0.296, SLG: 0.304						2B				3	0	0	0	0	2	3								
						27 G5-4-3 1B				3	0	0	0	0	2	3								
						G5-4-3				3	0	0	0	0	2	3	AB 30 R 1 H 6 RBI 1 BB 1 SO 9 LOB 11							
						P6				3	0	0	0	0	1	2								
						L9				3	0	0	0	0	2	2								
						K				3	0	0	0	0	2	2								
Inning Stats	R: 0 E: 0 K: 1 S: 6	H: 1 LOB: 1 BB: 0 P: 8	R: 0 E: 0 K: 2 S: 8	H: 0 LOB: 0 BB: 0 P: 12	R: 0 E: 0 K: 2 S: 9	H: 0 LOB: 0 BB: 0 P: 13	R: 0 E: 0 K: 1 S: 11	H: 0 LOB: 0 BB: 0 P: 14	R: 0 E: 0 K: 0 S: 6	H: 2 LOB: 2 BB: 1 P: 10	R: 1 E: 0 K: 0 S: 13	H: 2 LOB: 0 BB: 0 P: 21	R: 0 E: 0 K: 1 S: 13	H: 1 LOB: 1 BB: 0 P: 15	R: 0 E: 0 K: 1 S: 7	H: 0 LOB: 0 BB: 0 P: 14	1B: 4 2B: 1 3B: 0 HR: 1	SF: 0 SAC: 1 DP: 2 HBP: 0	WP: 0 PB: 0 SB: 0 CS: 0	PA: 32				
PITCHER	IP WLS BF H R ER SO BB IBB HBP BLK WP HR S P ERA WHIP	IP WLS BF H R ER SO BB IBB HBP BLK WP HR S P ERA WHIP	IP WLS BF H R ER SO BB IBB HBP BLK WP HR S P ERA WHIP	IP WLS BF H R ER SO BB IBB HBP BLK WP HR S P ERA WHIP	IP WLS BF H R ER SO BB IBB HBP BLK WP HR S P ERA WHIP	IP WLS BF H R ER SO BB IBB HBP BLK WP HR S P ERA WHIP	IP WLS BF H R ER SO BB IBB HBP BLK WP HR S P ERA WHIP	IP WLS BF H R ER SO BB IBB HBP BLK WP HR S P ERA WHIP	IP WLS BF H R ER SO BB IBB HBP BLK WP HR S P ERA WHIP	IP WLS BF H R ER SO BB IBB HBP BLK WP HR S P ERA WHIP	IP WLS BF H R ER SO BB IBB HBP BLK WP HR S P ERA WHIP	IP WLS BF H R ER SO BB IBB HBP BLK WP HR S P ERA WHIP	IP WLS BF H R ER SO BB IBB HBP BLK WP HR S P ERA WHIP	IP WLS BF H R ER SO BB IBB HBP BLK WP HR S P ERA WHIP	IP WLS BF H R ER SO BB IBB HBP BLK WP HR S P ERA WHIP	IP WLS BF H R ER SO BB IBB HBP BLK WP HR S P ERA WHIP	IP WLS BF H R ER SO BB IBB HBP BLK WP HR S P ERA WHIP	IP WLS BF H R ER SO BB IBB HBP BLK WP HR S P ERA WHIP	IP WLS BF H R ER SO BB IBB HBP BLK WP HR S P ERA WHIP	IP WLS BF H R ER SO BB IBB HBP BLK WP HR S P ERA WHIP	IP WLS BF H R ER SO BB IBB HBP BLK WP HR S P ERA WHIP	IP WLS BF H R ER SO BB IBB HBP BLK WP HR S P ERA WHIP	IP WLS BF H R ER SO BB IBB HBP BLK WP HR S P ERA WHIP	IP WLS BF H R ER SO BB IBB HBP BLK WP HR S P ERA WHIP
33 Cliff Lee, L ERA: 3.19	8.0	W	29	6	1	1	8	1	0	0	0	0	0	0	0	0	0	0	78	107	1.12	0.875		
64 Alexi Ogando, R ERA: 1.25	1.0		3	0	0	0	1	0	0	0	0	0	0	0	0	0	0	0	7	14	0.00	0.000		

Texas Rangers @ Seattle Mariners
Safeco Field, Seattle, WA
Sat Sep 18 2010 6:11 PM - 8:31 PM PDT
Att: 20,856 - Roof Closed - 68 F

livebaseballscorecards.com



Batter	1	2	3	4	5	6	7	8	9	AB	R	H	RBI	BB	SO	LOB	TOP					
1 Elvis Andrus, R (1, 6) OBP: 0.346, SLG: 0.305										4	0	1	0	0	2	1	<p>Texas Rangers @ Los Angeles Angels Angel Stadium of Anaheim, Anaheim, CA Tue Sep 21 2010, 7:07 PM - 9:18 PM PDT Att: 41,707 - Cloudy - 67 F</p> <p>livebaseballscorecards.com</p> <p>AB 30 R 0 H 5 RBI 0 BB 1 SO 8 LOB 11</p>					
10 Michael Young, R (1, 5) OBP: 0.332, SLG: 0.446										4	0	0	0	0	2	3						
7 David Murphy, L (1, 7) OBP: 0.357, SLG: 0.447										4	0	0	0	0	0	2						
27 Vladimir Guerrero, R (1, 10) OBP: 0.349, SLG: 0.498										3	0	1	0	1	0	0						
17 Nelson Cruz, R (1, 9) OBP: 0.368, SLG: 0.580										3	0	0	0	0	1	1						
5 Ian Kinsler, R (1, 4) OBP: 0.388, SLG: 0.425										3	0	1	0	0	0	2						
18 Mitch Moreland, L (1, 3) OBP: 0.345, SLG: 0.398										2	0	0	0	0	2	1						
19 Chris Davis, L (7, PH) OBP: 0.286, SLG: 0.305										1	0	0	0	0	1	1						
11 Bengie Molina, R (1, 2) OBP: 0.287, SLG: 0.312										3	0	0	0	0	0	0						
20 Julio Borbon, L (1, 8) OBP: 0.305, SLG: 0.345										3	0	2	0	0	0	0						
Inning Stats	R: 0 E: 0 K: 0 S: 6	H: 0 LOB: 0 BB: 0 P: 9	R: 0 E: 0 K: 0 S: 5	H: 1 LOB: 0 BB: 0 P: 8	R: 0 E: 0 K: 1 S: 10	H: 0 LOB: 0 BB: 0 P: 14	R: 0 E: 0 K: 1 S: 8	H: 0 LOB: 0 BB: 0 P: 13	R: 0 E: 0 K: 2 S: 10	H: 1 LOB: 1 BB: 0 P: 14	R: 0 E: 0 K: 1 S: 11	H: 2 LOB: 2 BB: 0 P: 19	R: 0 E: 0 K: 1 S: 9	H: 0 LOB: 1 BB: 1 P: 15	R: 0 E: 0 K: 2 S: 12	H: 1 LOB: 0 BB: 0 P: 18	R: 0 E: 0 K: 0 S: 9	H: 0 LOB: 0 BB: 0 P: 12	1B: 5 2B: 0 3B: 0 HR: 0	SF: 0 SAC: 1 DP: 1 HBP: 0	WP: 0 PB: 0 SB: 1 CS: 0	PA: 32
PITCHER 54 Ervin Santana, R (1, 1) ERA: 3.77	IP: 9.0 WLS: W BF: 32	H: 5 R: 0 ER: 0 SO: 8	BB: 1 IBB: 0 HBP: 0 BLK: 0	WP: 0 HR: 0 S: 80 P: 122	ERA: 0.00 WHIP: 0.667	PITCHER										IP: WLS: BF: H: R: ER: SO: BB: IBB: HBP: BLK: WP: HR: S: P: ERA: WHIP						

Batter	1	2	3	4	5	6	7	8	9	AB	R	H	RBI	BB	SO	LOB	BOTTOM			
47 Howie Kendrick, R (1, 4) OBP: 0.312, SLG: 0.402										3	0	0	0	1	2	0	<p>Texas Rangers @ Los Angeles Angels Angel Stadium of Anaheim, Anaheim, CA Tue Sep 21 2010, 7:07 PM - 9:18 PM PDT Att: 41,707 - Cloudy - 67 F</p> <p>livebaseballscorecards.com</p> <p>AB 29 R 2 H 4 RBI 2 BB 2 SO 12 LOB 13</p>			
53 Bobby Abreu, L (1, 7) OBP: 0.351, SLG: 0.441										4	0	1	0	0	2	1				
77 Reggie Willits, S (9, 7)										0	0	0	0	0	0	0				
48 Toni Hunter, R (1, 9) OBP: 0.360, SLG: 0.472										4	0	0	0	0	2	2				
55 Hideki Matsui, L (1, 10) OBP: 0.361, SLG: 0.460										3	1	1	0	1	1	1				
44 Mike Napoli, R (1, 3) OBP: 0.322, SLG: 0.482										3	0	1	0	0	1	3				
16 Hank Conger, L (1, 2) OBP: 0.235, SLG: 0.313										3	1	1	1	0	0	1				
18 Kevin Frandsen, R (1, 5) OBP: 0.311, SLG: 0.338										3	0	0	1	0	0	2				
3 Brandon Wood, R (1, 6) OBP: 0.187, SLG: 0.224										3	0	0	0	0	2	1				
25 Peter Bourjos, R (1, 8) OBP: 0.234, SLG: 0.370										3	0	0	0	0	2	2				
Inning Stats	R: 0 E: 0 K: 3 S: 13	H: 0 LOB: 2 BB: 2 P: 25	R: 1 E: 0 K: 2 S: 8	H: 1 LOB: 0 BB: 0 P: 11	R: 0 E: 0 K: 1 S: 6	H: 0 LOB: 0 BB: 0 P: 8	R: 1 E: 1 K: 1 S: 14	H: 1 LOB: 2 BB: 0 P: 18	R: 0 E: 0 K: 0 S: 5	H: 1 LOB: 0 BB: 0 P: 13	R: 0 E: 0 K: 0 S: 9	H: 0 LOB: 0 BB: 0 P: 12	R: 0 E: 0 K: 2 S: 10	H: 0 LOB: 0 BB: 0 P: 16	R: 0 E: 0 K: 2 S: 10	H: 0 LOB: 0 BB: 0 P: 16	1B: 2 2B: 1 3B: 1 HR: 0	SF: 0 SAC: 0 DP: 1 HBP: 0	WP: 1 PB: 0 SB: 0 CS: 0	PA: 31
PITCHER 48 Colby Lewis, R (1, 1) ERA: 3.79	IP: 7.0 WLS: L BF: 28	H: 4 R: 2 ER: 2 SO: 10	BB: 2 IBB: 0 HBP: 0 BLK: 0	WP: 0 HR: 0 S: 65 P: 93	ERA: 2.57 WHIP: 0.857	PITCHER										IP: WLS: BF: H: R: ER: SO: BB: IBB: HBP: BLK: WP: HR: S: P: ERA: WHIP				
28 Darren Oliver, L (8, 1) ERA: 2.44	IP: 1.0 WLS: L BF: 3	H: 0 R: 0 ER: 0 SO: 2	BB: 0 IBB: 0 HBP: 0 BLK: 0	WP: 0 HR: 0 S: 10 P: 16	ERA: 0.00 WHIP: 0.000	PITCHER										IP: WLS: BF: H: R: ER: SO: BB: IBB: HBP: BLK: WP: HR: S: P: ERA: WHIP				

Batter	1	2	3	4	5	6	7	8	9	10	11	12	AB	R	H	RBI	BB	SO	LOB	TOP		
5 Ian Kinsler, R OBP: 0.362, SLG: 0.418	L6		E5		L6		G1-3			K		FC5-4	6	0	0	0	0	1	4			
10 Michael Young, R OBP: 0.331, SLG: 0.444	G6-3		SF7					G6-3			G5-3		4	0	1	1	0	0	0			
7 David Murphy, L OBP: 0.355, SLG: 0.444	G3		G4-3					G5-3			G3-1		5	0	1	0	0	0	1			
27 Vladimir Guerrero, R OBP: 0.346, SLG: 0.494		L6		G4-3			F8				G4-3		5	0	0	0	0	0	2			
21 Jeff Francoeur, R OBP: 0.297, SLG: 0.371		G6-3			K					G5-3			5	1	1	0	0	2	2			
19 Chris Davis, L OBP: 0.286, SLG: 0.315				G6-3									3	0	1	0	2	1	0			
15 Matt Treanor, R OBP: 0.292, SLG: 0.320							F8						3	0	0	0	0	0	4			
17 Nelson Cruz, R OBP: 0.367, SLG: 0.578							G6-3						1	0	0	0	0	1	0			
11 Benjie Molina, R OBP: 0.287, SLG: 0.312													0	0	0	0	0	0	0			
3 Andrés Blanco, S OBP: 0.320, SLG: 0.353			F8										4	0	0	0	0	1	0			
18 Mitch Moreland, L OBP: 0.342, SLG: 0.395							G6-3						1	0	0	0	0	1	2			
1 Elvis Andrus, R OBP: 0.346, SLG: 0.305													0	0	0	0	0	0	0			
20 Julio Borbon, L OBP: 0.309, SLG: 0.345													3	1	1	0	2	0	0			
Inning Stats	R: 0 E: 0 K: 0 S: 11	H: 0 LOB: 0 BB: 0 P: 14	R: 0 E: 0 K: 0 S: 6	H: 1 LOB: 1 BB: 0 P: 9	R: 1 E: 1 K: 0 S: 11	H: 0 LOB: 1 BB: 1 P: 19	R: 0 E: 0 K: 1 S: 8	H: 0 LOB: 0 BB: 0 P: 11	R: 0 E: 0 K: 0 S: 7	H: 2 LOB: 3 BB: 1 P: 31	R: 0 E: 0 K: 0 S: 7	H: 0 LOB: 0 BB: 0 P: 12	R: 0 E: 0 K: 2 S: 8	H: 0 LOB: 0 BB: 0 P: 12	R: 0 E: 0 K: 0 S: 6	H: 0 LOB: 0 BB: 0 P: 9	R: 1 E: 0 K: 1 S: 9	H: 2 LOB: 2 BB: 1 P: 17	1B: 3 2B: 2 3B: 0 HR: 0	SF: 1 SAC: 1 DP: 0 HBP: 0	WP: 0 PB: 1 SB: 0 CS: 0	PA: 46
PITCHER	IP	WLS	BF	H	R	ER	SO	BB	IBB	HBP	BLK	WP	HR	S	P	ERA	WHIP					
24 Dan Haren, R ERA: 3.98	7.0		28	3	1	0	2	2	1	0	0	0	0	7	12	0.00	0.000					
51 Jordan Walden, R ERA: 1.59	1.0		3	0	0	0	0	0	0	0	0	0	0	7	11	0.00	0.000					
56 Fernando Rodney, R ERA: 4.08	1.0		3	0	0	0	2	0	0	0	0	0	0	7	11	0.00	0.000					
40 Kevin Jepsen, R ERA: 4.36	1.0		3	0	0	0	2	0	0	0	0	0	0	8	12	0.00	0.000					
58 Michael Kohn, R ERA: 2.45	1.0		3	0	0	0	0	0	0	0	0	0	0	6	9	0.00	0.000					
PITCHER	IP	WLS	BF	H	R	ER	SO	BB	IBB	HBP	BLK	WP	HR	S	P	ERA	WHIP					
32 Matt Palmer, R ERA: 4.83	12.1		66	2	1	0	1	1	0	0	0	0	0	9	17	0.00	3.000					

Texas Rangers @ Los Angeles Angels
Angel Stadium of Anaheim, Anaheim, CA
Wed Sep 22 2010, 7:10 PM - 10:43 PM PDT
Alt. 41,222 - Cloudy - 66 F

AB 40
R 2
H 5
RBI 1
BB 4
SO 7
LOB 15



Batter	1	2	3	4	5	6	7	8	9	10	11	12	AB	R	H	RBI	BB	SO	LOB	BOTTOM		
77 Reggie Willits, S OBP: 0.343, SLG: 0.305						F7							5	0	2	0	0	2	0			
47 Howie Kendrick, R OBP: 0.313, SLG: 0.402			G4-3				G5-3				FC4		5	0	2	0	0	0	1			
48 Torii Hunter, R OBP: 0.359, SLG: 0.469								G5-3					4	0	0	0	1	1	3			
44 Mike Napoli, R OBP: 0.322, SLG: 0.488													5	1	2	1	0	0	2			
20 Juan Rivera, R OBP: 0.309, SLG: 0.398													3	0	2	0	2	0	1			
18 Kevin Frandsen, R OBP: 0.303, SLG: 0.329													4	0	0	0	0	1	3			
5 Jeff Mathis, R OBP: 0.210, SLG: 0.276													4	0	0	0	0	1	3			
53 Bobby Abreu, L OBP: 0.351, SLG: 0.441													1	0	0	0	0	0	0			
3 Brandon Wood, R OBP: 0.184, SLG: 0.220													4	0	0	0	0	1	2			
55 Hideki Matsui, L OBP: 0.390, SLG: 0.459													1	0	0	0	0	0	0			
25 Peter Bourjos, R OBP: 0.226, SLG: 0.300													4	0	0	0	0	0	0			
Inning Stats	R: 0 E: 0 K: 2 S: 13	H: 1 LOB: 1 BB: 0 P: 18	R: 0 E: 0 K: 0 S: 7	H: 0 LOB: 1 BB: 1 P: 14	R: 0 E: 0 K: 1 S: 10	H: 0 LOB: 0 BB: 0 P: 15	R: 0 E: 0 K: 1 S: 11	H: 1 LOB: 1 BB: 1 P: 19	R: 0 E: 0 K: 1 S: 6	H: 0 LOB: 0 BB: 0 P: 9	R: 0 E: 0 K: 0 S: 12	H: 2 LOB: 1 BB: 0 P: 17	R: 0 E: 0 K: 0 S: 8	H: 1 LOB: 1 BB: 0 P: 12	R: 0 E: 0 K: 0 S: 6	H: 1 LOB: 0 BB: 0 P: 9	R: 0 E: 0 K: 0 S: 6	H: 0 LOB: 0 BB: 0 P: 9	1B: 7 2B: 0 3B: 0 HR: 1	SF: 0 SAC: 1 DP: 3 HBP: 0	WP: 0 PB: 0 SB: 0 CS: 0	PA: 44
PITCHER	IP	WLS	BF	H	R	ER	SO	BB	IBB	HBP	BLK	WP	HR	S	P	ERA	WHIP					
36 C.J. Wilson, L ERA: 1.16	6.0		23	3	1	1	5	3	0	0	0	0	0	17	24	0.00	1.000					
64 Alexi Ogando, R ERA: 1.16	2.0		7	2	0	0	1	0	0	0	0	0	0	13	18	0.00	1.000					
57 Dustin Nippert, R ERA: 4.47	1.0		4	1	0	0	0	0	0	0	0	0	0	8	12	0.00	1.000					
28 Darren Oliver, L ERA: 2.4	1.0		4	1	0	0	0	0	0	0	0	0	0	6	9	0.00	1.000					
54 Matt Harrison, L ERA: 4.2	1.0		W	3	1	0	0	0	0	0	0	0	0	6	9	0.00	1.000					
PITCHER	IP	WLS	BF	H	R	ER	SO	BB	IBB	HBP	BLK	WP	HR	S	P	ERA	WHIP					
30 Nethali Feliz, R ERA: 2.95	12.1		66	2	1	0	1	1	0	0	0	0	0	9	17	0.00	0.000					

Texas Rangers @ Los Angeles Angels
Angel Stadium of Anaheim, Anaheim, CA
Wed Sep 22 2010, 7:10 PM - 10:43 PM PDT
Alt. 41,222 - Cloudy - 66 F

AB 40
R 1
H 8
RBI 1
BB 3
SO 6
LOB 15



Batter	1	2	3	4	5	6	7	8	9	AB	R	H	RBI	BB	SO	LOB	TOP										
1 Elvis Andrus, R OBP: 0.344, SLG: 0.302										4	0	0	0	0	3	0											
10 Michael Young, R OBP: 0.331, SLG: 0.442										3	0	0	0	1	0	0											
17 Nelson Cruz, R OBP: 0.366, SLG: 0.575										4	0	1	0	0	2	1											
27 Vladimir Guerrero, R OBP: 0.297, SLG: 0.491										3	0	0	0	0	0	1											
6 Esteban German, R (9, PR)										0	0	0	0	0	0	0											
5 Ian Kinsler, R OBP: 0.381, SLG: 0.415										3	0	0	0	1	1	2											
21 Jeff Francoeur, R OBP: 0.297, SLG: 0.369										2	0	0	0	1	0	0											
7 David Murphy, L OBP: 0.353, SLG: 0.441										3	0	0	0	0	0	2											
8 Jorge Cantu, R OBP: 0.302, SLG: 0.384										3	0	0	0	0	1	2											
2 Taylor Teagarden, R OBP: 0.233, SLG: 0.338										3	0	0	0	0	2	2											
Inning Stats	R: 0 H: 1 E: 0 K: 0 S: 15	H: 1 LOB: 1 BB: 0 P: 22	R: 0 H: 0 E: 0 K: 1 S: 11	H: 0 LOB: 0 BB: 0 P: 18	R: 0 H: 0 E: 0 K: 3 S: 9	H: 0 LOB: 0 BB: 0 P: 12	R: 0 H: 0 E: 0 K: 1 S: 9	H: 0 LOB: 0 BB: 0 P: 13	R: 0 H: 0 E: 0 K: 0 S: 7	H: 0 LOB: 0 BB: 0 P: 10	R: 0 H: 0 E: 0 K: 1 S: 6	H: 0 LOB: 0 BB: 0 P: 7	R: 0 H: 0 E: 0 K: 0 S: 9	H: 0 LOB: 0 BB: 0 P: 13	R: 0 H: 0 E: 0 K: 1 S: 9	H: 0 LOB: 2 BB: 2 P: 19	R: 0 H: 0 E: 0 K: 2 S: 10	H: 0 LOB: 2 BB: 1 P: 24	1B: 1 2B: 0 3B: 0 HR: 0	SF: 0 SAC: 0 DP: 0 HBP: 1	WP: 0 PB: 0 SB: 0 CS: 0	PA: 32					
PITCHER	IP	WLS	BF	H	R	ER	SO	BB	IBB	HBP	BLK	WP	HR	S	P	ERA	WHIP										
51 Dallas Braden, L ERA: 3.49	8.0	W	27	1	0	0	7	2	0	0	0	0	0	75	114	0.00	0.375										
31 Brad Ziegler, R ERA: 3.07	1.0		5	0	0	0	2	1	0	1	0	0	0	10	24	0.00	1.000										

Texas Rangers @ Oakland Athletics
Oakland Coliseum, Oakland, CA
Thu Sep 23 2010, 7:10 PM - 9:31 PM PDT
Att. 10,815 - Clear - 68 F

AB 28
R 0
H 1
RBI 0
BB 3
SO 9
LOB 10



Batter	1	2	3	4	5	6	7	8	9	AB	R	H	RBI	BB	SO	LOB	BOTTOM										
14 Mark Ellis, R OBP: 0.348, SLG: 0.360										4	0	1	0	0	0	1											
10 Danic Barton, L OBP: 0.395, SLG: 0.401										3	1	0	0	1	1	1											
8 Kurt Suzuki, R OBP: 0.312, SLG: 0.370										3	1	1	0	1	0	0											
5 Kevin Kouzmanoff, R OBP: 0.286, SLG: 0.397										4	0	0	0	0	2	3											
32 Jack Cust, L OBP: 0.407, SLG: 0.452										4	0	1	1	0	2	0											
22 Chris Carter, R OBP: 0.156, SLG: 0.190										2	1	1	1	0	0	0											
45 Jeremy Hermida, L OBP: 0.259, SLG: 0.332										1	0	0	0	0	1	0											
25 Matt Carson, R OBP: 0.169, SLG: 0.311										3	0	1	1	0	0	1											
18 Gabe Gross, L OBP: 0.281, SLG: 0.307										3	1	1	0	0	0	1											
30 Steve Tolleson, R OBP: 0.313, SLG: 0.348										3	1	2	1	0	0	1											
2 Cliff Pennington, S OBP: 0.317, SLG: 0.355										0	0	0	0	0	0	0											
Inning Stats	R: 0 H: 0 E: 0 K: 1 S: 9	H: 0 LOB: 0 BB: 0 P: 12	R: 0 H: 0 E: 0 K: 1 S: 9	H: 0 LOB: 0 BB: 0 P: 12	R: 0 H: 1 E: 0 K: 0 S: 10	H: 1 LOB: 1 BB: 0 P: 16	R: 2 H: 1 E: 0 K: 1 S: 16	H: 1 LOB: 1 BB: 2 P: 31	R: 2 H: 4 E: 0 K: 0 S: 13	H: 4 LOB: 1 BB: 0 P: 21	R: 1 H: 2 E: 0 K: 1 S: 9	H: 2 LOB: 1 BB: 0 P: 15	R: 0 H: 0 E: 0 K: 0 S: 9	H: 0 LOB: 0 BB: 0 P: 13	R: 0 H: 0 E: 0 K: 2 S: 12	H: 0 LOB: 0 BB: 0 P: 18	1B: 4 2B: 4 3B: 0 HR: 0	SF: 1 SAC: 0 DP: 1 HBP: 0	WP: 0 PB: 0 SB: 0 CS: 0	PA: 33							
PITCHER	IP	WLS	BF	H	R	ER	SO	BB	IBB	HBP	BLK	WP	HR	S	P	ERA	WHIP										
33 Cliff Lee, L ERA: 3.29	5.0	L	22	6	4	4	3	0	0	0	0	0	0	18	28	7.20	1.600										
39 Scott Feldman, R ERA: 5.45	2.0		8	2	1	1	1	0	0	0	0	0	0	18	28	4.50	1.000										
62 Michael Kirkman, L ERA: 0.71	1.0		3	0	0	0	2	0	0	0	0	0	0	12	18	0.00	0.000										

Texas Rangers @ Oakland Athletics
Oakland Coliseum, Oakland, CA
Thu Sep 23 2010, 7:10 PM - 9:31 PM PDT
Att. 10,815 - Clear - 68 F

AB 30
R 5
H 8
RBI 4
BB 2
SO 6
LOB 8



Batter	1	2	3	4	5	6	7	8	9	AB	R	H	RBI	BB	SO	LOB	TOP				
1 Elvis Andrus, R OBP: 0.342, SLG: 0.300	G5-6-3	K	FC4-6	FC4-6	FC4-6	FC4-6	FC4-6	FC4-6	G6-3	4	1	0	0	1	1	3	Texas Rangers @ Oakland Athletics Oakland Coliseum, Oakland, CA Sat Sep 25 2010, 1:11 PM - 4:24 PM PDT Att: 20,136 - Sunny - 79 F				
10 Michael Young, R OBP: 0.367, SLG: 0.448	G4-3		HR	G6-3	G6-3	G6-3	K	G6-3	G6-3	5	1	2	1	0	1	1					
17 Nelson Cruz, R OBP: 0.367, SLG: 0.568	BB	BB	G6-3	G6-3	G6-3	G6-3	G5-3	G6-3	G6-3	3	0	0	0	2	0	1					
27 Vladimir Guerrero, R OBP: 0.347, SLG: 0.497	BB	BB	P2	G6-4-3	G6-4-3	G6-4-3	F8			3	0	0	0	1	0	1					
5 Ian Kinsler, R OBP: 0.385, SLG: 0.422	F8		1B	1B	1B	1B	2B	BB	BB	3	1	2	0	1	0	2					
21 Jeff Francoeur, R OBP: 0.328, SLG: 0.376	F9	G4-3	G4-3	G4-3	G4-3	P3	P3	G6-4-3	G6-4-3	4	0	0	0	0	0	3					
8 Jorge Cantu, R OBP: 0.306, SLG: 0.396		1B	G3	G3	G3	E7	E7	HR	HR	4	1	3	2	0	0	0					
19 Chris Davis, L OBP: 0.302, SLG: 0.318		1B	G3	G3	G3	G6-3	G6-3	HR	HR	0	0	0	0	0	0	0					
15 Matt Treanor, R OBP: 0.287, SLG: 0.314	F7	F7	F7	F7	F7	G6-3	G6-3	L6	L6	4	0	0	0	0	0	2					
20 Julio Borbon, L OBP: 0.312, SLG: 0.348		1B	1B	1B	1B	K	K	F8	F8	4	0	2	0	0	1	1					
Inning Stats	R: 0 H: 0 K: 0 S: 8	H: 0 LOB: 2 BB: 2 P: 21	R: 0 H: 2 K: 1 S: 8	H: 2 LOB: 2 BB: 0 P: 13	R: 1 H: 2 K: 0 S: 12	H: 2 LOB: 1 BB: 0 P: 18	R: 0 H: 1 K: 0 S: 10	H: 1 LOB: 1 BB: 1 P: 16	R: 0 H: 0 K: 0 S: 6	H: 0 LOB: 0 BB: 1 P: 13	R: 1 H: 2 K: 1 S: 17	H: 2 LOB: 1 BB: 0 P: 25	R: 1 H: 0 K: 1 S: 14	H: 0 LOB: 0 BB: 1 P: 23	R: 1 H: 1 K: 0 S: 9	H: 1 LOB: 1 BB: 0 P: 18	1B: 5 2B: 2 3B: 0 HR: 2	SF: 0 SAC: 0 DP: 2 HBP: 0	WP: 1 PB: 0 SB: 4 CS: 0	PA: 39	
PITCHER	IP WLS BF H R ER SO BB IBB HBP BLK WP HR S P ERA WHIP	IP WLS BF H R ER SO BB IBB HBP BLK WP HR S P ERA WHIP	IP WLS BF H R ER SO BB IBB HBP BLK WP HR S P ERA WHIP	IP WLS BF H R ER SO BB IBB HBP BLK WP HR S P ERA WHIP	IP WLS BF H R ER SO BB IBB HBP BLK WP HR S P ERA WHIP	IP WLS BF H R ER SO BB IBB HBP BLK WP HR S P ERA WHIP	IP WLS BF H R ER SO BB IBB HBP BLK WP HR S P ERA WHIP	IP WLS BF H R ER SO BB IBB HBP BLK WP HR S P ERA WHIP	IP WLS BF H R ER SO BB IBB HBP BLK WP HR S P ERA WHIP	IP WLS BF H R ER SO BB IBB HBP BLK WP HR S P ERA WHIP	IP WLS BF H R ER SO BB IBB HBP BLK WP HR S P ERA WHIP	IP WLS BF H R ER SO BB IBB HBP BLK WP HR S P ERA WHIP	IP WLS BF H R ER SO BB IBB HBP BLK WP HR S P ERA WHIP	IP WLS BF H R ER SO BB IBB HBP BLK WP HR S P ERA WHIP	IP WLS BF H R ER SO BB IBB HBP BLK WP HR S P ERA WHIP	IP WLS BF H R ER SO BB IBB HBP BLK WP HR S P ERA WHIP	IP WLS BF H R ER SO BB IBB HBP BLK WP HR S P ERA WHIP	IP WLS BF H R ER SO BB IBB HBP BLK WP HR S P ERA WHIP	IP WLS BF H R ER SO BB IBB HBP BLK WP HR S P ERA WHIP	IP WLS BF H R ER SO BB IBB HBP BLK WP HR S P ERA WHIP	IP WLS BF H R ER SO BB IBB HBP BLK WP HR S P ERA WHIP

Batter	1	2	3	4	5	6	7	8	9	AB	R	H	RBI	BB	SO	LOB	BOTTOM					
11 Rajai Davis, R OBP: 0.306, SLG: 0.364	G1-3	G1-3	G6-3	G6-3	K	K	F7	F7	F7	4	1	1	0	0	1	1	Texas Rangers @ Oakland Athletics Oakland Coliseum, Oakland, CA Sat Sep 25 2010, 1:11 PM - 4:24 PM PDT Att: 20,136 - Sunny - 79 F					
10 Danie Barton, L OBP: 0.394, SLG: 0.398	G1-3	G1-3	K	K	K	BB	BB	1B	1B	3	0	1	0	1	1	1						
14 Mark Ellis, R OBP: 0.352, SLG: 0.363	BB	BB	1B	1B	1B	F8	F8	F8	F8	3	0	1	0	1	0	2						
8 Kurt Suzuki, R OBP: 0.309, SLG: 0.366	FC4-6	FC4-6	CS	CS	K	L9	L9	P5	P5	4	0	0	1	0	1	3						
5 Kevin Kouzmanoff, R OBP: 0.286, SLG: 0.395	F7	F7	HBP	HBP	HBP	F7	F7	K	K	3	0	0	0	0	1	3						
22 Chris Carter, R OBP: 0.170, SLG: 0.220	G6-4-3	G6-4-3	G6-4-3	G6-4-3	G6-4-3	K	K	K	K	4	0	1	0	0	2	1						
25 Matt Carson, R OBP: 0.173, SLG: 0.308	FC1-6	FC1-6	F8	F8	F8	F8	G4-3	G4-3	G4-3	2	0	0	0	0	0	1						
18 Gabe Gross, L OBP: 0.279, SLG: 0.304	FC6	FC6	FC6	FC6	FC6	FC6	G4-3	G4-3	G4-3	0	0	0	0	0	0	0						
30 Steve Tolleson, R OBP: 0.306, SLG: 0.340	FC6	FC6	FC6	FC6	FC6	FC6	G4-3	G4-3	G4-3	1	0	0	0	0	0	0						
45 Jeremy Hermida, L OBP: 0.277, SLG: 0.360	FC6	FC6	FC6	FC6	FC6	FC6	G4-3	G4-3	G4-3	1	0	1	0	0	0	0						
11 Landon Powell, S OBP: 0.320, SLG: 0.321	BB	BB	L9	L9	L9	L9	HR	HR	HR	1	1	0	0	2	0	0						
32 Jack Cust, L OBP: 0.404, SLG: 0.446	BB	BB	L9	L9	L9	L9	HR	HR	HR	1	0	0	0	0	0	1						
2 Cliff Pennington, S OBP: 0.318, SLG: 0.364	FC6	FC6	FC6	FC6	FC6	FC6	F7	F7	F7	4	1	2	2	0	0	3						
Inning Stats	R: 1 H: 1 K: 0 S: 14	H: 1 LOB: 1 BB: 1 P: 24	R: 0 H: 1 K: 0 S: 10	H: 1 LOB: 1 BB: 1 P: 16	R: 0 H: 1 K: 1 S: 12	H: 1 LOB: 0 BB: 0 P: 20	R: 0 H: 0 K: 1 S: 9	H: 0 LOB: 0 BB: 0 P: 14	R: 0 H: 1 K: 1 S: 9	H: 1 LOB: 1 BB: 1 P: 17	R: 0 H: 0 K: 0 S: 11	H: 0 LOB: 1 BB: 1 P: 17	R: 2 H: 1 K: 1 S: 12	H: 1 LOB: 0 BB: 1 P: 23	R: 0 H: 1 K: 1 S: 9	H: 1 LOB: 1 BB: 0 P: 12	R: 0 H: 1 K: 1 S: 13	H: 1 LOB: 1 BB: 0 P: 21	1B: 5 2B: 1 3B: 0 HR: 1	SF: 0 SAC: 0 DP: 2 HBP: 1	WP: 0 PB: 0 SB: 2 CS: 1	PA: 37
PITCHER	IP WLS BF H R ER SO BB IBB HBP BLK WP HR S P ERA WHIP	IP WLS BF H R ER SO BB IBB HBP BLK WP HR S P ERA WHIP	IP WLS BF H R ER SO BB IBB HBP BLK WP HR S P ERA WHIP	IP WLS BF H R ER SO BB IBB HBP BLK WP HR S P ERA WHIP	IP WLS BF H R ER SO BB IBB HBP BLK WP HR S P ERA WHIP	IP WLS BF H R ER SO BB IBB HBP BLK WP HR S P ERA WHIP	IP WLS BF H R ER SO BB IBB HBP BLK WP HR S P ERA WHIP	IP WLS BF H R ER SO BB IBB HBP BLK WP HR S P ERA WHIP	IP WLS BF H R ER SO BB IBB HBP BLK WP HR S P ERA WHIP	IP WLS BF H R ER SO BB IBB HBP BLK WP HR S P ERA WHIP	IP WLS BF H R ER SO BB IBB HBP BLK WP HR S P ERA WHIP	IP WLS BF H R ER SO BB IBB HBP BLK WP HR S P ERA WHIP	IP WLS BF H R ER SO BB IBB HBP BLK WP HR S P ERA WHIP	IP WLS BF H R ER SO BB IBB HBP BLK WP HR S P ERA WHIP	IP WLS BF H R ER SO BB IBB HBP BLK WP HR S P ERA WHIP	IP WLS BF H R ER SO BB IBB HBP BLK WP HR S P ERA WHIP	IP WLS BF H R ER SO BB IBB HBP BLK WP HR S P ERA WHIP	IP WLS BF H R ER SO BB IBB HBP BLK WP HR S P ERA WHIP	IP WLS BF H R ER SO BB IBB HBP BLK WP HR S P ERA WHIP	IP WLS BF H R ER SO BB IBB HBP BLK WP HR S P ERA WHIP	IP WLS BF H R ER SO BB IBB HBP BLK WP HR S P ERA WHIP	

AB	34
R	4
H	9
RBI	3
BB	5
SO	3
LOB	14



Batter	1	2	3	4	5	6	7	8	9	AB	R	H	RBI	BB	SO	LOB	TOP						
20 Julio Borbon, L OBP: 0.314, SLG: 0.350	G6-3	FC6-4 6 G5-3 7 1B															7 2 3 2 0 1 3						
6 Esteban German, R OBP: 0.429, SLG: 0.333		G5-3					F9										5 3 2 1 1 1 4						
7 David Murphy, L OBP: 0.357, SLG: 0.449			G3				P5										4 2 2 4 2 0 3						
21 Jeff Francoeur, R OBP: 0.303, SLG: 0.386		F8															6 2 4 4 0 1 1						
19 Chris Davis, L OBP: 0.288, SLG: 0.302	K		F7		G3		G6-3		FC3-6								6 0 0 0 0 2 5						
8 Jorge Cantu, R OBP: 0.308, SLG: 0.397					G1-3			F9	F9								6 1 3 0 0 0 3						
18 Mitch Moreland, L OBP: 0.317, SLG: 0.446					L9				F8								6 2 3 5 0 1 4						
3 Andrés Blanco, S OBP: 0.331, SLG: 0.360							F8										5 3 3 0 1 0 2						
2 Taylor Teagarden, R OBP: 0.244, SLG: 0.343							F9										5 1 2 0 0 1 1						
Inning Stats	R: 1 E: 0 K: 2 S: 14	H: 3 LOB: 3 BB: 1 P: 22	R: 2 E: 0 K: 0 S: 13	H: 3 LOB: 1 BB: 0 P: 20	R: 3 E: 0 K: 1 S: 16	H: 5 LOB: 2 BB: 0 P: 25	R: 1 E: 0 K: 0 S: 7	H: 1 LOB: 0 BB: 0 P: 13	R: 0 E: 0 K: 1 S: 8	H: 0 LOB: 0 BB: 0 P: 12	R: 2 E: 0 K: 1 S: 12	H: 3 LOB: 2 BB: 1 P: 23	R: 0 E: 0 K: 1 S: 11	H: 1 LOB: 1 BB: 0 P: 18	R: 0 E: 0 K: 0 S: 10	H: 1 LOB: 1 BB: 0 P: 15	R: 7 E: 2 K: 1 S: 24	H: 5 LOB: 2 BB: 2 P: 39	1B: 18 2B: 0 3B: 0 HR: 4	SF: 0 SAC: 1 DP: 0 HBP: 0	WP: 0 PB: 0 SB: 1 CS: 0	PA: 55	
PITCHER	IP WLS BF H R ER SO BB IBB HBP BLK WP HR S P ERA WHIP	IP WLS BF H R ER SO BB IBB HBP BLK WP HR S P ERA WHIP	IP WLS BF H R ER SO BB IBB HBP BLK WP HR S P ERA WHIP	IP WLS BF H R ER SO BB IBB HBP BLK WP HR S P ERA WHIP	IP WLS BF H R ER SO BB IBB HBP BLK WP HR S P ERA WHIP	IP WLS BF H R ER SO BB IBB HBP BLK WP HR S P ERA WHIP	IP WLS BF H R ER SO BB IBB HBP BLK WP HR S P ERA WHIP	IP WLS BF H R ER SO BB IBB HBP BLK WP HR S P ERA WHIP	IP WLS BF H R ER SO BB IBB HBP BLK WP HR S P ERA WHIP	IP WLS BF H R ER SO BB IBB HBP BLK WP HR S P ERA WHIP	IP WLS BF H R ER SO BB IBB HBP BLK WP HR S P ERA WHIP	IP WLS BF H R ER SO BB IBB HBP BLK WP HR S P ERA WHIP	IP WLS BF H R ER SO BB IBB HBP BLK WP HR S P ERA WHIP	IP WLS BF H R ER SO BB IBB HBP BLK WP HR S P ERA WHIP	IP WLS BF H R ER SO BB IBB HBP BLK WP HR S P ERA WHIP	IP WLS BF H R ER SO BB IBB HBP BLK WP HR S P ERA WHIP	IP WLS BF H R ER SO BB IBB HBP BLK WP HR S P ERA WHIP	IP WLS BF H R ER SO BB IBB HBP BLK WP HR S P ERA WHIP	IP WLS BF H R ER SO BB IBB HBP BLK WP HR S P ERA WHIP	IP WLS BF H R ER SO BB IBB HBP BLK WP HR S P ERA WHIP	IP WLS BF H R ER SO BB IBB HBP BLK WP HR S P ERA WHIP	IP WLS BF H R ER SO BB IBB HBP BLK WP HR S P ERA WHIP	IP WLS BF H R ER SO BB IBB HBP BLK WP HR S P ERA WHIP

Texas Rangers @ Oakland Athletics
Oakland Coliseum, Oakland, CA
Sun Sep 26 2010, 1:09 PM - 4:36 PM PDT
Att: 21,030 - Sunny - 77 F

AB	50
R	16
H	22
RBI	16
BB	4
SO	7
LOB	26



Batter	1	2	3	4	5	6	7	8	9	AB	R	H	RBI	BB	SO	LOB	BOTTOM						
11 Rajai Davis, R OBP: 0.310, SLG: 0.370	P4																6 1 4 2 0 0 2						
10 Daric Barton, L OBP: 0.392, SLG: 0.395																	3 0 0 0 0 2 2						
19 Jeff Larish, L OBP: 0.271, SLG: 0.323	K		L8														1 0 0 0 0 1 2						
29 Josh Donaldson, R (6, PH) OBP: 0.219, SLG: 0.500																	2 0 1 1 0 0 2						
14 Mark Ellis, R OBP: 0.352, SLG: 0.363	P3																3 0 1 0 0 0 1						
36 Eric Sogard, L OBP: 0.556, SLG: 0.429																	1 0 1 0 1 0 0						
32 Jack Cust, L OBP: 0.398, SLG: 0.439																	5 1 0 0 0 0 4						
8 Kurt Suzuki, R OBP: 0.309, SLG: 0.365																	3 0 1 0 0 1 1						
11 Landon Powell, S OBP: 0.315, SLG: 0.315																	2 0 0 0 0 0 1						
5 Kevin Kousseroff, R OBP: 0.298, SLG: 0.397																	3 0 1 0 0 1 1						
1 Akinori Iwamura, L OBP: 0.285, SLG: 0.250																	1 1 0 0 1 0 0						
45 Jeremy Hermida, L OBP: 0.317, SLG: 0.362																	3 0 0 0 0 1 2						
25 Matt Carson, R (6, PH) OBP: 0.193, SLG: 0.354																	1 2 1 1 1 0 0						
18 Gabe Gross, L OBP: 0.294, SLG: 0.315																	2 3 2 2 3 0 0						
2 Cliff Pennington, S OBP: 0.317, SLG: 0.362																	2 0 0 0 0 1 4						
30 Steve Tolleson, R OBP: 0.366, SLG: 0.417																	1 1 1 3 2 0 0						
Inning Stats	R: 0 E: 0 K: 1 S: 6	H: 0 LOB: 0 BB: 0 P: 9	R: 0 E: 0 K: 0 S: 12	H: 2 LOB: 3 BB: 1 P: 22	R: 0 E: 0 K: 0 S: 11	H: 1 LOB: 0 BB: 0 P: 17	R: 0 E: 0 K: 0 S: 8	H: 0 LOB: 0 BB: 0 P: 9	R: 1 E: 0 K: 3 S: 17	H: 2 LOB: 1 BB: 0 P: 26	R: 0 E: 0 K: 2 S: 15	H: 1 LOB: 1 BB: 0 P: 19	R: 0 E: 0 K: 1 S: 8	H: 0 LOB: 2 BB: 2 P: 20	R: 6 E: 0 K: 0 S: 21	H: 5 LOB: 3 BB: 3 P: 42	R: 2 E: 0 K: 0 S: 15	H: 2 LOB: 2 BB: 2 P: 29	1B: 8 2B: 3 3B: 0 HR: 2	SF: 0 SAC: 0 DP: 1 HBP: 0	WP: 0 PB: 0 SB: 0 CS: 0	PA: 47	
PITCHER	IP WLS BF H R ER SO BB IBB HBP BLK WP HR S P ERA WHIP	IP WLS BF H R ER SO BB IBB HBP BLK WP HR S P ERA WHIP	IP WLS BF H R ER SO BB IBB HBP BLK WP HR S P ERA WHIP	IP WLS BF H R ER SO BB IBB HBP BLK WP HR S P ERA WHIP	IP WLS BF H R ER SO BB IBB HBP BLK WP HR S P ERA WHIP	IP WLS BF H R ER SO BB IBB HBP BLK WP HR S P ERA WHIP	IP WLS BF H R ER SO BB IBB HBP BLK WP HR S P ERA WHIP	IP WLS BF H R ER SO BB IBB HBP BLK WP HR S P ERA WHIP	IP WLS BF H R ER SO BB IBB HBP BLK WP HR S P ERA WHIP	IP WLS BF H R ER SO BB IBB HBP BLK WP HR S P ERA WHIP	IP WLS BF H R ER SO BB IBB HBP BLK WP HR S P ERA WHIP	IP WLS BF H R ER SO BB IBB HBP BLK WP HR S P ERA WHIP	IP WLS BF H R ER SO BB IBB HBP BLK WP HR S P ERA WHIP	IP WLS BF H R ER SO BB IBB HBP BLK WP HR S P ERA WHIP	IP WLS BF H R ER SO BB IBB HBP BLK WP HR S P ERA WHIP	IP WLS BF H R ER SO BB IBB HBP BLK WP HR S P ERA WHIP	IP WLS BF H R ER SO BB IBB HBP BLK WP HR S P ERA WHIP	IP WLS BF H R ER SO BB IBB HBP BLK WP HR S P ERA WHIP	IP WLS BF H R ER SO BB IBB HBP BLK WP HR S P ERA WHIP	IP WLS BF H R ER SO BB IBB HBP BLK WP HR S P ERA WHIP	IP WLS BF H R ER SO BB IBB HBP BLK WP HR S P ERA WHIP	IP WLS BF H R ER SO BB IBB HBP BLK WP HR S P ERA WHIP	IP WLS BF H R ER SO BB IBB HBP BLK WP HR S P ERA WHIP

Texas Rangers @ Oakland Athletics
Oakland Coliseum, Oakland, CA
Sun Sep 26 2010, 1:09 PM - 4:36 PM PDT
Att: 21,030 - Sunny - 77 F

AB	39
R	9
H	13
RBI	9
BB	8
SO	7
LOB	22



Batter	1	2	3	4	5	6	7	8	9	AB	R	H	RBI	BB	SO	LOB	TOP										
51 Ichiro Suzuki, L OBP: 0.399, SLG: 0.395	F7	K			G4-3		P6		G5-3	5	0	0	0	0	1	1											
9 Chone Figgins, S OBP: 0.341, SLG: 0.307	F9				F9		G1-3		F9	5	1	2	0	0	0	0											
4 Jose Lopez, R OBP: 0.269, SLG: 0.337	F9						F8			4	1	2	0	1	0	1											
21 Franklin Gutierrez, R OBP: 0.311, SLG: 0.372	F9								P6	4	2	2	1	0	0	2											
17 Justin Smoak, S OBP: 0.290, SLG: 0.340										4	2	3	3	0	0	1											
10 Adam Moore, R OBP: 0.280, SLG: 0.277										3	1	1	1	0	2	1											
61 Matt Mangini, L OBP: 0.294, SLG: 0.250										4	0	0	0	0	1	3											
56 Greg Halman, R OBP: 0.077, SLG: 0.154										4	0	1	1	0	0	2											
16 Josh Wilson, R OBP: 0.285, SLG: 0.298										4	0	0	0	0	3	3											
Inning Stats	R: 0 E: 0 K: 0 S: 7	H: 1 LOB: 1 BB: 0 P: 12	R: 2 E: 0 K: 2 S: 14	H: 3 LOB: 1 BB: 0 P: 24	R: 1 E: 0 K: 1 S: 12	H: 2 LOB: 1 BB: 0 P: 16	R: 0 E: 0 K: 1 S: 8	H: 0 LOB: 0 BB: 0 P: 14	R: 3 E: 0 K: 2 S: 10	H: 2 LOB: 0 BB: 1 P: 19	R: 0 E: 0 K: 0 S: 5	H: 0 LOB: 0 BB: 0 P: 9	R: 1 E: 0 K: 0 S: 15	H: 2 LOB: 2 BB: 0 P: 22	R: 0 E: 0 K: 0 S: 10	H: 1 LOB: 1 BB: 0 P: 15	1B: 7 2B: 3 3B: 0 HR: 1	SF: 1 SAC: 1 DP: 0 HBP: 0	WP: 1 PB: 0 SB: 0 CS: 0	PA: 40							
PITCHER	IP	WLS	BF	H	R	ER	SO	BB	IBB	HBP	BLK	WP	HR	S	P	ERA	WHIP										
36 C.J. Wilson, L ERA: 3.35	5.0	L	24	8	6	6	5	1	0	0	0	0	1	51	85	10.80	1.800										
62 Michael Kirkman, L ERA: 9.57	2.0		6	0	0	0	2	0	0	0	0	0	0	12	20	0.00	0.000										
46 Pedro Strop, R ERA: 11.17	1.0		6	2	1	1	0	0	0	0	0	1	0	15	22	9.00	2.000										
54 Matt Harrison, L ERA: 4.72	0.2		3	1	0	0	0	0	0	0	0	0	0	8	12	0.00	1.500										
64 Alexi Ogando, R ERA: 1.34	0.1		1	0	0	0	0	0	0	0	0	0	0	2	3	0.00	0.000										

Seattle Mariners @ Texas Rangers
Rangers Ballpark in Arlington, Arlington, TX
Mon Sep 27 2010, 8:07 PM - 10:56 PM EDT
Att: 29,381 - Clear - 73 F

AB	37
R	7
H	11
RBI	6
BB	1
SO	7
LOB	14



Batter	1	2	3	4	5	6	7	8	9	AB	R	H	RBI	BB	SO	LOB	BOTTOM										
1 Elvis Andrus, R OBP: 0.341, SLG: 0.299	G5-3		L1-3		FC1-6				G6-4-3	5	1	1	0	0	0	2											
10 Michael Young, R OBP: 0.321, SLG: 0.448	G1-3								G5-3	5	1	2	0	0	0	1											
7 David Murphy, L OBP: 0.357, SLG: 0.447	G4-3								G4-3	4	1	1	1	1	0	1											
27 Vladimir Guerrero, R OBP: 0.346, SLG: 0.499										5	1	1	1	0	2	5											
17 Nelson Cruz, R OBP: 0.373, SLG: 0.578										2	1	2	3	2	0	0											
5 Ian Kinsler, R OBP: 0.386, SLG: 0.421										3	0	1	0	1	1	2											
19 Chris Davis, L OBP: 0.281, SLG: 0.294										3	0	0	0	0	2	3											
8 Jorge Cantu, R OBP: 0.307, SLG: 0.397										1	0	0	0	0	0	1											
15 Matt Treanor, R OBP: 0.291, SLG: 0.317										4	0	2	0	0	1	2											
20 Julio Borbon, L OBP: 0.314, SLG: 0.349										4	0	1	0	0	0	5											
Inning Stats	R: 0 E: 0 K: 0 S: 10	H: 0 LOB: 0 BB: 0 P: 13	R: 1 E: 0 K: 0 S: 11	H: 2 LOB: 2 BB: 1 P: 20	R: 0 E: 0 K: 1 S: 8	H: 1 LOB: 1 BB: 0 P: 9	R: 0 E: 0 K: 1 S: 8	H: 1 LOB: 0 BB: 0 P: 10	R: 1 E: 0 K: 0 S: 12	H: 3 LOB: 2 BB: 0 P: 16	R: 0 E: 0 K: 2 S: 13	H: 1 LOB: 2 BB: 1 P: 22	R: 3 E: 0 K: 1 S: 16	H: 2 LOB: 1 BB: 2 P: 31	R: 0 E: 0 K: 1 S: 9	H: 1 LOB: 0 BB: 0 P: 12	R: 0 E: 0 K: 1 S: 7	H: 0 LOB: 0 BB: 0 P: 8	1B: 9 2B: 0 3B: 0 HR: 2	SF: 0 SAC: 0 DP: 2 HBP: 0	WP: 1 PB: 0 SB: 0 CS: 0	PA: 40					
PITCHER	IP	WLS	BF	H	R	ER	SO	BB	IBB	HBP	BLK	WP	HR	S	P	ERA	WHIP										
39 David Pauley, R ERA: 3.98	6.0	W	27	8	2	2	3	2	0	0	0	0	1	13	27	40.50	6.000										
60 Anthony Varvaro, R ERA: 16.2	0.2		6	2	3	3	1	2	0	0	0	0	0	9	12	0.00	1.500										
49 Garrett Olson, L ERA: 4.67	0.2	H	3	1	0	0	1	0	0	0	0	0	0	3	4	0.00	0.000										
50 Jamey Wright, R ERA: 3.99	0.2	H	1	0	0	0	0	0	0	0	0	0	0	3	4	0.00	0.000										
43 Brandon League, R ERA: 3.51	1.0	S	3	0	0	0	1	0	0	0	0	0	0	7	8	0.00	0.000										

Seattle Mariners @ Texas Rangers
Rangers Ballpark in Arlington, Arlington, TX
Mon Sep 27 2010, 8:07 PM - 10:56 PM EDT
Att: 29,381 - Clear - 73 F

AB	36
R	5
H	11
RBI	5
BB	4
SO	6
LOB	22



Batter	1	2	3	4	5	6	7	8	9	AB	R	H	RBI	BB	SO	LOB	TOP							
51 Ichiro Suzuki, L (1,9) OBP: 0.360, SLG: 0.396										4	1	2	0	0	0	1								
9 Chone Figgins, S (1,4) OBP: 0.340, SLG: 0.306										3	0	0	0	0	0	1								
4 Jose Lopez, R (1,5) OBP: 0.271, SLG: 0.340										2	1	1	0	1	1	1								
27 Matt Tuiasosopo, R (6,5) OBP: 0.234, SLG: 0.307										1	0	0	0	0	1	0								
21 Franklin Gutierrez, R (1,8) OBP: 0.309, SLG: 0.370										3	0	0	1	0	0	1								
17 Justin Smoak, S (1,3) OBP: 0.293, SLG: 0.349										3	1	1	2	1	1	1								
61 Matt Mangini, L (1,10) OBP: 0.286, SLG: 0.211										3	0	0	0	1	2	1								
10 Adam Moore, R (1,2) OBP: 0.225, SLG: 0.281										4	0	2	0	0	1	2								
55 Michael Saunders, L (1,7) OBP: 0.292, SLG: 0.358										4	0	2	0	0	1	1								
16 Josh Wilson, R (1,6) OBP: 0.282, SLG: 0.295										4	0	0	0	0	0	3								
Inning Stats	R: 1 H: 2 E: 0 K: 1 S: 14	H: 2 LOB: 1 BB: 0 P: 20	R: 0 H: 0 E: 0 K: 1 S: 8	H: 0 LOB: 0 BB: 1 P: 17	R: 0 H: 0 E: 0 K: 0 S: 6	H: 0 LOB: 0 BB: 0 P: 9	R: 2 H: 2 E: 0 K: 0 S: 17	H: 2 LOB: 1 BB: 0 P: 28	R: 0 H: 1 E: 0 K: 1 S: 13	H: 1 LOB: 1 BB: 0 P: 21	R: 0 H: 0 E: 0 K: 1 S: 6	H: 0 LOB: 1 BB: 0 P: 7	R: 0 H: 2 E: 0 K: 0 S: 9	H: 2 LOB: 1 BB: 0 P: 12	R: 0 H: 0 E: 0 K: 1 S: 6	H: 0 LOB: 0 BB: 0 P: 9	R: 0 H: 1 E: 0 K: 2 S: 10	H: 1 LOB: 2 BB: 1 P: 17	1B: 6 2B: 2 3B: 0 HR: 1	SF: 1 SAC: 1 DP: 1 HBP: 0	WP: 1 PB: 0 SB: 0 CS: 0	PA: 36		
PITCHER	IP WLS BF H R ER SO BB IBB HBP BLK WP HR S P ERA WHIP	IP WLS BF H R ER SO BB IBB HBP BLK WP HR S P ERA WHIP	IP WLS BF H R ER SO BB IBB HBP BLK WP HR S P ERA WHIP	IP WLS BF H R ER SO BB IBB HBP BLK WP HR S P ERA WHIP	IP WLS BF H R ER SO BB IBB HBP BLK WP HR S P ERA WHIP	IP WLS BF H R ER SO BB IBB HBP BLK WP HR S P ERA WHIP	IP WLS BF H R ER SO BB IBB HBP BLK WP HR S P ERA WHIP	IP WLS BF H R ER SO BB IBB HBP BLK WP HR S P ERA WHIP	IP WLS BF H R ER SO BB IBB HBP BLK WP HR S P ERA WHIP	IP WLS BF H R ER SO BB IBB HBP BLK WP HR S P ERA WHIP	IP WLS BF H R ER SO BB IBB HBP BLK WP HR S P ERA WHIP	IP WLS BF H R ER SO BB IBB HBP BLK WP HR S P ERA WHIP	IP WLS BF H R ER SO BB IBB HBP BLK WP HR S P ERA WHIP	IP WLS BF H R ER SO BB IBB HBP BLK WP HR S P ERA WHIP	IP WLS BF H R ER SO BB IBB HBP BLK WP HR S P ERA WHIP	IP WLS BF H R ER SO BB IBB HBP BLK WP HR S P ERA WHIP	IP WLS BF H R ER SO BB IBB HBP BLK WP HR S P ERA WHIP	IP WLS BF H R ER SO BB IBB HBP BLK WP HR S P ERA WHIP	IP WLS BF H R ER SO BB IBB HBP BLK WP HR S P ERA WHIP	IP WLS BF H R ER SO BB IBB HBP BLK WP HR S P ERA WHIP	IP WLS BF H R ER SO BB IBB HBP BLK WP HR S P ERA WHIP	IP WLS BF H R ER SO BB IBB HBP BLK WP HR S P ERA WHIP	IP WLS BF H R ER SO BB IBB HBP BLK WP HR S P ERA WHIP	IP WLS BF H R ER SO BB IBB HBP BLK WP HR S P ERA WHIP
39 Scott Feldman, R (1,1) ERA: 5.48	4.1 L	19 5	3 3	2 2	2 2	0 0	0 0	0 0	0 0	0 0	0 0	7 9	0.00 0.00	0.00 1.000	0.00 0.000	2.000								
35 Tommy Hunter, R (5,1) ERA: 3.5	0.2	2	0	0	1	0	0	0	0	0	0	15	19	0.00	1.000									
59 Clay Rapada, L (6,1) ERA: 4.0	2.0	7	2	0	1	0	0	0	0	0	0	6	9	0.00	0.000									
56 Darren O'Day, R (8,1) ERA: 1.95	1.0	3	0	0	1	0	0	0	0	0	0	6	9	0.00	0.000									
46 Pedro Strop, R (9,1) ERA: 10.13	1.0	5	1	0	2	1	0	0	0	1	0	10	17	0.00	2.000									
Batter	1	2	3	4	5	6	7	8	9	AB	R	H	RBI	BB	SO	LOB	BOTTOM							
6 Esteban German, R (1,4) OBP: 0.364, SLG: 0.222										3	0	0	0	1	1	1								
3 Andrés Blanco, S (1,6) OBP: 0.333, SLG: 0.358										1	0	0	0	1	0	0								
19 Chris Davis, L (8,5) OBP: 0.279, SLG: 0.292										1	0	0	0	1	0	0								
7 David Murphy, L (1,7) OBP: 0.358, SLG: 0.450										4	0	2	1	0	0	1								
17 Nelson Cruz, R (1,10) OBP: 0.371, SLG: 0.574										4	0	1	0	0	1	3								
21 Jeff Francoeur, R (1,9) OBP: 0.300, SLG: 0.383										4	0	0	0	0	1	2								
18 Mitch Moreland, L (1,3) OBP: 0.340, SLG: 0.433										4	0	0	0	0	0	0								
8 Jorge Cantu, R (1,5) OBP: 0.305, SLG: 0.393										4	0	0	0	0	1	1								
11 Bengie Molina, R (1,2) OBP: 0.262, SLG: 0.322										3	0	2	0	0	0	0								
2 Taylor Teagarden, R (7,PR) OBP: 0.244, SLG: 0.343										0	0	0	0	0	0	0								
20 Julio Borbon, L (1,8) OBP: 0.311, SLG: 0.346										3	1	0	0	0	1	2								
Inning Stats	R: 0 H: 0 E: 0 K: 1 S: 12	H: 0 LOB: 1 BB: 1 P: 17	R: 0 H: 0 E: 0 K: 0 S: 5	H: 0 LOB: 0 BB: 0 P: 8	R: 1 H: 2 E: 0 K: 0 S: 10	H: 2 LOB: 1 BB: 1 P: 19	R: 0 H: 0 E: 0 K: 0 S: 7	H: 0 LOB: 0 BB: 0 P: 11	R: 0 H: 0 E: 0 K: 0 S: 7	H: 0 LOB: 0 BB: 0 P: 10	R: 0 H: 2 E: 0 K: 0 S: 9	H: 2 LOB: 1 BB: 0 P: 15	R: 0 H: 1 E: 0 K: 2 S: 12	H: 1 LOB: 1 BB: 0 P: 17	R: 0 H: 0 E: 0 K: 2 S: 9	H: 0 LOB: 0 BB: 0 P: 14	R: 0 H: 0 E: 0 K: 1 S: 9	H: 0 LOB: 1 BB: 0 P: 16	1B: 3 2B: 2 3B: 0 HR: 0	SF: 0 SAC: 1 DP: 1 HBP: 0	WP: 0 PB: 0 SB: 1 CS: 0	PA: 34		
PITCHER	IP WLS BF H R ER SO BB IBB HBP BLK WP HR S P ERA WHIP	IP WLS BF H R ER SO BB IBB HBP BLK WP HR S P ERA WHIP	IP WLS BF H R ER SO BB IBB HBP BLK WP HR S P ERA WHIP	IP WLS BF H R ER SO BB IBB HBP BLK WP HR S P ERA WHIP	IP WLS BF H R ER SO BB IBB HBP BLK WP HR S P ERA WHIP	IP WLS BF H R ER SO BB IBB HBP BLK WP HR S P ERA WHIP	IP WLS BF H R ER SO BB IBB HBP BLK WP HR S P ERA WHIP	IP WLS BF H R ER SO BB IBB HBP BLK WP HR S P ERA WHIP	IP WLS BF H R ER SO BB IBB HBP BLK WP HR S P ERA WHIP	IP WLS BF H R ER SO BB IBB HBP BLK WP HR S P ERA WHIP	IP WLS BF H R ER SO BB IBB HBP BLK WP HR S P ERA WHIP	IP WLS BF H R ER SO BB IBB HBP BLK WP HR S P ERA WHIP	IP WLS BF H R ER SO BB IBB HBP BLK WP HR S P ERA WHIP	IP WLS BF H R ER SO BB IBB HBP BLK WP HR S P ERA WHIP	IP WLS BF H R ER SO BB IBB HBP BLK WP HR S P ERA WHIP	IP WLS BF H R ER SO BB IBB HBP BLK WP HR S P ERA WHIP	IP WLS BF H R ER SO BB IBB HBP BLK WP HR S P ERA WHIP	IP WLS BF H R ER SO BB IBB HBP BLK WP HR S P ERA WHIP	IP WLS BF H R ER SO BB IBB HBP BLK WP HR S P ERA WHIP	IP WLS BF H R ER SO BB IBB HBP BLK WP HR S P ERA WHIP	IP WLS BF H R ER SO BB IBB HBP BLK WP HR S P ERA WHIP	IP WLS BF H R ER SO BB IBB HBP BLK WP HR S P ERA WHIP	IP WLS BF H R ER SO BB IBB HBP BLK WP HR S P ERA WHIP	IP WLS BF H R ER SO BB IBB HBP BLK WP HR S P ERA WHIP
34 Félix Hernández, R (1,1) ERA: 2.27	8.0 S	30 4	1 0	1 0	1 0	0 0	0 0	0 0	0 0	0 0	0 0	9 16	0.00 0.000	0.000										
43 Brandon League, R (9,1) ERA: 3.46	1.0	4	0	0	1	0	0	0	0	0	0	9	16	0.00	0.000									

Seattle Mariners @ Texas Rangers
Rangers Ballpark in Arlington, Arlington, TX
Tue Sep 28 2010, 8:08 PM - 10:46 PM EDT
Att: 26,043 - Clear - 82 F

AB 31
R 3
H 8
RBI 3
BB 3
SO 7
LOB 12



Seattle Mariners @ Texas Rangers
Rangers Ballpark in Arlington, Arlington, TX
Tue Sep 28 2010, 8:08 PM - 10:46 PM EDT
Att: 26,043 - Clear - 82 F

AB 31
R 1
H 5
RBI 1
BB 2
SO 6
LOB 10



Batter	1	2	3	4	5	6	7	8	9	AB	R	H	RBI	BB	SO	LOB	TOP				
51 Ichiro Suzuki, L (1,9) OBP: 0.399, SLG: 0.394										5	1	1	1	0	0	3					
9 Chone Figgins, S (1,4) OBP: 0.345, SLG: 0.312										4	1	4	0	0	0	0					
21 Franklin Gutierrez, L (1,10) OBP: 0.309, SLG: 0.371										5	1	1	2	0	2	6					
17 Justin Smoak, S (1,3) OBP: 0.294, SLG: 0.357										4	1	1	2	1	1	4					
61 Matt Mangini, L (1,5) OBP: 0.231, SLG: 0.167										5	0	0	0	0	2	6					
56 Greg Halman, R (1,8) OBP: 0.111, SLG: 0.118										4	0	0	0	1	2	0					
55 Michael Saunders, L (1,7) OBP: 0.294, SLG: 0.361										3	0	1	0	1	1	2					
40 Guillermo Quiroz, R (1,2) OBP: 0.289, SLG: 0.429										4	1	1	0	0	1	2					
6 Chris Woodward, R (1,6) OBP: 0.273, SLG: 0.211										3	0	1	0	1	1	1					
Inning Stats	R: 2 E: 0 K: 1 S: 11	H: 2 LOB: 0 BB: 0 P: 16	R: 0 E: 0 K: 1 S: 9	H: 1 LOB: 2 BB: 1 P: 15	R: 0 E: 0 K: 0 S: 6	H: 0 LOB: 1 BB: 1 P: 14	R: 0 E: 0 K: 0 S: 10	H: 0 LOB: 1 BB: 1 P: 16	R: 2 E: 1 K: 1 S: 14	H: 3 LOB: 2 BB: 1 P: 25	R: 0 E: 0 K: 2 S: 8	H: 0 LOB: 0 BB: 0 P: 11	R: 0 E: 0 K: 2 S: 10	H: 1 LOB: 1 BB: 0 P: 13	R: 0 E: 0 K: 1 S: 8	H: 0 LOB: 0 BB: 0 P: 12	1B: 5 2B: 4 3B: 0 HR: 1	SF: 0 SAC: 0 DP: 1 HBP: 1	WP: 0 PB: 0 SB: 0 CS: 0	PA: 42	
PITCHER	IP WLS BF H R ER SO	IP WLS BF H R ER SO	IP WLS BF H R ER SO	IP WLS BF H R ER SO	IP WLS BF H R ER SO	IP WLS BF H R ER SO	IP WLS BF H R ER SO	IP WLS BF H R ER SO	IP WLS BF H R ER SO	IP WLS BF H R ER SO	IP WLS BF H R ER SO	IP WLS BF H R ER SO	IP WLS BF H R ER SO	IP WLS BF H R ER SO	IP WLS BF H R ER SO	IP WLS BF H R ER SO	ERA WHIP	ERA WHIP			
40 Rich Harden, R (1,1) ERA: 5.98	4.0	21	6	4	4	2	3	0	0	0	0	0	0	0	0	0	9.00	2.250			
45 Derek Holland, L (5,1) ERA: 4.23	3.0	14	3	1	1	5	1	0	0	0	0	0	0	0	0	33	5.3	3.00	1.333		
49 Mark Lowe, R (8,1) ERA: 3.18	1.0	4	1	0	0	2	0	0	0	0	0	0	0	0	10	13	0.00	1.000			
30 Neftali Feliz, R (9,1) ERA: 2.81	1.0	W	3	0	0	0	1	0	0	0	0	0	0	8	12	0.00	0.000				

Seattle Mariners @ Texas Rangers
Rangers Ballpark in Arlington, Arlington, TX
Wed Sep 29 2010, 2:07 PM - 5:13 PM EDT
Att: 23,052 - Sunny - 81 F

AB	37
R	5
H	10
RBI	5
BB	4
SO	10
LOB	24



Batter	1	2	3	4	5	6	7	8	9	AB	R	H	RBI	BB	SO	LOB	BOTTOM					
5 Ian Kinsler, R (1,4) OBP: 0.384, SLG: 0.418										5	1	1	0	0	0	2						
10 Michael Young, R (1,5) OBP: 0.393, SLG: 0.449										5	0	2	1	0	1	5						
8 Jorge Cantu, R (1,3) OBP: 0.302, SLG: 0.389										5	0	0	0	0	0	2						
21 Jeff Francoeur, R (1,9) (3,7)										5	2	2	0	0	0	0						
7 David Murphy, L (1,7) OBP: 0.358, SLG: 0.449										1	0	0	0	0	0	1						
18 Mitch Moreland, L (2,FR) (3,9)										2	1	0	0	2	0	1						
11 Bengie Molina, R (1,10) OBP: 0.294, SLG: 0.324										4	0	2	0	0	0	2						
6 Esteban German, R (8,FR) (9,10)										0	1	0	0	0	0	0						
17 Nelson Cruz, R (9,PH) OBP: 0.371, SLG: 0.573										1	0	0	0	1	0							
15 Matt Treanor, R (1,2) OBP: 0.290, SLG: 0.315										2	1	0	1	1	0	2						
3 Andrés Blanco, S (1,6) OBP: 0.331, SLG: 0.352										3	0	0	1	1	0	1						
20 Julio Borbon, L (1,8) OBP: 0.313, SLG: 0.348										4	0	2	1	0	1	0						
Inning Stats	R: 0 E: 0 K: 1 S: 7	H: 0 LOB: 0 BB: 0 P: 8	R: 1 E: 1 K: 0 S: 15	H: 1 LOB: 1 BB: 0 P: 19	R: 0 E: 0 K: 1 S: 9	H: 1 LOB: 1 BB: 0 P: 14	R: 0 E: 0 K: 0 S: 6	H: 0 LOB: 0 BB: 0 P: 12	R: 0 E: 0 K: 0 S: 13	H: 2 LOB: 2 BB: 0 P: 16	R: 0 E: 0 K: 0 S: 14	H: 1 LOB: 1 BB: 1 P: 22	R: 1 E: 1 K: 0 S: 12	H: 1 LOB: 1 BB: 0 P: 19	R: 3 E: 0 K: 0 S: 13	H: 3 LOB: 3 BB: 2 P: 30	R: 1 E: 1 K: 1 S: 11	H: 0 LOB: 0 BB: 1 P: 21	1B: 7 2B: 2 3B: 0 HR: 0	SF: 1 SAC: 0 DP: 0 HBP: 0	WP: 3 PB: 0 SB: 2 CS: 0	PA: 42
PITCHER	IP WLS BF H R ER SO	IP WLS BF H R ER SO	IP WLS BF H R ER SO	IP WLS BF H R ER SO	IP WLS BF H R ER SO	IP WLS BF H R ER SO	IP WLS BF H R ER SO	IP WLS BF H R ER SO	IP WLS BF H R ER SO	IP WLS BF H R ER SO	IP WLS BF H R ER SO	IP WLS BF H R ER SO	IP WLS BF H R ER SO	IP WLS BF H R ER SO	IP WLS BF H R ER SO	IP WLS BF H R ER SO	ERA WHIP	ERA WHIP				
38 Jason Vargas, L (1,1) ERA: 3.78	6.0	25	5	1	0	0	1	0	0	0	0	0	0	0	0	0	0.00	1.000				
49 Garrett Olson, L (7,1) ERA: 4.58	0.2	4	1	1	0	0	0	0	0	0	0	7	12	0.00	1.500							
50 Jamey Wright, R (7,1) ERA: 4.26	0.2	H	4	2	2	2	0	0	0	1	0	11	16	27.00	3.000							
57 Dan Cortes, R (8,1) ERA: 2.7	1.1	L	9	1	2	1	1	3	0	0	0	2	0	18	42	6.75	3.000					

Seattle Mariners @ Texas Rangers
Rangers Ballpark in Arlington, Arlington, TX
Wed Sep 29 2010, 2:07 PM - 5:13 PM EDT
Att: 23,052 - Sunny - 81 F

AB	37
R	6
H	9
RBI	4
BB	4
SO	3
LOB	16



Batter	1	2	3	4	5	6	7	8	9	AB	R	H	RBI	BB	SO	LOB	TOP																																																																								
25 Peter Bourjos, R OBP: 0.237, SLG: 0.361										4	2	3	1	0	1	0	<p>Los Angeles Angels @ Texas Rangers Rangers Ballpark in Arlington, Arlington, TX</p> <p>Thu Sep 30 2010, 8:09 PM - 10:41 PM EDT Att: 33,228 - Clear - 84 F</p> <p>livebaseballscorecards.com</p> <p>AB 31 R 2 H 5 RBI 2 BB 1 SO 9 LOB 8</p>																																																																								
47 Howie Kendrick, R OBP: 0.313, SLG: 0.407										4	0	0	0	0	0	2																																																																									
53 Bobby Abreu, L OBP: 0.351, SLG: 0.435										2	0	0	1	1	1	0																																																																									
48 Torii Hunter, R OBP: 0.357, SLG: 0.465										4	0	0	0	0	1	1																																																																									
44 Mike Napoli, R OBP: 0.315, SLG: 0.471										4	0	0	0	0	3	1																																																																									
55 Hideki Matsui, L OBP: 0.360, SLG: 0.453											4	0	1	0	0	1																																																																									
6 Alberto Callaspo, S OBP: 0.303, SLG: 0.377										3	0	1	0	0	1	1																																																																									
5 Jeff Mathis, R OBP: 0.213, SLG: 0.277										2	0	0	0	0	1	1																																																																									
13 Maicer Izturis, S OBP: 0.320, SLG: 0.368										1	0	0	0	0	0	0																																																																									
46 Bobby Wilson, R OBP: 0.288, SLG: 0.417										0	0	0	0	0	0	0																																																																									
3 Brandon Wood, R OBP: 0.174, SLG: 0.208										2	0	0	0	0	1	1																																																																									
2 Erick Aybar, S OBP: 0.306, SLG: 0.330										1	0	0	0	0	0	0																																																																									
Inning Stats	R: 0 H: 0 E: 0 K: 2 S: 10	H: 0 LOB: 0 BB: 0 P: 15	R: 0 H: 1 E: 0 K: 2 S: 13	H: 1 LOB: 1 BB: 0 P: 20	R: 0 H: 1 E: 0 K: 1 S: 9	H: 1 LOB: 1 BB: 0 P: 16	R: 0 H: 0 E: 0 K: 1 S: 7	H: 0 LOB: 0 BB: 0 P: 9	R: 0 H: 1 E: 0 K: 1 S: 11	H: 1 LOB: 1 BB: 0 P: 14	R: 1 H: 1 E: 1 K: 0 S: 6	H: 1 LOB: 0 BB: 0 P: 11	R: 0 H: 0 E: 0 K: 1 S: 6	H: 0 LOB: 0 BB: 0 P: 8	R: 1 H: 1 E: 0 K: 0 S: 9	H: 1 LOB: 0 BB: 0 P: 13	R: 0 H: 0 E: 0 K: 1 S: 13	H: 0 LOB: 1 BB: 1 P: 22	1B: 2 2B: 2 3B: 0 HR: 1	SF: 1 SAC: 0 DP: 0 HBP: 0	WP: 0 PB: 0 SB: 1 CS: 0	PA: 33																																																																			
PITCHER	IP WLS BF H R ER SO BB IBB HBP BLK WP HR S P ERA WHIP	<table border="1"> <thead> <tr> <th>PITCHER</th> <th>IP</th> <th>WLS</th> <th>BF</th> <th>H</th> <th>R</th> <th>ER</th> <th>SO</th> <th>BB</th> <th>IBB</th> <th>HBP</th> <th>BLK</th> <th>WP</th> <th>HR</th> <th>S</th> <th>P</th> <th>ERA</th> <th>WHIP</th> </tr> </thead> <tbody> <tr> <td>33 Cliff Lee, L ERA: 3.18</td> <td>7.0</td> <td></td> <td>25</td> <td>4</td> <td>1</td> <td>0</td> <td>8</td> <td>0</td> <td>0</td> <td>0</td> <td>0</td> <td>0</td> <td>0</td> <td>62</td> <td>93</td> <td>0.00</td> <td>0.571</td> </tr> <tr> <td>56 Darren O'Day, R ERA: 2.07</td> <td>1.0</td> <td>W</td> <td>4</td> <td>1</td> <td>1</td> <td>1</td> <td>0</td> <td>0</td> <td>0</td> <td>0</td> <td>0</td> <td>0</td> <td>1</td> <td>9</td> <td>13</td> <td>9.00</td> <td>1.000</td> </tr> <tr> <td>30 Neftali Feliz, R ERA: 2.77</td> <td>1.0</td> <td>S</td> <td>4</td> <td>0</td> <td>0</td> <td>0</td> <td>1</td> <td>1</td> <td>0</td> <td>0</td> <td>0</td> <td>0</td> <td>0</td> <td>13</td> <td>22</td> <td>0.00</td> <td>1.000</td> </tr> </tbody> </table>																PITCHER	IP	WLS	BF	H	R	ER	SO	BB	IBB	HBP	BLK	WP	HR	S	P	ERA	WHIP	33 Cliff Lee, L ERA: 3.18	7.0		25	4	1	0	8	0	0	0	0	0	0	62	93	0.00	0.571	56 Darren O'Day, R ERA: 2.07	1.0	W	4	1	1	1	0	0	0	0	0	0	1	9	13	9.00	1.000	30 Neftali Feliz, R ERA: 2.77	1.0	S	4	0	0	0	1	1	0	0	0	0	0	13	22	0.00	1.000
PITCHER	IP	WLS	BF	H	R	ER	SO	BB	IBB	HBP	BLK	WP	HR	S	P	ERA	WHIP																																																																								
33 Cliff Lee, L ERA: 3.18	7.0		25	4	1	0	8	0	0	0	0	0	0	62	93	0.00	0.571																																																																								
56 Darren O'Day, R ERA: 2.07	1.0	W	4	1	1	1	0	0	0	0	0	0	1	9	13	9.00	1.000																																																																								
30 Neftali Feliz, R ERA: 2.77	1.0	S	4	0	0	0	1	1	0	0	0	0	0	13	22	0.00	1.000																																																																								

Batter	1	2	3	4	5	6	7	8	9	AB	R	H	RBI	BB	SO	LOB	BOTTOM																																																																								
1 Elvis Andrus, R OBP: 0.341, SLG: 0.299										4	0	1	0	0	1	1	<p>Los Angeles Angels @ Texas Rangers Rangers Ballpark in Arlington, Arlington, TX</p> <p>Thu Sep 30 2010, 8:09 PM - 10:41 PM EDT Att: 33,228 - Clear - 84 F</p> <p>livebaseballscorecards.com</p> <p>AB 29 R 3 H 9 RBI 3 BB 2 SO 3 LOB 17</p>																																																																								
10 Michael Young, R OBP: 0.332, SLG: 0.448										2	0	0	1	1	0	0																																																																									
17 Nelson Cruz, R OBP: 0.374, SLG: 0.580										4	2	3	0	0	1	1																																																																									
27 Vladimir Guerrero, R OBP: 0.347, SLG: 0.501										4	0	2	2	0	0	2																																																																									
5 Ian Kinsler, R OBP: 0.385, SLG: 0.416										2	0	0	0	1	0	2																																																																									
11 Bengie Molina, R OBP: 0.291, SLG: 0.321										4	0	0	0	0	1	6																																																																									
6 Esteban German, R OBP: 0.357, SLG: 0.250										3	0	1	0	0	0	1																																																																									
19 Chris Davis, L OBP: 0.279, SLG: 0.292										0	0	0	0	0	0	0																																																																									
18 Mitch Moreland, L OBP: 0.344, SLG: 0.424										3	0	1	0	0	0	3																																																																									
20 Julio Borbon, L OBP: 0.313, SLG: 0.347										3	1	1	0	0	0	1																																																																									
Inning Stats	R: 0 H: 0 E: 0 K: 2 S: 13	H: 0 LOB: 0 BB: 1 P: 19	R: 0 H: 0 E: 0 K: 0 S: 4	H: 0 LOB: 0 BB: 1 P: 9	R: 1 H: 2 E: 0 K: 0 S: 10	H: 2 LOB: 0 BB: 0 P: 16	R: 1 H: 3 E: 1 K: 0 S: 14	H: 3 LOB: 0 BB: 0 P: 21	R: 0 H: 0 E: 0 K: 0 S: 6	H: 0 LOB: 0 BB: 0 P: 10	R: 0 H: 1 E: 0 K: 0 S: 8	H: 1 LOB: 1 BB: 0 P: 15	R: 0 H: 1 E: 0 K: 0 S: 9	H: 1 LOB: 1 BB: 0 P: 13	R: 1 H: 2 E: 0 K: 1 S: 11	H: 2 LOB: 1 BB: 0 P: 17	R: 0 H: 0 E: 0 K: 1 S: 11	H: 0 LOB: 1 BB: 0 P: 17	1B: 6 2B: 4 3B: 0 HR: 0	SF: 1 SAC: 0 DP: 3 HBP: 1	WP: 0 PB: 0 SB: 1 CS: 1	PA: 34																																																																			
PITCHER	IP WLS BF H R ER SO BB IBB HBP BLK WP HR S P ERA WHIP	<table border="1"> <thead> <tr> <th>PITCHER</th> <th>IP</th> <th>WLS</th> <th>BF</th> <th>H</th> <th>R</th> <th>ER</th> <th>SO</th> <th>BB</th> <th>IBB</th> <th>HBP</th> <th>BLK</th> <th>WP</th> <th>HR</th> <th>S</th> <th>P</th> <th>ERA</th> <th>WHIP</th> </tr> </thead> <tbody> <tr> <td>19 Scott Kazmir, L ERA: 5.98</td> <td>5.1</td> <td></td> <td>23</td> <td>6</td> <td>2</td> <td>2</td> <td>2</td> <td>2</td> <td>0</td> <td>1</td> <td>0</td> <td>0</td> <td>0</td> <td>54</td> <td>89</td> <td>3.38</td> <td>1.500</td> </tr> <tr> <td>45 Francisco Rodriguez, R ERA: 4.21</td> <td>1.2</td> <td></td> <td>5</td> <td>1</td> <td>0</td> <td>0</td> <td>0</td> <td>0</td> <td>0</td> <td>0</td> <td>0</td> <td>0</td> <td>0</td> <td>10</td> <td>14</td> <td>0.00</td> <td>0.600</td> </tr> <tr> <td>51 Jordan Walden, R ERA: 2.51</td> <td>1.0</td> <td>L</td> <td>5</td> <td>2</td> <td>1</td> <td>1</td> <td>1</td> <td>0</td> <td>0</td> <td>0</td> <td>0</td> <td>0</td> <td>0</td> <td>11</td> <td>17</td> <td>9.00</td> <td>2.000</td> </tr> </tbody> </table>																PITCHER	IP	WLS	BF	H	R	ER	SO	BB	IBB	HBP	BLK	WP	HR	S	P	ERA	WHIP	19 Scott Kazmir, L ERA: 5.98	5.1		23	6	2	2	2	2	0	1	0	0	0	54	89	3.38	1.500	45 Francisco Rodriguez, R ERA: 4.21	1.2		5	1	0	0	0	0	0	0	0	0	0	10	14	0.00	0.600	51 Jordan Walden, R ERA: 2.51	1.0	L	5	2	1	1	1	0	0	0	0	0	0	11	17	9.00	2.000
PITCHER	IP	WLS	BF	H	R	ER	SO	BB	IBB	HBP	BLK	WP	HR	S	P	ERA	WHIP																																																																								
19 Scott Kazmir, L ERA: 5.98	5.1		23	6	2	2	2	2	0	1	0	0	0	54	89	3.38	1.500																																																																								
45 Francisco Rodriguez, R ERA: 4.21	1.2		5	1	0	0	0	0	0	0	0	0	0	10	14	0.00	0.600																																																																								
51 Jordan Walden, R ERA: 2.51	1.0	L	5	2	1	1	1	0	0	0	0	0	0	11	17	9.00	2.000																																																																								

Batter	1	2	3	4	5	6	7	8	9	AB	R	H	RBI	BB	SO	LOB	TOP					
25 Peter Bourjos, R OBP: 0.237, SLG: 0.381										4	1	1	1	0	2	0	Los Angeles Angels @ Texas Rangers Rangers Ballpark in Arlington, Arlington, TX Sun Oct 03 2010, 3:10 PM - 5:38 PM EDT Att: 45,446 - Sunny - 65 F					
47 Howie Kendrick, R OBP: 0.313, SLG: 0.407										4	0	0	0	0	1	0						
53 Bobby Abreu, L OBP: 0.352, SLG: 0.435										2	2	0	0	2	0	0						
77 Reggie Willits, S OBP: 0.341, SLG: 0.302										0	0	0	0	0	0	0						
48 Torii Hunter, R OBP: 0.354, SLG: 0.464										3	0	0	0	1	0	2						
55 Hideki Matsui, L OBP: 0.361, SLG: 0.459										3	1	2	2	0	0	1						
2 Enck Aybar, S OBP: 0.306, SLG: 0.330										1	1	1	0	0	0	0						
6 Alberto Callaspo, S OBP: 0.302, SLG: 0.374										4	1	1	1	0	0	2						
16 Hank Conger, L OBP: 0.294, SLG: 0.276										4	0	0	0	0	2	5						
44 Mark Trumbo, R OBP: 0.125, SLG: 0.067										4	0	1	2	0	1	2						
18 Andrew Romine, S OBP: 0.091, SLG: 0.091										4	0	0	0	0	1	1						
Inning Stats	R: 0 H: 0 E: 0 K: 2 S: 11	H: 0 LOB: 0 BB: 0 P: 17	R: 0 H: 0 E: 0 K: 1 S: 8	H: 0 LOB: 1 BB: 1 P: 15	R: 0 H: 0 E: 0 K: 1 S: 7	H: 0 LOB: 0 BB: 0 P: 7	R: 2 H: 1 E: 0 K: 0 S: 12	H: 1 LOB: 0 BB: 1 P: 18	R: 0 H: 0 E: 0 K: 0 S: 8	H: 0 LOB: 0 BB: 0 P: 9	R: 1 H: 1 E: 0 K: 0 S: 11	H: 1 LOB: 0 BB: 0 P: 16	R: 0 H: 1 E: 0 K: 0 S: 7	H: 1 LOB: 2 BB: 0 P: 11	R: 0 H: 0 E: 0 K: 1 S: 10	H: 0 LOB: 0 BB: 0 P: 14	R: 3 H: 3 E: 0 K: 2 S: 15	H: 3 LOB: 1 BB: 1 P: 27	1B: 4 2B: 0 3B: 0 HR: 2	SF: 0 SAC: 0 DP: 0 HBP: 0	WP: 0 PB: 0 SB: 2 CS: 0	PA: 36
PITCHER	IP WLS BF H R ER SO BB IBB HBP BLK WP HR S P ERA WHIP																					
48 Colby Lewis, R ERA: 3.72	(1, 1) 5.0 0 18 1 2 2 4 2 0 0 0 0 0 1 46 66 3.60 0.600																					
57 Dustin Nippert, R ERA: 4.29	(6, 1) 1.0 L 4 1 1 1 0 0 0 0 0 0 0 0 0 1 11 16 9.00 1.000																					
28 Darren Oliver, L ERA: 2.48	(7, 1) 1.0 4 1 0 0 0 0 0 0 0 0 0 0 0 7 11 0.00 1.000																					
64 Alexi Ogando, R ERA: 1.3	(8, 1) 1.0 3 0 0 0 1 0 0 0 0 0 0 0 0 10 14 0.00 0.000																					
49 Mark Lowe, R ERA: 5.4	(9, 1) 1.0 7 3 3 3 2 1 0 0 0 0 0 0 0 15 27 27.00 4.000																					

Batter	1	2	3	4	5	6	7	8	9	AB	R	H	RBI	BB	SO	LOB	BOTTOM					
1 Elvis Andrus, R OBP: 0.342, SLG: 0.301										3	0	0	0	0	1	2	Los Angeles Angels @ Texas Rangers Rangers Ballpark in Arlington, Arlington, TX Sun Oct 03 2010, 3:10 PM - 5:38 PM EDT Att: 45,446 - Sunny - 65 F					
3 Andrés Blanco, S OBP: 0.330, SLG: 0.349										1	0	0	0	0	1							
10 Michael Young, R OBP: 0.330, SLG: 0.444										3	0	0	0	0	1	2						
18 Mitch Moreland, L OBP: 0.364, SLG: 0.469										1	0	1	0	0	0	0						
32 Josh Hamilton, L OBP: 0.411, SLG: 0.633										4	0	1	0	0	0	1						
27 Vladimir Guerrero, R OBP: 0.345, SLG: 0.496										2	0	0	0	0	0	1						
15 Matt Treanor, R OBP: 0.287, SLG: 0.308										2	0	0	0	0	0	0						
17 Nelson Cruz, R OBP: 0.374, SLG: 0.576										2	1	1	0	0	0	0						
21 Jeff Francoeur, R OBP: 0.300, SLG: 0.383										2	0	1	0	0	0	0						
5 Ian Kinsler, R OBP: 0.382, SLG: 0.412										2	0	1	0	0	0	1						
6 Esteban German, R OBP: 0.375, SLG: 0.231										1	0	0	0	1	0	1						
8 Jorge Cantu, R OBP: 0.304, SLG: 0.392										4	1	2	0	0	1	2						
11 Bengie Molina, R OBP: 0.297, SLG: 0.326										2	0	1	1	0	0	0						
2 Taylor Teagarden, R OBP: 0.259, SLG: 0.338										1	0	0	0	1	1	1						
20 Julio Borbon, L OBP: 0.309, SLG: 0.340										4	0	1	1	0	1	3						
Inning Stats	R: 0 H: 0 E: 0 K: 1 S: 8	H: 1 LOB: 1 BB: 0 P: 13	R: 0 H: 0 E: 0 K: 1 S: 10	H: 1 LOB: 0 BB: 0 P: 15	R: 0 H: 0 E: 0 K: 0 S: 3	H: 0 LOB: 0 BB: 0 P: 5	R: 0 H: 1 E: 0 K: 0 S: 11	H: 1 LOB: 0 BB: 0 P: 18	R: 2 H: 4 E: 0 K: 1 S: 14	H: 4 LOB: 2 BB: 0 P: 24	R: 0 H: 1 E: 0 K: 0 S: 8	H: 1 LOB: 1 BB: 0 P: 12	R: 0 H: 1 E: 0 K: 2 S: 10	H: 1 LOB: 0 BB: 0 P: 12	R: 0 H: 1 E: 0 K: 0 S: 3	H: 1 LOB: 0 BB: 0 P: 8	R: 0 H: 0 E: 0 K: 0 S: 11	H: 0 LOB: 2 BB: 2 P: 24	1B: 7 2B: 2 3B: 0 HR: 0	SF: 0 SAC: 0 DP: 2 HBP: 0	WP: 1 PB: 0 SB: 0 CS: 0	PA: 36
PITCHER	IP WLS BF H R ER SO BB IBB HBP BLK WP HR S P ERA WHIP																					
24 Dan Haren, R ERA: 3.91	(1, 1) 6.0 0 24 7 2 2 3 7 0 0 0 0 0 0 10 12 3.00 1.167																					
63 Rich Thompson, R ERA: 1.37	(7, 1) 1.0 H 4 1 0 0 2 0 0 0 0 0 0 0 3 8 0.00 1.000																					
40 Kevin Jepsen, R ERA: 3.97	(8, 1) 1.0 H 3 1 0 0 0 0 0 0 0 0 0 0 3 8 0.00 1.000																					
51 Jordan Walden, R ERA: 2.35	(9, 1) 1.0 5 0 0 0 0 0 2 0 0 0 0 1 0 11 24 0.00 2.000																					

AB 33
R 6
H 6
RBI 6
BB 3
SO 7
LOB 13



AB 34
R 2
H 9
RBI 2
BB 2
SO 5
LOB 15



Batter	1	2	3	4	5	6	7	8	9	AB	R	H	RBI	BB	SO	LOB	TOP										
1 Elvis Andrus, R OBP: 0.300, SLG: 0.300	G6-3		G6-3		F9	F9			G6-3	5	1	2	0	0	0	1											
10 Michael Young, R OBP: 0.250, SLG: 0.625	K2-3		G6-3		HR	HR			F8-4	4	1	2	3	0	1	1											
32 Josh Hamilton, L OBP: 0.250, SLG: 0.250	K		F9						F8-4	4	0	1	0	0	1	2											
27 Vladimir Guerrero, R OBP: 0.375, SLG: 0.375		G4-3		F9	FC4				K	4	1	0	0	0	1	1											
17 Nelson Cruz, R OBP: 0.375, SLG: 0.875		G5-3		G5-3					K	4	0	2	0	0	1	0											
5 Ian Kinsler, R OBP: 0.375, SLG: 0.750	G6-3			HR					K	4	1	2	2	0	1	1											
18 Mitch Moreland, L	F7			P4					F7	4	0	0	0	0	0	3											
15 Matt Treanor, R			HBP		HBP				K	1	1	0	0	1	1	0											
20 Julio Borbon, L	G3		G3		FC5-6				K	4	1	0	0	0	2	3											
Inning Stats	R: 0 E: 0 K: 2 S: 9	H: 0 LOB: 0 BB: 0 P: 16	R: 0 E: 0 K: 0 S: 10	H: 1 LOB: 1 BB: 0 P: 15	R: 1 E: 1 K: 0 S: 11	H: 1 LOB: 1 BB: 0 P: 18	R: 1 E: 0 K: 0 S: 4	H: 1 LOB: 0 BB: 0 P: 9	R: 4 E: 0 K: 2 S: 16	H: 5 LOB: 2 BB: 0 P: 30	R: 0 E: 0 K: 2 S: 9	H: 0 LOB: 0 BB: 0 P: 13	R: 0 E: 0 K: 1 S: 7	H: 1 LOB: 0 BB: 0 P: 10	R: 0 E: 0 K: 2 S: 12	H: 0 LOB: 0 BB: 0 P: 18	R: 0 E: 0 K: 1 S: 6	H: 0 LOB: 0 BB: 1 P: 12	1B: 6 2B: 2 3B: 0 HR: 2	SF: 0 SAC: 0 DP: 2 HBP: 2	WP: 0 PB: 0 SB: 1 CS: 0	PA: 37					
PITCHER	IP	WLS	BF	H	R	ER	SO	BB	IBB	HBP	BLK	WP	HR	S	P	ERA	WHIP										
33 James Shields, R ERA: 8.31	4.1	L	19	4	4	4	2	0	0	2	0	0	1	38	68	8.31	0.923										
55 Chad Qualls, R ERA: 10.8	0.1		5	4	2	2	0	0	0	0	0	0	1	10	17	54.00	12.000										
36 Randy Choate, L ERA:	0.1		1	0	0	0	0	0	0	0	0	0	0	2	3	0.00	0.000										
35 Dan Wheeler, R ERA:	1.0		3	0	0	0	2	0	0	0	0	0	0	9	13	0.00	0.000										
34 Jeff Niemann, R ERA:	3.0		9	1	0	0	4	1	0	0	0	0	0	25	40	0.00	0.667										
Batter	1	2	3	4	5	6	7	8	9	AB	R	H	RBI	BB	SO	LOB	BOTTOM										
8 Jason Bartlett, R OBP: 0.429, SLG: 0.333			G6-3						F8	3	0	1	0	0	0	3											
2 B.J. Upton, R	P3								HBP	4	0	0	0	0	2	2											
13 Carl Crawford, L OBP: 0.125, SLG: 0.125	F8								K	4	0	0	0	0	1	2											
3 Evan Longoria, R OBP: 0.125, SLG: 0.125	G1-3								K	4	0	0	0	0	1	3											
18 Ben Zobrist, S OBP: 0.375, SLG: 0.857	L8		L9						L9	3	0	0	0	1	0	1											
16 Willy Aybar, S OBP: 0.250, SLG: 0.500	L8								K	4	0	1	0	0	1	0											
10 Kelly Shoppach, R	K								P3	3	0	0	0	1	2	2											
1 Sean Rodriguez, R										2	0	0	0	0	1	1											
20 Matt Joyce, L										1	0	0	0	0	1	2											
8 Desmond Jennings, R										2	0	0	0	0	1	1											
24 Dan Johnson, L										0	0	0	0	1	0	0											
Inning Stats	R: 0 E: 0 K: 0 S: 9	H: 1 LOB: 1 BB: 0 P: 14	R: 0 E: 0 K: 1 S: 8	H: 0 LOB: 0 BB: 0 P: 12	R: 0 E: 0 K: 2 S: 11	H: 0 LOB: 0 BB: 0 P: 17	R: 0 E: 1 K: 1 S: 8	H: 0 LOB: 1 BB: 0 P: 12	R: 0 E: 0 K: 2 S: 8	H: 0 LOB: 1 BB: 0 P: 12	R: 0 E: 0 K: 2 S: 14	H: 1 LOB: 3 BB: 2 P: 29	R: 0 E: 0 K: 1 S: 5	H: 0 LOB: 0 BB: 0 P: 7	R: 0 E: 0 K: 1 S: 9	H: 0 LOB: 0 BB: 0 P: 13	1B: 1 2B: 1 3B: 0 HR: 0	SF: 0 SAC: 0 DP: 0 HBP: 1	WP: 0 PB: 0 SB: 0 CS: 0	PA: 34							
PITCHER	IP	WLS	BF	H	R	ER	SO	BB	IBB	HBP	BLK	WP	HR	S	P	ERA	WHIP										
36 C.J. Wilson, L ERA:	6.1	W	25	2	0	0	7	2	0	1	0	0	0	65	104	0.00	0.632										
56 Darren O'Day, R ERA:	0.1		1	0	0	0	1	0	0	0	0	0	0	3	5	0.00	0.000										
28 Darren Oliver, L ERA:	2.1		8	0	0	0	2	1	0	0	0	0	0	16	26	0.00	0.429										

Texas Rangers @ Tampa Bay Rays
Tropicana Field, St. Petersburg, FL
Thu Oct 07 2010, 2:39 PM - 5:49 PM EDT
Att: 35,535 - Dome - 72 F

AB	34
R	6
H	9
RBI	5
BB	1
SO	8
LOB	12



Texas Rangers @ Tampa Bay Rays
Tropicana Field, St. Petersburg, FL
Thu Oct 07 2010, 2:39 PM - 5:49 PM EDT
Att: 35,535 - Dome - 72 F

AB	30
R	0
H	2
RBI	0
BB	3
SO	10
LOB	17



Batter	1	2	3	4	5	6	7	8	9	AB	R	H	RBI	BB	SO	LOB	TOP						
28 John Jaso, L (1,2) OBP: 0.364, SLG: 0.300										5	0	1	0	0	0	1	<p>Tampa Bay Rays @ Texas Rangers Rangers Ballpark in Arlington, Arlington, TX Sun Oct 10 2010, 1:09 PM - 4:30 PM EDT Att: 49,218 - Sunny - 82 F</p> <p>livebaseballscores.com</p>						
18 Ben Zobrist, S (1,4) OBP: 0.389, SLG: 0.625										5	1	2	0	0	3	2							
13 Carl Crawford, L (1,7) OBP: 0.176, SLG: 0.353										4	0	0	0	0	1	3							
3 Evan Longoria, R (1,5) OBP: 0.294, SLG: 0.563										4	2	3	2	0	0	0							
23 Carlos Pena, L (1,3) OBP: 0.538, SLG: 1.000										4	2	2	1	0	1	1							
20 Matt Joyce, L (1,9) OBP: 0.222, SLG: 0.222										4	0	1	0	0	2	2							
24 Dan Johnson, L (1,10) OBP: 0.500, SLG: 0.429										4	0	0	0	0	2	4							
2 B.J. Upton, R (1,8) OBP: 0.176, SLG: 0.294										4	0	2	1	0	1	1							
15 Reid Brignac, L (1,6) OBP: 0.385, SLG: 0.273										2	0	0	0	0	2	1							
8 Jason Bartlett, R (6,PH) OBP: 0.385, SLG: 0.273										2	0	1	0	0	0	1							
Inning Stats	R: 0 E: 0 K: 1 S: 8	H: 1 LOB: 0 BB: 0 P: 13	R: 1 E: 1 K: 1 S: 12	H: 1 LOB: 1 BB: 0 P: 18	R: 0 E: 0 K: 2 S: 13	H: 1 LOB: 1 BB: 0 P: 15	R: 2 E: 0 K: 3 S: 21	H: 3 LOB: 1 BB: 0 P: 27	R: 2 E: 0 K: 1 S: 13	H: 2 LOB: 0 BB: 0 P: 17	R: 0 E: 1 K: 0 S: 8	H: 2 LOB: 1 BB: 0 P: 12	R: 0 E: 0 K: 1 S: 8	H: 0 LOB: 0 BB: 0 P: 12	R: 0 E: 0 K: 2 S: 10	H: 1 LOB: 1 BB: 0 P: 11	R: 0 E: 0 K: 1 S: 8	H: 1 LOB: 1 BB: 0 P: 10	1B: 6 2B: 4 3B: 1 HR: 1	SF: 0 SAC: 0 DP: 2 HBP: 0	WP: 0 PB: 1 CS: 0	PA: 38	
PITCHER	IP: 4.0 WLS: L BF: 18	H: 6 R: 3 ER: 2 SO: 7	BB: 0 IBB: 0 HBP: 0 BLK: 0	WP: 0 HR: 0 S: 54 P: 73	ERA: 4.50 WHIP: 1.500	IP: 4.0 WLS: L BF: 16	H: 5 R: 2 ER: 2 SO: 4	BB: 0 IBB: 0 HBP: 0 BLK: 0	WP: 0 HR: 1 S: 39 P: 52	ERA: 4.50 WHIP: 1.250	IP: 1.0 WLS: L BF: 4	H: 1 R: 0 ER: 0 SO: 1	BB: 0 IBB: 0 HBP: 0 BLK: 0	WP: 0 HR: 0 S: 8 P: 10	ERA: 0.00 WHIP: 1.000								

Batter	1	2	3	4	5	6	7	8	9	AB	R	H	RBI	BB	SO	LOB	BOTTOM									
1 Elvis Andrus, R (1,6) OBP: 0.316, SLG: 0.368										5	0	2	0	0	0	2	<p>Tampa Bay Rays @ Texas Rangers Rangers Ballpark in Arlington, Arlington, TX Sun Oct 10 2010, 1:09 PM - 4:30 PM EDT Att: 49,218 - Sunny - 82 F</p> <p>livebaseballscores.com</p>									
10 Michael Young, R (1,5) OBP: 0.188, SLG: 0.375										4	0	1	0	0	1	2										
32 Josh Hamilton, L (1,8) OBP: 0.250, SLG: 0.143										2	0	0	0	2	0	1										
27 Vladimir Guerrero, R (1,10) OBP: 0.313, SLG: 0.333										4	0	1	0	0	1	5										
17 Nelson Cruz, R (1,9) OBP: 0.313, SLG: 0.938										4	1	1	1	0	3	1										
5 Ian Kinsler, R (1,4) OBP: 0.438, SLG: 0.786										3	1	1	0	1	0	1										
7 David Murphy, L (1,7) OBP: 0.143, SLG: 0.143										4	0	0	0	0	1	3										
11 Bengie Molina, R (1,2) OBP: 0.400, SLG: 0.700										3	0	1	0	0	1	2										
20 Julio Borbon, L (9,PH) OBP: 0.400, SLG: 0.700										1	0	0	0	0	0	0										
18 Mitch Moreland, L (1,3) OBP: 0.182, SLG: 0.364										4	0	1	1	0	1	1										
Inning Stats	R: 0 E: 0 K: 1 S: 8	H: 0 LOB: 0 BB: 0 P: 17	R: 0 E: 0 K: 2 S: 11	H: 0 LOB: 1 BB: 1 P: 21	R: 0 E: 0 K: 1 S: 8	H: 1 LOB: 1 BB: 0 P: 10	R: 0 E: 0 K: 2 S: 14	H: 1 LOB: 1 BB: 0 P: 19	R: 0 E: 0 K: 1 S: 13	H: 2 LOB: 3 BB: 1 P: 24	R: 2 E: 0 K: 0 S: 16	H: 3 LOB: 0 BB: 0 P: 24	R: 0 E: 0 K: 0 S: 6	H: 0 LOB: 0 BB: 0 P: 7	R: 0 E: 0 K: 1 S: 6	H: 0 LOB: 0 BB: 0 P: 7	R: 0 E: 0 K: 0 S: 10	H: 0 LOB: 0 BB: 0 P: 15	1B: 5 2B: 2 3B: 0 HR: 1	SF: 0 SAC: 0 DP: 1 HBP: 0	WP: 0 PB: 1 CS: 0	PA: 37				
PITCHER	IP: 5.0 WLS: W BF: 24	H: 7 R: 2 ER: 2 SO: 7	BB: 3 IBB: 0 HBP: 0 BLK: 0	WP: 0 HR: 1 S: 57 P: 94	ERA: 3.60 WHIP: 2.000	IP: 0.1 WLS: L BF: 1	H: 0 R: 0 ER: 0 SO: 4	BB: 0 IBB: 0 HBP: 0 BLK: 0	WP: 0 HR: 0 S: 4 P: 6	ERA: 0.00 WHIP: 0.000	IP: 1.2 WLS: L BF: 6	H: 1 R: 0 ER: 0 SO: 0	BB: 0 IBB: 0 HBP: 0 BLK: 0	WP: 0 HR: 0 S: 15 P: 22	ERA: 0.00 WHIP: 0.600	IP: 1.0 WLS: L BF: 3	H: 0 R: 0 ER: 0 SO: 1	BB: 0 IBB: 0 HBP: 0 BLK: 0	WP: 0 HR: 0 S: 6 P: 7	ERA: 0.00 WHIP: 0.000	IP: 1.0 WLS: L BF: 3	H: 0 R: 0 ER: 0 SO: 0	BB: 0 IBB: 0 HBP: 0 BLK: 0	WP: 0 HR: 0 S: 10 P: 15	ERA: 0.00 WHIP: 0.000	

Batter	1	2	3	4	5	6	7	8	9	AB	R	H	RBI	BB	SO	LOB	TOP			
1 Elvis Andrus, R OBP: 0.333, SLG: 0.375										5	1	2	0	0	1	2				
10 Michael Young, R OBP: 0.150, SLG: 0.300										4	0	0	0	0	1	3				
32 Josh Hamilton, L OBP: 0.200, SLG: 0.111										4	0	0	1	0	2	1				
27 Vladimir Guerrero, R OBP: 0.300, SLG: 0.316										4	1	1	0	0	0	1				
17 Nelson Cruz, R OBP: 0.400, SLG: 0.950										4	2	3	0	0	1	0				
5 Ian Kinsler, R OBP: 0.500, SLG: 0.944										4	1	3	3	0	0	1				
21 Jeff Francoeur, R OBP: 0.125, SLG: 0.250										4	0	0	0	0	1	3				
11 Bengie Molina, R OBP: 0.357, SLG: 0.571										4	0	1	0	0	0	0				
18 Mitch Moreland, L OBP: 0.200, SLG: 0.400										4	0	1	0	0	2	1				
Inning Stats	R: 1 E: 0 K: 1 S: 11	H: 1 LOB: 0 BB: 0 P: 18	R: 0 E: 0 K: 1 S: 8	H: 1 LOB: 0 BB: 0 P: 14	R: 0 E: 0 K: 2 S: 12	H: 1 LOB: 1 BB: 0 P: 19	R: 1 E: 0 K: 2 S: 15	H: 2 LOB: 1 BB: 0 P: 21	R: 0 E: 0 K: 0 S: 10	H: 0 LOB: 0 BB: 0 P: 15	R: 0 E: 0 K: 1 S: 6	H: 0 LOB: 0 BB: 0 P: 8	R: 0 E: 0 K: 1 S: 11	H: 0 LOB: 0 BB: 0 P: 15	R: 2 E: 0 K: 0 S: 11	H: 3 LOB: 1 BB: 0 P: 12	1B: 8 2B: 2 3B: 0 HR: 1	SF: 0 SAC: 0 DP: 2 HBP: 0	WP: 0 PB: 0 SB: 3 CS: 0	PA: 37
PITCHER	IP WLS BF H R ER SO BB IBB HBP BLK WP HR S P ERA WHIP																			
14 David Price, L ERA: 4.97	6.0 L 25 8 3 3 6 0 0 0 0 0 0 0 68 104 4.50 1.333																			
50 Grant Balfour, R ERA:	1.0 3 0 0 0 1 0 0 0 0 0 0 0 6 8 0.00 0.000																			
53 Joaquin Benoit, R ERA:	1.0 3 0 0 0 1 0 0 0 0 0 0 0 11 15 0.00 0.000																			
29 Rafael Soriano, R ERA: 9.0	1.0 6 3 2 2 0 0 0 0 0 0 0 1 11 12 18.00 3.000																			

Texas Rangers @ Tampa Bay Rays
Tropicana Field, St. Petersburg, FL
Tue Oct 12 2010, 8:10 PM - 11:08 PM EDT
Att: 41,845 - Dome - 72 F

AB 37
R 5
H 11
RBI 4
BB 0
SO 8
LOB 12



Batter	1	2	3	4	5	6	7	8	9	AB	R	H	RBI	BB	SO	LOB	BOTTOM			
8 Jason Bartlett, R OBP: 0.471, SLG: 0.467										4	0	3	0	0	0	0				
18 Ben Zobrist, S OBP: 0.394, SLG: 0.550										4	0	1	1	0	2	2				
13 Carl Crawford, L OBP: 0.143, SLG: 0.286										4	0	0	0	0	0	3				
3 Evan Longoria, R OBP: 0.238, SLG: 0.450										4	0	0	0	0	1	3				
23 Carlos Pena, L OBP: 0.412, SLG: 0.714										4	0	0	0	0	3	0				
2 B.J. Upton, R OBP: 0.190, SLG: 0.286										4	0	1	0	0	1	0				
24 Dan Johnson, L OBP: 0.417, SLG: 0.333										2	0	0	0	0	1	0				
16 Willy Aybar, S OBP: 0.167, SLG: 0.333										1	0	0	0	0	1	1				
10 Kelly Shoppach, R OBP: 0.200, SLG: 0.200										3	0	0	0	0	0	1				
1 Sean Rodriguez, R OBP: 0.200, SLG: 0.200										3	1	1	0	0	2	1				
Inning Stats	R: 0 E: 0 K: 0 S: 7	H: 1 LOB: 1 BB: 0 P: 12	R: 0 E: 0 K: 1 S: 8	H: 0 LOB: 0 BB: 0 P: 13	R: 1 E: 0 K: 0 S: 15	H: 3 LOB: 2 BB: 0 P: 17	R: 0 E: 0 K: 3 S: 9	H: 0 LOB: 0 BB: 0 P: 13	R: 0 E: 0 K: 2 S: 16	H: 1 LOB: 1 BB: 0 P: 21	R: 0 E: 0 K: 1 S: 9	H: 0 LOB: 0 BB: 0 P: 11	R: 0 E: 0 K: 0 S: 10	H: 1 LOB: 1 BB: 0 P: 13	R: 0 E: 0 K: 1 S: 9	H: 0 LOB: 0 BB: 0 P: 11	1B: 5 2B: 1 3B: 0 HR: 0	SF: 0 SAC: 0 DP: 0 HBP: 0	WP: 0 PB: 0 SB: 1 CS: 0	PA: 33
PITCHER	IP WLS BF H R ER SO BB IBB HBP BLK WP HR S P ERA WHIP																			
33 Cliff Lee, L ERA: 1.13	9.0 W 33 6 1 1 11 0 0 0 0 0 0 0 89 120 1.00 0.667																			

Texas Rangers @ Tampa Bay Rays
Tropicana Field, St. Petersburg, FL
Tue Oct 12 2010, 8:10 PM - 11:08 PM EDT
Att: 41,845 - Dome - 72 F

AB 33
R 1
H 6
RBI 1
BB 0
SO 11
LOB 11



Batter	1	2	3	4	5	6	7	8	9	AB	R	H	RBI	BB	SO	LOB	TOP										
2 Derek Jeter, R OBP: 0.316, SLG: 0.421	G5-3		F8		G4-6-3			25 BB 13 1B		5	1	2	1	0	0	3	<p>New York Yankees @ Texas Rangers Rangers Ballpark in Arlington, Arlington, TX</p> <p>Fri Oct 15 2010, 8:08 PM - 11:57 PM EDT Att: 50,930 - Clear - 80 F</p>										
33 Nick Swisher, S 27 Greg Golson, R	K		P5			F9		25 BB 13 1B	B2	4	1	0	0	1	1	3											
25 Mark Teixeira, S	G5-3			P6		F9		13 1B	F9	4	1	0	0	1	0	1											
13 Alex Rodriguez, R	K		K		G1-3			24 E 38 1B	F8	5	1	1	2	0	2	1											
24 Robinson Cano, L	P6			38 1B				E8 20 F9 38 1B		4	1	3	2	0	0	0											
38 Marcus Thames, R	L7									4	0	2	1	0	0	0											
20 Jorge Posada, S			G6-3	L7						4	0	0	0	0	1	4											
14 Curtis Granderson, L										3	0	1	0	1	1	2											
11 Brett Gardner, L										3	1	1	0	1	0	3											
Inning Stats	R: 0 E: 0 K: 1 S: 7	H: 0 LOB: 0 BB: 0 P: 12	R: 0 E: 0 K: 1 S: 6	H: 0 LOB: 0 BB: 0 P: 11	R: 0 E: 0 K: 0 S: 8	H: 1 LOB: 2 BB: 1 P: 13	R: 0 E: 0 K: 1 S: 16	H: 2 LOB: 2 BB: 0 P: 22	R: 0 E: 0 K: 0 S: 10	H: 0 LOB: 0 BB: 0 P: 16	R: 0 E: 0 K: 0 S: 6	H: 0 LOB: 0 BB: 0 P: 9	R: 1 E: 1 K: 1 S: 10	H: 1 LOB: 0 BB: 0 P: 15	R: 5 E: 1 K: 1 S: 25	H: 5 LOB: 2 BB: 2 P: 44		R: 0 E: 0 K: 0 S: 8	H: 1 LOB: 1 BB: 0 P: 14	1B: 7 2B: 2 3B: 0 HR: 1	SF: 0 SAC: 0 DP: 1 HBP: 0	WP: 0 PB: 0 CS: 0	PA: 40				
PITCHER	IP	WLS	BF	H	R	ER	SO	BB	IBB	HBP	BLK	WP	HR	S	P	ERA	WHIP										
36 C.J. Wilson, L	(1, 1)	7.0	28	6	3	3	4	2	0	0	0	0	1	68	104	3.86	1.143										
28 Darren Oliver, L	(8, 1)	0.0	2	0	0	0	0	2	0	0	0	0	0	5	13	∞	∞										
56 Darren O'Day, R	(8, 1)	0.0	L	1	1	1	0	0	0	0	0	0	0	1	1	∞	∞										
59 Clay Rapada, L	(8, 1)	0.0	B	1	1	1	0	0	0	0	0	0	0	1	1	∞	∞										
45 Derek Holland, L	(8, 1)	2.0	8	2	1	1	1	0	0	0	0	0	0	21	37	4.50	1.000										

Batter	1	2	3	4	5	6	7	8	9	AB	R	H	RBI	BB	SO	LOB	BOTTOM										
1 Elvis Andrus, R OBP: 0.357, SLG: 0.370	10 1B 32 HR	G3		10 2B		K			SH3-4	3	2	1	0	1	1	1	<p>New York Yankees @ Texas Rangers Rangers Ballpark in Arlington, Arlington, TX</p> <p>Fri Oct 15 2010, 8:08 PM - 11:57 PM EDT Att: 50,930 - Clear - 80 F</p>										
10 Michael Young, R OBP: 0.200, SLG: 0.360	32 HR	K		32 WP		K			K	5	1	2	2	0	3	2											
32 Josh Hamilton, L OBP: 0.240, SLG: 0.273	HR		17 BLK 27 S		K				G5-3	4	1	1	3	1	2	2											
27 Vladimir Guerrero, R OBP: 0.250, SLG: 0.261	F8		K		G5-3				G6-3	4	0	0	0	0	1	1											
17 Nelson Cruz, R OBP: 0.417, SLG: 0.870	15 BB 8 2-1	G5-3							K	3	0	1	0	1	1	1											
5 Ian Kinsler, R OBP: 0.500, SLG: 0.850	15 BB	G6-3			F8				7 CS	2	0	0	0	2	0	2											
21 Jeff Francoeur, R OBP: 0.100, SLG: 0.200	F6			P4	F7				G3	2	0	0	0	0	2	2											
7 David Murphy, L OBP: 0.111, SLG: 0.111										2	0	0	0	0	0	2											
15 Matt Treanor, R OBP: 0.714, SLG: 0.333										2	1	1	0	1	0	0											
20 Julio Borbon, L										1	0	0	0	0	1	0											
11 Bengie Molina, R OBP: 0.357, SLG: 0.571				10 2B					K	0	0	0	0	0	0	0											
8 Jorge Cantu, R										3	0	0	0	0	0	1											
18 Mitch Moreland, L OBP: 0.250, SLG: 0.438	2-1	P4			F9				1 SH3-4	1	0	1	0	0	0	0											
Inning Stats	R: 3 E: 0 K: 0 S: 16	H: 3 LOB: 3 BB: 3 P: 36	R: 0 E: 0 K: 1 S: 9	H: 0 LOB: 0 BB: 0 P: 14	R: 0 E: 0 K: 1 S: 9	H: 0 LOB: 1 BB: 1 P: 17	R: 2 E: 0 K: 1 S: 17	H: 3 LOB: 1 BB: 0 P: 26	R: 0 E: 0 K: 0 S: 11	H: 0 LOB: 0 BB: 1 P: 18	R: 0 E: 1 K: 2 S: 12	H: 0 LOB: 0 BB: 0 P: 15	R: 0 E: 0 K: 2 S: 9	H: 0 LOB: 0 BB: 0 P: 12	R: 0 E: 0 K: 1 S: 11	H: 0 LOB: 0 BB: 1 P: 19	R: 0 E: 0 K: 1 S: 10	H: 1 LOB: 1 BB: 0 P: 14	1B: 5 2B: 1 3B: 0 HR: 1	SF: 0 SAC: 1 DP: 0 HBP: 0	WP: 1 PB: 0 CS: 1	PA: 39					
PITCHER	IP	WLS	BF	H	R	ER	SO	BB	IBB	HBP	BLK	WP	HR	S	P	ERA	WHIP										
52 CC Sabathia, L	(1, 1)	4.0	22	6	5	5	3	4	0	0	1	1	51	93	11.25	2.500											
62 Joba Chamberlain, R	(5, 1)	1.0	4	0	0	0	0	1	0	0	0	0	0	11	18	0.00	1.000										
40 Dustin Moseley, R	(6, 1)	2.0	W	7	0	0	4	0	0	0	0	0	0	21	27	0.00	0.000										
39 Kerry Wood, R	(8, 1)	1.0	H	3	0	0	1	1	0	0	0	0	0	11	19	0.00	1.000										
42 Mariano Rivera, R	(9, 1)	1.0	S	4	1	0	1	0	0	0	0	0	0	10	14	0.00	1.000										

New York Yankees @ Texas Rangers
Rangers Ballpark in Arlington, Arlington, TX

Fri Oct 15 2010, 8:08 PM - 11:57 PM EDT
Att: 50,930 - Clear - 80 F

AB	36
R	6
H	10
RBI	6
BB	4
SO	5
LOB	17



New York Yankees @ Texas Rangers
Rangers Ballpark in Arlington, Arlington, TX

Fri Oct 15 2010, 8:08 PM - 11:57 PM EDT
Att: 50,930 - Clear - 80 F

AB	32
R	5
H	7
RBI	5
BB	6
SO	9
LOB	14



Batter	1	2	3	4	5	6	7	8	9	AB R H RBI BB SO LOB	TOP
1 Elvis Andrus, R OBP: 0.368, SLG: 0.389	G1-3		G4-3			G1-3		P6	10 WP 2B	5 0 1 1 0 0 0	<p>Texas Rangers @ New York Yankees Yankee Stadium, Bronx, NY Mon Oct 18 2010, 8:10 PM - 11:27 PM EDT Att: 49,480 - Partly Cloudy - 55 F</p>
10 Michael Young, R OBP: 0.257, SLG: 0.400	32 HR 1B		1B			1B		G3-1	G3	5 1 3 0 0 0 2	
32 Josh Hamilton, L OBP: 0.343, SLG: 0.429	1-H HR		G4-3			F9				5 2 2 2 0 0 4	
27 Vladimir Guerrero, R OBP: 0.143, SLG: 0.250 20 Julio Borbon, L	F9					K				4 0 1 0 0 2 1	
17 Nelson Cruz, R OBP: 0.406, SLG: 0.806	K					K				0 1 0 0 0 0 0	
5 Ian Kinsler, R OBP: 0.418, SLG: 0.741		L7				G1-3				4 1 1 1 0 2 0	
21 Jeff Francoeur, R OBP: 0.242, SLG: 0.214 7 David Murphy, L OBP: 0.308, SLG: 0.583		G5-3				G5-3				4 0 0 0 0 1 2	
11 Bengie Molina, R OBP: 0.318, SLG: 0.500						F8				3 0 1 0 0 0 0	
18 Mitch Moreland, L OBP: 0.333, SLG: 0.435						L9				0 1 0 0 1 0 0	
						L4				4 1 1 1 0 1 1	

Inning Stats	R: 2 H: 2 E: 0 K: 1 S: 17	H: 2 LOB: 0 BB: 0 P: 25	R: 0 H: 0 E: 0 K: 1 S: 8	H: 0 LOB: 0 BB: 0 P: 12	R: 0 H: 1 E: 0 K: 0 S: 14	H: 1 LOB: 1 BB: 0 P: 24	R: 0 H: 0 E: 0 K: 2 S: 8	H: 0 LOB: 0 BB: 0 P: 13	R: 0 H: 0 E: 0 K: 0 S: 6	H: 0 LOB: 0 BB: 0 P: 11	R: 0 H: 1 E: 0 K: 1 S: 9	H: 1 LOB: 1 BB: 0 P: 15	R: 0 H: 1 E: 0 K: 0 S: 5	H: 1 LOB: 1 BB: 0 P: 10	R: 0 H: 0 E: 0 K: 0 S: 9	H: 0 LOB: 0 BB: 0 P: 15	R: 6 H: 6 E: 0 K: 1 S: 24	H: 6 LOB: 2 BB: 1 P: 37	1B: 8 2B: 2 3B: 0 HR: 1	SF: 0 SAC: 0 DP: 0 HBP: 0	WP: 2 PB: 0 SB: 0 CS: 0	PA: 39
---------------------	---------------------------------------	----------------------------------	--------------------------------------	----------------------------------	---------------------------------------	----------------------------------	--------------------------------------	----------------------------------	--------------------------------------	----------------------------------	--------------------------------------	----------------------------------	--------------------------------------	----------------------------------	--------------------------------------	----------------------------------	---------------------------------------	----------------------------------	----------------------------------	------------------------------------	----------------------------------	--------

PITCHER	IP	WLS	BF	H	R	ER	SO	BB	IBB	HBP	BLK	WP	HR	S	P	ERA	WHIP
46 Andy Pettitte, L ERA: 2.57	7.0	L	26	5	2	2	5	0	0	0	0	0	1	67	110	2.57	0.714
39 Kerry Wood, R ERA: 2.25	1.0		3	0	0	0	0	0	0	0	0	0	0	9	15	0.00	0.000
48 Boone Logan, L ERA: 5.4	0.0		1	1	1	1	0	0	0	0	0	0	0	3	6	∞	∞
30 David Robertson, R ERA: 19.29	0.1		7	5	4	4	1	0	1	0	0	1	0	18	26	108.00	15.000
45 Sergio Mitre, R ERA:	0.2		2	0	1	1	0	0	0	0	0	1	0	3	5	13.50	0.000

Batter	1	2	3	4	5	6	7	8	9	AB R H RBI BB SO LOB	BOTTOM
2 Derek Jeter, R OBP: 0.286, SLG: 0.333	L9					K			K	4 0 0 0 0 3 1	<p>Texas Rangers @ New York Yankees Yankee Stadium, Bronx, NY Mon Oct 18 2010, 8:10 PM - 11:27 PM EDT Att: 49,480 - Partly Cloudy - 55 F</p>
33 Nick Swisher, S OBP: 0.308, SLG: 0.478	G1-3					K			G4-3	4 0 0 0 0 1 1	
25 Mark Teixeira, S OBP: 0.286, SLG: 0.333	K					BB			G6-3	3 0 0 0 1 2 1	
13 Alex Rodriguez, R OBP: 0.231, SLG: 0.208						L7			G4-3	3 0 0 0 0 1 1	
24 Robinson Canó, L OBP: 0.375, SLG: 0.750	L6					G4-3			G3	3 0 0 0 0 0 0	
38 Marcus Thames, R OBP: 0.294, SLG: 0.438						K2-3			K	3 0 0 0 0 3 0	
20 Jorge Posada, S OBP: 0.304, SLG: 0.238						K			K	3 0 1 0 0 2 0	
14 Curtis Granderson, L OBP: 0.458, SLG: 0.474						K			G6-3	3 0 0 0 0 2 1	
11 Brett Gardner, L OBP: 0.286, SLG: 0.222						G3-1			K	3 0 1 0 0 1 0	
						G4-3 33 2 S 1B			K	3 0 1 0 0 1 0	

Inning Stats	R: 0 H: 0 E: 0 K: 1 S: 9	H: 0 LOB: 0 BB: 0 P: 15	R: 0 H: 0 E: 0 K: 2 S: 10	H: 0 LOB: 0 BB: 0 P: 15	R: 0 H: 0 E: 0 K: 2 S: 14	H: 0 LOB: 0 BB: 0 P: 13	R: 0 H: 0 E: 0 K: 2 S: 14	H: 0 LOB: 1 BB: 1 P: 22	R: 0 H: 1 E: 0 K: 1 S: 11	H: 1 LOB: 1 BB: 0 P: 17	R: 0 H: 0 E: 0 K: 1 S: 8	H: 0 LOB: 0 BB: 0 P: 12	R: 0 H: 0 E: 0 K: 2 S: 10	H: 0 LOB: 0 BB: 0 P: 13	R: 0 H: 0 E: 0 K: 2 S: 12	H: 0 LOB: 0 BB: 0 P: 20	1B: 2 2B: 0 3B: 0 HR: 0	SF: 0 SAC: 0 DP: 0 HBP: 0	WP: 0 PB: 0 SB: 1 CS: 0	PA: 30
---------------------	--------------------------------------	----------------------------------	---------------------------------------	----------------------------------	---------------------------------------	----------------------------------	---------------------------------------	----------------------------------	---------------------------------------	----------------------------------	--------------------------------------	----------------------------------	---------------------------------------	----------------------------------	---------------------------------------	----------------------------------	----------------------------------	------------------------------------	----------------------------------	--------

PITCHER	IP	WLS	BF	H	R	ER	SO	BB	IBB	HBP	BLK	WP	HR	S	P	ERA	WHIP
33 Cliff Lee, L ERA: 0.75	8.0	W	27	2	0	0	13	1	0	0	0	0	0	12	22	0.00	0.375
30 Neftali Feliz, R ERA: 2.7	1.0		3	0	0	0	2	0	0	0	0	0	0	12	20	0.00	0.000

Batter	1	2	3	4	5	6	7	8	9	AB	R	H	RBI	BB	SO	LOB	TOP							
1 Elvis Andrus, R OBP: 0.375, SLG: 0.391										5	0	3	0	0	1	2								
10 Michael Young, R OBP: 0.273, SLG: 0.372										4	0	1	0	0	1	3								
32 Josh Hamilton, L OBP: 0.341, SLG: 0.568										4	0	1	0	0	1	4								
27 Vladimir Guerrero, R OBP: 0.286, SLG: 0.317										4	0	0	0	0	2	1								
17 Nelson Cruz, R OBP: 0.410, SLG: 0.838										2	0	1	0	0	0	0								
7 David Murphy, L OBP: 0.400, SLG: 0.500										2	1	1	0	0	1	0								
5 Ian Kinsler, R OBP: 0.400, SLG: 0.639										4	0	2	0	0	1	1								
21 Jeff Francoeur, R OBP: 0.167, SLG: 0.222										4	0	1	0	0	0	2								
15 Matt Treanor, R OBP: 0.545, SLG: 0.714										4	1	1	2	0	1	3								
18 Mitch Moreland, L OBP: 0.323, SLG: 0.400										4	0	2	0	0	2	2								
Inning Stats	R: 0 E: 0 K: 1 S: 10	H: 2 LOB: 1 BB: 0 P: 14	R: 0 E: 0 K: 1 S: 8	H: 1 LOB: 1 BB: 0 P: 13	R: 0 E: 0 K: 1 S: 12	H: 1 LOB: 1 BB: 0 P: 16	R: 0 E: 0 K: 1 S: 9	H: 1 LOB: 1 BB: 0 P: 14	R: 1 E: 0 K: 1 S: 15	H: 3 LOB: 2 BB: 0 P: 22	R: 1 E: 0 K: 2 S: 20	H: 3 LOB: 0 BB: 0 P: 33	R: 0 E: 0 K: 2 S: 14	H: 1 LOB: 0 BB: 0 P: 21	R: 0 E: 0 K: 1 S: 7	H: 0 LOB: 0 BB: 0 P: 7	R: 0 E: 0 K: 0 S: 15	H: 1 LOB: 1 BB: 0 P: 23	1B: 11 2B: 1 3B: 0 HR: 1	SF: 0 SAC: 0 DP: 2 HBP: 0	WP: 1 PB: 0 SB: 2 CS: 0	PA: 37		
PITCHER	IP WLS BF ERA WHIP	IP WLS BF ERA WHIP	IP WLS BF ERA WHIP	IP WLS BF ERA WHIP	IP WLS BF ERA WHIP	IP WLS BF ERA WHIP	IP WLS BF ERA WHIP	IP WLS BF ERA WHIP	IP WLS BF ERA WHIP	IP WLS BF ERA WHIP	IP WLS BF ERA WHIP	IP WLS BF ERA WHIP	IP WLS BF ERA WHIP	IP WLS BF ERA WHIP	IP WLS BF ERA WHIP	IP WLS BF ERA WHIP	IP WLS BF ERA WHIP	IP WLS BF ERA WHIP	IP WLS BF ERA WHIP	IP WLS BF ERA WHIP	IP WLS BF ERA WHIP	IP WLS BF ERA WHIP	IP WLS BF ERA WHIP	
52 CC Sabathia, L ERA: 5.63	6.0 W 27	11 R 2	2 ER 2	7 SO 7	0 BB 0	0 IBB 0	0 HBP 0	0 BLK 0	0 WP 0	1 HR 1	74 S 74	112 P 112	3.00 ERA 3.00	1.833 WHIP 1.833										
39 Kerry Wood, R ERA: 1.5	2.0 W 6	1 R 0	0 ER 0	3 SO 3	0 BB 0	0 IBB 0	0 HBP 0	0 BLK 0	1 WP 1	0 HR 0	21 S 21	28 P 28	0.00 ERA 0.00	0.500 WHIP 0.500										
42 Mariano Rivera, R ERA:	1.0 W 4	1 R 1	0 ER 0	0 SO 0	0 BB 0	0 IBB 0	0 HBP 0	0 BLK 0	0 WP 0	0 HR 0	15 S 15	23 P 23	0.00 ERA 0.00	1.000 WHIP 1.000										

Texas Rangers @ New York Yankees
Yankee Stadium, Bronx, NY
Wed Oct 20 2010, 4:08 PM - 7:55 PM EDT
Att: 49,832 - Cloudy - 59 F


AB 37
R 2
H 13
RBI 2
BB 0
SO 10
LOB 18



Batter	1	2	3	4	5	6	7	8	9	AB	R	H	RBI	BB	SO	LOB	BOTTOM							
2 Derek Jeter, R OBP: 0.316, SLG: 0.417										4	0	1	0	1	0	2								
33 Nick Swisher, S OBP: 0.286, SLG: 0.484										4	2	1	1	1	0	3								
24 Robinson Cano, L OBP: 0.406, SLG: 0.871										4	1	1	1	0	0	1								
13 Alex Rodriguez, R OBP: 0.324, SLG: 0.250										2	1	1	0	2	0	0								
38 Marcus Thames, R OBP: 0.273, SLG: 0.350										3	0	0	0	1	0	2								
17 Lance Berkman, S OBP: 0.375, SLG: 0.615										2	1	0	1	1	1	1								
20 Jorge Posada, S OBP: 0.310, SLG: 0.296										4	1	2	1	0	1	2								
14 Curtis Granderson, L OBP: 0.515, SLG: 0.654										4	1	3	2	0	0	1								
11 Brett Gardner, L OBP: 0.250, SLG: 0.200										3	0	0	0	0	2	2								
Inning Stats	R: 0 E: 0 K: 0 S: 7	H: 0 LOB: 0 BB: 0 P: 12	R: 3 E: 1 K: 1 S: 10	H: 2 LOB: 1 BB: 2 P: 26	R: 2 E: 0 K: 0 S: 11	H: 2 LOB: 0 BB: 0 P: 18	R: 0 E: 0 K: 1 S: 12	H: 1 LOB: 1 BB: 0 P: 19	R: 1 E: 0 K: 0 S: 8	H: 1 LOB: 2 BB: 2 P: 18	R: 0 E: 0 K: 0 S: 17	H: 1 LOB: 1 BB: 1 P: 25	R: 0 E: 0 K: 1 S: 14	H: 0 LOB: 1 BB: 1 P: 25	R: 1 E: 0 K: 1 S: 17	H: 2 LOB: 1 BB: 0 P: 23	R: 1 E: 0 K: 1 S: 15	H: 1 LOB: 1 BB: 0 P: 23	1B: 3 2B: 3 3B: 0 HR: 3	SF: 1 SAC: 1 DP: 1 HBP: 0	WP: 0 PB: 0 SB: 1 CS: 0	PA: 38		
PITCHER	IP WLS BF ERA WHIP	IP WLS BF ERA WHIP	IP WLS BF ERA WHIP	IP WLS BF ERA WHIP	IP WLS BF ERA WHIP	IP WLS BF ERA WHIP	IP WLS BF ERA WHIP	IP WLS BF ERA WHIP	IP WLS BF ERA WHIP	IP WLS BF ERA WHIP	IP WLS BF ERA WHIP	IP WLS BF ERA WHIP	IP WLS BF ERA WHIP	IP WLS BF ERA WHIP	IP WLS BF ERA WHIP	IP WLS BF ERA WHIP	IP WLS BF ERA WHIP	IP WLS BF ERA WHIP	IP WLS BF ERA WHIP	IP WLS BF ERA WHIP	IP WLS BF ERA WHIP	IP WLS BF ERA WHIP	IP WLS BF ERA WHIP	
36 C.J. Wilson, L ERA: 3.93	5.0 L 25	6 R 6	5 ER 5	2 SO 2	3 BB 3	1 IBB 1	0 HBP 0	0 BLK 0	0 WP 0	0 HR 0	48 S 48	93 P 93	9.00 ERA 9.00	1.800 WHIP 1.800										
44 Michael Kirkman, L ERA:	2.0 W 8	1 R 0	0 ER 0	1 SO 1	2 BB 2	0 IBB 0	0 HBP 0	0 BLK 0	0 WP 0	0 HR 0	31 S 31	50 P 50	0.00 ERA 0.00	1.500 WHIP 1.500										
64 Alexi Ogando, R ERA: 3.86	1.0 W 5	2 R 1	1 ER 1	1 SO 1	0 BB 0	0 IBB 0	0 HBP 0	0 BLK 0	0 WP 0	1 HR 1	17 S 17	23 P 23	9.00 ERA 9.00	2.000 WHIP 2.000										

Texas Rangers @ New York Yankees
Yankee Stadium, Bronx, NY
Wed Oct 20 2010, 4:08 PM - 7:55 PM EDT
Att: 49,832 - Cloudy - 59 F

AB 30
R 7
H 9
RBI 6
BB 6
SO 4
LOB 14



Batter	1	2	3	4	5	6	7	8	9	AB	R	H	RBI	BB	SO	LOB	TOP																					
2 Derek Jeter, R OBP: 0.286, SLG: 0.375	G6-3			G1-3		G5-3		K		4	0	0	0	0	1	1																						
14 Curtis Granderson, L OBP: 0.514, SLG: 0.607	CS			G4-6-3		P6		K		2	0	0	0	2	1	0																						
24 Robinson Cano, L OBP: 0.361, SLG: 0.771	P5			G4-6-3				K		4	0	0	0	0	1	2																						
13 Alex Rodriguez, R OBP: 0.316, SLG: 0.281	CS	L6						L7		4	1	1	0	0	1	0																						
17 Lance Berkman, S OBP: 0.368, SLG: 0.688		F8								3	0	1	0	0	0	1																						
33 Nick Swisher, S OBP: 0.283, SLG: 0.441										3	0	0	0	0	1	1																						
20 Jorge Posada, S OBP: 0.313, SLG: 0.333										3	0	1	0	0	1	0																						
38 Marcus Thames, R OBP: 0.240, SLG: 0.304										3	0	0	0	0	2	1																						
11 Brett Gardner, L OBP: 0.258, SLG: 0.185										2	0	0	0	1	1	0																						
Inning Stats	R: 0 H: 0 E: 0 K: 0 S: 7	H: 0 LOB: 0 BB: 1 P: 14	R: 0 H: 0 E: 0 K: 1 S: 8	H: 0 LOB: 0 BB: 0 P: 12	R: 0 H: 0 E: 0 K: 1 S: 6	H: 0 LOB: 0 BB: 0 P: 7	R: 0 H: 0 E: 0 K: 0 S: 7	H: 0 LOB: 0 BB: 1 P: 13	R: 1 H: 2 E: 0 K: 1 S: 14	H: 2 LOB: 1 BB: 0 P: 21	R: 0 H: 0 E: 0 K: 0 S: 9	H: 0 LOB: 0 BB: 0 P: 11	R: 0 H: 1 E: 0 K: 1 S: 6	H: 1 LOB: 1 BB: 0 P: 8	R: 0 H: 0 E: 0 K: 3 S: 12	H: 0 LOB: 1 BB: 1 P: 16	R: 0 H: 0 E: 0 K: 2 S: 8	H: 0 LOB: 0 BB: 0 P: 14	1B: 0 2B: 2 3B: 1 HR: 0	SF: 0 SAC: 0 DP: 1 HBP: 0	WP: 1 PB: 0 CS: 1	PA: 32																
PITCHER	IP	WLS	BF	H	R	ER	SO	BB	IBB	HBP	BLK	WP	HR	S	P	ERA	WHIP	PITCHER				IP	WLS	BF	H	R	ER	SO	BB	IBB	HBP	BLK	WP	HR	S	P	ERA	WHIP
48 Colby Lewis, R ERA: 1.45	8.0	W	28	3	1	1	7	3	0	0	0	1	0	69	102	1.12	0.750																					
30 Nefthali Feliz, R ERA: 2.08	1.0		3	0	0	0	2	0	0	0	0	0	0	8	14	0.00	0.000																					

New York Yankees @ Texas Rangers
Rangers Ballpark in Arlington, Arlington, TX
Fri Oct 22 2010, 8:12 PM - 11:09 PM EDT
Att: 51,404 - Cloudy - 77 F

AB 28
R 1
H 3
RBI 0
BB 3
SO 9
LOB 6



Batter	1	2	3	4	5	6	7	8	9	AB	R	H	RBI	BB	SO	LOB	BOTTOM																					
1 Elvis Andrus, R OBP: 0.358, SLG: 0.392	G4-3		G1-3		G4-3	G5-3		G4-3		5	1	1	0	0	0	2																						
10 Michael Young, R OBP: 0.271, SLG: 0.383	K		L9		G1-3					4	1	1	0	0	1	3																						
32 Josh Hamilton, L OBP: 0.396, SLG: 0.579	G4-3									1	1	1	0	3	0	0																						
27 Vladimir Guerrero, R OBP: 0.283, SLG: 0.333	G4-3		P4							4	1	1	3	0	0	5																						
17 Nelson Cruz, R OBP: 0.419, SLG: 0.875	F9									3	1	1	2	1	0	1																						
5 Ian Kinsler, R OBP: 0.409, SLG: 0.658		G5-3								2	0	1	1	1	0	0																						
7 David Murphy, L OBP: 0.333, SLG: 0.400										4	0	0	0	0	1	4																						
11 Bengie Molina, R OBP: 0.355, SLG: 0.567										4	0	0	0	0	1	1																						
18 Mitch Moreland, L OBP: 0.343, SLG: 0.394										3	1	1	0	1	0	0																						
Inning Stats	R: 1 H: 2 E: 0 K: 1 S: 16	H: 2 LOB: 1 BB: 0 P: 23	R: 0 H: 0 E: 0 K: 1 S: 8	H: 0 LOB: 0 BB: 0 P: 11	R: 0 H: 0 E: 0 K: 0 S: 10	H: 0 LOB: 2 BB: 2 P: 20	R: 0 H: 0 E: 0 K: 1 S: 8	H: 0 LOB: 1 BB: 1 P: 13	R: 4 H: 4 E: 0 K: 0 S: 19	H: 4 LOB: 1 BB: 1 P: 31	R: 0 H: 0 E: 0 K: 0 S: 4	H: 0 LOB: 0 BB: 0 P: 8	R: 1 H: 1 E: 0 K: 0 S: 7	H: 1 LOB: 2 BB: 2 P: 18	R: 0 H: 0 E: 0 K: 0 S: 11	H: 0 LOB: 0 BB: 0 P: 14	1B: 2 2B: 4 3B: 0 HR: 1	SF: 1 SAC: 0 DP: 0 HBP: 0	WP: 1 PB: 0 CS: 0	PA: 37																		
PITCHER	IP	WLS	BF	H	R	ER	SO	BB	IBB	HBP	BLK	WP	HR	S	P	ERA	WHIP	PITCHER				IP	WLS	BF	H	R	ER	SO	BB	IBB	HBP	BLK	WP	HR	S	P	ERA	WHIP
65 Phil Hughes, R ERA: 6.32	4.2	L	22	4	4	4	3	2	2	0	0	0	1	49	83	7.71	1.286																					
30 David Robertson, R ERA: 16.2	0.1		3	2	1	1	0	0	0	0	0	0	1	12	15	27.00	6.000																					
39 Kerry Wood, R ERA: 2.25	2.0		9	1	1	1	0	0	2	0	0	0	0	11	26	4.50	0.500																					
42 Mariano Rivera, R ERA:	1.0		3	0	0	0	0	0	0	0	0	0	0	11	14	0.00	0.000																					

New York Yankees @ Texas Rangers
Rangers Ballpark in Arlington, Arlington, TX
Fri Oct 22 2010, 8:12 PM - 11:09 PM EDT
Att: 51,404 - Cloudy - 77 F

AB 30
R 6
H 7
RBI 6
BB 6
SO 3
LOB 16



Batter	1	2	3	4	5	6	7	8	9	AB	R	H	RBI	BB	SO	LOB	TOP				
1 Elvis Andrus, R OBP: 0.355, SLG: 0.368										3	0	0	0	1	0	1	<p>Texas Rangers @ San Francisco Giants</p> <p>AT&T Park, San Francisco, CA</p> <p>Thu Oct 28 2010, 4:58 PM - 8:14 PM PDT</p> <p>Att: 43,622 - Cloudy - 65 F</p>				
10 Michael Young, R OBP: 0.345, SLG: 0.345										4	0	1	0	0	0	1					
32 Josh Hamilton, L OBP: 0.368, SLG: 0.500										4	0	1	0	0	0	1					
17 Nelson Cruz, R OBP: 0.365, SLG: 0.755										4	0	0	0	0	2	2					
5 Ian Kinsler, R OBP: 0.396, SLG: 0.609										4	0	1	0	0	0	2					
7 David Murphy, L OBP: 0.345, SLG: 0.375										3	0	0	0	1	0	1					
15 Matt Treanor, R OBP: 0.429, SLG: 0.500										3	0	0	0	0	0	1					
21 Jeff Francoeur, R OBP: 0.158, SLG: 0.211										1	0	0	0	0	0	1					
18 Mitch Moreland, L OBP: 0.390, SLG: 0.447										2	0	1	0	1	0	0					
36 C.J. Wilson, L 28 Darren Oliver, R 20 Julio Borbon, L 56 Darren O'Day, R 45 Derek Holland, S 57 Mark Lowe, L 44 Michael Kirkman, L										1	0	0	0	0	0	2					
Inning Stats	R: 0 E: 0 K: 0 S: 6	H: 0 LOB: 0 BB: 0 P: 10	R: 0 E: 0 K: 1 S: 8	H: 0 LOB: 0 BB: 0 P: 10	R: 0 E: 0 K: 1 S: 9	H: 1 LOB: 1 BB: 0 P: 15	R: 0 E: 0 K: 1 S: 8	H: 0 LOB: 0 BB: 0 P: 11	R: 0 E: 0 K: 0 S: 12	H: 2 LOB: 2 BB: 1 P: 19	R: 0 E: 0 K: 0 S: 7	H: 0 LOB: 0 BB: 0 P: 11	R: 0 E: 0 K: 0 S: 9	H: 0 LOB: 1 BB: 1 P: 13	R: 0 E: 0 K: 0 S: 11	H: 0 LOB: 1 BB: 1 P: 19	1B: 3 2B: 1 3B: 0 HR: 0	SF: 0 SAC: 1 DP: 0 HBP: 0	WP: 1 PB: 0 SB: 1 CS: 0	PA: 34	
PITCHER	IP WLS BF H R ER SO BB IBB HBP BLK WP HR S P ERA WHIP	IP WLS BF H R ER SO BB IBB HBP BLK WP HR S P ERA WHIP	IP WLS BF H R ER SO BB IBB HBP BLK WP HR S P ERA WHIP	IP WLS BF H R ER SO BB IBB HBP BLK WP HR S P ERA WHIP	IP WLS BF H R ER SO BB IBB HBP BLK WP HR S P ERA WHIP	IP WLS BF H R ER SO BB IBB HBP BLK WP HR S P ERA WHIP	IP WLS BF H R ER SO BB IBB HBP BLK WP HR S P ERA WHIP	IP WLS BF H R ER SO BB IBB HBP BLK WP HR S P ERA WHIP	IP WLS BF H R ER SO BB IBB HBP BLK WP HR S P ERA WHIP	IP WLS BF H R ER SO BB IBB HBP BLK WP HR S P ERA WHIP	IP WLS BF H R ER SO BB IBB HBP BLK WP HR S P ERA WHIP	IP WLS BF H R ER SO BB IBB HBP BLK WP HR S P ERA WHIP	IP WLS BF H R ER SO BB IBB HBP BLK WP HR S P ERA WHIP	IP WLS BF H R ER SO BB IBB HBP BLK WP HR S P ERA WHIP	IP WLS BF H R ER SO BB IBB HBP BLK WP HR S P ERA WHIP	IP WLS BF H R ER SO BB IBB HBP BLK WP HR S P ERA WHIP	IP WLS BF H R ER SO BB IBB HBP BLK WP HR S P ERA WHIP	IP WLS BF H R ER SO BB IBB HBP BLK WP HR S P ERA WHIP	IP WLS BF H R ER SO BB IBB HBP BLK WP HR S P ERA WHIP	IP WLS BF H R ER SO BB IBB HBP BLK WP HR S P ERA WHIP	IP WLS BF H R ER SO BB IBB HBP BLK WP HR S P ERA WHIP

AB	30
R	0
H	4
RBI	0
BB	3
SO	2
LOB	12



Batter	1	2	3	4	5	6	7	8	9	AB	R	H	RBI	BB	SO	LOB	BOTTOM				
56 Andres Torres, S OBP: 0.306, SLG: 0.289										5	0	1	1	0	1	1	<p>Texas Rangers @ San Francisco Giants</p> <p>AT&T Park, San Francisco, CA</p> <p>Thu Oct 28 2010, 4:58 PM - 8:14 PM PDT</p> <p>Att: 43,622 - Cloudy - 65 F</p>				
21 Freddy Sanchez, R OBP: 0.302, SLG: 0.353										5	0	0	0	0	2	2					
28 Buster Posey, R OBP: 0.340, SLG: 0.333										4	1	1	0	0	2	0					
9 Pat Burrell, R OBP: 0.317, SLG: 0.353										2	0	0	0	1	1	0					
12 Nate Schierholz, L OBP: 0.333, SLG: 0.250										0	1	0	0	1	0	0					
13 Cody Ross, R OBP: 0.404, SLG: 0.732										2	2	1	0	2	0	1					
17 Aubrey Huff, L OBP: 0.353, SLG: 0.304										3	1	0	1	1	0	3					
5 Juan Uribe, R OBP: 0.231, SLG: 0.343										3	1	1	2	1	1	1					
16 Edgar Renteria, R OBP: 0.296, SLG: 0.360										4	2	2	3	0	1	1					
18 Matt Cain, R OBP: 0.286, SLG: 0.286										3	0	1	0	0	1	1					
49 Javier López, L										0	0	0	0	0	0	0					
14 Mike Fontenot, L OBP: 0.267, SLG: 0.357										0	0	0	0	0	0	0					
33 Aaron Rowand, R OBP: 0.375, SLG: 0.750										1	1	1	2	0	0	0					
59 Guillermo Mota, R										0	0	0	0	0	0	0					
Inning Stats	R: 0 E: 0 K: 0 S: 10	H: 0 LOB: 0 BB: 0 P: 15	R: 0 E: 0 K: 1 S: 9	H: 1 LOB: 1 BB: 0 P: 17	R: 0 E: 0 K: 0 S: 7	H: 1 LOB: 1 BB: 0 P: 12	R: 0 E: 0 K: 1 S: 7	H: 0 LOB: 0 BB: 1 P: 13	R: 1 E: 0 K: 1 S: 10	H: 1 LOB: 0 BB: 0 P: 16	R: 0 E: 0 K: 1 S: 13	H: 0 LOB: 0 BB: 0 P: 18	R: 1 E: 0 K: 2 S: 15	H: 1 LOB: 1 BB: 1 P: 21	R: 7 E: 0 K: 3 S: 27	H: 4 LOB: 1 BB: 4 P: 55	1B: 4 2B: 2 3B: 1 HR: 1	SF: 0 SAC: 0 DP: 0 HBP: 0	WP: 0 PB: 0 SB: 0 CS: 0	PA: 38	
PITCHER	IP WLS BF H R ER SO BB IBB HBP BLK WP HR S P ERA WHIP	IP WLS BF H R ER SO BB IBB HBP BLK WP HR S P ERA WHIP	IP WLS BF H R ER SO BB IBB HBP BLK WP HR S P ERA WHIP	IP WLS BF H R ER SO BB IBB HBP BLK WP HR S P ERA WHIP	IP WLS BF H R ER SO BB IBB HBP BLK WP HR S P ERA WHIP	IP WLS BF H R ER SO BB IBB HBP BLK WP HR S P ERA WHIP	IP WLS BF H R ER SO BB IBB HBP BLK WP HR S P ERA WHIP	IP WLS BF H R ER SO BB IBB HBP BLK WP HR S P ERA WHIP	IP WLS BF H R ER SO BB IBB HBP BLK WP HR S P ERA WHIP	IP WLS BF H R ER SO BB IBB HBP BLK WP HR S P ERA WHIP	IP WLS BF H R ER SO BB IBB HBP BLK WP HR S P ERA WHIP	IP WLS BF H R ER SO BB IBB HBP BLK WP HR S P ERA WHIP	IP WLS BF H R ER SO BB IBB HBP BLK WP HR S P ERA WHIP	IP WLS BF H R ER SO BB IBB HBP BLK WP HR S P ERA WHIP	IP WLS BF H R ER SO BB IBB HBP BLK WP HR S P ERA WHIP	IP WLS BF H R ER SO BB IBB HBP BLK WP HR S P ERA WHIP	IP WLS BF H R ER SO BB IBB HBP BLK WP HR S P ERA WHIP	IP WLS BF H R ER SO BB IBB HBP BLK WP HR S P ERA WHIP	IP WLS BF H R ER SO BB IBB HBP BLK WP HR S P ERA WHIP	IP WLS BF H R ER SO BB IBB HBP BLK WP HR S P ERA WHIP	IP WLS BF H R ER SO BB IBB HBP BLK WP HR S P ERA WHIP

AB	32
R	9
H	8
RBI	9
BB	6
SO	9
LOB	10



Batter	1	2	3	4	5	6	7	8	9	AB	R	H	RBI	BB	SO	LOB	TOP			
56 Andres Torres, S OBP: 0.323, SLG: 0.397	K2-3		1B			G6-3		P2		4	0	1	0	0	1	0	San Francisco Giants @ Texas Rangers Rangers Ballpark in Arlington, Arlington, TX Mon Nov 01 2010, 7:59 PM - 10:30 PM EDT Att: 52,045 - Clear - 68 F			
21 Freddy Sanchez, R OBP: 0.277, SLG: 0.317	G6-3		L1			1B		L7		4	0	1	0	0	0	1				
28 Buster Posey, R OBP: 0.354, SLG: 0.390	1B					G5-3		F9		4	0	2	0	0	0	1				
13 Cody Ross, R OBP: 0.390, SLG: 0.686	P6					K		FC5-4		4	1	1	0	0	1	2				
5 Juan Uribe, R OBP: 0.196, SLG: 0.277	K					F8		1B		4	1	1	0	0	2	0				
17 Aubrey Huff, L OBP: 0.338, SLG: 0.357	G4-3					E3		SH1-3		3	0	0	0	0	0	0				
9 Pat Burrell, R OBP: 0.285, SLG: 0.286	L7					K		K		4	0	0	0	0	3	3				
16 Edgar Renteria, R OBP: 0.324, SLG: 0.457						G6-4-3		HR		3	1	1	3	0	0	1				
33 Aaron Rowand, R OBP: 0.273, SLG: 0.545						L7		F9		3	0	0	0	0	1	0				
Inning Stats	R: 0 H: 1 E: 0 K: 1 S: 8	H: 1 LOB: 1 BB: 0 P: 10	R: 0 H: 0 E: 0 K: 1 S: 10	H: 0 LOB: 0 BB: 0 P: 15	R: 0 H: 1 E: 0 K: 0 S: 5	H: 1 LOB: 1 BB: 0 P: 8	R: 0 H: 0 E: 1 K: 1 S: 13	H: 0 LOB: 0 BB: 0 P: 18	R: 0 H: 1 E: 0 K: 1 S: 9	H: 1 LOB: 1 BB: 0 P: 12	R: 3 H: 3 E: 0 K: 1 S: 14	H: 3 LOB: 0 BB: 0 P: 20	R: 0 H: 1 E: 0 K: 0 S: 8	H: 1 LOB: 1 BB: 0 P: 11	R: 0 H: 0 E: 0 K: 2 S: 9	H: 0 LOB: 0 BB: 0 P: 12		1B: 6 2B: 0 3B: 0 HR: 1	SF: 0 SAC: 1 DP: 1 HBP: 0	WP: 0 PB: 0 SB: 0 CS: 0
PITCHER	IP	WLS	BF	H	R	ER	SO	BB	IBB	HBP	BLK	WP	HR	S	P	ERA	WHIP			
33 Cliff Lee, L ERA: 2.78	7.0	L	27	6	3	3	6	0	0	0	0	0	1	69	95	3.86	0.857			
30 Nettali Feliz, R ERA: 1.23	2.0		7	1	0	0	2	0	0	0	0	0	0	17	23	0.00	0.500			

Batter	1	2	3	4	5	6	7	8	9	AB	R	H	RBI	BB	SO	LOB	BOTTOM			
1 Elvis Andrus, R OBP: 0.338, SLG: 0.338	G1-3		K			F8		G1-3		4	0	0	0	0	1	2	San Francisco Giants @ Texas Rangers Rangers Ballpark in Arlington, Arlington, TX Mon Nov 01 2010, 7:59 PM - 10:30 PM EDT Att: 52,045 - Clear - 68 F			
10 Michael Young, R OBP: 0.275, SLG: 0.343	F9					L8		G5-3		4	0	1	0	0	0	1				
32 Josh Hamilton, L OBP: 0.319, SLG: 0.466	G3					G4-3		K		4	0	0	0	0	2	2				
27 Vladimir Guerrero, R OBP: 0.242, SLG: 0.271	F9					FC6-4		G6-3		4	0	0	0	0	1	1				
17 Nelson Cruz, R OBP: 0.349, SLG: 0.733	G4-3					K		K		4	1	1	1	0	2	1				
5 Ian Kinsler, R OBP: 0.381, SLG: 0.537	G5-3					G4-3		HR		2	0	0	0	1	0	0				
7 David Murphy, L OBP: 0.313, SLG: 0.333						K		K		3	0	0	0	0	3	1				
11 Bengie Molina, R OBP: 0.341, SLG: 0.488						K		G1-3		3	0	0	0	0	2	1				
18 Mitch Moreland, L OBP: 0.400, SLG: 0.500						BB		K		2	0	1	0	1	1	0				
Inning Stats	R: 0 H: 0 E: 0 K: 0 S: 7	H: 0 LOB: 0 BB: 0 P: 13	R: 0 H: 0 E: 0 K: 0 S: 5	H: 0 LOB: 0 BB: 0 P: 6	R: 0 H: 0 E: 0 K: 3 S: 10	H: 0 LOB: 1 BB: 1 P: 15	R: 0 H: 1 E: 0 K: 2 S: 13	H: 1 LOB: 1 BB: 0 P: 19	R: 0 H: 1 E: 0 K: 0 S: 6	H: 1 LOB: 1 BB: 0 P: 7	R: 1 H: 1 E: 0 K: 3 S: 15	H: 1 LOB: 1 BB: 1 P: 24	R: 0 H: 0 E: 0 K: 1 S: 7	H: 0 LOB: 0 BB: 0 P: 9	R: 0 H: 0 E: 0 K: 2 S: 8	H: 0 LOB: 0 BB: 0 P: 11		1B: 2 2B: 0 3B: 0 HR: 1	SF: 0 SAC: 0 DP: 0 HBP: 0	WP: 0 PB: 0 SB: 0 CS: 0
PITCHER	IP	WLS	BF	H	R	ER	SO	BB	IBB	HBP	BLK	WP	HR	S	P	ERA	WHIP			
55 Tim Lincecum, R ERA: 2.43	8.0	W	29	3	1	1	10	2	0	0	0	0	0	71	101	1.12	0.625			
38 Brian Wilson, R ERA:	1.0	S	3	0	0	0	2	0	0	0	0	0	0	8	11	0.00	0.000			

AB	33
R	3
H	7
RBI	3
BB	0
SO	8
LOB	8

AB	30
R	1
H	3
RBI	1
BB	2
SO	12
LOB	9