

Texas Rangers - 2011

Batter	1	2	3	4	5	6	7	8	9	AB	R	H	RBI	BB	SO	LOB	TOP					
20 Julio Borbon, L (1,8) 43 Engel Beltre, L (4,8)										2	1	2	0	0	0	0	Texas Rangers @ Seattle Mariners Peoria Stadium, Peoria, AZ Tue Mar 01 2011, 3:05 PM - 5:30 PM EST Att: 3,247 - Partly Cloudy - 69 F					
6 Esteban German, R (1,4) 88 Davis Stoneburner, R (6,4)										2	0	1	0	0	1	1						
7 David Murphy, L (1,9) 92 Joey Butler, R (8,9)										4	0	0	1	0	2	3						
12 Brian Barden, R (1,5)										4	0	2	1	0	0	0						
18 Mitch Moreland, L (1,3) 99 Chris McGuinness, L (4,3)										2	0	0	0	0	0	2						
2 Taylor Teagarden, R (1,2) 71 Jose Heberto Felix, R (6,2)										2	0	0	0	1	0	1						
19 Chris Davis, L (1,10)										4	0	2	2	0	0	1						
3 Andrés Blanco, S (1,6) 82 Leury Garcia, S (7,6)										3	0	1	0	0	1	2						
9 Endy Chavez, L (1,7) 85 David Paisano, R (5,7) 63 Chad Tracy, R (9,PH)										2	1	1	0	0	0	0						
Inning Stats	R: 0 E: 0 K: 2 S: 7	H: 1 LOB: 1 BB: 0 P: 10	R: 0 E: 0 K: 1 S: 13	H: 2 LOB: 2 BB: 0 P: 21	R: 2 E: 0 K: 0 S: 12	H: 3 LOB: 1 BB: 0 P: 15	R: 0 E: 0 K: 0 S: 5	H: 0 LOB: 0 BB: 0 P: 10	R: 0 E: 0 K: 0 S: 9	H: 1 LOB: 1 BB: 0 P: 10	R: 0 E: 0 K: 1 S: 13	H: 0 LOB: 0 BB: 0 P: 18	R: 0 E: 0 K: 1 S: 7	H: 0 LOB: 0 BB: 0 P: 12	R: 2 E: 0 K: 0 S: 14	H: 2 LOB: 1 BB: 1 P: 23		1B: 8 2B: 3 3B: 0 HR: 0	SF: 0 SAC: 2 DP: 2 HBP: 0	WP: 0 PB: 0 SB: 0 CS: 1	PA: 37	
PITCHER	IP WLS BF H R ER SO BB IBB HBP BLK WP HR S P ERA WHIP	IP WLS BF H R ER SO BB IBB HBP BLK WP HR S P ERA WHIP	IP WLS BF H R ER SO BB IBB HBP BLK WP HR S P ERA WHIP	IP WLS BF H R ER SO BB IBB HBP BLK WP HR S P ERA WHIP	IP WLS BF H R ER SO BB IBB HBP BLK WP HR S P ERA WHIP	IP WLS BF H R ER SO BB IBB HBP BLK WP HR S P ERA WHIP	IP WLS BF H R ER SO BB IBB HBP BLK WP HR S P ERA WHIP	IP WLS BF H R ER SO BB IBB HBP BLK WP HR S P ERA WHIP	IP WLS BF H R ER SO BB IBB HBP BLK WP HR S P ERA WHIP	IP WLS BF H R ER SO BB IBB HBP BLK WP HR S P ERA WHIP	IP WLS BF H R ER SO BB IBB HBP BLK WP HR S P ERA WHIP	IP WLS BF H R ER SO BB IBB HBP BLK WP HR S P ERA WHIP	IP WLS BF H R ER SO BB IBB HBP BLK WP HR S P ERA WHIP	IP WLS BF H R ER SO BB IBB HBP BLK WP HR S P ERA WHIP	IP WLS BF H R ER SO BB IBB HBP BLK WP HR S P ERA WHIP	IP WLS BF H R ER SO BB IBB HBP BLK WP HR S P ERA WHIP	IP WLS BF H R ER SO BB IBB HBP BLK WP HR S P ERA WHIP	IP WLS BF H R ER SO BB IBB HBP BLK WP HR S P ERA WHIP	IP WLS BF H R ER SO BB IBB HBP BLK WP HR S P ERA WHIP	IP WLS BF H R ER SO BB IBB HBP BLK WP HR S P ERA WHIP	IP WLS BF H R ER SO BB IBB HBP BLK WP HR S P ERA WHIP	IP WLS BF H R ER SO BB IBB HBP BLK WP HR S P ERA WHIP

AB	33
R	4
H	10
RBI	4
BB	2
SO	5
LOB	14



Batter	1	2	3	4	5	6	7	8	9	AB	R	H	RBI	BB	SO	LOB	BOTTOM					
51 Ichiro Suzuki, L (1,9) 5 Chris Gimenez, R (6,9)										3	1	1	0	0	0	0	Texas Rangers @ Seattle Mariners Peoria Stadium, Peoria, AZ Tue Mar 01 2011, 3:05 PM - 5:30 PM EST Att: 3,247 - Partly Cloudy - 69 F					
9 Chone Figgins, S (1,5) 61 Matt Mangini, L (6,5)										3	1	1	0	0	0	1						
15 Milton Bradley, S (1,7) 64 Carlos Peguero, R (6,7)										3	1	3	2	0	0	0						
29 Jack Cust, L (1,10) 12 Ryan Langerhans, L (8,PH) (9,10)										2	0	1	1	1	0	1						
30 Miguel Olivo, R (1,2) 75 Steven Baron, R (6,2)										3	0	0	0	0	2	3						
4 Adam Kennedy, L (1,3) 20 Mike Carp, L (7,3)										3	1	1	1	0	1	0						
21 Franklin Gutierrez, R (1,8) 44 Mike Wilson, R (7,8)										3	0	1	0	0	0	0						
13 Dustin Ackley, L (1,4) 72 Sean Kazmar Jr., R (7,4)										1	0	0	0	2	1	0						
2 Jack Wilson, R (1,8) 1 Luis Antonio Rodriguez, S (7,6)										3	0	1	0	0	0	1						
Inning Stats	R: 0 E: 0 K: 0 S: 11	H: 1 LOB: 1 BB: 0 P: 14	R: 1 E: 0 K: 0 S: 7	H: 1 LOB: 1 BB: 1 P: 17	R: 1 E: 0 K: 1 S: 11	H: 2 LOB: 1 BB: 1 P: 22	R: 0 E: 0 K: 2 S: 9	H: 0 LOB: 0 BB: 0 P: 9	R: 2 E: 0 K: 1 S: 10	H: 3 LOB: 1 BB: 0 P: 16	R: 0 E: 0 K: 0 S: 11	H: 2 LOB: 2 BB: 1 P: 21	R: 0 E: 0 K: 1 S: 7	H: 0 LOB: 0 BB: 0 P: 8	R: 1 E: 0 K: 2 S: 13	H: 2 LOB: 1 BB: 0 P: 17		1B: 8 2B: 1 3B: 0 HR: 2	SF: 0 SAC: 0 DP: 0 HBP: 0	WP: 1 PB: 0 SB: 2 CS: 3	PA: 35	
PITCHER	IP WLS BF H R ER SO BB IBB HBP BLK WP HR S P ERA WHIP	IP WLS BF H R ER SO BB IBB HBP BLK WP HR S P ERA WHIP	IP WLS BF H R ER SO BB IBB HBP BLK WP HR S P ERA WHIP	IP WLS BF H R ER SO BB IBB HBP BLK WP HR S P ERA WHIP	IP WLS BF H R ER SO BB IBB HBP BLK WP HR S P ERA WHIP	IP WLS BF H R ER SO BB IBB HBP BLK WP HR S P ERA WHIP	IP WLS BF H R ER SO BB IBB HBP BLK WP HR S P ERA WHIP	IP WLS BF H R ER SO BB IBB HBP BLK WP HR S P ERA WHIP	IP WLS BF H R ER SO BB IBB HBP BLK WP HR S P ERA WHIP	IP WLS BF H R ER SO BB IBB HBP BLK WP HR S P ERA WHIP	IP WLS BF H R ER SO BB IBB HBP BLK WP HR S P ERA WHIP	IP WLS BF H R ER SO BB IBB HBP BLK WP HR S P ERA WHIP	IP WLS BF H R ER SO BB IBB HBP BLK WP HR S P ERA WHIP	IP WLS BF H R ER SO BB IBB HBP BLK WP HR S P ERA WHIP	IP WLS BF H R ER SO BB IBB HBP BLK WP HR S P ERA WHIP	IP WLS BF H R ER SO BB IBB HBP BLK WP HR S P ERA WHIP	IP WLS BF H R ER SO BB IBB HBP BLK WP HR S P ERA WHIP	IP WLS BF H R ER SO BB IBB HBP BLK WP HR S P ERA WHIP	IP WLS BF H R ER SO BB IBB HBP BLK WP HR S P ERA WHIP	IP WLS BF H R ER SO BB IBB HBP BLK WP HR S P ERA WHIP	IP WLS BF H R ER SO BB IBB HBP BLK WP HR S P ERA WHIP	IP WLS BF H R ER SO BB IBB HBP BLK WP HR S P ERA WHIP

AB	32
R	5
H	11
RBI	5
BB	3
SO	7
LOB	7



Batter	1	2	3	4	5	6	7	8	9	AB	R	H	RBI	BB	SO	LOB	TOP								
20 Julio Borbon, L (1,8) OBP: 0.538, SLG: 0.846 92 Joey Butler, R (6,9) OBP: 0.500, SLG: 0.600	F8		6 SH1-4 18 1B		6 WP 3B		50 1B 1B		50 FC3 94 SH1-4 BB	3 2 2 0 0 0 0	1 0 1 0 1 0 0														
6 Esteban German, R (1,4) OBP: 0.250, SLG: 0.250 94 Matt Kata, S (6,4)	L6		SH1-4		18 WP 1B		FC8		SH1-4	2 0 1 0 0 0 0	1 0 0 0 0 0 1														
18 Mitch Moreland, L (1,3) OBP: 0.615, SLG: 1.000 50 Jose Ruiz, L (6,3) OBP: 0.375, SLG: 0.500	L7		1B		3-H 1-3 K		1B		FC3 12 BB	3 0 1 2 0 1 1	2 0 1 1 0 0 1														
12 Brian Barden, R (1,10) OBP: 0.545, SLG: 0.667		2 HR 1B	F7		G4-3		G6-3		94 11-6-4 BB	4 1 1 0 1 0 4															
19 Chris Davis, L (1,5) OBP: 0.438, SLG: 0.714 94 Mike Olt, R (6,5) OBP: 0.500, SLG: 0.500	F7		K		G4-3		K		G1-6-4-3	3 0 0 0 0 1 2	2 0 0 0 0 1 3														
2 Taylor Tsaggaris, R (1,2) OBP: 0.429, SLG: 0.800 71 Jose Heberto Felix, R (6,2) OBP: 1.000, SLG: 1.250	HR				K		F9		9 G3 1B	3 1 1 2 0 1 0	1 0 1 0 0 0 0														
65 Doug Deeds, L (1,9) OBP: 0.429, SLG: 0.917 9 Endy Chavez, L (6, PR) OBP: 0.200, SLG: 0.200	L7		F7		F7		1B		G3	3 0 1 0 0 0 0	1 0 0 0 0 0 1														
43 Engel Beltre, L (1,7) (6,8)	F9		G6-3		K		FC8			4 0 0 0 0 1 2															
3 Andrés Blanco, S (1,6) OBP: 0.231, SLG: 0.167 82 Leury Garcia, S (7,6) OBP: 0.333, SLG: 0.333			6 SH1-4 18 1B		F9		F9		94 SH1-4 50 FC3 92 BB 1B	3 1 1 0 0 0 0	1 1 1 0 0 0 0														
Inning Stats	R: 0 E: 0 K: 0 S: 3	H: 0 LOB: 0 BB: 0 P: 3	R: 2 E: 0 K: 0 S: 7	H: 2 LOB: 0 BB: 0 P: 7	R: 2 E: 0 K: 1 S: 8	H: 3 LOB: 1 BB: 0 P: 8	R: 0 E: 0 K: 1 S: 5	H: 0 LOB: 0 BB: 0 P: 5	R: 1 E: 0 K: 1 S: 7	H: 2 LOB: 1 BB: 0 P: 9	R: 0 E: 0 K: 0 S: 6	H: 1 LOB: 1 BB: 0 P: 6	R: 0 E: 0 K: 0 S: 5	H: 2 LOB: 2 BB: 0 P: 5	R: 0 E: 0 K: 1 S: 6	H: 1 LOB: 1 BB: 0 P: 6	R: 1 E: 0 K: 0 S: 4	H: 1 LOB: 2 BB: 2 P: 12	1B: 10 2B: 0 3B: 1 HR: 1	SF: 0 SAC: 2 DP: 1 HBP: 0	WP: 2 PB: 0 SB: 0 CS: 0	PA: 41			
PITCHER	IP	WLS	BF	H	R	ER	SO	BB	IBB	HBP	BLK	WP	HR	S	P	ERA	WHIP								
51 Dallas Braden, L (1,1) ERA: 11.29	3.0	L	14	5	4	4	1	0	0	0	0	0	1	18	18	12.00	1.667								
32 Brandon McCarthy, R (4,1) ERA: 3.6	3.0		12	3	1	1	3	0	0	0	0	2	0	18	20	3.00	1.000								
57 Brian Fuentes, L (7,1) ERA: 13.5	1.0		5	2	0	0	0	0	0	0	0	0	0	5	5	0.00	2.000								
50 Grant Balfour, R (8,1) ERA: 13.5	1.0		4	1	0	0	1	0	0	0	0	0	0	6	6	0.00	1.000								
45 Willie Eyre, R (9,1) ERA: 4.5	1.0		6	1	1	1	0	2	0	0	0	0	0	4	12	9.00	3.000								

Texas Rangers @ Oakland Athletics
Phoenix Municipal Stadium, Phoenix, AZ
Fri Mar 04 2011, 3:11 PM - 5:38 PM EST
Att.: 4,448 - Sunny - 75 F

AB 37
R 6
H 12
RBI 5
BB 2
SO 5
LOB 15



Batter	1	2	3	4	5	6	7	8	9	AB	R	H	RBI	BB	SO	LOB	BOTTOM								
12 David DeJesus, L (1,9) OBP: 0.333, SLG: 0.200 23 Michael Taylor, R (7,9) OBP: 0.214, SLG: 0.429	L7			K			G5-3			3 0 1 0 0 1 0	1 0 0 0 0 0 0														
8 Kurt Suzuki, R (1,2) OBP: 0.482, SLG: 0.400 19 Anthony Recker, R (6,2) OBP: 0.333, SLG: 0.500	F8						F8			3 1 1 0 0 0 2	1 0 0 0 0 0 0														
28 Conor Jackson, R (1,3) OBP: 0.428, SLG: 0.273 67 Wes Timmons, R (7,3)	F7		G6-3		G5-3		G6-3		G6-3	3 0 0 0 0 0 1	1 0 0 0 0 0 0														
55 Hideki Matsui, L (1,10) OBP: 0.300, SLG: 0.333 29 Josh Donaldson, R (8, PH) OBP: 0.333, SLG: 0.333	5 HR BB		5 FC6-4 BB		K		G6-3		G6-3	1 1 0 0 2 1 0	1 0 0 0 0 0 0														
5 Kevin Kouzmanoff, R (1,5) OBP: 0.556, SLG: 0.875 73 Josh Horton, R (7,5) OBP: 0.500, SLG: 0.333	1-H 2-H HR		25 1B FC6-4		G6-3		G6-3		G6-3	3 1 1 3 0 0 1	1 0 0 0 0 0 0														
25 Matt Carson, R (1,8) OBP: 0.333, SLG: 0.733 71 Michael Choice, R (7,8) OBP: 0.375, SLG: 0.375	K		1B		G3		G3		FC6-3	3 0 1 0 0 1 0	1 0 0 0 0 0 0														
22 Chris Carter, R (1,7) OBP: 0.300, SLG: 0.316 58 Jai Miller, R (6, PR) OBP: 0.815, SLG: 0.750			F8		F8		2B		F9	3 0 2 0 0 0 2	1 0 0 0 0 0 0														
30 Steve Tolleson, R (1,6) OBP: 0.313, SLG: 0.154 21 Andy LaRoche, R (7,6) OBP: 0.417, SLG: 0.700	F9		59 56-3 1B		P3				F9	3 0 1 0 0 0 2	1 0 0 0 0 0 0														
59 Jemile Weeks, S (1,4) OBP: 0.375, SLG: 0.286	F9		G6-3		F8					3 0 0 0 0 0 2															
Inning Stats	R: 3 E: 0 K: 1 S: 8	H: 2 LOB: 1 BB: 1 P: 12	R: 0 E: 0 K: 0 S: 5	H: 2 LOB: 0 BB: 0 P: 5	R: 0 E: 0 K: 1 S: 4	H: 1 LOB: 1 BB: 1 P: 8	R: 0 E: 0 K: 1 S: 5	H: 1 LOB: 0 BB: 0 P: 5	R: 0 E: 0 K: 0 S: 4	H: 1 LOB: 1 BB: 0 P: 4	R: 0 E: 0 K: 0 S: 3	H: 0 LOB: 0 BB: 0 P: 3	R: 0 E: 0 K: 0 S: 3	H: 0 LOB: 0 BB: 0 P: 3	R: 0 E: 0 K: 0 S: 3	H: 0 LOB: 0 BB: 0 P: 3	1B: 4 2B: 2 3B: 0 HR: 1	SF: 0 SAC: 0 DP: 1 HBP: 0	WP: 0 PB: 0 SB: 0 CS: 0	PA: 35					
PITCHER	IP	WLS	BF	H	R	ER	SO	BB	IBB	HBP	BLK	WP	HR	S	P	ERA	WHIP								
36 C.J. Wilson, L (1,1) ERA: 7.2	3.0	H	16	5	3	3	1	2	0	0	0	0	0	14	14	0.00	0.667								
47 Dave Bush, R (4,1) ERA: 1.8	1.0		3	0	0	0	0	0	0	0	0	0	0	3	3	0.00	0.000								
53 Arthur Rhodes, L (7,1) ERA: 1.8	1.0		3	0	0	0	0	0	0	0	0	0	0	3	3	0.00	0.000								
55 Mason Tobin, R (8,1) ERA: 4.5	1.0		3	0	0	0	0	0	0	0	0	0	0	3	3	0.00	0.000								
21 Brett Tomko, R (9,1) ERA: 4.5	1.0		3	0	0	0	0	0	0	0	0	0	0	3	3	0.00	0.000								

Texas Rangers @ Oakland Athletics
Phoenix Municipal Stadium, Phoenix, AZ
Fri Mar 04 2011, 3:11 PM - 5:38 PM EST
Att.: 4,448 - Sunny - 75 F

AB 33
R 3
H 7
RBI 3
BB 2
SO 3
LOB 10



Batter	1	2	3	4	5	6	7	8	9	AB	R	H	RBI	BB	SO	LOB	TOP										
5 Ian Kinsler, R (1.4) OBP: 0.643, SLG: 1.727	0-0 HR		0-0 G6-3			1-0 SH5-4 1 WP HBP		0-0 2B		2	1	1	1	0	0	0	Texas Rangers @ Arizona Diamondbacks Salt River Fields at Talking Stick, Scottsdale, AZ Sat Mar 05 2011, 3:13 PM - 5:52 PM EST Att: 12,482 - Sunny - 76 F livebaseballscorecards.com										
6 Esteban German, R (7.4) OBP: 0.308, SLG: 0.385										1	0	1	0	0	0	0											
1 Elvis Andrus, R (1.6) OBP: 0.231, SLG: 0.167	0-0 P4		0-0 1B			1-0 SH5-4		0-0 G4-3		2	0	1	0	0	0	0											
3 Andrés Blanco, S (7.6) OBP: 0.214, SLG: 0.154										1	0	0	0	0	0	1											
32 Josh Hamilton, L (1.8) OBP: 0.083, SLG: 0.083	0-3 K		0-0 F9			0-3 K				3	0	0	0	0	2	2											
43 Engel Beltre, L (7.8) OBP: 0.395, SLG: 0.846										1	0	0	0	0	0	0											
17 Nelson Cruz, R (1.9) OBP: 0.214, SLG: 0.231	0-0 F8					0-3 K				3	0	0	0	0	1	1											
65 Doug Deeds, L (7.9) OBP: 0.395, SLG: 0.846										1	0	0	0	0	1	0											
10 Michael Young, R (1.5) OBP: 0.500, SLG: 0.727		0-0 G6-3				0-0 F7				3	0	0	0	0	0	0											
19 Chris Davis, L (7.5) OBP: 0.412, SLG: 0.667										1	0	0	0	0	0	0											
7 David Murphy, L (1.7) OBP: 0.313, SLG: 0.467		0-0 F8				0-0 F8				3	0	0	0	0	1	0											
8 Yorvit Torrealba, R (1.2) OBP: 0.462, SLG: 0.818		0-0 G5-3				0-0 F9				2	0	0	0	0	0	0											
25 Mike Napoli, R (6.2) OBP: 0.462, SLG: 0.818										1	0	0	0	0	0	0											
18 Mitch Moreland, L (1.3) OBP: 0.625, SLG: 1.154			0-0 HR			4-0 44 CS BB		0-0 G4-3		2	1	1	1	1	0	0											
48 Colby Lewis, R (1.1) OBP: 0.474, SLG: 0.727			0-0 G5-3			0-0 F9				1	0	0	0	0	0	0											
44 Michael Kirkman, L (4.1) ERA: 3.6						SAFE 1-2		0-0 G3		1	0	0	0	0	0	0											
56 Darren O'Day, R (7.1) ERA: 4.5										0	0	0	0	0	0	0											
9 Endy Chavez, L (6. PH) OBP: 0.125, SLG: 0.375										0	0	0	0	0	0	0											
46 Pedro Strop, R (8.1) ERA: 4.5										0	0	0	0	0	0	0											
55 Ryan Tucker, R (9.1) ERA: 7.71										0	0	0	0	0	0	0											
Inning Stats	R: 1 E: 0 K: 1 S: 6	H: 1 LOB: 0 BB: 0 P: 6	R: 0 E: 0 K: 0 S: 3	H: 0 LOB: 0 BB: 0 P: 3	R: 1 E: 0 K: 0 S: 5	H: 2 LOB: 1 BB: 0 P: 5	R: 0 E: 0 K: 0 S: 3	H: 0 LOB: 0 BB: 0 P: 3	R: 0 E: 0 K: 0 S: 2	H: 0 LOB: 0 BB: 1 P: 6	R: 0 E: 0 K: 2 S: 7	H: 0 LOB: 1 BB: 0 P: 9	R: 0 E: 0 K: 1 S: 5	H: 0 LOB: 0 BB: 0 P: 5	R: 0 E: 0 K: 0 S: 4	H: 1 LOB: 1 BB: 0 P: 4	R: 0 E: 0 K: 1 S: 5	H: 0 LOB: 0 BB: 0 P: 5	1B: 1 2B: 1 3B: 0 HR: 2	SF: 0 SAC: 1 DP: 0 HBP: 1	WP: 1 PB: 0 SB: 0 CS: 1	PA: 32					
PITCHER	IP	WLS	BF	H	R	ER	SO	BB	IBB	HBP	BLK	WP	HR	S	P	ERA	WHIP										
54 Barry Enright, R (1.1) ERA: 3.6	3.0		12	3	2	2	1	0	0	0	0	0	2	14	14	6.00	1.000										
59 Armando Galarraga, R (4.1) ERA: 3.6	3.0		10	0	0	0	2	1	0	1	0	1	0	12	18	0.00	0.333										
15 Micah Owings, R (7.1) ERA: 15.43	1.0		3	0	0	0	1	0	0	0	0	0	0	5	5	0.00	0.000										
49 Rafael Rodriguez, R (8.1) ERA: 3.0	1.0	W	4	1	0	0	0	0	0	0	0	0	0	4	4	0.00	1.000										
38 Sam Demel, R (9.1) ERA:	1.0		3	0	0	0	1	0	0	0	0	0	0	5	5	0.00	0.000										

Batter	1	2	3	4	5	6	7	8	9	AB	R	H	RBI	BB	SO	LOB	BOTTOM										
2 Kelly Johnson, L (1.4) OBP: 0.643, SLG: 0.818	4-0 6 10 S 2B		0-0 F7	0-0 1B						2	1	1	0	1	0	0	Texas Rangers @ Arizona Diamondbacks Salt River Fields at Talking Stick, Scottsdale, AZ Sat Mar 05 2011, 3:13 PM - 5:52 PM EST Att: 12,482 - Sunny - 76 F livebaseballscorecards.com										
18 Willie Bloomquist, R (6.4) OBP: 0.412, SLG: 0.435										1	1	1	0	0	0	0											
24 Chris Young, R (1.8) OBP: 0.294, SLG: 0.313	0-0 P4		0-0 10 1B 6 SF8	0-0 G6-3						3	1	1	0	0	0	3											
14 Ryan Roberts, R (7.5) OBP: 0.810, SLG: 0.857										2	0	2	1	0	0	0											
10 Justin Upton, R (1.9) OBP: 0.474, SLG: 0.727	1-3 K		0-0 46 WP 46 S 1B		4-0 6 CS BB					2	0	1	0	1	1	1											
8 Chris Owings, R (6.6) OBP: 0.333, SLG: 0.200	1-2									1	0	0	0	0	0	2											
6 Stephen Drew, L (1.6) OBP: 0.278, SLG: 0.375	0-0		0-0 SF8		0-3 K					2	0	1	2	0	1	1											
9 Collin Cowgill, R (6.9) OBP: 0.250, SLG: 0.500	2H 27 1B 2B		3H							1	0	1	0	0	0	0											
46 Juan Miranda, L (1.3) OBP: 0.474, SLG: 0.417	4-0		4-0							2	0	0	0	2	0	3											
49 Rafael Rodriguez, R (8.1) ERA: 3.0										0	0	0	0	0	0	0											
38 Sam Demel, R (9.1) ERA:										0	0	0	0	0	0	0											
27 Geoff Blum, S (1.5) OBP: 0.214, SLG: 0.214	0-0		0-0 F8							3	0	1	0	0	0	2											
15 Micah Owings, R (7.1) ERA: 15.43										0	0	0	0	0	0	0											
5 Cole Gillespie, R (8.7) OBP: 0.091, SLG: 0.091	1-2 2H 1B									1	0	0	0	0	0	0											
29 Brandon Allen, L (1.7) OBP: 0.313, SLG: 0.429		0-0 P6								3	0	1	0	0	1	0											
63 Paul Goldschmidt, R (8.3) OBP: 0.500, SLG: 0.923										1	0	0	0	0	0	0											
12 Henry Blanco, R (1.2) OBP: 0.091, SLG: 0.182		0-3 K								2	0	0	0	0	1	1											
33 Konrad Schmidt, R (5.2) OBP: 0.500, SLG: 1.000										1	0	0	0	0	0	0											
22 Xavier Nady, R (8. PH) OBP: 0.125, SLG: 0.375										1	0	0	0	0	0	0											
36 P.J. Pilittere, R (9.2) ERA: 7.71										0	0	0	0	0	0	0											
54 Barry Enright, R (1.1) ERA: 3.6		0-0 G1-3								1	0	0	0	0	0	0											
59 Armando Galarraga, R (4.1) ERA: 3.6										0	0	0	0	0	0	0											
31 AJ Pollock, R (7.8) OBP: 0.500, SLG: 0.588										2	0	0	0	0	0	0											
Inning Stats	R: 1 E: 0 K: 1 S: 6	H: 2 LOB: 2 BB: 2 P: 15	R: 0 E: 0 K: 1 S: 5	H: 0 LOB: 0 BB: 0 P: 5	R: 1 E: 0 K: 0 S: 5	H: 2 LOB: 2 BB: 1 P: 9	R: 0 E: 0 K: 0 S: 5	H: 2 LOB: 2 BB: 0 P: 5	R: 0 E: 0 K: 1 S: 4	H: 0 LOB: 0 BB: 1 P: 8	R: 0 E: 0 K: 1 S: 5	H: 0 LOB: 0 BB: 0 P: 5	R: 0 E: 1 K: 0 S: 6	H: 2 LOB: 3 BB: 0 P: 6	R: 0 E: 0 K: 0 S: 3	H: 0 LOB: 0 BB: 0 P: 3	R: 1 E: 0 K: 0 S: 3	H: 2 LOB: 1 BB: 0 P: 4	1B: 8 2B: 3 3B: 0 HR: 0	SF: 1 SAC: 2 DP: 1 HBP: 0	WP: 1 PB: 0 SB: 0 CS: 1	PA: 38					
PITCHER	IP	WLS	BF	H	R	ER	SO	BB	IBB	HBP	BLK	WP	HR	S	P	ERA	WHIP										
48 Colby Lewis, R (1.1) ERA: 3.6	3.0		15	4	2	2	2	3	0	0	0	0	0	16	29	6.00	2.333										
44 Michael Kirkman, L (4.1) ERA: 5.4	3.0		11	2	0	0	2	1	0	0	0	0	0	14	18	0.00	1.000										
56 Darren O'Day, R (7.1) ERA: 4.5	1.0		6	2	0	0	0	0	0	0	0	0	0	6	6	0.00	2.000										
46 Pedro Strop, R (8.1) ERA: 4.5	1.0		3	0	0	0	0	0	0	0	0	0	0	3	3	0.00	0.000										
55 Ryan Tucker, R (9.1) ERA: 7.71	0.1	L	3	2	1	1	0	0	0	0	0	0	0	3	4	27.00	6.000										



Batter	1	2	3	4	5	6	7	8	9	AB	R	H	RBI	BB	SO	LOB	TOP			
27 Carlos Gómez, R OBP: 0.286, SLG: 0.357 70 Logan Schafer, L OBP: 0.308, SLG: 0.250										3	0	1	0	0	0	2	Milwaukee Brewers @ Texas Rangers Surprise Stadium, Surprise, AZ Sun Mar 06 2011, 3:07 PM - 5:56 PM EST Att: 6,503 - Cloudy - 75 F			
62 Jeremy Reed, L OBP: 0.333, SLG: 0.353										3	0	0	0	1	1					
75 Zelous Wheeler, R OBP: 0.538, SLG: 0.583										3	1	2	0	1	0	3				
28 Prince Fielder, L OBP: 0.308, SLG: 0.455 99 Hunter Morris, L OBP: 0.500, SLG: 1.000										3	0	1	0	0	1	2				
14 Casey McGehee, R OBP: 0.357, SLG: 1.000 96 D'Vontrey Richardson, R OBP: 0.500, SLG: 1.000										3	0	0	0	0	0	4				
68 Edwin Maysonet, R OBP: 0.500, SLG: 0.417										4	0	2	1	0	0	0				
12 Brandon Boggs, S OBP: 0.283, SLG: 0.176 5 Lee Haydel, L OBP: 0.867, SLG: 0.667										3	0	1	0	0	1	1				
33 Wil Nieves, R OBP: 0.364, SLG: 0.300 11 Mike Rivera, R OBP: 0.143, SLG: 0.571										2	0	0	0	0	1	3				
63 Eric Farris, R OBP: 0.467, SLG: 0.417										2	0	0	0	2	0	1				
Inning Stats	R: 0 E: 0 K: 1 S: 11	H: 1 LOB: 2 BB: 1 P: 19	R: 0 E: 0 K: 0 S: 5	H: 0 LOB: 0 BB: 0 P: 10	R: 0 E: 0 K: 0 S: 5	H: 0 LOB: 0 BB: 0 P: 7	R: 1 E: 0 K: 1 S: 12	H: 3 LOB: 1 BB: 0 P: 20	R: 0 E: 0 K: 0 S: 8	H: 0 LOB: 2 BB: 3 P: 22	R: 0 E: 0 K: 0 S: 5	H: 1 LOB: 1 BB: 0 P: 12	R: 0 E: 0 K: 2 S: 8	H: 1 LOB: 1 BB: 0 P: 11	R: 0 E: 0 K: 0 S: 15	H: 2 LOB: 2 BB: 1 P: 25		1B: 8 2B: 0 3B: 0 HR: 0	SF: 0 SAC: 0 DP: 2 HBP: 0	WP: 0 PA: 37 PB: 0 SB: 4 CS: 0
PITCHER	IP WLS BF H R ER SO BB IBB HBP BLK WP HR S P ERA WHIP	IP WLS BF H R ER SO BB IBB HBP BLK WP HR S P ERA WHIP	IP WLS BF H R ER SO BB IBB HBP BLK WP HR S P ERA WHIP	IP WLS BF H R ER SO BB IBB HBP BLK WP HR S P ERA WHIP	IP WLS BF H R ER SO BB IBB HBP BLK WP HR S P ERA WHIP	IP WLS BF H R ER SO BB IBB HBP BLK WP HR S P ERA WHIP	IP WLS BF H R ER SO BB IBB HBP BLK WP HR S P ERA WHIP	IP WLS BF H R ER SO BB IBB HBP BLK WP HR S P ERA WHIP	IP WLS BF H R ER SO BB IBB HBP BLK WP HR S P ERA WHIP	IP WLS BF H R ER SO BB IBB HBP BLK WP HR S P ERA WHIP	IP WLS BF H R ER SO BB IBB HBP BLK WP HR S P ERA WHIP	IP WLS BF H R ER SO BB IBB HBP BLK WP HR S P ERA WHIP	IP WLS BF H R ER SO BB IBB HBP BLK WP HR S P ERA WHIP	IP WLS BF H R ER SO BB IBB HBP BLK WP HR S P ERA WHIP	IP WLS BF H R ER SO BB IBB HBP BLK WP HR S P ERA WHIP	IP WLS BF H R ER SO BB IBB HBP BLK WP HR S P ERA WHIP	IP WLS BF H R ER SO BB IBB HBP BLK WP HR S P ERA WHIP	IP WLS BF H R ER SO BB IBB HBP BLK WP HR S P ERA WHIP	IP WLS BF H R ER SO BB IBB HBP BLK WP HR S P ERA WHIP	IP WLS BF H R ER SO BB IBB HBP BLK WP HR S P ERA WHIP

Batter	1	2	3	4	5	6	7	8	9	AB	R	H	RBI	BB	SO	LOB	BOTTOM			
5 Ian Kinsler, R OBP: 0.611, SLG: 1.429 50 Jose Ruiz, L OBP: 0.333, SLG: 0.444										3	1	1	0	1	0	4	Milwaukee Brewers @ Texas Rangers Surprise Stadium, Surprise, AZ Sun Mar 06 2011, 3:07 PM - 5:56 PM EST Att: 6,503 - Cloudy - 75 F			
1 Elvis Andrus, R OBP: 0.176, SLG: 0.125 3 Andrés Blanco, S OBP: 0.267, SLG: 0.214										4	0	0	0	0	0	6				
32 Josh Hamilton, L OBP: 0.250, SLG: 0.438 7 David Murphy, L OBP: 0.294, SLG: 0.438										4	3	3	0	0	0	1				
17 Nelson Cruz, R OBP: 0.333, SLG: 0.313 65 Doug Deeds, L OBP: 0.357, SLG: 0.786										3	2	2	1	1	0	1				
10 Michael Young, R OBP: 0.563, SLG: 0.929 6 Esteban German, R OBP: 0.357, SLG: 0.500										3	0	3	4	0	0	0				
18 Mitch Moreland, L OBP: 0.500, SLG: 0.882 63 Chad Tracy, R OBP: 0.167, SLG: 0.364										4	0	0	0	0	1	5				
15 Matt Treanor, R OBP: 0.500, SLG: 0.250 14 Kevin Cash, R										2	0	0	0	0	0	2				
19 Chris Davis, L OBP: 0.476, SLG: 0.842										4	1	3	3	0	0	1				
20 Julio Borbon, L OBP: 0.500, SLG: 0.750 23 Craig Gentry, R										3	0	1	0	0	0	0				
Inning Stats	R: 1 E: 0 K: 1 S: 13	H: 4 LOB: 2 BB: 0 P: 23	R: 0 E: 1 K: 0 S: 9	H: 1 LOB: 2 BB: 0 P: 15	R: 2 E: 0 K: 0 S: 14	H: 3 LOB: 1 BB: 1 P: 28	R: 2 E: 0 K: 0 S: 14	H: 2 LOB: 1 BB: 1 P: 21	R: 0 E: 0 K: 0 S: 14	H: 1 LOB: 2 BB: 0 P: 20	R: 1 E: 0 K: 0 S: 10	H: 1 LOB: 0 BB: 0 P: 14	R: 2 E: 0 K: 0 S: 12	H: 2 LOB: 1 BB: 1 P: 24	R: 0 E: 0 K: 2 S: 10	H: 1 LOB: 1 BB: 0 P: 13		1B: 10 2B: 2 3B: 2 HR: 1	SF: 1 SAC: 0 DP: 0 HBP: 1	WP: 1 PA: 43 PB: 0 SB: 0 CS: 1
PITCHER	IP WLS BF H R ER SO BB IBB HBP BLK WP HR S P ERA WHIP	IP WLS BF H R ER SO BB IBB HBP BLK WP HR S P ERA WHIP	IP WLS BF H R ER SO BB IBB HBP BLK WP HR S P ERA WHIP	IP WLS BF H R ER SO BB IBB HBP BLK WP HR S P ERA WHIP	IP WLS BF H R ER SO BB IBB HBP BLK WP HR S P ERA WHIP	IP WLS BF H R ER SO BB IBB HBP BLK WP HR S P ERA WHIP	IP WLS BF H R ER SO BB IBB HBP BLK WP HR S P ERA WHIP	IP WLS BF H R ER SO BB IBB HBP BLK WP HR S P ERA WHIP	IP WLS BF H R ER SO BB IBB HBP BLK WP HR S P ERA WHIP	IP WLS BF H R ER SO BB IBB HBP BLK WP HR S P ERA WHIP	IP WLS BF H R ER SO BB IBB HBP BLK WP HR S P ERA WHIP	IP WLS BF H R ER SO BB IBB HBP BLK WP HR S P ERA WHIP	IP WLS BF H R ER SO BB IBB HBP BLK WP HR S P ERA WHIP	IP WLS BF H R ER SO BB IBB HBP BLK WP HR S P ERA WHIP	IP WLS BF H R ER SO BB IBB HBP BLK WP HR S P ERA WHIP	IP WLS BF H R ER SO BB IBB HBP BLK WP HR S P ERA WHIP	IP WLS BF H R ER SO BB IBB HBP BLK WP HR S P ERA WHIP	IP WLS BF H R ER SO BB IBB HBP BLK WP HR S P ERA WHIP	IP WLS BF H R ER SO BB IBB HBP BLK WP HR S P ERA WHIP	IP WLS BF H R ER SO BB IBB HBP BLK WP HR S P ERA WHIP

AB	32
R	1
H	8
RBI	1
BB	5
SO	5
LOB	23



AB	38
R	8
H	15
RBI	8
BB	3
SO	3
LOB	27



Batter	1	2	3	4	5	6	7	8	9	AB	R	H	RBI	BB	SO	LOB	TOP			
5 Ian Kinsler, R (1,4) OBP: 0.545, SLG: 1.167	X 0-0 G6-4-3 1B		0-3 K				X 0-0 L9			4	0	1	0	0	2	2	<p>Texas Rangers @ San Francisco Giants Scottsdale Stadium, Scottsdale, AZ Mon Mar 07 2011, 9:09 PM - 11:24 PM EST Att. 7,994 - Clear - 69 F</p>			
6 Esteban German, R (7,4) OBP: 0.357, SLG: 0.500										0	0	0	0	0	0	0				
1 Elvis Andrus, R (1,6) OBP: 0.150, SLG: 0.105	X 0-0 G6-4-3		X 0-0 E5				X 0-0 E1			3	0	0	0	0	0	2				
3 Andrés Blanco, S (7,6) OBP: 0.313, SLG: 0.267										1	0	1	0	0	0	0				
32 Josh Hamilton, L (1,7) OBP: 0.211, SLG: 0.368	X 0-0 P6		X 0-0 L8				X 0-0 G1-3			3	0	0	0	0	0	3				
9 Endy Chavez, L (7,7) OBP: 0.167, SLG: 0.167										1	0	0	0	0	0	1				
17 Nelson Cruz, R (1,9) OBP: 0.286, SLG: 0.263										3	0	0	0	0	0	2				
65 Doug Deeds, L (7,9) OBP: 0.400, SLG: 0.800										1	0	1	0	0	0	0				
10 Michael Young, R (1,10) OBP: 0.526, SLG: 0.813										2	1	0	0	1	0	0				
43 Engel Beltré, L (8,PH) (8,10)										1	0	0	0	0	1	1				
18 Mitch Moreland, L (1,3) OBP: 0.458, SLG: 0.750										3	0	0	0	0	2	1				
8 Yorvit Torrealba, R (1,2) OBP: 0.200, SLG: 0.400	X 0-0 2B									2	0	1	1	0	0	1				
2 Taylor Teagarden, R (6,2) OBP: 0.333, SLG: 0.571										2	0	0	0	0	1	0				
19 Chris Davis, L (1,5) OBP: 0.480, SLG: 0.870										4	0	2	0	0	2	1				
20 Julio Borbon, L (1,8) OBP: 0.421, SLG: 0.632										3	0	0	0	0	0	2				
23 Craig Gentry, R (7,8)										0	0	0	0	0	0	0				
Inning Stats	R: 0 E: 0 K: 0 S: 3	H: 1 LOB: 0 BB: 0 P: 3	R: 1 E: 0 K: 3 S: 10	H: 1 LOB: 1 BB: 1 P: 14	R: 0 E: 1 K: 1 S: 6	H: 0 LOB: 1 BB: 0 P: 6	R: 0 E: 0 K: 1 S: 5	H: 0 LOB: 1 BB: 0 P: 6	R: 0 E: 0 K: 0 S: 5	H: 0 LOB: 0 BB: 0 P: 5	R: 0 E: 0 K: 1 S: 6	H: 1 LOB: 1 BB: 0 P: 6	R: 0 E: 0 K: 1 S: 6	H: 2 LOB: 1 BB: 0 P: 6	R: 0 E: 0 K: 2 S: 7	H: 0 LOB: 0 BB: 0 P: 7	1B: 3 2B: 3 3B: 0 HR: 0	SF: 0 SAC: 0 DP: 2 HBP: 1	WP: 0 PB: 0 SB: 0 CS: 0	PA: 35
PITCHER	IP WLS BF H R ER SO BB IBB HBP BLK WP HR S P ERA WHIP																			
57 Jonathan Sánchez, L (1,1) ERA: 2.08	4.0	16	2	1	1	5	1	0	1	0	0	0	0	24	29	2.25	0.750			
64 Casey Dagle, R (5,1) ERA: 9.0	1.0	5	1	0	0	0	0	0	0	0	0	0	5	5	0.00	1.000				
41 Jeremy Affeldt, L (6,1) ERA: 2.25	2.0	7	1	0	0	2	0	0	0	0	0	0	11	11	0.00	0.500				
66 Shane Loux, R (8,1) ERA: 2.08	1.0	4	2	0	0	1	0	0	0	0	0	0	6	6	0.00	2.000				
70 Felix Romero, R (9,1) ERA:	1.0	3	0	0	0	2	0	0	0	0	0	0	7	7	0.00	0.000				

Batter	1	2	3	4	5	6	7	8	9	AB	R	H	RBI	BB	SO	LOB	BOTTOM			
56 Andres Torres, S (1,8) OBP: 0.533, SLG: 0.500	X 0-0 G3									3	0	1	0	1	1	0	<p>Texas Rangers @ San Francisco Giants Scottsdale Stadium, Scottsdale, AZ Mon Mar 07 2011, 9:09 PM - 11:24 PM EST Att. 7,994 - Clear - 69 F</p>			
34 Darren Ford, R (8,8) OBP: 0.235, SLG: 0.333										0	0	0	0	0	0	0				
21 Freddy Sanchez, R (1,4) OBP: 0.235, SLG: 0.235	X 0-3 K									4	1	1	0	0	2	2				
2 Emmanuel Burriss, S (8,4) OBP: 0.231, SLG: 0.385										0	0	0	0	0	0	0				
48 Pablo Sandoval, S (1,5) OBP: 0.367, SLG: 0.630										3	1	1	0	1	0	1				
13 Cody Ross, R (1,9) OBP: 0.500, SLG: 0.500	X 0-0 P4									4	1	1	2	0	1	1				
62 Francisco Peguero, R (9,9)										0	0	0	0	0	0	0				
5 Pat Burrell, R (1,7) OBP: 0.318, SLG: 0.421										2	1	2	2	1	0	0				
63 Thomas Neal, R (6,7) OBP: 0.286, SLG: 0.462										1	0	0	0	0	0	0				
7 Mark DeRosa, R (1,6) OBP: 0.500, SLG: 0.650	X 0-3 K									4	0	1	0	0	1	1				
78 Ehire Adrianza, S (9,6)										0	0	0	0	0	0	0				
9 Brandon Belt, L (1,3) OBP: 0.357, SLG: 0.480										3	0	0	0	0	2	3				
35 Travis Ishikawa, L (1,10) OBP: 0.333, SLG: 0.316										3	0	1	0	0	1	2				
83 Chris Stewart, R (1,2) OBP: 0.353, SLG: 0.467										3	0	0	0	0	0	2				
Inning Stats	R: 0 E: 0 K: 1 S: 5	H: 0 LOB: 1 BB: 1 P: 9	R: 0 E: 0 K: 2 S: 9	H: 2 LOB: 2 BB: 0 P: 9	R: 0 E: 0 K: 1 S: 4	H: 0 LOB: 0 BB: 1 P: 8	R: 0 E: 0 K: 1 S: 6	H: 1 LOB: 2 BB: 1 P: 10	R: 4 E: 0 K: 1 S: 9	H: 4 LOB: 0 BB: 0 P: 10	R: 0 E: 0 K: 1 S: 5	H: 0 LOB: 0 BB: 0 P: 5	R: 0 E: 0 K: 0 S: 3	H: 1 LOB: 0 BB: 0 P: 3	R: 0 E: 0 K: 1 S: 5	H: 0 LOB: 0 BB: 0 P: 5	1B: 7 2B: 0 3B: 0 HR: 1	SF: 0 SAC: 0 DP: 2 HBP: 0	WP: 0 PB: 0 SB: 1 CS: 0	PA: 33
PITCHER	IP WLS BF H R ER SO BB IBB HBP BLK WP HR S P ERA WHIP																			
41 Alexi Ogando, R (1,1) ERA: 3.6	3.0	12	2	0	0	4	2	0	0	0	0	0	0	1	20	25	12.00	2.000		
35 Tommy Hunter, R (4,1) ERA: 7.5	3.0	15	5	4	4	3	1	0	0	0	0	0	3	3	0.00	1.000				
55 Mason Tobin, R (7,1) ERA:	1.0	3	1	0	0	0	0	0	0	0	0	0	5	5	0.00	0.000				
58 Zach Jackson, L (8,1) ERA: 6.75	1.0	3	0	0	0	1	0	0	0	0	0	0	5	5	0.00	0.000				

AB	33
R	1
H	6
RBI	1
BB	1
SO	10
LOB	14



AB	30
R	4
H	8
RBI	4
BB	3
SO	8
LOB	12



Batter	1	2	3	4	5	6	7	8	9	AB	R	H	RBI	BB	SO	LOB	TOP					
14 Mark Ellis, R OBP: 0.278, SLG: 0.278 59 Jemile Weeks, S OBP: 0.429, SLG: 0.462										3	0	0	0	0	0	1	Oakland Athletics @ Texas Rangers Surprise Stadium, Surprise, AZ Wed Mar 09 2011, 3:08 PM - 5:45 PM EST Att. 4,066 - Partly Cloudy - 73 F					
12 David DeJesus, L OBP: 0.400, SLG: 0.538 71 Michael Choice, R OBP: 0.412, SLG: 0.375										3	1	2	1	0	1	0						
28 Conor Jackson, R OBP: 0.481, SLG: 0.300 67 Wes Timmons, R OBP: 0.481, SLG: 0.300										3	0	0	0	0	1	1						
55 Hideki Matsui, L OBP: 0.345, SLG: 0.643 25 Matt Carson, R OBP: 0.250, SLG: 0.500										3	0	0	0	0	1	0						
5 Kevin Kouzmanoff, R OBP: 0.556, SLG: 0.800 73 Josh Horton, L OBP: 0.286, SLG: 0.167										3	0	2	0	0	0	0						
15 Ryan Sweeney, L OBP: 0.375, SLG: 0.667 58 Jai Miller, R OBP: 0.520, SLG: 0.438										3	0	2	0	0	0	1						
22 Chris Carter, R OBP: 0.280, SLG: 0.280 23 Michael Taylor, R OBP: 0.207, SLG: 0.393										3	0	0	0	0	1	4						
11 Landon Powell, S OBP: 0.375, SLG: 0.571 19 Anthony Recker, R OBP: 0.333, SLG: 0.667										3	1	2	1	0	0	0						
30 Steve Tolleson, R OBP: 0.423, SLG: 0.263 21 Andy LaRoche, R OBP: 0.480, SLG: 0.900										2	0	0	0	0	2	1						
										2	0	1	0	0	1	0						
Inning Stats	R: 0 E: 0 K: 1 S: 10	H: 0 LOB: 0 BB: 0 P: 11	R: 0 E: 0 K: 2 S: 13	H: 1 LOB: 1 BB: 0 P: 15	R: 0 E: 0 K: 1 S: 7	H: 1 LOB: 0 BB: 0 P: 11	R: 1 E: 0 K: 0 S: 17	H: 3 LOB: 2 BB: 0 P: 25	R: 1 E: 0 K: 2 S: 10	H: 2 LOB: 1 BB: 0 P: 15	R: 0 E: 0 K: 0 S: 8	H: 1 LOB: 0 BB: 0 P: 14	R: 0 E: 0 K: 2 S: 11	H: 0 LOB: 0 BB: 0 P: 17	R: 0 E: 0 K: 2 S: 11	H: 0 LOB: 2 BB: 2 P: 22	R: 0 E: 0 K: 1 S: 8	H: 1 LOB: 0 BB: 0 P: 11	1B: 5 2B: 2 3B: 0 HR: 2	SF: 0 SAC: 0 DP: 1 HBP: 0	WP: 0 PB: 0 SB: 0 CS: 0	PA: 37
PITCHER	IP WLS BF H R ER SO BB IBB HBP BLK WP HR S P ERA WHIP																					
45 Derek Holland, L ERA: 1.8	3.0 W 10 2 0 0 4 0 0 0 0 0 0 0 30 37 0.00 0.667																					
56 Darren O'Day, R ERA: 5.0	1.0 6 3 1 1 0 0 0 0 0 0 0 1 17 25 9.00 3.000																					
53 Arthur Rhodes, L ERA: 3.0	1.0 5 2 1 1 2 0 0 0 0 0 0 1 10 15 9.00 2.000																					
30 Neftali Feliz, R ERA:	3.0 H 12 1 0 0 4 2 0 0 0 0 0 30 53 0.00 1.000																					
46 Pedro Strop, R ERA:	1.0 4 1 0 0 1 0 0 0 0 0 0 0 8 11 0.00 1.000																					

AB	35
R	2
H	9
RBI	2
BB	2
SO	11
LOB	15



Batter	1	2	3	4	5	6	7	8	9	AB	R	H	RBI	BB	SO	LOB	BOTTOM					
5 Ian Kinsler, R OBP: 0.500, SLG: 1.000 6 Esteban German, R OBP: 0.278, SLG: 0.389										4	1	1	0	0	0	1	Oakland Athletics @ Texas Rangers Surprise Stadium, Surprise, AZ Wed Mar 09 2011, 3:08 PM - 5:45 PM EST Att. 4,066 - Partly Cloudy - 73 F					
1 Elvis Andrus, R OBP: 0.208, SLG: 0.174 99 Omar Quintanilla, L OBP: 0.250, SLG: 0.500										4	1	2	0	0	0	1						
32 Josh Hamilton, L OBP: 0.227, SLG: 0.364 23 Craig Gentry, R										3	1	1	0	0	0	1						
17 Nelson Cruz, R OBP: 0.292, SLG: 0.238 65 Doug Deeds, L OBP: 0.353, SLG: 0.706										2	1	0	1	1	0	1						
10 Michael Young, R OBP: 0.545, SLG: 0.842 63 Chad Tracy, R OBP: 0.143, SLG: 0.308										3	2	2	0	1	1	1						
25 Mike Napoli, R OBP: 0.400, SLG: 0.778										4	1	2	1	0	0	2						
7 David Murphy, L OBP: 0.333, SLG: 0.409 9 Endy Chavez, L OBP: 0.231, SLG: 0.308										3	0	1	1	0	0	2						
8 Yorvit Torrealba, R OBP: 0.375, SLG: 0.625 71 Jose Herberio Felix, R OBP: 1.000, SLG: 1.200										3	0	2	1	0	0	2						
19 Chris Davis, L OBP: 0.429, SLG: 0.769 3 Andrés Blanco, S OBP: 0.350, SLG: 0.316										3	0	0	0	0	2	2						
										1	0	1	1	0	0	0						
Inning Stats	R: 5 E: 1 K: 1 S: 23	H: 5 LOB: 1 BB: 0 P: 33	R: 0 E: 0 K: 0 S: 4	H: 1 LOB: 0 BB: 0 P: 6	R: 0 E: 0 K: 1 S: 12	H: 0 LOB: 1 BB: 1 P: 21	R: 0 E: 0 K: 1 S: 7	H: 1 LOB: 0 BB: 0 P: 11	R: 1 E: 0 K: 0 S: 23	H: 3 LOB: 2 BB: 0 P: 32	R: 0 E: 0 K: 0 S: 7	H: 0 LOB: 0 BB: 0 P: 11	R: 0 E: 0 K: 1 S: 8	H: 0 LOB: 0 BB: 0 P: 14	R: 3 E: 0 K: 0 S: 15	H: 4 LOB: 2 BB: 1 P: 22	R: 0 E: 0 K: 1 S: 15	H: 1 LOB: 0 BB: 0 P: 11	1B: 10 2B: 3 3B: 0 HR: 1	SF: 0 SAC: 0 DP: 1 HBP: 0	WP: 0 PB: 0 SB: 0 CS: 0	PA: 40
PITCHER	IP WLS BF H R ER SO BB IBB HBP BLK WP HR S P ERA WHIP																					
51 Dallas Braden, L ERA: 10.8	2.2 L 15 6 5 3 2 1 0 0 0 0 0 0 38 59 10.12 2.625																					
72 Gabe DelHoyos, R ERA:	0.1 1 0 0 0 0 0 0 0 0 0 0 1 1 0.00 0.000																					
32 Brandon McCarthy, R ERA: 3.38	3.0 13 4 1 1 1 1 0 0 0 0 0 0 37 54 3.00 1.333																					
64 Trystan Magnuson, R ERA: 5.4	1.0 3 0 0 0 1 0 0 0 0 0 0 0 8 14 0.00 0.000																					
13 Jerry Blevins, L ERA: 15.75	1.0 8 4 3 3 0 1 0 0 0 0 0 1 15 22 27.00 5.000																					

AB	38
R	9
H	14
RBI	8
BB	2
SO	4
LOB	18



Batter	1	2	3	4	5	6	7	8	9	AB	R	H	RBI	BB	SO	LOB	TOP							
77 Dave Sappelt, R OBP: 0.500, SLG: 0.857 90 Andrew Means, R OBP: 0.143, SLG: 0.286																								
Inning Stats	R: 1 E: 0 K: 1 S: 10	H: 2 LOB: 0 BB: 0 P: 13	R: 2 E: 0 K: 2 S: 17	H: 2 LOB: 1 BB: 1 P: 23	R: 0 E: 0 K: 0 S: 9	H: 1 LOB: 1 BB: 0 P: 14	R: 0 E: 0 K: 0 S: 5	H: 0 LOB: 0 BB: 0 P: 6	R: 0 E: 0 K: 2 S: 12	H: 1 LOB: 1 BB: 0 P: 19	R: 1 E: 1 K: 2 S: 15	H: 1 LOB: 2 BB: 0 P: 23	R: 0 E: 0 K: 1 S: 9	H: 0 LOB: 0 BB: 0 P: 12	R: 0 E: 0 K: 1 S: 6	H: 0 LOB: 0 BB: 0 P: 13	R: 1 E: 0 K: 0 S: 18	H: 3 LOB: 2 BB: 0 P: 27	1B: 7 2B: 3 3B: 0 HR: 0	SF: 0 SAC: 0 DP: 1 HBP: 1	WP: 0 PB: 1 SB: 2 CS: 0	PA: 39		
PITCHER	IP WLS BF H R ER SO BB IBB HBP BLK WP HR S P ERA WHIP	4.0 17 5 3 2 3 1 0 0 0 0 0 41 56 4.50 1.500	4.0 16 2 1 0 6 0 0 1 0 0 0 42 67 0.00 0.500	1.0 6 3 1 1 0 0 0 0 0 0 0 18 27 9.00 3.000																				

Cincinnati Reds @ Texas Rangers
 Surprise Stadium, Surprise, AZ
 Fri Mar 11 2011, 3:08 PM - 5:49 PM EST
 Att: 6,062 - Sunny - 77 F

livebaseballscorecards.com


AB 37
 R 5
 H 10
 RBI 4
 BB 1
 SO 9
 LOB 19


Batter	1	2	3	4	5	6	7	8	9	AB	R	H	RBI	BB	SO	LOB	BOTTOM						
5 Ian Kinsler, R OBP: 0.469, SLG: 1.000 65 Doug Deeds, L OBP: 0.286, SLG: 0.571																							
Inning Stats	R: 1 E: 0 K: 0 S: 5	H: 2 LOB: 0 BB: 0 P: 9	R: 1 E: 0 K: 2 S: 15	H: 2 LOB: 2 BB: 1 P: 31	R: 0 E: 0 K: 0 S: 6	H: 0 LOB: 0 BB: 0 P: 9	R: 0 E: 0 K: 2 S: 9	H: 0 LOB: 0 BB: 0 P: 11	R: 2 E: 0 K: 0 S: 8	H: 3 LOB: 1 BB: 0 P: 13	R: 0 E: 0 K: 2 S: 9	H: 1 LOB: 1 BB: 0 P: 16	R: 0 E: 1 K: 0 S: 9	H: 0 LOB: 0 BB: 0 P: 12	R: 0 E: 0 K: 1 S: 10	H: 1 LOB: 1 BB: 0 P: 15	R: 1 E: 0 K: 0 S: 7	H: 1 LOB: 0 BB: 0 P: 12	1B: 4 2B: 4 3B: 0 HR: 2	SF: 0 SAC: 2 DP: 2 HBP: 0	WP: 0 PB: 0 SB: 0 CS: 0	PA: 37	
PITCHER	IP WLS BF H R ER SO BB IBB HBP BLK WP HR S P ERA WHIP	2.0 10 4 2 2 2 1 0 0 0 0 0 6 9 0.00 0.000	2.0 8 3 2 2 2 0 0 0 0 0 1 17 24 9.00 1.500	2.0 8 1 0 0 2 0 0 0 0 0 0 18 28 0.00 0.500	2.0 8 2 1 1 1 0 0 0 0 0 1 17 27 4.50 1.000																		

Cincinnati Reds @ Texas Rangers
 Surprise Stadium, Surprise, AZ
 Fri Mar 11 2011, 3:08 PM - 5:49 PM EST
 Att: 6,062 - Sunny - 77 F

livebaseballscorecards.com

AB 34
 R 5
 H 10
 RBI 5
 BB 1
 SO 7
 LOB 10

Batter	1	2	3	4	5	6	7	8	9	AB	R	H	RBI	BB	SO	LOB	TOP			
20 Julio Borbon, L OBP: 0.367, SLG: 0.464	K	G4-3		G6-3		G3			G4-3	4	0	0	0	0	1	3	<p>Texas Rangers @ Chicago White Sox Camelback Ranch, Glendale, AZ Sat Mar 12 2011, 3:13 PM - 5:44 PM EST Att: 5,868 - Sunny - 79 F</p> <p>livebaseballscores.com</p> <p>AB 37 R 4 H 11 RBI 4 BB 3 SO 5 LOB 21</p> 			
23 Craig Gentry, R OBP: 0.231, SLG: 0.182									G4-3	0	0	0	0	0	0					
82 Leury Garcia, S OBP: 0.571, SLG: 0.571									G4-3	1	0	1	0	0	0					
9 Endy Chavez, L OBP: 0.222, SLG: 0.278	G3-1								F8	2	0	1	0	0	0					
65 Doug Deeds, L OBP: 0.292, SLG: 0.542									F8	3	0	1	2	0	0					
7 David Murphy, L OBP: 0.310, SLG: 0.407									G4-3	5	0	1	0	0	1					
25 Mike Napoli, R OBP: 0.385, SLG: 0.696	K								G4-3	2	0	0	0	1	1					
14 Kevin Cash, R OBP: 0.455, SLG: 0.286									G4-3	1	0	0	0	1	0					
19 Chris Davis, L OBP: 0.424, SLG: 0.742									G4-3	3	0	1	0	0	0					
94 Matt Kata, S OBP: 0.400, SLG: 0.400									F7	2	0	1	0	0	0					
18 Mitch Moreland, L OBP: 0.455, SLG: 0.759									G4-3	4	1	2	0	0	0					
63 Chad Tracy, R OBP: 0.125, SLG: 0.267									G4-3	0	0	0	0	0	0					
50 Jose Ruiz, L OBP: 0.316, SLG: 0.389									G6-3	3	2	1	0	1	1					
6 Esteban German, R OBP: 0.280, SLG: 0.333									G4-3	3	1	1	0	0	1					
90 Omar Quintanilla, L OBP: 0.200, SLG: 0.400									G4-3	1	0	0	0	0	0					
3 Andrés Blanco, S OBP: 0.346, SLG: 0.400									L8	3	0	1	2	0	0					
Inning Stats	R: 0 E: 0 K: 2 S: 8	H: 1 LOB: 1 BB: 0 P: 8	R: 2 E: 0 K: 0 S: 5	H: 2 LOB: 1 BB: 1 P: 9	R: 0 E: 0 K: 0 S: 5	H: 2 LOB: 2 BB: 0 P: 5	R: 2 E: 0 K: 1 S: 8	H: 3 LOB: 1 BB: 0 P: 8	R: 0 E: 0 K: 2 S: 3	H: 1 LOB: 1 BB: 0 P: 3	R: 0 E: 0 K: 0 S: 4	H: 1 LOB: 1 BB: 0 P: 4	R: 0 E: 0 K: 0 S: 3	H: 0 LOB: 0 BB: 1 P: 3	R: 0 E: 0 K: 0 S: 4	H: 1 LOB: 2 BB: 1 P: 9	1B: 7 2B: 3 3B: 1 HR: 0	SF: 0 SAC: 1 DP: 0 HBP: 0	WP: 0 PB: 0 SB: 1 CS: 0	PA: 41
PITCHER	IP: 4.0 WLS: L BF: 21 ERA: 4.82	H: 8 R: 4 ER: 4 SO: 3	BB: 1 IBB: 0 HBP: 0 BLK: 0	WP: 0 HR: 0 S: 26 P: 30	ERA: 9.00 WHIP: 2.250	IP: 1.0 WLS: S BF: 5 ERA: 9.84	H: 1 R: 0 ER: 0 SO: 0	BB: 1 IBB: 0 HBP: 0 BLK: 0	WP: 0 HR: 0 S: 4 P: 9	ERA: 0.00 WHIP: 2.000										
33 Edwin Jackson, R ERA: 4.82	57 Ramon Pena, R ERA: 4.91	52 Josh Kinney, R ERA: 1.8	60 Jeff Gray, R ERA: 5.68	47 Gregory Infante, R ERA: 7.2	53 Freddy Dolsi, R ERA: 9.84															

Batter	1	2	3	4	5	6	7	8	9	AB	R	H	RBI	BB	SO	LOB	BOTTOM			
1 Juan Pierre, L OBP: 0.406, SLG: 0.296									L9	4	0	1	0	0	1	2	<p>Texas Rangers @ Chicago White Sox Camelback Ranch, Glendale, AZ Sat Mar 12 2011, 3:13 PM - 5:44 PM EST Att: 5,868 - Sunny - 79 F</p> <p>livebaseballscores.com</p> <p>AB 31 R 1 H 5 RBI 1 BB 2 SO 9 LOB 16</p> 			
11 Omar Vizquel, S OBP: 0.409, SLG: 0.450									K	4	0	1	0	0	1					
44 Adam Dunn, L OBP: 0.382, SLG: 0.483									K	4	1	2	0	0	2					
87 Jim Gallagher, L OBP: 0.625, SLG: 0.857									K	0	0	0	0	0	0					
14 Paul Konerko, R OBP: 0.188, SLG: 0.258									G6-3	4	0	0	0	0	2					
51 Alex Rios, R OBP: 0.269, SLG: 0.625									F7	4	0	0	1	0	0					
20 Carlos Quentin, R OBP: 0.185, SLG: 0.120									G1-3	4	0	0	1	0	0					
12 A.J. Pierzynski, L OBP: 0.208, SLG: 0.182									F8	3	0	0	0	1	1					
10 Alexei Ramirez, R OBP: 0.320, SLG: 0.760									G4-3	3	0	0	0	0	2					
23 Mark Teahen, L OBP: 0.615, SLG: 0.737									F9	2	0	0	0	1	2					
Inning Stats	R: 0 E: 0 K: 1 S: 6	H: 1 LOB: 1 BB: 0 P: 7	R: 0 E: 0 K: 0 S: 3	H: 0 LOB: 0 BB: 0 P: 3	R: 0 E: 0 K: 1 S: 5	H: 0 LOB: 0 BB: 0 P: 5	R: 0 E: 0 K: 2 S: 7	H: 1 LOB: 1 BB: 0 P: 8	R: 0 E: 0 K: 0 S: 3	H: 0 LOB: 1 BB: 1 P: 7	R: 0 E: 0 K: 2 S: 8	H: 1 LOB: 0 BB: 0 P: 8	R: 0 E: 0 K: 1 S: 6	H: 1 LOB: 2 BB: 1 P: 10	R: 0 E: 0 K: 0 S: 4	H: 1 LOB: 1 BB: 0 P: 4	1B: 3 2B: 1 3B: 1 HR: 0	SF: 0 SAC: 0 DP: 0 HBP: 0	WP: 1 PB: 0 SB: 0 CS: 0	PA: 33
PITCHER	IP: 4.0 WLS: W BF: 13 ERA: 1.0	H: 2 R: 0 ER: 0 SO: 4	BB: 0 IBB: 0 HBP: 0 BLK: 0	WP: 0 HR: 0 S: 21 P: 23	ERA: 0.00 WHIP: 0.500	IP: 1.0 WLS: S BF: 4 ERA: 10.13	H: 1 R: 0 ER: 0 SO: 0	BB: 0 IBB: 0 HBP: 0 BLK: 0	WP: 0 HR: 0 S: 4 P: 4	ERA: 0.00 WHIP: 1.000										
54 Matt Harrison, L ERA: 1.0	55 Mason Tobin, R ERA: 5.4	46 Pedro Strop, R ERA: 5.4	70 Cody Eppley, R ERA: 5.4	55 Ryan Tucker, R ERA: 6.23	49 Seth McClung, R ERA: 10.13															

Batter	1	2	3	4	5	6	7	8	9	AB	R	H	RBI	BB	SO	LOB	TOP																					
9 Eugenio Velez, S OBP: 0.174, SLG: 0.050 13 Juan Castro, R OBP: 0.250, SLG: 0.450	B3		F7			P3		70 L3 1B		2	0	0	0	0	0	0																						
14 Jamey Carroll, R OBP: 0.290, SLG: 0.190 70 Dee Strange-Gordon, L6, PR OBP: 0.222, SLG: 0.278	33 2B BB		K			3 3B 1B		L3		2	1	1	0	1	1	0																						
3 Xavier Paul, L OBP: 0.290, SLG: 0.464 49 Trent Oeltjen, L OBP: 0.467, SLG: 0.714	K				9 CS 1B			75 G3 1B		3	0	2	1	0	1	1																						
33 Marcus Thames, R OBP: 0.370, SLG: 0.520 13 Ivan De Jesus Jr., R OBP: 0.280, SLG: 0.261	1-H 2B		K			3B		75 G3 1B		2	0	1	1	0	1	1																						
68 Jerry Sands, R OBP: 0.480, SLG: 0.810 Jamie Hoffmann, R OBP: 0.409, SLG: 0.450	F9		K			F9 2B		K		2	0	0	0	0	1	2																						
9 Hector Gimenez, S OBP: 0.370, SLG: 0.478 75 Russell Mitchell, R OBP: 0.179, SLG: 0.083	35 P4-6 2B		CS			K		G3		2	0	1	0	0	1	0																						
35 Gabe Kapler, R OBP: 0.231, SLG: 0.231 Trayvon Robinson, S OBP: 0.241, SLG: 0.429	P4-6 2-2f		L6			F9		77 WP 1B		2	0	0	0	0	0	1																						
17 A.J. Ellis, R OBP: 0.238, SLG: 0.158 77 JD Closser, S	G3-1		F8			K		K		2	0	0	0	0	0	2																						
72 Justin Sellers, R OBP: 0.375, SLG: 0.400 87 Elian Herrera, S OBP: 0.400, SLG: 0.600	K		F7			F7		K		3	0	0	0	0	2	0																						
Inning Stats											R: 1 E: 0 K: 1 S: 11	H: 1 LOB: 1 BB: 1 P: 19	R: 0 E: 0 K: 0 S: 8	H: 1 LOB: 0 BB: 0 P: 14	R: 0 E: 0 K: 2 S: 9	H: 0 LOB: 0 BB: 0 P: 13	R: 0 E: 0 K: 2 S: 8	H: 1 LOB: 0 BB: 0 P: 13	R: 0 E: 0 K: 1 S: 5	H: 0 LOB: 0 BB: 0 P: 6	R: 1 E: 0 K: 1 S: 10	H: 2 LOB: 2 BB: 0 P: 17	R: 0 E: 0 K: 2 S: 12	H: 1 LOB: 1 BB: 0 P: 16	R: 0 E: 0 K: 1 S: 12	H: 1 LOB: 1 BB: 0 P: 20	1B: 4 2B: 6 3B: 1 HR: 0	SF: 0 SAC: 0 DP: 2 HBP: 0	WP: 1 PB: 0 SB: 1 CS: 1	PA: 36								
PITCHER											IP	WLS	BF	H	R	ER	SO	BB	IBB	HBP	BLK	WP	HR	S	P	ERA	WHIP	PITCHER										
30 Nefthali Feliz, R ERA: 1.0											4.0	W	14	3	1	1	5	1	0	0	0	0	0	36	59	2.25	1.000	37 Eric Hurley, R ERA: 1.0										
61 Miguel De Los Santos, L ERA: 18.0											1.0	S	6	2	2	2	2	1	0	0	0	1	0	12	20	18.00	3.000											

Los Angeles Dodgers @ Texas Rangers
 Surprise Stadium, Surprise, AZ
 Mon Mar 14, 2011, 4:06 PM - 6:40 PM EDT
 Att. 7,742 - Partly Cloudy - 78 F

AB	33
R	4
H	9
RBI	4
BB	2
SO	12
LOB	16



Batter	1	2	3	4	5	6	7	8	9	AB	R	H	RBI	BB	SO	LOB	BOTTOM																					
5 Ian Kinsler, R OBP: 0.475, SLG: 0.912 3 Andrés Blanco, S OBP: 0.379, SLG: 0.464	F9		32 HR 2B			G5-3		6 G6-4-3 1B		4	1	2	0	0	0	1																						
1 Elvis Andrus, R OBP: 0.270, SLG: 0.278 6 Esteban German, R OBP: 0.286, SLG: 0.308	K		E4 32 HR			F8		G6-4-3		4	1	0	0	0	1	2																						
32 Josh Hamilton, L OBP: 0.257, SLG: 0.429 63 Chad Tracy, R OBP: 0.176, SLG: 0.313	K		HR			F8		50 BB 65 1B		3	1	1	3	0	1	0																						
29 Adrian Beltré, R OBP: 0.333, SLG: 0.333 12 Brian Barden, R OBP: 0.500, SLG: 0.600	F7		G6-3			17 BB 10 BB 1B		K		3	0	1	0	0	0	0																						
10 Michael Young, R OBP: 0.485, SLG: 0.630 50 Jose Ruiz, L OBP: 0.350, SLG: 0.389	K		1B			17 BB BB		65 1B BB		2	0	1	0	1	1	0																						
17 Nelson Cruz, R OBP: 0.243, SLG: 0.188 65 Doug Deeds, L OBP: 0.308, SLG: 0.538	7 2B 1B		F7			F7		1B		2	1	1	0	1	0	1																						
7 David Murphy, L OBP: 0.342, SLG: 0.528	1-H 2B		2 G3 1B			F8		F5		4	0	2	1	0	0	5																						
2 Taylor Teagarden, R OBP: 0.308, SLG: 0.455 14 Kevin Cash, R OBP: 0.385, SLG: 0.222	F9		G3			G3		F7		2	0	0	0	0	0	2																						
20 Julio Borbon, L OBP: 0.389, SLG: 0.471 85 David Palsano, R OBP: 0.333, SLG: 1.000	G1-3		F8			F8		G3-1		3	0	0	0	0	0	1																						
Inning Stats											R: 0 E: 0 K: 2 S: 7	H: 0 LOB: 0 BB: 0 P: 11	R: 1 E: 0 K: 1 S: 10	H: 2 LOB: 1 BB: 0 P: 16	R: 3 E: 1 K: 0 S: 15	H: 3 LOB: 1 BB: 0 P: 24	R: 0 E: 0 K: 0 S: 8	H: 1 LOB: 1 BB: 0 P: 13	R: 0 E: 0 K: 0 S: 13	H: 1 LOB: 3 BB: 2 P: 27	R: 0 E: 0 K: 1 S: 8	H: 1 LOB: 1 BB: 0 P: 17	R: 1 E: 0 K: 1 S: 13	H: 2 LOB: 2 BB: 1 P: 21	R: 0 E: 0 K: 0 S: 7	H: 1 LOB: 0 BB: 0 P: 10	1B: 8 2B: 2 3B: 0 HR: 1	SF: 0 SAC: 0 DP: 1 HBP: 0	WP: 0 PB: 0 SB: 0 CS: 0	PA: 38								
PITCHER											IP	WLS	BF	H	R	ER	SO	BB	IBB	HBP	BLK	WP	HR	S	P	ERA	WHIP	PITCHER										
48 John Ely, R ERA: 2.7											1.0	L	19	6	4	3	3	0	0	0	0	0	0	13	27	0.00	3.000	57 Scott Elbert, L ERA: 5.4										
81 Lance Cormier, R ERA: 4.5											1.0		4	1	0	0	1	0	0	0	0	0	0	8	17	0.00	1.000	74 Kenley Jansen, R ERA: 1.8										
50 Jon Lirk, R ERA: 6.35											1.0		3	1	0	0	0	0	0	0	0	0	0	7	10	0.00	1.000											

Los Angeles Dodgers @ Texas Rangers
 Surprise Stadium, Surprise, AZ
 Mon Mar 14, 2011, 4:06 PM - 6:40 PM EDT
 Att. 7,742 - Partly Cloudy - 78 F

AB	35
R	5
H	11
RBI	5
BB	3
SO	5
LOB	16



Batter	1	2	3	4	5	6	7	8	9	AB	R	H	RBI	BB	SO	LOB	TOP									
20 Julio Borbon, L (1, 8) OBP: 0.400, SLG: 0.474 92 Jared Hoying, L (7, 8)										4	1	2	1	0	0	1	Texas Rangers @ Los Angeles Dodgers Camelback Ranch, Glendale, AZ Tue Mar 15 2011, 4:07 PM - 7:03 PM EDT Att: 7,512 - Partly Cloudy - 80 F livebaseballscorecards.com									
1 Elvis Andrus, R (1, 6) OBP: 0.293, SLG: 0.300 6 Esteban German, R (7, 6) OBP: 0.276, SLG: 0.296										4	0	2	0	0	0	1										
7 David Murphy, L (1, 7) OBP: 0.381, SLG: 0.575 76 Erod Andrus, S (7, PR) OBP: 1.000, SLG: 1.000 (7, 7)										4	0	3	2	0	0	0										
17 Nelson Cruz, R (1, 9) OBP: 0.244, SLG: 0.171 65 Doug Deeds, L (7, PR) OBP: 0.296, SLG: 0.519 (7, 9)										3	0	0	0	1	0	3										
25 Mike Napoli, R (1, 10) OBP: 0.406, SLG: 0.643 94 Matt Kata, S (9, PH) OBP: 0.333, SLG: 0.333										4	2	2	0	0	2	2										
18 Mitch Moreland, L (1, 3) OBP: 0.425, SLG: 0.667 63 Chad Tracy, R (7, 3) OBP: 0.176, SLG: 0.313										4	1	1	0	0	1	3										
19 Chris Davis, L (1, 5) OBP: 0.471, SLG: 0.676 94 Mike Olt, R (7, 5) OBP: 0.400, SLG: 0.800										3	0	0	1	0	0	4										
15 Matt Treanor, R (1, 2) OBP: 0.471, SLG: 0.273 71 Jose Heberto Felix, R (6, 2) OBP: 0.833, SLG: 1.000										3	0	0	1	0	2	2										
3 Andrés Blanco, S (1, 4) OBP: 0.406, SLG: 0.484 88 Davis Stoneburner, R (7, 4) OBP: 0.250, SLG: 0.250										3	2	2	1	0	0	0										
Inning Stats	R: 0 E: 0 K: 0 S: 3	H: 0 LOB: 0 BB: 0 P: 3	R: 1 E: 1 K: 1 S: 7	H: 1 LOB: 1 BB: 0 P: 8	R: 1 E: 0 K: 0 S: 5	H: 3 LOB: 1 BB: 0 P: 5	R: 0 E: 0 K: 1 S: 5	H: 0 LOB: 0 BB: 0 P: 5	R: 1 E: 0 K: 1 S: 8	H: 3 LOB: 2 BB: 0 P: 8	R: 3 E: 0 K: 0 S: 7	H: 4 LOB: 1 BB: 0 P: 7	R: 0 E: 0 K: 2 S: 8	H: 1 LOB: 2 BB: 1 P: 12	R: 0 E: 0 K: 2 S: 7	H: 0 LOB: 0 BB: 0 P: 7		R: 0 E: 0 K: 1 S: 6	H: 1 LOB: 1 BB: 0 P: 6	1B: 12 2B: 1 3B: 0 HR: 0	SF: 1 SAC: 0 DP: 0 HBP: 0	WP: 0 PB: 1 SB: 0 CS: 0	PA: 41			
PITCHER	IP	WLS	BF	H	R	ER	SO	BB	IBB	HBP	BLK	WP	HR	S	P	ERA		WHIP								
22 Clayton Kershaw, L (1, 1) ERA: 2.65	5.2		28	11	6	5	3	0	0	0	0	0	0	34	35	7.94		1.941								
59 Travis Schlichting, R (6, 1) ERA: 8.1	0.1		1	0	0	0	0	0	0	0	0	0	0	1	1	0.00	0.000									
56 Hung-Chih Kuo, L (7, 1) ERA: 4.5	1.0		5	1	0	0	2	1	0	0	0	0	0	8	12	0.00	2.000									
36 Blake Hawksworth, R (8, 1) ERA: 1.42	1.0	W	3	0	0	0	2	0	0	0	0	0	0	7	7	0.00	0.000									
80 Ron Mahay, L (9, 1) ERA: 13.5	1.0	S	4	1	0	0	1	0	0	0	0	0	0	6	6	0.00	1.000									

Batter	1	2	3	4	5	6	7	8	9	AB	R	H	RBI	BB	SO	LOB	BOTTOM									
15 Rafael Furcal, S (1, 6) OBP: 0.207, SLG: 0.207 17 A.J. Ellis, R (8, 2) OBP: 0.227, SLG: 0.150										4	0	1	0	0	0	1	Texas Rangers @ Los Angeles Dodgers Camelback Ranch, Glendale, AZ Tue Mar 15 2011, 4:07 PM - 7:03 PM EDT Att: 7,512 - Partly Cloudy - 80 F livebaseballscorecards.com									
13 Iván De Jesús Jr, R (1, 4) OBP: 0.331, SLG: 0.308 9 Eugenio Velez, S (7, PH) OBP: 0.200, SLG: 0.091 (8, 4)										3	2	2	1	0	0	1										
16 Andre Ethier, L (1, 9) OBP: 0.270, SLG: 0.444 13 Juan Castro, R (8, 6) OBP: 0.250, SLG: 0.450										4	1	2	0	0	1	1										
27 Matt Kemp, R (1, 8) OBP: 0.333, SLG: 0.571 36 Blake Hawksworth, R (8, 1) 80 Ron Mahay, L (9, 1)										3	0	1	0	1	1	2										
5 Juan Uribe, R (1, 5) OBP: 0.304, SLG: 0.429 6 Aaron Miles, S (6, 5) OBP: 0.333, SLG: 0.667										2	0	1	3	1	0	0										
7 James Loney, L (1, 3) OBP: 0.333, SLG: 0.304 49 Trent Oeltjen, L (8, 8) OBP: 0.500, SLG: 0.733										3	0	0	0	0	0	4										
28 Rod Barajas, R (1, 2) OBP: 0.269, SLG: 0.522 3 Xavier Paul, L (8, 7) OBP: 0.313, SLG: 0.483										3	0	0	0	0	2	4										
10 Tony Gwynn Jr., L (1, 7) OBP: 0.382, SLG: 0.419 68 Jerry Sands, R (8, 3) OBP: 0.462, SLG: 0.773										3	1	1	0	0	0	0										
22 Clayton Kershaw, L (1, 1) 59 Travis Schlichting, R (6, 1) 30 Dioner Navarro, S (6, PH) 56 Hung-Chih Kuo, L (7, 1) 35 Gabe Kapler, R (8, 9) OBP: 0.250, SLG: 0.259										1	0	0	0	0	1	0										
Inning Stats	R: 1 E: 0 K: 1 S: 7	H: 2 LOB: 3 BB: 2 P: 15	R: 0 E: 0 K: 1 S: 5	H: 0 LOB: 0 BB: 0 P: 5	R: 2 E: 0 K: 0 S: 6	H: 3 LOB: 1 BB: 0 P: 6	R: 1 E: 0 K: 1 S: 7	H: 2 LOB: 1 BB: 0 P: 7	R: 0 E: 0 K: 1 S: 5	H: 0 LOB: 0 BB: 0 P: 5	R: 0 E: 0 K: 1 S: 6	H: 1 LOB: 1 BB: 0 P: 7	R: 0 E: 0 K: 0 S: 4	H: 1 LOB: 1 BB: 0 P: 4	R: 3 E: 0 K: 1 S: 8	H: 4 LOB: 0 BB: 0 P: 10		1B: 11 2B: 2 3B: 0 HR: 0	SF: 0 SAC: 1 DP: 0 HBP: 0	WP: 2 PB: 0 SB: 0 CS: 1	PA: 39					
PITCHER	IP	WLS	BF	H	R	ER	SO	BB	IBB	HBP	BLK	WP	HR	S	P	ERA		WHIP								
45 Derek Holland, L (1, 1) ERA: 5.0	4.0		21	7	4	4	3	2	0	0	0	2	0	25	33	9.00		2.250								
41 Alexi Ogando, R (5, 1) ERA: 5.9	3.2	L	17	6	3	3	3	0	0	0	0	0	0	23	25	7.36	1.636									
70 Cody Eppley, R (8, 1) ERA: 5.06	0.1		0	0	0	0	0	0	0	0	0	0	0	1	0	0.00	0.000									

Batter	1	2	3	4	5	6	7	8	9	AB	R	H	RBI	BB	SO	LOB	TOP					
1 Eric Young Jr, S OBP: 0.500, SLG: 0.500										6	1	4	1	0	1	2						
24 Dexter Fowler, S OBP: 0.417, SLG: 0.433										2	0	1	0	0	0	0						
3 Willy Taveras, R OBP: 0.333, SLG: 0.366										4	0	3	3	0	0	0						
21 Ty Wigginton, R OBP: 0.357, SLG: 0.633										4	1	1	1	0	1	3						
72 Ben Paulsen, L OBP: 0.538, SLG: 0.955										2	0	0	0	0	1	3						
2 Troy Tulowitzki, R OBP: 0.357, SLG: 0.400										3	0	2	1	0	0	0						
99 Alfredo Amezaga, S OBP: 0.687, SLG: 1.500										2	1	1	0	0	0	1						
23 Jason Giambi, L OBP: 0.480, SLG: 0.750										3	1	1	1	0	0	2						
35 Mike Jacobs, L OBP: 0.321, SLG: 0.440										1	2	1	2	1	0	0						
19 Ryan Spillorths, R OBP: 0.474, SLG: 0.419										2	1	1	0	1	1	0						
Cole Garner, R OBP: 0.433, SLG: 0.643										2	1	2	2	0	0	0						
58 Jordan Pacheco, R OBP: 0.357, SLG: 0.500										3	0	0	0	0	1	2						
Wilin Rosario, R OBP: 0.200, SLG: 0.200										2	0	1	0	0	0	1						
9 Ian Stewart, L OBP: 0.400, SLG: 0.250										2	1	1	0	1	0	1						
76 Hernan Iribarren, L OBP: 0.316, SLG: 0.343										2	0	0	0	0	1	2						
70 Charlie Blackmon, L OBP: 0.432, SLG: 0.531										5	2	3	0	0	1	2						
Inning Stats	R: 1 E: 0 K: 1 S: 12	H: 2 LOB: 1 BB: 0 P: 18	R: 0 E: 0 K: 2 S: 10	H: 0 LOB: 1 BB: 1 P: 18	R: 1 E: 0 K: 0 S: 10	H: 3 LOB: 0 BB: 0 P: 13	R: 0 E: 0 K: 1 S: 13	H: 2 LOB: 2 BB: 0 P: 18	R: 0 E: 0 K: 1 S: 9	H: 0 LOB: 0 BB: 0 P: 14	R: 4 E: 0 K: 0 S: 12	H: 5 LOB: 1 BB: 1 P: 21	R: 2 E: 0 K: 1 S: 14	H: 3 LOB: 1 BB: 0 P: 20	R: 0 E: 1 K: 1 S: 11	H: 2 LOB: 1 BB: 0 P: 13	R: 3 E: 0 K: 0 S: 17	H: 5 LOB: 2 BB: 1 P: 29	1B: 16 2B: 1 3B: 1 HR: 4	SF: 0 SAC: 0 DP: 0 HBP: 0	WP: 0 PB: 0 SB: 0 CS: 2	PA: 48
PITCHER	IP WLS BF H R ER SO BB IBB HBP BLK WP HR S P ERA WHIP																					
36 C.J. Wilson, L ERA: 4.5	5.0 22 7 2 2 5 1 0 0 0 0 1 54 81 3.60 1.600																					
57 Mark Lowe, R ERA: 10.5	1.0 8 5 4 4 0 1 0 0 0 0 1 12 21 36.00 6.000																					
56 Darren O'Day, R ERA: 6.0	2.0 H 10 5 2 2 2 0 0 0 0 0 1 25 33 9.00 2.500																					
49 Seth McClung, R ERA: 13.5	0.2 L 5 3 3 3 0 1 0 0 0 0 1 10 20 40.50 6.000																					
58 Zach Jackson, L ERA: 6.23	0.1 3 2 0 0 0 0 0 0 0 0 0 7 9 0.00 6.000																					

Colorado Rockies @ Texas Rangers
 Surprise Stadium, Surprise, AZ
 Wed Mar 16 2011, 9:08 PM - 12:29 AM EDT
 Att: 8,216 - Partly Cloudy - 85 F

AB	45
R	11
H	22
RBI	11
BB	3
SO	7
LOB	19



Batter	1	2	3	4	5	6	7	8	9	AB	R	H	RBI	BB	SO	LOB	BOTTOM			
5 Ian Kinsler, R OBP: 0.477, SLG: 0.892										3	2	1	0	0	0	1				
99 Omar Quintanilla, L OBP: 0.167, SLG: 0.333										1	0	0	0	0	0	0				
1 Elvis Andrus, R OBP: 0.285, SLG: 0.295										4	0	1	1	0	1	3				
6 Esteban German, R OBP: 0.267, SLG: 0.286										1	0	0	0	0	1	0				
32 Josh Hamilton, L OBP: 0.419, SLG: 0.432										2	1	1	1	1	0	1				
85 David Pizarro, R OBP: 0.250, SLG: 0.750										1	0	0	0	0	0	0				
29 Adrian Beltré, R OBP: 0.500, SLG: 1.000										3	1	2	3	0	0	1				
12 Brian Barden, R OBP: 0.429, SLG: 0.500										2	0	0	0	0	2	0				
10 Michael Young, R OBP: 0.500, SLG: 0.607										1	0	0	0	2	0	1				
63 Chad Tracy, R OBP: 0.158, SLG: 0.278										2	0	0	0	0	1	0				
25 Mike Napoli, R OBP: 0.371, SLG: 0.581										3	0	0	0	0	0	3				
2 Taylor Teagarden, R OBP: 0.333, SLG: 0.417										1	0	0	0	1	1	0				
98 Erik Morrison, R OBP: 0.500, SLG: 2.000										0	0	0	0	0	0	0				
18 Mitch Moreland, L OBP: 0.419, SLG: 0.667										3	1	1	0	0	1	2				
92 Joey Butler, R OBP: 0.625, SLG: 1.167										1	1	1	1	1	0	0				
19 Chris Davis, L OBP: 0.425, SLG: 0.811										3	3	3	2	0	0	0				
50 Jose Ruiz, L OBP: 0.316, SLG: 0.350										2	0	0	0	0	0	2				
65 Doug Deeds, L OBP: 0.300, SLG: 0.500										3	1	1	0	0	1	1				
9 Endy Chavez, L OBP: 0.211, SLG: 0.263										1	0	0	0	0	0	0				
Inning Stats	R: 6 E: 0 K: 0 S: 18	H: 4 LOB: 1 BB: 2 P: 33	R: 1 E: 0 K: 2 S: 12	H: 1 LOB: 1 BB: 0 P: 21	R: 0 E: 0 K: 1 S: 12	H: 1 LOB: 1 BB: 1 P: 18	R: 1 E: 1 K: 0 S: 7	H: 2 LOB: 0 BB: 0 P: 8	R: 0 E: 0 K: 2 S: 8	H: 0 LOB: 0 BB: 0 P: 12	R: 1 E: 0 K: 0 S: 8	H: 1 LOB: 0 BB: 0 P: 9	R: 0 E: 0 K: 2 S: 9	H: 0 LOB: 0 BB: 0 P: 14	R: 0 E: 0 K: 1 S: 6	H: 0 LOB: 1 BB: 2 P: 18	1B: 5 2B: 4 3B: 0 HR: 3	SF: 1 SAC: 0 DP: 1 HBP: 1	WP: 1 PB: 0 SB: 1 CS: 0	PA: 44
PITCHER	IP WLS BF H R ER SO BB IBB HBP BLK WP HR S P ERA WHIP																			
46 Jason Hammel, R ERA: 8.0	3.0 20 7 8 3 2 2 0 0 0 0 0 0 19 26 4.50 2.000																			
54 Eric Stults, L ERA: 8.0	2.0 10 3 1 1 1 1 0 0 0 0 0 0 8 12 0.00 0.000																			
63 Rafael Betancourt, R ERA: 4.5	1.0 4 1 1 1 0 0 0 0 0 0 1 8 9 9.00 1.000																			
56 Franklin Morales, L ERA: 1.5	1.0 W 3 0 0 0 2 0 0 0 0 0 0 9 14 0.00 0.000																			
31 Matt Daley, R ERA:																				

Colorado Rockies @ Texas Rangers
 Surprise Stadium, Surprise, AZ
 Wed Mar 16 2011, 9:08 PM - 12:29 AM EDT
 Att: 8,216 - Partly Cloudy - 85 F

AB	37
R	10
H	11
RBI	8
BB	5
SO	8
LOB	15



Batter	1	2	3	4	5	6	7	8	9	AB	R	H	RBI	BB	SO	LOB	TOP																						
5 Ian Kinsler, R (1,4) C FF 90 0-2 B SL 84 X SL 84 G6-3			6 Esteban German, R (6,4) C SI 90 0-1 B CH 91 X FF 91 2B		3 Andrés Blanco, S (1,6) C FF 89 2-3 B SL 85 F SL 85 B CH 89 S SL 87 K	32 Josh Hamilton, L (1,7) B FF 91 1-3 F FF 92 S SL 86 K	9 Endy Chavez, L (6,7) C SI 88 2-2 B SL 88 F SL 88 B CH 88 X SL 88 F8	29 Adrian Beltré, R (1,5) C SI 88 2-2 B SL 88 F SL 88 B CH 88 X SL 88 F8	19 Chris Davis, L (6,5) C SI 88 2-2 B SL 88 F SL 88 B CH 88 X SL 88 F8	10 Michael Young, R (1,3) C SI 88 2-2 B SL 88 F SL 88 B CH 88 X SL 88 F8	18 Mitch Moreland, L (6,3) C SI 88 2-2 B SL 88 F SL 88 B CH 88 X SL 88 F8	8 Yovit Torresblta, R (1,10) B FF 88 2-0 B SL 88 X FF 88 7 CI 1B	50 Jose Ruiz, L (6,PR) C SI 88 2-0 B SL 88 F SL 88 B CH 88 X SL 88 7 CI 1B	7 David Murphy, L (1,9) C SI 87 1-2 B SL 84 F CU 94 I SAFE CI	65 Doug Deeds, L (6,9) C SI 87 1-2 B SL 84 F CU 94 I SAFE CI	2 Taylor Teagarden, R (1,2) F SL 86 0-2 X FF 90 F9	15 Matt Teagarden, R (6,2) F SL 86 0-2 X FF 90 F9	20 Julio Borbon, L (1,8) C FF 89 1-3 B FF 93 S FF 91 K	29 Ernesto Frieri, R (9,1) C SI 89 0-1 B SL 89 X FF 91 G6-3	33 Clayton Richard, L (1,1) ERA: 4.26 IP 4.0 WLS 18 BF 4 H 1 R 1 ER 1 SO 3 BB 1 IBB 0 HBP 0 BLK 0 WP 0 HR 0 S 44 P 60 ERA 2.25 WHIP 1.250	39 Ernesto Frieri, R (9,1) ERA: 3.0 IP 1.0 WLS 3 BF 0 H 0 R 0 ER 0 SO 0 BB 0 IBB 0 HBP 0 BLK 0 WP 0 HR 0 S 9 P 15 ERA 0.00 WHIP 0.000	1B: 4 SF: 0 2B: 3 SAC: 0 3B: 1 DP: 0 HR: 1 HBP: 0	WP: 0 PA: 40 PB: 0 SB: 0 CS: 0																
8 Jason Bartlett, R (1,6) C SI 88 1-2 B CH 80 X SL 91 13 2B 1B	15 Kevin Frandsen, R (6,PH) C SI 88 1-2 B CH 80 X SL 91 13 2B 1B	13 Chris Denorfia, R (1,9) C SI 89 2-2 I SAFE B SL 89 F SL 89 B CH 89 X SL 89 SF8	3 Luis Durango, S (6,9) C SI 89 2-2 I SAFE B SL 89 F SL 89 B CH 89 X SL 89 SF8	1 Orlando Hudson, S (1,4) B SI 90 1-2 F CU 91 X SL 79 3 7B 2B	2 Everth Cabrera, S (6,PR) C SI 89 1-2 B CH 79 X SL 79 3 7B 2B	3 Jorge Cantu, R (1,10) X SI 90 0-0 F9	14 Oscar Salazar, R (6,PH) C SI 89 0-0 B SL 89 X SL 89 F9	82 Guillermo Quiroz, R (8,PH) C SI 89 2-3 B SL 89 X SL 89 F9	11 Brad Hawpe, L (1,3) C SI 90 0-3 B SL 90 X SL 90 K	12 Logan Forsythe, R (8,5) C SI 90 0-3 B SL 90 X SL 90 K	7 Chase Headley, S (1,5) X SI 91 0-0 G4-3	67 Jesus Guzman, R (7,5) C SI 91 0-0 B SL 91 X SL 91 G4-3	24 Cameron Maybin, R (1,8) B CU 73 1-0 B SL 89 B CH 89 X SL 89 CS	23 Mike Baxter, L (7,7) C SI 89 4-0 B SL 89 F SL 89 B CH 89 X SL 89 4 28 SF8 BB	4 Nick Hundley, R (1,2) X SI 90 0-0 E8 13 SF8 BB	68 Kyle Phillips, L (7,PH) C SI 90 1-3 B SL 90 X SL 90 13 SF8 BB	28 Aaron Cunningham, R (1,7) X SL 80 0-0 SF8	9 Eric Patterson, L (7,8) X SL 80 0-0 SF8	8 Jason Bartlett, R (1,6) C SI 88 1-2 B CH 80 X SL 91 13 2B 1B	15 Kevin Frandsen, R (6,PH) C SI 88 1-2 B CH 80 X SL 91 13 2B 1B	13 Chris Denorfia, R (1,9) C SI 89 2-2 I SAFE B SL 89 F SL 89 B CH 89 X SL 89 SF8	3 Luis Durango, S (6,9) C SI 89 2-2 I SAFE B SL 89 F SL 89 B CH 89 X SL 89 SF8	1 Orlando Hudson, S (1,4) B SI 90 1-2 F CU 91 X SL 79 3 7B 2B	2 Everth Cabrera, S (6,PR) C SI 89 1-2 B CH 79 X SL 79 3 7B 2B	3 Jorge Cantu, R (1,10) X SI 90 0-0 F9	14 Oscar Salazar, R (6,PH) C SI 89 0-0 B SL 89 X SL 89 F9	82 Guillermo Quiroz, R (8,PH) C SI 89 2-3 B SL 89 X SL 89 F9	11 Brad Hawpe, L (1,3) C SI 90 0-3 B SL 90 X SL 90 K	12 Logan Forsythe, R (8,5) C SI 90 0-3 B SL 90 X SL 90 K	7 Chase Headley, S (1,5) X SI 91 0-0 G4-3	67 Jesus Guzman, R (7,5) C SI 91 0-0 B SL 91 X SL 91 G4-3	24 Cameron Maybin, R (1,8) B CU 73 1-0 B SL 89 B CH 89 X SL 89 CS	23 Mike Baxter, L (7,7) C SI 89 4-0 B SL 89 F SL 89 B CH 89 X SL 89 4 28 SF8 BB	4 Nick Hundley, R (1,2) X SI 90 0-0 E8 13 SF8 BB	68 Kyle Phillips, L (7,PH) C SI 90 1-3 B SL 90 X SL 90 13 SF8 BB	28 Aaron Cunningham, R (1,7) X SL 80 0-0 SF8	9 Eric Patterson, L (7,8) X SL 80 0-0 SF8	1B: 11 SF: 2 2B: 7 SAC: 0 3B: 0 DP: 0 HR: 1 HBP: 0	WP: 1 PA: 52 PB: 0 SB: 0 CS: 1
44 Michael Kirkman, L (1,1) ERA: 5.56 IP 2.1 WLS 17 BF 8 H 9 R 9 ER 4 SO 2 BB 1 IBB 0 HBP 0 BLK 0 WP 0 HR 1 S 34 P 57 ERA 15.43 WHIP 3.857	55 Mason Tobin, R (3,1) ERA: 2.0 IP 0.2 WLS 7 BF 2 H 2 R 3 ER 0 SO 2 BB 2 IBB 0 HBP 0 BLK 0 WP 0 HR 16 S 28 P 28 ERA 0.00 WHIP 6.000	46 Pedro Strop, R (4,1) ERA: 2.0 IP 2.0 WLS 10 BF 3 H 0 R 0 ER 0 SO 4 BB 1 IBB 0 HBP 0 BLK 0 WP 0 HR 22 S 36 P 22 ERA 0.00 WHIP 2.000	21 Brett Tomko, R (6,1) ERA: 7.71 IP 2.0 WLS 12 BF 5 H 3 R 3 ER 1 SO 1 BB 0 IBB 0 HBP 0 BLK 0 WP 0 HR 31 S 50 P 13.50 ERA 13.50 WHIP 3.000	55 Ryan Tucker, R (8,1) ERA: 5.08 IP 1.0 WLS 5 BF 1 H 0 R 0 ER 0 SO 1 BB 0 IBB 0 HBP 0 BLK 0 WP 0 HR 11 S 21 P 11 ERA 0.00 WHIP 1.000	44 Michael Kirkman, L (1,1) ERA: 5.56 IP 2.1 WLS 17 BF 8 H 9 R 9 ER 4 SO 2 BB 1 IBB 0 HBP 0 BLK 0 WP 0 HR 16 S 28 P 28 ERA 0.00 WHIP 6.000	55 Mason Tobin, R (3,1) ERA: 2.0 IP 0.2 WLS 7 BF 2 H 2 R 3 ER 0 SO 2 BB 2 IBB 0 HBP 0 BLK 0 WP 0 HR 16 S 28 P 28 ERA 0.00 WHIP 6.000	46 Pedro Strop, R (4,1) ERA: 2.0 IP 2.0 WLS 10 BF 3 H 0 R 0 ER 0 SO 4 BB 1 IBB 0 HBP 0 BLK 0 WP 0 HR 22 S 36 P 22 ERA 0.00 WHIP 2.000	21 Brett Tomko, R (6,1) ERA: 7.71 IP 2.0 WLS 12 BF 5 H 3 R 3 ER 1 SO 1 BB 0 IBB 0 HBP 0 BLK 0 WP 0 HR 31 S 50 P 13.50 ERA 13.50 WHIP 3.000	55 Ryan Tucker, R (8,1) ERA: 5.08 IP 1.0 WLS 5 BF 1 H 0 R 0 ER 0 SO 1 BB 0 IBB 0 HBP 0 BLK 0 WP 0 HR 11 S 21 P 11 ERA 0.00 WHIP 1.000	44 Michael Kirkman, L (1,1) ERA: 5.56 IP 2.1 WLS 17 BF 8 H 9 R 9 ER 4 SO 2 BB 1 IBB 0 HBP 0 BLK 0 WP 0 HR 16 S 28 P 28 ERA 0.00 WHIP 3.857	55 Mason Tobin, R (3,1) ERA: 2.0 IP 0.2 WLS 7 BF 2 H 2 R 3 ER 0 SO 2 BB 2 IBB 0 HBP 0 BLK 0 WP 0 HR 16 S 28 P 28 ERA 0.00 WHIP 6.000	46 Pedro Strop, R (4,1) ERA: 2.0 IP 2.0 WLS 10 BF 3 H 0 R 0 ER 0 SO 4 BB 1 IBB 0 HBP 0 BLK 0 WP 0 HR 22 S 36 P 22 ERA 0.00 WHIP 2.000	21 Brett Tomko, R (6,1) ERA: 7.71 IP 2.0 WLS 12 BF 5 H 3 R 3 ER 1 SO 1 BB 0 IBB 0 HBP 0 BLK 0 WP 0 HR 31 S 50 P 13.50 ERA 13.50 WHIP 3.000	55 Ryan Tucker, R (8,1) ERA: 5.08 IP 1.0 WLS 5 BF 1 H 0 R 0 ER 0 SO 1 BB 0 IBB 0 HBP 0 BLK 0 WP 0 HR 11 S 21 P 11 ERA 0.00 WHIP 1.000	44 Michael Kirkman, L (1,1) ERA: 5.56 IP 2.1 WLS 17 BF 8 H 9 R 9 ER 4 SO 2 BB 1 IBB 0 HBP 0 BLK 0 WP 0 HR 16 S 28 P 28 ERA 0.00 WHIP 3.857	55 Mason Tobin, R (3,1) ERA: 2.0 IP 0.2 WLS 7 BF 2 H 2 R 3 ER 0 SO 2 BB 2 IBB 0 HBP 0 BLK 0 WP 0 HR 16 S 28 P 28 ERA 0.00 WHIP 6.000	46 Pedro Strop, R (4,1) ERA: 2.0 IP 2.0 WLS 10 BF 3 H 0 R 0 ER 0 SO 4 BB 1 IBB 0 HBP 0 BLK 0 WP 0 HR 22 S 36 P 22 ERA 0.00 WHIP 2.000	21 Brett Tomko, R (6,1) ERA: 7.71 IP 2.0 WLS 12 BF 5 H 3 R 3 ER 1 SO 1 BB 0 IBB 0 HBP 0 BLK 0 WP 0 HR 31 S 50 P 13.50 ERA 13.50 WHIP 3.000	55 Ryan Tucker, R (8,1) ERA: 5.08 IP 1.0 WLS 5 BF 1 H 0 R 0 ER 0 SO 1 BB 0 IBB 0 HBP 0 BLK 0 WP 0 HR 11 S 21 P 11 ERA 0.00 WHIP 1.000	1B: 11 SF: 2 2B: 7 SAC: 0 3B: 0 DP: 0 HR: 1 HBP: 0	WP: 1 PA: 52 PB: 0 SB: 0 CS: 1																		

Texas Rangers @ San Diego Padres
 Peoria Stadium, Peoria, AZ
 Thu Mar 17 2011, 10:05 PM - 1:10 AM EDT
 Att: 6,144 - Partly Cloudy - 80 F

AB	36
R	5
H	9
RBI	5
BB	3
SO	9
LOB	13



Texas Rangers @ San Diego Padres
 Peoria Stadium, Peoria, AZ
 Thu Mar 17 2011, 10:05 PM - 1:10 AM EDT
 Att: 6,144 - Partly Cloudy - 80 F

AB	44
R	15
H	19
RBI	14
BB	5
SO	9
LOB	31



Batter	1	2	3	4	5	6	7	8	9	AB	R	H	RBI	BB	SO	LOB	TOP					
20 Julio Borbon, L (1, 8) 65 Doug Deeds, L (7, 9) OBP: 0.375, SLG: 0.435 OBP: 0.281, SLG: 0.469										4	1	1	0	0	1	1	Texas Rangers @ Cleveland Indians Goodyear Ballpark, Goodyear, AZ Fri Mar 18 2011, 10:07 PM - 1:16 AM EDT Att: 6,334 - Partly Cloudy - 79 F					
1 Elvis Andrus, R (1, 6) 82 Leury Garcia, S (7, 6) OBP: 0.286, SLG: 0.354 OBP: 0.500, SLG: 0.500										4	1	1	1	0	1	1						
7 David Murphy, L (1, 7) OBP: 0.396, SLG: 0.674										4	2	2	1	0	1	0						
17 Nelson Cruz, R (1, 9) 9 Endy Chavez, L (7, 7) OBP: 0.267, SLG: 0.184 OBP: 0.238, SLG: 0.238										3	0	1	1	1	1	1						
18 Mitch Moreland, L (1, 3) 50 Jose Ruiz, L (7, 3) OBP: 0.422, SLG: 0.614 OBP: 0.304, SLG: 0.333										4	0	0	0	0	0	4						
8 Yovani Torresalba, R (1, 2) 25 Mike Napoli, R (6, 2) OBP: 0.556, SLG: 0.750 OBP: 0.389, SLG: 0.625										2	1	1	1	1	0	1						
19 Chris Davis, L (1, 5) 12 Brian Barden, R (7, 5) OBP: 0.350, SLG: 0.833 OBP: 0.400, SLG: 0.462										3	0	1	0	0	1	2						
63 Chad Tracy, R (1, 10) OBP: 0.217, SLG: 0.318										4	0	2	2	0	1	0						
3 Andrés Blanco, S (1, 4) 99 Renny Osuna, R (7, 4)										3	0	0	0	0	1	2						
Inning Stats	R: 1 E: 0 K: 2 S: 10	H: 1 LOB: 0 BB: 0 P: 11	R: 1 E: 0 K: 1 S: 6	H: 2 LOB: 1 BB: 1 P: 10	R: 2 E: 1 K: 1 S: 9	H: 3 LOB: 2 BB: 0 P: 9	R: 0 E: 0 K: 1 S: 5	H: 0 LOB: 0 BB: 1 P: 5	R: 1 E: 0 K: 0 S: 6	H: 1 LOB: 1 BB: 1 P: 11	R: 0 E: 1 K: 1 S: 6	H: 0 LOB: 1 BB: 0 P: 6	R: 0 E: 0 K: 0 S: 4	H: 1 LOB: 1 BB: 0 P: 4	R: 1 E: 0 K: 0 S: 5	H: 2 LOB: 1 BB: 0 P: 5		R: 0 E: 0 K: 2 S: 7	H: 0 LOB: 0 BB: 0 P: 7	1B: 7 2B: 1 3B: 0 HR: 2	SF: 0 SAC: 0 DP: 0 HBP: 0	WP: 0 PB: 0 SB: 0 CS: 0
PITCHER	IP	WLS	BF	H	R	ER	SO	BB	IBB	HBP	BLK	WP	HR	S	P	ERA	WHIP					
59 Carlos Carrasco, R (1, 1) ERA: 5.84	4.1		22	7	5	3	5	2	0	0	0	0	2	34	44	6.23	2.077					
80 Josh Judy, R (5, 1) ERA: 7.39	0.2	W	2	0	0	0	0	0	0	0	0	0	0	2	2	0.00	0.000					
53 Rafael Perez, L (6, 1) ERA:	1.0	H	4	0	0	0	1	0	0	0	0	0	0	6	6	0.00	0.000					
39 Justin Germano, R (7, 1) ERA:	1.0	H	4	1	0	0	0	0	0	0	0	0	0	4	4	0.00	1.000					
37 Chad Durbin, R (8, 1) ERA: 6.0	1.0		5	2	1	1	0	0	0	0	0	0	0	5	5	9.00	2.000					
49 Tony Sipp, L (9, 1) ERA: 1.29	1.0		3	0	0	0	2	0	0	0	0	0	0	7	7	0.00	0.000					

Batter	1	2	3	4	5	6	7	8	9	AB	R	H	RBI	BB	SO	LOB	BOTTOM				
23 Michael Brantley, L (1, 8) 83 Jordan Henry, L (8, 8) OBP: 0.368, SLG: 0.278										3	2	0	0	2	0	3	Texas Rangers @ Cleveland Indians Goodyear Ballpark, Goodyear, AZ Fri Mar 18 2011, 10:07 PM - 1:16 AM EDT Att: 6,334 - Partly Cloudy - 79 F				
13 Adriánbel Cabrera, S (1, 6) 85 Karexon Sanchez, S (8, 4) OBP: 0.500, SLG: 0.688										3	2	3	1	0	1	0					
17 Shin-Soo Choo, L (1, 9) 87 Jerad Head, R (8, 9) OBP: 0.176, SLG: 0.143										4	0	2	3	0	1	1					
26 Austin Kearns, R (1, 7) 30 Chad Huffman, R (6, PH) OBP: 0.364, SLG: 0.357 OBP: 0.516, SLG: 0.792										3	0	0	1	0	1	2					
48 Travis Hafner, L (1, 10) 88 Matt McBride, R (7, PH) OBP: 0.415, SLG: 0.432 OBP: 0.200, SLG: 0.267										3	1	1	0	1	1	4					
20 Orlando Cabrera, R (1, 4) 1 Luis Valbuena, L (8, 6) OBP: 0.393, SLG: 0.480 OBP: 0.333, SLG: 0.516										2	1	0	0	2	0	3					
7 Matt LaPorta, R (1, 3) OBP: 0.244, SLG: 0.476										4	3	2	2	1	1	4					
9 Jack Hannahan, L (1, 5) OBP: 0.500, SLG: 0.514										4	2	2	0	1	0	2					
6 Lou Marson, R (1, 2) 70 Juan Apodaca, R (8, 2) OBP: 0.261, SLG: 0.238 OBP: 0.375, SLG: 0.571										4	1	1	1	0	0	2					
Inning Stats	R: 1 E: 1 K: 2 S: 8	H: 0 LOB: 3 BB: 2 P: 18	R: 2 E: 0 K: 1 S: 7	H: 3 LOB: 1 BB: 1 P: 12	R: 0 E: 0 K: 0 S: 3	H: 0 LOB: 1 BB: 1 P: 7	R: 1 E: 0 K: 0 S: 5	H: 1 LOB: 0 BB: 0 P: 6	R: 3 E: 0 K: 0 S: 6	H: 2 LOB: 1 BB: 2 P: 14	R: 0 E: 0 K: 1 S: 6	H: 0 LOB: 2 BB: 1 P: 11	R: 4 E: 0 K: 1 S: 8	H: 3 LOB: 1 BB: 2 P: 16	R: 1 E: 1 K: 2 S: 9	H: 1 LOB: 1 BB: 0 P: 9		1B: 4 2B: 3 3B: 2 HR: 1	SF: 0 SAC: 0 DP: 0 HBP: 2	WP: 2 PB: 1 SB: 2 CS: 0	PA: 46
PITCHER	IP	WLS	BF	H	R	ER	SO	BB	IBB	HBP	BLK	WP	HR	S	P	ERA	WHIP				
54 Matt Harrison, L (1, 1) ERA: 3.46	4.0		21	4	4	4	3	4	0	1	0	0	0	6	14	27.00	4.000				
70 Cody Eppley, R (5, 1) ERA: 5.53	1.0	L	7	2	3	3	0	2	0	0	0	0	0	6	14	27.00	4.000				
28 Darren Oliver, L (6, 1) ERA: 3.0	1.0		5	0	0	0	1	1	0	1	0	0	0	6	11	0.00	1.000				
57 Mark Lowe, R (7, 1) ERA: 14.14	1.0		8	3	4	4	1	2	0	0	0	0	0	8	16	36.00	5.000				
58 Zach Jackson, L (8, 1) ERA: 5.09	1.0		5	1	1	0	2	0	0	0	0	0	0	9	9	0.00	1.000				

AB	37
R	6
H	10
RBI	6
BB	2
SO	8
LOB	15



AB	35
R	12
H	10
RBI	10
BB	9
SO	7
LOB	25



Batter	1	2	3	4	5	6	7	8	9	10	AB	R	H	RBI	BB	SO	LOB										
2 Jack Wilson, R OBP: 0.567, SLG: 0.731 72 Sean Kazmar Jr., R OBP: 0.136, SLG: 0.238											3	0	3	1	0	0	0										
26 Brendan Ryan, R OBP: 0.200, SLG: 0.258 4 Adam Kennedy, L OBP: 0.273, SLG: 0.393											2	0	0	1	0	1	2										
21 Franklin Gutierrez, R OBP: 0.259, SLG: 0.320 44 Mike Wilson, R OBP: 0.391, SLG: 0.389											3	0	0	0	0	0	3										
29 Jack Cust, L OBP: 0.326, SLG: 0.575											5	2	3	2	0	2	1										
17 Justin Smoak, S OBP: 0.308, SLG: 0.313 5 Chris Gimenez, R OBP: 0.444, SLG: 0.429											3	0	0	0	0	0	0										
12 Ryan Langerhans, L OBP: 0.424, SLG: 0.833											5	0	0	0	0	2	1										
1 Luis Antonio Rodriguez, S OBP: 0.267, SLG: 0.308											4	2	1	0	1	1	1										
55 Michael Saunders, L OBP: 0.342, SLG: 0.303											4	2	2	0	0	1	0										
10 Adam Moore, R OBP: 0.500, SLG: 0.579 75 Steven Baron, R OBP: 0.667, SLG: 1.111											2	1	1	0	1	0	0										
Inning Stats	R: 0 E: 0 K: 1 S: 9	H: 1 LOB: 0 BB: 0 P: 15	R: 0 E: 0 K: 1 S: 8	H: 1 LOB: 0 BB: 0 P: 12	R: 2 E: 0 K: 0 S: 11	H: 2 LOB: 1 BB: 2 P: 23	R: 0 E: 0 K: 1 S: 7	H: 0 LOB: 0 BB: 0 P: 10	R: 0 E: 0 K: 1 S: 7	H: 0 LOB: 0 BB: 0 P: 12	R: 0 E: 0 K: 1 S: 9	H: 1 LOB: 0 BB: 0 P: 16	R: 0 E: 0 K: 1 S: 5	H: 0 LOB: 0 BB: 0 P: 11	R: 4 E: 0 K: 2 S: 14	H: 4 LOB: 0 BB: 0 P: 20	R: 2 E: 0 K: 1 S: 13	H: 3 LOB: 1 BB: 0 P: 19	R: 1 E: 0 K: 0 S: 10	H: 2 LOB: 1 BB: 0 P: 17	1B: 9 2B: 1 3B: 0 HR: 4	SF: 1 SAC: 0 DP: 1 HBP: 0	WP: 1 PB: 0 SB: 2 CS: 1	PA: 43			
PITCHER	IP 5.0	WLS H	BF 18	H 4	R 2	ER 2	SO 3	BB 2	IBB 0	HBP 0	BLK 0	WP 0	HR 0	S 42	P 72	ERA 3.60	WHIP 1.200										
30 Neftali Feliz, R ERA: 1.93	5.0	H	18	4	2	2	3	2	0	0	0	0	0	42	72	3.60	1.200										
55 Mason Tobin, R ERA: 10.29	2.0	H	7	1	0	0	2	0	0	0	0	0	0	14	27	0.00	0.500										
56 Darren O'Day, R ERA: 10.29	1.0	H	7	4	4	2	0	0	0	0	0	0	3	14	20	36.00	4.000										
46 Pedro Strop, R ERA: 2.25	1.0	B	6	3	2	2	1	0	0	0	0	1	0	13	19	18.00	3.000										
89 Justin Miller, R ERA: 9.0	1.0	L	5	2	1	1	0	0	0	0	0	0	1	10	17	9.00	2.000										

Seattle Mariners @ Texas Rangers
Surprise Stadium, Surprise, AZ
 Sat Mar 19 2011, 4:08 PM - 7:17 PM EDT
 Att. 10,464 - Sunny - 76 F

livebaseballscorecards.com

AB 40
R 9
H 14
RBI 8
BB 2
SO 8
LOB 11

WP: 1 PA: 43
PB: 0
SB: 2
CS: 1

Batter	1	2	3	4	5	6	7	8	9	10	AB	R	H	RBI	BB	SO	LOB										
5 Ian Kinsler, R OBP: 0.471, SLG: 0.860 90 Omar Quintanilla, L OBP: 0.375, SLG: 0.875												3	0	1	1	0	0										
1 Elvis Andrus, R OBP: 0.264, SLG: 0.327 3 Andres Blanco, S OBP: 0.333, SLG: 0.375												4	0	0	0	0	1										
32 Josh Hamilton, L OBP: 0.261, SLG: 0.366 76 Eroid Andrus, S OBP: 1.000, SLG: 1.000												4	0	1	0	0	0										
29 Adrian Beltré, R OBP: 0.308, SLG: 0.538 19 Chris Davis, L OBP: 0.413, SLG: 0.814												4	1	1	0	0	1										
10 Michael Young, R OBP: 0.488, SLG: 0.545 6 Esteban German, R OBP: 0.303, SLG: 0.387												2	1	1	0	2	0										
17 Nelson Cruz, R OBP: 0.265, SLG: 0.214 65 Doug Deeds, L OBP: 0.273, SLG: 0.455												4	0	1	1	0	1										
7 David Murphy, L OBP: 0.392, SLG: 0.673 9 Endy Chavez, L OBP: 0.250, SLG: 0.261												3	1	1	1	0	0										
15 Matt Treanor, R OBP: 0.476, SLG: 0.467 14 Kevin Cash, R OBP: 0.375, SLG: 0.500												2	1	1	1	0	0										
18 Mitch Moreland, L OBP: 0.420, SLG: 0.630 25 Mike Napoli, R OBP: 0.385, SLG: 0.600												2	1	2	1	0	0										
Inning Stats	R: 0 E: 0 K: 0 S: 8	H: 0 LOB: 0 BB: 0 P: 11	R: 4 E: 0 K: 0 S: 18	H: 5 LOB: 1 BB: 1 P: 34	R: 1 E: 0 K: 0 S: 7	H: 1 LOB: 1 BB: 1 P: 12	R: 0 E: 0 K: 0 S: 8	H: 1 LOB: 2 BB: 0 P: 13	R: 0 E: 0 K: 1 S: 7	H: 1 LOB: 1 BB: 0 P: 10	R: 1 E: 0 K: 1 S: 10	H: 2 LOB: 0 BB: 0 P: 15	R: 0 E: 0 K: 1 S: 10	H: 1 LOB: 2 BB: 0 P: 15	R: 2 E: 0 K: 3 S: 13	H: 2 LOB: 0 BB: 0 P: 17	R: 0 E: 0 K: 2 S: 12	H: 1 LOB: 2 BB: 1 P: 21	R: 0 E: 0 K: 1 S: 12	H: 1 LOB: 1 BB: 0 P: 16	1B: 8 2B: 4 3B: 1 HR: 2	SF: 0 SAC: 0 DP: 2 HBP: 1	WP: 1 PB: 0 SB: 0 CS: 0	PA: 47			
PITCHER	IP 2.0	WLS 11	BF 10	H 2	R 1	ER 0	SO 0	BB 1	IBB 0	HBP 0	BLK 0	WP 0	HR 0	S 26	P 45	ERA 18.00	WHIP 3.000										
59 Fabio Castro, L ERA: 6.43	2.0	11	10	2	1	0	0	1	0	0	0	0	0	26	45	18.00	3.000										
54 Tom Wilhelmson, R ERA: 3.0	2.0	10	2	1	1	0	0	1	0	1	0	0	0	15	25	4.50	1.500										
37 Cesar Jimenez, L ERA: 7.56	2.0	8	3	1	1	2	0	0	0	0	0	0	1	17	25	4.50	1.500										
46 Chris Ray, R ERA: 2.25	1.0	4	1	0	0	1	0	0	0	0	0	1	0	10	15	0.00	1.000										
41 Justin Miller, R ERA: 8.1	1.0	5	2	2	2	3	0	0	0	0	0	0	1	13	17	18.00	2.000										
PITCHER	IP 1.0	WLS S	BF 5	H 1	R 0	ER 0	SO 0	BB 1	IBB 0	HBP 0	BLK 0	WP 0	HR 0	S 12	P 21	ERA 0.00	WHIP 2.000										
66 Royce Ring, L ERA: 10.1	1.0	5	5	1	0	0	0	1	0	0	0	0	0	12	16	0.00	2.000										
97 Scott Patterson, R ERA: 10.1	1.0	W	4	1	0	0	1	0	0	0	0	0	0	12	16	0.00	2.000										

Seattle Mariners @ Texas Rangers
Surprise Stadium, Surprise, AZ
 Sat Mar 19 2011, 4:08 PM - 7:17 PM EDT
 Att. 10,464 - Sunny - 76 F

livebaseballscorecards.com

AB 43
R 8
H 15
RBI 8
BB 3
SO 9
LOB 23

WP: 1 PA: 47
PB: 0
SB: 0
CS: 0

Batter	1	2	3	4	5	6	7	8	9	AB	R	H	RBI	BB	SO	LOB	TOP					
5 Ian Kinsler, R (1,4) OBP: 0.473, SLG: 0.848 6 Esteban German, R (8,PH) OBP: 0.294, SLG: 0.375										3	0	1	1	1	0	1	Texas Rangers @ Kansas City Royals Surprise Stadium, Surprise, AZ Sun Mar 20 2011, 4:09 PM - 6:49 PM EDT Att: 5,510 - Overcast - 72 F					
1 Elvis Andrus, R (1,6) OBP: 0.283, SLG: 0.339 3 Andrés Blanco, S (8,PH) OBP: 0.326, SLG: 0.366										4	0	1	0	0	2	4						
32 Josh Hamilton, L (1,7) OBP: 0.280, SLG: 0.471 65 Doug Deeds, L (8,7)										3	0	1	0	1	0	2						
29 Adrian Beltré, R (1,5) OBP: 0.412, SLG: 0.841 19 Chris Davis, L (7,5)										4	0	0	0	0	1	5						
10 Michael Young, R (1,10) OBP: 0.468, SLG: 0.514 94 Matt Kata, S (9,PH) OBP: 0.286, SLG: 0.333										4	0	1	0	0	1	2						
17 Nelson Cruz, R (1,9) OBP: 0.284, SLG: 0.200 9 Endy Chavez, L (8,9)										3	1	0	0	1	1	3						
18 Mitch Moreland, L (1,3)										5	1	2	2	0	2	2						
8 Yorvit Torrealba, R (1,2) OBP: 0.545, SLG: 0.684 2 Taylor Teagarden, R (8,2) OBP: 0.333, SLG: 0.467										3	1	1	0	1	0	2						
20 Julio Borbon, L (1,8) OBP: 0.404, SLG: 0.460										4	0	3	0	0	0	1						
Inning Stats	R: 0 E: 0 K: 0 S: 8	H: 0 LOB: 1 BB: 1 P: 17	R: 0 E: 0 K: 0 S: 5	H: 1 LOB: 1 BB: 0 P: 6	R: 0 E: 0 K: 1 S: 8	H: 1 LOB: 2 BB: 1 P: 18	R: 2 E: 0 K: 1 S: 16	H: 4 LOB: 0 BB: 0 P: 25	R: 0 E: 0 K: 0 S: 5	H: 0 LOB: 0 BB: 0 P: 6	R: 1 E: 0 K: 0 S: 10	H: 1 LOB: 1 BB: 1 P: 17	R: 0 E: 0 K: 3 S: 14	H: 2 LOB: 0 BB: 0 P: 21	R: 0 E: 0 K: 1 S: 12	H: 1 LOB: 2 BB: 1 P: 17		R: 2 E: 0 K: 2 S: 17	H: 3 LOB: 1 BB: 0 P: 25	1B: 8 2B: 4 3B: 0 HR: 1	SF: 1 SAC: 0 DP: 0 HBP: 0	WP: 0 PB: 0 SB: 1 CS: 0
PITCHER	IP WLS BF H R ER SO BB IBB HBP BLK WP HR S P ERA WHIP																					
32 Vin Mazzaro, R (1,1) ERA: 5.84	5.0 L 23 6 2 2 2 2 2 0 0 0 0 0 1 42 72 3.60 1.600																					
41 Jeremy Jeffress, R (6,1) ERA: 3.58	1.0 5 1 1 1 0 1 1 0 0 0 1 0 0 10 17 9.00 2.000																					
48 Joakim Soria, R (7,1) ERA: 5.06	1.1 8 3 0 0 4 1 0 0 0 0 0 0 0 22 34 0.00 3.000																					
51 Robinson Tejeda, R (8,1) ERA: 4.76	1.2 8 3 2 2 2 0 0 0 0 0 0 0 0 21 29 10.80 1.800																					

AB	39
R	5
H	13
RBI	5
BB	4
SO	8
LOB	27



Batter	1	2	3	4	5	6	7	8	9	AB	R	H	RBI	BB	SO	LOB	BOTTOM					
1 Jarrod Dyson, L (1,8) OBP: 0.469, SLG: 0.393 7 Gregor Blanco, L (7,8) OBP: 0.310, SLG: 0.200										2	0	0	0	1	1	1	Texas Rangers @ Kansas City Royals Surprise Stadium, Surprise, AZ Sun Mar 20 2011, 4:09 PM - 6:49 PM EDT Att: 5,510 - Overcast - 72 F					
64 Lance Zawadzki, L (1,4) OBP: 0.355, SLG: 0.552										4	0	1	0	0	0	3						
16 Billy Butler, R (1,10) OBP: 0.411, SLG: 0.520										4	1	1	0	0	0	2						
30 Kila Ka'aihue, L (1,3) OBP: 0.432, SLG: 0.732 19 Pedro Feliz, R (7,5) OBP: 0.291, SLG: 0.263										3	0	1	0	0	1	1						
4 Alex Gordon, L (1,7) OBP: 0.500, SLG: 0.651 6 Lorenzo Cain, R (7,7) OBP: 0.400, SLG: 0.364										3	0	0	0	0	1	2						
21 Jeff Francoeur, R (1,9) OBP: 0.220, SLG: 0.261										4	1	3	1	0	0	0						
24 Wilson Betemit, S (1,5) OBP: 0.259, SLG: 0.250										4	0	2	0	0	0	1						
22 Lucas May, R (1,2) OBP: 0.370, SLG: 0.375										4	0	1	0	0	1	4						
72 Irving Falu, S (1,6) OBP: 0.346, SLG: 0.292										3	0	0	1	1	0	2						
Inning Stats	R: 0 E: 0 K: 1 S: 9	H: 0 LOB: 0 BB: 0 P: 13	R: 0 E: 0 K: 1 S: 10	H: 0 LOB: 0 BB: 0 P: 12	R: 0 E: 0 K: 0 S: 11	H: 1 LOB: 1 BB: 0 P: 16	R: 0 E: 0 K: 0 S: 10	H: 2 LOB: 1 BB: 0 P: 12	R: 1 E: 1 K: 1 S: 12	H: 2 LOB: 2 BB: 1 P: 23	R: 1 E: 0 K: 0 S: 12	H: 3 LOB: 1 BB: 0 P: 19	R: 0 E: 0 K: 0 S: 8	H: 0 LOB: 2 BB: 2 P: 18	R: 0 E: 0 K: 1 S: 11	H: 1 LOB: 0 BB: 0 P: 19		R: 0 E: 0 K: 0 S: 7	H: 0 LOB: 0 BB: 0 P: 11	1B: 7 2B: 2 3B: 0 HR: 0	SF: 0 SAC: 0 DP: 1 HBP: 0	WP: 0 PB: 0 SB: 2 CS: 1
PITCHER	IP WLS BF H R ER SO BB IBB HBP BLK WP HR S P ERA WHIP																					
45 Derek Holland, L (1,1) ERA: 3.21	5.0 W 20 5 1 0 3 1 0 0 0 0 0 0 38 67 0.00 1.200																					
21 Brett Tomko, R (6,1) ERA: 5.73	4.0 S 17 4 1 1 2 2 0 0 0 0 0 0 0 38 67 2.25 1.500																					

AB	34
R	2
H	9
RBI	2
BB	3
SO	5
LOB	16



Batter	1	2	3	4	5	6	7	8	9	10	AB	R	H	RBI	BB	SO	LOB	TOP		
25 Will Venable, L OBP: 0.380, SLG: 0.571	(1.9) C SI 87 1-1 H FF 84 24 G4-3 3 SF9 HBP		B CU 67 1-1 C SI 87 X CH 79 G3-1		B CH 80 1-1 F CH 80 X CU 89 L4			B FF 91 1-0 X CH 84 F9		B FF 88 4-1 B SL 75 B CU 74 B FF 89 B FF 88 93 1B 32 HBP 14 BB BB	3	1	0	0	0	0	1			
97 Dean Anna, L (8.4)											0	1	0	0	1	0	0			
24 Cameron Maybin, R OBP: 0.383, SLG: 0.500	(1.8) C SI 88 0-1 F SI 88 G4-3		F SI 87 1-2 B SI 88 X CH 83 X SI 88		X CH 82 0-0 P6			C SI 77 3-2 B SL 80 F CH 87 F FF 95 B SI 76 B CH 88 X CH 87 P3		B FF 87 4-1 C CH 83 B CU 73 B FF 89 B FF 87 32 HBP 93 1B BB	1	0	0	0	0	0	1			
67 Jesus Guzman, R OBP: 0.380, SLG: 0.500	(2.9)										2	1	1	0	0	0	0			
14 Oscar Salazar, R OBP: 0.333, SLG: 0.333	(6.3)										1	0	0	1	1	0	1			
3 Jorge Cantu, R OBP: 0.244, SLG: 0.410	(1.3) B SI 88 2-2 C CU 89 F SI 88 X CU 71 SF9		1 SAFE 1 SAFE F SI 87 X SI 88 1-0 47 E 2B		X FF 91 0-0 G5-3			C SI 87 2-2 B SI 76 F FF 95 X CH 87 L6		B FF 88 1-0 X SL 88 1-2 2-3 3-H 32 HBP 1B	2	1	1	1	0	0	0			
93 Sawyer Carroll, L OBP: 0.333, SLG: 0.333	(6.7)										2	0	1	1	0	0	1			
47 Ryan Ludwick, R OBP: 0.324, SLG: 0.412	(1.7) B CU 70 1-2 F SI 88 X SI 88 G1-3		C SI 87 0-1 X SI 88 E3		C SI 91 3-2 B SI 91 C SI 84 F SI 91 X FF 92 F8			B SL 79 1-3 C FF 93 S CH 87 K2-3		B FF 90 3-3 B SL 79 B SI 82 B SI 82 F SI 90 S FF 90 K	3	0	0	1	0	0	0			
98 Danny Payne, L (8.8)											2	0	0	0	0	2	3			
7 Chase Headley, S OBP: 0.469, SLG: 0.564	(1.5)																			
32 Rob Johnson, R OBP: 0.292, SLG: 0.227	(7.2)																			
4 Nick Hundley, R OBP: 0.486, SLG: 0.727	(1.2)																			
76 Andy Parrino, S OBP: 0.154, SLG: 0.154	(7.4)																			
82 Guillermo Quiroz, R OBP: 0.385, SLG: 0.409	(1.10)																			
68 Kyle Phillips, L OBP: 0.295, SLG: 0.385	(7.10)																			
99 Jose Dore, L (10.10)																				
12 Logan Forsythe, R OBP: 0.368, SLG: 0.484	(1.4)																			
2 Everth Cabrera, S OBP: 0.245, SLG: 0.260	(1.6)																			
Inning Stats	R: 1 E: 0 K: 0 S: 9	H: 0 LOB: 0 BB: 0 P: 13	R: 1 E: 0 K: 0 S: 13	H: 2 LOB: 1 BB: 0 P: 16	R: 2 E: 1 K: 0 S: 11	H: 2 LOB: 0 BB: 0 P: 16	R: 0 E: 0 K: 0 S: 7	H: 0 LOB: 0 BB: 0 P: 9	R: 0 E: 0 K: 1 S: 10	H: 1 LOB: 0 BB: 0 P: 14	R: 0 E: 0 K: 0 S: 12	H: 1 LOB: 1 BB: 0 P: 19	R: 0 E: 0 K: 3 S: 10	H: 0 LOB: 0 BB: 0 P: 13	R: 3 E: 0 K: 2 S: 18	H: 2 LOB: 3 BB: 3 P: 42	1B: 4 2B: 4 3B: 0 HR: 0	SF: 1 DP: 2 HBP: 2	WP: 0 PB: 0 SB: 1 CS: 0	PA: 42
PITCHER	IP	WLS	BF	H	R	ER	SO	BB	IBB	HBP	BLK	WP	HR	S	P	ERA	WHIP			
47 Dave Bush, R ERA: 4.85	(1.1)	5.0	20	4	4	3	1	0	0	0	0	0	0	0	16	23	0.00	0.800		
21 Brett Tomko, R ERA: 4.85	(6.1)	2.0	6	1	0	0	1	0	0	0	0	0	0	0	12	19	0.00	1.000		
30 Nefthali Feliz, R ERA: 1.8	(8.1)	1.0	4	1	0	0	0	0	0	0	0	0	0	10	13	0.00	0.000			
46 Pedro Strop, R ERA: 2.0	(9.1)	1.0	3	0	0	0	3	0	0	0	0	0	0	8	24	81.00	12.000			
90 Beau Jones, L ERA: 40.5	(10.1)	0.1	L	5	1	3	0	3	0	0	0	0	0	0	0	0	0	0		

San Diego Padres @ Texas Rangers
 Surprise Stadium, Surprise, AZ
 Thu Mar 24 2011, 9:07 PM - 12:08 AM EDT
 Att: 6,731 - Clear - 69 F

AB 35
 R 7
 H 8
 RBI 6
 BB 3
 SO 7
 LOB 15



Batter	1	2	3	4	5	6	7	8	9	10	AB	R	H	RBI	BB	SO	LOB	BOTTOM				
5 Ian Kinstler, R OBP: 0.452, SLG: 0.774	(1.4) C SI 88 1-3 B FF 88 S SL 82 F SI 91 S SL 82 K		B SL 82 1-2 C CH 82 X SL 82 1 1B 29 SF8		C SI 76 3-2 B SI 91 F SI 91 B SI 91 X CH 83 X FF 92 G1-3			B FF 90 2-0 B SI 91 X FF 89 F9		B SI 89 4-2 C SI 89 F SI 89 B SI 89 82 FC6-4 BB	4	1	1	0	0	1	1					
80 Davis Stoneburner, R OBP: 0.400, SLG: 0.250	(8.4)										0	0	0	0	1	0	0					
1 Elvis Andrus, R OBP: 0.281, SLG: 0.365	(1.6) C SI 90 3-2 B SI 91 B SI 92 B SI 84 X SI 92 L8		S FF 90 1-2 1 SAFE F SI 90 B SI 90 1 SAFE F SI 90 X SI 90 10 S 1B		B SI 89 2-0 X SI 89 L4			C SL 74 0-1 X SL 76 G5-3		B SI 89 2-2 C CH 87 F SI 87 X SI 88 96 G6-4-3 BB	4	0	1	0	0	0	0					
82 Leury Garcia, S OBP: 0.444, SLG: 0.444	(8.6)										1	0	0	0	0	0	1					
32 Josh Hamilton, L OBP: 0.376, SLG: 0.463	(1.8)																					
96 Ryan Strausborger, R (8.8)																						
29 Adrián Beltré, R OBP: 0.320, SLG: 0.348	(1.5)																					
94 Matt Kata, S OBP: 0.250, SLG: 0.286	(8.5)																					
10 Michael Young, R OBP: 0.403, SLG: 0.512	(1.10)																					
92 Jared Hoyer, L (8.10)																						
25 Mike Napoli, R OBP: 0.362, SLG: 0.548	(1.2)																					
14 Kevin Cash, R OBP: 0.412, SLG: 0.500	(8.2)																					
65 Doug Deeds, L OBP: 0.316, SLG: 0.514	(1.9)																					
63 Chad Tracy, R OBP: 0.259, SLG: 0.423	(1.3)																					
92 Joey Butler, R OBP: 0.417, SLG: 0.700	(1.7)																					
Inning Stats	R: 1 E: 0 K: 1 S: 11	H: 1 LOB: 0 BB: 0 P: 18	R: 1 E: 0 K: 1 S: 13	H: 2 LOB: 1 BB: 0 P: 21	R: 1 E: 0 K: 0 S: 13	H: 2 LOB: 1 BB: 1 P: 21	R: 1 E: 1 K: 0 S: 15	H: 1 LOB: 1 BB: 0 P: 22	R: 0 E: 0 K: 0 S: 11	H: 1 LOB: 0 BB: 0 P: 17	R: 0 E: 0 K: 1 S: 10	H: 0 LOB: 0 BB: 0 P: 15	R: 0 E: 0 K: 1 S: 7	H: 0 LOB: 0 BB: 0 P: 11	R: 0 E: 0 K: 0 S: 7	H: 0 LOB: 1 BB: 1 P: 14	R: 0 E: 0 K: 9 S: 16	H: 0 LOB: 0 BB: 1 P: 16	1B: 2 2B: 4 3B: 1 HR: 1	SF: 2 SAC: 1 DP: 2 HBP: 0	WP: 0 PB: 0 SB: 1 CS: 1	PA: 40
PITCHER	IP	WLS	BF	H	R	ER	SO	BB	IBB	HBP	BLK	WP	HR	S	P	ERA	WHIP					
41 Aaron Harang, R ERA: 5.12	(1.1)	5.0	22	6	4	3	2	2	0	0	0	0	0	0	10	15	0.00	1.000				
34 Pat Neshek, R ERA: 3.25	(6.1)	1.0	4	1	0	0	1	0	0	0	0	0	0	7	11	0.00	0.000					
39 Ernesto Frieri, R ERA: 1.8	(7.1)	1.0	3	0	0	0	1	0	0	0	0	0	0	7	11	0.00	0.000					
52 Cory Luebke, L ERA: 4.67	(8.1)	1.0	3	0	0	0	1	0	0	0	0	0	0	7	11	0.00	0.000					
45 Randy Flores, L ERA: 5.79	(9.1)	1.0	W	4	0	0	0	1	0	0	0	0	0	7	14	0.00	1.000					

San Diego Padres @ Texas Rangers
 Surprise Stadium, Surprise, AZ
 Thu Mar 24 2011, 9:07 PM - 12:08 AM EDT
 Att: 6,731 - Clear - 69 F

AB 32
 R 4
 H 7
 RBI 3
 BB 4
 SO 5
 LOB 11



Batter	1	2	3	4	5	6	7	8	9	AB	R	H	RBI	BB	SO	LOB	TOP				
10 Scott Woodward, L (1.5) 44 Zach Lopes, R (7.5) 7 (7,PH)	G6-3		K		G4-6-3		K		F8	3	0	0	0	0	1	1	Coastal Carolina Chanticleers @ Texas Rangers (BB&T) Coastal Federal Field, Myrtle Beach, SC Tue Mar 29 2011, 6:41 PM - 9:33 PM EDT Att. 6,599 - Clear - 53 F				
5 Hayes Orton, S (1.8)	F7		G4-3		G4-3			G5-3		4	0	0	0	0	0						
11 Tommy La Stella, L (1.4) 24 Tripp Martin, R (7.4)	FC4-6 1B		F9		G4-3			G3		3	0	1	0	0	0						
26 Daniel Bowman, R (1.9) OBP: 0.500, SLG: 0.333	FC4-6			BB	F9			G6-3		3	0	1	0	1	0						
21 Rich Witten, R (1.3)		K		BB	F8			FC4-6 7 1B		3	0	0	0	1	1						
8 Tucker Frawley, R (1.2) Josh Frasier (6.2) OBP: 0.500, SLG: 0.500	7 BB 1B		F8			G4-3 S BB		FC4-6 1B		2	0	1	0	0	0						
7 Taylor Motter, R (1.6) OBP: 0.750, SLG: 0.500		BB			K		G4-3	FC4-6 7 1B		2	0	1	1	2	1						
17 Keith Hardwick, R (1.10)		K			1 1B 10 G4-6-3 1 WP BB		K			3	1	0	0	1	3						
1 Jacob May, S (1.7) 12 T.J. Young, L (7.7) 7 (7,PH)			K							2	0	1	0	0	1						
										1	0	0	0	0	2						
Inning Stats	R: 0 E: 0 K: 0 S: 4	H: 1 LOB: 1 BB: 0 P: 4	R: 0 E: 0 K: 3 S: 10	H: 1 LOB: 2 BB: 1 P: 14	R: 0 E: 0 K: 1 S: 5	H: 0 LOB: 0 BB: 2 P: 5	R: 0 E: 0 K: 1 S: 4	H: 0 LOB: 1 BB: 2 P: 12	R: 1 E: 0 K: 0 S: 3	H: 1 LOB: 0 BB: 1 P: 8	R: 0 E: 0 K: 0 S: 3	H: 0 LOB: 0 BB: 0 P: 3	R: 0 E: 0 K: 2 S: 7	H: 0 LOB: 2 BB: 1 P: 14	R: 0 E: 0 K: 0 S: 3	H: 0 LOB: 2 BB: 1 P: 11	1B: 5 2B: 0 3B: 0 HR: 0	SF: 0 SAC: 0 DP: 1 HBP: 1	WP: 1 PB: 0 SB: 1 CS: 1	PA: 37	
PITCHER	IP WLS BF H R ER SO BB IBB HBP BLK WP HR S P ERA WHIP	IP WLS BF H R ER SO BB IBB HBP BLK WP HR S P ERA WHIP	IP WLS BF H R ER SO BB IBB HBP BLK WP HR S P ERA WHIP	IP WLS BF H R ER SO BB IBB HBP BLK WP HR S P ERA WHIP	IP WLS BF H R ER SO BB IBB HBP BLK WP HR S P ERA WHIP	IP WLS BF H R ER SO BB IBB HBP BLK WP HR S P ERA WHIP	IP WLS BF H R ER SO BB IBB HBP BLK WP HR S P ERA WHIP	IP WLS BF H R ER SO BB IBB HBP BLK WP HR S P ERA WHIP	IP WLS BF H R ER SO BB IBB HBP BLK WP HR S P ERA WHIP	IP WLS BF H R ER SO BB IBB HBP BLK WP HR S P ERA WHIP	IP WLS BF H R ER SO BB IBB HBP BLK WP HR S P ERA WHIP	IP WLS BF H R ER SO BB IBB HBP BLK WP HR S P ERA WHIP	IP WLS BF H R ER SO BB IBB HBP BLK WP HR S P ERA WHIP	IP WLS BF H R ER SO BB IBB HBP BLK WP HR S P ERA WHIP	IP WLS BF H R ER SO BB IBB HBP BLK WP HR S P ERA WHIP	IP WLS BF H R ER SO BB IBB HBP BLK WP HR S P ERA WHIP	IP WLS BF H R ER SO BB IBB HBP BLK WP HR S P ERA WHIP	IP WLS BF H R ER SO BB IBB HBP BLK WP HR S P ERA WHIP	IP WLS BF H R ER SO BB IBB HBP BLK WP HR S P ERA WHIP	IP WLS BF H R ER SO BB IBB HBP BLK WP HR S P ERA WHIP	IP WLS BF H R ER SO BB IBB HBP BLK WP HR S P ERA WHIP

Batter	1	2	3	4	5	6	7	8	9	AB	R	H	RBI	BB	SO	LOB	BOTTOM			
5 Ian Kinsler, R (1.4) 6 Esteban German, R (6.4) OBP: 0.500, SLG: 0.500	G6-3			1 WP 32 1B HBP	FC4-6 BB		FC1-5 3 1B 65 1B			1	1	0	0	1	0	0	Coastal Carolina Chanticleers @ Texas Rangers (BB&T) Coastal Federal Field, Myrtle Beach, SC Tue Mar 29 2011, 6:41 PM - 9:33 PM EDT Att. 6,599 - Clear - 53 F			
1 Elvis Andrus, R (1.6) 3 Andrés Blanco, S (6.6) OBP: 0.500, SLG: 0.500	G6-3			G5-3	FC4-6		65 1B		K	3	0	0	0	0	2					
32 Josh Hamilton, L (1.7) 65 Doug Deeds, L (6.7) OBP: 0.667, SLG: 0.500	G4-3			29 HBP 10 1B			9 S BB		G3	2	1	1	1	0	0					
29 Adrián Beltré, R (1.5) Chris Davis, L (6.5)	G6-3			17 FC6-4 10 1B HBP			9 1B 2B			1	0	0	0	0	0					
10 Michael Young, R (1.3) Taylor Teagarden, R (6.7) OBP: 0.500, SLG: 1.000	F8			17 FC6-4 1B			9 1B 2B			2	0	1	1	0	0					
17 Nelson Cruz, R (1.9) 9 Endy Chavez, L (6.9) OBP: 0.500, SLG: 0.500	L8			FC6-4			9 1B 2B			2	0	0	0	0	2					
18 Mitch Moreland, L (1.10)				F7	K		F8		G3	4	0	0	0	0	1					
25 Mike Napoli, R (1.2) OBP: 0.500, SLG: 0.333				L6			FC1-5 BB		6 1B G4-3	3	0	1	0	1	0					
20 Julio Borbon, L (1.8) Craig Gentry, R (6.8)				L8			3 1B 65 1B FC1-5 BB		G4-3	2	0	0	0	0	0					
										1	1	0	0	1	0					
Inning Stats	R: 0 E: 0 K: 0 S: 3	H: 0 LOB: 0 BB: 0 P: 3	R: 0 E: 0 K: 0 S: 3	H: 0 LOB: 0 BB: 0 P: 3	R: 2 E: 0 K: 1 S: 7	H: 2 LOB: 2 BB: 0 P: 10	R: 0 E: 0 K: 0 S: 3	H: 0 LOB: 1 BB: 1 P: 7	R: 0 E: 1 K: 2 S: 9	H: 0 LOB: 2 BB: 1 P: 13	R: 4 E: 0 K: 1 S: 9	H: 4 LOB: 2 BB: 2 P: 17	R: 0 E: 0 K: 1 S: 7	H: 2 LOB: 2 BB: 0 P: 7	1B: 7 2B: 1 3B: 0 HR: 0	SF: 0 SAC: 0 DP: 0 HBP: 2	WP: 1 PB: 0 SB: 3 CS: 0	PA: 39		
PITCHER	IP WLS BF H R ER SO BB IBB HBP BLK WP HR S P ERA WHIP	IP WLS BF H R ER SO BB IBB HBP BLK WP HR S P ERA WHIP	IP WLS BF H R ER SO BB IBB HBP BLK WP HR S P ERA WHIP	IP WLS BF H R ER SO BB IBB HBP BLK WP HR S P ERA WHIP	IP WLS BF H R ER SO BB IBB HBP BLK WP HR S P ERA WHIP	IP WLS BF H R ER SO BB IBB HBP BLK WP HR S P ERA WHIP	IP WLS BF H R ER SO BB IBB HBP BLK WP HR S P ERA WHIP	IP WLS BF H R ER SO BB IBB HBP BLK WP HR S P ERA WHIP	IP WLS BF H R ER SO BB IBB HBP BLK WP HR S P ERA WHIP	IP WLS BF H R ER SO BB IBB HBP BLK WP HR S P ERA WHIP	IP WLS BF H R ER SO BB IBB HBP BLK WP HR S P ERA WHIP	IP WLS BF H R ER SO BB IBB HBP BLK WP HR S P ERA WHIP	IP WLS BF H R ER SO BB IBB HBP BLK WP HR S P ERA WHIP	IP WLS BF H R ER SO BB IBB HBP BLK WP HR S P ERA WHIP	IP WLS BF H R ER SO BB IBB HBP BLK WP HR S P ERA WHIP	IP WLS BF H R ER SO BB IBB HBP BLK WP HR S P ERA WHIP	IP WLS BF H R ER SO BB IBB HBP BLK WP HR S P ERA WHIP	IP WLS BF H R ER SO BB IBB HBP BLK WP HR S P ERA WHIP	IP WLS BF H R ER SO BB IBB HBP BLK WP HR S P ERA WHIP	IP WLS BF H R ER SO BB IBB HBP BLK WP HR S P ERA WHIP



Batter	1	2	3	4	5	6	7	8	9	AB	R	H	RBI	BB	SO	LOB	TOP					
5 Ian Kinstler, R (1.4) 88 Davis Stoneburner, R (6.4)	0-0 F7		0-0 F7		0-0 FC6-4 1-2 3B		0-3 K			3	1	0	0	0	0	1						
1 Elvis Andrus, R (1.6) 3 Andrés Blanco, S (6.6)	0-0 F9			0-0 G5-3	0-0 1-H 3B			0-0 F9		3	0	1	1	0	0	0						
32 Josh Hamilton, L (1.8) 20 Julio Borbon, L (6.8)	0-0 G4-3			0-0 10 1B 17 1B	0-0 G6-3			0-0 G4-3		3	1	1	0	0	0	1						
29 Adrian Beltré, R (1.5) 99 Renny Osuna, R (6.5)		0-3 K		0-0 F8		0-0 G6-3		0-0 L8		3	0	0	0	0	1	1						
10 Michael Young, R (1.10) 6 Esteban German, R (9, PH) OBP: 0.333, SLG: 0.333		4-0 17 1B BB		0-0 17 1B 1-2 1B		0-0 G5-3		0-0 F9		2	0	1	0	1	0	0						
17 Nelson Cruz, R (1.9) 85 David Párisano, R (6.9)		0-0 7 1B G6-4-3 1-3 1B		0-0 1-2 2-H 1B		0-0 G5-3		0-3 K		3	0	2	1	0	0	0						
7 David Murphy, L (1.7) Engel Beltré, L (7, PH) OBP: 1.000, SLG: 1.000		0-0 G6-4-3 1-2 1B		0-0 G3			0-0 E8 66 WP 18 G3 1B		0-0 1B	3	0	1	0	0	0	4						
8 Yorvit Torrealba, R (1.2) 66 Josh Frasier (5, PH) (5.2)			0-0 G5-3		4-0 5 FC6-4 BB		4-0 88 CS 18 G3 2-3 BB		0-0 G6-3	1	0	0	0	0	0	0						
18 Mitch Moreland, L (1.3)			0-0 G6-3		0-0 F7		0-0 G3 1-2 3-H			3	0	0	1	0	0	3						
Inning Stats	R: 0 E: 0 K: 0 S: 3	H: 0 LOB: 0 BB: 0 P: 3	R: 0 E: 0 K: 1 S: 5	H: 1 LOB: 1 BB: 1 P: 9	R: 0 E: 0 K: 0 S: 3	H: 0 LOB: 0 BB: 0 P: 3	R: 1 E: 0 K: 0 S: 6	H: 3 LOB: 2 BB: 0 P: 6	R: 1 E: 0 K: 0 S: 4	H: 1 LOB: 1 BB: 1 P: 8	R: 0 E: 0 K: 0 S: 3	H: 0 LOB: 0 BB: 0 P: 3	R: 1 E: 1 K: 1 S: 5	H: 1 LOB: 1 BB: 1 P: 9	R: 0 E: 0 K: 0 S: 3	H: 0 LOB: 0 BB: 0 P: 3	R: 0 E: 0 K: 1 S: 6	H: 1 LOB: 1 BB: 0 P: 6	1B: 6 2B: 1 3B: 1 HR: 0	SF: 0 SAC: 0 DP: 2 HBP: 0	WP: 1 PB: 0 SB: 0 CS: 1	PA: 35
PITCHER	IP WLS BF H R ER SO BB IBB HBP BLK WP HR S P ERA WHIP																					
44 Michael Kirkman, L (1.1) ERA: 1.1	1.1 6 1 0 0 1 1 0 0 0 0 0 0 0 0 0 0 0.00 1.500																					
47 Zach Jackson, L (2.1) ERA: 3.18	0.0 B 0 0 0 0 0 0 0 0 0 0 0 0 0 0 0 0 ∞ ∞																					
12 Derek Hankins, R (8.1) ERA:	0.0 W 0																					
24 Zach Phillips, L (9.1) ERA:	1.0 S 4 1 0 0 1 0 0 0 0 0 0 0 0 6 6 0.00 1.000																					

Texas Rangers @ Round Rock Express
The Dell Diamond, Round Rock, TX
Wed Mar 30 2011, 7:36 PM - 10:13 PM EDT
Att: 12,501 - Clear - 67 F

livebaseballscores.com

AB	31
R	3
H	7
RBI	3
BB	3
SO	3
LOB	12



Batter	1	2	3	4	5	6	7	8	9	AB	R	H	RBI	BB	SO	LOB	BOTTOM			
6 Esteban German, R (1.4) 15 Matt Kata, S (6.4) OBP: 0.333, SLG: 0.333	0-0 G4-3		0-0 1B		0-0 G6-3					3	0	1	0	0	0	0				
23 Craig Gentry, R (1.8) BB	4-0 19 1B 30 1B BB		0-0 FC4-6		4-0 19 S BB		0-0 G4-6-3			2	1	0	0	2	0	2				
19 Chris Davis, L (1.5) OBP: 0.250, SLG: 0.250	0-0 30 1B 1-2 1B		0-3 K		1-3 K			0-3 K		4	0	1	0	0	3	2				
28 Chad Tracy, R (1.3) OBP: 0.250, SLG: 1.000	0-3 K		0-0 F8			0-0 P2		1-0 HR		4	0	1	1	0	1	3				
30 Brad Nelson, L (1.7) 5 Endy Chavez, L (6.7) OBP: 1.000, SLG: 1.000 OBP: 0.500, SLG: 0.500	0-0 1-3 2-H 1B			0-0 1B		0-0 1B		0-0 F7		2	0	2	1	0	0	0				
9 Brian Barden, R (1.10) OBP: 0.250, SLG: 0.500	0-0 F8			0-0 G6-4-3		0-0 L7				4	0	1	0	0	0	4				
21 Doug Deeds, L (1.9) OBP: 0.750, SLG: 0.667		0-0 G1-3			0-0 1B		4-0 1-2 BB		0-0 2B	3	0	2	1	1	0	0				
7 Luis Alfonso Cruz, R (1.6) OBP: 0.500, SLG: 0.500		0-0 1B		0-0 P4		0-0 1B		0-3 K		4	0	2	1	0	1	2				
14 Kevin Cash, R (1.2)		0-0 G4-6-3			0-3 K			0-0 G1-3		3	0	0	0	0	1	1				
Inning Stats	R: 1 E: 0 K: 1 S: 7	H: 2 LOB: 2 BB: 1 P: 11	R: 0 E: 0 K: 0 S: 3	H: 1 LOB: 0 BB: 0 P: 3	R: 0 E: 0 K: 1 S: 6	H: 1 LOB: 1 BB: 0 P: 6	R: 0 E: 0 K: 0 S: 4	H: 2 LOB: 1 BB: 0 P: 4	R: 0 E: 0 K: 2 S: 7	H: 0 LOB: 1 BB: 1 P: 12	R: 1 E: 0 K: 0 S: 4	H: 2 LOB: 2 BB: 1 P: 8	R: 0 E: 0 K: 0 S: 3	H: 1 LOB: 0 BB: 0 P: 3	R: 2 E: 0 K: 2 S: 10	H: 3 LOB: 1 BB: 0 P: 11	1B: 10 2B: 1 3B: 0 HR: 1	SF: 0 SAC: 0 DP: 3 HBP: 0	WP: 0 PB: 0 SB: 2 CS: 0	PA: 35
PITCHER	IP WLS BF H R ER SO BB IBB HBP BLK WP HR S P ERA WHIP																			
45 Derek Holland, L (1.1) ERA: 1.8	5.0 21 6 1 1 4 2 0 0 0 0 0 0 0 4 8 9.00 3.000																			
47 Dave Bush, R (6.1) ERA: 9.0	1.0 B 5 2 1 1 0 1 0 0 0 0 0 0 0 4 8 9.00 3.000																			
46 Pedro Strop, R (7.1) ERA:	1.0 H 3 1 0 0 0 0 0 0 0 0 0 0 0 3 3 0.00 1.000																			
56 Darren O'Day, R (8.1) ERA: 18.0	1.0 L 6 3 2 2 2 0 0 0 0 0 0 1 10 11 18.00 3.000																			

Texas Rangers @ Round Rock Express
The Dell Diamond, Round Rock, TX
Wed Mar 30 2011, 7:36 PM - 10:13 PM EDT
Att: 12,501 - Clear - 67 F

livebaseballscores.com

AB	32
R	1
H	12
RBI	4
BB	3
SO	6
LOB	14



Batter	1	2	3	4	5	6	7	8	9	AB	R	H	RBI	BB	SO	LOB	TOP					
2 Jacoby Ellsbury, L (1,8) OBP: 0.600, SLG: 0.750										4	2	2	0	1	1	0						
15 Dustin Pedroia, R (1,4) OBP: 0.250, SLG: 0.250										4	1	1	0	0	1	3						
13 Carl Crawford, L (1,7)										4	0	0	0	0	3	5						
20 Kevin Youkilis, R (1,5) OBP: 0.250, SLG: 0.667										3	1	1	1	1	0	1						
28 Adrián González, L (1,3) OBP: 0.500, SLG: 0.500										4	0	2	3	0	0	0						
34 David Ortiz, L (1,10) OBP: 0.250, SLG: 1.000										4	1	1	1	0	1	2						
23 Mike Cameron, R (1,9)										3	0	0	0	1	1	0						
39 Jarrod Saltalamacchia, R (1,2)										4	0	0	0	0	2	1						
10 Marco Scutaro, R (1,6)										4	0	0	0	0	0	0						
Inning Stats	R: 2 E: 1 K: 0 S: 14	H: 2 LOB: 1 BB: 0 P: 19	R: 0 E: 0 K: 2 S: 9	H: 0 LOB: 0 BB: 0 P: 13	R: 2 E: 0 K: 1 S: 18	H: 3 LOB: 2 BB: 1 P: 30	R: 0 E: 0 K: 0 S: 6	H: 0 LOB: 0 BB: 0 P: 11	R: 0 E: 0 K: 2 S: 14	H: 1 LOB: 1 BB: 0 P: 19	R: 0 E: 0 K: 1 S: 13	H: 0 LOB: 1 BB: 1 P: 24	R: 0 E: 0 K: 1 S: 7	H: 0 LOB: 1 BB: 1 P: 13	R: 1 E: 0 K: 0 S: 11	H: 1 LOB: 0 BB: 0 P: 19	R: 0 E: 0 K: 2 S: 12	H: 0 LOB: 0 BB: 0 P: 20	1B: 4 2B: 2 3B: 0 HR: 1	SF: 0 SAC: 0 DP: 0 HBP: 0	WP: 1 PB: 0 SB: 2 CS: 0	PA: 37
PITCHER	IP WLS BF H R ER SO BB IBB HBP BLK WP HR S P ERA WHIP																					
36 C.J. Wilson, L (1,1) ERA: 3.18	5.2	25	6	4	2	6	2	0	0	0	0	0	0	0	0	70	109	3.18	1.412			
57 Mark Lowe, R (6,1) ERA:	0.1	1	0	0	0	0	0	0	0	0	0	0	0	0	4	7	0.00	0.000				
53 Arthur Rhodes, L (7,1) ERA:	1.0	4	0	0	0	1	1	0	0	0	0	1	0	7	13	0.00	1.000					
28 Darren Oliver, L (8,1) ERA: 9.0	1.0	4	1	1	1	0	0	0	0	0	0	1	11	19	9.00	1.000						
30 Neftali Feliz, R (9,1) ERA:	1.0	3	0	0	0	2	0	0	0	0	0	0	12	20	0.00	0.000						

Boston Red Sox @ Texas Rangers
Rangers Ballpark in Arlington, Arlington, TX
Fri Apr 01 2011, 4:12 PM - 7:38 PM EDT
Att. 50,146 - Sunny - 86 F

AB 34
R 5
H 7
RBI 5
BB 3
SO 9
LOB 12



Batter	1	2	3	4	5	6	7	8	9	AB	R	H	RBI	BB	SO	LOB	BOTTOM			
5 Ian Kinsler, R (1,4) OBP: 0.200, SLG: 0.800										5	1	1	1	0	1	5				
1 Elvis Andrus, R (1,6) OBP: 0.400, SLG: 0.500										4	1	1	1	0	0	0				
32 Josh Hamilton, L (1,7) OBP: 0.400, SLG: 0.500										4	0	1	1	1	0	3				
29 Adrián Beltré, R (1,5) OBP: 0.400, SLG: 0.250										4	1	1	0	1	0	3				
10 Michael Young, R (1,10)										5	0	0	0	0	0	4				
17 Nelson Cruz, R (1,9) OBP: 0.750, SLG: 1.667										3	2	2	1	1	0	0				
25 Mike Napoli, R (1,3) OBP: 0.750, SLG: 1.667										3	2	2	3	1	0	0				
8 Yorvit Torrealba, R (1,2) OBP: 0.250, SLG: 0.250										4	1	1	0	0	0	2				
20 Julio Borbon, L (1,8)										1	0	0	0	1	0	0				
7 David Murphy, L (8,PH) OBP: 1.000, SLG: 2.000										1	1	1	2	0	0	0				
Inning Stats	R: 1 E: 1 K: 0 S: 6	H: 1 LOB: 0 BB: 0 P: 13	R: 1 E: 0 K: 0 S: 12	H: 1 LOB: 0 BB: 0 P: 19	R: 0 E: 0 K: 0 S: 8	H: 0 LOB: 0 BB: 0 P: 14	R: 3 E: 0 K: 0 S: 12	H: 3 LOB: 0 BB: 0 P: 18	R: 0 E: 0 K: 0 S: 6	H: 0 LOB: 2 BB: 0 P: 11	R: 0 E: 0 K: 0 S: 12	H: 1 LOB: 3 BB: 2 P: 27	R: 0 E: 0 K: 0 S: 7	H: 0 LOB: 1 BB: 1 P: 14	R: 4 E: 0 K: 1 S: 22	H: 4 LOB: 2 BB: 2 P: 39	1B: 4 2B: 3 3B: 0 HR: 3	SF: 0 SAC: 0 DP: 1 HBP: 2	WP: 0 PB: 0 SB: 0 CS: 0	PA: 41
PITCHER	IP WLS BF H R ER SO BB IBB HBP BLK WP HR S P ERA WHIP																			
31 Jon Lester, L (1,1) ERA: 8.44	5.1	25	6	5	5	0	1	0	0	0	0	0	0	0	10	18	8.44	1.312		
32 Matt Albers, R (6,1) ERA:	1.0	4	0	0	0	0	1	0	0	0	0	0	0	4	∞	∞				
59 Dennys Reyes, L (7,1) ERA:	0.0	1	0	0	0	0	1	0	0	0	0	0	0	4	∞	∞				
35 Dan Wheeler, R (7,1) ERA:	0.2	2	0	0	0	0	0	0	0	0	0	0	4	6	0.00	0.000				
51 Daniel Bard, R (8,1) ERA: 54.0	0.2	L 7	4	4	4	1	1	0	0	0	0	0	19	32	54.00	7.500				

Boston Red Sox @ Texas Rangers
Rangers Ballpark in Arlington, Arlington, TX
Fri Apr 01 2011, 4:12 PM - 7:38 PM EDT
Att. 50,146 - Sunny - 86 F

AB 34
R 9
H 10
RBI 9
BB 5
SO 1
LOB 17



Batter	1	2	3	4	5	6	7	8	9	AB	R	H	RBI	BB	SO	LOB	TOP										
2 Jacoby Ellsbury, L (1.8) OBP: 0.357, SLG: 0.583	G4-3		G3-1			G4-3	K			4	0	0	0	0	1	3											
15 Dustin Pedroia, R (1.4) OBP: 0.273, SLG: 0.273	K		1B			G5-3		F7		4	0	1	0	0	1	0											
28 Adrián González, L (1.3) OBP: 0.385, SLG: 0.462	K					G1-3		G5-3		4	0	0	0	0	2	1											
20 Kevin Youkilis, R (1.5) OBP: 0.417, SLG: 0.444		K			F8		BB	K		3	1	0	0	1	2	0											
34 David Ortiz, L (1.10) OBP: 0.333, SLG: 0.833					G5-3			F8		4	0	2	0	0	0	0											
12 Jed Lowrie, S (1.6) OBP: 0.333, SLG: 0.200			1B		F9			F8		4	0	0	0	0	0	3											
13 Carl Crawford, L (1.7) OBP: 0.250, SLG: 0.182					F9			G3-1		4	0	2	1	0	1	0											
39 Jarrod Saltalamacchia, 3B (1.2) OBP: 0.333, SLG: 0.200										3	0	0	0	0	1	4											
54 Darnell McDonald, R (1.9) OBP: 0.333, SLG: 0.200										2	0	0	0	1	1	1											
Inning Stats	R: 0 H: 0 E: 0 K: 2 S: 7	H: 0 LOB: 0 BB: 0 P: 11	R: 0 H: 2 E: 0 K: 2 S: 14	H: 2 LOB: 2 BB: 0 P: 18	R: 0 H: 1 E: 0 K: 2 S: 12	H: 1 LOB: 1 BB: 0 P: 16	R: 0 H: 0 E: 0 K: 0 S: 8	H: 0 LOB: 0 BB: 0 P: 14	R: 0 H: 0 E: 1 K: 1 S: 6	H: 0 LOB: 0 BB: 0 P: 11	R: 0 H: 0 E: 0 K: 0 S: 7	H: 0 LOB: 0 BB: 0 P: 11	R: 1 H: 2 E: 0 K: 1 S: 17	H: 2 LOB: 3 BB: 2 P: 27	R: 0 H: 0 E: 0 K: 1 S: 7	H: 0 LOB: 0 BB: 0 P: 11	R: 0 H: 0 E: 0 K: 0 S: 7	H: 0 LOB: 0 BB: 0 P: 11	1B: 5 2B: 0 3B: 0 HR: 0	SF: 0 SAC: 0 DP: 1 HBP: 0	WP: 1 PB: 0 SB: 0 CS: 0	PA: 34					
PITCHER	IP	WLS	BF	H	R	ER	SO	BB	IBB	HBP	BLK	WP	HR	S	P	ERA	WHIP										
54 Matt Harrison, L (1.1) ERA: 1.29	7.0	W	28	5	1	1	8	2	0	0	0	1	0	71	108	1.29	1.000										
28 Darren Oliver, L (8.1) ERA: 4.5	1.0	H	3	0	0	0	1	0	0	0	0	0	0	7	9	0.00	0.000										
30 Neftali Feliz, R (9.1) ERA:	1.0		3	0	0	0	0	0	0	0	0	0	0	7	11	0.00	0.000										

Boston Red Sox @ Texas Rangers
Rangers Ballpark in Arlington, Arlington, TX
Sun Apr 03 2011, 2:09 PM - 4:50 PM EDT
Att: 46,326 - Partly Cloudy - 79 F

AB 32
R 1
H 5
RBI 1
BB 2
SO 9
LOB 12



Batter	1	2	3	4	5	6	7	8	9	AB	R	H	RBI	BB	SO	LOB	BOTTOM										
5 Ian Kinsler, R (1.10) OBP: 0.371, SLG: 1.400	G6-4-3		HR			BB		10 CS		1	1	1	1	2	0	0											
10 Michael Young, R (1.4) OBP: 0.214, SLG: 0.286	G6-4-3		G6-3			BB		2B		4	0	2	1	0	0	1											
32 Josh Hamilton, L (1.8) OBP: 0.429, SLG: 0.364	K					G3-6-4		IBB		3	0	0	0	1	2	1											
29 Adrián Beltré, R (1.5) OBP: 0.214, SLG: 0.385		G6-3			F7		P6	K		4	0	0	0	0	1	3											
17 Nelson Cruz, R (1.9) OBP: 0.417, SLG: 1.182		F9			F7		HR	K		4	1	1	1	0	1	3											
7 David Murphy, L (1.7) OBP: 0.600, SLG: 1.400		HR			G4-3		25 CS	K		4	1	2	1	0	1	3											
25 Mike Napoli, R (1.2) OBP: 0.714, SLG: 1.667		F9			HR			1B		3	1	2	1	0	0	0											
18 Mitch Moreland, L (1.3) OBP: 0.143, SLG: 0.143			L9			G3		K		3	0	0	0	0	1	1											
3 Andrés Blanco, S (1.6) OBP: 0.333, SLG: 0.667			K			G6-3		10 2B		3	1	1	0	0	1	0											
Inning Stats	R: 0 H: 0 E: 0 K: 1 S: 9	H: 1 LOB: 0 BB: 1 P: 15	R: 1 H: 1 E: 0 K: 0 S: 10	H: 1 LOB: 0 BB: 0 P: 12	R: 1 H: 1 E: 0 K: 1 S: 11	H: 1 LOB: 0 BB: 0 P: 16	R: 0 H: 0 E: 0 K: 1 S: 7	H: 0 LOB: 0 BB: 0 P: 10	R: 1 H: 1 E: 0 K: 0 S: 12	H: 1 LOB: 0 BB: 0 P: 18	R: 0 H: 1 E: 0 K: 0 S: 4	H: 1 LOB: 0 BB: 1 P: 11	R: 1 H: 3 E: 0 K: 1 S: 13	H: 3 LOB: 1 BB: 0 P: 18	R: 1 H: 2 E: 0 K: 3 S: 14	H: 2 LOB: 3 BB: 1 P: 27	1B: 3 2B: 2 3B: 0 HR: 4	SF: 0 SAC: 0 DP: 2 HBP: 1	WP: 0 PB: 0 SB: 0 CS: 2	PA: 33							
PITCHER	IP	WLS	BF	H	R	ER	SO	BB	IBB	HBP	BLK	WP	HR	S	P	ERA	WHIP										
11 Clay Buchholz, R (1.1) ERA: 5.68	6.1	L	23	5	4	4	3	2	0	0	0	0	4	56	86	5.68	1.105										
59 Denny Reyes, L (7.1) ERA:	0.2		3	2	0	0	1	0	0	0	0	0	0	10	14	0.00	3.000										
58 Jonathan Papelbon, R (8.1) ERA: 9.0	1.0		7	2	1	1	3	0	1	1	0	0	0	14	27	9.00	2.000										

Boston Red Sox @ Texas Rangers
Rangers Ballpark in Arlington, Arlington, TX
Sun Apr 03 2011, 2:09 PM - 4:50 PM EDT
Att: 46,326 - Partly Cloudy - 79 F

AB 29
R 5
H 9
RBI 5
BB 3
SO 7
LOB 12



Batter	1	2	3	4	5	6	7	8	9	AB	R	H	RBI	BB	SO	LOB	TOP					
51 Ichiro Suzuki, L (1,9) OBP: 0.421, SLG: 0.412										5	0	1	0	0	1	1	Seattle Mariners @ Texas Rangers Rangers Ballpark in Arlington, Arlington, TX Mon Apr 04 2011, 8:09 PM - 10:56 PM EDT Att: 37,618 - Clear - 64 F					
9 Chone Figgins, S (1,5) OBP: 0.167, SLG: 0.412										4	0	0	1	0	0	2						
15 Milton Bradley, S (1,7) OBP: 0.389, SLG: 0.471										4	2	3	0	0	1	1						
29 Jack Cust, L (1,10) OBP: 0.353, SLG: 0.154										3	1	0	0	1	0	3						
17 Justin Smoak, S (1,3) OBP: 0.529, SLG: 0.615										4	0	2	1	0	1	1						
30 Miguel Olivo, R (1,2) OBP: 0.429, SLG: 0.385										4	0	2	2	0	0	2						
12 Ryan Langerhans, L (1,8) OBP: 0.154, SLG: 0.385										4	0	0	0	0	1	4						
26 Brendan Ryan, R (1,6) OBP: 0.267, SLG: 0.167										3	0	0	0	0	2	2						
4 Adam Kennedy, L (9,PH)										1	0	0	0	0	1	0						
2 Jack Wilson, R (1,4) OBP: 0.385, SLG: 0.462										4	1	2	0	0	1	0						
Inning Stats	R: 0 E: 0 K: 0 S: 8	H: 1 LOB: 1 BB: 0 P: 13	R: 0 E: 0 K: 1 S: 11	H: 1 LOB: 1 BB: 0 P: 17	R: 0 E: 0 K: 1 S: 11	H: 0 LOB: 0 BB: 0 P: 17	R: 2 E: 0 K: 1 S: 11	H: 2 LOB: 1 BB: 1 P: 23	R: 1 E: 0 K: 1 S: 14	H: 2 LOB: 1 BB: 0 P: 20	R: 0 E: 0 K: 1 S: 10	H: 1 LOB: 1 BB: 0 P: 15	R: 0 E: 0 K: 1 S: 14	H: 1 LOB: 0 BB: 0 P: 19	R: 1 E: 0 K: 1 S: 11	H: 2 LOB: 1 BB: 0 P: 17	R: 0 E: 0 K: 1 S: 6	H: 0 LOB: 0 BB: 0 P: 11	1B: 6 2B: 4 3B: 0 HR: 0	SF: 0 SAC: 0 DP: 0 HBP: 0	WP: 0 PB: 0 SB: 1 CS: 0	PA: 37
PITCHER	IP WLS BF H R ER SO BB IBB HBP BLK WP HR S P ERA WHIP																					
45 Derek Holland, L (1,1) ERA: 4.5	6.0 W 25 7 3 3 5 1 0 0 0 0 0 0 65 105 4.50 1.333																					
56 Darren O'Day, R (7,1) ERA:	1.0 H 4 1 0 0 1 0 0 0 0 0 0 0 14 19 0.00 1.000																					
53 Arthur Rhodes, L (8,1) ERA: 4.5	1.0 H 5 2 1 1 1 0 0 0 0 0 0 0 11 17 9.00 2.000																					
30 Neftali Feliz, R (9,1) ERA:	1.0 S 3 0 0 0 1 0 0 0 0 0 0 0 6 11 0.00 0.000																					

Batter	1	2	3	4	5	6	7	8	9	AB	R	H	RBI	BB	SO	LOB	BOTTOM			
5 Ian Kinsler, R (1,4) OBP: 0.500, SLG: 1.077										3	1	0	0	1	0	1	Seattle Mariners @ Texas Rangers Rangers Ballpark in Arlington, Arlington, TX Mon Apr 04 2011, 8:09 PM - 10:56 PM EDT Att: 37,618 - Clear - 64 F			
1 Elvis Andrus, R (1,6) OBP: 0.429, SLG: 0.923										4	1	1	1	0	1	1				
32 Josh Hamilton, L (1,7) OBP: 0.389, SLG: 0.400										4	0	1	1	0	1	0				
29 Adrián Beltré, R (1,5) OBP: 0.167, SLG: 0.294										4	0	0	0	0	0	1				
10 Michael Young, R (1,10) OBP: 0.278, SLG: 0.389										4	1	2	0	0	0	0				
17 Nelson Cruz, R (1,9) OBP: 0.500, SLG: 1.286										3	1	2	1	1	1	0				
25 Mike Napoli, R (1,3) OBP: 0.636, SLG: 1.250										2	1	0	0	2	0	2				
8 Yorvit Torrealba, R (1,2) OBP: 0.250, SLG: 0.583										4	1	0	0	0	0	5				
20 Julio Borbon, L (1,8) OBP: 0.500, SLG: 0.875										3	0	1	2	0	0	1				
Inning Stats	R: 1 E: 0 K: 1 S: 13	H: 1 LOB: 0 BB: 0 P: 21	R: 2 E: 1 K: 1 S: 18	H: 1 LOB: 1 BB: 1 P: 30	R: 0 E: 0 K: 1 S: 6	H: 0 LOB: 0 BB: 0 P: 6	R: 1 E: 0 K: 0 S: 7	H: 1 LOB: 0 BB: 0 P: 11	R: 1 E: 0 K: 0 S: 16	H: 1 LOB: 1 BB: 1 P: 27	R: 0 E: 0 K: 0 S: 11	H: 1 LOB: 1 BB: 2 P: 22	R: 0 E: 0 K: 0 S: 7	H: 0 LOB: 0 BB: 0 P: 7	R: 0 E: 0 K: 0 S: 9	H: 2 LOB: 2 BB: 0 P: 15		1B: 2 2B: 2 3B: 1 HR: 2	SF: 0 SAC: 0 DP: 1 HBP: 0	WP: 1 PB: 1 SB: 1 CS: 0
PITCHER	IP WLS BF H R ER SO BB IBB HBP BLK WP HR S P ERA WHIP																			
45 Erik Bedard, L (1,1) ERA: 5.4	5.0 L 22 4 5 3 3 2 0 0 0 0 0 0 2 60 95 5.40 1.200																			
39 David Pauley, R (6,1) ERA: 5.4	1.0 5 1 1 1 0 2 0 0 0 0 0 0 11 22 9.00 3.000																			
32 Aaron Laffey, L (7,1) ERA:	2.0 8 2 0 0 0 0 0 0 0 0 1 0 16 22 0.00 1.000																			

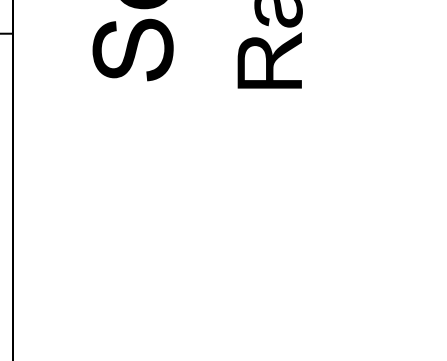
AB 36
R 4
H 10
RBI 4
BB 1
SO 8
LOB 16



AB 31
R 6
H 7
RBI 5
BB 4
SO 3
LOB 11



AB 31
R 6
H 7
RBI 5
BB 4
SO 3
LOB 11



AB 31
R 6
H 7
RBI 5
BB 4
SO 3
LOB 11



AB 31
R 6
H 7
RBI 5
BB 4
SO 3
LOB 11

Batter	1	2	3	4	5	6	7	8	9	AB	R	H	RBI	BB	SO	LOB	TOP										
51 Ichiro Suzuki, L (1,9) OBP: 0.348, SLG: 0.333	F8		G5-3			G4-3	E4			4	0	0	0	0	0	2	Seattle Mariners @ Texas Rangers Rangers Ballpark in Arlington, Arlington, TX Tue Apr 05 2011, 8:07 PM - 10:42 PM EDT Att: 30,953 - Clear - 73 F										
9 Chone Figgins, S (1,5) OBP: 0.196, SLG: 0.333	P6			F7		G1-3	F6			4	0	0	0	0	0	3											
15 Milton Bradley, S (1,7) OBP: 0.409, SLG: 0.450	1B			F7			F8			3	0	1	0	1	0	3											
29 Jack Cust, L (1,10) OBP: 0.333, SLG: 0.125	F9									3	0	0	0	1	1	2											
17 Justin Smoak, S (1,3) OBP: 0.429, SLG: 0.471		G4-3								4	0	0	0	0	0	1											
30 Miguel Olivo, R (1,2) OBP: 0.389, SLG: 0.353										4	1	1	0	0	2	0											
4 Adam Kennedy, L (1,4) OBP: 0.333, SLG: 0.500										4	1	2	0	0	0	0											
2 Jack Wilson, R (1,6) OBP: 0.353, SLG: 0.412										4	0	1	1	0	0	1											
55 Michael Saunders, L (1,8) OBP: 0.143, SLG: 0.167										4	0	1	1	0	2	1											
Inning Stats	R: 0 E: 0 K: 0 S: 7	H: 1 LOB: 1 BB: 0 P: 12	R: 0 E: 0 K: 1 S: 6	H: 0 LOB: 0 BB: 0 P: 9	R: 0 E: 0 K: 1 S: 9	H: 0 LOB: 0 BB: 0 P: 14	R: 0 E: 0 K: 0 S: 11	H: 0 LOB: 1 BB: 1 P: 18	R: 0 E: 0 K: 1 S: 8	H: 0 LOB: 1 BB: 1 P: 15	R: 2 E: 1 K: 0 S: 22	H: 4 LOB: 3 BB: 0 P: 34	R: 0 E: 0 K: 0 S: 4	H: 0 LOB: 0 BB: 0 P: 5	R: 0 E: 0 K: 1 S: 7	H: 0 LOB: 0 BB: 0 P: 13		1B: 5 2B: 1 3B: 0 HR: 0	SF: 0 SAC: 0 DP: 0 HBP: 0	WP: 0 PB: 0 SB: 0 CS: 0	PA: 36						
PITCHER	IP	WLS	BF	H	R	ER	SO	BB	IBB	HBP	BLK	WP	HR	S	P	ERA	WHIP										
41 Alexi Ogando, R (1,1) ERA: 27.0	6.0	W	22	2	0	0	4	2	0	0	0	0	0	55	90	0.00	0.667										
57 Mark Lowe, R (7,1) ERA: 2.45	0.1	H	4	3	2	2	0	0	0	0	0	0	0	11	17	54.00	9.000										
28 Darren Oliver, L (7,1) ERA: 2.45	1.2	H	7	1	0	0	0	0	0	0	0	0	0	15	22	0.00	0.600										
30 Neftali Feliz, R (9,1) ERA:	1.0	S	3	0	0	0	1	0	0	0	0	0	0	7	13	0.00	0.000										

AB	34
R	2
H	6
RBI	2
BB	2
SO	5
LOB	13



Batter	1	2	3	4	5	6	7	8	9	AB	R	H	RBI	BB	SO	LOB	BOTTOM										
5 Ian Kinsler, R (1,4) OBP: 0.455, SLG: 0.882	K		G6-3							4	1	1	0	0	1	0	Seattle Mariners @ Texas Rangers Rangers Ballpark in Arlington, Arlington, TX Tue Apr 05 2011, 8:07 PM - 10:42 PM EDT Att: 30,953 - Clear - 73 F										
1 Elvis Andrus, R (1,6) OBP: 0.353, SLG: 0.750	G5-3		G6-3			SH1-4		F8		3	0	0	0	0	0	0											
32 Josh Hamilton, L (1,7) OBP: 0.364, SLG: 0.421	K									4	1	1	1	0	2	0											
29 Adrian Beltré, R (1,5) OBP: 0.143, SLG: 0.250		F9								3	0	0	0	0	1	1											
10 Michael Young, R (1,3) OBP: 0.286, SLG: 0.429		F8								3	0	1	1	0	1	0											
17 Nelson Cruz, R (1,10) OBP: 0.474, SLG: 1.125										2	1	0	0	1	0	1											
18 Mitch Moreland, L (1,9) OBP: 0.300, SLG: 0.600										3	0	2	1	0	0	0											
8 Yorvit Torrealba, R (1,2) OBP: 0.200, SLG: 0.467										3	0	0	0	0	0	2											
20 Julio Borbon, L (1,8) OBP: 0.385, SLG: 0.636										3	0	0	0	0	0	1											
Inning Stats	R: 0 E: 0 K: 2 S: 9	H: 0 LOB: 0 BB: 0 P: 10	R: 1 E: 0 K: 0 S: 9	H: 1 LOB: 1 BB: 1 P: 16	R: 0 E: 0 K: 0 S: 7	H: 0 LOB: 0 BB: 0 P: 9	R: 0 E: 0 K: 2 S: 7	H: 0 LOB: 0 BB: 0 P: 10	R: 0 E: 0 K: 0 S: 10	H: 1 LOB: 1 BB: 0 P: 15	R: 2 E: 0 K: 0 S: 16	H: 3 LOB: 1 BB: 0 P: 25	R: 0 E: 0 K: 0 S: 8	H: 0 LOB: 0 BB: 0 P: 13	R: 0 E: 0 K: 1 S: 7	H: 0 LOB: 0 BB: 0 P: 12		1B: 1 2B: 3 3B: 1 HR: 0	SF: 0 SAC: 1 DP: 0 HBP: 0	WP: 0 PB: 0 SB: 0 CS: 0	PA: 30						
PITCHER	IP	WLS	BF	H	R	ER	SO	BB	IBB	HBP	BLK	WP	HR	S	P	ERA	WHIP										
36 Michael Pineda, R (1,1) ERA: 4.5	6.0	L	24	5	3	3	4	1	0	0	0	0	0	58	85	4.50	1.000										
50 Jamey Wright, R (7,1) ERA:	2.0		6	0	0	0	1	0	0	0	0	0	0	15	25	0.00	0.000										

AB	28
R	3
H	5
RBI	3
BB	1
SO	5
LOB	5



Batter	1	2	3	4	5	6	7	8	9	AB	R	H	RBI	BB	SO	LOB	TOP								
5 Ian Kinsler, R OBP: 0.367, SLG: 0.625	F8		K			L3		FC6-4		4	0	0	0	0	1	4									
1 Elvis Andrus, R OBP: 0.280, SLG: 0.522	B3					G6-3			G5-3	3	0	0	0	1	0	1									
32 Josh Hamilton, L OBP: 0.400, SLG: 0.423	G3-1					FC4-6				4	0	2	0	0	0	1									
29 Adrian Beltré, R OBP: 0.138, SLG: 0.214		F8				G6-4-3				4	0	0	0	0	0	3									
10 Michael Young, R OBP: 0.241, SLG: 0.345		G1-3				G6-3				4	0	0	0	0	1	1									
17 Nelson Cruz, R OBP: 0.462, SLG: 0.955		G5-3				G6-4-3				2	0	1	0	1	0	0									
25 Mike Napoli, R OBP: 0.571, SLG: 1.000						G4-6-3				2	0	0	0	1	0	2									
8 Yorvit Torrealba, R OBP: 0.273, SLG: 0.500						F9				3	0	1	0	0	0	2									
20 Julio Borbon, L OBP: 0.375, SLG: 0.571						K				3	0	1	0	0	1	2									
Inning Stats	R: 0 E: 0 K: 0 S: 4	H: 0 LOB: 0 BB: 0 P: 6	R: 0 E: 0 K: 0 S: 9	H: 0 LOB: 0 BB: 0 P: 15	R: 0 E: 0 K: 2 S: 11	H: 0 LOB: 1 BB: 1 P: 18	R: 0 E: 0 K: 0 S: 8	H: 0 LOB: 0 BB: 0 P: 16	R: 0 E: 0 K: 0 S: 10	H: 1 LOB: 0 BB: 0 P: 14	R: 0 E: 0 K: 0 S: 7	H: 1 LOB: 1 BB: 0 P: 10	R: 0 E: 0 K: 0 S: 8	H: 1 LOB: 0 BB: 0 P: 12	R: 0 E: 0 K: 0 S: 8	H: 1 LOB: 2 BB: 1 P: 16	R: 0 E: 0 K: 1 S: 16	H: 1 LOB: 1 BB: 0 P: 22	1B: 4 2B: 1 3B: 0 HR: 0	SF: 0 SAC: 0 DP: 3 HBP: 0	WP: 0 PB: 0 SB: 0 CS: 0	PA: 32			
PITCHER	IP	WLS	BF	H	R	ER	SO	BB	IBB	HBP	BLK	WP	HR	S	P	ERA	WHIP								
53 Zack Britton, L ERA: 0.66	7.2	W	27	4	0	0	2	3	0	0	0	0	0	63	103	0.00	0.913								
49 Jason Berken, R ERA:	1.1		5	1	0	0	1	0	0	0	0	0	0	18	26	0.00	0.750								

Texas Rangers @ Baltimore Orioles
 Oriole Park at Camden Yards, Baltimore, MD
 Sat Apr 09 2011, 4:37 PM - 6:59 PM EDT
 Overcast - 54 F

AB	29
R	0
H	5
RBI	0
BB	3
SO	3
LOB	16



Batter	1	2	3	4	5	6	7	8	9	AB	R	H	RBI	BB	SO	LOB	BOTTOM								
1 Brian Roberts, S OBP: 0.267, SLG: 0.552	F9		G4-3			L6		F8		4	0	0	0	0	0	0									
21 Nick Markakis, L OBP: 0.375, SLG: 0.458	HR					P4		F8		4	1	1	1	0	0	0									
25 Derrek Lee, R OBP: 0.276, SLG: 0.308	G5-3					K				4	0	1	0	0	1	0									
27 Vladimir Guerrero, R OBP: 0.241, SLG: 0.345	G6-3					G3				4	1	1	0	0	0	1									
30 Luke Scott, L OBP: 0.400, SLG: 0.273										1	1	1	0	2	0	0									
18 Felix Pie, L OBP: 0.273, SLG: 0.273										0	0	0	0	0	0	0									
10 Adam Jones, R OBP: 0.185, SLG: 0.308										4	1	1	1	0	1	4									
12 Mark Reynolds, R OBP: 0.320, SLG: 0.542										3	1	2	3	0	1	2									
32 Matt Wieters, S OBP: 0.280, SLG: 0.261										3	0	0	0	0	0	1									
3 Cesar Izturis, S OBP: 0.286, SLG: 0.167										3	0	0	0	0	1	0									
Inning Stats	R: 1 E: 0 K: 0 S: 8	H: 1 LOB: 0 BB: 0 P: 11	R: 3 E: 1 K: 0 S: 14	H: 2 LOB: 0 BB: 0 P: 18	R: 1 E: 0 K: 2 S: 17	H: 2 LOB: 2 BB: 1 P: 32	R: 0 E: 0 K: 1 S: 7	H: 0 LOB: 0 BB: 0 P: 9	R: 0 E: 0 K: 1 S: 11	H: 1 LOB: 1 BB: 0 P: 17	R: 0 E: 0 K: 0 S: 6	H: 0 LOB: 0 BB: 0 P: 9	R: 0 E: 0 K: 0 S: 5	H: 1 LOB: 1 BB: 1 P: 12	R: 0 E: 0 K: 0 S: 5	H: 1 LOB: 1 BB: 1 P: 12	1B: 5 2B: 1 3B: 0 HR: 2	SF: 0 SAC: 0 DP: 2 HBP: 1	WP: 1 PB: 0 SB: 0 CS: 1	PA: 33					
PITCHER	IP	WLS	BF	H	R	ER	SO	BB	IBB	HBP	BLK	WP	HR	S	P	ERA	WHIP								
48 Colby Lewis, R ERA: 5.25	6.0	L	26	6	5	4	4	1	0	1	0	0	0	11	21	6.00	1.167								
55 Mason Tobin, R ERA: 6.0	2.0		7	1	0	0	0	1	0	0	0	0	0	11	21	0.00	1.000								

Texas Rangers @ Baltimore Orioles
 Oriole Park at Camden Yards, Baltimore, MD
 Sat Apr 09 2011, 4:37 PM - 6:59 PM EDT
 Overcast - 54 F

AB	30
R	5
H	7
RBI	5
BB	2
SO	4
LOB	8



Batter	1	2	3	4	5	6	7	8	9	AB	R	H	RBI	BB	SO	LOB	TOP									
5 Ian Kinsler, R OBP: 0.385, SLG: 0.688										4	1	2	2	0	0	0	Texas Rangers @ Baltimore Orioles Oriole Park at Camden Yards, Baltimore, MD Sun Apr 10 2011, 1:38 PM - 4:20 PM EDT Att: 21,452 - Overcast - 60 F									
10 Michael Young, R OBP: 0.289, SLG: 0.351										3	0	1	0	1	0	0										
32 Josh Hamilton, L OBP: 0.385, SLG: 0.400										4	0	1	0	0	0	2										
29 Adrián Beltré, R OBP: 0.211, SLG: 0.459										4	1	1	1	0	0	2										
17 Nelson Cruz, R OBP: 0.400, SLG: 0.862										4	0	0	0	0	0	3										
18 Mitch Moreland, L OBP: 0.391, SLG: 0.500										4	0	1	0	0	0	3										
8 Yorvit Torrealba, R OBP: 0.269, SLG: 0.462										4	1	1	0	0	0	2										
3 Andrés Blanco, S OBP: 0.391, SLG: 0.400										2	0	0	0	1	1	0										
20 Julio Borbon, L OBP: 0.300, SLG: 0.444										4	0	0	0	0	0	2										
Inning Stats	R: 0 H: 0 E: 0 K: 0 S: 6	H: 0 LOB: 0 BB: 0 P: 11	R: 0 H: 0 E: 1 K: 0 S: 6	H: 0 LOB: 1 BB: 0 P: 11	R: 0 H: 1 E: 0 K: 1 S: 6	H: 1 LOB: 2 BB: 1 P: 13	R: 1 H: 1 E: 0 K: 0 S: 12	H: 1 LOB: 0 BB: 0 P: 19	R: 0 H: 0 E: 0 K: 0 S: 12	H: 0 LOB: 0 BB: 0 P: 19	R: 0 H: 2 E: 0 K: 0 S: 7	H: 2 LOB: 2 BB: 0 P: 11	R: 2 H: 2 E: 0 K: 0 S: 8	H: 2 LOB: 0 BB: 0 P: 16	R: 0 H: 0 E: 0 K: 0 S: 9	H: 0 LOB: 0 BB: 0 P: 16	R: 0 H: 1 E: 0 K: 0 S: 11	H: 1 LOB: 1 BB: 1 P: 19	1B: 5 2B: 0 3B: 0 HR: 2	SF: 0 SAC: 1 DP: 1 HBP: 0	WP: 1 PB: 0 SB: 0 CS: 0	PA: 36				
PITCHER	IP	WLS	BF	H	R	ER	SO	BB	IBB	HBP	BLK	WP	HR	S	P	ERA	WHIP									
46 Jeremy Guthrie, R ERA: 0.64	(1, 1)	6.0	L	24	4	1	1	1	1	0	0	0	0	1	49	84	1.50	0.833								
43 Jim Johnson, R ERA: 5.79	(7, 1)	1.0		5	2	2	2	0	0	0	0	0	1	1	8	16	18.00	2.000								
51 Michael Gonzalez, L ERA: 6.75	(8, 1)	1.0		3	0	0	0	0	0	0	0	0	0	9	16	0.00	0.000									
63 Kevin Gregg, R ERA:	(9, 1)	1.0		4	1	0	0	0	1	0	0	0	0	0	11	19	0.00	2.000								

Batter	1	2	3	4	5	6	7	8	9	AB	R	H	RBI	BB	SO	LOB	BOTTOM									
1 Brian Roberts, S OBP: 0.211, SLG: 0.432										5	0	0	0	0	1	1	Texas Rangers @ Baltimore Orioles Oriole Park at Camden Yards, Baltimore, MD Sun Apr 10 2011, 1:38 PM - 4:20 PM EDT Att: 21,452 - Overcast - 60 F									
21 Nick Markakis, L OBP: 0.342, SLG: 0.375										5	0	1	0	0	1	1										
25 Derek Lee, R OBP: 0.324, SLG: 0.344										3	0	2	0	1	0	0										
27 Vladimir Guerrero, R OBP: 0.270, SLG: 0.378										4	0	2	0	0	0	2										
12 Mark Reynolds, R OBP: 0.333, SLG: 0.448										2	0	0	0	1	1	4										
10 Adam Jones, R OBP: 0.229, SLG: 0.394										3	0	0	0	1	2	1										
9 Jake Fox, R										3	0	0	0	0	0	1										
30 Luke Scott, L OBP: 0.375, SLG: 0.250										1	0	0	0	0	0	2										
3 Cesar Izturis, S OBP: 0.375, SLG: 0.167										0	0	0	0	0	0	0										
32 Matt Wieters, S OBP: 0.276, SLG: 0.231										3	0	0	0	1	0	1										
11 Robert Andino, R										3	0	0	0	0	1	1										
18 Felix Pie, L OBP: 0.357, SLG: 0.357										1	0	1	0	0	0	0										
Inning Stats	R: 0 H: 2 E: 0 K: 1 S: 12	H: 0 LOB: 2 BB: 0 P: 21	R: 0 H: 0 E: 0 K: 1 S: 8	H: 0 LOB: 1 BB: 1 P: 13	R: 0 H: 1 E: 0 K: 1 S: 10	H: 1 LOB: 2 BB: 1 P: 18	R: 0 H: 0 E: 0 K: 1 S: 12	H: 0 LOB: 0 BB: 0 P: 17	R: 0 H: 2 E: 0 K: 1 S: 13	H: 2 LOB: 2 BB: 0 P: 18	R: 0 H: 0 E: 0 K: 1 S: 13	H: 0 LOB: 1 BB: 0 P: 23	R: 0 H: 0 E: 0 K: 0 S: 6	H: 0 LOB: 0 BB: 0 P: 10	R: 0 H: 0 E: 0 K: 0 S: 9	H: 0 LOB: 2 BB: 2 P: 21	R: 0 H: 1 E: 0 K: 0 S: 9	H: 1 LOB: 1 BB: 0 P: 12	1B: 4 2B: 2 3B: 0 HR: 0	SF: 0 SAC: 0 DP: 0 HBP: 1	WP: 0 PB: 0 SB: 0 CS: 0	PA: 38				
PITCHER	IP	WLS	BF	H	R	ER	SO	BB	IBB	HBP	BLK	WP	HR	S	P	ERA	WHIP									
45 Derek Holland, L ERA: 2.25	(1, 1)	6.0	W	26	5	0	0	0	2	0	0	0	0	0	68	110	0.00	1.167								
28 Darren Oliver, L ERA: 1.93	(7, 1)	1.0	H	3	0	0	0	0	0	0	0	0	0	6	10	0.00	0.000									
56 Darren O'Day, R ERA:	(8, 1)	0.2	H	4	0	0	0	0	2	0	0	0	0	6	15	0.00	3.000									
30 Neftali Feliz, R ERA:	(8, 1)	1.1	S	5	1	0	0	0	0	0	0	0	0	12	18	0.00	0.750									

livebaseballscorecards.com

Batter	1	2	3	4	5	6	7	8	9	AB	R	H	RBI	BB	SO	LOB	TOP			
5 Ian Kinsler, R OBP: 0.372, SLG: 0.639										4	0	1	0	0	0	0				
1 Elvis Andrus, R OBP: 0.235, SLG: 0.406										4	0	0	0	0	1	1				
32 Josh Hamilton, L OBP: 0.395, SLG: 0.395										3	1	1	0	1	2	0				
29 Adrián Beltré, R OBP: 0.214, SLG: 0.439										4	0	1	0	0	0	1				
10 Michael Young, R OBP: 0.310, SLG: 0.390										4	1	2	1	0	0	0				
17 Nelson Cruz, R OBP: 0.356, SLG: 0.758										4	0	0	0	0	0	3				
18 Mitch Moreland, L OBP: 0.385, SLG: 0.522										3	0	1	1	0	1	0				
8 Yorvit Torrealba, R OBP: 0.261, SLG: 0.414										3	0	0	0	0	0	2				
20 Julio Borbon, L OBP: 0.281, SLG: 0.381										3	0	0	0	0	0	0				
Inning Stats	R: 0 H: 0 E: 0 K: 2 S: 10	H: 0 LOB: 0 BB: 0 P: 14	R: 0 H: 0 E: 0 K: 0 S: 8	H: 0 LOB: 0 BB: 0 P: 14	R: 0 H: 0 E: 0 K: 1 S: 8	H: 1 LOB: 1 BB: 0 P: 11	R: 0 H: 0 E: 0 K: 0 S: 7	H: 0 LOB: 0 BB: 0 P: 13	R: 0 H: 0 E: 0 K: 0 S: 7	H: 0 LOB: 0 BB: 0 P: 11	R: 2 H: 3 E: 0 K: 0 S: 15	H: 3 LOB: 2 BB: 1 P: 28	R: 0 H: 1 E: 0 K: 1 S: 5	H: 1 LOB: 0 BB: 0 P: 7	R: 0 H: 1 E: 0 K: 1 S: 8	H: 1 LOB: 1 BB: 0 P: 12	1B: 4 2B: 2 3B: 0 HR: 0	SF: 0 SAC: 0 DP: 1 HBP: 0	WP: 0 PB: 0 SB: 0 CS: 0	PA: 33
PITCHER	IP: 9.0 WLS: L BF: 33	H: 6 R: 2 ER: 2 SO: 4	BB: 1 IBB: 0 HBP: 0 BLK: 0	WP: 0 HR: 0 S: 75 P: 119	ERA: 2.00 WHIP: 0.778															

Texas Rangers @ Detroit Tigers
Comerica Park, Detroit, MI
Mon Apr 11 2011, 1:09 PM - 3:26 PM EDT
Att: 18,724 - Cloudy - 65 F

AB	32
R	2
H	6
RBI	2
BB	1
SO	4
LOB	7



Batter	1	2	3	4	5	6	7	8	9	AB	R	H	RBI	BB	SO	LOB	BOTTOM												
28 Will Rhymes, L OBP: 0.270, SLG: 0.182										4	0	0	0	0	0	0													
26 Brennan Boesch, L OBP: 0.333, SLG: 0.448										3	0	0	0	1	1	0													
30 Magglio Ordonez, R OBP: 0.269, SLG: 0.250										3	0	0	0	0	0	1													
25 Ryan Raburn, R OBP: 0.280, SLG: 0.522										1	0	1	0	0	0	0													
24 Miguel Cabrera, R OBP: 0.488, SLG: 0.794										3	0	2	0	1	0	0													
41 Victor Martinez, S OBP: 0.262, SLG: 0.425										4	0	0	0	0	1	5													
32 Don Kelly, L OBP: 0.250, SLG: 0.364										2	0	0	0	0	0	1													
14 Austin Jackson, R OBP: 0.262, SLG: 0.308										1	0	1	0	0	0	0													
27 Jhonny Peralta, R OBP: 0.343, SLG: 0.531										3	0	0	0	0	1	2													
13 Alex Avila, L OBP: 0.323, SLG: 0.607										3	0	0	0	0	2	1													
15 Brandon Inge, R OBP: 0.242, SLG: 0.333										3	0	0	0	0	1	1													
Inning Stats	R: 0 H: 0 E: 0 K: 0 S: 8	H: 1 LOB: 1 BB: 0 P: 14	R: 0 H: 0 E: 0 K: 2 S: 8	H: 0 LOB: 0 BB: 0 P: 12	R: 0 H: 1 E: 0 K: 0 S: 9	H: 1 LOB: 1 BB: 1 P: 13	R: 0 H: 0 E: 0 K: 1 S: 5	H: 0 LOB: 0 BB: 0 P: 7	R: 0 H: 0 E: 0 K: 0 S: 7	H: 0 LOB: 0 BB: 0 P: 10	R: 0 H: 0 E: 0 K: 0 S: 7	H: 0 LOB: 0 BB: 0 P: 9	R: 0 H: 1 E: 0 K: 1 S: 8	H: 1 LOB: 1 BB: 0 P: 13	R: 0 H: 1 E: 0 K: 1 S: 12	H: 1 LOB: 2 BB: 1 P: 24	1B: 2 2B: 3 3B: 0 HR: 0	SF: 0 SAC: 0 DP: 1 HBP: 0	WP: 0 PB: 0 SB: 0 CS: 0	PA: 32									
PITCHER	IP: 7.0 WLS: W BF: 23	H: 2 R: 0 ER: 0 SO: 4	BB: 1 IBB: 0 HBP: 0 BLK: 0	WP: 0 HR: 0 S: 53 P: 79	ERA: 0.00 WHIP: 0.429																								
41 Alexi Ogando, R ERA: 1.59	(8, 1)	1.0	H: 4	1	0	0	1	0	0	0	0	8	13	0.00	1.000														
30 Neftali Feliz, R ERA:	(9, 1)	1.0	S: 5	1	0	0	1	0	1	0	0	12	24	0.00	1.000														

Texas Rangers @ Detroit Tigers
Comerica Park, Detroit, MI
Mon Apr 11 2011, 1:09 PM - 3:26 PM EDT
Att: 18,724 - Cloudy - 65 F

AB	30
R	0
H	4
RBI	0
BB	2
SO	6
LOB	11



Batter	1	2	3	4	5	6	7	8	9	AB	R	H	RBI	BB	SO	LOB	TOP				
1 Elvis Andrus, R OBP: 0.283, SLG: 0.400										3	1	1	0	0	2	0					
10 Michael Young, R OBP: 0.348, SLG: 0.432										3	2	3	1	0	0	0					
32 Josh Hamilton, L OBP: 0.409, SLG: 0.462										1	0	1	1	0	0	0					
5 Ian Kinsler, R OBP: 0.348, SLG: 0.590										3	0	0	0	0	0	4					
29 Adrian Beltré, R OBP: 0.239, SLG: 0.455										3	0	1	1	0	0	2					
17 Nelson Cruz, R OBP: 0.372, SLG: 0.722										3	0	1	1	1	0	0					
7 David Murphy, L OBP: 0.385, SLG: 0.563										4	0	0	0	0	1	4					
8 Yorvit Torrealba, R OBP: 0.242, SLG: 0.394										4	0	1	0	0	0	0					
18 Mitch Moreland, L OBP: 0.400, SLG: 0.556										4	1	2	0	0	0	1					
20 Julio Borbon, L OBP: 0.231, SLG: 0.333										3	0	0	0	0	0	2					
Inning Stats	R: 1 H: 2 K: 1 S: 10	H: 2 LOB: 0 BB: 0 P: 15	R: 0 H: 0 K: 0 S: 7	H: 0 LOB: 0 BB: 0 P: 12	R: 1 H: 1 K: 0 S: 10	H: 1 LOB: 1 BB: 0 P: 20	R: 0 H: 1 K: 1 S: 5	H: 1 LOB: 0 BB: 0 P: 8	R: 0 H: 0 K: 0 S: 7	H: 0 LOB: 0 BB: 0 P: 12	R: 1 H: 2 K: 0 S: 7	H: 2 LOB: 2 BB: 1 P: 15	R: 0 H: 1 K: 1 S: 22	H: 1 LOB: 0 BB: 0 P: 7	R: 1 H: 2 K: 1 S: 22	H: 2 LOB: 2 BB: 0 P: 35	R: 0 H: 1 K: 0 S: 7	H: 1 LOB: 0 BB: 0 P: 11	1B: 7 2B: 3 3B: 1 HR: 0	SF: 1 SAC: 1 DP: 2 HBP: 2	WP: 2 PA: 37 PB: 0 SB: 3 CS: 0
PITCHER	IP WLS BF H R ER SO BB IBB HBP BLK WP HR S P ERA WHIP	IP WLS BF H R ER SO BB IBB HBP BLK WP HR S P ERA WHIP	IP WLS BF H R ER SO BB IBB HBP BLK WP HR S P ERA WHIP	IP WLS BF H R ER SO BB IBB HBP BLK WP HR S P ERA WHIP	IP WLS BF H R ER SO BB IBB HBP BLK WP HR S P ERA WHIP	IP WLS BF H R ER SO BB IBB HBP BLK WP HR S P ERA WHIP	IP WLS BF H R ER SO BB IBB HBP BLK WP HR S P ERA WHIP	IP WLS BF H R ER SO BB IBB HBP BLK WP HR S P ERA WHIP	IP WLS BF H R ER SO BB IBB HBP BLK WP HR S P ERA WHIP	IP WLS BF H R ER SO BB IBB HBP BLK WP HR S P ERA WHIP	IP WLS BF H R ER SO BB IBB HBP BLK WP HR S P ERA WHIP	IP WLS BF H R ER SO BB IBB HBP BLK WP HR S P ERA WHIP	IP WLS BF H R ER SO BB IBB HBP BLK WP HR S P ERA WHIP	IP WLS BF H R ER SO BB IBB HBP BLK WP HR S P ERA WHIP	IP WLS BF H R ER SO BB IBB HBP BLK WP HR S P ERA WHIP	IP WLS BF H R ER SO BB IBB HBP BLK WP HR S P ERA WHIP	IP WLS BF H R ER SO BB IBB HBP BLK WP HR S P ERA WHIP				
31 Brad Penny, R ERA: 9.27	6.2	27	7	3	3	2	1	0	1	0	51	89	4.05	1.200							
60 Brayan Villarreal, R ERA: 3.86	0.1	H	0	0	0	0	0	0	0	0	0	0	0.00	0.000							
53 Joaquín Benoit, R ERA: 1.8	1.0	B	6	2	1	1	1	0	0	1	22	35	9.00	2.000							
46 Jose Valverde, R ERA:	1.0	W	3	1	0	0	0	0	0	0	7	11	0.00	1.000							

Texas Rangers @ Detroit Tigers
Comerica Park, Detroit, MI
Tue Apr 12 2011, 1:08 PM - 4:27 PM EDT
Att: 20,609 - Partly Cloudy - 51 F

AB	31
R	4
H	10
RBI	4
BB	1
SO	3
LOB	13



Batter	1	2	3	4	5	6	7	8	9	AB	R	H	RBI	BB	SO	LOB	BOTTOM				
14 Austin Jackson, R OBP: 0.283, SLG: 0.357										3	1	1	0	1	0	1					
39 Ramon Santiago, S OBP: 0.214, SLG: 0.286										5	1	1	1	0	1	3					
25 Ryan Raburn, R OBP: 0.333, SLG: 0.556										4	2	2	1	1	1	1					
24 Miguel Cabrera, R OBP: 0.479, SLG: 0.769										5	0	2	1	0	0	1					
41 Victor Martinez, S OBP: 0.283, SLG: 0.415										1	0	0	1	2	0	1					
32 Don Kelly, L OBP: 0.250, SLG: 0.364										4	0	1	1	0	2	3					
26 Brennan Boesch, L OBP: 0.324, SLG: 0.424										2	0	0	0	2	1	2					
27 Jhonny Peralta, R OBP: 0.359, SLG: 0.500										4	1	1	0	0	1	3					
15 Brandon Inge, R OBP: 0.243, SLG: 0.324										4	1	1	0	0	1	3					
57 Casper Wells, R OBP: 0.333, SLG: 0.500										3	0	1	0	0	1	1					
13 Alex Avila, L OBP: 0.323, SLG: 0.607										0	0	0	0	0	0	0					
Inning Stats	R: 1 H: 1 K: 1 S: 14	H: 1 LOB: 0 BB: 0 P: 19	R: 0 H: 0 K: 0 S: 7	H: 0 LOB: 0 BB: 1 P: 14	R: 0 H: 0 K: 2 S: 8	H: 0 LOB: 0 BB: 0 P: 12	R: 1 H: 2 K: 1 S: 11	H: 2 LOB: 1 BB: 0 P: 13	R: 0 H: 0 K: 0 S: 11	H: 0 LOB: 1 BB: 1 P: 18	R: 2 H: 3 K: 0 S: 11	H: 3 LOB: 2 BB: 1 P: 22	R: 0 H: 1 K: 0 S: 7	H: 1 LOB: 0 BB: 0 P: 10	R: 0 H: 0 K: 2 S: 13	H: 0 LOB: 2 BB: 1 P: 22	R: 1 H: 2 K: 1 S: 11	H: 2 LOB: 3 BB: 2 P: 22	1B: 5 2B: 3 3B: 1 HR: 0	SF: 1 SAC: 2 DP: 1 HBP: 0	WP: 0 PA: 40 PB: 0 SB: 2 CS: 0
PITCHER	IP WLS BF H R ER SO BB IBB HBP BLK WP HR S P ERA WHIP	IP WLS BF H R ER SO BB IBB HBP BLK WP HR S P ERA WHIP	IP WLS BF H R ER SO BB IBB HBP BLK WP HR S P ERA WHIP	IP WLS BF H R ER SO BB IBB HBP BLK WP HR S P ERA WHIP	IP WLS BF H R ER SO BB IBB HBP BLK WP HR S P ERA WHIP	IP WLS BF H R ER SO BB IBB HBP BLK WP HR S P ERA WHIP	IP WLS BF H R ER SO BB IBB HBP BLK WP HR S P ERA WHIP	IP WLS BF H R ER SO BB IBB HBP BLK WP HR S P ERA WHIP	IP WLS BF H R ER SO BB IBB HBP BLK WP HR S P ERA WHIP	IP WLS BF H R ER SO BB IBB HBP BLK WP HR S P ERA WHIP	IP WLS BF H R ER SO BB IBB HBP BLK WP HR S P ERA WHIP	IP WLS BF H R ER SO BB IBB HBP BLK WP HR S P ERA WHIP	IP WLS BF H R ER SO BB IBB HBP BLK WP HR S P ERA WHIP	IP WLS BF H R ER SO BB IBB HBP BLK WP HR S P ERA WHIP	IP WLS BF H R ER SO BB IBB HBP BLK WP HR S P ERA WHIP	IP WLS BF H R ER SO BB IBB HBP BLK WP HR S P ERA WHIP					
36 C.J. Wilson, L ERA: 3.72	6.2	29	7	4	4	4	3	0	0	0	67	106	5.40	1.500							
46 Pedro Strop, R ERA:	1.1	5	0	0	0	2	1	0	0	0	15	24	0.00	0.750							
56 Darren O'Day, R ERA: 2.08	0.2	L	6	2	1	1	2	0	0	0	11	22	13.50	6.000							

Texas Rangers @ Detroit Tigers
Comerica Park, Detroit, MI
Tue Apr 12 2011, 1:08 PM - 4:27 PM EDT
Att: 20,609 - Partly Cloudy - 51 F

AB	31
R	5
H	9
RBI	5
BB	6
SO	7
LOB	16



Batter	1	2	3	4	5	6	7	8	9	AB	R	H	RBI	BB	SO	LOB	TOP
5 Ian Kinsler, R OBP: 0.333, SLG: 0.535										4	0	0	0	0	0	3	
1 Elvis Andrus, R OBP: 0.256, SLG: 0.359										4	0	0	0	1	1	1	
10 Michael Young, R OBP: 0.340, SLG: 0.438										4	0	1	0	0	0	2	
29 Adrián Beltré, R OBP: 0.240, SLG: 0.438										4	1	1	0	0	2	3	
17 Nelson Cruz, R OBP: 0.383, SLG: 0.700										4	1	2	1	0	2	3	
7 David Murphy, L OBP: 0.409, SLG: 0.550											4	0	2	1	0	1	
25 Mike Napoli, R OBP: 0.478, SLG: 0.833										4	0	0	0	0	1	3	
18 Mitch Moreland, L OBP: 0.382, SLG: 0.516										4	0	1	0	0	2	2	
20 Julio Borbon, L OBP: 0.300, SLG: 0.370										3	0	2	0	1	0	1	
Inning Stats	R: 0 H: 0 E: 0 K: 2 S: 13	H: 0 LOB: 2 BB: 1 P: 24	R: 0 H: 1 E: 0 K: 1 S: 15	H: 2 LOB: 2 BB: 1 P: 26	R: 0 H: 1 E: 0 K: 2 S: 9	H: 1 LOB: 1 BB: 0 P: 13	R: 0 H: 1 E: 0 K: 0 S: 8	H: 0 LOB: 1 BB: 0 P: 12	R: 0 H: 0 E: 0 K: 0 S: 5	H: 4 LOB: 1 BB: 0 P: 29	R: 0 H: 0 E: 0 K: 1 S: 6	H: 1 LOB: 1 BB: 0 P: 14	R: 0 H: 1 E: 0 K: 0 S: 8	H: 1 LOB: 1 BB: 0 P: 12	1B: 8 2B: 1 3B: 0 HR: 0	SF: 0 SAC: 0 DP: 0 HBP: 1	WP: 3 PA: 39
PITCHER	IP: 6.0 WLS: 0 BF: 27 ERA: 4.76	WLS: 2.0 BF: 7 ERA: 2.7	WLS: 1.0 BF: 4 ERA: 0.00	WLS: 0.0 BF: 0 ERA: 0.00	IP: 6.0 WLS: 0 BF: 27 ERA: 3.00	IP: 6.0 WLS: 0 BF: 27 ERA: 0.500	IP: 6.0 WLS: 0 BF: 27 ERA: 0.000	IP: 6.0 WLS: 0 BF: 27 ERA: 0.000	IP: 6.0 WLS: 0 BF: 27 ERA: 0.000	IP: 6.0 WLS: 0 BF: 27 ERA: 0.000	IP: 6.0 WLS: 0 BF: 27 ERA: 0.000	IP: 6.0 WLS: 0 BF: 27 ERA: 0.000	IP: 6.0 WLS: 0 BF: 27 ERA: 0.000	IP: 6.0 WLS: 0 BF: 27 ERA: 0.000	IP: 6.0 WLS: 0 BF: 27 ERA: 0.000	IP: 6.0 WLS: 0 BF: 27 ERA: 0.000	IP: 6.0 WLS: 0 BF: 27 ERA: 0.000

Texas Rangers @ Detroit Tigers
Comerica Park, Detroit, MI
Wed Apr 13 2011, 1:06 PM - 4:18 PM EDT
Att: 20,526 - Sunny - 58 F

AB 35
R 2
H 9
RBI 2
BB 2
SO 9
LOB 19



Batter	1	2	3	4	5	6	7	8	9	AB	R	H	RBI	BB	SO	LOB	BOTTOM
14 Austin Jackson, R OBP: 0.280, SLG: 0.333										3	0	0	0	1	0	1	
28 Will Rhymes, L OBP: 0.253, SLG: 0.216										4	0	2	0	0	0	3	
25 Ryan Raburn, R OBP: 0.353, SLG: 0.533										3	0	1	0	1	1	1	
24 Miguel Cabrera, R OBP: 0.442, SLG: 0.698										4	0	0	0	0	4		
41 Victor Martinez, S OBP: 0.280, SLG: 0.422										4	1	1	0	0	1	3	
26 Brennan Boesch, L OBP: 0.341, SLG: 0.459										4	1	2	1	0	0	1	
27 Jhonny Peralta, R OBP: 0.326, SLG: 0.447										4	0	0	0	0	1	2	
13 Alex Avila, L OBP: 0.343, SLG: 0.581										3	0	1	0	1	0	1	
15 Brandon Inge, R OBP: 0.268, SLG: 0.410										2	1	1	2	1	0	1	
Inning Stats	R: 0 H: 2 E: 0 K: 0 S: 12	H: 1 LOB: 3 BB: 2 P: 31	R: 0 H: 0 E: 0 K: 0 S: 17	H: 0 LOB: 1 BB: 1 P: 24	R: 0 H: 0 E: 0 K: 0 S: 5	H: 0 LOB: 1 BB: 1 P: 11	R: 0 H: 3 E: 0 K: 1 S: 13	H: 0 LOB: 0 BB: 0 P: 14	R: 0 H: 0 E: 0 K: 1 S: 9	H: 0 LOB: 0 BB: 0 P: 12	R: 0 H: 0 E: 0 K: 0 S: 5	H: 1 LOB: 0 BB: 0 P: 8	1B: 5 2B: 3 3B: 0 HR: 1	SF: 1 SAC: 0 DP: 1 HBP: 0	WP: 0 PA: 36		
PITCHER	IP: 3.0 WLS: 0 BF: 15 ERA: 0.00	IP: 4.1 WLS: 7 BF: 1 ERA: 3.0	IP: 1.0 WLS: 6 BF: 3 ERA: 13.5	IP: 7.1 WLS: 3 BF: 0 ERA: 2.25	IP: 8.1 WLS: 5 BF: 1 ERA: 2.57	IP: 3.0 WLS: 0 BF: 15 ERA: 0.00	IP: 3.0 WLS: 0 BF: 15 ERA: 0.00	IP: 3.0 WLS: 0 BF: 15 ERA: 18.00	IP: 3.0 WLS: 0 BF: 15 ERA: 0.00	IP: 3.0 WLS: 0 BF: 15 ERA: 0.00	IP: 3.0 WLS: 0 BF: 15 ERA: 0.00	IP: 3.0 WLS: 0 BF: 15 ERA: 0.00	IP: 3.0 WLS: 0 BF: 15 ERA: 0.00	IP: 3.0 WLS: 0 BF: 15 ERA: 0.00	IP: 3.0 WLS: 0 BF: 15 ERA: 0.00	IP: 3.0 WLS: 0 BF: 15 ERA: 0.00	IP: 3.0 WLS: 0 BF: 15 ERA: 0.00

Texas Rangers @ Detroit Tigers
Comerica Park, Detroit, MI
Wed Apr 13 2011, 1:06 PM - 4:18 PM EDT
Att: 20,526 - Sunny - 58 F

AB 31
R 3
H 8
RBI 3
BB 4
SO 3
LOB 17



Batter	1	2	3	4	5	6	7	8	9	AB	R	H	RBI	BB	SO	LOB	TOP																			
5 Ian Kinsler, R OBP: 0.323, SLG: 0.434										4	1	0	0	1	2	3																				
1 Elvis Andrus, R OBP: 0.250, SLG: 0.314										5	1	1	0	0	0	3																				
10 Michael Young, R OBP: 0.371, SLG: 0.500										4	2	3	1	0	1	1																				
29 Adrian Beltré, R OBP: 0.274, SLG: 0.517										4	1	3	4	0	0	1																				
17 Nelson Cruz, R OBP: 0.356, SLG: 0.580										4	0	0	0	0	3	2																				
25 Mike Napoli, R OBP: 0.444, SLG: 0.714										3	0	0	0	1	1	2																				
7 David Murphy, L OBP: 0.382, SLG: 0.452										3	0	1	0	1	0	1																				
8 Yorvit Torrealba, R OBP: 0.244, SLG: 0.364										4	0	1	0	0	0	3																				
20 Julio Borbon, L OBP: 0.275, SLG: 0.306										3	0	1	0	0	1	1																				
18 Mitch Moreland, L OBP: 0.372, SLG: 0.474										1	0	0	0	0	0	0																				
Inning Stats	R: 2 H: 2 E: 0 K: 3 S: 15	H: 2 LOB: 0 BB: 0 P: 23	R: 0 H: 0 E: 0 K: 0 S: 6	H: 1 LOB: 0 BB: 1 P: 13	R: 0 H: 1 E: 0 K: 0 S: 10	H: 1 LOB: 0 BB: 0 P: 14	R: 1 H: 2 E: 0 K: 1 S: 11	H: 2 LOB: 0 BB: 0 P: 15	R: 0 H: 1 E: 1 K: 0 S: 12	H: 1 LOB: 2 BB: 0 P: 15	R: 1 H: 2 E: 0 K: 1 S: 15	H: 2 LOB: 2 BB: 1 P: 28	R: 1 H: 1 E: 0 K: 1 S: 11	H: 1 LOB: 1 BB: 1 P: 19	R: 0 H: 1 E: 0 K: 1 S: 8	H: 1 LOB: 1 BB: 0 P: 9	R: 0 H: 0 E: 0 K: 1 S: 10	H: 0 LOB: 0 BB: 0 P: 16	1B: 6 2B: 3 HR: 1	SF: 0 SAC: 0 HBP: 0	WP: 0 PB: 0 SB: 1 CS: 0	PA: 38														
PITCHER	IP WLS BF H R ER SO BB IBB HBP BLK WP HR S P ERA WHIP																																			
52 CC Sabathia, L ERA: 2.52	6.1	27	8	4	4	6	2	0	0	0	0	0	1	73	112	5.68	1.579																			
62 Joba Chamberlain, R ERA: 4.0	0.2	B	4	1	1	1	0	0	0	0	0	0	0	7	15	13.50	3.000																			
29 Rafael Soriano, R ERA: 5.1	1.0	W	4	1	0	0	1	0	0	0	0	0	0	8	9	10.00	1.000																			
42 Mariano Rivera, R ERA:	1.0	S	3	0	0	0	1	0	0	0	0	0	0	10	16	0.00	0.000																			

Texas Rangers @ New York Yankees
Yankee Stadium, Bronx, NY
Sun Apr 17 2011, 8:11 PM - 11:12 PM EDT
Att: 40,811 - Cloudy - 57°F


AB 35
R 5
H 10
RBI 5
BB 3
SO 8
LOB 17



Batter	1	2	3	4	5	6	7	8	9	AB	R	H	RBI	BB	SO	LOB	BOTTOM																			
2 Derek Jeter, R OBP: 0.311, SLG: 0.259										4	1	1	0	0	0	2																				
14 Curtis Granderson, L OBP: 0.300, SLG: 0.965										4	1	1	2	0	0	0																				
25 Mark Teixeira, S OBP: 0.344, SLG: 0.540										3	1	0	0	1	0	0																				
24 Robinson Canó, L OBP: 0.322, SLG: 0.621										4	1	1	1	0	0	1																				
33 Nick Swisher, S OBP: 0.322, SLG: 0.300										4	0	1	0	0	0	0																				
12 Eric Chavez, L OBP: 0.467, SLG: 0.600										4	1	2	1	0	0	0																				
20 Jorge Posada, S OBP: 0.280, SLG: 0.512										2	0	0	0	2	0	1																				
55 Russell Martin, R OBP: 0.333, SLG: 0.600										3	1	2	2	0	0	3																				
11 Brett Gardner, L OBP: 0.213, SLG: 0.209										2	0	0	0	0	1	1																				
18 Andruw Jones, R OBP: 0.333, SLG: 0.667										1	0	0	0	0	0	2																				
Inning Stats	R: 0 H: 0 E: 0 K: 0 S: 7	H: 1 LOB: 0 BB: 0 P: 10	R: 1 H: 1 E: 0 K: 0 S: 6	H: 1 LOB: 0 BB: 0 P: 13	R: 0 H: 0 E: 0 K: 0 S: 5	H: 0 LOB: 0 BB: 0 P: 9	R: 0 H: 0 E: 0 K: 0 S: 8	H: 0 LOB: 0 BB: 0 P: 12	R: 2 H: 2 E: 0 K: 1 S: 12	H: 2 LOB: 0 BB: 0 P: 15	R: 2 H: 2 E: 0 K: 0 S: 12	H: 2 LOB: 0 BB: 0 P: 19	R: 0 H: 1 E: 0 K: 0 S: 12	H: 1 LOB: 2 BB: 1 P: 20	R: 1 H: 2 E: 0 K: 0 S: 15	H: 2 LOB: 2 BB: 2 P: 34	R: 0 H: 0 E: 0 K: 0 S: 10	H: 0 LOB: 0 BB: 0 P: 16	1B: 5 2B: 0 3B: 0 HR: 3	SF: 0 SAC: 0 DP: 1 HBP: 1	WP: 0 PB: 0 SB: 0 CS: 0	PA: 35														
PITCHER	IP WLS BF H R ER SO BB IBB HBP BLK WP HR S P ERA WHIP																																			
41 Alexi Ogando, R ERA: 2.33	6.1	L	8	2	1	1	0	1	1	0	0	0	0	16	34	6.75	2.250																			
53 Arthur Rhodes, L ERA: 3.39	1.1	L	8	2	1	1	0	1	1	0	0	0	0	16	34	6.75	2.250																			
46 Pedro Strop, R ERA:	0.1		1	0	0	0	0	0	0	0	0	0	0	3	6	0.00	0.000																			

Texas Rangers @ New York Yankees
Yankee Stadium, Bronx, NY
Sun Apr 17 2011, 8:11 PM - 11:12 PM EDT
Att: 40,811 - Cloudy - 57°F

AB 31
R 6
H 8
RBI 6
BB 3
SO 1
LOB 10



Batter	1	2	3	4	5	6	7	8	9	AB	R	H	RBI	BB	SO	LOB	TOP							
13 Maicer Izturis, S OBP: 0.423, SLG: 0.582 3 Brandon Wood, R OBP: 0.143, SLG: 0.214										3	1	1	1	2	0	2								
47 Howie Kendrick, R OBP: 0.365, SLG: 0.569										6	0	0	0	0	2	3								
53 Bobby Abreu, L OBP: 0.410, SLG: 0.355										4	1	0	0	1	0	1								
48 Torii Hunter, R OBP: 0.256, SLG: 0.342 77 Reggie Willits, S										4	1	1	0	0	1	1								
10 Vernon Wells, R OBP: 0.230, SLG: 0.257										5	1	2	1	0	0	0								
6 Alberto Galasso, S OBP: 0.426, SLG: 0.475										3	4	2	1	2	0	1								
44 Mark Trumbo, R OBP: 0.308, SLG: 0.508										5	2	3	4	0	1	2								
16 Hank Conger, L OBP: 0.429, SLG: 0.625 46 Bobby Wilson, R OBP: 0.125, SLG: 0.125										3	2	2	2	1	0	0								
25 Peter Bourjos, R OBP: 0.333, SLG: 0.500										5	3	4	3	0	1	2								
Inning Stats	R: 0 H: 0 E: 1 K: 0 S: 8	H: 0 LOB: 1 BB: 1 P: 13	R: 1 H: 2 E: 0 K: 1 S: 15	H: 2 LOB: 2 BB: 1 P: 26	R: 0 H: 0 E: 0 K: 2 S: 9	H: 0 LOB: 0 BB: 0 P: 15	R: 2 H: 2 E: 0 K: 0 S: 12	H: 2 LOB: 0 BB: 1 P: 22	R: 1 H: 1 E: 0 K: 0 S: 9	H: 1 LOB: 0 BB: 0 P: 15	R: 4 H: 3 E: 1 K: 0 S: 18	H: 3 LOB: 0 BB: 2 P: 37	R: 5 H: 5 E: 0 K: 1 S: 24	H: 5 LOB: 0 BB: 0 P: 37	R: 1 H: 1 E: 0 K: 0 S: 10	H: 1 LOB: 1 BB: 1 P: 20	R: 1 H: 1 E: 0 K: 2 S: 11	H: 1 LOB: 0 BB: 0 P: 13	1B: 9 2B: 3 3B: 0 HR: 3	SF: 0 SAC: 0 DP: 1 HBP: 0	WP: 2 PB: 0 CS: 1	PA: 48		
PITCHER	IP WLS BF H R ER SO BB IBB HBP BLK WP HR S P ERA WHIP	IP WLS BF H R ER SO BB IBB HBP BLK WP HR S P ERA WHIP	IP WLS BF H R ER SO BB IBB HBP BLK WP HR S P ERA WHIP	IP WLS BF H R ER SO BB IBB HBP BLK WP HR S P ERA WHIP	IP WLS BF H R ER SO BB IBB HBP BLK WP HR S P ERA WHIP	IP WLS BF H R ER SO BB IBB HBP BLK WP HR S P ERA WHIP	IP WLS BF H R ER SO BB IBB HBP BLK WP HR S P ERA WHIP	IP WLS BF H R ER SO BB IBB HBP BLK WP HR S P ERA WHIP	IP WLS BF H R ER SO BB IBB HBP BLK WP HR S P ERA WHIP	IP WLS BF H R ER SO BB IBB HBP BLK WP HR S P ERA WHIP	IP WLS BF H R ER SO BB IBB HBP BLK WP HR S P ERA WHIP	IP WLS BF H R ER SO BB IBB HBP BLK WP HR S P ERA WHIP	IP WLS BF H R ER SO BB IBB HBP BLK WP HR S P ERA WHIP	IP WLS BF H R ER SO BB IBB HBP BLK WP HR S P ERA WHIP	IP WLS BF H R ER SO BB IBB HBP BLK WP HR S P ERA WHIP	IP WLS BF H R ER SO BB IBB HBP BLK WP HR S P ERA WHIP	IP WLS BF H R ER SO BB IBB HBP BLK WP HR S P ERA WHIP	IP WLS BF H R ER SO BB IBB HBP BLK WP HR S P ERA WHIP	IP WLS BF H R ER SO BB IBB HBP BLK WP HR S P ERA WHIP	IP WLS BF H R ER SO BB IBB HBP BLK WP HR S P ERA WHIP	IP WLS BF H R ER SO BB IBB HBP BLK WP HR S P ERA WHIP	IP WLS BF H R ER SO BB IBB HBP BLK WP HR S P ERA WHIP	IP WLS BF H R ER SO BB IBB HBP BLK WP HR S P ERA WHIP	IP WLS BF H R ER SO BB IBB HBP BLK WP HR S P ERA WHIP

Los Angeles Angels @ Texas Rangers
Rangers Ballpark in Arlington, Arlington, TX
Tue Apr 19 2011, 8:19 PM - 11:27 PM EDT
Att: 22,450 - Cloudy - 70 F

AB 41
R 15
H 15
RBI 12
BB 6
SO 6
LOB 13



Batter	1	2	3	4	5	6	7	8	9	AB	R	H	RBI	BB	SO	LOB	BOTTOM							
5 Ian Kinsler, R OBP: 0.360, SLG: 0.492										5	0	2	1	0	1	1								
1 Elvis Andrus, R OBP: 0.273, SLG: 0.344										5	0	1	1	0	1	3								
10 Michael Young, R OBP: 0.361, SLG: 0.464										4	0	1	0	0	0	1								
29 Adrián Beltré, R OBP: 0.275, SLG: 0.537 3 Andrés Blanco, S OBP: 0.296, SLG: 0.333										3	0	0	0	0	1	1								
17 Nelson Cruz, R OBP: 0.343, SLG: 0.534										4	0	1	0	0	1	1								
7 David Murphy, L OBP: 0.425, SLG: 0.459										3	1	1	0	1	0	1								
8 Yorvit Torrealba, R OBP: 0.265, SLG: 0.438										4	1	2	1	0	1	3								
18 Mitch Moreland, L OBP: 0.392, SLG: 0.556										3	2	1	0	1	0	5								
20 Julio Borbon, L OBP: 0.250, SLG: 0.282										3	0	0	1	0	0	2								
Inning Stats	R: 0 H: 0 E: 0 K: 0 S: 9	H: 0 LOB: 0 BB: 0 P: 14	R: 0 H: 0 E: 0 K: 1 S: 12	H: 0 LOB: 0 BB: 0 P: 19	R: 1 H: 2 E: 0 K: 0 S: 9	H: 2 LOB: 1 BB: 0 P: 13	R: 0 H: 1 E: 0 K: 1 S: 8	H: 1 LOB: 3 BB: 1 P: 18	R: 0 H: 0 E: 0 K: 0 S: 8	H: 0 LOB: 0 BB: 0 P: 9	R: 0 H: 0 E: 0 K: 1 S: 8	H: 0 LOB: 0 BB: 0 P: 11	R: 1 H: 3 E: 0 K: 1 S: 15	H: 3 LOB: 2 BB: 0 P: 20	R: 0 H: 1 E: 0 K: 0 S: 11	H: 1 LOB: 1 BB: 0 P: 18	R: 2 H: 2 E: 0 K: 1 S: 15	H: 2 LOB: 1 BB: 1 P: 26	1B: 6 2B: 2 3B: 0 HR: 1	SF: 1 SAC: 0 DP: 0 HBP: 1	WP: 0 PB: 0 CS: 0	PA: 39		
PITCHER	IP WLS BF H R ER SO BB IBB HBP BLK WP HR S P ERA WHIP	IP WLS BF H R ER SO BB IBB HBP BLK WP HR S P ERA WHIP	IP WLS BF H R ER SO BB IBB HBP BLK WP HR S P ERA WHIP	IP WLS BF H R ER SO BB IBB HBP BLK WP HR S P ERA WHIP	IP WLS BF H R ER SO BB IBB HBP BLK WP HR S P ERA WHIP	IP WLS BF H R ER SO BB IBB HBP BLK WP HR S P ERA WHIP	IP WLS BF H R ER SO BB IBB HBP BLK WP HR S P ERA WHIP	IP WLS BF H R ER SO BB IBB HBP BLK WP HR S P ERA WHIP	IP WLS BF H R ER SO BB IBB HBP BLK WP HR S P ERA WHIP	IP WLS BF H R ER SO BB IBB HBP BLK WP HR S P ERA WHIP	IP WLS BF H R ER SO BB IBB HBP BLK WP HR S P ERA WHIP	IP WLS BF H R ER SO BB IBB HBP BLK WP HR S P ERA WHIP	IP WLS BF H R ER SO BB IBB HBP BLK WP HR S P ERA WHIP	IP WLS BF H R ER SO BB IBB HBP BLK WP HR S P ERA WHIP	IP WLS BF H R ER SO BB IBB HBP BLK WP HR S P ERA WHIP	IP WLS BF H R ER SO BB IBB HBP BLK WP HR S P ERA WHIP	IP WLS BF H R ER SO BB IBB HBP BLK WP HR S P ERA WHIP	IP WLS BF H R ER SO BB IBB HBP BLK WP HR S P ERA WHIP	IP WLS BF H R ER SO BB IBB HBP BLK WP HR S P ERA WHIP	IP WLS BF H R ER SO BB IBB HBP BLK WP HR S P ERA WHIP	IP WLS BF H R ER SO BB IBB HBP BLK WP HR S P ERA WHIP	IP WLS BF H R ER SO BB IBB HBP BLK WP HR S P ERA WHIP	IP WLS BF H R ER SO BB IBB HBP BLK WP HR S P ERA WHIP	IP WLS BF H R ER SO BB IBB HBP BLK WP HR S P ERA WHIP

Los Angeles Angels @ Texas Rangers
Rangers Ballpark in Arlington, Arlington, TX
Tue Apr 19 2011, 8:19 PM - 11:27 PM EDT
Att: 22,450 - Cloudy - 70 F

AB 35
R 4
H 9
RBI 4
BB 2
SO 5
LOB 19




Batter	1	2	3	4	5	6	7	8	9	AB R H RBI BB SO LOB	TOP											
13 Maicer Izturis, S OBP: 0.421, SLG: 0.563 (1, 10)										4 0 1 1 1 1 1	Los Angeles Angels @ Texas Rangers Rangers Ballpark in Arlington, Arlington, TX Wed Apr 20 2011, 8:07 PM - 10:50 PM EDT Att: 31,967 - Cloudy - 62 F AB 31 R 4 H 5 RBI 4 BB 6 SO 8 LOB 15 											
47 Howie Kendrick, R OBP: 0.386, SLG: 0.608 (1, 4)										2 1 1 1 2 1 0												
48 Tori Hunter, R OBP: 0.253, SLG: 0.325 (1, 9)										4 0 0 0 1 2 5												
10 Vernon Wells, R OBP: 0.241, SLG: 0.297 (1, 7)										4 1 1 1 1 0 0												
6 Alberto Callaspo, S OBP: 0.397, SLG: 0.438 (1, 5)										5 0 0 0 0 1 4												
44 Mark Trumbo, R OBP: 0.304, SLG: 0.485 (1, 3)										3 0 0 0 0 1 0												
25 Peter Bourjos, R OBP: 0.343, SLG: 0.525 (1, 8)										3 1 1 0 1 2 1												
5 Jeff Mathis, R OBP: 0.216, SLG: 0.400 (1, 2)										2 1 1 1 0 0 1												
2 Erick Aybar, S OBP: 0.313, SLG: 0.500 (1, 6)										4 0 0 0 0 0 3												
Inning Stats	R: 0 H: 0 E: 0 K: 1 S: 10	H: 0 LOB: 0 BB: 0 P: 17	R: 0 H: 1 E: 1 K: 0 S: 6	H: 0 LOB: 0 BB: 0 P: 11	R: 0 H: 0 E: 0 K: 0 S: 7	H: 0 LOB: 1 BB: 1 P: 13	R: 1 H: 1 E: 0 K: 1 S: 9	H: 1 LOB: 0 BB: 0 P: 14	R: 1 H: 1 E: 1 K: 2 S: 13	H: 1 LOB: 3 BB: 2 P: 25		R: 0 H: 0 E: 0 K: 0 S: 5	H: 0 LOB: 0 BB: 0 P: 6	R: 1 H: 2 E: 0 K: 1 S: 14	H: 2 LOB: 2 BB: 0 P: 24	R: 1 H: 1 E: 0 K: 2 S: 10	H: 1 LOB: 1 BB: 0 P: 19	R: 0 H: 0 E: 0 K: 1 S: 14	H: 0 LOB: 3 BB: 3 P: 31	1B: 1 2B: 1 3B: 1 HR: 2	SF: 0 SAC: 2 DP: 1 HBP: 2	WP: 0 PB: 0 SB: 2 CS: 0
PITCHER	IP WLS BF H R ER SO BB IBB HBP BLK WP HR S P ERA WHIP											IP WLS BF H R ER SO BB IBB HBP BLK WP HR S P ERA WHIP										
54 Matt Harrison, L ERA: 1.88 (1, 1)	6.2 L 28 4 3 3 5 3 0 0 0 0 0 1 61 105 4.05 1.050																					
56 Darren O'Day, R ERA: 2.94 (7, 1)	1.0 6 1 1 1 2 0 0 0 2 0 0 1 12 21 9.00 1.000																					
46 Pedro Strop, R ERA: (8, 1)	0.1 1 0 0 0 0 0 0 0 0 0 0 0 1 3 0.00 0.000																					
30 Neftali Feliz, R ERA: 1.08 (9, 1)	1.0 6 0 0 0 1 3 0 0 0 0 0 0 14 31 0.00 3.000																					

Batter	1	2	3	4	5	6	7	8	9	AB R H RBI BB SO LOB	BOTTOM											
5 Ian Kinsler, R OBP: 0.342, SLG: 0.462 (1, 10)										4 0 0 0 0 2 2	Los Angeles Angels @ Texas Rangers Rangers Ballpark in Arlington, Arlington, TX Wed Apr 20 2011, 8:07 PM - 10:50 PM EDT Att: 31,967 - Cloudy - 62 F AB 32 R 1 H 6 RBI 1 BB 0 SO 8 LOB 7 											
1 Elvis Andrus, R OBP: 0.286, SLG: 0.354 (1, 6)										4 1 2 0 0 1 2												
10 Michael Young, R OBP: 0.355, SLG: 0.466 (1, 4)										4 0 1 1 0 1 1												
29 Adrián Beltré, R OBP: 0.260, SLG: 0.507 (1, 5)										4 0 0 0 0 0 1												
17 Nelson Cruz, R OBP: 0.324, SLG: 0.500 (1, 7)										4 0 0 0 0 2 0												
7 David Murphy, L OBP: 0.400, SLG: 0.425 (1, 8)										3 0 0 0 0 1 0												
25 Mike Napoli, R OBP: 0.441, SLG: 0.704 (1, 3)										3 0 1 0 0 0 0												
18 Mitch Moreland, L OBP: 0.389, SLG: 0.563 (1, 9)										3 0 1 0 0 1 1												
8 Yorvit Torrealba, R OBP: 0.289, SLG: 0.431 (1, 2)										3 0 1 0 0 0 0												
Inning Stats	R: 0 H: 1 E: 0 K: 1 S: 8	H: 0 LOB: 0 BB: 0 P: 11	R: 0 H: 0 E: 0 K: 1 S: 6	H: 0 LOB: 0 BB: 0 P: 9	R: 0 H: 2 E: 0 K: 1 S: 10	H: 2 LOB: 0 BB: 0 P: 14	R: 0 H: 0 E: 0 K: 1 S: 11	H: 0 LOB: 0 BB: 0 P: 18	R: 0 H: 0 E: 0 K: 1 S: 9	H: 0 LOB: 1 BB: 0 P: 14		R: 1 H: 2 E: 0 K: 1 S: 13	H: 2 LOB: 0 BB: 0 P: 19	R: 0 H: 1 E: 0 K: 1 S: 9	H: 1 LOB: 0 BB: 0 P: 13	R: 0 H: 0 E: 0 K: 1 S: 8	H: 0 LOB: 0 BB: 0 P: 11	R: 0 H: 0 E: 0 K: 0 S: 6	H: 0 LOB: 0 BB: 0 P: 10	1B: 3 2B: 3 3B: 0 HR: 0	SF: 0 SAC: 0 DP: 0 HBP: 0	WP: 0 PB: 0 SB: 0 CS: 0
PITCHER	IP WLS BF H R ER SO BB IBB HBP BLK WP HR S P ERA WHIP											IP WLS BF H R ER SO BB IBB HBP BLK WP HR S P ERA WHIP										
36 Jered Weaver, R ERA: 1.23 (1, 1)	9.0 W 32 6 1 1 8 0 0 0 0 0 0 0 119 1.00 0.667																					

Batter	1	2	3	4	5	6	7	8	9	AB	R	H	RBI	BB	SO	LOB	TOP					
17 Chris Getz, L OBP: 0.321, SLG: 0.268										4	0	0	0	0	0	3						
53 Melky Cabrera, S OBP: 0.316, SLG: 0.447										4	0	3	0	0	0	1						
4 Alex Gordon, L OBP: 0.409, SLG: 0.535										3	0	1	0	0	0	1						
16 Billy Butler, R OBP: 0.457, SLG: 0.467										4	0	0	0	0	1	4						
21 Jeff Francoeur, R OBP: 0.364, SLG: 0.538										4	0	1	0	0	0	4						
24 Wilson Betemit, S OBP: 0.419, SLG: 0.490										4	0	0	0	0	2	3						
30 Kila Ka'aihue, L OBP: 0.304, SLG: 0.343										3	1	1	1	1	2	0	AB 34					
15 Matt Treanor, R OBP: 0.260, SLG: 0.262										4	0	0	0	0	2	1	R 1					
2 Alcides Escobar, R OBP: 0.233, SLG: 0.229										4	0	1	0	0	0	2	H 7					
Inning Stats	R: 0 E: 0 K: 0 S: 12	H: 2 LOB: 2 BB: 0 P: 19	R: 0 E: 1 K: 0 S: 13	H: 0 LOB: 2 BB: 1 P: 25	R: 0 E: 0 K: 2 S: 15	H: 1 LOB: 2 BB: 0 P: 19	R: 0 E: 0 K: 2 S: 9	H: 0 LOB: 0 BB: 0 P: 15	R: 0 E: 0 K: 1 S: 10	H: 0 LOB: 0 BB: 0 P: 16	R: 0 E: 0 K: 1 S: 9	H: 0 LOB: 0 BB: 0 P: 15	R: 1 E: 0 K: 1 S: 17	H: 2 LOB: 1 BB: 0 P: 25	R: 0 E: 0 K: 0 S: 12	H: 1 LOB: 1 BB: 0 P: 15	R: 0 E: 0 K: 1 S: 12	H: 0 LOB: 0 BB: 0 P: 18	1B: 4 2B: 2 HR: 1	SF: 0 SAC: 0 DP: 1 HBP: 1	WP: 0 PB: 0 SB: 1 CS: 0	PA: 36
PITCHER	IP WLS BF H R ER SO BB IBB HBP BLK WP HR S P ERA WHIP																					
41 Alexi Ogando, R ERA: 2.13	6.0 W 25 5 1 1 5 1 0 1 0 0 1 70 114 1.50 1.000																					
50 Cody Eppley, R ERA:	2.0 H 8 2 0 0 1 0 0 0 0 0 0 27 35 0.00 1.000																					
28 Darren Oliver, L ERA: 1.93	1.0 S 3 0 0 0 1 0 0 0 0 0 0 12 18 0.00 0.000																					

Kansas City Royals @ Texas Rangers
Rangers Ballpark in Arlington, Arlington, TX
Sat Apr 23 2011, 8:08 PM - 10:57 PM EDT
Att: 45,506 - Cloudy - 87 F


AB 34
R 1
H 7
RBI 1
BB 1
SO 7
LOB 19



Batter	1	2	3	4	5	6	7	8	9	AB	R	H	RBI	BB	SO	LOB	BOTTOM			
5 Ian Kinsler, R OBP: 0.341, SLG: 0.500										4	0	0	0	0	0	1				
1 Elvis Andrus, R OBP: 0.295, SLG: 0.338										3	1	0	0	1	0	0				
10 Michael Young, R OBP: 0.376, SLG: 0.500										4	1	2	0	0	2	0				
29 Adrian Beltré, R OBP: 0.268, SLG: 0.544										3	0	0	1	0	1	1				
17 Nelson Cruz, R OBP: 0.329, SLG: 0.478										3	0	1	1	0	1	0				
7 David Murphy, L OBP: 0.395, SLG: 0.447										3	1	0	0	0	0	1				
8 Yorvit Torrealba, R OBP: 0.294, SLG: 0.414										3	0	0	0	0	1	1				
18 Mitch Moreland, L OBP: 0.393, SLG: 0.611										3	0	1	1	0	0	0				
20 Julio Borbon, L OBP: 0.250, SLG: 0.282										0	0	0	0	0	0	0				
19 Chris Davis, L										2	0	0	0	1	1	1				
Inning Stats	R: 0 E: 0 K: 0 S: 11	H: 1 LOB: 1 BB: 0 P: 20	R: 1 E: 1 K: 1 S: 18	H: 1 LOB: 0 BB: 0 P: 30	R: 2 E: 0 K: 0 S: 14	H: 2 LOB: 1 BB: 1 P: 29	R: 0 E: 0 K: 1 S: 7	H: 0 LOB: 0 BB: 0 P: 10	R: 0 E: 0 K: 1 S: 8	H: 0 LOB: 0 BB: 0 P: 11	R: 0 E: 0 K: 0 S: 7	H: 0 LOB: 0 BB: 0 P: 12	R: 0 E: 0 K: 1 S: 9	H: 0 LOB: 1 BB: 1 P: 17	R: 0 E: 0 K: 2 S: 8	H: 0 LOB: 0 BB: 0 P: 14	1B: 3 2B: 1 3B: 0 HR: 0	SF: 1 SAC: 0 DP: 0 HBP: 0	WP: 0 PB: 0 SB: 1 CS: 0	PA: 31
PITCHER	IP WLS BF H R ER SO BB IBB HBP BLK WP HR S P ERA WHIP																			
34 Kyle Davies, R ERA: 6.23	6.0 L 24 4 3 2 3 1 0 0 0 0 0 65 112 3.00 0.833																			
55 Tim Collins, L ERA: 4.91	1.0 4 0 0 0 1 1 0 0 0 0 0 9 17 0.00 1.000																			
31 Louis Coleman, R ERA:	1.0 3 0 0 0 2 0 0 0 0 0 0 8 14 0.00 0.000																			

Kansas City Royals @ Texas Rangers
Rangers Ballpark in Arlington, Arlington, TX
Sat Apr 23 2011, 8:08 PM - 10:57 PM EDT
Att: 45,506 - Cloudy - 87 F

AB 28
R 3
H 4
RBI 3
BB 2
SO 6
LOB 5



Batter	1	2	3	4	5	6	7	8	9	AB	R	H	RBI	BB	SO	LOB	TOP			
5 Yuliel Escobar, R OBP: 0.337, SLG: 0.427										5	1	1	0	0	0	0				
16 Corey Patterson, L OBP: 0.274, SLG: 0.441										5	2	2	0	0	2	1				
19 José Bautista, R OBP: 0.522, SLG: 0.783										3	2	1	0	2	1	1				
26 Adam Lind, L OBP: 0.296, SLG: 0.411										5	3	3	5	0	0	1				
20 Juan Rivera, R OBP: 0.294, SLG: 0.224										4	1	2	1	1	0	0				
9 J.P. Arencibia, R OBP: 0.317, SLG: 0.509										4	1	1	1	1	2	1				
45 Travis Snider, L OBP: 0.278, SLG: 0.266										4	0	1	1	1	0	3				
6 John McDonald, R OBP: 0.333, SLG: 0.400										4	0	1	1	0	1	2				
18 Mike McCoy, R OBP: 0.304, SLG: 0.286										4	0	0	0	0	1	2				
Inning Stats	R: 5 E: 0 K: 0 S: 13	H: 4 LOB: 1 BB: 3 P: 29	R: 0 E: 0 K: 0 S: 7	H: 0 LOB: 0 BB: 0 P: 10	R: 2 E: 0 K: 1 S: 16	H: 4 LOB: 1 BB: 0 P: 21	R: 3 E: 0 K: 1 S: 10	H: 2 LOB: 0 BB: 1 P: 18	R: 0 E: 0 K: 1 S: 8	H: 1 LOB: 1 BB: 0 P: 13	R: 0 E: 0 K: 1 S: 8	H: 0 LOB: 1 BB: 1 P: 17	R: 0 E: 1 K: 2 S: 10	H: 0 LOB: 1 BB: 0 P: 17	R: 0 E: 0 K: 1 S: 10	H: 1 LOB: 1 BB: 0 P: 14	1B: 8 2B: 2 3B: 0 HR: 2	SF: 0 SAC: 0 DP: 1 HBP: 0	WP: 1 PB: 0 SB: 1 CS: 0	PA: 43
PITCHER	IP WLS BF H R ER SO BB IBB HBP BLK WP HR S P ERA WHIP																			
54 Matt Harrison, L ERA: 3.69	3.0	L	18	8	7	7	1	3	0	0	0	0	0	1	1	36	60	21.00	3.667	
21 Brett Tomko, R ERA: 8.1	5.0		21	3	3	3	5	2	0	0	0	1	1	41	72	5.40	1.000			
56 Darren O'Day, R ERA: 2.45	1.0		4	1	0	0	1	0	0	0	0	0	0	10	14	0.00	1.000			

Toronto Blue Jays @ Texas Rangers
Rangers Ballpark in Arlington, Arlington, TX
Tue Apr 26 2011, 8:07 PM - 10:43 PM EDT
Att: 21,755 - Partly Cloudy - 70 F

livebaseballscorecards.com

AB 38
R 10
H 12
RBI 9
BB 5
SO 7
LOB 11

Batter	1	2	3	4	5	6	7	8	9	AB	R	H	RBI	BB	SO	LOB	BOTTOM					
5 Ian Kinsler, R OBP: 0.343, SLG: 0.477										4	0	0	0	1	1	3						
1 Elvis Andrus, R OBP: 0.287, SLG: 0.325										5	0	1	0	0	0	3						
10 Michael Young, R OBP: 0.357, SLG: 0.484										4	0	0	0	0	1	1						
29 Adrian Beltré, R OBP: 0.290, SLG: 0.557										3	0	1	0	0	0	0						
25 Mike Napoli, R OBP: 0.455, SLG: 0.794										1	0	0	0	0	0	0						
17 Nelson Cruz, R OBP: 0.333, SLG: 0.500										2	0	0	0	1	0	1						
18 Mitch Moreland, L OBP: 0.380, SLG: 0.541										0	0	0	0	1	0	0						
7 David Murphy, L OBP: 0.328, SLG: 0.424										4	1	1	0	0	0	2						
8 Yorvit Torrealba, R OBP: 0.303, SLG: 0.492										3	1	3	1	0	0	0						
2 Taylor Teagarden, R										1	0	0	0	0	0	1						
19 Chris Davis, L OBP: 0.273, SLG: 0.400										4	1	2	0	0	0	3						
20 Julio Borbon, L OBP: 0.315, SLG: 0.333										4	0	2	2	0	0	1						
Inning Stats	R: 0 E: 0 K: 0 S: 7	H: 0 LOB: 0 BB: 0 P: 11	R: 3 E: 0 K: 0 S: 15	H: 4 LOB: 1 BB: 0 P: 27	R: 0 E: 0 K: 0 S: 7	H: 1 LOB: 1 BB: 0 P: 8	R: 0 E: 0 K: 0 S: 10	H: 1 LOB: 1 BB: 0 P: 15	R: 0 E: 0 K: 1 S: 9	H: 0 LOB: 0 BB: 1 P: 16	R: 0 E: 0 K: 0 S: 9	H: 1 LOB: 2 BB: 1 P: 15	R: 0 E: 0 K: 1 S: 9	H: 1 LOB: 1 BB: 0 P: 11	R: 0 E: 0 K: 0 S: 9	H: 0 LOB: 1 BB: 1 P: 15	R: 0 E: 0 K: 0 S: 6	H: 2 LOB: 1 BB: 0 P: 6	1B: 7 2B: 3 3B: 0 HR: 0	SF: 0 SAC: 0 DP: 2 HBP: 0	WP: 0 PB: 0 SB: 0 CS: 0	PA: 38
PITCHER	IP WLS BF H R ER SO BB IBB HBP BLK WP HR S P ERA WHIP																					
51 Jesse Litsch, R ERA: 3.86	6.0	W	26	7	3	3	1	2	0	0	0	0	0	9	11	0.00	1.000					
44 Casey Janssen, R ERA: 0.96	1.0		4	1	0	0	1	0	0	0	0	0	0	9	15	0.00	1.000					
50 Frank Francisco, R ERA: 3.0	1.0		4	2	0	0	0	0	0	0	0	0	0	6	6	0.00	2.000					

Toronto Blue Jays @ Texas Rangers
Rangers Ballpark in Arlington, Arlington, TX
Tue Apr 26 2011, 8:07 PM - 10:43 PM EDT
Att: 21,755 - Partly Cloudy - 70 F

livebaseballscorecards.com

AB 35
R 3
H 10
RBI 3
BB 3
SO 2
LOB 15

Batter	1	2	3	4	5	6	7	8	9	AB	R	H	RBI	BB	SO	LOB	TOP							
5 Yuliel Escobar, R OBP: 0.330, SLG: 0.414	F8		G6-3	18 19 2B		G5-3		FC6-4		5	1	1	0	0	0	3								
18 Mike McCoy, R OBP: 0.397, SLG: 0.320	26 1B		19 20 1B	19 2B		G4-3		K		4	2	2	1	1	1	0								
19 José Bautista, R OBP: 0.515, SLG: 0.767	F8		20 1B	19 2B			G1-3		P5	4	0	1	2	1	0	1								
26 Adam Lind, L OBP: 0.301, SLG: 0.415																								
6 John McDonald, R OBP: 0.333, SLG: 0.490	1B		SF7	G3-1			F8		20 1B	4	0	2	1	0	0	1								
20 Juan Rivera, R OBP: 0.329, SLG: 0.306																								
25 Chris Woodward, R OBP: 0.356, SLG: 0.419		45 1B					F8			4	1	3	2	1	0	0								
10 Edwin Encarnación, R OBP: 0.356, SLG: 0.419	F8		P4																					
45 Travis Snider, L OBP: 0.277, SLG: 0.265																								
9 J.P. Arencibia, R OBP: 0.313, SLG: 0.492																								
16 Corey Patterson, L OBP: 0.303, SLG: 0.452																								
Inning Stats	R: 0 E: 0 K: 0 S: 10	H: 2 LOB: 2 BB: 0 P: 13	R: 0 E: 0 K: 0 S: 8	H: 1 LOB: 1 BB: 1 P: 17	R: 2 E: 0 K: 0 S: 12	H: 2 LOB: 2 BB: 2 P: 26	R: 3 E: 0 K: 1 S: 18	H: 4 LOB: 1 BB: 0 P: 24	R: 0 E: 0 K: 0 S: 9	H: 1 LOB: 0 BB: 0 P: 16	R: 1 E: 0 K: 0 S: 8	H: 1 LOB: 1 BB: 1 P: 14	R: 0 E: 0 K: 0 S: 6	H: 0 LOB: 1 BB: 1 P: 15	R: 0 E: 0 K: 2 S: 15	H: 2 LOB: 2 BB: 0 P: 22	1B: 11 2B: 2 3B: 0 HR: 1	SF: 1 SAC: 0 DP: 1 HBP: 0	WP: 0 PB: 0 CS: 1	PA: 42				
PITCHER	IP WLS BF H R ER SO BB IBB HBP BLK WP HR S P ERA WHIP																							
45 Derek Holland, L ERA: 5.12	5.0	27	11	5	5	2	3	0	0	0	0	0	0	0	0	0	0	0	0	0	61	100	9.00	2.800
50 Cody Eppley, R ERA: 2.25	2.0	6	1	1	1	0	0	0	0	0	0	0	0	0	1	14	25	4.50	0.500					
53 Arthur Rhodes, L ERA: 2.45	1.0	4	0	0	0	0	1	0	0	0	0	0	0	0	6	15	0.00	1.000						
28 Darren Oliver, L ERA: 1.74	1.0	5	2	0	0	2	0	0	0	0	0	0	0	0	15	22	0.00	2.000						

Toronto Blue Jays @ Texas Rangers
Rangers Ballpark in Arlington, Arlington, TX
Wed Apr 27 2011, 8:08 PM - 11:08 PM EDT
Att: 29,322 - Partly Cloudy - 68 F

AB	37
R	6
H	14
RBI	6
BB	4
SO	4
LOB	15

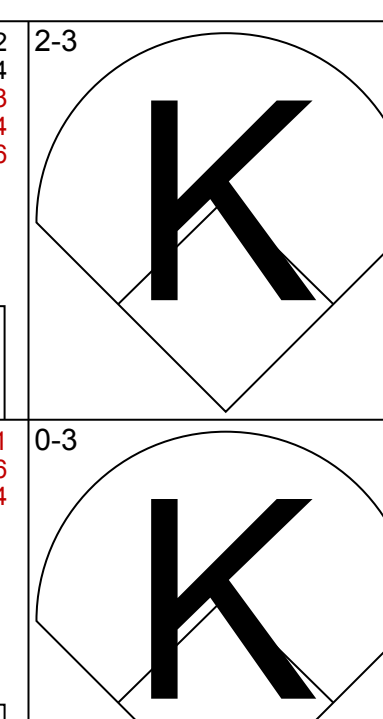
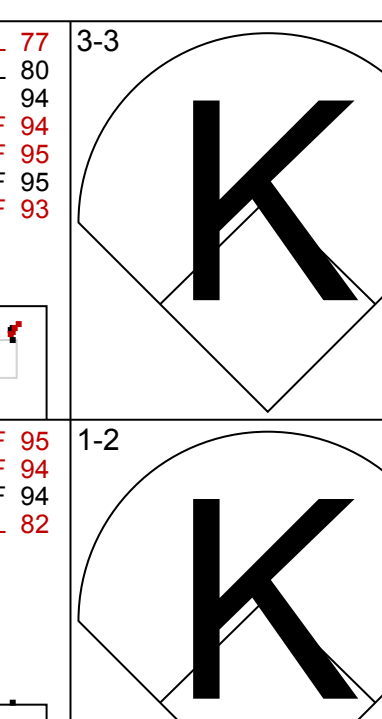
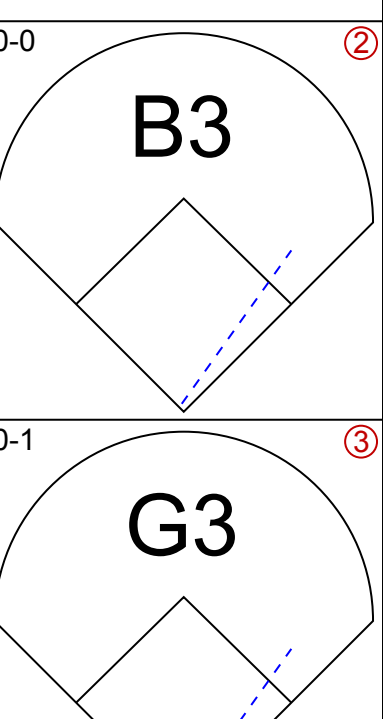
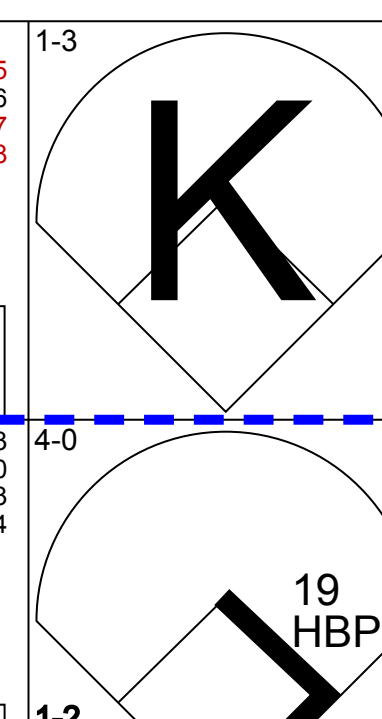
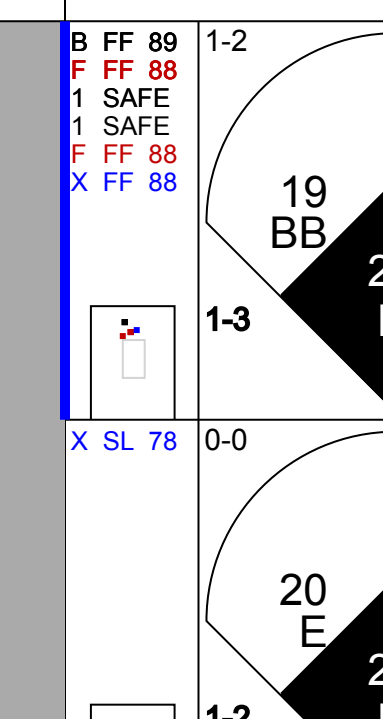
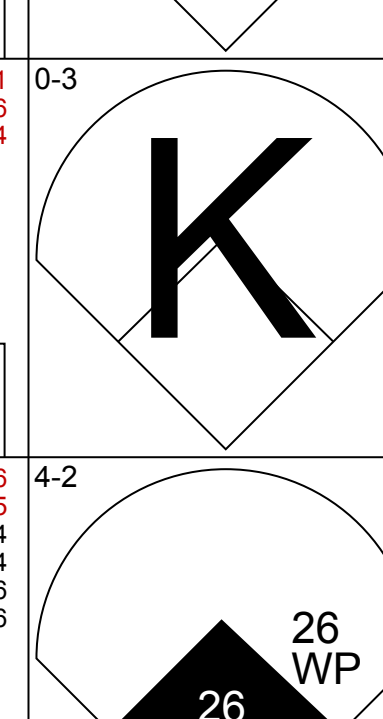
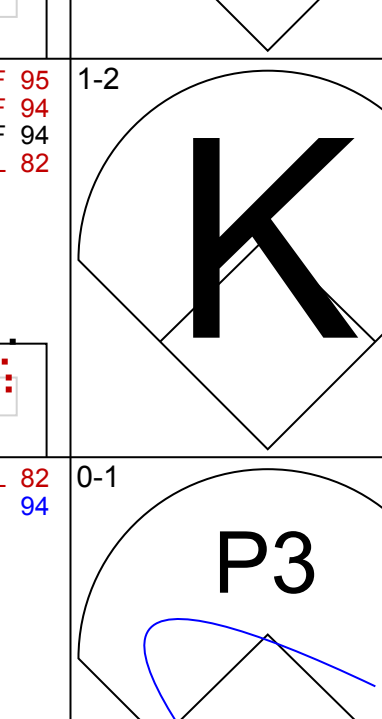
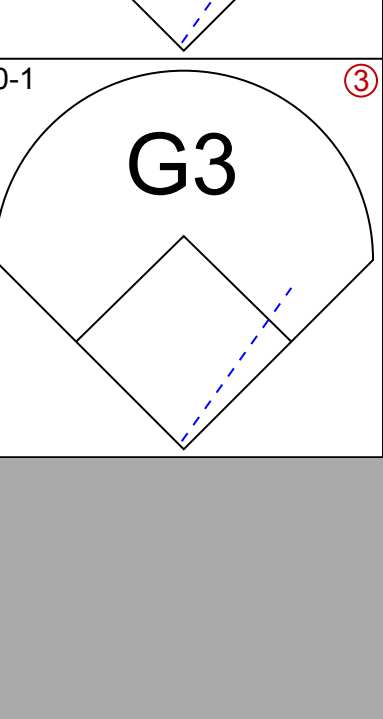
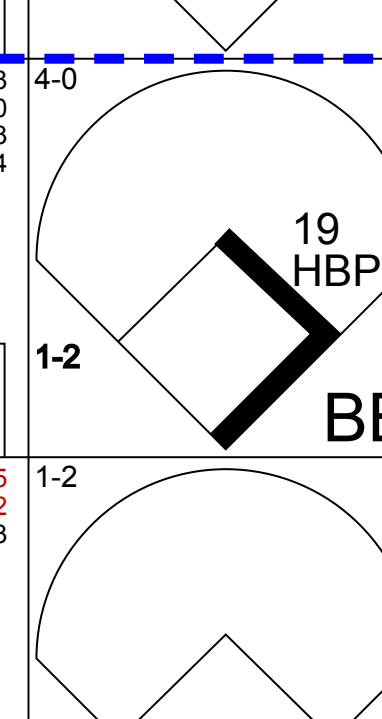
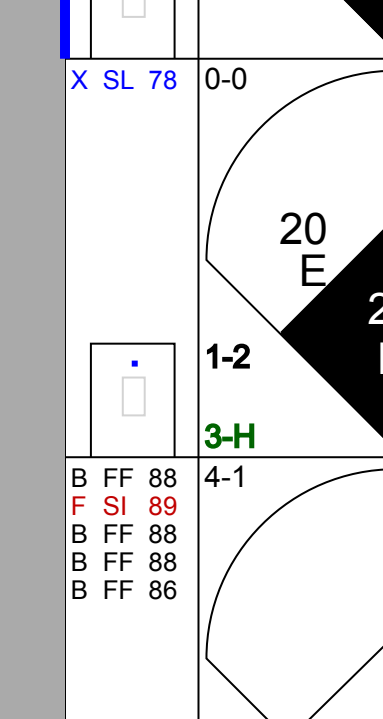
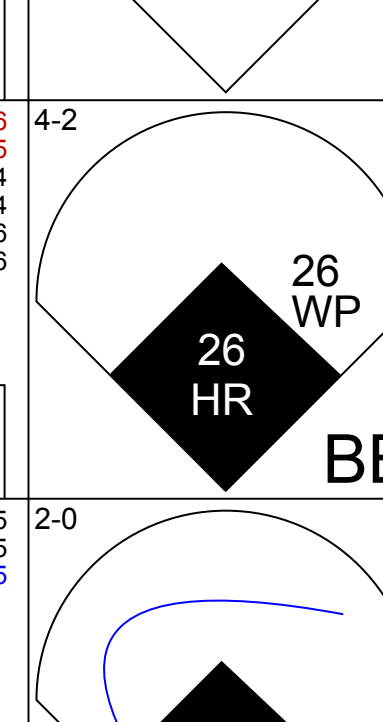
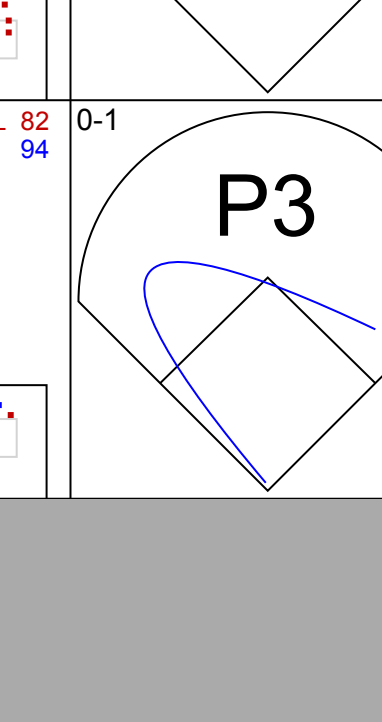
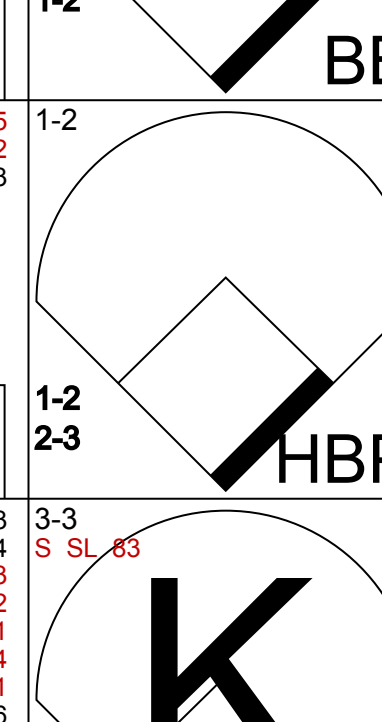
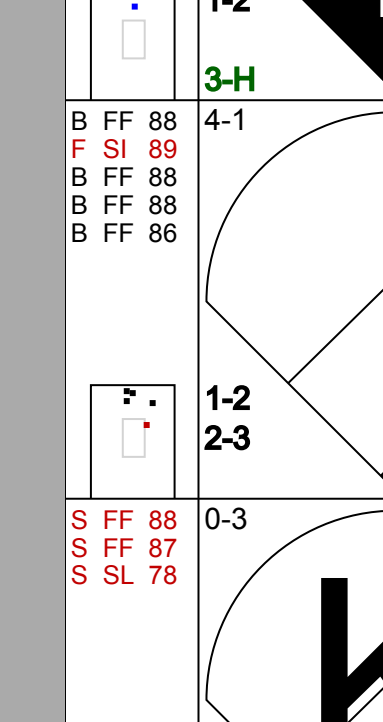
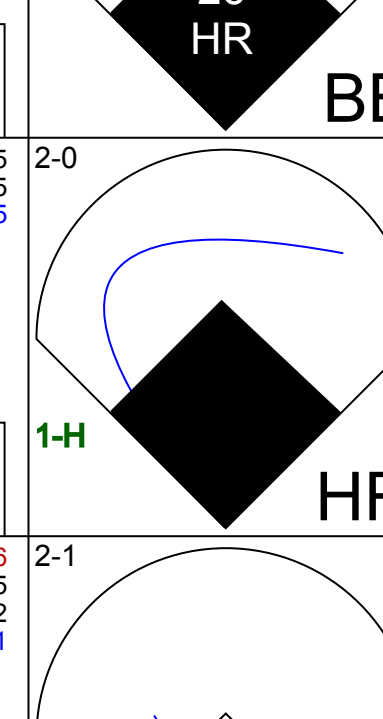

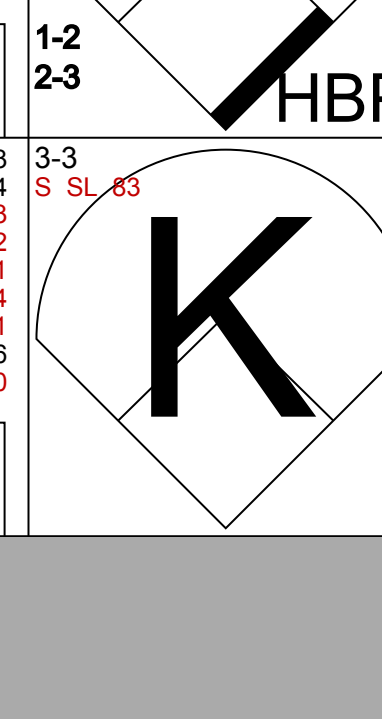
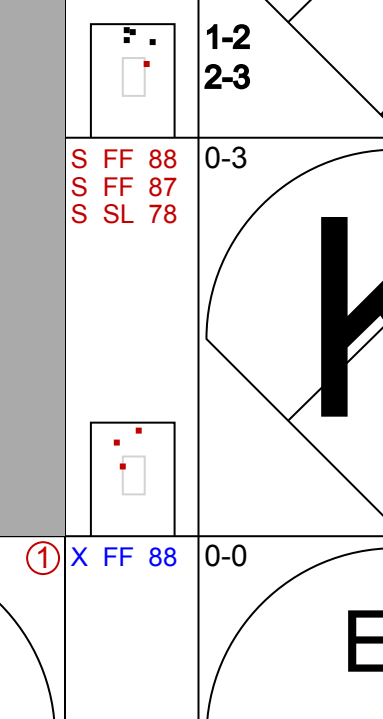
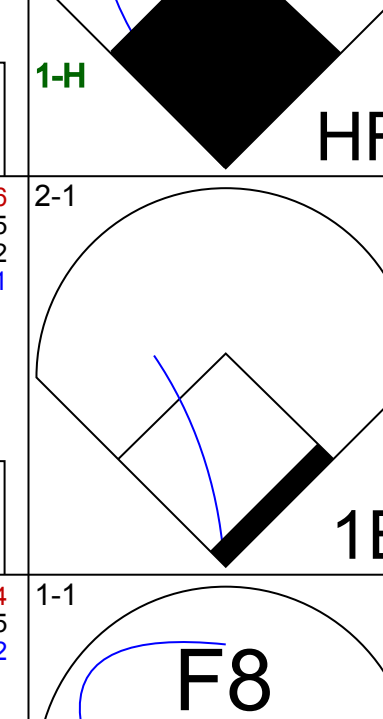



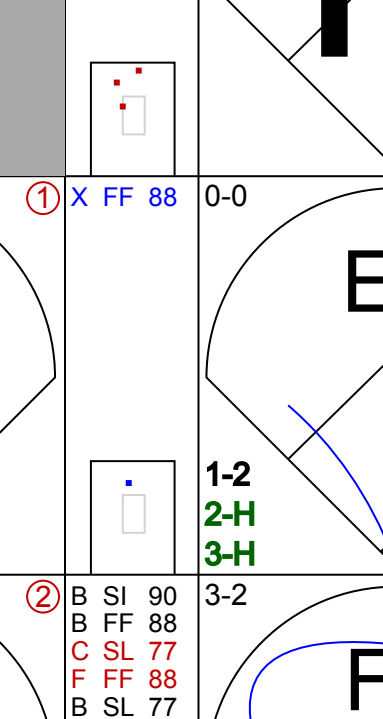
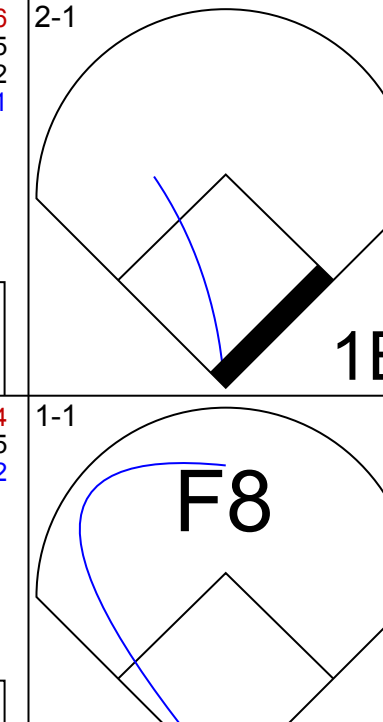



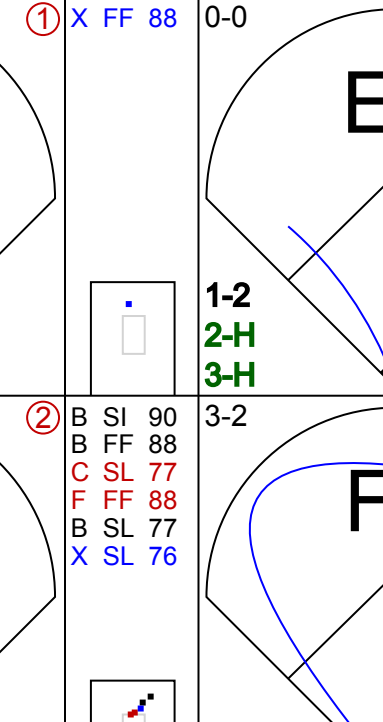
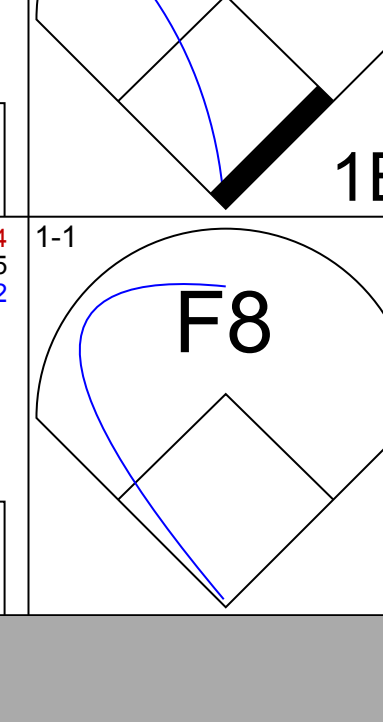



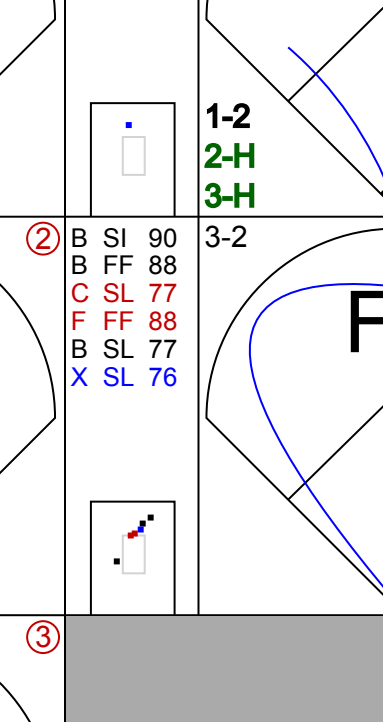



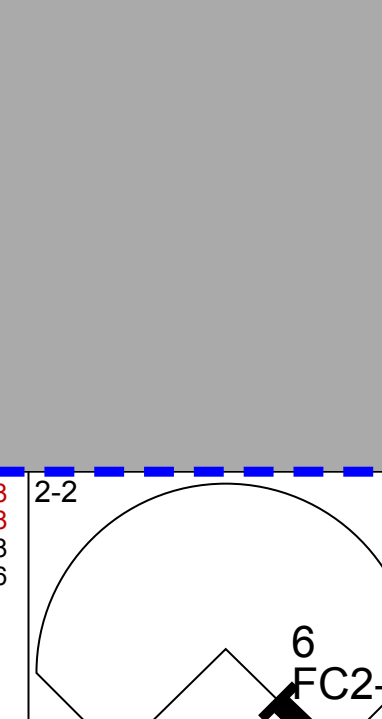
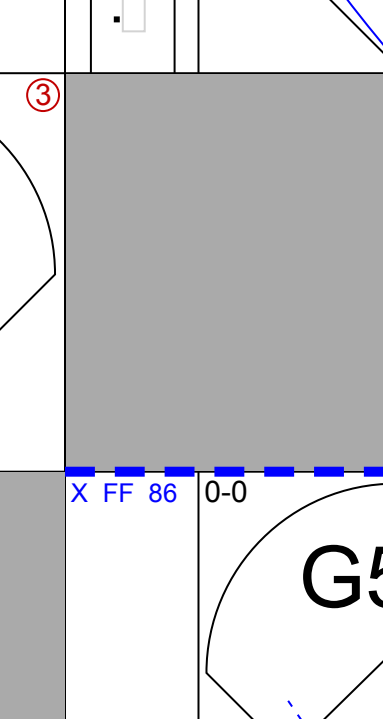



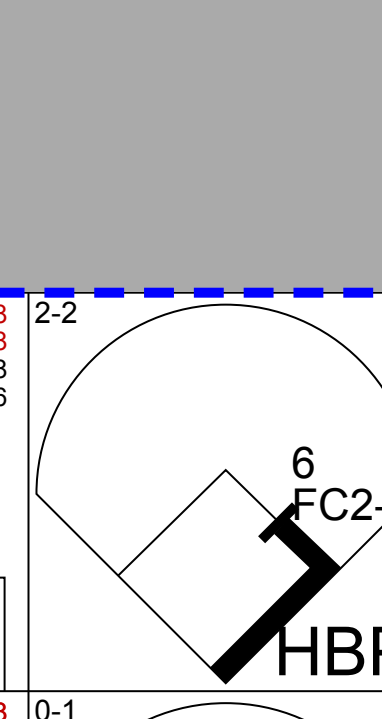
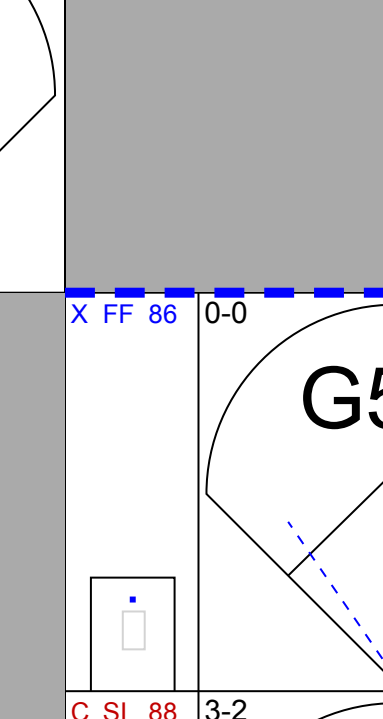



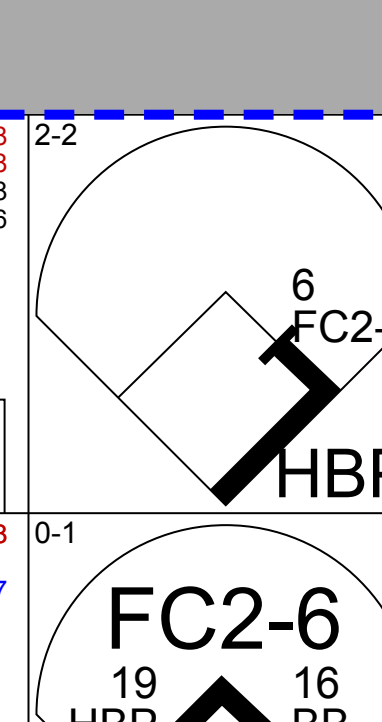
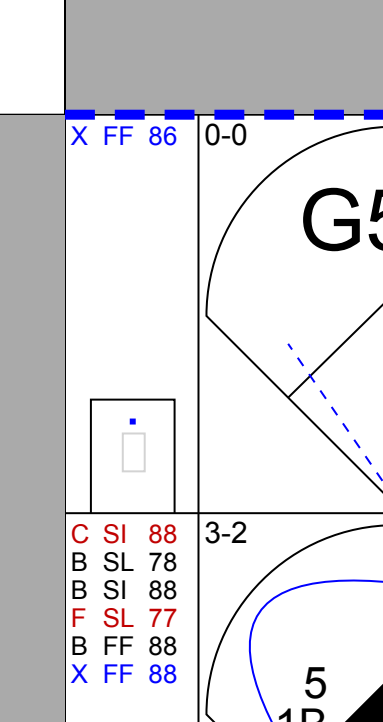


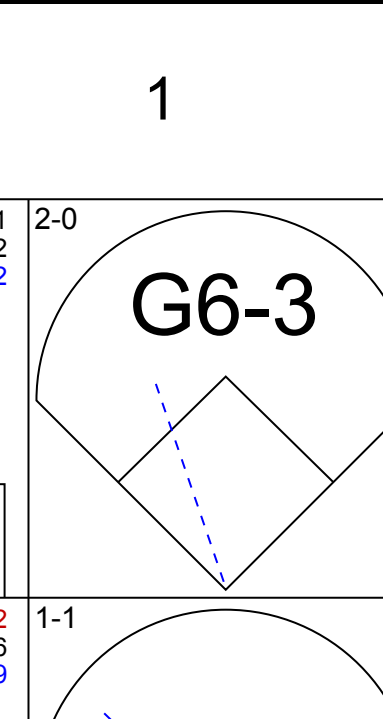
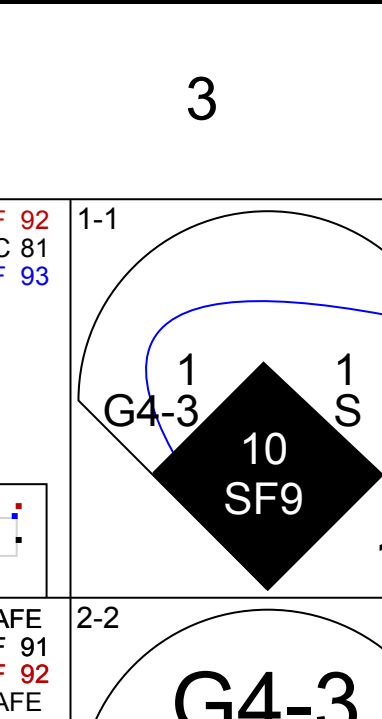
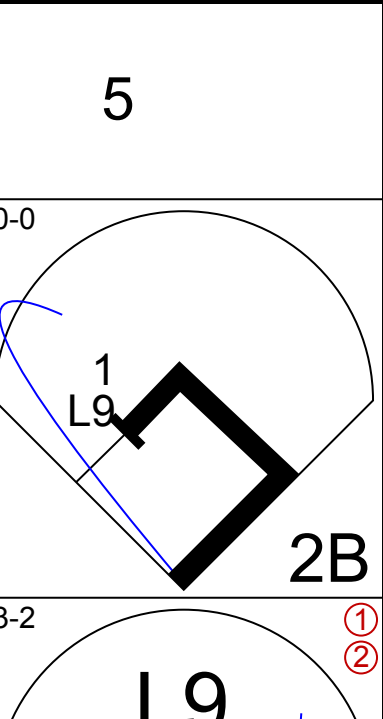
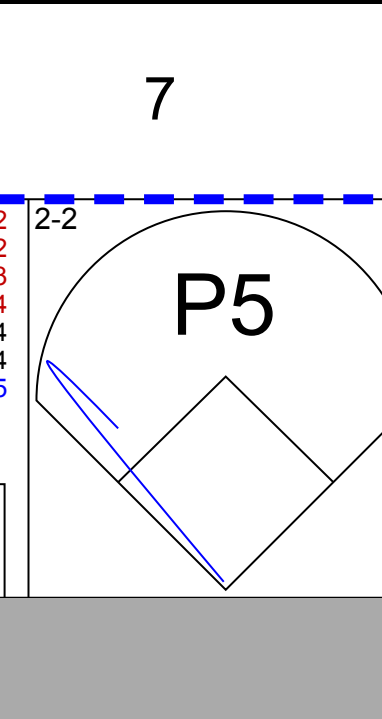

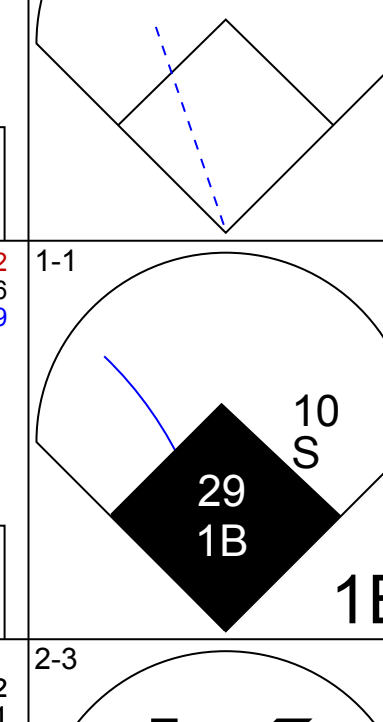
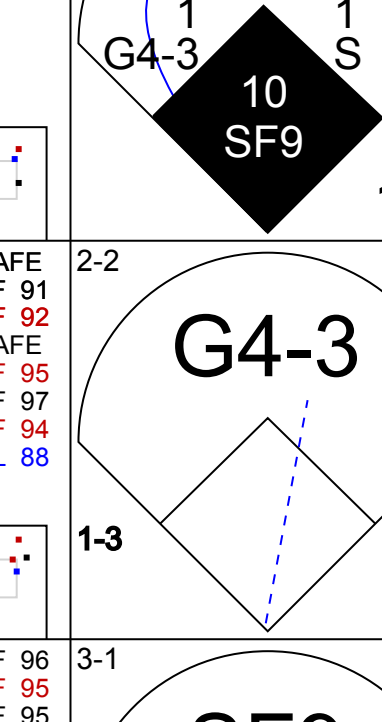
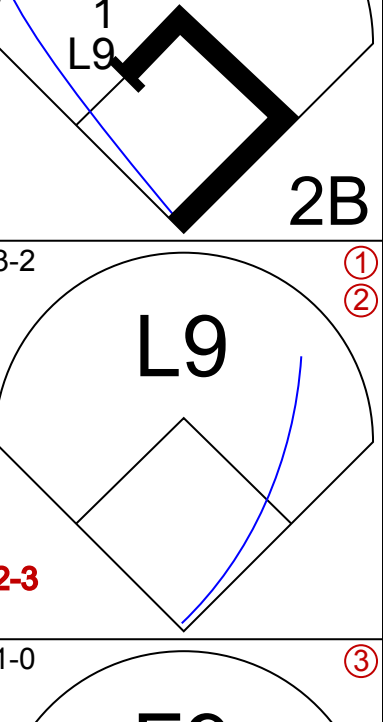
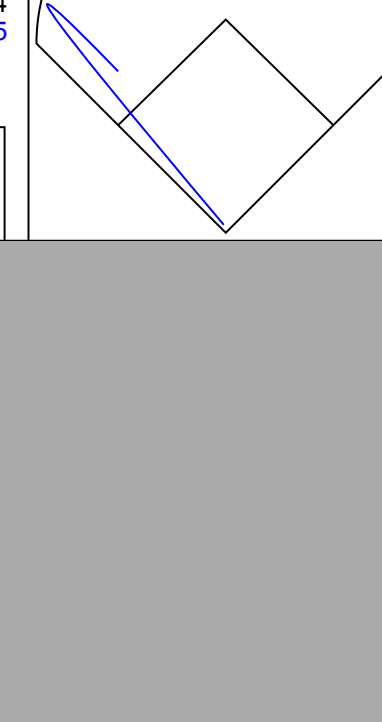
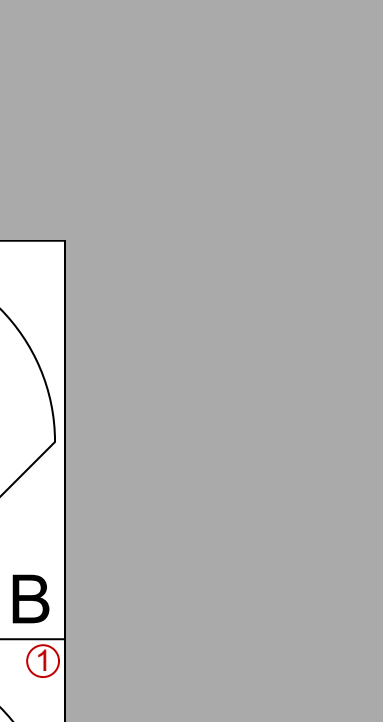
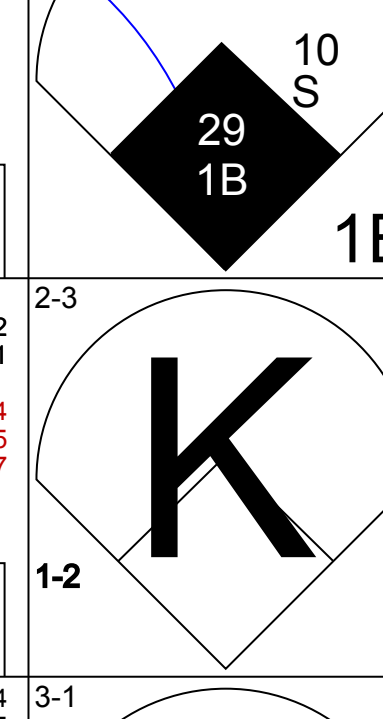
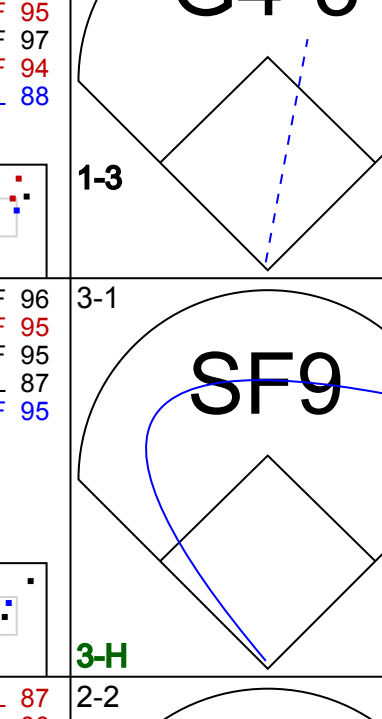
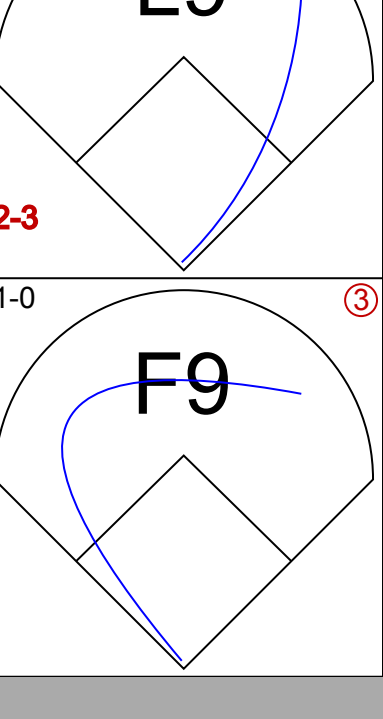

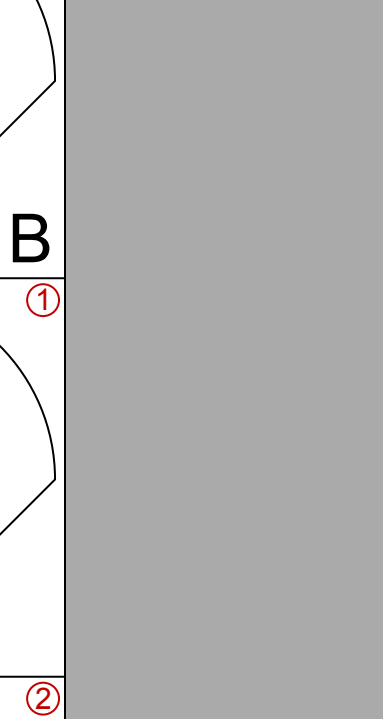
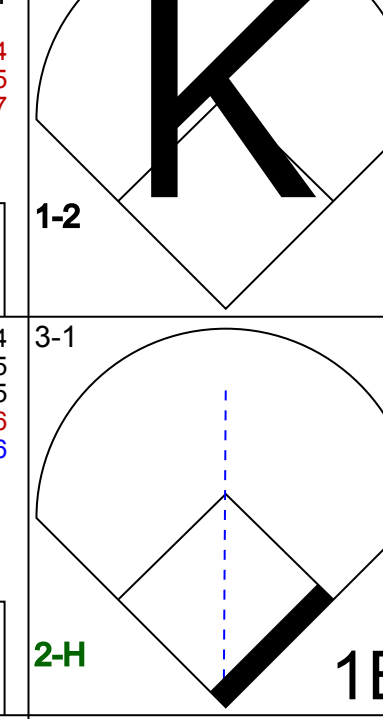
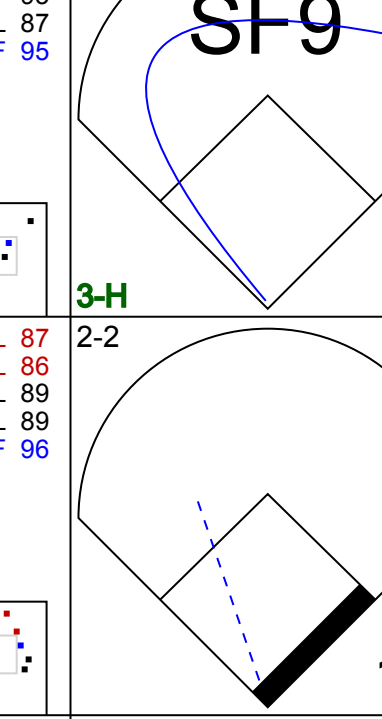
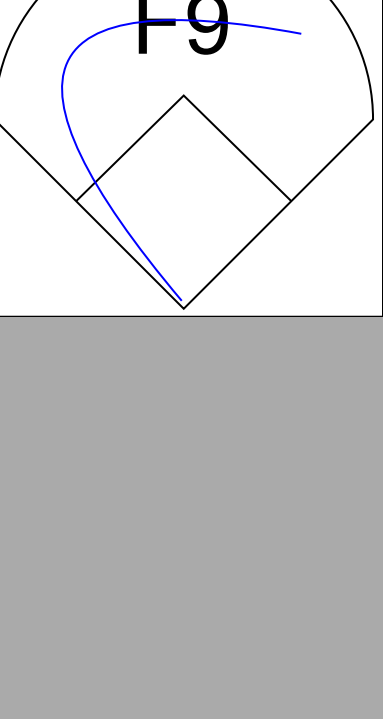

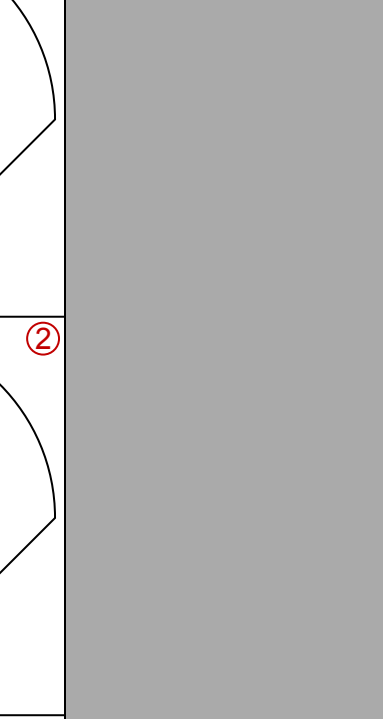
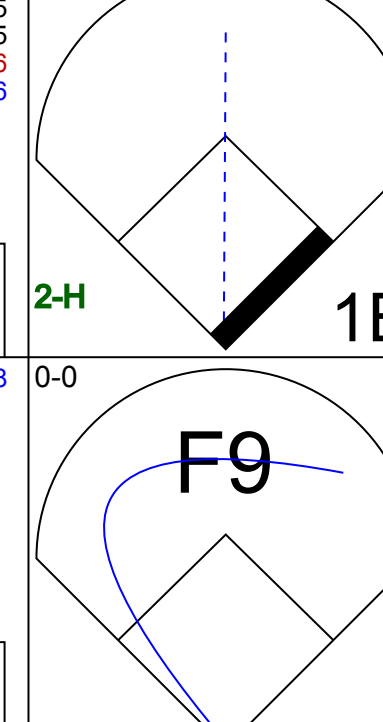
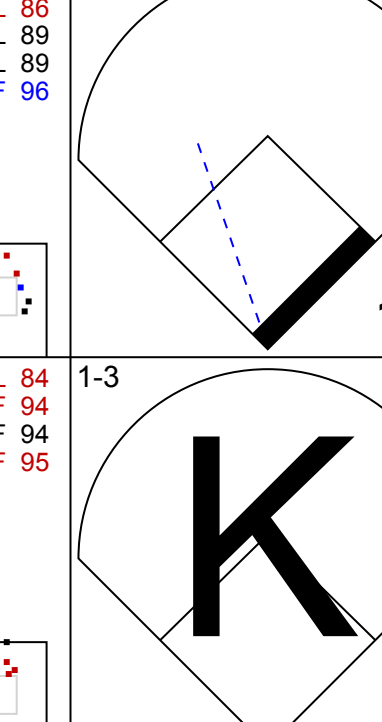


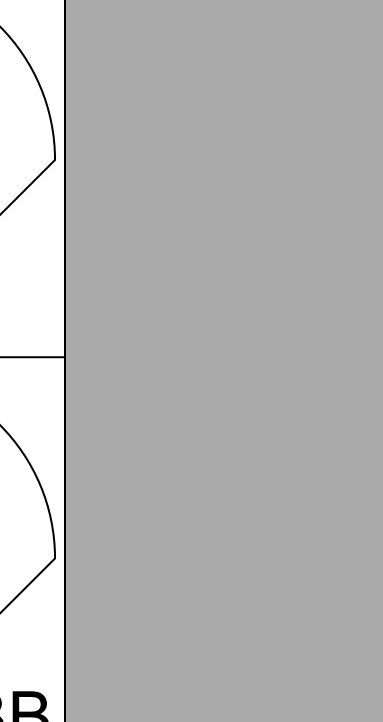
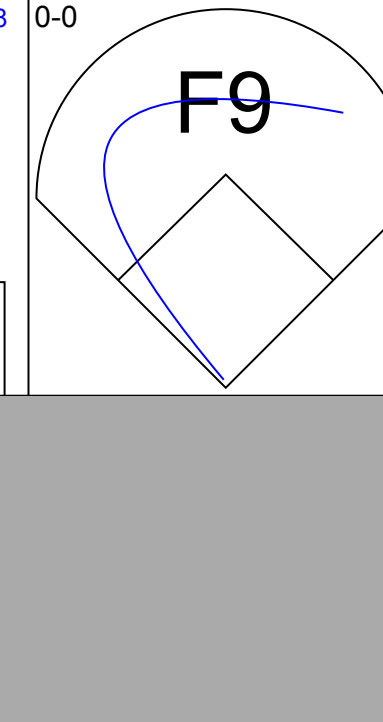
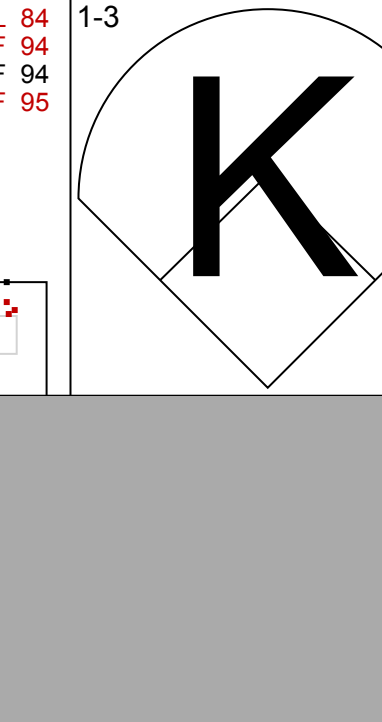


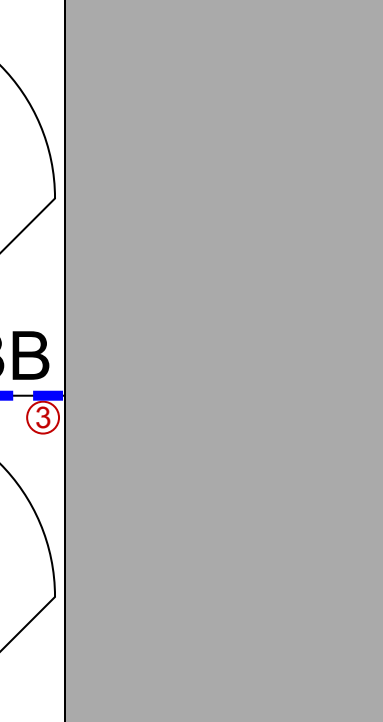




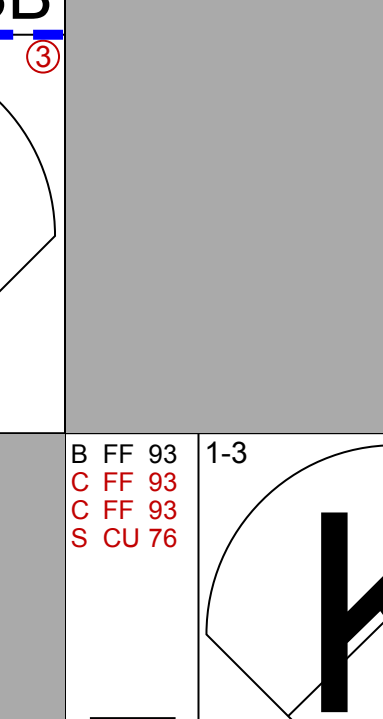



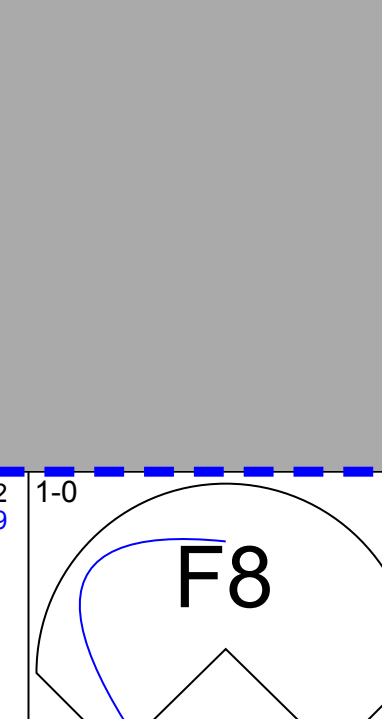
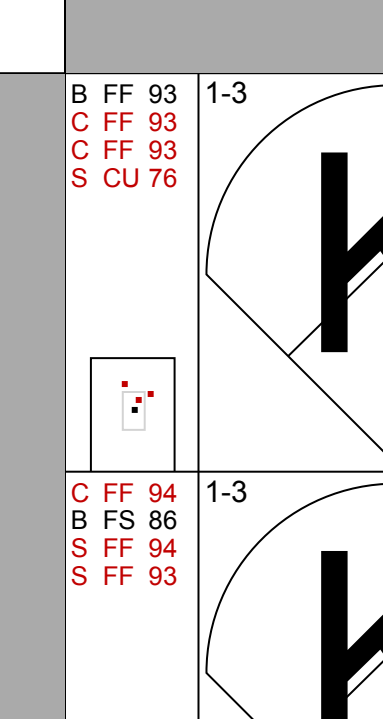



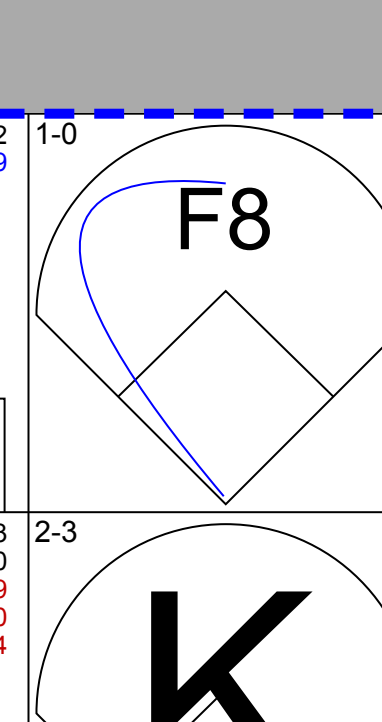
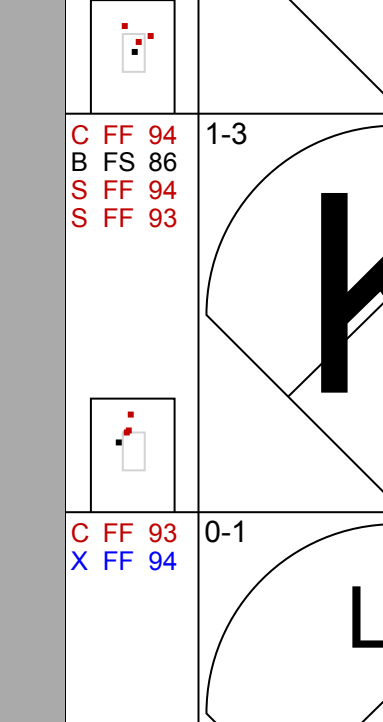
Batter	1	2	3	4	5	6	7	8	9	AB	R	H	RBI	BB	SO	LOB	BOTTOM			
5 Ian Kinsler, R OBP: 0.349, SLG: 0.466	F9		1 10 2B	1 S			P6			2	1	0	0	2	0	0				
1 Elvis Andrus, R OBP: 0.286, SLG: 0.321	F9		10 2B	G3-1			P4			4	1	1	1	0	0	1				
10 Michael Young, R OBP: 0.363, SLG: 0.490	G3																			
29 Adrian Beltré, R OBP: 0.289, SLG: 0.538		G6-3	17 1B	25 2B		G6-3		F9		3	1	0	0	0	0	1				
17 Nelson Cruz, R OBP: 0.340, SLG: 0.500																				
25 Mike Napoli, R OBP: 0.438, SLG: 0.763																				
19 Chris Davis, L OBP: 0.273, SLG: 0.400		G5-4-3																		
7 David Murphy, L OBP: 0.309, SLG: 0.397																				
8 Yorvit Torrealba, R OBP: 0.290, SLG: 0.471																				
18 Mitch Moreland, L OBP: 0.378, SLG: 0.578																				
20 Julio Borbon, L OBP: 0.315, SLG: 0.333																				
Inning Stats	R: 0 E: 0 K: 0 S: 5	H: 0 LOB: 0 BB: 0 P: 8	R: 0 E: 0 K: 0 S: 6	H: 1 LOB: 0 BB: 0 P: 12	R: 6 E: 1 K: 1 S: 21	H: 4 LOB: 1 BB: 1 P: 36	R: 0 E: 0 K: 0 S: 12	H: 0 LOB: 1 BB: 1 P: 25	R: 0 E: 0 K: 0 S: 7	H: 0 LOB: 0 BB: 0 P: 9	R: 0 E: 0 K: 0 S: 8	H: 0 LOB: 0 BB: 0 P: 14	R: 1 E: 0 K: 0 S: 9	H: 1 LOB: 1 BB: 1 P: 14	R: 0 E: 0 K: 1 S: 9	H: 0 LOB: 0 BB: 0 P: 15	1B: 3 2B: 2 3B: 0 HR: 1	SF: 0 SAC: 0 DP: 1 HBP: 1	WP: 1 PB: 0 CS: 0	PA: 34
PITCHER	IP WLS BF H R ER SO BB IBB HBP BLK WP HR S P ERA WHIP																			
37 Jo-Jo Reyes, L ERA: 5.47	1.1	15	6	0	0	0	1	0	0	0	0	0	0	0	31	53	0.00	2.250		
33 Carlos Villanueva, R ERA: 1.84	3.1	11	0	0	0	0	1	0	0	0	0	0	0	28	51	0.00	0.300			
29 Octavio Dotel, R ERA: 4.7	1.2	7	1	1	1	1	1	0	0	0	0	0	1	16	24	5.40	1.200			
34 Marc Rzepczynski, L ERA: 3.27	0.1	1	0	0	0	0	0	0	0	0	0	0	0	2	5	0.00	0.000			

Toronto Blue Jays @ Texas Rangers
Rangers Ballpark in Arlington, Arlington, TX
Wed Apr 27 2011, 8:08 PM - 11:08 PM EDT
Att: 29,322 - Partly Cloudy - 68 F

AB	30
R	7
H	6
RBI	7
BB	3
SO	2
LOB	5



Batter	1	2	3	4	5	6	7	8	9	AB	R	H	RBI	BB	SO	LOB	TOP	
18 Mike McCoy, R OBP: 0.313, SLG: 0.276										4	0	0	0	0	3	1	Toronto Blue Jays @ Texas Rangers Rangers Ballpark in Arlington, Arlington, TX Thu Apr 28 2011, 2:09 PM - 5:31 PM EDT Att. 24,121 - Sunny - 68 F	
5 Yunel Escobar, R OBP: 0.337, SLG: 0.420										4	1	1	1	1	2	0		
16 Corey Patterson, L OBP: 0.310, SLG: 0.439										2	1	1	0	2	0	0		
19 José Bautista, R OBP: 0.529, SLG: 0.760										2	1	1	0	2	0	0		
26 Adam Lind, L OBP: 0.296, SLG: 0.434										5	1	1	2	0	3	7		
20 Juan Rivera, R OBP: 0.346, SLG: 0.308										3	0	1	0	2	0	1		
10 Edwin Encarnación, R OBP: 0.286, SLG: 0.389										5	0	0	0	0	0	6		
45 Travis Snider, L OBP: 0.276, SLG: 0.264										4	0	1	0	0	1	2		
8 José Molina, R OBP: 0.342, SLG: 0.457										3	0	0	0	0	1	2		
6 John McDonald, R OBP: 0.327, SLG: 0.388										4	1	1	0	0	0	1		
Inning Stats	R: 2 H: 2 E: 0 K: 2 S: 13	H: 2 R: 2 ER: 2 SO: 7 BB: 3 IBB: 0 HBP: 0 BLK: 0 WP: 1 HR: 1 S: 54 P: 96 ERA: 3.00 WHIP: 1.167	R: 0 H: 0 E: 0 K: 2 S: 8	H: 0 R: 0 ER: 0 SO: 14 BB: 0 IBB: 0 HBP: 0 BLK: 0 WP: 0 HR: 0 S: 15 P: 13	R: 0 H: 1 E: 0 K: 1 S: 10	H: 2 R: 2 ER: 2 SO: 13 BB: 0 IBB: 0 HBP: 0 BLK: 0 WP: 0 HR: 0 S: 19 P: 19	R: 0 H: 0 E: 0 K: 0 S: 5	H: 0 R: 0 ER: 0 SO: 7 BB: 0 IBB: 0 HBP: 0 BLK: 0 WP: 0 HR: 0 S: 26 P: 10 ERA: 0.00 WHIP: 0.000	R: 0 H: 0 E: 0 K: 0 S: 6	H: 0 R: 0 ER: 0 SO: 9 BB: 0 IBB: 0 HBP: 0 BLK: 0 WP: 0 HR: 0 S: 27 P: 9	R: 0 H: 0 E: 0 K: 0 S: 6	H: 0 R: 0 ER: 0 SO: 27 BB: 1 IBB: 0 HBP: 0 BLK: 0 WP: 0 HR: 0 S: 27 P: 9	R: 3 H: 3 E: 1 K: 1 S: 16	H: 3 R: 1 ER: 2 SO: 27 BB: 1 IBB: 0 HBP: 2 BLK: 0 WP: 0 HR: 1 S: 27 P: 27	1B: 6 2B: 0 3B: 0 HR: 1	SF: 0 SAC: 0 DP: 0 HBP: 2	WP: 1 PA: 42 PB: 0 SB: 0 CS: 0	
PITCHER	IP: 6.0 WLS: 25 BF: 4 H: 2 R: 2 ER: 2 SO: 7 BB: 3 IBB: 0 HBP: 0 BLK: 0 WP: 1 HR: 1 S: 54 P: 96 ERA: 3.00 WHIP: 1.167	IP: 0.2 WLS: 3 BF: 0 H: 0 R: 0 ER: 0 SO: 1 BB: 0 IBB: 0 HBP: 0 BLK: 0 WP: 0 HR: 0 S: 15 P: 26 ERA: 0.00 WHIP: 0.000	IP: 1.1 WLS: 6 BF: 0 H: 0 R: 0 ER: 0 SO: 1 BB: 1 IBB: 0 HBP: 0 BLK: 0 WP: 0 HR: 0 S: 16 P: 27 ERA: 0.00 WHIP: 0.750	IP: 1.0 WLS: 8 BF: 3 H: 3 R: 3 ER: 1 SO: 1 BB: 0 IBB: 0 HBP: 0 BLK: 0 WP: 0 HR: 0 S: 16 P: 27 ERA: 9.00 WHIP: 4.000	PITCHER													

Batter	1	2	3	4	5	6	7	8	9	AB	R	H	RBI	BB	SO	LOB	BOTTOM	
5 Ian Kinsler, R OBP: 0.355, SLG: 0.478										4	1	2	0	0	0	0	Toronto Blue Jays @ Texas Rangers Rangers Ballpark in Arlington, Arlington, TX Thu Apr 28 2011, 2:09 PM - 5:31 PM EDT Att. 24,121 - Sunny - 68 F	
1 Elvis Andrus, R OBP: 0.295, SLG: 0.330										4	1	2	0	0	2			
10 Michael Young, R OBP: 0.349, SLG: 0.475										3	0	0	1	0	1	2		
29 Adrián Beltré, R OBP: 0.297, SLG: 0.537										4	0	2	1	0	0	1		
17 Nelson Cruz, R OBP: 0.337, SLG: 0.482										3	0	0	0	1	2	2		
18 Mitch Moreland, L OBP: 0.372, SLG: 0.559										4	0	1	0	0	2	2		
25 Mike Napoli, R OBP: 0.404, SLG: 0.690										4	0	0	0	0	2	2		
19 Chris Davis, L OBP: 0.267, SLG: 0.308										3	0	0	0	1	1	1		
20 Julio Borbon, L OBP: 0.293, SLG: 0.308										4	0	0	0	0	2	2		
Inning Stats	R: 1 H: 2 E: 0 K: 1 S: 9	H: 2 R: 2 ER: 2 SO: 18 BB: 0 IBB: 0 HBP: 0 BLK: 0 WP: 0 HR: 0 S: 25 P: 17	R: 0 H: 0 E: 0 K: 2 S: 12	H: 0 R: 0 ER: 0 SO: 18 BB: 1 IBB: 0 HBP: 0 BLK: 0 WP: 0 HR: 0 S: 23 P: 18	R: 1 H: 2 E: 0 K: 1 S: 14	H: 2 R: 2 ER: 2 SO: 23 BB: 0 IBB: 0 HBP: 0 BLK: 0 WP: 0 HR: 0 S: 21 P: 21	R: 0 H: 0 E: 0 K: 0 S: 5	H: 1 R: 0 ER: 0 SO: 19 BB: 0 IBB: 0 HBP: 0 BLK: 0 WP: 0 HR: 0 S: 19 P: 19	R: 0 H: 0 E: 0 K: 1 S: 14	H: 0 R: 0 ER: 0 SO: 14 BB: 0 IBB: 0 HBP: 0 BLK: 0 WP: 0 HR: 0 S: 14 P: 19	R: 0 H: 0 E: 0 K: 1 S: 9	H: 0 R: 0 ER: 0 SO: 22 BB: 1 IBB: 0 HBP: 0 BLK: 0 WP: 0 HR: 0 S: 22 P: 22	R: 0 H: 0 E: 0 K: 2 S: 8	H: 0 R: 0 ER: 0 SO: 10 BB: 0 IBB: 0 HBP: 0 BLK: 0 WP: 0 HR: 0 S: 10 P: 10	1B: 6 2B: 1 3B: 0 HR: 0	SF: 1 SAC: 0 DP: 0 HBP: 0	WP: 0 PA: 36 PB: 0 SB: 5 CS: 0	
PITCHER	IP: 6.0 WLS: 25 BF: 4 H: 2 R: 2 ER: 2 SO: 7 BB: 3 IBB: 0 HBP: 0 BLK: 0 WP: 1 HR: 1 S: 54 P: 96 ERA: 3.00 WHIP: 1.167	IP: 0.2 WLS: 2 BF: 0 H: 0 R: 0 ER: 0 SO: 1 BB: 0 IBB: 0 HBP: 0 BLK: 0 WP: 0 HR: 0 S: 14 P: 7 ERA: 0.00 WHIP: 0.000	IP: 1.0 WLS: 5 BF: 1 H: 0 R: 0 ER: 0 SO: 0 BB: 1 IBB: 0 HBP: 0 BLK: 0 WP: 0 HR: 0 S: 14 P: 23 ERA: 0.00 WHIP: 2.000	IP: 1.1 WLS: 4 BF: 0 H: 0 R: 0 ER: 0 SO: 3 BB: 0 IBB: 0 HBP: 0 BLK: 0 WP: 0 HR: 0 S: 12 P: 16 ERA: 0.00 WHIP: 0.000	PITCHER													

Batter	1	2	3	4	5	6	7	8	9	AB	R	H	RBI	BB	SO	LOB	TOP								
5 Ian Kinsler, R OBP: 0.347, SLG: 0.466	G5-3	K				P3			F9	6	0	2	1	0	1	4									
1 Elvis Andrus, R OBP: 0.314, SLG: 0.333	29 S 10 G4-3 2B		10 HR		G1-2-3	G6-3		K		4	2	1	0	1	1	4									
10 Michael Young, R OBP: 0.331, SLG: 0.495	G4-3					L9			G6-3	5	2	2	2	0	0	1									
29 Adrián Beltré, R OBP: 0.306, SLG: 0.529					G6-3				E6	5	2	2	1	0	0	0									
17 Nelson Cruz, R OBP: 0.336, SLG: 0.495	F9				G4-3			K		5	1	1	3	0	1	2									
25 Mike Napoli, R OBP: 0.431, SLG: 0.733										2	2	1	1	3	0	0									
7 David Murphy, L OBP: 0.325, SLG: 0.394	K				G6-3	G3				5	2	2	0	0	1	1									
8 Yorvit Torrealba, R OBP: 0.308, SLG: 0.474						L1-3				4	0	2	2	1	0	1									
18 Mitch Moreland, L OBP: 0.372, SLG: 0.533										3	0	0	0	0	1	3									
20 Julio Borbon, L OBP: 0.290, SLG: 0.304	K					G4-3				1	0	1	1	0	0	0									
Inning Stats	R: 1 E: 0 K: 0 S: 9	H: 1 LOB: 1 BB: 1 P: 16	R: 0 E: 0 K: 3 S: 13	H: 0 LOB: 2 BB: 2 P: 26	R: 2 E: 0 K: 0 S: 9	H: 2 LOB: 0 BB: 1 P: 15	R: 0 E: 0 K: 0 S: 9	H: 2 LOB: 2 BB: 0 P: 15	R: 4 E: 0 K: 0 S: 13	H: 4 LOB: 0 BB: 0 P: 18	R: 0 E: 0 K: 0 S: 8	H: 0 LOB: 0 BB: 0 P: 13	R: 0 E: 0 K: 0 S: 6	H: 0 LOB: 0 BB: 0 P: 7	R: 1 E: 0 K: 1 S: 12	H: 2 LOB: 1 BB: 0 P: 16	R: 3 E: 1 K: 1 S: 17	H: 3 LOB: 2 BB: 1 P: 23	1B: 8 2B: 3 3B: 0 HR: 3	SF: 0 SAC: 0 DP: 1 HBP: 1	WP: 0 PB: 0 SB: 1 CS: 1	PA: 47			
PITCHER	IP	WLS	BF	H	R	ER	SO	BB	IBB	HBP	BLK	WP	HR	S	P	ERA	WHIP								
49 Brett Anderson, L ERA: 2.95	5.0	L	27	9	7	7	3	4	0	1	0	0	3	53	90	12.60	2.600								
56 Craig Breslow, L ERA: 4.0	1.0		3	0	0	0	0	0	0	0	0	0	0	8	13	0.00	0.000								
48 Michael Wertz, R ERA: 4.7	1.0		3	0	0	0	0	0	0	0	0	0	0	6	7	0.00	0.000								
29 David Purcey, L ERA: 4.9	1.0		5	2	1	1	1	0	0	0	0	0	0	12	16	9.00	2.000								
13 Jerry Blevins, L	1.0		8	3	3	0	1	1	0	0	0	0	0	17	23	0.00	4.000								

Texas Rangers @ Oakland Athletics
Oakland Coliseum, Oakland, CA
Sat Apr 30 2011, 1:07 PM - 3:41 PM PDT
Att: 27,285 - Sunny - 74 F

AB 40
R 11
H 14
RBI 11
BB 5
SO 5
LOB 16





Batter	1	2	3	4	5	6	7	8	9	AB	R	H	RBI	BB	SO	LOB	BOTTOM								
12 David DeJesus, L OBP: 0.297, SLG: 0.256	F7		G4-3						P6	4	0	1	0	1	0	3									
10 Danic Barton, L OBP: 0.342, SLG: 0.297	G1-3		P5		F7					4	0	0	0	0	0	2									
28 Conor Jackson, R OBP: 0.350, SLG: 0.407	16 S 1B		G5-3							4	0	1	0	0	1	1									
16 Josh Willingham, R OBP: 0.330, SLG: 0.435	F9									4	1	1	1	0	1	2									
55 Hideki Matsui, L OBP: 0.303, SLG: 0.374			P6		G4-3				K	4	0	1	0	0	1	0									
8 Kurt Suzuki, R OBP: 0.330, SLG: 0.359			HR		F8				P4	4	1	1	1	0	0	1									
5 Kevin Koussamanoff, R OBP: 0.297, SLG: 0.335										3	0	0	0	0	3	0									
15 Ryan Sweeney, L OBP: 0.364, SLG: 0.370			K						21 2B	0	0	0	0	1	0	0									
21 Andy LaRoche, R OBP: 0.351, SLG: 0.412					F9					4	0	2	0	0	0	0									
2 Cliff Pennington, S OBP: 0.267, SLG: 0.304			F7		G6-3					3	0	0	0	1	1	1									
Inning Stats	R: 0 E: 0 K: 2 S: 12	H: 1 LOB: 1 BB: 0 P: 18	R: 1 E: 0 K: 1 S: 13	H: 2 LOB: 0 BB: 0 P: 21	R: 0 E: 0 K: 0 S: 8	H: 0 LOB: 0 BB: 0 P: 13	R: 1 E: 0 K: 1 S: 6	H: 1 LOB: 0 BB: 0 P: 11	R: 0 E: 0 K: 0 S: 9	H: 1 LOB: 1 BB: 0 P: 12	R: 0 E: 0 K: 2 S: 8	H: 0 LOB: 0 BB: 0 P: 9	R: 0 E: 0 K: 2 S: 9	H: 0 LOB: 0 BB: 0 P: 9	R: 0 E: 0 K: 2 S: 12	H: 0 LOB: 1 BB: 1 P: 16	R: 0 E: 0 K: 1 S: 12	H: 1 LOB: 3 BB: 2 P: 21	1B: 3 2B: 2 3B: 0 HR: 2	SF: 0 SAC: 0 DP: 0 HBP: 0	WP: 0 PB: 0 SB: 1 CS: 0	PA: 37			
PITCHER	IP	WLS	BF	H	R	ER	SO	BB	IBB	HBP	BLK	WP	HR	S	P	ERA	WHIP								
48 Colby Lewis, R ERA: 5.7	8.0	W	31	6	2	2	6	1	0	0	0	0	0	10	109	2.25	0.875								
21 Brett Tomko, R ERA: 7.04	1.0		6	1	0	0	1	2	0	0	0	0	0	12	21	0.00	3.000								

Texas Rangers @ Oakland Athletics
Oakland Coliseum, Oakland, CA
Sat Apr 30 2011, 1:07 PM - 3:41 PM PDT
Att: 27,285 - Sunny - 74 F

AB 34
R 2
H 7
RBI 2
BB 3
SO 7
LOB 10




Batter	1	2	3	4	5	6	7	8	9	AB	R	H	RBI	BB	SO	LOB	TOP								
5 Ian Kinsler, R OBP: 0.341, SLG: 0.463	G5-3		FC6-4		P3				F8	5	0	1	1	0	0	5	<p>Texas Rangers @ Oakland Athletics</p> <p>Oakland Coliseum, Oakland, CA</p> <p>Sun May 01 2011, 1:08 PM - 4:09 PM PDT</p> <p>Att: 15,178 - Sunny - 73 F</p> <p>livebaseballscores.com</p>								
1 Elvis Andrus, R OBP: 0.318, SLG: 0.347	F8								K	5	1	2	0	0	1	4									
10 Michael Young, R OBP: 0.358, SLG: 0.491	K									3	0	1	1	1	1										
29 Adrian Beltré, R OBP: 0.296, SLG: 0.509		P4								4	0	0	0	0	0	3									
17 Nelson Cruz, R OBP: 0.324, SLG: 0.474		K2-3								4	0	0	0	0	2	3									
25 Mike Napoli, R OBP: 0.403, SLG: 0.673										4	0	0	0	0	2	1									
7 David Murphy, L OBP: 0.346, SLG: 0.405										3	0	2	0	1	1	0									
8 Yorvit Torrealba, R OBP: 0.317, SLG: 0.468										3	1	1	0	1	1	2									
18 Mitch Moreland, L OBP: 0.378, SLG: 0.526										3	0	1	0	0	1	3									
																		<p>AB 34</p> <p>R 2</p> <p>H 8</p> <p>RBI 2</p> <p>BB 3</p> <p>SO 9</p> <p>LOB 22</p> 							
Inning Stats	R: 0 H: 0 E: 0 K: 1 S: 7	H: 0 LOB: 0 BB: 0 P: 12	R: 0 H: 0 E: 0 K: 2 S: 11	H: 0 LOB: 0 BB: 0 P: 16	R: 0 H: 0 E: 0 K: 1 S: 9	H: 0 LOB: 1 BB: 1 P: 18	R: 0 H: 1 E: 0 K: 0 S: 9	H: 1 LOB: 1 BB: 0 P: 13	R: 0 H: 2 E: 0 K: 1 S: 13	H: 2 LOB: 2 BB: 0 P: 17	R: 1 H: 2 E: 0 K: 0 S: 7	H: 2 LOB: 0 BB: 0 P: 13	R: 1 H: 1 E: 0 K: 2 S: 11	H: 1 LOB: 2 BB: 1 P: 20	R: 0 H: 0 E: 0 K: 1 S: 9	H: 0 LOB: 1 BB: 0 P: 18	R: 0 H: 2 E: 0 K: 1 S: 15	H: 2 LOB: 2 BB: 0 P: 22	1B: 6 2B: 2 3B: 0 HR: 0	SF: 0 SAC: 0 DP: 1 HBP: 1	WP: 1 PB: 0 SB: 0 CS: 0	PA: 38			
PITCHER	IP WLS BF H R ER SO BB IBB HBP BLK WP HR S P ERA WHIP	IP WLS BF H R ER SO BB IBB HBP BLK WP HR S P ERA WHIP	IP WLS BF H R ER SO BB IBB HBP BLK WP HR S P ERA WHIP	IP WLS BF H R ER SO BB IBB HBP BLK WP HR S P ERA WHIP	IP WLS BF H R ER SO BB IBB HBP BLK WP HR S P ERA WHIP	IP WLS BF H R ER SO BB IBB HBP BLK WP HR S P ERA WHIP	IP WLS BF H R ER SO BB IBB HBP BLK WP HR S P ERA WHIP	IP WLS BF H R ER SO BB IBB HBP BLK WP HR S P ERA WHIP	IP WLS BF H R ER SO BB IBB HBP BLK WP HR S P ERA WHIP	IP WLS BF H R ER SO BB IBB HBP BLK WP HR S P ERA WHIP	IP WLS BF H R ER SO BB IBB HBP BLK WP HR S P ERA WHIP	IP WLS BF H R ER SO BB IBB HBP BLK WP HR S P ERA WHIP	IP WLS BF H R ER SO BB IBB HBP BLK WP HR S P ERA WHIP	IP WLS BF H R ER SO BB IBB HBP BLK WP HR S P ERA WHIP	IP WLS BF H R ER SO BB IBB HBP BLK WP HR S P ERA WHIP	IP WLS BF H R ER SO BB IBB HBP BLK WP HR S P ERA WHIP	IP WLS BF H R ER SO BB IBB HBP BLK WP HR S P ERA WHIP	IP WLS BF H R ER SO BB IBB HBP BLK WP HR S P ERA WHIP	IP WLS BF H R ER SO BB IBB HBP BLK WP HR S P ERA WHIP	IP WLS BF H R ER SO BB IBB HBP BLK WP HR S P ERA WHIP	IP WLS BF H R ER SO BB IBB HBP BLK WP HR S P ERA WHIP	IP WLS BF H R ER SO BB IBB HBP BLK WP HR S P ERA WHIP	IP WLS BF H R ER SO BB IBB HBP BLK WP HR S P ERA WHIP	IP WLS BF H R ER SO BB IBB HBP BLK WP HR S P ERA WHIP	IP WLS BF H R ER SO BB IBB HBP BLK WP HR S P ERA WHIP
47 Gio González, L ERA: 2.7	6.2	W	27	5	2	2	7	2	0	0	1	0	0	0	0	1	0	64	105	2.70	1.050				
31 Brad Ziegler, R ERA:	0.1		2	1	0	0	0	0	0	0	0	0	0	0	0	0	0	3	4	0.00	3.000				
50 Grant Balfour, R ERA: 2.45	1.0		4	0	0	0	1	1	0	0	0	0	0	0	0	0	0	9	18	0.00	1.000				
56 Craig Breslow, L ERA: 4.0	0.0		2	2	0	0	0	0	0	0	0	0	0	0	0	0	0	6	8	∞	∞				
57 Brian Fuentes, L ERA: 3.88	1.0		3	0	0	0	1	0	0	0	0	0	0	0	0	0	0	9	14	0.00	0.000				

Batter	1	2	3	4	5	6	7	8	9	AB	R	H	RBI	BB	SO	LOB	BOTTOM								
4 Coco Crisp, S OBP: 0.299, SLG: 0.448			G4-6-3							5	1	2	1	0	0	4	<p>Texas Rangers @ Oakland Athletics</p> <p>Oakland Coliseum, Oakland, CA</p> <p>Sun May 01 2011, 1:08 PM - 4:09 PM PDT</p> <p>Att: 15,178 - Sunny - 73 F</p> <p>livebaseballscores.com</p>								
10 Danic Barton, L OBP: 0.345, SLG: 0.305										4	1	1	0	1	1	1									
28 Conor Jackson, R OBP: 0.375, SLG: 0.439										3	1	2	2	1	0	1									
16 Josh Willingham, R OBP: 0.317, SLG: 0.416										4	1	0	0	0	1	6									
8 Kurt Suzuki, R OBP: 0.337, SLG: 0.366										4	1	2	2	0	0	0									
55 Hideki Matsui, L OBP: 0.311, SLG: 0.383										3	1	1	1	1	2	1									
14 Mark Ellis, R OBP: 0.223, SLG: 0.276										4	0	0	0	0	0	3									
21 Andy LaRoche, R OBP: 0.390, SLG: 0.459										3	1	2	0	0	1	0									
2 Cliff Pennington, S OBP: 0.267, SLG: 0.301										4	0	1	1	0	0	2									
																		<p>AB 34</p> <p>R 7</p> <p>H 11</p> <p>RBI 7</p> <p>BB 3</p> <p>SO 5</p> <p>LOB 18</p> 							
Inning Stats	R: 3 H: 3 E: 0 K: 1 S: 18	H: 3 LOB: 1 BB: 1 P: 32	R: 1 H: 3 E: 0 K: 1 S: 15	H: 3 LOB: 3 BB: 1 P: 23	R: 2 H: 2 E: 1 K: 0 S: 11	H: 2 LOB: 1 BB: 0 P: 18	R: 0 H: 1 E: 0 K: 1 S: 8	H: 1 LOB: 0 BB: 0 P: 12	R: 0 H: 0 E: 0 K: 1 S: 9	H: 0 LOB: 0 BB: 0 P: 13	R: 0 H: 0 E: 0 K: 1 S: 10	H: 0 LOB: 0 BB: 0 P: 15	R: 1 H: 1 E: 1 K: 0 S: 13	H: 1 LOB: 2 BB: 1 P: 25	R: 0 H: 1 E: 0 K: 0 S: 13	H: 1 LOB: 1 BB: 0 P: 17	1B: 6 2B: 5 3B: 0 HR: 0	SF: 0 SAC: 0 DP: 2 HBP: 1	WP: 1 PB: 0 SB: 1 CS: 2	PA: 38					
PITCHER	IP WLS BF H R ER SO BB IBB HBP BLK WP HR S P ERA WHIP	IP WLS BF H R ER SO BB IBB HBP BLK WP HR S P ERA WHIP	IP WLS BF H R ER SO BB IBB HBP BLK WP HR S P ERA WHIP	IP WLS BF H R ER SO BB IBB HBP BLK WP HR S P ERA WHIP	IP WLS BF H R ER SO BB IBB HBP BLK WP HR S P ERA WHIP	IP WLS BF H R ER SO BB IBB HBP BLK WP HR S P ERA WHIP	IP WLS BF H R ER SO BB IBB HBP BLK WP HR S P ERA WHIP	IP WLS BF H R ER SO BB IBB HBP BLK WP HR S P ERA WHIP	IP WLS BF H R ER SO BB IBB HBP BLK WP HR S P ERA WHIP	IP WLS BF H R ER SO BB IBB HBP BLK WP HR S P ERA WHIP	IP WLS BF H R ER SO BB IBB HBP BLK WP HR S P ERA WHIP	IP WLS BF H R ER SO BB IBB HBP BLK WP HR S P ERA WHIP	IP WLS BF H R ER SO BB IBB HBP BLK WP HR S P ERA WHIP	IP WLS BF H R ER SO BB IBB HBP BLK WP HR S P ERA WHIP	IP WLS BF H R ER SO BB IBB HBP BLK WP HR S P ERA WHIP	IP WLS BF H R ER SO BB IBB HBP BLK WP HR S P ERA WHIP	IP WLS BF H R ER SO BB IBB HBP BLK WP HR S P ERA WHIP	IP WLS BF H R ER SO BB IBB HBP BLK WP HR S P ERA WHIP	IP WLS BF H R ER SO BB IBB HBP BLK WP HR S P ERA WHIP	IP WLS BF H R ER SO BB IBB HBP BLK WP HR S P ERA WHIP	IP WLS BF H R ER SO BB IBB HBP BLK WP HR S P ERA WHIP	IP WLS BF H R ER SO BB IBB HBP BLK WP HR S P ERA WHIP	IP WLS BF H R ER SO BB IBB HBP BLK WP HR S P ERA WHIP	IP WLS BF H R ER SO BB IBB HBP BLK WP HR S P ERA WHIP	IP WLS BF H R ER SO BB IBB HBP BLK WP HR S P ERA WHIP
54 Matt Harrison, L ERA: 4.59	1.2	L	12	6	4	4	1	2	0	0	0	0	0	0	0	0	29	49	21.60	4.800					
47 Dave Bush, R ERA: 1.45	4.1		16	3	2	1	4	0	0	1	0	0	0	0	0	0	42	64	2.08	0.692					
59 Ryan Tucker, R ERA:	1.0		6	1	1	0	0	1	0	0	0	0	0	0	0	0	1	13	25	0.00	2.000				
46 Pedro Strop, R ERA: 1.04	1.0		4	1	0	0	0	0	0	0	0	0	0	0	0	0	0	13	17	0.00	1.000				

Batter	1	2	3	4	5	6	7	8	9	10	AB	R	H	RBI	BB	SO	LOB	TOP		
1 Elvis Andrus, R OBP: 0.316, SLG: 0.343											4	1	1	0	0	1	2			
18 Mitch Moreland, L OBP: 0.368, SLG: 0.506											5	1	1	0	0	0	5			
10 Michael Young, R OBP: 0.392, SLG: 0.496											3	0	1	3	1	1	1			
29 Adrián Beltré, R OBP: 0.292, SLG: 0.495											3	0	0	1	1	1	3			
17 Nelson Cruz, R OBP: 0.310, SLG: 0.451												5	0	0	0	0	2			
7 David Murphy, L OBP: 0.360, SLG: 0.403												3	0	1	0	2	0			
19 Chris Davis, L OBP: 0.350, SLG: 0.353												4	0	2	0	1	0			
2 Taylor Teagarden, R OBP: 0.315, SLG: 0.463												3	0	0	0	1	1			
20 Julio Borbon, L OBP: 0.313, SLG: 0.345											2	2	2	0	0	0	0			
25 Mike Napoli, R OBP: 0.397, SLG: 0.660											1	0	0	0	0	0				
Inning Stats	R: 0 E: 0 K: 1 S: 10	H: 1 LOB: 0 BB: 0 P: 14	R: 0 E: 0 K: 1 S: 9	H: 1 LOB: 1 BB: 0 P: 14	R: 2 E: 1 K: 1 S: 11	H: 1 LOB: 1 BB: 1 P: 20	R: 0 E: 0 K: 0 S: 14	H: 1 LOB: 0 BB: 0 P: 19	R: 2 E: 1 K: 0 S: 13	H: 2 LOB: 1 BB: 0 P: 17	R: 0 E: 0 K: 0 S: 11	H: 1 LOB: 1 BB: 0 P: 19	R: 0 E: 0 K: 0 S: 9	H: 0 LOB: 0 BB: 0 P: 18	R: 0 E: 0 K: 0 S: 9	H: 0 LOB: 3 BB: 3 P: 30	1B: 6 2B: 3 3B: 0 HR: 0	SF: 2 SAC: 2 DP: 2 HBP: 0	WP: 0 PA: 44 PB: 0 SB: 0 CS: 0	
PITCHER	IP WLS BF H R ER SO BB IBB HBP BLK WP HR S P ERA WHIP	6.0 0.2 0.1 1.0 1.0	26 3 2 4 3	6 1 0 1 0	4 0 0 0 0	4 0 0 1 0	2 0 0 0 0	0 0 0 0 0	0 0 0 0 0	0 0 0 0 0	0 7 12 15 14	0 0 0 0 0	0 0 0 0 0	0 0 0 0 0	0 0 0 0 0	0 0 0 0 0	0 0 0 0 0	0.00 0.00 0.00 0.00 0.00	1.333 1.500 3.000 1.000 0.000	
32 Brandon McCarthy, R ERA: 3.05	50 Grant Balfour, R ERA: 2.25	IP WLS BF H R ER SO BB IBB HBP BLK WP HR S P ERA WHIP	10.0 1.0 6 0 0 0 2 3 0 0 0 0 0 0 15 17 0.00 3.000	6 0 0 0 0	0 0 0 0 0	2 0 0 0 0	0 0 0 0 0	0 0 0 0 0	0 0 0 0 0	0 7 12 15 14	0 0 0 0 0	0 0 0 0 0	0 0 0 0 0	0 0 0 0 0	0 0 0 0 0	0 0 0 0 0	0.00 3.000			

Texas Rangers @ Oakland Athletics
Oakland Coliseum, Oakland, CA
Mon May 02 2011, 12:37 PM - 3:45 PM PDT
Att. 9,193 - Partly Cloudy - 67 F

AB 34
R 4
H 8
RBI 4
BB 6
SO 7
LOB 20



Batter	1	2	3	4	5	6	7	8	9	10	AB	R	H	RBI	BB	SO	LOB	BOTTOM			
14 Mark Ellis, R OBP: 0.224, SLG: 0.284											4	0	1	0	0	0	4				
10 Daric Barton, L OBP: 0.339, SLG: 0.293											4	1	0	0	1	1	3				
28 Conor Jackson, R OBP: 0.348, SLG: 0.403											5	0	0	0	0	1	4				
16 Josh Willingham, R OBP: 0.330, SLG: 0.462											4	1	2	1	1	2	2				
55 Hideki Matsui, L OBP: 0.305, SLG: 0.404											5	1	1	2	0	0	3				
8 Kurt Suzuki, R OBP: 0.344, SLG: 0.407											4	1	2	1	0	0	1				
12 David DeJesus, L OBP: 0.305, SLG: 0.258										3	1	1	0	1	0	1					
21 Andy LaRoche, R OBP: 0.400, SLG: 0.483										4	0	2	0	0	1	1					
2 Cliff Pennington, S OBP: 0.287, SLG: 0.314										3	0	2	1	1	0	2					
Inning Stats	R: 0 E: 0 K: 0 S: 10	H: 1 LOB: 2 BB: 1 P: 15	R: 1 E: 0 K: 0 S: 12	H: 2 LOB: 2 BB: 1 P: 19	R: 0 E: 0 K: 1 S: 10	H: 0 LOB: 0 BB: 0 P: 11	R: 1 E: 0 K: 0 S: 13	H: 3 LOB: 1 BB: 0 P: 19	R: 1 E: 0 K: 1 S: 11	H: 1 LOB: 1 BB: 0 P: 14	R: 0 E: 0 K: 1 S: 8	H: 0 LOB: 0 BB: 0 P: 14	R: 1 E: 0 K: 0 S: 9	H: 2 LOB: 1 BB: 0 P: 17	R: 0 E: 0 K: 1 S: 14	H: 0 LOB: 2 BB: 0 P: 25	R: 1 E: 0 K: 0 S: 1	H: 1 LOB: 0 BB: 0 P: 1	1B: 6 2B: 2 3B: 0 HR: 3	SF: 0 SAC: 1 DP: 1 HBP: 0	WP: 0 PA: 42 PB: 0 SB: 0 CS: 1
PITCHER	IP WLS BF H R ER SO BB IBB HBP BLK WP HR S P ERA WHIP	7.0 1.0 5 0 0 0 1 1 0 0 0 0 0 0 14 25 0.00 1.000	30 5 2 0 0 0 1 1 0 0 0 0 0 0 14 25 0.00 1.000	8 3 2 1 0 0 1 1 0 0 0 0 0 0 14 25 0.00 1.000	3 2 1 0 0 0 1 1 0 0 0 0 0 0 14 25 0.00 1.000	3 2 1 0 0 0 1 1 0 0 0 0 0 0 14 25 0.00 1.000	2 0 0 0 0 0 0 0 0 0 0 0 0 0 14 25 0.00 1.000	0 1 7 1 9 17 9 0 0 0 0 0 0 14 25 0.00 1.000	0 0 0 0 0 0 0 0 0 0 0 0 0 0 14 25 0.00 1.000	0 0 0 0 0 0 0 0 0 0 0 0 0 0 14 25 0.00 1.000	0 0 0 0 0 0 0 0 0 0 0 0 0 0 14 25 0.00 1.000	0 0 0 0 0 0 0 0 0 0 0 0 0 0 14 25 0.00 1.000	0 0 0 0 0 0 0 0 0 0 0 0 0 0 14 25 0.00 1.000	0 0 0 0 0 0 0 0 0 0 0 0 0 0 14 25 0.00 1.000	0 0 0 0 0 0 0 0 0 0 0 0 0 0 14 25 0.00 1.000	0 0 0 0 0 0 0 0 0 0 0 0 0 0 14 25 0.00 1.000	2.57 9.00 0.00 ∞	1.429 2.000 1.000 ∞			
45 Derek Holland, L ERA: 4.66	53 Arthur Rhodes, L ERA: 3.24	50 Cody Eppley, R ERA: 1.59	28 Darren Oliver, L ERA: 3.18	50 Grant Balfour, R ERA: 2.25	50 Grant Balfour, R ERA: 2.25	50 Grant Balfour, R ERA: 2.25	50 Grant Balfour, R ERA: 2.25	50 Grant Balfour, R ERA: 2.25	50 Grant Balfour, R ERA: 2.25	50 Grant Balfour, R ERA: 2.25	50 Grant Balfour, R ERA: 2.25	50 Grant Balfour, R ERA: 2.25	50 Grant Balfour, R ERA: 2.25	50 Grant Balfour, R ERA: 2.25	50 Grant Balfour, R ERA: 2.25	50 Grant Balfour, R ERA: 2.25	50 Grant Balfour, R ERA: 2.25	50 Grant Balfour, R ERA: 2.25	50 Grant Balfour, R ERA: 2.25		

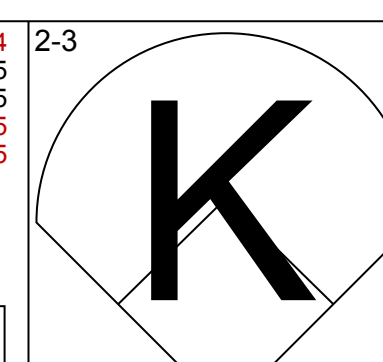
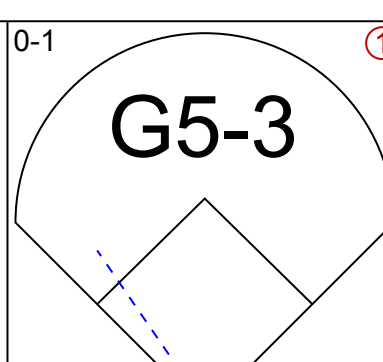
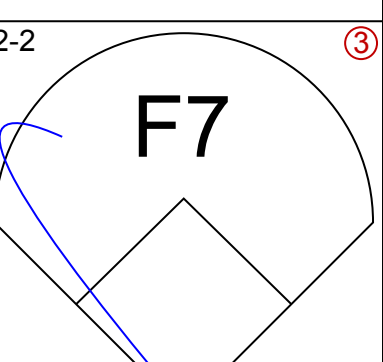
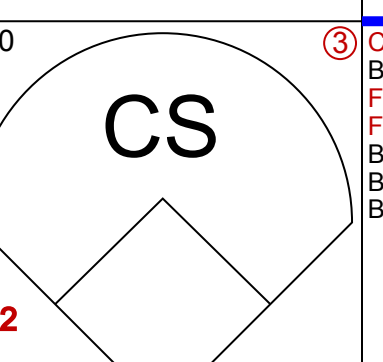
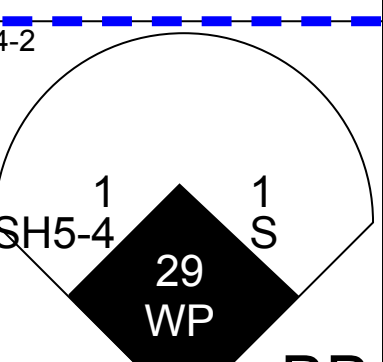
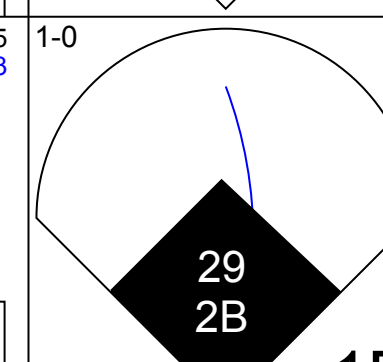
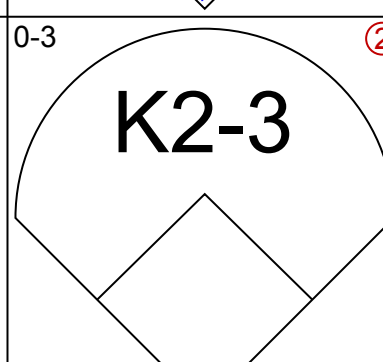
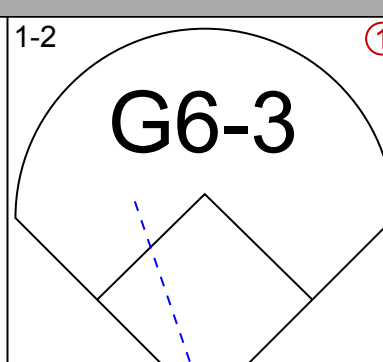
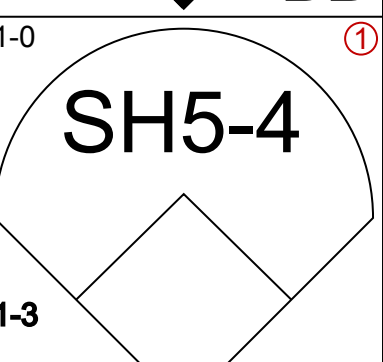
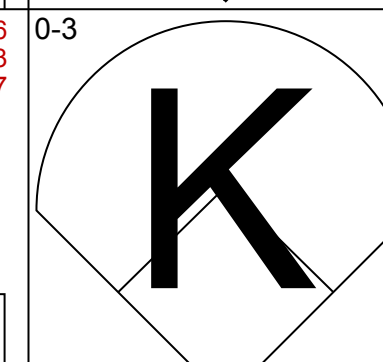
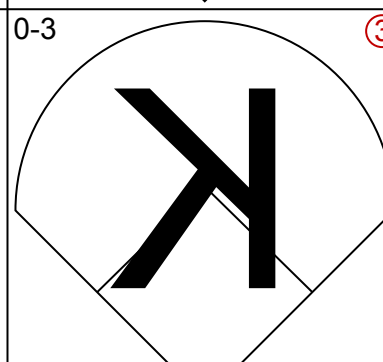
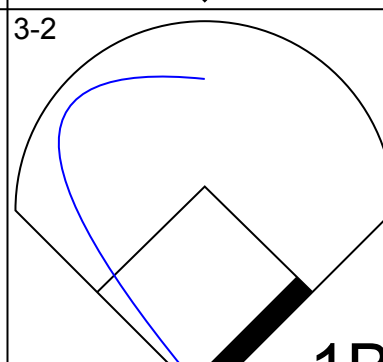
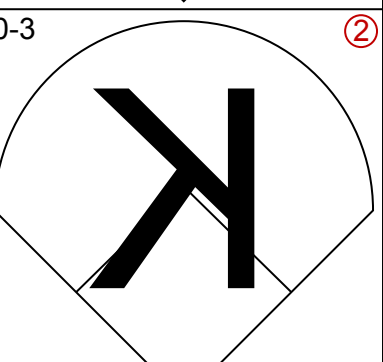
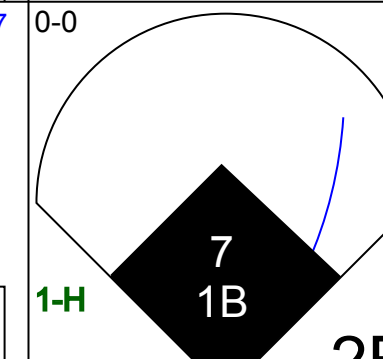
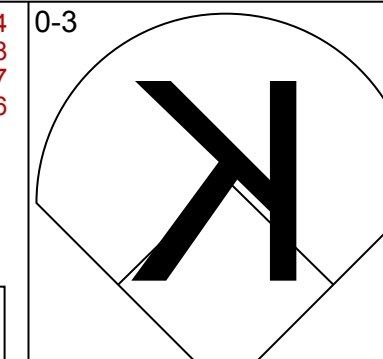
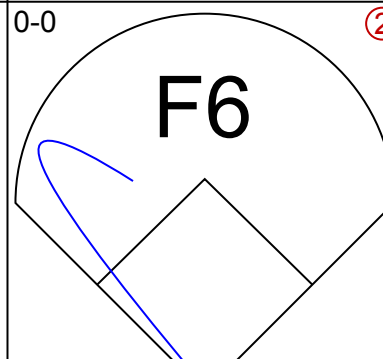
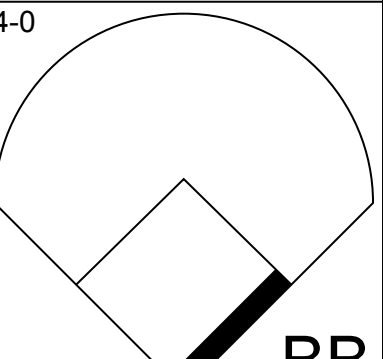
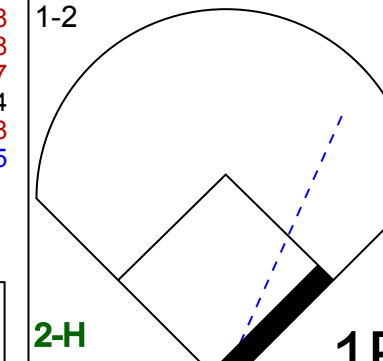
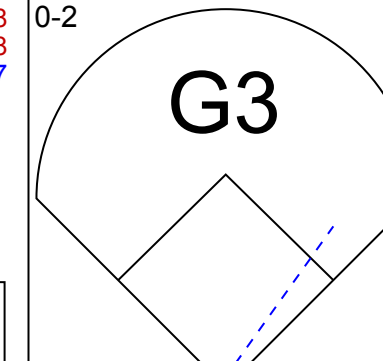
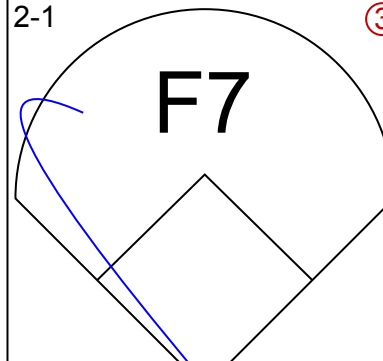
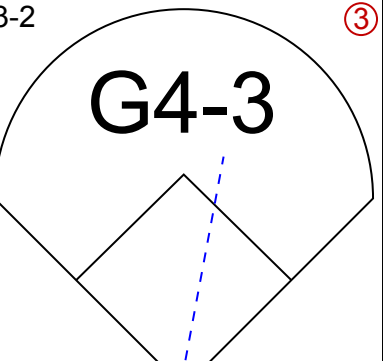
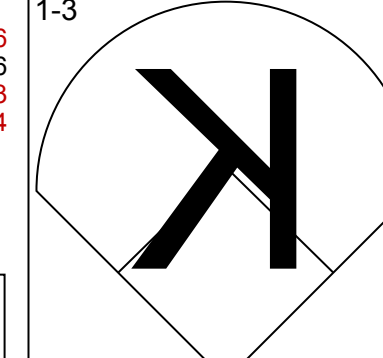
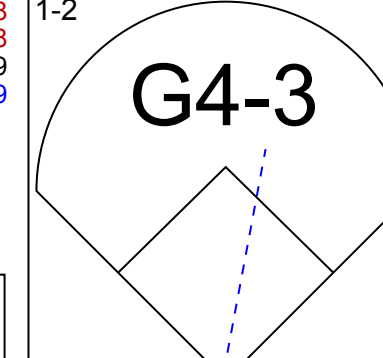
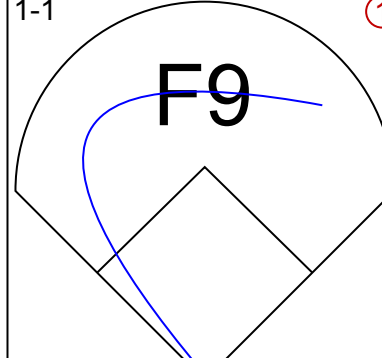
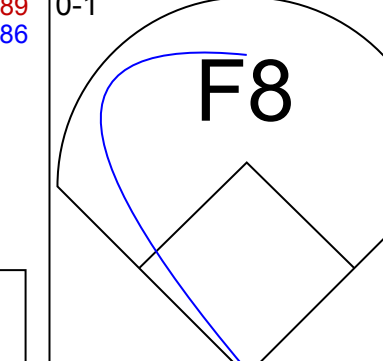
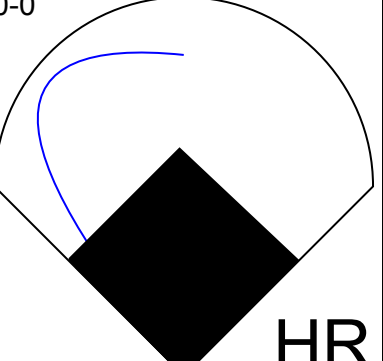

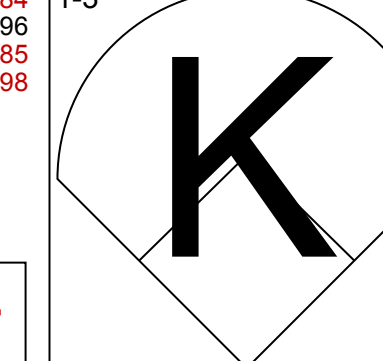
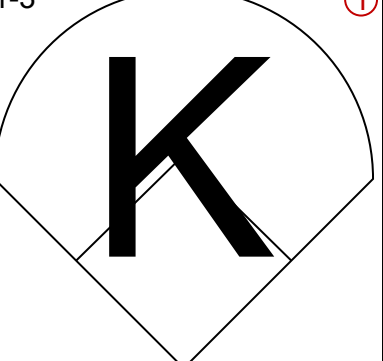
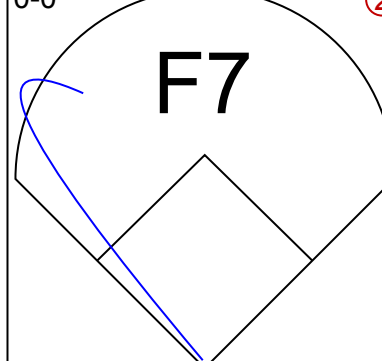
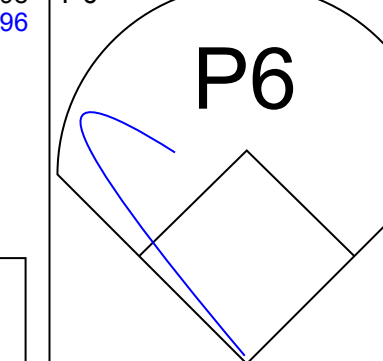
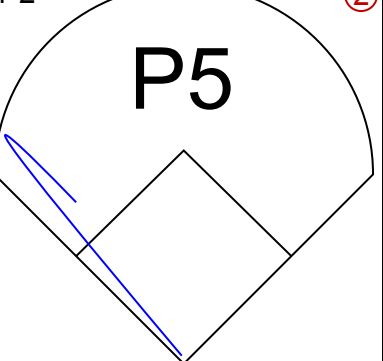
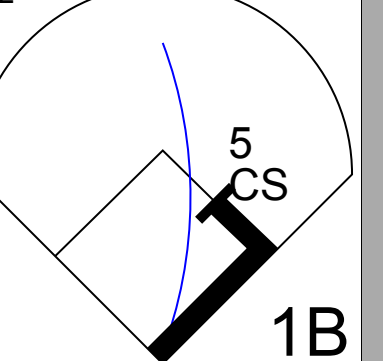
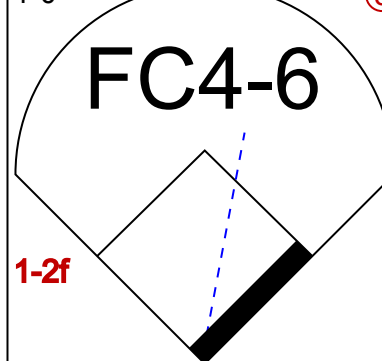
Texas Rangers @ Oakland Athletics
Oakland Coliseum, Oakland, CA
Mon May 02 2011, 12:37 PM - 3:45 PM PDT
Att. 9,193 - Partly Cloudy - 67 F

AB 36
R 5
H 11
RBI 5
BB 4
SO 5
LOB 21



Batter	1	2	3	4	5	6	7	8	9	AB	R	H	RBI	BB	SO	LOB	TOP			
5 Ian Kinsler, R OBP: 0.349, SLG: 0.473 (1, 4)										2	2	1	0	1	0	0	Texas Rangers @ Seattle Mariners Safeco Field, Seattle, WA Tue May 03 2011, 7:11 PM - 10:00 PM PDT Att: 12,804 - Partly Cloudy - 53 F			
3 Andrés Blanco, S OBP: 0.308, SLG: 0.545 (1, 6)										1	0	0	0	1	0	0				
1 Elvis Andrus, R OBP: 0.322, SLG: 0.349 (8, 6)										1	0	1	1	0	0	0				
10 Michael Young, R OBP: 0.357, SLG: 0.488 (1, 10)										4	0	1	1	0	0	3				
29 Adrian Beltré, R OBP: 0.290, SLG: 0.487 (1, 5)										4	0	1	1	0	0	2				
17 Nelson Cruz, R OBP: 0.303, SLG: 0.438 (1, 9)										3	0	0	0	0	0	3				
18 Mitch Moreland, L OBP: 0.365, SLG: 0.500 (7, 9)										1	0	0	0	0	1	1				
25 Mike Napoli, R OBP: 0.373, SLG: 0.611 (1, 3)										4	0	0	0	0	3	3				
7 David Murphy, L OBP: 0.344, SLG: 0.383 (1, 7)										4	0	0	0	0	0	1				
8 Yorvit Torrealba, R OBP: 0.302, SLG: 0.446 (1, 2)										3	0	0	0	0	0	0				
20 Julio Borbon, L OBP: 0.313, SLG: 0.344 (1, 8)										3	1	1	0	0	1	0				
Inning Stats	R: 1 E: 0 K: 1 S: 15	H: 0 LOB: 2 BB: 2 P: 33	R: 0 E: 0 K: 0 S: 6	H: 0 LOB: 0 BB: 0 P: 8	R: 0 E: 0 K: 0 S: 9	H: 0 LOB: 0 BB: 0 P: 14	R: 0 E: 0 K: 0 S: 7	H: 0 LOB: 0 BB: 0 P: 11	R: 0 E: 0 K: 0 S: 9	H: 2 LOB: 1 BB: 0 P: 13	R: 0 E: 0 K: 1 S: 10	H: 0 LOB: 0 BB: 0 P: 13	R: 1 E: 0 K: 0 S: 7	H: 2 LOB: 0 BB: 0 P: 11	R: 0 E: 0 K: 2 S: 13	H: 1 LOB: 1 BB: 0 P: 19	1B: 4 2B: 1 3B: 0 HR: 0	SF: 0 SAC: 2 DP: 1 HBP: 0	WP: 1 PB: 0 SB: 2 CS: 0	PA: 34
PITCHER	IP WLS BF H R ER SO BB IBB HBP BLK WP HR S P ERA WHIP	45 Erik Bedard, L (1, 1) 7.0 26 2 2 2 3 2 0 0 0 0 0 65 103 2.57 0.571 39 David Pauley, R (8, 1) 1.0 W 4 2 1 1 0 0 0 0 0 0 0 7 11 9.00 2.000 43 Brandon League, R (9, 1) 1.0 S 4 1 0 0 2 0 0 0 0 0 1 0 13 19 0.00 1.000																		

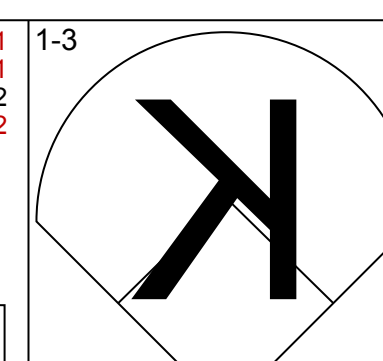
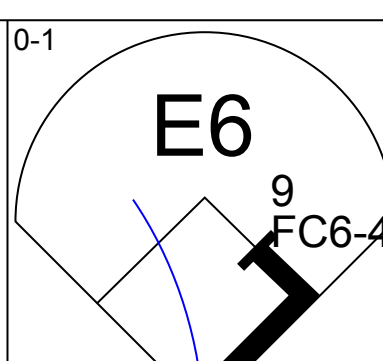
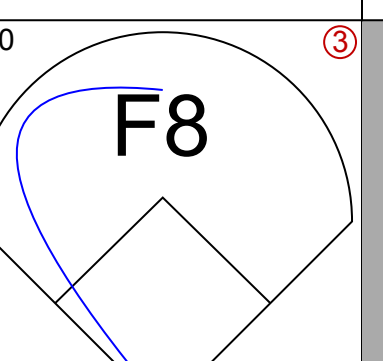
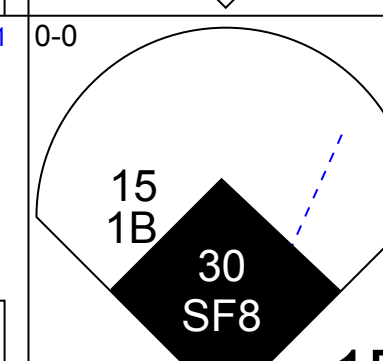
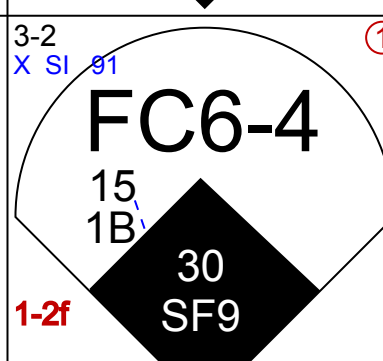
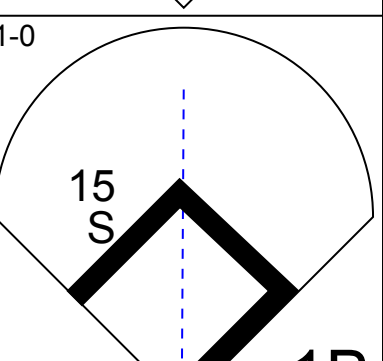
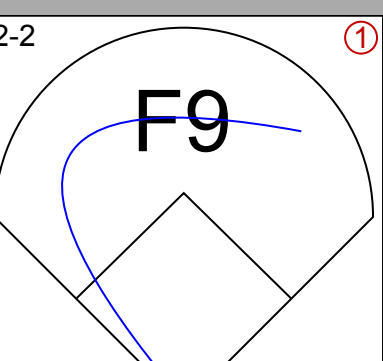
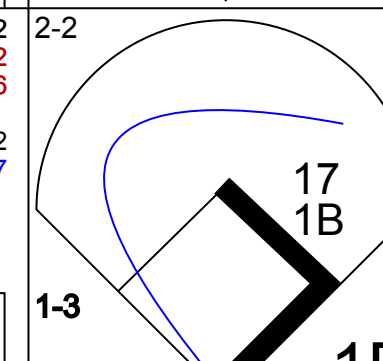
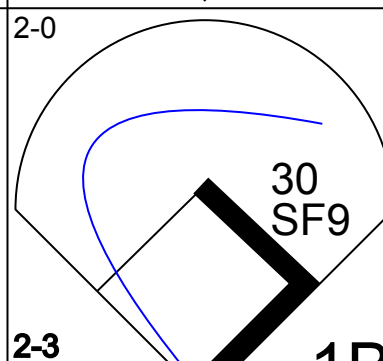
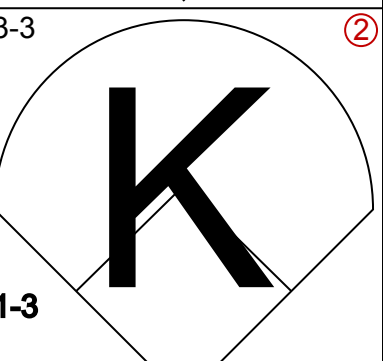
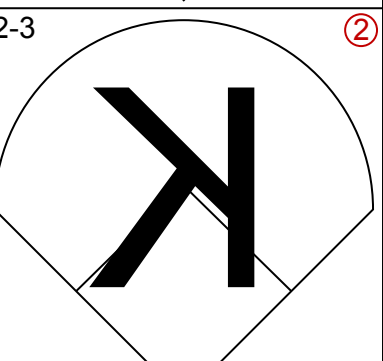
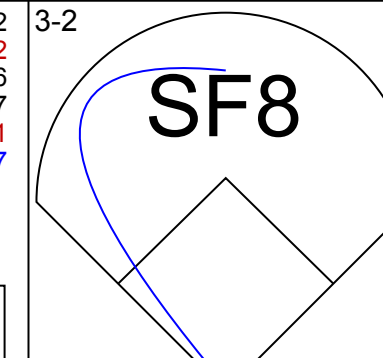
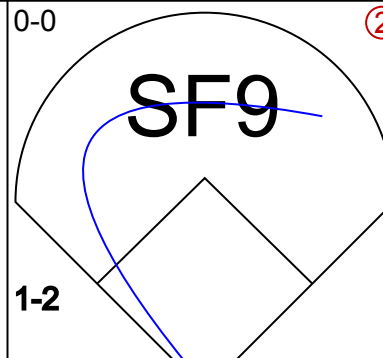
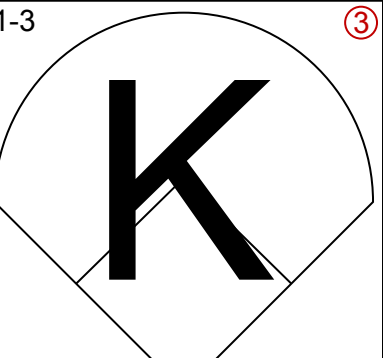
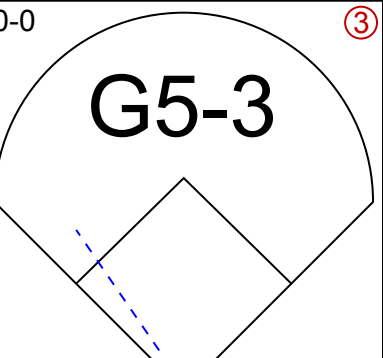
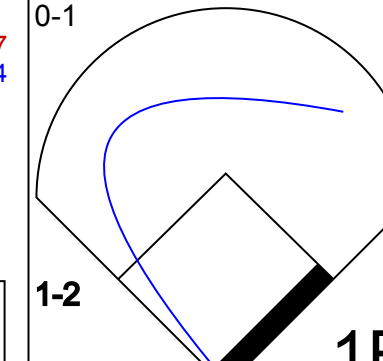
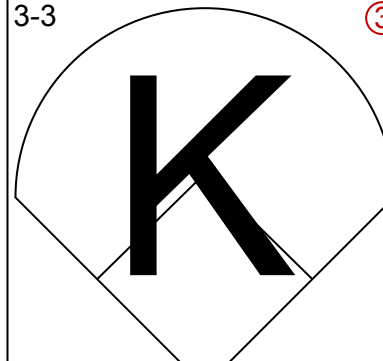
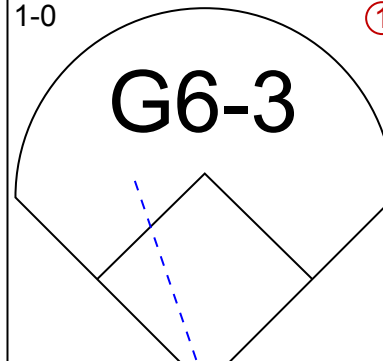
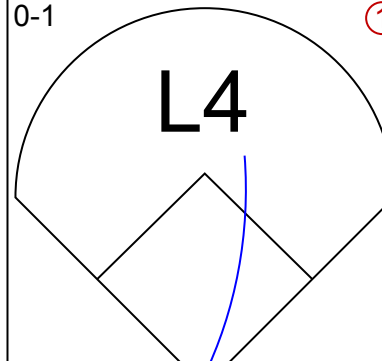
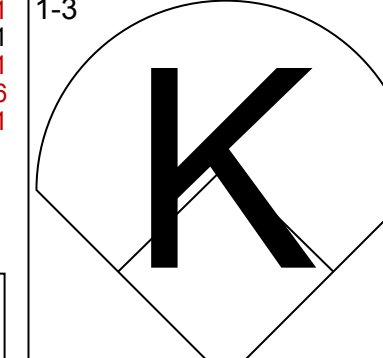
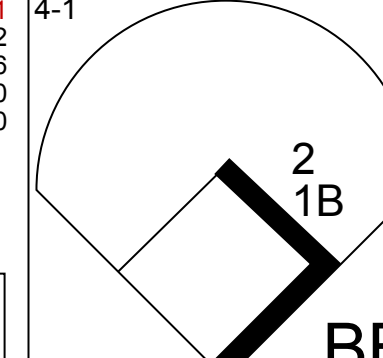
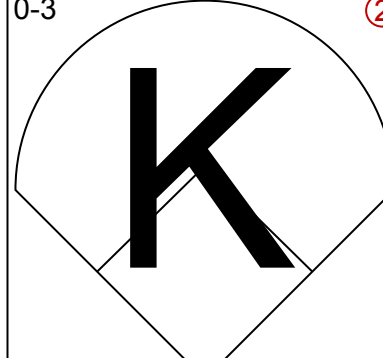
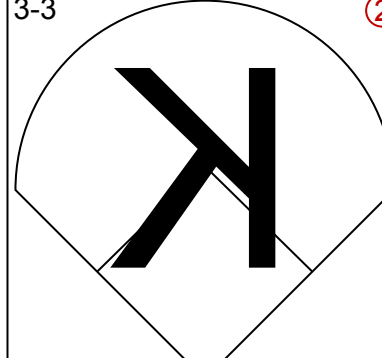
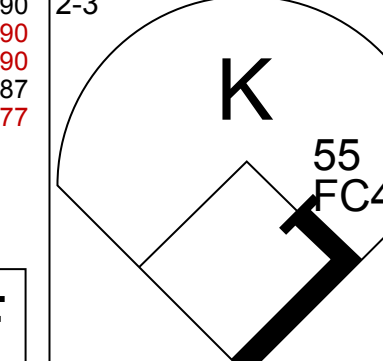
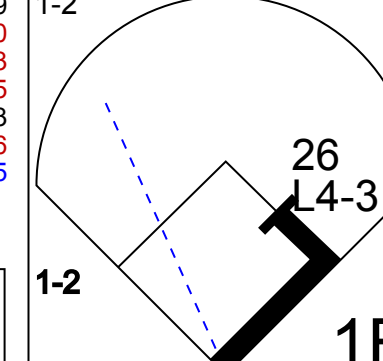
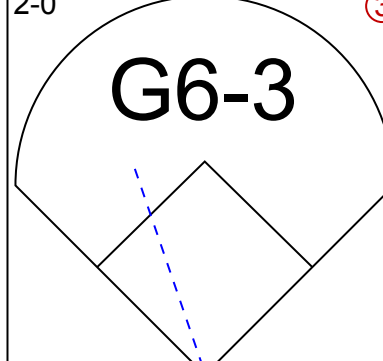
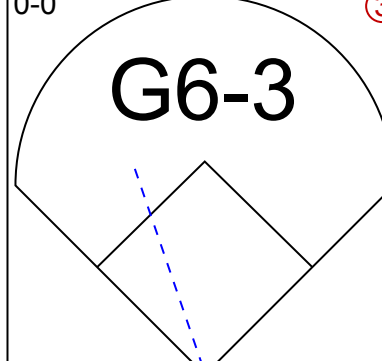
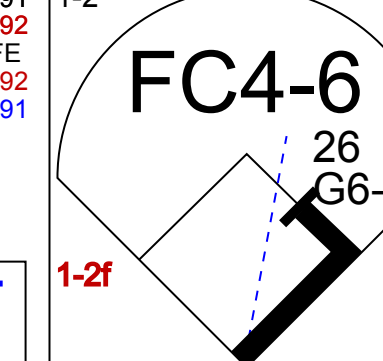
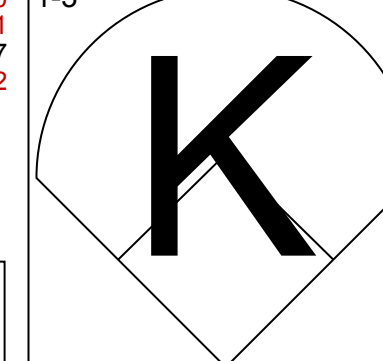

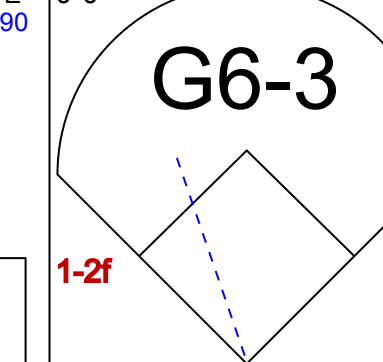
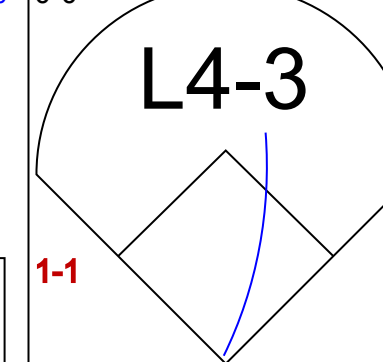

Batter	1	2	3	4	5	6	7	8	9	AB	R	H	RBI	BB	SO	LOB	BOTTOM			
51 Ichiro Suzuki, L OBP: 0.365, SLG: 0.362 (1, 9)										4	1	1	0	0	0	1	Texas Rangers @ Seattle Mariners Safeco Field, Seattle, WA Tue May 03 2011, 7:11 PM - 10:00 PM PDT Att: 12,804 - Partly Cloudy - 53 F			
9 Chone Figgins, S OBP: 0.292, SLG: 0.297 (1, 5)										4	0	1	0	0	1	1				
4 Adam Kennedy, L OBP: 0.329, SLG: 0.446 (1, 4)										4	0	2	0	0	0	1				
2 Jack Wilson, R OBP: 0.279, SLG: 0.270 (6, PR) (9, 4)										0	1	0	0	0	0	0				
30 Miguel Olivo, R OBP: 0.265, SLG: 0.311 (1, 2)										3	1	1	0	1	1	3				
17 Justin Smoak, S OBP: 0.402, SLG: 0.531 (1, 3)										4	0	3	2	0	0	0				
29 Jack Cust, L OBP: 0.389, SLG: 0.250 (1, 10)										3	0	1	1	0	0	2				
55 Michael Saunders, L OBP: 0.256, SLG: 0.304 (1, 8)										4	0	0	0	0	2	5				
12 Ryan Langerhans, L (1, 7)										4	1	1	0	0	3	5				
26 Brendan Ryan, R OBP: 0.267, SLG: 0.215 (1, 6)										3	0	0	0	0	1	5				
Inning Stats	R: 0 E: 0 K: 1 S: 9	H: 0 LOB: 0 BB: 0 P: 14	R: 0 E: 0 K: 2 S: 14	H: 1 LOB: 3 BB: 1 P: 25	R: 1 E: 0 K: 1 S: 21	H: 3 LOB: 2 BB: 0 P: 28	R: 0 E: 0 K: 2 S: 10	H: 0 LOB: 0 BB: 0 P: 15	R: 0 E: 0 K: 0 S: 7	H: 1 LOB: 1 BB: 0 P: 10	R: 0 E: 0 K: 0 S: 11	H: 0 LOB: 0 BB: 0 P: 18	R: 1 E: 0 K: 0 S: 11	H: 1 LOB: 0 BB: 0 P: 18	R: 2 E: 0 K: 2 S: 14	H: 4 LOB: 2 BB: 0 P: 21	1B: 9 2B: 1 3B: 0 HR: 0	SF: 0 SAC: 1 DP: 1 HBP: 1	WP: 1 PB: 0 SB: 0 CS: 0	PA: 36
PITCHER	IP WLS BF H R ER SO BB IBB HBP BLK WP HR S P ERA WHIP	41 Alexi Ogando, R (1, 1) 6.0 25 5 1 1 6 1 0 0 0 0 1 0 68 102 1.50 1.000 46 Pedro Strop, R (7, 1) 1.0 L 7 4 3 3 0 0 0 0 0 0 1 0 15 24 27.00 4.000 28 Darren Oliver, L (8, 1) 1.0 4 1 0 0 2 0 0 0 0 0 0 10 15 0.00 1.000																		

Batter	1	2	3	4	5	6	7	8	9	AB	R	H	RBI	BB	SO	LOB	TOP
5 Ian Kinsler, R OBP: 0.346, SLG: 0.460										3	1	0	0	1	1	0	
1 Elvis Andrus, R OBP: 0.322, SLG: 0.349										3	1	1	0	0	1	0	
10 Michael Young, R OBP: 0.353, SLG: 0.480										4	0	1	0	0	3	2	
29 Adrian Beltré, R OBP: 0.297, SLG: 0.492										3	1	1	1	1	1	1	
7 David Murphy, L OBP: 0.340, SLG: 0.376										4	0	1	1	0	0	2	
8 Yovit Torresblás, R OBP: 0.289, SLG: 0.425										4	0	0	0	0	1	1	
18 Mitch Moreland, L OBP: 0.370, SLG: 0.529										3	1	1	1	1	1	0	
19 Chris Davis, L OBP: 0.333, SLG: 0.476										4	1	1	1	0	2	1	
20 Julio Borbon, L OBP: 0.310, SLG: 0.338										4	0	1	0	0	0	1	
Inning Stats	R: 2 H: 3 E: 0 K: 3 S: 16	H: 3 R: 4 ER: 4 SO: 9 BB: 0 IBB: 0 HBP: 0 BLK: 0 WP: 0 HR: 2 S: 77 P: 97 ERA: 5.14 WHIP: 1.000	R: 0 H: 0 E: 0 K: 1 S: 6	H: 0 R: 1 ER: 1 SO: 1 BB: 0 IBB: 0 HBP: 0 BLK: 0 WP: 0 HR: 0 S: 11 P: 23 ERA: 9.00 WHIP: 2.000	R: 0 H: 0 E: 0 K: 2 S: 8	H: 0 R: 1 ER: 1 SO: 1 BB: 0 IBB: 0 HBP: 0 BLK: 0 WP: 0 HR: 0 S: 16 P: 20 ERA: 0.00 WHIP: 1.000	R: 0 H: 1 E: 0 K: 0 S: 10	H: 1 R: 0 ER: 0 SO: 0 BB: 0 IBB: 0 HBP: 0 BLK: 0 WP: 0 HR: 1 S: 11 P: 13 ERA: 0.00 WHIP: 1.000	R: 1 H: 0 E: 0 K: 1 S: 11	H: 0 R: 0 ER: 0 SO: 1 BB: 1 IBB: 0 HBP: 0 BLK: 0 WP: 0 HR: 2 S: 10 P: 10 ERA: 0.00 WHIP: 0.000	1B: 4 R: 5 H: 7 RBI: 4 BB: 3 SO: 10 LOB: 8	WP: 1 PA: 37 ERA: 5.14 WHIP: 1.000					
PITCHER	IP: 7.0 WLS: L BF: 27 H: 7 R: 4 ER: 4 SO: 9 BB: 0 IBB: 0 HBP: 0 BLK: 0 WP: 0 HR: 2 S: 77 P: 97 ERA: 5.14 WHIP: 1.000	IP: 1.0 WLS: 0 BF: 5 H: 0 R: 1 ER: 1 SO: 1 BB: 2 IBB: 0 HBP: 0 BLK: 0 WP: 0 HR: 0 S: 11 P: 23 ERA: 9.00 WHIP: 2.000	IP: 1.0 WLS: 0 BF: 4 H: 0 R: 0 ER: 0 SO: 0 BB: 1 IBB: 0 HBP: 0 BLK: 0 WP: 0 HR: 0 S: 4 P: 10 ERA: 0.00 WHIP: 1.000	IP: 1.0 WLS: 0 BF: 5 H: 0 R: 0 ER: 0 SO: 1 BB: 0 IBB: 0 HBP: 0 BLK: 0 WP: 0 HR: 0 S: 11 P: 17 ERA: 0.00 WHIP: 1.000	IP: 1.0 WLS: 0 BF: 4 H: 0 R: 0 ER: 0 SO: 0 BB: 1 IBB: 0 HBP: 0 BLK: 0 WP: 0 HR: 0 S: 11 P: 18 ERA: 0.00 WHIP: 1.000	IP: 1.0 WLS: 0 BF: 4 H: 0 R: 0 ER: 0 SO: 0 BB: 1 IBB: 0 HBP: 0 BLK: 0 WP: 0 HR: 0 S: 11 P: 17 ERA: 0.00 WHIP: 1.000	IP: 1.0 WLS: 0 BF: 4 H: 0 R: 0 ER: 0 SO: 0 BB: 1 IBB: 0 HBP: 0 BLK: 0 WP: 0 HR: 0 S: 11 P: 18 ERA: 0.00 WHIP: 1.000	IP: 1.0 WLS: 0 BF: 4 H: 0 R: 0 ER: 0 SO: 0 BB: 1 IBB: 0 HBP: 0 BLK: 0 WP: 0 HR: 0 S: 11 P: 18 ERA: 0.00 WHIP: 1.000	IP: 1.0 WLS: 0 BF: 4 H: 0 R: 0 ER: 0 SO: 0 BB: 1 IBB: 0 HBP: 0 BLK: 0 WP: 0 HR: 0 S: 11 P: 18 ERA: 0.00 WHIP: 1.000	IP: 1.0 WLS: 0 BF: 4 H: 0 R: 0 ER: 0 SO: 0 BB: 1 IBB: 0 HBP: 0 BLK: 0 WP: 0 HR: 0 S: 11 P: 18 ERA: 0.00 WHIP: 1.000	IP: 1.0 WLS: 0 BF: 4 H: 0 R: 0 ER: 0 SO: 0 BB: 1 IBB: 0 HBP: 0 BLK: 0 WP: 0 HR: 0 S: 11 P: 18 ERA: 0.00 WHIP: 1.000	IP: 1.0 WLS: 0 BF: 4 H: 0 R: 0 ER: 0 SO: 0 BB: 1 IBB: 0 HBP: 0 BLK: 0 WP: 0 HR: 0 S: 11 P: 18 ERA: 0.00 WHIP: 1.000	IP: 1.0 WLS: 0 BF: 4 H: 0 R: 0 ER: 0 SO: 0 BB: 1 IBB: 0 HBP: 0 BLK: 0 WP: 0 HR: 0 S: 11 P: 18 ERA: 0.00 WHIP: 1.000	IP: 1.0 WLS: 0 BF: 4 H: 0 R: 0 ER: 0 SO: 0 BB: 1 IBB: 0 HBP: 0 BLK: 0 WP: 0 HR: 0 S: 11 P: 18 ERA: 0.00 WHIP: 1.000			

Texas Rangers @ Seattle Mariners
Safeco Field, Seattle, WA
Wed May 04 2011, 7:11 PM - 9:43 PM PDT
Att: 13,910 - Partly Cloudy - 59 F

AB 32
R 5
H 7
RBI 4
BB 3
SO 10
LOB 8



Batter	1	2	3	4	5	6	7	8	9	AB	R	H	RBI	BB	SO	LOB	BOTTOM
51 Ichiro Suzuki, L OBP: 0.355, SLG: 0.351										4	0	0	0	0	2	0	
9 Chone Figgins, S OBP: 0.280, SLG: 0.304										4	2	2	0	0	0	1	
15 Milton Bradley, S OBP: 0.320, SLG: 0.360										4	0	2	0	0	2	1	
30 Miguel Olivo, R OBP: 0.255, SLG: 0.304										2	0	0	2	0	1	1	
17 Justin Smoak, S OBP: 0.396, SLG: 0.518										4	0	1	0	0	1	1	
29 Jack Cust, L OBP: 0.385, SLG: 0.242										3	0	0	0	1	3	2	
2 Jack Wilson, R OBP: 0.278, SLG: 0.269										4	0	1	0	0	1	0	
55 Michael Saunders, L OBP: 0.247, SLG: 0.293										3	0	0	0	0	2	3	
26 Brendan Ryan, R OBP: 0.258, SLG: 0.207										3	0	0	0	0	0	3	
Inning Stats	R: 1 H: 3 E: 0 K: 2 S: 16	H: 3 R: 2 ER: 1 SO: 12 BB: 0 IBB: 0 HBP: 0 BLK: 0 WP: 0 HR: 0 S: 34 P: 6 ERA: 2.92 WHIP: 0.778	R: 0 H: 0 E: 0 K: 1 S: 7	H: 0 R: 2 ER: 1 SO: 1 BB: 0 IBB: 0 HBP: 0 BLK: 0 WP: 0 HR: 0 S: 11 P: 19 ERA: 1.00 WHIP: 0.778	R: 0 H: 1 E: 0 K: 1 S: 11	H: 1 R: 0 ER: 0 SO: 0 BB: 1 IBB: 0 HBP: 0 BLK: 0 WP: 0 HR: 0 S: 11 P: 17 ERA: 1.00 WHIP: 0.778	R: 0 H: 0 E: 0 K: 1 S: 5	H: 0 R: 0 ER: 0 SO: 0 BB: 0 IBB: 0 HBP: 0 BLK: 0 WP: 0 HR: 0 S: 11 P: 8 ERA: 0.00 WHIP: 1.000	R: 0 H: 0 E: 0 K: 1 S: 7	H: 0 R: 0 ER: 0 SO: 0 BB: 0 IBB: 0 HBP: 0 BLK: 0 WP: 0 HR: 0 S: 11 P: 10 ERA: 0.00 WHIP: 1.000	R: 0 H: 0 E: 0 K: 1 S: 6	H: 0 R: 0 ER: 0 SO: 0 BB: 0 IBB: 0 HBP: 0 BLK: 0 WP: 0 HR: 0 S: 9 P: 9 ERA: 0.00 WHIP: 1.000	1B: 6 R: 2 H: 6 RBI: 2 BB: 1 SO: 12 LOB: 12	WP: 1 PA: 34 ERA: 2.92 WHIP: 0.778			
PITCHER	IP: 9.0 WLS: W BF: 34 H: 6 R: 2 ER: 1 SO: 12 BB: 0 IBB: 0 HBP: 0 BLK: 0 WP: 0 HR: 0 S: 34 P: 6 ERA: 2.92 WHIP: 0.778	IP: 1.0 WLS: 0 BF: 5 H: 0 R: 1 ER: 1 SO: 1 BB: 2 IBB: 0 HBP: 0 BLK: 0 WP: 0 HR: 0 S: 11 P: 23 ERA: 9.00 WHIP: 2.000	IP: 1.0 WLS: 0 BF: 4 H: 0 R: 0 ER: 0 SO: 0 BB: 1 IBB: 0 HBP: 0 BLK: 0 WP: 0 HR: 0 S: 4 P: 10 ERA: 0.00 WHIP: 1.000	IP: 1.0 WLS: 0 BF: 5 H: 0 R: 0 ER: 0 SO: 1 BB: 0 IBB: 0 HBP: 0 BLK: 0 WP: 0 HR: 0 S: 11 P: 17 ERA: 0.00 WHIP: 1.000	IP: 1.0 WLS: 0 BF: 4 H: 0 R: 0 ER: 0 SO: 0 BB: 1 IBB: 0 HBP: 0 BLK: 0 WP: 0 HR: 0 S: 11 P: 18 ERA: 0.00 WHIP: 1.000	IP: 1.0 WLS: 0 BF: 4 H: 0 R: 0 ER: 0 SO: 0 BB: 1 IBB: 0 HBP: 0 BLK: 0 WP: 0 HR: 0 S: 11 P: 18 ERA: 0.00 WHIP: 1.000	IP: 1.0 WLS: 0 BF: 4 H: 0 R: 0 ER: 0 SO: 0 BB: 1 IBB: 0 HBP: 0 BLK: 0 WP: 0 HR: 0 S: 11 P: 18 ERA: 0.00 WHIP: 1.000	IP: 1.0 WLS: 0 BF: 4 H: 0 R: 0 ER: 0 SO: 0 BB: 1 IBB: 0 HBP: 0 BLK: 0 WP: 0 HR: 0 S: 11 P: 18 ERA: 0.00 WHIP: 1.000	IP: 1.0 WLS: 0 BF: 4 H: 0 R: 0 ER: 0 SO: 0 BB: 1 IBB: 0 HBP: 0 BLK: 0 WP: 0 HR: 0 S: 11 P: 18 ERA: 0.00 WHIP: 1.000	IP: 1.0 WLS: 0 BF: 4 H: 0 R: 0 ER: 0 SO: 0 BB: 1 IBB: 0 HBP: 0 BLK: 0 WP: 0 HR: 0 S: 11 P: 18 ERA: 0.00 WHIP: 1.000	IP: 1.0 WLS: 0 BF: 4 H: 0 R: 0 ER: 0 SO: 0 BB: 1 IBB: 0 HBP: 0 BLK: 0 WP: 0 HR: 0 S: 11 P: 18 ERA: 0.00 WHIP: 1.000	IP: 1.0 WLS: 0 BF: 4 H: 0 R: 0 ER: 0 SO: 0 BB: 1 IBB: 0 HBP: 0 BLK: 0 WP: 0 HR: 0 S: 11 P: 18 ERA: 0.00 WHIP: 1.000	IP: 1.0 WLS: 0 BF: 4 H: 0 R: 0 ER: 0 SO: 0 BB: 1 IBB: 0 HBP: 0 BLK: 0 WP: 0 HR: 0 S: 11 P: 18 ERA: 0.00 WHIP: 1.000	IP: 1.0 WLS: 0 BF: 4 H: 0 R: 0 ER: 0 SO: 0 BB: 1 IBB: 0 HBP: 0 BLK: 0 WP: 0 HR: 0 S: 11 P: 18 ERA: 0.00 WHIP: 1.000			

Texas Rangers @ Seattle Mariners
Safeco Field, Seattle, WA
Wed May 04 2011, 7:11 PM - 9:43 PM PDT
Att: 13,910 - Partly Cloudy - 59 F

AB 31
R 2
H 6
RBI 2
BB 1
SO 12
LOB 12



Batter	1	2	3	4	5	6	7	8	9	AB	R	H	RBI	BB	SO	LOB	TOP				
5 Ian Kinsler, R OBP: 0.343, SLG: 0.462										4	0	1	1	0	0	1					
1 Elvis Andrus, R OBP: 0.320, SLG: 0.345										4	0	1	0	0	1	1					
10 Michael Young, R OBP: 0.365, SLG: 0.480										2	0	1	0	2	0	1					
29 Adrian Beltré, R OBP: 0.288, SLG: 0.475										4	0	0	0	0	0	5					
25 Mike Napoli, R OBP: 0.371, SLG: 0.589										2	0	0	0	1	1	0					
19 Chris Davis, L OBP: 0.320, SLG: 0.455										4	0	0	0	0	0	2					
7 David Murphy, L OBP: 0.327, SLG: 0.360										4	0	1	0	0	1	0					
8 Yorvit Torrealba, R OBP: 0.287, SLG: 0.418										3	0	1	0	0	1	1					
18 Mitch Moreland, L OBP: 0.369, SLG: 0.522										3	0	1	0	0	1	1					
20 Julio Borbon, L OBP: 0.311, SLG: 0.338										3	1	1	0	0	0	1					
Inning Stats	R: 0 E: 0 K: 0 S: 8	H: 1 LOB: 1 BB: 0 P: 12	R: 0 E: 0 K: 1 S: 11	H: 1 LOB: 1 BB: 0 P: 15	R: 0 E: 0 K: 0 S: 6	H: 0 LOB: 0 BB: 0 P: 9	R: 0 E: 0 K: 0 S: 6	H: 1 LOB: 1 BB: 0 P: 13	R: 0 E: 0 K: 0 S: 12	H: 0 LOB: 0 BB: 0 P: 11	R: 0 E: 0 K: 0 S: 6	H: 0 LOB: 0 BB: 0 P: 10	R: 1 E: 0 K: 1 S: 13	H: 2 LOB: 2 BB: 1 P: 22	R: 0 E: 0 K: 2 S: 10	H: 0 LOB: 0 BB: 0 P: 14	1B: 5 2B: 1 3B: 0 HR: 0	SF: 0 SAC: 0 DP: 2 HBP: 0	WP: 0 PB: 0 SB: 2 CS: 0	PA: 34	
PITCHER	IP WLS BF H R ER SO BB IBB HBP BLK WP HR S P ERA WHIP	IP WLS BF H R ER SO BB IBB HBP BLK WP HR S P ERA WHIP	IP WLS BF H R ER SO BB IBB HBP BLK WP HR S P ERA WHIP	IP WLS BF H R ER SO BB IBB HBP BLK WP HR S P ERA WHIP	IP WLS BF H R ER SO BB IBB HBP BLK WP HR S P ERA WHIP	IP WLS BF H R ER SO BB IBB HBP BLK WP HR S P ERA WHIP	IP WLS BF H R ER SO BB IBB HBP BLK WP HR S P ERA WHIP	IP WLS BF H R ER SO BB IBB HBP BLK WP HR S P ERA WHIP	IP WLS BF H R ER SO BB IBB HBP BLK WP HR S P ERA WHIP	IP WLS BF H R ER SO BB IBB HBP BLK WP HR S P ERA WHIP	IP WLS BF H R ER SO BB IBB HBP BLK WP HR S P ERA WHIP	IP WLS BF H R ER SO BB IBB HBP BLK WP HR S P ERA WHIP	IP WLS BF H R ER SO BB IBB HBP BLK WP HR S P ERA WHIP	IP WLS BF H R ER SO BB IBB HBP BLK WP HR S P ERA WHIP	IP WLS BF H R ER SO BB IBB HBP BLK WP HR S P ERA WHIP	IP WLS BF H R ER SO BB IBB HBP BLK WP HR S P ERA WHIP	IP WLS BF H R ER SO BB IBB HBP BLK WP HR S P ERA WHIP	IP WLS BF H R ER SO BB IBB HBP BLK WP HR S P ERA WHIP	IP WLS BF H R ER SO BB IBB HBP BLK WP HR S P ERA WHIP	IP WLS BF H R ER SO BB IBB HBP BLK WP HR S P ERA WHIP	IP WLS BF H R ER SO BB IBB HBP BLK WP HR S P ERA WHIP

Texas Rangers @ Seattle Mariners
Safeco Field, Seattle, WA
Thu May 05 2011, 7:10 PM - 9:37 PM PDT
Att: 14,217 - Roof Closed - 58 F

AB	31
R	1
H	6
RBI	1
BB	3
SO	5
LOB	12



Batter	1	2	3	4	5	6	7	8	9	AB	R	H	RBI	BB	SO	LOB	BOTTOM				
51 Ichiro Suzuki, L OBP: 0.359, SLG: 0.356										4	0	2	1	0	0	1					
1 Luis Antonio Rodriguez, S OBP: 0.277, SLG: 0.390										4	0	1	1	0	2	2					
4 Adam Kennedy, L OBP: 0.311, SLG: 0.420										4	0	0	0	0	2	2					
30 Miguel Olivo, R OBP: 0.245, SLG: 0.292										4	0	0	0	0	1	2					
17 Justin Smoak, S OBP: 0.410, SLG: 0.573										4	1	3	1	0	1	0					
12 Ryan Langerhans, L OBP: 0.317, SLG: 0.346										4	0	0	0	0	2	2					
2 Jack Wilson, R OBP: 0.280, SLG: 0.271										3	1	1	0	0	1	1					
55 Michael Saunders, L OBP: 0.253, SLG: 0.289										1	0	0	0	1	1	0					
26 Brendan Ryan, R OBP: 0.260, SLG: 0.224										3	1	1	0	0	1	3					
Inning Stats	R: 0 E: 1 K: 1 S: 11	H: 1 LOB: 1 BB: 0 P: 17	R: 1 E: 0 K: 1 S: 11	H: 1 LOB: 0 BB: 0 P: 14	R: 1 E: 0 K: 1 S: 11	H: 2 LOB: 1 BB: 0 P: 11	R: 0 E: 0 K: 3 S: 14	H: 1 LOB: 2 BB: 1 P: 23	R: 0 E: 0 K: 1 S: 8	H: 0 LOB: 0 BB: 0 P: 9	R: 0 E: 0 K: 1 S: 7	H: 0 LOB: 0 BB: 0 P: 9	R: 1 E: 0 K: 1 S: 10	H: 2 LOB: 1 BB: 0 P: 14	R: 0 E: 0 K: 2 S: 11	H: 1 LOB: 1 BB: 0 P: 16	1B: 4 2B: 3 3B: 0 HR: 1	SF: 0 SAC: 1 DP: 0 HBP: 0	WP: 0 PB: 0 SB: 0 CS: 0	PA: 33	
PITCHER	IP WLS BF H R ER SO BB IBB HBP BLK WP HR S P ERA WHIP	IP WLS BF H R ER SO BB IBB HBP BLK WP HR S P ERA WHIP	IP WLS BF H R ER SO BB IBB HBP BLK WP HR S P ERA WHIP	IP WLS BF H R ER SO BB IBB HBP BLK WP HR S P ERA WHIP	IP WLS BF H R ER SO BB IBB HBP BLK WP HR S P ERA WHIP	IP WLS BF H R ER SO BB IBB HBP BLK WP HR S P ERA WHIP	IP WLS BF H R ER SO BB IBB HBP BLK WP HR S P ERA WHIP	IP WLS BF H R ER SO BB IBB HBP BLK WP HR S P ERA WHIP	IP WLS BF H R ER SO BB IBB HBP BLK WP HR S P ERA WHIP	IP WLS BF H R ER SO BB IBB HBP BLK WP HR S P ERA WHIP	IP WLS BF H R ER SO BB IBB HBP BLK WP HR S P ERA WHIP	IP WLS BF H R ER SO BB IBB HBP BLK WP HR S P ERA WHIP	IP WLS BF H R ER SO BB IBB HBP BLK WP HR S P ERA WHIP	IP WLS BF H R ER SO BB IBB HBP BLK WP HR S P ERA WHIP	IP WLS BF H R ER SO BB IBB HBP BLK WP HR S P ERA WHIP	IP WLS BF H R ER SO BB IBB HBP BLK WP HR S P ERA WHIP	IP WLS BF H R ER SO BB IBB HBP BLK WP HR S P ERA WHIP	IP WLS BF H R ER SO BB IBB HBP BLK WP HR S P ERA WHIP	IP WLS BF H R ER SO BB IBB HBP BLK WP HR S P ERA WHIP	IP WLS BF H R ER SO BB IBB HBP BLK WP HR S P ERA WHIP	IP WLS BF H R ER SO BB IBB HBP BLK WP HR S P ERA WHIP

Texas Rangers @ Seattle Mariners
Safeco Field, Seattle, WA
Thu May 05 2011, 7:10 PM - 9:37 PM PDT
Att: 14,217 - Roof Closed - 58 F

AB	31
R	3
H	8
RBI	3
BB	1
SO	11
LOB	13



Batter	1	2	3	4	5	6	7	8	9	AB R H RBI BB SO LOB	TOP									
2 Derek Jeter, R OBP: 0.312, SLG: 0.268										4 1 1 0 1 1 1	New York Yankees @ Texas Rangers Rangers Ballpark in Arlington, Arlington, TX Fri May 06 2011, 8:08 PM - 10:54 PM EDT Att. 49,069 - Clear - 86 F AB 31 R 4 H 5 RBI 3 BB 7 SO 7 LOB 16 									
14 Curtis Granderson, L OBP: 0.336, SLG: 0.609										4 2 2 3 1 2 2										
25 Mark Teixeira, S OBP: 0.378, SLG: 0.544										4 0 0 0 0 0 3										
13 Alex Rodriguez, R OBP: 0.367, SLG: 0.511										4 0 1 0 0 0 3										
24 Robinson Canó, L OBP: 0.320, SLG: 0.569										4 0 1 0 0 2 1										
18 Andrew Jones, R OBP: 0.300, SLG: 0.393										3 0 0 0 1 0 1										
20 Jorge Posada, S OBP: 0.238, SLG: 0.362										3 0 0 0 1 1 1										
55 Russell Martin, R OBP: 0.382, SLG: 0.540										1 1 0 0 3 0 0										
11 Brett Gardner, L OBP: 0.327, SLG: 0.381										4 0 0 0 0 1 4										
Inning Stats	R: 2 H: 3 E: 0 K: 0 S: 16	H: 3 LOB: 1 BB: 0 P: 24	R: 1 H: 0 E: 1 K: 0 S: 11	H: 0 LOB: 3 BB: 3 P: 31	R: 0 H: 0 E: 0 K: 0 S: 11	H: 0 LOB: 0 BB: 0 P: 18	R: 0 H: 0 E: 0 K: 2 S: 8	H: 1 LOB: 1 BB: 0 P: 18	R: 0 H: 0 E: 0 K: 1 S: 8	H: 0 LOB: 0 BB: 2 P: 18		R: 1 H: 1 E: 0 K: 1 S: 10	H: 1 LOB: 0 BB: 0 P: 16	R: 0 H: 0 E: 0 K: 2 S: 8	H: 0 LOB: 0 BB: 0 P: 11	R: 0 H: 0 E: 0 K: 1 S: 9	H: 0 LOB: 1 BB: 2 P: 21	1B: 3 2B: 0 3B: 0 HR: 2	SF: 0 SAC: 0 DP: 1 HBP: 0	WP: 2 PB: 0 CS: 0
PITCHER	IP WLS BF H R ER SO BB IBB HBP BLK WP HR S P ERA WHIP											IP WLS BF H R ER SO BB IBB HBP BLK WP HR S P ERA WHIP								
54 Matt Harrison, L ERA: 4.35	(1, 1) 6.0 L 27 4 3 2 3 5 0 0 0 0 0 1 67 119 3.00 1.500																			
59 Ryan Tucker, R ERA: 3.0	(7, 1) 1.0 4 1 1 1 1 0 0 0 0 0 0 1 10 16 9.00 1.000																			
50 Cody Eppley, R ERA: 1.35	(8, 1) 1.0 3 0 0 0 2 0 0 0 0 0 0 8 11 0.00 0.000																			
57 Mark Lowe, R ERA: 9.82	(9, 1) 1.0 4 0 0 0 1 2 0 0 0 2 0 9 21 0.00 2.000																			

Batter	1	2	3	4	5	6	7	8	9	AB R H RBI BB SO LOB	BOTTOM											
5 Ian Kinsler, R OBP: 0.333, SLG: 0.446										4 0 0 0 0 0 3	New York Yankees @ Texas Rangers Rangers Ballpark in Arlington, Arlington, TX Fri May 06 2011, 8:08 PM - 10:54 PM EDT Att. 49,069 - Clear - 86 F AB 30 R 1 H 3 RBI 1 BB 1 SO 4 LOB 9 											
1 Elvis Andrus, R OBP: 0.310, SLG: 0.333										4 0 0 0 0 1 0												
10 Michael Young, R OBP: 0.355, SLG: 0.466										4 0 0 0 0 1 0												
29 Adrián Beltré, R OBP: 0.279, SLG: 0.460										4 0 0 0 0 1 0												
7 David Murphy, L OBP: 0.327, SLG: 0.359										3 0 1 0 0 0 0												
25 Mike Napoli, R OBP: 0.370, SLG: 0.569										2 1 0 0 1 0 1												
18 Mitch Moreland, L OBP: 0.358, SLG: 0.505										3 0 0 0 0 0 2												
19 Chris Davis, L OBP: 0.321, SLG: 0.440										3 0 1 0 0 1 2												
20 Julio Borbon, L OBP: 0.312, SLG: 0.338										3 0 1 1 0 0 1												
Inning Stats	R: 0 H: 0 E: 0 K: 0 S: 8	H: 0 LOB: 0 BB: 0 P: 14	R: 0 H: 1 E: 0 K: 0 S: 10	H: 1 LOB: 1 BB: 0 P: 16	R: 0 H: 0 E: 0 K: 0 S: 5	H: 0 LOB: 0 BB: 0 P: 7	R: 0 H: 0 E: 0 K: 0 S: 9	H: 0 LOB: 0 BB: 0 P: 16	R: 0 H: 0 E: 0 K: 0 S: 6	H: 0 LOB: 0 BB: 0 P: 9		R: 0 H: 1 E: 0 K: 0 S: 11	H: 1 LOB: 0 BB: 0 P: 15	R: 0 H: 0 E: 0 K: 1 S: 5	H: 0 LOB: 0 BB: 0 P: 8	R: 1 H: 1 E: 1 K: 1 S: 14	H: 1 LOB: 2 BB: 1 P: 20	R: 0 H: 0 E: 0 K: 2 S: 10	H: 0 LOB: 0 BB: 0 P: 14	1B: 3 2B: 0 3B: 0 HR: 0	SF: 0 SAC: 0 DP: 1 HBP: 0	WP: 0 PB: 0 CS: 0
PITCHER	IP WLS BF H R ER SO BB IBB HBP BLK WP HR S P ERA WHIP											IP WLS BF H R ER SO BB IBB HBP BLK WP HR S P ERA WHIP										
47 Iván Nova, R ERA: 4.08	(1, 1) 7.1 W 25 2 1 0 0 1 1 0 0 0 0 0 62 98 0.00 0.409																					
29 Rafael Soriano, R ERA: 6.23	(8, 1) 0.2 H 3 1 0 0 1 0 0 0 0 0 0 6 7 0.00 1.500																					
42 Mariano Rivera, R ERA: 1.72	(9, 1) 1.0 S 3 0 0 0 2 0 0 0 0 0 0 10 14 0.00 0.000																					

Batter	1	2	3	4	5	6	7	8	9	AB	R	H	RBI	BB	SO	LOB	TOP										
2 Derek Jeter, R OBP: 0.331, SLG: 0.350	1-0 14 S 14 S 1B		2-0 25 F8 14 1B 1B		1-1 HR		1-0 HR	0-1 G1-3	3-2 G4-3	6	2	4	3	0	0	1											
14 Curtis Granderson, L OBP: 0.359, SLG: 0.649	2-2 G3-1		2-2 25 F8 1B		2-0 25 2B 13 G6-3 1B		0-1 HR	4-2 25 HR BB		4	3	3	2	1	0	1											
25 Mark Teixeira, S OBP: 0.382, SLG: 0.571	2-2 P6		2-2 F8		0-0 24 G4-3 2B		3-3 HR	0-2 HR		5	1	2	2	0	1	3											
13 Alex Rodriguez, R OBP: 0.364, SLG: 0.485	0-0 P2		2-1 HBP		2-0 G6-3		0-0 24 G3-6 1B	1-0 G6-3		4	0	1	1	0	0	2											
24 Robinson Canó, L OBP: 0.313, SLG: 0.556	0-2 F9		0-0 F8		3-H G4-3		1-0 G3-6-1	0-0 BB		4	0	0	0	1	0	5											
33 Nick Swisher, S OBP: 0.338, SLG: 0.302	0-1 G6-3		1-3 K		1-2 F7					5	1	1	0	0	1	5											
20 Jorge Posada, S OBP: 0.257, SLG: 0.354	3-3 K		1-2 G1-3		4-2 11 FC6-4 BB					3	1	1	0	1	1	0											
26 Eduardo Núñez, R OBP: 0.400, SLG: 0.500										1	0	0	0	0	0	0											
11 Brett Gardner, L OBP: 0.337, SLG: 0.389			1-1 17 S 2 1B 1B		0-1 F7		0-1 FC6-4 17 G5-4-3			5	2	3	0	0	0	1											
17 Francisco Cervelli, R OBP: 0.200, SLG: 0.500			2-2 E5 2 1B 14 1B		3-1 G6-3		1-2 G5-4-3			5	2	1	4	0	0	3											
	R: 0 E: 0 K: 0 S: 9	H: 1 LOB: 1 BB: 0 P: 14	R: 0 E: 0 K: 1 S: 8	H: 0 LOB: 0 BB: 0 P: 11	R: 2 E: 1 K: 1 S: 15	H: 3 LOB: 3 BB: 0 P: 26	R: 0 E: 0 K: 0 S: 8	H: 0 LOB: 1 BB: 0 P: 13	R: 2 E: 0 K: 1 S: 8	H: 3 LOB: 0 BB: 0 P: 13	R: 6 E: 0 K: 0 S: 19	H: 5 LOB: 1 BB: 2 P: 34	R: 0 E: 0 K: 0 S: 10	H: 1 LOB: 0 BB: 0 P: 14	1B: 10 2B: 1 3B: 0 HR: 5	SF: 0 SAC: 0 DP: 2 HBP: 1	WP: 0 PB: 0 SB: 2 CS: 0	PA: 46									
PITCHER	IP	WLS	BF	H	R	ER	SO	BB	IBB	HBP	BLK	WP	HR	S	P	ERA	WHIP										
47 Dave Bush, R ERA: 2.2	4.0		19	5	3	2	2	0	0	1	0	0	1	42	67	4.50	1.250										
59 Ryan Tucker, R ERA: 3.5	2.0		8	2	1	1	0	1	0	0	0	0	0	16	26	4.50	1.500										
53 Arthur Rhodes, L ERA: 4.5	1.0	L	5	3	2	2	1	0	0	0	0	0	2	8	13	18.00	3.000										
50 Cody Eppley, R ERA: 9.0	0.1		7	5	6	6	0	1	0	0	0	0	2	15	24	162.00	18.000										
57 Mark Lowe, R ERA: 6.75	1.2		7	1	0	0	0	1	0	0	0	0	0	14	24	0.00	1.200										

New York Yankees @ Texas Rangers
Rangers Ballpark in Arlington, Arlington, TX
Sun May 08 2011, 2:09 PM - 5:44 PM EDT
Att: 48,057 - Sunny - 86 F

AB 42
R 12
H 16
RBI 12
BB 3
SO 3
LOB 21



Batter	1	2	3	4	5	6	7	8	9	AB	R	H	RBI	BB	SO	LOB	BOTTOM										
5 Ian Kinsler, R OBP: 0.318, SLG: 0.419	1-2 E5 29 BB 10 BB 25 1B	2-2 G5-3		4-0 1 S BB		2-0 F7		3-2 F7		4	1	0	0	1	0	2											
1 Elvis Andrus, R OBP: 0.324, SLG: 0.341	2-2 F9		2-2 10 FC6-4 1B		3-3 K		0-1 CS		1-1 10 DI 1B	5	1	3	1	0	1	3											
10 Michael Young, R OBP: 0.373, SLG: 0.493	4-0 29 BB 25 1B BB	0-0 FC6-4		1-1 G3		1-1 F8		4-1 BB		3	1	0	0	2	0	2											
29 Adrian Beltré, R OBP: 0.283, SLG: 0.448	4-1 25 E 7 SF7 BB		0-1 P4		0-2 P4		3-2 1B		1-0 P4	4	1	1	1	1	0	2											
25 Mike Napoli, R OBP: 0.359, SLG: 0.540	2-2 E7 7 SF7 1B		2-0 G5-3		0-1 E1 7 1B		2-2 F8		3-3 K	5	0	1	2	0	1	3											
7 David Murphy, L OBP: 0.330, SLG: 0.394	2-0 SF7		0-0 G4-3		1-2 1B		1-3 K			3	0	1	1	0	1	1											
8 Yorvit Torrealba, R OBP: 0.293, SLG: 0.364	1-2 G4-3		1-2 K		1-2 G2-3		2-2 F7			4	0	0	0	0	1	3											
19 Chris Davis, L OBP: 0.344, SLG: 0.429										0	0	0	0	0	0	0											
23 Craig Gentry, R OBP: 0.500, SLG: 0.333		4-1 5 S 1 1B BB		0-2 P4		0-1 G6-3		0-2 20 G4-6-3 1B		3	1	1	0	1	0	0											
20 Julio Borbon, L OBP: 0.321, SLG: 0.372		0-0 B5		1-2 1 S 5 S 1B		0-0 E1 CS 5 F7 1B		1-1 G4-6-3		4	0	1	0	0	0	2											
18 Mitch Moreland, L OBP: 0.373, SLG: 0.526										0	0	0	0	0	0	0											
	R: 3 E: 2 K: 0 S: 14	H: 1 LOB: 1 BB: 2 P: 31	R: 1 E: 0 K: 0 S: 11	H: 1 LOB: 1 BB: 1 P: 19	R: 0 E: 0 K: 2 S: 13	H: 1 LOB: 2 BB: 1 P: 22	R: 0 E: 1 K: 0 S: 15	H: 0 LOB: 0 BB: 0 P: 7	R: 1 E: 0 K: 1 S: 15	H: 2 LOB: 1 BB: 0 P: 25	R: 0 E: 0 K: 0 S: 9	H: 1 LOB: 2 BB: 0 P: 12	R: 0 E: 0 K: 1 S: 15	H: 1 LOB: 1 BB: 1 P: 27	1B: 8 2B: 0 3B: 0 HR: 0	SF: 1 SAC: 0 DP: 1 HBP: 0	WP: 1 PB: 0 SB: 5 CS: 1	PA: 42									
PITCHER	IP	WLS	BF	H	R	ER	SO	BB	IBB	HBP	BLK	WP	HR	S	P	ERA	WHIP										
52 CC Sabathia, L ERA: 2.89	6.0	W	29	5	5	3	2	4	0	0	0	0	0	64	109	4.50	1.500										
62 Joba Chamberlain, R ERA: 3.38	1.0	H	4	1	0	0	1	0	0	0	0	1	0	13	20	0.00	1.000										
29 Rafael Soriano, R ERA: 5.75	1.0		3	1	0	0	0	0	0	0	0	0	0	9	12	0.00	1.000										
39 Lance Pendleton, R ERA:	1.0		5	1	0	0	1	1	0	0	0	0	0	15	27	0.00	2.000										

New York Yankees @ Texas Rangers
Rangers Ballpark in Arlington, Arlington, TX
Sun May 08 2011, 2:09 PM - 5:44 PM EDT
Att: 48,057 - Sunny - 86 F

AB 35
R 5
H 8
RBI 5
BB 5
SO 4
LOB 18



Batter	1	2	3	4	5	6	7	8	9	AB	R	H	RBI	BB	SO	LOB	TOP										
4 Coco Crisp, S OBP: 0.274, SLG: 0.388										4	1	0	0	0	1	2											
10 Danc Barton, L OBP: 0.338, SLG: 0.292										3	2	1	0	2	0	1											
28 Conor Jackson, R OBP: 0.363, SLG: 0.395										2	2	0	0	2	1	1											
16 Josh Willingham, R OBP: 0.310, SLG: 0.435										4	2	2	5	0	0	1											
8 Kurt Suzuki, R OBP: 0.314, SLG: 0.391										4	0	1	1	0	0	0											
21 Andy LaRoche, R OBP: 0.343, SLG: 0.350										1	0	0	0	3	0	0											
14 Mark Ellis, R OBP: 0.220, SLG: 0.273										3	0	0	1	0	0	2											
11 Landon Powell, S OBP: 0.324, SLG: 0.276										4	0	0	0	0	0	4											
2 Cliff Pennington, S OBP: 0.267, SLG: 0.302										3	0	0	0	1	0	1											
Inning Stats	R: 0 H: 1 E: 0 K: 1 S: 9	H: 1 LOB: 1 BB: 0 P: 14	R: 0 H: 0 E: 0 K: 0 S: 8	H: 0 LOB: 1 BB: 1 P: 14	R: 3 H: 1 E: 0 K: 1 S: 18	H: 1 LOB: 0 BB: 2 P: 34	R: 0 H: 0 E: 0 K: 0 S: 5	H: 0 LOB: 0 BB: 0 P: 7	R: 0 H: 0 E: 1 K: 0 S: 7	H: 0 LOB: 0 BB: 0 P: 7	R: 0 H: 0 E: 0 K: 0 S: 10	H: 0 LOB: 0 BB: 0 P: 15	R: 0 H: 0 E: 0 K: 0 S: 6	H: 0 LOB: 1 BB: 1 P: 11	R: 4 H: 2 E: 0 K: 0 S: 10	H: 2 LOB: 1 BB: 3 P: 28	R: 0 H: 0 E: 0 K: 0 S: 7	H: 0 LOB: 0 BB: 1 P: 12	1B: 2 2B: 1 3B: 0 HR: 1	SF: 1 SAC: 0 DP: 3 HBP: 1	WP: 0 PB: 0 SB: 1 CS: 0	PA: 38					
PITCHER	IP	WLS	BF	H	R	ER	SO	BB	IBB	HBP	BLK	WP	HR	S	P	ERA	WHIP										
36 C.J. Wilson, L ERA: 3.36	7.0	L	29	2	5	5	2	5	0	1	0	0	1	65	109	6.43	1.000										
59 Ryan Tucker, R ERA: 7.2	0.0		4	2	1	1	0	2	0	0	0	0	0	5	15	∞	∞										
21 Brett Tomko, R ERA: 5.25	2.0		5	0	1	1	0	1	0	0	0	0	0	10	18	4.50	0.500										

Oakland Athletics @ Texas Rangers
Rangers Ballpark in Arlington, Arlington, TX
Mon May 09 2011, 8:08 PM - 10:50 PM EDT
Att: 24,375 - Cloudy - 92 F

AB 28
R 7
H 4
RBI 7
BB 8
SO 2
LOB 12





Batter	1	2	3	4	5	6	7	8	9	AB	R	H	RBI	BB	SO	LOB	BOTTOM										
5 Ian Kinsler, R OBP: 0.323, SLG: 0.421										4	1	2	0	0	0	2											
1 Elvis Andrus, R OBP: 0.251, SLG: 0.338										4	0	1	0	0	1	3											
10 Michael Young, R OBP: 0.370, SLG: 0.486										4	0	1	0	0	0	2											
25 Mike Napoli, R OBP: 0.354, SLG: 0.515										3	0	0	0	1	2	1											
7 David Murphy, L OBP: 0.327, SLG: 0.388										4	0	1	0	0	1	2											
8 Yovani Torresblat, R OBP: 0.255, SLG: 0.369										4	0	0	0	0	1	1											
18 Mitch Moreland, L OBP: 0.377, SLG: 0.554										4	1	2	1	0	2	0											
19 Chris Davis, L OBP: 0.333, SLG: 0.406										4	0	1	0	0	2	2											
20 Julio Borbon, L OBP: 0.322, SLG: 0.370										3	0	1	0	0	0	1											
29 Adrián Beltré, R OBP: 0.281, SLG: 0.444										1	0	0	0	0	0	2											
Inning Stats	R: 0 H: 1 E: 0 K: 0 S: 9	H: 0 LOB: 2 BB: 1 P: 17	R: 0 H: 0 E: 0 K: 2 S: 9	H: 0 LOB: 0 BB: 0 P: 12	R: 0 H: 2 E: 0 K: 0 S: 9	H: 2 LOB: 1 BB: 0 P: 18	R: 0 H: 0 E: 0 K: 1 S: 10	H: 0 LOB: 0 BB: 0 P: 15	R: 1 H: 2 E: 0 K: 0 S: 11	H: 2 LOB: 1 BB: 0 P: 19	R: 0 H: 0 E: 0 K: 2 S: 9	H: 0 LOB: 0 BB: 0 P: 15	R: 0 H: 0 E: 0 K: 2 S: 7	H: 0 LOB: 0 BB: 0 P: 11	R: 1 H: 2 E: 1 K: 1 S: 13	H: 2 LOB: 1 BB: 0 P: 21	R: 0 H: 2 E: 0 K: 1 S: 13	H: 2 LOB: 2 BB: 0 P: 20	1B: 8 2B: 1 3B: 0 HR: 1	SF: 0 SAC: 0 DP: 1 HBP: 0	WP: 1 PB: 0 SB: 1 CS: 0	PA: 36					
PITCHER	IP	WLS	BF	H	R	ER	SO	BB	IBB	HBP	BLK	WP	HR	S	P	ERA	WHIP										
53 Trevor Cahill, R ERA: 1.72	7.0	W	26	5	1	1	7	1	0	0	0	0	1	64	107	1.29	0.857										
13 Jerry Blevins, L ERA: 3.99	0.1		2	1	1	0	0	0	0	0	0	0	0	4	7	0.00	3.000										
31 Brad Ziegler, R ERA:	0.2		3	1	0	0	1	0	0	0	0	0	0	9	14	0.00	1.500										
56 Craig Breslow, L ERA: 4.63	1.0		5	2	0	0	1	0	0	0	0	0	0	13	20	0.00	2.000										

Oakland Athletics @ Texas Rangers
Rangers Ballpark in Arlington, Arlington, TX
Mon May 09 2011, 8:08 PM - 10:50 PM EDT
Att: 24,375 - Cloudy - 92 F

AB 35
R 2
H 9
RBI 1
BB 1
SO 9
LOB 16




Batter	1	2	3	4	5	6	7	8	9	AB	R	H	RBI	BB	SO	LOB	TOP											
12 David DeJesus, L OBP: 0.296, SLG: 0.308	F7		F8			10 1B		G4-3		3	0	0	0	1	0	1	<p>Oakland Athletics @ Texas Rangers Rangers Ballpark in Arlington, Arlington, TX Tue May 10 2011, 8:08 PM - 11:54 PM EDT Att: 31,655 - Cloudy - 82 F</p> <p>livebaseballscorecards.com</p> <p>AB 31 R 2 H 5 RBI 2 BB 3 SO 1 LOB 12</p> 											
10 Danic Barton, L OBP: 0.336, SLG: 0.290	P6		G3			1B		K		4	0	1	0	0	1													
15 Ryan Sweeney, L OBP: 0.451, SLG: 0.477	1B		16 G5-4-3			L7		E5		4	1	2	0	0	0	2												
16 Josh Willingham, R OBP: 0.308, SLG: 0.424	P4		G5-4-3			P4		8 BB		3	0	0	0	1	0	4												
55 Hideki Matsui, L OBP: 0.289, SLG: 0.387	F8					F8		F8		4	0	0	0	0	0	2												
8 Kurt Suzuki, R OBP: 0.312, SLG: 0.381	G5-3					F7		F8		3	0	0	0	1	0	0												
14 Mark Ellis, R OBP: 0.215, SLG: 0.266	F7					F9		G5-3		3	0	0	0	0	0	0												
28 Conor Jackson, R OBP: 0.359, SLG: 0.395										0	0	0	1	0	0	0												
21 Andy LaRoche, R OBP: 0.324, SLG: 0.328			G5-3			F7		F7		4	0	0	0	0	0	2												
2 Cliff Pennington, S OBP: 0.277, SLG: 0.349	F7					HR		12 G4-3		3	1	2	1	0	0	0												
Inning Stats	R: 0 E: 0 K: 0 S: 12	H: 1 LOB: 1 BB: 0 P: 16	R: 0 E: 0 K: 0 S: 7	H: 0 LOB: 0 BB: 0 P: 11	R: 0 E: 0 K: 0 S: 8	H: 0 LOB: 0 BB: 0 P: 13	R: 0 E: 0 K: 0 S: 11	H: 1 LOB: 0 BB: 0 P: 16	R: 0 E: 0 K: 0 S: 5	H: 0 LOB: 0 BB: 0 P: 9	R: 1 E: 0 K: 0 S: 20	H: 2 LOB: 2 BB: 1 P: 34	R: 0 E: 0 K: 0 S: 6	H: 0 LOB: 0 BB: 0 P: 8	R: 0 E: 0 K: 1 S: 10	H: 1 LOB: 1 BB: 0 P: 18	R: 1 E: 1 K: 0 S: 12	H: 0 LOB: 2 BB: 2 P: 24	1B: 3 2B: 1 3B: 0 HR: 1	SF: 1 SAC: 0 DP: 1 HBP: 0	WP: 0 PB: 0 SB: 0 CS: 0	PA: 35						
PITCHER	IP	WLS	BF	H	R	ER	SO	BB	IBB	HBP	BLK	WP	HR	S	P	ERA	WHIP											
48 Colby Lewis, R ERA: 4.57	(1, 1)	7.1	W	27	5	1	1	0	1	0	0	0	0	1	73	115	1.23	0.818										
28 Darren Oliver, L ERA: 2.4	(8, 1)	0.2		3	0	1	0	1	0	0	0	0	0	8	14	0.00	0.000											
30 Neftali Feliz, R ERA: 0.87	(9, 1)	1.0		5	0	0	0	0	2	0	0	0	0	10	20	0.00	2.000											

Batter	1	2	3	4	5	6	7	8	9	AB	R	H	RBI	BB	SO	LOB	BOTTOM											
20 Julio Borbon, L OBP: 0.315, SLG: 0.360	P6		P6			10 3B		F7		5	1	1	0	0	0	3	<p>Oakland Athletics @ Texas Rangers Rangers Ballpark in Arlington, Arlington, TX Tue May 10 2011, 8:08 PM - 11:54 PM EDT Att: 31,655 - Cloudy - 82 F</p> <p>livebaseballscorecards.com</p> <p>AB 33 R 7 H 11 RBI 7 BB 6 SO 7 LOB 22</p> 											
1 Elvis Andrus, R OBP: 0.319, SLG: 0.331	K		5 G4-6-3			SH5-3		F8		3	0	0	0	1	1	3												
5 Ian Kinsler, R OBP: 0.331, SLG: 0.419	BB		G4-6-3			L8		F7		3	1	1	0	2	0	1												
10 Michael Young, R OBP: 0.384, SLG: 0.514	K					18 HR		10 BB		4	2	3	2	1	1	1												
18 Mitch Moreland, L OBP: 0.378, SLG: 0.547	29 HBP		25 BB			F9		G3		5	1	2	0	0	0	4												
29 Adrián Beltré, R OBP: 0.287, SLG: 0.464	1B		25 BB			G3		G3		3	1	1	2	0	0	3												
7 David Murphy, L OBP: 0.333, SLG: 0.387	K		23 BB			25 BB		F7		3	1	1	0	1	1	2												
25 Mike Napoli, R OBP: 0.360, SLG: 0.522	K		20 FC3-2			20 FC3-2		K		3	0	1	2	1	2	2												
23 Craig Gentry, R OBP: 0.375, SLG: 0.286	K		20 FC5			L6		K		4	0	1	1	0	2	3												
Inning Stats	R: 0 E: 0 K: 2 S: 12	H: 0 LOB: 1 BB: 1 P: 22	R: 0 E: 0 K: 3 S: 15	H: 1 LOB: 2 BB: 0 P: 24	R: 0 E: 0 K: 0 S: 5	H: 0 LOB: 0 BB: 1 P: 11	R: 2 E: 0 K: 0 S: 14	H: 3 LOB: 3 BB: 2 P: 32	R: 3 E: 0 K: 0 S: 14	H: 4 LOB: 1 BB: 0 P: 21	R: 2 E: 0 K: 0 S: 12	H: 2 LOB: 1 BB: 1 P: 21	R: 0 E: 0 K: 2 S: 8	H: 0 LOB: 0 BB: 0 P: 8	R: 0 E: 0 K: 0 S: 8	H: 1 LOB: 2 BB: 1 P: 14		1B: 7 2B: 2 3B: 1 HR: 1	SF: 0 SAC: 1 DP: 1 HBP: 1	WP: 0 PB: 0 SB: 0 CS: 0	PA: 41							
PITCHER	IP	WLS	BF	H	R	ER	SO	BB	IBB	HBP	BLK	WP	HR	S	P	ERA	WHIP											
49 Brett Anderson, L ERA: 3.21	(1, 1)	4.2	L	24	4	4	4	0	4	0	1	0	0	0	8	13	7.71	2.143										
29 David Purcey, L ERA: 4.82	(5, 1)	0.1		3	2	1	1	0	0	0	0	0	0	8	13	27.00	6.000											
13 Jerry Blevins, L ERA: 4.61	(6, 1)	2.0		9	2	2	2	2	1	0	0	0	0	20	29	9.00	1.500											
56 Craig Breslow, L ERA: 4.26	(8, 1)	1.0		5	1	0	0	0	1	0	0	0	0	8	14	0.00	2.000											

Batter	1	2	3	4	5	6	7	8	9	AB	R	H	RBI	BB	SO	LOB	TOP										
2 Erick Aybar, S OBP: 0.358, SLG: 0.457										4	1	1	1	0	2	0	Los Angeles Angels @ Texas Rangers Rangers Ballpark in Arlington, Arlington, TX Fri May 13 2011, 8:09 PM - 10:40 PM EDT Att. 45,995 - Clear - 75 F										
53 Bobby Abreu, L OBP: 0.390, SLG: 0.343										3	0	1	0	1	0	0											
13 Maicer Izturis, S OBP: 0.370, SLG: 0.484										4	0	1	0	0	0	1											
48 Torii Hunter, R OBP: 0.314, SLG: 0.360										4	0	0	0	0	1	3											
47 Howie Kendrick, R OBP: 0.372, SLG: 0.510										4	0	0	0	0	2												
6 Alberto Callaspo, S OBP: 0.386, SLG: 0.406										4	0	2	0	0	0	0											
16 Hank Conger, L OBP: 0.338, SLG: 0.451										3	0	1	0	1	0	1											
44 Mark Trumbo, R OBP: 0.302, SLG: 0.462										3	0	0	0	0	1	3											
25 Peter Bourjos, R OBP: 0.336, SLG: 0.448										3	0	0	0	0	1	3											
Inning Stats	R: 0 H: 0 E: 0 K: 2 S: 11	H: 0 LOB: 1 BB: 1 P: 18	R: 0 H: 0 E: 0 K: 0 S: 8	H: 0 LOB: 0 BB: 0 P: 14	R: 1 H: 1 E: 0 K: 2 S: 13	H: 1 LOB: 0 BB: 0 P: 18	R: 0 H: 0 E: 0 K: 0 S: 6	H: 0 LOB: 0 BB: 0 P: 12	R: 0 H: 1 E: 0 K: 1 S: 7	H: 1 LOB: 1 BB: 0 P: 13	R: 0 H: 2 E: 0 K: 1 S: 11	H: 1 LOB: 2 BB: 0 P: 14	R: 0 H: 1 E: 0 K: 0 S: 10	H: 1 LOB: 1 BB: 0 P: 17	R: 0 H: 0 E: 0 K: 0 S: 13	H: 0 LOB: 0 BB: 0 P: 16	R: 0 H: 1 E: 0 K: 0 S: 13	H: 1 LOB: 2 BB: 1 P: 18	1B: 4 2B: 1 3B: 0 HR: 1	SF: 0 SAC: 0 DP: 1 HBP: 1	WP: 0 PB: 0 SB: 0 CS: 0	PA: 35					
PITCHER	IP	WLS	BF	H	R	ER	SO	BB	IBB	HBP	BLK	WP	HR	S	P	ERA	WHIP										
41 Alexi Ogando, R ERA: 2.06	6.1	W	25	5	1	1	5	1	0	1	0	0	1	62	99	1.42	0.947										
50 Cody Eppley, R ERA: 8.22	0.2	H	2	0	0	0	0	0	0	0	0	0	0	4	7	0.00	0.000										
28 Darren Oliver, L ERA: 2.25	1.0	H	3	0	0	0	0	0	0	0	0	0	0	13	16	0.00	0.000										
30 Neftali Feliz, R ERA: 0.79	1.0	S	5	1	0	0	0	1	0	0	0	0	0	13	18	0.00	2.000										

Batter	1	2	3	4	5	6	7	8	9	AB	R	H	RBI	BB	SO	LOB	BOTTOM										
20 Julio Borbon, L OBP: 0.305, SLG: 0.348										3	0	0	0	0	3	1	Los Angeles Angels @ Texas Rangers Rangers Ballpark in Arlington, Arlington, TX Fri May 13 2011, 8:09 PM - 10:40 PM EDT Att. 45,995 - Clear - 75 F										
23 Craig Gentry, R OBP: 0.333, SLG: 0.250										4	1	2	2	0	0	0											
1 Elvis Andrus, R OBP: 0.324, SLG: 0.358										4	1	2	0	0	0	0											
5 Ian Kinsler, R OBP: 0.335, SLG: 0.429										4	1	2	0	0	0	0											
10 Michael Young, R OBP: 0.387, SLG: 0.520										4	0	2	1	0	1	2											
19 Chris Davis, L OBP: 0.333, SLG: 0.406										0	0	0	0	0	0	0											
18 Mitch Moreland, L OBP: 0.366, SLG: 0.527										4	0	0	0	0	0	2											
29 Adrián Beltré, R OBP: 0.288, SLG: 0.482										3	1	1	1	0	1	1											
7 David Murphy, L OBP: 0.325, SLG: 0.376										3	0	0	0	0	2	1											
25 Mike Napoli, R OBP: 0.360, SLG: 0.507										2	1	0	0	1	0	0											
8 Yorvit Torrealba, R OBP: 0.248, SLG: 0.358										3	0	0	0	0	0	1											
Inning Stats	R: 1 H: 2 E: 0 K: 1 S: 11	H: 2 LOB: 1 BB: 0 P: 20	R: 0 H: 0 E: 0 K: 1 S: 8	H: 0 LOB: 0 BB: 0 P: 11	R: 0 H: 0 E: 0 K: 1 S: 11	H: 0 LOB: 0 BB: 0 P: 16	R: 1 H: 2 E: 0 K: 1 S: 14	H: 2 LOB: 1 BB: 0 P: 21	R: 1 H: 2 E: 0 K: 1 S: 12	H: 2 LOB: 2 BB: 1 P: 22	R: 1 H: 1 E: 0 K: 1 S: 9	H: 1 LOB: 0 BB: 0 P: 17	R: 0 H: 0 E: 0 K: 0 S: 7	H: 0 LOB: 0 BB: 0 P: 8	R: 0 H: 0 E: 0 K: 1 S: 6	H: 0 LOB: 0 BB: 0 P: 8	1B: 3 2B: 2 3B: 0 HR: 2	SF: 0 SAC: 0 DP: 0 HBP: 0	WP: 0 PB: 0 SB: 0 CS: 0	PA: 32							
PITCHER	IP	WLS	BF	H	R	ER	SO	BB	IBB	HBP	BLK	WP	HR	S	P	ERA	WHIP										
36 Jered Weaver, R ERA: 2.26	6.0	L	26	7	4	4	6	1	0	0	0	0	2	65	107	6.00	1.333										
40 Kevin Jepsen, R ERA: 7.5	1.0		3	0	0	0	0	0	0	0	0	0	0	7	8	0.00	0.000										
22 Trevor Bell, R ERA: 3.38	1.0		3	0	0	0	1	0	0	0	0	0	0	6	8	0.00	0.000										

AB	32
R	1
H	6
RBI	1
BB	2
SO	5
LOB	13



Batter	1	2	3	4	5	6	7	8	9	AB	R	H	RBI	BB	SO	LOB	TOP					
25 Peter Bourjos, R OBP: 0.325, SLG: 0.426										4	1	0	0	1	0	6	Los Angeles Angels @ Texas Rangers Rangers Ballpark in Arlington, Arlington, TX Sun May 15 2011, 3:08 PM - 6:22 PM EDT Att: 48,284 - Sunny - 69 F					
2 Erick Aybar, S OBP: 0.370, SLG: 0.491										4	1	3	3	1	1	0						
13 Maicer Izturis, S OBP: 0.366, SLG: 0.467										5	0	0	0	0	1	6						
48 Torii Hunter, R OBP: 0.313, SLG: 0.348										4	0	1	1	1	0	1						
47 Howie Kendrick, R OBP: 0.376, SLG: 0.506										4	0	1	0	1	0	2						
6 Alberto Callaspo, S OBP: 0.370, SLG: 0.418										4	1	1	0	1	1	3						
44 Mark Trumbo, R OBP: 0.306, SLG: 0.460										3	1	1	0	1	1	1						
5 Jeff Mathis, R OBP: 0.213, SLG: 0.286										3	0	0	0	0	1	1						
77 Reggie Willits, S										1	0	0	0	1	0	0						
53 Bobby Abreu, L OBP: 0.368, SLG: 0.338										1	0	0	0	0	1	3						
28 Alexi Amarista, L OBP: 0.235, SLG: 0.400										1	0	1	0	0	0	0						
Inning Stats	R: 1 H: 1 E: 0 K: 1 S: 20	H: 1 LOB: 1 BB: 1 P: 28	R: 0 H: 0 E: 1 K: 0 S: 11	H: 0 LOB: 2 BB: 2 P: 21	R: 0 H: 2 E: 0 K: 1 S: 14	H: 2 LOB: 0 BB: 0 P: 20	R: 0 H: 0 E: 0 K: 0 S: 7	H: 0 LOB: 0 BB: 0 P: 12	R: 1 H: 1 E: 0 K: 0 S: 9	H: 1 LOB: 1 BB: 1 P: 18	R: 2 H: 3 E: 1 K: 1 S: 16	H: 3 LOB: 2 BB: 2 P: 21	R: 0 H: 0 E: 0 K: 1 S: 9	H: 0 LOB: 1 BB: 1 P: 17	R: 0 H: 1 E: 0 K: 1 S: 12	H: 1 LOB: 2 BB: 2 P: 21	R: 0 H: 0 E: 0 K: 1 S: 10	H: 0 LOB: 1 BB: 1 P: 19	1B: 5 2B: 2 3B: 1 HR: 1	SF: 0 SAC: 1 DP: 1 HBP: 0	WP: 0 PB: 0 SB: 0 CS: 3	PA: 42
PITCHER	IP WLS BF H R ER SO BB IBB HBP BLK WP HR S P ERA WHIP																PITCHER	IP WLS BF H R ER SO BB IBB HBP BLK WP HR S P ERA WHIP				
36 C.J. Wilson, L ERA: 3.38	(1, 1) 5.0 2 25 6 4 2 2 4 0 0 0 0 0 1 65 104 3.60 2.000																					
21 Brett Tomko, R ERA: 4.3	(6, 1) 2.2 B 13 2 0 0 3 1 1 0 0 0 0 0 32 53 0.00 1.125																					
57 Mark Lowe, R ERA: 5.4	(8, 1) 0.1 W 1 0 0 0 0 0 0 0 0 0 0 0 1 1 0.00 0.000																					
30 Neftali Feliz, R ERA: 0.73	(9, 1) 1.0 S 3 0 0 0 1 1 0 0 0 0 0 0 10 19 0.00 1.000																					

AB 34
R 4
H 8
RBI 4
BB 7
SO 6
LOB 23



Batter	1	2	3	4	5	6	7	8	9	AB	R	H	RBI	BB	SO	LOB	BOTTOM					
9 Endy Chavez, L OBP: 0.325, SLG: 0.426										5	0	0	0	0	0	3	Los Angeles Angels @ Texas Rangers Rangers Ballpark in Arlington, Arlington, TX Sun May 15 2011, 3:08 PM - 6:22 PM EDT Att: 48,284 - Sunny - 69 F					
1 Elvis Andrus, R OBP: 0.325, SLG: 0.356										5	1	2	0	0	0	3						
5 Ian Kinsler, R OBP: 0.349, SLG: 0.453										4	1	4	0	0	0	0						
10 Michael Young, R OBP: 0.368, SLG: 0.494										4	0	0	0	0	1	7						
29 Adrian Beltré, R OBP: 0.304, SLG: 0.503										2	2	1	3	2	0	1						
7 David Murphy, L OBP: 0.320, SLG: 0.362										3	0	0	0	1	1	3						
25 Mike Napoli, R OBP: 0.355, SLG: 0.493										4	0	1	0	0	0	0						
19 Chris Davis, L OBP: 0.326, SLG: 0.462										4	1	2	2	0	0	0						
23 Craig Gentry, R OBP: 0.231, SLG: 0.167										4	0	0	0	0	1	3						
Inning Stats	R: 0 H: 1 E: 0 K: 0 S: 17	H: 0 LOB: 3 BB: 1 P: 30	R: 0 H: 0 E: 0 K: 1 S: 8	H: 0 LOB: 0 BB: 0 P: 11	R: 3 H: 3 E: 0 K: 0 S: 11	H: 3 LOB: 0 BB: 0 P: 16	R: 1 H: 1 E: 0 K: 0 S: 7	H: 1 LOB: 0 BB: 0 P: 10	R: 0 H: 1 E: 0 K: 0 S: 12	H: 1 LOB: 1 BB: 0 P: 18	R: 0 H: 0 E: 0 K: 1 S: 6	H: 0 LOB: 0 BB: 0 P: 8	R: 0 H: 2 E: 0 K: 1 S: 11	H: 2 LOB: 2 BB: 0 P: 17	R: 1 H: 2 E: 0 K: 0 S: 16	H: 2 LOB: 3 BB: 2 P: 27		R: 0 H: 0 E: 0 K: 1 S: 10	H: 0 LOB: 1 BB: 1 P: 19	1B: 7 2B: 1 3B: 0 HR: 2	SF: 0 SAC: 0 DP: 0 HBP: 0	WP: 0 PB: 0 SB: 1 CS: 0
PITCHER	IP WLS BF H R ER SO BB IBB HBP BLK WP HR S P ERA WHIP																PITCHER	IP WLS BF H R ER SO BB IBB HBP BLK WP HR S P ERA WHIP				
54 Ervin Santana, R ERA: 4.85	(1, 1) 7.0 31 8 4 4 3 1 0 0 0 0 0 2 72 110 5.14 1.286																					
63 Rich Thompson, R ERA: 2.33	(8, 1) 0.0 L 3 1 1 1 0 2 0 0 0 0 0 0 8 17 = =																					
21 Hisanori Takahashi, L ERA: 0.74	(8, 1) 0.2 3 1 0 0 0 0 0 0 0 0 0 7 9 0.00 1.500																					
40 Kevin Jepsen, R ERA: 7.11	(8, 1) 0.1 1 0 0 0 0 0 0 0 0 0 0 1 1 0.00 0.000																					

AB 35
R 5
H 10
RBI 5
BB 3
SO 3
LOB 20



Batter	1	2	3	4	5	6	7	8	9	AB	R	H	RBI	BB	SO	LOB	TOP		
9 Endy Chavez, L OBP: 0.214, SLG: 0.286										5	2	3	0	0	0	1			
1 Elvis Andrus, R OBP: 0.321, SLG: 0.351										5	1	1	0	0	3	3			
5 Ian Kinsler, R OBP: 0.350, SLG: 0.447										4	0	1	2	1	2	1			
10 Michael Young, R OBP: 0.369, SLG: 0.497										5	1	2	1	0	1	3			
29 Adrián Beltré, R OBP: 0.313, SLG: 0.503										4	0	2	1	1	0	3			
7 David Murphy, L OBP: 0.331, SLG: 0.361										3	0	1	0	2	1	1			
8 Yorvit Torrealba, R OBP: 0.239, SLG: 0.342										5	0	1	0	0	2	7			
19 Chris Davis, L OBP: 0.298, SLG: 0.419										4	0	0	0	0	2	5			
23 Craig Gentry, R OBP: 0.235, SLG: 0.188										4	0	1	0	0	2				
Inning Stats	R: 0 H: 1 E: 0 K: 1 S: 15	H: 1 R: 4 ER: 4 LOB: 2 BB: 1 P: 25	R: 2 H: 3 E: 0 K: 2 S: 20	H: 3 R: 4 ER: 2 LOB: 2 BB: 1 P: 33	R: 0 H: 1 E: 0 K: 1 S: 7	H: 2 R: 0 ER: 0 LOB: 3 BB: 1 P: 19	R: 2 H: 3 E: 0 K: 1 S: 13	H: 1 R: 0 ER: 0 LOB: 1 BB: 0 P: 18	R: 0 H: 0 E: 0 K: 1 S: 6	H: 0 R: 0 ER: 0 LOB: 0 BB: 1 P: 22	1B: 10 RBI: 0 HR: 0	SF: 0 2B: 2 3B: 0 DP: 0 HBP: 0	WP: 2 PA: 43						
PITCHER	IP: 5.1 WLS: L BF: 30 ERA: 4.53	H: 11 R: 4 ER: 4 LOB: 2 BB: 1 P: 25	H: 11 R: 4 ER: 4 LOB: 2 BB: 1 P: 25	H: 11 R: 4 ER: 4 LOB: 2 BB: 1 P: 25	IP: 1.0 WLS: L BF: 3 ERA: 5.65	IP: 1.0 WLS: L BF: 4 ERA: 6.17	IP: 1.0 WLS: L BF: 3 ERA: 5.65	IP: 1.0 WLS: L BF: 4 ERA: 6.17	IP: 1.0 WLS: L BF: 3 ERA: 5.65	IP: 1.0 WLS: L BF: 4 ERA: 6.17	IP: 1.0 WLS: L BF: 3 ERA: 5.65	IP: 1.0 WLS: L BF: 4 ERA: 6.17	IP: 1.0 WLS: L BF: 3 ERA: 5.65	IP: 1.0 WLS: L BF: 4 ERA: 6.17	IP: 1.0 WLS: L BF: 3 ERA: 5.65	IP: 1.0 WLS: L BF: 4 ERA: 6.17	IP: 1.0 WLS: L BF: 3 ERA: 5.65	IP: 1.0 WLS: L BF: 4 ERA: 6.17	
33 Edwin Jackson, R ERA: 4.53	IP: 5.1 WLS: L BF: 30 ERA: 4.53	H: 11 R: 4 ER: 4 LOB: 2 BB: 1 P: 25	H: 11 R: 4 ER: 4 LOB: 2 BB: 1 P: 25	H: 11 R: 4 ER: 4 LOB: 2 BB: 1 P: 25	IP: 1.0 WLS: L BF: 3 ERA: 5.65	IP: 1.0 WLS: L BF: 4 ERA: 6.17	IP: 1.0 WLS: L BF: 3 ERA: 5.65	IP: 1.0 WLS: L BF: 4 ERA: 6.17	IP: 1.0 WLS: L BF: 3 ERA: 5.65	IP: 1.0 WLS: L BF: 4 ERA: 6.17	IP: 1.0 WLS: L BF: 3 ERA: 5.65	IP: 1.0 WLS: L BF: 4 ERA: 6.17	IP: 1.0 WLS: L BF: 3 ERA: 5.65	IP: 1.0 WLS: L BF: 4 ERA: 6.17	IP: 1.0 WLS: L BF: 3 ERA: 5.65	IP: 1.0 WLS: L BF: 4 ERA: 6.17	IP: 1.0 WLS: L BF: 3 ERA: 5.65	IP: 1.0 WLS: L BF: 4 ERA: 6.17	
57 Ramon Pena, R ERA: 5.14	IP: 1.2 WLS: L BF: 6 ERA: 5.14	H: 1 R: 0 ER: 0 LOB: 0 BB: 0 P: 2	H: 1 R: 0 ER: 0 LOB: 0 BB: 0 P: 2	H: 1 R: 0 ER: 0 LOB: 0 BB: 0 P: 2	IP: 1.0 WLS: L BF: 3 ERA: 5.65	IP: 1.0 WLS: L BF: 4 ERA: 6.17	IP: 1.0 WLS: L BF: 3 ERA: 5.65	IP: 1.0 WLS: L BF: 4 ERA: 6.17	IP: 1.0 WLS: L BF: 3 ERA: 5.65	IP: 1.0 WLS: L BF: 4 ERA: 6.17	IP: 1.0 WLS: L BF: 3 ERA: 5.65	IP: 1.0 WLS: L BF: 4 ERA: 6.17	IP: 1.0 WLS: L BF: 3 ERA: 5.65	IP: 1.0 WLS: L BF: 4 ERA: 6.17	IP: 1.0 WLS: L BF: 3 ERA: 5.65	IP: 1.0 WLS: L BF: 4 ERA: 6.17	IP: 1.0 WLS: L BF: 3 ERA: 5.65	IP: 1.0 WLS: L BF: 4 ERA: 6.17	
49 Chris Sale, L ERA: 5.65	IP: 1.0 WLS: L BF: 3 ERA: 5.65	H: 0 R: 0 ER: 0 LOB: 0 BB: 0 P: 1	H: 0 R: 0 ER: 0 LOB: 0 BB: 0 P: 1	H: 0 R: 0 ER: 0 LOB: 0 BB: 0 P: 1	IP: 1.0 WLS: L BF: 3 ERA: 5.65	IP: 1.0 WLS: L BF: 4 ERA: 6.17	IP: 1.0 WLS: L BF: 3 ERA: 5.65	IP: 1.0 WLS: L BF: 4 ERA: 6.17	IP: 1.0 WLS: L BF: 3 ERA: 5.65	IP: 1.0 WLS: L BF: 4 ERA: 6.17	IP: 1.0 WLS: L BF: 3 ERA: 5.65	IP: 1.0 WLS: L BF: 4 ERA: 6.17	IP: 1.0 WLS: L BF: 3 ERA: 5.65	IP: 1.0 WLS: L BF: 4 ERA: 6.17	IP: 1.0 WLS: L BF: 3 ERA: 5.65	IP: 1.0 WLS: L BF: 4 ERA: 6.17	IP: 1.0 WLS: L BF: 3 ERA: 5.65	IP: 1.0 WLS: L BF: 4 ERA: 6.17	
77 Will Ohman, L ERA: 6.17	IP: 1.0 WLS: L BF: 4 ERA: 6.17	H: 0 R: 0 ER: 0 LOB: 0 BB: 0 P: 2	H: 0 R: 0 ER: 0 LOB: 0 BB: 0 P: 2	H: 0 R: 0 ER: 0 LOB: 0 BB: 0 P: 2	IP: 1.0 WLS: L BF: 3 ERA: 5.65	IP: 1.0 WLS: L BF: 4 ERA: 6.17	IP: 1.0 WLS: L BF: 3 ERA: 5.65	IP: 1.0 WLS: L BF: 4 ERA: 6.17	IP: 1.0 WLS: L BF: 3 ERA: 5.65	IP: 1.0 WLS: L BF: 4 ERA: 6.17	IP: 1.0 WLS: L BF: 3 ERA: 5.65	IP: 1.0 WLS: L BF: 4 ERA: 6.17	IP: 1.0 WLS: L BF: 3 ERA: 5.65	IP: 1.0 WLS: L BF: 4 ERA: 6.17	IP: 1.0 WLS: L BF: 3 ERA: 5.65	IP: 1.0 WLS: L BF: 4 ERA: 6.17	IP: 1.0 WLS: L BF: 3 ERA: 5.65	IP: 1.0 WLS: L BF: 4 ERA: 6.17	
Inning Stats	R: 0 H: 0 E: 0 K: 0 S: 5	H: 0 R: 0 ER: 0 LOB: 0 BB: 0 P: 9	R: 0 H: 0 E: 0 K: 1 S: 8	H: 0 R: 0 ER: 0 LOB: 0 BB: 0 P: 16	R: 0 H: 0 E: 0 K: 1 S: 8	R: 0 H: 2 E: 0 K: 1 S: 13	R: 0 H: 1 E: 0 K: 1 S: 6	R: 0 H: 1 E: 0 K: 1 S: 7	R: 0 H: 0 E: 0 K: 0 S: 10	R: 0 H: 1 E: 0 K: 0 S: 7	1B: 4 RBI: 0 HR: 0	SF: 0 2B: 1 3B: 0 DP: 1 HBP: 0	WP: 0 PA: 32						
PITCHER	IP: 9.0 WLS: W BF: 32 ERA: 3.81	H: 5 R: 0 ER: 0 LOB: 1 BB: 0 P: 7	H: 5 R: 0 ER: 0 LOB: 1 BB: 0 P: 7	H: 5 R: 0 ER: 0 LOB: 1 BB: 0 P: 7	H: 5 R: 0 ER: 0 LOB: 1 BB: 0 P: 7	IP: 1.1 WLS: L BF: 5 ERA: 4.09	IP: 1.1 WLS: L BF: 6 ERA: 4.91	IP: 1.1 WLS: L BF: 5 ERA: 4.09	IP: 1.1 WLS: L BF: 6 ERA: 4.91	IP: 1.1 WLS: L BF: 5 ERA: 4.09	IP: 1.1 WLS: L BF: 6 ERA: 4.91	IP: 1.1 WLS: L BF: 5 ERA: 4.09	IP: 1.1 WLS: L BF: 6 ERA: 4.91	IP: 1.1 WLS: L BF: 5 ERA: 4.09	IP: 1.1 WLS: L BF: 6 ERA: 4.91	IP: 1.1 WLS: L BF: 5 ERA: 4.09	IP: 1.1 WLS: L BF: 6 ERA: 4.91	IP: 1.1 WLS: L BF: 5 ERA: 4.09	IP: 1.1 WLS: L BF: 6 ERA: 4.91
48 Colby Lewis, R ERA: 3.81	IP: 9.0 WLS: W BF: 32 ERA: 3.81	H: 5 R: 0 ER: 0 LOB: 1 BB: 0 P: 7	H: 5 R: 0 ER: 0 LOB: 1 BB: 0 P: 7	H: 5 R: 0 ER: 0 LOB: 1 BB: 0 P: 7	IP: 1.1 WLS: L BF: 5 ERA: 4.09	IP: 1.1 WLS: L BF: 6 ERA: 4.91	IP: 1.1 WLS: L BF: 5 ERA: 4.09	IP: 1.1 WLS: L BF: 6 ERA: 4.91	IP: 1.1 WLS: L BF: 5 ERA: 4.09	IP: 1.1 WLS: L BF: 6 ERA: 4.91	IP: 1.1 WLS: L BF: 5 ERA: 4.09	IP: 1.1 WLS: L BF: 6 ERA: 4.91	IP: 1.1 WLS: L BF: 5 ERA: 4.09	IP: 1.1 WLS: L BF: 6 ERA: 4.91	IP: 1.1 WLS: L BF: 5 ERA: 4.09	IP: 1.1 WLS: L BF: 6 ERA: 4.91	IP: 1.1 WLS: L BF: 5 ERA: 4.09	IP: 1.1 WLS: L BF: 6 ERA: 4.91	IP: 1.1 WLS: L BF: 5 ERA: 4.09

Texas Rangers @ Chicago White Sox
U.S. Cellular Field, Chicago, IL
Mon May 16 2011, 8:11 PM - 10:49 PM EDT
Att: 23,048 - Clear - 43 F

AB 39
R 4
H 12
RBI 4
BB 4
SO 11
LOB 26




Texas Rangers @ Chicago White Sox
U.S. Cellular Field, Chicago, IL
Mon May 16 2011, 8:11 PM - 10:49 PM EDT
Att: 23,048 - Clear - 43 F

AB 31
R 0
H 5
RBI 0
BB 1
SO 7
LOB 12

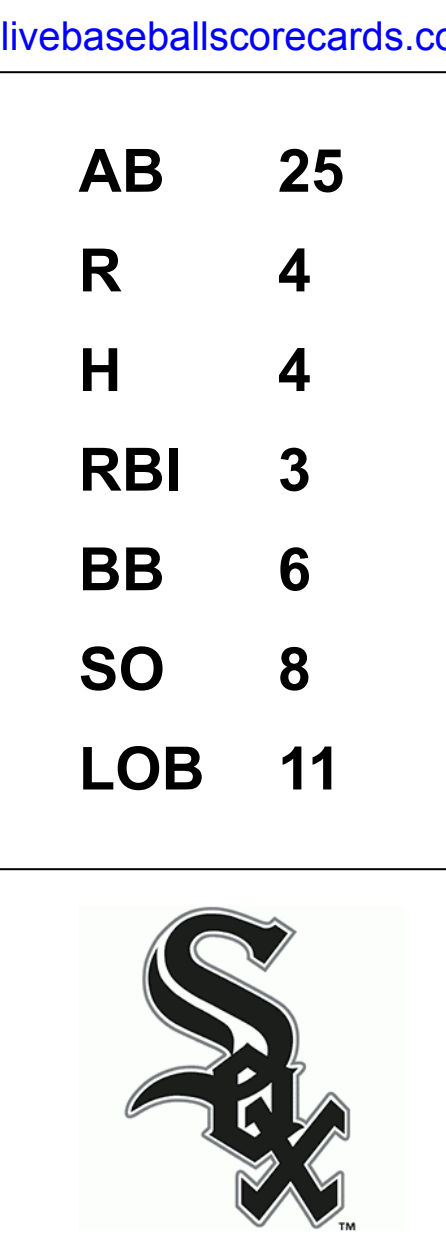


Batter	1	2	3	4	5	6	7	8	9	AB	R	H	RBI	BB	SO	LOB	TOP			
9 Endy Chavez, L (1,9)										4	1	2	0	1	1	2	<p>Texas Rangers @ Chicago White Sox U.S. Cellular Field, Chicago, IL Tue May 17 2011, 8:11 PM - 10:46 PM EDT Att: 22,437 - Partly Cloudy - 54 F</p>			
1 Elvis Andrus, R (1,6)										5	0	1	0	0	0	5				
5 Ian Kinsler, R (1,4)										4	0	0	0	0	0	3				
10 Michael Young, R (1,3)										3	0	1	0	1	1	0				
29 Adrián Beltré, R (1,5)										4	0	0	0	0	0	3				
7 David Murphy, L (1,7)										2	1	0	0	2	1	0				
25 Mike Napoli, R (1,10)										3	1	1	0	1	0	2				
8 Yorvit Torrealba, R (1,2)										2	0	0	1	1	0	2				
23 Craig Gentry, R (1,8)										2	0	0	0	1	0	1				
18 Mitch Moreland, L (9,PH)										1	0	0	0	0	0	0				
Inning Stats	R: 1 E: 0 K: 1 S: 17	H: 1 LOB: 0 BB: 1 P: 28	R: 1 E: 1 K: 1 S: 16	H: 0 LOB: 3 BB: 3 P: 35	R: 0 E: 0 K: 0 S: 5	H: 0 LOB: 0 BB: 0 P: 9	R: 1 E: 0 K: 0 S: 8	H: 1 LOB: 0 BB: 1 P: 15	R: 0 E: 0 K: 0 S: 7	H: 0 LOB: 2 BB: 1 P: 12	R: 0 E: 0 K: 0 S: 8	H: 1 LOB: 1 BB: 0 P: 7	R: 0 E: 0 K: 0 S: 9	H: 1 LOB: 2 BB: 1 P: 17	R: 0 E: 0 K: 1 S: 8	H: 0 LOB: 0 BB: 0 P: 12	1B: 4 2B: 2 HR: 0	SF: 1 SAC: 0 HBP: 0	WP: 0 PB: 0 SB: 0 CS: 0	PA: 38
PITCHER	IP WLS BF H R ER SO BB IBB HBP BLK WP HR S P ERA WHIP	IP WLS BF H R ER SO BB IBB HBP BLK WP HR S P ERA WHIP	IP WLS BF H R ER SO BB IBB HBP BLK WP HR S P ERA WHIP	IP WLS BF H R ER SO BB IBB HBP BLK WP HR S P ERA WHIP	IP WLS BF H R ER SO BB IBB HBP BLK WP HR S P ERA WHIP	IP WLS BF H R ER SO BB IBB HBP BLK WP HR S P ERA WHIP	IP WLS BF H R ER SO BB IBB HBP BLK WP HR S P ERA WHIP	IP WLS BF H R ER SO BB IBB HBP BLK WP HR S P ERA WHIP	IP WLS BF H R ER SO BB IBB HBP BLK WP HR S P ERA WHIP	IP WLS BF H R ER SO BB IBB HBP BLK WP HR S P ERA WHIP	IP WLS BF H R ER SO BB IBB HBP BLK WP HR S P ERA WHIP	IP WLS BF H R ER SO BB IBB HBP BLK WP HR S P ERA WHIP	IP WLS BF H R ER SO BB IBB HBP BLK WP HR S P ERA WHIP	IP WLS BF H R ER SO BB IBB HBP BLK WP HR S P ERA WHIP	IP WLS BF H R ER SO BB IBB HBP BLK WP HR S P ERA WHIP	IP WLS BF H R ER SO BB IBB HBP BLK WP HR S P ERA WHIP	IP WLS BF H R ER SO BB IBB HBP BLK WP HR S P ERA WHIP			
50 John Danks, L (1,1)	6.1	W	28	4	3	2	2	5	1	0	0	0	0	0	0	0	2.84	1.421		
26 Jesse Crain, R (7,1)	1.2	L	7	1	0	0	0	0	1	0	0	0	0	0	0	0	0.00	0.600		
46 Sergio Santos, R (9,1)	1.0	S	3	0	0	0	1	0	0	0	0	0	0	0	0	0	0.00	0.000		

AB	30
R	3
H	5
RBI	1
BB	7
SO	3
LOB	18



Batter	1	2	3	4	5	6	7	8	9	AB	R	H	RBI	BB	SO	LOB	BOTTOM			
18 Brent Lillibridge, R (1,7)										3	0	1	0	0	2	0	<p>Texas Rangers @ Chicago White Sox U.S. Cellular Field, Chicago, IL Tue May 17 2011, 8:11 PM - 10:46 PM EDT Att: 22,437 - Partly Cloudy - 54 F</p>			
45 Dallas McPherson, L (8,PH)										3	0	0	0	1	0	1				
1 Juan Pierre, L (8,PH)										4	0	0	0	0	1	2				
14 Paul Konerko, R (1,3)										4	0	0	0	0	1	2				
20 Carlos Quentin, R (1,9)										1	0	0	0	2	0	0				
12 A.J. Pierzynski, L (1,2)										2	1	0	0	1	1	1				
51 Alex Rios, R (1,8)										2	1	1	0	1	0	2				
15 Gordon Beckham, R (1,4)										2	1	0	0	1	2	2				
22 Brent Morel, R (1,5)										3	1	1	3	0	1	1				
Inning Stats	R: 0 E: 0 K: 0 S: 9	H: 1 LOB: 0 BB: 0 P: 16	R: 0 E: 0 K: 0 S: 11	H: 0 LOB: 1 BB: 2 P: 21	R: 0 E: 0 K: 2 S: 10	H: 0 LOB: 0 BB: 0 P: 12	R: 0 E: 0 K: 0 S: 8	H: 0 LOB: 0 BB: 0 P: 12	R: 3 E: 0 K: 2 S: 13	H: 1 LOB: 0 BB: 2 P: 26	R: 0 E: 0 K: 1 S: 6	H: 0 LOB: 0 BB: 0 P: 10	R: 0 E: 0 K: 1 S: 6	H: 1 LOB: 0 BB: 0 P: 11	R: 1 E: 0 K: 2 S: 12	H: 1 LOB: 2 BB: 2 P: 24		1B: 3 2B: 0 HR: 1	SF: 0 SAC: 0 HBP: 0	WP: 1 PB: 0 SB: 0 CS: 1
PITCHER	IP WLS BF H R ER SO BB IBB HBP BLK WP HR S P ERA WHIP	IP WLS BF H R ER SO BB IBB HBP BLK WP HR S P ERA WHIP	IP WLS BF H R ER SO BB IBB HBP BLK WP HR S P ERA WHIP	IP WLS BF H R ER SO BB IBB HBP BLK WP HR S P ERA WHIP	IP WLS BF H R ER SO BB IBB HBP BLK WP HR S P ERA WHIP	IP WLS BF H R ER SO BB IBB HBP BLK WP HR S P ERA WHIP	IP WLS BF H R ER SO BB IBB HBP BLK WP HR S P ERA WHIP	IP WLS BF H R ER SO BB IBB HBP BLK WP HR S P ERA WHIP	IP WLS BF H R ER SO BB IBB HBP BLK WP HR S P ERA WHIP	IP WLS BF H R ER SO BB IBB HBP BLK WP HR S P ERA WHIP	IP WLS BF H R ER SO BB IBB HBP BLK WP HR S P ERA WHIP	IP WLS BF H R ER SO BB IBB HBP BLK WP HR S P ERA WHIP	IP WLS BF H R ER SO BB IBB HBP BLK WP HR S P ERA WHIP	IP WLS BF H R ER SO BB IBB HBP BLK WP HR S P ERA WHIP	IP WLS BF H R ER SO BB IBB HBP BLK WP HR S P ERA WHIP	IP WLS BF H R ER SO BB IBB HBP BLK WP HR S P ERA WHIP	IP WLS BF H R ER SO BB IBB HBP BLK WP HR S P ERA WHIP			
54 Matt Harrison, L (1,1)	7.0	L	25	3	3	3	6	4	0	0	0	0	0	0	0	0	3.86	1.000		
50 Cody Eppley, R (8,1)	0.1	L	4	1	1	1	1	2	0	0	0	0	1	0	7	17	27.00	9.000		
53 Arthur Rhodes, L (8,1)	0.2		2	0	0	0	1	0	0	0	0	0	0	0	5	7	0.00	0.000		



Batter	1	2	3	4	5	6	7	8	9	AB	R	H	RBI	BB	SO	LOB	TOP										
1 Elvis Andrus, R OBP: 0.311, SLG: 0.337										4	1	1	0	0	2	2											
18 Mitch Moreland, L OBP: 0.366, SLG: 0.500										3	0	1	1	1	0	0											
5 Ian Kinsler, R OBP: 0.330, SLG: 0.407										4	0	0	0	0	0	1	2										
10 Michael Young, R OBP: 0.370, SLG: 0.477										4	0	0	0	0	0	1	1										
29 Adrian Beltré, R OBP: 0.310, SLG: 0.491										4	0	2	0	0	1	1											
7 David Murphy, L OBP: 0.313, SLG: 0.328										4	0	1	0	0	1	2											
8 Yorvit Torrealba, R OBP: 0.244, SLG: 0.331										2	0	0	0	0	1	0											
19 Chris Davis, L OBP: 0.321, SLG: 0.479										3	0	1	0	0	1	1											
2 Taylor Teagarden, R OBP: 0.313, SLG: 0.458										1	0	0	0	0	0	0											
36 C.J. Wilson, L OBP: 0.407, SLG: 0.458										1	1	1	0	0	0	0											
Inning Stats	R: 1 H: 2 E: 0 K: 2 S: 18	H: 2 LOB: 1 BB: 0 P: 25	R: 0 H: 0 E: 0 K: 1 S: 9	H: 0 LOB: 0 BB: 0 P: 12	R: 0 H: 0 E: 0 K: 1 S: 9	H: 0 LOB: 0 BB: 0 P: 11	R: 0 H: 1 E: 0 K: 0 S: 10	H: 1 LOB: 1 BB: 0 P: 13	R: 0 H: 1 E: 0 K: 0 S: 8	H: 0 LOB: 0 BB: 1 P: 17	R: 0 H: 1 E: 0 K: 2 S: 10	H: 1 LOB: 1 BB: 0 P: 15	R: 1 H: 1 E: 0 K: 0 S: 8	H: 1 LOB: 0 BB: 0 P: 13	R: 0 H: 1 E: 0 K: 1 S: 9	H: 1 LOB: 0 BB: 0 P: 13	1B: 5 2B: 2 3B: 0 HR: 0	SF: 0 SAC: 1 DP: 1 HBP: 0	WP: 0 PB: 0 SB: 2 CS: 1	PA: 34							
PITCHER	IP	WLS	BF	H	R	ER	SO	BB	IBB	HBP	BLK	WP	HR	S	P	ERA	WHIP										
34 Roy Halladay, R ERA: 2.21	8.0	W	30	6	2	2	7	1	0	0	0	0	0	81	116	2.25	0.875										
46 Ryan Madson, R ERA: 0.5	1.0	S	3	1	0	0	1	0	0	0	0	0	0	9	13	0.00	1.000										

Texas Rangers @ Philadelphia Phillies
Citizens Bank Park, Philadelphia, PA
Fri May 20 2011, 7:08 PM - 9:27 PM EDT
Att: 45,358 - Partly Cloudy - 66 F

AB	31
R	2
H	7
RBI	1
BB	1
SO	8
LOB	10



Batter	1	2	3	4	5	6	7	8	9	AB	R	H	RBI	BB	SO	LOB	BOTTOM										
11 Jimmy Rollins, S OBP: 0.342, SLG: 0.352										3	0	0	0	0	2	0											
21 Wilson Valdez, R OBP: 0.269, SLG: 0.300										3	0	0	0	0	2	0											
27 Placido Polanco, R OBP: 0.374, SLG: 0.423										4	0	1	0	0	1	1											
6 Ryan Howard, L OBP: 0.317, SLG: 0.467										3	0	0	0	1	1	1											
15 John Mayberry Jr., R OBP: 0.333, SLG: 0.383										4	0	0	0	0	2	3											
29 Raul Ibanez, L OBP: 0.294, SLG: 0.372										2	2	1	1	1	0	0											
10 Ben Francisco, R OBP: 0.331, SLG: 0.368										2	1	1	2	1	0	0											
51 Carlos Ruiz, R OBP: 0.319, SLG: 0.333										3	0	1	0	0	0	1											
34 Roy Halladay, R OBP: 0.040, SLG: 0.040										3	0	0	0	0	2	2											
46 Ryan Madson, L ERA: 2.08										0	0	0	0	0	0	0											
Inning Stats	R: 0 H: 0 E: 0 K: 2 S: 11	H: 2 LOB: 0 BB: 0 P: 18	R: 2 H: 2 E: 0 K: 3 S: 13	H: 2 LOB: 1 BB: 1 P: 25	R: 0 H: 0 E: 0 K: 2 S: 10	H: 0 LOB: 0 BB: 0 P: 14	R: 1 H: 1 E: 0 K: 1 S: 9	H: 1 LOB: 0 BB: 0 P: 14	R: 0 H: 0 E: 0 K: 2 S: 8	H: 0 LOB: 0 BB: 0 P: 10	R: 0 H: 1 E: 0 K: 0 S: 7	H: 1 LOB: 1 BB: 0 P: 9	R: 0 H: 0 E: 0 K: 0 S: 9	H: 0 LOB: 1 BB: 1 P: 20	R: 0 H: 0 E: 0 K: 0 S: 6	H: 0 LOB: 2 BB: 1 P: 11	1B: 2 2B: 0 3B: 0 HR: 2	SF: 0 SAC: 0 DP: 0 HBP: 1	WP: 0 PB: 0 SB: 0 CS: 0	PA: 32							
PITCHER	IP	WLS	BF	H	R	ER	SO	BB	IBB	HBP	BLK	WP	HR	S	P	ERA	WHIP										
36 C.J. Wilson, L ERA: 3.42	7.0	L	27	4	3	3	10	2	0	0	0	0	0	6	11	3.86	0.857										
47 Dave Bush, R ERA: 2.08	1.0		5	0	0	0	0	0	1	1	0	0	0	6	11	0.00	0.000										

Texas Rangers @ Philadelphia Phillies
Citizens Bank Park, Philadelphia, PA
Fri May 20 2011, 7:08 PM - 9:27 PM EDT
Att: 45,358 - Partly Cloudy - 66 F

AB	27
R	3
H	4
RBI	3
BB	3
SO	10
LOB	8



Batter	1	2	3	4	5	6	7	8	9	AB	R	H	RBI	BB	SO	LOB	TOP					
1 Elvis Andrus, R OBP: 0.315, SLG: 0.337	F9		FC6-4 1B			G5-3		BB		3	0	1	0	1	0	0	Texas Rangers @ Philadelphia Phillies Citizens Bank Park, Philadelphia, PA Sat May 21 2011, 7:15 PM - 9:46 PM EDT Att: 45,604 - Cloudy - 75 F					
18 Mitch Moreland, L OBP: 0.356, SLG: 0.485	G4-3		FC6-4 5 CS			K		K		4	0	0	0	0	2	2						
5 Ian Kinsler, R OBP: 0.328, SLG: 0.404	K		CS		F9			F8		4	0	1	0	0	1	1						
10 Michael Young, R OBP: 0.378, SLG: 0.483		25 BB 1B								4	0	3	0	0	1	1						
29 Adrian Beltré, R OBP: 0.303, SLG: 0.480	F9									4	0	0	0	0	1	3						
25 Mike Napoli, R OBP: 0.355, SLG: 0.453										3	0	1	0	1	0	1						
7 David Murphy, L OBP: 0.307, SLG: 0.321										3	0	0	0	0	1	3						
23 Craig Gentry, R OBP: 0.286, SLG: 0.167										3	0	0	0	0	3	3						
48 Colby Lewis, R										2	0	0	0	0	1	0						
53 Arthur Rhodes, L										0	0	0	0	0	0	0						
8 Yorvit Torrealba, R OBP: 0.242, SLG: 0.338			L1-6-3							1	0	0	0	0	0	0						
21 Brett Tomko, R										0	0	0	0	0	0	0						
Inning Stats	R: 0 E: 0 K: 1 S: 9	H: 0 LOB: 0 BB: 0 P: 11	R: 0 E: 0 K: 1 S: 14	H: 1 LOB: 2 BB: 1 P: 22	R: 0 E: 0 K: 0 S: 8	H: 1 LOB: 0 BB: 0 P: 10	R: 0 E: 0 K: 1 S: 9	H: 1 LOB: 1 BB: 0 P: 14	R: 0 E: 0 K: 3 S: 9	H: 0 LOB: 0 BB: 0 P: 10	R: 0 E: 0 K: 2 S: 12	H: 1 LOB: 1 BB: 0 P: 17	R: 0 E: 0 K: 1 S: 11	H: 1 LOB: 1 BB: 0 P: 16	R: 0 E: 0 K: 1 S: 13	H: 0 LOB: 1 BB: 1 P: 22	R: 0 E: 0 K: 0 S: 9	H: 1 LOB: 0 BB: 0 P: 12	1B: 6 2B: 0 3B: 0 HR: 0	SF: 0 SAC: 0 DP: 1 HBP: 0	WP: 0 PB: 0 SB: 1 CS: 1	PA: 34
PITCHER	IP ERA WHIP	WLS BF	H R ER SO	BB IBB HBP BLK	WP HR S P	ERA WHIP	PITCHER														IP ERA WHIP	
33 Cliff Lee, L ERA: 3.38	8.0	W 30	H 5 R 0 ER 0 SO 10	BB 2 IBB 0 HBP 0 BLK 0	WP 0 HR 0 S 85 P 122	0.00 0.875																
46 Ryan Madson, R ERA: 0.47	1.0	S 3	H 1 R 0 ER 0 SO 0	BB 0 IBB 0 HBP 0 BLK 0	WP 0 HR 0 S 9 P 12	0.00 1.000																

AB	31
R	0
H	6
RBI	0
BB	2
SO	10
LOB	14



Batter	1	2	3	4	5	6	7	8	9	AB	R	H	RBI	BB	SO	LOB	BOTTOM				
11 Jimmy Rollins, S OBP: 0.350, SLG: 0.358	FC4-6 1B		P6							3	0	2	0	0	0	0	Texas Rangers @ Philadelphia Phillies Citizens Bank Park, Philadelphia, PA Sat May 21 2011, 7:15 PM - 9:46 PM EDT Att: 45,604 - Cloudy - 75 F				
9 Dornic Brown, L	FC4-6 6 CS									4	0	0	0	0	2	5					
27 Placido Polanco, R OBP: 0.377, SLG: 0.424	K									4	0	2	0	0	2	1					
6 Ryan Howard, L OBP: 0.321, SLG: 0.485	CS									4	1	2	1	0	1	1					
29 Raul Ibanez, L OBP: 0.293, SLG: 0.364	F9									3	1	0	0	1	0	3					
51 Carlos Ruiz, R OBP: 0.320, SLG: 0.325	G6-3									2	0	0	0	1	0	0					
15 John Mayberry Jr., R OBP: 0.347, SLG: 0.367										2	0	1	1	0	1	0					
21 Wilson Valdez, R OBP: 0.262, SLG: 0.291										3	0	0	0	0	1	1					
33 Cliff Lee, L OBP: 0.190, SLG: 0.150										3	0	1	0	0	0	0					
46 Ryan Madson, L										0	0	0	0	0	0	0					
Inning Stats	R: 0 E: 0 K: 1 S: 8	H: 1 LOB: 0 BB: 0 P: 11	R: 1 E: 0 K: 1 S: 7	H: 1 LOB: 0 BB: 0 P: 10	R: 0 E: 0 K: 1 S: 8	H: 0 LOB: 0 BB: 0 P: 11	R: 0 E: 0 K: 1 S: 10	H: 2 LOB: 1 BB: 0 P: 13	R: 0 E: 0 K: 0 S: 14	H: 1 LOB: 3 BB: 0 P: 22	R: 1 E: 0 K: 2 S: 14	H: 1 LOB: 2 BB: 2 P: 26	R: 0 E: 0 K: 1 S: 9	H: 1 LOB: 1 BB: 0 P: 11	R: 0 E: 0 K: 0 S: 6	H: 1 LOB: 0 BB: 0 P: 10	1B: 7 2B: 0 3B: 0 HR: 1	SF: 0 SAC: 0 DP: 2 HBP: 2	WP: 0 PB: 0 SB: 1 CS: 1	PA: 33	
PITCHER	IP ERA WHIP	WLS BF	H R ER SO	BB IBB HBP BLK	WP HR S P	ERA WHIP	PITCHER														IP ERA WHIP
48 Colby Lewis, R ERA: 3.69	6.2	L 28	H 7 R 2 ER 2 SO 6	BB 2 IBB 0 HBP 0 BLK 0	WP 0 HR 1 S 67 P 101	2.70 1.350															
53 Arthur Rhodes, L ERA: 3.89	0.1	1	H 0 R 0 ER 0 SO 1	BB 0 IBB 0 HBP 0 BLK 0	WP 0 HR 0 S 3 P 3	0.00 0.000															
21 Brett Tomko, R ERA: 4.02	1.0	3	H 1 R 0 ER 0 SO 0	BB 0 IBB 0 HBP 0 BLK 0	WP 0 HR 0 S 6 P 10	0.00 1.000															

AB	28
R	2
H	8
RBI	2
BB	2
SO	7
LOB	11



Batter	1	2	3	4	5	6	7	8	9	AB	R	H	RBI	BB	SO	LOB	TOP			
1 Juan Pierre, L (1, 7) OBP: 0.320, SLG: 0.298										4	0	1	0	0	0	4	Chicago White Sox @ Texas Rangers Rangers Ballpark in Arlington, Arlington, TX Mon May 23 2011, 8:08 PM - 10:12 PM EDT Att: 30,861 - Clear - 85 F			
10 Alexei Ramirez, R (1, 6) OBP: 0.347, SLG: 0.448										4	0	0	0	0	1	2				
44 Adam Dunn, L (1, 10) OBP: 0.315, SLG: 0.338										4	0	0	0	0	2	1				
14 Paul Konerko, R (1, 3) OBP: 0.372, SLG: 0.497										3	0	1	0	1	1	1				
20 Carlos Quentin, R (1, 9) OBP: 0.344, SLG: 0.515										3	0	0	0	1	1	1				
12 A.J. Pierzynski, L (1, 2) OBP: 0.294, SLG: 0.336										3	0	1	0	0	0	1				
51 Alex Rios, R (1, 8) OBP: 0.261, SLG: 0.312										3	0	0	0	0	1	2				
45 Dallas McPherson, L (1, 5) OBP: 0.182, SLG: 0.182										3	0	0	0	0	0	2				
15 Gordon Beckham, R (1, 4) OBP: 0.292, SLG: 0.355										2	0	2	0	1	0	0				
Inning Stats	R: 0 H: 1 E: 0 K: 2 S: 11	H: 1 LOB: 0 BB: 0 P: 14	R: 0 H: 0 E: 0 K: 0 S: 9	H: 0 LOB: 1 BB: 1 P: 15	R: 0 H: 1 E: 0 K: 0 S: 6	H: 1 LOB: 0 BB: 0 P: 9	R: 0 H: 1 E: 0 K: 1 S: 8	H: 2 LOB: 2 BB: 0 P: 14	R: 0 H: 0 E: 0 K: 1 S: 10	H: 0 LOB: 1 BB: 1 P: 17	R: 0 H: 0 E: 0 K: 1 S: 7	H: 0 LOB: 0 BB: 0 P: 10	R: 0 H: 0 E: 0 K: 0 S: 5	H: 0 LOB: 0 BB: 1 P: 10	R: 0 H: 0 E: 0 K: 1 S: 9	H: 0 LOB: 0 BB: 0 P: 12	1B: 5 2B: 0 3B: 0 HR: 0	SF: 0 SAC: 0 DP: 2 HBP: 0	WP: 0 PB: 0 SB: 0 CS: 0	PA: 32
PITCHER 41 Alexi Ogando, R (1, 1) ERA: 1.81	IP: 9.0 WLS: W BF: 32	H: 5 R: 0 ER: 0 SO: 6	BB: 3 IBB: 0 HBP: 0 BLK: 0	WP: 0 HR: 0 S: 76 P: 115	ERA: 0.00 WHIP: 0.889	PITCHER IP: 9.0 WLS: W BF: 32 H: 5 R: 0 ER: 0 SO: 6 BB: 3 IBB: 0 HBP: 0 BLK: 0 WP: 0 HR: 0 S: 76 P: 115 ERA: 0.00 WHIP: 0.889														

Batter	1	2	3	4	5	6	7	8	9	AB	R	H	RBI	BB	SO	LOB	BOTTOM			
5 Ian Kinsler, R (1, 4) OBP: 0.333, SLG: 0.404										4	0	2	0	0	0	0	Chicago White Sox @ Texas Rangers Rangers Ballpark in Arlington, Arlington, TX Mon May 23 2011, 8:08 PM - 10:12 PM EDT Att: 30,861 - Clear - 85 F			
1 Elvis Andrus, R (1, 6) OBP: 0.316, SLG: 0.333										3	0	0	0	1	0	2				
32 Josh Hamilton, L (1, 10) OBP: 0.417, SLG: 0.558										4	2	2	1	0	0	1				
10 Michael Young, R (1, 3) OBP: 0.383, SLG: 0.495										4	0	3	0	0	0	0				
23 Craig Gentry, R (9, 8) OBP: 0.316, SLG: 0.188										2	1	0	1	1	0	2				
29 Adrián Beltré, R (1, 5) OBP: 0.306, SLG: 0.480										4	1	1	2	0	2	2				
7 David Murphy, L (1, 8) OBP: 0.317, SLG: 0.340										3	0	1	0	0	0	1				
25 Mike Napoli, R (1, 2) OBP: 0.342, SLG: 0.424										3	0	0	0	0	1	1				
18 Mitch Moreland, L (1, 9) OBP: 0.346, SLG: 0.474										3	0	0	0	0	0	0				
Inning Stats	R: 1 H: 2 E: 0 K: 0 S: 13	H: 2 LOB: 1 BB: 0 P: 17	R: 0 H: 0 E: 0 K: 0 S: 6	H: 0 LOB: 0 BB: 0 P: 10	R: 0 H: 0 E: 0 K: 0 S: 7	H: 0 LOB: 1 BB: 1 P: 12	R: 0 H: 1 E: 0 K: 1 S: 10	H: 1 LOB: 1 BB: 0 P: 12	R: 0 H: 1 E: 0 K: 1 S: 12	H: 1 LOB: 1 BB: 0 P: 17	R: 2 H: 2 E: 0 K: 0 S: 9	H: 2 LOB: 1 BB: 1 P: 18	R: 0 H: 1 E: 0 K: 0 S: 6	H: 1 LOB: 0 BB: 0 P: 7	R: 1 H: 2 E: 0 K: 1 S: 9	H: 2 LOB: 0 BB: 0 P: 12	1B: 3 2B: 3 3B: 1 HR: 2	SF: 1 SAC: 0 DP: 1 HBP: 0	WP: 0 PB: 0 SB: 0 CS: 1	PA: 34
PITCHER 50 John Danks, L (1, 1) ERA: 4.34	IP: 8.0 WLS: L BF: 33	H: 9 R: 4 ER: 4 SO: 3	BB: 2 IBB: 0 HBP: 0 BLK: 0	WP: 0 HR: 2 S: 72 P: 105	ERA: 4.50 WHIP: 1.375	PITCHER IP: 8.0 WLS: L BF: 33 H: 9 R: 4 ER: 4 SO: 3 BB: 2 IBB: 0 HBP: 0 BLK: 0 WP: 0 HR: 2 S: 72 P: 105 ERA: 4.50 WHIP: 1.375														

AB	29
R	0
H	5
RBI	0
BB	3
SO	6
LOB	14



Batter	1	2	3	4	5	6	7	8	9	AB	R	H	RBI	BB	SO	LOB	TOP			
1 Juan Pierre, L OBP: 0.322, SLG: 0.297	G3		20 HR 1B	CS	20 S BB	F8-2		G4-3		4	1	1	0	1	0	2				
10 Alexei Ramirez, R OBP: 0.338, SLG: 0.435	K		P4		F8		F9		K	5	0	0	0	0	2	3				
20 Carlos Quentin, R OBP: 0.391, SLG: 0.571 18 Brent Lillibridge, R OBP: 0.385, SLG: 0.591	HR		HR		K		K		HR	5	3	3	5	0	2	1				
14 Paul Konerko, R OBP: 0.368, SLG: 0.489	K		G4-3		K		51 BB 2B		G5-3	5	1	1	0	0	2	1				
44 Adam Dunn, L OBP: 0.322, SLG: 0.358	L5						51 BB 2B		P5	3	1	1	1	1	0	0				
51 Alex Rios, R OBP: 0.271, SLG: 0.324	12 G1-3 1B		F8				15 SH1-4 22 BB 1B			3	1	2	1	1	0	1				
12 A.J. Pierzynski, L OBP: 0.299, SLG: 0.335	G1-3						22 BB 15 SH1-4 1B		P5	3	0	1	0	1	0	3				
15 Gordon Beckham, R OBP: 0.287, SLG: 0.348	K						SH1-4			3	0	0	0	0	3	2				
22 Brent Morel, R OBP: 0.250, SLG: 0.314			20 HR 1B		FC5-4 1 CS				G5-3	3	1	1	1	0	0	1				
Inning Stats	R: 1 H: 1 E: 0 K: 2 S: 11	H: 1 LOB: 0 BB: 0 P: 14	R: 0 H: 1 E: 0 K: 1 S: 8	H: 1 LOB: 1 BB: 0 P: 12	R: 3 H: 2 E: 0 K: 0 S: 12	H: 2 LOB: 1 BB: 0 P: 20	R: 0 H: 0 E: 0 K: 1 S: 9	H: 0 LOB: 0 BB: 1 P: 18	R: 0 H: 0 E: 0 K: 2 S: 9	H: 3 LOB: 1 BB: 1 P: 16	R: 1 H: 2 E: 0 K: 1 S: 18	H: 2 LOB: 2 BB: 1 P: 28	R: 0 H: 0 E: 0 K: 1 S: 7	H: 0 LOB: 0 BB: 0 P: 9	R: 1 H: 1 E: 0 K: 1 S: 13	H: 1 LOB: 0 BB: 0 P: 20	1B: 5 2B: 2 3B: 0 HR: 4	SF: 0 SAC: 1 DP: 1 HBP: 2	WP: 0 PA: 42 CS: 1	
PITCHER	IP WLS BF H R ER SO	IP WLS BF H R ER SO	IP WLS BF H R ER SO	IP WLS BF H R ER SO	IP WLS BF H R ER SO	IP WLS BF H R ER SO	IP WLS BF H R ER SO	IP WLS BF H R ER SO	IP WLS BF H R ER SO	IP WLS BF H R ER SO	IP WLS BF H R ER SO	IP WLS BF H R ER SO	IP WLS BF H R ER SO	IP WLS BF H R ER SO	IP WLS BF H R ER SO	IP WLS BF H R ER SO	ERA WHIP	ERA WHIP		
45 Derek Holland, L ERA: 4.88	4.0	18	4	4	4	4	1	0	2	0	0	0	0	0	0	0	9.00	1.250		
21 Brett Tomko, R ERA: 4.58	2.0	L	10	3	2	2	2	0	0	0	0	0	0	0	0	1	20	34	9.00	2.500
22 Yoshinori Tateyama, R ERA: 13.5	0.2		3	1	1	1	0	0	0	0	0	0	0	0	0	7	9	13.50	1.500	
53 Arthur Rhodes, L ERA: 3.75	0.1		3	1	0	0	1	0	0	0	0	0	0	0	11	19	0.00	6.000		
57 Mark Lowe, R ERA: 5.0	1.0		3	0	0	0	1	0	0	0	0	0	0	0	7	9	0.00	0.000		

Chicago White Sox @ Texas Rangers
Rangers Ballpark in Arlington, Arlington, TX
Tue May 24 2011, 8:09 PM - 2:27 AM EDT
Att: 35,524 - Cloudy - 88 F

livebaseballscorecards.com

AB 34
R 8
H 10
RBI 8
BB 4
SO 9
LOB 14




Batter	1	2	3	4	5	6	7	8	9	AB	R	H	RBI	BB	SO	LOB	BOTTOM				
5 Ian Kinsler, R OBP: 0.344, SLG: 0.409	32 BB 1B	G3			1 BB 2B	1 BB 1B		1 BB 1B		3	2	2	0	2	0	2					
1 Elvis Andrus, R OBP: 0.318, SLG: 0.341	G2-3		32 BB 10 SF9 1B		32 BB 10 SF9 2B	G1-3		G6-4-3		5	2	2	1	0	0	4					
32 Josh Hamilton, L OBP: 0.434, SLG: 0.563	10 G6-3 1B		29 G6-3 1B		G3	G6-3		10 WP 10 S 1B		5	0	3	1	0	0	3					
10 Michael Young, R OBP: 0.383, SLG: 0.492	G6-3		SF9		SF9		7 BB			1	0	0	2	2	0	1					
29 Adrian Beltré, R OBP: 0.303, SLG: 0.478	K		G6-3				L6		L9	5	0	1	0	0	1	5					
17 Nelson Cruz, R OBP: 0.297, SLG: 0.456	18 BB 2B		F8		F8		K		K	5	0	1	0	0	2	3					
7 David Murphy, L OBP: 0.313, SLG: 0.331	L3				F7		G6-3		G1	4	0	0	0	1	0	1					
8 Yorvit Torrealba, R OBP: 0.241, SLG: 0.331	K		K		P3		FC6-4 BB		K	5	1	1	0	0	2	3					
18 Mitch Moreland, L OBP: 0.297, SLG: 0.479					K		18 BB 2B		G1-3 5 BB 1B	3	1	2	1	1	1	0					
Inning Stats	R: 1 H: 1 E: 0 K: 1 S: 13	H: 2 LOB: 2 BB: 0 P: 19	R: 0 H: 2 E: 0 K: 1 S: 14	H: 2 LOB: 0 BB: 0 P: 22	R: 1 H: 2 E: 0 K: 0 S: 15	H: 2 LOB: 1 BB: 0 P: 22	R: 0 H: 0 E: 0 K: 1 S: 7	H: 0 LOB: 0 BB: 0 P: 11	R: 2 H: 3 E: 0 K: 0 S: 9	H: 3 LOB: 1 BB: 1 P: 13	R: 1 H: 2 E: 0 K: 0 S: 19	H: 2 LOB: 2 BB: 1 P: 27	R: 0 H: 0 E: 0 K: 1 S: 13	H: 0 LOB: 2 BB: 2 P: 25	R: 1 H: 2 E: 0 K: 0 S: 11	H: 2 LOB: 2 BB: 2 P: 24	R: 0 H: 0 E: 0 K: 2 S: 7	H: 0 LOB: 0 BB: 0 P: 8	1B: 8 2B: 4 3B: 0 HR: 0	SF: 2 SAC: 0 DP: 1 HBP: 0	WP: 1 PA: 44 CS: 0
PITCHER	IP WLS BF H R ER SO	IP WLS BF H R ER SO	IP WLS BF H R ER SO	IP WLS BF H R ER SO	IP WLS BF H R ER SO	IP WLS BF H R ER SO	IP WLS BF H R ER SO	IP WLS BF H R ER SO	IP WLS BF H R ER SO	IP WLS BF H R ER SO	IP WLS BF H R ER SO	IP WLS BF H R ER SO	IP WLS BF H R ER SO	IP WLS BF H R ER SO	IP WLS BF H R ER SO	IP WLS BF H R ER SO	ERA WHIP	ERA WHIP			
44 Jake Peavy, R ERA: 3.0	3.0	15	2	2	2	2	1	0	0	0	0	0	0	0	0	0	6.00	2.000			
77 Will Corderman, L ERA: 5.4	1.0		3	0	0	0	1	0	0	0	0	0	0	0	7	11	0.00	0.000			
57 Ramon Pena, R ERA: 6.27	1.0	W	6	3	2	2	0	0	0	0	0	0	0	0	9	13	18.00	3.000			
49 Chris Sale, L ERA: 6.48	1.0	H	6	2	1	1	0	1	0	0	0	0	0	0	19	27	9.00	3.000			
26 Jesse Crain, R ERA: 2.35	1.0	H	5	0	0	0	1	2	0	0	0	0	0	13	25	0.00	2.000				

Chicago White Sox @ Texas Rangers
Rangers Ballpark in Arlington, Arlington, TX
Tue May 24 2011, 8:09 PM - 2:27 AM EDT
Att: 35,524 - Cloudy - 88 F

livebaseballscorecards.com

AB 36
R 6
H 12
RBI 5
BB 6
SO 6
LOB 22



Batter	1	2	3	4	5	6	7	8	9	10	11	12	13	14	AB	R	H	RBI	BB	SO	LOB	TOP								
4 Alex Gordon, L OBP: 0.345, SLG: 0.493															6	3	2	1	1	1	2									
53 Melky Cabrera, S OBP: 0.314, SLG: 0.469															6	2	2	2	1	2	3									
35 Eric Hosmer, L OBP: 0.330, SLG: 0.506															7	2	4	4	0	0	1									
21 Jeff Francoeur, R OBP: 0.332, SLG: 0.495															7	0	1	0	0	1	4									
16 Billy Butler, R OBP: 0.392, SLG: 0.417															7	1	2	1	0	1	4									
24 Wilson Betemit, S OBP: 0.384, SLG: 0.448															6	1	2	1	1	0	2									
15 Matt Treanor, R OBP: 0.360, SLG: 0.319															4	0	1	0	0	1	1									
13 Mike Aviles, R OBP: 0.270, SLG: 0.433															0	0	0	0	1	0	0									
3 Brayan Peña, S OBP: 0.292, SLG: 0.351															2	1	1	3	0	0	1									
17 Chris Getz, L OBP: 0.318, SLG: 0.285															5	1	0	0	1	1	2									
2 Alcides Escobar, R OBP: 0.257, SLG: 0.260															5	1	1	0	0	1	2									
Inning Stats	R: 3 E: 0 K: 0 S: 17	H: 4 LOB: 1 BB: 0 P: 23	R: 3 E: 0 K: 0 S: 20	H: 2 LOB: 2 BB: 2 P: 34	R: 0 E: 0 K: 0 S: 12	H: 1 LOB: 1 BB: 0 P: 17	R: 0 E: 0 K: 0 S: 8	H: 0 LOB: 0 BB: 0 P: 11	R: 0 E: 0 K: 0 S: 12	H: 2 LOB: 1 BB: 0 P: 16	R: 0 E: 0 K: 0 S: 7	H: 1 LOB: 0 BB: 0 P: 10	R: 0 E: 0 K: 0 S: 9	H: 0 LOB: 1 BB: 0 P: 14	R: 0 E: 0 K: 0 S: 8	H: 0 LOB: 1 BB: 1 P: 15	R: 0 E: 0 K: 0 S: 8	H: 1 LOB: 1 BB: 0 P: 11	R: 0 E: 0 K: 0 S: 11	H: 0 LOB: 0 BB: 0 P: 15	R: 0 E: 0 K: 0 S: 12	H: 0 LOB: 0 BB: 0 P: 14	R: 0 E: 0 K: 0 S: 14	H: 4 LOB: 0 BB: 1 P: 24	R: 5 E: 0 K: 1 S: 14	H: 4 LOB: 0 BB: 1 P: 24	1B: 9 2B: 3 3B: 0 HR: 4	SF: 0 SAC: 2 DP: 2 HBP: 0	WP: 0 PB: 1 SB: 0 CS: 0	PA: 62
PITCHER	IP: 17 WLS: 10 BF: 28 H: 7 R: 6 ER: 4 SO: 3 BB: 2 IBB: 0 HBP: 0 BLK: 0 WP: 0 HR: 0 S: 76 P: 107 ERA: 6.00 WHIP: 1.500	IP: 7.1 WLS: 2 BF: 21 H: 2 R: 1 ER: 0 SO: 1 BB: 0 IBB: 0 HBP: 0 BLK: 0 WP: 0 HR: 0 S: 79 P: 100 ERA: 3.86 WHIP: 0.750	IP: 7.1 WLS: 5 BF: 21 H: 2 R: 0 ER: 0 SO: 0 BB: 0 IBB: 0 HBP: 0 BLK: 0 WP: 0 HR: 0 S: 17 P: 100 ERA: 4.5 WHIP: 0.750	IP: 2.0 WLS: 1 BF: 7 H: 1 R: 1 ER: 1 SO: 1 BB: 0 IBB: 0 HBP: 0 BLK: 0 WP: 0 HR: 0 S: 26 P: 45 ERA: 4.50 WHIP: 0.500	IP: 1.0 WLS: 0 BF: 4 H: 0 R: 0 ER: 0 SO: 0 BB: 0 IBB: 0 HBP: 0 BLK: 0 WP: 0 HR: 0 S: 8 P: 14 ERA: 0.00 WHIP: 1.000	PITCHER	IP: 12.1 WLS: 0.2 BF: 3 H: 0 R: 0 ER: 0 SO: 0 BB: 0 IBB: 0 HBP: 0 BLK: 0 WP: 0 HR: 0 S: 4 P: 9 ERA: 19.29 WHIP: 0.00	IP: 12.1 WLS: 1.1 BF: 5 H: 1 R: 0 ER: 0 SO: 1 BB: 0 IBB: 0 HBP: 0 BLK: 0 WP: 0 HR: 0 S: 12 P: 17 ERA: 4.5 WHIP: 0.750	IP: 14.1 WLS: 1.0 BF: 8 H: 4 R: 5 ER: 5 SO: 1 BB: 0 IBB: 0 HBP: 0 BLK: 0 WP: 3 HR: 14 S: 24 P: 45 ERA: 4.00 WHIP: 4.000																					

Kansas City Royals @ Texas Rangers
Rangers Ballpark in Arlington, Arlington, TX
Fri May 27 2011, 8:09 PM - 12:46 AM EDT
Att. 39,390 - Clear - 96 F

AB: 55
R: 12
H: 16
RBI: 12
BB: 5
SO: 8
LOB: 22

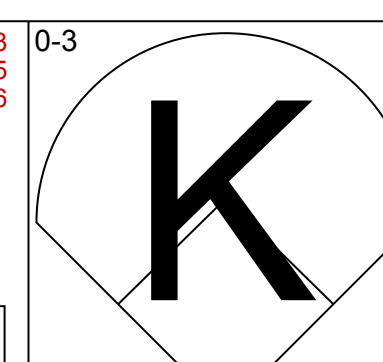
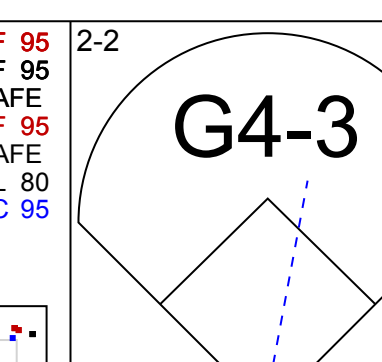
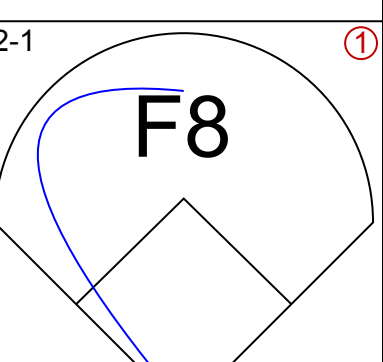
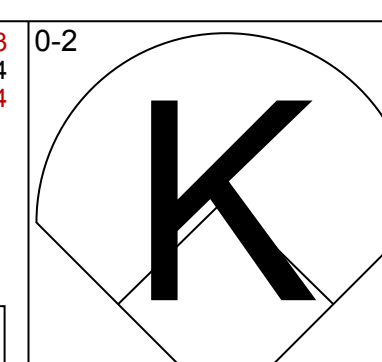
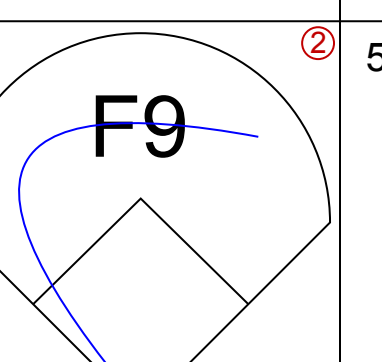
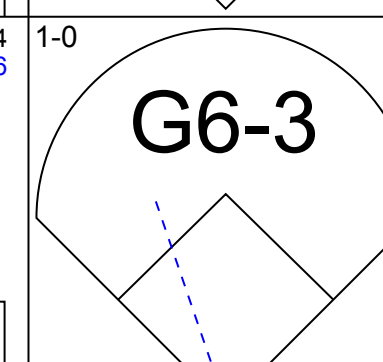
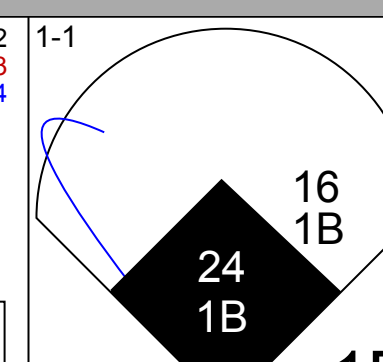
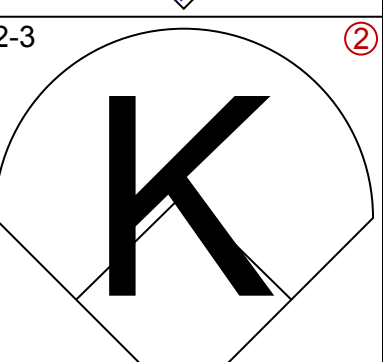
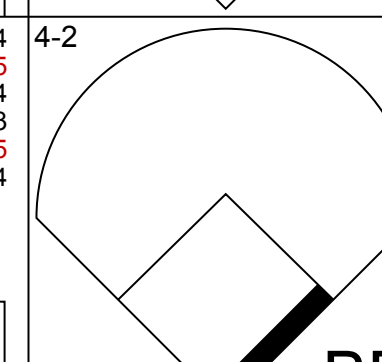
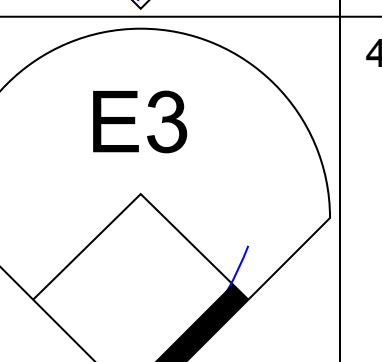
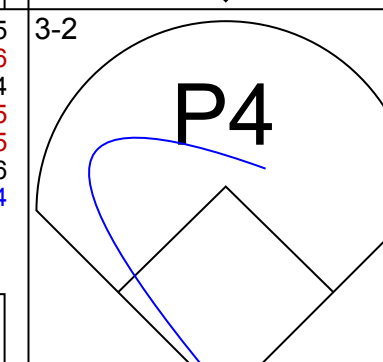
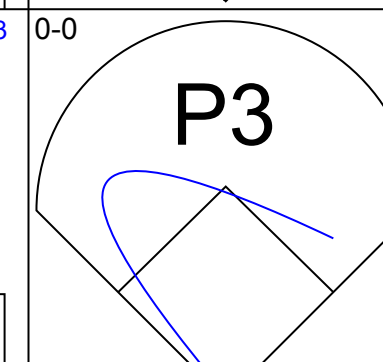
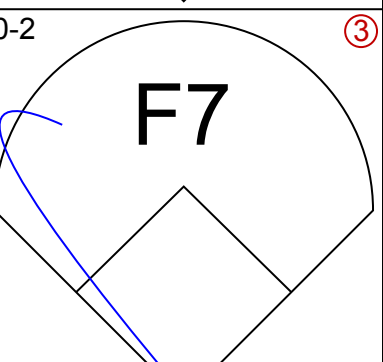
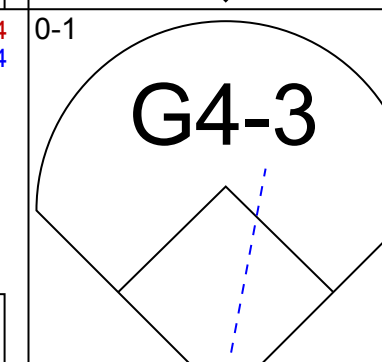
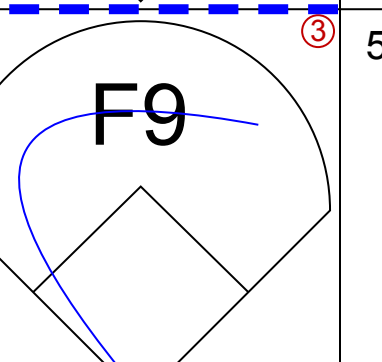

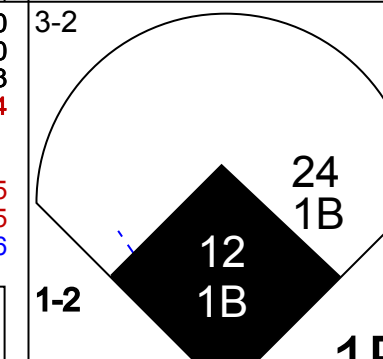
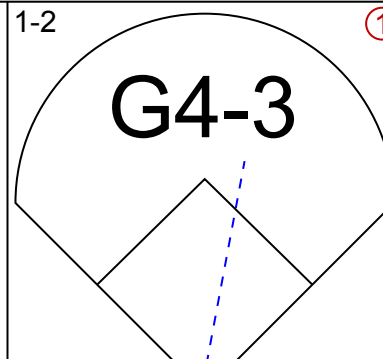
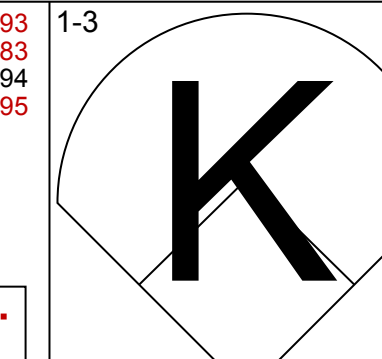

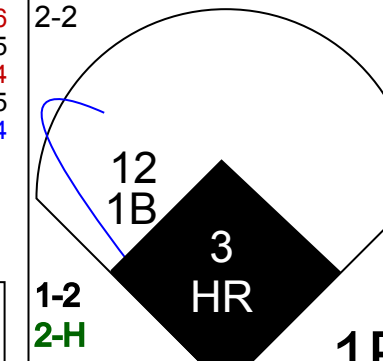
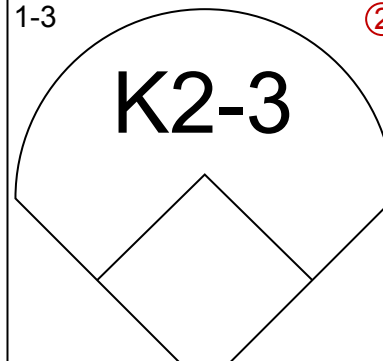
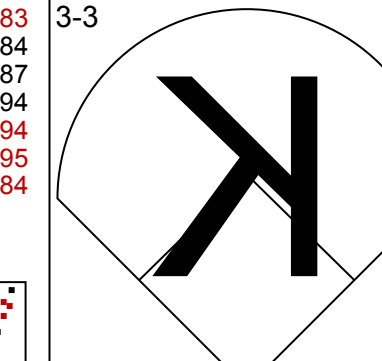

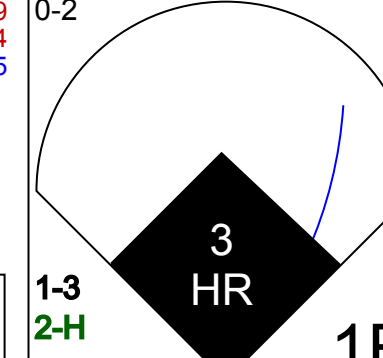
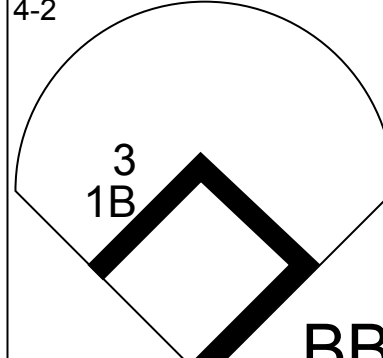
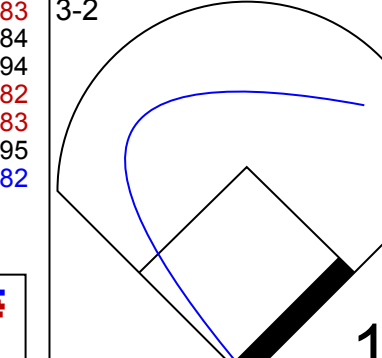
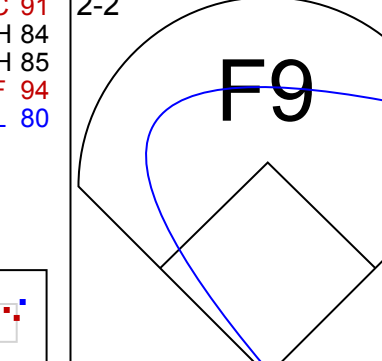
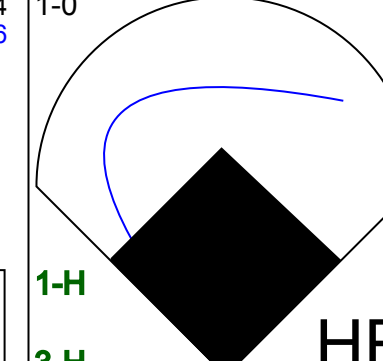
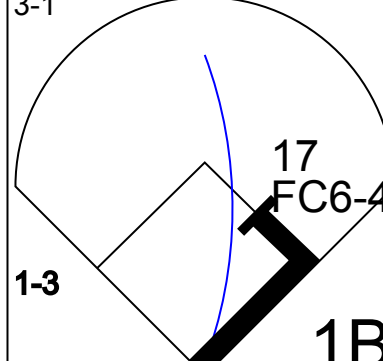
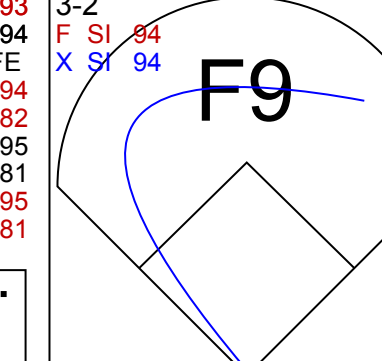

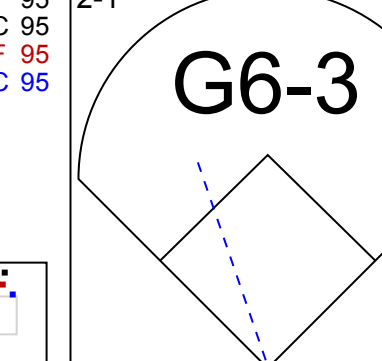
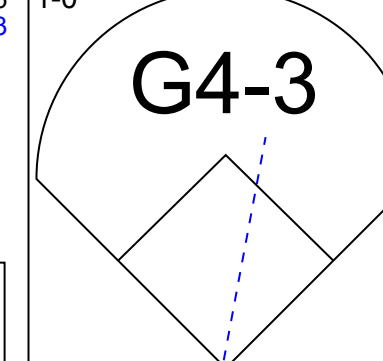
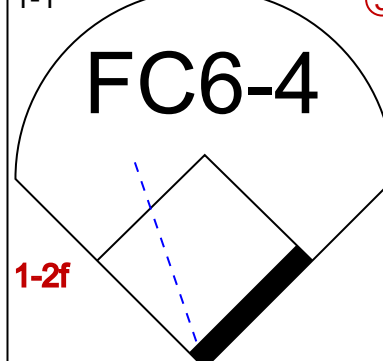

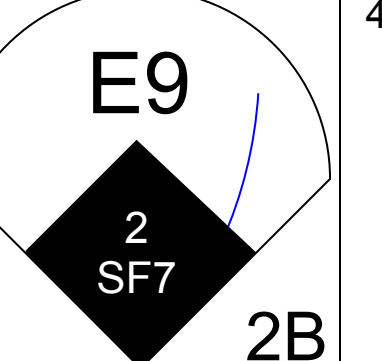
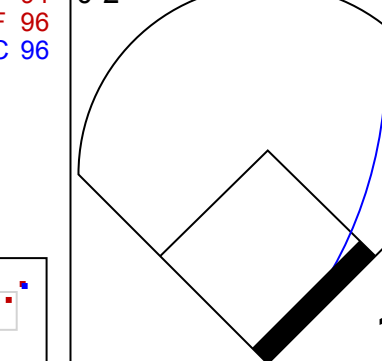
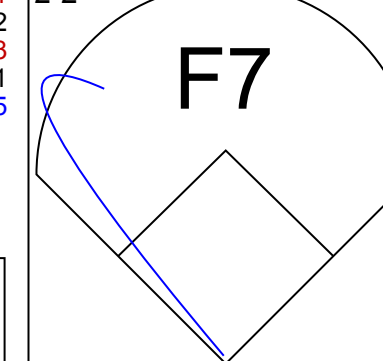


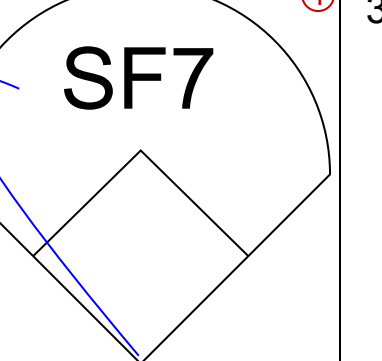


Batter	1	2	3	4	5	6	7	8	9	10	11	12	13	14	AB	R	H	RBI	BB	SO	LOB	BOTTOM		
5 Ian Kinsler, R OBP: 0.350, SLG: 0.418															4	2	1	1	2	0	0			
1 Elvis Andrus, R OBP: 0.306, SLG: 0.326															7	1	1	0	0	0	4			
32 Josh Hamilton, L OBP: 0.397, SLG: 0.509															6	1	1	1	1	0	0			
10 Michael Young, R OBP: 0.380, SLG: 0.490															4	1	2	1	0	0	0			
23 Craig Gentry, R OBP: 0.341, SLG: 0.235															2	0	1	0	0	1	0			
29 Adrian Beltré, R OBP: 0.303, SLG: 0.464															5	1	1	0	2	2	3			
17 Nelson Cruz, R OBP: 0.275, SLG: 0.419															7	0	0	1	0	3	8			
7 David Murphy, L OBP: 0.301, SLG: 0.335															7	1	1	2	0	2	1			
8 Yorvit Torrealba, R OBP: 0.254, SLG: 0.341															6	0	2	0	0	0	0			
18 Mitch Moreland, L OBP: 0.358, SLG: 0.476															5	0	2	0	0	1	2			
9 Endy Chavez, L OBP: 0.407, SLG: 0.458															0	0	0	0	0	0	0			
25 Mike Napoli, R OBP: 0.338, SLG: 0.419															1	0	0	0	0	1	0			
Inning Stats	R: 5 E: 0 K: 1 S: 25	H: 5 LOB: 1 BB: 0 P: 35	R: 2 E: 1 K: 0 S: 16	H: 2 LOB: 1 BB: 1 P: 24	R: 0 E: 0 K: 0 S: 7	H: 1 LOB: 1 BB: 0 P: 12	R: 0 E: 0 K: 0 S: 8	H: 0 LOB: 0 BB: 0 P: 12	R: 0 E: 0 K: 0 S: 12	H: 1 LOB: 0 BB: 0 P: 17	R: 0 E: 0 K: 0 S: 7	H: 0 LOB: 3 BB: 2 P: 24	R: 0 E: 0 K: 0 S: 11	H: 0 LOB: 0 BB: 1 P: 19	R: 0 E: 0 K: 0 S: 10	H: 0 LOB: 0 BB: 0 P: 14	R: 0 E: 0 K: 0 S: 7	H: 0 LOB: 0 BB: 0 P: 11	R: 0 E: 0 K: 0 S: 13	H: 1 LOB: 0 BB: 0 P: 17	1B: 7 2B: 3 3B: 0 HR: 2	SF: 0 SAC: 0 DP: 1 HBP: 2	WP: 2 PB: 0 SB: 0 CS: 0	PA: 61
PITCHER	IP: 2.2 WLS: 0 BF: 19 H: 8 R: 7 ER: 7 SO: 1 BB: 1 IBB: 0 HBP: 0 BLK: 0 WP: 1 HR: 2 S: 47 P: 70 ERA: 4.07 WHIP: 23.62	IP: 4.1 WLS: 14 BF: 1 H: 0 R: 0 ER: 0 SO: 3 BB: 0 IBB: 0 HBP: 0 BLK: 0 WP: 1 HR: 0 S: 38 P: 56 ERA: 0.00 WHIP: 0.231	IP: 3.1 WLS: 1 BF: 1 H: 0 R: 0 ER: 0 SO: 0 BB: 0 IBB: 0 HBP: 0 BLK: 0 WP: 0 HR: 0 S: 12 P: 17 ERA: 1.8 WHIP: 0.00	IP: 1.2 WLS: 10 BF: 1 H: 0 R: 0 ER: 2 SO: 3 BB: 0 IBB: 0 HBP: 1 BLK: 0 WP: 0 HR: 0 S: 21 P: 44 ERA: 2.96 WHIP: 2.400	IP: 2.1 WLS: 8 BF: 0 H: 0 R: 0 ER: 0 SO: 3 BB: 1 IBB: 0 HBP: 0 BLK: 0 WP: 0 HR: 0 S: 22 P: 35 ERA: 0.00 WHIP: 0.429	PITCHER	IP: 13.1 WLS: 1.0 BF: 3 H: 0 R: 0 ER: 0 SO: 0 BB: 0 IBB: 0 HBP: 0 BLK: 0 WP: 0 HR: 0 S: 47 P: 70 ERA: 3.05 WHIP: 0.000	IP: 14.1 WLS: 1.0 BF: 4 H: 1 R: 0 ER: 0 SO: 1 BB: 0 IBB: 0 HBP: 0 BLK: 0 WP: 0 HR: 13 S: 17 P: 17 ERA: 4.37 WHIP: 1.000																

Kansas City Royals @ Texas Rangers
Rangers Ballpark in Arlington, Arlington, TX
Fri May 27 2011, 8:09 PM - 12:46 AM EDT
Att. 39,390 - Clear - 96 F

AB: 54
R: 7
H: 12
RBI: 6
BB: 5
SO: 10
LOB: 18



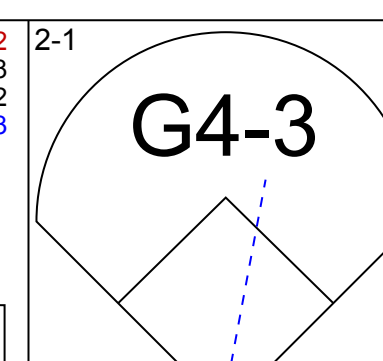
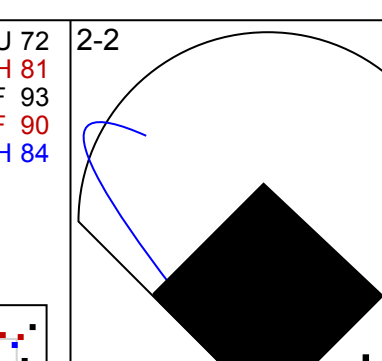
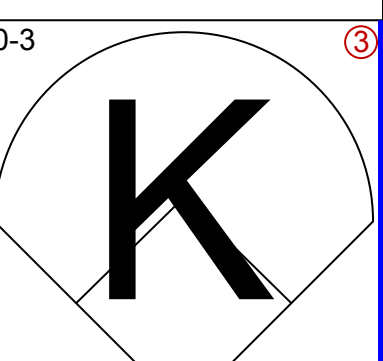
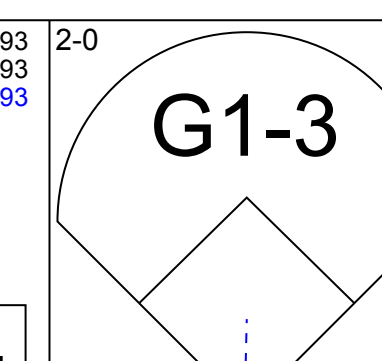
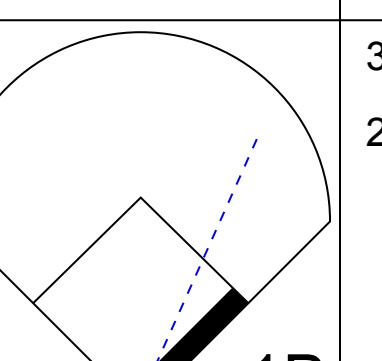

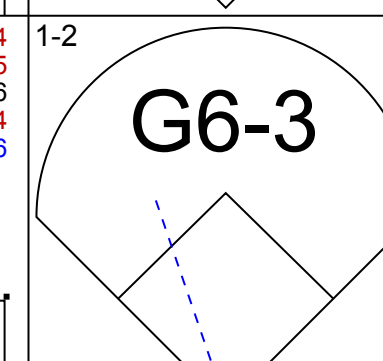
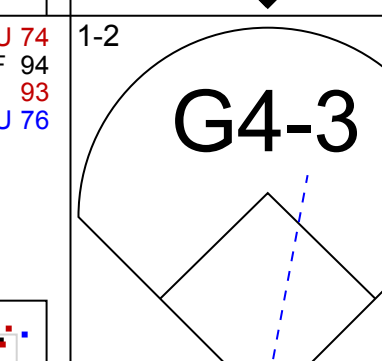
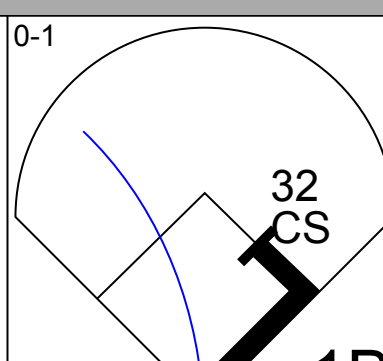
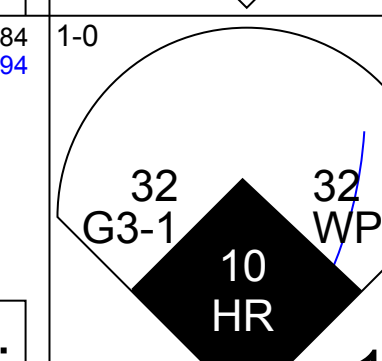

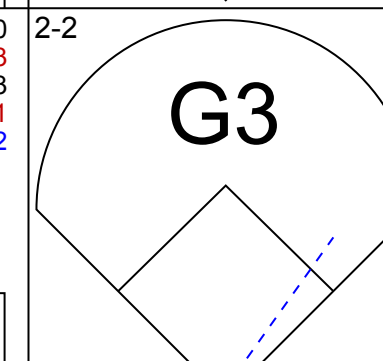
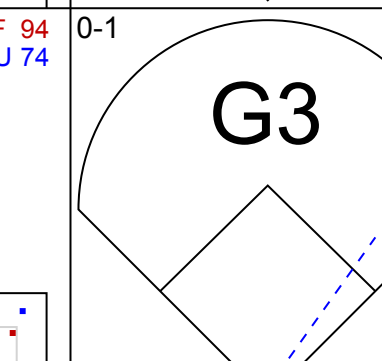
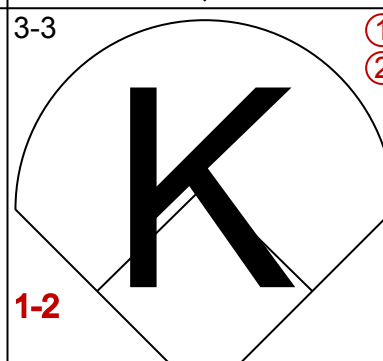

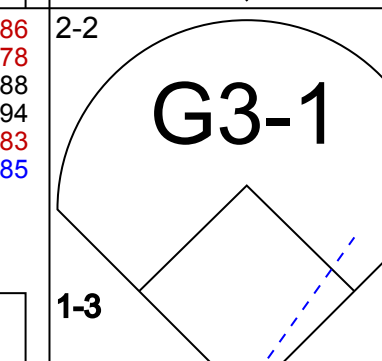
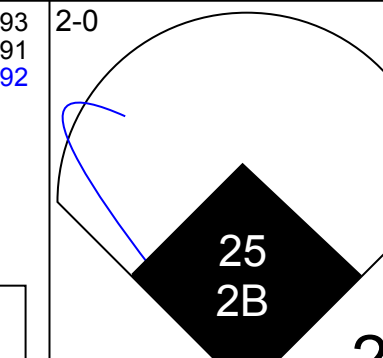
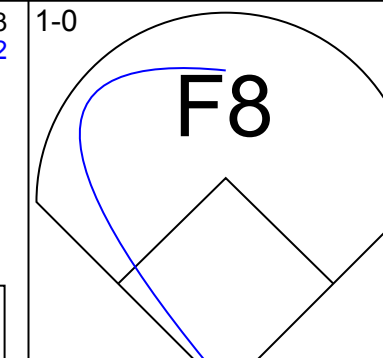
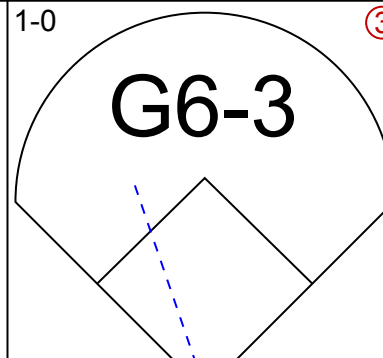
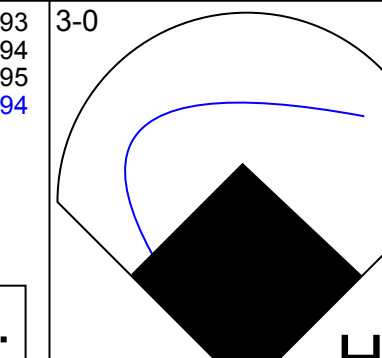
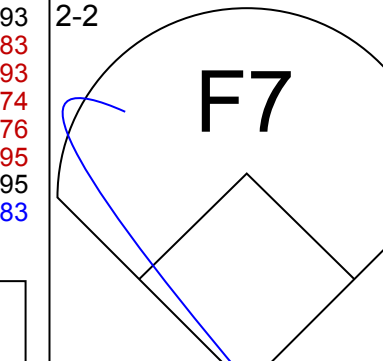
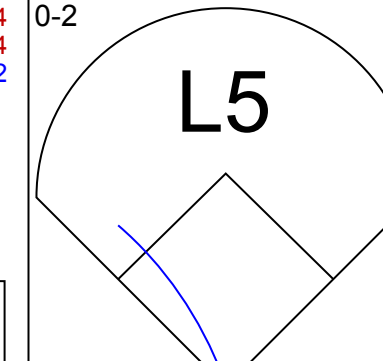
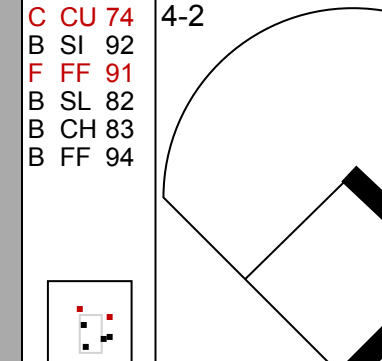
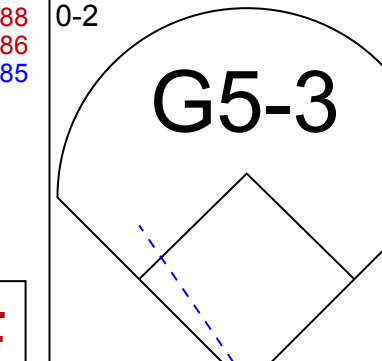
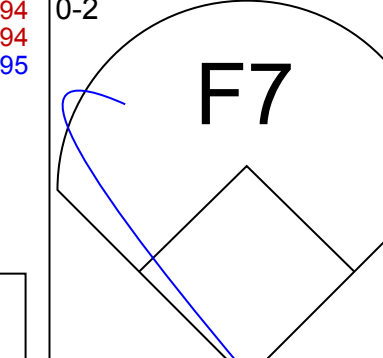
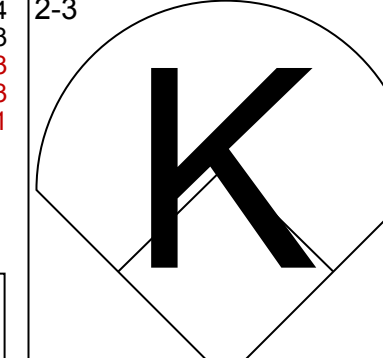
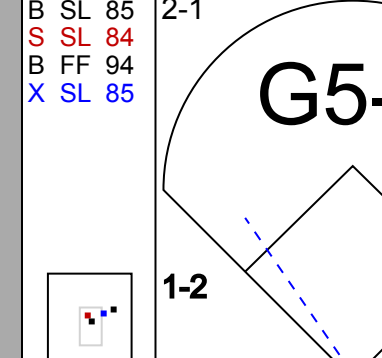
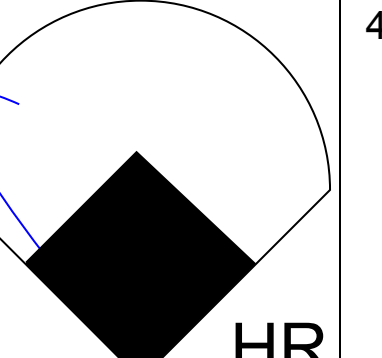
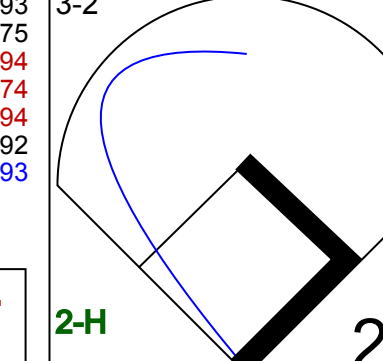
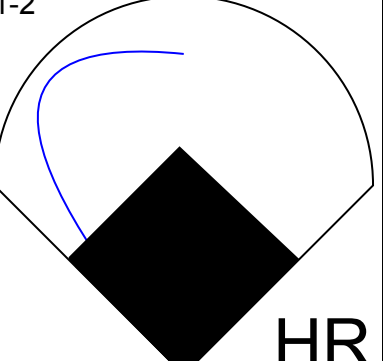
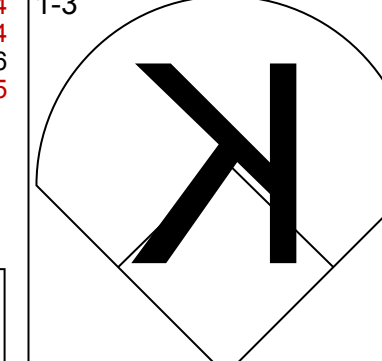
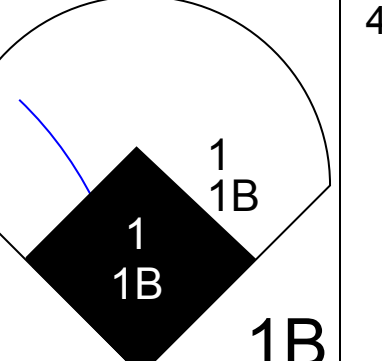

Batter	1	2	3	4	5	6	7	8	9	AB	R	H	RBI	BB	SO	LOB	TOP					
4 Alex Gordon, L (1, 7) OBP: 0.336, SLG: 0.474											5	0	0	0	0	2	1					
53 Melky Cabrera, S (1, 8) OBP: 0.310, SLG: 0.456											4	1	1	0	1	1	0					
35 Eric Hosmer, L (1, 3) OBP: 0.309, SLG: 0.467											5	0	0	0	0	0	3					
16 Billy Butler, R (1, 10) OBP: 0.391, SLG: 0.415											4	1	1	0	0	2	0					
24 Wilson Betemit, S (1, 5) OBP: 0.378, SLG: 0.437											4	1	1	1	0	2	0					
12 Mitch Maier, L (1, 9) OBP: 0.343, SLG: 0.478											3	1	2	1	1	0	0					
3 Brayan Peña, S (1, 2) OBP: 0.292, SLG: 0.397											4	1	2	3	0	0	1					
17 Chris Getz, L (1, 4) OBP: 0.317, SLG: 0.291											4	1	1	0	0	0	2					
2 Alcides Escobar, R (1, 6) OBP: 0.258, SLG: 0.262											3	0	1	1	0	0	0					
Inning Stats	R: 0 E: 0 K: 1 S: 8	H: 0 LOB: 0 BB: 0 P: 12	R: 0 E: 0 K: 1 S: 8	H: 0 LOB: 0 BB: 0 P: 12	R: 0 E: 0 K: 0 S: 11	H: 1 LOB: 1 BB: 0 P: 17	R: 5 E: 0 K: 0 S: 18	H: 5 LOB: 0 BB: 0 P: 28	R: 0 E: 0 K: 1 S: 11	H: 0 LOB: 0 BB: 0 P: 15	R: 0 E: 0 K: 1 S: 12	H: 1 LOB: 2 BB: 1 P: 22	R: 0 E: 0 K: 1 S: 10	H: 0 LOB: 1 BB: 1 P: 15	R: 0 E: 0 K: 2 S: 18	H: 1 LOB: 1 BB: 0 P: 18	R: 1 E: 2 K: 0 S: 10	H: 1 LOB: 1 BB: 0 P: 18	1B: 7 2B: 1 3B: 0 HR: 1	SF: 1 SAC: 0 DP: 0 HBP: 0	WP: 0 PB: 0 SB: 0 CS: 0	PA: 39
PITCHER	IP	WLS	BF	H	R	ER	SO	BB	IBB	HBP	BLK	WP	HR	S	P	ERA	WHIP					
41 Alexi Ogando, R (1, 1) ERA: 2.33	6.0		26	7	5	5	4	1	0	0	0	0	1	68	106	7.50	1.333					
44 Michael Kirkman, L (7, 1) ERA: 10.38	2.0	H	8	1	0	0	3	1	0	0	0	0	0	28	43	0.00	1.000					
30 Neftali Feliz, R (9, 1) ERA: 1.45	0.2		4	1	1	0	0	0	0	0	0	0	0	7	14	0.00	1.500					
53 Arthur Rhodes, L (9, 1) ERA: 3.55	0.1	W	1	0	0	0	0	0	0	0	0	0	0	3	4	0.00	0.000					

Kansas City Royals @ Texas Rangers
Rangers Ballpark in Arlington, Arlington, TX
Sun May 29 2011, 3:08 PM - 6:15 PM EDT
Att: 45,011 - Sunny - 90 F

livebaseballscorecards.com

AB 36
R 6
H 9
RBI 6
BB 2
SO 7
LOB 7



Batter	1	2	3	4	5	6	7	8	9	AB	R	H	RBI	BB	SO	LOB	BOTTOM					
5 Ian Kinsler, R (1, 4) OBP: 0.351, SLG: 0.429										3	1	1	1	0	1	0						
1 Elvis Andrus, R (6, 6) OBP: 0.307, SLG: 0.327										2	0	1	1	0	0	0						
3 Andrés Blanco, S (1, 6) OBP: 0.333, SLG: 0.455										4	1	2	0	0	0	0						
32 Josh Hamilton, L (1, 7) OBP: 0.375, SLG: 0.500										4	0	0	0	0	1	2						
10 Michael Young, R (1, 10) OBP: 0.378, SLG: 0.500										4	2	2	2	0	0	0						
29 Adrián Beltré, R (1, 5) OBP: 0.306, SLG: 0.477										3	0	0	0	1	0	1						
17 Nelson Cruz, R (1, 9) OBP: 0.288, SLG: 0.477										4	1	1	1	0	1	2						
25 Mike Napoli, R (1, 3) OBP: 0.358, SLG: 0.505										4	2	3	2	0	1	1						
8 Yorvit Torrealba, R (1, 2) OBP: 0.250, SLG: 0.336										2	0	0	0	0	1	1						
18 Mitch Moreland, L (7, PH) OBP: 0.388, SLG: 0.500										1	0	0	0	1	1	1						
23 Craig Gentry, R (1, 8) OBP: 0.326, SLG: 0.222										2	0	0	0	0	0	0						
7 David Murphy, L (7, PH) OBP: 0.298, SLG: 0.331										2	0	0	0	0	1	3						
Inning Stats	R: 0 E: 0 K: 0 S: 9	H: 2 LOB: 1 BB: 0 P: 14	R: 1 E: 0 K: 0 S: 15	H: 2 LOB: 1 BB: 0 P: 22	R: 1 E: 0 K: 0 S: 9	H: 1 LOB: 0 BB: 0 P: 13	R: 0 E: 0 K: 1 S: 7	H: 0 LOB: 0 BB: 0 P: 10	R: 1 E: 0 K: 2 S: 15	H: 1 LOB: 0 BB: 0 P: 20	R: 0 E: 0 K: 1 S: 6	H: 1 LOB: 0 BB: 0 P: 10	R: 0 E: 0 K: 1 S: 9	H: 0 LOB: 2 BB: 2 P: 22	R: 2 E: 0 K: 0 S: 10	H: 2 LOB: 0 BB: 0 P: 18	R: 2 E: 0 K: 2 S: 12	H: 3 LOB: 1 BB: 0 P: 24	1B: 4 2B: 3 3B: 0 HR: 4	SF: 0 SAC: 0 DP: 1 HBP: 0	WP: 1 PB: 0 SB: 0 CS: 1	PA: 37
PITCHER	IP	WLS	BF	H	R	ER	SO	BB	IBB	HBP	BLK	WP	HR	S	P	ERA	WHIP					
23 Danny Duffy, L (1, 1) ERA: 4.11	6.0		23	5	3	3	4	1	0	0	0	0	2	63	95	4.50	1.000					
56 Greg Holland, R (7, 1) ERA	0.2	H	2	0	0	0	1	0	0	0	0	0	0	5	8	0.00	0.000					
61 Everett Teaford, L (7, 1) ERA: 1.8	0.0		1	0	0	0	0	1	0	0	0	0	0	0	4	∞	∞					
43 Aaron Crow, R (7, 1) ERA: 1.33	1.1	B	6	2	2	2	0	0	0	0	0	1	1	12	22	13.50	1.500					
48 Joakim Soria, R (9, 1) ERA: 5.57	0.2	L	5	3	2	2	2	0	0	0	0	0	1	12	24	27.00	4.500					

Kansas City Royals @ Texas Rangers
Rangers Ballpark in Arlington, Arlington, TX
Sun May 29 2011, 3:08 PM - 6:15 PM EDT
Att: 45,011 - Sunny - 90 F

livebaseballscorecards.com

AB 35
R 7
H 10
RBI 7
BB 2
SO 7
LOB 11



Batter	1	2	3	4	5	6	7	8	9	AB	R	H	RBI	BB	SO	LOB	TOP								
5 Ian Kinsler, R OBP: 0.354, SLG: 0.421										3	1	0	0	1	0	0	Texas Rangers @ Tampa Bay Rays Tropicana Field, St. Petersburg, FL Wed Jun 01 2011, 1:13 PM - 3:40 PM EDT Att: 13,725 - Dome - 72 F								
1 Elvis Andrus, R OBP: 0.395, SLG: 0.338										4	0	1	2	0	0	0									
32 Josh Hamilton, L OBP: 0.345, SLG: 0.456										4	0	0	0	0	1	1									
10 Michael Young, R OBP: 0.376, SLG: 0.488											4	0	0	0	0	3		0							
29 Adrian Beltré, R OBP: 0.303, SLG: 0.467											4	1	1	0	0	1		0							
17 Nelson Cruz, R OBP: 0.300, SLG: 0.476											4	0	3	1	0	0		0							
25 Mike Napoli, R OBP: 0.365, SLG: 0.550											3	0	0	0	0	3		2							
8 Yorvit Torrealba, R OBP: 0.243, SLG: 0.326											4	0	0	0	0	0		3							
23 Craig Gentry, R OBP: 0.326, SLG: 0.256										3	1	1	0	0	0	1									
Inning Stats	R: 0 H: 0 E: 0 K: 1 S: 9	H: 0 LOB: 0 BB: 0 P: 11	R: 0 H: 1 E: 0 K: 3 S: 10	LOB: 1 BB: 0 P: 13	R: 0 H: 0 E: 0 K: 0 S: 5	H: 0 LOB: 0 BB: 0 P: 9	R: 0 H: 0 E: 0 K: 1 S: 8	H: 0 LOB: 0 BB: 0 P: 13	R: 1 H: 2 E: 0 K: 1 S: 10	H: 2 LOB: 1 BB: 0 P: 14	R: 0 H: 0 E: 0 K: 0 S: 7	H: 0 LOB: 0 BB: 0 P: 12	R: 0 H: 0 E: 0 K: 1 S: 11	H: 0 LOB: 0 BB: 0 P: 14	R: 2 H: 2 E: 0 K: 1 S: 15	H: 2 LOB: 1 BB: 1 P: 27		R: 0 H: 1 E: 0 K: 0 S: 13	H: 1 LOB: 2 BB: 0 P: 17	1B: 4 2B: 2 HR: 0	SF: 0 SAC: 0 DP: 0 HBP: 1	WP: 0 PB: 1 SB: 5 CS: 0	PA: 35		
PITCHER	IP WLS BF H R ER SO BB IBB HBP BLK WP HR S P ERA WHIP	8.0 L 30 5 3 3 8 1 0 0 0 0 0 75 113 3.38 0.750	1.0 5 1 0 0 0 0 0 0 1 0 0 0 13 17 0.00 1.000																						

AB	33
R	3
H	6
RBI	3
BB	1
SO	8
LOB	7



Batter	1	2	3	4	5	6	7	8	9	AB	R	H	RBI	BB	SO	LOB	BOTTOM							
28 John Jaso, L OBP: 0.280, SLG: 0.367										4	0	0	0	0	1	2	Texas Rangers @ Tampa Bay Rays Tropicana Field, St. Petersburg, FL Wed Jun 01 2011, 1:13 PM - 3:40 PM EDT Att: 13,725 - Dome - 72 F							
18 Ben Zobrist, S OBP: 0.332, SLG: 0.485										3	0	2	0	1	0	0								
20 Matt Joyce, L OBP: 0.421, SLG: 0.621										4	0	0	0	0	2	3								
3 Evan Longoria, R OBP: 0.355, SLG: 0.442										4	0	0	0	0	1	2								
22 Johnny Damon, L OBP: 0.310, SLG: 0.417										4	0	1	0	0	0	1								
2 B.J. Upton, R OBP: 0.327, SLG: 0.402										3	0	0	0	0	1	1								
5 Sam Fuld, L OBP: 0.281, SLG: 0.351										2	0	1	0	1	0	1								
1 Sean Rodriguez, R OBP: 0.325, SLG: 0.436										3	0	0	0	0	1	3								
15 Reid Brignac, L OBP: 0.216, SLG: 0.189											2	0	1	0	0	1		0						
45 Felipe Lopez, S OBP: 0.253, SLG: 0.325										1	0	0	0	0	1	1								
Inning Stats	R: 0 H: 1 E: 0 K: 2 S: 11	H: 1 LOB: 1 BB: 0 P: 16	R: 0 H: 1 E: 0 K: 1 S: 10	LOB: 1 BB: 0 P: 11	R: 0 H: 1 E: 0 K: 1 S: 13	LOB: 1 BB: 1 P: 19	R: 0 H: 0 E: 0 K: 1 S: 7	H: 0 LOB: 0 BB: 0 P: 10	R: 0 H: 0 E: 0 K: 1 S: 8	H: 0 LOB: 0 BB: 1 P: 14	R: 0 H: 0 E: 0 K: 1 S: 8	H: 0 LOB: 0 BB: 0 P: 14	R: 0 H: 0 E: 0 K: 0 S: 5	H: 0 LOB: 0 BB: 0 P: 8	R: 0 H: 1 E: 0 K: 1 S: 15	H: 1 LOB: 1 BB: 0 P: 21	R: 0 H: 1 E: 0 K: 0 S: 10	H: 1 LOB: 1 BB: 0 P: 15	1B: 4 2B: 1 HR: 0	SF: 0 SAC: 0 DP: 1 HBP: 0	WP: 1 PB: 1 SB: 1 CS: 1	PA: 32		
PITCHER	IP WLS BF H R ER SO BB IBB HBP BLK WP HR S P ERA WHIP	8.0 W 28 4 0 0 0 2 0 0 0 0 1 0 77 113 0.00 0.750	1.0 S 4 1 0 0 0 0 0 0 0 0 0 1 0 10 15 0.00 1.000																					

AB	30
R	0
H	5
RBI	0
BB	2
SO	8
LOB	14



Batter	1	2	3	4	5	6	7	8	9	AB	R	H	RBI	BB	SO	LOB	TOP			
5 Ian Kinsler, R OBP: 0.351, SLG: 0.413	G5-3		B1-3						FC5-4	4	1	0	0	1	0	3				
1 Elvis Andrus, R OBP: 0.307, SLG: 0.335	G6-3		L3						FC5-4	5	1	1	1	0	0	3				
32 Josh Hamilton, L OBP: 0.337, SLG: 0.440	F7								E1	5	0	1	1	0	0	0				
10 Michael Young, R OBP: 0.376, SLG: 0.486		G4-3		G4-3						5	0	2	0	0	0	2				
29 Adrian Beltré, R OBP: 0.377, SLG: 0.457		G1-3		G5-3					F8	5	0	0	0	0	0	3				
17 Nelson Cruz, R OBP: 0.305, SLG: 0.490		G1-3								4	2	2	0	0	0	0				
18 Mitch Moreland, L OBP: 0.384, SLG: 0.515			B1-3							3	1	2	0	1	0	1				
8 Yorvit Torrealba, R OBP: 0.237, SLG: 0.319			L9							3	0	0	2	0	0	2				
9 Endy Chavez, L OBP: 0.455, SLG: 0.683										4	2	4	1	0	0	0				
Inning Stats	R: 0 E: 0 K: 0 S: 4	H: 0 LOB: 0 BB: 0 P: 6	R: 0 E: 0 K: 0 S: 7	H: 0 LOB: 0 BB: 0 P: 10	R: 0 E: 0 K: 0 S: 8	H: 1 LOB: 2 BB: 1 P: 15	R: 0 E: 0 K: 0 S: 7	H: 0 LOB: 0 BB: 0 P: 8	R: 3 E: 0 K: 0 S: 17	H: 4 LOB: 2 BB: 1 P: 28	R: 3 E: 0 K: 0 S: 12	H: 3 LOB: 0 BB: 0 P: 21	R: 0 E: 0 K: 0 S: 6	H: 1 LOB: 0 BB: 0 P: 7	R: 1 E: 0 K: 0 S: 18	H: 2 LOB: 2 BB: 0 P: 22	1B: 9 2B: 2 3B: 1 HR: 0	SF: 1 SAC: 0 DP: 1 HBP: 0	WP: 0 PB: 0 SB: 2 CS: 0	PA: 41
PITCHER	IP	WLS	BF	H	R	ER	SO	BB	IBB	HBP	BLK	WP	HR	S	P	ERA	WHIP			
59 Carlos Carrasco, R ERA: 5.18	6.0	L	28	8	6	5	0	2	0	0	0	0	0	55	88	7.50	1.667			
36 Joe Smith, R ERA: 1.59	1.1		5	1	0	0	0	0	0	0	0	0	0	9	15	0.00	0.750			
53 Rafael Perez, L ERA: 1.29	1.1		6	2	1	0	0	0	0	0	0	0	0	13	15	0.00	1.500			
56 Frank Herrmann, R ERA: 7.62	0.1		2	1	0	0	0	0	0	0	0	0	0	9	12	0.00	3.000			

Texas Rangers @ Cleveland Indians
Progressive Field, Cleveland, OH
Thu Jun 02 2011, 7:08 PM - 10:25 PM EDT
Att: 15,336 - Clear - 60 F

AB	38
R	7
H	12
RBI	5
BB	2
SO	0
LOB	14



Batter	1	2	3	4	5	6	7	8	9	AB	R	H	RBI	BB	SO	LOB	BOTTOM			
23 Michael Brantley, L OBP: 0.345, SLG: 0.402	G1-3	L7			F7				L9	5	0	0	0	0	1	3				
13 Adrián Cabrera, S OBP: 0.352, SLG: 0.522	K		F9		G5-3				K	5	0	0	0	0	2	2				
17 Shin-Soo Choo, L OBP: 0.325, SLG: 0.365	F8		F8		K					4	0	1	0	0	1	1				
41 Carlos Santana, S OBP: 0.374, SLG: 0.395		2B								2	1	2	0	2	0	0				
24 Grady Sizemore, L OBP: 0.303, SLG: 0.573			K							4	1	1	0	0	2	4				
28 Travis Buck, L OBP: 0.325, SLG: 0.427					F8					3	1	1	1	0	1	1				
47 Shelley Duncan, R (8, FH) OBP: 0.284, SLG: 0.429										1	0	0	0	0	1	2				
26 Austin Kearns, R OBP: 0.305, SLG: 0.282										0	0	0	0	0	0	0				
20 Orlando Cabrera, R OBP: 0.285, SLG: 0.326					F7				FC6-4	4	0	1	1	0	0	3				
7 Matt LaPorta, R OBP: 0.326, SLG: 0.478					G6-3					4	1	1	1	0	1	2				
9 Jack Hannahan, L OBP: 0.317, SLG: 0.356		G6-3								3	0	1	1	1	1	1				
Inning Stats	R: 3 E: 0 K: 1 S: 7	H: 3 LOB: 1 BB: 1 P: 31	R: 0 E: 0 K: 1 S: 14	H: 1 LOB: 0 BB: 0 P: 22	R: 0 E: 0 K: 0 S: 8	H: 0 LOB: 0 BB: 0 P: 14	R: 0 E: 0 K: 1 S: 11	H: 0 LOB: 1 BB: 1 P: 22	R: 0 E: 0 K: 1 S: 9	H: 0 LOB: 1 BB: 1 P: 15	R: 1 E: 0 K: 2 S: 13	H: 1 LOB: 0 BB: 0 P: 20	R: 0 E: 0 K: 2 S: 12	H: 2 LOB: 2 BB: 0 P: 14	R: 0 E: 0 K: 1 S: 13	H: 1 LOB: 1 BB: 0 P: 17	1B: 6 2B: 1 3B: 0 HR: 1	SF: 0 SAC: 0 DP: 0 HBP: 0	WP: 0 PB: 0 SB: 2 CS: 0	PA: 38
PITCHER	IP	WLS	BF	H	R	ER	SO	BB	IBB	HBP	BLK	WP	HR	S	P	ERA	WHIP			
47 Dave Bush, R ERA: 4.81	4.0		17	4	3	3	3	1	0	0	0	0	1	33	57	3.00	1.000			
44 Michael Kirkman, L ERA: 7.36	3.0	W	12	1	1	1	4	2	0	0	0	0	0	5	7	0.00	6.000			
28 Darren Oliver, L ERA: 2.42	0.1	H	3	2	0	0	1	0	0	0	0	0	0	7	7	0.00	0.000			
57 Mark Lowe, R ERA: 3.29	0.2	H	2	0	0	0	1	0	0	0	0	0	0	7	7	0.00	0.000			
30 Neftalí Feliz, R ERA: 1.31	1.0	S	4	1	0	0	1	0	0	0	1	0	0	13	17	0.00	1.000			

Texas Rangers @ Cleveland Indians
Progressive Field, Cleveland, OH
Thu Jun 02 2011, 7:08 PM - 10:25 PM EDT
Att: 15,336 - Clear - 60 F


AB	35
R	4
H	8
RBI	4
BB	3
SO	10
LOB	19



Batter	1	2	3	4	5	6	7	8	9	AB	R	H	RBI	BB	SO	LOB	TOP									
5 Ian Kinsler, R OBP: 0.345, SLG: 0.397										4	0	0	0	0	1	2										
1 Elvis Andrus, R OBP: 0.321, SLG: 0.350										3	1	1	0	1	0	1										
32 Josh Hamilton, L OBP: 0.360, SLG: 0.533										4	1	2	2	0	0	1										
10 Michael Young, R OBP: 0.363, SLG: 0.467										4	0	0	0	0	1	2										
29 Adrián Beltré, R OBP: 0.302, SLG: 0.458										3	1	0	0	1	0	2										
17 Nelson Cruz, R OBP: 0.301, SLG: 0.513										4	1	1	2	0	1	0										
18 Mitch Moreland, L OBP: 0.301, SLG: 0.506										4	0	1	0	0	1	0										
8 Yorvit Torrealba, R OBP: 0.244, SLG: 0.331										4	0	2	0	0	0	1										
7 David Murphy, L OBP: 0.299, SLG: 0.327										3	0	1	0	0	0	2										
Inning Stats	R: 2 E: 0 K: 0 S: 7	H: 2 LOB: 0 BB: 0 P: 10	R: 0 E: 0 K: 1 S: 10	H: 1 LOB: 0 BB: 0 P: 14	R: 0 E: 0 K: 1 S: 9	H: 1 LOB: 1 BB: 0 P: 16	R: 0 E: 0 K: 0 S: 8	H: 0 LOB: 0 BB: 0 P: 12	R: 0 E: 0 K: 0 S: 8	H: 1 LOB: 1 BB: 0 P: 11	R: 0 E: 0 K: 0 S: 7	H: 0 LOB: 0 BB: 0 P: 11	R: 2 E: 0 K: 0 S: 14	H: 2 LOB: 0 BB: 1 P: 23	R: 0 E: 0 K: 1 S: 7	H: 1 LOB: 2 BB: 0 P: 14	R: 0 E: 0 K: 1 S: 7	H: 0 LOB: 0 BB: 0 P: 11	1B: 5 2B: 1 3B: 0 HR: 2	SF: 0 SAC: 0 DP: 1 HBP: 0	WP: 0 PB: 0 SB: 0 CS: 1	PA: 35				
PITCHER	IP	WLS	BF	H	R	ER	SO	BB	IBB	HBP	BLK	WP	HR	S	P	ERA	WHIP									
55 Roberto Hernandez, R ERA: 5.33	(1, 1)	6.1	L	26	7	4	4	2	1	0	0	0	0	2	61	94	5.68	1.263								
53 Rafael Perez, L ERA: 1.25	(7, 1)	0.2		1	0	0	0	0	0	0	0	0	0	2	3	0.00	0.000									
38 Joe Smith, R ERA: 1.59	(8, 1)	1.0		5	1	0	0	1	1	0	0	0	0	7	14	0.00	2.000									
37 Chad Durbin, R ERA: 5.68	(9, 1)	1.0		3	0	0	0	1	0	0	0	0	0	7	11	0.00	0.000									

Texas Rangers @ Cleveland Indians
Progressive Field, Cleveland, OH
Sat Jun 04 2011, 7:07 PM - 9:34 PM EDT
Att: 30,130 - Partly Cloudy - 86 F

AB 33
R 4
H 8
RBI 4
BB 2
SO 4
LOB 11



Batter	1	2	3	4	5	6	7	8	9	AB	R	H	RBI	BB	SO	LOB	BOTTOM								
23 Michael Brantley, L OBP: 0.342, SLG: 0.396										4	0	1	0	0	0	0									
20 Orlando Cabrera, R OBP: 0.275, SLG: 0.315										4	0	0	0	0	0	2									
13 Asdrúbal Cabrera, S OBP: 0.397, SLG: 0.539										4	0	1	0	0	0	2									
41 Carlos Santana, S OBP: 0.365, SLG: 0.383										4	0	1	0	0	0	4									
24 Grady Sizemore, L OBP: 0.316, SLG: 0.560										3	0	1	0	0	1	0									
47 Shelley Duncan, R OBP: 0.269, SLG: 0.405										4	0	0	0	0	0	3									
26 Austin Kearns, R OBP: 0.302, SLG: 0.280										4	0	1	0	0	2	1									
6 Lou Marson, R OBP: 0.246, SLG: 0.288										3	0	0	0	0	1	2									
8 Adam Everett, R OBP: 0.333, SLG: 0.261										2	0	0	0	1	1	2									
Inning Stats	R: 0 E: 0 K: 0 S: 6	H: 0 LOB: 0 BB: 0 P: 8	R: 0 E: 0 K: 0 S: 10	H: 2 LOB: 1 BB: 0 P: 12	R: 0 E: 0 K: 1 S: 7	H: 0 LOB: 0 BB: 0 P: 10	R: 0 E: 0 K: 0 S: 9	H: 0 LOB: 0 BB: 0 P: 12	R: 0 E: 0 K: 2 S: 8	H: 0 LOB: 0 BB: 0 P: 10	R: 0 E: 0 K: 0 S: 13	H: 1 LOB: 3 BB: 1 P: 23	R: 0 E: 0 K: 1 S: 7	H: 1 LOB: 2 BB: 0 P: 13	R: 0 E: 0 K: 0 S: 7	H: 1 LOB: 1 BB: 0 P: 9	R: 0 E: 0 K: 1 S: 10	H: 0 LOB: 0 BB: 0 P: 15	1B: 4 2B: 2 3B: 0 HR: 0	SF: 0 SAC: 0 DP: 1 HBP: 1	WP: 0 PB: 0 SB: 0 CS: 0	PA: 34			
PITCHER	IP	WLS	BF	H	R	ER	SO	BB	IBB	HBP	BLK	WP	HR	S	P	ERA	WHIP								
45 Derek Holland, L ERA: 4.36	(1, 1)	9.0	W	34	5	0	0	5	1	0	0	0	0	77	112	0.00	0.667								

Texas Rangers @ Cleveland Indians
Progressive Field, Cleveland, OH
Sat Jun 04 2011, 7:07 PM - 9:34 PM EDT
Att: 30,130 - Partly Cloudy - 86 F

AB 32
R 0
H 5
RBI 0
BB 1
SO 5
LOB 16



Batter	1	2	3	4	5	6	7	8	9	AB	R	H	RBI	BB	SO	LOB	TOP							
5 Ian Kinsler, R OBP: 0.342, SLG: 0.390										4	0	0	0	1	0	4								
1 Elvis Andrus, R OBP: 0.328, SLG: 0.367										3	1	2	1	1	0	1								
10 Michael Young, R OBP: 0.361, SLG: 0.461										3	0	0	0	1	1	2								
29 Adrián Beltré, R OBP: 0.298, SLG: 0.450										4	0	0	0	0	0	4								
17 Nelson Cruz, R OBP: 0.299, SLG: 0.506										4	0	1	0	0	2	0								
18 Mitch Moreland, L OBP: 0.298, SLG: 0.523										4	1	2	1	0	1	1								
25 Mike Napoli, R OBP: 0.356, SLG: 0.533										4	0	0	0	0	2	1								
7 David Murphy, L OBP: 0.309, SLG: 0.337										4	0	3	0	0	1	1								
9 Endy Chavez, L OBP: 0.472, SLG: 0.673										3	0	1	0	1	0	2								
23 Craig Gentry, R OBP: 0.340, SLG: 0.275										0	0	0	0	0	0	0								
Inning Stats	R: 0 E: 0 K: 0 S: 10	H: 1 LOB: 1 BB: 0 P: 13	R: 1 E: 0 K: 1 S: 13	H: 3 LOB: 2 BB: 0 P: 20	R: 1 E: 0 K: 1 S: 14	H: 2 LOB: 1 BB: 0 P: 23	R: 0 E: 0 K: 0 S: 9	H: 1 LOB: 1 BB: 0 P: 13	R: 0 E: 0 K: 0 S: 3	H: 0 LOB: 0 BB: 1 P: 7	R: 0 E: 0 K: 2 S: 14	H: 1 LOB: 1 BB: 0 P: 20	R: 0 E: 0 K: 2 S: 14	H: 0 LOB: 2 BB: 3 P: 20	R: 0 E: 0 K: 3 S: 9	H: 0 LOB: 0 BB: 0 P: 15	R: 0 E: 0 K: 0 S: 13	H: 1 LOB: 1 BB: 0 P: 19	1B: 7 2B: 0 3B: 0 HR: 2	SF: 0 SAC: 1 DP: 2 HBP: 0	WP: 0 PB: 0 SB: 2 CS: 0	PA: 38		
PITCHER	IP WLS BF H R ER SO BB IBB HBP BLK WP HR S P ERA WHIP	IP WLS BF H R ER SO BB IBB HBP BLK WP HR S P ERA WHIP	IP WLS BF H R ER SO BB IBB HBP BLK WP HR S P ERA WHIP	IP WLS BF H R ER SO BB IBB HBP BLK WP HR S P ERA WHIP	IP WLS BF H R ER SO BB IBB HBP BLK WP HR S P ERA WHIP	IP WLS BF H R ER SO BB IBB HBP BLK WP HR S P ERA WHIP	IP WLS BF H R ER SO BB IBB HBP BLK WP HR S P ERA WHIP	IP WLS BF H R ER SO BB IBB HBP BLK WP HR S P ERA WHIP	IP WLS BF H R ER SO BB IBB HBP BLK WP HR S P ERA WHIP	IP WLS BF H R ER SO BB IBB HBP BLK WP HR S P ERA WHIP	IP WLS BF H R ER SO BB IBB HBP BLK WP HR S P ERA WHIP	IP WLS BF H R ER SO BB IBB HBP BLK WP HR S P ERA WHIP	IP WLS BF H R ER SO BB IBB HBP BLK WP HR S P ERA WHIP	IP WLS BF H R ER SO BB IBB HBP BLK WP HR S P ERA WHIP	IP WLS BF H R ER SO BB IBB HBP BLK WP HR S P ERA WHIP	IP WLS BF H R ER SO BB IBB HBP BLK WP HR S P ERA WHIP	IP WLS BF H R ER SO BB IBB HBP BLK WP HR S P ERA WHIP	IP WLS BF H R ER SO BB IBB HBP BLK WP HR S P ERA WHIP	IP WLS BF H R ER SO BB IBB HBP BLK WP HR S P ERA WHIP	IP WLS BF H R ER SO BB IBB HBP BLK WP HR S P ERA WHIP	IP WLS BF H R ER SO BB IBB HBP BLK WP HR S P ERA WHIP	IP WLS BF H R ER SO BB IBB HBP BLK WP HR S P ERA WHIP	IP WLS BF H R ER SO BB IBB HBP BLK WP HR S P ERA WHIP	IP WLS BF H R ER SO BB IBB HBP BLK WP HR S P ERA WHIP

Texas Rangers @ Cleveland Indians
Progressive Field, Cleveland, OH
Sun Jun 05 2011, 1:06 PM - 3:45 PM EDT
Att: 20,621 - Partly Cloudy - 78 F

AB 33
R 2
H 9
RBI 2
BB 4
SO 7
LOB 16



Batter	1	2	3	4	5	6	7	8	9	AB	R	H	RBI	BB	SO	LOB	BOTTOM
23 Michael Brantley, L OBP: 0.349, SLG: 0.597										2	0	1	0	2	1	1	
20 Orlando Cabrera, R OBP: 0.271, SLG: 0.310										3	0	0	0	0	0	3	
28 Travis Buck, L OBP: 0.310, SLG: 0.405										1	0	0	0	0	0	0	
13 Asdrúbal Cabrera, S OBP: 0.352, SLG: 0.530										4	0	0	0	0	1	0	
41 Carlos Santana, S OBP: 0.363, SLG: 0.385										4	0	1	0	0	1	0	
47 Shelley Duncan, R OBP: 0.259, SLG: 0.390										3	0	0	0	0	1	1	
17 Shin-Soo Choo, L OBP: 0.319, SLG: 0.354										2	0	0	0	0	1	1	
7 Matt LaPorta, R OBP: 0.321, SLG: 0.467										3	0	1	0	0	1	1	
26 Austin Keams, R OBP: 0.292, SLG: 0.269										3	0	0	0	0	2	1	
8 Adam Everett, R OBP: 0.315, SLG: 0.245										3	0	0	0	0	1	1	
Inning Stats	R: 0 E: 0 K: 0 S: 7	H: 0 LOB: 0 BB: 1 P: 11	R: 0 E: 0 K: 2 S: 8	H: 0 LOB: 0 BB: 0 P: 13	R: 0 E: 0 K: 2 S: 10	H: 0 LOB: 0 BB: 0 P: 15	R: 0 E: 0 K: 0 S: 8	H: 1 LOB: 0 BB: 0 P: 11	R: 0 E: 0 K: 0 S: 8	H: 0 LOB: 1 BB: 0 P: 13	R: 0 E: 0 K: 1 S: 9	H: 0 LOB: 1 BB: 1 P: 14	R: 0 E: 0 K: 1 S: 11	H: 1 LOB: 0 BB: 0 P: 16	R: 0 E: 0 K: 2 S: 11	H: 1 LOB: 0 BB: 0 P: 17</	

Batter	1	2	3	4	5	6	7	8	9	AB	R	H	RBI	BB	SO	LOB	TOP							
14 Austin Jackson, R OBP: 0.304, SLG: 0.354										5	3	3	0	1	1	1								
32 Don Kelly, L OBP: 0.300, SLG: 0.311										2	2	1	0	1	0	1								
29 Danny Worth, R OBP: 0.545, SLG: 0.600										2	0	2	3	0	0	0								
26 Brennan Boesch, L OBP: 0.338, SLG: 0.449										6	3	5	5	0	0	2								
57 Casper Wells, R OBP: 0.299, SLG: 0.393										0	0	0	0	0	0	0								
24 Miguel Cabrera, R OBP: 0.438, SLG: 0.587										5	1	2	1	1	1	2								
41 Victor Martinez, S OBP: 0.355, SLG: 0.482										4	0	1	1	0	0	3								
12 Andy Dirks, L OBP: 0.321, SLG: 0.500										5	1	1	2	0	0	5								
27 Jhonny Peralta, R OBP: 0.379, SLG: 0.530										5	1	1	0	0	1	2								
13 Alex Avila, L OBP: 0.321, SLG: 0.528										5	1	1	1	0	2	1								
25 Ryan Raburn, R OBP: 0.238, SLG: 0.333										5	1	1	0	0	1	2								
Inning Stats	R: 3 H: 3 E: 0 K: 0 S: 15	L: 3 LOB: 1 BB: 1 P: 26	R: 0 H: 0 E: 0 K: 3 S: 10	H: 0 LOB: 1 BB: 0 P: 14	R: 4 H: 4 E: 0 K: 0 S: 21	H: 4 LOB: 0 BB: 0 P: 36	R: 2 H: 3 E: 0 K: 0 S: 12	H: 3 LOB: 1 BB: 0 P: 15	R: 0 H: 0 E: 0 K: 2 S: 9	H: 0 LOB: 0 BB: 0 P: 11	R: 1 H: 2 E: 0 K: 0 S: 10	H: 2 LOB: 2 BB: 1 P: 19	R: 1 H: 2 E: 0 K: 0 S: 13	H: 2 LOB: 2 BB: 1 P: 23	R: 0 H: 0 E: 1 K: 1 S: 11	H: 0 LOB: 1 BB: 0 P: 17	R: 2 H: 4 E: 0 K: 0 S: 16	LOB: 4 BB: 0 P: 23	1B: 8 2B: 6 3B: 0 HR: 4	SF: 1 SAC: 1 DP: 1 HBP: 0	WP: 1 PB: 0 SB: 0 CS: 0	PA: 49		
PITCHER	IP WLS BF H R ER SO BB IBB HBP BLK WP HR S P ERA WHIP	IP WLS BF H R ER SO BB IBB HBP BLK WP HR S P ERA WHIP	IP WLS BF H R ER SO BB IBB HBP BLK WP HR S P ERA WHIP	IP WLS BF H R ER SO BB IBB HBP BLK WP HR S P ERA WHIP	IP WLS BF H R ER SO BB IBB HBP BLK WP HR S P ERA WHIP	IP WLS BF H R ER SO BB IBB HBP BLK WP HR S P ERA WHIP	IP WLS BF H R ER SO BB IBB HBP BLK WP HR S P ERA WHIP	IP WLS BF H R ER SO BB IBB HBP BLK WP HR S P ERA WHIP	IP WLS BF H R ER SO BB IBB HBP BLK WP HR S P ERA WHIP	IP WLS BF H R ER SO BB IBB HBP BLK WP HR S P ERA WHIP	IP WLS BF H R ER SO BB IBB HBP BLK WP HR S P ERA WHIP	IP WLS BF H R ER SO BB IBB HBP BLK WP HR S P ERA WHIP	IP WLS BF H R ER SO BB IBB HBP BLK WP HR S P ERA WHIP	IP WLS BF H R ER SO BB IBB HBP BLK WP HR S P ERA WHIP	IP WLS BF H R ER SO BB IBB HBP BLK WP HR S P ERA WHIP	IP WLS BF H R ER SO BB IBB HBP BLK WP HR S P ERA WHIP	IP WLS BF H R ER SO BB IBB HBP BLK WP HR S P ERA WHIP	IP WLS BF H R ER SO BB IBB HBP BLK WP HR S P ERA WHIP	IP WLS BF H R ER SO BB IBB HBP BLK WP HR S P ERA WHIP	IP WLS BF H R ER SO BB IBB HBP BLK WP HR S P ERA WHIP	IP WLS BF H R ER SO BB IBB HBP BLK WP HR S P ERA WHIP	IP WLS BF H R ER SO BB IBB HBP BLK WP HR S P ERA WHIP	IP WLS BF H R ER SO BB IBB HBP BLK WP HR S P ERA WHIP	IP WLS BF H R ER SO BB IBB HBP BLK WP HR S P ERA WHIP

Detroit Tigers @ Texas Rangers
Rangers Ballpark in Arlington, Arlington, TX
Mon Jun 06 2011, 8:09 PM - 11:43 PM EDT
Att: 33,921 - Clear - 97 F

AB 44
R 13
H 18
RBI 13
BB 3
SO 6
LOB 19



Batter	1	2	3	4	5	6	7	8	9	AB	R	H	RBI	BB	SO	LOB	BOTTOM							
5 Ian Kinsler, R OBP: 0.351, SLG: 0.405										4	1	3	2	1	0	0								
1 Elvis Andrus, R OBP: 0.321, SLG: 0.359										5	0	0	1	0	2	3								
32 Josh Hamilton, L OBP: 0.362, SLG: 0.521										4	0	1	0	1	0	0								
10 Michael Young, R OBP: 0.354, SLG: 0.451										5	0	0	0	0	2	3								
29 Adrián Beltré, R OBP: 0.305, SLG: 0.453										3	2	2	0	0	0	1								
17 Nelson Cruz, R OBP: 0.304, SLG: 0.542										4	2	2	4	0	2	2								
18 Mitch Moreland, L OBP: 0.381, SLG: 0.517										4	0	1	0	0	0	0								
8 Yorvit Torrealba, R OBP: 0.244, SLG: 0.336										4	1	1	0	0	0	2								
9 Endy Chavez, L OBP: 0.456, SLG: 0.635										3	1	0	0	1	1	1								
Inning Stats	R: 0 H: 1 E: 0 K: 1 S: 10	L: 2 LOB: 1 BB: 0 P: 18	R: 0 H: 2 E: 0 K: 1 S: 12	H: 2 LOB: 0 BB: 0 P: 18	R: 2 H: 1 E: 0 K: 0 S: 10	H: 1 LOB: 1 BB: 1 P: 17	R: 3 H: 4 E: 0 K: 1 S: 24	H: 4 LOB: 1 BB: 0 P: 34	R: 0 H: 0 E: 1 K: 1 S: 9	H: 0 LOB: 0 BB: 0 P: 12	R: 0 H: 0 E: 0 K: 0 S: 6	H: 0 LOB: 0 BB: 0 P: 9	R: 0 H: 1 E: 0 K: 0 S: 8	H: 1 LOB: 0 BB: 0 P: 12	R: 2 H: 1 E: 0 K: 0 S: 12	H: 1 LOB: 0 BB: 0 P: 20	R: 0 H: 0 E: 0 K: 3 S: 13	H: 0 LOB: 2 BB: 2 P: 25	1B: 6 2B: 2 3B: 1 HR: 2	SF: 0 SAC: 0 DP: 2 HBP: 1	WP: 0 PB: 0 SB: 0 CS: 0	PA: 40		
PITCHER	IP WLS BF H R ER SO BB IBB HBP BLK WP HR S P ERA WHIP	IP WLS BF H R ER SO BB IBB HBP BLK WP HR S P ERA WHIP	IP WLS BF H R ER SO BB IBB HBP BLK WP HR S P ERA WHIP	IP WLS BF H R ER SO BB IBB HBP BLK WP HR S P ERA WHIP	IP WLS BF H R ER SO BB IBB HBP BLK WP HR S P ERA WHIP	IP WLS BF H R ER SO BB IBB HBP BLK WP HR S P ERA WHIP	IP WLS BF H R ER SO BB IBB HBP BLK WP HR S P ERA WHIP	IP WLS BF H R ER SO BB IBB HBP BLK WP HR S P ERA WHIP	IP WLS BF H R ER SO BB IBB HBP BLK WP HR S P ERA WHIP	IP WLS BF H R ER SO BB IBB HBP BLK WP HR S P ERA WHIP	IP WLS BF H R ER SO BB IBB HBP BLK WP HR S P ERA WHIP	IP WLS BF H R ER SO BB IBB HBP BLK WP HR S P ERA WHIP	IP WLS BF H R ER SO BB IBB HBP BLK WP HR S P ERA WHIP	IP WLS BF H R ER SO BB IBB HBP BLK WP HR S P ERA WHIP	IP WLS BF H R ER SO BB IBB HBP BLK WP HR S P ERA WHIP	IP WLS BF H R ER SO BB IBB HBP BLK WP HR S P ERA WHIP	IP WLS BF H R ER SO BB IBB HBP BLK WP HR S P ERA WHIP	IP WLS BF H R ER SO BB IBB HBP BLK WP HR S P ERA WHIP	IP WLS BF H R ER SO BB IBB HBP BLK WP HR S P ERA WHIP	IP WLS BF H R ER SO BB IBB HBP BLK WP HR S P ERA WHIP	IP WLS BF H R ER SO BB IBB HBP BLK WP HR S P ERA WHIP	IP WLS BF H R ER SO BB IBB HBP BLK WP HR S P ERA WHIP	IP WLS BF H R ER SO BB IBB HBP BLK WP HR S P ERA WHIP	IP WLS BF H R ER SO BB IBB HBP BLK WP HR S P ERA WHIP

Detroit Tigers @ Texas Rangers
Rangers Ballpark in Arlington, Arlington, TX
Mon Jun 06 2011, 8:09 PM - 11:43 PM EDT
Att: 33,921 - Clear - 97 F

AB 36
R 7
H 10
RBI 7
BB 3
SO 7
LOB 12



Batter	1	2	3	4	5	6	7	8	9	AB	R	H	RBI	BB	SO	LOB	TOP						
14 Austin Jackson, R OBP: 0.309, SLG: 0.357										6	1	3	3	0	2	0							
57 Casper Wells, R OBP: 0.315, SLG: 0.433										6	1	3	1	0	0	3							
26 Brennan Boesch, L OBP: 0.344, SLG: 0.450										4	0	2	0	1	1	2							
12 Andy Dirks, L OBP: 0.321, SLG: 0.500										0	0	0	0	0	0	0							
24 Miguel Cabrera, R OBP: 0.321, SLG: 0.583										5	1	2	1	0	1	4							
41 Victor Martinez, S OBP: 0.362, SLG: 0.491										5	2	3	0	0	0	1							
27 Johnny Peralta, R OBP: 0.374, SLG: 0.521										5	0	1	1	0	2	4							
13 Alex Avila, L OBP: 0.351, SLG: 0.542										5	2	3	0	0	1	3							
25 Ryan Raburn, R OBP: 0.243, SLG: 0.337										4	1	2	2	0	1	1							
39 Ramon Santiago, S OBP: 0.293, SLG: 0.520										1	0	0	0	0	0	1							
29 Danny Worth, R OBP: 0.500, SLG: 0.500										4	0	1	0	1	1	3							
Inning Stats	R: 0 H: 1 E: 0 K: 2 S: 9	H: 1 LOB: 1 BB: 0 P: 15	R: 0 H: 1 E: 0 K: 1 S: 11	H: 1 LOB: 1 BB: 0 P: 14	R: 0 H: 1 E: 0 K: 0 S: 11	H: 1 LOB: 2 BB: 1 P: 20	R: 4 H: 5 E: 1 K: 2 S: 23	H: 5 LOB: 1 BB: 1 P: 40	R: 0 H: 1 E: 0 K: 1 S: 7	H: 1 LOB: 1 BB: 0 P: 8	R: 0 H: 2 E: 0 K: 0 S: 7	H: 2 LOB: 1 BB: 0 P: 11	R: 2 H: 4 E: 0 K: 2 S: 18	H: 4 LOB: 2 BB: 0 P: 30	R: 1 H: 3 E: 0 K: 1 S: 13	H: 3 LOB: 2 BB: 0 P: 21	R: 1 H: 2 E: 0 K: 0 S: 11	H: 2 LOB: 1 BB: 0 P: 20	1B: 15 2B: 5 3B: 0 HR: 0	SF: 0 SAC: 0 DP: 1 HBP: 0	WP: 1 PB: 0 SB: 0 CS: 0	PA: 47	
PITCHER	IP WLS BF H R ER SO BB IBB HBP BLK WP HR S P ERA WHIP	IP WLS BF H R ER SO BB IBB HBP BLK WP HR S P ERA WHIP	IP WLS BF H R ER SO BB IBB HBP BLK WP HR S P ERA WHIP	IP WLS BF H R ER SO BB IBB HBP BLK WP HR S P ERA WHIP	IP WLS BF H R ER SO BB IBB HBP BLK WP HR S P ERA WHIP	IP WLS BF H R ER SO BB IBB HBP BLK WP HR S P ERA WHIP	IP WLS BF H R ER SO BB IBB HBP BLK WP HR S P ERA WHIP	IP WLS BF H R ER SO BB IBB HBP BLK WP HR S P ERA WHIP	IP WLS BF H R ER SO BB IBB HBP BLK WP HR S P ERA WHIP	IP WLS BF H R ER SO BB IBB HBP BLK WP HR S P ERA WHIP	IP WLS BF H R ER SO BB IBB HBP BLK WP HR S P ERA WHIP	IP WLS BF H R ER SO BB IBB HBP BLK WP HR S P ERA WHIP	IP WLS BF H R ER SO BB IBB HBP BLK WP HR S P ERA WHIP	IP WLS BF H R ER SO BB IBB HBP BLK WP HR S P ERA WHIP	IP WLS BF H R ER SO BB IBB HBP BLK WP HR S P ERA WHIP	IP WLS BF H R ER SO BB IBB HBP BLK WP HR S P ERA WHIP	IP WLS BF H R ER SO BB IBB HBP BLK WP HR S P ERA WHIP	IP WLS BF H R ER SO BB IBB HBP BLK WP HR S P ERA WHIP	IP WLS BF H R ER SO BB IBB HBP BLK WP HR S P ERA WHIP	IP WLS BF H R ER SO BB IBB HBP BLK WP HR S P ERA WHIP	IP WLS BF H R ER SO BB IBB HBP BLK WP HR S P ERA WHIP	IP WLS BF H R ER SO BB IBB HBP BLK WP HR S P ERA WHIP	IP WLS BF H R ER SO BB IBB HBP BLK WP HR S P ERA WHIP

Detroit Tigers @ Texas Rangers
Rangers Ballpark in Arlington, Arlington, TX
Tue Jun 07 2011, 8:08 PM - 11:20 PM EDT
Att: 35,165 - Clear - 97 F

AB	45
R	8
H	20
RBI	8
BB	2
SO	9
LOB	22



Batter	1	2	3	4	5	6	7	8	9	AB	R	H	RBI	BB	SO	LOB	BOTTOM						
5 Ian Kinsler, R OBP: 0.356, SLG: 0.407										4	1	2	0	1	0	0							
7 David Murphy, L OBP: 0.318, SLG: 0.347										4	0	3	0	0	1	2							
32 Josh Hamilton, L OBP: 0.349, SLG: 0.500										4	0	0	1	0	0	4							
10 Michael Young, R OBP: 0.352, SLG: 0.448										4	0	1	0	0	0	1							
29 Adrián Beltré, R OBP: 0.304, SLG: 0.454										4	0	1	0	0	0	2							
17 Nelson Cruz, R OBP: 0.303, SLG: 0.533										3	0	0	0	1	1	2							
18 Mitch Moreland, L OBP: 0.379, SLG: 0.511										4	0	1	0	0	2	2							
25 Mike Napoli, R OBP: 0.353, SLG: 0.520										3	0	0	0	1	0	1							
3 Andrés Blanco, S OBP: 0.281, SLG: 0.345										4	0	0	0	0	1	2							
Inning Stats	R: 0 H: 1 E: 0 K: 0 S: 11	H: 0 LOB: 0 BB: 0 P: 7	R: 0 H: 2 E: 0 K: 0 S: 8	H: 2 LOB: 0 BB: 0 P: 11	R: 0 H: 0 E: 0 K: 0 S: 8	H: 0 LOB: 0 BB: 0 P: 14	R: 0 H: 0 E: 0 K: 0 S: 4	H: 0 LOB: 1 BB: 1 P: 10	R: 1 H: 3 E: 0 K: 1 S: 17	H: 3 LOB: 2 BB: 0 P: 29	R: 0 H: 1 E: 0 K: 2 S: 14	H: 1 LOB: 2 BB: 1 P: 20	R: 0 H: 1 E: 0 K: 1 S: 10	H: 1 LOB: 1 BB: 1 P: 22	R: 0 H: 0 E: 0 K: 0 S: 8	H: 0 LOB: 0 BB: 0 P: 14	1B: 7 2B: 1 3B: 0 HR: 0	SF: 0 SAC: 0 DP: 1 HBP: 0	WP: 1 PB: 0 SB: 1 CS: 0	PA: 37			
PITCHER	IP WLS BF H R ER SO BB IBB HBP BLK WP HR S P ERA WHIP	IP WLS BF H R ER SO BB IBB HBP BLK WP HR S P ERA WHIP	IP WLS BF H R ER SO BB IBB HBP BLK WP HR S P ERA WHIP	IP WLS BF H R ER SO BB IBB HBP BLK WP HR S P ERA WHIP	IP WLS BF H R ER SO BB IBB HBP BLK WP HR S P ERA WHIP	IP WLS BF H R ER SO BB IBB HBP BLK WP HR S P ERA WHIP	IP WLS BF H R ER SO BB IBB HBP BLK WP HR S P ERA WHIP	IP WLS BF H R ER SO BB IBB HBP BLK WP HR S P ERA WHIP	IP WLS BF H R ER SO BB IBB HBP BLK WP HR S P ERA WHIP	IP WLS BF H R ER SO BB IBB HBP BLK WP HR S P ERA WHIP	IP WLS BF H R ER SO BB IBB HBP BLK WP HR S P ERA WHIP	IP WLS BF H R ER SO BB IBB HBP BLK WP HR S P ERA WHIP	IP WLS BF H R ER SO BB IBB HBP BLK WP HR S P ERA WHIP	IP WLS BF H R ER SO BB IBB HBP BLK WP HR S P ERA WHIP	IP WLS BF H R ER SO BB IBB HBP BLK WP HR S P ERA WHIP	IP WLS BF H R ER SO BB IBB HBP BLK WP HR S P ERA WHIP	IP WLS BF H R ER SO BB IBB HBP BLK WP HR S P ERA WHIP	IP WLS BF H R ER SO BB IBB HBP BLK WP HR S P ERA WHIP	IP WLS BF H R ER SO BB IBB HBP BLK WP HR S P ERA WHIP	IP WLS BF H R ER SO BB IBB HBP BLK WP HR S P ERA WHIP	IP WLS BF H R ER SO BB IBB HBP BLK WP HR S P ERA WHIP	IP WLS BF H R ER SO BB IBB HBP BLK WP HR S P ERA WHIP	IP WLS BF H R ER SO BB IBB HBP BLK WP HR S P ERA WHIP

Detroit Tigers @ Texas Rangers
Rangers Ballpark in Arlington, Arlington, TX
Tue Jun 07 2011, 8:08 PM - 11:20 PM EDT
Att: 35,165 - Clear - 97 F

AB	34
R	1
H	8
RBI	1
BB	3
SO	5
LOB	16



Batter	1	2	3	4	5	6	7	8	9	AB	R	H	RBI	BB	SO	LOB	TOP					
14 Austin Jackson, R OBP: 0.307, SLG: 0.358	F8		K		F7		F9		G5-3	5	0	1	1	0	1	2						
32 Don Kelly, L OBP: 0.294, SLG: 0.342	HR		B1-3		F8			F8	G5-3	5	1	1	2	0	0	2						
26 Brennan Boesch, L OBP: 0.336, SLG: 0.440	K		F9			G6-3		P3	K	5	0	0	0	0	2	2						
24 Miguel Cabrera, R OBP: 0.442, SLG: 0.584	41 WP				41 FC3-6		F8		41 1B	3	0	2	0	1	0	0						
41 Victor Martinez, S OBP: 0.359, SLG: 0.486	G3-1				FC3-6		E9		1B	4	0	1	0	0	0	2						
12 Andy Dirks, L OBP: 0.339, SLG: 0.500										2	0	1	0	1	1							
25 Ryan Raburn, R OBP: 0.242, SLG: 0.335										1	0	0	0	0	1	2						
27 Jhonny Peralta, R OBP: 0.372, SLG: 0.516										4	1	1	0	0	1	3						
13 Alex Avila, L OBP: 0.349, SLG: 0.535										4	1	1	0	0	1	3						
39 Ramon Santiago, S OBP: 0.291, SLG: 0.316										4	0	1	0	0	3	3						
Inning Stats	R: 1 H: 2 E: 0 K: 1 S: 15	H: 2 LOB: 1 BB: 0 P: 25	R: 0 H: 0 E: 0 K: 2 S: 7	H: 0 LOB: 1 BB: 1 P: 15	R: 0 H: 1 E: 0 K: 1 S: 11	H: 1 LOB: 0 BB: 0 P: 13	R: 0 H: 1 E: 0 K: 0 S: 10	H: 2 LOB: 2 BB: 1 P: 18	R: 0 H: 0 E: 0 K: 1 S: 6	H: 0 LOB: 0 BB: 0 P: 9	R: 0 H: 0 E: 1 K: 1 S: 8	H: 0 LOB: 1 BB: 1 P: 9	R: 0 H: 0 E: 1 K: 1 S: 7	H: 0 LOB: 1 BB: 0 P: 10	R: 0 H: 2 E: 0 K: 1 S: 12	H: 2 LOB: 2 BB: 0 P: 15	R: 2 H: 3 E: 0 K: 2 S: 14	H: 3 LOB: 1 BB: 0 P: 19	1B: 7 2B: 2 3B: 0 HR: 1	SF: 0 SAC: 0 DP: 1 HBP: 0	WP: 1 PB: 0 SB: 0 CS: 1	PA: 39
PITCHER	IP WLS BF H R ER SO BB IBB HBP BLK WP HR S P ERA WHIP																					
41 Alexi Ogando, R ERA: 2.1	(1, 1) 7.2 W 32 6 1 1 7 2 0 0 0 0 1 1 73 110 1.17 1.043																					
28 Darren Oliver, L ERA: 3.09	(8, 1) 0.2 4 2 2 2 2 0 0 0 0 0 0 10 15 27.00 3.000																					
30 Neftali Feliz, R ERA: 1.21	(9, 1) 0.2 3 1 0 0 1 0 0 0 0 0 0 7 8 0.00 1.500																					

Detroit Tigers @ Texas Rangers
 Rangers Ballpark in Arlington, Arlington, TX
 Wed Jun 08 2011, 8:07 PM - 11:01 PM EDT
 Att. 40,388 - Clear - 92 F

AB 37
R 3
H 9
RBI 3
BB 2
SO 10
LOB 20



Batter	1	2	3	4	5	6	7	8	9	AB	R	H	RBI	BB	SO	LOB	BOTTOM			
1 Elvis Andrus, R OBP: 0.327, SLG: 0.364	23 CS		23 E		23 BB		F7		F8	5	1	3	1	0	0	0				
23 Craig Gentry, R OBP: 0.305, SLG: 0.302	G6-3		FC5							3	1	1	0	2	0	2				
32 Josh Hamilton, L OBP: 0.342, SLG: 0.495	F9				G3-2-3		L9		F7	5	0	1	2	0	0	5				
10 Michael Young, R OBP: 0.351, SLG: 0.445			F8				E7		G6-3	4	1	1	0	0	0	2				
29 Adrian Beltré, R OBP: 0.311, SLG: 0.469										3	1	2	2	1	0	1				
17 Nelson Cruz, R OBP: 0.296, SLG: 0.520										4	0	0	0	0	0	4				
25 Mike Napoli, R OBP: 0.344, SLG: 0.504			F8		G5-3		FC5-4		K	4	0	0	0	0	1	1				
8 Yorvit Torrealba, R OBP: 0.256, SLG: 0.342										3	2	2	0	1	0	0				
19 Chris Davis, L OBP: 0.333, SLG: 0.481										4	1	2	0	0	1	2				
Inning Stats	R: 0 H: 1 E: 0 K: 0 S: 6	H: 1 LOB: 0 BB: 0 P: 7	R: 0 H: 1 E: 0 K: 0 S: 5	H: 1 LOB: 0 BB: 0 P: 9	R: 4 H: 4 E: 1 K: 0 S: 17	H: 4 LOB: 2 BB: 1 P: 28	R: 1 H: 2 E: 0 K: 0 S: 10	H: 2 LOB: 2 BB: 2 P: 21	R: 1 H: 1 E: 0 K: 0 S: 14	H: 1 LOB: 1 BB: 0 P: 21	R: 0 H: 1 E: 0 K: 0 S: 10	H: 1 LOB: 1 BB: 0 P: 14	R: 1 H: 1 E: 0 K: 1 S: 13	H: 1 LOB: 0 BB: 0 P: 19	R: 0 H: 0 E: 0 K: 1 S: 12	H: 0 LOB: 1 BB: 1 P: 21	1B: 9 2B: 2 3B: 0 HR: 1	SF: 0 SAC: 0 DP: 2 HBP: 0	WP: 0 PB: 0 SB: 0 CS: 1	PA: 39
PITCHER	IP WLS BF H R ER SO BB IBB HBP BLK WP HR S P ERA WHIP																			
40 Phil Coke, L ERA: 4.11	(1, 1) 5.0 L 27 10 6 4 0 3 0 0 0 0 0 0 23 33 4.50 2.600																			
58 Adam Wilk, L ERA: 1.59	(6, 1) 2.0 8 2 1 1 1 0 0 0 0 0 0 1 23 33 4.50 1.000																			
21 Enrique Gonzalez, R ERA: 10.0	(8, 1) 1.0 4 0 0 0 0 1 0 0 0 0 0 0 12 21 0.00 1.000																			

Detroit Tigers @ Texas Rangers
 Rangers Ballpark in Arlington, Arlington, TX
 Wed Jun 08 2011, 8:07 PM - 11:01 PM EDT
 Att. 40,388 - Clear - 92 F

AB 35
R 7
H 12
RBI 5
BB 4
SO 2
LOB 17




Batter	1	2	3	4	5	6	7	8	9	AB	R	H	RBI	BB	SO	LOB	TOP										
1 Elvis Andrus, R OBP: 0.329, SLG: 0.364	L9		K				SH2-3	HBP		3	0	1	0	0	1	1	Texas Rangers @ Minnesota Twins Target Field, Minneapolis, MN Thu Jun 09 2011, 7:11 PM - 10:11 PM CDT Att: 38,761 - Overcast - 62 F										
7 David Murphy, L OBP: 0.312, SLG: 0.339	G1-3		F7				F8	FC6-4		4	0	0	0	0	0	4											
25 Mike Napoli, R OBP: 0.342, SLG: 0.500										1	0	0	0	0	0	3											
32 Josh Hamilton, L OBP: 0.353, SLG: 0.523	HR									4	2	2	1	1	1	0											
10 Michael Young, R OBP: 0.344, SLG: 0.436	K									5	0	0	0	0	3	3											
29 Adrian Beltré, R OBP: 0.312, SLG: 0.467										5	1	2	1	0	0	0											
17 Nelson Cruz, R OBP: 0.301, SLG: 0.537										4	1	2	1	0	0	2											
18 Mitch Moreland, L OBP: 0.376, SLG: 0.508										3	0	1	1	0	1	1											
8 Yorvit Torrealba, R OBP: 0.268, SLG: 0.358										4	0	3	0	0	1	1											
9 Endy Chavez, L OBP: 0.458, SLG: 0.630										2	0	1	0	0	1	1											
23 Craig Gentry, R OBP: 0.358, SLG: 0.295										1	0	0	0	0	0	2											
Inning Stats	R: 1 H: 1 E: 0 K: 1 S: 9	H: 1 LOB: 0 BB: 0 P: 15	R: 0 H: 1 E: 0 K: 1 S: 6	H: 1 LOB: 1 BB: 0 P: 9	R: 0 H: 1 E: 0 K: 1 S: 10	H: 1 LOB: 1 BB: 0 P: 15	R: 0 H: 1 E: 0 K: 0 S: 10	H: 2 LOB: 1 BB: 0 P: 14	R: 0 H: 2 E: 0 K: 2 S: 12	H: 2 LOB: 1 BB: 0 P: 18	R: 0 H: 1 E: 0 K: 0 S: 7	H: 3 LOB: 3 BB: 0 P: 11	R: 1 H: 3 E: 0 K: 0 S: 21	H: 0 LOB: 0 BB: 0 P: 29	R: 0 H: 0 E: 0 K: 2 S: 9	H: 0 LOB: 0 BB: 0 P: 12	1B: 9 2B: 2 3B: 0 HR: 2	SF: 1 SAC: 2 DP: 1 HBP: 1	WP: 0 PB: 0 SB: 0 CS: 1	PA: 41							
PITCHER	IP	WLS	BF	H	R	ER	SO	BB	IBB	HBP	BLK	WP	HR	S	P	ERA	WHIP										
53 Nick Blackburn, R ERA: 3.47	7.1		33	10	4	2	6	0	1	0	0	0	2	72	109	2.46	1.364										
50 Jose Mijares, L ERA: 4.5	0.0		2	2	0	0	0	0	0	0	0	0	0	7	9	∞	∞										
31 Alex Burnett, R ERA: 5.94	0.1		2	0	0	0	0	0	0	1	0	0	0	4	6	0.00	0.000										
44 Chuck James, L ERA: 9.0	0.2		2	0	0	0	1	0	0	0	0	0	0	7	9	0.00	0.000										
37 Jim Hoey, R ERA: 9.0	0.2	W	2	0	0	0	1	0	0	0	0	0	0	6	9	0.00	0.000										

Batter	1	2	3	4	5	6	7	8	9	AB	R	H	RBI	BB	SO	LOB	BOTTOM										
11 Ben Revere, L OBP: 0.314, SLG: 0.299			K							4	0	0	0	1	1	4	Texas Rangers @ Minnesota Twins Target Field, Minneapolis, MN Thu Jun 09 2011, 7:11 PM - 10:11 PM CDT Att: 38,761 - Overcast - 62 F										
12 Alexi Casilla, S OBP: 0.319, SLG: 0.331										5	1	2	1	0	1	3											
5 Michael Cuddyer, R OBP: 0.318, SLG: 0.400										4	1	2	3	0	1	2											
33 Justin Morneau, L OBP: 0.281, SLG: 0.338										4	0	0	0	0	2	2											
21 Delmon Young, R OBP: 0.262, SLG: 0.302										4	1	3	1	0	0	1											
22 Danny Valencia, R OBP: 0.284, SLG: 0.339										4	0	1	0	0	2	2											
38 Luke Hughes, R OBP: 0.296, SLG: 0.355										4	1	1	0	0	2	2											
32 René Rivera, R OBP: 0.296, SLG: 0.347										3	0	1	0	0	1	1											
26 Brian Dinkelman, L OBP: 0.333, SLG: 0.143										1	0	0	0	0	1	1											
20 Matt Tolbert, S OBP: 0.255, SLG: 0.311										3	1	0	0	1	0	1											
Inning Stats	R: 0 H: 0 E: 1 K: 3 S: 11	H: 1 LOB: 1 BB: 1 P: 22	R: 1 H: 1 E: 0 K: 2 S: 9	H: 1 LOB: 0 BB: 0 P: 12	R: 0 H: 1 E: 0 K: 1 S: 9	H: 1 LOB: 1 BB: 0 P: 11	R: 0 H: 1 E: 0 K: 3 S: 13	H: 1 LOB: 1 BB: 0 P: 16	R: 3 H: 2 E: 0 K: 0 S: 11	H: 2 LOB: 0 BB: 0 P: 18	R: 0 H: 2 E: 0 K: 1 S: 14	H: 2 LOB: 1 BB: 0 P: 16	R: 0 H: 0 E: 0 K: 0 S: 7	H: 0 LOB: 0 BB: 0 P: 10	R: 0 H: 1 E: 0 K: 0 S: 9	H: 1 LOB: 2 BB: 0 P: 10	R: 1 H: 2 E: 0 K: 1 S: 13	H: 2 LOB: 1 BB: 1 P: 19	1B: 6 2B: 2 3B: 0 HR: 2	SF: 0 SAC: 0 DP: 0 HBP: 0	WP: 0 PB: 0 SB: 0 CS: 0	PA: 38					
PITCHER	IP	WLS	BF	H	R	ER	SO	BB	IBB	HBP	BLK	WP	HR	S	P	ERA	WHIP										
45 Derek Holland, L ERA: 4.41	7.1		31	8	4	4	10	1	0	0	0	0	0	80	112	4.91	1.227										
57 Mark Lowe, R ERA: 3.66	1.0	L	5	1	1	1	1	1	0	0	0	0	0	11	15	9.00	2.000										
53 Arthur Rhodes, L ERA: 5.65	0.1		2	1	0	0	0	0	0	0	0	0	0	5	7	0.00	3.000										

Batter	1	2	3	4	5	6	7	8	9	AB	R	H	RBI	BB	SO	LOB	TOP					
5 Ian Kinsler, R OBP: 0.354, SLG: 0.404										4	0	1	0	0	0	0						
1 Elvis Andrus, R OBP: 0.322, SLG: 0.355										4	0	0	0	0	0	1						
32 Josh Hamilton, L OBP: 0.352, SLG: 0.513										4	0	1	0	0	3	0						
29 Adrian Beltré, R OBP: 0.317, SLG: 0.472										4	0	1	0	0	0	2						
17 Nelson Cruz, R OBP: 0.289, SLG: 0.514										3	0	0	0	0	2	1						
18 Mitch Moreland, L OBP: 0.371, SLG: 0.500										3	0	0	0	0	1	1						
25 Mike Napoli, R OBP: 0.344, SLG: 0.493										3	1	1	0	0	1	1						
7 David Murphy, L OBP: 0.312, SLG: 0.339										3	0	1	1	0	0	0						
9 Endy Chavez, L OBP: 0.435, SLG: 0.596										3	0	0	0	0	0	1						
Inning Stats	R: 0 E: 0 K: 1 S: 8	H: 0 LOB: 0 BB: 0 P: 10	R: 0 E: 0 K: 0 S: 6	H: 0 LOB: 0 BB: 0 P: 10	R: 0 E: 0 K: 1 S: 10	H: 0 LOB: 0 BB: 0 P: 13	R: 0 E: 0 K: 1 S: 7	H: 0 LOB: 1 BB: 0 P: 14	R: 0 E: 0 K: 2 S: 14	H: 1 LOB: 1 BB: 0 P: 18	R: 0 E: 0 K: 0 S: 6	H: 0 LOB: 0 BB: 0 P: 10	R: 0 E: 0 K: 1 S: 5	H: 0 LOB: 0 BB: 0 P: 7	R: 1 E: 0 K: 1 S: 13	H: 2 LOB: 1 BB: 0 P: 17	R: 0 E: 0 K: 0 S: 11	H: 2 LOB: 1 BB: 0 P: 13	1B: 4 2B: 1 3B: 0 HR: 0	SF: 0 SAC: 0 DP: 1 HBP: 0	WP: 0 PB: 0 SB: 0 CS: 0	PA: 31
PITCHER 30 Scott Baker, R ERA: 3.55	IP: 9.0 WLS: W BF: 31 H: 5 R: 1 ER: 1 SO: 7 BB: 0 IBB: 0 HBP: 0 BLK: 0 WP: 0 HR: 0 S: 80 P: 112 ERA: 1.00 WHIP: 0.556															PITCHER						

Texas Rangers @ Minnesota Twins
Target Field, Minneapolis, MN
Sat Jun 11 2011, 3:13 PM - 5:43 PM CDT
Att: 40,420 - Partly Cloudy - 65 F

AB 31
R 1
H 5
RBI 1
BB 0
SO 7
LOB 7



Batter	1	2	3	4	5	6	7	8	9	AB	R	H	RBI	BB	SO	LOB	BOTTOM			
11 Ben Revere, L OBP: 0.300, SLG: 0.286										5	2	2	0	0	0	2				
12 Alexi Casilla, S OBP: 0.319, SLG: 0.337										4	2	3	1	0	1	0				
5 Michael Cuddyer, R OBP: 0.332, SLG: 0.418										3	1	2	1	0	1	1				
21 Delmon Young, R OBP: 0.273, SLG: 0.317										4	1	3	2	0	0	2				
23 Rene Tosoni, L OBP: 0.238, SLG: 0.237										3	1	0	0	1	2	3				
22 Danny Valencia, R OBP: 0.283, SLG: 0.330										3	1	0	0	1	0	2				
26 Brian Dinkelman, L OBP: 0.308, SLG: 0.182										4	0	1	2	0	0	1				
32 René Rivera, R OBP: 0.276, SLG: 0.321										4	0	0	0	0	2	2				
20 Matt Tolbert, S OBP: 0.254, SLG: 0.306										4	0	1	1	0	1	0				
Inning Stats	R: 5 E: 0 K: 0 S: 22	H: 5 LOB: 2 BB: 2 P: 38	R: 1 E: 0 K: 2 S: 13	H: 2 LOB: 1 BB: 0 P: 18	R: 0 E: 0 K: 1 S: 5	H: 0 LOB: 0 BB: 0 P: 10	R: 1 E: 0 K: 1 S: 14	H: 3 LOB: 1 BB: 0 P: 18	R: 0 E: 0 K: 1 S: 6	H: 0 LOB: 0 BB: 0 P: 9	R: 0 E: 0 K: 1 S: 8	H: 0 LOB: 0 BB: 0 P: 11	R: 1 E: 0 K: 0 S: 12	H: 2 LOB: 1 BB: 0 P: 18	R: 0 E: 0 K: 1 S: 8	H: 0 LOB: 0 BB: 0 P: 15	1B: 9 2B: 3 3B: 0 HR: 0	SF: 1 SAC: 0 DP: 1 HBP: 0	WP: 1 PB: 0 SB: 2 CS: 0	PA: 37
PITCHER 48 Colby Lewis, R ERA: 4.97 47 Dave Bush, R ERA: 4.88 22 Yoshinori Tateyama, R ERA: 2.61 53 Arthur Rhodes, L ERA: 5.28	IP: 1.1 WLS: L BF: 13 H: 4 R: 2 ER: 2 SO: 5 BB: 0 IBB: 0 HBP: 0 BLK: 0 WP: 1 HR: 0 S: 31 P: 52 ERA: 40.50 WHIP: 6.750															PITCHER				

Texas Rangers @ Minnesota Twins
Target Field, Minneapolis, MN
Sat Jun 11 2011, 3:13 PM - 5:43 PM CDT
Att: 40,420 - Partly Cloudy - 65 F

AB 34
R 8
H 12
RBI 7
BB 2
SO 7
LOB 13



Batter	1	2	3	4	5	6	7	8	9	AB	R	H	RBI	BB	SO	LOB	TOP										
5 Ian Kinsler, R OBP: 0.346, SLG: 0.393	G3-1			G2-3 1B	P4		F8		K	5	1	1	0	0	1	5											
1 Elvis Andrus, R OBP: 0.317, SLG: 0.349	G3-1			G2-3 1B	G6-3		FC6-4			4	1	1	1	0	0	2											
32 Josh Hamilton, L OBP: 0.331, SLG: 0.490	K			G2-3	F7				K	4	0	0	0	0	2	3											
10 Michael Young, R OBP: 0.344, SLG: 0.431		F9		G2-3 1B	K				G5-3	4	0	1	2	0	1	0											
29 Adrian Beltré, R OBP: 0.317, SLG: 0.469		K		FC6-4					F8	3	0	1	0	0	1	1											
3 Andrés Blanco, S OBP: 0.237, SLG: 0.286				FC6-4						1	0	0	0	0	0	0											
17 Nelson Cruz, R OBP: 0.284, SLG: 0.497	F8			K					K	3	0	0	0	1	2	2											
18 Mitch Moreland, L OBP: 0.369, SLG: 0.495				K2-3					BB	4	1	1	0	0	2	2											
8 Yorvit Torrealba, R OBP: 0.283, SLG: 0.365		G4-3							K	3	1	2	0	1	0	0											
23 Craig Gentry, R OBP: 0.354, SLG: 0.309	F8								F8	4	0	1	1	0	0	3											
Inning Stats	R: 0 E: 0 K: 1 S: 9	H: 0 LOB: 0 BB: 0 P: 15	R: 0 E: 0 K: 1 S: 7	H: 0 LOB: 0 BB: 0 P: 12	R: 0 E: 0 K: 1 S: 9	H: 0 LOB: 0 BB: 0 P: 11	R: 2 E: 0 K: 1 S: 14	H: 3 LOB: 1 BB: 0 P: 18	R: 2 E: 0 K: 0 S: 10	H: 3 LOB: 1 BB: 0 P: 19	R: 0 E: 0 K: 2 S: 12	H: 1 LOB: 1 BB: 0 P: 18	R: 0 E: 0 K: 0 S: 11	H: 1 LOB: 1 BB: 0 P: 16	R: 0 E: 0 K: 1 S: 9	H: 0 LOB: 0 BB: 0 P: 14	R: 0 E: 0 K: 2 S: 15	H: 0 LOB: 2 BB: 2 P: 27	1B: 7 2B: 1 3B: 0 HR: 0	SF: 0 SAC: 0 DP: 0 HBP: 0	WP: 0 PB: 0 SB: 0 CS: 0	PA: 37					
PITCHER	IP	WLS	BF	H	R	ER	SO	BB	IBB	HBP	BLK	WP	HR	S	P	ERA	WHIP										
52 CC Sabathia, L ERA: 3.28	7.0	W	29	8	4	4	6	0	0	0	0	0	0	72	109	5.14	1.143										
36 Luis Ayala, R ERA: 1.33	1.0		3	0	0	0	1	0	0	0	0	0	0	9	14	0.00	0.000										
39 Lance Pendleton, R ERA: 2.25	1.0		5	0	0	0	2	2	0	0	0	0	0	15	27	0.00	2.000										

Texas Rangers @ New York Yankees
Yankee Stadium, Bronx, NY
Tue Jun 14 2011, 7:48 PM - 11:04 PM EDT
Att: 43,457 - Cloudy - 62 F

AB	35
R	4
H	8
RBI	4
BB	2
SO	9
LOB	18





Batter	1	2	3	4	5	6	7	8	9	AB	R	H	RBI	BB	SO	LOB	BOTTOM										
11 Brett Gardner, L OBP: 0.362, SLG: 0.426	G4-3									4	3	3	1	1	0	0											
14 Curtis Granderson, L OBP: 0.353, SLG: 0.615	P4									4	2	2	4	0	0	1											
18 Andruw Jones, R OBP: 0.279, SLG: 0.424										1	0	0	0	0	1	1											
25 Mark Teixeira, S OBP: 0.368, SLG: 0.534	G4-3									4	1	1	2	0	1	1											
13 Alex Rodriguez, R OBP: 0.364, SLG: 0.515										4	1	2	2	0	0	1											
24 Robinson Canó, L OBP: 0.326, SLG: 0.508	P5									4	1	1	1	0	0	2											
19 Ramiro Pena, S										0	0	0	0	0	0	0											
20 Jorge Posada, S OBP: 0.320, SLG: 0.378										4	1	1	0	0	1	0											
33 Nick Swisher, S OBP: 0.350, SLG: 0.567										3	2	2	1	1	1	0											
26 Eduardo Núñez, R OBP: 0.270, SLG: 0.350										4	1	2	1	0	0	1											
17 Francisco Cervelli, R OBP: 0.232, SLG: 0.275										4	0	0	0	0	1	5											
Inning Stats	R: 0 E: 0 K: 0 S: 6	H: 6 LOB: 1 BB: 1 P: 11	R: 1 E: 0 K: 0 S: 11	H: 1 LOB: 0 BB: 0 P: 19	R: 2 E: 0 K: 0 S: 12	H: 1 LOB: 1 BB: 1 P: 22	R: 0 E: 0 K: 1 S: 9	H: 1 LOB: 0 BB: 0 P: 17	R: 3 E: 0 K: 1 S: 20	H: 3 LOB: 0 BB: 0 P: 32	R: 0 E: 0 K: 1 S: 7	H: 1 LOB: 0 BB: 0 P: 11	R: 0 E: 0 K: 1 S: 5	H: 1 LOB: 0 BB: 0 P: 5	1B: 7 2B: 4 3B: 0 HR: 3	SF: 0 SAC: 0 DP: 2 HBP: 1	WP: 0 PB: 0 SB: 1 CS: 0	PA: 39									
PITCHER	IP	WLS	BF	H	R	ER	SO	BB	IBB	HBP	BLK	WP	HR	S	P	ERA	WHIP										
41 Alexi Ogando, R ERA: 2.71	1.2	L	12	6	6	6	1	1	0	0	0	0	0	32	53	32.40	4.200										
44 Michael Kirkman, L ERA: 6.91	2.2		13	3	3	3	1	1	0	1	0	0	1	30	56	10.12	1.500										
22 Yoshinori Tateyama, R ERA: 4.36	1.2		8	3	3	3	1	0	0	0	0	0	2	24	38	16.20	1.800										
53 Arthur Rhodes, L ERA: 4.96	1.0		3	1	0	0	1	0	0	0	0	0	0	7	11	0.00	1.000										
47 Dave Bush, R ERA: 4.73	1.0		3	1	0	0	1	0	0	0	0	0	0	5	5	0.00	1.000										

Texas Rangers @ New York Yankees
Yankee Stadium, Bronx, NY
Tue Jun 14 2011, 7:48 PM - 11:04 PM EDT
Att: 43,457 - Cloudy - 62 F

AB	36
R	12
H	14
RBI	12
BB	2
SO	5
LOB	12



Batter	1	2	3	4	5	6	7	8	9	AB R H RBI BB SO LOB	TOP														
5 Ian Kinsler, R OBP: 0.354, SLG: 0.409										3 2 2 1 2 0 0	<p>Texas Rangers @ New York Yankees Yankee Stadium, Bronx, NY Wed Jun 15 2011, 7:09 PM - 10:29 PM EDT Att: 45,969 - Clear - 80 F</p> <p>livebaseballscorecards.com</p> <table border="0"> <tr><td>AB</td><td>34</td></tr> <tr><td>R</td><td>4</td></tr> <tr><td>H</td><td>10</td></tr> <tr><td>RBI</td><td>4</td></tr> <tr><td>BB</td><td>4</td></tr> <tr><td>SO</td><td>4</td></tr> <tr><td>LOB</td><td>16</td></tr> </table> 	AB	34	R	4	H	10	RBI	4	BB	4	SO	4	LOB	16
AB	34																								
R	4																								
H	10																								
RBI	4																								
BB	4																								
SO	4																								
LOB	16																								
1 Elvis Andrus, R OBP: 0.322, SLG: 0.351										4 1 2 0 1 0 2															
32 Josh Hamilton, L OBP: 0.340, SLG: 0.492										5 1 3 1 0 0 1															
10 Michael Young, R OBP: 0.346, SLG: 0.430										3 0 1 1 1 1 2															
29 Adrián Beltré, R OBP: 0.313, SLG: 0.464										3 0 0 1 0 0 4															
17 Nelson Cruz, R OBP: 0.278, SLG: 0.487										4 0 0 0 0 1 4															
18 Mitch Moreland, L OBP: 0.367, SLG: 0.490										4 0 1 0 0 1 0															
8 Yorvit Torrealba, R OBP: 0.283, SLG: 0.362										4 0 1 0 0 1 1															
9 Endy Chavez, L OBP: 0.409, SLG: 0.557										4 0 0 0 0 0 2															
Inning Stats	R: 2 E: 0 K: 1 S: 10	H: 2 LOB: 1 BB: 1 P: 15	R: 0 E: 0 K: 1 S: 8	H: 0 LOB: 0 BB: 0 P: 11	R: 2 E: 0 K: 0 S: 12	H: 3 LOB: 1 BB: 0 P: 20	R: 0 E: 0 K: 0 S: 16	H: 1 LOB: 2 BB: 1 P: 22	R: 0 E: 1 K: 0 S: 9	H: 2 LOB: 1 BB: 1 P: 17	R: 0 E: 0 K: 1 S: 6	H: 1 LOB: 0 BB: 0 P: 6	R: 0 E: 0 K: 1 S: 9	H: 0 LOB: 0 BB: 0 P: 13	R: 0 E: 0 K: 0 S: 10	H: 1 LOB: 1 BB: 0 P: 14	1B: 8 2B: 2 3B: 0 HR: 1	SF: 1 SAC: 0 DP: 2 HBP: 0	WP: 1 PB: 0 SB: 1 CS: 0	PA: 39					
PITCHER	IP WLS BF H R ER SO BB IBB HBP BLK WP HR S P ERA WHIP	5.2 W 27 7 4 4 2 3 0 0 0 0 1 1 58 89 6.35 1.765	6.1 1.1 H 5 2 0 0 1 1 0 0 0 0 0 0 10 15 0.00 2.250	8.1 1.0 3 0 0 0 1 0 0 0 0 0 0 9 13 0.00 0.000	9.1 1.0 4 1 0 0 0 0 0 0 0 0 0 10 14 0.00 1.000	PITCHER										IP WLS BF H R ER SO BB IBB HBP BLK WP HR S P ERA WHIP									
47 Iván Nova, R ERA: 4.46											5.2 W 27 7 4 4 2 3 0 0 0 0 1 1 58 89 6.35 1.765														
36 Luis Ayala, R ERA: 1.25											6.1 1.1 H 5 2 0 0 1 1 0 0 0 0 0 0 10 15 0.00 2.250														
53 Cory Wade, R ERA:											8.1 1.0 3 0 0 0 1 0 0 0 0 0 0 9 13 0.00 0.000														
41 Jeff Marquez, R ERA: 3.0											9.1 1.0 4 1 0 0 0 0 0 0 0 0 0 10 14 0.00 1.000														

Batter	1	2	3	4	5	6	7	8	9	AB R H RBI BB SO LOB	BOTTOM														
33 Nick Swisher, S OBP: 0.355, SLG: 0.371										3 1 1 0 2 0 2	<p>Texas Rangers @ New York Yankees Yankee Stadium, Bronx, NY Wed Jun 15 2011, 7:09 PM - 10:29 PM EDT Att: 45,969 - Clear - 80 F</p> <p>livebaseballscorecards.com</p> <table border="0"> <tr><td>AB</td><td>34</td></tr> <tr><td>R</td><td>12</td></tr> <tr><td>H</td><td>12</td></tr> <tr><td>RBI</td><td>12</td></tr> <tr><td>BB</td><td>8</td></tr> <tr><td>SO</td><td>3</td></tr> <tr><td>LOB</td><td>14</td></tr> </table> 	AB	34	R	12	H	12	RBI	12	BB	8	SO	3	LOB	14
AB	34																								
R	12																								
H	12																								
RBI	12																								
BB	8																								
SO	3																								
LOB	14																								
27 Chris Dickerson, L OBP: 0.412, SLG: 0.467										0 0 0 0 0 0 0															
14 Curtis Granderson, L OBP: 0.394, SLG: 0.609										3 2 0 1 1 1 3															
25 Mark Teixeira, S OBP: 0.372, SLG: 0.560										5 3 3 4 0 0 1															
13 Alex Rodriguez, R OBP: 0.364, SLG: 0.508										3 1 0 0 2 0 2															
24 Robinson Canó, L OBP: 0.327, SLG: 0.518										5 1 2 3 0 1 1															
18 Andrew Jones, R OBP: 0.293, SLG: 0.426										2 1 1 1 1 0 0															
11 Brett Gardner, L OBP: 0.358, SLG: 0.421										2 0 0 0 0 1 0															
26 Eduardo Núñez, R OBP: 0.294, SLG: 0.406										4 1 2 1 1 0 3															
17 Francisco Cervelli, R OBP: 0.250, SLG: 0.278										3 0 1 1 1 0 0															
19 Ramiro Peña, S OBP: 0.500, SLG: 1.250										4 2 2 1 0 0 2															
Inning Stats	R: 2 E: 0 K: 0 S: 9	H: 2 LOB: 2 BB: 2 P: 26	R: 1 E: 0 K: 0 S: 11	H: 2 LOB: 0 BB: 0 P: 19	R: 0 E: 0 K: 0 S: 7	H: 0 LOB: 0 BB: 0 P: 10	R: 1 E: 0 K: 0 S: 13	H: 1 LOB: 1 BB: 1 P: 22	R: 2 E: 0 K: 0 S: 12	H: 2 LOB: 2 BB: 2 P: 26	R: 3 E: 0 K: 2 S: 18	H: 2 LOB: 1 BB: 1 P: 31	R: 0 E: 0 K: 0 S: 12	H: 1 LOB: 0 BB: 1 P: 24	R: 3 E: 0 K: 1 S: 14	H: 2 LOB: 0 BB: 1 P: 24	1B: 6 2B: 1 3B: 0 HR: 5	SF: 0 SAC: 0 DP: 1 HBP: 1	WP: 0 PB: 0 SB: 5 CS: 0	PA: 43					
PITCHER	IP WLS BF H R ER SO BB IBB HBP BLK WP HR S P ERA WHIP	5.0 L 26 7 6 6 0 5 0 0 0 0 0 2 18 31 27.00 3.000	6.1 1.0 6 2 3 3 2 1 0 0 0 0 0 2 18 31 27.00 3.000	7.1 1.0 5 1 0 0 0 1 0 0 0 0 0 12 24 0.00 2.000	8.1 1.0 6 2 3 3 1 1 0 0 0 0 1 14 24 27.00 3.000	PITCHER										IP WLS BF H R ER SO BB IBB HBP BLK WP HR S P ERA WHIP									
45 Derek Holland, L ERA: 4.78											5.0 L 26 7 6 6 0 5 0 0 0 0 0 2 18 31 27.00 3.000														
57 Mark Lowe, R ERA: 5.0											6.1 1.0 6 2 3 3 2 1 0 0 0 0 0 2 18 31 27.00 3.000														
28 Darren Oliver, L ERA: 2.84											7.1 1.0 5 1 0 0 0 1 0 0 0 0 0 12 24 0.00 2.000														
30 Nefthali Feliz, R ERA: 2.31											8.1 1.0 6 2 3 3 1 1 0 0 0 0 0 1 14 24 27.00 3.000														

Batter	1	2	3	4	5	6	7	8	9	10	11	12	AB	R	H	RBI	BB	SO	LOB	TOP								
5 Ian Kinsler, R OBP: 0.350, SLG: 0.407	F8		K		2B	FC5-4			G5-3			P4	6	0	1	1	0	1	1									
1 Elvis Andrus, R OBP: 0.323, SLG: 0.352	HBP		F9		K				G5-3			G6-3	5	0	1	0	0	1	2									
32 Josh Hamilton, L OBP: 0.340, SLG: 0.478	K				G4-3				10 G5-3			F9	4	0	0	0	2	2	1									
10 Michael Young, R OBP: 0.347, SLG: 0.430		P4			F4				G5-3				5	0	2	0	0	0	5									
29 Adrián Beltré, R OBP: 0.314, SLG: 0.461		1B			1B								4	0	1	1	0	0	3									
18 Mitch Moreland, L OBP: 0.363, SLG: 0.463	F7				F8				G4-3			G4-3	5	0	1	0	0	0	5									
7 David Murphy, L OBP: 0.310, SLG: 0.332					G3				G4-3			G1-3	4	0	1	0	1	0	2									
2 Taylor Teagarden, R OBP: 0.300, SLG: 0.125	FC5-4				BB				K			K	4	1	1	0	1	2	2									
9 Endy Chavez, L OBP: 0.394, SLG: 0.530					F7				B3			G4-3	5	1	1	0	0	0	1									
Inning Stats	R: 0 E: 0 K: 1 S: 7	H: 0 LOB: 0 BB: 0 P: 9	R: 0 E: 0 K: 10 S: 10	H: 2 LOB: 2 BB: 0 P: 12	R: 0 E: 0 K: 1 S: 7	H: 0 LOB: 0 BB: 0 P: 9	R: 0 E: 0 K: 0 S: 13	H: 2 LOB: 2 BB: 0 P: 19	R: 2 E: 0 K: 1 S: 15	H: 2 LOB: 3 BB: 2 P: 26	R: 0 E: 0 K: 0 S: 7	H: 1 LOB: 1 BB: 0 P: 11	R: 0 E: 0 K: 1 S: 8	H: 0 LOB: 0 BB: 0 P: 11	R: 0 E: 0 K: 0 S: 8	H: 1 LOB: 1 BB: 0 P: 9	R: 0 E: 0 K: 1 S: 8	H: 0 LOB: 0 BB: 0 P: 10	R: 0 E: 0 K: 1 S: 6	H: 0 LOB: 0 BB: 0 P: 11	1B: 7 2B: 2 3B: 0 HR: 0	SF: 0 SAC: 0 DP: 1 HBP: 2	WP: 0 PB: 0 SB: 0 CS: 2	PA: 48				
PITCHER	IP WLS BF H R ER SO BB IBB HBP BLK WP HR S P ERA WHIP	22 Brian Gordon, R ERA: 3.38	64 Hector Noesi, R ERA: 1.59	30 David Robertson, R ERA: 1.32	42 Mariano Rivera, R ERA: 1.71	53 Cory Wade, R ERA:	PITCHER	IP WLS BF H R ER SO BB IBB HBP BLK WP HR S P ERA WHIP	22 Brian Gordon, R ERA: 3.38	64 Hector Noesi, R ERA: 1.59	30 David Robertson, R ERA: 1.32	42 Mariano Rivera, R ERA: 1.71	53 Cory Wade, R ERA:	22 Brian Gordon, R ERA: 3.38	64 Hector Noesi, R ERA: 1.59	30 David Robertson, R ERA: 1.32	42 Mariano Rivera, R ERA: 1.71	53 Cory Wade, R ERA:	22 Brian Gordon, R ERA: 3.38	64 Hector Noesi, R ERA: 1.59	30 David Robertson, R ERA: 1.32	42 Mariano Rivera, R ERA: 1.71	53 Cory Wade, R ERA:	22 Brian Gordon, R ERA: 3.38	64 Hector Noesi, R ERA: 1.59	30 David Robertson, R ERA: 1.32	42 Mariano Rivera, R ERA: 1.71	53 Cory Wade, R ERA:

Texas Rangers @ New York Yankees
Yankee Stadium, Bronx, NY
Thu Jun 16 2011, 1:09 PM - 5:02 PM EDT
Att. 47,487 - Partly Cloudy - 82 F

AB 42
R 2
H 9
RBI 2
BB 4
SO 6
LOB 22



Batter	1	2	3	4	5	6	7	8	9	10	11	12	AB	R	H	RBI	BB	SO	LOB	BOTTOM								
33 Nick Swisher, S OBP: 0.356, SLG: 0.369	1B		HBP		K		G6-3					F8	4	0	1	0	1	1	1									
14 Curtis Granderson, L OBP: 0.361, SLG: 0.608	1B				FC6-4		K		K			24 HBP	5	1	3	0	0	2	3									
25 Mark Teixeira, S OBP: 0.365, SLG: 0.547	L9		G5-3		HBP				G6-3			F7	6	0	0	0	0	0	8									
24 Robinson Canó, L OBP: 0.335, SLG: 0.517	CS				K				G4-3			11B	4	2	2	0	1	1	2									
18 Andruw Jones, R OBP: 0.291, SLG: 0.408					K				1B			HBP	3	0	0	0	1	3	4									
11 Brett Gardner, L OBP: 0.384, SLG: 0.427	BB				K				K			1B	2	0	2	1	0	0	0									
20 Jorge Posada, S OBP: 0.317, SLG: 0.379	G5-4-3								K			L5-3	5	0	1	1	0	2	4									
55 Russell Martin, R OBP: 0.345, SLG: 0.430									G4-3				4	0	2	1	1	1	1									
26 Eduardo Núñez, R OBP: 0.292, SLG: 0.388	E5				G5-4-3				G4-3			SH1-3	3	0	0	0	1	0	3									
19 Ramiro Peña, S OBP: 0.286, SLG: 0.714													4	0	2	1	1	1	1									
13 Alex Rodriguez, R OBP: 0.365, SLG: 0.506	K								G4-3			L6	3	0	0	0	0	2	2									
Inning Stats	R: 0 E: 0 K: 0 S: 8	H: 2 LOB: 0 BB: 0 P: 13	R: 1 E: 1 K: 1 S: 12	H: 2 LOB: 2 BB: 1 P: 19	R: 0 E: 0 K: 2 S: 10	H: 1 LOB: 2 BB: 0 P: 17	R: 0 E: 0 K: 1 S: 6	H: 0 LOB: 0 BB: 0 P: 11	R: 0 E: 0 K: 2 S: 11	H: 0 LOB: 1 BB: 0 P: 17	R: 1 E: 0 K: 1 S: 12	H: 1 LOB: 1 BB: 0 P: 20	R: 0 E: 0 K: 1 S: 9	H: 0 LOB: 0 BB: 0 P: 13	R: 0 E: 0 K: 1 S: 13	H: 1 LOB: 1 BB: 0 P: 19	R: 0 E: 0 K: 1 S: 10	H: 1 LOB: 3 BB: 2 P: 22	R: 0 E: 0 K: 0 S: 11	H: 1 LOB: 0 BB: 0 P: 15	R: 0 E: 0 K: 1 S: 9	H: 0 LOB: 1 BB: 1 P: 14	R: 1 E: 0 K: 0 S: 6	H: 2 LOB: 2 BB: 0 P: 10	1B: 10 2B: 2 3B: 0 HR: 0	SF: 0 SAC: 1 DP: 3 HBP: 3	WP: 0 PB: 0 SB: 0 CS: 1	PA: 51
PITCHER	IP WLS BF H R ER SO BB IBB HBP BLK WP HR S P ERA WHIP	36 C.J. Wilson, L ERA: 3.03	28 Darren Oliver, L ERA: 2.73	44 Michael Kirkman, L ERA: 6.48	PITCHER	IP WLS BF H R ER SO BB IBB HBP BLK WP HR S P ERA WHIP	36 C.J. Wilson, L ERA: 3.03	28 Darren Oliver, L ERA: 2.73	44 Michael Kirkman, L ERA: 6.48	36 C.J. Wilson, L ERA: 3.03	28 Darren Oliver, L ERA: 2.73	44 Michael Kirkman, L ERA: 6.48	36 C.J. Wilson, L ERA: 3.03	28 Darren Oliver, L ERA: 2.73	44 Michael Kirkman, L ERA: 6.48	36 C.J. Wilson, L ERA: 3.03	28 Darren Oliver, L ERA: 2.73	44 Michael Kirkman, L ERA: 6.48	36 C.J. Wilson, L ERA: 3.03	28 Darren Oliver, L ERA: 2.73	44 Michael Kirkman, L ERA: 6.48	36 C.J. Wilson, L ERA: 3.03	28 Darren Oliver, L ERA: 2.73	44 Michael Kirkman, L ERA: 6.48	36 C.J. Wilson, L ERA: 3.03	28 Darren Oliver, L ERA: 2.73	44 Michael Kirkman, L ERA: 6.48	

Texas Rangers @ New York Yankees
Yankee Stadium, Bronx, NY
Thu Jun 16 2011, 1:09 PM - 5:02 PM EDT
Att. 47,487 - Partly Cloudy - 82 F

AB 40
R 3
H 11
RBI 3
BB 6
SO 12
LOB 29



Batter	1	2	3	4	5	6	7	8	9	AB	R	H	RBI	BB	SO	LOB	TOP					
5 Ian Kinsler, R OBP: 0.350, SLG: 0.407	F9			G6-3			F9		F9	5	1	2	0	0	0	1	Texas Rangers @ Atlanta Braves Turner Field, Atlanta, GA Sun Jun 19 2011, 1:39 PM - 5:12 PM EDT Att: 34,599 - Partly Cloudy - 88 F					
1 Elvis Andrus, R OBP: 0.323, SLG: 0.351		G4-3			F8		F9		E5	5	0	1	0	0	0	4						
32 Josh Hamilton, L OBP: 0.346, SLG: 0.483						K			K	4	0	0	1	1	3	1						
29 Adrián Beltré, R OBP: 0.309, SLG: 0.448									K	4	0	1	0	0	0	0						
10 Michael Young, R OBP: 0.347, SLG: 0.428										4	0	1	0	0	1	2						
17 Nelson Cruz, R OBP: 0.288, SLG: 0.507										4	1	2	0	0	1	1						
7 David Murphy, L OBP: 0.308, SLG: 0.326										3	0	0	0	1	0	2						
8 Yorvit Torrealba, R OBP: 0.294, SLG: 0.363										2	0	2	1	0	0	0						
2 Taylor Teagarden, R OBP: 0.250, SLG: 0.100										2	0	0	0	0	1	3						
41 Alexi Ogando, R OBP: 0.090, SLG: 0.090										2	0	1	0	0	1	1						
18 Mitch Moreland, L OBP: 0.299, SLG: 0.472										1	0	0	0	0	1	2						
44 Michael Kirkman, L ERA: 3.69										0	0	0	0	0	0	0						
53 Arthur Rhodes, L ERA: 4.63										0	0	0	0	0	0	0						
22 Yoshinori Tateyama, R ERA: 3.77										0	0	0	0	0	0	0						
47 Dave Bush, R ERA: 4.58										0	0	0	0	0	0	0						
9 Endy Chavez, R ERA: 5.55										1	0	0	0	0	0	0						
Inning Stats	R: 0 E: 0 K: 0 S: 16	H: 2 LOB: 2 BB: 1 P: 25	R: 0 E: 0 K: 0 S: 17	H: 3 LOB: 3 BB: 0 P: 25	R: 0 E: 0 K: 1 S: 8	H: 0 LOB: 0 BB: 0 P: 14	R: 1 E: 0 K: 1 S: 14	H: 2 LOB: 1 BB: 0 P: 17	R: 0 E: 0 K: 2 S: 10	H: 0 LOB: 0 BB: 0 P: 15	R: 0 E: 0 K: 2 S: 19	H: 1 LOB: 2 BB: 1 P: 29	R: 1 E: 0 K: 0 S: 8	H: 1 LOB: 0 BB: 0 P: 11	R: 0 E: 0 K: 2 S: 12	H: 1 LOB: 1 BB: 0 P: 18	R: 0 E: 1 K: 1 S: 7	H: 0 LOB: 1 BB: 0 P: 11	1B: 8 2B: 2 3B: 0 HR: 0	SF: 0 SAC: 0 DP: 0 HBP: 0	WP: 1 PB: 0 SB: 1 CS: 1	PA: 39
PITCHER	IP WLS BF H R ER SO BB IBB HBP BLK WP HR S P ERA WHIP																					
49 Jair Jurrjens, R ERA: 2.11	(1, 1)	5.1 W 25	8 1 1 4	2 0 0 0	0 0 0 0	0 0 0 0	0 0 3 4	1.69 1.875														
19 Scott Linebrink, R ERA: 3.69	(6, 1)	0.1 H 1	0 0 0 0	0 0 0 0	0 0 0 0	0 0 3 5	0.00 0.000															
52 George Sherrill, L ERA: 2.33	(6, 1)	0.1 H 1	0 0 0 1	0 0 0 0	0 0 0 0	0 0 4 6	27.00 3.000															
43 Scott Proctor, R ERA: 3.29	(7, 1)	1.2 H 6	1 0 0 2	0 0 0 0	0 0 0 0	0 0 16 23	0.00 0.600															
39 Jonny Venters, L ERA: 0.6	(7, 1)																					
Batter	1	2	3	4	5	6	7	8	9	AB	R	H	RBI	BB	SO	LOB	BOTTOM					
1 Jordan Schafer, L OBP: 0.308, SLG: 0.301	K			G3			F7			3	2	0	0	1	1	1	Texas Rangers @ Atlanta Braves Turner Field, Atlanta, GA Sun Jun 19 2011, 1:39 PM - 5:12 PM EDT Att: 34,599 - Partly Cloudy - 88 F					
26 Dan Uggla, R OBP: 0.243, SLG: 0.325		P4			F9					4	1	1	0	0	1	1						
22 Jason Heyward, L OBP: 0.319, SLG: 0.392										3	1	1	2	1	0	0						
16 Brian McCann, L OBP: 0.373, SLG: 0.496										3	0	1	0	1	0	3						
5 Freddie Freeman, L OBP: 0.336, SLG: 0.425										4	0	3	1	0	0	1						
2 Alex Gonzalez, R OBP: 0.284, SLG: 0.379										4	0	0	0	0	1	6						
13 Nate McLouth, L OBP: 0.335, SLG: 0.341										3	0	1	0	0	0	2						
24 Diory Hernandez, R OBP: 0.233, SLG: 0.367										3	0	0	0	0	1	2						
49 Jair Jurrjens, R ERA: 2.11	(1, 1)	5.0 L 24	3 3 1 3	1 0 1 0	0 0 0 0	0 0 7 10	1.80 1.200															
44 Michael Kirkman, L ERA: 6.5	(6, 1)	1.1	6 0 1 1	1 1 1 2	0 0 0 0	0 0 21 38	6.75 1.500															
53 Arthur Rhodes, L ERA: 4.63	(7, 1)	0.1	2 1 0 0	0 0 0 0	0 0 0 0	0 0 7 10	0.00 3.000															
22 Yoshinori Tateyama, R ERA: 3.77	(7, 1)	0.1	1 0 0 0	0 0 0 0	0 0 0 0	0 0 3 4	0.00 0.000															
47 Dave Bush, R ERA: 4.58	(8, 1)	1.0	4 1 0 0	1 0 0 1	0 0 0 0	0 0 15 20	0.00 1.000															
Inning Stats	R: 0 E: 0 K: 1 S: 10	H: 0 LOB: 0 BB: 0 P: 16	R: 0 E: 0 K: 2 S: 15	H: 0 LOB: 2 BB: 1 P: 25	R: 3 E: 2 K: 0 S: 23	H: 3 LOB: 2 BB: 0 P: 34	R: 0 E: 0 K: 0 S: 7	H: 0 LOB: 0 BB: 0 P: 10	R: 0 E: 0 K: 0 S: 12	H: 2 LOB: 2 BB: 0 P: 19	R: 0 E: 0 K: 0 S: 13	H: 0 LOB: 0 BB: 0 P: 21	R: 1 E: 0 K: 1 S: 18	H: 1 LOB: 2 BB: 2 P: 31	R: 0 E: 0 K: 1 S: 15	H: 1 LOB: 1 BB: 0 P: 20	1B: 6 2B: 1 3B: 0 HR: 0	SF: 0 SAC: 1 DP: 0 HBP: 1	WP: 1 PB: 0 SB: 2 CS: 0	PA: 37		
PITCHER	IP WLS BF H R ER SO BB IBB HBP BLK WP HR S P ERA WHIP																					
41 Alexi Ogando, R ERA: 2.48	(1, 1)	5.0 L 24	3 3 1 3	1 0 1 0	0 0 0 0	0 0 7 10	1.80 1.200															
44 Michael Kirkman, L ERA: 6.5	(6, 1)	1.1	6 0 1 1	1 1 1 2	0 0 0 0	0 0 21 38	6.75 1.500															
53 Arthur Rhodes, L ERA: 4.63	(7, 1)	0.1	2 1 0 0	0 0 0 0	0 0 0 0	0 0 7 10	0.00 3.000															
22 Yoshinori Tateyama, R ERA: 3.77	(7, 1)	0.1	1 0 0 0	0 0 0 0	0 0 0 0	0 0 3 4	0.00 0.000															
47 Dave Bush, R ERA: 4.58	(8, 1)	1.0	4 1 0 0	1 0 0 1	0 0 0 0	0 0 15 20	0.00 1.000															

Batter	1	2	3	4	5	6	7	8	9	AB	R	H	RBI	BB	SO	LOB	TOP					
11 Jason Bourgeois, R OBP: 0.367, SLG: 0.414											4	1	1	0	0	2						
21 Michael Bourn, L OBP: 0.351, SLG: 0.385											3	1	1	0	1	0						
8 Jeff Keppinger, R OBP: 0.340, SLG: 0.389											4	1	2	0	0	1						
45 Carlos Lee, R OBP: 0.315, SLG: 0.398											3	0	0	1	0	3						
4 Jason Michaels, R OBP: 0.258, SLG: 0.290											4	0	2	2	0	0						
23 Chris Johnson, R OBP: 0.278, SLG: 0.402											4	0	0	0	0	1						
29 Brett Wallace, L OBP: 0.392, SLG: 0.434											4	0	0	0	0	2						
12 Clint Barnes, R OBP: 0.310, SLG: 0.335											3	0	0	0	1	1						
22 Carlos Corporán, S OBP: 0.207, SLG: 0.154											2	0	1	0	1	1						
36 Angel Sanchez, R (9, PH) OBP: 0.309, SLG: 0.311											1	0	0	0	0	0						
Inning Stats	R: 0 E: 0 K: 0 S: 9	H: 0 LOB: 1 BB: 1 P: 18	R: 0 E: 0 K: 0 S: 8	H: 0 LOB: 0 BB: 0 P: 12	R: 0 E: 0 K: 0 S: 10	H: 1 LOB: 0 BB: 0 P: 13	R: 2 E: 0 K: 1 S: 14	H: 3 LOB: 1 BB: 0 P: 18	R: 0 E: 0 K: 1 S: 8	H: 0 LOB: 1 BB: 1 P: 14	R: 0 E: 0 K: 2 S: 9	H: 0 LOB: 1 BB: 1 P: 14	R: 1 E: 0 K: 0 S: 15	H: 3 LOB: 2 BB: 0 P: 23	R: 0 E: 0 K: 1 S: 12	H: 0 LOB: 0 BB: 0 P: 16	1B: 6 2B: 2 3B: 0 HR: 0	SF: 1 SAC: 0 DP: 1 HBP: 0	WP: 0 PB: 0 SB: 1 CS: 0	PA: 36		
PITCHER	IP	WLS	BF	H	R	ER	SO	BB	IBB	HBP	BLK	WP	HR	S	P	ERA	WHIP					
45 Derek Holland, L ERA: 4.69	(1, 1)	7.1	W	30	6	3	3	4	3	0	0	0	0	0	74	113	3.68	1.227				
57 Mark Lowe, R ERA: 4.58	(8, 1)	0.2		3	1	0	0	0	0	0	0	0	0	8	11	0.00	1.500					
28 Darren Oliver, L ERA: 2.57	(9, 1)	1.0		3	0	0	0	1	0	0	0	0	0	12	16	0.00	0.000					

Houston Astros @ Texas Rangers
Rangers Ballpark in Arlington, Arlington, TX
Mon Jun 20 2011, 8:08 PM - 10:54 PM EDT
Att: 41,205 - Partly Cloudy - 96 F

AB 32
R 3
H 7
RBI 3
BB 3
SO 5
LOB 13



Batter	1	2	3	4	5	6	7	8	9	AB	R	H	RBI	BB	SO	LOB	BOTTOM				
5 Ian Kinsler, R OBP: 0.344, SLG: 0.399											5	1	0	0	0	3					
1 Elvis Andrus, R OBP: 0.325, SLG: 0.350											4	1	1	0	1	2					
32 Josh Hamilton, L OBP: 0.349, SLG: 0.497											4	2	2	2	0	1					
29 Adrián Beltré, R OBP: 0.315, SLG: 0.453											4	1	3	2	0	0					
10 Michael Young, R OBP: 0.346, SLG: 0.429											4	0	1	1	0	3					
17 Nelson Cruz, R OBP: 0.287, SLG: 0.505											3	0	1	1	0	2					
18 Mitch Moreland, L OBP: 0.358, SLG: 0.481											4	2	1	1	0	1					
2 Taylor Teagarden, R OBP: 0.188, SLG: 0.071											4	0	0	0	0	2					
23 Craig Gentry, R OBP: 0.377, SLG: 0.356											4	1	3	1	0	0					
Inning Stats	R: 3 E: 1 K: 1 S: 16	H: 3 LOB: 1 BB: 0 P: 27	R: 3 E: 0 K: 1 S: 21	H: 3 LOB: 1 BB: 1 P: 38	R: 1 E: 0 K: 1 S: 15	H: 2 LOB: 1 BB: 0 P: 25	R: 0 E: 0 K: 0 S: 13	H: 2 LOB: 2 BB: 0 P: 16	R: 0 E: 0 K: 0 S: 5	H: 0 LOB: 0 BB: 0 P: 8	R: 0 E: 0 K: 2 S: 9	H: 0 LOB: 0 BB: 0 P: 9	R: 0 E: 0 K: 0 S: 10	H: 0 LOB: 0 BB: 0 P: 12	R: 1 E: 0 K: 1 S: 12	H: 2 LOB: 1 BB: 0 P: 21	1B: 8 2B: 2 3B: 1 HR: 1	SF: 1 SAC: 0 DP: 0 HBP: 0	WP: 1 PB: 1 SB: 3 CS: 0	PA: 38	
PITCHER	IP	WLS	BF	H	R	ER	SO	BB	IBB	HBP	BLK	WP	HR	S	P	ERA	WHIP				
30 J.A. Happ, L ERA: 5.37	(1, 1)	2.2	L	18	7	5	3	0	1	0	0	0	0	49	84	16.88	3.375				
62 Aneury Rodríguez, R ERA: 5.33	(3, 1)	4.1		15	2	0	2	0	0	0	0	0	0	40	51	0.00	0.462				
54 Mark Melancon, R ERA: 1.83	(8, 1)	1.0		5	2	1	1	0	0	0	0	0	1	12	21	9.00	2.000				

Houston Astros @ Texas Rangers
Rangers Ballpark in Arlington, Arlington, TX
Mon Jun 20 2011, 8:08 PM - 10:54 PM EDT
Att: 41,205 - Partly Cloudy - 96 F

AB 36
R 8
H 12
RBI 8
BB 1
SO 6
LOB 14



Batter	1	2	3	4	5	6	7	8	9	10	11	AB	R	H	RBI	BB	SO	LOB	TOP							
11 Jason Bourgeois, R OBP: 0.379, SLG: 0.435	F7		21 2B		21 E		21 1B			G4-3		5	1	3	0	0	0	0								
21 Michael Bourn, L OBP: 0.365, SLG: 0.395	8 1B		8 1B		E4		8 1B			L8		5	2	3	2	0	0	1								
8 Jeff Keppinger, R OBP: 0.354, SLG: 0.400	4 FC6-4		45 CS		G5-4-3		8 1B			G1		5	0	3	2	0	0	4								
45 Carlos Lee, R OBP: 0.314, SLG: 0.394	P3											5	0	1	0	0	0	2								
4 Jason Michaels, R OBP: 0.239, SLG: 0.269	FC6-4											5	0	0	0	0	1	2								
23 Chris Johnson, R OBP: 0.260, SLG: 0.399												4	0	1	0	1	0	0								
29 Brett Wallace, L OBP: 0.385, SLG: 0.425	F7											5	0	0	0	0	2	2								
12 Clint Barmes, R OBP: 0.307, SLG: 0.331	G5-4-3											5	1	1	0	0	0	2								
22 Carlos Corporán, S OBP: 0.162, SLG: 0.133												4	0	0	0	0	3	1								
Inning Stats	R: 1 E: 0 K: 0 S: 15	H: 2 LOB: 1 BB: 0 P: 24	R: 0 E: 0 K: 0 S: 6	H: 1 LOB: 0 BB: 0 P: 9	R: 2 E: 0 K: 2 S: 13	H: 4 LOB: 1 BB: 0 P: 22	R: 0 E: 0 K: 1 S: 9	H: 0 LOB: 0 BB: 0 P: 13	R: 0 E: 1 K: 1 S: 12	H: 1 LOB: 1 BB: 0 P: 19	R: 0 E: 0 K: 0 S: 5	H: 0 LOB: 0 BB: 0 P: 7	R: 1 E: 0 K: 0 S: 12	H: 3 LOB: 2 BB: 0 P: 19	R: 0 E: 0 K: 0 S: 3	H: 0 LOB: 0 BB: 0 P: 6	R: 0 E: 0 K: 0 S: 11	H: 0 LOB: 0 BB: 0 P: 15	R: 0 E: 0 K: 0 S: 12	H: 1 LOB: 1 BB: 0 P: 20	R: 0 E: 0 K: 0 S: 12	H: 0 LOB: 1 BB: 1 P: 19	1B: 9 2B: 3 3B: 0 HR: 0	SF: 0 SAC: 0 DP: 2 HBP: 0	WP: 0 PB: 0 SB: 2 CS: 2	PA: 44
PITCHER	IP WLS BF H R ER SO BB IBB HBP BLK WP HR S P ERA WHIP	36 C.J. Wilson, L ERA: 3.17	57 Mark Lowe, R ERA: 4.29	30 Neftali Feliz, R ERA: 1.89	22 Yoshinori Tateyama, R ERA: 3.52	PITCHER										IP WLS BF H R ER SO BB IBB HBP BLK WP HR S P ERA WHIP										

Houston Astros @ Texas Rangers
Rangers Ballpark in Arlington, Arlington, TX
Tue Jun 21 2011, 8:07 PM - 11:22 PM EDT
Att. 33,533 - Clear - 95 F

AB 43
R 4
H 12
RBI 4
BB 1
SO 6
LOB 14



Batter	1	2	3	4	5	6	7	8	9	10	11	AB	R	H	RBI	BB	SO	LOB	BOTTOM					
5 Ian Kinsler, R OBP: 0.348, SLG: 0.399	G6-3		1 FC6-4		1 FC6-4							3	0	1	0	2	1	0						
1 Elvis Andrus, R OBP: 0.319, SLG: 0.344	K		32 L4-3		FC6-4							5	0	0	0	0	3	4						
32 Josh Hamilton, L OBP: 0.351, SLG: 0.513	1B		L4-3									5	1	2	1	0	0	1						
29 Adrian Beltré, R OBP: 0.310, SLG: 0.445	G4-3											5	0	0	0	0	0	1						
10 Michael Young, R OBP: 0.350, SLG: 0.442												5	1	3	1	0	1	0						
17 Nelson Cruz, R OBP: 0.289, SLG: 0.514	G6-3											4	1	1	1	0	2	1						
18 Mitch Moreland, L OBP: 0.355, SLG: 0.489	F7											5	1	1	1	0	1	2						
2 Taylor Teagarden, R OBP: 0.263, SLG: 0.176												3	1	2	0	0	1	0						
8 Yorvit Torrealba, R OBP: 0.292, SLG: 0.381												1	0	0	0	0	0	2						
9 Endy Chavez, L OBP: 0.377, SLG: 0.528	G1-3											4	0	1	1	0	0	1						
Inning Stats	R: 0 E: 0 K: 1 S: 10	H: 1 LOB: 1 BB: 0 P: 17	R: 1 E: 0 K: 0 S: 10	H: 2 LOB: 1 BB: 0 P: 12	R: 0 E: 0 K: 0 S: 6	H: 1 LOB: 0 BB: 0 P: 10	R: 1 E: 0 K: 1 S: 10	H: 1 LOB: 0 BB: 0 P: 13	R: 0 E: 0 K: 0 S: 6	H: 0 LOB: 0 BB: 0 P: 11	R: 1 E: 0 K: 3 S: 14	H: 2 LOB: 2 BB: 0 P: 24	R: 1 E: 0 K: 0 S: 9	H: 2 LOB: 2 BB: 0 P: 16	R: 0 E: 0 K: 2 S: 10	H: 0 LOB: 0 BB: 0 P: 14	R: 0 E: 0 K: 1 S: 8	H: 1 LOB: 1 BB: 0 P: 11	R: 1 E: 0 K: 0 S: 1	H: 1 LOB: 0 BB: 0 P: 1	1B: 6 2B: 1 3B: 1 HR: 4	SF: 0 SAC: 0 DP: 1 HBP: 1	WP: 0 PB: 0 SB: 0 CS: 0	PA: 43
PITCHER	IP WLS BF H R ER SO BB IBB HBP BLK WP HR S P ERA WHIP	41 Jordan Lyles, R ERA: 4.2	52 Sergio Escalona, L ERA: 3.31	43 Fernando Rodriguez Jr., R ERA: 3.29	58 Fernando Abad, L ERA: 6.32	66 Eneiro Del Rosario, R ERA: 4.55	PITCHER										IP WLS BF H R ER SO BB IBB HBP BLK WP HR S P ERA WHIP							

Houston Astros @ Texas Rangers
Rangers Ballpark in Arlington, Arlington, TX
Tue Jun 21 2011, 8:07 PM - 11:22 PM EDT
Att. 33,533 - Clear - 95 F

AB 40
R 5
H 11
RBI 5
BB 2
SO 9
LOB 12



Batter	1	2	3	4	5	6	7	8	9	AB	R	H	RBI	BB	SO	LOB	TOP		
21 Michael Bourn, L (1, 8) OBP: 0.353, SLG: 0.392	G4-3		F8			K		G6-3	K	5	0	1	0	0	2	0			
11 Jason Bourgeois, R (1, 9) OBP: 0.374, SLG: 0.427	G5-3 1B		G4-3			K		G6-3		4	0	1	0	0	1	1			
8 Jeff Keppinger, R (1, 4) OBP: 0.350, SLG: 0.404	G5-3					E6		P2		4	0	1	0	0	0	1			
45 Carlos Lee, R (1, 10) OBP: 0.313, SLG: 0.396	K					P6				4	1	1	0	0	2	3			
29 Brett Wallace, L (1, 3) OBP: 0.383, SLG: 0.419						G4-3		L6		3	0	0	0	1	0	2			
23 Chris Johnson, R (1, 5) OBP: 0.280, SLG: 0.401						P4		F8		4	1	1	1	0	1	2			
4 Jason Michaels, R (1, 7) OBP: 0.253, SLG: 0.282										4	1	2	0	0	1	1			
12 Clint Barnes, R (1, 6) OBP: 0.303, SLG: 0.326										3	0	0	0	0	1	2			
16 Matt Downs, R (9, PH) OBP: 0.397, SLG: 0.577						G5-3		F9		1	1	1	2	0	0	0			
22 Carlos Corporán, S (1, 2) OBP: 0.171, SLG: 0.125										2	0	0	0	0	1	0			
36 Angel Sanchez, R (8, PH) OBP: 0.313, SLG: 0.315										1	1	1	0	0	0	0			
46 J.R. Towles, R (8, 2) OBP: 0.280, SLG: 0.325										1	0	0	0	0	0	0			
Inning Stats	R: 0 H: 1 E: 0 K: 1 S: 12	H: 1 LOB: 1 BB: 0 P: 20	R: 0 H: 0 E: 0 K: 2 S: 10	H: 0 LOB: 1 BB: 1 P: 18	R: 0 H: 0 E: 0 K: 0 S: 6	H: 0 LOB: 0 BB: 0 P: 8	R: 0 H: 1 E: 0 K: 1 S: 9	H: 1 LOB: 1 BB: 0 P: 15	R: 0 H: 0 E: 1 K: 2 S: 9	H: 0 LOB: 1 BB: 0 P: 13	R: 0 H: 1 E: 0 K: 0 S: 13	H: 1 LOB: 1 BB: 0 P: 18	R: 1 H: 2 E: 0 K: 0 S: 10	H: 2 LOB: 0 BB: 0 P: 15	R: 4 H: 4 E: 0 K: 1 S: 19	H: 4 LOB: 0 BB: 0 P: 28	1B: 5 2B: 3 3B: 0 HR: 1	SF: 0 SAC: 0 DP: 1 HBP: 0	WP: 1 PA: 37 PB: 1 SB: 0 CS: 0
PITCHER	IP WLS BF H R ER SO BB IBB HBP BLK WP HR S P ERA WHIP	7.0 H 4 2 1 1 0 0 0 0 0 0 0 10 103 0.00 0.571	1.0 L 6 4 4 4 0 0 0 0 0 1 16 23 54.00 6.000	0.1 1 0 0 0 1 0 0 0 0 0 0 0 3 5 0.00 0.000															

Houston Astros @ Texas Rangers
Rangers Ballpark in Arlington, Arlington, TX
Wed Jun 22 2011, 8:09 PM - 10:59 PM EDT
Att: 39,708 - Partly Cloudy - 89 F

AB	36
R	5
H	9
RBI	3
BB	1
SO	9
LOB	12



Batter	1	2	3	4	5	6	7	8	9	AB	R	H	RBI	BB	SO	LOB	BOTTOM				
5 Ian Kinsler, R (1, 4) OBP: 0.349, SLG: 0.396	G4-3 29 WP 1B		K					G6-3		4	1	1	0	1	1	0					
9 Endy Chavez, L (1, 8) OBP: 0.366, SLG: 0.500	K									4	1	0	0	1	2	3					
32 Josh Hamilton, L (1, 7) OBP: 0.360, SLG: 0.513	G4-3									2	0	1	0	2	0	1					
29 Adrian Beltré, R (1, 10) OBP: 0.306, SLG: 0.439	K									4	0	0	0	0	1	4					
10 Michael Young, R (1, 5) OBP: 0.352, SLG: 0.446										4	0	2	1	0	0	1					
17 Nelson Cruz, R (1, 9) OBP: 0.293, SLG: 0.527										4	1	2	1	0	0	2					
18 Mitch Moreland, L (1, 3) OBP: 0.353, SLG: 0.482										3	0	0	0	1	1	2					
8 Yorvit Torrealba, R (1, 2) OBP: 0.291, SLG: 0.364										4	0	1	0	0	1	3					
3 Andrés Blanco, S (1, 6) OBP: 0.220, SLG: 0.263										3	0	0	0	0	0	1					
1 Elvis Andrus, R (9, PH) OBP: 0.318, SLG: 0.343										1	0	0	0	0	1	0					
Inning Stats	R: 1 H: 1 E: 0 K: 2 S: 13	H: 1 LOB: 0 BB: 0 P: 20	R: 0 H: 0 E: 0 K: 0 S: 6	H: 0 LOB: 0 BB: 0 P: 11	R: 0 H: 0 E: 0 K: 2 S: 10	H: 0 LOB: 0 BB: 0 P: 16	R: 0 H: 1 E: 0 K: 0 S: 7	H: 1 LOB: 1 BB: 0 P: 11	R: 1 H: 2 E: 0 K: 1 S: 12	H: 2 LOB: 2 BB: 1 P: 21	R: 0 H: 2 E: 0 K: 1 S: 11	H: 2 LOB: 1 BB: 1 P: 22	R: 0 H: 0 E: 0 K: 0 S: 6	H: 0 LOB: 0 BB: 0 P: 9	R: 1 H: 1 E: 0 K: 0 S: 9	H: 1 LOB: 3 BB: 3 P: 25	R: 0 H: 0 E: 0 K: 1 S: 7	H: 0 LOB: 0 BB: 0 P: 10	1B: 4 2B: 2 3B: 0 HR: 1	SF: 0 SAC: 0 DP: 0 HBP: 0	WP: 2 PA: 38 PB: 0 SB: 1 CS: 1
PITCHER	IP WLS BF H R ER SO BB IBB HBP BLK WP HR S P ERA WHIP	6.0 H 3 0 0 0 0 0 0 0 0 0 0 6 9 0.00 0.000	1.0 W 10 1 1 1 1 2 1 0 0 0 0 16 35 4.50 1.500																		

Houston Astros @ Texas Rangers
Rangers Ballpark in Arlington, Arlington, TX
Wed Jun 22 2011, 8:09 PM - 10:59 PM EDT
Att: 39,708 - Partly Cloudy - 89 F

AB	33
R	3
H	7
RBI	2
BB	5
SO	7
LOB	17



Batter	1	2	3	4	5	6	7	8	9	AB R H RBI BB SO LOB	TOP											
7 José Reyes, S OBP: 0.380, SLG: 0.503										6 2 2 0 0 0 1	<p>New York Mets @ Texas Rangers Rangers Ballpark in Arlington, Arlington, TX</p> <p>Sat Jun 25 2011, 4:15 PM - 7:19 PM EDT Att: 37,292 - Sunny - 94 F</p> <p>livebaseballscorecards.com</p>											
22 Willie Harris, L OBP: 0.333, SLG: 0.310										6 2 2 1 0 2 1												
15 Carlos Beltrán, S OBP: 0.372, SLG: 0.483										5 3 3 3 0 1 0												
28 Daniel Murphy, L OBP: 0.337, SLG: 0.398										4 2 1 2 0 0 2												
16 Ángel Pagán, S OBP: 0.292, SLG: 0.335										4 1 0 0 1 0 2												
21 Lucas Duda, L OBP: 0.292, SLG: 0.316										5 2 4 4 0 0 0												
30 Josh Thole, L OBP: 0.340, SLG: 0.296										4 1 2 2 1 0 1												
20 Jason Pridie, L OBP: 0.299, SLG: 0.374										5 0 1 0 0 1 3												
11 Rubén Tejada, R OBP: 0.354, SLG: 0.309										4 1 2 1 0 0 2												
Inning Stats	R: 3 H: 4 E: 0 K: 0 S: 21	H: 4 LOB: 1 BB: 0 P: 31	R: 0 H: 0 E: 0 K: 1 S: 9	H: 0 LOB: 0 BB: 0 P: 12	R: 3 H: 4 E: 1 K: 0 S: 18	H: 4 LOB: 2 BB: 0 P: 33	R: 0 H: 0 E: 0 K: 1 S: 6	H: 0 LOB: 0 BB: 0 P: 8	R: 0 H: 1 E: 0 K: 0 S: 9	H: 2 LOB: 2 BB: 1 P: 18	R: 8 H: 7 E: 0 K: 0 S: 21	H: 7 LOB: 0 BB: 1 P: 38	R: 0 H: 0 E: 0 K: 0 S: 5	H: 0 LOB: 0 BB: 0 P: 13	R: 0 H: 0 E: 0 K: 0 S: 5	H: 0 LOB: 0 BB: 0 P: 8	R: 0 H: 1 E: 0 K: 1 S: 12	H: 1 LOB: 1 BB: 0 P: 14	1B: 12 2B: 4 3B: 1 HR: 0	SF: 2 SAC: 0 DP: 0 HBP: 0	WP: 1 PB: 0 SB: 2 CS: 0	PA: 47
PITCHER	IP WLS BF H R ER SO BB IBB HBP BLK WP HR S P ERA WHIP											PITCHER	IP WLS BF H R ER SO BB IBB HBP BLK WP HR S P ERA WHIP									
41 Alexi Ogando, R ERA: 2.87	3.0 L 18 8 6 3 1 0 0 0 0 0 0 0 48 76 9.00 2.667																					
47 Dave Bush, R ERA: 5.45	2.0 12 5 4 4 1 1 0 0 0 0 0 22 38 18.00 3.000																					
44 Michael Kirkman, L ERA: 6.95	4.0 17 4 4 4 2 1 0 0 0 1 0 40 61 9.00 1.250																					

Batter	1	2	3	4	5	6	7	8	9	AB R H RBI BB SO LOB	BOTTOM											
5 Ian Kinsler, R OBP: 0.354, SLG: 0.399										3 0 1 0 2 0 2	<p>New York Mets @ Texas Rangers Rangers Ballpark in Arlington, Arlington, TX</p> <p>Sat Jun 25 2011, 4:15 PM - 7:19 PM EDT Att: 37,292 - Sunny - 94 F</p> <p>livebaseballscorecards.com</p>											
23 Craig Gentry, R OBP: 0.370, SLG: 0.349										4 0 1 1 0 0 2												
32 Josh Hamilton, L OBP: 0.353, SLG: 0.515										4 0 0 0 0 4 3												
29 Adrian Beltré, R OBP: 0.310, SLG: 0.465										4 1 1 1 0 1 1												
10 Michael Young, R OBP: 0.358, SLG: 0.472										4 2 3 1 0 0 0												
17 Nelson Cruz, R OBP: 0.294, SLG: 0.535										4 1 2 2 0 1 1												
8 Yorvit Torrealba, R OBP: 0.300, SLG: 0.374										4 0 1 0 0 0 2												
7 David Murphy, L OBP: 0.311, SLG: 0.322										4 1 1 0 0 1 2												
3 Andrés Blanco, S OBP: 0.213, SLG: 0.250										4 0 1 0 0 1 1												
Inning Stats	R: 0 H: 1 E: 0 K: 1 S: 8	H: 1 LOB: 1 BB: 0 P: 10	R: 0 H: 1 E: 0 K: 2 S: 14	H: 1 LOB: 0 BB: 0 P: 23	R: 0 H: 0 E: 0 K: 1 S: 7	H: 0 LOB: 1 BB: 1 P: 14	R: 2 H: 3 E: 0 K: 1 S: 10	H: 3 LOB: 1 BB: 0 P: 15	R: 0 H: 0 E: 0 K: 1 S: 9	H: 0 LOB: 1 BB: 1 P: 17	R: 0 H: 1 E: 0 K: 1 S: 13	H: 1 LOB: 1 BB: 0 P: 20	R: 1 H: 2 E: 0 K: 1 S: 15	H: 2 LOB: 1 BB: 0 P: 25	R: 2 H: 2 E: 0 K: 0 S: 7	H: 2 LOB: 0 BB: 0 P: 14	R: 0 H: 1 E: 0 K: 0 S: 6	H: 1 LOB: 0 BB: 0 P: 7	1B: 5 2B: 3 3B: 0 HR: 3	SF: 0 SAC: 1 DP: 2 HBP: 0	WP: 0 PB: 0 SB: 0 CS: 0	PA: 38
PITCHER	IP WLS BF H R ER SO BB IBB HBP BLK WP HR S P ERA WHIP											PITCHER	IP WLS BF H R ER SO BB IBB HBP BLK WP HR S P ERA WHIP									
49 Jonathon Niese, L ERA: 3.67	5.2 W 24 8 2 2 2 7 2 0 0 0 0 0 2 58 95 3.18 1.412																					
39 Bobby Parnell, R ERA: 3.44	1.1 6 2 1 1 1 0 0 0 0 0 0 18 29 6.75 1.500																					
77 D.J. Carrasco, R ERA: 6.16	2.0 8 3 2 2 0 0 0 0 0 0 1 13 21 9.00 1.500																					

Batter	1	2	3	4	5	6	7	8	9	AB	R	H	RBI	BB	SO	LOB	TOP							
5 Ian Kinsler, R OBP: 0.359, SLG: 0.431										3	0	0	0	1	1	0								
1 Elvis Andrus, R OBP: 0.328, SLG: 0.350										3	0	2	0	1	0	0								
32 Josh Hamilton, L OBP: 0.345, SLG: 0.508										3	0	0	0	1	1	2								
29 Adrian Beltré, R OBP: 0.303, SLG: 0.449										4	0	0	0	0	0	5								
10 Michael Young, R OBP: 0.353, SLG: 0.470										3	0	1	0	0	0	0								
7 David Murphy, L OBP: 0.310, SLG: 0.317										3	0	1	0	0	0	1								
8 Yorvit Torrealba, R OBP: 0.290, SLG: 0.366										3	0	0	0	0	0	1								
23 Craig Gentry, R OBP: 0.355, SLG: 0.333										3	0	0	0	0	1	0								
54 Matt Harrison, L OBP: 0.355, SLG: 0.333										2	0	0	0	0	2	0								
47 Dave Bush, R OBP: 0.360, SLG: 0.506										0	0	0	0	0	0	0								
53 Arthur Rhodes, L OBP: 0.310, SLG: 0.317										1	0	0	0	0	0	0								
Inning Stats	R: 0 H: 1 E: 0 K: 2 S: 12	H: 1 LOB: 0 BB: 0 P: 22	R: 0 H: 1 E: 0 K: 0 S: 9	H: 1 LOB: 0 BB: 0 P: 13	R: 0 H: 1 E: 0 K: 1 S: 15	H: 1 LOB: 3 BB: 2 P: 30	R: 0 H: 0 E: 0 K: 0 S: 6	H: 0 LOB: 0 BB: 0 P: 10	R: 0 H: 0 E: 0 K: 1 S: 8	H: 0 LOB: 0 BB: 0 P: 14	R: 0 H: 0 E: 0 K: 0 S: 7	H: 0 LOB: 0 BB: 1 P: 11	R: 0 H: 1 E: 0 K: 0 S: 4	H: 1 LOB: 0 BB: 0 P: 6	R: 0 H: 0 E: 0 K: 1 S: 9	H: 0 LOB: 0 BB: 0 P: 16	R: 0 H: 0 E: 0 K: 0 S: 8	H: 0 LOB: 0 BB: 0 P: 12	1B: 4 2B: 0 3B: 0 HR: 0	SF: 0 SAC: 0 DP: 3 HBP: 0	WP: 0 PB: 0 SB: 2 CS: 0	PA: 31		
PITCHER	IP: 7.0 WLS: W BF: 25 ERA: 2.97	WLS: W BF: 25 ERA: 2.97	H: 4 R: 0 ER: 0 SO: 4	H: 4 R: 0 ER: 0 SO: 4	BB: 3 IBB: 0 HBP: 0 BLK: 0	BB: 3 IBB: 0 HBP: 0 BLK: 0	WP: 0 HR: 0 S: 61 P: 106	WP: 0 HR: 0 S: 61 P: 106	ERA: 0.00 WHIP: 1.000	ERA: 0.00 WHIP: 1.000														
28 David Carpenter, R ERA: 2.97	1.0	3	0	0	0	1	0	0	0	0	0	0	0	0	0	0	0	0	0	0	0	0	0	0
58 Fernando Abad, L ERA: 5.89	0.2	2	0	0	0	0	0	0	0	0	0	0	0	0	0	0	0	0	0	0	0	0	0	0
54 Mark Melancon, R ERA: 3.08	0.1	1	0	0	0	0	0	0	0	0	0	0	0	0	0	0	0	0	0	0	0	0	0	0

Texas Rangers @ Houston Astros
Minute Maid Park, Houston, TX
Thu Jun 30 2011, 7:07 PM - 9:46 PM CDT
Att: 25,938 - Roof Closed - 73 F

AB	28
R	0
H	4
RBI	0
BB	3
SO	5
LOB	9



Batter	1	2	3	4	5	6	7	8	9	AB	R	H	RBI	BB	SO	LOB	BOTTOM					
21 Michael Bourn, L OBP: 0.355, SLG: 0.400										4	1	1	0	0	1	0						
36 Angel Sanchez, R OBP: 0.295, SLG: 0.312										5	0	1	0	0	0	2						
9 Hunter Pence, R OBP: 0.357, SLG: 0.484										5	2	2	0	0	0	1						
45 Carlos Lee, R OBP: 0.320, SLG: 0.424										2	2	1	1	2	0	1						
4 Jason Michaels, R OBP: 0.259, SLG: 0.333										4	2	2	3	0	1	2						
19 Brian Bogusevic, L OBP: 0.323, SLG: 0.222										0	0	0	0	0	0	0						
23 Chris Johnson, R OBP: 0.282, SLG: 0.400										4	0	1	2	0	1	0						
12 Clint Barmes, R OBP: 0.315, SLG: 0.358										4	0	3	0	0	0	1						
46 J.R. Towles, R OBP: 0.270, SLG: 0.311										4	0	0	0	0	0	3						
51 Wandy Rodriguez, S OBP: 0.138, SLG: 0.138										3	0	0	0	0	0	1						
28 David Carpenter, R ERA: 3.3	1.0	5	5	2	0	1	0	0	0	0	0	0	0	0	0	0						
16 Matt Downs, R OBP: 0.379, SLG: 0.586	1.0	6	3	2	2	0	0	0	0	0	0	0	0	0	0	0						
58 Fernando Abad, L ERA: 5.79	1.0	4	1	0	0	1	0	0	0	0	0	0	0	0	0	0						
54 Mark Melancon, R ERA: 4.34	1.0	4	1	0	0	1	0	0	0	0	0	0	0	0	0	0						
Inning Stats	R: 0 H: 0 E: 1 K: 1 S: 11	H: 1 LOB: 2 BB: 1 P: 21	R: 0 H: 1 E: 0 K: 0 S: 10	H: 1 LOB: 0 BB: 0 P: 13	R: 0 H: 0 E: 0 K: 0 S: 6	H: 0 LOB: 0 BB: 0 P: 13	R: 1 H: 2 E: 0 K: 1 S: 14	H: 2 LOB: 1 BB: 0 P: 20	R: 4 H: 3 E: 1 K: 0 S: 19	H: 3 LOB: 1 BB: 1 P: 30	R: 0 H: 1 E: 0 K: 0 S: 8	H: 1 LOB: 1 BB: 0 P: 13	R: 2 H: 3 E: 0 K: 0 S: 10	H: 3 LOB: 1 BB: 0 P: 14	R: 0 H: 1 E: 0 K: 1 S: 8	H: 1 LOB: 1 BB: 0 P: 13	1B: 5 2B: 4 3B: 0 HR: 2	SF: 0 SAC: 0 DP: 0 HBP: 1	WP: 0 PB: 0 SB: 0 CS: 0	PA: 39		
PITCHER	IP: 6.0 WLS: L BF: 29 ERA: 3.3	IP: 6.0 WLS: L BF: 29 ERA: 3.3	H: 7 R: 5 ER: 5 SO: 2	H: 7 R: 5 ER: 5 SO: 2	BB: 1 IBB: 1 HBP: 0 BLK: 0	BB: 1 IBB: 1 HBP: 0 BLK: 0	WP: 0 HR: 1 S: 68 P: 110	WP: 0 HR: 1 S: 68 P: 110	ERA: 7.50 WHIP: 1.333	ERA: 7.50 WHIP: 1.333												
54 Matt Harrison, L ERA: 3.3	1.0	6	3	2	2	0	0	0	0	0	0	0	0	0	0	0						
47 Dave Bush, R ERA: 5.79	1.0	4	1	0	0	1	0	0	0	0	0	0	0	0	0	0						
53 Arthur Rhodes, L ERA: 4.34	1.0	4	1	0	0	1	0	0	0	0	0	0	0	0	0	0						

Texas Rangers @ Houston Astros
Minute Maid Park, Houston, TX
Thu Jun 30 2011, 7:07 PM - 9:46 PM CDT
Att: 25,938 - Roof Closed - 73 F

AB	36
R	7
H	11
RBI	6
BB	2
SO	3
LOB	11



Batter	1	2	3	4	5	6	7	8	9	AB	R	H	RBI	BB	SO	LOB	TOP								
1 Emilio Bonifacio, S OBP: 0.330, SLG: 0.363										4	2	1	0	1	0	0									
13 Omar Infante, R OBP: 0.303, SLG: 0.316										4	1	2	1	0	2	1									
15 Gaby Sanchez, R OBP: 0.365, SLG: 0.473										4	1	1	1	0	1	3									
2 Hanley Ramirez, R OBP: 0.319, SLG: 0.356										5	2	3	5	0	0	0									
20 Logan Morrison, L OBP: 0.348, SLG: 0.485										5	1	2	1	0	0	1									
10 Dewayne Wise, L OBP: 0.205, SLG: 0.189										0	0	0	0	0	0	0									
27 Giancarlo Stanton, R OBP: 0.327, SLG: 0.511										5	0	2	0	0	2	1									
14 John Buck, R OBP: 0.292, SLG: 0.359										4	1	0	0	1	1	3									
18 Wes Helms, R OBP: 0.278, SLG: 0.270										3	1	1	1	1	0	2									
11 Bryan Petersen, L OBP: 0.222, SLG: 0.125										4	0	1	0	0	0	2									
Inning Stats	R: 5 E: 0 K: 1 S: 32	H: 4 LOB: 1 BB: 2 P: 54	R: 1 E: 1 K: 1 S: 10	H: 0 LOB: 0 BB: 0 P: 14	R: 0 E: 0 K: 0 S: 9	H: 1 LOB: 1 BB: 0 P: 16	R: 0 E: 0 K: 0 S: 7	H: 1 LOB: 1 BB: 0 P: 10	R: 0 E: 0 K: 1 S: 7	H: 0 LOB: 0 BB: 0 P: 11	R: 1 E: 0 K: 1 S: 9	H: 2 LOB: 2 BB: 1 P: 14	R: 2 E: 0 K: 1 S: 13	H: 3 LOB: 1 BB: 0 P: 21	R: 0 E: 0 K: 1 S: 5	H: 0 LOB: 0 BB: 0 P: 8	R: 0 E: 0 K: 0 S: 8	H: 2 LOB: 1 BB: 0 P: 14	1B: 8 2B: 2 3B: 0 HR: 3	SF: 2 SAC: 0 DP: 1 HBP: 0	WP: 0 PB: 0 SB: 2 CS: 0	PA: 43			
PITCHER	IP WLS BF H R ER SO BB IBB HBP BLK WP HR S P ERA WHIP	IP WLS BF H R ER SO BB IBB HBP BLK WP HR S P ERA WHIP	IP WLS BF H R ER SO BB IBB HBP BLK WP HR S P ERA WHIP	IP WLS BF H R ER SO BB IBB HBP BLK WP HR S P ERA WHIP	IP WLS BF H R ER SO BB IBB HBP BLK WP HR S P ERA WHIP	IP WLS BF H R ER SO BB IBB HBP BLK WP HR S P ERA WHIP	IP WLS BF H R ER SO BB IBB HBP BLK WP HR S P ERA WHIP	IP WLS BF H R ER SO BB IBB HBP BLK WP HR S P ERA WHIP	IP WLS BF H R ER SO BB IBB HBP BLK WP HR S P ERA WHIP	IP WLS BF H R ER SO BB IBB HBP BLK WP HR S P ERA WHIP	IP WLS BF H R ER SO BB IBB HBP BLK WP HR S P ERA WHIP	IP WLS BF H R ER SO BB IBB HBP BLK WP HR S P ERA WHIP	IP WLS BF H R ER SO BB IBB HBP BLK WP HR S P ERA WHIP	IP WLS BF H R ER SO BB IBB HBP BLK WP HR S P ERA WHIP	IP WLS BF H R ER SO BB IBB HBP BLK WP HR S P ERA WHIP	IP WLS BF H R ER SO BB IBB HBP BLK WP HR S P ERA WHIP	IP WLS BF H R ER SO BB IBB HBP BLK WP HR S P ERA WHIP	IP WLS BF H R ER SO BB IBB HBP BLK WP HR S P ERA WHIP	IP WLS BF H R ER SO BB IBB HBP BLK WP HR S P ERA WHIP	IP WLS BF H R ER SO BB IBB HBP BLK WP HR S P ERA WHIP	IP WLS BF H R ER SO BB IBB HBP BLK WP HR S P ERA WHIP	IP WLS BF H R ER SO BB IBB HBP BLK WP HR S P ERA WHIP	IP WLS BF H R ER SO BB IBB HBP BLK WP HR S P ERA WHIP	IP WLS BF H R ER SO BB IBB HBP BLK WP HR S P ERA WHIP	IP WLS BF H R ER SO BB IBB HBP BLK WP HR S P ERA WHIP

Florida Marlins @ Texas Rangers
Rangers Ballpark in Arlington, Arlington, TX
Sat Jul 02 2011, 8:10 PM - 11:30 PM EDT
Att: 29,728 - Clear - 100 F

AB 38
R 9
H 13
RBI 9
BB 3
SO 6
LOB 13



Batter	1	2	3	4	5	6	7	8	9	AB	R	H	RBI	BB	SO	LOB	BOTTOM								
5 Ian Kinsler, R OBP: 0.356, SLG: 0.432										5	1	1	1	0	1	2									
1 Elvis Andrus, R OBP: 0.327, SLG: 0.344										4	1	0	0	1	0	1									
32 Josh Hamilton, L OBP: 0.364, SLG: 0.554										5	2	3	3	0	1	0									
29 Adrian Beltré, R OBP: 0.312, SLG: 0.457										3	0	1	0	1	1	0									
10 Michael Young, R OBP: 0.349, SLG: 0.462										4	0	0	0	0	0	3									
17 Nelson Cruz, R OBP: 0.289, SLG: 0.526										3	0	0	0	1	1	0									
18 Mitch Moreland, L OBP: 0.344, SLG: 0.465										4	0	0	0	0	0	1									
8 Yorvit Torrealba, R OBP: 0.294, SLG: 0.375										3	0	1	0	1	0	0									
23 Craig Gentry, R OBP: 0.363, SLG: 0.343										3	1	1	0	0	1	2									
7 David Murphy, L OBP: 0.309, SLG: 0.316										1	0	0	0	0	0	1									
Inning Stats	R: 0 E: 0 K: 0 S: 13	H: 2 LOB: 2 BB: 0 P: 23	R: 0 E: 0 K: 0 S: 6	H: 0 LOB: 0 BB: 0 P: 12	R: 2 E: 0 K: 0 S: 9	H: 2 LOB: 1 BB: 1 P: 20	R: 0 E: 0 K: 2 S: 13	H: 0 LOB: 2 BB: 2 P: 25	R: 2 E: 0 K: 2 S: 14	H: 1 LOB: 0 BB: 1 P: 22	R: 1 E: 1 K: 0 S: 13	H: 1 LOB: 1 BB: 0 P: 21	R: 0 E: 0 K: 0 S: 8	H: 0 LOB: 0 BB: 0 P: 10	R: 0 E: 0 K: 0 S: 11	H: 1 LOB: 1 BB: 0 P: 14	R: 0 E: 0 K: 1 S: 7	H: 0 LOB: 0 BB: 0 P: 11	1B: 3 2B: 0 3B: 1 HR: 3	SF: 0 SAC: 0 DP: 0 HBP: 0	WP: 0 PB: 0 SB: 3 CS: 0	PA: 39			
PITCHER	IP WLS BF H R ER SO BB IBB HBP BLK WP HR S P ERA WHIP	IP WLS BF H R ER SO BB IBB HBP BLK WP HR S P ERA WHIP	IP WLS BF H R ER SO BB IBB HBP BLK WP HR S P ERA WHIP	IP WLS BF H R ER SO BB IBB HBP BLK WP HR S P ERA WHIP	IP WLS BF H R ER SO BB IBB HBP BLK WP HR S P ERA WHIP	IP WLS BF H R ER SO BB IBB HBP BLK WP HR S P ERA WHIP	IP WLS BF H R ER SO BB IBB HBP BLK WP HR S P ERA WHIP	IP WLS BF H R ER SO BB IBB HBP BLK WP HR S P ERA WHIP	IP WLS BF H R ER SO BB IBB HBP BLK WP HR S P ERA WHIP	IP WLS BF H R ER SO BB IBB HBP BLK WP HR S P ERA WHIP	IP WLS BF H R ER SO BB IBB HBP BLK WP HR S P ERA WHIP	IP WLS BF H R ER SO BB IBB HBP BLK WP HR S P ERA WHIP	IP WLS BF H R ER SO BB IBB HBP BLK WP HR S P ERA WHIP	IP WLS BF H R ER SO BB IBB HBP BLK WP HR S P ERA WHIP	IP WLS BF H R ER SO BB IBB HBP BLK WP HR S P ERA WHIP	IP WLS BF H R ER SO BB IBB HBP BLK WP HR S P ERA WHIP	IP WLS BF H R ER SO BB IBB HBP BLK WP HR S P ERA WHIP	IP WLS BF H R ER SO BB IBB HBP BLK WP HR S P ERA WHIP	IP WLS BF H R ER SO BB IBB HBP BLK WP HR S P ERA WHIP	IP WLS BF H R ER SO BB IBB HBP BLK WP HR S P ERA WHIP	IP WLS BF H R ER SO BB IBB HBP BLK WP HR S P ERA WHIP	IP WLS BF H R ER SO BB IBB HBP BLK WP HR S P ERA WHIP	IP WLS BF H R ER SO BB IBB HBP BLK WP HR S P ERA WHIP	IP WLS BF H R ER SO BB IBB HBP BLK WP HR S P ERA WHIP	IP WLS BF H R ER SO BB IBB HBP BLK WP HR S P ERA WHIP

Florida Marlins @ Texas Rangers
Rangers Ballpark in Arlington, Arlington, TX
Sat Jul 02 2011, 8:10 PM - 11:30 PM EDT
Att: 29,728 - Clear - 100 F

AB 35
R 5
H 7
RBI 4
BB 4
SO 5
LOB 10



Batter	1	2	3	4	5	6	7	8	9	AB	R	H	RBI	BB	SO	LOB	TOP		
2 J.J. Hardy, R OBP: 0.354, SLG: 0.523 18 Felix Pie, L OBP: 0.252, SLG: 0.292	G6-3	G3			F9		HR			4	1	1	1	0	0	3	<p>Baltimore Orioles @ Texas Rangers Rangers Ballpark in Arlington, Arlington, TX Mon Jul 04 2011, 8:08 PM - 10:56 PM EDT Att: 42,885 - Partly Cloudy - 102 F</p> <p>livebaseballscorecards.com</p>		
21 Nick Markakis, L OBP: 0.340, SLG: 0.386 11 Robert Andino, R OBP: 0.330, SLG: 0.311	G1-3		L9		G4-6-3		K			4	0	0	0	0	1	0			
10 Adam Jones, R OBP: 0.325, SLG: 0.460	F8		F8			FC3-6 1B		G1-3		4	0	1	0	0	0	0			
27 Vladimir Guerrero, R OBP: 0.313, SLG: 0.376		HBP				BB		F9		1	1	0	0	2	0	0			
12 Mark Reynolds, R OBP: 0.356, SLG: 0.515		HR			K			HR		4	2	3	0	2	3	0			
32 Matt Wieters, S OBP: 0.314, SLG: 0.395 15 Craig Tatum, R OBP: 0.393, SLG: 0.348					G3	FC3-6		G4-3		4	0	1	0	0	2	0			
25 Derrek Lee, R OBP: 0.297, SLG: 0.346					F8					4	0	0	0	0	1	3			
14 Nolan Reimold, R OBP: 0.354, SLG: 0.491					G4-3					4	0	0	0	0	1	0			
28 Blake Davis, L OBP: 0.414, SLG: 0.375										3	0	1	0	1	1	0			
Inning Stats	R: 0 E: 0 K: 0 S: 7	H: 0 LOB: 0 BB: 0 P: 11	R: 2 E: 0 K: 0 S: 14	H: 3 LOB: 2 BB: 0 P: 22	R: 0 E: 0 K: 1 S: 11	H: 0 LOB: 1 BB: 1 P: 18	R: 0 E: 0 K: 0 S: 7	H: 0 LOB: 0 BB: 0 P: 9	R: 0 E: 0 K: 2 S: 15	H: 1 LOB: 2 BB: 1 P: 25	R: 1 E: 0 K: 1 S: 8	H: 1 LOB: 0 BB: 0 P: 11	R: 1 E: 0 K: 0 S: 9	H: 1 LOB: 0 BB: 0 P: 13	R: 0 E: 0 K: 1 S: 10	H: 0 LOB: 0 BB: 0 P: 14	1B: 3 2B: 0 3B: 0 HR: 3	SF: 0 SAC: 0 DP: 1 HBP: 1	WP: 0 PA: 36 ERA: 0 WHIP: 0
PITCHER	IP	WLS	BF	H	R	ER	SO	BB	IBB	HBP	BLK	WP	HR	S	P	ERA	WHIP		
48 Colby Lewis, R ERA: 4.29	7.0	W	29	5	3	3	4	3	0	1	0	0	2	70	110	3.86	1.143		
56 Darren O'Day, R ERA: 4.55	1.0		4	1	1	1	0	0	0	0	0	0	1	9	13	9.00	1.000		
53 Arthur Rhodes, L ERA: 3.92	1.0		3	0	0	0	1	0	0	0	0	0	0	10	14	0.00	0.000		

Batter	1	2	3	4	5	6	7	8	9	AB	R	H	RBI	BB	SO	LOB	BOTTOM		
5 Ian Kinsler, R OBP: 0.362, SLG: 0.437 3 Andrés Blanco, S OBP: 0.258, SLG: 0.373	32 S	F8	P6			G5-3 32 SF9				4	1	2	0	1	0	1	<p>Baltimore Orioles @ Texas Rangers Rangers Ballpark in Arlington, Arlington, TX Mon Jul 04 2011, 8:08 PM - 10:56 PM EDT Att: 42,885 - Partly Cloudy - 102 F</p> <p>livebaseballscorecards.com</p>		
1 Elvis Andrus, R OBP: 0.321, SLG: 0.335	F8	K			G5-3		K			5	0	0	0	0	2	3			
32 Josh Hamilton, L OBP: 0.353, SLG: 0.536	K				F9	SF9		G4-3		4	1	1	1	0	1	1			
29 Adrian Beltré, R OBP: 0.318, SLG: 0.478	L9				HR	E5		K		5	2	2	2	0	1	1			
10 Michael Young, R OBP: 0.353, SLG: 0.475 25 Mike Napoli, R OBP: 0.348, SLG: 0.504										4	2	3	1	0	0	1			
17 Nelson Cruz, R OBP: 0.297, SLG: 0.547		G5-3			F8	P4				5	1	2	1	0	0	3			
7 David Murphy, L OBP: 0.314, SLG: 0.335		E2				G1-3		G4-3		5	3	3	2	0	0	1			
8 Yorvit Torrealba, R OBP: 0.293, SLG: 0.375					F9					4	1	2	1	0	0	3			
9 Endy Chavez, L OBP: 0.361, SLG: 0.538 23 Craig Gentry, R OBP: 0.358, SLG: 0.343						G4-6-3		SF8		3	1	2	4	0	0	1			
Inning Stats	R: 0 E: 0 K: 1 S: 11	H: 1 LOB: 1 BB: 0 P: 17	R: 4 E: 1 K: 1 S: 15	H: 4 LOB: 0 BB: 0 P: 22	R: 4 E: 0 K: 0 S: 14	H: 5 LOB: 1 BB: 0 P: 23	R: 1 E: 0 K: 0 S: 7	H: 1 LOB: 1 BB: 0 P: 11	R: 0 E: 0 K: 0 S: 4	H: 1 LOB: 0 BB: 0 P: 7	R: 1 E: 0 K: 0 S: 13	H: 2 LOB: 1 BB: 0 P: 19	R: 2 E: 0 K: 1 S: 16	H: 2 LOB: 1 BB: 1 P: 31	R: 1 E: 0 K: 1 S: 16	H: 2 LOB: 1 BB: 0 P: 20	1B: 8 2B: 7 3B: 1 HR: 2	SF: 2 SAC: 0 DP: 1 HBP: 0	WP: 0 PA: 43 ERA: 0 WHIP: 0
PITCHER	IP	WLS	BF	H	R	ER	SO	BB	IBB	HBP	BLK	WP	HR	S	P	ERA	WHIP		
36 Chris Jakubauskas, R ERA: 6.75	2.0	L	13	7	6	6	2	0	0	0	0	0	0	31	45	27.00	3.500		
55 Alfredo Simon, R ERA: 4.64	4.1		22	9	6	5	0	0	0	0	0	0	0	39	67	10.38	2.077		
47 Pedro Viola, L ERA: 2.45	1.2		8	2	1	1	2	1	0	0	0	0	0	26	38	5.40	1.800		



Batter	1	2	3	4	5	6	7	8	9	AB	R	H	RBI	BB	SO	LOB	TOP										
2 J.J. Hardy, R OBP: 0.351, SLG: 0.530										5	1	1	1	0	0	3											
21 Nick Markakis, L OBP: 0.340, SLG: 0.386										5	0	2	0	0	0	0											
10 Adam Jones, R OBP: 0.327, SLG: 0.461										4	0	2	0	0	0	1											
27 Vladimir Guerrero, R OBP: 0.315, SLG: 0.378										4	0	2	0	0	0	3											
12 Mark Reynolds, R OBP: 0.352, SLG: 0.507										4	0	0	0	0	2	5											
32 Matt Wieters, S OBP: 0.320, SLG: 0.412										4	1	3	1	0	1	2											
25 Derrek Lee, R OBP: 0.293, SLG: 0.341										4	0	0	0	0	1	2											
14 Nolan Reimold, R OBP: 0.362, SLG: 0.492										4	0	2	0	0	0	1											
11 Robert Andino, R OBP: 0.326, SLG: 0.306										3	0	0	0	0	1	3											
28 Blake Davis, L OBP: 0.400, SLG: 0.360										1	0	0	0	0	0	0											
Inning Stats	R: 1 H: 3 E: 0 K: 2 S: 14	H: 3 LOB: 2 BB: 0 P: 21	R: 0 H: 0 E: 0 K: 0 S: 8	H: 0 LOB: 0 BB: 0 P: 14	R: 0 H: 2 E: 0 K: 1 S: 12	H: 2 LOB: 1 BB: 0 P: 18	R: 1 H: 2 E: 0 K: 1 S: 11	H: 2 LOB: 1 BB: 0 P: 18	R: 0 H: 2 E: 0 K: 1 S: 10	H: 2 LOB: 2 BB: 0 P: 17	R: 0 H: 1 E: 0 K: 0 S: 10	H: 1 LOB: 1 BB: 0 P: 13	R: 0 H: 1 E: 0 K: 0 S: 9	H: 1 LOB: 1 BB: 0 P: 14	R: 0 H: 0 E: 0 K: 0 S: 6	H: 0 LOB: 0 BB: 0 P: 10	1B: 10 2B: 0 3B: 0 HR: 2	SF: 0 SAC: 0 DP: 1 HBP: 0	WP: 0 PA: 38 PB: 0 SB: 0 CS: 0								
PITCHER	IP	WLS	BF	H	R	ER	SO	BB	IBB	HBP	BLK	WP	HR	S	P	ERA	WHIP										
54 Matt Harrison, L ERA: 3.28	6.0		29	11	2	2	5	0	0	0	0	0	2	65	103	3.00	1.833										
35 Tommy Hunter, R ERA: 1.59	1.0	W	2	0	0	0	0	0	0	0	0	0	0	6	7	0.00	0.000										
57 Mark Lowe, R ERA: 4.44	1.0	H	4	1	0	0	0	0	0	0	0	0	0	9	14	0.00	1.000										
30 Neftali Feliz, R ERA: 3.09	1.0	S	3	0	0	0	0	0	0	0	0	0	0	6	10	0.00	0.000										

Baltimore Orioles @ Texas Rangers
Rangers Ballpark in Arlington, Arlington, TX
Tue Jul 05 2011, 8:09 PM - 10:49 PM EDT
Att: 25,945 - Partly Cloudy - 103 F

AB 38
R 2
H 12
RBI 2
BB 0
SO 5
LOB 20



Batter	1	2	3	4	5	6	7	8	9	AB	R	H	RBI	BB	SO	LOB	BOTTOM										
5 Ian Kinsler, R OBP: 0.361, SLG: 0.435										4	0	1	0	0	0	2											
1 Elvis Andrus, R OBP: 0.320, SLG: 0.332										3	1	0	0	1	0	2											
32 Josh Hamilton, L OBP: 0.356, SLG: 0.535										4	2	2	1	0	0	2											
29 Adrián Beltré, R OBP: 0.317, SLG: 0.478										4	0	1	1	0	0	2											
10 Michael Young, R OBP: 0.357, SLG: 0.478										4	0	3	0	0	0	1											
17 Nelson Cruz, R OBP: 0.300, SLG: 0.546										4	0	2	1	0	1	1											
25 Mike Napoli, R OBP: 0.339, SLG: 0.489										4	0	0	0	0	2	5											
8 Yorvit Torrealba, R OBP: 0.292, SLG: 0.370										3	1	0	0	1	0	1											
9 Endy Chavez, L OBP: 0.364, SLG: 0.538										2	0	1	0	0	1	0											
Inning Stats	R: 0 H: 1 E: 0 K: 0 S: 9	H: 2 LOB: 1 BB: 0 P: 10	R: 0 H: 1 E: 0 K: 0 S: 10	H: 1 LOB: 0 BB: 0 P: 16	R: 0 H: 1 E: 0 K: 2 S: 14	H: 1 LOB: 1 BB: 0 P: 22	R: 0 H: 3 E: 0 K: 1 S: 11	H: 3 LOB: 2 BB: 0 P: 14	R: 3 H: 2 E: 1 K: 0 S: 10	H: 2 LOB: 1 BB: 2 P: 24	R: 0 H: 0 E: 0 K: 0 S: 8	H: 0 LOB: 0 BB: 0 P: 11	R: 0 H: 0 E: 0 K: 0 S: 8	H: 0 LOB: 0 BB: 0 P: 11	1B: 9 2B: 1 3B: 0 HR: 0	SF: 0 SAC: 1 DP: 1 HBP: 0	WP: 0 PA: 35 PB: 0 SB: 0 CS: 0										
PITCHER	IP	WLS	BF	H	R	ER	SO	BB	IBB	HBP	BLK	WP	HR	S	P	ERA	WHIP										
39 Mitch Atkins, R ERA: 1.5	6.0		25	8	1	1	4	0	0	0	0	0	0	10	24	1.50	1.333										
43 Jim Johnson, R ERA: 2.68	1.0	L	7	2	3	2	0	2	0	0	0	0	0	8	11	0.00	0.000										
49 Jason Berken, R ERA: 5.67	1.0		3	0	0	0	0	0	0	0	0	0	0	8	11	0.00	0.000										

Baltimore Orioles @ Texas Rangers
Rangers Ballpark in Arlington, Arlington, TX
Tue Jul 05 2011, 8:09 PM - 10:49 PM EDT
Att: 25,945 - Partly Cloudy - 103 F

AB 32
R 4
H 10
RBI 3
BB 2
SO 4
LOB 16



Batter	1	2	3	4	5	6	7	8	9	AB	R	H	RBI	BB	SO	LOB	TOP			
19 Jemile Weeks, S OBP: 0.330, SLG: 0.431										4	0	1	0	0	2	1	<p>Oakland Athletics @ Texas Rangers Rangers Ballpark in Arlington, Arlington, TX Thu Jul 07 2011, 8:11 PM - 10:40 PM EDT Att: 35,041 - Clear - 100 F</p> <p>livebaseballscorecards.com</p>			
4 Coco Crisp, S OBP: 0.395, SLG: 0.383										3	0	0	0	1	0	2				
55 Hideki Matsui, L OBP: 0.287, SLG: 0.330										4	0	0	0	0	1	2				
16 Josh Willingham, R OBP: 0.307, SLG: 0.408										4	0	1	0	0	1	1				
7 Adam Rosales, R OBP: 0.207, SLG: 0.370										0	0	0	0	0	0	0				
29 Scott Sizemore, R OBP: 0.354, SLG: 0.377										3	0	0	0	1	1	0				
28 Conor Jackson, R OBP: 0.318, SLG: 0.313										4	0	0	0	0	1	3				
22 Chris Carter, R OBP: 0.192, SLG: 0.160										3	0	0	0	0	1	0				
8 Kurt Suzuki, R OBP: 0.292, SLG: 0.346										3	0	2	0	0	0	0				
2 Cliff Pennington, S OBP: 0.288, SLG: 0.310										3	0	0	0	0	0	2				
Inning Stats	R: 0 H: 0 K: 3 S: 10	H: 0 LOB: 1 BB: 1 P: 19	R: 0 H: 0 K: 1 S: 10	H: 0 LOB: 0 BB: 13	R: 0 H: 1 K: 1 S: 14	H: 1 LOB: 0 BB: 0 P: 16	R: 0 H: 0 K: 1 S: 6	H: 0 LOB: 0 BB: 0 P: 7	R: 0 H: 1 K: 0 S: 10	H: 1 LOB: 1 BB: 0 P: 15	R: 0 H: 0 K: 0 S: 5	H: 0 LOB: 0 BB: 0 P: 7	R: 0 H: 0 K: 0 S: 9	H: 0 LOB: 0 BB: 0 P: 15	R: 0 H: 2 K: 0 S: 9	H: 2 LOB: 3 BB: 1 P: 15	1B: 4 2B: 0 3B: 0 HR: 0	SF: 0 SAC: 0 DP: 0 HBP: 0	WP: 1 PB: 0 SB: 0 CS: 0	PA: 33
PITCHER 45 Derek Holland, L ERA: 4.68	IP: 9.0 WLS: W BF: 33 H: 4 R: 0 ER: 0 SO: 7 BB: 2 IBB: 0 HBP: 0 BLK: 0 WP: 1 HR: 0 S: 81 P: 119 ERA: 0.00 WHIP: 0.667															PITCHER	IP: 9.0 WLS: W BF: 33 H: 4 R: 0 ER: 0 SO: 7 BB: 2 IBB: 0 HBP: 0 BLK: 0 WP: 1 HR: 0 S: 81 P: 119 ERA: 0.00 WHIP: 0.667			

Batter	1	2	3	4	5	6	7	8	9	AB	R	H	RBI	BB	SO	LOB	BOTTOM			
5 Ian Kinsler, R OBP: 0.365, SLG: 0.441										4	1	2	0	1	0	1	<p>Oakland Athletics @ Texas Rangers Rangers Ballpark in Arlington, Arlington, TX Thu Jul 07 2011, 8:11 PM - 10:40 PM EDT Att: 35,041 - Clear - 100 F</p> <p>livebaseballscorecards.com</p>			
1 Elvis Andrus, R OBP: 0.330, SLG: 0.347										3	1	1	0	0	0	4				
32 Josh Hamilton, L OBP: 0.352, SLG: 0.527										2	0	1	4	0	0	0				
29 Adrian Beltré, R OBP: 0.316, SLG: 0.480										4	0	0	0	0	1	4				
10 Michael Young, R OBP: 0.363, SLG: 0.491										3	1	1	1	1	0	0				
17 Nelson Cruz, R OBP: 0.298, SLG: 0.533										4	0	0	0	0	1	2				
18 Mitch Moreland, L OBP: 0.343, SLG: 0.461										4	1	2	0	0	0	0				
25 Mike Napoli, R OBP: 0.341, SLG: 0.500										3	0	1	1	1	1	0				
9 Endy Chavez, L OBP: 0.374, SLG: 0.545										4	2	2	0	0	0	3				
Inning Stats	R: 1 H: 1 K: 0 S: 13	H: 1 LOB: 0 BB: 0 P: 18	R: 0 H: 1 K: 0 S: 12	H: 1 LOB: 1 BB: 1 P: 19	R: 1 H: 2 K: 1 S: 15	H: 2 LOB: 1 BB: 1 P: 25	R: 2 H: 3 K: 0 S: 13	H: 3 LOB: 2 BB: 0 P: 21	R: 1 H: 1 K: 1 S: 8	H: 1 LOB: 0 BB: 0 P: 15	R: 1 H: 1 K: 0 S: 16	H: 1 LOB: 1 BB: 1 P: 29	R: 0 H: 0 K: 0 S: 6	H: 0 LOB: 0 BB: 0 P: 8	R: 0 H: 1 K: 1 S: 8	H: 1 LOB: 0 BB: 0 P: 10		1B: 7 2B: 2 3B: 0 HR: 1	SF: 2 SAC: 1 DP: 1 HBP: 0	WP: 2 PB: 0 SB: 1 CS: 0
PITCHER 18 Rich Harden, R ERA: 5.73 60 Fautino De Los Santos, R ERA: 3.18 48 Michael Wuerz, R ERA: 2.73 57 Brian Fuentes, L ERA: 4.86	IP: 5.0 WLS: L BF: 26 H: 5 R: 1 ER: 5 SO: 2 BB: 2 IBB: 0 HBP: 0 BLK: 0 WP: 1 HR: 1 S: 61 P: 61 ERA: 9.00 WHIP: 2.000	IP: 1.0 WLS: 0 BF: 5 H: 1 R: 1 ER: 1 SO: 0 BB: 0 IBB: 0 HBP: 0 BLK: 0 WP: 0 HR: 0 S: 6 P: 8 ERA: 0.00 WHIP: 0.000	IP: 1.0 WLS: 0 BF: 3 H: 0 R: 0 ER: 0 SO: 0 BB: 0 IBB: 0 HBP: 0 BLK: 0 WP: 0 HR: 0 S: 8 P: 10 ERA: 0.00 WHIP: 1.000	IP: 1.0 WLS: 0 BF: 3 H: 1 R: 0 ER: 0 SO: 1 BB: 0 IBB: 0 HBP: 0 BLK: 0 WP: 0 HR: 0 S: 8 P: 10 ERA: 0.00 WHIP: 1.000	IP: 1.0 WLS: 0 BF: 3 H: 1 R: 0 ER: 0 SO: 1 BB: 0 IBB: 0 HBP: 0 BLK: 0 WP: 0 HR: 0 S: 8 P: 10 ERA: 0.00 WHIP: 1.000	IP: 1.0 WLS: 0 BF: 3 H: 1 R: 0 ER: 0 SO: 1 BB: 0 IBB: 0 HBP: 0 BLK: 0 WP: 0 HR: 0 S: 8 P: 10 ERA: 0.00 WHIP: 1.000	IP: 1.0 WLS: 0 BF: 3 H: 1 R: 0 ER: 0 SO: 1 BB: 0 IBB: 0 HBP: 0 BLK: 0 WP: 0 HR: 0 S: 8 P: 10 ERA: 0.00 WHIP: 1.000	IP: 1.0 WLS: 0 BF: 3 H: 1 R: 0 ER: 0 SO: 1 BB: 0 IBB: 0 HBP: 0 BLK: 0 WP: 0 HR: 0 S: 8 P: 10 ERA: 0.00 WHIP: 1.000	IP: 1.0 WLS: 0 BF: 3 H: 1 R: 0 ER: 0 SO: 1 BB: 0 IBB: 0 HBP: 0 BLK: 0 WP: 0 HR: 0 S: 8 P: 10 ERA: 0.00 WHIP: 1.000	IP: 1.0 WLS: 0 BF: 3 H: 1 R: 0 ER: 0 SO: 1 BB: 0 IBB: 0 HBP: 0 BLK: 0 WP: 0 HR: 0 S: 8 P: 10 ERA: 0.00 WHIP: 1.000	IP: 1.0 WLS: 0 BF: 3 H: 1 R: 0 ER: 0 SO: 1 BB: 0 IBB: 0 HBP: 0 BLK: 0 WP: 0 HR: 0 S: 8 P: 10 ERA: 0.00 WHIP: 1.000	IP: 1.0 WLS: 0 BF: 3 H: 1 R: 0 ER: 0 SO: 1 BB: 0 IBB: 0 HBP: 0 BLK: 0 WP: 0 HR: 0 S: 8 P: 10 ERA: 0.00 WHIP: 1.000	IP: 1.0 WLS: 0 BF: 3 H: 1 R: 0 ER: 0 SO: 1 BB: 0 IBB: 0 HBP: 0 BLK: 0 WP: 0 HR: 0 S: 8 P: 10 ERA: 0.00 WHIP: 1.000	IP: 1.0 WLS: 0 BF: 3 H: 1 R: 0 ER: 0 SO: 1 BB: 0 IBB: 0 HBP: 0 BLK: 0 WP: 0 HR: 0 S: 8 P: 10 ERA: 0.00 WHIP: 1.000	IP: 1.0 WLS: 0 BF: 3 H: 1 R: 0 ER: 0 SO: 1 BB: 0 IBB: 0 HBP: 0 BLK: 0 WP: 0 HR: 0 S: 8 P: 10 ERA: 0.00 WHIP: 1.000	IP: 1.0 WLS: 0 BF: 3 H: 1 R: 0 ER: 0 SO: 1 BB: 0 IBB: 0 HBP: 0 BLK: 0 WP: 0 HR: 0 S: 8 P: 10 ERA: 0.00 WHIP: 1.000				

Oakland Athletics @ Texas Rangers
Rangers Ballpark in Arlington, Arlington, TX
Thu Jul 07 2011, 8:11 PM - 10:40 PM EDT
Att: 35,041 - Clear - 100 F


livebaseballscorecards.com




Oakland Athletics @ Texas Rangers
Rangers Ballpark in Arlington, Arlington, TX
Thu Jul 07 2011, 8:11 PM - 10:40 PM EDT
Att: 35,041 - Clear - 100 F

livebaseballscorecards.com



Batter	1	2	3	4	5	6	7	8	9	AB	R	H	RBI	BB	SO	LOB	TOP										
19 Jemile Weeks, S OBP: 0.315, SLG: 0.407	G4-3	55 CI 4 BB 1-2 3-H 1B		F8			G4-3		G3	5	0	1	1	0	0	0	<p>Oakland Athletics @ Texas Rangers Rangers Ballpark in Arlington, Arlington, TX Sat Jul 09 2011, 8:10 PM - 10:52 PM EDT Att: 34,066 - Cloudy - 97 F</p> <p>livebaseballscorecards.com</p> <p>AB 33 R 6 H 7 RBI 6 BB 4 SO 10 LOB 8</p> 										
4 Coco Crisp, S OBP: 0.312, SLG: 0.392	F8	55 CI BB 1-2 2-3			K		HR		L7	4	1	1	1	1	1	0											
55 Hideki Matsui, L OBP: 0.291, SLG: 0.328										1	1	0	1	2	1	0											
15 Ryan Sweeney, L OBP: 0.359, SLG: 0.331	K	CI								0	0	0	0	0	0	0											
16 Josh Willingham, R (1, 10) OBP: 0.312, SLG: 0.427										4	1	2	1	0	0	4											
29 Scott Sizemore, R (1, 5) OBP: 0.349, SLG: 0.386										4	0	0	1	0	1	1											
12 David DeJesus, L OBP: 0.311, SLG: 0.335										3	1	0	0	1	1	1											
22 Chris Carter, R (1, 3) 28 Conor Jackson, R (6, 3) OBP: 0.320, SLG: 0.317										3	0	0	0	0	2	1											
11 Landon Powell, S (1, 2) OBP: 0.247, SLG: 0.268										4	1	1	0	0	2	1											
2 Cliff Pennington, S (1, 6) OBP: 0.288, SLG: 0.309										4	1	1	1	0	2	0											
Inning Stats	R: 0 E: 0 K: 1 S: 10	H: 0 LOB: 0 BB: 0 P: 13	R: 4 E: 1 K: 0 S: 21	H: 4 LOB: 3 BB: 2 P: 38	R: 0 E: 0 K: 2 S: 9	H: 0 LOB: 0 BB: 0 P: 12	R: 0 E: 0 K: 2 S: 8	H: 0 LOB: 0 BB: 0 P: 11	R: 1 E: 0 K: 2 S: 12	H: 1 LOB: 1 BB: 1 P: 18	R: 0 E: 0 K: 2 S: 10	H: 0 LOB: 0 BB: 0 P: 13	R: 1 E: 0 K: 0 S: 6	H: 1 LOB: 0 BB: 1 P: 15	R: 0 E: 0 K: 0 S: 12	H: 1 LOB: 1 BB: 0 P: 19	R: 0 E: 0 K: 1 S: 10	H: 0 LOB: 0 BB: 0 P: 15	1B: 4 2B: 1 3B: 0 HR: 2	SF: 0 SAC: 0 DP: 0 HBP: 0	WP: 0 PB: 0 SB: 0 CS: 1	PA: 39					
PITCHER	IP	WLS	BF	H	R	ER	SO	BB	IBB	HBP	BLK	WP	HR	S	P	ERA	WHIP										
48 Colby Lewis, R (1, 1) ERA: 4.38	6.0		27	5	5	4	9	3	0	0	0	0	1	70	105	6.00	1.333										
35 Tommy Hunter, R (7, 1) ERA: 2.25	1.1		5	1	1	1	0	1	0	0	0	0	1	10	22	6.75	1.500										
28 Darren Oliver, L (8, 1) ERA: 2.45	1.2	W	6	1	0	0	1	0	0	0	0	0	0	18	27	0.00	0.600										

Batter	1	2	3	4	5	6	7	8	9	AB	R	H	RBI	BB	SO	LOB	BOTTOM										
5 Ian Kinsler, R (1, 4) OBP: 0.365, SLG: 0.449	L8									5	1	1	1	0	0	0	<p>Oakland Athletics @ Texas Rangers Rangers Ballpark in Arlington, Arlington, TX Sat Jul 09 2011, 8:10 PM - 10:52 PM EDT Att: 34,066 - Cloudy - 97 F</p> <p>livebaseballscorecards.com</p> <p>AB 38 R 7 H 12 RBI 7 BB 0 SO 5 LOB 8</p> 										
1 Elvis Andrus, R (1, 6) OBP: 0.332, SLG: 0.350	K									4	1	2	1	0	1	0											
32 Josh Hamilton, L (1, 7) OBP: 0.359, SLG: 0.549										5	1	4	3	0	0	0											
29 Adrián Beltré, R (1, 10) OBP: 0.314, SLG: 0.492										4	1	1	1	0	0	4											
10 Michael Young, R (1, 5) OBP: 0.360, SLG: 0.486										4	0	1	0	0	1	2											
17 Nelson Cruz, R (1, 9) OBP: 0.293, SLG: 0.520										4	0	0	0	0	1	1											
18 Mitch Moreland, L (1, 3) OBP: 0.338, SLG: 0.454										4	1	0	0	0	1	0											
8 Yorvit Torrealba, R (1, 2) OBP: 0.299, SLG: 0.376										4	1	2	1	0	1	0											
9 Endy Chavez, L (1, 8) OBP: 0.366, SLG: 0.528										4	1	1	0	0	0	1											
Inning Stats	R: 0 E: 0 K: 1 S: 12	H: 1 LOB: 1 BB: 0 P: 17	R: 1 E: 1 K: 1 S: 11	H: 1 LOB: 1 BB: 0 P: 15	R: 0 E: 0 K: 0 S: 6	H: 1 LOB: 0 BB: 0 P: 6	R: 0 E: 0 K: 0 S: 10	H: 0 LOB: 0 BB: 0 P: 13	R: 4 E: 1 K: 0 S: 13	H: 5 LOB: 1 BB: 0 P: 21	R: 0 E: 0 K: 2 S: 9	H: 0 LOB: 0 BB: 0 P: 15	R: 0 E: 0 K: 0 S: 6	H: 2 LOB: 2 BB: 0 P: 10	R: 0 E: 0 K: 1 S: 9	H: 0 LOB: 0 BB: 0 P: 13		R: 2 E: 0 K: 0 S: 8	H: 2 LOB: 0 BB: 0 P: 11	1B: 6 2B: 4 3B: 0 HR: 2	SF: 1 SAC: 0 DP: 0 HBP: 0	WP: 0 PB: 0 SB: 0 CS: 0	PA: 39				
PITCHER	IP	WLS	BF	H	R	ER	SO	BB	IBB	HBP	BLK	WP	HR	S	P	ERA	WHIP										
32 Brandon McCarthy, R (1, 1) ERA: 3.54	6.0		27	8	5	4	4	0	0	0	0	0	0	61	87	6.00	1.333										
33 Joey Devine, R (7, 1) ERA: 2.14	1.0	H	5	2	0	0	0	0	0	0	0	0	0	6	10	0.00	2.000										
50 Grant Balfour, R (8, 1) ERA: 2.34	1.0	H	3	0	0	0	1	0	0	0	0	0	0	9	13	0.00	0.000										
40 Andrew Bailey, R (9, 1) ERA: 2.4	0.2	L	4	2	2	2	0	0	0	0	0	0	1	8	11	27.00	3.000										

Batter	1	2	3	4	5	6	7	8	9	AB	R	H	RBI	BB	SO	LOB	TOP				
19 Jemile Weeks, S OBP: 0.313, SLG: 0.402										4	0	1	0	0	1	0					
12 David DeJesus, L OBP: 0.310, SLG: 0.333										4	0	1	0	0	1	1					
4 Coco Crisp, S OBP: 0.314, SLG: 0.393											4	0	2	0	0	1	0				
16 Josh Willingham, R OBP: 0.311, SLG: 0.424										4	0	1	0	0	2	2					
29 Scott Sizemore, R OBP: 0.341, SLG: 0.376										4	0	0	0	0	2	3					
22 Chris Carter, R OBP: 0.188, SLG: 0.133										2	0	0	0	1	1						
55 Hideki Matsui, L OBP: 0.290, SLG: 0.327										1	0	0	0	0	0						
8 Kurt Suzuki, R OBP: 0.291, SLG: 0.342										3	0	1	0	0	0	0					
7 Adam Rosales, R OBP: 0.194, SLG: 0.303										3	0	0	0	0	0	2					
2 Cliff Pennington, S OBP: 0.285, SLG: 0.306										3	0	0	0	0	0	1					
Inning Stats	R: 0 E: 0 K: 1 S: 9	H: 0 LOB: 0 BB: 0 P: 17	R: 0 E: 0 K: 2 S: 13	H: 1 LOB: 2 BB: 1 P: 23	R: 0 E: 0 K: 1 S: 7	H: 0 LOB: 1 BB: 0 P: 10	R: 0 E: 0 K: 0 S: 8	H: 1 LOB: 1 BB: 0 P: 14	R: 0 E: 0 K: 2 S: 13	H: 2 LOB: 2 BB: 0 P: 17	R: 0 E: 1 K: 1 S: 12	H: 0 LOB: 1 BB: 0 P: 17	R: 0 E: 0 K: 0 S: 5	H: 2 LOB: 0 BB: 0 P: 8	R: 0 E: 0 K: 1 S: 10	H: 0 LOB: 0 BB: 0 P: 17	1B: 6 2B: 0 3B: 0 HR: 0	SF: 0 SAC: 0 DP: 1 HBP: 0	WP: 0 PB: 0 SB: 0 CS: 1	PA: 34	
PITCHER	IP	WLS	BF	H	R	ER	SO	BB	IBB	HBP	BLK	WP	HR	S	P	ERA	WHIP				
54 Matt Harrison, L ERA: 3.04	7.2	W	30	6	0	0	7	1	0	0	0	0	0	71	112	0.00	0.913				
57 Mark Lowe, R ERA: 4.39	0.1	H	0	0	0	0	0	0	0	0	0	0	0	1	3	0.00	0.000				
30 Neftali Feliz, R ERA: 3.18	1.0	S	3	0	0	0	1	0	0	0	0	0	0	10	17	0.00	0.000				

Oakland Athletics @ Texas Rangers
Rangers Ballpark in Arlington, Arlington, TX
Sun Jul 10 2011, 3:10 PM - 5:30 PM EDT
Att: 33,834 - Sunny - 98 F

AB 32
R 0
H 6
RBI 0
BB 1
SO 8
LOB 10



Batter	1	2	3	4	5	6	7	8	9	AB	R	H	RBI	BB	SO	LOB	BOTTOM				
5 Ian Kinsler, R OBP: 0.367, SLG: 0.448										3	0	1	0	1	0	1					
1 Elvis Andrus, R OBP: 0.332, SLG: 0.352										3	0	1	0	0	0	1					
32 Josh Hamilton, L OBP: 0.357, SLG: 0.542										3	1	0	0	1	2	3					
29 Adrián Beltré, R OBP: 0.314, SLG: 0.499										3	1	1	2	0	0	1					
10 Michael Young, R OBP: 0.358, SLG: 0.482										3	0	0	0	0	0	0					
17 Nelson Cruz, R OBP: 0.294, SLG: 0.518										3	0	1	0	0	1	0					
18 Mitch Moreland, L OBP: 0.334, SLG: 0.449										3	0	0	0	0	1	1					
25 Mike Napoli, R OBP: 0.344, SLG: 0.529										3	0	0	0	0	0	1					
7 David Murphy, L OBP: 0.317, SLG: 0.338										3	0	1	0	0	0	0					
Inning Stats	R: 0 E: 0 K: 0 S: 9	H: 1 LOB: 1 BB: 0 P: 12	R: 0 E: 0 K: 0 S: 6	H: 1 LOB: 0 BB: 0 P: 12	R: 0 E: 0 K: 1 S: 12	H: 2 LOB: 1 BB: 0 P: 18	R: 0 E: 0 K: 0 S: 8	H: 0 LOB: 0 BB: 0 P: 12	R: 2 E: 0 K: 0 S: 7	H: 1 LOB: 1 BB: 1 P: 15	R: 0 E: 0 K: 1 S: 11	H: 0 LOB: 0 BB: 0 P: 14	R: 0 E: 0 K: 1 S: 10	H: 0 LOB: 1 BB: 1 P: 18	1B: 3 2B: 1 3B: 0 HR: 1	SF: 0 SAC: 1 DP: 1 HBP: 0	WP: 0 PB: 0 SB: 0 CS: 0	PA: 30			
PITCHER	IP	WLS	BF	H	R	ER	SO	BB	IBB	HBP	BLK	WP	HR	S	P	ERA	WHIP				
53 Trevor Cahill, R ERA: 3.12	7.2	L	29	5	2	2	3	2	0	0	0	0	0	68	109	0.00	0.913				
57 Brian Fuentes, L ERA: 4.82	0.1		1	0	0	0	1	0	0	0	0	0	0	3	4	0.00	0.000				

Oakland Athletics @ Texas Rangers
Rangers Ballpark in Arlington, Arlington, TX
Sun Jul 10 2011, 3:10 PM - 5:30 PM EDT
Att: 33,834 - Sunny - 98 F

AB 27
R 2
H 5
RBI 2
BB 2
SO 4
LOB 8



Batter	1	2	3	4	5	6	7	8	9	AB	R	H	RBI	BB	SO	LOB	TOP								
5 Ian Kinsler, R OBP: 0.365, SLG: 0.447	F9	F8		2B		P5			K	5	0	1	0	0	1	3									
1 Elvis Andrus, R OBP: 0.336, SLG: 0.354	G1-3		1B	F9						4	1	2	1	1	0	2									
32 Josh Hamilton, L OBP: 0.354, SLG: 0.548	HR									5	1	1	1	0	0	3									
29 Adrián Beltré, R OBP: 0.311, SLG: 0.493	G6-3		F8							4	0	0	0	0	0	1									
10 Michael Young, R OBP: 0.359, SLG: 0.485		K								4	0	2	1	0	1	0									
17 Nelson Cruz, R OBP: 0.296, SLG: 0.527		HR	K							3	1	1	1	1	2	1									
8 Yorvit Torrealba, R OBP: 0.299, SLG: 0.378										4	0	1	0	0	1	2									
25 Mike Napoli, R OBP: 0.353, SLG: 0.553										4	1	3	1	0	1	0									
23 Craig Gentry, R OBP: 0.341, SLG: 0.325										3	1	1	0	0	0	3									
9 Endy Chavez, L OBP: 0.363, SLG: 0.523										1	0	0	0	0	0	0									
Inning Stats	R: 1 E: 0 K: 0 S: 11	H: 1 LOB: 0 BB: 0 P: 16	R: 1 E: 0 K: 1 S: 16	H: 3 LOB: 2 BB: 0 P: 24	R: 1 E: 0 K: 1 S: 16	H: 2 LOB: 1 BB: 0 P: 24	R: 0 E: 0 K: 0 S: 10	H: 2 LOB: 2 BB: 0 P: 15	R: 0 E: 0 K: 1 S: 8	H: 1 LOB: 2 BB: 1 P: 14	R: 2 E: 0 K: 0 S: 8	H: 3 LOB: 0 BB: 0 P: 14	R: 0 E: 0 K: 1 S: 6	H: 0 LOB: 0 BB: 0 P: 6	R: 0 E: 0 K: 1 S: 8	H: 0 LOB: 0 BB: 0 P: 11	R: 0 E: 0 K: 1 S: 7	H: 0 LOB: 0 BB: 1 P: 17	1B: 6 2B: 3 3B: 0 HR: 3	SF: 0 SAC: 0 DP: 1 HBP: 0	WP: 0 PB: 0 SB: 2 CS: 1	PA: 40			
PITCHER	IP	WLS	BF	H	R	ER	SO	BB	IBB	HBP	BLK	WP	HR	S	P	ERA	WHIP								
38 Jason Vargas, L ERA: 3.68	6.0	L	30	12	5	5	3	0	1	0	0	0	3	69	107	7.50	2.000								
60 Jeff Gray, R ERA: 2.74	2.0		6	0	0	0	2	0	0	0	0	0	0	14	17	0.00	0.000								
46 Chris Ray, R ERA: 5.47	1.0		3	0	0	0	1	1	0	0	0	0	0	7	17	0.00	1.000								

Texas Rangers @ Seattle Mariners
Safeco Field, Seattle, WA
Thu Jul 14 2011, 7:11 PM - 9:33 PM PDT
Att: 25,997 - Cloudy - 63 F

AB	37
R	5
H	12
RBI	5
BB	2
SO	6
LOB	15



Batter	1	2	3	4	5	6	7	8	9	AB	R	H	RBI	BB	SO	LOB	BOTTOM								
51 Ichiro Suzuki, L OBP: 0.314, SLG: 0.320	G2-3									4	0	0	0	0	0	2									
26 Brendan Ryan, R OBP: 0.308, SLG: 0.304	K									4	0	0	0	0	1	2									
13 Dustin Ackley, L OBP: 0.346, SLG: 0.507	G3									4	0	0	0	0	1	0									
30 Miguel Olivo, R OBP: 0.268, SLG: 0.394										4	0	2	0	0	1	0									
17 Justin Smoak, S OBP: 0.326, SLG: 0.415										4	0	1	0	0	0	1									
4 Adam Kennedy, L OBP: 0.307, SLG: 0.393										4	0	1	0	0	1	2									
21 Franklin Gutierrez, R OBP: 0.220, SLG: 0.224										2	0	0	0	1	0	2									
9 Chone Figgins, S OBP: 0.232, SLG: 0.245										3	0	1	0	0	2	0									
56 Greg Halman, R OBP: 0.313, SLG: 0.403										3	0	0	0	0	2	2									
Inning Stats	R: 0 E: 0 K: 1 S: 10	H: 0 LOB: 0 BB: 0 P: 13	R: 0 E: 0 K: 1 S: 6	H: 0 LOB: 0 BB: 0 P: 12	R: 0 E: 0 K: 2 S: 9	H: 0 LOB: 0 BB: 0 P: 12	R: 0 E: 0 K: 1 S: 8	H: 0 LOB: 0 BB: 0 P: 9	R: 0 E: 0 K: 0 S: 12	H: 1 LOB: 2 BB: 1 P: 22	R: 0 E: 0 K: 0 S: 10	H: 2 LOB: 0 BB: 0 P: 16	R: 0 E: 0 K: 2 S: 8	H: 0 LOB: 0 BB: 0 P: 12	R: 0 E: 0 K: 0 S: 10	H: 2 LOB: 2 BB: 0 P: 15	1B: 5 2B: 0 3B: 0 HR: 0	SF: 0 SAC: 0 DP: 0 HBP: 0	WP: 0 PB: 0 SB: 0 CS: 0	PA: 33					
PITCHER	IP	WLS	BF	H	R	ER	SO	BB	IBB	HBP	BLK	WP	HR	S	P	ERA	WHIP								
45 Derek Holland, L ERA: 4.32	9.0	W	33	5	0	0	8	1	0	0	0	0	0	79	118	0.00	0.667								

Texas Rangers @ Seattle Mariners
Safeco Field, Seattle, WA
Thu Jul 14 2011, 7:11 PM - 9:33 PM PDT
Att: 25,997 - Cloudy - 63 F

AB	32
R	0
H	5
RBI	0
BB	1
SO	8
LOB	11



Batter	1	2	3	4	5	6	7	8	9	AB	R	H	RBI	BB	SO	LOB	TOP						
5 Ian Kinsler, R OBP: 0.365, SLG: 0.462	G5-3	G6-3		G6-3			HBP		K	4	0	0	0	0	1	2							
1 Elvis Andrus, R OBP: 0.336, SLG: 0.352	P4	F9			F9		G5-3			4	0	0	0	0	0	1							
32 Josh Hamilton, L OBP: 0.349, SLG: 0.537	10 2B	K			F7			G6-3		4	0	1	0	0	1	0							
29 Adrian Beltré, R OBP: 0.309, SLG: 0.488	10 E BB			10 F9 2B		G6-3		K		3	0	1	0	1	1	0							
10 Michael Young, R OBP: 0.356, SLG: 0.479	FC4			F9		F9				3	0	0	0	1	0	3							
17 Nelson Cruz, R OBP: 0.298, SLG: 0.517	K					P3		BB		4	0	1	0	0	1	4							
7 David Murphy, L OBP: 0.316, SLG: 0.336				25 18 HR 1B		F7				4	1	1	0	0	0	1							
25 Mike Napoli, R OBP: 0.361, SLG: 0.562		18 HR BB		5 CS 1B						3	1	2	0	1	1	0							
18 Mitch Moreland, L OBP: 0.325, SLG: 0.444		1-H 2-H HR				F7				4	1	1	3	0	1	2							
Inning Stats	R: 0 H: 1 E: 1 K: 1 S: 10	H: 1 LOB: 3 BB: 1 P: 18	R: 3 H: 2 E: 0 K: 1 S: 16	H: 2 LOB: 0 BB: 1 P: 26	R: 0 H: 2 E: 0 K: 0 S: 9	H: 2 LOB: 1 BB: 0 P: 13	R: 0 H: 1 E: 0 K: 0 S: 8	H: 1 LOB: 0 BB: 0 P: 11	R: 0 H: 0 E: 0 K: 0 S: 7	H: 0 LOB: 0 BB: 0 P: 12	R: 0 H: 0 E: 0 K: 0 S: 11	H: 0 LOB: 1 BB: 0 P: 13	R: 0 H: 0 E: 0 K: 1 S: 7	H: 0 LOB: 1 BB: 0 P: 15	R: 0 H: 0 E: 0 K: 1 S: 7	H: 0 LOB: 1 BB: 1 P: 13	R: 0 H: 1 E: 0 K: 2 S: 11	H: 1 LOB: 1 BB: 0 P: 17	1B: 3 2B: 3 3B: 0 HR: 1	SF: 0 SAC: 0 DP: 0 HBP: 1	WP: 0 PB: 0 SB: 0 CS: 1	PA: 37	
PITCHER	IP WLS BF H R ER SO BB IBB HBP BLK WP HR S P ERA WHIP	IP WLS BF H R ER SO BB IBB HBP BLK WP HR S P ERA WHIP	IP WLS BF H R ER SO BB IBB HBP BLK WP HR S P ERA WHIP	IP WLS BF H R ER SO BB IBB HBP BLK WP HR S P ERA WHIP	IP WLS BF H R ER SO BB IBB HBP BLK WP HR S P ERA WHIP	IP WLS BF H R ER SO BB IBB HBP BLK WP HR S P ERA WHIP	IP WLS BF H R ER SO BB IBB HBP BLK WP HR S P ERA WHIP	IP WLS BF H R ER SO BB IBB HBP BLK WP HR S P ERA WHIP	IP WLS BF H R ER SO BB IBB HBP BLK WP HR S P ERA WHIP	IP WLS BF H R ER SO BB IBB HBP BLK WP HR S P ERA WHIP	IP WLS BF H R ER SO BB IBB HBP BLK WP HR S P ERA WHIP	IP WLS BF H R ER SO BB IBB HBP BLK WP HR S P ERA WHIP	IP WLS BF H R ER SO BB IBB HBP BLK WP HR S P ERA WHIP	IP WLS BF H R ER SO BB IBB HBP BLK WP HR S P ERA WHIP	IP WLS BF H R ER SO BB IBB HBP BLK WP HR S P ERA WHIP	IP WLS BF H R ER SO BB IBB HBP BLK WP HR S P ERA WHIP	IP WLS BF H R ER SO BB IBB HBP BLK WP HR S P ERA WHIP	IP WLS BF H R ER SO BB IBB HBP BLK WP HR S P ERA WHIP	IP WLS BF H R ER SO BB IBB HBP BLK WP HR S P ERA WHIP	IP WLS BF H R ER SO BB IBB HBP BLK WP HR S P ERA WHIP	IP WLS BF H R ER SO BB IBB HBP BLK WP HR S P ERA WHIP	IP WLS BF H R ER SO BB IBB HBP BLK WP HR S P ERA WHIP	IP WLS BF H R ER SO BB IBB HBP BLK WP HR S P ERA WHIP

Texas Rangers @ Seattle Mariners
Safeco Field, Seattle, WA
Sun Jul 17 2011, 1:11 PM - 3:43 PM PDT
Att: 30,334 - Roof Closed - 64 F

AB 33
R 3
H 7
RBI 3
BB 3
SO 6
LOB 13



Batter	1	2	3	4	5	6	7	8	9	AB	R	H	RBI	BB	SO	LOB	BOTTOM							
51 Ichiro Suzuki, L OBP: 0.309, SLG: 0.314	21 G4-6-3 BB			G6-3		G4-3		K		3	0	0	0	1	1	1								
21 Franklin Gutierrez, R OBP: 0.224, SLG: 0.233	G4-6-3			G6-3				G6-3		4	0	1	0	0	0	2								
13 Dustin Ackley, L OBP: 0.333, SLG: 0.476	L6			G6-3		F9				4	0	0	0	0	1	1								
30 Miguel Olivo, R OBP: 0.257, SLG: 0.377		G6-3			K		F9		K	4	0	0	0	0	2	0								
17 Justin Smoak, S OBP: 0.324, SLG: 0.409		F7		56 1B		G6-3		F7		4	0	1	0	0	0	0								
56 Greg Halman, R OBP: 0.300, SLG: 0.382		K2-3						K		3	0	1	0	0	2	0								
3 Josh Bard, S OBP: 0.231, SLG: 0.462				F9		F8		9 G4-3 2 1B 2B		3	1	1	0	0	0	2								
9 Chone Figgins, S OBP: 0.230, SLG: 0.243				G3		G6-3		G4-3		3	0	0	0	0	0	3								
2 Jack Wilson, R OBP: 0.254, SLG: 0.252				F8		G6-3				3	0	1	1	0	0	0								
Inning Stats	R: 0 H: 0 E: 0 K: 0 S: 6	H: 0 LOB: 0 BB: 1 P: 11	R: 0 H: 0 E: 0 K: 1 S: 8	H: 0 LOB: 0 BB: 0 P: 12	R: 0 H: 0 E: 0 K: 0 S: 9	H: 0 LOB: 0 BB: 0 P: 14	R: 0 H: 0 E: 0 K: 0 S: 5	H: 0 LOB: 0 BB: 0 P: 9	R: 0 H: 2 E: 0 K: 1 S: 13	H: 1 LOB: 2 BB: 0 P: 18	R: 0 H: 1 E: 0 K: 0 S: 6	H: 1 LOB: 1 BB: 0 P: 15	R: 0 H: 0 E: 0 K: 1 S: 6	H: 0 LOB: 0 BB: 0 P: 9	R: 0 H: 2 E: 0 K: 1 S: 15	H: 2 LOB: 1 BB: 0 P: 22	R: 0 H: 0 E: 0 K: 2 S: 11	H: 0 LOB: 0 BB: 0 P: 17	1B: 4 2B: 1 3B: 0 HR: 0	SF: 0 SAC: 0 DP: 1 HBP: 0	WP: 0 PB: 0 SB: 0 CS: 0	PA: 32		
PITCHER	IP WLS BF H R ER SO BB IBB HBP BLK WP HR S P ERA WHIP	IP WLS BF H R ER SO BB IBB HBP BLK WP HR S P ERA WHIP	IP WLS BF H R ER SO BB IBB HBP BLK WP HR S P ERA WHIP	IP WLS BF H R ER SO BB IBB HBP BLK WP HR S P ERA WHIP	IP WLS BF H R ER SO BB IBB HBP BLK WP HR S P ERA WHIP	IP WLS BF H R ER SO BB IBB HBP BLK WP HR S P ERA WHIP	IP WLS BF H R ER SO BB IBB HBP BLK WP HR S P ERA WHIP	IP WLS BF H R ER SO BB IBB HBP BLK WP HR S P ERA WHIP	IP WLS BF H R ER SO BB IBB HBP BLK WP HR S P ERA WHIP	IP WLS BF H R ER SO BB IBB HBP BLK WP HR S P ERA WHIP	IP WLS BF H R ER SO BB IBB HBP BLK WP HR S P ERA WHIP	IP WLS BF H R ER SO BB IBB HBP BLK WP HR S P ERA WHIP	IP WLS BF H R ER SO BB IBB HBP BLK WP HR S P ERA WHIP	IP WLS BF H R ER SO BB IBB HBP BLK WP HR S P ERA WHIP	IP WLS BF H R ER SO BB IBB HBP BLK WP HR S P ERA WHIP	IP WLS BF H R ER SO BB IBB HBP BLK WP HR S P ERA WHIP	IP WLS BF H R ER SO BB IBB HBP BLK WP HR S P ERA WHIP	IP WLS BF H R ER SO BB IBB HBP BLK WP HR S P ERA WHIP	IP WLS BF H R ER SO BB IBB HBP BLK WP HR S P ERA WHIP	IP WLS BF H R ER SO BB IBB HBP BLK WP HR S P ERA WHIP	IP WLS BF H R ER SO BB IBB HBP BLK WP HR S P ERA WHIP	IP WLS BF H R ER SO BB IBB HBP BLK WP HR S P ERA WHIP	IP WLS BF H R ER SO BB IBB HBP BLK WP HR S P ERA WHIP	IP WLS BF H R ER SO BB IBB HBP BLK WP HR S P ERA WHIP

Texas Rangers @ Seattle Mariners
Safeco Field, Seattle, WA
Sun Jul 17 2011, 1:11 PM - 3:43 PM PDT
Att: 30,334 - Roof Closed - 64 F

AB 31
R 1
H 5
RBI 1
BB 1
SO 6
LOB 9




Batter	1	2	3	4	5	6	7	8	9	AB	R	H	RBI	BB	SO	LOB	TOP				
5 Ian Kinsler, R OBP: 0.365, SLG: 0.461	G5-3	F8				P4				5	0	2	1	0	0	3					
1 Elvis Andrus, R OBP: 0.337, SLG: 0.349	G5-3		BB	CS		K		G5-3		3	1	0	0	2	1	3					
32 Josh Hamilton, L OBP: 0.354, SLG: 0.555	2B							HR		5	2	3	1	0	0	1					
29 Adrian Beltré, R OBP: 0.311, SLG: 0.497	2B		FC5-2-5			G4-6-3		HR		5	1	2	2	0	1	3					
10 Michael Young, R OBP: 0.359, SLG: 0.477	BB		G1-4-3					HR		3	0	1	1	2	0	1					
17 Nelson Cruz, R OBP: 0.337, SLG: 0.508	G5-3					K		P4		5	0	0	0	0	1	4					
18 Mitch Moreland, L OBP: 0.323, SLG: 0.440		G4-3		G3-1				F8	F8	5	0	1	0	0	0	1					
25 Mike Napoli, R OBP: 0.372, SLG: 0.570			1B	BB				FC5-4		3	2	2	0	2	0	1					
9 Endy Chavez, L OBP: 0.376, SLG: 0.551		FC4-6		1B		G3		HR		4	1	2	2	0	0	3					
Inning Stats	R: 1 E: 0 K: 0 S: 17	H: 2 LOB: 2 BB: 1 P: 30	R: 0 E: 0 K: 0 S: 13	H: 1 LOB: 1 BB: 0 P: 19	R: 0 E: 0 K: 0 S: 11	H: 0 LOB: 1 BB: 1 P: 20	R: 1 E: 0 K: 1 S: 12	H: 2 LOB: 1 BB: 1 P: 20	R: 1 E: 0 K: 1 S: 10	H: 2 LOB: 1 BB: 1 P: 19	R: 0 E: 0 K: 1 S: 6	H: 0 LOB: 0 BB: 0 P: 9	R: 2 E: 1 K: 0 S: 12	H: 2 LOB: 1 BB: 1 P: 19	R: 2 E: 0 K: 0 S: 17	H: 2 LOB: 1 BB: 1 P: 26	1B: 7 2B: 3 3B: 0 HR: 3	SF: 0 SAC: 0 DP: 1 HBP: 0	WP: 0 PB: 0 SB: 1 CS: 1	PA: 45	
PITCHER	IP WLS BF H R ER SO	IP WLS BF H R ER SO	IP WLS BF H R ER SO	IP WLS BF H R ER SO	IP WLS BF H R ER SO	IP WLS BF H R ER SO	IP WLS BF H R ER SO	IP WLS BF H R ER SO	IP WLS BF H R ER SO	IP WLS BF H R ER SO	IP WLS BF H R ER SO	IP WLS BF H R ER SO	IP WLS BF H R ER SO	IP WLS BF H R ER SO	IP WLS BF H R ER SO	IP WLS BF H R ER SO	ERA WHIP	ERA WHIP			
52 Tyler Chatwood, R ERA: 3.71	5.0	L	24	7	3	3	1	4	0	0	0	0	0	0	0	0	0	5.40	2.200		
63 Rich Thompson, R ERA: 2.57	2.2		10	2	0	0	2	0	0	0	0	0	0	0	0	0	0	0.00	0.750		
58 Michael Kohn, R ERA: 7.3	1.1		10	4	4	4	0	2	0	0	0	0	0	3	23	39	27.00	4.500			

Texas Rangers @ Los Angeles Angels
Angel Stadium of Anaheim, Anaheim, CA
Tue Jul 19 2011, 7:29 PM - 10:30 PM PDT
Att. 43,103 - Clear - 79 F

livebaseballscorecards.com

AB 38
R 7
H 13
RBI 7
BB 6
SO 3
LOB 20



Batter	1	2	3	4	5	6	7	8	9	AB	R	H	RBI	BB	SO	LOB	BOTTOM			
13 Maicer Izturis, S OBP: 0.330, SLG: 0.374	G4-3		L5			P4		F9		4	0	0	0	0	0	3				
48 Torii Hunter, R OBP: 0.309, SLG: 0.376	K		BB			K		K		3	0	0	0	1	3	1				
53 Bobby Abreu, L OBP: 0.384, SLG: 0.357	F8		G3			F8		K		4	0	0	0	0	1	2				
10 Vernon Wells, R OBP: 0.248, SLG: 0.406		K		G3-1		G6-3		G5-3		4	0	0	0	0	1	0				
6 Alberto Callaspo, S OBP: 0.365, SLG: 0.362		BB		1B		L7		L4		3	0	1	0	1	0	0				
47 Howie Kendrick, R OBP: 0.348, SLG: 0.446		F8		G6-3		F9				3	0	0	0	0	0	2				
2 Erick Aybar, S OBP: 0.320, SLG: 0.439		P4				F8				3	0	1	0	0	0	1				
44 Mark Trumbo, R OBP: 0.306, SLG: 0.486			2B			2B		F9		3	0	2	0	0	0	0				
5 Jeff Mathis, R OBP: 0.240, SLG: 0.278			2B							2	0	0	0	0	1	2				
39 Russell Branyan, L (8,PH) OBP: 0.294, SLG: 0.303			F8							0	0	0	0	1	0	0				
46 Bobby Wilson, R OBP: 0.308, SLG: 0.324						K				0	0	0	0	0	0	0				
Inning Stats	R: 0 E: 0 K: 1 S: 7	H: 0 LOB: 0 BB: 0 P: 8	R: 0 E: 0 K: 1 S: 7	H: 0 LOB: 1 BB: 1 P: 12	R: 0 E: 0 K: 0 S: 14	H: 1 LOB: 2 BB: 1 P: 28	R: 0 E: 0 K: 0 S: 9	H: 1 LOB: 0 BB: 0 P: 13	R: 0 E: 0 K: 1 S: 10	H: 2 LOB: 1 BB: 0 P: 13	R: 0 E: 0 K: 1 S: 7	H: 0 LOB: 0 BB: 0 P: 11	R: 0 E: 0 K: 0 S: 10	H: 0 LOB: 1 BB: 1 P: 19	R: 0 E: 0 K: 1 S: 10	H: 0 LOB: 0 BB: 0 P: 16	1B: 1 2B: 3 3B: 0 HR: 0	SF: 0 SAC: 0 DP: 1 HBP: 0	WP: 1 PB: 0 SB: 1 CS: 0	PA: 32
PITCHER	IP WLS BF H R ER SO	IP WLS BF H R ER SO	IP WLS BF H R ER SO	IP WLS BF H R ER SO	IP WLS BF H R ER SO	IP WLS BF H R ER SO	IP WLS BF H R ER SO	IP WLS BF H R ER SO	IP WLS BF H R ER SO	IP WLS BF H R ER SO	IP WLS BF H R ER SO	IP WLS BF H R ER SO	IP WLS BF H R ER SO	IP WLS BF H R ER SO	IP WLS BF H R ER SO	IP WLS BF H R ER SO	ERA WHIP	ERA WHIP		
41 Alexi Ogando, R ERA: 2.72	8.0	W	29	4	0	0	5	3	0	0	0	0	0	0	0	0	0.00	0.875		
28 Darren Oliver, L ERA: 2.35	1.0		3	0	0	0	1	0	0	0	0	10	16	0.00	0.000					

Texas Rangers @ Los Angeles Angels
Angel Stadium of Anaheim, Anaheim, CA
Tue Jul 19 2011, 7:29 PM - 10:30 PM PDT
Att. 43,103 - Clear - 79 F

livebaseballscorecards.com

AB 29
R 0
H 4
RBI 0
BB 3
SO 6
LOB 11



Batter	1	2	3	4	5	6	7	8	9	AB	R	H	RBI	BB	SO	LOB	TOP										
5 Ian Kinsler, R OBP: 0.365, SLG: 0.459	F7		BB		K			G6-3		4	1	1	0	1	1	2	<p>Texas Rangers @ Los Angeles Angels Angel Stadium of Anaheim, Anaheim, CA Wed Jul 20 2011, 7:07 PM - 10:19 PM PDT Att. 40,052 - Clear - 72 F</p> <p>livebaseballscorecards.com</p>										
1 Elvis Andrus, R OBP: 0.333, SLG: 0.345	G5-3		K		SH5-4			G6-3		4	0	0	0	0	2	1											
32 Josh Hamilton, L OBP: 0.354, SLG: 0.552	29 2B		F8		10 2B			L6		5	2	2	1	0	0	1											
29 Adrian Beltré, R OBP: 0.314, SLG: 0.500	1H 2B		F9		10 2B			K		4	1	2	1	1	1	0											
10 Michael Young, R OBP: 0.362, SLG: 0.484 23 Craig Gentry, R OBP: 0.341, SLG: 0.325	K		7 HR		1B			F9		5	2	3	2	0	1	2											
7 David Murphy, L OBP: 0.320, SLG: 0.354 17 Nelson Cruz, R OBP: 0.291, SLG: 0.505	K		HR		8 2B			17 WP		0	0	0	0	0	0	0											
8 Yorvit Torrealba, R OBP: 0.292, SLG: 0.376	G1-3		F8		8 2B			K		4	0	1	2	0	1	0											
18 Mitch Moreland, L OBP: 0.322, SLG: 0.441	G3		P6		2B			G6-3		4	0	1	0	0	0	1											
9 Endy Chavez, L OBP: 0.372, SLG: 0.537	G1-3		F8		BB			G1-3		3	0	0	0	1	0	1											
Inning Stats	R: 1 E: 0 K: 1 S: 11	H: 2 LOB: 1 BB: 0 P: 19	R: 0 E: 0 K: 1 S: 8	H: 0 LOB: 0 BB: 0 P: 11	R: 0 E: 0 K: 1 S: 9	H: 0 LOB: 1 BB: 1 P: 14	R: 2 E: 0 K: 0 S: 22	H: 3 LOB: 1 BB: 0 P: 31	R: 5 E: 0 K: 1 S: 21	H: 6 LOB: 2 BB: 1 P: 37	R: 0 E: 0 K: 1 S: 13	H: 0 LOB: 0 BB: 0 P: 18	R: 0 E: 0 K: 1 S: 7	H: 0 LOB: 0 BB: 0 P: 10	R: 0 E: 0 K: 0 S: 7	H: 0 LOB: 0 BB: 0 P: 9		R: 0 E: 0 K: 2 S: 16	H: 1 LOB: 2 BB: 0 P: 19	1B: 6 2B: 5 3B: 0 HR: 1	SF: 0 SAC: 1 DP: 0 HBP: 0	WP: 2 PB: 0 SB: 0 CS: 0	PA: 42				
PITCHER	IP	WLS	BF	H	R	ER	SO	BB	IBB	HBP	BLK	WP	HR	S	P	ERA	WHIP										
24 Dan Haren, R ERA: 3.1	4.1		23	9	7	7	3	1	0	0	0	0	1	59	89	14.54	2.308										
21 Hisanori Takahashi, L ERA: 3.38	1.2	W	9	2	1	1	2	2	0	0	0	1	0	25	41	5.40	2.400										
37 Scott Downs, L ERA: 1.26	2.0	H	6	0	0	0	1	0	0	0	0	0	0	14	19	0.00	0.000										
51 Jordan Walden, R ERA: 2.7	1.0	S	4	1	0	0	2	0	0	0	0	1	0	16	19	0.00	1.000										

Batter	1	2	3	4	5	6	7	8	9	AB	R	H	RBI	BB	SO	LOB	BOTTOM										
2 Erick Aybar, S OBP: 0.321, SLG: 0.441	L4		F9		1B			K		5	1	2	1	0	1	0	<p>Texas Rangers @ Los Angeles Angels Angel Stadium of Anaheim, Anaheim, CA Wed Jul 20 2011, 7:07 PM - 10:19 PM PDT Att. 40,052 - Clear - 72 F</p> <p>livebaseballscorecards.com</p>										
48 Torii Hunter, R OBP: 0.310, SLG: 0.383	10 1B		HR		K			G4-3		4	2	1	1	1	1	3											
53 Bobby Abreu, L OBP: 0.384, SLG: 0.355	10 1B		G4-3		G3			G5-3		4	2	1	1	1	0	1											
10 Vernon Wells, R OBP: 0.251, SLG: 0.404	47 1B		F9		L5			G5-3		4	1	1	0	1	0	1											
6 Alberto Callaspo, S OBP: 0.369, SLG: 0.364	K		1B		P5			IBB		4	0	2	0	1	1	3											
47 Howie Kendrick, R OBP: 0.352, SLG: 0.452	1B		K		1B			K		5	1	3	4	0	2	3											
44 Mark Trumbo, R OBP: 0.305, SLG: 0.483	F9		K		K			K		4	1	1	1	0	1	4											
46 Bobby Wilson, R OBP: 0.279, SLG: 0.289	P2		G5-3		G4-3			G5-3		4	0	0	0	0	0	1											
27 Mike Trout, R OBP: 0.233, SLG: 0.185	G4-3		2B		2B			K		3	1	1	1	1	1	0											
Inning Stats	R: 2 E: 0 K: 1 S: 19	H: 2 LOB: 2 BB: 2 P: 31	R: 0 E: 0 K: 0 S: 7	H: 0 LOB: 0 BB: 0 P: 8	R: 1 E: 0 K: 1 S: 10	H: 2 LOB: 1 BB: 0 P: 11	R: 0 E: 0 K: 2 S: 16	H: 1 LOB: 1 BB: 1 P: 28	R: 0 E: 0 K: 0 S: 9	H: 0 LOB: 0 BB: 0 P: 12	R: 6 E: 0 K: 0 S: 22	H: 7 LOB: 2 BB: 1 P: 31	R: 0 E: 0 K: 2 S: 8	H: 0 LOB: 0 BB: 0 P: 9	R: 0 E: 1 K: 1 S: 8	H: 0 LOB: 2 BB: 1 P: 18		1B: 9 2B: 2 3B: 0 HR: 1	SF: 0 SAC: 0 DP: 0 HBP: 0	WP: 0 PB: 0 SB: 1 CS: 0	PA: 42						
PITCHER	IP	WLS	BF	H	R	ER	SO	BB	IBB	HBP	BLK	WP	HR	S	P	ERA	WHIP										
45 Derek Holland, L ERA: 4.65	5.1	L	28	3	2	2	0	3	0	0	0	0	0	11	17	27.00	6.000										
35 Tommy Hunter, R ERA: 4.15	0.2		6	3	2	2	0	1	0	0	0	0	0	16	27	0.00	0.000										
22 Yoshinori Tateyama, R ERA: 3.86	2.0		8	0	0	0	3	0	1	0	0	0	0	16	27	0.00	0.000										

Batter	1	2	3	4	5	6	7	8	9	AB	R	H	RBI	BB	SO	LOB	TOP	
5 Ian Kinsler, R OBP: 0.362, SLG: 0.454										4	0	0	0	0	0	0		
1 Elvis Andrus, R OBP: 0.338, SLG: 0.352										4	0	3	0	0	0	0		
32 Josh Hamilton, L OBP: 0.294, SLG: 0.545										3	0	0	0	1	0	2		
29 Adrián Beltré, R OBP: 0.313, SLG: 0.500										4	0	1	0	0	2	3		
10 Michael Young, R OBP: 0.361, SLG: 0.481										3	0	0	0	1	0	1		
17 Nelson Cruz, R OBP: 0.294, SLG: 0.505										4	0	2	0	0	0	0		
18 Mitch Moreland, L OBP: 0.321, SLG: 0.438										4	0	1	0	0	2	4		
25 Mike Napoli, R OBP: 0.370, SLG: 0.562										4	0	1	0	0	1	1		
23 Craig Gentry, R OBP: 0.294, SLG: 0.325										0	0	0	0	0	0	0		
9 Endy Chavez, L OBP: 0.361, SLG: 0.520										4	0	0	0	0	1	1		
Inning Stats	R: 0 H: 1 E: 0 K: 1 S: 9	H: 1 LOB: 1 BB: 1 P: 16	R: 0 H: 1 E: 0 K: 1 S: 14	H: 1 LOB: 1 BB: 0 P: 21	R: 0 H: 1 E: 0 K: 2 S: 11	H: 1 LOB: 1 BB: 0 P: 18	R: 0 H: 2 E: 0 K: 1 S: 16	H: 0 LOB: 0 BB: 0 P: 27	R: 0 H: 1 E: 0 K: 0 S: 8	H: 1 LOB: 2 BB: 0 P: 22	1B: 6 2B: 2 3B: 0 HR: 0	SF: 0 SAC: 0 DP: 0 HBP: 0	WP: 0 PB: 0 SB: 1 CS: 2	PA: 36				
PITCHER	IP WLS BF H R ER SO BB IBB HBP BLK WP HR S P ERA WHIP																	
36 Jered Weaver, R ERA: 1.81	7.0 W 29 7 0 0 6 2 0 0 0 0 0 0 74 122 0.00 1.286																	
37 Scott Downs, L ERA: 1.32	1.0 H 3 0 0 0 0 0 0 0 0 0 0 6 8 0.00 0.000																	
51 Jordan Walden, R ERA: 2.63	1.0 S 4 1 0 0 0 0 0 0 0 0 0 0 13 22 0.00 1.000																	

Texas Rangers @ Los Angeles Angels
Angel Stadium of Anaheim, Anaheim, CA
Thu Jul 21 2011, 12:37 PM - 3:09 PM PDT
Att: 38,315 - Sunny - 76 F

AB 34
R 0
H 8
RBI 0
BB 2
SO 6
LOB 12



Batter	1	2	3	4	5	6	7	8	9	AB	R	H	RBI	BB	SO	LOB	BOTTOM			
13 Maicer Izturis, S OBP: 0.329, SLG: 0.376										4	0	1	0	0	0	1				
2 Erick Aybar, S OBP: 0.320, SLG: 0.437										3	0	0	0	1	0	1				
48 Torii Hunter, R OBP: 0.308, SLG: 0.380										3	0	0	0	0	1	1				
10 Vernon Wells, R OBP: 0.248, SLG: 0.399										3	0	0	0	0	1	1				
6 Alberto Callaspo, S OBP: 0.365, SLG: 0.361										3	0	0	0	0	1	0				
47 Howie Kendrick, R OBP: 0.352, SLG: 0.449										2	1	0	0	0	1	0				
44 Mark Trumbo, R OBP: 0.305, SLG: 0.481										3	0	1	0	0	2	1				
27 Mike Trout, R OBP: 0.212, SLG: 0.167										3	0	0	0	0	0	1				
5 Jeff Mathis, R OBP: 0.236, SLG: 0.273										3	0	0	0	0	2	2				
Inning Stats	R: 0 H: 0 E: 0 K: 0 S: 7	H: 0 LOB: 1 BB: 1 P: 15	R: 1 H: 0 E: 1 K: 2 S: 12	H: 0 LOB: 0 BB: 0 P: 16	R: 0 H: 0 E: 0 K: 0 S: 7	H: 0 LOB: 0 BB: 0 P: 9	R: 0 H: 0 E: 0 K: 1 S: 7	H: 0 LOB: 0 BB: 0 P: 8	R: 0 H: 1 E: 0 K: 1 S: 8	H: 1 LOB: 1 BB: 0 P: 12	R: 0 H: 0 E: 0 K: 2 S: 8	H: 0 LOB: 0 BB: 0 P: 15	R: 0 H: 0 E: 0 K: 2 S: 11	H: 0 LOB: 0 BB: 0 P: 16	R: 0 H: 1 E: 0 K: 0 S: 13	H: 1 LOB: 1 BB: 0 P: 21	1B: 1 2B: 1 3B: 0 HR: 0	SF: 0 SAC: 0 DP: 0 HBP: 1	WP: 1 PB: 0 SB: 0 CS: 0	PA: 29
PITCHER	IP WLS BF H R ER SO BB IBB HBP BLK WP HR S P ERA WHIP																			
36 C.J. Wilson, L ERA: 2.94	8.0 L 29 2 1 0 8 1 0 0 1 0 1 0 73 112 0.00 0.375																			

Texas Rangers @ Los Angeles Angels
Angel Stadium of Anaheim, Anaheim, CA
Thu Jul 21 2011, 12:37 PM - 3:09 PM PDT
Att: 38,315 - Sunny - 76 F

AB 27
R 1
H 2
RBI 0
BB 1
SO 8
LOB 8



Batter	1	2	3	4	5	6	7	8	9	AB	R	H	RBI	BB	SO	LOB	TOP					
5 Yuliel Escobar, R OBP: 0.377, SLG: 0.437 18 Mike McCoy, R OBP: 0.344, SLG: 0.338																						
14 Eric Thames, L OBP: 0.342, SLG: 0.496																						
19 Jose Bautista, R OBP: 0.465, SLG: 0.686 6 John McDonald, R OBP: 0.267, SLG: 0.317																						
26 Adam Lind, L OBP: 0.346, SLG: 0.508																						
10 Edwin Encarnación, R OBP: 0.306, SLG: 0.420																						
45 Travis Snider, L OBP: 0.391, SLG: 0.384																						
2 Aaron Hill, R OBP: 0.278, SLG: 0.317																						
16 Corey Patterson, L OBP: 0.287, SLG: 0.380 11 Rajai Davis, R OBP: 0.270, SLG: 0.355																						
9 J.P. Arencibia, R OBP: 0.280, SLG: 0.430																						
48 Colby Lewis, R ERA: 3.93 53 Arthur Rhodes, L ERA: 4.09 39 Scott Feldman, R ERA:																						
Inning Stats	R: 0 E: 0 K: 0 S: 8	H: 0 LOB: 1 BB: 1 P: 15	R: 0 E: 0 K: 2 S: 8	H: 0 LOB: 0 BB: 0 P: 11	R: 0 E: 0 K: 2 S: 9	H: 0 LOB: 0 BB: 0 P: 12	R: 0 E: 0 K: 1 S: 7	H: 0 LOB: 1 BB: 1 P: 15	R: 0 E: 0 K: 0 S: 9	H: 0 LOB: 0 BB: 0 P: 17	R: 1 E: 0 K: 0 S: 16	H: 1 LOB: 0 BB: 0 P: 21	R: 0 E: 1 K: 0 S: 11	H: 1 LOB: 2 BB: 0 P: 16	R: 1 E: 0 K: 0 S: 7	H: 1 LOB: 0 BB: 0 P: 9	R: 0 E: 0 K: 1 S: 6	H: 0 LOB: 0 BB: 0 P: 12	1B: 1 2B: 0 3B: 0 HR: 2	SF: 0 SAC: 0 DP: 0 HBP: 0	WP: 0 PB: 0 SB: 0 CS: 0	PA: 33

Toronto Blue Jays @ Texas Rangers
Rangers Ballpark in Arlington, Arlington, TX
Fri Jul 22 2011, 8:11 PM - 10:49 PM EDT
Att: 37,360 - Clear - 99 F

livebaseballscorecards.com

AB 31
R 2
H 3
RBI 2
BB 2
SO 6
LOB 11

Batter	1	2	3	4	5	6	7	8	9	AB	R	H	RBI	BB	SO	LOB	BOTTOM			
5 Ian Kinsler, R OBP: 0.360, SLG: 0.450																				
1 Elvis Andrus, R OBP: 0.333, SLG: 0.347																				
32 Josh Hamilton, L OBP: 0.350, SLG: 0.536																				
29 Adrian Beltré, R OBP: 0.318, SLG: 0.505 12 Omar Quintanilla, L OBP: 0.319, SLG: 0.352																				
10 Michael Young, R OBP: 0.367, SLG: 0.488 7 David Murphy, L OBP: 0.319, SLG: 0.352																				
17 Nelson Cruz, R OBP: 0.302, SLG: 0.524																				
25 Mike Napoli, R OBP: 0.373, SLG: 0.561																				
8 Yorvit Torrealba, R OBP: 0.287, SLG: 0.370																				
23 Craig Gentry, R OBP: 0.337, SLG: 0.313																				
Inning Stats	R: 0 E: 0 K: 0 S: 9	H: 2 LOB: 1 BB: 1 P: 29	R: 0 E: 0 K: 0 S: 8	H: 0 LOB: 0 BB: 0 P: 11	R: 3 E: 0 K: 0 S: 10	H: 4 LOB: 1 BB: 0 P: 15	R: 3 E: 0 K: 2 S: 17	H: 3 LOB: 2 BB: 0 P: 25	R: 4 E: 1 K: 0 S: 19	H: 4 LOB: 2 BB: 1 P: 33	R: 0 E: 0 K: 0 S: 3	H: 0 LOB: 0 BB: 0 P: 4	R: 0 E: 0 K: 3 S: 9	H: 0 LOB: 0 BB: 0 P: 13	R: 0 E: 0 K: 1 S: 6	H: 0 LOB: 0 BB: 0 P: 12	1B: 9 2B: 3 3B: 0 HR: 1	SF: 0 SAC: 0 DP: 0 HBP: 1	WP: 1 PB: 0 SB: 1 CS: 0	PA: 41

Toronto Blue Jays @ Texas Rangers
Rangers Ballpark in Arlington, Arlington, TX
Fri Jul 22 2011, 8:11 PM - 10:49 PM EDT
Att: 37,360 - Clear - 99 F

livebaseballscorecards.com

AB 38
R 12
H 13
RBI 12
BB 2
SO 6
LOB 17

Batter	1	2	3	4	5	6	7	8	9	AB	R	H	RBI	BB	SO	LOB	TOP					
18 Jason Repko, R OBP: 0.290, SLG: 0.267										5	1	2	0	0	1	2	<p>Minnesota Twins @ Texas Rangers Rangers Ballpark in Arlington, Arlington, TX Mon Jul 25 2011, 8:08 PM - 11:32 PM EDT Att: 35,573 - Clear - 102 F</p> <p>livebaseballscorecards.com</p> <p>AB 39 R 6 H 11 RBI 4 BB 2 SO 4 LOB 24</p>					
12 Alexi Casilla, S OBP: 0.320, SLG: 0.365										4	1	1	0	1	0	4						
7 Joe Mauer, L OBP: 0.347, SLG: 0.316										5	0	0	0	0	1	3						
5 Michael Cuddyer, R OBP: 0.371, SLG: 0.466										4	1	1	0	1	1	1						
16 Jason Kubel, L OBP: 0.355, SLG: 0.465										5	1	2	2	0	0	2						
22 Danny Valencia, R OBP: 0.286, SLG: 0.395										4	2	2	0	0	0	3						
21 Delmon Young, R 41 Drew Butera, R OBP: 0.206, SLG: 0.270										3	0	2	0	0	0	2						
24 Trevor Plouffe, R OBP: 0.309, SLG: 0.422										4	0	1	1	0	1	3						
1 Tsuyoshi Nishioka, S OBP: 0.279, SLG: 0.250										4	0	0	1	0	0	3						
Inning Stats	R: 0 E: 0 K: 2 S: 7	H: 0 LOB: 0 BB: 0 P: 9	R: 0 E: 1 K: 0 S: 12	H: 1 LOB: 1 BB: 0 P: 17	R: 0 E: 0 K: 0 S: 10	H: 0 LOB: 0 BB: 0 P: 17	R: 1 E: 1 K: 0 S: 12	H: 2 LOB: 1 BB: 0 P: 17	R: 0 E: 0 K: 1 S: 14	H: 2 LOB: 2 BB: 0 P: 19	R: 0 E: 0 K: 1 S: 8	H: 0 LOB: 0 BB: 0 P: 11	R: 1 E: 1 K: 0 S: 12	H: 2 LOB: 2 BB: 0 P: 15	R: 3 E: 0 K: 0 S: 20	H: 3 LOB: 1 BB: 1 P: 34	R: 1 E: 1 K: 0 S: 11	H: 1 LOB: 1 BB: 1 P: 19	1B: 7 2B: 3 3B: 0 HR: 1	SF: 0 SAC: 0 DP: 3 HBP: 0	WP: 0 PB: 0 SB: 0 CS: 0	PA: 41
PITCHER	IP WLS BF H R ER SO BB IBB HBP BLK WP HR S P ERA WHIP																					
45 Derek Holland, L ERA: 4.43	6.0 W 23 5 1 0 4 0 0 0 0 0 0 0 63 90 0.00 0.833																					
39 Scott Feldman, R ERA: 4.5	1.0 6 2 1 1 0 0 0 0 0 0 0 1 12 15 9.00 2.000																					
53 Arthur Rhodes, L ERA: 5.09	1.0 7 3 3 3 0 1 0 0 0 0 0 1 20 34 27.00 4.000																					
30 Neftali Feliz, R ERA: 2.89	1.0 5 1 1 0 0 1 0 0 0 0 0 0 11 19 0.00 2.000																					

Batter	1	2	3	4	5	6	7	8	9	AB	R	H	RBI	BB	SO	LOB	BOTTOM			
5 Ian Kinsler, R OBP: 0.361, SLG: 0.460										6	2	4	4	1	0	0	<p>Minnesota Twins @ Texas Rangers Rangers Ballpark in Arlington, Arlington, TX Mon Jul 25 2011, 8:08 PM - 11:32 PM EDT Att: 35,573 - Clear - 102 F</p> <p>livebaseballscorecards.com</p> <p>AB 52 R 20 H 27 RBI 19 BB 4 SO 4 LOB 32</p>			
1 Elvis Andrus, R OBP: 0.333, SLG: 0.346										6	2	3	2	1	0	6				
32 Josh Hamilton, L 7 David Murphy, L OBP: 0.319, SLG: 0.352										4	2	2	3	0	0	3				
10 Michael Young, R 12 Omar Quintanilla, L OBP: 0.333, SLG: 1.000										5	2	3	3	0	1	4				
17 Nelson Cruz, R OBP: 0.307, SLG: 0.529										6	2	4	1	0	0	1				
19 Chris Davis, L OBP: 0.290, SLG: 0.406										6	1	0	0	0	2	5				
25 Mike Napoli, R OBP: 0.386, SLG: 0.564										5	3	4	0	1	0	1				
18 Mitch Moreland, L OBP: 0.327, SLG: 0.442										5	2	3	2	1	0	2				
9 Endy Chavez, L OBP: 0.367, SLG: 0.519										6	3	3	3	0	0	6				
Inning Stats	R: 3 E: 0 K: 0 S: 14	H: 4 LOB: 1 BB: 0 P: 21	R: 3 E: 1 K: 0 S: 17	H: 4 LOB: 1 BB: 0 P: 23	R: 3 E: 1 K: 0 S: 19	H: 3 LOB: 1 BB: 0 P: 27	R: 5 E: 1 K: 0 S: 23	H: 5 LOB: 2 BB: 1 P: 34	R: 4 E: 0 K: 2 S: 25	H: 6 LOB: 2 BB: 0 P: 38	R: 0 E: 0 K: 1 S: 15	H: 1 LOB: 2 BB: 1 P: 24	R: 2 E: 0 K: 1 S: 12	H: 2 LOB: 1 BB: 1 P: 20	R: 0 E: 0 K: 0 S: 9	H: 2 LOB: 3 BB: 1 P: 16	1B: 16 2B: 8 3B: 1 HR: 2	SF: 1 SAC: 0 DP: 0 HBP: 0	WP: 1 PB: 0 SB: 0 CS: 0	PA: 57
PITCHER	IP WLS BF H R ER SO BB IBB HBP BLK WP HR S P ERA WHIP																			
53 Nick Blackburn, R ERA: 4.21	2.2 L 20 11 9 6 0 0 0 1 0 0 0 0 21 30 20.25 4.125																			
50 Jose Mijares, L ERA: 5.47	0.2 9 5 5 4 0 0 0 0 0 0 0 0 21 30 54.00 7.500																			
44 Chuck James, L ERA: 6.1	1.0 7 4 4 4 1 0 0 0 0 0 0 0 24 33 36.00 4.000																			
54 Phil Dumatrai, L ERA: 4.83	1.2 9 3 0 0 2 1 0 0 0 0 0 0 24 39 0.00 2.400																			
31 Alex Burnett, R ERA: 6.34	1.0 6 2 2 2 1 1 0 0 0 0 0 0 12 20 18.00 3.000																			

Batter	1	2	3	4	5	6	7	8	9	AB	R	H	RBI	BB	SO	LOB	TOP					
11 Ben Revere, L (1, 8) OBP: 0.294, SLG: 0.283	G4-3		G4-3 BB		F7		K		G6-3	4	0	0	0	1	1	0						
12 Alexi Casilla, S (1, 4) OBP: 0.322, SLG: 0.369	P4		G4-3						G6-3	4	1	2	0	1	0	1						
24 Trevor Plouffe, R (9, FR) OBP: 0.307, SLG: 0.425			G4-3						G6-3	0	1	0	0	0	0	0						
7 Joe Mauer, L (1, 2) OBP: 0.397, SLG: 0.350			G4-3						G6-3	4	3	2	2	1	0	2						
5 Michael Cuddyer, R (1, 3) OBP: 0.373, SLG: 0.476									G6-3	5	2	2	2	0	1	2						
16 Jason Kubel, L (1, 9) OBP: 0.365, SLG: 0.471									G6-3	5	0	3	3	0	2	0						
25 Jim Thome, L (1, 10) OBP: 0.347, SLG: 0.424									G6-3	4	0	1	0	1	2	2						
22 Danny Valencia, R (1, 5) OBP: 0.291, SLG: 0.394									G6-3	4	0	2	0	1	0	2						
21 Delmon Young, R (1, 7) OBP: 0.292, SLG: 0.351									G6-3	4	0	0	0	0	1	5						
18 Jason Repko, R (8, 7) OBP: 0.267, SLG: 0.265									G6-3	1	0	0	0	0	1	3						
1 Tsuyoshi Nishioka, S (1, 6) OBP: 0.269, SLG: 0.241									G6-3	4	0	0	0	0	0	0						
Inning Stats	R: 1 H: 1 E: 0 K: 0 S: 10	H: 1 LOB: 0 BB: 0 P: 16	R: 0 H: 1 E: 0 K: 2 S: 10	H: 1 LOB: 1 BB: 0 P: 14	R: 0 H: 0 E: 0 K: 0 S: 8	H: 0 LOB: 1 BB: 1 P: 15	R: 1 H: 2 E: 0 K: 1 S: 11	H: 2 LOB: 1 BB: 0 P: 14	R: 2 H: 3 E: 0 K: 0 S: 12	H: 3 LOB: 1 BB: 0 P: 21	R: 0 H: 1 E: 0 K: 1 S: 12	H: 1 LOB: 1 BB: 0 P: 15	R: 0 H: 0 E: 0 K: 1 S: 8	H: 0 LOB: 1 BB: 1 P: 14	R: 0 H: 2 E: 0 K: 2 S: 16	H: 2 LOB: 2 BB: 0 P: 21	R: 3 H: 2 E: 1 K: 1 S: 18	H: 2 LOB: 3 BB: 3 P: 34	1B: 7 2B: 3 3B: 0 HR: 2	SF: 0 SAC: 0 DP: 0 HBP: 0	WP: 0 PB: 0 SB: 1 CS: 0	PA: 44
PITCHER	IP WLS BF H R ER SO BB IBB HBP BLK WP HR S P ERA WHIP																					
48 Colby Lewis, R (1, 1) ERA: 4.0	6.2 L 29 8 4 4 5 2 0 0 0 0 0 2 68 105 5.40 1.500																					
28 Darren Oliver, L (7, 1) ERA: 2.23	1.0 4 1 0 0 2 0 0 0 0 0 0 0 14 17 0.00 1.000																					
57 Mark Lowe, R (8, 1) ERA: 3.86	1.0 9 3 3 0 0 0 2 0 0 0 0 0 15 29 0.00 3.000																					
22 Yoshinori Tateyama, R (9, 1) ERA: 3.42	0.1 2 0 0 0 1 1 0 0 0 0 0 0 8 13 0.00 3.000																					

Minnesota Twins @ Texas Rangers
Rangers Ballpark in Arlington, Arlington, TX
Wed Jul 27 2011, 8:09 PM - 11:14 PM EDT
Att: 35,950 - Clear - 101 F

AB 39
R 7
H 12
RBI 7
BB 5
SO 8
LOB 17



Batter	1	2	3	4	5	6	7	8	9	AB	R	H	RBI	BB	SO	LOB	BOTTOM			
5 Ian Kinsler, R (1, 4) OBP: 0.354, SLG: 0.449	G4-3		F8				G6-3			4	0	0	0	1	4					
1 Elvis Andrus, R (1, 6) OBP: 0.333, SLG: 0.348									G6-3	4	1	2	0	0	1	0				
32 Josh Hamilton, L (1, 7) OBP: 0.350, SLG: 0.535									G1-3	4	0	1	0	0	0	2				
10 Michael Young, R (1, 5) OBP: 0.368, SLG: 0.489									G4-3	4	0	1	1	0	0	1				
17 Nelson Cruz, R (1, 9) OBP: 0.314, SLG: 0.533									P4	4	0	0	0	0	1	1				
25 Mike Napoli, R (1, 3) OBP: 0.384, SLG: 0.562									G6-3	4	1	1	0	0	1	0				
18 Mitch Moreland, L (1, 10) OBP: 0.324, SLG: 0.439									F7	4	0	0	0	0	2	1				
8 Yorvit Torrealba, R (1, 2) OBP: 0.297, SLG: 0.385									G6-3	3	0	2	1	1	0	0				
9 Endy Chavez, L (1, 8) OBP: 0.363, SLG: 0.507									G1-3	4	0	2	0	0	0	1				
Inning Stats	R: 0 H: 1 E: 0 K: 1 S: 11	H: 0 LOB: 0 BB: 0 P: 18	R: 0 H: 0 E: 0 K: 1 S: 9	H: 0 LOB: 0 BB: 0 P: 14	R: 0 H: 0 E: 0 K: 0 S: 5	H: 0 LOB: 0 BB: 0 P: 8	R: 1 H: 1 E: 0 K: 0 S: 12	H: 1 LOB: 0 BB: 0 P: 21	R: 0 H: 2 E: 0 K: 1 S: 10	H: 2 LOB: 1 BB: 0 P: 15	R: 0 H: 1 E: 0 K: 2 S: 11	H: 1 LOB: 2 BB: 1 P: 17	R: 0 H: 0 E: 0 K: 0 S: 7	R: 0 H: 0 E: 0 K: 0 S: 7	R: 1 H: 2 E: 0 K: 0 S: 18	H: 2 LOB: 1 BB: 0 P: 22	1B: 7 2B: 2 3B: 0 HR: 0	SF: 0 SAC: 0 DP: 0 HBP: 0	WP: 0 PB: 0 SB: 0 CS: 1	PA: 36
PITCHER	IP WLS BF H R ER SO BB IBB HBP BLK WP HR S P ERA WHIP																			
52 Brian Duensing, L (1, 1) ERA: 4.35	6.2 W 27 7 1 1 6 1 0 0 0 0 0 0 4 6 0.00 1.200																			
55 Matt Capps, R (7, 1) ERA: 4.43	0.2 H 2 0 0 0 0 0 0 0 0 0 0 0 4 6 0.00 0.000																			
15 Glen Perkins, L (8, 1) ERA: 1.56	0.2 H 2 0 0 0 0 0 0 0 0 0 0 0 5 5 0.00 0.000																			
51 Anthony Swarzak, R (9, 1) ERA: 3.68	1.0 5 2 1 1 0 0 0 0 0 0 0 0 18 22 9.00 2.000																			

Minnesota Twins @ Texas Rangers
Rangers Ballpark in Arlington, Arlington, TX
Wed Jul 27 2011, 8:09 PM - 11:14 PM EDT
Att: 35,950 - Clear - 101 F


AB 35
R 2
H 9
RBI 2
BB 1
SO 6
LOB 10




Batter	1	2	3	4	5	6	7	8	9	AB	R	H	RBI	BB	SO	LOB	TOP										
11 Ben Revere, L (1,8) OBP: 0.294, SLG: 0.283	G1-3		F7				L6			4	0	1	0	0	0	1	Minnesota Twins @ Texas Rangers Rangers Ballpark in Arlington, Arlington, TX Thu Jul 28 2011, 8:09 PM - 10:53 PM EDT Att: 30,406 - Clear - 99 F										
1 Tsuyoshi Nishio, S (1,6) 24 Trevor Plouffe, R (8,PH) OBP: 0.304, SLG: 0.420	G5-3			G4-3	FC4-6			F9		3	0	0	0	0	0	3											
7 Joe Mauer, L (1,2) OBP: 0.360, SLG: 0.349	G6-3									3	1	1	0	1	1	0											
5 Michael Cuddyer, R (1,3) OBP: 0.375, SLG: 0.478		G6-3								4	0	2	0	0	1	1											
16 Jason Kubel, L (1,9) OBP: 0.359, SLG: 0.463		G2-3								4	0	0	0	0	0	4											
25 Jim Thome, L (1,10) OBP: 0.351, SLG: 0.434										4	0	2	1	0	2	0											
22 Danny Valencia, R (1,5) OBP: 0.288, SLG: 0.390										4	0	0	0	0	0	2											
21 Delmon Young, R (1,7) OBP: 0.288, SLG: 0.346										4	0	0	0	0	0	1											
20 Matt Tolbert, S (1,4) (8,6)										3	0	2	0	0	0	0											
Inning Stats	R: 0 E: 0 K: 0 S: 4	H: 0 LOB: 0 BB: 0 P: 6	R: 0 E: 0 K: 1 S: 9	H: 0 LOB: 0 BB: 0 P: 15	R: 0 E: 0 K: 1 S: 11	H: 1 LOB: 1 BB: 0 P: 19	R: 0 E: 0 K: 1 S: 11	H: 1 LOB: 1 BB: 0 P: 20	R: 0 E: 0 K: 0 S: 12	H: 3 LOB: 3 BB: 0 P: 20	R: 1 E: 0 K: 0 S: 9	H: 3 LOB: 1 BB: 0 P: 14	R: 0 E: 0 K: 0 S: 6	H: 0 LOB: 0 BB: 0 P: 8	R: 0 E: 0 K: 1 S: 14	H: 0 LOB: 1 BB: 1 P: 24		R: 0 E: 0 K: 1 S: 8	H: 0 LOB: 0 BB: 0 P: 15	1B: 6 2B: 2 3B: 0 HR: 0	SF: 0 SAC: 0 DP: 1 HBP: 0	WP: 0 PB: 0 SB: 0 CS: 0	PA: 35				
PITCHER	IP	WLS	BF	H	R	ER	SO	BB	IBB	HBP	BLK	WP	HR	S	P	ERA	WHIP										
54 Matt Harrison, L (1,1) ERA: 2.94	7.1	W	30	8	1	1	2	1	0	0	0	0	0	6	114	1.23	1.227										
22 Yoshinori Tateyama, R (8,1) ERA: 3.38	0.1	H	1	0	0	0	1	0	0	0	0	0	0	6	8	0.00	0.000										
53 Arthur Rhodes, L (8,1) ERA: 5.01	0.1	H	1	0	0	0	0	0	0	0	0	0	0	3	4	0.00	0.000										
30 Neftali Feliz, R (9,1) ERA: 3.26	1.0	S	3	0	0	0	1	0	0	0	0	0	0	8	15	0.00	0.000										

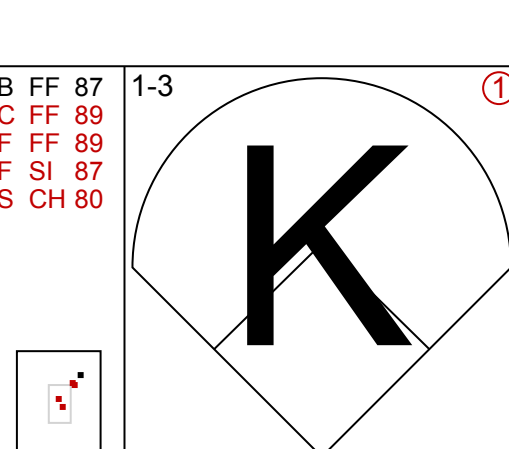
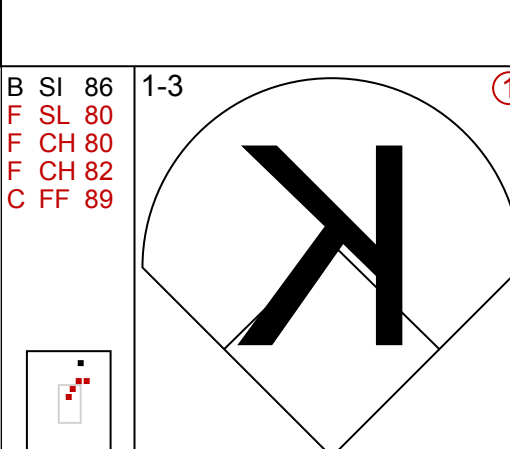
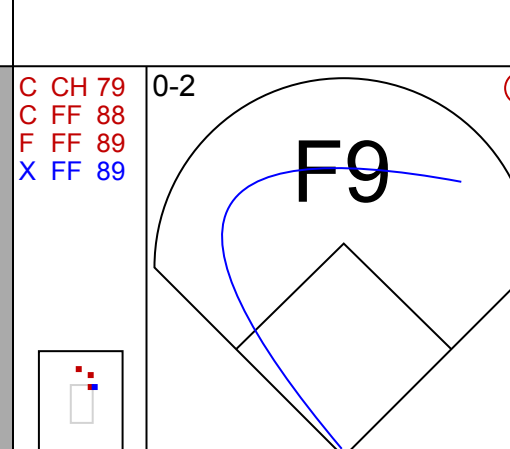
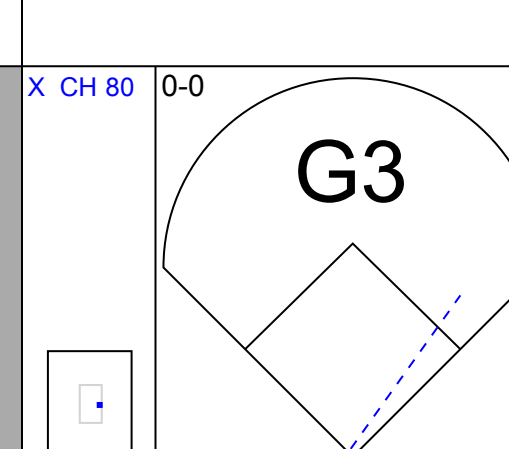
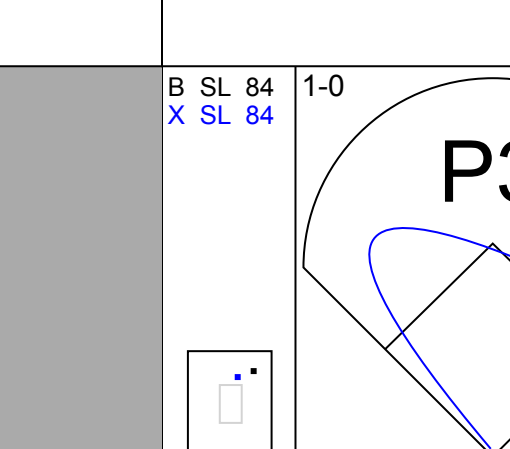
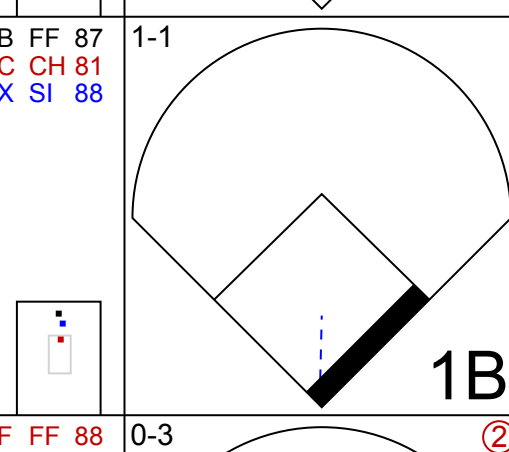
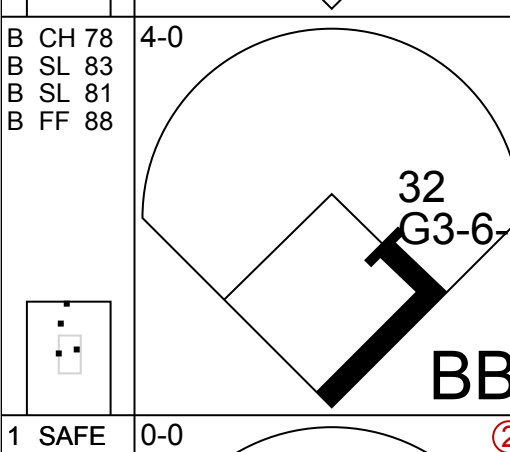
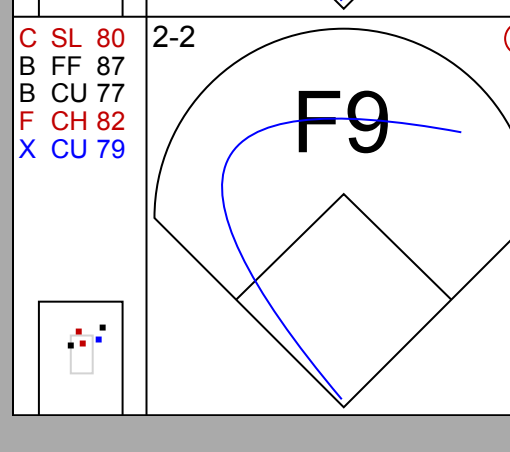
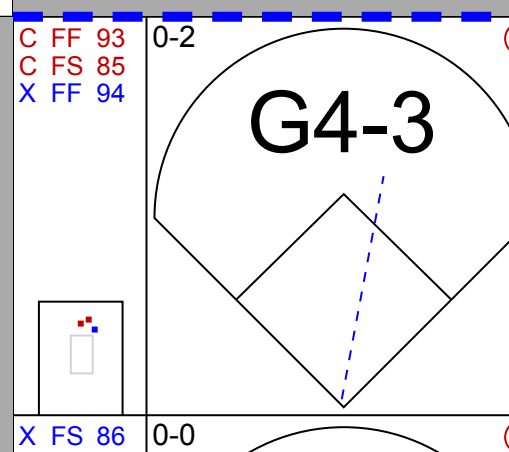
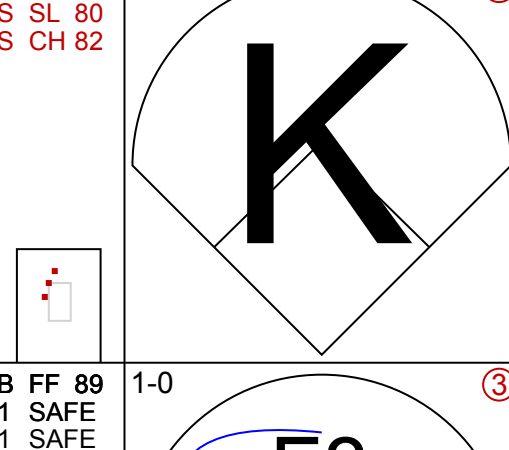
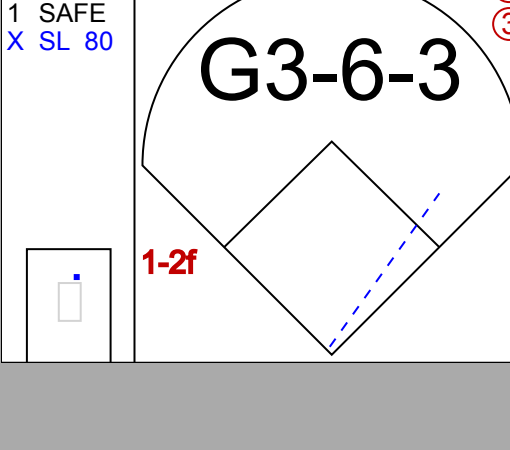

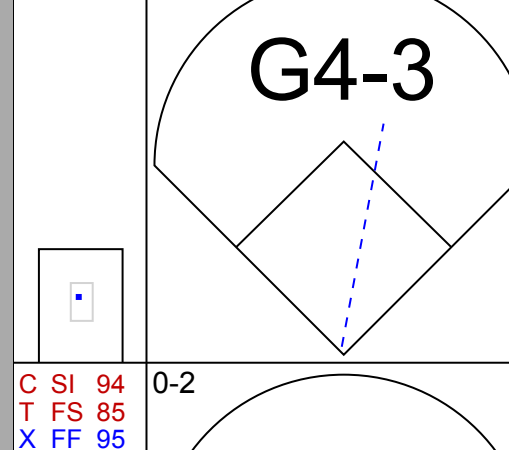
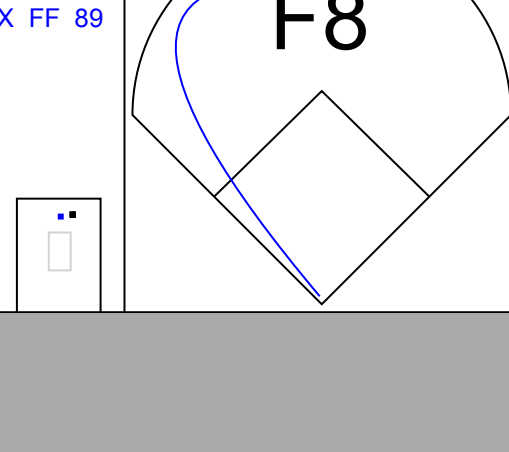

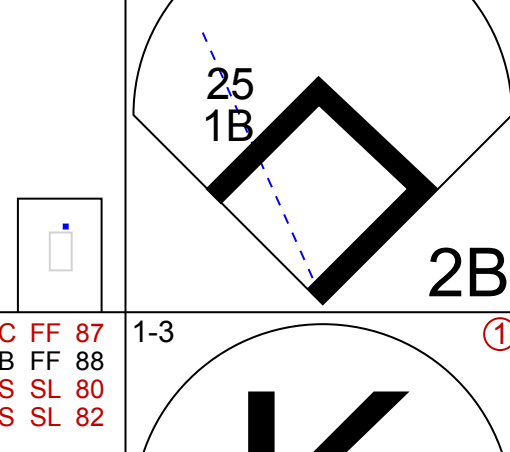

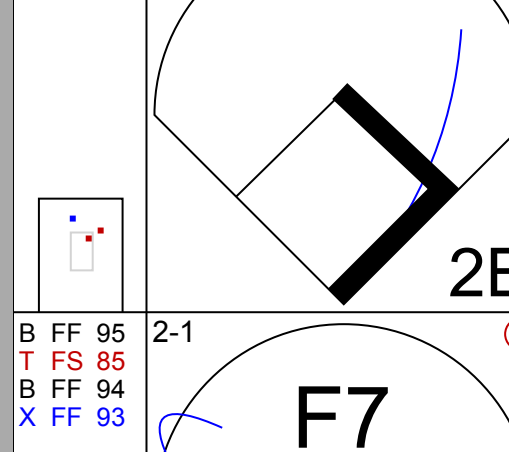
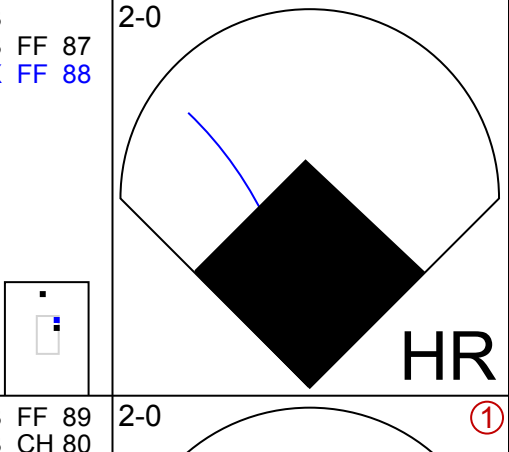
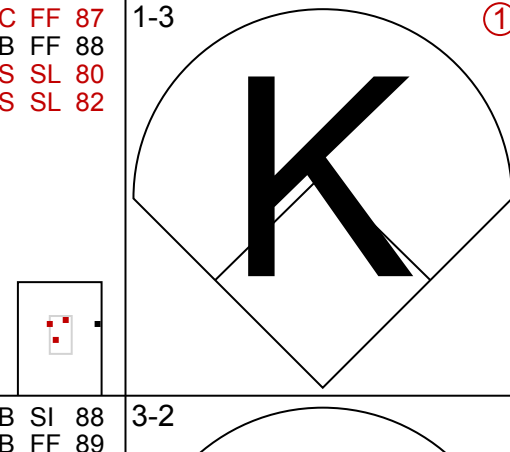

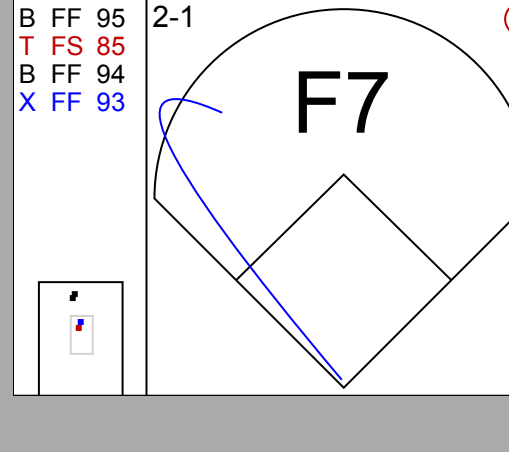
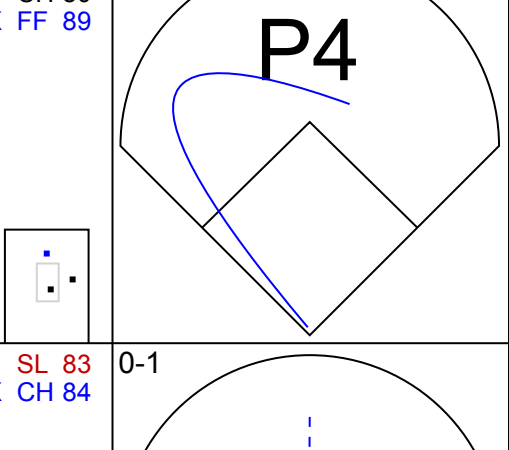
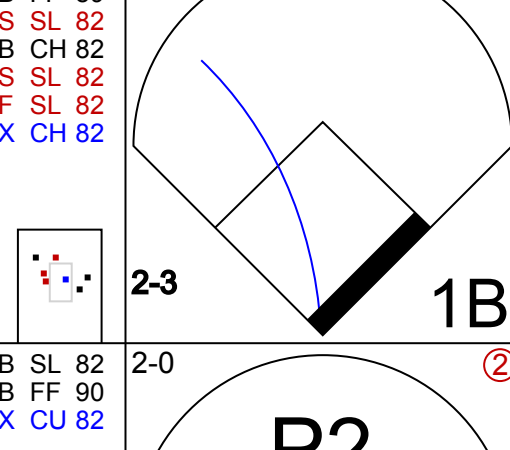


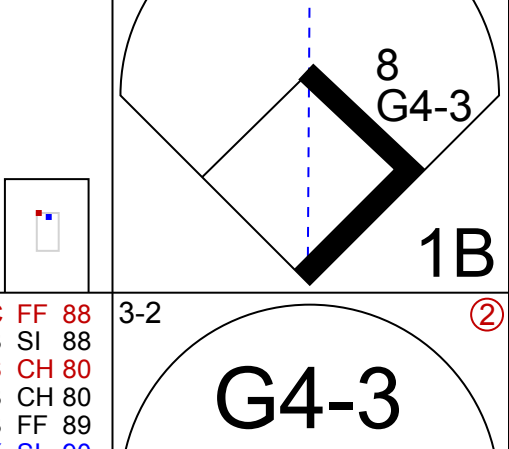
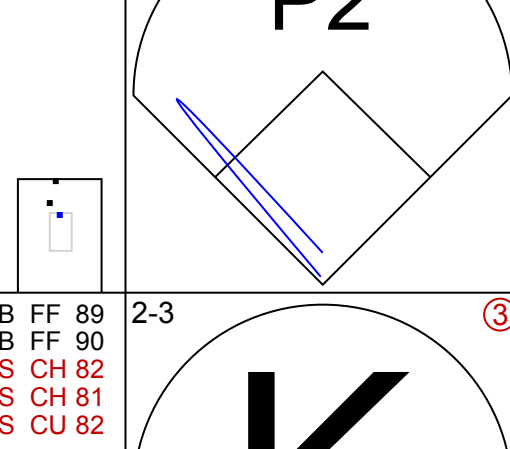


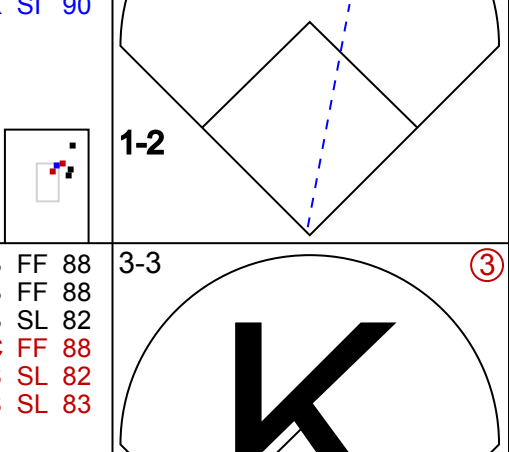
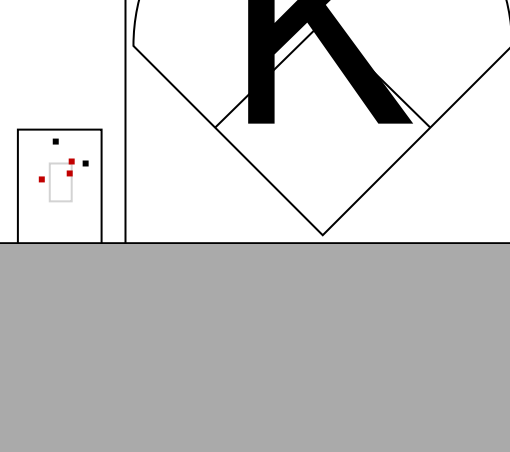
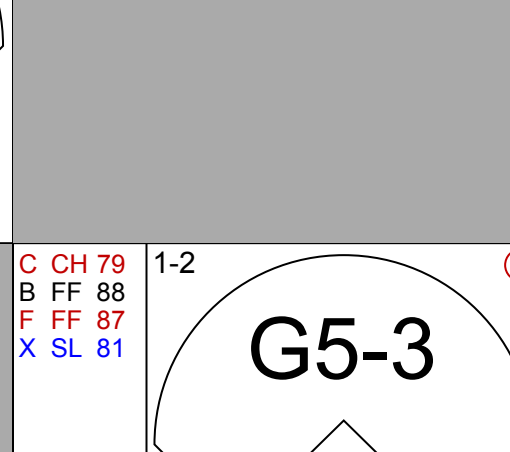

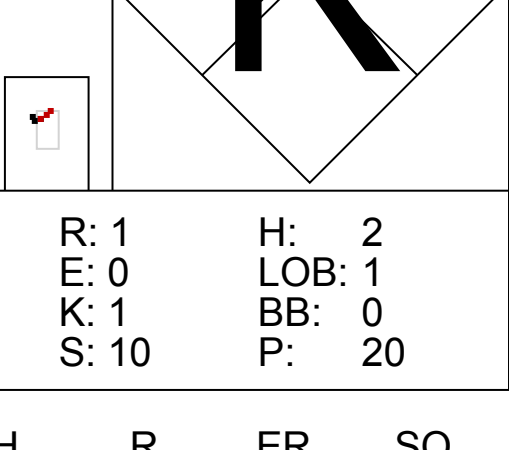
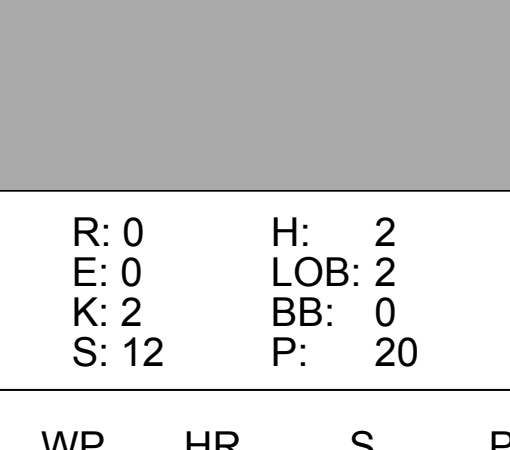
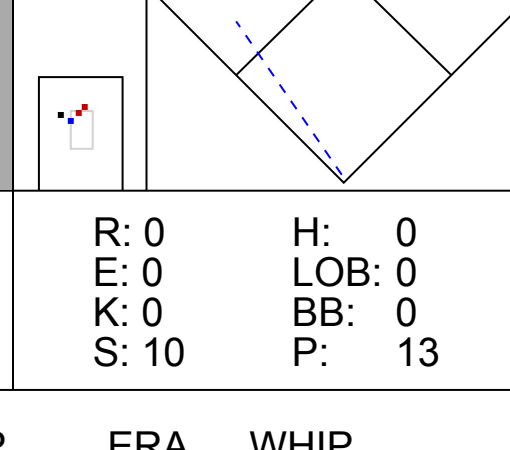
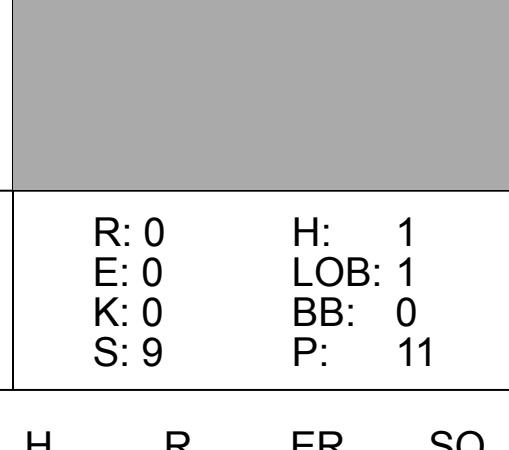

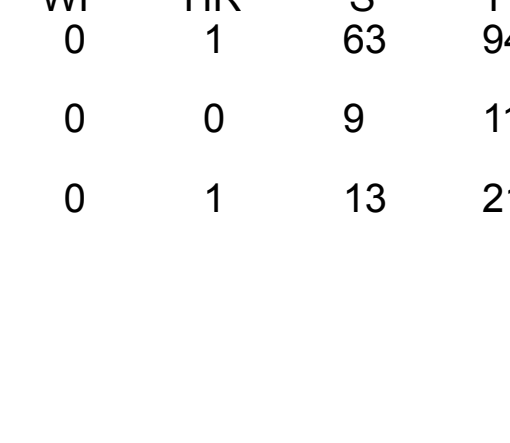
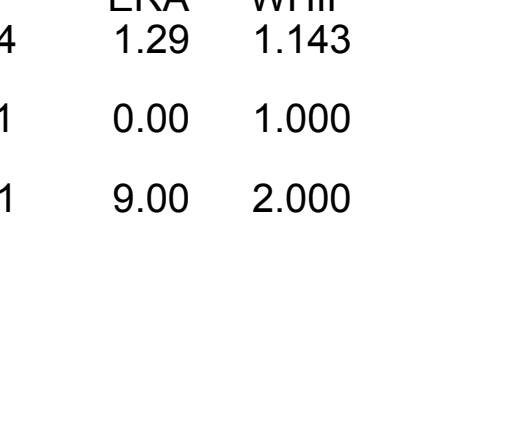



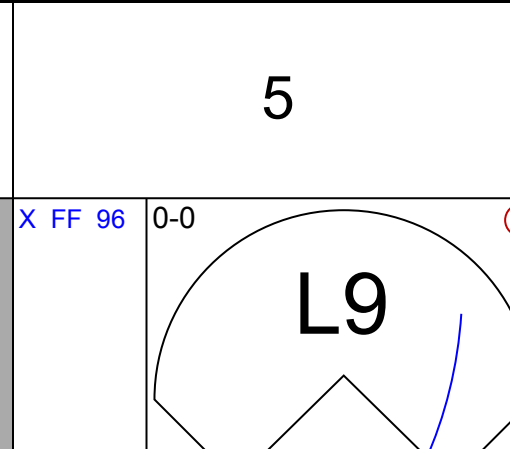

Batter	1	2	3	4	5	6	7	8	9	AB	R	H	RBI	BB	SO	LOB	BOTTOM										
5 Ian Kinsler, R (1,4) OBP: 0.351, SLG: 0.445	G1-3		K					P4		4	0	0	0	0	1	1	Minnesota Twins @ Texas Rangers Rangers Ballpark in Arlington, Arlington, TX Thu Jul 28 2011, 8:09 PM - 10:53 PM EDT Att: 30,406 - Clear - 99 F										
1 Elvis Andrus, R (1,6) OBP: 0.333, SLG: 0.347	P3							F8		4	1	1	0	0	0	1											
32 Josh Hamilton, L (1,7) OBP: 0.355, SLG: 0.549										4	1	3	0	0	0	0											
10 Michael Young, R (1,10) OBP: 0.371, SLG: 0.490	P3									3	1	2	1	1	0	1											
17 Nelson Cruz, R (1,9) OBP: 0.310, SLG: 0.527		G5-3								4	0	0	0	0	0	4											
18 Mitch Moreland, L (1,3) OBP: 0.327, SLG: 0.439										4	0	2	1	0	1	3											
8 Yorvit Torrealba, R (1,2) OBP: 0.296, SLG: 0.367										4	1	1	0	0	0	3											
19 Chris Davis, L (1,5) OBP: 0.303, SLG: 0.408										3	0	1	1	0	1	0											
9 Endy Chavez, L (1,8) OBP: 0.356, SLG: 0.496										3	0	0	0	0	1	1											
Inning Stats	R: 0 E: 0 K: 0 S: 11	H: 1 LOB: 1 BB: 0 P: 13	R: 0 E: 0 K: 0 S: 5	H: 1 LOB: 0 BB: 0 P: 9	R: 0 E: 0 K: 1 S: 7	H: 0 LOB: 0 BB: 0 P: 9	R: 1 E: 0 K: 0 S: 11	H: 3 LOB: 1 BB: 0 P: 19	R: 1 E: 0 K: 0 S: 12	H: 2 LOB: 1 BB: 0 P: 17	R: 0 E: 0 K: 1 S: 11	H: 1 LOB: 0 BB: 0 P: 15	R: 0 E: 0 K: 2 S: 10	H: 0 LOB: 0 BB: 0 P: 15	R: 2 E: 0 K: 0 S: 11	H: 2 LOB: 2 BB: 1 P: 23		1B: 7 2B: 2 3B: 1 HR: 0	SF: 0 SAC: 0 DP: 0 HBP: 0	WP: 0 PB: 0 SB: 0 CS: 2	PA: 34						
PITCHER	IP	WLS	BF	H	R	ER	SO	BB	IBB	HBP	BLK	WP	HR	S	P	ERA	WHIP										
30 Scott Baker, R (1,1) ERA: 2.86	7.0	L	27	8	2	2	4	0	0	0	0	0	0	11	23	0.00	1.143										
54 Phil Dumatrait, L (8,1) ERA: 4.44	1.0		7	2	2	0	0	0	1	0	0	0	0	11	23	0.00	2.000										

livebaseballscores.com



livebaseballscores.com

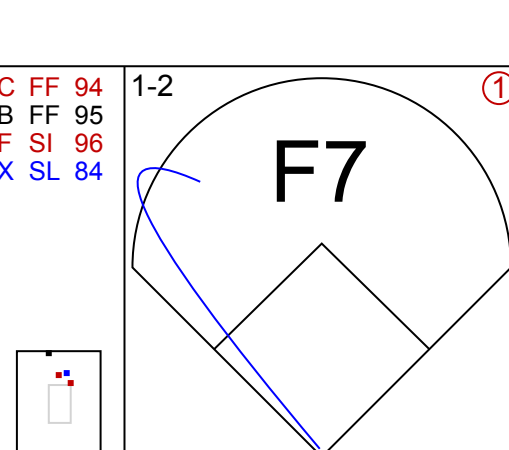
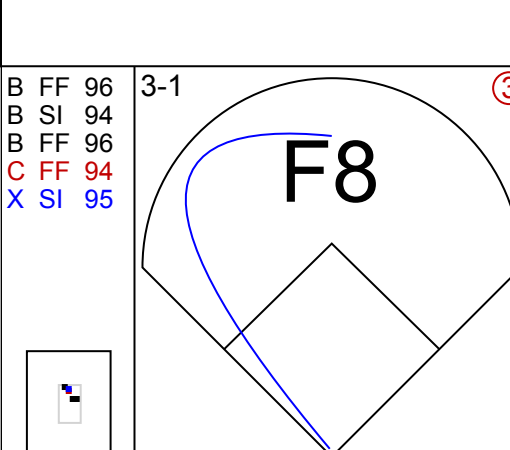
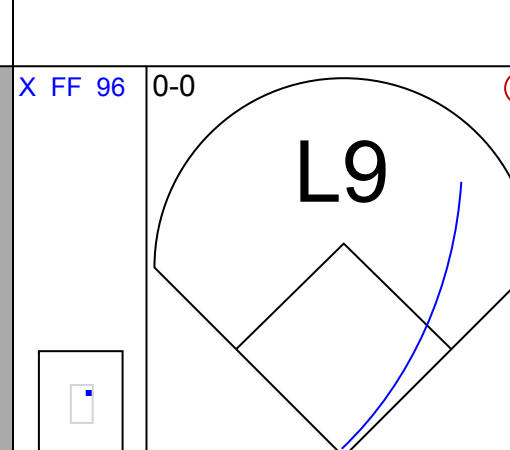
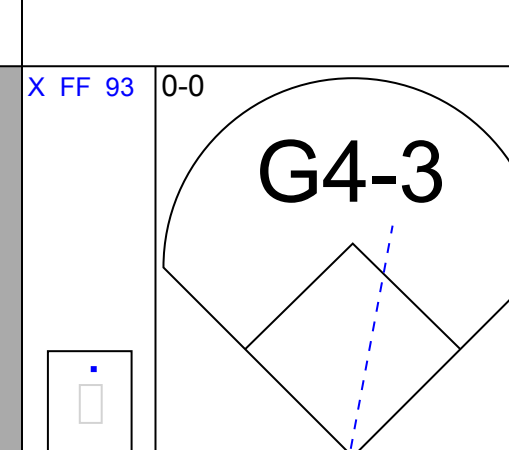
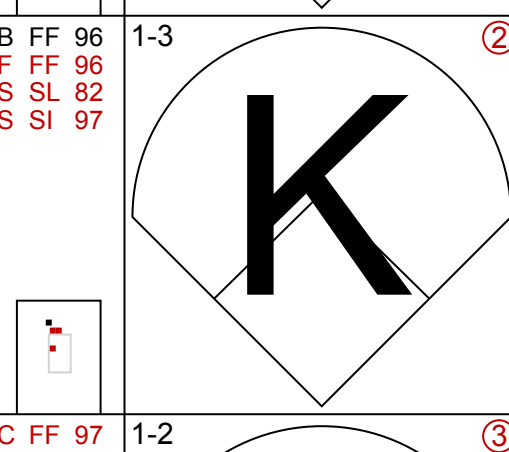

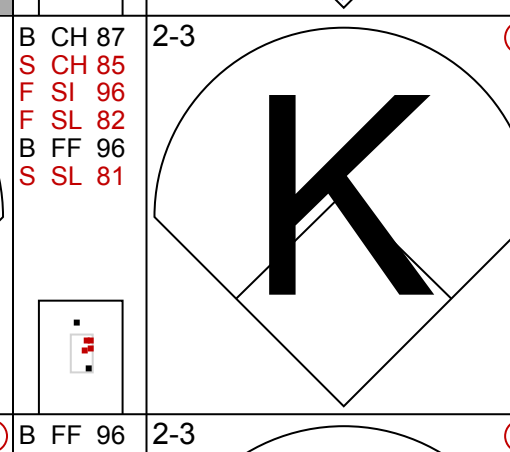
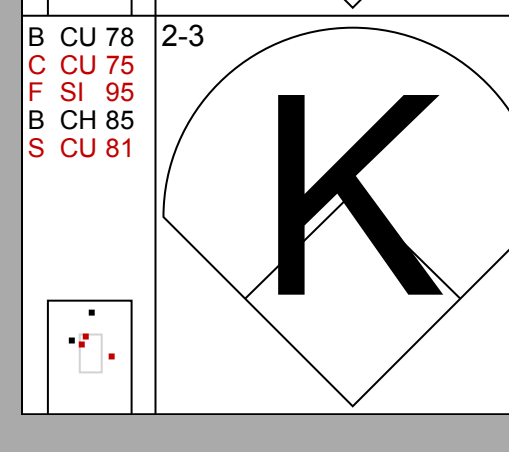
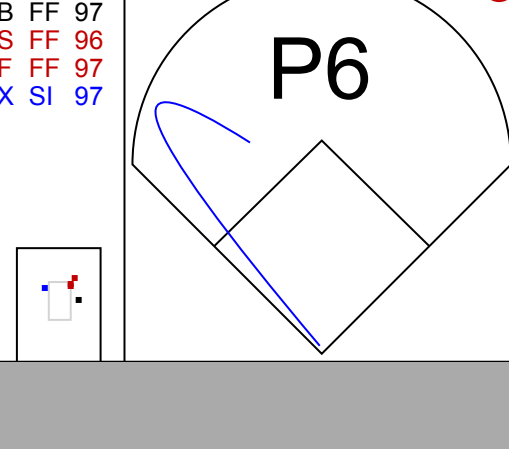

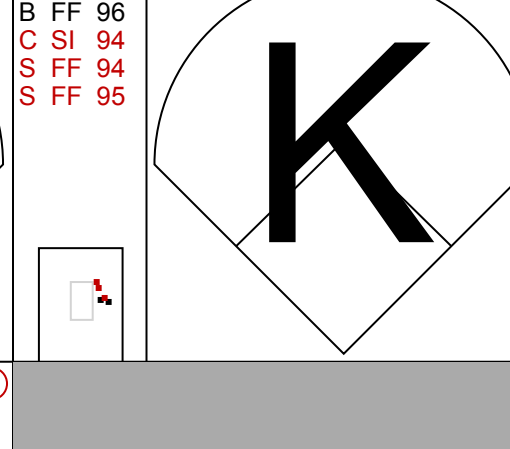

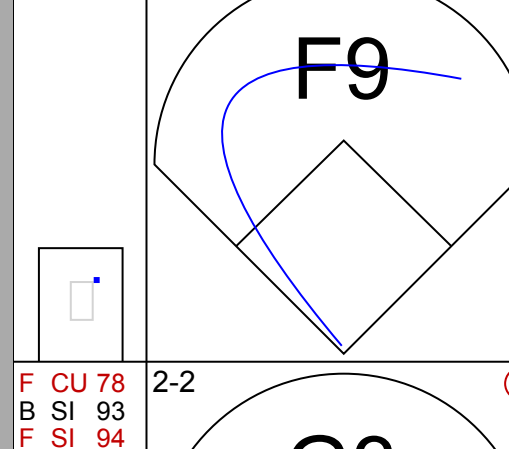


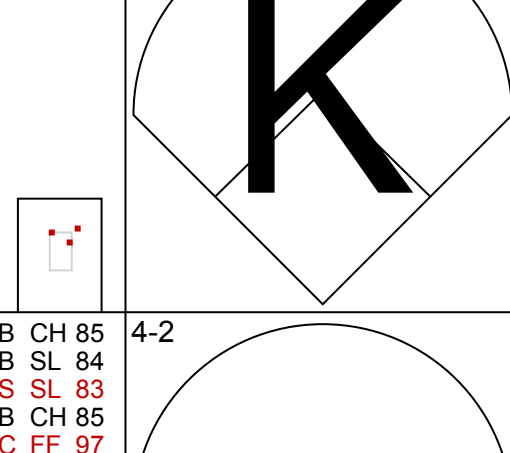

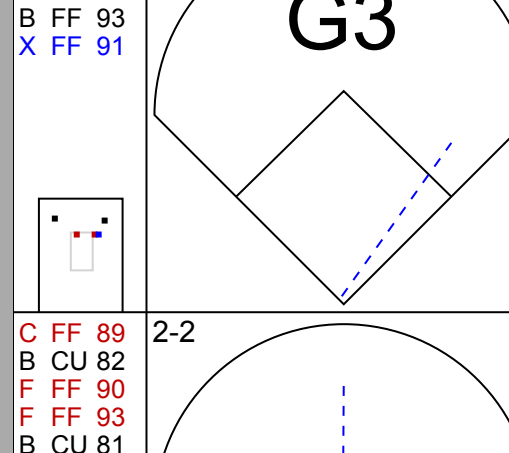
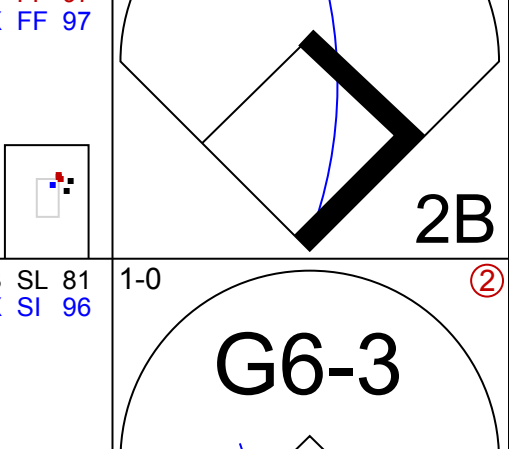
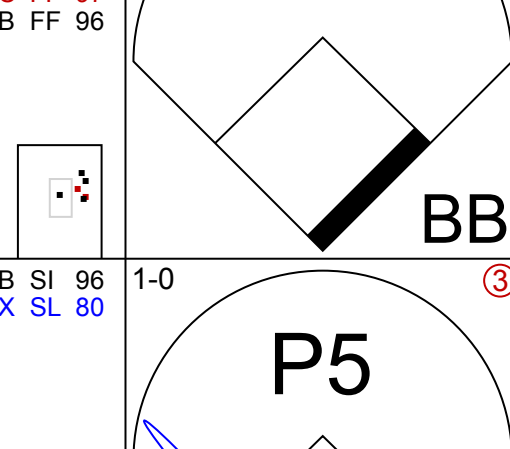


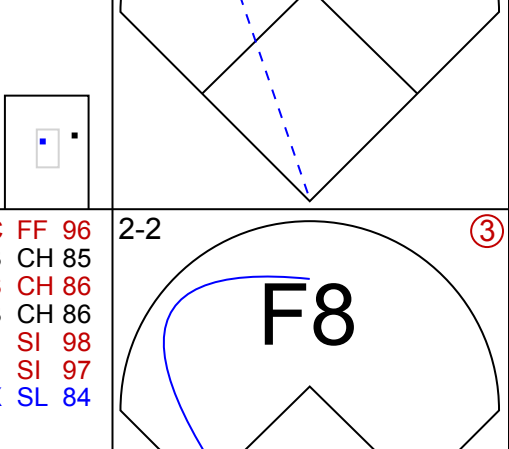
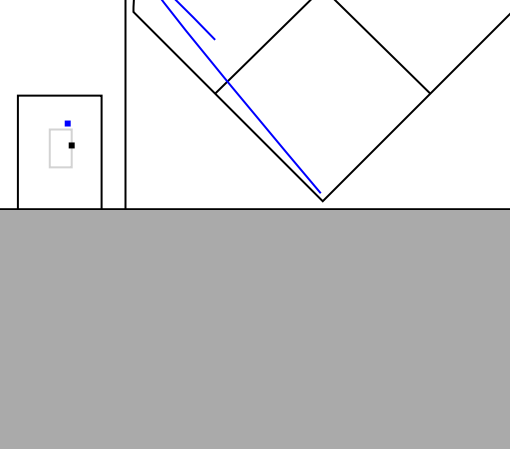
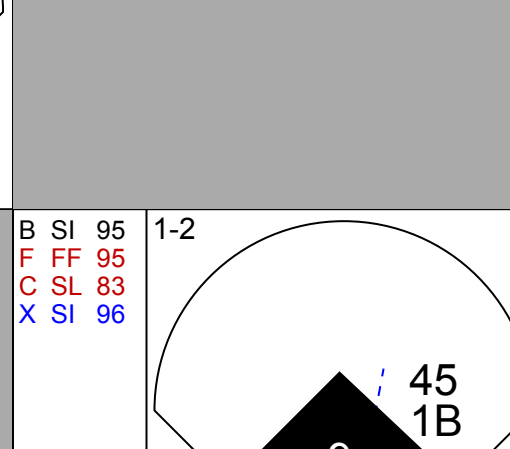

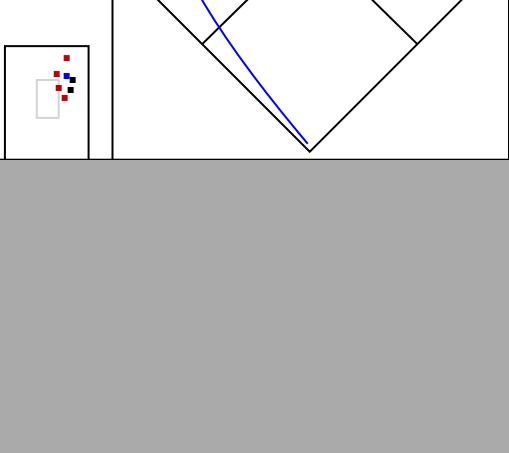

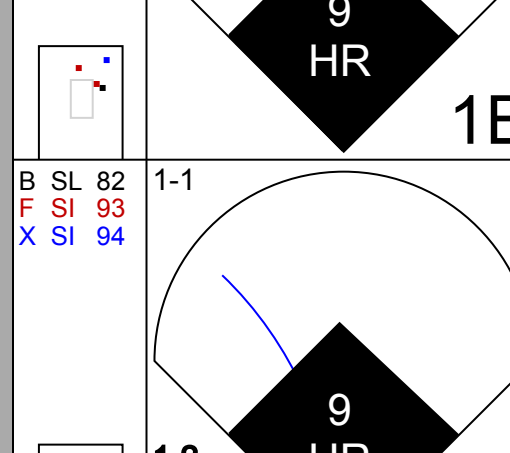



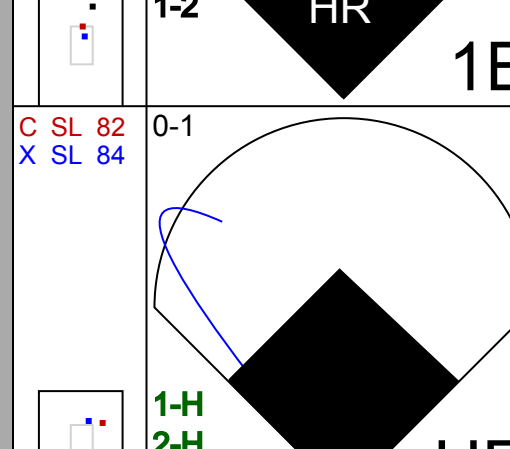
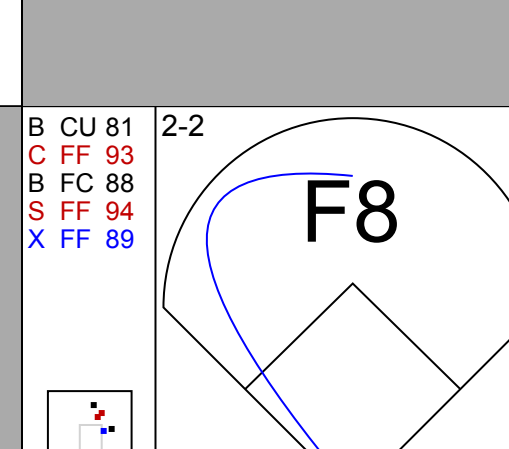
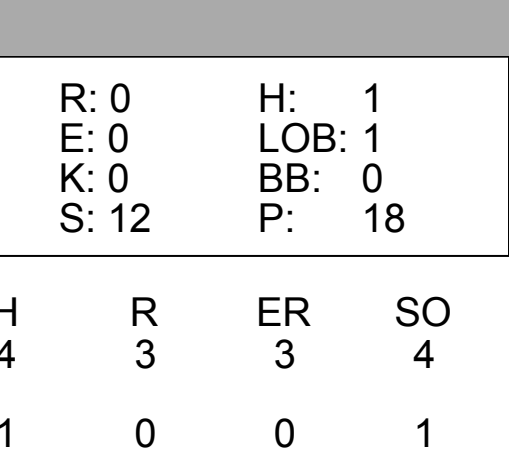
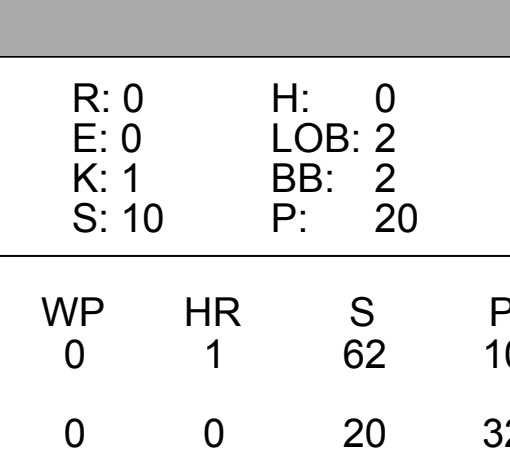
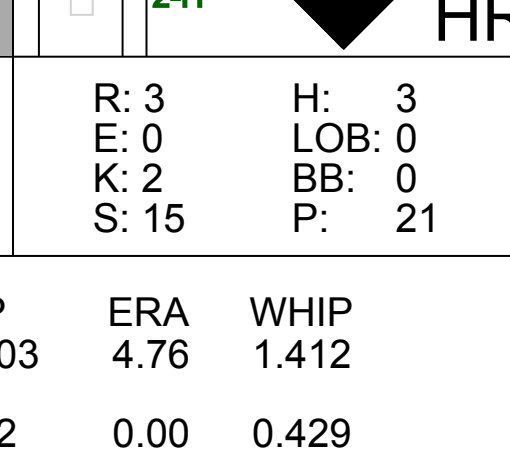
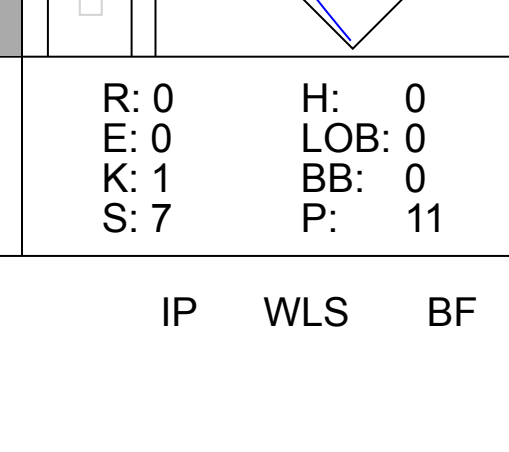






Batter	1	2	3	4	5	6	7	8	9	AB	R	H	RBI	BB	SO	LOB	TOP					
5 Ian Kinsler, R OBP: 0.348, SLG: 0.439										5	0	0	0	0	2	1						
1 Elvis Andrus, R OBP: 0.334, SLG: 0.347										3	0	1	0	1	0	0						
32 Josh Hamilton, L OBP: 0.354, SLG: 0.545										4	0	1	0	0	1	2						
10 Michael Young, R OBP: 0.375, SLG: 0.498										4	0	3	0	0	0	1						
17 Nelson Cruz, R OBP: 0.311, SLG: 0.536										2	1	1	1	0	1	1						
9 Endy Chavez, L OBP: 0.351, SLG: 0.490										4	1	2	1	0	0	2						
25 Mike Napoli, R OBP: 0.386, SLG: 0.577										4	0	2	0	0	0	4						
18 Mitch Moreland, L OBP: 0.329, SLG: 0.440										3	0	0	0	0	1	3						
8 Yorvit Torrealba, R OBP: 0.293, SLG: 0.383										4	0	0	0	0	1	2						
19 Chris Davis, L OBP: 0.299, SLG: 0.403										4	0	0	0	0	1	2						
7 David Murphy, L OBP: 0.313, SLG: 0.345										4	0	0	0	0	1	2						
Inning Stats	R: 0 E: 0 K: 2 S: 10	H: 1 LOB: 1 BB: 0 P: 13	R: 1 E: 0 K: 1 S: 10	H: 2 LOB: 1 BB: 0 P: 20	R: 0 E: 0 K: 1 S: 5	H: 0 LOB: 0 BB: 1 P: 10	R: 0 E: 0 K: 2 S: 12	H: 2 LOB: 2 BB: 0 P: 20	R: 0 E: 0 K: 0 S: 7	H: 2 LOB: 2 BB: 0 P: 8	R: 0 E: 0 K: 0 S: 9	H: 0 LOB: 0 BB: 0 P: 10	R: 0 E: 0 K: 0 S: 9	H: 1 LOB: 1 BB: 0 P: 11	R: 1 E: 0 K: 1 S: 13	H: 2 LOB: 1 BB: 0 P: 21	1B: 6 2B: 2 3B: 0 HR: 2	SF: 0 SAC: 0 DP: 1 HBP: 0	WP: 0 PB: 0 SB: 0 CS: 0	PA: 37		
PITCHER	IP WLS BF H R ER SO BB IBB HBP BLK WP HR S P ERA WHIP	IP WLS BF H R ER SO BB IBB HBP BLK WP HR S P ERA WHIP	IP WLS BF H R ER SO BB IBB HBP BLK WP HR S P ERA WHIP	IP WLS BF H R ER SO BB IBB HBP BLK WP HR S P ERA WHIP	IP WLS BF H R ER SO BB IBB HBP BLK WP HR S P ERA WHIP	IP WLS BF H R ER SO BB IBB HBP BLK WP HR S P ERA WHIP	IP WLS BF H R ER SO BB IBB HBP BLK WP HR S P ERA WHIP	IP WLS BF H R ER SO BB IBB HBP BLK WP HR S P ERA WHIP	IP WLS BF H R ER SO BB IBB HBP BLK WP HR S P ERA WHIP	IP WLS BF H R ER SO BB IBB HBP BLK WP HR S P ERA WHIP	IP WLS BF H R ER SO BB IBB HBP BLK WP HR S P ERA WHIP	IP WLS BF H R ER SO BB IBB HBP BLK WP HR S P ERA WHIP	IP WLS BF H R ER SO BB IBB HBP BLK WP HR S P ERA WHIP	IP WLS BF H R ER SO BB IBB HBP BLK WP HR S P ERA WHIP	IP WLS BF H R ER SO BB IBB HBP BLK WP HR S P ERA WHIP	IP WLS BF H R ER SO BB IBB HBP BLK WP HR S P ERA WHIP	IP WLS BF H R ER SO BB IBB HBP BLK WP HR S P ERA WHIP	IP WLS BF H R ER SO BB IBB HBP BLK WP HR S P ERA WHIP	IP WLS BF H R ER SO BB IBB HBP BLK WP HR S P ERA WHIP	IP WLS BF H R ER SO BB IBB HBP BLK WP HR S P ERA WHIP		
27 Brett Cecil, L ERA: 4.34	7.0	W	28	7	1	1	6	1	0	0	0	0	0	0	0	0	0	0	0	0	1.29	1.143
50 Frank Francisco, R ERA: 4.53	1.0	H	4	1	0	0	0	0	0	0	0	0	0	0	9	11	0.00	1.000				
60 Jon Rauch, R ERA: 4.06	1.0	S	5	2	1	1	1	0	0	0	0	0	0	0	1	13	21	9.00	2.000			

Texas Rangers @ Toronto Blue Jays
Rogers Centre, Toronto, ON
Fri Jul 29 2011, 7:08 PM - 9:39 PM EDT
Att: 19,287 - Partly Cloudy - 77 F

AB 36
R 2
H 10
RBI 2
BB 1
SO 7
LOB 20



Batter	1	2	3	4	5	6	7	8	9	AB	R	H	RBI	BB	SO	LOB	BOTTOM					
5 Yunel Escobar, R OBP: 0.396, SLG: 0.444										4	0	0	0	0	0	0						
28 Colby Rasmus, L OBP: 0.327, SLG: 0.410										3	0	0	0	1	3	0						
19 José Bautista, R OBP: 0.458, SLG: 0.662										4	0	0	0	0	1	1						
26 Adam Lind, L OBP: 0.334, SLG: 0.492										4	0	0	0	0	1	1						
10 Edwin Encarnación, R OBP: 0.317, SLG: 0.440										2	0	2	0	2	0	0						
11 Rajai Davis, R OBP: 0.270, SLG: 0.350										0	0	0	0	0	0	0						
14 Eric Thames, L OBP: 0.339, SLG: 0.506										4	0	0	0	0	0	5						
2 Aaron Hill, R OBP: 0.282, SLG: 0.324										2	1	1	0	1	0	1						
45 Travis Snider, L OBP: 0.282, SLG: 0.368										3	1	1	0	0	0	2						
9 J.P. Arenal, R OBP: 0.283, SLG: 0.460										3	1	1	3	0	0	0						
Inning Stats	R: 0 E: 0 K: 1 S: 10	H: 0 LOB: 0 BB: 0 P: 13	R: 0 E: 0 K: 0 S: 12	H: 1 LOB: 1 BB: 0 P: 18	R: 0 E: 0 K: 0 S: 4	H: 0 LOB: 0 BB: 0 P: 9	R: 0 E: 0 K: 1 S: 10	H: 0 LOB: 2 BB: 2 P: 20	R: 3 E: 0 K: 2 S: 15	H: 3 LOB: 0 BB: 0 P: 21	R: 0 E: 0 K: 0 S: 15	H: 0 LOB: 2 BB: 2 P: 29	R: 0 E: 0 K: 1 S: 7	H: 0 LOB: 0 BB: 0 P: 11	R: 0 E: 0 K: 0 S: 9	H: 1 LOB: 1 BB: 0 P: 14	1B: 3 2B: 1 3B: 0 HR: 1	SF: 0 SAC: 0 DP: 0 HBP: 0	WP: 0 PB: 0 SB: 0 CS: 0	PA: 33		
PITCHER	IP WLS BF H R ER SO BB IBB HBP BLK WP HR S P ERA WHIP	IP WLS BF H R ER SO BB IBB HBP BLK WP HR S P ERA WHIP	IP WLS BF H R ER SO BB IBB HBP BLK WP HR S P ERA WHIP	IP WLS BF H R ER SO BB IBB HBP BLK WP HR S P ERA WHIP	IP WLS BF H R ER SO BB IBB HBP BLK WP HR S P ERA WHIP	IP WLS BF H R ER SO BB IBB HBP BLK WP HR S P ERA WHIP	IP WLS BF H R ER SO BB IBB HBP BLK WP HR S P ERA WHIP	IP WLS BF H R ER SO BB IBB HBP BLK WP HR S P ERA WHIP	IP WLS BF H R ER SO BB IBB HBP BLK WP HR S P ERA WHIP	IP WLS BF H R ER SO BB IBB HBP BLK WP HR S P ERA WHIP	IP WLS BF H R ER SO BB IBB HBP BLK WP HR S P ERA WHIP	IP WLS BF H R ER SO BB IBB HBP BLK WP HR S P ERA WHIP	IP WLS BF H R ER SO BB IBB HBP BLK WP HR S P ERA WHIP	IP WLS BF H R ER SO BB IBB HBP BLK WP HR S P ERA WHIP	IP WLS BF H R ER SO BB IBB HBP BLK WP HR S P ERA WHIP	IP WLS BF H R ER SO BB IBB HBP BLK WP HR S P ERA WHIP	IP WLS BF H R ER SO BB IBB HBP BLK WP HR S P ERA WHIP	IP WLS BF H R ER SO BB IBB HBP BLK WP HR S P ERA WHIP	IP WLS BF H R ER SO BB IBB HBP BLK WP HR S P ERA WHIP	IP WLS BF H R ER SO BB IBB HBP BLK WP HR S P ERA WHIP		
41 Alex Ogando, R ERA: 2.88	5.2	L	25	4	3	3	4	4	0	0	0	0	0	0	0	0	0	0	0	0	4.76	1.412
35 Tommy Hunter, R ERA: 2.93	2.1		8	1	0	0	1	0	0	0	0	0	0	0	20	32	0.00	0.429				

Texas Rangers @ Toronto Blue Jays
Rogers Centre, Toronto, ON
Fri Jul 29 2011, 7:08 PM - 9:39 PM EDT
Att: 19,287 - Partly Cloudy - 77 F

AB 29
R 3
H 5
RBI 3
BB 4
SO 5
LOB 10



Batter	1	2	3	4	5	6	7	8	9	AB	R	H	RBI	BB	SO	LOB	TOP				
5 Ian Kinsler, R OBP: 0.348, SLG: 0.437										4	0	1	0	1	1	1					
12 Omar Quintanilla, L OBP: 0.143, SLG: 0.429										4	0	0	0	0	2	3					
10 Michael Young, R OBP: 0.371, SLG: 0.493										4	0	0	0	0	2	1					
32 Josh Hamilton, L OBP: 0.354, SLG: 0.545										0	0	0	0	0	0	0					
25 Mike Napoli, R OBP: 0.388, SLG: 0.591										4	2	2	1	0	0	0					
18 Mitch Moreland, L OBP: 0.330, SLG: 0.449										3	1	1	2	0	2	0					
8 Yovani Torrealba, R OBP: 0.252, SLG: 0.381										4	0	1	0	0	1	0					
7 David Murphy, L OBP: 0.320, SLG: 0.349										3	0	2	0	1	0	0					
Chris Davis, L OBP: 0.296, SLG: 0.408										4	0	1	0	0	1	5					
9 Endy Chavez, L OBP: 0.348, SLG: 0.483										4	0	1	0	0	0	1					
Inning Stats	R: 0 E: 0 K: 1 S: 10	H: 0 LOB: 0 BB: 0 P: 13	R: 2 E: 0 K: 0 S: 13	H: 3 LOB: 0 BB: 0 P: 20	R: 0 E: 0 K: 1 S: 7	H: 0 LOB: 0 BB: 0 P: 10	R: 0 E: 0 K: 0 S: 10	H: 1 LOB: 3 BB: 1 P: 17	R: 0 E: 0 K: 1 S: 12	H: 0 LOB: 0 BB: 0 P: 18	R: 0 E: 0 K: 1 S: 11	H: 1 LOB: 2 BB: 1 P: 20	R: 1 E: 0 K: 3 S: 11	H: 1 LOB: 0 BB: 0 P: 17	R: 0 E: 0 K: 1 S: 12	H: 2 LOB: 1 BB: 0 P: 19	1B: 6 2B: 1 3B: 0 HR: 2	SF: 0 SAC: 0 DP: 1 HBP: 1	WP: 0 PB: 0 SB: 0 CS: 1	PA: 37	
PITCHER	IP WLS BF H R ER SO BB IBB HBP BLK WP HR S P ERA WHIP	IP WLS BF H R ER SO BB IBB HBP BLK WP HR S P ERA WHIP	IP WLS BF H R ER SO BB IBB HBP BLK WP HR S P ERA WHIP	IP WLS BF H R ER SO BB IBB HBP BLK WP HR S P ERA WHIP	IP WLS BF H R ER SO BB IBB HBP BLK WP HR S P ERA WHIP	IP WLS BF H R ER SO BB IBB HBP BLK WP HR S P ERA WHIP	IP WLS BF H R ER SO BB IBB HBP BLK WP HR S P ERA WHIP	IP WLS BF H R ER SO BB IBB HBP BLK WP HR S P ERA WHIP	IP WLS BF H R ER SO BB IBB HBP BLK WP HR S P ERA WHIP	IP WLS BF H R ER SO BB IBB HBP BLK WP HR S P ERA WHIP	IP WLS BF H R ER SO BB IBB HBP BLK WP HR S P ERA WHIP	IP WLS BF H R ER SO BB IBB HBP BLK WP HR S P ERA WHIP	IP WLS BF H R ER SO BB IBB HBP BLK WP HR S P ERA WHIP	IP WLS BF H R ER SO BB IBB HBP BLK WP HR S P ERA WHIP	IP WLS BF H R ER SO BB IBB HBP BLK WP HR S P ERA WHIP	IP WLS BF H R ER SO BB IBB HBP BLK WP HR S P ERA WHIP	IP WLS BF H R ER SO BB IBB HBP BLK WP HR S P ERA WHIP	IP WLS BF H R ER SO BB IBB HBP BLK WP HR S P ERA WHIP	IP WLS BF H R ER SO BB IBB HBP BLK WP HR S P ERA WHIP	IP WLS BF H R ER SO BB IBB HBP BLK WP HR S P ERA WHIP	IP WLS BF H R ER SO BB IBB HBP BLK WP HR S P ERA WHIP
59 Brad Mills, L ERA: 2.57	7.0	L	29	6	2	2	5	1	1	1	0	0	0	0	0	1	117	2.57	1.000		
51 Jesse Litsch, R ERA: 4.75	1.0		4	1	1	1	3	0	0	0	0	0	0	0	0	1	11	17	9.00	1.000	
43 Trever Miller, L ERA: 3.86	0.2		3	2	0	0	1	0	0	0	0	0	0	0	0	11	18	0.00	3.000		
57 Shawn Camp, R ERA: 5.2	0.1		1	0	0	0	0	0	0	0	0	0	0	0	1	1	0.00	0.000			

Texas Rangers @ Toronto Blue Jays
Rogers Centre, Toronto, ON
Sat Jul 30 2011, 1:10 PM - 3:37 PM EDT
Att: 22,560 - Sunny - 75 F

AB 34
R 3
H 9
RBI 3
BB 2
SO 9
LOB 11



Batter	1	2	3	4	5	6	7	8	9	AB	R	H	RBI	BB	SO	LOB	BOTTOM					
5 Yunel Escobar, R OBP: 0.393, SLG: 0.440										3	0	0	0	0	0	0						
2 Aaron Hill, R OBP: 0.281, SLG: 0.323										4	0	0	0	0	0	0						
28 Colby Rasmus, L OBP: 0.324, SLG: 0.406										4	0	2	0	0	1	0						
19 José Bautista, R OBP: 0.459, SLG: 0.660										4	0	0	0	0	1	2						
26 Adam Lind, L OBP: 0.331, SLG: 0.486										3	0	0	0	0	0	0						
10 Edwin Encarnación, R OBP: 0.314, SLG: 0.435										3	0	0	0	0	0	0						
14 Eric Thames, L OBP: 0.333, SLG: 0.497										2	0	0	0	1	1	0						
11 Rajai Davis, R OBP: 0.271, SLG: 0.348										3	0	1	0	0	0	0						
6 John McDonald, R OBP: 0.263, SLG: 0.310										3	0	1	0	0	2	2						
9 J.P. Arencibia, R OBP: 0.284, SLG: 0.459																						
Inning Stats	R: 0 E: 0 K: 0 S: 10	H: 1 LOB: 1 BB: 0 P: 15	R: 0 E: 1 K: 1 S: 12	H: 1 LOB: 2 BB: 1 P: 20	R: 0 E: 0 K: 0 S: 4	H: 0 LOB: 0 BB: 0 P: 6	R: 0 E: 0 K: 2 S: 8	H: 0 LOB: 0 BB: 0 P: 9	R: 0 E: 0 K: 2 S: 9	H: 0 LOB: 0 BB: 0 P: 10	R: 0 E: 0 K: 0 S: 8	H: 1 LOB: 1 BB: 0 P: 11	R: 0 E: 0 K: 0 S: 3	H: 0 LOB: 0 BB: 0 P: 5	R: 0 E: 0 K: 0 S: 5	H: 1 LOB: 0 BB: 0 P: 6	R: 0 E: 0 K: 1 S: 10	H: 0 LOB: 0 BB: 0 P: 13	1B: 4 2B: 0 3B: 0 HR: 0	SF: 0 SAC: 0 DP: 1 HBP: 0	WP: 0 PB: 0 SB: 0 CS: 0	PA: 31
PITCHER	IP WLS BF H R ER SO BB IBB HBP BLK WP HR S P ERA WHIP	IP WLS BF H R ER SO BB IBB HBP BLK WP HR S P ERA WHIP	IP WLS BF H R ER SO BB IBB HBP BLK WP HR S P ERA WHIP	IP WLS BF H R ER SO BB IBB HBP BLK WP HR S P ERA WHIP	IP WLS BF H R ER SO BB IBB HBP BLK WP HR S P ERA WHIP	IP WLS BF H R ER SO BB IBB HBP BLK WP HR S P ERA WHIP	IP WLS BF H R ER SO BB IBB HBP BLK WP HR S P ERA WHIP	IP WLS BF H R ER SO BB IBB HBP BLK WP HR S P ERA WHIP	IP WLS BF H R ER SO BB IBB HBP BLK WP HR S P ERA WHIP	IP WLS BF H R ER SO BB IBB HBP BLK WP HR S P ERA WHIP	IP WLS BF H R ER SO BB IBB HBP BLK WP HR S P ERA WHIP	IP WLS BF H R ER SO BB IBB HBP BLK WP HR S P ERA WHIP	IP WLS BF H R ER SO BB IBB HBP BLK WP HR S P ERA WHIP	IP WLS BF H R ER SO BB IBB HBP BLK WP HR S P ERA WHIP	IP WLS BF H R ER SO BB IBB HBP BLK WP HR S P ERA WHIP	IP WLS BF H R ER SO BB IBB HBP BLK WP HR S P ERA WHIP	IP WLS BF H R ER SO BB IBB HBP BLK WP HR S P ERA WHIP	IP WLS BF H R ER SO BB IBB HBP BLK WP HR S P ERA WHIP	IP WLS BF H R ER SO BB IBB HBP BLK WP HR S P ERA WHIP	IP WLS BF H R ER SO BB IBB HBP BLK WP HR S P ERA WHIP	IP WLS BF H R ER SO BB IBB HBP BLK WP HR S P ERA WHIP	
45 Derek Holland, L ERA: 4.14	9.0	W	31	4	0	0	5	1	0	0	0	0	0	0	0	0	95	0.00	0.556			

Texas Rangers @ Toronto Blue Jays
Rogers Centre, Toronto, ON
Sat Jul 30 2011, 1:10 PM - 3:37 PM EDT
Att: 22,560 - Sunny - 75 F


AB 30
R 0
H 4
RBI 0
BB 1
SO 5
LOB 5



Batter	1	2	3	4	5	6	7	8	9	AB	R	H	RBI	BB	SO	LOB	TOP										
9 Endy Chavez, L OBP: 0.344, SLG: 0.470										4	0	0	0	1	1	2											
12 Omar Quintanilla, L OBP: 0.091, SLG: 0.273										4	0	0	0	0	2	1											
32 Josh Hamilton, L OBP: 0.356, SLG: 0.548										4	2	2	0	0	2	1											
10 Michael Young, R OBP: 0.373, SLG: 0.495										4	1	2	1	0	0	1											
25 Mike Napoli, R OBP: 0.390, SLG: 0.594										4	0	2	2	0	2	1											
18 Mitch Moreland, L OBP: 0.330, SLG: 0.444										3	0	0	0	1	1	2											
2 Taylor Teagarden, R OBP: 0.313, SLG: 0.333										4	0	1	0	0	2	2											
7 David Murphy, L OBP: 0.322, SLG: 0.351										4	0	2	0	0	2	3											
3 Andrés Blanco, S OBP: 0.254, SLG: 0.359										4	0	0	0	0	1	3											
Inning Stats	R: 0 E: 0 K: 2 S: 8	H: 0 LOB: 0 BB: 1 P: 15	R: 0 E: 0 K: 3 S: 15	H: 1 LOB: 2 BB: 1 P: 25	R: 0 E: 0 K: 0 S: 9	H: 0 LOB: 0 BB: 0 P: 13	R: 0 E: 0 K: 2 S: 9	H: 0 LOB: 0 BB: 0 P: 15	R: 0 E: 0 K: 1 S: 10	H: 1 LOB: 1 BB: 0 P: 13	R: 2 E: 0 K: 3 S: 15	H: 3 LOB: 1 BB: 0 P: 16	R: 0 E: 0 K: 0 S: 14	H: 1 LOB: 1 BB: 0 P: 18	R: 1 E: 0 K: 0 S: 12	H: 2 LOB: 1 BB: 0 P: 21	R: 0 E: 0 K: 2 S: 12	H: 1 LOB: 1 BB: 0 P: 18	1B: 6 2B: 3 HR: 0	SF: 0 SAC: 0 HBP: 0	WP: 1 PB: 0 SB: 0 CS: 1	PA: 37					
PITCHER	IP	WLS	BF	H	R	ER	SO	BB	IBB	HBP	BLK	WP	HR	S	P	ERA	WHIP										
23 Brandon Morrow, R ERA: 4.58	7.0	W	28	6	2	2	11	2	0	0	0	1	0	80	115	2.57	1.143										
43 Treyver Miller, L ERA: 4.32	0.1		2	1	1	1	0	0	0	0	0	0	0	3	7	27.00	3.000										
44 Casey Janssen, R ERA: 2.84	0.2		3	1	0	0	0	0	0	0	0	0	0	9	14	0.00	1.500										
50 Frank Francisco, R ERA: 4.68	1.0		4	1	0	0	2	0	0	0	0	0	0	12	18	0.00	1.000										

Texas Rangers @ Toronto Blue Jays
Rogers Centre, Toronto, ON
Sun Jul 31 2011, 1:44 PM - 4:26 PM EDT
Att: 45,629 - Cloudy - 77 F

AB 35
R 3
H 9
RBI 3
BB 2
SO 13
LOB 16



Batter	1	2	3	4	5	6	7	8	9	AB	R	H	RBI	BB	SO	LOB	BOTTOM										
11 Raijai Davis, R OBP: 0.274, SLG: 0.351										3	1	1	0	1	1	0											
28 Colby Rasmus, L OBP: 0.326, SLG: 0.410										4	1	2	2	0	1	0											
19 José Bautista, R OBP: 0.459, SLG: 0.656										2	1	0	0	2	1	1											
10 Edwin Encarnación, R OBP: 0.314, SLG: 0.444										3	1	1	2	0	0	1											
20 Mark Teahen, L OBP: 0.275, SLG: 0.303										1	0	0	0	0	0	0											
14 Eric Thames, L OBP: 0.326, SLG: 0.485										4	0	0	0	0	2	0											
8 José Molina, R OBP: 0.372, SLG: 0.431										4	1	0	0	0	1	0											
2 Aaron Hill, R OBP: 0.282, SLG: 0.324										3	1	1	0	0	0	1											
6 John McDonald, R OBP: 0.264, SLG: 0.311										3	0	1	1	0	0	1											
9 J.P. Arencibia, R OBP: 0.284, SLG: 0.457										3	1	1	1	0	0	1											
Inning Stats	R: 2 E: 0 K: 1 S: 17	H: 1 LOB: 0 BB: 1 P: 29	R: 1 E: 1 K: 0 S: 10	H: 1 LOB: 1 BB: 1 P: 20	R: 1 E: 1 K: 1 S: 6	H: 1 LOB: 0 BB: 1 P: 14	R: 3 E: 0 K: 0 S: 14	H: 4 LOB: 1 BB: 0 P: 25	R: 0 E: 0 K: 2 S: 9	H: 0 LOB: 0 BB: 0 P: 11	R: 0 E: 0 K: 0 S: 7	H: 0 LOB: 0 BB: 0 P: 9	R: 0 E: 0 K: 2 S: 7	H: 0 LOB: 0 BB: 0 P: 8	R: 0 E: 0 K: 0 S: 4	H: 0 LOB: 0 BB: 0 P: 6	1B: 4 2B: 2 3B: 0 HR: 1	SF: 0 SAC: 0 DP: 1 HBP: 0	WP: 2 PB: 0 SB: 1 CS: 1	PA: 33							
PITCHER	IP	WLS	BF	H	R	ER	SO	BB	IBB	HBP	BLK	WP	HR	S	P	ERA	WHIP										
36 C.J. Wilson, L ERA: 3.38	3.2	L	20	7	5	2	2	3	0	0	0	0	0	12	15	0.00	0.000										
22 Yoshinori Tateyama, R ERA: 3.2	1.1		4	0	0	0	2	0	0	0	0	0	0	7	9	0.00	0.000										
53 Arthur Rhodes, L ERA: 4.91	1.0		3	0	0	0	0	0	0	0	0	0	0	7	8	0.00	0.000										
19 Koji Uehara, R ERA: 1.69	1.0		3	0	0	0	2	0	0	0	0	0	0	7	8	0.00	0.000										
39 Scott Feldman, R ERA: 3.0	1.0		3	0	0	0	0	0	0	0	0	0	0	4	6	0.00	0.000										

Texas Rangers @ Toronto Blue Jays
Rogers Centre, Toronto, ON
Sun Jul 31 2011, 1:44 PM - 4:26 PM EDT
Att: 45,629 - Cloudy - 77 F

AB 30
R 7
H 7
RBI 6
BB 3
SO 6
LOB 5




Batter	1	2	3	4	5	6	7	8	9	AB	R	H	RBI	BB	SO	LOB	TOP					
5 Ian Kinsler, R OBP: 0.347, SLG: 0.433	F8		P4				G6-3		L9	4	0	0	0	1	0	1						
1 Elvis Andrus, R OBP: 0.333, SLG: 0.345	1B			G6-3	B5		F8		G5-3	5	0	1	0	0	0	3						
32 Josh Hamilton, L OBP: 0.353, SLG: 0.542	FC6-4			10 HBP 17 1B	F7		G4-3		E3	5	1	1	0	0	0	4						
10 Michael Young, R OBP: 0.373, SLG: 0.493	K			18 G3 17 1B	G6-3			L8	1B	4	0	1	0	0	1	3						
17 Nelson Cruz, R OBP: 0.313, SLG: 0.543	G6-3			18 G3 1B		P4			F7	5	1	2	2	0	0	2						
18 Mitch Moreland, L OBP: 0.313, SLG: 0.440	G5-3			G3		G6-3			25 WP 25 HR	3	1	0	0	1	0	2						
25 Mike Napoli, R OBP: 0.391, SLG: 0.607	L5			F9					HR	4	1	2	2	0	0	2						
7 David Murphy, L OBP: 0.321, SLG: 0.353			L3		8 1B	P5			K	4	1	1	0	0	1	1						
8 Yorvit Torrealba, R OBP: 0.295, SLG: 0.386			L8		5 BB				F9	4	0	2	1	0	0	0						
Inning Stats	R: 0 H: 1 E: 0 K: 1 S: 8	H: 1 LOB: 1 BB: 0 P: 12	R: 0 H: 0 E: 0 K: 0 S: 7	H: 0 LOB: 0 BB: 0 P: 10	R: 0 H: 0 E: 0 K: 0 S: 6	H: 0 LOB: 0 BB: 0 P: 9	R: 1 H: 2 E: 0 K: 0 S: 15	H: 2 LOB: 2 BB: 0 P: 22	R: 1 H: 2 E: 0 K: 0 S: 16	H: 2 LOB: 2 BB: 1 P: 30	R: 0 H: 1 E: 0 K: 0 S: 11	H: 1 LOB: 1 BB: 0 P: 16	R: 0 H: 1 E: 0 K: 0 S: 8	H: 1 LOB: 1 BB: 0 P: 13	R: 3 H: 2 E: 0 K: 1 S: 11	H: 2 LOB: 0 BB: 1 P: 21	R: 0 H: 1 E: 1 K: 0 S: 11	H: 1 LOB: 2 BB: 0 P: 18	1B: 6 2B: 2 3B: 0 HR: 2	SF: 0 SAC: 0 DP: 0 HBP: 1	WP: 1 PB: 0 SB: 0 CS: 0	PA: 41
PITCHER	IP	WLS	BF	H	R	ER	SO	BB	IBB	HBP	BLK	WP	HR	S	P	ERA	WHIP					
37 Max Scherzer, R ERA: 4.23	6.0		26	6	2	2	1	1	0	1	0	0	0	63	99	3.00	1.167					
34 David Pauley, R ERA: 2.13	0.2	H	3	1	0	0	0	0	0	0	0	0	0	7	11	0.00	1.500					
40 Phil Coke, L ERA: 4.84	0.1	H	1	0	0	0	0	0	0	0	0	0	0	1	2	0.00	0.000					
53 Joaquin Benoit, R ERA: 4.62	1.0	W	6	2	3	3	1	1	0	0	0	1	2	11	21	27.00	3.000					
46 Jose Valverde, R ERA: 2.91	1.0	S	5	1	0	0	0	0	0	0	0	0	0	11	18	0.00	1.000					

Texas Rangers @ Detroit Tigers
Comerica Park, Detroit, MI
Tue Aug 02 2011, 7:17 PM - 10:48 PM EDT
Att: 29,067 - Drizzlie - 84 F

livebaseballscorecards.com

AB 38
R 5
H 10
RBI 5
BB 2
SO 2
LOB 18




Batter	1	2	3	4	5	6	7	8	9	AB	R	H	RBI	BB	SO	LOB	BOTTOM						
14 Austin Jackson, R OBP: 0.313, SLG: 0.359	K			SH 30 F9 26 FC6-5	G6-4-3			F7		4	0	0	0	0	2	4							
26 Brennan Boesch, L OBP: 0.353, SLG: 0.488				FC6-5						4	2	3	1	1	0	2							
12 Andy Dirks, L OBP: 0.307, SLG: 0.429	BB			24 1B 41 1B				HR		0	0	0	0	0	0	0							
30 Magglio Ordonez, R OBP: 0.290, SLG: 0.343	1B			F7	F9		K		K	4	0	1	0	0	1	4							
32 Don Kelly, L OBP: 0.290, SLG: 0.343	1B									1	0	0	0	0	1	0							
24 Miguel Cabrera, R OBP: 0.425, SLG: 0.554	G5-4-3			P6			F9		2B	5	0	2	0	0	0	5							
41 Victor Martinez, S OBP: 0.372, SLG: 0.444			E7			E5 27 1B 13 1B				3	2	2	1	2	0	0							
27 Jhonny Peralta, R OBP: 0.382, SLG: 0.524	1B		K							5	1	2	0	0	2	6							
9 Carlos Guillen, S OBP: 0.290, SLG: 0.434	G6-4-3			F9						3	0	0	0	1	1	4							
13 Alex Avila, L OBP: 0.369, SLG: 0.478	BB									3	1	2	3	1	1	0							
20 Wilson Betemit, S OBP: 0.341, SLG: 0.412	1B			HR						4	0	2	1	0	1	2							
Inning Stats	R: 0 H: 1 E: 0 K: 1 S: 8	H: 3 LOB: 2 BB: 1 P: 15	R: 1 H: 3 E: 1 K: 1 S: 13	H: 3 LOB: 2 BB: 1 P: 24	R: 1 H: 2 E: 1 K: 0 S: 13	H: 2 LOB: 0 BB: 0 P: 20	R: 2 H: 2 E: 1 K: 1 S: 14	H: 2 LOB: 1 BB: 1 P: 24	R: 0 H: 1 E: 0 K: 2 S: 10	H: 1 LOB: 2 BB: 1 P: 20	R: 0 H: 0 E: 0 K: 2 S: 8	H: 0 LOB: 0 BB: 0 P: 13	R: 1 H: 2 E: 0 K: 1 S: 20	H: 2 LOB: 2 BB: 1 P: 32	1B: 11 2B: 1 3B: 0 HR: 2	SF: 0 SAC: 1 DP: 3 HBP: 0	WP: 0 PB: 0 SB: 1 CS: 0	PA: 42					
PITCHER	IP	WLS	BF	H	R	ER	SO	BB	IBB	HBP	BLK	WP	HR	S	P	ERA	WHIP						
48 Colby Lewis, R ERA: 4.14	4.0		25	10	5	4	3	3	0	0	0	0	0	17	31	0.00	1.000						
22 Yoshinori Tateyama, R ERA: 2.96	2.0		8	2	0	0	3	0	1	0	0	0	0	8	13	0.00	0.000						
28 Darren Oliver, L ERA: 2.13	1.0		3	0	0	0	2	0	0	0	0	0	0	1	20	32	9.00	2.000					
37 Mike Adams, R ERA: 1.29	1.0	L	6	2	1	1	1	0	1	0	0	0	1	20	32	9.00	2.000						

Texas Rangers @ Detroit Tigers
Comerica Park, Detroit, MI
Tue Aug 02 2011, 7:17 PM - 10:48 PM EDT
Att: 29,067 - Drizzlie - 84 F

livebaseballscorecards.com

AB 36
R 6
H 14
RBI 6
BB 5
SO 9
LOB 27



Batter	1	2	3	4	5	6	7	8	9	AB	R	H	RBI	BB	SO	LOB	TOP										
5 Ian Kinsler, R OBP: 0.344, SLG: 0.429	G6-3		L7		L9		F7			4	0	0	0	0	0	3	Texas Rangers @ Detroit Tigers Comerica Park, Detroit, MI Wed Aug 03 2011, 7:09 PM - 9:52 PM EDT Att: 33,596 - Cloudy - 81 F										
1 Elvis Andrus, R OBP: 0.332, SLG: 0.344	G1-3		G1-3				G5-3			4	0	1	0	0	0	2											
32 Josh Hamilton, L OBP: 0.355, SLG: 0.545	L7				FC4-6					4	1	2	1	0	0	1											
10 Michael Young, R OBP: 0.372, SLG: 0.491										4	0	1	0	0	0	3											
17 Nelson Cruz, R OBP: 0.315, SLG: 0.545										4	1	2	1	0	0	0											
18 Mitch Moreland, L OBP: 0.325, SLG: 0.435										4	0	0	0	0	0	3											
25 Mike Napoli, R OBP: 0.389, SLG: 0.615										4	1	1	1	0	0	2											
7 David Murphy, L OBP: 0.320, SLG: 0.352										4	0	1	0	0	0	1											
8 Yorvit Torrealba, R OBP: 0.298, SLG: 0.391										4	1	2	0	0	1	1											
Inning Stats	R: 0 E: 0 K: 0 S: 8	H: 0 LOB: 0 BB: 0 P: 11	R: 0 E: 0 K: 0 S: 12	H: 2 LOB: 1 BB: 0 P: 16	R: 0 E: 0 K: 0 S: 10	H: 1 LOB: 1 BB: 0 P: 13	R: 2 E: 1 K: 0 S: 14	H: 2 LOB: 1 BB: 0 P: 20	R: 1 E: 0 K: 0 S: 9	H: 2 LOB: 1 BB: 0 P: 11	R: 0 E: 0 K: 0 S: 11	H: 0 LOB: 0 BB: 0 P: 14	R: 0 E: 0 K: 0 S: 9	H: 1 LOB: 0 BB: 0 P: 14	R: 0 E: 0 K: 0 S: 7	H: 1 LOB: 0 BB: 0 P: 11	R: 1 E: 0 K: 1 S: 11	H: 1 LOB: 0 BB: 0 P: 19	1B: 6 2B: 3 3B: 0 HR: 1	SF: 0 SAC: 0 DP: 2 HBP: 0	WP: 0 PB: 0 SB: 0 CS: 0	PA: 36					
PITCHER	IP	WLS	BF	H	R	ER	SO	BB	IBB	HBP	BLK	WP	HR	S	P	ERA	WHIP										
58 Doug Fister, R ERA: 3.29	7.0	W	29	8	3	2	0	0	0	0	0	0	0	73	99	2.57	1.143										
40 Phil Coke, L ERA: 4.94	0.0		1	1	0	0	0	0	0	0	0	0	0	1	1	∞	∞										
53 Joaquin Benoit, R ERA: 4.5	1.0	H	2	0	0	0	0	0	0	0	0	0	0	6	10	0.00	0.000										
46 Jose Valverde, R ERA: 3.04	1.0	S	4	1	1	1	1	0	0	0	0	0	1	11	19	9.00	1.000										

AB	36
R	4
H	10
RBI	3
BB	0
SO	1
LOB	16



Batter	1	2	3	4	5	6	7	8	9	AB	R	H	RBI	BB	SO	LOB	BOTTOM										
14 Austin Jackson, R OBP: 0.315, SLG: 0.359	E6						G5-3			3	1	1	0	1	0	0	Texas Rangers @ Detroit Tigers Comerica Park, Detroit, MI Wed Aug 03 2011, 7:09 PM - 9:52 PM EDT Att: 33,596 - Cloudy - 81 F										
26 Brennan Boesch, L OBP: 0.352, SLG: 0.484	F8						L6			3	0	0	0	1	0	4											
39 Ramon Santiago, S OBP: 0.296, SLG: 0.321										0	0	0	0	0	0	0											
30 Magglio Ordonez, R OBP: 0.299, SLG: 0.315	G4-6-3									3	0	1	0	1	0	3											
32 Don Kelly, L OBP: 0.290, SLG: 0.343										0	0	0	0	0	0	0											
24 Miguel Cabrera, R OBP: 0.426, SLG: 0.556										4	1	2	1	0	0	2											
41 Victor Martinez, S OBP: 0.370, SLG: 0.440										3	0	0	0	1	1	1											
27 Jhonny Peralta, R OBP: 0.361, SLG: 0.524										4	0	1	0	0	0	2											
25 Ryan Raburn, R OBP: 0.266, SLG: 0.387										4	2	3	2	0	0	0											
13 Alex Avila, L OBP: 0.371, SLG: 0.490										3	1	2	2	0	1	0											
20 Wilson Betemit, S OBP: 0.337, SLG: 0.407										3	0	0	0	0	3	3											
Inning Stats	R: 0 E: 1 K: 0 S: 8	H: 3 LOB: 1 BB: 1 P: 24	R: 1 E: 0 K: 0 S: 11	H: 2 LOB: 1 BB: 1 P: 21	R: 0 E: 0 K: 1 S: 13	H: 2 LOB: 3 BB: 1 P: 19	R: 0 E: 0 K: 0 S: 10	H: 1 LOB: 0 BB: 0 P: 15	R: 1 E: 0 K: 2 S: 15	H: 1 LOB: 0 BB: 0 P: 21	R: 0 E: 0 K: 0 S: 6	H: 0 LOB: 1 BB: 1 P: 13	R: 1 E: 0 K: 2 S: 15	H: 1 LOB: 0 BB: 0 P: 21	R: 0 E: 0 K: 2 S: 15	H: 1 LOB: 0 BB: 0 P: 21	1B: 6 2B: 2 3B: 0 HR: 2	SF: 0 SAC: 1 DP: 3 HBP: 0	WP: 0 PB: 0 SB: 0 CS: 0	PA: 35							
PITCHER	IP	WLS	BF	H	R	ER	SO	BB	IBB	HBP	BLK	WP	HR	S	P	ERA	WHIP										
54 Matt Harrison, L ERA: 3.08	6.0	L	27	9	4	4	3	3	0	0	0	0	0	64	109	6.00	2.000										
57 Mark Lowe, R ERA: 3.73	1.0		4	0	0	0	0	1	0	0	0	0	0	6	13	0.00	1.000										
19 Koji Uehara, R ERA: 1.84	1.0		4	1	1	1	2	0	0	0	0	0	1	15	21	9.00	1.000										

AB	30
R	5
H	10
RBI	5
BB	4
SO	5
LOB	15



Batter	1	2	3	4	5	6	7	8	9	AB	R	H	RBI	BB	SO	LOB	TOP			
5 Ian Kinsler, R OBP: 0.344, SLG: 0.427	F7		F8	F8		F8				4	0	1	1	1	0	1				
1 Elvis Andrus, R OBP: 0.333, SLG: 0.343	32 1B 32 S BB			F9			G6-3	G6-3		4	0	1	0	1	0	3				
32 Josh Hamilton, L OBP: 0.356, SLG: 0.542	10 G5-4-3 1B		F8		F8		10 3B 1B		K	5	1	2	0	0	1	1				
10 Michael Young, R OBP: 0.372, SLG: 0.494	G5-4-3			25 1B 1B	F8		1H 3B		G3-1	5	1	2	1	0	0	2				
17 Nelson Cruz, R OBP: 0.318, SLG: 0.544		18 1B 25 FC6 1B		18 1B 25 1B 3 FC3-2 1B			G1-3		F8	4	1	2	0	1	0	1				
25 Mike Napoli, R OBP: 0.391, SLG: 0.611	FC6 18 G3-6-3 1B			3 1B 9 SF8 1B	F9					3	1	1	1	1	0	2				
18 Mitch Moreland, L OBP: 0.324, SLG: 0.433	G3-6-3			3 FC3-2 5 1B 1B			F7	P5		4	1	1	0	0	0	3				
3 Andrés Blanco, S OBP: 0.239, SLG: 0.338	G3			FC3-2 5 1B 1B			L5		F8	4	0	0	0	0	0	3				
9 Endy Chavez, L OBP: 0.341, SLG: 0.468			G1-3	SF8					F9	3	0	1	1	0	0	0				
Inning Stats	R: 0 E: 0 K: 0 S: 10	H: 1 LOB: 1 BB: 1 P: 19	R: 1 E: 1 K: 0 S: 13	H: 1 LOB: 0 BB: 0 P: 18	R: 0 E: 0 K: 0 S: 8	H: 1 LOB: 1 BB: 0 P: 11	R: 3 E: 0 K: 0 S: 12	H: 5 LOB: 2 BB: 0 P: 18	R: 0 E: 0 K: 0 S: 5	H: 1 LOB: 1 BB: 0 P: 17	R: 1 E: 0 K: 0 S: 9	H: 2 LOB: 1 BB: 1 P: 18	R: 0 E: 0 K: 1 S: 7	H: 0 LOB: 0 BB: 0 P: 10	R: 0 E: 0 K: 1 S: 7	H: 0 LOB: 0 BB: 0 P: 10	1B: 10 2B: 0 3B: 1 HR: 0	SF: 1 SAC: 0 DP: 2 HBP: 0	WP: 0 PB: 0 SB: 1 CS: 0	PA: 41
PITCHER	IP WLS BF H R ER SO BB IBB HBP BLK WP HR S P ERA WHIP	IP WLS BF H R ER SO BB IBB HBP BLK WP HR S P ERA WHIP	IP WLS BF H R ER SO BB IBB HBP BLK WP HR S P ERA WHIP	IP WLS BF H R ER SO BB IBB HBP BLK WP HR S P ERA WHIP	IP WLS BF H R ER SO BB IBB HBP BLK WP HR S P ERA WHIP	IP WLS BF H R ER SO BB IBB HBP BLK WP HR S P ERA WHIP	IP WLS BF H R ER SO BB IBB HBP BLK WP HR S P ERA WHIP	IP WLS BF H R ER SO BB IBB HBP BLK WP HR S P ERA WHIP	IP WLS BF H R ER SO BB IBB HBP BLK WP HR S P ERA WHIP	IP WLS BF H R ER SO BB IBB HBP BLK WP HR S P ERA WHIP	IP WLS BF H R ER SO BB IBB HBP BLK WP HR S P ERA WHIP	IP WLS BF H R ER SO BB IBB HBP BLK WP HR S P ERA WHIP	IP WLS BF H R ER SO BB IBB HBP BLK WP HR S P ERA WHIP	IP WLS BF H R ER SO BB IBB HBP BLK WP HR S P ERA WHIP	IP WLS BF H R ER SO BB IBB HBP BLK WP HR S P ERA WHIP	IP WLS BF H R ER SO BB IBB HBP BLK WP HR S P ERA WHIP	IP WLS BF H R ER SO BB IBB HBP BLK WP HR S P ERA WHIP			
31 Brad Penny, R ERA: 4.92	6.2 L	33 11	5 4	0 0	3 0	0 0	0 0	0 0	0 0	69 111	5.40	2.100								
64 Duane Below, L ERA: 4.22	1.0	3 0	0 0	0 0	0 0	0 0	0 0	0 0	0 0	7 9	0.00	0.000								
62 Al Albuquerque, R ERA: 2.34	1.1	5 0	0 0	0 0	1 0	0 0	0 0	0 0	0 0	10 17	0.00	0.750								

Texas Rangers @ Detroit Tigers
Comerica Park, Detroit, MI
Thu Aug 04 2011, 1:07 PM - 4:01 PM EDT
Att: 40,497 - Partly Cloudy - 76 F

AB 36
R 5
H 11
RBI 4
BB 4
SO 1
LOB 16



Batter	1	2	3	4	5	6	7	8	9	AB	R	H	RBI	BB	SO	LOB	BOTTOM					
12 Andy Dirks, L OBP: 0.307, SLG: 0.427	K		L7			32 G6-3 1B	F8			3	0	1	0	0	1	1						
30 Magglio Ordonez, R (7, PH) OBP: 0.298, SLG: 0.313				FC6-4			G6-3	G6-3		4	0	0	0	0	0	2						
32 Don Kelly, L OBP: 0.283, SLG: 0.335	F8									4	0	0	0	0	0	2						
26 Brennan Boesch, L OBP: 0.348, SLG: 0.479	G3-1						G4-3			4	0	0	0	0	1	0						
24 Miguel Cabrera, R OBP: 0.427, SLG: 0.555		G6-3								4	1	2	0	0	1	0						
41 Victor Martinez, S OBP: 0.374, SLG: 0.444										4	1	3	0	0	0	1						
9 Carlos Guillen, S OBP: 0.274, SLG: 0.404										4	0	0	0	0	3	4						
20 Wilson Betemit, S OBP: 0.336, SLG: 0.404										4	0	1	1	0	2	1						
25 Ryan Raburn, R OBP: 0.266, SLG: 0.385										4	0	1	1	0	1	0						
39 Ramon Santiago, S OBP: 0.299, SLG: 0.324										2	0	1	0	0	0	0						
27 Jhonny Peralta, R (7, PH) OBP: 0.360, SLG: 0.522										1	0	0	0	0	0	2						
Inning Stats	R: 0 E: 0 K: 1 S: 7	H: 0 LOB: 0 BB: 0 P: 12	R: 0 E: 0 K: 2 S: 10	H: 1 LOB: 1 BB: 0 P: 13	R: 0 E: 0 K: 1 S: 11	H: 1 LOB: 1 BB: 0 P: 17	R: 0 E: 0 K: 3 S: 19	H: 1 LOB: 1 BB: 0 P: 23	R: 0 E: 0 K: 0 S: 6	H: 0 LOB: 0 BB: 0 P: 8	R: 0 E: 0 K: 0 S: 5	H: 1 LOB: 0 BB: 0 P: 7	R: 2 E: 0 K: 0 S: 19	H: 4 LOB: 2 BB: 0 P: 25	R: 0 E: 0 K: 0 S: 6	H: 1 LOB: 1 BB: 0 P: 8	R: 0 E: 0 K: 2 S: 11	H: 0 LOB: 0 BB: 0 P: 16	1B: 9 2B: 0 3B: 0 HR: 0	SF: 0 SAC: 0 DP: 1 HBP: 0	WP: 0 PB: 0 SB: 0 CS: 0	PA: 35
PITCHER	IP WLS BF H R ER SO BB IBB HBP BLK WP HR S P ERA WHIP	IP WLS BF H R ER SO BB IBB HBP BLK WP HR S P ERA WHIP	IP WLS BF H R ER SO BB IBB HBP BLK WP HR S P ERA WHIP	IP WLS BF H R ER SO BB IBB HBP BLK WP HR S P ERA WHIP	IP WLS BF H R ER SO BB IBB HBP BLK WP HR S P ERA WHIP	IP WLS BF H R ER SO BB IBB HBP BLK WP HR S P ERA WHIP	IP WLS BF H R ER SO BB IBB HBP BLK WP HR S P ERA WHIP	IP WLS BF H R ER SO BB IBB HBP BLK WP HR S P ERA WHIP	IP WLS BF H R ER SO BB IBB HBP BLK WP HR S P ERA WHIP	IP WLS BF H R ER SO BB IBB HBP BLK WP HR S P ERA WHIP	IP WLS BF H R ER SO BB IBB HBP BLK WP HR S P ERA WHIP	IP WLS BF H R ER SO BB IBB HBP BLK WP HR S P ERA WHIP	IP WLS BF H R ER SO BB IBB HBP BLK WP HR S P ERA WHIP	IP WLS BF H R ER SO BB IBB HBP BLK WP HR S P ERA WHIP	IP WLS BF H R ER SO BB IBB HBP BLK WP HR S P ERA WHIP	IP WLS BF H R ER SO BB IBB HBP BLK WP HR S P ERA WHIP	IP WLS BF H R ER SO BB IBB HBP BLK WP HR S P ERA WHIP					
41 Alexi Ogando, R ERA: 2.88	6.1 W	26 2	2 2	0 0	0 0	0 0	0 0	0 0	0 0	69 5	2.84	1.263										
28 Darren Oliver, L ERA: 2.15	0.1 H	1 0	0 0	0 0	0 0	0 0	0 0	0 0	0 0	5 5	0.00	0.000										
19 Koji Uehara, R ERA: 1.82	0.1 H	1 0	0 0	0 0	0 0	0 0	0 0	0 0	0 0	3 3	0.00	0.000										
37 Mike Adams, R ERA: 1.26	1.0 H	4 1	0 0	0 0	0 0	0 0	0 0	0 0	0 0	6 8	0.00	1.000										
30 Neftali Feliz, R ERA: 3.18	1.0 S	3 0	0 0	0 2	0 0	0 0	0 0	0 0	0 0	11 16	0.00	0.000										

Texas Rangers @ Detroit Tigers
Comerica Park, Detroit, MI
Thu Aug 04 2011, 1:07 PM - 4:01 PM EDT
Att: 40,497 - Partly Cloudy - 76 F

AB 35
R 2
H 9
RBI 2
BB 0
SO 9
LOB 13



Batter	1	2	3	4	5	6	7	8	9	AB R H RBI BB SO LOB	TOP																
23 Michael Brantley, L OBP: 0.325, SLG: 0.581										5 1 1 1 0 1 3	<p>Cleveland Indians @ Texas Rangers Rangers Ballpark in Arlington, Arlington, TX Sat Aug 06 2011, 8:24 PM - 11:56 PM EDT Att: 38,210 - Clear - 106 F</p> <p>livebaseballscorecards.com</p> <p>AB 36 R 7 H 10 RBI 5 BB 3 SO 10 LOB 16</p>																
22 Jason Kipnis, L OBP: 0.327, SLG: 0.617										5 1 2 2 0 2 2																	
13 Asdrubal Cabrera, S OBP: 0.347, SLG: 0.492										4 0 1 0 1 1 1																	
48 Travis Hafner, L OBP: 0.379, SLG: 0.481										5 0 0 0 0 2 3																	
41 Carlos Santana, S OBP: 0.354, SLG: 0.441										4 0 1 0 0 3 0																	
1 Kosuke Fukudome, L OBP: 0.365, SLG: 0.368										4 2 2 0 0 1 1																	
47 Shelley Duncan, R 12 Ezequiel Carrera, L OBP: 0.296, SLG: 0.288										2 0 1 1 1 0 1																	
8 Lonnie Chisenhall, L OBP: 0.293, SLG: 0.412										4 1 2 1 0 0 2																	
6 Lou Marson, R OBP: 0.279, SLG: 0.314										3 1 0 0 1 0 3																	
Inning Stats	R: 0 H: 1 E: 0 K: 2 S: 13	H: 1 LOB: 1 BB: 0 P: 20	R: 0 H: 0 E: 0 K: 0 S: 11	H: 1 LOB: 1 BB: 0 P: 17	R: 0 H: 0 E: 0 K: 1 S: 8	H: 0 LOB: 0 BB: 0 P: 15	R: 0 H: 0 E: 0 K: 1 S: 7	H: 0 LOB: 0 BB: 0 P: 9	R: 0 H: 1 E: 0 K: 2 S: 11	H: 2 LOB: 2 BB: 1 P: 18		R: 0 H: 0 E: 0 K: 2 S: 10	H: 0 LOB: 0 BB: 0 P: 14	R: 3 H: 2 E: 1 K: 1 S: 12	H: 2 LOB: 2 BB: 1 P: 24	R: 0 H: 0 E: 0 K: 1 S: 10	H: 0 LOB: 0 BB: 1 P: 16	R: 4 H: 5 E: 0 K: 0 S: 23	H: 1 LOB: 1 BB: 0 P: 32	1B: 5 2B: 4 3B: 0 HR: 1	SF: 0 SAC: 1 DP: 0 HBP: 0	WP: 0 PB: 0 SB: 0 CS: 0	PA: 40				
PITCHER	IP WLS BF H R ER SO BB IBB HBP BLK WP HR S P ERA WHIP											IP WLS BF H R ER SO BB IBB HBP BLK WP HR S P ERA WHIP															
36 C.J. Wilson, L ERA: 3.35	6.2	27	5	3	2	9	2	0	0	0	0	0	0	69	112	2.70	1.050										
28 Darren Oliver, L ERA: 2.13	0.1	2	0	0	0	0	0	0	0	0	0	0	0	3	5	0.00	0.000										
19 Koji Uehara, R ERA: 1.79	1.0	H	3	0	0	0	1	0	0	0	0	0	10	16	0.00	1.000											
30 Neftali Feliz, R ERA: 3.64	0.2	L	5	3	3	0	0	0	0	0	0	0	17	25	40.50	4.500											
22 Yoshinori Tateyama, R ERA: 3.93	0.1		3	2	1	1	0	0	0	0	0	0	1	6	7	27.00	6.000										

Batter	1	2	3	4	5	6	7	8	9	AB R H RBI BB SO LOB	BOTTOM															
5 Ian Kinsler, R OBP: 0.345, SLG: 0.425										4 2 1 2 1 0 2	<p>Cleveland Indians @ Texas Rangers Rangers Ballpark in Arlington, Arlington, TX Sat Aug 06 2011, 8:24 PM - 11:56 PM EDT Att: 38,210 - Clear - 106 F</p> <p>livebaseballscorecards.com</p> <p>AB 36 R 5 H 8 RBI 4 BB 2 SO 3 LOB 15</p>															
1 Elvis Andrus, R OBP: 0.336, SLG: 0.343										4 0 1 1 0 0 1																
32 Josh Hamilton, L OBP: 0.353, SLG: 0.534										4 0 1 1 0 0 1																
10 Michael Young, R OBP: 0.371, SLG: 0.497										5 0 1 0 0 1 4																
17 Nelson Cruz, R OBP: 0.311, SLG: 0.531										4 0 0 0 0 0 3																
25 Mike Napoli, R OBP: 0.385, SLG: 0.608										4 0 0 0 0 1 0																
18 Mitch Moreland, L OBP: 0.330, SLG: 0.434										3 1 1 0 1 0 0																
8 Yorvit Torrealba, R OBP: 0.306, SLG: 0.407										4 1 3 0 0 0 0																
7 David Murphy, L OBP: 0.316, SLG: 0.346										4 1 0 0 0 1 4																
Inning Stats	R: 0 H: 0 E: 1 K: 0 S: 7	H: 0 LOB: 2 BB: 0 P: 11	R: 0 H: 1 E: 0 K: 0 S: 10	H: 1 LOB: 1 BB: 1 P: 17	R: 0 H: 1 E: 0 K: 0 S: 11	H: 1 LOB: 1 BB: 0 P: 18	R: 0 H: 1 E: 0 K: 1 S: 7	H: 1 LOB: 1 BB: 0 P: 10	R: 0 H: 0 E: 0 K: 1 S: 6	H: 0 LOB: 0 BB: 0 P: 7		R: 4 H: 3 E: 0 K: 1 S: 19	H: 3 LOB: 0 BB: 0 P: 26	R: 0 H: 0 E: 0 K: 0 S: 12	H: 0 LOB: 0 BB: 0 P: 18	R: 1 H: 2 E: 0 K: 0 S: 23	H: 2 LOB: 2 BB: 1 P: 33	1B: 6 2B: 2 3B: 0 HR: 0	SF: 1 SAC: 0 DP: 0 HBP: 1	WP: 1 PB: 0 SB: 1 CS: 0	PA: 40					
PITCHER	IP WLS BF H R ER SO BB IBB HBP BLK WP HR S P ERA WHIP											IP WLS BF H R ER SO BB IBB HBP BLK WP HR S P ERA WHIP														
55 Roberto Hernandez, R ERA: 5.19	6.1	29	6	4	2	2	1	0	1	0	0	0	60	89	2.84	1.105										
49 Tony Sipp, L ERA: 2.89	0.2		2	0	0	0	0	0	0	0	0	0	6	9	0.00	0.000										
56 Frank Herrmann, R ERA: 4.76	1.0	W	3	0	0	0	0	0	0	0	0	0	12	18	0.00	0.000										
54 Chris Perez, R ERA: 3.54	1.0	S	6	2	1	1	0	1	0	0	0	0	23	33	9.00	3.000										

Batter	1	2	3	4	5	6	7	8	9	AB	R	H	RBI	BB	SO	LOB	TOP					
23 Michael Brantley, L OBP: 0.327, SLG: 0.595										4	1	2	2	0	0	0	Cleveland Indians @ Texas Rangers Rangers Ballpark in Arlington, Arlington, TX Sun Aug 07 2011, 8:10 PM - 10:47 PM EDT Att: 37,431 - Clear - 102 F					
22 Jason Kipnis, L OBP: 0.321, SLG: 0.580										3	0	0	0	1	0	1						
13 Adrúbal Cabrera, S OBP: 0.344, SLG: 0.488										4	0	0	0	0	1	1						
48 Travis Hafner, L OBP: 0.377, SLG: 0.477										4	1	1	0	0	1	1						
41 Carlos Santana, S OBP: 0.353, SLG: 0.439										4	0	1	0	0	1	0						
1 Kosuke Fukudome, L OBP: 0.361, SLG: 0.363										4	0	0	0	0	0	2						
8 Lonnie Chisenhall, L OBP: 0.281, SLG: 0.396										3	0	0	1	0	2	0						
47 Shelley Duncan, R OBP: 0.299, SLG: 0.435										2	0	0	0	1	0	0						
7 Matt LaPorta, R OBP: 0.296, SLG: 0.416										0	0	0	0	0	0	0						
12 Ezequiel Carrera, L OBP: 0.297, SLG: 0.290										3	1	1	0	0	0	2						
Inning Stats	R: 0 E: 0 K: 0 S: 6	H: 0 LOB: 0 BB: 0 P: 12	R: 1 E: 0 K: 0 S: 14	H: 2 LOB: 2 BB: 1 P: 22	R: 0 E: 0 K: 1 S: 8	H: 0 LOB: 0 BB: 0 P: 11	R: 0 E: 0 K: 0 S: 10	H: 0 LOB: 0 BB: 0 P: 15	R: 1 E: 0 K: 1 S: 13	H: 2 LOB: 1 BB: 0 P: 19	R: 0 E: 0 K: 1 S: 6	H: 0 LOB: 0 BB: 0 P: 8	R: 0 E: 0 K: 0 S: 7	H: 0 LOB: 0 BB: 0 P: 12	R: 1 E: 0 K: 1 S: 14	H: 1 LOB: 1 BB: 1 P: 26	R: 0 E: 0 K: 1 S: 7	H: 0 LOB: 0 BB: 0 P: 7	1B: 3 2B: 0 3B: 1 HR: 1	SF: 1 SAC: 0 DP: 0 HBP: 0	WP: 0 PB: 0 SB: 1 CS: 0	PA: 34
PITCHER	IP WLS BF H R ER SO BB IBB HBP BLK WP HR S P ERA WHIP	IP WLS BF H R ER SO BB IBB HBP BLK WP HR S P ERA WHIP																				
48 Colby Lewis, R ERA: 4.12	(1, 1)	7.1	28	5	3	3	3	1	0	0	0	0	0	0	0	1	70	108	3.68	0.818		
28 Darren Oliver, L ERA: 2.09	(8, 1)	0.2	W	3	0	0	0	1	1	0	0	0	0	0	0	0	8	17	0.00	1.500		
37 Mike Adams, R ERA: 1.2	(9, 1)	1.0	S	3	0	0	0	1	0	0	0	0	0	0	0	0	7	7	0.00	0.000		

Batter	1	2	3	4	5	6	7	8	9	AB	R	H	RBI	BB	SO	LOB	BOTTOM					
5 Ian Kinsler, R OBP: 0.346, SLG: 0.423										2	1	0	1	2	0	0	Cleveland Indians @ Texas Rangers Rangers Ballpark in Arlington, Arlington, TX Sun Aug 07 2011, 8:10 PM - 10:47 PM EDT Att: 37,431 - Clear - 102 F					
1 Elvis Andrus, R OBP: 0.335, SLG: 0.342										4	0	1	2	0	0	1						
32 Josh Hamilton, L OBP: 0.349, SLG: 0.528										4	0	0	1	0	2	2						
10 Michael Young, R OBP: 0.372, SLG: 0.497										4	0	2	0	0	1	2						
17 Nelson Cruz, R OBP: 0.308, SLG: 0.525										4	0	0	0	0	1	4						
25 Mike Napoli, R OBP: 0.392, SLG: 0.610										1	1	1	0	2	0	0						
18 Mitch Moreland, L OBP: 0.330, SLG: 0.433										3	1	1	0	0	0	1						
8 Yorvit Torrealba, R OBP: 0.306, SLG: 0.406										3	0	1	0	0	0	0						
3 Andrés Blanco, S OBP: 0.299, SLG: 0.338										0	1	0	0	0	0	0						
2 Taylor Teagarden, R ERA: 1.94										0	0	0	0	0	0	0						
9 Endy Chavez, L OBP: 0.327, SLG: 0.450										2	0	0	0	0	1	0						
7 David Murphy, L OBP: 0.318, SLG: 0.349										1	1	1	1	0	0	0						
Inning Stats	R: 0 E: 0 K: 1 S: 9	H: 0 LOB: 0 BB: 0 P: 12	R: 0 E: 0 K: 1 S: 8	H: 1 LOB: 1 BB: 0 P: 10	R: 0 E: 0 K: 0 S: 6	H: 0 LOB: 0 BB: 0 P: 8	R: 0 E: 0 K: 1 S: 9	H: 0 LOB: 0 BB: 1 P: 16	R: 0 E: 0 K: 0 S: 8	H: 1 LOB: 1 BB: 1 P: 14	R: 0 E: 0 K: 1 S: 10	H: 0 LOB: 0 BB: 0 P: 11	R: 0 E: 0 K: 0 S: 9	H: 1 LOB: 1 BB: 0 P: 14	R: 5 E: 0 K: 1 S: 21	H: 4 LOB: 2 BB: 2 P: 39	R: 0 E: 0 K: 1 S: 7	H: 0 LOB: 0 BB: 0 P: 7	1B: 7 2B: 0 3B: 0 HR: 0	SF: 0 SAC: 0 DP: 2 HBP: 0	WP: 0 PB: 0 SB: 0 CS: 0	PA: 32
PITCHER	IP WLS BF H R ER SO BB IBB HBP BLK WP HR S P ERA WHIP	IP WLS BF H R ER SO BB IBB HBP BLK WP HR S P ERA WHIP																				
43 Josh Tomlin, R ERA: 4.08	(1, 1)	7.0	25	4	2	2	4	3	0	0	0	0	0	0	0	0	95	2.57	1.000			
36 Joe Smith, R ERA: 1.84	(8, 1)	0.0	L	4	3	2	2	0	1	0	0	0	0	0	0	0	7	14	∞	∞		
53 Rafael Perez, L ERA: 2.35	(8, 1)	0.1		1	0	1	1	0	0	0	0	0	0	0	0	0	3	4	27.00	0.000		
37 Chad Durbin, R ERA: 6.28	(8, 1)	0.2		0	0	0	0	1	0	0	0	0	0	0	0	0	8	11	0.00	0.000		

AB	31
R	3
H	5
RBI	3
BB	2
SO	5
LOB	7



AB	28
R	5
H	7
RBI	5
BB	4
SO	5
LOB	10



Batter	1	2	3	4	5	6	7	8	9	AB	R	H	RBI	BB	SO	LOB	TOP					
51 Ichiro Suzuki, L (1,9) OBP: 0.310, SLG: 0.316	G4-3		2B			F7		F9		4	1	1	0	0	0	0						
2 Jack Wilson, R (1,6) OBP: 0.259, SLG: 0.268	E3		2B			G4-3		G3-1		4	0	2	2	0	0	0						
13 Dustin Ackley, L (1,4) OBP: 0.300, SLG: 0.516	G6-4-3		K			G4-3		G1-3		4	0	0	0	0	1	3						
20 Mike Carp, L (1,3) OBP: 0.368, SLG: 0.477	G4-3		G4-3			K		K		4	0	1	0	0	1	1						
30 Miguel Olivo, R (1,2) OBP: 0.250, SLG: 0.370	K		G1-6-3			F7		G4-3		4	0	0	0	0	1	1						
33 Casper Wells, R (1,10) OBP: 0.322, SLG: 0.439	K		K2-3			K		K		3	0	0	0	0	3	0						
4 Adam Kennedy, L (1,5) OBP: 0.287, SLG: 0.367			F7			G4-3		G4-3		3	0	0	0	0	0	0						
21 Franklin Gutierrez, R (1,8) OBP: 0.243, SLG: 0.247			2B			G6-4-3		F7		3	1	2	0	0	0	0						
12 Trayvon Robinson, S (1,7) OBP: 0.167, SLG: 0.417	G6-3		G6-4-3			G6-4-3		K		3	0	0	0	0	1	2						
Inning Stats	R: 0 E: 1 K: 0 S: 7	H: 0 LOB: 0 BB: 0 P: 10	R: 0 E: 0 K: 2 S: 8	H: 0 LOB: 0 BB: 0 P: 13	R: 2 E: 0 K: 1 S: 16	H: 3 LOB: 1 BB: 0 P: 31	R: 0 E: 0 K: 1 S: 8	H: 0 LOB: 0 BB: 0 P: 12	R: 0 E: 0 K: 1 S: 5	H: 1 LOB: 0 BB: 0 P: 9	R: 0 E: 0 K: 1 S: 11	H: 1 LOB: 1 BB: 0 P: 15	R: 0 E: 0 K: 1 S: 7	H: 0 LOB: 0 BB: 0 P: 12	R: 0 E: 0 K: 1 S: 7	H: 0 LOB: 0 BB: 0 P: 9	R: 0 E: 0 K: 0 S: 6	H: 1 LOB: 1 BB: 0 P: 9	1B: 2 2B: 4 3B: 0 HR: 0	SF: 0 SAC: 0 DP: 2 HBP: 0	WP: 0 PB: 0 SB: 0 CS: 0	PA: 32
PITCHER	IP	WLS	BF	H	R	ER	SO	BB	IBB	HBP	BLK	WP	HR	S	P	ERA	WHIP					
54 Matt Harrison, L (1,1) ERA: 3.06	7.0	W	25	5	2	2	6	0	0	0	0	0	0	62	102	2.57	0.714					
57 Mark Lowe, R (8,1) ERA: 3.51	1.0		3	0	0	0	1	0	0	0	0	0	0	7	9	0.00	0.000					
56 Darren O'Day, R (9,1) ERA: 3.86	1.0		4	1	0	0	0	0	0	0	0	0	0	6	9	0.00	1.000					

Seattle Mariners @ Texas Rangers
Rangers Ballpark in Arlington, Arlington, TX
Mon Aug 08 2011, 8:09 PM - 10:50 PM EDT
Att: 27,771 - Clear - 104 F

AB	32
R	2
H	6
RBI	2
BB	0
SO	7
LOB	7



Batter	1	2	3	4	5	6	7	8	9	AB	R	H	RBI	BB	SO	LOB	BOTTOM				
5 Ian Kinsler, R (1,4) OBP: 0.346, SLG: 0.422	F9		FC6-4			BB		1B		4	0	1	1	1	0	3					
12 Omar Quintanilla, L (9,4) OBP: 0.091, SLG: 0.215		P3								0	0	0	0	0	0	0					
1 Elvis Andrus, R (1,6) OBP: 0.333, SLG: 0.340	E6		P3			G3-1		K		5	0	1	0	0	1	7					
32 Josh Hamilton, L (1,8) OBP: 0.353, SLG: 0.526	G1-3		1B			17 BB		L6		3	2	1	0	2	0	2					
10 Michael Young, R (1,5) OBP: 0.370, SLG: 0.493	F8		G6-3			25 BB		F9		5	1	1	0	0	1	3					
3 Andrés Blanco, S (8,5) OBP: 0.239, SLG: 0.338						8 BB		K		0	0	0	0	0	0	0					
17 Nelson Cruz, R (1,9) OBP: 0.314, SLG: 0.538			1B			8 BB		G6-3		4	3	3	2	1	0	0					
25 Mike Napoli, R (1,2) OBP: 0.388, SLG: 0.611	E5		1B			18 BB		G5-3		3	2	2	2	1	0	0					
2 Taylor Teagarden, R (8,2) OBP: 0.303, SLG: 0.323			FC3-6			18 BB		G5-3		1	0	0	0	0	0	0					
8 Yorvit Torrealba, R (1,10) OBP: 0.311, SLG: 0.410	G4-3		FC3-6			7 BB		F9		5	1	3	1	0	0	2					
18 Mitch Moreland, L (1,3) OBP: 0.336, SLG: 0.437			1B			7 BB		1B		4	0	3	2	1	0	1					
7 David Murphy, L (1,7) OBP: 0.317, SLG: 0.345			FC3-6			7 BB		F7		3	0	0	1	1	0	7					
Inning Stats	R: 0 E: 1 K: 0 S: 11	H: 1 LOB: 1 BB: 0 P: 18	R: 2 E: 1 K: 0 S: 13	H: 2 LOB: 2 BB: 1 P: 23	R: 0 E: 0 K: 0 S: 8	H: 2 LOB: 1 BB: 0 P: 10	R: 2 E: 0 K: 0 S: 13	H: 2 LOB: 1 BB: 1 P: 21	R: 3 E: 0 K: 0 S: 13	H: 3 LOB: 3 BB: 4 P: 33	R: 2 E: 0 K: 0 S: 13	H: 3 LOB: 2 BB: 1 P: 26	R: 0 E: 0 K: 2 S: 11	H: 1 LOB: 1 BB: 0 P: 18	R: 0 E: 0 K: 0 S: 9	H: 1 LOB: 1 BB: 0 P: 12	1B: 13 2B: 2 3B: 0 HR: 1	SF: 0 SAC: 0 DP: 1 HBP: 0	WP: 2 PB: 0 SB: 0 CS: 0	PA: 44	
PITCHER	IP	WLS	BF	H	R	ER	SO	BB	IBB	HBP	BLK	WP	HR	S	P	ERA	WHIP				
41 Charlie Furbush, L (1,1) ERA: 4.46	4.0	L	23	8	7	6	0	4	0	0	0	0	0	49	84	13.50	3.000				
50 Jamey Wright, R (5,1) ERA: 3.58	1.0		6	2	0	0	0	2	0	0	0	0	0	9	21	0.00	4.000				
54 Tom Wilhelmson, R (6,1) ERA: 5.68	3.0		15	5	2	2	2	1	0	0	0	2	0	33	56	6.00	2.000				

Seattle Mariners @ Texas Rangers
Rangers Ballpark in Arlington, Arlington, TX
Mon Aug 08 2011, 8:09 PM - 10:50 PM EDT
Att: 27,771 - Clear - 104 F


AB	37
R	9
H	15
RBI	9
BB	7
SO	2
LOB	25



Batter	1	2	3	4	5	6	7	8	9	AB R H RBI BB SO LOB	TOP											
5 Ian Kinsler, R (1,4) OBP: 0.350, SLG: 0.437										5 0 2 3 0 2 1	Texas Rangers @ Oakland Athletics Oakland Coliseum, Oakland, CA Sat Aug 13 2011, 1:12 PM - 4:03 PM PDT Att: 25,160 - Sunny - 66 F											
1 Elvis Andrus, R (1,6) OBP: 0.331, SLG: 0.341										5 1 1 1 0 0 2												
32 Josh Hamilton, L (1,7) OBP: 0.349, SLG: 0.521										4 2 2 0 0 0 1												
10 Michael Young, R (1,5) OBP: 0.369, SLG: 0.495										4 0 1 1 0 1 1												
17 Nelson Cruz, R (1,9) OBP: 0.319, SLG: 0.529										4 0 1 0 0 0 1												
25 Mike Napoli, R (1,10) OBP: 0.385, SLG: 0.585										4 0 1 1 0 1 0												
18 Mitch Moreland, L (1,3) OBP: 0.336, SLG: 0.428										4 1 1 0 0 0 2												
8 Yorvit Torrealba, R (1,2) OBP: 0.311, SLG: 0.408										4 0 1 0 0 1 3												
9 Endy Chavez, L (1,8) OBP: 0.348, SLG: 0.488										3 3 1 0 1 0 1												
Inning Stats	R: 0 K: 1 S: 7	H: 0 LOB: 0 BB: 0 P: 9	R: 0 K: 0 S: 7	H: 0 LOB: 0 BB: 13 P: 13	R: 0 K: 0 S: 6	H: 0 LOB: 0 BB: 8 P: 8	R: 0 K: 0 S: 5	H: 0 LOB: 1 BB: 0 P: 8	R: 0 K: 0 S: 6	H: 0 LOB: 0 BB: 10 P: 10		R: 1 K: 0 S: 10	H: 2 LOB: 1 BB: 0 P: 18	R: 1 K: 2 S: 13	H: 3 LOB: 2 BB: 0 P: 19	R: 3 K: 1 S: 17	H: 4 LOB: 0 BB: 23 P: 23	R: 2 K: 1 S: 10	H: 2 LOB: 1 BB: 18 P: 18	1B: 7 2B: 4 3B: 0 HR: 0	SF: 0 SAC: 0 DP: 1 HBP: 0	WP: 2 PB: 0 SB: 0 CS: 1
PITCHER	IP WLS BF H R ER SO BB IBB HBP BLK WP HR S P ERA WHIP											IP WLS BF H R ER SO BB IBB HBP BLK WP HR S P ERA WHIP										
53 Trevor Cahill, R (1,1) ERA: 3.92	7.1 L 29 7 4 3 4 0 0 0 0 0 1 0 63 97 3.68 0.955																					
57 Brian Fuentes, L (8,1) ERA: 4.18	0.0 1 1 0 0 0 0 0 0 0 0 0 0 2 2 ∞ ∞																					
60 Fautino De Los Santos, R (8,1) ERA: 2.33	0.2 2 1 1 1 0 0 0 0 0 0 1 0 6 9 13.50 1.500																					
56 Craig Breslow, L (9,1) ERA: 4.32	1.0 6 2 2 2 1 1 0 0 0 0 0 0 10 18 18.00 3.000																					

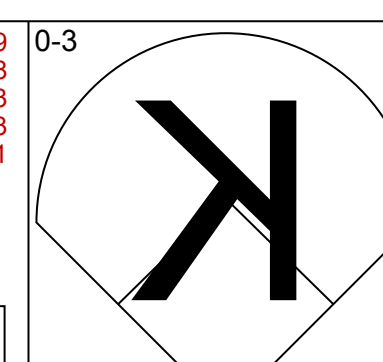
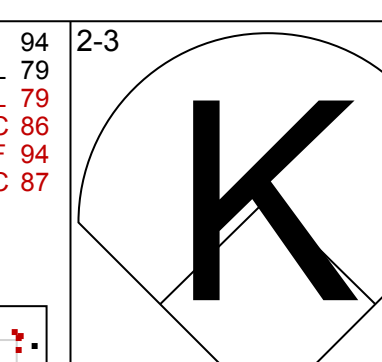
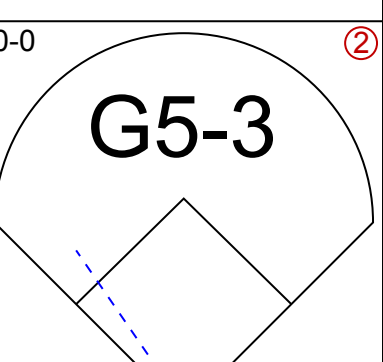
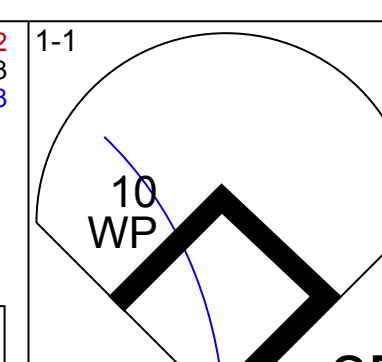
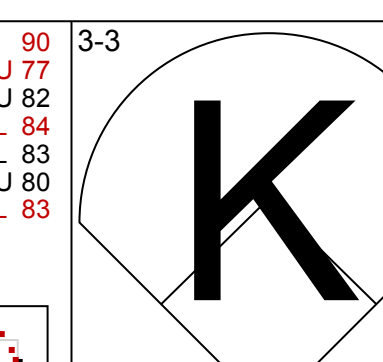

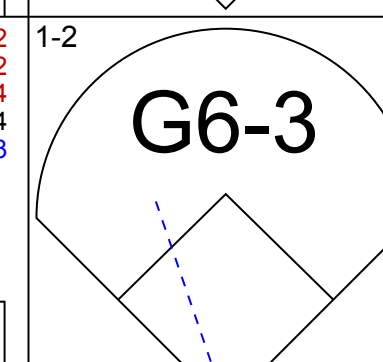
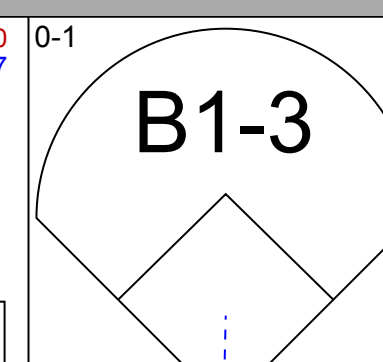
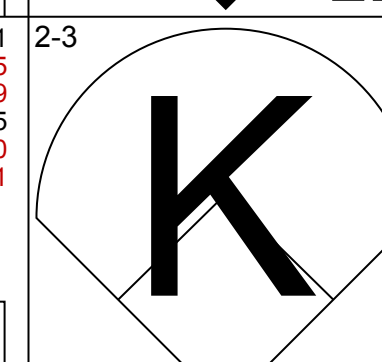
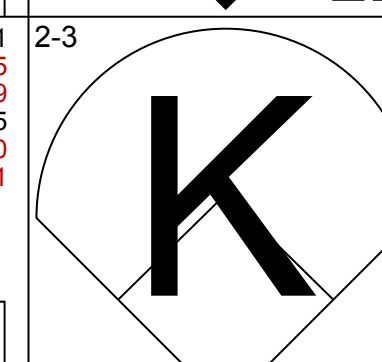
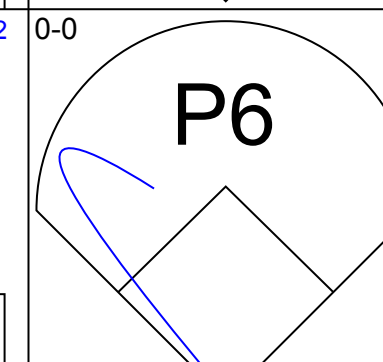
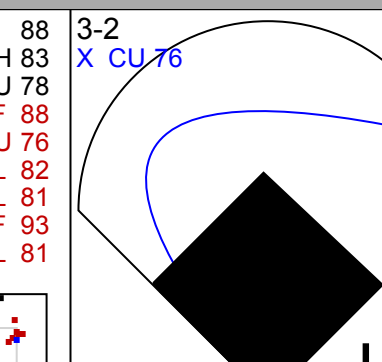
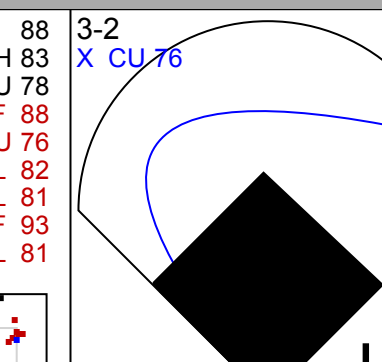
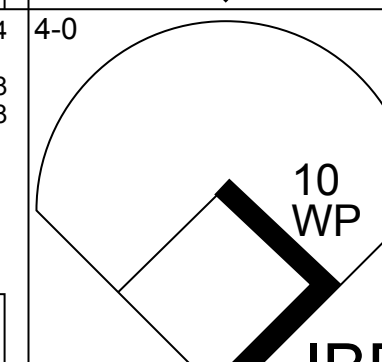
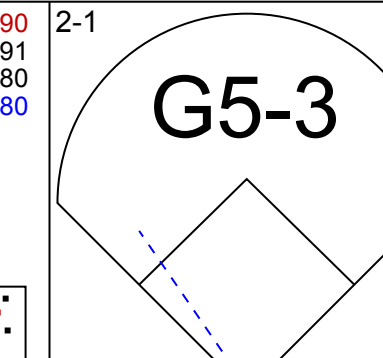
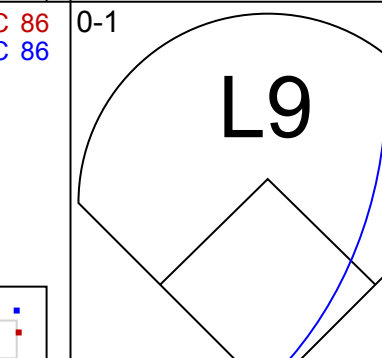
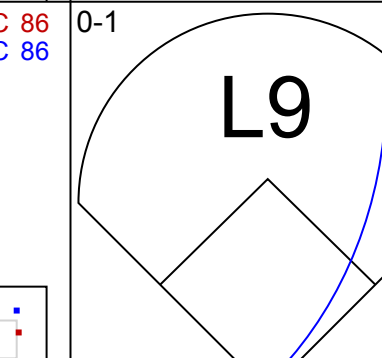
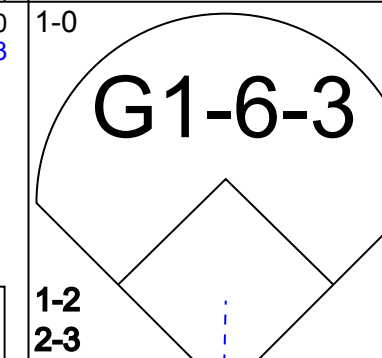
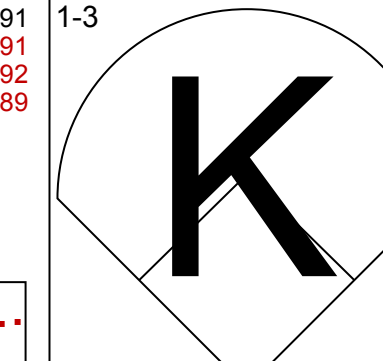
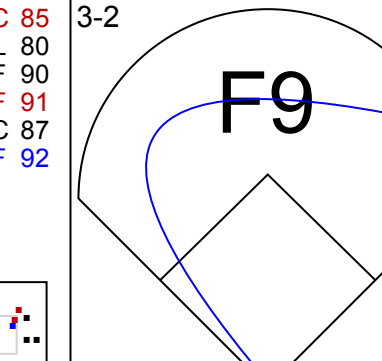
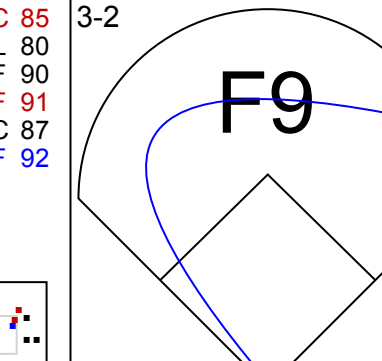
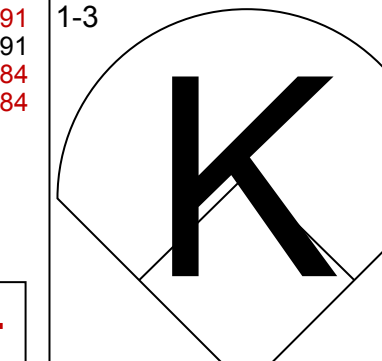
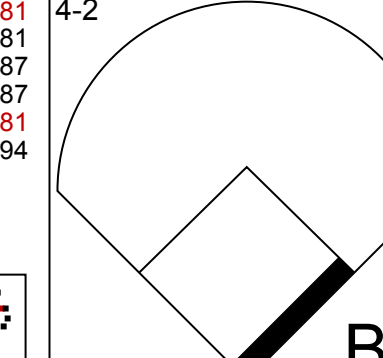
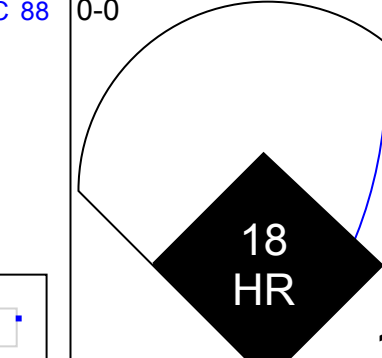
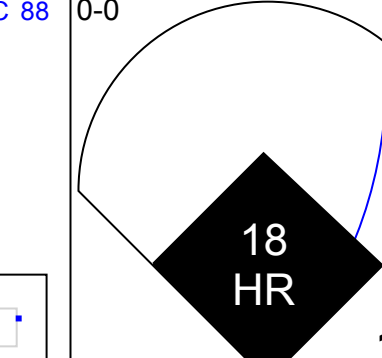
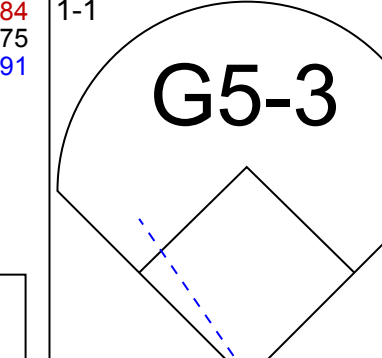
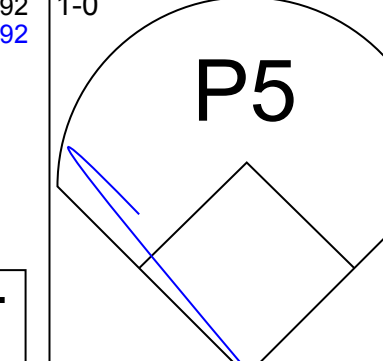
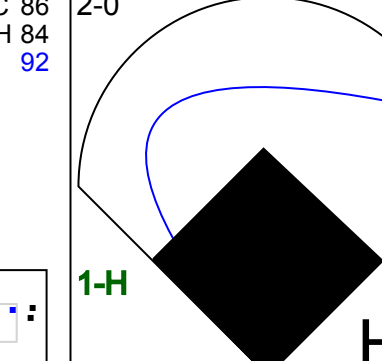
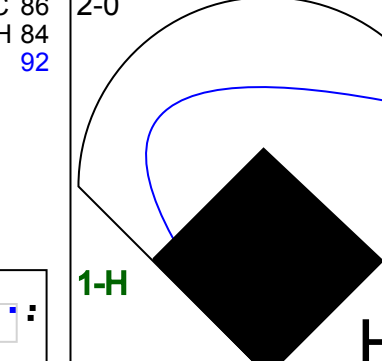
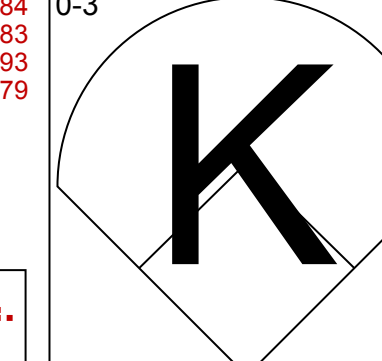
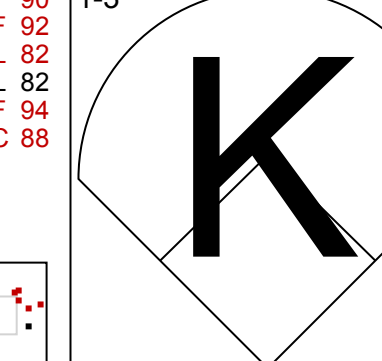
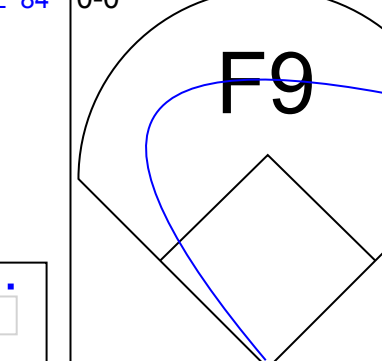
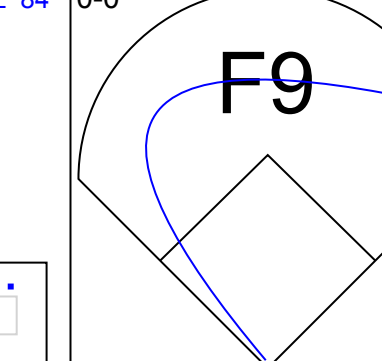
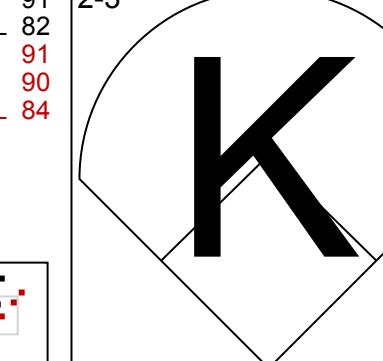
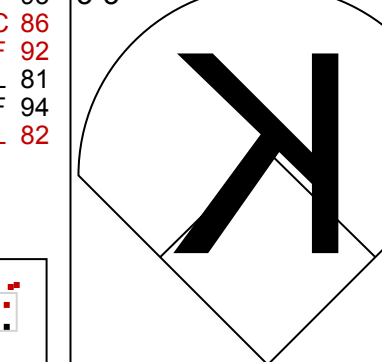
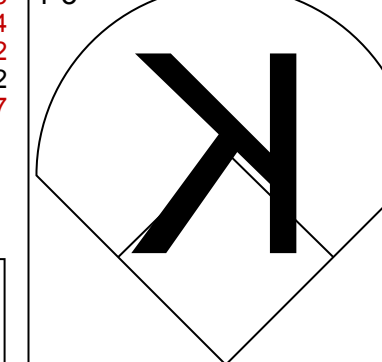
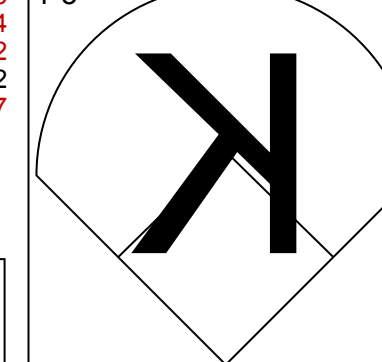
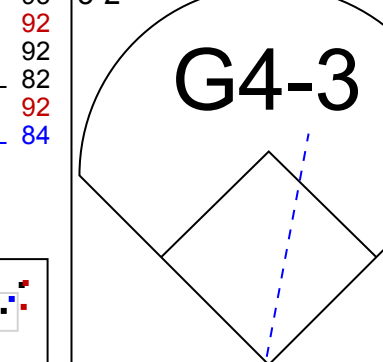
Batter	1	2	3	4	5	6	7	8	9	AB R H RBI BB SO LOB	BOTTOM											
19 Jemile Weeks, S (1,4) OBP: 0.320, SLG: 0.408										4 0 3 0 0 1 0	Texas Rangers @ Oakland Athletics Oakland Coliseum, Oakland, CA Sat Aug 13 2011, 1:12 PM - 4:03 PM PDT Att: 25,160 - Sunny - 66 F											
29 Scott Sizemore, R (1,5) OBP: 0.336, SLG: 0.349										4 0 0 0 0 3 3												
55 Hideki Matsui, L (1,10) OBP: 0.340, SLG: 0.410										3 0 0 0 1 1 1												
16 Josh Willingham, R (1,7) OBP: 0.335, SLG: 0.474										4 1 1 0 0 1 2												
12 David DeJesus, L (1,9) OBP: 0.316, SLG: 0.375										4 0 1 1 0 1 1												
14 Brandon Allen, L (1,3) OBP: 0.333, SLG: 0.452										2 0 0 0 0 2 0												
28 Conor Jackson, R (7,PH) OBP: 0.327, SLG: 0.363										2 0 0 0 0 1 2												
15 Ryan Sweeney, L (1,8) OBP: 0.367, SLG: 0.367										3 0 0 0 0 0 1												
11 Landon Powell, S (1,2) OBP: 0.266, SLG: 0.245										3 0 0 0 0 0 0												
28 Eric Sogard, L (1,6) OBP: 0.267, SLG: 0.296										3 0 0 0 0 2 0												
Inning Stats	R: 0 K: 0 S: 14	H: 1 LOB: 1 BB: 0 P: 21	R: 0 K: 1 S: 10	H: 0 LOB: 0 BB: 0 P: 14	R: 0 K: 2 S: 12	H: 0 LOB: 0 BB: 0 P: 19	R: 0 K: 3 S: 10	H: 0 LOB: 0 BB: 0 P: 15	R: 0 K: 1 S: 9	H: 0 LOB: 0 BB: 0 P: 13	R: 0 K: 1 S: 12	H: 1 LOB: 1 BB: 0 P: 13	R: 1 K: 0 S: 12	H: 2 LOB: 1 BB: 0 P: 18	R: 0 K: 2 S: 11	H: 1 LOB: 0 BB: 0 P: 21	R: 0 K: 1 S: 12	H: 0 LOB: 1 BB: 1 P: 20	1B: 1 2B: 3 3B: 1 HR: 0	SF: 0 SAC: 0 DP: 0 HBP: 0	WP: 0 PB: 0 SB: 1 CS: 0	PA: 33
PITCHER	IP WLS BF H R ER SO BB IBB HBP BLK WP HR S P ERA WHIP											IP WLS BF H R ER SO BB IBB HBP BLK WP HR S P ERA WHIP										
48 Colby Lewis, R (1,1) ERA: 4.01	6.1 W 22 3 1 1 8 0 0 0 0 0 0 0 3 3 ∞ ∞																					
28 Darren Oliver, L (7,1) ERA: 2.04	0.0 1 1 0 0 0 0 0 0 0 0 0 0 3 3 ∞ ∞																					
19 Koji Uehara, R (7,1) ERA: 1.9	0.2 H 2 0 0 0 1 0 0 0 0 0 0 0 5 9 0.00 0.000																					
37 Mike Adams, R (8,1) ERA: 1.14	1.0 4 1 0 0 2 0 0 0 0 0 0 0 11 21 0.00 1.000																					
30 Neftali Feliz, R (9,1) ERA: 3.4	1.0 4 0 0 0 1 1 0 0 0 0 0 0 12 20 0.00 1.000																					

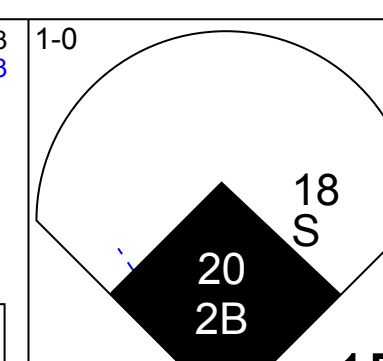
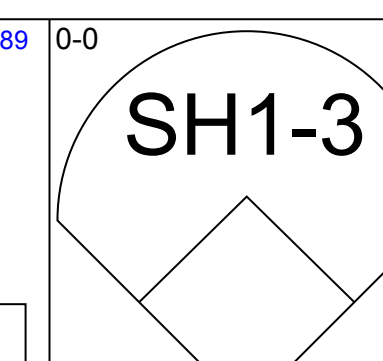
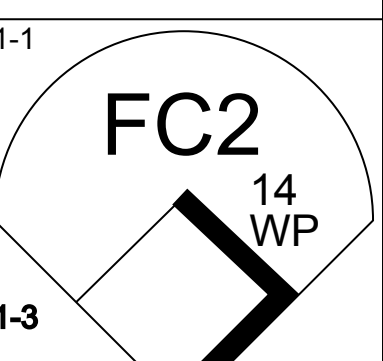
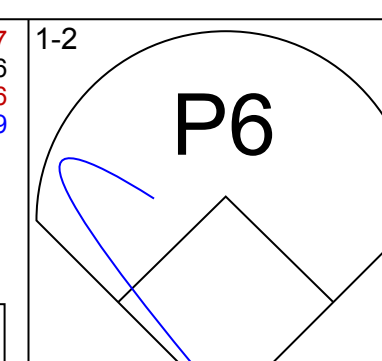

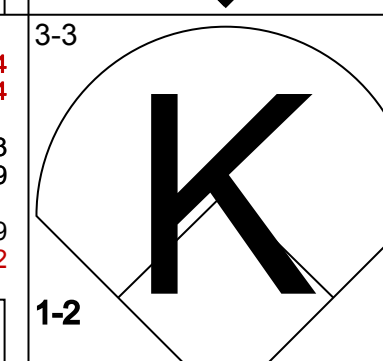
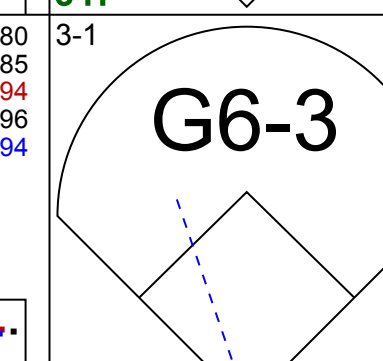
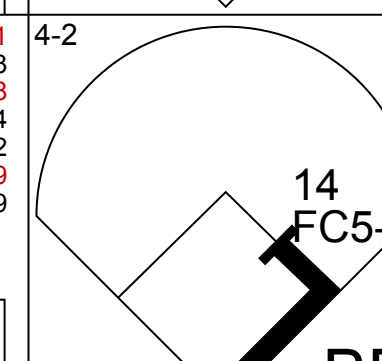
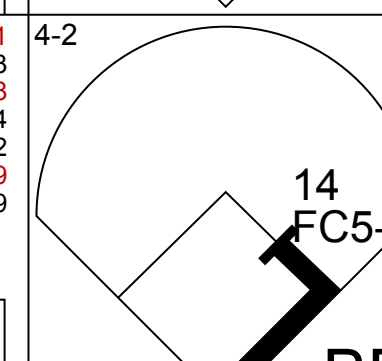
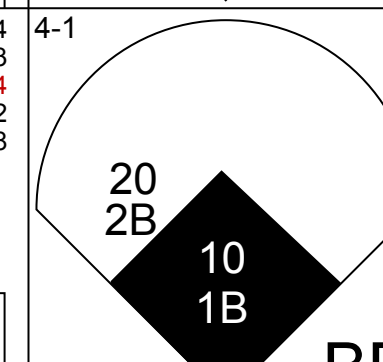
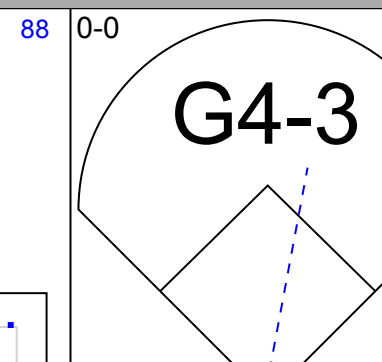
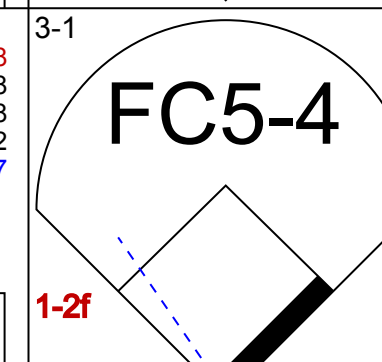
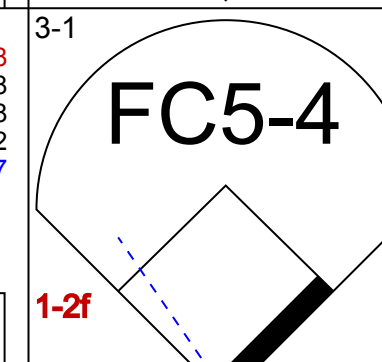
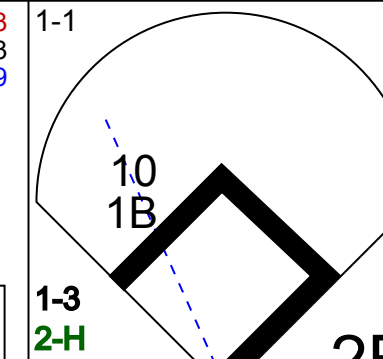
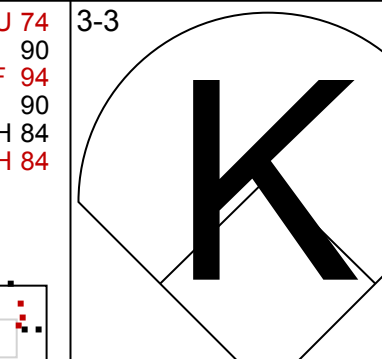
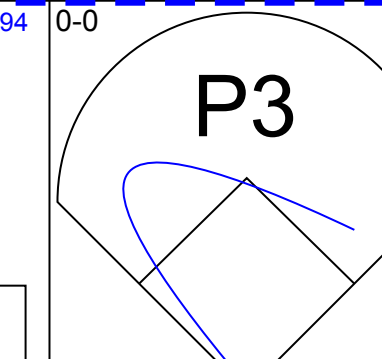
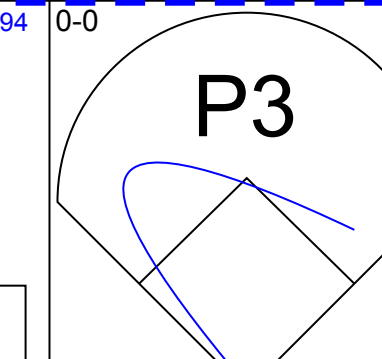
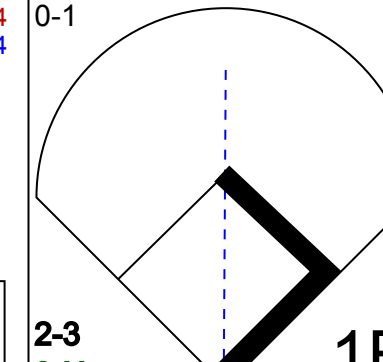
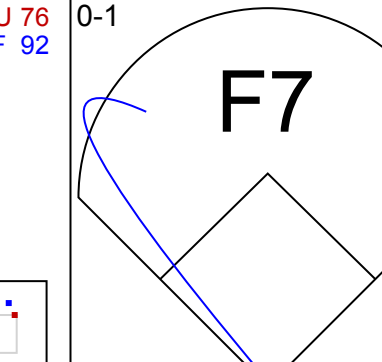
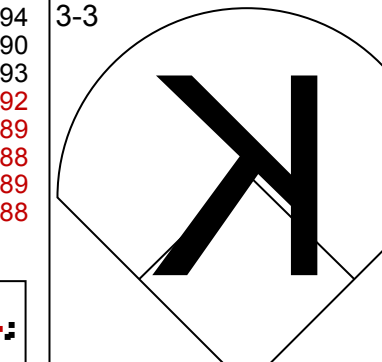
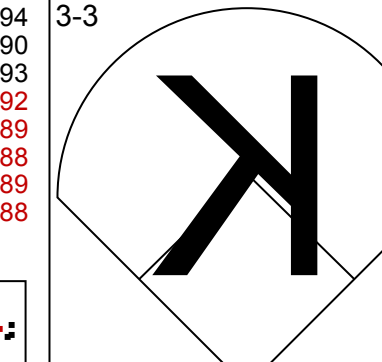
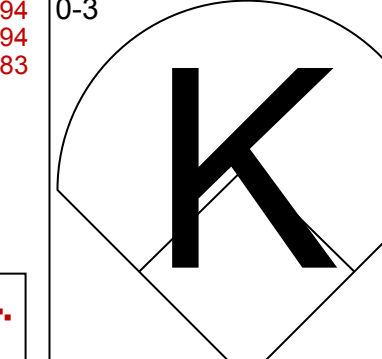
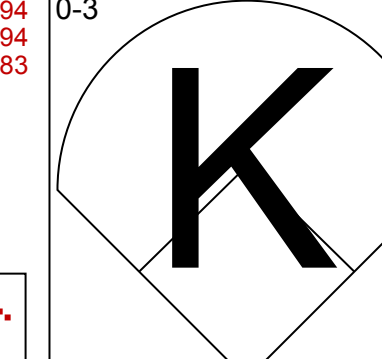
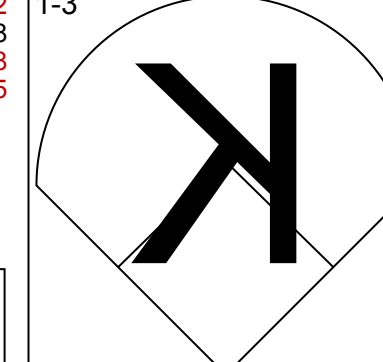
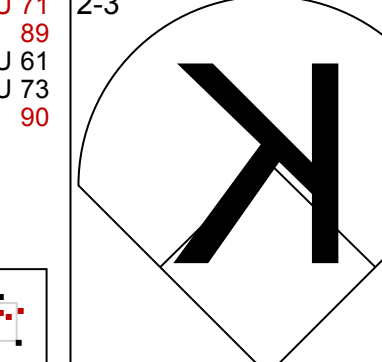
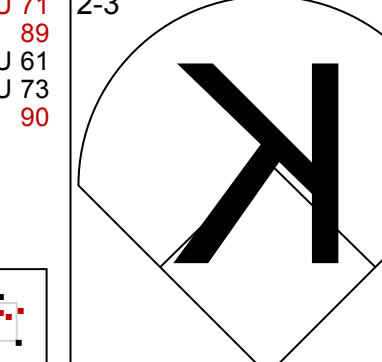


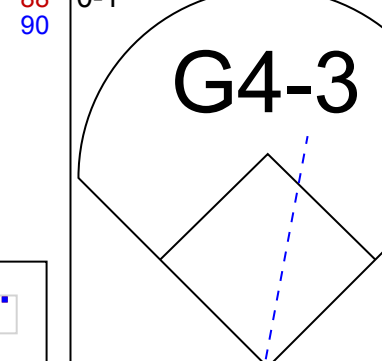
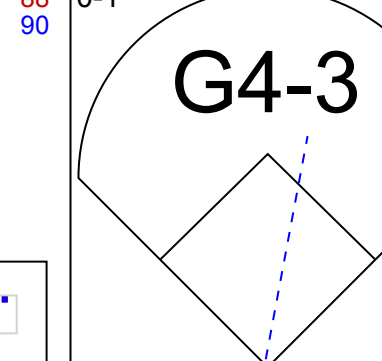
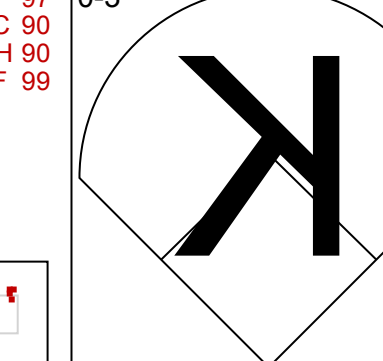
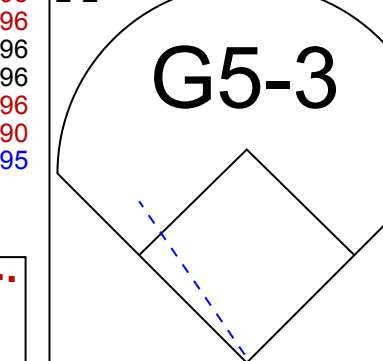


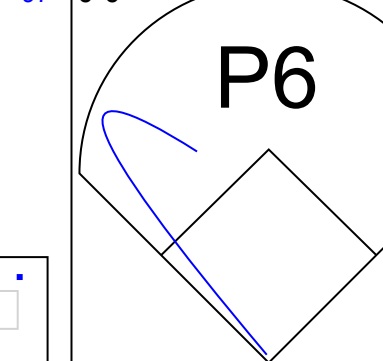
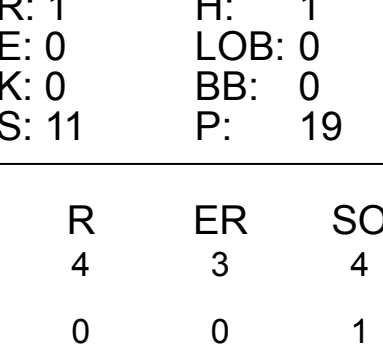
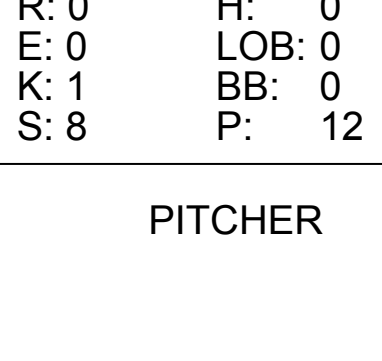
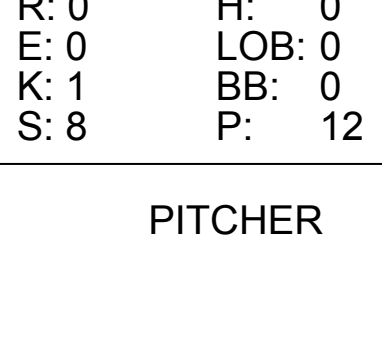
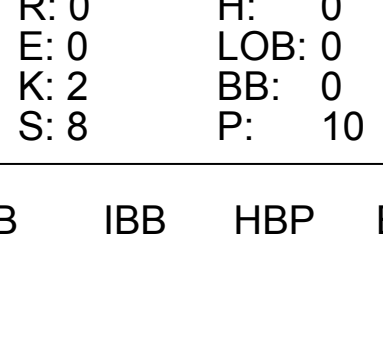
AB	37
R	7
H	11
RBI	6
BB	1
SO	5
LOB	12



AB	32
R	1
H	5
RBI	1
BB	1
SO	12
LOB	10



Batter	1	2	3	4	5	6	7	8	9	AB R H RBI BB SO LOB	TOP											
5 Ian Kinsler, R OBP: 0.346, SLG: 0.431										5 0 1 0 0 3 0	<p>Texas Rangers @ Chicago White Sox U.S. Cellular Field, Chicago, IL Fri Aug 19 2011, 8:11 PM - 10:57 PM EDT Att: 28,308 - Clear - 79 F</p> <p>AB 34 R 7 H 7 RBI 7 BB 3 SO 11 LOB 4</p> 											
1 Elvis Andrus, R OBP: 0.334, SLG: 0.342										4 0 0 0 0 1 1												
32 Josh Hamilton, L OBP: 0.347, SLG: 0.527										3 1 1 1 1 0 0												
10 Michael Young, R OBP: 0.378, SLG: 0.498										4 1 1 0 0 0 2												
17 Nelson Cruz, R OBP: 0.320, SLG: 0.522										4 1 1 1 0 2 0												
25 Mike Napoli, R OBP: 0.385, SLG: 0.598										2 2 1 0 2 0 0												
18 Mitch Moreland, L OBP: 0.344, SLG: 0.454										4 2 2 5 0 1 1												
8 Yorvit Torrealba, R OBP: 0.313, SLG: 0.398										4 0 0 0 0 2 0												
7 David Murphy, L OBP: 0.308, SLG: 0.329										4 0 0 0 0 2 0												
Inning Stats	R: 0 E: 0 K: 1 S: 10	H: 0 LOB: 0 BB: 0 P: 11	R: 0 E: 0 K: 1 S: 8	H: 0 LOB: 1 BB: 1 P: 16	R: 0 E: 0 K: 3 S: 12	H: 0 LOB: 0 BB: 0 P: 18	R: 4 E: 0 K: 0 S: 15	H: 3 LOB: 0 BB: 1 P: 24	R: 0 E: 0 K: 0 S: 6	H: 0 LOB: 0 BB: 0 P: 7		R: 3 E: 0 K: 0 S: 15	H: 3 LOB: 0 BB: 0 P: 23	R: 0 E: 0 K: 2 S: 11	H: 1 LOB: 2 BB: 1 P: 20	R: 0 E: 0 K: 2 S: 9	H: 0 LOB: 0 BB: 0 P: 11	R: 0 E: 0 K: 2 S: 10	H: 0 LOB: 0 BB: 0 P: 18	1B: 2 2B: 2 3B: 0 HR: 3	SF: 0 SAC: 0 DP: 0 HBP: 0	WP: 1 PB: 0 SB: 0 CS: 0
PITCHER	IP WLS BF H R ER SO BB IBB HBP BLK WP HR S P ERA WHIP											IP WLS BF H R ER SO BB IBB HBP BLK WP HR S P ERA WHIP										
44 Jake Peavy, R ERA: 5.06	(1, 1) 6.0 L 26 6 7 7 5 2 0 0 0 0 0 3 66 99 10.50 1.333																					
52 Josh Kinney, R ERA:	(7, 1) 3.0 11 1 0 0 6 0 1 0 0 1 0 30 49 0.00 0.333																					

Batter	1	2	3	4	5	6	7	8	9	AB R H RBI BB SO LOB	BOTTOM											
1 Juan Pierre, L OBP: 0.336, SLG: 0.339										3 1 1 1 0 0 1	<p>Texas Rangers @ Chicago White Sox U.S. Cellular Field, Chicago, IL Fri Aug 19 2011, 8:11 PM - 10:57 PM EDT Att: 28,308 - Clear - 79 F</p> <p>AB 30 R 4 H 4 RBI 4 BB 4 SO 9 LOB 12</p> 											
18 Brent Lillibridge, R OBP: 0.339, SLG: 0.487										2 0 0 1 1 1 1												
14 Paul Konerko, R OBP: 0.401, SLG: 0.559										2 1 0 0 2 0 1												
20 Carlos Quentin, R OBP: 0.341, SLG: 0.501										4 0 1 1 0 1 2												
10 Alexei Ramirez, R OBP: 0.328, SLG: 0.405										4 0 1 1 0 1 2												
11 Omar Vizquel, S OBP: 0.285, SLG: 0.303										0 0 0 0 0 0 0												
51 Alex Rios, R OBP: 0.283, SLG: 0.311										4 0 0 0 0 1 2												
17 Tyler Flowers, R OBP: 0.395, SLG: 0.489										4 0 0 0 0 4 2												
22 Brent Morel, R OBP: 0.272, SLG: 0.327										4 1 1 0 0 1 0												
15 Gordon Beckham, R OBP: 0.296, SLG: 0.339										3 1 0 0 1 0 1												
Inning Stats	R: 2 E: 0 K: 2 S: 13	H: 3 LOB: 2 BB: 1 P: 24	R: 1 E: 0 K: 0 S: 11	H: 1 LOB: 0 BB: 0 P: 19	R: 0 E: 0 K: 1 S: 6	H: 0 LOB: 0 BB: 0 P: 9	R: 0 E: 0 K: 0 S: 7	H: 0 LOB: 0 BB: 0 P: 13	R: 1 E: 1 K: 0 S: 9	H: 0 LOB: 2 BB: 2 P: 20	R: 0 E: 0 K: 1 S: 8	H: 0 LOB: 0 BB: 0 P: 12	R: 0 E: 0 K: 2 S: 10	H: 0 LOB: 1 BB: 1 P: 19	R: 0 E: 0 K: 2 S: 9	H: 0 LOB: 0 BB: 0 P: 12	R: 0 E: 0 K: 2 S: 8	H: 0 LOB: 0 BB: 0 P: 10	1B: 2 2B: 1 3B: 1 HR: 0	SF: 1 SAC: 1 DP: 0 HBP: 0	WP: 1 PB: 0 SB: 1 CS: 0	PA: 36
PITCHER	IP WLS BF H R ER SO BB IBB HBP BLK WP HR S P ERA WHIP											IP WLS BF H R ER SO BB IBB HBP BLK WP HR S P ERA WHIP										
54 Matt Harrison, L ERA: 3.28	(1, 1) 4.1 W 9 4 4 3 4 3 0 0 0 0 0 0 43 81 0.00 0.375																					
22 Yoshinori Tateyama, R ERA: 2.43	(5, 1) 2.2 W 9 0 0 0 1 1 0 0 0 0 0 0 21 35 0.00 0.000																					
37 Mike Adams, R ERA: 1.41	(8, 1) 1.0 H 3 0 0 0 2 0 0 0 0 0 0 0 9 12 0.00 0.000																					
30 Neftali Feliz, R ERA: 3.17	(9, 1) 1.0 S 3 0 0 0 2 0 0 0 0 0 0 0 8 10 0.00 0.000																					

Batter	1	2	3	4	5	6	7	8	9	AB	R	H	RBI	BB	SO	LOB	TOP		
5 Ian Kinsler, R OBP: 0.349, SLG: 0.446										4	2	3	2	0	1	0	Texas Rangers @ Chicago White Sox U.S. Cellular Field, Chicago, IL Sat Aug 20 2011, 7:10 PM - 9:43 PM EDT Att: 30,021 - Partly Cloudy - 73 F		
23 Craig Gentry, R OBP: 0.333, SLG: 0.310										3	0	0	0	0	0	2			
7 David Murphy, L OBP: 0.307, SLG: 0.327										1	0	0	0	0	0	0			
32 Josh Hamilton, L OBP: 0.346, SLG: 0.524										4	0	1	0	0	1	0			
10 Michael Young, R OBP: 0.377, SLG: 0.495										3	0	0	0	1	1	0			
17 Nelson Cruz, R OBP: 0.319, SLG: 0.522										4	0	1	0	0	0	2			
25 Mike Napoli, R OBP: 0.388, SLG: 0.592										4	0	1	0	0	1	1			
18 Mitch Moreland, L OBP: 0.276, SLG: 0.454										4	0	2	0	0	0	1			
9 Endy Chavez, L OBP: 0.335, SLG: 0.465										0	0	0	0	0	0	0			
2 Taylor Teagarden, R OBP: 0.333, SLG: 0.341										3	0	0	0	0	2	3			
12 Omar Quintanilla, L OBP: 0.063, SLG: 0.188										1	0	0	0	0	1	1			
8 Yorvit Torrealba, R OBP: 0.313, SLG: 0.396										3	0	0	0	0	0	2			
Inning Stats	R: 1 H: 1 E: 0 K: 2 S: 12	H: 1 LOB: 0 BB: 0 P: 19	R: 0 H: 1 E: 0 K: 1 S: 10	H: 1 LOB: 1 BB: 0 P: 14	R: 1 H: 1 E: 0 K: 0 S: 16	H: 1 LOB: 0 BB: 0 P: 17	R: 0 H: 1 E: 0 K: 1 S: 9	H: 2 LOB: 2 BB: 0 P: 13	R: 0 H: 2 E: 0 K: 0 S: 14	R: 0 H: 0 E: 0 K: 0 S: 10	H: 1 LOB: 1 BB: 0 P: 12	R: 0 H: 1 E: 0 K: 1 S: 10	H: 1 LOB: 2 BB: 0 P: 17	R: 0 H: 0 E: 1 K: 2 S: 11	H: 2 LOB: 2 BB: 0 P: 16	1B: 5 2B: 1 3B: 0 HR: 2	SF: 0 SAC: 0 DP: 0 HBP: 0	WP: 0 PB: 0 SB: 1 CS: 1	PA: 36
PITCHER	IP WLS BF H R ER SO BB IBB HBP BLK WP HR S P ERA WHIP																		
50 John Danks, L ERA: 3.88	(1, 1) 7.0 27 7 2 2 5 0 0 0 0 0 2 81 107 2.57 1.000																		
26 Jesse Crain, R ERA: 2.41	(8, 1) 1.0 W 5 1 0 0 1 0 1 0 1 0 0 9 17 0.00 1.000																		
46 Sergio Santos, R ERA: 2.73	(9, 1) 1.0 S 4 0 0 0 2 0 0 0 0 0 0 0 11 16 0.00 0.000																		

Batter	1	2	3	4	5	6	7	8	9	AB	R	H	RBI	BB	SO	LOB	BOTTOM
1 Juan Pierre, L OBP: 0.335, SLG: 0.338										4	0	1	1	0	1	0	Texas Rangers @ Chicago White Sox U.S. Cellular Field, Chicago, IL Sat Aug 20 2011, 7:10 PM - 9:43 PM EDT Att: 30,021 - Partly Cloudy - 73 F
30 Alejandro De Aza, L OBP: 0.333, SLG: 0.458										3	1	1	0	1	1	1	
14 Paul Konerko, R OBP: 0.402, SLG: 0.558										4	0	2	0	0	1	1	
18 Brent Lillibridge, R OBP: 0.339, SLG: 0.487										0	1	0	0	0	0	0	
20 Carlos Quentin, R OBP: 0.341, SLG: 0.501										0	0	0	0	0	0	0	
51 Alex Rios, R OBP: 0.253, SLG: 0.313										4	0	1	1	0	1	2	
10 Alexei Ramirez, R OBP: 0.328, SLG: 0.403										4	0	1	1	0	0	2	
44 Adam Dunn, L OBP: 0.297, SLG: 0.298										4	0	1	0	0	1	4	
17 Tyler Flowers, R OBP: 0.390, SLG: 0.486										3	1	1	0	0	0	1	
22 Brent Morel, R OBP: 0.270, SLG: 0.324										2	0	0	0	0	0	0	
15 Gordon Beckham, R OBP: 0.294, SLG: 0.336										3	0	0	0	0	1	1	
Inning Stats	R: 1 H: 3 E: 0 K: 1 S: 18	H: 2 LOB: 1 BB: 0 P: 18	R: 0 H: 0 E: 0 K: 1 S: 10	H: 0 LOB: 0 BB: 0 P: 15	R: 0 H: 0 E: 0 K: 0 S: 6	H: 0 LOB: 0 BB: 0 P: 9	R: 0 H: 1 E: 0 K: 0 S: 6	H: 0 LOB: 0 BB: 0 P: 11	R: 0 H: 0 E: 0 K: 0 S: 4	R: 0 H: 2 E: 0 K: 1 S: 12	H: 2 LOB: 2 BB: 0 P: 17	1B: 6 2B: 2 3B: 0 HR: 0	SF: 0 SAC: 1 DP: 0 HBP: 0	WP: 1 PB: 0 SB: 0 CS: 0	PA: 33		
PITCHER	IP WLS BF H R ER SO BB IBB HBP BLK WP HR S P ERA WHIP																
41 Alexi Ogando, R ERA: 3.3	(1, 1) 7.0 28 6 2 2 5 1 0 0 0 0 1 65 104 2.57 1.000																
19 Koji Uehara, R ERA: 2.11	(8, 1) 0.2 L 4 2 1 1 0 0 0 0 0 0 0 0 9 12 13.50 3.000																
28 Darren Oliver, L ERA: 2.01	(8, 1) 0.1 1 0 0 0 1 0 0 0 0 0 0 0 3 5 0.00 0.000																

livebaseballscorecards.com

AB 35
R 2
H 8
RBI 2
BB 1
SO 8
LOB 13

livebaseballscorecards.com

AB 31
R 3
H 8
RBI 3
BB 1
SO 6
LOB 12

Batter	1	2	3	4	5	6	7	8	9	AB	R	H	RBI	BB	SO	LOB	TOP										
5 Ian Kinsler, R OBP: 0.346, SLG: 0.443 12 Omar Quintanilla, L OBP: 0.063, SLG: 0.189	F8		F8			F8		F8		4	0	0	0	0	0	3	<p>Texas Rangers @ Chicago White Sox U.S. Cellular Field, Chicago, IL Sun Aug 21 2011, 2:10 PM - 5:14 PM EDT Att: 25,033 - Sunny - 78 F</p> <p>livebaseballscores.com</p>										
1 Elvis Andrus, R OBP: 0.333, SLG: 0.339	F8		F8			G6-3				3	0	0	0	1	0	1											
10 Michael Young, R OBP: 0.374, SLG: 0.491	G4-3				E6			G6-3		4	0	0	0	1	3												
25 Mike Napoli, R OBP: 0.386, SLG: 0.587										4	0	1	0	0	2	1											
17 Nelson Cruz, R OBP: 0.317, SLG: 0.518 23 Craig Gentry, R OBP: 0.330, SLG: 0.307										3	0	0	0	0	1	2											
18 Mitch Moreland, L OBP: 0.343, SLG: 0.450										1	0	0	0	0	1	0											
8 Yorvit Torrealba, R OBP: 0.315, SLG: 0.399										4	0	0	0	0	3	2											
7 David Murphy, L OBP: 0.304, SLG: 0.324										3	0	2	0	0	1	1											
9 Endy Chavez, L OBP: 0.340, SLG: 0.465										3	0	0	0	0	0	2											
										2	0	1	0	1	0	1											
Inning Stats	R: 0 H: 0 E: 0 K: 0 S: 8	H: 0 LOB: 0 BB: 0 P: 15	R: 0 H: 1 E: 0 K: 3 S: 12	H: 1 LOB: 1 BB: 0 P: 17	R: 0 H: 0 E: 0 K: 0 S: 6	H: 0 LOB: 1 BB: 1 P: 11	R: 0 H: 0 E: 1 K: 2 S: 14	H: 0 LOB: 1 BB: 0 P: 22	R: 0 H: 1 E: 0 K: 1 S: 10	H: 1 LOB: 0 BB: 0 P: 15	R: 0 H: 0 E: 0 K: 1 S: 11	H: 0 LOB: 0 BB: 0 P: 16	R: 0 H: 0 E: 0 K: 0 S: 9	H: 0 LOB: 0 BB: 0 P: 14	R: 0 H: 2 E: 0 K: 0 S: 15	H: 3 LOB: 3 BB: 1 P: 25	R: 0 H: 0 E: 0 K: 3 S: 11	H: 0 LOB: 0 BB: 0 P: 16	1B: 4 2B: 0 3B: 0 HR: 0	SF: 0 SAC: 0 DP: 1 HBP: 0	WP: 0 PB: 0 SB: 2 CS: 0	PA: 33					
PITCHER	IP	WLS	BF	H	R	ER	SO	BB	IBB	HBP	BLK	WP	HR	S	P	ERA	WHIP										
34 Gavin Floyd, R ERA: 4.45	7.0	W	25	3	0	0	6	1	0	0	0	0	0	73	116	0.00	0.571										
49 Chris Sale, L ERA: 2.55	1.0		5	1	0	0	0	1	0	0	0	0	0	12	19	0.00	2.000										
58 Jason Frasor, R ERA: 3.38	1.0		3	0	0	0	3	0	0	0	0	0	0	11	16	0.00	0.000										

Batter	1	2	3	4	5	6	7	8	9	AB	R	H	RBI	BB	SO	LOB	BOTTOM										
1 Juan Pierre, L OBP: 0.336, SLG: 0.339	F7									5	1	2	2	0	0	1	<p>Texas Rangers @ Chicago White Sox U.S. Cellular Field, Chicago, IL Sun Aug 21 2011, 2:10 PM - 5:14 PM EDT Att: 25,033 - Sunny - 78 F</p> <p>livebaseballscores.com</p>										
18 Brent Lillibridge, R OBP: 0.349, SLG: 0.509										5	2	3	2	0	2	2											
14 Paul Konerko, R OBP: 0.402, SLG: 0.556										5	0	2	1	0	0	3											
51 Alex Rios, R OBP: 0.254, SLG: 0.321										5	1	2	2	0	0	2											
10 Alexei Ramirez, R OBP: 0.326, SLG: 0.400										4	1	0	0	1	2	4											
17 Tyler Flowers, R OBP: 0.435, SLG: 0.526										3	3	2	0	1	0	0											
30 Alejandro De Aza, L OBP: 0.339, SLG: 0.472										5	0	2	3	0	1	2											
22 Brent Morel, R OBP: 0.272, SLG: 0.323										4	1	1	0	1	0	2											
15 Gordon Beckham, R OBP: 0.296, SLG: 0.338										4	1	2	0	0	1	1											
										1B: 12 2B: 2 3B: 0 HR: 2	SF: 0 SAC: 0 DP: 0 HBP: 1	WP: 1 PB: 0 SB: 1 CS: 0	PA: 44														
PITCHER	IP	WLS	BF	H	R	ER	SO	BB	IBB	HBP	BLK	WP	HR	S	P	ERA	WHIP										
45 Derek Holland, L ERA: 4.42	3.1	L	20	8	5	5	3	2	0	0	0	0	1	52	81	13.50	3.000										
39 Scott Feldman, R ERA: 5.25	4.2		24	8	5	5	3	1	0	1	0	1	1	55	90	9.64	1.929										

Batter	1	2	3	4	5	6	7	8	9	AB	R	H	RBI	BB	SO	LOB	TOP	
2 Jacoby Ellsbury, L (1.8) OBP: 0.372, SLG: 0.521										5	3	3	2	0	1	1	Boston Red Sox @ Texas Rangers Rangers Ballpark in Arlington, Arlington, TX Wed Aug 24 2011, 7:13 PM - 10:34 PM EDT Att: 30,724 - Partly Cloudy - 104 F	
10 Marco Scutaro, R (1.6) OBP: 0.339, SLG: 0.377										4	1	1	1	1	1	2		
28 Adrián González, L (1.3) OBP: 0.409, SLG: 0.554										4	2	2	2	1	1	1		
15 Dustin Pedroia, R (1.4) OBP: 0.396, SLG: 0.469										4	1	2	2	0	0	1		
3 Mike Aviles, R (6.4)										1	0	0	0	0	1	0		
34 David Ortiz, L (1.10) OBP: 0.388, SLG: 0.557										5	2	2	1	0	2	2		
12 Jed Lowrie, S (1.5) OBP: 0.310, SLG: 0.389										4	1	1	0	0	0	2		
13 Carl Crawford, L (1.7) OBP: 0.290, SLG: 0.396										3	1	2	5	0	0	0		
16 Josh Reddick, L (7.7) OBP: 0.337, SLG: 0.478										4	0	1	0	0	2	1		
33 Jason Varitek, S (1.2) OBP: 0.306, SLG: 0.415										1	0	0	0	0	0	0		
60 Ryan Lavarnway, R (8.2) OBP: 0.407, SLG: 0.591										1	0	0	0	0	0	0		
54 Darnell McDonald, R (1.9) OBP: 0.271, SLG: 0.379										4	2	2	0	0	1	0		
Inning Stats	R: 4 H: 5 E: 0 K: 2 S: 19	L: 1 LOB: 1 BB: 0 P: 27	R: 1 H: 2 E: 0 K: 1 S: 13	R: 0 H: 0 E: 0 K: 0 S: 10	R: 1 H: 2 E: 0 K: 1 S: 12	R: 1 H: 2 E: 0 K: 0 S: 10	R: 2 H: 2 E: 0 K: 0 S: 13	R: 2 H: 2 E: 0 K: 3 S: 13	R: 2 H: 1 E: 0 K: 2 S: 14	R: 0 H: 0 E: 0 K: 0 S: 9	H: 0 LOB: 0 BB: 0 P: 12	1B: 10 2B: 3 HR: 3	SF: 1 SAC: 1 DP: 0 HBP: 0	WP: 0 PB: 0 SB: 1 CS: 0	PA: 44			
PITCHER	IP: 5.0 WLS: L BF: 26 H: 11 R: 7 ER: 7 SO: 4	IP: 6.1 WLS: R BF: 5 H: 2 R: 2 ER: 4 SO: 5	IP: 7.1 WLS: R BF: 10 H: 3 R: 4 ER: 5 SO: 5	IP: 1.0 WLS: R BF: 3 H: 0 R: 0 ER: 0 SO: 0	IP: 1.0 WLS: R BF: 3 H: 0 R: 0 ER: 0 SO: 0	IP: 1.0 WLS: R BF: 3 H: 0 R: 0 ER: 0 SO: 0	IP: 1.0 WLS: R BF: 3 H: 0 R: 0 ER: 0 SO: 0	IP: 1.0 WLS: R BF: 3 H: 0 R: 0 ER: 0 SO: 0	IP: 1.0 WLS: R BF: 3 H: 0 R: 0 ER: 0 SO: 0	IP: 1.0 WLS: R BF: 3 H: 0 R: 0 ER: 0 SO: 0	IP: 1.0 WLS: R BF: 3 H: 0 R: 0 ER: 0 SO: 0	IP: 1.0 WLS: R BF: 3 H: 0 R: 0 ER: 0 SO: 0	IP: 1.0 WLS: R BF: 3 H: 0 R: 0 ER: 0 SO: 0	IP: 1.0 WLS: R BF: 3 H: 0 R: 0 ER: 0 SO: 0	IP: 1.0 WLS: R BF: 3 H: 0 R: 0 ER: 0 SO: 0	IP: 1.0 WLS: R BF: 3 H: 0 R: 0 ER: 0 SO: 0	IP: 1.0 WLS: R BF: 3 H: 0 R: 0 ER: 0 SO: 0	ERA: 3.99 WHIP: 2.000

AB	40
R	13
H	16
RBI	13
BB	2
SO	9
LOB	10





Batter	1	2	3	4	5	6	7	8	9	AB	R	H	RBI	BB	SO	LOB	BOTTOM	
5 Ian Kinsler, R (1.10) OBP: 0.345, SLG: 0.445										4	0	1	0	0	1	2	Boston Red Sox @ Texas Rangers Rangers Ballpark in Arlington, Arlington, TX Wed Aug 24 2011, 7:13 PM - 10:34 PM EDT Att: 30,724 - Partly Cloudy - 104 F	
1 Elvis Andrus, R (1.6) OBP: 0.330, SLG: 0.333										4	1	0	0	0	3			
32 Josh Hamilton, L (1.7) OBP: 0.348, SLG: 0.526										2	0	0	0	2	0	0		
23 Craig Gentry, R (6. PR) OBP: 0.330, SLG: 0.300										3	0	1	0	1	0	2		
10 Michael Young, R (1.5) OBP: 0.375, SLG: 0.488										4	1	2	2	0	1	3		
25 Mike Napoli, R (1.2) OBP: 0.387, SLG: 0.599										4	0	0	0	0	2	3		
18 Mitch Moreland, L (1.3) OBP: 0.338, SLG: 0.441										4	0	0	0	0	2	3		
7 David Murphy, L (1.9) OBP: 0.304, SLG: 0.323										4	0	1	0	0	1	0		
9 Endy Chavez, L (1.8) OBP: 0.341, SLG: 0.462										4	0	1	0	0	0	0		
12 Omar Quintanilla, L (1.4) OBP: 0.050, SLG: 0.150										4	0	0	0	0	2	2		
Inning Stats	R: 0 H: 0 E: 0 K: 2 S: 14	L: 0 LOB: 2 BB: 1 P: 27	R: 0 H: 0 E: 0 K: 0 S: 7	R: 0 H: 0 E: 0 K: 0 S: 14	R: 1 H: 1 E: 0 K: 1 S: 10	R: 0 H: 2 E: 0 K: 0 S: 14	R: 0 H: 1 E: 0 K: 1 S: 8	R: 0 H: 0 E: 0 K: 2 S: 9	R: 1 H: 2 E: 0 K: 0 S: 12	R: 0 H: 0 E: 0 K: 0 S: 9	H: 0 LOB: 0 BB: 1 P: 15	1B: 5 2B: 0 HR: 1	SF: 0 SAC: 0 DP: 0 HBP: 0	WP: 0 PB: 0 SB: 1 CS: 0	PA: 36			
PITCHER	IP: 6.0 WLS: W BF: 24 H: 4 R: 1 ER: 1 SO: 4	IP: 7.1 WLS: R BF: 3 H: 0 R: 0 ER: 0 SO: 2	IP: 7.1 WLS: R BF: 6 H: 2 R: 1 ER: 1 SO: 0	IP: 1.0 WLS: R BF: 3 H: 0 R: 0 ER: 0 SO: 0	IP: 1.0 WLS: R BF: 3 H: 0 R: 0 ER: 0 SO: 0	IP: 1.0 WLS: R BF: 3 H: 0 R: 0 ER: 0 SO: 0	IP: 1.0 WLS: R BF: 3 H: 0 R: 0 ER: 0 SO: 0	IP: 1.0 WLS: R BF: 3 H: 0 R: 0 ER: 0 SO: 0	IP: 1.0 WLS: R BF: 3 H: 0 R: 0 ER: 0 SO: 0	IP: 1.0 WLS: R BF: 3 H: 0 R: 0 ER: 0 SO: 0	IP: 1.0 WLS: R BF: 3 H: 0 R: 0 ER: 0 SO: 0	IP: 1.0 WLS: R BF: 3 H: 0 R: 0 ER: 0 SO: 0	IP: 1.0 WLS: R BF: 3 H: 0 R: 0 ER: 0 SO: 0	IP: 1.0 WLS: R BF: 3 H: 0 R: 0 ER: 0 SO: 0	IP: 1.0 WLS: R BF: 3 H: 0 R: 0 ER: 0 SO: 0	IP: 1.0 WLS: R BF: 3 H: 0 R: 0 ER: 0 SO: 0	IP: 1.0 WLS: R BF: 3 H: 0 R: 0 ER: 0 SO: 0	ERA: 2.43 WHIP: 1.000

AB	33
R	2
H	6
RBI	2
BB	3
SO	7
LOB	15



Batter	1	2	3	4	5	6	7	8	9	AB	R	H	RBI	BB	SO	LOB	TOP					
13 Maicer Izturis, S OBP: 0.339, SLG: 0.389										4	0	2	0	1	0	0	Los Angeles Angels @ Texas Rangers Rangers Ballpark in Arlington, Arlington, TX Sat Aug 27 2011, 8:08 PM - 11:12 PM EDT Att: 48,453 - Clear - 104 F					
25 Peter Bourjos, R OBP: 0.331, SLG: 0.448										5	2	1	1	0	0	3						
47 Howie Kendrick, R OBP: 0.351, SLG: 0.464										5	2	2	1	0	2	2						
48 Torii Hunter, R OBP: 0.331, SLG: 0.424										5	1	2	1	0	1	2						
44 Mark Trumbo, R OBP: 0.295, SLG: 0.475										4	0	0	0	1	1	3						
10 Vernon Wells, R OBP: 0.249, SLG: 0.395										4	1	2	2	1	0	1						
2 Erick Aybar, S OBP: 0.294, SLG: 0.384										4	0	1	1	0	0	1						
27 Mike Trout, R OBP: 0.284, SLG: 0.426										4	1	2	1	0	0	2						
46 Bobby Wilson, R OBP: 0.283, SLG: 0.329										4	1	1	1	0	0	1						
Inning Stats	R: 0 E: 0 K: 0 S: 6	H: 1 LOB: 1 BB: 0 P: 11	R: 1 E: 1 K: 0 S: 14	H: 1 LOB: 1 BB: 0 P: 22	R: 1 E: 0 K: 2 S: 10	H: 2 LOB: 1 BB: 0 P: 14	R: 2 E: 0 K: 0 S: 11	H: 2 LOB: 0 BB: 0 P: 17	R: 2 E: 0 K: 0 S: 17	H: 4 LOB: 2 BB: 1 P: 33	R: 0 E: 0 K: 0 S: 6	H: 0 LOB: 0 BB: 0 P: 8	R: 2 E: 0 K: 0 S: 12	H: 3 LOB: 1 BB: 0 P: 19	R: 0 E: 0 K: 0 S: 9	H: 0 LOB: 0 BB: 1 P: 15		R: 0 E: 0 K: 2 S: 10	H: 0 LOB: 1 BB: 1 P: 19	1B: 5 2B: 3 3B: 1 HR: 5	SF: 0 SAC: 0 DP: 1 HBP: 0	WP: 0 PB: 1 SB: 1 CS: 0
PITCHER	IP WLS BF H R ER SO BB IBB HBP BLK WP HR S P ERA WHIP																PITCHER	IP WLS BF H R ER SO BB IBB HBP BLK WP HR S P ERA WHIP				
36 C.J. Wilson, L ERA: 3.29	(1, 1) 5.0 L 26 10 6 6 2 1 0 0 0 0 0 4 58 97 10.80 2.200																					
28 Darren Oliver, L ERA: 2.3	(6, 1) 1.0 3 0 0 0 0 0 0 0 0 0 0 6 8 0.00 0.000																					
19 Koji Uehara, R ERA: 2.38	(7, 1) 1.0 6 3 2 2 0 0 0 0 0 0 1 12 19 18.00 3.000																					
37 Mike Adams, R ERA: 1.34	(8, 1) 1.0 3 0 0 0 0 1 0 0 0 0 0 9 15 0.00 1.000																					
30 Neftali Feliz, R ERA: 3.04	(9, 1) 1.0 4 0 0 0 2 1 0 0 0 0 0 10 19 0.00 1.000																					
Batter	1	2	3	4	5	6	7	8	9	AB	R	H	RBI	BB	SO	LOB	BOTTOM					
5 Ian Kinsler, R OBP: 0.346, SLG: 0.442										3	1	0	0	0	0	0	Los Angeles Angels @ Texas Rangers Rangers Ballpark in Arlington, Arlington, TX Sat Aug 27 2011, 8:08 PM - 11:12 PM EDT Att: 48,453 - Clear - 104 F					
1 Elvis Andrus, R OBP: 0.328, SLG: 0.329										3	1	0	0	1	0	0						
32 Josh Hamilton, L OBP: 0.340, SLG: 0.513										4	0	0	0	0	1	2						
10 Michael Young, R OBP: 0.375, SLG: 0.487										3	0	1	1	0	0	0						
25 Mike Napoli, R OBP: 0.388, SLG: 0.588										2	0	1	1	1	0	0						
18 Mitch Moreland, L OBP: 0.336, SLG: 0.441										4	0	0	0	0	2	4						
17 Nelson Cruz, R OBP: 0.322, SLG: 0.530										4	1	3	0	0	1	0						
7 David Murphy, L OBP: 0.310, SLG: 0.347										4	1	1	2	0	0	4						
9 Endy Chavez, L OBP: 0.332, SLG: 0.448										3	0	0	0	0	0	1						
Inning Stats	R: 0 E: 0 K: 0 S: 6	H: 0 LOB: 0 BB: 0 P: 10	R: 0 E: 0 K: 0 S: 10	H: 0 LOB: 0 BB: 0 P: 15	R: 0 E: 0 K: 1 S: 8	H: 0 LOB: 0 BB: 0 P: 13	R: 2 E: 0 K: 0 S: 9	H: 1 LOB: 1 BB: 1 P: 16	R: 2 E: 0 K: 0 S: 12	H: 2 LOB: 0 BB: 0 P: 17	R: 0 E: 0 K: 1 S: 11	H: 0 LOB: 1 BB: 0 P: 18	R: 0 E: 0 K: 0 S: 6	H: 1 LOB: 0 BB: 0 P: 6	R: 0 E: 0 K: 1 S: 8	H: 0 LOB: 0 BB: 0 P: 12		R: 0 E: 0 K: 1 S: 17	H: 2 LOB: 2 BB: 1 P: 28	1B: 5 2B: 0 3B: 0 HR: 1	SF: 1 SAC: 0 DP: 2 HBP: 2	WP: 3 PB: 0 SB: 0 CS: 0
PITCHER	IP WLS BF H R ER SO BB IBB HBP BLK WP HR S P ERA WHIP																PITCHER	IP WLS BF H R ER SO BB IBB HBP BLK WP HR S P ERA WHIP				
54 Ervin Santana, R ERA: 3.24	(1, 1) 7.0 W 27 4 4 4 2 1 0 2 0 0 0 0 8 95 5.14 0.714																					
37 Scott Downs, L ERA: 1.26	(8, 1) 1.0 3 0 0 0 1 0 0 0 0 0 0 8 12 0.00 0.000																					
51 Jordan Walden, R ERA: 2.7	(9, 1) 0.1 4 2 0 0 1 1 0 0 0 0 1 0 15 24 0.00 9.000																					
21 Hisanori Takahashi, L ERA: 3.86	(9, 1) 0.2 S 1 0 0 0 0 0 0 0 0 0 0 0 2 4 0.00 0.000																					

Batter	1	2	3	4	5	6	7	8	9	AB	R	H	RBI	BB	SO	LOB	TOP										
8 Desmond Jennings, R OBP: 0.434, SLG: 0.620	G6-3		FC6			G6-3			FC4-6 BB	3	0	0	0	1	0	2	<p>Tampa Bay Rays @ Texas Rangers Rangers Ballpark in Arlington, Arlington, TX</p> <p>Tue Aug 30 2011, 8:10 PM - 11:04 PM EDT Att: 23,069 - Clear - 102 F</p> <p>livebaseballscorecards.com</p> <p>AB 28 R 0 H 3 RBI 0 BB 2 SO 5 LOB 9</p> 										
22 Johnny Damon, L OBP: 0.314, SLG: 0.417	G6-3		G1-3			P6			FC4-6 G4-6-3	4	0	0	0	0	0	4											
3 Evan Longoria, R OBP: 0.330, SLG: 0.476	K				G4-3				G4-6-3	4	0	0	0	0	1	2											
18 Ben Zobrist, S OBP: 0.361, SLG: 0.477		G4-3			G1-3					3	0	0	0	0	0	0											
11 Casey Kotchman, L OBP: 0.386, SLG: 0.446		G5-3			G4-3					3	0	0	0	0	0	0											
2 B.J. Upton, R OBP: 0.308, SLG: 0.393	G4-3									3	0	1	0	0	1	0											
20 Matt Joyce, L OBP: 0.341, SLG: 0.488			K		G3-1				G4-3	3	0	0	0	0	1	1											
10 Kelly Shoppach, R OBP: 0.266, SLG: 0.297									G6-3	2	0	0	0	0	2	0											
28 John Jaso, L OBP: 0.309, SLG: 0.356										1	0	0	0	0	0	0											
1 Sean Rodriguez, R OBP: 0.315, SLG: 0.359										1	0	1	0	1	0	0											
5 Sam Fuld, L OBP: 0.313, SLG: 0.363										1	0	1	0	0	0	0											
Inning Stats	R: 0 H: 0 E: 0 K: 1 S: 7	H: 0 LOB: 0 BB: 0 P: 11	R: 0 H: 0 E: 0 K: 0 S: 8	H: 1 LOB: 2 BB: 0 P: 13	R: 0 H: 1 E: 0 K: 2 S: 17	H: 0 LOB: 0 BB: 0 P: 25	R: 0 H: 0 E: 0 K: 0 S: 6	H: 0 LOB: 0 BB: 0 P: 9	R: 0 H: 1 E: 0 K: 1 S: 9	H: 0 LOB: 0 BB: 0 P: 16	R: 0 H: 0 E: 0 K: 0 S: 6	H: 0 LOB: 0 BB: 1 P: 14	R: 0 H: 0 E: 0 K: 1 S: 5	H: 0 LOB: 0 BB: 0 P: 8	R: 0 H: 0 E: 0 K: 1 S: 8	H: 1 LOB: 1 BB: 1 P: 15	1B: 3 2B: 0 3B: 0 HR: 0	SF: 0 SAC: 0 DP: 1 HBP: 0	WP: 0 PA: 30 PB: 0 SB: 0 CS: 2								
PITCHER	IP	WLS	BF	H	R	ER	SO	BB	IBB	HBP	BLK	WP	HR	S	P	ERA	WHIP										
39 Scott Feldman, R ERA: 2.86	6.0	W	20	2	0	0	4	1	0	0	0	0	0	53	88	0.00	0.500										
57 Mark Lowe, R ERA: 3.73	0.2	H	2	0	0	0	0	0	0	0	0	0	0	4	5	0.00	0.000										
28 Darren Oliver, L ERA: 2.23	0.1	H	1	0	0	0	0	0	0	0	0	0	0	1	3	0.00	0.000										
37 Mike Adams, R ERA: 1.3	1.0	H	3	0	0	0	1	0	0	0	0	0	0	8	10	0.00	0.000										
30 Neftali Feliz, R ERA: 2.92	1.0	S	4	1	0	0	0	1	0	0	0	0	0	9	15	0.00	2.000										

Batter	1	2	3	4	5	6	7	8	9	AB	R	H	RBI	BB	SO	LOB	BOTTOM										
5 Ian Kinsler, R OBP: 0.344, SLG: 0.437	L7		E5		G5-3	F9				4	0	0	0	0	0	4	<p>Tampa Bay Rays @ Texas Rangers Rangers Ballpark in Arlington, Arlington, TX</p> <p>Tue Aug 30 2011, 8:10 PM - 11:04 PM EDT Att: 23,069 - Clear - 102 F</p> <p>livebaseballscorecards.com</p> <p>AB 30 R 2 H 7 RBI 2 BB 5 SO 6 LOB 22</p> 										
1 Elvis Andrus, R OBP: 0.330, SLG: 0.335	K		G5-4-3		G6-3					4	0	1	0	0	1	2											
32 Josh Hamilton, L OBP: 0.347, SLG: 0.533	F9									4	1	2	1	0	0	1											
10 Michael Young, R OBP: 0.375, SLG: 0.484		G1-3								4	1	1	0	0	2	1											
25 Mike Napoli, R OBP: 0.391, SLG: 0.586		G5-3								3	0	1	0	1	1	1											
7 David Murphy, L OBP: 0.317, SLG: 0.353										3	0	2	1	1	0	1											
8 Yorvit Torrealba, R OBP: 0.311, SLG: 0.399										3	0	0	0	1	2	4											
18 Mitch Moreland, L OBP: 0.336, SLG: 0.436										2	0	0	0	2	0	4											
9 Endy Chavez, L OBP: 0.330, SLG: 0.444										3	0	0	0	0	0	4											
Inning Stats	R: 0 H: 0 E: 0 K: 1 S: 8	H: 1 LOB: 1 BB: 0 P: 12	R: 0 H: 0 E: 1 K: 0 S: 5	H: 0 LOB: 1 BB: 1 P: 11	R: 0 H: 1 E: 0 K: 2 S: 19	H: 0 LOB: 0 BB: 2 P: 38	R: 0 H: 0 E: 0 K: 0 S: 7	H: 0 LOB: 0 BB: 0 P: 11	R: 2 H: 4 E: 0 K: 0 S: 21	H: 3 LOB: 3 BB: 1 P: 31	R: 0 H: 1 E: 0 K: 1 S: 9	H: 0 LOB: 0 BB: 0 P: 14	R: 0 H: 0 E: 0 K: 1 S: 11	H: 0 LOB: 1 BB: 1 P: 17	1B: 4 2B: 2 3B: 0 HR: 1	SF: 0 SAC: 0 DP: 2 HBP: 0		WP: 0 PA: 35 PB: 0 SB: 1 CS: 0									
PITCHER	IP	WLS	BF	H	R	ER	SO	BB	IBB	HBP	BLK	WP	HR	S	P	ERA	WHIP										
58 Jeremy Hellickson, R ERA: 3.01	6.0	L	28	6	2	2	4	2	2	0	0	0	0	69	112	3.00	1.333										
37 Juan Cruz, R ERA: 3.95	1.0		4	1	0	0	1	1	0	0	0	0	0	12	21	0.00	2.000										
39 J.P. Howell, L ERA: 6.56	1.0		3	0	0	0	1	0	0	0	0	0	0	8	10	0.00	0.000										

Batter	1	2	3	4	5	6	7	8	9	AB R H RBI BB SO LOB	TOP																					
8 Desmond Jennings, R OBP: 0.427, SLG: 0.603										4 0 0 1 1 2 0	<p>Tampa Bay Rays @ Texas Rangers Rangers Ballpark in Arlington, Arlington, TX</p> <p>Wed Aug 31 2011, 8:07 PM - 10:45 PM EDT Att: 28,034 - Clear - 102 F</p> <p>livebaseballscorecards.com</p> <p>AB 33 R 4 H 6 RBI 4 BB 3 SO 5 LOB 13</p>																					
22 Johnny Damon, L OBP: 0.316, SLG: 0.423										3 1 1 1 1 0 3																						
3 Evan Longoria, R OBP: 0.330, SLG: 0.473										4 1 1 0 0 1 1																						
18 Ben Zobrist, S OBP: 0.361, SLG: 0.475										4 0 1 0 0 1 0																						
11 Casey Kotchman, L OBP: 0.385, SLG: 0.444										4 1 1 0 0 0 2																						
2 B.J. Upton, R OBP: 0.308, SLG: 0.390										3 1 0 0 0 1 2																						
20 Matt Joyce, L OBP: 0.342, SLG: 0.487										3 0 1 1 1 0 0																						
28 John Jaso, L OBP: 0.308, SLG: 0.354										4 0 1 1 0 0 2																						
1 Sean Rodriguez, R OBP: 0.311, SLG: 0.354										4 0 0 0 0 0 3																						
Inning Stats	R: 0 E: 0 K: 2 S: 8	H: 0 LOB: 0 BB: 0 P: 12	R: 2 E: 0 K: 1 S: 16	H: 2 LOB: 3 BB: 2 P: 31	R: 1 E: 0 K: 0 S: 11	H: 3 LOB: 2 BB: 1 P: 15	R: 0 E: 0 K: 0 S: 13	H: 0 LOB: 1 BB: 1 P: 22	R: 0 E: 0 K: 0 S: 7	H: 0 LOB: 0 BB: 0 P: 13		R: 1 E: 0 K: 1 S: 7	H: 1 LOB: 0 BB: 0 P: 11	R: 0 E: 0 K: 1 S: 6	H: 0 LOB: 0 BB: 0 P: 12	R: 0 E: 0 K: 0 S: 11	H: 0 LOB: 0 BB: 0 P: 15	1B: 5 2B: 0 3B: 0 HR: 1	SF: 0 SAC: 0 DP: 0 HBP: 1	WP: 0 PB: 0 SB: 1 CS: 0	PA: 37											
PITCHER	IP WLS BF H R ER SO BB IBB HBP BLK WP HR S P ERA WHIP	<p>41 Alexi Ogando, R (1.1) 2.2 L 16 5 3 3 3 2 0 0 1 0 0 0 0 32 54 10.12 2.625</p> <p>22 Yoshinori Tateyama, R (3.1) 1.1 5 0 0 0 0 0 1 0 0 0 0 0 16 26 0.00 0.750</p> <p>54 Matt Harrison, L (5.1) 2.0 6 0 0 0 0 0 0 0 0 0 0 0 15 26 0.00 0.000</p> <p>19 Koji Uehara, R (7.1) 1.0 4 1 1 1 1 0 0 0 0 0 0 1 7 11 9.00 1.000</p> <p>57 Mark Lowe, R (8.1) 1.0 3 0 0 0 0 1 0 0 0 0 0 0 6 12 0.00 0.000</p>															IP WLS BF H R ER SO BB IBB HBP BLK WP HR S P ERA WHIP	<p>58 Mark Hamburger, R (9.1) 1.0 3 0 0 0 0 0 0 0 0 0 0 0 16 26 0.00 0.000</p>														

Batter	1	2	3	4	5	6	7	8	9	AB R H RBI BB SO LOB	BOTTOM									
5 Ian Kinsler, R OBP: 0.342, SLG: 0.434										4 0 0 0 0 0 1	<p>Tampa Bay Rays @ Texas Rangers Rangers Ballpark in Arlington, Arlington, TX</p> <p>Wed Aug 31 2011, 8:07 PM - 10:45 PM EDT Att: 28,034 - Clear - 102 F</p> <p>livebaseballscorecards.com</p> <p>AB 33 R 1 H 7 RBI 1 BB 1 SO 8 LOB 7</p>									
1 Elvis Andrus, R OBP: 0.331, SLG: 0.341										4 0 2 0 0 0 0										
32 Josh Hamilton, L OBP: 0.346, SLG: 0.530										4 0 1 0 0 1 1										
10 Michael Young, R OBP: 0.376, SLG: 0.483										3 1 1 0 1 1 0										
25 Mike Napoli, R OBP: 0.389, SLG: 0.582										4 0 1 0 0 1 3										
7 David Murphy, L OBP: 0.317, SLG: 0.352										4 0 1 1 0 2 0										
8 Yorvit Torrealba, R OBP: 0.309, SLG: 0.395										4 0 0 0 0 1 2										
18 Mitch Moreland, L OBP: 0.334, SLG: 0.433										3 0 0 0 0 2 0										
9 Endy Chavez, L OBP: 0.330, SLG: 0.442										3 0 1 0 0 0 0										
Inning Stats	R: 0 E: 0 K: 0 S: 10	H: 2 LOB: 2 BB: 1 P: 18	R: 0 E: 0 K: 2 S: 8	H: 0 LOB: 0 BB: 0 P: 14	R: 0 E: 0 K: 0 S: 9	H: 0 LOB: 0 BB: 0 P: 11	R: 0 E: 0 K: 0 S: 5	H: 0 LOB: 0 BB: 0 P: 11	R: 0 E: 0 K: 3 S: 10	H: 0 LOB: 0 BB: 0 P: 14		R: 0 E: 0 K: 1 S: 11	H: 1 LOB: 1 BB: 0 P: 18	R: 0 E: 0 K: 1 S: 11	H: 1 LOB: 1 BB: 0 P: 18	R: 1 E: 0 K: 1 S: 17	H: 3 LOB: 2 BB: 0 P: 26	1B: 6 2B: 0 3B: 1 HR: 0	SF: 0 SAC: 0 DP: 1 HBP: 0	WP: 0 PB: 0 SB: 0 CS: 0
PITCHER	IP WLS BF H R ER SO BB IBB HBP BLK WP HR S P ERA WHIP	<p>33 James Shields, R (1.1) 8.0 W 28 4 0 0 0 7 1 0 0 0 0 0 0 110 0.00 0.625</p> <p>43 Kyle Farnsworth, R (9.1) 1.0 6 3 1 1 1 0 0 0 0 0 0 0 17 26 9.00 3.000</p>															IP WLS BF H R ER SO BB IBB HBP BLK WP HR S P ERA WHIP			

Batter	1	2	3	4	5	6	7	8	9	AB	R	H	RBI	BB	SO	LOB	TOP										
8 Desmond Jennings, R OBP: 0.417, SLG: 0.586										4	0	0	0	0	2	0											
1 Sean Rodríguez, R OBP: 0.312, SLG: 0.352										2	1	0	0	0	0	0											
5 Sam Feld, L OBP: 0.312, SLG: 0.362										1	0	0	0	0	0	0											
3 Evan Longoria, R OBP: 0.331, SLG: 0.471										2	0	0	0	2	2	0											
18 Ben Zobrist, S OBP: 0.360, SLG: 0.473										4	0	1	0	0	2	2											
2 B.J. Upton, R OBP: 0.305, SLG: 0.387										4	0	0	0	0	3	4											
11 Brandon Guyer, R OBP: 0.125, SLG: 0.500										2	0	0	0	0	0	0											
20 Matt Joyce, L OBP: 0.343, SLG: 0.487										2	0	1	1	0	0	2											
11 Casey Kotchman, L OBP: 0.385, SLG: 0.443										3	0	1	0	0	0	2											
16 Justin Ruggiano, R OBP: 0.277, SLG: 0.417										2	0	0	0	0	1	1											
22 Johnny Damon, L OBP: 0.315, SLG: 0.422										1	0	0	0	0	0	0											
10 Kelly Shoppach, R OBP: 0.268, SLG: 0.314										2	1	1	1	0	1	0											
28 John Jaso, L OBP: 0.306, SLG: 0.352										1	0	0	0	0	1	0											
Inning Stats	R: 0 E: 0 K: 1 S: 9	H: 0 LOB: 0 BB: 0 P: 12	R: 0 E: 0 K: 1 S: 6	H: 0 LOB: 0 BB: 0 P: 10	R: 0 E: 0 K: 2 S: 9	H: 0 LOB: 0 BB: 0 P: 14	R: 0 E: 0 K: 2 S: 8	H: 0 LOB: 0 BB: 0 P: 13	R: 0 E: 0 K: 1 S: 5	H: 2 LOB: 0 BB: 0 P: 19	R: 1 E: 0 K: 2 S: 17	H: 1 LOB: 2 BB: 1 P: 28	R: 0 E: 0 K: 1 S: 12	H: 0 LOB: 0 BB: 0 P: 15	R: 0 E: 0 K: 1 S: 13	H: 1 LOB: 2 BB: 1 P: 22	1B: 3 2B: 0 3B: 0 HR: 1	SF: 0 SAC: 0 DP: 1 HBP: 1	WP: 0 PB: 0 SB: 0 CS: 0	PA: 33							
PITCHER	IP	WLS	BF	H	R	ER	SO	BB	IBB	HBP	BLK	WP	HR	S	P	ERA	WHIP										
36 C.J. Wilson, L ERA: 3.28	6.0	W	21	2	2	2	8	1	0	1	0	0	1	53	88	3.00	0.500										
19 Koji Uehara, R ERA: 2.47	0.2	H	2	0	0	0	2	0	0	0	0	0	0	7	9	0.00	0.000										
28 Darren Oliver, L ERA: 2.22	0.1	H	2	1	0	0	2	0	0	0	0	0	0	6	10	0.00	3.000										
37 Mike Adams, R ERA: 1.28	1.0		3	0	0	0	1	0	0	0	0	0	0	12	15	0.00	0.000										
30 Nefthali Feliz, R ERA: 2.87	1.0		5	1	0	0	1	1	0	0	0	0	0	13	22	0.00	2.000										

Tampa Bay Rays @ Texas Rangers
Rangers Ballpark in Arlington, Arlington, TX
Thu Sep 01 2011, 8:09 PM - 11:11 PM EDT
Att: 26,220 - Clear - 98 F

AB	30
R	2
H	4
RBI	2
BB	2
SO	12
LOB	11



Batter	1	2	3	4	5	6	7	8	9	AB	R	H	RBI	BB	SO	LOB	BOTTOM										
5 Ian Kinsler, R OBP: 0.345, SLG: 0.447										3	2	2	2	1	0	0											
1 Elvis Andrus, R OBP: 0.332, SLG: 0.339										2	0	0	0	2	1	0											
32 Josh Hamilton, L OBP: 0.342, SLG: 0.525										4	0	0	0	0	1	4											
10 Michael Young, R OBP: 0.375, SLG: 0.487										4	1	1	1	0	0	0											
29 Adrián Beltré, R OBP: 0.318, SLG: 0.503										4	1	1	0	0	0	0											
7 David Murphy, L OBP: 0.319, SLG: 0.357										4	2	2	1	0	0	0											
8 Yorvit Torrealba, R OBP: 0.310, SLG: 0.396										4	1	2	2	0	0	0											
18 Mitch Moreland, L OBP: 0.331, SLG: 0.429										4	0	0	0	0	1	2											
9 Endy Chavez, L OBP: 0.330, SLG: 0.450										3	0	1	1	0	0	0											
Inning Stats	R: 0 E: 0 K: 0 S: 8	H: 4 LOB: 3 BB: 2 P: 13	R: 3 E: 0 K: 0 S: 17	H: 4 LOB: 3 BB: 2 P: 34	R: 0 E: 0 K: 0 S: 12	H: 0 LOB: 0 BB: 0 P: 16	R: 0 E: 0 K: 0 S: 6	H: 0 LOB: 0 BB: 0 P: 8	R: 2 E: 0 K: 2 S: 15	H: 2 LOB: 0 BB: 0 P: 20	R: 0 E: 0 K: 1 S: 11	H: 0 LOB: 0 BB: 0 P: 13	R: 1 E: 0 K: 0 S: 8	H: 1 LOB: 0 BB: 1 P: 14	R: 1 E: 0 K: 0 S: 13	H: 2 LOB: 1 BB: 0 P: 23	1B: 4 2B: 1 3B: 1 HR: 3	SF: 0 SAC: 0 DP: 0 HBP: 0	WP: 0 PB: 0 SB: 2 CS: 1	PA: 36							
PITCHER	IP	WLS	BF	H	R	ER	SO	BB	IBB	HBP	BLK	WP	HR	S	P	ERA	WHIP										
34 Jeff Niemann, R ERA: 3.89	5.0	L	23	6	5	5	2	2	0	0	0	0	0	13	15	0.00	1.600										
27 Cesar Ramos, L ERA: 4.21	1.1		4	0	0	0	1	0	0	0	0	0	0	3	8	0.00	0.000										
47 Brandon Gomes, R ERA: 3.72	0.0		2	1	1	1	0	1	0	0	0	0	1	3	8	0.00	0.000										
39 J.P. Howell, L ERA: 6.41	0.2		1	0	0	0	0	0	0	0	0	0	0	3	4	0.00	0.000										
57 Jake McGee, L ERA: 5.03	1.0		5	2	1	1	0	0	0	0	0	0	0	13	23	9.00	2.000										

Tampa Bay Rays @ Texas Rangers
Rangers Ballpark in Arlington, Arlington, TX
Thu Sep 01 2011, 8:09 PM - 11:11 PM EDT
Att: 26,220 - Clear - 98 F

AB	32
R	7
H	9
RBI	7
BB	3
SO	3
LOB	6



Batter	1	2	3	4	5	6	7	8	9	AB	R	H	RBI	BB	SO	LOB	TOP						
5 Ian Kinsler, R OBP: 0.345, SLG: 0.451										4	2	1	3	1	2	2							
1 Elvis Andrus, R OBP: 0.337, SLG: 0.348										2	4	2	2	2	0	0							
3 Andrés Blanco, S OBP: 0.236, SLG: 0.333										1	0	0	0	0	0	0							
32 Josh Hamilton, L OBP: 0.342, SLG: 0.522										4	0	1	0	0	1	3							
27 Leonys Martin, L OBP: 1.000, SLG: 1.000										1	0	1	0	0	0	0							
10 Michael Young, R OBP: 0.376, SLG: 0.486										3	0	1	1	1	2	1							
18 Mitch Moreland, L OBP: 0.330, SLG: 0.426										1	0	0	0	0	0	1							
29 Adrian Beltré, R OBP: 0.316, SLG: 0.500										4	0	1	2	0	0	4							
6 Esteban German, R										0	0	0	0	0	0	0							
25 Mike Napoli, R OBP: 0.387, SLG: 0.576										3	0	0	1	1	1	2							
15 Matt Treanor, R OBP: 0.350, SLG: 0.305										1	0	0	0	0	1	0							
8 Yorvit Torrealba, R OBP: 0.309, SLG: 0.393										5	1	1	0	0	0	3							
7 David Murphy, L OBP: 0.326, SLG: 0.373										5	2	4	1	0	1	0							
23 Craig Gentry, R OBP: 0.327, SLG: 0.292										4	1	1	0	0	2	2							
Inning Stats	R: 2 E: 0 K: 1 S: 16	H: 1 LOB: 1 BB: 2 P: 30	R: 4 E: 0 K: 0 S: 17	H: 4 LOB: 3 BB: 3 P: 36	R: 0 E: 0 K: 3 S: 10	H: 0 LOB: 0 BB: 0 P: 16	R: 1 E: 0 K: 2 S: 14	H: 2 LOB: 1 BB: 0 P: 19	R: 3 E: 0 K: 1 S: 14	H: 3 LOB: 0 BB: 0 P: 22	R: 0 E: 0 K: 1 S: 8	H: 0 LOB: 0 BB: 0 P: 10	R: 0 E: 0 K: 0 S: 9	H: 1 LOB: 1 BB: 0 P: 11	R: 0 E: 0 K: 0 S: 11	H: 1 LOB: 1 BB: 0 P: 16	R: 0 E: 0 K: 2 S: 11	H: 1 LOB: 1 BB: 0 P: 20	1B: 10 2B: 0 3B: 0 HR: 3	SF: 1 SAC: 1 DP: 0 HBP: 0	WP: 0 PB: 1 SB: 1 CS: 0	PA: 45	
PITCHER	IP WLS BF H R ER SO BB IBB HBP BLK WP HR S P ERA WHIP	IP WLS BF H R ER SO BB IBB HBP BLK WP HR S P ERA WHIP	IP WLS BF H R ER SO BB IBB HBP BLK WP HR S P ERA WHIP	IP WLS BF H R ER SO BB IBB HBP BLK WP HR S P ERA WHIP	IP WLS BF H R ER SO BB IBB HBP BLK WP HR S P ERA WHIP	IP WLS BF H R ER SO BB IBB HBP BLK WP HR S P ERA WHIP	IP WLS BF H R ER SO BB IBB HBP BLK WP HR S P ERA WHIP	IP WLS BF H R ER SO BB IBB HBP BLK WP HR S P ERA WHIP	IP WLS BF H R ER SO BB IBB HBP BLK WP HR S P ERA WHIP	IP WLS BF H R ER SO BB IBB HBP BLK WP HR S P ERA WHIP	IP WLS BF H R ER SO BB IBB HBP BLK WP HR S P ERA WHIP	IP WLS BF H R ER SO BB IBB HBP BLK WP HR S P ERA WHIP	IP WLS BF H R ER SO BB IBB HBP BLK WP HR S P ERA WHIP	IP WLS BF H R ER SO BB IBB HBP BLK WP HR S P ERA WHIP	IP WLS BF H R ER SO BB IBB HBP BLK WP HR S P ERA WHIP	IP WLS BF H R ER SO BB IBB HBP BLK WP HR S P ERA WHIP	IP WLS BF H R ER SO BB IBB HBP BLK WP HR S P ERA WHIP	IP WLS BF H R ER SO BB IBB HBP BLK WP HR S P ERA WHIP	IP WLS BF H R ER SO BB IBB HBP BLK WP HR S P ERA WHIP	IP WLS BF H R ER SO BB IBB HBP BLK WP HR S P ERA WHIP	IP WLS BF H R ER SO BB IBB HBP BLK WP HR S P ERA WHIP	IP WLS BF H R ER SO BB IBB HBP BLK WP HR S P ERA WHIP	IP WLS BF H R ER SO BB IBB HBP BLK WP HR S P ERA WHIP

Texas Rangers @ Boston Red Sox
Fenway Park, Boston, MA
Fri Sep 02 2011, 7:13 PM - 10:00 PM EDT
Att: 38,083 - Partly Cloudy - 66 F

AB 38
R 10
H 13
RBI 10
BB 5
SO 10
LOB 18



Batter	1	2	3	4	5	6	7	8	9	AB	R	H	RBI	BB	SO	LOB	BOTTOM						
2 Jacoby Ellsbury, L OBP: 0.372, SLG: 0.523										4	0	1	0	0	0	0							
15 Dustin Pedroia, R OBP: 0.396, SLG: 0.474										2	0	0	0	0	0	1							
3 Mike Aviles, R OBP: 0.277, SLG: 0.385										1	0	0	0	0	1	0							
28 Adrián González, L OBP: 0.404, SLG: 0.552										2	0	1	0	0	0	0							
16 Josh Reddick, L OBP: 0.326, SLG: 0.460										1	0	0	0	0	0	0							
20 Kevin Youkilis, R OBP: 0.377, SLG: 0.477										3	0	0	0	0	2	1							
34 David Ortiz, L OBP: 0.397, SLG: 0.588										3	0	0	0	0	1	0							
12 Jed Lowie, S OBP: 0.313, SLG: 0.379										3	0	0	0	0	1	0							
36 Conor Jackson, R OBP: 0.313, SLG: 0.339										3	0	0	0	0	1	0							
33 Jason Varitek, S OBP: 0.309, SLG: 0.447										3	0	0	0	0	2	0							
54 Darnell McDonald, R OBP: 0.264, SLG: 0.357										3	0	0	0	0	0	0							
Inning Stats	R: 0 E: 0 K: 0 S: 11	H: 1 LOB: 0 BB: 0 P: 19	R: 0 E: 0 K: 1 S: 9	H: 0 LOB: 0 BB: 0 P: 13	R: 0 E: 0 K: 1 S: 9	H: 0 LOB: 0 BB: 0 P: 13	R: 0 E: 0 K: 1 S: 10	H: 1 LOB: 1 BB: 0 P: 17	R: 0 E: 0 K: 2 S: 8	H: 0 LOB: 0 BB: 0 P: 14	R: 0 E: 0 K: 0 S: 8	H: 0 LOB: 0 BB: 0 P: 13	R: 0 E: 0 K: 1 S: 6	H: 0 LOB: 0 BB: 0 P: 9	R: 0 E: 0 K: 1 S: 6	H: 0 LOB: 0 BB: 0 P: 10	R: 0 E: 0 K: 1 S: 7	H: 0 LOB: 0 BB: 0 P: 9	1B: 2 2B: 0 3B: 0 HR: 0	SF: 0 SAC: 0 DP: 0 HBP: 0	WP: 0 PB: 0 SB: 0 CS: 1	PA: 28	
PITCHER	IP WLS BF H R ER SO BB IBB HBP BLK WP HR S P ERA WHIP	IP WLS BF H R ER SO BB IBB HBP BLK WP HR S P ERA WHIP	IP WLS BF H R ER SO BB IBB HBP BLK WP HR S P ERA WHIP	IP WLS BF H R ER SO BB IBB HBP BLK WP HR S P ERA WHIP	IP WLS BF H R ER SO BB IBB HBP BLK WP HR S P ERA WHIP	IP WLS BF H R ER SO BB IBB HBP BLK WP HR S P ERA WHIP	IP WLS BF H R ER SO BB IBB HBP BLK WP HR S P ERA WHIP	IP WLS BF H R ER SO BB IBB HBP BLK WP HR S P ERA WHIP	IP WLS BF H R ER SO BB IBB HBP BLK WP HR S P ERA WHIP	IP WLS BF H R ER SO BB IBB HBP BLK WP HR S P ERA WHIP	IP WLS BF H R ER SO BB IBB HBP BLK WP HR S P ERA WHIP	IP WLS BF H R ER SO BB IBB HBP BLK WP HR S P ERA WHIP	IP WLS BF H R ER SO BB IBB HBP BLK WP HR S P ERA WHIP	IP WLS BF H R ER SO BB IBB HBP BLK WP HR S P ERA WHIP	IP WLS BF H R ER SO BB IBB HBP BLK WP HR S P ERA WHIP	IP WLS BF H R ER SO BB IBB HBP BLK WP HR S P ERA WHIP	IP WLS BF H R ER SO BB IBB HBP BLK WP HR S P ERA WHIP	IP WLS BF H R ER SO BB IBB HBP BLK WP HR S P ERA WHIP	IP WLS BF H R ER SO BB IBB HBP BLK WP HR S P ERA WHIP	IP WLS BF H R ER SO BB IBB HBP BLK WP HR S P ERA WHIP	IP WLS BF H R ER SO BB IBB HBP BLK WP HR S P ERA WHIP	IP WLS BF H R ER SO BB IBB HBP BLK WP HR S P ERA WHIP	IP WLS BF H R ER SO BB IBB HBP BLK WP HR S P ERA WHIP

Texas Rangers @ Boston Red Sox
Fenway Park, Boston, MA
Fri Sep 02 2011, 7:13 PM - 10:00 PM EDT
Att: 38,083 - Partly Cloudy - 66 F

AB 28
R 0
H 2
RBI 0
BB 0
SO 8
LOB 2



Batter	1	2	3	4	5	6	7	8	9	AB	R	H	RBI	BB	SO	LOB	TOP
5 Ian Kinsler, R OBP: 0.344, SLG: 0.448	G5-3		1 BB		K		G6-3		L8	4	1	0	0	1	1	0	
1 Elvis Andrus, R OBP: 0.339, SLG: 0.351	1B		10 BB		K				L8	4	2	2	0	1	1	0	
32 Josh Hamilton, L OBP: 0.345, SLG: 0.523	1B		10 BB		K				1B	5	1	3	1	0	1	2	
10 Michael Young, R OBP: 0.376, SLG: 0.486	L3		29 FC5-4						1B	4	1	2	1	0	1	2	
29 Adrián Beltré, R OBP: 0.318, SLG: 0.499		7 BB	FC5-4							3	1	1	2	1	1	1	
25 Mike Napoli, R OBP: 0.386, SLG: 0.572	G5-3		L7							2	0	0	1	1	0	2	
8 Yorvit Torrealba, R 15 Matt Treanor, R										3	0	1	0	0	1	2	
7 David Murphy, L										1	0	0	0	0	1	1	
23 Craig Gentry, R 27 Leonys Martin, L 6 Esteban German, R										2	0	0	0	0	0	2	
Inning Stats	R: 0 H: 2 E: 0 K: 0 S: 10	H: 1 R: 1 ER: 0 LOB: 1 BB: 0 P: 14	R: 2 H: 1 E: 0 K: 1 S: 12	H: 1 R: 1 ER: 0 LOB: 1 BB: 2 P: 23	R: 0 H: 1 E: 0 K: 0 S: 5	H: 0 R: 0 ER: 0 LOB: 0 BB: 0 P: 8	R: 0 H: 0 E: 0 K: 2 S: 9	H: 0 R: 0 ER: 0 LOB: 0 BB: 0 P: 18	R: 3 H: 4 E: 1 K: 1 S: 11	H: 2 R: 1 ER: 0 LOB: 0 BB: 0 P: 11	1B: 8 2B: 4 3B: 0 HR: 1	SF: 1 SAC: 0 DP: 2 HBP: 0	WP: 0 PB: 0 SB: 0 CS: 0	PA: 40			
PITCHER	IP WLS BF H R ER SO BB IBB HBP BLK WP HR S P ERA WHIP																
23 Erik Bedard, L ERA: 3.5	6.0 W 25 5 3 3 6 4 0 0 0 0 0 60 101 4.50 1.500																
35 Dan Wheeler, R ERA: 4.18	1.2 9 4 3 3 1 0 0 0 0 0 0 20 30 16.20 2.400																
46 Franklin Morales, L ERA: 3.72	1.1 5 2 1 1 0 0 0 0 0 0 0 1 10 17 6.75 1.500																

Texas Rangers @ Boston Red Sox
Fenway Park, Boston, MA
Sat Sep 03 2011, 4:13 PM - 7:57 PM EDT
Att: 37,806 - Partly Cloudy - 85 F

AB 34
R 7
H 11
RBI 7
BB 4
SO 7
LOB 14



Batter	1	2	3	4	5	6	7	8	9	AB	R	H	RBI	BB	SO	LOB	BOTTOM
2 Jacoby Ellsbury, L 54 Darrell McDonald, R	34 BB	L9								3	1	1	1	2	0	1	
15 Dustin Pedroia, R	G5-3		F7							5	1	2	3	0	0	3	
28 Adrián González, L 36 Conor Jackson, R	34 BB		12 BB							3	2	1	0	2	2	1	
20 Kevin Youkilis, R	P3		K		F7					5	0	0	0	0	1	5	
34 David Ortiz, L	1B		12 BB							3	1	1	0	2	0	0	
12 Jed Lowrie, S 3 Mike Aviles, R	L4		13 HR							2	0	1	1	0	0	3	
13 Carl Crawford, L	F7		K							3	1	2	1	0	0	0	
16 Josh Reddick, L 10 Marco Scutaro, R										4	3	4	0	0	0	0	
39 Jarrod Saltalamacchia, R										5	1	2	2	0	2	4	
Inning Stats	R: 0 H: 0 E: 0 K: 0 S: 13	H: 1 R: 0 ER: 0 LOB: 3 BB: 3 P: 27	R: 1 H: 3 E: 0 K: 2 S: 19	H: 3 R: 0 ER: 0 LOB: 2 BB: 0 P: 31	R: 8 H: 8 E: 0 K: 0 S: 28	H: 0 R: 0 ER: 0 LOB: 0 BB: 0 P: 13	R: 3 H: 3 E: 0 K: 2 S: 23	H: 3 R: 0 ER: 0 LOB: 1 BB: 1 P: 34	R: 0 H: 1 E: 0 K: 1 S: 9	H: 0 R: 0 ER: 0 LOB: 0 BB: 0 P: 15	1B: 10 2B: 5 3B: 0 HR: 2	SF: 0 SAC: 0 DP: 1 HBP: 1	WP: 2 PB: 1 SB: 1 CS: 0	PA: 46			
PITCHER	IP WLS BF H R ER SO BB IBB HBP BLK WP HR S P ERA WHIP																
48 Colby Lewis, R ERA: 4.29	3.1 L 20 7 4 4 3 3 0 2 0 0 0 1 1 8 21 108.00 6.000																
55 Merkin Valdez, R ERA: 0.76	0.1 4 3 1 1 0 0 0 0 0 0 0 0 9 17 27.00 9.000																
58 Mark Hamburger, R ERA: 9.0	2.0 10 3 3 3 3 1 0 0 0 0 1 0 32 47 13.50 2.000																
57 Mark Lowe, R ERA: 3.61	1.0 4 1 0 0 1 0 0 0 0 0 0 0 9 15 0.00 1.000																

Texas Rangers @ Boston Red Sox
Fenway Park, Boston, MA
Sat Sep 03 2011, 4:13 PM - 7:57 PM EDT
Att: 37,806 - Partly Cloudy - 85 F

AB 39
R 12
H 16
RBI 12
BB 6
SO 8
LOB 20



Batter	1	2	3	4	5	6	7	8	9	AB R H RBI BB SO LOB	TOP											
5 Ian Kinsler, R (1.4) OBP: 0.346, SLG: 0.458	F7		L1-5 3B		G5-3	SF9			HR	5 1 3 3 0 0 1	Texas Rangers @ Boston Red Sox Fenway Park, Boston, MA Sun Sep 04 2011, 1:39 PM - 5:07 PM EDT Att: 37,744 - Partly Cloudy - 83 F											
1 Elvis Andrus, R (1.6) OBP: 0.339, SLG: 0.348	F8		L1-5		F9				BB	4 1 0 0 2 1 5												
32 Josh Hamilton, L (1.7) OBP: 0.344, SLG: 0.524			F8		G6-3				G3-1	5 0 1 3 0 1 5												
10 Michael Young, R (1.5) OBP: 0.378, SLG: 0.485	F9									3 1 1 0 2 1 1												
29 Adrián Beltré, R (1.10) OBP: 0.317, SLG: 0.495		G5-3			F9					5 1 1 0 0 2 3												
7 David Murphy, L (1.9) OBP: 0.326, SLG: 0.378					FC6-4					5 2 2 1 0 0 3												
25 Mike Napoli, R (1.2) OBP: 0.392, SLG: 0.583										3 2 2 2 2 1 0												
18 Mitch Moreland, L (1.3) OBP: 0.331, SLG: 0.427										5 1 2 1 0 1 3												
9 Endy Chavez, L (1.8) OBP: 0.336, SLG: 0.460										2 1 2 0 0 0 0												
6 Esteban German, R (6, PH) OBP: 1.000, SLG: 4.000										0 1 0 1 1 0 0												
23 Craig Gentry, R (6.8) OBP: 0.325, SLG: 0.290										2 0 1 0 0 0 0												
Inning Stats	R: 0 E: 0 K: 0 S: 8	H: 0 LOB: 1 BB: 0 P: 14	R: 1 E: 0 K: 0 S: 11	H: 2 LOB: 0 BB: 0 P: 16	R: 1 E: 0 K: 0 S: 9	H: 2 LOB: 0 BB: 0 P: 14	R: 0 E: 1 K: 1 S: 14	H: 0 LOB: 2 BB: 2 P: 27	R: 0 E: 1 K: 1 S: 10	H: 1 LOB: 2 BB: 4 P: 16	R: 7 E: 0 K: 1 S: 22	H: 5 LOB: 2 BB: 4 P: 46	R: 0 E: 0 K: 3 S: 17	H: 3 LOB: 3 BB: 0 P: 27	R: 0 E: 0 K: 2 S: 7	H: 0 LOB: 0 BB: 0 P: 11	R: 2 E: 0 K: 0 S: 10	H: 2 LOB: 1 BB: 1 P: 21	1B: 9 2B: 2 3B: 3 HR: 2	SF: 1 SAC: 0 DP: 2 HBP: 1	WP: 1 PB: 0 SB: 0 CS: 0	PA: 48
PITCHER	IP WLS BF H R ER SO BB IBB HBP BLK WP HR S P ERA WHIP											PITCHER	IP WLS BF H R ER SO BB IBB HBP BLK WP HR S P ERA WHIP									
41 John Lackey, R (1.1) ERA: 6.11	5.0 L 25 8 6 6 1 3 0 0 1 0 0 61 103 10.80 2.200																					
61 Felix Doubront, L (6.1) ERA: 10.38	0.1 5 2 3 3 0 2 0 0 0 0 0 7 19 81.00 12.000																					
32 Matt Albers, R (6.1) ERA: 4.55	1.2 9 3 0 0 4 1 0 0 0 0 0 23 38 0.00 2.400																					
64 Michael Bowden, R (8.1) ERA: 3.29	2.0 9 2 2 2 2 1 0 0 0 0 0 2 17 9.00 1.500																					
Batter	1	2	3	4	5	6	7	8	9	AB R H RBI BB SO LOB	BOTTOM											
2 Jacoby Ellsbury, L (1.8) OBP: 0.372, SLG: 0.521	G4-3				L4				K	5 0 1 0 0 1 2	Texas Rangers @ Boston Red Sox Fenway Park, Boston, MA Sun Sep 04 2011, 1:39 PM - 5:07 PM EDT Att: 37,744 - Partly Cloudy - 83 F											
15 Dustin Pedroia, R (1.4) OBP: 0.394, SLG: 0.473	P5				P3				G1-3	3 0 0 0 0 0 2												
3 Mike Aviles, R (7.4) OBP: 0.280, SLG: 0.389										2 0 0 0 0 0 1												
28 Adrián González, L (1.3) OBP: 0.404, SLG: 0.548					G4-3					3 1 0 0 1 1 0												
20 Kevin Youkilis, R (1.5) OBP: 0.374, SLG: 0.474										4 1 2 0 0 1 0												
34 David Ortiz, L (1.10) OBP: 0.402, SLG: 0.587										3 0 2 1 1 1 0												
36 Conor Jackson, R (1.9) OBP: 0.312, SLG: 0.338										1 0 0 0 0 0 2												
54 Darrell McDonald, R (4.9) OBP: 0.264, SLG: 0.357										2 0 1 1 0 0 0												
13 Carl Crawford, L (1.7) OBP: 0.286, SLG: 0.402										4 1 1 0 0 1 4												
39 Jarrod Saltalamacchia, R (1.2) OBP: 0.309, SLG: 0.472										4 1 1 0 0 1 1												
10 Marco Scutaro, R (1.6) OBP: 0.333, SLG: 0.371										3 0 1 2 1 0 0												
Inning Stats	R: 0 E: 0 K: 1 S: 6	H: 0 LOB: 0 BB: 0 P: 11	R: 0 E: 0 K: 1 S: 9	H: 2 LOB: 0 BB: 0 P: 17	R: 0 E: 0 K: 0 S: 9	H: 1 LOB: 1 BB: 0 P: 11	R: 0 E: 0 K: 1 S: 8	H: 1 LOB: 2 BB: 1 P: 20	R: 0 E: 0 K: 1 S: 12	H: 0 LOB: 1 BB: 1 P: 22	R: 0 E: 0 K: 1 S: 5	H: 0 LOB: 0 BB: 0 P: 7	R: 2 E: 0 K: 0 S: 15	H: 3 LOB: 1 BB: 0 P: 23	R: 0 E: 0 K: 0 S: 16	H: 2 LOB: 1 BB: 1 P: 27	R: 0 E: 0 K: 1 S: 9	H: 0 LOB: 0 BB: 0 P: 14	1B: 6 2B: 3 3B: 0 HR: 0	SF: 1 SAC: 0 DP: 1 HBP: 0	WP: 1 PB: 0 SB: 0 CS: 0	PA: 38
PITCHER	IP WLS BF H R ER SO BB IBB HBP BLK WP HR S P ERA WHIP											PITCHER	IP WLS BF H R ER SO BB IBB HBP BLK WP HR S P ERA WHIP									
54 Matt Harrison, L (1.1) ERA: 3.5	7.0 W 29 7 2 2 5 2 0 0 0 0 0 0 64 11 2.57 1.286																					
51 Michael Gonzalez, L (8.1) ERA: 4.47	1.0 6 2 2 2 0 1 0 0 0 0 0 0 16 27 18.00 3.000																					
19 Koji Uehara, R (9.1) ERA: 2.43	1.0 3 0 0 0 1 0 0 0 0 0 0 0 9 14 0.00 0.000																					

Batter	1	2	3	4	5	6	7	8	9	AB	R	H	RBI	BB	SO	LOB	TOP					
5 Ian Kinsler, R OBP: 0.343, SLG: 0.455	G1-3		K			F8		F7		4	0	0	0	0	1	0	Texas Rangers @ Tampa Bay Rays Tropicana Field, St. Petersburg, FL Mon Sep 05 2011, 1:10 PM - 3:55 PM EDT Att: 13,130 - Dome - 72 F					
1 Elvis Andrus, R OBP: 0.342, SLG: 0.352	1B		L6			2B		BB		3	1	2	0	1	0	0						
32 Josh Hamilton, L OBP: 0.344, SLG: 0.520	K				BB	G4-3		G1-3		3	0	0	0	1	1	3						
10 Michael Young, R OBP: 0.376, SLG: 0.482	G5-3				BB	G6-4-3		G1-3		4	0	0	1	0	0	3						
29 Adrián Beltré, R OBP: 0.316, SLG: 0.493	1B				G5-3			K		4	0	1	0	0	1	0						
7 David Murphy, L OBP: 0.323, SLG: 0.375	FC4-6				G6-3			F7		3	0	0	0	0	0	1						
8 Yorvit Torrealba, R OBP: 0.309, SLG: 0.392	G5-3				K			K		3	0	0	0	0	2	1						
18 Mitch Moreland, L OBP: 0.331, SLG: 0.429	K				2B			G6-3		3	0	1	0	0	1	1						
9 Endy Chavez, L OBP: 0.332, SLG: 0.454	G3				G6-3			P4		3	0	0	0	0	0	1						
Inning Stats	R: 0 H: 1 E: 0 K: 1 S: 12	H: 1 LOB: 1 BB: 0 P: 16	R: 0 H: 0 E: 0 K: 1 S: 9	H: 1 LOB: 1 BB: 0 P: 10	R: 0 H: 0 E: 0 K: 1 S: 8	H: 0 LOB: 0 BB: 1 P: 12	R: 0 H: 0 E: 0 K: 0 S: 6	H: 0 LOB: 0 BB: 1 P: 13	R: 0 H: 1 E: 0 K: 1 S: 9	H: 1 LOB: 1 BB: 0 P: 12	R: 0 H: 1 E: 0 K: 0 S: 8	H: 0 LOB: 1 BB: 0 P: 11	R: 0 H: 0 E: 0 K: 2 S: 13	H: 0 LOB: 0 BB: 0 P: 18	R: 0 H: 0 E: 0 K: 0 S: 9	H: 0 LOB: 0 BB: 0 P: 14	R: 1 H: 0 E: 0 K: 0 S: 11	H: 0 LOB: 0 BB: 1 P: 18	1B: 2 2B: 2 HR: 0	SF: 0 SAC: 0 HBP: 0	WP: 1 PB: 0 SB: 0 CS: 0	PA: 32
PITCHER 33 James Shields, R ERA: 2.77	IP: 9.0 WLS: W BF: 32 H: 4 R: 1 ER: 1 SO: 6 BB: 2 IBB: 0 HBP: 0 BLK: 0 WP: 1 HR: 0 S: 85 P: 124 ERA: 1.00 WHIP: 0.667																					

Batter	1	2	3	4	5	6	7	8	9	AB	R	H	RBI	BB	SO	LOB	BOTTOM					
8 Desmond Jennings, R OBP: 0.400, SLG: 0.547	1B		G6-3		FC3-5		K			4	0	1	0	0	1	2	Texas Rangers @ Tampa Bay Rays Tropicana Field, St. Petersburg, FL Mon Sep 05 2011, 1:10 PM - 3:55 PM EDT Att: 13,130 - Dome - 72 F					
2 B.J. Upton, R OBP: 0.306, SLG: 0.395	K		K		BB		HR			3	1	1	1	1	2	2						
3 Evan Longoria, R OBP: 0.338, SLG: 0.479	HR				F7		BB			2	2	1	1	2	0	2						
18 Ben Zobrist, S OBP: 0.357, SLG: 0.468	F7				P2		F8			4	0	0	0	0	1	4						
20 Matt Joyce, L OBP: 0.352, SLG: 0.499	G3				BB		BB			2	1	1	0	2	0	0						
1 Sean Rodriguez, R OBP: 0.312, SLG: 0.358	F9				BB		F8			3	1	0	0	1	1	2						
11 Casey Kotchman, L OBP: 0.382, SLG: 0.436	P5				1B		F7			4	0	1	2	0	0	2						
28 John Jaso, L OBP: 0.302, SLG: 0.346	1B				G3-6		F8			4	0	1	0	0	0	3						
16 Justin Ruggiano, R OBP: 0.269, SLG: 0.404	FC1-6				E5		L6			3	0	0	0	0	0	1						
Inning Stats	R: 1 H: 2 E: 0 K: 1 S: 11	H: 2 LOB: 0 BB: 0 P: 15	R: 0 H: 0 E: 0 K: 0 S: 10	H: 0 LOB: 0 BB: 0 P: 15	R: 0 H: 1 E: 0 K: 1 S: 13	H: 1 LOB: 1 BB: 0 P: 20	R: 3 H: 1 E: 0 K: 0 S: 10	H: 1 LOB: 3 BB: 3 P: 27	R: 0 H: 0 E: 1 K: 0 S: 13	H: 0 LOB: 2 BB: 1 P: 20	R: 0 H: 0 E: 0 K: 0 S: 10	H: 0 LOB: 1 BB: 1 P: 21	R: 1 H: 1 E: 0 K: 2 S: 11	H: 1 LOB: 1 BB: 1 P: 21	R: 0 H: 1 E: 0 K: 1 S: 15	H: 1 LOB: 1 BB: 0 P: 22	R: 0 H: 1 E: 0 K: 1 S: 15	H: 1 LOB: 1 BB: 0 P: 22	1B: 3 2B: 1 3B: 0 HR: 2	SF: 0 SAC: 0 DP: 1 HBP: 0	WP: 0 PB: 0 SB: 0 CS: 1	PA: 35
PITCHER 39 Scott Feldman, R ERA: 3.67 58 Mark Hamberger, R ERA: 6.75 55 Merkin Valdez, R ERA: 7.71 41 Alexi Ogando, R ERA: 3.66	IP: 5.0 WLS: L BF: 22 H: 4 R: 4 ER: 0 SO: 4 BB: 4 IBB: 0 HBP: 0 BLK: 0 WP: 0 HR: 1 S: 57 P: 97 ERA: 7.20 WHIP: 1.600																					

AB	30
R	1
H	4
RBI	1
BB	2
SO	6
LOB	10



AB	29
R	5
H	6
RBI	4
BB	6
SO	5
LOB	18



Batter	1	2	3	4	5	6	7	8	9	AB	R	H	RBI	BB	SO	LOB	TOP							
5 Ian Kinsler, R (1,4) <small>OBP: 0.344, SLG: 0.459</small> 3 Andrés Blanco, S (9,4) <small>OBP: 0.236, SLG: 0.333</small>										4	1	1	1	1	0	0								
1 Elvis Andrus, R (1,6) <small>OBP: 0.344, SLG: 0.351</small>										5	1	1	0	0	1	2								
32 Josh Hamilton, L (1,7) <small>OBP: 0.347, SLG: 0.526</small> 27 Leonys Martin, L (9,PH) <small>OBP: 0.333, SLG: 0.333</small>										3	1	2	1	1	0	0								
10 Michael Young, R (1,10) <small>OBP: 0.376, SLG: 0.480</small>										4	2	1	0	1	0	2								
29 Adrián Beltré, R (1,5) <small>OBP: 0.315, SLG: 0.491</small> 6 Esteban German, R (9,PH) <small>OBP: 0.667, SLG: 2.000</small>										3	1	1	1	0	1	2								
7 David Murphy, L (1,9) <small>OBP: 0.331, SLG: 0.398</small>										4	2	4	4	0	0									
25 Mike Napoli, R (1,2) <small>OBP: 0.393, SLG: 0.584</small>										3	0	1	1	1	1									
18 Mitch Moreland, L (1,3) <small>OBP: 0.328, SLG: 0.425</small>										4	0	0	0	0	3	3								
9 Endy Chavez, L (1,8) <small>OBP: 0.330, SLG: 0.450</small>										4	0	1	0	0	2	1								
Inning Stats	R: 1 E: 0 K: 1 S: 12	H: 1 LOB: 1 BB: 1 P: 27	R: 1 E: 0 K: 1 S: 11	H: 2 LOB: 0 BB: 0 P: 17	R: 3 E: 0 K: 1 S: 17	H: 4 LOB: 1 BB: 0 P: 24	R: 0 E: 0 K: 0 S: 4	H: 0 LOB: 0 BB: 0 P: 8	R: 2 E: 0 K: 1 S: 16	H: 3 LOB: 2 BB: 1 P: 29	R: 0 E: 0 K: 1 S: 9	H: 0 LOB: 0 BB: 0 P: 14	R: 0 E: 0 K: 0 S: 6	H: 0 LOB: 0 BB: 1 P: 13	R: 1 E: 0 K: 3 S: 17	H: 2 LOB: 2 BB: 1 P: 28	R: 0 E: 0 K: 1 S: 6	H: 0 LOB: 0 BB: 0 P: 9	1B: 5 2B: 5 3B: 0 HR: 2	SF: 1 SAC: 0 DP: 1 HBP: 0	WP: 0 PB: 0 SB: 0 CS: 1	PA: 42		
PITCHER	IP WLS BF ERA WHIP	IP WLS BF ERA WHIP	IP WLS BF ERA WHIP	IP WLS BF ERA WHIP	IP WLS BF ERA WHIP	IP WLS BF ERA WHIP	IP WLS BF ERA WHIP	IP WLS BF ERA WHIP	IP WLS BF ERA WHIP	IP WLS BF ERA WHIP	IP WLS BF ERA WHIP	IP WLS BF ERA WHIP	IP WLS BF ERA WHIP	IP WLS BF ERA WHIP	IP WLS BF ERA WHIP	IP WLS BF ERA WHIP	IP WLS BF ERA WHIP	IP WLS BF ERA WHIP	IP WLS BF ERA WHIP	IP WLS BF ERA WHIP	IP WLS BF ERA WHIP	IP WLS BF ERA WHIP	IP WLS BF ERA WHIP	
34 Jeff Niemann, R (1,1) <small>ERA: 4.07</small> 27 César Ramos, L (5,1) <small>ERA: 4.03</small> 37 Juan Cruz, R (7,1) <small>ERA: 3.89</small> 57 Jake McGee, L (8,1) <small>ERA: 5.23</small> 47 Brandon Gomes, R (9,1) <small>ERA: 3.6</small>	4.2 L 23 9 7 7 3	1.2 7 1 0 0 2	0.2 2 0 0 0 0	1.0 6 2 1 1 3	1.0 3 0 0 0 1	0.0 0 0 0 0 0	0.0 0 0 0 0 0	0.0 0 0 0 0 0	0.0 0 0 0 0 0	0.0 0 0 0 0 0	0.0 0 0 0 0 0	0.0 0 0 0 0 0	0.0 0 0 0 0 0	0.0 0 0 0 0 0	0.0 0 0 0 0 0	0.0 0 0 0 0 0	0.0 0 0 0 0 0	0.0 0 0 0 0 0	0.0 0 0 0 0 0	0.0 0 0 0 0 0	0.0 0 0 0 0 0	0.0 0 0 0 0 0	0.0 0 0 0 0 0	
8 Desmond Jennings, R (1,7) <small>OBP: 0.336, SLG: 0.533</small>									4	0	0	0	0	0	0									
2 B.J. Upton, R (1,8) <small>OBP: 0.307, SLG: 0.393</small>									2	0	0	0	2	0	0									
3 Evan Longoria, R (1,10) <small>OBP: 0.336, SLG: 0.477</small>									4	0	1	0	0	2	2									
18 Ben Zobrist, S (1,4) <small>OBP: 0.357, SLG: 0.466</small>									4	0	1	0	0	1	2									
1 Sean Rodriguez, R (1,5) <small>OBP: 0.315, SLG: 0.359</small>									2	0	1	0	1	1	0									
11 Casey Kotchman, L (1,3) <small>OBP: 0.382, SLG: 0.435</small>									3	0	1	0	0	0	2									
11 Brandon Guyer, R (1,9) <small>OBP: 0.167, SLG: 0.333</small>									3	0	1	0	0	0	2									
21 Jose Lobaton, S (1,2) <small>OBP: 0.133, SLG: 0.143</small> 28 John Jaso, L (9,2) <small>OBP: 0.302, SLG: 0.346</small>									3	0	0	0	0	0	3									
9 Elliot Johnson, S (1,6) <small>OBP: 0.251, SLG: 0.331</small>									3	0	0	0	0	2	0									
Inning Stats	R: 0 E: 0 K: 0 S: 6	H: 0 LOB: 0 BB: 1 P: 15	R: 0 E: 0 K: 1 S: 8	H: 1 LOB: 2 BB: 1 P: 15	R: 0 E: 0 K: 1 S: 8	H: 0 LOB: 0 BB: 0 P: 13	R: 0 E: 0 K: 1 S: 12	H: 2 LOB: 1 BB: 0 P: 16	R: 0 E: 0 K: 1 S: 8	H: 1 LOB: 0 BB: 0 P: 12	R: 0 E: 0 K: 1 S: 9	H: 0 LOB: 1 BB: 1 P: 16	R: 0 E: 0 K: 1 S: 10	H: 0 LOB: 0 BB: 0 P: 11	R: 0 E: 0 K: 0 S: 7	H: 0 LOB: 0 BB: 0 P: 10	R: 0 E: 0 K: 0 S: 5	H: 1 LOB: 0 BB: 0 P: 9	1B: 5 2B: 0 3B: 0 HR: 0	SF: 0 SAC: 0 DP: 4 HBP: 0	WP: 0 PB: 0 SB: 0 CS: 0	PA: 31		
PITCHER	IP WLS BF ERA WHIP	IP WLS BF ERA WHIP	IP WLS BF ERA WHIP	IP WLS BF ERA WHIP	IP WLS BF ERA WHIP	IP WLS BF ERA WHIP	IP WLS BF ERA WHIP	IP WLS BF ERA WHIP	IP WLS BF ERA WHIP	IP WLS BF ERA WHIP	IP WLS BF ERA WHIP	IP WLS BF ERA WHIP	IP WLS BF ERA WHIP	IP WLS BF ERA WHIP	IP WLS BF ERA WHIP	IP WLS BF ERA WHIP	IP WLS BF ERA WHIP	IP WLS BF ERA WHIP	IP WLS BF ERA WHIP	IP WLS BF ERA WHIP	IP WLS BF ERA WHIP	IP WLS BF ERA WHIP	IP WLS BF ERA WHIP	
36 C.J. Wilson, L (1,1) <small>ERA: 3.13</small>	9.0 W 31 5 0 0 6																							

Texas Rangers @ Tampa Bay Rays
Tropicana Field, St. Petersburg, FL
Tue Sep 06 2011, 7:12 PM - 9:51 PM EDT
Att: 11,611 - Dome - 72 F

AB	36
R	8
H	12
RBI	8
BB	4
SO	9
LOB	11



Texas Rangers @ Tampa Bay Rays
Tropicana Field, St. Petersburg, FL
Tue Sep 06 2011, 7:12 PM - 9:51 PM EDT
Att: 11,611 - Dome - 72 F

AB	28
R	0
H	5
RBI	0
BB	3
SO	6
LOB	11



Batter	1	2	3	4	5	6	7	8	9	AB	R	H	RBI	BB	SO	LOB	TOP					
19 Jemile Weeks, S OBP: 0.343, SLG: 0.416										4	1	2	0	0	0	0						
4 Coco Crisp, S OBP: 0.323, SLG: 0.385										4	0	0	0	0	0	2						
15 Ryan Sweeney, L OBP: 0.351, SLG: 0.344										0	0	0	0	0	0	0						
55 Hideki Matsui, L OBP: 0.332, SLG: 0.402										3	2	2	2	1	0	0						
16 Josh Willingham, R OBP: 0.327, SLG: 0.468										4	1	1	2	0	2	1						
14 Brandon Allen, L OBP: 0.317, SLG: 0.460										4	0	0	0	0	3	0						
2 Cliff Pennington, S OBP: 0.323, SLG: 0.365										4	0	0	0	0	2	0						
12 David DeJesus, L OBP: 0.314, SLG: 0.361										4	0	0	0	0	1	0						
8 Kurt Suzuki, R OBP: 0.301, SLG: 0.388										3	0	1	0	0	1	0						
29 Scott Sizemore, R OBP: 0.336, SLG: 0.396										3	0	0	0	0	1	1						
Inning Stats	R: 2 H: 1 E: 0 K: 1 S: 10	H: 1 LOB: 0 BB: 1 P: 15	R: 0 H: 1 E: 0 K: 1 S: 12	H: 1 LOB: 1 BB: 0 P: 17	R: 0 H: 1 E: 0 K: 1 S: 11	H: 1 LOB: 1 BB: 0 P: 18	R: 0 H: 0 E: 0 K: 2 S: 9	H: 0 LOB: 0 BB: 0 P: 16	R: 0 H: 1 E: 0 K: 1 S: 9	H: 1 LOB: 0 BB: 0 P: 11	R: 0 H: 0 E: 0 K: 0 S: 6	H: 0 LOB: 0 BB: 0 P: 8	R: 0 H: 0 E: 0 K: 1 S: 7	H: 0 LOB: 0 BB: 0 P: 9	R: 2 H: 2 E: 0 K: 1 S: 14	H: 2 LOB: 0 BB: 0 P: 20	R: 0 H: 0 E: 0 K: 2 S: 12	H: 0 LOB: 0 BB: 0 P: 15	1B: 4 2B: 0 3B: 0 HR: 2	SF: 0 SAC: 0 DP: 0 HBP: 0	WP: 0 PB: 0 SB: 0 CS: 0	PA: 34
PITCHER	IP	WLS	BF	H	R	ER	SO	BB	IBB	HBP	BLK	WP	HR	S	P	ERA	WHIP					
48 Colby Lewis, R ERA: 4.29	7.1	W	28	5	3	3	7	1	0	0	0	0	1	68	99	3.68	0.818					
37 Mike Adams, R ERA: 1.39	0.2		3	1	1	1	1	0	0	0	0	0	1	10	15	13.50	1.500					
30 Neftali Feliz, R ERA: 2.82	1.0		3	0	0	0	2	0	0	0	0	0	0	12	15	0.00	0.000					

Oakland Athletics @ Texas Rangers
Rangers Ballpark in Arlington, Arlington, TX
Fri Sep 09 2011, 8:09 PM - 10:56 PM EDT
Att: 36,706 - Clear - 88 F

AB 33
R 4
H 6
RBI 4
BB 1
SO 10
LOB 4



Batter	1	2	3	4	5	6	7	8	9	AB	R	H	RBI	BB	SO	LOB	BOTTOM					
5 Ian Kinsler, R OBP: 0.348, SLG: 0.471										4	4	3	0	1	0	2						
6 Esteban German, R OBP: 0.667, SLG: 2.000										5	3	2	2	0	0	5						
1 Elvis Andrus, R OBP: 0.344, SLG: 0.353										5	3	2	2	0	0	5						
10 Michael Young, R OBP: 0.378, SLG: 0.481										5	3	3	4	0	0	1						
29 Adrián Beltré, R OBP: 0.317, SLG: 0.492										5	0	2	2	0	0	1						
3 Andrés Blanco, S OBP: 0.236, SLG: 0.333										0	0	0	0	0	0	0						
7 David Murphy, L OBP: 0.324, SLG: 0.390										4	0	0	1	0	0	4						
27 Leony Martin, L OBP: 0.333, SLG: 0.333										0	0	0	0	0	0	0						
25 Mike Napoli, R OBP: 0.398, SLG: 0.602										4	1	1	2	1	3	1						
15 Matt Treanor, R OBP: 0.348, SLG: 0.303										0	0	0	0	0	0	0						
18 Mitch Moreland, L OBP: 0.328, SLG: 0.425										5	0	2	1	0	1	0						
9 Endy Chavez, L OBP: 0.322, SLG: 0.438										4	0	0	0	0	1	3						
23 Craig Gentry, R OBP: 0.331, SLG: 0.292										3	2	2	0	0	1	0						
Inning Stats	R: 2 H: 2 E: 0 K: 1 S: 17	H: 2 LOB: 2 BB: 0 P: 25	R: 0 H: 0 E: 0 K: 0 S: 6	H: 0 LOB: 0 BB: 0 P: 11	R: 0 H: 0 E: 0 K: 0 S: 10	H: 0 LOB: 0 BB: 0 P: 13	R: 0 H: 0 E: 0 K: 2 S: 9	H: 0 LOB: 0 BB: 0 P: 12	R: 2 H: 2 E: 1 K: 1 S: 18	H: 2 LOB: 1 BB: 0 P: 24	R: 0 H: 0 E: 0 K: 1 S: 7	H: 0 LOB: 0 BB: 0 P: 12	R: 4 H: 6 E: 0 K: 0 S: 15	H: 6 LOB: 2 BB: 1 P: 27	R: 5 H: 3 E: 1 K: 1 S: 21	H: 3 LOB: 0 BB: 0 P: 29	1B: 10 2B: 4 3B: 0 HR: 1	SF: 1 SAC: 0 DP: 1 HBP: 1	WP: 0 PB: 0 SB: 2 CS: 0	PA: 43		
PITCHER	IP	WLS	BF	H	R	ER	SO	BB	IBB	HBP	BLK	WP	HR	S	P	ERA	WHIP					
32 Brandon McCarthy, R ERA: 3.45	6.0	L	26	6	4	3	5	1	0	0	0	0	0	10	15	-	-					
48 Michael Wuerz, R ERA: 6.12	0.0		5	5	4	4	0	0	0	0	0	0	0	5	12	0.00	2.000					
56 Craig Breslow, L ERA: 4.03	1.0		4	1	0	0	0	1	0	0	0	0	1	21	29	18.00	3.000					
62 Neil Wagner, R ERA: 9.82	1.0		8	3	5	2	1	0	0	1	0	0	1	21	29	18.00	3.000					

Oakland Athletics @ Texas Rangers
Rangers Ballpark in Arlington, Arlington, TX
Fri Sep 09 2011, 8:09 PM - 10:56 PM EDT
Att: 36,706 - Clear - 88 F

AB 39
R 13
H 15
RBI 12
BB 2
SO 6
LOB 17



Batter	1	2	3	4	5	6	7	8	9	AB	R	H	RBI	BB	SO	LOB	TOP							
15 Ryan Sweeney, L (1,8) OBP: 0.391, SLG: 0.349										4	0	0	0	0	3	0	Oakland Athletics @ Texas Rangers Rangers Ballpark in Arlington, Arlington, TX Sun Sep 11 2011, 3:10 PM - 6:16 PM EDT Att: 46,727 - Sunny - 94 F							
23 Michael Taylor, R (1,7) OBP: 0.313, SLG: 0.214										4	0	1	0	0	2	0								
2 Cliff Pennington, S (1,6) OBP: 0.334, SLG: 0.368										3	0	2	0	0	0	0								
28 Eric Sogard, L (8,6) OBP: 0.250, SLG: 0.400										1	1	1	1	0	0	0								
16 Josh Willingham, R (1,10) OBP: 0.330, SLG: 0.468										3	0	1	0	0	1	3								
11 Landon Powell, S (9,PH) OBP: 0.254, SLG: 0.233										1	0	0	0	0	0	0								
29 Scott Sizemore, R (1,5) OBP: 0.336, SLG: 0.404										4	0	1	0	0	1	3								
58 Jai Miller, R (1,9)										4	0	0	0	0	2	3								
26 Anthony Recker, R (1,2) OBP: 0.333, SLG: 0.235										3	0	0	0	1	1	3								
14 Brandon Allen, L (1,3) OBP: 0.302, SLG: 0.435										3	0	0	0	0	3	3								
7 Adam Rosales, R (1,4) OBP: 0.148, SLG: 0.185										3	0	0	0	0	0	1								
Inning Stats	R: 0 E: 0 K: 2 S: 12	H: 0 LOB: 0 BB: 0 P: 14	R: 0 E: 0 K: 2 S: 11	H: 2 LOB: 2 BB: 0 P: 18	R: 0 E: 0 K: 1 S: 8	H: 0 LOB: 0 BB: 0 P: 11	R: 0 E: 0 K: 0 S: 6	H: 1 LOB: 0 BB: 0 P: 8	R: 0 E: 0 K: 1 S: 10	H: 0 LOB: 1 BB: 1 P: 18	R: 0 E: 0 K: 1 S: 11	H: 2 LOB: 2 BB: 0 P: 17	R: 0 E: 0 K: 2 S: 9	H: 0 LOB: 0 BB: 0 P: 12	R: 0 E: 0 K: 2 S: 7	H: 0 LOB: 0 BB: 0 P: 13	R: 1 E: 1 K: 2 S: 17	H: 1 LOB: 1 BB: 0 P: 21	1B: 5 2B: 0 3B: 0 HR: 1	SF: 0 SAC: 0 DP: 1 HBP: 0	WP: 0 PB: 0 SB: 0 CS: 0	PA: 34		
PITCHER	IP WLS BF H R ER SO BB IBB HBP BLK WP HR S P ERA WHIP	8.0 W 29 5 0 0 11 1 0 0 0 0 0 1 74 111 0.00 0.750	1.0 5 1 1 1 2 0 0 0 0 0 1 17 21 9.00 1.000																					

Batter	1	2	3	4	5	6	7	8	9	AB	R	H	RBI	BB	SO	LOB	BOTTOM						
5 Ian Kinsler, R (1,4) OBP: 0.352, SLG: 0.474										5	1	3	1	0	1	1	Oakland Athletics @ Texas Rangers Rangers Ballpark in Arlington, Arlington, TX Sun Sep 11 2011, 3:10 PM - 6:16 PM EDT Att: 46,727 - Sunny - 94 F						
1 Elvis Andrus, R (1,6) OBP: 0.345, SLG: 0.354										5	0	2	1	0	0	2							
3 Andrés Blanco, S (9,6) OBP: 0.236, SLG: 0.333										0	0	0	0	0	0	0							
32 Josh Hamilton, L (1,7) OBP: 0.342, SLG: 0.514										3	0	0	1	1	1	3							
10 Michael Young, R (1,5) OBP: 0.378, SLG: 0.480										5	1	1	0	0	1	6							
29 Adrian Beltré, R (1,10) OBP: 0.325, SLG: 0.520										5	2	4	3	0	0	0							
6 Esteban German, R (8,PR) OBP: 0.667, SLG: 2.000										0	1	0	0	0	0	0							
25 Mike Napoli, R (1,3) OBP: 0.405, SLG: 0.606										2	1	2	0	3	0	0							
7 David Murphy, L (1,9) OBP: 0.322, SLG: 0.386										5	0	1	0	0	1	6							
15 Matt Treanor, R (1,2) OBP: 0.345, SLG: 0.298										3	0	0	1	1	0	4							
23 Craig Gentry, R (1,8) OBP: 0.339, SLG: 0.321										5	2	3	1	0	0	4							
Inning Stats	R: 0 E: 0 K: 0 S: 7	H: 1 LOB: 0 BB: 0 P: 10	R: 0 E: 0 K: 1 S: 12	H: 1 LOB: 1 BB: 1 P: 20	R: 0 E: 0 K: 1 S: 11	H: 2 LOB: 2 BB: 0 P: 19	R: 0 E: 0 K: 0 S: 7	H: 0 LOB: 1 BB: 1 P: 13	R: 4 E: 0 K: 0 S: 23	H: 5 LOB: 3 BB: 2 P: 41	R: 0 E: 1 K: 1 S: 13	H: 0 LOB: 1 BB: 0 P: 16	R: 3 E: 0 K: 1 S: 19	H: 5 LOB: 3 BB: 1 P: 33	R: 1 E: 0 K: 0 S: 12	H: 2 LOB: 1 BB: 0 P: 16	1B: 11 2B: 2 3B: 1 HR: 2	SF: 2 SAC: 0 DP: 1 HBP: 0	WP: 1 PB: 0 SB: 3 CS: 0	PA: 45			
PITCHER	IP WLS BF H R ER SO BB IBB HBP BLK WP HR S P ERA WHIP	4.2 L 24 8 4 4 4 3 0 0 0 0 0 1 56 94 7.71 2.357	0.0 1 1 0 0 0 0 0 0 0 0 0 0 1 1 1 ∞ ∞	0.1 2 0 0 0 0 1 0 0 0 0 0 0 3 8 0.00 3.000	1.2 12 5 3 3 1 1 0 0 0 1 1 28 44 16.20 3.600	5.79 6 2 1 1 1 0 0 0 0 0 0 0 16 21 6.75 1.500																	

AB 33
R 1
H 6
RBI 1
BB 1
SO 13
LOB 16



AB 38
R 8
H 16
RBI 8
BB 5
SO 4
LOB 26



Batter	1	2	3	4	5	6	7	8	9	AB	R	H	RBI	BB	SO	LOB	TOP										
1 Kosuke Fukudome, L (1,9) OBP: 0.355, SLG: 0.380										4	1	2	0	0	0	0											
22 Jason Kipnis, L (1,4) OBP: 0.344, SLG: 0.561										4	0	1	1	1	0	2											
13 Asdrubal Cabrera, S (1,6) OBP: 0.330, SLG: 0.452										4	0	0	0	0	1	4											
48 Travis Hafner, L (1,10) OBP: 0.360, SLG: 0.439										4	0	0	0	0	3	1											
41 Carlos Santana, S (1,2) OBP: 0.348, SLG: 0.446										4	3	3	2	0	0	0											
24 Grady Sizemore, L (1,8) OBP: 0.286, SLG: 0.434										4	0	1	0	0	0	1											
4 Trevor Crowe, S (8,8) OBP: 0.429, SLG: 0.273										0	0	0	0	0	0	0											
47 Shelley Duncan, R (1,7) OBP: 0.314, SLG: 0.480										4	0	0	0	0	2	1											
8 Lonnie Chisenhall, L (1,5) OBP: 0.269, SLG: 0.417										4	0	1	0	0	0	1											
7 Matt LaPorta, R (1,3) OBP: 0.289, SLG: 0.404										4	0	1	0	0	1	1											
Inning Stats	R: 0 E: 0 K: 0 S: 6	H: 0 LOB: 0 BB: 0 P: 7	R: 0 E: 0 K: 1 S: 9	H: 0 LOB: 0 BB: 0 P: 11	R: 0 E: 0 K: 0 S: 16	H: 2 LOB: 3 BB: 1 P: 26	R: 1 E: 0 K: 2 S: 13	H: 2 LOB: 1 BB: 0 P: 22	R: 1 E: 0 K: 1 S: 11	H: 2 LOB: 1 BB: 0 P: 20	R: 0 E: 0 K: 0 S: 9	H: 0 LOB: 0 BB: 0 P: 17	R: 1 E: 0 K: 1 S: 16	H: 1 LOB: 0 BB: 0 P: 24	R: 0 E: 0 K: 1 S: 9	H: 1 LOB: 2 BB: 0 P: 14	1B: 4 2B: 3 HR: 2	SF: 0 SAC: 0 DP: 0 HBP: 1	WP: 1 PB: 0 SB: 0 CS: 0	PA: 38							
PITCHER	IP	WLS	BF	H	R	ER	SO	BB	IBB	HBP	BLK	WP	HR	S	P	ERA	WHIP										
54 Matt Harrison, L (1,1) ERA: 3.96	5.0	W	23	7	3	3	4	1	0	0	0	0	1	62	94	5.40	1.600										
51 Michael Gonzalez, L (6,1) ERA: 4.41	2.0	H	6	0	0	0	1	0	0	0	0	1	0	15	28	0.00	0.000										
57 Mark Lowe, R (8,1) ERA: 3.95	1.0		4	1	1	1	1	0	0	0	0	0	1	16	24	9.00	1.000										
44 Michael Kirkman, L (9,1) ERA: 7.03	1.0		5	1	0	0	1	0	0	1	0	0	0	9	14	0.00	1.000										

Cleveland Indians @ Texas Rangers
Rangers Ballpark in Arlington, Arlington, TX
Tue Sep 13 2011, 8:09 PM - 11:12 PM EDT
Att: 30,107 - Partly Cloudy - 101 F

AB 36
R 4
H 9
RBI 3
BB 1
SO 7
LOB 11



Batter	1	2	3	4	5	6	7	8	9	AB	R	H	RBI	BB	SO	LOB	BOTTOM										
5 Ian Kinsler, R (1,4) OBP: 0.351, SLG: 0.471										4	0	0	0	1	1	4											
1 Elvis Andrus, R (1,6) OBP: 0.345, SLG: 0.356										4	1	1	2	1	1	1											
32 Josh Hamilton, L (1,7) OBP: 0.345, SLG: 0.522										5	1	3	2	0	0	1											
10 Michael Young, R (1,10) OBP: 0.377, SLG: 0.478										5	0	1	0	0	1	2											
29 Adrian Beltré, R (1,5) OBP: 0.325, SLG: 0.524										4	1	1	1	0	0	2											
7 David Murphy, L (1,9) OBP: 0.325, SLG: 0.412										4	4	4	2	0	0	0											
25 Mike Napoli, R (1,2) OBP: 0.409, SLG: 0.606										3	1	2	1	1	0	0											
18 Mitch Moreland, L (1,3) OBP: 0.329, SLG: 0.425										3	1	1	0	1	1	2											
9 Endy Chavez, L (1,8) OBP: 0.317, SLG: 0.430										2	0	0	0	0	0	2											
23 Craig Gentry, R (6,PH) OBP: 0.341, SLG: 0.325										2	1	1	2	0	0	1											
Inning Stats	R: 0 E: 0 K: 1 S: 17	H: 2 LOB: 2 BB: 1 P: 25	R: 1 E: 0 K: 0 S: 6	H: 2 LOB: 1 BB: 0 P: 13	R: 0 E: 0 K: 0 S: 5	H: 0 LOB: 0 BB: 0 P: 8	R: 1 E: 0 K: 0 S: 11	H: 1 LOB: 1 BB: 1 P: 17	R: 2 E: 0 K: 1 S: 12	H: 1 LOB: 0 BB: 1 P: 24	R: 4 E: 0 K: 0 S: 16	H: 4 LOB: 1 BB: 1 P: 26	R: 2 E: 0 K: 2 S: 18	H: 3 LOB: 1 BB: 0 P: 23	R: 0 E: 0 K: 0 S: 11	H: 1 LOB: 0 BB: 0 P: 14	1B: 8 2B: 3 3B: 0 HR: 4	SF: 0 SAC: 0 DP: 1 HBP: 0	WP: 0 PB: 0 SB: 1 CS: 0	PA: 40							
PITCHER	IP	WLS	BF	H	R	ER	SO	BB	IBB	HBP	BLK	WP	HR	S	P	ERA	WHIP										
63 Justin Masterson, R (1,1) ERA: 3.2	5.0	L	25	8	6	6	2	3	0	0	0	0	0	2	8	10.80	2.200										
50 Nick Hagadone, L (6,1) ERA: 9.64	0.0		2	1	0	0	0	1	0	0	0	0	0	2	8	∞	∞										
45 Josh Judy, R (6,1) ERA: 4.22	1.0		4	1	2	2	0	0	0	0	0	0	0	10	14	18.00	1.000										
44 Zach Putnam, R (7,1) ERA: 18.0	1.0		6	3	2	2	2	0	0	0	0	0	1	18	23	18.00	3.000										
56 Frank Herrmann, R (8,1) ERA: 5.51	1.0		3	1	0	0	0	0	0	0	0	0	0	11	14	0.00	1.000										

Cleveland Indians @ Texas Rangers
Rangers Ballpark in Arlington, Arlington, TX
Tue Sep 13 2011, 8:09 PM - 11:12 PM EDT
Att: 30,107 - Partly Cloudy - 101 F


AB 36
R 10
H 14
RBI 10
BB 4
SO 4
LOB 15



Batter	1	2	3	4	5	6	7	8	9	AB	R	H	RBI	BB	SO	LOB	TOP										
5 Ian Kinsler, R OBP: 0.348, SLG: 0.469										4	0	1	0	0	1	1											
1 Elvis Andrus, R OBP: 0.344, SLG: 0.354										4	0	1	0	0	2	2											
32 Josh Hamilton, L OBP: 0.344, SLG: 0.527										4	0	0	0	0	1	2											
10 Michael Young, R OBP: 0.375, SLG: 0.476										3	0	0	0	0	0	1											
29 Adrian Beltré, R OBP: 0.326, SLG: 0.528										3	0	0	0	0	1	1											
7 David Murphy, L OBP: 0.327, SLG: 0.409										3	0	0	0	0	0	0											
8 Yorvit Torrealba, R OBP: 0.305, SLG: 0.385										3	0	0	0	0	0	0											
18 Mitch Moreland, L OBP: 0.324, SLG: 0.419										3	0	0	0	0	1	0											
9 Endy Chavez, L OBP: 0.327, SLG: 0.435										3	0	2	0	0	0	0											
Inning Stats	R: 0 E: 0 K: 1 S: 6	H: 0 LOB: 0 BB: 0 P: 7	R: 0 E: 0 K: 0 S: 7	H: 0 LOB: 0 BB: 0 P: 10	R: 0 E: 0 K: 1 S: 11	H: 1 LOB: 1 BB: 0 P: 16	R: 0 E: 0 K: 0 S: 8	H: 1 LOB: 1 BB: 0 P: 14	R: 0 E: 0 K: 0 S: 10	H: 0 LOB: 0 BB: 0 P: 15	R: 0 E: 0 K: 0 S: 8	H: 2 LOB: 1 BB: 0 P: 12	R: 0 E: 0 K: 1 S: 8	H: 0 LOB: 0 BB: 0 P: 10	R: 0 E: 0 K: 0 S: 7	H: 0 LOB: 0 BB: 0 P: 11	R: 0 E: 0 K: 3 S: 12	H: 0 LOB: 0 BB: 0 P: 17	1B: 4 2B: 0 HR: 0	SF: 0 SAC: 0 DP: 1 HBP: 0	WP: 0 PB: 0 SB: 0 CS: 0	PA: 30					
PITCHER	IP	WLS	BF	H	R	ER	SO	BB	IBB	HBP	BLK	WP	HR	S	P	ERA	WHIP										
49 Blake Beavan, R ERA: 3.92	8.0	W	27	4	0	0	3	0	0	0	0	0	0	65	95	0.00	0.500										
43 Brandon League, R ERA: 2.67	1.0		3	0	0	0	3	0	0	0	0	0	0	12	17	0.00	0.000										

Texas Rangers @ Seattle Mariners
Safeco Field, Seattle, WA
Fri Sep 16 2011, 7:10 PM - 9:47 PM PDT
Att: 17,593 - Partly Cloudy - G3 F


AB	30
R	0
H	4
RBI	0
BB	0
SO	6
LOB	7



Batter	1	2	3	4	5	6	7	8	9	AB	R	H	RBI	BB	SO	LOB	BOTTOM										
51 Ichiro Suzuki, L OBP: 0.311, SLG: 0.333										3	0	0	0	1	0	1											
26 Brendan Ryan, R OBP: 0.312, SLG: 0.324										4	1	1	0	0	2	1											
13 Dustin Ackley, L OBP: 0.362, SLG: 0.440										4	1	1	0	0	0	1											
30 Miguel Olivo, R OBP: 0.255, SLG: 0.386										4	0	1	0	0	2	1											
20 Mike Carp, L OBP: 0.338, SLG: 0.456										4	0	1	1	0	1	0											
29 Wily Mo Peña, R OBP: 0.240, SLG: 0.458										3	0	1	0	0	1	0											
15 Kyle Seager, L OBP: 0.304, SLG: 0.354										3	0	0	0	0	1	4											
12 Trayvon Robinson, S OBP: 0.282, SLG: 0.402										3	0	0	0	0	2	0											
33 Casper Wells, R OBP: 0.317, SLG: 0.442										2	2	1	1	1	0	0											
Inning Stats	R: 0 E: 0 K: 2 S: 11	H: 1 LOB: 1 BB: 0 P: 17	R: 0 E: 0 K: 1 S: 8	H: 1 LOB: 0 BB: 0 P: 13	R: 3 E: 1 K: 2 S: 24	H: 3 LOB: 3 BB: 1 P: 41	R: 0 E: 0 K: 2 S: 10	H: 0 LOB: 1 BB: 1 P: 20	R: 0 E: 0 K: 0 S: 5	H: 0 LOB: 0 BB: 0 P: 5	R: 0 E: 0 K: 1 S: 7	H: 0 LOB: 0 BB: 0 P: 10	R: 1 E: 0 K: 0 S: 11	H: 1 LOB: 0 BB: 0 P: 22	R: 0 E: 0 K: 1 S: 5	H: 0 LOB: 0 BB: 0 P: 6	R: 0 E: 0 K: 1 S: 5	H: 0 LOB: 0 BB: 0 P: 6	1B: 5 2B: 0 3B: 0 HR: 1	SF: 0 SAC: 0 DP: 1 HBP: 1	WP: 1 PB: 0 SB: 0 CS: 0	PA: 33					
PITCHER	IP	WLS	BF	H	R	ER	SO	BB	IBB	HBP	BLK	WP	HR	S	P	ERA	WHIP										
36 C.J. Wilson, L ERA: 2.97	6.1	L	28	6	4	1	8	2	0	1	0	0	1	70	116	1.42	1.263										
57 Mark Lowe, R ERA: 3.69	0.2		2	0	0	0	0	0	0	0	0	0	0	6	12	0.00	0.000										
39 Scott Feldman, R ERA: 3.54	1.0		3	0	0	0	1	0	0	0	0	0	0	5	6	0.00	0.000										

Texas Rangers @ Seattle Mariners
Safeco Field, Seattle, WA
Fri Sep 16 2011, 7:10 PM - 9:47 PM PDT
Att: 17,593 - Partly Cloudy - G3 F

AB	30
R	4
H	6
RBI	2
BB	2
SO	9
LOB	8



Batter	1	2	3	4	5	6	7	8	9	AB	R	H	RBI	BB	SO	LOB	TOP										
5 Ian Kinsler, R OBP: 0.347, SLG: 0.466										4	1	0	0	1	1	3	<p>Texas Rangers @ Seattle Mariners Safeco Field, Seattle, WA Sat Sep 17 2011, 4:10 PM - 7:06 PM PDT Att: 22,171 - Cloudy - 64 F</p>										
1 Elvis Andrus, R OBP: 0.320, SLG: 0.360										5	2	2	1	0	0	0											
32 Josh Hamilton, L OBP: 0.349, SLG: 0.539										5	1	4	3	0	1	0											
10 Michael Young, R OBP: 0.377, SLG: 0.476										2	0	1	1	2	0	0											
29 Adrián Beltré, R OBP: 0.324, SLG: 0.531										5	1	1	1	0	1	6											
25 Mike Napoli, R OBP: 0.413, SLG: 0.618										5	1	3	0	0	1	0											
17 Nelson Cruz, R OBP: 0.320, SLG: 0.526										5	0	1	0	0	2	3											
6 Esteban German, R OBP: 0.667, SLG: 2.000										0	0	0	0	0	0	0											
7 David Murphy, L OBP: 0.328, SLG: 0.408										4	1	1	0	1	0	3											
23 Craig Gentry, R OBP: 0.346, SLG: 0.331										4	1	1	0	1	0	3											
9 Endy Chavez, L OBP: 0.323, SLG: 0.433										4	1	1	0	1	0	3											
Inning Stats	R: 0 E: 0 K: 1 S: 12	H: 2 LOB: 2 BB: 0 P: 16	R: 1 E: 0 K: 0 S: 12	H: 2 LOB: 1 BB: 0 P: 18	R: 3 E: 0 K: 2 S: 15	H: 3 LOB: 0 BB: 0 P: 24	R: 3 E: 0 K: 0 S: 12	H: 2 LOB: 1 BB: 2 P: 23	R: 0 E: 0 K: 1 S: 13	H: 0 LOB: 1 BB: 0 P: 21	R: 0 E: 0 K: 1 S: 13	H: 1 LOB: 1 BB: 0 P: 23	R: 0 E: 0 K: 1 S: 8	H: 1 LOB: 2 BB: 1 P: 19	R: 0 E: 0 K: 0 S: 6	H: 1 LOB: 1 BB: 0 P: 10	1B: 8 2B: 3 3B: 0 HR: 3	SF: 1 SAC: 0 DP: 1 HBP: 0	WP: 0 PB: 0 SB: 0 CS: 0	PA: 44							
PITCHER	IP	WLS	BF	H	R	ER	SO	BB	IBB	HBP	BLK	WP	HR	S	P	ERA	WHIP										
59 Anthony Vasquez, L ERA: 8.25	3.0	L	17	7	5	5	3	1	0	0	0	0	3	40	63	15.00	2.667										
60 Jeff Gray, R ERA: 4.5	2.1		12	4	2	2	0	1	0	0	0	0	0	27	39	7.71	2.143										
37 Cesar Jimenez, L ERA: 7.36	0.2		3	0	0	0	1	1	0	0	0	0	0	9	17	0.00	1.500										
59 Chance Ruffin, R ERA: 3.46	1.0		4	1	0	0	1	0	0	0	0	0	13	23	0.00	1.000											
50 Jamey Wright, R ERA: 3.29	2.0		8	2	0	0	1	0	1	0	0	0	14	29	0.00	1.000											

Batter	1	2	3	4	5	6	7	8	9	AB	R	H	RBI	BB	SO	LOB	BOTTOM										
51 Ichiro Suzuki, L OBP: 0.313, SLG: 0.334										4	1	2	2	0	2	0	<p>Texas Rangers @ Seattle Mariners Safeco Field, Seattle, WA Sat Sep 17 2011, 4:10 PM - 7:06 PM PDT Att: 22,171 - Cloudy - 64 F</p>										
15 Kyle Seager, L OBP: 0.309, SLG: 0.364										4	1	2	2	0	1	1											
13 Dustin Ackley, L OBP: 0.357, SLG: 0.434										4	0	0	0	0	2	3											
20 Mike Carp, L OBP: 0.337, SLG: 0.465										4	1	1	2	0	1	1											
4 Adam Kennedy, L OBP: 0.276, SLG: 0.359										3	1	1	0	0	0	0											
29 Willy Mo Peña, R OBP: 0.238, SLG: 0.454										1	0	0	0	0	0	0											
3 Josh Bard, S OBP: 0.296, SLG: 0.333										3	0	0	0	0	1	1											
30 Miguel Olivo, R OBP: 0.255, SLG: 0.385										1	0	0	0	0	0	0											
26 Brendan Ryan, R ERA: 4.45										1	1	1	0	0	0	0											
1 Luis Antonio Rodriguez, Sr. OBP: 0.293, SLG: 0.343										3	0	0	0	0	3	0											
12 Trayvon Robinson, S OBP: 0.281, SLG: 0.406										4	0	1	0	0	1	2											
55 Michael Saunders, L OBP: 0.217, SLG: 0.230										2	1	0	0	1	1	1											
16 Alex Liddi, R OBP: 0.111, SLG: 0.222										1	0	0	0	0	1	0											
Inning Stats	R: 0 E: 0 K: 1 S: 10	H: 1 LOB: 1 BB: 0 P: 15	R: 4 E: 0 K: 0 S: 15	H: 4 LOB: 1 BB: 1 P: 22	R: 0 E: 0 K: 1 S: 10	H: 0 LOB: 0 BB: 0 P: 17	R: 0 E: 0 K: 3 S: 9	H: 0 LOB: 0 BB: 0 P: 13	R: 2 E: 0 K: 2 S: 14	H: 2 LOB: 0 BB: 0 P: 16	R: 0 E: 0 K: 1 S: 11	H: 1 LOB: 1 BB: 0 P: 15	R: 0 E: 0 K: 3 S: 11	H: 0 LOB: 0 BB: 0 P: 15	R: 0 E: 0 K: 1 S: 7	H: 0 LOB: 0 BB: 0 P: 11	R: 0 E: 0 K: 2 S: 10	H: 0 LOB: 0 BB: 0 P: 16	1B: 5 2B: 2 3B: 0 HR: 1	SF: 0 SAC: 0 DP: 0 HBP: 0	WP: 0 PB: 0 SB: 0 CS: 0	PA: 36					
PITCHER	IP	WLS	BF	H	R	ER	SO	BB	IBB	HBP	BLK	WP	HR	S	P	ERA	WHIP										
48 Colby Lewis, R ERA: 4.45	5.2	W	26	8	6	6	7	1	0	0	0	0	14	19	9.53	1.588											
28 Darren Oliver, L ERA: 2.16	1.1	H	4	0	0	0	3	0	0	0	0	0	0	3	5	0.00	0.000										
51 Michael Gonzalez, L ERA: 4.36	0.1	H	1	0	0	0	1	0	0	0	0	0	0	3	5	0.00	0.000										
37 Mike Adams, R ERA: 1.46	0.2	H	2	0	0	0	0	0	0	0	0	0	0	4	6	0.00	0.000										
30 Nathail Feliz, R ERA: 2.88	1.0	S	3	0	0	0	2	0	0	0	0	0	10	16	0.00	0.000											

AB	39
R	7
H	14
RBI	7
BB	4
SO	6
LOB	19



AB	35
R	6
H	8
RBI	6
BB	1
SO	13
LOB	9



Batter	1	2	3	4	5	6	7	8	9	AB R H RBI BB SO LOB	TOP											
5 Ian Kinsler, R OBP: 0.347, SLG: 0.465	G5-3		G4-3			2B	1B		K	5 1 2 0 0 1 1	Texas Rangers @ Seattle Mariners Safeco Field, Seattle, WA Sun Sep 18 2011, 1:11 PM - 3:48 PM PDT Att: 21,487 - Roof Closed - 65 F											
1 Elvis Andrus, R OBP: 0.346, SLG: 0.365	F9			29 HR		10 G5-3	FC6-2		2B	5 1 3 1 0 0 3												
32 Josh Hamilton, L OBP: 0.349, SLG: 0.536				K		F7	G4-3		IBB	4 0 1 0 1 1 5												
10 Michael Young, R OBP: 0.374, SLG: 0.472	P4			F9		G5-3		P3	L9	5 0 0 0 0 0 5												
29 Adrián Beltré, R OBP: 0.326, SLG: 0.536	G5-3			HR				F8		3 1 1 2 1 0 0												
25 Mike Napoli, R OBP: 0.411, SLG: 0.617	G2-3			G6-3			BB		7B	4 0 1 0 0 1 2												
7 David Murphy, L OBP: 0.330, SLG: 0.409						F9			2B	4 0 2 0 0 1 0												
17 Nelson Cruz, R OBP: 0.317, SLG: 0.521			K			G5-3	K		K	4 0 0 0 0 3 3												
9 Endy Chavez, L OBP: 0.325, SLG: 0.434						G4-3			F7	4 0 2 0 0 0 0												
												AB 38 R 3 H 12 RBI 3 BB 2 SO 7 LOB 19										
Inning Stats	R: 0 H: 1 E: 0 K: 0 S: 10	H: 1 LOB: 1 BB: 0 P: 16	R: 0 H: 0 E: 0 K: 1 S: 6	H: 0 LOB: 0 BB: 0 P: 9	R: 0 H: 1 E: 0 K: 1 S: 12	H: 1 LOB: 0 BB: 0 P: 18	R: 2 H: 2 E: 0 K: 1 S: 11	H: 2 LOB: 0 BB: 0 P: 12	R: 0 H: 0 E: 0 K: 0 S: 8	H: 0 LOB: 0 BB: 0 P: 11	R: 1 H: 2 E: 0 K: 1 S: 13	H: 2 LOB: 2 BB: 1 P: 23	R: 0 H: 3 E: 0 K: 1 S: 12	H: 3 LOB: 3 BB: 0 P: 17	R: 0 H: 2 E: 0 K: 1 S: 10	H: 2 LOB: 2 BB: 0 P: 13	R: 0 H: 1 E: 0 K: 1 S: 9	H: 1 LOB: 2 BB: 1 P: 15	1B: 8 2B: 3 3B: 0 HR: 1	SF: 0 SAC: 0 DP: 1 HBP: 0	WP: 0 PB: 0 SB: 0 CS: 0	PA: 40
PITCHER	IP WLS BF H R ER SO BB IBB HBP BLK WP HR S P ERA WHIP	7.0 L 30 9 3 3 5 1 0 0 0 0 1 72 106 3.86 1.429	1.0 5 2 0 0 1 0 0 0 0 0 0 10 13 0.00 2.000	1.0 5 1 0 0 1 0 1 0 0 0 0 9 15 0.00 1.000	PITCHER										IP WLS BF H R ER SO BB IBB HBP BLK WP HR S P ERA WHIP							

Batter	1	2	3	4	5	6	7	8	9	AB R H RBI BB SO LOB	BOTTOM											
51 Ichiro Suzuki, L OBP: 0.312, SLG: 0.334	E3		G4-3			K				4 0 1 0 0 1 0	Texas Rangers @ Seattle Mariners Safeco Field, Seattle, WA Sun Sep 18 2011, 1:11 PM - 3:48 PM PDT Att: 21,487 - Roof Closed - 65 F											
1 Luis Antonio Rodriguez, S OBP: 0.308, SLG: 0.363							2B		K	3 0 2 0 1 1 3												
13 Dustin Ackley, L OBP: 0.353, SLG: 0.428	G4-6-3									4 0 0 0 0 2 4												
30 Miguel Olivo, R OBP: 0.253, SLG: 0.381						G1-3	G1-3		K2-3	4 0 0 0 0 2 2												
20 Mike Carp, L OBP: 0.332, SLG: 0.458						K	F7		F7	4 0 0 0 0 2 1												
29 Willy Mo Peña, R OBP: 0.248, SLG: 0.455									P4	4 0 2 0 0 0 0												
12 Trayvon Robinson, S OBP: 0.280, SLG: 0.400										4 0 1 0 0 2 2												
16 Alex Liddi, R OBP: 0.154, SLG: 0.167										3 0 0 0 1 1 1												
55 Michael Saunders, L OBP: 0.213, SLG: 0.225										3 0 0 0 0 3 2												
												AB 33 R 0 H 6 RBI 0 BB 2 SO 14 LOB 15										
Inning Stats	R: 0 H: 1 E: 1 K: 1 S: 14	H: 1 LOB: 1 BB: 0 P: 20	R: 0 H: 1 E: 0 K: 1 S: 12	H: 1 LOB: 0 BB: 0 P: 16	R: 0 H: 0 E: 0 K: 1 S: 13	H: 0 LOB: 1 BB: 1 P: 21	R: 0 H: 1 E: 0 K: 2 S: 7	H: 1 LOB: 0 BB: 0 P: 14	R: 0 H: 0 E: 0 K: 2 S: 7	H: 0 LOB: 0 BB: 0 P: 7	R: 0 H: 1 E: 0 K: 1 S: 13	H: 1 LOB: 1 BB: 0 P: 19	R: 0 H: 2 E: 0 K: 3 S: 13	H: 2 LOB: 3 BB: 1 P: 23	R: 0 H: 0 E: 0 K: 2 S: 8	H: 0 LOB: 0 BB: 0 P: 8	R: 0 H: 0 E: 0 K: 2 S: 8	H: 0 LOB: 0 BB: 0 P: 11	1B: 5 2B: 1 3B: 0 HR: 0	SF: 0 SAC: 0 DP: 1 HBP: 0	WP: 0 PB: 0 SB: 0 CS: 0	PA: 35
PITCHER	IP WLS BF H R ER SO BB IBB HBP BLK WP HR S P ERA WHIP	6.2 W 28 6 0 0 0 2 0 0 0 0 0 76 116 0.00 1.200	0.1 H 1 0 0 0 1 0 0 0 0 0 0 3 4 0.00 0.000	1.0 H 3 0 0 0 2 0 0 0 0 0 0 8 8 0.00 0.000	1.0 S 3 0 0 0 2 0 0 0 0 0 0 8 11 0.00 0.000	PITCHER										IP WLS BF H R ER SO BB IBB HBP BLK WP HR S P ERA WHIP						

Batter	1	2	3	4	5	6	7	8	9	AB	R	H	RBI	BB	SO	LOB	TOP										
51 Ichiro Suzuki, L (1,9) OBP: 0.312, SLG: 0.339	G1-3		G1-3					FC1-6		4	1	1	1	0	0	2	Seattle Mariners @ Texas Rangers Rangers Ballpark in Arlington, Arlington, TX Fri Sep 23 2011, 8:10 PM - 10:47 PM EDT Att. 43,874 - Clear - 79 F livebaseballscorecards.com										
12 Trayvon Robinson, S (1,8) OBP: 0.263, SLG: 0.359	G6-3			K				FC4-6		3	0	0	0	1	1												
13 Dustin Ackley, L (1,4) OBP: 0.355, SLG: 0.427	G4-3			P2				F7		3	0	0	1	0	0												
30 Miguel Olivo, R (1,2) OBP: 0.254, SLG: 0.383		G6-3			F7				P2	3	0	0	1	0	0												
20 Mike Carp, L (1,7) OBP: 0.338, SLG: 0.476		G4-3				G2-3			K	4	0	0	0	0	1												
17 Justin Smoak, S (1,10) OBP: 0.328, SLG: 0.397 29 Willy Mo Peña, R (9, FR) OBP: 0.259, SLG: 0.431			P4							3	0	0	0	1	0												
15 Kyle Seager, L (1,6) OBP: 0.308, SLG: 0.365					F8					4	0	0	0	0	0												
16 Alex Liddi, R (1,5) OBP: 0.250, SLG: 0.462										2	1	1	0	1	1												
5 Chris Gimenez, R (1,3) OBP: 0.317, SLG: 0.212 4 Adam Kennedy, L (8, PH) OBP: 0.276, SLG: 0.357			G5-3							2	1	1	0	0	0												
										1	0	1	0	0	0												
Inning Stats	R: 0 E: 0 K: 0 S: 9	H: 0 LOB: 0 BB: 0 P: 14	R: 0 E: 0 K: 0 S: 7	H: 0 LOB: 0 BB: 0 P: 13	R: 0 E: 0 K: 0 S: 11	H: 1 LOB: 1 BB: 0 P: 16	R: 0 E: 0 K: 1 S: 7	H: 0 LOB: 0 BB: 0 P: 9	R: 0 E: 0 K: 0 S: 7	H: 0 LOB: 0 BB: 0 P: 11	R: 3 E: 0 K: 0 S: 17	H: 2 LOB: 1 BB: 2 P: 27	R: 0 E: 0 K: 1 S: 8	H: 0 LOB: 0 BB: 0 P: 10	R: 0 E: 0 K: 0 S: 7	H: 1 LOB: 1 BB: 0 P: 12	R: 0 E: 0 K: 1 S: 8	H: 0 LOB: 2 BB: 1 P: 15	1B: 4 2B: 0 3B: 0 HR: 0	SF: 2 SAC: 0 DP: 0 HBP: 0	WP: 0 PB: 0 SB: 0 CS: 0	PA: 34					
PITCHER	IP	WLS	BF	H	R	ER	SO	BB	IBB	HBP	BLK	WP	HR	S	P	ERA	WHIP										
54 Matt Harrison, L (1,1) ERA: 3.46	6.0	W	23	3	3	3	1	2	0	0	0	0	0	58	90	4.50	0.833										
28 Darren Oliver, L (7,1) ERA: 2.12	0.2	H	2	0	0	0	0	0	0	0	0	0	0	5	7	0.00	0.000										
19 Koji Uehara, R (7,1) ERA: 2.44	0.1	H	1	0	0	0	1	0	0	0	0	0	0	3	3	0.00	0.000										
37 Mike Adams, R (8,1) ERA: 1.51	1.0	H	4	1	0	0	0	0	0	0	0	0	0	7	12	0.00	1.000										
30 Nefthali Feliz, R (9,1) ERA: 2.53	1.0	S	4	0	0	0	1	1	0	0	0	0	0	8	15	0.00	1.000										

Batter	1	2	3	4	5	6	7	8	9	AB	R	H	RBI	BB	SO	LOB	BOTTOM										
5 Ian Kinsler, R (1,4) OBP: 0.349, SLG: 0.466	G6-4-3	G5-4-3		F9						3	0	1	0	1	0	3	Seattle Mariners @ Texas Rangers Rangers Ballpark in Arlington, Arlington, TX Fri Sep 23 2011, 8:10 PM - 10:47 PM EDT Att. 43,874 - Clear - 79 F livebaseballscorecards.com										
1 Elvis Andrus, R (1,6) OBP: 0.343, SLG: 0.359	G6-4-3		G4-3	G4-3						3	0	0	0	1	0	1											
32 Josh Hamilton, L (1,8) OBP: 0.349, SLG: 0.547	F8									4	1	1	1	0	0	2											
10 Michael Young, R (1,3) OBP: 0.378, SLG: 0.476		29 HR								4	1	2	0	0	0	2											
29 Adrián Beltré, R (1,5) OBP: 0.327, SLG: 0.545			F8							4	1	1	2	0	0	1											
25 Mike Napoli, R (1,2) OBP: 0.417, SLG: 0.612	F8		F9							3	0	1	0	1	0	1											
17 Nelson Cruz, R (1,10) OBP: 0.315, SLG: 0.514										4	1	2	0	0	0	2											
7 David Murphy, L (1,7) OBP: 0.326, SLG: 0.402										3	0	0	0	1	2	2											
23 Craig Gentry, R (1,9) OBP: 0.345, SLG: 0.349										2	1	1	2	0	0	0											
Inning Stats	R: 2 E: 0 K: 0 S: 7	H: 3 LOB: 2 BB: 1 P: 30	R: 1 E: 0 K: 0 S: 13	H: 2 LOB: 1 BB: 0 P: 23	R: 2 E: 0 K: 1 S: 13	H: 2 LOB: 0 BB: 0 P: 20	R: 0 E: 0 K: 0 S: 6	H: 1 LOB: 0 BB: 0 P: 12	R: 0 E: 0 K: 0 S: 8	H: 1 LOB: 2 BB: 1 P: 14	R: 0 E: 0 K: 1 S: 17	H: 0 LOB: 1 BB: 1 P: 27	R: 0 E: 0 K: 1 S: 17	H: 0 LOB: 1 BB: 1 P: 27	1B: 5 2B: 1 3B: 0 HR: 3	SF: 0 SAC: 0 DP: 3 HBP: 1	WP: 1 PB: 0 SB: 0 CS: 0	PA: 35									
PITCHER	IP	WLS	BF	H	R	ER	SO	BB	IBB	HBP	BLK	WP	HR	S	P	ERA	WHIP										
59 Anthony Vasquez, L (1,1) ERA: 8.89	3.1	L	18	7	5	5	1	2	0	0	0	0	0	18	31	13.50	2.700										
31 Josh Lueke, R (4,1) ERA: 6.46	2.2		8	1	0	0	0	0	0	0	0	0	0	18	31	0.00	0.375										
50 Jamey Wright, R (7,1) ERA: 3.21	1.0		5	1	0	0	0	1	0	0	0	1	0	7	14	0.00	2.000										
59 Chance Ruffin, R (8,1) ERA: 3.0	1.0		4	0	0	0	1	1	0	0	0	0	0	17	27	0.00	1.000										


Seattle Mariners @ Texas Rangers
 Rangers Ballpark in Arlington, Arlington, TX
 Fri Sep 23 2011, 8:10 PM - 10:47 PM EDT
 Att. 43,874 - Clear - 79 F

AB 29
 R 3
 H 4
 RBI 3
 BB 3
 SO 3
 LOB 7



Seattle Mariners @ Texas Rangers
 Rangers Ballpark in Arlington, Arlington, TX
 Fri Sep 23 2011, 8:10 PM - 10:47 PM EDT
 Att. 43,874 - Clear - 79 F

AB 30
 R 5
 H 9
 RBI 5
 BB 4
 SO 2
 LOB 14



Batter	1	2	3	4	5	6	7	8	9	AB	R	H	RBI	BB	SO	LOB	TOP										
51 Ichiro Suzuki, L (1.9) OBP: 0.310, SLG: 0.337	G4-3		G4-6-3		G6-3			G3-1		4	0	0	0	0	0	3	Seattle Mariners @ Texas Rangers Rangers Ballpark in Arlington, Arlington, TX Sat Sep 24 2011, 4:11 PM - 6:49 PM EDT Att: 40,242 - Sunny - 92 F										
15 Kyle Seager, L (1.6) OBP: 0.312, SLG: 0.364	F8			13 2B 20 SF8	1B			F8		3	1	1	0	1	0	0											
13 Dustin Ackley, L (1.4) OBP: 0.354, SLG: 0.428	K			20 SF8 17 1B	2B			F8		4	1	1	0	0	1	1											
20 Mike Carp, L (1.7) OBP: 0.333, SLG: 0.471	L6			SF8				G6-3		3	0	0	1	0	0	0											
17 Justin Smoak, S (1.10) OBP: 0.327, SLG: 0.396	K							F8		4	0	1	1	0	2	0											
30 Miguel Olivo, R (1.2) OBP: 0.252, SLG: 0.380	G6-3							G5-3		4	0	0	0	0	1	1											
4 Adam Kennedy, L (1.3) OBP: 0.276, SLG: 0.357										3	0	1	0	0	2	1											
12 Trayvon Robinson, S (1.8) OBP: 0.257, SLG: 0.351										3	0	0	0	0	3	1											
16 Alex Liddi, R (1.5) OBP: 0.290, SLG: 0.464										2	1	1	0	0	0	0											
4 Adam Kennedy, L (1.3) OBP: 0.276, SLG: 0.357										3	0	1	0	0	2	1											
Inning Stats	R: 0 E: 0 K: 1 S: 8	H: 0 LOB: 0 BB: 0 P: 13	R: 0 E: 0 K: 1 S: 10	H: 0 LOB: 0 BB: 0 P: 15	R: 0 E: 0 K: 1 S: 8	H: 1 LOB: 1 BB: 0 P: 13	R: 2 E: 0 K: 2 S: 12	H: 3 LOB: 1 BB: 0 P: 17	R: 1 E: 0 K: 1 S: 17	H: 1 LOB: 1 BB: 1 P: 30	R: 0 E: 0 K: 0 S: 8	H: 0 LOB: 0 BB: 0 P: 13	R: 0 E: 0 K: 2 S: 8	H: 0 LOB: 0 BB: 0 P: 12	R: 0 E: 0 K: 0 S: 6	H: 0 LOB: 0 BB: 0 P: 8	R: 0 E: 0 K: 1 S: 8	H: 0 LOB: 0 BB: 0 P: 11	1B: 4 2B: 1 3B: 0 HR: 0	SF: 1 SAC: 0 DP: 1 HBP: 1	WP: 1 PB: 0 SB: 2 CS: 0	PA: 33					
PITCHER	IP	WLS	BF	H	R	ER	SO	BB	IBB	HBP	BLK	WP	HR	S	P	ERA	WHIP										
41 Alexi Ogando, R (1.1) ERA: 3.54	2.0		6	0	0	0	2	0	0	0	0	0	0	18	28	0.00	0.000										
39 Scott Feldman, R (3.1) ERA: 3.94	4.0	W	18	5	3	3	4	1	0	1	0	1	0	45	73	6.75	1.500										
22 Yoshinori Tateyama, R (7.1) ERA: 4.6	1.0		3	0	0	0	2	0	0	0	0	0	0	8	12	0.00	0.000										
56 Darren O'Day, R (8.1) ERA: 5.17	1.0		3	0	0	0	0	0	0	0	0	0	0	6	8	0.00	0.000										
44 Michael Kirkman, L (9.1) ERA: 6.84	1.0		3	0	0	0	1	0	0	0	0	0	0	8	11	0.00	0.000										
Batter	1	2	3	4	5	6	7	8	9	AB	R	H	RBI	BB	SO	LOB	BOTTOM										
6 Esteban German, R (1.4) OBP: 0.625, SLG: 1.143	9 1B 2B		E6	7 1B 9 1B	9 1B G4-6-3			F9		5	1	3	1	0	0	1	Seattle Mariners @ Texas Rangers Rangers Ballpark in Arlington, Arlington, TX Sat Sep 24 2011, 4:11 PM - 6:49 PM EDT Att: 40,242 - Sunny - 92 F										
9 Endy Chavez, L (1.7) OBP: 0.323, SLG: 0.426	7 1B G1-6-3		G6-4-3	10 1B 7 1B FC1	7 1B G4-6-3			F7		5	1	2	1	0	0	4											
7 David Murphy, L (1.10) OBP: 0.327, SLG: 0.402	G1-6-3		10 1B	18 1B FC1 18 E	10 1B			G3		5	1	2	2	0	0	3											
10 Michael Young, R (1.5) OBP: 0.380, SLG: 0.477				18 E				F7		3	0	2	0	1	0	0											
18 Mitch Moreland, L (1.3) OBP: 0.321, SLG: 0.415	G4-3			18 E				G4-3		4	0	0	0	0	1	5											
15 Matt Treanor, R (1.2) OBP: 0.338, SLG: 0.292										4	0	0	0	0	2	2											
27 Leonys Martin, L (1.8) OBP: 0.429, SLG: 0.571										4	2	2	0	0	0	2											
23 Craig Gentry, R (1.9) OBP: 0.342, SLG: 0.341										3	1	0	0	0	2	1											
3 Andrés Blanco, S (1.6) OBP: 0.263, SLG: 0.356										4	1	3	1	0	0	0											
Inning Stats	R: 0 E: 0 K: 0 S: 12	H: 2 LOB: 2 BB: 1 P: 17	R: 1 E: 0 K: 1 S: 7	H: 2 LOB: 1 BB: 0 P: 9	R: 0 E: 0 K: 1 S: 13	H: 2 LOB: 2 BB: 0 P: 16	R: 6 E: 1 K: 1 S: 23	H: 6 LOB: 2 BB: 0 P: 30	R: 0 E: 0 K: 0 S: 6	H: 1 LOB: 1 BB: 0 P: 12	R: 0 E: 0 K: 0 S: 8	H: 0 LOB: 0 BB: 0 P: 11	R: 0 E: 0 K: 2 S: 10	H: 0 LOB: 0 BB: 0 P: 15	R: 0 E: 0 K: 0 S: 8	H: 1 LOB: 1 BB: 0 P: 12		1B: 12 2B: 2 3B: 0 HR: 0	SF: 0 SAC: 0 DP: 3 HBP: 1	WP: 0 PB: 0 SB: 0 CS: 0	PA: 39						
PITCHER	IP	WLS	BF	H	R	ER	SO	BB	IBB	HBP	BLK	WP	HR	S	P	ERA	WHIP										
34 Félix Hernández, R (1.1) ERA: 3.47	3.1	L	22	12	7	5	2	1	0	1	0	0	0	48	61	13.50	3.900										
60 Jeff Gray, R (4.1) ERA: 4.29	2.2		10	1	0	0	1	0	0	0	0	0	0	21	34	0.00	0.375										
23 Shawn Kelley, R (7.1) ERA:	2.0		7	1	0	0	2	0	0	0	0	0	0	18	27	0.00	0.500										

Batter	1	2	3	4	5	6	7	8	9	AB	R	H	RBI	BB	SO	LOB	TOP					
5 Ian Kinsler, R OBP: 0.352, SLG: 0.471										4	1	1	0	1	0	1	Texas Rangers @ Los Angeles Angels Angel Stadium of Anaheim, Anaheim, CA Mon Sep 26 2011, 7:08 PM - 10:10 PM PDT Att: 39,716 - Clear - 69 F					
1 Elvis Andrus, R OBP: 0.347, SLG: 0.365										5	1	4	0	0	0	2						
32 Josh Hamilton, L OBP: 0.348, SLG: 0.542										4	0	1	0	0	1	3						
10 Michael Young, R OBP: 0.381, SLG: 0.476									3	1	1	1	1	0	3							
29 Adrian Beltré, R OBP: 0.329, SLG: 0.556										4	1	1	2	0	1	2						
25 Mike Napoli, R OBP: 0.410, SLG: 0.599										4	0	0	0	0	3	1						
17 Nelson Cruz, R OBP: 0.312, SLG: 0.506										4	0	0	0	0	0	0						
7 David Murphy, L OBP: 0.328, SLG: 0.402										4	0	2	0	0	1	0						
8 Yorvit Torrealba, R OBP: 0.307, SLG: 0.400										4	0	0	0	0	3	2						
Inning Stats	R: 1 E: 1 K: 1 S: 11	H: 2 LOB: 1 BB: 0 P: 17	R: 0 E: 0 K: 2 S: 8	H: 0 LOB: 0 BB: 0 P: 12	R: 0 E: 0 K: 1 S: 11	H: 1 LOB: 1 BB: 0 P: 16	R: 2 E: 0 K: 1 S: 10	H: 1 LOB: 0 BB: 1 P: 16	R: 0 E: 0 K: 0 S: 9	H: 0 LOB: 2 BB: 0 P: 13	R: 0 E: 0 K: 2 S: 8	H: 0 LOB: 0 BB: 0 P: 10	R: 0 E: 0 K: 1 S: 10	H: 1 LOB: 1 BB: 0 P: 13	R: 1 E: 0 K: 0 S: 14	H: 2 LOB: 1 BB: 0 P: 21	R: 0 E: 0 K: 1 S: 11	H: 1 LOB: 2 BB: 1 P: 18	1B: 8 2B: 1 3B: 0 HR: 1	SF: 0 SAC: 0 DP: 1 HBP: 0	WP: 0 PB: 1 SB: 1 CS: 0	PA: 38
PITCHER	IP WLS BF H R ER SO BB IBB HBP BLK WP HR S P ERA WHIP																					
24 Dan Haren, R ERA: 3.17	8.0 L 33 9 4 3 8 1 0 0 0 0 0 1 81 118 3.38 1.250																					
63 Rich Thompson, R ERA: 3.0	1.0 5 1 0 0 1 1 0 0 0 0 0 0 11 18 0.00 2.000																					

AB	36
R	4
H	10
RBI	3
BB	2
SO	9
LOB	14



Batter	1	2	3	4	5	6	7	8	9	AB	R	H	RBI	BB	SO	LOB	BOTTOM					
13 Maicer Izturis, S OBP: 0.335, SLG: 0.388										5	0	1	0	0	0	6	Texas Rangers @ Los Angeles Angels Angel Stadium of Anaheim, Anaheim, CA Mon Sep 26 2011, 7:08 PM - 10:10 PM PDT Att: 39,716 - Clear - 69 F					
25 Peter Bourjos, R OBP: 0.339, SLG: 0.436										5	0	1	1	0	3	1						
47 Howie Kendrick, R OBP: 0.465										4	0	1	0	1	1	1						
48 Tori Hunter, R OBP: 0.336, SLG: 0.429										4	1	1	0	0	2	3						
10 Vernon Wells, R OBP: 0.249, SLG: 0.415										4	0	0	0	0	4							
6 Alberto Callaspo, S OBP: 0.368, SLG: 0.377										3	1	1	0	1	0	0						
27 Mike Trout, R OBP: 0.268, SLG: 0.379										3	0	1	1	1	1	1						
2 Erick Aybar, S OBP: 0.323, SLG: 0.423										3	1	2	0	1	0	0						
5 Jeff Mathis, R OBP: 0.225, SLG: 0.259										2	0	0	0	0	2							
53 Bobby Abreu, L OBP: 0.356, SLG: 0.387										0	0	0	1	1	0	0						
46 Bobby Wilson, R OBP: 0.250, SLG: 0.278										0	0	0	0	0	0	0						
39 Russell Branyan, L OBP: 0.295, SLG: 0.370										1	0	0	0	0	1	1						
Inning Stats	R: 0 E: 0 K: 0 S: 7	H: 1 LOB: 2 BB: 1 P: 14	R: 0 E: 0 K: 0 S: 13	H: 1 LOB: 1 BB: 1 P: 24	R: 0 E: 0 K: 2 S: 12	H: 1 LOB: 1 BB: 0 P: 17	R: 0 E: 0 K: 0 S: 7	H: 0 LOB: 0 BB: 1 P: 13	R: 0 E: 0 K: 1 S: 7	H: 0 LOB: 0 BB: 0 P: 10	R: 2 E: 0 K: 0 S: 24	H: 3 LOB: 3 BB: 2 P: 42	R: 0 E: 0 K: 2 S: 12	H: 0 LOB: 0 BB: 0 P: 16	R: 0 E: 0 K: 1 S: 9	H: 0 LOB: 0 BB: 0 P: 12	R: 1 E: 0 K: 2 S: 15	H: 2 LOB: 1 BB: 0 P: 24	1B: 7 2B: 2 3B: 0 HR: 0	SF: 0 SAC: 0 DP: 1 HBP: 0	WP: 0 PB: 1 SB: 2 CS: 0	PA: 39
PITCHER	IP WLS BF H R ER SO BB IBB HBP BLK WP HR S P ERA WHIP																					
36 C.J. Wilson, L ERA: 2.94	2.0 W 13 2 1 1 3 1 0 0 0 0 0 0 36 55 2.46 0.818																					
58 Mark Hamberger, R ERA: 4.5	3.1 4 2 1 1 3 1 0 0 0 0 0 0 36 55 2.46 0.818																					
28 Darren Oliver, L ERA: 2.29	0.0 4 2 1 1 0 2 0 0 0 0 0 0 10 23 ∞ ∞																					
19 Koji Uehara, R ERA: 2.39	1.1 H 4 0 0 0 2 0 0 0 0 0 0 0 16 20 0.00 0.000																					
37 Mike Adams, R ERA: 1.49	1.0 H 3 0 0 0 1 0 0 0 0 0 0 0 9 12 0.00 0.000																					

AB	34
R	3
H	8
RBI	3
BB	5
SO	8
LOB	19



Batter	1	2	3	4	5	6	7	8	9	AB	R	H	RBI	BB	SO	LOB	TOP				
5 Ian Kinsler, R OBP: 0.355, SLG: 0.477	L5		CS			G6-3		IBB		2	0	0	0	2	0	0	Texas Rangers @ Los Angeles Angels Angel Stadium of Anaheim, Anaheim, CA Wed Sep 28 2011, 5:08 PM - 7:48 PM PDT Att: 39,612 - Clear - 71 F				
1 Elvis Andrus, R OBP: 0.347, SLG: 0.361	BB		CS	F8		G6-3		G4-3		3	0	0	0	1	0	2					
32 Josh Hamilton, L OBP: 0.346, SLG: 0.536	F9		L5			F7		P5		4	0	0	0	0	0	1					
10 Michael Young, R OBP: 0.380, SLG: 0.474	PO	G5-3		G4-3		G4-3		25 HR	1B	4	1	1	0	0	0	0					
29 Adrian Beltré, R OBP: 0.331, SLG: 0.561		F8		F7		1B		P6		4	0	1	0	0	0	1					
25 Mike Napoli, R OBP: 0.414, SLG: 0.631	HR			7 1B		G5-3		HR		3	2	2	3	1	0	1					
17 Nelson Cruz, R OBP: 0.312, SLG: 0.509	L5			K		SH1-3		F7		4	0	1	0	0	1	1					
7 David Murphy, L OBP: 0.328, SLG: 0.401	F9			1B		SH1-3				2	0	1	0	0	0	0					
18 Mitch Moreland, L OBP: 0.320, SLG: 0.414	G3			G4-3		G5-3				2	0	0	0	0	0	0					
8 Yorvit Torrealba, R OBP: 0.360, SLG: 0.399										1	0	0	0	0	0	1					
Inning Stats	R: 0 H: 0 E: 0 K: 0 S: 10	H: 0 LOB: 0 BB: 1 P: 17	R: 1 H: 1 E: 0 K: 0 S: 9	H: 1 LOB: 0 BB: 0 P: 14	R: 0 H: 0 E: 0 K: 0 S: 5	H: 0 LOB: 0 BB: 1 P: 12	R: 0 H: 0 E: 0 K: 0 S: 8	H: 0 LOB: 0 BB: 0 P: 11	R: 0 H: 1 E: 0 K: 1 S: 9	H: 1 LOB: 2 BB: 1 P: 17	R: 0 H: 0 E: 0 K: 0 S: 8	H: 0 LOB: 0 BB: 0 P: 14	R: 0 H: 1 E: 0 K: 0 S: 9	H: 1 LOB: 2 BB: 0 P: 17	R: 2 H: 2 E: 0 K: 0 S: 8	H: 2 LOB: 0 BB: 0 P: 14	1B: 4 2B: 0 3B: 0 HR: 2	SF: 0 SAC: 1 DP: 0 HBP: 0	WP: 0 PB: 0 SB: 1 CS: 1	PA: 36	
PITCHER	IP	WLS	BF	H	R	ER	SO	BB	IBB	HBP	BLK	WP	HR	S	P	ERA	WHIP				
43 Garrett Richards, R ERA: 5.75	5.0		17	2	1	1	1	3	0	0	0	0	1	41	71	1.80	1.000				
38 Bobby Cassevah, R ERA: 2.72	2.0		8	2	0	0	0	0	0	0	0	0	0	9	31	0.00	1.000				
21 Hisanori Takahashi, L ERA: 0.44	1.0		4	0	0	0	0	0	1	0	0	0	0	7	14	0.00	0.000				
51 Jordan Walden, R ERA: 2.98	1.0	L	5	2	2	2	0	0	0	0	0	0	1	8	14	18.00	2.000				

AB	29
R	3
H	6
RBI	3
BB	4
SO	1
LOB	7



Batter	1	2	3	4	5	6	7	8	9	AB	R	H	RBI	BB	SO	LOB	BOTTOM				
2 Erick Aybar, S OBP: 0.322, SLG: 0.421	G4-3		L4		27 1B		L4			3	0	0	0	1	0	2	Texas Rangers @ Los Angeles Angels Angel Stadium of Anaheim, Anaheim, CA Wed Sep 28 2011, 5:08 PM - 7:48 PM PDT Att: 39,612 - Clear - 71 F				
27 Mike Trout, R OBP: 0.281, SLG: 0.390	G3		K		25 FC6-4		10 F8	25 SH1-3	1B	4	0	2	0	0	1	1					
25 Peter Bourjos, R OBP: 0.327, SLG: 0.438	G1-3			K	FC6-4		SH1-3			3	0	0	0	0	1	2					
10 Vernon Wells, R OBP: 0.248, SLG: 0.412		G1-3		P4		G6-3		F8		4	0	1	0	0	0	1					
6 Alberto Callaspo, S OBP: 0.366, SLG: 0.375	G1-3			G6-3		G6-3		G6-3		4	0	1	0	0	0	2					
28 Jeremy Moore, L OBP: 0.125, SLG: 0.125	K			F8		K		F8		4	0	0	0	0	2	2					
46 Bobby Wilson, R OBP: 0.252, SLG: 0.298	P5				19 G6-3		K			3	1	1	0	0	1	1					
13 Maicer Izturis, S OBP: 0.334, SLG: 0.388					3 SF9		K			1	0	0	0	0	1	0					
19 Efrén Navarro, L OBP: 0.273, SLG: 0.300					G6-3		F8			4	0	2	0	0	0	1					
3 Gil Velazquez, R OBP: 0.429, SLG: 0.500					2B					2	0	1	1	0	0	1					
53 Bobby Abreu, L OBP: 0.333, SLG: 0.365	L6				SF9					1	0	0	0	0	1	1					
Inning Stats	R: 0 H: 0 E: 0 K: 0 S: 9	H: 1 LOB: 1 BB: 0 P: 13	R: 0 H: 1 E: 0 K: 1 S: 9	H: 1 LOB: 0 BB: 0 P: 13	R: 0 H: 1 E: 0 K: 1 S: 12	H: 1 LOB: 1 BB: 0 P: 17	R: 0 H: 0 E: 0 K: 1 S: 9	H: 0 LOB: 0 BB: 0 P: 14	R: 0 H: 1 E: 0 K: 1 S: 16	H: 1 LOB: 1 BB: 0 P: 23	R: 0 H: 1 E: 0 K: 2 S: 10	H: 1 LOB: 1 BB: 0 P: 15	1B: 6 2B: 2 3B: 0 HR: 0	SF: 1 SAC: 1 DP: 0 HBP: 0	WP: 0 PB: 0 SB: 0 CS: 0	PA: 36					
PITCHER	IP	WLS	BF	H	R	ER	SO	BB	IBB	HBP	BLK	WP	HR	S	P	ERA	WHIP				
54 Matt Harrison, L ERA: 3.39	6.0		24	1	1	1	4	1	0	0	0	0	0	60	90	1.50	1.000				
19 Koji Uehara, R ERA: 2.35	1.0		4	1	0	0	1	0	0	0	0	0	0	16	23	0.00	1.000				
37 Mike Adams, R ERA: 1.47	1.0	W	4	1	0	0	0	0	0	0	0	0	0	8	13	0.00	1.000				
30 Nefelí Feliz, R ERA: 2.74	1.0	S	4	1	0	0	2	0	0	0	0	0	0	10	15	0.00	1.000				

AB	33
R	1
H	8
RBI	1
BB	1
SO	7
LOB	14



Batter	1	2	3	4	5	6	7	8	9	AB	R	H	RBI	BB	SO	LOB	TOP										
5 Ian Kinsler, R OBP: 0.357, SLG: 0.417										4	1	1	0	1	1	2	<p>Texas Rangers @ Tampa Bay Rays Tropicana Field, St. Petersburg, FL Mon Oct 03 2011, 5:09 PM - 8:59 PM EDT Att: 32,828 - Dome - 72 F</p> <p>livebaseballscorecards.com</p>										
1 Elvis Andrus, R OBP: 0.357, SLG: 0.182										4	0	2	0	1	1	1											
32 Josh Hamilton, L OBP: 0.417, SLG: 0.455										4	0	1	2	0	0	3											
10 Michael Young, R OBP: 0.167, SLG: 0.167										4	0	0	0	0	1	3											
29 Adrián Beltré, R OBP: 0.167, SLG: 0.091										4	1	1	0	0	0	0											
25 Mike Napoli, R OBP: 0.455, SLG: 0.700										3	1	2	2	1	0	0											
17 Nelson Cruz, R OBP: 0.091, SLG: 0.091										4	0	0	0	0	0	2											
18 Mitch Moreland, L OBP: 0.250, SLG: 0.571										4	0	0	0	0	1	1											
23 Craig Gentry, R OBP: 0.571, SLG: 0.400										3	1	2	0	1	0	0											
Inning Stats	R: 0 E: 0 K: 0 S: 6	H: 1 LOB: 1 BB: 0 P: 11	R: 0 E: 0 K: 0 S: 9	H: 1 LOB: 1 BB: 0 P: 13	R: 0 E: 0 K: 1 S: 8	H: 0 LOB: 0 BB: 0 P: 15	R: 0 E: 0 K: 1 S: 7	H: 0 LOB: 0 BB: 0 P: 10	R: 0 E: 0 K: 1 S: 10	H: 1 LOB: 2 BB: 1 P: 18	R: 4 E: 0 K: 0 S: 21	H: 4 LOB: 1 BB: 2 P: 37	R: 0 E: 0 K: 1 S: 10	H: 0 LOB: 1 BB: 1 P: 17	R: 0 E: 0 K: 0 S: 11	H: 1 LOB: 1 BB: 0 P: 16		1B: 7 2B: 1 3B: 0 HR: 1	SF: 0 SAC: 0 DP: 0 HBP: 0	WP: 1 PB: 0 SB: 4 CS: 2	PA: 39						
PITCHER	IP	WLS	BF	H	R	ER	SO	BB	IBB	HBP	BLK	WP	HR	S	P	ERA	WHIP										
14 David Price, L ERA: 4.05	6.2	L	27	7	3	3	3	1	0	0	0	1	1	64	102	4.05	1.200										
47 Brandon Gomes, R ERA: 7.71	0.0		2	0	0	0	0	2	0	0	0	0	0	1	9	∞	∞										
39 J.P. Howell, L ERA: 7.71	0.0		1	1	1	0	0	0	0	0	0	0	0	2	2	∞	∞										
37 Juan Cruz, R ERA: 7.71	1.1		4	0	0	0	1	1	0	0	0	0	0	13	21	0.00	0.750										
62 Joel Peralta, R ERA: 7.71	1.0		4	1	0	0	0	0	0	0	0	0	0	11	16	0.00	1.000										

Batter	1	2	3	4	5	6	7	8	9	AB	R	H	RBI	BB	SO	LOB	BOTTOM										
8 Desmond Jennings, R OBP: 0.462, SLG: 1.000										4	2	2	2	0	0	1	<p>Texas Rangers @ Tampa Bay Rays Tropicana Field, St. Petersburg, FL Mon Oct 03 2011, 5:09 PM - 8:59 PM EDT Att: 32,828 - Dome - 72 F</p> <p>livebaseballscorecards.com</p>										
2 B.J. Upton, R OBP: 0.571, SLG: 0.700										2	0	0	0	2	1	1											
3 Evan Longoria, R OBP: 0.357, SLG: 0.500										3	0	0	0	1	3	2											
20 Matt Joyce, L OBP: 0.250, SLG: 0.455										3	0	0	0	1	1	1											
22 Johnny Damon, L OBP: 0.308, SLG: 0.538										4	1	1	0	0	2	3											
18 Ben Zobrist, S OBP: 0.286, SLG: 0.231										4	0	1	0	0	1	2											
11 Casey Kotchman, L OBP: 0.167, SLG: 0.250										4	0	1	0	0	0	0											
28 John Jaso, L										2	0	0	0	0	0	0											
1 Sean Rodriguez, R OBP: 0.100, SLG: 0.100										2	0	1	1	0	0	2											
15 Reid Brignac, L										1	0	0	0	1	0	0											
5 Sam Fuld, L										1	0	0	0	0	0	2											
10 Kelly Shoppach, R OBP: 0.500, SLG: 1.286										1	0	0	0	0	0	1											
Inning Stats	R: 0 E: 0 K: 1 S: 12	H: 0 LOB: 0 BB: 0 P: 18	R: 0 E: 0 K: 0 S: 7	H: 0 LOB: 0 BB: 0 P: 10	R: 0 E: 0 K: 0 S: 8	H: 0 LOB: 0 BB: 0 P: 10	R: 1 E: 0 K: 3 S: 13	H: 1 LOB: 1 BB: 1 P: 23	R: 0 E: 0 K: 0 S: 7	H: 0 LOB: 0 BB: 0 P: 9	R: 0 E: 0 K: 2 S: 15	H: 0 LOB: 1 BB: 1 P: 23	R: 1 E: 0 K: 0 S: 17	H: 3 LOB: 2 BB: 0 P: 20	R: 1 E: 0 K: 2 S: 21	H: 1 LOB: 3 BB: 3 P: 36	R: 0 E: 0 K: 0 S: 13	H: 1 LOB: 0 BB: 0 P: 18	1B: 4 2B: 0 3B: 0 HR: 2	SF: 0 SAC: 0 DP: 1 HBP: 0	WP: 2 PB: 0 SB: 1 CS: 1	PA: 36					
PITCHER	IP	WLS	BF	H	R	ER	SO	BB	IBB	HBP	BLK	WP	HR	S	P	ERA	WHIP										
48 Colby Lewis, R ERA: 1.5	6.0	W	21	1	1	1	6	2	0	0	0	1	1	62	93	1.50	0.500										
28 Darren Oliver, L ERA: 6.75	0.1	H	4	3	1	1	0	0	0	0	0	0	0	11	12	27.00	9.000										
41 Alex Ogando, R ERA: 6.75	0.2	H	2	0	0	0	0	0	0	0	0	0	0	6	8	0.00	0.000										
37 Mike Adams, R ERA: 6.75	0.1	H	4	1	1	1	0	3	0	0	0	0	1	13	26	27.00	12.000										
51 Michael Gonzalez, L ERA: 6.75	0.1	H	1	0	0	0	1	0	0	0	0	0	0	3	3	0.00	0.000										

Batter	1	2	3	4	5	6	7	8	9	AB	R	H	RBI	BB	SO	LOB	TOP																																																																																																																		
14 Austin Jackson, R OBP: 0.280, SLG: 0.238		G2-3								5	1	1	1	0	3	4	<p>Detroit Tigers @ Texas Rangers Rangers Ballpark in Arlington, Arlington, TX Sat Oct 08 2011, 8:07 PM - 1:03 AM EDT Att: 50,114 - Partly Cloudy - 74 F</p> <p>livebaseballscores.com</p> <p>AB 32 R 2 H 7 RBI 1 BB 6 SO 14 LOB 19</p>																																																																																																																		
25 Ryan Raburn, R OBP: 0.500, SLG: 0.375										3	0	1	0	2	2	1																																																																																																																			
24 Miguel Cabrera, R OBP: 0.417, SLG: 0.389										3	0	1	0	1	1	1																																																																																																																			
41 Victor Martinez, S OBP: 0.292, SLG: 0.333										3	0	0	0	1	1	3																																																																																																																			
30 Magglio Ordonez, R OBP: 0.467, SLG: 0.462										2	0	0	0	1	1	3																																																																																																																			
32 Don Kelly, L OBP: 0.333, SLG: 0.583										1	0	0	0	0	0	0																																																																																																																			
13 Alex Avila, L OBP: 0.136, SLG: 0.050										4	0	0	0	0	2	3																																																																																																																			
27 Jhonny Peralta, R OBP: 0.292, SLG: 0.318										4	0	1	0	0	2	0																																																																																																																			
39 Ramon Santiago, S OBP: 0.278, SLG: 0.389										4	1	3	0	0	0	0																																																																																																																			
29 Danny Worth, R										0	0	0	0	0	0	0																																																																																																																			
15 Brandon Inge, R OBP: 0.455, SLG: 0.444										2	0	0	0	1	1	3																																																																																																																			
20 Wilson Betemit, S										1	0	0	0	0	1	1																																																																																																																			
Inning Stats	R: 0 H: 2 E: 0 K: 1 S: 11	H: 2 LOB: 2 BB: 1 P: 20	R: 0 H: 2 E: 0 K: 1 S: 12	H: 2 LOB: 2 BB: 0 P: 17	R: 0 H: 0 E: 0 K: 1 S: 9	H: 0 LOB: 0 BB: 1 P: 13	R: 0 H: 0 E: 0 K: 3 S: 10	H: 0 LOB: 0 BB: 0 P: 17	R: 2 H: 2 E: 0 K: 0 S: 13	H: 2 LOB: 3 BB: 3 P: 31	R: 0 H: 0 E: 0 K: 1 S: 13	H: 0 LOB: 1 BB: 1 P: 22	R: 0 H: 0 E: 0 K: 2 S: 9	H: 0 LOB: 0 BB: 0 P: 10	R: 0 H: 0 E: 0 K: 2 S: 11	H: 0 LOB: 0 BB: 0 P: 14	R: 0 H: 1 E: 0 K: 3 S: 11	H: 1 LOB: 0 BB: 0 P: 15	1B: 5 2B: 2 3B: 0 HR: 0	SF: 0 SAC: 0 DP: 2 HBP: 0	WP: 1 PB: 0 SB: 0 CS: 0	PA: 38																																																																																																													
PITCHER	IP WLS BF H R ER SO BB IBB HBP BLK WP HR S P ERA WHIP	<table border="0"> <tr> <td>36 C.J. Wilson, L ERA: 7.45</td> <td>(1, 1)</td> <td>4.2</td> <td>23</td> <td>6</td> <td>2</td> <td>2</td> <td>6</td> <td>4</td> <td>1</td> <td>0</td> <td>0</td> <td>0</td> <td>1</td> <td>0</td> <td>54</td> <td>96</td> <td>3.86</td> <td>2.143</td> </tr> <tr> <td>51 Michael Gonzalez, L ERA:</td> <td>(5, 1)</td> <td>0.1</td> <td>1</td> <td>0</td> <td>0</td> <td>0</td> <td>0</td> <td>0</td> <td>0</td> <td>0</td> <td>0</td> <td>0</td> <td>0</td> <td>0</td> <td>1</td> <td>2</td> <td>0.00</td> <td>0.000</td> </tr> <tr> <td>41 Alexi Ogando, R ERA:</td> <td>(6, 1)</td> <td>2.0</td> <td>W</td> <td>7</td> <td>0</td> <td>0</td> <td>0</td> <td>3</td> <td>1</td> <td>0</td> <td>0</td> <td>0</td> <td>0</td> <td>0</td> <td>22</td> <td>32</td> <td>0.00</td> <td>0.500</td> </tr> <tr> <td>28 Darren Oliver, L ERA: 4.5</td> <td>(8, 1)</td> <td>0.2</td> <td>H</td> <td>2</td> <td>0</td> <td>0</td> <td>0</td> <td>1</td> <td>0</td> <td>0</td> <td>0</td> <td>0</td> <td>0</td> <td>0</td> <td>6</td> <td>8</td> <td>0.00</td> <td>0.000</td> </tr> <tr> <td>37 Mike Adams, R ERA: 3.88</td> <td>(8, 1)</td> <td>0.1</td> <td>H</td> <td>1</td> <td>0</td> <td>0</td> <td>0</td> <td>1</td> <td>0</td> <td>0</td> <td>0</td> <td>0</td> <td>0</td> <td>0</td> <td>5</td> <td>6</td> <td>0.00</td> <td>0.000</td> </tr> </table>															36 C.J. Wilson, L ERA: 7.45	(1, 1)	4.2	23	6	2	2	6	4	1	0	0	0	1	0	54	96	3.86	2.143	51 Michael Gonzalez, L ERA:	(5, 1)	0.1	1	0	0	0	0	0	0	0	0	0	0	0	1	2	0.00	0.000	41 Alexi Ogando, R ERA:	(6, 1)	2.0	W	7	0	0	0	3	1	0	0	0	0	0	22	32	0.00	0.500	28 Darren Oliver, L ERA: 4.5	(8, 1)	0.2	H	2	0	0	0	1	0	0	0	0	0	0	6	8	0.00	0.000	37 Mike Adams, R ERA: 3.88	(8, 1)	0.1	H	1	0	0	0	1	0	0	0	0	0	0	5	6	0.00	0.000	<table border="0"> <tr> <td>30 Neftali Feliz, R ERA: 2.08</td> <td>(9, 1)</td> <td>1.0</td> <td>S</td> <td>4</td> <td>1</td> <td>0</td> <td>0</td> <td>3</td> <td>0</td> <td>0</td> <td>0</td> <td>0</td> <td>0</td> <td>0</td> <td>0</td> <td>0</td> <td>0.00</td> <td>1.000</td> </tr> </table>	30 Neftali Feliz, R ERA: 2.08	(9, 1)	1.0	S	4	1	0	0	3	0	0	0	0	0	0	0	0	0.00	1.000
36 C.J. Wilson, L ERA: 7.45	(1, 1)	4.2	23	6	2	2	6	4	1	0	0	0	1	0	54	96	3.86	2.143																																																																																																																	
51 Michael Gonzalez, L ERA:	(5, 1)	0.1	1	0	0	0	0	0	0	0	0	0	0	0	1	2	0.00	0.000																																																																																																																	
41 Alexi Ogando, R ERA:	(6, 1)	2.0	W	7	0	0	0	3	1	0	0	0	0	0	22	32	0.00	0.500																																																																																																																	
28 Darren Oliver, L ERA: 4.5	(8, 1)	0.2	H	2	0	0	0	1	0	0	0	0	0	0	6	8	0.00	0.000																																																																																																																	
37 Mike Adams, R ERA: 3.88	(8, 1)	0.1	H	1	0	0	0	1	0	0	0	0	0	0	5	6	0.00	0.000																																																																																																																	
30 Neftali Feliz, R ERA: 2.08	(9, 1)	1.0	S	4	1	0	0	3	0	0	0	0	0	0	0	0	0.00	1.000																																																																																																																	

Batter	1	2	3	4	5	6	7	8	9	AB	R	H	RBI	BB	SO	LOB	BOTTOM																																																																										
5 Ian Kinsler, R OBP: 0.391, SLG: 0.526										3	0	1	1	1	1	1	<p>Detroit Tigers @ Texas Rangers Rangers Ballpark in Arlington, Arlington, TX Sat Oct 08 2011, 8:07 PM - 1:03 AM EDT Att: 50,114 - Partly Cloudy - 74 F</p> <p>livebaseballscores.com</p> <p>AB 30 R 3 H 6 RBI 3 BB 2 SO 7 LOB 10</p>																																																																										
1 Elvis Andrus, R OBP: 0.273, SLG: 0.111										4	0	0	0	0	0	3																																																																											
32 Josh Hamilton, L OBP: 0.250, SLG: 0.263										4	0	0	0	0	2	1																																																																											
10 Michael Young, R OBP: 0.200, SLG: 0.111										3	0	0	0	1	1	0																																																																											
29 Adrián Beltré, R OBP: 0.300, SLG: 0.737										4	0	1	0	0	2	2																																																																											
25 Mike Napoli, R OBP: 0.385, SLG: 0.529										3	1	1	0	0	1	1																																																																											
17 Nelson Cruz, R OBP: 0.111, SLG: 0.278										3	1	1	1	0	0	1																																																																											
7 David Murphy, L OBP: 0.400, SLG: 0.556										3	1	1	1	0	0	0																																																																											
23 Craig Gentry, R OBP: 0.571, SLG: 0.400										0	0	0	0	0	0	0																																																																											
18 Mitch Moreland, L OBP: 0.267, SLG: 0.385										3	0	1	0	0	0	1																																																																											
Inning Stats	R: 0 H: 0 E: 1 K: 2 S: 13	H: 0 LOB: 2 BB: 2 P: 25	R: 2 H: 3 E: 0 K: 0 S: 15	H: 3 LOB: 1 BB: 0 P: 24	R: 0 H: 1 E: 0 K: 2 S: 10	H: 1 LOB: 0 BB: 0 P: 14	R: 1 H: 1 E: 0 K: 1 S: 11	H: 1 LOB: 0 BB: 0 P: 19	R: 0 H: 0 E: 0 K: 0 S: 9	H: 0 LOB: 0 BB: 0 P: 11	R: 0 H: 0 E: 0 K: 1 S: 7	H: 0 LOB: 0 BB: 0 P: 11	R: 0 H: 1 E: 0 K: 0 S: 6	H: 1 LOB: 1 BB: 0 P: 13	R: 0 H: 0 E: 0 K: 1 S: 7	H: 0 LOB: 0 BB: 0 P: 7	R: 0 H: 0 E: 0 K: 1 S: 7	H: 0 LOB: 0 BB: 0 P: 7	1B: 4 2B: 0 3B: 1 HR: 1	SF: 0 SAC: 0 DP: 0 HBP: 0	WP: 0 PB: 0 SB: 0 CS: 1	PA: 32																																																																					
PITCHER	IP WLS BF H R ER SO BB IBB HBP BLK WP HR S P ERA WHIP	<table border="0"> <tr> <td>35 Justin Verlander, R ERA: 3.54</td> <td>(1, 1)</td> <td>4.0</td> <td>L</td> <td>19</td> <td>5</td> <td>3</td> <td>3</td> <td>5</td> <td>2</td> <td>0</td> <td>0</td> <td>0</td> <td>0</td> <td>0</td> <td>1</td> <td>49</td> <td>82</td> <td>6.75</td> <td>1.750</td> </tr> <tr> <td>21 Rick Porcello, R ERA: 4.5</td> <td>(5, 1)</td> <td>2.0</td> <td></td> <td>6</td> <td>0</td> <td>0</td> <td>0</td> <td>1</td> <td>0</td> <td>0</td> <td>0</td> <td>0</td> <td>0</td> <td>0</td> <td>16</td> <td>22</td> <td>0.00</td> <td>0.000</td> </tr> <tr> <td>40 Phil Coke, L ERA: 20.25</td> <td>(7, 1)</td> <td>0.1</td> <td></td> <td>2</td> <td>1</td> <td>0</td> <td>0</td> <td>0</td> <td>0</td> <td>0</td> <td>0</td> <td>0</td> <td>0</td> <td>3</td> <td>6</td> <td>0.00</td> <td>3.000</td> </tr> <tr> <td>45 Ryan Perry, R ERA:</td> <td>(7, 1)</td> <td>1.2</td> <td></td> <td>5</td> <td>0</td> <td>0</td> <td>0</td> <td>1</td> <td>0</td> <td>0</td> <td>0</td> <td>0</td> <td>0</td> <td>10</td> <td>14</td> <td>0.00</td> <td>0.000</td> </tr> </table>															35 Justin Verlander, R ERA: 3.54	(1, 1)	4.0	L	19	5	3	3	5	2	0	0	0	0	0	1	49	82	6.75	1.750	21 Rick Porcello, R ERA: 4.5	(5, 1)	2.0		6	0	0	0	1	0	0	0	0	0	0	16	22	0.00	0.000	40 Phil Coke, L ERA: 20.25	(7, 1)	0.1		2	1	0	0	0	0	0	0	0	0	3	6	0.00	3.000	45 Ryan Perry, R ERA:	(7, 1)	1.2		5	0	0	0	1	0	0	0	0	0	10	14	0.00	0.000
35 Justin Verlander, R ERA: 3.54	(1, 1)	4.0	L	19	5	3	3	5	2	0	0	0	0	0	1	49	82	6.75	1.750																																																																								
21 Rick Porcello, R ERA: 4.5	(5, 1)	2.0		6	0	0	0	1	0	0	0	0	0	0	16	22	0.00	0.000																																																																									
40 Phil Coke, L ERA: 20.25	(7, 1)	0.1		2	1	0	0	0	0	0	0	0	0	3	6	0.00	3.000																																																																										
45 Ryan Perry, R ERA:	(7, 1)	1.2		5	0	0	0	1	0	0	0	0	0	10	14	0.00	0.000																																																																										

Batter	1	2	3	4	5	6	7	8	9	AB	R	H	RBI	BB	SO	LOB	TOP					
5 Ian Kinsler, R OBP: 0.375, SLG: 0.444										3	1	2	1	0	0	0	Texas Rangers @ Detroit Tigers Comerica Park, Detroit, MI Tue Oct 11 2011, 8:07 PM - 11:14 PM EDT Att: 41,905 - Partly Cloudy - 65 F					
1 Elvis Andrus, R OBP: 0.333, SLG: 0.167										3	0	1	0	0	1	1						
32 Josh Hamilton, L OBP: 0.310, SLG: 0.393										4	0	2	1	0	1	1						
10 Michael Young, R OBP: 0.172, SLG: 0.111										4	0	0	0	0	1	4						
29 Adrian Beltré, R OBP: 0.310, SLG: 0.679										4	0	0	0	0	1	2						
25 Mike Napoli, R OBP: 0.333, SLG: 0.400										4	0	0	0	0	0	1						
17 Nelson Cruz, R OBP: 0.231, SLG: 0.600										3	0	0	0	0	1	0						
8 Yorvit Torrealba, R OBP: 0.500, SLG: 0.667										3	1	3	0	0	0	0						
9 Endy Chavez, L										3	0	0	0	0	0	3						
Inning Stats	R: 1 H: 3 E: 0 K: 1 S: 14	H: 3 LOB: 1 BB: 0 P: 16	R: 0 H: 1 E: 0 K: 0 S: 12	H: 1 LOB: 1 BB: 0 P: 20	R: 0 H: 1 E: 0 K: 1 S: 8	H: 1 LOB: 0 BB: 0 P: 9	R: 0 H: 0 E: 0 K: 0 S: 9	H: 0 LOB: 0 BB: 0 P: 12	R: 0 H: 1 E: 0 K: 0 S: 7	H: 1 LOB: 1 BB: 0 P: 12	R: 0 H: 0 E: 0 K: 0 S: 5	H: 0 LOB: 0 BB: 0 P: 7	R: 0 H: 0 E: 0 K: 1 S: 13	H: 0 LOB: 0 BB: 0 P: 17	R: 1 H: 1 E: 0 K: 1 S: 12	H: 1 LOB: 0 BB: 0 P: 19	R: 0 H: 1 E: 0 K: 1 S: 11	H: 1 LOB: 1 BB: 0 P: 16	1B: 6 2B: 2 3B: 0 HR: 0	SF: 0 SAC: 1 DP: 2 HBP: 1	WP: 0 PB: 0 SB: 0 CS: 0	PA: 33
PITCHER	IP WLS BF H R ER SO BB IBB HBP BLK WP HR S P ERA WHIP																					
58 Doug Fister, R ERA: 4.76	7.1 W 27 7 2 2 3 0 0 1 0 0 0 74 102 2.46 0.955																					
53 Joaquin Benoit, R ERA: 1.59	0.2 2 0 0 0 1 0 0 0 0 0 0 6 10 0.00 0.000																					
46 Jose Valverde, R ERA: 3.0	1.0 S 4 1 0 0 1 0 0 0 0 0 0 0 11 16 0.00 1.000																					

Batter	1	2	3	4	5	6	7	8	9	AB	R	H	RBI	BB	SO	LOB	BOTTOM			
14 Austin Jackson, R OBP: 0.286, SLG: 0.267										5	1	3	1	0	0	1	Texas Rangers @ Detroit Tigers Comerica Park, Detroit, MI Tue Oct 11 2011, 8:07 PM - 11:14 PM EDT Att: 41,905 - Partly Cloudy - 65 F			
39 Ramon Santiago, S OBP: 0.286, SLG: 0.357										4	0	1	0	0	1	2				
24 Miguel Cabrera, R OBP: 0.412, SLG: 0.556										4	1	2	2	0	1	1				
41 Victor Martinez, S OBP: 0.333, SLG: 0.407										2	1	1	1	2	0	0				
32 Don Kelly, L OBP: 0.333, SLG: 0.556										4	0	0	0	0	0	4				
27 Jhonny Peralta, R OBP: 0.313, SLG: 0.467										4	1	2	1	0	0	0				
13 Alex Avila, L OBP: 0.129, SLG: 0.069										4	0	0	0	0	3	2				
25 Ryan Raburn, R OBP: 0.474, SLG: 0.600										4	0	1	0	0	1	2				
12 Andy Dirks, L OBP: 0.200, SLG: 0.200										3	1	1	0	0	1	0				
15 Brandon Inge, R OBP: 0.429, SLG: 0.364										1	0	0	0	0	0	1				
Inning Stats	R: 0 H: 0 E: 0 K: 2 S: 12	H: 0 LOB: 0 BB: 0 P: 15	R: 0 H: 1 E: 0 K: 2 S: 15	H: 1 LOB: 2 BB: 1 P: 26	R: 0 H: 1 E: 0 K: 1 S: 12	H: 1 LOB: 1 BB: 0 P: 16	R: 1 H: 1 E: 0 K: 1 S: 12	H: 1 LOB: 0 BB: 0 P: 19	R: 1 H: 3 E: 0 K: 0 S: 15	H: 3 LOB: 3 BB: 1 P: 22	R: 2 H: 3 E: 0 K: 0 S: 15	H: 3 LOB: 1 BB: 0 P: 21	R: 1 H: 1 E: 0 K: 0 S: 9	H: 1 LOB: 0 BB: 0 P: 11	R: 0 H: 1 E: 0 K: 1 S: 7	H: 1 LOB: 1 BB: 0 P: 15	1B: 6 2B: 2 3B: 0 HR: 3	SF: 0 SAC: 0 DP: 0 HBP: 0	WP: 0 PB: 0 SB: 1 CS: 0	PA: 37
PITCHER	IP WLS BF H R ER SO BB IBB HBP BLK WP HR S P ERA WHIP																			
48 Colby Lewis, R ERA: 3.88	5.2 L 27 8 4 4 6 2 0 0 0 0 0 2 75 11 6.35 1.765																			
19 Koji Uehara, R ERA: 54.0	0.2 4 2 1 1 0 0 0 0 0 0 0 1 11 13 13.50 3.000																			
28 Darren Oliver, L ERA: 3.0	1.0 3 0 0 0 1 0 0 0 0 0 0 7 12 0.00 0.000																			
22 Yoshinori Tateyama, R ERA:	0.2 3 1 0 0 0 0 0 0 0 0 0 4 9 0.00 1.500																			

AB	31
R	2
H	8
RBI	2
BB	0
SO	5
LOB	12



AB	35
R	5
H	11
RBI	5
BB	2
SO	7
LOB	13



Batter	1	2	3	4	5	6	7	8	9	10	11	AB	R	H	RBI	BB	SO	LOB	TOP								
5 Ian Kinsler, R OBP: 0.378, SLG: 0.452	G5-3		G6-3			1B	2B			F8		4	1	1	1	1	0	1									
1 Elvis Andrus, R OBP: 0.314, SLG: 0.172	K		G5-3			10E 1B	G4-3			F7		5	1	1	1	0	1	3									
32 Josh Hamilton, L OBP: 0.294, SLG: 0.394	G4-3					F8				F8		5	1	1	0	0	0	1									
10 Michael Young, R OBP: 0.176, SLG: 0.125	G4-3		G4-3			1B				G6-3		5	0	1	1	0	2	1									
29 Adrian Beltré, R OBP: 0.294, SLG: 0.594	K		K			G5-3	G5-3			K		4	1	0	0	1	2	1									
25 Mike Napoli, R OBP: 0.344, SLG: 0.400	K		K			17G1-6-3 1B				G6-3		5	1	2	1	0	1	0									
17 Nelson Cruz, R OBP: 0.288, SLG: 0.655	K		K			G1-6-3	G2-3			8CS BB		4	1	1	3	1	1	1									
7 David Murphy, L OBP: 0.389, SLG: 0.529												4	1	3	0	0	1	1									
23 Craig Gentry, R OBP: 0.500, SLG: 0.333										K		1	0	0	0	0	0	0									
8 Yorvit Torrealba, R OBP: 0.364, SLG: 0.455	K											5	0	1	0	0	2	2									
Inning Stats	R: 0 E: 0 K: 1 S: 7	H: 0 LOB: 0 BB: 2 P: 8	R: 0 E: 0 K: 2 S: 12	H: 0 LOB: 0 BB: 0 P: 15	R: 0 E: 0 K: 2 S: 13	H: 1 LOB: 1 BB: 0 P: 17	R: 0 E: 0 K: 1 S: 6	H: 0 LOB: 0 BB: 0 P: 9	R: 0 E: 0 K: 0 S: 8	H: 1 LOB: 0 BB: 0 P: 10	R: 3 E: 1 K: 0 S: 13	H: 4 LOB: 1 BB: 0 P: 23	R: 0 E: 0 K: 1 S: 9	H: 0 LOB: 0 BB: 0 P: 11	R: 0 E: 0 K: 1 S: 15	H: 0 LOB: 0 BB: 1 P: 23	R: 0 E: 0 K: 1 S: 7	H: 0 LOB: 0 BB: 0 P: 8	R: 4 E: 0 K: 1 S: 10	H: 3 LOB: 0 BB: 1 P: 16	1B: 7 2B: 3 3B: 0 HR: 1	SF: 0 SAC: 0 DP: 1 HBP: 0	WP: 0 PB: 0 SB: 1 CS: 1	PA: 46			
PITCHER	IP WLS BF H R ER SO BB IBB HBP BLK WP HR S P ERA WHIP	21 Rick Porcello, R ERA: 3.65	62 Albuquerque, R ERA: 40.5	53 Joaquin Benoit, R ERA: 1.17	46 Jose Valverde, R ERA: 7.36	40 Phil Coke, L ERA: 10.13	PITCHER	IP WLS BF H R ER SO BB IBB HBP BLK WP HR S P ERA WHIP	21 Rick Porcello, R ERA: 3.65	62 Albuquerque, R ERA: 40.5	53 Joaquin Benoit, R ERA: 1.17	46 Jose Valverde, R ERA: 7.36	40 Phil Coke, L ERA: 10.13	PITCHER	IP WLS BF H R ER SO BB IBB HBP BLK WP HR S P ERA WHIP	21 Rick Porcello, R ERA: 3.65	62 Albuquerque, R ERA: 40.5	53 Joaquin Benoit, R ERA: 1.17	46 Jose Valverde, R ERA: 7.36	40 Phil Coke, L ERA: 10.13	PITCHER	IP WLS BF H R ER SO BB IBB HBP BLK WP HR S P ERA WHIP	21 Rick Porcello, R ERA: 3.65	62 Albuquerque, R ERA: 40.5	53 Joaquin Benoit, R ERA: 1.17	46 Jose Valverde, R ERA: 7.36	40 Phil Coke, L ERA: 10.13

Texas Rangers @ Detroit Tigers
Comerica Park, Detroit, MI
Wed Oct 12 2011, 6:33 PM - 10:32 PM EDT
Att. 42,234 - Rain - 69 F

livebaseballscorecards.com

AB 42
R 7
H 11
RBI 7
BB 3
SO 10
LOB 11



Batter	1	2	3	4	5	6	7	8	9	10	11	AB	R	H	RBI	BB	SO	LOB	BOTTOM								
14 Austin Jackson, R OBP: 0.341, SLG: 0.242	25G5-4-3 BB		F9			L6	G5-3			25CS HBP		3	0	0	0	1	0	1									
25 Ryan Raburn, R OBP: 0.417, SLG: 0.500	G5-4-3		P3			P3				G6-3		5	1	1	0	0	1	2									
24 Miguel Cabrera, R OBP: 0.462, SLG: 0.586	BB		24 2B							K		2	0	1	2	3	0	0									
41 Victor Martinez, S OBP: 0.316, SLG: 0.375	P6		F9			BB				41 1B 21 F9-2 IBB		5	0	1	0	0	0	3									
21 Delmon Young, R OBP: 0.276, SLG: 0.556												4	0	0	0	0	2	3									
32 Don Kelly, L OBP: 0.316, SLG: 0.526						K				F9-2		1	0	0	0	0	0	0									
13 Alex Avila, L OBP: 0.114, SLG: 0.061	G6-3					F7				G6-3		4	0	0	0	0	1	1									
27 Jhonny Peralta, R OBP: 0.306, SLG: 0.424	L7											3	0	0	0	1	0	0									
39 Ramon Santiago, S OBP: 0.250, SLG: 0.313			G4-3			G5-3				F8		4	0	0	0	0	1	1									
15 Brandon Inge, R OBP: 0.444, SLG: 0.600			24 2B			K				G1-3		4	2	2	1	0	1	0									
Inning Stats	R: 0 E: 0 K: 0 S: 9	H: 0 LOB: 1 BB: 2 P: 20	R: 0 E: 0 K: 0 S: 5	H: 0 LOB: 0 BB: 0 P: 9	R: 2 E: 0 K: 0 S: 19	H: 3 LOB: 1 BB: 0 P: 28	R: 0 E: 0 K: 2 S: 9	H: 0 LOB: 1 BB: 0 P: 17	R: 0 E: 0 K: 1 S: 11	H: 0 LOB: 0 BB: 0 P: 17	R: 0 E: 0 K: 1 S: 11	H: 1 LOB: 0 BB: 0 P: 20	R: 1 E: 0 K: 1 S: 13	H: 1 LOB: 0 BB: 0 P: 19	R: 0 E: 0 K: 0 S: 7	H: 1 LOB: 1 BB: 1 P: 16	R: 0 E: 0 K: 0 S: 14	H: 0 LOB: 0 BB: 0 P: 18	R: 0 E: 0 K: 1 S: 6	H: 0 LOB: 0 BB: 0 P: 11	1B: 3 2B: 2 3B: 0 HR: 1	SF: 0 SAC: 0 DP: 2 HBP: 1	WP: 0 PB: 0 SB: 0 CS: 1	PA: 41			
PITCHER	IP WLS BF H R ER SO BB IBB HBP BLK WP HR S P ERA WHIP	54 Matt Harrison, L ERA: 4.22	41 Alexi Ogando, R ERA: 1.08	37 Mike Adams, R ERA: 2.08	28 Darren Oliver, L ERA: 2.25	39 Scott Feldman, R ERA:	PITCHER	IP WLS BF H R ER SO BB IBB HBP BLK WP HR S P ERA WHIP	54 Matt Harrison, L ERA: 4.22	41 Alexi Ogando, R ERA: 1.08	37 Mike Adams, R ERA: 2.08	28 Darren Oliver, L ERA: 2.25	39 Scott Feldman, R ERA:	PITCHER	IP WLS BF H R ER SO BB IBB HBP BLK WP HR S P ERA WHIP	54 Matt Harrison, L ERA: 4.22	41 Alexi Ogando, R ERA: 1.08	37 Mike Adams, R ERA: 2.08	28 Darren Oliver, L ERA: 2.25	39 Scott Feldman, R ERA:	PITCHER	IP WLS BF H R ER SO BB IBB HBP BLK WP HR S P ERA WHIP	54 Matt Harrison, L ERA: 4.22	41 Alexi Ogando, R ERA: 1.08	37 Mike Adams, R ERA: 2.08	28 Darren Oliver, L ERA: 2.25	39 Scott Feldman, R ERA:

Texas Rangers @ Detroit Tigers
Comerica Park, Detroit, MI
Wed Oct 12 2011, 6:33 PM - 10:32 PM EDT
Att. 42,234 - Rain - 69 F

livebaseballscorecards.com

AB 35
R 3
H 5
RBI 3
BB 5
SO 6
LOB 11



Batter	1	2	3	4	5	6	7	8	9	AB	R	H	RBI	BB	SO	LOB	TOP								
5 Ian Kinsler, R OBP: 0.391, SLG: 0.457										4	2	1	0	1	1	4									
1 Elvis Andrus, R OBP: 0.300, SLG: 0.176										5	0	1	0	0	0	2									
32 Josh Hamilton, L OBP: 0.308, SLG: 0.432										4	1	2	2	0	1	1									
10 Michael Young, R OBP: 0.205, SLG: 0.189										5	0	2	1	0	1	2									
29 Adrian Beltré, R OBP: 0.282, SLG: 0.528										4	0	0	0	1	1	3									
25 Mike Napoli, R OBP: 0.376, SLG: 0.412										4	1	2	0	1	0	2									
17 Nelson Cruz, R OBP: 0.257, SLG: 0.697										4	1	1	2	0	2	2	AB 37								
7 David Murphy, L OBP: 0.364, SLG: 0.524										4	0	1	0	0	0	2	R 5								
18 Mitch Moreland, L OBP: 0.227, SLG: 0.263										2	0	0	0	1	2	0	H 10								
8 Yorvit Torrealba, R OBP: 0.333, SLG: 0.417										1	0	0	0	0	1	0	RBI 5								
Inning Stats	R: 1 E: 0 K: 0 S: 13	H: 2 LOB: 1 BB: 0 P: 18	R: 0 E: 0 K: 1 S: 7	H: 0 LOB: 0 BB: 0 P: 8	R: 0 E: 0 K: 2 S: 13	H: 0 LOB: 1 BB: 0 P: 19	R: 0 E: 1 K: 0 S: 12	H: 0 LOB: 2 BB: 1 P: 18	R: 1 E: 0 K: 2 S: 21	H: 2 LOB: 2 BB: 1 P: 33	R: 0 E: 0 K: 1 S: 12	H: 2 LOB: 0 BB: 1 P: 17	R: 0 E: 0 K: 1 S: 7	H: 2 LOB: 0 BB: 0 P: 10	R: 2 E: 0 K: 2 S: 15	H: 2 LOB: 2 BB: 0 P: 17	R: 1 E: 0 K: 0 S: 7	H: 2 LOB: 2 BB: 1 P: 14	1B: 5 2B: 4 3B: 0 HR: 1	SF: 1 SAC: 0 DP: 1 HBP: 0	WP: 1 PB: 0 SB: 0 CS: 0	PA: 42			
PITCHER	IP WLS BF H R ER SO BB IBB HBP BLK WP HR S P ERA WHIP	7.1 W 34 8 4 4 8 3 0 0 0 1 1 94 133 4.91 1.500	1.2 S 8 2 1 1 1 1 0 0 0 0 0 0 13 21 5.40 1.800																						

Texas Rangers @ Detroit Tigers
Comerica Park, Detroit, MI
Thu Oct 13 2011, 4:23 PM - 7:43 PM EDT
Att: 41,908 - Partly Cloudy - 64 F

AB	37
R	5
H	10
RBI	5
BB	4
SO	9
LOB	18



Batter	1	2	3	4	5	6	7	8	9	AB	R	H	RBI	BB	SO	LOB	BOTTOM							
14 Austin Jackson, R OBP: 0.311, SLG: 0.216										4	0	0	0	0	4	2								
25 Ryan Raburn, R OBP: 0.429, SLG: 0.625										4	2	2	1	0	0	1								
24 Miguel Cabrera, R OBP: 0.488, SLG: 0.613										2	1	1	1	2	0	0								
41 Victor Martinez, S OBP: 0.310, SLG: 0.417										4	1	1	1	0	0	2								
21 Delmon Young, R OBP: 0.313, SLG: 0.767										3	2	2	3	0	0	0								
32 Don Kelly, L OBP: 0.300, SLG: 0.500										1	0	0	0	0	0	1								
27 Jhonny Peralta, R OBP: 0.275, SLG: 0.378										4	0	0	0	0	1	0								
15 Brandon Inge, R OBP: 0.455, SLG: 0.556										3	0	1	0	1	1	0								
13 Alex Avila, L OBP: 0.128, SLG: 0.162										4	1	1	1	0	1	2								
39 Ramon Santiago, S OBP: 0.286, SLG: 0.343										3	0	2	0	0	0	1								
Inning Stats	R: 0 E: 0 K: 1 S: 7	H: 0 LOB: 0 BB: 0 P: 10	R: 0 E: 0 K: 0 S: 12	H: 0 LOB: 0 BB: 0 P: 16	R: 1 E: 1 K: 2 S: 12	H: 2 LOB: 1 BB: 0 P: 19	R: 1 E: 0 K: 0 S: 8	H: 1 LOB: 0 BB: 1 P: 15	R: 0 E: 0 K: 1 S: 12	H: 1 LOB: 0 BB: 0 P: 16	R: 4 E: 0 K: 1 S: 21	H: 4 LOB: 1 BB: 1 P: 33	R: 1 E: 0 K: 1 S: 9	H: 1 LOB: 1 BB: 1 P: 15	R: 0 E: 0 K: 1 S: 8	H: 1 LOB: 0 BB: 0 P: 10	R: 0 E: 0 K: 1 S: 8	H: 1 LOB: 0 BB: 0 P: 10	1B: 4 2B: 1 3B: 0 HR: 4	SF: 0 SAC: 0 DP: 2 HBP: 0	WP: 0 PB: 0 SB: 1 CS: 0	PA: 35		
PITCHER	IP WLS BF H R ER SO BB IBB HBP BLK WP HR S P ERA WHIP	6.0 L 27 8 6 6 5 2 0 0 0 0 0 1 6 11 9.00 1.667	0.2 4 1 1 1 1 1 0 0 0 0 0 1 6 11 13.50 3.000	0.1 1 0 0 0 0 0 0 0 0 0 0 0 3 4 0.00 0.000	1.0 3 1 0 0 1 0 0 0 0 0 0 0 8 10 0.00 1.000																			

Texas Rangers @ Detroit Tigers
Comerica Park, Detroit, MI
Thu Oct 13 2011, 4:23 PM - 7:43 PM EDT
Att: 41,908 - Partly Cloudy - 64 F

AB	32
R	7
H	10
RBI	7
BB	3
SO	7
LOB	9



Batter	1	2	3	4	5	6	7	8	9	AB	R	H	RBI	BB	SO	LOB	TOP					
5 Ian Kinsler, R OBP: 0.404, SLG: 0.455										4	0	2	0	0	0	0	Texas Rangers @ St. Louis Cardinals Busch Stadium, St. Louis, MO Wed Oct 19 2011, 7:07 PM - 10:13 PM CDT Att. 46,406 - Clear - 49 F					
1 Elvis Andrus, R OBP: 0.306, SLG: 0.190										3	0	0	0	0	2	1						
32 Josh Hamilton, L OBP: 0.286, SLG: 0.378										4	0	0	0	0	1	1						
10 Michael Young, R OBP: 0.224, SLG: 0.319										4	0	0	0	0	0	1						
29 Adrian Beltré, R OBP: 0.306, SLG: 0.543										4	1	2	0	0	0	0						
17 Nelson Cruz, R OBP: 0.318, SLG: 0.750										3	0	1	0	1	1	1						
25 Mike Napoli, R OBP: 0.400, SLG: 0.475										2	1	1	2	1	0	2						
7 David Murphy, L OBP: 0.448, SLG: 0.520										2	0	0	0	0	1	0						
23 Craig Gentry, R OBP: 0.462, SLG: 0.354										1	0	0	0	0	1	2						
36 C.J. Wilson, L										2	0	0	0	0	0	0						
41 Alexi Ogando, R										0	0	0	0	0	0	0						
6 Esteban German, R										1	0	0	0	0	1	2						
51 Michael Gonzalez, R										0	0	0	0	0	0	0						
39 Scott Feldman, L										0	0	0	0	0	0	0						
Inning Stats	R: 0 E: 0 K: 0 S: 5	H: 1 LOB: 0 BB: 0 P: 11	R: 0 E: 0 K: 0 S: 9	H: 1 LOB: 1 BB: 1 P: 18	R: 0 E: 0 K: 2 S: 9	H: 0 LOB: 0 BB: 0 P: 13	R: 0 E: 0 K: 2 S: 8	H: 0 LOB: 0 BB: 0 P: 14	R: 2 E: 0 K: 2 S: 11	H: 2 LOB: 0 BB: 0 P: 21	R: 0 E: 0 K: 0 S: 7	H: 1 LOB: 1 BB: 0 P: 10	R: 0 E: 0 K: 2 S: 11	H: 1 LOB: 2 BB: 1 P: 18	R: 0 E: 0 K: 1 S: 8	H: 0 LOB: 0 BB: 0 P: 11	R: 0 E: 0 K: 0 S: 7	H: 0 LOB: 0 BB: 0 P: 10	1B: 4 2B: 1 3B: 0 HR: 1	SF: 0 SAC: 1 DP: 1 HBP: 0	WP: 0 PB: 0 SB: 0 CS: 1	PA: 33
PITCHER	IP WLS BF H R ER SO BB IBB HBP BLK WP HR S P ERA WHIP																					
29 Chris Carpenter, R ERA: 3.52	6.0 W 22 5 2 2 4 1 0 0 0 0 0 1 49 87 3.00 1.000																					
59 Fernando Salas, R ERA: 1.8	0.1 H 3 1 0 0 0 0 1 0 0 0 0 0 0 5 11 0.00 6.000																					
34 Marc Rzepczynski, L ERA: 5.68	0.2 H 2 0 0 0 2 0 0 0 0 0 0 0 0 6 7 0.00 0.000																					
28 Octavio Dotel, R ERA: 1.23	0.2 H 2 0 0 0 1 0 0 0 0 0 0 0 0 5 5 0.00 0.000																					
53 Arthur Rhodes, L ERA:	0.1 H 1 0 0 0 0 0 0 0 0 0 0 0 0 3 6 0.00 0.000																					
30 Jason Motte, R ERA:	1.0 S 3 0 0 0 0 0 0 0 0 0 0 0 0 7 10 0.00 0.000																					

Batter	1	2	3	4	5	6	7	8	9	AB	R	H	RBI	BB	SO	LOB	BOTTOM					
15 Rafael Furcal, S OBP: 0.241, SLG: 0.373										2	0	0	0	2	1	3	Texas Rangers @ St. Louis Cardinals Busch Stadium, St. Louis, MO Wed Oct 19 2011, 7:07 PM - 10:13 PM CDT Att. 46,406 - Clear - 49 F					
19 Jon Jay, L OBP: 0.304, SLG: 0.250										3	0	0	0	0	0	2						
5 Albert Pujols, R OBP: 0.491, SLG: 0.689										2	1	0	0	1	0	0						
7 Matt Holliday, R OBP: 0.425, SLG: 0.528										4	1	1	0	0	0	2						
12 Lance Berkman, S OBP: 0.354, SLG: 0.357										4	0	2	2	0	0	0						
30 Jason Motte, R										0	0	0	0	0	0	0						
23 David Freese, R OBP: 0.476, SLG: 0.857										2	1	1	0	1	0	1						
33 Daniel Descalso, L OBP: 0.167, SLG: 0.167										0	0	0	0	0	0	0						
4 Yadier Molina, R OBP: 0.300, SLG: 0.319										4	0	0	0	0	1	4						
8 Nick Punto, S OBP: 0.286, SLG: 0.174										2	0	1	0	2	1	1						
29 Chris Carpenter, R ERA: 7.17	5.2 L 26 4 3 3 4 4 2 1 0 0 0 0 0 15 27 4.76 1.412																					
21 Albert Ogando, R ERA: 0.84	0.1 2 1 0 0 0 0 0 0 0 0 0 0 0 2 2 0.00 0.000																					
59 Fernando Salas, R ERA: 0.84	0.1 1 0 0 0 0 0 0 0 0 0 0 0 0 2 2 0.00 0.000																					
34 Marc Rzepczynski, L ERA:	1.2 6 1 0 0 1 0 0 0 0 0 0 0 0 15 27 0.00 0.600																					
28 Octavio Dotel, R ERA:																						
53 Arthur Rhodes, L OBP: 0.100, SLG: 0.000																						
55 Skip Schumaker, L OBP: 0.100, SLG: 0.000																						
Inning Stats	R: 0 E: 0 K: 0 S: 6	H: 0 LOB: 1 BB: 1 P: 11	R: 0 E: 0 K: 0 S: 9	H: 0 LOB: 1 BB: 1 P: 19	R: 0 E: 0 K: 2 S: 8	H: 1 LOB: 0 BB: 0 P: 10	R: 2 E: 0 K: 1 S: 10	H: 2 LOB: 2 BB: 1 P: 20	R: 0 E: 0 K: 0 S: 6	H: 0 LOB: 1 BB: 2 P: 14	R: 1 E: 0 K: 1 S: 18	H: 2 LOB: 2 BB: 1 P: 29	R: 0 E: 0 K: 0 S: 8	H: 0 LOB: 0 BB: 0 P: 13	R: 0 E: 0 K: 1 S: 9	H: 1 LOB: 1 BB: 0 P: 16	R: 0 E: 0 K: 1 S: 9	H: 0 LOB: 0 BB: 0 P: 10	1B: 4 2B: 2 3B: 0 HR: 0	SF: 0 SAC: 2 DP: 2 HBP: 1	WP: 1 PB: 0 SB: 0 CS: 0	PA: 35
PITCHER	IP WLS BF H R ER SO BB IBB HBP BLK WP HR S P ERA WHIP																					
36 C.J. Wilson, L ERA: 7.17	5.2 L 26 4 3 3 4 4 2 1 0 0 0 0 0 15 27 4.76 1.412																					
41 Alexi Ogando, R ERA: 0.84	0.1 2 1 0 0 0 0 0 0 0 0 0 0 0 2 2 0.00 0.000																					
51 Michael Gonzalez, L ERA:	0.1 1 0 0 0 0 0 0 0 0 0 0 0 0 2 2 0.00 0.000																					
39 Scott Feldman, R ERA:	1.2 6 1 0 0 1 0 0 0 0 0 0 0 0 15 27 0.00 0.600																					

Batter	1	2	3	4	5	6	7	8	9	AB	R	H	RBI	BB	SO	LOB	TOP								
15 Rafael Furcal, S OBP: 0.231, SLG: 0.355	G3		G4-6-3	FC1-2		5 HR	F9		K	6	1	1	0	0	1	3									
21 Allen Craig, R OBP: 0.400, SLG: 0.600	HR		K	G4-3		K			G5-3	5	2	1	1	1	2	4									
5 Albert Pujols, R OBP: 0.492, SLG: 0.818	G5-3									6	4	5	6	0	0	0									
7 Matt Holliday, R OBP: 0.420, SLG: 0.465										5	3	1	0	1	1	1									
12 Lance Berkman, S OBP: 0.368, SLG: 0.360	F8									4	2	2	0	1	1	1									
23 David Freese, R OBP: 0.481, SLG: 0.816										4	1	2	2	1	1	2									
33 Daniel Descalso, L (8, PR) OBP: 0.143, SLG: 0.143										0	1	0	0	0	0	0									
4 Yadier Molina, R OBP: 0.322, SLG: 0.358	G5-3									3	1	2	4	1	0	0									
19 Jon Jay, L OBP: 0.255, SLG: 0.204	K									5	0	0	0	0	1	6									
Ryan Theriot, R OBP: 0.360, SLG: 0.417										4	1	1	1	1	0	2									
Inning Stats	R: 1 E: 0 K: 0 S: 13	H: 2 LOB: 1 BB: 0 P: 20	R: 0 E: 0 K: 2 S: 7	H: 0 LOB: 0 BB: 0 P: 11	R: 0 E: 1 K: 1 S: 7	H: 0 LOB: 0 BB: 0 P: 12	R: 4 E: 1 K: 0 S: 17	H: 4 LOB: 2 BB: 1 P: 35	R: 3 E: 0 K: 0 S: 9	H: 2 LOB: 0 BB: 2 P: 19	R: 4 E: 1 K: 1 S: 21	H: 3 LOB: 2 BB: 2 P: 37	R: 2 E: 0 K: 0 S: 8	H: 1 LOB: 0 BB: 1 P: 17	R: 1 E: 0 K: 1 S: 14	H: 2 LOB: 2 BB: 0 P: 23	R: 1 E: 0 K: 2 S: 12	H: 1 LOB: 0 BB: 0 P: 16	1B: 8 2B: 3 3B: 0 HR: 4	SF: 1 SAC: 0 DP: 1 HBP: 0	WP: 0 PB: 0 SB: 0 CS: 1	PA: 50			
PITCHER	IP	WLS	BF	H	R	ER	SO	BB	IBB	HBP	BLK	WP	HR	S	P	ERA	WHIP								
54 Matt Harrison, L ERA: 5.02	3.2	L	19	6	5	3	3	0	1	0	0	0	1	42	73	7.36	1.636								
39 Scott Feldman, R ERA: 2.31	1.1		7	2	3	3	0	2	0	0	0	0	0	11	24	20.25	3.000								
41 Alexi Ogando, R ERA: 3.18	0.1		7	3	4	3	1	2	0	0	0	0	1	19	35	81.00	15.000								
51 Michael Gonzalez, L ERA: 5.4	1.2		7	1	2	2	0	1	0	0	0	0	1	10	19	10.80	1.200								
57 Mark Lowe, R ERA: 9.0	1.0		5	2	1	1	1	0	0	0	0	0	0	14	23	9.00	2.000								
28 Darren Oliver, L ERA: 3.6	1.0		4	1	1	1	2	0	0	0	0	0	1	12	16	9.00	1.000								

St. Louis Cardinals @ Texas Rangers
Rangers Ballpark in Arlington, Arlington, TX
Sat Oct 22 2011, 8:07 PM - 12:10 AM EDT
Att: 51,462 - Partly Cloudy - 80 F

AB 42
R 16
H 15
RBI 14
BB 6
SO 7
LOB 19



Batter	1	2	3	4	5	6	7	8	9	AB	R	H	RBI	BB	SO	LOB	BOTTOM								
5 Ian Kinsler, R OBP: 0.410, SLG: 0.431	K			F7-2	P6			FC6-4		4	0	0	0	1	1	6									
1 Elvis Andrus, R OBP: 0.310, SLG: 0.216	K			F9				K		5	1	2	0	0	2	2									
32 Josh Hamilton, L OBP: 0.259, SLG: 0.340										5	1	1	0	0	0	3									
23 Craig Gentry, R OBP: 0.400, SLG: 0.308	G3		L3					FC6		0	0	0	0	0	0	0									
10 Michael Young, R OBP: 0.241, SLG: 0.400		G6-3							F8	5	2	2	2	0	1	0									
29 Adrián Beltré, R OBP: 0.345, SLG: 0.564										5	2	4	1	0	0	0									
17 Nelson Cruz, R OBP: 0.308, SLG: 0.723										4	1	1	2	1	2	3									
25 Mike Napoli, R OBP: 0.365, SLG: 0.444		F9								2	0	1	2	0	0	2									
7 David Murphy, L OBP: 0.424, SLG: 0.464		G3								3	0	0	0	1	0	3									
8 Yorvit Torrealba, R OBP: 0.412, SLG: 0.438										3	0	2	0	1	1	0									
Inning Stats	R: 0 E: 0 K: 2 S: 9	H: 1 LOB: 2 BB: 1 P: 25	R: 0 E: 0 K: 1 S: 11	H: 0 LOB: 1 BB: 1 P: 21	R: 3 E: 0 K: 0 S: 14	H: 5 LOB: 1 BB: 0 P: 21	R: 3 E: 0 K: 1 S: 20	H: 4 LOB: 3 BB: 2 P: 36	R: 0 E: 0 K: 1 S: 8	H: 1 LOB: 0 BB: 0 P: 11	R: 1 E: 0 K: 0 S: 11	H: 1 LOB: 0 BB: 0 P: 17	R: 0 E: 0 K: 1 S: 10	H: 1 LOB: 1 BB: 0 P: 13	R: 0 E: 0 K: 1 S: 6	H: 0 LOB: 0 BB: 0 P: 6	1B: 9 2B: 3 3B: 0 HR: 2	SF: 2 SAC: 0 DP: 2 HBP: 0	WP: 0 PB: 0 SB: 0 CS: 0	PA: 42					
PITCHER	IP	WLS	BF	H	R	ER	SO	BB	IBB	HBP	BLK	WP	HR	S	P	ERA	WHIP								
26 Kyle Lohse, R ERA: 7.82	3.0		16	5	3	3	3	2	0	0	0	0	0	10	15	27.00	4.000								
59 Fernando Salas, R ERA: 3.97	1.0		6	4	3	3	0	0	0	0	0	0	0	0	0	0	0								
31 Lance Lynn, R ERA: 1.08	2.1	W	11	3	1	1	2	2	0	0	0	0	0	28	47	3.86	2.143								
28 Octavio Dotel, R ERA: 1.0	1.2		6	1	0	0	1	0	0	0	0	0	0	17	23	0.00	0.600								
41 Mitchell Boggs, R ERA: 6.0	1.0		3	0	0	0	1	0	0	0	0	0	0	6	6	0.00	0.000								

St. Louis Cardinals @ Texas Rangers
Rangers Ballpark in Arlington, Arlington, TX
Sat Oct 22 2011, 8:07 PM - 12:10 AM EDT
Att: 51,462 - Partly Cloudy - 80 F

AB 36
R 7
H 13
RBI 7
BB 4
SO 7
LOB 19



Batter	1	2	3	4	5	6	7	8	9	AB	R	H	RBI	BB	SO	LOB	TOP				
15 Rafael Furcal, S OBP: 0.232, SLG: 0.338	L5		L1-3			P3			BB	3	0	0	0	1	0	1					
21 Allen Craig, R OBP: 0.382, SLG: 0.536	K			G3		K			BB	3	0	0	0	1	2	1					
5 Albert Pujols, R OBP: 0.463, SLG: 0.763	G6-3			P3			G1-3		F8	4	0	0	0	0	0	2					
7 Matt Holliday, R OBP: 0.389, SLG: 0.426		K		G5-3			G1-3		K	4	0	0	0	0	2	2					
12 Lance Berkman, S OBP: 0.383, SLG: 0.396		BB					K			3	0	2	0	0	1	0					
23 David Freese, R OBP: 0.456, SLG: 0.769		K		G4-6-3			G6-3			3	0	0	0	0	1	2					
4 Yadier Molina, R OBP: 0.306, SLG: 0.339			G4-3		F8			K		3	0	0	0	0	1	1					
19 Jon Jay, L OBP: 0.246, SLG: 0.196			G6-3			G4-3				2	0	0	0	0	0	0					
Ryan Theriot, R OBP: 0.349, SLG: 0.400								K		1	0	0	0	0	1	0					
55 Skip Schumaker, L OBP: 0.545, SLG: 0.727										0	0	0	0	0	0	0					
8 Nick Punto, S OBP: 0.314, SLG: 0.207			G3-1					G5-3		2	0	0	0	1	0	0					
Inning Stats	R: 0 E: 0 K: 1 S: 8	H: 0 LOB: 0 BB: 0 P: 11	R: 0 E: 0 K: 2 S: 13	H: 1 LOB: 1 BB: 0 P: 21	R: 0 E: 0 K: 0 S: 7	H: 0 LOB: 0 BB: 0 P: 9	R: 0 E: 0 K: 0 S: 7	H: 0 LOB: 0 BB: 0 P: 11	R: 0 E: 0 K: 1 S: 10	H: 0 LOB: 1 BB: 1 P: 16	R: 0 E: 0 K: 1 S: 9	H: 0 LOB: 0 BB: 0 P: 16	R: 0 E: 0 K: 2 S: 10	H: 0 LOB: 0 BB: 0 P: 12	R: 0 E: 0 K: 1 S: 16	H: 0 LOB: 2 BB: 2 P: 28	1B: 1 2B: 1 3B: 0 HR: 0	SF: 0 SAC: 0 DP: 1 HBP: 0	WP: 0 PB: 0 SB: 0 CS: 0	PA: 31	
PITCHER	IP	WLS	BF	H	R	ER	SO	BB	IBB	HBP	BLK	WP	HR	S	P	ERA	WHIP				
45 Derek Holland, L ERA: 3.27	8.1	W	28	2	0	0	7	2	0	0	0	0	0	76	116	0.00	0.480				
30 Neftali Feliz, R ERA: 0.96	0.2		3	0	0	0	1	1	0	0	0	0	0	10	17	0.00	1.500				

St. Louis Cardinals @ Texas Rangers
Rangers Ballpark in Arlington, Arlington, TX
Sun Oct 23 2011, 8:08 PM - 11:14 PM EDT
Att: 51,539 - Clear - 68 F

AB 28
R 0
H 2
RBI 0
BB 3
SO 8
LOB 9



Batter	1	2	3	4	5	6	7	8	9	AB	R	H	RBI	BB	SO	LOB	BOTTOM				
5 Ian Kinsler, R OBP: 0.415, SLG: 0.426	G6-3		BB			K				3	0	1	0	1	1	0					
1 Elvis Andrus, R OBP: 0.323, SLG: 0.255	CS		G6-3		F9					4	1	2	0	0	0	1					
32 Josh Hamilton, L OBP: 0.258, SLG: 0.351	BB		G3-1		K			L8		4	0	1	1	0	1	2					
10 Michael Young, R OBP: 0.242, SLG: 0.379	BB		F8		F9			K		3	0	0	0	1	1	2					
29 Adrian Beltré, R OBP: 0.323, SLG: 0.525	K		G4-3			F7		K		4	0	0	0	0	2	3					
17 Nelson Cruz, R OBP: 0.339, SLG: 0.714		F8				BB		G3-1		2	1	1	0	2	0	0					
7 David Murphy, L OBP: 0.432, SLG: 0.433						BB				2	1	0	0	2	0	4					
23 Craig Gentry, R OBP: 0.400, SLG: 0.308	F7					BB		G3-1		0	0	0	0	0	0	0					
25 Mike Napoli, R OBP: 0.393, SLG: 0.511	F8					HR				2	1	1	3	2	0	0					
18 Mitch Moreland, L OBP: 0.192, SLG: 0.217	F8					G1-3		G4-6-3		4	0	0	0	0	1	4					
Inning Stats	R: 1 E: 0 K: 1 S: 13	H: 2 LOB: 3 BB: 2 P: 25	R: 0 E: 0 K: 0 S: 11	H: 1 LOB: 0 BB: 0 P: 19	R: 0 E: 0 K: 0 S: 7	H: 0 LOB: 0 BB: 0 P: 11	R: 0 E: 0 K: 1 S: 11	H: 0 LOB: 2 BB: 2 P: 22	R: 0 E: 0 K: 1 S: 10	H: 0 LOB: 1 BB: 1 P: 17	R: 3 E: 0 K: 1 S: 13	H: 1 LOB: 0 BB: 2 P: 25	R: 0 E: 0 K: 2 S: 17	H: 1 LOB: 1 BB: 0 P: 19	R: 0 E: 0 K: 0 S: 10	H: 1 LOB: 1 BB: 1 P: 17	1B: 3 2B: 2 3B: 0 HR: 1	SF: 0 SAC: 0 DP: 1 HBP: 0	WP: 0 PB: 0 SB: 0 CS: 1	PA: 37	
PITCHER	IP	WLS	BF	H	R	ER	SO	BB	IBB	HBP	BLK	WP	HR	S	P	ERA	WHIP				
22 Edwin Jackson, R ERA: 5.6	5.1	L	25	3	3	3	3	7	0	0	0	0	0	59	109	5.06	1.875				
41 Mitchell Boggs, R ERA: 5.87	1.2		7	2	1	1	3	0	0	0	0	0	1	23	29	5.40	1.200				
35 Jake Westbrook, R ERA:	1.0		4	1	0	0	0	1	0	0	0	0	0	10	17	0.00	2.000				

St. Louis Cardinals @ Texas Rangers
Rangers Ballpark in Arlington, Arlington, TX
Sun Oct 23 2011, 8:08 PM - 11:14 PM EDT
Att: 51,539 - Clear - 68 F

AB 28
R 4
H 6
RBI 4
BB 8
SO 6
LOB 16



Batter	1	2	3	4	5	6	7	8	9	AB	R	H	RBI	BB	SO	LOB	TOP																					
15 Rafael Furcal, S OBP: 0.233, SLG: 0.333	L5		E1 SH1-3 1B		SH5-4		K	G6-3		4	0	1	0	0	1	1																						
21 Allen Craig, R OBP: 0.395, SLG: 0.500	G5-3		SH1-3		K		CS BB	HBP		2	0	0	0	1	1	2																						
5 Albert Pujols, R OBP: 0.472, SLG: 0.738	F8		G5-4-3 IBB		IBB		IBB	K		2	0	0	0	3	1	1																						
7 Matt Holliday, R OBP: 0.407, SLG: 0.420		12 WP 4 1B BB	G5-4-3		G6-3		1B	BB		3	1	1	0	2	0	5																						
12 Lance Berkman, S OBP: 0.385, SLG: 0.375		4 E 55 G3 4 1B BB		K		K		IBB		3	1	0	0	2	3	1																						
23 David Freese, R OBP: 0.443, SLG: 0.732	F9		L9		L9		F8			4	0	1	0	0	0	5																						
4 Yadier Molina, R OBP: 0.333, SLG: 0.367	E7 55 G3 1B		P4		P4		SH1-3 1B			4	0	3	1	0	0	0																						
55 Skip Schumaker, L OBP: 0.500, SLG: 0.643	G3		G3		G3		SH1-3			3	0	1	1	0	0	3																						
Ryan Theriot, R OBP: 0.346, SLG: 0.400										0	0	0	0	0	0	0																						
19 Jon Jay, L OBP: 0.246, SLG: 0.196										0	0	0	0	0	0	0																						
8 Nick Punto, S OBP: 0.308, SLG: 0.188	F7						K			3	0	0	0	1	2	4																						
Inning Stats	R: 0 E: 0 K: 0 S: 4	H: 0 LOB: 0 BB: 0 P: 8	R: 2 E: 1 K: 0 S: 16	H: 1 LOB: 1 BB: 2 P: 30	R: 0 E: 1 K: 0 S: 9	H: 1 LOB: 1 BB: 1 P: 17	R: 0 E: 0 K: 1 S: 13	H: 0 LOB: 0 BB: 0 P: 21	R: 0 E: 0 K: 1 S: 10	H: 2 LOB: 2 BB: 0 P: 17	R: 0 E: 0 K: 1 S: 11	H: 1 LOB: 3 BB: 3 P: 26	R: 0 E: 0 K: 1 S: 9	H: 1 LOB: 1 BB: 1 P: 12	R: 0 E: 0 K: 2 S: 16	H: 0 LOB: 1 BB: 1 P: 26	1B: 7 2B: 1 3B: 0 HR: 0	SF: 0 SAC: 3 DP: 2 HBP: 1	WP: 1 PB: 0 SB: 0 CS: 2	PA: 41																		
PITCHER	IP	WLS	BF	H	R	ER	SO	BB	IBB	HBP	BLK	WP	HR	S	P	ERA	WHIP	PITCHER	IP	WLS	BF	H	R	ER	SO	BB	IBB	HBP	BLK	WP	HR	S	P	ERA	WHIP			
36 C.J. Wilson, L ERA: 6.08	5.1		24	4	2	1	3	3	2	0	0	1	0	57	108	1.69	1.312																					
39 Scott Feldman, R ERA: 2.19	0.2		3	1	0	0	1	0	0	0	0	0	0	7	9	0.00	1.500																					
41 Alexi Ogando, R ERA: 2.92	1.0		7	2	0	0	1	1	2	0	0	0	0	14	30	0.00	3.000																					
28 Darren Oliver, L ERA: 3.0	1.0	W	3	0	0	0	1	0	0	0	0	0	0	6	8	0.00	0.000																					
30 Neftali Feliz, R ERA: 0.87	1.0	S	4	0	0	0	2	1	0	1	0	0	0	16	26	0.00	1.000																					

St. Louis Cardinals @ Texas Rangers
Rangers Ballpark in Arlington, Arlington, TX
Mon Oct 24 2011, 8:10 PM - 11:40 PM EDT
Att: 51,459 - Clear - 72 F

AB 28
R 2
H 7
RBI 2
BB 9
SO 8
LOB 22



Batter	1	2	3	4	5	6	7	8	9	AB	R	H	RBI	BB	SO	LOB	BOTTOM																					
5 Ian Kinsler, R OBP: 0.414, SLG: 0.404	P3		P6		E1			IBB		3	0	0	0	2	0	0																						
1 Elvis Andrus, R OBP: 0.313, SLG: 0.250	G6-3		32 1B		L8		K	K		5	0	1	0	0	2	5																						
32 Josh Hamilton, L OBP: 0.273, SLG: 0.350						G3	F8			3	0	1	0	1	0	1																						
10 Michael Young, R OBP: 0.242, SLG: 0.387	G3		G6-3		K			7 1B 25 2B 2B		4	1	1	0	0	1	3																						
29 Adrián Beltré, R OBP: 0.318, SLG: 0.556	G6-3		G6-3		G6-3	HR		K		4	1	1	1	0	1	1																						
17 Nelson Cruz, R OBP: 0.350, SLG: 0.692	L8		K		K		7 1B 25 2B IBB			3	1	1	0	1	1	0																						
7 David Murphy, L ERA: 4.91	G1-3		G4-3		G4-3			25 2B 1B		4	0	2	0	0	0	0																						
23 Craig Gentry, R OBP: 0.400, SLG: 0.308										0	0	0	0	0	0	0																						
25 Mike Napoli, R OBP: 0.383, SLG: 0.510			K		F8	F8				4	0	1	2	0	1	2																						
18 Mitch Moreland, L OBP: 0.200, SLG: 0.333			HR		G4-1					4	1	1	1	0	1	2																						
Inning Stats	R: 0 E: 0 K: 0 S: 8	H: 0 LOB: 1 BB: 1 P: 16	R: 0 E: 0 K: 0 S: 7	H: 0 LOB: 0 BB: 0 P: 12	R: 1 E: 0 K: 1 S: 9	H: 3 LOB: 2 BB: 0 P: 15	R: 0 E: 0 K: 1 S: 10	H: 0 LOB: 0 BB: 0 P: 12	R: 0 E: 0 K: 1 S: 11	H: 0 LOB: 1 BB: 0 P: 16	R: 1 E: 0 K: 1 S: 14	H: 3 LOB: 2 BB: 0 P: 18	R: 0 E: 0 K: 1 S: 8	H: 0 LOB: 1 BB: 1 P: 12	R: 2 E: 0 K: 3 S: 15	H: 3 LOB: 3 BB: 2 P: 25	1B: 5 2B: 2 3B: 0 HR: 2	SF: 0 SAC: 0 DP: 0 HBP: 0	WP: 0 PB: 0 SB: 0 CS: 0	PA: 38																		
PITCHER	IP	WLS	BF	H	R	ER	SO	BB	IBB	HBP	BLK	WP	HR	S	P	ERA	WHIP	PITCHER	IP	WLS	BF	H	R	ER	SO	BB	IBB	HBP	BLK	WP	HR	S	P	ERA	WHIP			
29 Chris Carpenter, R ERA: 3.3	7.0		30	6	2	2	4	2	0	0	0	0	0	5	9	54.00	3.000																					
28 Octavio Dotel, R ERA: 2.89	0.1	L	3	1	2	2	1	0	1	0	0	0	0	7	9	0.00	6.000																					
34 Marc Rzepczynski, L ERA: 4.91	0.1		3	2	0	0	1	0	0	0	0	0	0	7	9	0.00	6.000																					
31 Lance Lynn, R ERA: 1.08	0.0		1	0	0	0	0	0	1	0	0	0	0	4	4	0.00	0.000																					
30 Jason Motte, R ERA: 0.96	0.1		1	0	0	0	1	0	0	0	0	0	0	3	3	0.00	0.000																					

St. Louis Cardinals @ Texas Rangers
Rangers Ballpark in Arlington, Arlington, TX
Mon Oct 24 2011, 8:10 PM - 11:40 PM EDT
Att: 51,459 - Clear - 72 F

AB 34
R 4
H 9
RBI 4
BB 4
SO 7
LOB 14



Batter	1	2	3	4	5	6	7	8	9	10	11	AB	R	H	RBI	BB	SO	LOB	TOP							
5 Ian Kinsler, R OBP: 0.421, SLG: 0.419												5	1	2	2	1	1	2								
1 Elvis Andrus, R OBP: 0.315, SLG: 0.258												6	1	2	0	0	1	4								
32 Josh Hamilton, L OBP: 0.292, SLG: 0.509												6	2	3	3	0	1	0								
10 Michael Young, R OBP: 0.257, SLG: 0.409												4	0	2	1	0	1	3								
18 Mitch Moreland, L OBP: 0.168, SLG: 0.310												2	0	0	0	0	0	0								
29 Adrián Beltré, R OBP: 0.306, SLG: 0.565												6	1	1	1	0	1	4								
17 Nelson Cruz, R OBP: 0.333, SLG: 0.690												6	2	1	1	0	0	3								
57 Mark Lowe, L												0	0	0	0	0	0	0								
25 Mike Napoli, R OBP: 0.424, SLG: 0.519												3	0	2	1	3	1	0								
23 Craig Gentry, R OBP: 0.412, SLG: 0.333												2	1	1	0	0	1	1								
7 David Murphy, L OBP: 0.444, SLG: 0.432												3	0	1	0	1	0	2								
28 Octavio Dotel, R ERA: 2.79												3	0	0	0	0	0	0								
34 Marc Rzepczynski, L ERA: 4.32												3	0	0	0	0	0	0								
48 Colby Lewis, R ERA: 3.04												3	0	0	0	0	1	6								
41 Alexi Ogando, R ERA: 2.84												1	0	0	0	0	0	0								
45 Derek Holland, L ERA: 3.38												1	0	0	0	0	0	0								
37 Mike Adams, R ERA: 2.35												1	0	0	0	0	0	0								
30 Neftalí Feliz, R ERA: 2.36												1	0	0	0	0	0	0								
Inning Stats	R: 1 E: 0 K: 2 S: 14	H: 2 LOB: 2 BB: 1 P: 23	R: 1 E: 0 K: 0 S: 15	H: 2 LOB: 1 BB: 1 P: 26	R: 0 E: 0 K: 1 S: 6	H: 1 LOB: 0 BB: 0 P: 10	R: 1 E: 2 K: 2 S: 18	H: 1 LOB: 2 BB: 0 P: 23	R: 1 E: 1 K: 1 S: 13	H: 1 LOB: 3 BB: 2 P: 25	R: 0 E: 0 K: 0 S: 9	H: 1 LOB: 1 BB: 0 P: 14	R: 3 E: 0 K: 2 S: 17	H: 4 LOB: 1 BB: 0 P: 28	R: 0 E: 0 K: 0 S: 6	H: 0 LOB: 0 BB: 0 P: 8	R: 0 E: 0 K: 0 S: 9	H: 0 LOB: 1 BB: 1 P: 15	R: 2 E: 0 K: 0 S: 8	H: 2 LOB: 0 BB: 0 P: 12	R: 0 E: 0 K: 0 S: 5	H: 1 LOB: 1 BB: 0 P: 10	1B: 10 2B: 2 3B: 0 HR: 3	SF: 0 SAC: 0 DP: 2 HBP: 0	WP: 1 PB: 0 SB: 0 CS: 0	PA: 54
PITCHER	54 Jaime Garcia, L ERA: 4.21	59 Fernando Salas, R ERA: 3.38	31 Lance Lynn, R ERA: 3.6	28 Octavio Dotel, R ERA: 2.79	34 Marc Rzepczynski, L ERA: 4.32	30 Jason Motte, R ERA: 2.38	35 Jake Westbrook, R ERA: 11.1																			

Texas Rangers @ St. Louis Cardinals
 Busch Stadium, St. Louis, MO
 Thu Oct 27 2011, 7:07 PM - 11:40 PM CDT
 Att: 47,325 - Party Cloudy - 53 F

AB	49
R	9
H	15
RBI	9
BB	5
SO	8
LOB	28



Batter	1	2	3	4	5	6	7	8	9	10	11	AB	R	H	RBI	BB	SO	LOB	BOTTOM							
15 Rafael Furcal, S OBP: 0.218, SLG: 0.311												5	0	0	0	0	0	3								
22 Edwin Jackson, R OBP: 0.250, SLG: 0.250												0	0	0	0	0	0	0								
26 Kyle Lohse, R OBP: 0.310, SLG: 0.357												0	0	0	0	0	0	0								
35 Jake Westbrook, R OBP: 0.462, SLG: 0.712												0	0	0	0	0	0	0								
55 Skip Schumaker, L OBP: 0.471, SLG: 0.588												3	1	1	0	0	0	0								
31 Lance Lynn, S												0	0	0	0	0	0	0								
Ryan Theriot, R OBP: 0.310, SLG: 0.357												3	0	0	1	0	1	1								
5 Albert Pujols, R OBP: 0.462, SLG: 0.712												5	1	1	0	1	1	1								
12 Lance Berkman, S OBP: 0.408, SLG: 0.443												5	4	3	3	1	0	0								
7 Matt Holliday, R OBP: 0.419, SLG: 0.412												1	0	0	0	2	0	1								
21 Allen Craig, R OBP: 0.390, SLG: 0.576												3	1	1	1	0	1	4								
23 David Freese, R OBP: 0.448, SLG: 0.787												5	1	2	3	1	1	3								
4 Yadier Molina, R OBP: 0.338, SLG: 0.359												4	0	1	2	1	0	2								
8 Nick Punto, S OBP: 0.333, SLG: 0.333												2	0	0	0	1	2	1								
28 Octavio Dotel, R ERA: 2.79												0	0	0	0	0	0	0								
34 Marc Rzepczynski, L ERA: 4.32												0	0	0	0	0	0	0								
13 Gerald Laird, R OBP: 0.333, SLG: 0.333												2	1	2	0	0	0	0								
54 Jaime Garcia, L ERA: 4.21												1	0	0	0	0	0	0								
59 Fernando Salas, R ERA: 3.38												0	0	0	0	0	0	0								
19 Jon Jay, L OBP: 0.202, SLG: 0.218												4	1	2	0	0	0	3								
Inning Stats	R: 2 E: 0 K: 1 S: 12	H: 2 LOB: 1 BB: 1 P: 20	R: 0 E: 0 K: 1 S: 8	H: 0 LOB: 0 BB: 0 P: 9	R: 0 E: 0 K: 0 S: 7	H: 0 LOB: 0 BB: 0 P: 13	R: 1 E: 1 K: 1 S: 9	H: 1 LOB: 1 BB: 1 P: 20	R: 0 E: 0 K: 0 S: 5	H: 0 LOB: 0 BB: 0 P: 9	R: 1 E: 1 K: 1 S: 22	H: 3 LOB: 3 BB: 3 P: 38	R: 0 E: 0 K: 0 S: 7	H: 0 LOB: 0 BB: 0 P: 11	R: 0 E: 0 K: 0 S: 10	H: 4 LOB: 3 BB: 0 P: 13	R: 2 E: 0 K: 2 S: 12	H: 2 LOB: 1 BB: 1 P: 22	R: 2 E: 0 K: 0 S: 17	H: 3 LOB: 2 BB: 1 P: 28	R: 1 E: 0 K: 0 S: 3	H: 1 LOB: 0 BB: 0 P: 6	1B: 8 2B: 1 3B: 1 HR: 3	SF: 0 SAC: 1 DP: 0 HBP: 0	WP: 1 PB: 0 SB: 0 CS: 0	PA: 51
PITCHER	48 Colby Lewis, R ERA: 3.04	41 Alexi Ogando, R ERA: 2.84	45 Derek Holland, L ERA: 3.38	37 Mike Adams, R ERA: 2.35	30 Neftalí Feliz, R ERA: 2.36	28 Darren Oliver, L ERA: 5.68	39 Scott Feldman, R ERA: 2.08	57 Mark Lowe, R ERA: 19.0																		

Texas Rangers @ St. Louis Cardinals
 Busch Stadium, St. Louis, MO
 Thu Oct 27 2011, 7:07 PM - 11:40 PM CDT
 Att: 47,325 - Party Cloudy - 53 F

AB	43
R	10
H	13
RBI	10
BB	7
SO	6
LOB	19



