Texas Rangers - 2014

Batter	1	2	3	4	5	6	7	8	9	AB	R	H	RBI	BB	SO	LOB
17 Shin-Soo Choo, L (1, 7) 63 Bryan Petersen, L (3, 7)	C SI 79 S SL 79 B SI 84 B SI 83 C SL 79 2-3 K	X SL 79 0-0 G4-3 ③		F FF 95 S SL 81 B CU 80 F FF 93 B SL 80 B SL 80 T FF 91 3-2 K ②		B FF 89 1 SAFE B FF 89 X FF 88 2-0 L4 ③		C FF 97 B CU 82 S FF 98 B FF 98 F FA 88 B FA 88 B FF 96 4-2 3 3 1B E BB		2 0 0 0 0 1 2 2 1 0 0 1 1 1						
1 Elvis Andrus, R (1, 6) 12 Josh Wilson, R (3, 6) OBP: 0.500, SLG: 1.000 3 Luis Sardinas, S (7, 6) OBP: 1.000, SLG: 1.000	C SI 81 B CH 74 B SL 80 F FF 83 F SI 84 X SI 84 2-2 G4-3 ②		F FF 94 C FF 95 S FF 96 0-3 K ①	X FF 90 0-0 G5-3 ③			B FF 86 C FF 85 X CU 71 1-1 35 SH1-3 13 1B 2B	X FF 96 0-0 E9 6 G4-3 21 PB 1B 1-H		2 0 0 0 0 1 0 2 1 1 0 0 0 0 1 1 1 0 0 0 0						
84 Prince Fielder, L (1, 3) OBP: 0.500, SLG: 2.000 35 James Adduci, L (3, 3) 6 Kevin Kouzmanoff, R (7, 3)	X SI 84 0-0 G4-3 ③		C FF 94 X FF 94 0-1 HR		L SL 83 F SL 79 B SL 76 S SL 78 1-3 K ①		X CH 78 0-0 SH1-3 ① 2-3	B FF 97 X FF 97 1-0 G4-3 ① 2-3		2 1 1 1 0 0 0 1 0 0 0 0 1 0 1 0 0 0 0 0 1						
29 Adrian Beltré, R (1, 5) OBP: 1.000, SLG: 2.000 21 Alex Castellanos, R (3, 5)		B SI 81 X SI 80 1-0 18 E 2B	B CU 75 B FF 93 B FF 92 B FF 92 4-0 18 WP 7 2B BB		S SL 84 B SL 80 F SL 79 F SL 79 S SL 79 1-3 K2-3 ②		B FC 82 B SI 86 B FF 86 B FF 86 4-0 13 1B 64 2B BB	C FF 97 F FA 89 B FF 98 S CU 81 1-3 K ② 3-H		1 2 1 0 1 0 0 2 1 0 0 1 2 0						
18 Mitch Moreland, L (1, 10) OBP: 0.500, SLG: 0.500 13 Jurickson Profar, S (5, PH) OBP: 0.333, SLG: 0.333 (5, 10)	B SI 81 C CU 77 X SI 81 1-1 E8 7 E6 2-H 1B	B FF 92 C FF 92 D CU 76 B FF 92 C FF 93 F FF 94 S FF 92 3-3 K ② 1-2	F SL 86 B FF 86 S SL 79 X SL 80 1-2 E6 7 BLK			B CH 78 X FF 84 1-0 64 2B 1B 1-2 3-H	C FF 97 B CU 82 S FF 97 B CH 86 X FF 98 2-2 L6 ③		2 0 1 1 0 1 1 3 1 1 1 0 0 0						
7 J.P. Arencibia, R (1, 2) OBP: 0.333, SLG: 0.667 61 Robinson Chirinos, R (5, 2) OBP: 0.500, SLG: 0.500 74 Jose Heberto Felix, R (9, 2)	X SL 79 0-0 E6 ① 15 1B 9 1B 2-3	B CH 82 X FF 91 1-0 15 1B 2-H 2B	S FF 86 F CH 80 S SL 78 0-3 K ③ 1-2				B FF 86 C SL 75 D CU 73 C FF 86 S CU 77 2-3 K ②		B FF 94 B FF 94 F FF 92 X FF 94 2-1 1B	3 1 1 1 0 1 2 2 0 1 0 0 1 2 0 0 0 0 0 0 0						
15 Michael Choice, R (1, 9) OBP: 1.000, SLG: 1.000 64 Brad Snyder, L (3, 9) OBP: 0.667, SLG: 1.000	F FF 86 B FF 86 X SL 80 1-1 9 1B 1-3 1B	C CH 82 X CH 85 0-1 9 WP 2-3 1B				C FF 89 B SL 78 F FF 90 B CU 80 B SL 80 B FF 91 4-2 43 CS BB	C FF 86 S CH 80 F CH 80 X SI 88 0-2 20 HR 1-H 2-H 2B		F FF 94 B FF 92 C FC 87 B SL 87 F FF 92 T FF 93 2-2 K ①	2 0 2 0 0 0 0 2 1 1 2 1 1 1						
9 Adam Rosales, R (1, 4) OBP: 0.500, SLG: 0.500 20 Brent Lillibridge, R (3, 4) OBP: 0.500, SLG: 2.000 73 Rougned Odor, L (7, 4)	X FF 84 0-0 1-2 3-H 1B	D FF 91 S CH 82 B FF 94 X CH 82 2-1 G5-3 ③ 1-2				B SI 91 C SI 80 F FF 90 1 SAFE B FF 90 F FF 91 X FF 91 2-2 F9 ①	B FC 83 S FF 86 X CU 75 1-1 2-H HR		B FF 94 B F FF 92 B F X 3-2 P2 ②	2 0 1 1 0 0 2 2 1 1 2 0 0 1 1 0 0 0 0 0 1						
2 Leonys Martin, L (1, 8) 43 Engel Beltre, L (4, 8) OBP: 0.333, SLG: 0.333	C SL 78 B SL 78 X SI 83 1-1 F8 ②			C FF 91 B SL 80 C SL 79 B FF 93 S SL 81 2-3 K ①		B FF 90 F FF 89 X FF 89 1-1 1-2 1B ②	S CH 80 F FC 83 B CH 79 X CU 75 1-2 G3 ③		C FF 92 X CH 84 0-1 G3-1 ③	2 0 0 0 0 1 2 3 0 1 0 0 0 1						
Inning Stats	R: 0 E: 0 K: 1 S: 8 H: 0 LOB: 0 BB: 0 P: 12	R: 2 E: 2 K: 0 S: 10 H: 4 LOB: 2 BB: 0 P: 14	R: 2 E: 0 K: 2 S: 14 H: 3 LOB: 2 BB: 1 P: 24	R: 0 E: 0 K: 2 S: 8 H: 0 LOB: 0 BB: 0 P: 13	R: 0 E: 1 K: 3 S: 13 H: 0 LOB: 1 BB: 0 P: 16	R: 0 E: 0 K: 0 S: 9 H: 1 LOB: 1 BB: 1 P: 18	R: 5 E: 0 K: 1 S: 16 H: 4 LOB: 0 BB: 1 P: 26	R: 2 E: 1 K: 1 S: 11 H: 1 LOB: 0 BB: 1 P: 19	R: 0 E: 0 K: 1 S: 11 H: 1 LOB: 1 BB: 0 P: 18	1B: 8 2B: 4 3B: 0 HR: 2 SF: 0 SAC: 1 DP: 0 HBP: 0	WP: 2 PB: 1 SB: 0 CS: 1 PA: 45					

PITCHER		IP	WLS	BF	H	R	ER	SO	BB	IBB	HBP	BLK	WP	HR	S	P	ERA	WHIP
52 Bruce Chen, L ERA: 4.5	(1, 1)	2.0	L	10	4	2	1	1	0	0	0	0	0	0	18	26	4.50	2.000
41 Danny Duffy, L ERA: 9.0	(3, 1)	2.0		10	3	2	2	4	1	0	0	0	2	1	22	37	9.00	2.000
49 Donnie Joseph, L ERA:	(5, 1)	1.0		4	0	0	0	3	0	0	0	1	0	0	13	16	0.00	0.000
73 Scott Alexander, L ERA:	(6, 1)	1.0		4	1	0	0	0	1	0	0	0	0	0	9	18	0.00	2.000
47 Cory Wade, R ERA: 45.0	(7, 1)	1.0		8	4	5	5	1	1	0	0	0	0	1	16	26	45.00	5.000

PITCHER		IP	WLS	BF	H	R	ER	SO	BB	IBB	HBP	BLK	WP	HR	S	P	ERA	WHIP
40 Kelvin Herrera, R ERA: 9.0	(8, 1)	1.0		5	1	2	1	1	1	0	0	0	0	0	11	19	9.00	2.000
88 Malcom Culver, R ERA:	(9, 1)	1.0		4	1	0	0	1	0	0	0	0	0	0	11	18	0.00	1.000

TOP

Texas Rangers @ Kansas City Royals

Surprise Stadium, Surprise, AZ

Thu Feb 27 2014, 3:05 PM - 6:17 PM EST

Att. 9,051 - Partly Cloudy - 73 F

livebaseballscorecards.com

AB	40
R	11
H	14
RBI	9
BB	4
SO	11
LOB	17

Texas Rangers @ Kansas City Royals

Surprise Stadium, Surprise, AZ

Thu Feb 27 2014, 3:05 PM - 6:17 PM EST

Att. 9,051 - Partly Cloudy - 73 F

livebaseballscorecards.com

BOTTOM

Batter	1	2	3	4	5	6	7	8	9	AB	R	H	RBI	BB	SO	LOB
23 Norichika Aoki, L (1, 9) 7 Carlos Peguero, L (6, 9)	C FF 92 B FF 94 F FC 89 S ST 82 1-3 ① K		C FF 90 B FF 90 B CH 82 B FF 89 C FF 89 X FF 89 3-2 E6 14 S		C SI 88 B SI 88 S FF 84 B CU 74 B SI 88 F SI 89 X SL 82 3-2 ① G4-3	B FF 88 S FF 84 C SL 82 S CU 74 1-3 ③ K		B SI 85 X CH 84 1-0 ② G5-3 1-2 3-H		3 2	0 0	0 0	0 1	0 0	1 1	0 1
14 Omar Infante, R (1, 4) 9 Johnny Giavotella, R (5, 4) OBP: 0.667, SLG: 1.000	C FF 94 X FF 93 0-1 ② F7		1 SAFE S FF 89 B SL 82 F FF 89 X FF 89 1-2 ② P4 1-2		B SI 90 B SI 88 B SI 90 C SI 89 X SI 89 3-1 27 E 34 HBP 1B		C SI 86 T SI 86 F SI 86 X SI 85 0-2 ① L9	C CU 69 X CU 70 0-1 34 1B 2B 2-H		2 3	0 1	0 2	0 1	0 0	0 0	1 0
35 Eric Hosmer, L (1, 3) OBP: 0.500, SLG: 1.000 34 Brandon Laird, R (5, PH) OBP: 0.667, SLG: 0.500 (6, 3)	C FF 93 B FS 87 X FF 94 1-1 2B		B CU 71 B CH 80 B FF 90 X FF 87 3-0 ③ P4		1 SAFE C SI 88 S CH 79 F FF 84 H CU 75 1-2 27 E 1-2 HBP		C SI 86 C CU 70 B CU 72 F SI 86 B CH 81 X SI 86 2-2 ② P6	B FF 93 B FF 93 X FF 94 2-0 75 FC6-4 1B 2-H		2 2	0 0	1 1	0 1	0 0	0 0	1 0
16 Billy Butler, R (1, 10) 75 Jorge Bonifacio, R (7, PH) (8, 10)	S FF 94 C FC 90 B FF 94 S ST 81 1-3 ③ K			C FF 89 B FF 88 B FF 88 C SL 82 B FF 88 F FF 90 B SL 81 4-2 4 E 13 SF7 BB	C SI 89 C SL 83 B SI 89 S SL 80 1-3 ② K		B SI 86 C SI 84 B CU 70 X SI 86 2-1 E5 27 HR	X FF 93 0-0 ③ FC6-4 1-2f		2 2	1 1	0 0	0 0	1 0	2 0	3 1
4 Alex Gordon, L (1, 7) 27 Justin Maxwell, R (5, PH) OBP: 0.667, SLG: 1.667 (6, 7)		C FF 91 C CS 63 F FF 93 F FF 94 F ST 81 B ST 76 C FS 86 1-3 ① K		B FF 90 B FF 89 X FF 89 2-0 E3 6 FC5-4 8 BB 1-3	X SI 88 0-0 E6 1-2 2-3		C CU 70 B SI 84 B SI 85 F SI 86 F CU 70 D CU 72 F SI 86 X SI 86 3-2 HR 1-H		B FF 92 X FF 93 1-0 E5 45 1B 1B	2 3	0 1	0 2	0 2	0 0	1 2	1 2
13 Salvador Perez, R (1, 2) OBP: 0.500, SLG: 1.000 12 Brett Hayes, R (5, 2)		C FF 93 B SI 92 F FF 92 X FF 94 1-2 1B		1 SAFE B FF 88 S SL 80 F FF 88 B CH 80 X SL 80 2-2 ① SF7 3-H	C SL 83 S CH 79 B SI 87 X FF 88 1-2 ③ G5-3		X SI 86 0-0 ③ L7		C FF 94 X FF 93 0-1 ① F8	1 3	0 0	1 0	1 0	0 0	0 4	0 4
8 Mike Moustakas, L (1, 5) 19 Danny Valencia, R (6, 5) OBP: 0.333, SLG: 1.333	1 SAFE C FF 94 C FC 89 D ST 77 S ST 81 1-3 ② K			D FF 92 B FF 91 B FF 92 C FF 93 B FF 92 4-1 6 FC5-4 1-2 BB		X FF 86 0-0 HR		C SI 84 C CH 84 B SI 84 X SI 85 1-2 ① L6	B FF 94 F CU 81 D CH 83 S CH 84 B FF 93 S CH 84 3-3 ② K	1 3	0 1	0 1	0 1	1 0	1 1	1 1
6 Lorenzo Cain, R (1, 8) 1 Jarrod Dyson, L (6, 8) OBP: 0.667, SLG: 1.000	X FF 92 0-0 ③ P5			C FF 93 D FF 93 B CU 76 B FF 91 X FF 92 3-1 ② FC5-4 1-2f 2-3		B FF 88 C SI 87 F SL 82 F SL 80 B CU 75 B CH 78 C SL 82 3-3 ① K		B SI 84 C SI 84 X SI 85 1-1 45 1B 7 G5-3 2B	F FF 93 C FF 93 B CH 83 B CH 85 B CU 81 B FF 93 4-2 45 1B BB	2 2	0 1	0 1	0 1	0 1	0 1	3 0
37 Pedro Ciriaco, R (1, 6) 45 Jason Donald, R (6, 6) OBP: 0.667, SLG: 0.667			B FF 89 C FF 89 F FF 89 F SL 81 B CU 71 S SL 82 2-3 ① K	T FF 92 S FF 93 X FF 95 0-2 ③ G3		B SI 89 C SI 88 S CH 79 X SI 88 1-2 ② G4-3		X SI 85 0-0 7 G5-3 9 2B 2-3 1B	X FF 93 0-0 ③ 1-3 2-3 1B	2 3	0 1	0 2	0 0	0 0	1 0	2 0
Inning Stats	R: 0 E: 0 K: 2 S: 10 H: 1 LOB: 1 BB: 0 P: 13	R: 0 E: 0 K: 2 S: 13 H: 1 LOB: 1 BB: 0 P: 16	R: 0 E: 1 K: 1 S: 11 H: 0 LOB: 1 BB: 0 P: 20	R: 1 E: 1 K: 0 S: 13 H: 0 LOB: 2 BB: 2 P: 28	R: 0 E: 1 K: 1 S: 16 H: 1 LOB: 3 BB: 0 P: 25	R: 1 E: 0 K: 2 S: 11 H: 1 LOB: 0 BB: 0 P: 16	R: 2 E: 1 K: 0 S: 16 H: 1 LOB: 0 BB: 0 P: 23	R: 3 E: 0 K: 0 S: 11 H: 4 LOB: 1 BB: 0 P: 16	R: 0 E: 1 K: 1 S: 9 H: 2 LOB: 3 BB: 1 P: 17	1B: 6 2B: 3 3B: 0 HR: 2 SF: 1 SAC: 0 DP: 0 HBP: 1						

AB	40
R	7
H	11
RBI	7
BB	3
SO	9
LOB	21

WP: 0 PA: 45
PB: 0
SB: 1
CS: 0

PITCHER		IP	WLS	BF	H	R	ER	SO	BB	IBB	HBP	BLK	WP	HR	S	P	ERA	WHIP
11 Yu Darvish, R ERA:	(1, 1)	2.0	W	8	2	0	0	4	0	0	0	0	0	0	23	29	0.00	1.000
19 Tommy Hanson, R ERA:	(3, 1)	1.1		7	0	1	0	1	1	0	0	0	0	0	18	35	0.00	0.750
53 Wilmer Font, R ERA:	(4, 1)	0.2	H	3	0	0	0	0	1	0	0	0	0	0	6	13	0.00	1.500
68 Ryan Feierabend, L ERA: 4.5	(5, 1)	2.0	H	10	2	1	1	3	0	0	1	0	0	1	27	41	4.50	1.000
Justin Germano, R ERA: 16.2	(7, 1)	1.2		10	4	5	3	0	0	0	0	0	0	1	25	35	16.20	2.400
49 Aaron Poreda, L ERA:	(8, 1)	0.1		2	1	0	0	0	0	0	0	0	0	0	2	4	0.00	3.000
59 Lisalverto Bonilla, R ERA:	(9, 1)	1.0		5	2	0	0	1	1	0	0	0	0	0	9	17	0.00	3.000

Kansas City Royals @ Texas Rangers

Surprise Stadium, Surprise, AZ

Fri Feb 28 2014, 3:07 PM - 5:48 PM EST

Att. 4,803 - Overcast - 71 F

TOP

livebaseballscorecards.com

Batter	1	2	3	4	5	6	7	8	9	AB	R	H	RBI	BB	SO	LOB
23 Norichika Aoki, L (1, 9) OBP: 0.429, SLG: 0.500	B FF 91 B FF 91 C FF 91 F FF 92 F FF 93 X FF 93 2-2 45 G5-4-3 1B		B FF 90 X SI 90 1-0 45 1B 16 1B 2B	S FF 90 B CH 82 X CH 83 1-1 E6 45 G4-6-3	B SI 89 B SI 88 F SI 88 B SI 88 B SI 88 4-1 1-2 BB		B SI 94 F SI 94 X SI 94 1-1 ① L1-3			3	1	2	0	1	0	0
65 Melky Mesa, R (6, 9)										1	0	0	0	0	0	0
45 Jason Donald, R (1, 4) OBP: 0.429, SLG: 0.429	B FF 91 X FF 90 1-0 ① ② G5-4-3 1-2f		C SI 89 B SI 89 X SL 83 1-1 16 1B 4 2B 2-3 1B	B FF 88 S FF 88 C FF 89 X CU 74 1-2 ① ② G4-6-3 1-2f	B SI 89 B CH 81 X SI 88 2-0 ② F9		B SI 94 T CH 87 X SI 95 1-1 ② G6-3			4	1	1	0	0	0	5
9 Johnny Giavotella, R (6, 4) OBP: 0.500, SLG: 0.750										1	0	0	0	0	0	0
35 Eric Hosmer, L (1, 3) OBP: 0.167, SLG: 0.333	C FF 93 B CH 84 F CH 84 F FF 93 B SL 80 B CH 84 F FF 93 S SL 81 3-3 ③ K		C FF 90 D FS 77 F FF 90 F FS 78 1 SAFE S FS 78 1-3 ① K	B CU 73 C FF 89 X CH 84 1-1 ③ G3	B FF 88 B CU 75 F FF 88 F FF 88 F FF 90 S FF 89 2-3 ③ K		C SI 95 S SL 87 S SI 95 0-3 ③ K			4	0	0	0	0	3	5
19 Danny Valencia, R (6, 3) OBP: 0.250, SLG: 1.000										1	0	0	0	0	1	0
16 Billy Butler, R (1, 10) OBP: 0.667, SLG: 0.600		B FF 92 B FF 92 C FF 90 B FF 92 X FF 92 3-1 13 1B 8 2B 1B	X SI 90 0-0 4 2B 8 WP 1-3 3-H 1B		B SI 88 C SI 88 X CH 78 1-1 4 1B 6 BB 1B	C FF 92 B SI 92 S SI 92 X SL 87 1-2 32 1B 64 BB 54 SF9 1B		B FF 88 X FF 89 1-0 ① F8		3	2	3	1	0	0	0
63 Lane Adams, R (5, PR) OBP: 0.500, SLG: 0.500										2	2	1	0	0	0	0
(5, 10)																
4 Alex Gordon, L (1, 7) OBP: 0.400, SLG: 0.600		C FF 91 X FF 91 0-1 ① F7	B SI 89 B SL 83 X SI 90 2-0 13 FC6 1-3 3-H 2B		B SI 88 F SI 88 X SI 89 1-1 6 BB 8 BB 24 1B 1-3 1B	B SI 92 F SI 91 B CH 85 B SI 92 B SI 91 4-1 32 1B 37 1B 1-2 BB		S FF 89 C FF 89 X SL 78 0-2 ② L8		3	1	2	1	0	0	1
64 Jimmy Paredes, S (6, PH)										1	1	0	0	1	0	0
(6, 7)																
13 Salvador Perez, R (1, 2) OBP: 0.500, SLG: 0.667		B SL 78 B FF 91 X FF 89 2-0 8 2B 1-2 1B	B SL 85 B FS 77 C SL 84 X SI 90 2-1 ② FC6 8 E 8 1B 2-3		B CH 77 S CH 78 S SI 89 S CH 78 1-3 ① K	F SI 93 S SI 92 X SI 92 0-2 37 1B 1-2 2-3 1B		B FF 88 S FC 88 B SL 77 S FF 89 B FC 88 F FF 89 S FF 88 3-3 ③ K		2	1	1	0	0	0	2
32 Adam Moore, R (3, PR) OBP: 0.333, SLG: 0.333										3	1	1	0	0	2	2
(3, 2)																
26 Francisco Peña, R (8, 2)										0	0	0	0	0	0	0
8 Mike Moustakas, L (1, 5) OBP: 0.800, SLG: 1.000		B FF 92 C CH 82 X CH 82 1-1 1-H 2-H 2B	C SI 89 B SI 90 B SL 84 B FF 89 X SI 88 3-1 6 1B 1-H 3-H 1B		B SI 89 B SI 87 B SI 89 C SI 88 B CH 78 4-1 6 BB 24 1B 1-2 BB	B SI 92 X SI 92 1-0 ① P4			C SI 90 S FF 89 F FF 90 X CU 75 0-2 ① G6-3	2	1	2	3	1	0	0
61 Cheslor Cuthbert, R (6, PH)										2	0	0	0	0	0	3
(6, 5)																
6 Lorenzo Cain, R (1, 8) OBP: 0.400, SLG: 0.250		B FF 92 X FF 90 1-0 ② FC8	S SL 85 S SL 86 B FS 77 X SI 90 1-2 1-2 1B		C SI 88 B SI 89 B CH 78 B SI 88 B CH 79 4-1 24 1B 1-2 2-3 3-H BB	B SI 92 X SL 86 1-0 ② SF9 3-H			F FF 88 F SL 81 F CU 75 X 0-2 ② G6-3	2	0	1	1	1	0	1
54 Gorkys Hernández, R (6, PH)										1	0	0	1	0	0	0
(6, 8)																
24 Christian Colón, R (1, 6) OBP: 0.333, SLG: 0.333		B FF 92 B SL 78 X FF 91 2-0 ③ FC8	B SI 90 F SI 89 F SI 90 B SL 85 X SL 85 2-2 ③ G6-3		X SI 89 0-0 23 BB 1-3 2-H 3-H 1B	C SI 92 B SL 84 S SL 83 X KC 80 1-2 ③ 1-3 2-H 1B			S CU 75 S SL 80 S SL 80 0-3 ③ K	3	0	1	2	0	0	3
37 Pedro Ciriaco, R (6, PH) OBP: 0.250, SLG: 0.250										2	0	1	1	0	1	0
(6, 6)																
Inning Stats	R: 0 E: 0 K: 1 S: 10 H: 1 LOB: 0 BB: 0 P: 16	R: 2 E: 0 K: 0 S: 9 H: 3 LOB: 1 BB: 0 P: 18	R: 4 E: 0 K: 1 S: 19 H: 6 LOB: 2 BB: 0 P: 32	R: 0 E: 1 K: 0 S: 7 H: 0 LOB: 0 BB: 0 P: 10	R: 3 E: 0 K: 2 S: 16 H: 3 LOB: 3 BB: 3 P: 35	R: 2 E: 0 K: 0 S: 12 H: 3 LOB: 2 BB: 1 P: 20	R: 0 E: 0 K: 1 S: 7 H: 0 LOB: 0 BB: 0 P: 9	R: 0 E: 0 K: 1 S: 8 H: 0 LOB: 0 BB: 0 P: 12	R: 0 E: 0 K: 1 S: 11 H: 0 LOB: 0 BB: 0 P: 11	1B: 13 2B: 3 3B: 0 HR: 0 SF: 1 SAC: 0 DP: 2 HBP: 0						

	AB	40
	R	11
	H	16
	RBI	10
	BB	4
	SO	7
	LOB	22

WP: 1 PB: 0 SB: 0 CS: 0 PA: 45

PITCHER		IP	WLS	BF	H	R	ER	SO	BB	IBB	HBP	BLK	WP	HR	S	P	ERA	WHIP
41 Alexi Ogando, R ERA: 9.0	(1, 1)	2.0	L	9	4	2	2	1	0	0	0	0	0	0	19	34	9.00	2.000
25 Jose Contreras, R ERA: 36.0	(3, 1)	1.0		9	6	4	4	1	0	0	0	0	1	0	19	32	36.00	6.000
75 Matt West, R ERA:	(4, 1)	1.0		3	0	0	0	0	0	0	0	0	0	0	7	10	0.00	0.000
57 Cory Burns, R ERA: 40.5	(5, 1)	0.2		8	3	3	3	1	3	0	0	0	0	0	12	29	40.50	9.000
88 Jimmy Reyes, L ERA:	(5, 1)	0.1		1	0	0	0	1	0	0	0	0	0	0	4	6	0.00	0.000

PITCHER		IP	WLS	BF	H	R	ER	SO	BB	IBB	HBP	BLK	WP	HR	S	P	ERA	WHIP
60 Nate Adcock, R ERA: 18.0	(6, 1)	1.0		6	3	2	2	0	1	0	0	0	0	0	12	20	18.00	4.000
32 Pedro Figueroa, L ERA:	(7, 1)	1.0		3	0	0	0	1	0	0	0	0	0	0	7	9	0.00	0.000
62 Armando Rodriguez, R ERA:	(8, 1)	1.0		3	0	0	0	1	0	0	0	0	0	0	8	12	0.00	0.000
59 Scott Richmond, R ERA:	(9, 1)	1.0		3	0	0	0	1	0	0	0	0	0	0	11	11	0.00	0.000

BOTTOM

Kansas City Royals @ Texas Rangers

Surprise Stadium, Surprise, AZ

Fri Feb 28 2014, 3:07 PM - 5:48 PM EST

Att. 4,803 - Overcast - 71 F

livebaseballscorecards.com

Batter	1	2	3	4	5	6	7	8	9	AB	R	H	RBI	BB	SO	LOB
17 Shin-Soo Choo, L (1, 7)	S FF 91 F CH 82 B FC 85 X CH 84 1-2 G4-3 ①			B FF 88 B FF 86 X FF 86 2-0 G3 ①		X FF 90 0-0 F7 ①	X SL 85 0-0 1-2 3 FC5 1B			2	0	0	0	0	0	0
35 James Adduci, L (5, 7) OBP: 0.333, SLG: 0.333										2	0	1	0	0	0	1
1 Elvis Andrus, R (1, 6) OBP: 0.250, SLG: 0.250	C FF 92 B SI 90 X SI 91 1-1 G6-3 ②			C FF 88 B CH 80 B CU 77 X FF 90 2-1 84 G4-3 1B		C FF 91 D CH 85 X CH 82 1-1 F8 ②	C CH 80 B SL 84 X CU 77 1-1 1-2 2-3f FC5 ③			2	0	1	0	0	0	0
3 Luis Sardinas, S (5, 6) OBP: 0.333, SLG: 0.333										2	0	0	0	0	0	3
84 Prince Fielder, L (1, 3) OBP: 0.250, SLG: 1.000	B FF 92 B CH 83 X SI 92 2-0 G3 ③			B FF 89 X FF 88 1-0 1-2 G4-3 ②		B FF 91 X FF 91 1-0 1B 20 1B 1-2 1B		B FF 90 F FF 91 B CU 75 B FF 90 X FF 92 3-1 G6-3 ①		2	0	0	0	0	0	1
6 Kevin Kouzmanoff, R (5, 3) OBP: 0.333, SLG: 0.333										2	0	1	0	0	0	0
29 Adrián Beltré, R (1, 5) OBP: 0.500, SLG: 0.667		B FF 90 S FF 91 C CU 71 B CH 83 C CU 71 2-3 K ①		X CH 81 0-0 G4-3 ③		B CU 78 S FF 92 X FF 92 1-1 1-2 2-H 1B		F FF 92 B CU 76 B CU 75 X FF 91 2-1 F9 ②		2	0	0	0	0	1	1
20 Brent Lillibridge, R (5, 5) OBP: 0.500, SLG: 1.250										2	0	1	1	0	0	0
Alex Rios, R (1, 10) OBP: 0.333, SLG: 0.333		X FF 91 0-0 L9 ②			C FF 93 X FF 93 0-1 G6-3 ①	B FF 92 B SI 89 F FF 90 F FF 91 X SL 81 2-2 1-2 2-3 1B		X CH 81 0-0 G3-1 ③		3	0	1	0	0	0	0
13 Jurickson Profar, S (8, PH) OBP: 0.250, SLG: 0.250										1	0	0	0	0	0	0
18 Mitch Moreland, L (1, 9) OBP: 0.500, SLG: 0.333		B FF 92 X FF 92 1-0 G4-3 ③			B FF 94 F CH 83 F CH 86 B CU 77 B FF 92 B FF 91 4-2 BB	C CH 84 X CU 76 0-1 F8 ③			X FF 89 0-0 G1-3 ①	1	0	0	0	1	0	0
64 Brad Snyder, L (6, 9) OBP: 0.400, SLG: 0.500										2	0	0	0	0	0	3
7 J.P. Arencibia, R (1, 2) OBP: 0.250, SLG: 0.500		C FF 85 F FF 87 B CU 76 B CU 77 B FF 87 X FF 88 3-2 F8 ①			B FF 91 X FF 91 1-0 L7 ②		C FF 88 S FF 90 B FF 87 X FF 90 1-2 F8 ①		C FF 90 B CU 74 X FF 89 1-1 G3 ②	1	0	0	0	0	0	0
70 Brett Nicholas, L (5, 2)										2	0	0	0	0	0	1
57 Tomás Telis, S (9, 2)										1	0	0	0	0	0	0
15 Michael Choice, R (1, 8) OBP: 0.500, SLG: 0.500		C FF 88 X CH 80 0-1 FC5-3 ②			D CU 80 F FF 90 F FF 93 S SL 82 1-3 FC ③		C CU 76 F CH 80 X SL 85 0-2 3 FC5 35 1B 1B		B FF 91 B SI 89 B SI 90 C FF 90 F FF 89 X FF 90 3-2 G5-3 ③	2	0	0	0	0	0	1
43 Engel Beltre, L (6, 8) OBP: 0.400, SLG: 0.400										2	0	1	0	0	0	0
65 Kensuke Tanaka, L (1, 4)		C FF 87 B FF 90 B CU 76 F FF 87 F CU 77 F FF 89 F FF 89 X CU 78 2-2 G6-3 ③				B FF 90 B FF 90 C FF 89 B FF 90 S FF 91 B FF 91 4-2 6 1B 20 1B BB	F FF 89 C CH 80 D CU 80 S CU 78 1-3 K ②			1	1	0	0	1	0	0
73 Rougned Odor, L (7, 4)										1	0	0	0	0	1	1
Inning Stats	R: 0 E: 0 K: 0 S: 6 H: 0 LOB: 0 BB: 0 P: 10	R: 0 E: 0 K: 1 S: 5 H: 0 LOB: 0 BB: 0 P: 8	R: 0 E: 0 K: 0 S: 11 H: 0 LOB: 0 BB: 0 P: 16	R: 0 E: 0 K: 0 S: 5 H: 1 LOB: 1 BB: 0 P: 10	R: 0 E: 0 K: 0 S: 8 H: 0 LOB: 1 BB: 1 P: 14	R: 1 E: 0 K: 0 S: 13 H: 3 LOB: 3 BB: 1 P: 22	R: 0 E: 0 K: 1 S: 12 H: 2 LOB: 2 BB: 0 P: 15	R: 0 E: 0 K: 0 S: 5 H: 0 LOB: 0 BB: 0 P: 10	R: 0 E: 0 K: 0 S: 6 H: 0 LOB: 0 BB: 0 P: 10	1B: 6 2B: 0 3B: 0 HR: 0 SF: 0 SAC: 0 DP: 0 HBP: 0						

	AB	33
	R	1
	H	6
	RBI	1
	BB	2
	SO	2
	LOB	12

WP: 0 PA: 35
PB: 0
SB: 0
CS: 0

PITCHER		IP	WLS	BF	H	R	ER	SO	BB	IBB	HBP	BLK	WP	HR	S	P	ERA	WHIP
33 James Shields, R	(1, 1)	1.0	W	3	0	0	0	0	0	0	0	0	0	0	6	10	0.00	0.000
ERA:																		
55 Tim Collins, L	(2, 1)	1.0	H	3	0	0	0	1	0	0	0	0	0	0	5	8	0.00	0.000
ERA:																		
36 Chris Dwyer, L	(3, 1)	2.0		7	1	0	0	0	0	0	0	0	0	0	16	26	0.00	0.500
ERA:																		
66 Jason Adam, R	(5, 1)	2.0		11	3	1	1	1	2	0	0	0	0	0	21	36	4.50	2.500
ERA: 4.5																		
25 Everett Teaford, L	(7, 1)	1.0		5	2	0	0	1	0	0	0	0	0	0	12	15	0.00	2.000
ERA:																		

PITCHER		IP	WLS	BF	H	R	ER	SO	BB	IBB	HBP	BLK	WP	HR	S	P	ERA	WHIP
71 Sugar Ray Marimon, R	(8, 1)	1.0		3	0	0	0	0	0	0	0	0	0	0	5	10	0.00	0.000
ERA:																		
48 Michael Mariot, R	(9, 1)	1.0		3	0	0	0	0	0	0	0	0	0	0	6	10	0.00	0.000
ERA:																		

Texas Rangers @ Oakland Athletics

Phoenix Municipal Stadium, Phoenix, AZ

Sat Mar 01 2014, 3:39 PM - 6:33 PM EST

Att. 4,232 - Cloudy - 64 F

TOP

livebaseballscorecards.com

Batter	1	2	3	4	5	6	7	8	9	AB	R	H	RBI	BB	SO	LOB
13 Jurickson Profar, S (1, 10) OBP: 0.333, SLG: 0.375	BBBB 4-0 FC6-4 43 1B BB	BSSS 1-3 K 1-2 2-3 ③			SSS 0-3 K ①	X 0-0 90 2B 1-H 2B	X 0-0 E6	X 0-0 E6		4	1	1	1	1	2	2
43 Engel Beltre, L (1, 8) OBP: 0.500, SLG: 0.500 90 Jared Hoying, L (6, 8) OBP: 0.500, SLG: 1.000	X 0-0 FC6-4 1-2 1B	X 0-0 E4 CS			X 0-0 18 1B 1B	X 0-0 64 1B 2-H 2B		SSS 0-3 K ③		3	0	2	0	0	0	0
										2	0	1	1	0	1	1
Alex Rios, R (1, 9) OBP: 0.167, SLG: 0.167 64 Brad Snyder, L (5, 9) OBP: 0.500, SLG: 0.600	X 0-0 FC6-4 18 S ① 1-2f 2-3	BSSS 1-3 K ① ② 1-2			SST 0-2 K ②	X 0-0 ② 2-H 1B				3	0	0	0	0	2	4
										1	0	1	0	0	0	0
18 Mitch Moreland, L (1, 3) OBP: 0.429, SLG: 0.333 35 James Adduci, L (5, 3) OBP: 0.250, SLG: 0.250	BX 1-0 L6 ② 1-2		SSS 0-3 K ③		X 0-0 ③ 1-3 1B		X 0-0 F9 ③			3	0	1	0	0	1	2
										1	0	0	0	0	0	1
6 Kevin Kouzmanoff, R (1, 5) OBP: 0.400, SLG: 0.250 21 Alex Castellanos, R (4, 5) OBP: 0.400, SLG: 0.500	SSS 0-3 K ③			H 1-0 15 FC1-4 HBP		X 0-0 G6-3 ①		X 0-0 63 G4-3 74 CS 2B		1	0	0	0	0	1	2
										2	0	1	0	0	0	0
15 Michael Choice, R (1, 7) OBP: 0.500, SLG: 0.667 63 Bryan Petersen, L (4, 7)		X 0-0 13 WP 2B		X 0-0 FC1-4 73 1B ① 1-2f	CCC 0-3 K ②			X 0-0 G4-3 ① 2-3		2	0	1	0	0	0	1
										2	0	0	0	0	1	1
61 Robinson Chirinos, R (1, 2) OBP: 0.250, SLG: 0.250 74 Jose Heberto Felix, R (5, 2)		X 0-0 G6-3 ①		SSS 0-3 K ②		X 0-0 G4-3 ③		MSS 0-3 K ②③ 3-H		2	0	0	0	0	1	2
										2	0	0	0	0	1	1
73 Rougned Odor, L (1, 4) OBP: 0.500, SLG: 0.333 12 Josh Wilson, R (4, 4) OBP: 0.500, SLG: 0.750	BBBB 4-0 13 WP BB	X 0-0 ① 1-3 1B				X 0-0 13 2B 1B	SSS 0-3 K ①			1	0	1	0	1	0	0
										2	1	1	0	0	1	0
3 Luis Sardinas, S (1, 6) OBP: 0.200, SLG: 0.200 9 Adam Rosales, R (4, 6) OBP: 0.250, SLG: 0.250	BX 1-0 F8 ②	SSS 0-3 K ③					SSS 0-3 K ①	X 0-0 G6-3 ②		2	0	0	0	0	1	4
										2	0	0	0	0	1	1

Inning Stats																								
	R: 0	H: 1	R: 0	H: 1	R: 0	H: 0	R: 0	H: 1	R: 0	H: 2	R: 0	H: 0	R: 2	H: 4	R: 0	H: 1	R: 0	H: 0	1B: 6	SF: 0	WP: 1	PA: 38
	E: 0	LOB: 2	E: 0	LOB: 2	E: 1	LOB: 0	E: 0	LOB: 2	E: 0	LOB: 2	E: 0	LOB: 0	E: 0	LOB: 1	E: 0	LOB: 0	E: 1	LOB: 1	2B: 4	SAC: 0	PB: 0	
	K: 1	BB: 1	K: 1	BB: 1	K: 2	BB: 0	K: 2	BB: 0	K: 2	BB: 0	K: 1	BB: 0	K: 1	BB: 0	K: 1	BB: 0	K: 2	BB: 0	3B: 0	DP: 0	SB: 1	
	S: 6	P: 11	S: 6	P: 12	S: 7	P: 8	S: 8	P: 9	S: 8	P: 8	S: 5	P: 5	S: 8	P: 8	S: 5	P: 5	S: 8	P: 8	HR: 0	HBP: 1	CS: 2	

PITCHER		IP	WLS	BF	H	R	ER	SO	BB	IBB	HBP	BLK	WP	HR	S	P	ERA	WHIP
54 Sonny Gray, R	(1, 1)	2.0		10	2	0	0	2	2	0	0	0	1	0	12	23	0.00	2.000
ERA:																		
58 Evan Scribner, R	(3, 1)	1.0	H	3	0	0	0	2	0	0	0	0	0	0	7	8	0.00	0.000
ERA:																		
13 Drew Pomeranz, L	(4, 1)	1.0	H	5	1	0	0	2	0	0	1	0	0	0	8	9	0.00	1.000
ERA:																		
44 Luke Gregerson, R	(5, 1)	1.0	H	4	2	0	0	2	0	0	0	0	0	0	8	8	0.00	2.000
ERA:																		
56 Fernando Abad, L	(6, 1)	1.0	H	3	0	0	0	1	0	0	0	0	0	0	5	5	0.00	0.000
ERA:																		

PITCHER		IP	WLS	BF	H	R	ER	SO	BB	IBB	HBP	BLK	WP	HR	S	P	ERA	WHIP
49 Fernando Nieve, R	(7, 1)	1.0	B	6	4	2	2	1	0	0	0	0	0	0	8	8	18.00	4.000
ERA: 9.0																		
71 Deryk Hooker, R	(8, 1)	1.0		3	1	0	0	1	0	0	0	0	0	0	5	5	0.00	1.000
ERA: 18.0																		
31 Andrew Werner, L	(9, 1)	1.0		4	0	0	0	2	0	0	0	0	0	0	8	8	0.00	0.000
ERA:																		

AB	35
R	2
H	10
RBI	2
BB	2
SO	13
LOB	22

Texas Rangers @ Oakland Athletics

Phoenix Municipal Stadium, Phoenix, AZ

Sat Mar 01 2014, 3:39 PM - 6:33 PM EST

Att. 4,232 - Cloudy - 64 F

BOTTOM

Batter	1	2	3	4	5	6	7	8	9	AB	R	H	RBI	BB	SO	LOB
19 Billy Burns, S (1, 8) OBP: 0.417, SLG: 0.364	0-0 16 S 1 BB 52 SF8 1B		0-0 ② G4-3		0-0 E2 1 WP 1B			0-0 E4 35 S 22 E		4	2	2	0	0	0	0
1 Nick Punto, S (1, 6) OBP: 0.625, SLG: 0.400 35 Chris Gimenez, R (6, 2) OBP: 0.400, SLG: 0.250	B B B B 4-0 16 S 1-2 BB		0-0 ③ G3-1		B X 1-0 ③ L9 2-3			B S S S 1-3 ① K 1-2		2 1	0 0	0 0	0 0	1 0	0 1	1 1
16 Josh Reddick, L (1, 9) OBP: 0.429, SLG: 0.571 17 Addison Russell, R (6, 6) OBP: 0.111, SLG: 0.111	B S S S 1-3 ① K 1-2 2-3			0-0 ① P4		0-0 ① F8		S S S 0-3 ② K		2 2	0 0	0 0	0 0	0 0	1 1	2 1
52 Yoenis Cespedes, R (1, 10) OBP: 0.125, SLG: 0.143 5 John Jaso, L (6, PH) OBP: 0.667, SLG: 0.500 (7, 10) 22 Luke Montz, R (8, PH) OBP: 0.500, SLG: 0.500 Daniel Robertson, R (8, PR) (9, 10)	0-0 ② SF8 3-H			S S S 0-3 ② K2-3		S S S 0-3 ② K		0-0 E3 2-H		1 1 1 0	0 0 0 0	0 0 0 0	1 0 0 0	0 0 0 0	1 1 0 0	0 0 0 0
18 Alberto Callaspo, S (1, 5) OBP: 0.375, SLG: 0.375 15 Jake Elmore, R (6, 5) OBP: 0.250, SLG: 0.250	0-0 ③ F9			0-0 36 2B 1B		0-0 ③ F9		C C C 0-3 ③		2 2	0 0	1 0	0 0	0 0	0 1	1 1
36 Derek Norris, R (1, 2) OBP: 0.400, SLG: 1.200 38 Jose Martinez, R (6, 4) OBP: 0.375, SLG: 0.375		0-0 ① G6-3		0-0 1-3 2B			0-0 ① G5-3		S S S 0-3 ① K	2 2	0 0	1 0	0 0	0 0	0 1	0 0
7 Nate Freiman, R (1, 3) OBP: 0.200, SLG: 0.222	B B B 4-0 23 G4-6-3 BB			S S S 0-3 ③ K			0-0 2B		S S S 0-3 ② K	3	0	1	0	1	2	2
23 Michael Taylor, R (1, 7) OBP: 0.300, SLG: 0.222 Jake Goebbert, L (7, 7)	0-0 ② ③ G4-6-3 1-2f				0-0 ① F9	0-0 ② F8			S S S 0-3 ③ K	2 2	0 0	0 0	0 0	0 0	0 1	1 1
28 Eric Sogard, L (1, 4) 32 Shane Peterson, L (6, 9) OBP: 0.143, SLG: 0.143		0-0 ① G4-3			0-0 ② F8		C C C 0-3 ③			2 1	0 0	0 0	0 0	0 0	0 1	0 1
Inning Stats	R: 1 H: 1 E: 0 LOB: 1 K: 1 BB: 1 S: 6 P: 11	R: 0 H: 0 E: 0 LOB: 0 K: 0 BB: 1 S: 2 P: 6	R: 0 H: 0 E: 0 LOB: 0 K: 0 BB: 0 S: 3 P: 3	R: 0 H: 2 E: 0 LOB: 2 K: 2 BB: 0 S: 9 P: 9	R: 0 H: 1 E: 1 LOB: 1 K: 0 BB: 0 S: 4 P: 5	R: 0 H: 0 E: 0 LOB: 0 K: 1 BB: 0 S: 5 P: 5	R: 0 H: 1 E: 0 LOB: 1 K: 1 BB: 0 S: 6 P: 6	R: 1 H: 0 E: 2 LOB: 1 K: 3 BB: 0 S: 11 P: 12	R: 0 H: 0 E: 0 LOB: 0 K: 3 BB: 0 S: 9 P: 9	1B: 3 2B: 2 3B: 0 HR: 0	SF: 1 SAC: 0 DP: 1 HBP: 0						

livebaseballscorecards.com

AB	32
R	2
H	5
RBI	1
BB	2
SO	11
LOB	12

WP: 1 PA: 35
PB: 0
SB: 3
CS: 0

PITCHER		IP	WLS	BF	H	R	ER	SO	BB	IBB	HBP	BLK	WP	HR	S	P	ERA	WHIP
33 Martín Pérez, L	(1, 1)	2.0		8	1	1	1	1	2	0	0	0	0	0	8	17	4.50	1.500
ERA: 4.5																		
50 Michael Kirkman, L	(3, 1)	2.0		8	2	0	0	2	0	0	0	0	0	0	12	12	0.00	1.000
ERA:																		
53 Wilmer Font, R	(5, 1)	1.0		4	1	0	0	0	0	0	0	0	1	0	4	5	0.00	1.000
ERA:																		
56 Neal Cotts, L	(6, 1)	1.0		3	0	0	0	1	0	0	0	0	0	0	5	5	0.00	0.000
ERA:																		
44 Jason Frasor, R	(7, 1)	1.0	H	4	1	0	0	1	0	0	0	0	0	0	6	6	0.00	1.000
ERA:																		

PITCHER		IP	WLS	BF	H	R	ER	SO	BB	IBB	HBP	BLK	WP	HR	S	P	ERA	WHIP
49 Aaron Poreda, L	(8, 1)	1.0	B	5	0	1	0	3	0	0	0	0	0	0	11	12	0.00	0.000
ERA:																		
59 Lisalverto Bonilla, R	(9, 1)	1.0		3	0	0	0	3	0	0	0	0	0	0	9	9	0.00	0.000
ERA:																		

Chicago White Sox @ Texas Rangers

Surprise Stadium, Surprise, AZ

Sun Mar 02 2014, 3:08 PM - 6:35 PM EST

Att. 5,455 - Cloudy - 68 F

TOP

livebaseballscorecards.com

Batter	1	2	3	4	5	6	7	8	9	AB	R	H	RBI	BB	SO	LOB
1 Adam Eaton, L (1, 8) OBP: 0.600, SLG: 0.333	B FF 90 C FF 91 B SL 84 H FF 91 3-1 26 1B 79 FC1-2 HBP	B SL 82 1 SAFE C FF 91 F SL 81 X FF 91 1-2 ③ G3		B FF 92 B FF 92 X FF 92 2-0 ③ G4-3		1 SAFE F CH 87 D CH 89 X CH 83 1-1 ③ F9		B SI 88 S SI 88 T CH 77 X CH 77 1-2 ② P5 1-2	F SI 88 B CU 74 F CH 82 H SL 82 2-2 76 WP 29 1B 1-2 2-3 HBP	2	0	0	0	0	0	2
18 Blake Tekotte, L (4, 8)										2	0	0	0	0	0	2
26 Avisaíl García, R (1, 9) OBP: 0.400, SLG: 0.250	B FF 90 B FF 91 C FF 91 X FF 91 2-1 24 FC6-4 79 FC1-2 74 1B 1-3 1B	H FF 93 1-0 24 1B 79 G6-3 HBP	B FF 88 F FF 86 B FF 90 F FF 89 B FF 89 X FF 89 3-2 ① P4				C FF 89 B FF 88 X FF 89 1-1 76 1B 75 1B 1B	B SI 88 X CH 76 1-0 ③ G4-3	B CH 81 B FF 88 X FF 89 2-0 76 WP 1-2 2-H 3-H 1B	2	1	1	0	0	0	0
30 Alejandro De Aza, L (5, 7) OBP: 0.500, SLG: 0.500										2	1	1	0	0	0	1
29 Jared Mitchell, L (8, 7) OBP: 0.333, SLG: 0.333										1	0	1	2	0	0	0
79 José Abreu, R (1, 3)	C SL 76 S SL 84 F SL 85 X FF 92 0-2 ① FC1-2 24 FC6-4 1-2 3-H	B FF 93 B FF 93 S FF 93 X FF 93 2-1 ① G6-3 1-2	B SL 76 B SL 77 S FF 88 F FF 88 X CU 66 2-2 ② G3-1			C FF 89 X FC 88 0-1 75 1B 1-3 1B			22 BB 17 1B BB 4-2 1-2 2-3 BB	3	0	0	0	0	0	3
76 Andy Wilkins, L (5, 3) OBP: 1.000, SLG: 1.000										1	1	1	0	2	0	0
24 Dayan Viciedo, R (1, 7) OBP: 0.400, SLG: 0.400	X FF 91 0-0 ② FC6-4 74 1B 1-2f 2-3	C FF 94 X FF 94 0-1 2-3 1B	C FF 89 B FF 87 B FF 88 T SL 76 X FF 89 2-2 ③ F9			X FF 88 0-0 1-2 3-H 1B			K L4	3	0	1	0	0	0	2
75 Trayce Thompson, R (5, 9) OBP: 0.200, SLG: 0.200										3	0	1	1	0	1	4
74 Mike McDade, S (1, 10) OBP: 0.600, SLG: 0.500	X FF 91 0-0 1-2 3-H 1B	F FF 94 C CU 84 B FF 94 B FF 94 1 SAFE F CU 84 S CU 81 2-3 ② K			B CH 90 X CH 90 1-0 12 FC4-6 1B	F FF 89 B CH 77 B FF 87 C FF 88 S CH 86 2-3 ① K			B SI 89 B FA 88 B SI 89 B CH 87 4-0 22 BB 17 1B 1-2 BB	3	0	2	1	0	1	2
20 Jordan Danks, L (6, PR) OBP: 0.500, SLG: 0.333										1	1	0	0	1	1	2
(6, 10)																
12 Conor Gillaspie, L (1, 5)	C SL 84 B SL 84 B SI 91 C SL 84 X FF 91 2-2 ③ G6-3	B CU 84 X FF 93 1-0 ③ G3-1			X CH 89 0-0 ① FC4-6 21 HR 1-2f	C FC 87 C CH 78 B CH 77 B SL 77 X FC 87 2-2 ② F8			B SL 83 B SI 90 B FF 90 B FF 90 4-0 17 1B 77 1B 1-2 2-3 BB	3	1	0	0	0	0	5
22 Matt Davidson, R (6, 5) OBP: 0.500, SLG: 0.667										1	0	0	0	1	0	2
28 Leury García, S (9, PR)										0	1	0	0	0	0	0
(9, 5)																
10 Alexei Ramirez, R (1, 6)		X SI 89 0-0 ① L7		C FF 93 X CU 84 0-1 ① G1-3	C FF 91 F SL 78 T SL 76 0-2 ② K	B FF 87 B FC 87 X FF 87 2-0 ③ F8			C SL 84 C FF 90 D CH 83 B KC 82 X KC 82 2-2 ② F9	3	0	0	0	0	1	1
5 Marcus Semien, R (6, 6)										2	0	0	0	0	0	5
21 Tyler Flowers, R (1, 2) OBP: 0.600, SLG: 1.250		B SL 72 B CH 84 S FF 90 X FF 90 2-1 ② G6-3		B FF 93 B CU 84 F CH 82 F FF 94 H FF 94 3-2 HBP	C FF 91 F CH 83 F CH 82 B SL 78 F FF 91 X CH 84 1-2 1-H HR			C SI 87 F SI 87 X CH 76 0-2 ① G4-3	B SI 90 X FF 89 1-0 18 HBP 77 1B 29 1B 1-3 2-H 3-H 1B	2	1	1	2	0	0	0
17 Adrian Nieto, S (6, 2) OBP: 0.500, SLG: 0.500										2	1	1	2	0	0	0
15 Gordon Beckham, R (1, 4) OBP: 0.400, SLG: 0.250		B SL 75 B CH 84 C FF 91 B FF 91 B FF 90 4-1 BB		F FF 93 B FF 92 B CU 83 X FF 92 2-1 ② P5	C CH 90 B CH 90 B SL 76 F CH 84 X SL 79 2-2 1B			B SI 88 X SI 87 1-0 18 S 1B	B CU 73 F CH 86 B FF 89 X SI 88 2-1 18 HBP 29 1B 1-2 3-H 1B	2	0	1	0	1	0	1
77 Yolmer Sánchez, S (6, PR) OBP: 1.000, SLG: 1.000										2	1	2	1	0	0	0
(6, 4)																
Inning Stats	R: 1 E: 0 K: 0 S: 12 H: 2 LOB: 2 BB: 0 P: 19	R: 0 E: 0 K: 0 S: 7 H: 0 LOB: 1 BB: 1 P: 14	R: 0 E: 0 K: 1 S: 9 H: 1 LOB: 2 BB: 0 P: 15	R: 0 E: 0 K: 0 S: 7 H: 0 LOB: 1 BB: 0 P: 14	R: 0 E: 0 K: 0 S: 9 H: 0 LOB: 0 BB: 0 P: 16	R: 2 E: 0 K: 1 S: 15 H: 3 LOB: 1 BB: 0 P: 20	R: 1 E: 0 K: 1 S: 12 H: 3 LOB: 2 BB: 0 P: 19	R: 0 E: 0 K: 0 S: 8 H: 1 LOB: 1 BB: 0 P: 11	R: 5 E: 0 K: 1 S: 23 H: 3 LOB: 3 BB: 4 P: 51	1B: 12 2B: 0 3B: 0 HR: 1 SF: 0 SAC: 0 DP: 0 HBP: 4						

	AB	40
	R	9
	H	13
	RBI	9
	BB	5
	SO	4
	LOB	32

WP: 1 PB: 0 SB: 1 CS: 0 PA: 49

PITCHER		IP	WLS	BF	H	R	ER	SO	BB	IBB	HBP	BLK	WP	HR	S	P	ERA	WHIP
46 Robbie Ross Jr., L ERA: 4.5	(1, 1)	2.0		10	2	1	1	0	1	0	1	0	0	0	19	33	4.50	1.500
52 Tanner Scheppers, R ERA:	(3, 1)	2.0	H	9	1	0	0	1	0	0	2	0	0	0	16	29	0.00	0.500
28 Joakim Soria, R ERA:	(5, 1)	1.0	H	3	0	0	0	0	0	0	0	0	0	0	9	16	0.00	0.000
30 Neftalí Feliz, R ERA: 18.0	(6, 1)	1.0	H	6	3	2	2	1	0	0	0	0	0	1	15	20	18.00	3.000
62 Armando Rodriguez, R ERA: 4.5	(7, 1)	1.0	B	6	3	1	1	1	0	0	0	0	0	0	12	19	9.00	3.000

PITCHER		IP	WLS	BF	H	R	ER	SO	BB	IBB	HBP	BLK	WP	HR	S	P	ERA	WHIP
57 Cory Burns, R ERA: 16.2	(8, 1)	1.0	H	4	1	0	0	0	0	0	0	0	0	0	8	11	0.00	1.000
60 Nate Adcock, R ERA: 32.4	(9, 1)	0.2	L	6	1	4	4	1	3	0	0	0	0	0	10	25	54.00	6.000
59 Scott Richmond, R ERA: 9.0	(9, 1)	0.0		4	2	1	1	0	1	0	1	0	1	0	7	17	∞	∞
82 Johan Yan, R ERA:	(9, 1)	0.1		1	0	0	0	0	0	0	0	0	0	0	6	9	0.00	0.000

Chicago White Sox @ Texas Rangers

Surprise Stadium, Surprise, AZ

Sun Mar 02 2014, 3:08 PM - 6:35 PM EST

Att. 5,455 - Cloudy - 68 F

livebaseballscorecards.com

BOTTOM

Batter	1	2	3	4	5	6	7	8	9	AB	R	H	RBI	BB	SO	LOB
13 Jurickson Profar, S (1, 10) OBP: 0.357, SLG: 0.462	C FF 91 B FF 92 C FF 91 X CU 82 1-2 20 1B 84 1B 2B	1 SAFE B CH 91 C FF 91 C CU 83 X CH 83 1-2 20 CS 1-H 1B		F FF 90 F SL 74 B SL 78 S CH 77 1-3 ① K			F FF 88 C FF 88 B CH 82 F FF 88 X CH 80 1-2 ① G4-3	B FF 90 B FF 90 F CH 86 B CH 84 X FF 88 3-1 ②③ L3 1-1		5	1	2	1	0	1	3
20 Brent Lillibridge, R (1, 4) OBP: 0.571, SLG: 1.000 65 Kensuke Tanaka, L (6, 4) OBP: 0.750, SLG: 0.500	C FF 91 C CU 82 F FF 93 X FF 93 0-2 84 1B 29 1B 2-3 1B	C FF 90 1 SAFE C CU 82 B FF 91 X CU 82 1-2 ② 84 1B 29 1B 1-2 1B		S SL 77 C SL 76 S SL 75 0-3 ② K			X SI 90 0-0 6 HR 1B		B FF 89 B FF 88 B FF 88 C FF 88 B FF 88 4-1 6 WP 6 G4-3 BB	3 1	2 2	2 1	0 0	0 1	1 0	0 0
84 Prince Fielder, L (1, 3) OBP: 0.429, SLG: 0.857 6 Kevin Kouzmanoff, R (6, 3) OBP: 0.429, SLG: 0.833	C FF 92 B FF 92 S CH 82 1 SAFE X CH 84 1-2 29 1B 1-3 3-H 1B	S CU 74 X SL 84 0-1 29 1B 1-2 1B		C FF 90 B SL 75 S SL 77 F CH 78 F FF 90 F SL 77 S SL 76 1-3 ③ K			1 SAFE X FF 88 0-0 1-H HR		D FF 88 S FF 88 F SL 81 B FF 89 B FF 90 X FF 89 3-2 ① G4-3 1-H	3 2	0 1	2 1	1 3	0 0	1 0	0 0
29 Adrian Beltré, R (1, 5) OBP: 0.571, SLG: 0.667 21 Alex Castellanos, R (6, 5) OBP: 0.429, SLG: 0.500	C CU 73 X SL 83 0-1 15 FC4-6 1-2 3-H 1B	C FF 90 B FF 93 F FF 93 B FF 92 D SL 84 F SL 84 X FF 91 3-2 1-2 2-H 1B			S FF 88 X FF 88 0-1 ① G6-3		B FF 89 F CH 80 C CU 72 S CH 79 1-3 ② K		C FF 90 X SL 81 0-1 70 DI 1B	3 2	0 0	2 1	2 0	0 0	0 1	0 0
64 Brad Snyder, L (1, 9) OBP: 0.333, SLG: 0.375 35 James Adduci, L (6, 9) OBP: 0.167, SLG: 0.167	C FF 91 S CU 74 B SI 92 B SL 83 C FF 93 2-3 ① K	F FF 93 C SL 85 D SL 86 S SL 84 1-3 ③ K			F FF 90 B SL 79 B SL 77 X FF 89 2-1 ② P6		S CH 78 F CU 74 B FF 87 F CH 81 X CH 82 1-2 ③ G4-3		C FF 88 B FF 90 B FF 89 X FF 89 2-1 ② L7	3 2	0 0	0 0	0 0	0 0	2 0	4 1
7 J.P. Arencibia, R (1, 2) OBP: 0.143, SLG: 0.286 70 Brett Nicholas, L (7, 2)	B CU 82 X FF 92 1-0 ② F9	S SL 83 X CH 85 0-1 E6			B SL 81 C FF 88 X CH 81 1-1 ③ F8			B FF 90 F FF 90 F FF 90 B CU 76 F CH 88 F FF 91 S CH 80 2-3 ① K	F FF 90 B CU 76 X FF 90 1-1 ③ F8 1-2	3 2	0 0	0 0	0 0	0 0	0 1	2 1
15 Michael Choice, R (1, 8) OBP: 0.375, SLG: 0.500 63 Bryan Petersen, L (6, 7) OBP: 0.286, SLG: 0.167	B CU 82 X FF 93 1-0 ③ FC4-6 1-2f	C FF 90 B SL 82 1 SAFE F FF 91 B SL 84 F FF 91 F FF 90 B FF 89 X FF 92 3-2 ① FC8				B SI 89 X SI 89 1-0 ① G3		B CU 74 C FF 92 C FF 91 F FF 91 B FF 91 X CH 82 2-2 12 1B 43 BB 1B		2 2	0 0	0 1	0 0	0 0	0 0	3 0
43 Engel Beltre, L (1, 7) OBP: 0.417, SLG: 0.364 (6, 8)		B CH 89 X CH 89 1-0 ① G4-3	B SL 82 C FF 90 F SI 90 T SL 84 1-2 ② K			F SI 89 B FS 82 S FS 83 F SI 90 S FS 83 1-3 ② K		B FF 90 B FF 91 B FF 92 C FF 90 B FF 89 4-1 12 1B 1-2 BB		3	0	0	0	1	2	1
9 Adam Rosales, R (1, 6) OBP: 0.333, SLG: 0.200 12 Josh Wilson, R (6, 6) OBP: 0.500, SLG: 0.667		B FF 93 C FF 92 C CU 81 B CU 82 B CU 82 B SI 91 4-2 13 BLK 13 1B BB	F FF 90 C FF 90 B FF 91 S CH 84 1-3 ③ K			B FF 89 X SI 89 1-0 ③ G6-3		B SI 91 C FF 90 C FF 89 X CU 79 1-2 13 L3 1-2 2-3 1B		1 2	1 0	0 1	0 0	1 0	1 0	1 0
Inning Stats	R: 2 E: 0 K: 1 S: 17 H: 4 LOB: 2 BB: 0 P: 23	R: 2 E: 0 K: 1 S: 18 H: 4 LOB: 2 BB: 1 P: 29	R: 0 E: 1 K: 2 S: 13 H: 0 LOB: 1 BB: 0 P: 18	R: 0 E: 0 K: 3 S: 12 H: 0 LOB: 0 BB: 0 P: 14	R: 0 E: 0 K: 0 S: 6 H: 0 LOB: 0 BB: 0 P: 9	R: 0 E: 0 K: 1 S: 6 H: 0 LOB: 0 BB: 0 P: 9	R: 2 E: 0 K: 1 S: 13 H: 2 LOB: 0 BB: 0 P: 16	R: 0 E: 0 K: 1 S: 15 H: 2 LOB: 2 BB: 1 P: 27	R: 1 E: 0 K: 0 S: 10 H: 1 LOB: 1 BB: 1 P: 20	1B: 11 2B: 2 3B: 0 HR: 1 SF: 0 SAC: 0 DP: 1 HBP: 0						WP: 2 PB: 0 SB: 0 CS: 1 PA: 42	

	AB	39
	R	7
	H	13
	RBI	7
	BB	3
	SO	10
	LOB	16

PITCHER		IP	WLS	BF	H	R	ER	SO	BB	IBB	HBP	BLK	WP	HR	S	P	ERA	WHIP
55 Felipe Paulino, R ERA: 21.6	(1, 1)	1.2		13	8	4	4	1	1	0	0	1	0	0	32	48	21.60	5.400
41 David Purcey, L ERA:	(2, 1)	1.1		5	0	0	0	3	0	0	0	0	0	0	16	22	0.00	0.000
54 Deunte Heath, R ERA:	(4, 1)	1.0		3	0	0	0	3	0	0	0	0	0	0	12	14	0.00	0.000
68 Scott Snodgress, L ERA:	(5, 1)	1.0		3	0	0	0	0	0	0	0	0	0	0	6	9	0.00	0.000
57 Zach Putnam, R ERA:	(6, 1)	1.0		3	0	0	0	1	0	0	0	0	0	0	6	9	0.00	0.000

PITCHER		IP	WLS	BF	H	R	ER	SO	BB	IBB	HBP	BLK	WP	HR	S	P	ERA	WHIP
63 Nestor Molina, R ERA: 18.0	(7, 1)	1.0		5	2	2	2	1	0	0	0	0	0	1	13	16	18.00	2.000
48 Brian Omogrosso, R ERA:	(8, 1)	1.0	W	5	2	0	0	1	1	0	0	0	0	0	15	27	0.00	3.000
90 Evan Crawford, L ERA: 9.0	(9, 1)	1.0	S	5	1	1	1	0	1	0	0	0	1	0	10	20	9.00	2.000

Cleveland Indians @ Texas Rangers

Surprise Stadium, Surprise, AZ

Mon Mar 03 2014, 3:08 PM - 6:16 PM EST

Att. 5,570 - Sunny - 73 F

TOP

livebaseballscorecards.com

Batter	1	2	3	4	5	6	7	8	9	AB	R	H	RBI	BB	SO	LOB
6 Nyjer Morgan, L (1, 8) OBP: 0.400, SLG: 0.273 72 Tyler Naquin, L (5, 8) OBP: 0.556, SLG: 0.833	BB	F8			BB	BB		1B		1 1	1 0	0 1	0 0	2 1	0 1	1 0
4 Mike Aviles, R (1, 4) OBP: 0.400, SLG: 0.600 80 Joey Wendle, L (5, 4) OBP: 0.111, SLG: 0.111	K	G5-3			1B	K		G3		3 2	0 0	1 0	0 0	0 0	1 1	2 4
8 Lonnie Chisenhall, L (1, 5) OBP: 0.455, SLG: 0.250 76 Ryan Rohlinger, R (5, 5) OBP: 0.250, SLG: 0.500	BB	G3-1			K	1B	SF8			2 1	1 0	0 1	0 1	1 0	1 0	2 0
9 Ryan Raburn, R (1, 9) OBP: 0.571, SLG: 1.167 75 Carlos Moncrief, L (5, 9) OBP: 0.333, SLG: 0.250	1B	L5			G6-3		P6			3 2	0 1	1 1	0 0	0 0	0 0	2 1
25 Jason Giambi, L (1, 10) 86 Tim Fedroff, L (6, PR) OBP: 1.000, SLG: 1.000 (6, 10) 74 Jesús Aguilar, R (9, PH) (9, 10)	F8	G4-3				BB			FC9	2 1 1	0 1 0	0 1 0	0 0 0	1 0 0	0 0 0	3 0 0
11 Jeff Francoeur, R (1, 7) OBP: 0.375, SLG: 0.286 26 Matt Carson, R (6, 7) OBP: 0.125, SLG: 0.125	1B	G4-3				1B	FC5-2		F8	3 2	1 0	2 0	2 0	0 0	0 0	0 3
1 David Adams, R (1, 3) OBP: 0.333, SLG: 0.200	F9			G6-3		K	G4-3		F7	5	0	0	1	0	1	6
30 Elliot Johnson, S (1, 6) OBP: 0.667, SLG: 1.500 78 Erik González, R (6, 6) OBP: 0.500, SLG: 0.571						3B	K2-3			3 1	0 0	3 0	2 0	0 0	0 1	0 2
57 Luke Carlin, S (1, 2) OBP: 0.200, SLG: 0.200 79 Roberto Pérez, R (6, 2)								BB		3 0	0 1	0 0	0 0	0 1	0 0	3 0
Inning Stats	R: 2 E: 0 K: 1 S: 18 H: 2 LOB: 2 BB: 2 P: 36	R: 0 E: 0 K: 0 S: 7 H: 1 LOB: 1 BB: 0 P: 11	R: 0 E: 0 K: 0 S: 8 H: 0 LOB: 0 BB: 0 P: 13	R: 0 E: 0 K: 0 S: 6 H: 1 LOB: 0 BB: 0 P: 10	R: 0 E: 0 K: 1 S: 13 H: 1 LOB: 2 BB: 1 P: 22	R: 2 E: 0 K: 2 S: 15 H: 2 LOB: 2 BB: 2 P: 32	R: 1 E: 0 K: 1 S: 12 H: 3 LOB: 2 BB: 0 P: 14	R: 1 E: 0 K: 0 S: 10 H: 1 LOB: 1 BB: 1 P: 18	R: 0 E: 0 K: 0 S: 6 H: 0 LOB: 0 BB: 0 P: 11	1B: 10 2B: 0 3B: 1 HR: 0 SF: 1 SAC: 0 DP: 0 HBP: 0						

AB	36
R	6
H	11
RBI	6
BB	6
SO	5
LOB	29

WP: 1 PB: 1 SB: 1 CS: 1 PA: 44

PITCHER		IP	WLS	BF	H	R	ER	SO	BB	IBB	HBP	BLK	WP	HR	S	P	ERA	WHIP
48 Colby Lewis, R ERA: 27.0	(1, 1)	0.2		6	2	2	2	1	2	0	0	0	0	0	15	32	27.00	6.000
83 Daniel McCutchen, R ERA:	(1, 1)	0.1		1	0	0	0	0	0	0	0	0	0	0	3	4	0.00	0.000
23 Nick Tepesch, R ERA:	(2, 1)	3.0		10	2	0	0	0	0	0	0	0	0	0	21	34	0.00	0.667
88 Jimmy Reyes, L ERA:	(5, 1)	1.0		5	1	0	0	1	1	0	0	0	0	0	13	22	0.00	2.000
77 Doug Mathis, R ERA: 54.0	(6, 1)	0.1		4	2	2	2	1	1	0	0	0	1	0	9	20	54.00	9.000

PITCHER		IP	WLS	BF	H	R	ER	SO	BB	IBB	HBP	BLK	WP	HR	S	P	ERA	WHIP
87 Randy Henry, R ERA:	(6, 1)	0.2		3	0	0	0	1	1	0	0	0	0	0	6	12	0.00	1.500
49 Aaron Poreda, L ERA: 3.86	(7, 1)	1.0	L	6	3	1	1	1	0	0	0	0	0	0	12	14	9.00	3.000
75 Matt West, R ERA: 4.5	(8, 1)	1.0		5	1	1	1	0	1	0	0	0	0	0	10	18	9.00	2.000
32 Pedro Figueroa, L ERA:	(9, 1)	1.0		3	0	0	0	0	0	0	0	0	0	0	6	11	0.00	0.000

Cleveland Indians @ Texas Rangers

Surprise Stadium, Surprise, AZ

Mon Mar 03 2014, 3:08 PM - 6:16 PM EST

Att. 5,570 - Sunny - 73 F

livebaseballscorecards.com

BOTTOM

Batter	1	2	3	4	5	6	7	8	9	AB	R	H	RBI	BB	SO	LOB
17 Shin-Soo Choo, L (1, 7) 64 Brad Snyder, L (6, 7) OBP: 0.273, SLG: 0.300	B SI 91 X SI 91 1-0 G4-3		C CH 87 B FF 96 B CH 88 C FF 96 B SL 88 F FF 96 B FA 91 4-2 BB		F FF 88 B SL 78 B FF 88 X FF 89 2-1 G6-3		C SL 81 S SL 83 S SL 82 0-3 K		S FF 92 C FF 91 B CU 82 B CU 81 F FF 92 B CU 82 S CU 81 3-3 K	2 0 0 0 1 0 0 2 0 0 0 0 2 0						
20 Brent Lillibridge, R (1, 6) OBP: 0.444, SLG: 0.778 3 Luis Sardinas, S (6, 6) OBP: 0.286, SLG: 0.286	B SI 92 X SI 91 1-0 G4-3		C FF 95 1 SAFE S FF 94 X FF 96 0-2 G4-3			C FF 89 B FF 89 F FF 90 F FS 84 F FS 84 S FF 90 1-3 K		C FF 93 B FF 97 X FF 95 1-1 6 BB 35 1B 13 FC6-4 1B		2 0 0 0 0 0 1 2 1 1 0 0 1 0						
84 Prince Fielder, L (1, 3) OBP: 0.333, SLG: 0.667 35 James Adduci, L (6, 3) OBP: 0.250, SLG: 0.250	F SI 92 X SL 89 0-1 G3-1			B FF 94 X CH 85 1-0 G3-1		C FF 88 S FS 83 B FF 90 F FF 90 F SL 82 F FF 90 X FS 84 1-2 G4-3		F FF 97 C FF 96 B FF 98 B CH 86 1 SAFE B FF 96 F FF 95 F FF 95 F FF 95 3-2 X FF 84 13 FC6-4 6 BB 1-2 1B		2 0 0 0 0 0 0 2 0 1 0 0 0 0						
29 Adrian Beltré, R (1, 5) OBP: 0.556, SLG: 0.625 6 Kevin Kouzmanoff, R (6, 5) OBP: 0.556, SLG: 0.857 9 Adam Rosales, R (8, PR) OBP: 0.333, SLG: 0.200 (9, 5)		B SI 91 F SI 91 X SL 88 1-1 G4-3		B FF 95 C FF 94 B FF 94 B CH 85 S FF 93 F SI 95 X FF 94 3-2 1B 18 FC4-6 1B		F FF 89 B SL 81 X SL 82 1-1 15 3B 1B		B FF 97 B FF 96 C FF 96 B FF 94 F FF 92 B FF 95 4-2 13 FC6-4 1-2 2-3 BB		2 1 1 0 0 0 0 1 1 1 0 1 0 0 0 0 0 0 0 0 0						
Alex Rios, R (1, 9) OBP: 0.375, SLG: 0.375 15 Michael Choice, R (6, 9) OBP: 0.400, SLG: 0.700		C SI 93 F CH 84 B CU 82 B SI 92 X SI 92 2-2 18 E 18 G1-3 1B		D SI 94 X SI 92 1-0 18 FC4-6 1-3 1B		1 SAFE B FF 90 S FF 89 X FF 90 1-1 1-H 13 1B 3B		S FF 96 S CH 91 S CH 91 0-3 FC		2 1 2 0 0 0 0 2 1 1 1 0 0 3						
18 Mitch Moreland, L (1, 10) OBP: 0.333, SLG: 0.250 13 Jurickson Profar, S (6, PH) OBP: 0.375, SLG: 0.467 (7, 10)		C SI 90 B FF 91 B SL 87 X CH 84 2-1 G1-3 1-H		B SI 94 X CH 87 1-0 FC4-6 1-2f 3-H 7 2B		B FF 89 D FS 83 X FF 89 2-0 3-H 1B		F FF 96 X CH 85 0-1 FC6-4 1-2f 2-3 3-H		2 0 0 2 0 0 1 2 0 1 2 0 0 2						
7 J.P. Arencibia, R (1, 2) OBP: 0.222, SLG: 0.444 61 Robinson Chirinos, R (6, 2) OBP: 0.200, SLG: 0.200 70 Brett Nicholas, L (8, PH) (9, 2)		C SI 92 B SI 92 F CU 80 C SI 92 1-3 K		S SL 85 S FF 95 X SL 84 0-2 1-H 2B		1 SAFE B FS 88 X FF 88 1-0 G4-3		D FF 95 F FF 94 X FF 94 1-1 G3		2 0 1 0 0 1 0 1 0 0 0 0 0 1 1 0 0 0 0 0 2						
73 Rougned Odor, L (1, 4) OBP: 0.333, SLG: 0.200 21 Alex Castellanos, R (6, 4) OBP: 0.333, SLG: 0.375			B FF 93 F FF 94 F FF 95 S CH 89 1-3 K		X FF 89 0-0 P6		X FF 90 0-0 F8		B SI 91 F FF 91 B SI 92 T FF 92 S FF 82 2-3 K	2 0 0 0 0 1 0 2 0 0 0 0 1 0						
2 Leonys Martin, L (1, 8) 43 Engel Beltre, L (6, 8) OBP: 0.357, SLG: 0.308			B SI 95 C CH 87 X FF 95 1-1 F7		C FF 89 X FF 89 0-1 G1-3		C FF 91 F SL 75 F FF 92 X SL 83 0-2 P4		S FF 92 X FF 92 0-1 G5-3	2 0 0 0 0 0 0 2 0 0 0 0 0 0						
Inning Stats	R: 0 E: 0 K: 0 S: 4 H: 0 LOB: 0 BB: 0 P: 6	R: 1 E: 0 K: 1 S: 10 H: 1 LOB: 0 BB: 0 P: 16	R: 0 E: 0 K: 1 S: 11 H: 0 LOB: 1 BB: 1 P: 17	R: 1 E: 0 K: 0 S: 10 H: 3 LOB: 2 BB: 0 P: 16	R: 0 E: 0 K: 0 S: 5 H: 0 LOB: 0 BB: 0 P: 7	R: 2 E: 0 K: 1 S: 17 H: 3 LOB: 1 BB: 0 P: 24	R: 0 E: 0 K: 1 S: 8 H: 0 LOB: 0 BB: 0 P: 8	R: 1 E: 0 K: 0 S: 17 H: 2 LOB: 2 BB: 1 P: 26	R: 0 E: 0 K: 2 S: 9 H: 0 LOB: 0 BB: 0 P: 14	1B: 7 2B: 1 3B: 1 HR: 0 SF: 0 SAC: 0 DP: 0 HBP: 0						

	AB	35
	R	5
	H	9
	RBI	5
	BB	2
	SO	6
	LOB	10

PITCHER		IP	WLS	BF	H	R	ER	SO	BB	IBB	HBP	BLK	WP	HR	S	P	ERA	WHIP
28 Corey Kluber, R ERA: 6.0	(1, 1)	2.0		7	1	1	0	1	0	0	0	0	0	0	14	22	0.00	0.500
59 Carlos Carrasco, R ERA: 2.25	(3, 1)	2.0	B	9	3	1	1	1	1	0	0	0	0	0	21	33	4.50	2.000
52 Vinnie Pestano, R ERA:	(5, 1)	1.0		3	0	0	0	0	0	0	0	0	0	0	5	7	0.00	0.000
53 David Aardsma, R ERA: 9.0	(6, 1)	1.0	W	6	3	2	2	1	0	0	0	0	0	0	17	24	18.00	3.000
88 Josh Outman, L ERA:	(7, 1)	1.0	H	3	0	0	0	1	0	0	0	0	0	0	8	8	0.00	0.000

PITCHER		IP	WLS	BF	H	R	ER	SO	BB	IBB	HBP	BLK	WP	HR	S	P	ERA	WHIP
49 Blake Wood, R ERA: 4.5	(8, 1)	1.0	H	6	2	1	1	1	1	0	0	0	0	0	17	26	9.00	3.000
20 C.C. Lee, R ERA: 9.0	(9, 1)	1.0	S	3	0	0	0	2	0	0	0	0	0	0	9	14	0.00	0.000

Texas Rangers @ Los Angeles Angels

Tempe Diablo Stadium, Tempe, AZ

Tue Mar 04 2014, 3:12 PM - 6:00 PM EST

Att. 4,131 - Sunny - 72 F

TOP

livebaseballscorecards.com

Batter	1	2	3	4	5	6	7	8	9	AB	R	H	RBI	BB	SO	LOB
17 Shin-Soo Choo, L (1, 7) OBP: 0.200, SLG: 0.111	K		18 SF8 BB 1-3 2-H 1B	L8			F7		G4-3	3	0	1	1	0	1	1
63 Bryan Petersen, L (6, 7) OBP: 0.222, SLG: 0.125										2	0	0	0	0	0	0
12 Josh Wilson, R (1, 4) OBP: 0.333, SLG: 0.444	G4-3		L4		K		G1-3			3	0	0	0	0	1	2
65 Kensuke Tanaka, L (6, 4) OBP: 0.600, SLG: 0.333										1	0	0	0	0	0	0
Alex Rios, R (1, 9) OBP: 0.455, SLG: 0.400	1B		BB 1-2		F7		FC			2	0	1	0	1	0	0
15 Michael Choice, R (6, 9) OBP: 0.364, SLG: 0.636										1	0	0	0	0	0	0
18 Mitch Moreland, L (1, 3) OBP: 0.250, SLG: 0.200	F8		SF8 2-3 3-H		F9			F8		2	0	0	1	0	0	1
35 James Adduci, L (6, 3) OBP: 0.222, SLG: 0.222										1	0	0	0	0	0	0
6 Kevin Kouzmanoff, R (1, 5) OBP: 0.417, SLG: 0.600		P3	F8			P4		14 FC4-6 1B		3	0	0	0	0	0	2
21 Alex Castellanos, R (6, 5) OBP: 0.400, SLG: 0.444										1	0	1	0	0	0	0
13 Jurickson Profar, S (1, 10) OBP: 0.368, SLG: 0.444		G4-3		G5-3		61 PB 3 2B 1B		FC4-6 1-2f		3	1	1	0	0	0	0
14 Hanser Alberto, R (8, PH) (8, 10)										1	0	0	0	0	0	1
61 Robinson Chirinos, R (1, 2) OBP: 0.250, SLG: 0.143		K		2 3B BB		K 1-2		G5-3		2	1	0	0	1	2	1
74 Jose Heberto Felix, R (7, 2)										1	0	0	0	0	0	1
3 Luis Sardinas, S (1, 6) OBP: 0.400, SLG: 0.500			2 BB 17 1B 1B	F7		2-H 2B			K	3	1	2	1	0	0	1
9 Adam Rosales, R (6, 6) OBP: 0.286, SLG: 0.167										1	0	0	0	0	1	0
2 Leonys Martin, L (1, 8) OBP: 0.286, SLG: 0.500			17 1B 18 SF8 1-2 BB	1-H 3B		P6			G3	2	1	1	1	1	0	1
85 Ryan Strausborger, R (6, 8)										0	0	0	0	0	0	0
64 Brad Snyder, L (9, PH) OBP: 0.250, SLG: 0.273										1	0	0	0	0	0	0

Inning Stats																							
	R: 0	H: 1	R: 0	H: 0	R: 2	H: 2	R: 1	H: 1	R: 0	H: 0	R: 1	H: 2	R: 0	H: 0	R: 0	H: 1	R: 0	H: 0	1B: 5	SF: 1	WP: 0	PA: 37
	E: 0	LOB: 1	E: 0	LOB: 0	E: 0	LOB: 2	E: 0	LOB: 1	E: 0	LOB: 0	E: 0	LOB: 1	E: 0	LOB: 0	E: 0	LOB: 1	E: 0	LOB: 0	2B: 1	SAC: 0	PB: 1	
	K: 1	BB: 0	K: 1	BB: 0	K: 0	BB: 2	K: 0	BB: 1	K: 1	BB: 0	K: 1	BB: 0	K: 0	BB: 0	S: 4	BB: 0	K: 1	BB: 0	3B: 1	DP: 0	SB: 0	
	S: 6	P: 6	S: 5	P: 5	S: 5	P: 13	S: 4	P: 8	S: 5	P: 5	S: 7	P: 8	S: 5	P: 5		P: 4	S: 5	P: 5	HR: 0	HBP: 0	CS: 0	

PITCHER		IP	WLS	BF	H	R	ER	SO	BB	IBB	HBP	BLK	WP	HR	S	P	ERA	WHIP
45 Tyler Skaggs, L	(1, 1)	2.1		12	3	2	2	2	2	0	0	0	0	0	14	22	7.71	2.143
ERA: 7.71																		
52 David Carpenter, R	(3, 1)	0.2		2	0	0	0	0	0	0	0	0	0	0	2	2	0.00	0.000
ERA:																		
38 Joe Smith, R	(4, 1)	1.0		5	1	1	1	0	1	0	0	0	0	0	4	8	9.00	2.000
ERA: 9.0																		
59 Fernando Salas, R	(5, 1)	1.0		3	0	0	0	1	0	0	0	0	0	0	5	5	0.00	0.000
ERA:																		
58 Michael Kohn, R	(6, 1)	1.0		5	2	1	0	1	0	0	0	0	0	0	7	8	0.00	2.000
ERA:																		

PITCHER		IP	WLS	BF	H	R	ER	SO	BB	IBB	HBP	BLK	WP	HR	S	P	ERA	WHIP
64 Clay Rapada, L	(7, 1)	1.0	W	3	0	0	0	1	0	0	0	0	0	0	5	5	0.00	0.000
ERA: 4.5																		
54 Buddy Boshers, L	(8, 1)	1.0	H	4	1	0	0	0	0	0	0	0	0	0	4	4	0.00	1.000
ERA:																		
99 Brandon Lyon, R	(9, 1)	1.0	S	3	0	0	0	1	0	0	0	0	0	0	5	5	0.00	0.000
ERA:																		

AB	33
R	4
H	7
RBI	4
BB	3
SO	5
LOB	11

Texas Rangers @ Los Angeles Angels

Tempe Diablo Stadium, Tempe, AZ

Tue Mar 04 2014, 3:12 PM - 6:00 PM EST

Att. 4,131 - Sunny - 72 F

BOTTOM

livebaseballscorecards.com

Batter	1	2	3	4	5	6	7	8	9	AB	R	H	RBI	BB	SO	LOB
56 Kole Calhoun, L (1, 9) OBP: 0.429, SLG: 0.273	G3-1		G4-3		27 CS 1B		E3 0 2B 1-3			3	0	1	0	0	0	0
0 Brennan Boesch, L (7, 9) OBP: 0.444, SLG: 0.556										1	1	0	0	0	0	1
(9, 7)																
27 Mike Trout, R (1, 8) OBP: 0.556, SLG: 0.875	L7		1B		CS 1-2	28 1B 47 1B 1B	10 1B 1-H 3-H 2B			3	1	2	0	0	0	0
0 Collin Cowgill, R (7, 8) OBP: 0.385, SLG: 0.583										1	1	1	2	0	0	0
5 Albert Pujols, R (1, 3)	G5-3		F8			F8	K			3	0	0	0	0	0	2
79 Taylor Lindsey, L (7, 4)										1	0	0	0	0	1	1
28 Raul Ibanez, L (1, 10) OBP: 0.375, SLG: 0.714		HR	P5			6 P3 47 1B 1-3 1B	19 WP 2-H 1B			3	1	2	1	0	0	1
10 Grant Green, R (6, PR) OBP: 0.714, SLG: 1.143										1	1	1	1	0	0	0
(7, 10)																
6 David Freese, R (1, 5)		2 G4-3 17 2B BB	F9		P3 1-2	L6 1-2				2	1	0	0	1	0	2
19 Efren Navarro, L (7, 3)										1	0	0	0	0	0	1
47 Howie Kendrick, R (1, 4) OBP: 0.375, SLG: 0.286	F9		G6-3			1B 2-H 3-H		41 G4-6-3 BB		3	0	1	2	0	0	1
12 Tommy Field, R (7, 6) OBP: 1.000, SLG: 1.500										0	0	0	0	1	0	0
2 Erick Aybar, S (1, 6) OBP: 0.556, SLG: 0.333	G4-3 1-2		G4-3			P4		G4-6-3 1-2f		3	0	0	0	0	0	2
41 Luis Martinez, R (7, 2)										1	0	0	0	0	0	1
17 Chris Iannetta, R (1, 2) OBP: 0.571, SLG: 1.333	2-H 2B				F9		P5	1B		2	0	1	1	0	0	0
48 Chad Tracy, L (7, 5) OBP: 0.333, SLG: 0.333										2	0	1	0	0	0	0
3 JB Shuck, L (1, 7) OBP: 0.417, SLG: 0.600	G3				P6		0 E 0 S 0 2B BB	G4-3		2	1	0	0	1	0	1
77 Carlos Pena, L (8, PH)										1	0	0	0	0	0	1
Ranyelmy Alberto, R (9, 9)										0	0	0	0	0	0	0
Inning Stats	R: 0 E: 0 K: 0 S: 3 H: 0 LOB: 0 BB: 0 P: 3	R: 2 E: 0 K: 0 S: 5 H: 2 LOB: 1 BB: 1 P: 11	R: 0 E: 0 K: 0 S: 4 H: 1 LOB: 1 BB: 0 P: 4	R: 0 E: 0 K: 0 S: 3 H: 0 LOB: 0 BB: 0 P: 3	R: 0 E: 0 K: 0 S: 4 H: 1 LOB: 0 BB: 0 P: 4	R: 2 E: 0 K: 0 S: 6 H: 3 LOB: 1 BB: 0 P: 6	R: 3 E: 1 K: 1 S: 8 H: 2 LOB: 1 BB: 1 P: 14	R: 0 E: 0 K: 0 S: 3 H: 1 LOB: 1 BB: 1 P: 7		1B: 7 2B: 2 3B: 0 HR: 1 SF: 0 SAC: 0 DP: 1 HBP: 0						

	AB	33
	R	7
	H	10
	RBI	7
	BB	3
	SO	1
	LOB	14

WP: 1 PB: 0 SB: 1 CS: 1 PA: 37

PITCHER	IP	WLS	BF	H	R	ER	SO	BB	IBB	HBP	BLK	WP	HR	S	P	ERA	WHIP
11 Yu Darvish, R (1, 1) ERA: 3.6	3.0		13	3	2	2	0	1	0	0	0	0	0	12	18	6.00	1.333
68 Ryan Feierabend, L (4, 1) ERA: 5.4	3.0	B	12	4	2	2	0	0	0	0	0	0	0	13	13	6.00	1.333
59 Lisalverto Bonilla, R (7, 1) ERA: 3.38	0.2	L	6	2	3	1	1	1	0	0	0	0	0	7	12	13.50	4.500
22 Rafael Perez, L (7, 1) ERA:	0.1		1	0	0	0	0	0	0	0	0	1	0	1	2	0.00	0.000
53 Wilmer Font, R (8, 1) ERA:	1.0		4	1	0	0	0	1	0	0	0	0	0	3	7	0.00	2.000

PITCHER	IP	WLS	BF	H	R	ER	SO	BB	IBB	HBP	BLK	WP	HR	S	P	ERA	WHIP

Batter	1	2	3	4	5	6	7	8	9	AB	R	H	RBI	BB	SO	LOB
13 Drew Stubbs, R (1, 8) OBP: 0.222, SLG: 0.125	S FF 87 C FF 88 F CU 72 B SL 77 B FF 90 X SL 80 2-2 P4 ①	1 SAFE D SL 79 F FF 87 1 SAFE C FF 89 D CU 71 B SL 80 C FF 89 3-3 K ②			C CU 69 B SI 86 F CU 70 C SI 86 1-3 K ②		B FF 90 1-0 X FF 90 FC3-6 23 1B 81 1B ③ 1-2* B FF 90 1-1 B SL 76 X FF 89 P4 ③			3	0	0	0	0	2	2
16 Tim Wheeler, L (5, 8) OBP: 0.364, SLG: 0.333										2	1	0	0	0	0	3
23 Charlie Culberson, R (1, 4) OBP: 0.286, SLG: 0.571 (6, 5)	B FF 90 X FF 88 1-0 HR	B FF 90 B CH 82 F FF 89 X SL 78 2-1 F8 ③			C SI 86 B CU 70 X SI 87 1-1 6 1B 1B		C SI 90 D SI 87 S SL 87 F SI 89 X FF 90 1-2 70 BB 65 1B 81 1B 1-3 1B	B CH 89 X FF 89 1-0 G3 ①		4	2	3	1	0	0	2
83 Dean Espy, R (8, PH) (8, 5)										1	0	0	0	0	0	0
6 Corey Dickerson, L (1, 7) OBP: 0.500, SLG: 0.786	B FF 88 B CH 80 F FF 88 X SL 78 2-1 20 2B 3B	C CH 86 L FF 88 B CU 71 F CU 71 B FF 89 X CU 71 2-2 P5 ①			1 SAFE X CH 83 0-0 1-3 1B		C FF 91 X SL 88 0-1 1-2 3-H 70 BB 65 1B 1B	F SL 79 C FF 90 B FF 89 B SL 80 F FF 89 B FF 89 X FF 89 3-2 F7 ②		3	1	2	0	0	0	0
81 Jaron Shepherd, L (6, 7) OBP: 0.500, SLG: 0.500										2	1	1	1	0	0	0
20 Wilin Rosario, R (1, 2) OBP: 0.400, SLG: 0.500	B SL 79 C SL 78 X FF 88 1-1 3-H 2B	X FF 89 0-0 G5-3 ②			C CU 70 X CU 69 0-1 L5 ③		B SL 87 B FF 90 S SL 86 B FF 91 B SI 87 4-1 65 1B 41 WP BB 1-2 2-3	X SL 83 0-0 G6-3 ③		3	0	1	1	0	0	2
70 Tom Murphy, R (6, 2) OBP: 0.300, SLG: 0.667										1	1	0	0	1	0	0
28 Nolan Arenado, R (1, 5) OBP: 0.333, SLG: 0.333	C FF 89 S SL 80 D CU 71 B SL 79 S SL 79 3-3 K ②	X FF 89 0-0 F9 ③				C CH 84 X SI 85 0-1 P3 ①	B SL 85 B CH 88 C FF 90 X SL 86 2-1 41 WP 10 1B 1-3 2-H 3-H 1B		C FF 92 C FF 94 B CH 87 C SL 84 1-3 K ①	3	0	0	0	0	1	1
65 Cristhian Adames, S (6, 4) OBP: 0.273, SLG: 0.273 (7, 6)										2	1	1	2	0	1	0
1 Brandon Barnes, R (1, 9) OBP: 0.333, SLG: 0.333	F FF 89 C SL 80 B CU 71 S SL 78 1-3 K ③			F SI 85 C SI 87 T SI 86 0-2 K ①		C SI 85 X CU 70 0-1 P5 ②	C SL 86 B FF 90 F SL 87 X FC 91 1-2 G4-3 ②		C SL 83 S FF 94 S FF 95 0-3 K ②	5	0	0	0	0	3	3
41 Ryan Casteel, R (1, 10) OBP: 0.625, SLG: 1.286		B FF 87 X FF 86 1-0 10 1B 2B		F SI 86 0-1 CI 71 G5-4-3		X SI 86 0-0 2B	B FF 90 F FF 90 B SL 87 B SL 87 B CH 88 4-1 71 BB 10 1B BB 2-3 3-H		S CH 82 C SL 84 B FF 90 X FF 94 1-2 G6-3 ③	3	1	2	0	1	0	0
71 Kyle Parker, R (1, 3) OBP: 0.167, SLG: 0.091		F FF 88 C FF 89 2 SAFE X FF 89 0-2 G6-3 ①		B SI 86 C SI 86 X SI 86 1-1 G5-4-3 ②③ 1-2f		C CU 69 S CU 70 B SI 86 D CU 71 B SI 86 S CU 70 3-3 K ③	B FF 88 B FF 88 B SI 86 B FF 87 C FF 88 F FF 88 B FF 89 4-2 10 1B BB 1-2			3	0	0	0	1	1	3
10 Paul Janish, R (1, 6) OBP: 0.636, SLG: 0.600		X SL 80 0-0 2-3 1B			C SI 85 B SI 85 C SI 85 B CU 69 X SI 86 2-2 G6-3 ①		B FF 87 1-1 F FF 89 X SL 87 16 FC3-6 1B C FC 92 0-2 B CH 78 C FF 88 B SL 76 X CH 77 1-2 2-H 3-H 1B			4	0	3	2	0	0	0
96 Pat Valaika, R (7, PR) (7, 4)										0	0	0	0	0	0	0
Inning Stats	R: 2 E: 0 K: 2 S: 15 H: 3 LOB: 1 BB: 0 P: 25	R: 0 E: 0 K: 1 S: 10 H: 2 LOB: 2 BB: 0 P: 16	R: 0 E: 0 K: 0 S: 6 H: 0 LOB: 0 BB: 0 P: 8	R: 0 E: 1 K: 1 S: 6 H: 0 LOB: 0 BB: 0 P: 7	R: 0 E: 0 K: 1 S: 11 H: 2 LOB: 2 BB: 0 P: 15	R: 0 E: 0 K: 1 S: 8 H: 1 LOB: 1 BB: 0 P: 11	R: 6 E: 0 K: 0 S: 23 H: 5 LOB: 2 BB: 3 P: 44	R: 0 E: 0 K: 0 S: 6 H: 0 LOB: 0 BB: 0 P: 10	R: 0 E: 0 K: 2 S: 9 H: 0 LOB: 0 BB: 0 P: 11	1B: 8 2B: 3 3B: 1 HR: 1 SF: 0 SAC: 0 DP: 1 HBP: 0						

TOP

Colorado Rockies @ Texas Rangers

Surprise Stadium, Surprise, AZ

Wed Mar 05 2014, 3:07 PM - 5:58 PM EST

Att. 3,809 - Partly Cloudy - 79 F

livebaseballscorecards.com

AB	39
R	8
H	13
RBI	7
BB	3
SO	8
LOB	16

WP: 1 PA: 43
PB: 0
SB: 0
CS: 0

PITCHER		IP	WLS	BF	H	R	ER	SO	BB	IBB	HBP	BLK	WP	HR	S	P	ERA	WHIP
19 Tommy Hanson, R ERA: 4.15	(1, 1)	3.0	L	14	5	2	2	3	0	0	0	0	0	1	31	49	6.00	1.667
Justin Germano, R ERA: 5.79	(4, 1)	3.0		12	3	0	0	3	0	0	0	0	0	0	25	33	0.00	1.000
56 Neal Cotts, L ERA: 32.4	(7, 1)	0.2		8	4	6	6	0	2	0	0	0	1	0	16	30	81.00	9.000
62 Armando Rodriguez, R ERA: 3.86	(7, 1)	0.1		3	1	0	0	0	1	0	0	0	0	0	7	14	0.00	6.000
44 Jason Frasor, R ERA:	(8, 1)	1.0		3	0	0	0	0	0	0	0	0	0	0	6	10	0.00	0.000

PITCHER		IP	WLS	BF	H	R	ER	SO	BB	IBB	HBP	BLK	WP	HR	S	P	ERA	WHIP
55 Roman Mendez, R ERA:	(9, 1)	1.0		3	0	0	0	2	0	0	0	0	0	0	9	11	0.00	0.000

Batter	1	2	3	4	5	6	7	8	9	AB	R	H	RBI	BB	SO	LOB
17 Shin-Soo Choo, L (1, 7) OBP: 0.231, SLG: 0.167	B FF 91 C FF 91 B SI 92 X FF 92 2-1 1 E 84 1B 1B		B SI 91 B SL 87 X FF 91 2-0 ② L4		B FF 91 S FF 91 1 SAFE 1 SAFE C FF 91 S FF 93 1-3 ②③ K 1-2			B FF 94 B FF 92 X FF 93 2-0 ① F7		3	1	1	0	0	1	1
35 James Adduci, L (6, 9) OBP: 0.200, SLG: 0.200										1	0	0	0	0	0	0
1 Elvis Andrus, R (1, 6) OBP: 0.333, SLG: 0.500	B FF 92 1 SAFE B FF 93 C SL 88 F SL 88 S SI 94 2-3 ① K 1-3		B CU 73 F FF 91 X SL 83 1-1 2B			C FF 89 X FF 90 0-1 ① G6-3		C FF 94 S CH 88 B FF 88 S FF 89 1-3 ② K		2	0	1	0	0	1	1
3 Luis Sardinas, S (6, 6) OBP: 0.333, SLG: 0.417										2	0	0	0	0	1	0
84 Prince Fielder, L (1, 3) OBP: 0.364, SLG: 0.636	F SI 94 S SL 84 X FF 94 0-2 3-H 1B		S CU 74 S CU 75 B SL 88 B FF 93 F SL 83 S CU 75 2-3 ③ K			B FF 90 X CH 86 1-0 ② G5-3		B FF 93 B FF 94 X FF 94 2-0 1B		2	0	1	1	0	1	1
6 Kevin Kouzmanoff, R (6, 3) OBP: 0.429, SLG: 0.583										2	0	1	0	0	0	0
29 Adrián Beltré, R (1, 5) OBP: 0.455, SLG: 0.500	B FF 93 B CH 88 C SL 88 F FF 92 T SL 88 2-2 ② K			B FF 91 X FF 86 1-0 ① F7		B FF 91 B FF 89 B FF 91 C FF 90 X FF 92 3-1 ③ G6-3		B FF 92 X CH 87 1-0 ③ L4		2	0	0	0	0	1	1
12 Josh Wilson, R (6, 5) OBP: 0.273, SLG: 0.364										2	0	0	0	0	0	1
18 Mitch Moreland, L (1, 9) OBP: 0.286, SLG: 0.182	D CU 74 B FF 93 B FF 92 C FF 92 C SL 88 S SL 88 3-3 ③ K			C FF 91 B SL 80 B FF 91 B FF 91 B SL 78 4-1 BB			C SI 90 F SL 80 C SI 87 0-3 ① K		C FF 90 B CH 86 X FF 90 2-1 ① G4-3	1	0	0	0	1	1	1
63 Bryan Petersen, L (6, 7) OBP: 0.182, SLG: 0.100										2	0	0	0	0	1	0
65 Kensuke Tanaka, L (1, 10) OBP: 0.444, SLG: 0.167		B FF 92 X FF 91 1-0 ① G3		C FF 91 F FF 91 D SL 84 F FF 92 B SL 84 S FF 92 2-3 ② K			B SL 79 B SL 78 F SI 90 T SI 91 B FF 91 B SL 83 4-2 71 E 71 1B 70 G3-1 BB		C CU 78 B FF 93 C FF 94 B SI 88 S FA 88 2-3 ② K	3	1	0	0	1	2	1
9 Adam Rosales, R (1, 4) OBP: 0.222, SLG: 0.125		B FF 92 F FF 92 S FF 93 B SL 89 B SL 89 X SL 89 3-2 ② P6		C FF 91 B FF 92 C CU 80 F FF 93 F FF 92 S CU 81 1-3 ③ K			X SI 90 0-0 E8 70 G3-1 1-3 1B		C CH 84 B FA 88 F FF 94 S FA 88 1-3 ③ K	2	0	0	0	0	1	1
71 Andy Parrino, S (6, 4) OBP: 0.500, SLG: 0.333										2	0	1	0	0	1	0
74 Jose Heberto Felix, R (1, 2)		B FF 92 T FF 91 F SI 92 X SL 86 1-2 ③ G6-3			F FF 89 X FF 90 0-1 ① G3-1		F SI 90 F SI 88 X FF 90 0-2 ② G3-1 2-3 3-H			2	0	0	0	0	0	0
70 Brett Nicholas, L (7, 2)										1	0	0	1	0	0	1
2 Leonys Martin, L (1, 8) OBP: 0.333, SLG: 0.500			B FF 90 C FF 91 L SL 87 F FF 92 S CU 74 1-3 ① K		C FF 90 F CU 79 X FF 92 0-2 17 CS 1B		S SL 81 B SL 80 B SI 90 S SL 82 X SI 91 2-2 ③ FC2			2	0	1	0	0	1	0
15 Michael Choice, R (7, 8) OBP: 0.333, SLG: 0.583										1	0	0	0	0	0	1
Inning Stats	R: 1 E: 1 K: 3 S: 14 H: 2 LOB: 1 BB: 0 P: 23	R: 0 E: 0 K: 0 S: 7 H: 0 LOB: 0 BB: 0 P: 12	R: 0 E: 0 K: 2 S: 11 H: 1 LOB: 1 BB: 0 P: 17	R: 0 E: 0 K: 2 S: 11 H: 0 LOB: 1 BB: 1 P: 19	R: 0 E: 0 K: 1 S: 8 H: 1 LOB: 1 BB: 0 P: 9	R: 0 E: 0 K: 0 S: 5 H: 0 LOB: 0 BB: 0 P: 9	R: 1 E: 1 K: 1 S: 12 H: 1 LOB: 1 BB: 1 P: 18	R: 0 E: 0 K: 1 S: 6 H: 1 LOB: 1 BB: 0 P: 12	R: 0 E: 0 K: 2 S: 8 H: 0 LOB: 0 BB: 0 P: 13	1B: 5 2B: 2 3B: 0 HR: 0 SF: 0 SAC: 0 DP: 1 HBP: 0						

PITCHER		IP	WLS	BF	H	R	ER	SO	BB	IBB	HBP	BLK	WP	HR	S	P	ERA	WHIP
56 Franklin Morales, L ERA:	(1, 1)	3.0	W	12	3	1	0	5	0	0	0	0	0	0	32	52	0.00	1.000
64 Tyler Matzek, L ERA:	(4, 1)	3.0	H	10	1	0	0	3	1	0	0	0	0	0	24	37	0.00	0.667
60 Manny Corpas, R ERA: 3.0	(7, 1)	1.0		5	1	1	0	1	1	0	0	0	0	0	12	18	0.00	2.000
77 Raul Fernandez, R ERA:	(8, 1)	1.0		4	1	0	0	1	0	0	0	0	0	0	6	12	0.00	1.000
35 Chad Bettis, R ERA:	(9, 1)	1.0		3	0	0	0	2	0	0	0	0	0	0	8	13	0.00	0.000

PITCHER	IP	WLS	BF	H	R	ER	SO	BB	IBB	HBP	BLK	WP	HR	S	P	ERA	WHIP

BOTTOM

Colorado Rockies @ Texas Rangers

Surprise Stadium, Surprise, AZ

Wed Mar 05 2014, 3:07 PM - 5:58 PM EST

Att. 3,809 - Partly Cloudy - 79 F

livebaseballscorecards.com

AB	32
R	2
H	6
RBI	2
BB	2
SO	12
LOB	10

WP: 0	PA: 34		
PB: 0			
SB: 0			
CS: 1			

Texas Rangers @ San Diego Padres

Peoria Stadium, Peoria, AZ

Thu Mar 06 2014, 3:05 PM - 5:49 PM EST

Att. 2,936 - Cloudy - 73 F

TOP

livebaseballscorecards.com

Batter	1	2	3	4	5	6	7	8	9	AB	R	H	RBI	BB	SO	LOB
13 Jurickson Profar, S (1, 10) OBP: 0.391, SLG: 0.591 12 Josh Wilson, R (9, PH) OBP: 0.250, SLG: 0.333 (9, 10)	B SI 91 X SI 90 1-0 1B 84 1B		B CU 74 F CH 80 C SI 90 B CU 76 C FC 84 2-3 ① K		C SI 93 B FF 92 B SI 92 1 SAFE B CH 85 X SI 92 3-1 E4 1-3	X FF 89 0-0 1-H 2-H 3-H HR			F FF 93 X FF 94 0-1 ① G4-3	4 1	2 0	2 0	4 0	0 0	1 0	1 0
1 Elvis Andrus, R (1, 6) OBP: 0.400, SLG: 0.600 71 Andy Parrino, S (7, 6) OBP: 0.400, SLG: 0.250	C SI 90 1 SAFE B SI 91 B SI 91 1 SAFE X SI 89 2-1 15 FC5-4 84 1B 6 BLK 1-2 1B		C CU 76 C SI 90 F CU 77 B CU 78 X SI 92 1-2 ② L9		X SL 86 0-0 ③ F7	B FF 93 S SI 90 B SL 83 X SI 90 2-1 2B			B FF 94 X FF 93 1-0 ② G4-3	4 1	1 0	2 0	0 0	0 0	0 0	2 0
84 Prince Fielder, L (1, 3) OBP: 0.400, SLG: 0.667 35 James Adduci, L (7, 3) OBP: 0.182, SLG: 0.182	C SI 91 S CH 82 D CH 82 X SI 91 1-2 15 FC5-4 1-2 2-H 1B		C CH 83 S CH 82 X SI 91 0-2 ③ F8			15 1B 6 1B 2B P4			C FF 94 C SL 88 X FF 93 0-2 ③ G4-3	4 1	1 0	2 0	1 0	0 0	0 0	1 0
15 Michael Choice, R (1, 9) OBP: 0.375, SLG: 0.563	B FC 86 F SI 91 C SI 91 X SI 91 1-2 ① FC5-4 6 BLK 1-2f 2-3			F FF 94 B FF 93 X FF 94 1-1 7 G5-4-3 1B		C FF 93 X FC 84 0-1 6 1B 7 WP 2-3 1B	X SL 85 0-0 FC9 1-0 ①			4	1	2	0	0	0	2
6 Kevin Kouzmanoff, R (1, 5) OBP: 0.412, SLG: 0.533 20 Brent Lillibridge, R (7, PH) OBP: 0.500, SLG: 0.800 (7, 5)	C FC 85 C FC 84 B SI 90 D CH 81 1 SAFE S CH 80 2-3 ② K 1-2 3-H			F FF 94 S FF 94 S CU 78 0-3 ① K		X FF 93 0-0 63 BB 7 WP 13 HR 1-3 3-H 1B	C SI 88 X CH 83 0-1 7 G6-4-3 1B			3	1	1	1	0	2	2
7 J.P. Arencibia, R (1, 2) OBP: 0.154, SLG: 0.308 61 Robinson Chirinos, R (7, 2) OBP: 0.250, SLG: 0.143	B SI 91 B CH 84 F SI 90 X SI 91 2-1 ③ F9			B CU 77 X FF 94 1-0 ②③ G5-4-3 1-2f		B CH 83 F FC 85 D FF 93 F FF 94 B FC 84 F CH 84 S CH 83 3-3 ① K 1-2 3-H	B SI 87 T CH 78 X SI 88 1-1 ②③ G6-4-3 1-2f			4 0	0 0	0 0	0 0	0 0	1 0	4 0
2 Leonys Martin, L (1, 8) OBP: 0.333, SLG: 0.400 90 Jared Hoying, L (7, 7) OBP: 0.333, SLG: 0.667		B SI 88 B SI 90 X SI 91 2-0 ① G4-3			F SI 94 C CH 84 B CH 85 H SI 94 2-2 13 E HBP	D FF 91 F FF 92 C FC 85 F CH 84 F FC 86 B FF 91 C FF 92 2-3 ② K			C FF 92 C SL 87 B SI 94 X FF 93 1-2 ① G4-3	2 1	0 0	0 0	0 0	0 0	1 0	1 0
73 Rougned Odor, L (1, 4) OBP: 0.333, SLG: 0.143 65 Kensuke Tanaka, L (7, 4) OBP: 0.400, SLG: 0.143		B CH 81 X SI 91 1-0 ② G3			F SI 93 B SI 93 F CH 84 S CH 85 1-3 ① K	B SI 92 B FC 84 C SI 90 2 SAFE D SI 92 D FF 91 4-1 63 BB 13 HR BB			C FF 91 B CU 74 C SL 85 B FF 92 B FF 94 F FF 91 X FF 90 3-2 ② G3	2 1	1 0	0 0	0 0	1 0	1 0	1 0
63 Bryan Petersen, L (1, 7) OBP: 0.214, SLG: 0.083 85 Ryan Strausborger, R (7, 8)		B CH 81 X SI 92 1-0 ③ F8			1 SAFE B CH 82 F SI 94 B SI 92 S CH 84 S CH 84 2-3 ② K	F FF 92 D SI 92 S FC 83 B FC 84 B FC 82 F FC 84 F FF 92 D SI 92 4-2 13 HR 1-2 2-3 BB			B FF 92 C FF 92 C CH 86 X FF 92 1-2 ③ G4-3	2 1	1 0	0 0	1 0	1 0	1 0	1 0
Inning Stats	R: 2 E: 0 K: 1 S: 14 H: 3 LOB: 1 BB: 0 P: 23	R: 0 E: 0 K: 0 S: 3 H: 0 LOB: 0 BB: 0 P: 7	R: 0 E: 0 K: 1 S: 10 H: 0 LOB: 0 BB: 0 P: 13	R: 0 E: 0 K: 1 S: 6 H: 1 LOB: 0 BB: 0 P: 8	R: 0 E: 1 K: 2 S: 11 H: 0 LOB: 2 BB: 0 P: 19	R: 6 E: 0 K: 2 S: 24 H: 5 LOB: 1 BB: 2 P: 42	R: 0 E: 0 K: 0 S: 5 H: 1 LOB: 0 BB: 0 P: 6	R: 0 E: 0 K: 0 S: 10 H: 0 LOB: 0 BB: 0 P: 15	R: 0 E: 0 K: 0 S: 6 H: 0 LOB: 0 BB: 0 P: 7	1B: 7 2B: 2 3B: 0 HR: 1 SF: 0 SAC: 0 DP: 2 HBP: 1						

AB	36
R	8
H	10
RBI	6
BB	2
SO	7
LOB	15

WP: 1 PB: 0 SB: 0 CS: 0 PA: 39

PITCHER		IP	WLS	BF	H	R	ER	SO	BB	IBB	HBP	BLK	WP	HR	S	P	ERA	WHIP
22 Ian Kennedy, R ERA: 3.6	(1, 1)	3.0	L	12	3	2	2	2	0	0	0	1	0	0	27	43	6.00	1.000
72 Jesse Hahn, R ERA:	(4, 1)	1.0		3	1	0	0	1	0	0	0	0	0	0	6	8	0.00	1.000
56 Joaquín Benoit, R ERA:	(5, 1)	1.0		5	0	0	0	2	0	0	1	0	0	0	11	19	0.00	0.000
54 Alex Torres, L ERA: 67.5	(6, 1)	0.2		7	3	5	5	2	2	0	0	0	1	0	18	34	67.50	7.500
76 Dennis O'Grady, R ERA: 10.13	(6, 1)	0.1		3	2	1	1	0	0	0	0	0	0	1	6	8	27.00	6.000

PITCHER		IP	WLS	BF	H	R	ER	SO	BB	IBB	HBP	BLK	WP	HR	S	P	ERA	WHIP
46 Tim Stauffer, R ERA: 2.25	(7, 1)	1.0		3	1	0	0	0	0	0	0	0	0	0	5	6	0.00	1.000
58 Blaine Boyer, R ERA:	(8, 1)	1.0		3	0	0	0	0	0	0	0	0	0	0	10	15	0.00	0.000
59 Anthony Carter, R ERA: 2.7	(9, 1)	1.0		3	0	0	0	0	0	0	0	0	0	0	6	7	0.00	0.000

Texas Rangers @ San Diego Padres

Peoria Stadium, Peoria, AZ

Thu Mar 06 2014, 3:05 PM - 5:49 PM EST

Att. 2,936 - Cloudy - 73 F

BOTTOM

Batter	1	2	3	4	5	6	7	8	9	AB	R	H	RBI	BB	SO	LOB
13 Chris Denorfia, R (1, 9) OBP: 0.222, SLG: 0.222 64 Rymer Liriano, R (6, 9) OBP: 0.188, SLG: 0.188	C FF 91 X FF 93 0-1 23 G4-3 23 S 1B	X FF 94 0-0 ③ FC5 2-3f			C SI 90 F SL 87 F FF 91 X FF 91 0-2 ① G6-3			B CH 90 B SI 90 B SI 90 C SI 89 F CH 84 X SI 92 3-2 ① FC9		3 0 1 0 0 0 2 1 0 0 0 0 0 0						
5 Alexi Amarista, L (1, 5) OBP: 0.429, SLG: 0.615 68 Rico Noel, R (6, 8) OBP: 0.231, SLG: 0.333	1 SAFE C FF 91 B CH 83 F FF 92 1 SAFE X CH 81 1-2 ① L8		C FF 92 F FF 93 F FF 92 X FF 96 0-2 ① 1B		C SL 85 X SI 90 0-1 ② G3			F SI 91 F SI 92 F FF 92 X CH 85 0-2 ② F7		3 0 1 0 0 0 1 1 0 0 0 0 0 0						
23 Yonder Alonso, L (1, 3) OBP: 0.333, SLG: 0.533 3 Alberto Gonzalez, R (7, 5)	C FF 93 1 SAFE S CH 86 B FF 96 X CH 87 1-2 ② G4-3 1-3		X CH 86 0-0 9 WP 1B		B SI 91 B SL 85 C SL 85 X FF 90 2-1 ③ L6			F SI 92 B SL 78 S SL 78 B SI 92 B CH 85 X SI 93 3-2 ③ F8		3 0 1 0 0 0 1 1 0 0 0 0 0 0						
9 Jedd Gyorko, R (1, 4) OBP: 0.267, SLG: 0.286 82 Daniel Robertson, R (7, 7)	C SL 81 S SL 81 X FF 94 0-2 ③ L8		F FF 93 B CH 85 F CH 85 B CH 82 X SL 80 2-2 ② FC9 1-2			X SI 89 0-0 88 G5-4-3 1B			X SI 89 0-0 ① F8	3 0 1 0 0 0 2 1 0 0 0 0 0 0						
12 Seth Smith, L (1, 7) OBP: 0.333, SLG: 0.200 83 Rocky Gale, R (7, 2) OBP: 1.000, SLG: 1.333		B FF 92 S CH 84 S CH 85 B CH 88 X SL 80 2-2 ① G4-3	X FF 92 0-0 ③ G6-3			C SI 89 B SL 84 C FS 75 B FS 77 B SL 87 C SI 91 3-3 ① K			B SI 89 X SI 89 1-0 14 HR 2B	3 0 0 0 0 1 2 1 1 1 0 0 0 0						
88 Kyle Blanks, R (1, 10) OBP: 0.438, SLG: 0.417 67 Jonathan Galvez, R (9, PH) OBP: 0.444, SLG: 0.500		B FF 94 C SL 80 B CH 84 X SL 79 2-1 15 E 44 1B 2B		C SL 84 B FS 77 X SI 92 1-1 ① G6-3		B SI 91 B SI 90 D SL 87 C SI 91 F SI 91 X SL 86 3-2 ②③ G5-4-3 1-2f			C CH 77 B SI 90 D CH 78 B SI 89 X SI 89 3-1 14 HR 1B	3 1 1 0 0 0 1 1 1 1 0 0 0 0						
15 Ryan Jackson, R (1, 6) OBP: 0.200, SLG: 0.214 14 Tommy Medica, R (7, 3) OBP: 0.550, SLG: 0.950		C FF 93 C FF 94 X FF 95 0-2 E6 13 FC5 44 1B 2-3	F SI 92 C FF 91 X FS 77 0-2 ② G6-3				B FF 89 B FF 87 X FF 87 2-0 ① F8		T CH 78 S CH 78 X CH 79 0-2 1-H 2-H HR	2 0 0 0 0 0 1 2 1 1 3 0 0 0						
44 René Rivera, R (1, 2) OBP: 0.455, SLG: 0.545 73 Cory Spangenberg, L (7, 4) OBP: 0.455, SLG: 0.333		X CH 80 0-0 1-2 3-H 1B	X SL 86 0-0 2B				X FF 88 0-0 ② G4-3		X SI 89 0-0 ② G4-3	2 0 2 1 0 0 0 2 0 0 0 0 0 0						
27 Rey Fuentes, L (1, 8) OBP: 0.154, SLG: 0.083 74 Jace Peterson, L (6, 5) OBP: 0.235, SLG: 0.071 (7, 6)		L FF 93 F FF 93 B FF 94 F FF 95 F FF 95 S CH 84 1-3 ② K	S SI 91 C FS 78 S FS 78 0-3 ③ K2-3			C FF 88 B FF 88 F FF 89 F CU 68 B CH 79 X SL 74 2-2 ③ F8			B SI 90 F SI 89 S SI 88 B CH 78 X SI 89 2-2 ③ F8	2 0 0 0 0 2 3 2 0 0 0 0 0 0						
Inning Stats	R: 0 H: 1 E: 0 LOB: 1 K: 0 BB: 0 S: 11 P: 13	R: 1 H: 2 E: 1 LOB: 2 K: 1 BB: 0 S: 15 P: 20	R: 0 H: 2 E: 0 LOB: 1 K: 0 BB: 0 S: 9 P: 11	R: 0 H: 1 E: 0 LOB: 1 K: 1 BB: 0 S: 9 P: 10	R: 0 H: 0 E: 0 LOB: 0 K: 0 BB: 0 S: 8 P: 10	R: 0 H: 1 E: 0 LOB: 0 K: 1 BB: 0 S: 7 P: 13	R: 0 H: 0 E: 0 LOB: 0 K: 0 BB: 0 S: 6 P: 10	R: 0 H: 0 E: 0 LOB: 0 K: 0 BB: 0 S: 10 P: 16	R: 3 H: 3 E: 0 LOB: 0 K: 0 BB: 0 S: 11 P: 17	1B: 6 SF: 0 2B: 3 SAC: 0 3B: 0 DP: 1 HR: 1 HBP: 0						

livebaseballscorecards.com

AB	36
R	4
H	10
RBI	4
BB	0
SO	3
LOB	13

WP: 1 PA: 36
PB: 0
SB: 1
CS: 0

PITCHER		IP	WLS	BF	H	R	ER	SO	BB	IBB	HBP	BLK	WP	HR	S	P	ERA	WHIP
41 Alexi Ogando, R ERA: 3.6	(1, 1)	3.0	W	14	5	1	0	1	0	0	0	0	1	0	35	44	0.00	1.667
25 Jose Contreras, R ERA: 9.0	(4, 1)	3.0	H	10	2	0	0	2	0	0	0	0	0	0	24	33	0.00	0.667
28 Joakim Soria, R ERA:	(7, 1)	1.0		3	0	0	0	0	0	0	0	0	0	0	6	10	0.00	0.000
30 Neftalí Feliz, R ERA: 9.0	(8, 1)	1.0		3	0	0	0	0	0	0	0	0	0	0	10	16	0.00	0.000
57 Cory Burns, R ERA: 20.25	(9, 1)	1.0		6	3	3	3	0	0	0	0	0	0	1	11	17	27.00	3.000

PITCHER	IP	WLS	BF	H	R	ER	SO	BB	IBB	HBP	BLK	WP	HR	S	P	ERA	WHIP

Texas Rangers @ Los Angeles Dodgers

Camelback Ranch, Glendale, AZ

Fri Mar 07 2014, 3:09 PM - 5:43 PM EST

Att. 9,192 - Sunny - 76 F

TOP

livebaseballscorecards.com

Batter	1	2	3	4	5	6	7	8	9	AB	R	H	RBI	BB	SO	LOB
17 Shin-Soo Choo, L (1, 7) OBP: 0.250, SLG: 0.267	1 G6-3 2B		B X 1-0 ① ② G4-3 1-2			X 0-0 ① G4-3		X 0-0 9 G4-3 1B		3	0	1	0	0	0	1
35 James Adduci, L (7, 8) OBP: 0.250, SLG: 0.250										1	0	1	0	0	0	0
1 Elvis Andrus, R (1, 6) OBP: 0.385, SLG: 0.538	X 0-0 ① G6-3 2-3		X 0-0 ③ G6-3			X 0-0 18 G5-4-3 1B		X 0-0 ② ③ G4-3 1-2f		3	0	1	0	0	0	1
9 Adam Rosales, R (7, 6) OBP: 0.200, SLG: 0.111										1	0	0	0	0	0	1
18 Mitch Moreland, L (1, 3) OBP: 0.294, SLG: 0.214	X 0-0 ② G6-3			X 0-0 15 SH1-3 1B		X 0-0 ② ③ G5-4-3 1-2f			B B B B 4-0 43 FC3-6 BB	3	0	1	0	0	0	2
6 Kevin Kouzmanoff, R (7, 3) OBP: 0.444, SLG: 0.533										0	0	0	0	1	0	0
6 Jose Cardona, R (9, PR)										0	0	0	0	0	0	0
29 Adrián Beltré, R (1, 5) OBP: 0.429, SLG: 0.462	X 0-0 ③ G4-3			X 0-0 ① P4			X 0-0 65 SH3-4 43 BB 13 G3-1 1B		C C C 0-3 ① K	3	0	1	0	0	0	2
12 Josh Wilson, R (7, PR) OBP: 0.231, SLG: 0.308										1	1	0	0	0	1	1
(7, 5)																
15 Michael Choice, R (1, 9) OBP: 0.353, SLG: 0.529		X 0-0 ① FC4-3		X 0-0 ② SH1-3 1-2			B B B B 4-0 13 G3-1 65 SH3-4 1-2 BB		X 0-0 ② FC3-6 3 FC5-4 1-2f	1	0	0	0	0	0	0
43 Nomar Mazara, L (7, PH)										1	0	0	0	1	0	1
(7, 9)																
71 Andy Parrino, S (1, 4) OBP: 0.286, SLG: 0.167		C C C 0-3 ② K		X 0-0 ③ G5-3			X 0-0 ① SH3-4 1-2 2-3		X 0-0 ③ FC5-4 1-2f	2	0	0	0	0	1	1
65 Kensuke Tanaka, L (7, PH) OBP: 0.400, SLG: 0.143										0	0	0	0	0	0	0
(7, 4)																
3 Luis Sardinas, S (9, PH) OBP: 0.308, SLG: 0.385										1	0	0	0	0	0	1
13 Jurickson Profar, S (1, 10) OBP: 0.385, SLG: 0.560		X 0-0 1B			X 0-0 ① G1-3		X 0-0 ② G3-1 2-3 3-H			3	0	1	1	0	0	2
61 Robinson Chirinos, R (1, 2) OBP: 0.200, SLG: 0.111		X 0-0 ③ F9			X 0-0 ② P6		S S S 0-3 ③ K			2	0	0	0	0	0	1
63 Bryan Petersen, L (7, PH) OBP: 0.200, SLG: 0.077										1	0	0	0	0	1	2
58 Pat Cantwell, R (7, 2)										0	0	0	0	0	0	0
2 Leonys Martin, L (1, 8) OBP: 0.357, SLG: 0.364			B B B B 4-0 17 CS BB		X 0-0 ③ G4-3			X 0-0 ① G3-1		1	0	0	0	1	0	0
64 Brad Snyder, L (7, 7) OBP: 0.231, SLG: 0.250										1	0	0	0	0	0	0

Inning Stats	R: 0 E: 0 K: 0 S: 4	H: 1 LOB: 1 BB: 0 P: 4	R: 0 E: 0 K: 1 S: 6	H: 1 LOB: 1 BB: 0 P: 6	R: 0 E: 0 K: 0 S: 2	H: 0 LOB: 0 BB: 1 P: 7	R: 0 E: 0 K: 0 S: 4	H: 1 LOB: 1 BB: 0 P: 4	R: 0 E: 0 K: 0 S: 3	H: 0 LOB: 0 BB: 0 P: 3	R: 0 E: 0 K: 0 S: 3	H: 1 LOB: 0 BB: 0 P: 3
	R: 1 E: 0 K: 1 S: 6	H: 1 LOB: 2 BB: 1 P: 10	R: 0 E: 0 K: 0 S: 3	H: 1 LOB: 0 BB: 0 P: 3	R: 0 E: 0 K: 1 S: 5	H: 0 LOB: 1 BB: 1 P: 9	1B: 5 2B: 1 3B: 0 HR: 0	SF: 0 SAC: 2 DP: 2 HBP: 0	WP: 0 PB: 0 SB: 0 CS: 1	PA: 33		

PITCHER		IP	WLS	BF	H	R	ER	SO	BB	IBB	HBP	BLK	WP	HR	S	P	ERA	WHIP
64 Zach Lee, R ERA:	(1, 1)	2.0	W	8	2	0	0	1	0	0	0	0	0	0	10	10	0.00	1.000
0 Brian Wilson, R ERA:	(3, 1)	1.0	H	3	0	0	0	0	1	0	0	0	0	0	2	7	0.00	1.000
74 Kenley Jansen, R ERA:	(4, 1)	1.0	H	4	1	0	0	0	0	0	0	0	0	0	4	4	0.00	1.000
56 J.P. Howell, L ERA: 6.0	(5, 1)	1.0	H	3	0	0	0	0	0	0	0	0	0	0	3	3	0.00	0.000
54 Chris Perez, R ERA:	(6, 1)	1.0	H	3	1	0	0	0	0	0	0	0	0	0	3	3	0.00	1.000

PITCHER		IP	WLS	BF	H	R	ER	SO	BB	IBB	HBP	BLK	WP	HR	S	P	ERA	WHIP
43 Brandon League, R ERA: 13.5	(7, 1)	1.0	H	5	1	1	1	1	1	0	0	0	0	0	6	10	9.00	2.000
Tom Windle, L ERA:	(8, 1)	2.0	S	7	1	0	0	1	1	0	0	0	0	0	8	12	0.00	1.000

AB	28
R	1
H	6
RBI	1
BB	3
SO	3
LOB	16

Batter	1	2	3	4	5	6	7	8	9	AB	R	H	RBI	BB	SO	LOB
18 Chone Figgins, S (1, 9) OBP: 0.333, SLG: 0.235 91 Jacob Scavuzzo, R (7, 9) OBP: 0.357, SLG: 0.100	K		13 G6-3 2B		K 1-2			F8		3	0	1	0	0	2	1
										1	0	0	0	0	0	0
25 Carl Crawford, L (1, 7) OBP: 0.357, SLG: 0.100 37 Mike Baxter, L (7, 7) OBP: 0.300, SLG: 0.316	13 HR BB		F8		2-3 BB			L5		1	1	0	0	2	0	1
										1	0	0	0	0	0	0
13 Hanley Ramirez, R (1, 6) OBP: 0.250, SLG: 0.333 35 Brendan Harris, R (7, 6) OBP: 0.267, SLG: 0.231	1-H HR		G6-3 2-3		F8			73 WP 1B		3	1	1	2	0	0	3
										1	0	1	0	0	0	0
33 Scott Van Slyke, R (1, 3) OBP: 0.278, SLG: 0.333 73 Clint Robinson, L (7, 3) OBP: 0.353, SLG: 0.529	BB		G1			G4-3		F7 1-2		2	0	0	0	1	0	1
										1	0	0	0	0	0	1
16 Andre Ethier, L (1, 8) OBP: 0.316, SLG: 0.278 65 Joc Pederson, L (7, 8) OBP: 0.353, SLG: 0.385	K			G3		G6-3				3	0	0	0	0	1	1
										0	0	0	0	0	0	0
5 Juan Uribe, R (1, 5) OBP: 0.316, SLG: 0.500 72 Miguel Rojas, R (7, 5) OBP: 0.429, SLG: 0.429	F8			G6-3		G3				3	0	0	0	0	0	1
										0	0	0	0	0	0	0
26 Tim Federowicz, R (1, 2) OBP: 0.200, SLG: 0.214 31 Drew Butera, R (7, 2) OBP: 0.143, SLG: 0.286		17 G5-4-3 BB		K			K			1	0	0	0	1	1	0
										1	0	0	0	0	1	0
17 A.J. Ellis, R (1, 10) OBP: 0.267, SLG: 0.083		G5-4-3 1-2f			F8		F8			3	0	0	0	0	0	1
9 Dee Strange-Gordon, L (1, 4) OBP: 0.286, SLG: 0.389 7 Alex Guerrero, R (7, 4) OBP: 0.316, SLG: 0.444		B1-3			25 WP 18 S BB		F9			1	0	0	0	1	0	0
										1	0	0	0	0	0	0
Inning Stats	R: 2 E: 0 K: 2 S: 8 H: 1 LOB: 1 BB: 2 P: 16	R: 0 E: 0 K: 0 S: 2 H: 0 LOB: 0 BB: 1 P: 6	R: 0 E: 0 K: 0 S: 4 H: 1 LOB: 1 BB: 0 P: 4	R: 0 E: 0 K: 1 S: 5 H: 0 LOB: 0 BB: 0 P: 5	R: 0 E: 0 K: 1 S: 5 H: 0 LOB: 2 BB: 2 P: 14	R: 0 E: 0 K: 0 S: 3 H: 0 LOB: 0 BB: 0 P: 3	R: 0 E: 0 K: 1 S: 5 H: 0 LOB: 0 BB: 0 P: 5	R: 0 E: 0 K: 0 S: 4 H: 1 LOB: 1 BB: 0 P: 5		1B: 1 2B: 1 3B: 0 HR: 1 SF: 0 SAC: 0 DP: 1 HBP: 0				WP: 2 PB: 0 SB: 1 CS: 0 PA: 31		

PITCHER	IP	WLS	BF	H	R	ER	SO	BB	IBB	HBP	BLK	WP	HR	S	P	ERA	WHIP
33 Martín Pérez, L (1, 1) ERA: 5.4	3.0	L	13	2	2	2	2	3	0	0	0	0	1	14	26	6.00	1.667
50 Michael Kirkman, L (4, 1) ERA:	3.0		11	0	0	0	2	2	0	0	0	1	0	13	22	0.00	0.667
32 Pedro Figueroa, L (7, 1) ERA:	1.0		3	0	0	0	1	0	0	0	0	0	0	5	5	0.00	0.000
53 Wilmer Font, R (8, 1) ERA:	1.0		4	1	0	0	0	0	0	0	0	1	0	4	5	0.00	1.000

PITCHER	IP	WLS	BF	H	R	ER	SO	BB	IBB	HBP	BLK	WP	HR	S	P	ERA	WHIP

BOTTOM

Texas Rangers @ Los Angeles Dodgers

Camelback Ranch, Glendale, AZ

Fri Mar 07 2014, 3:09 PM - 5:43 PM EST

Att. 9,192 - Sunny - 76 F

livebaseballscorecards.com

AB	26
R	2
H	3
RBI	2
BB	5
SO	5
LOB	10

Batter	1	2	3	4	5	6	7	8	9	AB	R	H	RBI	BB	SO	LOB
18 Chone Figgins, S (1, 4) OBP: 0.320, SLG: 0.200 7 Alex Guerrero, R (7, 4) OBP: 0.350, SLG: 0.444	C FF 93 C FF 94 F FF 96 B CH 89 X CU 84 1-2 ① L6		C FF 95 1 SAFE B FF 93 F FF 94 F CH 88 B CH 90 1 SAFE F CH 87 B FF 92 4-2 1 SAFE B FF 92 23 BB 1-2 BB		C FF 90 X SI 90 0-1 ① G4-3	C CH 78 C CH 76 B FF 89 S CH 77 1-3 ③ K			C SL 81 S FF 92 H 1-2 73 G3-1 90 1B 89 1B HBP	3 0	0 1	0 0	0 0	1 0	1 0	2 0
65 Joc Pederson, L (1, 9) OBP: 0.300, SLG: 0.313 90 Scott Schebler, L (5, 9) OBP: 0.600, SLG: 1.000	C FF 94 S CU 85 S CU 83 0-3 ② K		C CU 83 F CU 82 F FF 94 F FF 94 B CH 89 B CU 83 C FF 94 2-3 ② K		C FF 90 C SI 91 B FF 90 S SL 84 1-3 ② K		S FF 92 B CH 91 B FF 91 S FF 93 B FF 92 B FF 93 4-2 16 1B BB		1 SAFE B FF 91 1 SAFE X FF 91 1-0 89 1B 73 G3-1 45 1B 1-2 1B	3 1	0 1	0 1	0 0	0 1	3 0	3 0
23 Adrián González, L (1, 3) OBP: 0.421, SLG: 0.647 73 Clint Robinson, L (7, 3) OBP: 0.333, SLG: 0.500	B FF 95 B FF 96 T FF 94 X FF 94 2-1 ③ G6-3		S FF 95 B FF 95 B CU 81 B FF 93 B FF 94 4-1 1-2 2-3 3-H BB		S FF 92 B FF 90 B CH 84 F SL 83 F FF 93 B FF 91 B SL 83 4-2 BB		1 SAFE B FF 92 B CH 83 C CH 83 F FF 93 B FF 92 X FF 93 3-2 ① L7		B FF 92 X CH 85 1-0 ① G3-1 1-2 2-3	2 1	0 0	0 0	1 0	2 0	0 0	1 2
16 Andre Ethier, L (1, 8) OBP: 0.304, SLG: 0.273 89 Jeremy Hazelbaker, L (7, PR) OBP: 0.750, SLG: 0.750 (7, 8)		B FF 93 F FF 94 X FF 94 1-1 ① G6-3	C FF 93 B CH 83 B FF 93 C FF 93 F FC 88 C FF 93 2-3 ③ K		C FF 90 F FF 92 B FF 89 B FF 90 C SL 84 2-3 ③ K		F FF 92 X CH 86 0-1 1-2 1B		B CH 84 X FF 94 1-0 30 FC5-4 45 1B 2-3 3-H 1B	4 1	0 0	1 1	0 1	0 0	2 0	4 0
17 A.J. Ellis, R (1, 2) OBP: 0.211, SLG: 0.063 45 J.C. Boscan, R (7, 2) OBP: 0.500, SLG: 0.250		B FF 95 C FF 94 X FF 94 1-1 ② G6-3		B FF 90 B FF 89 X FF 90 2-0 ① L9		C FF 88 B SL 84 X SL 85 1-1 ① F7	B FF 93 X FF 93 1-0 ② L9		B FF 91 X SL 83 1-0 30 FC5-4 1-2 3-H 1B	4 1	0 0	0 1	0 1	0 0	0 0	2 0
30 Miguel Olivo, R (1, 10) OBP: 0.267, SLG: 0.286		B FF 94 F FF 94 B CH 89 C CU 84 B FF 94 X FF 94 3-2 ③ FC8		B CU 74 F FF 91 S SL 83 B FF 91 X SL 85 2-2 10 1B 37 SF7 2B		B FF 89 X FF 87 1-0 ② F7	S FF 94 B SL 80 X FF 94 1-1 ③ F9		C FF 92 X SL 84 0-1 ② FC5-4 1-2f 2-3	5	1	1	0	0	0	4
10 Justin Turner, R (1, 6) OBP: 0.500, SLG: 0.500 87 Darnell Sweeney, S (7, 6) OBP: 0.286, SLG: 0.429			B FF 94 F FF 92 X FF 94 1-1 35 L7 37 1B 23 BB 1B	B SL 83 B FF 90 B FF 91 C FF 91 S FF 90 X FF 92 3-2 2-3 1B		F FF 89 B CH 86 B FF 89 B FF 88 B FF 88 4-1 37 S 37 2B BB		F FF 94 X FF 92 0-1 ① G3 C FF 91 B CH 83 S CH 85 F SL 83 S CH 87 1-3 ③ K2-3		2 2	2 0	2 0	0 0	1 0	0 1	0 2
37 Mike Baxter, L (1, 7) OBP: 0.348, SLG: 0.429 95 Jamie Romak, R (7, 7)			B FF 90 B FF 93 1 SAFE X FF 92 2-0 23 BB 18 BB 1-2 1B	B FF 90 S FF 91 C FF 92 1 SAFE F FF 92 B FF 92 X SL 86 2-2 ② SF7 3-H		B FF 88 B FF 89 X FF 89 2-0 1-H 2B		C FC 93 C CH 83 B CU 81 S SL 84 1-3 ② K		2 1	0 0	2 0	2 0	0 0	0 1	0 0
35 Brendan Harris, R (1, 5) OBP: 0.278, SLG: 0.200 72 Miguel Rojas, R (7, 5) OBP: 0.400, SLG: 0.400			B FF 92 C CH 84 B CU 82 F FF 92 F FF 93 B FF 93 X FF 93 3-2 ① L7 2-3	B FF 91 C FF 91 1 SAFE S SL 84 F FF 92 B CH 86 F FF 91 X SL 83 2-2 ③ L9		B FF 88 B FF 87 B FF 89 B FC 88 4-0 BB		B FF 93 X FF 93 1-0 ③ L9		2 1	0 0	0 0	0 0	1 0	0 0	3 0

TOP

Los Angeles Dodgers @ Texas Rangers

Surprise Stadium, Surprise, AZ

Sat Mar 08 2014, 3:07 PM - 6:25 PM EST

Att. 8,153 - Sunny - 77 F

livebaseballscorecards.com

AB	35
R	5
H	9
RBI	5
BB	6
SO	8
LOB	23

Inning Stats	1	2	3	4	5	6	7	8	9
	R: 0 E: 0 K: 1 S: 9	H: 0 LOB: 0 BB: 0 P: 12	R: 0 E: 0 K: 0 S: 7	H: 0 LOB: 0 BB: 0 P: 12	R: 1 E: 0 K: 2 S: 21	H: 2 LOB: 3 BB: 2 P: 39	R: 1 E: 0 K: 0 S: 16	H: 2 LOB: 1 BB: 0 P: 27	R: 0 E: 0 K: 2 S: 11	H: 0 LOB: 1 BB: 1 P: 18
	R: 1 E: 0 K: 1 S: 8	H: 1 LOB: 2 BB: 2 P: 21	R: 0 E: 0 K: 0 S: 10	H: 1 LOB: 2 BB: 1 P: 19	R: 0 E: 0 K: 1 S: 6	H: 0 LOB: 0 BB: 0 P: 8	R: 2 E: 0 K: 1 S: 12	H: 3 LOB: 2 BB: 0 P: 18		

1B: 7	SF: 1
2B: 2	SAC: 0
3B: 0	DP: 0
HR: 0	HBP: 1

WP: 0	PA: 43
PB: 0	
SB: 1	
CS: 0	

PITCHER		IP	WLS	BF	H	R	ER	SO	BB	IBB	HBP	BLK	WP	HR	S	P	ERA	WHIP
52 Tanner Scheppers, R ERA: 1.93	(1, 1)	2.2		12	2	1	1	2	2	0	0	0	0	0	33	57	3.38	1.500
31 Nick Martinez, R ERA:	(3, 1)	0.1		1	0	0	0	1	0	0	0	0	0	0	4	6	0.00	0.000
46 Robbie Ross Jr., L ERA: 3.86	(4, 1)	2.2		11	2	1	1	2	1	0	0	0	0	0	30	50	3.38	1.125
62 Armando Rodriguez, R ERA: 6.75	(6, 1)	0.1		4	1	1	1	1	2	0	0	0	0	0	5	16	27.00	9.000
30 Neftalí Feliz, R ERA: 6.0	(7, 1)	1.0		5	1	0	0	0	1	0	0	0	0	0	10	19	0.00	2.000

PITCHER		IP	WLS	BF	H	R	ER	SO	BB	IBB	HBP	BLK	WP	HR	S	P	ERA	WHIP
59 Lisalverto Bonilla, R ERA: 2.45	(8, 1)	1.0		3	0	0	0	1	0	0	0	0	0	0	6	8	0.00	0.000
55 Roman Mendez, R ERA: 9.0	(9, 1)	1.0		7	3	2	2	1	0	0	1	0	0	0	12	18	18.00	3.000

BOTTOM

Batter	1	2	3	4	5	6	7	8	9	AB	R	H	RBI	BB	SO	LOB
17 Shin-Soo Choo, L (1, 7) OBP: 0.211, SLG: 0.235	C FF 87 X CH 80 0-1 G4-3		C SL 77 B SI 85 F FF 87 F SL 79 B EP 64 S CU 74 2-3 K		B FF 90 C FF 89 F FF 90 B FF 90 X CH 77 2-2 SF8 3-H			C FF 94 B FF 95 F FF 88 F FF 94 F FF 95 C SL 88 1-3 K	1 SAFE B CH 83 B FC 87 C CH 83 1 SAFE B SI 91 X CH 84 3-1 SF8 3-H	2	0	0	1	0	1	0
64 Brad Snyder, L (7, 7) OBP: 0.200, SLG: 0.231										1	0	0	1	0	1	0
71 Andy Parrino, S (1, 6) OBP: 0.182, SLG: 0.100	B SI 87 X SI 86 1-0 G1-3		C CH 80 B CU 69 X SI 86 1-1 G6-3		C SL 76 F SL 79 S CH 78 0-3 K			B FF 96 C FF 95 B FF 93 X SL 88 2-1 G4-3	C SI 91 X FC 87 0-1 1B 1-2	4	0	0	0	0	1	0
65 Kensuke Tanaka, L (9, PH) OBP: 0.455, SLG: 0.250										1	0	1	0	0	0	0
84 Prince Fielder, L (1, 3) OBP: 0.333, SLG: 0.556	C FF 87 B SL 80 S CU 70 F FF 88 F FC 83 S CU 74 1-3 K			B SI 88 X FF 89 1-0 G4-3		S CH 75 B CH 76 B FF 87 X FF 88 2-1 G5-3		X FF 96 0-0 1B	D CH 84 D FC 88 B SI 91 X SI 90 3-0 G1	3	0	0	0	0	1	0
73 Rougned Odor, L (7, 4) OBP: 0.364, SLG: 0.222										2	0	1	0	0	0	3
6 Kevin Kouzmanoff, R (1, 5) OBP: 0.455, SLG: 0.526		B FF 88 B FC 81 F FC 82 X CH 81 2-1 18 1B 35 1B 1B		B FF 90 B SL 78 X FF 89 2-0 7 BLK 18 E 1B		F FF 89 B CH 77 F CH 77 X SL 78 1-2 F9		1 SAFE X FF 94 0-0 G5-3		4	1	2	0	0	0	1
(7, 3)																
18 Mitch Moreland, L (1, 10) OBP: 0.381, SLG: 0.412		B FF 86 B SI 88 X FF 87 2-0 35 1B 1-3 1B		B FF 90 X FF 88 1-0 FC6 7 BLK 1-2		B SL 76 C CH 76 B CH 76 B FF 88 B CH 85 4-1 7 WP BB			C CH 88 B FF 95 X FF 93 1-1 63 2B 3B	3	0	2	0	1	0	1
3 Luis Sardinas, S (9, PR) OBP: 0.308, SLG: 0.385										0	1	0	0	0	0	0
7 J.P. Arencibia, R (1, 2) OBP: 0.125, SLG: 0.250		D CH 79 S CH 81 F FC 83 S CU 70 1-3 K		B FF 91 S FF 90 B FF 90 S FF 90 C FF 92 2-3 K 1-2 2-3		S FF 87 F FF 89 F FF 90 B CH 78 X CH 78 1-2 P4 1-2			B FF 94 B FA 88 B FF 93 C FF 92 B FF 93 4-1 63 2B BB	3	0	0	0	0	2	5
70 Brett Nicholas, L (8, 2)										0	1	0	0	1	0	0
35 James Adduci, L (1, 9) OBP: 0.286, SLG: 0.286		B SI 88 F FF 87 B SL 80 X SL 81 2-1 15 FC6-4-3 1-2 3-H 1B		B FF 89 B SL 76 F CH 76 X FF 89 2-1 L7			B FF 94 S FC 94 B CH 87 F FF 94 S SL 89 2-3 K	B FF 93 F SL 85 X FF 92 1-1 15 FC3 64 SF8 1-H 3-H 2B	2	0	1	1	0	0	2
63 Bryan Petersen, L (7, 9) OBP: 0.235, SLG: 0.200										2	1	1	2	0	1	0
15 Michael Choice, R (1, 8) OBP: 0.286, SLG: 0.429		F FF 88 B CH 79 F CH 80 X FC 82 1-2 FC6-4-3 1-2			B FF 89 F SL 77 F FF 89 B CH 76 X CH 76 2-2 FC9 12 G6-3 17 SF8		B FC 95 F SL 89 C FF 95 X SL 87 1-2 FC7	B CH 87 X FF 93 1-0 FC3 2-3	4	1	0	0	0	0	4
12 Josh Wilson, R (1, 4) OBP: 0.188, SLG: 0.250			C CH 84 C CU 68 S SL 80 0-3 K		C FF 90 F FF 90 B FF 92 F SI 90 F CH 77 B FF 90 X FF 91 2-2 G6-3 2-3		C SL 89 B FF 95 X SL 89 1-1 L8	B FF 95 B FF 94 B SL 87 B FF 92 4-0 65 1B BB	3	0	0	0	0	1	1
(7, 5)										0	0	0	0	1	0	0
13 Jurickson Profar, S (9, PH) OBP: 0.407, SLG: 0.560																

Inning Stats	1	2	3	4	5	6	7	8	9
	R: 0 E: 0 K: 1 S: 8 H: 0 LOB: 0 BB: 0 P: 10	R: 1 E: 0 K: 1 S: 11 H: 3 LOB: 1 BB: 0 P: 19	R: 0 E: 0 K: 2 S: 9 H: 0 LOB: 0 BB: 0 P: 12	R: 0 E: 1 K: 1 S: 8 H: 1 LOB: 2 BB: 0 P: 16	R: 1 E: 1 K: 1 S: 14 H: 0 LOB: 0 BB: 0 P: 20	R: 0 E: 0 K: 0 S: 10 H: 0 LOB: 1 BB: 1 P: 18	R: 0 E: 0 K: 1 S: 8 H: 0 LOB: 0 BB: 0 P: 12	R: 0 E: 0 K: 1 S: 9 H: 1 LOB: 1 BB: 0 P: 12	R: 3 E: 0 K: 0 S: 11 H: 3 LOB: 3 BB: 2 P: 28

1B: 6 SF: 2 WP: 1 PA: 39
2B: 1 SAC: 0 PB: 0
3B: 1 DP: 1 SB: 0
HR: 0 HBP: 0 CS: 0

PITCHER		IP	WLS	BF	H	R	ER	SO	BB	IBB	HBP	BLK	WP	HR	S	P	ERA	WHIP
47 Paul Maholm, L ERA: 1.8	(1, 1)	3.0		11	3	1	1	4	0	0	0	0	0	0	28	41	3.00	1.000
71 Seth Rosin, R ERA:	(4, 1)	3.0	B	13	1	1	0	2	1	0	0	1	1	0	32	54	0.00	0.667
77 Carlos Frías, R ERA: 6.0	(7, 1)	1.0	H	3	0	0	0	1	0	0	0	0	0	0	8	12	0.00	0.000
Henry Sosa, R ERA: 15.43	(8, 1)	1.1	H	9	3	3	3	1	2	0	0	0	0	0	15	29	20.25	3.750
Sam Demel, R ERA:	(9, 1)	0.2	B	3	1	0	0	0	0	0	0	0	0	0	5	11	0.00	1.500

PITCHER	IP	WLS	BF	H	R	ER	SO	BB	IBB	HBP	BLK	WP	HR	S	P	ERA	WHIP

Los Angeles Dodgers @ Texas Rangers
Surprise Stadium, Surprise, AZ
Sat Mar 08 2014, 3:07 PM - 6:25 PM EST
Att. 8,153 - Sunny - 77 F

livebaseballscorecards.com

AB	34
R	5
H	8
RBI	5
BB	3
SO	8
LOB	17

Texas Rangers @ Seattle Mariners

Peoria Stadium, Peoria, AZ

Sun Mar 09 2014, 4:06 PM - 7:17 PM EDT

Att. 10,291 - Sunny - 75 F

TOP

livebaseballscorecards.com

Batter	1	2	3	4	5	6	7	8	9	AB	R	H	RBI	BB	SO	LOB
13 Jurickson Profar, S (1, 10) OBP: 0.375, SLG: 0.483	B SI 92 C SI 91 C CU 80 B SI 93 B SI 92 B SI 89 4-2 BB		C CU 79 X FF 91 0-1 F7 ①	B SL 83 C FF 91 S CU 74 F FF 90 B SL 85 F FF 92 F CU 74 X SL 86 2-2 G5-3 ①	B SI 92 C CH 78 B FF 92 S CH 82 F CH 81 B SL 82 X SI 90 3-2 P6 ③			S SI 93 X SI 93 0-1 G4-3 ①		4	0	0	0	1	0	2
1 Elvis Andrus, R (1, 6) OBP: 0.353, SLG: 0.471 3 Luis Sardinas, S (7, 6) OBP: 0.286, SLG: 0.357	C SI 92 B CH 88 C SI 89 F SI 92 F SI 90 C SI 92 1-3 K ①		C FF 91 B CU 80 B SL 85 X SI 92 2-1 84 2B 1B	B CH 84 X FF 92 1-0 G4-3 ②		X FF 91 0-0 F9 ①		B CH 90 F SI 94 X SI 94 1-1 G5-3 ②		4 1	1 0	1 0	0 0	0 0	1 0	1 0
84 Prince Fielder, L (1, 3) OBP: 0.318, SLG: 0.545 6 Kevin Kouzmanoff, R (7, 3) OBP: 0.435, SLG: 0.500	X SI 92 0-0 F9 ②		B SI 89 S SI 89 X SI 91 1-1 15 WP 9 2B 1-H 2B	B FF 91 C SL 84 X FF 92 2-1 G4-3 ③		B SI 90 B SL 81 F SI 91 C CH 81 F CH 82 X SI 92 2-2 F9 ②		C CU 76 B FA 92 X FF 92 1-1 G6-3 ③		4 1	1 0	1 0	1 0	0 0	0 0	1 0
15 Michael Choice, R (1, 9) OBP: 0.320, SLG: 0.542 64 Brad Snyder, L (7, 9) OBP: 0.250, SLG: 0.231	1 SAFE C SI 91 C CU 83 T SI 90 0-2 FC ③		C SL 84 F SI 89 S CH 84 0-3 FC 35 WP 9 2B 2-3		H SI 93 1-0 65 F9 35 1B 61 1B HBP	C SL 76 B SI 91 F SL 82 X FF 92 1-2 HR			C FF 92 B SI 87 F FF 87 H FF 92 2-2 63 CS HBP	3 0	3 0	1 0	1 0	0 0	0 0	2 0
35 James Adduci, L (1, 7) OBP: 0.333, SLG: 0.333 63 Bryan Petersen, L (7, 7) OBP: 0.222, SLG: 0.188		B SI 92 S SI 92 X SI 91 2-0 65 E 61 2B 1B	S SL 84 F FF 91 D SL 86 B SL 86 X FF 91 2-2 G4-3 ② 1-2		B SI 93 B SI 94 C SI 92 X SI 95 2-1 61 S 61 1B 1-2 1B	B SI 92 C CH 83 B CH 83 F SI 92 F SL 81 B FF 92 S CH 79 3-3 K ③			C FF 92 F SL 86 B FF 93 D SL 86 B FF 93 S FF 92 3-3 K ① ② 1-2	4 1	2 0	2 0	0 0	0 0	1 1	2 1
9 Adam Rosales, R (1, 5) OBP: 0.231, SLG: 0.250 12 Josh Wilson, R (7, PH) OBP: 0.167, SLG: 0.222 (7, 5)		C CU 83 F SI 91 X CU 82 0-2 F8 ①	D SL 86 X FF 91 1-0 65 1B 2-H 3-H 2B		C SI 95 S CH 83 S CH 82 0-3 K ①		F SI 93 B SI 95 F FF 96 C CU 76 1-3 K ①		B SL 87 F FF 92 F FF 93 B SL 87 X FF 92 2-2 E5	3 2	1 0	1 0	2 0	0 0	1 1	3 0
65 Kensuke Tanaka, L (1, 4) OBP: 0.429, SLG: 0.273 73 Rougned Odor, L (7, PH) OBP: 0.308, SLG: 0.182 (7, 4)		B SI 92 T SI 88 F SI 89 F SI 92 B FF 93 C SI 92 2-3 K ② 1-3	C SI 90 X SL 84 0-1 61 1B 2-H 1B		S SI 95 F SI 96 X CH 83 0-2 F9 ② 2-3		C SI 95 B SI 94 B CH 87 X SI 94 2-1 L9 ②		1 SAFE X SI 91 0-0 G4-3 ③	3 2	0 0	1 0	1 0	0 0	1 0	3 1
61 Robinson Chirinos, R (1, 2) OBP: 0.429, SLG: 0.462 58 Pat Cantwell, R (8, 2)		C SI 94 S CH 86 D SI 91 F SI 89 X SI 93 1-2 3-H 2B	X SI 90 0-0 1-2 1B		B SI 96 B SI 96 B SI 94 C SI 96 F SI 94 F CH 84 X SI 96 3-2 2 BB 1-H 3-H 1B		B CU 76 X FF 91 1-0 1B			4 0	0 0	4 0	3 0	0 0	0 0	0 0
2 Leonys Martin, L (1, 8) OBP: 0.353, SLG: 0.308 43 Engel Beltre, L (7, PH) OBP: 0.333, SLG: 0.286 (7, 8)		B SI 93 S SI 89 X SI 93 1-1 G3 ③	B SL 85 X SL 85 1-0 G4-3 ③		S CH 83 B SI 95 F SI 93 B SI 94 B SI 94 B CH 82 4-2 1-2 BB		F FF 93 F CH 86 F SI 95 X SI 94 0-2 G4-3 ③			2 1	0 0	0 0	0 0	1 0	0 0	3 1
Inning Stats	R: 0 E: 0 K: 1 S: 11 H: 0 LOB: 1 BB: 1 P: 16	R: 1 E: 0 K: 1 S: 14 H: 2 LOB: 1 BB: 0 P: 20	R: 4 E: 0 K: 0 S: 17 H: 5 LOB: 2 BB: 0 P: 24	R: 0 E: 0 K: 0 S: 9 H: 0 LOB: 0 BB: 0 P: 14	R: 2 E: 0 K: 1 S: 18 H: 2 LOB: 2 BB: 1 P: 31	R: 1 E: 0 K: 1 S: 12 H: 1 LOB: 0 BB: 0 P: 18	R: 0 E: 0 K: 1 S: 10 H: 1 LOB: 1 BB: 0 P: 14	R: 0 E: 0 K: 0 S: 6 H: 0 LOB: 0 BB: 0 P: 8	R: 0 E: 1 K: 1 S: 9 H: 0 LOB: 1 BB: 0 P: 16	1B: 7 2B: 4 3B: 0 HR: 1 SF: 0 SAC: 0 DP: 1 HBP: 2						

	AB	39
	R	8
	H	11
	RBI	8
	BB	2
	SO	6
	LOB	20

WP: 2 PA: 43
PB: 0
SB: 1
CS: 1

PITCHER	IP	WLS	BF	H	R	ER	SO	BB	IBB	HBP	BLK	WP	HR	S	P	ERA	WHIP
34 Félix Hernández, R (1, 1) ERA: 8.31	2.1		13	4	4	4	4	1	0	0	0	1	0	34	48	15.43	2.143
44 Lucas Luetge, L (3, 1) ERA: 6.75	1.2		8	3	1	1	0	0	0	0	0	1	0	17	26	5.40	1.800
56 Fernando Rodney, R (5, 1) ERA: 16.2	0.2		6	2	2	2	1	1	0	1	0	0	0	14	24	27.00	4.500
83 Zach Miner, R (5, 1) ERA: 2.08	1.1		5	1	1	1	1	0	0	0	0	0	1	16	25	6.75	0.750
54 Tom Wilhelmsen, R (7, 1) ERA: 3.86	2.0	W	7	1	0	0	1	0	0	0	0	0	0	16	22	0.00	0.500

PITCHER	IP	WLS	BF	H	R	ER	SO	BB	IBB	HBP	BLK	WP	HR	S	P	ERA	WHIP
38 Logan Bawcom, R (9, 1) ERA: 15.43	1.0	S	4	0	0	0	1	0	0	1	0	0	0	9	16	0.00	0.000

Texas Rangers @ Seattle Mariners

Peoria Stadium, Peoria, AZ

Sun Mar 09 2014, 4:06 PM - 7:17 PM EDT

Att. 10,291 - Sunny - 75 F

livebaseballscorecards.com

BOTTOM

Batter	1	2	3	4	5	6	7	8	9	AB	R	H	RBI	BB	SO	LOB
13 Dustin Ackley, L (1, 7) OBP: 0.500, SLG: 0.870 39 Xavier Avery, L (7, 8) OBP: 0.364, SLG: 0.263	C SI 87 X SI 89 0-1 G4-3 ①		B CH 86 X SI 90 1-0 L7 ①	C SI 90 X FF 87 0-1 1-H 1B ③			C FF 92 C CH 85 C FF 90 0-3 K ②	M CH 79 F SI 91 X CH 82 0-2 69 G3-1 69 S 2-H 1B		3 2	0 0	1 1	0 1	0 0	0 1	2 0
8 Willie Bloomquist, R (1, 4) OBP: 0.375, SLG: 0.438 69 Ty Kelly, S (5, PR) OBP: 0.231, SLG: 0.182 (6, 4)	C FF 89 X CH 84 0-1 15 FC3-6 1B		D FF 88 X FF 92 1-0 15 1B 1-2 2-H 1B ②		C SI 88 X SI 90 0-1 15 FC4-6 1B		C SL 82 S CH 84 B FF 92 C FF 92 1-3 K ③	1 SAFE 1 SAFE B SI 90 1 SAFE S CH 77 X SI 90 1-1 G3-1 1-3 ②		3 2	0 0	3 0	0 0	0 0	0 1	0 1
15 Kyle Seager, L (1, 5) OBP: 0.391, SLG: 0.350 1 Carlos Triunfel, R (5, PR) OBP: 0.263, SLG: 0.188 (6, 5)	D SI 87 D CH 85 X SI 88 2-0 FC3-6 17 CS 1-2f ②		B CU 78 B SI 87 C SI 92 B FF 88 F SI 92 F SI 93 X SI 93 3-2 1-3 2-H 1B		B FF 86 X FF 87 1-0 FC4-6 1-2f ①			99 1B 66 BB 76 2B 1B G5-3		3 2	0 1	1 1	1 0	0 0	0 0	2 1
17 Justin Smoak, S (1, 3) OBP: 0.458, SLG: 0.579 66 Ji Man Choi, L (6, 3) OBP: 0.417, SLG: 0.455	B CH 84 1-0 CS 1-2 ③	X SI 87 0-0 L8 ①	C CU 78 B CU 78 X SI 91 1-1 G4-3 ③		1 SAFE B FF 87 B FF 87 C FF 87 S CH 80 S CH 81 2-3 K ②			B FF 92 B FF 94 C FF 93 D CH 85 B FF 93 4-1 99 1B 76 2B 1-2 BB		3 0	0 1	0 0	0 0	0 1	1 0	3 0
27 Corey Hart, R (1, 9) OBP: 0.273, SLG: 0.167 7 Stefen Romero, R (6, 9) OBP: 0.174, SLG: 0.522 (7, 7)		C FF 88 C FF 89 B FF 88 S SL 83 1-3 K ②	S FF 91 B FF 90 S SI 90 B SL 86 B CU 79 B SL 85 4-2 20 2B BB	C FF 87 B FF 87 S CH 80 D SL 81 S CH 82 2-3 K ③			B FF 94 F FF 93 T FF 89 S SL 89 1-3 K ①		2 1	1 0	0 0	0 0	1 0	2 1	1 2
20 Logan Morrison, L (1, 10) OBP: 0.385, SLG: 0.435 99 James Jones, L (8, PH) OBP: 0.304, SLG: 0.435 (9, 10)		B FF 88 B CH 85 F FF 87 B CH 83 B FF 88 4-1 BB	X SI 92 0-0 3 G4-3 55 SF7 1-H 2B		F FF 90 X SL 86 0-1 G3-1 ①			C FF 94 F SL 88 F FF 93 B FF 94 F CH 87 F FF 95 B CH 85 X FF 94 2-2 76 2B 16 3B 1-2 2-3 1B		2 1	1 1	1 1	1 0	1 0	0 0	0 0
3 Mike Zunino, R (1, 2) OBP: 0.313, SLG: 0.500 76 Mike Dowd, R (6, 2) OBP: 0.600, SLG: 0.800		B FF 87 C FF 88 F SL 79 B FF 89 X SL 83 2-2 F8 ③	F SI 92 X SI 92 0-1 G4-3 2-3 ①		F FC 92 F FC 91 S SL 84 0-3 K ②			C CH 79 X SI 91 0-1 16 3B 1-3 2-H 3-H 2B		2 2	0 1	0 1	0 2	0 0	0 1	2 0
55 Michael Saunders, L (1, 8) OBP: 0.421, SLG: 0.600 16 Cole Gillespie, R (7, 9) OBP: 0.588, SLG: 0.733			C SI 91 B SI 91 B SL 87 F SI 88 B SI 92 F FF 88 X SL 88 3-2 5 1B 8 1B 1B	X CU 79 0-0 SF7 3-H ②	C SL 84 B SL 84 B FF 90 B SL 86 F SL 88 C FC 90 3-3 K ③			F SI 90 B CH 79 X CH 80 1-1 74 2B 2-H 3-H 3B		2 1	0 1	1 1	1 2	0 0	1 0	0 0
5 Brad Miller, L (1, 6) OBP: 0.364, SLG: 0.579 74 Chris Taylor, R (8, 6) OBP: 0.231, SLG: 0.500			1 SAFE B SI 90 1 SAFE X SI 92 1-0 8 1B 15 1B 1-2 1B	B FF 92 C SI 90 X SI 87 1-1 13 BLK 13 1B 1B			B SL 81 B FF 90 C FF 91 S SL 82 S CH 84 2-3 K ①	S SI 91 X SI 90 0-1 39 PB 39 1B 3-H 2B		3 1	1 1	2 1	0 1	0 0	1 0	0 0
Inning Stats	R: 0 E: 0 K: 0 S: 5 H: 1 LOB: 0 BB: 0 P: 8	R: 0 E: 0 K: 1 S: 8 H: 0 LOB: 1 BB: 1 P: 15	R: 1 E: 0 K: 0 S: 13 H: 4 LOB: 2 BB: 0 P: 23	R: 2 E: 0 K: 0 S: 10 H: 3 LOB: 2 BB: 1 P: 15	R: 0 E: 0 K: 2 S: 9 H: 1 LOB: 1 BB: 0 P: 14	R: 0 E: 0 K: 2 S: 8 H: 0 LOB: 0 BB: 0 P: 11	R: 0 E: 0 K: 3 S: 9 H: 0 LOB: 0 BB: 0 P: 12	R: 6 E: 0 K: 1 S: 26 H: 6 LOB: 1 BB: 1 P: 37		1B: 11 2B: 3 3B: 1 HR: 0 SF: 1 SAC: 0 DP: 0 HBP: 0				WP: 0 PB: 1 SB: 1 CS: 1 PA: 40	

	AB	35
	R	9
	H	15
	RBI	9
	BB	3
	SO	9
	LOB	14

PITCHER		IP	WLS	BF	H	R	ER	SO	BB	IBB	HBP	BLK	WP	HR	S	P	ERA	WHIP
48 Colby Lewis, R ERA: 6.75	(1, 1)	2.0		7	1	0	0	1	1	0	0	0	0	0	13	23	0.00	1.000
23 Nick Tepesch, R ERA: 5.4	(3, 1)	2.0		13	8	3	3	0	1	0	0	1	0	0	25	40	13.50	4.500
22 Rafael Perez, L ERA:	(5, 1)	1.0		3	0	0	0	2	0	0	0	0	0	0	7	12	0.00	0.000
56 Neal Cotts, L ERA: 20.25	(6, 1)	1.0		3	0	0	0	2	0	0	0	0	0	0	8	11	0.00	0.000
44 Jason Frasor, R ERA:	(7, 1)	1.0		3	0	0	0	3	0	0	0	0	0	0	9	12	0.00	0.000

PITCHER		IP	WLS	BF	H	R	ER	SO	BB	IBB	HBP	BLK	WP	HR	S	P	ERA	WHIP
23 Chi Chi González, R ERA: 81.0	(8, 1)	0.1		4	2	3	3	1	1	0	0	0	0	0	12	19	81.00	9.000
57 Cory Burns, R ERA: 24.3	(8, 1)	0.2	L	6	4	3	3	0	0	0	0	0	0	0	14	18	40.50	6.000

Batter	1	2	3	4	5	6	7	8	9	AB	R	H	RBI	BB	SO	LOB
6 Billy Hamilton, S (1, 8) OBP: 0.435, SLG: 0.368 37 Corky Miller, R (7, 2)	C FF 91 B FC 89 B FF 92 C FC 88 F ST 81 B FF 93 C ST 80 3-3 ① K			B FF 91 F FF 90 B FC 86 X FC 86 2-1 32 2B 1B		C FF 87 C SI 89 C SI 88 0-3 ① K		B FF 94 C FF 94 B SI 89 S FF 94 B FF 94 X FF 95 3-2 ② FC9		3 1	1 0	1 0	0 0	0 0	2 0	0 0
2 Zack Cozart, R (1, 6) OBP: 0.300, SLG: 0.400 81 Rey Navarro, S (7, 6) OBP: 0.385, SLG: 0.583	F FF 93 B FC 90 B FF 92 X FF 92 2-1 ② F9			C SI 90 X SI 90 0-1 ① L8		X SI 89 0-0 ② G1-3		X SI 89 0-0 3B		3 1	0 0	0 1	0 0	0 0	0 0	1 0
32 Jay Bruce, L (1, 9) OBP: 0.500, SLG: 0.765 94 Travis Mattair, R (7, 5) OBP: 0.273, SLG: 0.273	X FF 93 0-0 ③ G4-3			1 SAFE 1 SAFE 1 SAFE C FC 89 X SI 91 0-1 48 CS 1-H 2B		C SI 89 X CH 80 0-1 ③ F8		B FF 95 F FF 94 B FF 92 X FF 94 2-1 ③ G6-3		3 1	0 0	1 0	1 0	0 0	0 0	0 1
48 Ryan Ludwick, R (1, 7) OBP: 0.150, SLG: 0.300 30 Jason Bourgeois, R (7, PH) (7, 7)		B FF 90 X FF 90 1-0 ① P6		C SI 91 2 SAFE C FF 92 B FF 93 B ST 79 F FF 91 X ST 79 2-2 ② ③ G5-3 2-3			C FF 86 C FF 89 S CU 65 0-3 ① K		B FF 91 F FF 91 B FF 92 X CH 84 2-1 ① L7	2 2	0 0	0 0	0 0	0 0	0 1	1 0
39 Devin Mesoraco, R (1, 2) OBP: 0.238, SLG: 0.286 25 Skip Schumaker, L (7, PH) OBP: 0.571, SLG: 0.588 (7, 8)		F FF 91 B FS 85 X FF 92 1-1 ② L8			F SI 89 F FS 85 B FF 94 X ST 79 1-2 ① L7		C FF 88 C FF 88 F FF 88 F CU 67 X CH 82 0-2 ② G3-1		B FF 92 B FF 91 C FF 92 X FF 92 2-1 29 1B 1B	2 2	0 0	0 1	0 0	0 0	0 0	0 0
29 Brayan Peña, S (1, 10) OBP: 0.300, SLG: 0.278		B FS 86 B FS 87 B FF 91 C FF 91 F FC 88 X ST 79 3-2 ③ G4-3			B SI 92 F SI 92 B FC 87 F FF 90 X ST 73 2-2 ② G4-3		C FF 89 X CU 67 0-1 28 BLK 1B		C FF 92 B CH 85 B FF 92 X FF 93 2-1 1-2 1B	4	0	2	0	0	0	0
27 Chris Nelson, R (1, 3) OBP: 0.300, SLG: 0.421 28 Chris Heisey, R (7, PH) OBP: 0.333, SLG: 0.833 (7, 9)			B SI 89 X FF 90 1-0 ① F8		X SI 90 0-0 7 2B 1B		B FF 88 S SL 76 S FF 89 F FF 91 X CU 68 1-2 70 FC6-4 1-2 1B		C FF 93 X SL 80 0-1 ② F7	2 2	1 0	1 1	0 0	0 0	0 2	0 2
7 Ramon Santiago, S (1, 4) OBP: 0.250, SLG: 0.176 70 Kristopher Negrón, R (7, PH) OBP: 0.238, SLG: 0.316 (7, 4)			B FF 91 B FS 86 B FF 90 C FF 90 X FF 90 3-1 ② L8		X FF 91 0-0 36 1B 1-H 2B		S FF 88 F SL 77 F FC 90 2 SAFE D CU 67 X SL 78 1-2 ③ FC6-4 1-2f		T FF 93 X FF 93 0-1 ③ F7	2 2	0 0	1 0	1 0	0 0	0 0	0 4
36 Henry Alejandro Rodriguez, S (1, 5) OBP: 0.188, SLG: 0.133 50 Neftalí Soto, R (7, 3) OBP: 0.391, SLG: 0.739			F FC 88 B CS 62 B FS 85 X SI 90 2-1 ③ F7		B FC 88 B SI 90 C FC 87 X SI 90 2-1 ③ 2-H 1B			B FF 94 X FF 94 1-0 ① G5-3		2 1	0 0	1 0	0 0	0 0	0 0	0 0

Inning Stats	1	2	3	4	5	6	7	8	9
	R: 0 E: 0 K: 1 S: 7 H: 0 LOB: 0 BB: 0 P: 12	R: 0 E: 0 K: 0 S: 6 H: 0 LOB: 0 BB: 0 P: 11	R: 0 E: 0 K: 0 S: 5 H: 0 LOB: 0 BB: 0 P: 11	R: 1 E: 0 K: 0 S: 10 H: 2 LOB: 0 BB: 0 P: 14	R: 1 E: 0 K: 0 S: 10 H: 3 LOB: 2 BB: 0 P: 15	R: 0 E: 0 K: 1 S: 6 H: 0 LOB: 0 BB: 0 P: 6	R: 0 E: 0 K: 1 S: 18 H: 2 LOB: 2 BB: 0 P: 20	R: 0 E: 0 K: 0 S: 7 H: 1 LOB: 1 BB: 0 P: 13	R: 0 E: 0 K: 0 S: 10 H: 2 LOB: 2 BB: 0 P: 16

1B: 7	SF: 0	WP: 0	PA: 35
2B: 2	SAC: 0	PB: 0	
3B: 1	DP: 0	SB: 0	
HR: 0	HBP: 0	CS: 1	

PITCHER		IP	WLS	BF	H	R	ER	SO	BB	IBB	HBP	BLK	WP	HR	S	P	ERA	WHIP
11 Yu Darvish, R ERA: 3.6	(1, 1)	5.0	W	18	5	2	2	1	0	0	0	0	0	0	38	63	3.60	1.000
68 Ryan Feierabend, L ERA: 4.5	(6, 1)	1.0	H	3	0	0	0	1	0	0	0	0	0	0	6	6	0.00	0.000
28 Joakim Soria, R ERA:	(7, 1)	1.0	H	5	2	0	0	1	0	0	0	1	0	0	18	20	0.00	2.000
49 Aaron Poreda, L ERA: 2.7	(8, 1)	1.0		4	1	0	0	0	0	0	0	0	0	0	7	13	0.00	1.000
30 Neftalí Feliz, R ERA: 4.5	(9, 1)	1.0		5	2	0	0	0	0	0	0	0	0	0	10	16	0.00	2.000

PITCHER	IP	WLS	BF	H	R	ER	SO	BB	IBB	HBP	BLK	WP	HR	S	P	ERA	WHIP

TOP

Cincinnati Reds @ Texas Rangers

Surprise Stadium, Surprise, AZ

Mon Mar 10 2014, 4:07 PM - 6:38 PM EDT

Att. 7,779 - Partly Cloudy - 78 F

livebaseballscorecards.com

AB	35
R	2
H	10
RBI	2
BB	0
SO	3
LOB	9

Cincinnati Reds @ Texas Rangers

Surprise Stadium, Surprise, AZ

Mon Mar 10 2014, 4:07 PM - 6:38 PM EDT

Att. 7,779 - Partly Cloudy - 78 F

BOTTOM

Batter	1	2	3	4	5	6	7	8	9	AB	R	H	RBI	BB	SO	LOB
13 Jurickson Profar, S (1, 10) OBP: 0.378, SLG: 0.545	B SI 92 X FF 92 1-0 ① G4-3		B FF 93 F SI 93 F FF 93 B SL 85 B CH 86 F SI 93 X SL 87 3-2 HR		F SI 86 F FF 87 X SI 87 0-2 ② G3		S FF 94 C FF 92 H FF 95 1-2 71 2B 9 1B HBP 3-H	S FF 90 B FF 90 B FF 96 B FF 97 X FF 97 3-1 ③ G6-3		4	2	1	1	0	0	3
1 Elvis Andrus, R (1, 6) OBP: 0.350, SLG: 0.450 71 Andy Parrino, S (7, 6) OBP: 0.250, SLG: 0.273 (8, 4)	C FF 94 B SL 86 B SI 93 B FF 93 F FF 92 X FF 94 3-2 ② G4-3		S SL 85 C FF 94 F FF 93 B CH 84 S CH 86 1-3 ② K		B SI 86 X CH 78 1-0 ③ 2-H 3-H 1B		B CH 84 D SI 93 B FF 93 C FF 92 F FF 93 F FF 94 X FF 94 3-2 1-3 2-H 9 1B 2B			3 1	0 1	1 1	2 1	0 0	1 0	0 0
18 Mitch Moreland, L (1, 9) OBP: 0.333, SLG: 0.350 15 Michael Choice, R (7, 9) OBP: 0.308, SLG: 0.520	C KC 79 X FF 94 0-1 ③ G1-3		S SL 86 X FF 93 0-1 ③ G4-3			C SI 86 B SI 86 B CU 70 X SI 87 2-1 ① G6-3	X FF 94 0-0 ② FC6-3			3 1	0 0	0 0	0 0	0 0	0 0	0 3
29 Adrián Beltré, R (1, 5) OBP: 0.353, SLG: 0.375 9 Adam Rosales, R (7, 5) OBP: 0.286, SLG: 0.308		F FF 93 B SI 92 C KC 79 C CH 83 1-3 ① K		X FF 91 0-0 ① L9		C CU 70 F SI 85 C SI 87 0-3 ② K	B FF 94 X FF 93 1-0 35 1B 2-H 3-H 1B			3 1	0 0	0 1	0 2	0 0	2 0	0 0
2 Leonys Martin, L (1, 8) OBP: 0.400, SLG: 0.333 35 James Adduci, L (7, 8) OBP: 0.368, SLG: 0.368		B KC 79 X FF 94 1-0 7 1B 6 S 1B		C SI 92 X CH 84 0-1 ② B2		B CU 70 B CH 77 B FF 85 C FF 85 B SI 84 4-1 BB	D SI 90 S CH 83 B FF 92 B FF 90 C FF 90 F FF 92 X FF 90 3-2 1-3 7 FC6-4 1B			2 1	1 0	1 1	0 0	1 0	0 0	0 0
7 J.P. Arencibia, R (1, 2) OBP: 0.150, SLG: 0.250 70 Brett Nicholas, L (8, 2)		C FF 93 X SI 93 0-1 6 S 1-3 1B		F FF 92 B SL 86 S SL 86 B FF 92 B CH 85 F FF 93 X FF 93 3-2 ③ G5-3		1 SAFE C SI 83 F CH 78 X CH 76 0-2 ③ F7	B FF 94 B FF 91 X FF 91 2-0 ③ 1-2f FC6-4			4 0	0 0	1 0	0 0	0 0	0 0	3 0
6 Kevin Kouzmanoff, R (1, 3) OBP: 0.400, SLG: 0.455 12 Josh Wilson, R (7, 3) OBP: 0.150, SLG: 0.200		B SI 92 F SL 85 B FF 93 F CH 86 1 SAFE F SI 92 B FF 93 S SL 86 3-3 ② K 1-2 3-H			F CU 70 S CH 79 F SI 87 F CH 78 B SI 86 X SI 88 1-2 E6 43 SH5-3 73 1B 1 1B		B FF 95 X FF 94 1-0 ① G4-3	X SL 86 0-0 ① F8		2 2	1 0	0 0	0 0	0 0	1 0	1 0
73 Rougned Odor, L (1, 4) OBP: 0.333, SLG: 0.231 65 Kensuke Tanaka, L (7, 4) OBP: 0.400, SLG: 0.250 3 Luis Sardinas, S (7, PR) OBP: 0.267, SLG: 0.333 (8, 6)		C SI 93 F FF 93 B CH 87 S FF 93 1-3 ③ K			C SI 84 1 SAFE X SI 86 0-1 43 SH5-3 1-2 1 1B 1B		X FF 94 0-0 E6 64 1B 13 WP	C FF 96 S SI 89 S FF 91 0-3 ② K		2 1 1	1 0 1	1 0 0	0 0 0	0 0 1	1 0 0	1 0 0
43 Engel Beltre, L (1, 7) OBP: 0.313, SLG: 0.267 64 Brad Snyder, L (7, 7) OBP: 0.333, SLG: 0.286			C KC 78 B CH 87 F SI 93 B CH 84 S CH 84 2-3 ① K		X CU 70 0-0 ① SH5-3 1-2 2-3		B SI 93 B CH 84 F CH 85 B FF 93 F FF 95 X CH 84 3-2 13 WP 71 2B 1-3 1B	B FF 89 B FF 97 F FF 97 B FF 96 S FF 90 B FF 97 4-2 BB		1 1	0 1	0 1	0 0	0 1	1 0	0 0
Inning Stats	R: 0 E: 0 K: 0 S: 6 H: 0 LOB: 0 BB: 0 P: 10	R: 1 E: 0 K: 3 S: 13 H: 2 LOB: 1 BB: 0 P: 19	R: 1 E: 0 K: 2 S: 13 H: 1 LOB: 0 BB: 0 P: 19	R: 0 E: 0 K: 0 S: 7 H: 0 LOB: 0 BB: 0 P: 10	R: 2 E: 1 K: 0 S: 12 H: 2 LOB: 1 BB: 0 P: 14	R: 0 E: 0 K: 1 S: 9 H: 0 LOB: 1 BB: 1 P: 15	R: 4 E: 1 K: 0 S: 18 H: 4 LOB: 2 BB: 0 P: 32	R: 0 E: 0 K: 1 S: 8 H: 0 LOB: 1 BB: 1 P: 15		1B: 7 2B: 1 3B: 0 HR: 1	SF: 0 SAC: 1 DP: 0 HBP: 1		WP: 1 PB: 0 SB: 2 CS: 0	PA: 37		

livebaseballscorecards.com

AB	33
R	8
H	9
RBI	6
BB	2
SO	7
LOB	11

PITCHER		IP	WLS	BF	H	R	ER	SO	BB	IBB	HBP	BLK	WP	HR	S	P	ERA	WHIP
34 Homer Bailey, R ERA: 4.0	(1, 1)	4.0		15	3	2	2	5	0	0	0	0	0	1	39	58	4.50	0.750
26 Jeff Francis, L ERA: 6.0	(5, 1)	2.0	L	9	2	2	0	1	1	0	0	0	0	0	21	29	0.00	1.500
46 Curtis Partch, R ERA: 2.45	(7, 1)	0.2		8	4	4	1	0	0	0	1	0	1	0	17	29	13.50	6.000
73 Carlos Contreras, R ERA: 2.7	(7, 1)	0.1		1	0	0	0	0	0	0	0	0	0	0	1	3	0.00	0.000
80 Jumbo Díaz, R ERA: 2.25	(8, 1)	1.0		4	0	0	0	1	1	0	0	0	0	0	8	15	0.00	1.000

PITCHER	IP	WLS	BF	H	R	ER	SO	BB	IBB	HBP	BLK	WP	HR	S	P	ERA	WHIP

Batter	1	2	3	4	5	6	7	8	9	AB	R	H	RBI	BB	SO	LOB
13 Jurickson Profar, S (1, 10) OBP: 0.375, SLG: 0.528 64 Brad Snyder, L (8, PH) OBP: 0.350, SLG: 0.267 (8, 10)	F8		1 CS 1B		G6-4-3 1-2f			6 F8 20 1B 9 SF8 BB K		3 0 1 0 0 0 2 1 1 0 0 1 1 2						
1 Elvis Andrus, R (1, 6) OBP: 0.348, SLG: 0.435 20 Brent Lillibridge, R (7, 6) OBP: 0.583, SLG: 0.833	84 G4-1 1B		1 SAFE G6-3 1-2			G6-3		6 F8 35 2B 1-2 1B	9 G6-4-3 6 BB 1B	3 0 1 0 0 0 1 2 1 2 0 0 0 0						
84 Prince Fielder, L (1, 3) OBP: 0.280, SLG: 0.480 6 Kevin Kouzmanoff, R (7, 3) OBP: 0.407, SLG: 0.435	G4-1 1-2		G3-1			K		F8 1-2 2-3	9 G6-4-3 1-2 BB	3 0 0 0 0 1 1 1 0 0 0 1 0 2						
29 Adrian Beltré, R (1, 5) OBP: 0.300, SLG: 0.316 9 Adam Rosales, R (7, 5) OBP: 0.250, SLG: 0.286	K			G6-3		G4-3		SF8 3-H	G6-4-3 1-2f 2-3	3 0 0 0 0 1 1 1 0 0 1 0 0 2						
18 Mitch Moreland, L (1, 9) OBP: 0.407, SLG: 0.429 35 James Adduci, L (7, PR) OBP: 0.381, SLG: 0.429 (7, 9)		43 F8-3 HBP		43 L6-3 BB			73 G4-3 61 1B 2B	63 2B 2-H 2B	P6	1 0 1 0 1 0 0 2 2 1 1 0 0 1						
43 Engel Beltre, L (1, 7) OBP: 0.278, SLG: 0.235 63 Bryan Petersen, L (7, PH) OBP: 0.250, SLG: 0.278 (7, 7)		F8-3 1-1		L6-3 1-1			K	73 E 2-H 2B		2 0 0 0 0 0 2 2 1 1 1 0 1 1						
12 Josh Wilson, R (1, 4) OBP: 0.227, SLG: 0.238 73 Rougned Odor, L (7, PH) OBP: 0.353, SLG: 0.267 (7, 4)		61 1B BB			2 FC3-6 61 BB 1B		G4-3 2-3	E1 70 WP 15 1B 2-H 1B		1 0 1 0 1 0 0 2 1 1 1 0 0 1						
61 Robinson Chirinos, R (1, 2) OBP: 0.529, SLG: 0.533 70 Brett Nicholas, L (8, PH) (8, 2)		1-2 1B			2 FC3-6 1-2 BB		3-H 1B	15 1B 2-3 BB		2 0 2 1 1 0 0 0 0 0 0 1 0 0						
2 Leonys Martin, L (1, 8) OBP: 0.364, SLG: 0.294 15 Michael Choice, R (7, PH) OBP: 0.321, SLG: 0.519 (7, 8)		F8			FC3-6 13 G6-4-3 1-2f 2-3		FC4	1-2 3-H 1B		2 0 0 0 0 0 4 2 0 1 1 0 0 2						
Inning Stats	R: 0 H: 1 E: 0 LOB: 1 K: 1 BB: 0 S: 6 P: 6	R: 0 H: 1 E: 0 LOB: 2 K: 0 BB: 1 S: 3 P: 8	R: 0 H: 1 E: 0 LOB: 0 K: 0 BB: 0 S: 3 P: 3	R: 0 H: 0 E: 0 LOB: 0 K: 0 BB: 1 S: 2 P: 6	R: 0 H: 1 E: 0 LOB: 1 K: 0 BB: 1 S: 3 P: 7	R: 0 H: 0 E: 0 LOB: 0 K: 1 BB: 0 S: 5 P: 5	R: 1 H: 2 E: 0 LOB: 2 K: 1 BB: 0 S: 7 P: 7	R: 5 H: 5 E: 1 LOB: 2 K: 1 BB: 2 S: 10 P: 18	R: 0 H: 1 E: 0 LOB: 1 K: 0 BB: 1 S: 3 P: 7	1B: 9 SF: 1 2B: 5 SAC: 0 3B: 0 DP: 4 HR: 0 HBP: 1						WP: 1 PA: 41 PB: 0 SB: 0 CS: 1

PITCHER		IP	WLS	BF	H	R	ER	SO	BB	IBB	HBP	BLK	WP	HR	S	P	ERA	WHIP
50 John Danks, L ERA:	(1, 1)	5.0		19	4	0	0	1	3	0	1	0	0	0	17	30	0.00	1.400
65 Nate Jones, R ERA:	(6, 1)	1.0		3	0	0	0	1	0	0	0	0	0	0	5	5	0.00	0.000
37 Scott Downs, L ERA: 9.0	(7, 1)	1.0		5	2	1	1	1	0	0	0	0	0	0	7	7	9.00	2.000
43 Mitchell Boggs, R ERA: 14.73	(8, 1)	0.2		6	3	4	4	0	1	0	0	0	0	0	5	9	54.00	6.000
46 Donnie Veal, L ERA: 2.08	(8, 1)	0.1	B	4	2	1	1	1	1	0	0	0	1	0	5	9	27.00	9.000

PITCHER		IP	WLS	BF	H	R	ER	SO	BB	IBB	HBP	BLK	WP	HR	S	P	ERA	WHIP
86 Cody Winiarski, R ERA: 4.5	(9, 1)	1.0	W	4	1	0	0	0	1	0	0	0	0	0	3	7	0.00	2.000

TOP

Texas Rangers @ Chicago White Sox

Camelback Ranch, Glendale, AZ

Tue Mar 11 2014, 4:08 PM - 6:59 PM EDT

Att. 4,932 - Partly Cloudy - 72 F

livebaseballscorecards.com

AB	33
R	6
H	12
RBI	6
BB	6
SO	4
LOB	22

Batter	1	2	3	4	5	6	7	8	9	AB	R	H	RBI	BB	SO	LOB
1 Adam Eaton, L (1, 8) OBP: 0.571, SLG: 0.563	0-0 79 1B 2B	0-3 K		0-0 F8		0-0 G5-3		0-3 K		4	1	1	0	0	1	1
20 Jordan Danks, L (7, 8) OBP: 0.333, SLG: 0.652										1	0	0	0	0	1	1
15 Gordon Beckham, R (1, 4) OBP: 0.250, SLG: 0.391	0-0 G5-3		1-0 HR	0-0 G6-3 1-2			0-0 P5		0-0 S 2B 1B	4	1	1	1	0	0	2
77 Yolmer Sánchez, S (8, 4) OBP: 0.583, SLG: 0.667										1	0	1	0	0	0	0
83 Micah Johnson, L (9, PR) OBP: 0.500, SLG: 0.455										0	1	0	0	0	0	0
79 José Abreu, R (1, 3) OBP: 0.333, SLG: 0.529	0-0 26 FC4-6 2-H 1B		0-3 K	0-0 2-H 1B			0-0 26 E 26 FC6 1B		1-0 1-H 2B	4	0	3	2	0	1	0
Alex Liddi, R (7, PR) OBP: 0.273, SLG: 0.636 (8, 3)										1	0	1	1	0	0	0
26 Avisaíl García, R (1, 9) OBP: 0.240, SLG: 0.333	0-0 FC4-6 14 WP 14 S 14 1B 1-2f		0-0 E5 10 1B 24 2B	0-0 G5-3			0-0 FC6 1-3			4	2	0	0	0	0	3
82 Keenyn Walker, S (7, PR) OBP: 0.100, SLG: 0.200 (8, 9)										0	0	0	0	0	0	0
14 Paul Konerko, R (1, 10) OBP: 0.333, SLG: 0.294	2-0 10 E 1-H 1B		0-0 F9		0-0 F8		0-3 K			4	0	1	1	0	1	4
10 Alexei Ramirez, R (1, 6) OBP: 0.292, SLG: 0.375	0-0 E9 1-3		0-0 24 2B 1-3 1B		0-0 G6-3		0-0 FC8			4	0	1	0	0	0	4
28 Leury García, S (8, 6) OBP: 0.417, SLG: 0.300										0	0	0	0	0	0	0
24 Dayan Viciedo, R (1, 7) OBP: 0.381, SLG: 0.450	0-0 G1-3		0-0 1-3 3-H 2B		0-0 G1-3			0-0 36 G5-4-3 1B		4	0	2	1	0	0	2
29 Jared Mitchell, L (8, PR) OBP: 0.364, SLG: 0.300 (9, 7)										0	0	0	0	0	0	0
17 Adrian Nieto, S (1, 2) OBP: 0.091, SLG: 0.091		0-3 K	0-0 G5-3			0-0 G4-3		0-0 G5-4-3 1-2f		3	0	0	0	0	1	2
36 Josh Phegley, R (7, 2) OBP: 0.167, SLG: 0.250										1	0	0	0	0	0	1
5 Marcus Semien, R (1, 5) OBP: 0.333, SLG: 0.200		0-3 K		4-0 15 G6-3 79 1B BB		0-3 K		1-2 HR		2	1	0	0	1	2	0
22 Matt Davidson, R (7, 5) OBP: 0.200, SLG: 0.421										1	1	1	1	0	0	0
Inning Stats	R: 2 E: 1 K: 0 S: 7 H: 3 LOB: 2 BB: 0 P: 9	R: 0 E: 0 K: 3 S: 9 H: 0 LOB: 0 BB: 0 P: 9	R: 2 E: 1 K: 1 S: 9 H: 3 LOB: 2 BB: 0 P: 10	R: 1 E: 0 K: 0 S: 4 H: 1 LOB: 1 BB: 1 P: 8	R: 0 E: 0 K: 0 S: 3 H: 0 LOB: 0 BB: 0 P: 3	R: 0 E: 0 K: 1 S: 5 H: 0 LOB: 0 BB: 0 P: 5	R: 0 E: 1 K: 1 S: 7 H: 1 LOB: 3 BB: 0 P: 7	R: 1 E: 0 K: 1 S: 8 H: 2 LOB: 1 BB: 0 P: 9	R: 1 E: 0 K: 0 S: 2 H: 2 LOB: 2 BB: 0 P: 3	1B: 7 2B: 3 3B: 0 HR: 2	SF: 0 SAC: 0 DP: 1 HBP: 0						

PITCHER	IP	WLS	BF	H	R	ER	SO	BB	IBB	HBP	BLK	WP	HR	S	P	ERA	WHIP
47 Joe Saunders, L (1, 1) ERA: 9.0	3.0		17	6	4	3	4	0	0	0	0	1	1	25	28	9.00	2.000
19 Tommy Hanson, R (4, 1) ERA: 3.24	4.0		16	2	1	1	2	1	0	0	0	0	0	19	23	2.25	0.750
32 Pedro Figueroa, L (8, 1) ERA: 2.25	1.0	B	4	2	1	1	1	0	0	0	0	0	1	8	9	9.00	2.000
22 Rafael Perez, L (9, 1) ERA: 6.75	0.0	L	2	2	1	1	0	0	0	0	0	0	0	2	3	∞	∞

PITCHER	IP	WLS	BF	H	R	ER	SO	BB	IBB	HBP	BLK	WP	HR	S	P	ERA	WHIP

BOTTOM

Texas Rangers @ Chicago White Sox

Camelback Ranch, Glendale, AZ

Tue Mar 11 2014, 4:08 PM - 6:59 PM EDT

Att. 4,932 - Partly Cloudy - 72 F

livebaseballscorecards.com

AB	38
R	7
H	12
RBI	7
BB	1
SO	7
LOB	20

1B: 7 2B: 3 3B: 0 HR: 2 SF: 0 SAC: 0 DP: 1 HBP: 0

WP: 1 PB: 0 SB: 2 CS: 0 PA: 39

Batter	1	2	3	4	5	6	7	8	9	AB	R	H	RBI	BB	SO	LOB
3 JB Shuck, L (1, 9) OBP: 0.258, SLG: 0.357 Ranyelmy Alberto, R (8, 9)	B FF 91 C FF 92 B FF 93 F FF 93 S SL 80 2-3 K ①	X CH 85 0-0 0 HR 2-3 1B		1 SAFE B SI 88 1 SAFE B SI 89 X SI 89 2-0 0 FC6-2 1-H 3B	B SI 91 S SL 84 F SL 85 D FS 78 F FS 76 T FS 78 2-2 K ③		B SL 83 X FF 90 1-0 G3-1 ③		B SL 85 S FF 91 S FF 91 C FF 91 1-3 K ②	5 1 2 1 0 2 1 1 0 0 0 0 1 2						
0 Collin Cowgill, R (1, 8) OBP: 0.345, SLG: 0.704 8 Yorvit Torrealba, R (6, PH) OBP: 0.083, SLG: 0.083 (6, 2)	L FF 94 X FF 95 0-1 1B	C SL 81 S CH 82 X FF 92 0-2 1-H HR 3-H		C SL 83 B CH 78 S CH 77 F CH 77 F CH 78 X SL 83 1-2 FC6-2 ② 44 S 48 2B 3-H		X FF 90 0-0 G5-3 ①		B FF 91 X FF 90 1-0 G5-3 ①	C CH 85 F FF 90 B SL 85 X FF 91 1-2 F8 ③	3 2 2 3 0 0 1 3 0 0 0 0 0 2						
44 Ian Stewart, L (1, 3) OBP: 0.375, SLG: 0.300 57 Andy Workman, R (6, 7) OBP: 1.000, SLG: 1.500	1 SAFE B FF 92 X FF 92 1-0 P6 ②	B FF 93 B FF 92 S FF 91 H FF 92 3-1 HBP		1 SAFE B SI 89 C CH 77 B CH 77 S SL 83 D SL 83 B CH 78 4-2 48 2B 1-2 BB		X SI 90 0-0 48 2B 1B		B FF 91 X FF 89 1-0 19 E G3-1 1B		2 2 1 0 1 0 1 1 1 1 0 0 0 0						
48 Chad Tracy, L (1, 7) OBP: 0.238, SLG: 0.333 Brennan Gowens, L (6, 8)	1 SAFE B FF 94 1 SAFE F FF 93 F CH 84 1 SAFE X SL 81 1-2 F9 ③	D CH 85 B FF 91 X FF 92 2-0 FC8 ③		D SI 89 C SI 89 B CH 80 X SI 88 2-1 1-H 2-H 2B		C SL 85 B SI 89 X SL 84 1-1 19 1B 10 SF8 1-H 2B		C SL 85 F FC 89 B SL 83 X FC 89 1-2 G3-1 ② 1-2		4 1 2 3 0 0 2 1 0 0 0 0 0 1						
17 Chris Iannetta, R (1, 2) OBP: 0.556, SLG: 0.769 19 Efren Navarro, L (6, PH) OBP: 0.214, SLG: 0.214 (6, 3)		C FF 92 B FF 93 B CH 84 F FF 93 B FF 94 F FF 94 B FF 94 4-2 7 SH5-3 10 1B 18 2B BB	B FF 91 X FF 90 1-0 FC8 ①	S SI 88 B SI 89 F CH 77 B SI 88 B CH 75 X SI 88 3-2 FC8 ③		B FF 90 S SL 84 X SL 85 1-1 7 FC6-4 2-3 1B		C SL 88 S SL 87 B SL 89 X FF 90 1-2 E7 2-H 1B		2 1 0 0 1 0 1 2 0 2 0 0 0 0						
10 Grant Green, R (1, 6) OBP: 0.367, SLG: 0.552		B SL 80 X FF 92 1-0 7 SH5-3 18 2B 1-2 1B	S SL 79 S SL 79 B SL 81 S SL 82 1-3 K ②		C SL 84 F SI 90 B FS 79 F FS 76 X SI 91 1-2 7 WP 18 1B 1B	B SL 86 C SL 85 F SI 90 X FS 77 1-2 SF8 ② 3-H		F SL 85 F FC 90 B SL 85 S SL 86 1-3 K ③		4 2 2 1 0 2 1						
7 Andrew Romine, S (1, 5) OBP: 0.333, SLG: 0.400 Jimmy Swift, R (8, 5)		B FF 92 X CH 79 1-0 SH5-3 ① 1-2 2-3	F FF 91 B SL 80 B CH 84 B FF 91 X FF 90 3-1 F7 ③		B SI 91 X SL 84 1-0 P6 ① 1-2	C FF 90 B FF 90 X FF 89 1-1 FC6-4 ③ 1-2f			C FF 89 B FF 91 C SL 85 X CH 83 1-2 F9 ①	3 0 0 0 0 0 2 1 0 0 0 0 0 0						
84 C.J. Cron, R (1, 10) OBP: 0.375, SLG: 0.600 41 Luis Martinez, R (9, PH) OBP: 0.333, SLG: 0.333 (9, 10)		B SL 80 B FF 93 F FF 94 B FF 93 F FF 94 S SL 81 3-3 K ②		C FF 90 X FF 91 0-1 FC8 ①	C SL 85 F SI 90 F FS 78 F SL 88 S FS 79 0-3 K2-3 ②		C CH 79 F SI 91 X SI 90 0-2 P3 ①		B SL 85 S SL 86 X FF 91 1-1 79 1B 1B	4 0 0 0 0 2 3 1 0 1 0 0 0 0						
18 John McDonald, R (1, 4) OBP: 0.563, SLG: 0.538 79 Taylor Lindsey, L (6, 4) OBP: 0.125, SLG: 0.125		C FF 94 B FF 95 S SL 83 X FF 94 1-2 3 1B 0 HR 2-H 3-H 2B		B FF 91 B FF 90 B FF 90 C CH 89 B FF 91 4-1 3 3B BB	X SI 91 0-0 2-H 1B		B FF 91 C CH 80 X SI 89 1-1 G3 ②		C FF 91 D CH 85 S FF 90 X SL 82 1-2 1-2 1B	2 2 2 3 1 0 0 2 0 1 0 0 0 0						
Inning Stats	R: 0 E: 0 K: 1 S: 9 H: 1 LOB: 1 BB: 0 P: 13	R: 5 E: 0 K: 1 S: 17 H: 4 LOB: 1 BB: 1 P: 32	R: 0 E: 0 K: 1 S: 6 H: 0 LOB: 0 BB: 0 P: 11	R: 3 E: 0 K: 0 S: 16 H: 2 LOB: 1 BB: 2 P: 32	R: 1 E: 0 K: 2 S: 15 H: 2 LOB: 1 BB: 0 P: 19	R: 2 E: 0 K: 0 S: 11 H: 3 LOB: 1 BB: 0 P: 15	R: 0 E: 0 K: 0 S: 6 H: 0 LOB: 0 BB: 0 P: 8	R: 1 E: 1 K: 1 S: 11 H: 2 LOB: 1 BB: 0 P: 16	R: 0 E: 0 K: 1 S: 14 H: 2 LOB: 2 BB: 0 P: 19	1B: 11 2B: 3 3B: 1 HR: 1 SF: 1 SAC: 1 DP: 0 HBP: 1	WP: 1 PB: 0 SB: 1 CS: 0 PA: 47					

PITCHER		IP	WLS	BF	H	R	ER	SO	BB	IBB	HBP	BLK	WP	HR	S	P	ERA	WHIP
41 Alexi Ogando, R ERA: 8.64	(1, 1)	3.1	L	18	5	6	6	3	2	0	1	0	0	1	35	63	16.20	2.100
57 Cory Burns, R ERA: 24.75	(4, 1)	0.2		5	2	2	2	0	1	0	0	0	0	0	13	25	27.00	4.500
25 Jose Contreras, R ERA: 10.5	(5, 1)	2.0		11	5	3	3	2	0	0	0	0	1	0	26	34	13.50	2.500
68 Ryan Feierabend, L ERA: 3.86	(7, 1)	1.0		3	0	0	0	0	0	0	0	0	0	0	6	8	0.00	0.000
56 Neal Cotts, L ERA: 14.73	(8, 1)	1.0		5	2	1	0	1	0	0	0	0	0	0	11	16	0.00	2.000

PITCHER		IP	WLS	BF	H	R	ER	SO	BB	IBB	HBP	BLK	WP	HR	S	P	ERA	WHIP
44 Jason Frasor, R ERA:	(9, 1)	1.0		5	2	0	0	1	0	0	0	0	0	0	14	19	0.00	2.000

TOP

Los Angeles Angels @ Texas Rangers

Surprise Stadium, Surprise, AZ

Wed Mar 12 2014, 4:06 PM - 6:59 PM EDT

Att. 7,738 - Sunny - 78 F

livebaseballscorecards.com

AB	41
R	12
H	16
RBI	11
BB	3
SO	7
LOB	17

Batter	1	2	3	4	5	6	7	8	9	AB	R	H	RBI	BB	SO	LOB
17 Shin-Soo Choo, L (1, 7) OBP: 0.227, SLG: 0.211	F FF 86 B FF 88 B CH 79 X FF 86 2-1 G6-3 ①		C FF 86 B SI 87 S CH 80 X FF 87 1-2 G4-3 ③			B CU 74 C CU 75 B CH 80 S CH 81 B FF 92 F CH 81 D SI 90 4-2 13 FC6-4 BB		B CU 74 S CU 75 S SI 89 B CH 77 S CU 75 2-3 K ②		2	0	0	0	1	0	0
64 Brad Snyder, L (7, 7) OBP: 0.333, SLG: 0.250										1	0	0	0	0	1	0
13 Jurickson Profar, S (1, 10) OBP: 0.364, SLG: 0.525	S FF 86 F FF 88 X SL 80 0-2 G1-3 ②			B CU 76 S CH 85 S FF 86 B CU 73 F CH 79 B CH 86 C FF 86 3-3 K ①		1 SAFE F SI 90 X SI 88 0-1 1-2f FC6-4 ③		B FF 89 X FF 84 1-0 2B		4	0	1	0	0	1	1
84 Prince Fielder, L (1, 3) OBP: 0.259, SLG: 0.444	B SI 87 B CH 80 F FF 87 S CH 80 F FF 89 F FF 89 S CU 74 2-3 K ③			C FF 88 B FF 88 F FF 88 X CU 74 1-2 F8 ②			B FF 89 F CH 77 X FF 89 1-1 43 1B 35 2B 1B	S FF 85 B CH 78 X CH 77 1-1 G5-3 ③		2	0	0	0	0	1	0
6 Kevin Kouzmanoff, R (7, 3) OBP: 0.414, SLG: 0.440										2	1	1	0	0	0	1
29 Adrian Beltré, R (1, 5) OBP: 0.273, SLG: 0.286		B FF 87 B FF 86 S CU 79 B CH 79 C FF 86 X CU 78 3-2 P3 ①		B FF 88 F CU 79 S SL 79 F FF 88 B FF 87 X FF 87 2-2 F9 ③			S CH 87 S SI 88 F FF 86 F CH 79 B FF 87 X FF 88 1-2 F7 ①		C FF 85 F FC 83 B CH 74 X FF 85 1-2 L8 ①	2	0	0	0	0	0	0
9 Adam Rosales, R (7, 5) OBP: 0.222, SLG: 0.250										2	0	0	0	0	0	1
18 Mitch Moreland, L (1, 9) OBP: 0.379, SLG: 0.391		C FF 86 B CU 71 F FF 88 S CH 80 1-3 K ②			B CH 84 S CH 85 B CH 79 B FF 86 S CH 79 F CH 78 X FF 86 3-2 G3-1 ①		F SI 89 B FF 88 X FF 89 1-1 35 2B 1-2 1B		B FF 88 S FF 84 X CU 74 1-1 F7 ②	2	0	0	0	0	1	0
43 Engel Beltre, L (7, 9) OBP: 0.300, SLG: 0.263										2	0	1	0	0	0	0
15 Michael Choice, R (1, 8) OBP: 0.333, SLG: 0.517	S CU 78 B CU 79 F FF 88 X CH 80 1-2 1B				C FF 87 B FC 85 X CU 74 1-1 FC8 ②		F SI 89 B SI 88 X CH 82 1-1 1-3 2-H 2B		B CU 75 F FF 84 X CH 79 1-1 L8 ③	2	0	1	0	0	0	0
35 James Adduci, L (7, 8) OBP: 0.391, SLG: 0.478										2	0	1	1	0	0	0
20 Brent Lillibridge, R (1, 6) OBP: 0.500, SLG: 0.714	C FF 87 S CU 78 X CU 74 0-2 F8 ③				S SL 79 F FF 87 B FF 88 X CH 80 1-2 F8 ③		B FF 88 S SL 79 B FF 87 X SL 79 2-1 G5-3 ②			2	0	0	0	0	0	1
12 Josh Wilson, R (7, 6) OBP: 0.217, SLG: 0.227										1	0	0	0	0	0	2
7 J.P. Arencibia, R (1, 2) OBP: 0.136, SLG: 0.227			S FF 86 B CH 79 S CU 78 F FF 87 T FF 87 1-2 K ①			S FF 90 S SI 89 X SL 75 0-2 F7 ①	C SL 79 S SL 80 B CH 82 S SL 79 1-3 K ③			2	0	0	0	0	1	0
58 Pat Cantwell, R (7, 2)										1	0	0	0	0	1	2
71 Andy Parrino, S (1, 4) OBP: 0.214, SLG: 0.231			S CU 76 S CH 79 B SI 87 B CU 72 C FF 87 2-3 K ②			F FF 90 F FF 90 B CH 82 B FF 91 X CH 82 2-2 G4-3 ②		B FF 88 B FC 84 C SI 86 B FC 84 F FF 87 S FC 84 3-3 K ①		2	0	0	0	0	1	0
65 Kensuke Tanaka, L (7, 4) OBP: 0.375, SLG: 0.231										1	0	0	0	0	1	0
Inning Stats	R: 0 E: 0 K: 1 S: 10 H: 0 LOB: 0 BB: 0 P: 14	R: 0 E: 0 K: 1 S: 12 H: 1 LOB: 1 BB: 0 P: 17	R: 0 E: 0 K: 2 S: 10 H: 0 LOB: 0 BB: 0 P: 14	R: 0 E: 0 K: 1 S: 11 H: 0 LOB: 0 BB: 0 P: 17	R: 0 E: 0 K: 0 S: 9 H: 0 LOB: 0 BB: 0 P: 14	R: 0 E: 0 K: 0 S: 11 H: 0 LOB: 1 BB: 1 P: 17	R: 1 E: 0 K: 1 S: 16 H: 3 LOB: 2 BB: 0 P: 23	R: 0 E: 0 K: 2 S: 9 H: 1 LOB: 1 BB: 0 P: 16	R: 0 E: 0 K: 0 S: 7 H: 0 LOB: 0 BB: 0 P: 10	1B: 3 2B: 2 3B: 0 HR: 0	SF: 0 SAC: 0 DP: 0 HBP: 0			WP: 0 PB: 0 SB: 0 CS: 0		PA: 33	

PITCHER	IP	WLS	BF	H	R	ER	SO	BB	IBB	HBP	BLK	WP	HR	S	P	ERA	WHIP
55 Joe Blanton, R (1, 1) ERA: 7.59	5.0	W	16	1	0	0	5	0	0	0	0	0	0	52	76	0.00	0.200
52 Matt Shoemaker, R (6, 1) ERA: 3.0	2.0		10	3	1	1	1	1	0	0	0	0	0	27	40	4.50	2.000
37 Wade LeBlanc, L (8, 1) ERA:	2.0		7	1	0	0	2	0	0	0	0	0	0	16	26	0.00	0.500

PITCHER	IP	WLS	BF	H	R	ER	SO	BB	IBB	HBP	BLK	WP	HR	S	P	ERA	WHIP

BOTTOM

Los Angeles Angels @ Texas Rangers

Surprise Stadium, Surprise, AZ

Wed Mar 12 2014, 4:06 PM - 6:59 PM EDT

Att. 7,738 - Sunny - 78 F

livebaseballscorecards.com

AB	32
R	1
H	5
RBI	1
BB	1
SO	8
LOB	8

Batter	1	2	3	4	5	6	7	8	9	AB	R	H	RBI	BB	SO	LOB
7 Grégor Blanco, L (1, 8) OBP: 0.259, SLG: 0.292 80 Ryan Lollis, L (5, 8) OBP: 0.167, SLG: 0.167	C FF 93 F FF 92 B SL 86 B FF 94 X FF 93 2-2 ① F8		B CU 77 C FF 91 B FF 91 B FF 92 X FF 92 3-1 ② G3	1 SAFE B SL 88 1 SAFE F SL 82 X SI 91 1-1 ③ FC6 1-2f		B SI 88 C SI 88 S CU 75 S SL 82 1-3 ① K		F FF 88 C FF 88 B FC 90 X CU 68 1-2 ③ F7		3 2	0 0	0 0	0 0	0 0	0 1	1 0
35 Brandon Crawford, L (1, 6) OBP: 0.185, SLG: 0.259 77 Juan Ciriaco, R (6, 6)	C SI 94 F FF 93 F SI 94 X FF 92 0-2 1B		B CU 76 X SI 92 1-0 48 BB 22 1B 1B		B SI 88 X SI 89 1-0 ① P6	F SI 88 B SI 90 F CH 82 S SL 83 1-3 ② K			C FF 92 B SI 93 X FF 91 1-1 ① G6-3	4 1	1 0	2 0	0 0	0 0	1 0	0 0
48 Pablo Sandoval, S (1, 5) OBP: 0.400, SLG: 0.462 Chris Dominguez, R (5, 5) OBP: 0.364, SLG: 0.250	F SI 93 F SI 91 F SL 90 X CH 84 0-2 ② F8		1 SAFE 1 SAFE 1 SAFE F CH 83 B FF 92 F FF 91 1 SAFE D CH 86 F SL 88 4-2 F CH 83 B FF 94 F CH 82 F SL 84 D CH 85 22 1B 1-2 BB		S CH 84 S CH 84 F SL 84 X SI 91 0-2 71 1B 22 WP 1B 1B	B CH 84 C CH 82 X SI 89 1-1 22 WP 1B		C SL 80 B SL 79 S CH 84 X FF 94 1-2 ② P3	2 2	1 0	1 1	0 0	1 0	0 0	1 0
22 Roger Kieschnick, L (1, 7) OBP: 0.259, SLG: 0.130	F D CH 82 F SI 90 1 SAFE S SL 87 1-3 ③ K		C SL 83 B CU 80 X FF 92 1-1 71 FC6-4 1-2 2-H 1B		S SI 90 S SL 82 C SL 82 0-3 ② K 1-2	B SI 90 F SI 88 B CU 74 B SL 82 C SI 89 C SI 89 3-3 ③ K 1-2			X FF 93 0-0 1B	5	0	2	1	0	3	3
71 Mark Minicozzi, R (1, 3) OBP: 0.367, SLG: 0.500		C FF 92 S SI 91 X FF 93 0-2 ① G3	C FF 93 B FF 93 S CH 84 D CH 86 F SI 92 F SI 94 X FF 93 2-2 ③ FC6-4 1-2f		C SI 90 C CU 74 X SL 82 0-2 2 BB 14 BB 1B 2-3 1B		B FF 94 B FF 93 X FF 94 2-0 ① P5		B FF 93 F FF 92 1 SAFE S FF 93 F FF 93 B SL 81 S SL 77 2-3 ③ K	5	1	1	0	0	1	3
Andrew Susac, R (1, 2) OBP: 0.471, SLG: 0.692 12 Guillermo Quiroz, R (7, 2) OBP: 0.364, SLG: 0.300		B FF 93 B FF 92 B SI 93 B FF 93 4-0 2 FC6-4 BB		B SI 89 F SI 91 X SI 92 2-1 HR	D CH 84 B CH 86 X CH 88 2-0 14 BB 2 BB 1-2 3-H 1B		B SL 84 C SL 84 S FF 94 B FF 96 B SL 81 B FF 94 4-2 86 CS BB			2 0	1 0	2 0	2 0	2 0	0 0	0 0
2 Juan Carlos Perez, R (1, 9) OBP: 0.389, SLG: 0.433 86 Jarrett Parker, L (5, 9)		D CH 83 X SI 91 1-0 ② FC6-4 14 FC5-4 1-2f	B SI 90 C SL 82 X SL 82 1-1 ① G5-3		F SI 90 B CH 88 D SL 83 B SI 88 B SI 89 4-1 14 BB 1-2 2-3 BB	B CH 84 B FF 93 F FF 90 F FF 92 B SL 83 S FF 91 3-3 ②③ K 1-2			2 1	0 0	0 0	0 0	1 0	0 1	1 1
14 Brandon Hicks, R (1, 10) OBP: 0.444, SLG: 0.682		1 SAFE C SI 89 X CH 84 0-1 ③ FC5-4 1-2f		C CU 73 B SI 90 F SL 81 X CU 75 1-2 ② F7	S CH 82 D CH 83 C CU 73 D CU 76 D CH 83 B CH 82 4-2 1-2 2-3 3-H BB			C FF 87 F FF 88 S CU 65 0-3 ① K		3	0	0	1	1	1	1
21 Nick Noonan, L (1, 4) OBP: 0.304, SLG: 0.364 Joe Panik, L (7, 4)			F FF 91 C CU 73 F CU 72 B FF 92 B FF 93 F CH 86 B FF 94 S FF 91 3-3 ① K	B SL 88 S SL 82 S SL 82 X SL 82 1-2 7 FC6 1B	D SL 82 F SI 88 C SI 88 F CU 74 F SL 82 S SL 82 1-3 ③ K			B FF 87 B FF 86 C FF 87 F FC 88 S FF 90 2-3 ② K		3 1	0 0	1 0	0 0	0 0	2 1	3 0
Inning Stats	R: 0 E: 0 K: 1 S: 14 H: 1 LOB: 1 BB: 0 P: 17	R: 0 E: 0 K: 0 S: 6 H: 0 LOB: 1 BB: 1 P: 11	R: 1 E: 0 K: 1 S: 21 H: 2 LOB: 2 BB: 1 P: 35	R: 1 E: 0 K: 0 S: 12 H: 2 LOB: 1 BB: 0 P: 18	R: 2 E: 0 K: 2 S: 20 H: 3 LOB: 3 BB: 2 P: 32	R: 0 E: 0 K: 3 S: 11 H: 1 LOB: 1 BB: 0 P: 17	R: 0 E: 0 K: 1 S: 6 H: 0 LOB: 1 BB: 1 P: 15	R: 0 E: 0 K: 2 S: 9 H: 0 LOB: 0 BB: 0 P: 12	R: 0 E: 0 K: 1 S: 10 H: 1 LOB: 1 BB: 0 P: 14	1B: 9 2B: 1 3B: 0 HR: 1	SF: 0 SAC: 0 DP: 1 HBP: 0			WP: 2 PB: 0 SB: 0 CS: 1	PA: 41		

PITCHER		IP	WLS	BF	H	R	ER	SO	BB	IBB	HBP	BLK	WP	HR	S	P	ERA	WHIP
33 Martín Pérez, L ERA: 4.5	(1, 1)	3.0		14	3	1	1	2	2	0	0	0	0	0	41	63	3.00	1.667
50 Michael Kirkman, L ERA: 3.38	(4, 1)	3.0		17	6	3	3	5	2	0	0	0	2	1	43	67	9.00	2.667
55 Roman Mendez, R ERA: 6.0	(7, 1)	1.0		3	0	0	0	1	1	0	0	0	0	0	6	15	0.00	1.000
28 Joakim Soria, R ERA:	(8, 1)	1.0		3	0	0	0	2	0	0	0	0	0	0	9	12	0.00	0.000
30 Neftalí Feliz, R ERA: 3.6	(9, 1)	1.0		4	1	0	0	1	0	0	0	0	0	0	10	14	0.00	1.000

PITCHER	IP	WLS	BF	H	R	ER	SO	BB	IBB	HBP	BLK	WP	HR	S	P	ERA	WHIP

TOP

San Francisco Giants @ Texas Rangers

Surprise Stadium, Surprise, AZ

Thu Mar 13 2014, 9:09 PM - 12:25 AM EDT

Att. 10,545 - Cloudy - 77 F

livebaseballscorecards.com

AB	36
R	4
H	10
RBI	4
BB	5
SO	11
LOB	14

BOTTOM

San Francisco Giants @ Texas Rangers

Surprise Stadium, Surprise, AZ

Thu Mar 13 2014, 9:09 PM - 12:25 AM EDT

Att. 10,545 - Cloudy - 77 F

livebaseballscorecards.com

Batter	1	2	3	4	5	6	7	8	9	AB	R	H	RBI	BB	SO	LOB
17 Shin-Soo Choo, L (1, 10) OBP: 0.308, SLG: 0.381	F SI 89 B SL 87 B FF 90 B SL 86 B FF 89 4-1 1 G4-6-3 BB		C CU 76 B CH 83 B SI 90 B CU 76 X FF 90 3-1 HR			B SI 90 B CH 81 B FF 90 C SI 90 X SI 90 3-1 ① G2-3		C FF 91 B CU 76 F FF 92 B CU 77 B FF 93 B FF 93 4-2 12 SH5-4 71 1B 6 1B BB		2	2	1	1	2	0	0
1 Elvis Andrus, R (1, 6) OBP: 0.308, SLG: 0.385 71 Andy Parrino, S (7, 6) OBP: 0.267, SLG: 0.286	B FF 88 ① 1 SAFE ② C FF 87 1 SAFE X FF 88 1-1 G4-6-3 1-2f		F FF 90 B CH 82 C CU 76 B CH 83 X SI 91 2-2 ② G6-3			C CH 80 B CH 81 X SI 90 1-1 ② G4-3		C FF 91 B FF 91 C CU 76 B FS 86 B SI 91 X FF 91 3-2 12 SH5-4 6 1B 1-2 1B		3 1	0 1	0 1	0 1	0 0	0 0	1 0
84 Prince Fielder, L (1, 3) OBP: 0.267, SLG: 0.467 12 Josh Wilson, R (7, 3) OBP: 0.217, SLG: 0.227	B CU 75 X SI 89 1-0 2B		S CH 82 X CH 82 0-1 ③ L9			C SL 80 B FF 87 F FF 90 B FF 87 S CH 80 2-3 ③ K		L FF 90 B FF 93 X FF 90 1-1 ① SH5-4 1-2 2-3		3 0	0 0	1 0	0 0	0 0	1 0	0 0
29 Adrian Beltré, R (1, 5) OBP: 0.250, SLG: 0.261 6 Kevin Kouzmanoff, R (5, 5) OBP: 0.419, SLG: 0.444 9 Adam Rosales, R (8, PR) OBP: 0.222, SLG: 0.250 (9, 5)	C SI 89 B SL 87 F CH 81 F SI 89 X CU 74 1-2 ③ F7			C SL 87 F FF 88 B CH 81 B SI 90 F SI 90 X SI 90 2-2 ① G5-3			F SI 94 B CU 85 F SI 95 B CU 87 F CU 85 B SI 96 X SI 95 3-2 ① G6-3	F CU 76 B FF 93 X FF 86 1-1 63 S 2-H 3-H 1B		2 2 0	0 0 0	0 1 0	0 2 0	0 0 0	0 0 0	1 0 0
Alex Rios, R (1, 9) OBP: 0.462, SLG: 0.417 15 Michael Choice, R (7, 9) OBP: 0.344, SLG: 0.516		B SL 87 C SI 90 B FF 89 X FF 90 2-1 8 G1-6-3 8 S 1B		B CU 77 B FF 90 B FF 88 C FF 90 F CH 82 S SI 90 3-3 ② K			C FF 95 X SI 94 0-1 63 1B 43 1B 1B	B FF 92 F FF 90 C CH 80 B CH 78 F FF 93 F CH 78 S SL 81 2-3 ② FC		2 2	0 1	1 1	0 0	0 0	1 0	0 1
18 Mitch Moreland, L (1, 7) OBP: 0.355, SLG: 0.360 63 Bryan Petersen, L (7, 7) OBP: 0.273, SLG: 0.300		C FF 89 S CH 81 T FF 88 0-2 ① K		B CU 76 F SL 87 B FF 88 X CU 77 2-1 ③ F8			B SI 94 B CU 82 X SI 95 2-0 43 1B 1-2 1B	F FF 91 D CH 81 B SL 80 F FF 93 X FF 92 2-2 ③ G4-3 1-2		2 2	0 0	0 1	0 0	0 0	1 0	1 1
8 Geovany Soto, R (1, 2) 61 Robinson Chirinos, R (5, 2) OBP: 0.474, SLG: 0.471 70 Brett Nicholas, L (9, PH)		S FF 88 X SI 89 0-1 ② G1-6-3 1-3	C SI 87 B CU 75 C CH 81 S FF 87 1-3 ① K				S SI 96 B SI 94 C CU 87 C SI 96 1-3 ② K		C SI 89 X SI 90 0-1 ① G5-3	1 2 1	0 0 0	0 0 0	0 0 0	0 2 0	0 2 0	1 2 0
2 Leonys Martin, L (1, 8) OBP: 0.375, SLG: 0.316 43 Engel Beltre, L (7, 8) OBP: 0.364, SLG: 0.333		C CU 76 D CU 77 X SI 90 1-1 ③ P5	B SI 88 B SL 86 L CH 81 B FF 88 S CH 81 X FF 88 3-2 20 G6-4-3 1B				F CU 81 F CH 85 X CU 85 0-2 1-2 2-H 1B		C SI 90 B SI 91 B CH 83 X SI 89 2-1 65 L1-3 1B	2 2	0 0	1 2	0 1	0 0	0 0	1 0
20 Brent Lillibridge, R (1, 4) OBP: 0.438, SLG: 0.625 65 Kensuke Tanaka, L (7, 4) OBP: 0.333, SLG: 0.200			B SL 86 B SL 86 B SI 88 C FF 88 F FF 89 X FF 90 3-2 ① G5-3	C SL 85 X CU 73 0-1 ②③ G6-4-3 1-2f			X SI 94 0-0 ③ L6		1 SAFE X SI 89 0-0 ②③ L1-3 1-1	2 2	0 0	0 0	0 0	0 0	0 0	1 3
Inning Stats	R: 0 H: 1 E: 0 LOB: 1 K: 0 BB: 1 S: 8 P: 15	R: 0 H: 1 E: 0 LOB: 1 K: 1 BB: 0 S: 9 P: 12	R: 1 H: 1 E: 0 LOB: 0 K: 0 BB: 0 S: 10 P: 18	R: 0 H: 0 E: 0 LOB: 0 K: 1 BB: 0 S: 9 P: 16	R: 0 H: 1 E: 0 LOB: 0 K: 1 BB: 0 S: 8 P: 12	R: 0 H: 0 E: 0 LOB: 0 K: 1 BB: 0 S: 7 P: 13	R: 1 H: 3 E: 0 LOB: 2 K: 1 BB: 0 S: 14 P: 20	R: 2 H: 2 E: 0 LOB: 2 K: 0 BB: 1 S: 17 P: 30	R: 0 H: 1 E: 0 LOB: 0 K: 0 BB: 0 S: 5 P: 7	1B: 8 2B: 2 3B: 0 HR: 1	SF: 0 SAC: 1 DP: 3 HBP: 0	WP: 0 PB: 0 SB: 2 CS: 0	PA: 36				

PITCHER	IP	WLS	BF	H	R	ER	SO	BB	IBB	HBP	BLK	WP	HR	S	P	ERA	WHIP
32 Ryan Vogelsong, R (1, 1) ERA: 5.11	5.0		18	4	1	1	3	1	0	0	0	0	1	44	73	1.80	1.000
34 David Huff, L (6, 1) ERA: 4.5	1.0	H	3	0	0	0	1	0	0	0	0	0	0	7	13	0.00	0.000
57 Juan Gutierrez, R (7, 1) ERA: 1.8	1.0	H	6	3	1	1	1	0	0	0	0	0	0	14	20	9.00	3.000
Jose De Paula, L (8, 1) ERA: 4.15	0.1	B	4	2	2	2	0	1	0	0	0	0	0	9	18	54.00	9.000
64 Derek Law, R (8, 1) ERA:	0.2		2	0	0	0	1	0	0	0	0	0	0	8	12	0.00	0.000

PITCHER	IP	WLS	BF	H	R	ER	SO	BB	IBB	HBP	BLK	WP	HR	S	P	ERA	WHIP
51 Jake Dunning, R (9, 1) ERA: 1.69	1.0		3	1	0	0	0	0	0	0	0	0	0	5	7	0.00	1.000

AB	33
R	4
H	10
RBI	4
BB	2
SO	5
LOB	13

Batter	1	2	3	4	5	6	7	8	9	AB	R	H	RBI	BB	SO	LOB
17 Shin-Soo Choo, L (1, 10) OBP: 0.267, SLG: 0.320	G4-3		G4-6-3 1-2f			G4-3		G5-3		4	0	0	0	0	0	1
1 Elvis Andrus, R (1, 6) OBP: 0.310, SLG: 0.379	G6-3			1B		E6		G3		3	0	1	0	0	0	0
12 Josh Wilson, R (7, 6) OBP: 0.208, SLG: 0.217										1	0	0	0	0	0	0
84 Prince Fielder, L (1, 3) OBP: 0.242, SLG: 0.424	K			K		K			K	3	0	0	0	0	3	2
6 Kevin Kouzmanoff, R (7, 3) OBP: 0.406, SLG: 0.429						K				1	0	0	0	0	1	0
Alex Rios, R (1, 9) OBP: 0.438, SLG: 0.400		G5-3		E5 15 2B 1-3					K	3	1	1	0	0	1	1
64 Brad Snyder, L (7, 9) OBP: 0.318, SLG: 0.235				1B		K				1	0	0	0	0	1	0
15 Michael Choice, R (1, 7) OBP: 0.382, SLG: 0.606		2B		2B 3-H			2 G1-3		G4-3	2	0	2	1	0	0	0
63 Bryan Petersen, L (7, PH) OBP: 0.292, SLG: 0.318							1B			2	0	1	0	0	0	0
(7, 7)																
7 J.P. Arencibia, R (1, 2) OBP: 0.120, SLG: 0.200		G5-3		F8			F9			3	0	0	0	0	0	3
2 Leonys Martin, L (1, 8) OBP: 0.333, SLG: 0.273		K			F8		G1-3 1-2			3	0	0	0	0	1	2
35 James Adduci, L (7, 8) OBP: 0.391, SLG: 0.478										0	0	0	0	0	0	0
9 Adam Rosales, R (1, 5) OBP: 0.190, SLG: 0.211			K		K		F8			3	0	0	0	0	2	1
65 Kensuke Tanaka, L (1, 4) OBP: 0.350, SLG: 0.235			17 G4-6-3 1B		F8			K		2	0	1	0	0	0	0
71 Andy Parrino, S (7, 4) OBP: 0.250, SLG: 0.267										1	0	0	0	0	1	0
Inning Stats	R: 0 E: 0 K: 1 S: 5 H: 0 LOB: 0 BB: 0 P: 5	R: 0 E: 0 K: 1 S: 6 H: 1 LOB: 1 BB: 0 P: 6	R: 0 E: 0 K: 1 S: 5 H: 1 LOB: 0 BB: 0 P: 5	R: 1 E: 1 K: 1 S: 7 H: 3 LOB: 1 BB: 0 P: 7	R: 0 E: 0 K: 1 S: 5 H: 0 LOB: 0 BB: 0 P: 5	R: 0 E: 1 K: 2 S: 8 H: 0 LOB: 1 BB: 0 P: 8	R: 0 E: 0 K: 0 S: 4 H: 1 LOB: 1 BB: 0 P: 4	R: 0 E: 0 K: 1 S: 5 H: 0 LOB: 0 BB: 0 P: 5	R: 0 E: 0 K: 2 S: 7 H: 0 LOB: 0 BB: 0 P: 7	1B: 4 2B: 2 3B: 0 HR: 0 SF: 0 SAC: 0 DP: 1 HBP: 0						

TOP

Texas Rangers @ Cincinnati Reds

Goodyear Ballpark, Goodyear, AZ

Fri Mar 14 2014, 10:07 PM - 12:20 AM EDT

Att. 8,015 - Clear - 74 F

livebaseballscorecards.com

AB	32
R	1
H	6
RBI	1
BB	0
SO	10
LOB	10

WP: 0 PB: 0 SB: 0 CS: 0 PA: 32

PITCHER		IP	WLS	BF	H	R	ER	SO	BB	IBB	HBP	BLK	WP	HR	S	P	ERA	WHIP
47 Johnny Cueto, R ERA: 4.61	(1, 1)	5.0	W	18	5	1	1	5	0	0	0	0	0	0	28	28	1.80	1.000
26 Jeff Francis, L ERA: 4.0	(6, 1)	3.0	H	11	1	0	0	3	0	0	0	0	0	0	17	17	0.00	0.333
43 Manny Parra, L ERA: 1.8	(9, 1)	1.0	S	3	0	0	0	2	0	0	0	0	0	0	7	7	0.00	0.000

PITCHER	IP	WLS	BF	H	R	ER	SO	BB	IBB	HBP	BLK	WP	HR	S	P	ERA	WHIP

Texas Rangers @ Cincinnati Reds

Goodyear Ballpark, Goodyear, AZ

Fri Mar 14 2014, 10:07 PM - 12:20 AM EDT

Att. 8,015 - Clear - 74 F

livebaseballscorecards.com

BOTTOM

Batter	1	2	3	4	5	6	7	8	9	AB	R	H	RBI	BB	SO	LOB
6 Billy Hamilton, S (1, 8) OBP: 0.400, SLG: 0.345 76 Argenis Diaz, R (8, 6) OBP: 0.167, SLG: 0.333	BBBB 4-0 19 WP 4 S BB		x 0-0 ① B1-3		x 0-0 1B		x 0-0 ③ L7			3 0 1 0 1 0 1 0 0 0 0 0 0 0						
4 Brandon Phillips, R (1, 4) OBP: 0.233, SLG: 0.333 15 Roger Bernadina, L (8, 8) OBP: 0.593, SLG: 0.737	BX 1-0 ① G5-3 1-2		x 0-0 ② P6		x 0-0 ③ F9			x 0-0 ① B1-3		3 0 0 0 0 0 2 1 0 0 0 0 0 0						
19 Joey Votto, L (1, 3) OBP: 0.290, SLG: 0.321 94 Travis Mattair, R (8, 3) OBP: 0.308, SLG: 0.250	BCCC 1-3 ② 2-3		x 0-0 2B			x 0-0 ① G1-3-1		x 0-0 ② F7		3 0 1 0 0 1 1 1 0 0 0 0 0 0						
48 Ryan Ludwick, R (1, 7) OBP: 0.231, SLG: 0.385 30 Jason Bourgeois, R (7, 7) OBP: 0.267, SLG: 0.214	SSS 0-3 ③ K		SSS 0-3 ③ K			x 0-0 28 L8-4 32 1B 1B		x 0-0 1B		3 0 1 0 0 2 2 1 0 1 0 0 0 0						
32 Jay Bruce, L (1, 9) OBP: 0.469, SLG: 0.600 50 Neftali Soto, R (8, 5) OBP: 0.357, SLG: 0.643		x 0-0 ① G4-3		x 0-0 ① G4-3		x 0-0 1-2 1B		x 0-0 ③ G5-3		3 0 1 0 0 0 0 1 0 0 0 0 0 1						
9 Jack Hannahan, L (1, 10) 28 Chris Heisey, R (6, PH) OBP: 0.387, SLG: 0.903 (7, 10)	CCC 0-3 ② K		x 0-0 ② G4-3			x 0-0 ② ③ L8-4 2-2				2 0 0 0 0 1 0 1 0 0 0 0 0 2						
2 Zack Cozart, R (1, 6) OBP: 0.233, SLG: 0.300 37 Corky Miller, R (8, 2)	x 0-0 27 WP 27 1B 39 BB 1B		SSS 0-3 ③ K				x 0-0 ① G6-3			3 1 1 0 0 1 0 0 0 0 0 0 0 0						
39 Devin Mesoraco, R (1, 2) OBP: 0.269, SLG: 0.292 90 Felix Perez, L (8, 9)	BBBB 4-0 27 WP 27 1B 1-2 BB				x 0-0 ① G6-3		x 0-0 27 FC9-6 1B			2 1 1 0 1 0 0 0 0 0 0 0 0 0						
27 Chris Nelson, R (1, 5) OBP: 0.308, SLG: 0.391 89 Devin Lohman, R (8, 4)	BX 1-0 ③ 1-H 2-H 1B				x 0-0 ② G5-3		x 0-0 ② FC9-6 1-2f			3 0 1 2 0 0 1 0 0 0 0 0 0 0						
Inning Stats	R: 0 E: 0 K: 2 S: 7 H: 0 LOB: 1 BB: 1 P: 13	R: 2 E: 0 K: 1 S: 6 H: 2 LOB: 1 BB: 1 P: 11	R: 0 E: 0 K: 1 S: 6 H: 1 LOB: 1 BB: 0 P: 6	R: 0 E: 0 K: 1 S: 5 H: 0 LOB: 0 BB: 0 P: 5	R: 0 E: 0 K: 0 S: 4 H: 1 LOB: 1 BB: 0 P: 4	R: 0 E: 0 K: 0 S: 4 H: 2 LOB: 1 BB: 0 P: 4	R: 0 E: 0 K: 0 S: 4 H: 1 LOB: 1 BB: 0 P: 4	R: 0 E: 0 K: 0 S: 4 H: 1 LOB: 1 BB: 0 P: 4		1B: 7 2B: 2 3B: 0 HR: 0	SF: 0 SAC: 0 DP: 1 HBP: 0					

	AB	30
	R	2
	H	8
	RBI	2
	BB	2
	SO	5
	LOB	10

PITCHER		IP	WLS	BF	H	R	ER	SO	BB	IBB	HBP	BLK	WP	HR	S	P	ERA	WHIP
52 Tanner Scheppers, R ERA: 3.12	(1, 1)	4.0	L	16	3	2	2	5	2	0	0	0	2	0	24	35	4.50	1.250
46 Robbie Ross Jr., L ERA: 2.08	(5, 1)	4.0		16	5	0	0	0	0	0	0	0	0	0	16	16	0.00	1.250

PITCHER		IP	WLS	BF	H	R	ER	SO	BB	IBB	HBP	BLK	WP	HR	S	P	ERA	WHIP

WP: 2 PB: 0 SB: 1 CS: 0 PA: 32

Texas Rangers @ Oakland Athletics

Phoenix Municipal Stadium, Phoenix, AZ

Sat Mar 15 2014, 4:07 PM - 7:46 PM EDT

Att. 7,752 - Sunny - 82 F

TOP

livebaseballscorecards.com

Batter	1	2	3	4	5	6	7	8	9	AB	R	H	RBI	BB	SO	LOB
12 Josh Wilson, R (1, 4) OBP: 0.286, SLG: 0.385 65 Kensuke Tanaka, L (7, PH) OBP: 0.381, SLG: 0.235 (7, 4)	L8		18 G3-1 3B	1-H 2-H 2B		1 1B 18 1B BB 1-2 2-3	BB		SH1-3 2-3	3 0	2 0	2 0	2 0	1 1	0 0	0 0
1 Elvis Andrus, R (1, 6) OBP: 0.333, SLG: 0.375 20 Brent Lillibridge, R (7, PH) OBP: 0.389, SLG: 0.588 (7, 6)	15 E 18 BB 15 WP BB		K	G5-3		18 1B 1B 1-3 2-H 3-H	F8		SF9 3-H	3 1	1 0	1 0	2 1	1 0	1 0	2 1
18 Mitch Moreland, L (1, 3) OBP: 0.371, SLG: 0.357 6 Kevin Kouzmanoff, R (7, PH) OBP: 0.412, SLG: 0.467 (7, 3)	15 WP 15 E 15 1B 1-2 BB		G3-1 3-H		G4-3	1B 1-3 3-H	P4		33 WP 2B	3 2	1 0	1 1	2 0	1 0	0 0	0 1
33 Joey Gallo, L (1, 5)	K		P6		K	K	K		K 2-3	6	0	0	0	0	5	6
15 Michael Choice, R (1, 8) OBP: 0.405, SLG: 0.694 49 Lewis Brinson, R (7, PH) OBP: 0.500, SLG: 1.000 (7, 8)	2 SAFE 1-H 2-H 1B			HR	FC5-3		63 2B 2B	F9		3 2	1 1	2 1	2 0	0 0	0 0	0 0
35 James Adduci, L (1, 7) OBP: 0.346, SLG: 0.423 63 Bryan Petersen, L (7, PH) OBP: 0.308, SLG: 0.375 (7, 7)	F7			L9		G4-3	7 2B 2B 2-H	K		3 2	0 1	0 1	0 1	0 0	0 1	1 0
7 J.P. Arencibia, R (1, 10) OBP: 0.167, SLG: 0.241		F7	K			12 BB 8 1B 1 1B BB	46 HR 2B 2-H	G6-3		4	2	1	1	1	1	0
64 Brad Snyder, L (1, 9) OBP: 0.320, SLG: 0.250 46 Nick Williams, L (7, PH) OBP: 1.000, SLG: 4.000 (7, 9)		F9	8 1B 12 2B 1B			K	HR 2-H		HR	3 2	1 2	1 2	0 3	0 0	1 0	1 0
8 Geovany Soto, R (1, 2) OBP: 0.500, SLG: 0.500 61 Robinson Chirinos, R (6, 2) OBP: 0.524, SLG: 0.737 9 Adam Rosales, R (9, PR) OBP: 0.190, SLG: 0.211 70 Brett Nicholas, L (9, 2)		G6-3	12 2B 1-2 1B			12 BB 1 1B 1-2 1B	HR		65 SH1-3 20 SF9 2B	3 2 0 0	2 1 1 0	2 2 0 0	0 1 0 0	0 0 0 0	0 0 0 0	0 0 0 0

Inning Stats	1	2	3	4	5	6	7	8	9
	R: 2 E: 1 K: 1 S: 6	H: 1 LOB: 1 BB: 2 P: 14	R: 0 E: 0 K: 0 S: 3	H: 0 LOB: 0 BB: 0 P: 3	R: 1 E: 0 K: 1 S: 6	H: 1 LOB: 0 BB: 0 P: 6	R: 3 E: 0 K: 1 S: 11	H: 4 LOB: 1 BB: 0 P: 12	R: 0 E: 0 K: 1 S: 5	H: 0 LOB: 0 BB: 0 P: 5	R: 3 E: 0 K: 2 S: 10	H: 3 LOB: 2 BB: 2 P: 18	R: 5 E: 0 K: 1 S: 13	H: 5 LOB: 1 BB: 1 P: 20	R: 0 E: 0 K: 1 S: 5	H: 0 LOB: 0 BB: 0 P: 5	R: 2 E: 0 K: 1 S: 9	H: 3 LOB: 2 BB: 0 P: 12

AB	42	1B: 6	SF: 1	WP: 2	PA: 49
R	16	2B: 6	SAC: 1	PB: 0	
H	17	3B: 1	DP: 0	SB: 0	
RBI	15	HR: 4	HBP: 0	CS: 0	
BB	5				
SO	9				
LOB	12				

PITCHER		IP	WLS	BF	H	R	ER	SO	BB	IBB	HBP	BLK	WP	HR	S	P	ERA	WHIP
68 Arnold Leon, R ERA: 2.79	(1, 1)	2.2		12	2	3	3	2	2	0	0	0	1	0	14	22	10.12	1.500
58 Evan Scribner, R ERA: 3.52	(3, 1)	2.1	H	11	4	3	3	2	0	0	0	0	0	1	17	18	11.57	1.714
47 Philip Humber, R ERA: 16.2	(6, 1)	1.0		8	3	3	3	2	2	0	0	0	0	0	10	18	27.00	5.000
Ryan Dull, R ERA: 67.5	(7, 1)	0.0	B	5	5	5	5	0	0	0	0	0	0	2	8	11	∞	∞
Frank Gailey, L ERA:	(7, 1)	1.0		4	0	0	0	1	1	0	0	0	0	0	5	9	0.00	1.000

PITCHER		IP	WLS	BF	H	R	ER	SO	BB	IBB	HBP	BLK	WP	HR	S	P	ERA	WHIP
71 Deryk Hooker, R ERA: 9.53	(8, 1)	1.2	L	8	3	2	2	1	0	0	0	0	0	1	12	15	10.80	1.800
83 Blake Hassebrock, R ERA:	(9, 1)	0.1		1	0	0	0	1	0	0	0	0	1	0	2	2	0.00	0.000

BOTTOM

Batter	1	2	3	4	5	6	7	8	9	AB	R	H	RBI	BB	SO	LOB
4 Coco Crisp, S (1, 8) OBP: 0.469, SLG: 0.391	x 0-0 8 F9 5 BB 20 SF8 1B	BBB 4-0 5 2B 20 HBP 1-2 BB	BBB 4-0 5 E BB		x 0-0 ① G3-1 1-2 2-3	x 0-0 ③ G4-3		x 0-0 ② F9		3	2	1	0	2	0	3
Conner Crumbliss, L (7, 7)										1	0	0	0	0	0	0
5 John Jaso, L (1, 2) OBP: 0.382, SLG: 0.500	BBBB 4-0 37 HR 1-2 BB	x 0-0 20 HBP 1-3 2-H 2B	x 0-0 ② SF7 1-2 2-3 3-H		x 0-0 8 2B 2-H 3-H 1B		x 0-0 E8 79 2B 1B	SSS 0-3 ③ K		3	3	3	4	1	0	0
78 Ryan Ortiz, R (8, 2)										1	0	0	0	0	1	0
8 Jed Lowrie, S (1, 6) OBP: 0.344, SLG: 0.586	x 0-0 ① F9 2-3	IIII 4-0 20 HBP IBB	x 0-0 ③ G1		x 0-0 20 F9 37 HR 1-H 2B		SSS 0-3 ① K		SSS 0-3 ① K	3	1	1	1	1	0	4
Daniel Robertson, R (7, 6) OBP: 0.267, SLG: 0.267										2	0	0	0	0	2	1
20 Josh Donaldson, R (1, 5) OBP: 0.371, SLG: 0.500	x 0-0 ② SF8 3-H	H 1-0 1-2 2-3 3-H HBP		x 0-0 37 F7 16 SF9 2B	x 0-0 ② F9 2-3		x 0-0 7 1B 3-H 2B		x 0-0 ② G4-3	2	1	1	2	0	0	1
79 Billy McKinney, L (7, 8) OBP: 0.333, SLG: 0.444										2	1	1	1	0	0	0
37 Brandon Moss, L (1, 3) OBP: 0.483, SLG: 0.808	BB x 2-0 1-H HR	SSS 0-3 ② K		x 0-0 ① F7 2-3	x 0-0 3-H HR		x 0-0 36 1B 2-H 1B		x 0-0 ③ F8	4	2	2	4	0	1	4
7 Nate Freiman, R (7, 3) OBP: 0.324, SLG: 0.300										2	0	1	1	0	0	0
16 Josh Reddick, L (1, 9) OBP: 0.375, SLG: 0.552	x 0-0 HR	SSS 0-3 ③ K		x 0-0 ② SF9 3-H	x 0-0 ③ FC8		SSC 0-3 ② K			3	1	1	2	0	1	3
Jake Goebbert, L (7, 9) OBP: 0.200, SLG: 0.154										1	0	0	0	0	1	1
36 Derek Norris, R (1, 10) OBP: 0.391, SLG: 0.682	x 0-0 ③ G5-3		x 0-0 E5 28 1B 5 SF7 1B	x 0-0 ③ G6-3		x 0-0 ① FC8	x 0-0 1-2 1B			5	1	2	0	0	0	0
28 Eric Sogard, L (1, 4) OBP: 0.257, SLG: 0.188		x 0-0 4 BB 5 2B 1B	x 0-0 5 E 29 G1-3 2-3 1B		BBB 4-0 4 G3-1 29 1B 5 1B BB	x 0-0 ② G4-3	x 0-0 ③ L7			3	2	2	0	1	0	0
86 Tyler Ladendorf, R (7, 4)										1	0	0	0	0	0	2
29 Sam Fuld, L (1, 7) OBP: 0.350, SLG: 0.514		x 0-0 ① FC8	x 0-0 ① G1-3 1-2		x 0-0 4 G3-1 5 1B 1-2 1B	x 0-0 1B		x 0-0 ① G3-1		4	1	2	0	0	0	3
38 Jose Martinez, R (7, 5) OBP: 0.240, SLG: 0.240										1	0	0	0	0	0	0
Inning Stats	R: 4 H: 3 E: 0 LOB: 0 K: 0 BB: 1 S: 6 P: 12	R: 2 H: 2 E: 0 LOB: 3 K: 2 BB: 2 S: 9 P: 18	R: 1 H: 2 E: 2 LOB: 2 K: 0 BB: 1 S: 5 P: 9	R: 1 H: 1 E: 0 LOB: 0 K: 0 BB: 0 S: 4 P: 4	R: 5 H: 4 E: 0 LOB: 0 K: 0 BB: 1 S: 7 P: 11	R: 0 H: 1 E: 0 LOB: 1 K: 0 BB: 0 S: 4 P: 4	R: 2 H: 4 E: 1 LOB: 2 K: 2 BB: 0 S: 11 P: 11	R: 0 H: 0 E: 0 LOB: 0 K: 1 BB: 0 S: 5 P: 5	R: 0 H: 0 E: 0 LOB: 0 K: 1 BB: 0 S: 5 P: 5	1B: 10 SF: 3 2B: 4 SAC: 0 3B: 0 DP: 0 HR: 3 HBP: 1						

PITCHER	IP	WLS	BF	H	R	ER	SO	BB	IBB	HBP	BLK	WP	HR	S	P	ERA	WHIP
48 Colby Lewis, R (1, 1) ERA: 18.0	1.1		13	5	6	6	0	2	1	1	0	0	2	9	24	40.50	5.250
22 Rafael Perez, L (2, 1) ERA: 4.5	0.2		2	0	0	0	2	0	0	0	0	0	0	6	6	0.00	0.000
36 Miles Mikolas, R (3, 1) ERA: 9.0	1.0		6	2	1	1	0	1	0	0	0	0	0	5	9	9.00	3.000
49 Aaron Poreda, L (4, 1) ERA: 4.15	1.0		4	1	1	1	0	0	0	0	0	0	0	4	4	9.00	1.000
23 Nick Tepesch, R (5, 1) ERA: 11.25	3.0		19	9	7	7	2	1	0	0	0	0	1	22	26	21.00	3.333

PITCHER	IP	WLS	BF	H	R	ER	SO	BB	IBB	HBP	BLK	WP	HR	S	P	ERA	WHIP
37 Shawn Tolleson, R (8, 1) ERA:	1.0	W	3	0	0	0	1	0	0	0	0	0	0	5	5	0.00	0.000
55 Roman Mendez, R (9, 1) ERA: 4.5	1.0	S	3	0	0	0	1	0	0	0	0	0	0	5	5	0.00	0.000

Texas Rangers @ Oakland Athletics

Phoenix Municipal Stadium, Phoenix, AZ

Sat Mar 15 2014, 4:07 PM - 7:46 PM EDT

Att. 7,752 - Sunny - 82 F

livebaseballscorecards.com

AB	41
R	15
H	17
RBI	15
BB	5
SO	6
LOB	22

WP: 0 PA: 50
PB: 0
SB: 0
CS: 0

Chicago White Sox @ Texas Rangers

Surprise Stadium, Surprise, AZ

Sun Mar 16 2014, 4:07 PM - 7:11 PM EDT

Att. 7,981 - Sunny - 79 F

TOP

livebaseballscorecards.com

Batter	1	2	3	4	5	6	7	8	9	AB	R	H	RBI	BB	SO	LOB
1 Adam Eaton, L (1, 8) OBP: 0.441, SLG: 0.517	C FF 90 B FC 87 B SI 90 X FF 92 2-1 G6-3		C FC 88 D FS 87 B FC 90 B SI 91 S FF 91 X FF 92 3-2 F7		B FC 87 X FS 84 1-0 F7		F CH 79 X SI 88 0-1 5 14 1B 2B 1-2 2-H 1B	B FF 93 B FF 92 F FF 94 T FF 92 S FF 93 2-3 K		3	0	0	0	0	0	1
Keenyn Walker, S (5, 9) OBP: 0.167, SLG: 0.250										2	1	1	1	0	1	0
5 Marcus Semien, R (1, 4) OBP: 0.444, SLG: 0.435	B FF 93 B SI 91 B FF 92 C FF 92 B FF 91 4-1 14 FC6-4 BB		C SI 91 B SI 91 B ST 80 X SI 90 2-1 FC5-4 1-2f		S ST 75 X ST 76 0-1 12 CS 1B		C SL 80 X CH 79 0-1 14 2B 1-2 2-3 1B		C FF 86 B FF 88 B FF 88 F FF 87 X CU 65 2-2 G4-3	3	1	2	0	1	0	1
76 Andy Wilkins, L (7, 3) OBP: 0.667, SLG: 0.769										1	0	0	0	0	0	0
14 Paul Konerko, R (1, 3) OBP: 0.308, SLG: 0.320	F FF 92 B SI 93 F FF 93 X ST 81 1-2 FC6-4 1-2f			X FF 90 0-0 12 FC4-6 1B	C SI 89 C SI 89 B FS 85 B ST 79 B ST 77 X ST 77 3-2 L7		B SL 82 F SI 90 B SL 80 F SL 82 X SI 89 2-2 12 G3 20 1B 1-H 2-H 3-H 2B		C FF 89 B FF 89 B FC 88 T FF 88 F FF 91 B FF 89 C FF 89 3-3 K	4	0	2	3	0	0	2
83 Micah Johnson, L (7, PR) OBP: 0.471, SLG: 0.438										1	1	0	0	0	1	0
(7, 4)																
12 Conor Gillaspie, L (1, 5) OBP: 0.313, SLG: 0.533	B FF 92 F FC 88 B ST 79 X SI 91 2-1 F8			S SI 90 X SI 91 0-1 FC4-6 21 PB 20 1B 17 1B 1-2f	1 SAFE 0-0 CS 1-2	B SI 89 X CH 79 1-0 E1 20 G4-3 30 1B 1B	F SI 88 X CH 79 0-1 G3 2-3		B FF 89 C SL 77 B SL 79 X FF 89 2-1 F9	4	2	1	0	0	0	4
Alex Liddi, R (7, 5) OBP: 0.267, SLG: 0.667										1	0	0	0	0	0	0
20 Jordan Danks, L (1, 9) OBP: 0.382, SLG: 0.594		B FC 88 C FC 86 B FC 86 B FF 92 F FF 92 F ST 80 F ST 80 F FF 92 S FF 93 3-3 K		1 SAFE B FC 87 X SI 90 1-0 21 PB 17 1B 1-2 1B		B SI 87 X SI 88 1-0 G4-3 2-3	B FF 83 B SI 87 D CH 78 X SI 88 3-0 3-H 1B			4	1	2	1	0	1	1
(5, 8)																
30 Alejandro De Aza, L (1, 7) OBP: 0.367, SLG: 0.379		X FF 94 0-0 L7		B FC 87 C FC 86 B ST 78 B FC 86 S SI 91 F SI 93 S ST 78 3-3 K		X SI 90 0-0 21 CS 3-H 1B	F SI 87 B FF 86 D FF 83 X FF 88 2-1 P5			4	0	1	1	0	1	4
18 Blake Tekotte, L (7, 7) OBP: 0.214, SLG: 0.385										0	0	0	0	0	0	0
21 Tyler Flowers, R (1, 10) OBP: 0.286, SLG: 0.385		C FF 94 S SI 92 B ST 82 X SI 92 1-2 G5-3		B FF 91 B ST 78 F FF 90 B ST 79 B SI 91 4-1 17 1B 1-2 2-3 BB		F SI 89 B SI 87 F SL 82 B CU 74 1 SAFE F CH 76 F SI 88 B SI 87 C SI 89 3-3 1-2	S SI 89 F SI 88 S CH 77 0-3			2	0	0	0	1	1	1
22 Matt Davidson, R (7, PH) OBP: 0.250, SLG: 0.385										1	0	0	0	0	1	2
(7, 10)																
17 Adrian Nieto, S (1, 2) OBP: 0.333, SLG: 0.231			B FC 90 C SI 90 S FC 87 B SI 92 B ST 80 B ST 78 4-2 5 FC5-4 BB	S FC 88 X FC 88 0-1 28 FC6-4 1-2 2-H 3-H 1B			F SI 88 X SI 90 0-1 28 1B 1B 1B	S FF 92 B SI 94 S FF 93 F FF 93 S FF 94 1-3 K		2	0	2	2	1	0	0
78 Tyler Saladino, R (7, PR)										0	1	0	0	0	0	0
36 Josh Phegley, R (7, 2) OBP: 0.250, SLG: 0.550										1	0	0	0	0	1	0
28 Leury García, S (1, 6) OBP: 0.348, SLG: 0.250			S FF 91 C FC 88 B FF 94 S ST 78 1-3 K	C FF 90 B FS 86 C SI 91 X CS 57 1-2 FC6-4 1-2f			X SI 88 0-0 5 1B 1B 14 2B 1-2 1B	B CH 84 B FF 92 B FF 92 C FF 93 X FF 94 3-1 G4-3		4	1	1	0	0	1	3

	AB	37
	R	8
	H	12
	RBI	8
	BB	3
	SO	8
	LOB	19

Inning Stats	1	2	3	4	5	6	7	8	9
	R: 0 E: 0 K: 0 S: 8	H: 0 LOB: 1 BB: 1 P: 17	R: 0 E: 0 K: 1 S: 10	H: 0 LOB: 0 BB: 0 P: 14	R: 0 E: 0 K: 1 S: 10	H: 0 LOB: 1 BB: 1 P: 20	R: 2 E: 0 K: 1 S: 14	H: 3 LOB: 2 BB: 1 P: 23	R: 0 E: 0 K: 0 S: 6	H: 1 LOB: 0 BB: 0 P: 10	R: 1 E: 1 K: 1 S: 8	H: 2 LOB: 1 BB: 0 P: 13	R: 5 E: 0 K: 1 S: 18	H: 6 LOB: 2 BB: 0 P: 25	R: 0 E: 0 K: 2 S: 9	H: 0 LOB: 0 BB: 0 P: 15	R: 0 E: 0 K: 1 S: 9	H: 0 LOB: 0 BB: 0 P: 16

1B: 11	SF: 0
2B: 2	SAC: 0
3B: 0	DP: 1
HR: 0	HBP: 0

WP: 0 PA: 41
PB: 1
SB: 0
CS: 2

PITCHER		IP	WLS	BF	H	R	ER	SO	BB	IBB	HBP	BLK	WP	HR	S	P	ERA	WHIP
11 Yu Darvish, R ERA: 3.68	(1, 1)	4.2		21	4	2	2	3	3	0	0	0	0	0	48	84	3.86	1.500
68 Ryan Feierabend, L ERA: 8.0	(5, 1)	2.0	B	12	8	6	5	1	0	0	0	0	0	0	23	35	22.50	4.000
57 Cory Burns, R ERA: 22.85	(7, 1)	0.1	W	1	0	0	0	1	0	0	0	0	0	0	3	3	0.00	0.000
30 Neftalí Feliz, R ERA: 3.0	(8, 1)	1.0	H	3	0	0	0	2	0	0	0	0	0	0	9	15	0.00	0.000
28 Joakim Soria, R ERA:	(9, 1)	1.0		3	0	0	0	1	0	0	0	0	0	0	9	16	0.00	0.000

PITCHER	IP	WLS	BF	H	R	ER	SO	BB	IBB	HBP	BLK	WP	HR	S	P	ERA	WHIP

BOTTOM

Chicago White Sox @ Texas Rangers

Surprise Stadium, Surprise, AZ

Sun Mar 16 2014, 4:07 PM - 7:11 PM EDT

Att. 7,981 - Sunny - 79 F

livebaseballscorecards.com

Batter	1	2	3	4	5	6	7	8	9	AB	R	H	RBI	BB	SO	LOB
17 Shin-Soo Choo, L (1, 10) OBP: 0.294, SLG: 0.357 65 Kensuke Tanaka, L (7, PH) OBP: 0.364, SLG: 0.222 (8, 10)	B SI 89 B FF 89 B FF 89 C FF 89 F FF 89 B FF 89 4-2 12 L6-3 BB	C CU 75 0-1 ③ CS 1-2	B FF 88 S CH 80 S FF 90 B CH 81 X SI 90 2-2 12 1B 2B		C CU 74 X CH 81 0-1 ② F8	F SI 90 B FS 83 B FS 84 X SI 90 2-1 ② G1-3	D CU 73 B FF 88 X SI 93 2-0 ③ G6-3 1-2 2-3 3-H			3 1 1 0 1 0 0 1 0 0 0 0 0 2						
12 Josh Wilson, R (1, 6) OBP: 0.333, SLG: 0.379	B FF 90 X FF 90 1-0 ①② L6-3 1-1		B FC 85 B FC 84 F FF 89 X CH 81 2-1 84 G5-6-3 2-H 1B		B SI 88 B FF 89 F FF 87 B FF 87 T FF 88 B FF 87 4-2 BB	B FF 89 X SI 89 1-0 ③ G5-3		B FF 90 B SI 90 C FF 90 F SL 84 B SL 85 F SL 82 B SI 91 4-2 63 BB 64 HR BB		3 1 1 1 2 0 1						
84 Prince Fielder, L (1, 3) OBP: 0.250, SLG: 0.444 73 Ronald Guzmán, L (7, 3) OBP: 0.500, SLG: 2.000	C SI 89 B CH 82 X FF 90 1-1 1B 2B		C FF 89 D FC 84 S CH 81 X FF 90 1-2 ①② G5-6-3 1-2f		S FC 84 S CH 79 D FC 87 S CH 81 1-3 ③ K		B SI 91 S FF 88 B CU 77 F FC 87 B SI 92 X FC 89 3-2 HR	B SL 82 C SI 90 F SL 87 F FC 89 S CH 85 1-3 ① K		3 1 1 0 0 1 2 2 1 1 1 0 1 1						
Alex Rios, R (1, 9) OBP: 0.474, SLG: 0.611 63 Bryan Petersen, L (7, 9) OBP: 0.357, SLG: 0.400	B SI 89 X SI 89 1-0 18 BB 6 1B 2-H 1B		S FC 84 B CU 75 B CH 82 X FF 89 2-1 ③ G6-3			B FF 92 B FF 91 F FF 91 X FF 92 2-1 HR	X SI 92 0-0 64 CS 1B	D SL 84 B FF 92 B FF 90 C FF 90 B FF 91 4-1 64 HR 1-2 BB		3 2 2 2 0 0 0 1 1 1 0 1 0 0						
18 Mitch Moreland, L (1, 7) OBP: 0.395, SLG: 0.345 64 Brad Snyder, L (7, 7) OBP: 0.370, SLG: 0.455	B FF 90 B FF 89 B FF 88 B FF 89 4-0 6 1B 1-2 BB			C SI 88 C FC 84 B CH 80 B CH 81 B FF 90 X FC 84 3-2 ① G1-3	B SL 82 B FF 91 B FF 92 C FF 91 B FF 90 4-1 35 1B 6 E 7 HR BB	D CU 76 F SI 90 1 SAFE P PO 92 X FF 90 2-2 ① 46 1B 71 BB 46 E 1-2 1B	B FF 92 S SL 81 X SL 82 1-1 1-H 2-H HR		1 1 0 0 2 0 0 2 2 2 3 0 0 0						
6 Kevin Kouzmanoff, R (1, 5) OBP: 0.405, SLG: 0.455 71 Andy Parrino, S (7, 5) OBP: 0.278, SLG: 0.250	X FF 89 0-0 ③ 1-3 2-H 1B			F FC 82 B FF 88 S CH 81 C FF 89 1-3 ② K	1 SAFE C FF 90 B CH 83 F CH 83 X FF 91 1-2 FC1 35 1B 7 HR 1-2	B FF 86 B CH 86 B SI 91 B SI 91 4-0 58 BB 46 E 65 WP 1-2 BB	X SI 90 0-0 ② G3		3 1 1 1 0 1 1 1 1 0 0 1 0 0						
35 James Adduci, L (1, 8) OBP: 0.414, SLG: 0.483 46 Nick Williams, L (7, 8) OBP: 0.750, SLG: 2.250		C FC 84 X SI 90 0-1 17 CS 1B		C FC 82 F FC 83 X SI 89 0-2 1B	C SL 82 X SL 80 0-1 7 HR 1-2 2-3 1B	B SI 92 C FF 89 X FF 89 1-1 E4 65 WP 58 BB 1-2 2-H 1B	X SL 80 0-0 ③ G3-1			3 1 3 0 0 0 0 2 0 1 0 0 0 0						
7 J.P. Arencibia, R (1, 2) OBP: 0.182, SLG: 0.344 58 Pat Cantwell, R (7, 2)		S FF 88 1 SAFE X CH 79 0-1 ① P4		1 SAFE 1 SAFE C SI 87 B CH 79 X CH 79 1-1 ③ F7		X SI 89 0-0 1-H 2-H 3-H HR	F SI 90 B FF 89 B FF 88 F FF 88 B SI 93 F FC 88 D FF 89 4-2 65 WP 1-2 2-3 BB			3 1 1 4 0 0 2 0 0 0 0 1 0 0						
20 Brent Lillibridge, R (1, 4) OBP: 0.333, SLG: 0.500 9 Adam Rosales, R (7, 4) OBP: 0.182, SLG: 0.200		B FC 85 1 SAFE X FC 84 1-0 ② P4			C FC 84 S FF 87 B FF 88 S FF 89 1-3 ① K	B SI 89 X SI 89 1-0 ① L9	B FC 87 S FF 93 F SI 92 S CU 78 1-3 ② K			3 0 0 0 0 1 1 1 0 0 0 0 1 3						
Inning Stats	R: 2 E: 0 K: 0 S: 7 H: 3 LOB: 2 BB: 2 P: 18	R: 0 E: 0 K: 0 S: 6 H: 1 LOB: 0 BB: 0 P: 7	R: 1 E: 0 K: 0 S: 10 H: 2 LOB: 0 BB: 0 P: 17	R: 0 E: 0 K: 1 S: 11 H: 1 LOB: 1 BB: 0 P: 16	R: 0 E: 0 K: 2 S: 10 H: 0 LOB: 1 BB: 1 P: 16	R: 5 E: 1 K: 0 S: 13 H: 3 LOB: 0 BB: 1 P: 24	R: 3 E: 1 K: 1 S: 17 H: 4 LOB: 2 BB: 2 P: 33	R: 3 E: 0 K: 1 S: 12 H: 1 LOB: 0 BB: 2 P: 22		1B: 9 2B: 3 3B: 0 HR: 4 SF: 0 SAC: 0 DP: 2 HBP: 0	WP: 1 PB: 0 SB: 0 CS: 2 PA: 44					

	AB	35
	R	14
	H	15
	RBI	12
	BB	8
	SO	5
	LOB	13

PITCHER		IP	WLS	BF	H	R	ER	SO	BB	IBB	HBP	BLK	WP	HR	S	P	ERA	WHIP
50 John Danks, L ERA: 2.08	(1, 1)	5.0		21	7	3	3	3	3	0	0	0	0	0	44	74	5.40	2.000
41 David Purcey, L ERA: 9.0	(6, 1)	0.0		4	2	4	4	0	1	0	0	0	0	1	8	15	∞	∞
57 Zach Putnam, R ERA: 1.29	(6, 1)	1.0		4	1	1	0	0	0	0	0	0	0	1	5	9	0.00	1.000
64 André Rienzo, R ERA: 5.63	(7, 1)	1.0	L	8	4	3	3	1	2	0	0	0	1	1	17	33	27.00	6.000
95 Salvador Sanchez, R ERA: 27.0	(8, 1)	1.0		6	1	3	3	1	2	0	0	0	0	1	12	22	27.00	3.000

PITCHER	IP	WLS	BF	H	R	ER	SO	BB	IBB	HBP	BLK	WP	HR	S	P	ERA	WHIP

Batter	1	2	3	4	5	6	7	8	9	AB	R	H	RBI	BB	SO	LOB
17 Shin-Soo Choo, L (1, 10) OBP: 0.263, SLG: 0.313	C FF 96 S FF 98 S CU 83 0-3 ① K		C FF 98 S CH 85 B CU 82 B FF 100 B FF 100 S FF 100 3-3 ② K		X CU 82 0-0 ③ F7			B SI 89 S FF 90 S SL 83 B FF 90 S SL 83 2-3 ① K		4	0	0	0	0	3	0
1 Elvis Andrus, R (1, 6) OBP: 0.333, SLG: 0.371 20 Brent Lillibridge, R (7, 6) OBP: 0.318, SLG: 0.476	C FF 96 B FF 97 S CU 81 S CU 84 1-3 ② K		X FF 101 0-0 1B			C CU 79 B CH 87 B FF 97 B FF 96 S FF 98 C FF 98 3-3 ① K		C SL 81 C SL 83 B SL 83 F SI 90 F FF 90 B SL 81 S SL 82 2-3 ② K		3 1	0 0	1 0	0 0	0 0	2 1	0 0
84 Prince Fielder, L (1, 3) OBP: 0.256, SLG: 0.436 73 Ronald Guzmán, L (7, 3) OBP: 0.667, SLG: 1.667	B FF 99 B CH 86 X FF 98 2-0 FC6-4 1B		C FF 99 F CU 83 S CU 84 0-3 ③ K			C FA 89 B FF 101 F FF 99 B CU 85 X CH 88 2-2 ② P4		S SI 87 X SI 89 0-1 1B		3 1	0 0	1 1	0 0	0 0	1 0	1 0
Alex Rios, R (1, 9) OBP: 0.455, SLG: 0.571 15 Michael Choice, R (7, 9) OBP: 0.395, SLG: 0.676	X FF 99 0-0 ③ FC6-4 1-2f			C FF 100 X CU 82 0-1 ① G5-3		B FF 100 B CU 82 F FF 98 X CU 83 2-1 35 FC6 1B		C SI 89 F SL 80 F SL 80 F SI 89 B SI 86 D SL 83 C SL 81 2-3 ③ FC		3 1	0 0	1 0	0 0	0 0	0 0	1 1
18 Mitch Moreland, L (1, 7) OBP: 0.385, SLG: 0.333 35 James Adduci, L (3, 7) OBP: 0.375, SLG: 0.438		C FF 96 X FF 98 0-1 ① G4-3		C CU 82 C CH 87 S CU 82 0-3 ② K2-3		B FF 98 X CH 86 1-0 ③ FC6 1-2f			C FF 92 B FF 94 C SL 83 X SL 83 1-2 ① F8	1 3	0 0	0 0	0 0	0 0	0 1	0 1
6 Kevin Kouzmanoff, R (1, 5) OBP: 0.425, SLG: 0.457 43 Engel Beltre, L (7, 8) OBP: 0.348, SLG: 0.318		X FF 99 0-0 13 G3 1B		B CU 81 B FF 99 H FF 98 3-0 13 BLK HBP			B FF 95 S FF 96 F FF 98 F FF 97 F CU 79 X CH 88 1-2 ① G5-3		S SL 83 B SL 83 C FF 93 C FF 94 1-3 ② K	2 1	0 0	1 0	0 0	0 0	0 1	0 0
13 Jurickson Profar, S (1, 4) OBP: 0.348, SLG: 0.500 9 Adam Rosales, R (7, PH) OBP: 0.167, SLG: 0.182 (7, 4)		X FF 98 0-0 ② G3 1-2		B FF 99 B CH 86 F FF 98 X CU 83 2-1 ③ G4-3 1-2			B CU 81 S FF 97 S FF 97 X FF 97 1-2 ② G4-3		B CU 81 S FF 94 X FF 94 1-1 ③ F8	2 2	0 0	0 0	0 0	0 0	0 0	2 0
8 Geovany Soto, R (1, 2) OBP: 0.429, SLG: 0.429 61 Robinson Chirinos, R (7, 2) OBP: 0.524, SLG: 0.737		F FF 100 X CU 82 0-1 ③ G4-3			F FF 95 B CH 87 B FF 97 X FF 96 2-1 ① G6-3		X FF 98 0-0 1B			3 0	0 0	1 0	0 0	0 0	0 0	1 0
2 Leonys Martin, L (1, 8) OBP: 0.300, SLG: 0.240 12 Josh Wilson, R (7, 5) OBP: 0.333, SLG: 0.379			C FF 96 B CU 80 X FF 98 1-1 ① G4-3		B CU 81 F CH 86 B FF 97 F CU 81 F FF 99 F FF 99 F CU 84 B CH 85 X FF 98 3-2 ② F8		B FF 86 X FF 88 1-0 ③ F8			3 0	0 0	0 0	0 0	0 0	0 0	1 0
Inning Stats	R: 0 E: 0 K: 2 S: 8 H: 1 LOB: 1 BB: 0 P: 11	R: 0 E: 0 K: 0 S: 6 H: 1 LOB: 1 BB: 0 P: 6	R: 0 E: 0 K: 2 S: 9 H: 1 LOB: 1 BB: 0 P: 13	R: 0 E: 0 K: 1 S: 7 H: 0 LOB: 1 BB: 0 P: 12	R: 0 E: 0 K: 0 S: 9 H: 0 LOB: 0 BB: 0 P: 14	R: 0 E: 0 K: 1 S: 9 H: 1 LOB: 1 BB: 0 P: 17	R: 0 E: 0 K: 0 S: 10 H: 1 LOB: 1 BB: 0 P: 13	R: 0 E: 0 K: 2 S: 15 H: 1 LOB: 1 BB: 0 P: 21	R: 0 E: 0 K: 1 S: 8 H: 0 LOB: 0 BB: 0 P: 11	1B: 6 2B: 0 3B: 0 HR: 0	SF: 0 SAC: 0 DP: 0 HBP: 1					

PITCHER		IP	WLS	BF	H	R	ER	SO	BB	IBB	HBP	BLK	WP	HR	S	P	ERA	WHIP
30 Yordano Ventura, R ERA: 1.76	(1, 1)	6.0	W	23	4	0	0	6	0	0	1	1	0	0	48	73	0.00	0.667
40 Kelvin Herrera, R ERA: 6.0	(7, 1)	0.2		3	1	0	0	0	0	0	0	0	0	0	9	11	0.00	1.500
49 Donnie Joseph, L ERA:	(7, 1)	0.1		1	0	0	0	0	0	0	0	0	0	0	1	2	0.00	0.000
31 Louis Coleman, R ERA: 6.75	(8, 1)	1.0		4	1	0	0	3	0	0	0	0	0	0	15	21	0.00	1.000
56 Greg Holland, R ERA: 4.5	(9, 1)	1.0		3	0	0	0	1	0	0	0	0	0	0	8	11	0.00	0.000

PITCHER	IP	WLS	BF	H	R	ER	SO	BB	IBB	HBP	BLK	WP	HR	S	P	ERA	WHIP

TOP

Texas Rangers @ Kansas City Royals

Surprise Stadium, Surprise, AZ

Mon Mar 17 2014, 9:06 PM - 11:27 PM EDT

Att. 8,872 - Clear - 82 F

livebaseballscorecards.com

AB	33
R	0
H	6
RBI	0
BB	0
SO	9
LOB	8

WP: 0	PA: 34		
PB: 0			
SB: 0			
CS: 0			

Texas Rangers @ Kansas City Royals

Surprise Stadium, Surprise, AZ

Mon Mar 17 2014, 9:06 PM - 11:27 PM EDT

Att. 8,872 - Clear - 82 F

BOTTOM

Batter	1	2	3	4	5	6	7	8	9	AB	R	H	RBI	BB	SO	LOB
23 Norichika Aoki, L (1, 9) OBP: 0.341, SLG: 0.378 27 Justin Maxwell, R (8, 9) OBP: 0.409, SLG: 0.605	C FF 88 X SI 88 0-1 G4-3	C FC 87 B SI 87 B FF 89 D FC 85 X FF 88 3-1 E6 9 S 3-H		B SL 83 C FF 89 B SL 82 X SI 90 2-1 9 1B 1-2 2-H 1B			C SI 96 X SL 88 0-1 2B			4 0 2 1 0 0 0 0 0 0 0 0 0 0						
9 Johnny Giavotella, R (1, 4) OBP: 0.306, SLG: 0.559	C FF 90 C FF 89 B FF 90 B CH 81 B FF 88 X FF 91 3-2 F8	B FF 92 T FF 92 B FF 94 S FF 94 S FF 94 2-3 K 1-2		C SL 82 D SL 83 X FF 90 1-1 1-2 2-H 1B			B SI 96 X SI 94 1-0 G5-3			4 0 1 1 0 1 1						
35 Eric Hosmer, L (1, 3) OBP: 0.341, SLG: 0.548	F FF 90 X SI 90 0-1 1B		B SL 83 C SI 88 C SI 88 B SI 89 B CH 82 X SI 90 3-2 G5-3	F SI 90 F SL 82 F SI 90 D CH 82 X SI 90 1-2 G3-1			B SI 95 X SI 95 1-0 16 2B 1B			4 1 2 0 0 0 2						
16 Billy Butler, R (1, 10) OBP: 0.383, SLG: 0.442	C FF 90 B FF 89 X CH 80 1-1 P4		C SI 91 S CH 81 B CH 81 B SL 84 C SL 84 2-3 K		C FF 89 C FF 89 B FF 89 S CH 82 1-3 K		C SI 93 B SI 95 X SI 94 1-1 1-H 2B			4 0 1 1 0 2 1						
4 Alex Gordon, L (1, 7) OBP: 0.359, SLG: 0.583		B FF 88 B SI 87 F FF 88 B FC 86 F FF 90 B SI 90 4-2 13 F7 8 2B BB	X SI 89 0-0 G6-3		C SI 90 B CU 75 B CU 75 F FF 90 X FF 90 2-2 G6-3		B SL 87 B SL 86 B SI 96 C SI 94 S SI 94 F SI 96 S SI 96 3-3 K			3 1 0 0 1 1 1						
13 Salvador Perez, R (1, 2) OBP: 0.417, SLG: 0.667 12 Brett Hayes, R (8, 2) OBP: 0.368, SLG: 0.313		F CH 82 B FF 90 X CH 81 1-1 F7 1-2		C SI 89 B FF 89 S SL 82 F SL 82 S CH 81 1-3 K	C CU 74 B CU 73 X FF 90 1-1 P4			C FF 91 X FF 91 0-1 L4		3 0 0 0 0 1 1 1 0 0 0 0 0 0						
8 Mike Moustakas, L (1, 5) OBP: 0.558, SLG: 0.943		C SI 89 X CU 77 0-1 6 1B 2-H 2B		C SL 83 B CH 82 B FF 91 C SI 90 B SL 80 X SL 83 3-2 6 1B 23 1B 1B		C SI 87 F FF 89 B SI 90 B FF 90 B CH 81 F CH 81 B FF 91 4-2 6 G4-6-3 BB		B SL 79 B FF 91 F FF 91 X FF 92 2-1 1 G6-4-3 1B		3 2 3 1 1 0 0						
6 Lorenzo Cain, R (1, 8) OBP: 0.419, SLG: 0.395 1 Jarrod Dyson, L (8, 8) OBP: 0.529, SLG: 0.560		X CH 80 0-0 37 G6-3 23 E 2-H 1B		C SI 90 B CH 82 B CH 82 B FF 90 X SI 90 3-1 23 1B 9 1B 1-2 1B		B SI 89 B CH 80 B FF 89 C FF 87 X SI 88 3-1 G4-6-3 1-2f		C SL 82 X CH 80 0-1 G6-4-3 1-2f		3 2 2 1 0 0 1 1 0 0 0 0 0 1						
37 Pedro Ciriaco, R (1, 6) OBP: 0.294, SLG: 0.485		C SI 87 B FF 87 D FC 83 B FF 89 X FF 88 3-1 G6-3 2-3		S SL 82 X SL 83 0-1 L5		B SI 91 T SL 84 F SL 85 S CH 82 1-3 K				3 0 0 0 0 1 3						
Inning Stats	R: 0 E: 0 K: 0 S: 9 H: 1 LOB: 1 BB: 0 P: 13	R: 3 E: 1 K: 1 S: 14 H: 2 LOB: 1 BB: 1 P: 27	R: 0 E: 0 K: 1 S: 7 H: 0 LOB: 0 BB: 0 P: 12	R: 2 E: 0 K: 1 S: 19 H: 4 LOB: 2 BB: 0 P: 30	R: 0 E: 0 K: 1 S: 8 H: 0 LOB: 0 BB: 0 P: 12	R: 0 E: 0 K: 1 S: 8 H: 0 LOB: 0 BB: 1 P: 16	R: 1 E: 0 K: 1 S: 10 H: 3 LOB: 1 BB: 0 P: 16	R: 0 E: 0 K: 0 S: 6 H: 1 LOB: 0 BB: 0 P: 8		1B: 8 2B: 3 3B: 0 HR: 0 SF: 0 SAC: 0 DP: 2 HBP: 0						

livebaseballscorecards.com

	AB	33
	R	6
	H	11
	RBI	5
	BB	2
	SO	6
	LOB	11

PITCHER		IP	WLS	BF	H	R	ER	SO	BB	IBB	HBP	BLK	WP	HR	S	P	ERA	WHIP
54 Matt Harrison, L ERA: 10.8	(1, 1)	1.2	L	10	3	3	2	0	1	0	0	0	0	0	20	35	10.80	2.400
13 Jon Edwards, R ERA:	(2, 1)	0.1		1	0	0	0	1	0	0	0	0	0	0	3	5	0.00	0.000
47 Joe Saunders, L ERA: 6.43	(3, 1)	4.0		16	4	2	2	4	1	0	0	0	0	0	42	70	4.50	1.250
32 Pedro Figueroa, L ERA: 3.6	(7, 1)	1.0		5	3	1	1	1	0	0	0	0	0	0	10	16	9.00	3.000
37 Shawn Tolleson, R ERA:	(8, 1)	1.0		3	1	0	0	0	0	0	0	0	0	0	6	8	0.00	1.000

PITCHER	IP	WLS	BF	H	R	ER	SO	BB	IBB	HBP	BLK	WP	HR	S	P	ERA	WHIP

Batter	1	2	3	4	5	6	7	8	9	10	AB	R	H	RBI	BB	SO	LOB
28 Chris Coghlan, L (1, 3) OBP: 0.250, SLG: 0.269	B FF 94 C FF 94 B FF 95 B FF 94 F FF 94 F FF 94 B FF 94 4-2 51 2B BB		C SL 76 B SL 78 B FF 92 F FF 91 C FF 93 2-3 K ①	L CH 90 B FF 91 B CH 84 F SI 92 F CH 84 F FF 92 F CH 85 X FF 93 2-2 51 E 30 SF8 1B		B FF 85 B CH 84 F SI 83 C SL 72 S SL 73 2-3 K ②		X SL 88 0-0 E4 ③			4	1	1	0	1	2	0
8 Donnie Murphy, R (1, 6) OBP: 0.286, SLG: 0.375 Jeudy Valdez, R (9, 6) OBP: 0.250, SLG: 0.143	B FF 93 F FF 92 B FF 93 X FF 93 2-1 F9 ①		C FF 93 B CH 84 S SL 79 X FF 92 1-2 G6-3 ②	B FF 92 D FF 92 F FF 92 T FF 91 F SL 77 X FF 91 2-2 F9 ①		B FF 84 B CH 84 B CH 78 C FF 85 S FC 78 B CU 73 4-2 BB				B FF 88 B FF 88 X FF 87 2-0 G4-3 ①		4	0	0	0	1	0	2
												0	0	0	0	0	0	0
51 Ryan Kalish, L (1, 8) OBP: 0.433, SLG: 0.360 96 Jacob Hannemann, L (9, 8)	B FF 93 1 SAFE B FF 92 X FF 92 2-0 1-3 2B		B CH 84 S CH 85 B CH 85 S FF 93 X FF 92 2-2 E5 30 HR	L FF 92 X FF 91 0-1 E9 30 SF8 1-3 1B		C CH 84 B SL 78 D SL 73 F CH 84 B CH 77 S SL 73 3-3 K ③			S FF 88 C FF 89 F CU 68 X CH 80 0-2 L5 ②		5	1	2	0	0	1	1
											0	0	0	0	0	0	0
30 Mike Olt, R (1, 10) OBP: 0.273, SLG: 0.645 85 Daniel Vogelbach, L (9, PH) OBP: 0.250, SLG: 0.625 (9, 10)	C SL 80 D SL 83 B FF 94 S SL 80 D CH 84 B CH 80 4-2 BB		B SL 78 X FF 90 1-0 1-H HR	C SL 79 C FF 93 B CH 86 F SL 78 X FF 94 1-2 SF8 2-3 3-H ②			B SI 88 C CH 84 F SI 90 C SL 84 1-3 K ①		B FF 90 S FF 88 S FF 90 F FC 90 B CU 69 S CH 81 2-3 K ③		2	1	1	3	1	1	0
											1	0	0	0	0	1	0
70 Javier Báez, R (1, 4) OBP: 0.297, SLG: 0.703	S FF 94 B FF 94 S CH 82 S SL 82 1-3 K ②		S CH 84 B SL 80 B CH 84 X FF 92 2-1 HR	S FF 94 B FF 95 X FF 93 1-1 FC8 ③			C SI 90 X CH 81 0-1 54 S 2B			B FF 88 S SI 80 B SI 80 B FF 90 X FF 90 3-1 L6 ①	5	1	2	1	0	1	4
82 Raffy Lopez, L (1, 2) OBP: 0.273, SLG: 0.200 83 Luis Flores, R (7, 2)	B FF 94 X FF 93 1-0 FC8 ③		C FF 92 S CH 86 X FF 92 0-2 54 2B 1B		C FF 90 B FF 90 X CH 84 1-1 G3-1 ①		F FF 89 C SI 91 T SI 91 0-2 K ②			S FF 90 C CU 73 B SL 83 S SI 82 1-3 K ②	4	1	1	0	0	1	4
											1	0	0	0	0	1	0
54 Darnell McDonald, R (1, 7) OBP: 0.423, SLG: 0.381 Josh Vitters, R (7, 7) OBP: 0.304, SLG: 0.111		B FF 91 F FF 91 F SL 80 B FF 94 F SL 80 X FF 92 2-2 G4-3 ①	X FF 92 0-0 1-H 3B 2B		X SL 83 0-0 G6-3 ②		B CH 84 C SL 85 B SI 91 B SL 84 C SI 90 C SL 84 3-3 K 2-3 ③			C FF 88 B CH 80 B SI 81 X FF 89 2-1 L9 ③	4	1	1	1	0	1	1
											1	0	0	0	0	0	0
Brett Jackson, L (1, 9) OBP: 0.321, SLG: 0.458		F FF 93 B FF 94 B SL 81 S FF 92 B FF 94 F FF 93 C FF 94 3-3 K ②	C SL 78 B SL 80 C FF 91 F SL 80 X CH 86 1-2 2-H 3B		B FF 90 B FF 90 C FF 89 S FF 90 X FF 90 2-2 L7 ③			C FF 91 F SI 91 S FF 92 0-3 K ①			4	0	1	1	0	2	0
94 Jeimer Candelario, S (1, 5)		C FF 94 B CH 86 S CH 85 S SL 81 1-3 K ③	B FF 92 D FF 92 S FF 92 B SL 79 F FF 91 X FF 92 3-2 F9 ③			B CH 84 S CH 77 X CH 76 1-1 G6-3 ①		C FF 91 B SL 85 F FF 92 T SL 87 1-2 K ②			4	0	0	0	0	2	1
Inning Stats	R: 0 E: 0 K: 1 S: 12 H: 1 LOB: 3 BB: 2 P: 26	R: 0 E: 0 K: 2 S: 11 H: 0 LOB: 0 BB: 0 P: 17	R: 5 E: 1 K: 1 S: 23 H: 5 LOB: 1 BB: 0 P: 35	R: 1 E: 1 K: 0 S: 18 H: 2 LOB: 1 BB: 0 P: 24	R: 0 E: 0 K: 0 S: 6 H: 0 LOB: 0 BB: 0 P: 9	R: 0 E: 0 K: 2 S: 10 H: 0 LOB: 1 BB: 1 P: 20	R: 0 E: 0 K: 3 S: 11 H: 1 LOB: 1 BB: 0 P: 15	R: 0 E: 1 K: 2 S: 7 H: 0 LOB: 1 BB: 0 P: 8	R: 0 E: 0 K: 1 S: 9 H: 0 LOB: 0 BB: 0 P: 13	R: 0 E: 0 K: 1 S: 7 H: 0 LOB: 0 BB: 0 P: 13	1B: 3 2B: 3 3B: 1 HR: 2 SF: 1 SAC: 0 DP: 0 HBP: 0	WP: 0 PB: 0 SB: 1 CS: 0 PA: 43					

PITCHER		IP	WLS	BF	H	R	ER	SO	BB	IBB	HBP	BLK	WP	HR	S	P	ERA	WHIP
41 Alexi Ogando, R ERA: 6.35	(1, 1)	3.0		18	6	5	0	4	2	0	0	0	0	2	46	78	0.00	2.667
30 Neftalí Feliz, R ERA: 3.86	(4, 1)	1.0		5	2	1	1	0	0	0	0	0	0	0	18	24	9.00	2.000
44 Jason Frasor, R ERA:	(5, 1)	1.0		3	0	0	0	0	0	0	0	0	0	0	6	9	0.00	0.000
33 Cody Ege, L ERA:	(6, 1)	1.0		4	0	0	0	2	1	0	0	0	0	0	10	20	0.00	1.000
83 Daniel McCutchen, R ERA:	(7, 1)	1.0		4	1	0	0	3	0	0	0	0	0	0	11	15	0.00	1.000

PITCHER		IP	WLS	BF	H	R	ER	SO	BB	IBB	HBP	BLK	WP	HR	S	P	ERA	WHIP
56 Neal Cotts, L ERA: 11.57	(8, 1)	1.0		3	0	0	0	2	0	0	0	0	0	0	7	8	0.00	0.000
28 Joakim Soria, R ERA:	(9, 1)	1.0		3	0	0	0	1	0	0	0	0	0	0	9	13	0.00	0.000
96 Ryne Slack, L ERA:	(10, 1)	1.0	W	3	0	0	0	1	0	0	0	0	0	0	7	13	0.00	0.000

TOP

Chicago Cubs @ Texas Rangers

Surprise Stadium, Surprise, AZ

Tue Mar 18 2014, 10:07 PM - 1:29 AM EDT

Att. 6,806 - Clear - 74 F

livebaseballscorecards.com

AB	39
R	6
H	9
RBI	6
BB	3
SO	13
LOB	13

Chicago Cubs @ Texas Rangers

Surprise Stadium, Surprise, AZ

Tue Mar 18 2014, 10:07 PM - 1:29 AM EDT

Att. 6,806 - Clear - 74 F

Batter	1	2	3	4	5	6	7	8	9	10	AB	R	H	RBI	BB	SO	LOB
13 Jurickson Profar, S (1, 4) OBP: 0.308, SLG: 0.438	S SI 91 X SI 92 0-1 G3		C SI 91 B SI 91 B CH 84 X CH 84 2-1 F8 2-3	B FF 91 B CH 85 1 SAFE X CH 84 2-0 G3		C CH 86 B SL 83 B SI 92 C CH 85 S CH 87 2-3 K			B SI 92 F SI 92 F FF 93 X SI 94 1-2 G4-3	B FC 91 X FF 89 1-0 FC3-2 15 1B 1-2 2-3 3-Hf	6	0	0	0	0	1	6
15 Michael Choice, R (1, 8) OBP: 0.409, SLG: 0.643	B SI 92 B SI 92 C SL 84 X SL 84 2-1 FC4-3		C SL 84 S SL 83 B FF 91 S SL 83 1-3 FC2-3		F SI 92 B SL 82 X SI 91 1-1 84 2B SF8 1B		C SI 92 X SL 82 0-1 FC4		B SI 93 B SI 93 B SI 93 B SI 92 4-0 32 1B BB	S FC 90 B FF 91 X SI 87 1-1 1-2 2-3 3-H 1B	5	1	2	1	1	0	1
84 Prince Fielder, L (1, 3) OBP: 0.279, SLG: 0.452 32 Nick Urbanus, S (8, 5) OBP: 1.000, SLG: 1.000	B FF 92 B SI 92 B CH 86 B SI 93 4-0 FC5-4 BB		B SI 92 C CU 76 X SI 93 1-1 G6-3		S CH 84 1 SAFE B SI 92 X SL 84 1-1 SF8 1-3 6 2B		B SI 92 X SI 93 1-0 G6-3		1 SAFE B SI 92 1 SAFE 1 SAFE B SI 92 C SI 92 X SI 93 2-1 6 FC6-4 1-3 1B		3 1	1 0	1 1	0 0	1 0	0 0	1 0
Alex Rios, R (1, 9) OBP: 0.370, SLG: 0.480	B SI 92 B SL 84 X SI 92 2-0 FC5-4 1-2f			B SI 91 C SI 91 F SI 91 B SI 92 B SL 84 X SL 84 3-2 F7	B SL 84 S CH 85 X SL 84 1-1 SF8 2-3 3-H		S SI 92 B SI 93 X SL 81 1-1 F8		F SI 94 B SI 94 T SI 94 F SI 94 S SI 95 1-3 K		4	0	0	1	0	1	3
6 Kevin Kouzmanoff, R (1, 5) OBP: 0.467, SLG: 0.538 (8, 3)		B SI 92 B SI 92 F SI 92 F SL 84 B SL 84 B SI 93 4-2 BB		X SI 92 0-0 35 3B 2B	X CU 76 0-0 35 G4-3 3-H 2B			S FF 94 B FF 96 S SL 81 B CU 83 X FF 96 2-2 35 HR 1B	F SI 94 B SI 94 X SI 95 1-1 FC6-4 1-2f		4	2	3	1	1	0	2
35 James Adduci, L (1, 7) OBP: 0.405, SLG: 0.583		S SI 92 1 SAFE B SI 91 B CH 87 F SI 92 S SL 85 2-3 K		F SI 92 X SI 92 0-1 7 1B 2-H 3B	B CH 84 F SI 92 B CH 84 B FF 91 X CH 84 3-1 G4-3 2-3			B FF 94 F FF 92 D SL 80 1 SAFE S FF 94 B FF 94 1 SAFE F FF 94 F FF 94 3-2 F FF 90 F FF 93 X FF 92 1-H HR		B FF 90 B SI 86 C FF 89 B SI 85 B FC 90 4-1 SH5-3 7 1B 13 FC3-2 BB	4	2	2	3	1	1	2
7 J.P. Arencibia, R (1, 2) OBP: 0.211, SLG: 0.351 6 Jose Cardona, R (10, PR)		S SL 85 F SI 92 B SI 93 X SL 85 1-2 F8		X SL 85 0-0 E FC4 3-H 1B	B SL 83 X FF 91 1-0 L9			C FF 94 S SL 83 B FF 94 S CU 82 1-3 K		1 SAFE F FF 90 B SI 86 1 SAFE 1 SAFE X FF 90 1-1 13 FC3-2 SH5-3 15 1B 1-2 1B	5 0	0 1	2 0	1 0	0 0	1 0	2 0
Bryan Petersen, L (1, 10) OBP: 0.313, SLG: 0.345		C SI 93 1 SAFE B SI 92 X CH 85 1-1 G4-3		S SI 92 B FF 92 X SL 84 1-1 FC4 1-3		F SI 92 X SI 92 0-1 L7		B FC 87 B FF 86 F FF 86 C FF 87 F SL 76 B CU 75 C FF 88 3-3 K		D FF 89 X FF 89 1-0 SH5-3 1-2 2-3	4	0	0	0	0	1	2
14 Hanser Alberto, R (1, 6) OBP: 0.333, SLG: 0.400			C SI 91 X SL 83 0-1 13 F8 2B	X SL 84 0-0 L5		B SI 93 X SI 91 1-0 F7		B SI 81 S FF 87 F FF 87 X CH 82 1-2 F8		I IN 80 I IN 80 I IN 81 I IN 82 4-0 15 1B 13 FC3-2 IBB	4	0	1	0	1	0	2
Inning Stats	R: 0 E: 0 K: 0 S: 5 H: 0 LOB: 1 BB: 1 P: 13	R: 0 E: 0 K: 1 S: 10 H: 0 LOB: 1 BB: 1 P: 18	R: 0 E: 0 K: 0 S: 9 H: 1 LOB: 1 BB: 0 P: 13	R: 2 E: 1 K: 0 S: 11 H: 3 LOB: 2 BB: 0 P: 17	R: 2 E: 0 K: 0 S: 10 H: 3 LOB: 1 BB: 0 P: 17	R: 0 E: 0 K: 1 S: 6 H: 0 LOB: 0 BB: 0 P: 9	R: 0 E: 0 K: 0 S: 5 H: 0 LOB: 0 BB: 0 P: 7	R: 2 E: 0 K: 2 S: 20 H: 2 LOB: 0 BB: 0 P: 30	R: 0 E: 0 K: 1 S: 11 H: 1 LOB: 2 BB: 1 P: 20	R: 1 E: 0 K: 0 S: 7 H: 2 LOB: 3 BB: 2 P: 19	1B: 6 2B: 4 3B: 1 HR: 1 SF: 1 SAC: 1 DP: 0 HBP: 0	WP: 0 PB: 0 SB: 0 CS: 0 PA: 47					

livebaseballscorecards.com

BOTTOM	
AB	40
R	7
H	12
RBI	7
BB	5
SO	5
LOB	21

PITCHER		IP	WLS	BF	H	R	ER	SO	BB	IBB	HBP	BLK	WP	HR	S	P	ERA	WHIP
39 Jason Hammel, R ERA: 4.5	(1, 1)	5.0		25	7	4	4	2	2	0	0	0	0	0	45	78	7.20	1.800
62 Alberto Cabrera, R ERA: 1.29	(6, 1)	2.0	H	6	0	0	0	1	0	0	0	0	0	0	11	16	0.00	0.000
81 Armando Rivero, R ERA: 17.18	(8, 1)	0.1	B	3	2	2	2	1	0	0	0	0	0	1	13	19	54.00	6.000
95 Frank Del Valle, L ERA:	(8, 1)	0.2		2	0	0	0	1	0	0	0	0	0	0	7	11	0.00	0.000
63 Brian Schlitter, R ERA: 1.8	(9, 1)	1.0		5	1	0	0	1	1	0	0	0	0	0	11	20	0.00	2.000

PITCHER		IP	WLS	BF	H	R	ER	SO	BB	IBB	HBP	BLK	WP	HR	S	P	ERA	WHIP
Marcus Hatley, R ERA: 3.86	(10, 1)	0.2	L	6	2	1	1	0	1	1	0	0	0	0	7	19	13.50	4.500

Texas Rangers @ Milwaukee Brewers

Maryvale Baseball Park, Phoenix, AZ

Tue Mar 18 2014, 4:09 PM - 6:54 PM EDT

Att. 6,566 - Cloudy - 76 F

TOP

livebaseballscorecards.com

Batter	1	2	3	4	5	6	7	8	9	AB	R	H	RBI	BB	SO	LOB
17 Shin-Soo Choo, L (1, 10) OBP: 0.238, SLG: 0.278	S S S 0-3 ① K		X 0-0 ② P5			X 0-0 ① G3		X 0-0 ③ G2-3		4	0	0	0	0	1	0
12 Josh Wilson, R (1, 6) OBP: 0.333, SLG: 0.375 94 Jake Smolinski, R (7, 9)	X 0-0 1B		C C C 0-3 ③ K			X 0-0 ② L8			H 1-0 57 E 73 HR HBP	3 0	0 1	1 0	0 0	0 0	1 0	0 0
61 Robinson Chirinos, R (1, 2) OBP: 0.500, SLG: 0.727 57 Tomás Telis, S (7, 2)	S S S 0-3 ② K			X 0-0 2B		X 0-0 ③ F9			X 0-0 FC3 73 HR 1-2	3 1	0 1	1 0	0 0	0 0	1 0	1 1
73 Ronald Guzmán, L (1, 3) OBP: 0.571, SLG: 1.500	X 0-0 ③ P3			X 0-0 ① P6			B B B 4-0 20 FC3-6 BB		X 0-0 1-H 2-H HR	3	1	1	3	1	0	2
20 Brent Lillibridge, R (1, 5) OBP: 0.269, SLG: 0.400		X 0-0 ① P3		S S S 0-3 ② K			X 0-0 ① FC3-6 43 G1-4-3 1-2f		C C C 0-3 ① K	4	0	0	0	0	2	2
43 Engel Beltre, L (1, 9) OBP: 0.346, SLG: 0.320 90 Jared Hoying, L (7, 8) OBP: 0.500, SLG: 0.667		X 0-0 2 1B 1B		X 0-0 ③ G6-3			X 0-0 ② G1-4-3 1-2		B B B B 4-0 89 G4-3 BB	3 0	0 0	1 0	0 0	0 1	0 0	2 0
2 Leonys Martin, L (1, 8) OBP: 0.303, SLG: 0.250 89 Guilder Rodriguez, S (7, 6)		X 0-0 ② 1-2 1B			X 0-0 ① F9		S S S 0-3 ③ K		X 0-0 ② G4-3 1-2	3 1	0 0	1 0	0 0	0 0	1 0	1 1
9 Adam Rosales, R (1, 4) OBP: 0.143, SLG: 0.154		S S S 0-3 ③ K			X 0-0 ② G6-3			C C C 0-3 ① K	X 0-0 ③ G5-3	4	0	0	0	0	2	2
Brad Snyder, L (1, 7) OBP: 0.333, SLG: 0.400			X 0-0 ① F9		X 0-0 ③ F8			X 0-0 ② F7		3	0	0	0	0	0	0
Inning Stats	R: 0 E: 0 K: 2 S: 8 H: 1 LOB: 1 BB: 0 P: 8	R: 0 E: 0 K: 1 S: 6 H: 2 LOB: 1 BB: 0 P: 6	R: 0 E: 0 K: 1 S: 5 H: 0 LOB: 0 BB: 0 P: 5	R: 0 E: 0 K: 1 S: 6 H: 1 LOB: 1 BB: 0 P: 6	R: 0 E: 0 K: 0 S: 3 H: 0 LOB: 0 BB: 0 P: 3	R: 0 E: 0 K: 0 S: 3 H: 0 LOB: 0 BB: 0 P: 3	R: 0 E: 0 K: 1 S: 5 H: 0 LOB: 1 BB: 1 P: 9	R: 0 E: 0 K: 1 S: 5 H: 0 LOB: 0 BB: 0 P: 5	R: 3 E: 1 K: 1 S: 7 H: 1 LOB: 1 BB: 1 P: 12	1B: 3 2B: 1 3B: 0 HR: 1 SF: 0 SAC: 0 DP: 0 HBP: 1						

	AB	32
	R	3
	H	5
	RBI	3
	BB	2
	SO	8
	LOB	12

WP: 0 PB: 0 SB: 0 CS: 0 PA: 35

PITCHER		IP	WLS	BF	H	R	ER	SO	BB	IBB	HBP	BLK	WP	HR	S	P	ERA	WHIP
41 Marco Estrada, R ERA: 2.7	(1, 1)	6.0	W	21	4	0	0	5	0	0	0	0	0	0	31	31	0.00	0.667
59 Zach Duke, L ERA: 4.7	(7, 1)	1.0		4	0	0	0	1	1	0	0	0	0	0	5	9	0.00	1.000
53 Brandon Kintzler, R ERA: 2.35	(8, 1)	1.0		3	0	0	0	1	0	0	0	0	0	0	5	5	0.00	0.000
48 Donovan Hand, R ERA: 9.35	(9, 1)	1.0		7	1	3	2	1	1	0	1	0	0	1	7	12	18.00	2.000

PITCHER	IP	WLS	BF	H	R	ER	SO	BB	IBB	HBP	BLK	WP	HR	S	P	ERA	WHIP

Texas Rangers @ Milwaukee Brewers

Maryvale Baseball Park, Phoenix, AZ

Tue Mar 18 2014, 4:09 PM - 6:54 PM EDT

Att. 6,566 - Cloudy - 76 F

BOTTOM

Batter	1	2	3	4	5	6	7	8	9	AB	R	H	RBI	BB	SO	LOB
27 Carlos Gómez, R (1, 8) OBP: 0.371, SLG: 0.581	G6-3			9 G4-3; 8 G4-3; 2B	1-H; 3-H; HR	1-2f; FC4-6		K		3	2	2	3	0	0	0
15 Caleb Gindl, L (6, PH) (7, 8) OBP: 0.214, SLG: 0.325										2	0	0	0	0	1	1
9 Jean Segura, R (1, 6) OBP: 0.318, SLG: 0.341	G2-3			G4-3; 2-3	L7	G4-3				3	0	0	0	0	0	1
3 Elian Herrera, S (6, 6) OBP: 0.333, SLG: 0.500										1	0	0	0	0	0	1
8 Ryan Braun, R (1, 9) OBP: 0.560, SLG: 0.857	F9			G4-3; 3-H	K		66 G3; 14 1B; 1B			3	0	0	1	0	1	0
65 Irving Falu, S (7, 4) OBP: 0.333, SLG: 0.391										1	0	1	0	0	0	0
16 Aramis Ramirez, R (1, 5) OBP: 0.550, SLG: 0.778		G6-3		20 FC6-4; 1B		18 BB; 7 HR; S; BB	66 G3; 1-2; 1B			2	0	1	0	1	0	0
14 Jeff Bianchi, R (6, PR) (7, 5) OBP: 0.394, SLG: 0.484										1	1	1	0	0	0	0
20 Jonathan Lucroy, R (1, 2) OBP: 0.286, SLG: 0.316		G4-3		FC6-4; 1-2f		K	P6			3	0	0	0	0	1	2
21 Juan Francisco, L (7, 3) OBP: 0.393, SLG: 0.600										1	0	0	0	0	0	2
Rickie Weeks Jr., R (1, 4) OBP: 0.515, SLG: 0.500		G5-3			7 2B; BB	18 BB; 7 HR; 1-2; BB	G3; 1-2; 2-3			1	2	0	0	2	0	0
66 Robinzon Diaz, R (7, 2) OBP: 0.286, SLG: 0.167										1	0	0	0	0	0	2
18 Khris Davis, R (1, 7) OBP: 0.279, SLG: 0.436			K		L7	7 HR; 1-2; 2-3; BB	K			2	1	0	0	1	1	1
28 Jeremy Hermida, L (7, 7) OBP: 0.500, SLG: 0.333										1	0	0	0	0	1	2
7 Mark Reynolds, R (1, 3) OBP: 0.317, SLG: 0.343			K		12 1B; 27 HR; 1-H; 2B	1-H; 2-H; 3-H; HR		G4-3		3	2	2	5	0	1	0
79 Michael Ratterree, R (7, 9)										1	0	0	0	0	0	0
12 Martín Maldonado, R (1, 10) OBP: 0.205, SLG: 0.206			G5-3		27 HR; 2-3; 1B	15 FC4-6; BB		K2-3		3	1	1	0	1	1	0

	AB	32
	R	9
	H	8
	RBI	9
	BB	5
	SO	7
	LOB	12

Inning Stats	1	2	3	4	5	6	7	8	9
	R: 0 E: 0 K: 0 S: 3	H: 0 LOB: 0 BB: 0 P: 3	R: 0 E: 0 K: 0 S: 3	H: 0 LOB: 0 BB: 0 P: 3	R: 0 E: 0 K: 2 S: 7	H: 0 LOB: 0 BB: 0 P: 7	R: 1 E: 0 K: 0 S: 5	H: 2 LOB: 1 BB: 0 P: 5	R: 4 E: 0 K: 1 S: 9	H: 3 LOB: 0 BB: 1 P: 14
	R: 4 E: 0 K: 1 S: 6	H: 1 LOB: 1 BB: 4 P: 23	R: 0 E: 0 K: 1 S: 7	H: 2 LOB: 2 BB: 0 P: 7	R: 0 E: 0 K: 2 S: 7	H: 0 LOB: 0 BB: 0 P: 7				

	1B: 4	SF: 0	WP: 0	PA: 37
	2B: 2	SAC: 0	PB: 0	
	3B: 0	DP: 0	SB: 1	
	HR: 2	HBP: 0	CS: 0	

livebaseballscorecards.com

PITCHER		IP	WLS	BF	H	R	ER	SO	BB	IBB	HBP	BLK	WP	HR	S	P	ERA	WHIP
33 Martín Pérez, L ERA: 6.23	(1, 1)	5.0	L	21	5	5	5	3	1	0	0	0	0	1	27	32	9.00	1.200
50 Michael Kirkman, L ERA: 7.0	(6, 1)	1.0		8	1	4	4	1	4	0	0	0	0	1	6	23	36.00	5.000
49 Aaron Poreda, L ERA: 3.38	(7, 1)	1.0		5	2	0	0	1	0	0	0	0	0	0	7	7	0.00	2.000
73 Keone Kela, R ERA:	(8, 1)	1.0		3	0	0	0	2	0	0	0	0	0	0	7	7	0.00	0.000

PITCHER	IP	WLS	BF	H	R	ER	SO	BB	IBB	HBP	BLK	WP	HR	S	P	ERA	WHIP

Batter	1	2	3	4	5	6	7	8	9	10	AB	R	H	RBI	BB	SO	LOB
17 Shin-Soo Choo, L (1, 10) OBP: 0.234, SLG: 0.268	K	84 FC6-4 12 1B 1B		K			G4-3			G4-3	5	0	1	0	0	2	1
12 Josh Wilson, R (1, 6) OBP: 0.341, SLG: 0.405 (8, 4)	29 HBP 1B 2B	84 FC6-4 1-2 1B		G5-3			F9			K	5	1	2	0	0	1	1
84 Prince Fielder, L (1, 3) OBP: 0.304, SLG: 0.523 9 Adam Rosales, R (7, PH) OBP: 0.167, SLG: 0.179 (7, 3)	1B 8 1B 29 HBP BB	2 SAFE FC6-4 1-2f 2-3			HR		K			1B	2 2	2 0	1 1	1 0	1 0	0 1	2 0
29 Adrián Beltré, R (1, 5) OBP: 0.296, SLG: 0.320 6 Kevin Kouzmanoff, R (7, 5) OBP: 0.447, SLG: 0.512	1B 8 1B 1-2 2-3 HBP		2B	F9				G5-3		G5-3	2 2	1 0	1 0	0 0	0 0	0 0	0 1
Alex Rios, R (1, 9) OBP: 0.367, SLG: 0.464 43 Engel Beltre, L (7, 9) OBP: 0.333, SLG: 0.308	8 E 8 1B 1-2 2-3 3-H 1B		K	F9				G4-3			3 1	0 0	1 0	1 0	0 0	1 0	1 0
15 Michael Choice, R (1, 7) OBP: 0.375, SLG: 0.587	FC		FC1-3		FC5-3			FC8			4	0	0	0	0	0	4
8 Geovany Soto, R (1, 2) OBP: 0.400, SLG: 0.400 61 Robinson Chirinos, R (7, 2) OBP: 0.480, SLG: 0.696	E7 1-3 2-H 3-H 1B		K		F9				G4-3		3 1	0 0	1 0	2 0	0 0	1 0	1 0
2 Leonys Martin, L (1, 8) OBP: 0.278, SLG: 0.226 35 James Adduci, L (7, 8) OBP: 0.395, SLG: 0.568	F9			K			G4-3			F7	3 1	0 0	0 0	0 0	0 0	1 0	2 0
20 Brent Lillibridge, R (1, 4) OBP: 0.276, SLG: 0.464 96 Michael De León, S (8, 6)	G3			3B			K			F7	3 1	0 0	1 0	0 0	0 0	1 0	0 0
Inning Stats	R: 3 E: 1 K: 1 S: 10 H: 3 LOB: 2 BB: 1 P: 15	R: 0 E: 0 K: 0 S: 4 H: 2 LOB: 1 BB: 0 P: 4	R: 0 E: 0 K: 2 S: 8 H: 1 LOB: 1 BB: 0 P: 8	R: 0 E: 0 K: 2 S: 8 H: 1 LOB: 1 BB: 0 P: 8	R: 1 E: 0 K: 0 S: 5 H: 1 LOB: 0 BB: 0 P: 6	R: 0 E: 0 K: 1 S: 5 H: 0 LOB: 0 BB: 0 P: 5	R: 0 E: 0 K: 1 S: 5 H: 0 LOB: 0 BB: 0 P: 5	R: 0 E: 0 K: 0 S: 3 H: 0 LOB: 0 BB: 0 P: 3	R: 0 E: 0 K: 0 S: 3 H: 0 LOB: 0 BB: 0 P: 3	R: 0 E: 0 K: 1 S: 6 H: 1 LOB: 1 BB: 0 P: 6	1B: 5 2B: 2 3B: 1 HR: 1	SF: 0 SAC: 0 DP: 0 HBP: 1					

PITCHER	IP	WLS	BF	H	R	ER	SO	BB	IBB	HBP	BLK	WP	HR	S	P	ERA	WHIP
26 Jeff Francis, L (1, 1) ERA: 4.85	4.0		20	7	3	3	6	1	0	1	0	0	0	30	35	6.75	2.000
63 Sam LeCure, R (5, 1) ERA: 6.0	1.0		4	1	1	1	0	0	0	0	0	0	1	5	6	9.00	1.000
43 Manny Parra, L (6, 1) ERA: 1.29	1.0		3	0	0	0	1	0	0	0	0	0	0	5	5	0.00	0.000
60 J.J. Hoover, R (7, 1) ERA: 1.8	1.0		3	0	0	0	1	0	0	0	0	0	0	5	5	0.00	0.000
Logan Ondrusek, R (8, 1) ERA: 6.75	1.0		3	0	0	0	0	0	0	0	0	0	0	3	3	0.00	0.000

PITCHER	IP	WLS	BF	H	R	ER	SO	BB	IBB	HBP	BLK	WP	HR	S	P	ERA	WHIP
58 Nick Christiani, R (9, 1) ERA: 1.13	2.0	W	7	1	0	0	1	0	0	0	0	0	0	9	9	0.00	0.500

TOP

Texas Rangers @ Cincinnati Reds

Goodyear Ballpark, Goodyear, AZ

Thu Mar 20 2014, 4:07 PM - 7:09 PM EDT

Att. 5,138 - Sunny - 79 F

livebaseballscorecards.com

AB	38
R	4
H	9
RBI	4
BB	1
SO	8
LOB	13

WP: 0	PA: 40		
PB: 0			
SB: 0			
CS: 0			

Texas Rangers @ Cincinnati Reds

Goodyear Ballpark, Goodyear, AZ

Thu Mar 20 2014, 4:07 PM - 7:09 PM EDT

Att. 5,138 - Sunny - 79 F

livebaseballscorecards.com

Batter	1	2	3	4	5	6	7	8	9	10	AB	R	H	RBI	BB	SO	LOB
6 Billy Hamilton, S (1, 8) OBP: 0.413, SLG: 0.450	4 E 48 1B 1B		4 FC1-6 1-2 1B			G5-3	K 1-2			19 BB 4 IBB 1-3 1B	4	1	2	0	0	1	1
15 Roger Bernadina, L (8, 9) OBP: 0.600, SLG: 0.808											1	0	1	0	0	0	0
4 Brandon Phillips, R (1, 4) OBP: 0.279, SLG: 0.474	FC4 48 1B 1-2		FC1-6 19 G3-6-1 1-2f 2-3			HR		P4		19 BB 1-2 IBB	4	1	1	1	1	0	3
19 Joey Votto, L (1, 3) OBP: 0.341, SLG: 0.410	K		G3-6-1 1-2f			G6-3		48 G6-4-3 1B		1-2 2-3 3-H BB	4	0	1	1	1	1	4
48 Ryan Ludwick, R (1, 10) OBP: 0.250, SLG: 0.350	1-3 2-H 1B			G5-3		F8		G6-4-3 1-2f			4	0	1	1	0	0	1
32 Jay Bruce, L (1, 9) OBP: 0.422, SLG: 0.486	FC7			G4-3			37 BB 70 3B BB		P4		2	1	0	0	1	0	1
30 Jason Bourgeois, R (8, 8) OBP: 0.263, SLG: 0.222											1	0	0	0	0	0	0
28 Chris Heisey, R (1, 7) OBP: 0.333, SLG: 0.810		G3		K			P2		P2		4	0	0	0	0	1	1
29 Brayan Peña, S (1, 2) OBP: 0.294, SLG: 0.267		G5-3			G5-3		70 3B 1-2 BB		K		1	0	0	0	0	0	0
37 Corky Miller, R (5, 2)											2	1	0	0	1	1	0
27 Chris Nelson, R (1, 5) OBP: 0.333, SLG: 0.519		G6-3			K		7 FC5-2 1-H 2-H 3B			K	2	0	0	0	0	1	0
70 Kristopher Negrón, R (7, 5) OBP: 0.344, SLG: 0.500											2	0	1	2	0	1	0
7 Ramon Santiago, S (1, 6) OBP: 0.282, SLG: 0.257			4 FC1-6 6 1B 1B		G6-3		FC5-2 6 S 3-H			15 1B 19 BB BB	3	1	1	0	1	0	1
Inning Stats	R: 1 E: 1 K: 1 S: 7 H: 2 LOB: 1 BB: 0 P: 7	R: 0 E: 0 K: 0 S: 3 H: 0 LOB: 0 BB: 0 P: 3	R: 0 E: 0 K: 0 S: 4 H: 2 LOB: 1 BB: 0 P: 4	R: 0 E: 0 K: 1 S: 5 H: 0 LOB: 0 BB: 0 P: 5	R: 0 E: 0 K: 0 S: 5 H: 0 LOB: 0 BB: 0 P: 5	R: 1 E: 0 K: 0 S: 5 H: 1 LOB: 0 BB: 0 P: 5	R: 2 E: 0 K: 1 S: 6 H: 1 LOB: 1 BB: 2 P: 14	R: 0 E: 0 K: 0 S: 3 H: 1 LOB: 0 BB: 0 P: 3	R: 0 E: 0 K: 1 S: 5 H: 0 LOB: 0 BB: 0 P: 5	R: 1 E: 0 K: 1 S: 4 H: 1 LOB: 3 BB: 3 P: 16	1B: 6 2B: 0 3B: 1 HR: 1	SF: 0 SAC: 0 DP: 2 HBP: 0						

BOTTOM	
AB	34
R	5
H	8
RBI	5
BB	5
SO	6
LOB	12

WP: 0 PB: 0 SB: 1 CS: 0 PA: 39

PITCHER		IP	WLS	BF	H	R	ER	SO	BB	IBB	HBP	BLK	WP	HR	S	P	ERA	WHIP
46 Robbie Ross Jr., L ERA: 1.88	(1, 1)	5.2		21	5	2	1	3	0	0	0	0	0	1	28	28	1.59	0.882
44 Jason Frasor, R ERA: 3.18	(6, 1)	0.2	H	4	0	2	2	0	2	0	0	0	0	0	2	10	27.00	3.000
56 Neal Cotts, L ERA: 10.13	(7, 1)	0.2	B	3	1	0	0	1	0	0	0	0	0	0	5	5	0.00	1.500
28 Joakim Soria, R ERA:	(8, 1)	1.0		3	1	0	0	0	0	0	0	0	0	0	3	3	0.00	1.000
37 Shawn Tolleson, R ERA: 2.7	(9, 1)	1.1	L	5	0	1	1	2	1	0	0	0	0	0	8	12	6.75	0.750

PITCHER		IP	WLS	BF	H	R	ER	SO	BB	IBB	HBP	BLK	WP	HR	S	P	ERA	WHIP
22 Rafael Perez, L ERA: 4.5	(10, 1)	0.0		3	1	0	0	0	1	1	0	0	0	0	1	9	∞	∞

Batter	1	2	3	4	5	6	7	8	9	AB	R	H	RBI	BB	SO	LOB
27 Carlos Gómez, R (1, 8) OBP: 0.366, SLG: 0.595	C FF 92 X FF 92 0-1 2 G6-3 8 2B 2B		B CU 82 X CU 80 1-0 ② P6		S FF 94 B FF 94 X FF 93 1-1 ③ FC5-4 1-2f			C SI 90 C SL 82 B SI 91 F CH 81 F SL 83 F SI 92 F CH 82 B SI 92 B FF 84 4-2 F CH 81 B SI 92 65 1B 2 1B 94 BB BB	B FF 93 F FF 93 F SL 82 S SL 83 1-3 ③ K	3	1	1	0	0	0	1
1 Logan Schafer, L (6, 8) OBP: 0.438, SLG: 0.524										1	1	0	0	1	1	0
(7, 7)																
2 Scooter Gennett, L (1, 4) OBP: 0.250, SLG: 0.370	X FF 92 0-0 ① G6-3 2-3		B FF 94 C FF 93 C FF 95 S CU 82 1-3 ③ K			B CU 80 B FF 91 F FF 91 X FF 92 2-1 ① FC7		1 SAFE B SI 87 C FF 90 B FF 89 X SL 81 2-1 94 BB 65 1B 3 FC1-4-6 1-2 1B		4	1	1	0	0	1	1
8 Ryan Braun, R (1, 9) OBP: 0.536, SLG: 0.833	B CU 82 C FF 92 B CU 80 F FF 92 X CU 80 2-2 20 1B 3-H 2B			B FF 92 S FF 93 F FF 93 S FF 95 1-3 ① K		B FF 94 C CU 79 X FF 94 1-1 ② G5-3		C CH 79 F CH 79 B SI 89 X SL 81 1-2 3 FC1-4-6 94 BB 1-2 2-3 1B		3	1	1	1	0	1	0
65 Irving Falu, S (7, 6) OBP: 0.370, SLG: 0.423										1	0	1	0	0	0	0
20 Jonathan Lucroy, R (1, 2) OBP: 0.306, SLG: 0.318	B FF 92 B FF 92 C FF 92 X FF 92 2-1 18 G6-4-3 2-H 1B			B FF 94 C CU 81 B CU 79 X FF 93 2-1 1B		C CU 79 B CU 80 C FF 94 F FF 94 X CU 81 1-2 ③ G6-3		B FF 90 B CH 80 B SI 90 C SI 89 B SI 89 4-1 3 FC1-4-6 1-2 2-3 3-H BB		3	0	2	1	0	0	0
47 Rob Wooten, R (6, 1)										0	0	0	0	0	0	0
94 Garrett Cooper, R (8, PH) OBP: 1.000, SLG: 1.000										0	0	0	1	1	0	0
(8, 3)																
18 Khris Davis, R (1, 7) OBP: 0.275, SLG: 0.468	1 SAFE X FF 91 0-0 ② G6-4-3 1-2f ③			F FF 91 D CH 88 S CU 81 B CU 82 C FF 95 2-3 ② K			B CH 90 S CH 89 B CH 83 F CH 89 X CH 90 2-2 ① G5-3	F FF 93 F FF 94 F SL 82 D SL 82 F FF 95 X FF 94 1-2 ① FC1-4-6 1-2f 2-3 3-H		3	0	0	0	0	1	2
3 Elian Herrera, S (7, 5) OBP: 0.316, SLG: 0.457										1	0	0	1	0	0	2
7 Mark Reynolds, R (1, 5) OBP: 0.340, SLG: 0.488		S FF 92 X FF 93 0-1 ① G6-3		1 SAFE B FF 94 C CU 82 C FF 93 1 SAFE B CU 82 F FF 94 X CU 82 2-2 ③ F8			B FF 91 X FF 91 1-0 24 G4-3 14 1B 2B	B SL 81 S FF 94 C FF 95 S FF 96 1-3 ② K		3	1	1	0	0	0	1
15 Caleb Gindl, L (7, 9) OBP: 0.250, SLG: 0.370										1	0	0	0	0	1	2
24 Lyle Overbay, L (1, 3) OBP: 0.293, SLG: 0.121		C FF 92 C CU 78 B FF 94 S CU 82 1-3 ② K			B CU 80 C CU 79 X FF 93 1-1 ① FC7		X CH 89 0-0 ② G4-3 2-3	C FF 96 X FF 96 0-1 ③ G5-3		3	0	0	0	0	1	1
66 Robinzon Diaz, R (8, PH) OBP: 0.267, SLG: 0.154										1	0	0	0	0	0	2
45 Alfredo Figaro, R (8, 1)										0	0	0	0	0	0	0
14 Jeff Bianchi, R (1, 6) OBP: 0.400, SLG: 0.474		C FF 93 X FF 93 0-1 ③ G5-3			S CU 81 B CU 79 B FF 94 S CU 81 B FF 95 T FF 93 3-2 ② K		B FF 91 S CH 82 X CH 90 1-1 3-H 1B		B FF 91 S FF 93 F FF 94 C FF 94 1-3 ① K	3	0	1	1	0	1	0
95 Michael Reed, R (7, 8)										1	0	0	0	0	1	0
49 Yovani Gallardo, R (1, 1) OBP: 0.500, SLG: 0.500			C FF 91 F FF 92 B FF 94 S CU 81 1-3 ① K		S FF 92 X CU 77 0-1 27 FC5-4 1B		B CH 90 1 SAFE C CH 90 B CH 89 X CH 89 2-1 ③ P5		B FF 92 S SL 83 X FF 94 1-1 ② P4	2	0	1	0	0	1	0
12 Martín Maldonado, R (6, 2) OBP: 0.182, SLG: 0.179										2	0	0	0	0	0	1
Inning Stats	R: 2 E: 0 K: 0 S: 9 H: 3 LOB: 0 BB: 0 P: 13	R: 0 E: 0 K: 1 S: 7 H: 0 LOB: 0 BB: 0 P: 8	R: 0 E: 0 K: 2 S: 7 H: 0 LOB: 0 BB: 0 P: 10	R: 0 E: 0 K: 2 S: 12 H: 1 LOB: 1 BB: 0 P: 19	R: 0 E: 0 K: 1 S: 9 H: 1 LOB: 1 BB: 0 P: 14	R: 0 E: 0 K: 0 S: 8 H: 0 LOB: 0 BB: 0 P: 12	R: 1 E: 0 K: 0 S: 9 H: 2 LOB: 1 BB: 0 P: 15	R: 2 E: 0 K: 1 S: 23 H: 2 LOB: 2 BB: 2 P: 36	R: 0 E: 0 K: 2 S: 8 H: 0 LOB: 0 BB: 0 P: 11	1B: 6 2B: 3 3B: 0 HR: 0 SF: 0 SAC: 0 DP: 1 HBP: 0	WP: 0 PB: 0 SB: 0 CS: 0 PA: 37					

PITCHER		IP	WLS	BF	H	R	ER	SO	BB	IBB	HBP	BLK	WP	HR	S	P	ERA	WHIP
52 Tanner Scheppers, R ERA: 3.07	(1, 1)	6.0	W	22	5	2	2	6	0	0	0	0	0	0	52	76	3.00	0.833
30 Neftalí Feliz, R ERA: 4.5	(7, 1)	1.0		5	2	1	1	0	0	0	0	0	0	0	9	15	9.00	2.000
68 Ryan Feierabend, L ERA: 10.0	(8, 1)	0.0		4	2	2	2	0	2	0	0	0	0	0	13	24	∞	∞
49 Aaron Poreda, L ERA: 2.45	(8, 1)	2.0	S	6	0	0	0	3	0	0	0	0	0	0	18	23	0.00	0.000

PITCHER	IP	WLS	BF	H	R	ER	SO	BB	IBB	HBP	BLK	WP	HR	S	P	ERA	WHIP

TOP

Milwaukee Brewers @ Texas Rangers

Surprise Stadium, Surprise, AZ

Fri Mar 21 2014, 4:06 PM - 6:53 PM EDT

Att. 7,345 - Sunny - 77 F

livebaseballscorecards.com

AB	35
R	5
H	9
RBI	5
BB	2
SO	9
LOB	13

Milwaukee Brewers @ Texas Rangers

Surprise Stadium, Surprise, AZ

Fri Mar 21 2014, 4:06 PM - 6:53 PM EDT

Att. 7,345 - Sunny - 77 F

livebaseballscorecards.com

BOTTOM

Batter	1	2	3	4	5	6	7	8	9	AB	R	H	RBI	BB	SO	LOB
17 Shin-Soo Choo, L (1, 10) OBP: 0.231, SLG: 0.261	B SI 88 C SI 88 F SL 86 B SL 86 X SL 86 2-2 ① G3-1		1 SAFE C CU 76 S SL 86 1 SAFE X SL 85 0-2 1-2 1B	B CU 77 B SL 84 C SI 88 S SI 89 F SL 84 S SI 90 2-3 ③ K		C SI 87 X SL 81 0-1 E1 84 HR		B SL 80 1 SAFE B X FF 96 2-0 FC4 73 FC4-6 9 WP 1-2		5	1	1	0	0	1	3
12 Josh Wilson, R (1, 6) OBP: 0.333, SLG: 0.390 9 Adam Rosales, R (7, 6) OBP: 0.194, SLG: 0.179	B SI 90 F SI 89 X SL 87 1-1 1B		B SI 90 F SI 89 B CU 76 C CH 88 X CU 77 2-2 ② P2		F SL 87 X CU 77 0-1 E5 84 1B 29 1B	S SL 82 1 SAFE C SL 82 D FS 84 C SL 82 1-3 ② K		B FF 97 B FF 96 2 SAFE B FF 96 B FF 96 4-0 73 FC4-6 1-2 2-3 BB		4 0	1 0	1 0	0 0	0 1	1 0	3 0
84 Prince Fielder, L (1, 3) OBP: 0.320, SLG: 0.583 73 Ronald Guzmán, L (7, 3) OBP: 0.500, SLG: 1.286	B SI 91 X CH 83 1-0 ② F8		F SL 86 X FF 91 0-1 ③ G4-3		C SI 90 D CH 83 B SL 85 X FF 90 2-1 E 8 SF9 29 1B 1-2 1B	B SL 83 X SL 82 1-0 1-H HR		B SL 82 D FF 96 B FF 96 C FF 95 X FF 94 3-1 ② FC4-6 1-2f 2-3 3-H		4 1	2 0	2 0	2 1	0 0	0 0	3 2
29 Adrián Beltré, R (1, 5) OBP: 0.323, SLG: 0.345 6 Kevin Kouzmanoff, R (7, 5) OBP: 0.438, SLG: 0.500	C SL 86 D CU 77 1 SAFE F SI 90 S CU 78 1-3 ③ K			B CU 76 F CU 77 B SI 90 F SI 89 X FF 89 2-2 8 E 1B 1B	S CU 78 C CU 78 D CU 78 X SL 86 1-2 8 SF9 E 1-2 2-H 1B	C SI 88 S SL 81 S SL 82 0-3 ③ K		B FF 96 F FF 96 C FF 96 F FF 97 F SL 83 S SL 82 1-3 ③ K		4 1	1 0	2 0	1 0	0 0	2 1	1 2
Alex Rios, R (1, 9) OBP: 0.364, SLG: 0.452 35 James Adduci, L (7, 9) OBP: 0.385, SLG: 0.553		C SI 89 B SI 90 B SL 86 X SI 89 2-1 ① P4		B CU 76 X SI 88 1-0 13 F9 8 E 2 2B 1-2 1B	X SI 89 0-0 E3 13 WP 1-2 2-3		B SI 88 C SI 88 X SI 88 1-1 ① G4-3			3 1	1 0	1 0	0 0	0 0	0 0	2 0
8 Geovany Soto, R (1, 2) OBP: 0.308, SLG: 0.333 7 J.P. Arencibia, R (7, 2) OBP: 0.205, SLG: 0.342		B FF 90 F SI 89 F SL 86 X SL 87 1-2 ② G1-3		D CU 77 B CU 76 F SI 89 C SI 89 F CU 78 B SL 85 X SL 86 3-2 E5 2 2B 1-2 2-H	X SI 89 0-0 ① SF9 2-3 3-H		F SL 83 C SL 81 F SL 83 B SI 89 X SL 83 1-2 ② F9			2 1	0 0	0 0	1 0	0 0	0 0	1 0
13 Jurickson Profar, S (1, 4) OBP: 0.291, SLG: 0.412 11 Christopher Bostick, R (7, 4)		B FF 90 C SI 89 C SL 86 F CU 77 F FF 90 C SL 86 1-3 ③ K		X SI 89 0-0 ① F9 2-3	S SL 82 F SI 88 B CU 78 C SL 84 1-3 ② K 1-2		X SL 82 0-0 ③ G5-3			3 1	0 0	0 0	0 0	0 0	2 0	4 0
15 Michael Choice, R (1, 7) OBP: 0.353, SLG: 0.551 43 Engel Beltre, L (7, 7) OBP: 0.321, SLG: 0.296			B SI 89 C SI 89 F SI 90 X FF 90 1-2 ① FC6-3	X SL 85 0-0 ② FC9	C FF 89 B SL 84 B FF 90 S SL 88 X SI 89 2-2 ③ FC6-3			C FF 95 X FF 95 0-1 ① G6-3		3 1	0 0	0 0	0 0	0 0	0 0	4 0
2 Leonys Martin, L (1, 8) OBP: 0.325, SLG: 0.314			C FF 89 S SL 86 X SL 84 0-2 17 1B 1B	C SI 90 X SL 85 0-1 1-3 3-H 2B		M SL 86 F CH 81 B SL 88 B SL 83 B SL 83 X SI 87 3-2 ① G4-3		B FF 95 B FF 93 S FF 94 B FF 95 C FF 95 X FF 96 3-2 9 WP 17 E 73 FC4-6 1B		4 1	1 0	3 0	1 0	0 0	0 0	0 0
Inning Stats	R: 0 E: 0 K: 1 S: 9 H: 1 LOB: 1 BB: 0 P: 14	R: 0 E: 0 K: 1 S: 10 H: 0 LOB: 0 BB: 0 P: 14	R: 0 E: 0 K: 0 S: 14 H: 2 LOB: 2 BB: 0 P: 17	R: 2 E: 1 K: 1 S: 16 H: 3 LOB: 2 BB: 0 P: 24	R: 2 E: 2 K: 1 S: 15 H: 2 LOB: 2 BB: 0 P: 21	R: 2 E: 1 K: 2 S: 12 H: 1 LOB: 0 BB: 0 P: 17	R: 0 E: 0 K: 0 S: 7 H: 0 LOB: 0 BB: 0 P: 9	R: 1 E: 1 K: 1 S: 13 H: 1 LOB: 2 BB: 1 P: 26		1B: 8 2B: 1 3B: 0 HR: 1 SF: 1 SAC: 0 DP: 0 HBP: 0				WP: 2 PB: 0 SB: 0 CS: 0 PA: 40	

	AB	38
	R	7
	H	10
	RBI	6
	BB	1
	SO	7
	LOB	25

PITCHER	IP	WLS	BF	H	R	ER	SO	BB	IBB	HBP	BLK	WP	HR	S	P	ERA	WHIP
49 Yovani Gallardo, R (1, 1) ERA: 2.45	5.1	L	27	8	4	1	4	0	0	0	0	1	0	67	96	1.69	1.500
47 Rob Wooten, R (6, 1) ERA: 4.09	1.2		7	1	2	0	2	0	0	0	0	0	1	16	20	0.00	0.600
45 Alfredo Figaro, R (8, 1) ERA: 1.8	1.0		6	1	1	0	1	1	0	0	0	1	0	13	26	0.00	2.000

PITCHER	IP	WLS	BF	H	R	ER	SO	BB	IBB	HBP	BLK	WP	HR	S	P	ERA	WHIP

Batter	1	2	3	4	5	6	7	8	9	AB	R	H	RBI	BB	SO	LOB
13 Jurickson Profar, S (1, 4) OBP: 0.276, SLG: 0.389 Rougned Odor, L (7, PH) OBP: 0.368, SLG: 0.353 (7, 4)	C FF 84 B FC 85 X FF 85 1-1 ① G5-3		S CH 79 B FF 87 F CH 80 F CH 80 B FF 87 X FF 88 2-2 ② F8		C CU 74 F FF 87 X CU 74 0-2 ② G6-3		X FF 86 0-0 1-H 2B		C FF 95 B CU 81 B FF 98 B FF 97 F FF 96 X FF 97 3-2 ① FC4-6 1-2f	3 2	0 0	0 1	0 1	0 0	0 0	1 1
1 Elvis Andrus, R (1, 10) OBP: 0.341, SLG: 0.359	X FF 86 0-0 35 G6-3 1B		B FF 88 B CH 80 B CH 80 C FF 88 B CH 81 4-1 BB		C FF 88 B CH 81 C FF 88 B CU 74 X FF 89 2-2 ③ G4-3		B FF 86 F CH 79 F CH 80 D CH 80 C FF 87 2-3 ③ K		C FF 97 C SL 81 F CH 87 B FF 98 S SL 81 1-3 ② K	4	0	1	0	1	2	2
35 James Adduci, L (1, 9) OBP: 0.364, SLG: 0.535	C FF 87 1 SAFE 1 SAFE B CU 76 B FF 87 X FF 87 2-1 ②③ G6-3 1-2f		C FF 88 X FF 88 0-1 ③ F7			C FF 85 B CU 74 X FF 86 1-1 2B		C FF 94 B CU 79 S FF 96 S FF 97 1-3 ① K	F FF 91 B CU 72 D CU 72 F FF 91 B FF 92 S FF 90 3-3 ③ K	5	0	1	0	0	2	4
6 Kevin Kouzmanoff, R (1, 5) OBP: 0.423, SLG: 0.478		S CH 79 B CH 78 B FF 86 B FF 87 X FF 86 3-1 ① G6-3		X FF 86 0-0 73 FC4-6 1B		B CH 79 F CH 79 S FF 87 X CH 80 1-2 ① G5-3		B FF 94 F FF 93 B CH 85 X FF 95 2-1 ② G6-3		4	0	1	0	0	0	1
73 Ronald Guzmán, L (1, 3) OBP: 0.417, SLG: 0.900		S FF 87 S CU 75 C CU 74 0-3 ② K		C FF 86 B CU 75 S CU 74 X FF 87 1-2 ① FC4-6 7 2B 1-2f		B SI 87 F CH 80 B FF 87 X FF 88 2-1 ② F7		C CU 79 S CU 78 B CU 77 B FF 97 F FF 94 B CU 78 B FF 96 4-2 61 BB 15 HR BB		3	1	0	0	1	1	2
7 J.P. Arencibia, R (1, 2) OBP: 0.238, SLG: 0.390 61 Robinson Chirinos, R (7, 2) OBP: 0.500, SLG: 0.696		S CH 81 X CU 75 0-1 1B		B FF 87 1 SAFE X FF 87 1-0 1-3 2B		F CH 80 C FF 88 B CU 76 X CH 80 1-2 ③ G1-3		1 SAFE B FF 93 T FF 92 B FF 94 B FF 94 B FF 92 4-1 15 HR 1-2 BB		3 0	0 1	2 0	0 0	0 1	0 0	1 0
2 Leonys Martin, L (1, 8) OBP: 0.310, SLG: 0.297 15 Michael Choice, R (7, PH) OBP: 0.358, SLG: 0.608 (7, 8)		B FF 87 C FF 87 B CH 81 X FF 88 2-1 ③ L4		F FF 87 B FF 88 S CH 81 S CH 81 1-3 ② K			C FC 84 B CH 78 F CH 79 B FC 86 S CH 78 2-3 ① FC	X FF 94 0-0 1-H 2-H HR		2 2	0 1	0 1	0 3	0 0	1 0	3 0
9 Adam Rosales, R (1, 6) OBP: 0.171, SLG: 0.156			B FF 84 X FC 84 1-0 ① F8	X CH 80 0-0 G1-3			C CH 80 B CH 79 B FF 86 C CU 72 B FF 87 F FF 87 F FF 87 S CH 79 3-3 ② K	B CH 84 X FF 95 1-0 ③ P4		4	0	0	0	0	1	2
43 Engel Beltre, L (1, 7) OBP: 0.375, SLG: 0.367			X CU 73 0-0 2B	B FC 85 C FF 85 X CH 81 1-1 ① F7			X CU 74 0-0 2B 1B		B FF 96 B FF 98 B FF 96 B FF 97 4-0 FC4-6 BB	3	1	2	0	1	0	0
Inning Stats	R: 0 E: 0 K: 0 S: 5 H: 1 LOB: 0 BB: 0 P: 8	R: 0 E: 0 K: 1 S: 9 H: 1 LOB: 1 BB: 0 P: 14	R: 0 E: 0 K: 0 S: 9 H: 1 LOB: 2 BB: 1 P: 16	R: 0 E: 0 K: 1 S: 9 H: 2 LOB: 2 BB: 0 P: 12	R: 0 E: 0 K: 0 S: 8 H: 0 LOB: 0 BB: 0 P: 11	R: 0 E: 0 K: 0 S: 10 H: 1 LOB: 1 BB: 0 P: 15	R: 1 E: 0 K: 2 S: 13 H: 2 LOB: 1 BB: 0 P: 20	R: 3 E: 0 K: 1 S: 11 H: 1 LOB: 0 BB: 2 P: 23	R: 0 E: 0 K: 2 S: 10 H: 0 LOB: 1 BB: 1 P: 21	1B: 4 2B: 4 3B: 0 HR: 1 SF: 0 SAC: 0 DP: 1 HBP: 0						

TOP

Texas Rangers @ Kansas City Royals

Surprise Stadium, Surprise, AZ

Sat Mar 22 2014, 4:08 PM - 6:49 PM EDT

Att. 9,341 - Sunny - 79 F

livebaseballscorecards.com

AB	35
R	4
H	9
RBI	4
BB	4
SO	7
LOB	17

WP: 0 PB: 0 SB: 0 CS: 0 PA: 39

PITCHER		IP	WLS	BF	H	R	ER	SO	BB	IBB	HBP	BLK	WP	HR	S	P	ERA	WHIP
51 Jason Vargas, L ERA: 2.14	(1, 1)	7.0	W	29	8	1	1	5	1	0	0	0	0	0	63	96	1.29	1.286
41 Danny Duffy, L ERA: 11.45	(8, 1)	1.0		6	1	3	3	1	2	0	0	0	0	1	11	23	27.00	3.000
40 Kelvin Herrera, R ERA: 4.7	(9, 1)	0.2		3	0	0	0	1	1	0	0	0	0	0	7	15	0.00	1.500
55 Tim Collins, L ERA: 6.35	(9, 1)	0.1		1	0	0	0	1	0	0	0	0	0	0	3	6	0.00	0.000

PITCHER	IP	WLS	BF	H	R	ER	SO	BB	IBB	HBP	BLK	WP	HR	S	P	ERA	WHIP

Texas Rangers @ Kansas City Royals

Surprise Stadium, Surprise, AZ

Sat Mar 22 2014, 4:08 PM - 6:49 PM EDT

Att. 9,341 - Sunny - 79 F

BOTTOM

livebaseballscorecards.com

Batter	1	2	3	4	5	6	7	8	9	AB	R	H	RBI	BB	SO	LOB
23 Norichika Aoki, L (1, 9) OBP: 0.360, SLG: 0.378 7 Carlos Peguero, L (7, 9) OBP: 0.429, SLG: 0.429	C FF 90 B FF 89 B FF 90 X FF 90 2-1 G6-3 ①	C FF 90 B FF 90 C SL 83 X CU 74 1-2 2 2B 1B 1-2 2-3 3-H			F FF 88 B CU 71 F FF 88 B FF 88 B FF 89 X FF 90 3-2 G6-3 ①		B FF 89 S FF 89 S SL 80 B CH 84 B FF 90 S SL 81 3-3 K ①	B FF 89 S FF 89 B FF 89 C FF 90 S FF 91 2-3 K ③		3 2	1 0	1 0	1 0	0 0	0 2	0 1
2 Alcides Escobar, R (1, 6) OBP: 0.417, SLG: 0.667 45 Jason Donald, R (6, 6) OBP: 0.381, SLG: 0.500	B SL 82 B FF 90 X FF 90 2-0 1B	X FF 90 0-0 35 1B 2B 1-H 2-H 3-H			B SL 79 X SL 81 1-0 35 G4-3 27 HR 2B		B FF 90 B SL 84 X CH 88 2-0 27 F9 24 1B 1B			3 1	2 0	3 1	3 0	0 0	0 0	0 0
35 Eric Hosmer, L (1, 3) OBP: 0.351, SLG: 0.509 24 Matt Fields, R (7, 3) OBP: 0.400, SLG: 0.400	F FF 90 1 SAFE B FF 90 X FF 89 1-1 F7 ②	C FF 89 D CH 82 X CH 80 1-1 27 PO 2-H 1B			X CH 78 0-0 G4-3 ② 2-3		C SL 83 B FF 91 D SL 84 X FF 90 2-1 1-2 1B			3 1	0 0	1 1	1 0	0 0	0 0	2 0
27 Justin Maxwell, R (1, 10) OBP: 0.377, SLG: 0.596	C SL 83 C CU 71 S SL 82 0-3 K ③	1 SAFE 0-0 PO ③ 1-2	X FF 88 0-0 P3 ①		X FF 89 0-0 HR 3-H		D CH 84 D FF 91 X SL 84 2-0 F9 ② 2-3			4	1	1	2	0	1	3
4 Alex Gordon, L (1, 7) OBP: 0.340, SLG: 0.490 64 Jimmy Paredes, S (7, 7) OBP: 0.200, SLG: 0.172		C FF 89 F SL 82 F FF 90 B SL 84 B CU 72 T CH 81 2-2 K ①	B FF 87 B FF 88 X FF 87 2-0 G4-3 ②		C CU 72 B SL 83 S FF 89 B FF 88 S SL 82 2-3 K ③		C SL 81 B CH 84 F FF 89 C FF 89 1-3 K ③			3 1	0 0	0 0	0 0	0 0	2 1	0 2
8 Mike Moustakas, L (1, 5) OBP: 0.556, SLG: 0.881 37 Pedro Ciriaco, R (7, 5) OBP: 0.238, SLG: 0.390		C FF 91 T FF 90 B FF 90 B CU 72 B CH 83 B SL 82 4-2 1 BB 19 1B 23 1B BB	F FF 88 F SL 83 B CU 71 F FF 88 X FF 89 1-2 F8 ③			B CU 70 B FF 88 B FF 87 B FF 88 4-0 19 FC5-4 BB		C FF 87 F FF 89 X CU 67 0-2 L1 ①		1 1	1 0	0 0	0 0	2 0	0 0	0 0
19 Danny Valencia, R (1, 4) OBP: 0.348, SLG: 0.333 9 Johnny Giavotella, R (7, 4) OBP: 0.366, SLG: 0.579		C FF 92 S FF 90 B FF 89 D CH 83 F FF 91 X CU 73 2-2 23 1B 1 BB 2 2B 1-2 1B		C SL 80 F CH 79 F FF 88 B FF 87 X SL 81 1-2 G5-3 ①	F SL 81 C CU 70 X SL 79 0-2 FC5-4 ① 1-2f			F FC 89 S FF 89 B FF 90 B CU 67 F SL 74 X FF 89 2-2 50 2B 1B		3 1	1 1	1 1	0 0	0 0	0 0	1 0
12 Brett Hayes, R (1, 2) OBP: 0.259, SLG: 0.208 50 Ramon Hernandez, R (8, 2) OBP: 0.550, SLG: 0.563		F SL 83 B SL 83 S FF 90 C FF 91 1-3 K ②		X FF 89 0-0 F8 ②		B FF 89 B SL 78 T FF 87 F SL 80 B CU 72 S SL 81 3-3 K ②		F FF 89 B SL 77 X FC 88 1-1 1-H 2B		3 1	0 0	0 1	0 1	0 0	2 0	3 0
1 Jarrod Dyson, L (1, 8) OBP: 0.500, SLG: 0.484 6 Brett Eibner, R (7, 8) OBP: 0.111, SLG: 0.111		B FF 89 B SL 83 B FF 90 B FF 89 4-0 23 1B 2 2B 1-2 2-3 BB		B FF 87 T FF 87 B CH 79 C FF 89 B FF 89 X FF 89 3-2 G4-3 ③	F SL 87 C SL 83 C FF 92 0-3 K ③			F FF 89 X SL 78 0-1 FC8 ②		2 1	1 0	0 0	0 0	1 0	1 0	1 1
Inning Stats	R: 0 E: 0 K: 1 S: 8 H: 1 LOB: 1 BB: 0 P: 13	R: 5 E: 0 K: 2 S: 19 H: 4 LOB: 0 BB: 2 P: 34	R: 0 E: 0 K: 0 S: 6 H: 0 LOB: 0 BB: 0 P: 9	R: 0 E: 0 K: 0 S: 8 H: 0 LOB: 0 BB: 0 P: 12	R: 2 E: 0 K: 1 S: 9 H: 2 LOB: 0 BB: 0 P: 15	R: 0 E: 0 K: 2 S: 9 H: 0 LOB: 1 BB: 1 P: 16	R: 0 E: 0 K: 2 S: 10 H: 2 LOB: 2 BB: 0 P: 20	R: 1 E: 0 K: 1 S: 14 H: 2 LOB: 1 BB: 0 P: 19		1B: 7 2B: 3 3B: 0 HR: 1	SF: 0 SAC: 0 DP: 0 HBP: 0		WP: 0 PB: 0 SB: 0 CS: 0	PA: 38	

	AB	34
	R	8
	H	11
	RBI	8
	BB	3
	SO	9
	LOB	14

PITCHER		IP	WLS	BF	H	R	ER	SO	BB	IBB	HBP	BLK	WP	HR	S	P	ERA	WHIP
19 Tommy Hanson, R ERA: 6.43	(1, 1)	5.2	L	26	7	7	7	5	3	0	0	0	0	1	56	96	11.12	1.765
56 Neal Cotts, L ERA: 9.53	(6, 1)	0.1		1	0	0	0	1	0	0	0	0	0	0	3	3	0.00	0.000
44 Jason Frasor, R ERA: 2.7	(7, 1)	1.0		5	2	0	0	2	0	0	0	0	0	0	10	20	0.00	2.000
28 Joakim Soria, R ERA: 1.13	(8, 1)	1.0		5	2	1	1	1	0	0	0	0	0	0	14	19	9.00	2.000

PITCHER	IP	WLS	BF	H	R	ER	SO	BB	IBB	HBP	BLK	WP	HR	S	P	ERA	WHIP

San Diego Padres @ Texas Rangers

Surprise Stadium, Surprise, AZ

Sun Mar 23 2014, 4:09 PM - 7:23 PM EDT

Att. 6,355 - Cloudy - 83 F

TOP

livebaseballscorecards.com

Batter	1	2	3	4	5	6	7	8	9	AB	R	H	RBI	BB	SO	LOB
2 Everth Cabrera, S (1, 6) OBP: 0.309, SLG: 0.340	C FF 87 S CH 80 B CH 77 F SL 82 B SL 80 X FF 87 2-2 E4 25 G4-3 2B	B FF 86 B CH 79 B FF 86 C FF 86 B FF 88 4-1 25 G1-3 2B BB	S CH 90 X CH 83 0-1 ② G4-3		X SI 96 0-0 G4-3 25 SH1-3 1-2 1B		S SI 91 X SI 90 0-1 ③ G4-3			4	2	1	0	1	0	0
3 Alberto Gonzalez, R (7, 5) OBP: 0.179, SLG: 0.222										0	0	0	0	0	0	0
25 Will Venable, L (1, 8) OBP: 0.250, SLG: 0.349	B SI 86 X SI 86 1-0 ① G4-3 1-2	C SL 79 1 SAFE S CU 78 1 SAFE X SL 79 0-2 ① G1-3 1-2	B CH 84 B CH 90 B SI 90 C CH 89 X CH 90 3-1 HR		C SI 95 X SL 87 0-1 ① SH1-3 1-2 2-3			X SI 89 0-0 ① P5		4	1	1	1	0	0	2
22 Bridger Hunt, R (8, 4)										0	0	0	0	0	0	0
Chase Headley, S (1, 5) OBP: 0.300, SLG: 0.500	X FF 86 0-0 18 F9 21 2B 2-H 2B	C CU 71 S SL 82 B SL 80 X CH 79 1-2 18 HR 2-H 2B	F CH 89 F CH 83 F SL 77 X CH 89 0-2 ③ G3-1		S SL 87 D SL 86 B SI 96 X SI 96 2-1 ② G4-3 2-3 3-H			B SI 88 X SI 89 1-0 ② L7		4	2	2	3	0	0	1
5 Alexi Amarista, L (5, 8) OBP: 0.262, SLG: 0.390										1	0	0	0	0	0	0
18 Carlos Quentin, R (1, 7) OBP: 0.194, SLG: 0.414	X SL 80 0-0 ② F9 2-3	X SL 80 0-0 2-H HR		X CH 88 0-0 ① G4-3	B SI 96 B SI 96 X FA 89 2-0 ③ G5-3			X SI 90 0-0 ③ G4-3		4	1	1	2	0	0	2
15 Ryan Jackson, R (5, 5) OBP: 0.311, SLG: 0.410										1	0	0	0	0	0	0
(7, 6)																
9 Jedd Gyorko, R (1, 4) OBP: 0.294, SLG: 0.438	C SL 79 B SI 87 B CH 79 B SI 88 B FF 88 4-1 21 2B BB	B FF 86 C CU 71 B CU 72 F FF 87 X FF 88 2-2 21 2B 1B		C SI 90 T FF 91 B CH 84 B SL 80 S SI 92 2-3 ② K		S SI 95 T SI 96 B FA 91 B SL 89 X SI 96 2-2 ① F9			B SI 88 B SI 88 F SI 91 F SI 89 B SL 81 X SI 90 3-2 ① F8	3	2	1	0	1	1	0
70 Austin Hedges, R (8, 2) OBP: 0.318, SLG: 0.263										1	0	0	0	0	0	0
21 Xavier Nady, R (1, 3) OBP: 0.341, SLG: 0.558	F SI 87 B CH 78 C CH 79 B SL 82 B CH 79 1 SAFE X SL 81 3-2 88 2B 1-H 3-H 2B	B SL 80 F FF 87 B CU 73 B CH 80 1 SAFE X FF 85 3-1 1-H 2B		C CH 82 B CH 90 B CH 91 C CH 82 X CH 90 2-2 88 BB 1B		C FA 89 B SI 96 F SI 95 B SL 87 S SI 95 2-3 ② K			B SL 86 S SL 81 F CU 75 S SL 81 1-3 ② K	4	1	3	3	0	1	0
14 Tommy Medica, R (6, 3) OBP: 0.377, SLG: 0.559										1	0	0	0	0	1	0
88 Kyle Blanks, R (1, 9) OBP: 0.420, SLG: 0.561	X FF 87 0-0 8 1B 2-H 2B	B CH 78 B FF 91 F FF 91 B FF 91 F FF 92 F FF 91 X SL 82 3-2 ② G5-3		B CH 84 B FF 91 B CH 83 B SI 90 4-0 1-2 BB		B FA 91 S SI 96 B SI 96 B FA 90 F SI 96 S SI 96 3-3 ③ K			B SI 88 C SI 90 C SL 80 B CU 76 S SL 81 2-3 ③ K2-3	3	1	1	1	1	1	1
96 Lee Orr, R (8, 9)										1	0	0	0	0	1	0
8 Yasmani Grandal, S (1, 2) OBP: 0.385, SLG: 0.333	C CU 70 X SL 80 0-1 2-H 1B	B CH 78 C FF 91 C SL 81 S SL 82 1-3 ③ K		C CH 90 S CH 90 S FF 91 0-3 ③ K			C SI 90 B SI 91 X SL 84 1-1 44 G5-4-3 1B			4	0	2	1	0	2	3
88 Henry Charles, L (8, 7)										0	0	0	0	0	0	0
44 René Rivera, R (1, 10) OBP: 0.367, SLG: 0.448	D CU 72 C CU 71 C FF 87 D CU 72 X FF 87 2-2 ③ G5-3		B CH 90 B FF 91 S CH 90 C CH 90 X CH 90 2-2 ① F8		F SI 95 B SI 95 X SI 96 1-1 25 SH1-3 2 1B G4-3 1B		B CU 74 B SL 81 B SI 90 C SI 90 X SI 90 3-1 ①② G5-4-3 1-2f			4	1	1	0	0	0	2
Inning Stats	R: 5 E: 1 K: 0 S: 17 H: 4 LOB: 1 BB: 1 P: 29	R: 4 E: 0 K: 1 S: 20 H: 4 LOB: 1 BB: 1 P: 34	R: 1 E: 0 K: 0 S: 11 H: 1 LOB: 0 BB: 0 P: 16	R: 0 E: 0 K: 2 S: 10 H: 1 LOB: 2 BB: 1 P: 18	R: 1 E: 0 K: 0 S: 8 H: 2 LOB: 1 BB: 0 P: 13	R: 0 E: 0 K: 2 S: 9 H: 0 LOB: 0 BB: 0 P: 16	R: 0 E: 0 K: 0 S: 6 H: 1 LOB: 0 BB: 0 P: 10	R: 0 E: 0 K: 0 S: 3 H: 0 LOB: 0 BB: 0 P: 4	R: 0 E: 0 K: 2 S: 9 H: 0 LOB: 0 BB: 0 P: 15	1B: 6 2B: 5 3B: 0 HR: 2 SF: 0 SAC: 1 DP: 1 HBP: 0	WP: 0 PB: 0 SB: 0 CS: 0 PA: 43					

	AB	39
	R	11
	H	13
	RBI	11
	BB	3
	SO	7
	LOB	11

PITCHER		IP	WLS	BF	H	R	ER	SO	BB	IBB	HBP	BLK	WP	HR	S	P	ERA	WHIP
47 Joe Saunders, L ERA: 9.72	(1, 1)	1.1	L	15	8	9	4	0	2	0	0	0	0	1	30	52	27.00	7.500
37 Shawn Tolleson, R ERA: 2.25	(2, 1)	0.2		2	0	0	0	1	0	0	0	0	0	0	7	11	0.00	0.000
30 Neftalí Feliz, R ERA: 4.5	(3, 1)	2.0		9	2	1	1	2	1	0	0	0	0	1	21	34	4.50	1.500
32 Pedro Figueroa, L ERA: 3.86	(5, 1)	2.0		8	2	1	1	2	0	0	0	0	0	0	17	29	4.50	1.000
50 Michael Kirkman, L ERA: 5.25	(7, 1)	3.0		9	1	0	0	2	0	0	0	0	0	0	18	29	0.00	0.333

PITCHER	IP	WLS	BF	H	R	ER	SO	BB	IBB	HBP	BLK	WP	HR	S	P	ERA	WHIP

BOTTOM

San Diego Padres @ Texas Rangers

Surprise Stadium, Surprise, AZ

Sun Mar 23 2014, 4:09 PM - 7:23 PM EDT

Att. 6,355 - Cloudy - 83 F

Batter	1	2	3	4	5	6	7	8	9	AB	R	H	RBI	BB	SO	LOB
17 Shin-Soo Choo, L (1, 7) OBP: 0.250, SLG: 0.250	B FF 92 X FF 92 1-0 ① G4-3		B SI 90 B FF 90 F FF 91 B FF 91 B FF 91 4-1 12 1B 84 1B BB	C FF 90 B FC 85 B SI 91 S CH 85 S SI 91 2-3 ② K		B FF 92 S FF 90 S SL 86 B FF 91 F SL 86 B FF 93 B FF 92 4-2 BB	X CU 76 0-0 ② G1-3		2	1	0	0	2	1	0
35 James Adduci, L (6, PR) OBP: 0.356, SLG: 0.523 (7, 7)									1	0	0	0	0	0	0
12 Josh Wilson, R (1, 6) OBP: 0.320, SLG: 0.370	C FF 93 X FF 90 0-1 ② G1-3		X FF 91 0-0 WP 84 1B 1-2 G6-3 1B	C CH 84 S CH 83 F FF 91 C FF 92 0-3 ③ K		F FF 91 X FF 92 0-1 ② L9		X FA 88 0-0 ③ G6-3		5	1	1	0	0	1	1
84 Prince Fielder, L (1, 3) OBP: 0.327, SLG: 0.585	B FF 93 B FF 92 C FF 92 B FC 92 C FF 93 F FF 93 S CH 87 3-3 ③ K		B FF 92 C FF 91 D CH 85 X FF 92 2-1 G6-3 15 2B WP 1-2 2-H 1B		C FF 91 B CU 72 F CU 73 B SL 85 X SL 83 2-2 ① G4-3	X FF 92 0-0 ③ F8			B FF 89 B FF 91 F FF 88 F SI 91 X SL 88 2-2 29 F8 2 1B 2B	5	1	2	1	0	1	1
66 Jamie Jarmon, R (9, PR)										0	1	0	0	0	0	0
29 Adrián Beltré, R (1, 5) OBP: 0.306, SLG: 0.303		C FF 92 B SL 80 S CU 81 X FF 94 1-2 ① F7	F SL 79 D CH 86 X FF 91 1-1 ① F8		C FF 90 F F T SL 84 0-2 ② K		B FF 90 B FF 90 B FF 90 B FF 89 4-0 2 2B BB		B SI 91 D FF 89 F SL 87 X SL 88 2-1 ① F8 2-3	4	0	0	0	1	1	3
Alex Rios, R (1, 9) OBP: 0.342, SLG: 0.444		C FF 92 B SL 79 B FF 90 X FF 92 2-1 ② F8	B CU 74 B FF 91 S FF 91 X FC 92 2-1 ② G6-3 1-3 2-H		C FF 92 B SL 86 B FF 91 X SL 87 2-1 2 1B 2B		B FF 90 B FF 91 C FF 91 X FF 91 2-1 ① F8		B SI 90 S SI 90 B SI 91 B FF 88 F SI 91 F C SL 88 3-3 ② K	5	1	1	1	0	1	4
2 Leonys Martin, L (1, 8) OBP: 0.383, SLG: 0.415		B FF 91 X FF 92 1-0 15 1B 2B	B FF 93 B FF 92 B FC 90 B FF 90 4-0 15 2B BB		X FF 91 0-0 15 1B 2-H 1B		C FF 92 T FF 91 D SL 81 B SL 81 B FF 91 X FF 91 3-2 1-3 2B		X FF 89 0-0 3-H 1B	4	2	4	2	1	0	0
15 Michael Choice, R (1, 10) OBP: 0.379, SLG: 0.625		B FC 92 B FF 92 C FF 92 F SL 80 B FF 91 X FF 93 3-2 7 1B 2-H 1B	B FC 90 F FF 90 1 SAFE B SI 91 D SI 92 X FF 92 3-1 1-H 3-H 2B		C SL 88 F SL 87 X 0-2 1-3 1B		C FF 92 F SL 76 F FF 91 C SL 80 0-3 ② FC		B SI 91 X 1-0 ③ FC9	5	0	3	3	0	0	4
8 Geovany Soto, R (1, 2) OBP: 0.308, SLG: 0.333		X FF 91 0-0 1-2 1B	B FF 91 C SI 92 B CH 83 F CH 84 C SI 93 2-3 ③ K		1 SAFE S FF 92 F CU 73 F CH 88 F SL 87 S FF 93 0-3 ③ K		S FF 92 S SL 76 B FF 90 S SL 76 1-3 ③ K			0	0	0	0	0	0	0
7 J.P. Arencibia, R (2, 2) OBP: 0.239, SLG: 0.378										4	0	1	0	0	3	5
9 Adam Rosales, R (1, 4) OBP: 0.154, SLG: 0.139		C SL 79 F FF 92 B SL 81 F SL 79 B CU 80 F FF 91 F SL 81 S SL 81 2-3 ③ K		S FF 91 X FF 91 0-1 ① G6-3		X SL 90 0-0 ① B1-3		B SI 89 B FA 89 C CH 87 B CH 88 X FF 89 3-1 ① G6-3		4	0	0	0	0	1	2

Inning Stats																						
	R: 0	E: 0	K: 1	S: 7	H: 0	LOB: 0	BB: 0	P: 11	R: 1	E: 0	K: 1	S: 16	H: 3	LOB: 2	BB: 0	P: 25	R: 4	E: 0	K: 1	S: 13	H: 3	LOB: 1	BB: 2	P: 31
	R: 0	E: 0	K: 2	S: 9	H: 0	LOB: 0	BB: 0	P: 11	R: 1	E: 0	K: 2	S: 18	H: 3	LOB: 2	BB: 0	P: 22	R: 0	E: 0	K: 0	S: 7	H: 0	LOB: 1	BB: 1	P: 11
	R: 0	E: 0	K: 1	S: 12	H: 1	LOB: 2	BB: 1	P: 22	R: 0	E: 0	K: 0	S: 4	H: 0	LOB: 0	BB: 0	P: 7	R: 1	E: 0	K: 1	S: 11	H: 2	LOB: 2	BB: 0	P: 19

1B: 7	SF: 0
2B: 5	SAC: 0
3B: 0	DP: 0
HR: 0	HBP: 0

WP: 1	PA: 43
PB: 0	
SB: 0	
CS: 0	

AB	39
R	7
H	12
RBI	7
BB	4
SO	9
LOB	20

livebaseballscorecards.com

PITCHER		IP	WLS	BF	H	R	ER	SO	BB	IBB	HBP	BLK	WP	HR	S	P	ERA	WHIP
75 Matt Wisler, R ERA: 6.97	(1, 1)	2.2	W	15	5	5	5	2	2	0	0	0	1	0	31	57	16.88	2.625
54 Alex Torres, L ERA: 10.5	(3, 1)	1.1		5	1	0	0	3	0	0	0	0	0	0	14	21	0.00	0.750
58 Blaine Boyer, R ERA: 5.91	(5, 1)	1.2		9	3	1	1	2	1	0	0	0	0	0	24	32	5.40	2.400
40 Tony Sipp, L ERA: 1.86	(6, 1)	1.1		6	1	0	0	2	1	0	0	0	0	0	13	23	0.00	1.500
39 Donn Roach, R ERA: 3.46	(8, 1)	1.0		3	0	0	0	0	0	0	0	0	0	0	4	7	0.00	0.000

PITCHER		IP	WLS	BF	H	R	ER	SO	BB	IBB	HBP	BLK	WP	HR	S	P	ERA	WHIP
50 Nick Vincent, R ERA: 10.13	(9, 1)	1.0		5	2	1	1	1	0	0	0	0	0	0	11	19	9.00	2.000

Oakland Athletics @ Texas Rangers

Surprise Stadium, Surprise, AZ

Mon Mar 24 2014, 11:50 PM - 7:59 PM EDT

Att. 5,221 - Sunny - 86 F

TOP

livebaseballscorecards.com

Batter	1	2	3	4	5	6	7	8	9	AB	R	H	RBI	BB	SO	LOB
19 Billy Burns, S (1, 8) OBP: 0.387, SLG: 0.358 Dusty Coleman, R (9, PH)	B FF 89 X SI 89 1-0 29 FC6-4 1B		C CU 73 F CH 79 B SI 88 B CU 74 X CH 78 2-2 ② F7		1 SAFE B FF 96 1 SAFE 1 SAFE X FF 95 1-0 ② SH1-3 1-2		C CH 80 F SL 82 F SI 92 S SI 92 0-3 ③ K		S SL 82 S SL 80 S SL 80 0-3 ③ K	3 1	0 0	1 0	0 0	0 0	1 1	1 1
29 Sam Fuld, L (1, 7) OBP: 0.367, SLG: 0.472 74 Chad Oberacker, L (5, 7) OBP: 0.500, SLG: 0.333	1 SAFE C SI 87 B FF 84 X FF 88 1-1 ① FC6-4 1 1B 18 1B 1-2f		C SI 89 B CH 78 F FF 90 B FF 84 B CH 78 X CH 79 3-2 ③ G3		B FF 94 B FF 95 C FF 95 X FF 96 2-1 ③ G3			B SI 87 B CH 81 B SI 89 C FF 88 B SI 89 4-1 88 G4-3 35 2B BB		3 0	0 1	0 0	0 0	0 1	0 0	2 0
1 Nick Punto, S (1, 4) OBP: 0.426, SLG: 0.405 Daniel Robertson, R (3, 6) OBP: 0.217, SLG: 0.217	C SI 88 1 SAFE X SI 87 0-1 18 1B 1-2 1B			B SI 87 C SI 87 X SI 88 1-1 ① G6-3		C FF 89 B SL 84 B SL 84 F FF 90 C FF 90 2-3 ① K		B SI 89 B SL 83 S FF 88 S SI 90 X FF 90 2-2 ① F9		1 3	0 0	1 0	0 0	0 0	0 1	0 1
18 Alberto Callaspo, S (1, 3) OBP: 0.417, SLG: 0.395 88 Anthony Aliotti, L (6, PR) OBP: 0.200, SLG: 0.400 (6, 3)	B CH 78 B SI 89 B SI 88 C SI 89 X SI 88 3-1 ② 1-2 2-H 1B			C CH 78 X CH 78 0-1 23 G6-3 2B		B SL 80 B FF 90 C FF 89 B FF 90 C FF 89 X FF 89 3-2 10 FC5 23 G5-3 1B		S SI 89 B FF 89 C SI 90 X CH 80 1-2 ② G4-3 1-2		3 1	0 0	3 0	0 0	0 0	0 0	0 1
23 Michael Taylor, R (1, 9) OBP: 0.364, SLG: 0.559 35 Chris Gimenez, R (7, 2) OBP: 0.313, SLG: 0.286	B CU 74 B CU 83 F CH 79 B CH 79 C CH 79 X CH 80 3-2 ③ F9			B CU 74 F SI 87 B SI 87 F SI 88 X SI 87 2-2 ② G6-3 2-3		B FF 91 C FF 90 B FF 91 D SL 85 F FF 90 X SL 83 3-2 ② G5-3 1-2		C SI 89 B SI 83 X SL 82 1-1 2-H 2B		3 1	0 0	0 1	0 1	0 0	0 0	4 0
10 Daric Barton, L (1, 10) OBP: 0.439, SLG: 0.387		X SI 89 0-0 ① F7		B CU 75 C CH 78 X SI 88 1-1 ③ F9		B SL 81 C FF 91 X CH 85 1-1 ③ FC5 2-3		S CH 83 X SI 90 0-1 ③ L9		4	0	0	0	0	0	4
15 Jake Elmore, R (1, 5) OBP: 0.407, SLG: 0.362 77 Johnni Turbo, R (7, 9)		C SI 89 B CH 79 C CH 78 F SI 88 B FF 90 F FF 90 X FF 84 2-2 ② G5-3			C FF 95 B FF 94 B FF 84 B FF 95 B FF 94 4-1 5 BLK 5 1B BB		B SI 89 X FF 89 1-0 1B		S FF 86 B SL 81 S SL 81 X CH 81 1-2 ① G6-3	2 1	1 0	1 0	0 0	1 0	0 0	0 0
5 John Jaso, L (1, 2) OBP: 0.347, SLG: 0.442 Jose Martinez, R (7, 5) OBP: 0.222, SLG: 0.222		F SI 90 B SI 91 B SL 82 C CH 78 X SI 90 2-2 ③ G4-3			C FF 95 B FF 95 B FF 96 C FF 96 B FF 96 X FF 97 3-2 86 FC5-4 1-H 1B		C SI 89 B SL 83 1 SAFE S CH 82 S CH 83 1-3 ① K		C SL 81 B FF 86 X CH 81 1-1 E6	3 1	0 0	1 0	1 0	0 0	1 0	1 0
86 Tyler Ladendorf, R (1, 6) OBP: 0.273, SLG: 0.364 (3, 4) Josh Whitaker, R (9, PH)			C SI 88 X CU 74 0-1 ① L8		B FF 96 S FF 96 C FF 96 B SL 82 1 SAFE F FF 95 X SL 84 2-2 ① FC5-4 19 SH1-3 1-2f		C SI 90 C SL 83 F SL 84 X CH 82 0-2 ② P4		C CH 81 X SL 80 0-1 ② G6-3	3 1	0 0	0 0	0 0	0 0	0 0	2 1
Inning Stats	R: 0 E: 0 K: 0 S: 10 H: 3 LOB: 2 BB: 0 P: 18	R: 0 E: 0 K: 0 S: 9 H: 0 LOB: 0 BB: 0 P: 13	R: 0 E: 0 K: 0 S: 8 H: 0 LOB: 0 BB: 0 P: 13	R: 0 E: 0 K: 0 S: 9 H: 1 LOB: 1 BB: 0 P: 13	R: 1 E: 0 K: 0 S: 11 H: 1 LOB: 1 BB: 1 P: 23	R: 0 E: 0 K: 1 S: 11 H: 1 LOB: 2 BB: 0 P: 20	R: 0 E: 0 K: 2 S: 12 H: 1 LOB: 1 BB: 0 P: 14	R: 1 E: 0 K: 0 S: 11 H: 1 LOB: 1 BB: 1 P: 19	R: 0 E: 1 K: 1 S: 10 H: 0 LOB: 1 BB: 0 P: 12	1B: 6 2B: 2 3B: 0 HR: 0 SF: 0 SAC: 1 DP: 0 HBP: 0						

	AB	34
	R	2
	H	8
	RBI	2
	BB	2
	SO	4
	LOB	18

WP: 0 PA: 37
PB: 0
SB: 0
CS: 0

PITCHER		IP	WLS	BF	H	R	ER	SO	BB	IBB	HBP	BLK	WP	HR	S	P	ERA	WHIP
68 Ryan Feierabend, L ERA: 6.92	(1, 1)	4.0		15	4	0	0	0	0	0	0	0	0	0	36	57	0.00	1.000
49 Aaron Poreda, L ERA: 3.24	(5, 1)	1.0		5	1	1	1	0	1	0	0	1	0	0	11	23	9.00	2.000
44 Jason Frasor, R ERA: 2.35	(6, 1)	1.0	W	4	1	0	0	1	0	0	0	0	0	0	11	20	0.00	1.000
83 Daniel McCutchen, R ERA: 2.7	(7, 1)	2.0		9	2	1	1	2	1	0	0	0	0	0	23	33	4.50	1.500
22 Rafael Perez, L ERA: 3.0	(9, 1)	1.0		4	0	0	0	1	0	0	0	0	0	0	10	12	0.00	0.000

PITCHER		IP	WLS	BF	H	R	ER	SO	BB	IBB	HBP	BLK	WP	HR	S	P	ERA	WHIP

Oakland Athletics @ Texas Rangers

Surprise Stadium, Surprise, AZ

Mon Mar 24 2014, 11:50 PM - 7:59 PM EDT

Att. 5,221 - Sunny - 86 F

livebaseballscorecards.com

Batter	1	2	3	4	5	6	7	8	9	AB	R	H	RBI	BB	SO	LOB
1 Elvis Andrus, R (1, 10) OBP: 0.356, SLG: 0.341	B FF 90 X FF 90 1-0 E6 12 L3		1 SAFE B FF 89 1 SAFE B CH 80 C CH 79 X CH 79 2-1 ③ G5-3 1-2			B SL 86 B FC 86 D FF 92 C FF 91 B SI 90 4-1 84 FC4-6 1-2 2-3 BB	B FF 93 F SI 92 B CH 86 S FF 94 B FF 93 F FF 93 B SI 93 4-2 89 S 89 1B BB			2	1	0	0	2	0	1
12 Josh Wilson, R (1, 6) OBP: 0.302, SLG: 0.347 89 Guilder Rodriguez, S (7, 6) OBP: 0.500, SLG: 0.500	B FF 89 1 SAFE 1 SAFE B FF 89 X FF 90 2-0 ①② L3 1-1			B FF 87 C SL 83 X CH 83 1-1 ① G6-3		B FC 89 C FF 91 F FC 90 S SL 82 1-3 ① K	B SI 93 X SI 95 1-0 9 HBP 1-H 1B			3 1	0 0	0 1	0 1	0 0	1 0	4 0
84 Prince Fielder, L (1, 3) OBP: 0.310, SLG: 0.554 9 Adam Rosales, R (7, 3) OBP: 0.175, SLG: 0.139	B FF 91 B CH 79 F FF 92 S CH 79 B FF 93 X CH 80 3-2 ③ F9			C FF 89 B CU 73 F FF 89 S CH 78 1-3 ② K		X FC 90 0-0 ② FC4-6 1B 29 WP 18 1B 1-2f 2-3 3-H	H FF 91 1-0 6 G4-6-3 1-2 HBP			3 0	1 0	0 0	1 0	0 0	1 0	2 0
29 Adrián Beltré, R (1, 5) OBP: 0.308, SLG: 0.286 6 Kevin Kouzmanoff, R (7, 5) OBP: 0.415, SLG: 0.468		B FF 91 S FF 89 C FF 90 B CU 73 F FF 93 B FF 92 F FF 92 X FF 92 3-2 ① G5-3		B FF 90 C SL 84 C SL 84 X CH 79 1-2 ③ G5-3		B CH 80 B FC 91 B FC 90 F FF 92 B FC 91 4-1 1B 18 1B 1-2 BB	X SI 92 0-0 ②③ G4-6-3 1-2f			2 1	1 0	0 0	0 0	1 0	0 0	0 2
Alex Rios, R (1, 9) OBP: 0.341, SLG: 0.436 35 James Adduci, L (7, 9) OBP: 0.348, SLG: 0.511		B FF 92 S SL 87 B FF 92 S SL 86 B SL 85 F SL 86 X CH 80 3-2 ② F7			B CU 70 C SL 81 B CH 77 X CH 82 2-1 ① P2	C FC 92 F FC 91 B SL 84 X FC 91 1-2 18 1B 61 1B 1-2 2-3 3-H 1B		C CH 79 B CU 75 S FF 90 S CU 74 1-3 ① K		3 1	1 0	1 0	1 0	0 1	0 0	0 0
18 Mitch Moreland, L (1, 7) OBP: 0.419, SLG: 0.364 40 Jake Skole, L (8, PR) (9, 7)		B CU 71 B FF 91 F FF 90 B CH 79 S CH 80 X CH 81 3-2 ③ F9			B CU 71 B CH 78 B CH 78 C SI 88 B SI 89 4-1 61 L1-3 BB	C FC 91 F FC 92 B SL 83 X SL 84 1-2 61 1B 1-3 2-H 3-H 1B		C FF 89 B FF 90 B FF 89 X SI 80 2-1 61 G4-3 1B		3 0	0 0	2 0	2 0	1 0	0 0	0 0
61 Robinson Chirinos, R (1, 2) OBP: 0.500, SLG: 0.667			X FF 89 0-0 FC1-6 1B		X SI 90 0-0 ②③ L1-3 1-1	X FC 91 0-0 1-2 3-H 1B		C CH 79 1 SAFE C CH 79 F SL 78 F FF 90 X FF 90 0-2 ②③ G4-3 1-2		4	0	2	1	0	0	2
2 Leonys Martin, L (1, 8) OBP: 0.380, SLG: 0.395 15 Michael Choice, R (7, 8) OBP: 0.379, SLG: 0.625			B FF 88 1 SAFE 1 SAFE C FF 88 F FF 89 S CH 79 1-3 ① K			B FF 92 4-0 S SL 87 B FF 92 S SL 86 B SL 85 F SL 86 X CH 80 1 BB 1B 84 FC4-6 BB C FC 92 B FC 90 B SL 84 X FC 91 3-2 F7				2 0	1 0	0 0	0 0	1 0	1 0	3 0
Kensuke Tanaka, L (1, 4) OBP: 0.360, SLG: 0.238			C FF 90 1 SAFE B CH 79 B FF 89 S CH 80 F CH 80 X FF 90 2-2 ② FC1-6 1 S 1-2f			C FF 92 B FF 91 1 SAFE 1 SAFE X FF 91 1-1 84 FC4-6 1 BB 1B 1-2 1B	X FF 92 0-0 ① G3			3	1	1	0	0	0	1
Inning Stats	R: 0 E: 1 K: 0 S: 5 H: 0 LOB: 0 BB: 0 P: 11	R: 0 E: 0 K: 0 S: 12 H: 0 LOB: 0 BB: 0 P: 21	R: 0 E: 0 K: 1 S: 10 H: 1 LOB: 1 BB: 0 P: 15	R: 0 E: 0 K: 1 S: 8 H: 0 LOB: 0 BB: 0 P: 11	R: 0 E: 0 K: 0 S: 4 H: 0 LOB: 0 BB: 1 P: 10	R: 5 E: 0 K: 1 S: 18 H: 4 LOB: 2 BB: 3 P: 37	R: 1 E: 0 K: 0 S: 6 H: 1 LOB: 1 BB: 1 P: 12	R: 0 E: 0 K: 1 S: 10 H: 1 LOB: 1 BB: 0 P: 13		1B: 7 2B: 2 3B: 0 HR: 0 SF: 0 SAC: 0 DP: 3 HBP: 1		WP: 1 PB: 0 SB: 2 CS: 0 PA: 34		

	AB	28
	R	6
	H	7
	RBI	6
	BB	5
	SO	4
	LOB	15

PITCHER		IP	WLS	BF	H	R	ER	SO	BB	IBB	HBP	BLK	WP	HR	S	P	ERA	WHIP
70 Sean Murphy, R ERA:	(1, 1)	4.1		15	1	0	0	2	1	0	0	0	0	0	38	67	0.00	0.462
Deryk Hooker, R ERA: 12.79	(5, 1)	0.2	L	4	1	3	3	0	2	0	0	0	0	0	4	13	40.50	4.500
50 Joe Savery, L ERA: 2.08	(6, 1)	1.0	B	7	3	2	2	1	1	0	0	0	1	0	15	25	18.00	4.000
Philip Humber, R ERA: 15.0	(7, 1)	1.0		5	1	1	1	0	1	0	1	0	0	0	6	12	9.00	2.000
Jeff Urlaub, L ERA:	(8, 1)	1.0		3	1	0	0	1	0	0	0	0	0	0	10	13	0.00	1.000

PITCHER	IP	WLS	BF	H	R	ER	SO	BB	IBB	HBP	BLK	WP	HR	S	P	ERA	WHIP

Texas Rangers @ Cleveland Indians

Goodyear Ballpark, Goodyear, AZ

Tue Mar 25 2014, 4:07 PM - 6:36 PM EDT

Att. 3,819 - Sunny - 84 F

livebaseballscorecards.com

Batter	1	2	3	4	5	6	7	8	9	AB	R	H	RBI	BB	SO	LOB
17 Shin-Soo Choo, L (1, 7) OBP: 0.267, SLG: 0.288	1B		2B		L7		G6-3			4	1	2	0	0	0	1
1 Elvis Andrus, R (1, 10) OBP: 0.347, SLG: 0.333	1B		K		K		G5-3			4	1	1	0	0	2	2
84 Prince Fielder, L (1, 3) OBP: 0.290, SLG: 0.517	L7		G1			F9		K		4	0	0	0	0	1	3
29 Adrián Beltré, R (1, 5) OBP: 0.326, SLG: 0.289	1B		F7			G5-3		BB		3	0	1	2	1	0	1
18 Mitch Moreland, L (1, 9) OBP: 0.435, SLG: 0.353 35 James Adduci, L (7, 9) OBP: 0.340, SLG: 0.500	BB			G3		HR		G4-6-3		1 1	1 0	0 0	0 0	2 0	0 0	0 1
15 Michael Choice, R (1, 8) OBP: 0.387, SLG: 0.683	FC			FC8		HR			2B	4	2	2	2	0	0	1
7 J.P. Arencibia, R (1, 2) OBP: 0.240, SLG: 0.367		P4		G4-3		1B			F9	4	0	1	0	0	0	1
Kensuke Tanaka, L (1, 4) OBP: 0.321, SLG: 0.208 12 Josh Wilson, R (7, 4) OBP: 0.296, SLG: 0.340		G3			G4-3	K			F8	3 1	0 0	0 0	0 0	0 0	1 0	1 0
9 Adam Rosales, R (1, 6) OBP: 0.182, SLG: 0.150		K			1B		F8		P4	4	0	1	0	0	1	0
Inning Stats	R: 2 E: 0 K: 0 S: 7 H: 3 LOB: 1 BB: 1 P: 11	R: 0 E: 0 K: 1 S: 5 H: 0 LOB: 0 BB: 0 P: 5	R: 0 E: 0 K: 1 S: 6 H: 1 LOB: 1 BB: 0 P: 6	R: 0 E: 0 K: 0 S: 3 H: 0 LOB: 0 BB: 0 P: 3	R: 0 E: 0 K: 1 S: 6 H: 1 LOB: 1 BB: 0 P: 6	R: 2 E: 0 K: 1 S: 8 H: 2 LOB: 1 BB: 1 P: 14	R: 0 E: 0 K: 0 S: 3 H: 0 LOB: 0 BB: 0 P: 3	R: 0 E: 0 K: 1 S: 4 H: 0 LOB: 0 BB: 1 P: 8	R: 1 E: 0 K: 0 S: 4 H: 1 LOB: 0 BB: 0 P: 5	1B: 5 2B: 2 3B: 0 HR: 1 SF: 0 SAC: 0 DP: 1 HBP: 0						

TOP	
AB	33
R	5
H	8
RBI	4
BB	3
SO	5
LOB	11

WP: 1 PA: 36
PB: 0
SB: 0
CS: 0

PITCHER		IP	WLS	BF	H	R	ER	SO	BB	IBB	HBP	BLK	WP	HR	S	P	ERA	WHIP
43 Josh Tomlin, R ERA: 3.54	(1, 1)	6.1	L	27	7	4	4	5	2	0	0	0	0	1	36	46	5.68	1.421
Kyle Crockett, L ERA:	(7, 1)	1.0		3	0	0	0	1	0	0	0	0	0	0	5	5	0.00	0.000
49 Blake Wood, R ERA: 0.93	(8, 1)	0.2		2	0	0	0	0	1	0	0	0	0	0	1	5	0.00	1.500
37 Cody Allen, R ERA: 2.7	(9, 1)	1.0		4	1	1	1	0	0	0	0	0	1	0	4	5	9.00	1.000

PITCHER	IP	WLS	BF	H	R	ER	SO	BB	IBB	HBP	BLK	WP	HR	S	P	ERA	WHIP

Texas Rangers @ Cleveland Indians

Goodyear Ballpark, Goodyear, AZ

Tue Mar 25 2014, 4:07 PM - 6:36 PM EDT

Att. 3,819 - Sunny - 84 F

BOTTOM

Batter	1	2	3	4	5	6	7	8	9	AB	R	H	RBI	BB	SO	LOB
33 Nick Swisher, S (1, 3) OBP: 0.392, SLG: 0.465 Grant Fink, R (6, PR) (7, 3)	0-0 13 G4-3 2B		0-0 FC6-4 1-2f			0-0 13 FC5-4 1B		0-3 K		3	0	2	0	0	0	1
										1	0	0	0	0	1	1
13 Asdrúbal Cabrera, S (1, 6) OBP: 0.418, SLG: 0.447 40 Justin Sellers, R (6, PR) OBP: 0.522, SLG: 0.579 (7, 6)	0-0 G4-3 2-3			0-0 G5-3		0-0 FC5-4 1-2f		0-3 K		3	0	0	0	0	0	2
										1	0	0	0	0	1	1
22 Jason Kipnis, L (1, 4) OBP: 0.415, SLG: 0.467 76 Ryan Rohlinger, R (7, 4) OBP: 0.440, SLG: 0.500	0-3 K			4-0 41 BB BB		0-0 F7			0-3 K	2	0	0	0	1	1	2
										1	0	0	0	0	1	0
41 Carlos Santana, S (1, 5) OBP: 0.236, SLG: 0.320 90 Audy Ciriaco, R (7, 5) OBP: 1.000, SLG: 1.000	0-0 L6			4-0 1-2 BB		0-3 K			0-0 1B 1B	2	0	0	0	1	1	2
										1	0	1	0	0	0	0
23 Michael Brantley, L (1, 8) OBP: 0.531, SLG: 0.727 Tyler Naquin, L (7, PR) OBP: 0.440, SLG: 0.421 (8, 8)		0-0 9 G5-4-3 1B		0-0 L9			4-0 9 G6-4-3 BB		0-0 1-2 1B	2	0	1	0	1	0	2
										1	0	1	0	0	0	0
10 Yan Gomes, R (1, 2) OBP: 0.275, SLG: 0.396 Jake Lowery, L (8, 2) OBP: 0.400, SLG: 1.000		0-3 K		0-3 K			0-3 K		0-3 K	3	0	0	0	0	3	4
										1	0	0	0	0	1	2
9 Ryan Raburn, R (1, 10) OBP: 0.423, SLG: 0.864 6 Nyjer Morgan, L (9, PH) OBP: 0.341, SLG: 0.324		0-0 G5-4-3 1-2f			0-3 K		0-0 G6-4-3 1-2f		0-0 G4-3	3	0	0	0	0	1	2
										1	0	0	0	0	0	2
4 Mike Aviles, R (1, 7) OBP: 0.333, SLG: 0.524 Anthony Gallas, R (9, 7)			0-0 F9		0-3 K			0-0 G1-3		3	0	0	0	0	1	0
										0	0	0	0	0	0	0
30 Elliot Johnson, S (1, 9) OBP: 0.392, SLG: 0.646 26 Matt Carson, R (8, PR) OBP: 0.325, SLG: 0.371 (9, 9)			0-0 33 FC6-4 1B		0-3 K			0-0 2B		3	0	2	0	0	1	0
										0	0	0	0	0	0	0
Inning Stats	R: 0 E: 0 K: 1 S: 6 / H: 1 LOB: 1 BB: 0 P: 6	R: 0 E: 0 K: 1 S: 5 / H: 1 LOB: 0 BB: 0 P: 5	R: 0 E: 0 K: 0 S: 3 / H: 1 LOB: 1 BB: 0 P: 3	R: 0 E: 0 K: 1 S: 5 / H: 0 LOB: 2 BB: 2 P: 13	R: 0 E: 0 K: 3 S: 9 / H: 0 LOB: 0 BB: 0 P: 9	R: 0 E: 0 K: 1 S: 6 / H: 1 LOB: 1 BB: 0 P: 6	R: 0 E: 0 K: 1 S: 4 / H: 0 LOB: 1 BB: 1 P: 8	R: 0 E: 0 K: 2 S: 8 / H: 1 LOB: 1 BB: 0 P: 8	R: 0 E: 0 K: 2 S: 9 / H: 2 LOB: 2 BB: 0 P: 9	1B: 5 2B: 2 3B: 0 HR: 0	SF: 0 SAC: 0 DP: 2 HBP: 0						

livebaseballscorecards.com

AB	31
R	0
H	7
RBI	0
BB	3
SO	12
LOB	21

PITCHER		IP	WLS	BF	H	R	ER	SO	BB	IBB	HBP	BLK	WP	HR	S	P	ERA	WHIP
46 Robbie Ross Jr., L ERA: 1.27	(1, 1)	7.0	W	25	4	0	0	8	3	0	0	0	0	0	38	50	0.00	1.000
31 Nick Martinez, R ERA:	(8, 1)	2.0		9	3	0	0	4	0	0	0	0	0	0	17	17	0.00	1.500

PITCHER		IP	WLS	BF	H	R	ER	SO	BB	IBB	HBP	BLK	WP	HR	S	P	ERA	WHIP

Seattle Mariners @ Texas Rangers

Surprise Stadium, Surprise, AZ

Wed Mar 26 2014, 3:13 PM - 5:39 PM EDT

Att. 7,621 - Overcast - 73 F

TOP

livebaseballscorecards.com

Batter	1	2	3	4	5	6	7	8	9	AB	R	H	RBI	BB	SO	LOB
9 Endy Chavez, L (1, 8) OBP: 0.316, SLG: 0.351	L9		5 BB 1B		G4-3		B2			4	0	1	0	0	0	1
5 Brad Miller, L (1, 6) OBP: 0.500, SLG: 0.895 Chris Taylor, R (6, PR) OBP: 0.192, SLG: 0.292 (6, 6)	K		1-2 BB			22 FC4-6 1B	K 2-3			2 1	0 0	1 0	0 0	1 0	1 0	0 1
22 Robinson Canó, L (1, 10) OBP: 0.480, SLG: 0.522 97 Jabari Blash, R (6, PR) OBP: 0.400, SLG: 0.250 (6, 10)	K		F7			FC4-6 17 HR 1-2f	K			3 1	0 1	0 0	0 0	0 0	1 1	3 2
17 Justin Smoak, S (1, 3) OBP: 0.380, SLG: 0.557 7 Stefen Romero, R (6, 3) OBP: 0.316, SLG: 0.636		F8		F7		HR 1-H		FC8		3 1	1 0	1 0	2 0	0 0	0 0	0 0
55 Michael Saunders, L (1, 9) OBP: 0.390, SLG: 0.429 78 Leon Landry, L (8, 9) OBP: 0.333, SLG: 0.273		F7		1B		6 1B 13 1B 1B		G3-1		4 0	1 0	2 0	0 0	0 0	0 0	0 0
6 Nick Franklin, S (1, 4) OBP: 0.368, SLG: 0.408 82 Tyler Smith, R (8, 4) OBP: 0.600, SLG: 0.923		2B		F7		13 CS 1B 1-3		G4-3		4 0	0 0	2 0	0 0	0 0	0 0	1 0
13 Dustin Ackley, L (1, 7) OBP: 0.433, SLG: 0.641 Nate Tenbrink, L (6, PR) OBP: 0.500, SLG: 0.917 (6, 7)	G3-1		G3			1-2 3-H 1B			8 L3 1B	3 1	0 0	1 1	1 0	0 0	0 0	2 0
8 Willie Bloomquist, R (1, 5) OBP: 0.227, SLG: 0.256			F9		4 G6-4-3 1B	F9			L3 1-1	4	0	1	0	0	0	2
4 John Buck, R (1, 2) OBP: 0.281, SLG: 0.321 John Hicks, R (7, PR) 35 Humberto Quintero, R (7, 2) OBP: 0.280, SLG: 0.320			K	G6-4-3 1-2f			WP 2B		P6	3 0 1	0 0 0	1 0 0	0 0 0	0 0 0	1 0 0	1 0 0
Inning Stats	R: 0 E: 0 K: 2 S: 9 H: 0 LOB: 0 BB: 0 P: 13	R: 0 E: 0 K: 0 S: 11 H: 1 LOB: 1 BB: 0 P: 19	R: 0 E: 0 K: 1 S: 11 H: 1 LOB: 2 BB: 1 P: 18	R: 0 E: 0 K: 0 S: 9 H: 1 LOB: 1 BB: 0 P: 15	R: 0 E: 0 K: 0 S: 6 H: 1 LOB: 0 BB: 0 P: 7	R: 3 E: 0 K: 0 S: 18 H: 5 LOB: 1 BB: 0 P: 27	R: 0 E: 0 K: 2 S: 10 H: 1 LOB: 2 BB: 0 P: 15	R: 0 E: 0 K: 0 S: 6 H: 0 LOB: 0 BB: 0 P: 9	R: 0 E: 0 K: 0 S: 8 H: 1 LOB: 0 BB: 0 P: 12	1B: 8 2B: 3 3B: 0 HR: 1	SF: 0 SAC: 0 DP: 2 HBP: 0					

AB	35
R	3
H	11
RBI	3
BB	1
SO	5
LOB	13

WP: 1 PB: 0 SB: 0 CS: 1 PA: 36

PITCHER		IP	WLS	BF	H	R	ER	SO	BB	IBB	HBP	BLK	WP	HR	S	P	ERA	WHIP
48 Colby Lewis, R ERA: 8.0	(1, 1)	5.0		19	4	0	0	3	1	0	0	0	0	0	46	72	0.00	1.000
39 Daniel McCutchen, R ERA: 8.31	(6, 1)	1.0	W	7	5	3	3	0	0	0	0	0	0	1	18	27	27.00	5.000
56 Neal Cotts, L ERA: 8.1	(7, 1)	1.0	H	4	1	0	0	2	0	0	0	0	1	0	10	15	0.00	1.000
41 Alexi Ogando, R ERA: 5.84	(8, 1)	1.0	H	3	0	0	0	0	0	0	0	0	0	0	6	9	0.00	0.000
28 Joakim Soria, R ERA: 1.0	(9, 1)	1.0	S	3	1	0	0	0	0	0	0	0	0	0	8	12	0.00	1.000

PITCHER		IP	WLS	BF	H	R	ER	SO	BB	IBB	HBP	BLK	WP	HR	S	P	ERA	WHIP

Batter	1	2	3	4	5	6	7	8	9	AB	R	H	RBI	BB	SO	LOB
17 Shin-Soo Choo, L (1, 7) OBP: 0.262, SLG: 0.283	C SI 89 C SI 90 B SL 88 3-3 K ①		F SI 90 B SL 81 F SL 87 F SI 92 B SL 82 F SI 92 F SL 82 F SI 92 X SL 85 2-2 F9 ② 2-3			C FF 88 S SL 79 X CU 77 0-2 L9 ① 1-2	F SL 72 C CH 79 F FF 88 X SL 69 0-2 E5 G6-3 2-3 3-H			1	0	0	0	0	1	0
1 Elvis Andrus, R (3, PH) OBP: 0.340, SLG: 0.326										1	0	0	0	0	0	1
6 Jose Cardona, R (4, 7)										2	0	0	0	0	0	2
12 Josh Wilson, R (1, 4) OBP: 0.298, SLG: 0.340	C FF 91 B SL 88 X SL 87 1-1 F9 ②		F SI 93 X SL 82 0-1 L5 ③			X FF 89 0-0 82 1B 6 HR 1B 2-3	X SL 79 0-0 G6-3 ② 1-2			3	1	1	0	0	0	1
Kensuke Tanaka, L (7, 4) OBP: 0.310, SLG: 0.200										1	0	0	0	0	0	2
84 Prince Fielder, L (1, 3) OBP: 0.286, SLG: 0.508	X SI 90 0-0 G4-3 ③			B SI 90 B CH 76 F SI 90 S SL 86 S CH 79 2-3 K ①		S FF 89 X FF 90 0-1 6 HR 1B 1-2 3-H	B FF 90 C FF 89 X SL 80 1-1 L9 ③			1	0	0	0	0	0	0
82 Joe Jackson, L (4, 3) OBP: 0.333, SLG: 0.333										3	1	1	1	0	1	2
29 Adrian Beltré, R (1, 5) OBP: 0.318, SLG: 0.282		F SL 86 B SL 86 F SI 90 S SL 81 1-3 K2-3 ①		C SL 85 X SL 81 0-1 F9 ②		X FF 89 0-0 HR 1-H 2-H		B FC 91 F FC 88 B FC 88 S FC 88 X FF 94 2-2 20 G4-3 35 G3 1B		1	0	0	0	0	1	0
6 Kevin Kouzmanoff, R (4, 5) OBP: 0.429, SLG: 0.540										3	1	2	3	0	0	0
Alex Rios, R (1, 9) OBP: 0.333, SLG: 0.425		C SI 87 B SL 80 B SI 90 F SL 87 F CH 80 F SL 87 B SI 92 F SL 86 S SL 87 3-3 K ②		C CU 79 F CH 82 B SI 92 S SL 86 1-3 K ③		S CU 78 X CU 78 0-1 F8 ②		B FC 89 C FC 86 X FC 86 1-1 G3 ① 1-2		1	0	0	0	0	1	0
35 James Adduci, L (4, 9) OBP: 0.320, SLG: 0.469										3	0	0	0	0	1	1
18 Mitch Moreland, L (1, 10) OBP: 0.447, SLG: 0.371		B CU 79 C CH 78 C SI 91 X SL 85 1-2 1B			C SI 89 B CU 79 X CH 77 1-1 F7 ①	B FF 90 C FF 89 B SL 78 X FF 89 2-1 P5 ③		C CH 82 C FC 87 X CU 76 0-2 G4-3 ② 2-3		1	0	1	0	0	0	0
20 Jordan Brown, L (5, PH) (6, 10)										3	0	0	0	0	0	1
7 J.P. Arencibia, R (1, 2) OBP: 0.231, SLG: 0.353		C SI 91 B SL 87 S SL 86 S CH 82 1-3 K ③			B SI 92 X SL 80 1-0 P2 ②		X FF 87 0-0 75 SH5-3 6 E 2B	C CU 75 S FC 89 B FF 94 S CU 75 1-3 K ③		2	0	0	0	0	1	1
61 Robinson Chirinos, R (6, 2) OBP: 0.500, SLG: 0.690										2	1	1	0	0	1	1
2 Leonys Martin, L (1, 8) OBP: 0.373, SLG: 0.386			B SI 89 C SI 89 X SI 88 1-1 G3-1 ①		B SL 80 X CU 78 1-0 FC6 ③		B FF 86 B FF 85 C SI 86 B FF 87 B SI 86 4-1 6 E 75 SH5-3 BB			1	0	0	0	0	0	0
15 Michael Choice, R (4, 8) OBP: 0.391, SLG: 0.672										1	0	0	0	1	0	0
9 Adam Rosales, R (1, 6) OBP: 0.217, SLG: 0.214			X SI 90 0-0 1 WP 2B			B SI 90 S SL 86 C CU 78 B SI 92 B CU 79 X SI 91 3-2 12 1B 6 WP 82 1B 1B	X FF 86 0-0 SH5-3 ① 1-2 2-3			2	1	2	0	0	0	0
75 Isiah Kiner-Falefa, R (7, 6)										0	0	0	0	0	0	0
Inning Stats	R: 0 E: 0 K: 1 S: 8 H: 0 LOB: 0 BB: 0 P: 12	R: 0 E: 0 K: 3 S: 15 H: 1 LOB: 1 BB: 0 P: 21	R: 0 E: 0 K: 0 S: 12 H: 1 LOB: 1 BB: 0 P: 15	R: 0 E: 0 K: 2 S: 8 H: 0 LOB: 0 BB: 0 P: 11	R: 0 E: 0 K: 0 S: 4 H: 0 LOB: 0 BB: 0 P: 7	R: 4 E: 0 K: 0 S: 14 H: 4 LOB: 0 BB: 0 P: 19	R: 1 E: 1 K: 0 S: 10 H: 1 LOB: 2 BB: 1 P: 15	R: 0 E: 0 K: 1 S: 11 H: 1 LOB: 1 BB: 0 P: 15		1B: 5 2B: 2 3B: 0 HR: 1 SF: 0 SAC: 1 DP: 0 HBP: 0						

PITCHER		IP	WLS	BF	H	R	ER	SO	BB	IBB	HBP	BLK	WP	HR	S	P	ERA	WHIP
50 Erasmo Ramírez, R ERA: 1.14	(1, 1)	5.0		18	3	1	1	6	0	0	0	0	1	0	50	72	1.80	0.600
41 Charlie Furbush, L ERA: 8.59	(6, 1)	1.0	L	6	3	3	3	0	0	0	0	0	1	1	11	13	27.00	3.000
97 Joe Beimel, L ERA: 2.84	(7, 1)	1.0		6	1	1	0	0	1	0	0	0	0	0	10	15	0.00	2.000
40 Danny Farquhar, R ERA: 3.6	(8, 1)	1.0		4	1	0	0	1	0	0	0	0	0	0	11	15	0.00	1.000

PITCHER	IP	WLS	BF	H	R	ER	SO	BB	IBB	HBP	BLK	WP	HR	S	P	ERA	WHIP

BOTTOM

Seattle Mariners @ Texas Rangers

Surprise Stadium, Surprise, AZ

Wed Mar 26 2014, 3:13 PM - 5:39 PM EDT

Att. 7,621 - Overcast - 73 F

livebaseballscorecards.com

AB	32
R	5
H	8
RBI	4
BB	1
SO	7
LOB	12

WP: 2 PA: 34
PB: 0
SB: 0
CS: 0

Batter	1	2	3	4	5	6	7	8	9	AB	R	H	RBI	BB	SO	LOB
77 Jerry Owens, L (1, 8) OBP: 0.500, SLG: 0.750	B FF 90 F FF 90 F FF 91 X FF 92 1-2 5 G4-3 2 G4-3 2B		C SI 86 X CH 80 0-1 ② L1		B FF 92 B FF 91 B FF 92 C FF 92 X FF 92 3-1 38 S 1-2 2-H 3-H 1B		C FF 90 X FF 90 0-1 ③ FC8			4	1	2	2	0	0	0
5 Carlos Alberto Gastelum, R (1, 4)	C FF 92 X FF 91 0-1 ① G4-3 2-3		C SI 86 C CU 70 S CU 70 0-3 ③ K		X SI 89 0-0 ① B2			X FF 89 0-0 ① G1-3		4	0	0	0	0	1	3
2 Sergio Contreras, L (1, 9)	B FF 90 B FF 90 B FF 91 X FF 90 3-0 ② G4-3 3-H			B FF 91 B FF 92 B FF 91 C FF 92 C FF 91 X FF 92 3-2 ① F9	B SI 90 X FF 89 1-0 ② F8 2-3			C FF 91 F FF 93 B CH 80 X FF 92 1-2 ② FC8		4	0	0	1	0	0	2
38 Jorge Vazquez, R (1, 3) OBP: 0.500, SLG: 1.333	B CU 80 B FF 91 X FF 90 2-0 ③ L8			S SL 87 X SL 86 0-1 HR	C SI 91 S SL 84 F SI 92 B SL 83 S SL 82 1-3 ③ K 1-2			B FF 92 B FF 91 F FF 92 B FF 91 F FF 90 B FF 91 4-2 44 1B BB		3	1	1	1	1	1	2
95 Karim Garcia, L (1, 10) OBP: 0.333, SLG: 0.333 44 Carlos Sievers, L (8, PH) OBP: 1.000, SLG: 1.000 14 Angel Erro, R (8, PR) (8, 10)		F FF 92 S FF 90 S CH 85 0-3 ① K		F FF 93 B FF 94 X FC 93 1-1 9 G6-4-3 1B		X FF 90 0-0 ① L3		X SI 90 0-0 1-2 1B		3 1 0	0 0 0	1 1 0	0 0 0	0 0 0	1 0 0	0 0 0
9 Albino Contreras, R (1, 7) 17 Ricardo Vazquez, R (8, PH) (8, 7)		B SI 90 B CH 82 T SI 91 F CH 82 B FF 92 S CH 82 3-3 ② K		B FC 91 1 SAFE X SL 85 1-0 ②③ G6-4-3 1-2f		B FF 91 X FF 90 1-0 ② P4		B SL 83 S SL 84 X SL 85 1-1 ③ G1-3		3 1	0 0	0 0	0 0	0 0	1 0	1 2
43 Iker Franco, R (1, 2) OBP: 0.667, SLG: 0.500 11 Alan Espinoza, R (6, 2)		F CU 76 F SI 92 B CH 85 B CH 84 B SI 92 B CH 82 4-2 22 FC6-4 BB			F FF 90 X FF 94 0-1 99 BB 22 1B 77 1B 1B	B FF 90 B FF 90 X FF 90 2-0 ③ G5-3			S FF 90 F FF 91 S FF 91 0-3 ① K	2 1	1 0	1 0	0 0	1 0	0 1	0 0
22 Kevin Flores, R (1, 5) OBP: 0.250, SLG: 0.250		B FF 92 S SI 88 F SI 90 B CH 83 X SI 91 2-2 ③ FC6-4 1-2f			C SL 82 X SL 84 0-1 99 BB 77 1B 1-2 1B		C FF 89 B SL 79 C FF 89 S SL 81 1-3 ① K		X FF 92 0-0 ② G6-3	4	1	1	0	0	1	1
99 Alfredo Amezaga, S (1, 6)			C SI 84 F SI 85 S CH 78 0-3 ① K		B FF 92 B CH 82 B FF 90 C FF 92 B FF 92 4-1 2 F8 77 1B 1-2 2-3 BB		B FF 90 S SL 80 X FF 91 1-1 ② G3-1		B FF 90 B FF 89 C FF 89 X FF 90 2-1 ③ P5	3	0	0	0	1	1	0
Inning Stats	R: 1 E: 0 K: 0 S: 7 H: 1 LOB: 0 BB: 0 P: 13	R: 0 E: 0 K: 2 S: 11 H: 0 LOB: 1 BB: 1 P: 20	R: 0 E: 0 K: 2 S: 8 H: 0 LOB: 0 BB: 0 P: 8	R: 1 E: 0 K: 0 S: 8 H: 2 LOB: 0 BB: 0 P: 13	R: 2 E: 0 K: 1 S: 13 H: 3 LOB: 2 BB: 1 P: 22	R: 0 E: 0 K: 0 S: 3 H: 0 LOB: 0 BB: 0 P: 6	R: 0 E: 0 K: 1 S: 7 H: 0 LOB: 0 BB: 0 P: 9	R: 0 E: 0 K: 0 S: 9 H: 1 LOB: 2 BB: 1 P: 15	R: 0 E: 0 K: 1 S: 6 H: 0 LOB: 0 BB: 0 P: 8	1B: 5 2B: 1 3B: 0 HR: 1 SF: 0 SAC: 0 DP: 1 HBP: 0						

PITCHER		IP	WLS	BF	H	R	ER	SO	BB	IBB	HBP	BLK	WP	HR	S	P	ERA	WHIP
52 Tanner Scheppers, R ERA: 9.0	(1, 1)	1.0	W	4	1	1	1	0	0	0	0	0	0	0	7	13	9.00	1.000
33 Martín Pérez, L ERA:	(2, 1)	1.0	H	4	0	0	0	2	1	0	0	0	0	0	11	20	0.00	1.000
Justin Germano, R ERA:	(3, 1)	1.0		3	0	0	0	2	0	0	0	0	0	0	8	8	0.00	0.000
21 Alec Asher, R ERA: 27.0	(4, 1)	1.0		8	5	3	3	0	1	0	0	0	0	1	15	27	27.00	6.000
39 Daniel McCutchen, R ERA:	(5, 1)	1.0	H	3	0	0	0	1	0	0	0	0	0	0	6	8	0.00	0.000
37 Shawn Tolleson, R ERA:	(6, 1)	2.0	H	6	0	0	0	1	0	0	0	0	0	0	10	15	0.00	0.000
19 Seth Rosin, R ERA:	(8, 1)	2.0	S	8	1	0	0	1	1	0	0	0	0	0	15	23	0.00	1.000

TOP

Tigres de Quintana Roo @ Texas Rangers

Globe Life Park in Arlington, Arlington, TX

Thu Mar 27 2014, 8:08 PM - 11:00 PM EDT

Att. 22,618 - Partly Cloudy - 80 F

livebaseballscorecards.com

AB	33
R	4
H	7
RBI	4
BB	3
SO	7
LOB	11



WP: 0 PA: 36
PB: 0
SB: 1
CS: 0

Tigres de Quintana Roo @ Texas Rangers

Globe Life Park in Arlington, Arlington, TX

Thu Mar 27 2014, 8:08 PM - 11:00 PM EDT

Att. 22,618 - Partly Cloudy - 80 F

livebaseballscorecards.com

BOTTOM

Batter	1	2	3	4	5	6	7	8	9	AB	R	H	RBI	BB	SO	LOB
17 Shin-Soo Choo, L (1, 7) Brad Snyder, L (6, 7)	F SI 90 S SI 85 B SI 91 B CH 83 F SI 84 B SL 78 X CH 83 3-2 ① G3-1	B CH 74 1 SAFE B CH 84 C SL 78 B CH 84 C CH 84 F SL 79 B CH 82 4-2 1-2 16 HR BB		F CH 82 B FF 86 B CU 75 C SL 81 S FA 86 2-3 ① K		C FF 86 D CH 83 B FC 77 S FC 78 F CU 76 S FC 78 2-3 ② 1-3 K		B FF 91 B FC 85 F SI 89 B FC 84 B SI 88 4-1 1-2 2-3 FC3-6 BB		2 1 0 0 1 1 2 1 0 0 0 1 1 1						
16 Donnie Murphy, R (1, 4) OBP: 0.667, SLG: 2.000 Rougned Odor, L (6, 4)	B SI 89 C SL 80 B SI 85 B CH 84 X SI 91 3-1 84 HR 2B	B FF 88 F SL 82 B SL 79 B SL 79 X CH 81 3-1 1-H 2-H HR		C SL 83 F SL 83 B FA 86 F CU 77 D SL 83 X FF 86 2-2 ② F9 2-3		B SL 78 C FF 85 B FC 77 B FC 77 X FF 84 3-1 ③ P6		B SI 90 F FF 89 X FC 86 1-1 ② 1-2f 2-3 3-H FC3-6		3 2 2 3 0 0 2 2 0 0 1 0 0 3						
84 Prince Fielder, L (1, 3) OBP: 0.333, SLG: 1.333 Brent Lillibridge, R (6, 5) OBP: 0.500, SLG: 0.500	B SI 92 B CH 83 B CH 83 X SI 92 3-0 2-H HR	B SI 91 X SI 90 1-0 ③ P4		B FA 86 F CH 83 B FA 86 X FA 86 2-1 ③ G5-3			C FF 89 X CH 81 0-1 6 CS 1B	B FC 85 F SI 91 1 SAFE F SL 76 F FF 91 X SL 82 1-2 ③ F8		3 1 1 2 0 0 2 2 0 1 0 0 0 2						
29 Adrián Beltré, R (1, 5) OBP: 0.333, SLG: 0.333 6 Kevin Kouzmanoff, R (5, PR) (6, 3)	C SI 92 X FF 85 0-1 ② G6-3		F FF 89 B FF 90 F FF 89 F FC 91 X CU 77 1-2 ① G6-3		B CH 87 C FF 86 X SL 77 1-1 18 G5-3 1B		B FF 90 1 SAFE 1 SAFE B FF 90 C FF 90 F FF 90 B FF 90 S SL 83 3-3 ① ② 1-2 K			3 0 1 0 0 0 0 1 0 0 0 0 1 1						
Alex Rios, R (1, 9) OBP: 0.333, SLG: 0.333 35 James Adduci, L (6, 9)	C SL 82 B FF 85 C SL 79 T FF 85 1-2 ③ K		B SL 78 X FF 89 1-0 18 E 1B		C FF 88 B CH 88 F CH 86 B FF 87 S SL 83 2-3 ① K		C FF 90 B CH 84 B SL 78 B CH 82 B FF 90 4-1 BB			3 0 1 0 0 2 1 0 0 0 0 1 0 0						
18 Mitch Moreland, L (1, 10) Bryan Petersen, L (7, PH) (8, 10)		F SI 91 B FF 85 B CH 84 F SL 78 X CH 81 2-2 ① L8	B SI 87 S CH 81 B FF 89 B FF 89 D CU 79 4-1 7 G6-4-3 1-3 BB		B FF 87 F FF 86 B CH 85 S CH 86 B CH 79 X CH 80 3-2 ② G5-3 1-2		X FF 89 0-0 ③ G3			2 0 0 0 1 0 1 1 0 0 0 0 0 1						
7 J.P. Arencibia, R (1, 2) OBP: 0.333, SLG: 0.667 61 Robinson Chirinos, R (6, 2) OBP: 1.000, SLG: 1.000		S SI 89 X CU 66 0-1 12 1B 2B	B FF 89 F FF 87 S FF 89 X FF 87 1-2 ②③ G6-4-3 1-2f		B FF 87 F FF 86 F FF 89 B CH 78 F FF 88 S SL 79 2-3 ③ K			X FF 92 0-0 9 BB 1B		3 1 1 0 0 1 4 1 0 1 0 0 0 0						
12 Josh Wilson, R (1, 6) OBP: 1.000, SLG: 1.000 1 Elvis Andrus, R (6, PH) OBP: 1.000, SLG: 1.000 9 Adam Rosales, R (7, 6)		C SI 92 D CH 82 T CH 83 X CH 83 1-2 17 S 16 HR 2-H 1B		X CH 84 0-0 16 F9 2 1B 1B		B FF 86 S CH 78 B SI 86 B SI 84 X CH 78 3-1 S 1B		1 SAFE B FF 90 1 SAFE F SI 90 F FF 91 D FF 90 1 SAFE B FC 86 B FC 84 4-2 ① BB 15 BB 1-2 FC3-6 BB		2 1 2 1 0 0 0 1 0 1 0 0 0 0 0 1 0 0 1 0 0						
2 Leonys Martin, L (1, 8) OBP: 0.500, SLG: 0.500 15 Michael Choice, R (6, 8)		B SI 92 C SL 78 1 SAFE C CH 82 B FF 90 S SI 83 2-3 ② K		B CH 84 F FC 85 X SL 82 1-1 1-2 1B		F FF 84 B FF 86 1 SAFE X FF 85 1-1 ① FC9		B FF 92 B FF 90 B FF 89 C FF 89 1 SAFE B SI 91 4-1 FC3-6 BB 1-2 BB		2 0 1 0 0 1 1 1 0 0 0 1 0 1						
Inning Stats	R: 2 E: 0 K: 1 S: 12 H: 2 LOB: 0 BB: 0 P: 22	R: 4 E: 0 K: 1 S: 17 H: 3 LOB: 0 BB: 1 P: 30	R: 0 E: 0 K: 0 S: 9 H: 1 LOB: 1 BB: 1 P: 16	R: 0 E: 0 K: 1 S: 12 H: 2 LOB: 2 BB: 0 P: 19	R: 0 E: 0 K: 2 S: 12 H: 1 LOB: 2 BB: 0 P: 20	R: 0 E: 0 K: 1 S: 10 H: 1 LOB: 1 BB: 0 P: 19	R: 0 E: 0 K: 1 S: 7 H: 1 LOB: 1 BB: 1 P: 14	R: 1 E: 0 K: 0 S: 12 H: 1 LOB: 2 BB: 3 P: 26		1B: 8 2B: 2 3B: 0 HR: 2 SF: 0 SAC: 0 DP: 1 HBP: 0						

AB	33
R	7
H	12
RBI	7
BB	6
SO	7
LOB	22

WP: 0 PB: 0 SB: 3 CS: 1 PA: 39

PITCHER

PITCHER		IP	WLS	BF	H	R	ER	SO	BB	IBB	HBP	BLK	WP	HR	S	P	ERA	WHIP
53 Amauri Sanit, R ERA: 27.0	(1, 1)	2.0	L	12	5	6	6	2	1	0	0	0	0	2	29	52	27.00	3.000
79 Carlos Bustamante, R ERA:	(3, 1)	1.0		4	1	0	0	0	1	0	0	0	0	0	9	16	0.00	2.000
33 Pablo Ortega, R ERA:	(4, 1)	1.0		5	2	0	0	1	0	0	0	0	0	0	12	19	0.00	2.000
52 Edwin Wilson, R ERA:	(5, 1)	1.0		4	1	0	0	2	0	0	0	0	0	0	12	20	0.00	1.000
48 Matias Carrillo, L ERA:	(6, 1)	1.0		4	1	0	0	1	0	0	0	0	0	0	10	19	0.00	1.000

PITCHER		IP	WLS	BF	H	R	ER	SO	BB	IBB	HBP	BLK	WP	HR	S	P	ERA	WHIP
57 Francisco Cambuston, R ERA:	(7, 1)	1.0		4	1	0	0	1	1	0	0	0	0	0	7	14	0.00	2.000
45 Francisco Rodriguez, R ERA: 9.0	(8, 1)	1.0		6	1	1	1	0	3	0	0	0	0	0	12	26	9.00	4.000

Batter	1	2	3	4	5	6	7	8	9	AB	R	H	RBI	BB	SO	LOB
21 Dexter Fowler, S (1, 8) OBP: 0.386, SLG: 0.340 80 Delino DeShields, R (5, 8) OBP: 0.235, SLG: 0.133	0-0 19 2B 15 1B 1B	0-0 G4-6-3 1-2f			0-0 F9		0-0 G6-3		0-3 K	3 1 1 0 0 0 1 2 0 0 0 0 1 2						
19 Robbie Grossman, S (1, 7) OBP: 0.393, SLG: 0.540 Adron Chambers, L (5, 7) OBP: 0.333, SLG: 0.250	0-0 15 1B 23 HR 1-3 2B	0-0 F8			0-0 G4-3			BBBB 4-0 22 G4-6-3 BB		3 1 1 0 0 0 0 0 0 0 0 1 0 0						
27 Jose Altuve, R (1, 4) OBP: 0.279, SLG: 0.339 Ronald Torreyes, R (6, PR) OBP: 0.500, SLG: 1.000 (6, 4)	SSS 0-3 K		0-0 G5-3			0-0 18 G4-6-3 15 BB 8 2B 1B		0-0 FC8		3 0 1 0 0 1 2 1 1 0 0 0 0 1						
15 Jason Castro, L (1, 2) OBP: 0.317, SLG: 0.526 87 Jio Mier, R (6, PR) 22 Carlos Corporán, S (6, 2) OBP: 0.405, SLG: 0.500	0-0 23 HR 2-3 3-H 1B		BBBB 4-0 14 G5-4-3 BB			BBBB 4-0 18 G4-6-3 1-2 BB		0-0 G4-6-3 1-2f		1 1 1 1 2 0 0 0 0 0 0 0 0 0 1 0 0 0 0 0 1						
14 Jesus Guzman, R (1, 3) OBP: 0.326, SLG: 0.314 18 Marc Krauss, L (6, PH) OBP: 0.375, SLG: 0.537 (6, 3)	SST 0-2 K		0-0 G5-4-3 1-2f			0-0 G4-6-3 1-2f 2-3			0-0 G4-3	2 0 0 0 0 1 3 2 0 0 0 0 0 2						
23 Chris Carter, R (1, 10) OBP: 0.233, SLG: 0.375 8 Alex Presley, L (6, PH) OBP: 0.302, SLG: 0.256 (6, 10)	CBSX 1-2 1-H 3-H HR			SSS 0-3 K		0-0 3-H 2B			0-0 E8 E 1B	2 1 1 3 0 1 0 2 1 2 1 0 0 0						
28 L.J. Hoes, R (1, 9) OBP: 0.267, SLG: 0.244 Jonathan Meyer, R (6, 5)	BBBB 4-0 BB			SSS 0-3 K		SSC 0-3 K			0-0 E5 1B 2-3	2 0 0 0 1 2 2 1 0 0 0 0 0 1						
9 Marwin Gonzalez, S (1, 5) OBP: 0.373, SLG: 0.520 George Springer, R (6, 9) OBP: 0.341, SLG: 0.212	0-0 F8			SSS 0-3 K2-3			0-0 G1-3		0-0 1-2 3-H 1B	2 0 0 0 0 1 1 2 0 1 1 0 0 0						
6 Jonathan Villar, S (1, 6) OBP: 0.327, SLG: 0.420 Carlos Correa, R (5, 6) OBP: 0.250, SLG: 0.467		0-0 21 G4-6-3 1B			0-0 G2-3		SSC 0-3 K		0-3 K	2 0 1 0 0 0 0 2 0 0 0 0 2 2						
Inning Stats	R: 4 H: 4 E: 0 LOB: 1 K: 2 BB: 1 S: 13 P: 18	R: 0 H: 1 E: 0 LOB: 0 K: 0 BB: 0 S: 3 P: 3	R: 0 H: 0 E: 0 LOB: 0 K: 0 BB: 1 S: 2 P: 6	R: 0 H: 0 E: 0 LOB: 0 K: 3 BB: 0 S: 9 P: 9	R: 0 H: 0 E: 0 LOB: 0 K: 0 BB: 0 S: 3 P: 3	R: 1 H: 2 E: 0 LOB: 2 K: 1 BB: 1 S: 6 P: 10	R: 0 H: 0 E: 0 LOB: 0 K: 1 BB: 0 S: 5 P: 5	R: 0 H: 0 E: 0 LOB: 0 K: 0 BB: 1 S: 2 P: 6	R: 1 H: 2 E: 2 LOB: 2 K: 2 BB: 0 S: 10 P: 10	1B: 6 SF: 0 2B: 2 SAC: 0 3B: 0 DP: 4 HR: 1 HBP: 0						

TOP

Houston Astros @ Texas Rangers

Alamodome, San Antonio, TX

Fri Mar 28 2014, 8:08 PM - 10:55 PM EDT

Att. 22,677 - Roof Closed - 72 F

livebaseballscorecards.com

AB	33
R	6
H	9
RBI	6
BB	4
SO	9
LOB	18

PITCHER		IP	WLS	BF	H	R	ER	SO	BB	IBB	HBP	BLK	WP	HR	S	P	ERA	WHIP
54 Matt Harrison, L ERA: 11.57	(1, 1)	3.0	L	14	5	4	4	2	2	0	0	0	0	1	18	27	12.00	2.333
31 Nick Martinez, R ERA: 1.23	(4, 1)	5.0		17	2	1	1	5	2	0	0	0	0	0	25	33	1.80	0.800
56 Neal Cotts, L ERA: 7.71	(9, 1)	0.1		1	0	0	0	0	0	0	0	0	0	0	1	1	0.00	0.000
44 Jason Frasor, R ERA: 2.35	(9, 1)	0.0		2	1	0	0	0	0	0	0	0	0	0	2	2	∞	∞
28 Joakim Soria, R ERA: 0.93	(9, 1)	0.2		3	1	1	0	2	0	0	0	0	0	0	7	7	0.00	1.500

PITCHER	IP	WLS	BF	H	R	ER	SO	BB	IBB	HBP	BLK	WP	HR	S	P	ERA	WHIP

WP: 0	PA: 37																
PB: 0																	
SB: 0																	
CS: 0																	

BOTTOM

Houston Astros @ Texas Rangers

Alamodome, San Antonio, TX

Fri Mar 28 2014, 8:08 PM - 10:55 PM EDT

Att. 22,677 - Roof Closed - 72 F

Batter	1	2	3	4	5	6	7	8	9	AB	R	H	RBI	BB	SO	LOB
17 Shin-Soo Choo, L (1, 7) OBP: 0.250, SLG: 0.268	F7		G3		K		K		G3-1	3	0	0	0	0	1	1
Bryan Petersen, L (6, 7) OBP: 0.294, SLG: 0.323										2	0	0	0	0	1	1
1 Elvis Andrus, R (1, 6) OBP: 0.340, SLG: 0.327	G4-3		1B		FC4 1-2f		K		G6-3	3	0	1	0	0	0	1
9 Adam Rosales, R (6, 6) OBP: 0.208, SLG: 0.205										2	0	0	0	0	1	1
84 Prince Fielder, L (1, 3) OBP: 0.277, SLG: 0.492	G3		K			1B		HR		2	0	0	0	0	1	1
6 Kevin Kouzmanoff, R (6, 3) OBP: 0.448, SLG: 0.615										2	1	2	1	0	0	0
29 Adrián Beltré, R (1, 10) OBP: 0.348, SLG: 0.390		HR		1B		K		K		2	1	2	1	0	0	0
18 Mitch Moreland, L (6, PH) OBP: 0.438, SLG: 0.361										1	0	0	0	0	1	1
(7, 10)																
Rougned Odor, L (8, PH) OBP: 0.350, SLG: 0.333										1	0	0	0	0	1	0
(9, 10)																
Alex Rios, R (1, 9) OBP: 0.318, SLG: 0.405		F9		F8		F8		F9		2	0	0	0	0	0	1
35 James Adduci, L (6, 9) OBP: 0.308, SLG: 0.451										2	0	0	0	0	0	1
16 Donnie Murphy, R (1, 4) OBP: 0.283, SLG: 0.357				K		K		F8		2	0	1	0	0	1	1
Kensuke Tanaka, L (6, 4) OBP: 0.290, SLG: 0.185		2B								2	0	0	0	0	1	1
7 J.P. Arencibia, R (1, 2) OBP: 0.222, SLG: 0.340		L4		L8						2	0	0	0	0	0	2
25 Chris Snyder, R (7, 2) OBP: 0.417, SLG: 0.579										2	2	2	0	0	0	0
2 Leonys Martin, L (1, 8) OBP: 0.358, SLG: 0.370		K			P6		E 15 1B		15 HR	2	0	0	0	0	1	1
15 Michael Choice, R (6, 8) OBP: 0.409, SLG: 0.730							FC6-4 1-2		1-H	2	1	2	2	0	0	0
12 Josh Wilson, R (1, 5) OBP: 0.305, SLG: 0.345			F8		1 FC4		FC6-4 1-2f 2-H		K	2	0	1	0	0	0	0
Brent Lillibridge, R (6, 5) OBP: 0.258, SLG: 0.433										2	0	0	0	0	1	1
Inning Stats	R: 0 E: 0 K: 0 S: 3 H: 0 LOB: 0 BB: 0 P: 3	R: 1 E: 0 K: 1 S: 8 H: 2 LOB: 1 BB: 0 P: 10	R: 0 E: 0 K: 1 S: 6 H: 1 LOB: 1 BB: 0 P: 6	R: 0 E: 0 K: 1 S: 6 H: 1 LOB: 1 BB: 0 P: 6	R: 0 E: 0 K: 1 S: 6 H: 1 LOB: 1 BB: 0 P: 6	R: 0 E: 0 K: 2 S: 8 H: 1 LOB: 1 BB: 0 P: 8	R: 1 E: 1 K: 2 S: 9 H: 2 LOB: 1 BB: 0 P: 9	R: 1 E: 0 K: 1 S: 6 H: 1 LOB: 0 BB: 0 P: 6	R: 2 E: 0 K: 1 S: 7 H: 2 LOB: 0 BB: 0 P: 7	1B: 7 2B: 1 3B: 0 HR: 3 SF: 0 SAC: 0 DP: 0 HBP: 0							

livebaseballscorecards.com

AB	38
R	5
H	11
RBI	4
BB	0
SO	10
LOB	14

WP: 0 PB: 0 SB: 0 CS: 0 PA: 38

PITCHER		IP	WLS	BF	H	R	ER	SO	BB	IBB	HBP	BLK	WP	HR	S	P	ERA	WHIP
36 Jerome Williams, R ERA: 5.28	(1, 1)	3.0	W	12	3	1	1	2	0	0	0	0	0	1	17	19	3.00	1.000
41 Brad Peacock, R ERA: 6.48	(4, 1)	3.0	H	12	3	0	0	4	0	0	0	0	0	0	20	20	0.00	1.000
50 Chad Qualls, R ERA: 4.5	(7, 1)	1.0		5	2	1	0	2	0	0	0	0	0	0	9	9	0.00	2.000
Jake Buchanan, R ERA: 8.1	(8, 1)	1.0	H	4	1	1	1	1	0	0	0	0	0	1	6	6	9.00	1.000
Jason Stoffel, R ERA: 8.31	(9, 1)	1.0	S	5	2	2	2	1	0	0	0	0	0	1	7	7	18.00	2.000

PITCHER	IP	WLS	BF	H	R	ER	SO	BB	IBB	HBP	BLK	WP	HR	S	P	ERA	WHIP

Houston Astros @ Texas Rangers

Alamodome, San Antonio, TX

Sat Mar 29 2014, 2:07 PM - 5:12 PM EDT

Att. 27,255 - Dome - 70 F

livebaseballscorecards.com

TOP

Batter	1	2	3	4	5	6	7	8	9	AB	R	H	RBI	BB	SO	LOB
80 Delino DeShields, R (1, 8) OBP: 0.231, SLG: 0.143	K	G4-3			9 1B CS 1B	G1-3	K			5	1	1	0	0	2	0
9 Marwin Gonzalez, S (1, 6) 87 Jio Mier, R (6, 6) OBP: 1.000, SLG: 1.000	14 S 14 HR 1B	G4-3 1B 2B			CS 1B	G4-3	1B			4 1	2 0	3 1	0 0	0 0	0 0	0 0
Preston Tucker, L (1, 10) OBP: 0.267, SLG: 0.286	K	G4-3			BB HR 2B	K		K		5	1	1	0	0	3	3
14 Jesus Guzman, R (1, 3) 92 Erik Castro, L (6, 3) OBP: 0.348, SLG: 0.405	HR	K			BB HR BB		G4-3	F9		2 2	2 0	1 0	2 0	1 0	1 0	1 1
George Springer, R (1, 9) OBP: 0.413, SLG: 0.361	HR	S 1B			HR BB		93 1B G4-6-3 BB	1B		3	3	3	2	2	0	0
Jonathan Meyer, R (1, 5) OBP: 0.250, SLG: 0.400	BB	G4-3			HR		G4-6-3	K		4	1	1	4	1	1	4
Adron Chambers, L (1, 7) 93 Austin Wates, R (6, 7) OBP: 0.296, SLG: 0.217 OBP: 0.500, SLG: 0.500	L4			K	K		87 HR 1B		G4-3 1B	3 2	0 1	0 2	0 1	0 2	2 0	1 0
René García, R (1, 2) OBP: 0.333, SLG: 0.231		K		K	1B		87 HR 1B		G4-3	5	1	2	0	0	2	1
Ronald Torreyes, R (1, 4) 87 Nolan Fontana, L (6, 4) OBP: 0.286, SLG: 0.500 OBP: 0.500, SLG: 1.500		F7		K	FC8		HR		F9	3 2	0 1	0 1	0 3	0 0	1 0	1 0
Inning Stats	R: 3 E: 0 K: 2 S: 12 H: 3 LOB: 1 BB: 1 P: 19	R: 0 E: 0 K: 1 S: 5 H: 0 LOB: 0 BB: 0 P: 5	R: 1 E: 0 K: 1 S: 7 H: 2 LOB: 1 BB: 0 P: 8	R: 0 E: 0 K: 3 S: 9 H: 0 LOB: 0 BB: 0 P: 9	R: 5 E: 0 K: 1 S: 11 H: 5 LOB: 1 BB: 2 P: 21	R: 0 E: 0 K: 1 S: 5 H: 0 LOB: 0 BB: 0 P: 5	R: 4 E: 0 K: 1 S: 9 H: 3 LOB: 0 BB: 1 P: 14	R: 0 E: 0 K: 2 S: 9 H: 2 LOB: 2 BB: 0 P: 9	R: 0 E: 0 K: 0 S: 3 H: 1 LOB: 0 BB: 0 P: 3	1B: 10 2B: 2 3B: 0 HR: 4 SF: 0 SAC: 0 DP: 1 HBP: 0						

	AB	41
	R	13
	H	16
	RBI	12
	BB	4
	SO	12
	LOB	12

WP: 0 PB: 0 SB: 2 CS: 2 PA: 45

PITCHER		IP	WLS	BF	H	R	ER	SO	BB	IBB	HBP	BLK	WP	HR	S	P	ERA	WHIP
47 Joe Saunders, L ERA: 11.37	(1, 1)	4.1	L	22	8	7	7	7	2	0	0	0	0	2	36	49	14.54	2.308
39 Daniel McCutchen, R ERA: 9.0	(5, 1)	1.2		8	2	2	2	2	1	0	0	0	0	1	13	18	10.80	1.800
46 Robbie Ross Jr., L ERA: 2.86	(7, 1)	0.2		6	3	4	4	0	1	0	0	0	0	1	6	11	54.00	6.000
41 Alexi Ogando, R ERA: 5.68	(7, 1)	0.1		1	0	0	0	1	0	0	0	0	0	0	3	3	0.00	0.000
Justin Germano, R ERA: 4.76	(8, 1)	1.0		5	2	0	0	2	0	0	0	0	0	0	9	9	0.00	2.000

PITCHER		IP	WLS	BF	H	R	ER	SO	BB	IBB	HBP	BLK	WP	HR	S	P	ERA	WHIP
19 Seth Rosin, R ERA: 1.5	(9, 1)	1.0		3	1	0	0	0	0	0	0	0	0	0	3	3	0.00	1.000

BOTTOM

Houston Astros @ Texas Rangers

Alamodome, San Antonio, TX

Sat Mar 29 2014, 2:07 PM - 5:12 PM EDT

Att. 27,255 - Dome - 70 F

Batter	1	2	3	4	5	6	7	8	9	AB	R	H	RBI	BB	SO	LOB
1 Elvis Andrus, R (1, 6) OBP: 0.327, SLG: 0.314	E5 (16 1B) (16 E)		G3 ①		HR	G4-6-3 ②③ 1-2f			E (6 BB) (9 1B) 1B	2	1	0	0	0	0	0
Brent Lillibridge, R (4, 6) OBP: 0.294, SLG: 0.545										3	2	2	1	0	0	1
16 Donnie Murphy, R (1, 4) OBP: 0.292, SLG: 0.364	E9 1-H 1B		K ②		G1-3 ①		G1-3 ①		(9 1B) E (90 G2-3) 1-2 BB	2	0	1	0	0	1	0
6 Kevin Kouzmanoff, R (4, 5) OBP: 0.443, SLG: 0.593										2	0	0	0	1	0	0
84 Prince Fielder, L (1, 3) OBP: 0.269, SLG: 0.477	K ①		G1-3 ③		(9 1B) (35 1B) 1B		F8 ②		FC4 (9 1B) 1-2 2-3	2	0	0	0	0	1	1
Brett Nicholas, L (4, 3) OBP: 0.250, SLG: 0.100										3	1	1	0	0	0	2
29 Adrián Beltré, R (1, 10) OBP: 0.340, SLG: 0.381	K ②			(35 1B) (61 1B) BB	(35 1B) 1-2 1B		K ③		1-2 2-3 3-H 1B	1	0	0	0	0	1	1
17 Shin-Soo Choo, L (4, PH) (5, 10) OBP: 0.262, SLG: 0.268										0	1	0	0	1	0	0
9 Adam Rosales, R (5, PH) (6, 10) OBP: 0.235, SLG: 0.234										3	0	2	1	0	1	0
Alex Rios, R (1, 9) OBP: 0.311, SLG: 0.395	G6-3 ③			K ①	K ②			P6 ①	G2-3 ②③ 3-Hf	1	0	0	0	0	0	1
90 Jared Hoying, L (4, 9) OBP: 0.250, SLG: 0.286										4	0	0	0	0	2	6
18 Mitch Moreland, L (1, 7) OBP: 0.429, SLG: 0.351		G3 ①		(61 1B) 1-3 1B	(1-2 2-H) 1B			K ②		1	0	0	0	0	0	0
35 James Adduci, L (4, 7) OBP: 0.327, SLG: 0.463										3	0	2	1	0	1	0
61 Robinson Chirinos, R (1, 2) OBP: 0.486, SLG: 0.656		G6-3 ②		(15 WP) 1-3 3-H 1B	P2 ③			1B		3	0	1	1	0	0	2
60 Chris Gimenez, R (7, 2) OBP: 0.342, SLG: 0.353										1	0	1	0	0	0	0
12 Josh Wilson, R (1, 5) OBP: 0.300, SLG: 0.339		K ③		F5 ②		G5-3 ①			F9 ③	1	0	0	0	0	1	0
Rougned Odor, L (4, 4) OBP: 0.304, SLG: 0.286										3	0	0	0	0	0	3
2 Leonys Martin, L (1, 8) OBP: 0.370, SLG: 0.447			HR	FC8 ③ 1-2		(G4-6-3) BB			FC3 ①	1	1	1	1	0	0	0
15 Michael Choice, R (4, 8) OBP: 0.406, SLG: 0.708										2	0	0	0	1	0	2
Inning Stats	R: 1 E: 2 K: 2 S: 9 H: 1 LOB: 1 BB: 0 P: 9	R: 0 E: 0 K: 1 S: 5 H: 0 LOB: 0 BB: 0 P: 5	R: 1 E: 0 K: 1 S: 7 H: 1 LOB: 0 BB: 0 P: 7	R: 1 E: 0 K: 1 S: 7 H: 2 LOB: 2 BB: 1 P: 12	R: 2 E: 0 K: 1 S: 10 H: 4 LOB: 2 BB: 0 P: 10	R: 0 E: 0 K: 0 S: 2 H: 0 LOB: 0 BB: 1 P: 6	R: 0 E: 0 K: 1 S: 5 H: 0 LOB: 0 BB: 0 P: 5	R: 0 E: 0 K: 1 S: 6 H: 1 LOB: 1 BB: 0 P: 6	R: 1 E: 1 K: 0 S: 5 H: 2 LOB: 2 BB: 1 P: 9	1B: 9 2B: 0 3B: 0 HR: 2	SF: 0 SAC: 0 DP: 2 HBP: 0						

	AB	38
	R	6
	H	11
	RBI	5
	BB	3
	SO	8
	LOB	19

WP: 1 PB: 0 SB: 0 CS: 0 PA: 41

livebaseballscorecards.com

PITCHER		IP	WLS	BF	H	R	ER	SO	BB	IBB	HBP	BLK	WP	HR	S	P	ERA	WHIP
60 Dallas Keuchel, L ERA: 6.33	(1, 1)	4.1	W	21	6	5	4	5	1	0	0	0	1	2	32	37	8.31	1.615
Nick Tropeano, R ERA:	(5, 1)	0.2		4	2	0	0	1	0	0	0	0	0	0	6	6	0.00	3.000
Mike Foltynewicz, R ERA: 1.38	(6, 1)	2.2		9	1	0	0	2	1	0	0	0	0	0	12	16	0.00	0.750
92 Ross Seaton, R ERA: 2.08	(8, 1)	1.1		7	2	1	1	0	1	0	0	0	0	0	6	10	6.75	2.250

PITCHER	IP	WLS	BF	H	R	ER	SO	BB	IBB	HBP	BLK	WP	HR	S	P	ERA	WHIP

Philadelphia Phillies @ Texas Rangers

Globe Life Park in Arlington, Arlington, TX

Mon Mar 31 2014, 2:08 PM - 5:44 PM EDT

Att. 49,031 - Partly Cloudy - 74 F

livebaseballscorecards.com

Batter	1	2	3	4	5	6	7	8	9	AB	R	H	RBI	BB	SO	LOB
2 Ben Revere, L (1, 8) OBP: 0.500, SLG: 0.500	G3	11 HR 1B		11 S 26 1B	L9	11 S 1B		K		6	2	3	3	0	1	1
11 Jimmy Rollins, S (1, 6) OBP: 0.167, SLG: 0.667	F9	HR		K	F8	G4-3			G4-3	6	1	1	4	0	1	4
26 Chase Utley, L (1, 4) OBP: 0.500, SLG: 0.667	L7	G4-3		6 1B 1B		G4-3	1B		2B	6	0	3	1	0	0	0
6 Ryan Howard, L (1, 3) OBP: 0.500, SLG: 0.400		9 G4-3 25 2B BB	9 WP 3 1B 51 FC6-2 1B			K	K	K	K	5	1	2	0	1	3	2
3 Marlon Byrd, R (1, 9) OBP: 0.333, SLG: 0.833		L4	9 WP 1B	P3		HR	K	K	F8	6	1	2	1	0	1	5
9 Domonic Brown, L (1, 10) OBP: 0.200, SLG: 0.200		G4-3	P5		G4-3	25 1B 51 S 25 E 1B	K			5	1	1	0	0	1	4
51 Carlos Ruiz, R (1, 2) OBP: 0.600, SLG: 0.333		25 2B 2 1B BB	FC6-2 3-H		25 BB 15 2B 1B	15 BB 25 E 2 1B BB		P3		3	3	1	0	2	0	2
25 Cody Asche, L (1, 5) OBP: 0.800, SLG: 1.750		2 1B 11 HR 2B	G1-3		15 2B BB	E6 15 BB 2 1B 1B		HR		4	4	3	2	1	0	2
19 Tony Gwynn Jr., L (1, 7) 15 John Mayberry Jr., R (5, PH) (5, 7) OBP: 0.667, SLG: 1.000		2 1B 11 HR BB	K		2B	2 1B BB		P4		1 2	1 0	0 1	0 2	1 1	1 0	0 0

	AB	R	H	RBI	BB	SO	LOB
TOP	44	14	17	13	6	8	20

Inning Stats																																
	R: 0	E: 0	K: 0	S: 6	H: 0	LOB: 0	BB: 0	P: 9	R: 6	E: 0	K: 0	S: 17	H: 3	LOB: 0	BB: 3	P: 38	R: 0	E: 0	K: 0	S: 11	H: 2	LOB: 2	BB: 0	P: 20	R: 1	E: 0	K: 2	S: 17	H: 3	LOB: 2	BB: 0	P: 26
	R: 2	E: 0	K: 0	S: 9	H: 2	LOB: 1	BB: 1	P: 17	R: 4	E: 1	K: 1	S: 21	H: 4	LOB: 2	BB: 2	P: 34	R: 0	E: 0	K: 3	S: 12	H: 1	LOB: 1	BB: 0	P: 15	R: 1	E: 0	K: 1	S: 11	H: 1	LOB: 0	BB: 0	P: 19
	R: 0	E: 0	K: 1	S: 12	H: 1	LOB: 1	BB: 0	P: 14	1B: 11	2B: 3	3B: 0	HR: 3	SF: 0	SAC: 0	DP: 0	HBP: 0	WP: 1	PB: 0	SB: 3	CS: 0	PA: 50												

PITCHER		IP	WLS	BF	H	R	ER	SO	BB	IBB	HBP	BLK	WP	HR	S	P	ERA	WHIP
52 Tanner Scheppers, R ERA: 15.75	(1, 1)	4.0		23	8	7	7	2	3	0	0	0	1	1	51	93	15.75	2.750
32 Pedro Figueroa, L ERA: 21.6	(5, 1)	1.2	L	10	4	4	4	1	1	0	0	0	0	1	18	28	21.60	3.000
41 Alexi Ogando, R ERA: 13.5	(6, 1)	1.1		9	3	2	2	3	2	0	0	0	0	0	24	38	13.50	3.750
37 Shawn Tolleson, R ERA: 9.0	(8, 1)	1.0		4	1	1	1	1	0	0	0	0	0	1	11	19	9.00	1.000
19 Seth Rosin, R ERA:	(9, 1)	1.0		4	1	0	0	1	0	0	0	0	0	0	12	14	0.00	1.000

PITCHER	IP	WLS	BF	H	R	ER	SO	BB	IBB	HBP	BLK	WP	HR	S	P	ERA	WHIP

BOTTOM

Philadelphia Phillies @ Texas Rangers

Globe Life Park in Arlington, Arlington, TX

Mon Mar 31 2014, 2:08 PM - 5:44 PM EDT

Att. 49,031 - Partly Cloudy - 74 F

livebaseballscorecards.com

Batter	1	2	3	4	5	6	7	8	9	AB	R	H	RBI	BB	SO	LOB
17 Shin-Soo Choo, L (1, 7)	F SI 91 X SI 91 0-1 ① F8	C SI 89 B CH 83 X FC 86 1-1 ② G4-3 2-3		T SI 89 X SI 89 0-1 ① FC6-4 29 FC5 1 1B 1-2f		B SI 96 C SI 96 C SL 83 C SL 84 1-3 ① K	B SL 84 C FF 91 B FF 92 D CH 83 B 4-1 1 FC4 1-2 2-3 BB			4	0	0	0	1	1	2
1 Elvis Andrus, R (1, 6) OBP: 0.200, SLG: 0.200	B SI 91 F SI 90 F FC 89 F CH 85 X CU 75 1-2 ② G6-3	F FF 90 B CH 83 X FF 90 1-1 ③ L9		T FC 86 D CU 75 B CH 82 T FC 87 X SI 89 2-2 29 FC5 1-2 1B		B SI 96 X SI 96 1-0 ② G3	C SL 83 B FF 91 X FF 92 1-1 ③ FC4 1-2f			5	0	1	0	0	0	4
84 Prince Fielder, L (1, 3) OBP: 0.200, SLG: 0.200	C SI 91 C SI 90 B SI 93 X FF 92 1-2 ③ G4-3		B CH 83 X SI 90 1-0 29 1B HR 1B	X SI 89 0-0 ② L9		C SL 83 B SI 96 F SI 95 B SL 84 S SL 84 2-3 ③ K		C SL 81 C SL 82 B FF 92 B FF 92 F FF 92 B SL 84 X 3-2 ① F7		5	1	1	0	0	1	2
29 Adrián Beltré, R (1, 5) OBP: 0.600, SLG: 0.750		C SI 90 B SI 90 C SI 90 X SI 92 1-2 7 BB 2 1B 2B	C SI 90 B FC 87 B CH 85 F CH 84 X FC 87 2-2 HR 1B	C CU 73 S FC 86 F CU 74 X FF 90 0-2 ③ FC5 1-2 2-3f			B SI 96 B SI 96 B SI 96 C SI 96 B SI 97 4-1 15 1B 7 G6-4-3 1B BB	B CH 82 F FF 91 F FF 92 B SL 82 X SL 82 2-2 ② P4		4	3	2	0	1	0	2
Alex Rios, R (1, 9) OBP: 0.600, SLG: 1.200		C CH 82 C FC 87 B SI 91 X CH 84 1-2 2 1B 7 BB 12 2B 1B	C SI 90 X FC 87 0-1 1-H 2-H HR	B FF 88 C SI 89 B CH 83 B SI 90 X FF 87 3-1 ① G6-3			1 SAFE 1 SAFE C SI 96 D SL 83 C SL 82 B SI 97 F SL 83 D SL 83 X SI 96 3-2 7 G6-4-3 15 1B 35 1B 1-2 1B	B SL 81 B FF 91 C FF 90 X FF 92 2-1 ③ F7		5	3	3	3	0	0	0
18 Mitch Moreland, L (1, 10) 15 Michael Choice, R (7, PH) OBP: 0.500, SLG: 0.500 (8, 10)		C FC 88 C FF 91 X FF 92 0-2 ① F8	F SI 89 C SI 90 S SL 82 0-3 ① K	C FC 87 B CU 75 B SI 90 C SI 90 X FC 86 2-2 ② F7			C SL 83 X SL 84 0-1 7 G6-4-3 1-2 2-3 1B		C FF 91 B FF 92 S FF 91 X FF 94 1-2 ① FC6-3	3 2	0 0	0 1	0 0	0 0	1 0	2 0
7 J.P. Arencibia, R (1, 2) OBP: 0.400, SLG: 0.500		F CH 82 F FF 90 B CU 74 B FC 88 B SI 91 F CH 84 B SI 90 4-2 2 1B 12 2B 1-2 BB 2-3	F FF 90 C SI 90 B CU 76 F SI 90 F CH 84 B CH 82 X SI 90 2-2 ② F8	F CH 83 C FC 87 X SI 89 0-2 2 1B 2B			X FF 92 0-0 ① ② G6-4-3 1-2f 2-3 3-H		B FF 92 C FF 91 T FF 91 C FF 92 1-3 ② K	4	2	1	0	1	1	2
2 Leonys Martin, L (1, 8) OBP: 0.600, SLG: 0.500		B FC 87 B FC 87 F SI 90 B FC 87 X FF 90 3-1 12 2B 1-2 1B 2-3 3-H	L FC 87 B SL 81 B CH 83 C SI 90 X SI 91 2-2 ③ G5-3	B FC 86 X FF 89 1-0 2-H 1B			D CU 77 B SL 83 D FF 92 D FF 93 4-0 17 BB 35 1B BB		B FF 92 S FF 91 S FS 85 X SI 92 1-2 ③ G4-3	4	1	2	2	1	0	0
12 Josh Wilson, R (1, 4) OBP: 0.667, SLG: 1.000 35 James Adduci, L (7, PH) OBP: 1.000, SLG: 1.000 16 Donnie Murphy, R (8, 4)		C FF 89 X CU 73 0-1 17 G4-3 1-H 2-H 3-H 2B		B SI 88 F SI 88 C FC 85 F CH 83 F SI 89 X FC 86 1-2 17 FC6-4 1B	1 SAFE B SI 89 X FC 86 1-0 ③ F8		B SI 91 B SI 92 B SI 91 C FF 92 X FF 92 3-1 17 BB 1-2 3-H 1B			3 1 0	0 0 0	2 1 0	3 1 0	0 0 0	0 0 0	1 0 0

Inning Stats	1	2	3	4	5	6	7	8	9
	R: 0 E: 0 K: 0 S: 9	R: 4 E: 0 K: 0 S: 20	R: 3 E: 0 K: 1 S: 17	R: 0 E: 0 K: 0 S: 15	R: 1 E: 0 K: 0 S: 10	R: 0 E: 0 K: 2 S: 7	R: 2 E: 0 K: 0 S: 13	R: 0 E: 0 K: 0 S: 9	R: 0 E: 0 K: 1 S: 9
	H: 0 LOB: 0 BB: 0 P: 11	H: 4 LOB: 1 BB: 1 P: 31	H: 3 LOB: 0 BB: 0 P: 24	H: 2 LOB: 2 BB: 0 P: 18	H: 2 LOB: 1 BB: 0 P: 17	H: 0 LOB: 0 BB: 0 P: 11	H: 3 LOB: 3 BB: 3 P: 32	H: 0 LOB: 0 BB: 0 P: 16	H: 0 LOB: 0 BB: 0 P: 12

1B: 10	SF: 0
2B: 3	SAC: 0
3B: 0	DP: 1
HR: 1	HBP: 0

WP: 0	PA: 44
PB: 0	
SB: 0	
CS: 0	

AB	40
R	10
H	14
RBI	9
BB	4
SO	4
LOB	15

PITCHER		IP	WLS	BF	H	R	ER	SO	BB	IBB	HBP	BLK	WP	HR	S	P	ERA	WHIP
33 Cliff Lee, L ERA: 14.4	(1, 1)	5.0	W	27	11	8	8	1	1	0	0	0	0	1	71	101	14.40	2.400
63 Jake Diekman, L ERA: 18.0	(6, 1)	1.0		5	1	2	2	2	1	0	0	0	0	0	12	23	18.00	2.000
39 B.J. Rosenberg, R ERA:	(7, 1)	0.2		4	2	0	0	0	1	0	0	0	0	0	5	12	0.00	4.500
59 Antonio Bastardo, L ERA:	(7, 1)	1.1	H	5	0	0	0	0	1	0	0	0	0	0	12	24	0.00	0.750
58 Jonathan Papelbon, R ERA:	(9, 1)	1.0		3	0	0	0	1	0	0	0	0	0	0	9	12	0.00	0.000

PITCHER	IP	WLS	BF	H	R	ER	SO	BB	IBB	HBP	BLK	WP	HR	S	P	ERA	WHIP

Philadelphia Phillies @ Texas Rangers

Globe Life Park in Arlington, Arlington, TX

Tue Apr 01 2014, 8:11 PM - 11:19 PM EDT

Att. 29,530 - Cloudy - 79 F

TOP

livebaseballscorecards.com

Batter	1	2	3	4	5	6	7	8	9	AB	R	H	RBI	BB	SO	LOB
2 Ben Revere, L (1, 8) OBP: 0.333, SLG: 0.333	B FF 91 C FF 92 C FF 93 S SL 84 1-3 K ①		C SL 80 B SL 82 F SI 90 C SL 81 1-3 K ②			X FF 91 0-0 SH 3 1B 11 1B 2-3		X FF 89 0-0 G1-3 ①		3	0	0	0	0	2	1
11 Jimmy Rollins, S (1, 6) OBP: 0.200, SLG: 0.500	C SI 92 C CU 76 F SL 85 B CH 86 B FF 93 X SL 85 2-2 G6-3 ②		1 SAFE B CU 75 B CH 83 1 SAFE C SI 93 C SI 90 B FF 93 S CH 86 3-3 K ③			B CU 75 F SI 90 1 SAFE X FF 90 1-1 3 1B 6 2B 1-2 3-H 1B		B SI 91 C SL 86 S SL 87 S SL 86 1-3 K ②		4	1	1	1	0	2	1
26 Chase Utley, L (1, 10) OBP: 0.400, SLG: 0.500	B FF 94 C FF 92 B SL 86 X SI 92 2-1 L9 ③			C FF 91 B CH 84 F SL 83 B SL 83 F CH 86 F FF 93 B FF 94 S SI 93 3-3 K ①		B SL 86 X FF 92 1-0 F8 ①		C SL 84 F SL 87 B FF 92 B SL 84 F FF 92 B SI 91 F SL 85 F SL 86 F FF 92 3-2 X SL 87 3 WP 1B		4	0	1	0	0	1	2
3 Marlon Byrd, R (1, 9) OBP: 0.500, SLG: 0.778		C CU 75 B SI 91 F CH 84 F FF 92 X SL 84 1-2 51 FC5-4 1B		B SI 86 X CH 84 1-0 G5-3 ②		B CH 83 S CH 84 2 SAFE X SI 92 1-1 6 2B 1-2 2-3 1B		B SL 88 F FF 92 B FF 93 I IN 68 I IN 65 4-1 1-2 IBB		3	0	2	0	1	0	0
6 Ryan Howard, L (1, 3) OBP: 0.400, SLG: 0.444		C FF 91 F SI 90 F SL 80 S SL 84 0-3 K ①		B SL 84 F SI 90 B CH 83 B SL 83 S SI 93 X SI 93 3-2 G3 ③		B SL 82 D SL 83 F SI 91 X SI 92 2-1 1-3 2-H 2B		C SL 87 D SL 84 F SL 83 S SL 83 1-3 K ③		4	0	1	1	0	2	3
51 Carlos Ruiz, R (1, 2) OBP: 0.333, SLG: 0.143		1 SAFE 1 SAFE B SI 91 X SI 93 1-0 FC5-4 ② 1-2f			X FF 92 0-0 E5 15 L4-3	C SL 83 C FF 92 B FF 92 X CH 86 1-2 G6-3 ③			B FF 89 X FF 89 1-0 G3 ①	4	0	0	0	0	0	3
15 John Mayberry Jr., R (1, 7) OBP: 0.333, SLG: 0.400 9 Domonic Brown, L (9, PH) OBP: 0.167, SLG: 0.167 (9, 7)		C SI 91 F FF 92 B SI 86 B SL 86 S CH 84 2-3 K ③			X SI 91 0-0 ①② L4-3 1-1	B FF 91 B FF 92 C FF 91 F CH 85 S FF 90 2-3 K ①			B FC 90 C FF 89 B FF 90 C FF 89 B CU 66 X FC 89 3-2 P6 ②	3 1	0 0	0 0	0 0	0 0	2 0	2 0
7 Jayson Nix, R (1, 5) OBP: 0.250, SLG: 0.250			S SI 91 X SI 91 0-1 16 CS 1B		B CU 76 C SI 90 F CH 82 C FF 93 1-3 K ③		C FF 91 B FF 92 X FF 91 1-1 F9 ②		S FF 89 F FC 90 B CU 66 B SL 76 B SL 76 F FC 90 S FC 90 3-3 K ③	4	0	1	0	0	2	0
16 César Hernández, S (1, 4) OBP: 0.667, SLG: 1.000			T SI 91 X SI 92 0-1 ① 1-2 1B			M SI 90 C CU 75 B SL 82 X SL 83 1-2 2 SH 11 1B 2B	C CH 86 C FF 91 B FF 91 B CH 85 F FF 92 B FF 91 X FF 91 3-2 G3 ③			3	1	2	0	0	0	0

Inning Stats	1	2	3	4	5	6	7	8	9
	R: 0 E: 0 K: 1 S: 9 H: 0 LOB: 0 BB: 0 P: 14	R: 0 E: 0 K: 2 S: 12 H: 1 LOB: 1 BB: 0 P: 16	R: 0 E: 0 K: 2 S: 10 H: 2 LOB: 1 BB: 0 P: 14	R: 0 E: 0 K: 1 S: 9 H: 0 LOB: 0 BB: 0 P: 16	R: 0 E: 1 K: 1 S: 5 H: 0 LOB: 0 BB: 0 P: 6	R: 2 E: 0 K: 0 S: 14 H: 4 LOB: 2 BB: 0 P: 21	R: 0 E: 0 K: 1 S: 9 H: 0 LOB: 0 BB: 0 P: 15	R: 0 E: 0 K: 2 S: 15 H: 1 LOB: 2 BB: 1 P: 24	R: 0 E: 0 K: 1 S: 8 H: 0 LOB: 0 BB: 0 P: 15

	AB	33
	R	2
	H	8
	RBI	2
	BB	1
	SO	11
	LOB	12

1B: 6 SF: 0
2B: 3 SAC: 1
3B: 0 DP: 1
HR: 0 HBP: 0

WP: 1 PA: 35
PB: 0
SB: 0
CS: 1

PITCHER		IP	WLS	BF	H	R	ER	SO	BB	IBB	HBP	BLK	WP	HR	S	P	ERA	WHIP
33 Martín Pérez, L ERA: 3.18	(1, 1)	5.2		23	7	2	2	7	0	0	0	0	0	0	56	83	3.18	1.235
44 Jason Frasor, R ERA:	(6, 1)	1.1		4	0	0	0	1	0	0	0	0	0	0	12	19	0.00	0.000
56 Neal Cotts, L ERA:	(8, 1)	1.0		5	1	0	0	2	0	1	0	0	1	0	15	24	0.00	1.000
28 Joakim Soria, R ERA:	(9, 1)	1.0	W	3	0	0	0	1	0	0	0	0	0	0	8	15	0.00	0.000

PITCHER	IP	WLS	BF	H	R	ER	SO	BB	IBB	HBP	BLK	WP	HR	S	P	ERA	WHIP

BOTTOM

Philadelphia Phillies @ Texas Rangers

Globe Life Park in Arlington, Arlington, TX

Tue Apr 01 2014, 8:11 PM - 11:19 PM EDT

Att. 29,530 - Cloudy - 79 F

livebaseballscorecards.com

Batter	1	2	3	4	5	6	7	8	9	AB	R	H	RBI	BB	SO	LOB
17 Shin-Soo Choo, L (1, 7) OBP: 0.500, SLG: 0.286	C SI 92 B CH 87 S KC 79 B SI 93 B FF 93 F SI 94 X SI 93 3-2 29 WP 1 G5-3 1B		H FF 92 1-0 29 FC6-4 1 1B HBP		C FF 89 B KC 80 C KC 79 B KC 78 F KC 80 X SI 91 2-2 ① F7		B SI 98 B SI 97 X SI 97 2-0 84 G6-3 1 SH1-4 29 2B 1B		B FF 93 B SL 80 B FF 94 B FF 94 4-0 1 SH3-4 29 1B BB	3	2	2	0	1	0	0
1 Elvis Andrus, R (1, 6) OBP: 0.250, SLG: 0.250	F FF 93 B FF 94 1 SAFE X SI 93 1-1 ① G5-3 1-2		C KC 81 B KC 81 1 SAFE X KC 82 1-1 29 FC6-4 1-2 1B		B FF 91 F FF 90 S SI 90 F FF 92 F KC 80 B SI 91 B FF 92 C KC 82 3-3 ② K		C SL 83 X SI 97 0-1 ① SH1-4 1-2		B FF 91 C FF 91 1 SAFE T FF 92 X FF 92 1-2 ① SH3-4 1-2	3	0	1	0	0	1	1
84 Prince Fielder, L (1, 3) OBP: 0.300, SLG: 0.333	C SI 94 B CH 88 F SI 94 X KC 84 1-2 ② L8		B CH 88 X SI 92 1-0 ① P5		X SI 91 0-0 2B		C SI 96 X SI 95 0-1 ② G6-3 2-3		B SL 82 B FF 94 C SL 80 B FF 93 C FF 94 B FF 95 4-2 29 1B BB	4	0	1	0	1	0	4
29 Adrián Beltré, R (1, 5) OBP: 0.600, SLG: 0.750	B FF 94 B KC 82 C FF 93 B SI 94 B FF 93 4-1 2-3 BB		B FF 92 C SI 91 X SI 92 1-1 ② FC6-4 1-2f 2-3		C SI 91 B KC 82 X FF 92 1-1 ③ L8		C SL 84 X SL 85 0-1 3-H 2B		B FF 91 S SL 86 X FF 93 1-1 1-2 2-H 1B	4	0	2	2	1	0	3
Alex Rios, R (1, 9) OBP: 0.556, SLG: 1.000	C KC 80 F SI 92 X KC 83 0-2 ③ F8		D SI 89 C SI 92 X SI 93 1-1 ③ L4			C FF 90 F CH 84 X FF 88 0-2 18 1B 2B	I IN 60 I IN 70 I IN 75 I IN 77 4-0 IBB			3	1	1	0	1	0	4
18 Mitch Moreland, L (1, 10) OBP: 0.167, SLG: 0.167 15 Michael Choice, R (7, PH) OBP: 0.333, SLG: 0.333 (8, 10)		B FF 92 X FF 91 1-0 ① G3-1		B CH 86 C FF 92 B FF 91 S KC 79 B KC 82 F SI 90 S KC 81 3-3 ① K		X SI 91 0-0 16 L9-3 2-H 1B	F SI 96 F SI 95 C SL 85 0-3 ③ FC			3 1	0 0	1 0	1 0	0 0	1 0	0 2
16 Donnie Murphy, R (1, 4) OBP: 0.250, SLG: 0.250		C FF 91 B FF 93 S KC 82 S KC 83 1-3 ② K		B KC 81 S SI 91 B FF 92 F CH 88 X SI 92 2-2 1B		X SI 92 0-0 ①② L9-3 1-1		B FF 91 S FF 92 B SL 81 B FF 91 F FF 91 S FF 92 3-3 ① K	4	0	1	0	0	2	1
2 Leonys Martin, L (1, 8) OBP: 0.556, SLG: 0.429		B KC 82 S CH 87 S KC 82 B SI 91 B KC 79 B CH 87 4-2 BB		B SI 93 1 SAFE X SI 91 1-0 ② F8		C KC 78 X SI 91 0-1 61 S 1B		C SL 81 F FF 91 B SL 84 X SL 83 1-2 ② L9	3	0	1	0	1	0	1
61 Robinson Chirinos, R (1, 2)		F FF 93 1 SAFE S KC 82 X KC 82 0-2 ③ G5-3		C SI 91 X SI 93 0-1 ③ G4-3		B KC 80 1 SAFE B SI 92 C KC 80 B SI 91 C SI 91 F SI 93 X KC 82 3-2 ③ G5-3 1-2		F FF 91 B FF 91 F SL 83 C FF 92 1-3 ③ K	4	0	0	0	0	1	3

	AB	32
	R	3
	H	10
	RBI	3
	BB	5
	SO	5
	LOB	19

Inning Stats	1	2	3	4	5	6	7	8	9	1B: 7	SF: 0	WP: 1	PA: 40
	R: 0 E: 0 K: 0 S: 13 H: 1 LOB: 2 BB: 1 P: 22	R: 0 E: 0 K: 1 S: 9 H: 0 LOB: 1 BB: 1 P: 15	R: 0 E: 0 K: 0 S: 7 H: 1 LOB: 2 BB: 0 P: 12	R: 0 E: 0 K: 1 S: 10 H: 1 LOB: 1 BB: 0 P: 16	R: 0 E: 0 K: 1 S: 12 H: 1 LOB: 1 BB: 0 P: 18	R: 1 E: 0 K: 0 S: 11 H: 3 LOB: 1 BB: 0 P: 14	R: 1 E: 0 K: 0 S: 10 H: 2 LOB: 2 BB: 1 P: 16	R: 0 E: 0 K: 2 S: 9 H: 0 LOB: 0 BB: 0 P: 14	R: 1 E: 0 K: 0 S: 7 H: 1 LOB: 2 BB: 2 P: 17	2B: 4 3B: 0 HR: 0	SAC: 2 DP: 1 HBP: 1	PB: 0 SB: 1 CS: 0	

PITCHER		IP	WLS	BF	H	R	ER	SO	BB	IBB	HBP	BLK	WP	HR	S	P	ERA	WHIP
34 A.J. Burnett, R ERA: 1.5	(1, 1)	6.0		27	7	1	1	3	2	0	1	0	1	0	62	97	1.50	1.500
63 Jake Diekman, L ERA: 13.5	(7, 1)	1.0	B	6	2	1	1	1	0	1	0	0	0	0	10	16	9.00	2.000
59 Antonio Bastardo, L ERA:	(8, 1)	1.0		3	0	0	0	2	0	0	0	0	0	0	9	14	0.00	0.000
43 Mario Hollands, L ERA: 27.0	(9, 1)	0.1	L	3	0	1	1	0	2	0	0	0	0	0	5	14	27.00	6.000
39 B.J. Rosenberg, R ERA:	(9, 1)	0.0		1	1	0	0	0	0	0	0	0	0	0	2	3	∞	∞

PITCHER	IP	WLS	BF	H	R	ER	SO	BB	IBB	HBP	BLK	WP	HR	S	P	ERA	WHIP

Batter	1	2	3	4	5	6	7	8	9	AB	R	H	RBI	BB	SO	LOB
2 Ben Revere, L (1, 8) OBP: 0.214, SLG: 0.214	C FF 90 B FF 90 S SL 86 B SL 84 S SL 85 2-3 K		L SL 83 X FF 90 0-1 G6-3	B C SL 82 F SL 84 X FF 91 1-2 FC5 1-2 2-3f		B FF 90 F CH 79 1 SAFE B CH 79 1 SAFE 1 SAFE X FF 89 2-1 G4-3			C SI 90 X SI 91 0-1 G4-3	5	0	0	0	0	1	3
51 Carlos Ruiz, R (1, 2) OBP: 0.429, SLG: 0.364	B FF 92 F FF 92 B SL 85 F FF 91 X SL 85 2-2 26 E 2B		C FF 91 B SI 92 B SI 91 B FF 90 F FF 90 B FF 92 4-2 6 WP 6 HR BB		C FF 88 B CH 86 F FF 90 B CU 75 B CH 84 X FF 90 3-2 3 1B 1B		B FC 88 F FF 90 B CH 79 F FF 90 B SL 79 X FF 91 3-2 F9		B FF 92 B SL 83 C SI 91 F SI 90 B CH 81 X FF 91 3-2 G6-3	4	2	2	0	1	0	0
26 Chase Utley, L (1, 4) OBP: 0.429, SLG: 0.462	B FF 91 S SL 83 B FF 90 S FF 91 X SL 87 2-2 E8 2-H 1B		B FF 91 B FF 91 1 SAFE B FF 91 C FF 89 S FF 90 X FF 91 3-2 F8		B FF 89 X FF 90 1-0 L8		B SI 96 B SI 96 B SI 95 B SI 95 4-0 6 L3 BB			3	0	1	0	1	0	2
6 Ryan Howard, L (1, 10) OBP: 0.357, SLG: 0.615	C FF 90 S CU 75 B SL 85 C FF 91 1-3 K		B CU 77 S SL 84 X SL 86 1-1 1-H HR		S FF 91 S FF 91 S FF 91 0-3 K		B CH 88 S SI 96 X SL 88 1-1 L3 1-1			4	1	1	2	0	2	3
3 Marlon Byrd, R (1, 9) OBP: 0.429, SLG: 0.615	B FF 90 B SL 85 D CH 87 B SI 92 S FF 90 F FF 91 F FF 92 F FF 92 C SL 85 3-3 K		B FF 90 B SL 86 X FF 91 2-0 G6-3		X SI 93 0-0 9 FC6 1-2 1B			B SL 83 F FF 91 S CH 78 B FF 92 S CH 78 2-3 K		4	0	1	0	0	2	1
9 Domonic Brown, L (1, 7) 19 Tony Gwynn Jr., L (9, 7)		C FF 89 B SI 89 S FF 90 F SL 86 S FF 91 1-3 K	F FF 90 F FF 92 S FF 89 0-3 K	S FF 91 B FF 91 F FF 92 X FF 90 1-2 FC6 1-2f				X SI 90 0-0 15 PB 1B	4 0	0 0	1 0	0 0	0 0	2 0	2 0
15 John Mayberry Jr., R (1, 3) OBP: 0.400, SLG: 0.375		F FF 89 B SI 91 B CH 87 X FF 91 2-1 25 1B 1B	B FF 91 C FF 90 F CH 85 F FF 90 B CU 75 B SL 83 B FF 91 4-2 2 FC5 7 CI BB			C SL 78 S FF 90 B SL 79 X CH 80 1-2 G5-3		B SI 90 X SI 89 1-0 G5-3 1-2	3	0	1	0	1	0	1
25 Cody Asche, L (1, 5) OBP: 0.556, SLG: 1.000		C FF 91 X SL 84 0-1 7 G4-3 1-2 1B	1 SAFE F SL 82 F FF 90 F FF 91 C CU 76 0-3 K			C FF 90 X CH 79 0-1 G3-1		B SI 89 D CH 78 C CH 79 C SI 90 X CH 78 2-2 L9	4	0	1	0	0	1	2
7 Jayson Nix, R (1, 6) OBP: 0.286, SLG: 0.286		C FF 92 X FF 91 0-1 G4-3 1-2f	S FF 90 0-1 CI 2 FC5 1-2			B SL 79 F FC 89 B CH 78 X FF 91 2-1 1B			B FF 91 F FF 89 B CH 80 X FF 90 2-1 F9	3	0	1	0	0	0	2
Inning Stats	R: 1 E: 1 K: 3 S: 18 H: 2 LOB: 1 BB: 0 P: 28	R: 0 E: 0 K: 1 S: 10 H: 2 LOB: 1 BB: 0 P: 13	R: 2 E: 0 K: 0 S: 10 H: 1 LOB: 0 BB: 1 P: 20	R: 0 E: 1 K: 2 S: 14 H: 0 LOB: 2 BB: 1 P: 19	R: 0 E: 0 K: 1 S: 11 H: 2 LOB: 2 BB: 0 P: 16	R: 0 E: 0 K: 0 S: 9 H: 1 LOB: 1 BB: 0 P: 14	R: 0 E: 0 K: 0 S: 5 H: 0 LOB: 0 BB: 1 P: 13	R: 0 E: 0 K: 1 S: 8 H: 1 LOB: 1 BB: 0 P: 13	R: 0 E: 0 K: 0 S: 7 H: 0 LOB: 0 BB: 0 P: 12	1B: 7 2B: 2 3B: 0 HR: 1 SF: 0 SAC: 0 DP: 2 HBP: 0						

PITCHER		IP	WLS	BF	H	R	ER	SO	BB	IBB	HBP	BLK	WP	HR	S	P	ERA	WHIP
46 Robbie Ross Jr., L ERA: 3.6	(1, 1)	5.0		24	7	3	2	7	2	0	0	0	1	1	63	96	3.60	1.800
37 Shawn Tolleson, R ERA: 3.86	(6, 1)	1.1		5	1	0	0	0	0	0	0	0	0	0	12	20	0.00	0.750
32 Pedro Figueroa, L ERA: 15.43	(7, 1)	0.2		2	0	0	0	0	1	0	0	0	0	0	2	7	0.00	1.500
19 Seth Rosin, R ERA:	(8, 1)	2.0	W	7	1	0	0	1	0	0	0	0	0	0	15	25	0.00	0.500

PITCHER	IP	WLS	BF	H	R	ER	SO	BB	IBB	HBP	BLK	WP	HR	S	P	ERA	WHIP

Philadelphia Phillies @ Texas Rangers

Globe Life Park in Arlington, Arlington, TX

Wed Apr 02 2014, 8:12 PM - 11:13 PM EDT

Att. 28,218 - Cloudy - 78 F

TOP

livebaseballscorecards.com

AB	34
R	3
H	9
RBI	2
BB	3
SO	8
LOB	16

WP: 1 PA: 38
PB: 1
SB: 0
CS: 0

Batter	1	2	3	4	5	6	7	8	9	AB	R	H	RBI	BB	SO	LOB
17 Shin-Soo Choo, L (1, 7) OBP: 0.467, SLG: 0.273	B SI 87 C SI 88 B CH 81 S SI 89 F SI 89 F FC 88 X CH 81 2-2 1 E 29 E1 1B		B FC 88 F SI 90 C SI 91 F FC 89 B SL 78 C SI 91 2-3 ② K			X SI 88 0-0 E6 1 FC5-4		B FF 93 X FF 92 1-0 ① P6	S FS 85 B FF 91 F FF 91 B FS 85 B FS 85 B FF 90 4-2 1-2 2-3 3-H BB	4	0	1	1	1	1	0
1 Elvis Andrus, R (1, 6) OBP: 0.250, SLG: 0.250	X SI 90 0-0 E7 29 E1 1-3 1B		C SI 90 B SI 91 X FC 87 1-1 ③ G4-3			B SI 89 C SI 88 1 SAFE C SI 89 B SI 90 X SI 90 2-2 ① FC5-4 1-2f		F FF 94 B FF 94 X FF 94 1-1 ② G4-3		4	0	1	0	0	0	1
84 Prince Fielder, L (1, 3) OBP: 0.286, SLG: 0.250	C SI 89 B SI 90 F FC 88 F FC 88 D SL 80 S FC 87 2-3 ① K			B SI 89 F FC 86 B SI 89 B CH 82 B SI 88 4-1 29 FC6-4 BB		S CH 82 S CH 82 C SI 89 0-3 ② K		C FF 94 B FF 91 B FF 95 S FF 94 X FF 96 2-2 ③ G6-3		3	0	0	0	1	2	3
29 Adrian Beltré, R (1, 5) OBP: 0.500, SLG: 0.583	B FC 87 B FC 87 X FC 87 2-0 ② E1 2-3 3-H			C FC 86 B SI 89 B SI 90 X SI 90 2-1 ① FC6-4 1B 1-2f		1 SAFE X SI 89 0-0 ③ F8			C FF 92 F FF 91 X FF 92 0-2 18 2B 35 1B 1B	4	1	1	0	0	0	4
Alex Rios, R (1, 9) OBP: 0.462, SLG: 0.750	B FC 87 B SI 91 C FC 88 S CH 82 F SI 91 D SL 79 X CH 82 3-2 ③ F8			B SI 90 F FC 90 X FC 87 1-1 18 G4-6-3 1-2 1B			B CH 80 B SI 89 X SI 90 2-0 ① F8		C FF 90 B FF 92 F SL 77 S FF 92 1-3 ① K	4	0	1	0	0	1	3
18 Mitch Moreland, L (1, 10) OBP: 0.300, SLG: 0.600		C SI 88 F CH 82 B SL 78 X SI 89 1-2 ① L9		C CH 83 X SI 91 0-1 ② ③ G4-6-3 1-2f			C SI 89 B FC 87 S CH 82 B SI 91 X CH 82 2-2 2 1B 3B		X FF 91 0-0 35 1B 2 1B 1-3 2B	4	2	2	0	0	0	2
7 J.P. Arencibia, R (1, 2) OBP: 0.250, SLG: 0.286 35 James Adduci, L (9, PH) OBP: 1.000, SLG: 1.000		C SI 90 C FC 86 S SI 90 0-3 ② K	C SI 90 F SL 78 X FC 87 0-2 ① L8				B SI 91 F SI 91 B SI 90 F SI 91 X CH 84 2-2 ② G5-3		F FF 92 X FS 86 0-1 2 1B 17 BB 2-3 3-H 1B	3 1	0 1	0 1	0 1	1 0	1 0	1 0
2 Leonys Martin, L (1, 8) OBP: 0.538, SLG: 0.455		X SI 90 0-0 ③ F7	B SI 89 B SI 89 C SI 88 X SI 89 2-1 ② L8				C CH 82 B SI 91 D SL 79 X SI 90 2-1 3-H 1B		X FS 88 0-0 17 BB 16 DI 1-3 3-H 1B	4	0	2	2	0	0	0
12 Josh Wilson, R (1, 4) OBP: 0.400, SLG: 0.600 15 Michael Choice, R (7, PH) OBP: 0.250, SLG: 0.250 16 Donnie Murphy, R (8, 4) OBP: 0.400, SLG: 0.250			C SI 89 F FC 86 B SI 90 X SI 90 1-2 ① L1			C SI 90 B CH 81 B CH 81 F SI 90 X SI 90 2-2 ③ G1-3	C SI 90 X CH 82 0-1 ③ FC9		B FF 90 B FF 90 B SL 76 B FF 90 4-0 17 BB 1-2 BB	2 1 0	0 0 0	0 0 0	0 0 0	0 0 1	0 1 0	0 0 0
Inning Stats	R: 0 E: 2 K: 1 S: 15 H: 2 LOB: 2 BB: 0 P: 24	R: 0 E: 0 K: 1 S: 7 H: 0 LOB: 0 BB: 0 P: 8	R: 0 E: 0 K: 1 S: 9 H: 0 LOB: 0 BB: 0 P: 13	R: 0 E: 0 K: 0 S: 7 H: 1 LOB: 1 BB: 1 P: 14	R: 0 E: 0 K: 0 S: 8 H: 0 LOB: 0 BB: 0 P: 12	R: 0 E: 1 K: 1 S: 8 H: 0 LOB: 1 BB: 0 P: 10	R: 1 E: 0 K: 0 S: 11 H: 2 LOB: 1 BB: 0 P: 19	R: 0 E: 0 K: 0 S: 6 H: 0 LOB: 0 BB: 0 P: 10	R: 3 E: 0 K: 1 S: 12 H: 4 LOB: 3 BB: 2 P: 21	1B: 7 2B: 1 3B: 1 HR: 0	SF: 0 SAC: 0 DP: 1 HBP: 0					WP: 0 PB: 0 SB: 0 CS: 0	PA: 37

PITCHER		IP	WLS	BF	H	R	ER	SO	BB	IBB	HBP	BLK	WP	HR	S	P	ERA	WHIP
38 Kyle Kendrick, R ERA: 1.29	(1, 1)	7.0		27	5	1	1	4	1	0	0	0	0	0	65	100	1.29	0.857
43 Mario Hollands, L ERA: 6.75	(8, 1)	1.0	H	3	0	0	0	0	0	0	0	0	0	0	6	10	0.00	0.000
58 Jonathan Papelbon, R ERA: 20.25	(9, 1)	0.1	L	7	4	3	3	1	2	0	0	0	0	0	12	21	81.00	18.000

PITCHER	IP	WLS	BF	H	R	ER	SO	BB	IBB	HBP	BLK	WP	HR	S	P	ERA	WHIP

BOTTOM

Philadelphia Phillies @ Texas Rangers

Globe Life Park in Arlington, Arlington, TX

Wed Apr 02 2014, 8:12 PM - 11:13 PM EDT

Att. 28,218 - Cloudy - 78 F

livebaseballscorecards.com

AB	34
R	4
H	9
RBI	4
BB	3
SO	5
LOB	15

Texas Rangers @ Tampa Bay Rays

Tropicana Field, St. Petersburg, FL

Fri Apr 04 2014, 7:15 PM - 10:24 PM EDT

Att. 14,304 - Dome - 72 F

TOP

livebaseballscorecards.com

Batter	1	2	3	4	5	6	7	8	9	AB	R	H	RBI	BB	SO	LOB
17 Shin-Soo Choo, L (1, 7) OBP: 0.389, SLG: 0.214	B FS 84 C FF 91 X FS 85 1-1 ① G3		C CU 70 B FF 90 C FF 90 B FF 91 F FF 92 X FS 86 2-2 ② G1-3		C FS 82 S FS 85 S FS 86 0-3 ③ K			B FF 88 X FF 89 1-0 ① FC9		3	0	0	0	0	1	0
15 Michael Choice, R (6, 7) OBP: 0.200, SLG: 0.200										1	0	0	0	0	0	0
1 Elvis Andrus, R (1, 6) OBP: 0.250, SLG: 0.313	C FF 91 B FC 84 S FS 85 B FF 92 X FF 92 2-2 ② G4-3		C CU 70 B SL 83 B SL 81 B FF 92 X FF 91 3-1 ③ P4			C FF 90 B FS 84 X FF 90 1-1 ① L4		X FF 92 0-0 84 1B 2B		4	1	1	0	0	0	0
84 Prince Fielder, L (1, 3) OBP: 0.333, SLG: 0.313	C FF 92 B FF 92 S FS 86 X FS 86 1-2 ③ L8			C CU 68 X FF 90 0-1 18 1B 1B		B CU 68 B CU 68 C FF 91 X FF 91 2-1 ② P2		B FS 79 S FF 89 S FS 79 X FS 79 1-2 2-H 1B		4	0	2	1	0	0	0
29 Adrián Beltré, R (1, 5) OBP: 0.500, SLG: 0.500		C FS 83 B SL 82 B FF 90 C FF 90 B SL 82 F FF 90 B FS 85 4-2 16 BB BB		C SL 80 B FF 90 X FF 91 1-1 ① L8		B FF 90 C FS 85 B FS 85 F FS 84 F FS 86 F FF 89 B FS 85 B FF 92 4-2 FC6-4 BB		B SL 77 B SL 78 F FF 90 F FS 79 X SL 78 2-2 ② F9		2	0	0	0	2	0	2
Alex Rios, R (1, 9) OBP: 0.438, SLG: 0.667 35 James Adduci, L (6, 9) OBP: 0.667, SLG: 0.667		C FF 90 F FF 91 1 SAFE D FC 85 1 SAFE D FS 85 D FC 85 X FF 89 3-2 ① F8		C SL 82 X FS 83 0-1 18 1B 1-2 1B		B FF 92 C FF 91 C FF 92 X FF 92 1-2 ③ FC6-4 1-2f		F SI 91 X FS 80 0-1 ③ P6		3	0	1	0	0	0	2
										1	0	0	0	0	0	1
18 Mitch Moreland, L (1, 10) OBP: 0.286, SLG: 0.500		X FF 90 0-0 ② P6		B FF 90 X FS 83 1-0 ② 1-3 2-H 1B			C FF 92 B SI 92 X SI 92 1-1 ① G3-1		C FF 95 C CU 77 F SI 97 B CU 77 F SI 96 B CU 78 C FF 98 2-3 ① K	4	0	1	0	0	1	1
16 Donnie Murphy, R (1, 4) OBP: 0.333, SLG: 0.143		B FF 90 B FS 84 B FF 89 B FF 90 4-0 1-2 BB		C FF 91 B FF 91 C FF 91 F FF 93 B SL 83 S FS 86 2-3 ③ K			T FF 92 F SL 77 F SL 78 F FF 93 C SL 79 0-3 ② K		B FF 95 C SI 96 B FF 96 B SI 96 X SI 96 3-1 ② F8	3	0	0	0	1	2	2
2 Leonys Martin, L (1, 8) OBP: 0.471, SLG: 0.400		C FS 84 S FS 85 B FS 84 T FS 85 1-2 ③ K			C FF 89 B FF 88 X FS 84 1-1 ① G3-1		C SI 92 B FS 83 X SL 78 1-1 1B		C FF 95 F FF 97 F SI 96 B CU 77 B FF 96 B SI 96 X FF 95 3-2 ③ F7	4	0	1	0	0	1	2
7 J.P. Arencibia, R (1, 2) OBP: 0.182, SLG: 0.200			B FS 83 C FS 84 B FF 90 F FS 84 S FF 90 2-3 ① K		F SL 80 B SL 81 S SL 81 B SL 82 X FS 84 2-2 ② G5-3		B FF 92 X FF 92 1-0 ③ L9			3	0	0	0	0	1	1

	AB	32
	R	1
	H	6
	RBI	1
	BB	3
	SO	6
	LOB	11

Inning Stats																				
	R: 0	H: 0	R: 0	H: 0	R: 0	H: 0	R: 0	H: 3	R: 0	H: 0	R: 0	H: 0	R: 0	H: 1	R: 1	H: 2	R: 0	H: 0	1B: 5	SF: 0	WP: 0	PA: 35
	E: 0	LOB: 0	E: 0	LOB: 2	E: 0	LOB: 0	E: 0	LOB: 2	E: 0	LOB: 0	E: 0	LOB: 1	E: 0	LOB: 1	E: 0	LOB: 1	E: 0	LOB: 0	2B: 1	SAC: 0	PB: 0	
	K: 0	BB: 0	K: 1	BB: 2	K: 1	BB: 0	K: 1	BB: 0	K: 1	BB: 0	K: 0	BB: 1	K: 1	BB: 0	K: 0	BB: 0	K: 1	BB: 0	3B: 0	DP: 0	SB: 0	
	S: 8	P: 12	S: 10	P: 22	S: 9	P: 16	S: 11	P: 15	S: 8	P: 11	S: 11	P: 19	S: 10	P: 13	S: 10	P: 14	S: 11	P: 19	HR: 0	HBP: 0	CS: 0	

PITCHER		IP	WLS	BF	H	R	ER	SO	BB	IBB	HBP	BLK	WP	HR	S	P	ERA	WHIP
23 Jake Odorizzi, R ERA:	(1, 1)	6.0	W	23	3	0	0	4	3	0	0	0	0	0	57	95	0.00	1.000
52 Josh Lueke, R ERA: 4.5	(7, 1)	2.0		9	3	1	1	1	0	0	0	0	0	0	20	27	4.50	1.500
57 Jake McGee, L ERA:	(9, 1)	1.0		3	0	0	0	1	0	0	0	0	0	0	11	19	0.00	0.000

PITCHER	IP	WLS	BF	H	R	ER	SO	BB	IBB	HBP	BLK	WP	HR	S	P	ERA	WHIP

Texas Rangers @ Tampa Bay Rays

Tropicana Field, St. Petersburg, FL

Fri Apr 04 2014, 7:15 PM - 10:24 PM EDT

Att. 14,304 - Dome - 72 F

BOTTOM

livebaseballscorecards.com

Batter	1	2	3	4	5	6	7	8	9	AB	R	H	RBI	BB	SO	LOB
8 Desmond Jennings, R (1, 8) OBP: 0.409, SLG: 0.579	F FF 90 F CH 80 S SL 81 0-3 K C CH 81 C SL 83 D CU 76 B SL 82 B CH 81 F FF 90 F SL 82 F CH 81 X FF 90 3-2 F9			C FF 90 B SL 84 B SL 85 X FF 89 2-1 9 1B 2B	X CH 80 0-0 G6-4-3 1-2f		X SI 96 0-0 F9			5	1	1	0	0	1	2
9 Wil Myers, R (1, 9) OBP: 0.389, SLG: 0.438	B FF 91 B SL 83 B FF 92 B FF 90 4-0 3 1B 18 BB 1 HBP BB 1 SAFE B FF 90 B CH 82 X FF 90 2-0 F8			X CH 83 0-0 3 1B 2-H 1B	B SL 82 B CH 80 B FF 88 C FF 88 B CH 81 4-1 18 BB BB		C SI 96 B CH 89 B SI 95 X SI 94 2-1 G6-3			3	1	1	1	2	0	1
18 Ben Zobrist, S (1, 4) OBP: 0.409, SLG: 0.235	C FF 90 B SL 82 B SL 84 1 SAFE B FF 90 B FF 90 4-1 1 HBP 3 1B 1-2 BB		X FF 90 0-0 E6 3 BB 1 HR	B FF 89 B CH 80 X FF 90 2-0 F8	D SI 89 B CH 80 F FF 88 B SL 82 B FF 88 4-1 1-2 BB		B SI 96 B CH 88 C SI 95 X SI 96 2-1 3 BB 1B			3	1	1	0	2	0	1
3 Evan Longoria, R (1, 5) OBP: 0.545, SLG: 0.667	B CH 83 2 SAFE X FF 90 1-0 1 HBP 1-2 2-3 1B		C SL 82 B FF 89 B FF 90 B SL 82 B FF 90 4-1 1 HR 1-2 BB	C CH 81 F SL 85 D CU 76 X CH 80 1-2 2-3 1B	C SL 83 B SL 83 D CH 81 C FF 90 B FF 91 X FF 89 3-2 F7		B SI 96 B SI 95 C SI 96 B SI 95 B SI 96 4-1 1-2 BB			3	1	2	0	2	0	2
11 Logan Forsythe, R (1, 10) OBP: 0.188, SLG: 0.200	B FF 91 B CH 83 F FF 91 S FF 91 C FF 92 2-3 K		B CH 82 C FF 89 X CH 81 1-1 F7	1 SAFE C FF 90 C FF 91 X SL 84 0-2 G4-3		B FF 88 F FF 88 X FF 89 1-1 F9	C SI 95 B SI 94 S SL 85 B SL 86 F SI 96 S SL 84 2-3 K			5	0	0	0	0	2	9
1 Sean Rodríguez, R (1, 3) OBP: 0.375, SLG: 0.857	B CU 74 C CH 83 B CH 82 S FF 92 H SL 84 3-2 1-2 2-3 3-H HBP		B FF 89 B SL 82 C FF 90 X FF 90 2-1 1-H 2-H HR		F FF 89 C SL 82 F FF 90 X SL 83 0-2 24 HR 2B	F CH 80 X CH 80 0-1 E5 24 1B		F FF 92 F CH 84 B FC 94 B SL 82 F SL 81 F SL 82 S SL 83 2-3 K2-3		4	2	2	4	0	1	0
5 Brandon Guyer, R (1, 7)	C FF 92 X FF 92 0-1 P3		B FF 91 F FF 91 B SL 85 F FF 91 B CU 76 F SI 91 X FF 91 3-2 P3		B SI 90 M SI 88 F SI 90 F CH 80 F CH 80 F SL 84 D SL 83 X CH 78 2-2 E5 24 HR	B CH 78 X FF 88 1-0 P3		F FF 92 B FF 93 X SL 80 1-1 G6-3		5	1	0	0	0	0	5
24 Ryan Hanigan, R (1, 2) OBP: 0.462, SLG: 0.636		B FF 89 C FF 89 B FF 90 F FF 90 C FF 90 2-3 K	F FF 90 B CH 82 F FF 91 F SL 83 S SL 83 1-3 K		X SI 90 0-0 1-H 2-H HR	B FF 90 C FF 88 X CH 80 1-1 1-2 1B		C FF 93 B CH 85 X FF 93 1-1 F9		5	1	2	3	0	2	0
11 Yunel Escobar, R (1, 6) OBP: 0.316, SLG: 0.235		C CU 72 B CH 82 B FF 90 F FF 90 X CH 81 2-2 1B		B FF 88 B FF 88 C FF 88 X FF 90 2-1 G4-3	S SL 83 B FF 92 X SL 82 1-1 8 G6-4-3 1B	C FF 89 C SL 81 X CH 80 0-2 F8				4	0	2	0	0	0	2
Inning Stats	R: 1 E: 0 K: 2 S: 12 H: 1 LOB: 3 BB: 2 P: 26	R: 0 E: 0 K: 1 S: 13 H: 1 LOB: 1 BB: 0 P: 22	R: 3 E: 1 K: 1 S: 14 H: 1 LOB: 0 BB: 1 P: 25	R: 1 E: 0 K: 0 S: 12 H: 3 LOB: 2 BB: 0 P: 19	R: 3 E: 1 K: 0 S: 19 H: 3 LOB: 2 BB: 2 P: 33	R: 0 E: 1 K: 0 S: 10 H: 1 LOB: 2 BB: 0 P: 13	R: 0 E: 0 K: 1 S: 10 H: 1 LOB: 2 BB: 1 P: 20	R: 0 E: 0 K: 1 S: 9 H: 0 LOB: 0 BB: 0 P: 13		1B: 7 2B: 2 3B: 0 HR: 2 SF: 0 SAC: 0 DP: 1 HBP: 1			WP: 0 PB: 0 SB: 0 CS: 0 PA: 44		

	AB	37
	R	8
	H	11
	RBI	8
	BB	6
	SO	6
	LOB	22

PITCHER		IP	WLS	BF	H	R	ER	SO	BB	IBB	HBP	BLK	WP	HR	S	P	ERA	WHIP
47 Joe Saunders, L ERA: 9.82	(1, 1)	3.2	L	22	6	5	4	4	3	0	1	0	0	1	48	89	9.82	2.455
39 Daniel McCutchen, R ERA: 7.71	(4, 1)	2.1		14	4	3	2	0	2	0	0	0	0	1	32	49	7.71	2.571
32 Pedro Figueroa, L ERA: 10.8	(7, 1)	1.0		5	1	0	0	1	1	0	0	0	0	0	10	20	0.00	2.000
41 Alexi Ogando, R ERA: 7.71	(8, 1)	1.0		3	0	0	0	1	0	0	0	0	0	0	9	13	0.00	0.000

PITCHER	IP	WLS	BF	H	R	ER	SO	BB	IBB	HBP	BLK	WP	HR	S	P	ERA	WHIP

Batter	1	2	3	4	5	6	7	8	9	AB	R	H	RBI	BB	SO	LOB
17 Shin-Soo Choo, L (1, 7) OBP: 0.391, SLG: 0.278	C SI 90 B SI 92 C SI 93 B SI 93 B FC 86 X FC 85 3-2 84 F8 1 1B 2B 1B	B SI 92 B SI 92 1 SAFE F SI 91 B SI 92 X SI 93 3-1 1 1B 1-2 1B		F SI 92 F SI 92 B SI 93 F SI 93 B SI 94 D FC 88 X SI 93 3-2 ② SF8 3-H		F FC 86 B SI 91 F SI 91 C SI 92 1-3 ③ K			B SL 86 B SL 83 C SL 85 X SL 85 2-1 ③ G4-3	4	1	2	1	0	1	1
1 Elvis Andrus, R (1, 6) OBP: 0.350, SLG: 0.400	S SI 92 F FC 86 1 SAFE B SI 92 1 SAFE X FC 87 1-2 S 2B 1-2 1B	X CH 85 0-0 1-2 2-H 1B		X SI 92 0-0 84 FC6 1-3 1B			C SI 96 B SI 96 B SI 95 X SI 95 2-1 ① P4			4	1	3	1	0	0	0
84 Prince Fielder, L (1, 3) OBP: 0.273, SLG: 0.250	B SI 92 F SI 92 X SI 92 1-1 ① F8 2-3	X SI 92 0-0 ③ G4-3		B SI 92 B KC 79 C SI 92 X SI 92 2-1 ③ FC6 1-2f			C SI 96 X SI 96 0-1 ② G1-3			4	0	0	0	0	0	6
29 Adrián Beltré, R (1, 5) OBP: 0.409, SLG: 0.389	C SI 92 B CH 84 F FC 86 1 SAFE 1 SAFE S CH 84 1-3 ② K		S CH 88 B CH 82 B SI 89 F CH 89 C SI 91 2-3 ① K		C CH 82 X KC 76 0-1 ① G3		B SI 97 B SI 96 C SI 95 B SI 97 X SI 94 3-1 ③ G6-3			4	0	0	0	0	2	2
Alex Rios, R (1, 10) OBP: 0.400, SLG: 0.632	1 SAFE S SI 91 B SI 93 F CH 85 B SI 93 X FC 88 2-2 1-H 3-H 2B		C CH 83 B CH 84 F FC 85 X KC 79 1-2 ② F8		F SI 89 X FF 90 0-1 ② G4-3			C FC 86 B FC 88 X FC 87 1-1 ① F8		4	0	1	2	0	0	0
15 Michael Choice, R (1, 9) OBP: 0.111, SLG: 0.111	B CH 85 C CH 84 F SI 93 F KC 80 S FC 88 1-3 ③ FC		X SI 92 0-0 ③ FC8		C CH 84 S KC 78 B KC 78 X FC 84 1-2 ③ FC4-3			C FC 86 C FC 88 B FC 87 X FC 87 1-2 ② FC5-3		4	0	0	0	0	0	1
61 Robinson Chirinos, R (1, 2)		X SI 89 0-0 ① G6-3		B CH 87 F CH 82 F SI 90 H SI 90 2-2 12 1B 2 SH1-3 17 SF8 HBP		B CH 88 B CH 82 B SI 89 C SI 89 F SI 90 S SI 91 3-3 ① K		X FC 86 0-0 ③ F8		3	1	0	0	0	1	0
2 Leonys Martin, L (1, 8) OBP: 0.400, SLG: 0.333		B KC 75 B KC 77 C SI 90 C SI 91 B KC 79 C SI 92 3-3 ② K		C SI 91 B SI 91 X SI 91 1-1 ① SH1-3 1-2		C SI 91 C FC 86 X SI 92 0-2 ② G6-3			C FF 91 B SL 86 B FF 92 S FF 92 B FC 91 X FF 92 3-2 ① F8	3	0	0	0	0	1	0
12 Josh Wilson, R (1, 4) OBP: 0.625, SLG: 0.750 18 Mitch Moreland, L (9, PH) OBP: 0.267, SLG: 0.467		S CH 85 C KC 78 F KC 79 B SI 91 F SI 93 X CH 86 1-2 17 1B 1 1B 1B		X SI 91 0-0 1 1B 2-3 1B		X CH 84 0-0 1B			B FF 91 B FF 92 X FF 92 2-0 ② P2	3 1	1 0	3 0	0 0	0 0	0 0	0 0

Inning Stats	1	2	3	4	5	6	7	8	9	1B: 8 SF: 1 2B: 1 SAC: 1 3B: 0 DP: 0 HR: 0 HBP: 1	WP: 0 PA: 37 PB: 0 SB: 1 CS: 0
	R: 2 E: 0 K: 1 S: 18 H: 3 LOB: 1 BB: 0 P: 27	R: 1 E: 0 K: 1 S: 13 H: 3 LOB: 2 BB: 0 P: 20	R: 0 E: 0 K: 1 S: 7 H: 0 LOB: 0 BB: 0 P: 10	R: 1 E: 0 K: 0 S: 12 H: 2 LOB: 2 BB: 0 P: 20	R: 0 E: 0 K: 0 S: 7 H: 0 LOB: 0 BB: 0 P: 8	R: 0 E: 0 K: 2 S: 10 H: 1 LOB: 1 BB: 0 P: 14	R: 0 E: 0 K: 0 S: 6 H: 0 LOB: 0 BB: 0 P: 11	R: 0 E: 0 K: 0 S: 6 H: 0 LOB: 0 BB: 0 P: 8	R: 0 E: 0 K: 0 S: 6 H: 0 LOB: 0 BB: 0 P: 13		

PITCHER		IP	WLS	BF	H	R	ER	SO	BB	IBB	HBP	BLK	WP	HR	S	P	ERA	WHIP
14 David Price, L ERA: 4.05	(1, 1)	6.0		28	9	4	4	6	0	0	1	0	0	0	67	99	6.00	1.500
57 Jake McGee, L ERA:	(7, 1)	1.0		3	0	0	0	0	0	0	0	0	0	0	6	11	0.00	0.000
47 Brandon Gomes, R ERA:	(8, 1)	1.0	W	3	0	0	0	0	0	0	0	0	0	0	6	8	0.00	0.000
50 Grant Balfour, R ERA:	(9, 1)	1.0	S	3	0	0	0	0	0	0	0	0	0	0	6	13	0.00	0.000

PITCHER	IP	WLS	BF	H	R	ER	SO	BB	IBB	HBP	BLK	WP	HR	S	P	ERA	WHIP

TOP

Texas Rangers @ Tampa Bay Rays

Tropicana Field, St. Petersburg, FL

Sat Apr 05 2014, 7:16 PM - 10:03 PM EDT

Att. 30,364 - Dome - 72 F

livebaseballscorecards.com

AB	34
R	4
H	9
RBI	4
BB	0
SO	5
LOB	10

Texas Rangers @ Tampa Bay Rays

Tropicana Field, St. Petersburg, FL

Sat Apr 05 2014, 7:16 PM - 10:03 PM EDT

Att. 30,364 - Dome - 72 F

livebaseballscorecards.com

BOTTOM

Batter	1	2	3	4	5	6	7	8	9	AB	R	H	RBI	BB	SO	LOB
7 David DeJesus, L (1, 10) OBP: 0.357, SLG: 0.455	B FF 91 C FF 91 F FF 92 X CU 78 1-2 G6-3 ①		B FF 91 B CH 82 B FF 90 B FF 90 4-0 9 G4-6-3 BB		B FF 89 B FF 90 X FF 90 2-0 F8 ②		C SL 81 F FF 92 B FF 91 B FF 92 X CH 85 2-2 G6-3 ③			3	0	0	0	1	0	1
9 Wil Myers, R (1, 9) OBP: 0.364, SLG: 0.368	F FF 91 X FF 91 0-1 G5-3 ②		B CH 81 B CH 80 C FF 90 X FF 90 2-1 G4-6-3 ① ② 1-2f		C CU 75 S SL 83 B SL 83 B FF 89 X CU 75 2-2 P3 ③			C SI 92 B FF 90 C CH 84 F SI 89 F SL 85 B FF 89 B SL 87 B SI 93 4-2 18 SH1-3 21 2B BB		3	1	0	0	1	0	1
18 Ben Zobrist, S (1, 4) OBP: 0.360, SLG: 0.200	B FF 91 B FF 92 C FF 90 B FF 92 X FF 91 3-1 F8 ③		C FF 90 C CU 75 S CU 77 0-3 K ③			B FF 89 C CU 74 F SI 89 B CU 77 X FF 91 2-2 G4-3 ①		1 SAFE X FF 88 0-0 SH1-3 ① 1-2		3	0	0	0	0	1	0
3 Evan Longoria, R (1, 5) OBP: 0.500, SLG: 0.571		C FF 89 B FF 91 B SL 84 X FF 91 2-1 G1-4-3 ①		X FF 89 0-0 G5-3 ①		C CU 74 C FF 90 B FF 91 S SL 84 1-3 K2-3 ②		B FF 89 I IN 65 I IN 68 I IN 68 4-0 21 2B IBB		3	1	0	0	1	1	0
21 James Loney, L (1, 3) OBP: 0.400, SLG: 0.400		X FF 90 0-0 8 1B 2B		B FF 90 B CH 81 B FF 90 C FF 89 F FF 90 B CH 81 4-2 20 HR BB		B FF 89 B CU 76 B FF 90 B FF 90 4-0 8 FC5-4 BB		B SL 88 F SI 90 F SL 85 D SL 88 X SI 93 2-2 1-H 2-H 2B		2	1	2	2	2	0	0
8 Desmond Jennings, R (1, 8) OBP: 0.385, SLG: 0.522		B SL 83 F FF 90 X FF 90 1-1 2-3 1B		X FF 90 0-0 P4 ②		C SL 81 B SL 81 D FF 90 S FF 89 F SL 82 X CU 74 2-2 FC5-4 ③ 1-2f		B SI 92 B SI 93 X SL 87 2-0 P2 ②		4	0	1	0	0	0	3
20 Matt Joyce, L (1, 7) OBP: 0.611, SLG: 0.923		1 SAFE B CU 75 B CH 81 C CH 82 C FF 91 X CH 83 2-2 P5 ②		B CU 75 C CH 80 B FF 90 X CH 82 2-1 1-H HR			X FF 90 0-0 11 1B 1B	C SL 88 X SL 84 0-1 FC9 ③		4	1	2	2	0	0	3
28 José Molina, R (1, 2) 11 Logan Forsythe, R (7, PH) OBP: 0.235, SLG: 0.250 24 Ryan Hanigan, R (8, 2) OBP: 0.462, SLG: 0.636		S SL 83 1 SAFE 1 SAFE D SL 83 S SL 84 S SL 84 1-3 K ③		F FF 90 F SL 83 X SL 83 0-2 G5-3 ③			1 SAFE 1 SAFE B FF 91 X FF 91 1-0 1-3 1B ①			2 1 0	0 0 0	0 1 0	0 0 0	0 0 0	1 0 0	2 0 0
11 Yunel Escobar, R (1, 6) OBP: 0.318, SLG: 0.400			C CU 75 B SL 83 X FF 91 1-1 HR		X FF 90 0-0 G5-3 ①		B SL 84 B SL 82 F SL 82 C FF 91 B FF 92 F SL 83 X FF 91 3-2 G6-3 ②			3	1	1	1	0	0	1
Inning Stats	R: 0 E: 0 K: 0 S: 7 H: 0 LOB: 0 BB: 0 P: 11	R: 0 E: 0 K: 1 S: 11 H: 2 LOB: 2 BB: 0 P: 17	R: 1 E: 0 K: 1 S: 7 H: 1 LOB: 0 BB: 1 P: 14	R: 2 E: 0 K: 0 S: 9 H: 1 LOB: 0 BB: 1 P: 15	R: 0 E: 0 K: 0 S: 5 H: 0 LOB: 0 BB: 0 P: 9	R: 0 E: 0 K: 1 S: 10 H: 0 LOB: 1 BB: 1 P: 19	R: 0 E: 0 K: 0 S: 9 H: 2 LOB: 1 BB: 0 P: 15	R: 2 E: 0 K: 0 S: 11 H: 1 LOB: 1 BB: 2 P: 23		1B: 3 2B: 2 3B: 0 HR: 2 SF: 0 SAC: 1 DP: 1 HBP: 0						

	AB	28
	R	5
	H	7
	RBI	5
	BB	5
	SO	3
	LOB	11

PITCHER		IP	WLS	BF	H	R	ER	SO	BB	IBB	HBP	BLK	WP	HR	S	P	ERA	WHIP
22 Nick Martinez, R ERA: 4.5	(1, 1)	6.0		24	4	3	3	3	3	0	0	0	0	2	49	85	4.50	1.167
44 Jason Frasor, R ERA:	(7, 1)	1.0	H	4	2	0	0	0	0	0	0	0	0	0	9	15	0.00	2.000
56 Neal Cotts, L ERA: 9.0	(8, 1)	1.0	L	6	1	2	2	0	1	1	0	0	0	0	11	23	18.00	2.000

PITCHER	IP	WLS	BF	H	R	ER	SO	BB	IBB	HBP	BLK	WP	HR	S	P	ERA	WHIP

WP: 0 PB: 0 SB: 0 CS: 0 PA: 34

Batter	1	2	3	4	5	6	7	8	9	AB	R	H	RBI	BB	SO	LOB
17 Shin-Soo Choo, L (1, 7) OBP: 0.370, SLG: 0.273	B FF 91 C FF 91 C CH 85 F CH 86 S CH 85 1-3 K ①		B CH 86 S CH 85 X CH 85 1-1 L7 ③			C KC 79 B CH 86 B CH 85 S CH 85 B SI 92 X CH 86 3-2 F8 ①		B CU 78 B FF 89 F CU 76 S FS 81 B FF 90 F FS 79 X FF 89 3-2 1 HR 1B		4	1	1	0	0	1	1
1 Elvis Andrus, R (1, 6) OBP: 0.333, SLG: 0.500	B KC 79 S SI 92 B CH 86 F CH 85 C FF 92 2-3 K ②			C KC 79 S CH 85 B CH 85 S CH 85 1-3 K ①		C FF 93 B FF 92 C FF 92 X FF 92 1-2 G3-1 ②		B CU 76 S FS 81 B FS 80 B FF 88 F FF 89 X FF 90 3-2 1-H HR		4	1	1	2	0	2	0
84 Prince Fielder, L (1, 3) OBP: 0.231, SLG: 0.208	B CH 86 X FF 91 1-0 F7 ③			B FF 91 C KC 80 S CH 86 X SI 91 1-2 F7 ②		X FF 92 0-0 P6 ③		B CU 77 X CU 77 1-0 F9 ③		4	0	0	0	0	0	0
29 Adrian Beltré, R (1, 5) OBP: 0.385, SLG: 0.333		B KC 79 C CH 85 X FF 90 1-1 F9 ①		B FF 92 C CH 86 B FF 92 T CH 87 F FF 93 F CH 86 F FF 92 B CH 86 B CH 86 4-2 FC5-4 BB			B KC 81 F FF 91 B CH 85 X CH 86 2-1 F9 ①		B SI 92 F FF 91 B SL 76 C SL 77 X SL 79 2-2 E5 18 G6-3 16 1B 1B	3	1	0	0	1	0	0
Alex Rios, R (1, 9) OBP: 0.375, SLG: 0.565		B CH 89 B KC 78 X FF 91 2-0 P4 ②		C FF 91 X FF 91 0-1 FC5-4 1-2f ③			B KC 80 F FF 91 C FF 92 S CH 86 1-3 K ②		C FF 92 B FF 92 X SI 92 1-1 18 G6-3 1-2 1B	4	0	1	0	0	1	1
18 Mitch Moreland, L (1, 10) OBP: 0.263, SLG: 0.421		C KC 78 S CH 87 B FF 92 F CH 87 B KC 81 S CH 86 2-3 K ③			B KC 78 F CH 85 F CH 84 B FF 92 X CH 87 2-2 G4-3 ①		B KC 79 S KC 79 F FF 92 X FF 91 1-2 1B		F FS 81 S FS 80 F FS 80 F FS 82 X FF 91 0-2 G6-3 ①② 1-2f 2-3	4	0	1	0	0	1	2
16 Donnie Murphy, R (1, 4) OBP: 0.385, SLG: 0.273			C KC 78 F SI 92 B CH 85 B CH 86 X FF 91 2-2 G5-3 ①		B FF 92 X FF 92 1-0 2 G3 1B	C FF 92 F CH 86 X CH 87 0-2 F7 ③			C SL 77 B SL 78 F FF 92 F SL 78 B SL 78 X SL 78 2-2 1B 3-H	4	0	2	1	0	0	1
2 Leonys Martin, L (1, 8) OBP: 0.333, SLG: 0.273			M KC 78 B CH 85 F KC 79 F FF 92 F SI 91 S CH 86 1-3 K ②		D KC 79 X CH 86 1-0 G3 ② 1-2			C CU 77 B FS 81 X FF 89 1-1 G4-3 ① 1 SAFE X FF 89	0-0 G4-3 ③	4	0	0	0	0	1	2
7 J.P. Arencibia, R (1, 2) OBP: 0.214, SLG: 0.231			F FF 92 X KC 81 0-1 1B		S CH 85 B FF 91 X CH 86 1-1 G5-3 ③			B FF 89 C FF 89 B CU 78 S FF 90 S FF 90 2-3 K ②		3	0	1	0	0	1	1
Inning Stats	R: 0 E: 0 K: 2 S: 8 H: 0 LOB: 0 BB: 0 P: 12	R: 0 E: 0 K: 1 S: 7 H: 0 LOB: 0 BB: 0 P: 12	R: 0 E: 0 K: 1 S: 12 H: 1 LOB: 1 BB: 0 P: 16	R: 0 E: 0 K: 1 S: 13 H: 0 LOB: 1 BB: 1 P: 19	R: 0 E: 0 K: 0 S: 7 H: 1 LOB: 1 BB: 0 P: 12	R: 0 E: 0 K: 0 S: 7 H: 0 LOB: 0 BB: 0 P: 11	R: 0 E: 0 K: 1 S: 11 H: 1 LOB: 1 BB: 0 P: 15	R: 2 E: 0 K: 1 S: 13 H: 2 LOB: 0 BB: 0 P: 23	R: 1 E: 1 K: 0 S: 15 H: 2 LOB: 1 BB: 0 P: 20	1B: 6 2B: 0 3B: 0 HR: 1 SF: 0 SAC: 0 DP: 1 HBP: 0						

TOP

Texas Rangers @ Tampa Bay Rays

Tropicana Field, St. Petersburg, FL

Sun Apr 06 2014, 1:46 PM - 4:46 PM EDT

Att. 22,569 - Dome - 72 F

livebaseballscorecards.com

AB	34
R	3
H	7
RBI	3
BB	1
SO	7
LOB	8

WP: 0 PB: 0 SB: 0 CS: 0 PA: 35

PITCHER		IP	WLS	BF	H	R	ER	SO	BB	IBB	HBP	BLK	WP	HR	S	P	ERA	WHIP
53 Alex Cobb, R ERA: 3.0	(1, 1)	7.0		25	3	0	0	6	1	0	0	0	0	0	65	97	0.00	0.571
62 Joel Peralta, R ERA: 6.0	(8, 1)	1.0	L	5	2	2	2	1	0	0	0	0	0	1	13	23	18.00	2.000
52 Josh Lueke, R ERA: 3.86	(9, 1)	0.2		4	2	1	0	0	0	0	0	0	0	0	14	19	0.00	3.000
27 Cesár Ramos, L ERA:	(9, 1)	0.1		1	0	0	0	0	0	0	0	0	0	0	1	1	0.00	0.000

PITCHER	IP	WLS	BF	H	R	ER	SO	BB	IBB	HBP	BLK	WP	HR	S	P	ERA	WHIP

Texas Rangers @ Tampa Bay Rays

Tropicana Field, St. Petersburg, FL

Sun Apr 06 2014, 1:46 PM - 4:46 PM EDT

Att. 22,569 - Dome - 72 F

livebaseballscorecards.com

BOTTOM

Batter	1	2	3	4	5	6	7	8	9	AB	R	H	RBI	BB	SO	LOB
7 David DeJesus, L (1, 10) OBP: 0.368, SLG: 0.500	C FF 89 F FF 92 C ST 77 0-3 ① K		B FF 91 C SI 90 C ST 77 B FF 93 X ST 77 2-2 9 WP 1B		X SI 91 0-0 1-3 2B		F FC 84 X FF 92 0-1 ② G4-3 2-3		B FC 88 C FC 88 C FF 89 B CU 68 X CH 82 2-2 ③ P5	5	0	2	0	0	1	1
9 Wil Myers, R (1, 9) OBP: 0.308, SLG: 0.304	S FF 92 C ST 81 B ST 82 F FF 94 S FS 86 1-3 ② K		C FF 93 1 SAFE B ST 82 B ST 81 X FF 93 2-1 ② P3 1-2		B FF 93 C ST 79 C FF 92 F ST 81 X FF 91 1-2 ② P3		C FF 92 F FC 88 F FF 93 D ST 82 D ST 82 X FF 92 2-2 ③ G3-1			4	0	0	0	0	1	4
18 Ben Zobrist, S (1, 4) OBP: 0.379, SLG: 0.250	C CU 68 B FF 95 S FS 87 B ST 82 X SI 88 2-2 1B		F FF 94 C FF 92 S FF 93 0-3 ③ K		D FF 93 C ST 78 X ST 80 1-1 ③ F7			C FF 92 X CH 87 0-1 8 BB 1B		4	0	2	0	0	1	3
3 Evan Longoria, R (1, 5) OBP: 0.467, SLG: 0.560	X FF 93 0-0 ③ P6			B FF 90 C ST 77 C ST 79 B FF 93 X FF 93 2-2 ① F8		X FF 90 0-0 8 F8 2B		C FF 92 X FF 94 0-1 ① F9		4	0	1	0	0	0	2
21 James Loney, L (1, 3) OBP: 0.375, SLG: 0.368		C FF 90 X FF 90 0-1 1B		X SI 91 0-0 ② F7		B FF 89 C ST 78 X FF 90 1-1 ① L4		C FC 94 X FF 93 0-1 ② L6		4	0	1	0	0	0	2
8 Desmond Jennings, R (1, 8) OBP: 0.400, SLG: 0.500		L FF 92 C FF 93 T FF 93 0-2 ① K	C FF 93 X FF 93 0-1 1B			L ST 78 X ST 79 0-1 ② F8 2-3		B SL 84 B SL 82 B FF 93 B FF 94 4-0 1-2 BB		3	0	1	0	1	1	2
20 Matt Joyce, L (1, 7) OBP: 0.500, SLG: 0.706		S SI 92 C FF 93 S ST 79 0-3 ② K	B SI 93 X ST 78 1-0 ③ G4-3			C FF 91 B FC 91 X FF 91 1-1 ③ F7		F SL 86 S SI 91 B SI 91 B SI 91 D SL 85 S SL 84 3-3 ③ K		4	0	0	0	0	2	5
24 Ryan Hanigan, R (1, 2) OBP: 0.471, SLG: 0.643		F FF 93 F FF 92 C ST 81 0-3 ③ K			B FF 88 C FF 90 B FF 91 B ST 76 B FF 89 4-1 7 2B BB		C ST 74 F ST 77 B FF 91 F FF 91 B ST 81 X ST 77 2-2 7 G4-3 2B		C FC 90 B FC 90 X FC 90 1-1 ① F9	3	0	1	0	1	1	1
11 Yunel Escobar, R (1, 6) OBP: 0.269, SLG: 0.333			B ST 76 X FF 90 1-0 ① P4		X ST 78 0-0 ① F8		D ST 75 X ST 77 1-0 ① P3		B FC 91 F FC 90 F FC 91 B FC 90 B SL 77 X FC 89 3-2 ② L6	4	0	0	0	0	0	2
Inning Stats	R: 0 H: 1 E: 0 LOB: 1 K: 2 BB: 0 S: 11 P: 14	R: 0 H: 1 E: 0 LOB: 1 K: 3 BB: 0 S: 11 P: 11	R: 0 H: 1 E: 0 LOB: 1 K: 1 BB: 0 S: 9 P: 14	R: 0 H: 1 E: 0 LOB: 1 K: 0 BB: 0 S: 7 P: 10	R: 0 H: 1 E: 0 LOB: 2 K: 0 BB: 1 S: 9 P: 15	R: 0 H: 1 E: 0 LOB: 1 K: 0 BB: 0 S: 7 P: 9	R: 0 H: 1 E: 0 LOB: 1 K: 0 BB: 0 S: 11 P: 16	R: 0 H: 1 E: 0 LOB: 2 K: 1 BB: 1 S: 9 P: 16	R: 0 H: 0 E: 0 LOB: 0 K: 0 BB: 0 S: 8 P: 14	1B: 5 2B: 3 3B: 0 HR: 0	SF: 0 SAC: 0 DP: 0 HBP: 0	WP: 1 PB: 0 SB: 0 CS: 0	PA: 37				

	AB	35
	R	0
	H	8
	RBI	0
	BB	2
	SO	7
	LOB	22

PITCHER		IP	WLS	BF	H	R	ER	SO	BB	IBB	HBP	BLK	WP	HR	S	P	ERA	WHIP
11 Yu Darvish, R ERA:	(1, 1)	7.0	W	29	7	0	0	6	1	0	0	0	1	0	65	89	0.00	1.143
41 Alexi Ogando, R ERA: 6.0	(8, 1)	0.2	H	4	1	0	0	0	1	0	0	0	0	0	6	10	0.00	3.000
56 Neal Cotts, L ERA: 7.71	(8, 1)	0.1	H	1	0	0	0	1	0	0	0	0	0	0	3	6	0.00	0.000
28 Joakim Soria, R ERA:	(9, 1)	1.0	S	3	0	0	0	0	0	0	0	0	0	0	8	14	0.00	0.000

PITCHER	IP	WLS	BF	H	R	ER	SO	BB	IBB	HBP	BLK	WP	HR	S	P	ERA	WHIP

Batter	1	2	3	4	5	6	7	8	9	AB	R	H	RBI	BB	SO	LOB
17 Shin-Soo Choo, L (1, 7) OBP: 0.387, SLG: 0.385	B FF 93 F FF 92 C FF 93 C FF 93 1-3 ① K		C FF 92 B CH 83 B FF 92 F FC 85 F FF 91 B FF 91 X FF 91 3-2 3B		C FF 90 C FF 90 B FC 85 F FC 84 C FC 84 1-3 ③ K			C SL 81 C SL 81 B SI 92 B SL 82 F SI 91 X SI 90 2-2 84 G4-6-3 1B		4	0	2	0	0	2	0
1 Elvis Andrus, R (1, 6) OBP: 0.321, SLG: 0.464	B FF 94 C FF 92 X FF 92 1-1 ② L4		D FF 91 C FC 86 F FC 84 X FF 92 1-2 ③ G4-3			C FF 89 B FC 82 B FC 82 C FC 81 X FC 84 2-2 29 G6-4-3 1B		1 SAFE 1 SAFE 1 SAFE B SI 87 D CH 77 C SI 88 1 SAFE C CH 77 X CH 76 2-2 ① L8		4	0	1	0	0	0	2
84 Prince Fielder, L (1, 3) OBP: 0.200, SLG: 0.179	C FF 93 B FF 93 X FF 93 1-1 ③ G4-3			S FC 83 X FF 92 0-1 ① G4-3		C FF 90 X FF 90 0-1 ① F8		B SI 89 B SI 90 B SI 90 C SI 88 F SI 89 F SI 89 X SL 81 3-2 ②③ G4-6-3 1-2f		4	0	0	0	0	0	2
29 Adrian Beltré, R (1, 5) OBP: 0.367, SLG: 0.320		C FF 92 C FF 91 X FF 93 0-2 ① F8		C FF 93 X FF 92 0-1 18 PB 18 SF8 1B		X SI 92 0-0 ②③ G6-4-3 1-2f			B FF 89 F FF 87 C FF 88 F FF 89 X FS 80 1-2 ① L7	4	1	1	0	0	0	1
Alex Rios, R (1, 9) OBP: 0.429, SLG: 0.577		B FF 93 X FF 92 1-0 E7 1B		B FF 92 S FC 85 X FC 84 1-1 18 PB 1-2 1B			C FF 90 B FC 83 S FC 83 B FC 82 B FC 83 B FC 82 4-2 18 G3-1 18 S BB		X FF 88 0-0 ② P5	3	0	2	0	1	0	0
18 Mitch Moreland, L (1, 10) OBP: 0.261, SLG: 0.409		C FF 92 F FF 92 B FF 94 S FC 86 1-3 ② K2-3		B FF 91 S FC 85 X FF 92 1-1 ② SF8 1-2 2-H			B FF 90 B FF 89 S FC 81 X CU 81 2-1 ① G3-1 1-3		C FF 88 F SL 83 X FS 80 0-2 16 2B 1B	3	0	1	1	0	1	2
16 Donnie Murphy, R (1, 4) OBP: 0.353, SLG: 0.333		F FF 92 S FF 92 X FF 93 0-2 ③ L9		B FC 85 S FC 84 F FF 92 B FF 92 S FC 84 2-3 ③ K2-3			F FF 91 B SI 91 X FC 82 1-1 ② P4		B FF 88 C FF 86 B FF 87 B FF 87 X FF 86 3-1 1-3 2B	4	0	1	0	0	1	3
2 Leonys Martin, L (1, 8) OBP: 0.321, SLG: 0.240			X FF 92 0-0 ① B4-3		C FC 84 B FC 84 S FC 84 F FF 91 S FC 85 1-3 ① K		B FF 89 F FC 83 S FF 91 B FF 91 F FF 91 D FC 83 B FF 92 4-2 7 S BB		B FS 78 B FS 78 C FF 86 F FF 87 S FS 78 2-3 ③ K	3	0	0	0	1	2	2
7 J.P. Arencibia, R (1, 2) OBP: 0.176, SLG: 0.188			B FF 92 S FF 93 X FF 93 1-1 ② F9		X FF 91 0-0 ② G4-3		F FF 91 S FF 91 B FF 92 X FF 92 1-2 ③ G4-3 1-2			3	0	0	0	0	0	2

Inning Stats	1	2	3	4	5	6	7	8	9
	R: 0 E: 0 K: 1 S: 7	H: 0 LOB: 0 BB: 0 P: 10	R: 0 E: 1 K: 1 S: 10	H: 1 LOB: 1 BB: 0 P: 12	R: 0 E: 0 K: 0 S: 10	H: 1 LOB: 1 BB: 0 P: 15	R: 1 E: 0 K: 1 S: 11	H: 2 LOB: 1 BB: 0 P: 15	R: 0 E: 0 K: 2 S: 9	H: 0 LOB: 0 BB: 0 P: 11	R: 0 E: 0 K: 0 S: 6	H: 1 LOB: 0 BB: 0 P: 8	R: 0 E: 0 K: 0 S: 12	H: 0 LOB: 2 BB: 2 P: 24	R: 0 E: 0 K: 0 S: 11	H: 1 LOB: 0 BB: 0 P: 18	R: 0 E: 0 K: 1 S: 13	H: 2 LOB: 2 BB: 0 P: 19

	1B: 6	SF: 1	WP: 0	PA: 35
	2B: 1	SAC: 0	PB: 1	
	3B: 1	DP: 2	SB: 2	
	HR: 0	HBP: 0	CS: 0	

PITCHER		IP	WLS	BF	H	R	ER	SO	BB	IBB	HBP	BLK	WP	HR	S	P	ERA	WHIP
41 John Lackey, R ERA: 1.38	(1, 1)	7.0	W	27	5	1	0	5	2	0	0	0	0	0	65	95	0.00	1.000
55 Chris Capuano, L ERA:	(8, 1)	1.0	H	3	1	0	0	0	0	0	0	0	0	0	11	18	0.00	1.000
19 Koji Uehara, R ERA:	(9, 1)	1.0		5	2	0	0	1	0	0	0	0	0	0	13	19	0.00	2.000

PITCHER	IP	WLS	BF	H	R	ER	SO	BB	IBB	HBP	BLK	WP	HR	S	P	ERA	WHIP

TOP

Texas Rangers @ Boston Red Sox

Fenway Park, Boston, MA

Mon Apr 07 2014, 7:11 PM - 10:17 PM EDT

Att. 35,842 - Cloudy - 53 F

livebaseballscorecards.com

AB	32
R	1
H	8
RBI	1
BB	2
SO	6
LOB	14

Texas Rangers @ Boston Red Sox

Fenway Park, Boston, MA

Mon Apr 07 2014, 7:11 PM - 10:17 PM EDT

Att. 35,842 - Cloudy - 53 F

BOTTOM

livebaseballscorecards.com

Batter	1	2	3	4	5	6	7	8	9	AB	R	H	RBI	BB	SO	LOB
29 Daniel Nava, S (1, 7) OBP: 0.219, SLG: 0.172	C FF 95 B FF 96 C FF 94 F FF 96 H CU 85 2-2 34 E HBP	B FF 92 B FF 94 1 SAFE F FF 92 1 SAFE B FF 93 B FF 93 4-1 1-2 BB		X FF 93 0-0 F7 ②		1 SAFE C SI 93 D CH 87 X SI 93 1-1 G4-6-3 ② ③ 1-2f		B FF 88 C FC 88 B FC 88 D FF 89 F FF 89 F FF 89 F FF 90 X FF 89 3-2 15 FC5-4 1-3 3-H 1B		3	0	1	1	1	0	3
15 Dustin Pedroia, R (1, 4) OBP: 0.303, SLG: 0.333	B FF 94 F FF 93 B FF 94 S FF 92 F FF 94 S CU 82 2-3 ① K	C CU 82 S CU 82 X FF 93 0-2 ③ G5-3		B CU 81 S CU 80 X CU 81 1-1 ③ P3			C FF 90 F SL 84 X SI 92 0-2 ① G6-3	C SL 77 B FF 89 F FF 89 X SL 78 1-2 ① FC5-4 34 FC4-5 1-2f 3-H		5	0	0	1	0	1	7
34 David Ortiz, L (1, 10) OBP: 0.310, SLG: 0.370	X FF 95 0-0 FC4 12 G6-4-3 1-2		C CH 87 X FF 94 0-1 ① G6-3		C FF 92 S CU 80 B FF 94 F FF 94 B CH 89 F FF 95 F CU 82 S FF 95 2-3 ① K		B CH 79 B CH 78 B FF 90 C FF 90 X FF 91 3-1 ② F8	B CH 78 B FF 89 C CH 78 X FF 89 2-1 ② FC4-5 12 FC6-4 1-2f		5	0	0	0	0	1	2
12 Mike Napoli, R (1, 3) OBP: 0.406, SLG: 0.571	B FF 94 C FF 94 C FF 94 B FF 94 X FF 94 2-2 ② ③ G6-4-3 1-2f		C FF 95 B CU 82 B CU 82 F FF 94 X FF 95 2-2 38 G4-6-3 1B		C FF 95 B CH 89 B CU 84 F FF 94 X FF 94 2-2 40 WP 38 1B 1B		B FF 91 C SL 82 B CH 80 B FF 92 S FF 91 X SL 82 3-2 38 2B 1B	B FF 90 C SL 79 B CH 78 D FF 90 X FF 90 3-1 ③ FC6-4 1-2f		5	0	3	0	0	0	3
38 Grady Sizemore, L (1, 8) OBP: 0.381, SLG: 0.500		C FF 94 B CH 88 B FF 94 X FF 94 2-1 ① G4-3	C FF 93 F FF 92 X FF 93 0-2 ② ③ G4-6-3 1-2f		X FF 92 0-0 40 WP 1-2 1B		C SI 89 S FF 90 X FF 92 0-2 1-3 2B			4	0	2	0	0	0	1
2 Xander Bogaerts, R (1, 6) OBP: 0.448, SLG: 0.440		B CU 83 B FF 94 C FF 95 X FF 94 2-1 40 1B 25 1B 1B		C FF 93 B FF 94 B CU 81 X FF 94 2-1 ① G6-3	B CU 82 2 SAFE C CU 80 X CU 78 1-1 ② P3		C FF 91 D SL 84 F SL 83 F CH 80 B FF 92 C SL 83 2-3 ③ K			4	1	1	0	0	1	4
40 A.J. Pierzynski, L (1, 2) OBP: 0.250, SLG: 0.250		X FF 93 0-0 25 1B 1-3 1B		B FF 93 S CH 87 F CH 88 X CU 79 1-2 10 1B 25 1B 1B	F FF 92 S CU 79 B FF 93 S FF 94 1-3 ③ K 1-2 2-3			C SI 88 F SI 89 X CH 80 0-2 25 1B 10 BB 25 E 1B		4	2	3	0	0	1	2
10 Jonathan Herrera, S (1, 5) OBP: 0.417, SLG: 0.300		C FF 93 B FF 93 B FF 93 X FF 92 2-1 ② P5		C FF 92 B FF 92 F FF 93 B FF 94 X FF 93 2-2 25 1B 1-3 1B		C SI 94 F SI 94 H SL 86 1-2 29 G4-6-3 HBP		1 SAFE B SI 89 B SI 87 1 SAFE B FC 86 B FC 85 4-0 25 E 29 1B 1-2 BB		2	1	1	0	1	0	2
25 Jackie Bradley Jr., L (1, 9) OBP: 0.375, SLG: 0.438		F FF 93 B FF 94 X FF 94 1-1 29 BB 1-3 3-H 1B		B FF 93 1 SAFE X FF 93 1-0 1-3 3-H 1B		1 SAFE F SI 93 1 SAFE B SL 87 X SL 89 1-1 ① F8		2 SAFE B FC 87 X FC 87 1-0 E3 29 1B 15 FC5-4 1-3 2-H 1B		4	1	3	2	0	0	1
Inning Stats	R: 0 E: 1 K: 1 S: 11 H: 0 LOB: 1 BB: 0 P: 17	R: 1 E: 0 K: 0 S: 13 H: 3 LOB: 3 BB: 1 P: 24	R: 0 E: 0 K: 0 S: 8 H: 1 LOB: 0 BB: 0 P: 10	R: 1 E: 0 K: 0 S: 12 H: 3 LOB: 2 BB: 0 P: 19	R: 0 E: 0 K: 2 S: 15 H: 2 LOB: 2 BB: 0 P: 21	R: 0 E: 0 K: 0 S: 6 H: 0 LOB: 0 BB: 0 P: 9	R: 0 E: 0 K: 1 S: 15 H: 2 LOB: 2 BB: 0 P: 23	R: 3 E: 1 K: 0 S: 16 H: 3 LOB: 1 BB: 1 P: 30		1B: 13 2B: 1 3B: 0 HR: 0 SF: 0 SAC: 0 DP: 3 HBP: 2					

	AB	36
	R	5
	H	14
	RBI	4
	BB	2
	SO	4
	LOB	25

PITCHER		IP	WLS	BF	H	R	ER	SO	BB	IBB	HBP	BLK	WP	HR	S	P	ERA	WHIP
52 Tanner Scheppers, R ERA: 9.0	(1, 1)	5.0	L	25	9	2	2	3	1	0	1	0	1	0	59	91	3.60	2.000
32 Pedro Figueroa, L ERA: 8.31	(6, 1)	1.0		3	0	0	0	0	0	0	1	0	0	0	6	9	0.00	0.000
19 Seth Rosin, R ERA: 6.75	(7, 1)	1.0		8	4	3	3	1	1	0	0	0	0	0	19	32	27.00	5.000
37 Shawn Tolleson, R ERA: 2.7	(8, 1)	1.0		4	1	0	0	0	0	0	0	0	0	0	12	21	0.00	1.000

PITCHER	IP	WLS	BF	H	R	ER	SO	BB	IBB	HBP	BLK	WP	HR	S	P	ERA	WHIP

Texas Rangers @ Boston Red Sox

Fenway Park, Boston, MA

Tue Apr 08 2014, 6:14 PM - 9:24 PM EDT

Att. 34,142 - Cloudy - 64 F

livebaseballscorecards.com

Batter	1	2	3	4	5	6	7	8	9	AB	R	H	RBI	BB	SO	LOB
17 Shin-Soo Choo, L (1, 7) OBP: 0.444, SLG: 0.448	BB		1B	BB	2B			G4-3		3	2	2	1	2	0	0
1 Elvis Andrus, R (1, 6) OBP: 0.313, SLG: 0.438	SH1-3		K	1B	G6-3			K		4	1	1	0	0	2	2
84 Prince Fielder, L (1, 3) OBP: 0.229, SLG: 0.242	F8		1B	1B	G4-3			K		5	2	2	2	0	1	2
29 Adrian Beltré, R (1, 10) OBP: 0.394, SLG: 0.393	F9		1B	2B		G3-1			1B	3	1	2	2	0	0	1
35 James Adduci, L (6, PH) OBP: 0.600, SLG: 0.800 (6, 10)		G5-3	1B	G6-3		L7			1B	2	1	1	0	0	0	0
Alex Rios, R (1, 9) OBP: 0.424, SLG: 0.548		P4	2B	SF9		K			FC5-4	5	1	2	0	0	0	2
16 Donnie Murphy, R (1, 4) OBP: 0.318, SLG: 0.368		FC	BB	FC6-3			FC4-3		SF8	4	0	1	2	0	1	2
15 Michael Choice, R (1, 8) OBP: 0.143, SLG: 0.083			HR G5-3		2B		F7		FC6-4	3	0	0	1	1	0	1
61 Robinson Chirinos, R (1, 2) OBP: 0.308, SLG: 0.545			BB FC6-4		SH5-4		G6-3			4	2	2	2	1	0	1
12 Josh Wilson, R (1, 5) OBP: 0.455, SLG: 0.545										3	0	0	0	0	0	3

TOP	
AB	36
R	10
H	13
RBI	10
BB	4
SO	4
LOB	14

Inning Stats	1	2	3	4	5	6	7	8	9		
	R: 0 H: 0 E: 0 LOB: 1 K: 0 BB: 1 S: 6 P: 14	R: 0 H: 0 E: 0 LOB: 0 K: 0 BB: 0 S: 5 P: 7	R: 5 H: 6 E: 0 LOB: 3 K: 1 BB: 2 S: 21 P: 40	R: 3 H: 3 E: 0 LOB: 1 K: 0 BB: 1 S: 15 P: 21	R: 1 H: 2 E: 0 LOB: 1 K: 0 BB: 0 S: 11 P: 16	R: 0 H: 0 E: 0 LOB: 0 K: 1 BB: 0 S: 10 P: 14	R: 0 H: 0 E: 0 LOB: 0 K: 0 BB: 0 S: 7 P: 11	R: 0 H: 0 E: 0 LOB: 0 K: 2 BB: 0 S: 9 P: 10	R: 1 H: 2 E: 0 LOB: 1 K: 0 BB: 0 S: 13 P: 15	1B: 6 SF: 2 2B: 6 SAC: 2 3B: 0 DP: 0 HR: 1 HBP: 0	WP: 0 PA: 44 PB: 0 SB: 0 CS: 0

PITCHER	IP	WLS	BF	H	R	ER	SO	BB	IBB	HBP	BLK	WP	HR	S	P	ERA	WHIP
22 Felix Doubront, L (1, 1) ERA: 9.0	2.2	L	17	6	5	5	2	3	0	0	0	0	1	31	59	16.88	3.375
35 Burke Badenhop, R (3, 1) ERA: 9.0	2.1		13	5	4	4	0	1	0	0	0	0	0	27	39	15.43	2.571
67 Brandon Workman, R (6, 1) ERA: 1.42	4.0		14	2	1	1	3	0	0	0	0	0	0	39	50	2.25	0.500

PITCHER	IP	WLS	BF	H	R	ER	SO	BB	IBB	HBP	BLK	WP	HR	S	P	ERA	WHIP

Texas Rangers @ Boston Red Sox

Fenway Park, Boston, MA

Tue Apr 08 2014, 6:14 PM - 9:24 PM EDT

Att. 34,142 - Cloudy - 64 F

livebaseballscorecards.com

BOTTOM

Batter	1	2	3	4	5	6	7	8	9	AB	R	H	RBI	BB	SO	LOB
5 Jonny Gomes, R (1, 7) OBP: 0.320, SLG: 0.238	B SI 93 B SI 91 B SI 92 B FF 94 4-0 15 G5-4-3 BB	C CU 76 B CH 85 B SI 93 B SI 91 C FF 91 C FF 93 3-3 ③ K	C SI 90 B SL 82 F SI 90 F SL 82 B CH 85 B FF 93 D SI 93 4-2 15 G4-6-3 BB	S SL 83 B CH 85 C FF 91 F SL 84 B FF 90 S CH 85 2-3 ② K	C FC 89 S SL 77 X FC 91 0-2 34 2B 1-2 2-H 1B	3	1	1	1	2	2	2
15 Dustin Pedroia, R (1, 4) OBP: 0.289, SLG: 0.342	C SI 92 1 SAFE B SI 92 F CU 76 X FF 92 1-2 ①② G5-4-3 1-2f	C SI 91 X CH 83 0-1 34 FC8 12 1B 2B	C SI 91 F SI 92 F FF 92 B SL 83 X 1-2 ①② G4-6-3 1-2f	C FF 91 B FF 90 F SL 83 X FF 91 1-2 ③ G1-3	C FC 90 F FC 90 S SL 78 0-3 ② K	5	1	1	0	0	1	6
34 David Ortiz, L (1, 10) OBP: 0.294, SLG: 0.375	C FF 92 B SL 87 S SI 91 S CH 86 1-3 ③ K	B CU 76 C FF 94 X CH 83 1-1 ① FC8 2-3	X 0-0 ③ G4-3	B FF 90 C FF 91 C SL 87 S FF 92 1-3 ① K	X FF 91 0-0 1-H 2-H 2B	5	0	1	2	0	2	1
12 Mike Napoli, R (1, 3) OBP: 0.432, SLG: 0.576	B SI 90 C SI 91 B SI 92 C CH 84 B FF 93 F SI 93 X SI 93 3-2 2 L9 38 1B 1B	B CU 75 X SI 92 1-0 38 FC4 3-H 1B	X SI 90 0-0 2 FC8 38 1B 40 1B 1B	C FF 93 B SL 88 F SL 88 F FF 91 S SL 87 1-3 ② K	S FF 91 S FF 91 S CU 69 0-3 ③ K	5	1	3	1	0	2	1
38 Grady Sizemore, L (1, 8) OBP: 0.440, SLG: 0.591	C FF 92 X SL 84 0-1 40 G6-3 1-2 1B	C SI 91 X FF 91 0-1 ② FC4 2 FC6-4 1-2f	C FF 90 B SI 91 X SI 91 1-1 40 1B 40 WP 25 2B 1-2 1B	B FF 92 S FF 90 X SL 86 1-1 2B	4	1	3	0	0	0	1
2 Xander Bogaerts, R (1, 6) OBP: 0.394, SLG: 0.379	C FF 93 B SI 92 X FF 94 1-1 ① L9 2-3	C SL 83 B FF 91 B SL 85 B FF 93 X SI 92 3-1 ③ FC6-4 1-2f	B FF 90 B SI 90 C FF 91 F FF 92 X FF 92 2-2 ① FC8 2-3	C FF 91 D SL 88 B SL 86 S FF 90 X FF 91 2-2 ③ F9	4	0	0	0	0	0	6
40 A.J. Pierzynski, L (1, 2) OBP: 0.333, SLG: 0.333	C SI 91 1 SAFE X SL 84 0-1 ②③ G6-3 1-2f	B SI 89 C SI 89 X CU 73 1-1 7 G6-4-3 1B	B FF 91 F SI 91 F SI 91 B SI 92 D SL 85 F SI 92 F SI 91 F FF 93 X SI 92 3-2 7 BB 25 2B 1-3 3-H 1B	B FF 89 B FF 87 C FC 90 X FC 90 2-1 25 1B 5 1B 1B	4	2	3	1	0	0	2
7 Ryan Roberts, R (1, 5)	B FF 91 B SI 90 C FF 90 F FF 91 F SI 92 B SL 87 B SI 92 4-2 25 G5-4-3 BB	B FF 91 B SI 92 X SI 91 2-0 ①② G6-4-3 1-2f	B FF 90 F FF 91 B FF 90 B FF 91 C FF 90 B FF 90 4-2 25 2B 1-2 BB	B FC 88 C FF 90 F FC 90 T CU 70 1-2 ① K	2	0	0	0	2	1	2
25 Jackie Bradley Jr., L (1, 9) OBP: 0.400, SLG: 0.500	B FF 91 C FF 92 F SI 89 B SL 84 F SI 93 X SI 91 2-2 ①② G5-4-3 1-2f	C SI 91 B SL 83 B SI 92 C SI 90 S SL 83 2-3 ③ K	B FF 91 C FF 91 S FF 91 D CH 85 B FF 90 X FF 91 3-2 1-3 2-H 3-H 2B	C FC 90 X FC 89 0-1 5 1B 34 2B 1-2 1B	4	1	2	2	0	1	1
Inning Stats	R: 0 E: 0 K: 1 S: 6 H: 0 LOB: 0 BB: 1 P: 12	R: 0 E: 0 K: 0 S: 10 H: 2 LOB: 1 BB: 0 P: 14	R: 0 E: 0 K: 1 S: 10 H: 0 LOB: 0 BB: 1 P: 19	R: 1 E: 0 K: 0 S: 9 H: 2 LOB: 1 BB: 0 P: 14	R: 0 E: 0 K: 1 S: 6 H: 1 LOB: 0 BB: 0 P: 11	R: 0 E: 0 K: 0 S: 8 H: 0 LOB: 0 BB: 1 P: 13	R: 3 E: 0 K: 1 S: 24 H: 4 LOB: 2 BB: 1 P: 40	R: 0 E: 0 K: 2 S: 12 H: 1 LOB: 1 BB: 0 P: 17	R: 3 E: 0 K: 3 S: 17 H: 4 LOB: 1 BB: 0 P: 20	1B: 10 2B: 4 3B: 0 HR: 0 SF: 0 SAC: 0 DP: 5 HBP: 0	WP: 1 PB: 0 SB: 0 CS: 0 PA: 40					

	AB	36
	R	7
	H	14
	RBI	7
	BB	4
	SO	9
	LOB	22

PITCHER		IP	WLS	BF	H	R	ER	SO	BB	IBB	HBP	BLK	WP	HR	S	P	ERA	WHIP
33 Martín Pérez, L ERA: 4.5	(1, 1)	6.1	W	25	8	4	4	3	3	0	0	0	1	0	61	101	5.68	1.737
44 Jason Frasor, R ERA:	(7, 1)	0.2		4	1	0	0	1	1	0	0	0	0	0	12	22	0.00	3.000
56 Neal Cotts, L ERA: 5.4	(8, 1)	1.0		4	1	0	0	2	0	0	0	0	0	0	12	17	0.00	1.000
28 Joakim Soria, R ERA: 9.0	(9, 1)	1.0		7	4	3	3	3	0	0	0	0	0	0	17	20	27.00	4.000

PITCHER	IP	WLS	BF	H	R	ER	SO	BB	IBB	HBP	BLK	WP	HR	S	P	ERA	WHIP

Batter	1	2	3	4	5	6	7	8	9	AB	R	H	RBI	BB	SO	LOB
17 Shin-Soo Choo, L (1, 7) OBP: 0.475, SLG: 0.484	X SI 88 0-0 84 G4-3 2B		L FF 88 B FC 86 B FC 85 S CH 81 F SI 89 B FF 90 B SI 90 4-2 1 CS BB			B FC 86 C SI 89 F CH 82 F CU 80 B FF 89 B CH 83 B FF 89 4-2 84 G4-3 1 G2-3 BB	C FF 94 B FF 95 C FO 87 D FO 89 F FF 93 F FO 86 X FO 86 2-2 ③ F8			2	0	1	0	2	0	2
1 Elvis Andrus, R (1, 6) OBP: 0.306, SLG: 0.444	C SI 90 X FC 87 0-1 ① G3		B SL 82 1 SAFE B SI 90 X SI 90 2-0 ②③ G4-3 1-2			C SI 89 B CH 83 1 SAFE 1 SAFE C SI 90 B SI 89 X SI 90 2-2 ① G2-3 1-2		C FF 91 B SL 83 B SL 85 X FF 92 2-1 84 G1-6-3 SF8 2B		4	1	1	0	0	0	3
84 Prince Fielder, L (1, 10) OBP: 0.205, SLG: 0.216	F FF 90 X CH 81 0-1 ② G4-3 2-3			C FC 84 F CH 82 B FS 84 F FS 84 F SI 90 F CU 79 F CU 78 S FF 90 1-3 ① K		B FF 87 B FC 86 F FS 85 X FF 89 2-1 ② G4-3 2-3		B FF 94 S FF 94 F SI 95 X SL 88 1-2 ① G1-6-3 2-3		4	0	0	0	0	1	3
Alex Rios, R (1, 9) OBP: 0.405, SLG: 0.515	B SI 91 B SI 91 B CU 78 B FF 90 4-0 18 S BB			B FF 89 C FS 84 F SL 82 B SL 84 B FF 90 F SI 89 T FF 90 3-2 K		B SL 83 C SI 90 B FS 85 X CU 80 2-1 ③ F7		X SI 94 0-0 ② SF8 3-H		2	0	0	1	1	1	1
18 Mitch Moreland, L (1, 3) OBP: 0.259, SLG: 0.500	F FF 91 B CH 81 C SI 90 B SI 92 B FF 91 S CU 81 3-3 ③ K2-3 1-2			C FS 86 F FC 86 S CU 80 0-3 ③ K			B CH 81 B FC 85 X SI 89 2-0 HR	C SL 86 B FF 96 X SI 94 1-1 ③ G5-3		4	1	1	1	0	2	2
16 Donnie Murphy, R (1, 4) OBP: 0.269, SLG: 0.304		C SI 89 F SI 89 F FF 91 S FS 84 0-3 ① K			B SI 89 X SI 89 1-0 ① P4		B SL 80 B SI 89 X SI 89 2-0 ① G6-3		C FF 89 B FS 81 S FF 89 X FF 90 1-2 ① G1-3	4	0	0	0	0	1	0
2 Leonys Martin, L (1, 8) OBP: 0.313, SLG: 0.241		B FC 86 F CH 83 X FF 90 1-1 ② F7			C FC 86 S CU 78 F CU 78 X CU 79 0-2 1B		B CH 83 F FC 85 F SI 90 F CU 80 B CU 79 B CH 82 S CU 78 3-3 ② K		B FF 88 C SI 87 S FS 80 B FS 80 S FS 79 2-3 ② K	4	0	1	0	0	2	0
61 Robinson Chirinos, R (1, 2) OBP: 0.313, SLG: 0.462 35 James Adduci, L (9, PH) OBP: 0.500, SLG: 0.667		B FF 89 F FF 90 F FF 91 F SI 91 B SL 82 C SL 82 2-3 ③ K			1 SAFE X FF 90 0-0 ② P5		C SI 91 F FF 89 B CU 79 B FF 91 F SL 82 B FC 87 B CU 80 4-2 6 1B BB		C FF 89 X FS 80 0-1 ③ P5	2 1	0 0	0 0	0 0	1 0	1 0	1 0
12 Josh Wilson, R (1, 5) OBP: 0.385, SLG: 0.462 6 Kevin Kouzmanoff, R (7, PH) OBP: 1.000, SLG: 1.000 (7, 5)			F CU 75 C SI 89 S SL 80 0-3 ① K		1 SAFE C SI 89 F SI 90 X FF 91 0-2 ③ P4		B CU 72 B FF 93 C FF 92 T FF 93 B FF 95 X FF 94 3-2 1-3 1B			2 1	0 0	0 1	0 0	0 0	1 0	1 0
Inning Stats	R: 0 E: 0 K: 1 S: 8 H: 1 LOB: 2 BB: 1 P: 15	R: 0 E: 0 K: 2 S: 10 H: 0 LOB: 0 BB: 0 P: 13	R: 0 E: 0 K: 1 S: 7 H: 0 LOB: 0 BB: 1 P: 13	R: 0 E: 0 K: 3 S: 14 H: 0 LOB: 0 BB: 0 P: 18	R: 0 E: 0 K: 0 S: 9 H: 1 LOB: 1 BB: 0 P: 10	R: 0 E: 0 K: 0 S: 10 H: 0 LOB: 1 BB: 1 P: 20	R: 1 E: 0 K: 1 S: 17 H: 2 LOB: 2 BB: 1 P: 33	R: 1 E: 0 K: 0 S: 8 H: 1 LOB: 0 BB: 0 P: 12	R: 0 E: 0 K: 1 S: 8 H: 0 LOB: 0 BB: 0 P: 11	1B: 2 2B: 2 3B: 0 HR: 1 SF: 1 SAC: 0 DP: 0 HBP: 0						

TOP

Texas Rangers @ Boston Red Sox

Fenway Park, Boston, MA

Wed Apr 09 2014, 4:08 PM - 7:05 PM EDT

Att. 33,585 - Cloudy - 58 F

livebaseballscorecards.com

AB	30
R	2
H	5
RBI	2
BB	4
SO	9
LOB	13

WP: 0 PB: 0 SB: 1 CS: 1 PA: 35

PITCHER		IP	WLS	BF	H	R	ER	SO	BB	IBB	HBP	BLK	WP	HR	S	P	ERA	WHIP
44 Jake Peavy, R ERA: 2.13	(1, 1)	6.2		26	3	1	1	8	4	0	0	0	0	1	67	109	1.35	1.050
36 Junichi Tazawa, R ERA:	(7, 1)	0.1		2	1	0	0	0	0	0	0	0	0	0	8	13	0.00	3.000
30 Andrew Miller, L ERA: 3.38	(8, 1)	1.0	W	4	1	1	1	0	0	0	0	0	0	0	8	12	9.00	1.000
19 Koji Uehara, R ERA:	(9, 1)	1.0	S	3	0	0	0	1	0	0	0	0	0	0	8	11	0.00	0.000

PITCHER	IP	WLS	BF	H	R	ER	SO	BB	IBB	HBP	BLK	WP	HR	S	P	ERA	WHIP

BOTTOM

Batter	1	2	3	4	5	6	7	8	9	AB	R	H	RBI	BB	SO	LOB
5 Jonny Gomes, R (1, 7) OBP: 0.321, SLG: 0.217	B FF 88 X FF 89 1-0 G5-3 ①		B FF 90 B SI 90 C FF 90 B FF 91 B FF 91 4-1 15 E 1-2 BB		B CU 78 1 SAFE S FF 92 1 SAFE 1 SAFE C FF 90 S CU 79 1-3 K ③			1 SAFE 1 SAFE F FF 93 P PO 81 X FF 93 1-1 15 FC6-4 1-2 1B		2	0	0	0	1	1	1
40 A.J. Pierzynski, L (8, PH) OBP: 0.360, SLG: 0.360										1	0	1	0	0	0	0
38 Grady Sizemore, L (8, PR) OBP: 0.440, SLG: 0.591 (9, 8)										0	0	0	0	0	0	0
15 Dustin Pedroia, R (1, 4) OBP: 0.286, SLG: 0.333	C FF 89 B SI 90 B SI 91 B FF 90 X FF 90 3-1 G5-3 ②		C FF 92 F FF 92 X CU 79 0-2 E1 34 G4-6-3 1-3 2-H 1B			B CU 77 C FF 90 B SL 80 B FF 91 F FF 90 F FF 90 S FF 91 3-3 K ①		C SL 82 X SL 81 0-1 FC6-4 34 HR 1-2f 2-3 ①		4	1	1	0	0	1	2
34 David Ortiz, L (1, 10) OBP: 0.316, SLG: 0.500	B FF 92 F FF 91 B SI 90 X SI 89 2-1 G2-3 ③		F FF 90 B FF 90 X CU 76 1-1 G4-6-3 ② ③ 1-2f			B CU 76 B CU 74 C FF 92 X FF 90 2-1 2B		C SL 88 B SL 83 X SI 89 1-1 1-H 3-H HR		4	1	2	3	0	0	2
12 Mike Napoli, R (1, 3) OBP: 0.415, SLG: 0.528		F FF 90 C FF 90 B FF 91 B SI 93 F FF 89 F FF 91 B CU 75 D FF 92 4-2 2 BB BB		C FF 90 B FF 89 B CU 79 X FF 90 2-1 G5-3 ①		X FF 94 0-0 P6 ②		B FF 91 C FF 90 F SL 87 S SL 87 1-3 K ②		3	0	0	0	1	1	2
2 Xander Bogaerts, R (1, 6) OBP: 0.405, SLG: 0.355		B FF 90 B FF 90 C FF 91 B FF 91 B FF 91 4-1 7 G5-4-3 1-2 BB		B FF 92 B FF 90 C FF 89 B FF 90 F FF 90 B FF 90 4-2 29 CS BB		B FF 94 C FF 94 B SL 82 C SL 81 S SL 84 2-3 K ③		F FF 91 B FF 89 F SL 87 X SI 90 1-2 G6-3 ③		2	0	0	0	2	1	2
29 Daniel Nava, S (1, 9) OBP: 0.200, SLG: 0.156 (9, 7)		C FF 90 C FF 91 C FF 92 0-3 K ①		1 SAFE C FF 90 B FF 91 F FF 90 F FF 90 F FF 89 D CU 78 F FF 91 F FF 90 2-3 C FF 80 K ② ③ 1-2			C FF 92 F CH 85 B FF 94 F FF 95 B CH 86 C SL 82 2-3 K ①			3	0	0	0	0	3	3
7 Ryan Roberts, R (1, 5) 37 Mike Carp, L (7, PH) OBP: 0.286, SLG: 0.429 10 Jonathan Herrera, S (8, 5) OBP: 0.417, SLG: 0.300		B FF 91 B FF 91 F FF 91 X SI 90 2-1 G5-4-3 ② ③ 1-2f			C FF 90 B CU 78 X FF 92 1-1 G6-3 ①		C FF 94 C FF 94 B FF 96 C FF 96 1-3 K ②			2	0	0	0	0	0	2
										1	0	0	0	0	1	0
										0	0	0	0	0	0	0
3 David Ross, R (1, 2) OBP: 0.300, SLG: 0.222			B FF 90 X FF 90 1-0 P2 ①		C FF 90 B SI 92 S SL 80 B CU 79 F SL 80 F FF 90 X FF 92 2-2 G6-3 ②		C SL 82 B SL 83 B FF 95 S FF 94 2-3 K ③			3	0	0	0	0	1	0
25 Jackie Bradley Jr., L (1, 8) OBP: 0.478, SLG: 0.500 (9, 9)			B SI 91 B FF 90 B FF 91 B FF 90 4-0 15 1B 15 E 5 BB BB		C FF 91 B SL 81 F CU 77 B SL 80 B FF 91 B FF 90 4-2 BB			B FF 93 B FF 93 C FF 94 B FF 94 C FF 93 B FF 94 4-2 15 FC6-4 34 HR 40 1B BB		0	2	0	0	3	0	0
Inning Stats	R: 0 E: 0 K: 0 S: 5 H: 0 LOB: 0 BB: 0 P: 11	R: 0 E: 0 K: 1 S: 10 H: 0 LOB: 1 BB: 2 P: 20	R: 1 E: 1 K: 0 S: 7 H: 1 LOB: 1 BB: 2 P: 17	R: 0 E: 0 K: 1 S: 11 H: 0 LOB: 1 BB: 1 P: 19	R: 0 E: 0 K: 1 S: 12 H: 0 LOB: 1 BB: 1 P: 20	R: 0 E: 0 K: 2 S: 10 H: 1 LOB: 1 BB: 0 P: 17	R: 0 E: 0 K: 3 S: 10 H: 0 LOB: 0 BB: 0 P: 15	R: 3 E: 0 K: 1 S: 15 H: 2 LOB: 1 BB: 1 P: 22		1B: 2 2B: 2 3B: 0 HR: 1 SF: 0 SAC: 0 DP: 3 HBP: 0						

PITCHER	IP	WLS	BF	H	R	ER	SO	BB	IBB	HBP	BLK	WP	HR	S	P	ERA	WHIP
46 Robbie Ross Jr., L (1, 1) ERA: 1.74	5.1		21	2	1	0	4	6	0	0	0	0	0	51	98	0.00	1.500
41 Alexi Ogando, R (6, 1) ERA: 7.2	2.0	L	8	1	2	2	4	1	0	0	0	0	0	21	32	9.00	1.000
56 Neal Cotts, L (8, 1) ERA: 6.75	0.2	B	3	1	1	1	1	0	0	0	0	0	1	8	11	13.50	1.500

PITCHER	IP	WLS	BF	H	R	ER	SO	BB	IBB	HBP	BLK	WP	HR	S	P	ERA	WHIP

Texas Rangers @ Boston Red Sox

Fenway Park, Boston, MA

Wed Apr 09 2014, 4:08 PM - 7:05 PM EDT

Att. 33,585 - Cloudy - 58 F

livebaseballscorecards.com

AB	25
R	4
H	4
RBI	3
BB	7
SO	9
LOB	14

1B: 2	SF: 0	WP: 0	PA: 32
2B: 2	SAC: 0	PB: 0	
3B: 0	DP: 3	SB: 0	
HR: 1	HBP: 0	CS: 1	

Batter	1	2	3	4	5	6	7	8	9	10	11	12	AB	R	H	RBI	BB	SO	LOB
21 Dexter Fowler, S (1, 8) OBP: 0.370, SLG: 0.600	G3-1			K		G4-3			8 G4-3 BB			G4-3	4	0	0	0	1	1	1
8 Alex Presley, L (1, 9) (10, 7) OBP: 0.161, SLG: 0.355	G4-3			K			P6		G4-3 1-2			G4-3	5	0	0	0	0	1	1
15 Jason Castro, L (1, 2) OBP: 0.250, SLG: 0.344	F8			K2-3			G4-3		K			27 FC6-4 BB	4	0	0	0	1	2	1
27 Jose Altuve, R (1, 4) OBP: 0.348, SLG: 0.366		P3			G1-3		4-2 BB			G6-3		FC6-4 1-2f	4	0	0	0	1	0	1
23 Chris Carter, R (1, 10) OBP: 0.211, SLG: 0.257		K			L9		L8			P6			4	0	0	0	0	1	1
18 Marc Krauss, L (1, 3) OBP: 0.214, SLG: 0.160		G3			K2-3			F8		P5			4	0	0	0	0	1	0
30 Matt Dominguez, R (1, 5) OBP: 0.250, SLG: 0.400			F8			19 G5-3 1B		K			9 G6-3 1B		4	0	2	0	0	1	0
28 L.J. Hoes, R (11, PR) (11, 9) OBP: 0.438, SLG: 0.538											G6-3 1-2f		0	0	0	0	0	0	0
19 Robbie Grossman, S (1, 7) OBP: 0.227, SLG: 0.216		K				G5-3 1-2		G3					3	0	0	0	0	1	1
9 Marwin Gonzalez, S (10, 7) (10, 9) (11, 5) OBP: 0.125, SLG: 0.125			K			K			G1-3				1	0	0	0	0	0	1
6 Jonathan Villar, S (1, 6) OBP: 0.263, SLG: 0.429											K		4	0	0	0	0	3	2
Inning Stats	R: 0 H: 0 E: 0 LOB: 0 K: 0 BB: 0 S: 6 P: 10	R: 0 H: 0 E: 0 LOB: 0 K: 1 BB: 0 S: 7 P: 11	R: 0 H: 0 E: 0 LOB: 0 K: 2 BB: 0 S: 10 P: 14	R: 0 H: 0 E: 0 LOB: 0 K: 3 BB: 0 S: 10 P: 16	R: 0 H: 0 E: 0 LOB: 0 K: 1 BB: 0 S: 7 P: 10	R: 0 H: 1 E: 0 LOB: 1 K: 1 BB: 0 S: 8 P: 11	R: 0 H: 0 E: 0 LOB: 1 K: 0 BB: 1 S: 8 P: 16	R: 0 H: 0 E: 0 LOB: 0 K: 1 BB: 0 S: 7 P: 13	R: 0 H: 0 E: 0 LOB: 1 K: 1 BB: 1 S: 8 P: 14	R: 0 H: 0 E: 0 LOB: 0 K: 0 BB: 0 S: 8 P: 14	R: 0 H: 1 E: 0 LOB: 1 K: 1 BB: 0 S: 10 P: 15	R: 0 H: 0 E: 0 LOB: 1 K: 0 BB: 1 S: 7 P: 12							

PITCHER		IP	WLS	BF	H	R	ER	SO	BB	IBB	HBP	BLK	WP	HR	S	P	ERA	WHIP
11 Yu Darvish, R ERA:	(1, 1)	8.0		26	1	0	0	9	1	0	0	0	0	0	63	101	0.00	0.250
28 Joakim Soria, R ERA: 6.75	(9, 1)	1.0		4	0	0	0	1	1	0	0	0	0	0	8	14	0.00	1.000
41 Alexi Ogando, R ERA: 6.0	(10, 1)	1.0		3	0	0	0	0	0	0	0	0	0	0	8	14	0.00	0.000
56 Neal Cotts, L ERA: 5.4	(11, 1)	1.0		3	1	0	0	1	0	0	0	0	0	0	10	15	0.00	1.000
44 Jason Frasor, R ERA:	(12, 1)	1.0	W	4	0	0	0	0	1	0	0	0	0	0	7	12	0.00	1.000

PITCHER	IP	WLS	BF	H	R	ER	SO	BB	IBB	HBP	BLK	WP	HR	S	P	ERA	WHIP

TOP

Houston Astros @ Texas Rangers

Globe Life Park in Arlington, Arlington, TX

Fri Apr 11 2014, 8:11 PM - 12:18 AM EDT

Att. 36,150 - Clear - 80 F

livebaseballscorecards.com

AB	37
R	0
H	2
RBI	0
BB	3
SO	11
LOB	9

1B: 2	SF: 0	WP: 0	PA: 40
2B: 0	SAC: 0	PB: 0	
3B: 0	DP: 1	SB: 0	
HR: 0	HBP: 0	CS: 0	

Houston Astros @ Texas Rangers

Globe Life Park in Arlington, Arlington, TX

Fri Apr 11 2014, 8:11 PM - 12:18 AM EDT

Att. 36,150 - Clear - 80 F

livebaseballscorecards.com

Batter	1	2	3	4	5	6	7	8	9	10	11	12	AB	R	H	RBI	BB	SO	LOB
17 Shin-Soo Choo, L (1, 7) OBP: 0.500, SLG: 0.471	B SI 88 S FC 86 B FC 88 C FC 87 X SI 88 2-2 ① G3-1		C FC 86 B CU 72 B CU 72 F FC 87 B CU 75 B FC 88 4-2 1 FC6-4 BB			F CU 72 B FC 87 B CH 85 F FC 85 B SI 89 D FC 88 4-2 1 G5-3 BB		B SI 92 X SI 92 1-0 ① G6-3	C SL 82 B SL 83 C SI 94 B SI 95 B SL 84 D SL 82 4-2 1-2 BB		X KC 77 0-0 1 S 1B		3	0	1	0	3	0	0
1 Elvis Andrus, R (1, 6) OBP: 0.286, SLG: 0.405	C SI 88 B FC 86 F SI 88 X FC 86 1-2 ② L3		S SI 88 X SI 88 0-1 ② FC6-4 CS 1-2f			C CU 73 B FF 86 1 SAFE C SI 88 1 SAFE B FF 88 X SI 88 2-2 ② G5-3 1-2		B SI 94 B SI 92 F SI 93 B SL 87 S SI 92 X SI 92 3-2 6 S S 1B	B SL 88 D SL 87 C FC 94 X FC 94 2-1 ③ G4-3		C FF 93 D ST 84 P PO 85 B FF 93 X ST 83 3-1 ② G1-3 1-2		6	0	1	0	0	0	6
Alex Rios, R (1, 9) OBP: 0.372, SLG: 0.447	B FC 86 C SI 88 B SI 87 C CU 75 F CU 72 X SI 88 2-2 ③ G6-3		C CU 73 1 SAFE B SI 88 1-1 ③ CS 1-2	B SI 87 F CU 73 X SI 87 1-1 ① G5-3		B SI 87 C CH 86 B SI 87 F CU 74 F SI 88 C SI 88 2-3 ③ K		B SI 93 1 SAFE F SI 93 C SL 84 T SL 87 1-2 ② K		C FF 93 B KC 76 F ST 86 B KC 78 B FF 94 B FF 94 4-2 6 BB 84 S 18 FC3-2 BB	D ST 84 B FF 91 F FF 92 X KC 76 2-1 ③ P4		5	0	0	0	1	2	3
84 Prince Fielder, L (1, 3) OBP: 0.244, SLG: 0.200		B SI 88 B CU 71 B FC 87 B FC 86 4-0 6 FC6-4 BB	B CU 73 C FC 86 F CU 75 X CU 74 1-2 ② L3		B CU 75 F FC 85 B CU 72 X FC 86 2-1 ① G6-3	I IN 67 I IN 70 I IN 71 I IN 69 4-0 IBB		C KC 76 B FF 94 I IN 62 I IN 60 I IN 61 4-1 18 FC3-2 6 BB 1-2 IBB		S KC 77 B KC 78 X FF 92 1-1 ① G5-3		3	0	0	0	3	0	0
6 Kevin Kouzmanoff, R (1, 5) OBP: 0.571, SLG: 0.400		F FC 85 X SI 86 0-1 ① FC6-4 18 2B 1-2f	B CU 76 F CU 74 F SI 88 X CU 75 1-2 ③ F9		C SI 87 F FC 86 B CU 74 F SI 88 B FC 86 B SI 86 H CU 74 4-2 35 G4-3 18 HBP HBP	D SL 87 F SL 86 X SI 94 1-1 ③ G5-3 2-3		D ST 86 B FF 93 S FF 94 F FF 93 D KC 78 B FF 93 4-2 18 FC3-2 1-2 2-3 BB		S ST 85 B ST 83 X FF 94 1-1 18 WP 61 1B 1B		4	1	1	0	1	0	3
18 Mitch Moreland, L (1, 10) OBP: 0.273, SLG: 0.484		S CH 86 D CU 72 F FC 86 D CU 75 X FC 86 2-2 1-3 2B	B CU 74 B CU 74 X SI 88 2-0 ① F8		H CU 74 1-0 35 G4-3 1-2 HBP	F SL 81 C SI 93 F SL 82 F SL 82 B SL 83 S SI 94 1-3 ① K2-3	B KC 77 B ST 84 X FF 93 2-0 ① FC3-2 1-2 2-3 3-Hr		C KC 76 B FF 94 S KC 77 B ST 86 C FF 93 2-3 ② K 1-2		5	0	1	0	0	2	4
7 J.P. Arencibia, R (1, 2) OBP: 0.158, SLG: 0.167 35 James Adduci, L (7, PH) OBP: 0.429, SLG: 0.571 61 Robinson Chirinos, R (8, 2) OBP: 0.316, SLG: 0.438		S CU 74 S CU 73 C SI 89 0-3 ② K	X CU 73 0-0 ② F8		F FC 85 X FC 86 0-1 ② G4-3 1-2 2-3	B SI 94 C SI 93 C SI 93 C SI 94 1-3 ② K	B FF 91 C FF 93 F FF 93 F FF 93 B KC 77 S FF 93 2-3 ② K		C FF 92 B FF 92 F FF 93 B FF 93 B FF 93 F FF 92 X FF 93 3-2 2-H 1B		2 1 3	0 0 0	0 0 1	0 0 1	0 0 0	1 0 2	2 2 3
2 Leonys Martin, L (1, 8) OBP: 0.351, SLG: 0.273		B CU 73 X FC 88 1-0 ③ G4-3	B FC 86 C FC 88 S CU 76 X FC 87 1-2 12 CS 1B		I IN 54 I IN 53 I IN 49 I IN 48 4-0 IBB	C SL 82 F SI 93 B SL 82 F SL 82 B SI 95 X SL 82 2-2 12 1B 1B	B KC 76 F FF 93 X KC 77 1-1 ③ G4-3				4	0	2	0	1	0	5
12 Josh Wilson, R (1, 4) OBP: 0.333, SLG: 0.389		C SI 87 X FC 87 0-1 ① G3-1	F CU 74 1 SAFE F FC 86 P PO 80 1-2 ③ CS 1-2	B SI 88 X FC 86 1-0 ① L8	S CU 75 F FF 88 S CU 72 0-3 ③ K	F SI 93 F SI 93 1 SAFE X SI 95 0-2 17 BB 1-3 1B			B FF 93 X FF 93 1-0 ① G6-3		5	0	1	0	0	1	3
Inning Stats	R: 0 E: 0 K: 0 S: 10 H: 0 LOB: 0 BB: 0 P: 15	R: 0 E: 0 K: 1 S: 9 H: 1 LOB: 2 BB: 1 P: 16	R: 0 E: 0 K: 0 S: 7 H: 0 LOB: 0 BB: 1 P: 12	R: 0 E: 0 K: 0 S: 8 H: 0 LOB: 0 BB: 0 P: 11	R: 0 E: 0 K: 0 S: 8 H: 1 LOB: 0 BB: 0 P: 11	R: 0 E: 0 K: 1 S: 10 H: 0 LOB: 1 BB: 1 P: 19	R: 0 E: 0 K: 1 S: 10 H: 0 LOB: 3 BB: 1 P: 21	R: 0 E: 0 K: 1 S: 9 H: 1 LOB: 2 BB: 1 P: 19	R: 0 E: 0 K: 2 S: 19 H: 2 LOB: 3 BB: 1 P: 29	R: 0 E: 0 K: 1 S: 12 H: 0 LOB: 3 BB: 0 P: 29	R: 0 E: 0 K: 0 S: 7 H: 1 LOB: 1 BB: 0 P: 12	R: 1 E: 0 K: 1 S: 10 H: 2 LOB: 1 BB: 0 P: 17	1B: 7 2B: 1 3B: 0 HR: 0	SF: 0 SAC: 0 DP: 0 HBP: 2	PA: 54	WP: 1 PB: 0 SB: 4 CS: 2			

PITCHER		IP	WLS	BF	H	R	ER	SO	BB	IBB	HBP	BLK	WP	HR	S	P	ERA	WHIP
46 Scott Feldman, R ERA: 0.44	(1, 1)	7.0		27	2	0	0	3	3	1	2	0	0	0	62	105	0.00	0.714
50 Chad Qualls, R ERA: 3.86	(8, 1)	1.0		5	1	0	0	1	0	1	0	0	0	0	9	19	0.00	1.000
66 Kevin Chapman, L ERA: 13.5	(9, 1)	0.2		5	2	0	0	2	1	0	0	0	0	0	17	25	0.00	4.500
45 Anthony Bass, R ERA: 6.23	(9, 1)	0.1		1	0	0	0	0	0	0	0	0	0	0	2	4	0.00	0.000
41 Brad Peacock, R ERA: 6.0	(10, 1)	2.2	L	14	3	1	1	2	2	1	0	0	1	0	29	58	3.38	1.875

PITCHER	IP	WLS	BF	H	R	ER	SO	BB	IBB	HBP	BLK	WP	HR	S	P	ERA	WHIP

BOTTOM

AB	41
R	1
H	8
RBI	1
BB	9
SO	8
LOB	31

Batter	1	2	3	4	5	6	7	8	9	10	AB	R	H	RBI	BB	SO	LOB
21 Dexter Fowler, S (1, 8) OBP: 0.313, SLG: 0.500	B FF 94 C FF 94 S CU 82 C CU 83 1-3 ① K		C CU 81 B CU 80 F FF 95 F CU 82 B FF 95 F FF 95 B FF 97 S FF 95 3-3 ③ K		B CU 80 F FF 94 C FF 94 S FF 96 1-3 ① K		X FF 94 0-0 ③ F8		C FF 90 X CH 80 0-1 ③ G3-1		5	0	0	0	0	3	1
8 Alex Presley, L (1, 9) OBP: 0.139, SLG: 0.306	C FF 94 C CU 82 B FF 96 B FF 96 S CU 83 2-3 ② K			F FF 94 X FF 96 0-1 ① G3	B CU 80 X FF 95 1-0 ② G6-3			C SI 94 B SI 94 C SI 92 X SL 85 1-2 ① G4-3		F FC 89 F FF 90 X CH 84 0-2 ① G1-3	5	0	0	0	0	1	0
15 Jason Castro, L (1, 10) OBP: 0.293, SLG: 0.400 9 Marwin Gonzalez, S (10, PR) OBP: 0.125, SLG: 0.125 (10, 10)	B FF 95 C CH 89 H CU 82 2-1 27 FC6-4 HBP			S FF 94 B FF 96 F FF 95 B FF 96 F FF 95 B CU 84 F FF 94 B FF 95 4-2 23 1B 27 1B 22 SF7 BB	S FF 94 X FF 95 0-1 ③ G6-3			C SL 86 B SL 88 B SL 85 X SI 94 2-1 ② F8		B FC 89 X SL 81 1-0 27 SF9 3B	3 0	1 1	1 0	0 0	1 0	0 0	0 0
27 Jose Altuve, R (1, 4) OBP: 0.353, SLG: 0.378	F FF 93 B FF 93 X CU 80 1-1 ③ FC6-4 1-2f			B CU 81 F FF 92 F FF 92 F FF 93 X FF 94 1-2 23 1B 30 1B 1-2 1B		B FF 93 C CU 82 B CU 80 X FF 94 2-1 ① F7		F FF 90 B SL 81 X SL 80 1-1 23 S 1B		F FC 91 B FC 91 X FC 91 1-1 ② SF9 3-H	4	1	2	1	0	0	1
23 Chris Carter, R (1, 3) OBP: 0.256, SLG: 0.263		B FF 94 B FF 94 X FF 94 2-0 ① F9		X FF 94 0-0 30 1B 19 HR 1-2 2-3 1B		C CU 81 B FF 93 B FF 93 F CU 80 F FF 95 S CU 83 2-3 ② K		1 SAFE P PO 84 B FF 91 B FF 89 C FF 90 S FF 91 B SL 81 4-2 1-2 BB		B CU 68 B SL 79 B FC 90 C FC 90 C FC 90 B FC 91 4-2 BB	3	1	1	0	2	1	0
22 Carlos Corporán, S (1, 2) OBP: 0.176, SLG: 0.333		C FF 94 F FF 95 B FF 95 B FF 96 B FF 95 X FF 95 3-2 ② F7		B FF 94 X FF 93 1-0 ② SF7 3-H		H FF 94 1-0 HBP		S CH 79 B CH 79 X SL 79 1-1 ③ L1		X FC 91 0-0 ③ P5	3	0	0	1	0	0	4
30 Matt Dominguez, R (1, 5) OBP: 0.250, SLG: 0.385		B FF 95 C CU 84 C CU 83 X FF 96 1-2 ③ G5-3		C CU 82 X FF 94 0-1 19 HR 1-2 2-H 1B		X CU 81 0-0 ③ G5-3			C FF 90 B FF 91 F FF 90 F FF 92 C FF 92 1-3 ① K		4	1	1	1	0	1	1
19 Robbie Grossman, S (1, 7) OBP: 0.250, SLG: 0.341			C FF 93 B FF 94 S FF 94 C CU 83 1-3 ① K	S FF 94 B FF 94 X CU 82 1-1 1-H 2-H HR			B FF 93 B FF 93 F FF 94 B FF 93 F FF 92 X FF 93 3-2 ① L9		B CH 83 C FF 92 B FF 92 X FF 91 2-1 2B		4	1	2	3	0	1	0
6 Jonathan Villar, S (1, 6) OBP: 0.238, SLG: 0.385			S FF 94 X FF 95 0-1 ② G1-3	C FF 94 X FF 94 0-1 ③ G5-3			B FF 93 X FF 93 1-0 ② G5-3		D SL 80 S CH 79 F FC 90 B CH 79 S FF 91 2-3 ② K		4	0	0	0	0	1	1

TOP

Houston Astros @ Texas Rangers

Globe Life Park in Arlington, Arlington, TX

Sat Apr 12 2014, 8:08 PM - 11:22 PM EDT

Att. 42,577 - Partly Cloudy - 83 F

livebaseballscorecards.com

AB	35
R	6
H	7
RBI	6
BB	3
SO	8
LOB	8

Inning Stats	1	2	3	4	5	6	7	8	9	10
	R: 0 E: 0 K: 2 S: 9 H: 0 LOB: 1 BB: 0 P: 15	R: 0 E: 0 K: 0 S: 7 H: 0 LOB: 0 BB: 0 P: 13	R: 0 E: 0 K: 2 S: 10 H: 0 LOB: 0 BB: 0 P: 14	R: 5 E: 0 K: 0 S: 18 H: 4 LOB: 0 BB: 1 P: 25	R: 0 E: 0 K: 1 S: 6 H: 0 LOB: 0 BB: 0 P: 8	R: 0 E: 0 K: 1 S: 7 H: 0 LOB: 1 BB: 0 P: 12	R: 0 E: 0 K: 0 S: 5 H: 0 LOB: 0 BB: 0 P: 9	R: 0 E: 0 K: 0 S: 12 H: 1 LOB: 2 BB: 1 P: 20	R: 0 E: 0 K: 2 S: 11 H: 1 LOB: 1 BB: 0 P: 16	R: 1 E: 0 K: 0 S: 9 H: 1 LOB: 2 BB: 1 P: 15

1B: 4	SF: 2	WP: 0	PA: 42
2B: 1	SAC: 0	PB: 0	
3B: 1	DP: 0	SB: 1	
HR: 1	HBP: 2	CS: 0	

PITCHER		IP	WLS	BF	H	R	ER	SO	BB	IBB	HBP	BLK	WP	HR	S	P	ERA	WHIP
52 Tanner Scheppers, R ERA: 7.88	(1, 1)	7.0		28	4	5	5	6	1	0	2	0	0	1	62	96	6.43	0.714
32 Pedro Figueroa, L ERA: 7.2	(8, 1)	0.2		2	0	0	0	0	0	0	0	0	0	0	5	8	0.00	0.000
37 Shawn Tolleson, R ERA: 1.93	(8, 1)	1.1		7	2	0	0	2	1	0	0	0	0	0	18	28	0.00	2.250
28 Joakim Soria, R ERA: 7.2	(10, 1)	1.0	L	5	1	1	1	0	1	0	0	0	0	0	9	15	9.00	2.000

PITCHER	IP	WLS	BF	H	R	ER	SO	BB	IBB	HBP	BLK	WP	HR	S	P	ERA	WHIP

Houston Astros @ Texas Rangers

Globe Life Park in Arlington, Arlington, TX

Sat Apr 12 2014, 8:08 PM - 11:22 PM EDT

Att. 42,577 - Partly Cloudy - 83 F

livebaseballscorecards.com

BOTTOM

Batter	1	2	3	4	5	6	7	8	9	10	AB	R	H	RBI	BB	SO	LOB
17 Shin-Soo Choo, L (1, 7) OBP: 0.451, SLG: 0.410	C FC 96 B KC 77 S FF 95 B FF 95 B FF 95 S FC 94 3-3 K ①	C FF 94 F FC 94 C FC 94 0-3 K ②	S FF 94 C KC 79 B KC 81 F FC 94 C FC 94 1-3 K ③	B KC 78 C FF 92 C KC 77 F KC 79 B FC 92 B KC 78 S KC 79 3-3 K ③	F SL 81 B SL 82 C SL 81 D SL 82 B SI 94 S SL 83 3-3 K ③	5	0	0	0	0	5	2
1 Elvis Andrus, R (1, 6) OBP: 0.340, SLG: 0.422	B FF 94 B FF 94 B FF 95 C FF 94 B FF 94 4-1 84 1B 6 1B BB	F FC 94 B FC 95 X FF 94 1-1 G1-3 ③	B FF 93 C FF 93 C FF 94 X FF 94 1-2 G6-4-3 1B	C SI 93 B SI 94 F SI 93 F SL 86 B SI 96 B SI 94 F SI 93 F SI 94 F SI 94 4-2 B SI 94 2B BB	B FC 94 F FC 92 F FC 93 B SL 88 B FC 94 X FC 94 3-2 6 WP S 1B	3	2	2	0	2	0	1
Alex Rios, R (1, 9) OBP: 0.354, SLG: 0.442	B FF 95 1 SAFE X FF 94 1-0 F8 ②	B KC 78 X FF 94 1-0 G6-3 ①	B FF 94 B FF 93 C FF 93 B FF 93 X FC 94 3-1 G6-4-3 ①② 1-2f	C SI 93 1 SAFE F SI 91 1 SAFE B SI 93 X SI 93 1-2 84 CS 1-H 2B	B SL 84 1 SAFE C FC 92 B SL 87 X SL 87 2-1 G6-3 ① 1-2	5	0	1	1	0	0	3
84 Prince Fielder, L (1, 3) OBP: 0.260, SLG: 0.205 12 Josh Wilson, R (10, PR) OBP: 0.333, SLG: 0.389	C FF 95 B FC 94 X FF 96 1-1 6 1B 1-3 1B	B KC 80 B SI 95 F FF 94 F FC 94 F FF 94 X FC 92 2-2 F8 ②	B FF 93 F FF 93 S KC 80 S KC 81 1-3 K ③	S CH 83 B CH 83 X SL 87 1-1 G4-3 ①② 2-3	I IN 62 I IN 60 I IN 60 I IN 61 I 4-0 IBB	4	0	1	0	1	1	1
6 Kevin Kouzmanoff, R (1, 5) OBP: 0.500, SLG: 0.333	F SI 95 X KC 80 0-1 1-2 3-H 1B	F FF 94 H FC 93 1-1 18 WP HBP	F FF 94 T FF 94 X FF 93 0-2 F8 ①	C SL 87 B SI 93 X SL 88 1-1 G3 ③	S SL 86 S SL 86 B SL 86 S SL 84 1-3 K ② 2-3	4	0	1	1	0	1	2
18 Mitch Moreland, L (1, 10) OBP: 0.250, SLG: 0.441 15 Michael Choice, R (9, PH) OBP: 0.188, SLG: 0.357 (10, 10)	C FF 94 C FF 95 D KC 81 B KC 78 C FF 95 2-3 K ③	C FC 92 F KC 80 B KC 81 X FF 94 1-2 L7 ③ 1-2	F FC 92 C KC 78 B KC 80 S KC 79 1-3 K ②	C FF 94 F FF 93 S FC 94 0-3 K ③	B SI 92 X SI 93 1-0 HR	B FF 95 B FC 94 X SL 87 2-0 FC3 ③	3	0	0	0	0	2	3
											2	1	1	1	0	0	2
16 Donnie Murphy, R (1, 4) OBP: 0.333, SLG: 0.360	C FC 94 B FC 94 S KC 78 X KC 80 1-2 2 1B 7 G6-3 2B	C FC 95 F FF 94 F KC 80 B KC 81 F KC 80 B FC 93 F FF 94 F FF 94 B FF 94 4-2 B FC 84 2 1B 7 G4-6-3 BB	C FF 94 F FF 93 S FC 94 0-3 K ③	B SI 94 B SL 83 F SI 93 B SI 94 4-0 2 SH2-4 BB	2	2	1	0	2	1	0
2 Leonys Martin, L (1, 8) OBP: 0.375, SLG: 0.306	B FF 92 X FC 92 1-0 7 G6-3 2-3 1B	X FF 93 0-0 7 G4-6-3 1-3 1B	B KC 78 C FF 92 B KC 78 S FC 92 X FF 93 2-2 G4-3 ①	1 SAFE L SI 93 L SI 94 X SL 82 0-2 SH2-4 ① 1-2	3	0	2	0	0	0	0
7 J.P. Arencibia, R (1, 2) OBP: 0.130, SLG: 0.136	D KC 79 B FC 93 F FF 93 X FF 94 2-1 G6-3 ① 1-2 3-H	C KC 79 C KC 79 1 SAFE B KC 80 X FC 95 1-2 G4-6-3 ①② 1-2f 3-H	F FC 94 C KC 79 F FC 93 B FF 92 X FC 92 1-2 P4 ②	B SL 82 B SL 80 X SL 82 2-0 F9 ②	4	0	0	1	0	0	3
Inning Stats	R: 1 E: 0 K: 2 S: 12 H: 2 LOB: 2 BB: 1 P: 23	R: 1 E: 0 K: 1 S: 11 H: 2 LOB: 1 BB: 0 P: 16	R: 0 E: 0 K: 0 S: 9 H: 0 LOB: 1 BB: 0 P: 14	R: 1 E: 0 K: 1 S: 14 H: 1 LOB: 0 BB: 1 P: 20	R: 0 E: 0 K: 1 S: 8 H: 1 LOB: 0 BB: 0 P: 13	R: 0 E: 0 K: 2 S: 9 H: 0 LOB: 0 BB: 0 P: 10	R: 0 E: 0 K: 1 S: 11 H: 0 LOB: 0 BB: 0 P: 17	R: 1 E: 0 K: 0 S: 13 H: 1 LOB: 0 BB: 1 P: 20	R: 1 E: 0 K: 1 S: 8 H: 1 LOB: 1 BB: 1 P: 18	R: 0 E: 0 K: 1 S: 9 H: 1 LOB: 2 BB: 1 P: 21	1B: 6 2B: 2 3B: 0 HR: 1	SF: 0 SAC: 1 DP: 2 HBP: 1	WP: 2 PB: 0 SB: 1 CS: 1	PA: 42			

	AB	35
	R	5
	H	9
	RBI	4
	BB	5
	SO	10
	LOB	17

PITCHER		IP	WLS	BF	H	R	ER	SO	BB	IBB	HBP	BLK	WP	HR	S	P	ERA	WHIP
48 Jarred Cosart, R ERA: 4.0	(1, 1)	7.0		28	6	3	3	8	2	0	1	0	1	0	74	113	3.86	1.143
37 Matt Albers, R ERA: 1.69	(8, 1)	1.0	H	4	1	1	1	0	1	0	0	0	0	0	13	20	9.00	2.000
66 Kevin Chapman, L ERA: 12.27	(9, 1)	1.0	W	5	1	1	1	1	1	0	0	0	0	1	8	18	9.00	2.000
45 Anthony Bass, R ERA: 5.06	(10, 1)	1.0	S	5	1	0	0	1	0	1	0	0	1	0	9	21	0.00	1.000

PITCHER	IP	WLS	BF	H	R	ER	SO	BB	IBB	HBP	BLK	WP	HR	S	P	ERA	WHIP

Houston Astros @ Texas Rangers

Globe Life Park in Arlington, Arlington, TX

Sun Apr 13 2014, 3:08 PM - 5:22 PM EDT

Att. 38,698 - Drizzle - 69 F

TOP

livebaseballscorecards.com

Batter	1	2	3	4	5	6	7	8	9	AB	R	H	RBI	BB	SO	LOB
21 Dexter Fowler, S (1, 8) OBP: 0.278, SLG: 0.441	B FF 89 F FF 89 X SI 90 1-1 ① F9		D SI 89 1 SAFE B FF 90 S CH 80 L CH 83 1 SAFE S CH 82 2-3 ② K			B CU 76 X CH 82 1-0 ③ G4-3			F FF 95 B CH 87 B CH 87 X FF 95 2-1 ② G4-3	4	0	0	0	0	1	1
27 Jose Altuve, R (1, 4) OBP: 0.345, SLG: 0.367	F FF 90 X SI 90 0-1 ② G4-3		B SI 90 1 SAFE 1 SAFE 1 SAFE 1 SAFE B SI 90 F FF 91 F CH 84 D CH 83 3-2 ③ CS 1-2	L CH 80 B CU 76 B SI 91 S CH 83 X FF 92 2-2 ① F8			C CU 74 B FF 91 S CU 74 B FF 92 B CH 84 X CU 76 3-2 14 G6-4-3 1B		B SL 82 F FF 94 B FF 95 X FF 95 2-1 ③ F8	4	0	1	0	0	0	0
14 Jesus Guzman, R (1, 3) OBP: 0.269, SLG: 0.538	X FF 90 0-0 1B			C CU 75 C FF 92 B SL 84 X CH 84 1-2 ② G3			C CU 74 B SI 90 C CH 83 1 SAFE F FF 90 F CU 76 F SL 84 1 SAFE X CH 85 1-2 ①② G6-4-3 1-2f			3	0	1	0	0	0	1
23 Chris Carter, R (1, 10) OBP: 0.261, SLG: 0.250	B SI 90 B CH 82 X SI 90 2-0 ③ F9			C CU 75 F FF 91 B CH 85 B CH 85 F FF 90 B FF 92 S CH 84 3-3 ③ K			B FF 92 B CU 75 B CH 82 T SI 90 C SI 91 F SI 91 B CH 85 4-2 BB			2	0	0	0	1	1	1
30 Matt Dominguez, R (1, 5) OBP: 0.255, SLG: 0.381		F FA 89 X CH 82 0-1 ① G1-3			B CU 75 C CH 82 X SI 89 1-1 28 CS 1B		X CU 74 0-0 ③ F9			3	0	1	0	0	0	1
28 L.J. Hoes, R (1, 9) OBP: 0.421, SLG: 0.467		C FF 90 S CU 75 B CH 84 B CH 84 F FF 91 B CU 78 B SI 91 4-2 19 G4-6-3 BB			S SI 90 F SI 89 B FF 92 X SL 84 1-2 ①② L6 1-2			C SI 88 B CU 75 S CU 75 B CU 77 X FF 91 2-2 ① F9		2	0	0	0	1	0	1
19 Robbie Grossman, S (1, 7) OBP: 0.255, SLG: 0.341		L SI 89 S CH 81 X CH 82 0-2 ②③ G4-6-3 1-2f			B FF 90 F FF 91 B FF 91 F CH 82 F FF 92 X CH 83 2-2 ③ L1			F CH 81 B CH 84 X CH 84 1-1 22 G6-3 1B		3	0	1	0	0	0	1
22 Carlos Corporán, S (1, 2) OBP: 0.200, SLG: 0.333			X SI 89 0-0 ① G5-3			B SI 87 B FF 89 X FF 89 2-0 6 G4-3-6 1B		C CU 76 B SI 90 F SI 89 F CU 75 F FF 89 X CH 83 1-2 ②③ G6-3 1-2f		3	0	1	0	0	0	1
6 Jonathan Villar, S (1, 6) OBP: 0.244, SLG: 0.366			B SI 89 B CH 86 B SI 90 B FF 90 4-0 27 CS BB			D CH 81 X SI 90 1-0 ①② G4-3-6 1-2f			B FF 94 C FF 94 S FF 95 X FF 96 1-2 ① F8	2	0	0	0	1	0	1
Inning Stats	R: 0 H: 1 E: 0 LOB: 1 K: 0 BB: 0 S: 6 P: 9	R: 0 H: 0 E: 0 LOB: 0 K: 0 BB: 1 S: 8 P: 12	R: 0 H: 0 E: 0 LOB: 0 K: 1 BB: 1 S: 6 P: 15	R: 0 H: 0 E: 0 LOB: 0 K: 1 BB: 0 S: 10 P: 16	R: 0 H: 1 E: 0 LOB: 0 K: 0 BB: 0 S: 9 P: 13	R: 0 H: 1 E: 0 LOB: 0 K: 0 BB: 0 S: 3 P: 7	R: 0 H: 1 E: 0 LOB: 1 K: 0 BB: 1 S: 13 P: 21	R: 0 H: 1 E: 0 LOB: 0 K: 0 BB: 0 S: 10 P: 14	R: 0 H: 0 E: 0 LOB: 0 K: 0 BB: 0 S: 7 P: 12	1B: 5 SF: 0 2B: 0 SAC: 0 3B: 0 DP: 4 HR: 0 HBP: 0						

	AB	26
	R	0
	H	5
	RBI	0
	BB	3
	SO	2
	LOB	8

WP: 0 PA: 30
PB: 0
SB: 0
CS: 2

PITCHER		IP	WLS	BF	H	R	ER	SO	BB	IBB	HBP	BLK	WP	HR	S	P	ERA	WHIP
33 Martín Pérez, L ERA: 2.7	(1, 1)	8.0	W	26	5	0	0	2	3	0	0	0	0	0	65	107	0.00	1.000
41 Alexi Ogando, R ERA: 5.14	(9, 1)	1.0	S	3	0	0	0	0	0	0	0	0	0	0	7	12	0.00	0.000

PITCHER	IP	WLS	BF	H	R	ER	SO	BB	IBB	HBP	BLK	WP	HR	S	P	ERA	WHIP

BOTTOM

Houston Astros @ Texas Rangers

Globe Life Park in Arlington, Arlington, TX

Sun Apr 13 2014, 3:08 PM - 5:22 PM EDT

Att. 38,698 - Drizzle - 69 F

Batter	1	2	3	4	5	6	7	8	9	AB	R	H	RBI	BB	SO	LOB
17 Shin-Soo Choo, L (1, 10) OBP: 0.436, SLG: 0.395	X FF 90 0-0 ① G4-3		C SI 89 F SI 90 B SI 90 B KC 79 S CH 82 2-3 ② K			B CH 79 B SI 90 X FF 90 2-0 1-3 1B		C FF 91 B SL 80 F FF 88 B FC 87 B SI 92 F SI 92 X CH 85 3-2 ② L9		4	0	1	0	0	1	0
1 Elvis Andrus, R (1, 6) OBP: 0.327, SLG: 0.404 16 Donnie Murphy, R (4, 4) OBP: 0.313, SLG: 0.346	C FF 89 C KC 78 B FF 91 S CH 80 1-3 ② K		C KC 80 F CH 81 F SI 91 B KC 79 C SI 91 1-3 ③ K			1 SAFE B KC 80 X SI 90 1-0 ① SF7 3-H		B FC 88 F SI 90 F CU 78 F CU 78 C SI 90 1-3 ③ K		2 1	0 0	0 0	0 1	0 0	2 1	0 0
Alex Rios, R (1, 9) OBP: 0.333, SLG: 0.413	C FF 91 T SI 91 F FF 91 F CH 81 F FF 90 B KC 80 S CH 82 1-3 ③ K			B SI 88 X CH 80 1-0 ① F7		C CH 82 B FF 90 X CH 80 1-1 ② L7				3	0	0	0	0	1	1
84 Prince Fielder, L (1, 3) OBP: 0.245, SLG: 0.191		B KC 78 C SI 90 X SI 90 1-1 ① F7		X FF 89 0-0 ② G4-3		B FF 92 D KC 80 B KC 80 X FF 91 3-0 ③ L4				3	0	0	0	0	0	1
6 Kevin Kouzmanoff, R (1, 5) OBP: 0.533, SLG: 0.500		X CH 81 0-0 15 1B 1B		F FF 89 F KC 78 B FF 90 S CH 80 1-3 ③ K2-3			B KC 77 B FF 90 S CH 80 X CH 81 2-1 2B			3	0	2	0	0	1	0
15 Michael Choice, R (1, 7) OBP: 0.211, SLG: 0.353		B FF 89 X SI 91 1-0 1-2 1B			C CH 80 B KC 78 F FF 89 F KC 80 X CH 80 1-2 ① FC8		S FF 90 F SI 90 F KC 79 B FF 90 D CH 80 C FF 90 2-3 ① FC			3	0	1	0	0	0	1
61 Robinson Chirinos, R (1, 2) OBP: 0.273, SLG: 0.368		F SI 91 F CH 80 B FF 91 S SI 90 1-3 ② K			B FF 90 C FF 89 X CH 80 1-1 ② F8		B CH 81 X SI 90 1-0 ② P6			3	0	0	0	0	1	3
2 Leonys Martin, L (1, 8) OBP: 0.349, SLG: 0.282		D KC 80 C KC 78 B KC 79 S KC 80 F FF 91 X FF 90 2-2 ③ G4-3			B KC 80 B FF 89 C FF 89 X FF 89 2-1 ③ G6-3		X KC 80 0-0 ③ G3-1			3	0	0	0	0	0	3
12 Josh Wilson, R (1, 4) OBP: 0.333, SLG: 0.381 (4, 6)			B SI 88 B FF 89 X SI 88 2-0 ① F8			B SI 90 B CH 80 C FF 89 X FF 88 2-1 17 1B 16 SF7 1B		X FF 90 0-0 ① G4-3		3	1	1	0	0	0	0
Inning Stats	R: 0 E: 0 K: 2 S: 10 H: 0 LOB: 0 BB: 0 P: 12	R: 0 E: 0 K: 1 S: 11 H: 2 LOB: 2 BB: 0 P: 16	R: 0 E: 0 K: 2 S: 8 H: 0 LOB: 0 BB: 0 P: 13	R: 0 E: 0 K: 1 S: 5 H: 0 LOB: 0 BB: 0 P: 7	R: 0 E: 0 K: 0 S: 8 H: 0 LOB: 0 BB: 0 P: 12	R: 1 E: 0 K: 0 S: 7 H: 2 LOB: 1 BB: 0 P: 16	R: 0 E: 0 K: 0 S: 8 H: 1 LOB: 1 BB: 0 P: 13	R: 0 E: 0 K: 1 S: 9 H: 0 LOB: 0 BB: 0 P: 13		1B: 4 2B: 1 3B: 0 HR: 0 SF: 1 SAC: 0 DP: 0 HBP: 0						

livebaseballscorecards.com

AB	28
R	1
H	5
RBI	1
BB	0
SO	7
LOB	9

WP: 0 PA: 29
PB: 0
SB: 0
CS: 0

PITCHER		IP	WLS	BF	H	R	ER	SO	BB	IBB	HBP	BLK	WP	HR	S	P	ERA	WHIP
39 Brett Oberholtzer, L ERA: 3.5	(1, 1)	7.0	L	26	5	1	1	7	0	0	0	0	0	0	57	89	1.29	0.714
36 Jerome Williams, R ERA: 7.71	(8, 1)	1.0		3	0	0	0	1	0	0	0	0	0	0	9	13	0.00	0.000

PITCHER	IP	WLS	BF	H	R	ER	SO	BB	IBB	HBP	BLK	WP	HR	S	P	ERA	WHIP

Seattle Mariners @ Texas Rangers

Globe Life Park in Arlington, Arlington, TX

Mon Apr 14 2014, 8:08 PM - 11:08 PM EDT

Att. 23,081 - Partly Cloudy - 52 F

TOP

livebaseballscorecards.com

Batter	1	2	3	4	5	6	7	8	9	AB	R	H	RBI	BB	SO	LOB
36 Abraham Almonte, S (1, 8) OBP: 0.286, SLG: 0.333	K		L9		G3-1	5 E 1B		G3		5	0	1	0	0	1	0
5 Brad Miller, L (1, 6) OBP: 0.236, SLG: 0.426	F7		1B		L9	E2		K		5	0	1	0	0	1	2
22 Robinson Canó, L (1, 4) OBP: 0.377, SLG: 0.348	G6-3		F7			55 3B 1B SF8			G6-3	4	1	1	1	0	0	1
27 Corey Hart, R (1, 10) OBP: 0.231, SLG: 0.417 7 Stefen Romero, R (9, PR) OBP: 0.188, SLG: 0.200 (9, 10)		K		G1-3		P4 K			55 FC4-6 BB	4 0	0 0	0 0	0 0	1 0	2 0	3 0
20 Logan Morrison, L (1, 9) OBP: 0.227, SLG: 0.150 55 Michael Saunders, L (1, 9) OBP: 0.250, SLG: 0.364		K		15 CS 1B		15 1B 3B	G3		FC4-6	0 5	0 1	0 2	0 1	0 0	0 1	0 1
15 Kyle Seager, L (1, 5) OBP: 0.326, SLG: 0.243		17 1B 1B		HBP		17 E 13 1B 1B	G4-3		K	4	1	2	1	0	1	1
17 Justin Smoak, S (1, 3) OBP: 0.320, SLG: 0.467		1B		G4-3		FC5 13 E 13 1B 3 1B	2B			4	1	2	0	0	0	2
13 Dustin Ackley, L (1, 7) OBP: 0.333, SLG: 0.488		F8			G3	E9 36 1B 3 1B 5 E	G4-3			4	1	1	1	0	0	3
3 Mike Zunino, R (1, 2) OBP: 0.282, SLG: 0.590			K		HR	5 E 36 1B 22 SF8			G2-3	4	2	2	2	0	1	0

	AB	39
	R	7
	H	12
	RBI	6
	BB	1
	SO	7
	LOB	13

Inning Stats	1	2	3	4	5	6	7	8	9	1B: 9	SF: 1	WP: 0	PA: 42
	R: 0 E: 0 K: 1 S: 7 H: 0 LOB: 0 BB: 0 P: 10	R: 0 E: 0 K: 2 S: 18 H: 2 LOB: 2 BB: 0 P: 28	R: 0 E: 0 K: 1 S: 9 H: 1 LOB: 1 BB: 0 P: 16	R: 0 E: 0 K: 0 S: 7 H: 1 LOB: 1 BB: 0 P: 12	R: 1 E: 0 K: 0 S: 9 H: 1 LOB: 0 BB: 0 P: 16	R: 6 E: 3 K: 1 S: 21 H: 6 LOB: 2 BB: 0 P: 30	R: 0 E: 0 K: 0 S: 8 H: 1 LOB: 1 BB: 0 P: 13	R: 0 E: 0 K: 1 S: 10 H: 0 LOB: 0 BB: 0 P: 16	R: 0 E: 0 K: 1 S: 10 H: 0 LOB: 1 BB: 1 P: 20	2B: 1 3B: 1 HR: 1	SAC: 0 DP: 0 HBP: 1	PB: 0 SB: 0 CS: 1	

PITCHER		IP	WLS	BF	H	R	ER	SO	BB	IBB	HBP	BLK	WP	HR	S	P	ERA	WHIP
48 Colby Lewis, R ERA: 6.75	(1, 1)	5.1	L	24	8	4	4	4	0	0	1	0	0	1	56	89	6.75	1.500
32 Pedro Figueroa, L ERA: 6.75	(6, 1)	0.1		6	3	3	0	0	0	0	0	0	0	0	11	17	0.00	9.000
19 Hector Noesí, R ERA: 8.1	(6, 1)	2.1		8	1	0	0	2	0	0	0	0	0	0	22	35	0.00	0.429
37 Shawn Tolleson, R ERA: 1.59	(9, 1)	1.0		4	0	0	0	1	1	0	0	0	0	0	10	20	0.00	1.000

PITCHER	IP	WLS	BF	H	R	ER	SO	BB	IBB	HBP	BLK	WP	HR	S	P	ERA	WHIP

Seattle Mariners @ Texas Rangers

Globe Life Park in Arlington, Arlington, TX

Mon Apr 14 2014, 8:08 PM - 11:08 PM EDT

Att. 23,081 - Partly Cloudy - 52 F

livebaseballscorecards.com

BOTTOM

Batter	1	2	3	4	5	6	7	8	9	AB	R	H	RBI	BB	SO	LOB
17 Shin-Soo Choo, L (1, 7) OBP: 0.441, SLG: 0.378	B FF 90 F FF 91 F CH 84 B CU 79 F FF 91 B CU 78 F FF 92 F FF 91 B CU 75 4-2 G5-4-3 1 1B BB		C FF 92 B CH 85 1 SAFE B FF 90 S FF 92 F CU 78 B FF 92 F FF 92 1 SAFE 3-2 X FF 82 ①② G4-6-3 1-2f			B FF 90 C FF 91 C SI 90 B CU 78 X CU 77 2-2 ② G4-3		C FF 94 B FF 93 S CH 86 B CU 84 B CU 83 D FF 94 4-2 BB		2	0	0	0	2	0	1
1 Elvis Andrus, R (1, 6) OBP: 0.321, SLG: 0.392	B FF 90 B CH 83 1 SAFE C FF 90 1 SAFE 1 SAFE X FF 90 2-1 G5-4-3 1-2 1B		B CH 87 C CH 85 X FF 93 1-1 ③ F8			C FF 92 B CH 86 C CU 77 S CU 79 1-3 ③ K		F FF 94 C CU 82 F CU 83 B FF 93 X CU 84 1-2 ③ L9		4	0	1	0	0	1	1
Alex Rios, R (1, 9) OBP: 0.327, SLG: 0.400	C FF 92 X CH 85 0-1 ①② G5-4-3 1-2f 2-3			C FF 92 B FF 92 C FF 92 F CH 86 F CH 86 F FF 92 F CU 80 S FF 92 1-3 ① K			B FF 89 F FF 89 B CH 83 X FF 90 2-1 ① G6-3		C FC 88 F FF 93 B CU 76 X FC 88 1-2 84 1B 1B	4	0	1	0	0	1	2
84 Prince Fielder, L (1, 3) OBP: 0.263, SLG: 0.235	C FF 92 B CU 78 F FF 91 C CU 78 1-3 ③ K			C FF 92 B FF 93 C CU 79 X CU 79 1-2 ② G4-3			X FF 91 0-0 6 1B 2B		B FC 88 F FC 88 F FC 89 X CU 75 1-2 1-2 1B	4	1	2	0	0	1	1
6 Kevin Kouzmanoff, R (1, 5) OBP: 0.474, SLG: 0.438		C FF 91 B FF 92 C CH 85 F CU 80 F FF 92 B FF 93 X FF 93 2-2 ① G1-3		X FF 93 0-0 ③ F9			C FF 91 X CH 85 0-1 2-H 1B		F FC 86 F FC 88 D CU 75 F FF 93 F FF 89 B FC 92 F FC 88 B FC 88 X FC 88 3-2 ① F6	4	0	1	1	0	0	2
15 Michael Choice, R (1, 10) OBP: 0.273, SLG: 0.368 35 James Adduci, L (9, PH) OBP: 0.375, SLG: 0.500		C FF 93 C CH 87 F CH 87 B FF 92 X CU 80 1-2 1B			B FF 92 B CH 84 B FF 91 C FF 91 F FF 92 F FF 92 B CH 85 4-2 7 G6-4-3 BB		C CH 85 S FF 91 B CH 87 D CU 80 F FF 91 B FF 92 S FF 92 3-3 ② FC		B FC 88 F FF 91 F FC 88 S CU 77 1-3 ② K	2 1	0 0	1 0	0 0	1 0	0 1	1 2
7 J.P. Arencibia, R (1, 2) OBP: 0.120, SLG: 0.125 18 Mitch Moreland, L (7, PH) OBP: 0.243, SLG: 0.429 61 Robinson Chirinos, R (8, 2) OBP: 0.261, SLG: 0.350		B FF 92 B FF 91 F FF 92 X CH 85 2-1 ② F9			1 SAFE D FF 91 S FF 91 X CH 85 1-1 ①② G6-4-3 1-2f		B FF 94 D FF 93 X FF 93 2-0 ③ F7		C FC 87 X FC 89 0-1 ③ F9	2 1 1	0 0 0	0 0 0	0 0 0	0 0 0	0 0 0	2 1 2
2 Leonys Martin, L (1, 8) OBP: 0.348, SLG: 0.268		X FF 93 0-0 ③ B5-3			B FF 91 S FF 92 S CU 80 B CU 79 S FF 92 2-3 ③ K			C FF 93 B CU 82 B CU 83 F FF 92 B CU 82 D FF 93 4-2 12 G5-4-3 BB		2	0	0	0	1	1	1
12 Josh Wilson, R (1, 4) OBP: 0.333, SLG: 0.375			B FF 92 F FF 91 X CH 86 1-1 17 G4-6-3 1B			C FF 90 X FF 90 0-1 ① L8		B FF 93 X FF 93 1-0 ①② G5-4-3 1-2f		3	0	1	0	0	0	1

Inning Stats	1	2	3	4	5	6	7	8	9
	R: 0 E: 0 K: 1 S: 12 H: 1 LOB: 1 BB: 1 P: 19	R: 0 E: 0 K: 0 S: 12 H: 1 LOB: 1 BB: 0 P: 17	R: 0 E: 0 K: 0 S: 9 H: 1 LOB: 0 BB: 0 P: 14	R: 0 E: 0 K: 1 S: 11 H: 0 LOB: 0 BB: 0 P: 13	R: 0 E: 0 K: 1 S: 9 H: 0 LOB: 0 BB: 1 P: 16	R: 0 E: 0 K: 1 S: 8 H: 0 LOB: 0 BB: 0 P: 11	R: 1 E: 0 K: 0 S: 10 H: 2 LOB: 1 BB: 0 P: 17	R: 0 E: 0 K: 0 S: 9 H: 0 LOB: 1 BB: 2 P: 19	R: 0 E: 0 K: 1 S: 17 H: 2 LOB: 2 BB: 0 P: 23

| | | |

Batter	1	2	3	4	5	6	7	8	9	AB	R	H	RBI	BB	SO	LOB
36 Abraham Almonte, S (1, 8) OBP: 0.283, SLG: 0.327	B FF 91 B FF 90 C FF 91 S FF 90 C FF 91 2-3 ① K		X FF 89 0-0 ② G5-3		C FF 89 X FF 88 0-1 1B			C FF 88 B CU 77 F FF 91 F FF 90 X FF 90 1-2 ① G1-3		4	0	1	0	0	1	0
5 Brad Miller, L (1, 6) OBP: 0.254, SLG: 0.411	F FF 90 B FF 91 S SI 91 S SL 84 1-3 ② K		B SI 89 C SL 82 S SL 84 H SL 84 2-2 HBP		B CU 79 C SL 80 1 SAFE X SL 83 1-1 ③ B1			H CU 78 1-0 27 1B HBP		2	0	0	0	0	1	1
22 Robinson Canó, L (1, 4) OBP: 0.368, SLG: 0.340	B FF 89 X FF 90 1-0 27 1B 1B		X FF 90 0-0 ③ G4-3			B CU 74 B SI 89 X FF 91 2-0 ① G6-3		C SL 82 X CU 75 0-1 ② FC8		4	0	1	0	0	0	2
27 Corey Hart, R (1, 10) OBP: 0.256, SLG: 0.425 55 Michael Saunders, L (8, PR) OBP: 0.250, SLG: 0.364 (8, 10)	B FF 90 X FF 91 1-0 1-2 1B			B FF 89 X FF 90 1-0 ① F8		B CU 77 X SI 91 1-0 ② G6-3		B SL 81 C FF 93 1 SAFE X SL 81 1-1 1-2 1B		4 0	0 0	2 0	0 0	0 0	0 0	0 0
7 Stefen Romero, R (1, 9) OBP: 0.211, SLG: 0.222 13 Dustin Ackley, L (8, PH) OBP: 0.326, SLG: 0.477 (8, 7)	B FF 90 C FF 91 B CU 75 X FF 90 2-1 ③ G6-3			F FF 90 C FF 90 B CU 76 X FF 90 1-2 17 FC4 1B		F FF 90 X FF 90 0-1 ③ G1-3		C FF 94 S FF 95 F FF 95 B FF 95 B SL 84 X FF 95 2-2 ③ F7		3 1	0 0	1 0	0 0	0 0	0 0	2 2
15 Kyle Seager, L (1, 5) OBP: 0.300, SLG: 0.220		F FF 89 B SI 88 X SI 90 1-1 ① G3		C SL 82 B FF 91 X FF 90 1-1 ② P4			B SL 83 X SI 89 1-0 ① G3		C FF 91 B SL 89 C FF 92 X FF 92 1-2 ① FC8	4	0	0	0	0	0	1
17 Justin Smoak, S (1, 3) OBP: 0.315, SLG: 0.449		C FF 89 S FF 90 B FF 90 X FF 90 1-2 ② G6-3		1 SAFE D CU 77 B FF 89 1 SAFE F FF 90 X FF 90 2-1 ③ FC4 1-2f			C SI 90 B CU 76 B CU 76 X FF 90 2-1 ② G6-3		F FF 91 S SL 88 F SL 87 X SI 92 0-2 1B	4	0	1	0	0	0	1
8 Willie Bloomquist, R (1, 7) OBP: 0.333, SLG: 0.273 (8, 9)		B FF 89 C SI 91 F CU 76 B FF 90 X FF 90 2-2 ③ G4-3			B FF 89 B FF 90 C FF 90 F FF 90 F FF 92 F FF 90 X FF 91 2-2 ① G6-3		B CU 76 X FF 89 1-0 1B		B SL 87 S FF 90 T SL 87 X SL 86 1-2 ② L9	4	0	1	0	0	0	1
3 Mike Zunino, R (1, 2) OBP: 0.256, SLG: 0.535			B FF 88 X FF 89 1-0 ① G4-3		F FF 90 F FF 88 X FF 90 0-2 ② F8		F FF 90 X FF 90 0-1 ③ G6-3		D FF 90 X FF 90 1-0 ③ L7	4	0	0	0	0	0	2
Inning Stats	R: 0 E: 0 K: 2 S: 10 H: 2 LOB: 2 BB: 0 P: 17	R: 0 E: 0 K: 0 S: 8 H: 0 LOB: 0 BB: 0 P: 12	R: 0 E: 0 K: 0 S: 5 H: 0 LOB: 1 BB: 0 P: 8	R: 0 E: 0 K: 0 S: 8 H: 1 LOB: 1 BB: 0 P: 13	R: 0 E: 0 K: 0 S: 12 H: 1 LOB: 1 BB: 0 P: 15	R: 0 E: 0 K: 0 S: 4 H: 0 LOB: 0 BB: 0 P: 7	R: 0 E: 0 K: 0 S: 6 H: 1 LOB: 1 BB: 0 P: 10	R: 0 E: 0 K: 0 S: 12 H: 1 LOB: 2 BB: 0 P: 17	R: 0 E: 0 K: 0 S: 11 H: 1 LOB: 1 BB: 0 P: 14	1B: 7 2B: 0 3B: 0 HR: 0 SF: 0 SAC: 0 DP: 0 HBP: 2						

PITCHER		IP	WLS	BF	H	R	ER	SO	BB	IBB	HBP	BLK	WP	HR	S	P	ERA	WHIP
46 Robbie Ross Jr., L ERA: 1.0	(1, 1)	7.2	W	30	5	0	0	2	0	0	2	0	0	0	59	90	0.00	0.652
41 Alexi Ogando, R ERA: 4.91	(8, 1)	0.1	H	2	1	0	0	0	0	0	0	0	0	0	6	9	0.00	3.000
56 Neal Cotts, L ERA: 4.5	(9, 1)	1.0		4	1	0	0	0	0	0	0	0	0	0	11	14	0.00	1.000

PITCHER	IP	WLS	BF	H	R	ER	SO	BB	IBB	HBP	BLK	WP	HR	S	P	ERA	WHIP

TOP

Seattle Mariners @ Texas Rangers

Globe Life Park in Arlington, Arlington, TX

Tue Apr 15 2014, 8:08 PM - 10:29 PM EDT

Att. 26,628 - Clear - 63 F

livebaseballscorecards.com

AB	34
R	0
H	7
RBI	0
BB	0
SO	2
LOB	12

WP: 0	PA: 36		
PB: 0			
SB: 0			
CS: 0			

Batter	1	2	3	4	5	6	7	8	9	AB	R	H	RBI	BB	SO	LOB
17 Shin-Soo Choo, L (1, 7) OBP: 0.429, SLG: 0.367	C SI 87 B CH 83 B FF 87 X FF 86 2-1 ① F8		X SI 87 0-0 1 G6-4-3 1B 1-2		B FF 94 C FF 95 S FF 95 X FF 95 1-2 ③ G1-3			X SI 95 0-0 ① L7		4	0	1	0	0	0	0
1 Elvis Andrus, R (1, 6) OBP: 0.333, SLG: 0.418	B SI 86 B SI 86 C SI 86 B SL 76 C SI 86 X SI 86 3-2 CS 1B		F SL 78 C SI 88 B SL 78 X SL 78 1-2 ①② G6-4-3 1-2f 2-3			C FF 94 X FC 89 0-1 ① L6		C CU 78 B FF 95 S SL 92 X CU 78 1-2 6 2B 2B		4	1	2	0	0	0	2
Alex Rios, R (1, 9) OBP: 0.322, SLG: 0.389	B SL 82 F CH 84 B SL 77 B SI 86 X SI 86 3-1 ②③ G6-3 1-2		B SL 78 B SI 87 B SL 78 C SI 86 F SI 86 F SI 89 X SL 79 3-2 ③ F7			X FF 94 0-0 84 CS 1B		B CU 77 X FF 95 1-0 ② L9		4	0	1	0	0	0	3
84 Prince Fielder, L (1, 3) OBP: 0.279, SLG: 0.296		B SI 85 S SL 76 X SI 87 1-1 HR		C SI 85 C SI 86 B SI 88 F SI 87 B SI 87 S SL 76 2-3 ① K		1 SAFE C FF 94 B FF 95 C FF 95 S SL 83 1-3 ②③ K 1-2		I IN 74 I IN 74 I IN 75 I IN 74 4-0 6 2B IBB		3	2	1	1	1	2	1
6 Kevin Kouzmanoff, R (1, 5) OBP: 0.522, SLG: 0.750		C SI 87 X CH 82 0-1 HR		B SI 86 X SI 87 1-0 ② F9			X SI 83 0-0 18 SH5-3 2B	D CU 77 X SL 90 1-0 1-H 2-H 18 1B 2B		4	2	3	3	0	0	0
18 Mitch Moreland, L (1, 10) OBP: 0.275, SLG: 0.447		C SI 86 B CU 71 B CU 72 F SI 87 X SI 87 2-2 ① G3		C SI 87 B SI 87 X SI 87 1-1 1B			X FF 86 0-0 ① SH5-3 2-3	B FF 95 S CH 86 S FF 94 D CU 79 B CH 87 X FF 95 3-2 2-H 1B		3	0	2	1	0	0	0
16 Donnie Murphy, R (1, 4) OBP: 0.306, SLG: 0.310		B SI 86 C SI 86 S SL 78 B SL 77 X FF 87 2-2 ② F9		B SL 77 S SI 87 X SI 86 1-1 ③ G1-3			P PO 80 B SI 84 P PO 79 P PO 78 4-0 BB	C FF 95 B FF 95 F SI 93 S SL 91 1-3 ③ K		3	0	0	0	1	1	2
2 Leonys Martin, L (1, 8) OBP: 0.333, SLG: 0.256 15 Michael Choice, R (7, PH) OBP: 0.261, SLG: 0.350 (8, 8)		C SI 86 B SL 76 B SI 87 B SI 86 X SI 87 3-1 ③ F9			L FF 93 X FF 94 0-1 ① G5-3		1 SAFE 1 SAFE S SI 84 1 SAFE F SI 84 S CH 78 0-3 ② FC			2 1	0 0	0 0	0 0	0 0	0 0	0 2
61 Robinson Chirinos, R (1, 2) OBP: 0.269, SLG: 0.348			C SI 86 X FF 86 0-1 1 17 G6-4-3 1B 1B		B FC 89 F FC 89 F SI 94 B SL 83 B FF 94 S FF 95 3-3 ② K		X SI 85 0-0 ③ G4-3			3	0	1	0	0	1	2
Inning Stats	R: 0 E: 0 K: 0 S: 7 H: 1 LOB: 0 BB: 0 P: 15	R: 2 E: 0 K: 0 S: 12 H: 2 LOB: 0 BB: 0 P: 20	R: 0 E: 0 K: 0 S: 10 H: 2 LOB: 1 BB: 0 P: 14	R: 0 E: 0 K: 1 S: 9 H: 1 LOB: 1 BB: 0 P: 14	R: 0 E: 0 K: 1 S: 8 H: 0 LOB: 0 BB: 0 P: 12	R: 0 E: 0 K: 1 S: 6 H: 1 LOB: 0 BB: 0 P: 7	R: 0 E: 0 K: 0 S: 9 H: 1 LOB: 2 BB: 1 P: 10	R: 3 E: 0 K: 1 S: 12 H: 3 LOB: 1 BB: 1 P: 23		1B: 6 2B: 3 3B: 0 HR: 2	SF: 0 SAC: 1 DP: 1 HBP: 0		WP: 0 PB: 0 SB: 0 CS: 2	PA: 34	

PITCHER		IP	WLS	BF	H	R	ER	SO	BB	IBB	HBP	BLK	WP	HR	S	P	ERA	WHIP
49 Blake Beavan, R ERA: 4.5	(1, 1)	4.0	L	16	6	2	2	1	0	0	0	0	0	2	38	63	4.50	1.500
52 Dominic Leone, R ERA:	(5, 1)	2.0		6	1	0	0	2	0	0	0	0	0	0	14	19	0.00	0.500
97 Joe Beimel, L ERA:	(7, 1)	1.0		5	1	0	0	1	1	0	0	0	0	0	9	10	0.00	2.000
54 Tom Wilhelmsen, R ERA: 6.23	(8, 1)	1.0		7	3	3	3	1	0	1	0	0	0	0	12	23	27.00	3.000

PITCHER	IP	WLS	BF	H	R	ER	SO	BB	IBB	HBP	BLK	WP	HR	S	P	ERA	WHIP

BOTTOM

Seattle Mariners @ Texas Rangers

Globe Life Park in Arlington, Arlington, TX

Tue Apr 15 2014, 8:08 PM - 10:29 PM EDT

Att. 26,628 - Clear - 63 F

livebaseballscorecards.com

AB	31
R	5
H	11
RBI	5
BB	2
SO	4
LOB	12

Batter	1	2	3	4	5	6	7	8	9	AB	R	H	RBI	BB	SO	LOB
36 Abraham Almonte, S (1, 8) OBP: 0.297, SLG: 0.339	C FF 90 C FF 93 B ST 82 B ST 81 B ST 79 X ST 80 3-2 15 S 1B	B FF 92 F FF 92 X FF 93 1-1 E7 1-3 2-H 1B		C ST 79 B FS 88 C FS 88 D SI 90 S FF 96 2-3 ② K			C FF 91 F FS 87 S SI 89 0-3 ① K			4	0	2	1	0	2	2
5 Brad Miller, L (1, 6) OBP: 0.238, SLG: 0.383	X FF 92 0-0 ① L8	X ST 80 0-0 ③ G4-3		C ST 78 B CU 62 B FS 87 C ST 79 B FF 95 X ST 81 3-2 ③ F9 1-2 2-3			C ST 78 B FS 87 S ST 80 B FF 90 X ST 77 2-2 ② G4-3			4	0	0	0	0	0	5
22 Robinson Canó, L (1, 4) OBP: 0.344, SLG: 0.315	C FF 95 B FF 94 B FF 95 1 SAFE B FF 94 C FF 95 X FF 94 3-2 ② L8		C ST 76 B FS 86 X FF 90 1-1 ① G4-3		F SI 90 S FS 86 F FC 89 S FF 92 0-3 ① K		C FF 94 X CU 67 0-1 ③ F9			4	0	0	0	0	1	1
15 Kyle Seager, L (1, 5) OBP: 0.296, SLG: 0.222	C FF 92 B SI 93 C ST 80 F FF 95 D FS 88 X ST 81 2-2 ③ G3-1 1-2		C ST 78 B FF 91 X FF 92 1-1 1B		B FF 93 X ST 79 1-0 ② G4-3			X SL 80 0-0 ① F7		4	0	1	0	0	0	1
55 Michael Saunders, L (1, 9) OBP: 0.250, SLG: 0.320		X FF 92 0-0 ① L9	D FS 88 B ST 78 B FF 93 X SI 92 3-0 ② F7		B ST 78 B ST 92 B FF 92 C FF 90 B FF 92 4-1 6 S BB			C SL 81 F CH 86 B FF 90 S FF 92 1-3 ② K		3	0	0	0	1	1	1
6 Nick Franklin, S (1, 10) OBP: 0.250, SLG: 0.750		X FF 91 0-0 3 1B 3B	1 SAFE C ST 80 D FC 90 1 SAFE S ST 79 C FF 92 1-3 ③ K		1 SAFE C ST 80 P FF 84 F ST 80 B ST 77 B ST 78 S ST 81 3-3 ③ K 1-2			X CH 86 0-0 ③ G6-3		4	1	1	0	0	2	2
17 Justin Smoak, S (1, 3) OBP: 0.310, SLG: 0.434		B ST 80 C ST 80 F FF 94 S FF 93 1-3 ② K		C ST 77 B FS 83 B FF 93 X ST 77 2-1 5 PB 3 1B 1B		C ST 75 S FF 93 S SI 89 0-3 ① K			C SI 95 B CH 88 F CH 88 X SI 96 1-2 ① F8	4	0	1	0	0	2	1
13 Dustin Ackley, L (1, 7) OBP: 0.320, SLG: 0.447		B ST 80 B ST 80 B ST 80 C FF 95 B FF 94 4-1 3 1B 36 1B BB		L SI 90 S FS 88 S FS 90 0-3 ① K		B FF 92 C ST 78 B FF 93 X ST 76 2-1 ② L8			B SL 86 F SI 95 B SI 96 X SI 94 2-1 ② G4-3	3	1	0	0	1	1	1
3 Mike Zunino, R (1, 2) OBP: 0.277, SLG: 0.532		C FF 94 X ST 80 0-1 36 E 36 1B 1-2 3-H 1B		X SI 92 0-0 5 PB 1-2 1B		F SI 93 B FF 94 B SI 93 X ST 79 2-1 ③ F7			B SL 85 F SI 94 S SI 95 B SI 94 X SI 95 2-2 ③ G6-3	4	0	2	1	0	0	0
Inning Stats	R: 0 E: 0 K: 0 S: 11 H: 1 LOB: 1 BB: 0 P: 19	R: 2 E: 1 K: 1 S: 11 H: 3 LOB: 2 BB: 1 P: 17	R: 0 E: 0 K: 1 S: 8 H: 1 LOB: 1 BB: 0 P: 14	R: 0 E: 0 K: 2 S: 12 H: 2 LOB: 2 BB: 0 P: 19	R: 0 E: 0 K: 2 S: 10 H: 0 LOB: 1 BB: 1 P: 17	R: 0 E: 0 K: 1 S: 7 H: 0 LOB: 0 BB: 0 P: 11	R: 0 E: 0 K: 1 S: 8 H: 0 LOB: 0 BB: 0 P: 10	R: 0 E: 0 K: 1 S: 5 H: 0 LOB: 0 BB: 0 P: 6	R: 0 E: 0 K: 0 S: 8 H: 0 LOB: 0 BB: 0 P: 13	1B: 6 2B: 0 3B: 1 HR: 0 SF: 0 SAC: 0 DP: 0 HBP: 0						

PITCHER	IP	WLS	BF	H	R	ER	SO	BB	IBB	HBP	BLK	WP	HR	S	P	ERA	WHIP
11 Yu Darvish, R (1, 1) ERA: 0.82	7.0		30	7	2	2	8	2	0	0	0	0	0	67	107	2.57	1.286
44 Jason Frasor, R (8, 1) ERA:	1.0		3	0	0	0	1	0	0	0	0	0	0	5	6	0.00	0.000
32 Pedro Figueroa, L (9, 1) ERA: 5.68	1.0	W	3	0	0	0	0	0	0	0	0	0	0	8	13	0.00	0.000

PITCHER	IP	WLS	BF	H	R	ER	SO	BB	IBB	HBP	BLK	WP	HR	S	P	ERA	WHIP

TOP

Seattle Mariners @ Texas Rangers

Globe Life Park in Arlington, Arlington, TX

Wed Apr 16 2014, 8:09 PM - 10:54 PM EDT

Att. 27,396 - Clear - 67 F

livebaseballscorecards.com

AB	34
R	2
H	7
RBI	2
BB	2
SO	9
LOB	14

Seattle Mariners @ Texas Rangers

Globe Life Park in Arlington, Arlington, TX

Wed Apr 16 2014, 8:09 PM - 10:54 PM EDT

Att. 27,396 - Clear - 67 F

BOTTOM

livebaseballscorecards.com

Batter	1	2	3	4	5	6	7	8	9	AB	R	H	RBI	BB	SO	LOB
17 Shin-Soo Choo, L (1, 7) OBP: 0.418, SLG: 0.358	C SI 91 B SI 92 F CU 81 X FF 92 1-2 ① G3		C CU 81 S CH 90 X FF 93 0-2 1 1B 1B		C CH 89 C SI 92 B CH 90 T CH 89 1-2 ③ K			F SL 80 C FF 92 B SL 81 B FF 91 F FF 92 C FF 91 2-3 ② K		4	0	1	0	0	2	0
1 Elvis Andrus, R (1, 6) OBP: 0.328, SLG: 0.407	C FF 92 B FF 93 C SL 86 S CH 91 1-3 ② K		X SI 92 0-0 1-2 1B			C CH 91 B CH 88 B SL 83 X SI 91 2-1 ① G5-3		B FF 93 C FF 94 C CU 83 B CU 84 C CU 83 2-3 ③ K		4	0	1	0	0	2	0
Alex Rios, R (1, 9) OBP: 0.317, SLG: 0.397	C SI 93 C SL 85 B CH 90 X CH 90 1-2 2B		C SL 84 B CH 90 B SL 84 B FF 92 F FF 89 C SI 92 3-3 ③ K			X FF 91 0-0 ② L8			B SI 91 F SI 94 B CH 83 X SI 94 2-1 ① F9	4	0	1	0	0	1	2
84 Prince Fielder, L (1, 3) OBP: 0.262, SLG: 0.276	C SI 92 X CH 90 0-1 ③ G4-3			B CH 90 X CH 90 1-0 ① P6		B CH 89 C FF 92 X CH 89 1-1 ③ L9			B SI 96 B SI 96 C SI 95 S SI 96 F SI 94 B CH 84 S CH 84 3-3 ② K	4	0	0	0	0	1	1
6 Kevin Kouzmanoff, R (1, 5) OBP: 0.481, SLG: 0.667		B FF 92 C FF 92 B SL 83 X FF 92 2-1 ① G3		S CH 91 B SL 84 T CU 82 S CH 89 1-3 ② K			S SL 83 B SL 83 B SL 84 F SI 93 S CH 88 2-3 ① K		B CH 82 X SI 96 1-0 16 E 18 BB 2 WP 1B	4	1	1	0	0	2	0
18 Mitch Moreland, L (1, 10) OBP: 0.295, SLG: 0.425		C FF 93 B CH 90 S CU 82 X FF 93 1-2 ② G6-3		B SI 91 B CH 89 S SI 92 C CU 81 B FF 92 D CH 90 4-2 12 FC6-4 1 BB			S CH 91 C SI 92 F SL 82 X SI 93 0-2 ② G6-3		B SI 96 B SI 94 B SI 95 C SI 96 C FF 92 B SI 96 4-2 2 WP 16 E 2 1B 1-2 BB	2	1	0	0	2	0	0
12 Josh Wilson, R (1, 4) OBP: 0.296, SLG: 0.333 16 Donnie Murphy, R (9, PH) OBP: 0.297, SLG: 0.300	S SL 85 C CU 80 B CH 91 S CH 90 1-3 ③ K		X SI 92 0-0 ③ FC6-4 1-2f				S SL 85 F SL 83 B CH 89 F CH 90 X CU 80 1-2 ③ P4		B FF 93 X SI 94 1-0 2 1B 2 WP FC6 1-2 2-3	3 1	0 0	0 0	0 0	0 0	1 0	1 2
2 Leonys Martin, L (1, 8) OBP: 0.346, SLG: 0.319			C CU 78 F CH 91 B CH 90 C FF 92 1-3 ① K		L CH 90 F CU 79 S CH 88 0-3 ① K			C CU 79 B CH 88 X SI 92 1-1 15 SF7 3B	B FF 97 B SI 94 X SI 94 2-0 1-3 2-H 3-H 1B	4	1	2	1	0	2	0
61 Robinson Chirinos, R (1, 2) OBP: 0.250, SLG: 0.320 35 James Adduci, L (8, PH) OBP: 0.375, SLG: 0.500 15 Michael Choice, R (8, PH) OBP: 0.250, SLG: 0.350 7 J.P. Arencibia, R (9, 2) OBP: 0.120, SLG: 0.125			C SI 92 B SL 85 S CU 81 B CH 91 B SI 91 S SI 93 3-3 ② K		C SL 82 F CU 80 F SI 92 F CH 90 X SI 92 0-2 ② G5-3			B FF 91 C FF 92 F FF 92 B FF 91 B FF 92 X FF 90 3-2 ① SF7 3-H		2 0 0 0	0 0 0 0	0 0 0 0	0 0 1 0	1 0 0 0	0 0 0 0	0 0 0 0
Inning Stats	R: 0 H: 1 E: 0 LOB: 1 K: 1 BB: 0 S: 11 P: 14	R: 0 H: 0 E: 0 LOB: 0 K: 1 BB: 0 S: 8 P: 12	R: 0 H: 2 E: 0 LOB: 2 K: 3 BB: 0 S: 13 P: 20	R: 0 H: 0 E: 0 LOB: 1 K: 1 BB: 1 S: 7 P: 13	R: 0 H: 0 E: 0 LOB: 0 K: 2 BB: 0 S: 11 P: 12	R: 0 H: 0 E: 0 LOB: 0 K: 0 BB: 0 S: 5 P: 8	R: 0 H: 0 E: 0 LOB: 0 K: 1 BB: 0 S: 11 P: 14	R: 1 H: 1 E: 0 LOB: 0 K: 2 BB: 0 S: 12 P: 20	R: 2 H: 2 E: 1 LOB: 2 K: 1 BB: 1 S: 11 P: 24	1B: 4 2B: 1 3B: 1 HR: 0	SF: 1 SAC: 0 DP: 0 HBP: 0			WP: 1 PB: 0 SB: 0 CS: 0	PA: 35		

PITCHER	IP	WLS	BF	H	R	ER	SO	BB	IBB	HBP	BLK	WP	HR	S	P	ERA	WHIP
34 Félix Hernández, R (1, 1) ERA: 1.91	7.0		26	4	1	1	9	1	0	0	0	0	0	68	96	1.29	0.714
41 Charlie Furbush, L (8, 1) ERA: 6.23	0.2	H	2	0	0	0	1	0	0	0	0	0	0	7	12	0.00	0.000
31 Yoervis Medina, R (8, 1) ERA: 1.17	0.1	H	1	0	0	0	1	0	0	0	0	0	0	3	5	0.00	0.000
56 Fernando Rodney, R (9, 1) ERA:	0.2	L	6	2	2	0	1	1	0	0	0	1	0	11	24	0.00	4.500

PITCHER	IP	WLS	BF	H	R	ER	SO	BB	IBB	HBP	BLK	WP	HR	S	P	ERA	WHIP

AB	32
R	3
H	6
RBI	2
BB	2
SO	12
LOB	6

Seattle Mariners @ Texas Rangers

Globe Life Park in Arlington, Arlington, TX

Thu Apr 17 2014, 2:07 PM - 5:35 PM EDT

Att. 29,024 - Drizzle - 57 F

TOP

livebaseballscorecards.com

Batter	1	2	3	4	5	6	7	8	9	AB	R	H	RBI	BB	SO	LOB
36 Abraham Almonte, S (1, 8) OBP: 0.290, SLG: 0.328	C FF 91 B CU 81 C FF 93 B FF 93 C FF 94 2-3 ① K		X FF 94 0-0 ① 5 BB 22 HR 1B D CU 78 B CH 86 C CH 85 X FF 91 2-1 ③ F8			B SI 91 B SI 90 C SI 92 C SI 90 X SI 92 2-2 ① F7		C FF 94 B SI 93 S SI 93 X FF 94 1-2 ② F7		5	1	1	0	0	1	2
5 Brad Miller, L (1, 6) OBP: 0.265, SLG: 0.406	B CU 80 F FF 94 B FF 92 F FF 93 F FF 94 F CU 83 B CH 88 X FF 93 3-2 22 G4-3 1B		B CH 86 B FF 92 B FF 92 C FF 92 F FF 93 B FF 92 4-2 1-2 22 HR BB	C FF 92 F FF 93 X CU 80 0-2 22 L3-6 2B		C SL 84 S SL 85 F SL 86 F SI 94 F SI 92 X SL 84 0-2 ② G4-3		B SI 93 X SI 93 1-0 ③ F8		4	1	2	0	1	0	1
22 Robinson Canó, L (1, 10) OBP: 0.333, SLG: 0.356	F FF 92 X FF 93 0-1 ② G4-3 1-2		C FF 94 X CH 89 0-1 1-H 2-H HR	B FF 91 C CH 87 X CH 86 1-1 ① ② L3-6 2-2		B SL 87 X SL 86 1-0 ③ G4-3			C FF 90 F FF 89 X CU 71 0-2 ① G5-3	5	1	1	3	0	0	2
27 Corey Hart, R (1, 9) OBP: 0.313, SLG: 0.535	C FF 93 C FF 94 F CU 83 B FF 94 B CU 83 B CU 83 F CU 82 F FF 95 B FF 92 4-2 BB		B CU 83 B FF 96 S FF 95 B FF 95 S FF 95 X FF 94 3-2 HR	C FF 92 F CU 81 X CU 81 0-2 2B			C FF 91 F FF 90 F CH 85 B FF 92 B FF 92 B SL 86 B SL 85 4-2 BB		B FF 90 B CH 87 F FF 90 F FF 90 X CU 69 1-2 ② G5-3	3	1	2	1	2	0	0
15 Kyle Seager, L (1, 5) OBP: 0.288, SLG: 0.204	C CU 81 B FF 94 B FF 94 F FF 93 F CU 82 X FF 95 2-2 ③ F7		B CU 82 B FF 94 C FF 94 F FF 93 X CU 81 2-2 ① G6-3	B CH 84 B CH 86 B CH 85 B FF 92 4-0 BB			D CH 87 C FF 92 F FF 92 B CH 86 X FF 92 2-2 ① F8		C FF 90 B CH 87 F FF 90 F FC 93 F CU 69 F FC 91 F FC 91 S CU 70 1-3 ③ K	4	0	0	0	1	1	3
6 Nick Franklin, S (1, 4) OBP: 0.250, SLG: 0.429		S FF 92 C FF 93 C FF 95 0-3 ① K	B FF 93 B CU 82 B FF 93 B FF 93 4-0 17 1B 13 2B BB	C CH 86 S FF 92 F CH 87 X CU 80 0-2 ③ F8			B SL 81 B FF 92 S FF 91 C FF 92 F CH 85 C FF 91 2-3 ② K			3	1	0	0	1	2	3
17 Justin Smoak, S (1, 3) OBP: 0.306, SLG: 0.421		B FF 96 X FF 95 1-0 ② L3	1 SAFE F FF 93 1 SAFE X FF 94 0-1 1-3 13 2B 1B		T CH 86 F FF 93 B FF 93 X CH 88 1-2 ① L9		X SL 82 0-0 ③ G4-3			4	1	1	0	0	0	1
13 Dustin Ackley, L (1, 7) OBP: 0.333, SLG: 0.471		C FF 94 X FF 95 0-1 1B	F FF 91 X FF 91 0-1 1-H 3-H 2B		B SL 88 C SI 94 B SL 84 F SI 93 X SI 94 2-2 ② G4-3			C FF 93 C CH 87 B FF 94 X SL 84 1-2 ① F7		4	0	2	2	0	0	0
4 John Buck, R (1, 2) OBP: 0.250, SLG: 0.182		B FF 92 B CU 82 X FF 93 2-0 ③ P3	F SL 88 F SL 87 F FF 92 B FF 91 D CH 85 F FF 92 S CH 85 2-3 ② K		F CH 82 X SI 92 0-1 ③ F9			X SL 79 0-0 1B		4	0	1	0	0	1	2
Inning Stats	R: 0 E: 0 K: 1 S: 19 H: 1 LOB: 2 BB: 1 P: 30	R: 0 E: 0 K: 1 S: 7 H: 1 LOB: 1 BB: 0 P: 10	R: 6 E: 0 K: 1 S: 22 H: 5 LOB: 1 BB: 2 P: 39	R: 0 E: 0 K: 0 S: 12 H: 2 LOB: 2 BB: 1 P: 17	R: 0 E: 0 K: 0 S: 8 H: 0 LOB: 0 BB: 0 P: 11	R: 0 E: 0 K: 0 S: 10 H: 0 LOB: 0 BB: 0 P: 13	R: 0 E: 0 K: 1 S: 11 H: 0 LOB: 1 BB: 1 P: 19	R: 0 E: 0 K: 0 S: 8 H: 1 LOB: 1 BB: 0 P: 11	R: 0 E: 0 K: 1 S: 13 H: 0 LOB: 0 BB: 0 P: 15	1B: 5 2B: 4 3B: 0 HR: 2 SF: 0 SAC: 0 DP: 1 HBP: 0						

AB	36
R	6
H	10
RBI	6
BB	5
SO	5
LOB	14

WP: 0 PB: 0 SB: 0 CS: 0 PA: 41

PITCHER		IP	WLS	BF	H	R	ER	SO	BB	IBB	HBP	BLK	WP	HR	S	P	ERA	WHIP
52 Tanner Scheppers, R ERA: 9.82	(1, 1)	2.1		16	6	6	6	2	3	0	0	0	0	2	39	66	23.14	3.857
19 Hector Noesí, R ERA: 5.06	(3, 1)	2.0		9	3	0	0	1	1	0	0	0	0	0	24	34	0.00	2.000
32 Pedro Figueroa, L ERA: 4.5	(5, 1)	1.2	W	5	0	0	0	0	0	0	0	0	0	0	15	20	0.00	0.000
44 Jason Frasor, R ERA:	(7, 1)	1.0	H	4	0	0	0	1	1	0	0	0	0	0	11	19	0.00	1.000
41 Alexi Ogando, R ERA: 4.32	(8, 1)	1.0	H	4	1	0	0	0	0	0	0	0	0	0	8	11	0.00	1.000

PITCHER		IP	WLS	BF	H	R	ER	SO	BB	IBB	HBP	BLK	WP	HR	S	P	ERA	WHIP
28 Joakim Soria, R ERA: 6.0	(9, 1)	1.0	S	3	0	0	0	1	0	0	0	0	0	0	13	15	0.00	0.000

Batter	1	2	3	4	5	6	7	8	9	AB	R	H	RBI	BB	SO	LOB
17 Shin-Soo Choo, L (1, 7) OBP: 0.417, SLG: 0.414	C FF 88 X FF 91 0-1 G1-3 ①	C CU 80 B CH 80 F FF 92 B SI 93 X CH 78 2-2 HR ③	B FF 92 C FF 92 F FF 93 B SL 82 S SL 80 2-3 K		C CU 69 B CH 77 F CU 71 F CU 71 S FF 88 1-3 K ③ 3-H			B FF 92 X SI 96 1-0 1 E, 1 FC1 1B		5	1	2	1	0	2	1
1 Elvis Andrus, R (1, 6) OBP: 0.333, SLG: 0.413	C FF 90 B CU 81 C FF 90 B FF 92 B FF 91 X FF 91 3-2 6 2B 2B	B CU 78 B FF 90 B SI 88 C FF 89 S FF 90 B FF 92 4-2 1B S BB		B CH 90 B FC 86 F FF 92 C FC 87 C FF 94 2-3 K ①		B FF 92 F FC 87 F FC 89 X FC 89 1-2 G6-3 ①		B SI 95 1 SAFE F FF 95 C SL 92 F SI 96 1 SAFE P PO 85 F SL 91 B SI 96 3-2 X FF 94 FC1 S 1-3		4	1	1	0	1	1	1
Alex Rios, R (1, 9) OBP: 0.324, SLG: 0.397	B FF 91 B SI 90 S CH 78 B SI 90 S CH 78 F CH 79 S CH 81 3-3 K ②	B SL 87 X FF 90 1-0 1-3 1B		B FC 88 B FC 86 F FF 93 B FF 94 X FF 91 3-1 84 E, 84 S 1B		C FF 93 B CU 74 C CU 74 B FF 92 F FC 89 X FF 92 2-2 F9 ②		B FF 95 F SL 92 S SI 95 B CU 78 B FF 95 S SL 90 3-3 K ① 1-2		5	0	2	0	0	2	3
84 Prince Fielder, L (1, 3) OBP: 0.271, SLG: 0.262	I IN 73 I IN 72 I IN 74 I IN 75 4-0 6 2B 18 1B IBB	B SI 91 B SI 89 X SI 90 2-0 G4-3 ③		C FF 92 S CH 83 F FF 94 X SL 81 0-2 P4 ② 1-3		B FC 88 F FC 88 S CU 73 X CU 75 1-2 G4-3 ③		I IN 70 I IN 71 I IN 69 I IN 72 4-0 6 G4-3 IBB		3	1	0	0	2	0	3
6 Kevin Kouzmanoff, R (1, 5) OBP: 0.469, SLG: 0.690	C CU 80 F CU 82 B FF 92 F FF 91 F CU 82 F CH 80 B CU 81 X CU 81 2-2 18 1B 2B 1-3 2-H		C CU 78 B SL 86 B FF 90 X FF 88 2-1 18 2B 2B	F FC 88 X SL 80 0-1 G6-3 ③			C FC 88 B CU 74 X FC 88 1-1 F9 ①	F FF 91 F SL 91 B SI 97 B SL 92 D CU 78 X SL 92 3-2 G4-3 ②③ 1-2f		5	2	2	1	0	0	4
18 Mitch Moreland, L (1, 10) OBP: 0.333, SLG: 0.465	S CH 79 S CH 80 D CH 81 F CH 79 B SI 90 X CH 80 2-2 2-H 3-H 1B		C FF 94 F FF 94 F FF 94 X FC 88 0-2 2 SH1-4 7 G6-3 2B 2-H		B FF 87 S FF 88 B SL 76 C FF 87 B CU 71 F FF 87 F FF 87 F FF 88 B FF 87 4-2 2 SH5-4 16 1B 7 G4-3 BB		B CU 73 B FC 88 X FC 89 2-0 L9 ②			3	2	2	3	1	0	0
16 Donnie Murphy, R (1, 4) OBP: 0.341, SLG: 0.333	B FF 91 B SL 86 C FF 91 X FF 91 2-1 G6-3 ③		B SI 91 B SI 92 B FC 88 B FF 93 4-0 2 SH1-4 BB		1 SAFE F SI 83 X SI 85 0-1 7 G4-3 2 SH5-4 17 WP 1-2 1B		B FC 88 X FC 88 1-0 2 1B 1B			3	1	2	0	1	0	1
2 Leonys Martin, L (1, 8) OBP: 0.352, SLG: 0.327		L FF 90 C CU 79 F CH 80 S FF 92 0-3 K ① M CH 86 2 SAFE M FC 91 2 SAFE X CH 85 0-2 SH1-4 ① 1-2 2-3			X FF 88 0-0 SH5-4 ① 1-2 2-3		1 SAFE B FC 88 C FC 88 X FC 89 1-1 1-3 1B			2	0	1	0	0	1	0
7 J.P. Arencibia, R (1, 2) OBP: 0.103, SLG: 0.107		X FF 91 0-0 F9 ② D FF 92 X FC 87 1-0 G6-3 ② 3-H			X CH 80 0-0 G4-3 ② 2-3 3-H		T FC 88 F CU 74 F CU 74 B FF 93 X CU 74 1-2 F7 ③			4	0	0	2	0	0	4
Inning Stats	R: 3 H: 3 E: 0 LOB: 1 K: 1 BB: 1 S: 21 P: 37	R: 1 H: 2 E: 0 LOB: 2 K: 1 BB: 1 S: 12 P: 21	R: 2 H: 2 E: 0 LOB: 1 K: 1 BB: 1 S: 13 P: 22	R: 0 H: 1 E: 0 LOB: 1 K: 1 BB: 0 S: 11 P: 16	R: 2 H: 1 E: 0 LOB: 0 K: 1 BB: 1 S: 13 P: 18	R: 0 H: 0 E: 0 LOB: 0 K: 0 BB: 0 S: 10 P: 14	R: 0 H: 2 E: 0 LOB: 2 K: 0 BB: 0 S: 10 P: 16	R: 0 H: 1 E: 1 LOB: 2 K: 1 BB: 1 S: 13 P: 26		1B: 7 SF: 0 2B: 4 SAC: 2 3B: 0 DP: 1 HR: 1 HBP: 0						WP: 1 PA: 41 PB: 0 SB: 3 CS: 0	

BOTTOM

Seattle Mariners @ Texas Rangers

Globe Life Park in Arlington, Arlington, TX

Thu Apr 17 2014, 2:07 PM - 5:35 PM EDT

Att. 29,024 - Drizzle - 57 F

livebaseballscorecards.com

AB	34
R	8
H	12
RBI	7
BB	5
SO	6
LOB	17

PITCHER		IP	WLS	BF	H	R	ER	SO	BB	IBB	HBP	BLK	WP	HR	S	P	ERA	WHIP
50 Erasmo Ramírez, R ERA: 7.5	(1, 1)	2.0		14	6	5	5	2	1	1	0	0	0	1	35	62	22.50	3.500
52 Dominic Leone, R ERA: 1.08	(3, 1)	2.0		9	2	1	1	2	1	0	0	0	0	0	22	34	4.50	1.500
97 Joe Beimel, L ERA: 2.57	(5, 1)	1.0	L	5	1	2	2	1	1	0	0	0	1	0	13	18	18.00	2.000
40 Danny Farquhar, R ERA: 1.17	(6, 1)	2.0		8	2	0	0	0	0	0	0	0	0	0	20	30	0.00	1.000
54 Tom Wilhelmsen, R ERA: 5.06	(8, 1)	1.0		5	1	0	0	1	0	1	0	0	0	0	13	26	0.00	1.000

PITCHER	IP	WLS	BF	H	R	ER	SO	BB	IBB	HBP	BLK	WP	HR	S	P	ERA	WHIP

Batter	1	2	3	4	5	6	7	8	9	AB	R	H	RBI	BB	SO	LOB
1 Adam Eaton, L (1, 8) OBP: 0.388, SLG: 0.412	C FF 90 X FF 90 0-1 1B		B SI 91 B SI 90 C FF 89 C SL 83 S SL 85 2-3 ② K			C SI 89 B SI 87 F SI 89 B SL 82 B SI 89 F FF 91 B FF 90 4-2 5 FC5-4 BB		F SI 87 F FF 90 B CH 83 X FF 90 1-2 ③ G4-3		2	0	1	0	0	1	1
20 Jordan Danks, L (5, 8) OBP: 0.400, SLG: 0.143										1	0	0	0	1	0	0
5 Marcus Semien, R (1, 5) OBP: 0.260, SLG: 0.310	F SI 91 S SI 88 S CH 82 0-3 ① K		B CH 84 F FF 92 B SL 83 X SI 92 2-1 ③ G6-3			B FF 90 D SI 88 F SI 91 S SI 88 X SI 90 2-2 ① FC5-4 24 FC5-4 1-2f			B SI 89 B SI 89 X FF 90 2-0 ① FC7	4	0	0	0	0	1	3
79 José Abreu, R (1, 3) OBP: 0.303, SLG: 0.462	C SI 89 B FF 90 F SI 89 1 SAFE F FF 91 B FF 90 1 SAFE S CH 84 2-3 ② K			B FF 88 S SI 89 C FF 90 S SL 79 1-3 ① K		C SI 89 B FF 91 B SI 90 F SI 88 D CH 84 S CH 86 3-3 ② K			X SI 90 0-0 ② G6-3	4	0	0	0	0	3	2
24 Dayan Viciedo, R (1, 9) OBP: 0.320, SLG: 0.356	X SI 89 0-0 ③ F9			B SI 88 X SI 89 1-0 ② F9		X CH 84 0-0 ③ FC5-4 1-2f			C SI 91 B CH 85 S CH 83 B CH 85 B CH 85 S SI 91 3-3 ③ K	4	0	0	0	0	1	2
14 Paul Konerko, R (1, 10) OBP: 0.059, SLG: 0.063		C SI 90 B CU 77 X SI 90 1-1 ① G6-3		B SI 88 X SI 88 1-0 ③ G1-3			B SI 88 C FF 87 B CU 75 B FF 88 X SI 91 3-1 ① G5-3			3	0	0	0	0	0	0
10 Alexei Ramirez, R (1, 6) OBP: 0.423, SLG: 0.621		X CU 77 0-0 ② P2			C FF 90 X SI 89 0-1 30 G3 1B		X FF 90 0-0 ② FC7			3	0	1	0	0	0	0
30 Alejandro De Aza, L (1, 7) OBP: 0.196, SLG: 0.352		C FF 90 B SL 85 S SI 89 B SL 87 S CH 85 2-3 ③ K			C FF 89 B SL 82 X SL 84 1-1 ① G3 1-2		C FF 89 F SI 88 B CU 76 F CH 84 X SI 91 1-2 ③ FC7			3	0	0	0	0	1	1
21 Tyler Flowers, R (1, 2) OBP: 0.396, SLG: 0.457			B SI 90 C SI 90 C FF 91 X CH 85 1-2 ① G3		D CU 77 D CH 81 X SI 89 2-0 ② L8			F SI 87 C FF 90 X CU 76 0-2 ① F9		3	0	0	0	0	0	1
28 Leury García, S (1, 4) OBP: 0.300, SLG: 0.368			B SI 89 C CH 84 X FF 92 1-1 2B		F CH 81 F CH 82 F FF 92 D CU 78 S CH 84 1-3 ③ K			B SI 88 B SI 88 S FF 88 X SI 90 2-1 ② G5-3		3	0	1	0	0	1	1
Inning Stats	R: 0 E: 0 K: 2 S: 10 H: 1 LOB: 1 BB: 0 P: 12	R: 0 E: 0 K: 1 S: 6 H: 0 LOB: 0 BB: 0 P: 9	R: 0 E: 0 K: 1 S: 10 H: 1 LOB: 1 BB: 0 P: 16	R: 0 E: 0 K: 1 S: 5 H: 0 LOB: 0 BB: 0 P: 8	R: 0 E: 0 K: 1 S: 9 H: 1 LOB: 1 BB: 0 P: 13	R: 0 E: 0 K: 1 S: 10 H: 0 LOB: 1 BB: 1 P: 19	R: 0 E: 0 K: 0 S: 7 H: 0 LOB: 0 BB: 0 P: 11	R: 0 E: 0 K: 0 S: 8 H: 0 LOB: 0 BB: 0 P: 11	R: 0 E: 0 K: 1 S: 5 H: 0 LOB: 0 BB: 0 P: 10	1B: 2 2B: 1 3B: 0 HR: 0 SF: 0 SAC: 0 DP: 0 HBP: 0						

PITCHER	IP	WLS	BF	H	R	ER	SO	BB	IBB	HBP	BLK	WP	HR	S	P	ERA	WHIP
33 Martín Pérez, L (1, 1) ERA: 1.86	9.0	W	31	3	0	0	8	1	0	0	0	0	0	70	109	0.00	0.444

PITCHER	IP	WLS	BF	H	R	ER	SO	BB	IBB	HBP	BLK	WP	HR	S	P	ERA	WHIP

TOP

Chicago White Sox @ Texas Rangers

Globe Life Park in Arlington, Arlington, TX

Fri Apr 18 2014, 8:08 PM - 10:49 PM EDT

Att. 40,671 - Clear - 75 F

livebaseballscorecards.com

AB	30
R	0
H	3
RBI	0
BB	1
SO	8
LOB	11

PA: 31

WP: 0
PB: 0
SB: 0
CS: 0

Batter	1	2	3	4	5	6	7	8	9	AB	R	H	RBI	BB	SO	LOB
17 Shin-Soo Choo, L (1, 7) OBP: 0.408, SLG: 0.419	X FF 90 0-0 ① G3	B SL 83 C FF 92 C CH 85 C SI 94 1-3 ② K	B CU 72 F FF 91 F SI 93 B SI 93 F SI 93 F CU 77 X SI 94 2-2 1 WP 1B 2B	X FC 86 0-0 ③ L7			B SI 85 X SI 87 1-0 ① FC6-3			4	1	1	0	0	1	2
15 Michael Choice, R (7, 7) OBP: 0.240, SLG: 0.333										1	0	0	0	0	0	0
1 Elvis Andrus, R (1, 6) OBP: 0.357, SLG: 0.415	C FF 91 B FF 93 B FF 93 B SL 84 C FF 93 B FF 94 4-2 1B 6 1B BB	1 SAFE B SL 86 X FF 93 1-0 S 1-3 1B	B SL 85 B FF 92 B CH 84 C FF 92 F FF 93 B FF 92 4-2 S 1B 2-3 BB		B SI 89 C SI 90 C FS 84 X FS 84 1-2 ① G5-3		X SI 88 0-0 ② G5-3			2	2	1	0	2	0	0
12 Josh Wilson, R (7, 6) OBP: 0.286, SLG: 0.321										1	0	0	0	0	0	0
Alex Rios, R (1, 10) OBP: 0.342, SLG: 0.426	B FF 93 X FF 93 1-0 6 1B 35 G3-1 1-3 1B	B FF 94 B SL 86 C SL 86 X CH 85 2-1 ③ G5-3 1-2	1 SAFE B FF 92 B SL 85 C FF 92 X SI 91 2-1 84 2B 1-H 3-H 1B		B FC 87 F FF 90 C FC 86 X FS 83 1-2 ② P4		B SI 87 X SI 87 1-0 6 1B 2B			5	3	3	2	0	0	2
84 Prince Fielder, L (1, 3) OBP: 0.320, SLG: 0.302	B SL 84 B SL 83 I IN 83 I IN 82 4-0 35 G3-1 6 1B IBB	C CU 73 F CU 74 F SI 93 H FF 95 1-2 16 F8 35 1B 2 3B HBP B CU 76 X CU 75 1-0 6 WP 1-H 2B			C FC 87 S FS 84 X FS 84 0-2 1B		B CU 74 B CU 74 B SI 88 C SI 88 B SI 86 4-1 6 1B BB			2	1	2	1	2	0	0
6 Kevin Kouzmanoff, R (1, 5) OBP: 0.459, SLG: 0.647	C SL 87 X SL 83 0-1 35 G3-1 1-2 2-3 3-H 1B	C SL 85 R SL 82 X FF 94 1-1 ④ F9 B SL 84 X FF 90 1-0 ③ L5 2-3			X FF 90 0-0 ③ G6-3		B CU 74 B SI 87 B SI 87 C SI 86 X SI 87 3-1 1-2 2-H 1B			5	0	2	2	0	0	3
35 James Adduci, L (1, 9) OBP: 0.462, SLG: 0.615	C SI 92 D CU 76 X SL 83 1-1 ② G3-1 1-2 2-3 3-H	B CU 75 B FF 92 C FF 91 S SL 83 X CU 78 2-2 16 F8 2 3B 1-2 1B	B CU 73 B CH 88 F SI 90 F FF 90 F CU 76 F CU 75 X SL 83 2-2 16 G5-4-3 1B		C FS 84 X FC 87 0-1 2 1B 2B		F SI 88 B SI 87 S SI 87 S SI 88 1-3 ③ K			5	2	3	1	0	1	4
16 Donnie Murphy, R (1, 4) OBP: 0.304, SLG: 0.289	C SL 86 F FF 94 B FF 95 B SL 83 B SL 84 F SL 84 F FF 96 C SL 86 3-3 ③ K	X SL 85 0-0 ② F8 1-2 2-3	F FF 91 B FF 91 B CU 75 S SL 84 B CU 75 X SL 85 3-2 ①② G5-4-3 1-2f		C FC 86 D FC 85 F SI 89 X FS 84 1-2 ① F8			B SI 84 F SI 86 B SI 85 C CU 72 B CU 72 F SI 86 X SI 87 3-2 ① G6-3		5	0	0	0	0	1	6
2 Leonys Martin, L (1, 8) OBP: 0.373, SLG: 0.444		F FF 90 S CU 75 S CU 77 0-3 ① K	X SL 84 0-0 2-H 3-H 61 HR 3B	B FF 91 S SL 80 B CU 75 S CU 76 X CU 77 2-2 HR	X FC 85 0-0 61 G5-4-3 2-H 1B			B CU 74 S SI 86 F CU 73 S SI 87 1-3 ② K		5	2	3	4	0	2	0
61 Robinson Chirinos, R (1, 2) OBP: 0.303, SLG: 0.467		C SL 82 B SL 84 B FF 94 B FF 93 X FF 92 3-1 1 1B 1B	X CU 76 0-0 3-H HR	B SL 82 B FF 90 B CH 88 C CH 88 X FF 90 3-1 1B	C SI 90 X FS 85 0-1 ②③ G5-4-3 1-2f			B SI 87 F SI 87 B SI 86 F SI 85 X CU 73 2-2 ③ L8		5	1	3	2	0	0	1
Inning Stats	R: 2 E: 0 K: 1 S: 13 H: 2 LOB: 2 BB: 2 P: 26	R: 0 E: 0 K: 2 S: 11 H: 2 LOB: 2 BB: 0 P: 18	R: 7 E: 0 K: 0 S: 22 H: 6 LOB: 1 BB: 1 P: 36	R: 1 E: 0 K: 0 S: 14 H: 3 LOB: 1 BB: 0 P: 24	R: 0 E: 0 K: 0 S: 10 H: 1 LOB: 1 BB: 0 P: 12	R: 1 E: 0 K: 0 S: 8 H: 2 LOB: 0 BB: 0 P: 9	R: 1 E: 0 K: 1 S: 9 H: 2 LOB: 2 BB: 1 P: 19	R: 0 E: 0 K: 1 S: 10 H: 0 LOB: 0 BB: 0 P: 16		1B: 11 2B: 4 3B: 1 HR: 2	SF: 0 SAC: 0 DP: 2 HBP: 1			WP: 2 PB: 0 SB: 2 CS: 0	PA: 45	

PITCHER		IP	WLS	BF	H	R	ER	SO	BB	IBB	HBP	BLK	WP	HR	S	P	ERA	WHIP
55 Felipe Paulino, R ERA: 11.29	(1, 1)	3.2	L	27	13	10	10	3	2	1	1	0	2	2	59	103	24.55	4.091
57 Zach Putnam, R ERA: 3.86	(4, 1)	2.1		9	3	1	1	0	0	0	0	0	0	0	19	22	3.86	1.286
37 Scott Downs, L ERA: 8.44	(7, 1)	2.0		9	2	1	1	2	1	0	0	0	0	0	19	35	4.50	1.500

PITCHER	IP	WLS	BF	H	R	ER	SO	BB	IBB	HBP	BLK	WP	HR	S	P	ERA	WHIP

BOTTOM

Chicago White Sox @ Texas Rangers

Globe Life Park in Arlington, Arlington, TX

Fri Apr 18 2014, 8:08 PM - 10:49 PM EDT

Att. 40,671 - Clear - 75 F

livebaseballscorecards.com

AB	40
R	12
H	18
RBI	12
BB	4
SO	5
LOB	18

Chicago White Sox @ Texas Rangers

Globe Life Park in Arlington, Arlington, TX

Sat Apr 19 2014, 8:08 PM - 10:55 PM EDT

Att. 44,811 - Partly Cloudy - 75 F

TOP

livebaseballscorecards.com

Batter	1	2	3	4	5	6	7	8	9	AB	R	H	RBI	BB	SO	LOB
1 Adam Eaton, L (1, 8) OBP: 0.373, SLG: 0.394 30 Alejandro De Aza, L (5, 7) OBP: 0.190, SLG: 0.339	C FF 87 B FF 88 B FF 88 B FF 88 C FF 88 X FF 88 3-2 FC7		C FF 88 B SL 83 C FF 90 F SL 84 F FF 89 X CU 78 1-2 G6-3		B SL 81 C SI 86 C SL 81 F CU 78 X CU 78 1-2 G4-3		X SL 88 0-0 G1-3		B FC 91 F FC 91 B FF 91 B FC 90 C FF 90 S FF 90 3-3 K	3 2	0 0	0 0	0 0	0 0	0 1	1 0
5 Marcus Semien, R (1, 4) OBP: 0.247, SLG: 0.293	B FF 89 F FF 88 F FF 89 F SL 84 F SL 84 X SL 84 1-2 G5-3		B FF 90 C SL 82 F SL 82 X SL 84 1-2 FC7			C FF 86 B FF 90 B SL 82 F FF 88 S SL 83 2-3 K		X FF 93 0-0 P4		4	0	0	0	0	1	0
12 Conor Gillaspie, L (1, 5) OBP: 0.371, SLG: 0.407	C FF 87 X FF 89 0-1 P6			C CH 86 F FF 88 F SL 82 B FF 89 X CH 85 1-2 G3		B SI 87 X FF 89 1-0 44 F8 2B		C FF 94 B CH 85 F FF 95 B SL 83 B SL 83 F FF 94 B FF 94 4-2 44 1B 79 1B 24 1B BB		3	1	1	0	1	0	0
79 José Abreu, R (1, 3) OBP: 0.325, SLG: 0.471		C FF 87 X FF 89 0-1 24 1B 44 1B 10 G5-4-3 1B		B FF 88 S SL 83 C FF 88 F SL 83 B FF 89 X FF 90 2-2 P3		B SL 82 B SL 83 B FF 89 C FF 87 B FF 89 4-1 24 BB BB		B SL 82 B FF 93 X FF 93 2-0 44 1B 24 1B 1-2 1B		3	2	2	0	1	0	0
44 Adam Dunn, L (1, 10) OBP: 0.459, SLG: 0.543		C SI 87 X CU 74 0-1 10 G5-4-3 24 1B 1-2 1B		F SI 89 B FF 90 B FF 89 B CH 84 X SI 88 3-1 24 E 24 S 1B		X FF 92 0-0 F8 2-3		B FF 96 B FF 94 F FF 94 X FF 94 2-1 24 1B 1-2 2-3 1B		4	0	3	0	0	0	2
24 Dayan Viciedo, R (1, 9) OBP: 0.352, SLG: 0.375		C SL 80 X FF 88 0-1 10 G5-4-3 1-2 2-3 1B		B FF 89 S SL 82 X SL 83 1-1 F9 1-3		C SI 95 B FF 96 B FF 94 B FF 95 F FF 93 F FF 94 F FF 96 B FF 95 4-2 10 FC5-4 1-2 BB		X SL 82 0-0 10 G6-4-3 1-2 2-H 3-H 1B		3	0	2	2	1	0	1
10 Alexei Ramirez, R (1, 6) OBP: 0.400, SLG: 0.586		B CU 76 X SL 81 1-0 G5-4-3 1-2f 2-3 3-H			C FF 86 X FF 86 0-1 F9	X FF 91 0-0 FC5-4 1-2f		D FF 95 F FF 94 X FF 95 1-1 G6-4-3 1-2f		4	0	0	0	0	0	7
21 Tyler Flowers, R (1, 2) OBP: 0.385, SLG: 0.440		C FF 89 B FF 88 B FF 88 F SL 83 C FF 90 2-3 K			C FF 88 X FF 89 0-1 1B		X FF 93 0-0 G6-3		X FC 89 0-0 F8	4	0	1	0	0	1	1
20 Jordan Danks, L (1, 7) OBP: 0.286, SLG: 0.091 (5, 8)			F SI 86 F FF 88 B CU 77 T CH 84 1-2 K		B SI 87 F CH 84 C SL 80 S CU 76 1-3 K		C FF 92 B SL 88 C SL 88 B SL 84 F FF 92 B FF 91 X FF 92 3-2 F8		C FF 90 X FF 88 0-1 F9	4	0	0	0	0	2	1

Inning Stats																										
	R: 0	H: 0	E: 0	LOB: 0	K: 0	BB: 0	S: 10	P: 14	R: 1	H: 3	E: 0	LOB: 1	K: 1	BB: 0	S: 10	P: 13	R: 0	H: 0	E: 0	LOB: 0	K: 1	BB: 0	S: 11	P: 14	R: 0	H: 1	E: 0	LOB: 1	K: 0	BB: 0	S: 12	P: 19
	R: 0	H: 1	E: 0	LOB: 1	K: 1	BB: 0	S: 11	P: 13	R: 0	H: 1	E: 0	LOB: 3	K: 1	BB: 2	S: 11	P: 22	R: 0	H: 0	E: 0	LOB: 0	K: 0	BB: 0	S: 6	P: 9	R: 2	H: 3	E: 0	LOB: 1	K: 0	BB: 1	S: 10	P: 19
	R: 0	H: 0	E: 0	LOB: 0	K: 1	BB: 0	S: 6	P: 9																		
	1B: 8	SF: 0	2B: 1	SAC: 0	3B: 0	DP: 2	HR: 0	HBP: 0																		
	WP: 0	PA: 37	PB: 0		SB: 1		CS: 0																			

	AB	34
	R	3
	H	9
	RBI	2
	BB	3
	SO	5
	LOB	13

PITCHER		IP	WLS	BF	H	R	ER	SO	BB	IBB	HBP	BLK	WP	HR	S	P	ERA	WHIP
48 Colby Lewis, R ERA: 4.22	(1, 1)	5.1	W	22	6	1	1	4	1	0	0	0	0	0	59	85	1.69	1.312
49 Aaron Poreda, L ERA:	(6, 1)	0.1	H	2	0	0	0	0	1	0	0	0	0	0	5	9	0.00	3.000
44 Jason Frasor, R ERA:	(6, 1)	0.1	H	1	0	0	0	0	0	0	0	0	0	0	1	1	0.00	0.000
56 Neal Cotts, L ERA: 3.86	(7, 1)	1.0		3	0	0	0	0	0	0	0	0	0	0	6	9	0.00	0.000
41 Alexi Ogando, R ERA: 5.79	(8, 1)	1.0		6	3	2	2	0	1	0	0	0	0	0	10	19	18.00	4.000

PITCHER		IP	WLS	BF	H	R	ER	SO	BB	IBB	HBP	BLK	WP	HR	S	P	ERA	WHIP
28 Joakim Soria, R ERA: 5.14	(9, 1)	1.0	S	3	0	0	0	1	0	0	0	0	0	0	6	9	0.00	0.000

Batter	1	2	3	4	5	6	7	8	9	AB	R	H	RBI	BB	SO	LOB
17 Shin-Soo Choo, L (1, 10) OBP: 0.425, SLG: 0.470	C FF 91 X CU 80 0-1 1 1B 2B 1B		C FF 90 B SI 91 F FF 89 B CU 80 B SI 90 F FF 90 X FF 90 3-2 1 G4-3 2B	B SI 92 2 SAFE X SI 91 1-0 2-H 2B			B CH 84 B SI 93 C SI 93 B CH 86 C SI 94 F SI 94 S SI 93 3-3 ① K			4	1	3	1	0	1	0
1 Elvis Andrus, R (1, 6) OBP: 0.351, SLG: 0.406	B FF 91 1 SAFE B FF 90 C FF 91 X FF 91 2-1 ① 1-3 1B		C CH 86 C FF 90 B SI 91 D CU 80 F FF 91 X FF 91 2-2 ② G4-3 2-3	C CU 79 D CH 87 B CU 79 F FF 91 F FF 91 F FF 90 X CH 85 2-2 ③ L8			C SI 94 X SL 84 0-1 ② G4-3			4	0	1	0	0	0	2
Alex Rios, R (1, 9) OBP: 0.364, SLG: 0.458	B FF 90 D CH 86 X FF 90 2-0 84 G1-3 3-H 2B		D CH 87 F FF 91 C FF 90 F FF 91 B FF 90 B CU 78 F FF 90 F FF 89 F FF 89 3-2 ③ T FF 91 K		B FF 89 X CU 78 1-0 84 G5-6-3 1B		C SI 96 B SI 96 F CH 84 B CH 87 F CH 84 F SI 95 X CH 85 2-2 1B			4	0	3	1	0	1	1
84 Prince Fielder, L (1, 3) OBP: 0.316, SLG: 0.343	B CU 82 B CU 81 C SI 92 C FF 92 X SI 93 2-2 ② G1-3 2-3			F FF 89 B CU 79 X SI 89 1-1 HR	B FF 89 X FF 90 1-0 ① ② G5-6-3 1-2f		X SI 94 0-0 ③ G6-3			4	1	1	1	0	0	3
6 Kevin Kouzmanoff, R (1, 5) OBP: 0.439, SLG: 0.684	B FF 90 D CU 81 F FF 90 B FF 91 C CH 86 X FF 92 3-2 ③ G5-3			F CU 77 C FF 89 F FF 90 B CU 77 X FF 90 1-2 ① F8	F FF 90 X CH 82 0-1 ③ F8			B SI 91 C SI 92 F CH 83 X SL 84 1-2 HR		4	1	1	1	0	0	1
15 Michael Choice, R (1, 7) OBP: 0.276, SLG: 0.333		C SI 90 B FF 90 X FF 90 1-1 ① FC9		B CU 79 C FF 88 B FF 91 F FF 91 F FF 89 B FF 90 B CU 78 4-2 2 G4-3 61 1B 12 1B BB		B SI 92 B SI 93 B SI 93 C SI 92 X SI 93 3-1 ① FC6-3		C SI 92 X SI 94 0-1 61 FC5-4 1B		3	1	1	0	1	0	0
61 Robinson Chirinos, R (1, 2) OBP: 0.297, SLG: 0.441		C FF 90 X SI 91 0-1 ② G6-3		B FF 90 1 SAFE 1 SAFE B FF 90 B FF 90 C FF 91 F FF 90 X FF 90 3-2 2 G4-3 12 1B 1-2 1B		C SI 94 C SL 82 X SL 84 0-2 ② G6-3		X SI 93 0-0 ① FC5-4 2 G5-3 1-2f		4	1	1	0	0	0	1
2 Leonys Martin, L (1, 8) OBP: 0.381, SLG: 0.439		B CU 80 B CU 81 B FF 91 B SI 92 4-0 12 CS BB		X CU 80 0-0 ② G4-3 1-2 2-3		C SL 83 X CH 86 0-1 12 FC5-4 1B		D SI 94 1 SAFE F SI 93 F SI 94 X SI 94 1-2 ② G5-3 1-2		3	0	1	0	1	0	3
12 Josh Wilson, R (1, 4) OBP: 0.281, SLG: 0.313		1 SAFE B FF 92 C FF 90 S SI 90 1-2 ③ CS 1-2	X CH 83 0-0 ① F9	B SI 91 F FF 91 S FF 88 F FF 91 X FF 89 1-2 17 2B 2-H 3-H 1B		F SI 94 B SI 94 1 SAFE X SI 93 1-1 ③ FC5-4 1-2f		B SI 93 S CH 83 S SL 83 D CH 84 D SI 94 X SI 94 3-2 ③ G4-3		4	1	1	2	0	0	2
Inning Stats	R: 1 E: 0 K: 0 S: 11 H: 3 LOB: 1 BB: 0 P: 20	R: 0 E: 0 K: 0 S: 6 H: 0 LOB: 0 BB: 1 P: 12	R: 0 E: 0 K: 1 S: 16 H: 1 LOB: 1 BB: 0 P: 24	R: 4 E: 0 K: 0 S: 23 H: 4 LOB: 1 BB: 1 P: 36	R: 0 E: 0 K: 0 S: 4 H: 1 LOB: 0 BB: 0 P: 6	R: 0 E: 0 K: 0 S: 9 H: 1 LOB: 1 BB: 0 P: 13	R: 0 E: 0 K: 1 S: 12 H: 1 LOB: 1 BB: 0 P: 17	R: 1 E: 0 K: 0 S: 12 H: 2 LOB: 1 BB: 0 P: 17		1B: 8 2B: 3 3B: 0 HR: 2 SF: 0 SAC: 0 DP: 1 HBP: 0	WP: 0 PB: 0 SB: 0 CS: 1 PA: 37					

PITCHER	IP	WLS	BF	H	R	ER	SO	BB	IBB	HBP	BLK	WP	HR	S	P	ERA	WHIP
62 Jose Quintana, L (1, 1) ERA: 3.75	5.0	L	23	9	5	5	1	2	0	0	0	0	1	60	98	9.00	2.200
52 Jake Petricka, R (6, 1) ERA: 3.38	3.0		13	4	1	1	1	0	0	0	0	0	1	33	47	3.00	1.333

PITCHER	IP	WLS	BF	H	R	ER	SO	BB	IBB	HBP	BLK	WP	HR	S	P	ERA	WHIP

BOTTOM

Chicago White Sox @ Texas Rangers

Globe Life Park in Arlington, Arlington, TX

Sat Apr 19 2014, 8:08 PM - 10:55 PM EDT

Att. 44,811 - Partly Cloudy - 75 F

livebaseballscorecards.com

AB	34
R	6
H	13
RBI	6
BB	2
SO	2
LOB	13

TOP

Chicago White Sox @ Texas Rangers

Globe Life Park in Arlington, Arlington, TX

Sun Apr 20 2014, 3:09 PM - 6:24 PM EDT

Att. 35,402 - Partly Cloudy - 78 F

livebaseballscorecards.com

Batter	1	2	3	4	5	6	7	8	9	AB	R	H	RBI	BB	SO	LOB
5 Marcus Semien, R (1, 4) OBP: 0.276, SLG: 0.346	C FF 89 B FF 90 F FF 88 S FF 89 1-3 K ①		C FF 91 X SI 92 0-1 1B		C FF 91 F SL 81 B FF 88 X CU 77 1-2 FC5 79 HR 1-3	C SL 80 S SL 80 B SL 81 F SL 80 F FF 92 X SL 80 1-2 1-H 2-H 3-H 3B		B SI 92 C CH 82 X SI 92 1-1 1-2 1B	C FF 92 X SL 88 0-1 1-2 2-H 12 2B 1B	6	2	4	4	0	1	1
12 Conor Gillaspie, L (1, 5) OBP: 0.353, SLG: 0.407	X FF 88 0-0 F7 ②		C FF 90 X FF 91 0-1 L8 ①		F SI 90 F SI 91 X SL 85 0-2 SF9 ② 3-H	B FF 92 X CH 81 1-0 L3 ③		F SI 92 B SL 85 F SI 92 B SL 86 B SI 93 X SI 92 3-2 G3-1 ③	C FF 93 S FF 94 X CH 88 0-2 1-H 2-H 79 2B 2B	5	1	1	3	0	0	4
79 José Abreu, R (1, 3) OBP: 0.337, SLG: 0.541	C FF 88 C FF 90 F FF 90 F FF 90 S FF 90 0-3 K ③		B FF 90 B SL 85 X FF 91 2-0 L8 ②		1 SAFE F FF 90 B FF 91 X SI 91 1-1 1-H HR		B FF 91 B SL 81 X FF 91 2-0 P4 ①		44 C3 24 1B 2B 2-2 2-H 2B	6	2	3	3	0	1	1
44 Adam Dunn, L (1, 10) OBP: 0.418, SLG: 0.481		C FF 88 B SL 82 X FF 89 1-1 F7 ①	C SL 82 1 SAFE B FF 92 F FF 92 1 SAFE S FF 91 1-3 K ③		B FF 90 B FF 90 C SL 82 B FF 88 X FF 90 3-1 F7 ③		C FF 92 F FF 92 B FF 92 S SL 82 1-3 K2-3 ②		G3 2-3 G3	6	0	0	0	0	2	3
24 Dayan Viciedo, R (1, 9) OBP: 0.373, SLG: 0.472		B FF 90 F FF 90 X FF 91 1-1 G4-3 ②		C SL 82 B CU 75 X SI 92 1-1 G4-3 ①		F SI 91 B CU 76 B FF 89 X FF 89 2-1 10 WP 5 3B 2B	B FF 91 B CH 82 X FF 91 2-0 HR		X SL 88 0-0 3-H 10 2B 30 1B 1B	5	3	3	2	0	0	0
10 Alexei Ramirez, R (1, 6) OBP: 0.400, SLG: 0.587		C CU 72 X SI 91 0-1 1B		C FF 90 X FF 91 0-1 G4-3 ②		C FF 90 F FF 90 F CU 76 F FF 89 D CU 78 S SL 85 1-3 K 21 S 5 3B 2-3	X SL 80 0-0 F7 ③		C FF 91 B FF 93 F CH 85 X CH 86 1-2 1-3 30 1B 2B	5	2	2	0	0	1	1
30 Alejandro De Aza, L (1, 7) OBP: 0.190, SLG: 0.328		C FF 89 S FF 90 D SL 85 F FF 91 S SL 84 1-3 K ③		B FF 91 C SL 81 S SI 90 S SI 91 1-3 K ③		B FF 89 S SL 83 T SL 82 S CU 75 1-3 K ①		F SI 92 B SI 93 X SI 91 1-1 G3 ①	X FF 93 0-0 2-H 3-H 21 BB 5 1B 1B	5	1	1	2	0	3	3
21 Tyler Flowers, R (1, 2) OBP: 0.421, SLG: 0.463			B FF 88 B FF 90 C FF 91 S FF 90 F FF 91 F SL 84 X FF 92 2-2 20 HR 1B		X FF 88 0-0 5 E 5 FC5 12 SF9 1B	S SL 80 C FF 90 D SL 80 S SL 82 1-3 K ② 1-2		B SI 92 S CH 84 B CH 86 X SI 92 2-1 5 1B 1B	F CU 78 B CU 78 B FF 92 B SL 88 B FF 91 4-1 1-2 5 1B 12 2B BB	4	3	3	0	1	1	2
20 Jordan Danks, L (1, 8) OBP: 0.316, SLG: 0.333			C FF 92 1 SAFE B FF 87 X FF 91 1-1 1-H HR		C SL 83 S SL 84 C CU 77 0-3 ①	B FF 91 F FF 91 I IN 67 I IN 66 I IN 64 4-1 5 3B IBB		S SI 93 C SI 92 B SI 92 D SL 86 S SL 86 2-3 K ②	C FF 92 B CH 87 S CH 88 S CH 89 1-3 K ②	4	2	1	2	1	3	4

Inning Stats	1	2	3	4	5	6	7	8	9
	R: 0 E: 0 K: 2 S: 9	R: 0 E: 0 K: 1 S: 10	R: 2 E: 0 K: 1 S: 15	R: 0 E: 0 K: 1 S: 7	R: 3 E: 1 K: 1 S: 14	R: 3 E: 0 K: 3 S: 20	R: 1 E: 0 K: 1 S: 6	R: 0 E: 0 K: 1 S: 12	R: 7 E: 0 K: 1 S: 25
	H: 0 LOB: 0 BB: 0 P: 10	H: 1 LOB: 1 BB: 0 P: 13	H: 3 LOB: 1 BB: 0 P: 21	H: 0 LOB: 0 BB: 0 P: 9	H: 2 LOB: 0 BB: 0 P: 19	H: 2 LOB: 1 BB: 1 P: 31	H: 1 LOB: 0 BB: 0 P: 11	H: 2 LOB: 2 BB: 0 P: 21	H: 7 LOB: 1 BB: 1 P: 40

	AB	R	H	RBI	BB	SO	LOB
AB	46						
R		16					
H			18				
RBI				16			
BB					2		
SO						12	
LOB							19

	1B	SF: 1	WP: 1	PA: 49
	2B: 5	SAC: 0	PB: 0	
	3B: 1	DP: 0	SB: 1	
	HR: 3	HBP: 0	CS: 0	

PITCHER		IP	WLS	BF	H	R	ER	SO	BB	IBB	HBP	BLK	WP	HR	S	P	ERA	WHIP
46 Robbie Ross Jr., L ERA: 2.31	(1, 1)	5.1	L	25	7	7	4	8	0	0	0	0	1	2	65	86	6.75	1.312
37 Shawn Tolleson, R ERA: 3.68	(6, 1)	1.2		8	2	2	2	2	0	1	0	0	0	1	16	28	10.80	1.200
32 Pedro Figueroa, L ERA: 4.0	(8, 1)	1.0		5	2	0	0	1	0	0	0	0	0	0	12	21	0.00	2.000
19 Hector Noesí, R ERA: 14.21	(9, 1)	1.0		11	7	7	7	1	1	0	0	0	0	0	25	40	63.00	8.000

PITCHER	IP	WLS	BF	H	R	ER	SO	BB	IBB	HBP	BLK	WP	HR	S	P	ERA	WHIP

BOTTOM

Batter	1	2	3	4	5	6	7	8	9	AB	R	H	RBI	BB	SO	LOB
17 Shin-Soo Choo, L (1, 7) OBP: 0.429, SLG: 0.463	C FF 87 F SL 85 B SL 85 F FF 91 B FF 90 B SL 87 B FF 91 4-2 1 CS BB		B FF 88 C SL 85 B CU 72 X SL 86 2-1 ② SF8 1-3 3-H			B SI 93 H SI 94 2-0 1 FC6 HBP		B FC 88 B SI 90 X SI 91 2-0 ② L9		1	0	0	1	1	0	2
1 Elvis Andrus, R (1, 6) OBP: 0.351, SLG: 0.394 3 Luis Sardinas, S (8, 6) OBP: 1.000, SLG: 1.000	S SI 88 C CU 73 B FF 90 B SI 90 X SI 91 2-2 ①② L8 1-2		B SL 85 F FF 90 B FF 89 2-1 ③ 2-1 3-H	B SL 85 B FF 91 C SL 85 B FF 88 C FF 90 B SL 86 4-2 E 6 S WP BB		B SI 94 C SI 92 B SI 93 X SI 93 2-1 ① FC6 G5-4-3 1-2f		X FC 88 0-0 1-2 2-3 1B		2 1	1 0	0 1	0 0	1 0	0 0	2 0
Alex Rios, R (1, 9) OBP: 0.346, SLG: 0.434	C SL 86 B SL 85 B FF 90 X SL 85 2-1 ③ G5-3			1 SAFE B FF 88 C FF 90 F SL 86 D SI 88 X SL 88 2-2 ① L1 1-3		B SI 95 C SI 94 F SI 94 B SL 86 X SI 95 2-2 ②③ G5-4-3 1-2f		C FC 88 F FC 87 D CU 79 D CU 80 F SI 92 B FC 88 F FC 87 X FC 87 3-2 ③ P3		4	0	0	0	0	0	5
84 Prince Fielder, L (1, 3) OBP: 0.325, SLG: 0.333		B SI 89 B SI 88 B SI 89 B FF 89 4-0 18 G3-6-3 BB		B SL 85 B FF 89 B CH 79 I 4-0 6 WP IBB			B SI 94 C SI 93 F SL 86 B SI 94 X SL 86 2-2 ① G6-3		C SI 92 X SL 86 0-1 ① G4-3	2	0	0	0	2	0	0
6 Kevin Kouzmanoff, R (1, 5) OBP: 0.409, SLG: 0.634 16 Donnie Murphy, R (9, PH) OBP: 0.298, SLG: 0.282		X SL 85 0-0 ① F7		B SL 86 C SL 87 S SL 87 F FF 91 F SL 84 F SL 87 B FF 89 F SL 86 S SL 86 2-3 ② K 1-2 3-H			X SI 94 0-0 ② G6-3		S FF 93 C SL 87 B SL 83 S FF 94 1-3 ② K	3 1	0 0	0 0	0 0	0 0	1 1	2 0
18 Mitch Moreland, L (1, 10) OBP: 0.308, SLG: 0.426		B SI 87 X SL 84 1-0 ②③ G3-6-3 1-2f		B CU 70 C SL 85 B CU 71 B FF 89 S SL 86 S SL 85 3-3 ③ K			B SI 94 C SI 95 S SL 86 B SI 94 S SL 87 2-3 ③ K		B SL 84 X SI 93 1-0 ③ F7	4	0	0	0	0	2	2
12 Josh Wilson, R (1, 4) OBP: 0.314, SLG: 0.303			S FF 90 B SL 86 B SL 85 B FF 90 B FF 90 4-1 2 1B 17 SF8 BB		C SL 84 B CU 73 F SL 86 B FF 91 F SL 85 B FF 90 F SL 86 F SL 86 X SL 86 3-2 ① L4			B SI 92 C SI 91 F FC 87 B CU 79 F SI 91 B FC 89 F SI 93 B FC 87 4-2 3 1B 7 HBP BB		1	1	0	0	2	0	0
2 Leonys Martin, L (1, 8) OBP: 0.385, SLG: 0.441 15 Michael Choice, R (8, 8) OBP: 0.267, SLG: 0.320			B CU 71 C FF 90 F SL 85 B FF 89 F SL 83 X SL 84 2-2 17 SF8 17 S 1 2-1 1-3 1B		C FF 90 X CU 72 0-1 ② G3			C FC 86 C FF 91 B SI 89 S CU 76 1-3 ① FC		2 1	0 0	1 0	0 0	0 0	0 0	0 1
7 J.P. Arencibia, R (1, 2) OBP: 0.125, SLG: 0.100			B FF 89 1 SAFE X FF 87 1-0 ① P2		C SL 86 B CU 73 X SL 86 1-1 ③ F8			S FC 86 B CU 75 H SI 90 2-1 3 1B 1-2 HBP		2	0	0	0	0	0	2
Inning Stats	R: 0 E: 0 K: 0 S: 8 H: 0 LOB: 0 BB: 1 P: 16	R: 0 E: 0 K: 0 S: 2 H: 0 LOB: 0 BB: 1 P: 7	R: 1 E: 0 K: 0 S: 9 H: 1 LOB: 1 BB: 1 P: 20	R: 1 E: 0 K: 2 S: 15 H: 0 LOB: 1 BB: 2 P: 30	R: 0 E: 0 K: 0 S: 10 H: 0 LOB: 0 BB: 0 P: 14	R: 0 E: 0 K: 0 S: 5 H: 0 LOB: 0 BB: 0 P: 11	R: 0 E: 0 K: 1 S: 7 H: 0 LOB: 0 BB: 0 P: 11	R: 0 E: 0 K: 1 S: 15 H: 1 LOB: 3 BB: 1 P: 27	R: 0 E: 0 K: 1 S: 6 H: 0 LOB: 0 BB: 0 P: 8	1B: 2 2B: 0 3B: 0 HR: 0 SF: 1 SAC: 0 DP: 2 HBP: 2						

PITCHER		IP	WLS	BF	H	R	ER	SO	BB	IBB	HBP	BLK	WP	HR	S	P	ERA	WHIP
45 Erik Johnson, R ERA: 5.32	(1, 1)	5.0	W	19	1	2	1	2	4	1	0	0	1	0	44	87	1.80	1.000
54 Ronald Belisario, R ERA: 10.24	(6, 1)	2.0		6	0	0	0	1	0	0	1	0	0	0	12	22	0.00	0.000
64 André Rienzo, R ERA:	(8, 1)	1.0		6	1	0	0	1	1	0	1	0	0	0	15	27	0.00	2.000
27 Matt Lindstrom, R ERA: 3.38	(9, 1)	1.0		3	0	0	0	1	0	0	0	0	0	0	6	8	0.00	0.000

PITCHER	IP	WLS	BF	H	R	ER	SO	BB	IBB	HBP	BLK	WP	HR	S	P	ERA	WHIP

Chicago White Sox @ Texas Rangers

Globe Life Park in Arlington, Arlington, TX

Sun Apr 20 2014, 3:09 PM - 6:24 PM EDT

Att. 35,402 - Partly Cloudy - 78 F

livebaseballscorecards.com

AB	24
R	2
H	2
RBI	1
BB	6
SO	4
LOB	16

WP: 1 PA: 33
PB: 0
SB: 2
CS: 1

Batter	1	2	3	4	5	6	7	8	9	AB	R	H	RBI	BB	SO	LOB
17 Shin-Soo Choo, L (1, 7) OBP: 0.432, SLG: 0.500 15 Michael Choice, R (7, 7) OBP: 0.290, SLG: 0.346	B FF 88 B FF 86 C FF 88 F FF 88 X FF 88 2-2 HR		C SI 89 B FF 88 D CU 71 B FF 88 B FF 89 4-1 BB		B CH 78 F FF 88 F CU 74 B SL 80 X SL 82 2-2 ② L7		B FF 93 C FF 92 F KC 79 B FF 94 X FF 94 2-2 ① G1-5-3		C SI 89 S CH 82 B CH 83 X CH 83 1-2 1 G4-3 1 S 1B	3 1	1 0	1 1	1 0	1 0	0 0	0 0
1 Elvis Andrus, R (1, 6) OBP: 0.341, SLG: 0.382	B FF 89 C FF 88 B FF 89 S SL 81 X SL 82 2-2 ① G6-3		X SL 79 0-0 ② L7		B FF 87 X FF 87 1-0 1B 84 1B		B SI 89 C CH 74 C SI 91 X KC 79 1-2 ② L8		1 SAFE F SI 89 B SI 90 S PO 80 X SI 90 2-1 ① G4-3 1-3	5	1	1	0	0	0	3
Alex Rios, R (1, 9) OBP: 0.360, SLG: 0.438	C FF 89 B CH 80 C FF 89 B SL 82 F SI 89 B SL 82 B SI 89 4-2 84 CS BB		C FF 87 X CH 80 0-1 ③ L5		1 SAFE 1 SAFE X FF 87 0-0 6 WP 84 1B 1-3 1B		B SI 90 F SI 90 X FF 93 1-1 1B		C SL 81 S SI 90 C SI 90 0-3 ② K	4	0	2	0	1	1	3
84 Prince Fielder, L (1, 3) OBP: 0.341, SLG: 0.356	1 SAFE C FF 88 X FF 90 0-1 ②③ G5-3 1-2			B FF 87 B FF 87 S SI 87 X FF 88 2-1 6 1B 2B	B CH 80 X FF 87 1-0 6 WP 1-2 3-H 1B		1 SAFE B SI 93 C SI 92 F SI 90 C FF 94 1-3 ③ K		I IN 66 I IN 68 I IN 67 I IN 67 4-0 6 FC6-4 IBB	4	1	2	1	1	1	2
6 Kevin Kouzmanoff, R (1, 5) OBP: 0.408, SLG: 0.630		B FF 87 F SI 87 C FF 88 S SL 81 1-3 ① K		X SL 82 0-0 2-H 1B	S SL 80 B SL 80 F FF 88 F SL 80 S SL 80 1-3 ③ K 1-2 2-3			B FF 93 X FF 93 1-0 18 SH5-4 16 1B 2B	B SI 89 F SI 89 X SI 90 1-1 ③ FC6-4 1-2f	5	1	2	1	0	2	4
18 Mitch Moreland, L (1, 10) OBP: 0.291, SLG: 0.400		B FF 88 B CH 80 B SI 88 C FF 87 S SI 88 C FF 89 3-3 ② K		F FF 88 C CU 72 B SL 81 T FF 89 1-2 ① K		X SI 92 0-0 ① L7		L FF 94 B CU 79 L CU 79 X CU 79 1-2 ① SH5-4 2-3		3	0	0	0	0	2	1
16 Donnie Murphy, R (1, 4) OBP: 0.294, SLG: 0.279		B FF 90 C FF 88 F SI 88 S SL 82 1-3 ③ K		B FF 88 1 SAFE X FF 88 1-0 ② P3	C SL 83 S FF 92 B FF 92 X FF 92 1-2 ② G1-3			S FF 94 B FF 94 D CU 80 X FF 94 2-1 61 FC5-4 3-H 1B		4	0	1	1	0	1	1
2 Leonys Martin, L (1, 8) OBP: 0.391, SLG: 0.452			B FF 86 B FF 86 C FF 86 C SI 87 F FF 87 H SL 79 3-2 61 G5-3 HBP	F FF 88 D CH 80 B FF 86 X FF 88 2-1 P2		X SI 91 0-0 61 S 2B		1 SAFE D CU 81 S FF 92 F FF 92 X FF 92 1-2 ② L9		3	0	1	0	0	0	2
61 Robinson Chirinos, R (1, 2) OBP: 0.268, SLG: 0.395			B FF 87 B FF 87 X SL 78 2-0 ① G5-3 1-2		C FF 86 S FF 86 B SL 79 C FF 88 1-3 ① K	B SL 82 B SI 93 B FF 92 C SI 92 C SL 83 S SL 83 3-3 ③ K 2-3		C SI 89 X SL 79 0-1 ③ FC5-4 1-2f		4	0	0	0	0	2	3

Inning Stats	1	2	3	4	5	6	7	8	9
	R: 1 E: 0 K: 0 S: 11	R: 0 E: 0 K: 3 S: 9	R: 0 E: 0 K: 0 S: 8	R: 1 E: 0 K: 1 S: 9	R: 1 E: 0 K: 2 S: 13	R: 0 E: 0 K: 1 S: 8	R: 0 E: 0 K: 1 S: 11	R: 1 E: 0 K: 0 S: 11	R: 0 E: 0 K: 1 S: 11
	H: 1 LOB: 0 BB: 1 P: 19	H: 0 LOB: 0 BB: 0 P: 14	H: 0 LOB: 2 BB: 1 P: 17	H: 2 LOB: 1 BB: 0 P: 15	H: 3 LOB: 2 BB: 0 P: 19	H: 1 LOB: 1 BB: 0 P: 12	H: 1 LOB: 1 BB: 0 P: 16	H: 2 LOB: 1 BB: 0 P: 16	H: 1 LOB: 2 BB: 1 P: 18

1B: 7 SF: 0
2B: 3 SAC: 1
3B: 0 DP: 0
HR: 1 HBP: 1

WP: 1 PA: 41
PB: 0
SB: 2
CS: 1

PITCHER		IP	WLS	BF	H	R	ER	SO	BB	IBB	HBP	BLK	WP	HR	S	P	ERA	WHIP
67 Dan Straily, R ERA: 5.4	(1, 1)	5.0		23	6	3	3	6	2	0	1	0	1	1	50	84	5.40	1.600
48 Ryan Cook, R ERA: 1.69	(6, 1)	1.0		4	1	0	0	1	0	0	0	0	0	0	8	12	0.00	1.000
56 Fernando Abad, L ERA:	(7, 1)	1.0		4	1	0	0	1	0	0	0	0	0	0	11	16	0.00	1.000
62 Sean Doolittle, L ERA: 3.38	(8, 1)	0.2	L	4	2	1	1	0	0	0	0	0	0	0	9	14	13.50	3.000
61 Dan Otero, R ERA: 0.87	(8, 1)	1.1		6	1	0	0	1	0	1	0	0	0	0	13	20	0.00	0.750

PITCHER	IP	WLS	BF	H	R	ER	SO	BB	IBB	HBP	BLK	WP	HR	S	P	ERA	WHIP

TOP

Texas Rangers @ Oakland Athletics

O.co Coliseum, Oakland, CA

Mon Apr 21 2014, 10:09 PM - 1:33 AM EDT

Att. 13,297 - Cloudy - 55 F

livebaseballscorecards.com

AB	36
R	4
H	11
RBI	4
BB	3
SO	9
LOB	19

Batter	1	2	3	4	5	6	7	8	9	AB	R	H	RBI	BB	SO	LOB
4 Coco Crisp, S (1, 8) OBP: 0.469, SLG: 0.541	F FF 90 B SI 93 X ST 77 1-1 8 L8 5 S 1B	B FF 93 C CU 72 B FS 86 C FF 94 F ST 74 F ST 80 F FF 94 X FC 88 2-2 2-H 3-H 1B		B CU 69 B ST 77 B FF 90 C FF 90 B FS 84 4-1 8 S 5 1B BB		F ST 77 X FS 84 0-1 1B		X FF 93 0-0 ③ L9		4	0	3	2	1	0	1
5 John Jaso, L (1, 2) OBP: 0.320, SLG: 0.341	B FF 94 C FF 92 F FF 93 F FF 94 B FC 88 B FF 93 F FF 93 S ST 81 3-3 ① K 1-2	1 SAFE B FF 92 1 SAFE C ST 78 F FS 86 B SI 91 B CU 68 C CU 70 3-3 ③ K		C FF 90 1 SAFE B CU 70 1 SAFE S FS 84 X FF 94 1-2 8 S 1B		B FS 82 B FS 84 C ST 77 1 SAFE S ST 78 S ST 77 2-3 ③ K			B CU 67 C FF 90 C CH 86 B FF 92 F CU 70 S CH 86 2-3 ① K	5	0	1	0	0	4	3
8 Jed Lowrie, S (1, 6) OBP: 0.440, SLG: 0.444	B FF 93 X FF 92 1-0 ② L8 2-3		B FF 90 B ST 74 B FF 88 B FF 89 4-0 37 G3-1 20 1B BB	C FS 86 B FF 90 B FF 90 B FS 84 D FS 86 4-1 1-2 2-3 BB			C SL 81 F FF 90 B FF 90 S CH 85 1-3 ① K		C FF 90 F FF 90 B CH 87 B FC 89 X CU 69 2-2 E6	3	0	0	0	2	1	1
20 Josh Donaldson, R (1, 5) OBP: 0.311, SLG: 0.494	C FF 94 B FF 96 S FF 95 F FF 94 B FF 95 X ST 83 2-2 ③ L9		B ST 79 B FF 92 C FF 91 F ST 76 X CU 69 2-2 37 G3-1 1-2 1B	S ST 80 F FF 94 B FF 95 F FF 91 B FF 94 S ST 82 2-3 ③ K			B CH 85 S FF 91 B CH 86 F CH 85 B FF 90 B CH 84 4-2 18 FC6-4 BB		C SL 80 B FF 92 X CU 70 1-1 ② F8	4	0	1	0	1	1	5
37 Brandon Moss, L (1, 7) OBP: 0.356, SLG: 0.460 52 Yoenis Cespedes, R (7, PH) OBP: 0.325, SLG: 0.493 (8, 7)		X FF 91 0-0 HR	X FS 84 0-0 ① G3-1 1-2 2-3		C CU 69 S FS 85 X FC 87 0-2 ① G6-3		B SL 88 X FF 91 1-0 ② F8		B FC 90 B CU 65 C SL 78 B FF 91 S SL 76 X CU 69 3-2 ③ FC7	3 2	1 0	1 0	1 0	0 0	0 0	2 2
18 Alberto Callaspo, S (1, 10) OBP: 0.354, SLG: 0.467		B FF 91 F FF 91 B FF 91 X FF 91 2-1 ① L8	C FF 93 B FF 92 C CU 71 D ST 81 S FF 94 2-3 ② K		B ST 74 C ST 75 B FS 85 X FF 89 2-1 ② G4-3		C SL 88 F SL 88 B FF 90 F FF 92 X SL 87 1-2 ③ FC6-4 1-2f			4	0	0	0	0	1	3
16 Josh Reddick, L (1, 9) OBP: 0.274, SLG: 0.268 3 Craig Gentry, R (8, PH) OBP: 0.455, SLG: 0.421 (9, 9)		B FF 92 B FF 93 B FF 90 B FF 90 4-0 28 2B 4 1B BB	S CU 71 X FF 93 0-1 ③ F7		B FF 90 B ST 74 C FF 90 X ST 75 2-1 ③ G1-3			B SL 87 C SL 86 B FF 92 X SL 86 2-1 ① F8		2 1	1 0	0 0	0 0	1 0	0 0	2 0
10 Daric Barton, L (1, 3) OBP: 0.243, SLG: 0.182		C FF 91 S FS 86 B FC 89 S CU 71 1-3 ② K		B FF 89 C ST 76 S FS 82 X CU 68 1-2 28 G4-6-3 1B		B FF 88 X ST 76 1-0 ① L9		B SL 88 C SL 87 B FF 89 X SL 87 2-1 1 FC4-6 1B		4	0	2	0	0	1	1
28 Eric Sogard, L (1, 4) OBP: 0.294, SLG: 0.283 1 Nick Punto, S (8, PH) OBP: 0.389, SLG: 0.267 (9, 4)		B FF 92 X FF 92 1-0 4 1B 1-3 2B		C FF 89 1 SAFE X FS 84 0-1 ①② G4-6-3 1-2f		B CU 73 C FC 88 F SI 88 B FF 93 X FS 84 2-2 ② G4-3		B FF 92 1 SAFE C FF 92 S FF 92 X SL 82 1-2 ② FC4-6 1-2f		3 1	1 0	1 0	0 0	0 0	0 0	1 1
Inning Stats	R: 0 E: 0 K: 1 S: 12 H: 1 LOB: 1 BB: 0 P: 19	R: 3 E: 0 K: 2 S: 16 H: 3 LOB: 1 BB: 1 P: 29	R: 0 E: 0 K: 1 S: 9 H: 1 LOB: 2 BB: 1 P: 17	R: 0 E: 0 K: 1 S: 14 H: 2 LOB: 3 BB: 2 P: 26	R: 0 E: 0 K: 0 S: 7 H: 0 LOB: 0 BB: 0 P: 11	R: 0 E: 0 K: 1 S: 9 H: 1 LOB: 1 BB: 1 P: 14	R: 0 E: 0 K: 1 S: 10 H: 0 LOB: 1 BB: 0 P: 17	R: 0 E: 0 K: 0 S: 8 H: 1 LOB: 1 BB: 0 P: 13	R: 0 E: 1 K: 1 S: 12 H: 0 LOB: 1 BB: 0 P: 20						

PITCHER		IP	WLS	BF	H	R	ER	SO	BB	IBB	HBP	BLK	WP	HR	S	P	ERA	WHIP
11 Yu Darvish, R ERA: 1.61	(1, 1)	6.0		29	8	3	3	6	4	0	0	0	0	1	67	116	4.50	2.000
44 Jason Frasor, R ERA:	(7, 1)	0.1		2	0	0	0	1	1	0	0	0	0	0	5	10	0.00	3.000
56 Neal Cotts, L ERA: 3.38	(7, 1)	1.0	W	4	1	0	0	0	0	0	0	0	0	0	9	15	0.00	1.000
41 Alexi Ogando, R ERA: 5.4	(8, 1)	0.2	H	2	0	0	0	0	0	0	0	0	0	0	4	5	0.00	0.000
28 Joakim Soria, R ERA: 4.5	(9, 1)	1.0	S	4	0	0	0	1	0	0	0	0	0	0	12	20	0.00	0.000

PITCHER	IP	WLS	BF	H	R	ER	SO	BB	IBB	HBP	BLK	WP	HR	S	P	ERA	WHIP

BOTTOM

Texas Rangers @ Oakland Athletics

O.co Coliseum, Oakland, CA

Mon Apr 21 2014, 10:09 PM - 1:33 AM EDT

Att. 13,297 - Cloudy - 55 F

livebaseballscorecards.com

AB	36
R	3
H	9
RBI	3
BB	5
SO	8
LOB	22

1B: 7	SF: 0	WP: 0	PA: 41
2B: 1	SAC: 0	PB: 0	
3B: 0	DP: 1	SB: 3	
HR: 1	HBP: 0	CS: 0	

Texas Rangers @ Oakland Athletics

O.co Coliseum, Oakland, CA

Tue Apr 22 2014, 10:08 PM - 1:08 AM EDT

Att. 15,744 - Partly Cloudy - 53 F

livebaseballscorecards.com

Batter	1	2	3	4	5	6	7	8	9	AB	R	H	RBI	BB	SO	LOB
15 Michael Choice, R (1, 7) OBP: 0.333, SLG: 0.345	B FF 86 B CH 78 C SI 85 F CH 79 B FF 87 B CH 79 4-2 G3 1 1B 16 1B BB	B CH 78 S CH 79 B SI 84 B CH 83 F SI 84 B SI 84 4-2 1 G4-6-3 BB		C SI 84 X CH 78 0-1 ③ FC1-3			C FF 93 C FF 92 X SL 85 0-2 ① ② FC1-6-3 1-2		D SL 80 X SI 87 1-0 2-H 1B	3	1	1	1	2	0	1
1 Elvis Andrus, R (1, 6) OBP: 0.333, SLG: 0.370	C FF 86 F CU 74 1 SAFE B CH 77 D CU 72 1 SAFE X FF 86 2-2 16 1B 61 BB G3 1-2 1B	B FF 85 X CH 80 1-0 ② ③ G4-6-3 1-2f			B CH 78 C CH 77 B FF 85 C SI 84 X SI 85 2-2 ① G5-3		C FF 92 S SL 84 B SL 85 X FF 93 1-2 ③ G4-3		B SI 87 1 SAFE B SI 86 X SI 86 2-0 ③ G5-3	5	1	1	0	0	0	2
Alex Rios, R (1, 9) OBP: 0.356, SLG: 0.429	B CH 78 B FF 86 X SI 86 2-0 ① G3 1-2 2-3		C FF 85 B CU 73 X FF 84 1-1 84 1B 6 G5-4-3 1B		X CH 78 0-0 ② P4			C FF 91 X CH 84 0-1 ① F8		4	1	1	0	0	0	2
84 Prince Fielder, L (1, 3) OBP: 0.337, SLG: 0.351	X CU 74 0-0 ② P6		B CU 73 X SI 83 1-0 6 G5-4-3 1-3 1B		C FF 87 B SI 85 X CH 79 1-1 ③ F8			C SI 94 S FF 94 X KC 79 0-2 ② G4-3		4	0	1	0	0	0	2
6 Kevin Kouzmanoff, R (1, 5) OBP: 0.412, SLG: 0.617 3 Luis Sardinas, S (4, 4) OBP: 0.667, SLG: 0.500	B FC 85 F FF 86 B CH 80 I IN 62 4-0 61 BB 16 1B IBB		B SI 86 F SI 84 B FF 85 F CH 79 D CU 74 X CH 78 3-2 ① ② G5-4-3 1-2f 3-H			C CH 77 H FF 85 1-1 61 F8 16 G5-3 HBP		C KC 74 X SI 92 0-1 ③ G5-3		1 1	0 0	0 0	0 0	1 0	0 0	1 0
16 Donnie Murphy, R (1, 10) OBP: 0.315, SLG: 0.304 18 Mitch Moreland, L (9, PH) OBP: 0.304, SLG: 0.431 (9, 10)	S CU 75 B FF 86 S CU 74 D CU 73 X CU 75 2-2 61 BB 1-2 2-3 3-H 1B		B CH 79 S CH 79 X SI 84 1-1 1B			1 SAFE X CH 78 0-0 ① G5-3 1-2			X SI 87 0-0 61 SH3-4 2 FC1-2 2B	3 1	0 0	2 1	1 0	0 0	0 0	1 0
61 Robinson Chirinos, R (1, 2) OBP: 0.273, SLG: 0.375	F FF 86 B FF 86 B CU 74 B FF 86 B CH 80 4-1 1-2 2-3 3-H BB		C SI 85 1 SAFE B CH 79 F FF 85 F CU 73 1 SAFE F FF 84 S CH 77 1-3 ③ K			X CU 74 0-0 ② F8 2-3			B SL 80 X SL 80 1-0 ① SH3-4 2-3	2	0	0	1	1	1	2
2 Leonys Martin, L (1, 8) OBP: 0.370, SLG: 0.424	C CU 75 X FF 86 0-1 ③ P2			L SI 83 X FC 81 0-1 ① G4-3		S CU 74 S CU 74 X CU 73 0-2 ③ F9			B SL 80 X SI 88 1-0 ② FC1-2 12 S 12 2B 3-H	4	1	0	0	0	0	5
12 Josh Wilson, R (1, 4) OBP: 0.333, SLG: 0.351 (4, 5)		C CH 83 B FF 84 F FF 84 X CU 71 1-2 ① F7		C CH 77 X SI 83 0-1 ② F8			X FF 92 0-0 15 FC1-6-3 1B		1 SAFE 1 SAFE 1 SAFE B SI 87 B SI 88 C SL 81 F SL 82 X SL 81 2-2 15 1B 1-H 2B	4	1	2	1	0	0	0

Inning Stats	1	2	3	4	5	6	7	8	9
	R: 2 E: 0 K: 0 S: 13	R: 0 E: 0 K: 0 S: 6	R: 1 E: 0 K: 1 S: 13	R: 0 E: 0 K: 0 S: 6	R: 0 E: 0 K: 0 S: 6	R: 0 E: 0 K: 0 S: 6	R: 0 E: 0 K: 0 S: 7	R: 0 E: 0 K: 0 S: 7	R: 2 E: 0 K: 0 S: 8
	H: 2 LOB: 3 BB: 3 P: 31	H: 0 LOB: 0 BB: 1 P: 12	H: 3 LOB: 1 BB: 0 P: 20	H: 0 LOB: 0 BB: 0 P: 6	H: 0 LOB: 0 BB: 0 P: 9	H: 0 LOB: 1 BB: 0 P: 7	H: 1 LOB: 0 BB: 0 P: 8	H: 0 LOB: 0 BB: 0 P: 7	H: 3 LOB: 1 BB: 0 P: 15

1B: 7 SF: 0
2B: 2 SAC: 1
3B: 0 DP: 3
HR: 0 HBP: 1

WP: 0 PA: 38
PB: 0
SB: 1
CS: 0

	AB	32
	R	5
	H	9
	RBI	4
	BB	4
	SO	1
	LOB	16

PITCHER		IP	WLS	BF	H	R	ER	SO	BB	IBB	HBP	BLK	WP	HR	S	P	ERA	WHIP
57 Tommy Milone, L ERA: 4.24	(1, 1)	6.0		26	5	3	3	1	3	1	1	0	0	0	50	85	4.50	1.333
48 Ryan Cook, R ERA: 1.35	(7, 1)	1.1	H	4	1	0	0	0	0	0	0	0	0	0	9	10	0.00	0.750
56 Fernando Abad, L ERA:	(8, 1)	0.2	H	2	0	0	0	0	0	0	0	0	0	0	5	5	0.00	0.000
44 Luke Gregerson, R ERA: 3.09	(9, 1)	1.0	L	6	3	2	2	0	0	0	0	0	0	0	8	15	18.00	3.000

PITCHER	IP	WLS	BF	H	R	ER	SO	BB	IBB	HBP	BLK	WP	HR	S	P	ERA	WHIP

Batter	1	2	3	4	5	6	7	8	9	AB	R	H	RBI	BB	SO	LOB
4 Coco Crisp, S (1, 8) OBP: 0.463, SLG: 0.537	C FF 91 C SI 92 B FF 92 X FF 92 1-2 ① G4-3	B SI 90 B CU 76 B CH 82 B CH 80 4-0 BB		B SI 90 B CU 76 C FF 91 B SI 90 X SI 90 3-1 ② 3-H 2B		S FF 93 B FF 92 D SL 82 B FF 93 X FF 92 3-1 ②③ G5-4-3 1-2f			B CU 68 C FF 88 B CH 84 B CH 85 C FF 89 S FC 89 3-3 ① K	4	0	1	1	1	1	2
8 Jed Lowrie, S (1, 6) OBP: 0.427, SLG: 0.441	B FF 92 B FF 91 F FF 92 F FF 91 F CH 83 X FF 92 2-2 20 1B 2B	B CU 74 B FF 90 B SI 90 C FF 91 F SI 90 F FF 91 F FF 91 X FF 91 3-2 ②③ F8-2 3-H		B SI 91 D CH 82 X CH 82 2-0 ③ F8			C FF 90 B FF 90 B FF 90 C FF 90 X FF 90 2-2 ① G6-3		F FF 91 B CU 69 X FF 89 1-1 ② FC7	5	1	1	0	0	0	4
20 Josh Donaldson, R (1, 5) OBP: 0.305, SLG: 0.478	B FF 92 X SL 84 1-0 37 G5-3 52 2B 2-H 1B		C FF 92 B CH 83 X SI 91 1-1 ① F9		F SL 84 B FF 92 X SI 91 1-1 ① P3		B FF 90 F FF 91 X FF 91 1-1 ② P4		X FC 90 0-0 ③ F9	5	1	1	1	0	0	0
37 Brandon Moss, L (1, 3) OBP: 0.338, SLG: 0.433 10 Daric Barton, L (9, 3) OBP: 0.243, SLG: 0.182	C FF 92 X CH 82 0-1 ② G5-3 2-3		X CH 83 0-0 ② FC7		C CH 82 B FF 91 C FF 92 B CU 77 B FF 92 S FF 92 3-3 ② K		X CH 80 0-0 ③ FC7			4 0	0 0	0 0	0 0	0 0	1 0	1 0
52 Yoenis Cespedes, R (1, 7) OBP: 0.333, SLG: 0.500	B SL 84 X SL 84 1-0 3-H 2B		B FF 92 X FF 92 1-0 ③ G6-3		C FF 92 B FF 92 B FF 92 C SL 86 D SL 86 B FF 92 4-2 BB			F SL 78 B SL 80 B SL 80 S FF 90 C FF 92 2-3 ① K		3	0	1	1	1	1	0
18 Alberto Callaspo, S (1, 10) OBP: 0.348, SLG: 0.453	B FF 91 B CH 81 X SI 91 2-0 ③ FC7			C FF 91 C CU 77 B SL 84 F FF 91 X FF 91 1-2 ① L9	B CU 75 C SI 91 B FF 91 1 SAFE C FF 91 1 SAFE B CU 76 F SI 91 X FF 91 3-2 ③ FC7			C FF 90 C SL 79 X SL 79 0-2 16 HBP 1B		4 4	0 0	1 1	0 0	0 0	0 0	2 2
5 John Jaso, L (1, 2) OBP: 0.346, SLG: 0.356 36 Derek Norris, R (6, PH) OBP: 0.325, SLG: 0.459 (7, 2)		B FF 91 C FF 90 B CH 83 B CH 82 B FF 92 4-1 28 SH5-4 16 1B 8 F8-2 BB		B SI 92 C SI 92 C CH 82 B CU 78 X FF 92 2-2 16 E 28 SF8 1B		C FF 93 F FF 93 B FF 94 B SL 82 B FF 93 X FF 93 3-2 28 FC5-6 2B		B FF 90 1 SAFE F FF 89 B FF 90 1 SAFE X FF 90 2-1 ② F9	1 2	1 0	1 1	0 0	1 0	0 0	0 1
16 Josh Reddick, L (1, 9) OBP: 0.303, SLG: 0.288		C FF 91 D SI 90 1 SAFE X CH 82 1-1 28 SH5-4 1-2 1B		B CU 77 B SI 91 C SI 91 1 SAFE X SI 91 2-1 E5 28 SF8 4 2B 1-3		X FF 93 0-0 28 FC5-6 1B		H SI 90 1-0 1-2 HBP	3	1	2	0	0	0	1
28 Eric Sogard, L (1, 4) OBP: 0.278, SLG: 0.271		X FF 91 0-0 ① SH5-4 1-2 2-3		C CH 82 X SI 90 0-1 ② SF8 2-3 3-H		X FF 92 0-0 ① FC5-6 4 G5-4-3 1-2 2-3f		C CH 83 S SI 91 F SL 80 X CH 84 0-2 ③ F8	2	0	0	1	0	0	4
Inning Stats	R: 2 E: 0 K: 0 S: 12 H: 3 LOB: 1 BB: 0 P: 19	R: 0 E: 0 K: 0 S: 9 H: 1 LOB: 2 BB: 2 P: 21	R: 0 E: 0 K: 0 S: 4 H: 0 LOB: 0 BB: 0 P: 6	R: 2 E: 1 K: 0 S: 14 H: 2 LOB: 1 BB: 0 P: 24	R: 0 E: 0 K: 1 S: 11 H: 0 LOB: 1 BB: 1 P: 22	R: 0 E: 0 K: 0 S: 7 H: 2 LOB: 1 BB: 0 P: 13	R: 0 E: 0 K: 0 S: 6 H: 0 LOB: 0 BB: 0 P: 9	R: 0 E: 0 K: 1 S: 12 H: 1 LOB: 2 BB: 0 P: 17	R: 0 E: 0 K: 1 S: 6 H: 0 LOB: 0 BB: 0 P: 10	1B: 5 2B: 5 3B: 0 HR: 0	SF: 1 SAC: 1 DP: 2 HBP: 1			WP: 0 PB: 0 SB: 0 CS: 0	PA: 39		

PITCHER		IP	WLS	BF	H	R	ER	SO	BB	IBB	HBP	BLK	WP	HR	S	P	ERA	WHIP
22 Nick Martinez, R ERA: 4.09	(1, 1)	5.0		24	6	4	2	1	3	0	0	0	0	0	50	92	3.60	1.800
49 Aaron Poreda, L ERA:	(6, 1)	1.0		4	2	0	0	0	0	0	0	0	0	0	7	13	0.00	2.000
37 Shawn Tolleson, R ERA: 3.0	(7, 1)	1.2		6	1	0	0	1	0	0	0	0	0	0	14	21	0.00	0.600
32 Pedro Figueroa, L ERA: 4.0	(8, 1)	0.0		1	0	0	0	0	0	0	1	0	0	0	0	1	∞	∞
41 Alexi Ogando, R ERA: 5.23	(8, 1)	0.1	W	1	0	0	0	0	0	0	0	0	0	0	4	4	0.00	0.000

PITCHER		IP	WLS	BF	H	R	ER	SO	BB	IBB	HBP	BLK	WP	HR	S	P	ERA	WHIP
28 Joakim Soria, R ERA: 4.0	(9, 1)	1.0	S	3	0	0	0	1	0	0	0	0	0	0	6	10	0.00	0.000

BOTTOM

Texas Rangers @ Oakland Athletics

O.co Coliseum, Oakland, CA

Tue Apr 22 2014, 10:08 PM - 1:08 AM EDT

Att. 15,744 - Partly Cloudy - 53 F

livebaseballscorecards.com

AB	33
R	4
H	9
RBI	4
BB	3
SO	3
LOB	15

Batter	1	2	3	4	5	6	7	8	9	AB	R	H	RBI	BB	SO	LOB
15 Michael Choice, R (1, 7) OBP: 0.341, SLG: 0.333	C FF 93 B SI 92 B CU 81 B FF 92 B FF 92 4-1 3B BB		B CU 79 X SL 84 1-0 FC4		S CU 83 2 SAFE D SL 83 S FF 93 X CU 80 1-2 1 BB 2-H 1B		B FF 92 C SI 93 B FF 92 F FF 93 F FF 94 S CU 81 2-3 ② FC2-3 1-2		C SI 94 S SI 93 S SI 94 0-3 ② FC 1-2	4	1	1	1	1	0	3
1 Elvis Andrus, R (1, 6) OBP: 0.326, SLG: 0.353	C SI 92 F SI 91 C CU 80 0-3 ① K		1 SAFE B SL 92 1 SAFE F FF 91 B SL 85 B FF 92 X FF 90 3-1 ① F8		1 SAFE B SL 84 B CH 89 B FF 93 C FF 92 B FF 92 4-1 G5-4-3 1-2 BB		S SL 85 B SI 94 D CU 81 X FF 93 2-1 ③ L4		S CU 80 B SI 94 B CU 81 D SI 95 X SI 94 3-1 ③ G5-3	4	0	0	0	1	1	5
Alex Rios, R (1, 9) OBP: 0.351, SLG: 0.443	C FF 92 X SI 91 0-1 84 1-H FC6-2 3B		C SI 92 B SL 84 B SI 92 S SL 85 D CU 82 C CU 80 3-3 ② K		X CU 77 0-0 ②③ G5-4-3 1-2f			C FF 92 F FF 93 F FF 93 S FF 92 0-3 ① K		4	0	1	1	0	2	3
84 Prince Fielder, L (1, 3) OBP: 0.333, SLG: 0.338	C CU 81 F CH 85 X FF 92 0-2 ② FC6-2 18 BB 3-H		B FF 92 B SL 85 1 SAFE X FF 91 2-0 ③ G6-3			C CH 86 S CU 80 B CU 80 B FF 94 B CU 81 B CU 80 4-2 18 G4-5-3 BB		B FF 93 F FF 92 S FF 93 F FF 94 F KC 81 S KC 81 1-3 ② K		3	0	0	0	1	1	2
18 Mitch Moreland, L (1, 10) OBP: 0.317, SLG: 0.415	B SL 83 C FF 92 B CH 85 B SI 91 D FF 92 4-1 1-2 BB			C CU 78 X FF 94 0-1 ① L8		C SL 84 C SU 81 B FF 92 F CU 81 X FF 93 1-2 ①② G4-5-3 1-2f		B SI 92 S FF 93 B SI 93 C KC 79 B KC 80 B FF 94 4-2 16 FC6-4 BB		2	0	0	0	2	0	1
16 Donnie Murphy, R (1, 4) OBP: 0.310, SLG: 0.360	C CU 78 C CU 80 X FF 90 0-2 ③ F7			C FF 93 X CU 81 0-1 ② F7		B FF 93 B FF 93 B FF 92 C FF 92 X FF 91 3-1 HR		X SI 92 0-0 ③ FC6-4 1-2f		4	1	1	1	0	0	3
61 Robinson Chirinos, R (1, 2) OBP: 0.271, SLG: 0.364		C FF 91 B CU 79 F FF 93 C CH 88 1-3 ① K		B SI 92 X FF 92 1-0 ③ P3		S SL 84 F CU 76 S CU 81 0-3 ③ K2-3		F SI 92 X SI 92 0-1 12 1B 2 G4-3 1B		4	0	1	0	0	2	0
2 Leonys Martin, L (1, 8) OBP: 0.364, SLG: 0.414		B SL 85 B SI 92 B FF 92 C FF 91 F FF 90 S FF 92 3-3 ② K			L SL 84 C CU 81 X CU 81 0-2 12 SH3-4 15 1B 1B		F CU 77 F FF 93 B CU 81 S SL 87 1-3 ① K		X SI 93 0-0 ① G4-3 1-2	4	1	1	0	0	2	1
12 Josh Wilson, R (1, 5) OBP: 0.357, SLG: 0.375		B SL 84 F FF 92 S CU 82 S FF 92 1-3 ③ K			1 SAFE C FF 92 1 SAFE X FF 92 0-1 ① SH3-4 1-2		C FF 95 B SL 88 X CU 77 1-1 15 WP 1B		F SI 93 F SI 94 F SI 93 X CU 80 0-2 15 S 2-3 1B	3	0	2	0	0	1	0
Inning Stats	R: 1 H: 1 E: 0 LOB: 2 K: 1 BB: 2 S: 13 P: 21	R: 0 H: 0 E: 0 LOB: 0 K: 3 BB: 0 S: 9 P: 14	R: 0 H: 0 E: 1 LOB: 1 K: 1 BB: 0 S: 7 P: 16	R: 0 H: 0 E: 0 LOB: 0 K: 0 BB: 0 S: 5 P: 6	R: 1 H: 2 E: 0 LOB: 1 K: 0 BB: 1 S: 10 P: 15	R: 1 H: 1 E: 0 LOB: 0 K: 1 BB: 1 S: 11 P: 19	R: 0 H: 1 E: 0 LOB: 1 K: 1 BB: 0 S: 11 P: 17	R: 0 H: 0 E: 0 LOB: 1 K: 2 BB: 1 S: 12 P: 17	R: 0 H: 2 E: 0 LOB: 2 K: 0 BB: 0 S: 12 P: 15	1B: 5 SF: 0 2B: 0 SAC: 1 3B: 1 DP: 2 HR: 1 HBP: 0						

TOP

Texas Rangers @ Oakland Athletics

O.co Coliseum, Oakland, CA

Wed Apr 23 2014, 3:38 PM - 6:12 PM EDT

Att. 18,340 - Partly Cloudy - 59 F

livebaseballscorecards.com

AB	32
R	3
H	7
RBI	3
BB	5
SO	9
LOB	18

PITCHER		IP	WLS	BF	H	R	ER	SO	BB	IBB	HBP	BLK	WP	HR	S	P	ERA	WHIP
54 Sonny Gray, R ERA: 2.25	(1, 1)	7.0	L	29	5	3	3	8	4	0	0	0	1	1	66	108	3.86	1.286
13 Drew Pomeranz, L ERA: 1.93	(8, 1)	1.0		4	0	0	0	2	1	0	0	0	0	0	12	17	0.00	1.000
45 Jim Johnson, R ERA: 6.3	(9, 1)	1.0		5	2	0	0	1	0	0	0	0	0	0	12	15	0.00	2.000

PITCHER	IP	WLS	BF	H	R	ER	SO	BB	IBB	HBP	BLK	WP	HR	S	P	ERA	WHIP

Texas Rangers @ Oakland Athletics

O.co Coliseum, Oakland, CA

Wed Apr 23 2014, 3:38 PM - 6:12 PM EDT

Att. 18,340 - Partly Cloudy - 59 F

livebaseballscorecards.com

BOTTOM

Batter	1	2	3	4	5	6	7	8	9	AB	R	H	RBI	BB	SO	LOB
3 Craig Gentry, R (1, 8) OBP: 0.385, SLG: 0.348	C SI 88 B SI 88 S CU 79 X FF 90 1-2 ① G5-3		C CU 78 B SI 90 B FF 91 X FF 90 2-1 ③ L8			C FF 88 C CU 78 S SL 85 0-3 ③ K			B SI 87 S SI 89 X SI 90 1-1 ① F8	4	0	0	0	0	1	0
8 Jed Lowrie, S (1, 6) OBP: 0.419, SLG: 0.431	X SI 88 0-0 ② L8			B SI 87 B SI 87 X FF 89 2-0 20 G6-4-3 1B			B SL 87 B SI 87 F FF 89 F FF 88 X FF 90 2-2 ① G5-3		C CU 75 F SI 89 F CU 78 B FF 89 B CH 84 F SI 92 X SI 91 2-2 ② G1-3	4	0	1	0	0	0	0
20 Josh Donaldson, R (1, 5) OBP: 0.313, SLG: 0.484	C FF 88 B SI 89 B SI 90 F FF 87 B FF 91 B CH 85 4-2 BB			B SI 89 B SI 90 1 SAFE X SI 87 2-0 ① ② G6-4-3 1-2f			C CU 76 X FF 90 0-1 2B		C SI 90 B SI 90 F SI 90 X CH 84 1-2 ③ G3	3	0	1	0	1	0	1
52 Yoenis Cespedes, R (1, 7) OBP: 0.322, SLG: 0.481	B SI 89 X SI 91 1-0 ③ L9			B CU 78 C SI 88 B CH 83 F SI 89 X FF 92 2-2 ③ P4			X SI 89 0-0 ② G5-3			3	0	0	0	0	0	2
36 Derek Norris, R (1, 2) OBP: 0.349, SLG: 0.462		B SI 87 B CH 86 B SI 89 C FF 88 F SI 89 X SI 90 3-2 ① G6-3			B SI 87 S SI 88 B CH 83 X FF 88 2-1 18 G1-6-3 1B		B CU 75 B SI 89 B SI 89 B SI 90 4-0 18 FC6-4 BB			2	0	1	0	1	0	0
18 Alberto Callaspo, S (1, 10) OBP: 0.333, SLG: 0.433		B SI 90 B SI 89 B SI 90 C FF 89 X FF 89 3-1 ② G6-3			X SI 88 0-0 ① ② G1-6-3 1-2f		B FF 90 C SI 89 B CU 76 X SI 90 2-1 ③ FC6-4 1-2f			3	0	0	0	0	0	3
16 Josh Reddick, L (1, 9) OBP: 0.290, SLG: 0.274		X FF 90 0-0 ③ FC7		C SI 87 F SL 83 B SL 82 B SI 90 F FF 90 X CH 84 2-2 ③ P6				F SI 87 B CH 79 C SL 84 S SL 82 1-3 ① K		3	0	0	0	0	1	0
1 Nick Punto, S (1, 4) OBP: 0.359, SLG: 0.242			B SI 88 F SI 89 C SI 89 B FF 91 X FF 91 2-2 ① G3			B CH 86 B SI 89 C FF 89 C SI 89 X CH 82 2-2 ① G6-3		C SI 88 B SI 89 X SI 89 1-1 ② G4-3		3	0	0	0	0	0	0
10 Daric Barton, L (1, 3) OBP: 0.225, SLG: 0.167			C FF 89 B FF 91 B FF 89 F FF 88 C FF 91 2-3 ② K			B SI 88 X FF 88 1-0 ② G6-3		X FF 89 0-0 ③ G4-3		3	0	0	0	0	1	0
Inning Stats	R: 0 H: 0 E: 0 LOB: 1 K: 0 BB: 1 S: 7 P: 13	R: 0 H: 0 E: 0 LOB: 0 K: 0 BB: 0 S: 6 P: 12	R: 0 H: 0 E: 0 LOB: 0 K: 1 BB: 0 S: 8 P: 14	R: 0 H: 1 E: 0 LOB: 0 K: 0 BB: 0 S: 5 P: 11	R: 0 H: 1 E: 0 LOB: 0 K: 0 BB: 0 S: 7 P: 11	R: 0 H: 0 E: 0 LOB: 0 K: 1 BB: 0 S: 7 P: 10	R: 0 H: 1 E: 0 LOB: 2 K: 0 BB: 1 S: 8 P: 16	R: 0 H: 0 E: 0 LOB: 0 K: 1 BB: 0 S: 6 P: 8	R: 0 H: 0 E: 0 LOB: 0 K: 0 BB: 0 S: 10 P: 14	1B: 2 SF: 0 2B: 1 SAC: 0 3B: 0 DP: 2 HR: 0 HBP: 0						

	AB	28
	R	0
	H	3
	RBI	0
	BB	2
	SO	3
	LOB	6

WP: 0 PA: 30
PB: 0
SB: 0
CS: 0

PITCHER	IP	WLS	BF	H	R	ER	SO	BB	IBB	HBP	BLK	WP	HR	S	P	ERA	WHIP
33 Martín Pérez, L (1, 1) ERA: 1.42	9.0	W	30	3	0	0	3	2	0	0	0	0	0	64	109	0.00	0.556

PITCHER	IP	WLS	BF	H	R	ER	SO	BB	IBB	HBP	BLK	WP	HR	S	P	ERA	WHIP

Batter	1	2	3	4	5	6	7	8	9	AB	R	H	RBI	BB	SO	LOB
15 Michael Choice, R (1, 7) OBP: 0.326, SLG: 0.297	C FF 93 S FF 93 S CU 81 0-3 FC		B CU 78 F SI 93 B CH 88 C FF 93 X CU 80 2-2 FC5-3		C FF 92 C CU 78 B CU 80 B FF 92 B CU 79 X FF 93 3-2 FC4-3		C FF 94 C SL 84 X SI 94 0-2 FC3		F SI 97 B SI 96 B SI 98 F SI 96 D CH 85 B SI 96 4-2 1 BB 1-2 2-3 3-H BB	4	0	0	1	1	0	0
1 Elvis Andrus, R (1, 6) OBP: 0.330, SLG: 0.341	C FF 94 C SI 94 F FF 94 F SI 90 B FF 94 B SI 89 X FF 94 2-2 F9			B FF 91 C CH 84 B SI 91 F CH 86 F FF 92 B CU 80 B CU 80 4-2 29 2B BB	C FF 92 X FF 93 0-1 L9		C FC 89 F FF 95 B SL 84 B FF 95 X FC 91 2-2 G6-3		B SI 96 D SI 96 B SI 95 C SI 96 C SI 96 D SI 96 4-2 29 L3 1-2 2-3 3-H BB	3	1	0	1	2	0	0
29 Adrian Beltré, R (1, 5) OBP: 0.368, SLG: 0.394	C FF 94 C SI 89 S CU 82 0-3 K			C SI 93 X FF 93 0-1 16 BB 1-H 2B	C FF 91 X CH 85 0-1 L9			X FF 96 0-0 G5-3	C SI 98 B CH 85 X SI 97 1-1 L3 1-1	5	0	1	1	0	1	3
84 Prince Fielder, L (1, 3) OBP: 0.340, SLG: 0.345		L FF 93 B SI 91 S CU 80 S CU 80 1-3 K	C SI 93 B CU 79 X SI 91 1-1 P6		X SI 90 0-0 2B 7 WP 1B			B FF 95 B FF 94 X FF 95 2-0 G5-4-3 1B		4	1	2	0	0	1	1
Alex Rios, R (1, 9) OBP: 0.367, SLG: 0.462		B FF 94 F CH 87 B FF 93 F CH 88 X FF 94 2-2 16 G1-4-3 1B	C CH 86 D CU 79 D CH 88 B CU 78 B CH 87 4-1 16 BB		C FF 92 B CH 87 F FF 92 F CU 79 F CU 80 X CH 85 1-2 7 WP 1-3 2B			X FF 95 0-0 G5-4-3 1-2f		3	0	2	0	1	0	1
16 Donnie Murphy, R (1, 10) OBP: 0.311, SLG: 0.346 18 Mitch Moreland, L (9, PH) OBP: 0.328, SLG: 0.426		C FF 94 B CH 88 F SI 93 B CU 80 X FF 93 2-2 G1-4-3 1-2f		B CH 85 B FF 92 D FF 91 B FF 91 4-0 1-2 2-3 BB	B FF 92 B FF 91 X FF 91 2-0 G5-3				C SI 92 X SI 94 0-1 3 FC5-4 1B	2 1	0 0	0 1	0 0	1 0	0 0	3 0
7 J.P. Arencibia, R (1, 2) OBP: 0.171, SLG: 0.156 3 Luis Sardinas, S (9, PH) OBP: 0.500, SLG: 0.333			C SI 92 X SI 92 0-1 2 SH1-4 12 WP 2B	B CU 80 T FF 91 C CU 78 B FF 92 S CH 87 2-3 K	C SL 82 B FC 89 B FC 89 B FF 95 B FF 95 4-1 2-3 3-H BB				C SI 93 B CH 83 B SI 96 X SI 94 2-1 FC5-4 2 1B 1-2f 15 BB	2 1	1 1	1 0	0 0	1 0	1 0	3 1
2 Leonys Martin, L (1, 8) OBP: 0.363, SLG: 0.411			L CU 79 B CU 79 X FF 93 1-1 SH1-4 2-3	C CU 78 C SI 90 F CU 79 B CU 78 F FF 90 S CU 79 1-3 K	S FF 93 F FC 87 F SL 82 F FF 94 C FF 95 0-3 K				B SI 95 B SI 94 X SI 94 2-0 15 BB 12 S 1 BB 1-3 1B	3	1	1	0	0	2	5
12 Josh Wilson, R (1, 4) OBP: 0.348, SLG: 0.349			C CU 79 B CH 88 X FF 94 1-1 G5-3 3-H		B FF 92 S FF 91 F CH 86 S CU 80 1-3 K		B FF 92 X FC 90 1-0 G4-3		S SI 96 S SI 96 H SI 97 1-2 1 BB 15 BB 1-2 HBP	3	0	0	0	0	1	0
Inning Stats	R: 0 E: 0 K: 1 S: 11 H: 0 LOB: 0 BB: 0 P: 13	R: 0 E: 0 K: 1 S: 9 H: 1 LOB: 0 BB: 0 P: 14	R: 1 E: 0 K: 0 S: 9 H: 1 LOB: 0 BB: 0 P: 13	R: 1 E: 0 K: 2 S: 16 H: 1 LOB: 3 BB: 3 P: 32	R: 0 E: 0 K: 1 S: 8 H: 0 LOB: 0 BB: 0 P: 12	R: 1 E: 0 K: 1 S: 15 H: 2 LOB: 2 BB: 1 P: 22	R: 0 E: 0 K: 0 S: 7 H: 0 LOB: 0 BB: 0 P: 10	R: 0 E: 0 K: 0 S: 3 H: 1 LOB: 0 BB: 0 P: 5	R: 2 E: 0 K: 0 S: 13 H: 2 LOB: 2 BB: 2 P: 27	1B: 5 2B: 4 3B: 0 HR: 0 SF: 0 SAC: 1 DP: 3 HBP: 1						

TOP

Texas Rangers @ Seattle Mariners

Safeco Field, Seattle, WA

Fri Apr 25 2014, 7:10 PM - 10:06 PM PDT

Att. 31,145 - Partly Cloudy - 55 F

livebaseballscorecards.com

AB	31
R	5
H	8
RBI	3
BB	6
SO	6
LOB	17

WP: 2 PA: 39
PB: 0
SB: 1
CS: 0

PITCHER		IP	WLS	BF	H	R	ER	SO	BB	IBB	HBP	BLK	WP	HR	S	P	ERA	WHIP
29 Roenis Elías, L ERA: 3.54	(1, 1)	5.2		24	5	3	3	6	3	0	0	0	1	0	62	96	4.76	1.412
52 Dominic Leone, R ERA: 1.5	(6, 1)	1.1		5	0	0	0	1	1	0	0	0	1	0	13	20	0.00	0.750
31 Yoervis Medina, R ERA: 3.48	(8, 1)	1.0	W	3	1	0	0	0	0	0	0	0	0	0	3	5	0.00	1.000
56 Fernando Rodney, R ERA: 3.68	(9, 1)	1.0	S	7	2	2	2	0	2	0	1	0	0	0	13	27	18.00	4.000

PITCHER		IP	WLS	BF	H	R	ER	SO	BB	IBB	HBP	BLK	WP	HR	S	P	ERA	WHIP

Texas Rangers @ Seattle Mariners

Safeco Field, Seattle, WA

Fri Apr 25 2014, 7:10 PM - 10:06 PM PDT

Att. 31,145 - Partly Cloudy - 55 F

livebaseballscorecards.com

BOTTOM

Batter	1	2	3	4	5	6	7	8	9	AB	R	H	RBI	BB	SO	LOB
36 Abraham Almonte, S (1, 8) OBP: 0.263, SLG: 0.323	B FF 90 B FF 91 B SI 90 C FF 90 S FF 91 X SI 91 3-2 22 G5-4-3 1B		B FF 92 B FF 92 C FF 92 F SI 92 B SL 84 X FF 92 3-2 ② FC1-6 8 1B 1-2f		C FF 90 B CH 85 H CH 84 2-1 8 1B 22 2B HBP		L FF 92 B FF 93 X SL 82 1-1 ② G4-3	C SL 82 B SI 94 X SI 94 1-1 ③ F8		4	1	1	0	0	0	2
8 Willie Bloomquist, R (1, 6) OBP: 0.300, SLG: 0.263	C SI 91 F FF 91 F FF 92 X CU 78 0-2 ① L9		1 SAFE B SI 91 F FF 92 1 SAFE B FF 92 1 SAFE 1 SAFE X FF 92 2-1 1-2 1B		F FF 90 T FF 91 F FF 90 B FF 90 X CU 76 1-2 22 2B 1B		C SI 93 B CH 88 S FF 92 B FF 92 F FF 90 F FF 92 F FF 92 C FF 92 2-3 ③ K			4	1	2	0	0	1	1
22 Robinson Canó, L (1, 4) OBP: 0.340, SLG: 0.372	C FF 91 X FF 92 0-1 ②③ G5-4-3 1-2f		C FF 93 F FF 92 B FF 90 F SI 92 X SI 92 1-2 ③ G6-3		F FF 92 B FF 91 F FF 91 B FF 92 B FF 91 X FF 91 3-2 1-H 2-H 2B			X SI 88 0-0 7 1B 27 PB 17 2B 1B		4	1	2	2	0	0	3
27 Corey Hart, R (1, 10) OBP: 0.329, SLG: 0.485 55 Michael Saunders, L (8, PR) OBP: 0.237, SLG: 0.265 (9, 10)		C SI 92 B SI 91 B CH 85 S FF 91 X FF 93 2-2 ① L3	C FF 91 X CH 84 0-1 ① G5-3		X FF 90 0-0 ③ L8			C FF 92 B SL 89 F CH 82 B SL 88 F FF 92 B FF 93 H SL 88 4-2 7 1B 17 2B 1-2 HBP		3 0	0 1	0 0	0 0	0 0	0 0	1 0
7 Stefen Romero, R (1, 9) OBP: 0.286, SLG: 0.370		B FF 91 F FF 91 X FF 93 1-1 2B	F FF 91 S CH 85 S CH 84 0-3 ② K		C FF 89 B FF 90 B SL 82 X FC 90 2-1 ① L5			X FF 90 0-0 17 2B 15 1B 1-2 2-3 1B		4	1	2	0	0	1	0
17 Justin Smoak, S (1, 3) OBP: 0.298, SLG: 0.421		C CU 76 S SI 92 S SL 85 0-3 ② K	C CU 74 H CH 83 1-1 HBP		C CU 72 S SL 81 B FF 89 S SL 84 1-3 ② K2-3			F FF 92 B SL 89 B FF 92 F SI 93 B SL 85 X FF 93 3-2 15 1B 13 WP 1-3 2-H 3-H 2B		3	1	1	2	0	2	1
15 Kyle Seager, L (1, 5) OBP: 0.313, SLG: 0.338		C FF 92 B SI 91 X FF 92 1-1 FC7	B FF 91 C FF 90 B FF 91 C SI 90 T SL 84 2-2 K		B SI 91 F FF 90 S SL 81 B FF 92 X SL 84 2-2 1B			F FF 92 C SL 86 F SL 85 F FF 92 X SL 88 0-2 13 WP 2-3 3-H 1B		4	0	2	1	0	1	2
16 Cole Gillespie, R (1, 7) OBP: 0.333, SLG: 0.333 13 Dustin Ackley, L (8, PH) OBP: 0.273, SLG: 0.361 (9, 7)			C FF 91 C SL 86 F SL 87 B CU 78 F SI 92 B CH 87 F FF 92 X FF 92 2-2 ① G1-3		C FF 91 B FF 90 X FF 90 1-1 3 CS 1B	X SI 90 0-0 ③ L9		B FF 94 C SI 93 T CH 85 F FF 96 B CH 88 B FF 95 S FF 94 3-3 ① K 1-2 3-H		3 1	0 0	1 0	0 0	0 0	0 1	1 2
3 Mike Zunino, R (1, 2) OBP: 0.265, SLG: 0.470			F FF 90 H FF 91 1-1 36 FC1-6 HBP		B FF 89 F FF 91 B FF 89 B FF 89 F FF 90 S FF 91 3-3 ①② K 1-2		X FF 92 0-0 ① F8	X FF 94 0-0 ② P6		3	0	0	0	0	1	2
Inning Stats	R: 0 E: 0 K: 0 S: 9 H: 1 LOB: 0 BB: 0 P: 12	R: 0 E: 0 K: 1 S: 10 H: 1 LOB: 1 BB: 0 P: 14	R: 0 E: 0 K: 0 S: 16 H: 1 LOB: 2 BB: 0 P: 25	R: 0 E: 0 K: 2 S: 9 H: 0 LOB: 1 BB: 0 P: 12	R: 2 E: 0 K: 1 S: 14 H: 3 LOB: 1 BB: 0 P: 24	R: 0 E: 0 K: 1 S: 9 H: 1 LOB: 1 BB: 0 P: 14	R: 0 E: 0 K: 1 S: 9 H: 0 LOB: 0 BB: 0 P: 12	R: 4 E: 0 K: 1 S: 20 H: 4 LOB: 1 BB: 0 P: 31		1B: 8 2B: 4 3B: 0 HR: 0 SF: 0 SAC: 0 DP: 2 HBP: 4						

	AB	33
	R	6
	H	11
	RBI	5
	BB	0
	SO	7
	LOB	15

WP: 1 PB: 1 SB: 0 CS: 1 PA: 37

PITCHER		IP	WLS	BF	H	R	ER	SO	BB	IBB	HBP	BLK	WP	HR	S	P	ERA	WHIP
46 Robbie Ross Jr., L ERA: 2.45	(1, 1)	6.0		26	7	2	2	5	0	0	3	0	0	0	67	101	3.00	1.167
44 Jason Frasor, R ERA:	(7, 1)	1.0	H	3	0	0	0	1	0	0	0	0	0	0	9	12	0.00	0.000
56 Neal Cotts, L ERA: 7.88	(8, 1)	0.0	L	5	4	4	4	0	0	0	1	0	0	0	13	20	∞	∞
41 Alexi Ogando, R ERA: 4.76	(8, 1)	1.0		3	0	0	0	1	0	0	0	0	1	0	7	11	0.00	0.000

PITCHER		IP	WLS	BF	H	R	ER	SO	BB	IBB	HBP	BLK	WP	HR	S	P	ERA	WHIP

Batter	1	2	3	4	5	6	7	8	9	AB	R	H	RBI	BB	SO	LOB
15 Michael Choice, R (1, 7) OBP: 0.314, SLG: 0.286	C FF 92 B SI 93 X SL 86 1-1 ① FC1-3		B SL 85 X SI 92 1-0 ② FC4-3		B CU 80 X CH 91 1-0 84 G1-3 1-2 2-3 3-H 1B		B FF 96 S CU 80 1 SAFE B FF 96 D CU 80 S FF 96 C FF 97 3-3 ② FC		C SI 86 F CH 81 B CH 80 X SI 85 1-2 ② FC4-3 2-3	5	0	1	1	0	0	2
1 Elvis Andrus, R (1, 6) OBP: 0.333, SLG: 0.352	C SI 92 B FF 92 B SI 92 B SL 86 B SI 93 4-1 84 L4-3 BB		C SI 93 C CU 82 S SI 93 0-3 ③ K		S SL 84 B CH 88 D CH 88 B SL 83 X SI 91 3-1 ① SF9 2-3 3-H		C CU 80 C FF 97 X FF 97 0-2 ③ G3-1		B CH 80 B SI 85 B SI 84 C SI 83 X SI 84 3-1 84 1B 3-H 2B	3	1	1	1	1	1	1
84 Prince Fielder, L (1, 10) OBP: 0.343, SLG: 0.341	B SI 94 F SI 94 1 SAFE X SI 93 1-1 ②③ L4-3 1-1			B FF 91 F SL 85 F FF 93 B FF 94 X CU 82 2-2 ① G4-3	F CH 89 X CH 88 0-1 ② G1-3 1-2			B FF 92 F SL 80 H SL 79 2-1 FC6-4 29 1B 18 SF7 HBP	X CU 70 0-0 29 1B 2-H 1B	4	1	1	1	0	0	3
29 Adrián Beltré, R (1, 5) OBP: 0.395, SLG: 0.405		F FF 93 F CU 81 B CH 91 B CH 90 F FF 93 F SL 87 F SI 94 B SI 93 F SL 87 4-2 F CU 82 B SI 92 18 F7 1B BB		B SI 93 B SI 94 S SI 93 B SL 84 F SI 93 F FF 93 X CU 82 3-2 ② G5-3	C SL 86 S CH 88 F SL 84 X FF 92 0-2 ③ G5-3			B SI 95 F SI 95 B SI 94 B FF 95 X FF 95 3-1 FC6-4 1-2 1B	X SI 83 0-0 1-2 1B	4	0	2	0	1	0	2
Alex Rios, R (1, 9) OBP: 0.359, SLG: 0.448		B SL 86 B SI 93 X SI 93 2-0 16 S 1-2 1B		B SI 92 C SL 85 C SI 93 X FF 92 1-2 ③ L9		C CU 77 S SL 84 F CH 88 B SL 83 S CH 89 1-3 ① K		D CU 86 X SI 95 1-0 ① FC6-4 16 FC6-4 1-2f 2-3	C FC 88 D CU 75 X FC 88 1-1 ③ G1-6-3	5	0	1	0	0	1	4
18 Mitch Moreland, L (1, 3) OBP: 0.323, SLG: 0.421		S SI 93 S CU 82 B SI 94 B SI 94 D CU 82 F SI 95 X FF 94 3-2 ① F7 2-3			B CH 91 X CH 90 1-0 2 1B 16 1B 61 BB 1B		B CU 79 F CH 91 B CU 79 B FF 91 F CH 91 X FF 92 3-2 ② G3	B FF 95 X FF 95 1-0 ② SF7 3-H		3	1	1	1	0	0	2
16 Donnie Murphy, R (1, 4) OBP: 0.308, SLG: 0.339		C SL 84 S CU 82 D CH 91 S SL 87 1-3 ② K 1-2			1 SAFE B SL 83 F CH 90 X CH 88 1-1 61 BB 2 1B 15 1B 1-2 1B		C CH 92 S SL 85 F CH 90 X SL 84 0-2 ③ G5-3	1 SAFE B CU 85 X FF 95 1-0 ③ FC6-4 1-1f		4	1	1	0	0	1	3
2 Leonys Martin, L (1, 8) OBP: 0.369, SLG: 0.416		C SL 94 S CU 82 D SL 85 F CH 91 T CH 91 1-2 ③ K			X CH 92 0-0 15 1B 61 BB 1 SF9 1-2 2-3 1B		C FF 95 B SI 97 S CH 88 C CU 79 1-3 ① K		X FF 88 0-0 15 FC4-3 61 SH1-3 1 WP 1B	4	2	2	0	0	2	2
61 Robinson Chirinos, R (1, 2) OBP: 0.294, SLG: 0.370			B CH 91 F CH 91 S SL 84 B FF 92 B CH 91 F SI 92 X SI 92 3-2 ① F7		B SL 83 B SI 93 B CH 91 B CH 91 4-0 1 SF9 15 1B 1-2 2-3 3-H BB		T FF 96 S FF 96 F CU 80 B FF 98 X CU 80 1-2 1B		1 SAFE X SI 87 0-0 ① SH1-3 1-2	2	0	1	1	1	0	0
Inning Stats	R: 0 E: 0 K: 0 S: 5 H: 0 LOB: 0 BB: 1 P: 11	R: 0 E: 0 K: 2 S: 19 H: 1 LOB: 2 BB: 1 P: 30	R: 0 E: 0 K: 1 S: 8 H: 0 LOB: 0 BB: 0 P: 12	R: 0 E: 0 K: 0 S: 10 H: 0 LOB: 0 BB: 0 P: 16	R: 3 E: 0 K: 0 S: 13 H: 4 LOB: 2 BB: 1 P: 23	R: 0 E: 0 K: 1 S: 11 H: 0 LOB: 0 BB: 0 P: 15	R: 0 E: 0 K: 1 S: 13 H: 1 LOB: 1 BB: 0 P: 18	R: 1 E: 0 K: 0 S: 6 H: 1 LOB: 1 BB: 0 P: 14	R: 2 E: 0 K: 0 S: 11 H: 4 LOB: 2 BB: 0 P: 16	1B: 10 2B: 2 3B: 0 HR: 0 SF: 2 SAC: 1 DP: 1 HBP: 1						

PITCHER		IP	WLS	BF	H	R	ER	SO	BB	IBB	HBP	BLK	WP	HR	S	P	ERA	WHIP
34 Félix Hernández, R ERA: 2.4	(1, 1)	6.0		25	5	3	3	4	3	0	0	0	0	0	66	107	4.50	1.333
54 Tom Wilhelmsen, R ERA: 4.35	(7, 1)	1.0		4	1	0	0	2	0	0	0	0	0	0	13	18	0.00	1.000
41 Charlie Furbush, L ERA: 6.43	(8, 1)	0.0	L	1	0	1	1	0	0	0	1	0	0	0	1	3	∞	∞
31 Yoervis Medina, R ERA: 3.18	(8, 1)	1.0		4	1	0	0	0	0	0	0	0	0	0	5	11	0.00	1.000
97 Joe Beimel, L ERA: 3.6	(9, 1)	0.2		6	4	2	2	0	0	0	0	0	1	0	9	13	27.00	6.000

PITCHER		IP	WLS	BF	H	R	ER	SO	BB	IBB	HBP	BLK	WP	HR	S	P	ERA	WHIP
40 Danny Farquhar, R ERA: 1.64	(9, 1)	0.1		1	0	0	0	0	0	0	0	0	0	0	2	3	0.00	0.000

TOP

Texas Rangers @ Seattle Mariners

Safeco Field, Seattle, WA

Sat Apr 26 2014, 6:11 PM - 9:23 PM PDT

Att. 30,038 - Cloudy - 56 F

livebaseballscorecards.com

AB	34
R	6
H	11
RBI	5
BB	3
SO	5
LOB	19

WP: 1	PA: 41					
PB: 0						
SB: 1						
CS: 0						

Texas Rangers @ Seattle Mariners

Safeco Field, Seattle, WA

Sat Apr 26 2014, 6:11 PM - 9:23 PM PDT

Att. 30,038 - Cloudy - 56 F

BOTTOM

Batter	1	2	3	4	5	6	7	8	9	AB	R	H	RBI	BB	SO	LOB
55 Michael Saunders, L (1, 9) OBP: 0.244, SLG: 0.351 7 Stefen Romero, R (7, PH) OBP: 0.300, SLG: 0.379 (8, 9)	L CH 86 B SI 89 F CH 83 B FF 88 F CU 77 B CH 85 X FF 89 3-2 HR		C FF 88 C CU 75 B SL 81 X CH 83 1-2 ① FC7	B CH 84 1 SAFE F FF 87 C FF 89 F FF 90 C SL 83 1-3 ③ K			X SI 92 0-0 22 FC3-6 1B		B SL 80 C FC 89 F FC 91 X CU 72 1-2 ② F8	3 2	1 0	1 1	1 0	0 0	1 0	2 0
36 Abraham Almonte, S (1, 8) OBP: 0.250, SLG: 0.306	F FF 89 B FF 90 B CU 75 F FF 89 B CU 78 S FF 90 3-3 ① K		B CU 75 C CH 83 X FF 90 1-1 ② F8		C FF 86 C SL 81 S SL 84 0-3 ① K		1 SAFE X FF 90 0-0 ① B2		B FF 92 B FF 89 B FC 91 C FC 90 C FC 90 S FF 92 3-3 ③ K	5	0	0	0	0	3	1
22 Robinson Canó, L (1, 4) OBP: 0.347, SLG: 0.371	B FF 87 X CU 76 1-0 ② G3-1		B CU 76 B CH 84 B FF 89 B FF 89 4-0 BB		B FF 88 B CH 84 C FF 89 X FF 88 2-1 27 S 1B		X SI 93 0-0 ② FC3-6 1-2f			3	0	1	0	1	0	1
27 Corey Hart, R (1, 10) OBP: 0.325, SLG: 0.464	F FF 91 B SI 90 F SL 83 X FF 90 1-2 ③ G1-3		C SL 82 D SL 83 1 SAFE T SL 81 S SL 84 1-3 ③ K		T FF 90 F FF 90 F SL 84 F FF 91 C FF 90 0-3 ② K 1-2		I IN 78 I IN 78 I IN 78 I IN 76 4-0 IBB			3	0	0	0	1	2	2
15 Kyle Seager, L (1, 5) OBP: 0.322, SLG: 0.387		L CH 85 B SI 87 B CU 74 X SI 88 2-1 HR		X CU 74 0-0 17 1B 3 SF9 1B	B SI 90 C SI 89 C SL 83 X SL 84 1-2 ③ FC7		C SL 82 S FF 94 B FF 95 B FF 95 B FF 93 S SL 83 3-3 ③ K			4	2	2	1	0	1	3
17 Justin Smoak, S (1, 3) OBP: 0.307, SLG: 0.418		C FF 88 F FF 89 B SL 80 C SL 84 1-3 ① K		C SI 87 B SL 80 F CH 80 1 SAFE X CU 77 1-2 3 SF9 13 BB 1-3 1B		B CU 76 C FF 87 S CH 84 B SL 84 F SL 83 F SL 83 F FF 91 B FF 89 B SL 85 4-2 BB			B FF 93 F FC 93 B SL 88 S SL 87 S SL 88 2-3 ① K		3	0	1	0	1	2	0
13 Dustin Ackley, L (1, 7) OBP: 0.272, SLG: 0.347		B CH 83 X CH 83 1-0 ② F8		B SI 89 B SI 88 B FF 89 B FF 89 4-0 1-2 BB		B SI 93 C FF 92 C SI 95 C SL 84 1-3 ① K			S FF 92 C SL 89 B FF 93 B SL 85 S FC 92 2-3 ② K	3	0	0	0	1	2	1
3 Mike Zunino, R (1, 2) OBP: 0.264, SLG: 0.456		H FF 89 1-0 HBP		B FF 90 F FF 89 B SI 91 X SL 83 2-1 ① SF9 2-3 3-H		X FF 94 0-0 ② L6			C FF 94 B FF 96 S FF 95 F FF 96 B FF 95 S SL 84 2-3 ③ K	2	0	0	1	0	1	1
5 Brad Miller, L (1, 6) OBP: 0.211, SLG: 0.326		B SI 87 X SI 88 1-0 ③ FC7		X SI 89 0-0 ② FC7		C SI 93 X SL 83 0-1 ③ B1-3			B FF 91 C FC 89 X CH 84 1-1 ① G4-3	4	0	0	0	0	0	4
Inning Stats	R: 1 E: 0 K: 1 S: 11 H: 1 LOB: 0 BB: 0 P: 19	R: 1 E: 0 K: 1 S: 7 H: 1 LOB: 1 BB: 0 P: 13	R: 0 E: 0 K: 1 S: 8 H: 0 LOB: 1 BB: 1 P: 15	R: 1 E: 0 K: 1 S: 11 H: 2 LOB: 2 BB: 1 P: 19	R: 0 E: 0 K: 2 S: 13 H: 1 LOB: 1 BB: 0 P: 16	R: 0 E: 0 K: 1 S: 11 H: 0 LOB: 1 BB: 1 P: 16	R: 0 E: 1 K: 1 S: 6 H: 1 LOB: 2 BB: 1 P: 13	R: 0 E: 0 K: 3 S: 10 H: 0 LOB: 0 BB: 0 P: 16	R: 0 E: 0 K: 1 S: 8 H: 0 LOB: 0 BB: 0 P: 13	1B: 4 2B: 0 3B: 0 HR: 2	SF: 1 SAC: 0 DP: 0 HBP: 1	WP: 0 PB: 0 SB: 1 CS: 0	PA: 38			

livebaseballscorecards.com

AB	32
R	3
H	6
RBI	3
BB	4
SO	12
LOB	15

PITCHER		IP	WLS	BF	H	R	ER	SO	BB	IBB	HBP	BLK	WP	HR	S	P	ERA	WHIP
48 Colby Lewis, R ERA: 4.6	(1, 1)	5.0		24	5	3	3	6	3	0	1	0	0	2	55	91	5.40	1.600
49 Aaron Poreda, L ERA:	(6, 1)	2.0	W	8	1	0	0	2	0	1	0	0	0	0	12	20	0.00	0.500
56 Neal Cotts, L ERA: 7.27	(8, 1)	0.2	H	2	0	0	0	2	0	0	0	0	0	0	6	10	0.00	0.000
41 Alexi Ogando, R ERA: 4.63	(8, 1)	0.1	H	1	0	0	0	1	0	0	0	0	0	0	4	6	0.00	0.000
28 Joakim Soria, R ERA: 3.6	(9, 1)	1.0	S	3	0	0	0	1	0	0	0	0	0	0	8	13	0.00	0.000

PITCHER	IP	WLS	BF	H	R	ER	SO	BB	IBB	HBP	BLK	WP	HR	S	P	ERA	WHIP

Texas Rangers @ Seattle Mariners

Safeco Field, Seattle, WA

Sun Apr 27 2014, 1:13 PM - 4:22 PM PDT

Att. 26,300 - Cloudy - 52 F

livebaseballscorecards.com

Batter	1	2	3	4	5	6	7	8	9	AB	R	H	RBI	BB	SO	LOB
15 Michael Choice, R (1, 7) OBP: 0.321, SLG: 0.304	C FF 92 B FF 94 C SL 89 X SL 91 1-2 ① FC3		C SL 86 B CH 87 F FF 96 B FF 96 B SL 91 X SL 90 3-2 ① FC8	B SL 88 F FF 95 F FF 92 X FF 96 1-2 1 WP 2-H 2B			B FF 96 B FF 95 S FF 95 B FF 96 F FF 95 B FF 96 4-2 84 G4-3 BB		B SI 96 B SI 96 B SI 96 C SI 94 C SI 96 X SI 95 3-2 ② FC9	4	0	1	1	1	0	0
1 Elvis Andrus, R (1, 6) OBP: 0.327, SLG: 0.337	C FF 92 B FF 93 X SL 89 1-1 ② G4-3		B CU 73 X FF 96 1-0 ② G4-3	B SL 87 S SI 91 B SI 93 B SI 92 B SI 92 4-1 2-3 BB			F FF 95 D CU 80 F FF 96 1 SAFE F FF 95 1 SAFE 1 SAFE X FF 96 1-2 ① L8		C SI 96 C SI 97 S CH 86 0-3 ③ K	4	0	0	0	1	1	1
84 Prince Fielder, L (1, 3) OBP: 0.339, SLG: 0.330	F FF 93 B FF 94 S CH 86 B FF 92 S CH 86 2-3 ③ K		B CU 75 F CH 87 B FF 96 B SI 94 C FF 94 B SI 88 4-2 BB	B SL 87 C SI 90 B SL 86 F SI 90 X SL 86 2-2 ③ G1-3			X FF 98 0-0 ② G4-3 1-2			3	0	0	0	1	1	3
29 Adrián Beltré, R (1, 5) OBP: 0.383, SLG: 0.415		C FF 92 B CU 77 F SL 91 F FF 97 B FF 96 F SL 94 X CH 85 2-2 1B 18 1B 2B	F FF 95 C FF 96 X FF 95 0-2 ③ P6		C SI 90 X FF 92 0-1 ① G6-3		B FF 95 S FF 96 C FF 96 F SI 97 X CU 81 1-2 ③ F7			4	1	1	0	0	0	2
Alex Rios, R (1, 9) OBP: 0.364, SLG: 0.450		B SL 90 B FF 91 B SL 92 C FF 94 X FF 94 3-1 18 1B 18 E 2-3 1B		F FF 92 B CU 75 B FF 93 X SL 89 2-1 18 2B 2 1B 1B	C SI 90 C CU 75 B FF 90 F SL 88 F FF 91 B CU 76 X SL 88 2-2 ② L7			B FC 90 X SI 91 1-0 ① G4-3		4	2	2	0	0	0	0
18 Mitch Moreland, L (1, 10) OBP: 0.333, SLG: 0.443		F FF 93 F CH 84 P PO 87 D SI 87 X FF 96 2-2 E9 2 G3-4-3 1-H 3-H 1B		1 SAFE P PO 85 C CH 87 S CH 82 B SL 89 B CH 86 F FF 94 1 SAFE F SL 90 3-2 1 SAFE X CH 84 1-3 2 1B 2B	B SL 85 C SI 90 C SI 89 F SL 85 S SL 85 1-3 ③ K			C FF 92 B CU 76 C FC 91 B CU 76 F FC 91 F FF 94 F FC 90 B CU 78 S FC 93 3-3 ② K		4	1	2	1	0	2	0
61 Robinson Chirinos, R (1, 2) OBP: 0.291, SLG: 0.360		L SL 92 F FF 94 C FF 96 0-3 ① K 3-H	C CU 73 X FF 92 0-1 ① F9			S FF 92 B FF 92 X FF 92 1-1 ① F9		C FC 91 S FC 91 B FF 94 B FC 90 X FC 91 2-2 1B		4	0	1	0	0	1	3
2 Leonys Martin, L (1, 8) OBP: 0.364, SLG: 0.407		X CH 86 0-0 ② G3-4-3 2-3	D CH 84 F FF 95 X FF 93 1-1 12 S 15 2B 2-H 3-H 1B			B SL 81 S FF 92 C FF 92 B SL 82 S FF 92 2-3 ② K		B SI 93 S FC 90 S SI 95 X FC 91 1-2 ③ G6-3		4	1	1	2	0	1	2
12 Josh Wilson, R (1, 4) OBP: 0.320, SLG: 0.319		X FF 92 0-0 ③ P6		1 SAFE C FF 93 F SL 90 D CU 75 D SL 91 S FF 91 2-3 ② K 1-2		F FF 93 F FF 92 B FF 92 F FF 92 T FF 91 1-2 ③ K			C SI 93 C SI 95 S SI 96 0-3 ① K	4	0	0	0	0	3	2
Inning Stats	R: 0 E: 0 K: 1 S: 8 H: 0 LOB: 0 BB: 0 P: 12	R: 2 E: 1 K: 1 S: 16 H: 3 LOB: 1 BB: 0 P: 22	R: 0 E: 0 K: 0 S: 9 H: 0 LOB: 1 BB: 1 P: 17	R: 3 E: 0 K: 1 S: 22 H: 4 LOB: 2 BB: 1 P: 36	R: 0 E: 0 K: 1 S: 11 H: 0 LOB: 0 BB: 0 P: 14	R: 0 E: 0 K: 2 S: 9 H: 0 LOB: 0 BB: 0 P: 13	R: 0 E: 0 K: 0 S: 11 H: 0 LOB: 1 BB: 1 P: 17	R: 0 E: 0 K: 1 S: 13 H: 1 LOB: 1 BB: 0 P: 20	R: 0 E: 0 K: 2 S: 9 H: 0 LOB: 0 BB: 0 P: 12	1B: 5 2B: 3 3B: 0 HR: 0 SF: 0 SAC: 0 DP: 0 HBP: 0	WP: 1 PB: 0 SB: 1 CS: 0 PA: 38					

TOP	
AB	35
R	5
H	8
RBI	4
BB	3
SO	9
LOB	13

PITCHER	IP	WLS	BF	H	R	ER	SO	BB	IBB	HBP	BLK	WP	HR	S	P	ERA	WHIP
37 Brandon Maurer, R (1, 1) ERA: 6.75	3.2		19	7	5	5	3	1	0	0	0	0	0	51	77	12.27	2.182
44 Lucas Luetge, L (4, 1) ERA: 7.71	1.1		5	0	0	0	1	1	0	0	0	1	0	15	24	0.00	0.750
41 Charlie Furbush, L (6, 1) ERA: 5.63	1.0		3	0	0	0	2	0	0	0	0	0	0	9	13	0.00	0.000
54 Tom Wilhelmsen, R (7, 1) ERA: 3.97	1.0		4	0	0	0	0	1	0	0	0	0	0	11	17	0.00	1.000
40 Danny Farquhar, R (8, 1) ERA: 1.5	1.0	W	4	1	0	0	1	0	0	0	0	0	0	13	20	0.00	1.000

PITCHER	IP	WLS	BF	H	R	ER	SO	BB	IBB	HBP	BLK	WP	HR	S	P	ERA	WHIP
56 Fernando Rodney, R (9, 1) ERA: 3.24	1.0	S	3	0	0	0	2	0	0	0	0	0	0	9	12	0.00	0.000

Texas Rangers @ Seattle Mariners

Safeco Field, Seattle, WA

Sun Apr 27 2014, 1:13 PM - 4:22 PM PDT

Att. 26,300 - Cloudy - 52 F

livebaseballscorecards.com

BOTTOM

Batter	1	2	3	4	5	6	7	8	9	AB	R	H	RBI	BB	SO	LOB
55 Michael Saunders, L (1, 8) OBP: 0.267, SLG: 0.333	C SI 89 F SI 89 B FC 84 B FC 84 S SI 91 2-3 ① **K**			B FF 88 C SI 88 F SI 88 B FC 80 B SI 89 B SI 91 4-2 7 FC1-6 BB	X SI 89 0-0 ③ **P3**		B CH 84 S CH 84 B FF 94 B FF 94 B FF 95 4-1 BB			2	0	0	0	2	1	0
7 Stefen Romero, R (1, 9) OBP: 0.265, SLG: 0.333	C FF 91 S SI 91 B FF 91 B FF 91 B CH 81 F FF 92 X SI 90 3-2 ② **G4-3**			F CH 80 X SI 89 0-1 ① **FC1-6** 22 2B 1-2f		C CU 75 B CH 79 X CH 80 1-1 ① **G5-3**	1 SAFE 1 SAFE C FF 91 F SL 81 B FF 92 1 SAFE F FF 93 X SL 81 1-2 ③ **L9**			4	1	0	0	0	0	2
22 Robinson Canó, L (1, 4) OBP: 0.353, SLG: 0.387	B FF 92 C FF 91 F SI 91 F FF 93 B FC 86 S SI 91 2-3 ③ **K**			X CU 77 0-0 16 1B 1-H 2B		B FF 91 X SI 89 1-0 17 L9 27 HBP 16 WP 1B		F FF 94 C FF 96 S FF 96 0-3 ① **K**		4	1	2	1	0	2	0
27 Corey Hart, R (1, 10) OBP: 0.333, SLG: 0.451		B SI 87 X SI 87 1-0 ① **G5-3**		B CH 79 B SI 88 B SI 89 F SI 89 B SI 90 4-1 16 1B BB		F CH 81 B SI 90 F SI 88 1 SAFE F SI 89 B CH 78 H SI 90 3-2 16 WP 1-2 HBP		C SL 82 S SL 84 C SL 84 0-3 ② **K**		2	0	0	0	1	1	0
17 Justin Smoak, S (1, 3) OBP: 0.304, SLG: 0.422		B FF 91 B CH 80 C SI 88 B SI 89 X SI 89 3-1 ② **F8**		B SI 88 D CH 80 C SI 90 B SI 91 S SI 91 F SI 91 C SI 91 3-3 ② **K**		B CH 80 B CH 80 C SI 89 X SI 90 2-1 ② **L9** 2-3		S CH 86 C CH 88 B FF 94 X FF 95 1-2 13 1B 15 HR 2B		4	1	1	0	0	1	4
16 Cole Gillespie, R (1, 7) OBP: 0.333, SLG: 0.333 13 Dustin Ackley, L (8, PH) OBP: 0.280, SLG: 0.355 (9, 7)		B FF 91 F SI 90 F FF 92 B FF 93 X FF 91 2-2 ③ **G4-3**		X SI 92 0-0 1-2 2-3 1B		B CU 79 C CH 81 B SI 90 X CH 80 2-1 ③ **FC7** 1-2 3-H		X FF 95 0-0 15 HR 2-3 1B		3 1	0 1	1 1	0 0	0 0	0 0	1 0
15 Kyle Seager, L (1, 5) OBP: 0.330, SLG: 0.468			C FF 90 F SI 89 B CH 80 X SI 90 1-2 ① **G3**	C SI 84 B FF 92 B SI 90 C SI 90 S SI 90 2-3 ③ **K**			B FF 92 X FF 94 1-0 **HR**	B CH 89 X CH 86 1-0 1-H 3-H **HR**		4	2	2	4	0	1	3
4 John Buck, R (1, 2) OBP: 0.316, SLG: 0.188			B SI 89 B SI 89 F SI 90 B SI 92 C SI 90 F SI 92 X SI 92 3-2 ② **L4**		X SI 86 0-0 ① **G4-3**		B FF 94 F FF 94 B FF 94 F FF 94 F FF 94 B FC 85 X FF 94 3-2 ① **FC7**	B FF 96 C FF 95 B SL 84 S SL 82 F SL 84 B B SL 83 4-2 BB		3	0	0	0	1	0	0
8 Willie Bloomquist, R (1, 6) OBP: 0.250, SLG: 0.217			B FF 92 C SI 90 X SI 92 1-1 ③ **G6-3**		B FF 88 F SI 88 X FF 89 1-1 ② **F8**		C SL 82 F FF 94 B SL 81 B FF 94 S FF 94 2-3 ② **K**	B FF 93 F FF 92 F FF 94 B SI 94 S SL 83 2-3 ③ **K**		4	0	0	0	0	2	1
Inning Stats	R: 0 E: 0 K: 2 S: 11 H: 0 LOB: 0 BB: 0 P: 18	R: 0 E: 0 K: 0 S: 6 H: 0 LOB: 0 BB: 0 P: 12	R: 0 E: 0 K: 0 S: 9 H: 0 LOB: 0 BB: 0 P: 14	R: 1 E: 0 K: 2 S: 14 H: 2 LOB: 3 BB: 2 P: 27	R: 0 E: 0 K: 0 S: 4 H: 0 LOB: 0 BB: 0 P: 5	R: 1 E: 0 K: 0 S: 10 H: 1 LOB: 1 BB: 0 P: 19	R: 1 E: 0 K: 1 S: 13 H: 1 LOB: 1 BB: 1 P: 24	R: 3 E: 0 K: 3 S: 17 H: 3 LOB: 1 BB: 1 P: 25		1B: 3 2B: 2 3B: 0 HR: 2 SF: 0 SAC: 0 DP: 0 HBP: 1	WP: 1 PB: 0 SB: 0 CS: 0 PA: 36					

	AB	31
	R	6
	H	7
	RBI	5
	BB	4
	SO	8
	LOB	11

PITCHER		IP	WLS	BF	H	R	ER	SO	BB	IBB	HBP	BLK	WP	HR	S	P	ERA	WHIP
54 Matt Harrison, L ERA: 3.0	(1, 1)	6.0		24	3	2	2	4	2	0	1	0	1	0	54	95	3.00	0.833
37 Shawn Tolleson, R ERA: 3.6	(7, 1)	1.0	H	5	1	1	1	1	1	0	0	0	0	1	13	24	9.00	2.000
41 Alexi Ogando, R ERA: 6.39	(8, 1)	1.0	L	7	3	3	3	3	1	0	0	0	0	1	17	25	27.00	4.000

PITCHER	IP	WLS	BF	H	R	ER	SO	BB	IBB	HBP	BLK	WP	HR	S	P	ERA	WHIP

Oakland Athletics @ Texas Rangers

Globe Life Park in Arlington, Arlington, TX

Mon Apr 28 2014, 8:13 PM - 11:14 PM EDT

Att. 28,548 - Clear - 84 F

TOP

livebaseballscorecards.com

Batter	1	2	3	4	5	6	7	8	9	AB	R	H	RBI	BB	SO	LOB
4 Coco Crisp, S (1, 8) OBP: 0.392, SLG: 0.419	C FF 92 B FS 88 F FC 87 F FF 93 B FF 94 B ST 77 F ST 79 S ST 76 3-3 ① K		1 SAFE B CU 72 B ST 77 B FF 92 C FF 92 F FF 92 F FF 92 X ST 82 3-2 8 HBP 20 1B 1-3 1B	B FF 92 1 SAFE 1 SAFE C FF 91 B FF 93 S FF 91 B FF 94 B FF 92 4-2 ② 1-2 BB		B CU 75 B FF 90 2 SAFE C FF 89 B FF 90 D FF 90 4-1 1-2 2-3 BB			C SI 90 F FF 88 B FF 89 C CU 76 1-3 ② K	3	1	1	0	2	2	0
8 Jed Lowrie, S (1, 6) OBP: 0.424, SLG: 0.430	B FF 95 F FF 91 B FF 93 X FF 92 2-1 ② F9		H FC 88 1-0 37 1B 20 1B 1-2 HBP	B FF 93 D FF 95 1 SAFE 1 SAFE S SL 82 F SL 82 X FF 93 2-2 ③ P3		F FF 91 X FF 90 0-1 ③ FC7			B FF 89 X SI 89 1-0 ③ G6-3	4	0	0	0	0	0	4
20 Josh Donaldson, R (1, 5) OBP: 0.341, SLG: 0.545	F FF 92 B FF 95 F FF 94 F FF 92 B FF 89 B ST 80 S ST 81 3-3 ③ K		X ST 83 0-0 37 1B 1-2 2-H 3-H 1B		B SL 86 C FF 92 B CH 82 B SI 92 F FF 93 C FF 92 3-3 ① K		F FF 90 B FF 89 B FF 91 C FF 91 B SL 85 X FF 91 3-2 ① F9			4	0	1	2	0	2	0
37 Brandon Moss, L (1, 7) OBP: 0.370, SLG: 0.447		C FC 88 B FS 87 F FS 86 F FF 94 X ST 77 1-2 ① G6-3	B SI 88 X FF 93 1-0 18 FC7 1-2 2-3 1B		S CH 81 B CH 82 B FF 92 B FF 92 C FF 93 F CH 82 F FF 92 F FF 93 B FF 92 4-2 18 G4-3 BB		F FF 90 B SI 91 C FF 90 B SL 84 F CH 81 X FF 91 2-2 ② F9			3	0	1	0	1	0	0
18 Alberto Callaspo, S (1, 10) OBP: 0.337, SLG: 0.412		C FF 92 B CU 71 F FF 93 B FF 94 B ST 75 C ST 80 3-3 ② K	F FF 93 D SI 89 C FF 92 B SI 93 D FF 92 X ST 82 3-2 ② ③ FC7 1-2		C FF 91 B CH 81 X FF 91 1-1 ② ③ G4-3 1-2f		X FF 91 0-0 ③ F8			4	0	0	0	0	1	4
5 John Jaso, L (1, 2) OBP: 0.323, SLG: 0.321		C FF 93 X FF 94 0-1 1B		F FF 90 X FF 92 0-1 16 3B 1B		B FF 90 B CH 81 B FF 90 C FF 90 C FF 90 F FF 90 X FF 90 3-2 ① L9		B FF 90 S FF 89 X FF 90 1-1 ① L9		4	1	2	0	0	0	0
16 Josh Reddick, L (1, 9) OBP: 0.313, SLG: 0.355		C CU 72 D FS 88 C FF 93 F ST 78 B FF 94 B ST 77 X ST 81 3-2 ③ G6-3		B FF 91 B ST 76 C FF 91 B ST 76 X FF 90 3-1 1-H 10 SF7 3B		X CU 75 0-0 4 BB 10 BB 1B		B FF 89 X FF 89 1-0 10 F8-3 1B		4	1	3	1	0	0	1
10 Daric Barton, L (1, 3) OBP: 0.226, SLG: 0.170			B FF 91 C FF 91 C FF 93 B FF 93 B ST 75 C ST 78 3-3 ① K	B SI 92 X SI 91 1-0 ① SF7 3-H		B FF 90 1 SAFE C FF 90 B CH 80 B FF 90 F FF 91 1 SAFE B SI 90 4-2 4 BB 1-2 BB		B SI 88 C FF 90 1 SAFE B FF 89 1 SAFE 1 SAFE B SI 89 F SI 90 1 SAFE 3-2 ② ③ X FF 90 F8-3 1-1		2	0	0	1	1	1	1
28 Eric Sogard, L (1, 4) OBP: 0.292, SLG: 0.250			B FC 88 C FF 92 B FS 86 C ST 78 B FF 93 F ST 80 F ST 79 B FF 93 4-2 4 1B 20 1B BB	B FF 90 B FF 90 B SI 89 B FF 89 4-0 4 CS BB		B SL 84 C FF 90 C FF 91 F FF 90 B CU 74 B FF 90 X FF 90 3-2 ② P5			X FF 89 0-0 ① P6	2	1	0	0	2	0	2

Inning Stats	1	2	3	4	5	6	7	8	9						
	R: 0 E: 0 K: 2 S: 11	H: 0 LOB: 0 BB: 0 P: 19	R: 0 E: 0 K: 1 S: 13	H: 1 LOB: 1 BB: 0 P: 20	R: 2 E: 0 K: 1 S: 16	H: 3 LOB: 3 BB: 1 P: 31	R: 2 E: 0 K: 0 S: 10	H: 2 LOB: 1 BB: 2 P: 24	R: 0 E: 0 K: 1 S: 10	H: 0 LOB: 0 BB: 1 P: 18	R: 0 E: 0 K: 0 S: 14	H: 1 LOB: 3 BB: 2 P: 28	R: 0 E: 0 K: 0 S: 8	H: 0 LOB: 0 BB: 0 P: 13	R: 0 E: 0 K: 0 S: 6	H: 1 LOB: 0 BB: 0 P: 11	R: 0 E: 0 K: 1 S: 5	H: 0 LOB: 0 BB: 0 P: 7

	AB	R	H	RBI	BB	SO	LOB
	30	4	8	4	6	6	12

	1B	SF	WP	PA
	7	1	0	38
	2B: 1	SAC: 0	PB: 0	
	3B: 1	DP: 2	SB: 0	
	HR: 0	HBP: 1	CS: 1	

PITCHER		IP	WLS	BF	H	R	ER	SO	BB	IBB	HBP	BLK	WP	HR	S	P	ERA	WHIP
11 Yu Darvish, R ERA: 2.59	(1, 1)	3.1	L	18	6	4	4	4	2	0	1	0	0	0	45	83	10.80	2.400
49 Aaron Poreda, L ERA:	(4, 1)	0.2		2	0	0	0	0	1	0	0	0	0	0	5	11	0.00	1.500
22 Nick Martinez, R ERA: 2.81	(5, 1)	5.0		18	2	0	0	2	3	0	0	0	0	0	43	77	0.00	1.000

PITCHER	IP	WLS	BF	H	R	ER	SO	BB	IBB	HBP	BLK	WP	HR	S	P	ERA	WHIP

Oakland Athletics @ Texas Rangers

Globe Life Park in Arlington, Arlington, TX

Mon Apr 28 2014, 8:13 PM - 11:14 PM EDT

Att. 28,548 - Clear - 84 F

BOTTOM

Batter	1	2	3	4	5	6	7	8	9	AB	R	H	RBI	BB	SO	LOB
15 Michael Choice, R (1, 7) OBP: 0.322, SLG: 0.292	B FF 93 B FF 93 B FF 92 C FF 92 F FF 94 F FF 94 B SI 95 4-2 1 FC6-4 BB		C CU 80 X CU 82 0-1 ② ③ FC6-3 1-2			C CU 74 B CU 83 X SI 94 1-1 ② FC6 1-2			C SI 93 B CU 81 C CU 81 X CU 82 1-2 ① F7	2	0	0	0	1	0	3
17 Shin-Soo Choo, L (9, PH) OBP: 0.427, SLG: 0.493										1	0	0	0	0	0	0
1 Elvis Andrus, R (1, 6) OBP: 0.315, SLG: 0.323	B FF 94 X FF 93 1-0 ① FC6-4 84 G4-5-3 1-2f			B SI 94 C SI 92 C CU 80 B CU 82 B SI 95 X CU 80 3-2 ① G6-3		F SL 86 B SI 93 X CU 81 1-1 ③ G5-3 2-3			B CU 80 B SI 93 X FF 93 2-0 ② G6-3	4	0	0	0	0	0	2
84 Prince Fielder, L (1, 3) OBP: 0.327, SLG: 0.316	B FF 94 F SI 93 B FF 94 X SI 92 2-1 ② ③ G4-5-3 1-2f			C SI 94 B CH 88 F SI 94 B CU 84 F CU 81 X SI 95 2-2 ② G5-3			B SI 94 B FF 93 X SI 93 2-0 ① F7		C SI 93 X CU 82 0-1 ③ L9	4	0	0	0	0	0	1
29 Adrian Beltré, R (1, 5) OBP: 0.360, SLG: 0.386		C FF 92 F SI 94 B CU 82 F SI 95 F SL 86 X SI 95 1-2 ① G6-3		C CU 74 X FF 95 0-1 ③ G6-3			F SI 93 C CH 86 C FC 91 0-3 ② K			3	0	0	0	0	1	0
Alex Rios, R (1, 9) OBP: 0.364, SLG: 0.447		C FF 95 X SI 95 0-1 ② F9			C CU 77 S SI 94 B CU 83 B CU 82 F SI 95 F CU 82 S SL 87 2-3 ① K		B SI 95 C CU 78 X CU 74 1-1 1B			3	0	1	0	0	1	0
18 Mitch Moreland, L (1, 10) OBP: 0.319, SLG: 0.422		B FF 95 X SI 94 1-0 ③ L9			B CH 88 B SI 94 F FF 94 S SI 93 X CU 81 2-2 ② G4-3		C FF 94 F CU 82 T CU 81 0-2 ③ K			3	0	0	0	0	1	1
16 Donnie Murphy, R (1, 4) OBP: 0.299, SLG: 0.328			C FF 94 F CU 80 B CU 83 C CU 82 1-3 ① K		B CH 84 F SI 94 X SI 96 1-2 ③ G4-3			X SI 93 0-0 ① G5-3		2	0	0	0	0	1	0
12 Josh Wilson, R (6, 4) OBP: 0.314, SLG: 0.313										1	0	0	0	0	0	0
2 Leonys Martin, L (1, 8) OBP: 0.363, SLG: 0.405			C FF 95 X FF 95 0-1 61 HBP 1B			C CU 76 F CU 81 C CU 82 0-3 ① K		B FF 92 B SI 93 C FF 94 S CU 79 S CU 83 2-3 ② K		3	0	1	0	0	2	0
61 Robinson Chirinos, R (1, 2) OBP: 0.293, SLG: 0.346			B FF 93 B CH 84 H SI 92 3-0 15 FC6-3 1-2 HBP			C SI 93 X CU 76 0-1 E6 1 WP 15 WP		S SI 94 B SI 94 F CU 81 F SL 87 B SL 87 X CU 80 2-2 ③ G6-3		2	0	0	0	0	0	0
Inning Stats	R: 0 E: 0 K: 0 S: 6 H: 0 LOB: 0 BB: 1 P: 13	R: 0 E: 0 K: 0 S: 8 H: 0 LOB: 0 BB: 0 P: 10	R: 0 E: 0 K: 1 S: 7 H: 1 LOB: 1 BB: 0 P: 11	R: 0 E: 0 K: 0 S: 9 H: 0 LOB: 0 BB: 0 P: 14	R: 0 E: 0 K: 1 S: 11 H: 0 LOB: 0 BB: 0 P: 16	R: 0 E: 1 K: 1 S: 9 H: 0 LOB: 1 BB: 0 P: 11	R: 0 E: 0 K: 2 S: 9 H: 1 LOB: 1 BB: 0 P: 12	R: 0 E: 0 K: 1 S: 8 H: 0 LOB: 0 BB: 0 P: 12	R: 0 E: 0 K: 0 S: 6 H: 0 LOB: 0 BB: 0 P: 9	1B: 2 2B: 0 3B: 0 HR: 0 SF: 0 SAC: 0 DP: 2 HBP: 1						

livebaseballscorecards.com

AB	28
R	0
H	2
RBI	0
BB	1
SO	6
LOB	7

PITCHER	IP	WLS	BF	H	R	ER	SO	BB	IBB	HBP	BLK	WP	HR	S	P	ERA	WHIP
54 Sonny Gray, R (1, 1) ERA: 1.76	9.0	W	30	2	0	0	6	1	0	1	0	2	0	73	108	0.00	0.333

PITCHER	IP	WLS	BF	H	R	ER	SO	BB	IBB	HBP	BLK	WP	HR	S	P	ERA	WHIP

Oakland Athletics @ Texas Rangers

Globe Life Park in Arlington, Arlington, TX

Tue Apr 29 2014, 8:09 PM - 11:16 PM EDT

Att. 30,221 - Partly Cloudy - 70 F

livebaseballscorecards.com

Batter	1	2	3	4	5	6	7	8	9	AB	R	H	RBI	BB	SO	LOB
4 Coco Crisp, S (1, 8) OBP: 0.393, SLG: 0.433	C SI 91 X SI 90 0-1 20 G6-3 36 2B 2B	B FF 90 B CH 84 C FF 90 B SL 81 F SI 91 X SI 91 3-2 ③ G4-3			X SI 87 0-0 ① B2-3	C FF 89 B FF 90 B FF 90 C FF 90 C FF 90 2-3 ① K			T FF 90 C FF 90 X SL 88 0-2 5 BB 1B	5	1	2	0	0	1	0
8 Jed Lowrie, S (1, 6) OBP: 0.423, SLG: 0.429	L FF 90 F SL 80 B FF 90 D SL 80 X FF 91 2-2 ① L4	X CU 78 0-0 20 G6-4-3 1B			C FF 87 C SI 88 B FF 88 X FF 90 1-2 20 2B 18 BB 1B	C FF 90 X CH 85 0-1 ② L6			C FF 91 B SL 87 F FF 91 S FF 92 1-3 ① K	5	1	2	0	0	1	2
20 Josh Donaldson, R (1, 5) OBP: 0.336, SLG: 0.538	B SI 90 X CH 83 1-0 ② G6-3 2-3	C FF 89 C FF 89 D CH 83 B CH 84 X SI 91 2-2 ①② G6-4-3 1-2f			X CH 82 0-0 18 BB 37 BB 1-3 2B	B FF 91 X FF 92 1-0 ③ F9			B SL 86 X SL 86 1-0 ② F8	5	1	1	0	0	0	3
52 Yoenis Cespedes, R (1, 10) OBP: 0.337, SLG: 0.471 5 John Jaso, L (7, PH) OBP: 0.343, SLG: 0.321 (7, 10)	B SI 91 B SI 91 B SI 91 B FF 92 4-0 36 2B BB	X SL 80 0-0 36 2B 1B			B FF 92 S FF 90 F CH 85 D CH 84 D SL 85 B FF 92 4-2 37 BB 18 BB 16 1B BB		B FF 91 B FF 92 B FF 92 B FF 92 4-0 18 G5-4-3 BB		C SL 88 B SL 86 B SL 82 B FF 92 B SL 86 4-1 1-2 BB	1 0	3 0	1 0	0 0	2 2	0 0	0 0
36 Derek Norris, R (1, 2) OBP: 0.431, SLG: 0.577	C SI 92 X FF 91 0-1 1-H 3-H 2B	B SI 91 B SI 90 X SI 90 2-0 1-H 2B			X CH 84 0-0 ② F3		C FF 91 B SL 83 B SL 83 C FF 91 F FF 93 F FF 92 X SL 82 2-2 ① FC7		B SL 88 X FF 92 1-0 ③ F8	5	0	2	3	0	0	6
18 Alberto Callaspo, S (1, 3) OBP: 0.333, SLG: 0.398	C SI 91 B CU 78 C SI 91 C FF 91 1-3 ③ K	C CU 78 B CH 81 X SI 89 1-1 ③ L9			F CH 84 B SI 92 B CU 78 B CH 83 B FF 92 4-1 37 BB 16 1B 1-2 2-3 3-H BB		C FF 91 D CH 80 X FF 92 1-1 G5-4-3 1-2f			3	1	0	1	1	1	3
3 Craig Gentry, R (1, 7) OBP: 0.400, SLG: 0.429 37 Brandon Moss, L (5, PH) OBP: 0.373, SLG: 0.442 (5, 7)		B SI 89 F SI 89 X SI 89 1-1 16 G3 3B	B CU 76 C SI 88 C CU 76 F SL 85 S CH 83 1-3 ① K		B FF 90 B SL 83 B FF 91 C FF 90 F FF 91 F FF 91 F FF 91 B SL 83 4-2 16 1B 1 WP 1-2 2-3 3-H BB			X CH 81 0-0 ① FC7		2 1	1 1	1 0	0 1	1 1	0 0	1 0
16 Josh Reddick, L (1, 9) OBP: 0.310, SLG: 0.350		B SI 89 F SL 84 B SL 84 B SI 89 F SI 89 F CH 82 X FF 90 3-2 ① G3 3-H	B FF 89 B CH 80 C FF 89 S SI 90 B SL 84 C FF 91 3-3 ② K		X SL 80 0-0 1 S 1-3 2-H 3-H 1B			B FF 91 X FF 91 1-0 ② P5		4	0	1	3	0	1	0
1 Nick Punto, S (1, 4) OBP: 0.315, SLG: 0.250		F SI 90 B SI 90 C SL 80 X SL 87 1-2 ② F9	B CU 76 B SI 88 F SI 90 B FF 90 F SI 90 X SI 90 3-2 ③ L9		S FF 91 C FF 91 D CH 86 B CH 86 X FF 91 2-2 ③ G4-3 1-3 3-H			C FF 92 F FF 92 C FF 92 0-3 ③ K		4	0	0	0	0	1	1

	AB	35
	R	9
	H	10
	RBI	8
	BB	6
	SO	6
	LOB	15

Inning Stats																												
	R: 2	E: 0	K: 1	S: 11	H: 2	LOB: 1	BB: 1	P: 19	R: 1	E: 0	K: 0	S: 12	H: 1	LOB: 0	BB: 0	P: 20	R: 1	E: 0	K: 0	S: 8	H: 3	LOB: 1	BB: 0	P: 13	R: 0	E: 0	K: 2	S: 10
	H: 0	LOB: 0	BB: 0	P: 17	R: 5	E: 0	K: 0	S: 17	H: 3	LOB: 1	BB: 3	P: 32	R: 0	E: 0	K: 1	S: 6	H: 0	LOB: 0	BB: 0	P: 9	R: 0	E: 0	K: 0	S: 7	H: 0	LOB: 0	BB: 1	P: 14
	R: 0	E: 0	K: 1	S: 5	H: 0	LOB: 0	BB: 0	P: 6	R: 0	E: 0	K: 1	S: 9	H: 1	LOB: 2	BB: 1	P: 16	1B: 5	2B: 4	3B: 1	HR: 0	SF: 0	SAC: 0	DP: 2	HBP: 0	WP: 1	PB: 0	SB: 2	CS: 0
	PA: 41																											

PITCHER		IP	WLS	BF	H	R	ER	SO	BB	IBB	HBP	BLK	WP	HR	S	P	ERA	WHIP
33 Martín Pérez, L ERA: 2.95	(1, 1)	4.2	L	24	8	8	8	3	3	0	0	0	0	0	50	87	15.43	2.357
44 Jason Frasor, R ERA: 1.04	(5, 1)	1.0		5	1	1	1	1	1	0	0	0	1	0	13	21	9.00	2.000
37 Shawn Tolleson, R ERA: 2.92	(6, 1)	2.1		7	0	0	0	1	1	0	0	0	0	0	13	22	0.00	0.429
56 Neal Cotts, L ERA: 6.52	(9, 1)	1.0		5	1	0	0	1	1	0	0	0	0	0	9	16	0.00	2.000

PITCHER	IP	WLS	BF	H	R	ER	SO	BB	IBB	HBP	BLK	WP	HR	S	P	ERA	WHIP

Oakland Athletics @ Texas Rangers

Globe Life Park in Arlington, Arlington, TX

Tue Apr 29 2014, 8:09 PM - 11:16 PM EDT

Att. 30,221 - Partly Cloudy - 70 F

livebaseballscorecards.com

BOTTOM

Batter	1	2	3	4	5	6	7	8	9	AB	R	H	RBI	BB	SO	LOB
17 Shin-Soo Choo, L (1, 10) OBP: 0.452, SLG: 0.500 19 Daniel Robertson, R (7, PR) (8, 10)	B SI 89 C SI 89 F SI 88 B SL 80 F SL 81 F SI 90 F SL 81 B SL 82 H SI 90 4-2 1 G5-4-3 HBP		D SL 81 B SI 90 F SI 90 B SI 91 B SI 91 4-1 BB		B SI 88 X SI 88 1-0 1 WP 84 1B 1-2 1B		B SI 92 C SI 90 B CH 86 B FF 93 B FF 93 4-1 1 FC5-4 BB		C FF 94 F FF 94 B FF 94 B FF 93 F FF 94 T FF 94 2-2 K	1 1	1 0	1 0	0 0	2 0	0 1	0 1
1 Elvis Andrus, R (1, 6) OBP: 0.304, SLG: 0.311	B SI 88 1 SAFE C SI 89 X FC 86 1-1 G5-4-3 1-2f		B SI 90 C SI 90 B FC 86 X CH 77 2-1 G3		F CH 77 F SI 90 F FC 88 D SL 80 F CH 76 B SL 83 X SI 92 2-2 G5-3 1-2 2-H		B SI 93 X SI 91 1-0 FC5-4 1-2f			4	0	0	1	0	0	5
29 Adrian Beltré, R (1, 5) OBP: 0.352, SLG: 0.375	F SI 91 F FC 87 B FC 87 F FC 85 F SL 81 B SI 93 F CH 74 T FC 86 2-2 K			C SI 88 F FC 86 B SI 91 X CU 79 1-2 2B 1B	C FC 87 B CH 76 B FC 86 S CH 77 F SI 93 X FC 87 2-2 G5-3		C FF 93 X SI 92 0-1 G4-3			4	1	1	0	0	1	2
84 Prince Fielder, L (1, 3) OBP: 0.325, SLG: 0.313		C SI 91 X FC 87 0-1 G5-3		F FF 91 B SI 90 X SL 80 1-1 F9	D SL 84 D SL 83 X SI 93 2-0 2-H 1B			B FF 95 X FF 96 1-0 G5-3		4	0	1	1	0	0	1
Alex Rios, R (1, 9) OBP: 0.360, SLG: 0.449		B SI 90 B FC 85 C SI 88 X FC 86 2-1 F8		B CH 77 C SI 90 X FC 85 1-1 15 1B 2 FC3-2 1-H 2B	B CH 79 B SI 88 C SI 92 X SI 92 2-1 G4-3			C FF 92 C FF 94 B FF 95 S SI 94 1-3 K		4	0	1	1	0	1	1
15 Michael Choice, R (1, 7) OBP: 0.317, SLG: 0.288		C SI 90 F CH 77 S CH 80 0-3 FC		C CH 76 F CH 77 F FC 87 X SI 91 0-2 2 FC3-2 2-3 1B		C FF 94 B SL 84 S FF 94 X SL 84 1-2 FC4		C KC 77 B CH 78 B FF 96 X FF 91 2-1 FC7		4	0	1	0	0	0	0
2 Leonys Martin, L (1, 8) OBP: 0.358, SLG: 0.398			B SI 89 F SI 90 F SL 84 X SI 89 1-2 12 E 61 S 1B	X SL 83 0-0 FC3-2 1-2 3-H		B SL 84 X SI 92 1-0 G4-3			C CU 82 T CU 81 F FF 93 F CU 83 B FF 94 F FF 93 X CU 83 1-2 F8	4	0	1	0	0	0	2
61 Robinson Chirinos, R (1, 2) OBP: 0.290, SLG: 0.339			B SI 88 S SI 90 B CH 76 B FC 86 C FC 87 S CH 77 3-3 K 1-2	C CH 78 T FC 88 D CH 78 X FC 87 1-2 G3		C FF 91 B FF 93 T CH 86 S FF 94 1-3 K			B FF 94 C FF 94 B FF 93 X FF 94 2-1 1B	4	0	1	0	0	2	3
12 Josh Wilson, R (1, 4) OBP: 0.309, SLG: 0.308			C FC 86 B FC 85 2 SAFE F FC 87 S CH 76 1-3 K 2-3		C SI 86 X FC 85 0-1 1 WP 17 1B 1 G5-3 1B		C FF 92 F SI 91 S SL 84 0-3 K		C FF 94 F FF 92 S FF 93 0-3 K	4	1	1	0	0	3	2
Inning Stats	R: 0 E: 0 K: 1 S: 13 H: 0 LOB: 0 BB: 0 P: 20	R: 0 E: 0 K: 0 S: 7 H: 0 LOB: 0 BB: 0 P: 9	R: 0 E: 1 K: 2 S: 12 H: 1 LOB: 2 BB: 1 P: 23	R: 1 E: 0 K: 0 S: 15 H: 3 LOB: 2 BB: 0 P: 19	R: 2 E: 0 K: 0 S: 15 H: 3 LOB: 1 BB: 0 P: 24	R: 0 E: 0 K: 1 S: 7 H: 0 LOB: 0 BB: 0 P: 10	R: 0 E: 0 K: 1 S: 7 H: 0 LOB: 1 BB: 1 P: 12	R: 0 E: 0 K: 1 S: 6 H: 0 LOB: 0 BB: 0 P: 10	R: 0 E: 0 K: 2 S: 15 H: 1 LOB: 1 BB: 0 P: 20	1B: 7 2B: 1 3B: 0 HR: 0 SF: 0 SAC: 0 DP: 1 HBP: 1						

	AB	34
	R	3
	H	8
	RBI	3
	BB	2
	SO	8
	LOB	17

WP: 1 PB: 0 SB: 1 CS: 0 PA: 37

PITCHER	IP	WLS	BF	H	R	ER	SO	BB	IBB	HBP	BLK	WP	HR	S	P	ERA	WHIP
26 Scott Kazmir, L (1, 1) ERA: 2.11	5.0	W	23	7	3	3	4	1	0	1	0	1	0	62	95	5.40	1.600
48 Ryan Cook, R (6, 1) ERA: 0.96	2.0		7	0	0	0	2	1	0	0	0	0	0	14	22	0.00	0.500
56 Fernando Abad, L (8, 1) ERA:	1.0		3	0	0	0	1	0	0	0	0	0	0	6	10	0.00	0.000
62 Sean Doolittle, L (9, 1) ERA: 5.68	1.0		4	1	0	0	2	0	0	0	0	0	0	15	20	0.00	1.000

PITCHER	IP	WLS	BF	H	R	ER	SO	BB	IBB	HBP	BLK	WP	HR	S	P	ERA	WHIP

Oakland Athletics @ Texas Rangers

Globe Life Park in Arlington, Arlington, TX

Wed Apr 30 2014, 8:07 PM - 11:04 PM EDT

Att. 32,979 - Clear - 66 F

TOP

livebaseballscorecards.com

Batter	1	2	3	4	5	6	7	8	9	AB	R	H	RBI	BB	SO	LOB
4 Coco Crisp, S (1, 8) OBP: 0.393, SLG: 0.472 37 Brandon Moss, L (7, 7) OBP: 0.369, SLG: 0.437	C FF 88 B FF 90 X FF 89 1-1 G6-3		C FF 81 X FF 80 0-1 3 2B 20 1B 1B B FF 90 F FF 89 B CU 73 X CH 84 2-1 F9	C SL 81 X FF 95 0-1 F8		C FF 90 B CH 81 B FF 91 X FF 90 2-1 HR		S SL 89 F FF 92 S FF 93 0-3 K		5 2 2 1 0 0 4 1 0 0 0 0 1 1
3 Craig Gentry, R (1, 7) OBP: 0.391, SLG: 0.439 (7, 8)	B FF 89 C FF 90 C FF 91 B FF 91 X FF 90 2-2 G6-3		C FF 89 X FF 90 0-1 20 1B 52 2B 1-3 2B	X SI 89 0-0 52 2B 36 E 1B	C FF 94 F SL 82 C FF 96 0-3 K	S FF 91 F SL 79 C FF 92 0-3 K			F FC 88 F FC 90 F FF 90 S SL 80 0-3 K	6 2 2 0 0 3 0
20 Josh Donaldson, R (1, 5) OBP: 0.338, SLG: 0.533 10 Daric Barton, L (8, 3) OBP: 0.222, SLG: 0.167	B FF 91 X FF 91 1-0 E6		C FF 92 F FF 90 F FF 88 B FF 90 X FF 91 1-2 52 2B 2-3 3-H 1B	C FF 88 X FF 88 0-1 L8	B FF 96 S FF 96 B FF 95 X FF 95 2-1 36 1B 18 1B 1B		C FF 92 S FF 94 B SL 84 B FF 95 F SL 83 X FF 94 2-2 P4		F FC 89 F CH 82 B FF 90 F CU 71 B CH 84 C FC 90 2-3 K	5 2 2 1 0 0 1 1 0 0 0 0 1 0
52 Yoenis Cespedes, R (1, 10) OBP: 0.343, SLG: 0.494 5 John Jaso, L (7, PH) OBP: 0.348, SLG: 0.328 (7, 10)	C FF 88 C FF 90 S CH 87 0-3 K		F FF 91 B SI 92 F FF 91 1 SAFE B FF 90 B SI 92 X FF 90 3-2 18 FC6 18 E 1-H 3-H 2B	1 SAFE F FF 88 S FF 89 1 SAFE X FF 88 0-2 36 E 1-3 2B	B SL 82 B FF 95 C FF 94 C FF 94 B FF 95 X SL 82 3-2 F7		S SL 84 C SL 82 B SL 82 X FF 93 1-2 1B		S CH 83 B FC 90 S FC 90 C CU 70 1-3 K	4 2 2 2 0 1 2 2 0 1 0 0 1 0
36 Derek Norris, R (1, 2) OBP: 0.444, SLG: 0.579		C FF 89 B SI 90 C SI 91 S CH 84 1-3 K	C CU 74 D SL 84 B SI 90 S FF 91 D CH 84 X SL 84 3-2 18 E 1 G5-3 1B	C CU 75 B CH 86 X SL 84 1-1 E5 18 1B 28 1B 2-H 3-H 1B	X FF 94 0-0 18 1B 1-3 1B		B SL 83 C FF 95 D CH 88 B FF 95 X FF 94 3-1 FC9			5 2 3 1 0 1 1
18 Alberto Callaspo, S (1, 3) OBP: 0.346, SLG: 0.409 (8, 5)		C FF 90 C SI 90 B SI 92 X SI 90 1-2 16 G4-3 1B	X FF 90 0-0 FC6 1 G5-3 16 BB 28 1B 1-3 2-H	C FF 88 B CH 83 D CH 85 B FF 90 X FF 90 3-1 28 1B 16 BB 2-3 1B	D SL 84 C FF 94 D CH 87 F FF 95 X FF 95 2-2 1-2 3-H 1B		B FF 92 F FF 94 B FF 94 C FF 94 X FF 96 2-2 L7			5 1 3 1 0 0 2
16 Josh Reddick, L (1, 9) OBP: 0.315, SLG: 0.337		S FF 89 B FF 88 X SI 90 1-1 G4-3 1-2	B FF 90 B SI 90 S FF 90 F FF 90 B SL 81 B SL 80 4-2 1 G5-3 28 1B 1-2 BB	B FF 92 F FF 92 F FF 92 F CH 86 B CH 86 F SL 80 F FF 93 F FF 93 B CH 86 4-2 B FF 94 28 1B 1-2 BB	X FF 95 0-0 F8			C FF 91 C FF 91 B SL 90 X FF 92 1-2 G4-3		3 1 0 0 2 0 3
1 Nick Punto, S (1, 6) OBP: 0.288, SLG: 0.226		B FF 91 X FF 89 1-0 G3-1	X FF 91 0-0 G5-3 1-2 2-3 3-H	B FF 95 S FF 94 X FF 94 1-1 F8		F FF 89 X CH 80 0-1 P4		C FF 92 F FF 92 C FF 92 0-3 K	5 0 0 1 0 1 6
28 Eric Sogard, L (1, 4) OBP: 0.314, SLG: 0.267			C CH 87 F FF 91 B FF 88 B FF 88 B FF 90 X FF 90 2-2 F8 2-H 3-H 1B	C FF 95 B CH 87 D CH 85 X FF 94 2-1 1-2 2-3 3-H 1B		C FF 89 F CH 80 S CH 80 0-3 K		F FF 92 B FF 92 C SL 88 B FF 92 B FF 91 B FF 91 4-2 BB	4 0 2 3 1 1 0

	AB	46
	R	12
	H	17
	RBI	10
	BB	3
	SO	10
	LOB	20

Inning Stats	1	2	3	4	5	6	7	8	9
	R: 0 E: 1 K: 1 S: 9 H: 0 LOB: 1 BB: 0 P: 13	R: 0 E: 0 K: 1 S: 9 H: 1 LOB: 1 BB: 0 P: 13	R: 7 E: 1 K: 0 S: 26 H: 6 LOB: 1 BB: 1 P: 43	R: 3 E: 1 K: 0 S: 22 H: 5 LOB: 3 BB: 1 P: 33	R: 1 E: 0 K: 1 S: 13 H: 3 LOB: 2 BB: 0 P: 20	R: 1 E: 0 K: 2 S: 10 H: 1 LOB: 0 BB: 0 P: 12	R: 0 E: 0 K: 0 S: 12 H: 1 LOB: 1 BB: 0 P: 20	R: 0 E: 0 K: 2 S: 11 H: 0 LOB: 1 BB: 1 P: 16	R: 0 E: 0 K: 3 S: 11 H: 0 LOB: 0 BB: 0 P: 14

	1B: 13	SF: 0	WP: 0	PA: 49
	2B: 3	SAC: 0	PB: 0	
	3B: 0	DP: 0	SB: 0	
	HR: 1	HBP: 0	CS: 0	

PITCHER		IP	WLS	BF	H	R	ER	SO	BB	IBB	HBP	BLK	WP	HR	S	P	ERA	WHIP
46 Robbie Ross Jr., L ERA: 3.86	(1, 1)	3.1	L	24	11	10	6	2	1	0	0	0	0	0	54	83	16.20	3.600
41 Alexi Ogando, R ERA: 6.28	(4, 1)	1.2		10	4	1	1	1	1	0	0	0	0	0	25	39	5.40	3.000
37 Shawn Tolleson, R ERA: 3.38	(6, 1)	1.0		4	1	1	1	2	0	0	0	0	0	1	10	12	9.00	1.000
49 Aaron Poreda, L ERA:	(7, 1)	1.0		4	1	0	0	0	0	0	0	0	0	0	12	20	0.00	1.000
56 Neal Cotts, L ERA: 5.91	(8, 1)	1.0		4	0	0	0	2	1	0	0	0	0	0	11	16	0.00	1.000

PITCHER		IP	WLS	BF	H	R	ER	SO	BB	IBB	HBP	BLK	WP	HR	S	P	ERA	WHIP
28 Joakim Soria, R ERA: 3.27	(9, 1)	1.0		3	0	0	0	3	0	0	0	0	0	0	11	14	0.00	0.000

BOTTOM

Batter	1	2	3	4	5	6	7	8	9	AB	R	H	RBI	BB	SO	LOB
17 Shin-Soo Choo, L (1, 10) OBP: 0.433, SLG: 0.474	X SI 90 0-0 ① G3		C FC 88 B FC 86 X CH 85 1-1 ③ F8			F FF 91 F FC 88 S FC 88 0-3 ② K		C SL 81 X CH 78 0-1 ③ G6-3		4	0	0	0	0	1	1
1 Elvis Andrus, R (1, 6) OBP: 0.299, SLG: 0.305 19 Daniel Robertson, R (6, 4) OBP: 0.333, SLG: 0.333	C SI 91 C FC 88 B FC 86 B CU 74 B FF 92 F FC 88 X FC 88 3-2 ② P3			B FC 87 X FF 90 1-0 ① G4-3		C FC 88 F FC 88 F FC 86 B FC 87 B SI 91 F FC 86 F CH 85 X CU 75 2-2 ③ P5			C SI 94 B SI 93 X SI 94 1-1 1B	2	0	0	0	0	0	0
										2	0	1	0	0	0	0
84 Prince Fielder, L (1, 3) OBP: 0.331, SLG: 0.314	X SI 91 0-0 1B			B FC 87 C FC 87 B CH 85 B FC 88 B FF 91 4-1 29 G1-4-3 BB			S CH 82 F FC 87 F FC 86 F CH 82 B CH 82 C FC 85 1-3 ① K		B SI 93 F SI 94 D CH 87 X SI 94 2-1 ① L8	3	0	1	0	1	1	1
29 Adrian Beltré, R (1, 5) OBP: 0.333, SLG: 0.353 16 Donnie Murphy, R (8, 5) OBP: 0.294, SLG: 0.322	C FC 87 B SI 90 B FC 88 C FC 87 S FF 92 2-3 ③ K			B FC 88 X FC 88 1-0 ② ③ G1-4-3 1-2f			C FC 86 C FC 85 B FC 86 F FF 90 B CH 82 C FC 86 2-3 ② K		F SI 93 F SI 94 B SI 94 F CU 81 B CU 80 S SI 94 2-3 ② K	3	0	0	0	0	2	2
										1	0	0	0	0	1	1
Alex Rios, R (1, 9) OBP: 0.353, SLG: 0.440 15 Michael Choice, R (7, 9) OBP: 0.308, SLG: 0.278		C SI 91 F FC 86 F FC 87 B CU 75 C FC 86 1-3 ① K			C SI 90 F CU 75 F CU 77 X FC 87 0-2 ① F8		X FC 86 0-0 ③ FC8		C CU 79 B SI 94 X SI 93 1-1 ③ FC5	2	0	0	0	0	1	0
										2	0	0	0	0	0	1
18 Mitch Moreland, L (1, 7) OBP: 0.307, SLG: 0.403		B CU 74 F FC 87 C FC 88 B FF 91 F FC 88 F CH 85 X FC 88 2-2 ② G4-3			X FC 87 0-0 ② G4-3			X SI 88 0-0 ① G6-3		3	0	0	0	0	0	0
7 J.P. Arencibia, R (1, 2) OBP: 0.158, SLG: 0.143		B FC 88 F FC 87 B CU 74 F FC 87 F CU 74 F FF 92 B FC 88 C SI 92 3-3 ③ K			B FC 87 F FC 87 F SI 90 X CU 74 1-2 E6			B SI 88 X SI 88 1-0 ② F9		3	0	0	0	0	1	0
2 Leonys Martin, L (1, 8) OBP: 0.357, SLG: 0.396			C SI 90 F FC 86 F CH 83 S CH 84 0-3 ① K		S SI 89 B FC 88 C FC 86 F SI 90 S CH 83 1-3 ③ K			S CH 78 F SI 88 X SL 80 0-2 12 2B 1B		3	1	1	0	0	2	1
12 Josh Wilson, R (1, 4) OBP: 0.310, SLG: 0.327 (6, 6)			B SI 90 C FC 88 B CH 84 C FC 87 X FC 87 2-2 ② L9			C FF 89 B SI 89 X FF 90 1-1 ① F9		C SI 88 X SI 89 0-1 1-H 2B		3	0	1	1	0	0	0
Inning Stats	R: 0 E: 0 K: 1 S: 9 H: 1 LOB: 1 BB: 0 P: 14	R: 0 E: 0 K: 2 S: 14 H: 0 LOB: 0 BB: 0 P: 20	R: 0 E: 0 K: 1 S: 9 H: 0 LOB: 0 BB: 0 P: 12	R: 0 E: 0 K: 0 S: 3 H: 0 LOB: 0 BB: 1 P: 9	R: 0 E: 1 K: 1 S: 12 H: 0 LOB: 1 BB: 0 P: 14	R: 0 E: 0 K: 1 S: 11 H: 0 LOB: 0 BB: 0 P: 14	R: 0 E: 0 K: 2 S: 10 H: 0 LOB: 0 BB: 0 P: 13	R: 1 E: 0 K: 0 S: 9 H: 2 LOB: 1 BB: 0 P: 10	R: 0 E: 0 K: 1 S: 10 H: 1 LOB: 1 BB: 0 P: 16	1B: 3 2B: 1 3B: 0 HR: 0	SF: 0 SAC: 0 DP: 1 HBP: 0			WP: 0 PB: 0 SB: 0 CS: 0	PA: 32		

PITCHER		IP	WLS	BF	H	R	ER	SO	BB	IBB	HBP	BLK	WP	HR	S	P	ERA	WHIP
60 Jesse Chavez, R ERA: 1.89	(1, 1)	7.0	W	23	1	0	0	8	1	0	0	0	0	0	68	96	0.00	0.286
44 Luke Gregerson, R ERA: 3.07	(8, 1)	1.0		5	2	1	1	0	0	0	0	0	0	0	9	10	9.00	2.000
45 Jim Johnson, R ERA: 5.25	(9, 1)	1.0		4	1	0	0	1	0	0	0	0	0	0	10	16	0.00	1.000

PITCHER	IP	WLS	BF	H	R	ER	SO	BB	IBB	HBP	BLK	WP	HR	S	P	ERA	WHIP

Oakland Athletics @ Texas Rangers

Globe Life Park in Arlington, Arlington, TX

Wed Apr 30 2014, 8:07 PM - 11:04 PM EDT

Att. 32,979 - Clear - 66 F

livebaseballscorecards.com

AB	31
R	1
H	4
RBI	1
BB	1
SO	9
LOB	7

Batter	1	2	3	4	5	6	7	8	9	AB	R	H	RBI	BB	SO	LOB
17 Shin-Soo Choo, L (1, 7) OBP: 0.446, SLG: 0.525 19 Daniel Robertson, R (7, 7) OBP: 0.500, SLG: 0.333	T SI 90 F CU 77 B CU 77 X SI 92 1-2 G5-3		C CH 84 X SI 92 0-1 1 1B 1B			X SI 90 0-0 HR	S CH 86 X CH 85 0-1 1 FC5 1-3 2-H 1B		B FF 90 B FF 93 B FF 92 C FF 92 F SI 92 1 SAFE B CH 73 4-2 1 G6-4-3 1-2 BB	4 0	1 0	3 0	2 0	0 1	0 0	0 0
1 Elvis Andrus, R (1, 6) OBP: 0.295, SLG: 0.300	B SI 91 S SI 91 X FC 87 1-1 F9		C CH 82 B CH 85 X CH 82 1-1 1-2 1B			B SI 93 C CH 85 C SI 94 B FF 90 F SI 92 F FF 94 X CU 77 2-2 P6	X SI 94 0-0 FC5 1-2 3-H		C SL 82 X SI 96 0-1 G6-4-3 1-2f	5	0	1	1	0	0	3
29 Adrián Beltré, R (1, 5) OBP: 0.328, SLG: 0.333	B SI 92 C SI 92 F FC 88 B FF 94 B CH 85 B SI 94 4-2 BB		B CH 84 C SI 92 F FF 93 B FF 94 X SI 94 2-2 L4			B CU 76 X SI 94 1-0 L7	S CU 82 F SI 95 S CU 82 0-3 K			3	0	0	0	1	1	4
84 Prince Fielder, L (1, 3) OBP: 0.328, SLG: 0.311	B CH 84 B FF 93 F SI 92 C SI 92 F CU 78 X CU 78 2-2 P2			B CU 77 C SI 92 X SI 93 1-1 F7		C CU 78 S SC 78 F SI 94 B FF 93 X SI 94 1-2 HR 1B	B SL 82 B SL 83 B FF 93 C FF 92 T FF 93 X FF 93 3-2 G6-3			4	1	1	0	0	0	3
Alex Rios, R (1, 9) OBP: 0.358, SLG: 0.469		C SI 91 B SI 91 X CH 85 1-1 16 CS 1B		B CU 75 B CH 85 F SI 93 S FF 92 B FF 94 F SI 94 T FF 95 3-2 K		B FF 92 F CH 85 D SC 78 X CH 84 2-1 1-H HR		C FF 94 B FF 94 F SL 81 S CH 73 1-3 K		4	1	2	2	0	2	0
16 Donnie Murphy, R (1, 4) OBP: 0.278, SLG: 0.302		C SI 90 B CH 83 B CH 84 1 SAFE B SI 90 F SI 92 T SI 92 3-2 K 1-2		B FF 93 C SI 92 F CU 78 F SI 94 S CH 85 1-3 K		S SI 91 T SI 93 X SI 92 0-2 F9		F FF 93 B FF 93 C SL 81 F SI 94 F CH 73 S SI 94 1-3 K		4	0	0	0	0	3	1
2 Leonys Martin, L (1, 8) OBP: 0.353, SLG: 0.389		X FF 90 0-0 P6			C SI 88 X CU 76 0-1 F9		C SI 93 C SI 92 X CU 78 0-2 15 BB 17 1B 1B	F SL 80 S CH 76 S CH 71 0-3 K		4	1	1	0	0	1	0
15 Michael Choice, R (1, 10) OBP: 0.309, SLG: 0.268 18 Mitch Moreland, L (9, PH) OBP: 0.316, SLG: 0.412 (9, 10)			C FF 89 B FC 87 F FF 92 X CU 77 1-2 FC5-3		B CU 75 C CH 84 F FF 92 B SI 94 X CH 84 2-2 FC4		B CH 83 1 SAFE B SI 91 L FF 90 1 SAFE 1 SAFE 1 SAFE B FF 89 B FF 90 4-1 17 1B 1 FC5 1-2 BB		B FF 92 S SI 91 B SI 91 X SL 80 2-1 19 BB 1B	2 1	1 0	0 1	0 0	1 0	0 0	0 3
7 J.P. Arencibia, R (1, 2) OBP: 0.143, SLG: 0.128			S FF 92 S FF 91 S SI 92 0-3 K		B FF 92 S CH 86 F FF 93 C FF 94 1-3 K		L SI 95 L FF 94 B SI 94 F CU 83 T FF 96 1-2 K		F FF 92 X FF 92 0-1 L9	4	0	0	0	0	3	3
Inning Stats	R: 0 E: 0 K: 0 S: 11 H: 0 LOB: 1 BB: 1 P: 19	R: 0 E: 0 K: 1 S: 6 H: 1 LOB: 0 BB: 0 P: 10	R: 0 E: 0 K: 1 S: 13 H: 2 LOB: 2 BB: 0 P: 17	R: 0 E: 0 K: 2 S: 10 H: 0 LOB: 0 BB: 0 P: 15	R: 0 E: 0 K: 1 S: 8 H: 0 LOB: 0 BB: 0 P: 11	R: 3 E: 0 K: 0 S: 16 H: 3 LOB: 0 BB: 0 P: 22	R: 2 E: 0 K: 2 S: 17 H: 2 LOB: 2 BB: 1 P: 25	R: 0 E: 0 K: 3 S: 11 H: 0 LOB: 0 BB: 0 P: 13	R: 0 E: 0 K: 0 S: 8 H: 1 LOB: 1 BB: 1 P: 14	1B: 7 2B: 0 3B: 0 HR: 2 SF: 0 SAC: 0 DP: 1 HBP: 0						

PITCHER		IP	WLS	BF	H	R	ER	SO	BB	IBB	HBP	BLK	WP	HR	S	P	ERA	WHIP
53 Héctor Santiago, L ERA: 5.01	(1, 1)	6.0	L	26	7	5	5	5	2	0	0	0	0	2	68	102	7.50	1.500
40 Kevin Jepsen, R ERA: 4.5	(7, 1)	0.2		4	1	0	0	2	0	0	0	0	0	0	10	11	0.00	1.500
63 Nick Maronde, L ERA: 1.69	(7, 1)	0.1		1	0	0	0	0	0	0	0	0	0	0	3	6	0.00	0.000
64 Mike Morin, R ERA:	(8, 1)	1.1		6	1	0	0	3	1	0	0	0	0	0	17	25	0.00	1.500
49 Ernesto Frieri, R ERA: 7.15	(9, 1)	0.2		1	0	0	0	0	0	0	0	0	0	0	2	2	0.00	0.000

PITCHER	IP	WLS	BF	H	R	ER	SO	BB	IBB	HBP	BLK	WP	HR	S	P	ERA	WHIP

TOP

Texas Rangers @ Los Angeles Angels

Angel Stadium of Anaheim, Anaheim, CA

Fri May 02 2014, 7:10 PM - 10:23 PM PDT

Att. 42,989 - Clear - 83 F

livebaseballscorecards.com

AB	35
R	5
H	9
RBI	5
BB	3
SO	10
LOB	14

WP: 0	PA: 38		
PB: 0			
SB: 0			
CS: 1			

Texas Rangers @ Los Angeles Angels

Angel Stadium of Anaheim, Anaheim, CA

Fri May 02 2014, 7:10 PM - 10:23 PM PDT

Att. 42,989 - Clear - 83 F

livebaseballscorecards.com

BOTTOM

Batter	1	2	3	4	5	6	7	8	9	AB	R	H	RBI	BB	SO	LOB
47 Howie Kendrick, R (1, 4) OBP: 0.375, SLG: 0.407	C FF 88 T FF 90 B FF 90 X SL 83 1-2 L7 ①	1 SAFE X FF 88 0-0 G6-3 ③		1 SAFE C FF 89 C FF 90 F FF 89 B FF 88 F SL 84 F CU 79 X FF 89 1-2 27 S 1B 1-H			C FF 90 C FF 92 F FF 92 B SL 84 X FF 92 1-2 G4-3 ①		C SL 79 B FF 92 S FF 91 S FF 92 1-3 K ②	5	0	1	1	0	1	2
27 Mike Trout, R (1, 8) OBP: 0.395, SLG: 0.579	C FF 89 B FF 89 X CH 84 1-1 F9 ②		B FF 90 F FF 88 S FF 90 S FF 90 F FF 88 S FF 90 1-3 K ①	C FF 90 C SL 84 S FF 90 0-3 K ③ 1-2			B FF 92 S SL 85 B FF 93 C FF 93 X FF 92 2-2 1B		B FC 91 C FC 91 B CU 68 S FF 92 B FC 93 X FF 90 3-2 G1-3 ③	5	0	1	0	0	2	1
5 Albert Pujols, R (1, 3) OBP: 0.346, SLG: 0.591	F FF 90 X FF 90 0-1 2B		C FF 90 X SL 83 0-1 6 HBP 1B		X FF 89 0-0 G6-3 ①		B FF 92 C SL 86 1 SAFE D CH 87 F SL 85 S FF 91 2-3 K ②			4	0	2	0	0	1	1
28 Raul Ibanez, L (1, 10) OBP: 0.221, SLG: 0.299	X FF 88 0-0 L7 ③		C CU 77 B CH 84 F FF 88 S CH 84 1-3 K ②		B SI 88 C CH 84 S SL 83 F CU 78 B SL 84 T CH 84 2-2 K ②		C SL 88 D SL 83 S SL 89 B FF 92 X SL 88 2-2 F9 ③			4	0	0	0	0	2	3
6 David Freese, R (1, 5) OBP: 0.266, SLG: 0.286 44 Ian Stewart, L (4, 5) OBP: 0.278, SLG: 0.460 10 Grant Green, R (8, PH) (9, 5)		X SL 81 0-0 7 1B 2 G3 3 1B 1B	C FF 90 C FF 89 H FF 87 1-2 HBP 1-2		B FF 90 B SL 82 F FF 89 F SL 83 B SL 79 T FF 90 3-2 K ③			B FF 91 X SL 89 1-0 L9 ①		1 1 1	1 0 0	1 0 0	0 0 0	0 0 0	0 1 0	0 0 0
2 Erick Aybar, S (1, 6) OBP: 0.300, SLG: 0.385		B SI 87 X SI 88 1-0 G3 ① 1-2	C FF 90 X CH 85 0-1 F8 ③			B SI 86 B FF 87 B FF 87 C FF 88 X FF 89 3-1 P5 ①		C FF 92 C SL 87 B SL 84 X FF 93 1-2 G4-3 ②		4	0	0	0	0	0	3
16 Hank Conger, L (1, 2) OBP: 0.350, SLG: 0.541		C SI 89 X FF 89 0-1 P2 ②		C SI 87 B SI 90 F FF 88 S SL 83 1-3 K ①		C CU 75 X FF 89 0-1 G3 ②		B FF 92 S SL 88 B SL 88 B FF 94 C FF 92 B SL 86 4-2 BB		3	0	0	0	1	1	1
7 Collin Cowgill, R (1, 9) OBP: 0.392, SLG: 0.500		B FF 89 C FF 87 X SL 83 1-1 3 1B 3 S 1B 2-3		M FF 90 B FF 92 C FF 91 B SL 84 X SL 84 2-2 P2 ②		C FF 90 C FF 90 B FF 90 B SL 84 B CH 86 B SL 83 4-2 BB		C FF 95 T FF 96 B FF 97 F FF 96 B SL 84 X FF 96 2-2 G5-3 ③		3	0	1	0	1	0	1
3 JB Shuck, L (1, 7) OBP: 0.193, SLG: 0.259		B SI 88 B FF 88 C SI 88 X FF 88 2-1 1-3 3-H 1B		B FF 89 F CH 84 X CU 77 1-1 47 S 47 1B 1B		C FF 95 B FF 96 1 SAFE 1 SAFE X SL 83 1-1 P4 ③			C FF 90 X CH 83 0-1 G4-3 ①	4	1	2	1	0	0	1
Inning Stats	R: 0 E: 0 K: 0 S: 8 H: 1 LOB: 1 BB: 0 P: 10	R: 1 E: 0 K: 0 S: 9 H: 3 LOB: 2 BB: 0 P: 13	R: 0 E: 0 K: 2 S: 13 H: 1 LOB: 2 BB: 0 P: 16	R: 1 E: 0 K: 2 S: 17 H: 2 LOB: 1 BB: 0 P: 22	R: 0 E: 0 K: 2 S: 8 H: 0 LOB: 0 BB: 0 P: 13	R: 0 E: 0 K: 0 S: 8 H: 0 LOB: 1 BB: 1 P: 16	R: 0 E: 0 K: 1 S: 13 H: 1 LOB: 1 BB: 0 P: 20	R: 0 E: 0 K: 0 S: 10 H: 0 LOB: 1 BB: 1 P: 18	R: 0 E: 0 K: 1 S: 8 H: 0 LOB: 0 BB: 0 P: 12	1B: 7 2B: 1 3B: 0 HR: 0 SF: 0 SAC: 0 DP: 0 HBP: 1						

	AB	35
	R	2
	H	8
	RBI	2
	BB	2
	SO	8
	LOB	13

PITCHER		IP	WLS	BF	H	R	ER	SO	BB	IBB	HBP	BLK	WP	HR	S	P	ERA	WHIP
48 Colby Lewis, R ERA: 4.22	(1, 1)	5.2	W	26	7	2	2	6	1	0	1	0	0	0	61	87	3.18	1.412
49 Aaron Poreda, L ERA:	(6, 1)	0.1	H	1	0	0	0	0	0	0	0	0	0	0	2	3	0.00	0.000
44 Jason Frasor, R ERA: 0.96	(7, 1)	0.2	H	3	1	0	0	1	0	0	0	0	0	0	10	15	0.00	1.500
56 Neal Cotts, L ERA: 5.4	(7, 1)	1.0	H	4	0	0	0	0	1	0	0	0	0	0	9	17	0.00	1.000
41 Alexi Ogando, R ERA: 6.14	(8, 1)	0.1	H	1	0	0	0	0	0	0	0	0	0	0	4	6	0.00	0.000

PITCHER		IP	WLS	BF	H	R	ER	SO	BB	IBB	HBP	BLK	WP	HR	S	P	ERA	WHIP
28 Joakim Soria, R ERA: 3.0	(9, 1)	1.0	S	3	0	0	0	1	0	0	0	0	0	0	8	12	0.00	0.000

Texas Rangers @ Los Angeles Angels

Angel Stadium of Anaheim, Anaheim, CA

Sat May 03 2014, 6:08 PM - 9:31 PM PDT

Att. 39,107 - Partly Cloudy - 81 F

TOP

livebaseballscorecards.com

Batter	1	2	3	4	5	6	7	8	9	AB	R	H	RBI	BB	SO	LOB
17 Shin-Soo Choo, L (1, 7) OBP: 0.462, SLG: 0.530	B FF 97 B SI 96 B SI 97 C FF 96 C FF 97 B FF 98 4-2 84 S BB		C SI 96 B FF 96 B FF 96 X SI 96 2-1 ① G6-3	C FF 96 B CU 79 X SI 96 1-1 1-3 3-H 1B		I IN 72 I IN 75 I IN 73 I IN 73 4-0 IBB			C FF 91 S FF 90 X SL 82 0-2 1 G5-4-3 1B	3	0	2	1	2	0	0
1 Elvis Andrus, R (1, 6) OBP: 0.283, SLG: 0.287	B FF 96 C FF 97 L FF 97 B SI 96 1 SAFE S FF 97 2-3 ① K		C SL 87 B SI 96 X FF 96 1-1 ② G4-3	C FF 97 B SI 97 F SI 96 B SL 88 F SL 87 F SI 96 S SL 87 2-3 ③ K		B SI 94 B FF 94 C SL 85 S SL 86 S SL 87 2-3 ③ K			C SI 89 1 SAFE B SL 82 X SI 89 1-1 ②③ G5-4-3 1-2f	5	0	0	0	0	3	6
29 Adrián Beltré, R (1, 5) OBP: 0.308, SLG: 0.310	C FF 97 D SL 88 C SI 97 B SL 88 B FF 97 S FF 97 3-3 ② K		B SL 89 C FF 96 S SI 97 X SL 88 1-2 ③ G6-3		C SL 85 S FF 94 B SL 87 S SL 87 1-3 ① K		B FF 91 F FF 92 X FF 92 1-1 ① F7			4	0	0	0	0	2	1
84 Prince Fielder, L (1, 3) OBP: 0.326, SLG: 0.309	C SI 97 F FF 97 B CU 79 S SL 87 1-3 ③ K 1-2			F SL 87 B FF 96 B CU 78 X SI 95 2-1 1B 18 FC4-6 1B	F CU 78 X FF 95 0-1 ② L8		B KC 84 F FF 93 X CH 88 1-1 ② G4-3			4	1	1	0	0	1	1
Alex Rios, R (1, 9) OBP: 0.363, SLG: 0.470		C FF 96 X FF 96 0-1 ① P3		C FF 95 X FF 96 0-1 18 FC4-6 1-3 1B	B FF 96 B FF 94 B SL 86 C FF 94 X FF 95 3-1 1B		C FF 92 B CH 87 B FF 93 F FF 93 F KC 85 B FF 93 S CH 87 3-3 ③ K			4	0	2	0	0	1	0
18 Mitch Moreland, L (1, 10) OBP: 0.313, SLG: 0.403		C SI 97 B FF 98 X FF 97 1-1 2 FC6-4 16 1B 1B		B SI 96 X SI 96 1-0 ① FC4-6 16 1B 61 1B 1-2f 3-H	F SI 94 B SI 94 1 SAFE F SI 95 1 SAFE X SL 85 1-2 ③ F8			B SL 82 B SI 94 B SI 94 C SI 94 C SI 95 S SI 94 3-3 ① K		4	1	1	1	0	1	2
16 Donnie Murphy, R (1, 4) OBP: 0.289, SLG: 0.313		B FF 97 C SI 96 S SI 96 B SL 87 X FF 97 2-2 2 FC6-4 1-2 1B		B FF 96 C SL 85 S FC 96 X SI 96 1-2 61 1B 17 1B 1-2 1B		B FF 94 F SL 84 B SL 85 T FF 94 S FF 95 2-3 ① K		B SI 96 F SI 96 B SI 95 S SL 84 1-3 ② K		4	1	2	0	0	2	0
2 Leonys Martin, L (1, 8) OBP: 0.340, SLG: 0.374		X SI 96 0-0 ② FC6-4 1-2f 2-3		L SI 96 S CU 79 D CU 80 B SI 97 D SL 86 1 SAFE S SI 97 3-3 ② K		X SL 85 0-0 ② G6-3		F SI 95 B FF 96 B SI 95 X FF 95 2-1 ③ P4		4	0	0	0	0	1	4
61 Robinson Chirinos, R (1, 2) OBP: 0.303, SLG: 0.367		D SL 88 C FF 96 S FF 97 T FF 97 1-2 ③ K		B FF 96 X FF 97 1-0 17 1B 1-3 2-H 1B		B SL 84 C SL 85 C SL 87 X FF 95 1-2 E9 2B			B SI 88 B SI 89 C SI 89 C SI 89 X SL 81 2-2 ① P4	4	0	2	1	0	1	2
Inning Stats	R: 0 E: 0 K: 3 S: 11 H: 0 LOB: 1 BB: 1 P: 21	R: 0 E: 0 K: 1 S: 11 H: 2 LOB: 2 BB: 0 P: 15	R: 0 E: 0 K: 0 S: 7 H: 0 LOB: 0 BB: 0 P: 11	R: 3 E: 0 K: 2 S: 19 H: 5 LOB: 2 BB: 0 P: 30	R: 0 E: 0 K: 1 S: 10 H: 1 LOB: 1 BB: 0 P: 15	R: 0 E: 1 K: 2 S: 10 H: 1 LOB: 2 BB: 1 P: 19	R: 0 E: 0 K: 1 S: 8 H: 0 LOB: 0 BB: 0 P: 13	R: 0 E: 0 K: 2 S: 8 H: 0 LOB: 0 BB: 0 P: 14	R: 0 E: 0 K: 0 S: 8 H: 1 LOB: 0 BB: 0 P: 11	1B: 9 2B: 1 3B: 0 HR: 0 SF: 0 SAC: 0 DP: 1 HBP: 0						

	AB	36
	R	3
	H	10
	RBI	3
	BB	2
	SO	12
	LOB	16

WP: 0 PA: 38
PB: 0
SB: 1
CS: 0

PITCHER		IP	WLS	BF	H	R	ER	SO	BB	IBB	HBP	BLK	WP	HR	S	P	ERA	WHIP
Garrett Richards, R ERA: 2.84	(1, 1)	6.0	W	29	9	3	3	9	1	1	0	0	0	0	68	111	4.50	1.667
59 Fernando Salas, R ERA: 2.13	(7, 1)	1.0	H	3	0	0	0	1	0	0	0	0	0	0	8	13	0.00	0.000
49 Ernesto Frieri, R ERA: 6.57	(8, 1)	1.0	H	3	0	0	0	2	0	0	0	0	0	0	8	14	0.00	0.000
38 Joe Smith, R ERA: 2.77	(9, 1)	1.0	S	3	1	0	0	0	0	0	0	0	0	0	8	11	0.00	1.000

PITCHER	IP	WLS	BF	H	R	ER	SO	BB	IBB	HBP	BLK	WP	HR	S	P	ERA	WHIP

BOTTOM

Texas Rangers @ Los Angeles Angels

Angel Stadium of Anaheim, Anaheim, CA

Sat May 03 2014, 6:08 PM - 9:31 PM PDT

Att. 39,107 - Partly Cloudy - 81 F

livebaseballscorecards.com

Batter	1	2	3	4	5	6	7	8	9	AB	R	H	RBI	BB	SO	LOB
7 Collin Cowgill, R (1, 9) OBP: 0.411, SLG: 0.510	B FF 88 C FF 89 B FF 90 X SI 89 2-1 G6-3 ①	1 SAFE C SI 88 B FF 89 B CH 81 X SI 90 2-1 5 FC5 27 BB 1-2 1B		C CU 74 B FF 90 B SI 88 X CH 81 2-1 27 FC6-5 5 1B 1-2 1B	S SL 83 D SL 82 S CH 83 B FF 94 F FF 94 X CH 82 2-2 P4 ③			F FF 96 B SL 82 S SL 81 B SL 84 X SL 82 2-2 5 BB 47 2B 1B		5	2	3	0	0	0	2
27 Mike Trout, R (1, 8) OBP: 0.396, SLG: 0.564	C FF 90 B FF 90 S FF 90 F FF 91 B SI 91 B CH 82 B SI 91 4-2 20 E 47 1B BB	B CU 76 B FF 90 B SI 89 C SI 90 B FF 92 4-1 5 FC5 1-2 2-3 BB		X SI 90 0-0 FC6-5 47 FC6-4 5 1B 1-2 2-3f ①		C FF 93 F FF 94 F FF 94 C FF 92 0-3 K ①		1 SAFE F FF 94 B FF 94 1 SAFE 1 SAFE F FF 94 C SL 84 1-3 K ①		3	1	0	0	2	2	3
5 Albert Pujols, R (1, 10) OBP: 0.348, SLG: 0.580 44 Ian Stewart, L (8, PR) OBP: 0.278, SLG: 0.460 (9, 10)	B FF 90 T FF 90 1 SAFE X FF 93 1-1 F7 ②	C SI 90 D CH 80 B SI 89 X SI 90 2-1 FC5 1-2 2-3f ③		B SI 90 C CU 79 X SI 93 1-1 47 FC6-4 1-2 2-H 1B		C FF 94 C FF 93 B SL 84 S SL 83 1-3 K ②		F FF 94 F SL 84 B SL 83 1 SAFE D SL 85 B SL 86 1 SAFE B SL 84 4-2 47 2B 20 FC4-2 1-2 BB		4 0	0 0	1 0	1 0	1 0	1 0	4 0
47 Howie Kendrick, R (1, 4) OBP: 0.391, SLG: 0.441	C SI 90 B SI 90 F FF 92 B FF 91 X CU 77 2-2 20 E 1-2 1B	X SI 88 0-0 20 2B 2 FC4-5 1B	B SI 88 C SI 88 F FF 89 F SI 89 D FC 86 B SI 91 F SI 90 X CH 80 3-2 FC6-4 20 FC4 ② 1-2f 2-3			B SL 82 S FF 92 F FF 92 F FF 94 B FF 94 B FF 94 F FF 92 X FF 92 3-2 20 1B 2B		S CH 87 B FF 95 X CH 88 1-1 20 FC4-2 1-3 2-H 2B		5	2	4	1	0	0	2
20 C.J. Cron, R (1, 3) OBP: 0.600, SLG: 0.800	X FF 91 0-0 E7 1-3 2-H 1B	C SI 88 T CU 76 1 SAFE B CH 80 X SI 89 1-2 2 FC4-5 1-3 2B	C SI 87 S CH 79 X CH 79 0-2 FC4 ③ 1-2f			C SL 81 B SL 82 X SL 82 1-1 2-H 1B		B FF 95 B SL 84 B FF 95 F FF 94 F FF 95 X FF 96 3-2 FC4-2 ② 2-3 3-H		5	0	3	2	0	0	5
2 Erick Aybar, S (1, 6) OBP: 0.296, SLG: 0.385	X SI 90 0-0 G6-3 ③	C SI 90 X SI 91 0-1 FC4-5 2-3 3-H ①			C CU 73 X SI 87 0-1 13 SH2-4 2B	F CH 82 F CH 82 B FF 93 F CH 82 X FF 92 1-2 L8 ③		B CH 88 F FF 95 F FF 96 B FF 96 X FF 94 2-2 F9 ③		5	0	1	1	0	0	7
17 Chris Iannetta, R (1, 2) OBP: 0.375, SLG: 0.397		B SI 87 B SI 88 F FF 91 S SI 90 B SI 90 X SI 90 3-2 F8 ①	1 SAFE C FF 90 C CU 76 S SI 89 0-3 K ②		B FF 88 B FF 89 B CH 80 C SI 89 F SI 89 F SI 89 D CU 78 4-2 13 SH2-4 BB		F FF 90 B CH 85 X FF 91 1-1 P4 ①			3	0	0	0	1	1	1
13 Luis Jimenez, R (1, 5)		C FF 90 B SI 89 S CH 81 F SI 90 B CH 82 S CH 81 2-3 K ②	S CH 80 B FF 89 1 SAFE B CH 80 S CH 80 B SI 90 C CH 81 3-3 K ③		X SI 87 0-0 SH2-4 1-2 2-3 ①		X CH 86 0-0 G5-3 ②			3	0	0	0	0	2	1
10 Grant Green, R (1, 7) OBP: 0.400, SLG: 0.400		C SI 89 B FF 91 B CH 81 X SI 90 2-1 27 BB 7 1B 1B	X FF 89 0-0 27 FC6-5 7 1B 1B	S FF 93 B FF 94 F SL 82 B FF 94 F FF 95 F FF 95 B FF 95 S SL 83 3-3 K ②			C FF 91 F CH 85 B CH 87 F FF 92 B FF 92 F CH 86 F FF 92 X SL 84 2-2 F7 ③			4	0	2	0	0	1	2

Inning Stats																					
	R: 1	H: 2	R: 0	H: 2	R: 1	H: 2	R: 1	H: 3	R: 0	H: 1	R: 1	H: 2	R: 0	H: 0	R: 1	H: 2	1B: 10	SF: 0	WP: 0	PA: 42	
	E: 1	LOB: 2	E: 0	LOB: 3	E: 0	LOB: 1	E: 0	LOB: 2	E: 0	LOB: 2	E: 0	LOB: 1	E: 0	LOB: 0	E: 0	LOB: 3	2B: 4	SAC: 1	PB: 0		
	K: 0	BB: 1	K: 1	LOB: 3	K: 2	BB: 0	K: 0	BB: 0	K: 1	BB: 1	K: 2	BB: 0	K: 0	BB: 0	E: 0	BB: 1	3B: 0	DP: 0	SB: 0		
	S: 12	P: 21	S: 14	P: 29	S: 12	P: 16	S: 14	P: 20	S: 15	P: 24	S: 18	P: 24	S: 9	P: 12	K: 1 S: 16	P: 29	HR: 0	HBP: 0	CS: 0		

PITCHER		IP	WLS	BF	H	R	ER	SO	BB	IBB	HBP	BLK	WP	HR	S	P	ERA	WHIP
54 Matt Harrison, L ERA: 4.35	(1, 1)	4.1		26	10	3	3	3	3	0	0	0	0	0	58	96	6.23	3.000
37 Shawn Tolleson, R ERA: 3.6	(5, 1)	1.2	L	7	2	1	1	3	0	0	0	0	0	0	27	38	5.40	1.200
44 Jason Frasor, R ERA: 0.87	(7, 1)	1.0		3	0	0	0	0	0	0	0	0	0	0	9	12	0.00	0.000
41 Alexi Ogando, R ERA: 6.32	(8, 1)	1.0		6	2	1	1	1	1	0	0	0	0	0	16	29	9.00	3.000

PITCHER	IP	WLS	BF	H	R	ER	SO	BB	IBB	HBP	BLK	WP	HR	S	P	ERA	WHIP

Texas Rangers @ Los Angeles Angels

Angel Stadium of Anaheim, Anaheim, CA

Sun May 04 2014, 12:41 PM - 4:35 PM PDT

Att. 37,765 - Partly Cloudy - 79 F

TOP

livebaseballscorecards.com

Batter	1	2	3	4	5	6	7	8	9	AB	R	H	RBI	BB	SO	LOB
17 Shin-Soo Choo, L (1, 10) OBP: 0.482, SLG: 0.535	B FF 91 B SI 92 F FF 91 B FF 92 C FF 93 F FF 93 F FF 93 X CU 76 3-2 29 1B 19 G1-3 84 2B 1B	X FF 90 0-0 19 FC6 1-3 1B	B CU 75 I IN 73 I IN 74 I IN 74 4-0 1-2 IBB		B SL 81 C SL 79 B FF 93 C FF 93 H CH 86 3-2 HBP		C SL 79 C FF 88 B CH 74 B FF 93 F CH 72 B CH 74 F FF 90 T FF 92 3-2 ③ K		D SL 84 D SL 82 B FF 92 C FF 93 B FF 93 4-1 84 BB 29 1B 3B BB	3	2	2	0	2	1	0
19 Daniel Robertson, R (1, 7) OBP: 0.200, SLG: 0.111	C FF 90 C SI 92 B FF 92 1 SAFE X CU 78 1-2 ① G1-3 1-2	D SI 92 X CH 83 1-0 ① FC6 84 2B 1-2f 3-H	F FF 94 F CH 86 B FF 93 D CU 83 D CU 83 T FF 94 3-2 ③ K		C FF 94 T FF 94 F FF 95 T SL 81 0-2 ① K			C FF 92 F FF 92 B KC 83 B KC 84 B FF 92 S FF 92 3-3 ① K	B FF 92 F FF 91 B CH 87 X FF 90 2-1 ② F7	6	1	0	1	0	3	7
29 Adrian Beltré, R (1, 5) OBP: 0.338, SLG: 0.333	C CH 84 B SI 93 F FF 92 X CU 78 1-2 84 2B 15 1B 2-3 1B	B CU 75 F FF 92 X FF 92 1-1 ② F8		B FF 94 F CU 82 F FF 93 B FF 94 X FF 94 2-2 84 BB 15 HR 1B	C SL 81 B FF 95 S FF 94 F FF 95 F SL 84 X SL 82 1-2 ② L8			F CH 92 B FF 93 B CH 86 C CH 86 B FF 93 F FF 92 B CH 87 4-2 84 1B BB	C CH 86 F FF 90 D SL 84 F FF 92 F CH 87 D SL 84 F FF 92 X FF 91 2-2 84 BB 3B 1-2 2-H 1B	5	3	3	1	1	0	2
84 Prince Fielder, L (1, 3) OBP: 0.348, SLG: 0.342	C CU 78 X SI 93 0-1 15 1B 7 SF7 1-3 3-H 2B	C FF 92 1 SAFE X CU 75 0-1 WP 1-H 2B		C SI 93 B FF 93 S CH 86 B FF 94 B CH 87 1 SAFE B CH 85 4-2 15 HR 1-2 BB	B SL 80 B FF 96 C FF 94 B SL 82 S FF 95 C FF 96 3-3 ③ K			C FF 92 F CH 88 B FF 94 X CH 89 1-2 1-2 1B	B FF 92 S FF 91 B SL 83 B FF 92 B FF 92 4-1 1-2 2-3 3B BB	4	3	3	2	2	1	1
Alex Rios, R (1, 9) OBP: 0.362, SLG: 0.475	B SI 93 B FF 92 F FF 93 B FF 92 B FF 92 4-1 7 SF7 15 1B BB	B FF 91 B CH 83 B FF 90 C SI 92 X SI 90 3-1 ③ G5-3 2-3		F FF 94 B FF 95 B FF 94 X SI 94 2-1 ① P4		B FF 92 B FF 93 X FF 93 2-0 ① F8		S FF 93 F FF 93 C FF 93 0-3 ② K	X FF 91 0-0 1-H 2-H 3-H 3B	5	0	1	3	1	1	5
15 Michael Choice, R (1, 8) OBP: 0.324, SLG: 0.328	B FF 92 B FF 92 S FF 92 X FF 91 2-1 7 SF7 1-2 2-3 3-H 1B	C SI 91 X FF 91 0-1 ① FC9		B CU 81 B FF 93 B SI 94 C SI 93 X SI 94 3-1 1-H 2-H HR		B FF 93 B FF 94 B FF 94 C FF 94 C SL 81 S FF 94 3-3 ② FC		F CH 87 B FF 94 S CH 88 X FF 92 1-2 ③ FC1-6-3	B FF 91 B FF 90 B FF 91 C FF 91 B FF 91 4-1 BB	5	1	2	4	1	0	2
7 J.P. Arencibia, R (1, 2) OBP: 0.188, SLG: 0.233	C CU 75 F FF 93 B FF 92 X CU 77 1-2 ② SF7 1-2 2-3 3-H	X SI 90 0-0 HR	F FF 94 C CU 82 B SI 93 B SI 94 B FF 94 B SI 94 4-2 BB			F FF 93 X SL 80 0-1 ③ P4			B FF 92 F FF 91 B CH 87 X FF 90 1 SF7 1B X FF 91 0-0 ③ F8	4	2	2	2	1	0	2
12 Josh Wilson, R (1, 4) OBP: 0.302, SLG: 0.333	F FF 92 F FF 91 F CU 77 B FF 92 S CU 79 1-3 ③ K	B FF 90 C FF 90 F CU 74 F FF 90 S CU 76 1-3 ② K	F SI 93 X CU 81 0-1 ② P4				X FF 92 0-0 ① F7		C FF 92 X FF 92 0-1 29 1B 1-3 2B	5	1	1	0	0	2	3
1 Elvis Andrus, R (1, 6) OBP: 0.288, SLG: 0.288		C FF 91 B FF 92 B CH 82 X FF 91 2-1 17 1B 19 FC6 1B	C FF 90 B CU 76 B SI 91 B SI 91 B FF 91 4-1 17 S BB	B CU 81 X FF 93 1-0 ③ G5-3			C FF 92 C SL 80 B CH 73 B CH 74 F CH 73 B SI 93 X FF 91 3-2 ② G4-3		B CH 86 S FF 91 B FF 93 X SL 82 2-1 ① SF7 3-H	3	1	1	1	1	0	1
Inning Stats	R: 3 H: 4 E: 0 LOB: 2 K: 1 BB: 1 S: 23 P: 36	R: 2 H: 3 E: 0 LOB: 1 K: 0 BB: 0 S: 10 P: 17	R: 1 H: 1 E: 0 LOB: 2 K: 2 BB: 2 S: 11 P: 23	R: 3 H: 2 E: 0 LOB: 1 K: 0 BB: 2 S: 14 P: 30	R: 0 H: 0 E: 0 LOB: 1 K: 2 BB: 0 S: 14 P: 21	R: 0 H: 0 E: 0 LOB: 0 K: 0 BB: 0 S: 6 P: 11	R: 0 H: 0 E: 0 LOB: 0 K: 1 BB: 0 S: 10 P: 16	R: 0 H: 1 E: 0 LOB: 2 K: 2 BB: 1 S: 15 P: 24	R: 5 H: 4 E: 0 LOB: 2 K: 0 BB: 3 S: 19 P: 38	1B: 9 SF: 2 2B: 3 SAC: 0 3B: 1 DP: 0 HR: 2 HBP: 1						

AB	40
R	14
H	15
RBI	14
BB	9
SO	8
LOB	23

WP: 1 PA: 52
PB: 0
SB: 1
CS: 0

PITCHER		IP	WLS	BF	H	R	ER	SO	BB	IBB	HBP	BLK	WP	HR	S	P	ERA	WHIP
45 Tyler Skaggs, L ERA: 4.54	(1, 1)	2.2	L	19	8	6	6	2	2	1	0	0	1	1	41	70	20.25	3.750
40 Kevin Jepsen, R ERA: 6.35	(3, 1)	1.1		8	2	3	3	1	2	0	0	0	0	1	17	36	20.25	3.000
58 Michael Kohn, R ERA: 1.15	(5, 1)	1.2		6	0	0	0	3	0	0	1	0	0	0	18	30	0.00	0.000
64 Mike Morin, R ERA:	(6, 1)	1.1		4	0	0	0	1	0	0	0	0	0	0	12	18	0.00	0.000
59 Fernando Salas, R ERA: 1.98	(8, 1)	1.0		5	1	0	0	2	1	0	0	0	0	0	15	24	0.00	2.000

PITCHER		IP	WLS	BF	H	R	ER	SO	BB	IBB	HBP	BLK	WP	HR	S	P	ERA	WHIP
63 Nick Maronde, L ERA: 8.53	(9, 1)	1.0		10	4	5	5	0	3	0	0	0	0	0	19	38	45.00	7.000

Texas Rangers @ Los Angeles Angels

Angel Stadium of Anaheim, Anaheim, CA

Sun May 04 2014, 12:41 PM - 4:35 PM PDT

Att. 37,765 - Partly Cloudy - 79 F

livebaseballscorecards.com

Batter	1	2	3	4	5	6	7	8	9	AB	R	H	RBI	BB	SO	LOB
2 Erick Aybar, S (1, 6) OBP: 0.308, SLG: 0.430	HR	FC1-5 1-2 2-3f			2B		1B		F9	5	1	3	1	0	0	3
27 Mike Trout, R (1, 8) OBP: 0.384, SLG: 0.550	F9	K			G5-3		SF9 3-H			3	0	0	1	0	1	3
5 Albert Pujols, R (1, 10) OBP: 0.353, SLG: 0.598	HR		K		HBP		L4			3	1	1	1	0	1	1
28 Raul Ibanez, L (1, 7) OBP: 0.222, SLG: 0.289	BB		K		K			FC8		3	0	0	0	1	2	2
47 Howie Kendrick, R (1, 4) OBP: 0.380, SLG: 0.426	F9		F9			L9		K		4	0	0	0	0	1	1
44 Ian Stewart, L (1, 5) OBP: 0.259, SLG: 0.426	G6-3			K		F7		K		4	0	0	0	0	2	1
20 C.J. Cron, R (1, 3) OBP: 0.556, SLG: 0.667		FC1-5 2 7 1B 1B		F7		F9			G4-6-3 8 1B	4	0	2	0	0	0	0
16 Hank Conger, L (1, 2) OBP: 0.349, SLG: 0.525 8 John McDonald, R (9, PH) OBP: 0.375, SLG: 0.400		K		K			2 1B 27 SF9 1B		G4-6-3 1-2f	3 1	1 0	1 0	0 0	0 0	2 0	1 1
7 Collin Cowgill, R (1, 9) OBP: 0.407, SLG: 0.500 10 Grant Green, R (9, PH) OBP: 0.500, SLG: 0.667		2 FC1-5 1-2 1B			K		K		2B	3 1	0 0	1 1	0 0	0 0	2 0	1 0
Inning Stats	R: 2 E: 0 K: 0 S: 15 H: 2 LOB: 1 BB: 1 P: 27	R: 0 E: 0 K: 2 S: 15 H: 2 LOB: 2 BB: 0 P: 24	R: 0 E: 0 K: 2 S: 7 H: 0 LOB: 0 BB: 0 P: 11	R: 0 E: 0 K: 2 S: 8 H: 0 LOB: 0 BB: 0 P: 10	R: 0 E: 0 K: 2 S: 13 H: 1 LOB: 2 BB: 0 P: 24	R: 0 E: 0 K: 0 S: 6 H: 0 LOB: 0 BB: 0 P: 9	R: 1 E: 0 K: 1 S: 12 H: 2 LOB: 1 BB: 0 P: 19	R: 0 E: 0 K: 2 S: 9 H: 0 LOB: 0 BB: 0 P: 14	R: 0 E: 0 K: 0 S: 14 H: 2 LOB: 1 BB: 0 P: 20	1B: 5 2B: 2 3B: 0 HR: 2	SF: 1 SAC: 0 DP: 1 HBP: 1			WP: 0 PB: 0 SB: 0 CS: 0	PA: 37		

BOTTOM	
AB	34
R	3
H	9
RBI	3
BB	1
SO	11
LOB	14

PITCHER	IP	WLS	BF	H	R	ER	SO	BB	IBB	HBP	BLK	WP	HR	S	P	ERA	WHIP
11 Yu Darvish, R (1, 1) ERA: 2.87	6.1	W	28	7	3	3	9	1	0	1	0	0	2	71	116	4.26	1.263
22 Nick Martinez, R (7, 1) ERA: 2.41	2.2		9	2	0	0	2	0	0	0	0	0	0	28	42	0.00	0.750

PITCHER	IP	WLS	BF	H	R	ER	SO	BB	IBB	HBP	BLK	WP	HR	S	P	ERA	WHIP

Batter	1	2	3	4	5	6	7	8	9	AB	R	H	RBI	BB	SO	LOB
17 Shin-Soo Choo, L (1, 7) OBP: 0.491, SLG: 0.551	C FF 93 S FF 92 B CU 84 B CH 84 B FF 94 F FF 92 X SI 92 3-2 ① G4-3		B FF 92 B CH 83 B FF 92 C SI 92 C SI 92 F FF 93 B SI 93 4-2 12 S BB			B CU 77 X SI 91 1-0 E8 12 G6-3 2B		X SL 86 0-0 12 G5-4-3 1-2 1B		3	1	2	0	1	0	0
12 Josh Wilson, R (1, 4) OBP: 0.284, SLG: 0.313	C FF 94 S SL 90 B SL 90 X FF 91 1-2 ② G5-3		F SI 90 F FF 94 D SL 89 S SL 90 1-3 ③ K 1-2			B CU 80 S SL 88 X SI 93 1-1 ① G6-3 3-H		C FF 92 B SL 89 B FF 93 S FF 92 X SI 89 2-2 ②③ G5-4-3 1-2f		4	0	0	1	0	1	4
29 Adrian Beltré, R (1, 5) OBP: 0.347, SLG: 0.343	C FF 94 F FF 91 B FF 92 C FF 90 1-3 ③ K			C FF 92 B SL 88 F FF 93 X SL 87 1-2 ① G1-3		X FF 90 0-0 84 G6-3 1B			F CH 86 F SL 87 X SI 90 0-2 G6-4-3 84 18 1B BB 1B	4	1	2	0	0	1	0
84 Prince Fielder, L (1, 3) OBP: 0.353, SLG: 0.342		B SI 91 C FF 92 F FF 92 B SI 92 X CU 82 2-2 ① F7		C SI 92 X FF 92 0-1 ② G5-4-3 1B		C SL 86 X FF 92 0-1 ②③ G6-3 1-2f			B FF 93 B SI 93 B SI 94 B SI 92 4-0 G6-4-3 1-2 BB	3	0	1	0	1	0	1
Alex Rios, R (1, 9) OBP: 0.351, SLG: 0.460		C CU 79 B FF 94 X FF 93 1-1 ② G6-3		X SL 89 0-0 ②③ G5-4-3 1-2f			B CU 79 F SI 88 S SL 87 B FF 90 X FF 89 2-2 ① G5-3		C FF 93 B FC 91 B FF 93 S SI 93 F FF 93 X FC 91 2-2 ①② G6-4-3 1-2f 2-3	4	0	0	0	0	0	3
61 Robinson Chirinos, R (1, 2) OBP: 0.290, SLG: 0.349 18 Mitch Moreland, L (9, PH) OBP: 0.321, SLG: 0.411		B FF 92 B SI 90 X FF 92 2-0 ③ L9			C SL 85 B SL 89 C FF 93 F SL 90 S SL 88 1-3 ① K		X SI 90 0-0 ② G6-3		C FF 94 C CU 81 F CU 82 X SI 94 0-2 2 1B 3-H 1B	3 1	0 0	0 1	0 1	0 0	1 0	0 0
2 Leonys Martin, L (1, 8) OBP: 0.336, SLG: 0.369			B CU 78 X FF 91 1-0 ① P6		C FF 93 F FF 92 X FF 92 0-2 ② G3-1		B CH 82 F FF 92 F SL 87 B FF 91 F FF 92 B SL 88 F SI 91 S SI 90 3-3 ③ K		B SI 94 B SI 93 C SI 93 B CU 78 F SI 92 F SI 94 X SI 94 3-2 1-3 1B	4	0	1	0	0	1	0
1 Elvis Andrus, R (1, 6) OBP: 0.287, SLG: 0.295			C FF 92 F SL 89 X FF 93 0-2 33 SH1-3 2B		B FF 91 C SI 90 X CU 83 1-1 E5			B SL 85 C FF 92 B SL 87 X FF 92 2-1 ① F9	X FF 92 0-0 ③ G5-3	4	0	1	0	0	0	2
33 Martín Pérez, L (1, 1) 37 Shawn Tolleson, R (6, 1) 49 Aaron Poreda, L (7, 1) 19 Daniel Robertson, R (8, PH) OBP: 0.273, SLG: 0.200 44 Jason Frasor, R (8, 1) 56 Neal Cotts, L (8, 1)			X FF 90 0-0 ② SH1-3 2-3		B SI 91 C SI 91 S SI 90 B SI 92 S SI 92 2-3 ③ K			B FF 89 C SL 85 X SI 89 1-1 17 1B 1B		1 0 0 1 0 0	0 0 0 0 0 0	0 0 0 1 0 0	0 0 0 0 0 0	1 0 0 0 0 0	0 0 0 0 0 0	1 0 0 0 0 0
Inning Stats	R: 0 E: 0 K: 1 S: 10 H: 0 LOB: 0 BB: 0 P: 15	R: 0 E: 0 K: 0 S: 6 H: 0 LOB: 0 BB: 0 P: 11	R: 0 E: 0 K: 1 S: 11 H: 1 LOB: 2 BB: 1 P: 17	R: 0 E: 0 K: 0 S: 6 H: 1 LOB: 0 BB: 0 P: 7	R: 0 E: 1 K: 2 S: 12 H: 0 LOB: 1 BB: 0 P: 16	R: 1 E: 1 K: 0 S: 6 H: 2 LOB: 0 BB: 0 P: 8	R: 0 E: 0 K: 1 S: 9 H: 0 LOB: 0 BB: 0 P: 14	R: 0 E: 0 K: 0 S: 8 H: 2 LOB: 1 BB: 0 P: 13	R: 1 E: 0 K: 0 S: 16 H: 3 LOB: 2 BB: 1 P: 25	1B: 7 2B: 2 3B: 0 HR: 0 SF: 0 SAC: 1 DP: 4 HBP: 0						

PITCHER		IP	WLS	BF	H	R	ER	SO	BB	IBB	HBP	BLK	WP	HR	S	P	ERA	WHIP
24 Jordan Lyles, R ERA: 2.62	(1, 1)	8.0	W	30	7	2	2	5	1	0	0	0	0	0	71	104	2.25	1.000
37 Nick Masset, R ERA:	(9, 1)	1.0		5	2	0	0	0	1	0	0	0	0	0	13	22	0.00	3.000

PITCHER	IP	WLS	BF	H	R	ER	SO	BB	IBB	HBP	BLK	WP	HR	S	P	ERA	WHIP

TOP

Texas Rangers @ Colorado Rockies

Coors Field, Denver, CO

Mon May 05 2014, 6:45 PM - 9:45 PM MDT

Att. 26,242 - Partly Cloudy - 79 F

livebaseballscorecards.com

AB	32
R	2
H	9
RBI	2
BB	2
SO	5
LOB	11

WP: 0	PA: 35
PB: 0	
SB: 1	
CS: 0	

Texas Rangers @ Colorado Rockies

Coors Field, Denver, CO

Mon May 05 2014, 6:45 PM - 9:45 PM MDT

Att. 26,242 - Partly Cloudy - 79 F

livebaseballscorecards.com

Batter	1	2	3	4	5	6	7	8	9	AB	R	H	RBI	BB	SO	LOB
1 Brandon Barnes, R (1, 9) OBP: 0.400, SLG: 0.441	C FF 90 C SI 91 B SL 88 S CH 85 1-3 K ①	F CU 78 B SI 91 F CH 85 X SL 85 1-2 13 1B 5 G3 2B	F SI 90 F FF 90 B FF 90 T CH 84 1-2 K ①	B FF 93 F SL 82 X FF 93 1-1 G3-1 ③	S SL 85 C FF 92 B FF 92 F SL 83 X FF 92 1-2 13 SF9 1-3 2B			5	1	2	0	0	2	0
13 Drew Stubbs, R (1, 8) OBP: 0.333, SLG: 0.393	B SI 91 B SI 92 C SI 91 X SI 91 2-1 G5-3 ②	B SI 91 C SI 91 X CU 77 1-1 5 G3 2 BB 2-3 1B	X SI 90 0-0 2 HR 2B	B SL 80 X FF 92 1-0 2 HR 2B	F FF 92 B FF 92 B SL 83 F FF 92 B FF 92 F FF 91 X FF 92 3-2 SF9 ② 2-3 3-H			4	2	3	1	0	0	0
2 Troy Tulowitzki, R (1, 6) OBP: 0.512, SLG: 0.786	B SI 92 S SI 86 B FF 91 C FF 92 B FF 93 X SI 86 3-2 G4-3 ③	B CU 79 B SI 90 D FF 91 C FF 90 1 SAFE 1 SAFE F FF 92 B FF 93 4-2 5 G3 1-2 BB	X CH 84 0-0 2-H HR	B CH 79 X FF 93 1-0 2-H HR	B SL 83 B FF 92 B SL 84 C FF 92 B FF 91 4-1 BB			3	2	2	4	2	0	0
5 Carlos González, L (1, 7) OBP: 0.295, SLG: 0.476		X FF 92 0-0 28 HR 2B	F SL 84 B SL 83 B SL 86 F SI 92 F SL 88 B CH 85 X SI 93 3-2 G3 ① 1-2 2-3 3-H		C FF 88 B SL 84 S SL 84 X FF 92 1-2 2B		B SI 94 F FF 94 F FF 95 S SL 85 1-3 K ①	X SL 85 0-0 G4-3 ③		5	1	2	1	0	1	4
28 Nolan Arenado, R (1, 5) OBP: 0.336, SLG: 0.515		B FF 92 C SI 91 F CU 77 B SL 87 F SI 91 X FF 93 2-2 2-H HR	I IN 75 I IN 72 I IN 73 I IN 72 4-0 33 G4-3 IBB		B CU 79 B CH 83 B CH 83 C FF 91 B CH 84 4-1 BB		X FF 94 0-0 G4-3 ②			2	1	1	2	2	0	0
33 Justin Morneau, L (1, 3) OBP: 0.354, SLG: 0.608		X SI 91 0-0 G4-3 ①	C SL 86 B FF 92 B SI 92 X SI 91 2-1 G4-3 ② ③ 1-2f		F SL 85 F SL 83 T SI 91 0-2 K ②		C SL 84 S FF 94 F FF 92 X SL 85 0-2 2B			4	0	1	0	0	1	5
58 Jordan Pacheco, R (1, 2) OBP: 0.295, SLG: 0.400		C CU 78 B SI 92 C CH 83 B SI 87 B SI 91 X SI 92 3-2 G4-3 ②	B SI 90 B SI 90 C FF 92 X FF 90 2-1 G6-3 ①	B CU 76 C CH 84 F SI 91 F FF 91 C SL 85 1-3 K ③			C FF 95 X FF 95 0-1 G6-3 ③			4	0	0	0	0	1	3
9 DJ LeMahieu, R (1, 4) OBP: 0.342, SLG: 0.313		B SI 91 B FF 91 C FF 91 F CH 84 X SL 86 2-2 E5	X SI 92 0-0 G4-3 ②		F FF 91 B FF 92 B FF 93 B FF 92 X FF 92 3-1 24 G5-6-3 1B		C FF 91 B FF 92 C FF 92 B FF 91 F FF 92 B FF 93 F FF 92 F FF 92 S FF 92 3-3 K ①		4	0	1	0	0	1	0
24 Jordan Lyles, R (1, 1) OBP: 0.316, SLG: 0.500 37 Nick Masset, R (9, 1)		C SI 88 B CH 82 S CH 82 C FF 91 1-3 K ③	C SI 92 X SI 90 0-1 G4-3 ③		X FF 91 0-0 G5-6-3 ① ② 1-2f			B FF 92 X FF 92 1-0 1 2B 13 SF9 1B		4 0	1 0	1 0	0 0	0 0	1 0	2 0
Inning Stats	R: 0 E: 0 K: 1 S: 8 H: 0 LOB: 0 BB: 0 P: 14	R: 2 E: 1 K: 1 S: 15 H: 2 LOB: 1 BB: 0 P: 23	R: 1 E: 0 K: 0 S: 13 H: 2 LOB: 2 BB: 2 P: 28	R: 0 E: 0 K: 0 S: 5 H: 0 LOB: 0 BB: 0 P: 7	R: 2 E: 0 K: 3 S: 16 H: 3 LOB: 2 BB: 1 P: 23	R: 0 E: 0 K: 0 S: 5 H: 1 LOB: 0 BB: 0 P: 9	R: 2 E: 0 K: 1 S: 12 H: 3 LOB: 1 BB: 0 P: 15	R: 1 E: 0 K: 1 S: 17 H: 2 LOB: 2 BB: 1 P: 29		1B: 3 2B: 7 3B: 0 HR: 3	SF: 1 SAC: 0 DP: 2 HBP: 0		WP: 0 PB: 0 SB: 0 CS: 0	PA: 40		

PITCHER	IP	WLS	BF	H	R	ER	SO	BB	IBB	HBP	BLK	WP	HR	S	P	ERA	WHIP
33 Martín Pérez, L (1, 1) ERA: 3.59	5.0	L	25	7	5	5	5	2	1	0	0	0	2	57	95	9.00	1.800
37 Shawn Tolleson, R (6, 1) ERA: 4.5	1.0		5	3	2	2	0	0	0	0	0	0	1	7	13	18.00	3.000
49 Aaron Poreda, L (7, 1) ERA:	1.0		4	1	0	0	1	0	0	0	0	0	0	10	11	0.00	1.000
44 Jason Frasor, R (8, 1) ERA: 1.64	0.2		5	2	1	1	1	1	0	0	0	0	0	16	28	13.50	4.500
56 Neal Cotts, L (8, 1) ERA: 5.25	0.1		1	0	0	0	0	0	0	0	0	0	0	1	1	0.00	0.000

PITCHER	IP	WLS	BF	H	R	ER	SO	BB	IBB	HBP	BLK	WP	HR	S	P	ERA	WHIP

Texas Rangers @ Colorado Rockies

Coors Field, Denver, CO

Tue May 06 2014, 6:45 PM - 10:16 PM MDT

Att. 27,838 - Cloudy - 72 F

TOP

livebaseballscorecards.com

Batter	1	2	3	4	5	6	7	8	9	AB	R	H	RBI	BB	SO	LOB
17 Shin-Soo Choo, L (1, 7) OBP: 0.500, SLG: 0.554 19 Daniel Robertson, R (7, PR) OBP: 0.250, SLG: 0.182 (7, 7)	C FF 92 F FF 92 X SL 85 0-2 G4-3 ①		B FF 92 B FF 90 X FF 90 2-0 2 FC4-6 1-2 1B		B SL 83 S CH 84 B FF 92 B FF 92 B FF 90 4-1 2 BB BB		C SL 87 B SL 88 X FF 94 1-1 15 1B 1B		C FF 93 C ST 82 F ST 82 B ST 82 F FF 92 B ST 83 X ST 82 2-2 G6-3 ①	3 1	0 0	2 0	0 0	1 0	0 0	0 0
2 Leonys Martin, L (1, 8) OBP: 0.336, SLG: 0.362 15 Michael Choice, R (7, PH) OBP: 0.329, SLG: 0.333 (7, 8)	C FF 93 B SL 86 B FF 93 X SL 92 2-1 L8 ②		B FF 91 F FF 92 X CH 83 1-1 FC4-6 ② 1-2f 2-3		1 SAFE C FF 90 1 SAFE B CH 85 B FF 92 B FF 90 B FF 91 4-1 1-2 BB		C FF 93 D CH 85 X FF 94 1-1 1-2 1B		B ST 82 C FF 93 B ST 82 C ST 82 X ST 84 2-2 FC4 ②	2 2	0 0	0 1	0 0	1 0	0 0	2 0
29 Adrian Beltré, R (1, 5) OBP: 0.338, SLG: 0.375	C FF 93 B SL 86 B FF 94 B FF 92 X FF 94 3-1 HR		X FF 92 0-0 G5-3 ③		C CH 86 F FF 94 D CH 87 X SL 86 1-2 G5-3 ③		B FF 94 S FF 95 C FF 94 D SL 89 S SL 89 2-3 K2-3 ③		C FF 93 X FF 91 0-1 F8 ③	5	1	1	1	0	1	6
84 Prince Fielder, L (1, 3) OBP: 0.357, SLG: 0.342	C CH 84 S FF 92 B CH 87 C FF 94 1-3 K ③			B FF 90 B CH 86 T CH 85 B FF 91 B SL 83 4-1 L9-3 BB		B FF 96 X SI 95 1-0 G5-4-3 1B		B FC 90 B CH 87 C FF 92 B FF 93 C FF 92 X FF 91 3-2 G6-3 ①		3	0	1	0	1	1	0
Alex Rios, R (1, 9) OBP: 0.341, SLG: 0.446		B SL 84 X SL 83 1-0 F8 ①	B FF 92 C SL 82 B FF 92 X FF 91 2-1 L9-3 ①② 1-1			C FC 91 X SI 93 0-1 G5-4-3 ①② 1-2f		C FF 93 B SL 86 C FF 92 X FF 93 1-2 G4-3 ②		4	0	0	0	0	0	2
16 Donnie Murphy, R (1, 4) OBP: 0.304, SLG: 0.309 41 Alexi Ogando, R (6, 1) 37 Shawn Tolleson, R (6, 1) 56 Neal Cotts, L (7, 1) 18 Mitch Moreland, L (8, PH) OBP: 0.329, SLG: 0.419 (8, 1)		C FF 92 C FF 92 X SL 84 0-2 G4-3 ②		B SL 85 F FF 93 B FF 93 B FF 93 F FF 92 B FF 94 4-2 BB		F FF 95 S FC 90 B CU 83 F FF 95 B FC 90 B FF 95 D FC 91 4-2 BB		C FF 92 B FF 94 X FF 94 1-1 7 2B 1B		1 0 0 0 0	0 0 0 0 1	0 0 0 0 0	0 0 0 0 0	2 0 0 0 0	0 0 0 0 0	0 0 0 0 0
7 J.P. Arencibia, R (1, 2) OBP: 0.192, SLG: 0.255		F SL 85 B SL 84 F FF 93 F FF 92 B SL 85 B SL 87 F SL 83 F FF 95 X SL 84 3-2 F7 ③	C CH 86 F SL 86 1 SAFE B FF 93 B FF 93 F SL 85 X FF 93 2-2 F9 ③			X FF 95 0-0 G1-3 ③		C FF 93 F SL 86 F SL 85 B SL 85 X FF 94 1-2 1-3 2B		4	0	1	0	0	0	2
1 Elvis Andrus, R (1, 6) OBP: 0.293, SLG: 0.296			C FF 90 X FF 91 0-1 G6-3 ①		C SL 83 F SL 82 B FF 91 B SL 83 B FF 92 X FF 90 3-2 L4 ①		B FF 93 B FF 93 C FF 94 C FF 94 X FF 94 2-2 12 G6-4-3 1B	B FF 92 B FF 93 C FF 93 F FF 93 D SL 86 B FF 93 4-2 BB		3	0	1	0	1	0	0
46 Robbie Ross Jr., L (1, 1) 12 Josh Wilson, R (6, 4) OBP: 0.275, SLG: 0.303			B FF 91 B FF 91 C FF 90 C FF 91 F FF 93 B FF 93 B FF 92 4-2 2 FC4-6 17 1B BB		X FF 93 0-0 G4-3 ②		C FF 94 F SL 88 F FF 94 X SL 87 0-2 G6-4-3 ①② 1-2f	C FF 92 F FF 92 B FF 92 X SL 88 1-2 G6-3 ③		1 2	0 0	0 0	0 0	1 0	0 0	0 4
Inning Stats	R: 1 E: 0 K: 1 S: 10 H: 1 LOB: 0 BB: 0 P: 16	R: 0 E: 0 K: 0 S: 10 H: 0 LOB: 0 BB: 0 P: 14	R: 0 E: 0 K: 0 S: 9 H: 1 LOB: 2 BB: 1 P: 16	R: 0 E: 0 K: 0 S: 9 H: 0 LOB: 1 BB: 2 P: 21	R: 0 E: 0 K: 0 S: 9 H: 0 LOB: 2 BB: 2 P: 21	R: 0 E: 0 K: 0 S: 7 H: 1 LOB: 1 BB: 1 P: 12	R: 0 E: 0 K: 1 S: 14 H: 3 LOB: 2 BB: 0 P: 20	R: 0 E: 0 K: 0 S: 17 H: 2 LOB: 3 BB: 1 P: 28	R: 0 E: 0 K: 0 S: 10 H: 0 LOB: 0 BB: 0 P: 14	1B: 6 2B: 2 3B: 0 HR: 1 SF: 0 SAC: 0 DP: 3 HBP: 0						

PITCHER		IP	WLS	BF	H	R	ER	SO	BB	IBB	HBP	BLK	WP	HR	S	P	ERA	WHIP
12 Juan Nicasio, R ERA: 3.89	(1, 1)	5.0	W	21	2	1	1	1	5	0	0	0	0	1	47	88	1.80	1.400
47 Chris Martin, R ERA: 3.18	(6, 1)	1.0	H	4	1	0	0	0	1	0	0	0	0	0	7	12	0.00	2.000
49 Rex Brothers, L ERA: 3.6	(7, 1)	1.0		5	3	0	0	1	0	0	0	0	0	0	14	20	0.00	3.000
34 Matt Belisle, R ERA: 4.5	(8, 1)	1.0		6	2	0	0	0	1	0	0	0	0	0	17	28	0.00	3.000
0 Adam Ottavino, R ERA: 1.84	(9, 1)	1.0		3	0	0	0	0	0	0	0	0	0	0	10	14	0.00	0.000

PITCHER		IP	WLS	BF	H	R	ER	SO	BB	IBB	HBP	BLK	WP	HR	S	P	ERA	WHIP

AB	32
R	1
H	8
RBI	1
BB	7
SO	2
LOB	16

WP: 0 PA: 39
PB: 0
SB: 0
CS: 0

BOTTOM

Batter	1	2	3	4	5	6	7	8	9	AB	R	H	RBI	BB	SO	LOB
19 Charlie Blackmon, L (1, 9) OBP: 0.396, SLG: 0.610	C FF 89 X SL 84 0-1 HR	C FF 92 X FF 92 0-1 ③ G6-3		F FF 92 X FF 92 0-1 ③ G6-3		1 SAFE 1-2 2 2B 1-H 2B F8		C FC 91 F SI 78 F SL 90 X SI 94 0-2 ③ G1-3		6	2	2	2	0	0	5
13 Drew Stubbs, R (1, 8) OBP: 0.353, SLG: 0.475	C FF 91 B FF 90 B CH 86 F FF 92 S FF 91 2-3 ① K	X FF 90 0-0 2 1B 2 S 5 1B 1B	C SL 83 B CH 86 B CH 86 X FF 91 2-1 2 1B 5 1B 2B	B FF 93 C FF 93 T FF 94 X SL 82 1-2 ② G5-3	X SL 82 0-0 HR					5	3	3	1	0	1	1
2 Troy Tulowitzki, R (1, 6) OBP: 0.522, SLG: 0.794 9 DJ LeMahieu, R (8, 4) OBP: 0.342, SLG: 0.313	H SL 81 1-0 5 1B 28 SF9 HBP	1 SAFE 1 SAFE B SL 82 C SI 89 D CH 85 X FF 90 2-1 28 G5-3 5 1B 1-3 1B	B CU 72 B FF 91 C FF 93 B CU 74 X FF 91 3-1 28 L6-4 5 1B 2-3 1B	D SL 80 S FF 94 C SL 82 F SL 82 F FF 96 D SL 83 X SL 83 2-2 5 1B 2-H 2B	C FF 91 B FF 92 F CH 80 B FF 94 X CH 81 2-2 ① G1-3					4 0	2 0	3 0	1 0	0 0	0 0	0 0
5 Carlos González, L (1, 7) OBP: 0.321, SLG: 0.504 8 Michael McKenry, R (8, 2) OBP: 0.250, SLG: 0.250	B FF 89 X SL 83 1-0 1-3 1B	D SI 90 B FF 92 X SL 83 2-0 28 G5-3 1-2 3-H 1B	F FF 92 F SI 90 F FF 92 B SI 90 X FF 92 1-2 33 1B 1-2 3-H 1B	S CH 86 X FF 96 0-1 28 BB 33 1B 2-H 1B	F SL 87 F FF 91 X FF 92 0-2 28 2B 2B					5 0	2 0	5 0	3 0	0 0	0 0	0 0
28 Nolan Arenado, R (1, 5) OBP: 0.338, SLG: 0.518	F FF 91 B FF 90 X SL 84 1-1 ② SF9 3-H	F SI 86 X FF 91 0-1 ①② G5-3 1-2 2-3f	B CH 84 C FF 90 F FF 91 X SL 82 1-2 ①② L6-4 2-2	D SL 82 B SL 81 B FF 93 B FF 94 4-0 33 1B 23 1B 1-2 BB	C SL 89 B SL 89 F FF 92 B FF 92 B SL 89 X FF 93 3-2 33 G4-3 2-H 2B					3	1	1	2	1	0	4
33 Justin Morneau, L (1, 3) OBP: 0.356, SLG: 0.600 34 Matt Belisle, R (8, 1) 0 Adam Ottavino, S (9, 1)	F SI 90 S SI 91 F FF 91 X FF 92 0-2 ③ L5	X SI 92 0-0 ③ G5-3	X FF 92 0-0 1-3 1B	S CH 86 X CH 88 0-1 23 1B 58 1B 1-3 2-H 1B	C SL 86 F FF 92 X SL 83 0-2 ② G4-3 2-3					5 0 0	1 0 0	2 0 0	1 0 0	0 0 0	0 0 0	3 0 0
23 Charlie Culberson, R (1, 4) OBP: 0.205, SLG: 0.297 (8, 6)		C FF 89 C CH 86 F SI 92 B SL 84 B SL 85 X FF 92 2-2 ① G1-3		C SI 91 B FF 90 X CH 85 1-1 ① G5-3	X FF 91 0-0 ③ G5-3	B FF 95 B FF 94 C FF 93 C FF 94 X FF 95 2-2 1 1B 58 1B 1-2 3-H 1B	F FF 91 T SL 89 F FF 92 B SL 83 X SL 88 1-2 ③ G6-3			5	0	1	1	0	0	3
58 Jordan Pacheco, R (1, 2) OBP: 0.327, SLG: 0.432 (8, 3)		B SI 92 B SI 92 B FF 92 C FF 91 F FF 92 B FF 90 4-2 BB		X FF 91 0-0 2B	C SI 89 C FF 90 F FF 92 X FF 90 2-2 ① G6-3 B SL 81 C FF 93 X FF 93 1-1 1 1B 1-2 2-H 1B		B SI 94 B FF 91 F FF 90 X FF 93 2-1 ① L9			4	0	2	1	1	0	0
12 Juan Nicasio, R (1, 1) OBP: 0.067, SLG: 0.071 47 Chris Martin, R (6, 1) 1 Brandon Barnes, R (6, PH) OBP: 0.416, SLG: 0.457 49 Rex Brothers, L (7, 1) 6 Corey Dickerson, L (8, 7) OBP: 0.391, SLG: 0.619		X FF 89 0-0 ② B5		X FF 90 0-0 ② L9		B SL 82 F FF 93 1-1 19 2B 19 E 1B B FF 94 B FF 93 C FF 93 X FF 92 X SL 82 2-2 1-2 2-3 1B		B SI 93 B FF 93 F FF 90 B FF 92 F FF 92 F SI 93 X SI 94 3-2 ② F9		2 0 2 0 1	0 0 1 0 0	0 0 2 0 0	0 0 1 0 0	0 0 0 0 0	0 0 0 0 0	2 0 0 0 0
Inning Stats	R: 2 E: 0 K: 1 S: 12 H: 2 LOB: 1 BB: 0 P: 17	R: 0 E: 0 K: 0 S: 9 H: 0 LOB: 1 BB: 1 P: 15	R: 1 E: 0 K: 0 S: 7 H: 3 LOB: 1 BB: 0 P: 11	R: 0 E: 0 K: 0 S: 6 H: 1 LOB: 1 BB: 0 P: 7	R: 1 E: 0 K: 0 S: 13 H: 4 LOB: 2 BB: 0 P: 20	R: 6 E: 1 K: 0 S: 34 H: 8 LOB: 3 BB: 1 P: 51	R: 2 E: 0 K: 0 S: 17 H: 3 LOB: 1 BB: 0 P: 23	R: 0 E: 0 K: 0 S: 10 H: 0 LOB: 0 BB: 0 P: 15		1B: 13 2B: 7 3B: 0 HR: 2 SF: 1 SAC: 0 DP: 2 HBP: 1						

PITCHER		IP	WLS	BF	H	R	ER	SO	BB	IBB	HBP	BLK	WP	HR	S	P	ERA	WHIP
46 Robbie Ross Jr., L ERA: 4.74	(1, 1)	5.1	L	28	12	6	6	1	1	0	1	0	0	1	59	86	10.12	2.438
41 Alexi Ogando, R ERA: 8.44	(6, 1)	0.1		8	6	4	4	0	1	0	0	0	0	0	20	32	108.00	21.000
37 Shawn Tolleson, R ERA: 4.86	(6, 1)	0.2		3	1	1	1	0	0	0	0	0	0	1	6	9	13.50	1.500
56 Neal Cotts, L ERA: 5.68	(7, 1)	0.2		4	2	1	1	0	0	0	0	0	0	0	13	17	13.50	3.000
18 Mitch Moreland, L ERA:	(8, 1)	1.0		3	0	0	0	0	0	0	0	0	0	0	10	15	0.00	0.000

PITCHER	IP	WLS	BF	H	R	ER	SO	BB	IBB	HBP	BLK	WP	HR	S	P	ERA	WHIP

Texas Rangers @ Colorado Rockies

Coors Field, Denver, CO

Tue May 06 2014, 6:45 PM - 10:16 PM MDT

Att. 27,838 - Cloudy - 72 F

livebaseballscorecards.com

AB	42
R	12
H	21
RBI	12
BB	2
SO	1
LOB	18

WP: 0 PA: 46
PB: 0
SB: 1
CS: 0

Batter	1	2	3	4	5	6	7	8	9	AB	R	H	RBI	BB	SO	LOB
19 Charlie Blackmon, L (1, 9) OBP: 0.396, SLG: 0.602	B FF 86 B FF 86 X CH 86 2-0 F9 ①	X SI 88 0-0 1-2 1B		B FF 88 X FF 87 1-0 6 E 6 S 2 SF8 1-3 2-H 1B	X SI 89 0-0 P5 ②		B SI 88 B SL 78 F SI 87 F CH 81 B FF 90 X SL 80 3-2 P3 ③			5	1	2	1	0	0	2
6 Corey Dickerson, L (1, 10) OBP: 0.373, SLG: 0.587	B FF 88 B SL 86 X SI 87 2-0 P5 ②	C FF 88 F FF 86 B FF 87 S SL 80 1-3 K ③		1 SAFE P PO 82 F FF 87 B FF 88 X FF 87 2-1 SF8 ① 1-3 3-H	F SI 88 B SI 90 F SL 81 F FF 91 X SL 82 1-2 3-H 1B			C SI 88 F SI 88 S SL 80 0-3 K ①		4	0	1	2	0	2	2
2 Troy Tulowitzki, R (1, 6) OBP: 0.511, SLG: 0.775	B FF 88 B SL 83 C FF 86 B FF 90 X FF 90 3-1 5 2B 28 2B 1B		B FF 87 C FF 88 F SI 88 X SL 81 1-2 G5-3 ①	C FF 87 B FF 88 C FF 88 B FF 89 B SL 84 F FF 89 F FF 90 X FF 89 3-2 SF8 ② 3-H	C SI 88 B SL 81 B SL 81 X SL 80 2-2 G1-3 ③			B SI 88 B CH 81 X FF 89 2-0 P4 ②		4	1	1	1	0	0	1
5 Carlos González, L (1, 7) OBP: 0.324, SLG: 0.530	X CU 75 0-0 1-3 28 2B 2B		C FF 88 B FF 88 X CH 84 1-1 FC7 ②	B FF 89 B CH 84 X CH 83 2-0 HR		X SI 86 0-0 G3-1 ①		F SI 89 S SI 89 B SI 89 F SL 80 B CH 82 F SL 80 B SI 89 X SI 89 3-2 G4-3 ③		5	2	2	1	0	0	0
28 Nolan Arenado, R (1, 5) OBP: 0.346, SLG: 0.535	C SL 81 B FF 90 D SL 83 B SL 82 X SL 81 3-1 2-H 3-H 2B		C SL 83 X FF 88 0-1 33 1B 33 1B 1B	F FF 90 S FF 90 B FF 91 X SL 82 1-2 2B		C SI 87 X SL 81 0-1 P3 ②			B SI 87 X SL 78 1-0 G6-3 ①	5	0	3	2	0	0	0
33 Justin Morneau, L (1, 3) OBP: 0.350, SLG: 0.585	D CH 83 F CH 84 B FF 88 X CH 82 2-1 P2 ③		F FF 88 S FF 88 X CH 85 0-2 1-H 1B	F CH 82 F SI 91 B SL 81 S CH 82 1-3 K ③		B CH 80 B SI 89 F SI 89 F SI 89 B SI 90 F SL 81 X SI 90 3-2 G3 ③			B CH 80 S CH 81 B SI 88 B SI 88 F FF 88 F SI 89 X SI 88 3-2 P5 ②	5	0	1	0	0	1	2
13 Drew Stubbs, R (1, 8) OBP: 0.370, SLG: 0.492		B FF 87 B FF 88 B FF 87 C FF 87 X FF 89 3-1 F9 ①		B CH 86 X FF 87 1-0 8 E 8 S 8 1B 1B	B SI 88 C SI 87 X SI 89 1-1 8 F9 9 3B 2B		B SL 78 C SI 87 X SI 88 1-1 F9 ①		B SL 79 B SL 79 B SI 88 B SI 87 4-0 BB	4	2	2	0	1	0	0
8 Michael McKenry, R (1, 2) OBP: 0.222, SLG: 0.222		C FF 88 S FF 90 F FF 90 X SL 84 0-2 G5-3 ②		1 SAFE B CH 84 1 SAFE B FF 88 C FF 88 D SL 81 X FF 87 3-1 9 1B 19 1B 1-H 1B	B SI 88 C SL 80 B SI 88 X FF 88 2-1 F9 ① 2-3		F SI 88 X SL 80 0-1 P3 ②		X FF 87 0-0 P4 ③	5	1	1	1	0	0	2
9 DJ LeMahieu, R (1, 4) OBP: 0.365, SLG: 0.353		B FF 89 F FF 89 C CH 85 F FF 88 X SL 83 1-2 19 1B 1B		F FF 88 B FF 87 X CU 75 1-1 19 1B 6 SF8 1-2 1B	B SI 90 X FF 89 1-0 6 1B 3-H 3B		B FF 88 H SI 87 2-0 HBP			3	2	3	1	0	0	0

Inning Stats																						
	R: 2	H: 3	R: 0	H: 2	R: 0	H: 2	R: 5	H: 6	R: 2	H: 3	R: 0	H: 0	R: 0	H: 0	R: 0	H: 0	R: 0	H: 0	1B: 10	SF: 2	WP: 0	PA: 44
	E: 0	LOB: 1	E: 0	LOB: 2	E: 0	LOB: 2	E: 1	LOB: 1	E: 0	LOB: 1	E: 0	LOB: 0	E: 0	LOB: 1	E: 0	LOB: 1	E: 0	LOB: 1	2B: 4	SAC: 0	PB: 0	
	K: 0	BB: 1	K: 1	BB: 0	K: 0	BB: 0	K: 1	BB: 0	K: 0	BB: 0	K: 0	BB: 0	K: 0	BB: 1	K: 1	BB: 0	K: 0	BB: 1	3B: 1	DP: 0	SB: 2	
	S: 9	P: 21	S: 14	P: 19	S: 10	P: 12	S: 21	P: 35	S: 13	P: 20	S: 7	P: 10	S: 7	P: 13	S: 9	P: 14	S: 6	P: 14	HR: 1	HBP: 1	CS: 0	

PITCHER		IP	WLS	BF	H	R	ER	SO	BB	IBB	HBP	BLK	WP	HR	S	P	ERA	WHIP
48 Colby Lewis, R ERA: 6.12	(1, 1)	3.2	L	22	12	7	7	1	0	0	0	0	0	1	48	79	17.18	3.273
25 Scott Baker, R ERA: 3.38	(4, 1)	5.1		22	4	2	2	2	1	0	1	0	0	0	48	79	3.38	0.938

PITCHER	IP	WLS	BF	H	R	ER	SO	BB	IBB	HBP	BLK	WP	HR	S	P	ERA	WHIP

TOP

Colorado Rockies @ Texas Rangers

Globe Life Park in Arlington, Arlington, TX

Wed May 07 2014, 8:08 PM - 11:13 PM EDT

Att. 29,467 - Partly Cloudy - 83 F

livebaseballscorecards.com

AB	40
R	9
H	16
RBI	9
BB	1
SO	3
LOB	9

Batter	1	2	3	4	5	6	7	8	9	AB	R	H	RBI	BB	SO	LOB
17 Shin-Soo Choo, L (1, 10) OBP: 0.484, SLG: 0.531	B FF 90 X FF 91 1-0 L9 ①			C FF 91 B FS 86 S FS 85 B FF 92 F FF 92 C FS 84 2-3 K ①		C FS 84 X FS 85 0-1 G4-3 ①		S FC 92 B FF 91 S FC 90 B FS 85 S FS 87 2-3 K ①		4	0	0	0	0	2	0
15 Michael Choice, R (1, 7) OBP: 0.350, SLG: 0.348	B FF 92 X FS 83 1-0 FC8 ②			B FC 86 X FC 88 1-0 29 HR 1B		B FF 91 B FS 83 C FF 92 B FS 83 S FF 93 B FF 93 4-2 84 FC5-6 29 BB BB		B SI 92 T SI 91 B SI 92 X FF 91 2-1 1B		3	1	2	0	1	0	0
29 Adrian Beltré, R (1, 5) OBP: 0.345, SLG: 0.413	C FF 92 B FC 89 B FS 84 X FS 83 2-1 F9 ③			B FS 84 C FS 84 B FC 89 D FS 84 F FF 93 F FS 85 F FF 93 X FS 84 3-2 1-H HR		B CU 74 D CU 74 B FF 89 B FF 93 4-0 84 FC5-6 1-2 BB		X SI 93 0-0 L5 ②		3	1	1	2	1	0	1
84 Prince Fielder, L (1, 3) OBP: 0.347, SLG: 0.331		B FF 91 C FF 91 B FC 88 B FS 84 X FF 92 3-1 F9 ①		C FF 94 X FC 88 0-1 G3 ②		C FF 92 X FC 87 0-1 FC5-6 BB 1-2f 2-3 ②		F SI 92 F FS 88 C CU 80 0-3 K ③		4	0	0	0	0	1	3
Alex Rios, R (1, 9) OBP: 0.338, SLG: 0.436		B FF 92 C FF 89 B FF 90 S FS 84 B FF 92 S FS 84 3-3 K ②		C FF 93 X CU 75 0-1 G5-3 ③		B FS 83 S FC 90 S FS 84 B FF 93 B FC 90 B FF 93 4-2 1-2 BB			C FF 92 B SL 81 B FF 93 B SI 93 F FF 94 X FF 94 3-2 G5-3 ①	3	0	0	0	1	1	0
16 Donnie Murphy, R (1, 4) OBP: 0.293, SLG: 0.296 12 Josh Wilson, R (7, 4) OBP: 0.271, SLG: 0.299		C FF 92 X FC 89 0-1 P3 ③		B FF 91 C FF 92 B FS 83 F FF 90 B FF 89 F FF 92 X FF 93 3-2 G6-3 ①		S FS 84 B FF 94 B FS 84 B FS 84 S FS 84 F FF 93 F FF 93 F FF 94 X FS 84 3-2 G5-3 ③			C FF 93 F SI 94 X SL 82 0-2 G4-3 ②	3 1	0 0	0 0	0 0	0 0	0 0	3 0
1 Elvis Andrus, R (1, 6) OBP: 0.292, SLG: 0.302			C FF 92 X FF 92 0-1 B1-3 ①	B FF 91 F FC 88 C CU 74 B FF 93 B FS 84 X FF 92 3-2 G4-3 ②			B FF 95 S SI 94 X SI 95 1-1 G6-3 ①		C FF 92 B SL 87 C FF 93 F SL 88 B SL 88 X FF 93 2-2 2B	4	0	1	0	0	0	0
2 Leonys Martin, L (1, 8) OBP: 0.333, SLG: 0.358			B FF 92 C FF 92 F FS 86 B FF 93 S FS 84 2-3 K ②	X FF 92 0-0 1B			C FF 95 X FC 91 0-1 G1-3 ②		C FF 93 B FF 93 S CU 79 X SL 87 1-2 G4-3 ③	4	0	1	0	0	1	1
61 Robinson Chirinos, R (1, 2) OBP: 0.278, SLG: 0.333			C FF 92 B FF 90 B FC 89 B FS 84 C FF 93 S FS 84 3-3 K ③	B FF 92 C FS 83 F FS 84 F FC 88 F FF 93 B FC 90 X FS 83 2-2 G5-3 ③			C FF 96 B FC 92 F SI 95 B FF 97 X CU 82 2-2 L8 ③			3	0	0	0	0	1	1
Inning Stats	R: 0 E: 0 K: 0 S: 4 H: 0 LOB: 0 BB: 0 P: 8	R: 0 E: 0 K: 1 S: 7 H: 0 LOB: 0 BB: 0 P: 13	R: 0 E: 0 K: 2 S: 8 H: 0 LOB: 0 BB: 0 P: 13	R: 2 E: 0 K: 1 S: 14 H: 2 LOB: 0 BB: 0 P: 20	R: 0 E: 0 K: 0 S: 13 H: 1 LOB: 1 BB: 0 P: 21	R: 0 E: 0 K: 0 S: 14 H: 0 LOB: 3 BB: 3 P: 29	R: 0 E: 0 K: 0 S: 7 H: 0 LOB: 0 BB: 0 P: 10	R: 0 E: 0 K: 2 S: 9 H: 1 LOB: 1 BB: 0 P: 13	R: 0 E: 0 K: 0 S: 13 H: 1 LOB: 1 BB: 0 P: 19	1B: 3 2B: 1 3B: 0 HR: 1	SF: 0 SAC: 0 DP: 0 HBP: 0			WP: 0 PB: 0 SB: 0 CS: 0	PA: 35		

BOTTOM

Colorado Rockies @ Texas Rangers

Globe Life Park in Arlington, Arlington, TX

Wed May 07 2014, 8:08 PM - 11:13 PM EDT

Att. 29,467 - Partly Cloudy - 83 F

livebaseballscorecards.com

AB	32
R	2
H	5
RBI	2
BB	3
SO	6
LOB	9

PITCHER		IP	WLS	BF	H	R	ER	SO	BB	IBB	HBP	BLK	WP	HR	S	P	ERA	WHIP
29 Jorge De La Rosa, L ERA: 4.81	(1, 1)	6.0	W	24	3	2	2	4	3	0	0	0	0	1	60	104	3.00	1.000
47 Chris Martin, R ERA: 2.7	(7, 1)	1.0		3	0	0	0	0	0	0	0	0	0	0	7	10	0.00	0.000
37 Nick Masset, R ERA:	(8, 1)	1.0		4	1	0	0	2	0	0	0	0	0	0	9	13	0.00	1.000
48 Boone Logan, L ERA: 2.45	(9, 1)	0.2		2	0	0	0	0	0	0	0	0	0	0	6	9	0.00	0.000
32 LaTroy Hawkins, R ERA: 2.92	(9, 1)	0.1		2	1	0	0	0	0	0	0	0	0	0	7	10	0.00	3.000

PITCHER	IP	WLS	BF	H	R	ER	SO	BB	IBB	HBP	BLK	WP	HR	S	P	ERA	WHIP

Batter	1	2	3	4	5	6	7	8	9	AB	R	H	RBI	BB	SO	LOB
19 Charlie Blackmon, L (1, 7) OBP: 0.385, SLG: 0.583	C SI 92 B SI 91 F SI 91 B FF 94 F SI 92 B SI 91 X SI 91 3-2 P5 ①		B FF 90 F SI 89 S SI 89 T SI 90 1-2 K ②		S FF 90 F SI 89 B SI 88 X SI 90 1-2 FC4-6 ② 1-2f		F FF 95 F FF 96 B FF 98 X FF 97 1-2 F9-2 ②③ 3-H			4	0	0	0	0	1	2
28 Nolan Arenado, R (1, 5) OBP: 0.344, SLG: 0.527	B FF 94 B SI 91 X SI 91 2-0 P6 ②		X SI 91 0-0 2 BB 1B		1 SAFE 1 SAFE D CH 80 B CH 80 B SI 89 C FF 90 F SI 89 X SI 90 3-2 F8 ③			C FF 92 C FF 90 B FF 92 F CH 86 S CH 86 1-3 K ①		4	0	1	0	0	1	1
2 Troy Tulowitzki, R (1, 6) OBP: 0.510, SLG: 0.761	B FF 92 X FF 93 1-0 P6 ③		D CH 82 C CH 80 F SI 91 B SI 90 B SI 90 D CH 80 4-2 1-2 BB			B CU 76 B FF 90 B SI 90 B FF 88 4-0 1 2B BB		B SL 82 C FF 91 B FF 91 B CH 87 C FF 92 3-3 K ②		2	0	0	0	2	1	0
5 Carlos González, L (1, 10) OBP: 0.322, SLG: 0.522		C SI 89 B SI 88 F SI 88 B FC 84 X FC 83 2-2 1 L9 13 1B 1B	X 0-0 L4 ③			C SI 89 M SI 88 S SI 89 0-3 K ①		S CH 86 B FF 91 B FF 92 F CH 86 F FF 91 X CH 86 2-2 FC7 ③		4	0	1	0	0	1	3
13 Drew Stubbs, R (1, 8) OBP: 0.364, SLG: 0.478		X FF 90 0-0 58 BB 1-2 1B	B SI 87 B SI 87 B SI 88 C FF 88 T FF 91 X FF 91 3-2 G6-3 ①			B FF 91 C FF 92 1 SAFE 1 SAFE B CH 81 F FF 92 B SI 92 S FF 92 3-3 K ②			B SL 75 B FC 90 F FF 89 C FF 89 S CU 69 2-3 K ①	4	0	1	0	0	2	1
1 Brandon Barnes, R (1, 9) OBP: 0.407, SLG: 0.459		B CU 76 B CH 79 B SI 88 C FF 90 F SI 89 F SI 90 F FF 91 X SI 90 3-2 L9 ① 2-3	F CH 81 B FF 91 F FF 91 X FF 91 1-2 L9 ②			B CU 78 1 SAFE B FF 91 X FF 92 2-0 1-3 2B			C FC 90 S SL 78 C FF 90 0-3 K ②	4	0	1	0	0	1	2
58 Jordan Pacheco, R (1, 3) OBP: 0.321, SLG: 0.404		B SI 88 1 SAFE F SI 89 B SI 89 1 SAFE S CH 79 B CH 80 1 SAFE F SI 89 4-2 F SI 89 F SI 89 B SI 90 8 G4-6-3 1-2 BB	B SI 90 C SI 90 B CU 76 B SI 91 C FF 91 F SI 90 X SI 91 3-2 G5-3 ③			C SL 84 B CU 77 F SL 84 B FF 92 B CH 81 S SL 85 3-3 K ③			C FC 90 C FC 90 X FC 91 0-2 L8 ③	3	0	0	0	1	1	2
8 Michael McKenry, R (1, 2) OBP: 0.250, SLG: 0.333		S CH 81 C SI 89 X SI 89 0-2 G4-6-3 ②③ 1-2f			B SI 87 X SI 89 1-0 G6-3 ①		B FF 92 X FF 91 1-0 9 F9 19 F9-2 2B			3	0	1	0	0	0	3
9 DJ LeMahieu, R (1, 4) OBP: 0.364, SLG: 0.346			B SI 89 B FF 88 B SI 88 C SI 87 X SI 89 3-1 G6-3 ①		C SI 89 B SI 88 B SI 91 F SI 89 B SI 89 B SI 91 4-2 19 FC4-6 BB		F FF 92 B FF 91 B FF 92 B SL 84 F FF 92 F FF 92 F FF 92 X SL 85 3-2 F9 ① 2-3			2	0	0	0	1	0	1
Inning Stats	R: 0 E: 0 K: 0 S: 6 H: 0 LOB: 0 BB: 0 P: 12	R: 0 E: 0 K: 0 S: 17 H: 2 LOB: 2 BB: 1 P: 26	R: 0 E: 0 K: 1 S: 9 H: 1 LOB: 2 BB: 1 P: 17	R: 0 E: 0 K: 0 S: 10 H: 0 LOB: 0 BB: 0 P: 17	R: 0 E: 0 K: 0 S: 9 H: 0 LOB: 1 BB: 1 P: 18	R: 0 E: 0 K: 3 S: 10 H: 1 LOB: 2 BB: 1 P: 22	R: 0 E: 0 K: 0 S: 10 H: 1 LOB: 0 BB: 0 P: 15	R: 0 E: 0 K: 2 S: 11 H: 0 LOB: 0 BB: 0 P: 17	R: 0 E: 0 K: 2 S: 9 H: 0 LOB: 0 BB: 0 P: 11	1B: 3 2B: 3 3B: 0 HR: 0 SF: 0 SAC: 0 DP: 2 HBP: 0						

PITCHER		IP	WLS	BF	H	R	ER	SO	BB	IBB	HBP	BLK	WP	HR	S	P	ERA	WHIP
54 Matt Harrison, L ERA: 2.87	(1, 1)	5.1	W	22	3	0	0	2	4	0	0	0	0	0	54	97	0.00	1.312
22 Nick Martinez, R ERA: 2.29	(6, 1)	1.0	H	5	2	0	0	2	0	0	0	0	0	0	14	26	0.00	2.000
49 Aaron Poreda, L ERA:	(7, 1)	0.2	H	1	0	0	0	0	0	0	0	0	0	0	3	4	0.00	0.000
44 Jason Frasor, R ERA: 1.5	(8, 1)	1.0		3	0	0	0	2	0	0	0	0	0	0	11	17	0.00	0.000
28 Joakim Soria, R ERA: 2.77	(9, 1)	1.0		3	0	0	0	2	0	0	0	0	0	0	9	11	0.00	0.000

PITCHER	IP	WLS	BF	H	R	ER	SO	BB	IBB	HBP	BLK	WP	HR	S	P	ERA	WHIP

TOP

Colorado Rockies @ Texas Rangers

Globe Life Park in Arlington, Arlington, TX

Thu May 08 2014, 8:10 PM - 11:07 PM EDT

Att. 27,617 - Cloudy - 66 F

livebaseballscorecards.com

AB	30
R	0
H	5
RBI	0
BB	4
SO	8
LOB	15

Batter	1	2	3	4	5	6	7	8	9	AB	R	H	RBI	BB	SO	LOB
17 Shin-Soo Choo, L (1, 10) OBP: 0.481, SLG: 0.515	B CH 87 X FF 88 1-0 G3 ①		B SL 85 C SL 84 B FF 90 C FF 90 B SL 86 B SL 86 4-2 BB		B FF 89 X SL 86 1-0 F8 ②		F SL 86 B FF 88 H FF 89 2-1 29 F7 15 1B WP HBP	F FF 94 B FF 95 F CH 86 F CH 88 S FF 95 1-3 K ③		3	1	0	0	1	1	0
15 Michael Choice, R (1, 7) OBP: 0.345, SLG: 0.343	C FF 88 X FF 90 0-1 FC8 ②		C SI 90 C CH 83 B SL 86 F SL 82 B FF 91 F FF 90 S SL 83 2-3 FC ②		F FF 89 B CU 72 X CH 80 1-1 FC5-3 ③		X FF 95 0-0 WP 29 E 1-2 3-H 1B			4	0	1	1	0	0	1
29 Adrián Beltré, R (1, 5) OBP: 0.330, SLG: 0.392	B FF 89 C FF 88 B SL 85 S SL 86 B CH 83 C SL 86 3-3 K ③		B CU 72 B SL 85 C SL 82 C SL 85 S FF 92 2-3 K ③			C CH 78 X FF 89 0-1 F8 ① X FF 94 0-0 F7 ① 1-2 2-3				4	0	0	0	0	2	3
84 Prince Fielder, L (1, 3) OBP: 0.351, SLG: 0.354		F CH 87 C CH 85 F FF 90 S CU 71 0-3 K ①		S SL 84 X FF 90 0-1 G5-3 ①		X FF 88 0-0 HR I IN 81 I IN 79 I IN 78 I IN 79 4-0 WP IBB				3	1	1	1	1	1	0
Alex Rios, R (1, 9) OBP: 0.356, SLG: 0.452		C FF 89 B FF 89 B FF 90 B SL 85 X FF 90 3-1 2 1B 2B		B FF 90 B CH 82 B SL 82 B FF 89 4-0 1 1B BB		C FF 90 B SL 86 B CH 81 B SL 85 F SL 87 F SL 85 X FF 90 3-2 2 G4-3 2 PB 1B B CH 86 D FF 95 D FF 94 I IN 80 4-0 1-2 2-3 3-H IBB			2	1	2	0	2	0	0
2 Leonys Martin, L (1, 8) OBP: 0.331, SLG: 0.354		S FF 88 B FF 88 B FF 90 B SL 86 X SI 90 3-1 1 S 1 E 1 BLK 2-H 1B		C FF 90 B CU 72 X FF 91 1-1 P5 ②		B SL 86 X SL 86 1-0 G4-3 ② 1-3 X FF 94 0-0 P4 ②				4	1	1	1	0	0	5
1 Elvis Andrus, R (1, 6) OBP: 0.297, SLG: 0.303	1 SAFE C FF 90 F FF 90 D SL 84 S CH 88 1-3 K ② 1-H		B SL 84 X FF 91 1-0 1-2 1B			B CH 82 C FF 90 B CH 82 D SL 86 B SL 81 4-1 12 S BB F FF 94 B FF 94 X FF 94 1-1 G1-3 ③				3	0	1	0	1	1	3
12 Rougned Odor, L (1, 4) OBP: 0.330, SLG: 0.392	F FF 92 X SL 86 0-1 F9 ③		D SL 86 X FF 91 1-0 G3-1 ③			C SL 87 B CU 74 X SL 87 1-1 L7 ③ 1-2		B FF 95 F FF 94 X CH 86 1-1 G4-3 ①		4	0	0	0	0	0	4
61 Robinson Chirinos, R (1, 2) OBP: 0.276, SLG: 0.343			C FF 89 X FF 90 0-1 F9 ①		X FF 89 0-0 L8 ①		L FF 88 X SL 85 0-1 E7 15 1B 2B	X FF 95 0-0 G6-3 ②		4	1	1	0	0	0	0
Inning Stats	R: 0 E: 0 K: 1 S: 6 H: 0 LOB: 0 BB: 0 P: 10	R: 2 E: 1 K: 2 S: 13 H: 2 LOB: 0 BB: 0 P: 20	R: 0 E: 0 K: 1 S: 12 H: 0 LOB: 1 BB: 1 P: 20	R: 0 E: 0 K: 0 S: 6 H: 1 LOB: 2 BB: 1 P: 13	R: 0 E: 0 K: 0 S: 4 H: 0 LOB: 0 BB: 0 P: 6	R: 1 E: 0 K: 0 S: 11 H: 2 LOB: 2 BB: 1 P: 20	R: 2 E: 2 K: 0 S: 8 H: 2 LOB: 3 BB: 2 P: 19	R: 0 E: 0 K: 1 S: 7 H: 0 LOB: 0 BB: 0 P: 9		1B: 4 2B: 2 3B: 0 HR: 1 SF: 0 SAC: 0 DP: 0 HBP: 1					

BOTTOM

Colorado Rockies @ Texas Rangers

Globe Life Park in Arlington, Arlington, TX

Thu May 08 2014, 8:10 PM - 11:07 PM EDT

Att. 27,617 - Cloudy - 66 F

livebaseballscorecards.com

AB	31
R	5
H	7
RBI	3
BB	5
SO	5
LOB	16

WP: 1 PA: 37
PB: 1
SB: 2
CS: 0

PITCHER		IP	WLS	BF	H	R	ER	SO	BB	IBB	HBP	BLK	WP	HR	S	P	ERA	WHIP
56 Franklin Morales, L ERA: 5.18	(1, 1)	6.0	L	28	6	5	4	5	3	0	1	1	0	1	55	94	6.00	1.500
54 Tommy Kahnle, R ERA: 1.89	(7, 1)	2.0		9	1	0	0	1	0	2	0	0	1	0	12	23	0.00	0.500

PITCHER	IP	WLS	BF	H	R	ER	SO	BB	IBB	HBP	BLK	WP	HR	S	P	ERA	WHIP

Batter	1	2	3	4	5	6	7	8	9	AB	R	H	RBI	BB	SO	LOB
15 Dustin Pedroia, R (1, 4) OBP: 0.340, SLG: 0.386	B FF 91 B FF 91 S FF 90 X FF 93 2-1 ① G6-3			C FF 92 C SI 94 B FC 92 T ST 82 1-2 ① K			B FF 92 F FF 92 X ST 78 1-1 ① L8		F FF 91 B FC 88 B FF 91 F FF 89 X ST 80 2-2 ① G5-3	4	0	0	0	0	1	0
18 Shane Victorino, S (1, 9) OBP: 0.315, SLG: 0.354	C FF 91 B ST 79 B FF 92 S ST 80 S ST 80 2-3 ② K			B FF 94 C FF 93 B SI 93 F FF 92 F ST 81 S ST 81 2-3 ② K			C ST 78 F FF 92 F FF 92 X FC 91 0-2 ② G3		C FF 91 F FF 92 F FF 92 S ST 80 0-3 ② K	4	0	0	0	0	3	0
34 David Ortiz, L (1, 10) OBP: 0.366, SLG: 0.460	B SI 93 C SI 93 B CU 66 F SI 93 X SI 94 2-2 ③ F8			C SI 95 X FF 95 0-1 ③ F7			B SI 95 B FF 94 B SI 92 C FF 90 X FF 93 3-1 ③ 12 BB 1B		C FF 94 B FF 93 B ST 80 X FF 93 2-1 ③ 12 WP 1B	4	0	2	0	0	0	0
12 Mike Napoli, R (1, 3) OBP: 0.413, SLG: 0.470		C FF 92 B FF 94 S ST 79 B ST 83 C FF 94 2-3 ① K			C ST 78 C ST 82 S FF 95 0-3 ① K		B SI 94 F FF 92 B FF 94 C FF 93 F ST 81 B ST 80 B FF 93 4-2 1-2 BB		B FF 92 B FF 92 C FF 92 F FF 92 B FF 94 X FF 93 3-2 ③ F7 1-2	3	0	0	0	1	2	1
38 Grady Sizemore, L (1, 7) OBP: 0.296, SLG: 0.361		B FF 94 C FF 92 B ST 80 F ST 78 F ST 77 F FF 92 F ST 76 X CS 62 2-2 ② F9			C SI 95 B FC 91 S ST 80 B SI 95 X ST 81 2-2 ② L7		B SI 93 X FC 91 1-0 ③ F9			3	0	0	0	0	0	2
2 Xander Bogaerts, R (1, 6) OBP: 0.378, SLG: 0.351		C FF 96 S ST 81 B SI 96 S FF 96 1-3 ③ K			S ST 82 B FF 96 X SI 94 1-1 ③ G4-3			B ST 75 C FF 90 B ST 77 B FF 91 F FF 91 B ST 76 4-2 40 G3 BB		2	0	0	0	1	1	0
40 A.J. Pierzynski, L (1, 2) OBP: 0.321, SLG: 0.402			B SI 93 B SI 91 B FF 92 C FF 91 F FF 91 F FF 93 C ST 80 3-3 ① K			X SI 93 0-0 ① G6-3		B SI 90 X FF 90 1-0 ① G3 1-2		3	0	0	0	0	1	1
16 Will Middlebrooks, R (1, 5) OBP: 0.328, SLG: 0.370			C FF 94 S FF 94 T FF 94 0-2 ② K			C SI 92 B FF 92 X FF 94 1-1 ② P3		X FF 92 0-0 ② P6		3	0	0	0	0	1	1
25 Jackie Bradley Jr., L (1, 8) OBP: 0.317, SLG: 0.311			B FF 92 S SI 92 C ST 78 B ST 79 T ST 81 2-2 ③ K			C SI 92 S FC 89 C FF 95 0-3 ③ K		D SI 94 B ST 74 C FF 90 B FF 91 C FF 92 F ST 76 S ST 77 3-3 ③ K		3	0	0	0	0	3	1
Inning Stats	R: 0 E: 0 K: 1 S: 8 H: 0 LOB: 0 BB: 0 P: 14	R: 0 E: 0 K: 2 S: 12 H: 0 LOB: 0 BB: 0 P: 17	R: 0 E: 0 K: 3 S: 10 H: 0 LOB: 0 BB: 0 P: 15	R: 0 E: 0 K: 2 S: 9 H: 0 LOB: 0 BB: 0 P: 12	R: 0 E: 0 K: 1 S: 8 H: 0 LOB: 0 BB: 0 P: 11	R: 0 E: 0 K: 1 S: 6 H: 0 LOB: 0 BB: 0 P: 7	R: 0 E: 0 K: 0 S: 12 H: 1 LOB: 2 BB: 1 P: 21	R: 0 E: 0 K: 1 S: 8 H: 0 LOB: 1 BB: 1 P: 16	R: 0 E: 0 K: 1 S: 12 H: 1 LOB: 1 BB: 0 P: 19	1B: 2 2B: 0 3B: 0 HR: 0 SF: 0 SAC: 0 DP: 0 HBP: 0						

PITCHER		IP	WLS	BF	H	R	ER	SO	BB	IBB	HBP	BLK	WP	HR	S	P	ERA	WHIP
11 Yu Darvish, R ERA: 2.33	(1, 1)	8.2	W	30	2	0	0	12	2	0	0	0	0	0	82	126	0.00	0.462
41 Alexi Ogando, R ERA: 8.27	(9, 1)	0.1		1	0	0	0	0	0	0	0	0	1	0	3	6	0.00	0.000

PITCHER	IP	WLS	BF	H	R	ER	SO	BB	IBB	HBP	BLK	WP	HR	S	P	ERA	WHIP

TOP

Boston Red Sox @ Texas Rangers

Globe Life Park in Arlington, Arlington, TX

Fri May 09 2014, 8:09 PM - 11:18 PM EDT

Att. 45,392 - Partly Cloudy - 85 F

livebaseballscorecards.com

AB	29
R	0
H	2
RBI	0
BB	2
SO	12
LOB	6

BOTTOM

Boston Red Sox @ Texas Rangers

Globe Life Park in Arlington, Arlington, TX

Fri May 09 2014, 8:09 PM - 11:18 PM EDT

Att. 45,392 - Partly Cloudy - 85 F

livebaseballscorecards.com

Batter	1	2	3	4	5	6	7	8	9	AB	R	H	RBI	BB	SO	LOB
17 Shin-Soo Choo, L (1, 7) OBP: 0.478, SLG: 0.505	B FF 90 F FF 90 C SI 91 B FF 92 C FC 86 2-3 ① K		B CU 73 C CH 79 C CU 77 B CU 78 F FF 92 B FS 86 B SI 91 4-2 1 1B 84 1B BB	F FF 91 1 SAFE F FF 91 B SI 90 X CU 78 1-2 ② F9		B SI 90 B SL 80 X SI 90 2-0 ① L7		F FF 89 F CU 76 X SL 86 0-2 1B		4	1	1	0	1	1	1
1 Elvis Andrus, R (1, 6) OBP: 0.314, SLG: 0.328	B FF 92 X FF 92 1-0 29 2B 1B		C SI 91 1 SAFE B FC 87 B SI 91 1 SAFE F SI 91 F SI 92 X FF 92 2-2 84 1B 1-2 SF9 1B	B FF 92 B FC 87 F FF 90 B FF 92 3-1 ③ CS 1-2	B CU 77 S FC 86 B SI 91 X SI 90 2-1 84 BB 1B 1B	C SI 89 B CH 78 B CU 76 B CH 80 X SI 90 3-1 2B		B CU 74 C SL 86 B SL 86 D CH 78 C SI 88 S SL 86 3-3 ③ K		5	3	4	0	0	1	1
29 Adrian Beltré, R (1, 5) OBP: 0.326, SLG: 0.398	1 SAFE B FF 90 1 SAFE S FF 90 X FF 90 1-1 84 F8 1-H 2B		B FF 93 S FF 93 B FF 92 B FC 88 F FF 91 F FF 91 F FF 92 F FC 86 T FF 92 3-2 ① K		1 SAFE 1 SAFE S FC 84 S SI 90 F CU 77 1 SAFE B FF 92 S SI 92 1-3 ① K	C SL 81 C SI 90 F CH 81 F CH 78 C SI 91 0-3 ② K				4	0	1	1	0	3	4
84 Prince Fielder, L (1, 3) OBP: 0.355, SLG: 0.354	B FF 92 X FC 87 1-0 ② F8 2-3		X FF 92 0-0 18 1B 1-3 2-H 1B		B FF 93 B FF 92 C FC 87 B FC 86 B FC 86 4-1 18 BLK 18 1B 1-2 BB	C SI 91 B SI 92 B SL 82 C SI 90 C SI 91 2-3 ③ K				3	1	1	1	1	1	2
Alex Rios, R (1, 9) OBP: 0.353, SLG: 0.449	C FF 92 B FC 87 F FF 91 X FF 92 1-2 ③ G6-3		C FC 87 F FC 88 X FF 93 0-2 ② SF9 3-H		B FF 92 S FC 86 X SI 90 1-1 18 1B 18 BLK 7 SF7 1-2 2-H 1B		F SL 87 B SL 87 X FS 85 1-1 ① F9			3	1	1	2	0	0	1
18 Mitch Moreland, L (1, 10) OBP: 0.349, SLG: 0.436		F FC 85 C CU 74 B FS 84 B CH 78 X FC 88 2-2 12 FC4-6 1B	C FF 93 C CU 78 B FF 93 X FF 92 1-2 1-2 1B		F SL 81 D SI 89 F SI 91 X SI 92 1-2 2 HR 1-3 2-H 1B		X FS 85 0-0 ② F8			4	1	3	1	0	0	0
7 J.P. Arencibia, R (1, 2) OBP: 0.179, SLG: 0.240		S FF 92 B FF 92 X FC 87 1-1 ① F8	X FC 87 0-0 ③ P4		C CU 74 S CH 79 1 SAFE X SI 91 0-2 ② SF7 3-H		C FF 92 S SL 88 B FF 91 B SL 87 B FS 86 S FF 92 3-3 ③ K			3	0	0	1	0	1	3
2 Leonys Martin, L (1, 8) OBP: 0.336, SLG: 0.385		F FC 86 B CU 75 F FF 92 F CH 81 B FF 92 F FC 86 F SI 92 X FC 87 2-2 ② F8		C CH 80 B CU 76 F CH 81 X SI 91 1-2 12 CS 1B	B SL 79 X SL 81 1-0 1-H HR			C SL 83 F FF 88 B CU 76 F CU 76 F FF 89 B SL 84 X SL 84 2-2 ① G3		4	1	2	2	0	0	1
12 Rougned Odor, L (1, 4) OBP: 0.125, SLG: 0.125		X SI 91 0-0 ③ FC4-6 1-2f		1 SAFE C SI 90 C CU 76 X CH 81 0-2 ① 1 CS 1-2 1B	B SI 90 B SI 90 C SI 90 B SI 90 X SI 90 3-1 ③ P4			C SL 86 F CU 77 B SL 85 B FF 90 F CU 75 F FF 89 X SL 85 2-2 ② L7		4	0	1	0	0	0	1
Inning Stats	R: 1 H: 2 E: 0 LOB: 1 K: 1 BB: 0 S: 10 P: 16	R: 0 H: 1 E: 0 LOB: 1 K: 0 BB: 0 S: 12 P: 17	R: 2 H: 3 E: 0 LOB: 2 K: 1 BB: 1 S: 21 P: 31	R: 0 H: 2 E: 0 LOB: 0 K: 0 BB: 0 S: 10 P: 15	R: 5 H: 4 E: 0 LOB: 0 K: 1 BB: 1 S: 18 P: 31	R: 0 H: 1 E: 0 LOB: 1 K: 2 BB: 0 S: 11 P: 18	R: 0 H: 0 E: 0 LOB: 0 K: 1 BB: 0 S: 6 P: 10	R: 0 H: 1 E: 0 LOB: 1 K: 1 BB: 0 S: 16 P: 23		1B: 11 SF: 2 2B: 2 SAC: 0 3B: 0 DP: 0 HR: 1 HBP: 0						

	AB	34
	R	8
	H	14
	RBI	8
	BB	2
	SO	7
	LOB	14

WP: 0 PA: 39
PB: 0
SB: 0
CS: 2

PITCHER		IP	WLS	BF	H	R	ER	SO	BB	IBB	HBP	BLK	WP	HR	S	P	ERA	WHIP
11 Clay Buchholz, R ERA: 6.44	(1, 1)	4.1	L	23	10	6	6	3	2	0	0	0	0	0	62	96	12.46	2.769
55 Chris Capuano, L ERA: 2.55	(5, 1)	1.2		8	3	2	2	2	0	0	0	1	0	1	20	32	10.80	1.800
54 Edward Mujica, R ERA: 8.18	(7, 1)	1.0		3	0	0	0	1	0	0	0	0	0	0	6	10	0.00	0.000
32 Craig Breslow, L ERA: 4.5	(8, 1)	1.0		4	1	0	0	1	0	0	0	0	0	0	16	23	0.00	1.000

PITCHER	IP	WLS	BF	H	R	ER	SO	BB	IBB	HBP	BLK	WP	HR	S	P	ERA	WHIP

Boston Red Sox @ Texas Rangers

Globe Life Park in Arlington, Arlington, TX

Sat May 10 2014, 8:09 PM - 11:17 PM EDT

Att. 47,964 - Partly Cloudy - 85 F

TOP

livebaseballscorecards.com

Batter	1	2	3	4	5	6	7	8	9	AB	R	H	RBI	BB	SO	LOB
15 Dustin Pedroia, R (1, 4) OBP: 0.354, SLG: 0.392	C FF 90 B SI 91 X SI 90 1-1 G3	C CH 85 B SI 90 B CU 77 B SI 93 B SI 91 4-1 18 1B 1-2 2-3 BB		1 SAFE B SI 87 X SI 87 1-0 18 1B 1-3 1B		C FF 92 B FC 90 B FF 93 B FF 94 B FF 94 4-1 18 CS BB		C SI 85 X CU 70 0-1 18 SF7 1-3 2-H 1B		3	1	2	1	2	0	0
18 Shane Victorino, S (1, 9) OBP: 0.339, SLG: 0.385	C FF 91 X CH 80 0-1 34 PB 1B	C FF 91 C FF 92 F FF 92 F FF 93 D CH 83 X SL 80 1-2 ③ 1-2 2-H 3-H 1B		C FF 90 S SL 84 X SL 85 0-2 34 2B 5 1B 2-H 3-H 1B		1 SAFE S FF 93 B SL 83 F SL 81 F SL 82 X SL 80 1-2 ① ② F7 1-2		B SI 87 C SI 87 X SI 88 1-1 ② SF7 2-3 3-H		4	1	3	4	0	0	1
34 David Ortiz, L (1, 10) OBP: 0.373, SLG: 0.492	B FF 90 S SI 90 1 SAFE B SL 85 B SL 87 X SL 84 3-1 ② F8 1-2		X FF 88 0-0 HR	B SL 81 C CH 80 S SL 84 1 SAFE X CH 82 1-2 5 1B 1-3 2B		C SL 85 F FF 97 B SL 85 B SL 86 X FF 97 2-2 ③ G6-3		I IN 72 I IN 73 I IN 73 I IN 73 4-0 IBB		4	2	2	1	1	0	1
12 Mike Napoli, R (1, 3) OBP: 0.412, SLG: 0.458	S SL 80 B CH 82 D SI 92 B CH 85 F SI 91 F SL 82 B FF 91 4-2 BB		B CU 77 C SI 89 B FF 90 B SI 91 S SI 88 B SI 91 4-2 BB	S FF 87 B FF 87 D SL 82 F CU 78 S SL 83 2-3 ② K			C FF 95 S FF 96 F FF 96 X SL 85 0-2 ① G5-3	C SI 87 B CU 72 B SI 86 X CH 80 2-1 ③ L5-3		3	0	0	0	2	1	4
5 Jonny Gomes, R (1, 7) OBP: 0.322, SLG: 0.408	C FF 92 B SI 92 B CH 83 X SI 93 2-1 ③ L8		B CH 79 S CH 82 F SI 90 F FF 90 B FF 92 B SL 85 S CH 85 3-3 ① K	B FF 88 X FF 87 1-0 2-H 3-H 1B			B FF 97 C FF 95 S FF 97 F FF 97 C SL 86 1-3 ② K		S SI 86 S CH 80 F CH 79 F SI 86 F CU 71 F CH 82 B SI 86 X SI 87 1-2 ① P5	5	0	1	2	0	2	3
2 Xander Bogaerts, R (1, 6) OBP: 0.364, SLG: 0.336		X SI 90 0-0 ① G6-3	1 SAFE C SI 91 B SL 80 S SI 88 X SI 91 1-2 ② F7	F FF 90 B FC 88 B FF 92 X FF 92 2-1 ③ FC9			F FF 97 B FF 97 C SL 86 F FF 98 S SL 86 1-3 ③ K		C SI 87 F SI 87 B CU 72 S CU 70 1-3 ② K	5	0	0	0	0	2	2
3 David Ross, R (1, 2) OBP: 0.244, SLG: 0.378		C FF 89 B SI 90 B SI 90 B SI 90 B SI 87 4-1 16 CS BB	C CH 83 S CH 83 F CH 85 C FF 91 0-3 ③ K		C FF 93 B FC 90 C FF 93 B SL 82 F FF 94 S FF 93 2-3 ① K			S SI 86 X SI 85 0-1 ① P6	C CU 69 B CU 71 F SI 86 S CH 82 1-3 ③ K	4	0	0	0	1	3	1
16 Will Middlebrooks, R (1, 5) OBP: 0.338, SLG: 0.368		C FF 91 X FF 90 0-1 ② 15 BB 25 HBP 18 1B 1-2 1B		C FF 87 C CH 87 C FF 89 0-3 ① K	B FF 94 X FF 94 1-0 ② G6-3			B SI 86 C SI 87 B CU 70 F SI 86 F SI 86 F CH 80 H SI 87 3-2 25 1B 15 1B HBP		3	2	1	0	0	1	0
25 Jackie Bradley Jr., L (1, 8) OBP: 0.331, SLG: 0.321		F SI 90 H SI 88 1-1 15 BB 18 1B 1-2 HBP		F SI 87 B SL 83 X SI 88 1-1 15 1B 18 1B 1B	B FC 90 C FF 93 C CH 83 X SL 83 1-2 ③ G6-3			1 SAFE X SI 84 0-0 15 1B 18 SF7 1-2 1B		3	2	2	0	0	0	0

Inning Stats	1	2	3	4	5	6	7	8	9
	R: 0 E: 0 K: 0 S: 11	R: 1 E: 0 K: 0 S: 11	R: 1 E: 0 K: 2 S: 14	R: 4 E: 0 K: 2 S: 18	R: 0 E: 0 K: 1 S: 8	R: 0 E: 0 K: 0 S: 8	R: 0 E: 0 K: 2 S: 12	R: 2 E: 0 K: 0 S: 13	R: 0 E: 0 K: 2 S: 13
	H: 1 LOB: 2 BB: 1 P: 21	H: 2 LOB: 2 BB: 2 P: 21	H: 1 LOB: 1 BB: 1 P: 22	H: 5 LOB: 1 BB: 0 P: 26	H: 0 LOB: 0 BB: 0 P: 12	H: 0 LOB: 0 BB: 1 P: 15	H: 0 LOB: 0 BB: 0 P: 14	H: 2 LOB: 2 BB: 1 P: 23	H: 0 LOB: 0 BB: 0 P: 16

AB	34
R	8
H	11
RBI	8
BB	6
SO	9
LOB	12

	1B: 9	SF: 1
	2B: 1	SAC: 0
	3B: 0	DP: 0
	HR: 1	HBP: 2

WP: 0	PA: 43
PB: 1	
SB: 0	
CS: 2	

PITCHER		IP	WLS	BF	H	R	ER	SO	BB	IBB	HBP	BLK	WP	HR	S	P	ERA	WHIP
33 Martín Pérez, L ERA: 4.38	(1, 1)	3.2	L	23	9	6	6	4	4	0	1	0	0	1	52	86	14.73	3.545
37 Shawn Tolleson, R ERA: 4.34	(4, 1)	2.0		6	0	0	0	1	1	0	0	0	0	0	15	26	0.00	0.500
49 Aaron Poreda, L ERA:	(6, 1)	1.1		4	0	0	0	2	0	0	0	0	0	0	15	19	0.00	0.000
67 Justin Germano, R ERA: 9.0	(8, 1)	2.0		10	2	2	2	2	0	1	1	0	0	0	26	39	9.00	1.000

PITCHER	IP	WLS	BF	H	R	ER	SO	BB	IBB	HBP	BLK	WP	HR	S	P	ERA	WHIP

Boston Red Sox @ Texas Rangers

Globe Life Park in Arlington, Arlington, TX

Sat May 10 2014, 8:09 PM - 11:17 PM EDT

Att. 47,964 - Partly Cloudy - 85 F

BOTTOM

Batter	1	2	3	4	5	6	7	8	9	AB	R	H	RBI	BB	SO	LOB
17 Shin-Soo Choo, L (1, 7) OBP: 0.471, SLG: 0.505	C FF 90 B SI 89 C FC 85 B FF 92 F FF 92 F FC 88 F FC 88 B FF 91 F FF 93 3-3 C FC 85 K ①			X FC 84 0-0 1 G4-3 84 SF7 2B	B FF 92 C FF 93 B FF 93 F FF 92 S FF 93 2-3 K ②		B SI 91 C FF 92 S CU 77 B FF 92 C FF 93 2-3 1-2 K ③			4	1	1	0	0	3	2
1 Elvis Andrus, R (1, 6) OBP: 0.318, SLG: 0.340	C FF 93 X FF 93 0-1 B1-3 ②			B FF 90 X FF 90 1-0 G4-3 ① 2-3	B FF 94 X CH 86 1-0 1-H 2B			B CU 73 X FF 95 1-0 29 G1-4-3 1B		4	0	2	1	0	0	1
29 Adrian Beltré, R (1, 5) OBP: 0.323, SLG: 0.384	B FF 92 C FF 89 F FF 93 X CU 76 1-2 F7 ③			B FC 88 B FF 91 B FF 90 B FF 91 4-0 3B BB	B FF 93 S CU 75 2 SAFE F FF 91 C SI 93 1-3 K ③			X FF 94 0-0 G1-4-3 ① ② 1-2f		3	1	0	0	1	1	2
84 Prince Fielder, L (1, 3) OBP: 0.346, SLG: 0.346		X FF 90 0-0 F7 ①		X FF 92 0-0 SF7 ② 3-H		B CU 74 B CU 76 C FF 93 X FF 92 2-1 P6 ①		C CU 76 S FO 90 B FO 89 S FO 89 1-3 K ③		3	0	0	1	0	1	0
Alex Rios, R (1, 10) OBP: 0.351, SLG: 0.458		C FF 90 F FC 87 C FC 88 0-3 K ②		B CH 85 B FF 92 C FC 89 B CU 74 X FC 86 3-1 1-H 3B		C FF 91 B CU 76 X CU 74 1-1 F9 ②			B SI 91 C SI 91 C SI 91 B SI 91 X SI 89 2-2 L8 ①	4	0	1	1	0	1	0
15 Michael Choice, R (1, 9) OBP: 0.345, SLG: 0.333 18 Mitch Moreland, L (9, PH) OBP: 0.345, SLG: 0.430		B FC 88 C FF 92 B FF 92 S FC 88 C FC 87 2-3 FC ③		F FF 93 B FF 92 B FF 91 B FF 92 B FF 90 4-1 BB		X FF 93 0-0 FC4 ③			B SI 91 C SI 90 C SL 82 F SI 90 B SI 91 T SI 90 2-2 K ②	2 1	0 0	0 0	0 0	1 0	0 1	0 0
2 Leonys Martin, L (1, 8) OBP: 0.341, SLG: 0.383			B FC 85 B FC 88 C FF 91 X FC 86 2-1 G6-3 ①	S CU 76 F FF 92 B FF 88 C FC 88 1-3 K ③			B CU 72 B FF 92 B FF 92 B FF 89 4-0 17 WP BB		B SI 90 C SI 89 F FS 84 B FS 84 F SI 89 X SL 80 2-2 12 1B 12 DI 1B	3	0	1	0	1	1	2
61 Robinson Chirinos, R (1, 2) OBP: 0.266, SLG: 0.329 12 Rougned Odor, L (9, PH) OBP: 0.222, SLG: 0.222			C FF 92 F FC 89 B CU 76 B FC 88 X FF 92 2-2 G6-3 ②		C FF 90 S FC 89 F FC 89 S CU 77 0-3 K ①		B FC 89 C FF 91 B FC 87 X FF 90 2-1 L4 ①		B SI 89 F SI 88 B SL 79 X SI 89 2-1 1-3 1B	3 1	0 0	0 1	0 0	0 0	1 0	1 0
3 Luis Sardinas, S (1, 4) OBP: 0.375, SLG: 0.286			C FF 92 F FF 89 X FC 88 0-2 L4 ③		S FF 90 F FF 92 F CU 76 X FF 93 0-2 1 2B 1B		S FF 92 S FC 88 F FF 92 X FF 92 0-2 P3 ②		C FF 94 F SL 86 S FF 96 0-3 K ③	4	1	1	0	0	1	3
Inning Stats	R: 0 E: 0 K: 1 S: 12 H: 0 LOB: 0 BB: 0 P: 16	R: 0 E: 0 K: 1 S: 7 H: 0 LOB: 0 BB: 0 P: 9	R: 0 E: 0 K: 0 S: 8 H: 0 LOB: 0 BB: 0 P: 12	R: 2 E: 0 K: 1 S: 9 H: 2 LOB: 2 BB: 2 P: 22	R: 1 E: 0 K: 3 S: 15 H: 2 LOB: 1 BB: 0 P: 19	R: 0 E: 0 K: 0 S: 5 H: 0 LOB: 0 BB: 0 P: 8	R: 0 E: 0 K: 1 S: 9 H: 0 LOB: 1 BB: 1 P: 17	R: 0 E: 0 K: 1 S: 5 H: 1 LOB: 0 BB: 0 P: 7	R: 0 E: 0 K: 2 S: 16 H: 2 LOB: 2 BB: 0 P: 24	1B: 4 2B: 2 3B: 1 HR: 0 SF: 1 SAC: 0 DP: 1 HBP: 0						

livebaseballscorecards.com

AB	32
R	3
H	7
RBI	3
BB	3
SO	10
LOB	11

WP: 1 PA: 36
PB: 0
SB: 0
CS: 0

PITCHER		IP	WLS	BF	H	R	ER	SO	BB	IBB	HBP	BLK	WP	HR	S	P	ERA	WHIP
31 Jon Lester, L ERA: 2.75	(1, 1)	7.0	W	28	4	3	3	8	3	0	0	0	1	0	65	103	3.86	1.000
36 Junichi Tazawa, R ERA: 3.0	(8, 1)	1.0		3	1	0	0	1	0	0	0	0	0	0	5	7	0.00	1.000
35 Burke Badenhop, R ERA: 3.0	(9, 1)	0.2		4	2	0	0	1	0	0	0	0	0	0	13	21	0.00	3.000
30 Andrew Miller, L ERA: 1.8	(9, 1)	0.1		1	0	0	0	1	0	0	0	0	0	0	3	3	0.00	0.000

PITCHER	IP	WLS	BF	H	R	ER	SO	BB	IBB	HBP	BLK	WP	HR	S	P	ERA	WHIP

Boston Red Sox @ Texas Rangers

Globe Life Park in Arlington, Arlington, TX

Sun May 11 2014, 3:11 PM - 5:57 PM EDT

Att. 41,407 - Partly Cloudy - 82 F

livebaseballscorecards.com

Batter	1	2	3	4	5	6	7	8	9	AB	R	H	RBI	BB	SO	LOB
15 Dustin Pedroia, R (1, 4) OBP: 0.361, SLG: 0.421	C FF 89 F SI 90 B SL 83 F SL 83 B SI 91 X SL 83 2-2 18 SH5-3 12 2B 2B	B FF 91 B FF 91 B FF 92 F FF 92 F FF 91 F FF 92 B SL 86 4-2 18 FC5-4 BB		X FF 90 0-0 ③ F9			C SI 90 B FF 92 S FF 92 B FF 93 F FF 91 B FF 91 F FF 90 X FF 90 3-2 HR		B SL 80 C FF 90 X FF 92 1-1 ③ G1-3	4	2	2	1	1	0	1
18 Shane Victorino, S (1, 9) OBP: 0.323, SLG: 0.364	X FF 89 0-0 ① SH5-3 2-3	B FF 89 F FF 90 1 SAFE B CH 85 F FF 90 1 SAFE 1 SAFE F FF 90 X SL 84 2-2 ② FC5-4 1-2f 3-H			C FF 89 X CH 84 0-1 E3 34 G5-6-3		X FF 91 0-0 ③ F8			3	0	0	1	0	0	1
34 David Ortiz, L (1, 10) OBP: 0.377, SLG: 0.489	I IN 70 I IN 70 I IN 72 I IN 70 4-0 12 2B 40 1B IBB	1 SAFE F FF 91 1 SAFE X FF 91 0-1 ③ P5			B FF 89 S FC 90 B FF 90 F FF 90 X FF 91 2-2 ①② G5-6-3 1-2f			C CH 84 B FF 91 C FF 91 B FF 91 X FF 92 2-2 1B		3	1	1	0	1	0	2
12 Mike Napoli, R (1, 3) OBP: 0.408, SLG: 0.460	C FF 90 X SI 91 0-1 1-3 3-H 40 1B 2B		B SI 90 B FF 89 B FF 89 C FF 90 F FF 89 X FF 91 3-2 ① G5-3		C SI 93 B FF 89 B CH 85 B SI 91 F FF 91 C FF 90 3-3 ③ K			C FF 91 T FF 92 S CH 85 0-3 ① K		4	1	1	1	0	2	1
5 Jonny Gomes, R (1, 7) OBP: 0.319, SLG: 0.400	B FF 90 D FF 90 F SL 86 S SL 84 F CU 76 X FF 90 2-2 ② P4		C CU 73 B CH 86 B CH 85 X FF 92 2-1 1B			B CU 70 F FF 89 B FF 89 F FF 90 B SL 85 X FF 90 3-2 ① G6-3		F FF 92 B FF 90 B SL 81 B FF 91 F FF 91 S FF 90 3-3 ② K		4	0	1	0	0	1	3
40 A.J. Pierzynski, L (1, 2) OBP: 0.318, SLG: 0.396	C FF 91 B SL 86 F SL 85 F FF 94 X SL 86 1-2 2-H 3-H 1B		F FF 89 X FF 90 0-1 ② F7			C FF 91 S FF 92 B FF 91 B FF 90 X FF 92 2-2 ② F7		S FF 92 B FF 92 X SL 87 1-1 ③ F9		4	0	1	2	0	0	2
2 Xander Bogaerts, R (1, 6) OBP: 0.361, SLG: 0.333	C FF 91 C SI 90 B SL 84 S CH 84 1-3 ③ K		C FF 90 B CU 79 X CH 84 1-1 ③ L8			X FF 90 0-0 ③ G5-3			B FF 91 C SL 86 B SL 86 B FF 90 C FF 90 X FF 89 3-2 25 G3 1B	4	0	1	0	0	1	2
25 Jackie Bradley Jr., L (1, 8) OBP: 0.328, SLG: 0.327		C FF 89 S SI 89 F FF 88 F SL 85 X FF 90 0-2 10 SH1-4 18 FC5-4 2B		B FF 90 X SL 83 1-0 ① L4-3			C FF 89 F FF 90 S FF 91 0-3 ① K		F FF 91 1 SAFE D SL 88 B SL 86 F FF 91 1 SAFE X SL 87 2-2 ① G3 1-2	4	1	1	0	0	1	1
10 Jonathan Herrera, S (1, 5) OBP: 0.279, SLG: 0.184		B FF 89 X FF 89 1-0 ① SH1-4 2-3		F FF 90 B FF 89 F FF 89 F SL 85 X FF 90 1-2 ② G1-3			C FF 90 B FF 89 X FF 91 1-1 ② G5-3		F FF 90 F FF 92 S SL 87 0-3 ② K	3	0	0	0	0	1	1

	AB	33
	R	5
	H	8
	RBI	5
	BB	2
	SO	6
	LOB	14

Inning Stats																		
	R: 3	H: 3	R: 1	H: 1	R: 0	H: 1	R: 0	H: 0	R: 0	H: 0	R: 1	H: 1	R: 0	H: 1	R: 0	H: 1	1B: 4	SF: 0	WP: 0	PA: 37
	E: 0	LOB: 1	E: 0	LOB: 1	E: 0	LOB: 1	E: 0	LOB: 0	E: 1	LOB: 0	E: 0	LOB: 0	E: 0	LOB: 1	E: 0	LOB: 1	2B: 3	SAC: 2	PB: 0	
	K: 1	BB: 1	K: 0	BB: 1	K: 0	BB: 0	K: 0	BB: 0	K: 1	BB: 0	K: 1	BB: 0	K: 2	BB: 0	K: 1	BB: 0	3B: 0	DP: 1	SB: 0	
	S: 18	P: 28	S: 15	P: 22	S: 9	P: 15	S: 6	P: 8	S: 8	P: 13	S: 7	P: 12	S: 11	P: 15	S: 11	P: 17	HR: 1	HBP: 0	CS: 0	

PITCHER		IP	WLS	BF	H	R	ER	SO	BB	IBB	HBP	BLK	WP	HR	S	P	ERA	WHIP
46 Robbie Ross Jr., L ERA: 5.04	(1, 1)	6.2	L	28	6	5	5	3	1	1	0	0	0	1	73	112	6.75	1.050
44 Jason Frasor, R ERA: 1.38	(7, 1)	1.0		4	1	0	0	2	0	0	0	0	0	0	10	15	0.00	1.000
56 Neal Cotts, L ERA: 5.27	(8, 1)	1.0		4	1	0	0	1	0	0	0	0	0	0	11	17	0.00	1.000
41 Alexi Ogando, R ERA: 8.1	(9, 1)	0.1		1	0	0	0	0	0	0	0	0	0	0	2	3	0.00	0.000

PITCHER	IP	WLS	BF	H	R	ER	SO	BB	IBB	HBP	BLK	WP	HR	S	P	ERA	WHIP

Boston Red Sox @ Texas Rangers

Globe Life Park in Arlington, Arlington, TX

Sun May 11 2014, 3:11 PM - 5:57 PM EDT

Att. 41,407 - Partly Cloudy - 82 F

BOTTOM

Batter	1	2	3	4	5	6	7	8	9	AB	R	H	RBI	BB	SO	LOB
17 Shin-Soo Choo, L (1, 7) OBP: 0.465, SLG: 0.523	C FF 90 B FF 91 B CU 78 B FC 82 C FF 89 C FF 91 3-3 ① K			B FF 91 X SI 90 1-0 HR		S FF 91 F FF 91 S FF 93 0-3 ① K		B FF 93 C FF 93 C SL 86 B FF 95 S FF 95 2-3 ① K		4	1	1	1	0	3	0
1 Elvis Andrus, R (1, 6) OBP: 0.323, SLG: 0.340	C FF 91 B FF 91 F FF 91 X FF 92 1-2 29 G6-4-3 1B			C FF 92 C SI 91 X SI 94 0-2 ① F9		F FF 91 B FF 92 X FF 92 1-1 ② F9		C SL 86 B SL 86 S SL 85 H FF 94 2-2 HBP		3	0	1	0	0	0	0
29 Adrian Beltré, R (1, 5) OBP: 0.310, SLG: 0.367	F FF 92 B SI 93 1 SAFE 1 SAFE X SI 93 1-1 ② ③ G6-4-3 1-2f			C FF 92 F FF 92 B FF 93 X SI 94 1-2 ② G6-3		S FC 82 X FF 92 0-1 ③ P3		B FF 94 S FF 93 F FF 93 B SL 87 S SL 85 2-3 ② K		4	0	0	0	0	1	2
84 Prince Fielder, L (1, 3) OBP: 0.344, SLG: 0.343		B FF 89 C FF 91 F FF 91 B FF 92 X FF 93 2-2 ① G1-3		B CH 83 X FF 93 1-0 1B 1B			B FF 89 F FF 90 F FF 91 B FF 91 X FF 91 2-2 ① F8	X FF 95 0-0 ③ F8		4	0	1	0	0	0	1
Alex Rios, R (1, 9) OBP: 0.354, SLG: 0.459		C FF 92 F FF 93 B FC 84 B FC 85 C FF 93 2-3 ② K		B FF 93 B FC 85 X FF 92 2-0 18 S 1-3 1B			B CU 76 B CU 76 F FF 89 X FF 91 2-1 18 S 18 2B 1B		B FF 88 B FF 88 F FF 88 B FF 89 F FF 88 X FF 88 3-2 ① G5-3	4	1	2	0	0	1	0
18 Mitch Moreland, L (1, 10) OBP: 0.341, SLG: 0.434		B FF 92 F SI 92 F FC 84 B CU 79 F FF 92 T SI 92 2-2 ③ K		C FF 92 S SI 92 F CU 81 S CU 80 0-3 ③ K2-3 1-2			B SI 90 S FC 82 S FC 84 X FF 92 1-2 1-H 2B		B SI 88 F FC 88 S FS 79 C FF 89 1-3 ② K	4	0	1	1	0	3	2
7 J.P. Arencibia, R (1, 2) 15 Michael Choice, R (9, PH) OBP: 0.186, SLG: 0.245 OBP: 0.341, SLG: 0.329			B FF 91 F FF 91 F FF 92 C FF 93 1-3 ① K		S FC 83 F FF 92 F FC 83 F FC 84 B FF 92 S SI 92 1-3 ① K		B FF 92 X FC 83 1-0 1B		B SI 89 C FF 88 F FS 78 S FS 79 1-3 ③ FC	3 1	0 0	1 0	0 0	0 0	2 0	0 0
2 Leonys Martin, L (1, 8) OBP: 0.333, SLG: 0.374			C CU 78 S CU 79 F CU 81 B SI 93 F FC 84 F CH 83 F CU 81 B FF 93 B SI 93 3-2 ② F8 X FF 92		C FC 82 X CU 77 0-1 ② L9		C SI 91 F CU 79 B FC 84 S FC 84 1-3 ② K			3	0	0	0	0	1	2
12 Rougned Odor, L (1, 4) OBP: 0.167, SLG: 0.167			T FF 92 F FF 93 X FF 94 0-2 ③ G4-3		C FC 83 X FF 92 0-1 ③ G4-3		B CU 78 F CU 78 F FF 91 S FC 83 1-3 ③ K			3	0	0	0	0	1	2
Inning Stats	R: 0 E: 0 K: 1 S: 8 H: 1 LOB: 0 BB: 0 P: 13	R: 0 E: 0 K: 2 S: 10 H: 0 LOB: 0 BB: 0 P: 16	R: 0 E: 0 K: 1 S: 13 H: 0 LOB: 0 BB: 0 P: 17	R: 1 E: 0 K: 1 S: 13 H: 3 LOB: 2 BB: 0 P: 18	R: 0 E: 0 K: 1 S: 9 H: 0 LOB: 0 BB: 0 P: 10	R: 0 E: 0 K: 1 S: 7 H: 0 LOB: 0 BB: 0 P: 8	R: 1 E: 0 K: 2 S: 15 H: 3 LOB: 2 BB: 0 P: 23	R: 0 E: 0 K: 2 S: 9 H: 0 LOB: 1 BB: 0 P: 15	R: 0 E: 0 K: 1 S: 9 H: 0 LOB: 0 BB: 0 P: 14	1B: 5 2B: 1 3B: 0 HR: 1 SF: 0 SAC: 0 DP: 1 HBP: 1						

livebaseballscorecards.com

AB	33
R	2
H	7
RBI	2
BB	0
SO	12
LOB	9

PITCHER		IP	WLS	BF	H	R	ER	SO	BB	IBB	HBP	BLK	WP	HR	S	P	ERA	WHIP
41 John Lackey, R ERA: 3.57	(1, 1)	7.0	W	27	7	2	2	9	0	0	0	0	0	1	75	105	2.57	1.000
30 Andrew Miller, L ERA: 1.69	(8, 1)	1.0	H	4	0	0	0	2	0	0	1	0	0	0	9	15	0.00	0.000
19 Koji Uehara, R ERA: 1.15	(9, 1)	1.0	S	3	0	0	0	2	0	0	0	0	0	0	9	14	0.00	0.000

PITCHER	IP	WLS	BF	H	R	ER	SO	BB	IBB	HBP	BLK	WP	HR	S	P	ERA	WHIP

WP: 0	PA: 34		
PB: 0			
SB: 2			
CS: 0			

Batter	1	2	3	4	5	6	7	8	9	AB	R	H	RBI	BB	SO	LOB
17 Shin-Soo Choo, L (1, 10) OBP: 0.456, SLG: 0.509	C FF 91 C KC 76 B ST 79 F FF 94 X ST 82 1-2 ① G6-3		B FF 94 B FF 93 C KC 76 C KC 77 B FF 94 X FF 94 3-2 1 G6-3 29 HR 1B	C KC 75 F FF 93 B FF 90 D KC 72 X KC 76 2-2 ③ L8		B KC 78 B KC 75 B FF 93 C FF 93 C FF 94 S FF 94 3-3 ③ K		S SI 89 B SI 90 X FC 85 1-1 ① G1-3	5	1	1	0	0	1	2
1 Elvis Andrus, R (1, 6) OBP: 0.319, SLG: 0.342	C FF 93 C FF 95 B KC 78 X ST 83 1-2 2B		B KC 75 X FF 92 1-0 ② G6-3 1-2		B FF 91 C FF 92 X ST 83 1-1 ① G4-3		B FF 94 X FF 94 1-0 ① G6-3		C FF 93 B CU 75 C FF 95 X CU 78 1-2 ② G4-3	5	0	1	0	0	0	1
29 Adrian Beltré, R (1, 5) OBP: 0.314, SLG: 0.400	B FF 91 B FF 92 C ST 82 B FF 92 X FF 93 3-1 ② G6-3		B FF 94 B FF 93 X ST 82 2-0 2-H HR		C FF 90 B FF 91 X FF 91 1-1 84 1B 1B		S FF 95 B FF 95 B SL 89 S FC 95 S FC 96 2-3 ② K		F FF 94 F FF 95 S CU 78 0-3 ③ K	5	1	2	2	0	2	1
84 Prince Fielder, L (1, 3) OBP: 0.353, SLG: 0.350	B KC 74 B FF 92 D KC 76 B FF 92 4-0 BB		F KC 77 X KC 77 0-1 ③ G3-1		C FF 93 F FF 93 X KC 77 0-2 1-2 1B		B FC 95 X CH 87 1-0 1B			3	0	2	0	1	0	0
Alex Rios, R (1, 9) OBP: 0.346, SLG: 0.447	C ST 82 F FF 91 F FF 92 S KC 75 0-3 ③ K			F FF 90 B FF 92 F FF 92 B FF 92 F KC 72 S FF 94 2-3 ① K	C FF 92 D KC 77 F FF 93 F KC 76 S FF 94 1-3 ② K		B FC 95 S SL 86 B FF 95 S FC 95 S SL 88 2-3 ③ K			4	0	0	0	0	4	5
18 Mitch Moreland, L (1, 7) OBP: 0.340, SLG: 0.430 15 Michael Choice, R (8, PH) OBP: 0.337, SLG: 0.324 (8, 7)		C FF 92 C KC 76 C FF 94 0-3 ① K		X KC 76 0-0 61 BB 12 E 1B	F KC 77 S KC 77 F KC 78 S CH 80 0-3 ③ K			C FC 84 S SI 89 S FC 82 0-3 ① FC		3 1	1 0	1 0	0 0	0 0	2 0	2 0
2 Leonys Martin, L (1, 8) OBP: 0.324, SLG: 0.362		F FF 94 C KC 75 B KC 76 S FF 94 1-3 ② K		S FF 93 S FF 93 D KC 77 S KC 74 1-3 ② K		C KC 76 F FF 93 F FF 92 F KC 74 B FF 92 X FF 94 1-2 ① P6		X SI 90 0-0 ② F7		4	0	0	0	0	2	1
61 Robinson Chirinos, R (1, 2) OBP: 0.277, SLG: 0.329		F FF 92 F ST 83 C FF 94 0-3 ③ K		B FF 92 C FF 92 D KC 76 B FF 93 B FF 92 4-1 12 E 1-2 BB		B FF 92 F FF 91 S FF 93 S KC 77 1-3 ② K		X SI 89 0-0 1B		3	0	1	0	1	2	0
12 Rougned Odor, L (1, 4) OBP: 0.250, SLG: 0.438			C FF 92 C CH 80 F KC 76 C FF 93 0-3 ① K	X KC 74 0-0 E8 1-3 2-H 1B		X FF 94 0-0 HR		B FC 84 C FC 84 X SI 90 1-1 ③ P6		4	1	2	2	0	1	1
Inning Stats	R: 0 E: 0 K: 1 S: 13 H: 1 LOB: 2 BB: 1 P: 22	R: 0 E: 0 K: 3 S: 9 H: 0 LOB: 0 BB: 0 P: 10	R: 2 E: 0 K: 1 S: 11 H: 2 LOB: 0 BB: 0 P: 17	R: 1 E: 1 K: 2 S: 13 H: 2 LOB: 2 BB: 1 P: 22	R: 0 E: 0 K: 2 S: 15 H: 2 LOB: 2 BB: 0 P: 18	R: 1 E: 0 K: 2 S: 12 H: 1 LOB: 0 BB: 0 P: 17	R: 0 E: 0 K: 2 S: 8 H: 1 LOB: 1 BB: 0 P: 14	R: 0 E: 0 K: 0 S: 7 H: 1 LOB: 1 BB: 0 P: 8	R: 0 E: 0 K: 1 S: 8 H: 0 LOB: 0 BB: 0 P: 10	1B: 7 2B: 1 3B: 0 HR: 2 SF: 0 SAC: 0 DP: 0 HBP: 0						

PITCHER		IP	WLS	BF	H	R	ER	SO	BB	IBB	HBP	BLK	WP	HR	S	P	ERA	WHIP
41 Brad Peacock, R ERA: 5.63	(1, 1)	6.0	L	28	8	4	4	11	2	0	0	0	0	2	73	106	6.00	1.667
61 Josh Zeid, R ERA: 4.76	(7, 1)	1.0		4	1	0	0	2	0	0	0	0	0	0	8	14	0.00	1.000
38 Darin Downs, L ERA:	(8, 1)	1.1		5	1	0	0	1	0	0	0	0	0	0	9	11	0.00	0.750
56 Paul Clemens, R ERA: 5.02	(9, 1)	0.2		2	0	0	0	1	0	0	0	0	0	0	6	7	0.00	0.000

PITCHER	IP	WLS	BF	H	R	ER	SO	BB	IBB	HBP	BLK	WP	HR	S	P	ERA	WHIP

TOP

Texas Rangers @ Houston Astros

Minute Maid Park, Houston, TX

Mon May 12 2014, 7:11 PM - 10:26 PM CDT
Att. 14,617 - Roof Closed - 73 F

livebaseballscorecards.com

AB	37
R	4
H	10
RBI	4
BB	2
SO	14
LOB	13

WP: 0	PB: 0	SB: 0	CS: 0	PA: 39		

Texas Rangers @ Houston Astros

Minute Maid Park, Houston, TX

Mon May 12 2014, 7:11 PM - 10:26 PM CDT

Att. 14,617 - Roof Closed - 73 F

livebaseballscorecards.com

BOTTOM

Batter	1	2	3	4	5	6	7	8	9	AB	R	H	RBI	BB	SO	LOB
27 Jose Altuve, R (1, 4) OBP: 0.350, SLG: 0.404	B FF 86 B FF 88 C FF 88 B FF 89 C FF 88 X FF 90 3-2 21 CS 1B		1 SAFE C SL 81 D CH 84 1 SAFE X FF 87 1-1 ① L8		X CH 83 0-0 1B		F FF 91 C FF 92 B FF 92 B SL 84 X FF 91 2-2 ② L9		B SL 77 C FC 89 X FC 90 1-1 2B	5	0	3	0	0	0	2
21 Dexter Fowler, S (1, 8) OBP: 0.336, SLG: 0.353	B FF 87 S SI 89 1 SAFE B SI 87 C FF 90 B SL 86 X FF 90 3-2 ① 1-2 3B		B FF 89 1 SAFE 1 SAFE B FF 87 B FF 88 B FF 88 4-0 30 CS 1-2 BB		B CU 75 B CH 82 S FF 87 C FF 88 B SL 83 X SI 89 3-2 ③ G4-3		S CH 82 B FF 90 B CH 82 B FF 91 B FF 92 4-1 1-2 BB		B CU 68 S FC 89 B CH 85 B FC 90 C FC 90 F FC 90 S FC 90 3-3 ② K	3	0	1	0	2	1	2
15 Jason Castro, L (1, 2) OBP: 0.295, SLG: 0.369	C CU 77 B FF 90 C CH 85 B FF 88 S SL 84 2-3 ② K		B CH 84 B FF 88 C FF 89 C CH 84 F FF 90 X CH 86 2-2 ② F7			B FF 89 B FF 88 B FF 88 C FF 88 F FF 89 X FF 90 3-2 ① G6-3	F FF 91 C FF 91 D CH 82 C FF 90 1-3 ③ K		C FC 90 S CU 72 F FF 88 S FC 91 0-3 ③ K	5	0	0	0	0	3	6
30 Matt Dominguez, R (1, 5) OBP: 0.318, SLG: 0.430	F SL 84 X SL 83 0-1 ③ G6-3		C FF 90 B FF 90 1-1 ③ CS 1-2	C SL 81 B FF 90 C FF 89 X FF 89 1-2 ① P3		B FF 89 C FF 90 F FF 90 X SL 84 1-2 4 E 4 1B 1B		C FF 90 C FF 90 F FF 89 F FF 92 B SL 83 X SL 83 1-2 4 1B 4 WP 1B		4	0	2	0	0	0	1
18 Marc Krauss, L (1, 3) (9, 7) OBP: 0.304, SLG: 0.342		B FF 88 C FF 87 B CH 84 F FF 90 B SL 83 S FF 89 3-3 ① K		X FF 90 0-0 1B	X CH 84 0-0 ② F7			B FF 90 X CH 81 1-0 ① L9		4	0	1	0	0	1	2
4 George Springer, R (1, 9) OBP: 0.279, SLG: 0.330		C SL 84 S SL 85 S SL 84 0-3 ② K		S SL 82 D SL 84 B SL 83 C FF 90 S SL 84 2-3 ② K	D SL 83 S SL 82 B FF 90 F SL 81 B SL 84 X SL 82 3-2 E7 1-3 1B			F FF 90 B SL 82 B SL 83 B SL 84 F FF 92 X CU 78 3-2 1-3 1B		4	0	2	0	0	2	1
23 Chris Carter, R (1, 10) OBP: 0.265, SLG: 0.378		F FF 90 S FF 91 B FF 92 X SL 85 1-2 2B		F FF 89 F FF 88 D SL 83 B FF 89 S SL 83 2-3 ③ K	B SL 84 X FF 91 1-0 ③ G1			B FF 89 B SI 88 B SI 93 C SI 93 S FF 92 F FF 92 S SI 92 3-3 ② K		4	0	1	0	0	2	5
8 Alex Presley, L (1, 7) OBP: 0.240, SLG: 0.354 14 Jesus Guzman, R (8, PH) OBP: 0.240, SLG: 0.310 (9, 3)		B FF 89 C CH 83 C FF 89 S SL 85 1-3 ③ K			L FF 88 F FF 88 S SL 84 0-3 ① K		C FF 91 X FF 91 0-1 ① P5	B SL 88 C SL 88 C SI 88 B SI 92 D SL 81 F SL 87 S FF 88 3-3 ③ K		3 1	0 0	0 0	0 0	0 0	2 1	1 2
6 Jonathan Villar, S (1, 6) OBP: 0.295, SLG: 0.454			B CH 85 C CH 82 F CH 83 B FF 88 B SL 84 F FF 90 F FF 89 B CH 85 4-2 21 S BB		C CU 75 B CU 79 C FF 89 B SL 83 B FF 88 F FF 90 C FF 90 3-3 ② K		C FF 92 B CU 77 B CH 82 B FF 92 C FF 92 F FF 92 X FF 92 3-2 21 BB 1B		C FC 89 C CH 84 B FC 91 B FC 90 C CU 70 2-3 ① K	3	0	1	0	1	2	0

Inning Stats	1	2	3	4	5	6	7	8	9
R:	0	0	0	0	0	0	0	0	0
E:	0	0	0	0	0	1	0	0	0
K:	1	3	0	2	2	0	1	2	3
S:	11	12	11	10	11	11	13	17	13
H:	2	1	0	1	1	2	1	2	1
LOB:	1	1	1	1	1	2	2	2	1
BB:	0	0	2	0	0	0	1	0	0
P:	19	17	23	15	17	19	23	28	19

1B:	8
2B:	2
3B:	1
HR:	0
SF:	0
SAC:	0
DP:	0
HBP:	0
WP:	1
PB:	0
SB:	1
CS:	2
PA:	40

	AB	36
	R	0
	H	11
	RBI	0
	BB	3
	SO	14
	LOB	22

PITCHER		IP	WLS	BF	H	R	ER	SO	BB	IBB	HBP	BLK	WP	HR	S	P	ERA	WHIP
48 Colby Lewis, R ERA: 4.99	(1, 1)	5.2	W	24	7	0	0	8	2	0	0	0	0	0	65	108	0.00	1.588
22 Nick Martinez, R ERA: 2.11	(6, 1)	1.2	H	9	3	0	0	1	1	0	0	0	1	0	23	39	0.00	2.400
56 Neal Cotts, L ERA: 5.02	(8, 1)	0.2	H	2	0	0	0	2	0	0	0	0	0	0	8	14	0.00	0.000
28 Joakim Soria, R ERA: 2.57	(9, 1)	1.0		4	1	0	0	3	0	0	0	0	0	0	13	19	0.00	1.000

PITCHER	IP	WLS	BF	H	R	ER	SO	BB	IBB	HBP	BLK	WP	HR	S	P	ERA	WHIP

Texas Rangers @ Houston Astros

Minute Maid Park, Houston, TX

Tue May 13 2014, 7:13 PM - 9:58 PM CDT

Att. 14,028 - Cloudy - 66 F

TOP

livebaseballscorecards.com

Batter	1	2	3	4	5	6	7	8	9	AB	R	H	RBI	BB	SO	LOB
17 Shin-Soo Choo, L (1, 7) OBP: 0.457, SLG: 0.504	C FF 88 F SI 89 B SL 79 C SI 90 1-3 ① K		C SI 89 B SI 90 H SI 88 2-1 1 G4-6-3 1-2 HBP			X FF 88 0-0 1 G3-6 1B		B SI 89 F SI 88 S SI 88 D SL 80 S SL 79 2-3 ③ K		3	0	1	0	0	2	1
1 Elvis Andrus, R (1, 6) OBP: 0.318, SLG: 0.340	B SI 90 C SI 88 F SL 79 B SL 79 B SI 90 X SI 90 3-2 ② G4-3		B SI 89 B SI 88 X CH 80 2-0 ② ③ G4-6-3 1-2f			B SI 88 F FF 90 B SL 80 B SI 90 C CH 79 X SI 89 3-2 ① ② G3-6 1-2f			X SI 87 0-0 84 G5-3 1B	4	0	1	0	0	0	3
29 Adrián Beltré, R (1, 5) OBP: 0.312, SLG: 0.404	B FF 89 X CH 80 1-0 2B			B SI 87 F SI 88 F SL 79 X SL 81 1-2 ① P6		S SI 90 B SL 77 X SI 88 1-1 ③ G4-3			C CH 79 S SL 78 X SL 79 0-2 ① F7	4	0	1	0	0	0	1
84 Prince Fielder, L (1, 3) OBP: 0.357, SLG: 0.354	C SI 90 B SI 89 B SL 80 B SL 79 S SI 87 X SI 90 3-2 ③ G6-3			C FC 85 X SL 78 0-1 ② 1B			B SL 81 C SI 88 C SI 88 X SI 89 1-2 G5-4-3 1B		B SL 79 B FC 86 B SI 89 C SI 89 X SI 90 3-1 ② ③ G5-3 1-2f	4	0	2	0	0	0	2
Alex Rios, R (1, 9) OBP: 0.345, SLG: 0.444		C SI 87 B FC 85 C SI 88 S SL 79 1-3 ① K		B CH 78 X CH 78 1-0 15 FC5-4 1B			B SI 89 X SI 89 1-0 ① ② G5-4-3 1-2f			3	0	1	0	0	1	1
15 Michael Choice, R (1, 8) OBP: 0.326, SLG: 0.312		C FF 89 C SI 90 S SL 79 0-3 ② FC		D SL 79 B SI 89 X CH 79 2-0 ③ FC5-4 1-2f			B CH 77 B SI 89 C FC 83 B FC 85 X SI 88 3-1 ③ FC6-3			3	0	0	0	0	0	1
2 Leonys Martin, L (1, 10) OBP: 0.317, SLG: 0.354		S FF 89 S SL 80 S SL 78 0-3 ③ K			B SL 77 X FC 84 1-0 ① B1-3			B SI 88 C SI 89 S SL 79 S SL 78 1-3 ① K		3	0	0	0	0	2	0
61 Robinson Chirinos, R (1, 2) OBP: 0.279, SLG: 0.329			C SI 86 X FC 84 0-1 17 HBP 1B		B FF 88 F SI 88 C FF 90 F SI 90 B SL 79 X SI 91 2-2 ② G5-3			B FF 89 F FF 90 C SL 78 B SL 80 X SI 89 2-2 E9		3	0	1	0	0	0	0
12 Rougned Odor, L (1, 4) OBP: 0.211, SLG: 0.368			C SI 89 B SI 88 S SL 79 X SL 80 1-2 ① L8		X SL 78 0-0 ③ L8			B SI 89 S SL 77 S SL 77 S SL 78 1-3 ② K2-3		3	0	0	0	0	1	2

	AB	30
	R	0
	H	7
	RBI	0
	BB	0
	SO	6
	LOB	11

Inning Stats																																
	R: 0	E: 0	K: 1	S: 10	H: 1	LOB: 1	BB: 0	P: 18	R: 0	E: 0	K: 2	S: 9	H: 0	LOB: 0	BB: 0	P: 10	R: 0	E: 0	K: 0	S: 7	H: 1	LOB: 1	BB: 0	P: 12	R: 0	E: 0	K: 0	S: 7	H: 2	LOB: 1	BB: 0	P: 11
	R: 0	E: 0	K: 0	S: 6	H: 1	LOB: 0	BB: 0	P: 10	R: 0	E: 0	K: 0	S: 6	H: 1	LOB: 0	BB: 0	P: 11	R: 0	E: 1	K: 3	S: 12	H: 0	LOB: 1	BB: 0	P: 18	R: 0	E: 0	K: 0	S: 6	H: 1	LOB: 0	BB: 0	P: 9

	1B: 6	SF: 0
	2B: 1	SAC: 0
	3B: 0	DP: 4
	HR: 0	HBP: 1

	WP: 0	PA: 31
	PB: 0	
	SB: 0	
	CS: 0	

PITCHER	IP	WLS	BF	H	R	ER	SO	BB	IBB	HBP	BLK	WP	HR	S	P	ERA	WHIP
60 Dallas Keuchel, L (1, 1) ERA: 3.06	9.0	W	31	7	0	0	7	0	0	1	0	0	0	69	108	0.00	0.778

PITCHER	IP	WLS	BF	H	R	ER	SO	BB	IBB	HBP	BLK	WP	HR	S	P	ERA	WHIP

Texas Rangers @ Houston Astros

Minute Maid Park, Houston, TX

Tue May 13 2014, 7:13 PM - 9:58 PM CDT

Att. 14,028 - Cloudy - 66 F

BOTTOM

Batter	1	2	3	4	5	6	7	8	9	AB	R	H	RBI	BB	SO	LOB
27 Jose Altuve, R (1, 4) OBP: 0.352, SLG: 0.422	B SI 86 B SI 88 F SI 88 X SI 87 2-1 FC8 ①	B SI 85 C CH 79 X SI 87 1-1 21 1B 2B		F SL 77 B SI 85 X SL 79 1-1 4 1B 3B	T CU 70 B CH 80 B SI 85 B SI 85 C SI 85 F SI 86 F SI 84 X SI 84 3-2 G5-3 ②		X FC 89 0-0 G5-3 ③			5	2	2	0	0	0	0
4 George Springer, R (1, 9) OBP: 0.303, SLG: 0.333	C SI 88 B SI 89 B CU 76 B SI 87 S SI 88 B SI 88 4-2 21 BB BB	B SI 87 F SI 86 C SI 88 B SI 87 B CU 75 B SI 88 4-2 21 1B BB		B SI 84 B SL 78 B SI 84 C SI 86 C FF 86 X SI 84 3-2 21 FC6 3-H 1B	C SL 76 B SI 85 B CU 71 S SI 85 B CU 71 B SI 85 4-2 BB			C FF 95 B FF 96 C FF 96 X FC 96 1-2 FC8 ①		2	0	1	1	3	0	0
21 Dexter Fowler, S (1, 8) OBP: 0.338, SLG: 0.350	F SI 88 F SI 88 D CU 76 B SI 88 F CU 75 B SI 88 F SI 88 F SI 90 B SI 88 4-2 14 FC5-4 1-2 BB	B SI 84 B SI 86 S SI 86 X SI 85 2-1 30 FC6-4 1-3 2-H 1B		C SI 86 B SI 85 1 SAFE X SI 85 1-1 FC6 ② 1-2f	S SI 85 F SI 84 B CU 71 X SI 84 1-2 G4-3 ③			B FF 96 F FF 96 C CH 88 B SL 86 B CH 87 X FF 95 3-2 L4 ②		4	0	1	1	1	0	2
30 Matt Dominguez, R (1, 5) OBP: 0.307, SLG: 0.414	C SI 88 T SI 88 B CH 79 B CU 77 B SI 88 F SI 90 X SI 89 3-2 P3 ②	B SI 84 1 SAFE C CH 83 B CH 79 F FF 85 F CU 68 X CU 71 2-2 FC6-4 1-2f ③		C SI 85 B FC 83 1 SAFE C CU 72 1 SAFE B CU 72 C SI 85 2-3 K ③		S FF 92 S FF 92 B FF 93 B FF 94 F FF 93 C FC 90 2-3 K ①		C SL 82 F FF 96 B FF 96 S FF 95 1-3 K ③		5	0	0	0	0	3	5
14 Jesus Guzman, R (1, 3) OBP: 0.253, SLG: 0.324	C SI 88 X SI 89 0-1 FC5-4 1-2f ③		C SI 85 B SI 86 B CH 80 C SI 86 B FF 85 X SI 86 3-2 2B		B SI 86 B CU 69 F SI 85 B SI 85 B SI 85 4-1 23 2B 28 1B BB		C FC 90 B FF 94 S FF 94 B FC 91 S FF 93 2-3 K ②			3	1	1	0	1	1	2
23 Chris Carter, R (1, 10) OBP: 0.279, SLG: 0.398		B SI 87 X SI 86 1-0 28 HR 1B	B SI 87 S SI 86 X SI 85 1-1 G6-3 ①		B FF 86 X SI 85 1-0 28 1B 1-3 22 HR 2B		B FC 90 X FC 89 1-0 1B			4	2	3	0	0	0	1
28 L.J. Hoes, R (1, 7) OBP: 0.286, SLG: 0.339		C SI 87 X CH 79 0-1 1-H HR	C FF 85 B FF 86 D CH 81 F SI 86 B CU 72 X FF 85 3-2 FC8 ②		B CU 69 S CH 81 D SI 87 F CH 82 X CH 80 2-2 22 HR 2-3 3-H 1B		F FF 92 B FC 89 X FF 93 1-1 G1-3 ③			4	2	2	3	0	0	2
22 Carlos Corporán, S (1, 2) OBP: 0.191, SLG: 0.432		C SI 87 F SI 86 X SI 87 0-2 G4-3 ①	B SI 86 S CH 82 B SI 86 X FF 86 2-1 F9 ③		S SI 85 B CH 82 X CH 81 1-1 1-H 3-H HR		B FF 92 B CH 83 C FF 92 F FC 91 F FC 90 X CH 82 2-2 F7 ①			4	1	1	3	0	0	1
6 Jonathan Villar, S (1, 6) OBP: 0.286, SLG: 0.439		B SI 88 S SI 87 C SI 88 B CU 75 F SI 87 B SI 88 S SI 87 3-3 K ②		B SI 84 F CH 83 C SI 84 F CU 69 X CU 72 1-2 L9 ①	X FC 84 0-0 FC8 ①		C FF 93 S FC 91 B FF 93 C FC 89 1-3 K ②			4	0	0	0	0	2	0

Inning Stats	1	2	3	4	5	6	7	8	9
	R: 0 E: 0 K: 0 S: 15	R: 3 E: 0 K: 1 S: 20	R: 0 E: 0 K: 0 S: 10	R: 1 E: 0 K: 1 S: 14	R: 4 E: 0 K: 0 S: 18	R: 0 E: 0 K: 2 S: 10	R: 0 E: 0 K: 1 S: 8	R: 0 E: 0 K: 1 S: 9	
	H: 0 LOB: 2 BB: 2 P: 28	H: 4 LOB: 2 BB: 1 P: 33	H: 1 LOB: 1 BB: 0 P: 19	H: 2 LOB: 1 BB: 0 P: 22	H: 3 LOB: 1 BB: 2 P: 34	H: 1 LOB: 1 BB: 0 P: 16	H: 0 LOB: 0 BB: 0 P: 11	H: 0 LOB: 0 BB: 0 P: 14	

1B: 5 SF: 0
2B: 3 SAC: 0
3B: 1 DP: 0
HR: 2 HBP: 0

WP: 0 PA: 40
PB: 0
SB: 0
CS: 0

livebaseballscorecards.com

	AB	35
	R	8
	H	11
	RBI	8
	BB	5
	SO	6
	LOB	13

PITCHER		IP	WLS	BF	H	R	ER	SO	BB	IBB	HBP	BLK	WP	HR	S	P	ERA	WHIP
54 Matt Harrison, L ERA: 4.15	(1, 1)	1.2	L	12	4	3	3	1	3	0	0	0	0	1	31	55	16.20	4.200
67 Justin Germano, R ERA: 11.81	(2, 1)	3.1		18	6	5	5	1	2	0	0	0	0	1	46	81	13.50	2.400
37 Shawn Tolleson, R ERA: 3.92	(6, 1)	2.0		7	1	0	0	3	0	0	0	0	0	0	18	27	0.00	0.500
41 Alexi Ogando, R ERA: 7.64	(8, 1)	1.0		3	0	0	0	1	0	0	0	0	0	0	9	14	0.00	0.000

PITCHER	IP	WLS	BF	H	R	ER	SO	BB	IBB	HBP	BLK	WP	HR	S	P	ERA	WHIP

Texas Rangers @ Houston Astros

Minute Maid Park, Houston, TX

Wed May 14 2014, 7:13 PM - 10:48 PM CDT

Att. 17,783 - Partly Cloudy - 71 F

TOP

livebaseballscorecards.com

Batter	1	2	3	4	5	6	7	8	9	AB	R	H	RBI	BB	SO	LOB
17 Shin-Soo Choo, L (1, 7) OBP: 0.442, SLG: 0.484	S FC 87 B FC 88 B CU 72 C FC 87 F FC 88 D CU 76 C FC 87 3-3 ① K		S CU 73 F FC 86 B CU 73 B SI 87 C SI 88 2-3 ① K	D CU 75 F CU 73 B FC 87 X CU 74 2-1 ③ G5-3		B SI 89 1 SAFE C FC 84 B SI 89 1 SAFE C FC 84 S SI 90 2-3 ② K			B FF 90 B SI 89 C FF 91 C SL 80 X FF 91 2-2 ① L3	5	0	0	0	0	3	3
1 Elvis Andrus, R (1, 6) OBP: 0.320, SLG: 0.348	B SI 88 S SI 89 C FC 88 X SI 89 1-2 ② G5-3		C SI 88 C SI 88 X FC 86 0-2 29 1B 84 1B 1B		X CU 73 0-0 29 1B 2B	1 SAFE C FF 93 C FF 93 0-2 ③ CS 1-2	C FF 93 B FF 93 X FF 93 1-1 ① F8		C SI 93 C SI 94 C SI 94 0-3 ② K	5	2	2	0	0	1	0
29 Adrian Beltré, R (1, 5) OBP: 0.325, SLG: 0.423	B FC 88 B SI 90 X FC 87 2-0 ③ F9		B FF 89 1 SAFE X SI 88 1-0 84 1B 1-3 1B		D SI 88 S FF 88 F FC 88 X CU 68 1-2 84 2B 2-H 1B		B FF 95 B FF 91 F FF 92 F FF 94 F FF 93 F FF 94 B CU 78 X FF 93 3-2 2B		X SI 95 0-0 ③ G4-3	5	1	3	1	0	0	0
84 Prince Fielder, L (1, 3) OBP: 0.366, SLG: 0.367		X FC 85 0-0 ① P5	C CU 74 X FF 88 0-1 G6-4-3 1-2 3-H 1B		C SI 88 B FC 87 X FC 88 1-1 1-H 2B		I IN 60 I IN 62 I IN 64 I IN 65 4-0 IBB			3	0	2	2	1	0	0
Alex Rios, R (1, 9) OBP: 0.343, SLG: 0.459		B FC 86 C SI 87 X FC 84 1-1 HR	C CU 73 X SI 88 0-1 ② ③ G6-4-3 1-2f		B SI 89 X SI 89 1-0 ① P3		B FF 92 X FF 92 1-0 ② P2			4	1	1	1	0	0	5
18 Mitch Moreland, L (1, 10) OBP: 0.340, SLG: 0.420 15 Michael Choice, R (7, PH) OBP: 0.323, SLG: 0.308 (7, 10)		B SI 87 F FC 87 B CU 75 B FC 86 F FC 87 C SI 89 3-3 ② K		F FC 86 C SI 89 B CU 75 B SI 88 B CU 75 F FC 86 F SI 89 B CU 74 4-2 12 G6-3 2 1B BB	X FC 87 0-0 ② F9		F SL 80 S FF 91 B FF 91 C SL 81 1-3 ③ FC			2 1	0 0	0 0	0 0	1 0	1 0	1 2
7 J.P. Arencibia, R (1, 2) OBP: 0.190, SLG: 0.246		B FC 85 F CU 74 C SI 88 F FC 88 B CU 74 B SI 89 X CU 75 3-2 2 1B 1B		X SI 88 0-0 ① L9	X FC 87 0-0 ③ F9			B FF 90 S FF 90 F FF 91 C CH 77 1-3 ① K		4	0	1	0	0	1	2
2 Leonys Martin, L (1, 8) OBP: 0.322, SLG: 0.358		B FC 85 X FC 85 1-0 1-2 1B		F CU 73 X SI 88 0-1 12 G6-3 1-2 1B		X CH 84 0-0 ① G4-3		S FF 92 X CH 81 0-1 ② B1-3		4	0	2	0	0	0	0
12 Rougned Odor, L (1, 4) OBP: 0.217, SLG: 0.318		F FC 86 D CU 74 X FC 86 1-1 ③ G3-1		C CU 75 B FC 87 X FC 87 1-1 ② G6-3 1-2 2-3		C SI 88 H CU 72 1-1 1 CS HBP		C SL 79 C SL 80 F FF 92 S SL 82 0-3 ③ K		3	0	0	0	0	1	4
Inning Stats	R: 0 E: 0 K: 1 S: 8 H: 0 LOB: 0 BB: 0 P: 14	R: 1 E: 0 K: 1 S: 13 H: 3 LOB: 2 BB: 0 P: 22	R: 1 E: 0 K: 1 S: 11 H: 3 LOB: 1 BB: 0 P: 14	R: 0 E: 0 K: 0 S: 11 H: 1 LOB: 2 BB: 1 P: 18	R: 2 E: 0 K: 0 S: 9 H: 3 LOB: 1 BB: 0 P: 12	R: 0 E: 0 K: 1 S: 7 H: 0 LOB: 0 BB: 0 P: 10	R: 0 E: 0 K: 0 S: 11 H: 1 LOB: 2 BB: 1 P: 21	R: 0 E: 0 K: 2 S: 9 H: 0 LOB: 0 BB: 0 P: 10	R: 0 E: 0 K: 1 S: 7 H: 0 LOB: 0 BB: 0 P: 9	1B: 7 2B: 3 3B: 0 HR: 1	SF: 0 SAC: 0 DP: 1 HBP: 1	WP: 0 PB: 0 SB: 0 CS: 1	PA: 40				

	AB	36
	R	4
	H	11
	RBI	4
	BB	2
	SO	7
	LOB	17

PITCHER		IP	WLS	BF	H	R	ER	SO	BB	IBB	HBP	BLK	WP	HR	S	P	ERA	WHIP
46 Scott Feldman, R ERA: 2.63	(1, 1)	5.0		25	10	4	4	3	1	0	0	0	0	1	52	80	7.20	2.200
38 Darin Downs, L ERA:	(6, 1)	0.2		3	0	0	0	1	0	0	1	0	0	0	5	8	0.00	0.000
56 Paul Clemens, R ERA: 4.7	(6, 1)	1.0		4	1	0	0	0	0	1	0	0	0	0	10	19	0.00	1.000
29 Tony Sipp, L ERA:	(7, 1)	1.2		5	0	0	0	3	0	0	0	0	0	0	15	19	0.00	0.000
50 Chad Qualls, R ERA: 3.55	(9, 1)	0.2	W	2	0	0	0	1	0	0	0	0	0	0	4	4	0.00	0.000

PITCHER	IP	WLS	BF	H	R	ER	SO	BB	IBB	HBP	BLK	WP	HR	S	P	ERA	WHIP

Texas Rangers @ Houston Astros

Minute Maid Park, Houston, TX

Wed May 14 2014, 7:13 PM - 10:48 PM CDT

Att. 17,783 - Partly Cloudy - 71 F

livebaseballscorecards.com

BOTTOM

Batter	1	2	3	4	5	6	7	8	9	AB	R	H	RBI	BB	SO	LOB
27 Jose Altuve, R (1, 4) OBP: 0.348, SLG: 0.415	F FF 88 F FF 89 B SL 83 S FF 90 1-3 K ①		B FF 88 B SL 83 X FF 89 2-0 F9 ①		C FF 89 X SL 85 0-1 G6-3 ③		C FF 91 B FF 91 X FF 91 1-1 4 HR 1B	B SL 83 B FF 91 X FF 91 2-0 P2 ③		5	1	1	0	0	1	0
4 George Springer, R (1, 9) OBP: 0.298, SLG: 0.356	B FF 90 C SL 82 F SL 83 S FF 90 1-3 K ②		C SL 82 B FF 89 B SL 84 S FF 88 F SI 90 F SL 83 F CU 78 B FF 90 F SL 85 3-3 C SL 83 K ②			S SL 82 X SL 82 0-1 L4 ①	B FF 92 B SL 86 X FF 92 2-0 1-H HR		C SL 83 B CH 82 B SL 85 F FF 92 S SL 84 2-3 K ①	5	1	1	2	0	3	0
21 Dexter Fowler, S (1, 8) OBP: 0.358, SLG: 0.364	B FF 90 B FF 89 X FF 89 2-0 15 2B 1B		B CU 78 B SL 84 B SI 88 C FF 90 F FF 89 F SL 84 F SL 85 B SL 85 4-2 BB			B FF 88 B SL 84 F FF 89 B FF 89 B FF 89 4-1 30 1B 15 BB 14 1B BB	F SL 88 B SI 91 B SI 91 X SL 85 2-1 15 1B 1B		C FF 92 X SL 84 0-1 30 1B 15 BB 1B	3	2	3	0	2	0	0
15 Jason Castro, L (1, 2) OBP: 0.313, SLG: 0.384	B FF 88 B SI 89 S SI 89 1 SAFE X SL 84 2-1 1-3 2B		F FF 89 B FF 88 F FF 90 S SL 86 1-3 K ③			**B FF 94** **S FF 94** **1 SAFE** **B FF 96** 1 SAFE 1 SAFE F FF 94 B SI 84 B FF 96 4-2 14 1B 30 1B 23 1B 1-2 BB	B SL 87 S FF 90 X SL 87 1-1 1-2 1B		**C FF 92** **B FF 91** 1 SAFE **F FF 92** B FF 91 B CH 83 1 SAFE F FF 93 B FF 92 4-2 30 1B 1-2 BB	3	1	2	0	2	1	1
30 Matt Dominguez, R (1, 5) OBP: 0.310, SLG: 0.414	C FF 90 S SL 84 F FF 91 B FF 91 B SL 84 F FF 92 F SI 90 S SL 85 2-3 K ③			C FF 89 S FF 89 B FF 90 F SI 90 B FF 91 F SL 86 X FF 91 2-2 G5-3 ①		X FF 96 0-0 23 1B 14 1B 1-2 2-3 1B	F SI 92 S SL 87 B SI 90 S SL 86 1-3 K ①		C FF 91 D SL 84 F FF 92 F FF 91 B SL 83 B CH 81 X FF 92 3-2 1-3 2-H 1B	5	0	2	1	0	2	4
18 Marc Krauss, L (1, 3) OBP: 0.309, SLG: 0.338 14 Jesus Guzman, R (6, PH) OBP: 0.259, SLG: 0.329 (7, 3)		B FF 88 B FF 89 B SI 89 C FF 89 B SI 89 4-1 BB		C FF 88 C FF 90 F SL 84 B FF 90 F SL 85 C CU 76 1-3 K ②		X FF 95 0-0 23 1B 1-2 2-3 3-H 1B	C SL 87 B SI 91 B SL 86 C SI 92 S SL 84 2-3 K ②			1 2	0 0	0 1	0 1	1 0	1 1	0 2
23 Chris Carter, R (1, 10) OBP: 0.278, SLG: 0.394		B FF 89 C FF 89 B SI 88 F SL 84 B FF 90 X SL 83 3-2 P3 ①		F SL 83 F FF 88 S SI 91 0-3 K ③		C SL 84 X FF 96 0-1 1-2 2-3 3-H 1B	S SL 87 X SI 91 0-1 G3-1 ③			4	0	1	1	0	1	3
8 Alex Presley, L (1, 7) OBP: 0.235, SLG: 0.347 28 L.J. Hoes, R (6, PH) OBP: 0.286, SLG: 0.339 9 Marwin Gonzalez, S (6, PH) OBP: 0.350, SLG: 0.432 (7, 7)		B FF 88 C SI 88 S SL 83 F SL 84 B FF 89 X SL 85 2-2 P4 ②			C FF 87 B CH 82 X SL 83 1-1 L5 ①	B FF 91 F FF 92 F FF 92 F CH 86 S SL 84 1-3 K ②		B FF 92 F FF 92 B CH 82 C FF 92 F SL 85 C FF 93 2-3 K ①	2 0 2	0 0 0	0 0 0	0 0 0	0 0 0	0 0 2	1 0 3
6 Jonathan Villar, S (1, 6) OBP: 0.277, SLG: 0.425		B CU 77 B SI 88 C FF 88 F SL 85 F SL 84 B CU 78 X SL 85 3-2 G4-3 ③			C FF 88 F SI 89 B CU 77 C FF 90 1-3 K ②	D SL 84 C FF 92 C FF 92 C FF 92 1-3 K ③		B CU 78 B FF 92 F FF 92 X FF 93 2-1 G1-3 ②		4	0	0	0	0	2	4
Inning Stats	R: 0 E: 0 K: 3 S: 15 H: 2 LOB: 2 BB: 0 P: 23	R: 0 E: 0 K: 0 S: 12 H: 0 LOB: 1 BB: 1 P: 24	R: 0 E: 0 K: 2 S: 15 H: 0 LOB: 1 BB: 1 P: 25	R: 0 E: 0 K: 2 S: 13 H: 0 LOB: 0 BB: 0 P: 16	R: 0 E: 0 K: 1 S: 7 H: 0 LOB: 0 BB: 0 P: 9	R: 2 E: 0 K: 2 S: 16 H: 3 LOB: 3 BB: 2 P: 26	R: 2 E: 0 K: 2 S: 15 H: 4 LOB: 2 BB: 0 P: 24	R: 0 E: 0 K: 1 S: 7 H: 0 LOB: 0 BB: 0 P: 13	R: 1 E: 0 K: 1 S: 12 H: 2 LOB: 2 BB: 1 P: 21	1B: 9 2B: 1 3B: 0 HR: 1 SF: 0 SAC: 0 DP: 0 HBP: 0						

	AB	36
	R	5
	H	11
	RBI	5
	BB	5
	SO	14
	LOB	18

PITCHER		IP	WLS	BF	H	R	ER	SO	BB	IBB	HBP	BLK	WP	HR	S	P	ERA	WHIP
23 Nick Tepesch, R ERA: 1.69	(1, 1)	5.1		21	2	1	1	8	3	0	0	0	0	0	65	104	1.69	0.938
49 Aaron Poreda, L ERA: 1.08	(6, 1)	0.0		4	3	1	1	0	1	0	0	0	0	0	6	10	∞	∞
44 Jason Frasor, R ERA: 2.63	(6, 1)	0.2	B	4	2	2	2	2	0	0	0	0	0	1	10	15	27.00	3.000
56 Neal Cotts, L ERA: 4.7	(7, 1)	1.0		5	2	0	0	2	0	0	0	0	0	0	12	18	0.00	2.000
22 Nick Martinez, R ERA: 2.38	(8, 1)	1.1	L	7	2	1	1	2	1	0	0	0	0	0	19	34	6.75	2.250

PITCHER	IP	WLS	BF	H	R	ER	SO	BB	IBB	HBP	BLK	WP	HR	S	P	ERA	WHIP

Toronto Blue Jays @ Texas Rangers

Globe Life Park in Arlington, Arlington, TX

Fri May 16 2014, 8:08 PM - 10:34 PM EDT

Att. 39,129 - Clear - 84 F

livebaseballscorecards.com

Batter	1	2	3	4	5	6	7	8	9	AB	R	H	RBI	BB	SO	LOB
7 José Reyes, S (1, 6) OBP: 0.291, SLG: 0.404	X FF 91 0-0 ① G4-3		B SI 91 B SI 91 C FF 92 B FF 92 X FF 91 3-1 ③ F9			C FC 87 B FC 88 F SI 90 X ST 81 1-2 ② F8		S FC 86 B FC 88 X FC 86 1-1 ① L9 2-3		4	0	0	0	0	0	2
53 Melky Cabrera, S (1, 7) OBP: 0.361, SLG: 0.500 11 Kevin Pillar, R (9, 7)	C FF 92 B SI 93 F SI 92 B FF 93 B FF 93 B FF 92 4-2 BB			C FC 88 F FC 89 X ST 78 0-2 ① F8		B SI 90 C FF 92 F FC 88 B CS 60 B ST 80 D ST 80 4-2 BB		B FC 89 F SI 91 X ST 78 1-1 1-H 3-H 2B		2 0	0 0	1 0	2 0	2 0	0 0	0 0
19 José Bautista, R (1, 9) OBP: 0.422, SLG: 0.535	C FF 94 C SI 92 F ST 81 S ST 83 0-3 ② K			C ST 80 F ST 80 F FF 94 T FC 90 0-2 ② K		C ST 81 B ST 79 C SI 90 S SI 93 1-3 ③ K		B ST 79 I IN 50 I I 4-0 10 G5-4-3 IBB		3	0	0	0	1	3	2
10 Edwin Encarnación, R (1, 3) OBP: 0.324, SLG: 0.494	F FF 95 F SI 93 S FF 95 0-3 ③ K			C SI 92 F SI 93 F FC 91 B ST 81 B FF 92 S FF 93 2-3 ③ K			B SI 88 X SI 90 1-0 ① G6-3	S FF 91 B SI 90 X SI 92 1-1 ② ③ G5-4-3 1-2f		4	0	0	0	0	2	3
26 Adam Lind, L (1, 10) OBP: 0.413, SLG: 0.500		B FF 91 C FF 91 B FF 93 F SI 91 F ST 81 F FF 94 F ST 81 F SI 93 F ST 75 2-3 ① C CS 63 K			B FF 90 B FC 87 B FF 90 C FF 90 X FF 92 3-1 31 FC6-4 1B		C FC 86 B FC 89 X FF 91 1-1 13 FC6-4 1B		B SL 88 B FF 91 F FF 90 B FF 91 C FF 91 X FF 91 3-2 ① F7	4	0	2	0	0	1	0
47 Juan Francisco, L (1, 5) OBP: 0.367, SLG: 0.600 18 Steve Tolleson, R (9, PH) (9, 4)		X SI 93 0-0 ② G4-3			T FC 88 F FC 91 S ST 82 0-3 ① K		F FC 88 C ST 79 S ST 78 0-3 ② K		C SL 89 X SL 88 0-1 ② F9	3 1	0 0	0 0	0 0	0 0	2 0	2 0
13 Brett Lawrie, R (1, 4) OBP: 0.293, SLG: 0.430 (9, 5)		S FF 94 C ST 81 B FF 91 B FF 94 C FF 94 2-3 ③ K			B SI 92 C SI 92 F SI 92 F FF 94 F ST 82 D FC 91 S ST 82 2-3 ② K		S SI 92 B SI 93 X SI 92 1-1 ③ FC6-4 1-2f		B SL 87 C FF 92 C FF 91 S FF 91 1-3 ③ K	4	0	0	0	0	3	2
31 Erik Kratz, R (1, 2) OBP: 0.235, SLG: 0.412			S FF 93 B SI 93 X FF 92 1-1 ① F7		C ST 80 X FF 92 0-1 ③ FC6-4 1-2f			X FS 88 0-0 7 L9 8 1B 53 2B 1B		3	1	1	0	0	0	1
8 Anthony Gose, L (1, 8) OBP: 0.500, SLG: 0.364			B FF 92 B ST 75 B SI 91 C FF 90 X FF 91 3-1 ② G3-1		C FC 85 T FC 87 S ST 80 0-3 ① K			1 SAFE X FC 86 0-0 53 2B 1B 1-2		3	1	1	0	0	1	0
Inning Stats	R: 0 E: 0 K: 2 S: 10 H: 0 LOB: 1 BB: 1 P: 14	R: 0 E: 0 K: 2 S: 12 H: 0 LOB: 0 BB: 0 P: 16	R: 0 E: 0 K: 0 S: 6 H: 0 LOB: 0 BB: 0 P: 13	R: 0 E: 0 K: 2 S: 11 H: 0 LOB: 0 BB: 0 P: 13	R: 0 E: 0 K: 2 S: 12 H: 1 LOB: 1 BB: 0 P: 17	R: 0 E: 0 K: 2 S: 11 H: 0 LOB: 1 BB: 1 P: 17	R: 0 E: 0 K: 1 S: 8 H: 1 LOB: 1 BB: 0 P: 11	R: 2 E: 0 K: 0 S: 8 H: 3 LOB: 1 BB: 1 P: 15	R: 0 E: 0 K: 1 S: 8 H: 0 LOB: 0 BB: 0 P: 12	1B: 4 2B: 1 3B: 0 HR: 0	SF: 0 SAC: 0 DP: 1 HBP: 0			WP: 0 PB: 0 SB: 0 CS: 0	PA: 34	

TOP	
AB	31
R	2
H	5
RBI	2
BB	3
SO	12
LOB	12

PITCHER		IP	WLS	BF	H	R	ER	SO	BB	IBB	HBP	BLK	WP	HR	S	P	ERA	WHIP
11 Yu Darvish, R ERA: 2.32	(1, 1)	8.0	L	31	5	2	2	11	2	1	0	0	0	0	78	116	2.25	0.875
56 Neal Cotts, L ERA: 4.41	(9, 1)	1.0		3	0	0	0	1	0	0	0	0	0	0	8	12	0.00	0.000

PITCHER	IP	WLS	BF	H	R	ER	SO	BB	IBB	HBP	BLK	WP	HR	S	P	ERA	WHIP

BOTTOM

Toronto Blue Jays @ Texas Rangers

Globe Life Park in Arlington, Arlington, TX

Fri May 16 2014, 8:08 PM - 10:34 PM EDT

Att. 39,129 - Clear - 84 F

livebaseballscorecards.com

Batter	1	2	3	4	5	6	7	8	9	AB	R	H	RBI	BB	SO	LOB
17 Shin-Soo Choo, L (1, 7) OBP: 0.431, SLG: 0.469	C FF 92 S FF 92 C FF 93 0-3 ① K		L FF 90 B FF 93 F FF 94 X SL 86 1-2 ③ G4-3			F FF 92 B FF 92 B FF 93 B SL 84 X FF 92 3-1 ② F8 2-3			B FF 91 F FF 93 X FF 92 1-1 ① L8	4	0	0	0	0	1	2
1 Elvis Andrus, R (1, 6) OBP: 0.313, SLG: 0.340	C FF 91 X FF 91 0-1 ② F8			C SL 82 B SL 84 X FF 91 1-1 ① L8		C FF 92 B FF 93 C SL 85 X FF 94 1-2 ③ G6-3			C SL 84 F FF 92 B FF 91 D SL 87 X SL 84 2-2 ② F8	4	0	0	0	0	0	2
29 Adrian Beltré, R (1, 5) OBP: 0.322, SLG: 0.417	C FF 92 B SL 86 F FF 93 B FF 92 X FF 94 2-2 1B			F FF 92 C FF 93 B SL 88 X FF 93 1-2 ② F9			C SL 84 F CH 82 B FF 92 S FF 93 1-3 ① K		F FF 92 X FF 92 0-1 ③ P4	4	0	1	0	0	1	1
84 Prince Fielder, L (1, 10) OBP: 0.360, SLG: 0.360	C FF 92 F FF 92 S FF 94 0-3 ③ K			X SL 84 0-0 ③ P6			B FF 94 B CH 87 S CH 86 C FF 93 T FF 93 2-2 ② K			3	0	0	0	0	2	1
Alex Rios, R (1, 9) OBP: 0.337, SLG: 0.450		X FF 91 0-0 ① G3			B FF 90 B SL 83 X FF 90 2-0 ① P3		B SL 86 C FF 93 F FF 92 X SL 87 1-2 ③ G6-3			3	0	0	0	0	0	0
18 Mitch Moreland, L (1, 3) OBP: 0.330, SLG: 0.407		C FF 91 B FF 93 F FF 90 B FF 94 X SL 87 2-2 ② F8			B FF 91 X FF 92 1-0 ② F8			F SL 85 C FF 91 X FF 93 0-2 ① F7		3	0	0	0	0	0	0
7 J.P. Arencibia, R (1, 2) OBP: 0.182, SLG: 0.233		C FF 94 S FF 94 B FF 94 F FF 95 B SL 89 S FF 94 2-3 ③ K			C SL 87 F SL 85 B SL 86 B SL 86 X SL 88 2-2 ③ G6-3			X FF 93 0-0 ② P6		3	0	0	0	0	1	0
2 Leonys Martin, L (1, 8) OBP: 0.329, SLG: 0.360			B FF 91 F FF 91 B FF 92 X CH 84 2-1 12 CS 1B			B SL 83 B CH 85 B FF 92 C FF 89 B FF 91 4-1 17 F8 12 SH1-4 BB		B FF 92 C FF 94 F SL 86 B SL 85 C FF 93 2-3 ③ K		2	0	1	0	1	1	0
12 Rougned Odor, L (1, 4) OBP: 0.240, SLG: 0.333			1 SAFE B FF 90 B FF 92 F FF 91 X FF 91 2-1 ① ② G4-3 1-2			1 SAFE 1 SAFE 1 SAFE C FF 90 X FF 90 0-1 ① SH1-4 1-2			C FF 92 X SI 90 0-1 1B	2	0	1	0	0	0	1
Inning Stats	R: 0 E: 0 K: 2 S: 11 H: 1 LOB: 1 BB: 0 P: 13	R: 0 E: 0 K: 1 S: 8 H: 0 LOB: 0 BB: 0 P: 12	R: 0 E: 0 K: 0 S: 7 H: 1 LOB: 0 BB: 0 P: 12	R: 0 E: 0 K: 0 S: 6 H: 0 LOB: 0 BB: 0 P: 8	R: 0 E: 0 K: 0 S: 5 H: 0 LOB: 0 BB: 0 P: 10	R: 0 E: 0 K: 0 S: 8 H: 0 LOB: 1 BB: 1 P: 16	R: 0 E: 0 K: 2 S: 9 H: 0 LOB: 0 BB: 0 P: 13	R: 0 E: 0 K: 1 S: 7 H: 0 LOB: 0 BB: 0 P: 9	R: 0 E: 0 K: 0 S: 9 H: 1 LOB: 1 BB: 0 P: 12	1B: 3 2B: 0 3B: 0 HR: 0 SF: 0 SAC: 1 DP: 0 HBP: 0						

	AB	28
	R	0
	H	3
	RBI	0
	BB	1
	SO	6
	LOB	7

WP: 0 PA: 30
PB: 0
SB: 0
CS: 1

PITCHER	IP	WLS	BF	H	R	ER	SO	BB	IBB	HBP	BLK	WP	HR	S	P	ERA	WHIP
36 Drew Hutchison, R (1, 1) ERA: 3.64	9.0	W	30	3	0	0	6	1	0	0	0	0	0	70	105	0.00	0.444

PITCHER	IP	WLS	BF	H	R	ER	SO	BB	IBB	HBP	BLK	WP	HR	S	P	ERA	WHIP

Toronto Blue Jays @ Texas Rangers

Globe Life Park in Arlington, Arlington, TX

Sat May 17 2014, 8:23 PM - 11:31 PM EDT

Att. 39,723 - Partly Cloudy - 80 F

TOP

livebaseballscorecards.com

Batter	1	2	3	4	5	6	7	8	9	AB	R	H	RBI	BB	SO	LOB
7 José Reyes, S (1, 6) OBP: 0.303, SLG: 0.411	C FF 89 B FF 89 B FF 89 C FF 89 F FF 90 X FF 90 2-2 **F8** ①	S CH 83 B FF 90 B FF 91 F FF 90 F CH 87 B CH 86 F FF 92 B FF 92 4-2 **BB** 1-2 2-3			B FF 88 B CH 82 B FF 88 C FF 85 C FF 90 F FF 89 F FF 89 B FF 90 4-2 19 PB 53 G3 10 F8-2 **BB**		F FF 97 F FF 97 B FF 98 X SL 86 1-2 **F8** ①	C FF 91 X FF 92 0-1 **2B** 2-H		3	0	1	1	2	0	1
53 Melky Cabrera, S (1, 10) OBP: 0.352, SLG: 0.486	C FF 90 X FF 90 0-1 **G6-3** ②	F FF 91 B CH 87 S FF 92 F FF 92 X SL 86 1-2 **G1-3** ③			C CH 83 C FF 89 B FF 88 F FF 90 X FF 90 1-2 **G3** ① 1-2		F FF 98 C FF 97 B FF 96 X FF 97 1-2 **G5-3** ② 2-H	F SL 90 B SL 90 B FF 91 F FF 92 X SL 87 2-2 **P4** ③		5	0	0	1	0	0	5
19 José Bautista, R (1, 9) OBP: 0.437, SLG: 0.561	B FF 90 B FF 89 X FF 90 2-0 **HR**		B FF 90 B CU 78 F FF 90 X FF 90 2-1 **1B**		B FC 90 B FF 90 B FC 89 I IN 67 4-0 13 1B 10 WP **BB** 2-3 **IBB**		B FF 94 B SL 82 B FF 94 B FF 94 4-0 13 1B 10 WP **BB**		H CH 84 1-0 10 FC5-4 **HBP**	2	1	2	1	2	0	0
10 Edwin Encarnación, R (1, 3) OBP: 0.326, SLG: 0.485	C CU 75 B SI 91 S CU 78 B SI 92 B SL 84 F FF 91 B FF 91 4-2 **BB**		B FF 90 1 SAFE X CU 75 1-0 **F8** ①		B FF 93 B FF 94 S FF 94 C FF 94 1 SAFE X FF 94 2-2 **F8-2** ②③ 3-H		F FF 94 F FF 94 B SL 82 F FF 94 B FF 95 B SL 83 4-2 13 1B **BB** 1-2		S FF 92 F FF 91 1 SAFE X CH 86 0-2 **FC5-4** 13 2B 30 SF9 ① 1-2f	3	1	0	0	2	0	4
13 Brett Lawrie, R (1, 5) OBP: 0.296, SLG: 0.436	C FF 90 B FF 90 F FF 90 B FF 89 B CH 85 S FF 91 3-3 **K** ③		F SI 92 F FF 90 F SL 83 D SL 85 B FF 91 S SL 84 2-3 **K** ②			C FF 92 B FC 89 S FF 92 S FF 92 1-3 **K** ①	B FF 93 F FF 94 X FF 94 1-1 **1B** 1-2 2-3		B CH 85 X FF 92 1-0 30 SF9 **2B** 1-3	5	0	2	0	0	3	2
30 Dioner Navarro, S (1, 2) OBP: 0.300, SLG: 0.325		C FF 90 F FF 90 X CH 84 0-2 **G5-3** ①	C CH 85 B CH 86 F FF 90 X FF 90 1-2 **G4-3** ③			F FF 91 B FC 89 C FF 93 X CH 83 1-2 **G3** ②	F SL 89 X SL 88 0-1 **F7** ③		S CH 86 D CH 86 S FF 92 D CH 88 B FF 92 F FF 92 X FF 92 3-2 **SF9** ② 2-3 3-H	4	0	0	1	0	0	4
18 Steve Tolleson, R (1, 4) OBP: 0.355, SLG: 0.556		C FF 89 B CU 77 B FF 90 F FF 90 X SL 81 2-2 **G6-3** ②		B CU 73 X FF 89 1-0 **G6-3** ①		B FF 94 B FF 93 B FF 94 B FF 92 4-0 **BB**		F FF 91 B SL 88 X FF 91 1-1 **G1-3** ① 1-2	B SL 84 F FF 92 F FF 92 B SL 84 B CH 87 S SL 82 3-3 **K** ③	4	0	0	0	1	1	1
11 Kevin Pillar, R (1, 7) OBP: 0.182, SLG: 0.273		X FF 90 0-0 7 BB 8 BB **1B**		C FF 90 C CH 85 B FF 91 F SL 86 F FF 91 F FF 91 X SL 84 1-2 **G6-3** ②		1 SAFE S FF 93 C SL 80 B FC 88 1 SAFE F FF 93 X SL 80 1-2 **G2-3** ③		C FF 92 X SL 88 0-1 7 2B **2B**		4	1	2	0	0	0	1
8 Anthony Gose, L (1, 8) OBP: 0.500, SLG: 0.429		C CU 73 D SL 84 B SI 90 B FF 91 B FF 90 4-1 7 BB **BB** 1-2		X SL 83 0-0 **G3** ③			B FF 96 C FF 97 F FF 96 X FF 96 1-2 53 S 53 G5-3 **2B**	L SL 88 S SL 83 D SL 83 B SL 89 B SL 84 C SL 88 3-3 **K** ②		3	1	1	0	1	1	1
Inning Stats	R: 1 E: 0 K: 1 S: 13 H: 1 LOB: 1 BB: 1 P: 24	R: 0 E: 0 K: 0 S: 16 H: 1 LOB: 3 BB: 2 P: 27	R: 0 E: 0 K: 1 S: 10 H: 1 LOB: 1 BB: 0 P: 16	R: 0 E: 0 K: 0 S: 9 H: 0 LOB: 0 BB: 0 P: 11	R: 0 E: 0 K: 0 S: 11 H: 0 LOB: 1 BB: 2 P: 22	R: 0 E: 0 K: 1 S: 10 H: 0 LOB: 1 BB: 1 P: 17	R: 1 E: 0 K: 0 S: 16 H: 2 LOB: 3 BB: 2 P: 28	R: 1 E: 0 K: 1 S: 12 H: 2 LOB: 1 BB: 0 P: 18	R: 1 E: 1 K: 1 S: 11 H: 1 LOB: 1 BB: 0 P: 19	1B: 3 2B: 5 3B: 0 HR: 1 SF: 1 SAC: 0 DP: 1 HBP: 1				WP: 1 PB: 1 SB: 1 CS: 0		PA: 43

	AB	33
	R	4
	H	8
	RBI	4
	BB	8
	SO	5
	LOB	19

PITCHER		IP	WLS	BF	H	R	ER	SO	BB	IBB	HBP	BLK	WP	HR	S	P	ERA	WHIP
46 Robbie Ross Jr., L ERA: 4.78	(1, 1)	4.1		20	3	1	1	2	4	0	0	0	0	1	56	91	2.08	1.615
37 Shawn Tolleson, R ERA: 3.63	(5, 1)	1.2		6	0	0	0	1	1	1	0	0	0	0	13	26	0.00	0.600
49 Aaron Poreda, L ERA: 2.0	(7, 1)	0.2		3	1	1	1	0	0	0	0	0	0	0	9	12	13.50	1.500
41 Alexi Ogando, R ERA: 7.64	(7, 1)	0.0		3	1	0	0	0	2	0	0	0	1	0	5	14	∞	∞
56 Neal Cotts, L ERA: 4.58	(7, 1)	1.1	L	6	2	1	1	1	0	0	0	0	0	0	14	20	6.75	1.500

PITCHER		IP	WLS	BF	H	R	ER	SO	BB	IBB	HBP	BLK	WP	HR	S	P	ERA	WHIP
44 Jason Frasor, R ERA: 2.45	(9, 1)	1.0		5	1	1	0	1	0	0	1	0	0	0	11	19	0.00	1.000

Toronto Blue Jays @ Texas Rangers

Globe Life Park in Arlington, Arlington, TX

Sat May 17 2014, 8:23 PM - 11:31 PM EDT

Att. 39,723 - Partly Cloudy - 80 F

livebaseballscorecards.com

BOTTOM

Batter	1	2	3	4	5	6	7	8	9	AB	R	H	RBI	BB	SO	LOB
15 Michael Choice, R (1, 9) OBP: 0.320, SLG: 0.305	B CH 79 X SI 82 1-0 FC1-3		C CH 77 F FF 84 X CU 72 0-2 1 G5-4-3 1-2 2-H 1B			B SI 82 B FF 82 F CH 77 F FF 82 C SI 83 2-3 FC	X SL 84 0-0 FC6			4	0	1	1	0	0	2
1 Elvis Andrus, R (1, 6) OBP: 0.306, SLG: 0.331	C FF 82 B SI 80 X SI 80 1-1 G4-3		B SI 83 B SI 83 C CH 79 X FF 84 2-1 G5-4-3 1-2f			B CU 68 X SI 82 1-0 B1-3		C FF 92 B FF 92 F SL 84 B SL 83 F FF 92 F FF 93 C FF 95 2-3 K		4	0	0	0	0	1	2
17 Shin-Soo Choo, L (1, 7) OBP: 0.427, SLG: 0.462	B FF 81 B FF 81 F SI 82 C CH 75 F FF 82 F CH 76 B CU 70 F SI 84 F CH 78 3-2 X SI 84 F8			C SI 83 F CH 76 B FF 84 S CH 76 1-3 K		S CH 77 X CH 77 0-1 1B		C FF 93 L FF 92 S CH 87 0-3 K		4	0	1	0	0	2	0
29 Adrián Beltré, R (1, 5) OBP: 0.311, SLG: 0.402		B SI 81 C CH 76 B FF 83 F FF 83 B SI 83 X FC 79 3-2 G6-3		C CU 68 F FF 84 F SI 83 B CU 69 X FF 83 1-2 G5-3		B FC 79 B CH 77 X FF 82 2-0 F7		B SL 84 B SL 86 C SL 84 F FF 93 B CH 86 S SL 84 3-3 K		4	0	0	0	0	1	1
Alex Rios, R (1, 10) OBP: 0.335, SLG: 0.445		C FF 84 X CU 70 0-1 61 CS 1B		B FC 79 B FC 79 B SI 81 C SI 83 F CH 77 X FF 82 3-2 G1-3			B FC 81 X FC 78 1-0 P4		C FF 88 B FF 87 X FC 87 1-1 G3-1	4	0	1	0	0	0	0
18 Mitch Moreland, L (1, 3) OBP: 0.317, SLG: 0.389		B FC 78 S SI 83 F CH 77 B CH 77 F SI 82 S CU 70 2-3 K			X SI 82 0-0 B1-3		B CH 74 B FC 77 B SI 81 C FF 83 F SI 82 C FC 83 3-3 K		X FF 88 0-0 G3-1	4	0	0	0	0	2	1
61 Robinson Chirinos, R (1, 2) OBP: 0.281, SLG: 0.329 12 Rougned Odor, L (9, PH) OBP: 0.231, SLG: 0.320		F SI 83 B CH 75 F CH 77 1 SAFE 1-2 CS	C CH 76 X CU 69 0-1 G4-3		C FF 82 X CH 75 0-1 L7		C CU 69 B CH 75 C FC 79 B FF 83 X CU 69 2-2 2 1B 3 1B 1B		S FF 88 B CU 71 X FC 88 1-1 P4	3 1	1 0	1 0	0 0	0 0	0 0	0 0
2 Leonys Martin, L (1, 8) OBP: 0.342, SLG: 0.370			B FC 78 B CH 77 B FF 82 B FF 82 4-0 3 1B 15 1B BB		B FC 78 F CH 76 F CH 74 B CU 69 B SI 82 F FF 84 X SI 83 3-2 1B		X SI 82 0-0 3 1B 1-2 1B			2	1	2	0	1	0	0
3 Luis Sardinas, S (1, 4) OBP: 0.455, SLG: 0.400			B SI 82 B SI 82 B FF 82 C FF 83 X FF 83 3-1 15 1B 1-2 1B		1 SAFE 1 SAFE 1 SAFE X SI 81 0-0 G1-3		B SI 92 F SI 92 X CH 80 1-1 1-2 2-H 1B			3	0	2	1	0	0	1

Inning Stats	1	2	3	4	5	6	7	8	9
	R: 0 E: 0 K: 0 S: 10 H: 0 LOB: 0 BB: 0 P: 15	R: 0 E: 0 K: 1 S: 11 H: 1 LOB: 0 BB: 0 P: 17	R: 1 E: 0 K: 0 S: 9 H: 2 LOB: 1 BB: 1 P: 18	R: 0 E: 0 K: 1 S: 10 H: 0 LOB: 0 BB: 0 P: 15	R: 0 E: 0 K: 0 S: 8 H: 1 LOB: 1 BB: 0 P: 11	R: 0 E: 0 K: 0 S: 7 H: 1 LOB: 1 BB: 0 P: 12	R: 1 E: 0 K: 1 S: 11 H: 3 LOB: 2 BB: 0 P: 18	R: 0 E: 0 K: 3 S: 11 H: 0 LOB: 0 BB: 0 P: 16	R: 0 E: 0 K: 0 S: 5 H: 0 LOB: 0 BB: 0 P: 7

	AB	33
	R	2
	H	8
	RBI	2
	BB	1
	SO	6
	LOB	7

1B: 8 SF: 0 WP: 0 PA: 35
2B: 0 SAC: 0 PB: 0
3B: 0 DP: 1 SB: 0
HR: 0 HBP: 0 CS: 1

PITCHER		IP	WLS	BF	H	R	ER	SO	BB	IBB	HBP	BLK	WP	HR	S	P	ERA	WHIP
56 Mark Buehrle, L ERA: 2.11	(1, 1)	6.2		26	7	2	2	4	1	0	0	0	0	0	63	102	2.70	1.200
62 Aaron Loup, L ERA: 3.86	(7, 1)	0.0	B	1	1	0	0	0	0	0	0	0	0	0	2	3	∞	∞
50 Steve Delabar, R ERA: 3.32	(7, 1)	1.1	W	4	0	0	0	3	0	0	0	0	0	0	12	17	0.00	0.000
44 Casey Janssen, R ERA:	(9, 1)	1.0	S	3	0	0	0	0	0	0	0	0	0	0	5	7	0.00	0.000

PITCHER	IP	WLS	BF	H	R	ER	SO	BB	IBB	HBP	BLK	WP	HR	S	P	ERA	WHIP

Toronto Blue Jays @ Texas Rangers

Globe Life Park in Arlington, Arlington, TX

Sun May 18 2014, 3:09 PM - 6:01 PM EDT

Att. 43,671 - Sunny - 80 F

livebaseballscorecards.com

Batter	1	2	3	4	5	6	7	8	9	AB	R	H	RBI	BB	SO	LOB
7 José Reyes, S (1, 6) OBP: 0.307, SLG: 0.420	C FF 92 C FF 93 X FF 92 0-2 ① P4		C FF 92 B CU 76 X FF 93 1-1 19 BB 1B		C FF 91 1 SAFE 1 SAFE B FF 91 1 SAFE B SI 90 1 SAFE B FF 91 C FF 91 3-2 ①② X FF 91 P6 1-2		X FF 96 0-0 2B		C FF 92 B FF 92 B FF 91 B FF 89 F FF 92 F FF 91 S FF 90 3-3 ③ K	5	0	2	0	0	1	3
53 Melky Cabrera, S (1, 7) OBP: 0.350, SLG: 0.481	C FF 93 F FF 92 B FF 93 F FF 92 F CU 79 X FF 93 1-2 ② G3		1 SAFE B SI 91 B SI 91 1 SAFE C FF 92 1 SAFE F FF 92 F FF 92 X FF 93 2-2 ② FC7		B CU 78 B FF 91 F FF 92 B FF 92 X FF 92 3-1 1B		C FF 97 F FF 96 B FF 97 F SL 83 X FF 96 1-2 ③ L8			4	0	1	0	0	0	2
19 José Bautista, R (1, 9) OBP: 0.433, SLG: 0.550	C CU 77 B FF 93 C FF 94 S SL 87 1-3 ③ K		1 SAFE C SL 86 B FF 91 B SL 85 B SL 86 1 SAFE B SI 91 4-1 1-2 BB		B SI 91 X FF 91 1-0 ③ G3			B FF 92 B FF 92 B FF 93 C FF 93 X FF 93 3-1 ① F9		3	0	0	0	1	1	1
26 Adam Lind, L (1, 3) OBP: 0.405, SLG: 0.500		B FF 91 C FF 92 X FF 92 1-1 13 F9 2B	B SL 85 X FF 91 1-0 ③ G1-3			C FF 96 X FF 94 0-1 ① F8		B FF 91 B FF 94 C FF 93 X FF 94 2-1 ② FC7		4	0	1	0	0	0	2
10 Edwin Encarnación, R (1, 10) OBP: 0.330, SLG: 0.500		B FF 92 S SL 85 B FF 92 B SL 87 B SL 86 4-1 BB		C SL 86 B FF 93 F FF 92 X SI 93 1-2 ① G6-3		B FF 97 F FF 97 B FF 97 C SL 83 X FF 97 2-2 HR		C FF 93 B FF 91 B FF 90 F FF 93 X FF 93 2-2 ③ F8		3	1	1	1	1	0	0
47 Juan Francisco, L (1, 5) OBP: 0.373, SLG: 0.629		C FF 93 S SL 85 S SL 86 0-3 ① K		S SL 85 C FF 92 B SL 86 B CU 78 F SL 86 X FF 92 2-2 HR		C SL 85 S FF 97 S SL 83 0-3 ② K			B CH 83 B FC 88 C FF 89 B FF 89 C FF 89 X FF 90 3-2 22 1B 1B	4	1	2	1	0	2	2
13 Brett Lawrie, R (1, 4) OBP: 0.288, SLG: 0.424		B FF 92 B FF 92 X FF 92 2-0 ② F9 2-3		X FF 92 0-0 ② F8		X FF 97 0-0 ③ G5-3			B SL 78 F FF 88 X FF 89 1-1 ① P3	4	0	0	0	0	0	3
22 Josh Thole, L (1, 2) OBP: 0.423, SLG: 0.404		C CU 77 B FF 92 B FF 93 F FF 92 X FF 94 2-2 ③ FC7		B FF 92 F FF 91 F FF 91 F FF 91 X FF 92 1-2 ③ G4-3			C FF 96 C FF 96 B CH 82 X SL 83 1-2 ① G4-3		C FF 90 T FC 91 F CU 71 X CH 86 0-2 1-2 1B	4	0	1	0	0	0	2
8 Anthony Gose, L (1, 8) OBP: 0.500, SLG: 0.400 11 Kevin Pillar, R (7, PH) OBP: 0.167, SLG: 0.250 (7, 8) 30 Dioner Navarro, S (9, PH) OBP: 0.298, SLG: 0.322			C FF 91 F SL 86 S CU 78 0-3 ① K		B FF 90 B SL 85 B FF 91 B FF 92 4-0 7 CS BB		C FF 95 F FF 95 S SL 82 0-3 ② K		C CH 85 C FC 90 X CU 69 0-2 ② L9	1 1 1	0 0 0	0 0 0	0 0 0	1 0 0	1 1 0	0 0 2

Inning Stats	1	2	3	4	5	6	7	8	9
R:	0	0	0	1	0	1	0	0	0
E:	0	0	0	0	0	0	0	0	0
K:	1	1	1	0	0	1	1	0	1
S:	11	10	11	12	6	9	11	7	16
H:	0	1	1	1	1	1	1	0	2
LOB:	0	2	2	0	1	0	1	0	2
BB:	0	1	1	0	1	0	0	0	0
P:	13	19	19	16	17	11	13	14	23

1B:	4	
2B:	2	
3B:	0	
HR:	2	
SF:	0	
SAC:	0	
DP:	0	
HBP:	0	
WP:	0	
PB:	0	
SB:	0	
CS:	1	
PA:	37	

AB	34
R	2
H	8
RBI	2
BB	3
SO	6
LOB	17

PITCHER		IP	WLS	BF	H	R	ER	SO	BB	IBB	HBP	BLK	WP	HR	S	P	ERA	WHIP
22 Nick Martinez, R ERA: 2.28	(1, 1)	5.0		21	4	1	1	3	3	0	0	0	0	1	50	84	1.80	1.400
49 Aaron Poreda, L ERA: 2.45	(6, 1)	2.0	W	8	2	1	1	2	0	0	0	0	0	1	20	24	4.50	1.000
37 Shawn Tolleson, R ERA: 3.47	(8, 1)	1.0	H	3	0	0	0	0	0	0	0	0	0	0	7	14	0.00	0.000
28 Joakim Soria, R ERA: 2.4	(9, 1)	1.0		5	2	0	0	1	0	0	0	0	0	0	16	23	0.00	2.000

PITCHER	IP	WLS	BF	H	R	ER	SO	BB	IBB	HBP	BLK	WP	HR	S	P	ERA	WHIP

BOTTOM

Batter	1	2	3	4	5	6	7	8	9	AB	R	H	RBI	BB	SO	LOB
15 Michael Choice, R (1, 7) OBP: 0.307, SLG: 0.291	C FF 81 B KN 77 B KN 74 S FF 82 F KN 74 F KN 78 S KN 76 2-3 ① **FC**		1 SAFE C KN 76 F KN 79 1 SAFE B KN 80 X FF 79 1-2 ③ **FC6-4** 1-2f		C KN 79 F KN 80 X FF 81 0-2 ③ **FC6-3**		C SL 85 B SI 95 X SL 86 1-1 ②③ **FC5** 3-3			4	0	0	0	0	0	3
1 Elvis Andrus, R (1, 6) OBP: 0.305, SLG: 0.329	F FF 83 C KN 78 C KN 79 0-3 ② **K**			C KN 78 C KN 78 B KN 78 X KN 80 1-2 ① **G6-3**		B KN 76 B KN 75 C FF 83 X FF 83 2-1 ① **G6-3**		B SI 89 X SI 89 1-0 **17 2B 1B**		4	1	1	0	0	1	0
17 Shin-Soo Choo, L (1, 10) OBP: 0.435, SLG: 0.474	C KN 76 X EP 64 0-1 ③ **G6-3**			C KN 79 B KN 80 X KN 79 1-1 **29 BB 3B 1B**		B KN 79 B KN 78 C KN 77 B KN 78 B KN 73 4-1 **29 G5-4-3 BB**		1 SAFE P PO 85 B SI 89 S SI 90 X SI 90 2-1 1-H **29 1B 2B**		3	2	2	1	1	0	0
29 Adrian Beltré, R (1, 5) OBP: 0.317, SLG: 0.400		C KN 73 B KN 77 X KN 78 1-1 ① **G1-6-3**		S KN 77 B KN 79 D KN 79 D KN 74 1 SAFE B KN 73 4-1 1-2 **3B BB**		1 SAFE X KN 75 0-0 ②③ **G5-4-3** 1-2f		C SL 81 F SI 91 X SL 82 0-2 2-H **FC6-4 1B**		3	1	1	1	1	0	1
Alex Rios, R (1, 9) OBP: 0.333, SLG: 0.452		B FF 83 X FF 83 1-0 ② **G5-3**		B KN 79 C KN 76 X KN 80 1-1 1-H 2-H **3B**			C KN 78 X KN 80 0-1 **E5 18 HR**	C SL 80 B SI 90 F SL 81 B SL 80 X SL 80 2-2 ① **FC6-4 18 2B** 1-2f		4	1	1	2	0	0	1
18 Mitch Moreland, L (1, 3) OBP: 0.324, SLG: 0.434		C KN 75 B KN 78 F KN 78 B FF 84 F KN 77 X KN 78 2-2 ③ **G6-3**		X KN 80 0-0 ② **G6-3**			C KN 79 F FF 79 F FF 80 B KN 80 X KN 80 1-2 1-H **HR**	B CU 82 B FF 90 S FF 91 C CU 84 F FF 95 X FF 93 2-2 1-3 **2B**		4	1	2	2	0	0	1
61 Robinson Chirinos, R (1, 2) OBP: 0.280, SLG: 0.318			C FF 81 X KN 78 0-1 ① **G4-3**	C KN 79 X KN 79 0-1 ③ **P4**			C FF 83 B KN 80 C FF 80 B KN 76 F FF 79 B KN 80 B FF 83 4-2 **3 SH1-4 2 E 15 FC5 BB**	B FF 92 B FF 93 S FF 94 B FF 91 S FF 92 F FF 93 F FF 93 X CU 85 3-2 **E5 3 FC6-4**		3	0	0	0	1	0	3
2 Leonys Martin, L (1, 8) OBP: 0.333, SLG: 0.359			B KN 76 S KN 74 X KN 79 1-1 **E4 3 FC4-6**		B KN 76 C FF 82 B KN 78 F KN 75 B KN 71 F KN 76 S KN 70 3-3 ① **K**		C KN 78 X KN 80 0-1 1-2 **FC3 3 SH1-4**	C CU 84 F CU 85 S FF 93 0-3 ② **K**		4	0	0	0	0	2	4
3 Luis Sardinas, S (1, 4) OBP: 0.357, SLG: 0.308			C KN 75 1 SAFE C KN 76 F KN 78 1 SAFE X KN 79 0-2 ② **FC4-6 15 FC6-4** 1-2f		C FF 84 B KN 79 X KN 79 1-1 ② **G5-3**		L FF 82 B X FF 81 1-1 ① **SH1-4** 1-2 2-3	S CU 84 F FF 91 B FF 93 X CU 85 1-2 ③ **FC6-4** 1-2f		3	0	0	0	0	0	4
Inning Stats	R: 0 E: 0 K: 1 S: 10 H: 0 LOB: 0 BB: 0 P: 12	R: 0 E: 0 K: 0 S: 7 H: 0 LOB: 0 BB: 0 P: 11	R: 0 E: 1 K: 0 S: 11 H: 0 LOB: 1 BB: 0 P: 13	R: 2 E: 0 K: 0 S: 11 H: 2 LOB: 1 BB: 1 P: 18	R: 0 E: 0 K: 1 S: 9 H: 0 LOB: 0 BB: 0 P: 13	R: 0 E: 0 K: 0 S: 4 H: 0 LOB: 0 BB: 1 P: 10	R: 2 E: 2 K: 0 S: 15 H: 1 LOB: 1 BB: 1 P: 22	R: 2 E: 1 K: 1 S: 25 H: 4 LOB: 3 BB: 0 P: 35		1B: 3 2B: 3 3B: 1 HR: 1 SF: 0 SAC: 1 DP: 2 HBP: 0				WP: 0 PB: 0 SB: 0 CS: 0 PA: 36		

PITCHER	IP	WLS	BF	H	R	ER	SO	BB	IBB	HBP	BLK	WP	HR	S	P	ERA	WHIP
43 R.A. Dickey, R (1, 1) ERA: 4.2	6.1	L	27	3	4	3	3	3	0	0	0	0	1	65	96	4.26	0.947
29 Dustin McGowan, R (7, 1) ERA: 4.99	0.2		1	0	0	0	0	0	0	0	0	0	0	2	3	0.00	0.000
58 Todd Redmond, R (8, 1) ERA: 3.38	0.1		4	3	2	2	0	0	0	0	0	0	0	10	14	54.00	9.000
27 Brett Cecil, L (8, 1) ERA: 4.19	0.2		4	1	0	0	1	0	0	0	0	0	0	15	21	0.00	1.500

PITCHER	IP	WLS	BF	H	R	ER	SO	BB	IBB	HBP	BLK	WP	HR	S	P	ERA	WHIP

Toronto Blue Jays @ Texas Rangers

Globe Life Park in Arlington, Arlington, TX

Sun May 18 2014, 3:09 PM - 6:01 PM EDT

Att. 43,671 - Sunny - 80 F

livebaseballscorecards.com

AB	32
R	6
H	7
RBI	6
BB	3
SO	3
LOB	17

Seattle Mariners @ Texas Rangers

Globe Life Park in Arlington, Arlington, TX

Tue May 20 2014, 8:08 PM - 11:01 PM EDT

Att. 43,706 - Clear - 84 F

TOP

livebaseballscorecards.com

Batter	1	2	3	4	5	6	7	8	9	AB	R	H	RBI	BB	SO	LOB
99 James Jones, L (1, 8) OBP: 0.377, SLG: 0.438	C FF 87 S FF 90 B FF 88 X SL 83 1-2 G4-3 ①		X FF 86 0-0 55 1B / 15 1B / 1-2 1B B FF 88 B CU 75 X FF 88 2-0 22 BB / 15 1B / 1-3 2-H 1B ②	C FF 88 F FF 88 X SL 83 0-2 F5 ① X CU 75 0-0 F7 ②		B FF 87 C FF 86 L FF 88 T SL 82 1-2 K ① B CH 83 B FF 88 X FF 88 2-0 F8 ②		X FF 94 0-0 F8 ② C FF 94 B SL 81 S FF 94 F FF 95 F FF 95 B SI 93 F FF 94 F SL 83 B CH 87 3-2 X FF 94 G4-3 ③		5	1	1	0	0	1	2
55 Michael Saunders, L (1, 9) OBP: 0.313, SLG: 0.400	B SI 87 C FF 89 F CU 75 C FF 90 1-3 K ②									5	1	1	1	0	1	2
22 Robinson Canó, L (1, 4) OBP: 0.372, SLG: 0.408	B SI 88 B SL 82 B SI 89 C FF 89 C FF 90 X FF 91 3-2 17 S / 1B		C FF 86 B CU 76 B FF 87 B CH 83 B SI 88 4-1 15 1B / 6 SF7 / 1-2 BB	F FF 88 B FF 87 B SI 88 X CU 77 2-1 17 BB / 1-3 2-H 1B		C FF 89 X FF 88 0-1 F7 ③			B FF 93 F FF 93 X SI 93 1-1 G6-3 ①	4	1	2	1	1	0	0
17 Justin Smoak, S (1, 3) OBP: 0.307, SLG: 0.419	C SI 88 1 SAFE D CU 77 D CH 82 X CH 82 2-1 G4-3 ③ 1-2		C CU 76 S SL 82 B SL 84 F FF 90 F SL 85 S FF 90 1-3 K ①	B FF 88 B CH 83 S CH 83 B FF 88 B SI 87 4-1 1-2 BB			C FF 95 S SL 84 F SL 82 B FF 94 B FF 97 S SL 83 2-3 K ①		C CH 87 S SI 93 X SI 94 0-2 L5 ②	4	0	0	0	1	2	4
15 Kyle Seager, L (1, 5) OBP: 0.327, SLG: 0.426		F SI 87 X FF 89 0-1 B5-3 ① C FF 89 X FF 89 0-1 13 1B / 1B F SI 86 B SI 88 B FF 87 1 SAFE 1 SAFE X CH 82 2-1 1-3 1B ②	C SL 82 X CU 78 0-1 1-3 2-H 3-H 1B B SL 83 1 SAFE X SI 87 1-0 SF7 ② 3-H B CH 84 X CU 76 1-0 G4-3 ③	B SL 82 X CH 83 1-0 F8 ③	C FF 86 X SL 82 0-1 5 S / 1B F FF 86 T FF 87 B FF 87 1 SAFE C FF 89 1-3 K ①		B SL 82 F FF 94 B FF 94 C SL 83 B SL 84 F SL 83 X FF 94 3-2 6 CS / 2B C FF 96 S SL 83 B SL 80 H SL 83 2-2 13 2B / 2-3 HBP ② B FF 95 C FF 94 X FF 96 1-1 1-H 2B		B FF 96 C SI 94 B SI 94 F FC 94 B SI 95 X FF 94 3-2 1B B FF 93 D SI 93 B FF 93 C FF 92 F FF 92 F FF 93 S FF 93 3-3 K ③	5 3	0 1	3 2	2 1	0 0	0 1	3 1
13 Dustin Ackley, L (1, 7) OBP: 0.319, SLG: 0.439										4	0	2	1	0	1	2
3 Mike Zunino, R (1, 2) OBP: 0.291, SLG: 0.455	C FF 89 C FF 89 F FF 90 B FF 88 F FF 89 S FF 91 1-3 K ③			F CH 83 H FF 87 1-1 5 BB / 22 1B / HBP	S FF 89 C FF 87 D SL 83 B CH 84 T FF 90 2-2 K ②		F FF 95 F FF 95 B FF 94 D SL 84 S FF 95 2-3 K ③			3	1	0	0	0	3	3
5 Brad Miller, L (1, 6) OBP: 0.230, SLG: 0.259			B FF 88 S CH 86 S FF 89 B FF 88 X FF 90 2-2 99 1B / 55 1B / 1B	B FF 87 B CU 74 C SI 89 C FF 89 D CU 78 B FF 87 4-2 22 1B / 1-2 BB	C CU 76 F FF 88 X FF 89 0-2 F8 ③ 1-2			C FF 93 X FF 94 0-1 P3 ①		3	1	1	0	1	0	1
Inning Stats	R: 0 E: 0 K: 1 S: 11 H: 1 LOB: 1 BB: 0 P: 18	R: 0 E: 0 K: 1 S: 11 H: 2 LOB: 1 BB: 0 P: 14	R: 4 E: 0 K: 1 S: 15 H: 4 LOB: 1 BB: 1 P: 26	R: 1 E: 0 K: 0 S: 11 H: 1 LOB: 3 BB: 2 P: 23	R: 0 E: 0 K: 2 S: 11 H: 1 LOB: 1 BB: 0 P: 14	R: 0 E: 0 K: 1 S: 6 H: 0 LOB: 0 BB: 0 P: 9	R: 1 E: 0 K: 2 S: 15 H: 2 LOB: 1 BB: 0 P: 25	R: 0 E: 0 K: 0 S: 10 H: 0 LOB: 0 BB: 0 P: 13	R: 0 E: 0 K: 1 S: 12 H: 1 LOB: 1 BB: 0 P: 19	1B: 10 2B: 2 3B: 0 HR: 0 SF: 1 SAC: 0 DP: 0 HBP: 2						

	AB	36
	R	6
	H	12
	RBI	6
	BB	3
	SO	9
	LOB	18

	WP: 0	PA: 42
	PB: 0	
	SB: 2	
	CS: 1	

PITCHER		IP	WLS	BF	H	R	ER	SO	BB	IBB	HBP	BLK	WP	HR	S	P	ERA	WHIP
48 Colby Lewis, R ERA: 5.4	(1, 1)	6.0	L	30	9	5	5	6	3	0	1	0	0	0	65	104	7.50	2.000
49 Aaron Poreda, L ERA: 3.0	(7, 1)	1.0		5	2	1	1	2	0	0	1	0	0	0	15	25	9.00	2.000
41 Alexi Ogando, R ERA: 6.86	(8, 1)	2.0		7	1	0	0	1	0	0	0	0	0	0	22	32	0.00	0.500

PITCHER		IP	WLS	BF	H	R	ER	SO	BB	IBB	HBP	BLK	WP	HR	S	P	ERA	WHIP

Seattle Mariners @ Texas Rangers

Globe Life Park in Arlington, Arlington, TX

Tue May 20 2014, 8:08 PM - 11:01 PM EDT

Att. 43,706 - Clear - 84 F

livebaseballscorecards.com

BOTTOM

Batter	1	2	3	4	5	6	7	8	9	AB	R	H	RBI	BB	SO	LOB
19 Daniel Robertson, R (1, 8) OBP: 0.188, SLG: 0.133	C SI 86 X SI 87 0-1 L8		C SL 80 F FF 90 B SI 85 B SL 77 F SL 77 F FF 89 F SI 85 X FF 90 2-2 L9			B CU 72 F SI 86 B SL 79 C SI 88 F FS 83 B FS 84 C SI 89 3-3 K		C CU 76 F SI 88 X CU 71 0-2 P2		4	0	0	0	0	1	0
1 Elvis Andrus, R (1, 6) OBP: 0.309, SLG: 0.329	C SI 87 B SL 80 C SL 80 B FS 84 X SI 88 2-2 G6-3			B FF 88 C CU 71 B SI 88 B SI 87 B SL 81 4-1 29 1B 1B BB		B SI 89 X CU 72 1-0 17 G3 1B		C SI 86 X CU 71 0-1 P6		3	1	1	0	1	0	0
17 Shin-Soo Choo, L (1, 7) OBP: 0.424, SLG: 0.460	C SI 88 B FS 84 C SI 88 X FF 88 1-2 L9			B SI 88 1 SAFE X SI 86 1-0 P6		X FS 84 0-0 G3 1-2			C SL 80 X SL 81 0-1 G4-3	4	0	0	0	0	0	2
29 Adrian Beltré, R (1, 5) OBP: 0.323, SLG: 0.429		B FS 86 X SI 86 1-0 HR		B SI 85 X SI 89 1-0 1B 1-2 1B		B SI 90 C FS 84 D SL 81 X SI 90 2-1 G6-3			B FC 89 C FC 90 S SI 93 F CU 74 F CU 76 F FF 94 B FF 94 B FC 90 X SI 94 3-2 F8	4	1	2	1	0	0	1
Alex Rios, R (1, 9) OBP: 0.332, SLG: 0.448		C FF 87 B SL 81 X SI 88 1-1 G5-3		C SI 89 X SL 82 0-1 18 G4-6-3 1-2 2-H 1B			B FF 86 F SI 86 F FS 82 B SL 79 X FS 83 2-2 F7		C CU 74 X SI 93 0-1 G5-3	4	0	1	1	0	0	0
18 Mitch Moreland, L (1, 3) OBP: 0.333, SLG: 0.441	X SI 88 0-0 15 FC4-3 1B			S FS 85 B FS 84 F SI 89 X SI 85 1-2 G4-6-3 1-2f			B CU 71 B SI 86 X SI 87 2-0 1B			3	0	2	0	0	0	2
15 Michael Choice, R (1, 10) OBP: 0.298, SLG: 0.281	B SL 81 X SI 89 1-0 FC4-3 1-2		B SI 87 F SI 88 S SL 78 C SL 79 1-3 FC				B SI 86 C SL 80 X SI 88 1-1 FC8			3	0	0	0	0	0	2
61 Robinson Chirinos, R (1, 2) OBP: 0.271, SLG: 0.307			C SI 85 X SL 80 0-1 B1-3		B SL 80 C SI 88 F CU 71 B FS 84 S FF 89 2-3 K		B SL 82 C SI 88 B SI 88 F SL 79 X FS 84 2-2 G5-3			3	0	0	0	0	1	1
12 Rougned Odor, L (1, 4) OBP: 0.207, SLG: 0.286			B FF 87 B SI 87 X SI 87 2-0 G6-3		C SI 87 F CU 71 B FS 83 X FS 84 1-2 G5-3			C SI 86 B FS 82 F FS 82 X FF 88 1-2 P5		3	0	0	0	0	0	0
Inning Stats	R: 0 E: 0 K: 0 S: 8 H: 0 LOB: 0 BB: 0 P: 11	R: 1 E: 0 K: 0 S: 5 H: 2 LOB: 0 BB: 0 P: 8	R: 0 E: 0 K: 0 S: 9 H: 0 LOB: 0 BB: 0 P: 13	R: 1 E: 0 K: 0 S: 8 H: 2 LOB: 1 BB: 1 P: 15	R: 0 E: 0 K: 1 S: 9 H: 0 LOB: 0 BB: 0 P: 13	R: 0 E: 0 K: 1 S: 8 H: 1 LOB: 1 BB: 0 P: 14	R: 0 E: 0 K: 0 S: 9 H: 1 LOB: 1 BB: 0 P: 16	R: 0 E: 0 K: 0 S: 8 H: 0 LOB: 0 BB: 0 P: 9	R: 0 E: 0 K: 0 S: 10 H: 0 LOB: 0 BB: 0 P: 13	1B: 5 2B: 0 3B: 0 HR: 1 SF: 0 SAC: 0 DP: 2 HBP: 0						

	AB	31
	R	2
	H	6
	RBI	2
	BB	1
	SO	2
	LOB	8

PITCHER	IP	WLS	BF	H	R	ER	SO	BB	IBB	HBP	BLK	WP	HR	S	P	ERA	WHIP
18 Hisashi Iwakuma, R (1, 1) ERA: 1.76	8.0	W	29	6	2	2	3	1	0	0	0	0	1	64	99	2.25	0.875
41 Charlie Furbush, L (9, 1) ERA: 5.84	0.1		1	0	0	0	0	0	0	0	0	0	0	2	2	0.00	0.000
40 Danny Farquhar, R (9, 1) ERA: 2.91	0.2		2	0	0	0	0	0	0	0	0	0	0	8	11	0.00	0.000

PITCHER	IP	WLS	BF	H	R	ER	SO	BB	IBB	HBP	BLK	WP	HR	S	P	ERA	WHIP

Batter	1	2	3	4	5	6	7	8	9	AB	R	H	RBI	BB	SO	LOB
99 James Jones, L (1, 8) OBP: 0.386, SLG: 0.471	F SI 89 F FF 89 B FF 88 X SL 84 1-2 ① G4-3			F SL 84 F FF 90 B CU 78 F FF 90 B SL 84 F FF 89 X FF 90 2-2 55 1B 3B	B CU 77 C SL 83 X SI 90 1-1 ③ F7			B SL 88 B FF 89 B FF 90 C FF 90 B FF 89 4-1 55 SH1-3 BB		3	1	1	0	1	0	1
55 Michael Saunders, L (1, 9) OBP: 0.313, SLG: 0.398	B SI 89 X SI 90 1-0 ② G4-3			F SL 83 B FF 89 X SI 89 1-1 22 HR 1B		C FF 88 B FF 90 C CU 76 F SL 84 F FF 91 X SL 84 1-2 ① F7		X FF 90 0-0 ① SH1-3 1-2		3	1	1	1	0	0	0
22 Robinson Canó, L (1, 10) OBP: 0.374, SLG: 0.433	F SI 90 F FF 90 B CU 77 B FF 90 F SL 84 X CU 78 2-2 ③ G6-3			3-H B FF 89 B SI 90 S SI 90 C SL 84 1 SAFE X SI 90 2-2 1-H HR		X CH 84 0-0 2B		B FF 92 C FF 93 B SL 89 C SL 88 S FF 92 2-3 ② K		4	1	2	2	0	1	1
15 Kyle Seager, L (1, 5) OBP: 0.326, SLG: 0.421		C CH 82 B SL 84 S CH 83 B SI 90 B SL 82 X SI 90 3-2 17 G4-5-3 1B		C SL 84 F FF 89 B CU 78 C SL 85 1-3 ① K		X SI 90 0-0 ② L7		C SL 89 F FF 92 S SL 86 0-3 ③ K2-3		4	0	1	0	0	2	2
17 Justin Smoak, S (1, 3) OBP: 0.301, SLG: 0.409		C SI 89 C SI 89 F SI 90 F FF 90 F CU 77 B FF 90 1 SAFE B SI 90 X SL 86 2-2 ①② G4-5-3 1-2f		B CU 77 B CH 85 C SL 85 B SI 90 F SI 91 X FF 91 3-2 ② G3-1		C SI 90 C SI 89 C CU 77 B FF 91 S SL 86 1-3 ③ K			X CH 82 0-0 ① G6-3	4	0	0	0	0	1	2
6 Nick Franklin, S (1, 4) (7, 6) OBP: 0.259, SLG: 0.261		B CH 85 B SI 90 C SL 86 S SI 91 X SL 86 2-2 ③ F7		B CH 84 B SI 91 C SI 91 X FF 91 2-1 ③ G4-3			B CU 75 C SL 84 B FF 89 X SI 89 2-1 ① G4-3		C FC 89 C FC 92 B CU 70 C CH 86 1-3 ② K	4	0	0	0	0	1	0
13 Dustin Ackley, L (1, 7) OBP: 0.318, SLG: 0.430			C SI 89 F SL 84 F FF 90 T CU 78 0-2 ① K		C CU 74 F SL 83 B FF 89 X FF 89 1-2 ① L1-3		B SI 90 B SI 89 C SL 85 F SL 84 B CU 78 B SL 84 4-2 7 G5-3 4 BB BB		B FF 90 C FF 90 B CH 86 B FF 90 X FC 90 3-1 ③ G6-3	3	0	0	0	1	1	0
4 John Buck, R (1, 2) OBP: 0.306, SLG: 0.281			C SI 91 B SL 85 C SL 85 B FF 91 B SI 91 X SI 91 3-2 ② G6-3		X SI 89 0-0 E5 5 G1-3		1 SAFE 1 SAFE 1 SAFE B FF 87 B SI 91 F SI 90 B SI 90 B SI 91 4-1 1-2 BB			2	0	0	0	1	0	0
5 Brad Miller, L (1, 6) OBP: 0.227, SLG: 0.255 7 Stefen Romero, R (7, PH) OBP: 0.244, SLG: 0.360 8 Willie Bloomquist, R (7, 4) OBP: 0.196, SLG: 0.200			C SI 90 B SI 91 B CH 86 C SI 90 T FF 92 2-2 ③ K		X SI 89 0-0 ② G1-3 1-2		B FF 91 X FF 92 1-0 ②③ G5-3 2-3f			2 1 0	0 0 0	0 0 0	0 0 0	0 0 0	1 0 0	1 2 0

TOP

Seattle Mariners @ Texas Rangers

Globe Life Park in Arlington, Arlington, TX

Wed May 21 2014, 2:08 PM - 4:53 PM EDT

Att. 43,654 - Partly Cloudy - 82 F

livebaseballscorecards.com

AB	30
R	3
H	5
RBI	3
BB	3
SO	7
LOB	9

Inning Stats	1	2	3	4	5	6	7	8	9
	R: 0 E: 0 K: 0 S: 8	H: 0 LOB: 0 BB: 0 P: 12	R: 0 E: 0 K: 0 S: 12	H: 1 LOB: 0 BB: 0 P: 19	R: 0 E: 0 K: 2 S: 10	H: 0 LOB: 0 BB: 0 P: 15	R: 3 E: 0 K: 1 S: 18	H: 3 LOB: 0 BB: 0 P: 29	R: 0 E: 1 K: 0 S: 7	H: 0 LOB: 1 BB: 0 P: 9	R: 0 E: 0 K: 1 S: 11	H: 1 LOB: 1 BB: 0 P: 13	R: 0 E: 0 K: 0 S: 6	H: 0 LOB: 1 BB: 2 P: 17	R: 0 E: 0 K: 2 S: 8	H: 0 LOB: 1 BB: 1 P: 14	R: 0 E: 0 K: 1 S: 6	H: 0 LOB: 0 BB: 0 P: 10

| | | |

Seattle Mariners @ Texas Rangers

Globe Life Park in Arlington, Arlington, TX

Wed May 21 2014, 2:08 PM - 4:53 PM EDT

Att. 43,654 - Partly Cloudy - 82 F

BOTTOM

livebaseballscorecards.com

Batter	1	2	3	4	5	6	7	8	9	AB	R	H	RBI	BB	SO	LOB
19 Daniel Robertson, R (1, 7) OBP: 0.200, SLG: 0.111	B FF 84 F FF 85 B FF 86 B FF 86 B FF 85 4-1 1 HR BB	C FF 84 X SL 78 0-1 ① L8		X FF 86 0-0 ② B1-3		F FF 85 1 SAFE B FF 84 F FF 86 D SL 79 1 SAFE X FF 85 2-2 ② FC6-4 1 CS 1-2f				3	1	0	0	1	0	1
1 Elvis Andrus, R (1, 6) OBP: 0.308, SLG: 0.345	B FF 84 1 SAFE C FF 84 B FF 84 1 SAFE X FF 84 2-1 1-H HR	B FF 85 F SL 76 B FF 85 B FF 85 X FF 85 3-1 ② L7		C FF 86 B SL 78 X SL 78 1-1 ③ G4-3		1 SAFE C FF 85 0-1 ③ CS 1-2	B FF 86 B SL 77 X FF 85 2-0 ① P2			4	1	1	2	0	0	0
17 Shin-Soo Choo, L (1, 10) OBP: 0.432, SLG: 0.486	C FF 85 B CH 79 B FF 85 X FF 86 2-1 29 1B 1B	C SL 79 C FF 85 H SL 78 1-2 29 1B HBP			C SL 76 F FF 86 X SL 79 0-2 HR		C SL 82 B FF 90 B FF 90 S FF 89 C FF 90 2-3 ② K			3	2	2	1	0	1	0
29 Adrian Beltré, R (1, 5) OBP: 0.328, SLG: 0.431	C FF 85 X SL 78 0-1 18 FC4-6 1B 1-2 1B	1 SAFE C FF 86 S FF 85 X FF 85 0-2 1-2 1B			B SL 78 F FF 85 B SL 78 F FF 87 X SL 78 2-2 ① F9		C FC 91 B FF 94 B FC 90 B FF 94 X FC 89 3-1 ③ F8			4	0	2	0	0	0	0
Alex Rios, R (1, 9) OBP: 0.335, SLG: 0.449	C FF 84 S SL 78 X SL 78 0-2 18 FC4-6 1-2 2-H 1B	B FF 85 B FF 85 B FF 85 F FF 84 X FF 86 3-1 ③ F9			B FF 85 X FF 86 1-0 ② F8			C FF 96 S SL 89 F FF 97 X CU 79 0-2 18 G4-3 18 S 1B		4	0	2	1	0	0	2
18 Mitch Moreland, L (1, 3) OBP: 0.330, SLG: 0.429	C SL 77 X SL 78 0-1 ① FC4-6 60 BB 1-2f 2-3		C FF 84 X SL 76 0-1 ① P6		B FF 86 B FF 87 B FF 85 B FF 86 4-0 BB			1 SAFE C SI 94 B SI 96 B CH 87 F FF 96 F CU 79 X FF 96 2-2 ① G4-3 1-3		3	0	0	0	1	0	3
60 Chris Gimenez, R (1, 2)	B SL 78 D SL 77 B FF 86 C FF 84 B FF 85 4-1 1-2 BB		B FF 84 F FF 85 X FF 85 1-1 ② F9		X FF 85 0-0 ③ F8			P PO 81 B SI 97 P PO 76 C FF 96 X SI 97 3-1 ② G5-3		3	0	0	0	1	0	2
15 Michael Choice, R (1, 8) OBP: 0.287, SLG: 0.269 2 Leonys Martin, L (9, 8) OBP: 0.333, SLG: 0.359	C FF 85 F SL 78 B SL 79 S FF 86 1-3 ② FC	B SL 77 B FF 86 X FF 86 2-0 ③ FC8				B FF 85 X FF 85 1-0 ① FC3		B FF 93 S SI 98 F FF 98 X SL 90 1-2 ③ FC7		4 0	0 0	0 0	0 0	0 0	0 0	4 0
3 Luis Sardinas, S (1, 4) OBP: 0.353, SLG: 0.313	F SL 78 B FF 87 D SL 80 B FF 86 X FF 86 3-1 ③ G3			C FF 85 C SL 76 B FF 86 B SL 78 X FF 85 2-2 ① F8		C FF 84 C SL 80 F FF 87 X SL 80 0-2 19 FC6-4 1B				3	0	1	0	0	0	3

Inning Stats	1	2	3	4	5	6	7	8	9
	R: 3 E: 0 K: 0 S: 18	H: 4 LOB: 3 BB: 2 P: 34	R: 0 E: 0 K: 0 S: 11	H: 1 LOB: 2 BB: 0 P: 18	R: 0 E: 0 K: 0 S: 5	H: 0 LOB: 0 BB: 0 P: 8	R: 0 E: 0 K: 0 S: 6	H: 0 LOB: 0 BB: 0 P: 9	R: 1 E: 0 K: 0 S: 8	H: 1 LOB: 1 BB: 1 P: 15	R: 0 E: 0 K: 1 S: 9	H: 1 LOB: 0 BB: 0 P: 12	R: 0 E: 0 K: 0 S: 6	H: 0 LOB: 0 BB: 0 P: 13	R: 0 E: 0 K: 0 S: 15	H: 1 LOB: 1 BB: 0 P: 19

AB	31
R	4
H	8
RBI	4
BB	3
SO	1
LOB	15

1B: 6 2B: 0 3B: 0 HR: 2	SF: 0 SAC: 0 DP: 0 HBP: 1	WP: 0 PB: 0 SB: 1 CS: 1	PA: 36

PITCHER		IP	WLS	BF	H	R	ER	SO	BB	IBB	HBP	BLK	WP	HR	S	P	ERA	WHIP
53 Chris Young, R ERA: 3.53	(1, 1)	6.1	L	29	7	4	4	1	3	0	1	0	0	2	58	99	5.68	1.579
97 Joe Beimel, L ERA: 2.57	(7, 1)	0.1		1	0	0	0	1	0	0	0	0	0	0	3	5	0.00	0.000
52 Dominic Leone, R ERA: 1.53	(7, 1)	0.1		1	0	0	0	0	0	0	0	0	0	0	2	5	0.00	0.000
54 Tom Wilhelmsen, R ERA: 2.05	(8, 1)	1.0		4	1	0	0	0	0	0	0	0	0	0	15	19	0.00	1.000

PITCHER	IP	WLS	BF	H	R	ER	SO	BB	IBB	HBP	BLK	WP	HR	S	P	ERA	WHIP

Texas Rangers @ Detroit Tigers

Comerica Park, Detroit, MI

Thu May 22 2014, 1:09 PM - 4:38 PM EDT

Att. 40,768 - Partly Cloudy - 69 F

livebaseballscorecards.com

Batter	1	2	3	4	5	6	7	8	9	AB	R	H	RBI	BB	SO	LOB
19 Daniel Robertson, R (1, 8) OBP: 0.227, SLG: 0.150 2 Leonys Martin, L (3, 8) OBP: 0.338, SLG: 0.363	C FF 93 B FF 93 X FF 92 1-1 1 CS 1B	F FF 91 F CH 85 B FF 91 B CU 76 X CH 83 2-2 ③ G5-3		C FF 86 X FF 86 0-1 1 FC4-6 1B	B FF 93 S FF 95 X SL 83 1-1 17 BB 1 E 1B		C SI 89 F FC 85 B SI 90 F KC 77 F KC 78 F SI 92 S FC 86 1-3 ① K		F KN 71 B KN 68 B CU 66 S KN 68 B KN 69 C KN 68 3-3 ③ K	2 4	0 0	1 2	0 0	0 0	0 2	2 1
1 Elvis Andrus, R (1, 6) OBP: 0.310, SLG: 0.343	B FF 92 B CH 83 C FF 90 1 SAFE 1 SAFE C FF 91 B FF 92 B FF 91 4-2 ① 17 CS 1-2 BB		B FF 86 B CH 80 C FF 88 B FF 88 X FF 90 3-1 17 BB 29 2B 1B	D CH 81 B CH 82 C FF 86 X FF 86 2-1 ① FC4-6 17 HR 1-2f	B FF 95 B SL 82 X FF 95 2-0 E6 17 BB 1-2		B SI 89 C KC 77 X CH 79 1-1 ② F9			4	2	1	0	1	0	2
17 Shin-Soo Choo, L (1, 7) OBP: 0.436, SLG: 0.503	C FF 90 1 SAFE F CU 77 B FF 90 1 SAFE S CH 82 1-3 ②③ K 1-2		D CU 78 B FF 91 B FF 90 C FF 92 C FF 90 F FF 91 1 SAFE B CH 83 4-2 29 2B 1-2 BB	B FF 87 1 SAFE B FF 86 X FF 86 2-0 1-H HR	B FF 94 F FF 95 C FF 94 B FF 96 B SL 83 B SL 83 4-2 1-2 2-3 BB		B SI 92 C KC 79 F SI 87 B SI 92 X KC 81 2-2 ③ F7			3	2	1	2	2	1	1
29 Adrian Beltré, R (1, 5) OBP: 0.338, SLG: 0.437		B FF 87 B FF 89 C FF 91 B CH 82 B FF 91 4-1 2B BB	C CH 82 X FF 91 0-1 18 E 1-H 2-H 2B	X FF 95 0-0 ② F8	C SL 83 F FF 95 F FF 96 B SL 82 F SL 83 S FF 97 1-3 ① K			C SL 82 B SL 85 F SL 84 F SI 94 F SL 85 F SL 86 B SI 94 B SL 87 B SL 85 4-2 18 G6-3 BB		3	2	1	2	2	1	3
Alex Rios, R (1, 9) OBP: 0.337, SLG: 0.453		B FF 89 X FF 90 1-0 18 F8 60 1B 1-H 2B	C FF 89 B FF 88 B FF 88 X CH 81 2-1 ① G5-3	X FF 95 0-0 60 1B 18 WP 15 1B 1B	B SL 83 C SL 83 C SL 82 S SL 82 1-3 ② K			C SI 92 S SI 93 X SL 85 0-2 ① F8		5	2	2	1	0	1	5
18 Mitch Moreland, L (1, 3)		C FF 89 B FF 90 X CU 77 1-1 ① F8 2-3	S CU 77 D CH 81 B FF 87 F FF 89 X CH 82 2-2 E3 15 BB 60 1B 2-H	C FF 95 T FF 95 B FF 96 B SL 85 F FF 97 B FF 97 B FF 96 4-2 60 1B 15 1B 1-2 BB	B FF 93 C FF 93 C SL 78 B SL 79 X SL 78 2-2 ③ G4-3			B SL 84 B SI 94 S SL 83 B SL 84 X SI 93 3-1 ②③ G6-3 1-2f		4	1	0	0	1	0	5
60 Chris Gimenez, R (1, 2) OBP: 0.556, SLG: 0.500		C FF 92 C CH 83 X CH 83 0-2 3 2B 3-H 1B	F CH 82 B FF 89 D FF 89 B FF 90 F FF 88 X FF 89 3-2 15 BB 1-2 1B	B FF 97 F FF 96 X FF 96 1-1 15 1B 1-2 2-3 1B		F FF 93 B CH 82 X FF 94 1-1 ① G4-3			C KN 72 F KN 69 B KN 69 B KN 69 X FF 88 2-2 1B	5	0	4	1	0	0	0
15 Michael Choice, R (1, 10) OBP: 0.292, SLG: 0.268		B CH 83 D FF 91 F FF 88 X CH 82 2-1 ② FC8	B FF 88 B CH 80 D FF 89 C FF 89 B FF 87 4-1 3 G4-6-3 1-2 2-3 BB	S SL 84 F FF 97 B SL 83 B SL 84 B FF 98 X FF 96 3-2 1-3 2-H 3-H 1B		C CH 83 X CH 83 0-1 ② FC4-3			S KN 71 C KN 68 B KN 69 S KN 69 1-3 ① FC	4	0	1	2	1	0	2
3 Luis Sardinas, S (1, 4) OBP: 0.318, SLG: 0.333		D FF 88 B CH 82 X FF 90 2-0 1-3 2B	F FF 89 X CH 82 0-1 ②③ G4-6-3 1-2f	C FF 96 F FF 97 B FF 96 D SL 86 X SL 84 2-2 ③ G5-3		C FF 93 X CH 84 0-1 ③ P4			S KN 67 B KN 68 B KN 68 S KN 66 X KN 68 2-2 ② L7	5	0	1	0	0	0	6
Inning Stats	R: 0 E: 0 K: 1 S: 7 H: 1 LOB: 1 BB: 1 P: 13	R: 2 E: 0 K: 0 S: 13 H: 3 LOB: 2 BB: 1 P: 25	R: 3 E: 1 K: 0 S: 18 H: 3 LOB: 2 BB: 2 P: 36	R: 4 E: 0 K: 0 S: 18 H: 5 LOB: 2 BB: 1 P: 32	R: 0 E: 1 K: 2 S: 16 H: 1 LOB: 3 BB: 1 P: 27	R: 0 E: 0 K: 0 S: 6 H: 0 LOB: 0 BB: 0 P: 7	R: 0 E: 0 K: 1 S: 11 H: 0 LOB: 0 BB: 0 P: 15	R: 0 E: 0 K: 0 S: 10 H: 0 LOB: 0 BB: 1 P: 17	R: 0 E: 0 K: 1 S: 12 H: 1 LOB: 1 BB: 0 P: 20	1B: 10 2B: 4 3B: 0 HR: 1 SF: 0 SAC: 0 DP: 3 HBP: 0						

	AB	39
	R	9
	H	14
	RBI	8
	BB	7
	SO	5
	LOB	27

WP: 1 PA: 46
PB: 0
SB: 0
CS: 2

PITCHER		IP	WLS	BF	H	R	ER	SO	BB	IBB	HBP	BLK	WP	HR	S	P	ERA	WHIP
Robbie Ray, L ERA: 4.7	(1, 1)	3.1	L	21	9	7	7	1	4	0	0	0	0	1	43	83	18.90	3.900
57 Evan Reed, R ERA: 3.72	(4, 1)	1.1		11	4	2	2	2	2	0	0	0	1	0	26	45	13.50	4.500
40 Phil Coke, L ERA: 6.75	(5, 1)	1.1		4	0	0	0	0	0	0	0	0	0	0	9	12	0.00	0.000
33 Drew Smyly, L ERA: 2.97	(7, 1)	1.0		3	0	0	0	1	0	0	0	0	0	0	11	15	0.00	0.000
62 Al Alburquerque, R ERA: 3.79	(8, 1)	1.0		3	0	0	0	0	1	0	0	0	0	0	10	17	0.00	1.000

PITCHER		IP	WLS	BF	H	R	ER	SO	BB	IBB	HBP	BLK	WP	HR	S	P	ERA	WHIP
29 Danny Worth, R ERA:	(9, 1)	1.0		4	1	0	0	2	0	0	0	0	0	0	12	20	0.00	1.000

Texas Rangers @ Detroit Tigers

Comerica Park, Detroit, MI

Thu May 22 2014, 1:09 PM - 4:38 PM EDT

Att. 40,768 - Partly Cloudy - 69 F

livebaseballscorecards.com

BOTTOM

Batter	1	2	3	4	5	6	7	8	9	AB	R	H	RBI	BB	SO	LOB
3 Ian Kinsler, R (1, 4) OBP: 0.350, SLG: 0.459	B FF 92 B FF 92 B FF 92 B FF 90 4-0 48 FC6-4 BB		C FF 91 B FC 86 C ST 78 X ST 81 1-2 24 L5-4 2B		C SI 88 F FC 87 F FF 92 S ST 82 0-3 ③ K		X ST 77 0-0 ② P4			3	0	1	0	1	1	0
48 Torii Hunter, R (1, 9) OBP: 0.327, SLG: 0.480	C FF 93 B SI 92 X SI 91 1-1 ① FC6-4 24 1B 1-2f		B SI 89 B FF 93 B FF 91 C FF 90 B FF 91 4-1 BB			B FF 90 X FF 89 1-0 24 2B 2B	C SI 90 F FF 89 B CS 55 B ST 82 S ST 82 2-3 ③ K			3	1	1	0	1	1	1
24 Miguel Cabrera, R (1, 3) OBP: 0.364, SLG: 0.541	B FF 93 B SI 92 C SI 92 F SI 91 1 SAFE B FF 96 F FF 94 X SI 92 3-2 1-2 1B		X SI 92 0-0 ①② L5-4 2-2			F FF 91 F FF 93 B FF 91 X ST 80 1-2 32 1B 2-H 2B		B FF 91 T FF 91 B CH 84 F SL 82 F FF 92 C FF 93 2-3 ① K		4	1	2	1	0	1	2
41 Victor Martinez, S (1, 10) OBP: 0.380, SLG: 0.606	T SI 92 F SI 93 B FF 95 F FF 95 F ST 81 F SI 94 B FF 88 S ST 81 2-3 ② K		B FF 92 X FF 92 1-0 ③ F8			X FF 93 0-0 ① F7		C SL 82 B CH 86 B FF 91 X FF 92 2-1 32 G1-6-3 1B		4	0	1	0	0	1	4
32 Don Kelly, L (1, 7) OBP: 0.350, SLG: 0.340	B FF 92 X FF 93 1-0 ③ L9			C FF 87 C CU 65 B ST 77 X ST 77 1-2 ① L4		B FF 92 B FF 92 B FF 90 C FF 88 C FF 89 X ST 78 3-2 14 2B 2-H 1B		C SL 80 F FF 92 D CH 86 D SL 82 X FF 92 2-2 ②③ G1-6-3 1-2f		4	0	1	1	0	0	3
14 Austin Jackson, R (1, 8) OBP: 0.327, SLG: 0.397		B FF 90 F FF 90 X FF 88 1-1 ① L5		C FF 91 F SI 89 X ST 77 0-2 ② F9		F SI 90 B SI 90 B SI 91 B FF 90 S FF 90 X ST 80 3-2 1-3 2B			F FF 93 C FC 89 S FF 94 0-3 ① K	4	0	1	0	0	1	0
13 Alex Avila, L (1, 2) OBP: 0.367, SLG: 0.440 50 Bryan Holaday, R (9, 2) OBP: 0.341, SLG: 0.316		B SI 90 B SI 91 C FF 91 B FF 92 B FF 92 4-1 9 WP BB	F FF 92 B FS 86 C ST 75 B CS 60 S FS 87 2-3 ③ K			C ST 77 D FS 86 D ST 79 S ST 77 D ST 80 F ST 79 S ST 80 3-3 ② K			X FF 93 0-0 ② P6	2 1	0 0	0 0	0 0	1 0	2 0	2 0
9 Nick Castellanos, R (1, 5) OBP: 0.259, SLG: 0.374		F FF 92 F SI 90 D ST 82 B ST 82 X FF 94 2-2 ② F8 1-2			X FS 87 0-0 ① G5-3	X FF 92 0-0 ③ F9			X FF 94 0-0 ③ G6-3	4	0	0	0	0	0	3
17 Andrew Romine, S (1, 6) OBP: 0.247, SLG: 0.185		C FF 92 X FS 86 0-1 ③ G4-3			B FS 87 X FS 87 1-0 ② F9		F FF 89 S SI 88 C FF 92 0-3 ① K			3	0	0	0	0	1	1

	AB	32
	R	2
	H	7
	RBI	2
	BB	3
	SO	8
	LOB	16

Inning Stats	1	2	3	4	5	6	7	8	9	1B: 3	SF: 0	WP: 1	PA: 35
	R: 0 E: 0 K: 1 S: 13 H: 1 LOB: 2 BB: 1 P: 24	R: 0 E: 0 K: 0 S: 8 H: 0 LOB: 1 BB: 1 P: 15	R: 0 E: 0 K: 0 S: 6 H: 1 LOB: 1 BB: 1 P: 12	R: 0 E: 0 K: 1 S: 9 H: 0 LOB: 0 BB: 0 P: 12	R: 0 E: 0 K: 1 S: 6 H: 0 LOB: 0 BB: 0 P: 7	R: 2 E: 0 K: 1 S: 16 H: 4 LOB: 2 BB: 0 P: 27	R: 0 E: 0 K: 2 S: 7 H: 0 LOB: 0 BB: 0 P: 9	R: 0 E: 0 K: 1 S: 9 H: 1 LOB: 0 BB: 0 P: 15	R: 0 E: 0 K: 1 S: 5 H: 0 LOB: 0 BB: 0 P: 5	2B: 5 3B: 0 HR: 0	SAC: 0 DP: 2 HBP: 0	PB: 0 SB: 0 CS: 0	

PITCHER		IP	WLS	BF	H	R	ER	SO	BB	IBB	HBP	BLK	WP	HR	S	P	ERA	WHIP
11 Yu Darvish, R ERA: 2.35	(1, 1)	7.0	W	29	6	2	2	6	3	0	0	0	1	0	65	106	2.57	1.286
44 Jason Frasor, R ERA: 2.3	(8, 1)	1.0		3	1	0	0	1	0	0	0	0	0	0	9	15	0.00	1.000
37 Shawn Tolleson, R ERA: 3.33	(9, 1)	1.0		3	0	0	0	1	0	0	0	0	0	0	5	5	0.00	0.000

PITCHER	IP	WLS	BF	H	R	ER	SO	BB	IBB	HBP	BLK	WP	HR	S	P	ERA	WHIP

Texas Rangers @ Detroit Tigers

Comerica Park, Detroit, MI

Fri May 23 2014, 7:10 PM - 9:38 PM EDT

Att. 39,835 - Partly Cloudy - 70 F

livebaseballscorecards.com

Batter	1	2	3	4	5	6	7	8	9	AB	R	H	RBI	BB	SO	LOB
2 Leonys Martin, L (1, 8) OBP: 0.329, SLG: 0.353	B FF 90 B FF 90 C FF 91 L SL 86 X SL 88 2-2 ① G3		C FC 90 F FS 87 F SI 93 F SI 93 S SL 89 0-3 ① K			B CU 80 F SL 87 C FF 92 B SL 88 S CH 73 2-3 ① K		F SL 85 B SL 83 S SL 84 F SL 85 C SI 94 1-3 ③ K		4	0	0	0	0	3	1
1 Elvis Andrus, R (1, 6) OBP: 0.309, SLG: 0.337	C FF 91 B SI 92 F FS 88 B FF 93 B FF 93 F FF 92 S SL 88 3-3 ② K		F SL 88 X SL 88 0-1 ② G6-3			C SL 89 B SI 93 F SL 88 X SI 94 1-2 ② G4-3			B FF 89 C FF 88 B CH 85 B FF 92 C FF 89 B FF 92 4-2 17 1B BB	3	0	0	0	1	1	0
17 Shin-Soo Choo, L (1, 7) OBP: 0.432, SLG: 0.497	C FF 92 B CU 79 X SL 86 1-1 ③ G4-3		B FF 92 C FS 88 S FF 93 C SI 93 1-3 ③ K			B SL 83 S FS 90 B SL 88 C SI 93 X SL 88 2-2 ③ G1-4-3			C FF 90 C CU 77 B FF 93 X FF 92 1-2 G3-6-1 1B 1-2	4	0	1	0	0	1	0
29 Adrián Beltré, R (1, 5) OBP: 0.343, SLG: 0.438		B FF 90 X FF 90 1-0 2B 18 2B 1B	B SI 91 B FS 87 C FS 87 F FF 92 B FF 92 X SL 89 3-2 ① L9				B SL 88 F SL 86 S FF 92 X CH 72 1-2 G6-4-3 1B		C FF 90 B CH 84 C CH 85 S CU 78 1-3 ① K	4	1	2	0	0	1	2
Alex Rios, R (1, 9) OBP: 0.340, SLG: 0.459		B SL 86 C SL 86 X SL 86 1-1 18 2B 1-3 2B	C SL 88 F FF 93 B SL 88 X FS 88 1-2 18 CS 1B				C SI 91 F FF 94 F SL 89 B FF 92 B FF 93 F FS 88 B FC 92 X CU 81 3-2 ①② G6-4-3 1-2f		B CH 83 B FF 90 C FF 91 X FF 92 2-1 ②③ G3-6-1 1-2f	4	1	2	0	0	0	3
18 Mitch Moreland, L (1, 3) OBP: 0.325, SLG: 0.420		B FS 88 B SL 88 X SL 86 2-0 61 G3-1 2B 2-H 3-H	S SI 93 B FF 90 X SL 84 1-1 ②③ G6-3 1-2				C SI 94 B SI 95 B FS 89 C CH 71 F FF 94 F FC 90 F SL 69 X SL 88 2-2 ③ G4-3			3	0	1	2	0	0	1
15 Michael Choice, R (1, 10) OBP: 0.284, SLG: 0.260		C FF 92 B FF 91 X FS 86 1-1 ① FC5-3			C FF 91 B FS 88 F FF 92 X FF 93 1-2 ① FC8			C SI 93 F SL 85 B SI 93 F SL 84 S SL 86 1-3 ① FC		3	0	0	0	0	0	1
61 Robinson Chirinos, R (1, 2) OBP: 0.263, SLG: 0.297		B FS 86 F SL 86 X SI 92 1-1 ② G3-1 2-3			C CU 81 B FF 93 C SI 92 B FF 92 S SL 88 2-3 ② K2-3			C SL 83 X SL 86 0-1 ② G4-3		3	0	0	0	0	1	1
12 Rougned Odor, L (1, 4) OBP: 0.219, SLG: 0.290		X FF 92 0-0 ③ G4-3			C FF 93 X SL 88 0-1 ③ G3			X SI 94 0-0 1B		3	0	1	0	0	0	1
Inning Stats	R: 0 E: 0 K: 1 S: 9 H: 0 LOB: 0 BB: 0 P: 15	R: 2 E: 0 K: 0 S: 9 H: 3 LOB: 1 BB: 0 P: 15	R: 0 E: 0 K: 2 S: 10 H: 0 LOB: 0 BB: 0 P: 11	R: 0 E: 0 K: 0 S: 8 H: 1 LOB: 0 BB: 0 P: 13	R: 0 E: 0 K: 1 S: 8 H: 0 LOB: 0 BB: 0 P: 11	R: 0 E: 0 K: 1 S: 9 H: 0 LOB: 0 BB: 0 P: 14	R: 0 E: 0 K: 0 S: 14 H: 1 LOB: 0 BB: 0 P: 20	R: 0 E: 0 K: 1 S: 12 H: 1 LOB: 1 BB: 0 P: 14	R: 0 E: 0 K: 1 S: 10 H: 1 LOB: 1 BB: 1 P: 18	1B: 5 2B: 2 3B: 0 HR: 0 SF: 0 SAC: 0 DP: 2 HBP: 0						

PITCHER	IP	WLS	BF	H	R	ER	SO	BB	IBB	HBP	BLK	WP	HR	S	P	ERA	WHIP
19 Aníbal Sánchez, R (1, 1) ERA: 2.83	7.0	W	24	5	2	2	5	0	0	0	0	0	0	67	99	2.57	0.714
62 Al Alburquerque, R (8, 1) ERA: 3.6	1.0		4	1	0	0	2	0	0	0	0	0	0	12	14	0.00	1.000
46 Ian Krol, L (9, 1) ERA: 1.53	1.0		4	1	0	0	1	1	0	0	0	0	0	10	18	0.00	2.000

PITCHER	IP	WLS	BF	H	R	ER	SO	BB	IBB	HBP	BLK	WP	HR	S	P	ERA	WHIP

AB	31
R	2
H	7
RBI	2
BB	1
SO	7
LOB	10

WP: 0 PA: 32
PB: 0
SB: 0
CS: 1

Texas Rangers @ Detroit Tigers

Comerica Park, Detroit, MI

Fri May 23 2014, 7:10 PM - 9:38 PM EDT

Att. 39,835 - Partly Cloudy - 70 F

livebaseballscorecards.com

BOTTOM

Batter	1	2	3	4	5	6	7	8	9	AB	R	H	RBI	BB	SO	LOB
20 Rajai Davis, R (1, 7) OBP: 0.329, SLG: 0.392	C SI 89 B SI 89 F SI 89 X SI 91 1-2 3 F8 1B	B SI 88 X SI 88 1-0 ③ G6-3			F SI 88 X SI 88 0-1 3 2B 1B	C SL 81 F SI 87 X SL 80 0-2 ③ P4				4	1	2	0	0	0	2
3 Ian Kinsler, R (1, 4) OBP: 0.358, SLG: 0.481	1 SAFE C SI 89 T SI 87 1 SAFE B SI 91 X SL 82 1-2 ①② F8 1-2		C SL 80 X SL 81 0-1 24 2B 2B		1 SAFE X SI 87 0-0 41 L9 48 FC6-4 1-H 2B		C FF 92 B FF 94 S CH 86 F SL 83 F SL 82 F CH 87 X FF 95 1-2 24 L9 48 G5-3 2B			4	3	3	1	0	0	1
24 Miguel Cabrera, R (1, 3) OBP: 0.366, SLG: 0.543	B SI 90 B SI 90 C SI 91 X SL 82 2-1 ③ G5-3		F SI 88 X SI 89 0-1 41 G1 2-H 2B		I IN 58 I IN 57 I IN 55 I IN 54 4-0 48 FC6-4 IBB		F FF 95 X SI 94 0-1 ① L9 2-3			3	0	1	1	1	0	1
41 Victor Martinez, S (1, 10) OBP: 0.383, SLG: 0.599		B SI 89 B SI 89 B SI 90 B SI 90 4-0 14 HR BB	B FF 89 B SI 89 S SI 89 X SI 90 2-1 ① G1 2-3		C SI 88 B SI 88 F SI 88 F SI 89 X SL 81 1-2 ① L9 2-3		I IN 70 I IN 74 I IN 75 I IN 73 4-0 48 G5-3 14 1B IBB			2	1	0	0	2	0	3
48 Torii Hunter, R (1, 9) OBP: 0.319, SLG: 0.468		C SI 89 S SL 80 B SL 80 F SI 89 X SI 90 1-2 ① F9	C SI 89 X SI 90 0-1 ② F7		S SL 81 B SI 88 X SL 81 1-1 ② FC6-4 1-2f 3-H		S CH 87 B SI 94 S SI 94 B SL 83 D SI 90 X SL 83 3-2 ② G5-3 1-2 3-H			4	0	0	2	0	0	4
14 Austin Jackson, R (1, 8) OBP: 0.331, SLG: 0.420		S SL 80 X CH 83 0-1 1-H HR	B SL 81 B SI 90 C SI 90 X SI 90 2-1 ③ F9		1 SAFE C SI 88 X SL 81 0-1 ③ G5-3		B SL 82 F SL 82 C SI 94 B FF 95 X SI 94 2-2 ③ 2-H 1B			4	1	2	2	0	0	2
13 Alex Avila, L (1, 2) OBP: 0.355, SLG: 0.423		B SI 90 F SI 89 X SI 89 1-1 ② L9		B SI 88 B SI 88 X SI 88 2-0 ① F8	C SL 78 C SL 80 F SL 81 F SL 81 B SI 89 S SI 88 1-3 ① K			C SI 94 B SI 94 S CH 87 S FF 95 1-3 ① K		4	0	0	0	0	2	0
9 Nick Castellanos, R (1, 5) OBP: 0.258, SLG: 0.371		B SI 89 C SI 89 X SL 81 1-1 17 E 1B		C SI 88 B SI 89 C SI 88 B SL 81 B SL 80 X SI 89 3-2 ② F8	X SL 80 0-0 ② G6-3			B FF 95 B SI 94 C FF 93 F FF 94 F SL 83 B SI 93 X FF 94 3-2 ② F8		4	0	1	0	0	0	0
17 Andrew Romine, S (1, 6) OBP: 0.247, SLG: 0.224		B CH 81 B SI 88 X SI 88 2-0 FC6 1-2		B SL 79 X SI 89 1-0 ③ F7	X SI 88 0-0 HR			X SI 94 0-0 ③ G4-3		4	1	1	1	0	0	1

Inning Stats	1	2	3	4	5	6	7	8	9
	R: 0 H: 1 E: 0 LOB: 0 K: 0 BB: 0 S: 8 P: 12	R: 2 H: 2 E: 1 LOB: 2 K: 0 BB: 1 S: 12 P: 22	R: 1 H: 2 E: 0 LOB: 1 K: 0 BB: 0 S: 10 P: 14	R: 0 H: 0 E: 0 LOB: 0 K: 0 BB: 0 S: 5 P: 11	R: 2 H: 2 E: 0 LOB: 1 K: 0 BB: 1 S: 11 P: 17	R: 1 H: 1 E: 0 LOB: 0 K: 1 BB: 0 S: 10 P: 11	R: 1 H: 2 E: 0 LOB: 2 K: 0 BB: 1 S: 14 P: 24	R: 0 H: 0 E: 0 LOB: 0 K: 1 BB: 0 S: 8 P: 12	

	AB	R	H	RBI	BB	SO	LOB
	33	7	10	7	3	2	14

| | | | |

Texas Rangers @ Detroit Tigers

Comerica Park, Detroit, MI

Sat May 24 2014, 4:10 PM - 7:52 PM EDT

Att. 43,447 - Sunny - 75 F

TOP

livebaseballscorecards.com

Batter	1	2	3	4	5	6	7	8	9	AB	R	H	RBI	BB	SO	LOB
17 Shin-Soo Choo, L (1, 7) OBP: 0.434, SLG: 0.493	C FF 91 B CU 78 B SI 92 X CH 84 2-1 18 CS 1 G5-3 1B		S CU 76 F SL 87 X CU 77 0-2 ② FC4-6 1 FC6-4 1-2f 2-3	C SI 90 B SI 91 B CU 76 X CH 82 2-1 ③ G3		B SI 89 B CU 75 B FF 88 B SI 87 4-0 1 FC1-6 BB	B FF 93 S CH 84 C FF 94 D SI 90 S FF 94 2-3 ② FC		C KN 67 X KN 67 0-1 1 1B 2-H 2B	3	0	1	0	1	0	3
15 Michael Choice, R (6, 7) OBP: 0.288, SLG: 0.275										2	0	1	1	0	0	1
1 Elvis Andrus, R (1, 6) OBP: 0.310, SLG: 0.337	C FF 92 X SI 92 0-1 ① G5-3 1-2		C CU 76 X CU 75 0-1 ③ FC6-4 1-2f		B SI 86 B SL 82 C SI 88 X SI 88 2-1 18 CS 1B	C FF 95 C KC 80 B FF 95 X KC 80 1-2 ② FC1-6 18 S 18 E 1-2f	C FF 95 B CH 85 B CH 84 F CH 83 X FF 95 2-2 ③ G6-3		X KN 65 0-0 2-3 1B	6	1	2	0	0	0	5
18 Mitch Moreland, L (1, 3) OBP: 0.310, SLG: 0.398	C FF 93 B CU 77 C CU 76 F FF 93 D CU 78 D CH 84 S CH 82 3-3 ②③ K 2-3			B SI 88 C FF 90 F CU 75 B CU 78 F SI 91 X CH 83 2-2 ① F8	S CH 80 C SI 90 B FF 90 F CU 79 F FF 90 1 SAFE 1 SAFE B CU 76 C SI 90 2-3 ①② K 1-2	C KC 80 B FF 95 B FF 94 X FF 95 2-1 E8 1-H		B FF 94 C FF 94 F SL 79 S SI 93 1-3 ① K	B KN 66 X KN 65 1-0 G3-1	6	0	0	0	0	3	4
29 Adrián Beltré, R (1, 5) OBP: 0.351, SLG: 0.463		C FF 90 C SI 92 X CU 73 0-2 ① F7		X SL 85 0-0 60 E 1B	C FF 89 F SI 89 F SI 89 B CU 78 F FF 89 X SI 89 1-2 HR	S FF 95 B KC 79 S KC 80 X KC 81 1-2 ③ G1-3		B SI 93 B CH 84 B FF 95 B SI 93 4-0 1B BB		4	2	2	1	1	0	1
3 Luis Sardinas, S (8, PR) OBP: 0.318, SLG: 0.333 (8, 5)										0	0	0	0	0	0	0
Alex Rios, R (1, 9) OBP: 0.347, SLG: 0.463		C FF 90 C SL 83 S SI 92 0-3 ② K		C SI 90 D CU 78 F SL 84 B SI 90 1 SAFE 1 SAFE X SL 84 2-2 ② F7	B CU 76 F CH 81 X SI 89 1-1 1B		B SI 93 F FF 94 X KC 79 1-1 16 BB 2 BB 12 3B 1B	C CH 84 F FF 93 B SL 80 X SI 93 1-2 60 G5-4-3 1-2 1B		5	1	3	0	0	1	1
60 Chris Gimenez, R (1, 2) OBP: 0.429, SLG: 0.462		F FF 89 T SI 92 C SI 93 0-3 ③ K		B SI 90 D FF 91 X FF 90 2-0 E2 2 1B 1-H 2B	B SI 88 C SL 83 B SL 83 1 SAFE X SI 88 2-1 ③ L7		C KC 81 C KC 80 B FF 95 C FF 95 1-3 ① K	B FF 95 C CH 83 F SL 80 X FF 94 1-2 ②③ G5-4-3 1-2f		5	1	1	1	0	2	4
2 Leonys Martin, L (1, 8) OBP: 0.337, SLG: 0.357			F SI 88 B FF 90 F CU 76 C FF 92 1-3 ① K	F CU 76 F FF 91 X SI 91 0-2 16 BB 12 3B 3-H 1B		M CH 79 F CH 79 X SL 84 0-2 16 S 16 HR 1B	F FF 95 B KC 79 B CH 85 B KC 79 B FF 94 4-1 16 BB 1-2 12 3B BB		B KN 70 X KN 68 1-0 ① G3	4	3	2	1	1	1	0
16 Donnie Murphy, R (1, 10) OBP: 0.322, SLG: 0.351			B FF 89 X SI 89 1-0 17 FC4-6 12 1B 1B	1 SAFE B FF 91 B FF 91 B SI 91 B FF 90 4-0 12 3B 1-2 BB		S SI 88 D SL 85 B CH 80 X SI 89 2-1 1-H HR	B FF 94 C FF 94 B FF 94 B FF 94 B FF 94 4-1 12 3B 1-2 2-3 BB		F KN 68 B KN 68 S KN 67 B KN 68 B KN 68 X KN 68 3-2 ② G2-3	3	3	2	2	2	0	0
12 Rougned Odor, L (1, 4) OBP: 0.297, SLG: 0.500			B CH 83 1 SAFE X CH 82 1-0 17 FC4-6 1-2 1B	X CU 76 0-0 1-H 2-H 3B		B SI 87 X CH 79 1-0 ① G4-3	B FF 94 B FF 93 C FF 93 T FF 93 B KC 80 F FF 93 X SI 93 3-2 1-H 2-H 3-H 3B		B KN 67 C KN 66 X KN 66 1-1 15 2B 2B	5	1	4	5	0	0	0

Inning Stats	1	2	3	4	5	6	7	8	9
	R: 0 E: 0 K: 1 S: 8 H: 1 LOB: 1 BB: 0 P: 13	R: 0 E: 0 K: 2 S: 9 H: 0 LOB: 0 BB: 0 P: 9	R: 0 E: 0 K: 1 S: 10 H: 2 LOB: 2 BB: 0 P: 13	R: 4 E: 1 K: 0 S: 15 H: 4 LOB: 1 BB: 1 P: 27	R: 1 E: 0 K: 1 S: 16 H: 3 LOB: 1 BB: 0 P: 24	R: 3 E: 1 K: 0 S: 14 H: 2 LOB: 1 BB: 1 P: 25	R: 3 E: 0 K: 1 S: 17 H: 2 LOB: 1 BB: 2 P: 34	R: 0 E: 0 K: 1 S: 10 H: 1 LOB: 2 BB: 1 P: 17	R: 1 E: 0 K: 0 S: 10 H: 3 LOB: 2 BB: 0 P: 16

1B: 11	SF: 0	WP: 0
2B: 4	SAC: 0	PB: 0
3B: 2	DP: 2	SB: 2
HR: 2	HBP: 0	CS: 2

PA: 48

AB	43
R	12
H	18
RBI	11
BB	5
SO	7
LOB	19

PITCHER		IP	WLS	BF	H	R	ER	SO	BB	IBB	HBP	BLK	WP	HR	S	P	ERA	WHIP
21 Rick Porcello, R ERA: 3.72	(1, 1)	5.1	L	28	12	8	7	5	2	0	0	0	0	2	64	99	11.81	2.625
49 Corey Knebel, R ERA: 27.0	(6, 1)	1.0		8	2	3	3	1	2	0	0	0	0	0	19	36	27.00	4.000
40 Phil Coke, L ERA: 6.06	(7, 1)	1.2		6	1	0	0	2	1	0	0	0	0	0	16	27	0.00	1.200
29 Danny Worth, R ERA: 4.5	(9, 1)	1.0		6	3	1	1	0	0	0	0	0	0	0	10	16	9.00	3.000

PITCHER	IP	WLS	BF	H	R	ER	SO	BB	IBB	HBP	BLK	WP	HR	S	P	ERA	WHIP

Texas Rangers @ Detroit Tigers

Comerica Park, Detroit, MI

Sat May 24 2014, 4:10 PM - 7:52 PM EDT

Att. 43,447 - Sunny - 75 F

BOTTOM

Batter	1	2	3	4	5	6	7	8	9	AB	R	H	RBI	BB	SO	LOB
3 Ian Kinsler, R (1, 4) OBP: 0.364, SLG: 0.484	X FF 90 0-0 ① F8	2 SAFE 0-0 ③ CS 2-3	B FF 91 X SL 85 1-0 ① G1-3		C FF 92 1 SAFE 1 SAFE X FF 89 0-1 48 FC6-4 1B 1-2		B FF 90 F FF 93 C CH 80 F FF 94 X FF 89 1-2 1B		C FF 95 S SL 84 F FF 94 F SL 83 X FF 97 0-2 50 FC5-4 1B 2-H	5	0	3	1	0	0	0
48 Torii Hunter, R (1, 9) OBP: 0.311, SLG: 0.456 50 Bryan Holaday, R (8, 2) OBP: 0.333, SLG: 0.308	C FF 90 B CH 83 B SL 87 X FF 91 2-1 ② G1-3		X FF 92 0-0 ② L9		D SL 84 B FF 92 B FF 91 C FF 91 X FF 92 3-1 ③ FC6-4 1-2f		B FC 86 C FC 87 S FF 92 S FF 93 1-3 ③ K		B FF 96 C FF 96 D CH 89 X FF 95 2-1 ① FC5-4 32 G3 1-2f	4 1	0 0	0 0	0 0	0 0	1 0	3 1
24 Miguel Cabrera, R (1, 3) OBP: 0.366, SLG: 0.537 32 Don Kelly, L (8, 3) OBP: 0.339, SLG: 0.327	C FF 92 B FF 91 F CH 83 B SL 87 B FF 92 F SI 92 D SL 87 4-2 41 2B BB		C FF 90 F FF 92 X CU 78 0-2 ③ F7			B SL 84 B SI 89 B SL 85 C FF 90 S SI 91 X SI 92 3-2 ① G3-1		B SL 88 S SL 88 B FF 91 F SL 87 X SL 83 2-2 ① G6-3	C SL 84 X FF 97 0-1 ② G3 1-2	2 2	0 0	0 0	0 0	1 0	0 0	0 1
41 Victor Martinez, S (1, 10) OBP: 0.389, SLG: 0.605	D FF 92 X FF 92 1-0 1-3 2B			C SI 90 C CH 83 B SL 87 X SI 91 1-2 ① F8		B FF 91 C CH 83 X FF 91 1-1 13 1B 14 1B 1B		B FF 91 C FF 92 B CH 83 B CH 84 X FF 92 3-1 14 2B 1B	D SL 84 C FF 96 C SI 88 F SL 82 F FF 96 F FF 97 F SL 83 F FF 96 D CH 90 2-3 ③ K S SL 83	5	0	3	0	0	1	1
14 Austin Jackson, R (1, 8) OBP: 0.335, SLG: 0.429	C FF 92 C FF 92 F FF 91 X SL 84 0-2 ③ P4			S CH 82 F SI 92 B SL 85 B SL 86 B SI 92 X FF 92 3-2 ② G4-3		C FF 90 D CH 84 X FF 91 1-1 13 1B 1-2 1B		B FF 91 B SL 87 X CH 84 2-0 1-3 2B		4	0	2	0	0	0	2
13 Alex Avila, L (1, 2) OBP: 0.354, SLG: 0.421 28 J.D. Martinez, R (8, 9) OBP: 0.327, SLG: 0.478		C FF 91 F FF 91 S CU 79 0-3 ① K		B FF 91 C FF 92 B CH 84 C FF 91 B FF 93 X FF 92 3-2 ③ G4-3		D CU 75 B CH 82 X FF 91 2-0 9 L4-3 1B 1-2 2-3		S SL 88 X SL 88 0-1 ② P6		3 1	0 0	1 0	0 0	0 0	1 0	0 2
9 Nick Castellanos, R (1, 5) OBP: 0.258, SLG: 0.363		B FF 92 X FF 91 1-0 ② G6-3			B FF 91 B CH 82 B SL 84 C FF 90 F FF 90 C SI 92 3-3 ① K	D CH 82 X FF 91 1-0 ②③ L4-3 1-1		B SL 88 B SL 87 B FF 91 C FF 92 B FF 92 4-1 17 FC5-4 BB		3	0	0	0	1	1	3
17 Andrew Romine, S (1, 6) OBP: 0.258, SLG: 0.236		B FF 91 F FF 90 B FF 91 F FF 92 B SL 86 F FF 92 X FF 93 3-2 20 2B 1B			S CH 82 F FF 90 F SL 83 B SL 86 X FF 93 1-2 3 1B 1B		F FF 93 B FF 93 F CH 82 F FF 93 S FF 91 1-3 ① K	X SL 87 0-0 ③ FC5-4 1-2f		4	1	2	0	0	1	3
20 Rajai Davis, R (1, 7) OBP: 0.333, SLG: 0.410		B SI 91 B SL 85 X SL 85 2-0 3 CS 1-H 2B			X CU 74 0-0 ② F7		B FC 89 S FF 93 S FC 89 X FC 89 1-2 ② G4-3		C FF 94 S SI 86 F FF 96 B FF 95 B CH 89 B FF 96 X FF 94 3-2 3 1B 2B	4	1	2	1	0	0	1

	AB	R	H	RBI	BB	SO	LOB
	38	**2**	**13**	**2**	**2**	**5**	**17**

livebaseballscorecards.com

Inning Stats																																		
	R: 0	H: 1	E: 0	LOB: 2	K: 0	BB: 1	S: 11	P: 18	R: 1	H: 2	E: 0	LOB: 0	K: 1	BB: 0	S: 9	P: 15	R: 0	H: 0	E: 0	LOB: 0	K: 0	BB: 0	S: 5	P: 6	R: 0	H: 0	E: 0	LOB: 0	K: 0	BB: 0	S: 9	P: 16	R: 0	H: 2	E: 0	LOB: 2	K: 1	BB: 0	S: 12	P: 19
	R: 0	H: 3	E: 0	LOB: 2	K: 0	BB: 0	S: 9	P: 17	R: 0	H: 1	E: 0	LOB: 1	K: 2	BB: 0	S: 14	P: 18	R: 0	H: 2	E: 0	LOB: 3	K: 0	BB: 1	S: 10	P: 21	R: 1	H: 2	E: 0	LOB: 1	K: 1	BB: 0	S: 21	P: 28	1B: 9	SF: 0	2B: 5	SAC: 0	3B: 0	DP: 1	HR: 0	HBP: 0	WP: 0	PA: 41	PB: 0	SB: 0	CS: 1

PITCHER		IP	WLS	BF	H	R	ER	SO	BB	IBB	HBP	BLK	WP	HR	S	P	ERA	WHIP
22 Nick Martinez, R ERA: 2.14	(1, 1)	6.0	W	25	8	1	1	2	1	0	0	0	0	0	55	91	1.50	1.500
37 Shawn Tolleson, R ERA: 3.2	(7, 1)	1.0		4	1	0	0	2	0	0	0	0	0	0	14	18	0.00	1.000
56 Neal Cotts, L ERA: 4.12	(8, 1)	1.0		6	2	0	0	0	1	0	0	0	0	0	10	21	0.00	3.000
49 Aaron Poreda, L ERA: 3.46	(9, 1)	1.0		5	2	1	1	1	0	0	0	0	0	0	21	28	9.00	2.000

PITCHER	IP	WLS	BF	H	R	ER	SO	BB	IBB	HBP	BLK	WP	HR	S	P	ERA	WHIP

Batter	1	2	3	4	5	6	7	8	9	AB	R	H	RBI	BB	SO	LOB
17 Shin-Soo Choo, L (1, 10) OBP: 0.441, SLG: 0.490	X FF 89 0-0 29 F8 18 BB 1B 1B	S FF 92 B CU 78 F CU 78 X FF 93 1-2 ① ② G3 1-2			B CU 76 B CH 84 B FF 91 C FF 90 B FF 91 4-1 1 E 1 FC6 18 1B BB	X FF 89 0-0 ① F7	B FF 92 F FF 92 B FF 93 S FF 92 B FF 93 B FF 92 4-2 1 1B 18 1B 1-2 BB	B CU 78 C CU 79 B CH 85 C CU 80 B FF 96 B SL 85 4-2 1-2 BB		3	3	1	0	3	0	1
1 Elvis Andrus, R (1, 6) OBP: 0.312, SLG: 0.344 3 Luis Sardinas, S (8, PH) OBP: 0.304, SLG: 0.318 (8, 6)	X FF 89 0-0 ① B2	S SL 83 B FF 91 B SL 83 S SL 83 X CU 78 2-2 ③ F8			B SL 83 1 SAFE 1 SAFE 1 SAFE B SL 83 X SL 86 2-0 FC6 18 1B 29 1B 1-3	B FF 88 C FF 88 X CU 76 1-1 18 2B 2B	X CH 84 0-0 18 1B 29 1B 1-2 2-H 1B	B SI 92 B SL 84 C SL 83 S SL 84 S SL 87 2-3 ③ K		5 1	3 0	2 0	1 0	0 0	0 1	2 3
18 Mitch Moreland, L (1, 3) OBP: 0.326, SLG: 0.415	1 SAFE B FF 90 B FF 90 1 SAFE B FF 91 B FF 90 4-0 1B 1-2 BB	C CH 82 B FF 90 B CH 82 B CH 82 S FF 91 F CH 83 X FF 92 3-2 ① F8			F FF 94 1 SAFE 1 SAFE F FF 93 B FF 94 X CU 80 1-2 29 1B 3B 1-3 3-H 1B	B CH 82 X CH 82 1-0 FC6-4 2-H 2B	B FF 93 C FF 92 X FF 92 1-1 29 1B 1-2 2-H 1B		B FF 92 X FF 91 1-0 ① F8	5	1	3	3	1	0	0
29 Adrian Beltré, R (1, 5) OBP: 0.366, SLG: 0.471 16 Donnie Murphy, R (8, 5) OBP: 0.318, SLG: 0.347	C FF 92 X SL 84 0-1 ② F8 2-3	B SL 84 B FF 93 B SL 84 X FF 91 3-0 1B			X FF 94 0-0 3B 1-2 3-H 1B	C FF 90 F FF 92 B CH 83 B SL 85 B FF 93 F FF 94 B FF 92 4-2 FC6-4 BB	F FF 93 X CU 79 0-1 1-2 2-H 1B		B FF 92 B FF 90 F FF 92 B FF 92 F FF 92 C SL 86 3-3 ② K	4 1	1 0	3 0	2 0	1 0	0 0	2 0
Alex Rios, R (1, 9) OBP: 0.346, SLG: 0.469	D SL 85 B FF 93 S SL 84 B FF 92 X FF 93 3-1 1-2 3-H 1B	X FF 94 0-0 ② F9			C FF 94 D CH 85 B FF 93 X FF 94 2-1 61 1B 1-H 2-H 3B	C FF 97 B SL 84 B SL 84 X FF 97 2-1 ② FC6-4 1-2f 2-3	B FF 94 D CH 86 X FF 91 2-0 ③ G5-3		C FF 93 S CU 83 F FF 93 B SL 88 F FF 92 B CU 83 B SL 85 C SL 87 3-3 ③ K	6	1	2	3	0	1	5
2 Leonys Martin, L (1, 8) OBP: 0.327, SLG: 0.346	C FF 93 B CU 79 S CU 79 B CU 80 F FF 94 F FF 94 X CU 80 2-2 ③ G4-3	S CH 84 S FF 92 F FF 93 B CU 79 F FF 93 D CU 79 B CH 85 X CH 86 3-2 ③ G3			C CU 76 F FF 93 X SL 85 0-2 ① F7	X FF 96 0-0 ③ G6-3		B FF 93 C FF 93 B CU 78 X SL 85 2-1 ① G3		5	0	0	0	0	0	6
15 Michael Choice, R (1, 7) OBP: 0.285, SLG: 0.299		X CH 87 0-0 HR	C FF 91 B CU 78 X SL 82 1-1 ① FC7	B SL 85 X FF 93 1-0 ② FC5-3		B FF 96 C FF 96 X FF 96 1-1 ① FC3	C FF 94 B FF 94 S SL 86 X FF 96 1-2 ② FC8		5	1	1	1	0	0	1
61 Robinson Chirinos, R (1, 2) OBP: 0.279, SLG: 0.333		B FF 89 B FF 89 B FF 88 C FF 88 X FF 90 3-1 12 SH 2B	B SL 83 C SL 82 S FF 92 S FF 92 1-3 ② K	C FF 92 B SL 84 D CU 79 C SL 84 X CU 80 2-2 3-H 1B		S FF 97 C FF 97 B FF 97 S FF 98 1-3 ② K	X 0-0 12 1B 2B		5	1	3	1	0	2	0
12 Rougned Odor, L (1, 4) OBP: 0.317, SLG: 0.500		B FF 88 M CH 81 X CH 82 1-1 SH 17 CS 2-H	B CH 82 X FF 91 1-0 ③ P3	B FF 91 X FF 91 1-0 ③ F8		B FF 97 F FF 97 B SL 84 B FF 97 X FF 96 3-1 17 BB 1 1B 1B	D SL 87 X FF 94 1-0 17 BB 2-3 1B		4	1	2	0	0	0	1
Inning Stats	R: 1 E: 0 K: 0 S: 11 H: 2 LOB: 2 BB: 1 P: 20	R: 2 E: 1 K: 0 S: 11 H: 2 LOB: 0 BB: 0 P: 18	R: 0 E: 0 K: 0 S: 11 H: 1 LOB: 1 BB: 0 P: 20	R: 0 E: 0 K: 1 S: 6 H: 0 LOB: 0 BB: 0 P: 9	R: 5 E: 1 K: 0 S: 16 H: 4 LOB: 1 BB: 1 P: 29	R: 1 E: 0 K: 0 S: 10 H: 2 LOB: 2 BB: 1 P: 18	R: 3 E: 0 K: 1 S: 15 H: 4 LOB: 2 BB: 1 P: 27	R: 0 E: 0 K: 1 S: 12 H: 2 LOB: 3 BB: 1 P: 22	R: 0 E: 0 K: 2 S: 9 H: 0 LOB: 0 BB: 0 P: 16	1B: 11 2B: 4 3B: 1 HR: 1 SF: 0 SAC: 1 DP: 0 HBP: 0				WP: 0 PB: 0 SB: 0 CS: 1 PA: 50		

TOP

Texas Rangers @ Detroit Tigers

Comerica Park, Detroit, MI

Sun May 25 2014, 1:09 PM - 4:52 PM EDT

Att. 42,583 - Sunny - 79 F

livebaseballscorecards.com

AB	44
R	12
H	17
RBI	11
BB	5
SO	5
LOB	21

PITCHER		IP	WLS	BF	H	R	ER	SO	BB	IBB	HBP	BLK	WP	HR	S	P	ERA	WHIP
35 Justin Verlander, R ERA: 4.04	(1, 1)	5.1	L	31	11	9	6	1	3	0	0	0	0	1	62	109	10.12	2.625
57 Evan Reed, R ERA: 3.92	(6, 1)	1.1		5	1	1	1	1	0	0	0	0	0	0	10	17	6.75	0.750
46 Ian Krol, L ERA: 2.5	(7, 1)	0.1		5	3	2	2	0	1	0	0	0	0	0	8	15	54.00	12.000
44 Joba Chamberlain, R ERA: 3.1	(8, 1)	0.2		5	2	0	0	0	1	0	0	0	0	0	9	17	0.00	4.500
62 Al Alburquerque, R ERA: 3.54	(8, 1)	0.1		1	0	0	0	1	0	0	0	0	0	0	3	5	0.00	0.000

PITCHER		IP	WLS	BF	H	R	ER	SO	BB	IBB	HBP	BLK	WP	HR	S	P	ERA	WHIP
36 Joe Nathan, R ERA: 3.86	(9, 1)	1.0		3	0	0	0	2	0	0	0	0	0	0	9	16	0.00	0.000

Texas Rangers @ Detroit Tigers

Comerica Park, Detroit, MI

Sun May 25 2014, 1:09 PM - 4:52 PM EDT

Att. 42,583 - Sunny - 79 F

BOTTOM

livebaseballscorecards.com

Batter	1	2	3	4	5	6	7	8	9	AB	R	H	RBI	BB	SO	LOB
20 Rajai Davis, R (1, 7) OBP: 0.336, SLG: 0.410	C FF 86 S FF 87 F FF 90 B SL 83 X CU 79 1-2 24 BLK 24 S 41 FC3-6 1B	X SL 81 0-0 ② L6		C FF 89 S SL 82 B SL 83 X FF 90 1-2 ③ F8		X FF 91 0-0 ③ G6-3		F FF 90 C FF 90 F SL 84 X SL 83 0-2 3 G6-4-3 1-2 1B		5	1	2	0	0	0	5
3 Ian Kinsler, R (1, 4) OBP: 0.360, SLG: 0.477 29 Danny Worth, R (9, 4) OBP: 0.250, SLG: 0.242	B CH 86 1 SAFE 1 SAFE 1 SAFE X FF 87 1-0 ① P6	C SL 83 C FF 90 X FF 89 0-2 ③ F8			C FF 87 X SL 80 0-1 ① F9		C FF 88 X CU 73 0-1 24 1B 48 1B 1B	X FF 90 0-0 ②③ G6-4-3 1-2f		5 0	1 0	1 0	0 0	0 0	0 0	5 0
24 Miguel Cabrera, R (1, 10) OBP: 0.369, SLG: 0.533 50 Bryan Holaday, R (7, PR) OBP: 0.326, SLG: 0.300 (8, 10)	C SL 82 F FF 89 1 SAFE B FF 89 B FF 89 F FF 90 B FF 91 B SL 85 4-2 41 FC3-6 1-3 BB	C FF 89 X FF 88 0-1 ① F8			C FF 89 X FF 90 0-1 ② FC7		X FF 89 0-0 48 1B 14 FC5-4 1-2 1B		F FF 89 X FF 90 0-1 ① G6-3	3 1	0 1	1 1	0 0	1 0	0 0	0 0
41 Victor Martinez, S (1, 3) OBP: 0.393, SLG: 0.611 32 Don Kelly, L (7, PH) OBP: 0.344, SLG: 0.321 (8, 3)	B FF 90 B SI 89 B SI 89 F FF 89 X FF 90 3-1 ② FC3-6 1-2f 3-H	B CH 83 F FF 89 B SL 84 F SL 83 F FF 90 X CH 86 2-2 2B			C FF 88 B FF 89 F FF 90 F FF 90 X SL 85 1-2 48 FC6-4 1B		B FF 91 B SI 90 F FF 89 F SI 89 B FF 90 F FF 90 X FF 90 3-2 ① FC7		B SL 83 S SI 88 B SI 88 S SI 90 B FF 90 B SI 89 4-2 BB	3 1	0 0	2 0	1 1	0 0	0 2	1 2
48 Torii Hunter, R (1, 9) OBP: 0.310, SLG: 0.451 28 J.D. Martinez, R (8, 9) OBP: 0.321, SLG: 0.468	S SL 84 F FF 90 F FF 91 X FF 88 0-2 ③ F9	X FF 89 0-0 ② G6-3			B SL 83 S SL 82 C FF 89 B SL 82 F SL 84 X SL 82 2-2 ③ FC6-4 1-2f		C FF 90 X CU 78 0-1 14 FC5-4 1-3 2-H 1B		B FC 90 F FF 89 B FF 91 F FF 90 X SL 79 2-2 ② F8	4 1	0 0	1 0	1 0	0 0	0 0	3 1
14 Austin Jackson, R (1, 8) OBP: 0.332, SLG: 0.421		B FF 88 B FF 87 S FF 88 F FF 89 X FF 91 2-2 9 FC5-4 13 BB 17 1B 1B	B SL 81 S SL 81 B SL 82 S FF 89 T FF 90 2-2 ③ K			B FF 87 X FF 88 1-0 ① F8	X FF 90 0-0 ② FC5-4 1-2f 3-H		C SL 77 X FF 88 0-1 ③ L9	5	1	1	1	0	1	3
13 Alex Avila, L (1, 2) OBP: 0.359, SLG: 0.413		B CU 74 B CH 83 1 SAFE B CH 86 C FF 89 1 SAFE B FF 88 4-1 9 FC5-4 1-2 BB		B CH 86 F FF 87 C FF 89 B SL 84 B FF 90 B FF 90 4-2 9 CS BB		X FF 87 0-0 ② F8	C SL 83 F FF 91 B SL 84 T FF 91 1-2 ③ K			2	0	0	0	2	1	1
9 Nick Castellanos, R (1, 5) OBP: 0.270, SLG: 0.365		C FF 89 B FF 90 B FF 87 X FF 90 2-1 ① FC5-4 17 E 17 1B 1-2f 2-3		S SL 81 B SL 84 B FF 89 S SL 82 B FF 91 B FF 90 4-2 ① 1-2 BB		B FF 88 S SL 83 C FF 90 B SL 86 B SL 83 F FF 89 B FF 90 4-2 17 1B BB		B FF 88 B FF 89 S FF 89 X FC 90 2-1 17 FC6-4 1B		2	0	1	0	2	0	2
17 Andrew Romine, S (1, 6) OBP: 0.267, SLG: 0.247		C CU 76 B CH 84 F SI 89 F SL 84 F SL 84 B FF 87 D CU 78 F FF 87 X FF 90 3-2 E8 1-3 3-H 1B		C CU 77 S SL 82 S SL 81 0-3 ② K		C FF 89 S FF 90 X FF 90 0-2 1-2 1B		X FF 90 0-0 ① FC6-4 20 1B 1-2f		4	0	2	1	0	1	2
Inning Stats	R: 1 E: 0 K: 0 S: 14 H: 1 LOB: 1 BB: 1 P: 23	R: 1 E: 1 K: 0 S: 16 H: 2 LOB: 2 BB: 1 P: 27	R: 0 E: 0 K: 1 S: 10 H: 1 LOB: 1 BB: 0 P: 14	R: 0 E: 0 K: 1 S: 10 H: 0 LOB: 1 BB: 2 P: 19	R: 0 E: 0 K: 0 S: 12 H: 1 LOB: 1 BB: 0 P: 15	R: 0 E: 0 K: 0 S: 9 H: 1 LOB: 2 BB: 1 P: 14	R: 2 E: 0 K: 1 S: 13 H: 3 LOB: 1 BB: 0 P: 17	R: 0 E: 0 K: 0 S: 8 H: 2 LOB: 1 BB: 0 P: 10	R: 0 E: 0 K: 0 S: 9 H: 0 LOB: 1 BB: 1 P: 15	1B: 10 2B: 1 3B: 0 HR: 0 SF: 0 SAC: 0 DP: 1 HBP: 0	WP: 0 PB: 0 SB: 1 CS: 1 PA: 42					

	AB	36
	R	4
	H	11
	RBI	4
	BB	6
	SO	3
	LOB	25

PITCHER		IP	WLS	BF	H	R	ER	SO	BB	IBB	HBP	BLK	WP	HR	S	P	ERA	WHIP
48 Colby Lewis, R ERA: 5.1	(1, 1)	5.2	W	26	5	2	2	2	5	0	0	1	0	0	67	108	3.18	1.765
46 Robbie Ross Jr., L ERA: 4.82	(6, 1)	2.2		14	6	2	2	1	1	0	0	0	0	0	29	39	6.75	2.625
28 Joakim Soria, R ERA: 2.16	(9, 1)	0.2		2	0	0	0	0	0	0	0	0	0	0	5	7	0.00	0.000

PITCHER		IP	WLS	BF	H	R	ER	SO	BB	IBB	HBP	BLK	WP	HR	S	P	ERA	WHIP

Batter	1	2	3	4	5	6	7	8	9	AB	R	H	RBI	BB	SO	LOB
17 Shin-Soo Choo, L (1, 10) OBP: 0.435, SLG: 0.481	C FC 90 X SL 87 0-1 ① F7		B CH 85 X SI 88 1-0 ① G3		B SL 87 C SL 88 B FC 90 X CH 85 2-1 1-2 1 2B 1B		C CH 85 X SL 88 0-1 ③ F8		C SL 81 X SI 91 0-1 ② G6-3	5	1	1	0	0	0	0
1 Elvis Andrus, R (1, 6) OBP: 0.318, SLG: 0.355	X FC 89 0-0 ② L9		B SL 88 C FF 89 B FF 89 B FF 88 X SI 89 3-1 ② G5-3		B FF 90 B FF 90 X SL 87 2-0 1-H 2-H 2B			B FF 91 C FF 91 B CH 87 X FF 91 2-1 60 2B S 1B	C CU 73 X FF 92 0-1 18 FC6 1B	5	1	3	2	0	0	0
18 Mitch Moreland, L (1, 3) OBP: 0.314, SLG: 0.398	B FF 91 B CH 86 F FF 90 B FF 90 F SI 90 X FF 90 3-2 ③ L5		F CU 77 F CH 85 B CU 73 B CU 74 S SL 87 2-3 ③ K		C FC 90 B SL 88 B CH 85 X CH 86 2-1 ③ L4-3			1 SAFE 1 SAFE X SI 91 0-0 ① F7	X SI 91 0-0 ③ FC6 1-2f	5	0	0	0	0	1	3
29 Adrián Beltré, R (1, 5) OBP: 0.357, SLG: 0.458		X FF 90 0-0 ① G5-3		C FC 90 B FF 89 F FF 90 T SL 88 1-2 ① K		B FF 90 F FF 89 B FF 90 F SI 89 S FF 90 2-3 ① K		1 SAFE X FF 90 0-0 ② F7		4	0	0	0	0	2	1
Alex Rios, R (1, 9) OBP: 0.354, SLG: 0.477		C FC 90 B SL 88 X SL 87 1-1 60 S 60 E 1B		B FF 90 C FF 89 X FF 90 1-1 ② F9		X FF 89 0-0 2B		1 SAFE B CH 86 B CH 86 B CH 85 I IN 76 4-0 1-2 60 2B IBB		3	2	2	0	1	0	0
60 Chris Gimenez, R (1, 2) OBP: 0.444, SLG: 0.529		C FC 90 X FF 89 0-1 E1 1-H 15 2B 1B		B SL 88 S FF 90 B FF 90 X SL 88 2-1 ③ F7		C SL 87 F SL 86 S FF 90 0-3 ② K		B FF 90 S CH 86 X CH 87 1-1 1-H 2-H 2 1B 2B		4	2	2	2	0	1	1
2 Leonys Martin, L (1, 8) OBP: 0.326, SLG: 0.344		B SI 90 B CH 84 X CH 86 2-0 ② G4-3			C SL 88 X CH 83 0-1 ① L8	X CH 85 0-0 ③ G3		B FF 90 F FF 90 X CH 86 1-1 2-H 1B		4	0	1	1	0	0	2
15 Michael Choice, R (1, 7) OBP: 0.283, SLG: 0.306		B SL 88 B SL 88 C SL 87 B SI 91 X SL 87 3-1 2-H 2B			C FF 90 B FF 90 B FF 89 X FF 90 2-1 ② FC5-3		X FC 89 0-0 ① FC9	B FF 91 X FF 92 1-0 ③ FC9		4	0	1	1	0	0	1
12 Rougned Odor, L (1, 4) OBP: 0.311, SLG: 0.477		B SL 88 F CH 86 B SI 90 F CH 86 S SL 88 2-3 ③ K			C FC 89 B CU 75 F CH 86 B CU 76 X CU 74 2-2 17 1B 1 2B 1B		B SI 89 B SL 88 C FF 88 X SL 87 2-1 ② G4-3		B FF 91 B SI 90 X FF 91 2-0 ① P6	4	1	1	0	0	1	1
Inning Stats	R: 0 E: 0 K: 0 S: 6 H: 0 LOB: 0 BB: 0 P: 9	R: 2 E: 1 K: 1 S: 11 H: 3 LOB: 1 BB: 0 P: 19	R: 0 E: 0 K: 1 S: 6 H: 0 LOB: 0 BB: 0 P: 12	R: 0 E: 0 K: 1 S: 7 H: 0 LOB: 0 BB: 0 P: 11	R: 2 E: 0 K: 0 S: 12 H: 3 LOB: 1 BB: 0 P: 22	R: 0 E: 0 K: 2 S: 8 H: 1 LOB: 1 BB: 0 P: 10	R: 0 E: 0 K: 0 S: 5 H: 0 LOB: 0 BB: 0 P: 7	R: 3 E: 0 K: 0 S: 9 H: 3 LOB: 1 BB: 1 P: 18	R: 0 E: 0 K: 0 S: 6 H: 1 LOB: 1 BB: 0 P: 8	1B: 7 2B: 4 3B: 0 HR: 0 SF: 0 SAC: 0 DP: 0 HBP: 0						

PITCHER		IP	WLS	BF	H	R	ER	SO	BB	IBB	HBP	BLK	WP	HR	S	P	ERA	WHIP
30 Kevin Correia, R ERA: 6.34	(1, 1)	7.0	L	28	7	4	4	5	0	0	0	0	0	0	55	90	5.14	1.000
61 Jared Burton, R ERA: 6.2	(8, 1)	1.0		7	3	3	3	0	0	1	0	0	0	0	9	18	27.00	3.000
52 Brian Duensing, L ERA: 1.4	(9, 1)	1.0		4	1	0	0	0	0	0	0	0	0	0	6	8	0.00	1.000

PITCHER	IP	WLS	BF	H	R	ER	SO	BB	IBB	HBP	BLK	WP	HR	S	P	ERA	WHIP

TOP

Texas Rangers @ Minnesota Twins

Target Field, Minneapolis, MN

Mon May 26 2014, 1:11 PM - 4:02 PM CDT

Att. 30,571 - Cloudy - 82 F

livebaseballscorecards.com

AB	38
R	7
H	11
RBI	6
BB	1
SO	5
LOB	9

WP: 0	PA: 39		
PB: 0			
SB: 2			
CS: 0			

Texas Rangers @ Minnesota Twins

Target Field, Minneapolis, MN

Mon May 26 2014, 1:11 PM - 4:02 PM CDT

Att. 30,571 - Cloudy - 82 F

BOTTOM

livebaseballscorecards.com

Batter	1	2	3	4	5	6	7	8	9	AB	R	H	RBI	BB	SO	LOB
2 Brian Dozier, R (1, 4) OBP: 0.351, SLG: 0.445	X FF 89 0-0 ① G5-3	C SL 84 B FF 90 F FF 91 X SI 90 1-2 ③ P5			C SL 83 X FF 91 0-1 ② F8			C FF 92 B CH 86 X FF 92 1-1 ① F8		4	0	0	0	0	0	3
7 Joe Mauer, L (1, 3) OBP: 0.366, SLG: 0.361	C FF 88 B CH 85 F FF 89 F SL 84 X SL 83 1-2 ② G3		C CU 75 X FF 89 0-1 ① G4-3		C CH 84 F SI 91 F CU 77 B FF 91 X CU 77 1-2 ③ G4-3			C FF 93 B FF 92 X FF 92 1-1 1B		4	0	1	0	0	0	1
24 Trevor Plouffe, R (1, 5) OBP: 0.333, SLG: 0.422	B FF 89 F SL 84 T FF 90 B FF 90 B SL 84 X SL 84 3-2 HR		B FF 90 B FF 89 X CH 84 2-0 ② P2			B SL 82 C FF 89 S FF 89 F CU 77 F FF 91 B SL 82 B CH 84 X FF 91 3-2 ① P3		X FF 92 0-0 ② P4		4	1	1	1	0	0	1
31 Oswaldo Arcia, L (1, 9) OBP: 0.174, SLG: 0.273	X CH 85 0-0 ③ 2B		C CU 77 B FF 90 X SL 86 1-1 ③ L4			S CH 83 F FF 90 X SL 84 0-2 ② P2		B SL 88 S FF 91 F FF 89 B FF 92 X SL 82 2-2 ③ F8		4	0	1	0	0	0	1
16 Josh Willingham, R (1, 7) OBP: 0.407, SLG: 0.300		C FF 88 H FF 88 1-1 8 1B 5 1B HBP		C CU 76 S CH 83 B FF 91 S FF 91 1-3 ① K		B FF 91 B CH 84 F SL 85 F FF 91 X FF 91 2-2 ③ G5-3			B CH 86 X CH 86 1-0 ① P3	3	1	0	0	0	1	0
13 Jason Kubel, L (1, 10) OBP: 0.331, SLG: 0.319 9 Eduardo Núñez, R (9, PH) OBP: 0.286, SLG: 0.333		C SI 88 S CH 83 B FF 88 1 SAFE F CU 76 B SL 85 B SI 89 1 SAFE S SI 89 3-3 ① K		B CH 85 B CH 84 T SL 83 X SI 90 2-1 ② F8			B CH 83 F SI 88 B SL 85 F SI 90 B CU 77 X SL 83 3-2 ① G4-3		B SL 88 T CH 86 C FF 93 X FF 91 1-2 ② G4-3	3 1	0 0	0 0	0 0	0 0	1 0	1 0
8 Kurt Suzuki, R (1, 2) OBP: 0.366, SLG: 0.410		F FF 88 B SI 89 X FF 89 1-1 5 1B 1-3 1B		C SL 82 B SL 84 F CH 86 S FF 91 1-3 ③ K			B FF 90 B CH 85 B SL 84 C FF 89 C FF 90 F FF 90 X FF 92 3-2 ② F8		C FF 91 F SL 89 X FF 92 0-2 32 DI 1B	4	0	2	0	0	1	0
32 Aaron Hicks, S (1, 8) OBP: 0.333, SLG: 0.261		F SI 89 F SL 84 B SI 90 S SL 83 1-3 ② K			B CH 82 X FF 88 1-0 5 2B 1B		B SL 83 B SL 83 B FF 91 C FF 90 F FF 91 X FF 92 3-2 1B		C FF 92 S SL 89 F FF 92 F FF 90 D SL 85 T FF 91 1-2 ③ K 1-2	4	0	2	0	0	2	3
5 Eduardo Escobar, S (1, 6) OBP: 0.380, SLG: 0.525		X FF 90 0-0 1-2 3-H 1B			1 SAFE B SL 82 B SI 88 C FF 89 1 SAFE F SL 83 F FF 90 X FF 90 2-2 ① 1-2 2B		C SL 81 S FF 92 F FF 92 S FF 94 0-3 ③ K			3	0	2	1	0	1	1
Inning Stats	R: 1 E: 0 K: 0 S: 9 H: 2 LOB: 1 BB: 0 P: 13	R: 1 E: 0 K: 2 S: 14 H: 2 LOB: 2 BB: 0 P: 21	R: 0 E: 0 K: 0 S: 5 H: 0 LOB: 0 BB: 0 P: 8	R: 0 E: 0 K: 2 S: 8 H: 0 LOB: 0 BB: 0 P: 12	R: 0 E: 0 K: 0 S: 11 H: 2 LOB: 1 BB: 0 P: 15	R: 0 E: 0 K: 0 S: 11 H: 0 LOB: 0 BB: 0 P: 16	R: 0 E: 0 K: 1 S: 14 H: 1 LOB: 1 BB: 0 P: 23	R: 0 E: 0 K: 0 S: 8 H: 1 LOB: 1 BB: 0 P: 12	R: 0 E: 0 K: 1 S: 12 H: 1 LOB: 1 BB: 0 P: 15	1B: 6 2B: 2 3B: 0 HR: 1 SF: 0 SAC: 0 DP: 0 HBP: 1						PA: 35 WP: 0 PB: 0 SB: 0 CS: 0

	AB	34
	R	2
	H	9
	RBI	2
	BB	0
	SO	6
	LOB	11

PITCHER		IP	WLS	BF	H	R	ER	SO	BB	IBB	HBP	BLK	WP	HR	S	P	ERA	WHIP
23 Nick Tepesch, R ERA: 2.95	(1, 1)	6.2	W	26	7	2	2	4	0	0	1	0	0	1	68	104	2.70	1.050
44 Jason Frasor, R ERA: 2.16	(7, 1)	1.0	H	4	1	0	0	1	0	0	0	0	0	0	9	11	0.00	1.000
56 Neal Cotts, L ERA: 3.86	(8, 1)	1.1		5	1	0	0	1	0	0	0	0	0	0	15	20	0.00	0.750

PITCHER	IP	WLS	BF	H	R	ER	SO	BB	IBB	HBP	BLK	WP	HR	S	P	ERA	WHIP

Texas Rangers @ Minnesota Twins

Target Field, Minneapolis, MN

Tue May 27 2014, 7:12 PM - 9:55 PM CDT

Att. 22,702 - Cloudy - 69 F

TOP

livebaseballscorecards.com

Batter	1	2	3	4	5	6	7	8	9	AB	R	H	RBI	BB	SO	LOB
17 Shin-Soo Choo, L (1, 7) OBP: 0.426, SLG: 0.470	C FF 92 F FF 92 B FF 92 B FF 92 F FC 89 X FF 93 2-2 ① F7	F FF 93 B FF 92 X FF 93 1-1 ③ G3			C KC 74 B FF 91 B FF 91 X FC 86 2-1 ② G3-1		S KC 75 B FF 91 C FF 92 B KC 76 C FC 89 2-3 ③ K			4	0	0	0	0	1	1
1 Elvis Andrus, R (1, 6) OBP: 0.317, SLG: 0.353	X FF 92 0-0 1B	C FC 86 B SI 90 X SI 90 1-1 ① L4-3			C FF 91 B FC 87 B FC 87 X FC 86 2-1 ③ F8			X SL 88 0-0 ① P4		4	0	1	0	0	0	0
18 Mitch Moreland, L (1, 3) OBP: 0.313, SLG: 0.394	1 SAFE S FF 92 X FF 92 0-1 ② F8	B KC 73 C SI 91 F FF 91 X FC 88 1-2 ② G3-1				B KC 73 X FC 90 1-0 G6-4-3 29 1B 60 1B 1B		C FF 92 B FF 92 B SL 87 F SL 88 B FF 92 X SL 87 3-2 ② G3-1		4	1	1	0	0	0	1
29 Adrián Beltré, R (1, 5) OBP: 0.354, SLG: 0.452	1 SAFE B FF 92 F FF 92 1 SAFE F FF 93 F FF 94 F FC 90 X FF 93 1-2 ③ F9	B KC 76 X FC 87 1-0 ③ L3				X FC 87 0-0 G6-4-3 1-2 1B		B SL 88 X FF 94 1-0 ③ G5-3		4	0	1	0	0	0	1
Alex Rios, R (1, 9) OBP: 0.361, SLG: 0.498		C FF 92 B SI 91 F FC 88 X FF 92 1-2 2 SH5-4 60 1B 16 SF8 1B		C FC 86 B SI 89 X FC 88 1-1 2B		B FC 88 F FC 87 B FF 91 X FF 91 2-1 ①② G6-4-3 1-2f 2-3			B SI 93 B SI 92 X SI 94 2-0 3B	4	1	3	0	0	0	2
60 Chris Gimenez, R (1, 2) OBP: 0.455, SLG: 0.524		C FF 92 1 SAFE X FF 92 0-1 16 SF8 2 SH5-4 12 2B 1-2 1B		B FF 90 L FC 86 L FC 88 M KC 76 1-3 ① K		F FC 89 B FC 90 B FC 88 S FC 89 F FF 93 X FC 88 2-2 3-H 1B			B FF 93 B FF 94 C FF 93 B FF 94 X FF 93 3-1 ① G6-3	4	1	2	1	0	1	2
2 Leonys Martin, L (1, 8) OBP: 0.320, SLG: 0.337		X FF 91 0-0 ① SH5-4 1-2 2-3		F FF 91 B FF 91 S FF 91 C FC 86 1-3 ② K		B FF 91 T FF 91 F FF 91 B FC 89 X FC 89 2-2 ③ G3			T FF 94 S SL 85 F FF 94 X SI 95 0-2 ② G6-3	3	0	0	0	0	1	3
16 Donnie Murphy, R (1, 10) OBP: 0.304, SLG: 0.333		X FF 90 0-0 ② SF8 2-3 3-H		D KC 74 B FC 87 X FC 86 2-0 ③ G6-3			C FF 90 F KC 74 B FF 91 F FC 87 B KC 75 X FC 86 2-2 ① F7		C SL 83 X SL 83 0-1 ③ F8	3	0	0	1	0	0	2
12 Rougned Odor, L (1, 4) OBP: 0.313, SLG: 0.489		S FF 92 C FF 93 B FF 92 F FF 93 X FF 93 1-2 2B 3-H			B KC 72 X FC 89 1-0 ① F9		B KC 73 B FC 86 S FF 91 B FF 92 X FF 91 3-1 ② P5			3	0	1	1	0	0	0
Inning Stats	R: 0 E: 0 K: 0 S: 12 H: 1 LOB: 1 BB: 0 P: 15	R: 2 E: 0 K: 0 S: 13 H: 3 LOB: 1 BB: 0 P: 16	R: 0 E: 0 K: 0 S: 6 H: 0 LOB: 0 BB: 0 P: 9	R: 0 E: 0 K: 2 S: 9 H: 1 LOB: 1 BB: 0 P: 14	R: 0 E: 0 K: 0 S: 5 H: 0 LOB: 0 BB: 0 P: 10	R: 1 E: 0 K: 0 S: 11 H: 3 LOB: 1 BB: 0 P: 18	R: 0 E: 0 K: 1 S: 9 H: 0 LOB: 0 BB: 0 P: 16	R: 0 E: 0 K: 0 S: 5 H: 0 LOB: 0 BB: 0 P: 9	R: 0 E: 0 K: 0 S: 9 H: 1 LOB: 1 BB: 0 P: 14	1B: 6 2B: 2 3B: 1 HR: 0 SF: 1 SAC: 1 DP: 1 HBP: 0						

	AB	33
	R	3
	H	9
	RBI	3
	BB	0
	SO	3
	LOB	12

	WP: 0	PA: 35
	PB: 0	
	SB: 0	
	CS: 0	

PITCHER		IP	WLS	BF	H	R	ER	SO	BB	IBB	HBP	BLK	WP	HR	S	P	ERA	WHIP
45 Phil Hughes, R ERA: 3.23	(1, 1)	7.0		28	8	3	3	3	0	0	0	0	0	0	65	98	3.86	1.143
50 Casey Fien, R ERA: 1.71	(8, 1)	1.0		3	0	0	0	0	0	0	0	0	0	0	5	9	0.00	0.000
15 Glen Perkins, L ERA: 3.09	(9, 1)	1.0	W	4	1	0	0	0	0	0	0	0	0	0	9	14	0.00	1.000

PITCHER		IP	WLS	BF	H	R	ER	SO	BB	IBB	HBP	BLK	WP	HR	S	P	ERA	WHIP

Texas Rangers @ Minnesota Twins

Target Field, Minneapolis, MN

Tue May 27 2014, 7:12 PM - 9:55 PM CDT

Att. 22,702 - Cloudy - 69 F

BOTTOM

livebaseballscorecards.com

Batter	1	2	3	4	5	6	7	8	9	AB	R	H	RBI	BB	SO	LOB
2 Brian Dozier, R (1, 4) OBP: 0.353, SLG: 0.448	B SI 88 B SI 88 X SI 88 2-0 ① F7		B CH 85 B SL 81 B SL 80 C SI 89 X SI 89 3-1 7 2B 2B			B SI 87 C SL 78 B SI 88 F SI 88 S SI 88 2-3 ① K		C FF 94 D SL 84 B FF 94 B FF 94 B FF 94 4-1 2-3 BB		3	1	1	0	1	1	0
7 Joe Mauer, L (1, 3) OBP: 0.364, SLG: 0.364	C SI 89 C SL 81 X SI 91 0-2 ② G3-1		X SI 88 0-0 2-H 2B			C SI 89 C SL 79 B CH 84 B CH 84 X SL 80 2-2 ② L8		C CH 85 B SI 92 F SI 92 C SI 94 1-3 ③ K		4	0	1	1	0	1	2
24 Trevor Plouffe, R (1, 5) OBP: 0.327, SLG: 0.413	C SL 80 F CH 85 S SI 90 0-3 ③ K		B SI 89 F SI 89 F SI 88 X SI 90 1-2 ③ P3			B CH 83 B SI 88 B SI 88 F SI 87 S SI 89 C SL 80 3-3 ③ K			C FC 89 B FC 90 B FC 89 S SL 76 F FF 90 X SL 76 2-2 ① F8	4	0	0	0	0	2	1
31 Oswaldo Arcia, L (1, 9) OBP: 0.222, SLG: 0.462		B SL 78 S SI 88 X SI 89 1-1 HR		B SI 88 C SI 88 B SL 82 X SI 90 2-1 ① P3			C SL 83 S SL 85 B SL 85 S FF 96 1-3 ① K		X CH 86 0-0 9 1B 2B	4	2	2	1	0	1	0
16 Josh Willingham, R (1, 10) OBP: 0.355, SLG: 0.250		C SL 80 F SI 90 B SI 89 X SI 90 1-2 ① G6-3		B SL 83 S SL 80 B SI 90 X SI 89 2-1 ② G4-3			B FF 92 C FF 92 X FF 92 1-1 ② F8		C SL 77 F FC 90 B CU 68 B SL 80 B SL 78 S SL 77 3-3 ② K	4	0	0	0	0	1	1
27 Chris Parmelee, L (1, 7) OBP: 0.232, SLG: 0.365 9 Eduardo Núñez, R (7, PH) OBP: 0.297, SLG: 0.343 (8, 7)		F CH 85 F SI 89 X SI 90 0-2 ② F9		B SI 89 F CH 83 F SI 89 X SL 82 1-2 ③ P5			B FF 93 F FF 92 B FF 94 C FF 92 F FF 94 B SL 82 X FF 94 3-2 ③ F8		C FC 90 X FC 90 0-1 8 FC5 39 E 2-H 1B	2 2	0 1	0 1	0 1	0 0	0 0	0 0
8 Kurt Suzuki, R (1, 2) OBP: 0.363, SLG: 0.405		C SI 89 B SI 89 F SL 80 B SL 81 X FF 89 2-2 ③ L9			X SI 88 0-0 ① G6-3			B FF 93 C FF 92 F FF 93 X CH 86 1-2 2 WP 5 SH5-3 1B	C SL 79 S SL 78 B SL 81 F CU 67 F FC 91 D SL 82 X FC 91 2-2 FC5 39 E 5 DI 2-3	4	0	1	0	0	0	1
5 Eduardo Escobar, S (1, 6) OBP: 0.378, SLG: 0.515			B SL 78 C SL 80 S SI 88 F SL 80 B SI 90 F SI 90 F FF 90 X SI 90 2-2 ① L8		B SI 88 C SI 88 C SL 80 X SI 89 1-2 ② F8			X CH 85 0-0 1-2 SH5-3 ①	B FC 89 B FF 89 I IN 64 I IN 65 4-0 1-2 39 E IBB	2	0	0	0	1	0	0
32 Aaron Hicks, S (1, 8) OBP: 0.328, SLG: 0.257 43 Josmil Pinto, R (8, PH) OBP: 0.351, SLG: 0.455 39 Danny Santana, S (9, 8) OBP: 0.400, SLG: 0.438			X SI 89 0-0 ② G4-3		C SI 88 F SL 80 B SL 80 S SI 89 1-3 ③ K			C FF 94 S FF 94 F FC 95 S SL 82 0-3 ② K	C FC 90 X CU 68 0-1 1-2 2-3 3-H E1	2 1 1	0 0 0	0 0 0	0 0 0	0 1 0	1 1 2	0 1 0
Inning Stats	R: 0 E: 0 K: 1 S: 7 H: 0 LOB: 0 BB: 0 P: 9	R: 1 E: 0 K: 0 S: 11 H: 1 LOB: 0 BB: 0 P: 15	R: 1 E: 0 K: 0 S: 13 H: 2 LOB: 1 BB: 0 P: 19	R: 0 E: 0 K: 0 S: 7 H: 0 LOB: 0 BB: 0 P: 12	R: 0 E: 0 K: 1 S: 7 H: 0 LOB: 0 BB: 0 P: 9	R: 0 E: 0 K: 2 S: 9 H: 0 LOB: 0 BB: 0 P: 16	R: 0 E: 0 K: 1 S: 9 H: 0 LOB: 0 BB: 0 P: 14	R: 0 E: 0 K: 2 S: 12 H: 1 LOB: 2 BB: 1 P: 18	R: 2 E: 1 K: 1 S: 17 H: 2 LOB: 3 BB: 1 P: 28	1B: 2 2B: 3 3B: 0 HR: 1 SF: 0 SAC: 1 DP: 0 HBP: 0						WP: 1 PB: 0 SB: 0 CS: 0 PA: 36	

	AB	33
	R	4
	H	6
	RBI	3
	BB	2
	SO	8
	LOB	8

PITCHER		IP	WLS	BF	H	R	ER	SO	BB	IBB	HBP	BLK	WP	HR	S	P	ERA	WHIP
25 Scott Baker, R ERA: 5.19	(1, 1)	6.0		21	3	2	2	4	0	0	0	0	0	1	54	80	3.00	0.500
49 Aaron Poreda, L ERA: 3.38	(7, 1)	0.1	H	1	0	0	0	1	0	0	0	0	0	0	3	4	0.00	0.000
41 Alexi Ogando, R ERA: 6.17	(7, 1)	1.2	H	7	1	0	0	2	1	0	0	0	1	0	18	28	0.00	1.200
28 Joakim Soria, R ERA: 2.6	(9, 1)	0.2	L	7	2	2	1	1	0	1	0	0	0	0	17	28	13.50	3.000

PITCHER	IP	WLS	BF	H	R	ER	SO	BB	IBB	HBP	BLK	WP	HR	S	P	ERA	WHIP

Batter	1	2	3	4	5	6	7	8	9	AB	R	H	RBI	BB	SO	LOB
17 Shin-Soo Choo, L (1, 7) OBP: 0.418, SLG: 0.458	X SI 92 0-0 G6-3		B CU 79 B FF 92 B SI 92 C FF 90 C SI 89 X SI 92 3-2 G3-1		1 SAFE B FF 90 1 SAFE 1 SAFE C FF 90 1-1 CS 1-2	C CU 78 B SL 82 B SI 91 S CH 82 F SL 85 X SL 84 2-2 L7	1 SAFE 1 SAFE B SL 77 B FF 88 B FF 88 C FF 87 F FF 89 F FF 90 S FF 91 3-3 K			4	0	0	0	0	1	1
1 Elvis Andrus, R (1, 6) OBP: 0.313, SLG: 0.348 12 Rougned Odor, L (6, 4) OBP: 0.306, SLG: 0.479	B FF 94 C FF 93 F SI 92 B SL 87 T SI 92 2-2 K		B SL 85 C SL 84 C FF 93 B CU 81 F SL 86 F SI 93 B SI 94 S SL 85 3-3 K			C CU 79 B FF 92 B SI 91 B SI 89 C SI 90 X SI 90 3-2 G6-3		C FF 88 X SL 79 0-1 G1-3		3 1	0 0	0 0	0 0	0 0	2 0	0 0
18 Mitch Moreland, L (1, 3) OBP: 0.311, SLG: 0.390	C CU 80 B FF 92 X SI 94 1-1 L6			B SI 90 S CH 82 B FF 90 B FF 89 F SI 92 X CH 83 3-2 F8		B CH 84 B FF 92 X SI 92 2-0 FC5 29 1B 1B		B SI 87 C SL 79 C SI 88 F SL 80 X SI 88 1-2 G3		4	0	1	0	0	0	0
29 Adrian Beltré, R (1, 5) OBP: 0.352, SLG: 0.447		B SI 92 B SL 84 X SI 91 2-0 L7		S SL 85 F SI 92 B FF 94 F SI 92 F SI 93 X SL 85 1-2 G6-3		C SI 91 B SI 92 S SI 90 X SI 92 1-2 FC5 1-2 1B		B SI 90 X FF 90 1-0 G5-3		4	0	1	0	0	0	0
Alex Rios, R (1, 10) OBP: 0.359, SLG: 0.493		C SI 91 S SI 91 S SL 87 0-3 K		C CU 81 S SL 84 F SI 91 X SL 84 0-2 15 E 15 S 1B		B SI 90 B SI 91 X SI 91 2-0 FC5 1-2 2-3f			B SI 90 X SI 88 1-0 F9	4	0	1	0	0	1	2
15 Michael Choice, R (1, 9) OBP: 0.282, SLG: 0.304		C SL 83 S SL 85 X SL 85 0-2 2 2B 1B		B SI 91 1 SAFE B SI 90 S SI 91 D SL 85 F SI 92 X SL 84 3-2 FC5-3 1-3			C FF 90 C FF 90 X FF 91 0-2 FC6-3		X SI 89 0-0 FC5-3	4	0	1	0	0	0	1
2 Leonys Martin, L (1, 8) OBP: 0.324, SLG: 0.347		B FF 92 B FF 92 X SI 90 2-0 1-3 2B			B FF 90 S CH 82 X FF 90 1-1 G3		B SI 92 F FF 90 X FF 91 1-1 61 S 3 1B 1B		B SI 89 B SI 88 C SI 88 X SI 89 2-1 G3	4	1	2	0	0	0	0
61 Robinson Chirinos, R (1, 2) OBP: 0.280, SLG: 0.333		B FF 93 B SI 92 C SI 93 S SI 93 S SI 93 2-3 K			B SL 85 S SI 91 B SI 91 B SL 84 F SI 91 X SL 85 3-2 3 FC4-6 1B		1 SAFE C SL 84 C FF 91 D CH 86 S FF 92 1-3 K 1-2			3	0	1	0	0	2	3
3 Luis Sardinas, S (1, 4) OBP: 0.308, SLG: 0.320 (6, 6)			C SI 88 B SI 92 C CH 82 F FF 91 B FF 91 F SI 92 B CH 84 X SI 93 3-2 F7		B SI 93 B SI 88 C SI 90 1 SAFE X SI 92 2-1 FC4-6 17 CS 1-2f		B CH 87 B SI 91 X SI 92 2-0 2-H 1B			3	0	1	1	0	0	1
Inning Stats	R: 0 E: 0 K: 1 S: 6 H: 0 LOB: 0 BB: 0 P: 9	R: 0 E: 0 K: 2 S: 11 H: 2 LOB: 2 BB: 0 P: 17	R: 0 E: 0 K: 1 S: 13 H: 0 LOB: 0 BB: 0 P: 22	R: 0 E: 0 K: 0 S: 15 H: 1 LOB: 1 BB: 0 P: 22	R: 0 E: 0 K: 0 S: 8 H: 1 LOB: 0 BB: 0 P: 15	R: 0 E: 0 K: 0 S: 12 H: 2 LOB: 2 BB: 0 P: 22	R: 1 E: 0 K: 2 S: 13 H: 2 LOB: 1 BB: 0 P: 20	R: 0 E: 0 K: 0 S: 7 H: 0 LOB: 0 BB: 0 P: 9	R: 0 E: 0 K: 0 S: 4 H: 0 LOB: 0 BB: 0 P: 7	1B: 7 2B: 1 3B: 0 HR: 0 SF: 0 SAC: 0 DP: 0 HBP: 0						

PITCHER		IP	WLS	BF	H	R	ER	SO	BB	IBB	HBP	BLK	WP	HR	S	P	ERA	WHIP
44 Kyle Gibson, R ERA: 4.18	(1, 1)	6.0		23	6	0	0	4	0	0	0	0	0	0	65	107	0.00	1.000
61 Jared Burton, R ERA: 6.43	(7, 1)	0.2	L	4	2	1	1	1	0	0	0	0	0	0	9	13	13.50	3.000
56 Caleb Thielbar, L ERA: 4.24	(7, 1)	1.0		3	0	0	0	1	0	0	0	0	0	0	10	14	0.00	0.000
54 Matt Guerrier, R ERA: 3.68	(8, 1)	1.1		4	0	0	0	0	0	0	0	0	0	0	5	9	0.00	0.000

PITCHER	IP	WLS	BF	H	R	ER	SO	BB	IBB	HBP	BLK	WP	HR	S	P	ERA	WHIP

TOP

Texas Rangers @ Minnesota Twins

Target Field, Minneapolis, MN

Wed May 28 2014, 7:11 PM - 10:23 PM CDT

Att. 26,472 - Clear - 79 F

livebaseballscorecards.com

AB	34
R	1
H	8
RBI	1
BB	0
SO	6
LOB	8

WP: 0	PA: 35
PB: 0	
SB: 2	
CS: 1	

Texas Rangers @ Minnesota Twins

Target Field, Minneapolis, MN

Wed May 28 2014, 7:11 PM - 10:23 PM CDT

Att. 26,472 - Clear - 79 F

livebaseballscorecards.com

BOTTOM

Batter	1	2	3	4	5	6	7	8	9	AB	R	H	RBI	BB	SO	LOB
2 Brian Dozier, R (1, 4) OBP: 0.352, SLG: 0.449	X FF 91 0-0 7 G4-3 2B	B CH 82 F CH 82 F FF 92 D SL 82 B CH 81 X FF 92 3-2 ③ F8			C FF 88 B CH 81 F CH 81 F FF 91 X FF 91 1-2 ① G4-3		C FC 89 X SL 83 0-1 ② G5-3			4	0	1	0	0	0	4
7 Joe Mauer, L (1, 3) OBP: 0.356, SLG: 0.356	C FF 90 S SL 85 B SL 84 X FF 91 1-2 ① G4-3 2-3		X FF 90 0-0 ① G4-3		B FF 90 X FF 91 1-0 ② F7		B SL 82 C SL 89 B SL 90 B SL 87 S SL 88 S SL 90 3-3 ③ K 2-3			4	0	0	0	0	1	2
24 Trevor Plouffe, R (1, 10) OBP: 0.326, SLG: 0.409	F FF 92 B CH 82 F FF 92 D CU 77 S CH 82 2-3 ② K		B FF 91 C FF 90 B CU 76 F CH 82 B FF 92 F FF 92 X FF 93 3-2 ② G6-3		B FF 90 C CU 75 X CH 84 1-1 ① 1B			C SI 92 B SL 88 X SL 88 1-1 ① G6-3		4	0	1	0	0	1	1
31 Oswaldo Arcia, L (1, 9) OBP: 0.226, SLG: 0.433	S SL 84 S SL 82 S SL 82 0-3 ③ K		B CU 77 B FF 92 F FF 92 C SL 84 F SL 83 B FF 92 X SL 83 3-2 16 1B 1B		X SL 82 0-0 ③ FC9			X SL 84 0-0 ② F8		4	0	1	0	0	1	2
16 Josh Willingham, R (1, 7) OBP: 0.400, SLG: 0.269 27 Chris Parmelee, L (8, PR) OBP: 0.232, SLG: 0.365 (9, 7)		C FF 90 B FF 89 B FF 91 B CH 82 F FF 91 B FF 92 4-2 9 2B 5 FC1-5-2 BB	B FF 91 B FF 91 C FF 91 X FF 92 2-1 1-2 1B		C FF 92 B FF 90 F FC 89 X FF 94 1-2 ① F8			B FF 91 B SL 83 B FF 92 C SL 81 B FF 92 4-1 BB		2	0	1	0	2	0	0
8 Kurt Suzuki, R (1, 2) OBP: 0.360, SLG: 0.397		B FF 92 C FF 92 B CH 83 F CH 83 C FF 91 2-3 ① K	C CH 82 B FF 92 F FF 91 B FF 92 F FF 91 B FF 92 F CH 82 X FF 91 3-2 ③ F8		B FC 89 B FF 93 B FF 92 B FF 93 4-0 9 FC3-6 BB			F FF 94 1 SAFE D FF 93 B SL 82 X FF 91 2-1 ③ G5-3		3	0	0	0	1	1	4
9 Eduardo Núñez, R (1, 5) OBP: 0.293, SLG: 0.359		1 SAFE X CH 82 0-0 5 FC1-5-2 1-3 2B	F FF 89 F FF 90 B FF 91 F FF 90 F SL 84 F CH 79 S CH 79 1-3 ① K		F FC 88 X FC 88 0-1 ② FC3-6 5 CS 1-2f			C SL 76 B SL 78 F SL 76 B FC 90 C CU 66 2-3 ① K		4	0	1	0	0	2	1
5 Eduardo Escobar, S (1, 6) OBP: 0.374, SLG: 0.505		C FF 91 F FF 91 B FF 91 D CU 78 X SI 91 2-2 ② FC1-5-2 39 BB 2-3 3-H	C FF 90 F FF 91 S FF 91 0-3 ② K		B FC 88 1 SAFE 1 SAFE 1 SAFE S FC 87 B FF 92 1 SAFE S CH 81 B FF 94 3-2 ③ CS 1-2	C FF 90 F FC 90 F FF 94 X FF 89 0-2 7 WP 39 SH1-3 1B		C FC 88 F FC 88 S FC 89 0-3 ② K		4	0	1	0	0	2	2
39 Danny Santana, S (1, 8) OBP: 0.395, SLG: 0.412		B CU 76 1 SAFE 1 SAFE B CH 82 B FF 92 C FF 90 S FF 92 F FF 92 F FF 92 4-2 F FF 92 B CH 82 1-2 BB	F FF 91 B FF 91 F FF 91 S SL 83 1-3 ③ K			1 SAFE B FF 92 B FF 90 C FF 92 X FF 90 2-1 ① SH1-3 1-2		C FF 89 X FC 90 0-1 ③ L5		2	0	0	0	1	1	0
Inning Stats	R: 0 E: 0 K: 2 S: 10 H: 1 LOB: 1 BB: 0 P: 13	R: 0 E: 0 K: 1 S: 17 H: 1 LOB: 3 BB: 2 P: 32	R: 0 E: 0 K: 0 S: 16 H: 2 LOB: 2 BB: 0 P: 27	R: 0 E: 0 K: 3 S: 12 H: 0 LOB: 0 BB: 0 P: 14	R: 0 E: 0 K: 0 S: 8 H: 1 LOB: 1 BB: 0 P: 11	R: 0 E: 0 K: 0 S: 7 H: 0 LOB: 0 BB: 1 P: 15	R: 0 E: 0 K: 1 S: 11 H: 1 LOB: 1 BB: 0 P: 16	R: 0 E: 0 K: 0 S: 6 H: 0 LOB: 1 BB: 1 P: 13	R: 0 E: 0 K: 2 S: 8 H: 0 LOB: 0 BB: 0 P: 10	1B: 4 2B: 2 3B: 0 HR: 0 SF: 0 SAC: 1 DP: 0 HBP: 0	WP: 1 PB: 0 SB: 0 CS: 1 PA: 37					

	AB	31
	R	0
	H	6
	RBI	0
	BB	4
	SO	9
	LOB	16

PITCHER		IP	WLS	BF	H	R	ER	SO	BB	IBB	HBP	BLK	WP	HR	S	P	ERA	WHIP
47 Joe Saunders, L ERA: 4.15	(1, 1)	5.0		22	5	0	0	6	2	0	0	0	0	0	63	97	0.00	1.400
37 Shawn Tolleson, R ERA: 3.0	(6, 1)	1.2	W	6	1	0	0	0	1	0	0	0	0	0	15	25	0.00	1.200
56 Neal Cotts, L ERA: 3.68	(7, 1)	1.0	H	3	0	0	0	1	0	0	0	0	1	0	6	10	0.00	0.000
44 Jason Frasor, R ERA: 2.12	(8, 1)	0.1	H	2	0	0	0	0	1	0	0	0	0	0	3	9	0.00	3.000
28 Joakim Soria, R ERA: 2.45	(9, 1)	1.0	S	3	0	0	0	2	0	0	0	0	0	0	8	10	0.00	0.000

PITCHER	IP	WLS	BF	H	R	ER	SO	BB	IBB	HBP	BLK	WP	HR	S	P	ERA	WHIP

Texas Rangers @ Minnesota Twins

Target Field, Minneapolis, MN

Thu May 29 2014, 12:12 PM - 3:45 PM CDT

Att. 28,170 - Partly Cloudy - 76 F

TOP

Batter	1	2	3	4	5	6	7	8	9	AB	R	H	RBI	BB	SO	LOB
17 Shin-Soo Choo, L (1, 10) OBP: 0.423, SLG: 0.465	C FC 88 B CU 79 F FC 87 X CU 81 1-2 G5-3	B CU 80 F FC 90 F CU 81 B CU 82 X CU 83 2-2 1-H 2-H 3-H 2B		C FC 90 X CH 83 0-1 1B		C FF 92 H SI 90 1-1 HBP		B SL 87 F FF 91 X SL 87 1-1 G4-3		4	0	2	3	0	0	0
3 Luis Sardinas, S (1, 6) OBP: 0.290, SLG: 0.300	B FF 90 C FF 89 C CH 82 B CU 82 X FC 88 2-2 29 FC5-4 1B	L FC 90 F FF 91 F CU 80 B FF 91 X FF 90 1-2 G1-3		C FF 89 X FC 88 0-1 G6-3		X FF 91 0-0 G6-3			C SI 88 B SI 90 S CH 81 S FC 86 1-3 K2-3	5	0	1	0	0	1	4
18 Mitch Moreland, L (1, 3) OBP: 0.307, SLG: 0.383	C FC 89 S FC 88 F CU 78 1 SAFE S CU 80 0-3 K		C FC 88 B CH 80 S CH 82 B FF 89 B FF 90 X FC 88 3-2 15 1B 1B		C CH 81 X CH 82 0-1 G3-1		B CU 71 C FF 88 B FF 91 C FF 91 F FF 92 F SL 79 B SL 80 F SL 80 F SI 89 3-3 S SL 80 K		C CU 74 B CU 76 F SI 90 S FC 85 1-3 K	5	0	1	0	0	3	1
29 Adrian Beltré, R (1, 5) OBP: 0.353, SLG: 0.445	1 SAFE 1 SAFE B FC 89 F FC 88 S FC 88 X FC 90 1-2 FC5-4 1-2f		X FC 88 0-0 P6		X FC 90 0-0 P4		B SL 83 B SL 84 X FF 92 2-0 15 FC5-4 1B		X FC 86 0-0 1B	5	0	2	0	0	0	2
Alex Rios, R (1, 9) OBP: 0.356, SLG: 0.486		B FC 87 X FC 88 1-0 2 BB 15 1B 17 2B 1B	B CU 79 C CU 78 B FC 87 X FC 87 2-1 F8		B CU 80 C CU 75 F CH 82 B FC 89 F CU 81 X CU 81 2-2 F8		F FF 90 B FF 92 F SL 82 C FF 93 1-3		C FF 91 X FC 89 0-1 L8	5	1	1	0	0	1	3
15 Michael Choice, R (1, 7) OBP: 0.289, SLG: 0.311 19 Daniel Robertson, R (9, 7) OBP: 0.227, SLG: 0.150		1 SAFE B FC 87 B FC 89 F FC 87 1 SAFE B FC 88 X FF 88 3-1 2 BB 17 2B 1-2 1B	C CU 78 F FC 89 X CU 80 0-2 1-2 1B			B CU 79 B FC 90 C FF 88 F FC 88 X FC 90 2-2 FC1-3	C FF 92 B FF 92 X SL 83 1-1 FC5-4 1-2f			4 0	1 0	2 0	0 0	0 0	0 0	1 0
2 Leonys Martin, L (1, 8) OBP: 0.333, SLG: 0.364		B FC 90 F FC 89 S FF 90 B CU 80 D CU 81 F FC 90 F FC 90 B FF 89 4-2 17 2B 1-2 2-3 BB	B FC 88 C CH 81 B FC 88 B FC 90 X FC 89 3-1 G3-1			L CH 82 T CH 85 F CU 81 F FF 86 B FC 90 X CU 81 1-2 61 1B 2B		B FF 92 B SL 87 C FF 93 B SL 88 C FF 92 F FF 93 F FF 92 X SL 86 3-2 61 SH2-4 12 SF8 2B		3	3	2	0	1	0	2
61 Robinson Chirinos, R (1, 2) OBP: 0.282, SLG: 0.333		F FF 91 B CU 80 X FC 91 1-1 F4		B FC 88 C FC 88 X CU 78 1-1 F8		S CH 80 C FC 91 F CU 82 D CU 80 X CU 80 1-2 12 G4-3 2-H 1B		B FF 91 X FF 90 1-0 SH2-4 2-3		3	0	1	1	0	0	3
12 Rougned Odor, L (1, 4) OBP: 0.283, SLG: 0.451		F FC 90 S FC 91 S CU 82 0-3 K		B FC 88 B FC 87 X FC 87 2-0 G1-3		B FF 91 B SL 79 F FF 90 X SI 88 2-1 G4-3 2-3		F SL 88 B FF 93 T FF 92 B SL 88 B FF 92 X FF 92 3-2 SF8 3-H		3	0	0	1	0	1	4
Inning Stats	R: 0 E: 0 K: 1 S: 13 H: 1 LOB: 1 BB: 0 P: 17	R: 3 E: 0 K: 1 S: 19 H: 3 LOB: 1 BB: 1 P: 31	R: 0 E: 0 K: 0 S: 11 H: 2 LOB: 2 BB: 0 P: 19	R: 0 E: 0 K: 0 S: 7 H: 1 LOB: 1 BB: 0 P: 10	R: 0 E: 0 K: 0 S: 7 H: 0 LOB: 0 BB: 0 P: 9	R: 1 E: 0 K: 0 S: 16 H: 2 LOB: 2 BB: 0 P: 23	R: 0 E: 0 K: 2 S: 13 H: 1 LOB: 1 BB: 0 P: 20	R: 1 E: 0 K: 0 S: 11 H: 1 LOB: 0 BB: 0 P: 19	R: 0 E: 0 K: 2 S: 9 H: 1 LOB: 1 BB: 0 P: 11	1B: 9 2B: 3 3B: 0 HR: 0 SF: 1 SAC: 1 DP: 0 HBP: 1						

livebaseballscorecards.com

AB	37
R	5
H	12
RBI	5
BB	1
SO	6
LOB	20

PITCHER		IP	WLS	BF	H	R	ER	SO	BB	IBB	HBP	BLK	WP	HR	S	P	ERA	WHIP
21 Samuel Deduno, R ERA: 3.86	(1, 1)	5.1		26	9	4	4	2	1	0	0	0	0	0	69	102	6.75	1.875
52 Brian Duensing, L ERA: 1.33	(6, 1)	1.0		4	0	0	0	1	0	0	1	0	0	0	11	17	0.00	0.000
51 Anthony Swarzak, R ERA: 4.81	(7, 1)	0.2		3	1	0	0	1	0	0	0	0	0	0	6	10	0.00	1.500
50 Casey Fien, R ERA: 2.05	(8, 1)	1.0	L	4	1	1	1	0	0	0	0	0	0	0	11	19	9.00	1.000
54 Matt Guerrier, R ERA: 3.24	(9, 1)	1.0		4	1	0	0	2	0	0	0	0	0	0	9	11	0.00	1.000

PITCHER	IP	WLS	BF	H	R	ER	SO	BB	IBB	HBP	BLK	WP	HR	S	P	ERA	WHIP

Texas Rangers @ Minnesota Twins

Target Field, Minneapolis, MN

Thu May 29 2014, 12:12 PM - 3:45 PM CDT

Att. 28,170 - Partly Cloudy - 76 F

livebaseballscorecards.com

BOTTOM

Batter	1	2	3	4	5	6	7	8	9	AB	R	H	RBI	BB	SO	LOB
2 Brian Dozier, R (1, 4) OBP: 0.349, SLG: 0.441	C FF 91 F FF 90 B FF 93 X SL 85 1-2 F8 ①		B SL 82 F FF 90 1 SAFE B SL 84 X FF 91 2-1 F8 ① 1 SAFE B FF 90 1 SAFE X FF 90 1-0 G2 ③			B FF 93 1 SAFE B FF 93 1 SAFE C FF 92 F FF 93 F SL 83 D SL 83 F FF 96 4-2 B FF 95 1-2 BB		B CH 88 B FF 92 C CH 85 C FF 92 B CH 86 T FF 91 3-2 K ③		4	0	0	0	1	1	2
7 Joe Mauer, L (1, 3) OBP: 0.353, SLG: 0.352	B FF 91 C FF 90 B CU 78 B FF 92 C FF 91 F FF 92 X FF 93 3-2 FC7 ②		B SL 84 1 SAFE C FF 91 1 SAFE 1 SAFE C FF 91 X CU 77 1-2 31 F8 16 1B 24 1B 1-2 1B		C FF 90 F FF 92 B SL 86 F SI 92 X FF 92 1-2 FC7 ①	B CH 88 C FF 94 X FF 96 1-1 G4-3 ③			C FF 88 B SL 88 S FF 90 X SL 84 1-2 G6-3 ①	5	1	1	0	0	0	2
24 Trevor Plouffe, R (1, 5) OBP: 0.327, SLG: 0.414	B SL 86 T FF 91 B FF 91 B FF 91 X FF 92 3-1 F9 ③		C FF 90 X SL 83 0-1 16 1B 1-2 2-H 1B		X SL 84 0-0 31 WP 16 HR 2B		C FF 92 B FF 94 F FF 94 S FF 95 1-3 K ①		X FC 87 0-0 F8 ②	5	1	2	1	0	1	0
31 Oswaldo Arcia, L (1, 9) OBP: 0.278, SLG: 0.486 32 Aaron Hicks, S (9, PR) OBP: 0.328, SLG: 0.257		B FF 90 X SI 90 1-0 13 BB 43 FC1-2 2B	B FF 91 B FF 90 F FF 91 F FF 91 X FF 91 2-2 F8 ② 2-3		D CH 83 B CH 82 X FF 90 2-0 F8 ② 2-3		F FF 94 B SI 94 C SL 82 B FF 93 X SL 82 2-2 16 BB 1B		X FC 90 0-0 1B	5 0	0 0	3 0	0 0	0 0	0 0	3 0
16 Josh Willingham, R (1, 10) OBP: 0.450, SLG: 0.414		B FF 91 B FF 91 B FF 91 C FF 91 B FF 91 4-1 43 FC1-2 13 BB BB	X SL 84 0-0 1-2 3-H 1B		X FF 90 0-0 3-H HR		F FF 94 F FF 94 F FF 95 B SL 83 B SL 84 B SL 84 B SL 81 4-2 1-2 BB		S FC 90 S CU 67 B SL 79 B FC 90 C CU 67 2-3 K ③	3	1	2	3	2	1	1
13 Jason Kubel, L (1, 7) OBP: 0.329, SLG: 0.313		C FF 91 D CU 76 S FF 91 B SL 84 B FF 91 B FF 91 4-2 5 L3-6 43 FC1-2 1-2 2-3 BB	F CH 84 B CH 82 C FF 92 S FF 91 1-3 K ③		F CH 84 X CH 84 0-1 F8 ③		S CH 88 F FF 94 S FF 96 0-3 K ②			3	0	0	0	1	2	4
43 Josmil Pinto, R (1, 2) OBP: 0.341, SLG: 0.440		C FF 92 B FF 91 F FF 90 X SL 85 1-2 FC1-2 ① 1-2 2-3 3-Hf	C FF 90 T SL 86 B FF 92 F FF 92 B SL 86 S FF 91 2-3 K ①		C FF 90 B FF 91 B FF 89 X SL 84 2-1 F8 ① C FF 95 B FF 95 S FF 95 F FF 96 X FF 95 1-2 F9 ③				4	0	0	0	0	1	5
5 Eduardo Escobar, S (1, 6) OBP: 0.361, SLG: 0.486		F FF 92 B FF 91 F FF 91 B FF 92 B CH 84 F FF 91 X FF 91 3-2 L3-6 ②③ 2-2	B CH 82 X CH 84 1-0 P6 ②		C FF 91 B FF 90 X FF 91 1-1 FC7 ②		C FF 92 X CH 86 0-1 G6-3 ①		4	0	0	0	0	0	3
39 Danny Santana, S (1, 8) OBP: 0.429, SLG: 0.447			X FF 89 0-0 7 1B 24 1B 1B	B SI 90 F FF 90 F SI 90 B FF 90 F SL 85 X FF 91 2-2 1B		B CU 75 S CH 83 B CH 82 F FF 90 F SL 85 F SL 86 F CH 83 F SI 91 B CU 76 3-2 F FF 91 F SI 92 X FF 92 2 S 1B		C CH 86 B CH 86 S FF 92 B CH 86 B FF 93 S FF 92 3-3 K ②		4	1	3	0	0	1	0

	AB	37
	R	4
	H	11
	RBI	4
	BB	4
	SO	7
	LOB	20

Inning Stats																								
	R: 0 E: 0 K: 0 S: 9	H: 0 LOB: 0 BB: 0 P: 16	R: 0 E: 0 K: 0 S: 11	H: 1 LOB: 2 BB: 2 P: 24	R: 2 E: 0 K: 1 S: 15	H: 4 LOB: 2 BB: 0 P: 21	R: 0 E: 0 K: 1 S: 10	H: 1 LOB: 1 BB: 0 P: 16	R: 2 E: 0 K: 0 S: 9	H: 2 LOB: 0 BB: 0 P: 12	R: 0 E: 0 K: 0 S: 19	H: 1 LOB: 2 BB: 1 P: 30	R: 0 E: 0 K: 2 S: 16	H: 1 LOB: 2 BB: 1 P: 24	R: 0 E: 0 K: 2 S: 8	H: 0 LOB: 0 BB: 0 P: 14	R: 0 E: 0 K: 1 S: 8	H: 1 LOB: 1 BB: 0 P: 11	1B: 8 2B: 3 3B: 0 HR: 1	SF: 0 SAC: 0 DP: 1 HBP: 0	WP: 1 PB: 0 SB: 1 CS: 0	PA: 41

PITCHER		IP	WLS	BF	H	R	ER	SO	BB	IBB	HBP	BLK	WP	HR	S	P	ERA	WHIP
22 Nick Martinez, R ERA: 2.75	(1, 1)	5.2		27	9	4	4	2	2	0	0	0	1	1	67	108	6.35	1.941
41 Alexi Ogando, R ERA: 5.84	(6, 1)	1.1	W	7	1	0	0	2	2	0	0	0	0	0	22	35	0.00	2.250
44 Jason Frasor, R ERA: 2.0	(8, 1)	1.0	H	3	0	0	0	2	0	0	0	0	0	0	8	14	0.00	0.000
56 Neal Cotts, L ERA: 3.63	(9, 1)	0.1	H	1	0	0	0	0	0	0	0	0	0	0	3	4	0.00	0.000
28 Joakim Soria, R ERA: 2.37	(9, 1)	0.2	S	3	1	0	0	1	0	0	0	0	0	0	5	7	0.00	1.500

PITCHER	IP	WLS	BF	H	R	ER	SO	BB	IBB	HBP	BLK	WP	HR	S	P	ERA	WHIP

Texas Rangers @ Washington Nationals

Nationals Park, Washington, DC

Fri May 30 2014, 7:08 PM - 9:52 PM EDT

Att. 31,659 - Clear - 73 F

TOP

livebaseballscorecards.com

Batter	1	2	3	4	5	6	7	8	9	AB	R	H	RBI	BB	SO	LOB
17 Shin-Soo Choo, L (1, 7) OBP: 0.415, SLG: 0.455	X FF 95 0-0 G3	B CH 87 X SI 93 1-0 F8			C FF 93 C SI 94 B CH 89 S CH 88 1-3 K		C CH 87 X SL 82 0-1 G4-3			4	0	0	0	0	1	2
1 Elvis Andrus, R (1, 6) OBP: 0.312, SLG: 0.343	C SI 94 B FF 96 C SI 94 C CU 80 1-3 K		B FF 95 B SI 93 B FF 94 C SI 93 C FF 94 B SI 94 4-2 18 FC4-6 BB		C CU 78 B SI 95 C CH 88 B CH 90 X FF 94 2-2 L4-3		B SI 94 X SI 93 1-0 G6-3			3	0	0	0	1	1	0
18 Mitch Moreland, L (1, 3) OBP: 0.306, SLG: 0.379	C SI 95 B CU 80 B FF 96 S CH 89 S CH 89 2-3 K		1 SAFE 1 SAFE F FF 93 X CH 86 0-1 FC4-6 1-2f		C FF 95 F CH 89 S SI 95 0-3 K			C SI 97 X SI 99 0-1 29 G5-4-3 1B 1B		4	0	1	0	0	2	1
29 Adrian Beltré, R (1, 5) OBP: 0.362, SLG: 0.459		X SI 95 0-0 2 E 12 1B 2B	F FF 95 X CU 77 0-1 F8			C CH 87 S CH 87 X FF 96 0-2 60 1B 1B		C SI 98 D SL 88 X SI 98 1-1 G5-4-3 1-2 1B		4	1	3	0	0	0	1
Alex Rios, R (1, 9) OBP: 0.349, SLG: 0.477		C SI 94 F CU 77 S SI 93 0-3 K	C CH 86 X CH 87 0-1 G4-3			1 SAFE F SI 92 F CH 86 F CH 87 B FF 95 S CU 80 1-3 K		B SI 97 X SI 96 1-0 G5-4-3 1-2f 2-3		4	0	0	0	0	2	5
60 Chris Gimenez, R (1, 2) OBP: 0.462, SLG: 0.560		S FF 94 D FF 93 C CU 79 S CH 87 1-3 K		B FF 95 B FF 95 C FF 95 X FF 96 2-1 2B		B CU 79 1 SAFE B CU 79 B FF 94 C SI 94 X FF 94 3-1 1-2 1B		C SI 97 C SL 85 X SL 87 0-2 F9		4	0	2	0	0	1	2
2 Leonys Martin, L (1, 8) OBP: 0.326, SLG: 0.356		B CH 86 B FF 94 C FF 95 X FF 95 2-1 E1 12 1B 48 1B 2-3		B FF 93 F CH 87 F SI 93 D CU 79 X CH 86 2-2 F8		F CH 87 B FF 95 F CH 86 S SI 94 1-3 K			B SI 95 B SI 94 C SI 94 F SI 95 X SI 96 2-2 G1-3	4	1	0	0	0	1	4
12 Rougned Odor, L (1, 4) OBP: 0.286, SLG: 0.444 46 Robbie Ross Jr., L (6, 1) 16 Donnie Murphy, R (9, PH) OBP: 0.301, SLG: 0.329		B FF 94 B CH 87 X FF 94 2-0 48 1B 1-2 3-H 1B	C FF 93 B CU 78 B SI 94 X FF 93 2-1 L7			X FF 94 0-0 P2			B SI 96 F SI 96 B SI 96 F SI 95 X SL 85 2-2 P4	3 0 1	0 0 0	1 0 0	1 0 0	0 0 0	0 0 0	3 0 0
48 Colby Lewis, R (1, 1) OBP: 0.500, SLG: 0.500 3 Luis Sardinas, S (6, 4) OBP: 0.273, SLG: 0.281		F SI 94 X FF 94 0-1 1-2 2-H 1B	F FF 94 B CU 78 F FF 94 S CU 78 1-3 K				B SI 92 C SI 93 F SI 93 X CH 88 1-2 G4-3		F SI 97 S SI 96 S SL 85 0-3 K	2 2	0 0	1 0	1 0	0 0	1 1	1 0

	AB	35
	R	2
	H	8
	RBI	2
	BB	1
	SO	10
	LOB	19

Inning Stats	1	2	3	4	5	6	7	8	9	1B: 6	SF: 0	WP: 0	PA: 36
	R: 0 E: 0 K: 2 S: 7 H: 0 LOB: 0 BB: 0 P: 10	R: 2 E: 1 K: 2 S: 13 H: 3 LOB: 2 BB: 0 P: 19	R: 0 E: 0 K: 0 S: 8 H: 0 LOB: 1 BB: 1 P: 12	R: 0 E: 0 K: 1 S: 10 H: 1 LOB: 1 BB: 0 P: 17	R: 0 E: 0 K: 2 S: 9 H: 0 LOB: 0 BB: 0 P: 12	R: 0 E: 0 K: 2 S: 13 H: 2 LOB: 2 BB: 0 P: 18	R: 0 E: 0 K: 0 S: 6 H: 0 LOB: 0 BB: 0 P: 8	R: 0 E: 0 K: 0 S: 8 H: 2 LOB: 1 BB: 0 P: 10	R: 0 E: 0 K: 1 S: 9 H: 0 LOB: 0 BB: 0 P: 13	2B: 2 3B: 0 HR: 0	SAC: 0 DP: 1 HBP: 0	PB: 0 SB: 0 CS: 0	

PITCHER		IP	WLS	BF	H	R	ER	SO	BB	IBB	HBP	BLK	WP	HR	S	P	ERA	WHIP
37 Stephen Strasburg, R ERA: 3.15	(1, 1)	6.0	W	26	6	2	0	9	1	0	0	0	0	0	60	88	0.00	1.167
22 Drew Storen, R ERA: 0.95	(7, 1)	1.0		3	0	0	0	0	0	0	0	0	0	0	6	8	0.00	0.000
64 Blake Treinen, R ERA: 1.4	(8, 1)	2.0		7	2	0	0	1	0	0	0	0	0	0	17	23	0.00	1.000

PITCHER	IP	WLS	BF	H	R	ER	SO	BB	IBB	HBP	BLK	WP	HR	S	P	ERA	WHIP

Texas Rangers @ Washington Nationals

Nationals Park, Washington, DC

Fri May 30 2014, 7:08 PM - 9:52 PM EDT

Att. 31,659 - Clear - 73 F

BOTTOM

livebaseballscorecards.com

Batter	1	2	3	4	5	6	7	8	9	AB	R	H	RBI	BB	SO	LOB
2 Denard Span, L (1, 8) OBP: 0.313, SLG: 0.376	B FF 87 F SI 87 F CH 84 X FF 90 1-2 6 G6-3 1B		C CU 77 X CU 79 0-1 ③ F8		C CU 74 F CH 84 F SL 83 F FF 90 F SL 84 F FF 91 B FF 89 X FF 91 1-2 6 G5-3 6 E 1B	X FF 91 0-0 ③ F7		C SL 85 F SI 90 X SI 91 0-2 6 1B 28 1B 1B		5	2	3	0	0	0	1
6 Anthony Rendon, R (1, 5) OBP: 0.313, SLG: 0.418	F SI 87 ① B FF 88 ② 1 SAFE 1 SAFE D CH 82 X SL 82 2-1 G6-3 1-2f			C FF 89 B FF 89 B FF 90 X SL 82 2-1 ① G6-3	1 SAFE B FF 86 B CH 81 C CH 81 1 SAFE B CH 83 X FF 87 3-1 ① G5-3 1-H		B FF 90 X FF 90 1-0 28 1B 40 1B 1B	B SI 92 X FF 89 1-0 28 1B 1-3 1B		5	1	2	0	0	0	1
28 Jayson Werth, R (1, 9) OBP: 0.374, SLG: 0.404	C SL 83 B FF 90 S FF 91 C FF 90 1-3 ③ K			X CU 78 0-0 25 1B 20 HR 1B	X CU 79 0-0 ② P2		C FF 92 B FF 90 X FF 90 1-1 40 1B 1-2 40 E 1B	C FF 91 X FF 91 0-1 1-3 3-H 1B		5	2	3	1	0	1	0
25 Adam LaRoche, L (1, 3) OBP: 0.405, SLG: 0.496		C FF 89 F SL 82 B FF 90 B FF 91 S SL 84 2-3 ① K		C CH 84 X FF 89 0-1 20 HR 1-3 1B	B CU 77 C FF 90 C FF 89 F FF 90 F SL 84 C FF 90 1-3 ③ K		X FF 92 0-0 ① F7	C FC 91 B SL 85 B FF 90 X SL 85 2-1 ③ P6		5	1	1	0	0	2	4
40 Wilson Ramos, R (1, 2) OBP: 0.301, SLG: 0.338		C FF 90 C FF 91 B FF 92 X FF 92 1-2 1B		T SL 82 S SL 84 F FF 92 C FF 89 0-3 ② K	F CH 82 B FF 88 B SL 81 F SL 82 B SL 84 F FF 90 B CH 85 4-2 15 1B 12 2B BB	X FF 90 0-0 E9 1-H 2-H 1B			3	1	2	1	1	1	2
20 Ian Desmond, R (1, 6) OBP: 0.298, SLG: 0.420		C SL 81 B FF 88 X FF 89 1-1 ② P6		B SL 83 X FF 91 1-0 1-H 3-H HR	F FF 89 X FF 89 0-1 ① P4	X SL 86 0-0 ② G6-3				4	1	1	3	0	0	3
15 Nate McLouth, L (1, 7) OBP: 0.327, SLG: 0.272		F SI 89 B FF 87 X FF 89 1-1 ③ F9		B CH 85 B CH 83 C SI 89 X SI 89 2-1 E4 1B	C FF 88 B FF 88 B CH 84 B FF 88 X FF 89 3-1 1-2 12 2B 1B	X SL 86 0-0 ③ G4-3				4	1	2	0	0	0	2
8 Danny Espinosa, S (1, 4) OBP: 0.269, SLG: 0.372			B CH 82 B SI 87 C FF 89 X FF 88 2-1 ① G4-3	I IN 72 I IN 74 I IN 73 I IN 74 4-0 IBB	X SI 88 0-0 ② F8			F FF 90 F FF 90 B FF 90 B FF 91 F SL 84 X FF 92 2-2 ① G5-3		3	0	0	0	1	0	2
37 Stephen Strasburg, R (1, 1) OBP: 0.136, SLG: 0.050 12 Tyler Moore, R (6, PH) OBP: 0.295, SLG: 0.371 22 Drew Storen, S (7, 1) 64 Blake Treinen, R (8, 1) OBP: 0.333, SLG: 0.200			C FF 90 F FF 90 S CH 82 0-3 ② K	S FF 89 X FF 89 0-1 ③ G4-3	C SL 82 X SL 83 0-1 1-H 2-H 2B			C FF 90 B FF 92 S SI 90 B SI 89 F FF 90 B SL 84 X FF 91 3-2 ② L9		2 1 0 1	0 0 0 0	0 1 0 0	0 2 0 0	0 0 0 0	1 0 0 0	2 0 0 0
Inning Stats	R: 0 E: 0 K: 1 S: 8 H: 1 LOB: 0 BB: 0 P: 12	R: 0 E: 0 K: 1 S: 10 H: 1 LOB: 1 BB: 0 P: 15	R: 0 E: 0 K: 1 S: 7 H: 0 LOB: 0 BB: 0 P: 9	R: 3 E: 1 K: 1 S: 14 H: 4 LOB: 2 BB: 1 P: 23	R: 1 E: 1 K: 1 S: 15 H: 1 LOB: 0 BB: 0 P: 20	R: 2 E: 0 K: 0 S: 11 H: 2 LOB: 1 BB: 1 P: 18	R: 2 E: 1 K: 0 S: 7 H: 3 LOB: 1 BB: 0 P: 9	R: 1 E: 0 K: 0 S: 16 H: 3 LOB: 2 BB: 0 P: 24		1B: 13 2B: 1 3B: 0 HR: 1	SF: 0 SAC: 0 DP: 1 HBP: 0			WP: 0 PB: 0 SB: 0 CS: 0	PA: 40	

	AB	38
	R	9
	H	15
	RBI	7
	BB	2
	SO	5
	LOB	17

PITCHER	IP	WLS	BF	H	R	ER	SO	BB	IBB	HBP	BLK	WP	HR	S	P	ERA	WHIP
48 Colby Lewis, R (1, 1) ERA: 5.44	5.2	L	27	9	6	5	5	1	1	0	0	0	1	64	96	7.94	1.765
46 Robbie Ross Jr., L (6, 1) ERA: 4.94	2.1		13	6	3	2	0	0	0	0	0	0	0	24	34	7.71	2.571

PITCHER	IP	WLS	BF	H	R	ER	SO	BB	IBB	HBP	BLK	WP	HR	S	P	ERA	WHIP

Texas Rangers @ Washington Nationals

Nationals Park, Washington, DC

Sat May 31 2014, 12:06 PM - 2:53 PM EDT

Att. 35,164 - Sunny - 73 F

TOP

livebaseballscorecards.com

Batter	1	2	3	4	5	6	7	8	9	AB	R	H	RBI	BB	SO	LOB
17 Shin-Soo Choo, L (1, 7) OBP: 0.412, SLG: 0.456	C SI 89 C SI 88 X FF 88 0-2 G3-1			F SI 87 B FC 86 F SI 90 B CU 75 B SI 88 X CH 80 3-2 G3-1		C CU 72 X CH 78 0-1 18 1B 2B		B SI 93 S SI 92 B SI 92 C SI 91 X SI 92 2-2 F7		4	1	1	0	0	0	0
37 Shawn Tolleson, R (8, 1)										0	0	0	0	0	0	0
1 Elvis Andrus, R (1, 6) OBP: 0.311, SLG: 0.346	B FF 88 B SI 89 C SI 89 C CH 80 F SI 89 B SI 90 F CH 81 X SI 90 3-2 G5-3			B CU 74 B CH 80 F SI 89 B SI 89 X SI 89 3-1 2B		C SI 87 C SI 88 D CU 73 C SI 88 1-3 K		S SI 91 B KC 80 X SI 92 1-1 G1-3		4	0	1	0	0	1	1
18 Mitch Moreland, L (1, 3) OBP: 0.304, SLG: 0.376	F SI 89 B SI 90 C CH 80 B SI 89 B FC 86 X CH 82 3-2 G1-3			B CU 71 F SI 90 F FC 85 S CU 74 1-3 K		C CU 72 C SI 86 X CU 72 0-2 29 G6-4-3 2-H 1B			C SI 91 B SL 88 X SI 91 1-1 L5	4	0	1	1	0	1	1
29 Adrian Beltré, R (1, 5) OBP: 0.356, SLG: 0.451		B SI 88 C CH 78 X SI 88 1-1 G5-3		C SI 88 F FC 81 F SI 89 F SI 88 X CU 74 0-2 F7		C SI 88 F FC 81 B SI 89 F SI 88 F SI 88 F SI 88 X CH 81 1-2 G6-4-3 1-2f			B SI 92 F SI 91 S CH 85 B SI 92 S CU 74 2-3 K	3	0	0	0	0	0	2
16 Donnie Murphy, R (7, 5) OBP: 0.298, SLG: 0.325										1	0	0	0	0	1	0
Alex Rios, R (1, 9) OBP: 0.349, SLG: 0.472		C SI 88 F SI 88 B FF 89 C CH 79 1-3 K			C SI 87 F CU 74 B SI 88 F FC 82 B CH 78 B CH 82 F CU 74 B FF 90 4-2 2 G3-1 12 2B BB		B SI 92 B SI 91 C SI 92 F SI 92 S FC 86 2-3 K		C SI 92 S CH 86 F SI 92 S CU 76 0-3 K	2	1	0	0	1	2	0
19 Daniel Robertson, R (7, 9) OBP: 0.217, SLG: 0.143										1	0	0	0	0	1	0
61 Robinson Chirinos, R (1, 2) OBP: 0.274, SLG: 0.324		B FF 89 B CH 80 F SI 88 C SI 89 B FC 85 C CH 80 3-3 K			C SI 87 C SI 88 X FC 82 0-2 F8		C SI 93 S FC 85 B FC 87 F SI 93 F KC 80 F SI 94 X FC 86 1-2 G5-3			3	0	0	0	0	1	1
2 Leonys Martin, L (1, 8) OBP: 0.326, SLG: 0.361			B SI 87 C SI 86 C CH 79 B SI 87 X SI 86 2-2 F9		B CH 79 S SI 88 F SI 89 X CU 72 1-2 G3-1 1-2		C SI 92 X KC 80 0-1 2B			3	0	1	0	0	0	1
12 Rougned Odor, L (1, 4) OBP: 0.288, SLG: 0.456			C SI 86 S FC 84 B FC 83 B FF 88 B CH 80 C SI 90 3-3 K		B CU 72 B CH 80 F SI 88 X CU 74 2-1 2-H 2B		S KC 80 C KC 79 S FC 84 0-3 K			3	0	1	1	0	2	1
23 Nick Tepesch, R (1, 1)										0	0	0	0	0	0	0
22 Nick Martinez, L (3, PH)										1	0	0	0	0	0	0
25 Scott Baker, R (3, 1)										1	0	0	0	0	1	1
15 Michael Choice, R (8, PH) OBP: 0.287, SLG: 0.308										1	0	0	0	0	0	0
(8, 7)			B SI 89 C SI 88 B FC 85 X SI 88 2-1 G4-3		C SI 88 S FF 89 B CU 73 C SI 89 1-3 K			C SI 91 B KC 81 F SI 91 B FC 87 X FC 88 2-2 FC5-3								
Inning Stats	R: 0 E: 0 K: 0 S: 11 H: 0 LOB: 0 BB: 0 P: 17	R: 0 E: 0 K: 2 S: 8 H: 0 LOB: 0 BB: 0 P: 13	R: 0 E: 0 K: 1 S: 8 H: 0 LOB: 0 BB: 0 P: 15	R: 0 E: 0 K: 1 S: 13 H: 1 LOB: 1 BB: 0 P: 20	R: 1 E: 0 K: 1 S: 15 H: 1 LOB: 1 BB: 1 P: 23	R: 1 E: 0 K: 1 S: 14 H: 2 LOB: 0 BB: 0 P: 16	R: 0 E: 0 K: 2 S: 14 H: 1 LOB: 1 BB: 0 P: 17	R: 0 E: 0 K: 0 S: 8 H: 0 LOB: 0 BB: 0 P: 13	R: 0 E: 0 K: 2 S: 9 H: 0 LOB: 0 BB: 0 P: 12	1B: 1 2B: 4 3B: 0 HR: 0	SF: 0 SAC: 0 DP: 1 HBP: 0	WP: 0 PB: 0 SB: 0 CS: 0	PA: 32				

	AB	31
	R	2
	H	5
	RBI	2
	BB	1
	SO	10
	LOB	8

PITCHER		IP	WLS	BF	H	R	ER	SO	BB	IBB	HBP	BLK	WP	HR	S	P	ERA	WHIP
58 Doug Fister, R ERA: 3.34	(1, 1)	6.0	W	22	4	2	2	6	1	0	0	0	0	0	69	104	3.00	0.833
35 Craig Stammen, R ERA: 2.4	(7, 1)	2.0		7	1	0	0	2	0	0	0	0	0	0	22	30	0.00	0.500
13 Jerry Blevins, L ERA: 4.22	(9, 1)	1.0		3	0	0	0	2	0	0	0	0	0	0	9	12	0.00	0.000

PITCHER		IP	WLS	BF	H	R	ER	SO	BB	IBB	HBP	BLK	WP	HR	S	P	ERA	WHIP

Batter	1	2	3	4	5	6	7	8	9	AB	R	H	RBI	BB	SO	LOB
2 Denard Span, L (1, 8) OBP: 0.315, SLG: 0.373	B CH 86 B SI 87 C FF 88 S SL 84 F FF 88 B SL 84 F FF 89 B FF 90 4-2 6 CS BB	S SL 83 F SI 88 X CU 76 0-2 6 1B 28 2B 1B		B SI 87 X SI 88 1-0 ① L9		B SI 86 C SL 78 X SI 89 1-1 ① L8		B FF 93 C CH 84 X FF 92 1-1 ② G3-1		4	1	1	0	1	0	1
6 Anthony Rendon, R (1, 5) OBP: 0.323, SLG: 0.441	1 SAFE 1 SAFE 1 SAFE B SL 83 F FF 88 1 SAFE B SL 83 1 SAFE F FF 89 2-2 X SI 89 ① 1-2 HR	C FF 87 D SL 83 1 SAFE B SL 82 F FF 88 1 SAFE F SL 84 X SL 84 2-2 28 2B 28 E 1-2 1B		S SL 78 B SI 87 X SL 79 1-1 28 FC6-4 1-2 1B		X SI 88 0-0 7 HR 1B		C FF 92 B FF 95 S FC 91 S FF 93 1-3 ③ K		5	3	4	1	0	1	0
28 Jayson Werth, R (1, 9) OBP: 0.373, SLG: 0.408 7 Scott Hairston, R (6, PH) OBP: 0.435, SLG: 0.700 (7, 7)	X SI 88 0-0 ② P5	C FF 89 F SL 83 F CU 76 B SI 90 X SI 91 1-2 E7 1-H 2-H 2B		C SI 89 C SI 88 X SL 81 0-2 ② FC6-4 25 HR 1-2f 2-3		D SL 80 X SI 88 1-0 1-H HR				3 1	1 1	1 1	1 2	0 0	0 0	2 0
25 Adam LaRoche, L (1, 3) OBP: 0.414, SLG: 0.522	F SI 87 B SL 83 X SL 83 1-1 1B	C CU 76 B CH 83 B SI 88 S SL 84 B SI 89 B SL 84 4-2 20 FC5-4 BB		B SI 88 F SI 88 B FF 89 S SL 80 X SL 80 2-2 1-H 3-H HR		B SI 88 X SI 89 1-0 ② F7				3	1	2	3	1	0	0
20 Ian Desmond, R (1, 6) OBP: 0.297, SLG: 0.413 35 Craig Stammen, R (7, 1) OBP: 0.250, SLG: 0.500 13 Jerry Blevins, L (9, 1)	C SL 81 B SI 87 F FF 88 B SL 83 B CU 77 S SL 83 3-3 K	X SL 83 0-0 ③ FC5-4 1-2f		B SL 80 C SI 89 B SI 89 B SL 81 D SI 88 4-1 BB		B SI 89 S SL 79 F SI 88 F SI 90 S SL 80 1-3 ③ K				3 0 0	0 0 0	0 0 0	0 0 0	1 0 0	2 0 0	3 0 0
15 Nate McLouth, L (1, 7) OBP: 0.316, SLG: 0.260 (7, 9)		C CH 86 F FF 87 F CU 75 F SL 82 B SI 91 X SL 83 1-2 ① G3-1	B SI 86 C SI 87 B SI 88 X SI 88 2-1 ① L9	C SI 87 X SL 79 0-1 ③ G4-3			F SI 88 B SL 79 C SL 78 B SI 89 X SI 88 2-2 ① G3			4	0	0	0	0	0	1
8 Danny Espinosa, S (1, 4) OBP: 0.269, SLG: 0.375 (7, 6)		B FF 87 X FF 89 1-0 59 HR 2B	B SI 88 S SI 88 S SI 89 F SL 81 F SL 81 F SI 89 S CH 85 1-3 ② K		C SL 80 B CH 84 F SL 81 T SI 89 1-2 ① K		B SL 79 F SI 89 F SI 90 B CH 86 F SL 81 F SL 82 F SI 91 F SI 91 F SL 80 3-3 B CH 85 S SI 90 K			4	1	1	0	0	3	0
59 Jose Lobaton, S (1, 2) OBP: 0.290, SLG: 0.359		S SL 84 B FF 88 B SL 84 B SL 83 S SL 83 X SI 89 3-2 2-H HR	B CH 84 F SI 88 B SI 89 F SI 90 C SI 90 2-3 ③ K		F SI 89 F SL 80 B SL 81 F SL 80 F SI 89 F CH 86 T SI 90 1-2 ② K		C SI 88 F SI 90 B SI 90 S CH 85 1-3 ③ K			4	1	1	2	0	3	0
58 Doug Fister, L (1, 1) OBP: 0.111, SLG: 0.111 19 Kevin Frandsen, R (7, 4) OBP: 0.299, SLG: 0.315		B SI 88 B FF 88 C FF 88 X FF 88 2-1 ② F7		B SI 86 B SI 88 X SI 88 2-0 28 FC6-4 6 1B 25 HR 1B		F SI 89 X SI 90 0-1 ③ G4-3		X FF 90 0-0 ① F9		3 1	1 0	1 0	0 0	0 0	0 0	0 0
Inning Stats	R: 1 E: 0 K: 1 S: 13 H: 2 LOB: 1 BB: 1 P: 23	R: 4 E: 1 K: 0 S: 25 H: 5 LOB: 2 BB: 1 P: 39	R: 0 E: 0 K: 2 S: 11 H: 0 LOB: 0 BB: 0 P: 16	R: 3 E: 0 K: 0 S: 13 H: 3 LOB: 1 BB: 1 P: 23	R: 0 E: 0 K: 2 S: 11 H: 0 LOB: 0 BB: 0 P: 13	R: 2 E: 0 K: 1 S: 9 H: 2 LOB: 0 BB: 0 P: 13	R: 0 E: 0 K: 2 S: 14 H: 0 LOB: 0 BB: 0 P: 20	R: 0 E: 0 K: 1 S: 6 H: 0 LOB: 0 BB: 0 P: 8		1B: 6 2B: 2 3B: 0 HR: 4 SF: 0 SAC: 0 DP: 0 HBP: 0		WP: 0 PB: 0 SB: 0 CS: 1 PA: 38		

PITCHER	IP	WLS	BF	H	R	ER	SO	BB	IBB	HBP	BLK	WP	HR	S	P	ERA	WHIP
23 Nick Tepesch, R (1, 1) ERA: 4.43	2.0	L	14	7	5	4	1	2	0	0	0	0	2	38	62	18.00	4.500
25 Scott Baker, R (3, 1) ERA: 6.04	5.0		21	5	5	5	7	1	0	0	0	0	2	58	85	9.00	1.200
37 Shawn Tolleson, R (8, 1) ERA: 2.89	1.0		3	0	0	0	1	0	0	0	0	0	0	6	8	0.00	0.000

PITCHER	IP	WLS	BF	H	R	ER	SO	BB	IBB	HBP	BLK	WP	HR	S	P	ERA	WHIP

BOTTOM

Texas Rangers @ Washington Nationals

Nationals Park, Washington, DC

Sat May 31 2014, 12:06 PM - 2:53 PM EDT

Att. 35,164 - Sunny - 73 F

livebaseballscorecards.com

AB	35
R	10
H	12
RBI	9
BB	3
SO	9
LOB	7

Texas Rangers @ Washington Nationals

Nationals Park, Washington, DC

Sun Jun 01 2014, 1:37 PM - 4:41 PM EDT

Att. 32,813 - Sunny - 75 F

TOP

livebaseballscorecards.com

Batter	1	2	3	4	5	6	7	8	9	AB	R	H	RBI	BB	SO	LOB
19 Daniel Robertson, R (1, 7) OBP: 0.214, SLG: 0.154	B SI 91 C SI 90 C SI 91 B CU 74 X SI 91 2-2 G3		L SI 90 X SI 91 0-1 G6-3			B SI 91 C SI 91 X SI 91 1-1 G4-3		C SI 93 B FF 94 C SL 82 F SL 83 B SL 84 X FF 94 2-2 1 SH2-3 16 1B 1B	B SL 86 B FC 90 S FF 92 C FF 92 D SL 85 X FF 93 3-2 L9 2-3	5	1	1	0	0	0	2
1 Elvis Andrus, R (1, 6) OBP: 0.314, SLG: 0.349	B SI 92 B SI 91 X SI 91 2-0 E 1B 1B		B SI 91 F SL 82 X SL 82 1-1 G5-4-3 1B			B SI 91 C SI 92 B SI 92 X SI 92 2-1 G5-3		L FF 93 L SL 82 1 SAFE 1 SAFE F SL 83 X FF 94 0-2 SH2-3 1-2	F FF 93 B FF 92 F SL 85 F FF 94 B FF 93 F SL 87 D SL 88 F FF 90 X FC 91 3-2 P4	4	0	2	0	0	0	2
Alex Rios, R (1, 9) OBP: 0.352, SLG: 0.473	X SL 82 0-0 E8 16 CS 1-3 1B		1 SAFE 1 SAFE B SI 91 1 SAFE X SL 83 1-0 G5-4-3 1-2f			B SL 83 X SI 92 1-0 29 S 1B		C SL 82 F FF 94 S CH 87 0-3 K		4	0	2	0	0	1	2
29 Adrián Beltré, R (1, 5) OBP: 0.354, SLG: 0.442	B SI 92 1 SAFE F SL 83 F SI 92 S SI 93 1-3 K			C CU 74 B SL 83 B SI 91 C SI 92 F SI 92 F SI 92 X SI 91 2-2 F7		1 SAFE B SI 92 F SI 92 B CH 85 B SL 82 X SL 83 3-1 G4-3 1-2		I IN 86 I IN 85 I IN 85 I IN 85 4-0 16 1B IBB		3	0	0	0	1	1	3
16 Donnie Murphy, R (1, 3) OBP: 0.316, SLG: 0.345	1 SAFE C SL 84 D SL 84 1 SAFE S SI 92 B SL 85 2-2 CS 1-2	B SI 89 B SI 90 X SI 91 2-0 3 BB 1B		C SI 92 S CU 73 X SL 81 0-2 G6-3			C SL 81 X SI 91 0-1 2 CS 1B	S SI 94 X SL 83 0-1 1-2 2-H 1B		4	0	3	1	0	0	0
2 Leonys Martin, L (1, 8) OBP: 0.325, SLG: 0.375		B SI 89 F SI 92 1 SAFE F SI 92 F SL 84 X SI 93 1-2 P5		B SI 92 L CH 83 S SI 92 S CU 74 1-3 K			1 SAFE T SI 90 X CH 82 0-1 1-2 HR	C SI 91 C SL 88 D CU 75 B SI 92 F CU 74 X SI 92 2-2 F7		4	1	1	1	0	1	3
60 Chris Gimenez, R (1, 2) OBP: 0.433, SLG: 0.552		C SI 92 B SL 83 F SL 83 B SI 92 1 SAFE C FF 92 2-3 K			C CU 71 B SI 90 C SI 91 F CU 74 X CU 74 1-2 G5-3		C SI 91 X SL 82 0-1 G6-3		X FF 90 0-0 19 L9 2B	4	0	1	0	0	1	1
3 Luis Sardinas, S (1, 4) OBP: 0.297, SLG: 0.265		C SI 93 B SI 93 B SI 93 B SI 93 T SI 92 F SI 91 B SI 91 4-2 1-2 BB			X CH 83 0-0 G6-3		C SI 91 B CU 73 B SI 92 C SI 92 F CU 73 F SI 91 B CU 74 B SI 92 4-2 BB		C FF 92 B FF 92 C FF 92 L FF 92 1-3 K	2	0	0	0	2	1	1
11 Yu Darvish, R (1, 1) 17 Shin-Soo Choo, L (9, PH) OBP: 0.414, SLG: 0.456 22 Nick Martinez, L (9, PR) 28 Joakim Soria, R (9, 1)		B SI 92 B SI 91 C SI 92 T SI 92 X SI 92 2-2 G6-3			C SI 91 X SL 82 0-1 F7		C SI 93 B SI 92 F SL 82 B SI 93 C SI 91 2-3 K		B SI 92 B FF 92 B FF 92 C SI 94 S FF 92 B FF 93 4-2 BB	3 0 0 0	0 0 0 0	0 0 0 0	0 1 0 0	1 0 0 0	0 0 0 0	3 0 0 0
Inning Stats	R: 0 E: 1 K: 1 S: 10 H: 2 LOB: 1 BB: 0 P: 17	R: 0 E: 0 K: 1 S: 14 H: 1 LOB: 2 BB: 1 P: 25	R: 0 E: 0 K: 0 S: 5 H: 1 LOB: 0 BB: 0 P: 7	R: 0 E: 0 K: 1 S: 11 H: 0 LOB: 0 BB: 0 P: 14	R: 0 E: 0 K: 0 S: 7 H: 0 LOB: 0 BB: 0 P: 8	R: 0 E: 0 K: 0 S: 7 H: 1 LOB: 1 BB: 0 P: 14	R: 1 E: 0 K: 1 S: 13 H: 2 LOB: 1 BB: 1 P: 19	R: 1 E: 0 K: 1 S: 17 H: 2 LOB: 2 BB: 1 P: 25	R: 0 E: 0 K: 1 S: 15 H: 1 LOB: 2 BB: 1 P: 26	1B: 8 2B: 1 3B: 0 HR: 1 SF: 0 SAC: 1 DP: 1 HBP: 0						

PITCHER		IP	WLS	BF	H	R	ER	SO	BB	IBB	HBP	BLK	WP	HR	S	P	ERA	WHIP
57 Tanner Roark, R ERA: 3.25	(1, 1)	7.0	L	27	7	1	1	4	2	0	0	0	0	1	67	104	1.29	1.286
22 Drew Storen, R ERA: 1.37	(8, 1)	0.2		5	2	1	1	1	0	1	0	0	0	0	13	19	13.50	3.000
13 Jerry Blevins, L ERA: 4.15	(8, 1)	0.1		1	0	0	0	0	0	0	0	0	0	0	4	6	0.00	0.000
29 Rafael Soriano, R ERA: 0.82	(9, 1)	1.0		5	1	0	0	1	1	0	0	0	0	0	15	26	0.00	2.000

PITCHER		IP	WLS	BF	H	R	ER	SO	BB	IBB	HBP	BLK	WP	HR	S	P	ERA	WHIP

AB	33
R	2
H	10
RBI	2
BB	4
SO	6
LOB	17

WP: 0 PA: 39
PB: 0
SB: 1
CS: 2

BOTTOM

Texas Rangers @ Washington Nationals

Nationals Park, Washington, DC

Sun Jun 01 2014, 1:37 PM - 4:41 PM EDT

Att. 32,813 - Sunny - 75 F

livebaseballscorecards.com

Batter	1	2	3	4	5	6	7	8	9	AB	R	H	RBI	BB	SO	LOB
2 Denard Span, L (1, 8) OBP: 0.318, SLG: 0.380	B FF 91 X FF 91 1-0 6 G3 2B		F SI 90 C SI 93 B SI 93 X ST 80 1-2 28 S 1B		X SI 91 0-0 ③ F7		C FC 87 D FC 89 1 SAFE X FF 92 1-1 ③ P5			4	0	2	0	0	0	1
6 Anthony Rendon, R (1, 5) OBP: 0.318, SLG: 0.433	X SI 92 0-0 ① G3 2-3		B SI 91 1 SAFE D FF 95 X FF 92 2-0 ② L8			X SI 90 0-0 ① L8		C FS 87 S FC 86 T ST 80 0-2 ① K		4	0	0	0	0	1	2
28 Jayson Werth, R (1, 9) OBP: 0.371, SLG: 0.405	C FF 94 F FF 96 B SI 96 X ST 83 1-2 ② P6		C FF 94 S FC 90 B FF 94 F FF 94 S FC 91 1-3 ③ K 1-2			B SI 91 S ST 78 X SI 92 1-1 25 1B 1B		F FC 86 X FC 88 0-1 ② G6-3		4	0	1	0	0	1	2
25 Adam LaRoche, L (1, 3) OBP: 0.416, SLG: 0.518	D FF 94 B FF 94 C FF 94 F FF 95 B ST 84 B ST 81 4-2 BB			C SI 89 F FC 88 C CS 59 0-3 ① K		X SI 92 0-0 1-3 1B		B SI 89 B FC 86 X FF 89 2-0 ③ F8		3	0	1	0	1	1	0
40 Wilson Ramos, R (1, 2) OBP: 0.299, SLG: 0.333	F FF 95 C FF 96 B ST 81 C ST 82 1-3 ③ K			B FF 95 S FF 92 B FF 95 X FF 93 2-1 1B		F FC 89 B FF 93 F SI 92 S FC 90 1-3 ② K			X FC 88 0-0 ① G6-3	4	0	1	0	0	2	4
20 Ian Desmond, R (1, 6) OBP: 0.292, SLG: 0.406		C FF 94 S FF 93 C FF 94 0-3 ① K		C SI 91 S FC 90 B FF 96 F ST 81 S ST 81 1-3 ② K		B FF 94 T FF 92 F FF 93 F FC 90 X ST 82 1-2 ③ F9			C FF 89 F FF 91 B CU 68 B SL 76 S SL 75 2-3 ② K	4	0	0	0	0	3	3
15 Nate McLouth, L (1, 7) OBP: 0.305, SLG: 0.250		C FF 93 B FF 94 B FF 93 B FF 90 F FF 91 C ST 77 3-3 ② K		X SI 91 0-0 ③ F8			B FS 88 C FS 88 X SI 89 1-1 ① P5		C FF 91 F FC 90 B CU 69 S CH 84 1-3 ③ K	4	0	0	0	0	2	1
8 Danny Espinosa, S (1, 4) OBP: 0.264, SLG: 0.368		B FF 94 C FF 92 S FF 94 S ST 82 1-3 ③ K			F SI 89 S FS 86 B KC 76 S ST 80 1-3 ① K		B FS 84 C SI 90 X FC 86 1-1 ② P5			3	0	0	0	0	2	0
57 Tanner Roark, R (1, 1) OBP: 0.176, SLG: 0.176 33 Greg Dobbs, L (7, PH) OBP: 0.219, SLG: 0.233 22 Drew Storen, S (8, 1) 13 Jerry Blevins, L (8, 1) 29 Rafael Soriano, R (9, 1)			C FF 90 C FF 91 S SI 94 0-3 ① K		B FF 91 C FF 90 S FF 92 S ST 79 1-3 ② K		B ST 75 B ST 77 B SI 91 D FF 90 4-0 BB			2 0 0 0 0	0 0 0 0 0	0 0 0 0 0	0 1 0 0 0	0 0 0 0 0	2 0 0 0 0	0 0 0 0 0

Inning Stats	1	2	3	4	5	6	7	8	9
	R: 0 E: 0 K: 1 S: 10	R: 0 E: 0 K: 3 S: 9	R: 0 E: 0 K: 2 S: 11	R: 0 E: 0 K: 2 S: 10	R: 0 E: 0 K: 2 S: 7	R: 0 E: 0 K: 1 S: 11	R: 0 E: 0 K: 0 S: 6	R: 0 E: 0 K: 1 S: 6	R: 0 E: 0 K: 2 S: 7
	H: 1 LOB: 2 BB: 1 P: 17	H: 0 LOB: 0 BB: 0 P: 13	H: 1 LOB: 1 BB: 0 P: 15	H: 1 LOB: 1 BB: 0 P: 13	H: 0 LOB: 0 BB: 0 P: 9	H: 2 LOB: 2 BB: 0 P: 14	H: 0 LOB: 1 BB: 1 P: 13	H: 0 LOB: 0 BB: 0 P: 8	H: 0 LOB: 0 BB: 0 P: 10

1B: 4	SF: 0
2B: 1	SAC: 0
3B: 0	DP: 0
HR: 0	HBP: 0
WP: 0	PA: 34
PB: 0	
SB: 1	
CS: 0	

AB	32
R	0
H	5
RBI	0
BB	2
SO	14
LOB	13

PITCHER		IP	WLS	BF	H	R	ER	SO	BB	IBB	HBP	BLK	WP	HR	S	P	ERA	WHIP
11 Yu Darvish, R ERA: 2.08	(1, 1)	8.0	W	31	5	0	0	12	2	0	0	0	0	0	70	102	0.00	0.875
28 Joakim Soria, R ERA: 2.25	(9, 1)	1.0	S	3	0	0	0	2	0	0	0	0	0	0	7	10	0.00	0.000

PITCHER	IP	WLS	BF	H	R	ER	SO	BB	IBB	HBP	BLK	WP	HR	S	P	ERA	WHIP

Batter	1	2	3	4	5	6	7	8	9	AB	R	H	RBI	BB	SO	LOB
21 Nick Markakis, L (1, 9) OBP: 0.358, SLG: 0.397	B FF 91 B FF 92 F FF 91 X FF 91 2-1 G3-1		C FF 92 B FF 92 X FF 92 1-1 1B		B FF 91 C FF 91 X FF 91 1-1 G4-3		B FF 90 B FF 88 X FF 89 2-0 10 1B 1-2 1B	B FF 92 B SL 88 X SL 88 2-0 13 1B 23 HR 2-3 3-H 1B	B FF 90 C FF 92 X SI 92 1-1 G4-6-3 1-2f	6	1	3	1	0	0	2
13 Manny Machado, R (1, 5) OBP: 0.281, SLG: 0.322	B FF 92 C FF 91 X FF 91 1-1 L4		F FF 91 B FF 91 X FF 91 1-1 F8		C FF 92 B CU 78 T CH 84 X FF 92 1-2 L8		L FF 92 L FF 93 B CH 86 B SL 84 C FF 93 2-3 K	B SL 88 X FF 92 1-0 23 HR 1-2 3-H 1B		5	1	1	1	0	1	3
23 Nelson Cruz, R (1, 7) OBP: 0.384, SLG: 0.678 9 David Lough, L (8, 7) OBP: 0.242, SLG: 0.253	F FF 93 F FF 92 B SL 79 B FF 92 B SL 83 B SL 84 4-2 10 1B BB		1 SAFE X CU 76 0-0 L8		B FF 93 X SI 93 1-0 G4-3		B SL 85 B CH 86 F SL 83 B SL 82 C SL 84 X FF 93 3-2 P4	X FC 89 0-0 1-H 2-H HR		4 0	1 0	1 0	3 0	1 0	0 0	3 0
10 Adam Jones, R (1, 8) OBP: 0.309, SLG: 0.447	D CU 75 C FF 92 B FF 91 D CH 83 X FF 92 3-1 1-2 1B			C CH 81 B FF 91 B FF 91 F FF 92 X FF 92 2-2 HR		X FF 91 0-0 2 F9 19 1B 27 1B 1B	X SL 85 0-0 1-2 2-3 1B	S FC 89 F FF 93 B FF 93 C FF 94 1-3 K		5	2	4	1	0	1	0
19 Chris Davis, L (1, 3) OBP: 0.350, SLG: 0.414	C FF 91 F CU 78 B SL 82 X FF 91 1-2 G4-3			F CU 76 F FF 92 B SL 83 S SL 83 1-3 K		B FF 90 F CU 76 F FF 90 F FF 90 D SL 82 X FF 91 2-2 27 1B 1-2 1B	S FF 93 B FF 93 X FF 93 1-1 F9	B FC 90 B FF 93 S FC 90 B FC 91 F FF 92 B FF 94 4-2 BB		4	0	1	0	1	1	5
2 J.J. Hardy, R (1, 6) OBP: 0.327, SLG: 0.368		B FF 89 B FF 89 B FF 90 C FF 88 X FF 91 3-1 P4		C FF 91 X FF 91 0-1 6 2B 1B		B FF 91 C FF 92 D CU 77 C FF 91 X FF 91 2-2 F9 2-3		P6 G3		5	0	1	0	0	0	3
27 Delmon Young, R (1, 10) OBP: 0.314, SLG: 0.366		C CU 74 B SL 86 B FF 92 X FF 92 2-1 L9		S CH 82 B CH 82 F FF 91 B FF 91 D SL 84 X FF 91 3-2 L9		X FF 90 0-0 6 G6-4-3 1-2 3-H 1B		B SL 78 X SI 91 1-0 6 HBP 36 2B 1B	S FF 90 F FF 91 B SL 85 B CH 86 F FF 92 X SL 86 2-2 F9	5	1	2	1	0	0	1
6 Jonathan Schoop, R (1, 4) OBP: 0.271, SLG: 0.366		C FF 92 B FF 91 B FF 92 B FF 91 F FF 91 X FF 92 3-2 G4-3		B CH 82 B FF 91 X FF 91 2-0 1-3 2B		B FF 90 B CH 83 X FF 91 2-0 G6-4-3 1-2f		1 SAFE B FF 91 H SI 90 2-0 36 2B 21 1B 1-2 HBP	C FF 91 B SI 88 F FF 92 B FF 90 X SL 86 2-2 36 HBP 1B	4	1	2	0	0	0	2
36 Caleb Joseph, R (1, 2) OBP: 0.237, SLG: 0.152			C FF 89 B FF 90 C CU 76 B FF 90 S SL 83 2-3 K	B CU 74 B FF 92 X FF 92 2-0 F9			X FF 88 0-0 10 1B 21 1B 1B	C FF 92 F FF 93 X FF 94 0-2 21 1B 13 1B 1-3 2-H 2B	S FF 91 H FF 91 1-1 21 G4-6-3 1-2 HBP	4	1	2	1	0	1	2
Inning Stats	R: 0 E: 0 K: 0 S: 11 H: 1 LOB: 2 BB: 1 P: 22	R: 0 E: 0 K: 0 S: 7 H: 0 LOB: 0 BB: 0 P: 15	R: 0 E: 0 K: 1 S: 8 H: 1 LOB: 1 BB: 0 P: 12	R: 1 E: 0 K: 1 S: 13 H: 3 LOB: 2 BB: 0 P: 23	R: 0 E: 0 K: 0 S: 6 H: 0 LOB: 0 BB: 0 P: 9	R: 1 E: 0 K: 0 S: 10 H: 3 LOB: 1 BB: 0 P: 16	R: 0 E: 0 K: 1 S: 11 H: 3 LOB: 3 BB: 0 P: 19	R: 6 E: 0 K: 1 S: 18 H: 5 LOB: 1 BB: 1 P: 32	R: 0 E: 0 K: 0 S: 10 H: 1 LOB: 1 BB: 0 P: 16	1B: 13 2B: 2 3B: 0 HR: 2	SF: 0 SAC: 0 DP: 2 HBP: 2					

PITCHER		IP	WLS	BF	H	R	ER	SO	BB	IBB	HBP	BLK	WP	HR	S	P	ERA	WHIP
47 Joe Saunders, L ERA: 3.68	(1, 1)	6.0		28	10	2	2	2	1	0	0	0	0	1	57	101	3.00	1.833
44 Jason Frasor, R ERA: 1.89	(7, 1)	1.0		4	1	0	0	1	0	0	0	0	0	0	9	15	0.00	1.000
41 Alexi Ogando, R ERA: 6.84	(8, 1)	0.1	L	4	2	3	3	0	0	0	1	0	0	0	6	11	81.00	6.000
56 Neal Cotts, L ERA: 4.43	(8, 1)	0.0		2	2	0	0	0	0	0	0	0	0	0	2	5	∞	∞
37 Shawn Tolleson, R ERA: 3.14	(8, 1)	0.2		4	1	3	3	1	1	0	0	0	0	1	10	16	40.50	3.000

PITCHER		IP	WLS	BF	H	R	ER	SO	BB	IBB	HBP	BLK	WP	HR	S	P	ERA	WHIP
46 Robbie Ross Jr., L ERA: 4.85	(9, 1)	1.0		4	1	0	0	0	0	0	1	0	0	0	10	16	0.00	1.000

TOP

Baltimore Orioles @ Texas Rangers

Globe Life Park in Arlington, Arlington, TX

Tue Jun 03 2014, 8:09 PM - 11:23 PM EDT

Att. 31,542 - Clear - 88 F

livebaseballscorecards.com

AB	42
R	8
H	17
RBI	8
BB	2
SO	4
LOB	21

PA:	46		
WP:	0		
PB:	0		
SB:	0		
CS:	0		

Batter	1	2	3	4	5	6	7	8	9	AB	R	H	RBI	BB	SO	LOB
17 Shin-Soo Choo, L (1, 10) OBP: 0.414, SLG: 0.448 16 Donnie Murphy, R (9, PR) OBP: 0.316, SLG: 0.345	C FF 87 B FF 87 B SL 82 B FS 80 T FF 88 B FF 92 4-2 1 G4-6-3 BB		B SI 87 X SL 80 1-0 ① G3-1 1-2		D FS 84 S SL 82 B SI 90 D FS 82 C SL 84 S SI 89 3-3 ② K		C SL 86 X SL 84 0-1 ② G6-3		C SL 84 B FC 90 F SL 85 B FF 91 F FF 91 B SL 83 B SL 84 4-2 1 DI BB	3 0	0 0	0 0	0 0	2 0	1 0	2 0
1 Elvis Andrus, R (1, 6) OBP: 0.307, SLG: 0.341	X FF 89 0-0 ① ② G4-6-3 1-2f		C SL 80 B FS 82 C SL 82 F FF 91 B FS 82 X SL 83 2-2 ② G6-3		B FF 90 F SL 82 B SI 91 B FF 90 C SL 84 F SL 83 F FF 92 S FS 84 3-3 ③ K		C FF 92 B CH 84 X SL 86 1-1 ③ L7		C SL 82 B FF 91 C FF 91 F SL 84 F FC 90 X SL 84 1-2 ③ L6 1-2	5	0	0	0	0	1	4
18 Mitch Moreland, L (1, 3) OBP: 0.297, SLG: 0.366	B SI 89 X SI 89 1-0 ③ F7		B SI 82 F SL 81 S FF 90 B FF 90 C SI 92 2-3 ③ K			C CU 74 F FF 88 F FF 90 F FS 80 B FS 80 X SL 81 1-2 ① L8		C FF 90 B FF 91 S SL 82 F FF 91 X SL 84 1-2 ① G1-3		4	0	0	0	0	1	1
29 Adrian Beltré, R (1, 5) OBP: 0.362, SLG: 0.467		C SI 89 F SI 88 F SL 82 X SL 84 0-2 ① G4-3		B CU 71 X SL 80 1-0 HR		C SL 83 X FF 91 0-1 BB 1B		C SI 87 S FF 88 X FF 88 0-2 1B		4	1	3	1	0	0	0
Alex Rios, R (1, 9) OBP: 0.350, SLG: 0.467		C FF 90 B FF 91 B SL 82 X SL 82 2-1 ② L9		C SL 81 X FF 89 0-1 ① L6		B FF 90 B SI 90 F SI 89 S FF 91 B FF 92 F SL 82 1 SAFE B SL 82 4-2 1-2 BB		B SL 81 X SI 88 1-0 ② F9		3	0	0	0	1	0	1
15 Michael Choice, R (1, 7) OBP: 0.286, SLG: 0.301		C SI 89 F SI 90 B FF 90 B SI 91 B FS 84 B SI 91 4-2 2 BB BB		C FF 88 F SI 89 B FF 87 F FS 82 C SI 91 1-3 ② FC		T SL 81 C FF 91 X SI 90 0-2 ② FC6		C SI 88 B FF 88 S SL 80 S SL 80 1-3 ③ FC		3	0	0	0	1	0	3
2 Leonys Martin, L (1, 8) OBP: 0.328, SLG: 0.385		C SL 83 1 SAFE S SI 89 F FF 92 D SL 83 1 SAFE B SL 84 B SL 82 B FS 82 4-2 1-2 BB		C FS 80 C SI 89 B FF 90 B SL 84 X FF 90 2-2 ③ G1-3		X SL 83 0-0 ③ G4-3		C FF 88 X SL 84 0-1 61 SF8 3B		3	1	1	0	1	0	2
61 Robinson Chirinos, R (1, 2) OBP: 0.282, SLG: 0.370		S SL 83 B SI 90 F SL 83 S FF 92 1-3 ③ K			B SI 88 C SI 88 B FS 81 F SI 89 X SL 79 2-2 12 SH5-3 2B		C FF 90 B FF 91 B CH 84 B FF 91 X FF 91 3-1 HR		X FC 90 0-0 ① SF8 3-H	3	1	2	2	0	1	2
12 Rougned Odor, L (1, 4) OBP: 0.290, SLG: 0.450			X SI 86 0-0 17 G3-1 1B		B SI 89 X SI 88 1-0 ① SH5-3 2-3		F SL 85 B FF 90 F FF 91 F CU 79 C CU 77 1-3 ① K		C FF 88 F FF 90 B FF 91 X FF 90 1-2 ② P6	3	0	1	0	0	1	0
Inning Stats	R: 0 E: 0 K: 0 S: 4 H: 0 LOB: 0 BB: 1 P: 9	R: 0 E: 0 K: 1 S: 14 H: 0 LOB: 2 BB: 2 P: 25	R: 0 E: 0 K: 1 S: 9 H: 1 LOB: 1 BB: 0 P: 14	R: 1 E: 0 K: 0 S: 10 H: 1 LOB: 0 BB: 0 P: 14	R: 0 E: 0 K: 2 S: 12 H: 1 LOB: 1 BB: 0 P: 21	R: 0 E: 0 K: 0 S: 14 H: 1 LOB: 2 BB: 1 P: 19	R: 1 E: 0 K: 1 S: 10 H: 1 LOB: 0 BB: 0 P: 15	R: 0 E: 0 K: 0 S: 11 H: 1 LOB: 1 BB: 0 P: 14	R: 1 E: 0 K: 0 S: 14 H: 1 LOB: 2 BB: 1 P: 20	1B: 3 2B: 1 3B: 1 HR: 2	SF: 1 SAC: 1 DP: 1 HBP: 0			WP: 0 PB: 0 SB: 0 CS: 0	PA: 38	

PITCHER	IP	WLS	BF	H	R	ER	SO	BB	IBB	HBP	BLK	WP	HR	S	P	ERA	WHIP
31 Ubaldo Jiménez, R (1, 1) ERA: 4.39	5.2		24	4	1	1	5	4	0	0	0	0	1	62	101	1.59	1.412
17 Brian Matusz, L (6, 1) ERA: 3.43	1.2	W	6	1	1	1	1	0	0	0	0	0	1	15	21	5.40	0.600
56 Darren O'Day, R (8, 1) ERA: 0.79	0.2		3	1	0	0	1	0	0	0	0	0	0	7	9	0.00	1.500
63 Preston Guilmet, R (9, 1) ERA: 5.0	1.0		5	1	1	1	0	1	0	0	0	0	0	14	20	9.00	2.000

PITCHER	IP	WLS	BF	H	R	ER	SO	BB	IBB	HBP	BLK	WP	HR	S	P	ERA	WHIP

BOTTOM

Baltimore Orioles @ Texas Rangers

Globe Life Park in Arlington, Arlington, TX

Tue Jun 03 2014, 8:09 PM - 11:23 PM EDT

Att. 31,542 - Clear - 88 F

livebaseballscorecards.com

AB	31
R	3
H	7
RBI	3
BB	5
SO	5
LOB	15

Baltimore Orioles @ Texas Rangers

Globe Life Park in Arlington, Arlington, TX

Wed Jun 04 2014, 8:10 PM - 11:43 PM EDT

Att. 27,934 - Clear - 91 F

TOP

livebaseballscorecards.com

Batter	1	2	3	4	5	6	7	8	9	AB	R	H	RBI	BB	SO	LOB
21 Nick Markakis, L (1, 9) OBP: 0.366, SLG: 0.413	B FF 90 X FF 91 1-0 ① P5		X FF 90 0-0 HR	B CU 75 B FF 91 B SI 90 C FF 90 B FF 90 4-1 BB		B FF 98 C FF 96 X FF 97 1-1 ② 23 1B 13 1B 1-H 2-3 1B		B FF 91 B SI 90 B FF 92 B FF 90 4-0 23 1B BB		3	1	2	2	2	0	0
13 Manny Machado, R (1, 5) OBP: 0.286, SLG: 0.333	B FF 92 B FF 90 B FF 91 C FF 92 C FF 91 F FF 91 X FF 92 3-2 ② G5-3		F FF 91 B FF 90 X FF 91 1-1 10 1B 2B	B SL 85 X CH 83 1-0 ③ F8		B SL 82 F FF 97 B FF 97 X FF 97 2-1 23 1B 1-2 1B		C FF 91 B SL 88 1 SAFE F SL 85 S SL 83 1-3 ② K		5	1	2	0	0	1	2
23 Nelson Cruz, R (1, 10) OBP: 0.388, SLG: 0.676	C FF 91 S FF 90 X FF 90 0-2 E6 10 1B		X CH 82 0-0 E6 19 BB 10 1B 2 SF9		B CU 74 S CH 81 B FF 91 X FF 91 2-1 10 F9 1B	B CH 81 F FF 89 F FF 93 B CH 81 X FF 94 2-2 10 FC6-4 1-2 2-3 1B		X SL 87 0-0 10 FC6-4 1-2 1B		5	2	3	0	0	0	1
10 Adam Jones, R (1, 8) OBP: 0.311, SLG: 0.446	B CU 75 D SL 85 X FF 90 2-0 2-H 1B		S SL 84 2 SAFE B FF 90 F SL 84 B FF 91 X FF 92 2-2 2 SF9 19 BB 1-2 2-H 1B		B SI 90 S SL 85 S SL 84 B FF 92 B CH 85 X SL 86 3-2 ① ② F9 1-2	C FF 90 B FC 89 X FC 88 1-1 ③ FC6-4 1-2f		S SL 88 B FF 91 F SL 87 F SL 87 B SL 85 X FF 91 2-2 ③ FC6-4 1-2f		5	0	2	2	0	0	6
19 Chris Davis, L (1, 3) OBP: 0.356, SLG: 0.432	B FF 92 B FF 91 1 SAFE C FF 91 F FF 90 S FF 92 2-3 ③ K		B FF 92 B FF 91 S SI 89 B FF 92 B FF 90 4-1 6 G6-4-3 1-2 2-3 BB		F CU 75 B CH 83 X FF 91 1-1 HR		B FF 92 C FF 93 B FF 92 F FF 94 C FF 94 2-3 ① K		C FF 91 B CH 86 B FF 91 F FF 93 B CH 86 F FF 92 B FF 92 4-2 2 FC6-4 BB	3	1	1	1	2	2	1
2 J.J. Hardy, R (1, 6) OBP: 0.318, SLG: 0.360		C FF 89 X FF 90 0-1 ① G6-3	B CU 74 X FF 90 1-0 ① SF9 2-3 3-H		C CU 75 X SL 85 0-1 ③ G5-3		B FF 92 X FF 90 1-0 ② F8		C FF 92 C FF 92 1 SAFE X SL 84 0-2 ① FC6-4 9 BB 1-2f	4	0	0	1	0	0	1
6 Jonathan Schoop, R (1, 4) OBP: 0.274, SLG: 0.364		B FF 90 X FF 90 1-0 ② P6	D SL 84 B SI 90 X FF 91 2-0 ② ③ G6-4-3 1-2f			C FF 91 B SL 84 F SL 84 X SL 84 1-2 36 FC1-5 9 BB 1B	C FF 93 B FF 93 B CH 82 B FC 88 C FF 94 B FF 94 4-2 BB		B SL 82 X FF 93 1-0 ② F8	4	0	1	0	1	0	3
9 David Lough, L (1, 7) OBP: 0.260, SLG: 0.255		B FF 90 X FF 90 1-0 1B	S CU 74 B CH 83 X FF 91 1-1 ① F8			1 SAFE F CH 83 1 SAFE B FF 90 1 SAFE B SI 90 F CH 82 F FF 92 B CH 83 4-2 1 SAFE B FF 90 21 CS 36 FC1-5 1-2 BB	F SL 87 B FF 91 T FF 91 B SL 86 1 SAFE B FF 91 F FF 91 S FF 92 3-3 ③ K		B FF 93 B CH 86 C FF 92 B FF 93 B FF 92 4-1 1-2 BB	3	0	1	0	2	1	1
36 Caleb Joseph, R (1, 2) OBP: 0.233, SLG: 0.158		1 SAFE F FF 90 C FF 90 B FF 90 B SL 83 1 SAFE X SL 84 2-2 ③ F7	C FF 90 B CU 75 B CU 74 X FF 91 2-1 ② 1B			L FF 90 X FF 91 0-1 ① FC1-5 21 CS 21 1B 1-2 2-3f		X FF 92 0-0 ① L8	S SL 83 C FF 93 B FF 93 B FF 92 X FF 93 2-2 ③ G6-3	5	1	1	0	0	0	5
Inning Stats	R: 1 H: 1 E: 1 LOB: 1 K: 1 BB: 0 S: 12 P: 20	R: 0 H: 1 E: 0 LOB: 1 K: 0 BB: 0 S: 7 P: 11	R: 3 H: 3 E: 1 LOB: 1 K: 0 BB: 1 S: 10 P: 20	R: 0 H: 1 E: 0 LOB: 1 K: 0 BB: 1 S: 6 P: 14	R: 1 H: 2 E: 0 LOB: 0 K: 0 BB: 0 S: 9 P: 15	R: 1 H: 4 E: 0 LOB: 3 K: 0 BB: 1 S: 17 P: 28	R: 0 H: 0 E: 0 LOB: 1 K: 2 BB: 1 S: 10 P: 20	R: 0 H: 1 E: 0 LOB: 2 K: 1 BB: 1 S: 9 P: 16	R: 0 H: 0 E: 0 LOB: 2 K: 0 BB: 2 S: 11 P: 22	1B: 10 SF: 1 2B: 1 SAC: 0 3B: 0 DP: 1 HR: 2 HBP: 0						

	AB	37
	R	6
	H	13
	RBI	6
	BB	7
	SO	4
	LOB	20

WP: 0 PA: 45
PB: 0
SB: 0
CS: 2

PITCHER		IP	WLS	BF	H	R	ER	SO	BB	IBB	HBP	BLK	WP	HR	S	P	ERA	WHIP
22 Nick Martinez, R ERA: 3.22	(1, 1)	5.1	L	27	9	6	4	1	3	0	0	0	0	2	52	93	6.75	2.250
49 Aaron Poreda, L ERA: 3.29	(6, 1)	0.1		2	2	0	0	0	0	0	0	0	0	0	4	7	0.00	6.000
37 Shawn Tolleson, R ERA: 3.03	(6, 1)	1.0		5	1	0	0	1	1	0	0	0	0	0	11	21	0.00	2.000
56 Neal Cotts, L ERA: 4.18	(7, 1)	1.1		6	1	0	0	2	1	0	0	0	0	0	13	23	0.00	1.500
44 Jason Frasor, R ERA: 1.8	(9, 1)	1.0		5	0	0	0	0	2	0	0	0	0	0	11	22	0.00	2.000

PITCHER	IP	WLS	BF	H	R	ER	SO	BB	IBB	HBP	BLK	WP	HR	S	P	ERA	WHIP

BOTTOM

Baltimore Orioles @ Texas Rangers

Globe Life Park in Arlington, Arlington, TX

Wed Jun 04 2014, 8:10 PM - 11:43 PM EDT

Att. 27,934 - Clear - 91 F

livebaseballscorecards.com

Batter	1	2	3	4	5	6	7	8	9	AB	R	H	RBI	BB	SO	LOB
17 Shin-Soo Choo, L (1, 7) OBP: 0.414, SLG: 0.441	HBP		BB		F7		G5-3		G6-4-3	3	0	0	0	1	0	1
3 Luis Sardinas, S (1, 6) (7, 4) OBP: 0.333, SLG: 0.308	G3-6-3		F7		1B		1B		1B	5	1	3	0	0	0	2
18 Mitch Moreland, L (1, 3) OBP: 0.302, SLG: 0.365 15 Michael Choice, R (9, PH) OBP: 0.284, SLG: 0.298	BB		K		1B		K		FC	3 1	2 0	1 0	0 0	1 0	2 0	2 1
29 Adrián Beltré, R (1, 10) OBP: 0.365, SLG: 0.503	HR		P4		HR		F8			4	2	2	5	0	0	2
Alex Rios, R (1, 9) OBP: 0.352, SLG: 0.472	K			2B	F9			1B		4	0	2	0	0	1	0
16 Donnie Murphy, R (1, 5) OBP: 0.304, SLG: 0.330		P2	K		K	K		FC2-6		4	0	0	0	0	2	2
2 Leonys Martin, L (1, 8) OBP: 0.327, SLG: 0.382		G3-1	G4-3		E5			K		4	0	1	0	0	1	2
61 Robinson Chirinos, R (1, 2) OBP: 0.281, SLG: 0.366		1B	K		F8			FC5-4		4	0	1	0	0	1	3
12 Rougned Odor, L (1, 4) OBP: 0.281, SLG: 0.435 1 Elvis Andrus, R (6, PH) (7, 6) OBP: 0.309, SLG: 0.342		P5			K	G6-3			G6-4-3	2 2	0 0	0 1	0 0	0 0	1 0	1 1
Inning Stats	R: 2 E: 0 K: 1 S: 16 H: 1 LOB: 0 BB: 1 P: 28	R: 0 E: 0 K: 0 S: 4 H: 1 LOB: 1 BB: 0 P: 8	R: 0 E: 0 K: 1 S: 12 H: 0 LOB: 1 BB: 1 P: 21	R: 0 E: 0 K: 2 S: 8 H: 1 LOB: 1 BB: 0 P: 12	R: 3 E: 0 K: 1 S: 23 H: 3 LOB: 0 BB: 0 P: 30	R: 0 E: 1 K: 1 S: 7 H: 1 LOB: 1 BB: 0 P: 9	R: 0 E: 0 K: 1 S: 12 H: 1 LOB: 1 BB: 0 P: 13	R: 0 E: 0 K: 1 S: 11 H: 1 LOB: 1 BB: 0 P: 15	R: 0 E: 0 K: 0 S: 7 H: 2 LOB: 1 BB: 0 P: 8	1B: 8 2B: 1 3B: 0 HR: 2	SF: 0 SAC: 0 DP: 2 HBP: 1	WP: 0 PB: 0 SB: 0 CS: 0	PA: 39			

	AB	36
	R	5
	H	11
	RBI	5
	BB	2
	SO	8
	LOB	17

PITCHER		IP	WLS	BF	H	R	ER	SO	BB	IBB	HBP	BLK	WP	HR	S	P	ERA	WHIP
25 Bud Norris, R ERA: 4.41	(1, 1)	5.0	W	23	6	5	5	5	2	0	1	0	0	2	63	99	9.00	1.600
66 T.J. McFarland, L ERA: 4.97	(6, 1)	1.2	H	7	2	0	0	2	0	0	0	0	0	0	17	19	0.00	1.200
56 Darren O'Day, R ERA: 0.75	(7, 1)	1.1	H	5	1	0	0	1	0	0	0	0	0	0	13	18	0.00	0.750
53 Zack Britton, L ERA: 0.88	(9, 1)	1.0	S	4	2	0	0	1	0	0	0	0	0	0	7	8	0.00	2.000

PITCHER	IP	WLS	BF	H	R	ER	SO	BB	IBB	HBP	BLK	WP	HR	S	P	ERA	WHIP

Batter	1	2	3	4	5	6	7	8	9	AB	R	H	RBI	BB	SO	LOB
21 Nick Markakis, L (1, 9) OBP: 0.363, SLG: 0.420	X FF 88 0-0 ① G4-3		B FF 88 B CH 84 C SI 88 F CH 83 F SL 84 X FF 89 2-2 3-H HR		C CH 83 B FF 90 C SI 86 B SL 83 B FF 86 F FF 90 F FF 89 1 SAFE 1 SAFE 3-2 ① X FF 89 F8		B SL 85 B FF 91 X FF 91 2-0 ① F8		B CH 85 B FF 90 C FF 89 F FF 89 X FF 93 2-2 ③ F7	5	1	1	2	0	0	1
13 Manny Machado, R (1, 5) OBP: 0.292, SLG: 0.333	B FF 88 C FF 87 S SL 82 B FF 91 C FF 88 2-3 ② K		B SL 82 F FF 90 B FF 90 F FF 90 B SL 84 F SL 83 F SL 83 B FF 91 4-2 10 FC6-4 BB		C FF 90 X FF 91 0-1 23 S 10 2B 1-3 1B		B CU 72 B FF 91 F FF 92 X FF 90 2-1 ② L6			3	1	1	0	1	1	0
23 Nelson Cruz, R (1, 10) OBP: 0.382, SLG: 0.664	F FF 89 S FF 87 B FF 90 S SL 84 1-3 ③ K		B FF 89 S SL 82 1 SAFE F FF 88 S SL 84 1-3 ② K		F FF 91 B FF 88 B FF 91 1 SAFE S SL 84 T SL 82 2-2 ② 1-2 K		B FF 91 B FF 91 B FF 90 C FF 91 F FF 92 X FF 92 3-2 ③ G6-3			4	0	0	0	0	3	3
10 Adam Jones, R (1, 8) OBP: 0.314, SLG: 0.463		C FF 88 B FF 87 B CH 82 X SL 81 2-1 ① G6-3	C SL 82 B CH 84 X SL 81 1-1 ③ FC6-4 1-2f		F CH 83 X SL 83 0-1 19 1B 2-H 3-H 2B			B FF 97 C FF 97 C FF 97 X FF 98 1-2 HR		4	2	2	3	0	0	1
19 Chris Davis, L (1, 3) OBP: 0.359, SLG: 0.434		C FF 88 B SI 87 B SI 88 X FF 89 2-1 ② P5		C CU 73 F FF 89 F FF 90 X FF 88 0-2 1B	C FF 89 X FF 90 0-1 2-H 1B			S FF 97 F FF 98 F FF 98 B FF 98 B FF 97 X FF 97 2-2 ① G4-3		4	0	2	1	0	0	0
2 J.J. Hardy, R (1, 6) OBP: 0.322, SLG: 0.365		C SL 83 B CH 84 F FF 89 B FF 88 X FF 90 2-2 2B		C SL 82 C FF 88 D SL 83 X SL 83 1-2 ① P4	F FF 88 F FF 89 F FF 90 X SL 80 0-2 ③ FC9			B SL 87 B FF 97 B FF 95 B FF 95 4-0 6 G5-4-3 BB		3	0	1	0	1	0	2
6 Jonathan Schoop, R (1, 4) OBP: 0.268, SLG: 0.356		B SL 82 C FF 89 X SL 82 1-1 ③ G5-3		X CH 83 0-0 ② P6		C FF 89 F FF 91 S SL 84 0-3 ① K		F FF 95 X FF 96 0-1 ② ③ G5-4-3 1-2f		4	0	0	0	0	1	3
9 David Lough, L (1, 7) OBP: 0.259, SLG: 0.265			C FF 86 B CH 82 F FF 88 X SL 83 1-2 36 FC9 21 HR 2B	B SI 88 C CH 84 B SI 89 C FF 89 X SL 82 2-2 P6		B SL 82 F FF 91 B FF 91 F FF 91 S SL 86 2-3 ② K			X FF 89 0-0 ① G5-3	4	1	1	0	0	1	1
36 Caleb Joseph, R (1, 2) OBP: 0.239, SLG: 0.150 28 Steve Pearce, R (9, PH) OBP: 0.333, SLG: 0.513			C FF 89 C SL 80 X FF 88 0-2 ① FC9 2-3		B SL 80 F FF 88 B FF 90 S SL 81 B FF 90 F FF 90 B FF 90 4-2 13 1B 10 2B BB	X FF 90 0-0 ③ G5-3			C FF 89 B SL 79 B FF 90 S FF 88 S CU 68 2-3 ② K	2 1	1 0	0 0	0 0	1 0	0 1	1 0
Inning Stats	R: 0 E: 0 K: 2 S: 7 H: 0 LOB: 0 BB: 0 P: 10	R: 0 E: 0 K: 0 S: 9 H: 1 LOB: 1 BB: 0 P: 16	R: 2 E: 0 K: 1 S: 19 H: 2 LOB: 1 BB: 1 P: 28	R: 0 E: 0 K: 0 S: 11 H: 1 LOB: 1 BB: 0 P: 14	R: 3 E: 0 K: 1 S: 21 H: 3 LOB: 1 BB: 1 P: 30	R: 0 E: 0 K: 2 S: 7 H: 0 LOB: 0 BB: 0 P: 9	R: 0 E: 0 K: 0 S: 6 H: 0 LOB: 0 BB: 0 P: 13	R: 1 E: 0 K: 0 S: 9 H: 1 LOB: 0 BB: 1 P: 16	R: 0 E: 0 K: 1 S: 7 H: 0 LOB: 0 BB: 0 P: 11	1B: 3 2B: 3 3B: 0 HR: 2 SF: 0 SAC: 0 DP: 1 HBP: 0						

TOP

Baltimore Orioles @ Texas Rangers

Globe Life Park in Arlington, Arlington, TX

Thu Jun 05 2014, 8:07 PM - 11:18 PM EDT

Att. 34,254 - Partly Cloudy - 89 F

livebaseballscorecards.com

AB	34
R	6
H	8
RBI	6
BB	3
SO	7
LOB	12

PITCHER		IP	WLS	BF	H	R	ER	SO	BB	IBB	HBP	BLK	WP	HR	S	P	ERA	WHIP
48 Colby Lewis, R ERA: 5.77	(1, 1)	5.0		24	7	5	5	4	2	0	0	0	0	1	67	98	9.00	1.800
46 Robbie Ross Jr., L ERA: 4.68	(6, 1)	2.0	W	6	0	0	0	2	0	0	0	0	0	0	13	22	0.00	0.000
52 Tanner Scheppers, R ERA: 9.78	(8, 1)	1.0	H	4	1	1	1	0	1	0	0	0	0	1	9	16	9.00	2.000
28 Joakim Soria, R ERA: 2.14	(9, 1)	1.0	S	3	0	0	0	1	0	0	0	0	0	0	7	11	0.00	0.000

PITCHER		IP	WLS	BF	H	R	ER	SO	BB	IBB	HBP	BLK	WP	HR	S	P	ERA	WHIP

WP: 0	PA: 37
PB: 0	
SB: 1	
CS: 0	

Baltimore Orioles @ Texas Rangers

Globe Life Park in Arlington, Arlington, TX

Thu Jun 05 2014, 8:07 PM - 11:18 PM EDT

Att. 34,254 - Partly Cloudy - 89 F

BOTTOM

livebaseballscorecards.com

Batter	1	2	3	4	5	6	7	8	9	AB	R	H	RBI	BB	SO	LOB
17 Shin-Soo Choo, L (1, 7) OBP: 0.414, SLG: 0.434	B FC 88 C FC 88 B FF 87 C SL 84 B FF 89 B FF 89 4-2 1 2B 18 1B BB	B FF 90 B FF 88 B FF 89 C FF 90 B FF 88 4-1 18 FC3-6 1 1B 1-2 BB		C SI 91 F SL 85 B FF 93 T SI 91 1-2 ③ K			C FF 92 X SL 86 0-1 ① G4-3 2-3	X SI 90 0-0 ① G4-3 1-2 2-3		3	1	0	0	2	1	3
1 Elvis Andrus, R (1, 6) OBP: 0.311, SLG: 0.348	C FF 88 F FC 89 B FC 91 X FF 88 1-2 18 1B 1-3 2B	X CH 82 0-0 18 FC3-6 1-2 2-H 1B			B SI 90 C SL 83 B SL 84 C SI 91 X SI 92 2-2 ① G6-3		X SL 85 0-0 E6 18 FC1-6 3-H	B SI 90 F SI 90 X SI 90 1-1 ② L9		5	1	2	1	0	0	2
18 Mitch Moreland, L (1, 3) OBP: 0.305, SLG: 0.363	C FC 89 B KC 74 B KC 74 F FC 89 X FF 91 2-2 29 1B 2-H 3-H 1B	B SI 90 S FS 83 X SI 91 1-1 ① FC3-6 29 G5-4-3 1-2f 2-3			S FS 83 B FF 90 B SI 90 B FS 83 B SI 91 4-1 29 G4-6-3 BB		B SL 85 B FF 91 S SL 86 1 SAFE X SL 87 2-1 ② FC1-6 29 1B 1-2f 1B	S SL 85 B SI 90 S SI 89 B SL 84 X SL 84 2-2 ③ G6-3		4	1	1	2	1	0	5
29 Adrian Beltré, R (1, 5) OBP: 0.368, SLG: 0.503	B FF 89 B CH 81 F FF 90 X SL 85 2-1 60 G6-4-3 1-2 1B	B SI 92 S SI 92 B SI 93 X SI 92 2-1 ②③ G5-4-3 1-2f			C SI 92 B SI 92 X SI 92 1-1 ②③ G4-6-3 1-2f		C FF 90 F FF 89 F FF 90 X SL 84 0-2 1B 60 1B 1-2 1B			4	1	2	0	0	0	3
Alex Rios, R (1, 10) OBP: 0.355, SLG: 0.472	B KC 73 S SL 85 F FF 90 F KC 74 B FF 90 F CH 84 T FC 90 2-2 ① K		C SI 92 F SL 85 F FF 94 B SL 88 S SL 86 1-3 ① K			B SI 92 X SI 92 1-0 60 S 1B	X SL 84 0-0 60 1B 1-2 2-H 1B			4	0	2	1	0	2	2
60 Chris Gimenez, R (1, 2) OBP: 0.441, SLG: 0.545	C FC 89 F FF 88 F FF 91 X KC 74 0-2 ②③ G6-4-3 1-2f		F SI 92 C SI 92 F FF 94 F SI 93 B SL 86 B SL 86 X SI 92 2-2 2 FC3-6 1B			1 SAFE P PO 84 F SI 92 C SL 82 S SL 81 1-3 ① K 1-2	S FF 90 X SL 85 0-1 2 FC4-6 1-2 2-H 1B			4	0	2	1	0	1	3
2 Leonys Martin, L (1, 8) OBP: 0.325, SLG: 0.379		L FF 88 X CH 81 0-1 15 HR 1B	B SI 91 B SI 91 F FF 90 S FS 85 F SI 92 F FS 85 F FF 94 X SL 87 2-2 ② FC3-6 15 CS 15 S 1-2f			F SI 92 B SI 92 X SL 83 1-1 ② P6	X SL 84 0-0 ③ FC4-6 1-2f			4	1	1	0	0	0	4
15 Michael Choice, R (1, 9) OBP: 0.290, SLG: 0.336 19 Daniel Robertson, R (8, PR) (9, 9) OBP: 0.214, SLG: 0.154		C FF 90 C FF 88 B FF 92 1 SAFE B FF 92 F SL 85 B FF 89 F FF 91 X SL 86 3-2 1-H HR	C SI 90 1 SAFE B SI 91 B SL 84 2-1 ③ CS 1-3	C SL 85 X SI 91 0-1 FC6 12 G6-3		B SL 83 F SL 82 X SL 84 1-1 ③ FC3-1		B SI 91 F SL 84 X SI 90 1-1 17 G4-3 2B		4 0	1 0	2 0	2 0	0 0	0 0	1 0
12 Rougned Odor, L (1, 4) OBP: 0.309, SLG: 0.438		B FF 90 C FF 90 B KC 76 B FF 88 B FF 89 4-1 17 BB 1 1B BB		F SI 90 1 SAFE B SI 90 F SL 84 F SI 91 F FF 93 X FS 84 1-2 ①② G6-3 1-2f			C CU 78 F SL 85 B FF 92 X SL 83 1-2 17 E6 17 G4-3 1 E 1B	B SI 90 B SL 85 B SI 90 B SI 90 4-0 17 G4-3 BB		2	2	1	0	2	0	1
Inning Stats	R: 2 E: 0 K: 1 S: 19 H: 3 LOB: 1 BB: 1 P: 30	R: 3 E: 0 K: 0 S: 14 H: 3 LOB: 1 BB: 2 P: 28	R: 0 E: 0 K: 1 S: 16 H: 1 LOB: 0 BB: 0 P: 23	R: 0 E: 1 K: 1 S: 10 H: 0 LOB: 0 BB: 0 P: 12	R: 0 E: 0 K: 0 S: 6 H: 0 LOB: 0 BB: 1 P: 13	R: 0 E: 0 K: 1 S: 9 H: 1 LOB: 1 BB: 0 P: 12	R: 3 E: 2 K: 0 S: 16 H: 4 LOB: 2 BB: 0 P: 19	R: 0 E: 0 K: 0 S: 8 H: 1 LOB: 2 BB: 1 P: 16		1B: 10 2B: 2 3B: 0 HR: 1	SF: 0 SAC: 0 DP: 4 HBP: 0					

	AB	34
	R	8
	H	13
	RBI	7
	BB	5
	SO	4
	LOB	24

PITCHER		IP	WLS	BF	H	R	ER	SO	BB	IBB	HBP	BLK	WP	HR	S	P	ERA	WHIP
30 Chris Tillman, R ERA: 5.2	(1, 1)	1.0		11	6	5	5	1	3	0	0	0	0	1	29	51	45.00	9.000
35 Brad Brach, R ERA: 3.86	(2, 1)	3.1		10	1	0	0	2	1	0	0	0	0	0	34	52	0.00	0.600
58 Ryan Webb, R ERA: 2.77	(5, 1)	1.2		5	1	0	0	1	0	0	0	0	0	0	11	15	0.00	0.600
17 Brian Matusz, L ERA: 3.32	(7, 1)	0.2	L	4	1	2	1	0	0	0	0	0	0	0	8	11	13.50	1.500
63 Preston Guilmet, R ERA: 5.79	(7, 1)	0.1		4	3	1	0	0	0	0	0	0	0	0	8	8	0.00	9.000

PITCHER		IP	WLS	BF	H	R	ER	SO	BB	IBB	HBP	BLK	WP	HR	S	P	ERA	WHIP
66 T.J. McFarland, L ERA: 4.61	(8, 1)	1.0		5	1	0	0	0	1	0	0	0	0	0	8	16	0.00	2.000

Cleveland Indians @ Texas Rangers

Globe Life Park in Arlington, Arlington, TX

Fri Jun 06 2014, 8:08 PM - 11:08 PM EDT

Att. 38,348 - Clear - 90 F

TOP

livebaseballscorecards.com

Batter	1	2	3	4	5	6	7	8	9	AB	R	H	RBI	BB	SO	LOB
24 Michael Bourn, L (1, 8) OBP: 0.330, SLG: 0.410	B FF 90 C FF 90 B FF 91 X FF 91 2-1 ① G1-3		B FF 92 C SI 89 F SI 92 S ST 80 1-3 ① K	S FS 84 B CU 64 F FC 87 S FF 87 1-3 ② K		C FC 87 S KC 74 C FF 91 0-3 ② K			C CH 82 B FF 91 B FC 90 F FC 89 S CU 69 2-3 ① K	5	0	0	0	0	4	2
13 Asdrúbal Cabrera, S (1, 6) OBP: 0.328, SLG: 0.407	C FF 91 F SI 92 B SI 90 B FF 92 X FF 93 2-2 22 F9 2B		B SI 90 B FF 92 X SI 90 2-0 22 1B 8 HR 1B	C FF 93 X FS 84 0-1 HR		X FC 90 0-0 ③ G1-3			B FC 88 C FC 88 X CU 68 1-1 ② G4-3	5	2	3	1	0	0	2
23 Michael Brantley, L (1, 7) OBP: 0.372, SLG: 0.491	C FF 95 B SI 95 B SI 95 B FF 92 B FF 93 4-1 BB		B SI 94 X SI 93 1-0 ② F8	B FS 84 B FC 86 X SI 92 2-0 ③ L4			B FC 85 F FC 86 F CU 69 S FC 88 1-3 ① K		B FF 91 S CH 85 X FC 90 1-1 22 DI 1B	4	0	1	0	1	1	1
22 Jason Kipnis, L (1, 4) OBP: 0.340, SLG: 0.358	B FF 94 D SI 93 S SI 91 X SI 93 2-1 ② F9 2-3		C SI 95 B SI 90 B FC 90 X SI 94 2-1 8 HR 1-3 1B		C FF 89 B FC 87 S FC 84 C KC 74 1-3 ① K		C FC 86 B CU 66 X FC 86 1-1 ② F8		B FF 92 C FF 90 B FC 91 C FC 91 S CU 72 2-3 ③ K 1-2	5	1	1	0	0	2	3
8 Lonnie Chisenhall, L (1, 3) OBP: 0.411, SLG: 0.544	X SI 93 0-0 ③ G4-3		B FF 89 D KC 77 C FF 94 B ST 79 C FF 94 X ST 79 3-2 1-H 3-H HR		C FF 91 X FS 85 0-1 ② G3		B FC 90 B FC 89 B SI 90 B FF 89 4-0 7 WP BB			3	1	1	3	1	0	2
7 David Murphy, L (1, 9) OBP: 0.340, SLG: 0.422		B FF 90 C FF 91 C SI 92 B FF 95 S ST 79 2-3 ① K	B SI 92 B SI 92 B FF 91 B SI 91 4-0 10 1B BB		X FC 86 0-0 ③ F7		1 SAFE C FC 87 B CU 65 F FC 89 X KC 78 1-2 ③ G3-1 1-2			3	0	0	0	1	1	1
10 Yan Gomes, R (1, 2) OBP: 0.322, SLG: 0.424		X FF 95 0-0 41 G1-3 1B	C FF 92 F FC 88 X ST 80 0-2 1-3 1B			F FC 89 B SI 91 X FC 90 1-1 41 1B 1B		B FF 91 C SL 81 S FF 91 F CH 85 S FF 92 1-3 ① K		4	0	3	0	0	1	0
41 Carlos Santana, S (1, 10) OBP: 0.330, SLG: 0.302		B SI 94 B SI 93 C FF 94 C SI 93 X ST 80 2-2 ② G1-3 1-2	F FF 92 F FF 93 X FF 93 0-2 ③ G3			X FF 91 0-0 1-2 1B		B FF 93 B FF 92 S SL 81 B CH 84 F FF 92 F SL 81 F FF 92 B FF 92 4-2 4 G6-3 BB		3	0	1	0	1	0	3
4 Mike Aviles, R (1, 5) OBP: 0.290, SLG: 0.366		X SI 94 0-0 ③ F7		B FF 89 F FF 91 B ST 78 F FF 90 F ST 81 S ST 81 2-3 ① K		L FC 88 C SI 91 B FC 90 B FF 94 C FC 89 2-3 ① K		C FF 92 1 SAFE F FF 92 D CH 86 B FF 92 B CH 83 1 SAFE X FF 93 3-2 ②③ G6-3 1-2f		4	0	0	0	0	2	4
Inning Stats	R: 0 E: 0 K: 0 S: 9 H: 1 LOB: 2 BB: 1 P: 19	R: 0 E: 0 K: 1 S: 8 H: 1 LOB: 1 BB: 0 P: 12	R: 3 E: 0 K: 1 S: 16 H: 4 LOB: 2 BB: 1 P: 29	R: 1 E: 0 K: 2 S: 10 H: 1 LOB: 0 BB: 0 P: 15	R: 0 E: 0 K: 1 S: 6 H: 0 LOB: 0 BB: 0 P: 7	R: 0 E: 0 K: 2 S: 10 H: 2 LOB: 2 BB: 0 P: 13	R: 0 E: 0 K: 1 S: 8 H: 0 LOB: 1 BB: 1 P: 15	R: 0 E: 0 K: 1 S: 11 H: 0 LOB: 0 BB: 1 P: 19	R: 0 E: 0 K: 2 S: 10 H: 1 LOB: 1 BB: 0 P: 16	1B: 7 2B: 1 3B: 0 HR: 2 SF: 0 SAC: 0 DP: 1 HBP: 0						

	AB	36
	R	4
	H	10
	RBI	4
	BB	4
	SO	11
	LOB	18

WP: 1 PA: 40
PB: 0
SB: 0
CS: 0

PITCHER		IP	WLS	BF	H	R	ER	SO	BB	IBB	HBP	BLK	WP	HR	S	P	ERA	WHIP
11 Yu Darvish, R ERA: 2.36	(1, 1)	7.0	W	33	9	4	4	8	3	0	0	0	1	2	67	110	5.14	1.714
44 Jason Frasor, R ERA: 1.71	(8, 1)	1.0	H	3	0	0	0	1	1	0	0	0	0	0	11	19	0.00	1.000
28 Joakim Soria, R ERA: 2.05	(9, 1)	1.0	S	4	1	0	0	2	0	0	0	0	0	0	10	16	0.00	1.000

PITCHER	IP	WLS	BF	H	R	ER	SO	BB	IBB	HBP	BLK	WP	HR	S	P	ERA	WHIP

Batter	1	2	3	4	5	6	7	8	9	AB	R	H	RBI	BB	SO	LOB
17 Shin-Soo Choo, L (1, 7) OBP: 0.415, SLG: 0.432 19 Daniel Robertson, R (9, 7) OBP: 0.214, SLG: 0.154	C FF 91 B FF 92 B FF 91 X FF 93 2-1 1 G1-6-3 1B	S CH 85 S FC 89 S CH 87 0-3 ③ K			B FC 89 B FF 94 B FF 94 C FF 94 B FF 95 4-1 1 E 18 2-1 BB			B SL 88 B SL 86 B FF 92 C FF 91 F FF 92 C SL 88 3-3 ① K		3 0	0 0	1 0	0 0	1 0	2 0	0 0
1 Elvis Andrus, R (1, 6) OBP: 0.310, SLG: 0.346	B FF 91 S FF 93 1 SAFE L FF 93 X ST 80 1-2 ①② G1-6-3 1-2f		B FF 93 B FC 86 C FF 94 X FF 94 2-1 ① L9		C FC 85 F FF 95 B ST 82 B KC 76 1 SAFE X FF 96 2-2 ② L6 1-3			B CU 79 B SL 88 X FF 93 2-0 29 S 18 BB 29 SF8 1B		4	1	1	0	0	0	2
18 Mitch Moreland, L (1, 3) OBP: 0.303, SLG: 0.356	B FF 92 C FF 94 X FF 93 1-1 ③ P6		F CH 84 F FF 95 C KC 78 0-3 ② K		B FC 89 1-0 ③ 2-1 3-H	B FC 86 B CH 84 C FF 94 S FF 94 B CH 86 X FF 95 3-2 ① F7		1 SAFE D FF 96 B FF 94 1 SAFE 1 SAFE 1 SAFE B FF 93 B FF 94 4-0 1-2 BB		3	0	0	0	1	1	0
29 Adrian Beltré, R (1, 5) OBP: 0.360, SLG: 0.494		B FF 93 C FF 93 X FF 94 1-1 ① F9	B FF 94 F ST 81 X FF 95 1-1 ③ P3			C CH 85 F ST 82 S FF 96 0-3 ② K		C SL 91 F FF 96 X CU 79 0-2 ② SF8 2-H		3	0	0	1	0	1	0
Alex Rios, R (1, 9) OBP: 0.353, SLG: 0.468		B FF 93 B FF 93 X FF 93 2-0 60 2B 2 SF8 1B		C FC 86 B FF 94 B FF 94 F FF 94 B KC 79 F FF 95 S FF 97 3-3 ① K		X FC 86 0-0 ③ G5-3		B SL 85 X FF 95 1-0 ③ G4-3		4	1	1	0	0	1	1
60 Chris Gimenez, R (1, 2) OBP: 0.432, SLG: 0.556		B FF 91 D FC 87 C FF 92 B FF 95 X FF 94 3-1 15 1B 1-3 2B		B ST 80 B FF 96 C FC 87 F FF 95 B ST 83 F FF 96 F FF 97 X FC 86 3-2 ② L9			B FF 94 B FF 94 F FF 94 F FF 94 X KC 77 2-2 ① G6-3			3	1	1	0	0	0	0
2 Leonys Martin, L (1, 8) OBP: 0.325, SLG: 0.378		B CH 85 X FF 94 1-0 ② SF8 3-H		B CH 83 B CH 84 B FF 94 C FF 95 B FF 94 4-1 15 S BB			C SL 84 F SI 92 S SL 84 0-3 ② K			1	0	0	1	1	1	0
15 Michael Choice, R (1, 10) OBP: 0.297, SLG: 0.366		B FF 94 B FF 95 X FC 88 2-0 12 HR 2-H 1B		1 SAFE B SI 93 B ST 81 S FF 94 S FF 96 F FF 96 C KC 79 2-3 ③ FC 1-2			X SI 92 0-0 HR			3	2	2	2	0	0	1
12 Rougned Odor, L (1, 4) OBP: 0.310, SLG: 0.478		X FF 95 0-0 1-H HR			B FC 88 S FC 87 C CH 85 S FC 88 1-3 ① K		C SL 85 C SL 85 S SL 85 0-3 ③ K			3	1	1	2	0	2	0
Inning Stats	R: 0 E: 0 K: 0 S: 7 H: 1 LOB: 0 BB: 0 P: 11	R: 4 E: 0 K: 1 S: 11 H: 4 LOB: 0 BB: 0 P: 20	R: 0 E: 0 K: 1 S: 7 H: 0 LOB: 0 BB: 0 P: 10	R: 0 E: 0 K: 1 S: 14 H: 0 LOB: 1 BB: 1 P: 26	R: 0 E: 1 K: 1 S: 7 H: 0 LOB: 1 BB: 1 P: 15	R: 0 E: 0 K: 1 S: 7 H: 0 LOB: 0 BB: 0 P: 10	R: 1 E: 0 K: 2 S: 10 H: 1 LOB: 0 BB: 0 P: 12	R: 1 E: 0 K: 1 S: 8 H: 1 LOB: 1 BB: 1 P: 18		1B: 4 2B: 1 3B: 0 HR: 2 SF: 2 SAC: 0 DP: 1 HBP: 0						

BOTTOM

Cleveland Indians @ Texas Rangers

Globe Life Park in Arlington, Arlington, TX

Fri Jun 06 2014, 8:08 PM - 11:08 PM EDT

Att. 38,348 - Clear - 90 F

livebaseballscorecards.com

AB	27
R	6
H	7
RBI	6
BB	3
SO	8
LOB	4

PITCHER		IP	WLS	BF	H	R	ER	SO	BB	IBB	HBP	BLK	WP	HR	S	P	ERA	WHIP
47 Trevor Bauer, R ERA: 4.08	(1, 1)	6.1		25	5	4	4	6	2	0	0	0	0	1	56	97	5.68	1.105
35 Marc Rzepczynski, L ERA: 3.32	(7, 1)	0.2	L	3	1	1	1	2	0	0	0	0	1	0	7	7	13.50	1.500
48 Scott Atchison, R ERA: 3.04	(8, 1)	0.1		2	1	1	1	1	0	0	0	0	0	0	4	9	27.00	3.000
50 Nick Hagadone, L ERA:	(8, 1)	0.0		1	0	0	0	0	1	0	0	0	0	0	0	4	∞	∞
44 John Axford, R ERA: 3.52	(8, 1)	0.2		2	0	0	0	0	0	0	0	0	0	0	4	5	0.00	0.000

PITCHER	IP	WLS	BF	H	R	ER	SO	BB	IBB	HBP	BLK	WP	HR	S	P	ERA	WHIP

Cleveland Indians @ Texas Rangers

Globe Life Park in Arlington, Arlington, TX

Sat Jun 07 2014, 4:08 PM - 7:01 PM EDT

Att. 34,633 - Partly Cloudy - 91 F

TOP

livebaseballscorecards.com

Batter	1	2	3	4	5	6	7	8	9	AB	R	H	RBI	BB	SO	LOB
24 Michael Bourn, L (1, 8) OBP: 0.327, SLG: 0.404	X SI 89 0-0 ① F7		B SI 89 X CH 84 1-0 ① G5-3		B CU 75 X SI 89 1-0 23 G3 23 S 1B	X FF 88 0-0 ② B2-3		C FF 95 B FF 96 B CH 90 X FF 95 2-1 ① G6-3		5	0	1	0	0	0	0
13 Asdrúbal Cabrera, S (1, 6) OBP: 0.321, SLG: 0.398	C SI 90 F FF 90 B FF 90 B SL 85 B SL 84 X SI 92 3-2 ② G4-3		L SL 84 X FF 90 0-1 ② B1-3		B FF 88 X SI 88 1-0 ① P5	F FF 88 F FF 89 F SL 84 B CU 77 X FF 90 1-2 ③ F8		C FF 96 F FF 96 B FF 97 C FF 97 1-3 ② K		5	0	0	0	0	1	1
23 Michael Brantley, L (1, 7) OBP: 0.368, SLG: 0.489	C SI 91 C CU 79 B CU 78 X FF 91 1-2 ③ G6-3		X SI 91 0-0 ③ G4-3		B SI 89 C CU 76 C CU 76 X CU 77 1-2 ② G3 1-3		B FF 88 B FF 88 C FF 89 F FF 90 F SL 83 F FF 91 F FF 91 X CU 75 2-2 22 F9 8 1B 2B	X FF 97 0-0 ③ L7		5	1	1	0	0	0	1
22 Jason Kipnis, L (1, 4) OBP: 0.349, SLG: 0.357		B CU 77 B CH 84 B SI 90 B SI 91 4-0 8 FC4-6 BB	B CU 76 C SI 88 B SL 84 X FF 90 2-1 8 1B 7 SF8 1B	B CH 84 D SI 90 F SL 85 D CH 86 B SL 85 4-1 BB		X SL 82 0-0 ① F9 2-3		F SI 88 B SI 90 B SI 91 F SI 90 X SI 91 2-2 ① P6	3	1	1	0	2	0	1
8 Lonnie Chisenhall, L (1, 5) OBP: 0.411, SLG: 0.539		C SI 89 1 SAFE C SL 84 1 SAFE F CU 77 X FF 91 0-2 ① FC4-6 7 2B 1-2f	1 SAFE 1 SAFE X SI 89 0-0 7 E 25 1B 1-3 1B	X CU 78 0-0 ③ F7		B FF 90 B FF 90 F SI 90 X FF 91 2-1 7 1B 9 FC6-4 3-H 1B		C SI 88 X CH 85 0-1 ② F9	5	1	2	1	0	0	3
7 David Murphy, L (1, 9) OBP: 0.345, SLG: 0.434		C SI 90 B SI 90 1 SAFE 1 SAFE B FF 90 B CU 77 X SI 92 3-1 1-3 2B	B SL 85 B SI 90 F SI 89 F SI 90 F FF 90 X CU 78 2-2 ① SF8 1-3 3-H		C FF 89 X SI 90 0-1 41 1B 10 HR 1B	C FF 90 X SL 85 0-1 9 FC6-4 1-3 1B	B CH 83 X SI 89 1-0 ③ F8	4	1	3	1	0	0	0
25 Jason Giambi, L (1, 10) OBP: 0.256, SLG: 0.342 9 Ryan Raburn, R (7, PH) OBP: 0.260, SLG: 0.268 (7, 10)		C SL 85 F SI 90 S CU 78 0-3 ② K	B FF 89 B SI 90 3 SAFE F SI 91 F SI 91 X SL 86 2-2 ② 41 BB 3-H 1B		X SI 89 0-0 ① P5	B FF 95 S FF 94 F FF 95 1 SAFE X SL 86 1-2 ② FC6-4 41 HR 1-2f 3-H			3 0 1 0 0 1 3 1 1 0 1 0 0 1	4	1	1	1	0	0	1
41 Carlos Santana, S (1, 3) OBP: 0.342, SLG: 0.326		C SL 86 C CU 78 B FF 91 B SL 86 F CU 80 B FF 91 F CU 79 F SL 86 B FF 91 4-2 BB	B SI 90 B SL 85 C SI 90 B SL 85 B SI 89 4-1 10 FC6-4 1-2 BB		B SI 90 X SI 90 1-0 10 HR 1-2 1B	B FF 96 F FF 96 B FF 95 C FF 95 B SL 86 X FF 95 3-2 1-H HR		2	2	2	2	2	0	0
10 Yan Gomes, R (1, 2) OBP: 0.320, SLG: 0.436		X FF 90 0-0 ③ F8	B FF 90 B SI 90 X FF 90 2-0 ③ FC6-4 1-2f		B SI 90 C FF 89 X CU 77 1-1 1-H 2-H HR	B FF 97 X FF 95 1-0 ③ F9			4	1	1	3	0	0	5
Inning Stats	R: 0 E: 0 K: 0 S: 7 H: 0 LOB: 0 BB: 0 P: 11	R: 0 E: 0 K: 1 S: 15 H: 1 LOB: 3 BB: 2 P: 26	R: 0 E: 0 K: 0 S: 4 H: 0 LOB: 0 BB: 0 P: 5	R: 1 E: 1 K: 0 S: 12 H: 3 LOB: 2 BB: 1 P: 24	R: 0 E: 0 K: 0 S: 7 H: 1 LOB: 2 BB: 1 P: 14	R: 3 E: 0 K: 0 S: 11 H: 3 LOB: 0 BB: 0 P: 14	R: 4 E: 0 K: 0 S: 18 H: 4 LOB: 0 BB: 0 P: 27	R: 0 E: 0 K: 1 S: 6 H: 0 LOB: 0 BB: 0 P: 9	R: 0 E: 0 K: 0 S: 6 H: 0 LOB: 0 BB: 0 P: 9	1B: 8 2B: 2 3B: 0 HR: 2 SF: 1 SAC: 0 DP: 0 HBP: 0						

	AB	37
	R	8
	H	12
	RBI	8
	BB	4
	SO	2
	LOB	15

WP: 0 PA: 42
PB: 0
SB: 1
CS: 0

PITCHER		IP	WLS	BF	H	R	ER	SO	BB	IBB	HBP	BLK	WP	HR	S	P	ERA	WHIP
23 Nick Tepesch, R ERA: 4.91	(1, 1)	5.1	L	27	8	4	4	1	4	0	0	0	0	1	51	88	6.75	2.250
46 Robbie Ross Jr., L ERA: 5.06	(6, 1)	1.0		6	3	3	3	0	0	0	0	0	0	0	16	21	27.00	3.000
52 Tanner Scheppers, R ERA: 9.43	(7, 1)	1.2		6	1	1	1	1	0	0	0	0	0	1	13	21	5.40	0.600
25 Scott Baker, R ERA: 5.79	(9, 1)	1.0		3	0	0	0	0	0	0	0	0	0	0	6	9	0.00	0.000

PITCHER	IP	WLS	BF	H	R	ER	SO	BB	IBB	HBP	BLK	WP	HR	S	P	ERA	WHIP

Cleveland Indians @ Texas Rangers

Globe Life Park in Arlington, Arlington, TX

Sat Jun 07 2014, 4:08 PM - 7:01 PM EDT

Att. 34,633 - Partly Cloudy - 91 F

livebaseballscorecards.com

BOTTOM

Batter	1	2	3	4	5	6	7	8	9	AB	R	H	RBI	BB	SO	LOB
15 Michael Choice, R (1, 10) OBP: 0.289, SLG: 0.356	FC7		FC			FC6-3		FC8		4	0	0	0	0	0	2
1 Elvis Andrus, R (1, 6) OBP: 0.309, SLG: 0.346	K		SF9 3-H			29 2B 1B		L3		3	1	1	1	0	1	0
17 Shin-Soo Choo, L (1, 7) OBP: 0.408, SLG: 0.423	K		F8			F7		L9		4	0	0	0	0	1	2
29 Adrian Beltré, R (1, 5) OBP: 0.363, SLG: 0.500		F8		G3		1B 18 WP 1-H 2B			18 G6-3 1B 1B	4	1	2	1	0	0	0
Alex Rios, R (1, 9) OBP: 0.359, SLG: 0.473		18 FC3-5 1B		G6-3		18 WP 2-3 1B			18 G6-3 1-2 1B	4	0	3	0	0	0	0
18 Mitch Moreland, L (1, 3) OBP: 0.297, SLG: 0.347		FC3-5 1-2f		K2-3		G4-3 1-2 3-H			G6-3 1-2f 2-3	4	0	0	0	0	1	4
61 Robinson Chirinos, R (1, 2) OBP: 0.272, SLG: 0.353		P5			B1-3		F9		G4-3	4	0	0	0	0	0	2
2 Leonys Martin, L (1, 8) OBP: 0.326, SLG: 0.377			3 1B 1 SF9 1B		F9		G3			3	1	1	0	0	0	0
3 Luis Sardinas, S (1, 4) OBP: 0.333, SLG: 0.310			1-3 1B		G4-3		K			3	0	1	0	0	1	0
Inning Stats	R: 0 E: 0 K: 2 S: 9 H: 0 LOB: 0 BB: 0 P: 13	R: 0 E: 0 K: 0 S: 8 H: 1 LOB: 1 BB: 0 P: 12	R: 1 E: 0 K: 0 S: 12 H: 2 LOB: 1 BB: 0 P: 18	R: 0 E: 0 K: 1 S: 6 H: 0 LOB: 0 BB: 0 P: 9	R: 0 E: 0 K: 0 S: 5 H: 0 LOB: 0 BB: 0 P: 5	R: 2 E: 0 K: 0 S: 13 H: 3 LOB: 1 BB: 0 P: 15	R: 0 E: 0 K: 1 S: 8 H: 0 LOB: 0 BB: 0 P: 13	R: 0 E: 0 K: 0 S: 7 H: 0 LOB: 0 BB: 0 P: 15	R: 0 E: 0 K: 0 S: 8 H: 2 LOB: 1 BB: 0 P: 11	1B: 7 2B: 1 3B: 0 HR: 0	SF: 1 SAC: 0 DP: 1 HBP: 0						

	AB	33
	R	3
	H	8
	RBI	2
	BB	0
	SO	4
	LOB	10

WP: 1 PB: 0 SB: 0 CS: 0 PA: 34

PITCHER		IP	WLS	BF	H	R	ER	SO	BB	IBB	HBP	BLK	WP	HR	S	P	ERA	WHIP
43 Josh Tomlin, R ERA: 3.12	(1, 1)	8.0	W	31	7	3	3	5	0	0	0	0	1	0	72	105	3.38	0.875
44 John Axford, R ERA: 3.38	(9, 1)	1.0		3	1	0	0	0	0	0	0	0	0	0	4	6	0.00	1.000

PITCHER	IP	WLS	BF	H	R	ER	SO	BB	IBB	HBP	BLK	WP	HR	S	P	ERA	WHIP

Cleveland Indians @ Texas Rangers

Globe Life Park in Arlington, Arlington, TX

Sun Jun 08 2014, 3:08 PM - 6:17 PM EDT

Att. 34,613 - Partly Cloudy - 81 F

livebaseballscorecards.com

Batter	1	2	3	4	5	6	7	8	9	AB	R	H	RBI	BB	SO	LOB
24 Michael Bourn, L (1, 8) OBP: 0.328, SLG: 0.401	G1-3		1B		BB			F8		4	0	1	0	1	1	2
13 Asdrúbal Cabrera, S (1, 6) OBP: 0.323, SLG: 0.396	L8		P6		1B		BB		L4	4	0	1	1	1	0	1
23 Michael Brantley, L (1, 7) OBP: 0.361, SLG: 0.479	G4-3			G4-3	FC3-2		K		FC7	5	0	0	0	0	1	4
22 Jason Kipnis, L (1, 4) OBP: 0.344, SLG: 0.351		41 G6-4-3 1B		G4-3	G4-3		FC7		K	5	0	1	0	0	1	4
41 Carlos Santana, S (1, 3) OBP: 0.345, SLG: 0.326		G6-4-3 1-2f		BB		G6-3	1B			3	0	1	0	1	0	1
10 Yan Gomes, R (1, 2) OBP: 0.324, SLG: 0.435		8 FC6 1B		P4		8 1B 9 1B BB	K			3	1	1	0	1	1	3
8 Lonnie Chisenhall, L (1, 5) OBP: 0.413, SLG: 0.538		FC6 1-2f			7 1B 9 G1-3 13 1B 1B	9 E 9 1B 7 SF8 1B		K		4	2	2	0	0	1	1
9 Ryan Raburn, R (1, 10) OBP: 0.268, SLG: 0.270			7 G4-6-3 BB		G1-3	7 SF8 E8 1B		K		3	0	1	1	1	1	1
7 David Murphy, L (1, 9) OBP: 0.348, SLG: 0.442			G4-6-3 1-2f		13 1B 24 BB 23 FC3-2 1B	SF8		2B		3	0	2	1	0	0	1
Inning Stats	R: 0 E: 0 K: 0 S: 7 H: 0 LOB: 0 BB: 0 P: 8	R: 0 E: 0 K: 0 S: 6 H: 2 LOB: 1 BB: 0 P: 8	R: 0 E: 0 K: 0 S: 6 H: 1 LOB: 1 BB: 1 P: 13	R: 0 E: 0 K: 0 S: 6 H: 0 LOB: 1 BB: 1 P: 13	R: 1 E: 0 K: 0 S: 18 H: 3 LOB: 3 BB: 1 P: 30	R: 2 E: 1 K: 1 S: 16 H: 2 LOB: 1 BB: 1 P: 27	R: 0 E: 0 K: 2 S: 16 H: 1 LOB: 2 BB: 1 P: 24	R: 0 E: 0 K: 2 S: 9 H: 1 LOB: 1 BB: 0 P: 13	R: 0 E: 0 K: 1 S: 5 H: 0 LOB: 0 BB: 0 P: 9	1B: 9 2B: 1 3B: 0 HR: 0	SF: 1 SAC: 0 DP: 2 HBP: 0						

TOP	
AB	34
R	3
H	10
RBI	3
BB	5
SO	6
LOB	18

WP: 0 PB: 0 SB: 0 CS: 0 PA: 40

PITCHER	IP	WLS	BF	H	R	ER	SO	BB	IBB	HBP	BLK	WP	HR	S	P	ERA	WHIP
47 Joe Saunders, L (1, 1) ERA: 3.6	5.1	L	25	7	3	2	0	4	0	0	0	0	0	54	92	3.38	2.062
37 Shawn Tolleson, R (6, 1) ERA: 2.9	1.1		6	1	0	0	2	1	0	0	0	0	0	17	26	0.00	1.500
56 Neal Cotts, L (7, 1) ERA: 3.96	1.1		6	2	0	0	3	0	0	0	0	0	0	13	18	0.00	1.500
44 Jason Frasor, R (9, 1) ERA: 1.64	1.0		3	0	0	0	1	0	0	0	0	0	0	5	9	0.00	0.000

PITCHER	IP	WLS	BF	H	R	ER	SO	BB	IBB	HBP	BLK	WP	HR	S	P	ERA	WHIP

Batter	1	2	3	4	5	6	7	8	9	AB	R	H	RBI	BB	SO	LOB
15 Michael Choice, R (1, 7) OBP: 0.288, SLG: 0.348	C FF 91 F SI 92 S SI 92 0-3 FC ①		B SI 90 C SI 90 B SL 81 B SI 90 S SI 90 F SI 89 B SI 88 4-2 1 FC6-4 BB		C SI 86 X SI 88 0-1 FC6 ①		S FC 92 1 SAFE C FC 93 B FC 93 F SL 81 C SL 80 1-3 FC ②			3	0	0	0	1	0	2
1 Elvis Andrus, R (1, 6) OBP: 0.304, SLG: 0.340	C SI 89 C SL 81 X SL 83 0-2 G4-3 ②		B SL 78 X SI 89 1-0 FC6-4 ③ 1-2f		1 SAFE B SI 86 B SI 86 1 SAFE X SI 86 2-0 G6-3 ②③ 1-2		X FC 93 0-0 G4-3 ③			4	0	0	0	0	0	4
17 Shin-Soo Choo, L (1, 10) OBP: 0.402, SLG: 0.415	S SI 90 B FF 93 B SI 91 B FF 93 C FF 90 X FF 92 3-2 F7 ③			B FF 89 B FF 90 C SI 88 F FF 89 X SI 89 2-2 G4-3 ①		F SI 85 B SI 88 B FF 90 F FF 88 C SI 88 2-3 K ①		X FC 92 0-0 B1-3 ①		4	0	0	0	0	1	0
29 Adrian Beltré, R (1, 5) OBP: 0.366, SLG: 0.505		C SI 89 B SI 90 C SI 90 S SI 91 1-3 K ①		C SI 88 F SI 92 X SI 92 0-2 60 BB 2 FC3-2 1B 1B		B SL 78 S SI 87 B SL 79 S SI 86 F SI 89 B FF 90 F SI 84 F SI 87 F SI 85 3-2 X SI 86 3B 2B		C FC 92 F FC 92 B SL 81 X SL 82 1-2 P4 ②		4	1	2	0	0	1	0
Alex Rios, R (1, 9) OBP: 0.365, SLG: 0.484		B SI 91 C FF 92 C SL 82 B SL 83 X SI 92 2-2 L6 ②		B SL 79 B SI 90 X FF 90 2-0 2 FC3-2 60 BB 16 WP 1-2 1B		B FF 90 F SI 86 X SI 87 1-1 2-H 3B		B FC 93 B SL 80 B FC 92 B FC 92 4-0 60 CS BB		3	1	2	1	1	0	0
60 Chris Gimenez, R (1, 2) OBP: 0.415, SLG: 0.513		C SI 88 F SL 82 B SL 82 S SI 92 1-3 K ③		B SI 88 B FF 91 B SI 86 C FF 88 S SI 86 B SI 87 4-2 16 WP 2 FC3-2 1-2 2-3 BB		C SI 88 B SI 89 F SI 87 F SI 89 X SI 88 1-2 G3 ②		C SL 78 B SL 79 F FC 92 B FC 94 2-2 CS ③ 1-2	C KC 85 B FF 96 X FF 96 1-1 F8 ①	3	0	0	0	1	1	1
2 Leonys Martin, L (1, 8) OBP: 0.320, SLG: 0.369			C FF 90 S SI 91 B SI 92 S SL 82 1-3 K ① X FF 91 0-0 FC3-2 ② 16 WP 1-2 2-3 3-Hf		B SI 90 C SL 82 S SI 92 F SL 83 X SI 93 1-2 G4-3 ③			B FF 96 F FF 97 S FF 97 C KC 87 1-3 K ②	4	0	0	0	0	2	4
16 Donnie Murphy, R (1, 3) OBP: 0.302, SLG: 0.319			S FF 91 B SL 83 F SI 89 H FF 94 2-2 12 G5-3 HBP S SI 86 S SI 89 B SL 82 S SI 89 1-3 K ③ 1-2 2-3 3-H			C FC 92 X SL 80 0-1 F8 ①		S KC 88 C KC 86 B FF 96 B KC 87 F FF 96 B KC 84 S FF 96 3-3 K ③	3	0	0	0	0	2	2
12 Rougned Odor, L (1, 4) OBP: 0.315, SLG: 0.478 3 Luis Sardinas, S (6, 4) OBP: 0.348, SLG: 0.326			S SI 89 B SI 90 B SI 90 B SI 90 C FF 90 X SI 89 3-2 G5-3 ② 1-2		C FF 87 B SI 88 C FF 89 B SL 79 X SI 87 2-2 1 G6-3 1B		B FC 92 B FC 93 C FC 92 C FC 92 X SL 80 2-2 1B			2 1	0 0	1 1	0 0	0 0	0 0	1 0
Inning Stats	R: 0 E: 0 K: 0 S: 9 H: 0 LOB: 0 BB: 0 P: 12	R: 0 E: 0 K: 2 S: 9 H: 0 LOB: 0 BB: 0 P: 13	R: 0 E: 0 K: 1 S: 12 H: 0 LOB: 2 BB: 1 P: 23	R: 1 E: 0 K: 1 S: 13 H: 2 LOB: 2 BB: 1 P: 22	R: 0 E: 0 K: 0 S: 6 H: 1 LOB: 0 BB: 0 P: 10	R: 1 E: 0 K: 1 S: 20 H: 2 LOB: 1 BB: 0 P: 28	R: 0 E: 0 K: 0 S: 10 H: 1 LOB: 1 BB: 0 P: 13	R: 0 E: 0 K: 0 S: 6 H: 0 LOB: 0 BB: 1 P: 13	R: 0 E: 0 K: 2 S: 9 H: 0 LOB: 0 BB: 0 P: 14	1B: 4 2B: 1 3B: 1 HR: 0	SF: 0 SAC: 0 DP: 0 HBP: 1			WP: 1 PB: 0 SB: 0 CS: 1	PA: 36		

PITCHER		IP	WLS	BF	H	R	ER	SO	BB	IBB	HBP	BLK	WP	HR	S	P	ERA	WHIP
63 Justin Masterson, R ERA: 4.61	(1, 1)	5.2	W	24	5	2	2	6	2	0	1	0	1	0	65	103	3.18	1.235
35 Marc Rzepczynski, L ERA: 3.27	(6, 1)	0.1	H	1	0	0	0	0	0	0	0	0	0	0	4	5	0.00	0.000
27 Bryan Shaw, R ERA: 2.01	(7, 1)	2.0	H	7	1	0	0	1	1	0	0	0	0	0	16	26	0.00	1.000
37 Cody Allen, R ERA: 2.7	(9, 1)	1.0	S	3	0	0	0	2	0	0	0	0	0	0	9	14	0.00	0.000

PITCHER	IP	WLS	BF	H	R	ER	SO	BB	IBB	HBP	BLK	WP	HR	S	P	ERA	WHIP

BOTTOM

Cleveland Indians @ Texas Rangers

Globe Life Park in Arlington, Arlington, TX

Sun Jun 08 2014, 3:08 PM - 6:17 PM EDT

Att. 34,613 - Partly Cloudy - 81 F

livebaseballscorecards.com

AB	31
R	2
H	6
RBI	1
BB	3
SO	7
LOB	14

Cleveland Indians @ Texas Rangers

Globe Life Park in Arlington, Arlington, TX

Mon Jun 09 2014, 8:09 PM - 11:28 PM EDT

Att. 29,362 - Cloudy - 80 F

livebaseballscorecards.com

TOP

Batter	1	2	3	4	5	6	7	8	9	AB	R	H	RBI	BB	SO	LOB
24 Michael Bourn, L (1, 8) OBP: 0.329, SLG: 0.396	B FF 91 B FF 90 C FF 91 B SI 91 F FF 91 B FF 92 4-2 13 1B 22 G3 BB	B CU 75 S CH 83 C FF 92 B CU 78 X FF 91 2-2 ② G3-1	X SI 89 0-0 ③ G4-3		C CH 85 B CH 84 C SL 82 S SL 82 1-3 ③ K		X CH 84 0-0 ③ G3		S SL 84 B SL 83 C FF 92 F FF 91 F SL 83 X SL 85 1-2 13 G6-4-3 1B	5	1	1	0	1	1	1
13 Asdrúbal Cabrera, S (1, 6) OBP: 0.327, SLG: 0.403	1 SAFE X FF 91 0-0 22 G3 8 1B 1-3 1B	X FF 92 0-0 22 1B 2B		C SI 88 F SL 80 B SI 91 B SL 82 S SL 82 2-3 ① K		F SL 79 B SI 90 B SI 89 S SL 82 F SI 90 B SL 82 F SI 91 S SI 90 3-3 ① K		B SL 77 X SL 78 1-0 23 1B 22 1B 1B	S SL 84 B FF 92 X FF 91 1-1 ② ③ G6-4-3 1-2f	6	3	3	0	0	2	1
23 Michael Brantley, L (1, 7) OBP: 0.373, SLG: 0.498 9 Ryan Raburn, R (8, 7) OBP: 0.268, SLG: 0.270	C FF 91 F CU 77 D CU 77 B FF 90 B CH 82 D SI 91 4-2 8 1B 22 G3 41 FC3-6 BB	B CH 83 D CH 83 B SI 90 C FF 91 B CH 82 4-1 22 1B BB		B SI 87 X SI 90 1-0 HR		X SI 90 0-0 8 2B 1B		X SI 88 0-0 22 1B 8 HR 1-2 1B		3 0	5 0	3 0	1 0	2 0	0 0	0 0
22 Jason Kipnis, L (1, 4) OBP: 0.352, SLG: 0.360	C CU 76 D CH 83 F FF 91 B FF 92 X SI 91 2-2 ① G3 1-2 2-3 3-H	B CH 83 C FF 91 T FF 92 B FF 92 F CU 76 F FF 92 B FF 91 X FF 92 3-2 8 HR 1-H 2-H 1B		B SI 90 C SI 90 C CH 85 X SL 82 1-2 8 S 8 HR 1B		X SL 81 0-0 ② F8		B CH 83 X SI 89 1-0 8 HR 1-3 2-H 1B		5	3	3	4	0	0	3
8 Lonnie Chisenhall, L (1, 5) OBP: 0.429, SLG: 0.615	X FF 90 0-0 41 FC3-6 2-3 3-H 1B	B SI 90 F FF 91 X CH 84 1-1 1-H HR		C SL 80 B SI 89 X SI 90 1-1 1-H HR		F SI 89 B SL 81 1 SAFE F SI 89 F SI 90 F SL 82 F SL 82 1 SAFE X SI 89 1-2 1-H 2B		F SI 87 B SI 87 F SI 88 B CH 84 F SI 89 F SI 88 X SL 81 2-2 1-H 3-H HR		5	3	5	9	0	0	0
41 Carlos Santana, S (1, 3) OBP: 0.338, SLG: 0.317	C CU 76 C FF 91 D CU 77 X FF 92 1-2 ② FC3-6 1-2f 3-H	F SI 91 B CU 77 X SI 90 1-1 ③ P5		B CH 85 B SI 90 F SI 90 C SI 91 X SI 91 2-2 ② P4		C SL 80 D CH 84 B SI 89 S SL 81 S SL 81 2-3 ③ K		B FF 95 C FF 95 F CH 89 S SL 86 1-3 ① K		5	0	0	1	0	2	2
7 David Murphy, L (1, 9) OBP: 0.345, SLG: 0.441	B SI 90 D FF 89 F FF 91 X FF 91 2-1 ③ F7		C SI 87 X SI 89 0-1 25 F9 53 SF8 2B	F SI 91 B SI 90 B SL 81 S SI 91 X SL 82 2-2 ③ L3			S CH 82 F SI 88 S SL 81 0-3 ① K	B CH 90 X FF 95 1-0 ② G1-3		5	1	1	0	0	1	1
25 Jason Giambi, L (1, 10) OBP: 0.229, SLG: 0.302		B SI 90 B CH 83 C FF 91 C FF 91 F FF 92 S CH 83 2-3 ① K	F SI 88 S SI 90 X SI 90 0-2 ① F9 2-3		B SI 88 X CH 85 1-0 ① P6		C SL 80 T CH 84 S SI 90 0-3 ② K	S FF 96 T FF 97 B FF 97 B SL 87 B FF 97 F FF 97 S FF 97 3-3 ③ K		5	0	0	0	0	3	1
53 George Kottaras, L (1, 2) OBP: 0.583, SLG: 1.625		B FF 90 C FF 91 C CH 84 B FF 91 F CH 84 X FF 92 2-2 HR	B SI 89 B SL 80 C SI 89 X SI 90 2-1 ② SF8 3-H		C SI 89 C CH 85 B SL 81 B CH 84 C SI 90 2-3 ② K		C SI 90 B SI 90 B SI 89 F SI 90 X SI 90 2-2 1B		C FF 91 C FF 90 S SL 85 0-3 ① K	4	1	2	2	0	2	0
Inning Stats	R: 3 E: 0 K: 0 S: 14 H: 2 LOB: 1 BB: 2 P: 27	R: 5 E: 0 K: 1 S: 22 H: 4 LOB: 0 BB: 1 P: 37	R: 1 E: 0 K: 0 S: 8 H: 1 LOB: 0 BB: 0 P: 10	R: 3 E: 0 K: 1 S: 15 H: 3 LOB: 0 BB: 0 P: 24	R: 0 E: 0 K: 2 S: 7 H: 0 LOB: 0 BB: 0 P: 11	R: 1 E: 0 K: 2 S: 16 H: 2 LOB: 1 BB: 0 P: 22	R: 0 E: 0 K: 2 S: 10 H: 1 LOB: 1 BB: 0 P: 12	R: 4 E: 0 K: 2 S: 16 H: 4 LOB: 0 BB: 0 P: 25	R: 0 E: 0 K: 1 S: 10 H: 1 LOB: 0 BB: 0 P: 12	1B: 10 2B: 3 3B: 0 HR: 5 SF: 1 SAC: 0 DP: 1 HBP: 0						

	AB	43
	R	17
	H	18
	RBI	17
	BB	3
	SO	11
	LOB	9

WP: 0 PA: 47
PB: 0
SB: 1
CS: 0

PITCHER		IP	WLS	BF	H	R	ER	SO	BB	IBB	HBP	BLK	WP	HR	S	P	ERA	WHIP
22 Nick Martinez, R ERA: 4.63	(1, 1)	2.0	L	15	6	8	8	1	3	0	0	0	0	2	36	64	36.00	4.500
25 Scott Baker, R ERA: 7.62	(3, 1)	5.0		26	11	9	9	7	0	0	0	0	0	3	64	91	16.20	2.200
52 Tanner Scheppers, R ERA: 9.0	(8, 1)	1.0		3	0	0	0	2	0	0	0	0	0	0	8	13	0.00	0.000
46 Robbie Ross Jr., L ERA: 4.98	(9, 1)	1.0		3	1	0	0	1	0	0	0	0	0	0	10	12	0.00	1.000

PITCHER		IP	WLS	BF	H	R	ER	SO	BB	IBB	HBP	BLK	WP	HR	S	P	ERA	WHIP

Cleveland Indians @ Texas Rangers

Globe Life Park in Arlington, Arlington, TX

Mon Jun 09 2014, 8:09 PM - 11:28 PM EDT

Att. 29,362 - Cloudy - 80 F

livebaseballscorecards.com

Batter	1	2	3	4	5	6	7	8	9	AB	R	H	RBI	BB	SO	LOB
19 Daniel Robertson, R (1, 8) (9, 7) OBP: 0.242, SLG: 0.226	C SI 91 B SI 92 X SI 91 1-1 17 G3 1 BB 29 G6-3 1B		B SI 89 B CH 82 B SI 90 C SI 90 C SI 90 C SI 92 3-3 ① K	B SI 90 B SI 90 X SI 91 2-0 1-H 2B		C SL 90 D FF 92 F FF 94 B FF 95 B SL 88 S FF 96 3-3 ① K 1-2		F FF 96 B CU 81 C CU 81 S SL 87 1-3 ③ K		5	1	2	1	0	3	3
1 Elvis Andrus, R (1, 6) OBP: 0.306, SLG: 0.343	1 SAFE B SI 90 B SI 89 B CH 82 B SI 91 4-0 29 G6-3 17 G3 1-2 BB		C SI 92 X CH 82 0-1 17 WP 17 G3-1 1-3 2B	C FF 91 B SL 86 F SL 87 T SL 87 1-2 ② K		B FF 93 X SL 89 1-0 ②③ G5-3-4 2-2f			F FF 89 C FF 89 B SL 82 F SL 82 B FF 90 S SL 83 2-3 ① K	4	1	1	0	1	2	3
17 Shin-Soo Choo, L (1, 7) OBP: 0.395, SLG: 0.407 2 Leonys Martin, L (9, 8) OBP: 0.318, SLG: 0.368	B SI 89 S SI 92 C SI 92 B SL 86 F SI 93 X SL 86 2-2 ① G3 1-2 2-3		B SL 85 F SI 89 X SI 89 1-1 ② G3-1 2-H 3-H	B SL 87 B SL 87 F FF 92 X SL 86 2-1 ③ G4-3			B FF 94 T FF 95 S FF 95 F FF 96 S FF 95 1-3 ① K		B SL 83 B FF 91 B FF 90 C FF 89 X FF 90 3-1 ② L9	4 1	0 0	0 0	1 0	0 0	1 0	3 0
29 Adrian Beltré, R (1, 5) OBP: 0.367, SLG: 0.503	C SI 92 S CH 83 B SI 91 B SL 86 F SI 92 F SI 93 F SL 85 B SL 86 X SL 86 3-2 ② G6-3 2-3 3-H		B CH 81 S SL 83 B SI 91 C CH 82 X SI 92 2-2 3B 1B		C SL 86 B SL 86 S SL 87 F FF 93 B SL 86 X SL 86 2-2 FC1-6 1B		X FF 95 0-0 ② P4		C FF 90 B SL 83 X CH 78 1-1 ③ P4	5	1	2	1	0	0	1
Alex Rios, R (1, 9) OBP: 0.367, SLG: 0.492	C SI 94 B SI 90 S SI 90 F SL 83 B SI 92 F SL 85 F SI 92 X SI 92 2-2 ③ G6-3		B SI 92 B CH 82 X SI 90 2-0 1-H 3B		C FF 92 X SL 87 0-1 ① FC1-6 16 E 1-2f		B FF 94 C SL 90 X CU 78 1-1 1B			4	0	2	1	0	0	2
16 Donnie Murphy, R (1, 3) OBP: 0.291, SLG: 0.305		B SI 90 B SI 90 C SI 88 F SI 89 X SI 91 2-2 ① G3	B SI 91 B SI 92 F SI 91 B CH 82 X SI 91 3-1 ③ G4-3		B SL 86 S FF 91 S SL 85 X SL 86 1-2 E5 15 FC6-4-3 1-2		B SL 88 B FF 95 S FF 95 T FF 95 F FF 96 F FF 96 S FF 96 2-3 ③ K			4	0	0	0	0	1	3
15 Michael Choice, R (1, 10) OBP: 0.288, SLG: 0.366		B SI 88 B SI 89 C CH 82 C SI 90 X SI 91 2-2 ② FC5-3		B SI 90 X CH 82 1-0 HR	D SL 86 X SL 86 1-0 ②③ FC6-4-3 1-2			B FF 96 C FF 95 C CU 81 F FF 96 B FF 97 X FF 96 2-2 ① FC9		4	1	1	1	0	0	2
61 Robinson Chirinos, R (1, 2) OBP: 0.279, SLG: 0.383		C SI 92 X SI 91 0-1 ③ L6		C SI 91 B SL 82 F SL 84 X SI 90 1-2 ① G4-3		B FF 94 X FF 94 1-0 3 1B 1B		X FF 95 0-0 HR		4	1	2	1	0	0	0
3 Luis Sardinas, S (1, 4) OBP: 0.360, SLG: 0.326			B SI 91 B SI 89 B SI 88 B SI 90 4-0 1 2B 17 WP BB	B SI 90 C SI 91 X SI 90 1-1 E6 19 2B		C FF 93 X CU 78 0-1 1 G5-3-4 19 S 1-3 1B		C FF 95 X CH 89 0-1 ② G3		3	2	1	0	1	0	0
Inning Stats	R: 1 H: 1 E: 0 LOB: 1 K: 0 BB: 1 S: 18 P: 30	R: 0 H: 0 E: 0 LOB: 0 K: 0 BB: 0 S: 8 P: 12	R: 3 H: 3 E: 0 LOB: 1 K: 1 BB: 1 S: 13 P: 28	R: 2 H: 2 E: 1 LOB: 1 K: 1 BB: 0 S: 12 P: 20	R: 0 H: 1 E: 1 LOB: 1 K: 0 BB: 0 S: 10 P: 14	R: 0 H: 2 E: 0 LOB: 1 K: 1 BB: 0 S: 7 P: 12	R: 0 H: 1 E: 0 LOB: 1 K: 2 BB: 0 S: 12 P: 16	R: 1 H: 1 E: 0 LOB: 0 K: 1 BB: 0 S: 10 P: 13	R: 0 H: 0 E: 0 LOB: 0 K: 1 BB: 0 S: 8 P: 14	1B: 6 SF: 0 2B: 3 SAC: 0 3B: 1 DP: 2 HR: 2 HBP: 0						WP: 1 PA: 40 PB: 0 SB: 1 CS: 0	

	AB	38
	R	7
	H	11
	RBI	6
	BB	2
	SO	7
	LOB	17

PITCHER		IP	WLS	BF	H	R	ER	SO	BB	IBB	HBP	BLK	WP	HR	S	P	ERA	WHIP
58 TJ House, L ERA: 5.24	(1, 1)	3.1		19	6	6	5	1	2	0	0	0	1	1	46	82	13.50	2.400
48 Scott Atchison, R ERA: 2.86	(4, 1)	1.2	W	6	1	0	0	1	0	0	0	0	0	0	15	22	0.00	0.600
44 John Axford, R ERA: 3.12	(6, 1)	2.0		8	3	0	0	3	0	0	0	0	0	0	19	28	0.00	1.500
59 Carlos Carrasco, R ERA: 5.08	(8, 1)	1.0		4	1	1	1	1	0	0	0	0	0	1	10	13	9.00	1.000
88 Josh Outman, L ERA: 2.66	(9, 1)	1.0		3	0	0	0	1	0	0	0	0	0	0	8	14	0.00	0.000

PITCHER	IP	WLS	BF	H	R	ER	SO	BB	IBB	HBP	BLK	WP	HR	S	P	ERA	WHIP

Miami Marlins @ Texas Rangers

Globe Life Park in Arlington, Arlington, TX

Tue Jun 10 2014, 8:08 PM - 11:46 PM EDT

Att. 28,845 - Partly Cloudy - 83 F

livebaseballscorecards.com

Batter	1	2	3	4	5	6	7	8	9	AB	R	H	RBI	BB	SO	LOB
21 Christian Yelich, L (1, 7) OBP: 0.341, SLG: 0.421	C FF 88 B FF 89 B FF 89 X FF 88 2-1 FC7 ①	X CU 77 0-0 G4-3 ③		C SI 89 B CH 85 B CU 77 F SI 89 X FF 88 2-2 9 FC5 2B 1-H 2-H		C FF 93 B CH 82 B CH 82 C FF 94 F FF 94 F FF 94 X FC 89 2-2 9 1B 2B	C SL 89 D SL 86 F SL 88 X SL 83 1-2 2-H 3-H 1B		C FC 90 C FC 92 X CU 71 0-2 1B	6	1	4	4	0	0	1
59 Ed Lucas, R (1, 4) OBP: 0.357, SLG: 0.351	C FF 91 F FF 91 B FF 91 B SL 86 X SL 85 2-2 46 BB 9 1B 1B		B SL 81 C FF 88 B CU 76 B SL 81 B FF 89 4-1 27 2B 46 G3 BB	C FF 89 B FF 89 X SL 83 1-1 G6-3 ②		C FC 87 X FF 93 0-1 FC4 9 1B	1 SAFE B FF 91 T FF 90 B SL 86 C FF 90 1 SAFE X SL 86 2-2 L4 ③		C FC 90 S FC 91 T FF 92 0-2 K ②	5	1	1	0	1	1	4
27 Giancarlo Stanton, R (1, 9) OBP: 0.396, SLG: 0.588	C FF 89 C FF 90 B FF 88 1 SAFE B FF 90 D SL 84 F SL 85 1 SAFE F FF 91 3-2 X FF 88 F9 ②		S SL 82 B FF 90 S FF 88 B FF 90 X FF 90 2-2 46 G3 1-3 2B	I IN 72 I IN 75 I IN 74 I IN 73 4-0 9 FC5 IBB		S FC 88 S FF 93 F FF 94 B FF 94 S FC 87 1-3 K ②		B FF 96 B FF 96 B FF 96 C FF 95 B FF 95 4-1 9 E 9 E BB	B FF 92 B FC 90 F FF 90 F SL 80 B FC 91 S SL 79 3-3 K ③	4	1	1	0	2	2	4
9 Casey McGehee, R (1, 5) OBP: 0.363, SLG: 0.384	X FF 91 0-0 46 BB 1-2 1B		C FF 91 B SL 84 D CH 84 D SL 83 F SL 82 S SL 84 3-3 K ①	X CH 83 0-0 FC5 1-2 2-3f		C FC 88 B CH 82 B FF 93 B FC 87 C FF 93 F FF 94 F FF 94 X FF 94 3-2 46 FC6 1-3 2-H 1B		B FF 94 1 SAFE X FF 92 1-0 E7 46 2B 1-H 1B		5	1	3	1	0	1	4
46 Garrett Jones, L (1, 3) OBP: 0.335, SLG: 0.464	B FF 89 B FF 90 2 SAFE B FF 86 B FF 88 4-0 1-2 2-3 BB		B CU 77 X CH 84 1-0 G3 ② 2-3 3-H		C FF 88 B CU 77 S CH 84 F FF 88 X SL 85 1-2 G6-3 ①	B CH 81 B FF 92 C FF 92 F CH 82 X FF 93 2-2 FC6 ③ 1-2f		F FF 94 X FF 96 0-1 48 G4-3 2B 3-H		4	0	1	2	1	0	3
13 Marcell Ozuna, R (1, 8) OBP: 0.310, SLG: 0.442	C SL 84 F FF 90 X FF 89 0-2 P4 ③		B SL 83 S SL 84 X SL 84 1-1 F9 ③		C FF 89 B FF 90 F SL 83 B SL 83 B FF 90 X SL 81 3-2 F8 ②		C FF 92 C FF 92 B FF 92 C FF 92 1-3 K ①	S SL 86 B FF 95 F CU 83 S FF 96 1-3 K ①		5	0	0	0	0	2	5
48 Justin Bour, L (1, 10) OBP: 0.455, SLG: 0.455		X FF 87 0-0 F8 ①		C FF 88 B FF 88 F FF 89 F SL 85 F SL 85 X CU 79 1-2 6 BB 21 2B 1B	C FF 88 B FF 90 B FF 89 X FF 89 2-1 1B		B CH 87 C FF 93 F CH 87 X FF 92 1-2 3 F8 6 E 21 1B 1B	B FF 95 B FF 95 X FF 95 2-0 G4-3 ② 2-3		5	2	3	0	0	0	1
6 Jeff Mathis, R (1, 2) OBP: 0.338, SLG: 0.328		B FF 88 B FF 89 X FF 90 2-0 1B		B FF 89 B SL 83 B FF 88 C FF 89 F FF 89 F FF 89 B FF 90 4-2 21 2B 1-2 BB	C CH 81 B FF 89 B SL 83 S FF 89 B FF 88 S FF 89 3-3 K ③		F FF 93 B FF 93 F FF 93 B CH 86 F CH 86 X FF 93 2-2 FC4 3 F8 21 1B 1-2	C FF 94 B FF 96 B FF 94 X FF 94 2-1 G5-3 ③		4	2	1	0	1	1	3
3 Adeiny Hechavarría, R (1, 6) OBP: 0.285, SLG: 0.315		F FF 89 F FF 88 B FF 88 1 SAFE X FF 89 1-2 F9 ②		D FF 88 L FF 88 L FF 89 S SL 83 1-3 K ①		B FC 89 X FF 92 1-0 F9 ①	B SL 85 B FF 93 F FF 92 B FF 93 X FF 92 3-1 F8 ② 1-2 2-3		S SL 78 B FC 90 F FC 90 B CU 70 X SL 77 2-2 P6 ①	5	0	0	0	0	1	5
Inning Stats	R: 0 E: 0 K: 0 S: 14 H: 2 LOB: 3 BB: 1 P: 25	R: 0 E: 0 K: 0 S: 6 H: 1 LOB: 1 BB: 0 P: 9	R: 1 E: 0 K: 1 S: 10 H: 1 LOB: 1 BB: 1 P: 21	R: 2 E: 0 K: 1 S: 17 H: 2 LOB: 2 BB: 2 P: 30	R: 0 E: 0 K: 1 S: 12 H: 1 LOB: 1 BB: 0 P: 21	R: 1 E: 0 K: 1 S: 20 H: 2 LOB: 2 BB: 0 P: 29	R: 2 E: 1 K: 1 S: 18 H: 2 LOB: 1 BB: 0 P: 28	R: 2 E: 1 K: 1 S: 10 H: 2 LOB: 1 BB: 1 P: 20	R: 0 E: 0 K: 2 S: 12 H: 1 LOB: 1 BB: 0 P: 17	1B: 10 2B: 4 3B: 0 HR: 0 SF: 0 SAC: 0 DP: 0 HBP: 0						

TOP	
AB	43
R	8
H	14
RBI	7
BB	5
SO	8
LOB	30

WP: 0 PB: 0 SB: 0 CS: 0 PA: 48

PITCHER		IP	WLS	BF	H	R	ER	SO	BB	IBB	HBP	BLK	WP	HR	S	P	ERA	WHIP
48 Colby Lewis, R (1, 1) ERA: 5.74		5.0		26	7	3	3	3	3	1	0	0	0	0	59	106	5.40	2.000
37 Shawn Tolleson, R (6, 1) ERA: 3.09		1.0		6	2	1	1	1	0	0	0	0	0	0	20	29	9.00	2.000
44 Jason Frasor, R (7, 1) ERA: 1.59		0.2	L	4	1	2	0	1	0	0	0	0	0	0	12	19	0.00	1.500
56 Neal Cotts, L (7, 1) ERA: 3.91		0.1	B	2	1	0	0	0	0	0	0	0	0	0	6	9	0.00	3.000
52 Tanner Scheppers, R (8, 1) ERA: 9.0		1.0		6	2	2	1	1	1	0	0	0	0	0	10	20	9.00	3.000

PITCHER		IP	WLS	BF	H	R	ER	SO	BB	IBB	HBP	BLK	WP	HR	S	P	ERA	WHIP
28 Joakim Soria, R (9, 1) ERA: 1.96		1.0		4	1	0	0	2	0	0	0	0	0	0	12	17	0.00	1.000

Miami Marlins @ Texas Rangers

Globe Life Park in Arlington, Arlington, TX

Tue Jun 10 2014, 8:08 PM - 11:46 PM EDT

Att. 28,845 - Partly Cloudy - 83 F

BOTTOM

Batter	1	2	3	4	5	6	7	8	9	AB	R	H	RBI	BB	SO	LOB
15 Michael Choice, R (1, 7) OBP: 0.279, SLG: 0.354	C FF 93 C FF 94 B KC 82 S FF 95 1-3 FC ①		B FF 95 B FF 95 C FF 94 F FF 95 C KC 82 2-3 FC ②		C FF 93 B SL 86 X SL 86 1-1 FC8 ② X FC 91 0-0 FC5-3 ③				B SI 92 C SI 93 F SI 92 F SL 81 X SL 81 1-2 FC3 ①	5	0	0	0	0	0	2
1 Elvis Andrus, R (1, 6) OBP: 0.304, SLG: 0.340	C FF 95 B FF 96 X FF 93 1-1 L9 ②		B KC 80 X FF 94 1-0 17 BB 1B		F FF 93 1 SAFE X KC 80 0-1 G4-3 ③		F FF 94 B SI 96 B FC 90 F FC 89 S FC 90 2-3 K ①		C SI 92 B SI 93 B SI 92 B SI 92 C SI 92 S SI 92 3-3 K ②	5	0	1	0	0	2	1
17 Shin-Soo Choo, L (1, 10) OBP: 0.395, SLG: 0.401	B KC 79 B FF 95 B FF 94 C FF 92 C FF 93 X FF 95 3-2 F8 ③		**1 SAFE** **B FF 94** **1 SAFE** **B FF 93** **1 SAFE** 1 SAFE 1 SAFE B FF 93 B SI 92 **1-2** 4-0 BB			C FF 91 H FF 93 1-1 BB 29 1B 64 BB HBP	C CU 81 S FC 90 B FC 91 B FC 90 F SI 95 B FC 89 S FC 89 3-3 K ②		S SI 92 S SI 93 F SI 93 B FF 92 B SL 81 B SL 82 C SI 92 3-3 K ③	3	1	0	0	1	2	0
29 Adrian Beltré, R (1, 5) OBP: 0.369, SLG: 0.503		B SL 88 B FF 94 X FF 93 2-0 P6 ①	C FF 95 X SI 94 0-1 G4-3 ③			X FF 92 0-0 64 BB BB 61 SF9 **1-2** 1B	F FF 95 B FF 96 S FF 96 B FC 89 X FF 95 2-2 1B			4	1	2	0	0	0	2
Alex Rios, R (1, 9) OBP: 0.369, SLG: 0.490		B FF 94 C FF 93 X SL 87 1-1 64 1B 61 SF9 1B		B FF 93 X FF 92 1-0 F9 ①		C SL 86 B SL 87 B SL 87 B FF 93 B FF 92 4-1 61 SF9 64 BB 12 WP **1-2** **2-3** BB	C FC 89 C SI 95 D FC 89 F SI 96 X FC 88 1-2 G6-3 ③			3	2	1	0	1	0	1
64 Brad Snyder, L (1, 3) OBP: 0.500, SLG: 0.333		B FF 93 D FF 92 1 SAFE X FF 93 2-0 **1-3** 1B		B KC 78 C FF 93 S KC 80 S SL 88 1-3 K ②		B KC 78 B FF 93 S FF 93 B FF 94 B FF 91 4-1 12 WP 12 E **1-2** **2-3** **3-H** BB		C FF 93 B CH 83 S FF 92 C SL 81 1-3 K ①		3	1	1	1	1	2	0
61 Robinson Chirinos, R (1, 2) OBP: 0.271, SLG: 0.377		B SL 85 X SL 86 1-0 SF9 ② 3-H		C FF 95 S KC 81 S KC 80 0-3 K ③		X FF 92 0-0 SF9 ① 2-3 3-H		X FF 92 0-0 B2-3 ②		2	0	0	2	0	1	0
2 Leonys Martin, L (1, 8) OBP: 0.315, SLG: 0.364 19 Daniel Robertson, R (6, PH) OBP: 0.257, SLG: 0.219 (7, 8)		C KC 78 S KC 80 S KC 82 0-3 K ③			M KC 78 F KC 81 B SL 87 B KC 80 S KC 82 2-3 K ①	B FF 94 C FF 94 L SL 83 D SL 85 C SL 83 2-3 K ②		B FF 92 B FF 92 B FF 92 B FF 93 4-0 BB		2 1	0 0	0 0	0 0	0 1	2 1	1 2
12 Rougned Odor, L (1, 4) OBP: 0.325, SLG: 0.479			C FF 93 F KC 80 B SL 83 F FF 96 C FF 94 1-3 K ①		B FF 94 B FF 94 F FF 94 B FF 93 X FF 93 3-1 1B	B FF 94 F FF 92 B SL 84 S FF 94 X SL 83 2-2 E3 **1-H** **3-H** 1B		B SL 80 X FF 90 1-0 G4-3 ③		4	0	2	1	0	1	1
Inning Stats	R: 0 E: 0 K: 0 S: 8 H: 0 LOB: 0 BB: 0 P: 13	R: 1 E: 0 K: 1 S: 8 H: 2 LOB: 1 BB: 0 P: 14	R: 0 E: 0 K: 1 S: 10 H: 1 LOB: 2 BB: 1 P: 18	R: 0 E: 0 K: 2 S: 7 H: 0 LOB: 0 BB: 0 P: 9	R: 0 E: 0 K: 1 S: 9 H: 1 LOB: 1 BB: 0 P: 15	R: 4 E: 1 K: 1 S: 12 H: 2 LOB: 1 BB: 2 P: 25	R: 0 E: 0 K: 2 S: 14 H: 1 LOB: 1 BB: 0 P: 22	R: 0 E: 0 K: 1 S: 5 H: 0 LOB: 1 BB: 1 P: 11	R: 0 E: 0 K: 2 S: 11 H: 0 LOB: 0 BB: 0 P: 18	1B: 7 2B: 0 3B: 0 HR: 0 SF: 2 SAC: 0 DP: 0 HBP: 1	WP: 1 PB: 0 SB: 0 CS: 0 PA: 39					

PITCHER	IP	WLS	BF	H	R	ER	SO	BB	IBB	HBP	BLK	WP	HR	S	P	ERA	WHIP
34 Tom Koehler, R (1, 1) ERA: 3.68	5.1		25	5	5	5	7	3	0	1	0	0	0	47	83	8.44	1.500
43 Dan Jennings, L (6, 1) ERA: 1.08	0.1	B	2	1	0	0	1	0	0	0	0	1	0	6	10	0.00	3.000
57 Bryan Morris, R (6, 1) ERA: 3.1	1.1	W	5	1	0	0	2	0	0	0	0	0	0	15	23	0.00	0.750
44 AJ Ramos, R (8, 1) ERA: 2.83	1.0	H	4	0	0	0	1	1	0	0	0	0	0	5	11	0.00	1.000
31 Steve Cishek, R (9, 1) ERA: 2.36	1.0	S	3	0	0	0	2	0	0	0	0	0	0	11	18	0.00	0.000

PITCHER	IP	WLS	BF	H	R	ER	SO	BB	IBB	HBP	BLK	WP	HR	S	P	ERA	WHIP

livebaseballscorecards.com

AB	32
R	5
H	7
RBI	4
BB	4
SO	11
LOB	10

Miami Marlins @ Texas Rangers

Globe Life Park in Arlington, Arlington, TX

Wed Jun 11 2014, 8:09 PM - 10:44 PM EDT

Att. 31,512 - Clear - 91 F

TOP

livebaseballscorecards.com

Batter	1	2	3	4	5	6	7	8	9	AB	R	H	RBI	BB	SO	LOB
21 Christian Yelich, L (1, 7) OBP: 0.343, SLG: 0.420	B SI 91 B FF 90 B FF 90 C FF 90 F SI 91 B ST 80 4-2 59 WP BB		X FF 92 0-0 59 G6-4-3 1B		1 SAFE C FC 89 S FS 86 D SI 92 1 SAFE X SI 89 1-2 ③ FC7			C FC 85 F ST 78 C FF 93 0-3 ② K		3	0	1	0	1	1	1
59 Ed Lucas, R (1, 4) OBP: 0.341, SLG: 0.333	B FF 95 C FF 93 T FF 93 B FF 95 F FF 94 B ST 84 F FF 93 C ST 83 3-3 ① K 1-2		X SI 91 0-0 ②③ G6-4-3 1-2f			B FF 90 B FF 89 C FC 89 X FF 90 2-1 ① G4-3		S FC 86 C ST 81 B FF 94 S FC 89 1-3 ③ K		4	0	0	0	0	2	2
27 Giancarlo Stanton, R (1, 9) OBP: 0.394, SLG: 0.582	C FF 96 B FC 90 F FF 95 B FF 96 X FF 95 2-2 ② P6			C FF 94 X FC 90 0-1 ① P2		S FC 89 B ST 81 B SI 94 S ST 80 S ST 80 2-3 ② K			C ST 79 X FC 90 0-1 9 G6-4-3 1B	4	0	1	0	0	1	1
9 Casey McGehee, R (1, 5) OBP: 0.361, SLG: 0.382	C FF 94 X FC 91 0-1 ③ L4			C FF 92 B FF 94 B SI 90 X ST 80 2-1 ② G5-3		X SI 92 0-0 1B			B SI 91 C SI 91 D ST 81 X SI 90 2-1 ①② G6-4-3 1-2f	4	0	1	0	0	0	2
46 Garrett Jones, L (1, 3) OBP: 0.337, SLG: 0.462		C FF 91 B CU 68 B FF 92 B FC 87 B FF 92 4-1 BB		B FF 93 C FF 92 F FC 88 B FF 90 X CS 59 2-2 1B		S FC 90 X SI 95 0-1 ③ G4-3			C FC 91 F SI 96 B FF 94 S KC 78 1-3 ③ K2-3	3	0	1	0	1	1	1
13 Marcell Ozuna, R (1, 8) OBP: 0.310, SLG: 0.441		X FF 92 0-0 ① F8		B SI 93 B SI 94 S FF 94 S FC 93 F FF 94 C ST 81 2-3 ③ K			C ST 77 F FC 88 B FF 92 X FC 88 1-2 ① 1B			3	0	1	0	0	1	2
48 Justin Bour, L (1, 10) OBP: 0.429, SLG: 0.385		F FF 93 C FC 90 S FC 89 0-3 ② K			C FC 85 C CU 68 B KC 76 B KC 74 S SI 89 2-3 ① K2-3		F FC 87 B FS 83 B FC 87 S FC 87 B ST 80 F ST 78 B SI 94 4-2 60 G1-6-3 BB			2	0	0	0	1	2	1
60 J.T. Realmuto, R (1, 2) OBP: 0.250, SLG: 0.250		B FF 94 F FF 92 B FF 95 F FF 94 F ST 81 F FF 94 1 SAFE S FC 90 2-3 ③ K			B SI 91 X FF 92 1-0 ② F9		B SI 90 B SI 90 F SI 92 X SI 92 2-1 ②③ G1-6-3 1-2f			3	0	0	0	0	1	2
3 Adeiny Hechavarría, R (1, 6) OBP: 0.285, SLG: 0.315			B FF 91 X FF 90 1-0 ① P4		X SI 91 0-0 1B			C FC 88 S FC 86 S ST 80 0-3 ① K		3	0	1	0	0	1	0

	AB	29
	R	0
	H	6
	RBI	0
	BB	3
	SO	10
	LOB	12

Inning Stats																																		
	R: 0	E: 0	K: 1	S: 12	H: 0	LOB: 1	BB: 1	P: 21	R: 0	E: 0	K: 2	S: 10	H: 0	LOB: 1	BB: 1	P: 16	R: 0	E: 0	K: 0	S: 3	H: 1	LOB: 0	BB: 0	P: 4	R: 0	E: 0	K: 1	S: 11	H: 1	LOB: 1	BB: 0	P: 17	R: 0	E: 0	K: 1	S: 8	H: 1	LOB: 1	BB: 0	P: 12	R: 0	E: 0	K: 1	S: 8	H: 1	LOB: 0	BB: 1	P: 15	R: 0	E: 0	K: 3	S: 9	H: 0	LOB: 0	BB: 0	P: 10	R: 0	E: 0	K: 1	S: 7	H: 1	LOB: 0	BB: 0	P: 10	1B: 6	2B: 0	3B: 0	HR: 0	SF: 0	SAC: 0	DP: 3	HBP: 0	WP: 1	PB: 0	SB: 0	CS: 0	PA: 32

PITCHER	IP	WLS	BF	H	R	ER	SO	BB	IBB	HBP	BLK	WP	HR	S	P	ERA	WHIP
11 Yu Darvish, R (1, 1) ERA: 2.11	9.0	W	32	6	0	0	10	3	0	0	0	1	0	76	117	0.00	1.000

PITCHER	IP	WLS	BF	H	R	ER	SO	BB	IBB	HBP	BLK	WP	HR	S	P	ERA	WHIP

Batter	1	2	3	4	5	6	7	8	9	AB	R	H	RBI	BB	SO	LOB
15 Michael Choice, R (1, 7) OBP: 0.272, SLG: 0.344	C FF 90 C SI 93 B FC 85 X SI 95 1-2 FC4-3 ①		B SI 93 B SI 95 S CH 87 X CH 86 2-1 FC3 ① C SI 92 1 SAFE B CU 77 1 SAFE C CU 77 B FC 84 T SI 93 2-2 FC ③			B FF 89 X SI 89 1-0 FC6 ③ 1-2f				4	0	0	0	0	0	4
1 Elvis Andrus, R (1, 6) OBP: 0.310, SLG: 0.346	B FF 93 B FF 94 C FF 93 F SI 94 F FC 86 B FC 82 S SI 96 3-3 K ②		X FC 85 0-0 17 2B 1B ① 1-2 2-3		C FF 91 X SL 82 0-1 17 1B 17 E 1B ①		B FF 89 S FF 88 F FF 90 F SL 82 X FF 89 1-2 29 1B 1B ①			4	2	3	0	0	1	0
17 Shin-Soo Choo, L (1, 10) OBP: 0.397, SLG: 0.408	B FF 95 F SI 95 B SI 89 F FF 94 X FF 96 2-2 F8 ③		B SI 95 X FF 94 1-0 29 G4-3 WP 2B ① 1-H 2-H 3-H		C FF 90 C FF 89 B SI 89 X FF 90 1-2 29 FC5-4 1B ① 1-H		X SI 90 0-0 F8 ①			4	1	2	4	0	0	1
29 Adrián Beltré, R (1, 5) OBP: 0.372, SLG: 0.507		C FF 92 X CU 80 0-1 WP 2B ① C FC 87 X SI 95 0-1 G4-3 ② 2-3			1 SAFE C SI 90 F FF 90 F SL 86 B SL 81 D SL 85 X SL 84 2-2 FC5-4 FC6 ① 1-2f		B CH 84 C FF 89 D CU 77 B FF 89 F FF 89 F FF 91 F FF 91 F SI 91 F SI 91 3-2 X SI 80 1B ① 1-2			4	0	2	0	0	0	2
Alex Rios, R (1, 9) OBP: 0.364, SLG: 0.482		C FC 83 S SI 94 D SI 94 B FC 87 X FC 86 2-2 F8 ① 2-3 C CU 80 F CU 80 F SI 95 B FC 86 F FC 85 F FF 94 B FC 81 F FC 82 B SI 95 3-3 S SI 84 K ③ 3-H			C FF 90 B SI 89 B FF 91 X FF 90 2-1 FC6 ② 1-2f		X SL 84 0-0 F8 ②			4	0	0	0	0	1	4
64 Brad Snyder, L (1, 3) OBP: 0.250, SLG: 0.143		X SI 94 0-0 L6 ②		C SI 92 F CH 83 F CU 77 B CU 78 B CH 86 X FF 94 2-2 G4-3 ① C CU 75 F SI 90 D CU 76 X SL 84 1-2 G3 ③			D CH 86 X SI 87 1-0 G4-3 ③			4	0	0	0	0	0	4
2 Leonys Martin, L (1, 8) OBP: 0.314, SLG: 0.362		C SI 94 F CU 80 D CU 80 S CU 80 1-3 K ③		B CH 86 B FF 92 F SI 93 X SI 94 2-1 60 BLK 60 1B 1B ①		C SL 82 B CU 76 B FF 87 B FF 88 F FF 88 S FF 90 3-3 K ①		C FF 94 C SI 94 B FF 96 X FF 96 1-2 G4-3 ①		4	1	1	0	0	2	1
60 Chris Gimenez, R (1, 2) OBP: 0.422, SLG: 0.500			B FF 93 B SI 92 B FF 93 C FF 92 B FF 94 4-1 1 1B 12 1B 17 2B BB	1 SAFE B SI 92 1 SAFE F SI 92 F FC 84 1 SAFE D FC 86 X SI 94 2-2 12 FC1-5-6 1B 1-H		F FF 90 B FF 90 C FF 90 F FF 90 X FF 90 1-2 L8 ②		S SL 88 C FF 96 F FF 95 C SL 87 0-3 K ②		3	1	1	1	1	1	0
12 Rougned Odor, L (1, 4) OBP: 0.333, SLG: 0.481			X SI 94 0-0 1 1B 17 2B 1B 1-2	B CH 85 X SI 92 1-0 FC1-5-6 ② 1-2f		C SI 90 B CH 86 X CU 77 1-1 15 FC6 1B		C SI 95 B FS 87 C FS 87 C SI 95 1-3 K ③		4	1	2	0	0	1	1
Inning Stats	R: 0 E: 0 K: 1 S: 10 H: 0 LOB: 0 BB: 0 P: 16	R: 0 E: 0 K: 1 S: 9 H: 1 LOB: 1 BB: 0 P: 12	R: 4 E: 0 K: 1 S: 15 H: 3 LOB: 0 BB: 1 P: 25	R: 1 E: 0 K: 0 S: 13 H: 2 LOB: 1 BB: 0 P: 22	R: 1 E: 0 K: 0 S: 14 H: 2 LOB: 1 BB: 0 P: 20	R: 0 E: 0 K: 0 S: 10 H: 1 LOB: 1 BB: 0 P: 16	R: 0 E: 0 K: 0 S: 14 H: 2 LOB: 2 BB: 0 P: 19	R: 0 E: 0 K: 2 S: 10 H: 0 LOB: 0 BB: 0 P: 12		1B: 9 2B: 2 3B: 0 HR: 0 SF: 0 SAC: 0 DP: 0 HBP: 0						

BOTTOM

Miami Marlins @ Texas Rangers

Globe Life Park in Arlington, Arlington, TX

Wed Jun 11 2014, 8:09 PM - 10:44 PM EDT

Att. 31,512 - Clear - 91 F

livebaseballscorecards.com

AB	35
R	6
H	11
RBI	5
BB	1
SO	6
LOB	17

WP: 2 PB: 0 SB: 0 CS: 0 PA: 36

PITCHER		IP	WLS	BF	H	R	ER	SO	BB	IBB	HBP	BLK	WP	HR	S	P	ERA	WHIP
33 Jacob Turner, R ERA: 6.38	(1, 1)	4.0	L	19	6	5	5	4	1	0	0	1	2	0	47	75	11.25	1.750
45 Kevin Slowey, R ERA: 4.84	(5, 1)	3.0		14	5	1	1	1	0	0	0	0	0	0	38	55	3.00	1.667
41 Chris Hatcher, R ERA: 4.32	(8, 1)	1.0		3	0	0	0	2	0	0	0	0	0	0	10	12	0.00	0.000

PITCHER	IP	WLS	BF	H	R	ER	SO	BB	IBB	HBP	BLK	WP	HR	S	P	ERA	WHIP

Batter	1	2	3	4	5	6	7	8	9	AB	R	H	RBI	BB	SO	LOB
15 Michael Choice, R (1, 10) OBP: 0.266, SLG: 0.335	B SI 92 C CH 91 C SL 85 X CU 80 1-2 FC5-3		C SL 84 B CH 91 S CH 90 C FF 94 1-3 FC			C SL 86 C FF 94 S CH 91 0-3 FC			C SL 84 B CH 89 S SL 85 B CH 90 S CH 91 2-3 FC	4	0	0	0	0	0	0
1 Elvis Andrus, R (1, 6) OBP: 0.313, SLG: 0.349	X SI 93 0-0 17 FC3-6 1B			C CU 80 B SL 87 X SL 84 1-1 L9			B CH 88 B SI 92 B FF 92 C SI 92 C SI 92 X FF 93 3-2 F8		B SL 86 C SI 93 B CU 81 C SI 94 X FF 93 2-2 17 S 29 FC6-4 1B	4	1	2	0	0	0	0
17 Shin-Soo Choo, L (1, 7) OBP: 0.398, SLG: 0.407 19 Daniel Robertson, R (9, 7) OBP: 0.257, SLG: 0.219	F SI 94 1 SAFE B FF 94 X CU 80 1-1 FC3-6 29 FC6-4 1-2f			B CH 89 B CH 89 S CH 90 C CU 80 X SI 94 2-2 L7			B CH 89 B CU 79 C SI 93 X CU 80 2-1 29 G6-3 29 WP 1B		B SI 93 B SI 93 C SI 93 B CH 89 S SI 93 D CH 90 4-2 29 FC6-4 1-3 BB	3 0	0 0	1 0	0 0	1 0	0 0	1 0
29 Adrian Beltré, R (1, 5) OBP: 0.365, SLG: 0.498	F FF 93 X SL 86 0-1 FC6-4 1-2f			C CH 90 B CU 82 B SL 83 C CH 91 B CH 91 F FF 94 F FF 93 X SL 85 3-2 G6-3			S SL 86 B CH 91 B CH 91 C SL 85 F SI 93 X CH 91 2-2 G6-3 1-3		F SI 93 F CH 82 F SI 94 X SI 96 0-2 FC6-4 1-2f 3-H	4	0	0	1	0	0	3
Alex Rios, R (1, 9) OBP: 0.362, SLG: 0.479		X FF 92 0-0 61 G1-4-3 1B			B CH 91 S SL 83 X CH 88 1-1 G5-3		C SI 94 S CH 91 S CH 90 0-3 K		B SI 94 F CH 81 X SI 95 1-1 G4-3	4	0	1	0	0	1	2
64 Brad Snyder, L (1, 3) OBP: 0.273, SLG: 0.111		1 SAFE B CH 88 B CH 88 S SI 93 C CU 81 C FF 94 2-3 K			C CU 80 X CU 81 0-1 L8			C CH 86 F CH 87 B CH 88 B CH 88 B FF 93 B CH 89 4-2 61 SH1-4 BB		2	0	0	0	1	1	1
61 Robinson Chirinos, R (1, 2) OBP: 0.267, SLG: 0.371		1 SAFE F CH 89 X SL 86 0-1 G1-4-3 1-2f			B SI 93 B SI 92 X SI 92 2-0 G6-3			B SL 83 X SI 92 1-0 SH1-4 1-2		2	0	0	0	0	0	1
2 Leonys Martin, L (1, 8) OBP: 0.310, SLG: 0.357			C CU 78 F SI 93 F SI 94 S FF 94 0-3 K			M CU 79 X CH 88 0-1 G3-1		C CU 79 X CH 89 0-1 L5		3	0	0	0	0	1	1
12 Rougned Odor, L (1, 4) OBP: 0.321, SLG: 0.463			C SI 94 C CU 81 X CH 90 0-2 G4-3			B SI 93 B CH 88 C CH 89 C CU 81 F FF 94 B FF 94 F FF 93 X CH 90 3-2 G6-3		S CH 89 F CU 81 X CH 90 0-2 L8		3	0	0	0	0	0	1
Inning Stats	R: 0 E: 0 K: 0 S: 8 H: 1 LOB: 1 BB: 0 P: 10	R: 0 E: 0 K: 1 S: 6 H: 1 LOB: 0 BB: 0 P: 8	R: 0 E: 0 K: 1 S: 10 H: 0 LOB: 0 BB: 0 P: 11	R: 0 E: 0 K: 0 S: 10 H: 0 LOB: 0 BB: 0 P: 16	R: 0 E: 0 K: 0 S: 5 H: 0 LOB: 0 BB: 0 P: 8	R: 0 E: 0 K: 0 S: 10 H: 0 LOB: 0 BB: 0 P: 13	R: 0 E: 0 K: 1 S: 12 H: 1 LOB: 1 BB: 0 P: 19	R: 0 E: 0 K: 0 S: 8 H: 0 LOB: 1 BB: 1 P: 13	R: 1 E: 1 K: 0 S: 14 H: 1 LOB: 1 BB: 1 P: 23	1B: 4 2B: 0 3B: 0 HR: 0 SF: 0 SAC: 1 DP: 1 HBP: 0						

PITCHER	IP	WLS	BF	H	R	ER	SO	BB	IBB	HBP	BLK	WP	HR	S	P	ERA	WHIP
34 Félix Hernández, R (1, 1) ERA: 2.29	8.1	L	30	4	1	1	6	2	0	0	0	1	0	77	114	1.08	0.720
56 Fernando Rodney, R (9, 1) ERA: 2.13	0.2		2	0	0	0	0	0	0	0	0	0	0	6	7	0.00	0.000

PITCHER	IP	WLS	BF	H	R	ER	SO	BB	IBB	HBP	BLK	WP	HR	S	P	ERA	WHIP

TOP

Texas Rangers @ Seattle Mariners

Safeco Field, Seattle, WA

Fri Jun 13 2014, 7:12 PM - 9:40 PM PDT

Att. 22,039 - Overcast - 60 F

livebaseballscorecards.com

AB	29
R	1
H	4
RBI	1
BB	2
SO	3
LOB	10

WP: 1	PA: 32		
PB: 0			
SB: 2			
CS: 0			

BOTTOM

Texas Rangers @ Seattle Mariners

Safeco Field, Seattle, WA

Fri Jun 13 2014, 7:12 PM - 9:40 PM PDT

Att. 22,039 - Overcast - 60 F

livebaseballscorecards.com

Batter	1	2	3	4	5	6	7	8	9	AB	R	H	RBI	BB	SO	LOB
99 James Jones, L (1, 8) OBP: 0.314, SLG: 0.361	C SI 90 B SI 90 S FF 91 B FF 91 F SL 87 X FF 92 2-2 ① L9			B SI 91 B CH 85 B SI 91 C FF 90 X SI 92 3-1 ① L8		B SL 86 X SL 85 1-0 ③ F9			B CH 84 C FF 90 B FF 91 F FF 91 S FC 91 2-3 ① K	4	0	0	0	0	1	1
15 Kyle Seager, L (1, 5) OBP: 0.323, SLG: 0.438	B SI 90 B CH 86 X SI 91 2-0 ② G5-3			C CU 79 X FF 92 0-1 ② F8			B CH 82 C SL 85 B CU 78 F SL 85 B CU 80 B SL 83 4-2 22 FC1-6 BB		C FC 91 B CU 72 F CH 86 F FF 94 B CU 68 X CH 85 2-2 ② G6-3	3	0	0	0	1	0	0
22 Robinson Canó, L (1, 4) OBP: 0.381, SLG: 0.429	F SI 91 B FF 92 S CU 79 S SI 92 1-3 ③ K			C SI 91 S CU 80 B SI 93 B SL 85 T SL 87 2-2 ③ K			B CU 77 B SI 91 C SI 91 X SI 90 2-1 ① FC1-6 13 PB 20 BB 1-2f		C FC 92 B FC 91 X CH 86 1-1 ③ G1-3	4	0	0	0	0	2	1
20 Logan Morrison, L (1, 3) OBP: 0.242, SLG: 0.300		B SI 88 X SI 90 1-0 ① F9			C CU 78 B FF 91 B SL 86 X SI 93 2-1 ① F7		D CU 79 1 SAFE B SI 92 B SL 86 C SI 91 B SI 91 4-1 13 PB BB 1-2			2	0	0	0	1	0	0
7 Stefen Romero, R (1, 10) OBP: 0.246, SLG: 0.338 9 Endy Chavez, L (7, PH) OBP: 0.190, SLG: 0.268 (8, 10)		B SI 91 X FF 91 1-0 ② P4			C FF 92 F SI 92 T SL 86 0-2 ② K		F CH 84 B SI 93 F FF 93 C SI 92 1-3 ② K			2 1	0 0	0 0	0 0	0 0	1 1	0 2
13 Dustin Ackley, L (1, 7) OBP: 0.284, SLG: 0.362		C SI 92 F FF 92 X SI 93 0-2 ③ G6-3			X SI 87 0-0 ③ G1-3		B FF 93 S CH 87 C FF 93 B FF 92 B FF 92 S CH 86 3-3 ③ K 1-2 2-3			3	0	0	0	0	1	2
3 Mike Zunino, R (1, 2) OBP: 0.282, SLG: 0.406			X SI 91 0-0 5 FC4 1B			B FF 91 X FF 92 1-0 16 G4-3 2B		S FF 92 B FC 89 B FF 93 S FC 88 S FF 93 2-3 ① K		3	0	2	0	0	1	0
5 Brad Miller, L (1, 6) OBP: 0.250, SLG: 0.284			X SI 91 0-0 ① FC4 16 CS 1-2f			C SI 90 B SI 92 L SI 91 D CU 79 S SI 91 2-3 ① K		X FF 92 0-0 ② P5		3	0	0	0	0	1	2
16 Cole Gillespie, R (1, 9) OBP: 0.350, SLG: 0.382			1 SAFE C FF 91 1 SAFE B FF 90 S SL 88 B FF 94 C SL 86 2-3 ② ③ K 1-2			B SL 86 X SL 87 1-0 ② G4-3 2-3		X FC 88 0-0 ③ L8		3	0	0	0	0	1	2
Inning Stats	R: 0 E: 0 K: 1 S: 8 H: 0 LOB: 0 BB: 0 P: 13	R: 0 E: 0 K: 0 S: 5 H: 0 LOB: 0 BB: 0 P: 7	R: 0 E: 0 K: 1 S: 5 H: 1 LOB: 0 BB: 0 P: 7	R: 0 E: 0 K: 1 S: 7 H: 0 LOB: 0 BB: 0 P: 12	R: 0 E: 0 K: 1 S: 6 H: 0 LOB: 0 BB: 0 P: 8	R: 0 E: 0 K: 1 S: 6 H: 1 LOB: 1 BB: 0 P: 11	R: 0 E: 0 K: 2 S: 11 H: 0 LOB: 2 BB: 2 P: 25	R: 0 E: 0 K: 1 S: 5 H: 0 LOB: 0 BB: 0 P: 7	R: 0 E: 0 K: 1 S: 9 H: 0 LOB: 0 BB: 0 P: 14	1B: 1 2B: 1 3B: 0 HR: 0		SF: 0 SAC: 0 DP: 0 HBP: 0		WP: 0 PB: 1 SB: 0 CS: 1		PA: 30

	AB	28
	R	0
	H	2
	RBI	0
	BB	2
	SO	9
	LOB	10

PITCHER		IP	WLS	BF	H	R	ER	SO	BB	IBB	HBP	BLK	WP	HR	S	P	ERA	WHIP
23 Nick Tepesch, R ERA: 3.94	(1, 1)	6.1		22	2	0	0	5	2	0	0	0	0	0	42	73	0.00	0.632
44 Jason Frasor, R ERA: 1.54	(7, 1)	0.2		2	0	0	0	2	0	0	0	0	0	0	6	10	0.00	0.000
37 Shawn Tolleson, R ERA: 3.0	(8, 1)	1.0	W	3	0	0	0	1	0	0	0	0	0	0	5	7	0.00	0.000
28 Joakim Soria, R ERA: 1.88	(9, 1)	1.0	S	3	0	0	0	1	0	0	0	0	0	0	9	14	0.00	0.000

PITCHER	IP	WLS	BF	H	R	ER	SO	BB	IBB	HBP	BLK	WP	HR	S	P	ERA	WHIP

Batter	1	2	3	4	5	6	7	8	9	AB	R	H	RBI	BB	SO	LOB
2 Leonys Martin, L (1, 8) OBP: 0.316, SLG: 0.359	C FF 89 B SI 91 B SI 91 B SI 90 C SI 89 B SI 91 4-2 1 CS BB		C SI 90 S CH 81 B SI 91 B CH 79 B CU 79 F SI 91 F CH 78 X SI 89 3-2 ② P6		C SI 91 B CH 79 C CH 78 X SI 92 1-2 1 S 1B		L SI 88 B CU 70 X SI 87 1-1 ② B2		F SI 96 F CH 83 X SI 97 0-2 1 S 2-H 1B	4	0	2	1	1	0	0
1 Elvis Andrus, R (1, 10) OBP: 0.311, SLG: 0.346	1 SAFE B FF 91 F CU 81 1 SAFE B SI 89 F SI 90 S CH 79 2-3 ① ② K 1-2		C CU 77 B CH 79 C SI 91 S CH 81 1-3 ③ K		1 SAFE D CU 80 B SI 90 X CH 76 2-0 ③ G5-3 1-2		B SI 84 X SI 83 1-0 1B		B CH 83 B SI 96 C SI 95 F CH 84 F SI 94 F SI 96 F SI 96 S CH 83 2-3 ③ K 2-3	5	0	1	0	0	3	3
17 Shin-Soo Choo, L (1, 7) OBP: 0.400, SLG: 0.406 19 Daniel Robertson, R (9, 7) OBP: 0.257, SLG: 0.219	B SI 91 C CH 79 B SI 92 S SI 92 F CH 81 F SI 93 B SI 92 B CH 80 4-2 BB			B CU 76 S CH 77 T SI 90 X SI 90 1-2 ① G6-3	B CU 74 B SI 93 C FC 90 X FC 90 2-1 29 2B 1B		1 SAFE 1 SAFE C SL 78 B SL 78 F SI 87 1 SAFE 1 SAFE X SL 76 1-2 ③ F7			3	1	1	0	1	0	1
										0	0	0	0	0	0	0
29 Adrian Beltré, R (1, 5) OBP: 0.363, SLG: 0.498	B SI 91 D CH 81 F CH 81 C CU 81 F CH 80 S FF 92 2-3 ③ K			S SL 84 C CH 81 B SI 93 X SI 93 1-2 ② G6-3	D SI 90 B FC 90 B FC 89 C FF 93 1 SAFE 1 SAFE X FC 90 3-1 61 HR 1-H 2B			B SI 95 C CU 85 X SI 95 1-1 ① P6		4	1	1	1	0	1	1
Alex Rios, R (1, 9) OBP: 0.361, SLG: 0.475		C SI 90 S CH 80 F CH 80 B SI 91 X SI 92 1-2 ① G6-3		C SI 92 B CH 81 B SI 92 B SI 92 X SL 84 2-2 64 BB 1B	C FC 90 D CU 76 F SI 93 C FC 91 1-3 ① K			F FF 95 S CU 86 B CU 85 F CU 86 B SI 94 C CU 86 2-3 ② K		4	0	1	0	0	2	1
64 Brad Snyder, L (1, 3) OBP: 0.333, SLG: 0.091		S CU 78 B CU 79 S CH 79 B CH 81 F SI 92 B CH 80 B CH 79 4-2 61 2B BB		B CH 78 S SI 88 B SI 90 1 SAFE F CH 76 B CH 81 B CH 78 4-2 1-2 BB	F FC 90 D CU 76 F FC 91 D CU 76 B FC 89 C FC 90 3-3 ② K			C FF 95 B SI 95 C CU 86 X SI 95 1-2 ③ G1-3		2	0	0	0	2	1	1
61 Robinson Chirinos, R (1, 2) OBP: 0.273, SLG: 0.406		C SI 90 X CU 80 0-1 ② 1-H 2B		X CU 80 0-0 ③ F9	B FC 90 F FC 90 T FC 90 X CU 77 1-2 2-H HR				C SI 92 F SI 94 F SI 96 B CH 81 B SI 95 F CH 82 X SI 94 2-2 ① G5-3	4	1	2	2	0	0	2
3 Luis Sardinas, S (1, 6) OBP: 0.352, SLG: 0.320		B CH 80 B SI 91 S CH 78 S CH 78 X CH 80 2-2 ③ G3			C SI 89 F CU 74 T SI 91 0-2 ① K	B SI 93 S CH 85 F SI 91 S CH 86 1-3 ③ K			C SI 93 B CH 78 X SI 96 1-1 12 G1-3 2 1B 1B	4	1	1	0	0	2	1
12 Rougned Odor, L (1, 4) OBP: 0.307, SLG: 0.440			X SI 90 0-0 ① F7		C SI 88 X CU 75 0-1 ② G4-3		B SI 86 B SI 87 F SI 86 C SI 87 X SL 75 2-2 ① P6		X SI 93 0-0 ② G1-3 1-2	4	0	0	0	0	0	1
Inning Stats	R: 0 E: 0 K: 2 S: 13 H: 0 LOB: 1 BB: 2 P: 25	R: 0 E: 0 K: 0 S: 12 H: 1 LOB: 1 BB: 1 P: 19	R: 0 E: 0 K: 1 S: 9 H: 0 LOB: 0 BB: 0 P: 13	R: 0 E: 0 K: 0 S: 12 H: 1 LOB: 2 BB: 1 P: 20	R: 0 E: 0 K: 1 S: 9 H: 1 LOB: 1 BB: 0 P: 12	R: 3 E: 0 K: 3 S: 16 H: 3 LOB: 0 BB: 0 P: 27	R: 0 E: 0 K: 0 S: 9 H: 1 LOB: 1 BB: 0 P: 14	R: 0 E: 0 K: 1 S: 9 H: 0 LOB: 0 BB: 0 P: 13	R: 1 E: 0 K: 1 S: 17 H: 2 LOB: 1 BB: 0 P: 22	1B: 6 2B: 3 3B: 0 HR: 1 SF: 0 SAC: 0 DP: 1 HBP: 0						

PITCHER	IP	WLS	BF	H	R	ER	SO	BB	IBB	HBP	BLK	WP	HR	S	P	ERA	WHIP
50 Erasmo Ramírez, R (1, 1) ERA: 5.27	5.0		20	3	0	0	4	4	0	0	0	0	0	55	89	0.00	1.400
40 Danny Farquhar, R (6, 1) ERA: 3.19	1.0	B	6	3	3	3	3	0	0	0	0	0	1	16	27	27.00	3.000
97 Joe Beimel, L (7, 1) ERA: 1.69	1.0		4	1	0	0	0	0	0	0	0	0	0	9	14	0.00	1.000
31 Yoervis Medina, R (8, 1) ERA: 2.77	1.0		3	0	0	0	1	0	0	0	0	0	0	9	13	0.00	0.000
56 Fernando Rodney, R (9, 1) ERA: 2.39	1.0	L	5	2	1	1	1	0	0	0	0	0	0	17	22	9.00	2.000

PITCHER	IP	WLS	BF	H	R	ER	SO	BB	IBB	HBP	BLK	WP	HR	S	P	ERA	WHIP

TOP

Texas Rangers @ Seattle Mariners

Safeco Field, Seattle, WA

Sat Jun 14 2014, 7:12 PM - 10:45 PM PDT

Att. 27,700 - Cloudy - 61 F

livebaseballscorecards.com

AB	34
R	4
H	9
RBI	4
BB	4
SO	9
LOB	11

PA: 38

WP: 0
PB: 0
SB: 2
CS: 1

Texas Rangers @ Seattle Mariners

Safeco Field, Seattle, WA

Sat Jun 14 2014, 7:12 PM - 10:45 PM PDT

Att. 27,700 - Cloudy - 61 F

livebaseballscorecards.com

BOTTOM

Batter	1	2	3	4	5	6	7	8	9	AB	R	H	RBI	BB	SO	LOB
99 James Jones, L (1, 8) OBP: 0.317, SLG: 0.362	C FF 90 B SI 91 S SL 81 X CU 76 1-2 E1 16 G1-6-3		X SL 81 0-0 16 G5-4-3 1B		S SL 81 D SL 79 1 SAFE F SL 81 X SL 79 1-2 ③ G5-3		S CH 79 B FF 93 1 SAFE B FC 86 X CH 80 2-1 22 1B 16 E 1-2 1B		C FF 90 X SL 83 0-1 L1 ②	5	0	2	0	0	0	1
16 Cole Gillespie, R (1, 7) OBP: 0.328, SLG: 0.356 9 Endy Chavez, L (9, PH) OBP: 0.186, SLG: 0.262	B SI 90 X SI 90 1-0 ① ② G1-6-3 1-2f		B SI 92 B SI 92 X SI 92 2-0 ② ③ G5-4-3 1-2f			C SI 89 B CH 80 C SI 90 B SL 81 B SI 91 F SI 91 F SI 91 X SI 92 3-2 ① L8	X FC 87 0-0 FC4 22 1B 1-2 2-3		C CH 82 S FC 90 F FC 91 X CU 72 0-2 ③ P4	4 1	0 0	0 0	0 0	0 0	0 0	6 0
22 Robinson Canó, L (1, 4) OBP: 0.383, SLG: 0.430	C SI 92 B SI 92 B CH 82 F SI 92 F SI 93 X SI 93 2-2 ③ G4-3			F SL 82 B CH 81 X SI 91 1-1 ① G4-3		B SI 90 B FF 92 X SI 91 2-0 63 1B 4 1B 1B	F SI 88 F SI 91 F SL 88 B SL 88 X SL 86 1-2 1-2 2-3 3-H 1B			4	1	2	1	0	0	0
63 Jesus Montero, R (1, 10) OBP: 0.333, SLG: 0.333 13 Dustin Ackley, L (6, PR) OBP: 0.282, SLG: 0.360 (7, 10)		B SI 90 B SI 91 C SI 91 X SI 90 2-1 ① G3-1		C SI 91 B SL 83 X CH 82 1-1 ② G6-3		C SI 91 F SL 83 X SL 82 0-2 4 1B 1-2 1B	X SL 88 0-0 ② F5			3 1	0 0	1 0	0 0	0 0	0 0	0 3
20 Logan Morrison, L (1, 3) OBP: 0.216, SLG: 0.265		X FF 91 0-0 ② F7		C SI 91 B SL 82 C SL 82 B SI 90 B CU 77 X SI 92 3-2 ③ G1-3		C SL 82 S SI 91 B SI 91 S SL 82 1-3 ② K	F SL 86 F SI 90 B FF 92 S SL 89 1-3 ③ K			4	0	0	0	0	2	5
4 John Buck, R (1, 2) OBP: 0.317, SLG: 0.345		C SI 92 B FF 91 B FF 92 F SI 92 C SI 93 2-3 ③ K			F SI 91 B FF 90 F SI 91 X SI 92 1-2 15 1B 7 SF7 1B	F CH 82 X SI 92 0-1 1-2 2-H 1B		B SI 90 C SL 87 B SL 88 S FF 91 F SL 86 B SL 84 F SL 86 C SI 91 3-3 ① K		4	1	2	1	0	2	0
15 Kyle Seager, L (1, 5) OBP: 0.326, SLG: 0.439			C SL 81 B CU 74 C SI 90 B SI 91 F SL 81 X SI 93 2-2 8 1B 8 S 1B		B FF 90 X SI 89 1-0 8 FC6-5 7 SF7 1-3 1B	B SL 83 B SL 83 C SL 81 C SI 91 F SL 83 S SL 81 2-3 ③ K		B SL 82 C SL 82 F SL 82 S SL 84 1-3 ② K		4	0	2	0	0	2	2
7 Stefen Romero, R (1, 9) OBP: 0.239, SLG: 0.331			B SI 91 B SI 92 X SI 91 2-0 ① F8		B SI 91 B CH 81 F SI 90 B FF 90 X SI 91 3-1 ① SF7 1-2 3-H		B FF 91 B FF 92 C FF 91 B FF 92 F FF 91 C FC 85 3-3 ① K	B FF 90 C SI 91 F SI 93 S SI 90 1-3 ③ K		3	0	0	1	0	2	1
8 Willie Bloomquist, R (1, 6) OBP: 0.287, SLG: 0.337			C SI 92 1 SAFE B SI 92 S SL 83 X SI 92 1-2 1-3 1B		C CU 74 D CH 81 X SI 91 1-1 ② FC6-5 2-3		F FF 91 C FF 92 B FF 92 B FF 93 X FC 87 2-2 16 E 99 1B 22 1B 1B		B SL 76 T FF 89 C FF 90 B FF 90 S FF 90 2-3 ① K	4	1	2	0	0	1	1
Inning Stats	R: 0 E: 1 K: 0 S: 8 H: 0 LOB: 0 BB: 0 P: 12	R: 0 E: 0 K: 1 S: 6 H: 0 LOB: 0 BB: 0 P: 10	R: 0 E: 0 K: 0 S: 10 H: 3 LOB: 2 BB: 0 P: 17	R: 0 E: 0 K: 0 S: 7 H: 0 LOB: 0 BB: 0 P: 12	R: 1 E: 0 K: 0 S: 11 H: 2 LOB: 1 BB: 0 P: 18	R: 1 E: 0 K: 2 S: 18 H: 3 LOB: 2 BB: 0 P: 26	R: 1 E: 1 K: 2 S: 17 H: 3 LOB: 3 BB: 0 P: 26	R: 0 E: 0 K: 3 S: 11 H: 0 LOB: 0 BB: 0 P: 16	R: 0 E: 0 K: 1 S: 9 H: 0 LOB: 0 BB: 0 P: 11	1B: 11 2B: 0 3B: 0 HR: 0 SF: 1 SAC: 0 DP: 2 HBP: 0						

	AB	37
	R	3
	H	11
	RBI	3
	BB	0
	SO	9
	LOB	19

PITCHER		IP	WLS	BF	H	R	ER	SO	BB	IBB	HBP	BLK	WP	HR	S	P	ERA	WHIP
47 Joe Saunders, L ERA: 3.46	(1, 1)	6.0		25	8	2	2	3	0	0	0	0	0	0	60	95	3.00	1.333
37 Shawn Tolleson, R ERA: 3.24	(7, 1)	0.1	H	4	2	1	1	1	0	0	0	0	0	0	9	16	27.00	6.000
56 Neal Cotts, L ERA: 3.67	(7, 1)	1.2	W	6	1	0	0	4	0	0	0	0	0	0	19	26	0.00	0.600
28 Joakim Soria, R ERA: 1.8	(9, 1)	1.0	S	3	0	0	0	1	0	0	0	0	0	0	9	11	0.00	0.000

PITCHER	IP	WLS	BF	H	R	ER	SO	BB	IBB	HBP	BLK	WP	HR	S	P	ERA	WHIP

WP: 0 PA: 38
PB: 0
SB: 1
CS: 0

Texas Rangers @ Seattle Mariners

Safeco Field, Seattle, WA

Sun Jun 15 2014, 1:11 PM - 3:57 PM PDT

Att. 39,196 - Roof Closed - 60 F

livebaseballscorecards.com

Batter	1	2	3	4	5	6	7	8	9	AB	R	H	RBI	BB	SO	LOB
2 Leonys Martin, L (1, 8) OBP: 0.315, SLG: 0.357	X SI 86 0-0 ① P4		B SL 81 F FS 84 C SI 89 B SI 90 B SI 86 X FS 84 3-2 ① 1 FC4-6 1B		C SL 79 B SI 89 X SL 79 1-1 ③ G3-1			F SI 85 X FS 85 0-1 ② G4-3 1-2		4	0	1	0	0	0	1
1 Elvis Andrus, R (1, 6) OBP: 0.310, SLG: 0.345	B SI 86 B FS 84 C SI 85 C FS 86 S FS 82 2-3 ② K		F SI 88 1 SAFE B SI 89 B SI 90 X SI 90 2-1 ② FC4-6 1-2f			B SL 79 F SI 88 B SI 88 B SL 80 C SI 89 X SI 89 3-2 17 CS 1B		B SL 82 S SI 86 X SI 90 1-1 ③ G3-1		4	0	1	0	0	1	2
17 Shin-Soo Choo, L (1, 7) OBP: 0.394, SLG: 0.398	S SI 87 B FS 82 F SL 79 X FS 83 1-2 ③ G2-3		1 SAFE B FS 84 C SI 90 P PO 87 F SI 91 F FS 86 1 SAFE B FS 85 S FS 85 3-3 ③ K			B FS 85 C SI 89 B SI 86 B SL 80 X SI 89 3-1 ① ② F7 1-2			C SL 80 C SI 93 B SL 82 C SI 93 1-3 ① K	4	0	0	0	0	2	2
29 Adrián Beltré, R (1, 5) OBP: 0.357, SLG: 0.488		B SI 86 C FS 82 X SI 88 1-1 ① G6-3		B SI 88 S FS 83 X SI 89 1-1 ① L7		X FS 86 0-0 ③ G5-3			B FF 94 B FF 92 F FF 93 B SI 91 F SI 92 X SL 80 3-2 ② L8	4	0	0	0	0	0	0
Alex Rios, R (1, 9) OBP: 0.356, SLG: 0.468		C SL 78 X SI 87 0-1 ② G5-3		C SL 79 X SI 89 0-1 ② G5-3			C SL 80 B FS 85 X FS 85 1-1 ① G5-3		C FF 92 F FF 93 X SL 81 0-2 ③ L7	4	0	0	0	0	0	0
64 Brad Snyder, L (1, 3) OBP: 0.389, SLG: 0.429		X SI 87 0-0 HR		B SI 90 B FS 86 X SI 89 2-0 1B			C FS 85 B SI 89 S FS 85 B SI 92 X FS 86 2-2 ② G3-1			3	1	2	1	0	0	0
60 Chris Gimenez, R (1, 2) OBP: 0.417, SLG: 0.489		C SI 88 B CU 75 X FS 82 1-1 1B		C SL 77 F SI 89 D SL 80 D FS 85 X SI 90 2-2 ③ L1-3			C SI 88 C SL 80 F FS 85 B SL 79 S FS 86 1-3 ③ K			3	0	1	0	0	1	1
3 Luis Sardinas, S (1, 4) OBP: 0.351, SLG: 0.321		C FS 81 F SI 88 B FS 82 B FS 82 C SI 89 2-3 ③ K			C SI 87 B SL 81 X SL 78 1-1 ① G3-1			B SI 88 C FS 84 B SL 78 X SI 89 2-1 2 G4-3 1B		3	0	1	0	0	1	1
16 Donnie Murphy, R (1, 10) OBP: 0.283, SLG: 0.296			C CU 75 S SI 87 F SI 89 S FS 83 0-3 ① K		B SL 77 S SI 89 X SI 86 1-1 ② F7			C SL 81 P PO 86 S FS 85 B FS 86 S SI 89 2-3 ① K		3	0	0	0	0	2	1
Inning Stats	R: 0 E: 0 K: 1 S: 7 H: 0 LOB: 0 BB: 0 P: 10	R: 1 E: 0 K: 1 S: 10 H: 2 LOB: 1 BB: 0 P: 14	R: 0 E: 0 K: 2 S: 14 H: 1 LOB: 1 BB: 0 P: 21	R: 0 E: 0 K: 0 S: 8 H: 1 LOB: 1 BB: 0 P: 13	R: 0 E: 0 K: 0 S: 6 H: 0 LOB: 0 BB: 0 P: 9	R: 0 E: 0 K: 0 S: 6 H: 1 LOB: 0 BB: 0 P: 12	R: 0 E: 0 K: 1 S: 9 H: 0 LOB: 0 BB: 0 P: 13	R: 0 E: 0 K: 1 S: 10 H: 1 LOB: 1 BB: 0 P: 14	R: 0 E: 0 K: 1 S: 9 H: 0 LOB: 0 BB: 0 P: 13	1B: 5 2B: 0 3B: 0 HR: 1 SF: 0 SAC: 0 DP: 0 HBP: 0						

PITCHER	IP	WLS	BF	H	R	ER	SO	BB	IBB	HBP	BLK	WP	HR	S	P	ERA	WHIP
18 Hisashi Iwakuma, R (1, 1) ERA: 2.59	8.0	W	29	6	1	1	6	0	0	0	0	0	1	70	106	1.12	0.750
41 Charlie Furbush, L (9, 1) ERA: 3.86	1.0		3	0	0	0	1	0	0	0	0	0	0	9	13	0.00	0.000

PITCHER	IP	WLS	BF	H	R	ER	SO	BB	IBB	HBP	BLK	WP	HR	S	P	ERA	WHIP

AB	32
R	1
H	6
RBI	1
BB	0
SO	7
LOB	8

WP: 0 PB: 0 SB: 0 CS: 1 PA: 32

Batter	1	2	3	4	5	6	7	8	9	AB	R	H	RBI	BB	SO	LOB
9 Endy Chavez, L (1, 9) OBP: 0.208, SLG: 0.298	C FF 91 X FF 91 0-1 2B		C CU 75 B CH 84 X CH 83 1-1 ① G4-1		B CH 83 C FF 91 S SL 83 F SL 85 B SI 91 X SI 91 2-2 22 BB 15 2B 1B		C SL 82 X SI 91 0-1 ① L7	B SL 72 C SI 79 F SL 72 X SI 80 1-2 ③ G5-3		5	1	2	0	0	0	2
99 James Jones, L (1, 8) OBP: 0.322, SLG: 0.362	B SI 92 B FF 91 X SI 91 2-0 ① B5		C SL 84 F FF 92 B CU 76 B FF 92 F FF 92 B SI 93 X SI 92 3-2 22 G2-3 1B		1 SAFE C FF 90 B SI 89 1 SAFE C CH 83 F FF 91 X CU 75 1-2 ① P6		B SI 91 F SL 83 B FF 90 B SL 85 B SL 84 4-1 22 G4-6-3 BB			3	0	1	0	1	0	2
22 Robinson Canó, L (1, 10) OBP: 0.381, SLG: 0.425 (9, 4)	B FF 92 X CH 84 1-0 ② G2-3		1 SAFE B SI 90 C FF 90 1 SAFE B SI 90 D CU 76 C FF 90 1 SAFE X SI 92 3-2 ② G2-3 1-2		B FF 91 B FF 90 B CH 83 B FF 89 4-0 15 2B 1-2 BB		F SI 90 F SI 92 F FF 92 X SI 91 0-2 ② ③ G4-6-3 1-2f			3	1	0	0	1	0	3
20 Logan Morrison, L (1, 3) OBP: 0.200, SLG: 0.243 4 John Buck, R (6, 3) OBP: 0.328, SLG: 0.356 16 Cole Gillespie, R (8, PR) OBP: 0.328, SLG: 0.356 41 Charlie Furbush, L (9, 1)	C FF 92 X SI 91 0-1 ③ L7		B SI 91 X FF 91 1-0 ③ G5-3		S CH 83 X SI 91 0-1 ② F6			X SI 91 0-0 15 2B 1B		3 1 0 0	0 0 1 0	0 1 0 0	0 0 0 0	0 0 0 0	0 0 0 0	4 0 0 0
15 Kyle Seager, L (1, 5) OBP: 0.336, SLG: 0.457		B SI 91 B CH 84 C FF 92 X FF 92 2-1 3 CS 1B		T CU 75 X CH 84 0-1 8 1B 13 G4-3 1B	C CH 84 B SI 92 X FF 91 1-1 1-H 2-H 2B			X SL 82 0-0 3 1B 1-H 13 1B 2B		4	1	4	3	0	0	0
3 Mike Zunino, R (1, 2) OBP: 0.281, SLG: 0.403		C FF 91 B SI 91 1 SAFE C SI 91 B SI 91 1 SAFE B CU 77 S SI 90 3-3 ① ② K 1-2		F SL 83 F FF 91 F FF 91 S CU 76 0-3 ① K	X FF 90 0-0 ③ F9			X SI 90 0-0 8 SH1-3 13 1B 5 SF7 2-3 1B		4	1	1	0	0	2	3
13 Dustin Ackley, L (1, 7) OBP: 0.286, SLG: 0.368		C CU 76 F FF 91 B SI 91 F FF 92 F CU 77 F FF 92 X SI 92 1-2 8 1B 2B		X CH 83 0-0 ② G4-3 1-2	C CU 74 B CH 84 C FF 90 X SI 92 1-2 ① F7			B SI 91 C SL 82 X SI 90 1-1 5 SF7 8 SH1-3 1-2 3-H 1B		4	0	2	1	0	0	1
8 Willie Bloomquist, R (1, 4) OBP: 0.300, SLG: 0.349 (9, 3)		B FF 91 D SL 85 F FF 92 B SL 83 X SI 92 3-1 2-3 1B		D SL 83 F FF 90 B FF 90 X CH 83 2-1 2-3 1B	S SL 84 C SI 91 C FF 92 0-3 ② K			L SI 79 C SI 78 X SI 78 0-2 ① SH1-3 1-2 2-3		3	0	2	0	0	1	0
5 Brad Miller, L (1, 6) OBP: 0.245, SLG: 0.280		B CU 75 C CH 84 D SI 92 X SI 92 2-1 ③ P6		C FF 91 F FF 91 X CU 76 0-2 ③ F9	B FF 90 X CH 85 1-0 ③ F9			B SI 78 L SI 78 D SI 78 X SI 79 2-1 ② SF7 2-3 3-H		3	0	0	1	0	0	4
Inning Stats	R: 0 E: 0 K: 0 S: 6 H: 1 LOB: 1 BB: 0 P: 9	R: 0 E: 0 K: 1 S: 15 H: 3 LOB: 2 BB: 0 P: 26	R: 0 E: 0 K: 0 S: 10 H: 1 LOB: 1 BB: 0 P: 18	R: 0 E: 0 K: 1 S: 12 H: 2 LOB: 2 BB: 0 P: 14	R: 2 E: 0 K: 0 S: 13 H: 2 LOB: 1 BB: 1 P: 21	R: 0 E: 0 K: 1 S: 7 H: 0 LOB: 0 BB: 0 P: 9	R: 0 E: 0 K: 0 S: 7 H: 0 LOB: 0 BB: 1 P: 11	R: 3 E: 0 K: 0 S: 13 H: 4 LOB: 2 BB: 0 P: 17		1B: 9 2B: 5 3B: 0 HR: 0 SF: 1 SAC: 1 DP: 2 HBP: 0						

PITCHER		IP	WLS	BF	H	R	ER	SO	BB	IBB	HBP	BLK	WP	HR	S	P	ERA	WHIP
22 Nick Martinez, R ERA: 4.44	(1, 1)	6.0	L	27	9	2	2	3	1	0	0	0	0	0	63	97	3.00	1.667
46 Robbie Ross Jr., L ERA: 5.34	(7, 1)	1.0		7	4	3	3	0	1	0	0	0	0	0	12	17	27.00	5.000
39 Ben Rowen, R ERA:	(8, 1)	1.0		3	0	0	0	0	0	0	0	0	0	0	8	11	0.00	0.000

PITCHER	IP	WLS	BF	H	R	ER	SO	BB	IBB	HBP	BLK	WP	HR	S	P	ERA	WHIP

BOTTOM

Texas Rangers @ Seattle Mariners

Safeco Field, Seattle, WA

Sun Jun 15 2014, 1:11 PM - 3:57 PM PDT

Att. 39,196 - Roof Closed - 60 F

livebaseballscorecards.com

AB	33
R	5
H	13
RBI	5
BB	2
SO	3
LOB	19

WP: 0	PA: 37		
PB: 0			
SB: 0			
CS: 1			

Texas Rangers @ Oakland Athletics

O.co Coliseum, Oakland, CA

Mon Jun 16 2014, 10:12 PM - 1:49 AM EDT

Att. 12,412 - Cloudy - 57 F

TOP

livebaseballscorecards.com

Batter	1	2	3	4	5	6	7	8	9	AB	R	H	RBI	BB	SO	LOB
19 Daniel Robertson, R (1, 8) (8, 7) OBP: 0.268, SLG: 0.263	B SI 89 C FF 91 C KC 81 F FF 93 C FF 92 1-3 K	B KC 79 C FF 91 B SI 88 C KC 80 F FF 92 F KC 80 T SI 89 2-2 K		C KC 80 F SI 89 X FF 91 0-2 1 FC6-4 1-3 2-H 1B	F FF 93 X FF 94 0-1 F9			C CU 68 B CH 80 X SI 86 1-1 1 SH2-4 17 E 2B	X SI 92 0-0 P3	6	1	2	1	0	2	3
1 Elvis Andrus, R (1, 6) OBP: 0.312, SLG: 0.349	B SI 90 B FF 92 C FF 92 B FF 93 C SI 90 X FF 92 3-2 17 G4-6-3 1B		C SI 87 C KC 78 B KC 79 X FF 90 1-2 F9	X KC 80 0-0 FC6-4 17 BB 29 2B 1-2f 3-H		X SI 88 0-0 17 L8 29 SF5 2B		X SI 88 0-0 SH2-4 2-3	D KC 77 B CH 76 X SI 89 2-0 F9	5	2	2	1	0	0	2
17 Shin-Soo Choo, L (1, 10) OBP: 0.391, SLG: 0.391	B FF 91 B FF 91 C FF 92 X FF 91 2-1 G4-6-3 1-2f		B FF 90 C KC 78 C KC 79 S KC 80 1-3 K	1 SAFE D SI 91 B FF 91 1 SAFE B SI 89 1 SAFE C SI 90 F SI 89 F FF 92 4-2 B KC 82 1-2 29 2B BB		B SL 78 F SI 87 C CU 71 F SI 86 D CU 69 X SL 78 2-2 L8 2-3		C SI 90 X CH 82 0-1 E4 29 G3-1 3-H		4	1	0	1	1	1	2
29 Adrián Beltré, R (1, 5) OBP: 0.353, SLG: 0.488		B FF 92 X SI 88 1-0 E6 16 SH1-3 61 1B 1B	X FF 90 0-0 G5-3	B FF 94 X SI 92 1-0 1-H 2-H 2B		X SI 86 0-0 SF5 3-H		C SI 90 X SL 82 0-1 G3-1 2-3		4	1	1	3	0	0	1
Alex Rios, R (1, 9) OBP: 0.356, SLG: 0.467		B SI 89 B SI 90 B SI 90 C SI 89 X SI 89 3-1 16 SH1-3 61 1B 1-2 1B		C SI 88 0-1 X KC 80 16 HR 1B; C SL 86 S SL 84 F SL 84 X SL 85 0-2 F8		B SI 87 T CH 79 X SI 88 1-1 E5 16 WP		C SL 82 T SI 90 X SI 90 0-2 G4-3		5	2	2	0	0	0	2
16 Donnie Murphy, R (1, 3) OBP: 0.291, SLG: 0.363		X FF 92 0-0 SH1-3 1-2 2-3		X SI 89 0-0 1-H HR	B SL 82 F FF 93 F SL 84 F FF 93 X SL 84 1-2 G5-3	C CU 69 B SI 87 B CH 78 F SI 85 B CU 67 F CH 79 F SI 88 X SI 87 3-2 G4-3 1-2			F SI 88 B SI 90 X SI 90 1-1 HR	4	2	2	3	0	0	1
61 Robinson Chirinos, R (1, 2) OBP: 0.285, SLG: 0.436		C KC 80 F KC 79 B FF 92 F FF 92 B SI 90 F KC 81 X FF 92 2-2 12 1B 2-H 3-H 1B		F SI 88 F CH 85 X FF 92 0-2 P3	C FF 94 X CH 86 0-1 15 HR 1B		B SI 86 F CH 79 C SL 76 X CU 68 1-2 F9		S FF 91 F CH 78 X KC 76 0-2 HR	5	2	3	3	0	0	0
15 Michael Choice, R (1, 7) OBP: 0.271, SLG: 0.354 2 Leonys Martin, L (8, 8) OBP: 0.314, SLG: 0.356		S FF 92 B KC 80 C KC 79 F FF 91 B FF 91 C KC 81 2-3 FC		B KC 80 B SI 88 B SI 88 B FF 90 4-0 12 1B 19 1B BB	C SL 83 D SI 93 X SL 84 1-1 1-H HR	B SI 86 C CU 71 T CH 79 B SI 86 X CU 70 2-2 FC5-3			B KC 76 S KC 75 B KC 79 F KC 75 S KC 79 2-3 K2-3	3 1	2 0	1 0	2 0	1 0	0 1	1 0
12 Rougned Odor, L (1, 4) OBP: 0.323, SLG: 0.449		C KC 80 S KC 80 X FF 92 0-2 1-2 1B		1 SAFE F KC 79 S FF 89 X KC 80 0-2 19 1B 1 FC6-4 1-2 1B	B FF 94 X SI 93 1-0 L6	B SI 88 F SL 78 F CU 71 B SI 88 F CU 68 X SI 87 2-2 F8			B SI 88 X KC 76 1-0 1B	5	1	3	0	0	0	0

	AB	R	H	RBI	BB	SO	LOB
	42	14	16	14	2	4	12

Inning Stats	1	2	3	4	5	6	7	8	9	1B	SF	WP	PA
	R: 0 E: 0 K: 1 S: 9 H: 1 LOB: 0 BB: 0 P: 15	R: 2 E: 1 K: 1 S: 21 H: 3 LOB: 2 BB: 0 P: 31	R: 0 E: 0 K: 1 S: 7 H: 0 LOB: 0 BB: 0 P: 9	R: 6 E: 0 K: 0 S: 21 H: 5 LOB: 1 BB: 2 P: 30	R: 2 E: 0 K: 0 S: 11 H: 2 LOB: 0 BB: 0 P: 14	R: 1 E: 1 K: 0 S: 13 H: 1 LOB: 1 BB: 0 P: 19	R: 0 E: 0 K: 0 S: 10 H: 0 LOB: 0 BB: 0 P: 15	R: 1 E: 1 K: 0 S: 10 H: 1 LOB: 1 BB: 0 P: 11	R: 2 E: 0 K: 1 S: 11 H: 3 LOB: 1 BB: 0 P: 17	1B: 9 2B: 3 3B: 0 HR: 4 SF: 1 SAC: 2 DP: 1 HBP: 0		WP: 1 PB: 0 SB: 0 CS: 0	PA: 47

PITCHER		IP	WLS	BF	H	R	ER	SO	BB	IBB	HBP	BLK	WP	HR	S	P	ERA	WHIP
13 Drew Pomeranz, L ERA: 2.91	(1, 1)	3.2	L	21	8	8	7	4	2	0	0	0	0	1	53	79	17.18	2.727
48 Ryan Cook, R ERA: 4.86	(4, 1)	1.1		7	3	2	2	0	0	0	0	0	0	1	16	20	13.50	2.250
29 Jeff Francis, L ERA: 7.11	(6, 1)	2.0		9	2	2	2	0	0	0	0	0	1	0	25	37	9.00	1.000
61 Dan Otero, R ERA: 1.91	(8, 1)	1.0		4	0	0	0	0	0	0	0	0	0	0	8	8	0.00	0.000
56 Fernando Abad, L ERA: 2.2	(9, 1)	1.0		6	3	2	2	1	0	0	0	0	0	2	11	17	18.00	3.000

PITCHER	IP	WLS	BF	H	R	ER	SO	BB	IBB	HBP	BLK	WP	HR	S	P	ERA	WHIP

Batter	1	2	3	4	5	6	7	8	9	AB	R	H	RBI	BB	SO	LOB
4 Coco Crisp, S (1, 8) OBP: 0.383, SLG: 0.450	C FF 87 B CU 77 B FF 89 C FF 88 X FF 89 2-2 5 1B 2B	D CU 76 B FF 88 B CH 84 C FF 89 B CH 84 4-1 5 S BB		B FF 88 B FF 87 X FF 88 2-0 ③ L8		F FF 87 B FF 86 C FF 87 B CH 86 B CU 76 X FF 89 3-2 52 HR 2-H 2B	X SL 88 0-0 ② F3		C SI 79 B SI 79 B SI 79 S SI 79 X SI 79 2-2 1-2 1B	5	2	3	1	1	0	3
5 John Jaso, L (1, 10) OBP: 0.356, SLG: 0.436 88 Kyle Blanks, R (6, PH) OBP: 0.393, SLG: 0.431 (7, 10)	C FF 88 X FF 88 0-1 52 WP 52 SF7 2-H 1B	B CU 76 1 SAFE B CH 84 B CH 84 I IN 69 4-0 1-2 IBB			C FF 87 C CU 75 F SL 84 F SL 83 S CU 79 0-3 ① K	C FF 90 F FF 90 D SL 85 B SL 84 B SL 86 B FF 91 4-2 52 HR BB	B SL 88 S SI 91 B SI 91 S FF 89 B SL 87 F FF 92 C SL 87 3-3 ③ K		B SL 73 B SI 78 F SI 79 B SI 79 F SI 79 X SI 79 3-2 ③ G6-3	2 2	1 1	1 0	1 0	1 1	1 1	0 4
52 Yoenis Cespedes, R (1, 7) OBP: 0.309, SLG: 0.502	C FF 89 B SL 84 B CU 78 B CU 75 X CH 83 3-1 ① SF7 2-H	C FF 90 B FF 88 F FF 90 X FF 88 1-2 ③ P5			X SL 82 0-0 ② G4-3	F FF 91 X FF 91 0-1 1-H 2-H HR		B FF 92 C SI 91 C SL 87 B FF 90 F SL 82 B SL 88 F SL 86 B FF 90 4-2 BB		3	1	1	4	1	0	3
37 Brandon Moss, L (1, 3) OBP: 0.360, SLG: 0.547	X FF 86 0-0 1B		X FF 89 0-0 ① F8		C FF 88 F FF 89 B SL 84 X FF 90 1-2 HR	C SI 89 B SL 86 X SI 90 1-1 ② P6		F SL 88 S FF 91 B FF 92 S FF 92 1-3 ① K		5	1	2	1	0	1	1
20 Josh Donaldson, R (1, 5) OBP: 0.334, SLG: 0.484	C FF 88 X SL 82 0-1 ② F9		C FF 88 F FF 90 B CH 85 B SL 85 F SL 84 F FF 90 B FF 90 X SL 84 3-2 ② G5-3		X SL 83 0-0 8 BB 1B	C FF 91 C FF 91 B SL 82 B FF 92 X FF 92 2-2 ③ G5-3		C FF 92 D CH 85 C FF 92 C FF 91 1-3 ② K		5	0	1	0	0	1	2
8 Jed Lowrie, S (1, 6) OBP: 0.322, SLG: 0.344	B FF 88 1 SAFE X CH 83 1-0 ③ FC7		B CH 82 B FF 90 X SI 88 2-0 ③ E7 1B		B FF 88 B CH 84 B FF 88 B FF 87 4-0 1-2 BB		F FF 90 F FC 88 X FC 87 0-2 ① F8	B CH 86 B FF 92 X FF 92 2-0 ③ L9		4	0	1	0	1	0	2
36 Derek Norris, R (1, 2) OBP: 0.408, SLG: 0.503		B FF 87 C FF 88 X FF 87 1-1 7 G3 2B	X CH 86 0-0 ① P6	B FF 89 C FF 90 X CU 77 1-1 ③ L4			B FC 87 B FC 88 B FF 92 B FF 90 4-0 21 1B 7 1B BB		B SI 78 C SI 78 C SI 77 C SL 72 1-3 ① K	4	1	1	0	1	1	2
21 Stephen Vogt, L (1, 9) OBP: 0.306, SLG: 0.417		B SI 86 B SI 86 B FF 88 C FF 88 F FF 89 X FF 88 3-2 ① P6	C FF 87 B FF 88 B CH 82 X FF 87 2-1 ② F8			C FF 86 F CH 84 F SL 84 S CU 78 0-3 ① K	B FF 90 B FF 90 B FF 91 C FF 92 X FF 91 3-1 7 1B 1-2 1B		C SI 79 C SI 79 B SI 80 X CH 76 1-2 ② G6-3	5	0	1	0	0	1	1
7 Alberto Callaspo, S (1, 4) OBP: 0.325, SLG: 0.317		C FF 88 B CU 76 X SL 82 1-1 ② G3 2-3	B FF 88 F FF 86 B FF 88 F FF 87 B FF 88 X FF 88 3-2 1B			C CH 79 C CU 76 B SL 84 F FF 88 B CU 79 X FF 88 2-2 4 2B 2B	C CH 79 D FC 88 X FC 86 1-1 1-2 2-H 1B		C SI 78 S SI 79 X SL 73 0-2 4 1B 1B	5	1	4	1	0	0	1
Inning Stats	R: 2 E: 0 K: 0 S: 11 H: 3 LOB: 1 BB: 0 P: 17	R: 0 E: 0 K: 0 S: 11 H: 1 LOB: 3 BB: 2 P: 25	R: 0 E: 1 K: 0 S: 7 H: 1 LOB: 1 BB: 0 P: 12	R: 0 E: 0 K: 0 S: 7 H: 1 LOB: 1 BB: 0 P: 14	R: 1 E: 0 K: 1 S: 12 H: 2 LOB: 2 BB: 1 P: 18	R: 4 E: 0 K: 1 S: 20 H: 3 LOB: 0 BB: 1 P: 32	R: 1 E: 0 K: 1 S: 12 H: 2 LOB: 2 BB: 1 P: 23	R: 0 E: 0 K: 2 S: 11 H: 0 LOB: 1 BB: 1 P: 19	R: 0 E: 0 K: 1 S: 15 H: 2 LOB: 2 BB: 0 P: 22	1B: 9 2B: 4 3B: 0 HR: 2 SF: 1 SAC: 0 DP: 0 HBP: 0						

PITCHER		IP	WLS	BF	H	R	ER	SO	BB	IBB	HBP	BLK	WP	HR	S	P	ERA	WHIP
48 Colby Lewis, R ERA: 5.97	(1, 1)	5.1	W	28	10	5	5	2	2	1	0	0	1	1	59	102	8.44	2.250
46 Robbie Ross Jr., L ERA: 5.61	(6, 1)	0.1		3	1	2	2	0	1	0	0	0	0	1	6	11	54.00	6.000
37 Shawn Tolleson, R ERA: 3.44	(6, 1)	0.2		5	2	1	1	0	1	0	0	0	0	0	10	20	13.50	4.500
56 Neal Cotts, L ERA: 3.54	(7, 1)	1.0	H	4	0	0	0	2	1	0	0	0	0	0	12	20	0.00	1.000
44 Jason Frasor, R ERA: 1.5	(8, 1)	0.2		2	0	0	0	1	0	0	0	0	0	0	4	7	0.00	0.000

PITCHER		IP	WLS	BF	H	R	ER	SO	BB	IBB	HBP	BLK	WP	HR	S	P	ERA	WHIP
39 Ben Rowen, R ERA:	(9, 1)	1.0		5	2	0	0	1	0	0	0	0	0	0	15	22	0.00	2.000

BOTTOM

Texas Rangers @ Oakland Athletics

O.co Coliseum, Oakland, CA

Mon Jun 16 2014, 10:12 PM - 1:49 AM EDT

Att. 12,412 - Cloudy - 57 F

livebaseballscorecards.com

AB	40
R	8
H	15
RBI	8
BB	6
SO	6
LOB	19

1B: 9 SF: 1 PA: 47
2B: 4 SAC: 0
3B: 0 DP: 0
HR: 2 HBP: 0
WP: 1
PB: 0
SB: 1
CS: 0

Batter	1	2	3	4	5	6	7	8	9	AB	R	H	RBI	BB	SO	LOB
19 Daniel Robertson, R (1, 8) (7, 7) OBP: 0.261, SLG: 0.256	B FF 85 C FF 87 B FF 85 B SI 86 C FF 86 X FF 86 3-2 17 G4-3 1 S 29 1B 1B		B FF 86 C CU 75 C FF 87 B CU 73 X FF 86 2-2 ② G6-3		L CH 82 X CH 82 0-1 ③ G1-3		F SI 90 X SI 90 0-1 ① G6-3 3-H		B FF 94 B FF 94 C FF 93 B FF 93 X FF 94 3-1 ③ F9	5	1	1	1	0	0	0
1 Elvis Andrus, R (1, 6) OBP: 0.314, SLG: 0.355	M CH 79 B FF 86 1 SAFE B CU 76 1 SAFE B CH 81 F FF 86 F FF 87 1 SAFE 3-3 ① S CH 80 K 1-2		C CH 81 C FF 88 B CU 73 F CU 73 F CU 72 B FF 86 X FF 88 2-2 ③ L7			B CH 81 F CH 79 C FF 86 X CU 72 1-2 17 F7 SF7 2B	C SL 84 X FF 90 0-1 1B			4	1	2	0	0	1	1
17 Shin-Soo Choo, L (1, 10) OBP: 0.385, SLG: 0.384	B FF 86 F FF 87 X FF 88 1-1 ② G4-3 2-3			C FC 80 B CU 72 X FF 86 1-1 ① F7		C FF 84 X FC 83 0-1 ① F7 2-3	C KC 76 D KC 78 F SI 91 C SI 94 1-3 ② K			4	0	0	0	0	1	3
29 Adrián Beltré, R (1, 5) OBP: 0.360, SLG: 0.491	B CH 81 X CH 81 1-0 3-H 1B			X CH 86 0-0 1B		B FF 86 B FF 86 B FF 85 D CH 82 4-0 BB	B SL 80 X SL 80 1-0 ③ P6			3	0	2	1	1	0	1
Alex Rios, R (1, 9) OBP: 0.352, SLG: 0.462	B FF 87 B SI 86 C CH 82 F CH 81 F FF 86 B SI 86 X CH 81 3-2 ③ P4			D CU 75 C FF 86 B FF 87 F CU 74 B SI 87 1 SAFE X CU 74 3-2 ② P3		X CU 75 0-0 ② SF7 3-H		C SL 80 S SL 80 B SL 80 S SL 80 1-3 ① K		3	0	0	1	0	1	2
16 Donnie Murphy, R (1, 3) OBP: 0.286, SLG: 0.356 64 Brad Snyder, L (6, PH) (6, 3) OBP: 0.350, SLG: 0.375		F SI 86 B FF 85 B CH 81 X CH 81 2-1 ① G6-3		C CH 80 S CH 81 D CH 80 1 SAFE F CH 79 C SI 87 1-3 ③ K		C SI 88 B CH 81 X CH 82 1-1 ③ G4-3		B SL 80 C FF 89 B SI 88 X SI 88 2-1 ② G4-3		2 2	0 0	0 0	0 0	0 0	1 0	1 1
60 Chris Gimenez, R (1, 2) OBP: 0.385, SLG: 0.449		B SI 86 X FF 87 1-0 ② G4-3			C SI 86 B CU 73 C FF 87 B FF 88 S FF 88 2-3 ① K		B FF 90 C SI 88 F SI 89 X SL 79 1-2 E5 2 1B 12 3B	C SL 80 F SL 80 X SL 81 0-2 ③ L8		4	1	0	0	0	1	0
15 Michael Choice, R (1, 7) OBP: 0.268, SLG: 0.350 2 Leonys Martin, L (7, PH) (7, 8) OBP: 0.315, SLG: 0.357		B SI 87 C SI 87 B CH 80 B CH 80 C FF 87 X FF 87 3-2 ③ FC4			B CH 81 X FF 89 1-0 ② FC4		F SI 89 B CH 81 F CH 82 X SI 91 1-2 12 3B 1-2 1B		C CU 82 F CU 82 B FF 95 S FF 94 1-3 ① K	2 2	0 1	0 1	0 0	0 0	0 1	0 0
12 Rougned Odor, L (1, 4) OBP: 0.330, SLG: 0.505			C FF 85 X CU 73 0-1 ① G3		X FF 88 0-0 HR		X SL 84 0-0 1-H 2-H 19 G6-3 3B		C FF 95 S FF 94 S FF 94 0-3 ② K	4	2	2	3	0	1	0
Inning Stats	R: 1 E: 0 K: 1 S: 14 H: 2 LOB: 1 BB: 0 P: 25	R: 0 E: 0 K: 0 S: 6 H: 0 LOB: 0 BB: 0 P: 12	R: 0 E: 0 K: 0 S: 10 H: 0 LOB: 0 BB: 0 P: 14	R: 0 E: 0 K: 1 S: 10 H: 1 LOB: 1 BB: 0 P: 15	R: 1 E: 0 K: 1 S: 7 H: 1 LOB: 0 BB: 0 P: 10	R: 1 E: 0 K: 0 S: 8 H: 1 LOB: 1 BB: 1 P: 14	R: 3 E: 1 K: 1 S: 15 H: 3 LOB: 1 BB: 0 P: 19	R: 0 E: 0 K: 1 S: 8 H: 0 LOB: 0 BB: 0 P: 11	R: 0 E: 0 K: 2 S: 8 H: 0 LOB: 0 BB: 0 P: 12	1B: 5 2B: 1 3B: 1 HR: 1 SF: 1 SAC: 0 DP: 0 HBP: 0						

TOP

Texas Rangers @ Oakland Athletics

O.co Coliseum, Oakland, CA

Tue Jun 17 2014, 10:10 PM - 1:36 AM EDT

Att. 21,288 - Clear - 67 F

livebaseballscorecards.com

AB	35
R	6
H	8
RBI	6
BB	1
SO	7
LOB	9

WP: 0 PB: 0 SB: 1 CS: 0 PA: 37

PITCHER		IP	WLS	BF	H	R	ER	SO	BB	IBB	HBP	BLK	WP	HR	S	P	ERA	WHIP
57 Tommy Milone, L ERA: 3.56	(1, 1)	5.2	W	23	5	3	3	3	1	0	0	0	0	1	53	87	4.76	1.059
61 Dan Otero, R ERA: 2.3	(6, 1)	0.2	H	6	3	3	2	0	0	0	0	0	0	0	13	16	27.00	4.500
56 Fernando Abad, L ERA: 2.17	(7, 1)	0.1	H	1	0	0	0	1	0	0	0	0	0	0	3	4	0.00	0.000
44 Luke Gregerson, R ERA: 1.96	(7, 1)	1.1	H	4	0	0	0	1	0	0	0	0	0	0	9	13	0.00	0.000
62 Sean Doolittle, L ERA: 2.18	(9, 1)	1.0		3	0	0	0	2	0	0	0	0	0	0	8	12	0.00	0.000

PITCHER	IP	WLS	BF	H	R	ER	SO	BB	IBB	HBP	BLK	WP	HR	S	P	ERA	WHIP

BOTTOM

Texas Rangers @ Oakland Athletics

O.co Coliseum, Oakland, CA

Tue Jun 17 2014, 10:10 PM - 1:36 AM EDT

Att. 21,288 - Clear - 67 F

livebaseballscorecards.com

Batter	1	2	3	4	5	6	7	8	9	AB	R	H	RBI	BB	SO	LOB
4 Coco Crisp, S (1, 8) OBP: 0.379, SLG: 0.446	B FF 91 B FF 90 X FF 90 2-0 G4-3 ①	C SI 93 F KC 77 B SI 94 X FS 90 1-2 G6-3 ③		1 SAFE B SI 90 B FC 86 C FF 89 X FC 90 2-1 SF8 ② 1-H		B FF 96 C FF 96 F FF 96 X FF 95 1-2 F4 ②		1 SAFE C FF 92 1 SAFE D FF 91 X FF 92 1-1 36 2B 1-2 1B		4	1	1	1	0	0	3
5 John Jaso, L (1, 2) OBP: 0.361, SLG: 0.446 36 Derek Norris, R (6, PH) OBP: 0.414, SLG: 0.535 (7, 2)	B FF 91 B FF 91 X FF 90 2-0 1B		X SI 90 0-0 8 WP 21 1B 2B	C FC 89 C CU 73 S ST 78 0-3 K ③		B FC 87 B FF 92 X FF 92 2-0 1-H 2-H HR		S SL 84 S SL 84 B CH 84 B FF 92 D SL 84 X FF 92 3-2 1-H 2-H 2B		3 2	1 1	2 2	0 5	0 0	1 0	0 0
52 Yoenis Cespedes, R (1, 7) OBP: 0.310, SLG: 0.498	F FF 93 F SI 93 T FC 90 0-2 K ②		C FC 88 S ST 80 F FF 93 S ST 81 0-3 K ①		B ST 79 B FF 91 B ST 75 B FF 90 4-0 8 BB 21 1B BB	X FC 88 0-0 37 FC6 1B		C SI 88 B SI 88 X FF 89 1-1 F9 ①		4	1	1	0	1	2	3
37 Brandon Moss, L (1, 3) OBP: 0.354, SLG: 0.535	C FC 90 B KC 76 C FC 88 S FS 90 1-3 K2-3 ③		S CU 74 D SI 90 B FF 93 C CU 73 D FC 89 S FF 93 3-3 K ②		X FC 87 0-0 F8 ①	D CH 79 C CH 80 C FF 92 X FF 92 1-2 FC6 ③ 1-2f		B CH 83 B SI 89 C SI 89 F SI 89 X SI 89 2-2 P5 ②		5	0	0	0	0	2	5
8 Jed Lowrie, S (1, 10) OBP: 0.326, SLG: 0.344		F FF 92 B FC 88 X FC 86 1-1 21 1B 7 1B 1B	B FF 94 T FF 92 F CU 74 D FS 91 B FF 92 B SI 92 4-2 21 1B 7 1B 2-3 BB		B FF 91 D FC 84 B FF 89 B FC 85 4-0 21 1B 1-2 BB		C SL 87 C CH 86 F SI 92 B SI 91 F SL 87 B SI 90 S FF 91 2-3 K ①	S FF 90 T FF 90 F SI 90 S FF 91 0-3 K ③		3	1	1	0	2	2	1
21 Stephen Vogt, L (1, 9) OBP: 0.359, SLG: 0.462 3 Craig Gentry, R (7, PH) OBP: 0.336, SLG: 0.325 (8, 9)		B FF 92 B FC 88 C FF 92 F FC 87 B CU 74 X FC 89 3-2 7 1B 7 E 1-3 1B	X SI 92 0-0 7 1B 1-2 3-H 1B		C FC 85 D CU 73 X CU 72 1-1 ② ③ 1-3 2-H 1B		B CH 85 X SL 89 1-0 G6-3 ②			3 1	1 0	3 0	2 0	0 0	0 0	0 0
7 Alberto Callaspo, S (1, 5) OBP: 0.336, SLG: 0.324 (7, 4)		F SI 92 B FC 89 F SI 93 X FS 92 1-2 E9 1-H 3-H 1B	B CU 73 B FF 91 F FC 85 X FF 90 2-1 ③ 1-3 2-H 1B			B CU 70 B FC 83 C FF 87 B FC 86 B FF 88 4-1 20 FC5 1 E BB	C SL 82 B FF 90 B FF 91 B FF 91 D FF 91 4-1 BB			2	0	2	1	2	0	0
1 Nick Punto, S (1, 6) OBP: 0.346, SLG: 0.314		F FF 92 C FC 87 F SI 93 S FS 90 0-3 K ①	C FC 85 S CU 72 B FF 92 F ST 78 B SI 92 S ST 79 2-3 K ①			B FC 86 1 SAFE F FF 90 X FC 86 1-1 FC4 20 FC5 36 HR 1-2	C FF 90 B SI 91 S FF 92 C SL 88 1-3 K ③			4	1	0	0	0	3	3
28 Eric Sogard, L (1, 4) OBP: 0.274, SLG: 0.234 20 Josh Donaldson, R (6, PH) OBP: 0.335, SLG: 0.484 (7, 5)		B SI 92 C SI 92 F FC 88 F FS 88 C FF 93 1-3 K ②		B SI 90 B FF 90 C FC 85 B FC 84 B FF 89 4-1 4 S 4 SF8 BB		C FF 96 D FF 97 B SL 83 B FF 96 C FF 96 X SL 84 3-2 FC5 36 HR 1-2 2-3f ①		C SL 83 X FF 90 0-1 4 1B 36 2B 1B		1 2	1 2	0 1	0 0	1 0	1 0	1 2
Inning Stats	R: 0 E: 0 K: 2 S: 8 H: 1 LOB: 1 BB: 0 P: 13	R: 2 E: 1 K: 2 S: 19 H: 3 LOB: 1 BB: 0 P: 26	R: 1 E: 0 K: 2 S: 13 H: 3 LOB: 2 BB: 1 P: 22	R: 1 E: 0 K: 2 S: 10 H: 0 LOB: 0 BB: 1 P: 18	R: 1 E: 0 K: 0 S: 3 H: 1 LOB: 2 BB: 2 P: 12	R: 3 E: 1 K: 0 S: 14 H: 2 LOB: 1 BB: 1 P: 26	R: 0 E: 0 K: 2 S: 10 H: 0 LOB: 1 BB: 1 P: 18	R: 2 E: 0 K: 1 S: 16 H: 3 LOB: 1 BB: 0 P: 23		1B: 10 2B: 2 3B: 0 HR: 1 SF: 1 SAC: 0 DP: 0 HBP: 0					

	AB	34
	R	10
	H	13
	RBI	9
	BB	6
	SO	11
	LOB	18

WP: 1 PB: 0 SB: 2 CS: 0 PA: 41

PITCHER		IP	WLS	BF	H	R	ER	SO	BB	IBB	HBP	BLK	WP	HR	S	P	ERA	WHIP
11 Yu Darvish, R ERA: 2.39	(1, 1)	5.0	L	26	8	7	5	8	5	0	0	0	1	0	56	99	9.00	2.600
49 Aaron Poreda, L ERA: 3.14	(6, 1)	0.2		2	0	0	0	0	0	0	0	0	0	0	6	10	0.00	0.000
37 Shawn Tolleson, R ERA: 3.67	(6, 1)	0.1		3	2	1	0	0	0	0	0	0	0	1	5	8	0.00	6.000
56 Neal Cotts, L ERA: 3.41	(7, 1)	1.0		4	0	0	0	2	1	0	0	0	0	0	10	18	0.00	1.000
44 Jason Frasor, R ERA: 2.25	(8, 1)	0.0		3	3	2	2	0	0	0	0	0	0	0	7	11	∞	∞

PITCHER		IP	WLS	BF	H	R	ER	SO	BB	IBB	HBP	BLK	WP	HR	S	P	ERA	WHIP
25 Scott Baker, R ERA: 7.36	(8, 1)	1.0		3	0	0	0	1	0	0	0	0	0	0	9	12	0.00	0.000

Texas Rangers @ Oakland Athletics

O.co Coliseum, Oakland, CA

Wed Jun 18 2014, 3:38 PM - 6:27 PM EDT

Att. 23,175 - Sunny - 77 F

TOP

livebaseballscorecards.com

Batter	1	2	3	4	5	6	7	8	9	AB	R	H	RBI	BB	SO	LOB
2 Leonys Martin, L (1, 8) OBP: 0.314, SLG: 0.352	B FF 94 C SI 92 F FF 94 C CU 83 1-3 ① K		X CU 81 0-0 ③ F7		C FF 95 D CU 83 B FF 94 B FF 94 B FF 94 4-1 1 1B 17 1B BB		L CU 80 X CU 84 0-1 ② G3			3	1	0	0	1	1	1
1 Elvis Andrus, R (1, 6) OBP: 0.314, SLG: 0.354	F FF 95 B FF 95 C CU 80 B CU 82 C SI 95 2-3 ② K			C SL 85 B SL 88 F SI 95 S SI 95 1-3 ① K	C CU 83 2 SAFE S SL 84 D CU 84 X CU 82 1-2 17 E 17 1B 1-2 2-3 1B		B FF 95 B SI 91 B FF 93 C FF 93 C FF 92 X FF 93 3-2 ③ G6-3			4	0	1	0	0	2	0
17 Shin-Soo Choo, L (1, 7) OBP: 0.387, SLG: 0.386	X FF 95 0-0 ③ G4-3			C SL 87 F CU 79 X SI 96 0-2 2B 1B	B FF 95 X FF 94 1-0 E7 1-3 2-H 3-H 1B			C SL 80 B SI 89 B SL 80 X SI 88 2-1 ① G5-3		4	0	2	2	0	0	0
29 Adrian Beltré, R (1, 10) OBP: 0.354, SLG: 0.482		B FF 94 F FF 94 B SI 94 B SI 93 X SI 92 3-1 ① G5-3		B CH 88 X SL 84 1-0 ② L7	F CU 83 F SI 94 F SI 94 X SI 93 0-2 ③ F8			X SL 81 0-0 ② L7		4	0	0	0	0	0	3
Alex Rios, R (1, 9) OBP: 0.350, SLG: 0.462		B FF 94 B FF 93 C FF 93 X SI 92 2-1 ② F8		C SI 95 S CU 81 D SL 84 B SI 95 X SI 95 2-2 1-3 2B		B FF 92 C SI 92 X SI 92 1-1 ① G5-3		X SI 89 0-0 ③ G5-3		4	0	1	0	0	0	0
64 Brad Snyder, L (1, 3) OBP: 0.304, SLG: 0.316 16 Donnie Murphy, R (9, PH) OBP: 0.283, SLG: 0.352		B CH 85 X FF 94 1-0 ③ P6		C CU 82 F FF 95 S FF 95 0-3 ③ K		B CH 85 F FF 93 S SL 85 B CU 82 C SL 86 2-3 ② K			C FF 93 S FF 93 X FF 94 0-2 ① F7	3 1	0 0	0 0	0 0	0 0	2 0	2 0
61 Robinson Chirinos, R (1, 2) OBP: 0.284, SLG: 0.431			F FF 94 X SI 93 0-1 ① G6-3		C SI 93 X CU 81 0-1 ① G5-3	B SI 94 X SL 84 1-0 1B			S FF 93 S FF 93 B FF 95 T FF 94 1-2 ② K	4	0	1	0	0	1	0
12 Rougned Odor, L (1, 4) OBP: 0.327, SLG: 0.490			F FF 93 F SI 95 T FF 96 0-2 ② K		B CU 79 F SI 95 B SI 94 F FF 94 B SL 84 F FF 95 B FF 96 4-2 1 1B 3 G1-3 17 1B BB	X CH 88 0-0 ③ P5			F FF 95 B FF 93 B FF 93 F FF 93 S FF 95 2-3 ③ K	3	1	0	0	1	2	1
3 Luis Sardinas, S (1, 5) OBP: 0.350, SLG: 0.321			C FF 95 C CU 82 B FF 95 X CU 81 1-2 1B		1 SAFE S SL 83 X FF 95 0-1 ② G1-3 1-2		C SI 93 S SL 86 B SI 95 B SL 88 F FF 94 F CH 88 C CU 83 2-3 ① K			3	0	1	0	0	1	1

| Inning Stats | | |

Texas Rangers @ Oakland Athletics

O.co Coliseum, Oakland, CA

Wed Jun 18 2014, 3:38 PM - 6:27 PM EDT

Att. 23,175 - Sunny - 77 F

livebaseballscorecards.com

BOTTOM

Batter	1	2	3	4	5	6	7	8	9	AB	R	H	RBI	BB	SO	LOB
5 John Jaso, L (1, 2) OBP: 0.359, SLG: 0.447	X SI 88 0-0 ① G3		B SI 88 1 SAFE X SI 89 1-0 8 F7; 20 1B; 1-H; 2B	B CU 76 X CH 85 1-0 ③ F8		1 SAFE F SI 87 B CH 86 F CH 84 1 SAFE X SL 80 1-2 ①② G4-6-3; 1-2f				4	1	1	1	0	0	2
88 Kyle Blanks, R (8, 3) OBP: 0.393, SLG: 0.431										0	0	0	0	0	0	0
8 Jed Lowrie, S (1, 6) OBP: 0.322, SLG: 0.339	B SI 89 F SI 88 F FF 90 S SI 89 B FF 90 X SI 89 3-2 ② G3		B SI 89 F SI 90 X SI 90 1-1 ① F7; 2-3		C FF 87 B SL 84 X CU 76 1-1 ① G4-3	C SL 81 F SI 89 X SI 90 0-2 ③ G4-3				4	0	0	0	0	0	1
52 Yoenis Cespedes, R (1, 7) OBP: 0.313, SLG: 0.502	C FF 90 B FF 90 F SL 86 B CU 78 B SI 91 X FF 92 3-2 2B		X SI 90 0-0 ② P6		C FF 88 X FF 89 0-1 37 2B; 1B		S SL 80 X SL 81 0-1 ① F8			4	1	2	0	0	0	1
37 Brandon Moss, L (1, 3) OBP: 0.359, SLG: 0.539 (8, 9)	C CH 84 B SL 86 B CH 85 F SL 84 F CU 78 B SI 91 F SL 84 X CH 85 3-2 ③ G6-3		B CH 84 F SL 85 F SL 85 D CU 79 F FF 92 B SI 92 F SL 85 D CH 85 4-2 20 1B; BB		1 SAFE D CH 84 1 SAFE C CU 76 X SL 84 1-1 20 1B; 21 SF7; 1-H; 2B		B CH 83 B SI 89 C SI 89 F SI 89 B SI 90 F SI 90 F SI 91 F SI 90 F SL 83 4-2 BB			2	1	1	1	2	0	1
20 Josh Donaldson, R (1, 5) OBP: 0.338, SLG: 0.484		B SL 84 B FF 90 X FF 90 2-0 ① L8	C SL 85 B FF 90 X SL 86 1-1 21 FC6-4; 1-2; 3-H; 1B		C SL 84 X SI 91 0-1 21 SF7; 2-3; 1B		X SI 88 0-0 ② F8			4	0	2	1	0	0	1
21 Stephen Vogt, L (1, 9) OBP: 0.326, SLG: 0.429 (8, 2)		C SI 90 B SL 85 F SL 86 B CU 77 B SI 87 F FF 92 F SI 91 S SI 92 3-3 ② K	B CH 84 B SI 90 2 SAFE C SI 90 B SL 85 X SI 90 3-1 ③ FC6-4; 1-2f		B CU 76 1 SAFE X CH 84 1-0 ② SF7; 1-2; 3-H		1 SAFE C SI 88 B CH 85 F SL 80 B SI 90 S SL 81 2-3 ③ K			3	0	0	1	0	2	3
36 Derek Norris, R (1, 10) OBP: 0.416, SLG: 0.531		B CU 78 C SL 86 X SI 91 1-1 1B	B FF 88 B SL 84 B FF 88 C FF 88 X FF 89 3-1 ① F7		B SL 85 B SL 84 C SL 85 F SL 83 D CU 78 B SL 86 4-2 BB			B SL 81 F SI 90 F SI 89 F SL 84 F FF 91 B SL 82 X SI 90 2-2 ① P5		3	0	1	0	1	0	0
7 Alberto Callaspo, S (1, 4) OBP: 0.339, SLG: 0.327 28 Eric Sogard, L (8, PR) (9, 4) OBP: 0.274, SLG: 0.234		1 SAFE C SI 89 B CH 84 1 SAFE F FF 86 X SI 90 1-2 ③ L7	B CH 84 X SI 89 1-0 1B		C SI 88 B CU 76 B CU 77 B CH 84 X SI 90 3-1 ③ F7			B CH 85 B SI 90 F SI 90 F SI 89 B CH 85 X SI 89 3-2 3 G6-3; 1B		4	0	2	0	0	0	3
										0	0	0	0	0	0	0
3 Craig Gentry, R (1, 8) OBP: 0.340, SLG: 0.331			X FF 89 0-0 5 2B; 1B	B FF 89 B SI 89 B FF 89 C FF 88 X FF 89 3-1 ② L8		C SI 88 X SL 80 0-1 5 G4-6-3; 1B		F SI 88 1 SAFE X SI 88 0-1 ②③ G6-3; 1-2f		4	1	2	0	0	0	2
Inning Stats	R: 0 E: 0 K: 0 S: 12 H: 1 LOB: 1 BB: 0 P: 21	R: 0 E: 0 K: 1 S: 11 H: 1 LOB: 1 BB: 0 P: 18	R: 2 E: 0 K: 0 S: 13 H: 3 LOB: 2 BB: 1 P: 23	R: 0 E: 0 K: 0 S: 6 H: 1 LOB: 1 BB: 0 P: 14	R: 2 E: 0 K: 0 S: 13 H: 3 LOB: 2 BB: 1 P: 23	R: 0 E: 0 K: 0 S: 8 H: 1 LOB: 0 BB: 0 P: 9	R: 0 E: 0 K: 1 S: 12 H: 0 LOB: 1 BB: 1 P: 18	R: 0 E: 0 K: 0 S: 10 H: 1 LOB: 1 BB: 0 P: 15		1B: 8 2B: 3 3B: 0 HR: 0	SF: 1 SAC: 0 DP: 2 HBP: 0			WP: 0 PB: 0 SB: 0 CS: 0	PA: 36	

	AB	32
	R	4
	H	11
	RBI	4
	BB	3
	SO	2
	LOB	14

PITCHER		IP	WLS	BF	H	R	ER	SO	BB	IBB	HBP	BLK	WP	HR	S	P	ERA	WHIP
23 Nick Tepesch, R ERA: 4.38	(1, 1)	5.0	L	26	9	4	4	1	2	0	0	0	0	0	55	99	7.20	2.200
25 Scott Baker, R ERA: 6.68	(6, 1)	3.0		10	2	0	0	1	1	0	0	0	0	0	30	42	0.00	1.000

PITCHER	IP	WLS	BF	H	R	ER	SO	BB	IBB	HBP	BLK	WP	HR	S	P	ERA	WHIP

Texas Rangers @ Los Angeles Angels

Angel Stadium of Anaheim, Anaheim, CA

Fri Jun 20 2014, 7:09 PM - 10:31 PM PDT

Att. 41,637 - Partly Cloudy - 75 F

livebaseballscorecards.com

TOP

Batter	1	2	3	4	5	6	7	8	9	AB	R	H	RBI	BB	SO	LOB
2 Leonys Martin, L (1, 8) OBP: 0.320, SLG: 0.352	G4-3		BB		BB		1B		K	3	1	1	0	2	1	0
1 Elvis Andrus, R (1, 6) OBP: 0.318, SLG: 0.356	BB		1B		1B		K		G1-3	4	0	2	1	1	1	1
17 Shin-Soo Choo, L (1, 10) OBP: 0.384, SLG: 0.382	K		K		G4-3		1B		K	5	0	1	0	0	3	4
29 Adrian Beltré, R (1, 5) OBP: 0.352, SLG: 0.478	K			G5-3		1B				4	0	1	0	0	2	3
Alex Rios, R (1, 9) OBP: 0.352, SLG: 0.461		F8		1B		F8		BB		3	1	1	0	1	0	1
64 Brad Snyder, L (1, 3) OBP: 0.296, SLG: 0.348		G4-3		F9		K		2B		4	0	1	0	0	1	2
61 Robinson Chirinos, R (1, 2) OBP: 0.276, SLG: 0.418		G6-3		K2-3		F7		G6-3		4	0	0	1	0	1	3
15 Michael Choice, R (1, 7) OBP: 0.273, SLG: 0.368			FC4-3		FC		HR	G6-3		3	1	1	1	1	0	0
3 Luis Sardinas, S (1, 4) OBP: 0.333, SLG: 0.305			K		G4-3		G6-3	G6-3		3	0	0	0	0	1	0
12 Rougned Odor, L (8, PH) OBP: 0.324, SLG: 0.485 (8, 4)										1	0	0	0	0	0	2

	AB	34
	R	3
	H	8
	RBI	3
	BB	5
	SO	10
	LOB	16

Inning Stats										
	R: 0	H: 0	R: 0	H: 0	R: 1	H: 1	R: 0	H: 1	R: 0	H: 1
	E: 0	LOB: 1	E: 0	LOB: 0	E: 0	LOB: 1	E: 0	LOB: 1	E: 0	LOB: 2
	K: 2	BB: 1	K: 0	BB: 0	K: 2	BB: 1	K: 1	BB: 0	K: 0	BB: 1
	S: 13	P: 20	S: 7	P: 14	S: 17	P: 28	S: 8	P: 15	S: 14	P: 24
	R: 0	H: 1	R: 1	H: 3	R: 1	H: 1	R: 0	H: 0	1B: 6	SF: 0
	E: 0	LOB: 1	E: 0	LOB: 2	E: 0	LOB: 1	E: 0	LOB: 0	2B: 1	SAC: 0
	K: 1	BB: 0	K: 2	BB: 0	K: 0	BB: 2	K: 2	BB: 0	3B: 0	DP: 1
	S: 14	P: 18	S: 15	P: 20	S: 17	P: 29	S: 11	P: 14	HR: 1	HBP: 0

	WP: 2	PA: 39
	PB: 0	
	SB: 4	
	CS: 0	

PITCHER		IP	WLS	BF	H	R	ER	SO	BB	IBB	HBP	BLK	WP	HR	S	P	ERA	WHIP
Garrett Richards, R ERA: 2.79	(1, 1)	6.0	W	25	4	1	1	7	3	0	0	0	2	0	73	119	1.50	1.167
64 Mike Morin, R ERA: 1.54	(7, 1)	1.0		6	3	1	1	2	0	0	0	0	0	1	15	20	9.00	3.000
46 Cory Rasmus, R ERA: 5.4	(8, 1)	0.0		2	1	1	1	0	1	0	0	0	0	0	5	9	∞	∞
40 Kevin Jepsen, R ERA: 2.73	(8, 1)	1.0		3	0	0	0	0	1	0	0	0	0	0	12	20	0.00	1.000
38 Joe Smith, R ERA: 2.97	(9, 1)	1.0		3	0	0	0	2	0	0	0	0	0	0	11	14	0.00	0.000

PITCHER		IP	WLS	BF	H	R	ER	SO	BB	IBB	HBP	BLK	WP	HR	S	P	ERA	WHIP

Texas Rangers @ Los Angeles Angels

Angel Stadium of Anaheim, Anaheim, CA

Fri Jun 20 2014, 7:09 PM - 10:31 PM PDT

Att. 41,637 - Partly Cloudy - 75 F

livebaseballscorecards.com

BOTTOM

Batter	1	2	3	4	5	6	7	8	9	AB	R	H	RBI	BB	SO	LOB
7 Collin Cowgill, R (1, 9) OBP: 0.362, SLG: 0.436	B FF 91 B FF 90 C FF 90 X FF 91 2-1 27 A4 DS 2B	B CU 73 C FF 92 F FF 91 X FF 91 1-2 1B	C CU 74 B CU 76 C SL 82 B FF 90 X SL 82 2-2 ③ FC7		C SI 80 F SL 72 S SI 80 0-3 ① K	F SI 80 F SI 81 F SL 74 X SI 81 0-2 ③ G6-3		5	0	2	0	0	1	3
27 Mike Trout, R (1, 8) OBP: 0.399, SLG: 0.604	C FF 91 B FF 91 F FF 92 B FF 91 D SL 78 C FF 92 3-3 ①② K 2-3	1 SAFE F FF 91 1 SAFE B FF 90 F FF 91 B FF 90 1 SAFE C CU 77 2-3 ③ K	C CU 72 B CU 71 B FF 90 B FF 90 B FF 90 4-1 5 BB 32 1B BB	C SI 80 X SI 81 0-1 ② G6-3				3	1	0	0	1	2	2
5 Albert Pujols, R (1, 3) OBP: 0.315, SLG: 0.479 10 Grant Green, R (6, 3) OBP: 0.368, SLG: 0.462	B CU 74 X FF 92 1-0 ③ G6-3			C CU 73 B FF 90 B SL 82 X FF 91 2-1 ① G4-3	B CU 74 B FF 91 B FF 90 C FF 90 B FF 89 4-1 47 F9 32 1B 2 1B 1-2 BB	C SL 73 F SI 80 B SL 74 X SI 81 1-2 ③ G6-3				2 1	1 0	0 0	0 0	1 0	0 0	0 0
32 Josh Hamilton, L (1, 7) OBP: 0.406, SLG: 0.489		B SL 82 X FF 90 1-0 47 L4-3 1B		C SL 83 B SL 82 B CU 76 S SL 82 B CU 77 B SL 79 4-2 47 2B 2 E BB	B FF 89 S SL 81 B SL 81 C SL 80 B FF 90 X FF 89 3-2 2 1B 6 1B 1-2 2-H 1B		B SI 79 B SI 81 X SI 80 2-0 ① G1-3			3	2	2	1	1	0	0
47 Howie Kendrick, R (1, 4) OBP: 0.339, SLG: 0.382		F FF 91 B FF 91 F FF 91 1 SAFE X FF 92 1-2 ①② L4-3 1-1		C CU 75 B CH 82 X FF 92 1-1 2 E 1-3 2B	F FF 91 F FF 90 X SL 83 0-2 ① F9 2-3		B SI 80 C SI 80 X SI 79 1-1 ② G3			4	1	1	0	0	0	3
2 Erick Aybar, S (1, 6) OBP: 0.331, SLG: 0.435		B CU 74 F CH 82 F FF 93 F FF 92 D SL 82 D CU 78 X FF 91 3-2 ③ FC7		C CU 75 B SL 84 X CH 82 1-1 FC3 6 1B 2-H 3-H	B CH 81 X CH 82 1-0 6 1B 1-2 3-H 1B		X SI 80 0-0 ③ G1-3			4	1	1	1	0	0	0
20 C.J. Cron, R (1, 10) OBP: 0.309, SLG: 0.491			B FF 88 B CH 81 X FF 90 2-0 HR	B CH 82 B CH 81 D CH 80 C FF 90 F CH 82 F FF 92 X CH 82 3-2 ② G6-3	C FF 91 F FF 90 F CU 77 D SL 82 F CH 81 F FF 91 F SL 79 B CH 80 S CH 80 2-3 ② K			B SI 78 X SI 79 1-0 17 G6-3 1B		4	1	2	1	0	1	3
6 David Freese, R (1, 5) OBP: 0.305, SLG: 0.280 8 John McDonald, R (9, 5) OBP: 0.318, SLG: 0.263			X FF 89 0-0 ① G6-3	B CH 82 S FF 91 B FF 92 X FF 91 2-1 17 1B 2-H 1B	C FF 91 X FF 90 0-1 1-2 2-H 1B			C SI 80 F SL 74 F SI 79 C SI 80 0-3 ① K		4 0	0 0	2 0	2 0	0 0	1 0	1 0
17 Chris Iannetta, R (1, 2) OBP: 0.368, SLG: 0.424			B FF 90 B FF 90 F FF 90 F FF 91 B FF 91 F FF 91 X FF 92 3-2 ② P3	X CH 83 0-0 1-2 1B	C SI 79 C SL 73 F SL 73 B SI 81 S SI 80 1-3 ③ K			C SL 73 X SI 80 0-1 ② G6-3 1-2		4	0	1	0	0	1	3
Inning Stats	R: 0 E: 0 K: 1 S: 6 H: 1 LOB: 0 BB: 0 P: 12	R: 0 E: 0 K: 0 S: 8 H: 1 LOB: 0 BB: 0 P: 13	R: 1 E: 0 K: 1 S: 12 H: 2 LOB: 1 BB: 0 P: 20	R: 3 E: 1 K: 0 S: 18 H: 3 LOB: 2 BB: 1 P: 33	R: 3 E: 0 K: 2 S: 22 H: 3 LOB: 2 BB: 2 P: 37	R: 0 E: 0 K: 1 S: 8 H: 0 LOB: 0 BB: 0 P: 9	R: 0 E: 0 K: 0 S: 4 H: 0 LOB: 0 BB: 0 P: 7	R: 0 E: 0 K: 1 S: 11 H: 1 LOB: 1 BB: 0 P: 12		1B: 8 2B: 3 3B: 0 HR: 1 SF: 0 SAC: 0 DP: 1 HBP: 0				

	AB	34
	R	7
	H	11
	RBI	5
	BB	3
	SO	6
	LOB	15

WP: 0 PA: 37
PB: 0
SB: 0
CS: 0

PITCHER		IP	WLS	BF	H	R	ER	SO	BB	IBB	HBP	BLK	WP	HR	S	P	ERA	WHIP
47 Joe Saunders, L ERA: 4.11	(1, 1)	4.2	L	26	10	7	4	3	3	0	0	0	0	1	62	110	7.71	2.786
39 Ben Rowen, R ERA:	(5, 1)	3.1		11	1	0	0	3	0	0	0	0	0	0	27	33	0.00	0.300

PITCHER		IP	WLS	BF	H	R	ER	SO	BB	IBB	HBP	BLK	WP	HR	S	P	ERA	WHIP

Batter	1	2	3	4	5	6	7	8	9	10	AB	R	H	RBI	BB	SO	LOB
2 Leonys Martin, L (1, 8) OBP: 0.322, SLG: 0.355	C SI 86 B CU 73 C CU 70 B SI 89 X SI 89 2-2 1 G4-3 17 G4-3 2B	C SI 86 X SI 86 0-1 ② F8	S FF 86 D CH 80 S CU 71 S CH 79 1-3 ③ K 1-2		B CU 70 B CH 77 B CU 68 B SI 85 4-0 1 S BB	1 SAFE B SI 90 1 SAFE 1 SAFE 1 SAFE B SI 89 C SI 91 1 SAFE 1 SAFE 3-3 ③ S CH 76 F CH 74 1 SAFE 1 SAFE B CH 75 S CH 74 K	4	1	1	0	1	2	3
1 Elvis Andrus, R (1, 6) OBP: 0.314, SLG: 0.351	B SI 86 D CU 70 C FF 86 2 SAFE X SI 86 2-1 ① G4-3 2-3	C SL 78 B FF 87 F CU 70 F FF 89 B FF 88 F CH 77 F FF 88 F SL 79 D CH 76 3-2 X CU 70 G5-3			B SI 85 X CU 70 1-0 ① G6-3	1 SAFE B CH 79 C CU 70 X CH 77 1-1 ③ P3 1-2			4	0	0	0	0	0	2
17 Shin-Soo Choo, L (1, 7) OBP: 0.382, SLG: 0.393	C CU 70 X FF 87 0-1 ② G4-3 3-H	X CH 79 0-0 ① E4			C FF 86 F CU 70 X CH 77 0-2 ② G4-3		B FF 97 X FF 96 1-0 HR		4	1	1	2	0	0	0
29 Adrian Beltré, R (1, 5) OBP: 0.351, SLG: 0.474	B FF 88 X FF 87 1-0 ③ F7	B FF 86 X CU 69 1-0 G6-4-3 1B			C CH 78 B FF 87 S SI 84 B SI 87 F FF 88 X FF 89 2-2 ③ P4		B SI 96 X FF 96 1-0 ① F9		4	0	1	0	0	0	0
Alex Rios, R (1, 10) OBP: 0.353, SLG: 0.465 16 Donnie Murphy, R (7, PH) OBP: 0.279, SLG: 0.346 (7, 10)	C FF 86 F CU 69 B FF 88 F SI 87 X SL 80 1-2 64 G4-3 2B	C CU 70 C FF 86 B CH 77 X CH 76 1-2 ②③ G6-4-3 1-2f		B CH 76 S CH 77 S CH 78 S FF 89 1-3 ① K		T CH 88 F FF 96 C CU 85 0-3 ② K		2 2	0 0	1 0	0 0	0 2	0 0	1 0
64 Brad Snyder, L (1, 3) OBP: 0.258, SLG: 0.296	B CU 70 S CU 70 X SI 86 1-1 ① G4-3 2-3		B SI 85 S CH 77 C FF 86 B SI 85 C CH 78 2-3 ① K		B SI 87 F CU 72 S CH 79 S CH 79 1-3 ② K		C FF 96 B CH 89 S CH 88 B CU 85 B FF 97 S FF 96 3-3 ③ K		4	0	0	0	0	3	1
61 Robinson Chirinos, R (1, 2) OBP: 0.269, SLG: 0.407	X SL 79 0-0 ② P4		C FF 87 B SI 85 X SI 86 1-1 ② F9		F FF 88 X FF 88 0-1 ③ G6-3			C SL 80 L SI 90 S CH 74 0-3 ① K	4	0	0	0	0	1	1
15 Michael Choice, R (1, 9) OBP: 0.273, SLG: 0.361 19 Daniel Robertson, R (10, 9) OBP: 0.261, SLG: 0.256	B SI 86 C CU 71 X FF 88 1-1 ③ FC6-3		C CH 77 C FF 87 F SI 86 B FF 87 F FF 88 B SL 81 F CH 78 B CU 71 B CU 72 4-2 12 1B BB			C CU 70 C FF 90 F CH 77 F SL 80 B CU 70 S FF 88 1-3 ① FC	C SL 82 B FF 93 B SL 82 B SL 83 C SL 81 C CH 73 3-3 ② FC	3 0	0 0	0 0	0 0	1 0	0 0	1 0
12 Rougned Odor, L (1, 4) OBP: 0.330, SLG: 0.480		B FF 86 B CU 68 X CU 68 2-0 ① F8	1 SAFE B CH 78 C CH 76 X SI 86 1-1 2 S 1-3 1B			B SI 87 B CH 79 X CU 71 2-0 ② F9		C SI 91 B CH 76 H SL 81 2-1 HBP	3	0	1	0	0	0	0
Inning Stats	R: 1 H: 1 E: 0 LOB: 0 K: 0 BB: 0 S: 8 P: 13	R: 0 H: 1 E: 0 LOB: 1 K: 0 BB: 0 S: 9 P: 12	R: 0 H: 0 E: 0 LOB: 0 K: 0 BB: 0 S: 10 P: 15	R: 0 H: 1 E: 1 LOB: 0 K: 0 BB: 0 S: 5 P: 7	R: 0 H: 1 E: 0 LOB: 2 K: 2 BB: 1 S: 15 P: 24	R: 0 H: 0 E: 0 LOB: 0 K: 0 BB: 0 S: 8 P: 11	R: 0 H: 0 E: 0 LOB: 0 K: 2 BB: 0 S: 8 P: 10	R: 0 H: 0 E: 0 LOB: 1 K: 0 BB: 1 S: 8 P: 16	R: 1 H: 1 E: 0 LOB: 0 K: 2 BB: 0 S: 8 P: 13	R: 0 H: 0 E: 0 LOB: 1 K: 2 BB: 0 S: 11 P: 19	1B: 2 2B: 2 3B: 0 HR: 1	SF: 0 SAC: 0 DP: 1 HBP: 1	WP: 0 PB: 0 SB: 2 CS: 0	PA: 37			

PITCHER	IP	WLS	BF	H	R	ER	SO	BB	IBB	HBP	BLK	WP	HR	S	P	ERA	WHIP
36 Jered Weaver, R (1, 1) ERA: 3.47	8.0		29	4	1	1	5	2	0	0	0	0	0	71	108	1.12	0.750
40 Kevin Jepsen, R (9, 1) ERA: 2.96	1.0	B	4	1	1	1	2	0	0	0	0	0	1	8	13	9.00	1.000
64 Mike Morin, R (10, 1) ERA: 1.48	1.0	W	4	0	0	0	3	0	0	1	0	0	0	11	19	0.00	0.000

PITCHER	IP	WLS	BF	H	R	ER	SO	BB	IBB	HBP	BLK	WP	HR	S	P	ERA	WHIP

TOP

Texas Rangers @ Los Angeles Angels

Angel Stadium of Anaheim, Anaheim, CA

Sat Jun 21 2014, 7:10 PM - 10:09 PM PDT

Att. 37,026 - Clear - 72 F

livebaseballscorecards.com

AB	34
R	2
H	5
RBI	2
BB	2
SO	8
LOB	9

Texas Rangers @ Los Angeles Angels

Angel Stadium of Anaheim, Anaheim, CA

Sat Jun 21 2014, 7:10 PM - 10:09 PM PDT

Att. 37,026 - Clear - 72 F

livebaseballscorecards.com

Batter	1	2	3	4	5	6	7	8	9	10	AB	R	H	RBI	BB	SO	LOB
56 Kole Calhoun, L (1, 9) OBP: 0.323, SLG: 0.448	C FF 91 B CU 77 B CU 77 F FF 92 X CU 78 2-2 ① L8			C CU 75 C FF 91 B FF 91 X CU 77 1-2 ① G3		F FF 90 F FF 91 S FF 91 0-3 ③ K		F SL 86 S SL 83 D SL 85 1 SAFE 1-2 ③ CS 1-2	B FF 92 X SL 88 1-0 ① G4-3		4	0	0	0	0	1	0
2 Erick Aybar, S (1, 6) OBP: 0.327, SLG: 0.429	C FF 92 B SI 91 X FF 92 1-1 ② FC9			X CH 84 0-0 ② P2			C CU 74 B SI 89 X FF 92 1-1 ① F7		F FF 91 B SL 89 C FF 92 B SL 90 X FF 93 2-2 ② G6-3		4	0	0	0	0	0	0
27 Mike Trout, R (1, 8) OBP: 0.394, SLG: 0.595	B FF 92 X FF 92 1-0 ③ L7			C FF 92 B CU 76 B FF 92 B SL 86 X FF 92 3-1 ③ P3			B SL 86 C SL 85 B FF 90 C FF 92 B FF 90 X FF 90 3-2 ② P4		C FF 93 B FF 93 F FF 93 B SL 89 F FF 92 B FF 92 S SL 88 3-3 ③ K		4	0	0	0	0	1	0
32 Josh Hamilton, L (1, 7) OBP: 0.409, SLG: 0.485		C CH 84 B CH 84 X SI 92 1-1 ① L7			S FF 90 S CH 84 F CH 85 B FF 91 S CH 84 1-3 ① K		B CH 84 S CH 84 S CH 84 B FF 90 B CH 84 B CH 84 4-2 BB			X SL 88 0-0 47 2B 1B	3	1	1	0	1	1	0
47 Howie Kendrick, R (1, 4) OBP: 0.338, SLG: 0.384		C FF 91 C FF 91 B FF 91 B FF 93 B CU 77 X FF 92 3-2 ② FC9			B CU 76 X FF 92 1-0 ② FC9		1 SAFE X FF 91 0-0 ③ G5-3			1 SAFE L FF 91 1 SAFE B FF 92 F FF 93 F SL 84 B FF 92 B SL 84 X SL 82 1-H 3-2 2B	4	0	1	1	0	0	1
20 C.J. Cron, R (1, 10) OBP: 0.310, SLG: 0.514		B CU 76 F FF 91 X FF 90 1-1 ③ F8			F FF 91 B FF 92 X FF 92 1-1 ③ FC9			C SL 84 X FF 90 0-1 HR			3	1	1	1	0	0	0
16 Hank Conger, L (1, 2) OBP: 0.322, SLG: 0.404			B FF 91 S CH 84 X FF 92 1-1 ① F7			B CH 84 B FF 92 F FF 91 X FF 92 2-1 6 G6-3 19 G3-1 2B		F CH 84 F CU 75 F FF 91 B CU 76 B CH 84 F CH 84 B CU 75 F SI 90 X FF 89 3-2 19 FC6-4 1B			3	1	2	0	0	0	0
6 David Freese, R (1, 5) OBP: 0.300, SLG: 0.275 8 John McDonald, R (9, 5) OBP: 0.318, SLG: 0.263			C FF 92 B SL 86 S SL 85 S CU 77 1-3 ② K			F FF 91 B FF 91 B FF 90 F FF 93 B CU 77 X FF 92 3-2 ① G6-3 2-3		X FF 91 0-0 ① L6		3 0	0 0	0 0	0 0	0 0	1 0	2 0
19 Efren Navarro, L (1, 3) OBP: 0.343, SLG: 0.438			B FF 92 X FF 91 1-0 ③ L7			B CU 76 B CH 85 B SI 91 C FF 91 S FF 89 X CH 84 3-2 ② G3-1 3-H		B FF 91 C SL 85 S SL 88 B FF 91 X SL 87 2-2 ② FC6-4 56 CS 1-2f		3	0	0	1	0	0	1
Inning Stats	R: 0 E: 0 K: 0 S: 6 H: 0 LOB: 0 BB: 0 P: 10	R: 0 E: 0 K: 0 S: 7 H: 0 LOB: 0 BB: 0 P: 12	R: 0 E: 0 K: 1 S: 6 H: 0 LOB: 0 BB: 0 P: 9	R: 0 E: 0 K: 0 S: 6 H: 0 LOB: 0 BB: 0 P: 10	R: 0 E: 0 K: 1 S: 7 H: 0 LOB: 0 BB: 0 P: 10	R: 1 E: 0 K: 1 S: 11 H: 1 LOB: 0 BB: 0 P: 19	R: 0 E: 0 K: 0 S: 8 H: 0 LOB: 1 BB: 1 P: 16	R: 1 E: 0 K: 0 S: 14 H: 2 LOB: 0 BB: 0 P: 20	R: 0 E: 0 K: 1 S: 8 H: 0 LOB: 0 BB: 0 P: 14	R: 1 E: 0 K: 0 S: 5 H: 2 LOB: 1 BB: 0 P: 8	1B: 2 2B: 2 3B: 0 HR: 1	SF: 0 SAC: 0 DP: 0 HBP: 0	WP: 0 PB: 0 SB: 0 CS: 1	PA: 33				

PITCHER		IP	WLS	BF	H	R	ER	SO	BB	IBB	HBP	BLK	WP	HR	S	P	ERA	WHIP
22 Nick Martinez, R ERA: 4.22	(1, 1)	7.0		25	3	2	2	3	1	0	0	0	0	1	59	97	2.57	0.571
56 Neal Cotts, L ERA: 3.48	(8, 1)	2.0	L	6	1	1	1	1	0	0	0	0	0	0	15	24	4.50	0.500
44 Jason Frasor, R ERA: 2.25	(10, 1)	0.0		1	1	0	0	0	0	0	0	0	0	0	4	7	∞	∞

PITCHER	IP	WLS	BF	H	R	ER	SO	BB	IBB	HBP	BLK	WP	HR	S	P	ERA	WHIP

BOTTOM

AB	31
R	3
H	5
RBI	3
BB	1
SO	4
LOB	4

Batter	1	2	3	4	5	6	7	8	9	AB	R	H	RBI	BB	SO	LOB
2 Leonys Martin, L (1, 8) OBP: 0.328, SLG: 0.370	C FF 92 B SI 92 X KC 78 1-1 ① G3		B KC 77 X CH 84 1-0 1 CS 1B			B SI 88 M CH 82 B SI 89 X SI 91 2-1 1 1B 17 E 2B		C SL 80 X CH 83 0-1 2B		4	1	3	0	0	0	0
1 Elvis Andrus, R (1, 6) OBP: 0.320, SLG: 0.354	C FF 94 B KC 77 C SL 83 B SI 93 B SI 93 X FF 95 3-2 ② 1B		1 SAFE P PO 86 1-0 ③ CS 1-2	C KC 79 B CH 83 B CH 82 C SL 82 S SI 91 2-3 ① K		B SI 87 X SL 79 1-0 29 G5-4-3 2-3 1B		C SL 79 B SI 90 B SI 89 C SL 82 F CH 84 D SL 82 D CH 85 4-2 BB		3	0	2	0	1	1	0
17 Shin-Soo Choo, L (1, 10) OBP: 0.377, SLG: 0.386	C SI 93 B KC 77 T FF 93 S CH 85 1-3 ③ K			C CH 83 S SI 92 B FF 92 F FF 92 B FF 92 S CH 86 2-3 ② K		B KC 74 1 SAFE B CH 82 X SL 80 2-0 ① F8 1-1 3-H		B CU 76 F CU 76 F FF 92 X SI 92 1-2 ③ L8		4	0	0	0	0	2	3
29 Adrian Beltré, R (1, 5) OBP: 0.353, SLG: 0.479		C FF 89 B SI 89 C SI 90 B CH 85 X CH 84 2-2 1B		C SL 83 X FF 92 0-1 2B		X SI 89 0-0 ② ③ G5-4-3 1-2f			C SI 90 C SI 90 F SI 90 S SL 81 0-3 ① K	4	0	2	0	0	1	1
Alex Rios, R (1, 9) OBP: 0.352, SLG: 0.462		C SI 92 B KC 76 S CH 82 S CH 84 1-3 ① K		S CH 83 S CH 83 D CH 86 D SL 83 X CH 86 2-2 ③ F7			C FF 88 B FF 89 X FF 90 1-1 64 G6-3 1B		C SI 89 F SI 90 F SI 89 B SI 90 F SI 89 C SL 80 1-3 ② K	4	0	1	0	0	2	2
16 Donnie Murphy, R (1, 3) OBP: 0.276, SLG: 0.343 64 Brad Snyder, L (4, 3) OBP: 0.265, SLG: 0.400		S CH 81 S CH 83 S CH 85 0-3 ② K			C SI 89 B SI 90 X KC 75 1-1 ① F8		B SI 88 B SL 79 F SI 89 F SI 90 F CH 84 1 SAFE F CH 83 X FF 90 2-2 ① ② G6-3 1-2f		F FF 90 C SL 80 X FF 90 0-2 HR	1 3	0 1	0 1	0 1	0 0	1 1	1 1
60 Chris Gimenez, R (1, 2) OBP: 0.375, SLG: 0.423		B FF 91 C SL 82 X FF 92 1-1 ③ G6-3			B FF 90 B FF 90 C SL 80 S CH 84 B FF 93 B SL 81 4-2 BB		B FF 90 S SL 80 S SL 82 X CH 84 1-2 ③ F7		F SI 88 F SI 90 X SL 80 0-2 ③ G5-3	3	0	0	0	1	0	1
15 Michael Choice, R (1, 7) OBP: 0.268, SLG: 0.355			C SL 79 F FF 90 B CH 85 F SI 91 S SL 83 1-3 ① FC		B CH 80 B SI 91 X SI 90 2-0 ② FC4			C CH 80 B SI 87 B SL 80 C SL 79 B CH 85 X SI 90 3-2 ① FC5-3		3	0	0	0	0	0	1
12 Rougned Odor, L (1, 4) OBP: 0.321, SLG: 0.466			L SI 91 X KC 78 0-1 ② F7		B SI 89 B KC 75 X SI 90 2-0 ③ P5			C SI 92 X SI 91 0-1 ② G6-3		3	0	0	0	0	0	1
Inning Stats	R: 0 E: 0 K: 1 S: 8 H: 1 LOB: 0 BB: 0 P: 13	R: 0 E: 0 K: 2 S: 11 H: 1 LOB: 1 BB: 0 P: 15	R: 0 E: 0 K: 0 S: 8 H: 1 LOB: 0 BB: 0 P: 10	R: 0 E: 0 K: 2 S: 12 H: 1 LOB: 1 BB: 0 P: 18	R: 0 E: 0 K: 0 S: 6 H: 0 LOB: 1 BB: 1 P: 15	R: 1 E: 1 K: 0 S: 5 H: 2 LOB: 0 BB: 0 P: 10	R: 0 E: 0 K: 0 S: 10 H: 1 LOB: 0 BB: 0 P: 14	R: 0 E: 0 K: 0 S: 13 H: 1 LOB: 2 BB: 1 P: 21	R: 1 E: 0 K: 2 S: 15 H: 1 LOB: 0 BB: 0 P: 16	1B: 5 2B: 3 3B: 0 HR: 1 SF: 0 SAC: 0 DP: 2 HBP: 0						

TOP

Texas Rangers @ Los Angeles Angels

Angel Stadium of Anaheim, Anaheim, CA

Sun Jun 22 2014, 5:09 PM - 8:03 PM PDT

Att. 37,191 - Clear - 75 F

livebaseballscorecards.com

AB	32
R	2
H	9
RBI	1
BB	2
SO	7
LOB	11

WP: 0 PB: 0 SB: 0 CS: 1 PA: 35

PITCHER		IP	WLS	BF	H	R	ER	SO	BB	IBB	HBP	BLK	WP	HR	S	P	ERA	WHIP
52 Matt Shoemaker, R ERA: 3.42	(1, 1)	7.2	W	29	8	1	1	6	2	0	0	0	0	0	70	112	1.17	1.304
53 Héctor Santiago, L ERA: 4.41	(8, 1)	0.1	H	1	0	0	0	0	0	0	0	0	0	0	3	4	0.00	0.000
38 Joe Smith, R ERA: 3.16	(9, 1)	1.0		4	1	1	1	2	0	0	0	0	0	1	15	16	9.00	1.000

PITCHER	IP	WLS	BF	H	R	ER	SO	BB	IBB	HBP	BLK	WP	HR	S	P	ERA	WHIP

Batter	1	2	3	4	5	6	7	8	9	AB	R	H	RBI	BB	SO	LOB
56 Kole Calhoun, L (1, 9) OBP: 0.327, SLG: 0.466	B FF 92 C FF 91 C CU 72 B ST 77 B SI 89 B CU 72 4-2 5 1B 5 E BB		C CU 70 B FS 85 C FS 84 B FF 93 S ST 80 2-3 ① K	B FF 90 B FF 90 X FC 87 2-0 2-H HR			C SL 80 C CH 77 B SL 81 C FF 93 1-3 ① K			3	2	1	2	1	2	0
27 Mike Trout, R (1, 8) OBP: 0.395, SLG: 0.593	D ST 80 1 SAFE B FF 92 F FF 93 B FF 93 X FF 92 3-1 ① F9		C ST 79 X ST 81 0-1 32 WP 5 WP 1B	X FF 91 0-0 ③ P4			B FC 90 B FF 93 B FF 92 C FF 93 T FF 94 X SL 81 3-2 1B			4	0	2	0	0	0	1
5 Albert Pujols, R (1, 10) OBP: 0.315, SLG: 0.476	C FF 93 B SI 92 B ST 80 1 SAFE B SI 92 C FF 93 X ST 81 3-2 E2 1-H 1B		C FF 93 C ST 79 B FC 91 B FF 95 B FC 91 X ST 83 3-2 ② L5 1-2		C ST 76 F FC 86 X FS 87 0-2 ① FC7		S SL 81 C FF 92 F FF 93 F FF 93 B FF 89 1 SAFE B FF 93 1 SAFE X FC 88 2-2 ② F9			4	0	1	0	0	0	2
32 Josh Hamilton, L (1, 7) OBP: 0.395, SLG: 0.465	C FF 92 B SI 87 T SI 88 S ST 79 1-3 ② K		S FF 96 B FS 84 X FF 94 1-1 ③ FC7 2-3		B CU 68 S FS 85 F FF 92 B SI 90 S ST 78 2-3 ② K		C CH 79 F FF 91 C FF 93 0-3 ③ K			4	0	0	0	0	3	3
2 Erick Aybar, S (1, 6) OBP: 0.322, SLG: 0.423	X FF 94 0-0 ③ F8			C CU 70 S FS 84 F SI 93 C CU 71 0-3 ① K	C FF 90 F FC 87 S ST 78 0-3 ③ K2-3			B SL 84 X FF 95 1-0 ① F9		4	0	0	0	0	2	1
20 C.J. Cron, R (1, 3) OBP: 0.310, SLG: 0.536 19 Efren Navarro, L (8, 3) OBP: 0.333, SLG: 0.424		B FF 91 F FF 91 B SI 92 X FF 92 2-1 ① P6		C ST 78 B SI 90 X FF 91 1-1 HR		C ST 77 B SI 88 F SI 88 S ST 80 1-3 ① K		C SL 85 C SL 85 B FF 97 X FF 96 1-2 ② G6-3		3 1	1 0	1 0	1 0	0 0	1 0	0 0
16 Hank Conger, L (1, 2) OBP: 0.344, SLG: 0.409		B FF 93 B CU 70 F FF 90 B FF 93 B FF 91 4-1 6 PB BB		B FF 92 C FF 92 B CU 70 B FF 92 F FF 91 B ST 79 4-2 6 2B BB		F FF 91 B FS 83 B CU 71 B FF 90 F FF 91 B SI 93 4-2 BB		B FF 96 X FF 96 1-0 8 FC4 1B		1	1	1	0	3	0	0
6 David Freese, R (1, 5) OBP: 0.301, SLG: 0.281 8 John McDonald, R (8, 5) OBP: 0.311, SLG: 0.256		B FF 93 B SI 90 C FF 93 S FF 92 F FF 92 F ST 81 C FF 94 2-3 ② K 1-2		X SI 91 0-0 56 HR 1-H 2B		C ST 78 1 SAFE S FC 88 S FC 89 0-3 ② K		F SL 86 C FF 96 X FF 96 0-2 ③ FC4 1-2f		3 1	1 0	1 0	1 0	0 0	2 0	2 1
10 Grant Green, R (1, 4) OBP: 0.352, SLG: 0.441		C FF 94 X FF 94 0-1 ③ F8		F FC 88 X FF 91 0-1 ② FC7		B FF 93 F FF 92 D FC 88 S ST 79 S ST 81 2-3 ③ K				3	0	0	0	0	1	3
Inning Stats	R: 1 H: 1 E: 1 LOB: 1 K: 1 BB: 1 S: 11 P: 22	R: 0 H: 0 E: 0 LOB: 1 K: 1 BB: 1 S: 10 P: 18	R: 0 H: 1 E: 0 LOB: 1 K: 1 BB: 0 S: 10 P: 16	R: 4 H: 3 E: 0 LOB: 0 K: 1 BB: 1 S: 13 P: 20	R: 0 H: 0 E: 0 LOB: 0 K: 2 BB: 0 S: 9 P: 11	R: 0 H: 0 E: 0 LOB: 1 K: 2 BB: 1 S: 11 P: 18	R: 0 H: 1 E: 0 LOB: 1 K: 2 BB: 0 S: 14 P: 20	R: 0 H: 1 E: 0 LOB: 1 K: 0 BB: 0 S: 8 P: 11		1B: 4 SF: 0 2B: 1 SAC: 0 3B: 0 DP: 0 HR: 2 HBP: 0					WP: 2 PA: 35 PB: 1 SB: 0 CS: 0	

PITCHER		IP	WLS	BF	H	R	ER	SO	BB	IBB	HBP	BLK	WP	HR	S	P	ERA	WHIP
11 Yu Darvish, R ERA: 2.62	(1, 1)	6.0	L	27	5	5	4	9	4	0	0	0	2	2	64	105	6.00	1.500
37 Shawn Tolleson, R ERA: 3.57	(7, 1)	1.0		4	1	0	0	2	0	0	0	0	0	0	14	20	0.00	1.000
49 Aaron Poreda, L ERA: 2.93	(8, 1)	1.0		4	1	0	0	0	0	0	0	0	0	0	8	11	0.00	1.000

PITCHER	IP	WLS	BF	H	R	ER	SO	BB	IBB	HBP	BLK	WP	HR	S	P	ERA	WHIP

BOTTOM

Texas Rangers @ Los Angeles Angels

Angel Stadium of Anaheim, Anaheim, CA

Sun Jun 22 2014, 5:09 PM - 8:03 PM PDT

Att. 37,191 - Clear - 75 F

livebaseballscorecards.com

AB	31
R	5
H	7
RBI	4
BB	4
SO	11
LOB	13

Detroit Tigers @ Texas Rangers

Globe Life Park in Arlington, Arlington, TX

Tue Jun 24 2014, 8:08 PM - 11:40 PM EDT

Att. 35,526 - Cloudy - 74 F

livebaseballscorecards.com

Batter	1	2	3	4	5	6	7	8	9	AB	R	H	RBI	BB	SO	LOB
20 Rajai Davis, R (1, 7) OBP: 0.325, SLG: 0.408	C FF 88 T FF 90 B FF 90 F FF 90 S SL 83 1-3 K		C FF 88 C FF 88 F FF 89 S FF 90 0-3 K			X SL 82 0-0 3 CS 1B	B SI 79 B SI 79 X SI 80 2-0 41 BB 3 S 1B 2-3 3-H	F FF 96 D CH 87 X SI 84 1-1 3 1B 1B 1-2 2-3		5	0	3	1	0	2	0
3 Ian Kinsler, R (1, 4) OBP: 0.327, SLG: 0.471	F FF 89 B FF 90 X FF 88 1-1 HR		B FF 90 X SL 84 1-0 P3			C FF 88 B FF 87 1 SAFE F FF 88 1 SAFE B SL 84 F SL 85 B SL 85 X SL 84 3-2 G5-3 1-2	C SL 73 B SL 72 B SI 80 B SL 72 F SI 79 S SL 73 3-3 K 1-2	X FF 96 0-0 1-3 2-H 3-H 1B		5	1	2	3	0	1	3
24 Miguel Cabrera, R (1, 3) OBP: 0.373, SLG: 0.550 32 Don Kelly, L (9, 3) OBP: 0.313, SLG: 0.291	F FF 90 B FF 90 F FF 90 B FF 92 S SL 84 2-3 K		X SL 83 0-0 P4			C FF 90 B FF 89 F FF 89 X FF 89 1-2 F8	I IN 71 I IN 69 I IN 70 I IN 69 4-0 41 BB IBB	B FF 96 D SL 85 B FF 96 C FF 95 C FF 96 S SL 84 3-3 K		4 0	0 0	0 0	0 0	1 0	2 0	2 0
41 Victor Martinez, S (1, 10) OBP: 0.387, SLG: 0.599	C FF 89 B SI 89 B FF 89 F FF 88 B FF 90 X FF 90 3-2 28 2B 1B			B CH 85 B CH 86 F FF 87 B FF 88 S FF 89 F FF 90 X FF 88 3-2 L7			X FF 89 0-0 28 HR 2B 4-2 BB	F FF 89 X FF 91 0-1 L8		4	1	2	1	1	0	0
28 J.D. Martinez, R (1, 9) OBP: 0.346, SLG: 0.619	B FF 89 C FF 89 X FF 87 1-1 1-H 2B			C FF 89 F FF 90 B FF 89 B SL 83 X SL 85 2-2 P4			X FF 89 0-0 2-H HR 0-3 K	B SL 77 F FC 89 B FC 88 B SL 78 F FF 90 T FC 90 3-2 K		5	1	2	2	0	2	3
9 Nick Castellanos, R (1, 5) OBP: 0.300, SLG: 0.397		C FF 89 B FF 89 F FF 89 F FF 90 X FF 89 1-2 F9		C FF 90 C FF 90 X FF 88 0-2 F9			F FF 89 B FF 89 S SL 83 F SL 83 F FF 89 X FF 89 1-2 F8	F FF 90 C FF 90 B SL 82 S FF 92 1-3 K	S SL 81 C FF 90 B FF 90 F FF 91 C SL 82 1-3 K	5	0	0	0	0	2	0
14 Austin Jackson, R (1, 8) OBP: 0.318, SLG: 0.373		F FF 88 F FF 90 C FF 90 0-3 K			X SL 80 0-0 30 CS 2B		X FF 89 0-0 13 S 13 1B 1B	B SL 81 B FC 88 T FF 92 C FF 92 X SL 82 2-2 L9		4	1	2	0	0	1	0
13 Alex Avila, L (1, 2) OBP: 0.348, SLG: 0.371		C SI 87 F CH 86 X CU 79 0-2 2B		C FF 88 B FF 89 B CH 84 F FF 89 F FF 90 B FF 90 C FF 89 3-3 K			C SI 79 1 SAFE B SI 80 B SI 79 1 SAFE B SI 79 X SI 79 3-1 30 2B 20 1B 1B 1-H	B SL 84 F FF 94 B FF 96 X FF 95 2-1 20 1B 30 1B 3 1B 1B		4	2	3	1	0	1	1
30 Eugenio Suárez, R (1, 6) OBP: 0.340, SLG: 0.542		C FF 89 B SL 82 X SL 83 1-1 L5			B SL 83 B FF 89 C FF 87 F FF 90 C FF 91 2-3 K		B SL 72 C SI 79 C SI 79 X SI 79 1-2 20 1B 41 BB 2B 1-3	C FF 96 B CH 88 F FF 95 B FF 96 X SL 84 2-2 20 1B 3 1B 1B 1-2		4	2	2	0	0	1	2

Inning Stats	1	2	3	4	5	6	7	8	9
	R: 1 E: 0 K: 2 S: 14	R: 0 E: 0 K: 1 S: 12	R: 0 E: 0 K: 1 S: 6	R: 0 E: 0 K: 0 S: 10	R: 0 E: 0 K: 2 S: 8	R: 0 E: 0 K: 0 S: 8	R: 5 E: 0 K: 2 S: 22	R: 2 E: 0 K: 2 S: 17	R: 0 E: 0 K: 2 S: 9
	H: 3 LOB: 2 BB: 0 P: 22	H: 1 LOB: 1 BB: 0 P: 14	H: 0 LOB: 0 BB: 0 P: 7	H: 0 LOB: 0 BB: 0 P: 15	H: 1 LOB: 0 BB: 0 P: 13	H: 1 LOB: 0 BB: 0 P: 12	H: 6 LOB: 3 BB: 2 P: 41	H: 4 LOB: 2 BB: 0 P: 28	H: 0 LOB: 0 BB: 0 P: 13

1B: 9	SF: 0
2B: 5	SAC: 0
3B: 0	DP: 0
HR: 2	HBP: 0
WP: 0	PA: 42
PB: 0	
SB: 2	
CS: 2	

AB	40
R	8
H	16
RBI	8
BB	2
SO	12
LOB	11

PITCHER		IP	WLS	BF	H	R	ER	SO	BB	IBB	HBP	BLK	WP	HR	S	P	ERA	WHIP
48 Colby Lewis, R ERA: 5.94	(1, 1)	6.1	L	25	9	4	4	6	0	0	0	0	0	2	66	93	5.68	1.421
39 Ben Rowen, R ERA: 3.18	(7, 1)	0.1		5	3	1	1	1	0	1	0	0	0	0	9	22	27.00	9.000
37 Shawn Tolleson, R ERA: 3.47	(7, 1)	1.0		4	0	1	1	2	1	0	0	0	0	0	11	18	9.00	1.000
49 Aaron Poreda, L ERA: 4.02	(8, 1)	0.1		5	4	2	2	1	0	0	0	0	0	0	11	19	54.00	12.000
28 Joakim Soria, R ERA: 1.75	(9, 1)	0.2		2	0	0	0	1	0	0	0	0	0	0	5	8	0.00	0.000

PITCHER		IP	WLS	BF	H	R	ER	SO	BB	IBB	HBP	BLK	WP	HR	S	P	ERA	WHIP
25 Scott Baker, R ERA: 6.61	(9, 1)	0.1		1	0	0	0	1	0	0	0	0	0	0	4	5	0.00	0.000

Detroit Tigers @ Texas Rangers

Globe Life Park in Arlington, Arlington, TX

Tue Jun 24 2014, 8:08 PM - 11:40 PM EDT

Att. 35,526 - Cloudy - 74 F

livebaseballscorecards.com

BOTTOM

Batter	1	2	3	4	5	6	7	8	9	AB	R	H	RBI	BB	SO	LOB
19 Daniel Robertson, R (1, 8) OBP: 0.265, SLG: 0.261 2 Leonys Martin, L (7, PH) (8, 8) OBP: 0.330, SLG: 0.375	C SI 86 F SI 88 X SI 90 0-2 ① F8		B SI 88 F SI 90 S FC 84 X SI 91 1-2 17 FC3-6 1 E 29 1B 1B		B CH 80 B KC 76 C SI 88 C SI 89 S KC 78 2-3 ② K		C SI 95 S SL 87 F SI 95 D SL 87 F SL 86 F FF 95 X SI 94 1-2 ② F7		C SI 94 B SL 86 X SI 95 1-1 1-H 2B	3 2	1 0	1 1	0 1	0 0	1 0	0 2
1 Elvis Andrus, R (1, 6) OBP: 0.319, SLG: 0.353 3 Luis Sardinas, S (9, 6) OBP: 0.328, SLG: 0.300	C SI 88 B FC 83 C SI 90 B FC 84 B KC 78 X SI 90 3-2 29 CS 1B		C KC 77 F KC 77 1 SAFE B FC 83 B SI 90 1 SAFE 1 SAFE F SI 90 X SI 90 2-2 FC1 17 FC3-6 1-2		S FC 82 B FC 83 X SI 89 1-1 ③ L7		D SL 86 C SL 86 S SL 87 B SI 94 F SL 86 F SL 87 C SL 86 2-3 ③ K		C FF 94 B SI 95 B SI 95 X FF 94 2-1 ③ G5-3	4 1	0 0	1 0	0 0	0 0	1 0	3 1
17 Shin-Soo Choo, L (1, 7) OBP: 0.372, SLG: 0.380	1 SAFE C SI 88 F SI 90 1 SAFE S FC 84 0-3 ② K		C SI 89 C SI 90 B FC 85 D FC 83 D KC 77 X SI 89 3-2 ② FC3-6 29 1B 1-2f 2-3			C KC 74 B KC 76 F FC 82 X KC 78 1-2 ① G4-3		C FF 94 C SL 79 B FF 92 F SL 78 S FF 95 1-3 ① K		4	0	0	0	0	2	3
29 Adrian Beltré, R (1, 5) OBP: 0.363, SLG: 0.488 16 Donnie Murphy, R (9, 5) OBP: 0.276, SLG: 0.343	C SI 88 1 SAFE 0-1 ③ CS 1-2	B SI 86 F SI 88 B CH 79 X SI 89 2-1 BB 1B	B KC 76 B FC 83 C KC 77 C SI 91 D FC 83 F SI 89 X SI 91 3-2 1-3 3-H 1B			B CH 79 X SI 89 1-0 1B		X FF 94 0-0 FC5-4 1B		4 0	0 0	4 0	1 0	0 0	0 0	0 0
Alex Rios, R (1, 9) OBP: 0.350, SLG: 0.457		C SI 88 D FC 83 C SI 90 B FC 85 B CH 80 B KC 79 4-2 1-2 BB	C SI 89 X SI 90 0-1 ③ G5-3			F SI 88 B FC 84 X SI 90 1-1 ② P6		B SI 92 F CH 84 X CH 82 1-1 ② FC5-4 1-2f		3	0	0	0	1	0	4
21 Carlos Pena, L (1, 3)		B SI 89 S SI 89 S KC 78 C KC 78 1-3 ① K		B SI 86 F SI 88 B SI 88 C SI 88 C KC 77 2-3 ① K		B KC 78 C KC 77 X SI 90 1-1 ③ G6-3		X SI 93 0-0 ③ G1-3		4	0	0	0	0	2	4
61 Robinson Chirinos, R (1, 2) OBP: 0.263, SLG: 0.396		B SI 89 F SI 89 B SI 90 X SI 90 2-1 ② P6		B SI 88 S KC 76 F KC 76 X SI 91 1-2 ② F8			C SL 84 F SI 93 F SL 86 C SI 95 0-3 ① K		B SI 92 C SI 92 F SI 93 B SI 93 S SI 93 2-3 ① K	4	0	0	0	0	2	2
15 Michael Choice, R (1, 10) OBP: 0.268, SLG: 0.353		B SI 89 C KC 78 B CH 81 F SI 90 D KC 79 X KC 78 3-2 ③ FC6		B KC 76 C SI 89 B SI 89 F SI 90 X KC 78 2-2 ③ FC8			B SI 95 C SL 86 B SL 87 B SI 94 C SL 84 X SL 86 3-2 12 HBP 1B		B SI 94 C SI 93 B SL 85 F SI 93 C SI 95 2-3 ② FC	4	0	1	0	0	0	2
12 Rougned Odor, L (1, 4) OBP: 0.327, SLG: 0.462			C SI 88 X KC 76 0-1 ① G6-3		C SI 87 S KC 75 S KC 77 0-3 ① K		B SL 86 S SL 85 S SL 87 H SL 88 2-2 1-2 HBP		C SI 94 B SI 95 B SI 94 C FF 94 X SI 95 2-2 2 DI 2 2B 1B	3	1	1	0	0	1	0
Inning Stats	R: 0 E: 0 K: 1 S: 10 H: 1 LOB: 0 BB: 0 P: 13	R: 0 E: 0 K: 1 S: 12 H: 1 LOB: 2 BB: 1 P: 24	R: 1 E: 1 K: 0 S: 19 H: 2 LOB: 2 BB: 0 P: 28	R: 0 E: 0 K: 1 S: 9 H: 0 LOB: 0 BB: 0 P: 14	R: 0 E: 0 K: 2 S: 8 H: 0 LOB: 0 BB: 0 P: 11	R: 0 E: 0 K: 0 S: 8 H: 1 LOB: 1 BB: 0 P: 12	R: 0 E: 0 K: 2 S: 20 H: 2 LOB: 2 BB: 0 P: 28	R: 0 E: 1 K: 1 S: 8 H: 1 LOB: 1 BB: 0 P: 10	R: 1 E: 0 K: 1 S: 13 H: 2 LOB: 1 BB: 0 P: 22	1B: 8 2B: 1 3B: 0 HR: 0	SF: 0 SAC: 0 DP: 0 HBP: 1		WP: 0 PB: 0 SB: 0 CS: 1	PA: 39			

	AB	36
	R	2
	H	9
	RBI	2
	BB	1
	SO	9
	LOB	21

PITCHER		IP	WLS	BF	H	R	ER	SO	BB	IBB	HBP	BLK	WP	HR	S	P	ERA	WHIP
33 Drew Smyly, L ERA: 3.19	(1, 1)	6.0	W	24	5	1	0	5	1	0	0	0	0	0	66	102	0.00	1.000
62 Al Alburquerque, R ERA: 3.14	(7, 1)	1.0		5	1	0	0	2	0	0	1	0	0	0	20	28	0.00	1.000
40 Phil Coke, L ERA: 5.6	(8, 1)	1.0		4	1	0	0	1	0	0	0	0	0	0	8	10	0.00	1.000
55 Chad Smith, R ERA: 18.0	(9, 1)	1.0		5	2	1	1	2	0	0	0	0	0	0	13	22	9.00	2.000

PITCHER	IP	WLS	BF	H	R	ER	SO	BB	IBB	HBP	BLK	WP	HR	S	P	ERA	WHIP

Detroit Tigers @ Texas Rangers

Globe Life Park in Arlington, Arlington, TX

Wed Jun 25 2014, 8:11 PM - 11:48 PM EDT

Att. 34,254 - Cloudy - 79 F

TOP

livebaseballscorecards.com

Batter	1	2	3	4	5	6	7	8	9	AB	R	H	RBI	BB	SO	LOB
20 Rajai Davis, R (1, 8) OBP: 0.322, SLG: 0.412	B FF 88 X FF 89 1-0 24 SF9 3B	B FF 90 C FF 91 1 SAFE F FF 91 F FF 91 X FF 91 1-2 ② F9	S FF 90 B FF 90 F FF 90 B FF 90 S FF 90 2-3 ① K	B FF 92 F FF 92 B FF 91 X FF 91 2-1 ② F9	F SL 89 B SL 88 X FF 92 1-1 ③ L9	5	1	1	0	0	1	4
3 Ian Kinsler, R (1, 4) OBP: 0.334, SLG: 0.476	B CH 79 B FF 91 B FF 91 B FF 91 4-0 41 2B BB	B CH 82 1-0 ③ CS 1-2	B FF 89 B FF 90 X FF 90 2-0 24 2B 2B	B FF 90 B CH 81 B FF 90 1 SAFE B FF 91 4-0 1-2 BB		B FF 91 C FF 92 B FC 89 B FC 86 F FF 92 F SL 84 S FF 92 3-3 ③ K			C SL 87 B CH 85 X FF 90 1-1 1B	3	2	2	0	2	1	0
24 Miguel Cabrera, R (1, 3) OBP: 0.370, SLG: 0.549	F FF 92 B FF 92 X FF 91 1-1 ① SF9 3-H	C SL 82 B FF 91 B FF 91 X SL 85 2-1 48 1B 2-H 2B	B FF 91 F FF 90 B FF 91 X FF 91 2-1 ②③ L4 2-3			B SL 82 F FF 91 F CH 86 B FF 92 B CH 86 X FF 92 3-2 ① G6-3			C FF 91 1 SAFE S FF 91 F FF 90 1 SAFE B FF 91 F FF 91 B SL 87 S FF 91 2-3 ① K	4	1	1	2	0	1	3
41 Victor Martinez, S (1, 10) OBP: 0.387, SLG: 0.610	C CU 72 1 SAFE D CH 81 B CH 81 C FF 92 F FF 91 1 SAFE X CU 74 2-2 28 2B 1-H 2B	X FF 91 0-0 ① G6-3	C FF 88 X CU 74 0-1 HR				C SL 83 X FF 92 0-1 ② P3		F SL 88 S SL 88 X FF 90 0-2 ② F8	5	2	2	2	0	0	2
28 J.D. Martinez, R (1, 7) OBP: 0.356, SLG: 0.648	X CH 81 0-0 48 F8 2-H 2B	B FF 91 F FF 90 F FF 91 B FF 91 D CU 77 F CH 82 B FF 91 4-2 9 F8 48 1B BB	X FF 91 0-0 HR			F CH 86 X CH 86 0-1 ③ G6-3		1 SAFE F SL 82 1 SAFE F SL 82 F FF 89 S SL 83 0-3 ③ K	4	1	2	2	1	1	1
48 Torii Hunter, R (1, 9) OBP: 0.290, SLG: 0.438	X FF 91 0-0 ② F8 2-3	B FF 91 F FF 91 B FF 92 X CH 82 2-1 1-2 2-H 1B	C FC 87 B FF 91 X FC 88 1-1 ① G4-3					C FF 91 X SL 88 0-1 ① G4-3		4	0	1	1	0	0	1
9 Nick Castellanos, R (1, 5) OBP: 0.299, SLG: 0.395 32 Don Kelly, L (8, PR) OBP: 0.313, SLG: 0.291 (8, 5)	B CU 73 B CH 79 S CH 82 X FF 91 2-1 ③ F8	B CU 75 D FF 91 F FF 90 B FF 90 X FF 90 3-1 ② F8 2-3	B FF 92 F FC 88 B FC 88 X FF 92 2-1 ② F9					X FF 92 0-0 50 BB 30 2B 1B		4 0	0 1	1 0	0 0	0 0	0 0	3 0
50 Bryan Holaday, R (1, 2) OBP: 0.324, SLG: 0.333		F FF 90 F FF 90 B FF 91 S CU 76 1-3 ① K	C CU 72 1 SAFE S CH 81 X FF 90 0-2 ③ F8		B SL 82 X FF 92 1-0 ③ G6-3			B SL 86 B SL 87 B FF 92 C FF 90 B FF 92 4-1 1-2 30 2B BB		3	0	0	0	1	1	2
30 Eugenio Suárez, R (1, 6) OBP: 0.368, SLG: 0.560		C FF 91 B FF 91 B CH 83 B CH 81 B FF 91 4-1 3 CS BB	B FF 88 C FF 88 B CU 74 B FF 89 S FF 88 B FF 89 4-2 24 L4 3 BB BB			C FF 91 B FC 88 S FF 91 C FF 92 1-3 ① K		B FF 92 B FF 91 X FF 92 2-0 ② 1-H 2-H 2B	2	0	1	1	2	1	0
Inning Stats	R: 3 E: 0 K: 0 S: 11 H: 3 LOB: 1 BB: 1 P: 21	R: 0 E: 0 K: 1 S: 8 H: 0 LOB: 0 BB: 1 P: 15	R: 2 E: 0 K: 0 S: 14 H: 3 LOB: 2 BB: 1 P: 27	R: 0 E: 0 K: 1 S: 7 H: 0 LOB: 1 BB: 2 P: 19	R: 2 E: 0 K: 0 S: 8 H: 2 LOB: 0 BB: 0 P: 12	R: 0 E: 0 K: 2 S: 9 H: 0 LOB: 0 BB: 0 P: 15	R: 0 E: 0 K: 0 S: 7 H: 0 LOB: 0 BB: 0 P: 10	R: 1 E: 0 K: 0 S: 7 H: 2 LOB: 2 BB: 1 P: 14	R: 0 E: 0 K: 2 S: 14 H: 1 LOB: 1 BB: 0 P: 17	1B: 3 2B: 6 3B: 1 HR: 2	SF: 1 SAC: 0 DP: 1 HBP: 0	WP: 0 PB: 0 SB: 0 CS: 1	PA: 42			

	AB	34
	R	8
	H	11
	RBI	8
	BB	6
	SO	6
	LOB	16

PITCHER		IP	WLS	BF	H	R	ER	SO	BB	IBB	HBP	BLK	WP	HR	S	P	ERA	WHIP
47 Joe Saunders, L ERA: 5.19	(1, 1)	4.0	L	22	7	6	6	2	5	0	0	0	0	1	42	84	13.50	3.000
37 Shawn Tolleson, R ERA: 3.52	(5, 1)	2.0		7	1	1	1	2	0	0	0	0	0	1	15	25	4.50	0.500
44 Jason Frasor, R ERA: 2.16	(7, 1)	1.0		3	0	0	0	0	0	0	0	0	0	0	7	10	0.00	0.000
56 Neal Cotts, L ERA: 3.55	(8, 1)	2.0		9	3	1	1	2	1	0	0	0	0	0	21	31	4.50	2.000

PITCHER	IP	WLS	BF	H	R	ER	SO	BB	IBB	HBP	BLK	WP	HR	S	P	ERA	WHIP

Detroit Tigers @ Texas Rangers

Globe Life Park in Arlington, Arlington, TX

Wed Jun 25 2014, 8:11 PM - 11:48 PM EDT

Att. 34,254 - Cloudy - 79 F

livebaseballscorecards.com

BOTTOM

Batter	1	2	3	4	5	6	7	8	9	AB	R	H	RBI	BB	SO	LOB
2 Leonys Martin, L (1, 8) OBP: 0.327, SLG: 0.369	C FF 90 B FF 92 X CU 78 1-1 ① B1-3		2 SAFE F FS 87 F CU 77 F CH 74 F FF 94 D SL 87 B FF 94 D SL 87 B CU 78 4-2 BB	X CH 80 0-0 ③ G1-3		C FC 88 S CU 79 S FF 90 0-3 ③ K		B CU 77 B FF 92 S CU 81 X SL 85 2-1 ③ L9		4	0	0	0	1	1	4
1 Elvis Andrus, R (1, 6) OBP: 0.317, SLG: 0.348	C FF 92 B SI 91 B SL 88 B SL 88 C FF 92 X SL 87 3-2 ② L8		B SL 88 B SL 87 X SL 88 2-0 ③ G1-3		B CU 77 C FF 90 B FC 91 B SL 85 X FC 91 3-1 ① G6-3		C FF 90 B CH 79 C FC 86 F CU 79 F CU 80 B FF 92 B FF 89 F FF 90 B CU 79 4-2 29 1B SF7 BB		B SI 91 C SI 91 C SL 87 B SL 87 X SI 92 2-2 ① G4-3	4	1	0	0	1	0	2
17 Shin-Soo Choo, L (1, 10) OBP: 0.372, SLG: 0.384	B FC 92 S FF 94 S FS 89 S FS 89 1-3 ③ K			B CU 78 B FF 92 X FS 86 2-0 29 WP 29 2B 1B	B CU 79 T SI 91 X SI 92 1-1 ② F7		**B FF 89** **S FC 86** 1 SAFE 1 SAFE F CU 79 B CU 79 B FC 86 C FF 88 3-3 ① K		B SI 92 B CU 81 C FF 91 F FF 92 X SL 88 2-2 29 1B 2B	5	2	2	0	0	2	1
29 Adrián Beltré, R (1, 5) OBP: 0.371, SLG: 0.496		B CU 78 B FF 92 C FS 86 X FF 92 2-1 ① G6-3		**B SL 88** **C FC 91** 1 SAFE F FF 94 B CU 80 F FF 93 B SL 87 X CU 80 3-2 21 1B 15 E 1-H 2B	C FC 92 B SI 93 S FS 88 B SL 83 H SI 92 3-2 HBP		1 SAFE S SL 86 1 SAFE F SI 93 X SI 94 0-2 S 1-3 1B		B CU 83 X FF 92 1-0 FC6-4 2-H 1B	4	1	3	2	0	0	0
Alex Rios, R (1, 9) OBP: 0.345, SLG: 0.451		C FF 93 B SI 92 F FC 93 B SL 87 T SI 94 2-2 ② K		F FF 93 B SI 93 B CU 80 S SL 87 B SL 87 F FS 88 F SI 93 F FC 93 F CH 78 3-3 ① K	B CH 76 C CU 78 X FC 92 1-1 ③ G4-3		B SL 85 B SL 85 X SL 84 2-0 ② SF7 1-2 3-H		C SL 88 B SL 87 X SI 92 1-1 ② FC6-4 21 DI 1-2f	4	0	0	1	0	2	3
21 Carlos Pena, L (1, 3) OBP: 0.222, SLG: 0.556		F FS 88 S FS 89 B FS 89 F FS 88 X FF 94 1-2 ③ G3		F CU 77 X FF 94 0-1 15 PB 61 1B 2-3 1B		F FS 85 X CH 78 0-1 HR	F SI 93 X SL 77 0-1 ③ L3		S SL 83 S CU 83 S FF 92 0-3 ③ K 1-2	5	2	2	1	0	1	2
15 Michael Choice, R (1, 7) OBP: 0.263, SLG: 0.345			C FC 91 C CU 79 S FS 87 0-3 ① FC	B SL 88 B FS 89 X SL 87 2-0 FC5 61 1B 1-2 3-H		C CU 79 B SL 87 F FC 92 X CU 79 1-2 ① FC6-3		F FF 94 C CU 79 X FF 95 0-2 ① FC6-3		4	0	0	1	0	0	1
61 Robinson Chirinos, R (1, 2) OBP: 0.274, SLG: 0.408			B CU 79 F FF 93 C CU 79 F FF 94 X FS 88 1-2 2B	S SL 88 X FC 93 0-1 1-2 2-H 1B		C CU 80 H SI 92 1-1 HBP		B CU 78 B SL 84 C SL 83 B SL 85 X FF 93 3-1 ② F8		3	0	2	1	0	0	0
12 Rougned Odor, L (1, 4) OBP: 0.316, SLG: 0.445			B FS 88 S FS 87 S CU 79 C SL 87 1-3 ② K	C CU 79 S CH 79 D SL 88 B FC 94 X FS 89 2-2 ② F8		**B FF 90** 1 SAFE 1 SAFE F FC 87 F CU 78 S FF 92 1-3 ② K		C FF 94 F FF 95 B FF 94 S SL 85 1-3 K		4	0	0	0	0	3	4
Inning Stats	R: 0 E: 0 K: 1 S: 8 H: 0 LOB: 0 BB: 0 P: 13	R: 0 E: 0 K: 1 S: 9 H: 0 LOB: 0 BB: 0 P: 14	R: 0 E: 0 K: 1 S: 15 H: 1 LOB: 2 BB: 1 P: 23	R: 3 E: 1 K: 1 S: 22 H: 4 LOB: 2 BB: 0 P: 34	R: 0 E: 0 K: 0 S: 8 H: 0 LOB: 1 BB: 0 P: 16	R: 1 E: 0 K: 2 S: 12 H: 1 LOB: 1 BB: 0 P: 15	R: 1 E: 0 K: 1 S: 14 H: 1 LOB: 1 BB: 1 P: 23	R: 0 E: 1 K: 1 S: 10 H: 0 LOB: 1 BB: 0 P: 16	R: 1 E: 0 K: 1 S: 12 H: 2 LOB: 1 BB: 0 P: 18	1B: 5 2B: 3 3B: 0 HR: 1 SF: 1 SAC: 0 DP: 0 HBP: 2						

AB	37
R	6
H	9
RBI	6
BB	2
SO	9
LOB	17

WP: 2	PA: 42
PB: 1	
SB: 1	
CS: 0	

PITCHER		IP	WLS	BF	H	R	ER	SO	BB	IBB	HBP	BLK	WP	HR	S	P	ERA	WHIP
19 Aníbal Sánchez, R ERA: 2.64	(1, 1)	5.1	W	26	6	4	4	5	1	0	2	0	1	1	68	108	6.75	1.312
65 Blaine Hardy, L ERA: 1.5	(6, 1)	1.0	H	4	0	1	1	3	1	0	0	0	0	0	14	22	9.00	1.000
62 Al Alburquerque, R ERA: 3.1	(7, 1)	0.1	H	2	1	0	0	0	0	0	0	0	0	0	4	6	0.00	3.000
40 Phil Coke, L ERA: 5.53	(7, 1)	0.1	H	1	0	0	0	0	0	0	0	0	0	0	2	2	0.00	0.000
44 Joba Chamberlain, R ERA: 2.76	(8, 1)	1.0	H	4	0	0	0	1	0	0	0	0	1	0	10	16	0.00	0.000

PITCHER		IP	WLS	BF	H	R	ER	SO	BB	IBB	HBP	BLK	WP	HR	S	P	ERA	WHIP
36 Joe Nathan, R ERA: 6.28	(9, 1)	1.0	S	5	2	1	1	1	0	0	0	0	0	0	12	18	9.00	2.000

Detroit Tigers @ Texas Rangers

Globe Life Park in Arlington, Arlington, TX

Thu Jun 26 2014, 8:08 PM - 11:05 PM EDT

Att. 34,989 - Partly Cloudy - 88 F

TOP

livebaseballscorecards.com

Batter	1	2	3	4	5	6	7	8	9	AB	R	H	RBI	BB	SO	LOB
3 Ian Kinsler, R (1, 4) OBP: 0.338, SLG: 0.476	C FF 91 X FF 91 0-1 ① P6	B SL 84 B SL 84 B SL 83 B FF 90 4-0 48 BB 1-2 BB	B FF 88 X SI 88 1-0 48 G6-4-3 1-2 2-3 3-H 1B		C SI 90 X SL 84 0-1 ③ L6			C SL 83 S SL 82 B SL 83 B FF 90 X FF 90 2-2 24 2B 1B		4	1	2	1	1	0	0
48 Torii Hunter, R (1, 9) OBP: 0.288, SLG: 0.430	B FF 91 X FF 91 1-0 ② G6-3	B FF 92 B FF 90 C FF 91 B FF 91 B FF 92 4-1 1-2 2-3 3-H BB	F SI 88 X SI 89 0-1 ② ③ G6-4-3 1-2f			F SI 89 B SI 91 F SL 82 X SL 82 1-2 ① F9		C SI 90 1 SAFE X SI 89 0-1 ② L9		4	0	0	1	1	0	4
24 Miguel Cabrera, R (1, 3) OBP: 0.377, SLG: 0.557	B FF 91 B FF 91 C FF 91 X SL 86 2-1 41 1B 1B	B FF 91 C FF 92 B FF 89 X FF 91 2-1 ③ F8		F SI 88 X SL 79 0-1 41 1B 28 SF8 1B		B FF 90 X SI 91 1-0 41 G3-6-1 1B		X SI 89 0-0 1-H 2B		5	1	4	1	0	0	3
41 Victor Martinez, S (1, 10) OBP: 0.394, SLG: 0.611	C FF 91 B CU 78 X CH 83 1-1 1-2 1B		C CU 73 B CH 82 B FF 91 B SL 83 B FF 90 4-1 9 2B 14 1B BB	B SL 81 B SI 89 B SI 88 F SI 88 F SI 89 F SI 90 X SI 90 3-2 1-3 1B		C SI 90 D CH 86 X SI 90 1-1 ② ③ G3-6-1 1-2f		I IN 54 I IN 57 I IN 58 I IN 59 4-0 28 FC6-4 IBB		3	1	2	0	2	0	1
28 J.D. Martinez, R (1, 7) OBP: 0.343, SLG: 0.627	C SL 85 S CH 83 X FF 90 0-2 ③ F7		S SL 84 S SL 82 D SL 81 B CH 82 X FF 90 2-2 ① F9	F SL 82 X SL 82 0-1 ① 3-H SF8			X SL 81 0-0 E5	B SI 89 F SL 80 F SL 82 X SL 81 1-2 ③ FC6-4 1-2f		4	0	0	1	0	0	5
9 Nick Castellanos, R (1, 5) OBP: 0.301, SLG: 0.399		X FF 90 0-0 30 F9 13 1B 48 BB 1B	C FF 90 B FF 90 B SL 83 B FF 90 F FF 89 F FF 90 X FF 90 3-2 1-3 14 1B 2B	S SL 82 B FF 90 B SL 83 D SI 90 X SL 82 3-2 ② F9			C SL 81 B SI 88 F SL 82 B SI 89 S SI 89 2-3 ① K		X SL 82 0-0 ① F9	5	2	2	0	0	1	2
14 Austin Jackson, R (1, 8) OBP: 0.316, SLG: 0.370		B FF 90 S SL 85 B FF 91 1 SAFE F SL 83 B FF 90 X FF 90 3-2 ① F8	X SL 83 0-0 30 BB 13 BB 3 1B 2-H 3-H 1B	B SL 82 C SI 89 B FF 89 F FF 90 F FF 90 B SL 83 F SI 89 X SI 90 3-2 ③ G6-3			B SL 82 C SL 81 T FF 89 B SI 90 B SL 84 X SI 89 3-2 ② F8		C SI 88 F CH 85 B SL 82 B FF 90 S SL 82 2-3 ② K	5	1	1	2	0	1	3
13 Alex Avila, L (1, 2) OBP: 0.349, SLG: 0.368		X FF 90 0-0 48 BB 3 BB 1-2 1B	1 SAFE 1 SAFE B FF 88 D CH 81 B FF 90 B FF 90 4-0 3 1B 30 BB 1-2 BB		F CH 84 C SL 82 B SL 82 T SI 91 1-2 ① K		F SL 82 X CH 84 0-1 ③ G3		X CH 84 0-0 ③ L4	4	0	1	0	1	1	1
30 Eugenio Suárez, R (1, 6) OBP: 0.361, SLG: 0.528		B FF 90 C SL 84 B FF 89 F FF 90 X FF 91 2-2 ② F9 2-3	D FF 89 B FF 90 B FF 90 C FF 90 C FF 90 F FF 90 B SL 85 4-2 3 1B 1-2 2-3 BB		X SI 89 0-0 ② F8			C SI 89 X SI 89 0-1 ① G5-3		3	0	0	0	1	0	2
Inning Stats	R: 0 E: 0 K: 0 S: 10 H: 2 LOB: 2 BB: 0 P: 14	R: 1 E: 0 K: 0 S: 11 H: 2 LOB: 3 BB: 2 P: 26	R: 3 E: 0 K: 0 S: 15 H: 3 LOB: 2 BB: 3 P: 33	R: 1 E: 0 K: 0 S: 16 H: 2 LOB: 1 BB: 0 P: 25	R: 0 E: 0 K: 1 S: 6 H: 0 LOB: 0 BB: 0 P: 7	R: 0 E: 0 K: 0 S: 6 H: 1 LOB: 0 BB: 0 P: 9	R: 0 E: 1 K: 1 S: 9 H: 0 LOB: 1 BB: 0 P: 14	R: 1 E: 0 K: 0 S: 11 H: 2 LOB: 2 BB: 1 P: 18	R: 0 E: 0 K: 1 S: 5 H: 0 LOB: 0 BB: 0 P: 7	1B: 10 2B: 2 3B: 0 HR: 0 SF: 1 SAC: 0 DP: 2 HBP: 0						

	AB	37
	R	6
	H	12
	RBI	6
	BB	6
	SO	3
	LOB	21

WP: 0 PB: 0 SB: 0 CS: 0 PA: 44

PITCHER		IP	WLS	BF	H	R	ER	SO	BB	IBB	HBP	BLK	WP	HR	S	P	ERA	WHIP
22 Nick Martinez, R ERA: 4.65	(1, 1)	2.1	L	18	6	4	4	0	5	0	0	0	0	0	33	69	15.43	4.714
25 Scott Baker, R ERA: 5.95	(3, 1)	6.2		26	6	2	2	3	0	1	0	0	0	0	56	84	2.70	0.900

PITCHER	IP	WLS	BF	H	R	ER	SO	BB	IBB	HBP	BLK	WP	HR	S	P	ERA	WHIP

BOTTOM

Detroit Tigers @ Texas Rangers

Globe Life Park in Arlington, Arlington, TX

Thu Jun 26 2014, 8:08 PM - 11:05 PM EDT

Att. 34,989 - Partly Cloudy - 88 F

livebaseballscorecards.com

Batter	1	2	3	4	5	6	7	8	9	AB	R	H	RBI	BB	SO	LOB
2 Leonys Martin, L (1, 8) OBP: 0.330, SLG: 0.368	G6-3		BB			1B			G4-3	3	0	1	0	1	0	0
1 Elvis Andrus, R (1, 6) OBP: 0.316, SLG: 0.347	E9		G4-6-3			G4-6-3			G6-3	4	0	1	0	0	0	3
17 Shin-Soo Choo, L (1, 7) OBP: 0.367, SLG: 0.378	F7			G3		K			G5-3	4	0	0	0	0	1	2
29 Adrian Beltré, R (1, 5) OBP: 0.371, SLG: 0.492	BB			L6			F8			2	0	0	0	1	0	0
Alex Rios, R (1, 9) OBP: 0.342, SLG: 0.446	K			F8			L3			3	0	0	0	0	1	2
21 Carlos Pena, L (1, 3) OBP: 0.250, SLG: 0.455		K	BB				K			2	0	0	0	1	2	0
61 Robinson Chirinos, R (1, 2) OBP: 0.269, SLG: 0.400		K		K			G6-3			3	0	0	0	0	2	1
15 Michael Choice, R (1, 10) OBP: 0.259, SLG: 0.339		FC3		FC4-6-3			FC1-3			3	0	0	0	0	0	1
3 Luis Sardinas, S (1, 4) OBP: 0.328, SLG: 0.302			G3-1			G4-6-3 1B	G4-3			3	0	1	0	0	0	0
Inning Stats	R: 0 E: 1 K: 1 S: 11 H: 1 LOB: 2 BB: 1 P: 22	R: 0 E: 0 K: 2 S: 9 H: 0 LOB: 0 BB: 0 P: 12	R: 0 E: 0 K: 0 S: 6 H: 0 LOB: 0 BB: 1 P: 12	R: 0 E: 0 K: 0 S: 7 H: 0 LOB: 0 BB: 0 P: 10	R: 0 E: 0 K: 1 S: 5 H: 0 LOB: 0 BB: 1 P: 10	R: 0 E: 0 K: 1 S: 12 H: 2 LOB: 1 BB: 0 P: 19	R: 0 E: 0 K: 1 S: 7 H: 0 LOB: 0 BB: 0 P: 9	R: 0 E: 0 K: 0 S: 8 H: 0 LOB: 0 BB: 0 P: 11	R: 0 E: 0 K: 0 S: 7 H: 0 LOB: 0 BB: 0 P: 10	1B: 3 2B: 0 3B: 0 HR: 0	SF: 0 SAC: 0 DP: 3 HBP: 0			WP: 0 PB: 0 SB: 0 CS: 0		PA: 30	

	AB	27
	R	0
	H	3
	RBI	0
	BB	3
	SO	6
	LOB	9

PITCHER	IP	WLS	BF	H	R	ER	SO	BB	IBB	HBP	BLK	WP	HR	S	P	ERA	WHIP
21 Rick Porcello, R (1, 1) ERA: 3.41	9.0	W	30	3	0	0	6	3	0	0	0	0	0	72	115	0.00	0.667

PITCHER	IP	WLS	BF	H	R	ER	SO	BB	IBB	HBP	BLK	WP	HR	S	P	ERA	WHIP

Batter	1	2	3	4	5	6	7	8	9	AB	R	H	RBI	BB	SO	LOB
2 Brian Dozier, R (1, 4) OBP: 0.360, SLG: 0.439	B FF 89 F FF 90 F SL 86 F FF 90 X SL 86 1-2 ① G6-3		B SL 85 C SL 85 F FF 91 S FF 91 1-3 ③ K		S SL 85 X FF 91 0-1 ③ F9			C FF 88 B CU 79 X SL 85 1-1 8 G5-3 1B	C SL 79 D SL 80 T FF 91 F SL 80 S FF 90 1-3 ② K	5	0	1	0	0	2	2
8 Kurt Suzuki, R (1, 2) OBP: 0.357, SLG: 0.394	C CU 79 F CH 85 X FF 90 0-2 ② F8			B FF 89 B CH 84 X SL 85 2-0 ① G6-3		C SL 84 B FF 88 X FF 88 1-1 ① L9		C SL 84 B FF 92 F FF 93 F FF 93 X CH 84 1-2 ② G5-3 1-2	B FC 92 X SL 78 1-0 ③ G5-3	5	0	0	0	0	0	2
7 Joe Mauer, L (1, 3) OBP: 0.344, SLG: 0.354	B SI 89 B SI 88 C FF 90 X SL 86 2-1 ③ G4-3			B CU 78 C CH 85 B FF 91 S FF 91 F FF 93 F FF 92 X CU 80 2-2 31 BB 16 HBP 1B		B FF 88 B CH 85 B FF 89 C FF 90 B SI 90 4-1 BB		C FF 90 B SL 85 S SL 82 B FF 90 C SL 82 2-3 ③ K		3	0	1	0	1	1	1
16 Josh Willingham, R (1, 7) OBP: 0.396, SLG: 0.477		C FF 88 B SI 88 B CH 83 X SI 89 2-1 ① G5-3		B SI 90 B FF 91 F SI 90 H CH 84 3-1 31 BB 1-2 HBP		C FF 89 B FF 89 B FF 89 F FF 89 B SI 90 S FF 90 3-3 ② K			C FF 89 B FC 89 B FF 88 S SL 76 F FF 90 F CU 68 B CH 84 F FC 91 B SL 76 4-2 17 2B 31 1B BB	2	1	0	0	1	1	1
17 Kendrys Morales, S (1, 10) OBP: 0.278, SLG: 0.343		C CH 85 X SI 90 0-1 ② G4-3		C FF 90 B SI 90 X SI 91 1-1 ② L8		X SI 90 0-0 ③ G3			D CH 86 B FC 89 X FC 89 2-0 31 1B 5 E 1-3 2B	4	1	1	0	0	0	3
31 Oswaldo Arcia, L (1, 9) OBP: 0.276, SLG: 0.397		S CU 78 F FF 91 B FF 89 S CU 80 1-3 ③ K		B SI 91 B FF 91 B CH 86 C SL 86 B FF 90 4-1 1-2 2-3 BB			C SL 84 C FF 90 F CU 78 S CU 78 0-3 ① K		X CU 69 0-0 5 E 11 3B 2-3 3-H 1B	3	1	1	1	1	2	0
5 Eduardo Escobar, S (1, 5) OBP: 0.323, SLG: 0.413			C SL 85 F CH 84 B FF 90 X FF 90 1-2 ① G5-3	C CU 78 S SL 86 F FF 92 C CU 78 0-3 ③ K			C FF 89 B FF 90 F SL 85 B FF 91 X CU 78 2-2 ② G3		D FF 92 X FC 91 1-0 E5 11 3B 1-2 3-H	4	1	0	1	0	1	4
1 Sam Fuld, L (1, 8) OBP: 0.296, SLG: 0.355			C SI 89 X CH 84 0-1 25 G4-3 1B		C CU 77 B FF 90 B SI 90 X SI 89 2-1 ① L9		C FF 89 C SL 84 X CU 79 0-2 ③ G3		D CH 86 B FC 91 C FC 90 F FC 90 F CU 71 D CH 88 X FF 91 3-2 ① P2	4	0	1	0	0	0	2
25 Pedro Florimón, S (1, 6) OBP: 0.171, SLG: 0.133 11 Jorge Polanco, S (8, PH) OBP: 0.667, SLG: 1.500 (8, 6)			X SI 90 0-0 ② G4-3 1-2		B CH 86 C SL 85 B SI 89 B SL 85 X SI 90 3-1 ② G4-3			B SI 88 C SL 85 B SL 83 C SI 89 B CU 80 X FF 91 3-2 ① G4-3	C FC 90 C CU 69 X FC 92 0-2 1-H 2-H 3B	2 2	0 0	0 1	0 2	0 0	0 0	1 0
Inning Stats	R: 0 H: 0 E: 0 LOB: 0 K: 0 BB: 0 S: 9 P: 12	R: 0 H: 0 E: 0 LOB: 0 K: 1 BB: 0 S: 7 P: 10	R: 0 H: 1 E: 0 LOB: 1 K: 1 BB: 0 S: 9 P: 11	R: 0 H: 1 E: 0 LOB: 3 K: 1 BB: 1 S: 14 P: 26	R: 0 H: 0 E: 0 LOB: 0 K: 0 BB: 0 S: 6 P: 11	R: 0 H: 0 E: 0 LOB: 1 K: 1 BB: 1 S: 7 P: 15	R: 0 H: 0 E: 0 LOB: 0 K: 1 BB: 0 S: 10 P: 12	R: 0 H: 1 E: 0 LOB: 1 K: 1 BB: 0 S: 12 P: 19	R: 4 H: 3 E: 1 LOB: 1 K: 1 BB: 1 S: 20 P: 32	1B: 4 SF: 0 2B: 1 SAC: 0 3B: 1 DP: 0 HR: 0 HBP: 1						

PITCHER		IP	WLS	BF	H	R	ER	SO	BB	IBB	HBP	BLK	WP	HR	S	P	ERA	WHIP
23 Nick Tepesch, R ERA: 3.65	(1, 1)	7.1	W	28	3	0	0	5	2	0	1	0	0	0	67	106	0.00	0.682
44 Jason Frasor, R ERA: 2.13	(8, 1)	0.1		1	0	0	0	0	0	0	0	0	0	0	4	5	0.00	0.000
56 Neal Cotts, L ERA: 3.51	(8, 1)	0.1		1	0	0	0	1	0	0	0	0	0	0	3	5	0.00	0.000
28 Joakim Soria, R ERA: 2.7	(9, 1)	1.0		8	3	4	3	1	1	0	0	0	0	0	20	32	27.00	4.000

PITCHER	IP	WLS	BF	H	R	ER	SO	BB	IBB	HBP	BLK	WP	HR	S	P	ERA	WHIP

TOP

Minnesota Twins @ Texas Rangers

Globe Life Park in Arlington, Arlington, TX

Fri Jun 27 2014, 8:10 PM - 11:07 PM EDT

Att. 38,111 - Partly Cloudy - 89 F

livebaseballscorecards.com

AB	34
R	4
H	6
RBI	4
BB	3
SO	7
LOB	16

WP: 0 PA: 38
PB: 0
SB: 0
CS: 0

BOTTOM

Minnesota Twins @ Texas Rangers

Globe Life Park in Arlington, Arlington, TX

Fri Jun 27 2014, 8:10 PM - 11:07 PM EDT

Att. 38,111 - Partly Cloudy - 89 F

livebaseballscorecards.com

Batter	1	2	3	4	5	6	7	8	9	AB	R	H	RBI	BB	SO	LOB
17 Shin-Soo Choo, L (1, 7) OBP: 0.372, SLG: 0.388	B FF 91 X SI 90 1-0 1 G5-3 29 HR 1B		B CH 86 B SL 89 C CH 86 B SI 91 X FF 90 3-1 1 G5-4-3 1B		B FF 91 X SL 87 1-0 2-H 2B		F SL 82 F CU 73 X FF 92 0-2 ③ G6-3			4	1	3	1	0	0	0
1 Elvis Andrus, R (1, 6) OBP: 0.318, SLG: 0.346	B SI 90 F SI 91 C SI 89 B CU 76 B CU 76 X CH 87 3-2 ① G5-3 1-2		X SL 88 0-0 ② ③ G5-4-3 1-2f		C SL 86 B FC 91 D SL 88 B SL 85 B SI 90 4-1 BB			B FC 86 B SI 90 F SI 89 B SI 90 S SI 91 X SI 90 3-2 21 1B 29 SF8 1B		3	1	1	0	1	0	2
21 Carlos Pena, L (1, 3) OBP: 0.250, SLG: 0.400	B SL 90 S CH 86 S CH 86 D CU 76 S SL 89 2-3 ② K			B CU 77 B SL 88 X SL 89 2-0 ① P5	X CH 86 0-0 ③ L8			1 SAFE 1 SAFE X SI 89 0-0 1-3 1B		4	0	1	0	0	1	3
29 Adrián Beltré, R (1, 10) OBP: 0.369, SLG: 0.502	C SL 89 F SI 91 D CU 78 D CU 78 B SL 86 X SI 91 3-2 2-H HR			C CU 80 B SL 87 B FF 90 X SL 88 2-1 ② G6-3		X FF 90 0-0 ① F9		B SI 91 B FC 88 S SI 90 X SI 89 2-1 ① SF8 3-H		3	1	1	3	0	0	0
Alex Rios, R (1, 9) OBP: 0.337, SLG: 0.440	X SL 89 0-0 ③ G6-3			C CU 80 B CU 80 S SL 86 B FC 91 B SI 91 C FF 91 3-3 ③ K		B FF 90 B FF 90 X SI 90 2-0 ② G1-3		C SI 90 B FC 87 B FC 89 F SI 89 X FC 88 2-2 ② F9		4	0	0	0	0	1	1
2 Leonys Martin, L (1, 8) OBP: 0.328, SLG: 0.367		C SL 89 F CU 78 B SL 88 F CH 84 X CU 78 1-2 ① L8			C CU 80 X SL 89 0-1 ① G4-3	F CU 79 F SL 89 F CU 78 B CH 84 F CH 85 B CU 76 F SL 86 F FC 90 F CH 86 2-2 F CH 86 X CU 77 1B		C SI 90 F SI 89 F CU 78 F FC 87 B FF 90 C SI 89 1-3 ③ K		4	0	1	0	0	1	1
60 Chris Gimenez, R (1, 2) OBP: 0.373, SLG: 0.407		B FC 91 F FC 91 B FF 91 X SL 89 2-1 ② G6-3			B SI 90 B SI 88 B FF 88 C SI 90 F SI 89 F SL 89 B SL 90 4-2 3 2B BB	C SL 88 X SL 85 0-1 ③ P4				2	1	0	0	1	0	1
3 Luis Sardinas, S (1, 5) OBP: 0.329, SLG: 0.318		B SI 91 C SI 90 X CH 84 1-1 ③ G1			B SL 88 B SL 87 B CH 86 X CH 85 2-1 17 2B 1-H 2B		B SI 91 C SI 90 B SL 80 F SI 90 F SL 82 F FF 92 S FF 93 2-3 ① K			3	1	1	1	0	1	0
12 Rougned Odor, L (1, 4) OBP: 0.308, SLG: 0.434			B FF 90 C CH 86 F SL 88 S CU 77 1-3 ① K2-3		B SL 88 B CH 86 F SL 88 F CH 84 X SL 86 2-2 ② P5		C SL 82 C SI 91 B SI 94 X SI 90 1-2 ② G1-3			3	0	0	0	0	1	1
Inning Stats	R: 2 E: 0 K: 1 S: 11 H: 2 LOB: 0 BB: 0 P: 20	R: 0 E: 0 K: 0 S: 8 H: 0 LOB: 0 BB: 0 P: 12	R: 0 E: 0 K: 1 S: 6 H: 1 LOB: 0 BB: 0 P: 10	R: 0 E: 0 K: 1 S: 6 H: 0 LOB: 0 BB: 0 P: 13	R: 2 E: 0 K: 0 S: 13 H: 2 LOB: 2 BB: 2 P: 26	R: 0 E: 0 K: 0 S: 13 H: 1 LOB: 1 BB: 0 P: 17	R: 0 E: 0 K: 1 S: 11 H: 0 LOB: 0 BB: 0 P: 14	R: 1 E: 0 K: 1 S: 14 H: 2 LOB: 1 BB: 0 P: 22		1B: 5 2B: 2 3B: 0 HR: 1	SF: 1 SAC: 0 DP: 1 HBP: 0	WP: 0 PB: 0 SB: 0 CS: 0	PA: 33			

	AB	30
	R	5
	H	8
	RBI	5
	BB	2
	SO	5
	LOB	9

PITCHER		IP	WLS	BF	H	R	ER	SO	BB	IBB	HBP	BLK	WP	HR	S	P	ERA	WHIP
30 Kevin Correia, R ERA: 5.08	(1, 1)	6.0	L	25	6	4	4	3	2	0	0	0	0	1	57	98	6.00	1.333
52 Brian Duensing, L ERA: 2.64	(7, 1)	1.0		3	0	0	0	1	0	0	0	0	0	0	11	14	0.00	0.000
54 Matt Guerrier, R ERA: 3.32	(8, 1)	1.0		5	2	1	1	1	0	0	0	0	0	0	14	22	9.00	2.000

PITCHER	IP	WLS	BF	H	R	ER	SO	BB	IBB	HBP	BLK	WP	HR	S	P	ERA	WHIP

Batter	1	2	3	4	5	6	7	8	9	AB	R	H	RBI	BB	SO	LOB
1 Sam Fuld, L (1, 8) OBP: 0.288, SLG: 0.344	B FF 89 X FF 90 1-0 ① F8		C FF 89 B CU 68 B FC 87 C FC 85 S FF 91 2-3 ① K		C FF 92 S FC 90 C FF 93 0-3 ③ K			C FC 87 B FC 89 F FC 89 X SI 94 1-2 ② G1-3		4	0	0	0	0	2	1
2 Brian Dozier, R (1, 4) OBP: 0.356, SLG: 0.433	B FF 93 S FF 92 X FF 93 1-1 ② F7		C FF 92 C ST 81 B FC 88 S FF 94 1-3 ② K			C ST 79 S FF 93 B FC 90 X FF 92 1-2 ① G5-3		F FF 92 B FC 89 F FF 93 X ST 82 1-2 ③ P3		4	0	0	0	0	1	0
7 Joe Mauer, L (1, 10) OBP: 0.343, SLG: 0.353	B FC 92 C FF 92 F FF 92 X FF 93 1-2 1B		B FF 92 F FF 92 X FC 89 1-1 ③ P6			C FC 88 B SI 94 B FC 89 C ST 76 S FC 88 2-3 ② K			B FF 90 C FF 89 F SL 84 X FF 91 1-2 ① G4-3	4	0	1	0	0	1	0
17 Kendrys Morales, S (1, 3) OBP: 0.263, SLG: 0.324	B FF 92 S FF 92 X FC 88 1-1 ③ G3			C FC 87 S FS 86 F SI 91 B SI 90 F FC 88 F FF 95 B FS 87 B ST 82 X ST 79 3-2 ① G3		S FC 88 F FF 94 X CS 59 0-2 ③ G4-3			C SL 88 X CH 86 0-1 ② F8	4	0	0	0	0	0	1
31 Oswaldo Arcia, L (1, 9) OBP: 0.275, SLG: 0.392		F FF 91 F FF 92 B ST 76 X FC 85 1-2 25 WP 27 1B 1B		S FC 88 X CU 68 0-1 ② F8			B FC 88 S FC 87 F FC 89 S SI 94 1-3 ① K		B SL 84 C SL 84 C SL 86 B FF 91 B SL 88 S FF 92 3-3 ③ K	4	0	1	0	0	2	0
8 Kurt Suzuki, R (1, 2) OBP: 0.353, SLG: 0.389		C FF 94 1 SAFE B SI 91 F FF 93 S ST 82 1-3 ① K		B ST 79 X FF 94 1-0 ③ F8			F FF 92 X FC 90 0-1 ② G5-3			3	0	0	0	0	1	1
27 Chris Parmelee, L (1, 7) OBP: 0.306, SLG: 0.418		B FF 92 X FF 92 1-0 25 WP 1-2 1B			B FC 85 F FC 85 B FC 91 C FC 86 C ST 77 2-3 ① K		X FC 87 0-0 1B			3	0	2	0	0	1	0
5 Eduardo Escobar, S (1, 5) OBP: 0.319, SLG: 0.408		C FC 88 F FS 86 B ST 78 X ST 79 1-2 ② F8			S FC 87 S CU 66 B FS 87 F FC 86 S FF 94 1-3 ② K		C FC 88 B CU 69 1 SAFE F FC 88 S SI 94 1-3 ③ K			3	0	0	0	0	2	3
25 Pedro Florimón, S (1, 6) OBP: 0.179, SLG: 0.132 11 Jorge Polanco, S (8, PH) OBP: 0.500, SLG: 1.000 (8, 6)		S FC 89 B FC 87 S FC 88 X FF 94 1-2 ③ F8 1-2 2-3			B FC 86 C FC 85 B FF 92 B FC 86 B FF 90 4-1 BB			B FC 85 B FC 86 B FC 85 C FF 90 C FF 91 C ST 76 3-3 ① K		1 1	0 0	0 0	0 0	1 0	0 1	2 0
Inning Stats	R: 0 E: 0 K: 0 S: 8 H: 1 LOB: 1 BB: 0 P: 12	R: 0 E: 0 K: 1 S: 13 H: 2 LOB: 2 BB: 0 P: 18	R: 0 E: 0 K: 2 S: 8 H: 0 LOB: 0 BB: 0 P: 12	R: 0 E: 0 K: 0 S: 9 H: 0 LOB: 0 BB: 0 P: 13	R: 0 E: 0 K: 3 S: 11 H: 0 LOB: 1 BB: 1 P: 18	R: 0 E: 0 K: 1 S: 9 H: 0 LOB: 0 BB: 0 P: 12	R: 0 E: 0 K: 2 S: 9 H: 1 LOB: 1 BB: 0 P: 11	R: 0 E: 0 K: 1 S: 9 H: 0 LOB: 0 BB: 0 P: 14	R: 0 E: 0 K: 1 S: 8 H: 0 LOB: 0 BB: 0 P: 12	1B: 4 2B: 0 3B: 0 HR: 0		SF: 0 SAC: 0 DP: 0 HBP: 0			WP: 1 PB: 0 SB: 0 CS: 0	PA: 32

PITCHER		IP	WLS	BF	H	R	ER	SO	BB	IBB	HBP	BLK	WP	HR	S	P	ERA	WHIP
11 Yu Darvish, R ERA: 2.42	(1, 1)	8.0	W	29	4	0	0	10	1	0	0	0	1	0	76	110	0.00	0.625
56 Neal Cotts, L ERA: 3.41	(9, 1)	1.0		3	0	0	0	1	0	0	0	0	0	0	8	12	0.00	0.000

PITCHER	IP	WLS	BF	H	R	ER	SO	BB	IBB	HBP	BLK	WP	HR	S	P	ERA	WHIP

TOP

Minnesota Twins @ Texas Rangers

Globe Life Park in Arlington, Arlington, TX

Sat Jun 28 2014, 4:08 PM - 6:34 PM EDT

Att. 30,620 - Partly Cloudy - 90 F

livebaseballscorecards.com

AB	31
R	0
H	4
RBI	0
BB	1
SO	11
LOB	8

BOTTOM

Minnesota Twins @ Texas Rangers

Globe Life Park in Arlington, Arlington, TX

Sat Jun 28 2014, 4:08 PM - 6:34 PM EDT

Att. 30,620 - Partly Cloudy - 90 F

livebaseballscorecards.com

Batter	1	2	3	4	5	6	7	8	9	AB	R	H	RBI	BB	SO	LOB
17 Shin-Soo Choo, L (1, 7) OBP: 0.374, SLG: 0.390	F FF 91 X FF 92 0-1 G3		B KC 77 F SI 90 B FF 92 X FF 92 2-1 G4-3 1-3		B KC 75 C KC 76 X FF 91 1-1 1 FC5-4 1B			X KC 74 0-0 1 1B 21 FC4-5-2 1B		4	0	2	0	0	0	1
1 Elvis Andrus, R (1, 6) OBP: 0.318, SLG: 0.345	C FF 92 C FF 92 S KC 78 0-3 K		C KC 76 X SI 91 0-1 G1-3 3-H		X FC 87 0-0 FC5-4 1-2f			1 SAFE S FC 86 B SI 89 1 SAFE B FC 88 L FC 86 B KC 77 X SI 91 3-2 21 FC4-5-2 3 SH1-3 1-3 1B		4	1	1	1	0	1	1
21 Carlos Pena, L (1, 3) OBP: 0.200, SLG: 0.316	S SI 93 B FF 93 X FF 93 1-1 F9		S FF 92 X FF 93 0-1 G4-3			B KC 74 X SI 90 1-0 E8 29 1B		C FF 93 X KC 75 0-1 FC4-5-2 3 SH1-3 2 2B 1-3 3-H		4	1	0	0	0	0	2
29 Adrián Beltré, R (1, 5) OBP: 0.378, SLG: 0.508		C FF 91 B FF 92 F FF 93 X KC 78 1-2 60 E 1B		C FC 87 F SI 90 X KC 78 0-2 16 CS 1B		X FC 85 0-0 1-3 1B		I IN 72 I IN 72 I IN 75 I IN 75 4-0 3 SH1-3 2 2B IBB		3	2	3	0	1	0	0
16 Donnie Murphy, R (1, 10) OBP: 0.270, SLG: 0.333 3 Luis Sardinas, S (8, PH) OBP: 0.329, SLG: 0.318 (9, 10)		B FF 92 B FF 89 F FF 93 C FF 93 S FF 93 2-3 K		B FF 92 B FC 88 S FF 92 S FC 88 S FF 93 3-3 K 1-2		S FF 91 B FF 92 S FF 91 S FF 93 1-3 K		F FF 92 X FF 92 0-1 SH1-3 1-2 2-3 3-H		3 0	0 0	0 0	0 1	0 0	3 0	3 0
2 Leonys Martin, L (1, 8) OBP: 0.331, SLG: 0.373		C FF 93 B FF 93 S FF 92 B FF 92 S FC 90 2-3 K		B FF 93 X FF 93 1-0 1B		F FF 91 B FF 90 B FF 92 X FF 92 2-1 L7		F FF 92 X FF 93 0-1 2-H 3-H 2B		4	0	2	2	0	1	2
60 Chris Gimenez, R (1, 2) OBP: 0.365, SLG: 0.414		X FF 93 0-0 E6 1-H 2B	1 SAFE C FC 88 C KC 76 X KC 77 0-2 P4				L FC 87 S KC 76 B KC 76 S KC 76 1-3 K	S SL 87 S SL 85 B SL 88 S FF 94 1-3 K		4	0	1	1	0	2	2
15 Michael Choice, R (1, 9) OBP: 0.260, SLG: 0.339		F FF 93 S FF 93 X FF 94 0-2 FC6-3			B KC 73 C FC 87 F FF 92 X KC 77 1-2 FC5-3		C FF 92 S FF 92 B KC 76 X KC 76 1-2 12 L4-3 1B			3	0	1	0	0	0	1
12 Rougned Odor, L (1, 4) OBP: 0.309, SLG: 0.431			X FF 90 0-0 17 G4-3 17 S 1 G1-3 1B		B FF 92 B FF 91 F FF 92 X FF 92 2-1 F7		X FF 91 0-0 L4-3 1-1			3	1	1	0	0	0	1

	AB	32
	R	5
	H	11
	RBI	5
	BB	1
	SO	7
	LOB	13

Inning Stats																																
	R: 0 E: 0 K: 1 S: 7	H: 0 LOB: 0 BB: 0 P: 8	R: 1 E: 1 K: 2 S: 13	H: 2 LOB: 1 BB: 0 P: 18	R: 1 E: 0 K: 0 S: 7	H: 1 LOB: 0 BB: 0 P: 9	R: 0 E: 0 K: 1 S: 10	H: 2 LOB: 1 BB: 0 P: 14	R: 0 E: 0 K: 0 S: 8	H: 1 LOB: 1 BB: 0 P: 12	R: 0 E: 1 K: 1 S: 7	H: 1 LOB: 1 BB: 0 P: 11	R: 0 E: 0 K: 1 S: 7	H: 1 LOB: 0 BB: 0 P: 9	R: 3 E: 0 K: 1 S: 13	H: 3 LOB: 1 BB: 1 P: 21		1B: 9 2B: 3 3B: 0 HR: 0	SF: 0 SAC: 1 DP: 1 HBP: 0	WP: 0 PB: 0 SB: 1 CS: 1	PA: 34

PITCHER		IP	WLS	BF	H	R	ER	SO	BB	IBB	HBP	BLK	WP	HR	S	P	ERA	WHIP
45 Phil Hughes, R ERA: 3.58	(1, 1)	7.2	L	33	11	5	5	6	0	1	0	0	0	0	69	98	5.87	1.435
50 Casey Fien, R ERA: 2.41	(8, 1)	0.1		1	0	0	0	1	0	0	0	0	0	0	3	4	0.00	0.000

PITCHER	IP	WLS	BF	H	R	ER	SO	BB	IBB	HBP	BLK	WP	HR	S	P	ERA	WHIP

Minnesota Twins @ Texas Rangers

Globe Life Park in Arlington, Arlington, TX

Sun Jun 29 2014, 3:11 PM - 5:47 PM EDT

Att. 36,779 - Sunny - 90 F

TOP

livebaseballscorecards.com

Batter	1	2	3	4	5	6	7	8	9	AB	R	H	RBI	BB	SO	LOB
2 Brian Dozier, R (1, 4) OBP: 0.352, SLG: 0.427	B FF 88 F FF 88 S FF 89 F SL 83 B FF 90 F SL 82 F SL 85 F FF 90 X FF 89 2-2 ① FC7		C SL 82 B FF 89 C CH 86 B FF 89 S SL 83 2-3 ② K		B SL 82 X SL 83 1-0 ③ G5-3			1 SAFE C SI 79 1 SAFE S SI 80 1 SAFE 1 SAFE F SI 80 C SL 72 0-3 ② K		4	0	0	0	0	2	2
7 Joe Mauer, L (1, 3) OBP: 0.341, SLG: 0.351	C FF 89 C SI 89 B SL 84 B FF 90 S CH 85 2-3 ② K		B CU 75 C FF 87 C CH 84 X FF 88 1-2 2-H 1B			F FF 87 B CH 82 B FF 86 C FF 88 C FF 89 2-3 ① K		S FF 90 1 SAFE X FF 90 0-1 ③ G4-3		4	0	1	1	0	2	1
27 Chris Parmelee, L (1, 8) (9, 7) OBP: 0.304, SLG: 0.411	B FF 88 C CH 85 B FF 89 S FF 87 F FF 90 F SL 84 X CU 78 2-2 ③ L5		F CU 77 C FF 89 D SL 85 1 SAFE F FF 90 F CU 78 F SL 82 X SL 83 1-2 ③ F8			B FF 88 X CH 83 1-0 16 CS 1B			C FF 89 F FF 90 C FC 90 0-3 ① K	4	0	1	0	0	1	1
16 Josh Willingham, R (1, 7) OBP: 0.399, SLG: 0.487 1 Sam Fuld, L (9, PR) OBP: 0.288, SLG: 0.344 (9, 8)		C FF 87 C FF 89 C FF 90 0-3 ① K		C FF 88 F FF 90 X FF 89 0-2 2B		F FF 88 B SL 83 1 SAFE B FF 89 B FF 88 C SL 82 S SL 83 3-3 ② ③ K 1-2			F SL 77 B SL 77 X FC 89 1-1 17 2B 1B	4 0	0 1	2 0	0 0	0 0	2 0	1 0
17 Kendrys Morales, S (1, 10) OBP: 0.263, SLG: 0.333 8 Kurt Suzuki, R (9, PR) OBP: 0.353, SLG: 0.389 (9, 10)		B CU 76 B CH 82 B FF 87 C FF 87 X FF 88 3-1 ② FC7		D CU 75 X SI 86 1-0 ① FC7			B FF 95 X FF 94 1-0 ① G5-3		C CH 83 D FF 90 1 SAFE F FF 88 X FF 91 1-2 1-H 2B	4 0	0 0	1 0	1 0	0 0	0 0	1 0
31 Oswaldo Arcia, L (1, 9) OBP: 0.267, SLG: 0.379		C SI 90 B CU 78 B CU 76 B CH 84 C FF 89 T FF 89 3-2 ③ K		B CU 76 S FF 86 B CH 86 F CH 84 X CU 77 2-2 ② FC7			C FF 95 S SI 84 B SL 85 B FF 97 S SL 83 2-3 ② K		F FC 90 B FC 89 S CH 83 F CU 70 S CH 83 1-3 ② K	4	0	0	0	0	3	3
5 Eduardo Escobar, S (1, 5) OBP: 0.317, SLG: 0.409			B CH 86 B CH 86 X FF 86 2-0 11 2B 2B	C CH 82 F SL 82 T FF 89 0-2 ③ K			B FF 95 X FF 96 1-0 ③ F9		B FF 90 F CH 84 B FF 92 S FF 91 D CU 72 S CH 85 3-3 ③ K	4	1	1	0	0	2	3
26 Eric Fryer, R (1, 2) OBP: 0.214, SLG: 0.214			C FF 87 C FF 89 B SL 82 S FF 89 1-3 ① K		C FF 87 X SL 81 0-1 ① G1-3			B FF 94 F FF 95 X FF 95 1-1 ① L9		3	0	0	0	0	1	1
11 Jorge Polanco, S (1, 6) OBP: 0.571, SLG: 1.000 25 Pedro Florimón, S (9, 6) OBP: 0.179, SLG: 0.132			C FF 88 X CU 76 0-1 7 1B 2-H 2B		C FF 86 X FF 90 0-1 ② F9			B FF 94 B FF 95 B FF 95 B FF 94 4-0 BB		2 0	1 0	1 0	1 0	1 0	0 0	0 0
Inning Stats	R: 0 E: 0 K: 1 S: 15 H: 0 LOB: 0 BB: 0 P: 21	R: 0 E: 0 K: 2 S: 8 H: 0 LOB: 0 BB: 0 P: 14	R: 2 E: 0 K: 2 S: 18 H: 3 LOB: 1 BB: 0 P: 25	R: 0 E: 0 K: 1 S: 10 H: 1 LOB: 1 BB: 0 P: 13	R: 0 E: 0 K: 0 S: 5 H: 0 LOB: 0 BB: 0 P: 6	R: 0 E: 0 K: 2 S: 7 H: 1 LOB: 1 BB: 0 P: 13	R: 0 E: 0 K: 1 S: 5 H: 0 LOB: 0 BB: 0 P: 9	R: 0 E: 0 K: 1 S: 8 H: 0 LOB: 1 BB: 1 P: 13	R: 1 E: 0 K: 3 S: 15 H: 2 LOB: 2 BB: 0 P: 21	1B: 3 2B: 5 3B: 0 HR: 0 SF: 0 SAC: 0 DP: 1 HBP: 0						

	AB	33
	R	3
	H	7
	RBI	3
	BB	1
	SO	13
	LOB	13

WP: 0 PB: 0 SB: 0 CS: 1 PA: 34

PITCHER		IP	WLS	BF	H	R	ER	SO	BB	IBB	HBP	BLK	WP	HR	S	P	ERA	WHIP
48 Colby Lewis, R ERA: 5.71	(1, 1)	6.0		22	5	2	2	8	0	0	0	0	0	0	63	92	3.00	0.833
49 Aaron Poreda, L ERA: 3.71	(7, 1)	1.1		5	0	0	0	1	1	0	0	0	0	0	7	16	0.00	0.750
39 Ben Rowen, R ERA: 3.0	(8, 1)	0.1		1	0	0	0	1	0	0	0	0	0	0	4	4	0.00	0.000
56 Neal Cotts, L ERA: 3.38	(8, 1)	0.1		1	0	0	0	0	0	0	0	0	0	0	2	2	0.00	0.000
28 Joakim Soria, R ERA: 2.93	(9, 1)	1.0	L	5	2	1	1	3	0	0	0	0	0	0	15	21	9.00	2.000

PITCHER		IP	WLS	BF	H	R	ER	SO	BB	IBB	HBP	BLK	WP	HR	S	P	ERA	WHIP

BOTTOM

Minnesota Twins @ Texas Rangers

Globe Life Park in Arlington, Arlington, TX

Sun Jun 29 2014, 3:11 PM - 5:47 PM EDT

Att. 36,779 - Sunny - 90 F

livebaseballscorecards.com

Batter	1	2	3	4	5	6	7	8	9	AB	R	H	RBI	BB	SO	LOB
17 Shin-Soo Choo, L (1, 10) OBP: 0.372, SLG: 0.387	C FF 92 B SI 90 X CH 84 1-1 21 G4-3 29 1B 1B		C SL 84 C SI 90 X SL 85 0-2 ① F8		C SI 93 C SI 92 B SI 94 B FF 94 B SI 93 X SI 90 3-2 ③ G3			S CH 82 F SI 93 S FF 91 0-3 ② K		4	1	1	0	0	1	0
1 Elvis Andrus, R (1, 6) OBP: 0.317, SLG: 0.344	X SI 91 0-0 ① B2		C SL 86 B SI 92 C SI 92 S SI 93 1-3 ② K			C SI 91 S CU 80 B SL 86 B SI 93 F SL 86 B SL 86 F SI 92 F SI 93 X SL 86 3-2 21 G4-6-3 1B		S SL 86 B CU 81 C FF 93 B SL 86 X FF 94 2-2 ③ G6-3		4	0	1	0	0	1	1
21 Carlos Pena, L (1, 3) OBP: 0.174, SLG: 0.273 60 Chris Gimenez, R (9, PH) OBP: 0.359, SLG: 0.407	X SI 90 0-0 ② G4-3 1-2		F CH 85 X SI 92 0-1 ③ P3			1 SAFE 1 SAFE B SI 92 X SI 90 1-0 ① ② G4-6-3 1-2f			F FF 93 B FF 94 F FF 93 C SL 83 1-3 ① K	3 1	0 0	0 0	0 0	0 0	0 1	2 0
29 Adrián Beltré, R (1, 5) OBP: 0.376, SLG: 0.504	C SI 93 B SI 92 F SI 92 X SL 88 1-2 2-H 1B			C SI 92 B SI 91 F SI 92 X SI 92 1-2 ① G5-3		B SI 94 S SI 87 X SL 86 1-1 ③ F9			F FF 94 C SL 82 S SL 84 0-3 ② K	4	0	1	1	0	1	0
Alex Rios, R (1, 9) OBP: 0.336, SLG: 0.438	F SI 92 C SI 92 B SI 92 X SL 87 1-2 ③ F9			B SL 86 C SL 85 X SI 91 1-1 ② F8			X SI 91 0-0 61 1B 1B		C SL 82 S SL 83 S SL 82 0-3 ③ K	4	0	1	0	0	1	1
2 Leonys Martin, L (1, 8) OBP: 0.331, SLG: 0.372		C FF 93 B SI 92 X SI 92 1-1 61 1B 1B		C SL 83 X SI 93 0-1 ③ F8			F SI 91 F SI 92 F SL 84 X SI 92 0-2 ① F8			3	0	1	0	0	0	1
61 Robinson Chirinos, R (1, 2) OBP: 0.282, SLG: 0.430		1 SAFE C SI 92 1 SAFE B SI 90 1 SAFE 1 SAFE X SI 91 1-1 12 G4-6-3 1-3 1B			C SL 84 B SL 87 B SL 86 X SI 92 2-1 HR		C SI 92 X SL 84 0-1 15 FC6-4-3 1-3 1B			3	1	3	1	0	0	0
15 Michael Choice, R (1, 7) OBP: 0.256, SLG: 0.333		F SL 86 F SI 92 F SI 92 S SL 86 0-3 ① FC			C SI 93 B SI 92 X SI 93 1-1 ① FC6-3		B SI 93 X SI 93 1-0 ② ③ FC6-4-3 1-2			3	0	0	0	0	0	4
12 Rougned Odor, L (1, 4) OBP: 0.302, SLG: 0.420		B SI 91 F SI 93 B SI 92 F SI 94 X SI 93 2-2 ② ③ G4-6-3 1-2f			B SI 93 F CH 84 B CH 85 X SI 94 2-1 ② F7			X SL 82 0-0 ① F8		3	0	0	0	0	0	2

Inning Stats																																			
	R: 1	H: 2		R: 0	H: 2		R: 0	H: 0		R: 0	H: 0		R: 1	H: 1		R: 0	H: 1		R: 0	H: 2		R: 0	H: 0		R: 0	H: 0		1B: 7	SF: 0		WP: 0	PA: 32				
	E: 0	LOB: 1		E: 0	LOB: 1		E: 0	LOB: 0		E: 0	LOB: 0		E: 0	LOB: 0		E: 0	LOB: 0		E: 0	LOB: 1		E: 0	LOB: 0		E: 0	LOB: 0		2B: 0	SAC: 0		PB: 0					
	K: 0	BB: 0		K: 0	BB: 0		K: 1	BB: 0		K: 0	BB: 0		K: 0	BB: 0		K: 0	BB: 0		K: 0	BB: 0		K: 1	BB: 0		K: 3	BB: 0		3B: 0	DP: 3		SB: 0					
	S: 10	P: 13		S: 11	P: 15		S: 8	P: 9		S: 7	P: 9		S: 9	P: 17		S: 9	P: 14		S: 8	P: 9		S: 7	P: 9		S: 9	P: 10		HR: 1	HBP: 0		CS: 0					

PITCHER		IP	WLS	BF	H	R	ER	SO	BB	IBB	HBP	BLK	WP	HR	S	P	ERA	WHIP
44 Kyle Gibson, R ERA: 3.77	(1, 1)	8.0	W	29	8	2	2	3	0	0	0	0	0	1	69	95	2.25	1.000
15 Glen Perkins, L ERA: 3.24	(9, 1)	1.0	S	3	0	0	0	3	0	0	0	0	0	0	9	10	0.00	0.000

PITCHER	IP	WLS	BF	H	R	ER	SO	BB	IBB	HBP	BLK	WP	HR	S	P	ERA	WHIP

Texas Rangers @ Baltimore Orioles

Oriole Park at Camden Yards, Baltimore, MD

Mon Jun 30 2014, 7:10 PM - 10:01 PM EDT

Att. 15,252 - Clear - 84 F

TOP

livebaseballscorecards.com

Batter	1	2	3	4	5	6	7	8	9	AB	R	H	RBI	BB	SO	LOB
17 Shin-Soo Choo, L (1, 7) OBP: 0.368, SLG: 0.382	B FF 89 B FF 89 B FF 88 C FF 88 F SI 91 C FF 91 3-3 K ①		B CU 77 C FF 93 F FS 86 C FF 94 1-3 K ③		F FS 84 X FF 91 0-1 FC4-6 ③ 1-2f			C SI 89 X FS 84 0-1 G3-1 ②		4	0	0	0	0	2	3
1 Elvis Andrus, R (1, 6) OBP: 0.316, SLG: 0.343	B SI 91 C SL 82 B FF 92 X FF 91 2-1 21 CS 1B			B SL 83 B FF 90 C FF 90 C FF 91 C FF 92 2-3 K ①		C SI 88 F FS 83 B SL 84 X FF 92 1-2 G3 ①		B SI 89 B SL 82 X FF 88 2-0 F8 ③		4	0	1	0	0	1	0
21 Carlos Pena, L (1, 3) OBP: 0.148, SLG: 0.231	1 SAFE C SL 84 B FF 91 B FF 91 1 SAFE B SL 85 S SI 88 X SI 93 3-2 F7 ② ③ 1-2			X FF 91 0-0 G3 ②		B FS 82 S FF 91 X CU 77 1-1 F8 ②			C FF 89 B CH 84 S CH 84 B SL 86 S CH 86 2-3 K ①	4	0	0	0	0	1	1
29 Adrian Beltré, R (1, 5) OBP: 0.378, SLG: 0.506		B SI 88 B FF 92 F FF 90 B SI 93 X FF 90 3-1 G5-3 ①		C FF 90 X FF 92 0-1 G5-3 ③		C SL 82 B FF 92 S FS 85 X FF 92 1-2 2B			B FF 90 B FF 91 B FF 90 B FF 90 4-0 BB	3	0	1	0	1	0	0
Alex Rios, R (1, 9) OBP: 0.332, SLG: 0.432		C FF 91 F FF 91 B FF 93 B SL 85 F FS 87 S SI 93 2-3 K ②			B SI 89 C SL 80 S SL 83 C FF 91 1-3 K ①	B SI 93 F SL 84 X FF 90 1-1 G5-3 ③			C SL 86 F CH 85 C FF 91 0-3 K ②	4	0	0	0	0	3	2
2 Leonys Martin, L (1, 8) OBP: 0.330, SLG: 0.368		C SI 91 X FF 91 0-1 F8 ③			B SI 88 B SI 90 C SI 90 C SL 83 B FF 92 F FF 92 B FF 91 4-2 12 1B 15 E BB		C FF 89 S CU 76 S FF 91 0-3 K ①		C FF 91 B CH 84 X CH 85 1-1 G3-1 ③	3	1	0	0	1	1	1
61 Robinson Chirinos, R (1, 2) OBP: 0.283, SLG: 0.435			B FF 89 B SI 89 B SI 88 C FF 88 X FF 90 3-1 12 G3-1 2B		B FF 90 B SL 83 X FF 90 2-0 F9 ②		C SI 90 F FS 84 X FC 91 0-2 G6-3 ②			3	0	1	0	0	0	1
12 Rougned Odor, L (1, 4) OBP: 0.302, SLG: 0.418			F FF 91 D FF 91 B SL 82 X FF 91 2-1 G3-1 ① 2-3		B SL 83 X SI 91 1-0 15 E 1B 1-3		F SI 88 C FS 83 B SL 84 B FF 91 F FS 84 B FS 83 F SI 91 X SI 91 3-2 G3-1 ③			3	0	1	0	0	0	1
15 Michael Choice, R (1, 10) OBP: 0.252, SLG: 0.328			B FF 93 C SL 82 F FF 93 F FF 92 B FF 93 D FS 86 S SL 81 3-3 FC ②		B FF 92 C FF 90 X FS 85 1-1 FC5 17 FC4-6 1-2 3-H			B SL 80 B FF 88 B SI 90 C FF 88 X SI 88 3-1 FC8 ①		3	0	0	0	0	0	2
Inning Stats	R: 0 E: 0 K: 1 S: 8 H: 1 LOB: 0 BB: 0 P: 16	R: 0 E: 0 K: 1 S: 8 H: 0 LOB: 0 BB: 0 P: 13	R: 0 E: 0 K: 1 S: 11 H: 1 LOB: 1 BB: 0 P: 20	R: 0 E: 0 K: 1 S: 6 H: 0 LOB: 0 BB: 0 P: 8	R: 1 E: 1 K: 1 S: 12 H: 1 LOB: 2 BB: 1 P: 21	R: 0 E: 0 K: 0 S: 10 H: 1 LOB: 1 BB: 0 P: 14	R: 0 E: 0 K: 1 S: 11 H: 0 LOB: 0 BB: 0 P: 14	R: 0 E: 0 K: 0 S: 5 H: 0 LOB: 0 BB: 0 P: 10	R: 0 E: 0 K: 2 S: 8 H: 0 LOB: 1 BB: 1 P: 15	1B: 2 2B: 2 3B: 0 HR: 0 SF: 0 SAC: 0 DP: 0 HBP: 0						

	AB	31
	R	1
	H	4
	RBI	0
	BB	2
	SO	8
	LOB	11

WP: 0 PA: 33
PB: 0
SB: 0
CS: 1

PITCHER	IP	WLS	BF	H	R	ER	SO	BB	IBB	HBP	BLK	WP	HR	S	P	ERA	WHIP
31 Ubaldo Jiménez, R (1, 1) ERA: 4.31	8.0	W	29	4	1	0	7	1	0	0	0	0	0	71	116	0.00	0.625
48 Ramon E Ramirez, R (9, 1) ERA:	1.0		4	0	0	0	2	1	0	0	0	0	0	8	15	0.00	1.000

PITCHER	IP	WLS	BF	H	R	ER	SO	BB	IBB	HBP	BLK	WP	HR	S	P	ERA	WHIP

Batter	1	2	3	4	5	6	7	8	9	AB	R	H	RBI	BB	SO	LOB
21 Nick Markakis, L (1, 9) OBP: 0.356, SLG: 0.405	B FF 89 C FF 89 F FF 90 B SL 82 F FF 90 B FF 91 F FF 90 B FF 90 4-2 28 HR BB	B SL 81 C FF 90 B FF 89 C FF 89 B FF 90 X FF 89 3-2 FC6 23 FC4-6 1-3		B FF 91 B SL 82 X FF 89 2-0 L7 ②	C FF 92 B FF 92 B SL 83 X SL 84 2-1 G5-3 ③			B SI 89 C SI 89 B CH 85 X SI 89 2-1 P5 ①		4	1	0	0	1	0	3
28 Steve Pearce, R (1, 3) OBP: 0.385, SLG: 0.592 3 Ryan Flaherty, L (9, 5) OBP: 0.270, SLG: 0.317	C FF 90 X FF 90 0-1 1-H HR	F FF 91 F FF 90 B FF 90 B SL 83 X FF 89 2-2 F8 ②		B CU 74 B FF 91 1 SAFE C FF 91 X CH 82 2-1 1-H HR		B FF 91 B FF 91 X FF 92 2-0 F8 ①		S SL 80 B SL 79 S SL 82 B FF 90 B SL 83 X SI 90 3-2 F9 ②		5 0	2 0	2 0	4 0	0 0	0 0	2 0
23 Nelson Cruz, R (1, 7) OBP: 0.349, SLG: 0.568	C FF 92 B FF 91 B CH 83 B FF 90 X FF 90 3-1 G6-3 ①	F FF 91 B FF 91 1 SAFE F FF 90 X FF 90 1-2 FC4-6 ③ 1-2f		B FF 92 B FF 91 B FF 91 B FF 91 4-0 10 E BB		X FF 92 0-0 G6-3 ②		X SI 90 0-0 L9 ③		4	0	0	0	1	0	2
10 Adam Jones, R (1, 8) OBP: 0.329, SLG: 0.500	B FF 91 F CH 83 F SL 85 B SL 78 F SL 84 F FF 92 F FF 92 X SL 84 2-2 HR		X CH 78 0-0 27 FC5-4 1B	X CU 75 0-0 E5 1-2		B FC 88 B FF 93 F FF 92 F FC 88 B FF 91 B FF 92 4-2 BB				3	1	2	1	1	0	1
19 Chris Davis, L (1, 5) OBP: 0.329, SLG: 0.408 (9, 3)	C FF 91 B SL 82 S SL 84 S SL 82 1-3 K ②		C FF 89 S SL 82 D SL 82 X SL 82 1-2 F9 ①	S SL 84 C FF 90 B FF 90 X SL 83 1-2 L4 ③		C CH 79 B FF 91 S CH 79 B FF 92 F CH 81 F FF 94 F FC 88 S SL 82 2-3 K ③				4	0	0	0	0	2	4
27 Delmon Young, R (1, 10) OBP: 0.351, SLG: 0.455	F FF 91 X FF 91 0-1 G4-3 ③		D CU 73 X CH 80 1-0 FC5-4 ② 1-2f		C CH 78 F SL 82 F SL 80 S CU 74 0-3 K ①		B SI 80 B SI 77 X SI 78 2-0 2 BB 1B			4	0	1	0	0	1	1
2 J.J. Hardy, R (1, 6) OBP: 0.321, SLG: 0.376		C FF 87 B FF 88 X FF 89 1-1 HR	1 SAFE B FF 90 C FF 90 S CU 76 F FF 91 D CU 76 F CH 81 X FF 91 2-2 F8 ③		C FF 89 B CU 72 B CH 81 F FF 91 B FF 91 X FF 91 3-2 6 2B 36 SF9 1B		C SI 80 C SL 71 B SL 72 F SI 79 B SI 80 B SL 72 F SI 80 B SI 79 4-2 36 G6-4-3 1-2 BB		3	2	2	1	1	0	1
6 Jonathan Schoop, R (1, 4) OBP: 0.266, SLG: 0.340		B FF 90 B FF 90 B FF 90 C FF 89 F FF 89 X FF 91 3-2 P4 ①		B FF 89 F FF 89 X FF 90 1-1 28 HR 1B	X FF 91 0-0 36 SF9 1-3 2B		C SI 80 B SI 80 F SI 78 B SI 79 F SI 78 F SL 73 S SL 73 2-3 K ①		4	1	2	0	0	1	2
36 Caleb Joseph, R (1, 2) OBP: 0.247, SLG: 0.282		C FF 90 B CU 74 B FF 89 X FF 90 2-1 21 E 21 FC6 1B		1 SAFE B FF 89 B FF 90 X FF 90 2-0 F9 ①	B SL 85 C CU 75 F SL 84 B SL 84 F FF 91 X FF 92 2-2 SF9 ② 2-3 3-H		B SL 72 S SI 80 X SI 78 1-1 G6-4-3 ② ③ 1-2f		3	0	1	1	0	0	3
Inning Stats	R: 3 E: 0 K: 1 S: 19 H: 2 LOB: 0 BB: 1 P: 29	R: 1 E: 1 K: 0 S: 16 H: 2 LOB: 2 BB: 0 P: 28	R: 0 E: 0 K: 0 S: 10 H: 1 LOB: 1 BB: 0 P: 14	R: 2 E: 1 K: 0 S: 10 H: 2 LOB: 2 BB: 1 P: 22	R: 1 E: 0 K: 1 S: 14 H: 2 LOB: 1 BB: 0 P: 21	R: 0 E: 0 K: 1 S: 10 H: 0 LOB: 1 BB: 1 P: 18	R: 0 E: 0 K: 1 S: 12 H: 1 LOB: 1 BB: 1 P: 21	R: 0 E: 0 K: 0 S: 6 H: 0 LOB: 0 BB: 0 P: 11		1B: 5 2B: 1 3B: 0 HR: 4	SF: 1 SAC: 0 DP: 1 HBP: 0		WP: 0 PB: 0 SB: 0 CS: 0	PA: 39	

PITCHER		IP	WLS	BF	H	R	ER	SO	BB	IBB	HBP	BLK	WP	HR	S	P	ERA	WHIP
47 Joe Saunders, L ERA: 6.13	(1, 1)	5.0	L	28	9	7	7	2	2	0	0	0	0	4	69	114	12.60	2.200
37 Shawn Tolleson, R ERA: 3.43	(6, 1)	1.0		4	0	0	0	1	1	0	0	0	0	0	10	18	0.00	1.000
39 Ben Rowen, R ERA: 2.57	(7, 1)	1.0		4	1	0	0	1	1	0	0	0	0	0	12	21	0.00	2.000
25 Scott Baker, R ERA: 5.8	(8, 1)	1.0		3	0	0	0	0	0	0	0	0	0	0	6	11	0.00	0.000

PITCHER	IP	WLS	BF	H	R	ER	SO	BB	IBB	HBP	BLK	WP	HR	S	P	ERA	WHIP

BOTTOM

Texas Rangers @ Baltimore Orioles

Oriole Park at Camden Yards, Baltimore, MD

Mon Jun 30 2014, 7:10 PM - 10:01 PM EDT

Att. 15,252 - Clear - 84 F

livebaseballscorecards.com

AB	34
R	7
H	10
RBI	7
BB	4
SO	4
LOB	19

Texas Rangers @ Baltimore Orioles

Oriole Park at Camden Yards, Baltimore, MD

Tue Jul 01 2014, 7:09 PM - 10:06 PM EDT

Att. 19,150 - Clear - 86 F

livebaseballscorecards.com

Batter	1	2	3	4	5	6	7	8	9	AB	R	H	RBI	BB	SO	LOB
17 Shin-Soo Choo, L (1, 7) OBP: 0.366, SLG: 0.380	S SI 89 F SI 89 F SL 85 F SI 90 X SI 91 0-2 1 FC4-6 1B	B SL 85 F SL 85 X SI 90 1-1 ③ G3			C SI 90 C SI 91 F SI 91 F SL 84 X SI 90 0-2 ① F7		C FF 95 X FF 94 0-1 ②③ G4-6-3 1-2f			4	0	1	0	0	0	4
1 Elvis Andrus, R (1, 6) OBP: 0.312, SLG: 0.339	B SI 89 B FF 90 C SI 89 X CH 83 2-1 ① FC4-6 FC5-4 1-2f		B SI 89 B CH 84 B SI 90 C SI 90 X SI 89 3-1 ① G6-3		X SI 90 0-0 ②③ G4-6-3 1-2f			C SI 88 B SL 79 S SI 88 F FF 88 F FF 89 S SL 80 1-3 ① K		4	0	0	0	0	1	3
Alex Rios, R (1, 9) OBP: 0.334, SLG: 0.433	B SI 90 F SI 90 X SI 89 1-1 ② FC5-4 1-2f		C SL 83 B SI 90 F CH 84 F SL 84 F SI 90 B SL 84 B SI 90 X SI 90 3-2 29 G5-4-3 1B			B SI 91 B SI 91 S SI 91 S CH 82 X SI 93 2-2 61 G5-3 29 1B 60 G4-3 1B		B SI 87 B SI 87 C SI 87 F SI 87 S FF 88 2-3 ② K		4	1	2	0	0	1	1
29 Adrián Beltré, R (1, 5) OBP: 0.380, SLG: 0.504	C SI 89 B SI 91 B SL 84 C CH 85 X SI 91 2-2 ③ F9		1 SAFE 1 SAFE B CH 82 B SI 88 X SI 90 2-0 ②③ G5-4-3 1-2f			C SL 81 F SI 91 F SI 91 X CH 83 0-2 60 G4-3 61 G5-3 1-2 1B		B SL 80 B SL 81 C SL 81 B FF 88 F FF 88 H FF 90 4-2 HBP		3	0	1	0	0	0	2
61 Robinson Chirinos, R (1, 2) OBP: 0.282, SLG: 0.430		B SI 89 X SI 89 1-0 60 2B 9 2B 1B		B SI 89 C SL 82 B SL 84 S SI 89 S CH 83 2-3 ① K		F SI 92 X SI 91 0-1 ① G5-3 1-2 2-3		C SL 79 B FF 87 F SL 79 S FF 88 1-3 ③ K		4	1	1	0	0	2	3
60 Chris Gimenez, R (1, 3) OBP: 0.353, SLG: 0.413		B FF 90 X FF 89 1-0 9 2B 1-3 2B		B SI 91 C SI 89 X SI 90 1-1 ② G5-3		X SI 91 0-0 ② G4-3 2-3 3-H			C SI 93 X SI 94 0-1 ① G6-3	4	1	1	1	0	0	1
9 Adam Rosales, R (1, 10) OBP: 0.250, SLG: 0.500		X SI 89 0-0 19 G4-3 2-H 3-H 2B		B SI 90 C SI 90 F SL 83 S SI 90 1-3 ③ K		F SI 91 B SI 92 B SL 82 X SI 91 2-1 ③ F9			B SL 80 B SI 94 C SI 94 F SI 94 S SI 95 2-3 ② K2-3	4	0	1	2	0	2	1
12 Rougned Odor, L (1, 4) OBP: 0.308, SLG: 0.421		C SL 84 X SI 88 0-1 ① F7		C FF 89 F SL 83 X SI 90 0-2 19 1B 1B			B FF 97 F SI 96 X FF 98 1-1 19 FC1-6 1B		B SI 94 C SI 94 F SI 94 X SL 83 1-2 ③ G4-3	4	0	2	0	0	0	1
19 Daniel Robertson, R (1, 8) OBP: 0.269, SLG: 0.265		B SI 90 X CH 83 1-0 ② G4-3 2-3		C SI 89 X SI 89 0-1 1 G4-6-3 1-2 1B			F FF 96 F SI 94 F FF 97 X CU 85 0-2 ① FC1-6 17 G4-6-3 1-2f			3	0	1	0	0	0	2

	AB	34
	R	3
	H	10
	RBI	3
	BB	0
	SO	6
	LOB	18

Inning Stats																																
	R: 0	H: 1	R: 2	H: 3	R: 0	H: 1	R: 0	H: 0	R: 0	H: 2	R: 1	H: 2	R: 0	H: 1	R: 0	H: 0	R: 0	H: 0	1B: 8	SF: 0	WP: 0	PA: 35
	E: 0	LOB: 1	E: 0	LOB: 1	E: 0	LOB: 0	E: 0	LOB: 0	E: 0	LOB: 1	E: 0	LOB: 1	E: 0	LOB: 1	E: 0	LOB: 0	E: 0	LOB: 0	2B: 2	SAC: 0	PB: 0	
	K: 0	BB: 0	K: 0	BB: 0	K: 0	BB: 0	K: 2	BB: 0	K: 0	BB: 0	K: 0	BB: 0	K: 0	BB: 0	K: 3	BB: 0	K: 1	BB: 0	3B: 0	DP: 3	SB: 0	
	S: 12	P: 17	S: 8	P: 12	S: 8	P: 16	S: 8	P: 12	S: 11	P: 11	S: 12	P: 16	S: 8	P: 9	S: 13	P: 21	S: 8	P: 11	HR: 0	HBP: 1	CS: 0	

PITCHER		IP	WLS	BF	H	R	ER	SO	BB	IBB	HBP	BLK	WP	HR	S	P	ERA	WHIP
66 T.J. McFarland, L ERA: 2.84	(1, 1)	5.0	W	20	7	2	2	2	0	0	0	0	0	0	47	68	3.60	1.400
58 Ryan Webb, R ERA: 2.65	(6, 1)	1.0		5	2	1	1	0	0	0	0	0	0	0	12	16	9.00	2.000
29 Tommy Hunter, R ERA: 4.61	(7, 1)	1.0		3	1	0	0	0	0	0	0	0	0	0	8	9	0.00	1.000
56 Darren O'Day, R ERA: 1.32	(8, 1)	1.0		4	0	0	0	3	0	0	1	0	0	0	13	21	0.00	0.000
53 Zack Britton, L ERA: 1.49	(9, 1)	1.0		3	0	0	0	1	0	0	0	0	0	0	8	11	0.00	0.000

PITCHER	IP	WLS	BF	H	R	ER	SO	BB	IBB	HBP	BLK	WP	HR	S	P	ERA	WHIP

Texas Rangers @ Baltimore Orioles

Oriole Park at Camden Yards, Baltimore, MD

Tue Jul 01 2014, 7:09 PM - 10:06 PM EDT

Att. 19,150 - Clear - 86 F

livebaseballscorecards.com

BOTTOM

Batter	1	2	3	4	5	6	7	8	9	AB	R	H	RBI	BB	SO	LOB
21 Nick Markakis, L (1, 9) OBP: 0.354, SLG: 0.405	C FF 90 B FF 90 F FF 90 B CU 76 B CU 76 X FF 90 3-2 F9 ①	C CH 85 C FF 90 X FF 90 0-2 F9 ③		D CU 77 C FF 91 B SI 89 B CH 83 X SI 91 3-1 1-3 2-H 3-H 2B			C FF 95 X SL 84 0-1 G6-3 ①	C CH 79 B FF 93 B FF 93 C CH 79 C FF 92 2-3 K ③		5	0	1	2	0	1	3
28 Steve Pearce, R (1, 7) OBP: 0.382, SLG: 0.607 9 David Lough, L (9, 7) OBP: 0.268, SLG: 0.287	C FF 90 S SL 85 B SL 85 B CU 77 F SL 85 F FF 91 F FF 90 B SL 86 F FF 91 3-2 X SL 85 HR		C FF 91 X FF 89 0-1 P6 ①	F SL 86 X FF 91 0-1 SF7 ② 3-H			C FF 92 B CH 86 F FF 92 F CH 86 X FF 92 1-2 G6-3 ②			3 0	1 0	1 0	2 0	0 0	0 0	0 0
10 Adam Jones, R (1, 8) OBP: 0.328, SLG: 0.500	C SL 84 B FF 91 S SI 91 B FF 92 F FF 91 X FF 91 2-2 F8 ②		C FF 91 B FF 91 B FF 90 X SL 87 2-1 F9 ②	F SL 86 B FF 88 X SL 85 1-1 G4-3 ③			F CH 87 S FF 92 B SL 85 X CH 86 1-2 2B			4	0	1	0	0	0	1
23 Nelson Cruz, R (1, 10) OBP: 0.348, SLG: 0.573	B FF 91 C SL 87 X CH 84 1-1 HR		B FF 91 B FF 89 F FF 91 X FF 91 2-1 F9 ③		C SL 84 B SI 89 X SI 90 1-1 G5-3 ①		B FF 92 S FF 93 B FF 94 F FF 93 F FF 92 S FF 92 2-3 K ③			4	1	1	1	0	1	1
19 Chris Davis, L (1, 3) OBP: 0.324, SLG: 0.402	B FF 91 C FF 91 B FF 91 F CH 84 B CU 76 F FF 91 C FF 92 3-3 K ③			C FF 89 B FF 90 X CH 84 1-1 G1-3 ①	C FF 89 C SI 89 B SL 85 B FF 91 B FF 90 X CH 83 3-2 L4 ②			X FF 92 0-0 E8 36 BB		4	0	0	0	0	1	0
2 J.J. Hardy, R (1, 6) OBP: 0.320, SLG: 0.374		C FF 91 F FF 91 B FF 88 X SL 86 1-2 G6-3 ①		C FF 91 B FF 90 X SL 85 1-1 3 BB 6 1B 36 E 1B	B SL 85 B FF 89 X FF 89 2-0 P6 ③			B FF 92 B FF 93 B FF 91 C FF 92 X FF 92 3-1 F8 ①		4	1	1	0	0	0	1
6 Jonathan Schoop, R (1, 4) OBP: 0.270, SLG: 0.343		B FF 90 F SL 84 X FF 91 1-1 36 HR 1B		B SL 86 B SI 91 X FF 91 2-0 36 E 3 BB 21 2B 1B 1-2			C FF 96 X FF 96 0-1 G4-3 ①	B FC 90 X FC 88 1-0 G5-3 ②		4	2	2	0	0	0	1
3 Ryan Flaherty, L (1, 5) OBP: 0.277, SLG: 0.313		B FF 91 S FF 91 X FF 91 1-1 L6 ②		B FF 90 D CH 84 B FF 90 C FF 90 D FF 90 4-1 36 E 21 2B BB 1-2 2-3			F FF 96 S SL 84 B SL 84 F SL 85 F FF 97 F FF 98 S SL 85 1-3 K ②	B CH 77 S CH 79 S FF 89 H SL 83 2-2 36 BB HBP		2	1	0	0	1	1	1
36 Caleb Joseph, R (1, 2) OBP: 0.257, SLG: 0.318		B FF 91 B SL 86 B FF 90 C FF 90 X FF 89 3-1 1-H HR		F CU 75 X SL 85 0-1 E6 21 2B 28 SF7 1-2 2-3 3-H			C FF 96 F FF 97 X FF 97 0-2 F9 ③	C FC 88 B SL 82 B FF 90 S FC 89 B SL 83 B FC 87 4-2 1-2 2-3 BB		3	2	1	3	1	0	2
Inning Stats	R: 2 H: 2 E: 0 LOB: 0 K: 1 BB: 0 S: 20 P: 32	R: 2 H: 2 E: 0 LOB: 0 K: 0 BB: 0 S: 12 P: 18	R: 0 H: 0 E: 0 LOB: 0 K: 0 BB: 0 S: 6 P: 10	R: 4 H: 3 E: 1 LOB: 1 K: 0 BB: 1 S: 14 P: 26	R: 0 H: 0 E: 0 LOB: 0 K: 0 BB: 0 S: 6 P: 12		R: 0 H: 0 E: 0 LOB: 0 K: 1 BB: 0 S: 11 P: 12	R: 0 H: 1 E: 0 LOB: 1 K: 1 BB: 0 S: 13 P: 17	R: 0 H: 0 E: 1 LOB: 3 K: 1 BB: 1 S: 11 P: 23	1B: 3 SF: 1 2B: 2 SAC: 0 3B: 0 DP: 0 HR: 3 HBP: 1						

AB	33
R	8
H	8
RBI	8
BB	2
SO	4
LOB	10

WP: 0 PA: 37
PB: 0
SB: 0
CS: 0

PITCHER		IP	WLS	BF	H	R	ER	SO	BB	IBB	HBP	BLK	WP	HR	S	P	ERA	WHIP
22 Nick Martinez, R ERA: 5.1	(1, 1)	5.0	L	24	7	8	6	1	1	0	0	0	0	3	58	98	10.80	1.600
49 Aaron Poreda, L ERA: 3.44	(6, 1)	1.1		4	0	0	0	1	0	0	0	0	0	0	13	14	0.00	0.000
44 Jason Frasor, R ERA: 2.08	(7, 1)	0.2		3	1	0	0	1	0	0	0	0	0	0	11	15	0.00	1.500
37 Shawn Tolleson, R ERA: 3.35	(8, 1)	1.0		6	0	0	0	1	1	0	1	0	0	0	11	23	0.00	1.000

PITCHER	IP	WLS	BF	H	R	ER	SO	BB	IBB	HBP	BLK	WP	HR	S	P	ERA	WHIP

Batter	1	2	3	4	5	6	7	8	9	AB	R	H	RBI	BB	SO	LOB
17 Shin-Soo Choo, L (1, 10) OBP: 0.373, SLG: 0.381	X FC 89 0-0 29 1B 1B 1B		B FF 89 B CH 83 F FF 90 B CH 86 B FF 90 4-1 1 CI 29 2B BB	B SL 86 B FF 91 B FF 91 B FF 91 4-0 BB		I IN 73 I IN 74 I IN 73 I IN 75 4-0 1 BB IBB			X SI 94 0-0 ① P4	2	2	1	0	3	0	0
1 Elvis Andrus, R (1, 6) OBP: 0.312, SLG: 0.335	C FF 88 X FF 87 0-1 ① L8		F KC 75 0-1 CI 29 2B 1-2	X CH 82 0-0 ③ F7		B KC 72 F FF 91 D FF 90 B CH 83 F FF 91 F FC 92 F FF 92 B FF 92 4-2 1-2 BB			B SI 94 S SI 94 S SI 94 S SI 94 1-3 ② K	3	1	0	0	1	1	2
21 Carlos Pena, L (1, 3) OBP: 0.129, SLG: 0.200 9 Adam Rosales, R (9, PH) OBP: 0.200, SLG: 0.400	B FF 89 S FF 88 B KC 75 X FF 89 2-1 ② L8		X FF 89 0-0 ① F7		F CH 82 S FF 90 F FF 91 B KC 74 B KC 75 X FF 92 2-2 ① F9	B SI 93 C FF 95 B FF 94 F FF 94 X FF 95 2-2 ③ G3			S SI 95 B SI 95 S SI 95 F SI 95 C SI 95 1-3 ③ K	4 1	0 0	0 0	0 0	0 0	0 1	6 0
29 Adrian Beltré, R (1, 5) OBP: 0.381, SLG: 0.508	X FC 88 0-0 1B 1-2 1B		D FF 90 B FF 90 B FC 91 C FC 90 F CH 84 X FF 93 3-2 G6-3 2 1B 1-H 2-H 2B		C SL 86 F FF 89 F FF 90 X KC 74 0-2 ② G6-3		C FF 92 F SI 92 S FF 94 0-3 ① K			4	1	2	2	0	1	0
Alex Rios, R (1, 9) OBP: 0.336, SLG: 0.434	B KC 74 X FF 90 1-0 1-2 2-H 1B		B FF 87 B CH 82 F FF 92 F FF 91 B KC 75 X FF 93 3-2 ② G6-3 2-3		C FF 92 B FF 93 F SL 86 B FF 91 X CH 83 2-2 1B		C FF 93 S FS 85 B FF 94 B SL 86 S FF 93 2-3 ② K			4	0	2	1	0	1	1
2 Leonys Martin, L (1, 8) OBP: 0.332, SLG: 0.370	X FF 89 0-0 ③ G1-3		C KC 77 X FF 90 0-1 3-H 1B		S FF 89 B FF 88 B FF 90 B SL 86 F FF 90 F FF 91 X FF 91 3-2 ③ G3		X FF 93 0-0 60 CS 1B			4	0	2	1	0	0	3
60 Chris Gimenez, R (1, 2) OBP: 0.347, SLG: 0.418		B FF 90 B FC 89 B FF 89 C FF 90 X FF 90 3-1 ① G5-3	1 SAFE B FF 91 C FC 90 1 SAFE B KC 75 B FF 90 X FF 89 3-1 ③ L7			F CH 82 B FF 89 X FC 89 1-1 12 SH5-3 2B	1 SAFE 0-0 ③ CS 1-2	C SL 78 X SI 86 0-1 ① L5		4	0	1	0	0	0	1
12 Rougned Odor, L (1, 4) OBP: 0.301, SLG: 0.411		B FF 90 B CH 83 X FF 90 2-0 ② F9		B KC 73 B FF 90 F FF 89 F FF 91 B FF 90 F FF 91 F FF 91 X FF 93 3-2 ① G3		B FF 90 X FF 88 1-0 2-3 ① SH5-3		C SI 86 F SL 79 B FF 86 S FF 87 1-3 ② K		3	0	0	0	0	1	0
15 Michael Choice, R (1, 7) OBP: 0.248, SLG: 0.321		B FF 91 B FF 91 B FF 90 C FF 90 F FF 92 T FF 93 3-2 ③ FC		F FC 92 C KC 75 B FF 94 B KC 76 S CH 83 2-3 ② FC		B FF 90 S CH 82 X FF 90 1-1 ② FC5-3		C SI 86 X FF 87 0-1 ③ FC5-3		4	0	0	0	0	0	1
Inning Stats	R: 1 H: 3 E: 0 LOB: 2 K: 0 BB: 0 S: 8 P: 11	R: 0 H: 0 E: 0 LOB: 0 K: 0 BB: 0 S: 6 P: 14	R: 3 H: 2 E: 1 LOB: 1 K: 0 BB: 1 S: 13 P: 26	R: 0 H: 0 E: 0 LOB: 1 K: 0 BB: 1 S: 9 P: 18	R: 0 H: 1 E: 0 LOB: 1 K: 0 BB: 0 S: 15 P: 22	R: 0 H: 1 E: 0 LOB: 3 K: 0 BB: 2 S: 12 P: 25	R: 0 H: 1 E: 0 LOB: 0 K: 2 BB: 0 S: 7 P: 9	R: 0 H: 0 E: 0 LOB: 0 K: 1 BB: 0 S: 7 P: 8	R: 0 H: 0 E: 0 LOB: 0 K: 2 BB: 0 S: 8 P: 10	1B: 6 2B: 2 3B: 0 HR: 0	SF: 0 SAC: 1 DP: 0 HBP: 0			WP: 0 PB: 0 SB: 0 CS: 1	PA: 40		

PITCHER	IP	WLS	BF	H	R	ER	SO	BB	IBB	HBP	BLK	WP	HR	S	P	ERA	WHIP
30 Chris Tillman, R (1, 1) ERA: 4.21	5.2		29	7	4	3	2	3	1	0	0	0	0	60	111	4.76	1.765
35 Brad Brach, R (6, 1) ERA: 3.81	1.1	W	4	1	0	0	2	0	0	0	0	0	0	10	14	0.00	0.750
56 Darren O'Day, R (8, 1) ERA: 1.29	1.0	H	3	0	0	0	1	0	0	0	0	0	0	7	8	0.00	0.000
53 Zack Britton, L (9, 1) ERA: 1.45	1.0	S	3	0	0	0	2	0	0	0	0	0	0	8	10	0.00	0.000

PITCHER	IP	WLS	BF	H	R	ER	SO	BB	IBB	HBP	BLK	WP	HR	S	P	ERA	WHIP

TOP

Texas Rangers @ Baltimore Orioles

Oriole Park at Camden Yards, Baltimore, MD

Wed Jul 02 2014, 7:07 PM - 11:59 PM EDT

Att. 13,478 - Overcast - 87 F

livebaseballscorecards.com

AB	33
R	4
H	8
RBI	4
BB	4
SO	5
LOB	14

Texas Rangers @ Baltimore Orioles

Oriole Park at Camden Yards, Baltimore, MD

Wed Jul 02 2014, 7:07 PM - 11:59 PM EDT

Att. 13,478 - Overcast - 87 F

livebaseballscorecards.com

Batter	1	2	3	4	5	6	7	8	9	AB	R	H	RBI	BB	SO	LOB
21 Nick Markakis, L (1, 9) OBP: 0.353, SLG: 0.402	X SI 90 0-0 ① G3-1		C CU 75 F FF 94 X FF 95 0-2 ③ G4-3			B SI 93 B CH 83 C SI 91 B FF 93 B SI 91 4-1 10 WP 28 BB 10 SF9 BB	C FF 90 B SL 81 X SL 87 1-1 ② P6			3	1	0	0	1	0	0
28 Steve Pearce, R (1, 7) OBP: 0.385, SLG: 0.599 9 David Lough, L (9, 7) OBP: 0.268, SLG: 0.287	B FF 90 C FF 92 F SI 94 B CU 76 B SI 95 X SI 94 3-2 ② F9			C SL 84 B CH 83 X SI 93 1-1 ① F8		B SL 86 B SL 86 C FF 92 B FF 93 F FF 91 B FF 93 4-2 10 SF9 10 WP 23 1B 1-2 BB	B FF 90 S FF 91 B SL 87 T SL 87 F SL 87 B FF 91 F SL 88 B FF 91 4-2 10 BLK 10 1B BB			2 0	2 0	0 0	0 0	2 0	0 0	0 0
10 Adam Jones, R (1, 8) OBP: 0.330, SLG: 0.510	B FF 93 C SL 84 B FF 95 X SL 86 2-1 ③ G5-3			B CH 84 F SI 93 B SL 85 B SL 84 F FF 92 X SL 85 3-2 HR		S SL 84 C FF 92 B CH 86 B FF 92 X SL 83 2-2 ② SF9 1-3 2-H	C SL 86 X SL 81 0-1 1-H 1B			3	1	2	3	0	0	0
23 Nelson Cruz, R (1, 10) OBP: 0.346, SLG: 0.569		X FF 92 0-0 ① F8		C FF 93 B FF 94 F FF 94 S SL 87 1-3 ② K		B FF 92 S FF 92 X FF 92 1-1 19 BB 2 1B 3-H 1B	X FF 91 0-0 ③ P5			4	1	1	1	0	1	1
19 Chris Davis, L (1, 3) OBP: 0.327, SLG: 0.401		C FF 93 B SI 95 C FF 94 X CU 77 1-2 ② G3		F SI 94 X SI 93 0-1 ③ L4-3		C SL 81 1 SAFE B CH 85 C FF 92 B CH 85 B FF 92 F FF 91 F FF 92 B SL 81 4-2 2 1B 1-2 BB		B SI 79 B SI 78 X SI 78 2-0 2 G5-3 1B		3	0	1	0	1	0	0
2 J.J. Hardy, R (1, 6) OBP: 0.322, SLG: 0.376		C SI 92 X SI 94 0-1 1B	C FF 90 B CU 76 S SL 86 S CU 77 1-3 ① K			X FF 92 0-0 1-3 2-H 1B		B SI 79 F SI 79 X SI 78 1-1 ① G5-3 1-2		4	0	2	1	0	1	1
6 Jonathan Schoop, R (1, 4) OBP: 0.265, SLG: 0.337		B SI 92 C SL 85 F SI 92 B SI 95 F SI 90 F SI 85 X SI 94 2-2 ③ F8	C SL 86 B CU 75 X FF 93 1-1 ② FC7			C SL 84 C FF 92 F FF 92 B FF 92 B CH 84 X FF 92 2-2 ③ L4		B SI 78 X SI 79 1-0 ② G5-3		4	0	0	0	0	0	4
3 Ryan Flaherty, L (1, 5) OBP: 0.290, SLG: 0.344			B SI 90 B FF 90 X SI 90 2-0 36 G5-4-3 1B		C CH 85 B CU 74 B CH 85 B SL 86 S FF 92 S FF 94 3-3 ③ K		C SL 80 B FF 90 B SL 87 B SL 83 X FF 91 3-1 HR	I IN 68 I IN 68 I IN 71 I IN 68 4-0 IBB		3	1	2	1	1	1	0
36 Caleb Joseph, R (1, 2) OBP: 0.248, SLG: 0.304			B SI 89 C FF 91 X SI 92 1-1 ① ② G5-4-3 1-2f			B FF 90 F FF 91 C FF 93 S SL 86 1-3 ① K	F FF 92 F SL 86 B FF 91 B CH 84 C SL 87 2-3 ① K	C CH 76 C SI 79 X SL 72 0-2 ③ P4		4	0	0	0	0	2	3
Inning Stats	R: 0 E: 0 K: 0 S: 6 H: 0 LOB: 0 BB: 0 P: 11	R: 0 E: 0 K: 0 S: 11 H: 1 LOB: 1 BB: 0 P: 14	R: 0 E: 0 K: 0 S: 6 H: 1 LOB: 0 BB: 0 P: 9	R: 1 E: 0 K: 1 S: 10 H: 1 LOB: 0 BB: 0 P: 15	R: 0 E: 0 K: 2 S: 8 H: 0 LOB: 0 BB: 0 P: 13	R: 3 E: 0 K: 1 S: 20 H: 2 LOB: 2 BB: 3 P: 38	R: 2 E: 0 K: 1 S: 14 H: 2 LOB: 1 BB: 1 P: 24	R: 0 E: 0 K: 0 S: 7 H: 1 LOB: 2 BB: 1 P: 15		1B: 6 2B: 0 3B: 0 HR: 2 SF: 1 SAC: 0 DP: 1 HBP: 0						

	AB	30
	R	6
	H	8
	RBI	6
	BB	5
	SO	5
	LOB	9

WP: 1 PA: 36
PB: 0
SB: 0
CS: 0

PITCHER		IP	WLS	BF	H	R	ER	SO	BB	IBB	HBP	BLK	WP	HR	S	P	ERA	WHIP
36 Miles Mikolas, R ERA: 5.06	(1, 1)	5.1		20	3	3	3	4	2	0	0	0	0	1	47	77	5.06	0.938
44 Jason Frasor, R ERA: 2.36	(6, 1)	0.2	B	5	2	1	1	0	1	0	0	0	1	0	14	23	13.50	4.500
56 Neal Cotts, L ERA: 3.79	(7, 1)	1.0	L	6	2	2	2	1	1	0	0	1	0	1	14	24	18.00	3.000
39 Ben Rowen, R ERA: 2.25	(8, 1)	1.0		5	1	0	0	0	0	1	0	0	0	0	7	15	0.00	1.000

PITCHER	IP	WLS	BF	H	R	ER	SO	BB	IBB	HBP	BLK	WP	HR	S	P	ERA	WHIP

Texas Rangers @ Baltimore Orioles

Oriole Park at Camden Yards, Baltimore, MD

Thu Jul 03 2014, 8:03 PM - 11:14 PM EDT

Att. 24,535 - Rain - 76 F

TOP

livebaseballscorecards.com

Batter	1	2	3	4	5	6	7	8	9	AB	R	H	RBI	BB	SO	LOB
17 Shin-Soo Choo, L (1, 10) OBP: 0.374, SLG: 0.391	C FF 91 B FF 92 F FF 92 B CU 77 F FF 92 S FF 92 2-3 K ①		F SI 92 B FF 92 B SI 91 B FF 91 B FF 91 4-1 1 1B BB		F SL 84 X FF 92 0-1 HR		B FF 91 C FF 88 S FF 90 S CU 78 1-3 K 1 G5-4-3			3	1	1	1	1	2	0
1 Elvis Andrus, R (1, 6) OBP: 0.317, SLG: 0.343	C FF 93 C FF 92 X SI 92 0-2 1B		C CH 84 B SI 90 X CH 85 1-1 1-2 1B		C FF 92 B SL 84 F FF 92 F SL 82 B SI 92 X SL 82 2-2 L9 2B		1 SAFE C SL 79 F FF 87 F SL 78 B FF 87 X SI 86 1-2 ② ③ G5-4-3 1-2f			4	0	3	0	0	0	1
Alex Rios, R (1, 9) OBP: 0.332, SLG: 0.429	B SI 90 B SI 90 X CH 84 2-0 ② F8		B CH 84 F SI 90 X FF 90 1-1 ③ G4-3		B FF 91 X FF 91 1-0 ② L9 2-3			C SI 86 C SL 78 F SL 79 F FF 87 T FF 87 0-2 ① K		4	0	0	0	0	1	4
29 Adrián Beltré, R (1, 5) OBP: 0.383, SLG: 0.506	C SI 91 B SI 92 F FF 92 X SL 82 1-2 ③ G5-3			C SL 82 F CU 74 B FF 94 X SI 91 1-2 60 2B 21 G4-3 1B	I IN 67 I IN 72 I IN 73 I IN 71 4-0 IBB			S SL 79 X SI 86 0-1 ② G6-3		3	1	1	0	1	0	1
2 Leonys Martin, L (1, 8) OBP: 0.328, SLG: 0.364		B FF 89 B FF 90 C SI 90 X SI 90 2-1 ① G4-3		B FF 91 F SI 91 F SI 91 F FF 92 T SL 82 1-2 ① K	B FF 89 D SL 81 X FF 90 2-0 ③ F8			C FF 87 F FF 88 F FF 88 X SI 87 0-2 ③ G4-3		4	0	0	0	0	1	3
60 Chris Gimenez, R (1, 2) OBP: 0.355, SLG: 0.451		C FF 92 X FF 92 0-1 ② F8		B FF 91 B CH 84 X SI 90 2-0 21 G4-3 1-3 2B		B SI 90 C SI 89 F SI 90 B SI 91 F SL 82 B FF 90 X FF 91 3-2 ① G5-3			C SI 94 X SI 95 0-1 2B	4	0	2	0	0	0	0
21 Carlos Pena, L (1, 3) OBP: 0.118, SLG: 0.182 61 Robinson Chirinos, R (9, PH) OBP: 0.281, SLG: 0.428		X FF 91 0-0 ③ F7		B SI 90 B FF 91 X FF 90 2-0 ② G4-3 2-3 3-H		S SL 83 B SL 82 B FF 92 F SL 84 C FF 91 2-3 ② K			C SI 96 B SI 95 F SI 96 C SI 95 1-3 ① K	3 1	0 0	0 0	1 0	0 0	1 1	1 1
15 Michael Choice, R (1, 7) OBP: 0.243, SLG: 0.315			X SI 90 0-0 ① FC1-3	C SI 91 B SI 91 B CH 84 B SI 92 F FF 91 X FF 91 3-2 ③ FC3		C CH 84 C SI 91 X SI 92 0-2 ③ FC4-3			C SI 95 X SI 96 0-1 ② FC6-3	4	0	0	0	0	0	2
12 Rougned Odor, L (1, 4) OBP: 0.293, SLG: 0.398			C FF 91 F SI 90 F FF 92 F CU 76 S FF 94 0-3 ② K		C SL 80 S SL 82 B FF 92 B FF 92 F SL 82 X SL 85 2-2 ① G3		X SL 83 0-0 ① G4-3		C SI 95 X SI 97 0-1 ③ G6-3	4	0	0	0	0	1	1

Inning Stats																				
	R: 0	H: 1	R: 0	H: 0	R: 0	H: 1	R: 1	H: 2	R: 1	H: 2	R: 0	H: 0	R: 0	H: 0	R: 0	H: 1	1B: 3	SF: 0	WP: 1	PA: 36
	E: 0	LOB: 1	E: 0	LOB: 0	E: 0	LOB: 2	E: 0	LOB: 1	E: 0	LOB: 2	E: 0	LOB: 0	E: 0	LOB: 0	E: 0	LOB: 1	2B: 3	SAC: 0	PB: 0	
	K: 1	BB: 0	K: 0	BB: 0	K: 1	BB: 1	K: 1	BB: 0	K: 0	BB: 1	K: 1	BB: 0	K: 1	BB: 0	K: 1	BB: 0	3B: 0	DP: 1	SB: 0	
	S: 11	P: 16	S: 5	P: 7	S: 11	P: 17	S: 12	P: 21	S: 12	P: 23	S: 10	P: 15	S: 8	P: 10	S: 11	P: 11	HR: 1	HBP: 0	CS: 0	

PITCHER		IP	WLS	BF	H	R	ER	SO	BB	IBB	HBP	BLK	WP	HR	S	P	ERA	WHIP
16 Wei-Yin Chen, L ERA: 4.12	(1, 1)	6.0	W	26	6	2	2	4	1	1	0	0	0	1	61	99	3.00	1.167
17 Brian Matusz, L ERA: 5.1	(7, 1)	0.1	H	2	0	0	0	1	0	0	0	0	1	0	4	5	0.00	0.000
56 Darren O'Day, R ERA: 1.23	(7, 1)	1.2	H	4	0	0	0	1	0	0	0	0	0	0	15	16	0.00	0.000
53 Zack Britton, L ERA: 1.42	(9, 1)	1.0	S	4	1	0	0	1	0	0	0	0	0	0	9	10	0.00	1.000

PITCHER	IP	WLS	BF	H	R	ER	SO	BB	IBB	HBP	BLK	WP	HR	S	P	ERA	WHIP

AB	34
R	2
H	7
RBI	2
BB	2
SO	7
LOB	14

Texas Rangers @ Baltimore Orioles

Oriole Park at Camden Yards, Baltimore, MD

Thu Jul 03 2014, 8:03 PM - 11:14 PM EDT

Att. 24,535 - Rain - 76 F

BOTTOM

livebaseballscorecards.com

Batter	1	2	3	4	5	6	7	8	9	AB	R	H	RBI	BB	SO	LOB
21 Nick Markakis, L (1, 9) OBP: 0.354, SLG: 0.400	C SI 88 X CH 84 0-1 G6-3 ①		C SI 89 D CH 86 F SI 89 F SL 83 F SI 89 X SI 90 1-2 G6-3 ① 2-3		C SI 89 B FF 89 D CH 84 F SI 89 X SL 82 2-2 F8 ① 2-3		C SI 80 C SL 72 B SI 80 X SI 80 1-2 28 1B 10 SF9 2B	B FF 92 B FF 92 C FC 88 B FF 92 X FC 86 3-1 1-2 1B		5	1	2	0	0	0	2
28 Steve Pearce, R (1, 7) OBP: 0.397, SLG: 0.618 9 David Lough, L (9, 7) OBP: 0.268, SLG: 0.287	B SL 80 B FF 89 B SI 88 C SI 88 X FF 90 3-1 10 1B 23 FC3-2 2B		B SI 90 X SL 84 1-0 23 L5-4 10 HBP 3-H 1B		F SI 89 X FF 89 0-1 19 S 3-H 2B		B SI 79 X SI 80 1-0 23 S 19 1B 2-3 1B	F FF 92 B FF 93 F FF 92 B FF 93 F FF 93 F FF 93 S FC 88 2-3 ③ K		5 0	1 0	4 0	2 0	0 0	1 0	2 0
10 Adam Jones, R (1, 8) OBP: 0.332, SLG: 0.510	F SL 82 X SI 90 0-1 19 S 23 FC3-2 2-3 1B		H SI 89 1-0 1-2 HBP		F SL 81 D SL 80 S SL 80 B SL 81 F SL 81 B SI 89 X SL 82 3-2 P5 ②		F SI 78 B SL 72 1 SAFE F SI 78 1 SAFE X SI 78 1-2 SF9 ② 3-H			2	0	1	1	0	0	1
23 Nelson Cruz, R (1, 10) OBP: 0.348, SLG: 0.566	S SI 90 1 SAFE X SL 82 0-1 FC3-2 ② 1-2 3-H		B SL 82 S SL 83 X SI 89 1-1 L5-4 ② ③ 2-2		I IN 55 I IN 54 I IN 55 I IN 53 4-0 19 S IBB		B SI 78 I IN 68 I IN 69 I IN 69 4-0 19 1B 1-2 IBB			2	0	0	0	2	0	4
19 Chris Davis, L (1, 3) OBP: 0.326, SLG: 0.398	F SI 89 T SI 90 2 SAFE X SI 91 0-2 G4-3 ③ 2-3			F CH 83 B SI 90 F SI 89 C SL 82 1-3 K ①	B FF 96 B FF 95 S SL 83 F SL 84 B FF 98 C SL 85 3-3 K ③ 1-2 2-3		X SL 85 0-0 1-2 2-H 1B			4	0	1	1	0	2	4
2 J.J. Hardy, R (1, 6) OBP: 0.318, SLG: 0.371		C SI 88 B FF 89 X SI 90 1-1 P4 ①		B SL 82 C SL 80 F SI 89 S SL 81 1-3 K ②		C SL 82 B SI 86 B FF 95 S SL 84 C FF 96 2-3 K ① B FF 89 B SL 86 C FF 89 B SL 85 X SI 89 3-1 L9 ③			4	0	0	0	0	2	2
6 Jonathan Schoop, R (1, 4) OBP: 0.261, SLG: 0.332		B SL 82 S SL 82 C SI 91 F SI 91 X SL 85 1-2 P4 ②		S SI 89 S SL 80 X SI 90 0-2 L8 ③		B FF 96 C SL 83 B FF 96 S SL 83 F FF 96 F FF 96 F SL 84 S SL 82 2-3 K2-3 ②		C FF 92 X FC 89 0-1 G1-3 ①	4	0	0	0	0	1	0
3 Ryan Flaherty, L (1, 5) OBP: 0.295, SLG: 0.356		F SI 90 B SI 90 B SL 82 F SI 89 X SL 82 2-2 F9 ③			X SI 88 0-0 40 2B 2B	C SL 83 C SL 80 S FF 95 C FF 92 1-3 K ③		B SL 81 B FF 92 X FF 93 2-0 21 1B 1B	4	1	2	0	0	1	0
40 Nick Hundley, R (1, 2) OBP: 0.282, SLG: 0.369			B SI 88 B SI 89 X SI 89 2-0 21 G6-3 28 1B 2B		B SL 80 S SL 82 C SL 82 F SI 89 X SL 81 1-2 21 F8 28 2B 2-H 2B		C SI 80 B SI 79 X SI 79 1-1 FC7 ①	C FC 88 B FC 87 F FF 92 S FF 93 1-3 K ②		4	2	2	1	0	1	1
Inning Stats	R: 0 E: 0 K: 0 S: 11 H: 2 LOB: 2 BB: 0 P: 14	R: 0 E: 0 K: 0 S: 9 H: 0 LOB: 0 BB: 0 P: 13	R: 1 E: 0 K: 0 S: 9 H: 2 LOB: 1 BB: 0 P: 15	R: 0 E: 0 K: 2 S: 9 H: 0 LOB: 0 BB: 0 P: 11	R: 2 E: 0 K: 1 S: 17 H: 3 LOB: 2 BB: 1 P: 30	R: 0 E: 0 K: 3 S: 12 H: 0 LOB: 0 BB: 1 P: 23	R: 2 E: 0 K: 0 S: 12 H: 3 LOB: 2 BB: 1 P: 17	R: 0 E: 0 K: 2 S: 13 H: 2 LOB: 2 BB: 0 P: 21		1B: 6 2B: 7 3B: 0 HR: 0 SF: 1 SAC: 0 DP: 1 HBP: 1						

	AB	34
	R	5
	H	12
	RBI	5
	BB	2
	SO	8
	LOB	16

PITCHER		IP	WLS	BF	H	R	ER	SO	BB	IBB	HBP	BLK	WP	HR	S	P	ERA	WHIP
25 Scott Baker, R ERA: 5.8	(1, 1)	4.2	L	22	7	3	3	2	0	1	1	0	0	0	52	77	5.79	1.500
49 Aaron Poreda, L ERA: 3.2	(5, 1)	1.1		4	0	0	0	4	0	0	0	0	0	0	15	23	0.00	0.000
39 Ben Rowen, R ERA: 4.15	(7, 1)	0.2		5	2	2	2	0	0	1	0	0	0	0	9	17	27.00	3.000
56 Neal Cotts, L ERA: 3.75	(7, 1)	0.1		2	1	0	0	0	0	0	0	0	0	0	3	6	0.00	3.000
37 Shawn Tolleson, R ERA: 3.27	(8, 1)	1.0		5	2	0	0	2	0	0	0	0	0	0	13	21	0.00	2.000

PITCHER	IP	WLS	BF	H	R	ER	SO	BB	IBB	HBP	BLK	WP	HR	S	P	ERA	WHIP

Texas Rangers @ New York Mets

Citi Field, Flushing, NY

Fri Jul 04 2014, 7:12 PM - 11:19 PM EDT

Att. 30,377 - Overcast - 70 F

TOP

livebaseballscorecards.com

Batter	1	2	3	4	5	6	7	8	9	AB	R	H	RBI	BB	SO	LOB
17 Shin-Soo Choo, L (1, 7) OBP: 0.378, SLG: 0.401	HR		BB	G4-3		K		BB		3	2	1	1	2	1	3
1 Elvis Andrus, R (1, 6) OBP: 0.320, SLG: 0.347	1B		1B		G5-3		E4	S 1B		5	1	3	0	0	0	0
Alex Rios, R (1, 9) OBP: 0.330, SLG: 0.425	L1-3		1B		F8		G5-3	G6-3		5	0	1	1	0	0	4
29 Adrián Beltré, R (1, 5) OBP: 0.383, SLG: 0.515	G4-3		F8		HR		60 G5-3 1B		F9	5	1	2	1	0	0	3
60 Chris Gimenez, R (1, 2) OBP: 0.338, SLG: 0.427 2 Leonys Martin, L (9, PH) OBP: 0.330, SLG: 0.364	G5-3		F6		G6-3		G5-3		9 PB 9 1B BB	4 0	0 1	0 0	1 0	0 1	0 0	4 0
12 Rougned Odor, L (1, 4) OBP: 0.297, SLG: 0.394		F7	K2-3			9 CS 1B		9 FC6-4 IBB	L7	4	0	1	0	1	1	3
9 Adam Rosales, R (1, 3) OBP: 0.300, SLG: 0.400		1B		F8		F8		FC6-4	1B	5	0	2	1	0	0	3
19 Daniel Robertson, R (1, 8) OBP: 0.268, SLG: 0.264 61 Robinson Chirinos, R (9, PH) OBP: 0.279, SLG: 0.425		K		K		21 BB 1B		G6-3	P4	4 1	0 0	1 0	0 0	0 0	2 0	1 1
11 Yu Darvish, R (1, 1) OBP: 0.200, SLG: 0.400 21 Carlos Pena, L (6, PH) OBP: 0.143, SLG: 0.182 30 Neftalí Feliz, R (6, 1) 16 Donnie Murphy, R (8, PH) OBP: 0.288, SLG: 0.330 49 Aaron Poreda, L (8, 1) 44 Jason Frasor, R (8, 1)		K		2B		BB		K		2 0 0 1 0 0	0 0 0 0 0 0	1 0 0 0 0 0	0 1 0 0 0 0	1 0 0 0 0 0	1 0 0 1 0 0	1 0 0 0 0 0

	AB	39
	R	5
	H	12
	RBI	5
	BB	5
	SO	6
	LOB	23

Inning Stats	1	2	3	4	5	6	7	8	9	1B: 9	SF: 0	WP: 0	PA: 44
	R: 1 H: 2 E: 0 LOB: 1 K: 0 BB: 0 S: 13 P: 19	R: 0 H: 1 E: 0 LOB: 1 K: 2 BB: 0 S: 14 P: 21	R: 1 H: 2 E: 0 LOB: 2 K: 1 BB: 1 S: 16 P: 24	R: 0 H: 1 E: 0 LOB: 1 K: 1 BB: 0 S: 11 P: 16	R: 1 H: 1 E: 0 LOB: 0 K: 0 BB: 0 S: 8 P: 13	R: 0 H: 2 E: 0 LOB: 2 K: 1 BB: 1 S: 11 P: 21	R: 1 H: 1 E: 1 LOB: 2 K: 0 BB: 1 S: 14 P: 28	R: 0 H: 1 E: 0 LOB: 2 K: 1 BB: 1 S: 12 P: 20	R: 1 H: 1 E: 0 LOB: 1 K: 0 BB: 1 S: 6 P: 15	2B: 1 3B: 0 HR: 2	SAC: 0 DP: 0 HBP: 0	PB: 1 SB: 1 CS: 1	

PITCHER		IP	WLS	BF	H	R	ER	SO	BB	IBB	HBP	BLK	WP	HR	S	P	ERA	WHIP
49 Jonathon Niese, L ERA: 2.96	(1, 1)	0.1		3	2	1	1	0	0	0	0	0	0	1	8	12	27.00	6.000
52 Carlos Torres, R ERA: 3.09	(1, 1)	4.2		20	5	2	2	4	1	0	0	0	0	1	54	81	3.86	1.286
38 Vic Black, R ERA: 1.53	(6, 1)	1.0	H	5	2	0	0	1	1	0	0	0	0	0	11	21	0.00	3.000
27 Jeurys Familia, R ERA: 2.22	(7, 1)	1.2	B	10	2	1	0	1	1	1	0	0	0	0	24	45	0.00	1.800
58 Jenrry Mejia, R ERA: 4.05	(8, 1)	1.1	W	6	1	1	0	0	1	0	0	0	0	0	8	18	0.00	1.500

PITCHER	IP	WLS	BF	H	R	ER	SO	BB	IBB	HBP	BLK	WP	HR	S	P	ERA	WHIP

Texas Rangers @ New York Mets

Citi Field, Flushing, NY

Fri Jul 04 2014, 7:12 PM - 11:19 PM EDT

Att. 30,377 - Overcast - 70 F

livebaseballscorecards.com

BOTTOM

Batter	1	2	3	4	5	6	7	8	9	AB	R	H	RBI	BB	SO	LOB
22 Eric Young Jr., S (1, 7) OBP: 0.321, SLG: 0.316 58 Jenrry Mejia, R (8, 1)	B FF 92 B FF 90 C FF 90 C FF 93 X ST 80 2-2 ① G3	B FF 93 C FC 85 F CU 70 X FS 88 1-2 ③ G1-3		T FF 93 F FS 86 B FS 88 B ST 77 X ST 79 2-2 ③ G1-3			C SL 80 B FF 91 T FF 90 F FF 94 S FF 92 1-3 ① K	S FF 92 F FF 93 B FF 92 S FF 92 1-3 ③ K		4 1	0 0	0 0	0 0	0 0	1 1	2 2
3 Curtis Granderson, L (1, 8) OBP: 0.347, SLG: 0.413 (9, 9)	F FF 94 X FF 94 0-1 53 1B 2B	C FF 92 S FS 84 B FS 88 X ST 79 1-2 ① P4	B CU 69 C FC 85 B FS 84 B FC 83 C ST 76 X ST 77 3-2 ① F7				B FF 93 S FF 91 B FF 91 B SL 82 T FF 93 F FF 93 X CH 87 3-2 ② G4-3			4	1	1	0	0	0	0
28 Daniel Murphy, L (1, 4) OBP: 0.347, SLG: 0.416	B FF 94 S FC 89 S FC 92 F FC 90 F SI 94 S SI 90 1-3 ② K	X CU 69 0-0 ② G4-3	C FF 92 S FC 89 B SI 94 F FS 87 S ST 75 1-3 ② K				B CH 86 S FF 94 F FF 91 B SI 89 X SL 85 2-2 ③ L8			4	0	0	0	0	2	1
53 Bobby Abreu, L (1, 9) OBP: 0.360, SLG: 0.398 12 Juan Lagares, R (9, 8) OBP: 0.332, SLG: 0.411	B FC 91 F FC 88 B FS 88 X FC 89 2-1 21 HR 1B 2-H	C SI 91 B FS 82 C ST 78 B FF 89 B ST 76 S ST 79 3-3 ③ K	C FF 90 X FC 88 0-1 ③ G4-3					B FF 94 B SL 81 S FF 97 B FF 95 B SL 82 4-1 29 1B 7 2B BB		3 0	2 0	1 0	1 0	1 0	1 0	0 0
21 Lucas Duda, L (1, 3) OBP: 0.345, SLG: 0.472	D FF 95 C FF 93 X FC 91 1-1 1-H HR			B ST 77 B FF 93 B FF 92 C FF 90 B FF 93 4-1 29 2B BB		B FF 94 B FF 94 B FF 94 C FF 94 T FF 93 B CH 86 4-2 7 FC1-5 29 BB BB		B FF 96 B FF 95 C SL 82 1 SAFE C FF 94 2-3 ① K		2	2	1	2	2	1	1
29 Eric Campbell, R (1, 5) OBP: 0.373, SLG: 0.457	C FF 92 B FC 87 X FF 91 1-1 1B			B FF 93 1 SAFE S ST 79 D ST 81 1 SAFE B ST 79 F FF 92 1 SAFE 1 SAFE 3-2 X ST 80 52 SH1-4 1-H 2B		F FF 93 B FF 93 S SL 84 B SL 85 B FF 95 F FF 96 F FF 93 B SL 85 4-2 7 FC1-5 1-2 BB		1 SAFE 1 SAFE F FF 93 D SL 86 C FF 91 D CH 86 1 SAFE X FF 92 2-2 7 2B 1-2 1B		3	1	3	1	1	0	0
7 Travis d'Arnaud, R (1, 2) OBP: 0.289, SLG: 0.317	C FF 91 F ST 79 B ST 80 S FF 92 1-3 ③ K			C SI 92 D FC 88 B SI 89 B ST 76 B ST 76 4-1 52 SH1-4 BB		F FF 94 X SL 85 0-1 ① FC1-5 1-2 2-3f		B SL 82 S FF 93 C FF 92 X FF 93 1-2 1-H 2-H 2B		3	0	1	2	1	1	3
11 Rubén Tejada, R (1, 6) OBP: 0.345, SLG: 0.294		F FF 90 B FF 90 C FC 88 F ST 78 F FS 87 B FC 86 B FF 92 S ST 78 3-3 ① K		B SI 92 C FF 90 F FF 91 X ST 81 1-2 ① F8		B SL 85 F FF 94 B FF 96 S FF 95 X FF 95 2-2 ② F9		X SL 85 0-0 ② F8		4	0	0	0	0	1	5
49 Jonathon Niese, L (1, 1) OBP: 0.156, SLG: 0.071 52 Carlos Torres, R (1, 1) 38 Vic Black, R (6, 1) 9 Kirk Nieuwenhuis, L (6, PH) OBP: 0.333, SLG: 0.500 27 Jeurys Familia, R (7, 1) OBP: 1.000, SLG: 1.000 1 Chris Young, R (8, 7) OBP: 0.279, SLG: 0.343		B FF 91 F FF 92 C FF 92 S ST 81 1-3 ② K		L FF 88 X FF 88 0-1 ② SH1-4 1-2 2-3		C FF 93 B FF 94 S FF 94 S FF 96 1-3 ③ K		I IN 72 I IN 76 I IN 78 I IN 78 4-0 IBB		0 1 0 1 0 0	0 0 0 0 0 0	0 0 0 0 0 0	0 0 0 0 1 0	0 0 0 0 0 0	0 1 0 2 0 0	0 0 0 0 0 0
Inning Stats	R: 3 E: 0 K: 2 S: 19 H: 4 LOB: 1 BB: 0 P: 27	R: 0 E: 0 K: 2 S: 11 H: 0 LOB: 0 BB: 0 P: 16	R: 0 E: 0 K: 1 S: 7 H: 0 LOB: 0 BB: 0 P: 11	R: 1 E: 0 K: 0 S: 13 H: 1 LOB: 2 BB: 2 P: 27	R: 0 E: 0 K: 1 S: 9 H: 0 LOB: 0 BB: 0 P: 13	R: 0 E: 0 K: 1 S: 14 H: 0 LOB: 2 BB: 2 P: 25	R: 0 E: 0 K: 1 S: 11 H: 0 LOB: 0 BB: 0 P: 17	R: 2 E: 0 K: 2 S: 14 H: 2 LOB: 2 BB: 2 P: 28		1B: 3 2B: 3 3B: 0 HR: 1 SF: 0 SAC: 1 DP: 0 HBP: 0				WP: 0 PB: 0 SB: 0 CS: 0 PA: 37		

	AB	30
	R	6
	H	7
	RBI	6
	BB	6
	SO	10
	LOB	16

PITCHER		IP	WLS	BF	H	R	ER	SO	BB	IBB	HBP	BLK	WP	HR	S	P	ERA	WHIP
11 Yu Darvish, R ERA: 2.63	(1, 1)	5.0		22	5	4	4	6	2	0	0	0	0	1	59	94	7.20	1.400
30 Neftalí Feliz, R ERA:	(6, 1)	2.0		8	0	0	0	2	2	0	0	0	0	0	25	42	0.00	1.000
49 Aaron Poreda, L ERA: 3.6	(8, 1)	0.1	L	2	0	1	1	1	1	0	0	0	0	0	4	10	27.00	3.000
44 Jason Frasor, R ERA: 2.63	(8, 1)	0.2		5	2	1	1	1	0	1	0	0	0	0	10	18	13.50	3.000

PITCHER	IP	WLS	BF	H	R	ER	SO	BB	IBB	HBP	BLK	WP	HR	S	P	ERA	WHIP

Texas Rangers @ New York Mets

Citi Field, Flushing, NY

Sat Jul 05 2014, 7:17 PM - 10:25 PM EDT

Att. 24,418 - Clear - 83 F

TOP

livebaseballscorecards.com

Batter	1	2	3	4	5	6	7	8	9	AB	R	H	RBI	BB	SO	LOB
17 Shin-Soo Choo, L (1, 7) OBP: 0.372, SLG: 0.394	B FF 88 C SI 88 F SI 88 B FF 89 X SI 88 2-2 ① G3-1	X FF 89 0-0 ③ G4-3		B SL 83 C SI 90 B FF 92 F SI 91 X FF 93 2-2 ③ F7			B SL 82 C SL 83 F SL 84 B SL 84 X SL 82 2-2 ① G3		1 SAFE X FF 92 0-0 ① ② G4-6-3 1-2f	5	0	0	0	0	0	3
28 Joakim Soria, R (9, 1)										0	0	0	0	0	0	0
1 Elvis Andrus, R (1, 6) OBP: 0.319, SLG: 0.348	C SI 87 X SI 86 0-1 2B 2B		C FF 88 C FF 89 B FF 91 B SI 89 X SL 82 2-2 ① F9		B SL 82 X SI 88 1-0 ① L8		C FF 91 B FF 92 F FF 92 F SI 92 B SL 85 F CH 83 X SL 83 2-2 ② G6-3		C SL 82 C SL 84 S SL 85 0-3 ③ K	5	1	1	0	0	1	0
Alex Rios, R (1, 9) OBP: 0.335, SLG: 0.432	B SL 83 C SI 88 B SL 83 X SL 82 2-1 61 HR 2B 2-H		F SL 82 X SI 89 0-1 ② L8		C SI 89 S FF 92 B FF 92 X SI 90 1-2 29 G5-3 1B		F SI 90 B SI 89 F FF 92 X SL 85 1-2 29 S 1B			4	1	3	1	0	0	0
29 Adrian Beltré, R (1, 5) OBP: 0.382, SLG: 0.522	C SI 88 C SI 89 S SI 90 0-3 ② K		F SI 88 S SI 88 B SI 88 X SI 89 1-2 HR		X SL 81 0-0 ② G5-3 1-2		F SL 82 B SI 88 F SI 89 F SI 89 F SI 90 F FF 94 F FF 93 F FF 91 F SL 85 1-3 S SI 91 ③ K 1-2			4	1	1	1	0	2	3
2 Leonys Martin, L (1, 8) OBP: 0.329, SLG: 0.360	B FF 91 S SI 88 F SI 89 D SI 89 B CH 82 D CH 82 4-2 61 HR BB		B SI 89 X SI 88 1-0 ③ F8		X FF 90 0-0 ③ F8			M SL 87 F CU 77 B FF 93 F FF 94 B FF 93 X SL 88 2-2 ① G4-3		3	1	0	0	1	0	1
61 Robinson Chirinos, R (1, 2) OBP: 0.284, SLG: 0.444	C SI 88 C SI 89 B SI 90 X SI 90 1-2 HR 1-H 2-H			C CH 81 C FF 91 B SL 85 X SL 83 1-2 ① L6	X SL 83 0-0 12 G4-3 1B			B FF 93 C SL 84 F CH 86 B FF 92 F SL 86 F CU 78 S FF 93 2-3 ② K		4	1	2	3	0	1	0
21 Carlos Pena, L (1, 3) OBP: 0.179, SLG: 0.222	B FF 91 X SL 84 1-0 ③ G4-3			B SL 81 B CH 82 C SI 89 S FF 91 B FF 92 F FF 93 B SI 91 4-2 48 1B BB	B SI 88 F SI 87 1 SAFE 1 SAFE B SI 88 X SI 87 2-1 ① F7			X FF 94 0-0 12 1B 2B		3	0	1	0	1	0	1
12 Rougned Odor, L (1, 4) OBP: 0.295, SLG: 0.390		B SI 85 X SI 86 1-0 ① G4-3		C SL 83 1 SAFE C SI 87 X SI 88 0-2 ② P3	F SI 87 X SL 83 0-1 ② G4-3 1-2			C CU 80 C FF 94 B CU 79 X SL 87 1-2 ③ 1B 2-H		4	0	1	0	0	0	2
48 Colby Lewis, R (1, 1) OBP: 0.400, SLG: 0.400 56 Neal Cotts, L (7, 1) 37 Shawn Tolleson, R (8, 1) 19 Daniel Robertson, R (9, PH) OBP: 0.281, SLG: 0.278 (9, 7)		C SI 85 F FF 89 B SI 87 C SI 87 1-3 ② K		B SI 87 C SI 88 X SI 90 1-1 1-2 1B	X FF 91 0-0 ③ F9				C SL 84 F SL 87 X FF 93 0-2 17 G4-6-3 1B	3 0 0 1	0 0 0 0	1 0 0 1	0 0 0 0	0 0 0 0	1 0 0 0	1 0 0 0
Inning Stats	R: 4 E: 0 K: 1 S: 16 H: 3 LOB: 0 BB: 1 P: 26	R: 0 E: 0 K: 1 S: 5 H: 0 LOB: 0 BB: 0 P: 7	R: 1 E: 0 K: 0 S: 9 H: 1 LOB: 0 BB: 0 P: 13	R: 0 E: 0 K: 0 S: 14 H: 1 LOB: 2 BB: 1 P: 22	R: 0 E: 0 K: 0 S: 6 H: 1 LOB: 1 BB: 0 P: 8	R: 0 E: 0 K: 0 S: 6 H: 1 LOB: 1 BB: 0 P: 8	R: 0 E: 0 K: 1 S: 20 H: 1 LOB: 1 BB: 0 P: 26	R: 0 E: 0 K: 1 S: 13 H: 2 LOB: 2 BB: 0 P: 18	R: 0 E: 0 K: 1 S: 7 H: 1 LOB: 0 BB: 0 P: 7	1B: 6 2B: 3 3B: 0 HR: 2 SF: 0 SAC: 0 DP: 1 HBP: 0						

AB	36
R	5
H	11
RBI	5
BB	2
SO	5
LOB	11

WP: 0 PA: 38
PB: 0
SB: 1
CS: 0

PITCHER		IP	WLS	BF	H	R	ER	SO	BB	IBB	HBP	BLK	WP	HR	S	P	ERA	WHIP
40 Bartolo Colon, R ERA: 4.04	(1, 1)	7.0	L	31	8	5	5	3	2	0	0	0	0	2	76	110	6.43	1.429
66 Josh Edgin, L ERA: 1.23	(8, 1)	1.2		6	3	0	0	1	0	0	0	0	0	0	17	22	0.00	1.800
71 Gonzalez Germen, R ERA: 3.81	(9, 1)	0.1		1	0	0	0	1	0	0	0	0	0	0	3	3	0.00	0.000

PITCHER	IP	WLS	BF	H	R	ER	SO	BB	IBB	HBP	BLK	WP	HR	S	P	ERA	WHIP

Texas Rangers @ New York Mets

Citi Field, Flushing, NY

Sat Jul 05 2014, 7:17 PM - 10:25 PM EDT

Att. 24,418 - Clear - 83 F

BOTTOM

Batter	1	2	3	4	5	6	7	8	9	AB	R	H	RBI	BB	SO	LOB
3 Curtis Granderson, L (1, 9) OBP: 0.348, SLG: 0.416	C FF 87 C FF 90 F FF 88 X SL 83 0-2 ① P5		F SI 88 B SI 89 X CU 77 1-1 53 1B 2B 1-3 2-H	C FF 89 X FF 89 0-1 1B			C FF 90 C FF 90 B SL 84 B FF 90 F FF 90 S SL 87 2-3 ① K		F FF 89 F FF 91 B FC 91 F SL 84 B FC 91 X FF 89 2-2 ② P5	5	0	2	1	0	1	1
28 Daniel Murphy, L (1, 4) OBP: 0.345, SLG: 0.413	C FF 87 X FF 90 0-1 ② P6		B FF 89 B FF 87 X SI 87 2-0 53 1B 1B	C FF 88 B CH 83 X CH 82 1-1 ③ G4-3			C SL 86 C FF 91 C FF 91 0-3 ② K		C CH 85 B FC 92 C FC 93 F CH 86 S FF 93 1-3 ③ K	5	0	1	0	0	2	2
5 David Wright, R (1, 5) OBP: 0.332, SLG: 0.397	B FF 90 X FF 89 1-0 ③ P6		C SL 83 X SL 84 0-1 ① F8		B FF 89 C SL 81 F FF 89 B FF 90 F SL 84 B CU 78 X SL 83 3-2 53 FC1-6-5 2B		X SI 92 0-0 ③ G3-1			4	0	1	0	0	0	3
53 Bobby Abreu, L (1, 7) OBP: 0.359, SLG: 0.396 1 Chris Young, R (8, PH) OBP: 0.282, SLG: 0.343 (9, 7)		B FF 87 C FF 87 X CH 84 1-1 ① F7	B SI 88 B FF 89 C FF 87 C FF 89 B FF 89 F FF 87 X FF 88 3-2 12 FC4-6 1B 1-2 2-3 3-H		C FF 88 X SI 87 0-1 ① FC1-6-5 2-3			B SL 86 B FF 89 B FF 89 C SI 89 C SL 88 F FF 91 F FF 90 F SI 91 B SI 88 4-2 12 G4-6-3 29 BB BB		3	0	1	1	0	0	1
										0	0	0	0	1	0	0
21 Lucas Duda, L (1, 3) OBP: 0.345, SLG: 0.471 29 Eric Campbell, R (8, PH) OBP: 0.379, SLG: 0.457 (9, 3)		C FF 89 B CU 78 B CH 84 B FF 90 X FF 90 3-1 1B	S FF 88 C FF 90 F SL 84 F SL 82 B CU 77 B SL 84 S SL 82 2-3 ② K		C CH 81 B CU 75 X CH 82 1-1 ② L9			B FC 86 1 SAFE F FF 92 B FF 92 B FF 92 S FF 92 1 SAFE B FF 92 4-2 12 G4-6-3 BB 1-2		3	0	1	0	0	1	4
										0	0	0	0	1	0	0
12 Juan Lagares, R (1, 8) OBP: 0.325, SLG: 0.402		C FF 89 C FF 90 F FF 89 F SL 84 B SL 83 S SL 83 1-3 ② K	F SL 82 B FF 90 C FF 90 F FF 90 X FF 90 1-2 ③ FC4-6 1-2f		C SL 83 F SL 83 S SL 83 0-3 ③ K			L FF 91 C FF 90 X SL 81 0-2 ① ② G4-6-3 1-2f 2-3		4	0	0	0	0	2	7
7 Travis d'Arnaud, R (1, 2) OBP: 0.288, SLG: 0.333		C SL 82 F FF 90 F FF 89 F FF 90 F SL 83 S SL 83 0-3 ③ K		X FF 88 0-0 HR		F SL 80 S SL 81 S SL 82 0-3 ① K		B SL 82 S FC 88 X SL 81 1-1 ③ F7		4	1	1	1	0	2	2
11 Rubén Tejada, R (1, 6) OBP: 0.344, SLG: 0.293			C FF 87 B FF 90 X FF 89 1-1 40 E 3 2B 1B	C SL 81 S SL 83 B SL 83 B FF 89 F SL 82 F FF 90 S FF 90 2-3 ① K		B SL 80 S SL 82 B FF 88 F SL 80 C FF 90 2-3 ② K			C SL 76 F FF 91 X CU 67 0-2 ① G6-3	4	1	1	0	0	2	0
40 Bartolo Colon, R (1, 1) OBP: 0.059, SLG: 0.088 66 Josh Edgin, R (8, 1) 71 Gonzalez Germen, R (9, 1) 9 Kirk Nieuwenhuis, L (9, PH) OBP: 0.351, SLG: 0.545			L FF 87 L FF 88 X SL 84 0-2 FC5 3 2B 53 1B 1-2	B FF 89 X FF 87 1-0 ② G5-3		F FF 89 S FF 90 X FF 90 0-2 ③ G2-3			B CH 83 C FF 91 F FC 91 X CH 85 1-2 2B	3	1	0	0	0	0	1
										0	0	0	0	0	0	0
										0	0	0	0	0	0	0
										1	0	1	0	0	0	0
Inning Stats	R: 0 E: 0 K: 0 S: 7 H: 0 LOB: 0 BB: 0 P: 8	R: 0 E: 0 K: 2 S: 15 H: 1 LOB: 1 BB: 0 P: 20	R: 2 E: 1 K: 1 S: 23 H: 4 LOB: 3 BB: 0 P: 33	R: 1 E: 0 K: 1 S: 11 H: 2 LOB: 1 BB: 0 P: 15	R: 0 E: 0 K: 1 S: 11 H: 1 LOB: 1 BB: 0 P: 15	R: 0 E: 0 K: 2 S: 9 H: 0 LOB: 0 BB: 0 P: 11	R: 0 E: 0 K: 2 S: 8 H: 0 LOB: 0 BB: 0 P: 10	R: 0 E: 0 K: 0 S: 12 H: 0 LOB: 1 BB: 2 P: 21	R: 0 E: 0 K: 1 S: 14 H: 1 LOB: 1 BB: 0 P: 18	1B: 5 2B: 3 3B: 0 HR: 1 SF: 0 SAC: 0 DP: 1 HBP: 0	WP: 0 PB: 0 SB: 0 CS: 0 PA: 38					

livebaseballscorecards.com

AB	36
R	3
H	9
RBI	3
BB	2
SO	10
LOB	21

PITCHER		IP	WLS	BF	H	R	ER	SO	BB	IBB	HBP	BLK	WP	HR	S	P	ERA	WHIP
48 Colby Lewis, R ERA: 5.51	(1, 1)	6.0	W	27	8	3	2	7	0	0	0	0	0	1	76	102	3.00	1.333
56 Neal Cotts, L ERA: 3.65	(7, 1)	1.0	H	4	0	0	0	2	1	0	0	0	0	0	13	19	0.00	1.000
37 Shawn Tolleson, R ERA: 3.19	(8, 1)	1.0	H	3	0	0	0	0	1	0	0	0	0	0	7	12	0.00	1.000
28 Joakim Soria, R ERA: 2.83	(9, 1)	1.0	S	4	1	0	0	1	0	0	0	0	0	0	14	18	0.00	1.000

PITCHER	IP	WLS	BF	H	R	ER	SO	BB	IBB	HBP	BLK	WP	HR	S	P	ERA	WHIP

Texas Rangers @ New York Mets

Citi Field, Flushing, NY

Sun Jul 06 2014, 1:11 PM - 4:32 PM EDT

Att. 25,213 - Sunny - 85 F

TOP

livebaseballscorecards.com

Batter	1	2	3	4	5	6	7	8	9	AB	R	H	RBI	BB	SO	LOB
17 Shin-Soo Choo, L (1, 7) OBP: 0.370, SLG: 0.394	S FF 95 X FF 96 0-1 1 G6-3 2B		B FF 96 C FC 92 X CU 80 1-1 ② G3		B FF 95 F FF 95 F CH 88 B FF 96 D FC 92 F FC 92 F SI 95 S FC 89 3-3 ① K		B SL 86 C SL 81 C SL 81 D SL 82 S SL 85 2-3 ② K		C FF 94 C CU 79 B CH 89 F FF 95 F SL 85 B SI 95 B CU 79 X FF 93 3-2 ① F8	5	0	1	0	0	2	3
1 Elvis Andrus, R (1, 6) OBP: 0.317, SLG: 0.344	F FF 96 B CU 78 B FF 96 X FF 94 2-1 ① G6-3 2-3		B SI 96 B FC 91 B FF 97 B FF 98 4-0 BB		C FC 90 C FF 95 B FF 95 B SI 95 X FF 95 2-2 ② FC1-6 1-2f		B CU 79 X FF 94 1-0 ③ L8		B FF 95 X FF 94 1-0 ② G6-3	4	0	0	0	1	0	4
Alex Rios, R (1, 9) OBP: 0.333, SLG: 0.438	C FF 95 B FF 96 X FC 88 1-1 ② G6-3		C FF 96 D CH 87 F SI 96 D CU 79 C FC 90 2-3 ③ K		C SI 93 X FF 94 0-1 ③ G5-3			B FF 92 X FF 92 1-0 HR	B FF 95 C CU 79 F CU 79 S SL 85 1-3 ③ K	5	1	1	1	0	2	3
29 Adrian Beltré, R (1, 5) OBP: 0.380, SLG: 0.518	C FF 96 F FF 97 B FF 95 F CU 80 F SI 96 F FF 96 F FF 96 S FC 90 1-3 ③ K			B FF 96 S CU 79 X SI 95 1-1 ① G5-3		B CU 78 B FC 88 X FF 95 2-0 ① F7		B FF 93 B SL 84 F FF 93 S CH 84 X FF 93 2-2 2 HR 1B		4	1	1	0	0	1	1
2 Leonys Martin, L (1, 8) OBP: 0.331, SLG: 0.373		C FF 94 X FF 95 0-1 1B		B SI 94 F FF 95 B FF 94 S FF 95 B FC 89 X FC 91 3-2 ② G5-3		B SI 93 X FF 94 1-0 ② G6-3		X FF 92 0-0 1-H HR		4	1	2	2	0	0	0
61 Robinson Chirinos, R (1, 2) OBP: 0.283, SLG: 0.457		B SI 94 C SI 95 1 SAFE S CU 77 S SI 95 1-3 ① K		F SI 94 B SI 95 X CU 78 1-1 HR		B FF 94 F FF 95 X FC 88 1-1 ③ F7		B FF 93 B CH 82 S FF 92 B FF 92 F FF 92 F CH 85 T FF 93 3-2 ① K		4	1	1	1	0	2	1
21 Carlos Pena, L (1, 3) OBP: 0.209, SLG: 0.256 49 Aaron Poreda, L (8, 1) 30 Neftalí Feliz, R (8, 1)		D FC 90 X FC 89 1-0 ② F9		B FC 89 B FF 94 F SI 96 B SI 94 B FC 90 4-1 BB			F SI 93 B CU 77 B SI 94 X FF 94 2-1 15 1B 2B	B FF 95 F FF 95 X SI 96 1-1 ② G5-3		3 0 0	0 0 0	1 0 0	0 0 0	1 0 0	0 0 0	1 0 0
12 Rougned Odor, L (1, 4) OBP: 0.294, SLG: 0.393		B FF 94 C SI 95 B FF 95 B CH 87 X FF 96 3-1 ③ L8		B FC 88 X FF 96 1-0 ③ G5-3			F FF 93 F CH 87 F FF 94 F CU 79 X SI 94 0-2 ① F8	B SI 95 F SI 94 X SI 96 1-1 2B		4	0	1	0	0	0	3
23 Nick Tepesch, R (1, 1) OBP: 0.500, SLG: 0.500 15 Michael Choice, R (7, PH) OBP: 0.247, SLG: 0.318 44 Jason Frasor, R (7, 1) 60 Chris Gimenez, R (8, PH) OBP: 0.333, SLG: 0.421 (8, 3)			B FF 96 B FF 96 C SI 95 C FF 96 B FF 96 F FF 97 X FF 97 3-2 ① L6		C FF 94 C SI 94 B FC 89 F FC 88 X FF 94 1-2 1 FC1-6 1B		D SI 94 B FC 89 B CH 90 C FF 95 S FC 89 X FC 88 3-2 2-3 1B	D SL 86 C FF 96 B SI 96 C SL 86 B SL 86 S FF 98 3-3 ③ K		2 1 0 1	0 0 0 0	1 1 0 0	0 0 0 0	0 0 0 1	0 0 0 1	0 0 0 1
Inning Stats	R: 0 E: 0 K: 1 S: 13 H: 1 LOB: 1 BB: 0 P: 17	R: 0 E: 0 K: 1 S: 8 H: 1 LOB: 1 BB: 0 P: 13	R: 0 E: 0 K: 1 S: 9 H: 0 LOB: 1 BB: 1 P: 19	R: 1 E: 0 K: 0 S: 9 H: 1 LOB: 1 BB: 1 P: 19	R: 0 E: 0 K: 1 S: 14 H: 1 LOB: 1 BB: 0 P: 20	R: 0 E: 0 K: 0 S: 4 H: 0 LOB: 0 BB: 0 P: 8	R: 0 E: 0 K: 1 S: 14 H: 2 LOB: 2 BB: 0 P: 22	R: 3 E: 0 K: 2 S: 16 H: 4 LOB: 1 BB: 0 P: 27	R: 0 E: 0 K: 1 S: 9 H: 0 LOB: 0 BB: 0 P: 14	1B: 4 2B: 3 3B: 0 HR: 3 SF: 0 SAC: 0 DP: 0 HBP: 0						

AB	37
R	4
H	10
RBI	4
BB	2
SO	8
LOB	17

WP: 0 PB: 0 SB: 0 CS: 0 PA: 39

PITCHER		IP	WLS	BF	H	R	ER	SO	BB	IBB	HBP	BLK	WP	HR	S	P	ERA	WHIP
45 Zack Wheeler, R ERA: 4.07	(1, 1)	6.1	W	27	6	1	1	4	2	0	0	0	0	1	67	111	1.42	1.263
61 Dana Eveland, L ERA: 1.38	(7, 1)	0.1		1	0	0	0	1	0	0	0	0	0	0	3	5	0.00	0.000
38 Vic Black, R ERA: 1.5	(7, 1)	0.1		1	0	0	0	0	0	0	0	0	0	0	1	2	0.00	0.000
71 Gonzalez Germen, R ERA: 4.78	(8, 1)	0.1		4	3	3	3	1	0	0	0	0	0	2	9	15	81.00	9.000
27 Jeurys Familia, R ERA: 2.18	(8, 1)	0.2	H	3	1	0	0	1	0	0	0	0	0	0	7	12	0.00	1.500

PITCHER		IP	WLS	BF	H	R	ER	SO	BB	IBB	HBP	BLK	WP	HR	S	P	ERA	WHIP
58 Jenrry Mejia, R ERA: 3.98	(9, 1)	1.0		3	0	0	0	1	0	0	0	0	0	0	9	14	0.00	0.000

Texas Rangers @ New York Mets

Citi Field, Flushing, NY

Sun Jul 06 2014, 1:11 PM - 4:32 PM EDT

Att. 25,213 - Sunny - 85 F

BOTTOM

Batter	1	2	3	4	5	6	7	8	9	AB	R	H	RBI	BB	SO	LOB
3 Curtis Granderson, L (1, 9) OBP: 0.349, SLG: 0.414	C CH 86 B FF 88 S FF 88 F FF 90 B CU 77 B FF 90 B SI 89 4-2 21 2B BB	S SI 87 X SI 88 0-1 ① F9		C SL 85 F FF 88 S SL 86 0-3 ③ K			B SL 77 B SL 79 F FF 91 S SL 81 B FF 92 F SL 81 B FF 91 4-2 28 2B BB			2	2	0	0	2	1	1
28 Daniel Murphy, L (1, 4) OBP: 0.344, SLG: 0.414	1 SAFE C SI 89 B SI 89 X SI 88 1-1 ① L8	C SI 87 B CH 82 X CH 82 1-1 ② L7			S SL 84 X FF 87 0-1 ① F9		F FF 92 X CH 86 0-1 5 FC4-5 1-H 2B			4	0	1	1	0	0	1
5 David Wright, R (1, 5) OBP: 0.329, SLG: 0.392	X FF 88 0-0 ② F8	B SL 84 B SL 81 F FF 89 B FF 89 X FF 89 3-1 ③ P3			X FF 88 0-0 ② F8		F FF 92 B FF 92 C FF 92 B SL 83 F SL 82 X FF 91 2-2 ② FC4-5 2-3			4	0	0	0	0	0	2
21 Lucas Duda, L (1, 3) OBP: 0.347, SLG: 0.473	B SI 87 B CH 82 1 SAFE 1 SAFE X SI 90 2-0 12 1B 1-H 2B		B SL 83 S SL 82 B CU 77 B SL 83 C SI 88 B SI 88 4-2 9 CS BB		B CU 74 B SL 84 C SL 84 S CH 84 S CU 77 2-3 ③ K		T FF 91 X FF 92 0-1 ③ L9			3	1	1	1	1	1	1
9 Kirk Nieuwenhuis, L (1, 7) OBP: 0.390, SLG: 0.629	B CU 77 B CH 82 2 SAFE B CH 84 B SI 88 4-0 12 1B 20 HR BB		B SI 87 C SI 89 B CH 82 S SL 85 F SL 84 B SI 87 S SL 84 3-3 ①② K 1-2			X CH 86 0-0 HR		C FF 93 C FF 95 B SI 85 F SL 84 F SI 97 B SL 87 B FF 96 B SL 84 4-2 12 F8 12 S 11 1B BB		2	3	1	1	2	1	1
12 Juan Lagares, R (1, 8) OBP: 0.323, SLG: 0.399	B FF 88 X SL 85 1-0 20 S 20 HR 1-3 2-H 1B		B SL 83 B FF 88 B FF 88 C FF 88 X FF 89 3-1 ③ G1-3			B CH 86 B SL 82 X FF 86 2-0 ① F8		C FF 90 X CH 89 0-1 ① F8 1-3		4	1	1	1	0	0	1
20 Anthony Recker, R (1, 2) OBP: 0.254, SLG: 0.351	C SL 83 C CU 76 1 SAFE D CU 77 B SI 90 F SL 85 F CU 77 X FF 90 2-2 1-H 3-H HR			B SL 82 X SL 82 1-0 ① G5-3		C CU 74 X SL 84 0-1 ② P4		C SL 81 B SL 81 C SL 81 X SL 82 1-2 ② F8		4	1	1	3	0	0	1
11 Rubén Tejada, R (1, 6) OBP: 0.350, SLG: 0.302	B SI 91 F FF 89 F SL 84 B CU 77 B SL 84 F FF 90 B SI 89 4-2 BB			F SI 87 X SI 88 0-1 45 SH1-3 2B		B CU 75 B SL 81 X SI 88 2-0 ③ P4		B SL 83 X FF 91 1-0 3-H 1B		3	0	2	1	1	0	0
45 Zack Wheeler, L (1, 1) OBP: 0.071, SLG: 0.037 61 Dana Eveland, L (7, 1) 38 Vic Black, R (7, 1) 22 Eric Young Jr., S (7, PH) OBP: 0.319, SLG: 0.314 71 Gonzalez Germen, R (8, 1) 27 Jeurys Familia, R (8, 1) OBP: 1.000, SLG: 1.000 53 Bobby Abreu, L (8, PH) OBP: 0.356, SLG: 0.392 58 Jenrry Mejia, R (9, 1)	C SI 87 S SL 86 T SI 90 0-2 ③ K			F SI 86 X SL 84 0-1 ② SH1-3 2-3			B FF 90 B FF 90 C FF 89 X FF 88 2-1 ① G4-3	C FF 90 S CH 82 B FF 91 B CH 83 D SL 83 X CH 85 3-2 ③ G4-3		1 0 0 1 0 0 1 0	0 0 0 0 0 0 0 0	0 0 0 0 0 0 0 0	0 0 0 0 0 0 0 0	1 0 0 0 0 0 0 0	1 0 0 0 0 0 0 1	1 0 0 0 0 0 0 0
Inning Stats	R: 5 E: 0 K: 1 S: 19 H: 3 LOB: 1 BB: 3 P: 37	R: 0 E: 0 K: 0 S: 6 H: 0 LOB: 0 BB: 0 P: 10	R: 0 E: 0 K: 1 S: 8 H: 0 LOB: 0 BB: 1 P: 18	R: 0 E: 0 K: 1 S: 8 H: 1 LOB: 1 BB: 0 P: 9	R: 0 E: 0 K: 1 S: 6 H: 0 LOB: 0 BB: 0 P: 8	R: 1 E: 0 K: 0 S: 5 H: 1 LOB: 0 BB: 0 P: 9	R: 1 E: 0 K: 0 S: 13 H: 1 LOB: 0 BB: 0 P: 9	R: 1 E: 0 K: 0 S: 13 H: 1 LOB: 1 BB: 1 P: 21	R: 1 E: 0 K: 0 S: 13 H: 1 LOB: 1 BB: 1 P: 22		1B: 2 2B: 4 3B: 0 HR: 2 SF: 0 SAC: 1 DP: 1 HBP: 0			WP: 0 PB: 0 SB: 2 CS: 1 PA: 36	

livebaseballscorecards.com

AB	29
R	8
H	7
RBI	8
BB	6
SO	4
LOB	10

PITCHER		IP	WLS	BF	H	R	ER	SO	BB	IBB	HBP	BLK	WP	HR	S	P	ERA	WHIP
23 Nick Tepesch, R ERA: 4.29	(1, 1)	6.0	L	26	5	6	6	4	4	0	0	0	0	2	52	91	9.00	1.500
44 Jason Frasor, R ERA: 2.86	(7, 1)	1.0		5	1	1	1	0	1	0	0	0	0	0	13	21	9.00	2.000
49 Aaron Poreda, L ERA: 4.05	(8, 1)	0.0		1	0	1	1	0	1	0	0	0	0	0	4	8	∞	∞
30 Neftalí Feliz, R ERA:	(8, 1)	1.0		4	1	0	0	0	0	0	0	0	0	0	9	14	0.00	1.000

PITCHER		IP	WLS	BF	H	R	ER	SO	BB	IBB	HBP	BLK	WP	HR	S	P	ERA	WHIP

Houston Astros @ Texas Rangers

Globe Life Park in Arlington, Arlington, TX

Mon Jul 07 2014, 8:09 PM - 11:56 PM EDT

Att. 31,010 - Clear - 93 F

livebaseballscorecards.com

Batter	1	2	3	4	5	6	7	8	9	AB	R	H	RBI	BB	SO	LOB
27 Jose Altuve, R (1, 4) OBP: 0.377, SLG: 0.436	X FF 91 0-0 ① P4	X SL 87 0-0 ① P4		B FF 92 B SL 87 B FF 91 C FF 91 X FF 92 3-1 21 PB, 4 1B, 21 HR, 1B		C FF 88 X SI 89 0-1 ① F8		C SI 88 X CH 85 0-1 0 SF9, 0 S, 21 2B, 1B 1-3		5	2	2	0	0	0	1
8 Alex Presley, L (1, 8) OBP: 0.291, SLG: 0.359 0 L.J. Hoes, R (8, PH) OBP: 0.245, SLG: 0.297 (8, 9)	C SI 92 X FF 93 0-1 ② P5	C SL 87 X SI 94 0-1 4 S, 1B 3-H		1 SAFE C SI 89 B SL 89 1 SAFE F CH 82 F SL 86 F FF 92 C FF 92 1-3 ① K		B SI 88 X SI 88 1-0 HR		B CH 85 D CH 85 B SL 82 C SI 90 C SL 81 F SL 83 F SL 83 F SL 83 F SL 82 3-2 ① SF9 1-3 3-H		4 0	1 0	2 0	2 1	0 0	1 0	1 0
4 George Springer, R (1, 9) OBP: 0.341, SLG: 0.458 (8, 8)	S FF 94 S FF 94 F SI 96 B FF 95 B SI 96 B SL 88 C FF 96 3-3 ③ K	1 SAFE B FF 91 B SL 86 C FF 91 B FF 94 F FF 94 F SI 91 S SL 87 3-3 ② K 1-2		S FF 90 X SL 86 0-1 21 PB, 21 HR, 1B 1-2		F SL 80 B SL 81 X SL 81 1-1 ② G6-3		S SL 81 F SL 82 B SI 91 B SL 83 C SI 90 2-3 ② K		5	1	1	0	0	3	2
21 Jon Singleton, L (1, 3) OBP: 0.284, SLG: 0.385	C SI 94 S FF 95 F FF 95 X CU 77 0-2 23 1B, 30 1B, 22 1B, 1B C SI 82 C CU 82 F CU 87 S FF 95 0-3 ③ K			F FF 92 B FF 93 B CH 84 C FF 92 B SI 94 X FF 93 3-2 1-H 2-H HR		B CH 84 B SI 90 C SI 90 B SI 90 B SI 91 4-1 BB		B SL 82 B SI 89 X SI 91 2-0 3-H 2B		4	2	3	4	1	1	1
30 Matt Dominguez, R (1, 5) OBP: 0.288, SLG: 0.376		B FF 93 X FF 93 1-0 22 1B, 23 1B, 6 1B 1-2 1B	B FF 91 F FF 90 B CU 74 C SL 87 F SI 93 F SI 94 F CU 75 B FF 94 X SI 91 3-2 6 1B 1B	X FF 92 0-0 ② G5-3		S SI 89 X CH 84 0-1 ③ F9		X SI 89 0-0 ③ P3		5	1	2	0	0	0	2
23 Chris Carter, R (1, 10) OBP: 0.269, SLG: 0.421		S FF 93 F SI 93 B SI 95 D SL 88 X SL 87 2-2 6 1B, 22 1B, 9 3B 1-2 2-3 1B	S SL 86 F FF 93 B FF 94 S SL 88 1-3 ① K	C FF 92 B FC 87 X FC 88 1-1 ③ L6			X SL 82 0-0 ① L7		X SI 88 0-0 ① G6-3	5	1	1	0	0	1	1
22 Carlos Corporán, S (1, 2) OBP: 0.303, SLG: 0.434		X SI 94 0-0 6 1B, 9 3B 1-2 2-3 3-H 1B	F FF 93 1 SAFE S SI 93 X FF 94 0-2 ② F7		B FF 91 C FF 91 S CH 80 F FF 93 X FC 90 1-2 9 G6-4-3, 1B		B SI 89 B CH 85 X SI 90 2-0 ② G3		B FF 89 C FF 89 B FF 89 X FF 90 2-1 6 F9, 2B	5	1	3	1	0	0	1
6 Enrique Hernández, R (1, 7) OBP: 0.440, SLG: 0.545		C FF 93 X FF 94 0-1 9 3B 1-2 2-3 3-H 1B	F FF 94 B SI 93 B SL 86 F FF 92 X FF 95 2-2 1-2 1B	C FF 91 B FC 88 X FC 86 1-1 ① P6			S SL 82 C SL 82 F SI 91 F SI 92 B SL 85 F SI 91 B SI 93 S SL 84 2-3 ③ K		B FF 88 B FF 90 C FF 90 X FF 90 2-1 ② F9 2-3	5	1	2	1	0	1	2
9 Marwin Gonzalez, S (1, 6) OBP: 0.341, SLG: 0.425		B CU 74 S CH 85 F FF 94 F SI 95 X FF 94 1-2 8 1B, 3B 1-H 2-H 3-H	C FF 93 C CU 74 D SL 87 D CU 74 X CH 84 2-2 ③ G3-1	B FF 91 B CH 79 C FF 92 F FF 91 X FF 93 2-2 ② ③ G6-4-3 1-2f				B CH 83 C SI 89 C SL 81 F SL 83 F SI 91 B SI 91 B SL 84 B SI 90 4-2 27 1B, 0 SF9, BB	D CH 84 C FC 90 X FC 90 1-1 ③ G4-3	4	2	1	3	1	0	4
Inning Stats	R: 0 E: 0 K: 1 S: 7 H: 0 LOB: 0 BB: 0 P: 10	R: 6 E: 0 K: 2 S: 26 H: 7 LOB: 1 BB: 0 P: 33	R: 0 E: 0 K: 1 S: 18 H: 2 LOB: 2 BB: 0 P: 26	R: 3 E: 0 K: 1 S: 15 H: 3 LOB: 0 BB: 0 P: 23	R: 0 E: 0 K: 0 S: 9 H: 1 LOB: 0 BB: 0 P: 13	R: 1 E: 0 K: 0 S: 8 H: 1 LOB: 1 BB: 1 P: 14	R: 0 E: 0 K: 1 S: 8 H: 0 LOB: 0 BB: 0 P: 12	R: 2 E: 0 K: 1 S: 19 H: 2 LOB: 1 BB: 1 P: 30	R: 0 E: 0 K: 0 S: 7 H: 1 LOB: 1 BB: 0 P: 12	1B: 12 2B: 2 3B: 1 HR: 2 SF: 1 SAC: 0 DP: 1 HBP: 0						

TOP

AB	42
R	12
H	17
RBI	12
BB	2
SO	7
LOB	15

WP: 0 PB: 1 SB: 2 CS: 0 PA: 45

PITCHER		IP	WLS	BF	H	R	ER	SO	BB	IBB	HBP	BLK	WP	HR	S	P	ERA	WHIP
36 Miles Mikolas, R ERA: 12.46	(1, 1)	3.1	L	22	12	9	9	5	0	0	0	0	0	1	63	88	24.30	3.600
37 Shawn Tolleson, R ERA: 3.07	(4, 1)	1.2		5	1	0	0	0	0	0	0	0	0	0	12	17	0.00	0.600
25 Scott Baker, R ERA: 5.96	(6, 1)	3.1		15	3	3	3	2	2	0	0	0	0	1	36	57	8.10	1.500
28 Joakim Soria, R ERA: 2.76	(9, 1)	0.2		3	1	0	0	0	0	0	0	0	0	0	6	11	0.00	1.500

PITCHER	IP	WLS	BF	H	R	ER	SO	BB	IBB	HBP	BLK	WP	HR	S	P	ERA	WHIP

Houston Astros @ Texas Rangers

Globe Life Park in Arlington, Arlington, TX

Mon Jul 07 2014, 8:09 PM - 11:56 PM EDT

Att. 31,010 - Clear - 93 F

BOTTOM

Batter	1	2	3	4	5	6	7	8	9	AB	R	H	RBI	BB	SO	LOB
17 Shin-Soo Choo, L (1, 10) OBP: 0.373, SLG: 0.393	C FF 95 C FF 94 B KC 79 C KC 80 1-3 ① K		T FF 92 F FF 93 B FF 92 X KC 78 1-2 1 G6-3 1B	B FF 93 B KC 78 F FF 93 B KC 79 B FF 93 4-1 1 2B BB 1-2 2-3		B SI 90 S FC 86 B SI 91 C FC 85 B FC 88 B FC 84 4-2 BB			C SI 91 X FS 83 0-1 ① G3-1	3	1	1	0	2	1	0
1 Elvis Andrus, R (1, 6) OBP: 0.318, SLG: 0.348	C FF 94 X FC 94 0-1 ② G4-3		C KC 77 B FF 94 C FF 93 X FF 94 1-2 ①② G6-3 1-2f	B FF 94 C FF 93 B FF 94 F FF 94 F FF 94 X KC 80 2-2 1-H 2-H 3-H 2B		C FF 93 B FF 94 S CH 76 C FF 94 1-3 ② K			B SI 93 B SI 92 C SI 92 B SI 92 C SI 93 X SI 92 3-2 DI 1B 1B	5	1	2	3	0	1	2
Alex Rios, R (1, 9) OBP: 0.334, SLG: 0.440	B FF 94 C FF 94 F FF 94 B FF 94 B SI 95 X FF 94 3-2 ③ F7		X FF 93 0-0 29 2B 2B	B FF 94 B KC 78 F FF 93 X FF 93 2-1 ③ G1-3		C KC 76 S FF 94 D CH 76 F FF 94 B CH 76 F KC 78 B FF 94 F FF 95 S FF 94 3-3 ③ K			C SI 92 C CU 77 B CU 77 B SI 94 B SI 94 X SI 95 3-2 20 WP 1-H 1B	5	1	2	1	0	1	2
29 Adrián Beltré, R (1, 5) OBP: 0.380, SLG: 0.530		C FF 93 F FF 94 B FF 93 F FF 94 B KC 79 X FF 94 2-2 ① G6-3	B KC 78 B FF 94 B KC 77 C FF 93 X FF 95 3-1 2-H 2B		F FF 92 X FF 92 0-1 HR		C FF 94 F FF 94 S FF 94 0-3 ① K		C SI 94 B CU 77 S SI 95 S SI 94 1-3 ② K	5	1	2	2	0	2	1
2 Leonys Martin, L (1, 8) OBP: 0.331, SLG: 0.371 20 Jake Smolinski, R (7, PH) (8, 7)		C KC 76 B FF 94 F FF 94 B FF 94 B KC 78 B FF 93 4-2 21 1B 12 E BB	C FF 92 F FF 93 S KC 80 0-3 ③ K		X FF 91 0-0 ① B5-3		C FF 93 B SL 82 F FF 93 F SL 83 S CH 80 1-3 ② K		C CU 78 B CU 77 F SI 94 X SI 95 1-2 ③ G3-1 1-2	2 2	1 0	0 0	0 0	1 0	1 1	1 1
61 Robinson Chirinos, R (1, 2) OBP: 0.283, SLG: 0.453		C FF 94 B X FF 95 1-1 ② P3		B FF 91 X FF 92 1-0 17 BB 12 1B 1 2B 1B	B FF 91 X FF 92 1-0 ② G5-3		C CH 80 S FF 93 S SL 80 0-3 ③ K			4	1	1	0	0	1	1
21 Carlos Pena, L (1, 3) OBP: 0.239, SLG: 0.286 60 Chris Gimenez, R (8, PH) OBP: 0.329, SLG: 0.416 (9, 3)		C FF 94 B FC 94 B FF 94 S FF 94 B FF 94 X FF 94 3-2 12 E 1-2 1B	C FF 93 B KC 78 C FF 92 X FF 93 1-2 ① P4	C KC 77 X FF 93 0-1 1B				C CH 78 B SL 80 S FF 91 S SL 78 1-3 ① K	3 1	0 0	2 0	0 0	0 1	0 0	1 0
12 Rougned Odor, L (1, 4) OBP: 0.293, SLG: 0.389		B KC 78 C KC 79 C FC 94 X FF 94 1-2 E3 1-2 2-H	B KC 76 1 SAFE C FF 93 B SI 93 F FF 93 X KC 79 2-2 17 BB 1 2B 1-2 1B	X FF 92 0-0 ③ G4-3				B FF 92 S SL 81 B SL 81 B FF 92 F FF 93 F FF 94 S FF 93 3-3 ② K	4	1	1	0	0	1	2
19 Daniel Robertson, R (1, 7) OBP: 0.262, SLG: 0.259 (8, 8)		F FF 94 X FF 93 0-1 ③ P3	F FF 94 X FF 94 0-1 ② F8			C SI 89 B SI 89 X SI 89 1-1 ① G5-3		C CH 80 B FF 93 F FF 93 B SL 82 X SL 80 2-2 ③ F8	4	0	0	0	0	0	4

Inning Stats	1	2	3	4	5	6	7	8	9
	R: 0 H: 0 E: 0 LOB: 0 K: 1 BB: 0 S: 8 P: 12	R: 1 H: 1 E: 1 LOB: 2 K: 0 BB: 1 S: 16 P: 27	R: 1 H: 3 E: 0 LOB: 1 K: 1 BB: 0 S: 12 P: 17	R: 3 H: 3 E: 0 LOB: 1 K: 0 BB: 1 S: 16 P: 28	R: 1 H: 2 E: 0 LOB: 1 K: 0 BB: 0 S: 7 P: 8	R: 0 H: 0 E: 0 LOB: 1 K: 2 BB: 1 S: 13 P: 22	R: 0 H: 0 E: 0 LOB: 0 K: 3 BB: 0 S: 10 P: 11	R: 0 H: 0 E: 0 LOB: 0 K: 2 BB: 0 S: 10 P: 16	R: 1 H: 2 E: 0 LOB: 1 K: 1 BB: 0 S: 14 P: 22

1B: 7 SF: 0
2B: 3 SAC: 0
3B: 0 DP: 1
HR: 1 HBP: 0

WP: 1 PA: 41
PB: 0
SB: 0
CS: 0

	AB	38
	R	7
	H	11
	RBI	6
	BB	3
	SO	10
	LOB	15

livebaseballscorecards.com

PITCHER		IP	WLS	BF	H	R	ER	SO	BB	IBB	HBP	BLK	WP	HR	S	P	ERA	WHIP
48 Jarred Cosart, R ERA: 4.17	(1, 1)	5.0	W	26	9	6	5	2	2	0	0	0	0	1	59	92	9.00	2.200
38 Darin Downs, L ERA: 4.22	(6, 1)	0.1		2	0	0	0	0	1	0	0	0	0	0	4	9	0.00	3.000
35 Josh Fields, R ERA: 5.46	(6, 1)	1.0		3	0	0	0	3	0	0	0	0	0	0	12	16	0.00	0.000
29 Tony Sipp, L ERA: 2.84	(7, 1)	1.2		5	0	0	0	4	0	0	0	0	0	0	17	24	0.00	0.000
55 Jose Veras, R ERA: 7.5	(9, 1)	1.0		5	2	1	1	1	0	0	0	0	1	0	14	22	9.00	2.000

PITCHER	IP	WLS	BF	H	R	ER	SO	BB	IBB	HBP	BLK	WP	HR	S	P	ERA	WHIP

Houston Astros @ Texas Rangers

Globe Life Park in Arlington, Arlington, TX

Tue Jul 08 2014, 8:09 PM - 11:41 PM EDT

Att. 32,608 - Clear - 95 F

TOP

livebaseballscorecards.com

Batter	1	2	3	4	5	6	7	8	9	AB	R	H	RBI	BB	SO	LOB
27 Jose Altuve, R (1, 4) OBP: 0.380, SLG: 0.438	B FF 89 F FF 88 B CU 81 F FF 89 X SI 89 2-2 4 BB 19 S 21 1B 1B	C CU 80 F CH 82 B CU 82 B SI 89 X CH 82 2-2 1B	B FF 87 1 SAFE B FF 85 1 SAFE B FF 86 C FF 86 X FF 87 3-1 ③ P5			C SL 79 B FC 86 B FC 85 B FF 91 C FF 92 B SL 82 4-2 4 E 4 S 4 E BB	C SL 86 X SL 84 0-1 ① SF8 1-2 3-H		3	1	2	1	1	0	1
19 Robbie Grossman, S (1, 9) OBP: 0.270, SLG: 0.254	B SI 89 F FF 90 S SI 89 B CU 82 S CU 83 2-3 K 21 WP 4 BB 21 1B 1-2	1 SAFE 1 SAFE B SI 88 1 SAFE B FF 88 X FF 87 2-0 ③ F8			B CH 81 S CH 81 B FF 87 B FF 88 F FF 85 F FF 87 B FF 88 4-2 4 FC6-4 BB		F FF 90 B FF 90 B FF 91 X SL 76 2-1 ① F9	X FF 96 0-0 ② G3-1 2-3		4	1	0	0	1	1	4
4 George Springer, R (1, 8) OBP: 0.342, SLG: 0.466	C FF 89 D CU 82 F FF 90 F FF 90 D CU 82 F FF 90 F FF 90 B FF 88 B FF 89 4-2 21 1B 21 WP 30 1B 1-2 2-3 BB	B CU 79 C FF 88 B CH 83 X FF 89 2-1 HR			X SL 82 0-0 ① FC6-4 1-2f		C FC 86 X FC 88 0-1 ② E4 1-H	B SL 85 F FF 95 C FF 96 C FF 96 1-3 ③ K		4	2	1	2	1	1	2
21 Jon Singleton, L (1, 3) OBP: 0.295, SLG: 0.397	B FF 90 B FF 88 S FF 89 S FF 90 3 SAFE B FF 90 X CU 81 3-2 ① 23 HBP 30 1B 1-3 2-H 3-H 1B	B FF 88 X SI 87 1-0 ① P2			C FF 91 1 SAFE F SI 90 B FF 90 B CH 85 S FF 93 2-3 ② K		X FF 96 0-0 2B		C FS 88 B FF 95 B CH 82 B FF 96 S FS 89 F FF 97 B FS 88 4-2 30 G3 BB	4	0	2	1	1	1	1
30 Matt Dominguez, R (1, 5) OBP: 0.287, SLG: 0.374	B SI 88 X CU 81 1-0 23 HBP 1-2 3-H 1B	S CH 82 X FF 90 0-1 ② G3			C SL 81 C SL 80 X FF 91 0-2 ③ L7		C FF 96 S SL 86 B FF 96 S SL 87 1-3 ③ K		C SL 85 F FF 96 X FF 96 0-2 ① G3 1-2	5	0	1	1	0	1	3
23 Chris Carter, R (1, 10) OBP: 0.274, SLG: 0.446	B FF 88 B FF 88 C FF 88 C FF 88 H FF 90 3-2 22 G4-6-3 1-2 2-3 HBP	C FF 88 F FF 89 B FF 89 B CU 81 C SI 88 2-3 ③ K				B FF 93 S FF 92 X FF 92 1-1 HR		X FF 96 0-0 HR	B FF 96 B FF 96 C SL 85 X SL 84 2-1 ② G5-3	4	2	2	2	0	1	1
22 Carlos Corporán, S (1, 2) OBP: 0.298, SLG: 0.423	X FF 87 0-0 ②③ G4-6-3 1-2f			C CU 78 X SI 88 0-1 ① G6-3		X CH 85 0-0 ① P2		C FF 94 X SL 84 0-1 6 2B 9 1B 1B	X FS 88 0-0 ③ G4-3	5	1	1	0	0	0	4
6 Enrique Hernández, R (1, 7) OBP: 0.414, SLG: 0.538		X FF 88 0-0 ① F7		B CU 78 B CU 78 X FF 87 2-0 ② G4-3		B SL 82 X SL 82 1-0 ② L7		D FF 97 B CH 86 F FF 94 X SL 86 2-1 9 1B 27 SF8 1-3 2B		4	1	1	0	0	0	0
9 Marwin Gonzalez, S (1, 6) OBP: 0.346, SLG: 0.427		C SI 88 C CH 82 F FF 88 F CU 82 F CU 81 B FF 87 X FF 87 1-2 ② L9		B FF 88 C CH 82 F CH 82 X FF 89 1-2 1B		X FF 92 0-0 ③ P5		C FF 96 X FF 96 0-1 19 G3-1 27 SF8 2-3 3-H 1B		4	0	2	1	0	0	0
Inning Stats	R: 2 E: 0 K: 1 S: 18 H: 3 LOB: 2 BB: 1 P: 33	R: 0 E: 0 K: 0 S: 11 H: 1 LOB: 1 BB: 0 P: 16	R: 1 E: 0 K: 1 S: 8 H: 1 LOB: 0 BB: 0 P: 13	R: 0 E: 0 K: 0 S: 8 H: 1 LOB: 1 BB: 0 P: 14	R: 0 E: 0 K: 1 S: 10 H: 0 LOB: 1 BB: 1 P: 16	R: 1 E: 0 K: 0 S: 5 H: 1 LOB: 0 BB: 0 P: 7	R: 1 E: 1 K: 1 S: 10 H: 1 LOB: 1 BB: 1 P: 17	R: 3 E: 0 K: 1 S: 13 H: 4 LOB: 1 BB: 0 P: 16	R: 0 E: 0 K: 0 S: 9 H: 0 LOB: 1 BB: 1 P: 15	1B: 7 2B: 2 3B: 0 HR: 3 SF: 1 SAC: 0 DP: 1 HBP: 1						
										WP: 1 PB: 0 SB: 2 CS: 0			PA: 43			

	AB	37
	R	8
	H	12
	RBI	8
	BB	4
	SO	5
	LOB	16

PITCHER		IP	WLS	BF	H	R	ER	SO	BB	IBB	HBP	BLK	WP	HR	S	P	ERA	WHIP
47 Phil Irwin, R ERA: 6.75	(1, 1)	4.0	L	20	6	3	3	2	2	0	1	0	1	1	48	83	6.75	2.000
30 Neftalí Feliz, R ERA: 1.8	(5, 1)	2.0		7	1	1	1	1	0	0	0	0	0	1	12	16	4.50	0.500
37 Shawn Tolleson, R ERA: 3.22	(7, 1)	0.2		3	0	1	1	0	1	0	0	0	0	0	6	12	13.50	1.500
49 Aaron Poreda, L ERA: 5.31	(7, 1)	0.1		6	5	3	3	1	0	0	0	0	0	1	11	14	81.00	15.000
55 Roman Mendez, R ERA:	(8, 1)	2.0		7	0	0	0	1	1	0	0	0	0	0	15	22	0.00	0.500

PITCHER	IP	WLS	BF	H	R	ER	SO	BB	IBB	HBP	BLK	WP	HR	S	P	ERA	WHIP

Houston Astros @ Texas Rangers

Globe Life Park in Arlington, Arlington, TX

Tue Jul 08 2014, 8:09 PM - 11:41 PM EDT

Att. 32,608 - Clear - 95 F

livebaseballscorecards.com

BOTTOM

Batter	1	2	3	4	5	6	7	8	9	AB	R	H	RBI	BB	SO	LOB
17 Shin-Soo Choo, L (1, 10) OBP: 0.373, SLG: 0.391	C FF 91 B SI 89 C KC 74 B FF 93 B SI 90 X FF 92 3-2 1B		F CH 80 S CH 79 X KC 78 0-2 ① ② G6-4-3 1-2f		X KC 77 0-0 ③ F8		B FF 92 C FF 92 S FF 93 D SL 84 S FF 93 2-3 ② K		C SL 86 H SI 93 1-1 HBP	4	0	1	0	0	1	3
1 Elvis Andrus, R (1, 6) OBP: 0.317, SLG: 0.346	B SI 89 X FF 91 1-0 ① F8		B ST 84 B FF 93 B FF 91 C FF 92 X FF 91 3-1 1B			B FF 92 B FF 93 C ST 81 X ST 82 2-1 ① G1-3	S FF 93 B CH 76 X FF 94 1-1 ③ F8		B SI 93 C SI 93 B SI 92 B SI 92 C SI 92 F SI 92 S SI 93 3-3 ③ K	5	0	1	0	0	1	5
Alex Rios, R (1, 9) OBP: 0.333, SLG: 0.438	B FF 92 C ST 82 1 SAFE F FF 92 B ST 85 X FF 92 2-2 ② F8		S FF 92 B FF 92 T FF 91 C KC 79 1-3 ③ K			C ST 84 B CH 76 T FF 93 F FF 94 X ST 83 1-2 1B		B FF 92 B FF 92 B FF 92 C FF 92 F FF 93 S FF 94 3-3 ① K		4	0	1	0	0	2	2
29 Adrian Beltré, R (1, 5) OBP: 0.379, SLG: 0.533	B FF 92 C ST 86 B FF 91 S ST 83 C FF 90 2-3 ③ K			B FF 91 C ST 82 B FF 93 X FF 92 2-1 2 SF8 3B		B FF 92 X FF 92 1-0 ② F8		S FF 95 S FF 94 F FF 95 F CH 76 F FF 95 B FF 94 X FF 96 1-2 ② P4		4	1	1	0	0	1	2
2 Leonys Martin, L (1, 8) OBP: 0.333, SLG: 0.391		B KC 73 B SI 90 B FF 92 C FF 90 X FF 92 3-1 HR		F KC 78 B KC 79 B FF 93 X KC 76 2-1 ① SF8 3-H		C FC 83 1 SAFE S FC 85 S FC 86 0-3 ③ K		B FF 95 X FF 96 1-0 3B		3	1	2	2	0	1	1
60 Chris Gimenez, R (1, 2) OBP: 0.326, SLG: 0.400		C FF 91 B FF 91 S ST 83 B ST 85 S FF 92 2-3 ① K		S FF 92 B FF 93 F ST 82 F KC 74 B ST 82 F FF 93 X KC 77 2-2 ② G3-1			B CH 82 B SI 89 B SI 90 B SI 90 4-0 21 G3-4 20 2B BB	C KC 77 F FF 95 D KC 80 D KC 81 B FF 95 X FF 94 3-2 ③ G6-3		3	1	0	0	1	1	1
21 Carlos Pena, L (1, 3) OBP: 0.220, SLG: 0.261		X FF 93 0-0 ② F9		B CH 78 C CH 81 B CH 80 X FF 94 2-1 ③ G4-1			B FC 86 D SI 90 C SI 90 F SI 90 F SI 91 X FC 87 2-2 ① G3-4 1-2		C SI 92 S SI 93 X SI 94 0-2 ① G6-3	4	0	0	0	0	0	1
20 Jake Smolinski, R (1, 7) OBP: 0.333, SLG: 0.500		B FF 93 S ST 85 C ST 86 F KC 76 B CH 79 T ST 85 2-2 ③ K			C ST 82 B KC 72 B ST 85 C FF 93 B FF 93 C FF 92 3-3 ① K		S SL 87 D SL 89 T CH 88 B FF 95 F SL 85 B SL 87 X SL 85 3-2 2-H 2B		B SI 93 C SI 92 B SI 94 B SI 92 C SI 91 X SL 85 3-2 12 G5-3 1B	4	0	2	1	0	2	0
12 Rougned Odor, L (1, 4) OBP: 0.298, SLG: 0.388			B FF 93 B FF 93 C FF 92 X FF 93 2-1 17 G6-4-3 1B		C KC 78 B CH 78 S CH 81 F ST 86 B FF 93 X KC 77 2-2 ② G5-3		B SL 80 B FF 92 B SL 79 C FF 91 F FF 92 B SL 82 4-2 BB		C SI 92 X SI 93 0-1 ② G5-3 1-2	3	0	1	0	1	0	1
Inning Stats	R: 0 E: 0 K: 1 S: 10 H: 1 LOB: 1 BB: 0 P: 18	R: 1 E: 0 K: 2 S: 10 H: 1 LOB: 0 BB: 0 P: 17	R: 0 E: 0 K: 1 S: 10 H: 2 LOB: 1 BB: 0 P: 16	R: 1 E: 0 K: 0 S: 11 H: 1 LOB: 0 BB: 0 P: 19	R: 0 E: 0 K: 1 S: 8 H: 0 LOB: 0 BB: 0 P: 13	R: 0 E: 0 K: 1 S: 10 H: 1 LOB: 1 BB: 0 P: 14	R: 1 E: 0 K: 1 S: 15 H: 1 LOB: 2 BB: 2 P: 31	R: 0 E: 0 K: 1 S: 13 H: 1 LOB: 1 BB: 0 P: 21	R: 0 E: 0 K: 1 S: 13 H: 1 LOB: 2 BB: 0 P: 20	1B: 5 2B: 1 3B: 2 HR: 1 SF: 1 SAC: 0 DP: 1 HBP: 1						

	AB	34
	R	3
	H	9
	RBI	3
	BB	2
	SO	9
	LOB	16

WP: 0 PB: 0 SB: 0 CS: 0 PA: 38

PITCHER		IP	WLS	BF	H	R	ER	SO	BB	IBB	HBP	BLK	WP	HR	S	P	ERA	WHIP
41 Brad Peacock, R ERA: 4.3	(1, 1)	5.2	W	22	6	2	2	5	0	0	0	0	0	1	56	94	3.18	1.059
38 Darin Downs, L ERA: 4.5	(6, 1)	0.2	H	3	0	1	1	1	1	0	0	0	0	0	7	13	13.50	1.500
61 Josh Zeid, R ERA: 6.23	(7, 1)	0.0		1	1	0	0	0	0	0	0	0	0	0	4	7	∞	∞
29 Tony Sipp, L ERA: 2.81	(7, 1)	0.1	H	2	0	0	0	1	1	0	0	0	0	0	5	11	0.00	3.000
35 Josh Fields, R ERA: 5.23	(7, 1)	1.1	H	5	1	0	0	1	0	0	0	0	0	0	15	24	0.00	0.750

PITCHER		IP	WLS	BF	H	R	ER	SO	BB	IBB	HBP	BLK	WP	HR	S	P	ERA	WHIP
50 Chad Qualls, R ERA: 2.05	(9, 1)	1.0		5	1	0	0	1	0	0	1	0	0	0	13	20	0.00	1.000

Batter	1	2	3	4	5	6	7	8	9	AB	R	H	RBI	BB	SO	LOB
27 Jose Altuve, R (1, 4) OBP: 0.378, SLG: 0.437	F FF 91 C FF 93 F FC 89 B ST 83 B FF 95 T FF 95 2-2 ① K		B FF 92 X FF 92 1-0 19 E 2B		B SI 95 C SI 93 X SI 94 1-1 ② G6-3		B SL 84 X FF 92 1-0 G4-3		B SL 81 X SL 81 1-0 ① P3	5	1	1	0	0	1	0
19 Robbie Grossman, S (1, 9) OBP: 0.289, SLG: 0.309	B FF 95 S FF 94 F FF 95 F FF 95 B ST 82 X FF 94 2-2 4 G6-3 2B		B FF 92 B FF 92 X FF 92 2-0 E8 4 1B 2-H 1B		F SI 91 C CU 69 F ST 79 B FS 89 X ST 81 1-2 HR		C SL 82 C CH 86 B FF 93 B FF 93 X SL 82 2-2 4 HR 1B		B CH 85 S SI 89 T SI 90 S SI 91 1-3 ② K	5	2	4	2	0	1	0
4 George Springer, R (1, 8) OBP: 0.342, SLG: 0.475	C FF 94 2 SAFE B FF 94 X FF 94 1-1 ② G6-3 2-3		C ST 80 F FC 90 F FF 94 X FS 89 0-2 30 G4-6-3 2-3 1B		S SI 94 X SI 95 0-1 ③ G4-3		C FF 93 1 SAFE B FF 92 B SL 84 X FF 93 2-1 1-H HR		S SL 83 X SL 82 0-1 ③ G6-3	5	1	2	2	0	0	1
21 Jon Singleton, L (1, 3) OBP: 0.294, SLG: 0.392	C FF 95 F FC 89 B FF 95 S ST 80 1-3 ③ K		F FC 88 1 SAFE S FC 89 B FC 89 1 SAFE B ST 82 F ST 81 1 SAFE F FF 94 2-3 C ST 79 ① K			F FC 85 B FC 85 B FC 87 F FC 87 F CU 73 F SI 93 X FS 90 2-2 23 1B 22 2B 1B	C CH 86 B FF 92 S CH 86 B FF 92 C FF 92 2-3 ② K			4	1	1	0	0	3	3
30 Matt Dominguez, R (1, 5) OBP: 0.284, SLG: 0.369		S FF 91 B SI 93 C FC 87 X FC 91 1-2 ① G1-3	1 SAFE C SI 93 1 SAFE C SI 93 B FC 92 F FF 93 X SI 95 1-2 ②③ G4-6-3 1-2f			F SI 92 X FF 93 0-1 ① P5	B FF 92 X SL 83 1-0 ③ G4-3			4	0	0	0	0	0	3
23 Chris Carter, R (1, 10) OBP: 0.277, SLG: 0.447		C SI 94 B SI 93 B ST 80 X FF 93 2-1 ② F9	C SI 91 C SI 92 F FF 93 B SI 95 S ST 80 1-3 ① K		X FF 91 0-0 22 2B 1-2 1B			B SL 86 C FF 90 B FF 90 S SL 84 X SL 87 2-2 6 BLK 1B		4	1	2	0	0	1	0
22 Carlos Corporán, S (1, 2) OBP: 0.305, SLG: 0.444		C FF 93 B FS 88 X SI 94 1-1 6 3B 2B	B SI 92 F SI 92 C ST 79 S CS 63 1-3 ② K		D FC 91 C FC 89 F FS 88 F SI 92 F ST 80 X FS 87 1-2 1-H 2-H 2B			B CH 85 C FF 90 B FF 91 S FF 90 S SI 92 1 SAFE 2-3 ① K		4	1	2	2	0	2	1
6 Enrique Hernández, R (1, 7) OBP: 0.424, SLG: 0.586		X FF 94 0-0 9 WP 2-H 3B	B SI 94 S SI 94 B SI 96 C ST 79 B ST 82 S ST 78 3-3 ③ K			C SI 94 X FF 93 0-1 ② L9		B SL 87 B FF 91 B FF 90 C FF 91 B FF 90 4-1 9 G6-4-3 1-2 BB		3	1	1	1	1	1	1
9 Marwin Gonzalez, S (1, 6) OBP: 0.336, SLG: 0.414		C FF 94 B FC 90 B FC 90 F FC 88 S ST 78 2-3 ③ K 3-H			C ST 76 B SI 92 F FF 93 B FF 95 X ST 81 2-2 ① G1-3	F SI 91 D FS 89 F FC 88 S CU 68 1-3 ③ K		B SL 88 X FF 91 1-0 ②③ G6-4-3 1-2f		4	0	0	0	0	2	3
Inning Stats	R: 0 E: 0 K: 2 S: 13 H: 1 LOB: 1 BB: 0 P: 19	R: 2 E: 0 K: 1 S: 11 H: 2 LOB: 0 BB: 0 P: 17	R: 1 E: 1 K: 1 S: 15 H: 3 LOB: 1 BB: 0 P: 21	R: 0 E: 0 K: 3 S: 10 H: 0 LOB: 0 BB: 0 P: 15	R: 1 E: 0 K: 0 S: 11 H: 1 LOB: 0 BB: 0 P: 15	R: 2 E: 0 K: 1 S: 18 H: 3 LOB: 1 BB: 0 P: 22	R: 2 E: 0 K: 1 S: 10 H: 2 LOB: 0 BB: 0 P: 18	R: 0 E: 0 K: 1 S: 8 H: 1 LOB: 1 BB: 1 P: 17	R: 0 E: 0 K: 1 S: 6 H: 0 LOB: 0 BB: 0 P: 8	1B: 6 2B: 4 3B: 1 HR: 2 SF: 0 SAC: 0 DP: 2 HBP: 0						

PITCHER		IP	WLS	BF	H	R	ER	SO	BB	IBB	HBP	BLK	WP	HR	S	P	ERA	WHIP
11 Yu Darvish, R ERA: 2.97	(1, 1)	6.0	L	27	10	6	6	8	0	0	0	0	1	1	78	109	9.00	1.667
44 Jason Frasor, R ERA: 3.38	(7, 1)	1.0		5	2	2	2	1	0	0	0	0	0	1	10	18	18.00	2.000
56 Neal Cotts, L ERA: 3.55	(8, 1)	1.0		4	1	0	0	1	1	0	0	1	0	0	8	17	0.00	2.000
25 Scott Baker, R ERA: 5.84	(9, 1)	1.0		3	0	0	0	1	0	0	0	0	0	0	6	8	0.00	0.000

PITCHER	IP	WLS	BF	H	R	ER	SO	BB	IBB	HBP	BLK	WP	HR	S	P	ERA	WHIP

TOP

Houston Astros @ Texas Rangers

Globe Life Park in Arlington, Arlington, TX

Wed Jul 09 2014, 8:10 PM - 11:13 PM EDT

Att. 31,161 - Clear - 95 F

livebaseballscorecards.com

AB	38
R	8
H	13
RBI	7
BB	1
SO	11
LOB	12

WP: 1 PA: 39
PB: 0
SB: 0
CS: 0

Houston Astros @ Texas Rangers

Globe Life Park in Arlington, Arlington, TX

Wed Jul 09 2014, 8:10 PM - 11:13 PM EDT

Att. 31,161 - Clear - 95 F

livebaseballscorecards.com

BOTTOM

Batter	1	2	3	4	5	6	7	8	9	AB	R	H	RBI	BB	SO	LOB
17 Shin-Soo Choo, L (1, 7) OBP: 0.371, SLG: 0.390	B FF 89 B FF 90 C SI 90 C SI 90 F SL 80 X FF 89 2-2 ① G6-3	F SL 81 F SI 91 D SL 83 X SI 90 1-2 ② SF7 3-H			T FC 85 B SI 89 F SL 80 C SI 91 1-3 ① K		C FC 87 B SI 91 D SL 80 X SI 90 2-1 ② F7		C SI 90 B SI 91 F SI 92 X SL 86 1-2 1 1B	4	0	1	1	0	1	1
1 Elvis Andrus, R (1, 6) OBP: 0.315, SLG: 0.344	B FF 91 C FF 90 C FC 87 B FF 91 S SL 80 2-3 ② K	B SI 90 C SI 91 B FC 87 X FF 90 2-1 ③ G4-3			B SI 91 X CH 80 1-0 ② G3-1		X SI 92 0-0 ③ G6-3		C SI 93 X SL 86 0-1 1-2	5	0	1	0	0	1	2
Alex Rios, R (1, 10) OBP: 0.332, SLG: 0.437	C SL 78 B SI 91 B FF 91 B SI 91 X SI 90 3-1 29 1B 2B		B FF 89 B SI 89 C SI 88 X SI 89 2-1 ① L8		C SI 90 C FF 90 X SI 89 0-2 ③ G3			C CU 74 B SI 93 F SI 92 X SI 93 1-2 ① P4	B SL 86 C SI 92 S SI 93 S SL 88 1-3 ③ K	5	1	1	0	0	1	2
29 Adrian Beltré, R (1, 5) OBP: 0.380, SLG: 0.532	C SI 90 B SI 90 X SI 90 1-1 ③ 2-H 1B		C CH 79 C SI 90 C SL 79 0-3 ② K			X CH 78 0-0 ① P4		B SI 94 C SI 93 X FS 83 1-1 20 E 1B		4	0	2	1	0	1	0
20 Jake Smolinski, R (1, 9) OBP: 0.500, SLG: 0.600		C FF 89 S CH 80 X SL 80 0-2 12 BB 60 1B 9 FC5-2 1B	B SI 90 F SI 90 S FC 85 B SI 91 B CH 80 X FF 90 3-2 1B			C FF 90 X SI 90 0-1 60 WP 1B		C SI 93 B SI 94 X SI 93 1-1 FC5 1-2		4	0	3	0	0	0	1
60 Chris Gimenez, R (1, 2) OBP: 0.322, SLG: 0.393		X SI 91 0-0 9 FC5-2 19 2B 12 BB 1-2 1B	C CH 80 C SI 90 D CH 79 F FF 87 D SL 81 F SI 91 X SI 91 2-2 ③ L8			C SI 90 S SL 80 D SL 81 B SI 90 X FC 86 2-2 ② G1-3 1-2		F SI 93 C CU 75 C CU 77 0-3 ② K		4	1	1	0	0	1	4
12 Rougned Odor, L (1, 4) OBP: 0.297, SLG: 0.381		B SI 89 L SI 89 D SL 80 T SI 90 2 SAFE F SL 80 B SI 91 B SI 91 4-2 9 FC5-2 19 2B 1-2 2-3 BB			X FF 89 0-0 ① G1-3		C FC 86 S SL 80 D SL 82 X SI 90 1-2 ③ G4-3	B FS 83 C FS 84 B SI 92 F SI 93 X CU 76 2-2 ③ G4-3		3	1	0	0	1	0	3
9 Adam Rosales, R (1, 3) OBP: 0.333, SLG: 0.417 2 Leonys Martin, L (9, PH) OBP: 0.332, SLG: 0.390		S SL 81 B FF 91 X SL 81 1-1 ① FC5-2 19 2B 17 SF7 1-2 2-3 3-Hf			C FF 90 B CH 80 C SI 90 F SL 80 B SI 92 B CH 78 F SI 90 X SI 91 3-2 19 G6-4-3 1B		B SI 88 X SI 89 1-0 CI 19 G1-3		C SI 91 X SI 92 0-1 ① G4-3	2 1	1 0	1 0	0 0	0 0	0 0	3 0
19 Daniel Robertson, R (1, 8) OBP: 0.266, SLG: 0.279 21 Carlos Pena, L (9, PH) OBP: 0.216, SLG: 0.255		C SI 90 X SL 81 0-1 1-3 2-H 3-H 2B			B SI 91 X SI 91 1-0 ② ③ G6-4-3 1-2f		M SI 89 C SI 90 B SL 80 B SI 90 F SI 90 B FC 86 F SI 90 X SI 91 3-2 ① G1-3 1-2		X SI 92 0-0 ② G3	3 1	0 0	1 0	2 0	0 0	0 0	2 0
Inning Stats	R: 1 E: 0 K: 1 S: 11 H: 2 LOB: 1 BB: 0 P: 19	R: 3 E: 0 K: 0 S: 16 H: 3 LOB: 1 BB: 1 P: 24	R: 0 E: 0 K: 1 S: 13 H: 1 LOB: 1 BB: 0 P: 20	R: 0 E: 0 K: 0 S: 7 H: 1 LOB: 0 BB: 0 P: 11	R: 0 E: 0 K: 1 S: 7 H: 0 LOB: 0 BB: 0 P: 9	R: 0 E: 0 K: 0 S: 9 H: 1 LOB: 1 BB: 0 P: 12	R: 0 E: 1 K: 0 S: 9 H: 0 LOB: 1 BB: 0 P: 15	R: 0 E: 1 K: 1 S: 13 H: 1 LOB: 2 BB: 0 P: 18	R: 0 E: 0 K: 1 S: 11 H: 2 LOB: 2 BB: 0 P: 13	1B: 9 2B: 2 3B: 0 HR: 0	SF: 1 SAC: 0 DP: 1 HBP: 0			WP: 1 PB: 0 SB: 0 CS: 0	PA: 39		

	AB	36
	R	4
	H	11
	RBI	4
	BB	1
	SO	5
	LOB	18

PITCHER		IP	WLS	BF	H	R	ER	SO	BB	IBB	HBP	BLK	WP	HR	S	P	ERA	WHIP
60 Dallas Keuchel, L ERA: 3.2	(1, 1)	6.2	W	28	8	4	4	3	1	0	0	0	1	0	71	109	5.40	1.350
55 Jose Veras, R ERA: 6.98	(7, 1)	1.1		6	1	0	0	1	0	0	0	0	0	0	14	19	0.00	0.750
50 Chad Qualls, R ERA: 1.99	(9, 1)	1.0		5	2	0	0	1	0	0	0	0	0	0	11	13	0.00	2.000

PITCHER	IP	WLS	BF	H	R	ER	SO	BB	IBB	HBP	BLK	WP	HR	S	P	ERA	WHIP

Batter	1	2	3	4	5	6	7	8	9	AB	R	H	RBI	BB	SO	LOB
56 Kole Calhoun, L (1, 9) OBP: 0.366, SLG: 0.542	C CH 85 F CU 76 B CU 77 X FF 89 1-2 E4 3B	C CU 75 B FF 86 F CH 82 D CU 77 X CH 83 2-2 27 1B 5 SF 1-3 2-H 2B	F FF 89 B CU 76 B CH 82 X CH 83 2-1 27 HR 1-3 1B		F FS 88 B CH 83 X FF 94 1-1 ② G3-1 1B			B FF 95 S FF 96 B FF 97 C FF 96 X SL 86 2-2 5 WP 5 1B 1B		5	4	4	1	0	0	0
27 Mike Trout, R (1, 8) OBP: 0.401, SLG: 0.602 7 Collin Cowgill, R (8, 8) OBP: 0.344, SLG: 0.403	B FF 88 C FF 89 B FF 89 C SL 83 F FF 90 B FF 90 X SL 83 3-2 5 1B 32 2B 1B	B CU 75 X SL 82 1-0 5 SF 32 2B 2-3 3-H 1B	F FF 89 B FF 86 B FF 89 B SL 82 C SL 83 X SL 83 3-2 1-H 3-H HR		C FF 94 B FF 93 X SL 85 1-1 1B			C FF 98 F FF 98 B FF 98 F SL 86 B FF 98 S SL 88 2-3 ① K		5 0	3 0	4 0	4 0	0 0	1 0	1 0
5 Albert Pujols, R (1, 3) OBP: 0.322, SLG: 0.489 8 John McDonald, R (8, PR) OBP: 0.273, SLG: 0.224 (8, 6)	X FF 86 0-0 32 2B 2 G3 1-2 1B	X FF 88 0-0 SF 32 2B 2 1B 1-2 3-H	B FF 94 F FF 93 C SL 82 F FF 95 B CH 83 X SL 84 2-2 ② G6-3		B SL 84 S FS 90 F SL 83 F FF 96 F FF 94 F SL 85 X FF 96 1-2 ③ L8			F SL 87 B FF 99 B SL 85 F SL 85 X FF 98 2-2 32 2B 2 G6-3 1-H 1B		4 0	2 1	2 0	2 0	0 0	0 0	1 0
32 Josh Hamilton, L (1, 7) OBP: 0.374, SLG: 0.451	X CH 83 0-0 2 G3 47 SF8 1-3 2-H 2B	X CU 77 0-0 2 1B 47 G6-3 1-3 2-H 2B	C FF 93 S CH 82 S CH 81 0-3 ③ K			B FF 94 X FF 94 1-0 ① F7		X SL 86 0-0 2 G6-3 1-3 2B		5	2	3	2	0	1	0
2 Erick Aybar, S (1, 6) OBP: 0.319, SLG: 0.415 46 Cory Rasmus, R (8, 1) 51 Drew Rucinski, R (9, 1)	B SI 88 X FF 88 1-0 ① G3 2-3 3-H	F FF 90 X FF 89 0-1 47 G6-3 2-3 3-H 1B	F FF 94 B FF 95 B FS 91 B FS 87 B FF 92 4-1 47 G5-3 BB			B FF 93 B CH 84 S FF 95 B FF 95 F FF 96 X FF 95 3-2 ② L8		B FF 97 X SL 87 1-0 ② G6-3 2-3 3-H		4 0 0	0 0 0	1 0 0	3 0 0	1 0 0	0 0 0	3 0 0
47 Howie Kendrick, R (1, 4) OBP: 0.346, SLG: 0.385	F FF 89 B FF 89 X CH 82 1-1 ② SF8 3-H	F FF 89 1 SAFE B FF 89 B SL 84 X SL 84 2-1 ① G6-3 1-2f 3-H	C FF 94 B FF 92 B SL 84 X FF 94 2-1 ① G5-3 1-2			B CU 76 S FF 96 S FF 96 F FF 95 X CU 77 1-2 ③ G5-3		B FF 97 C FF 97 F FF 98 B FF 99 X SL 86 2-2 ③ F8		4	0	0	1	0	0	4
6 David Freese, R (1, 5) OBP: 0.328, SLG: 0.345	C FF 90 F FF 90 B FF 90 C FF 90 1-3 ③ K	X SL 84 0-0 ③ G5-3	S SL 86 F FF 94 B FF 95 S SL 84 1-3 ② K				C FF 95 F FF 92 X FF 96 0-2 ① G4-3		C CH 84 S CH 84 B FF 86 F FF 85 X FF 86 1-2 ① G6-3	5	0	0	0	0	2	1
20 C.J. Cron, R (1, 10) OBP: 0.312, SLG: 0.506 (8, 3)		C FF 88 C FF 88 B FF 88 X FF 88 1-2 16 1B 56 2B 1B	X FF 89 0-0 ① P6	C SL 83 B FF 94 B SL 84 B SL 84 X FF 93 3-1 ③ G3-1			B CU 77 B FF 95 X FF 95 2-0 ② L9		F FF 85 F CH 79 F FF 86 B CH 84 S KN 75 1-3 ② K	5	1	1	0	0	1	1
16 Hank Conger, L (1, 2) OBP: 0.317, SLG: 0.354		X SI 88 0-0 56 2B 27 1B 1-2 1B	C FF 88 T CH 84 F CU 78 B SL 84 F CU 78 B FF 90 X FF 89 2-2 56 1B 27 HR 1B		F FS 90 C FF 94 B CH 82 C SL 84 1-3 ① K		C CH 87 B FF 94 B CU 77 B FF 94 F FF 96 F FF 95 S FF 96 3-3 ③ K		B FC 81 X CH 82 1-0 ③ F8	5	2	2	0	0	2	0

Inning Stats	1	2	3	4	5	6	7	8	9
	R: 4 E: 1 K: 1 S: 15 H: 4 LOB: 0 BB: 0 P: 22	R: 6 E: 1 K: 0 S: 15 H: 6 LOB: 0 BB: 0 P: 21	R: 3 E: 0 K: 1 S: 18 H: 3 LOB: 0 BB: 0 P: 27	R: 0 E: 0 K: 1 S: 8 H: 0 LOB: 1 BB: 1 P: 18	R: 0 E: 0 K: 1 S: 13 H: 1 LOB: 1 BB: 0 P: 17	R: 0 E: 0 K: 0 S: 8 H: 0 LOB: 0 BB: 0 P: 13	R: 0 E: 0 K: 1 S: 8 H: 0 LOB: 0 BB: 0 P: 13	R: 2 E: 0 K: 1 S: 15 H: 3 LOB: 2 BB: 0 P: 24	R: 0 E: 0 K: 1 S: 9 H: 0 LOB: 0 BB: 0 P: 12

PITCHER		IP	WLS	BF	H	R	ER	SO	BB	IBB	HBP	BLK	WP	HR	S	P	ERA	WHIP
48 Colby Lewis, R ERA: 6.54	(1, 1)	2.1	L	20	13	13	11	1	0	0	0	0	0	1	41	61	42.43	5.571
55 Roman Mendez, R ERA:	(3, 1)	2.2		10	1	0	0	3	1	0	0	0	0	0	28	44	0.00	0.750
63 Matt West, R ERA:	(6, 1)	2.0		6	0	0	0	1	0	0	0	0	0	0	16	26	0.00	0.000
49 Aaron Poreda, L ERA: 5.91	(8, 1)	1.0		6	3	2	2	1	0	0	0	0	1	0	15	24	18.00	3.000
60 Chris Gimenez, R ERA:	(9, 1)	1.0		3	0	0	0	1	0	0	0	0	0	0	9	12	0.00	0.000

PITCHER	IP	WLS	BF	H	R	ER	SO	BB	IBB	HBP	BLK	WP	HR	S	P	ERA	WHIP

TOP

Los Angeles Angels @ Texas Rangers

Globe Life Park in Arlington, Arlington, TX

Thu Jul 10 2014, 8:10 PM - 11:17 PM EDT

Att. 30,686 - Clear - 95 F

livebaseballscorecards.com

AB	42
R	15
H	17
RBI	13
BB	1
SO	7
LOB	11

1B: 11	SF: 2	WP: 1	PA: 45
2B: 4	SAC: 0	PB: 0	
3B: 1	DP: 1	SB: 0	
HR: 1	HBP: 0	CS: 0	

Los Angeles Angels @ Texas Rangers

Globe Life Park in Arlington, Arlington, TX

Thu Jul 10 2014, 8:10 PM - 11:17 PM EDT

Att. 30,686 - Clear - 95 F

BOTTOM

livebaseballscorecards.com

Batter	1	2	3	4	5	6	7	8	9	AB	R	H	RBI	BB	SO	LOB
17 Shin-Soo Choo, L (1, 10) OBP: 0.369, SLG: 0.387	B SI 88 X SI 89 1-0 FC6-4 1B		B SI 88 C CH 80 S SI 90 B SI 89 S CU 75 2-3 ① K		S FC 87 B CH 83 F CH 83 C SI 94 1-3 ② K			F FF 92 X FF 92 0-1 ① G3	S CH 79 F FF 93 C SL 81 0-3 ② K	5	0	1	0	0	3	3
1 Elvis Andrus, R (1, 6) OBP: 0.314, SLG: 0.342 12 Rougned Odor, L (4, 4) OBP: 0.292, SLG: 0.373	C FF 88 F FF 89 B FF 90 X CH 80 1-2 ① F9		B SI 92 B SI 91 B SI 91 C SI 90 C SI 90 F FF 93 X SI 94 3-2 ② G4-3		B SI 92 B SI 91 C SI 90 F SI 91 S CU 77 2-3 ③ K			F FF 92 X FF 94 0-1 ② L7	B CH 79 X SL 81 1-0 ③ P6	2 3	0 0	0 0	0 0	0 0	0 1	1 3
Alex Rios, R (1, 9) OBP: 0.331, SLG: 0.433	C SI 89 F CU 76 B SI 91 B FF 91 B CU 76 X CH 83 3-2 ② FC6-4 29 1B 20 2B 1-2f		S SI 93 B SI 94 B SI 94 F SI 93 B FC 87 B SI 94 4-2 BB			B SI 90 C SI 90 B CU 76 B SI 92 F SI 91 S SI 93 3-3 ① K		B FF 94 C SL 83 F FF 93 X CU 75 1-2 ③ P4		3	1	0	0	1	1	1
29 Adrian Beltré, R (1, 5) OBP: 0.385, SLG: 0.545 19 Daniel Robertson, R (9, PR) OBP: 0.266, SLG: 0.279	C CH 83 1 SAFE B FF 90 B FF 91 C CH 83 X CU 76 2-2 20 2B 1-2 1B		B SI 91 B CH 83 X SI 88 2-0 ③ P4			B FC 88 C CH 84 B SI 93 F SI 92 X SI 94 2-2 HR			B FF 93 X FF 94 1-0 20 2B 1B	4 0	2 1	3 0	1 0	0 0	0 0	1 0
20 Jake Smolinski, R (1, 7) OBP: 0.571, SLG: 0.786	S CH 80 T CH 81 B SI 91 F SI 92 X CH 80 1-2 1-H 2-H 2B			B SI 90 X SI 88 1-0 E7 21 F8 61 SF8 1B		B CH 84 X CH 84 1-0 ② F7			C FF 93 B FF 94 B FF 93 X FF 93 2-1 21 G3-1 1-H 61 1B 2B	4	2	3	3	0	0	0
21 Carlos Pena, L (1, 3) OBP: 0.200, SLG: 0.235	B CU 74 X FF 90 1-0 ③ F9			B CH 79 F CU 72 X SI 90 1-1 ① F8 2-3		B SI 92 F SI 91 B FC 86 B FC 86 S SI 93 S SI 93 3-3 ③ K			B FF 93 C CH 80 X CH 80 1-1 ① G3-1 2-3	4	0	0	0	0	1	4
61 Robinson Chirinos, R (1, 2) OBP: 0.282, SLG: 0.451		C SI 90 S SI 89 S SI 90 0-3 ① K		F CH 81 F SI 92 B SI 92 X CH 80 1-2 ② SF8 3-H			X FF 94 0-0 ① F9		B SL 82 C FF 93 X SL 81 1-1 9 HBP 2 1B 3-H 1B	3	0	1	2	0	1	0
2 Leonys Martin, L (1, 8) OBP: 0.331, SLG: 0.388		C SI 89 X CU 75 0-1 ② L7		B CU 76 C SI 92 C SI 92 B FC 87 C SI 91 2-3 ③ K			B FF 92 C FF 91 C CU 75 S CH 85 1-3 ② K		C FF 94 F SI 93 X FF 93 0-2 9 HBP 1-2 1B	4	0	1	0	0	2	0
9 Adam Rosales, R (1, 4) OBP: 0.313, SLG: 0.333 (4, 6)		C SI 88 C SI 91 F CU 75 X SI 92 0-2 ③ F8			T FC 84 B FC 85 S SI 91 B SI 92 S CH 84 2-3 ① K		C SL 81 C CU 76 X FF 94 0-2 ③ F9		H CH 80 1-0 1-2 2-3 HBP	3	0	0	0	0	1	0

Inning Stats	1	2	3	4	5	6	7	8	9
	R: 2 E: 0 K: 0 S: 15	H: 3 LOB: 1 BB: 0 P: 24	R: 0 E: 0 K: 1 S: 9	H: 0 LOB: 0 BB: 0 P: 9	R: 0 E: 0 K: 1 S: 10	H: 0 LOB: 1 BB: 1 P: 21	R: 1 E: 1 K: 1 S: 9	H: 1 LOB: 0 BB: 0 P: 14	R: 0 E: 0 K: 3 S: 9	H: 0 LOB: 0 BB: 0 P: 14	R: 1 E: 0 K: 2 S: 10	H: 1 LOB: 0 BB: 0 P: 19	R: 0 E: 0 K: 1 S: 7	H: 0 LOB: 0 BB: 0 P: 8	R: 0 E: 0 K: 0 S: 7	H: 0 LOB: 0 BB: 0 P: 8	R: 2 E: 0 K: 1 S: 14	H: 4 LOB: 3 BB: 0 P: 21

1B: 6	SF: 1	WP: 0
2B: 2	SAC: 0	PB: 0
3B: 0	DP: 0	SB: 0
HR: 1	HBP: 1	CS: 0

PA: 38

PITCHER		IP	WLS	BF	H	R	ER	SO	BB	IBB	HBP	BLK	WP	HR	S	P	ERA	WHIP
53 Héctor Santiago, L ERA: 4.5	(1, 1)	6.0	W	24	5	4	3	8	1	0	0	0	0	1	62	101	4.50	1.000
46 Cory Rasmus, R ERA: 2.65	(7, 1)	2.0		6	0	0	0	1	0	0	0	0	0	0	14	16	0.00	0.000
46 Cory Rasmus, R ERA: 2.65	(8, 1)	2.0		6	0	0	0	1	0	0	0	0	0	0	14	16	0.00	0.000
51 Drew Rucinski, R ERA: 18.0	(9, 1)	1.0		8	4	2	2	1	0	0	1	0	0	0	14	21	18.00	4.000

PITCHER	IP	WLS	BF	H	R	ER	SO	BB	IBB	HBP	BLK	WP	HR	S	P	ERA	WHIP

Batter	1	2	3	4	5	6	7	8	9	AB	R	H	RBI	BB	SO	LOB
56 Kole Calhoun, L (1, 9) OBP: 0.364, SLG: 0.536	C FF 89 X FF 88 0-1 ① P5			C CU 76 C CU 76 B FF 90 B CU 78 B FF 90 F SL 86 X SL 85 3-2 ① G3		B FF 90 B CH 84 C SI 90 B SL 85 X FF 90 3-1 ② L3		C FF 89 C FF 90 B FF 90 X SL 88 1-2 27 G5-4-3 1B		4	0	1	0	0	0	0
27 Mike Trout, R (1, 8) OBP: 0.399, SLG: 0.607	B FF 88 C FF 89 C SI 89 B SI 89 B FF 90 X SI 90 3-2 ② P4			B FF 90 X SI 90 1-0 HR		C FF 90 S FF 90 X FF 90 0-2 ③ P4		C FF 91 B FF 90 X SL 87 1-1 ②③ G5-4-3 1-2f		4	1	1	1	0	0	1
5 Albert Pujols, R (1, 3) OBP: 0.323, SLG: 0.489	X SI 90 0-0 ③ G5-3			C SL 85 B SL 86 F FF 91 F SI 91 F SI 92 B SL 86 X CU 81 2-2 2 1B 1B			B SL 83 S SL 84 B FF 89 X SL 85 2-1 32 1B 2 1B 1B		B FF 92 F FF 93 X FF 92 1-1 ① G4-3	4	1	2	0	0	0	0
32 Josh Hamilton, L (1, 7) OBP: 0.372, SLG: 0.446		B SL 84 B CU 76 F SI 90 X CU 78 2-1 ① G4-3		B CH 82 X SI 90 1-0 ② F7			S CH 84 D CU 78 X CH 84 1-1 2 1B 6 1B 1-3 1B		S CH 80 S CH 78 S CH 78 0-3 ② K	4	1	1	0	0	1	1
2 Erick Aybar, S (1, 6) OBP: 0.321, SLG: 0.416		L FF 89 B SL 85 B CU 78 B FF 90 X SI 89 3-1 ② L8		X CU 78 0-0 47 CS 1-3 1B			B SL 84 1 SAFE 1 SAFE C SL 85 X SI 89 1-1 6 E 6 1B 1-2 3-H 1B		B FC 90 B FF 93 C FF 93 X FF 93 2-1 ③ P6	4	0	2	1	0	0	0
47 Howie Kendrick, R (1, 4) OBP: 0.344, SLG: 0.382		C FF 90 F FF 89 F FF 90 B SL 85 X SL 85 1-2 ③ F9		B FF 90 C FF 90 1 SAFE F SI 89 B FF 91 2-2 ③ CS 1-2	B SL 82 X FF 87 1-0 ① F9		X FF 90 0-0 ① L9			3	0	0	0	0	0	2
6 David Freese, R (1, 5) OBP: 0.328, SLG: 0.345 8 John McDonald, R (9, 5) OBP: 0.273, SLG: 0.224			C FF 87 B SI 89 F SI 89 F SL 85 F SI 89 B FF 90 F FF 90 C SI 92 2-3 ① K		X SL 84 0-0 ② L8		C SL 81 B FF 89 B FF 90 B CH 84 F FF 90 X CH 84 3-2 E8 20 G6-4-3 1-3 2-H 1B			3 0	0 0	1 0	1 0	0 0	1 0	0 0
20 C.J. Cron, R (1, 10) OBP: 0.307, SLG: 0.497			C SL 86 B FF 90 X FF 89 1-1 ② G5-3		C FF 88 C FF 89 B FF 91 B FF 91 B SL 84 S SL 85 3-3 ③ K		C FF 90 F CH 90 X FF 90 0-2 ②③ G6-4-3 1-2f			3	0	0	0	0	1	2
16 Hank Conger, L (1, 2) OBP: 0.311, SLG: 0.347			B SI 90 X SI 90 1-0 ③ L4			B SL 83 C CH 84 C SL 84 X SI 90 1-2 ① G1-3		C FF 89 X SL 87 0-1 ① F7		3	0	0	0	0	0	0
Inning Stats	R: 0 E: 0 K: 0 S: 6 H: 0 LOB: 0 BB: 0 P: 9	R: 0 E: 0 K: 0 S: 8 H: 0 LOB: 0 BB: 0 P: 14	R: 0 E: 0 K: 1 S: 9 H: 0 LOB: 0 BB: 0 P: 13	R: 1 E: 0 K: 0 S: 14 H: 3 LOB: 1 BB: 0 P: 23	R: 0 E: 0 K: 1 S: 5 H: 0 LOB: 0 BB: 0 P: 9	R: 0 E: 0 K: 0 S: 8 H: 0 LOB: 0 BB: 0 P: 12	R: 2 E: 1 K: 0 S: 13 H: 4 LOB: 1 BB: 0 P: 20	R: 0 E: 0 K: 0 S: 7 H: 1 LOB: 0 BB: 0 P: 9	R: 0 E: 0 K: 1 S: 7 H: 0 LOB: 0 BB: 0 P: 10	1B: 7 2B: 0 3B: 0 HR: 1	SF: 0 SAC: 0 DP: 2 HBP: 0						

PITCHER	IP	WLS	BF	H	R	ER	SO	BB	IBB	HBP	BLK	WP	HR	S	P	ERA	WHIP
23 Nick Tepesch, R (1, 1) ERA: 4.31	6.0	L	23	6	3	3	2	0	0	0	0	0	1	56	90	4.50	1.000
30 Neftalí Feliz, R (7, 1) ERA: 1.5	1.0		3	1	0	0	0	0	0	0	0	0	0	7	10	0.00	1.000
56 Neal Cotts, L (8, 1) ERA: 3.46	1.0		3	1	0	0	0	0	0	0	0	0	0	7	9	0.00	1.000
37 Shawn Tolleson, R (9, 1) ERA: 3.15	1.0		3	0	0	0	1	0	0	0	0	0	0	7	10	0.00	0.000

PITCHER	IP	WLS	BF	H	R	ER	SO	BB	IBB	HBP	BLK	WP	HR	S	P	ERA	WHIP

TOP

Los Angeles Angels @ Texas Rangers

Globe Life Park in Arlington, Arlington, TX

Fri Jul 11 2014, 8:08 PM - 10:48 PM EDT

Att. 38,402 - Clear - 93 F

livebaseballscorecards.com

AB	32
R	3
H	8
RBI	3
BB	0
SO	3
LOB	6

WP: 0 PA: 33
PB: 0
SB: 0
CS: 1

Batter	1	2	3	4	5	6	7	8	9	AB	R	H	RBI	BB	SO	LOB
17 Shin-Soo Choo, L (1, 10) OBP: 0.365, SLG: 0.382	C FF 97 F FF 97 B SL 86 B FF 96 S FF 96 2-3 ① K	D SL 88 S SL 87 F FF 97 S SL 88 1-3 ③ K			C SL 85 S SI 96 S CU 79 0-3 ① K		C SL 86 S SL 87 B FF 96 F FC 96 B FF 95 X SL 85 2-2 ③ G3			4	0	0	0	0	3	2
1 Elvis Andrus, R (1, 6) OBP: 0.313, SLG: 0.341	B FF 97 C FF 97 C FF 96 B SI 97 S SI 97 2-3 ② K		C FF 96 B SL 86 X SL 86 1-1 ① G6-3		C SL 87 C SL 86 X SL 88 0-2 CS 1B			X FF 95 0-0 ① G1-3		4	0	1	0	0	1	0
Alex Rios, R (1, 9) OBP: 0.332, SLG: 0.434	C FF 98 X FC 97 0-1 29 BB 1B		B FF 97 X FF 96 1-0 ② G5-3		B FC 95 1 SAFE B FF 96 B FF 98 X FF 97 3-0 ② ③ G6-3 1-2			C FF 95 C SI 95 B CU 84 X CU 84 1-2 2 S 1B		4	0	2	0	0	0	1
29 Adrian Beltré, R (1, 5) OBP: 0.386, SLG: 0.543	B FF 96 B FF 96 C SL 85 C FF 96 B SI 96 D FF 97 4-2 1-2 BB		X FF 97 0-0 2 WP 1B			F SL 87 B SI 97 B SI 97 S FF 96 X SI 96 2-2 ① G3-1		B FF 93 X FF 94 1-0 ② F8		3	0	1	0	1	0	1
2 Leonys Martin, L (1, 8) OBP: 0.330, SLG: 0.386	C SL 87 D SL 86 B FF 97 S SL 87 X FF 98 2-2 ③ G4-3		D SI 97 T SL 87 B CU 79 X SL 86 2-1 ③ G3-1 1-2			B SI 96 X SI 96 1-0 21 E 21 S 1B		S CH 85 1 SAFE S CH 85 F SI 95 S CU 84 0-3 ③ K 1-2		4	0	1	0	0	1	4
20 Jake Smolinski, R (1, 7) OBP: 0.600, SLG: 0.786 19 Daniel Robertson, R (3, 7) OBP: 0.269, SLG: 0.270		C FF 97 F SI 96 B SL 88 F SI 97 H SI 96 2-2 21 FC5-6 HBP		B FF 96 B SL 87 C FF 97 F SI 97 B SL 89 B SI 96 4-2 21 FC4-5 BB		B SL 85 C SI 95 X SI 96 1-1 ② F9			C SI 88 B SI 88 C SL 78 X SI 88 1-2 ① G6-3	0 2	0 0	0 0	0 0	0 1	0 0	0 1
21 Carlos Pena, L (1, 3) OBP: 0.186, SLG: 0.218		S SI 94 S SI 96 X SI 96 0-2 ① FC5-6 12 1B 1-2f		S SI 96 B SL 85 X SI 96 1-1 ① FC4-5 61 E 61 S 1-2f		C SL 86 S SI 95 F FF 96 X SL 86 0-2 ③ F7 1-3			C SL 79 B SI 89 B SI 88 C SI 88 X SL 80 2-2 ② L4	4	0	0	0	0	0	3
61 Robinson Chirinos, R (1, 2) OBP: 0.276, SLG: 0.441		C FF 96 S SL 87 S SL 87 0-3 ② K		D SL 87 C FF 96 C SI 96 B SI 96 B SL 86 C SL 88 3-3 ② K 1-3			B FF 96 S FF 97 X SI 96 1-1 ① G5-3		F SI 88 B SI 88 X SL 80 1-1 ③ G5-3	4	0	0	0	0	2	2
12 Rougned Odor, L (1, 4) OBP: 0.292, SLG: 0.373		C SL 86 F SI 96 X CU 80 0-2 1-2 1B		S SL 87 C SL 88 B FF 97 B FF 98 S SL 88 2-3 ③ K			B SI 96 B SL 85 C SI 97 C SI 96 C SL 86 2-3 ② K			3	0	1	0	0	2	1
Inning Stats	R: 0 H: 1 E: 0 LOB: 2 K: 2 BB: 1 S: 13 P: 23	R: 0 H: 1 E: 0 LOB: 2 K: 2 BB: 0 S: 15 P: 18	R: 0 H: 1 E: 0 LOB: 1 K: 0 BB: 0 S: 6 P: 10	R: 0 H: 0 E: 1 LOB: 1 K: 2 BB: 1 S: 10 P: 20	R: 0 H: 1 E: 0 LOB: 0 K: 1 BB: 0 S: 7 P: 10	R: 0 H: 1 E: 0 LOB: 1 K: 0 BB: 0 S: 10 P: 14	R: 0 H: 0 E: 0 LOB: 0 K: 1 BB: 0 S: 9 P: 14	R: 0 H: 1 E: 0 LOB: 1 K: 1 BB: 0 S: 9 P: 11	R: 0 H: 0 E: 0 LOB: 0 K: 0 BB: 0 S: 8 P: 12	1B: 6 2B: 0 3B: 0 HR: 0	SF: 0 SAC: 0 DP: 0 HBP: 1			WP: 1 PB: 0 SB: 3 CS: 1	PA: 35		

PITCHER		IP	WLS	BF	H	R	ER	SO	BB	IBB	HBP	BLK	WP	HR	S	P	ERA	WHIP
Garrett Richards, R ERA: 2.55	(1, 1)	7.0	W	28	5	0	0	8	2	0	1	0	1	0	70	109	0.00	1.000
40 Kevin Jepsen, R ERA: 2.13	(8, 1)	1.0	H	4	1	0	0	1	0	0	0	0	0	0	9	11	0.00	1.000
38 Joe Smith, R ERA: 2.43	(9, 1)	1.0	S	3	0	0	0	0	0	0	0	0	0	0	8	12	0.00	0.000

PITCHER	IP	WLS	BF	H	R	ER	SO	BB	IBB	HBP	BLK	WP	HR	S	P	ERA	WHIP

BOTTOM

Los Angeles Angels @ Texas Rangers

Globe Life Park in Arlington, Arlington, TX

Fri Jul 11 2014, 8:08 PM - 10:48 PM EDT

Att. 38,402 - Clear - 93 F

livebaseballscorecards.com

AB	32
R	0
H	6
RBI	0
BB	2
SO	9
LOB	15

Los Angeles Angels @ Texas Rangers

Globe Life Park in Arlington, Arlington, TX

Sat Jul 12 2014, 7:18 PM - 10:35 PM EDT

Att. 37,253 - Clear - 97 F

TOP

livebaseballscorecards.com

Batter	1	2	3	4	5	6	7	8	9	AB	R	H	RBI	BB	SO	LOB
56 Kole Calhoun, L (1, 9) OBP: 0.361, SLG: 0.526	F8		K		G4-3	27 FC6-4 BB		G6-4-3		4	0	0	0	1	1	5
27 Mike Trout, R (1, 8) OBP: 0.397, SLG: 0.601	L5		1B		G1-3	FC6-4		K		5	0	1	0	0	1	4
5 Albert Pujols, R (1, 3) OBP: 0.322, SLG: 0.486	G5-3		SF7			2 F9 32 1B 47 1B 1B	G1-3		F9	4	1	1	1	0	0	0
32 Josh Hamilton, L (1, 10) OBP: 0.372, SLG: 0.442		L7	K			47 1B 6 1B 1B	2 1B BB		G1-3	4	1	1	0	1	1	2
2 Erick Aybar, S (1, 6) OBP: 0.319, SLG: 0.413		G5-3		L8		F9	L1-3		L6	5	0	1	0	0	0	2
47 Howie Kendrick, R (1, 4) OBP: 0.348, SLG: 0.386		1B		6 L1-3 1B		6 1B 16 2B 1B	K			4	1	3	1	0	1	2
6 David Freese, R (1, 5) OBP: 0.327, SLG: 0.343		K		L1-3		16 2B 1B	F9			4	1	1	1	0	1	4
8 John McDonald, R (7, 5) OBP: 0.273, SLG: 0.224										0	0	0	0	0	0	0
16 Hank Conger, L (1, 2) OBP: 0.315, SLG: 0.364			E3 5 SF7		L8	2B		56 G6-4-3 2B		4	1	2	2	0	0	0
7 Collin Cowgill, R (1, 7) OBP: 0.354, SLG: 0.407			27 1B 1B		56 G4-3 HBP	56 S BB		56 G6-4-3 BB		1	0	1	0	1	0	0
19 Efren Navarro, L (8, PH) OBP: 0.366, SLG: 0.432 (8, 7)										0	0	0	0	1	0	0

	AB	35
	R	5
	H	11
	RBI	5
	BB	4
	SO	5
	LOB	19

Inning Stats																																		
	R: 0	E: 0	K: 0	S: 6	H: 0	LOB: 0	BB: 0	P: 9	R: 0	E: 0	K: 1	S: 11	H: 1	LOB: 1	BB: 0	P: 16	R: 1	E: 1	K: 2	S: 12	H: 2	LOB: 2	BB: 0	P: 19	R: 0	E: 0	K: 0	S: 9	H: 1	LOB: 0	BB: 0	P: 11
	R: 0	E: 0	K: 0	S: 6	H: 0	LOB: 1	BB: 0	P: 10	R: 4	E: 0	K: 0	S: 18	H: 5	LOB: 2	BB: 2	P: 29	R: 0	E: 0	K: 1	S: 16	H: 1	LOB: 2	BB: 1	P: 25	R: 0	E: 0	K: 1	S: 12	H: 1	LOB: 1	BB: 1	P: 20
	R: 0	E: 0	K: 0	S: 7	H: 0	LOB: 0	BB: 0	P: 9	1B: 9	2B: 3	3B: 0	HR: 0	SF: 1	SAC: 0	DP: 2	HBP: 1	WP: 0	PB: 0	SB: 1	CS: 0	PA: 41														

PITCHER		IP	WLS	BF	H	R	ER	SO	BB	IBB	HBP	BLK	WP	HR	S	P	ERA	WHIP
36 Miles Mikolas, R ERA: 10.05	(1, 1)	5.2	L	27	9	5	4	3	1	0	1	0	0	0	58	84	6.35	1.765
44 Jason Frasor, R ERA: 3.34	(6, 1)	0.1		2	0	0	0	0	1	0	0	0	0	0	4	10	0.00	3.000
55 Roman Mendez, R ERA:	(7, 1)	1.0		5	1	0	0	1	1	0	0	0	0	0	16	25	0.00	2.000
63 Matt West, R ERA:	(8, 1)	1.0		4	1	0	0	1	1	0	0	0	0	0	12	20	0.00	2.000
28 Joakim Soria, R ERA: 2.67	(9, 1)	1.0		3	0	0	0	0	0	0	0	0	0	0	7	9	0.00	0.000

PITCHER	IP	WLS	BF	H	R	ER	SO	BB	IBB	HBP	BLK	WP	HR	S	P	ERA	WHIP

Los Angeles Angels @ Texas Rangers

Globe Life Park in Arlington, Arlington, TX

Sat Jul 12 2014, 7:18 PM - 10:35 PM EDT

Att. 37,253 - Clear - 97 F

livebaseballscorecards.com

BOTTOM

Batter	1	2	3	4	5	6	7	8	9	AB	R	H	RBI	BB	SO	LOB
17 Shin-Soo Choo, L (1, 10) OBP: 0.364, SLG: 0.378	B SI 87 C CU 71 B FF 88 C SI 86 F FF 89 B SL 81 B SI 89 4-2 FC6-5 1 SH BB	C CH 79 X SL 80 0-1 ② G3 2-3 3-H		C SI 87 F SI 87 X SL 81 0-2 ③ P6			C CH 78 X CU 70 0-1 ① F9			3	0	0	1	1	0	2
1 Elvis Andrus, R (1, 6) OBP: 0.311, SLG: 0.338	C FF 88 X FF 87 0-1 SH 29 S FC6-5 1-2	C SL 81 B FF 88 X FF 88 1-1 ③ F9			F CU 69 B CH 77 S SI 84 B SL 79 F FC 86 B FF 89 X FF 84 3-2 ① G3		1 SAFE C FF 86 X FF 87 0-1 ② F9			3	0	0	0	0	0	2
Alex Rios, R (1, 9) OBP: 0.332, SLG: 0.435	C FF 87 X FF 89 0-1 ① FC6-5 29 S 1-2 2-3f		C FF 88 B FF 88 B SL 81 B SL 81 S FF 87 X SL 80 3-2 29 G6-3 2B		C CH 77 F SI 85 X FC 89 0-2 ② F9		B CH 77 B FC 86 X CH 75 2-0 ③ F7			4	0	1	0	0	0	3
29 Adrian Beltré, R (1, 5) OBP: 0.384, SLG: 0.538	C SL 81 B FF 86 C FC 86 B SI 87 F FC 88 S FC 88 2-3 ② K 1-2 2-3		F CH 77 F FF 88 B FF 86 X FF 87 1-2 ① G6-3 2-3		B FF 88 B SI 84 B FC 86 B FF 88 4-0 BB			C SL 81 S CH 71 B FF 92 X FF 92 1-2 ① F7		3	0	0	0	1	1	3
2 Leonys Martin, L (1, 8) OBP: 0.326, SLG: 0.381	C SI 88 F CU 71 B FF 88 C SL 80 1-3 ③ K		S CH 80 X SI 87 0-1 ② G6-3		X FF 86 0-0 ③ P5			B SL 79 B SL 78 C FF 91 C FF 92 X CH 71 2-2 ② F9		4	0	0	0	0	1	4
20 Jake Smolinski, R (1, 7) OBP: 0.526, SLG: 0.647		C FF 88 B FF 88 X FF 88 1-1 ① G6-3	B CU 73 B FF 88 C CU 70 B FF 88 B FC 88 4-1 BB			C FF 85 F CH 76 B FF 88 B CH 76 X SL 80 2-2 ① L7		B FF 93 B FF 93 S FF 93 X FF 93 2-1 ③ F9		3	0	0	0	1	0	0
21 Carlos Pena, L (1, 3) OBP: 0.190, SLG: 0.237		B SI 88 C CU 71 S FF 88 X FF 88 1-2 12 2B 2B	X CH 81 0-0 ③ F7			B CH 76 C CU 67 F FF 85 C SI 86 1-3 ② K			C SI 87 B SI 87 B SI 86 S SI 86 C SI 87 2-3 ① K	4	1	1	0	0	2	2
61 Robinson Chirinos, R (1, 2) OBP: 0.276, SLG: 0.434		C FF 88 H FF 86 1-1 12 2B 17 G3 HBP		B FF 86 F CU 69 B FF 85 B SL 77 X FF 85 3-1 ① F8		C CU 68 X FF 88 0-1 ③ L8			B SI 87 C SI 87 F SL 80 X SI 88 1-2 ② L9	3	1	0	0	0	0	0
12 Rougned Odor, L (1, 4) OBP: 0.297, SLG: 0.382		B SI 86 X CU 70 1-0 17 G3 1-3 2-H 2B		B SI 85 C CH 78 F FF 85 B SL 80 X CH 77 2-2 ② F7			C CH 82 X SL 78 0-1 1B		C SI 87 F SL 79 S FF 90 0-3 ③ K	4	0	2	1	0	1	0
Inning Stats	R: 0 H: 0 E: 1 LOB: 2 K: 2 BB: 1 S: 14 P: 21	R: 2 H: 2 E: 0 LOB: 1 K: 0 BB: 0 S: 11 P: 16	R: 0 H: 1 E: 0 LOB: 2 K: 0 BB: 1 S: 10 P: 18	R: 0 H: 0 E: 0 LOB: 0 K: 0 BB: 0 S: 8 P: 13	R: 0 H: 0 E: 0 LOB: 1 K: 0 BB: 1 S: 8 P: 15	R: 0 H: 0 E: 0 LOB: 0 K: 1 BB: 0 S: 8 P: 11	R: 0 H: 1 E: 0 LOB: 1 K: 0 BB: 0 S: 7 P: 9	R: 0 H: 0 E: 0 LOB: 0 K: 0 BB: 0 S: 8 P: 13	R: 0 H: 0 E: 0 LOB: 0 K: 2 BB: 0 S: 9 P: 12	1B: 1 SF: 0 2B: 3 SAC: 1 3B: 0 DP: 0 HR: 0 HBP: 1						

	AB	31
	R	2
	H	4
	RBI	2
	BB	3
	SO	5
	LOB	16

WP: 0 PA: 36
PB: 0
SB: 2
CS: 0

PITCHER		IP	WLS	BF	H	R	ER	SO	BB	IBB	HBP	BLK	WP	HR	S	P	ERA	WHIP
36 Jered Weaver, R ERA: 3.45	(1, 1)	7.0	W	30	4	2	2	3	3	0	1	0	0	0	66	103	2.57	1.000
64 Mike Morin, R ERA: 2.14	(8, 1)	1.0	H	3	0	0	0	0	0	0	0	0	0	0	8	13	0.00	0.000
38 Joe Smith, R ERA: 2.38	(9, 1)	1.0	S	3	0	0	0	2	0	0	0	0	0	0	9	12	0.00	0.000

PITCHER	IP	WLS	BF	H	R	ER	SO	BB	IBB	HBP	BLK	WP	HR	S	P	ERA	WHIP

Batter	1	2	3	4	5	6	7	8	9	AB	R	H	RBI	BB	SO	LOB
56 Kole Calhoun, L (1, 9) OBP: 0.356, SLG: 0.521	C SI 88 B SI 89 X SI 89 1-1 P6 ①	C SL 82 B SI 90 X SL 83 1-1 L3 ②		X SI 89 0-0 27 2B 2B	X FF 91 0-0 F8 ③			1 SAFE 1 SAFE X FF 87 0-0 F9 ①	X FF 90 0-0 P5 ③	6	1	1	0	0	0	7
27 Mike Trout, R (1, 8) OBP: 0.400, SLG: 0.606	C SI 89 F SI 90 S SI 90 0-3 K ②	B SL 82 C SL 82 F SI 90 B SI 90 X SI 90 2-2 2B 1-H 2-H 3-H		S SI 90 B SI 88 X SI 89 1-1 2B 2-H		C CH 90 C FF 90 B FF 89 B CH 90 B FF 92 B FF 91 4-2 5 1B 32 SF7 BB		C SI 88 B CU 75 C FF 89 F FF 89 B FF 88 X FF 88 2-2 L7 ②		4	1	2	4	1	1	1
5 Albert Pujols, R (1, 10) OBP: 0.325, SLG: 0.491	C SL 82 F SI 90 X SL 82 0-2 32 1B 1B	X SI 89 0-0 F9 ③		B SL 81 D SL 80 B SL 81 X SI 88 3-0 F7 ②		B SL 83 S SL 80 1 SAFE X FF 90 1-1 2 G1-6-3 1-3 1B		X SI 90 0-0 1-H 2B		5	0	3	1	0	0	2
32 Josh Hamilton, L (1, 7) OBP: 0.373, SLG: 0.449	S SL 82 F SL 82 D SL 82 X SI 90 1-2 1-3 1B		B SI 89 X CH 84 1-0 2 1B 2B	B SL 81 S SL 81 S SL 81 D SL 79 X SL 81 2-2 F8 ③		B CH 82 X SL 81 1-0 SF7 ① 3-H		B FF 88 D CU 75 S CH 79 S CU 75 F CU 76 X CU 75 2-2 P5 ③		4	1	2	1	0	0	2
2 Erick Aybar, S (1, 6) OBP: 0.320, SLG: 0.411	C SL 81 S SL 82 B SI 90 X SL 82 1-2 G6-3 ③		F SL 82 X SI 88 0-1 47 FC4-6 2-H 1B		B FF 91 F FF 91 B FC 86 B FF 91 B FF 92 4-1 47 1B 6 SF9 BB	S FF 90 F CH 86 B CH 90 F SL 81 F FF 90 X CH 84 1-2 G1-6-3 ②③ 1-2f			X SL 86 0-0 F8 ①	4	1	1	1	1	0	3
47 Howie Kendrick, R (1, 4) OBP: 0.348, SLG: 0.386		C SI 88 C SI 89 C SI 90 0-3 K ①	1 SAFE F SI 89 1 SAFE 1 SAFE X SI 87 0-1 FC4-6 ① 1-2f		B FF 91 1 SAFE C SL 81 1 SAFE B SL 79 F FF 92 X FF 92 2-2 19 2B 1B 1-3		C SL 79 B SL 78 X CH 81 1-1 F8 ①		C FF 90 X SL 86 0-1 19 E 19 S 17 1B 1B	5	2	2	0	0	1	1
6 David Freese, R (1, 5) OBP: 0.326, SLG: 0.343 8 John McDonald, R (7, 5) OBP: 0.268, SLG: 0.220	C SI 89 C SI 90 B SL 83 F SI 90 B SI 90 X SI 90 2-2 17 BB 19 1B 27 2B 1B	B SI 88 C SI 88 1 SAFE X SI 88 1-1 P6 ②	X FF 92 0-0 SF9 ① 3-H			B SL 81 B CH 89 F FF 88 X CH 89 2-1 P1 ②		F SL 86 B FF 90 B SL 86 F FF 90 C FF 89 2-3 K ②	3 1	1 0	1 0	1 0	0 1	0 1	1 1
19 Efren Navarro, L (1, 3) OBP: 0.391, SLG: 0.463	C SI 88 F SL 82 X SI 90 0-2 17 BB 27 2B 1-2 1B	S SI 88 B SL 81 C SL 81 X SL 81 1-2 L9 ③	B CH 76 X CH 79 1-0 1-H 2B			B FF 89 X SI 89 1-0 G4-3 ③		C SL 80 F FF 91 1 SAFE B FF 92 D SL 86 F FF 90 D SL 80 F SL 83 B FF 91 4-2 17 1B 1-3 BB		4	1	2	1	1	0	1
17 Chris Iannetta, R (1, 2) OBP: 0.392, SLG: 0.432		C SI 89 F SL 84 B SI 90 F SL 83 B SI 89 B SI 90 F SI 89 F SI 90 F SI 89 4-2 B SL 81 27 2B 1-2 2-3 BB		F SI 87 F SI 88 C SI 89 0-3 K ①	B FF 93 B SL 80 F FF 92 C FC 88 B FF 92 S FC 87 3-3 K ②			B FF 90 B CH 80 B SI 90 C FF 90 S FF 89 B FF 88 4-2 5 2B BB	X FF 90 0-0 1-2 3-H 1B	3	2	1	1	2	2	1

Inning Stats										
	R: 0 E: 0 K: 1 S: 14	H: 2 LOB: 2 BB: 0 P: 17	R: 3 E: 0 K: 1 S: 22	H: 3 LOB: 1 BB: 1 P: 31	R: 1 E: 0 K: 0 S: 10	H: 2 LOB: 0 BB: 0 P: 13	R: 1 E: 0 K: 1 S: 10	H: 2 LOB: 1 BB: 0 P: 16	R: 2 E: 0 K: 1 S: 10	H: 2 LOB: 1 BB: 1 P: 20
	R: 1 E: 0 K: 0 S: 10	H: 1 LOB: 0 BB: 1 P: 17	R: 0 E: 0 K: 0 S: 5	H: 0 LOB: 0 BB: 0 P: 9	R: 1 E: 0 K: 0 S: 12	H: 1 LOB: 1 BB: 1 P: 20	R: 1 E: 0 K: 1 S: 12	H: 2 LOB: 2 BB: 1 P: 18	1B: 9 2B: 6 3B: 0 HR: 0	SF: 2 SAC: 0 DP: 1 HBP: 0

WP: 0 PA: 46
PB: 0
SB: 1
CS: 0

PITCHER		IP	WLS	BF	H	R	ER	SO	BB	IBB	HBP	BLK	WP	HR	S	P	ERA	WHIP
25 Scott Baker, R ERA: 6.24	(1, 1)	4.0	L	22	9	5	5	3	1	0	0	0	0	0	56	77	11.25	2.500
37 Shawn Tolleson, R ERA: 3.47	(5, 1)	1.0		6	2	2	2	1	1	0	0	0	0	0	10	20	18.00	3.000
30 Neftalí Feliz, R ERA: 2.35	(6, 1)	1.2		6	1	1	1	0	1	0	0	0	0	0	14	24	5.40	1.200
68 Ryan Feierabend, L ERA: 6.75	(7, 1)	1.1		6	1	1	1	0	1	0	0	0	0	0	13	22	6.75	1.500
56 Neal Cotts, L ERA: 3.6	(9, 1)	1.0		6	2	1	1	1	1	0	0	0	0	0	12	18	9.00	3.000

PITCHER	IP	WLS	BF	H	R	ER	SO	BB	IBB	HBP	BLK	WP	HR	S	P	ERA	WHIP

TOP

Los Angeles Angels @ Texas Rangers

Globe Life Park in Arlington, Arlington, TX

Sun Jul 13 2014, 3:09 PM - 6:46 PM EDT

Att. 34,750 - Sunny - 98 F

livebaseballscorecards.com

AB	39
R	10
H	15
RBI	10
BB	5
SO	5
LOB	20

Batter	1	2	3	4	5	6	7	8	9	AB	R	H	RBI	BB	SO	LOB
19 Daniel Robertson, R (1, 8) OBP: 0.286, SLG: 0.288 2 Leonys Martin, L (7, PH) OBP: 0.325, SLG: 0.380 (8, 8)	B SI 92 C FF 92 B SI 92 C FF 92 B SI 94 F FF 92 X FF 92 3-2 1 1B 1 S SF8 1B		C SI 93 B SI 93 X SI 94 1-1 1 BB 1-2 2B 1B		C FF 92 B CH 85 S SI 92 F SI 93 X FF 92 1-2 ② G1-3		B SL 81 B FF 92 C SL 81 X SL 81 2-1 ② G3 3-H			3 2 2 0 0 0 0 1 0 0 1 0 0 0						
1 Elvis Andrus, R (1, 6) OBP: 0.313, SLG: 0.338	F SI 93 B FF 92 F SI 93 F CU 78 F FF 93 1 SAFE B FF 92 X CU 79 2-2 20 CS 1-3 1B		C CU 74 D FF 93 B CU 76 C FF 92 B FF 93 4-2 2B 29 G4-3 1-2 2-3 BB		B FF 92 C FF 92 F CU 78 F FF 92 X SI 94 1-2 ③ G1-3		C FF 92 B FF 92 X SL 81 1-1 ③ P5			3 1 1 0 1 0 0						
Alex Rios, R (1, 9) OBP: 0.333, SLG: 0.440	X FF 93 0-0 ① SF8 3-H		C SI 93 S CU 78 X CU 78 0-2 29 G4-3 1-3 2-H 3-H 2B			B SI 90 X SI 92 1-0 29 1B 20 1B 1B		C FF 96 F SI 95 F CU 83 C FF 97 0-3 ① K		3 1 2 3 0 1 0						
29 Adrián Beltré, R (1, 5) OBP: 0.383, SLG: 0.534	B SI 93 C FF 93 D SI 94 1 SAFE 1 SAFE 1 SAFE B FF 92 X SI 92 3-1 ② P4		C SI 94 B SI 93 X SI 93 1-1 ② G4-3 2-3 3-H			F SI 92 F CU 76 X FF 91 0-2 20 1B 60 G6-4-3 1-2 1B		X FF 96 0-0 ② F9		4 1 1 1 0 0 2						
20 Jake Smolinski, R (1, 7) OBP: 0.522, SLG: 0.619	C SI 92 S CH 85 1 SAFE B CU 78 1 SAFE 1 SAFE 1-2 ③ CS 1-2	B SI 91 C FF 92 C FF 92 X CU 78 1-2 ① G4-3	B CU 78 X SI 93 1-0 ③ F7			B SL 80 F SI 91 S CH 71 X CH 72 1-2 60 G6-4-3 1-3 2-H 1B		C CU 84 B CU 85 B FF 96 C FF 95 X FF 95 3-2 1B		4 0 2 1 0 0 1						
60 Chris Gimenez, R (1, 3) OBP: 0.309, SLG: 0.375		B SI 93 S FF 92 C CH 86 C FF 94 1-3 ② K		C SI 92 F SI 92 F CU 76 S SI 93 0-3 ① K		C SL 79 X SL 78 0-1 ①② G6-4-3 1-2f 3-H		C CU 83 F FF 95 F CU 84 S CU 84 0-3 ③ K		4 0 0 0 0 3 2						
61 Robinson Chirinos, R (1, 2) OBP: 0.271, SLG: 0.425		C FF 92 B CU 78 F FF 87 F SI 93 B CU 77 X SI 93 2-2 ③ L4		B SI 93 S SI 93 F CH 85 F SI 93 F CU 77 B CU 79 F FF 93 F FF 93 X SI 92 3-2 ② G1-3		C FF 91 B FF 90 X SL 81 1-1 ③ F9			B SI 87 B FF 88 C SI 88 X SI 87 2-1 ① F8	4 0 0 0 0 0 0						
9 Adam Rosales, R (1, 10) OBP: 0.333, SLG: 0.353 17 Shin-Soo Choo, L (7, PH) OBP: 0.362, SLG: 0.376 (8, 10)			B FF 92 F FF 92 X CH 85 1-1 1 BB 19 1B 2B 1B	F CH 86 B CU 76 F SI 92 C CU 78 1-3 ③ K			F FF 91 B FF 91 F SL 81 F FF 92 B SL 81 C CH 84 2-3 ① K		T FF 89 C FF 90 X FF 90 0-2 ② F7	2 1 1 0 0 1 0 2 0 0 0 0 1 0						
12 Rougned Odor, L (1, 4) OBP: 0.296, SLG: 0.391			C FF 92 S FF 92 B FF 93 X FF 93 1-2 ① F8		C FF 92 X FF 91 0-1 ① F8		T FF 92 C SL 82 B FF 93 F SL 82 B FF 94 X CH 84 2-2 2 G3 3B		B SL 79 F SI 88 F SI 89 C SL 80 1-3 ③ K	4 1 1 0 0 1 1						
Inning Stats	R: 1 E: 0 K: 0 S: 14 H: 2 LOB: 0 BB: 0 P: 23	R: 0 E: 0 K: 1 S: 10 H: 0 LOB: 0 BB: 0 P: 14	R: 3 E: 0 K: 0 S: 15 H: 3 LOB: 1 BB: 1 P: 24	R: 0 E: 0 K: 2 S: 13 H: 0 LOB: 0 BB: 0 P: 17	R: 0 E: 0 K: 0 S: 10 H: 0 LOB: 0 BB: 0 P: 12	R: 2 E: 0 K: 0 S: 11 H: 3 LOB: 0 BB: 0 P: 14	R: 1 E: 0 K: 1 S: 12 H: 1 LOB: 0 BB: 0 P: 19	R: 0 E: 0 K: 2 S: 12 H: 1 LOB: 1 BB: 0 P: 15	R: 0 E: 0 K: 1 S: 8 H: 0 LOB: 0 BB: 0 P: 11	1B: 8 2B: 1 3B: 1 HR: 0 SF: 1 SAC: 0 DP: 1 HBP: 0						

PITCHER		IP	WLS	BF	H	R	ER	SO	BB	IBB	HBP	BLK	WP	HR	S	P	ERA	WHIP
45 Tyler Skaggs, L ERA: 4.5	(1, 1)	5.0	W	22	7	6	6	3	1	0	0	0	0	0	66	95	10.80	1.600
64 Mike Morin, R ERA: 2.08	(6, 1)	1.0	H	3	1	0	0	0	0	0	0	0	0	0	7	9	0.00	1.000
39 Jason Grilli, R ERA: 3.95	(7, 1)	1.0	H	4	1	1	1	1	0	0	0	0	0	0	12	19	9.00	1.000
40 Kevin Jepsen, R ERA: 2.08	(8, 1)	1.0	H	4	1	0	0	2	0	0	0	0	0	0	12	15	0.00	1.000
38 Joe Smith, R ERA: 2.32	(9, 1)	1.0	S	3	0	0	0	1	0	0	0	0	0	0	8	11	0.00	0.000

PITCHER	IP	WLS	BF	H	R	ER	SO	BB	IBB	HBP	BLK	WP	HR	S	P	ERA	WHIP

BOTTOM

Los Angeles Angels @ Texas Rangers

Globe Life Park in Arlington, Arlington, TX

Sun Jul 13 2014, 3:09 PM - 6:46 PM EDT

Att. 34,750 - Sunny - 98 F

livebaseballscorecards.com

AB	34
R	7
H	10
RBI	6
BB	1
SO	7
LOB	6

WP: 0 PA: 37
PB: 0
SB: 1
CS: 1

Batter	1	2	3	4	5	6	7	8	9	AB	R	H	RBI	BB	SO	LOB
17 Shin-Soo Choo, L (1, 10) OBP: 0.358, SLG: 0.371	C FF 80 B KN 76 B KN 73 F KN 75 X FF 83 2-2 ① F7			C KN 72 C KN 76 F KN 79 F KN 79 C KN 78 0-3 ① K		S KN 75 X EP 63 0-1 ① L3		S SI 91 C SI 93 B SL 76 F SI 93 B SL 76 S SL 76 2-3 ① K		4	0	0	0	0	2	0
1 Elvis Andrus, R (1, 6) OBP: 0.312, SLG: 0.340	C FF 82 C EP 64 S KN 78 0-3 ② K			B KN 74 B KN 73 C FF 83 F KN 75 B KN 78 X KN 73 3-2 ② L7		C FF 83 S KN 78 B KN 78 F KN 79 X FF 80 1-2 ② G4-3		C SI 92 B SL 77 C CH 81 B SI 94 B CH 80 X SI 92 3-2 F8 2B		4	0	1	0	0	1	0
Alex Rios, R (1, 9) OBP: 0.330, SLG: 0.435	C KN 75 X KN 76 0-1 ③ F8			B KN 78 F KN 76 S KN 78 X FF 81 1-2 ③ P4		F KN 78 C KN 80 B EP 68 B KN 80 S KN 79 2-3 ③ K		B CH 80 F SI 93 X CH 80 1-1 ② F8 2-3		4	0	0	0	0	1	1
29 Adrián Beltré, R (1, 5) OBP: 0.384, SLG: 0.542		B KN 74 B KN 74 C KN 72 F KN 76 X FF 79 2-2 ① G4-3			B KN 76 B KN 74 B KN 71 C KN 74 X KN 72 3-1 HR		X KN 76 0-0 ① L6	I IN 72 I IN 74 I IN 73 I IN 74 4-0 20 FC5-4 IBB		3	1	1	1	1	0	0
20 Jake Smolinski, R (1, 7) OBP: 0.481, SLG: 0.560		B KN 74 B FF 82 B FF 83 C FF 79 C FF 82 F FF 84 F KN 76 F KN 76 S KN 77 3-3 ② K			B KN 74 C FF 83 C KN 74 B KN 79 S KN 77 2-3 ① K		C FF 82 X KN 78 0-1 2 1B 7 HR 1B	C SI 90 S SL 81 F SI 91 X SL 82 0-2 ③ FC5-4 1-2f		4	1	1	0	0	2	2
2 Leonys Martin, L (1, 8) OBP: 0.324, SLG: 0.378		B KN 75 S KN 73 X EP 62 1-1 ③ F8			B KN 75 X KN 74 1-0 ② P6		C KN 74 B KN 77 C KN 75 F KN 78 X KN 78 1-2 7 HR 1B 1-2		C FF 97 X CH 88 0-1 ① G4-3	4	1	1	0	0	0	0
7 J.P. Arencibia, R (1, 3) OBP: 0.200, SLG: 0.286			B KN 72 F FF 82 S KN 75 S KN 78 1-3 ① K		S KN 77 H KN 78 1-1 12 3B HBP		X KN 77 0-0 1-H 2-H HR		S FF 96 S FF 96 F FF 96 S FF 95 0-3 ② K	3	2	1	3	0	2	0
12 Rougned Odor, L (1, 4) OBP: 0.306, SLG: 0.416			F FF 83 B KN 73 B KN 75 S KN 75 F KN 78 X KN 77 2-2 8 G4-3 1B		B KN 76 X KN 69 1-0 1-H 3B		L FF 83 S KN 78 B FF 80 B KN 79 F KN 77 X KN 74 2-2 ② P6		X FF 95 0-0 2B	4	0	3	1	0	0	0
8 Geovany Soto, R (1, 2)			C KN 74 1 SAFE B KN 76 B KN 75 F KN 74 F KN 76 X KN 78 2-2 ② ③ G4-3 1-2f		C KN 78 B KN 78 X KN 78 1-1 ③ P3		C KN 76 B KN 77 C EP 61 B KN 79 C KN 77 2-3 ③ K		F FF 96 D SL 88 X FF 95 1-1 ③ L5	4	0	0	0	0	1	3
Inning Stats	R: 0 H: 0 E: 0 LOB: 0 K: 1 BB: 0 S: 8 P: 10	R: 0 H: 0 E: 0 LOB: 0 K: 1 BB: 0 S: 11 P: 17	R: 0 H: 1 E: 0 LOB: 0 K: 1 BB: 0 S: 11 P: 16	R: 0 H: 0 E: 0 LOB: 0 K: 1 BB: 0 S: 11 P: 15	R: 2 H: 2 E: 0 LOB: 1 K: 1 BB: 0 S: 10 P: 19	R: 0 H: 0 E: 0 LOB: 0 K: 1 BB: 0 S: 9 P: 12	R: 3 H: 3 E: 0 LOB: 0 K: 1 BB: 0 S: 15 P: 20	R: 0 H: 1 E: 0 LOB: 2 K: 1 BB: 1 S: 13 P: 23	R: 0 H: 1 E: 0 LOB: 1 K: 1 BB: 0 S: 9 P: 10	1B: 3 SF: 0 2B: 2 SAC: 0 3B: 1 DP: 1 HR: 2 HBP: 1						

TOP

Texas Rangers @ Toronto Blue Jays

Rogers Centre, Toronto, ON

Fri Jul 18 2014, 7:09 PM - 10:04 PM EDT

Att. 38,012 - Clear - 71 F

livebaseballscorecards.com

AB	34
R	5
H	8
RBI	5
BB	1
SO	9
LOB	6

WP: 0 PA: 36
PB: 0
SB: 0
CS: 0

PITCHER	IP	WLS	BF	H	R	ER	SO	BB	IBB	HBP	BLK	WP	HR	S	P	ERA	WHIP
43 R.A. Dickey, R (1, 1) ERA: 3.95	7.0	L	27	6	5	5	7	0	0	1	0	0	2	75	109	6.43	0.857
62 Aaron Loup, L (8, 1) ERA: 3.15	0.2		4	1	0	0	1	0	1	0	0	0	0	9	19	0.00	1.500
58 Todd Redmond, R (8, 1) ERA: 2.55	0.1		1	0	0	0	0	0	0	0	0	0	0	4	4	0.00	0.000
29 Dustin McGowan, R (9, 1) ERA: 4.21	1.0		4	1	0	0	1	0	0	0	0	0	0	9	10	0.00	1.000

BOTTOM

Texas Rangers @ Toronto Blue Jays

Rogers Centre, Toronto, ON

Fri Jul 18 2014, 7:09 PM - 10:04 PM EDT

Att. 38,012 - Clear - 71 F

Batter	1	2	3	4	5	6	7	8	9	AB	R	H	RBI	BB	SO	LOB
7 José Reyes, S (1, 6) OBP: 0.322, SLG: 0.405	B FF 90 X FF 92 1-0 F9 ①		1 SAFE B FF 93 B FF 94 1 SAFE X FF 93 2-0 P3 ①		C ST 78 D CU 71 F ST 79 F SI 94 F FF 96 F ST 79 S ST 83 1-3 K ③		X ST 79 0-0 P6 ②		F CH 85 B FC 90 B FC 92 X FF 90 2-1 P6 ③	5	0	0	0	0	1	5
53 Melky Cabrera, S (1, 7) OBP: 0.347, SLG: 0.451	C FF 93 C ST 78 B ST 78 F SI 90 C SI 94 1-3 K ②		**1 SAFE** **1 SAFE** **C ST 79** **F FF 94** 1 SAFE F ST 82 B SI 95 1 SAFE F CU 67 1-2 X SI 85 F8 ②			C ST 77 B SI 92 X ST 79 1-1 19 S 1B	C SL 78 F SL 88 B SL 89 X SL 78 1-2 F9 ③			4	0	1	0	0	1	3
19 José Bautista, R (1, 9) OBP: 0.405, SLG: 0.495	C FF 95 C ST 80 B ST 83 B ST 82 S FF 95 2-3 K ③		C FF 95 F SI 94 B FC 91 B FF 92 B ST 84 C FF 95 3-3 K ③ **1-2**			C FF 92 F FF 95 B FF 93 X ST 84 1-2 G5-3 ① **1-2**		B FF 92 F FF 91 C SL 89 F FF 92 B SL 81 B FF 92 S SL 86 3-3 K ①		4	0	0	0	0	3	2
30 Dioner Navarro, S (1, 10) OBP: 0.301, SLG: 0.354		X FF 91 0-0 L9 ①		B ST 77 C ST 77 B SI 93 B FF 91 X FF 91 3-1 P6 ①		B ST 78 S ST 77 C ST 80 D SI 95 S SI 95 2-3 K ②		F SL 82 B SL 88 B FF 92 F SL 86 X FF 92 2-2 1B		4	0	1	0	0	1	1
16 Dan Johnson, L (1, 3) OBP: 0.400, SLG: 0.100		B FF 91 B FF 91 B FF 92 B FF 92 4-0 28 1B BB		B FF 93 C FF 92 C ST 78 S ST 77 1-3 K2-3 ②		C ST 79 C ST 80 B FF 95 S ST 77 1-3 K ③		C FF 90 F SL 83 F SL 85 B SI 90 B FF 92 S SL 85 2-3 K ②		3	0	0	0	1	3	2
28 Colby Rasmus, L (1, 8) OBP: 0.270, SLG: 0.469		X FF 94 0-0 **1-2** 1B		B ST 78 F ST 77 B FF 94 F ST 76 B SI 94 S ST 79 3-3 K ③			B ST 75 B FF 91 X FF 90 2-0 HR	S FF 91 F SL 87 S FF 91 0-3 K ③		4	1	2	1	0	2	1
47 Juan Francisco, L (1, 5) OBP: 0.311, SLG: 0.507		C ST 79 B ST 80 C FF 94 2 SAFE B CU 73 S ST 81 2-3 K ②			B ST 76 B FF 93 S FF 92 B ST 76 F FF 92 B ST 78 4-2 66 WP BB		S FF 92 C CU 69 B ST 77 S ST 80 1-3 K ①		C FF 90 B CU 69 S FF 91 S CU 70 1-3 K ①	3	0	0	0	1	3	2
22 Josh Thole, L (1, 2) OBP: 0.337, SLG: 0.289		B ST 80 F FF 94 S ST 80 D SI 95 B ST 82 C ST 80 3-3 K ③			X FF 93 0-0 L7 ①		C FF 92 F CU 71 B FF 95 B ST 80 B ST 79 F ST 78 F FF 93 B ST 80 4-2 66 2B BB		B FC 91 B FC 90 B FC 90 C FF 90 X FF 90 3-1 1B	3	0	1	0	1	1	3
66 Munenori Kawasaki, L (1, 4) OBP: 0.350, SLG: 0.348			B FF 92 C FF 92 C ST 80 B SI 95 B SI 96 X SI 94 3-2 19 WP 1B		B SI 92 C FF 93 S CU 70 D ST 82 S ST 82 2-3 K ② **1-2**		X FC 88 0-0 **1-3** 2B		F FF 91 D CH 86 F FF 91 S FF 90 1-3 K ②	4	0	2	0	0	2	2

Inning Stats																				
	R: 0 E: 0 K: 2 S: 8	H: 0 LOB: 0 BB: 0 P: 12	R: 0 E: 0 K: 2 S: 8	H: 1 LOB: 2 BB: 1 P: 17	R: 0 E: 0 K: 1 S: 12	H: 1 LOB: 1 BB: 0 P: 21	R: 0 E: 0 K: 2 S: 8	H: 0 LOB: 0 BB: 0 P: 15	R: 0 E: 0 K: 2 S: 12	H: 0 LOB: 1 BB: 1 P: 19	R: 0 E: 0 K: 2 S: 11	H: 1 LOB: 1 BB: 0 P: 16	R: 1 E: 0 K: 1 S: 13	H: 2 LOB: 2 BB: 1 P: 21	R: 0 E: 0 K: 3 S: 14	H: 1 LOB: 1 BB: 0 P: 21	R: 0 E: 0 K: 2 S: 10	H: 1 LOB: 1 BB: 0 P: 17	1B: 5 2B: 1 3B: 0 HR: 1	SF: 0 SAC: 0 DP: 0 HBP: 0	WP: 2 PB: 0 SB: 1 CS: 0	PA: 37

PITCHER		IP	WLS	BF	H	R	ER	SO	BB	IBB	HBP	BLK	WP	HR	S	P	ERA	WHIP
11 Yu Darvish, R ERA: 2.88	(1, 1)	6.2	W	28	5	1	1	12	3	0	0	0	2	1	69	117	1.35	1.200
56 Neal Cotts, L ERA: 3.48	(7, 1)	1.1	H	5	1	0	0	3	0	0	0	0	0	0	17	25	0.00	0.750
28 Joakim Soria, R ERA: 2.59	(9, 1)	1.0		4	1	0	0	2	0	0	0	0	0	0	10	17	0.00	1.000

PITCHER	IP	WLS	BF	H	R	ER	SO	BB	IBB	HBP	BLK	WP	HR	S	P	ERA	WHIP

AB	34
R	1
H	7
RBI	1
BB	3
SO	17
LOB	21

livebaseballscorecards.com

Texas Rangers @ Toronto Blue Jays

Rogers Centre, Toronto, ON

Sat Jul 19 2014, 1:09 PM - 4:10 PM EDT

Att. 45,802 - Roof Closed - 68 F

livebaseballscorecards.com

Batter	1	2	3	4	5	6	7	8	9	AB	R	H	RBI	BB	SO	LOB
17 Shin-Soo Choo, L (1, 10) OBP: 0.354, SLG: 0.367	B FF 95 F FF 92 X FF 95 1-1 ① G4-3		B FC 92 B FC 90 F FF 94 S FC 92 F SI 92 F SV 84 X SV 82 2-2 ② G3		C FC 91 F SV 83 B SV 83 B FF 94 B SV 84 C SI 94 3-3 ③ K			B CU 86 S FF 95 S CU 87 B CU 87 B FF 96 C FF 96 3-3 ① K		4	0	0	0	0	2	2
1 Elvis Andrus, R (1, 6) OBP: 0.311, SLG: 0.339	B FF 95 B FF 94 B FF 93 C FF 93 C FF 94 F FF 95 X FF 95 3-2 ② P3		B FF 94 B FF 94 X FF 94 2-0 ③ F8			X FF 93 0-0 ① F9		B SI 94 X SI 94 1-0 29 PB 1-2 2-H 1B		4	0	1	1	0	0	0
Alex Rios, R (1, 9) OBP: 0.330, SLG: 0.435 19 Daniel Robertson, R (1, PH) OBP: 0.297, SLG: 0.300 (1, 9)	F FF 94 B FF 95 X SI 94 1-1 1B			B SV 82 C FC 91 F SL 87 F SV 82 X SV 85 1-2 7 FC5 29 1B 1B		C FF 94 B FF 94 C SI 94 B SI 94 F SL 88 B SV 85 X FF 93 3-2 ② F9		B FF 94 F SI 94 B SI 96 F FF 93 C SI 95 2-3 ② K		0 4	0 0	0 2	0 0	0 1	0 2	0 2
29 Adrian Beltré, R (1, 5) OBP: 0.383, SLG: 0.538	B FC 91 B SI 95 1 SAFE F FC 92 S SL 88 X FF 94 2-2 ③ P3			B FF 91 S SL 87 X FF 94 1-1 7 FC5 1-2 1B		C FF 94 B FC 93 T FC 91 F SV 84 B SV 84 B FF 94 F SV 84 X SV 84 3-2 ③ F7		B SI 96 F FF 96 D CH 89 D FF 95 F FF 96 S SL 87 3-3 K 1-2 2-3		4	0	1	0	0	1	3
20 Jake Smolinski, R (1, 7) OBP: 0.419, SLG: 0.483		C FF 94 B SV 82 S SV 84 B SV 84 C FF 94 2-3 ① K		C FF 93 F SI 94 S SL 88 0-3 ① K			B SL 87 B FC 89 B FF 92 C FF 93 C FF 92 F FF 93 F FF 92 X SL 87 3-2 ① P2	B FF 96 S FF 94 S FF 97 S FF 95 1-3 ③ K		4	0	0	0	0	3	5
2 Leonys Martin, L (1, 8) OBP: 0.323, SLG: 0.374		C FF 94 X FF 92 0-1 ② G4-3		F FC 92 T FC 94 S SV 84 0-3 ② K			X FC 92 0-0 ② G4-3		C SI 91 B SL 74 B SI 90 B SI 92 B SI 92 4-1 7 G5-4-3 BB	3	0	0	0	1	1	2
7 J.P. Arencibia, R (1, 3) OBP: 0.203, SLG: 0.284		B FF 95 C FF 95 B SV 85 X SV 84 2-1 1B		S SL 87 B FF 95 B SI 93 X SL 87 2-1 ③ FC5 1-2 2-3f			B FC 88 X SL 88 1-0 ③ P4		C SI 93 X SI 93 0-1 ① ② G5-4-3 1-2f	4	0	1	0	0	0	3
12 Rougned Odor, L (1, 4) OBP: 0.305, SLG: 0.409	C FF 95 X FC 92 0-1 ③ G4-3				B FF 94 F FC 91 C CH 84 F SV 83 B FF 93 B SV 84 T SV 82 3-2 ① K			B SI 93 B CU 84 F FF 95 B FF 92 B FF 95 4-1 61 1B 1 1B BB	B SI 92 C SI 93 C SI 92 X SL 77 1-2 ③ F9	3	1	0	0	1	1	1
61 Robinson Chirinos, R (1, 2) OBP: 0.271, SLG: 0.423			C FF 94 B SL 88 B FC 90 F FF 93 X FF 94 2-2 ① G4-3		C FF 93 C FF 93 X SL 89 0-2 ② G5-3			C FF 92 X CH 88 0-1 29 PB 1 1B 1-2 1B		3	0	1	0	0	0	0
Inning Stats	R: 0 E: 0 K: 0 S: 11 H: 1 LOB: 1 BB: 0 P: 18	R: 0 E: 0 K: 1 S: 9 H: 1 LOB: 1 BB: 0 P: 13	R: 0 E: 0 K: 0 S: 9 H: 0 LOB: 0 BB: 0 P: 15	R: 0 E: 0 K: 2 S: 14 H: 2 LOB: 2 BB: 0 P: 18	R: 0 E: 0 K: 2 S: 10 H: 0 LOB: 0 BB: 0 P: 16	R: 0 E: 0 K: 0 S: 10 H: 0 LOB: 0 BB: 0 P: 16	R: 0 E: 0 K: 0 S: 7 H: 0 LOB: 0 BB: 0 P: 11	R: 1 E: 0 K: 4 S: 16 H: 2 LOB: 3 BB: 1 P: 30	R: 0 E: 0 K: 0 S: 6 H: 0 LOB: 0 BB: 1 P: 11	1B: 6 2B: 0 3B: 0 HR: 0 SF: 0 SAC: 0 DP: 1 HBP: 0						

TOP	
AB	33
R	1
H	6
RBI	1
BB	2
SO	9
LOB	18

WP: 0 PB: 1 SB: 0 CS: 0 PA: 35

PITCHER		IP	WLS	BF	H	R	ER	SO	BB	IBB	HBP	BLK	WP	HR	S	P	ERA	WHIP
6 Marcus Stroman, R ERA: 3.58	(1, 1)	7.0	W	25	4	0	0	5	0	0	0	0	0	0	70	107	0.00	0.571
27 Brett Cecil, L ERA: 3.94	(8, 1)	0.1		3	1	1	1	1	1	0	0	0	0	0	6	13	27.00	6.000
29 Dustin McGowan, R ERA: 4.16	(8, 1)	0.2	H	4	1	0	0	3	0	0	0	0	0	0	10	17	0.00	1.500
62 Aaron Loup, L ERA: 3.09	(9, 1)	1.0	S	3	0	0	0	0	1	0	0	0	0	0	6	11	0.00	1.000

PITCHER	IP	WLS	BF	H	R	ER	SO	BB	IBB	HBP	BLK	WP	HR	S	P	ERA	WHIP

Texas Rangers @ Toronto Blue Jays

Rogers Centre, Toronto, ON

Sat Jul 19 2014, 1:09 PM - 4:10 PM EDT

Att. 45,802 - Roof Closed - 68 F

livebaseballscorecards.com

Batter	1	2	3	4	5	6	7	8	9	AB	R	H	RBI	BB	SO	LOB
7 José Reyes, S (1, 6) OBP: 0.323, SLG: 0.408	C FF 87 B FF 89 F CU 76 F SL 84 B FF 90 S SL 81 2-3 **K** ①		T FF 88 B FF 89 F FF 87 X SL 84 1-2 66 G6-3 1B	C SI 87 B CU 78 X SI 88 1-1 P6 ②		1 SAFE X FF 91 0-0 1-2 2B ②		B FF 94 B FS 89 C FF 95 C FF 95 F CH 84 X FF 97 2-2 G4-3 ②		5	0	2	0	0	1	2
66 Munenori Kawasaki, L (1, 4) OBP: 0.343, SLG: 0.340	C FF 88 B SI 86 C CU 76 X FF 89 1-2 G6-3 ②		B FF 87 C FF 88 1 SAFE B FF 87 X FF 86 2-1 G6-3 ① ② 1-2f	C SI 89 1 SAFE X CU 76 0-1 1-2 3-H 1B		B SL 84 C SI 90 C FF 89 B FF 89 F CU 76 C SI 91 2-3 **K** ③		B FF 96 X FF 95 1-0 F8 ③		5	0	1	1	0	1	2
53 Melky Cabrera, S (1, 7) OBP: 0.351, SLG: 0.456	B CU 78 C CH 85 X SL 83 1-1 19 BB 1B		C SI 88 F SI 89 F FF 90 B SL 85 X CU 79 1-2 2B	C CH 82 X CU 75 0-1 L8 ③			C CU 75 B CH 80 B CH 80 F SL 85 X CU 77 2-2 19 1B 30 1B 1B			4	1	3	0	0	0	2
19 José Bautista, R (1, 10) OBP: 0.408, SLG: 0.495	F FF 90 1 SAFE F SL 84 1 SAFE B FF 89 F FF 90 B FF 90 D FF 91 D SL 83 4-2 1-2 BB		I IN 74 I IN 71 I IN 74 I IN 72 4-0 IBB		F SL 82 B SL 82 F FF 89 F FF 90 B FF 88 B SL 84 X SL 83 3-2 P4 ①		B SI 91 X CH 80 1-0 28 FC3-6 30 1B 16 SF9 1-3 1B			2	1	1	0	2	0	0
30 Dioner Navarro, S (1, 2) OBP: 0.300, SLG: 0.353	C CU 76 B SI 88 D SL 84 S CH 83 F FF 90 X FF 90 2-2 L7 ③		F CH 83 B FF 88 B FF 90 X SL 81 2-1 G4-3 ③		F FF 86 T FF 90 B FF 89 T FF 91 1-2 **K** ②		C FF 90 1 SAFE F SI 89 X SI 91 0-2 28 FC3-6 1-2 1B 3-H			4	0	1	1	0	1	4
28 Colby Rasmus, L (1, 8) OBP: 0.274, SLG: 0.469			F FF 89 B CU 77 S CH 85 F FF 89 B SL 84 B CU 77 F FF 91 X FF 88 3-2 P5 ①	B FF 88 F CH 83 X FF 89 1-1 16 WP 16 2B 1B	X CU 78 0-0 1B		B SI 90 B CU 74 F SI 88 B SI 89 F SI 89 X SI 90 3-2 FC3-6 18 S ① 1-2f 2-3			4	1	2	0	0	0	2
16 Dan Johnson, L (1, 3) OBP: 0.421, SLG: 0.250			C FF 89 B FF 90 B CU 79 S SL 82 B CU 80 B FF 90 4-2 BB	C FF 87 B CU 78 B CH 83 X SI 89 2-1 8 1B 66 1B 1-H 2B	C SI 88 1 SAFE S CU 77 B CU 78 S SL 84 1-3 **K** ③		B FF 89 B CU 76 X FF 88 2-0 SF9 ② 3-H			2	1	1	2	1	1	1
47 Juan Francisco, L (1, 5) OBP: 0.309, SLG: 0.502 18 Steve Tolleson, R (6, PH) OBP: 0.320, SLG: 0.423 (7, 5)			S SI 89 B SI 88 C CU 76 D SL 83 F CU 78 F SL 83 S FF 87 2-3 **K** ②	C FF 89 T CU 79 F FF 88 S CU 78 0-3 K2-3 ①		C SI 90 B SL 86 F CH 81 F SL 84 C CU 76 1-3 **K** ① X SL 84	B FF 94 C SL 84 B SL 80 B SL 84 S FF 95 X FF 95 3-2 F7 ③ 1-2			2 2	0 0	0 0	0 0	0 0	2 1	2 1
8 Anthony Gose, L (1, 9) OBP: 0.331, SLG: 0.284			F CH 84 B CU 76 X SL 82 1-1 L9 ③	X FF 88 0-0 66 1B 2-3 1B		0-0 E1 7 2B		X FF 93 0-0 F7 ①		4	0	1	0	0	0	1
Inning Stats	R: 0 E: 0 K: 1 S: 16 H: 1 LOB: 2 BB: 1 P: 26		R: 0 E: 0 K: 1 S: 14 H: 0 LOB: 1 BB: 1 P: 24	R: 0 E: 0 K: 0 S: 11 H: 2 LOB: 2 BB: 1 P: 21	R: 2 E: 0 K: 1 S: 15 H: 4 LOB: 2 BB: 0 P: 19	R: 0 E: 0 K: 2 S: 11 H: 1 LOB: 1 BB: 0 P: 16	R: 0 E: 1 K: 2 S: 10 H: 1 LOB: 1 BB: 0 P: 13	R: 2 E: 0 K: 0 S: 14 H: 3 LOB: 1 BB: 0 P: 25	R: 0 E: 0 K: 0 S: 6 H: 0 LOB: 0 BB: 0 P: 9	1B: 9 2B: 3 3B: 0 HR: 0	SF: 1 SAC: 0 DP: 1 HBP: 0						

	AB	34
	R	4
	H	12
	RBI	4
	BB	3
	SO	7
	LOB	17

PITCHER		IP	WLS	BF	H	R	ER	SO	BB	IBB	HBP	BLK	WP	HR	S	P	ERA	WHIP
48 Colby Lewis, R ERA: 6.37	(1, 1)	5.0	L	25	8	2	2	5	2	1	0	0	1	0	67	106	3.60	2.000
68 Ryan Feierabend, L ERA: 9.0	(6, 1)	1.2		9	4	2	2	2	0	0	0	0	0	0	21	32	10.80	2.400
55 Roman Mendez, R ERA:	(7, 1)	1.1		4	0	0	0	0	0	0	0	0	0	0	9	15	0.00	0.000

PITCHER	IP	WLS	BF	H	R	ER	SO	BB	IBB	HBP	BLK	WP	HR	S	P	ERA	WHIP

Texas Rangers @ Toronto Blue Jays

Rogers Centre, Toronto, ON

Sun Jul 20 2014, 1:08 PM - 4:15 PM EDT

Att. 36,011 - Cloudy - 73 F

TOP

livebaseballscorecards.com

Batter	1	2	3	4	5	6	7	8	9	AB	R	H	RBI	BB	SO	LOB
19 Daniel Robertson, R (1, 9) OBP: 0.304, SLG: 0.307	C FF 83 X FC 79 0-1 ① F7		F CH 79 B FF 86 B FF 85 C SI 86 X CU 73 2-2 1 E 2-H 3-H 1B		B FF 82 C FF 83 X FC 80 1-1 ① B2	F FC 82 X FF 83 0-1 1 CS 1-H 2-H 3-H 1B			B FF 87 B FF 86 C FF 87 B FF 88 C FF 87 F FF 88 X FF 89 3-2 ① L9	5	0	2	4	0	0	0
1 Elvis Andrus, R (1, 6) OBP: 0.312, SLG: 0.342	C FF 84 B FF 85 F CU 72 B FF 86 F CH 78 X FF 82 2-2 ② L9		C FF 85 X FF 83 0-1 E3 1-2		B FF 83 X CH 78 1-0 29 F9 2B	C SI 85 1 SAFE 0-1 ③ CS 1-2	C SI 90 B SL 80 X SI 90 1-1 ① F8		B FF 88 C FF 87 B FC 87 X FF 87 2-1 29 G5-3 60 1B 1B	5	1	2	0	0	0	1
29 Adrián Beltré, R (1, 10) OBP: 0.377, SLG: 0.530	B FF 84 B FF 84 C FC 79 X FC 80 2-1 ③ F9		C SI 85 F CH 79 S FF 84 0-3 ② K		B SI 83 B SI 82 X FF 84 2-0 F9 2-3		X SL 81 0-0 ② F8		C FC 86 B CU 74 X FF 87 1-1 ② G5-3 1-2	5	0	0	0	0	1	4
60 Chris Gimenez, R (1, 3) OBP: 0.323, SLG: 0.374		B CH 82 B FC 80 C FC 81 C FF 84 F SI 84 B CU 73 B FF 86 4-2 20 CS BB	C CU 73 B FC 82 S SI 84 F SI 86 S CH 79 1-3 ③ K		F CH 77 X CH 77 0-1 ③ G3-1		C SI 91 B SI 90 B SI 90 F SL 80 F SI 92 B SI 92 B SI 92 4-2 BB		C FF 88 C SI 88 B FC 88 X CU 75 1-2 20 1B 2-H 1B	3	0	1	1	2	1	3
20 Jake Smolinski, R (1, 7) OBP: 0.417, SLG: 0.455		C FF 85 B FC 81 1 SAFE F FC 82 X SI 84 1-2 ①② F8 1-2		B FF 82 C FF 82 B FF 84 S FF 83 B FF 83 B SI 84 4-2 2 1B BB		B FC 81 C CH 77 B FC 79 C FC 78 F CH 77 C SI 82 2-3 ① K	B SI 90 C SI 90 B SI 90 B SI 90 F SI 90 X SI 90 3-2 ③ G4-3		C FF 88 B CU 75 B FF 87 X FF 88 2-1 1-2 1B	4	0	1	0	1	1	2
8 Geovany Soto, R (1, 2) OBP: 0.250, SLG: 0.375 17 Shin-Soo Choo, L (9, PH) OBP: 0.354, SLG: 0.367 7 J.P. Arencibia, R (9, PH) OBP: 0.200, SLG: 0.279		C FF 85 B CU 72 B FC 81 S CH 80 B FF 86 C SI 84 3-3 ③ K		C SI 83 B FC 82 B FC 80 F SI 83 S CH 79 2-3 ① K	X CH 80 0-0 12 1B 2 1B 19 BLK 1B		B SI 90 X SI 91 1-0 2 G4-3 2B	S CH 81 B CH 80 B SL 75 C SI 93 B CH 80 X CH 81 3-2 ③ P3	4 0 1	1 0 0	2 0 0	0 0 0	0 0 0	2 0 2	1 0 2
2 Leonys Martin, L (1, 8) OBP: 0.328, SLG: 0.379			C CH 82 X SI 82 0-1 12 SH5-4 9 BB 19 1B 1B	C FC 81 S CU 73 D CU 74 X FF 86 1-2 1-2 1B	F SI 83 F CH 77 X FF 84 0-2 19 BLK 12 1B 19 1B 1-2 1B		L FF 94 L FF 93 X CU 86 0-2 ① G4-3 2-3			4	2	3	0	0	0	1
9 Adam Rosales, R (1, 5) OBP: 0.318, SLG: 0.300			B FF 82 B FC 80 B FF 84 B FF 84 4-0 12 SH5-4 19 1B 1-2 BB	F FF 84 X CH 78 0-1 ② F7	F FC 80 B FC 81 X CH 76 1-1 ② L7			S CU 86 S CU 86 S CU 85 0-3 ② K		3	1	0	0	1	1	5
12 Rougned Odor, L (1, 4) OBP: 0.305, SLG: 0.408			X FF 85 0-0 ① SH5-4 1-2 2-3	X FC 81 0-0 ③ G4-3	F SI 83 X CH 76 0-1 19 BLK 19 1B 1-2 2-3 1B			B FF 92 C CU 86 B CU 87 X CU 86 2-1 ③ G4-3		3	1	1	0	0	0	3

	AB	37
	R	6
	H	12
	RBI	5
	BB	4
	SO	6
	LOB	22

Inning Stats																				
	R: 0 E: 0 K: 0 S: 8	H: 0 LOB: 0 BB: 0 P: 12	R: 0 E: 0 K: 1 S: 9	H: 0 LOB: 0 BB: 1 P: 17	R: 2 E: 1 K: 2 S: 15	H: 2 LOB: 2 BB: 1 P: 22	R: 0 E: 0 K: 1 S: 11	H: 1 LOB: 2 BB: 1 P: 18	R: 0 E: 0 K: 0 S: 6	H: 1 LOB: 1 BB: 0 P: 10	R: 3 E: 0 K: 1 S: 15	H: 4 LOB: 0 BB: 0 P: 18	R: 0 E: 0 K: 0 S: 9	H: 0 LOB: 1 BB: 1 P: 17	R: 0 E: 0 K: 1 S: 9	H: 1 LOB: 1 BB: 0 P: 12	R: 1 E: 0 K: 0 S: 16	H: 3 LOB: 2 BB: 0 P: 28	1B: 10 2B: 2 3B: 0 HR: 0	SF: 0 SAC: 1 DP: 0 HBP: 0	WP: 0 PB: 0 SB: 0 CS: 2	PA: 43

PITCHER		IP	WLS	BF	H	R	ER	SO	BB	IBB	HBP	BLK	WP	HR	S	P	ERA	WHIP
56 Mark Buehrle, L ERA: 2.86	(1, 1)	6.0		28	8	5	5	5	3	0	0	1	0	0	64	97	7.50	1.833
58 Todd Redmond, R ERA: 2.5	(7, 1)	1.0	W	5	1	0	0	0	1	0	0	0	0	0	10	19	0.00	2.000
27 Brett Cecil, L ERA: 3.82	(8, 1)	1.0	H	3	0	0	0	1	0	0	0	0	0	0	8	10	0.00	0.000
44 Casey Janssen, R ERA: 1.59	(9, 1)	0.2		5	3	1	1	0	0	0	0	0	0	0	13	22	13.50	4.500
62 Aaron Loup, L ERA: 3.06	(9, 1)	0.1	S	1	0	0	0	0	0	0	0	0	0	0	3	6	0.00	0.000

PITCHER	IP	WLS	BF	H	R	ER	SO	BB	IBB	HBP	BLK	WP	HR	S	P	ERA	WHIP

Texas Rangers @ Toronto Blue Jays

Rogers Centre, Toronto, ON

Sun Jul 20 2014, 1:08 PM - 4:15 PM EDT

Att. 36,011 - Cloudy - 73 F

livebaseballscorecards.com

BOTTOM

Batter	1	2	3	4	5	6	7	8	9	AB	R	H	RBI	BB	SO	LOB
7 José Reyes, S (1, 6) OBP: 0.324, SLG: 0.408	C SI 88 B SL 83 B FF 88 X SI 88 2-1 F9 ①	X SI 91 0-0 66 L4 66 S 1B 1-3 2-H 3-H		C SL 86 F CU 79 F SL 86 F CU 78 X FF 90 0-2 G4-3 ②		F FC 89 B FF 90 S CH 79 X FF 94 1-2 G4-3 ②		B CU 73 S CH 85 B CH 84 X FF 96 2-1 66 1B 53 1B 1B 1-2 2-3		5	1	2	2	0	0	0
66 Munenori Kawasaki, L (1, 4) OBP: 0.345, SLG: 0.343	C FF 89 B CH 83 C SL 86 F CU 79 F FF 90 F SI 90 F FF 89 X CU 78 1-2 1B	B FF 89 X FF 89 1-0 L4 ②③ 1-2		C SL 85 C SL 86 B SI 91 F SL 86 F SL 87 X FF 91 1-2 G3 ③		F FF 93 B FF 90 S CH 80 C FF 94 1-3 K ③		B FF 96 X FF 96 1-0 53 1B 1B 1-2 2-3 3-H		5	0	2	1	0	1	2
53 Melky Cabrera, S (1, 7) OBP: 0.354, SLG: 0.465	X SI 88 0-0 P6 ②		B SL 84 X SI 87 1-0 G4-3 ①		B CU 76 C SL 84 S SL 86 B SL 86 F SL 85 X SI 90 2-2 19 2B 16 SF9 1B		B FF 96 C FF 94 X CH 87 1-1 HR	D CH 86 X CH 85 1-0 1B 1-2 2-H 3-H		5	2	3	3	0	0	1
19 José Bautista, R (1, 10) OBP: 0.408, SLG: 0.495	1 SAFE 1 SAFE 1 SAFE S FF 89 S SL 85 X FF 90 0-2 P4 ③		B FF 90 B FF 90 C SL 86 B SI 91 B FF 91 4-1 30 2B 28 1B BB		F SL 85 F SL 86 F SL 87 F CH 85 X SL 84 0-2 16 SF9 2B 1-3		C SL 85 F FF 96 F FF 95 B SL 84 X FF 96 1-2 G6-3 ①	C FF 95 F FF 94 S FF 94 0-3 K ②		4	1	1	0	1	1	3
30 Dioner Navarro, S (1, 2) OBP: 0.302, SLG: 0.367		C SL 85 B FF 89 B SI 90 F SL 87 F CU 78 F FF 90 X CH 85 2-2 HR	C SI 90 1 SAFE F SI 91 F FF 90 1 SAFE F FF 91 X SI 92 0-2 28 1B 2B 1-3		S SL 85 F SL 85 X FF 90 0-2 F8 ①		C FF 94 C FF 94 F FF 94 X FF 93 0-2 F7 ②	B CU 75 S CH 87 X FF 96 1-1 G4-3 ③		5	1	2	1	0	0	4
28 Colby Rasmus, L (1, 8) OBP: 0.278, SLG: 0.467		B CU 76 X SI 91 1-0 G3 ①	F SL 87 S CU 78 B FF 91 B CU 78 X SI 92 2-2 18 FC5-4 1B 2-3 3-H		C CH 85 B SL 86 B FF 89 B SL 85 B FF 87 4-1 18 S BB		F FF 94 C FF 94 B FF 94 B SL 86 F FF 94 X FF 93 2-2 L9 ③			3	0	1	1	1	0	0
16 Dan Johnson, L (1, 3) OBP: 0.435, SLG: 0.400		C SL 85 F CU 78 B FF 90 B FF 91 X CU 78 2-2 8 1B 7 1B 2B	C SL 86 1 SAFE X SL 86 0-1 P5 ②		B FF 90 B FF 94 F FF 94 C FF 94 B FF 94 F FF 95 X FF 94 3-2 SF9 ② 2-3 3-H			B FF 94 F FF 95 S CH 86 X FF 94 1-2 7 1B 8 1B 66 1B 1B		3	2	2	1	0	0	2
18 Steve Tolleson, R (1, 5) OBP: 0.317, SLG: 0.412		C SI 89 C CU 76 H SI 91 1-2 8 1B 7 1B HBP	B SI 89 1 SAFE F SI 89 B CU 79 1 SAFE B FF 87 X SI 90 3-1 FC5-4 ③ 1-2f		1 SAFE C FF 93 F FF 92 B SL 82 C FF 94 1-3 K ③ 1-2			B SI 96 X FF 96 1-0 F9 ①		3	1	0	0	0	1	5
8 Anthony Gose, L (1, 9) OBP: 0.336, SLG: 0.292		B SL 86 B SL 85 B SI 89 C SI 90 X SL 86 3-1 7 1B 1B 1-2 2-3		B SL 85 F SI 90 B SL 86 X SI 89 2-1 L9 ①		C FF 92 S CH 79 B FF 94 B FF 94 S CH 80 2-3 K ①		F FF 95 B FF 95 X FF 95 1-1 66 1B 7 1B 53 1B 1B 1-2		4	1	2	0	0	1	0
Inning Stats	R: 0 E: 0 K: 0 S: 13 H: 1 LOB: 1 BB: 0 P: 16	R: 3 E: 0 K: 0 S: 15 H: 4 LOB: 1 BB: 0 P: 25	R: 1 E: 0 K: 0 S: 14 H: 2 LOB: 2 BB: 1 P: 24	R: 0 E: 0 K: 0 S: 12 H: 0 LOB: 0 BB: 0 P: 15	R: 1 E: 0 K: 1 S: 20 H: 2 LOB: 2 BB: 1 P: 30	R: 0 E: 0 K: 2 S: 9 H: 0 LOB: 0 BB: 0 P: 13	R: 1 E: 0 K: 0 S: 14 H: 1 LOB: 0 BB: 0 P: 18	R: 3 E: 0 K: 1 S: 15 H: 5 LOB: 2 BB: 0 P: 23		1B: 10 2B: 4 3B: 0 HR: 2 SF: 1 SAC: 0 DP: 1 HBP: 1						

	AB	37
	R	9
	H	15
	RBI	9
	BB	2
	SO	4
	LOB	17

WP: 0 PB: 0 SB: 2 CS: 0 PA: 41

PITCHER		IP	WLS	BF	H	R	ER	SO	BB	IBB	HBP	BLK	WP	HR	S	P	ERA	WHIP
23 Nick Tepesch, R ERA: 4.75	(1, 1)	4.1		24	9	5	5	0	2	0	1	0	0	1	67	99	10.38	2.538
37 Shawn Tolleson, R ERA: 3.35	(5, 1)	1.2		5	0	0	0	3	0	0	0	0	0	0	16	24	0.00	0.000
30 Neftalí Feliz, R ERA: 3.12	(7, 1)	1.0	L	4	1	1	1	0	0	0	0	0	0	1	14	18	9.00	1.000
63 Matt West, R ERA: 6.75	(8, 1)	1.0		8	5	3	3	1	0	0	0	0	0	0	15	23	27.00	5.000

PITCHER		IP	WLS	BF	H	R	ER	SO	BB	IBB	HBP	BLK	WP	HR	S	P	ERA	WHIP

Texas Rangers @ New York Yankees

Yankee Stadium, Bronx, NY

Mon Jul 21 2014, 7:12 PM - 10:42 PM EDT

Att. 45,278 - Partly Cloudy - 79 F

livebaseballscorecards.com

Batter	1	2	3	4	5	6	7	8	9	AB	R	H	RBI	BB	SO	LOB
17 Shin-Soo Choo, L (1, 9) OBP: 0.355, SLG: 0.370	C SI 94 F SI 93 B FF 95 B CU 82 X SI 94 2-2 F8 ①		S CU 82 B SL 88 B CU 81 F SI 92 X CU 84 2-2 1 1B 29 E 2B		F SI 92 B SL 87 B SI 93 T SI 93 B CU 80 F SI 94 X SI 93 3-2 G3 ①	C FF 96 F FF 95 B FF 96 X SI 96 1-2 1-3 2-H 1B		C FC 88 S FF 93 C FC 89 0-3 K ②		5	1	2	1	0	1	1
1 Elvis Andrus, R (1, 6) OBP: 0.311, SLG: 0.340	C SI 94 B SI 93 C SL 88 F CU 84 X FF 94 1-2 L8 ②		B SI 92 B CU 81 S SI 92 X SI 93 2-1 7 CS 29 E 2-3 1B		B CU 81 F SL 86 L SI 92 B FF 94 X SL 87 2-2 G3-1 ②	C SL 82 B FF 94 D CH 84 C CU 82 C FF 95 2-3 K ③		1 SAFE C FF 93 1 SAFE F FF 93 X FF 94 0-2 F8 ③		5	0	1	0	0	1	3
29 Adrián Beltré, R (1, 5) OBP: 0.375, SLG: 0.525	C SI 94 S CU 83 F FF 94 S SI 93 0-3 K ③		D SI 92 X SL 85 1-0 E4 1-2 3-H		S SL 86 B SL 88 C SL 87 S SI 94 1-3 K ③		F FF 93 C SL 85 X CU 81 0-2 E6 20 1B		C FC 88 B CH 81 F FF 90 F FC 89 B CH 82 X FF 92 2-2 2 G3 1B	5	0	1	1	0	2	1
7 J.P. Arencibia, R (1, 3) OBP: 0.188, SLG: 0.260		B CU 81 X SI 92 1-0 G5-3 ①	S SL 86 S SL 86 F SI 92 S CU 83 0-3 K2-3 ② ③ 2-3			C SL 86 F SI 91 F CU 82 X SL 86 0-2 G4-3 ①	S SL 84 X SL 84 0-1 L5 ①		C FC 89 F FF 90 T CH 82 0-2 K ①	5	0	0	0	0	2	4
2 Leonys Martin, L (1, 8) OBP: 0.324, SLG: 0.373		B SI 94 F SI 93 B CU 81 C SL 87 X SL 88 2-2 E1 35 E		F SL 88 F SI 93 F CU 83 X FF 94 0-2 G3 ①		C CU 81 F FF 92 B FF 94 F FF 94 X SL 85 1-2 L3 ②	B CH 86 C CH 84 C FF 95 S CU 80 1-3 K ②		F FC 86 X FC 89 0-1 G3 ② 1-2	5	0	0	0	0	1	2
20 Jake Smolinski, R (1, 10) OBP: 0.450, SLG: 0.472 60 Chris Gimenez, R (9, PH) OBP: 0.330, SLG: 0.374 (9, 10)		C SI 93 1 SAFE B SI 93 C CU 82 F CU 83 1 SAFE 1 SAFE S CU 84 1-3 K ②	B SI 93 B SL 86 B SI 93 C SI 93 H SI 92 4-1 8 E 8 1B HBP		B SL 87 B SI 92 C SI 92 B SL 86 F SI 93 F SI 93 F SI 94 X SI 93 3-2 35 BB 8 1B 1B	C FF 95 S SL 86 X CU 80 0-2 1-2 1B		I IN 82 I IN 83 I IN 83 I IN 84 4-0 IBB	3 0	1 0	2 0	0 0	0 1	1 0	1 0
35 James Adduci, L (1, 7) OBP: 0.389, SLG: 0.471		S SI 93 F SI 94 1 SAFE F FF 94 B CU 82 1 SAFE X CU 83 1-2 E1 1-3	B SL 86 B SI 92 X SI 92 2-0 L6 ②		D CU 81 1 SAFE B SI 91 B SI 92 C SI 91 B SI 92 4-1 8 1B 12 1B 1-2 BB	S CU 79 S FF 95 D CH 88 X CU 82 1-2 G3 ③		B FC 88 B FC 88 C FF 88 S FF 92 F FF 90 S FF 94 2-3 K ③	4	1	0	0	1	1	6
8 Geovany Soto, R (1, 2) OBP: 0.364, SLG: 0.455 61 Robinson Chirinos, R (6, 2) OBP: 0.270, SLG: 0.421		C CU 82 F SI 93 D SL 85 B CU 84 S SI 94 2-3 K ③		F SI 93 B CU 82 B SL 86 S SI 92 X FF 93 2-2 E1 1-3 1B	B SL 84 C SL 86 X SI 91 1-1 12 1B 17 1B 1-2 2-H 1B			C FC 89 F FF 91 B FF 93 F FC 89 B CH 83 X CH 83 2-2 F7 ① 1B		3 1	1 0	2 0	1 0	0 0	1 0	2 0
12 Rougned Odor, L (1, 4) OBP: 0.309, SLG: 0.410			B SI 92 X SI 92 1-0 F8 ①	B CU 81 X SI 93 1-0 G1-3 ③		B SI 95 C SI 95 X SL 84 1-1 17 1B 1-2 2-H 1B		F FC 88 X FF 92 0-1 1B		4	0	2	1	0	0	2

Inning Stats	1	2	3	4	5	6	7	8	9	1B: 9 SF: 0	WP: 0 PA: 43
	R: 0 H: 0 E: 0 LOB: 0 K: 1 BB: 0 S: 11 P: 14	R: 0 H: 0 E: 2 LOB: 2 K: 2 BB: 0 S: 15 P: 22	R: 1 H: 2 E: 1 LOB: 1 K: 1 BB: 0 S: 11 P: 17	R: 0 H: 1 E: 1 LOB: 2 K: 0 BB: 0 S: 10 P: 19	R: 0 H: 0 E: 0 LOB: 0 K: 1 BB: 0 S: 10 P: 16	R: 3 H: 4 E: 0 LOB: 2 K: 1 BB: 1 S: 24 P: 37	R: 0 H: 1 E: 1 LOB: 2 K: 1 BB: 0 S: 14 P: 16	R: 0 H: 1 E: 0 LOB: 1 K: 1 BB: 0 S: 12 P: 14	R: 0 H: 1 E: 0 LOB: 2 K: 2 BB: 1 S: 13 P: 21	2B: 1 SAC: 0 3B: 0 DP: 0 HR: 0 HBP: 1	PB: 0 SB: 0 CS: 1

	AB	40
	R	4
	H	10
	RBI	4
	BB	2
	SO	10
	LOB	22

PITCHER		IP	WLS	BF	H	R	ER	SO	BB	IBB	HBP	BLK	WP	HR	S	P	ERA	WHIP
61 Shane Greene, R ERA: 2.79	(1, 1)	5.2	L	26	5	4	4	5	1	0	1	0	0	0	73	113	6.35	1.059
48 Matt Thornton, L ERA: 3.0	(6, 1)	0.0		2	2	0	0	0	0	0	0	0	0	0	5	7	∞	∞
43 Adam Warren, R ERA: 2.66	(6, 1)	1.1		6	1	0	0	2	0	0	0	0	0	0	17	21	0.00	0.750
55 David Huff, L ERA: 4.19	(8, 1)	2.0		9	2	0	0	3	0	1	0	0	0	0	25	35	0.00	1.000

PITCHER	IP	WLS	BF	H	R	ER	SO	BB	IBB	HBP	BLK	WP	HR	S	P	ERA	WHIP

BOTTOM

Batter	1	2	3	4	5	6	7	8	9	AB	R	H	RBI	BB	SO	LOB
11 Brett Gardner, L (1, 7) OBP: 0.353, SLG: 0.415	C SI 92 B SI 94 B CU 74 C SI 92 X FF 95 2-2 ① G6-3		C SI 92 B CU 73 C SL 85 F FF 94 B CU 73 F SI 92 B SL 85 X SI 91 3-2 ② L4		C SI 90 D CH 84 C SI 93 B CU 73 F CH 84 F FF 93 B FF 93 B SI 90 4-2 2 G4-6-3 1-2 2-3 BB			B FF 91 B FF 90 C FF 89 B FF 90 B FF 90 4-1 BB		2	0	0	0	2	0	0
2 Derek Jeter, R (1, 6) OBP: 0.326, SLG: 0.320	B FF 94 B FF 92 B FF 90 C FF 93 F FF 93 F FF 94 F FF 93 F FF 94 B FF 95 4-2 22 1B 36 SF8 22 BLK BB		X SL 85 0-0 ③ P3		B SI 92 X SI 93 1-0 ②③ G4-6-3 1-2f			C SI 91 S SL 87 S FF 91 0-3 ② K		3	1	0	0	1	1	4
22 Jacoby Ellsbury, L (1, 8) OBP: 0.354, SLG: 0.423	F SI 91 B CH 87 F SI 93 F CU 74 X SL 86 1-2 1-3 1B			C SI 92 B SL 86 B SL 87 X SI 92 2-1 HR		B SI 91 B SI 92 X SI 90 2-0 ① G4-3		B FF 91 B FF 91 1 SAFE B FF 91 C FF 88 F FF 90 F FF 90 F FF 92 X SL 86 3-2 ③ F8		4	1	2	1	0	0	1
36 Carlos Beltrán, S (1, 10) OBP: 0.273, SLG: 0.411	X FF 93 0-0 ② SF8 3-H			B FF 93 X SI 93 1-0 ① L7		B FF 92 X FF 92 1-0 ② G4-3			C FF 90 X SL 74 0-1 ① P6	3	0	0	1	0	0	0
33 Kelly Johnson, L (1, 3) OBP: 0.309, SLG: 0.381	1 SAFE B FF 91 B SI 90 1 SAFE X SI 89 2-0 ③ F9			B CU 74 C CH 86 F SI 94 B FF 95 X SL 86 2-2 ② F9		C SI 93 X FF 94 0-1 ③ G6-3			X FF 90 0-0 34 HBP 1B	4	0	1	0	0	0	1
14 Brian Roberts, S (1, 4) OBP: 0.304, SLG: 0.369		B SI 91 C SI 91 F SL 85 B CU 76 F SL 87 F SI 93 B SL 84 F SI 92 X SL 85 3-2 ① F8		C SL 87 B CU 74 X CH 86 1-1 ③ G4-3			C FF 92 F FF 94 C CU 74 0-3 ① K		X SL 76 0-0 ② P5	4	0	0	0	0	1	1
31 Ichiro Suzuki, L (1, 9) OBP: 0.329, SLG: 0.318 34 Brian McCann, L (9, PH) OBP: 0.297, SLG: 0.377		C SI 92 F SI 95 B FF 96 F FF 96 S FF 95 1-3 ② K			X SI 92 0-0 ① L6		B FF 94 F SI 92 B FF 93 X FF 92 2-1 ② G4-3		B FC 89 B FF 90 H FF 89 3-0 1-2 HBP	3 0	0 0	0 0	0 0	0 0	1 0	0 0
29 Francisco Cervelli, R (1, 2) OBP: 0.333, SLG: 0.362 Yangervis Solarte, S (9, PH) OBP: 0.337, SLG: 0.381		C FF 92 C SL 86 F SI 95 B CU 75 B FF 95 C SL 85 2-3 ③ K			B SL 85 X FF 92 1-0 11 BB 45 1B 1B		F FF 93 C SI 93 X SL 86 0-2 ③ G6-3		C FC 88 X SL 77 0-1 ③ F7	3 1	0 0	1 0	0 0	0 0	1 0	0 2
45 Zelous Wheeler, R (1, 5) OBP: 0.292, SLG: 0.542			C SI 91 B CU 74 X SI 92 1-1 ① G5-3		T FF 89 D SL 85 X SI 91 1-1 11 BB 1-2 1B			C FF 92 X SI 91 0-1 ① P4		3	0	1	0	0	0	0
Inning Stats	R: 1 H: 1 E: 0 LOB: 1 K: 0 BB: 1 S: 14 P: 23	R: 0 H: 0 E: 0 LOB: 0 K: 2 BB: 0 S: 14 P: 20	R: 0 H: 0 E: 0 LOB: 0 K: 0 BB: 0 S: 9 P: 13	R: 1 H: 1 E: 0 LOB: 0 K: 0 BB: 0 S: 8 P: 14	R: 0 H: 2 E: 0 LOB: 2 K: 0 BB: 1 S: 9 P: 16	R: 0 H: 0 E: 0 LOB: 0 K: 0 BB: 0 S: 4 P: 7	R: 0 H: 0 E: 0 LOB: 0 K: 1 BB: 0 S: 8 P: 10	R: 0 H: 0 E: 0 LOB: 1 K: 1 BB: 1 S: 11 P: 18	R: 0 H: 1 E: 0 LOB: 2 K: 0 BB: 0 S: 6 P: 9	1B: 4 SF: 1 2B: 0 SAC: 0 3B: 0 DP: 1 HR: 1 HBP: 1						

PITCHER		IP	WLS	BF	H	R	ER	SO	BB	IBB	HBP	BLK	WP	HR	S	P	ERA	WHIP
36 Miles Mikolas, R ERA: 7.48	(1, 1)	7.1	W	27	4	2	2	3	2	0	0	1	0	1	68	105	2.46	0.818
56 Neal Cotts, L ERA: 3.43	(8, 1)	0.2	H	3	0	0	0	1	1	0	0	0	0	0	9	16	0.00	1.500
28 Joakim Soria, R ERA: 2.51	(9, 1)	1.0	S	5	1	0	0	0	0	0	1	0	0	0	6	9	0.00	1.000

PITCHER	IP	WLS	BF	H	R	ER	SO	BB	IBB	HBP	BLK	WP	HR	S	P	ERA	WHIP

Texas Rangers @ New York Yankees

Yankee Stadium, Bronx, NY

Mon Jul 21 2014, 7:12 PM - 10:42 PM EDT

Att. 45,278 - Partly Cloudy - 79 F

livebaseballscorecards.com

AB	30
R	2
H	5
RBI	2
BB	3
SO	4
LOB	9

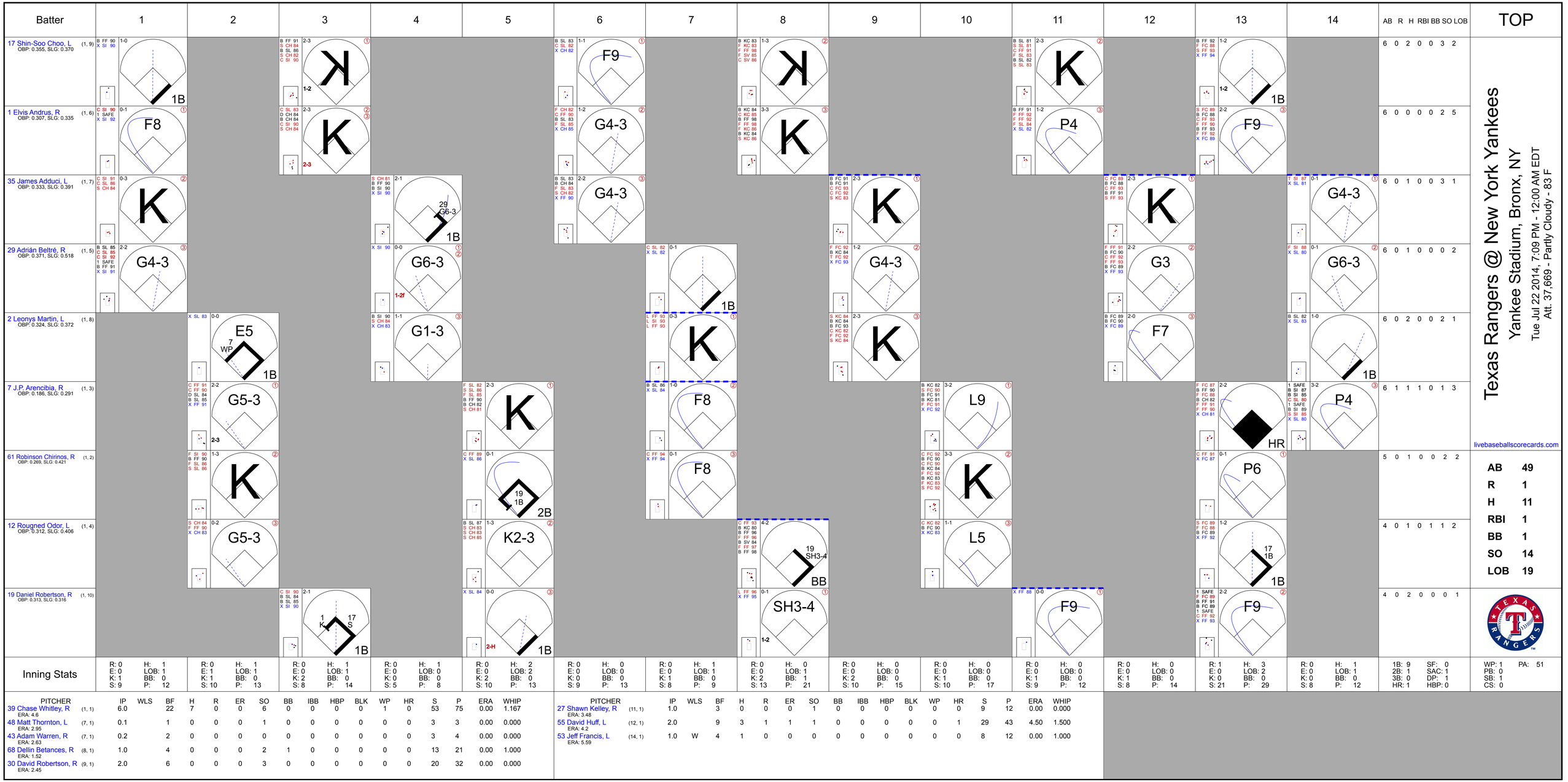
Batter
1
2
3
4
5
6
7
8
9
10
11
12
13
14
AB R H RBI BB SO LOB
TOP
17 Shin-Soo Choo, L (1, 9) OBP: 0.355, SLG: 0.370
1 Elvis Andrus, R (1, 6) OBP: 0.307, SLG: 0.335
35 James Adduci, L (1, 7) OBP: 0.333, SLG: 0.391
29 Adrián Beltré, R (1, 5) OBP: 0.371, SLG: 0.518
2 Leonys Martin, L (1, 8) OBP: 0.324, SLG: 0.372
7 J.P. Arencibia, R (1, 3) OBP: 0.186, SLG: 0.291
61 Robinson Chirinos, R (1, 2) OBP: 0.269, SLG: 0.421
12 Rougned Odor, L (1, 4) OBP: 0.312, SLG: 0.406
19 Daniel Robertson, R (1, 10) OBP: 0.313, SLG: 0.316
6 0 2 0 0 3 2
6 0 0 0 0 2 5
6 0 1 0 0 3 1
6 0 1 0 0 0 2
6 0 2 0 0 2 1
6 1 1 1 0 1 3
5 0 1 0 0 2 2
4 0 1 0 1 1 2
4 0 2 0 0 0 1
Texas Rangers @ New York Yankees
Yankee Stadium, Bronx, NY
Tue Jul 22 2014, 7:09 PM - 12:00 AM EDT
Att. 37,669 - Partly Cloudy - 83 F
livebaseballscorecards.com
AB 49
R 1
H 11
RBI 1
BB 1
SO 14
LOB 19
Inning Stats
PITCHER IP WLS BF H R ER SO BB IBB HBP BLK WP HR S P ERA WHIP
39 Chase Whitley, R (1, 1) ERA: 4.6 6.0 22 7 0 0 6 0 0 0 0 1 0 53 75 0.00 1.167
48 Matt Thornton, L (7, 1) ERA: 2.95 0.1 1 0 0 0 1 0 0 0 0 0 0 3 3 0.00 0.000
43 Adam Warren, R (7, 1) ERA: 2.83 0.2 2 0 0 0 0 0 0 0 0 0 0 3 4 0.00 0.000
68 Dellin Betances, R (8, 1) ERA: 1.52 1.0 4 0 0 0 2 1 0 0 0 0 0 13 21 0.00 1.000
30 David Robertson, R (9, 1) ERA: 2.45 2.0 6 0 0 0 3 0 0 0 0 0 0 20 32 0.00 0.000
27 Shawn Kelley, R (11, 1) ERA: 3.48 1.0 3 0 0 0 1 0 0 0 0 0 0 9 12 0.00 0.000
55 David Huff, L (12, 1) ERA: 4.2 2.0 9 3 1 1 1 0 0 0 0 0 1 29 43 4.50 1.500
53 Jeff Francis, L (14, 1) ERA: 5.59 1.0 W 4 1 0 0 0 0 0 0 0 0 0 8 12 0.00 1.000
1B: 9 SF: 0
2B: 1 SAC: 1
3B: 0 DP: 1
HR: 1 HBP: 0
PA: 51
WP: 1
PB: 0
SB: 1
CS: 0

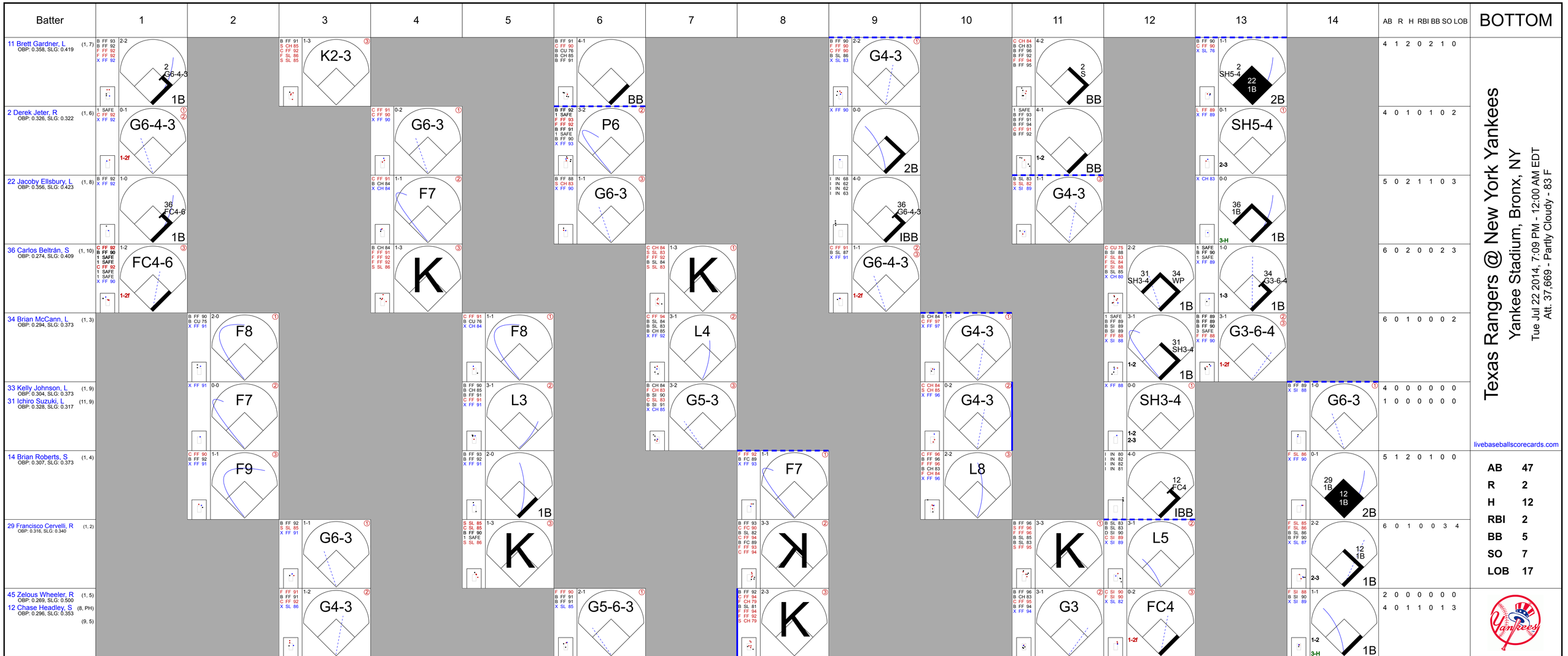
Batter
1
2
3
4
5
6
7
8
9
10
11
12
13
14
AB R H RBI BB SO LOB
BOTTOM
11 Brett Gardner, L (1, 7) OBP: 0.358, SLG: 0.419
4 1 2 0 2 1 0
2 Derek Jeter, R (1, 6) OBP: 0.326, SLG: 0.322
4 0 1 0 1 0 2
22 Jacoby Ellsbury, L (1, 8) OBP: 0.356, SLG: 0.423
5 0 2 1 1 0 3
36 Carlos Beltrán, S (1, 10) OBP: 0.274, SLG: 0.409
6 0 2 0 0 2 3
34 Brian McCann, L (1, 3) OBP: 0.294, SLG: 0.373
6 0 1 0 0 0 2
33 Kelly Johnson, L (1, 9) OBP: 0.304, SLG: 0.373
31 Ichiro Suzuki, L (11, 9) OBP: 0.328, SLG: 0.317
4 0 0 0 0 0 0
1 0 0 0 0 0 0
14 Brian Roberts, S (1, 4) OBP: 0.307, SLG: 0.373
5 1 2 0 1 0 0
29 Francisco Cervelli, R (1, 2) OBP: 0.316, SLG: 0.340
6 0 1 0 0 3 4
45 Zelous Wheeler, R (1, 5) OBP: 0.269, SLG: 0.500
12 Chase Headley, S (8, PH) (9, 5) OBP: 0.296, SLG: 0.353
2 0 0 0 0 0 0
4 0 1 1 0 1 3
Texas Rangers @ New York Yankees
Yankee Stadium, Bronx, NY
Tue Jul 22 2014, 7:09 PM - 12:00 AM EDT
Att. 37,669 - Partly Cloudy - 83 F
livebaseballscorecards.com
AB 47
R 2
H 12
RBI 2
BB 5
SO 7
LOB 17
Inning Stats
R: 0 E: 0 K: 0 S: 9
H: 2 LOB: 1 BB: 0 P: 13
R: 0 E: 0 K: 0 S: 4
H: 0 LOB: 0 BB: 0 P: 7
R: 0 E: 0 K: 1 S: 9
H: 0 LOB: 0 BB: 0 P: 12
R: 0 E: 0 K: 1 S: 9
H: 0 LOB: 0 BB: 0 P: 11
R: 0 E: 0 K: 1 S: 8
H: 1 LOB: 1 BB: 0 P: 15
R: 0 E: 0 K: 0 S: 8
H: 0 LOB: 1 BB: 1 P: 18
R: 0 E: 0 K: 1 S: 9
H: 0 LOB: 0 BB: 0 P: 16
R: 0 E: 0 K: 2 S: 11
H: 0 LOB: 0 BB: 0 P: 17
R: 0 E: 0 K: 0 S: 6
H: 1 LOB: 1 BB: 1 P: 13
R: 0 E: 0 K: 0 S: 9
H: 0 LOB: 0 BB: 0 P: 12
R: 0 E: 0 K: 1 S: 10
H: 0 LOB: 2 BB: 2 P: 25
R: 0 E: 0 K: 0 S: 13
H: 2 LOB: 3 BB: 1 P: 25
R: 1 E: 0 K: 0 S: 8
H: 3 LOB: 1 BB: 0 P: 13
R: 1 E: 0 K: 0 S: 8
H: 3 LOB: 2 BB: 0 P: 12
1B: 9 2B: 3 3B: 0 HR: 0
SF: 0 SAC: 2 DP: 3 HBP: 0
WP: 1 PB: 0 SB: 1 CS: 0
PA: 54
PITCHER IP WLS BF H R ER SO BB IBB HBP BLK WP HR S P ERA WHIP
22 Nick Martinez, R (1, 1) ERA: 4.73 5.1 19 3 0 0 3 1 0 0 0 0 0 42 67 0.00 0.750
30 Neftalí Feliz, R (6, 1) ERA: 2.61 1.2 5 0 0 0 1 0 0 0 0 0 0 14 25 0.00 0.000
37 Shawn Tolleson, R (8, 1) ERA: 3.28 1.0 3 0 0 0 2 0 0 0 0 0 0 11 17 0.00 0.000
56 Neal Cotts, L (9, 1) ERA: 3.35 1.0 4 1 0 0 0 0 1 0 0 0 0 6 13 0.00 1.000
55 Roman Mendez, R (10, 1) ERA: 1.2 7 0 0 0 1 2 0 0 0 0 0 0 17 34 0.00 1.200
PITCHER IP WLS BF H R ER SO BB IBB HBP BLK WP HR S P ERA WHIP
68 Ryan Feierabend, L (11, 1) ERA: 7.36 0.2 5 2 0 0 0 0 0 1 0 0 1 0 0 10 20 0.00 3.000
25 Scott Baker, R (12, 1) ERA: 6.17 0.2 2 0 0 0 0 0 0 0 0 0 0 0 5 8 0.00 0.000
Joakim Soria, R (13, 1) ERA: 2.7 1.0 B 5 3 1 1 0 0 0 0 0 0 0 0 8 13 9.00 3.000
23 Nick Tepesch, R (14, 1) ERA: 4.87 0.1 L 4 3 1 1 0 0 0 0 0 0 0 0 8 12 27.00 9.000

Batter	1	2	3	4	5	6	7	8	9	AB	R	H	RBI	BB	SO	LOB
17 Shin-Soo Choo, L (1, 7) OBP: 0.353, SLG: 0.367	B FF 88 C SI 88 B SL 86 X SL 85 2-1 ① G6-3		C KC 79 B FF 88 B SL 88 F SI 90 C SI 91 2-3 ③ K							2	0	0	0	0	1	0
1 Elvis Andrus, R (1, 6) OBP: 0.305, SLG: 0.333	C FF 89 B SL 87 X FF 90 1-1 ② L9			C FF 88 B SL 86 B SI 89 X FF 90 2-1 ① G4-3						2	0	0	0	0	0	0
Alex Rios, R (1, 9) OBP: 0.331, SLG: 0.435	C FF 89 X SI 89 0-1 29 CS 1B			B FF 90 C KC 80 F FF 91 F SL 88 X SI 92 1-2 ② L9						2	0	1	0	0	0	0
29 Adrián Beltré, R (1, 5) OBP: 0.372, SLG: 0.518	1 SAFE C KC 79 1 SAFE 1 SAFE B FF 90 C SL 87 B SI 92 2-2 ③ CS 1-2	X SI 87 0-0 ① G5-3		C SL 87 B SL 87 B SL 88 B FF 92 X SL 86 3-1 1B						2	0	1	0	0	0	0
35 James Adduci, L (1, 3) OBP: 0.308, SLG: 0.360		C FF 88 X KC 79 0-1 ② G2-3		F KC 81 F SL 88 B FF 92 X KC 81 1-2 ③ P5						2	0	0	0	0	0	1
7 J.P. Arencibia, R (1, 10) OBP: 0.182, SLG: 0.284		B KC 78 B FF 89 C SL 86 B SL 86 S FF 91 X SL 88 3-2 ③ F8			F SI 88 B SL 87 F SL 88 B FF 92 T SL 88 2-2 ① K					2	0	0	0	0	1	0
2 Leonys Martin, L (1, 8) OBP: 0.328, SLG: 0.382			B KC 77 X SL 85 1-0 60 1B 12 G4-6-3 1B		B CH 81 X CH 81 1-0 3B					2	1	2	0	0	0	0
60 Chris Gimenez, R (1, 2) OBP: 0.333, SLG: 0.376			1 SAFE C FF 89 1 SAFE 1 SAFE B SL 88 1 SAFE F FC 90 1 SAFE F SL 88 1-2 X SI 91 12 G4-6-3 1-3 1B		C SI 90 F KC 81 D KC 82 B KC 81 X SL 89 2-2 ② P2					2	0	1	0	0	0	1
12 Rougned Odor, L (1, 4) OBP: 0.308, SLG: 0.402			B FF 88 X KC 81 1-0 ① ② G4-6-3 1-2f 3-H		B FF 90 D KC 81 S KC 82 B SI 91 S KC 81 S SI 92 3-3 ③ K					2	0	0	0	0	1	2
Inning Stats	R: 0 E: 0 K: 0 S: 8 H: 1 LOB: 0 BB: 0 P: 13	R: 0 E: 0 K: 0 S: 6 H: 0 LOB: 0 BB: 0 P: 9	R: 1 E: 0 K: 1 S: 9 H: 2 LOB: 0 BB: 0 P: 14	R: 0 E: 0 K: 0 S: 11 H: 1 LOB: 1 BB: 0 P: 18	R: 0 E: 0 K: 2 S: 10 H: 1 LOB: 1 BB: 0 P: 18					1B: 4 2B: 0 3B: 1 HR: 0	SF: 0 SAC: 0 DP: 1 HBP: 0			WP: 0 PB: 0 SB: 0 CS: 1	PA: 19	

PITCHER	IP	WLS	BF	H	R	ER	SO	BB	IBB	HBP	BLK	WP	HR	S	P	ERA	WHIP
41 David Phelps, R (1, 1) ERA: 3.77	5.0	W	18	5	1	1	3	0	0	0	0	0	0	44	72	1.80	1.000

PITCHER	IP	WLS	BF	H	R	ER	SO	BB	IBB	HBP	BLK	WP	HR	S	P	ERA	WHIP

TOP

Texas Rangers @ New York Yankees

Yankee Stadium, Bronx, NY

Wed Jul 23 2014, 7:11 PM - 8:46 PM EDT

Att. 37,585 - Overcast - 82 F

livebaseballscorecards.com

AB	18
R	1
H	5
RBI	0
BB	0
SO	3
LOB	4

Batter	1	2	3	4	5	6	7	8	9	AB	R	H	RBI	BB	SO	LOB
11 Brett Gardner, L (1, 7) OBP: 0.359, SLG: 0.428	B FF 90 F FF 90 B FF 92 C FF 91 C CU 73 2-3 ① K		B FF 94 C ST 78 B SI 94 B SI 93 X FF 90 3-1 3-H HR							2	1	1	1	0	1	0
2 Derek Jeter, R (1, 6) OBP: 0.325, SLG: 0.320	B FF 92 X FF 93 1-0 ② P4		C ST 79 F FF 93 C SI 94 0-3 ② K							2	0	0	0	0	1	0
22 Jacoby Ellsbury, L (1, 8) OBP: 0.354, SLG: 0.421	C FF 93 B FF 93 C ST 78 S CU 71 1-3 ③ K		B ST 78 F ST 78 B ST 78 S ST 78 X ST 80 2-2 ③ F9							2	0	0	0	0	1	0
36 Carlos Beltrán, S (1, 10) OBP: 0.272, SLG: 0.406		X FF 92 0-0 ① G3		C ST 76 F FF 90 B CU 72 X ST 81 1-2 ① P5						2	0	0	0	0	0	0
34 Brian McCann, L (1, 3) OBP: 0.295, SLG: 0.374		C FF 91 C CU 71 F SI 95 F ST 77 F ST 81 X FF 94 0-2 ② P4		C ST 79 F FF 92 B CU 79 F SI 94 F ST 81 X SI 95 1-2 12 WP 1B						2	0	1	0	0	0	0
12 Chase Headley, S (1, 5) OBP: 0.297, SLG: 0.358		B FF 91 X FF 92 1-0 2B		C ST 78 F SI 94 D ST 78 B ST 81 S ST 80 2-3 ② K 1-2						2	0	1	0	0	1	1
31 Ichiro Suzuki, L (1, 9) OBP: 0.325, SLG: 0.314		B ST 79 B FF 93 C SI 93 C SI 95 S SI 97 2-3 ③ K		X FF 94 0-0 ③ F9						2	0	0	0	0	1	2
29 Francisco Cervelli, R (1, 2) OBP: 0.339, SLG: 0.400			X FF 90 0-0 17 G4-3 11 BLK 2B		B FF 91 B ST 77 F FF 91 B FF 92 X FF 91 3-1 2B					2	1	2	0	0	0	0
17 Brendan Ryan, R (1, 4) OBP: 0.263, SLG: 0.245			X FF 92 0-0 ① G4-3 2-3		C ST 78 B ST 79 B ST 80 L ST 78 F FF 94 X ST 81 2-2 ① G5-3					2	0	0	0	0	0	2
Inning Stats	R: 0 E: 0 K: 2 S: 7 H: 0 LOB: 0 BB: 0 P: 11	R: 0 E: 0 K: 1 S: 11 H: 1 LOB: 1 BB: 0 P: 14	R: 2 E: 0 K: 1 S: 10 H: 2 LOB: 0 BB: 0 P: 15	R: 0 E: 0 K: 1 S: 12 H: 1 LOB: 1 BB: 0 P: 16	R: 0 E: 0 K: 0 S: 6 H: 1 LOB: 1 BB: 0 P: 11					1B: 1 2B: 3 3B: 0 HR: 1	SF: 0 SAC: 0 DP: 0 HBP: 0					

PITCHER	IP	WLS	BF	H	R	ER	SO	BB	IBB	HBP	BLK	WP	HR	S	P	ERA	WHIP
11 Yu Darvish, R (1, 1) ERA: 2.92	4.1	L	18	5	2	2	5	0	0	0	1	1	1	46	67	4.15	1.154

PITCHER	IP	WLS	BF	H	R	ER	SO	BB	IBB	HBP	BLK	WP	HR	S	P	ERA	WHIP

BOTTOM

Texas Rangers @ New York Yankees

Yankee Stadium, Bronx, NY

Wed Jul 23 2014, 7:11 PM - 8:46 PM EDT

Att. 37,585 - Overcast - 82 F

livebaseballscorecards.com

AB	18
R	2
H	5
RBI	1
BB	0
SO	5
LOB	5

1B: 1 SF: 0
2B: 3 SAC: 0
3B: 0 DP: 0
HR: 1 HBP: 0

WP: 1 PA: 18
PB: 0
SB: 0
CS: 0

Batter	1	2	3	4	5	6	7	8	9	AB	R	H	RBI	BB	SO	LOB
17 Shin-Soo Choo, L (1, 7) OBP: 0.354, SLG: 0.367	B SI 90 X SI 91 1-0 ① L7		1 SAFE B FF 92 S SI 93 B FF 92 C FC 92 B FF 94 X SI 93 3-2 1 1B 1-3 1B		C CU 80 B FC 91 B FC 92 S SI 92 B FF 94 F CU 82 B FF 94 4-2 BB			F FF 94 B KC 80 S KC 82 S FF 99 1-3 ① K		3	0	1	0	1	1	0
1 Elvis Andrus, R (1, 6) OBP: 0.305, SLG: 0.333	C FC 91 F SI 91 B CU 80 F FF 92 S FC 91 1-3 ② K		C FC 93 X CU 82 0-1 1-3 3-H 1B		F SI 92 F FF 93 F FF 93 S FF 93 0-3 ③ K			X FF 96 0-0 ② G6-3		4	0	1	1	0	2	2
Alex Rios, R (1, 9) OBP: 0.327, SLG: 0.430	C SI 92 F FC 91 B SI 92 B CU 81 F FF 94 B SI 94 F FF 94 F FC 92 F SI 93 3-3 ③ K		1 SAFE F SI 92 B FF 92 F FC 92 X FF 94 1-2 ③ F9			C FC 91 C CU 80 B FF 91 B CU 82 X FF 92 2-2 ① G6-3		F FF 97 C KC 83 B KC 84 X FF 99 1-2 ③ F9		4	0	0	0	0	1	2
29 Adrian Beltré, R (1, 5) OBP: 0.368, SLG: 0.512		C CU 80 B SI 92 S FC 91 B FC 93 F FF 92 F FF 94 F FC 93 X SI 93 2-2 ① L8		B FC 90 C SI 92 F FF 94 X FF 93 1-2 ① F8		C SI 92 F SI 92 X FC 92 0-2 ② F8			X FC 90 0-0 ① F9	4	0	0	0	0	0	0
35 James Adduci, L (1, 3) OBP: 0.300, SLG: 0.321		F SI 93 B FC 92 F SI 94 B CU 83 T FF 94 2-2 ② K		C CU 81 X CU 80 0-1 ② G1-3		B FF 92 B SI 92 F SI 92 F FC 91 X CU 81 2-2 ③ G4-3			B FC 92 B FC 92 F FC 91 S FC 92 B KC 85 B FC 92 4-2 BB	3	0	0	0	1	1	0
7 J.P. Arencibia, R (1, 10) OBP: 0.185, SLG: 0.318		B SI 92 S FF 93 B SI 92 S FC 93 F FC 93 S SI 93 2-3 ③ K		X FF 92 0-0 ③ G5-3			C CU 77 B FF 95 C FF 94 X SL 85 1-2 HR		F FC 92 F FC 90 D KC 82 B FC 91 S FC 93 2-3 ② K	4	1	1	1	0	2	1
2 Leonys Martin, L (1, 8) OBP: 0.327, SLG: 0.379			B FC 90 C FC 91 B CU 81 F FF 93 F FC 92 F CU 82 B FF 95 B SI 94 4-2 61 G6-4-3 BB		B CU 80 C FC 91 B FF 92 F SI 93 B CU 81 X FF 93 3-2 ① G4-3		B CH 86 X FF 94 1-0 ① F7		C KC 83 S FC 92 D KC 85 D KC 85 S FC 93 2-3 ③ K 1-2	3	0	0	0	1	1	1
61 Robinson Chirinos, R (1, 2) OBP: 0.265, SLG: 0.415			F FF 93 X SI 93 0-1 ① ② G6-4-3 1-2f		B FC 91 F SI 92 C FF 93 B SI 94 B FF 94 F FF 93 F FF 94 F FC 92 X FF 94 3-2 ② L4		B FF 94 B SL 87 S FF 94 T FF 94 F FF 96 F SL 86 X FF 96 2-2 ② F9			3	0	0	0	0	0	1
12 Rougned Odor, L (1, 4) OBP: 0.314, SLG: 0.411			L SI 92 B FC 92 X FC 92 1-1 17 1B 1 1B 1B		X SI 93 0-0 2B		X FF 95 0-0 ③ P5			3	1	2	0	0	0	0
Inning Stats	R: 0 E: 0 K: 2 S: 13 H: 0 LOB: 0 BB: 0 P: 18	R: 0 E: 0 K: 2 S: 13 H: 0 LOB: 0 BB: 0 P: 19	R: 1 E: 0 K: 0 S: 16 H: 3 LOB: 2 BB: 1 P: 25	R: 0 E: 0 K: 0 S: 6 H: 0 LOB: 0 BB: 0 P: 7	R: 0 E: 0 K: 1 S: 17 H: 1 LOB: 2 BB: 1 P: 27	R: 0 E: 0 K: 0 S: 9 H: 0 LOB: 0 BB: 0 P: 13	R: 1 E: 0 K: 0 S: 10 H: 1 LOB: 0 BB: 0 P: 14	R: 0 E: 0 K: 1 S: 7 H: 0 LOB: 0 BB: 0 P: 9	R: 0 E: 0 K: 2 S: 9 H: 0 LOB: 1 BB: 1 P: 17	1B: 3 2B: 1 3B: 0 HR: 1 SF: 0 SAC: 0 DP: 1 HBP: 0						

PITCHER		IP	WLS	BF	H	R	ER	SO	BB	IBB	HBP	BLK	WP	HR	S	P	ERA	WHIP
38 Brandon McCarthy, R ERA: 4.49	(1, 1)	6.0	W	23	4	1	1	5	2	0	0	0	0	0	74	109	1.50	1.000
43 Adam Warren, R ERA: 2.77	(7, 1)	0.2	H	3	1	1	1	0	0	0	0	0	0	1	9	13	13.50	1.500
48 Matt Thornton, L ERA: 2.91	(7, 1)	0.1	H	1	0	0	0	0	0	0	0	0	0	0	1	1	0.00	0.000
68 Dellin Betances, R ERA: 1.49	(8, 1)	1.0	H	3	0	0	0	1	0	0	0	0	0	0	7	9	0.00	0.000
30 David Robertson, R ERA: 2.39	(9, 1)	1.0	S	4	0	0	0	2	1	0	0	0	0	0	9	17	0.00	1.000

PITCHER	IP	WLS	BF	H	R	ER	SO	BB	IBB	HBP	BLK	WP	HR	S	P	ERA	WHIP

TOP

Texas Rangers @ New York Yankees

Yankee Stadium, Bronx, NY

Thu Jul 24 2014, 1:09 PM - 3:56 PM EDT

Att. 45,105 - Cloudy - 78 F

livebaseballscorecards.com

AB	31
R	2
H	5
RBI	2
BB	3
SO	8
LOB	7

Texas Rangers @ New York Yankees

Yankee Stadium, Bronx, NY

Thu Jul 24 2014, 1:09 PM - 3:56 PM EDT

Att. 45,105 - Cloudy - 78 F

livebaseballscorecards.com

BOTTOM

Batter	1	2	3	4	5	6	7	8	9	AB	R	H	RBI	BB	SO	LOB
22 Jacoby Ellsbury, L (1, 8) OBP: 0.353, SLG: 0.417	C FF 87 B FF 89 X CU 75 1-1 ① F8		B FF 88 B SI 86 X FF 86 2-0 ③ L7		D CU 78 B CU 76 B CH 84 B SI 88 4-0 36 S BB		C FF 88 B SL 84 C FF 89 B CU 75 X SI 88 2-2 ② G3-1			3	0	0	0	1	0	1
11 Brett Gardner, L (1, 7) OBP: 0.357, SLG: 0.430	C FF 89 B FF 89 X FF 86 1-1 ② G4-3			C FF 89 C CU 77 X SL 83 0-2 12 1B 2B	B FF 87 1 SAFE B SI 87 F FF 88 X FF 88 2-1 ② SF7 3-H		B CU 74 F SL 81 C FF 88 S SL 83 1-3 ③ K			3	1	1	1	0	1	0
36 Carlos Beltrán, S (1, 10) OBP: 0.276, SLG: 0.405	B FF 89 B CH 85 X CH 85 2-0 ③ G4-3			X SI 88 0-0 ① G5-3	B FF 87 B FF 88 B FF 87 C FF 89 B FF 87 4-1 1-2 BB			B SL 84 X FF 89 1-0 34 2B 1B		3	1	1	0	1	0	1
34 Brian McCann, L (1, 3) OBP: 0.295, SLG: 0.376		X FF 87 0-0 ① F9		X SI 88 0-0 ② F7	C FF 89 C FF 90 X FF 90 0-2 ③ F7			B FF 87 1 SAFE 1 SAFE X FF 88 1-0 14 G3 1-H 2B		4	0	1	1	0	0	3
12 Chase Headley, S (1, 5) OBP: 0.297, SLG: 0.356		B FF 88 C FF 89 B FF 88 F CU 76 F SL 84 F SL 84 X FF 88 2-2 ② P5		C FF 90 X CU 77 0-1 2-H 1B		B CU 74 C FF 87 B FF 88 B FF 88 F SI 89 C FF 90 3-3 ① K		B FF 87 B FF 87 S FF 88 B FF 87 F SI 88 T SI 88 3-2 ① K		4	0	1	1	0	2	1
14 Brian Roberts, S (1, 4) OBP: 0.304, SLG: 0.368		C CU 76 X CH 83 0-1 ③ G4-3		B FF 88 C CU 76 1 SAFE B CH 84 X CH 84 2-1 ③ G3		X FF 89 0-0 ② F7		C FF 94 S FF 94 X FF 94 0-2 ② G3 2-3		4	0	0	0	0	0	2
31 Ichiro Suzuki, L (1, 9) OBP: 0.328, SLG: 0.314			X FF 86 0-0 ① F8		B FF 86 B FF 87 B FF 87 B CH 86 4-0 29 2B BB	C FF 89 C CU 77 F CU 77 X FF 89 0-2 1B		C FF 94 X FF 94 0-1 ③ G4-3		3	1	1	0	1	0	1
29 Francisco Cervelli, R (1, 2) OBP: 0.339, SLG: 0.414			B FF 88 B SL 81 X FF 90 2-0 ② G6-3		X FF 86 0-0 17 SH5-4 11 SF7 1-H 2B	1 SAFE C SL 83 1 SAFE B SL 82 C SL 79 F CH 82 X SL 83 1-2 ③ G6-3				3	1	1	1	0	0	1
17 Brendan Ryan, R (1, 6) OBP: 0.271, SLG: 0.241			C SL 84 C FF 90 H FF 89 1-2 HBP		B SL 84 B FF 88 T FF 90 X FF 86 2-1 ① SH5-4 2-3		S SL 81 B SL 82 C SL 81 B CU 74 F FF 89 S FF 89 2-3 ① K			1	0	0	0	0	1	0
Inning Stats	R: 0 H: 0 E: 0 LOB: 0 K: 0 BB: 0 S: 5 P: 9	R: 0 H: 0 E: 0 LOB: 0 K: 0 BB: 0 S: 8 P: 10	R: 0 H: 0 E: 0 LOB: 1 K: 0 BB: 0 S: 5 P: 10	R: 1 H: 2 E: 0 LOB: 1 K: 0 BB: 0 S: 9 P: 11	R: 2 H: 1 E: 0 LOB: 2 K: 0 BB: 3 S: 9 P: 25	R: 0 H: 1 E: 0 LOB: 1 K: 1 BB: 0 S: 12 P: 16	R: 0 H: 0 E: 0 LOB: 0 K: 2 BB: 0 S: 10 P: 15	R: 1 H: 2 E: 0 LOB: 1 K: 1 BB: 0 S: 10 P: 15		1B: 3 SF: 1 2B: 3 SAC: 1 3B: 0 DP: 0 HR: 0 HBP: 1					WP: 0 PA: 34 PB: 0 SB: 1 CS: 0	

	AB	28
	R	4
	H	6
	RBI	4
	BB	3
	SO	4
	LOB	10

PITCHER		IP	WLS	BF	H	R	ER	SO	BB	IBB	HBP	BLK	WP	HR	S	P	ERA	WHIP
48 Colby Lewis, R ERA: 6.23	(1, 1)	6.1	L	27	4	3	3	2	3	0	1	0	0	0	52	87	4.26	1.105
68 Ryan Feierabend, L ERA: 7.71	(7, 1)	1.0		5	2	1	1	2	0	0	0	0	0	0	11	19	9.00	2.000
55 Roman Mendez, R ERA:	(8, 1)	0.2		2	0	0	0	0	0	0	0	0	0	0	5	5	0.00	0.000

PITCHER	IP	WLS	BF	H	R	ER	SO	BB	IBB	HBP	BLK	WP	HR	S	P	ERA	WHIP

Oakland Athletics @ Texas Rangers

Globe Life Park in Arlington, Arlington, TX

Fri Jul 25 2014, 8:10 PM - 11:00 PM EDT

Att. 35,582 - Clear - 98 F

TOP

livebaseballscorecards.com

Batter	1	2	3	4	5	6	7	8	9	AB	R	H	RBI	BB	SO	LOB
5 John Jaso, L (1, 10) OBP: 0.362, SLG: 0.459	B FF 91 B FF 92 C FF 91 B SI 92 F SI 92 F SI 92 F FF 93 X SI 93 3-2 ① F8		B SL 79 S CH 86 F CH 86 F FF 89 X SL 82 1-2 ② L8			B FC 88 1 SAFE 1 SAFE S CH 84 X CU 79 1-1 52 1B 1-2 1B		B FF 91 X FF 90 1-0 ② F7		3	0	1	0	0	0	0
35 Nate Freiman, R (8, PH) OBP: 0.257, SLG: 0.394 (8, 10)										1	0	0	0	0	0	0
8 Jed Lowrie, S (1, 6) OBP: 0.320, SLG: 0.356	X FF 92 0-0 2B		B FF 92 B SL 80 C SI 91 S FF 90 X SL 84 2-2 ③ F8			X FF 91 0-0 ① F8 2-3		C SI 91 X SL 89 0-1 ③ P4		4	0	1	0	0	0	2
52 Yoenis Cespedes, R (1, 8) OBP: 0.305, SLG: 0.458 (7, 7)	C FF 93 X FC 91 0-1 ② L9			F SL 82 X FF 90 0-1 ① G6-3		B SI 91 F SI 92 F SI 91 D SL 84 X SL 82 2-2 ② 37 S 1-3 3-H 1B			C FF 92 B CH 84 F SL 83 X FF 92 1-2 ① P6	4	0	1	1	0	0	1
37 Brandon Moss, L (1, 7) OBP: 0.346, SLG: 0.523 (7, 9)	C SL 81 B FF 93 C FF 92 B SI 93 S SL 84 2-3 ③ K			B CH 85 S CH 85 F SI 91 B FC 89 S CH 85 2-3 ② K		B FC 90 C SI 89 B CH 86 X CH 85 2-1 ③ F8 2-3			B FF 90 B CH 85 B FF 92 C FF 91 F CH 85 X FF 93 3-2 20 BB 1B	4	0	1	0	0	2	2
20 Josh Donaldson, R (1, 5) OBP: 0.326, SLG: 0.454		X FF 92 0-0 ① P4		C FF 92 S FC 90 F FF 93 B FF 93 B FF 90 F SI 93 S SL 83 2-3 ③ K			B SL 84 X SL 82 1-0 ① P2		C SL 81 S FF 92 B FF 92 B SL 83 B SL 84 B FF 92 1-2 BB	3	0	0	0	1	1	0
21 Stephen Vogt, L (1, 3) OBP: 0.390, SLG: 0.526		C FF 91 B SI 92 F FC 89 F SL 85 F SL 80 B FF 90 F FC 91 B FF 92 X SI 92 3-2 2B	C CH 83 X FC 88 0-1 ① L3				B FF 95 C FF 94 S CH 83 B CH 81 B FF 94 F FF 95 X FF 95 3-2 1B		C FF 93 B CH 86 B CH 86 S FF 93 F FF 93 X FF 93 2-2 ② L8	4	0	2	0	0	0	2
36 Derek Norris, R (1, 2) OBP: 0.398, SLG: 0.477		B FF 89 F FC 90 B FF 92 X FC 89 2-1 ② P4	B FF 91 B FC 88 C FC 88 C SI 91 B SL 84 F SI 92 C CH 84 3-3 ② K				B SL 84 X FF 93 1-0 ② P6		C FF 94 C FF 93 B FF 93 X FF 93 1-2 ③ G3-4-1	4	0	0	0	0	1	4
16 Josh Reddick, L (1, 9) OBP: 0.300, SLG: 0.372		B SI 92 F FC 90 X FC 90 1-1 ③ F9	S CH 84 B CH 84 X SI 92 1-1 ③ G4-3				C FF 89 C SI 90 B FF 88 B SL 84 1 SAFE F CU 76 B CH 78 X SI 90 3-2 ③ G6-3			2	0	0	0	0	0	1
3 Craig Gentry, R (7, PH) OBP: 0.329, SLG: 0.306 (7, 8)										1	0	0	0	0	0	1
28 Eric Sogard, L (1, 4) OBP: 0.273, SLG: 0.231			C FC 90 B FC 89 B SL 80 X FC 89 2-1 ① G3			B SI 90 X SI 91 1-0 8 F8 5 1B 52 1B 1B		C FF 90 B FF 90 X SL 84 1-1 ① L8		2	1	1	0	0	0	0
1 Nick Punto, S (8, PH) OBP: 0.298, SLG: 0.284 (8, 4)										1	0	0	0	0	0	0

Inning Stats	1	2	3	4	5	6	7	8	9
	R: 0 E: 0 K: 1 S: 11	H: 1 LOB: 1 BB: 0 P: 16	R: 0 E: 0 K: 0 S: 11	H: 1 LOB: 1 BB: 0 P: 17	R: 0 E: 0 K: 0 S: 9	H: 0 LOB: 0 BB: 0 P: 14	R: 0 E: 0 K: 2 S: 10	H: 0 LOB: 0 BB: 0 P: 14	R: 0 E: 0 K: 1 S: 8	H: 0 LOB: 0 BB: 0 P: 12	R: 1 E: 0 K: 0 S: 9	H: 3 LOB: 1 BB: 0 P: 15	R: 0 E: 0 K: 0 S: 10	H: 1 LOB: 1 BB: 0 P: 18	R: 0 E: 0 K: 0 S: 5	H: 0 LOB: 0 BB: 0 P: 7	R: 0 E: 0 K: 0 S: 15	H: 1 LOB: 2 BB: 1 P: 26

| | | | | | | | | | |

Oakland Athletics @ Texas Rangers

Globe Life Park in Arlington, Arlington, TX

Fri Jul 25 2014, 8:10 PM - 11:00 PM EDT

Att. 35,582 - Clear - 98 F

BOTTOM

livebaseballscorecards.com

Batter	1	2	3	4	5	6	7	8	9	AB	R	H	RBI	BB	SO	LOB
17 Shin-Soo Choo, L (1, 10) OBP: 0.356, SLG: 0.369	B FF 91 B FF 92 S FF 92 F FF 92 X FF 93 2-2 1B		C SL 81 S FF 92 B SL 82 F FF 92 F SL 81 S FF 92 1-3 ② K		F SI 92 F FF 92 F SI 92 X SL 81 0-2 ③ G4-3		X SL 83 0-0 1B			4	0	2	0	0	1	0
1 Elvis Andrus, R (1, 6) OBP: 0.306, SLG: 0.339	C FF 92 F SI 92 F FF 91 X FF 91 0-2 ① F7		B SL 81 X FF 92 1-0 1B 3B			C SL 80 B CH 84 X FF 91 1-1 BB 29 1B 1B	B SI 88 B SI 90 B SI 90 C SI 89 F SI 90 X SI 90 3-2 ③ G4-3			4	2	2	0	0	0	2
Alex Rios, R (1, 9) OBP: 0.329, SLG: 0.430	C FF 92 S SL 82 F FF 92 1 SAFE F SL 82 F SL 80 X FF 92 0-2 ② P3		X FF 92 0-0 29 FC5-4 3-H 1B			B SL 80 F SI 91 1 SAFE B SL 82 B SL 82 F SI 92 1 SAFE B SL 81 4-2 29 E 29 1B 35 SF8 1-2 BB		B SL 84 C FF 93 F SI 93 F SL 85 F SI 93 S CH 86 1-3 ① K		3	1	1	1	1	1	1
29 Adrián Beltré, R (1, 5) OBP: 0.369, SLG: 0.512	C SL 82 B SI 93 1 SAFE X FF 92 1-1 ③ F7		B SL 84 X FF 93 1-0 ③ FC5-4 1-2f			C FF 92 B FF 91 X SL 81 1-1 E8 1-3 2-H 1B		B FF 93 B CH 86 X FF 95 2-0 7 FC5-4 1B		4	0	2	1	0	0	2
35 James Adduci, L (1, 7)		B CU 73 C SI 91 F SL 80 F SL 81 B FF 92 F SL 81 B FF 92 X SI 93 3-2 7 1B 2B		B CH 82 B FF 90 F SI 92 X SL 82 2-1 ① F7		X FF 92 0-0 ① SF8 3-H		B FF 94 X SI 92 1-0 ② F8		3	1	1	1	0	0	1
7 J.P. Arencibia, R (1, 3) OBP: 0.198, SLG: 0.318		S SL 81 B FF 92 X SL 81 1-1 2 G4-6-3 2-H 1B		C SL 81 C SL 81 B SL 80 F FF 92 B FF 92 B SL 81 B FF 92 4-2 2 G3 BB		C SL 80 B SL 82 T FF 91 C SL 80 1-3 ② K		B FF 94 T FF 94 X FF 94 1-1 ③ FC5-4 1-2f		3	0	1	1	1	1	2
2 Leonys Martin, L (1, 8) OBP: 0.324, SLG: 0.375		X FF 92 0-0 ① ② G4-6-3 1-2f		1 SAFE C FF 92 X CH 85 0-1 ② ③ G3 1-2		B SL 82 C SI 89 F SL 83 F SI 90 B SL 84 B SI 91 F FF 90 C SL 83 3-3 ③ K				3	0	0	0	0	1	3
61 Robinson Chirinos, R (1, 2) OBP: 0.261, SLG: 0.409		B FF 93 B SL 82 X FF 92 2-0 ③ F8			C SL 80 X FF 91 0-1 ① L6		X SI 88 0-0 ① F9			3	0	0	0	0	0	0
12 Rougned Odor, L (1, 4) OBP: 0.309, SLG: 0.405			B FF 91 B SL 82 C SI 92 C FF 91 C SL 81 2-3 ① K		B SL 81 S CH 85 C FF 92 X SL 81 1-2 ② L9		C SI 88 B SI 89 B FF 89 B SL 83 X FF 88 3-1 ② G4-3			3	0	0	0	0	1	0

Inning Stats																								
	R: 0	H: 1	R: 1	H: 2	R: 1	H: 2	R: 0	H: 0	R: 0	H: 0	R: 2	H: 2	R: 0	H: 1	R: 0	H: 1	1B: 7	SF: 1	WP: 0	PA: 33
	E: 0	LOB: 1	E: 0	LOB: 0	E: 0	LOB: 1	E: 0	LOB: 0	E: 0	LOB: 0	E: 1	LOB: 1	E: 0	LOB: 1	E: 1	LOB: 1	2B: 1	SAC: 0	PB: 0	
	K: 0	BB: 0	K: 0	BB: 0	K: 2	BB: 0	K: 0	BB: 1	K: 0	BB: 0	K: 2	BB: 1	K: 0	BB: 0	K: 1	BB: 0	3B: 1	DP: 1	SB: 0	
	S: 15	P: 18	S: 9	P: 15	S: 11	P: 16	S: 7	P: 13	S: 9	P: 10	S: 15	P: 25	S: 7	P: 13	S: 9	P: 14	HR: 0	HBP: 0	CS: 0	

PITCHER		IP	WLS	BF	H	R	ER	SO	BB	IBB	HBP	BLK	WP	HR	S	P	ERA	WHIP
40 Jason Hammel, R ERA: 3.41	(1, 1)	5.2	L	24	7	4	3	3	2	0	0	0	0	0	61	89	4.76	1.588
39 Eric O'Flaherty, L ERA: 2.7	(6, 1)	1.1		5	1	0	0	1	0	0	0	0	0	0	12	21	0.00	0.750
48 Ryan Cook, R ERA: 2.76	(8, 1)	1.0		4	1	0	0	1	0	0	0	0	0	0	9	14	0.00	1.000

PITCHER	IP	WLS	BF	H	R	ER	SO	BB	IBB	HBP	BLK	WP	HR	S	P	ERA	WHIP

AB	30
R	4
H	9
RBI	4
BB	2
SO	5
LOB	11

Batter	1	2	3	4	5	6	7	8	9	AB	R	H	RBI	BB	SO	LOB
4 Coco Crisp, S (1, 8) OBP: 0.372, SLG: 0.416	B SI 89 B SI 87 X SI 88 2-0 ① F7			C CU 76 C CU 78 X FF 89 0-2 ① G4-3		B CU 78 X CH 84 1-0 ② G4-3 2-3		B SI 93 B SI 92 C SI 92 X SI 93 2-1 ① F7		4	0	0	0	0	0	1
5 John Jaso, L (1, 2) OBP: 0.360, SLG: 0.468 36 Derek Norris, R (8, 2) OBP: 0.398, SLG: 0.477	X SI 88 0-0 ② G3			C CU 78 F CH 83 B CU 80 X SI 92 1-2 ② G4-3		C SL 86 X CH 84 0-1 3-H HR		F SL 89 B SL 88 F SI 92 F SL 89 C SI 94 1-3 ② K		4 0	1 0	1 0	2 0	0 0	1 0	0 0
52 Yoenis Cespedes, R (1, 7) OBP: 0.304, SLG: 0.463	C SI 90 C SI 90 B SL 86 S CU 79 1-3 ③ K			B SL 85 X SL 84 1-0 ③ L6		F FF 90 B FF 90 B CU 79 X FF 91 2-1 HR		C SI 95 C SL 86 S SL 85 0-3 ③ K		4	1	1	1	0	2	0
37 Brandon Moss, L (1, 3) OBP: 0.345, SLG: 0.520		X SI 88 0-0 20 G4-6-3 1B			B SI 87 B CU 77 X SI 89 2-0 ① F7	B SI 89 X SL 86 1-0 ③ F7			B SI 89 X SI 90 1-0 ① P5	4	0	1	0	0	0	0
20 Josh Donaldson, R (1, 5) OBP: 0.325, SLG: 0.459		C SI 88 B SI 88 F FF 89 1 SAFE B SL 84 F SI 90 X FF 90 2-2 ①② G4-6-3 1-2f			B SL 85 B SL 86 X FF 90 2-0 ② L9		C FF 87 B SL 82 B SL 81 C SL 86 X FF 96 2-2 HR		B SI 90 X SL 82 1-0 ② P4	4	1	1	1	0	0	1
21 Stephen Vogt, L (1, 10) OBP: 0.386, SLG: 0.518		B SI 88 C CH 84 B CH 82 B SL 85 X SI 89 3-1 ③ F7			C SI 89 X CU 80 0-1 E3		C SI 94 F SI 93 B SL 86 S SL 88 1-3 ① K		F CH 84 B SI 91 C SL 83 F SL 84 B SL 84 F SI 91 X SL 83 2-2 1B	4	0	1	0	0	1	0
16 Josh Reddick, L (1, 9) OBP: 0.299, SLG: 0.385			B SI 87 B SI 88 F SI 88 B SI 90 S SI 88 X SL 86 3-2 ① F8		B CU 77 F CH 84 X SL 85 1-1 ③ P5		B SI 94 F SI 93 X SL 86 1-1 HR		C SI 90 D CH 85 X SI 90 1-1 ③ P6	4	1	1	1	0	0	2
1 Nick Punto, S (1, 6) OBP: 0.294, SLG: 0.279			X CH 84 0-0 ② F9			B CU 76 B SI 89 C SI 90 F SL 85 B CU 78 X SL 85 3-2 ① F7	F SI 96 C SI 95 B SL 87 B FF 95 B SL 85 X SI 94 3-2 ② G4-3			3	0	0	0	0	0	0
28 Eric Sogard, L (1, 4) OBP: 0.274, SLG: 0.238			C SI 90 B CU 78 C CU 79 S SI 92 1-3 ③ K			F FF 89 C FF 90 X CU 78 0-2 4 G4-3 5 HR 2B	C SL 86 S SL 87 X SL 86 0-2 ③ L7			3	1	1	0	0	1	0
Inning Stats	R: 0 E: 0 K: 1 S: 5 H: 0 LOB: 0 BB: 0 P: 8	R: 0 E: 0 K: 0 S: 7 H: 1 LOB: 0 BB: 0 P: 12	R: 0 E: 0 K: 1 S: 7 H: 0 LOB: 0 BB: 0 P: 11	R: 0 E: 0 K: 0 S: 7 H: 0 LOB: 0 BB: 0 P: 9	R: 0 E: 1 K: 0 S: 6 H: 0 LOB: 1 BB: 0 P: 11	R: 3 E: 0 K: 0 S: 12 H: 3 LOB: 0 BB: 0 P: 19	R: 2 E: 0 K: 1 S: 14 H: 2 LOB: 0 BB: 0 P: 21	R: 0 E: 0 K: 2 S: 9 H: 0 LOB: 0 BB: 0 P: 12	R: 0 E: 0 K: 0 S: 9 H: 1 LOB: 1 BB: 0 P: 14	1B: 2 2B: 1 3B: 0 HR: 4 SF: 0 SAC: 0 DP: 1 HBP: 0						

TOP

Oakland Athletics @ Texas Rangers

Globe Life Park in Arlington, Arlington, TX

Sat Jul 26 2014, 8:08 PM - 10:54 PM EDT

Att. 34,651 - Clear - 98 F

livebaseballscorecards.com

AB	34
R	5
H	7
RBI	5
BB	0
SO	5
LOB	4

PITCHER		IP	WLS	BF	H	R	ER	SO	BB	IBB	HBP	BLK	WP	HR	S	P	ERA	WHIP
23 Nick Tepesch, R ERA: 4.84	(1, 1)	6.0	L	22	4	3	3	2	0	0	0	0	0	2	44	70	4.50	0.667
57 Nate Adcock, R ERA: 9.0	(7, 1)	2.0		8	2	2	2	3	0	0	0	0	0	2	23	33	9.00	1.000
25 Scott Baker, R ERA: 6.05	(9, 1)	1.0		4	1	0	0	0	0	0	0	0	0	0	9	14	0.00	1.000

PITCHER	IP	WLS	BF	H	R	ER	SO	BB	IBB	HBP	BLK	WP	HR	S	P	ERA	WHIP

WP: 0 PB: 0 SB: 0 CS: 0 PA: 34

Oakland Athletics @ Texas Rangers

Globe Life Park in Arlington, Arlington, TX

Sat Jul 26 2014, 8:08 PM - 10:54 PM EDT

Att. 34,651 - Clear - 98 F

livebaseballscorecards.com

BOTTOM

Batter	1	2	3	4	5	6	7	8	9	AB	R	H	RBI	BB	SO	LOB
17 Shin-Soo Choo, L (1, 10) OBP: 0.355, SLG: 0.367	B FF 91 X FF 93 1-0 ① P6		C CH 87 B CH 85 B SI 96 X CU 80 2-1 ② G3		B CU 78 B SI 94 C CH 87 F CH 85 F FF 94 B CU 83 S CU 81 3-3 ③ K		C CH 87 1 SAFE C FF 95 D SL 84 X FF 94 1-2 E4 1-3 1B			4	0	1	0	0	1	0
1 Elvis Andrus, R (1, 6) OBP: 0.311, SLG: 0.340	B FF 94 C SI 92 C CH 86 B CU 82 B CU 83 B SI 94 4-2 1B BB		C SI 94 X CH 86 0-1 PO 1B			C SI 92 B SI 94 B CU 80 B SI 94 C SI 92 B SI 93 4-2 35 BB BB	B SL 81 F SI 90 X SI 90 1-1 ③ G6-3			2	0	1	0	2	0	2
Alex Rios, R (1, 9) OBP: 0.328, SLG: 0.428	B CU 80 X SI 93 1-0 29 G6-4-3 1-2 1B		1 SAFE B SI 93 1 SAFE C SI 92 C CU 82 1 SAFE 1-2 ③ PO 1-2	B SI 92 X CU 79 1-0 ① F9		B SI 93 1 SAFE C CH 86 F SI 94 F SI 94 F CU 83 F FF 93 1 SAFE S CU 83 1-3 ① K		B SI 89 X SI 88 1-0 ① G5-3		4	0	1	0	0	1	1
29 Adrián Beltré, R (1, 5) OBP: 0.365, SLG: 0.506	C SI 94 B CH 86 F SI 93 B SI 94 D CH 86 X CU 82 3-2 ② ③ G6-4-3 1-2f			F SI 94 B SI 94 X SI 90 1-1 ② G5-3		F SI 94 F CH 87 1 SAFE 1 SAFE F FF 92 S CU 82 0-3 ② K		X SI 90 0-0 ② F7		4	0	0	0	0	1	3
35 James Adduci, L (1, 7) OBP: 0.342, SLG: 0.382		B SI 92 F CH 86 X FF 93 1-1 2 G4-3 1B		B SI 94 X CH 85 1-0 7 S 7 1B 1B		B SI 94 B CU 82 D SI 93 D SI 91 4-0 1-2 BB		C SI 89 B SL 82 X CH 78 1-1 ③ G4-3		3	1	2	0	1	0	0
7 J.P. Arencibia, R (1, 3) OBP: 0.200, SLG: 0.315		C CU 81 F SI 92 F CU 81 X SI 93 0-2 ① P4		S SI 93 X FF 95 0-1 1-H 1B		F CU 82 B CU 83 C CU 83 S CU 83 1-3 ③ K			C FF 93 F FF 94 B FF 93 B FF 93 S FF 94 2-3 ① K	4	0	1	1	0	2	3
2 Leonys Martin, L (1, 8) OBP: 0.324, SLG: 0.373 19 Daniel Robertson, R (9, PH) OBP: 0.310, SLG: 0.313		1 SAFE X CH 86 0-0 ② G4-3 1-2		B FF 94 F FF 94 C CU 82 T CU 82 1-2 ③ K			C FF 93 B SI 93 B FF 93 B SI 93 F FF 94 B FF 94 4-2 61 G6-4-3 BB		B FF 94 C FF 94 F FF 94 F FF 95 B FF 94 X FF 92 2-2 ② P6	2 1	0 0	0 0	0 0	1 0	1 0	2 0
61 Robinson Chirinos, R (1, 2) OBP: 0.261, SLG: 0.403		X CH 86 0-0 ③ L9			B CH 88 X SI 93 1-0 ① G5-3		B SI 92 S SI 93 X SI 93 1-1 ① ② G6-4-3 1-2f		B FF 94 B FF 91 B FF 92 C FF 93 C FF 93 F FF 94 F FF 94 F FF 95 B FF 94 4-2 BB	3	0	0	0	1	0	2
12 Rougned Odor, L (1, 4) OBP: 0.310, SLG: 0.404 9 Adam Rosales, R (9, PH) OBP: 0.304, SLG: 0.286			B SI 92 C CH 85 F CH 86 B CU 83 X FF 94 2-2 ① G6-3		C CU 81 C CU 82 X CU 83 0-2 ② G4-3		T SI 93 C CU 84 B CU 83 X CU 83 1-2 17 E 1B		C FF 94 T FF 93 X FF 93 0-2 ③ P2	3 1	0 0	1 0	0 0	0 0	0 1	0 1

Inning Stats	1	2	3	4	5	6	7	8	9
	R: 0 E: 0 K: 0 S: 7 H: 1 LOB: 1 BB: 1 P: 16	R: 0 E: 0 K: 0 S: 8 H: 1 LOB: 1 BB: 0 P: 9	R: 0 E: 0 K: 0 S: 9 H: 1 LOB: 0 BB: 0 P: 14	R: 1 E: 0 K: 1 S: 9 H: 2 LOB: 1 BB: 0 P: 13	R: 0 E: 0 K: 1 S: 8 H: 0 LOB: 0 BB: 0 P: 12	R: 0 E: 0 K: 3 S: 15 H: 0 LOB: 2 BB: 2 P: 25	R: 0 E: 1 K: 0 S: 12 H: 2 LOB: 2 BB: 1 P: 20	R: 0 E: 0 K: 0 S: 4 H: 0 LOB: 0 BB: 0 P: 6	R: 0 E: 0 K: 1 S: 15 H: 0 LOB: 1 BB: 1 P: 23

	AB	31
	R	1
	H	7
	RBI	1
	BB	5
	SO	6
	LOB	14

1B: 7 SF: 0
2B: 0 SAC: 0
3B: 0 DP: 2
HR: 0 HBP: 0

WP: 0 PA: 37
PB: 0
SB: 1
CS: 0

PITCHER		IP	WLS	BF	H	R	ER	SO	BB	IBB	HBP	BLK	WP	HR	S	P	ERA	WHIP
54 Sonny Gray, R ERA: 2.65	(1, 1)	6.2	W	28	7	1	1	5	4	0	0	0	0	0	66	106	1.35	1.650
61 Dan Otero, R ERA: 2.25	(7, 1)	0.1	H	1	0	0	0	0	0	0	0	0	0	0	2	3	0.00	0.000
44 Luke Gregerson, R ERA: 1.97	(8, 1)	1.0		3	0	0	0	0	0	0	0	0	0	0	4	6	0.00	0.000
62 Sean Doolittle, L ERA: 2.64	(9, 1)	1.0		4	0	0	0	1	1	0	0	0	0	0	15	23	0.00	1.000

PITCHER	IP	WLS	BF	H	R	ER	SO	BB	IBB	HBP	BLK	WP	HR	S	P	ERA	WHIP

Batter	1	2	3	4	5	6	7	8	9	AB	R	H	RBI	BB	SO	LOB
5 John Jaso, L (1, 2) OBP: 0.361, SLG: 0.471	X FF 90 0-0 ① F8	B CU 73 C SI 92 F FF 93 X FF 93 1-2 21 2B 52 2B 1-3 2-H 1B	X CH 85 0-0 ③ L9		B FF 89 X FF 89 1-0 1-H 2-H 2B		F SL 84 C SL 82 X SI 90 0-2 ③ G3-1			5	1	2	3	0	0	2
21 Stephen Vogt, L (1, 10) OBP: 0.387, SLG: 0.521	C SI 91 B FF 94 S FF 93 X CU 77 1-2 37 BB 1B	B SI 93 X FF 93 1-0 52 2B 1-3 3-H 2B		B FF 92 B CH 84 C FF 90 F SL 86 X FF 94 2-2 ① F9	B SL 82 C SI 90 X SL 83 1-1 ③ F8			B FS 87 F FF 94 X FF 95 1-1 ① F7		5	1	2	1	0	0	1
52 Yoenis Cespedes, R (1, 7) OBP: 0.305, SLG: 0.465	F CH 83 B SL 85 F FF 92 S SL 87 1-3 ② K	B SI 93 B CH 85 X SL 87 2-0 2-H 3-H 2B		B CU 73 F SI 92 X SL 87 1-1 ② G5-3		C CU 73 C CH 79 B SI 90 X SI 90 1-2 37 G3 16 1B 1B		C SL 83 X SL 83 0-1 ② F8		5	1	2	2	0	1	1
37 Brandon Moss, L (1, 3) OBP: 0.343, SLG: 0.514	S SI 92 B FF 93 F FF 94 F FF 96 B CU 76 B CU 73 B CH 82 4-2 20 FC6-4 1-2 BB	F CH 85 C FF 94 F FF 93 F CU 75 X FF 95 0-2 ② P5		C CU 74 S SL 86 F SL 86 X FF 94 0-2 ③ G1		F SL 85 S FF 89 B SL 83 F SI 89 X SI 89 1-2 ① G3 1-2		C SL 83 B FS 89 C FF 95 B SL 82 F FF 95 X FF 95 2-2 ③ F8		4	0	0	0	1	0	2
20 Josh Donaldson, R (1, 5) OBP: 0.326, SLG: 0.457	C SL 85 B SI 93 X SI 92 1-1 ③ FC6-4 1-2f	F CH 86 F SL 87 X FF 95 0-2 ③ G3			B CU 73 X FF 92 1-0 8 L1-3 28 2B 1B	B FF 89 B CH 79 C CH 79 X FF 89 2-1 ② P6			B FF 93 C FF 94 C FF 94 B FF 94 F FF 94 F FF 95 B SL 82 B SL 80 4-2 16 1B BB	4	1	1	0	1	0	4
16 Josh Reddick, L (1, 9) OBP: 0.306, SLG: 0.390		B SI 90 C CH 84 X FF 93 1-1 ① P5	X SI 92 0-0 8 FC4-6 1B		X CH 84 0-0 ① F8	C SL 84 X CH 80 0-1 2-H 1B			B CH 79 B FF 94 X FF 93 2-0 1-2 1B	5	0	3	1	0	0	1
8 Jed Lowrie, S (1, 6) OBP: 0.319, SLG: 0.352		B SI 92 F FF 91 B CU 71 B CU 74 B SI 90 4-1 3 FC1 28 BB 3 E BB	S CU 73 1 SAFE 1 SAFE B FF 91 F FF 91 X CU 73 1-2 ① FC4-6 3 E 3 E 1-2f		1 SAFE X FF 89 0-0 ② L1-3 1-2	1 SAFE B CH 80 B FF 89 B SI 89 X FF 89 3-0 ③ P5			C FF 93 S FF 93 C FF 93 0-3 ① K	4	1	0	0	1	1	5
28 Eric Sogard, L (1, 4) OBP: 0.277, SLG: 0.244		B FF 91 F FF 90 1 SAFE B FF 88 1 SAFE B SI 89 B SI 91 4-1 3 E 5 1B 1-2 BB	C FF 90 B FF 92 X SI 91 1-1 ② F8		B FF 90 X FF 92 1-0 5 2B 2-H 2B		C SL 84 X CU 75 0-1 ① P6		B CH 78 B FF 94 B FF 93 C FF 92 X FF 92 3-1 ② P6	4	2	1	1	1	0	3
3 Craig Gentry, R (1, 8) OBP: 0.326, SLG: 0.299		B SL 85 L SI 90 S SL 85 X SI 94 1-2 FC1 5 1B 21 2B 1-2 2-H	X SI 92 0-0 E6 1-3		C SL 85 C FF 93 B FF 92 D CU 74 B SL 85 F SI 93 B SL 84 4-2 5 2B BB		B SL 83 C SI 91 B CH 80 F SI 91 X FF 89 2-2 ② P6		B FF 93 T FC 88 B FF 92 X FC 89 2-1 ③ G1-3	4	2	0	0	1	0	4
Inning Stats	R: 0 E: 0 K: 1 S: 12 H: 1 LOB: 2 BB: 1 P: 19	R: 5 E: 1 K: 0 S: 20 H: 3 LOB: 1 BB: 2 P: 34	R: 0 E: 1 K: 0 S: 8 H: 1 LOB: 2 BB: 0 P: 10	R: 0 E: 0 K: 0 S: 9 H: 0 LOB: 0 BB: 0 P: 12	R: 3 E: 0 K: 0 S: 10 H: 3 LOB: 1 BB: 1 P: 18	R: 1 E: 0 K: 0 S: 12 H: 2 LOB: 1 BB: 0 P: 19	R: 0 E: 0 K: 0 S: 8 H: 0 LOB: 0 BB: 0 P: 10	R: 0 E: 0 K: 0 S: 8 H: 0 LOB: 0 BB: 0 P: 11	R: 0 E: 0 K: 1 S: 12 H: 1 LOB: 2 BB: 1 P: 23	1B: 7 2B: 4 3B: 0 HR: 0 SF: 0 SAC: 0 DP: 0 HBP: 0						

TOP

Oakland Athletics @ Texas Rangers

Globe Life Park in Arlington, Arlington, TX

Sun Jul 27 2014, 7:08 PM - 10:34 PM EDT

Att. 38,915 - Clear - 100 F

livebaseballscorecards.com

AB	40
R	9
H	11
RBI	8
BB	5
SO	2
LOB	23

WP: 0 PB: 0 SB: 0 CS: 0 — PA: 45

PITCHER	IP	WLS	BF	H	R	ER	SO	BB	IBB	HBP	BLK	WP	HR	S	P	ERA	WHIP
36 Miles Mikolas, R (1, 1) ERA: 8.54	4.2	L	27	7	8	7	1	4	0	0	0	0	0	56	88	13.50	2.357
68 Ryan Feierabend, L (5, 1) ERA: 6.14	2.1		10	3	1	1	0	0	0	0	0	0	0	23	34	3.86	1.286
55 Roman Mendez, R (8, 1) ERA:	1.0		3	0	0	0	0	0	0	0	0	0	0	8	11	0.00	0.000
37 Shawn Tolleson, R (9, 1) ERA: 3.22	1.0		5	1	0	0	1	1	0	0	0	0	0	12	23	0.00	2.000

PITCHER	IP	WLS	BF	H	R	ER	SO	BB	IBB	HBP	BLK	WP	HR	S	P	ERA	WHIP

Oakland Athletics @ Texas Rangers

Globe Life Park in Arlington, Arlington, TX

Sun Jul 27 2014, 7:08 PM - 10:34 PM EDT

Att. 38,915 - Clear - 100 F

livebaseballscorecards.com

BOTTOM

Batter	1	2	3	4	5	6	7	8	9	AB	R	H	RBI	BB	SO	LOB
17 Shin-Soo Choo, L (1, 10) OBP: 0.355, SLG: 0.366	C SI 91 B FF 92 F SI 91 F SL 82 X CU 76 1-2 G1-3 1B		B SI 92 B SI 92 B SI 91 C SI 90 B SI 92 4-1 FC6-4 BB		X SL 83 0-0 ①② G4-6-3 1-2f		B SI 89 C SL 81 B FF 90 C FF 89 B SI 90 S FF 91 3-3 ① K		B KC 79 B KC 78 B FF 92 C FF 93 C FF 93 X SI 92 3-2 ③ F9	4	0	1	0	1	1	1
1 Elvis Andrus, R (1, 6) OBP: 0.310, SLG: 0.339	F SI 90 L SI 90 F SL 82 B SI 92 B CH 73 X CH 74 2-2 ① P3		C SI 92 B SI 91 B FC 86 C CH 76 X CH 76 2-2 ① F8		C FC 88 C CU 77 B SI 93 F CU 76 X CU 76 1-2 29 BB 1B		C FF 95 B SL 84 F FF 94 B FF 95 X FF 96 2-2 ② G2			4	0	1	0	0	0	2
Alex Rios, R (1, 9) OBP: 0.328, SLG: 0.426	C CH 73 D CH 75 C SI 92 B SI 92 F SI 91 F CH 73 B CH 73 X CH 75 3-2 ② G1-3 1-2		C FC 88 S SI 92 X FC 86 0-2 ② FC6-4 29 2B 1-2f		X SI 91 0-0 29 BB 1-2 1B		B FF 97 F FF 94 B SI 93 S SL 85 F FF 95 B SL 85 S SL 84 3-3 ③ K			4	0	1	0	0	1	2
29 Adrian Beltré, R (1, 5) OBP: 0.369, SLG: 0.519	B SI 91 F CH 75 F CH 78 X CH 76 1-2 ③ G6-3		F SI 93 F SI 92 X SL 84 0-2 1-3 2B		B FC 89 F SI 92 T FC 86 B FF 90 D CH 72 B FC 89 4-2 1-2 2-3 BB			S FF 92 X FF 91 0-1 HR		3	1	2	1	1	0	1
7 J.P. Arencibia, R (1, 3) OBP: 0.194, SLG: 0.305 35 James Adduci, L (8, PH) OBP: 0.333, SLG: 0.371 (9, 3)		C SI 89 B SI 91 X CH 75 1-1 ① F7	F FC 87 F FC 86 S SI 93 0-3 ③ K		S FC 90 B FC 90 F FF 91 F SI 94 S SI 93 1-3 ③ K			B FF 92 F FC 89 S FF 93 F CU 74 X CU 73 1-2 ① F7		3 1	0 0	0 0	0 0	0 0	2 0	5 0
60 Chris Gimenez, R (1, 2) OBP: 0.330, SLG: 0.371		C SI 90 B SI 91 B SI 90 B CH 76 F SI 91 X SI 92 3-2 9 HR 1B	B CU 75 B CH 74 X SI 90 2-0 ① L6		C SI 90 B SI 90 F FF 90 X FF 91 1-2 ① G4-3			T FF 92 B FC 88 F FC 89 F FF 92 B CU 74 F FF 92 B CU 74 F FF 92 S FF 91 3-3 ② K		4	1	1	0	0	1	0
9 Adam Rosales, R (1, 4) OBP: 0.333, SLG: 0.417		C FC 87 B CH 76 X CH 74 1-1 1-H HR	C CU 78 B SI 89 S SI 92 B SI 94 X SI 94 2-2 ② L4		C SI 91 C SI 91 B FF 91 H SL 84 2-2 2 FC4-6 HBP			C FF 91 B FC 88 F FF 91 X FF 92 1-2 ③ F7		3	1	1	2	0	0	0
2 Leonys Martin, L (1, 8) OBP: 0.320, SLG: 0.369		L SI 94 B SI 94 F SL 82 B SI 93 X SL 82 2-2 ② G3	X SL 81 0-0 ③ L9		C SL 82 X SL 84 0-1 ② FC4-6 1-2f				B FF 93 C SI 93 F FF 94 F FF 95 X FF 95 1-2 ① L7	4	0	0	0	0	0	1
19 Daniel Robertson, R (1, 7) OBP: 0.307, SLG: 0.310		B SI 92 C SI 92 X CH 79 1-1 ③ F8			B CU 75 C CH 76 C SI 90 X SI 93 1-2 17 G4-6-3 1B		C FF 89 F SL 84 D SL 84 X SL 83 1-2 ③ L9		C SI 91 X CH 75 0-1 ② F9	4	0	1	0	0	0	1

Inning Stats	1	2	3	4	5	6	7	8	9
R:	0	2	0	0	0	0	0	1	0
E:	0	0	0	0	0	0	0	0	0
H:	1	2	1	0	3	0	0	1	0
LOB:	1	0	2	0	3	1	0	0	0
K:	0	0	1	0	1	0	2	0	0
BB:	0	0	1	0	1	0	0	0	0
S:	17	12	13	5	15	10	10	15	9
P:	24	20	19	9	22	14	18	20	13

1B:	5
2B:	1
3B:	0
HR:	2
SF:	0
SAC:	0
DP:	1
HBP:	1
WP:	0
PB:	0
SB:	0
CS:	0
PA:	37

PITCHER	IP	WLS	BF	H	R	ER	SO	BB	IBB	HBP	BLK	WP	HR	S	P	ERA	WHIP
26 Scott Kazmir, L (1, 1) ERA: 2.37	5.0	W	23	7	2	2	2	2	0	0	0	0	1	62	94	3.60	1.800
39 Eric O'Flaherty, L (6, 1) ERA: 2.25	1.1		5	0	0	0	1	0	0	1	0	0	0	13	20	0.00	0.000
48 Ryan Cook, R (7, 1) ERA: 2.7	0.2		2	0	0	0	1	0	0	0	0	0	0	7	12	0.00	0.000
58 Evan Scribner, R (8, 1) ERA: 2.7	1.0		4	1	1	1	1	0	0	0	0	0	1	15	20	9.00	1.000
56 Fernando Abad, L (9, 1) ERA: 1.96	1.0		3	0	0	0	0	0	0	0	0	0	0	9	13	0.00	0.000

PITCHER	IP	WLS	BF	H	R	ER	SO	BB	IBB	HBP	BLK	WP	HR	S	P	ERA	WHIP

New York Yankees @ Texas Rangers

Globe Life Park in Arlington, Arlington, TX

Mon Jul 28 2014, 8:09 PM - 11:09 PM EDT

Att. 44,508 - Cloudy - 91 F

TOP

livebaseballscorecards.com

Batter	1	2	3	4	5	6	7	8	9	AB	R	H	RBI	BB	SO	LOB
11 Brett Gardner, L (1, 8) OBP: 0.352, SLG: 0.437	C FF 91 F SI 92 X SI 94 0-2 ① L8		B CU 71 X SI 93 1-0 HR		C CS 66 C CS 65 B CS 62 B SI 94 F FC 83 X FC 85 2-2 HR		B FC 89 X FC 88 1-0 2 1B		B FF 91 B CH 84 C FF 91 F FF 91 X FF 91 2-2 ② G5-3	5	2	3	2	0	0	0
2 Derek Jeter, R (1, 6) OBP: 0.333, SLG: 0.329	X FF 92 0-0 36 WP 1B		X FF 92 0-0 2B		C ST 79 B CU 69 B ST 81 B ST 80 B SI 93 4-1 BB		C SI 93 B ST 82 C SI 93 X FC 91 1-2 34 S 1B 1-3		B SL 85 C SI 91 F FF 92 F FF 91 B SI 91 B FF 91 X FF 92 3-2 ③ G6-3	4	0	3	0	1	0	0
34 Brian McCann, L (1, 3) OBP: 0.292, SLG: 0.376	X FF 94 0-0 ② P5		C ST 79 C CU 70 C FC 85 0-3 ③ K		S FF 91 F ST 79 X SI 92 0-2 ② L8		D CU 70 C ST 78 S FC 90 D ST 80 F ST 82 S FC 91 2-3 ③ K 1-2			4	0	0	0	0	2	5
36 Carlos Beltrán, S (1, 10) OBP: 0.290, SLG: 0.428	C FF 92 C ST 80 B FF 92 S CU 74 1-3 ③ K 1-2			X FF 90 0-0 29 1B 1B	C ST 80 F FF 92 D FC 86 1 SAFE S CU 69 1-3 ③ K			F FF 89 C FF 90 X SL 88 0-2 25 1B 1B		4	0	2	0	0	2	2
12 Chase Headley, S (1, 5) OBP: 0.299, SLG: 0.369		X SI 91 0-0 29 G4-3 1B		C ST 78 C FF 93 F FC 85 B ST 84 1 SAFE F FF 93 S CU 75 1-3 ① K		B CU 68 C ST 77 B ST 80 F FF 90 F ST 79 F ST 80 X FF 93 2-2 ① L9		X FF 90 0-0 ① F9		4	0	1	0	0	1	2
29 Francisco Cervelli, R (1, 2) OBP: 0.364, SLG: 0.465		C ST 79 1 SAFE D SI 92 X ST 80 1-1 ① ② G4-3 1-2f		C ST 80 S SI 92 X FC 84 0-2 1B 1-2		C SI 93 C SI 94 X SI 95 0-2 ② G4-3		B SL 88 S SL 85 B FF 90 X SL 78 2-1 ② F7		4	0	1	0	0	0	2
14 Brian Roberts, S (1, 4) OBP: 0.300, SLG: 0.360 25 Mark Teixeira, S (8, PH) OBP: 0.332, SLG: 0.445 17 Brendan Ryan, R (8, PR) OBP: 0.258, SLG: 0.228 (8, 4)	B FF 91 C CU 72 T SI 93 F CU 73 F ST 82 B SI 94 F ST 81 F SI 94 X CS 62 2-2 ③ G6-3		B ST 79 C ST 79 F ST 79 F FF 93 S ST 84 1-3 ② K			X FF 92 0-0 ③ G3		C FF 90 X SL 86 0-1 1-2 1B		3 1 0	0 0 0	0 1 0	0 0 0	1 0 0	2 0 0	2 0 0
31 Ichiro Suzuki, L (1, 9) OBP: 0.320, SLG: 0.316 45 Zelous Wheeler, R (8, PH) OBP: 0.267, SLG: 0.467 (8, 9)		B CU 71 F FF 92 S ST 80 F ST 82 F CS 64 S FC 88 1-3 ① K	C FF 94 F CU 71 B SI 93 B SI 92 X ST 80 2-2 ③ G4-3				B FF 91 B FF 91 F SI 90 C FF 92 X SI 95 2-2 ① G1-3	F FF 90 B FF 89 B SL 86 F SL 86 X FF 91 2-2 ③ P4		3 1	0 0	0 0	0 0	1 0	2 2	2 2
24 Zoilo Almonte, S (1, 7) OBP: 0.143, SLG: 0.250 22 Jacoby Ellsbury, L (9, PH) OBP: 0.346, SLG: 0.406		C ST 79 B FF 94 B SI 94 S ST 79 S ST 82 2-3 ② K		B FF 90 X CU 67 1-0 ① F8			X FF 92 0-0 ② F8		B FF 91 S FF 92 X FF 90 1-1 ① P5	3 1	0 0	0 0	0 0	0 0	1 0	0 0
Inning Stats	R: 0 E: 0 K: 1 S: 8 H: 1 LOB: 1 BB: 0 P: 9	R: 0 E: 0 K: 0 S: 10 H: 1 LOB: 0 BB: 0 P: 13	R: 1 E: 0 K: 3 S: 13 H: 2 LOB: 0 BB: 0 P: 17	R: 0 E: 0 K: 2 S: 16 H: 2 LOB: 2 BB: 0 P: 20	R: 1 E: 0 K: 1 S: 12 H: 1 LOB: 1 BB: 1 P: 20	R: 0 E: 0 K: 0 S: 9 H: 0 LOB: 0 BB: 0 P: 11	R: 0 E: 0 K: 1 S: 12 H: 2 LOB: 2 BB: 0 P: 18	R: 0 E: 0 K: 0 S: 11 H: 2 LOB: 2 BB: 0 P: 15	R: 0 E: 0 K: 0 S: 9 H: 0 LOB: 0 BB: 0 P: 15	1B: 8 2B: 1 3B: 0 HR: 2 SF: 0 SAC: 0 DP: 1 HBP: 0						

	AB	37
	R	2
	H	11
	RBI	2
	BB	1
	SO	8
	LOB	17

WP: 1 PA: 38
PB: 0
SB: 1
CS: 0

PITCHER		IP	WLS	BF	H	R	ER	SO	BB	IBB	HBP	BLK	WP	HR	S	P	ERA	WHIP
11 Yu Darvish, R ERA: 2.9	(1, 1)	7.0	W	30	9	2	2	8	1	0	0	0	1	2	80	108	2.57	1.429
56 Neal Cotts, L ERA: 3.2	(8, 1)	1.0	H	5	2	0	0	0	0	0	0	0	0	0	11	15	0.00	2.000
30 Neftalí Feliz, R ERA: 2.19	(9, 1)	1.0	S	3	0	0	0	0	0	0	0	0	0	0	9	15	0.00	0.000

PITCHER	IP	WLS	BF	H	R	ER	SO	BB	IBB	HBP	BLK	WP	HR	S	P	ERA	WHIP

New York Yankees @ Texas Rangers

Globe Life Park in Arlington, Arlington, TX

Mon Jul 28 2014, 8:09 PM - 11:09 PM EDT

Att. 44,508 - Cloudy - 91 F

livebaseballscorecards.com

BOTTOM

Batter	1	2	3	4	5	6	7	8	9	AB	R	H	RBI	BB	SO	LOB
17 Shin-Soo Choo, L (1, 9) OBP: 0.354, SLG: 0.367	B SI 87 X SI 87 1-0 G4-3 ①		C KC 79 C SI 89 X SL 86 0-2 2B		C SL 87 F SL 87 X SI 91 0-2 F7 ②	1 SAFE 1 SAFE B FF 90 1 SAFE B SI 90 S FF 90 X KC 80 2-1 G4-3 ② 1-2				4	0	1	0	0	0	2
1 Elvis Andrus, R (1, 6) OBP: 0.312, SLG: 0.339	C SI 88 X SL 86 0-1 F9 ②		H SI 89 1-0 HBP		X KC 80 0-0 1B 29 2B 2-H 1B	C SL 87 B SL 88 X FC 90 1-1 L9 ③				3	1	1	1	0	0	1
Alex Rios, R (1, 10) OBP: 0.329, SLG: 0.427	C SI 89 X KC 78 0-1 29 E 1B		B SL 88 C FF 90 X FF 90 1-1 L8 ②		1 SAFE 1 SAFE 1 SAFE B FF 91 C FF 91 1 SAFE X SL 88 1-1 29 2B 7 1B 1-3 1B		C FF 92 B SL 84 X SL 84 1-1 P3 ①			4	1	2	0	0	0	2
29 Adrián Beltré, R (1, 5) OBP: 0.368, SLG: 0.518	F FF 89 1 SAFE C FF 89 1 SAFE 1 SAFE F FF 91 X SL 88 0-2 E3 1-3		B FF 92 B SL 88 B SL 89 C FF 92 X SL 88 3-1 F8 ③		B SI 90 C FF 92 X SI 92 1-1 7 1B 1-3 3-H 2B		X SL 84 0-0 G5-3 ②			4	1	1	1	0	0	3
35 James Adduci, L (1, 7) OBP: 0.326, SLG: 0.342	X KC 80 0-0 G1-3 ③			B SI 88 C KC 77 C SI 89 F KC 79 B SI 90 F SL 88 X FF 92 2-2 G1-3 ①	D KC 82 B SL 87 B SL 89 B FF 90 4-0 7 1B BB		C FF 92 B SL 86 S SL 85 B SL 86 S SL 83 2-3 K ③			3	0	0	0	1	1	2
7 J.P. Arencibia, R (1, 3) OBP: 0.196, SLG: 0.303 9 Adam Rosales, R (9, 3) OBP: 0.333, SLG: 0.417		F FF 88 F SL 86 S FF 91 0-3 K ①		F FF 90 B SL 87 X SI 89 1-1 F9 ②	C FF 91 S FF 92 X FF 93 0-2 1-2 2-H 3-H 1B			C SL 83 X FF 91 0-1 G6-3 ①		4 0	0 0	1 0	2 0	0 0	1 0	0 0
2 Leonys Martin, L (1, 8) OBP: 0.317, SLG: 0.364		C KC 80 B FF 89 X SL 88 1-1 G4-3 ②		C KC 80 S KC 80 F KC 80 F FF 90 B KC 79 B SI 92 F CH 82 C SI 92 2-3 K ③	C KC 80 X SL 88 0-1 L7 ③			S SL 84 B FF 92 S SL 84 S SL 86 1-3 K ②		4	0	0	0	0	2	2
60 Chris Gimenez, R (1, 2) OBP: 0.336, SLG: 0.370		B FF 90 C FF 90 B FF 91 F SL 88 B SI 92 X FF 92 3-2 L8 ③			B KC 78 B SL 86 B SI 88 C FF 88 X FF 89 3-1 12 G4-3 1 1B 1B	F FF 88 F FF 89 B KC 80 F KC 79 B SL 88 S KC 79 2-3 K ①		C FF 93 S SL 85 B SL 87 B SL 85 B SL 87 F SL 85 B FF 93 4-2 BB		3	1	1	0	1	1	0
12 Rougned Odor, L (1, 4) OBP: 0.308, SLG: 0.401			C FF 88 X SL 85 0-1 G4-3 ①		X KC 79 0-0 G4-3 ① 1-2	C KC 79 B SL 88 X CH 83 1-1 17 G4-3 1B		1 SAFE B FF 94 C FF 95 1 SAFE S FF 95 F FF 95 B FF 96 T FF 95 2-2 K ③		4	0	1	0	0	1	2

Inning Stats																																			
	R: 0	H: 1	E: 1	LOB: 2	K: 0	BB: 0	S: 10	P: 11	R: 0	H: 0	E: 0	LOB: 0	K: 1	BB: 0	S: 8	P: 12	R: 0	H: 1	E: 0	LOB: 2	K: 0	BB: 0	S: 9	P: 14	R: 0	H: 0	E: 0	LOB: 0	K: 1	BB: 0	S: 13	P: 18	R: 4	H: 5	E: 0	LOB: 2	K: 0	BB: 1	S: 16	P: 25	R: 0	H: 1	E: 0	LOB: 1	K: 1	BB: 0	S: 10	P: 16	R: 0	H: 0	E: 0	LOB: 0	K: 1	BB: 0	S: 6	P: 9	R: 0	H: 0	E: 0	LOB: 1	K: 2	BB: 1	S: 12	P: 19

AB	33
R	4
H	8
RBI	4
BB	2
SO	6
LOB	14

| | | | | | | | | | | | | | | | | | | |

New York Yankees @ Texas Rangers

Globe Life Park in Arlington, Arlington, TX

Tue Jul 29 2014, 8:08 PM - 11:59 PM EDT

Att. 41,934 - Partly Cloudy - 81 F

TOP

livebaseballscorecards.com

Batter	1	2	3	4	5	6	7	8	9	AB	R	H	RBI	BB	SO	LOB
11 Brett Gardner, L (1, 7) OBP: 0.357, SLG: 0.455	B SI 91 X FF 91 1-0 HR		C FF 91 C FF 90 B FF 93 B SL 84 B CU 76 X FF 92 3-2 2 FC6-5 2B			X SI 89 0-0 25 WP 36 1B 2B B SL 82 B CH 80 C FC 86 B CH 79 X CH 80 3-1 E9 2-H		F SL 86 B FF 90 X SL 79 1-1 25 HR 1B		5	3	4	1	0	0	0
2 Derek Jeter, R (1, 6) OBP: 0.334, SLG: 0.330	F FF 91 B FF 92 C FF 91 X FF 91 1-2 25 BB 1B		C FF 91 F FF 91 X FF 91 0-2 ① FC6-5 22 G3-6-1 2-3			B FF 90 C FF 91 C SI 85 X FF 91 1-1 25 WP 36 1B 1B C FF 94 F FF 93 F FF 93 0-2 ③ K		B FF 91 1 SAFE X SL 86 1-0 ① F7		5	1	2	0	0	1	3
22 Jacoby Ellsbury, L (1, 8) OBP: 0.345, SLG: 0.402	X FF 91 0-0 ① L8		B CU 74 F CH 82 X FF 91 1-1 ②③ G3-6-1 1-2f			B CU 74 X FF 92 1-0 ① P5	B CH 82 B FF 95 B FF 93 B FF 94 4-0 36 1B 25 BB 12 1B BB	C FF 90 X SL 85 0-1 ② F8		4	1	0	0	1	0	5
25 Mark Teixeira, S (1, 3) OBP: 0.340, SLG: 0.457	C FF 92 1 SAFE B FF 91 B FF 91 S CH 83 F FF 92 B FF 92 F CH 84 B SI 92 4-2 1-2 BB			B FF 91 X FF 90 1-0 ① G3-1		B FF 92 D CH 84 B SI 90 B FF 91 4-0 36 1B 34 SF8 1-2 2-3 BB	B FF 94 1 SAFE B FF 94 C FF 93 1 SAFE S FF 94 B SL 83 F FF 94 B FF 94 4-2 12 1B 36 1B 24 FC4-6 1-2 BB	1 SAFE C SI 90 C FF 90 F FF 91 B FF 90 D SL 82 X SI 90 2-2 1-H HR	2	3	1	2	3	0	0
36 Carlos Beltrán, S (1, 10) OBP: 0.292, SLG: 0.428	B CU 76 B CH 84 X FF 92 2-0 ② F4			C FF 91 X CU 74 0-1 ② G4-3		X CU 77 0-0 12 BB 24 1B 1-3 2-H 3-H 1B	C FF 93 X FF 94 0-1 24 FC4-6 12 1B 1-2 2-3 1B	X FF 91 0-0 ③ G5-3		5	1	2	2	0	0	2
34 Brian McCann, L (1, 2) OBP: 0.288, SLG: 0.371	B CU 76 F CH 84 B FF 93 X FF 91 2-1 ③ G4-3			X CH 84 0-0 ③ P5		X SI 90 0-0 ② SF8 3-H	F FF 95 B CH 82 F FF 95 X SL 86 1-2 ① P5		B SI 92 C SI 93 X SL 88 1-1 ① F8	4	0	0	1	0	0	5
12 Chase Headley, S (1, 5) OBP: 0.304, SLG: 0.369		B FF 90 X CH 83 1-0 ① F7			B FF 89 B FF 90 C FF 90 C FF 90 X CU 75 2-2 ① L8	1 SAFE B FF 91 B CH 83 B FF 90 C FF 90 C FF 91 B FF 90 4-2 24 1B 17 2B 1-2 BB	C SL 85 B SL 83 X FF 94 1-1 24 FC4-6 1-2 2-3 3-H 1B		C SI 96 B SL 90 F SL 88 F SI 95 B FF 95 B SL 87 F SI 95 B SI 94 4-2 BB	3	1	1	1	2	0	0
24 Zoilo Almonte, S (1, 9) OBP: 0.152, SLG: 0.242		B FF 91 X CH 83 1-0 ② G4-3			B CU 74 B FF 90 B SI 90 C FF 91 F FF 90 C FF 91 3-3 ② K	X CH 79 0-0 17 2B 1-2 2-H 1B	F SL 86 F FF 96 B FF 96 X SL 85 1-2 ② FC4-6 1-2f 2-3 3-H		1 SAFE X SI 92 0-0 ② L8	5	1	1	2	0	1	3
17 Brendan Ryan, R (1, 4) OBP: 0.254, SLG: 0.242		C FF 92 B SL 84 B SL 84 S CH 83 B FF 92 X FF 91 3-2 ③ F9			S SL 84 S SL 85 B FF 90 B FF 93 C SL 84 2-3 ③ K	B FC 90 B FF 93 X FF 93 2-0 11 E 1-H 2-H 2B	F FF 95 F FF 94 B SL 81 F FF 95 F FF 95 F FS 87 F FF 96 D SL 88 F FF 95 2-3 F FF 96 C SL 85 K		S SL 88 F SL 88 S SL 88 0-3 ③ K	5	1	1	2	0	3	3

Inning Stats																															
	R: 1	H: 2	R: 0	H: 0	R: 0	H: 1	R: 0	H: 0	R: 0	H: 0	R: 7	H: 5	R: 2	H: 2	R: 2	H: 2	R: 0	H: 0	1B: 7	SF: 1	WP: 1	PA: 45
	E: 0	LOB: 2	E: 0	LOB: 0	E: 0	LOB: 0	E: 0	LOB: 0	E: 0	LOB: 0	E: 1	LOB: 1	E: 0	LOB: 0	E: 0	LOB: 0	E: 0	LOB: 1	2B: 3	SAC: 0	PB: 0	
	K: 0	BB: 1	K: 0	BB: 0	K: 0	BB: 0	K: 0	BB: 0	K: 2	BB: 0	K: 1	BB: 2	K: 1	BB: 2	K: 0	BB: 0	K: 1	BB: 1	3B: 0	DP: 1	SB: 0	
	S: 12	P: 22	S: 5	P: 10	S: 8	P: 12	S: 4	P: 5	S: 9	P: 16	S: 16	P: 31	S: 22	P: 35	S: 10	P: 14	S: 10	P: 15	HR: 2	HBP: 0	CS: 0	

PITCHER		IP	WLS	BF	H	R	ER	SO	BB	IBB	HBP	BLK	WP	HR	S	P	ERA	WHIP
22 Nick Martinez, R ERA: 5.08	(1, 1)	5.2	L	25	6	6	6	2	3	0	0	0	1	1	46	83	9.53	1.588
37 Shawn Tolleson, R ERA: 3.38	(6, 1)	0.1		4	2	2	1	1	0	0	0	0	0	0	8	13	27.00	6.000
55 Roman Mendez, R ERA: 1.5	(7, 1)	1.0		7	2	2	2	1	2	0	0	0	0	0	22	35	18.00	4.000
56 Neal Cotts, L ERA: 3.52	(8, 1)	1.0		5	2	2	2	0	0	0	0	0	0	1	10	14	18.00	2.000
57 Nate Adcock, R ERA: 6.0	(9, 1)	1.0		4	0	0	0	1	1	0	0	0	0	0	10	15	0.00	1.000

PITCHER	IP	WLS	BF	H	R	ER	SO	BB	IBB	HBP	BLK	WP	HR	S	P	ERA	WHIP

AB	38
R	12
H	12
RBI	11
BB	6
SO	5
LOB	21

Batter	1	2	3	4	5	6	7	8	9	AB	R	H	RBI	BB	SO	LOB
17 Shin-Soo Choo, L (1, 7) OBP: 0.354, SLG: 0.365 9 Adam Rosales, R (9, PR) OBP: 0.333, SLG: 0.417	C FC 91 C FC 90 B CU 81 C SI 93 1-3 K ①		F FF 92 B FC 92 B SI 92 X FC 91 2-1 F7 ①	S CU 82 B FC 92 B CU 82 F FF 93 B CU 83 X SI 94 3-2 1 1B 1B		F FF 93 B FF 93 F CU 81 X FC 91 1-2 G5-3 ③	C KC 84 S KC 84 D SV 85 S SV 85 1-3 K ③		B KC 85 B KC 80 C FC 93 B FC 93 B FC 92 4-1 BB 1 1B BB	5 0	0 0	1 0	0 0	1 0	2 0	2 0
1 Elvis Andrus, R (1, 6) OBP: 0.316, SLG: 0.342	B FF 93 S SI 92 F SI 93 B SI 94 B FF 94 C FC 92 3-3 K ②		C SI 92 C FF 94 B SI 94 X FF 93 1-2 G4-3 ②	B FC 91 1 SAFE F FF 93 F SI 93 1 SAFE X FC 92 1-2 DI 1-3 1B			B FF 94 F FF 92 B SL 87 B FF 94 C FF 94 F FF 94 B FF 94 4-2 1B 29 FC1-2-5 BB	B FF 91 C FF 92 B SI 92 B SL 86 X SI 92 3-1 G5-3 S 29 G4-3 1B	B FC 92 X FC 92 1-0 BB 1-2 2-H 3-H 1B	5 1	1 3	3 2	2 1	1 1	1 1	0 0
Alex Rios, R (1, 9) OBP: 0.334, SLG: 0.431	C CU 82 B FF 94 B FC 92 B CU 82 X FF 94 3-1 2B		B FC 92 T FC 93 F FF 93 B FF 94 X SI 93 2-2 29 1B 35 1B 1B	C FC 94 1 SAFE S FF 95 F CU 82 1 SAFE F FF 93 F CU 81 B FF 95 F CU 82 2-2 B FC 92 X FF 94 G6-3 ③ 1-2			C SL 84 X FF 95 0-1 29 FC1-2-5 1-3 7 HR 1B	C SI 92 F CH 84 B FF 93 B SL 88 X CH 83 2-2 G5-3 ① 1-3	D KC 86 C KC 83 B FC 92 B KC 79 B FC 91 4-1 1-2 2-3 BB	5 2	2 3	3 0	0 1	1 0	0 3	3 0
29 Adrian Beltré, R (1, 5) OBP: 0.368, SLG: 0.514	B FC 92 B FF 94 B SI 93 B FC 93 4-0 BB		C FF 93 1 SAFE B SI 93 B FF 94 X FF 93 2-1 7 WP 35 1B 7 2B 1-3 1B		B SI 92 F FF 93 X FC 92 1-1 P6 ①		B FF 95 F SL 85 1 SAFE F SL 84 F FF 95 F FF 96 F FF 96 B SL 88 1 SAFE 3-2 D SL 86 X SL 88 FC1-2-5 ① 7 HR 1-3 3-H	C SL 86 D CH 85 X SI 92 1-1 G4-3 ② 3-H	C FC 93 S KC 83 D KC 84 B FC 94 D KC 86 X FC 91 3-2 F7 ③	5 2	1 1	1 1	1 1	1 0	0 5	5 2
35 James Adduci, L (1, 10) OBP: 0.333, SLG: 0.333	C SI 94 X FC 93 0-1 G3 ③		C CU 82 B SI 94 X SI 93 1-1 7 2B 1-2 3-H 1B		C FF 93 X CU 81 0-1 G4-3 ②		B SL 84 F SL 85 C FF 94 D SL 86 B CH 87 D CH 87 4-2 7 HR BB	S SL 86 F SL 86 C SI 93 0-3 K ③		4 2	1 1	1 1	1 1	1 1	1 2	2 2
7 J.P. Arencibia, R (1, 3) OBP: 0.223, SLG: 0.404		C SI 92 B FF 94 F SI 94 X FF 94 1-2 2 G3 2B	F SI 94 S CU 82 D CU 83 F FF 93 X CU 83 1-2 1-H 2-H 2B		X FC 93 0-0 HR		B KC 82 S FF 94 B KC 84 B KC 84 C FF 96 X FF 97 3-2 1-H 2-H 3-H HR		B FC 91 C FC 92 F KC 81 S KC 84 1-3 K ①	5 2	4 4	7 7	0 0	1 1	0 0	0 0
2 Leonys Martin, L (1, 8) OBP: 0.318, SLG: 0.371		X FF 93 0-0 G3 ① 2-3	C FF 93 S FC 93 B FF 95 X FC 91 1-2 F9 ③		X FC 90 0-0 G1-3 ③		F KC 82 X KC 84 0-1 3B		C FC 92 X CH 85 0-1 12 G3 61 DI 1 1B 1B	5 1	2 0	0 0	0 0	0 0	0 2	2 0
61 Robinson Chirinos, R (1, 2) OBP: 0.264, SLG: 0.400 19 Daniel Robertson, R (9, PR) OBP: 0.307, SLG: 0.310		C SI 93 B SI 93 B FF 94 X FF 94 2-1 G6-3 ②		B SI 92 F FC 92 F SI 92 B FF 94 X FF 94 2-2 12 CS 1B		C SI 90 X SI 91 0-1 F9 ① 2-3 K ②	F FF 96 C KC 84 B KC 86 D KC 84 F FF 98 S KC 84		C KC 83 D KC 83 B FC 94 D FC 91 F FC 92 D FC 92 4-2 12 G3 1 1B 1-2 BB	4 0	0 1	1 0	0 0	1 0	1 0	2 0
12 Rougned Odor, L (1, 4) OBP: 0.306, SLG: 0.393		X FC 93 0-0 P5 ③		B SI 93 S PO 88 S CU 82 F CU 82 X FF 94 2-2 F7 ①② 1-2		C FF 91 B FC 89 B FC 90 F SI 92 F SI 92 S CU 81 2-3 K ②	C FF 97 B KC 83 F FF 98 D SV 86 B KC 86 F FF 98 B FF 98 4-2 BB		X KC 83 0-0 G3 ② 1-2 2-3	4 0	0 0	0 0	1 1	1 1	4 4	4 0
Inning Stats	R: 0 E: 0 K: 2 S: 10 H: 1 LOB: 2 BB: 1 P: 21	R: 0 E: 0 K: 0 S: 7 H: 1 LOB: 1 BB: 0 P: 10	R: 3 E: 0 K: 0 S: 19 H: 4 LOB: 1 BB: 0 P: 29	R: 0 E: 0 K: 0 S: 20 H: 3 LOB: 2 BB: 0 P: 29	R: 1 E: 0 K: 0 S: 6 H: 1 LOB: 0 BB: 0 P: 7	R: 0 E: 0 K: 1 S: 9 H: 0 LOB: 0 BB: 0 P: 12	R: 4 E: 0 K: 2 S: 28 H: 3 LOB: 2 BB: 3 P: 49	R: 1 E: 0 K: 1 S: 10 H: 1 LOB: 0 BB: 0 P: 16	R: 2 E: 0 K: 1 S: 14 H: 2 LOB: 3 BB: 3 P: 31	1B: 10 2B: 3 3B: 1 HR: 2 SF: 0 SAC: 0 DP: 0 HBP: 0						WP: 1 PB: 0 SB: 1 CS: 1 PA: 49	

PITCHER		IP	WLS	BF	H	R	ER	SO	BB	IBB	HBP	BLK	WP	HR	S	P	ERA	WHIP
38 Brandon McCarthy, R ERA: 4.56	(1, 1)	6.0	W	28	10	4	4	3	1	0	0	0	1	1	71	108	6.00	1.833
43 Adam Warren, R ERA: 3.25	(7, 1)	0.1		4	1	3	3	0	2	0	0	0	0	0	13	24	81.00	9.000
68 Dellin Betances, R ERA: 1.55	(7, 1)	0.2		5	2	1	1	2	1	0	0	0	0	1	15	25	13.50	4.500
39 Chase Whitley, R ERA: 4.94	(8, 1)	1.0		4	1	1	1	1	0	0	0	0	0	0	10	16	9.00	1.000
30 David Robertson, R ERA: 2.88	(9, 1)	1.0	S	8	2	2	2	1	3	0	0	0	0	0	14	31	18.00	5.000

PITCHER	IP	WLS	BF	H	R	ER	SO	BB	IBB	HBP	BLK	WP	HR	S	P	ERA	WHIP

BOTTOM

New York Yankees @ Texas Rangers

Globe Life Park in Arlington, Arlington, TX

Tue Jul 29 2014, 8:08 PM - 11:59 PM EDT

Att. 41,934 - Partly Cloudy - 81 F

livebaseballscorecards.com

AB	42
R	11
H	16
RBI	11
BB	7
SO	7
LOB	20

Batter	1	2	3	4	5	6	7	8	9	AB	R	H	RBI	BB	SO	LOB
11 Brett Gardner, L (1, 7) OBP: 0.356, SLG: 0.460	B FF 88 B CH 85 F FF 89 F FF 88 F FF 90 F FF 90 X FF 89 2-2 HR	B CU 76 B CH 86 C SI 87 C FF 89 B FF 91 C FF 90 3-3 K ③			C CU 75 C FF 89 F FF 90 X FF 92 0-2 F7 ①			B FF 90 C FF 91 T SL 86 B FF 91 S FF 90 2-3 K ①		4	1	1	1	0	2	0
2 Derek Jeter, R (1, 6) OBP: 0.331, SLG: 0.326	S SL 85 X FF 90 0-1 G1-3 ①		C FF 90 F SL 83 X SL 84 0-2 G6-3 ①		X SL 83 0-0 G6-3 ②			C FF 90 B SL 85 F SL 89 F FF 92 B SL 86 X SL 87 2-2 P3 ②		4	0	0	0	0	0	0
22 Jacoby Ellsbury, L (1, 8) OBP: 0.344, SLG: 0.408	X FF 89 0-0 F7 ②		B FF 88 X FF 89 1-0 HR		B FF 90 B CH 84 C FF 89 X FF 90 2-1 G4-3 ③			B FF 90 F SL 87 L SL 89 B SL 84 B SL 91 X FF 92 3-2 F7 ③		4	1	1	1	0	0	0
25 Mark Teixeira, S (1, 3) OBP: 0.338, SLG: 0.452	B FF 90 B SI 88 B FF 87 B FF 88 4-0 36 1B BB		B SI 88 C FF 89 F CU 78 S SL 84 1-3 K ②			S FF 89 B FF 90 B FF 88 X FF 89 2-1 L4 ①			C FF 92 F FF 90 S FF 92 0-3 K ①	3	0	0	0	1	2	0
36 Carlos Beltrán, S (1, 10) OBP: 0.294, SLG: 0.429	C FF 89 B CU 78 B CH 84 X CH 83 2-1 12 BB 1-3 1B		B FF 89 B FF 87 C FF 89 B FF 88 X SI 90 3-1 1B			B FF 90 C CU 76 X CU 78 1-1 P4 ②			X FF 92 0-0 P6 ②	4	0	2	0	0	0	0
12 Chase Headley, S (1, 5) OBP: 0.303, SLG: 0.365	C CU 77 C FF 89 B SL 85 B SL 84 B FF 90 F SL 83 B FF 90 4-2 29 FC6-4 1-2 BB		F FF 88 X CH 84 0-1 F9 ③			C CU 77 X FF 90 0-1 F7 ③			C FF 91 B SI 91 X CH 86 1-1 L3 ③	3	0	0	0	1	0	1
29 Francisco Cervelli, R (1, 2) OBP: 0.350, SLG: 0.446	B SL 83 C SL 82 B SL 82 X SL 83 2-1 FC6-4 ③ 1-2f			S FF 90 B FF 90 B SL 83 B FF 90 C FF 91 X FF 91 3-2 F8 ①			B SL 81 B SL 81 S FF 89 F FF 90 S FF 92 2-3 K ①			3	0	0	0	0	1	3
24 Zoilo Almonte, S (1, 9) OBP: 0.139, SLG: 0.222		C CH 86 S FF 89 B FF 90 B CU 78 F FF 89 X FF 89 2-2 F7 ①		B FF 90 B FF 89 X FF 89 2-0 F7 ②			C FF 90 C CU 77 X SL 85 0-2 G1-3 ②			3	0	0	0	0	0	0
17 Brendan Ryan, R (1, 4) OBP: 0.243, SLG: 0.231		F SL 82 X FF 90 0-1 G5-3 ②		C FF 90 F FF 91 B SL 84 F FF 92 F SL 84 X SL 85 1-2 P4 ③			S SL 83 S SL 84 B SL 83 F FF 91 S FF 90 1-3 K ③			3	0	0	0	0	1	0
Inning Stats	R: 1 H: 2 E: 0 LOB: 3 K: 0 BB: 2 S: 15 P: 29	R: 0 H: 0 E: 0 LOB: 0 K: 1 BB: 0 S: 9 P: 14	R: 1 H: 2 E: 0 LOB: 1 K: 1 BB: 0 S: 11 P: 16	R: 0 H: 0 E: 0 LOB: 0 K: 0 BB: 0 S: 10 P: 16	R: 0 H: 0 E: 0 LOB: 0 K: 0 BB: 0 S: 7 P: 9	R: 0 H: 0 E: 0 LOB: 0 K: 0 BB: 0 S: 6 P: 9	R: 0 H: 0 E: 0 LOB: 0 K: 2 BB: 0 S: 10 P: 13	R: 0 H: 0 E: 0 LOB: 0 K: 1 BB: 0 S: 10 P: 17	R: 0 H: 0 E: 0 LOB: 0 K: 1 BB: 0 S: 6 P: 7	1B: 2 SF: 0 2B: 0 SAC: 0 3B: 0 DP: 0 HR: 2 HBP: 0						

PITCHER		IP	WLS	BF	H	R	ER	SO	BB	IBB	HBP	BLK	WP	HR	S	P	ERA	WHIP
48 Colby Lewis, R ERA: 5.98	(1, 1)	7.0	W	27	4	2	2	4	2	0	0	0	0	2	68	106	2.57	0.857
56 Neal Cotts, L ERA: 3.45	(8, 1)	1.0	H	3	0	0	0	1	0	0	0	0	0	0	10	17	0.00	0.000
30 Neftalí Feliz, R ERA: 2.03	(9, 1)	1.0	S	3	0	0	0	1	0	0	0	0	0	0	6	7	0.00	0.000

PITCHER	IP	WLS	BF	H	R	ER	SO	BB	IBB	HBP	BLK	WP	HR	S	P	ERA	WHIP

TOP

New York Yankees @ Texas Rangers

Globe Life Park in Arlington, Arlington, TX

Wed Jul 30 2014, 8:10 PM - 10:56 PM EDT

Att. 46,599 - Partly Cloudy - 90 F

livebaseballscorecards.com

AB	31
R	2
H	4
RBI	2
BB	2
SO	6
LOB	4

New York Yankees @ Texas Rangers

Globe Life Park in Arlington, Arlington, TX

Wed Jul 30 2014, 8:10 PM - 10:56 PM EDT

Att. 46,599 - Partly Cloudy - 90 F

livebaseballscorecards.com

BOTTOM

Batter	1	2	3	4	5	6	7	8	9	AB	R	H	RBI	BB	SO	LOB
17 Shin-Soo Choo, L (1, 10) OBP: 0.353, SLG: 0.364	B FS 88 F FS 87 B SL 80 X FS 88 2-1 1 2B 1B	X SL 86 0-0 ② B1-3		B FS 86 F SI 92 B FS 87 X FS 86 2-1 ③ G4-3		B SL 83 D FS 88 D FS 88 C FF 93 S SI 93 X FS 88 3-2 ③ G5-3				4	1	1	0	0	0	3
1 Elvis Andrus, R (1, 6) OBP: 0.316, SLG: 0.344	C SL 80 B SI 89 X SI 90 1-1 G5-3 29 1B 1-H 2B	C SI 89 B SL 84 F FS 87 X FS 87 1-2 ③ G5-3			X SL 82 0-0 ① G1-3		B SI 91 C SL 81 B SL 82 C SI 92 X FS 87 2-2 ① P4			4	1	1	1	0	0	0
Alex Rios, R (1, 9) OBP: 0.335, SLG: 0.430 19 Daniel Robertson, R (5, 9) OBP: 0.300, SLG: 0.302	C FF 91 C SL 82 D FS 86 X FS 87 1-2 ① G5-3 2-3		T SL 82 H SI 89 1-1 35 G4-6-3 HBP		C SI 89 C SL 83 S SL 84 0-3 ② K		B SL 83 F SI 92 S SL 82 B FS 87 F SL 81 X SI 93 2-2 ② G1-3			1 2	0 0	0 0	0 0	0 1	0 0	1 0
29 Adrián Beltré, R (1, 5) OBP: 0.369, SLG: 0.514	C SI 91 B SL 83 B SL 84 X SL 84 2-1 35 1B 2 1B 3-H 1B		1 SAFE S SL 83 B FF 91 B SI 92 X SL 83 2-1 ① F9		X SI 92 0-0 35 1B 1B		B SL 83 C SI 94 S SI 94 X FS 88 1-2 ③ G6-3			4	1	2	1	0	0	1
35 James Adduci, L (1, 7) OBP: 0.346, SLG: 0.348	B CU 74 X SI 90 1-0 2 1B 1-2 1B		1 SAFE D FS 86 F FS 85 1 SAFE X FS 85 1-1 ②③ G4-6-3 1-2f		B FS 86 X SI 92 1-0 1-2 1B			B FC 89 X FC 89 1-0 ① G4-3		4	0	2	0	0	0	1
7 J.P. Arencibia, R (1, 3) OBP: 0.233, SLG: 0.402 9 Adam Rosales, R (8, PR) OBP: 0.333, SLG: 0.417 (9, 3)	F SI 91 F SL 83 S FS 87 0-3 ② K			X FS 85 0-0 61 FC5-6 2 WP 1B	C SI 93 B SI 93 B SL 84 F FS 88 B SI 94 S FS 88 3-3 ③ K			B FC 89 B FC 87 B FF 91 B FF 90 4-0 2 FC6-4 BB		3 0	0 0	1 0	0 0	1 0	2 0	4 0
2 Leonys Martin, L (1, 8) OBP: 0.320, SLG: 0.370	S FS 85 F FS 85 F FS 86 F FS 87 F FS 87 D FS 87 B SI 93 X FS 86 2-2 1-2 2-H 1B			B SI 90 D FS 86 S SI 90 B FS 86 D FS 86 4-1 61 FC5-6 1-2 BB		C FC 89 X FS 86 0-1 ① G4-3		B FC 89 1 SAFE 1 SAFE B FC 88 F FC 89 C FF 93 1 SAFE F FC 89 X FF 94 2-2 ② FC6-4 61 S 1-2f		3	0	1	1	1	0	1
61 Robinson Chirinos, R (1, 2) OBP: 0.268, SLG: 0.399	B SI 92 B FS 83 F SI 91 B SL 84 X SI 92 3-1 ③ G4-3			L SL 81 B FS 89 X FF 88 1-1 ① FC5-6 1-2 2-3f	C SL 81 S SI 93 B SI 92 B FS 87 X SI 91 2-2 12 WP 1B			1 SAFE B FF 92 F FC 89 1 SAFE F FF 91 F FF 90 D FC 90 F FF 94 B FC 88 4-2 B FC 89 1-2 BB		3	0	1	0	1	0	4
12 Rougned Odor, L (1, 4) OBP: 0.300, SLG: 0.386		C SI 90 B FF 89 C FS 85 X FS 86 1-2 ① G3		B FF 90 B FS 86 X FF 91 2-0 ② P4		S FS 85 B FS 87 S SI 88 D FS 88 F FS 86 F FF 90 S FS 88 2-3 ② K 1-2		B FC 88 X FC 88 1-0 ③ G2		4	0	0	0	0	1	5
Inning Stats	R: 3 E: 0 K: 1 S: 21 H: 5 LOB: 2 BB: 0 P: 33	R: 0 E: 0 K: 0 S: 7 H: 0 LOB: 0 BB: 0 P: 9	R: 0 E: 0 K: 0 S: 5 H: 0 LOB: 0 BB: 0 P: 9	R: 0 E: 0 K: 0 S: 7 H: 1 LOB: 2 BB: 1 P: 16	R: 0 E: 0 K: 2 S: 9 H: 2 LOB: 2 BB: 0 P: 13	R: 0 E: 0 K: 1 S: 13 H: 1 LOB: 1 BB: 0 P: 20	R: 0 E: 0 K: 0 S: 10 H: 0 LOB: 0 BB: 0 P: 15	R: 0 E: 0 K: 0 S: 10 H: 0 LOB: 2 BB: 2 P: 22		1B: 8 2B: 1 3B: 0 HR: 0 SF: 0 SAC: 0 DP: 1 HBP: 1				WP: 2 PB: 0 SB: 1 CS: 0 PA: 36		

PITCHER		IP	WLS	BF	H	R	ER	SO	BB	IBB	HBP	BLK	WP	HR	S	P	ERA	WHIP
18 Hiroki Kuroda, R ERA: 3.98	(1, 1)	7.0	L	31	9	3	3	4	1	0	1	0	2	0	72	115	3.86	1.429
55 David Huff, L ERA: 3.95	(8, 1)	1.0		5	0	0	0	0	2	0	0	0	0	0	10	22	0.00	2.000

PITCHER	IP	WLS	BF	H	R	ER	SO	BB	IBB	HBP	BLK	WP	HR	S	P	ERA	WHIP

Batter	1	2	3	4	5	6	7	8	9	AB	R	H	RBI	BB	SO	LOB
17 Shin-Soo Choo, L (1, 9) OBP: 0.352, SLG: 0.363 19 Daniel Robertson, R (7, PR) OBP: 0.308, SLG: 0.310 (7, 9)	B FF 91 B FF 93 C FF 95 C FF 95 X FF 96 2-2 ① F7		B FF 94 X FF 95 1-0 ② G3		X SL 89 0-0 ② L3		B FF 89 S FF 88 B SL 80 F FF 90 B FF 91 X FF 90 3-2 1 1B 1B		B FF 97 C FF 97 B FF 98 X FF 97 2-1 1 DI 1 1B 1B	4 1	0 1	1 1	0 1	0 0	0 0	0 0
1 Elvis Andrus, R (1, 6) OBP: 0.319, SLG: 0.345	C FF 96 F FF 96 B FF 98 X FF 98 1-2 ② G4-3		C SL 88 C FF 96 F FF 97 B SL 86 B FF 97 B SL 88 B SL 87 4-2 BB		C FF 94 B FF 97 S CH 85 F FF 98 B FF 97 X SL 88 2-2 ③ L4		B FF 88 B FF 88 X FF 88 2-0 1-2 1B		D SL 87 B FF 96 C FF 97 X FF 97 2-1 1-H DI 1B	4	0	2	1	1	0	0
Alex Rios, R (1, 10) OBP: 0.331, SLG: 0.425	C FF 96 X SL 88 0-1 ③ G1		B FF 97 1 SAFE X FF 95 1-0 ③ F8			C FF 92 B FF 95 C FF 94 C FF 96 1-3 ① K	B FF 98 F FF 97 F FF 98 D SL 90 X SL 88 2-2 ③ G5-3		B CU 85 C SL 86 S FF 94 D SL 87 B SL 87 F SI 95 F FF 97 F FF 96 X FF 96 3-2 ③ P6 1-2	5	0	0	0	0	1	4
29 Adrián Beltré, R (1, 5) OBP: 0.374, SLG: 0.516 9 Adam Rosales, R (6, 5) OBP: 0.357, SLG: 0.440		B FF 92 B FF 95 B FF 95 C FF 95 B FF 97 4-1 35 BB 61 1B BB		T FF 92 B CH 82 X SL 88 1-1 1B		T FF 96 B FF 96 F FF 95 B FF 97 X FF 97 2-2 7 HBP 1B		X FF 97 0-0 35 FC5-4 1B		2 1	0 0	2 1	0 0	1 0	0 0	0 0
35 James Adduci, L (1, 7) OBP: 0.339, SLG: 0.327		B FF 95 S FF 94 B FF 95 B FF 94 F FF 95 B FF 96 4-2 61 1B 1-2 BB		F SI 91 F SL 87 T FF 96 0-2 ① K		C FF 95 F CH 85 S SL 88 0-3 ② K		B FF 96 F FF 96 B FF 97 T FF 96 X FF 98 2-2 ① FC5-4 1-2f		3	0	0	0	1	2	3
7 J.P. Arencibia, R (1, 3) OBP: 0.233, SLG: 0.391		C SL 88 F SL 87 F FF 96 B FF 97 F SL 87 S CH 86 1-3 ① K		X FF 95 0-0 ② L9		F FF 96 H FF 95 1-1 1-2 HBP		S SL 88 B SL 87 B FF 97 F SL 87 B FF 97 F FF 96 F SL 88 C SL 88 3-3 ② K		3	0	0	0	0	2	4
2 Leonys Martin, L (1, 8) OBP: 0.317, SLG: 0.366		F CH 83 F FF 97 F CH 86 F SL 88 F FF 97 F CH 86 B FF 96 B CH 86 X FF 98 2-2 ② F5		C SL 86 X FF 94 0-1 ③ F7		B FF 91 B FF 95 C FF 95 S FF 95 F FF 96 X SL 84 2-2 ③ F8		B FF 97 S FF 96 X CH 89 1-1 ③ G1-3		4	0	0	0	0	0	6
61 Robinson Chirinos, R (1, 2) OBP: 0.272, SLG: 0.405		C FF 96 X FF 96 0-1 ③ 1-2 2-H 1B			C FF 91 C SL 85 F FF 95 F CH 83 B SI 94 X FF 95 1-2 E9 12 G4-3 2B		C FF 89 F FF 90 B FF 91 F SL 80 X SL 80 1-2 ① G6-3		X FF 96 0-0 ① G4-3	4	1	2	0	0	0	0
12 Rougned Odor, L (1, 4) OBP: 0.295, SLG: 0.379			X FF 92 0-0 ① P5		C FF 94 X CH 84 0-1 ① G4-3 3-H		C FF 90 F FF 90 B FF 90 F SL 81 B FF 90 F SL 79 C SL 80 2-3 ② K		C FF 96 F CH 90 X FF 98 0-2 ② G3-1	4	0	0	1	0	1	0
Inning Stats	R: 0 E: 0 K: 0 S: 8 H: 0 LOB: 0 BB: 0 P: 11	R: 0 E: 0 K: 1 S: 17 H: 1 LOB: 2 BB: 2 P: 28	R: 0 E: 0 K: 0 S: 6 H: 0 LOB: 1 BB: 1 P: 12	R: 0 E: 0 K: 1 S: 8 H: 1 LOB: 1 BB: 0 P: 9	R: 1 E: 1 K: 0 S: 12 H: 1 LOB: 0 BB: 0 P: 15	R: 0 E: 0 K: 2 S: 14 H: 1 LOB: 2 BB: 0 P: 20	R: 0 E: 0 K: 1 S: 16 H: 2 LOB: 2 BB: 0 P: 26	R: 0 E: 0 K: 1 S: 11 H: 1 LOB: 1 BB: 0 P: 17	R: 1 E: 0 K: 0 S: 14 H: 2 LOB: 1 BB: 0 P: 21	1B: 8 2B: 1 3B: 0 HR: 0 SF: 0 SAC: 0 DP: 0 HBP: 1						

PITCHER		IP	WLS	BF	H	R	ER	SO	BB	IBB	HBP	BLK	WP	HR	S	P	ERA	WHIP
31 Danny Salazar, R ERA: 4.45	(1, 1)	6.0	W	25	4	1	0	4	3	0	1	0	0	0	65	95	0.00	1.167
57 Kyle Crockett, L ERA: 1.45	(7, 1)	0.2		4	2	0	0	1	0	0	0	0	0	0	13	21	0.00	3.000
49 Austin Adams, R ERA: 10.8	(7, 1)	1.1		5	1	0	0	1	0	0	0	0	0	0	14	22	0.00	0.750
59 Carlos Carrasco, R ERA: 3.69	(9, 1)	1.0		5	2	1	1	0	0	0	0	0	0	0	14	21	9.00	2.000

PITCHER	IP	WLS	BF	H	R	ER	SO	BB	IBB	HBP	BLK	WP	HR	S	P	ERA	WHIP

TOP

Texas Rangers @ Cleveland Indians

Progressive Field, Cleveland, OH

Fri Aug 01 2014, 7:12 PM - 10:34 PM EDT

Att. 27,009 - Clear - 76 F

livebaseballscorecards.com

AB	35
R	2
H	9
RBI	2
BB	3
SO	6
LOB	17

PA: 39

WP: 0
PB: 0
SB: 0
CS: 0

Texas Rangers @ Cleveland Indians

Progressive Field, Cleveland, OH

Fri Aug 01 2014, 7:12 PM - 10:34 PM EDT

Att. 27,009 - Clear - 76 F

BOTTOM

livebaseballscorecards.com

Batter	1	2	3	4	5	6	7	8	9	AB	R	H	RBI	BB	SO	LOB
22 Jason Kipnis, L (1, 4) OBP: 0.323, SLG: 0.355 11 José Ramírez, S (7, 4) OBP: 0.220, SLG: 0.208	B FF 90 X SI 91 1-0 4 FC1-6 1B	B SI 91 B CH 86 C FF 91 D SL 81 F SI 91 T FC 89 3-2 ③ K		X CH 84 0-0 ② F7	B SL 88 C SI 94 B SL 87 B SL 88 D SL 88 4-1 4 WP 4 1B BB	C SL 85 B SI 92 X SL 85 1-1 ③ FC4 1-2f				4 1 1 0 1 1 5 0 0 0 0 0 0 0						
4 Mike Aviles, R (1, 6) OBP: 0.291, SLG: 0.339	C SI 91 ① 1 SAFE C FF 90 B FF 91 1 SAFE X SI 90 1-2 FC1-6 23 2B 1-2f		B SL 83 C SI 92 B FF 92 B FF 91 B FF 93 4-1 23 1B 41 1B BB	C FF 92 F SI 92 X FF 92 0-2 23 1B 1-3 2-H 1B	B SI 94 B SI 95 B SI 94 B SI 96 F FF 94 X FF 96 3-2 1-H 2-H 3-H 1B		B SI 90 F SI 90 X SI 91 1-1 ① F8			4 2 2 3 1 0 1						
23 Michael Brantley, L (1, 8) OBP: 0.382, SLG: 0.509 55 Roberto Pérez, R (6, 2) OBP: 0.300, SLG: 0.474	X SI 90 0-0 1-H 2B		X SI 90 0-0 41 1B 8 G3-6-3 1-2 1B	B SL 80 X FF 90 1-0 ③ 1-3 3-H 1B	B SL 88 X SL 87 1-0 ② F7		S FF 91 B FF 92 C SL 84 B FF 92 S SL 83 2-3 ② K			4 1 3 2 0 0 1 1 0 0 0 0 1 0						
41 Carlos Santana, S (1, 3) OBP: 0.373, SLG: 0.450	B SL 80 B CH 86 B SI 92 B FF 92 4-0 BB		B FF 91 X SI 92 1-0 8 G3-6-3 1-3 2-H 1B		C CU 75 4-2 S CH 83 F FF 90 C CH 84 B SI 93 B SI 92 33 1B 8 1B 10 1B BB B FF 93 X SI 94 1-0 ③ L9		B SI 92 B SI 91 F FF 92 B SI 91 F SI 91 F SI 92 S FF 92 3-3 ③ K			3 1 1 1 2 1 1						
8 Lonnie Chisenhall, L (1, 5) OBP: 0.375, SLG: 0.479	X SI 90 0-0 ② L7		B SI 92 X FF 91 1-0 ①② G3-6-3 1-2f 3-H		C FF 91 X FC 89 0-1 10 1B 33 1B 7 2B 1-2 1B	B SI 92 B FF 90 C SI 91 X SL 85 2-1 HR		X SI 91 0-0 ① P5		5 2 2 1 0 0 3						
33 Nick Swisher, S (1, 10) OBP: 0.282, SLG: 0.341	D CH 86 T FF 91 F FF 92 C SI 93 1-3 ③ K		B CH 86 C CH 84 B SI 92 F CH 86 B FF 93 X FC 90 3-2 ③ F9		F CH 85 C FF 91 D SL 83 F FC 91 X FF 91 1-2 10 1B 7 2B 1-2 2-3 1B	B SL 85 B SI 91 F FF 92 X SL 83 2-1 ① P6		B SI 90 F SI 91 F SI 87 C SL 83 1-3 ② K		5 1 1 0 0 2 2						
10 Yan Gomes, R (1, 2) OBP: 0.322, SLG: 0.467 62 Tyler Holt, R (6, 8)		C FF 92 X SI 92 0-1 ① G4-3		S SI 90 B FF 92 B FF 91 B FC 89 X FF 90 3-1 ① F8	F SI 92 B SI 92 S SI 91 X SI 93 1-2 7 2B 4 WP 1-2 2-3 3-H 1B	B SL 83 F FF 91 B SL 85 H SI 90 3-1 7 1B 7 BLK HBP		F SI 91 S SI 91 C SL 84 0-3 ③ K		3 1 1 1 0 0 0 1 0 0 0 0 1 0						
7 David Murphy, L (1, 9) OBP: 0.320, SLG: 0.376		C SI 91 B FF 91 X FF 92 1-1 9 FC5-6 2B		S FF 90 B FF 93 B SL 83 X SI 92 2-1 9 1B 4 1B 1B	C FF 91 F SI 92 F SL 83 X SL 82 0-2 4 WP 4 1B 1-3 2-H 3-H 2B	B FF 92 C SI 91 F FF 91 F SL 87 F SL 85 X SI 92 1-2 22 FC4 1-3 1B				4 2 4 2 0 0 0						
9 Ryan Raburn, R (1, 7) OBP: 0.249, SLG: 0.287		C FC 90 X FC 89 0-1 ② FC5-6 2-3		B SI 91 1 SAFE F FF 89 1 SAFE B SI 91 F FC 88 1 SAFE B FF 89 X FC 88 3-2 4 1B 23 1B 1-2 1B	B SI 94 X SI 93 1-0 ① G6-3	C SL 84 S FF 92 C FF 92 0-3 ② K				4 1 1 0 0 1 5						
Inning Stats	R: 1 E: 0 K: 1 S: 9 H: 2 LOB: 2 BB: 1 P: 16	R: 0 E: 0 K: 1 S: 9 H: 1 LOB: 1 BB: 0 P: 13	R: 2 E: 0 K: 0 S: 7 H: 2 LOB: 0 BB: 1 P: 16	R: 2 E: 0 K: 0 S: 12 H: 4 LOB: 2 BB: 0 P: 21	R: 6 E: 0 K: 0 S: 22 H: 5 LOB: 1 BB: 2 P: 38	R: 1 E: 0 K: 1 S: 15 H: 2 LOB: 2 BB: 0 P: 24	R: 0 E: 0 K: 2 S: 9 H: 0 LOB: 0 BB: 0 P: 15	R: 0 E: 0 K: 2 S: 7 H: 0 LOB: 0 BB: 0 P: 8		1B: 12 2B: 3 3B: 0 HR: 1 SF: 0 SAC: 0 DP: 1 HBP: 1						

PITCHER	IP	WLS	BF	H	R	ER	SO	BB	IBB	HBP	BLK	WP	HR	S	P	ERA	WHIP
44 Jerome Williams, R (1, 1) ERA: 6.71	4.0	L	26	13	10	10	2	3	0	0	0	0	0	52	87	22.50	4.000
57 Nate Adcock, R (5, 1) ERA: 6.75	1.0		5	1	1	1	0	1	0	0	0	1	0	7	17	9.00	2.000
35 Phil Klein, R (6, 1) ERA: 9.0	1.0		6	2	1	1	1	0	0	1	1	0	1	15	24	9.00	2.000
25 Scott Baker, R (7, 1) ERA: 5.84	2.0		6	0	0	0	4	0	0	0	0	0	0	16	23	0.00	0.000

PITCHER	IP	WLS	BF	H	R	ER	SO	BB	IBB	HBP	BLK	WP	HR	S	P	ERA	WHIP

AB	38
R	12
H	16
RBI	10
BB	4
SO	7
LOB	18

WP: 1 PA: 43
PB: 0
SB: 0
CS: 0

Texas Rangers @ Cleveland Indians

Progressive Field, Cleveland, OH

Sat Aug 02 2014, 7:07 PM - 10:06 PM EDT

Att. 28,285 - Cloudy - 70 F

livebaseballscorecards.com

TOP

Batter	1	2	3	4	5	6	7	8	9	AB	R	H	RBI	BB	SO	LOB
17 Shin-Soo Choo, L (1, 10) OBP: 0.349, SLG: 0.359	B SI 90 B SI 90 C SI 90 F SI 91 F SI 92 X SI 91 2-2 E4		B CU 75 C SI 90 B CU 77 C SI 91 F SI 92 B CU 79 F SI 92 C SL 87 3-3 ② K		C SI 88 C SI 92 1 SAFE S SL 85 0-3 ③ K		B FF 95 C FF 93 F FF 95 1 SAFE S SL 80 1-3 ③ K			4	0	0	0	0	3	2
1 Elvis Andrus, R (1, 6) OBP: 0.320, SLG: 0.345	B SI 90 C SI 91 1 SAFE X SI 90 1-1 ① F9		F SI 92 B CH 81 B SL 82 F SI 91 X SI 92 2-2 1B			C SI 87 B SI 89 B CU 75 S CH 81 B SI 91 B CH 80 4-2 29 G3 7 FC5-2-5-1 1B BB		B FC 92 X FC 92 1-0 ① G4-3		3	0	1	0	1	0	1
Alex Rios, R (1, 9) OBP: 0.330, SLG: 0.423	C SI 90 F CH 82 C SI 89 0-3 ② K		F CH 82 1 SAFE B SI 91 B CH 82 1 SAFE 1 SAFE F CH 82 X SL 83 2-2 ③ G5-3			F SI 89 1 SAFE F SI 89 X SI 89 0-2 7 FC5-2-5-1 29 G3 1-2 1B		C SL 81 B FC 94 F SL 82 B FC 95 F SL 82 X FC 92 2-2 ② G6-3		4	0	1	0	0	1	2
29 Adrian Beltré, R (1, 5) OBP: 0.370, SLG: 0.511	B SI 90 B SI 91 X SI 91 2-0 ③ G4-3			C CU 75 X SI 90 0-1 ① G4-3		C SL 86 X SL 86 0-1 ① G3 1-2 2-3		B FC 92 C SL 82 S FC 93 F SL 83 B SL 84 B FC 95 X FC 94 3-2 ③ G4-3		4	0	0	0	0	0	3
7 J.P. Arencibia, R (1, 3) OBP: 0.242, SLG: 0.389 9 Adam Rosales, R (9, PR) OBP: 0.357, SLG: 0.440		B SI 89 F CH 82 S SI 90 X SI 92 1-2 E1 1B		C SL 82 F SL 81 F SL 81 B SI 89 F SL 82 F SI 92 B CU 79 F SL 84 B SI 92 3-3 ② K		B SL 85 F SL 86 X SL 87 1-1 ② FC5-2-5-1 2-3 3-H			B KC 86 B FF 95 B FF 96 B FF 96 4-0 2 1B BB	3 0	0 0	1 0	0 0	1 0	1 0	2 0
2 Leonys Martin, L (1, 8) OBP: 0.316, SLG: 0.365		L SI 91 L SI 92 F SL 83 B SI 91 B SL 83 X SL 85 2-2 ① G5-3		B SI 91 F SI 90 F SI 92 F SI 93 S SL 86 1-3 ③ K		D CU 80 F CU 79 F SL 88 D CU 82 B CU 81 C SL 87 3-3 ③ K			B FF 96 C FF 96 S KC 87 B FF 95 F KC 87 D KC 87 X FF 96 3-2 1-2 1B	4	0	1	0	0	2	3
60 Chris Gimenez, R (1, 2) OBP: 0.327, SLG: 0.359 35 James Adduci, L (9, PH) OBP: 0.333, SLG: 0.320		B SI 92 S CH 83 C SI 90 S SL 84 1-3 ② K			X SI 89 0-0 ① G5-3		C FF 91 B SL 87 B SL 87 X SL 86 2-1 ① F9		C KC 85 D KC 87 B FF 96 C FF 96 F FF 96 F KC 86 F FF 96 S KC 87 2-3 ① K	3 1	0 0	0 0	0 0	0 0	1 1	1 2
12 Rougned Odor, L (1, 4) OBP: 0.290, SLG: 0.372		C SI 91 S SL 84 B SL 85 X SL 85 1-2 ③ G6-3			C SI 89 C CU 75 S SL 84 0-3 ② K2-3		B FF 92 S SL 88 C SL 88 X CU 81 1-2 ② G6-3		X FF 95 0-0 ② P5	4	0	0	0	0	1	3
19 Daniel Robertson, R (1, 7) OBP: 0.316, SLG: 0.311			C SI 88 C CU 75 B SL 83 F SI 92 X SI 89 1-2 ① G5-3		B SI 90 B SI 89 C SI 90 C SI 90 B SI 89 B SI 90 4-2 BB		C FF 93 X FF 93 0-1 1B		B FF 96 F FF 95 F KC 87 C FF 95 1-3 ③ K	3	0	1	0	1	1	2
Inning Stats	R: 0 E: 1 K: 1 S: 10 H: 0 LOB: 1 BB: 0 P: 15	R: 0 E: 1 K: 1 S: 13 H: 1 LOB: 1 BB: 0 P: 18	R: 0 E: 0 K: 1 S: 15 H: 1 LOB: 1 BB: 0 P: 23	R: 0 E: 0 K: 2 S: 15 H: 0 LOB: 0 BB: 0 P: 19	R: 0 E: 0 K: 2 S: 9 H: 0 LOB: 1 BB: 1 P: 13	R: 0 E: 0 K: 1 S: 12 H: 1 LOB: 2 BB: 1 P: 20	R: 0 E: 0 K: 1 S: 10 H: 1 LOB: 1 BB: 0 P: 14	R: 0 E: 0 K: 0 S: 9 H: 0 LOB: 0 BB: 0 P: 15	R: 0 E: 0 K: 2 S: 14 H: 1 LOB: 2 BB: 1 P: 24	1B: 5 2B: 0 3B: 0 HR: 0 SF: 0 SAC: 0 DP: 0 HBP: 0						

	AB	33
	R	0
	H	5
	RBI	0
	BB	3
	SO	11
	LOB	21

WP: 0 PA: 36
PB: 0
SB: 0
CS: 0

PITCHER		IP	WLS	BF	H	R	ER	SO	BB	IBB	HBP	BLK	WP	HR	S	P	ERA	WHIP
58 TJ House, L ERA: 4.09	(1, 1)	5.0		21	3	0	0	7	2	0	0	0	0	0	67	97	0.00	1.000
48 Scott Atchison, R ERA: 2.77	(6, 1)	1.2	W	6	1	0	0	1	0	0	0	0	0	0	14	21	0.00	0.600
50 Nick Hagadone, L ERA: 2.38	(7, 1)	0.1	H	1	0	0	0	1	0	0	0	0	0	0	3	4	0.00	0.000
27 Bryan Shaw, R ERA: 2.88	(8, 1)	1.0	H	3	0	0	0	0	0	0	0	0	0	0	9	15	0.00	0.000
37 Cody Allen, R ERA: 1.93	(9, 1)	1.0	S	5	1	0	0	2	1	0	0	0	0	0	14	24	0.00	2.000

PITCHER		IP	WLS	BF	H	R	ER	SO	BB	IBB	HBP	BLK	WP	HR	S	P	ERA	WHIP

Batter	1	2	3	4	5	6	7	8	9	AB	R	H	RBI	BB	SO	LOB
22 Jason Kipnis, L (1, 4) OBP: 0.322, SLG: 0.354	B SI 92 B SI 92 B SI 91 C FF 92 F SI 92 S FF 93 3-3 ① **K**		C CH 88 C CU 77 F CU 78 T FF 97 0-2 ② **K**			C CU 74 B SI 95 F CH 86 B SL 87 B SI 95 X SI 91 3-2 23 G6-3 4 SH3 8 1B 1B	C CH 86 F SL 89 F CU 78 X FF 96 0-2 ③ **L5**			4	1	1	0	0	2	0
4 Mike Aviles, R (1, 7) OBP: 0.287, SLG: 0.335	B SL 88 S SI 93 F CH 86 B SI 96 X SI 94 2-2 ② **F8**		C SI 96 X SI 96 0-1 ③ **L8**			X FF 92 0-0 ① **SH3** 1-2		C FS 89 C FF 95 X FF 96 0-2 ① **G5-3**		3	0	0	0	0	0	0
23 Michael Brantley, L (1, 8) OBP: 0.383, SLG: 0.508	B SI 94 B SI 93 X FF 92 2-0 1B			B CH 85 C CH 86 C CU 75 X FF 96 1-2 1B		C FF 94 X CH 85 0-1 ② **G6-3** 2-3		F FF 94 F FF 92 X CH 85 0-2 ② **F8**		4	0	2	0	0	0	1
41 Carlos Santana, S (1, 3) OBP: 0.374, SLG: 0.448	B CH 85 D SI 93 1 SAFE X SI 91 2-0 ③ **G4-3**			F CH 85 1 SAFE X SI 93 0-1 ① **L7**		B CU 72 B CH 85 I IN 66 I IN 61 4-0 8 1B 33 1B IBB		B SL 86 B FF 95 B FF 96 C FF 94 B FF 94 4-1 8 WP BB		2	1	0	0	2	0	2
8 Lonnie Chisenhall, L (1, 5) OBP: 0.373, SLG: 0.476		C FF 92 F FF 94 X FF 96 0-2 ① **G3**		B FF 91 X FF 90 1-0 ② **F7**		X FF 94 0-0 33 1B 1-2 3-H 1B		F FS 88 B FF 94 F SL 87 X SL 86 1-2 ③ **L8** 1-3		4	0	1	1	0	0	2
33 Nick Swisher, S (1, 10) OBP: 0.285, SLG: 0.342		B FF 95 B FF 93 S CH 85 F FF 94 F FF 94 B CU 73 B CU 71 4-2 **BB**		1 SAFE C SI 93 B SI 93 1 SAFE S CH 85 F CU 74 B SI 96 S FF 95 2-3 ③ **K**		F SI 93 S SI 94 F CU 76 X FF 97 0-2 1-3 2-H 1B				2	0	1	1	1	1	1
7 David Murphy, L (1, 9) OBP: 0.317, SLG: 0.373		F FF 92 X SI 94 0-1 ② **P6**			C CU 75 F SI 89 X FF 96 0-2 ① **G3-1**	C SI 94 X FF 94 0-1 ③ **G4-3**				3	0	0	0	0	0	3
11 José Ramírez, S (1, 6) OBP: 0.208, SLG: 0.196		C FF 92 F SI 94 B FF 94 1 SAFE S CU 75 1-3 ③ **K**			B CH 85 C CH 84 B SL 87 B FF 92 X SI 92 3-1 ② **F8**		B CU 74 S SI 92 S FF 94 F CU 77 X FF 95 1-2 ① **G6-3**			3	0	0	0	0	1	1
55 Roberto Pérez, R (1, 2) OBP: 0.261, SLG: 0.409			C FF 93 F SL 87 S FF 95 0-3 ① **K**		C CU 74 S SL 89 S SL 90 0-3 ③ **K**		F FF 94 B FF 96 C SL 88 X SI 96 1-2 ② **G4-3**			3	0	0	0	0	2	0
Inning Stats	R: 0 E: 0 K: 1 S: 8 H: 1 LOB: 1 BB: 0 P: 17	R: 0 E: 0 K: 1 S: 11 H: 0 LOB: 1 BB: 1 P: 16	R: 0 E: 0 K: 2 S: 9 H: 0 LOB: 0 BB: 0 P: 9	R: 0 E: 0 K: 1 S: 10 H: 1 LOB: 1 BB: 0 P: 14	R: 0 E: 0 K: 1 S: 8 H: 0 LOB: 0 BB: 0 P: 11	R: 2 E: 0 K: 0 S: 13 H: 3 LOB: 2 BB: 1 P: 20	R: 0 E: 0 K: 0 S: 11 H: 0 LOB: 0 BB: 0 P: 13	R: 0 E: 0 K: 0 S: 10 H: 0 LOB: 1 BB: 1 P: 15		1B: 5 2B: 0 3B: 0 HR: 0 SF: 0 SAC: 1 DP: 0 HBP: 0					WP: 2 PB: 0 SB: 0 CS: 0 PA: 32	

PITCHER		IP	WLS	BF	H	R	ER	SO	BB	IBB	HBP	BLK	WP	HR	S	P	ERA	WHIP
36 Miles Mikolas, R ERA: 7.29	(1, 1)	7.0	L	28	5	2	2	6	1	1	0	0	0	0	70	100	2.57	0.857
55 Roman Mendez, R ERA: 1.38	(8, 1)	1.0		4	0	0	0	0	1	0	0	0	1	0	10	15	0.00	1.000

PITCHER	IP	WLS	BF	H	R	ER	SO	BB	IBB	HBP	BLK	WP	HR	S	P	ERA	WHIP

BOTTOM

Texas Rangers @ Cleveland Indians

Progressive Field, Cleveland, OH

Sat Aug 02 2014, 7:07 PM - 10:06 PM EDT

Att. 28,285 - Cloudy - 70 F

livebaseballscorecards.com

AB	28
R	2
H	5
RBI	2
BB	3
SO	6
LOB	10

Batter	1	2	3	4	5	6	7	8	9	10	11	12	AB	R	H	RBI	BB	SO	LOB
17 Shin-Soo Choo, L (1, 10) OBP: 0.344, SLG: 0.354	C FF 90 X FF 91 0-1 F8 ①	S FF 94 B FF 94 B CH 82 X FF 94 2-1 SF7 ② 3-H			C CH 84 S ST 81 B KC 79 S KC 78 1-3 K ②		C CH 82 X KC 76 0-1 FC4-6-5 ②③ 1-2 2-3		B SL 84 1 SAFE S SI 92 F SI 92 1 SAFE 1 SAFE B SI 92 X SL 84 2-2 G6-3 ③			F FF 88 C FF 89 S FF 88 0-3 K ②	5	0	0	1	0	2	4
1 Elvis Andrus, R (1, 6) OBP: 0.321, SLG: 0.347	C FF 91 X FF 91 0-1 1B 2B	D SI 90 T FC 87 B ST 80 B FF 94 C FF 95 F FF 95 X FF 94 3-2 G5-3 ③			X FF 94 0-0 F9 ③			C FC 86 F ST 79 B FF 95 B KC 79 X FF 95 2-2 FC6-4 1B		C FF 95 B KC 86 B KC 86 X FF 95 2-1 G5-3 ①		C SL 85 S SL 87 1 SAFE B SL 87 D CU 80 B SL 88 F SL 88 C SL 87 3-3 K ③	6	1	2	0	0	1	2
Alex Rios, R (1, 9) OBP: 0.329, SLG: 0.421	B FF 91 C FC 86 X FF 91 1-1 1B 2-H	C FF 93 S CH 83 B FC 85 S KC 77 1-3 K ①				C CH 88 C ST 79 X FF 96 0-2 G6-3 ①		S FC 83 B FC 87 1 SAFE X CH 89 1-1 FC6-4 29 WP ① 1-2f		S FF 96 S FF 96 C KC 87 0-3 K ②			5	0	1	1	0	2	1
29 Adrian Beltré, R (1, 5) OBP: 0.370, SLG: 0.508	1 SAFE C FC 85 S CH 81 X KC 75 0-2 F7 ②	B CH 89 C CH 83 F ST 81 F FF 95 X FC 86 1-2 F9 ②				X FC 85 0-0 1B		B FC 89 B FF 94 I I IN 56 4-0 IBB 1-2		B KC 86 X FF 95 1-0 F8 ③			4	0	1	0	1	0	1
35 James Adduci, L (1, 7) OBP: 0.306, SLG: 0.291	F FF 91 1 SAFE B FC 85 X CH 82 1-1 G3 ③		B CH 81 X CH 84 1-0 G4-3 ③			X CH 84 0-0 F8 ②		C FF 95 F CU 80 C CU 78 0-3 K ②			B FC 92 X FC 91 1-0 F7 ①		5	0	0	0	0	1	4
7 J.P. Arencibia, R (1, 3) OBP: 0.242, SLG: 0.379 9 Adam Rosales, R (8, 3) OBP: 0.345, SLG: 0.423		H FF 91 1-0 60 BB 2 BB 12 SF9 HBP		B FC 87 X FF 92 1-0 P6 ①		B FC 84 F CH 83 F FF 94 D KC 78 D KC 79 X FF 94 3-2 F8 ③		B SL 90 X SL 88 1-0 G4-3 ③			B SL 81 F FC 92 B FC 92 F FC 93 S SL 82 2-3 K ②		3 1	1 0	0 0	0 0	0 1	0 0	3 0
2 Leonys Martin, L (1, 8) OBP: 0.317, SLG: 0.363	C CH 81 S ST 79 D KC 76 F KC 77 B FF 94 D ST 81 B FF 94 4-2 12 SF9 60 BB 17 SF7 1-2 BB			X FF 92 0-0 60 CS 1B			C FC 85 X ST 79 0-1 F8 ①		C SI 91 B SL 84 F SI 92 B SL 84 B SL 85 F SI 92 F SI 92 C SL 85 3-3 K ①		B FC 92 B SL 82 C FC 92 X FC 92 2-1 G4-3 ③		4	1	1	0	1	1	0
60 Chris Gimenez, R (1, 2) OBP: 0.331, SLG: 0.355	B FF 93 B FC 86 B FF 94 C FF 94 D FF 91 4-1 1-2 2-3 BB			F FF 92 1 SAFE B FC 84 F FF 93 B KC 78 S KC 78 2-3 K ②③ 1-2			F FF 93 B FF 92 X ST 80 1-1 17 FC4-6-5 12 BB 1B		B SI 92 S SI 93 X SI 92 1-1 L9 ②			C FC 92 X FC 91 0-1 F9 ①	4	0	1	0	1	1	1
12 Rougned Odor, L (1, 4) OBP: 0.297, SLG: 0.373	C FF 95 X FC 88 0-1 SF9 ① 2-3 3-H				L FF 92 C CH 84 B KC 79 S KC 78 1-3 K2-3 ①		F FF 94 B FF 93 B CH 83 B FF 93 D SI 90 4-1 17 FC4-6-5 1-2 BB		C SI 91 B SL 85 X SI 92 1-1 1B			B FF 88 C FF 89 C FF 92 F SL 82 H SL 79 2-2 HBP	2	0	1	1	1	1	0
Inning Stats	R: 1 E: 0 K: 0 S: 11 H: 2 LOB: 1 BB: 0 P: 13	R: 2 E: 0 K: 0 S: 12 H: 0 LOB: 1 BB: 2 P: 26	R: 0 E: 0 K: 1 S: 8 H: 0 LOB: 0 BB: 0 P: 11	R: 0 E: 0 K: 1 S: 5 H: 1 LOB: 0 BB: 0 P: 8	R: 0 E: 0 K: 2 S: 7 H: 0 LOB: 0 BB: 0 P: 9	R: 0 E: 0 K: 0 S: 8 H: 1 LOB: 1 BB: 0 P: 11	R: 0 E: 0 K: 0 S: 7 H: 1 LOB: 1 BB: 1 P: 12	R: 0 E: 0 K: 1 S: 9 H: 1 LOB: 2 BB: 1 P: 17	R: 0 E: 0 K: 1 S: 12 H: 1 LOB: 1 BB: 0 P: 19	R: 0 E: 0 K: 1 S: 6 H: 0 LOB: 0 BB: 0 P: 9	R: 0 E: 0 K: 1 S: 6 H: 0 LOB: 0 BB: 0 P: 11	R: 0 E: 0 K: 2 S: 12 H: 0 LOB: 1 BB: 0 P: 17	1B: 6 2B: 1 3B: 0 HR: 0	SF: 2 SAC: 0 DP: 1 HBP: 2	WP: 1 PB: 0 SB: 0 CS: 1	PA: 47			

PITCHER	IP	WLS	BF	H	R	ER	SO	BB	IBB	HBP	BLK	WP	HR	S	P	ERA	WHIP
47 Trevor Bauer, R (1, 1) ERA: 4.2	7.1		31	6	3	3	4	3	1	1	0	1	0	63	102	3.68	1.227
44 John Axford, R (8, 1) ERA: 3.27	0.2		2	0	0	0	1	0	0	0	0	0	0	4	5	0.00	0.000
35 Marc Rzepczynski, L (9, 1) ERA: 3.29	1.0		4	1	0	0	1	0	0	0	0	0	0	12	19	0.00	1.000
37 Cody Allen, R (10, 1) ERA: 1.89	1.0		3	0	0	0	1	0	0	0	0	0	0	6	9	0.00	0.000
27 Bryan Shaw, R (11, 1) ERA: 2.81	1.1		4	0	0	0	1	0	0	0	0	0	0	8	13	0.00	0.000

PITCHER	IP	WLS	BF	H	R	ER	SO	BB	IBB	HBP	BLK	WP	HR	S	P	ERA	WHIP
57 Kyle Crockett, L (12, 1) ERA: 1.42	0.1		2	0	0	0	1	0	0	1	0	0	0	6	8	0.00	0.000
48 Scott Atchison, R (12, 1) ERA: 2.76	0.1	W	1	0	0	0	1	0	0	0	0	0	0	4	7	0.00	0.000

Texas Rangers @ Cleveland Indians

Progressive Field, Cleveland, OH

Sun Aug 03 2014, 1:08 PM - 5:05 PM EDT

Att. 18,422 - Partly Cloudy - 73 F

TOP

livebaseballscorecards.com

AB	39
R	3
H	7
RBI	3
BB	4
SO	10
LOB	16

Batter	1	2	3	4	5	6	7	8	9	10	11	12	AB	R	H	RBI	BB	SO	LOB
22 Jason Kipnis, L (1, 4) OBP: 0.320, SLG: 0.348	C FF 91 S FF 93 F CU 75 F CU 77 B FF 95 S ST 80 1-3 K ①		B ST 76 B ST 77 F ST 78 B ST 77 B FF 92 4-1 BB		B SI 92 D ST 78 C FF 92 F ST 79 D SI 96 X ST 80 3-2 F7 ③		C FF 91 X CU 70 0-1 L4 ③		C CH 84 F FF 89 F FF 91 B CH 83 B CH 84 B SL 82 F CH 84 X FF 92 3-2 P6 ③		B FC 88 B FF 93 C FF 94 X FF 94 2-1 F7 ②		5	0	0	0	1	1	6
4 Mike Aviles, R (1, 7) OBP: 0.281, SLG: 0.326	F FF 93 F ST 81 X SI 95 0-2 G1-3 ②		C SI 92 F SI 92 D FF 95 B ST 81 1 SAFE T ST 81 2-2 K ②			C FF 88 X SI 91 0-1 G4-3 ①		F SI 88 B FF 94 B FF 92 X SL 88 2-1 G6-3 ①		B FF 93 F FS 88 C SL 82 F FF 95 B SL 83 F FF 95 F FF 96 F FS 88 F FS 88 2-3 S FF 86 K ①	B FF 94 X FF 94 1-0 FC6-4 ③ 1-2f		6	0	0	0	0	2	4
23 Michael Brantley, L (1, 8) OBP: 0.382, SLG: 0.516	B FF 94 X FC 90 1-0 P5 ③		S FF 94 D SI 94 B CU 70 X FF 94 2-1 F8 ③			B ST 76 X FF 92 1-0 F7 ②		C SL 88 S FF 93 C FF 94 0-3 K ②		C FS 89 X CH 83 0-1 2B		C SL 83 B FF 92 B SL 85 B SL 85 S FF 92 F FF 93 X FF 93 3-2 HR	6	1	2	1	0	1	1
41 Carlos Santana, S (1, 3) OBP: 0.374, SLG: 0.446		B FF 91 F FF 90 X FC 90 1-1 G3 ①		C FF 90 F ST 78 X CS 64 0-2 F9 ①		X SI 91 0-0 8 E 1B		B SL 83 F SL 89 S FF 92 B FF 92 X FF 90 2-2 P2 ③		I IN 74 I IN 77 I IN 76 I IN 73 4-0 8 G4-6-3 IBB			4	0	1	0	1	0	0
8 Lonnie Chisenhall, L (1, 5) OBP: 0.371, SLG: 0.475		B FF 92 C FF 91 X FC 89 1-1 7 2B 2B		C ST 79 S FF 94 F SI 95 F CU 74 F FF 94 F ST 84 F CS 63 S FC 86 0-3 K ②		F FF 92 C FF 93 B SI 95 X ST 84 1-2 E6			C FF 90 X FF 89 0-1 F8 ①	B FF 95 B FF 93 F FS 88 X FF 95 2-1 G4-6-3 ②③ 1-2f			5	1	1	0	0	1	3
33 Nick Swisher, S (1, 10) 38 Chris Dickerson, L (9, PH) OBP: 0.397, SLG: 0.490 (10, 10)		B FF 94 C FC 89 B FC 91 C FF 94 S ST 81 2-3 K ②		S FF 94 S ST 81 S CU 74 0-3 K2-3 ③		C FF 94 S ST 82 B ST 83 S CU 70 1-3 K ③			F FF 88 F CH 84 B FF 89 B FF 92 B CH 85 F FF 92 B FF 90 4-2 7 HR BB			B FF 92 X FF 91 1-0 11 SH1-4 2B	3 1	0 1	0 1	0 0	0 1	3 0	3 0
7 David Murphy, L (1, 9) OBP: 0.324, SLG: 0.387		X FF 94 0-0 2-H 2B	B ST 79 B FF 92 B ST 78 B SI 91 4-0 BB				B SI 89 C ST 76 B FF 91 F ST 77 X CU 70 2-2 P3 ①		X FF 90 0-0 1-H HR		I IN 68 I IN 68 I IN 66 I IN 70 4-0 11 SH1-4 IBB		3	1	2	3	2	0	0
11 José Ramírez, S (1, 6) OBP: 0.193, SLG: 0.182		C FF 92 X FC 90 0-1 L4 ③		C FF 92 S ST 75 S CU 75 0-3 K ①			C FC 88 C CU 70 B FF 93 B ST 80 F ST 79 B ST 80 X ST 75 3-2 P6 ②		B FF 90 B FF 88 C FF 89 B FF 90 C FF 89 X SI 90 3-2 F8 ②		X FF 90 0-0 1-2 2-3 SH1-4 ①		4	0	0	0	0	1	2
55 Roberto Pérez, R (1, 2) OBP: 0.269, SLG: 0.400 10 Yan Gomes, R (9, PH) OBP: 0.326, SLG: 0.469 (10, 2)			B FF 91 X FF 90 1-0 P6 ①		C SI 91 1 SAFE C SI 92 F FF 94 B ST 83 C ST 83 1-3 K ②		X SI 90 0-0 1B		B SL 81 B FF 90 C SL 83 B SL 82 X FF 91 3-1 1B		I IN 65 I IN 66 I IN 68 I IN 68 4-0 4 FC6-4 IBB		3 1	0 0	1 1	0 0	0 1	1 0	1 0

Inning Stats																								
	R: 0 E: 0 K: 1 S: 9	H: 0 LOB: 0 BB: 0 P: 11	R: 1 E: 0 K: 1 S: 10	H: 2 LOB: 1 BB: 0 P: 14	R: 0 E: 0 K: 1 S: 7	H: 0 LOB: 1 BB: 1 P: 16	R: 0 E: 0 K: 2 S: 14	H: 0 LOB: 0 BB: 0 P: 14	R: 0 E: 0 K: 2 S: 10	H: 1 LOB: 1 BB: 1 P: 18	R: 0 E: 1 K: 1 S: 10	H: 1 LOB: 2 BB: 0 P: 13	R: 0 E: 0 K: 0 S: 10	H: 1 LOB: 1 BB: 0 P: 15	R: 0 E: 0 K: 1 S: 8	H: 0 LOB: 0 BB: 0 P: 12	R: 2 E: 0 K: 0 S: 16	H: 2 LOB: 1 BB: 1 P: 29	R: 0 E: 0 K: 1 S: 12	H: 1 LOB: 1 BB: 1 P: 20	R: 0 E: 0 K: 0 S: 5	H: 1 LOB: 3 BB: 2 P: 17	R: 1 E: 0 K: 0 S: 4	H: 1 LOB: 0 BB: 0 P: 7	1B: 3 2B: 4 3B: 0 HR: 2	SF: 0 SAC: 1 DP: 1 HBP: 0	WP: 0 PB: 0 SB: 0 CS: 0	PA: 48

PITCHER		IP	WLS	BF	H	R	ER	SO	BB	IBB	HBP	BLK	WP	HR	S	P	ERA	WHIP
11 Yu Darvish, R ERA: 2.82	(1, 1)	7.0		28	4	1	1	8	2	0	0	0	0	0	70	101	1.29	0.857
56 Neal Cotts, L ERA: 3.38	(8, 1)	1.0	H	3	0	0	0	1	0	0	0	0	0	0	8	12	0.00	0.000
30 Neftali Feliz, R ERA: 3.14	(9, 1)	1.0	B	6	2	2	2	0	1	0	0	0	0	1	16	29	18.00	3.000
55 Roman Mendez, R ERA: 1.29	(10, 1)	1.0		4	1	0	0	1	0	1	0	0	0	0	12	20	0.00	1.000
37 Shawn Tolleson, R ERA: 3.31	(11, 1)	1.0		6	1	0	0	0	0	2	0	0	0	0	5	17	0.00	1.000

PITCHER		IP	WLS	BF	H	R	ER	SO	BB	IBB	HBP	BLK	WP	HR	S	P	ERA	WHIP
35 Phil Klein, R ERA: 18.0	(12, 1)	0.0	L	1	1	1	1	0	0	0	0	0	0	1	4	7	∞	∞

BOTTOM

Texas Rangers @ Cleveland Indians

Progressive Field, Cleveland, OH

Sun Aug 03 2014, 1:08 PM - 5:05 PM EDT

Att. 18,422 - Partly Cloudy - 73 F

livebaseballscorecards.com

AB	41
R	4
H	9
RBI	4
BB	6
SO	10
LOB	20

Texas Rangers @ Chicago White Sox

U.S. Cellular Field, Chicago, IL

Mon Aug 04 2014, 8:10 PM EDT

Att. 17,040 - Drizzle - 73 F

TOP

livebaseballscorecards.com

Batter	1	2	3	4	5	6	7	8	9	AB	R	H	RBI	BB	SO	LOB
17 Shin-Soo Choo, L (1, 9) OBP: 0.346, SLG: 0.354	B FF 93 C FF 94 B CH 88 C FF 95 B CH 88 F FF 94 F FF 96 F FF 95 F CH 88 3-2 X FF 85 P6	B FF 95 F CH 88 S FF 94 F FF 95 C CU 82 1-3 K			F CH 86 C CH 86 B FF 92 B FF 93 B FF 94 B CH 87 4-2 BB		X CH 87 0-0 1B			3	0	1	0	1	1	0
1 Elvis Andrus, R (1, 6) OBP: 0.320, SLG: 0.346	C FF 95 X FF 95 0-1 29 1B G5-3 1B		X SL 87 0-0 G5-3		1 SAFE C CH 85 B FF 93 1 SAFE C SL 86 S CH 86 1-3 K		C SL 85 X SL 85 0-1 G5-3			4	1	1	0	0	1	2
Alex Rios, R (1, 10) OBP: 0.326, SLG: 0.417	1 SAFE B FF 93 S FF 92 X FF 93 1-1 G5-3 1-2		C FF 92 X FF 93 0-1 F9		1 SAFE S SL 85 D CH 85 X SL 86 1-1 F9					3	0	0	0	0	0	2
29 Adrián Beltré, R (1, 5) OBP: 0.370, SLG: 0.507	C SL 87 B FF 94 B CH 88 X FF 95 2-1 2-H 1B		B FF 92 B SL 84 B SL 86 X FF 93 3-0 P4		F FF 93 X CH 87 0-1 F8					3	0	1	1	0	0	1
28 Mike Carp, L (1, 3) OBP: 0.321, SLG: 0.273	B FF 94 C CH 87 B CH 88 F CH 88 C FF 94 2-3 K			C FF 91 F SL 87 B FF 91 B FF 93 B CH 87 B FF 94 4-2 35 G3 BB		B FF 93 X SL 88 1-0 L9				2	0	0	0	1	1	1
35 James Adduci, L (1, 7) OBP: 0.308, SLG: 0.281		B FF 92 S FF 93 F SL 87 X SL 88 1-2 F9		X CU 82 0-0 G3 1-2		B CU 84 B FF 93 C FF 93 B FF 94 C CH 86 B FF 94 4-2 61 CS BB				2	0	0	0	1	0	1
2 Leonys Martin, L (1, 8) OBP: 0.315, SLG: 0.360		C FF 95 S FF 96 B CU 83 B CU 83 B FF 95 S CH 88 3-3 K		D CU 81 X CH 87 1-0 P5		1 SAFE F CH 86 F CH 86 1 SAFE F FF 92 1 SAFE B FF 92 1 SAFE F CH 85 2-2 B FF 92 T FF 93 K				3	0	0	0	0	2	2
61 Robinson Chirinos, R (1, 2) OBP: 0.273, SLG: 0.402		C FF 95 X FF 94 0-1 E1 12 HR		H FF 93 1-0 HBP		C SL 85 0-1 1-2 CS	C FF 91 X SL 87 0-1 G5-3			2	1	0	0	0	0	0
12 Rougned Odor, L (1, 4) OBP: 0.297, SLG: 0.386		C FF 94 X CH 87 0-1 1-H HR	X FF 93 0-0 F7				L SI 93 F FF 93 F CH 87 B CU 81 B CU 78 F CH 88 T CH 87 2-2 K			3	1	1	2	0	1	2
Inning Stats	R: 1 E: 0 K: 1 S: 16 H: 2 LOB: 1 BB: 0 P: 24	R: 2 E: 1 K: 2 S: 14 H: 1 LOB: 0 BB: 0 P: 19	R: 0 E: 0 K: 0 S: 4 H: 0 LOB: 0 BB: 0 P: 7	R: 0 E: 0 K: 0 S: 5 H: 0 LOB: 2 BB: 1 P: 11	R: 0 E: 0 K: 1 S: 9 H: 0 LOB: 1 BB: 1 P: 15	R: 0 E: 0 K: 1 S: 9 H: 0 LOB: 0 BB: 1 P: 16	R: 0 E: 0 K: 1 S: 10 H: 1 LOB: 1 BB: 0 P: 12			1B: 3 2B: 0 3B: 0 HR: 1 SF: 0 SAC: 0 DP: 0 HBP: 1				WP: 0 PB: 0 SB: 0 CS: 1 PA: 30		

PITCHER		IP	WLS	BF	H	R	ER	SO	BB	IBB	HBP	BLK	WP	HR	S	P	ERA	WHIP
48 Hector Noesí, R ERA: 4.97	(1, 1)	7.0	W	29	4	3	1	6	3	0	1	0	0	1	67	104	1.29	1.000

PITCHER		IP	WLS	BF	H	R	ER	SO	BB	IBB	HBP	BLK	WP	HR	S	P	ERA	WHIP

AB	25
R	3
H	4
RBI	3
BB	3
SO	6
LOB	11

Texas Rangers @ Chicago White Sox

U.S. Cellular Field, Chicago, IL

Mon Aug 04 2014, 8:10 PM EDT

Att. 17,040 - Drizzle - 73 F

livebaseballscorecards.com

BOTTOM

Batter	1	2	3	4	5	6	7	8	9	AB	R	H	RBI	BB	SO	LOB
1 Adam Eaton, L (1, 8) OBP: 0.376, SLG: 0.407	B FF 92 C FF 91 F FF 92 F FF 93 F CU 77 X CU 77 1-2 10 G5-4-3 1B		B SI 93 B FF 92 B CH 84 C FF 92 D CH 85 4-1 10 S 79 1B BB		B FF 92 C FF 92 B FF 92 B FF 92 B FF 91 4-1 44 CS 10 1B BB	C SI 94 B SI 93 B SL 86 C SI 92 X SI 93 2-2 1-2 1B				2	1	2	0	2	0	0
10 Alexei Ramirez, R (1, 6) OBP: 0.323, SLG: 0.419	D FF 93 X SL 86 1-0 ① ② G5-4-3 1-2f		B FF 94 C FF 93 B FF 93 1 SAFE B SL 86 B FF 92 4-1 79 1B 1-2 BB		1 SAFE C FF 91 1 SAFE F FF 90 X FF 91 0-2 1-2 1B	B SI 93 C SL 87 B SI 93 B FF 94 X FF 94 3-1 ③ L3				3	0	1	0	1	0	3
79 José Abreu, R (1, 3) OBP: 0.363, SLG: 0.628	C FF 92 B FF 93 X FF 93 1-1 1B		B SL 86 F SL 86 F FF 94 X FF 92 1-2 1-2 2-H 3-H 1B		B FF 92 D SL 86 C SL 85 X SL 85 2-1 ① F3		0-0			4	0	2	2	0	0	2
44 Adam Dunn, L (1, 10) OBP: 0.356, SLG: 0.440	C CU 77 S FF 92 B FF 93 B CU 79 F FF 93 B FF 94 F CH 84 F SI 93 T FF 92 3-2 ③ K		B FF 92 S CH 84 B FF 92 C FF 93 F CU 78 B SL 86 X CH 84 3-2 ② F8		F FF 92 D SL 86 B FF 92 F CH 83 F FF 92 B FF 91 S SI 92 3-3 ② ③ K 2-3					3	0	0	0	0	2	5
24 Dayan Viciedo, R (1, 9) (7, 7) OBP: 0.282, SLG: 0.393		C SL 85 F SI 92 S FF 93 0-3 ① K	F FF 93 B FF 93 B CU 77 S SL 86 S SL 87 2-3 ③ K			X SL 85 0-0 12 2B 21 1B 1B				3	1	1	0	0	2	2
12 Conor Gillaspie, L (1, 5) OBP: 0.366, SLG: 0.455		B FF 92 X CH 84 1-0 ② G5-3		C FF 91 F FF 92 B FF 92 X FF 93 1-2 ① F7		1 SAFE C FF 90 B FF 91 X FF 91 1-1 21 1B 1-3 2B				3	1	1	0	0	0	0
15 Gordon Beckham, R (1, 4) OBP: 0.269, SLG: 0.353		C FF 92 S FF 93 X FF 93 0-2 ③ P3		F SL 88 X FF 92 0-1 ② F9		C SL 90 B SL 87 D SI 95 F SI 95 B SI 95 S SI 94 3-3 ① K				3	0	0	0	0	1	2
30 Alejandro De Aza, L (1, 7) OBP: 0.308, SLG: 0.354 25 Moisés Sierra, R (7, 9) OBP: 0.268, SLG: 0.360			B FF 91 C FF 92 B CU 75 S CH 84 X FF 94 2-2 ① P6	B CH 85 S CH 85 B FF 92 F FF 92 X FF 93 2-2 ③ L8		B SI 96 F SL 88 B SI 95 B SL 85 S SL 88 S SL 90 3-3 ② K				3 0	0 0	0 0	0 0	0 0	1 0	2 0
21 Tyler Flowers, R (1, 2) OBP: 0.309, SLG: 0.379			X FF 92 0-0 79 1B 3B		B FF 92 F SL 84 X CU 74 1-1 HR	F SL 87 B SI 94 B SI 94 F SI 95 X SL 89 2-2 1 1B 2-H 3-H 1B				3	2	3	3	0	0	0

Inning Stats										
	R: 0 E: 0 K: 1 S: 14	H: 2 LOB: 1 BB: 0 P: 20	R: 0 E: 0 K: 1 S: 7	H: 0 LOB: 0 BB: 0 P: 8	R: 2 E: 0 K: 1 S: 16	H: 2 LOB: 2 BB: 2 P: 32	R: 0 E: 0 K: 0 S: 8	H: 0 LOB: 0 BB: 0 P: 11	R: 1 E: 0 K: 1 S: 12	H: 2 LOB: 2 BB: 1 P: 22
	R: 2 E: 0 K: 2 S: 17	H: 4 LOB: 2 BB: 0 P: 31	R: 0 E: 0 K: 0 S: 0	H: 0 LOB: 0 BB: 0 P: 0						

1B: 7 2B: 2 3B: 1 HR: 1	SF: 0 SAC: 0 DP: 2 HBP: 0	WP: 0 PB: 0 SB: 1 CS: 1	PA: 30
---	---	---	---

PITCHER		IP	WLS	BF	H	R	ER	SO	BB	IBB	HBP	BLK	WP	HR	S	P	ERA	WHIP
22 Nick Martinez, R ERA: 5.31	(1, 1)	5.0	L	24	8	5	5	4	3	0	0	0	0	1	60	97	9.00	2.200
57 Nate Adcock, R ERA: 5.4	(6, 1)	1.0		5	2	0	0	2	0	0	0	0	0	0	14	27	0.00	2.000
37 Shawn Tolleson, R ERA: 3.31	(7, 1)	0.0		1	0	0	0	0	0	0	0	0	0	0	0	0	∞	∞

PITCHER	IP	WLS	BF	H	R	ER	SO	BB	IBB	HBP	BLK	WP	HR	S	P	ERA	WHIP

Texas Rangers @ Chicago White Sox

U.S. Cellular Field, Chicago, IL

Tue Aug 05 2014, 8:11 PM - 11:05 PM EDT

Att. 21,827 - Partly Cloudy - 70 F

TOP

livebaseballscorecards.com

Batter	1	2	3	4	5	6	7	8	9	AB	R	H	RBI	BB	SO	LOB
17 Shin-Soo Choo, L (1, 7) OBP: 0.347, SLG: 0.366	B FF 89 X FF 89 1-0 1 SH3-4 1B 2B	C FC 84 S CH 79 1 SAFE 1 SAFE S CH 78 0-3 ① K	C FC 84 X SI 90 0-1 ②③ G4-6-3 1-2f			B FF 96 B SL 84 X FF 96 2-0 HR	S C CU 81 C SI 94 0-3 ② K	B SL 84 F FF 88 F SI 88 X CU 77 1-2 ③ G4-3		4	2	2	1	0	1	2
28 Mike Carp, L (7, PH) (7, 9) OBP: 0.315, SLG: 0.267										2	0	0	0	0	1	4
1 Elvis Andrus, R (1, 6) OBP: 0.321, SLG: 0.348	X FC 86 0-0 ① SH3-4 2-3	B FF 88 C FC 86 B CH 79 1 SAFE D CH 81 F CH 80 1 SAFE B FC 86 4-2 29 BB 7 2B 1-2 BB		B FC 83 C FC 83 X CU 74 1-1 ① F9		B FF 98 B SL 85 B FF 98 C FF 97 X FF 97 3-1 ① F7	B CU 80 B FF 92 B FC 87 C SI 93 X FC 86 3-1 35 WP 1-3 2-H 2B		C CH 78 B CH 80 B CH 80 B CH 82 X CH 82 3-1 ① G4-3	4	1	1	1	1	0	0
Alex Rios, R (1, 9) OBP: 0.326, SLG: 0.416	C CH 82 X FC 86 0-1 29 HR 3-H 1B	C SI 91 F CU 75 X CH 82 0-2 ② F8		S CH 80 F FC 85 B CH 80 B CH 80 X FF 90 2-2 ② F9		C SL 85 B SL 84 X FF 98 1-1 ② L1-3	B CU 80 F SI 94 F SI 93 F SI 92 S CU 82 1-3 K 29 WP 2-3 3-H		C CH 82 X CH 83 0-1 29 BB 9 1B 1B	4	1	1	1	0	0	2
35 James Adduci, L (7, PH) (7, 7) OBP: 0.313, SLG: 0.288										2	1	1	0	0	1	1
29 Adrián Beltré, R (1, 5) OBP: 0.372, SLG: 0.512	B FF 91 X CH 82 1-0 1-H HR	C FF 90 B CU 74 F FC 86 B FF 91 F CU 78 B FF 92 B CH 82 4-2 7 2B 1-2 2-3 BB		B CH 80 X FC 86 1-0 ③ G5-3		B SL 84 C FF 97 C SL 84 B SL 83 S SL 85 2-3 ③ K	B FF 92 B FC 84 X SI 94 2-0 ③ G5-3 1-2		B CH 81 B CH 81 B CH 82 C CH 80 B CH 82 4-1 9 1B 1-2 BB	4	2	1	2	2	1	2
7 J.P. Arencibia, R (1, 10) OBP: 0.261, SLG: 0.421	B CH 81 B FC 85 B FF 90 C FF 90 B FF 91 4-1 BB	C CU 75 B CH 80 X CH 82 1-1 1-H 2-H 3-H 2B			B FC 80 S FF 89 S FF 89 F FF 90 B FF 91 F CH 81 X FF 91 2-2 HR		C FC 87 S SI 92 B FF 92 X CU 80 1-2 ① 12 1B 9 1B 61 FC6-2 1B	B FF 88 F FF 87 X CH 79 1-1 ① F7	X CH 80 0-0 ② P3	5	1	3	4	1	0	2
9 Adam Rosales, R (1, 3) OBP: 0.400, SLG: 0.433	B FF 91 F FF 91 F CU 75 S CH 82 1-3 ② K	B FC 84 B CH 80 B FF 90 C FF 90 B FF 90 4-1 BB			S CH 80 B SI 91 C CH 80 F CU 77 S CH 80 1-3 ① K		B FF 91 X FC 87 1-0 61 FC6-2 12 1B 19 1B 1-2 1B	C FF 88 B CU 78 B CU 77 B FF 88 C FF 88 B FF 89 4-2 61 1B 19 1B BB	C CH 76 X CH 78 0-1 1-2 2-H 1B	4	2	2	1	2	2	1
12 Rougned Odor, L (1, 4) OBP: 0.294, SLG: 0.380	C FF 91 C CU 76 F CH 81 B FF 91 C FF 92 1-3 ③ K	C FF 91 F CU 76 X FF 91 0-2 ③ G6-3	S CH 80 F CU 75 B FF 90 F CH 79 X CH 80 1-2 ② F9			D CU 80 X CH 86 1-0 61 FC6-2 19 1B 1-2 2-3 1B	C FF 89 D CU 78 X SL 82 1-1 ② F9	C CH 82 D CU 74 B CH 78 F SL 76 F CH 80 B CH 83 X CH 80 3-2 ③ F7	6	1	1	0	0	1	6
61 Robinson Chirinos, R (1, 2) OBP: 0.279, SLG: 0.432		B SI 89 F FF 90 T SI 91 B SI 91 B CH 81 F CH 82 X FF 90 3-2 HR	B FF 89 S CH 80 S FF 90 B FF 90 C FF 91 2-3 ① K		X FF 89 0-0 HR	X SI 93 0-0 ① FC6-2 19 1B 1 2B 1-2 2-3 3-Hf	C FF 89 S CU 78 F CU 79 F FF 90 X CU 79 0-2 19 1B 1-2 1B		5	3	3	2	0	1	3
19 Daniel Robertson, R (1, 8) OBP: 0.340, SLG: 0.330		B FF 89 B FC 85 B FC 85 C FF 88 F FF 90 B CH 80 4-2 29 BB 1 BB 7 2B BB	B SI 90 C CU 76 F CH 80 X FC 87 1-2 17 G4-6-3 1B		B FF 96 C FF 97 X FF 97 1-1 ③ G6-3	X FF 92 0-0 1 2B 35 WP 1-2 2-H 3-H 1B	C CU 78 B CH 79 F FF 88 F CH 79 F CH 80 X CU 79 1-2 1-2 2-H 1B		4	2	3	3	1	0	0

	AB	R	H	RBI	BB	SO	LOB
	44	16	18	15	7	8	23

| Inning Stats | | | | | | | | | |

BOTTOM

Texas Rangers @ Chicago White Sox

U.S. Cellular Field, Chicago, IL

Tue Aug 05 2014, 8:11 PM - 11:05 PM EDT

Att. 21,827 - Partly Cloudy - 70 F

livebaseballscorecards.com

Batter	1	2	3	4	5	6	7	8	9	AB	R	H	RBI	BB	SO	LOB
1 Adam Eaton, L (1, 8) OBP: 0.372, SLG: 0.403	C FF 88 F FF 90 B FF 89 X SL 86 1-2 ① G3		B FF 88 C SI 88 C FF 90 X CU 80 1-2 ② G5-3		C FF 89 S SL 85 C FF 90 0-3 ③ K			F FF 87 F FF 90 B SL 83 F SL 83 S SL 81 1-3 ① K		4	0	0	0	0	2	0
10 Alexei Ramirez, R (1, 6) OBP: 0.323, SLG: 0.420	B FF 90 C FF 88 B FF 91 X SL 83 2-1 2B		F FF 91 X FF 91 0-1 ③ F8			B FF 88 C FF 89 X FF 90 1-1 ① P6		F FF 90 X FF 92 0-1 ② G1-4-3		4	0	1	0	0	0	0
79 José Abreu, R (1, 3) OBP: 0.362, SLG: 0.624	C FF 89 B SL 84 B SL 83 F FF 90 F FF 90 F FF 90 F SL 85 S SL 84 2-3 ② K			X FF 90 0-0 ① P3		C FF 91 X FF 91 0-1 1B		B FF 91 F SL 85 F FF 91 S SL 85 1-3 ③ K		4	0	1	0	0	2	1
44 Adam Dunn, L (1, 10) (9, 1) OBP: 0.352, SLG: 0.434	C FF 90 B FF 89 B CU 77 X CH 84 2-1 ③ G6-3			C FF 89 B FF 91 B FF 90 F FF 90 X FF 92 2-2 ② F7		X CU 77 0-0 ② F8			C FF 88 B FF 90 X FF 89 1-1 ① G4-3	4	0	0	0	0	0	2
24 Dayan Viciedo, R (1, 7) OBP: 0.284, SLG: 0.392		B FF 88 C FF 88 B FF 89 T FF 89 B FF 92 F FF 89 F FF 90 B FF 91 4-2 12 1B BB		X SL 85 0-0 12 1B 1B		C FF 90 S SL 84 X SL 83 0-2 ③ G4-3			B FF 89 F FF 89 X FF 89 1-1 ② F9	3	0	1	0	1	0	1
12 Conor Gillaspie, L (1, 5) OBP: 0.368, SLG: 0.455		C FF 89 X FF 89 0-1 28 G4-6-3 1-2 1B		D CU 77 X CH 84 1-0 1-3 1B			B FF 86 X FF 89 1-0 ① P2		B FF 88 X FF 89 1-0 ③ G3	4	0	2	0	0	0	0
21 Tyler Flowers, R (1, 2) OBP: 0.307, SLG: 0.376 17 Adrian Nieto, S (6, 2) OBP: 0.326, SLG: 0.358		S SL 85 S FF 91 C FF 89 0-3 ① K		B CH 85 B SL 84 S FF 88 S FF 90 C FF 92 2-3 ③ K			C FF 88 B FF 90 X FF 90 1-1 ② F7			2 1	0 0	0 0	0 0	0 0	2 0	4 0
28 Leury García, S (1, 4) OBP: 0.221, SLG: 0.243		C FF 89 D CU 80 F FF 90 X SL 85 1-2 ② ③ G4-6-3 1-2f			F FF 88 S FF 90 F FF 89 B FF 92 S SL 84 1-3 ① K		F FF 89 F FF 91 B FF 90 F SL 84 X SL 86 1-2 1B			3	0	1	0	0	1	2
25 Moisés Sierra, R (1, 9) OBP: 0.262, SLG: 0.353			C FF 89 X FF 90 0-1 ① F9		C FF 90 F SL 84 X FF 91 0-2 ② F9		B SL 83 X FF 89 1-0 ③ F7			3	0	0	0	0	0	1

Inning Stats																																	
	R: 0	E: 0	K: 1	S: 13	H: 1	LOB: 1	BB: 0	P: 20	R: 0	E: 0	K: 1	S: 12	H: 1	LOB: 1	BB: 1	P: 17	R: 0	E: 0	K: 0	S: 7	H: 0	LOB: 0	BB: 0	P: 8	R: 0	E: 0	K: 1	S: 9	H: 2	LOB: 2	BB: 0	P: 14
	R: 0	E: 0	K: 2	S: 10	H: 0	LOB: 0	BB: 0	P: 11	R: 0	E: 0	K: 0	S: 8	H: 1	LOB: 1	BB: 0	P: 9	R: 0	E: 0	K: 0	S: 8	H: 1	LOB: 1	BB: 0	P: 12	R: 0	E: 0	K: 2	S: 9	H: 0	LOB: 0	BB: 0	P: 11
	R: 0	E: 0	K: 0	S: 5	H: 0	LOB: 0	BB: 0	P: 8																								

	1B: 5	SF: 0	WP: 0	PA: 33
	2B: 1	SAC: 0	PB: 0	
	3B: 0	DP: 1	SB: 0	
	HR: 0	HBP: 0	CS: 0	

PITCHER	IP	WLS	BF	H	R	ER	SO	BB	IBB	HBP	BLK	WP	HR	S	P	ERA	WHIP
48 Colby Lewis, R (1, 1) ERA: 5.5	9.0	W	33	6	0	0	7	1	0	0	0	0	0	81	110	0.00	0.778

PITCHER	IP	WLS	BF	H	R	ER	SO	BB	IBB	HBP	BLK	WP	HR	S	P	ERA	WHIP

Texas Rangers @ Chicago White Sox

U.S. Cellular Field, Chicago, IL

Wed Aug 06 2014, 2:11 PM - 5:07 PM EDT

Att. 18,898 - Partly Cloudy - 72 F

livebaseballscorecards.com

Batter	1	2	3	4	5	6	7	8	9	AB	R	H	RBI	BB	SO	LOB
17 Shin-Soo Choo, L (1, 10) OBP: 0.346, SLG: 0.365	B SI 96 C SI 97 F SI 95 X SL 81 1-2 ① L7		C SI 95 F SI 91 B SI 95 B SI 95 F SL 80 S CH 86 2-3 ① K		B SI 96 T SI 94 S SI 96 B SL 81 B SI 95 F SI 95 C SI 96 3-3 ③ K			B FF 93 C FF 94 B CU 78 X SL 89 2-1 1 G4-6-3 1B		4	0	1	0	0	2	0
1 Elvis Andrus, R (1, 6) OBP: 0.324, SLG: 0.350	C SI 97 B SI 97 B SL 77 C CH 86 X SI 97 2-2 1B		C SI 96 B SI 95 C SI 96 B SL 82 B CH 87 B SI 97 4-2 29 CS BB			C SI 94 C SI 94 X SL 79 0-2 7 CS G2-3 1B		X FF 95 0-0 ① ② G4-6-3 1-2f		3	0	2	0	1	0	1
Alex Rios, R (1, 9) OBP: 0.323, SLG: 0.412	B SI 95 F SI 97 S SI 96 1 SAFE S CH 86 1-3 ② K		S CH 86 F SI 97 1 SAFE B SI 94 C SL 80 1-3 ② K			S CH 86 X CH 84 0-1 ① G2-3 1-2		B FF 95 F FF 89 C CU 77 X FF 97 1-2 ③ G4-3		4	0	0	0	0	2	3
29 Adrián Beltré, R (1, 5) OBP: 0.371, SLG: 0.508	C SI 98 X SI 96 0-1 ③ F8		B SI 96 B CH 88 C SL 79 2-1 ③ CS 1-2	C CH 84 F SI 95 B SI 92 F SL 81 F SL 80 B CH 87 F SI 95 X SI 95 2-2 ① F8		B CH 85 B SL 80 B SL 79 I IN 56 4-0 IBB			C SI 94 B SI 94 F SI 96 B SI 96 F SI 96 X SL 86 2-2 ① G6-3	3	0	0	0	1	0	1
7 J.P. Arencibia, R (1, 3) OBP: 0.261, SLG: 0.411 28 Mike Carp, L (9, 3) OBP: 0.315, SLG: 0.267		C SL 76 B SI 94 F CH 84 B SI 96 F SI 96 H SL 80 3-2 9 HR HBP		S SI 95 S SL 79 B SI 95 B SI 95 S SL 78 2-3 ② K		F SL 79 B SI 95 C SI 97 F CH 85 B SL 81 S CH 86 2-3 ② ③ K 2-3			X SI 94 0-0 ② G5-3	3 0	1 0	0 0	0 0	0 0	2 0	2 0
9 Adam Rosales, R (1, 4) OBP: 0.410, SLG: 0.618		B SI 95 S CH 84 B CH 86 1 SAFE S CH 86 X SI 96 2-2 1-H HR	C SI 95 C CH 87 B SL 79 B SI 96 X CH 85 2-2 E5				B FF 94 S FF 96 S FF 97 F FF 97 F CH 86 F SI 96 X SL 86 1-2 HR		C SI 96 T SI 96 S CH 89 0-3 ③ K2-3	4	2	2	3	0	1	0
61 Robinson Chirinos, R (1, 2) OBP: 0.276, SLG: 0.427		C CH 82 S SI 95 S SI 95 0-3 ① K	S CH 85 F CH 85 1 SAFE S SL 79 0-3 ③ K				C SL 86 C SI 94 B FF 97 X SI 94 1-2 ① G6-3			3	0	0	0	0	2	1
35 James Adduci, L (1, 7) OBP: 0.300, SLG: 0.274		B SI 95 C SL 79 F SI 97 X SI 96 1-2 ② G4-3		B SL 74 B SI 93 B CH 84 C SI 93 F SI 94 F SI 95 X SI 94 3-2 ① G4-3			F SI 96 B FF 96 X FF 96 1-1 ② L7			3	0	0	0	0	0	0
19 Daniel Robertson, R (1, 8) OBP: 0.333, SLG: 0.323 2 Leonys Martin, L (7, PH) OBP: 0.314, SLG: 0.359 (7, 8)		C SI 97 X SI 96 0-1 ③ G1-3		B SI 95 C CH 85 C SL 79 B CH 86 F SI 96 B SL 79 S CH 86 3-3 ② K		B CH 85 C SL 85 X FF 95 1-1 ③ L8			2 1	0 0	0 0	0 0	0 0	1 0	0 0
Inning Stats	R: 0 E: 0 K: 1 S: 11 H: 1 LOB: 1 BB: 0 P: 15	R: 2 E: 0 K: 1 S: 14 H: 1 LOB: 0 BB: 0 P: 20	R: 0 E: 0 K: 2 S: 10 H: 0 LOB: 0 BB: 1 P: 19	R: 0 E: 1 K: 2 S: 15 H: 0 LOB: 1 BB: 0 P: 21	R: 0 E: 0 K: 2 S: 12 H: 0 LOB: 0 BB: 0 P: 21	R: 0 E: 0 K: 1 S: 9 H: 1 LOB: 1 BB: 1 P: 15	R: 1 E: 0 K: 0 S: 13 H: 1 LOB: 0 BB: 0 P: 17	R: 0 E: 0 K: 0 S: 6 H: 1 LOB: 0 BB: 0 P: 9	R: 0 E: 0 K: 1 S: 8 H: 0 LOB: 0 BB: 0 P: 10	1B: 3 2B: 0 3B: 0 HR: 2 SF: 0 SAC: 0 DP: 1 HBP: 1						

PITCHER		IP	WLS	BF	H	R	ER	SO	BB	IBB	HBP	BLK	WP	HR	S	P	ERA	WHIP
49 Chris Sale, L ERA: 2.14	(1, 1)	6.0	L	23	3	2	2	9	1	1	1	0	0	1	71	111	3.00	0.667
40 Daniel Webb, R ERA: 3.71	(7, 1)	1.0		4	1	1	1	0	0	0	0	0	0	1	13	17	9.00	1.000
41 Javy Guerra, R ERA: 3.34	(8, 1)	1.0		3	1	0	0	0	0	0	0	0	0	0	6	9	0.00	1.000
52 Jake Petricka, R ERA: 2.05	(9, 1)	1.0		3	0	0	0	1	0	0	0	0	0	0	8	10	0.00	0.000

PITCHER	IP	WLS	BF	H	R	ER	SO	BB	IBB	HBP	BLK	WP	HR	S	P	ERA	WHIP

TOP	
AB	30
R	3
H	5
RBI	3
BB	2
SO	10
LOB	8

WP: 0 PB: 0 SB: 0 CS: 2	PA: 34																	

Texas Rangers @ Chicago White Sox

U.S. Cellular Field, Chicago, IL

Wed Aug 06 2014, 2:11 PM - 5:07 PM EDT

Att. 18,898 - Partly Cloudy - 72 F

livebaseballscorecards.com

Batter	1	2	3	4	5	6	7	8	9	AB	R	H	RBI	BB	SO	LOB
1 Adam Eaton, L (1, 8) OBP: 0.371, SLG: 0.402	C SI 89 X SI 90 0-1 G1-3		C SI 90 F FF 92 S FF 92 0-3 K			C SI 90 C CU 78 F FF 91 B CU 78 F CU 80 B FF 92 F FF 92 S SI 93 2-3 K		1 SAFE L FF 90 F SL 89 F SL 88 S SL 85 0-3 K		1	0	0	0	0	0	0
28 Leury García, S (2, 8) OBP: 0.216, SLG: 0.236										3	0	0	0	0	3	2
10 Alexei Ramirez, R (1, 6) OBP: 0.326, SLG: 0.425	C FF 91 B SI 90 F SI 90 X FF 92 1-2 79 CS 1B			B FF 89 B SL 84 C SI 89 B SI 90 X SI 90 3-1 79 G6-4-3 1B		1 SAFE 1 SAFE C SI 91 X SI 91 0-1 1-3 2B		F SL 89 D SL 83 F SL 89 F FF 91 X SL 88 1-2 G1-3 1-2		4	0	3	0	0	0	1
79 José Abreu, R (1, 3) OBP: 0.361, SLG: 0.619	1 SAFE F SI 91 B SI 92 S FF 92 F FF 94 B FF 91 F SI 92 B SL 87 D CU 80 4-2 1-2 BB			B SI 88 1 SAFE F SL 86 F SI 89 B FF 89 1 SAFE X SI 91 2-2 G6-4-3 1-2f		C SL 83 X FF 96 0-1 G6-3		X SL 83 0-0 L6		3	0	0	0	1	0	4
44 Adam Dunn, L (1, 10) OBP: 0.348, SLG: 0.429	F SI 90 F SI 91 F FF 92 F SL 86 D CU 80 B SL 87 X FF 91 2-2 L4			C SI 90 B CU 79 X CU 78 1-1 L7			B FF 92 F FF 92 B SI 94 B FF 93 X FF 93 3-1 L7		X FF 92 0-0 F8	4	0	0	0	0	0	1
24 Dayan Viciedo, R (1, 9) OBP: 0.286, SLG: 0.400 (8, 7)		C FF 87 B FF 90 X SI 89 1-1 G6-3			S SL 85 X SI 90 0-1 21 G4-6-3 1B		F FF 95 X FF 93 0-1 HR		B FF 94 B FF 95 T FF 94 B FF 93 F FF 95 T FF 95 3-2 K	4	1	2	1	0	1	0
12 Conor Gillaspie, L (1, 5) OBP: 0.364, SLG: 0.450		C SI 90 B SI 91 F FF 88 B SI 92 B CU 79 F SI 92 X SI 92 3-2 L8			X SI 88 0-0 F7		B FF 94 B CH 82 F SI 95 B SI 95 F FF 94 X FF 92 3-2 G4-3		C FF 94 F FF 94 B FF 94 B FF 95 F FF 93 F FF 94 B CH 88 S FF 96 3-3 K	4	0	0	0	0	1	1
21 Tyler Flowers, R (1, 2) OBP: 0.307, SLG: 0.376		F SI 91 X SI 92 0-1 G5-3			B SL 85 F SL 86 C SI 90 X SI 92 1-2 G4-6-3 1-2f		B SL 85 C SL 82 B FF 94 S FF 96 B FF 96 F FF 94 F FF 94 X SI 94 3-2 1B			3	0	1	0	0	0	1
30 Alejandro De Aza, L (1, 7) OBP: 0.312, SLG: 0.361 14 Paul Konerko, R (7, PH) OBP: 0.279, SLG: 0.383 25 Moisés Sierra, R (8, 9) OBP: 0.262, SLG: 0.353			X SI 89 0-0 15 L4-6 2B			C CU 77 B CU 77 B CH 84 F SI 90 B CU 78 X SI 91 3-2 10 2B 1B	C SL 90 D SL 89 F SL 88 S FF 93 1-3 K			2	0	2	0	0	0	0
										1	0	0	0	1	1	1
										0	0	0	0	0	0	0
15 Gordon Beckham, R (1, 4) OBP: 0.269, SLG: 0.351			F SI 89 B FF 89 2 SAFE X SI 90 1-1 L4-6 2-2			1 SAFE 1 SAFE C FF 89 1 SAFE S SL 85 X SI 90 0-2 P6		B FF 92 B FF 90 B FF 89 B FF 90 4-0 10 G1-3 BB		2	0	0	0	1	0	2
Inning Stats	R: 0 E: 0 K: 0 S: 14 H: 1 LOB: 1 BB: 1 P: 21	R: 0 E: 0 K: 0 S: 8 H: 0 LOB: 0 BB: 0 P: 12	R: 0 E: 0 K: 1 S: 6 H: 1 LOB: 0 BB: 0 P: 7	R: 0 E: 0 K: 0 S: 7 H: 1 LOB: 0 BB: 0 P: 13	R: 0 E: 0 K: 0 S: 6 H: 1 LOB: 0 BB: 0 P: 7	R: 0 E: 0 K: 1 S: 16 H: 2 LOB: 2 BB: 0 P: 21	R: 1 E: 0 K: 1 S: 15 H: 2 LOB: 1 BB: 0 P: 25	R: 0 E: 0 K: 1 S: 9 H: 0 LOB: 1 BB: 1 P: 14	R: 0 E: 0 K: 2 S: 9 H: 0 LOB: 0 BB: 0 P: 15	1B: 5 2B: 3 3B: 0 HR: 1	SF: 0 SAC: 0 DP: 3 HBP: 0	PA: 33	WP: 0 PB: 0 SB: 0 CS: 1				

BOTTOM

AB	31
R	1
H	8
RBI	1
BB	2
SO	6
LOB	13

PITCHER		IP	WLS	BF	H	R	ER	SO	BB	IBB	HBP	BLK	WP	HR	S	P	ERA	WHIP
23 Nick Tepesch, R ERA: 4.46	(1, 1)	5.2	W	20	6	0	0	2	1	0	0	0	0	0	55	79	0.00	1.235
55 Roman Mendez, R ERA: 1.8	(6, 1)	1.0	H	5	2	1	1	0	0	0	0	0	0	1	14	23	9.00	2.000
56 Neal Cotts, L ERA: 3.26	(7, 1)	1.2	H	6	0	0	0	2	1	0	0	0	0	0	13	19	0.00	0.600
30 Neftalí Feliz, R ERA: 3.0	(9, 1)	0.2	S	2	0	0	0	2	0	0	0	0	0	0	8	14	0.00	0.000

PITCHER	IP	WLS	BF	H	R	ER	SO	BB	IBB	HBP	BLK	WP	HR	S	P	ERA	WHIP

Texas Rangers @ Houston Astros

Minute Maid Park, Houston, TX

Fri Aug 08 2014, 7:12 PM - 10:36 PM CDT

Att. 24,256 - Roof Closed - 73 F

livebaseballscorecards.com

Batter	1	2	3	4	5	6	7	8	9	AB	R	H	RBI	BB	SO	LOB
17 Shin-Soo Choo, L (1, 9) OBP: 0.345, SLG: 0.363	C SI 87 X SI 88 0-1 1 SH1-3 7 HR 1B		C KC 77 F KC 79 T SI 89 0-2 ① K	X KC 79 0-0 ② G3	C SI 89 B CH 81 F KC 79 X SI 89 1-2 ③ G6-3 1-2				4	1	1	0	0	1	1
35 James Adduci, L (8, 9) OBP: 0.300, SLG: 0.274									0	0	0	0	0	0	0
1 Elvis Andrus, R (1, 6) OBP: 0.322, SLG: 0.347	D SI 88 F SI 89 X CH 80 1-1 ① SH1-3 1-2		B SI 89 C SI 88 X KC 78 1-1 ② G5-3	B FF 90 C FF 89 B FF 90 X SI 90 2-1 ③ G6-3			B SI 93 X SI 92 1-0 ① F8		3	0	0	0	0	0	0
7 J.P. Arencibia, R (1, 10) OBP: 0.261, SLG: 0.430	C SI 89 S KC 78 B SI 89 D KC 79 2 SAFE X CH 81 2-2 2-H HR		B KC 78 B SI 90 X SI 90 2-0 ③ F8	C FF 88 B KC 77 B FF 89 B SI 89 X SI 88 3-1 ① G6-3				B SI 93 S FS 84 F SI 93 S CU 77 1-3 ② K	4	1	1	2	0	1	0
29 Adrian Beltré, R (1, 5) OBP: 0.370, SLG: 0.505	B FF 89 S CH 81 B SI 89 C SI 89 S KC 79 2-3 ② K			C CH 79 C SI 89 B CH 78 X KC 79 1-2 2 1B 1B		B KC 78 B CH 80 B CH 80 X SI 89 3-0 ② F8		F SI 94 B SI 93 S SI 94 F SI 93 F CU 77 C CU 77 1-3 ③ K		4	0	1	0	0	2	0
9 Adam Rosales, R (1, 3) OBP: 0.419, SLG: 0.632	F SI 89 B CH 81 C SI 89 X KC 80 1-2 1B			X SI 90 0-0 ① F9		C SI 89 S CH 80 B SI 89 B KC 80 F CH 80 F FF 90 B SI 90 X SI 88 3-2 E5			C SI 92 X SL 86 0-1 2 F9 28 1B 2B	4	1	2	0	0	0	1
2 Leonys Martin, L (1, 8) OBP: 0.313, SLG: 0.358	B SI 89 F SI 89 X KC 80 1-1 ③ F8			1 SAFE B SI 90 X SI 90 1-0 1-2 1B		1 SAFE L SI 89 S SI 89 S SI 90 0-3 ③ K			C SI 92 F SI 93 F SL 88 X SL 88 0-2 ① F9 2-3	4	0	1	0	0	1	3
8 Geovany Soto, R (1, 2) OBP: 0.286, SLG: 0.357		X SI 87 0-0 ① G5-3	C FF 89 S CH 80 B FF 90 B SI 90 S CH 80 2-3 ② K				S FF 88 X SI 89 0-1 ① F8		B SL 88 B SI 92 X SI 93 2-0 12 1B 3-H 1B	3	0	0	0	0	1	2
28 Mike Carp, L (9, PH) OBP: 0.321, SLG: 0.275										1	0	1	1	0	0	0
12 Rougned Odor, L (1, 4) OBP: 0.297, SLG: 0.379		C SI 88 C SI 89 B SI 89 F KC 79 X KC 79 1-2 ② F8		X KC 79 0-0 ③ F8			F FF 89 B FF 89 F SI 90 B FF 90 F SI 89 B SI 90 D SI 89 4-2 19 CS BB		M SL 86 F SL 87 B SI 95 B SL 88 X SI 94 2-2 19 G4-6-3 1-2 1B	3	0	1	0	1	0	2
19 Daniel Robertson, R (1, 7) OBP: 0.330, SLG: 0.320		C FF 90 C FF 89 B FF 89 X CH 80 1-2 ③ G6-3			B SI 88 B FF 89 B FF 86 C FF 87 X SI 89 3-1 ① F8		S CH 80 1 SAFE S CH 80 F SI 89 X CH 81 0-2 ② 17 WP 1-2 1B		B SI 94 B SI 93 C SI 94 X SI 92 2-1 ②③ G4-6-3 1-2f	4	0	1	0	0	0	2

Inning Stats																								
	R: 2	H: 3	R: 0	H: 0	R: 0	H: 0	R: 0	H: 2	R: 0	H: 0	R: 0	H: 0	R: 0	H: 1	R: 0	H: 0	R: 1	H: 3	1B: 7	SF: 0	WP: 1	PA: 36
	E: 0	LOB: 1	E: 0	LOB: 0	E: 0	LOB: 0	E: 0	LOB: 2	E: 0	LOB: 0	E: 1	LOB: 1	E: 0	LOB: 0	E: 0	LOB: 0	E: 0	LOB: 1	2B: 1	SAC: 1	PB: 0	
	K: 1	BB: 0	K: 0	BB: 0	K: 1	BB: 0	K: 1	BB: 0	K: 0	BB: 0	K: 1	BB: 0	K: 0	BB: 1	K: 2	BB: 0	K: 0	BB: 0	3B: 0	DP: 1	SB: 0	
	S: 15	P: 22	S: 8	P: 10	S: 6	P: 9	S: 9	P: 13	S: 5	P: 10	S: 11	P: 20	S: 12	P: 17	S: 9	P: 12	S: 12	P: 18	HR: 1	HBP: 0	CS: 1	

PITCHER		IP	WLS	BF	H	R	ER	SO	BB	IBB	HBP	BLK	WP	HR	S	P	ERA	WHIP
39 Brett Oberholtzer, L ERA: 4.05	(1, 1)	7.0		28	6	2	2	4	1	0	0	0	1	1	66	101	2.57	1.000
55 Jose Veras, R ERA: 5.53	(8, 1)	1.0	W	3	0	0	0	2	0	0	0	0	0	0	9	12	0.00	0.000
50 Chad Qualls, R ERA: 3.38	(9, 1)	1.0	S	5	3	1	1	0	0	0	0	0	0	0	12	18	9.00	3.000

PITCHER	IP	WLS	BF	H	R	ER	SO	BB	IBB	HBP	BLK	WP	HR	S	P	ERA	WHIP

TOP	
AB	34
R	3
H	9
RBI	3
BB	1
SO	6
LOB	11

Texas Rangers @ Houston Astros

Minute Maid Park, Houston, TX

Fri Aug 08 2014, 7:12 PM - 10:36 PM CDT

Att. 24,256 - Roof Closed - 73 F

livebaseballscorecards.com

BOTTOM

Batter	1	2	3	4	5	6	7	8	9	AB	R	H	RBI	BB	SO	LOB
27 Jose Altuve, R (1, 4) OBP: 0.369, SLG: 0.434	B FF 92 F FF 94 X FF 93 1-1 L5 ①	C SL 87 B FF 95 X SL 88 1-1 F8 ③			X FF 92 0-0 P5 ①	B FF 93 B FF 93 X FF 94 2-0 F9 ③		C FF 92 F FF 92 F SL 88 F SL 83 B SL 88 F FF 91 X SL 83 1-2 2-H 2B		3	0	0	0	0	0	3
3 Gregorio Petit, R (6, 4) OBP: 0.333, SLG: 0.500										2	0	1	1	0	0	2
15 Jason Castro, L (1, 2) OBP: 0.298, SLG: 0.387	B SI 93 F SI 93 B FF 95 C CH 87 B CU 74 B CU 74 4-2 BB		S SI 93 C CU 75 F FF 96 B FF 96 B SI 97 F CH 87 X FF 94 2-2 L9 ①		B FF 92 C SI 93 F CH 86 B CU 75 X CH 86 2-2 G4-3 ②		B FF 94 S FF 94 S FF 96 C FF 96 1-3 K ①	F SL 88 S SL 84 S FF 92 0-3 K ③		4	0	0	0	1	2	1
23 Chris Carter, R (1, 10) OBP: 0.299, SLG: 0.500	F FF 94 S SL 87 B SL 87 1 SAFE F SI 96 1 SAFE S SL 87 1-3 K ②		F FF 96 C SL 89 S SL 88 0-3 K ②		C SL 86 B FF 96 S SL 87 B SL 88 F FF 95 B FF 96 X SL 86 3-2 HR		B FF 96 S FF 95 F FF 96 B FF 97 C SL 83 2-3 K ②			4	1	1	1	0	3	1
18 Marc Krauss, L (1, 7) OBP: 0.269, SLG: 0.342	C SI 94 D SI 95 C CU 76 B CU 75 X SI 96 2-2 G4-3 ③		B CU 75 T FF 94 B FF 95 F SI 94 X FF 95 2-2 G6-3 ③		F SI 94 B CH 87 C SI 94 B CU 75 X CH 87 2-2 2B		F FF 95 B FS 89 X FF 97 1-1 P2 ③			4	0	1	0	0	0	1
0 L.J. Hoes, R (9, 7) OBP: 0.233, SLG: 0.292										0	0	0	0	0	0	0
21 Jon Singleton, L (1, 3) OBP: 0.273, SLG: 0.381		B FF 94 B CH 85 S FF 93 C FF 95 S FF 96 2-3 K ①		F FF 93 B FF 89 B FF 94 B FF 94 X SI 92 3-1 F9 ①	B FF 94 F CH 85 B CH 86 B FF 94 S CH 86 X FF 95 3-2 P5 ③			F FF 92 C FF 92 F FF 93 X SL 85 0-2 30 WP 19 HR 1B		4	1	1	0	0	1	1
30 Matt Dominguez, R (1, 5) OBP: 0.272, SLG: 0.359		C SL 88 T FF 95 X SI 97 0-2 F8 ②		C FF 93 F FF 95 X FF 96 0-2 F8 ②		B FF 93 F FF 93 F FF 93 B FC 90 B FC 90 F FF 93 F FF 93 X FC 89 3-2 19 1B 1B		S FF 92 F SI 92 F SL 89 B SI 92 1 SAFE B SI 89 T SI 91 2-2 K ① 1-2		4	0	1	0	0	1	1
19 Robbie Grossman, S (1, 9) OBP: 0.328, SLG: 0.323	B FF 95 F FF 95 S CH 88 F FF 96 B CU 76 F CH 86 B SI 89 B FF 94 4-2 6 1B BB		X SI 95 0-0 2B		1 SAFE C FF 93 B FF 93 B CH 80 X FF 93 2-1 1-2 1B			X SI 92 0-0 2-H HR		3	1	3	2	1	0	0
6 Jake Marisnick, R (1, 8) OBP: 0.215, SLG: 0.176	B FF 93 B FF 94 F FF 93 1 SAFE F FF 92 X SL 87 2-2 9 HBP 1-3 1B			S SL 87 S SL 87 D SL 88 B FF 95 2 SAFE B SL 88 B SL 86 4-2 BB		B FF 91 S FF 92 S FF 93 B FF 93 S FF 94 2-3 K ①		F FF 93 F FF 91 X SL 87 0-2 9 G6-3 3 2B 1B		3	1	2	0	1	1	2
9 Marwin Gonzalez, S (1, 6) OBP: 0.313, SLG: 0.380	B FF 94 C FF 92 H FF 91 2-1 1-2 HBP			C SI 93 B CU 76 S FF 95 F FF 96 S SL 87 1-3 K ③		C FF 93 F FF 93 S CH 79 0-3 K ②		F FF 91 X SL 89 0-1 G6-3 ② 1-2		3	0	0	0	0	2	5
Inning Stats	R: 0 E: 0 K: 1 S: 11 H: 0 LOB: 1 BB: 1 P: 19	R: 0 E: 0 K: 1 S: 16 H: 1 LOB: 3 BB: 1 P: 27	R: 0 E: 0 K: 1 S: 11 H: 0 LOB: 0 BB: 0 P: 15	R: 0 E: 0 K: 1 S: 12 H: 1 LOB: 2 BB: 1 P: 20	R: 1 E: 0 K: 0 S: 14 H: 2 LOB: 1 BB: 0 P: 24	R: 0 E: 0 K: 2 S: 14 H: 2 LOB: 2 BB: 0 P: 23	R: 0 E: 0 K: 2 S: 8 H: 0 LOB: 0 BB: 0 P: 12	R: 3 E: 0 K: 2 S: 23 H: 4 LOB: 1 BB: 0 P: 26		1B: 5 2B: 3 3B: 0 HR: 2 SF: 0 SAC: 0 DP: 0 HBP: 1		WP: 1 PB: 0 SB: 0 CS: 0 PA: 38				

	AB
AB	34
R	4
H	10
RBI	4
BB	3
SO	10
LOB	17

PITCHER		IP	WLS	BF	H	R	ER	SO	BB	IBB	HBP	BLK	WP	HR	S	P	ERA	WHIP
36 Miles Mikolas, R ERA: 6.57	(1, 1)	5.0		23	4	1	1	4	3	0	1	0	0	1	64	105	1.80	1.400
37 Shawn Tolleson, R ERA: 3.25	(6, 1)	1.0	H	5	2	0	0	2	0	0	0	0	0	0	14	23	0.00	2.000
55 Roman Mendez, R ERA: 1.69	(7, 1)	1.0	H	3	0	0	0	2	0	0	0	0	0	0	8	12	0.00	0.000
56 Neal Cotts, L ERA: 3.73	(8, 1)	1.0	L	7	4	3	3	2	0	0	0	0	1	1	23	26	27.00	4.000

PITCHER	IP	WLS	BF	H	R	ER	SO	BB	IBB	HBP	BLK	WP	HR	S	P	ERA	WHIP

Batter	1	2	3	4	5	6	7	8	9	AB	R	H	RBI	BB	SO	LOB
17 Shin-Soo Choo, L (1, 10) OBP: 0.350, SLG: 0.371	C FC 86 B SI 88 X CU 76 1-1 1 G6-3 2B		L FC 86 B FC 88 B FF 89 C FC 88 X FC 90 2-2 1 1B 1B		B FC 86 B FC 87 C SI 89 S CH 84 S CU 77 2-3 ③ K		T FC 86 B SI 87 B CU 75 X FC 85 2-1 1-2 2-3 1B		C FF 99 B SL 82 S SL 82 X FF 99 1-2 1 DI 1B	5	0	4	0	0	1	0
1 Elvis Andrus, R (1, 6) OBP: 0.323, SLG: 0.349	C FC 86 B FC 88 X SI 90 1-1 ① G6-3 2-3		X SI 89 0-0 1-2 1B			C SI 87 B FC 86 B SI 89 F SI 89 X SI 90 2-2 19 FC4 1B	B FF 94 X FF 94 1-0 ② SF9 2-3 3-H		B FF 98 C FF 98 F SL 82 F FF 99 X CU 77 1-2 ③ F8 1-2	4	0	2	1	0	0	2
28 Mike Carp, L (1, 7) OBP: 0.315, SLG: 0.269 19 Daniel Robertson, R (3, 7) OBP: 0.324, SLG: 0.314	B FC 87 T FC 89 F FC 89 S FF 90 1-3 ② K		C CU 76 F FC 88 D CU 75 S FC 89 1-3 ② K			C FC 86 B FC 84 X SI 88 1-1 ① FC4 35 HR 1-2f	F FF 95 B FF 95 T FF 95 S FF 95 1-3 ③ K			2	0	0	0	0	2	3
										2	1	0	0	0	1	3
29 Adrian Beltré, R (1, 5) OBP: 0.369, SLG: 0.503	D CU 76 C FC 87 F FF 91 D SI 92 X CU 78 2-2 ③ L7		B SI 89 D SI 90 X FC 86 2-0 ③ G4-3			X CU 75 0-0 ② F7		B FF 94 C KC 73 B FF 96 F CH 77 X FF 96 2-2 1B		4	0	1	0	0	0	4
35 James Adduci, L (1, 9) OBP: 0.297, SLG: 0.318		C FC 87 B FF 88 X FC 88 1-1 ① P5		C FC 86 B CU 77 F FC 87 B CU 76 B FF 90 X FC 90 3-2 ① G3		C FC 86 D CU 76 X FC 87 1-1 1-H HR		C KC 75 S FF 96 X CH 75 0-2 ① P2		4	1	1	2	0	0	1
7 J.P. Arencibia, R (1, 3) OBP: 0.260, SLG: 0.420		B SI 90 F CU 78 B FF 90 S SI 89 B FC 90 B FC 90 4-2 2 FC4-6 BB		S FC 87 F FC 89 S SI 90 0-3 ② K		S FC 84 B CU 76 X FF 88 1-1 ③ F7		C FF 96 X KC 74 0-1 ② L6		3	0	0	0	1	1	1
2 Leonys Martin, L (1, 8) OBP: 0.310, SLG: 0.354		B CU 75 C FC 86 T CU 75 X FC 89 1-2 ② FC4-6 1-2f		B FC 87 C CU 76 S CU 77 B FC 89 B CU 77 X FC 88 3-2 ③ G4-3			C FC 85 B CU 76 F SI 87 C CU 75 1-3 ① K	F CH 79 S FF 96 B FF 96 B FF 96 X CH 79 2-2 ③ P2		4	0	0	0	0	1	2
8 Geovany Soto, R (1, 2) OBP: 0.278, SLG: 0.333		1 SAFE C FC 84 B FC 87 S SI 89 D CU 75 X SI 91 2-2 ③ G6-3			F SI 88 B FC 87 B FC 88 F SI 88 F SI 90 X FC 90 2-2 ① F8		B FF 88 X FC 85 1-0 17 1B 12 1B 1 SF9 1B		B FF 98 C FF 97 S SL 82 B FF 98 B SI 98 F FF 98 F FF 98 S SI 96 3-3 ① K	4	1	1	0	0	1	1
12 Rougned Odor, L (1, 4) OBP: 0.296, SLG: 0.377			C FC 86 B CU 76 T CU 75 X FC 88 1-2 ① G3		S CU 76 F FC 88 F FC 88 S CU 76 0-3 ② K2-3		B FC 85 F FC 86 B CU 75 C FC 85 X CU 76 2-2 1 SF9 17 1B 1-2 1B		C FF 98 S FF 100 X FF 100 0-2 ② P5	4	0	1	0	0	1	0
Inning Stats	R: 0 E: 0 K: 1 S: 10 H: 1 LOB: 1 BB: 0 P: 15	R: 0 E: 0 K: 0 S: 10 H: 0 LOB: 1 BB: 1 P: 18	R: 0 E: 0 K: 1 S: 11 H: 2 LOB: 2 BB: 0 P: 17	R: 0 E: 0 K: 1 S: 9 H: 0 LOB: 0 BB: 0 P: 15	R: 0 E: 0 K: 2 S: 11 H: 0 LOB: 0 BB: 0 P: 15	R: 2 E: 0 K: 0 S: 10 H: 2 LOB: 0 BB: 0 P: 15	R: 1 E: 0 K: 2 S: 13 H: 3 LOB: 2 BB: 0 P: 21	R: 0 E: 0 K: 0 S: 11 H: 1 LOB: 1 BB: 0 P: 15	R: 0 E: 0 K: 1 S: 15 H: 1 LOB: 1 BB: 0 P: 20	1B: 8 2B: 1 3B: 0 HR: 1 SF: 1 SAC: 0 DP: 0 HBP: 0						

PITCHER		IP	WLS	BF	H	R	ER	SO	BB	IBB	HBP	BLK	WP	HR	S	P	ERA	WHIP
46 Scott Feldman, R ERA: 4.14	(1, 1)	6.1	W	28	8	3	3	6	1	0	0	0	0	1	70	110	4.26	1.421
35 Josh Fields, R ERA: 4.53	(7, 1)	1.2	H	6	1	0	0	1	0	0	0	0	0	0	15	21	0.00	0.600
48 Mike Foltynewicz, R ERA: 4.91	(9, 1)	1.0		4	1	0	0	1	0	0	0	0	0	0	15	20	0.00	1.000

PITCHER	IP	WLS	BF	H	R	ER	SO	BB	IBB	HBP	BLK	WP	HR	S	P	ERA	WHIP

TOP

Texas Rangers @ Houston Astros

Minute Maid Park, Houston, TX

Sat Aug 09 2014, 6:12 PM - 9:43 PM CDT
Att. 24,019 - Roof Closed - 73 F

livebaseballscorecards.com

AB	36
R	3
H	10
RBI	3
BB	1
SO	8
LOB	17

WP: 0	PA: 38		
PB: 0			
SB: 0			
CS: 0			

Texas Rangers @ Houston Astros

Minute Maid Park, Houston, TX

Sat Aug 09 2014, 6:12 PM - 9:43 PM CDT

Att. 24,019 - Roof Closed - 73 F

livebaseballscorecards.com

BOTTOM

Batter	1	2	3	4	5	6	7	8	9	AB	R	H	RBI	BB	SO	LOB
19 Robbie Grossman, S (1, 9) OBP: 0.338, SLG: 0.325	B FF 91 F FF 90 C ST 78 F FF 93 B FF 95 F CU 72 F ST 84 B FF 93 F FF 95 4-2 F ST 78 B ST 83 15 WP 21 1B BB	F SI 93 B FF 94 1 SAFE X FF 92 1-1 1-2 1B		S FC 88 B FC 91 F FC 88 F FS 84 B ST 78 X FS 84 2-2 ③ G4-3		B SI 94 F FF 94 C CH 89 B SL 89 B SL 89 H SI 94 4-2 15 1B 18 G3 HBP		C SI 90 B SL 84 S FF 90 B FF 91 B FF 91 B SI 91 4-2 23 2B BB		2	3	1	0	2	0	0
15 Jason Castro, L (1, 2) OBP: 0.300, SLG: 0.387	S FF 92 B FF 94 S ST 79 D FC 88 F CU 73 B FF 94 C ST 81 3-3 ① 1-2 K	S ST 81 F ST 82 S CU 78 0-3 ② K			S FC 85 B CU 69 F FC 87 F FF 93 B CU 73 F FC 89 B ST 82 X ST 79 3-2 18 BB 23 1B 21 2B 1B	B SI 93 B SI 93 X SI 91 2-0 18 G3 1-3 1B		C FF 89 S SI 89 S SI 91 0-3 ① K		5	1	2	0	0	3	4
23 Chris Carter, R (1, 10) OBP: 0.303, SLG: 0.503	B ST 80 B FF 94 B ST 81 B 4-0 30 1B 21 1B 30 E BB	B FF 95 B SI 94 B SI 95 C FF 94 X ST 80 3-1 ③ G4-3			B SI 92 X SI 92 1-0 18 BB 21 2B 1-2 1B	C SL 88 S SI 93 C SI 94 0-3 ① K		F FF 90 X FF 90 0-1 1-H 2B		4	2	2	1	1	1	4
18 Marc Krauss, L (1, 7) OBP: 0.267, SLG: 0.333 0 L.J. Hoes, R (9, 7) OBP: 0.233, SLG: 0.292	C SI 93 S ST 80 S ST 85 0-3 ② K		B FF 92 B SI 90 B FF 91 C FF 91 X FF 90 3-1 ① G3		D FC 88 F FC 88 C ST 79 B ST 84 B FF 93 B FC 90 4-2 21 2B 30 1B 1-2 2-3 BB	S SI 93 X SI 92 0-1 ② G3 1-2 3-H		C SI 91 F SL 82 B SL 84 T FF 90 1-2 ② K		4 0	1 0	0 0	1 0	1 0	2 0	4 0
21 Jon Singleton, L (1, 3) OBP: 0.284, SLG: 0.390	X FF 94 0-0 30 E 1-2 2-H 1B		B FF 91 B FC 90 F FF 91 S ST 78 F CU 73 F CU 72 B FF 93 D ST 80 4-2 BB		B FC 90 F ST 78 F ST 79 B SI 96 F ST 82 X CU 72 2-2 30 1B 9 1B 1-3 2-H 3-H 2B	C SI 94 F SL 89 B CH 87 F CH 88 B SL 88 B SL 87 F SI 95 B SI 94 4-2 BB		S FF 91 B FF 92 S FF 91 C FF 91 1-3 ③ K		3	1	2	3	2	1	1
30 Matt Dominguez, R (1, 5) OBP: 0.274, SLG: 0.360	B FF 95 C ST 79 C SI 94 X SI 95 1-2 E4 1-2 2-H 1B		B FF 95 1 SAFE F FF 94 F SI 93 1 SAFE S ST 82 1-3 ② K		X SI 94 0-0 6 9 G5-4-3 1B 2-3 3-H 1B	C SL 88 S SL 87 B SL 87 X SI 93 1-2 ③ G4-3				4	0	2	1	0	1	3
9 Marwin Gonzalez, S (1, 6) OBP: 0.312, SLG: 0.377	X FF 92 0-0 ③ G6-3		1 SAFE C ST 80 B CU 72 S CU 73 F CU 78 B FF 94 F ST 79 C CU 76 2-3 ③ K		X SI 93 0-0 6 G5-4-3 1-2 3-H 1B		C SI 90 B SL 87 T FF 93 F FF 93 X SL 83 1-2 ① G4-3			4	0	1	1	0	1	3
6 Jake Marisnick, R (1, 8) OBP: 0.229, SLG: 0.192		B FF 91 F FF 92 F SI 90 X FF 94 1-2 19 1B 1B		C ST 77 B SI 90 F FF 91 X ST 82 1-2 ① 1B	B FF 95 T SI 93 X SI 94 1-1 ①② G5-4-3 1-2f 2-3			S FF 92 F FF 93 C FF 94 0-3 ② K		4	0	2	0	0	1	2
3 Gregorio Petit, R (1, 4) OBP: 0.286, SLG: 0.429		F SI 91 T SI 93 S ST 82 0-3 ① K		C FF 92 F SI 92 B FF 94 F ST 81 B CS 67 F FF 93 S FC 88 2-3 ② K	B SI 93 S FF 94 X SI 94 1-1 ③ G4-3			X FF 91 0-0 ③ G5-3		4	0	0	0	0	2	2
Inning Stats	R: 2 H: 2 E: 1 LOB: 2 K: 2 BB: 2 S: 19 P: 31	R: 0 H: 2 E: 0 LOB: 2 K: 2 BB: 0 S: 13 P: 18	R: 0 H: 0 E: 0 LOB: 1 K: 2 BB: 1 S: 14 P: 24	R: 0 H: 1 E: 0 LOB: 0 K: 1 BB: 0 S: 12 P: 17	R: 4 H: 5 E: 0 LOB: 1 K: 0 BB: 1 S: 18 P: 30	R: 1 H: 1 E: 0 LOB: 2 K: 1 BB: 1 S: 15 P: 26	R: 0 H: 0 E: 0 LOB: 0 K: 1 BB: 0 S: 8 P: 9	R: 1 H: 1 E: 0 LOB: 1 K: 3 BB: 1 S: 13 P: 19		1B: 10 SF: 0 2B: 2 SAC: 0 3B: 0 DP: 1 HR: 0 HBP: 1						WP: 1 PA: 41 PB: 0 SB: 0 CS: 0	

	AB	34
	R	8
	H	12
	RBI	7
	BB	6
	SO	12
	LOB	23

PITCHER		IP	WLS	BF	H	R	ER	SO	BB	IBB	HBP	BLK	WP	HR	S	P	ERA	WHIP
11 Yu Darvish, R ERA: 3.06	(1, 1)	4.0	L	24	9	6	5	7	4	0	0	0	1	0	71	113	11.25	3.250
57 Nate Adcock, R ERA: 5.14	(5, 1)	2.0		9	2	1	1	1	1	0	1	0	0	0	20	33	4.50	1.500
35 Phil Klein, R ERA: 9.0	(7, 1)	1.0		3	0	0	0	1	0	0	0	0	0	0	8	9	0.00	0.000
25 Scott Baker, R ERA: 5.9	(8, 1)	1.0		5	1	1	1	3	1	0	0	0	0	0	13	19	9.00	2.000

PITCHER	IP	WLS	BF	H	R	ER	SO	BB	IBB	HBP	BLK	WP	HR	S	P	ERA	WHIP

Texas Rangers @ Houston Astros

Minute Maid Park, Houston, TX

Sun Aug 10 2014, 1:14 PM - 4:21 PM CDT

Att. 19,239 - Roof Closed - 73 F

livebaseballscorecards.com

Batter	1	2	3	4	5	6	7	8	9	AB	R	H	RBI	BB	SO	LOB
17 Shin-Soo Choo, L (1, 10) OBP: 0.349, SLG: 0.377	C FF 89 S SL 79 B FF 91 S SI 91 1-3 ① K		C SI 90 B SI 90 C SI 91 B SL 80 X SL 80 2-2 ③ G4-3		D SL 82 B SI 90 B SL 80 C SI 90 C SL 80 S SL 81 3-3 ① K 2-3 3-H		B SI 91 X SI 92 1-0 HR		C FC 85 S FC 86 B CH 86 B SI 90 S SI 91 2-3 ② K	5	1	1	1	0	3	1
1 Elvis Andrus, R (1, 6) OBP: 0.322, SLG: 0.348	C FF 90 B SL 81 B SI 91 X SI 91 2-1 ② G6-3			C CH 78 X CH 77 0-1 WP 2B 1B	C SI 91 C SI 91 X SL 82 0-2 ② SF8 3-H		S SI 93 C CU 76 B SI 94 F SI 93 B CU 76 X SI 93 2-2 ① F9		B CH 85 B SI 91 B SI 89 C SI 90 X SI 90 3-1 ③ G5-3	4	1	1	1	0	0	0
Alex Rios, R (1, 9) OBP: 0.324, SLG: 0.415 35 James Adduci, L (4, 9) OBP: 0.289, SLG: 0.309	B FF 91 X FF 90 1-0 ③ F9			C SI 89 D SL 80 B SI 90 X FF 87 2-1 9 1B 2B 1-H	C SI 91 C SL 81 C SI 92 0-3 ③ K		S FS 84 F SI 92 B CU 76 S SI 92 1-3 ② K			2 2	1 0	1 0	1 0	0 0	0 2	0 0
29 Adrián Beltré, R (1, 5) OBP: 0.370, SLG: 0.510		C FF 89 F CH 77 B SI 89 B SL 78 X SI 90 2-2 ① G3-1		F SI 89 S SI 91 D SL 82 X SI 90 1-2 ① L5		B SI 88 F SI 88 S SL 79 B SL 79 X SI 90 2-2 HR	X CU 76 0-0 1B			4	1	2	1	0	0	1
7 J.P. Arencibia, R (1, 3) OBP: 0.253, SLG: 0.407		B SI 89 C FC 86 B FF 87 X SI 90 2-1 ② G1-3		X SI 91 0-0 ② L6		B CH 80 X SI 91 1-0 E6 2 SH1-3	C SI 93 X CU 76 0-1 ③ F7			4	0	0	0	0	0	2
9 Adam Rosales, R (1, 4) OBP: 0.447, SLG: 0.625		B CH 78 B FF 90 B SI 89 C FF 90 T SI 90 F SI 91 B SI 90 4-2 BB		X CH 80 0-0 2-H 1B		C SI 90 C FF 88 D SL 81 B FC 86 B SI 91 F SI 91 B FF 88 4-2 2 SH1-3 BB		F SI 88 F FC 83 S FC 85 0-3 ① K2-3		2	0	1	1	2	1	0
2 Leonys Martin, L (1, 8) OBP: 0.308, SLG: 0.351		C SI 90 S SL 80 S SL 79 0-3 ③ K		X SL 80 0-0 ③ P3		X SI 90 0-0 ① SH1-3 1-2 2-3		X FC 84 0-0 ② F7		3	0	0	0	0	1	2
61 Robinson Chirinos, R (1, 2) OBP: 0.280, SLG: 0.430		C SI 88 B CH 78 B SI 89 X SI 90 2-1 ① G4-3			B SI 89 X SI 90 1-0 19 1B 17 WP 2B	B CH 81 C CH 79 F SI 90 B SI 90 F FF 87 F SI 90 D SL 82 B CH 79 4-2 19 G6-3 BB		B SI 90 X SI 90 1-0 ③ F8		3	1	1	0	1	0	0
19 Daniel Robertson, R (1, 7) OBP: 0.321, SLG: 0.311		C SI 90 X SI 90 0-1 ② G1-3			D SL 80 L SI 89 B SI 90 F CH 79 X SL 80 2-2 17 WP 1 SF8 1B 2-3	C SI 90 X SI 90 0-1 ② ③ G6-3 1-2f			B CH 83 C SI 90 X SI 91 1-1 ① F8	4	1	1	0	0	0	3
Inning Stats	R: 0 E: 0 K: 1 S: 6 H: 0 LOB: 0 BB: 0 P: 10	R: 0 E: 0 K: 1 S: 11 H: 0 LOB: 1 BB: 1 P: 19	R: 0 E: 0 K: 0 S: 7 H: 0 LOB: 0 BB: 0 P: 11	R: 2 E: 0 K: 0 S: 10 H: 3 LOB: 1 BB: 0 P: 13	R: 2 E: 0 K: 2 S: 13 H: 2 LOB: 0 BB: 0 P: 19	R: 1 E: 1 K: 0 S: 14 H: 1 LOB: 2 BB: 2 P: 25	R: 1 E: 0 K: 1 S: 11 H: 2 LOB: 1 BB: 0 P: 15	R: 0 E: 0 K: 1 S: 5 H: 0 LOB: 0 BB: 0 P: 6	R: 0 E: 0 K: 1 S: 7 H: 0 LOB: 0 BB: 0 P: 13	1B: 4 2B: 2 3B: 0 HR: 2 SF: 1 SAC: 1 DP: 1 HBP: 0						

TOP	
AB	33
R	6
H	8
RBI	5
BB	3
SO	7
LOB	9

WP: 3 PB: 0 SB: 0 CS: 0 PA: 38

PITCHER		IP	WLS	BF	H	R	ER	SO	BB	IBB	HBP	BLK	WP	HR	S	P	ERA	WHIP
60 Dallas Keuchel, L ERA: 3.07	(1, 1)	6.0	L	27	6	5	5	4	3	0	0	0	2	1	61	97	7.50	1.500
55 Jose Veras, R ERA: 5.65	(7, 1)	1.0		5	2	1	1	1	0	0	0	0	0	1	11	15	9.00	2.000
38 Darin Downs, L ERA: 4.06	(8, 1)	2.0		6	0	0	0	2	0	0	0	0	0	0	12	19	0.00	0.000

PITCHER	IP	WLS	BF	H	R	ER	SO	BB	IBB	HBP	BLK	WP	HR	S	P	ERA	WHIP

Texas Rangers @ Houston Astros

Minute Maid Park, Houston, TX

Sun Aug 10 2014, 1:14 PM - 4:21 PM CDT

Att. 19,239 - Roof Closed - 73 F

livebaseballscorecards.com

BOTTOM

Batter	1	2	3	4	5	6	7	8	9	AB	R	H	RBI	BB	SO	LOB
19 Robbie Grossman, S (1, 9) OBP: 0.336, SLG: 0.320	B FF 91 B FF 91 C FF 91 B FF 91 C FF 91 B FF 92 4-2 27 1B 23 FC5-4 BB		B FF 90 F CH 82 B CH 81 X FF 90 2-1 ① F8		C CH 82 B FF 92 1 SAFE C CH 82 B FF 92 1 SAFE F FF 91 B FF 92 S FF 91 3-3 ① K		B FF 93 C FF 93 B CH 80 X FF 94 2-1 ① L7			3	1	0	0	1	1	1
27 Jose Altuve, R (1, 4) OBP: 0.372, SLG: 0.437	B SL 86 X FF 91 1-0 23 FC5-4 1-3 1B		C FF 91 F SL 85 B FF 92 F FF 92 B SL 87 H FF 92 3-2 23 S 15 1B HBP		B SL 84 B SL 84 C FF 91 1 SAFE 1 SAFE X FF 91 2-1 1-3 2B		C FF 93 F FF 94 B SL 83 B FF 93 B FF 94 X FF 93 3-2 ② G5-3			3	1	2	0	0	0	0
23 Chris Carter, R (1, 7) OBP: 0.299, SLG: 0.497	1 SAFE F FF 91 F FF 92 X FF 92 0-2 ① FC5-4 1-2f 3-H		B SL 85 C SL 85 B FF 92 F FF 91 F SL 85 X FF 92 2-2 ② P5 1-2		C FF 93 B FF 92 B SL 85 F SL 85 T FF 92 2-2 ② K		B FF 93 X FC 90 1-0 ③ G5-3			4	0	0	1	0	1	4
15 Jason Castro, L (1, 10) OBP: 0.299, SLG: 0.386	B CU 76 F FF 91 C CU 74 F FF 92 F FF 91 X CU 75 1-2 ② F8		B CU 74 C CH 82 F FF 92 F FF 92 D SL 85 X FF 92 2-2 2-H 1B		F FF 92 F FF 92 F SL 85 B FF 91 S FF 91 1-3 ③ K			S FF 92 B FF 93 B FF 93 T FF 94 T FF 94 2-2 ① K		4	0	1	1	0	2	3
21 Jon Singleton, L (1, 3) OBP: 0.280, SLG: 0.383	X FF 92 0-0 ③ G5-3		B FF 92 T FF 91 S FF 93 B FF 93 F FF 92 F CH 83 T FF 92 2-2 ③ K			S FF 93 S FF 94 B FF 94 B CH 84 S FF 95 2-3 ① K		C FF 94 S FF 94 B FF 94 S FF 94 1-3 ② K		4	0	0	0	0	3	2
30 Matt Dominguez, R (1, 5) OBP: 0.274, SLG: 0.359		B FF 90 X SL 85 1-0 9 2B 1B		B FF 91 B FF 90 X FF 91 2-0 ① P4		S FF 95 B FF 96 F FF 96 B FF 94 X FF 95 2-2 ② P2		C FF 93 B FF 91 X FF 93 1-1 ③ L8		4	0	1	0	0	0	0
22 Carlos Corporán, S (1, 2) OBP: 0.288, SLG: 0.388		B FF 91 F FF 91 1 SAFE B CH 82 S FF 91 F FF 91 D SL 85 F FF 92 C FF 92 3-3 ① K		B FF 91 X FF 90 1-0 ② F8		C CH 82 S CH 84 F FF 97 F SL 80 B FF 97 F FF 96 B CH 84 B FF 95 F FF 95 4-2 B FF 94 6 2B BB			C FF 93 X FF 93 0-1 ① G4-3	3	0	0	0	1	1	1
6 Jake Marisnick, R (1, 8) OBP: 0.230, SLG: 0.207		B FF 92 B FF 91 F FF 92 X FF 91 2-1 ② F8		C FF 90 F FF 90 B FF 90 S SL 85 1-3 ③ K			B FF 93 X FF 93 1-0 1-3 2B		C FF 92 B FF 93 X SL 85 1-1 ② P2	4	0	1	0	0	1	1
9 Marwin Gonzalez, S (1, 6) OBP: 0.316, SLG: 0.381		C CU 77 B FF 91 B FF 92 C FF 91 X CU 76 2-2 ③ 1-H 2B			B FF 90 B CH 83 C FF 91 S FF 90 B FF 91 B FF 90 4-2 27 2B BB	C CH 80 X CH 81 0-1 ③ P6			X FF 92 0-0 ③ P3	3	0	1	0	1	0	2
Inning Stats	R: 1 E: 0 K: 0 S: 12 H: 1 LOB: 1 BB: 1 P: 18	R: 0 E: 0 K: 1 S: 11 H: 2 LOB: 2 BB: 0 P: 19	R: 1 E: 0 K: 1 S: 18 H: 1 LOB: 1 BB: 0 P: 29	R: 0 E: 0 K: 1 S: 5 H: 0 LOB: 0 BB: 0 P: 9	R: 0 E: 0 K: 3 S: 15 H: 1 LOB: 2 BB: 1 P: 27	R: 0 E: 0 K: 1 S: 15 H: 1 LOB: 2 BB: 1 P: 24	R: 0 E: 0 K: 0 S: 6 H: 0 LOB: 0 BB: 0 P: 12	R: 0 E: 0 K: 2 S: 8 H: 0 LOB: 0 BB: 0 P: 12	R: 0 E: 0 K: 0 S: 5 H: 0 LOB: 0 BB: 0 P: 6	1B: 3 2B: 3 3B: 0 HR: 0 SF: 0 SAC: 0 DP: 0 HBP: 1						

	AB	32
	R	2
	H	6
	RBI	2
	BB	3
	SO	9
	LOB	14

WP: 0 PA: 36
PB: 0
SB: 1
CS: 0

PITCHER		IP	WLS	BF	H	R	ER	SO	BB	IBB	HBP	BLK	WP	HR	S	P	ERA	WHIP
22 Nick Martinez, R ERA: 5.22	(1, 1)	5.0	W	22	5	2	2	6	2	0	1	0	0	0	61	102	3.60	1.400
55 Roman Mendez, R ERA: 1.59	(6, 1)	1.0	H	5	1	0	0	1	1	0	0	0	0	0	15	24	0.00	2.000
37 Shawn Tolleson, R ERA: 3.13	(7, 1)	2.0		6	0	0	0	2	0	0	0	0	0	0	14	24	0.00	0.000
30 Neftalí Feliz, R ERA: 2.81	(9, 1)	1.0		3	0	0	0	0	0	0	0	0	0	0	5	6	0.00	0.000

PITCHER	IP	WLS	BF	H	R	ER	SO	BB	IBB	HBP	BLK	WP	HR	S	P	ERA	WHIP

Batter	1	2	3	4	5	6	7	8	9	AB	R	H	RBI	BB	SO	LOB
8 Desmond Jennings, R (1, 8) OBP: 0.325, SLG: 0.382	C FF 89 F FF 90 X FF 89 0-2 ① F9	B SL 82 C SL 82 1 SAFE X FF 89 1-1 ② FC3-2 (18 BB, 20 1B) 1-2 3-H		1 SAFE F CH 86 B FF 88 1 SAFE 1 SAFE F FF 89 X FF 87 1-2 ② L7		B FF 92 S SL 84 S SI 92 B SL 86 F SL 86 C SL 83 2-3 ② K		B SI 93 S SI 92 C SI 92 B SL 87 B SL 88 F SI 92 X FF 95 3-2 1-3 2-H 1B		5	1	1	1	0	1	4
18 Ben Zobrist, S (1, 7) (7, 9) OBP: 0.374, SLG: 0.436	C FF 86 B FF 90 B FF 89 S CH 84 B FF 89 X FF 88 3-2 3 FC6-4, 20 HBP 1B	B CU 74 D CH 81 B FF 88 2 SAFE C FF 88 B SI 88 4-1 20 1B 1-2 2-3 BB		C FF 89 1 SAFE C FF 88 X CU 77 0-2 3 1B 1-H 2B		B SI 91 B SL 84 B SL 84 C SI 91 X SI 92 3-1 ③ P5		B SI 92 C SI 91 F SI 92 X SL 87 1-2 ③ G3		4	1	2	1	1	0	3
20 Matt Joyce, L (1, 10) OBP: 0.371, SLG: 0.417	B FF 86 C FF 88 F FF 87 H SL 83 2-2 3 FC6-4 1-2 HBP	C CU 76 S CH 84 F FF 88 B FF 90 D CU 79 X CH 85 2-2 1-3 2-H 3-H 1B		D CU 78 B CH 83 B SI 87 2 SAFE B FF 87 4-0 3 1B BB			B SI 94 C SI 94 B SI 93 F SI 93 B SI 92 B SI 92 4-2 21 G4-6-3 BB		C SI 90 X SI 90 0-1 ① G3	2	0	1	2	2	0	0
3 Evan Longoria, R (1, 5) OBP: 0.324, SLG: 0.388	F FF 89 F FF 89 X SL 83 0-2 ② FC6-4 1-2f 2-3	B FF 90 S SL 83 X FF 86 1-1 ③ F9		F SL 80 B FF 89 X FF 89 1-1 ③ 1-3 2-H 1B			B FF 93 B SI 93 C FF 94 X SI 92 2-1 ① L9		B SL 83 F FF 91 B SI 92 C SI 91 X SI 92 2-2 ② G5-3	5	0	1	1	0	0	5
21 James Loney, L (1, 3) OBP: 0.339, SLG: 0.372	B FF 87 F FF 88 B FF 90 X FF 88 2-1 ③ G4-3		B FF 88 C FF 88 C CU 76 F SL 83 F FF 90 X FF 89 1-2 ① G3		C CU 74 B FF 88 B FF 88 X CH 83 2-1 ① L8		X SI 94 0-0 ②③ G4-6-3 1-2f		B SI 91 F SI 90 F SL 83 F SL 83 X SI 91 1-2 35 3B 1B	5	1	1	0	0	0	3
35 Cole Figueroa, L (1, 4) OBP: 0.286, SLG: 0.326		B FF 87 B FF 87 S CH 86 B FF 88 B FF 88 4-1 59 FC1, 11 1B, 59 E BB	B FF 87 X CH 83 1-0 ② G4-3		B CH 83 C FF 88 B CU 75 X FF 88 2-1 ② G3			B FF 91 X SI 93 1-0 8 1B 2B	X SI 89 0-0 1-H 3B	4	2	2	1	1	0	0
11 Yunel Escobar, R (1, 6) OBP: 0.326, SLG: 0.331		C FF 88 X SL 82 0-1 59 E, 8 FC3-2 1-2 1B	S CU 77 X FF 89 0-1 ③ F8		C FF 88 B FF 89 B FF 89 S SL 83 F SL 84 X SL 84 2-2 ③ G6-3			B SI 94 B SI 92 S SI 94 C SI 93 H SI 91 3-2 8 1B HBP	C SL 83 B SI 91 C FF 90 X SI 91 1-2 ③ L9	4	0	1	0	0	0	1
59 Curt Casali, R (1, 2) OBP: 0.237, SLG: 0.176		C FF 89 X FF 88 0-1 FC1 (18 BB, 8 FC3-2, 20 1B) 1-3 2-H		F FF 89 C SL 82 B SL 82 F SL 82 C FF 89 1-3 ① K		B FF 91 F FF 90 S SL 84 X SL 82 1-2 ① L9		S SI 94 C SL 86 B SL 88 B SI 92 S SL 87 2-3 ① K		4	1	0	0	0	2	3
39 Kevin Kiermaier, L (1, 9) OBP: 0.338, SLG: 0.512 5 Brandon Guyer, R (7, 7) OBP: 0.347, SLG: 0.355		C FF 89 C FF 89 B SI 88 F SL 83 B FF 89 C CU 77 2-3 ① K		B FF 88 C CU 74 B FF 89 F FF 89 B FF 88 B FF 88 4-2 18 S, 18 2B BB		T SI 92 X SL 85 0-1 3B		B SL 88 B SI 92 B SI 92 C FF 94 F FF 94 X FF 93 3-2 ② F8		2 1	1 0	1 0	0 0	1 0	1 0	2 2
Inning Stats	R: 0 E: 0 K: 0 S: 13 H: 1 LOB: 2 BB: 0 P: 20	R: 3 E: 1 K: 1 S: 18 H: 2 LOB: 2 BB: 2 P: 32	R: 0 E: 0 K: 0 S: 8 H: 0 LOB: 0 BB: 0 P: 10	R: 2 E: 0 K: 1 S: 14 H: 2 LOB: 2 BB: 2 P: 25	R: 0 E: 0 K: 0 S: 8 H: 0 LOB: 0 BB: 0 P: 14	R: 0 E: 0 K: 1 S: 11 H: 1 LOB: 1 BB: 0 P: 17	R: 0 E: 0 K: 0 S: 5 H: 0 LOB: 0 BB: 1 P: 11	R: 1 E: 0 K: 1 S: 16 H: 2 LOB: 2 BB: 0 P: 29	R: 1 E: 0 K: 0 S: 13 H: 2 LOB: 1 BB: 0 P: 17	1B: 6 2B: 2 3B: 2 HR: 0 SF: 0 SAC: 0 DP: 1 HBP: 2						

PITCHER		IP	WLS	BF	H	R	ER	SO	BB	IBB	HBP	BLK	WP	HR	S	P	ERA	WHIP
48 Colby Lewis, R ERA: 5.42	(1, 1)	5.0	L	25	5	5	2	2	4	0	1	0	0	0	61	101	3.60	1.800
35 Phil Klein, R ERA: 6.0	(6, 1)	1.0		4	1	0	0	1	0	0	0	0	0	0	11	17	0.00	1.000
57 Nate Adcock, R ERA: 5.0	(7, 1)	2.0		9	2	1	1	1	1	0	1	0	0	0	21	40	4.50	1.500
25 Scott Baker, R ERA: 5.95	(9, 1)	1.0		5	2	1	1	0	0	0	0	0	0	0	13	17	9.00	2.000

PITCHER	IP	WLS	BF	H	R	ER	SO	BB	IBB	HBP	BLK	WP	HR	S	P	ERA	WHIP

TOP

Tampa Bay Rays @ Texas Rangers

Globe Life Park in Arlington, Arlington, TX

Mon Aug 11 2014, 8:08 PM - 11:25 PM EDT

Att. 28,501 - Clear - 92 F

livebaseballscorecards.com

AB	36
R	7
H	10
RBI	6
BB	5
SO	4
LOB	23

PA: 43

WP: 0
PB: 0
SB: 1
CS: 0

Tampa Bay Rays @ Texas Rangers

Globe Life Park in Arlington, Arlington, TX

Mon Aug 11 2014, 8:08 PM - 11:25 PM EDT

Att. 28,501 - Clear - 92 F

livebaseballscorecards.com

BOTTOM

Batter	1	2	3	4	5	6	7	8	9	AB	R	H	RBI	BB	SO	LOB
17 Shin-Soo Choo, L (1, 9) OBP: 0.346, SLG: 0.373	C SI 88 B SI 90 F SI 90 B FC 84 F SI 92 C KC 78 2-3 ① K		X SI 91 0-0 ③ F8			B SI 90 X FC 84 1-0 ② G4-3		S KC 76 S SI 92 B KC 78 T SI 92 1-2 ② K 1-2		4	0	0	0	0	2	3
1 Elvis Andrus, R (1, 6) OBP: 0.321, SLG: 0.346	C SI 88 X KC 76 0-1 ② P6			C FC 82 C SI 90 B KC 78 F SI 92 S FC 85 1-3 ① K		C SI 90 B SI 91 B KC 77 X KC 76 2-1 ③ G6-3		C SL 83 B SL 84 B SL 87 B FF 92 B SL 86 4-1 BB		3	0	0	0	1	1	0
7 J.P. Arencibia, R (1, 10) OBP: 0.248, SLG: 0.399 35 James Adduci, L (8, PH) OBP: 0.286, SLG: 0.304 (9, 10)	C KC 76 X SI 91 0-1 ③ F7			S SI 92 C KC 78 S KC 79 0-3 ② K			S KC 75 S FC 84 B SI 92 B KC 77 S SI 92 2-3 ① K	F CU 76 D FS 82 B FS 80 X FF 89 2-1 ③ G6-3		3 1	0 0	0 0	0 0	0 0	2 0	0 3
29 Adrián Beltré, R (1, 5) OBP: 0.373, SLG: 0.510		B SI 88 B SI 89 B SI 89 C SI 88 B CH 82 4-1 2 G4-6-3 BB		B KC 76 B SI 92 B SI 91 B SI 91 4-0 BB			F KC 76 B SI 91 B FC 84 F SI 92 X SI 92 2-2 1B		C FF 91 B FF 93 C FF 92 X FF 92 1-2 ① P3	2	0	1	0	2	0	0
9 Adam Rosales, R (1, 3) OBP: 0.420, SLG: 0.581 28 Mike Carp, L (9, PH) OBP: 0.321, SLG: 0.269		F SI 89 X FC 82 0-1 ① L5		C SI 91 B SI 92 B KC 76 C SI 91 F SI 92 B SI 93 F SI 92 F FC 85 X KC 79 3-2 ③ L8			F KC 76 B SI 91 B SI 90 B SI 90 F SI 90 F SI 91 C KC 77 3-3 ② K		B FF 92 B SI 92 B SI 91 B CH 92 4-0 2 DI BB	3 0	0 0	0 0	0 0	1 1	3 0	0 0
2 Leonys Martin, L (1, 8) OBP: 0.307, SLG: 0.349		L SI 89 B SI 90 F FC 83 X KC 77 1-2 ②③ G4-6-3 1-2f			C SI 89 B FC 84 X SI 90 1-1 ① F7		C SI 90 F KC 76 S FC 84 0-3 ③ K		B CU 80 C FF 92 T CU 81 B SL 85 B FF 92 B FF 92 4-2 1-2 BB	3	0	0	0	1	1	2
61 Robinson Chirinos, R (1, 2) OBP: 0.275, SLG: 0.423			B SI 88 B CH 79 S SI 90 B KC 77 F SI 90 X SI 90 3-2 ① G4-3		B KC 76 B SI 89 X SI 89 2-0 ② P6			B SI 88 C SI 88 X FC 82 1-1 ① L8	B SL 84 B FF 93 C SL 86 C SL 85 S FF 92 2-3 ② K	4	0	0	0	0	1	2
12 Rougned Odor, L (1, 4) OBP: 0.296, SLG: 0.379			C FC 84 B SI 90 F FC 84 S SI 92 1-3 ② K		B FC 84 B FC 83 F SI 90 F FC 85 S KC 79 2-3 ③ K			C SI 90 B SI 90 B SI 89 X SI 89 2-1 19 WP 2B	C FF 91 D SL 85 X FF 92 1-1 ③ L9	4	0	1	0	0	2	2
19 Daniel Robertson, R (1, 7) OBP: 0.330, SLG: 0.315			X SI 91 0-0 E1 1B			C KC 75 B KC 74 F SI 90 F SI 92 B SI 92 B KC 77 X SI 92 3-2 ① P4		B KC 76 F SI 89 D FC 84 F SI 90 D FC 85 F SI 92 B SI 91 4-2 17 WP 2-3 BB		2	0	1	0	1	0	0
Inning Stats	R: 0 E: 0 K: 1 S: 8 H: 0 LOB: 0 BB: 0 P: 10	R: 0 E: 0 K: 0 S: 6 H: 0 LOB: 0 BB: 1 P: 11	R: 0 E: 1 K: 1 S: 8 H: 1 LOB: 1 BB: 0 P: 12	R: 0 E: 0 K: 2 S: 13 H: 0 LOB: 1 BB: 1 P: 21	R: 0 E: 0 K: 1 S: 6 H: 0 LOB: 0 BB: 0 P: 11	R: 0 E: 0 K: 0 S: 7 H: 0 LOB: 0 BB: 0 P: 13	R: 0 E: 0 K: 3 S: 13 H: 1 LOB: 1 BB: 0 P: 20	R: 0 E: 0 K: 1 S: 13 H: 1 LOB: 3 BB: 2 P: 27	R: 0 E: 0 K: 1 S: 10 H: 0 LOB: 2 BB: 2 P: 22	1B: 2 2B: 1 3B: 0 HR: 0	SF: 0 SAC: 0 DP: 1 HBP: 0			WP: 2 PB: 0 SB: 0 CS: 0	PA: 35		

	AB	29
	R	0
	H	3
	RBI	0
	BB	6
	SO	10
	LOB	15

PITCHER		IP	WLS	BF	H	R	ER	SO	BB	IBB	HBP	BLK	WP	HR	S	P	ERA	WHIP
33 Drew Smyly, L ERA: 3.73	(1, 1)	7.2	W	28	3	0	0	9	3	0	0	0	2	0	71	116	0.00	0.783
49 Kirby Yates, R ERA: 2.28	(8, 1)	0.0		1	0	0	0	0	1	0	0	0	0	0	1	5	∞	∞
62 Joel Peralta, R ERA: 3.5	(8, 1)	0.1		1	0	0	0	0	0	0	0	0	0	0	2	4	0.00	0.000
50 Grant Balfour, R ERA: 5.24	(9, 1)	1.0		5	0	0	0	1	2	0	0	0	0	0	10	22	0.00	2.000

PITCHER	IP	WLS	BF	H	R	ER	SO	BB	IBB	HBP	BLK	WP	HR	S	P	ERA	WHIP

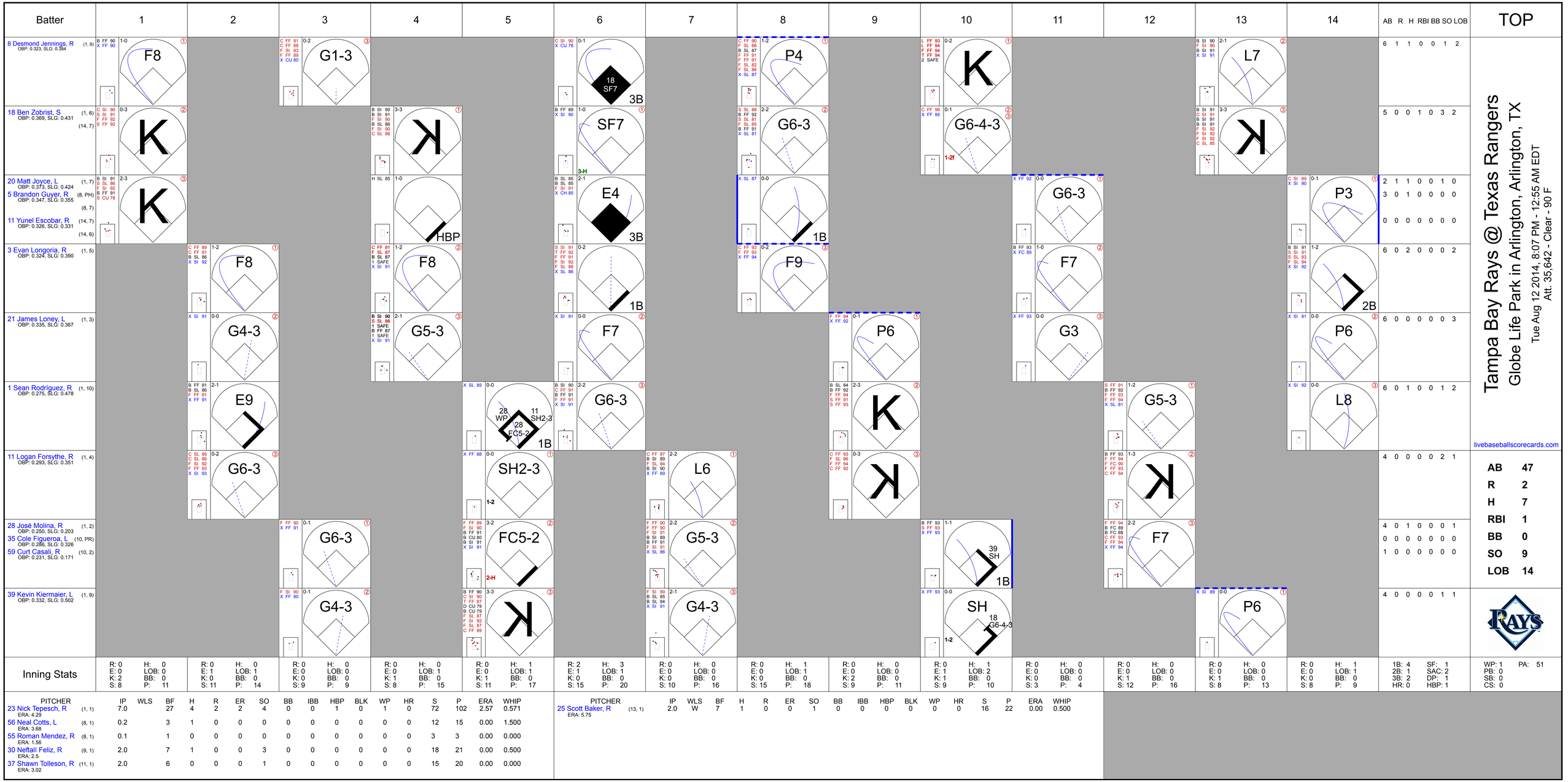
Batter
1
2
3
4
5
6
7
8
9
10
11
12
13
14
AB R H RBI BB SO LOB
TOP
8 Desmond Jennings, R (1, 8) OBP: 0.323, SLG: 0.384
F8
G1-3
18 SF7 3B
P4
K
L7
6 1 1 0 0 1 2
18 Ben Zobrist, S (1, 6) OBP: 0.369, SLG: 0.431 (14, 7)
K
K
SF7 3-H
G6-4-3 1-2f
G6-3
K
5 0 0 1 0 3 2
20 Matt Joyce, L (1, 7) OBP: 0.373, SLG: 0.424
5 Brandon Guyer, R (8, PH) OBP: 0.347, SLG: 0.355 (8, 7)
11 Yunel Escobar, R (14, 7) OBP: 0.326, SLG: 0.331 (14, 6)
K
HBP
E4 3B
G6-3
P3
2 1 1 0 0 1 0
3 0 1 0 0 0 0
0 0 0 0 0 0 0
3 Evan Longoria, R (1, 5) OBP: 0.324, SLG: 0.390
F8
F8
1B
F9
F7
2B
6 0 2 0 0 0 2
21 James Loney, L (1, 3) OBP: 0.335, SLG: 0.367
G4-3
G5-3
F7
P6
G3
P6
6 0 0 0 0 0 3
1 Sean Rodríguez, R (1, 10) OBP: 0.275, SLG: 0.478
E9
28 WP
28 FC5-2
11 SH2-3
1B
G6-3
P6
K
G5-3
L8
6 0 1 0 0 1 2
11 Logan Forsythe, R (1, 4) OBP: 0.293, SLG: 0.351
G6-3
SH2-3 1-2
L6
K
K
4 0 0 0 0 2 1
28 José Molina, R (1, 2) OBP: 0.250, SLG: 0.203
35 Cole Figueroa, L (10, PR) OBP: 0.286, SLG: 0.326
59 Curt Casali, R (10, 2) OBP: 0.231, SLG: 0.171
G6-3
FC5-2 2-H
G5-3
39 SH
1B
F7
4 0 1 0 0 0 1
0 0 0 0 0 0 0
1 0 0 0 0 0 0
39 Kevin Kiermaier, L (1, 9) OBP: 0.332, SLG: 0.502
G4-3
K
G4-3
SH 18 G6-4-3
P6
4 0 0 0 0 1 1
Tampa Bay Rays @ Texas Rangers
Globe Life Park in Arlington, Arlington, TX
Tue Aug 12 2014, 8:07 PM - 12:55 AM EDT
Att. 35,642 - Clear - 90 F
livebaseballscorecards.com
AB 47
R 2
H 7
RBI 1
BB 0
SO 9
LOB 14
Inning Stats
R: 0 E: 0 K: 2 S: 8 H: 0 LOB: 0 BB: 0 P: 11
R: 0 E: 1 K: 0 S: 11 H: 0 LOB: 1 BB: 0 P: 14
R: 0 E: 0 K: 0 S: 9 H: 0 LOB: 0 BB: 0 P: 9
R: 0 E: 0 K: 1 S: 8 H: 0 LOB: 0 BB: 0 P: 15
R: 0 E: 0 K: 1 S: 11 H: 1 LOB: 1 BB: 0 P: 17
R: 2 E: 1 K: 0 S: 15 H: 3 LOB: 1 BB: 0 P: 20
R: 0 E: 0 K: 0 S: 10 H: 0 LOB: 0 BB: 0 P: 16
R: 0 E: 0 K: 0 S: 15 H: 1 LOB: 1 BB: 0 P: 18
R: 0 E: 0 K: 2 S: 9 H: 0 LOB: 0 BB: 0 P: 11
R: 0 E: 1 K: 1 S: 9 H: 1 LOB: 2 BB: 0 P: 10
R: 0 E: 0 K: 0 S: 3 H: 0 LOB: 0 BB: 0 P: 4
R: 0 E: 0 K: 1 S: 12 H: 0 LOB: 0 BB: 0 P: 16
R: 0 E: 0 K: 1 S: 8 H: 0 LOB: 0 BB: 0 P: 13
R: 0 E: 0 K: 0 S: 8 H: 1 LOB: 1 BB: 0 P: 9
1B: 4 2B: 1 3B: 2 HR: 0 SF: 1 SAC: 2 DP: 1 HBP: 1
WP: 1 PB: 0 SB: 0 CS: 0 PA: 51
PITCHER IP WLS BF H R ER SO BB IBB HBP BLK WP HR S P ERA WHIP
23 Nick Tepesch, R (1, 1) ERA: 4.29 7.0 27 4 2 2 4 0 0 1 0 1 0 72 102 2.57 0.571
56 Neal Cotts, L (8, 1) ERA: 3.68 0.2 3 1 0 0 0 0 0 0 0 0 0 12 15 0.00 1.500
55 Roman Mendez, R (8, 1) ERA: 1.56 0.1 1 0 0 0 0 0 0 0 0 0 0 3 3 0.00 0.000
30 Neftalí Feliz, R (9, 1) ERA: 2.5 2.0 7 1 0 0 3 0 0 0 0 0 0 18 21 0.00 0.500
37 Shawn Tolleson, R (11, 1) ERA: 3.02 2.0 6 0 0 0 1 0 0 0 0 0 0 15 20 0.00 0.000
PITCHER IP WLS BF H R ER SO BB IBB HBP BLK WP HR S P ERA WHIP
25 Scott Baker, R (13, 1) ERA: 5.75 2.0 W 7 1 0 0 1 0 0 0 0 0 0 0 16 22 0.00 0.500

Tampa Bay Rays @ Texas Rangers

Globe Life Park in Arlington, Arlington, TX

Tue Aug 12 2014, 8:07 PM - 12:55 AM EDT

Att. 35,642 - Clear - 90 F

livebaseballscorecards.com

BOTTOM

Batter	1	2	3	4	5	6	7	8	9	10	11	12	13	14	AB	R	H	RBI	BB	SO	LOB
17 Shin-Soo Choo, L (1, 9) OBP: 0.345, SLG: 0.374	C FF 90 S CU 73 F FF 91 B CH 79 B CH 80 F CH 79 X FF 91 2-2 L9 ①		F CU 74 S CH 79 S CH 78 0-3 K ①		B CH 79 F FF 90 F FF 91 X FF 90 1-2 P5 ③		B FS 81 B FS 82 B FS 82 X FF 89 3-0 1 1B 2B ① 3-H		B CH 80 F FF 91 C FF 93 S FF 93 1-3 K ③			C FF 92 B SL 82 X SL 83 1-1 G4-3 ②		D SL 84 X FF 92 1-0 9 BB 1-2 2-3 1B	7	0	2	1	0	2	2
1 Elvis Andrus, R (1, 6) OBP: 0.321, SLG: 0.345	C FF 90 B FF 92 B FF 90 X FF 91 2-1 1B		C FF 90 C FF 90 1 SAFE X CU 78 0-2 L4-3 ②③ 1-1			B CU 72 C CH 78 L CH 79 D CH 78 B FF 92 B CH 80 C FF 91 3-3 K ① 4-2 29 E 29 1B BB	D FS 81 B FS 80 C FS 80 F FF 89 F FS 81 X FS 79 2-2 1B ② 2-H F FC 85 S FF 89 B FF 91 F FF 91 C SI 91 1-3 K ③			C FF 96 B SI 97 F FF 94 B FF 98 F FF 97 F FF 96 X SI 97 2-2 G6-3 ① 4-1 29 F9-3 BB		B SL 82 C FF 92 X SL 85 1-1 G5-3 ③		D FF 92 B FF 92 X FF 92 2-0 F9 ②	7	0	2	0	0	1	4
28 Mike Carp, L (1, 3) OBP: 0.322, SLG: 0.263 9 Adam Rosales, R (7, PH) OBP: 0.426, SLG: 0.556 (8, 3)	B SI 90 1 SAFE D CH 80 X FF 89 2-0 L9 ②			B CH 78 B SI 91 B CH 80 C CU 74 B CH 80 X CU 77 1-3 K ① 3-2 E3		F SI 90 X CU 77 0-1 E7 1-3 1B		C FC 84 B CU 75 B FF 90 C FC 84 B FF 91 B FF 91 4-2 35 SH3-4 BB			B FF 97 B SI 96 F FF 97 B FF 97 B SL 94 4-1 29 F9-3 BB		C FF 89 B FF 91 F SL 84 B FF 92 F SL 83 F SL 83 F SL 85 X FF 91 2-2 L5 ①	B FF 91 B CH 86 D FF 90 B FF 91 4-0 1-2 2-3 3-H BB	2	0	0	0	1	1	1
29 Adrián Beltré, R (1, 5) OBP: 0.373, SLG: 0.506	C FF 90 F SI 90 X CH 79 0-2 F7 ③			F FF 90 B SI 91 B CH 80 C CU 74 B CH 80 X CU 77 3-2 E3				X FC 84 0-0 SH3-4 ① 1-2	C FF 95 C FF 96 B FF 97 S FF 96 1-3 K ①	1 SAFE B FF 95 X FF 94 1-0 F9-3 ②③ 1-1			C CU 82 F FF 90 X FF 91 0-2 F8 ②		2	0	0	0	1	1	1
35 James Adduci, L (1, 7) OBP: 0.275, SLG: 0.292 19 Daniel Robertson, R (11, PH) OBP: 0.333, SLG: 0.336 (12, 7)		C CU 71 X CH 79 0-1 G3 ①	C CH 78 F FF 91 F SI 92 B CU 78 F CH 79 B FF 90 F CU 78 S CH 80 2-3 K ②		C CU 74 S CH 78 S FF 92 0-3 K ②						X FF 91 0-0 3B	5	0	1	0	1	0	2
7 J.P. Arencibia, R (1, 10) OBP: 0.241, SLG: 0.385 Alex Rios, R (13, PH) OBP: 0.323, SLG: 0.414 (14, 10)		C CH 79 B SI 90 X FF 90 1-1 F9 ②	B SI 90 F SI 90 X SI 90 1-1 G5-3 ③		F CH 79 D CH 78 X FF 91 1-1 G5-3 ③			C CH 80 C FF 94 C FF 94 0-3 K ②			X FF 96 0-0 P2 ②	C SL 83 B FF 90 D SL 86 X SL 84 2-1 F8 ③		3	0	0	0	3	2	3
2 Leonys Martin, L (1, 8) OBP: 0.312, SLG: 0.354		C CU 72 C CU 76 X FF 92 0-2 8 WP 1B			B FF 90 F CH 79 F FF 90 B CU 74 B FF 90 F CH 80 F FF 91 X CH 80 3-2 8 G1-4-3 1B		C CU 74 X FF 89 0-1 8 2B 12 SF9 1B	C FC 93 S CH 81 F FF 95 B FF 94 X CH 81 1-2 F8 ③			C FF 96 F FF 98 X FF 98 0-2 8 S 1B		L FF 90 X SL 82 0-1 F7 ①	5	0	1	0	0	0	1
8 Geovany Soto, R (1, 2) OBP: 0.250, SLG: 0.333 22 Nick Martinez, L (14, PR)		B SI 90 C CH 80 S CH 80 B CH 80 S CH 80 2-3 K ③ 1-2			C SI 90 B SI 90 X CH 80 1-1 G1-4-3 ①② 1-2f		1 SAFE X FF 88 0-0 12 SF9 17 2B 2B 1-3		C CH 78 S FF 92 X FF 94 0-2 F9 ①	1 SAFE 1 SAFE B FF 96 B FF 95 B FF 96 C FF 93 X FF 96 3-1 G5-3 ③ 1-2			C FF 90 F FF 91 B CU 72 B FF 91 X FF 91 3-1 E5 17 1B 12 1B 9 BB	6	1	1	0	0	1	3
12 Rougned Odor, L (1, 4) OBP: 0.300, SLG: 0.384			L CH 78 S CU 75 F CU 76 F FF 92 X CH 78 0-2 1 L4-3 1B		C FF 90 C FF 91 X CU 78 0-2 1B		X CU 77 0-0 SF9 ① 2-3 3-H		X CH 79 0-0 G6-3 ②			C FF 91 C FF 92 F FF 92 B CU 81 F CU 80 C FF 91 1-3 K ①		X SL 83 0-0 9 BB 17 1B 1-2 1B	0	1	0	0	0	0	0
															5	0	3	1	0	1	0

Inning Stats														
	R: 0 E: 0 K: 0 S: 11	H: 1 LOB: 1 BB: 0 P: 17	R: 0 E: 0 K: 1 S: 10	H: 1 LOB: 1 BB: 0 P: 13	R: 0 E: 0 K: 1 S: 11	H: 1 LOB: 0 BB: 0 P: 11	R: 0 E: 1 K: 2 S: 14	H: 0 LOB: 1 BB: 0 P: 21	R: 0 E: 0 K: 2 S: 13	H: 2 LOB: 1 BB: 0 P: 18	R: 0 E: 1 K: 2 S: 13	H: 1 LOB: 2 BB: 1 P: 21	R: 2 E: 0 K: 1 S: 13	H: 4 LOB: 1 BB: 0 P: 19
	R: 0 E: 0 K: 1 S: 10	H: 0 LOB: 1 BB: 1 P: 15	R: 0 E: 0 K: 1 S: 7	H: 0 LOB: 0 BB: 0 P: 8	R: 0 E: 0 K: 0 S: 7	H: 0 LOB: 0 BB: 1 P: 14	R: 0 E: 0 K: 1 S: 9	H: 1 LOB: 1 BB: 0 P: 13	R: 0 E: 0 K: 1 S: 9	H: 0 LOB: 0 BB: 0 P: 12	R: 0 E: 0 K: 0 S: 12	H: 1 LOB: 1 BB: 0 P: 16	R: 1 E: 1 K: 0 S: 7	H: 2 LOB: 3 BB: 1 P: 17

PITCHER		IP	WLS	BF	H	R	ER	SO	BB	IBB	HBP	BLK	WP	HR	S	P	ERA	WHIP
58 Jeremy Hellickson, R ERA: 2.03	(1, 1)	6.0		24	6	0	0	6	1	0	0	0	1	0	72	101	0.00	1.167
62 Joel Peralta, R ERA: 3.83	(7, 1)	0.2	B	5	4	2	2	0	0	0	0	0	0	0	9	14	27.00	6.000
38 Jeff Beliveau, L ERA: 1.64	(7, 1)	0.2		3	0	0	0	1	1	0	0	0	0	0	7	12	0.00	1.500
26 Brad Boxberger, R ERA: 1.95	(8, 1)	1.2		5	0	0	0	2	0	0	0	0	0	0	14	16	0.00	0.000
57 Jake McGee, L ERA: 1.33	(10, 1)	2.0		7	1	0	0	1	1	0	0	0	0	0	16	27	0.00	1.000

PITCHER		IP	WLS	BF	H	R	ER	SO	BB	IBB	HBP	BLK	WP	HR	S	P	ERA	WHIP
50 Grant Balfour, R ERA: 5.01	(12, 1)	2.0		7	1	0	0	1	0	0	0	0	0	0	21	28	0.00	0.500
27 Cesár Ramos, L ERA: 3.9	(14, 1)	0.2	L	6	2	1	0	0	1	0	0	0	0	0	7	17	0.00	4.500

AB	51
R	3
H	14
RBI	3
BB	4
SO	11
LOB	22

1B: 11	SF: 1	WP: 1	PA: 57
2B: 4	SAC: 1	PB: 0	
3B: 1	DP: 3	SB: 1	
HR: 0	HBP: 0	CS: 0	

Batter	1	2	3	4	5	6	7	8	9	AB	R	H	RBI	BB	SO	LOB
5 Brandon Guyer, R (1, 7) OBP: 0.348, SLG: 0.369	C FF 92 S FF 95 F FF 96 B SI 94 F SL 88 X SL 87 1-2 ① G5-3	B SL 87 B SL 86 X FF 93 2-0 3-H HR			B SL 87 B SI 93 S SI 93 F FF 94 X CU 73 2-2 ② G5-3		F SL 84 F FF 92 D SL 87 F SL 85 H SI 92 2-2 18 1B 20 E 1-2 HBP	B SI 85 S SL 75 X CH 68 1-1 ② F8 2-3		4	2	1	2	0	0	2
18 Ben Zobrist, S (1, 9) OBP: 0.367, SLG: 0.428	C SI 93 X SI 94 0-1 ② G2-3	C CU 75 F SI 94 F CU 78 F CU 76 X FF 96 0-2 ③ G5-3			B SI 94 C FF 93 B CU 75 X FF 94 2-1 ③ F9		C CH 84 F SI 92 X SL 86 0-2 3 G5-3 20 E 1-3 2-H 1B	C SL 76 X SI 86 0-1 ③ F9		5	0	1	1	0	0	2
20 Matt Joyce, L (1, 10) OBP: 0.374, SLG: 0.431	B FF 94 B SI 93 F SI 93 X SI 93 2-1 HR		B FF 92 X FF 92 1-0 ① F7			C CH 84 B FF 93 B CH 88 B CH 86 B FF 91 4-1 3 1B 21 1B BB	B CU 74 F SL 86 X SI 94 1-1 E1 3 G5-3 21 1B 1-2 3-H		C KN 73 B KN 71 C KN 73 B KN 70 B KN 72 X KN 73 3-2 ① P4	4	3	1	2	1	0	1
3 Evan Longoria, R (1, 5) OBP: 0.324, SLG: 0.388 11 Logan Forsythe, R (8, 4) OBP: 0.296, SLG: 0.354	C FF 95 B SI 94 X FF 95 1-1 ③ L9		B SL 86 X SI 94 1-0 ② P3			T FF 93 X SI 93 0-1 1 G6-4-3 21 1B 11 1B 1-2 1B	B SI 93 C SL 87 S SL 87 F SL 85 B SI 94 B SL 88 F SI 95 X SI 93 3-2 ①② G5-3 1-2 2-3f		X KN 71 0-0 1B	4 1	1 0	1 1	0 0	0 0	0 0	2 0
21 James Loney, L (1, 3) OBP: 0.338, SLG: 0.369		C SI 90 X SI 93 0-1 1 HR 1B	X SI 94 0-0 ③ F7			C CH 85 X SI 93 0-1 1 G6-4-3 1-2 2-H 1B	X SL 88 0-0 2-H 1B		D KN 72 X KN 73 1-0 ② F8	5	1	3	2	0	0	1
1 Sean Rodríguez, R (1, 4) OBP: 0.273, SLG: 0.486 (8, 5)		B SL 84 X FF 91 1-0 1-H HR		B SI 91 S SL 85 F FF 93 F SL 88 B SL 87 F FF 95 X SI 96 2-2 ① G5-3		X SL 86 0-0 ①② G6-4-3 1-2f 2-3	C SL 86 S SI 93 D SL 88 F SL 87 S SI 93 1-3 ③ K		X KN 69 0-0 ③ F7	5	1	1	2	0	1	4
11 Yunel Escobar, R (1, 6) OBP: 0.327, SLG: 0.332		X FF 92 0-0 ① F8		X FF 94 0-0 ② G5-3		X FF 93 0-0 3-H 1B		X SL 87 0-0 5 F8 59 BB 1B		4	0	2	1	0	0	0
59 Curt Casali, R (1, 2) OBP: 0.256, SLG: 0.211		X FF 94 0-0 39 G4-3 5 HR 2B		C SI 95 B SL 88 X SL 88 1-1 ③ F8		B SI 93 C SL 86 B SI 94 C SI 91 X SL 87 2-2 ③ F8		B SI 94 S SI 92 B SI 94 B SI 93 B FF 93 4-1 1-2 BB		3	1	1	0	1	0	1
39 Kevin Kiermaier, L (1, 8) OBP: 0.331, SLG: 0.495		D CU 74 X CH 87 1-0 ② G4-3 2-3			F SI 93 B SI 94 C SI 74 F FF 95 F CU 76 S SL 89 1-3 ① K		B CU 72 B CH 85 C SI 92 B SI 92 B SI 92 4-1 5 HBP 18 1B BB	C SI 85 S SL 76 B SL 76 C CH 66 1-3 ① K		3	1	0	0	1	2	3
Inning Stats	R: 1 E: 0 K: 0 S: 11 H: 1 LOB: 0 BB: 0 P: 15	R: 4 E: 0 K: 0 S: 12 H: 4 LOB: 0 BB: 0 P: 16	R: 0 E: 0 K: 0 S: 3 H: 0 LOB: 0 BB: 0 P: 5	R: 0 E: 0 K: 0 S: 8 H: 0 LOB: 0 BB: 0 P: 11	R: 0 E: 0 K: 1 S: 10 H: 0 LOB: 0 BB: 0 P: 15	R: 2 E: 0 K: 0 S: 10 H: 3 LOB: 1 BB: 1 P: 16	R: 3 E: 1 K: 1 S: 19 H: 2 LOB: 1 BB: 1 P: 30	R: 0 E: 0 K: 1 S: 9 H: 1 LOB: 2 BB: 1 P: 15	R: 0 E: 0 K: 0 S: 6 H: 1 LOB: 1 BB: 0 P: 10	1B: 8 2B: 1 3B: 0 HR: 3 SF: 0 SAC: 0 DP: 2 HBP: 1				WP: 0 PB: 0 SB: 0 CS: 0	PA: 42		

TOP

Tampa Bay Rays @ Texas Rangers

Globe Life Park in Arlington, Arlington, TX

Wed Aug 13 2014, 8:10 PM - 10:58 PM EDT

Att. 29,870 - Clear - 91 F

livebaseballscorecards.com

AB	38
R	10
H	12
RBI	10
BB	3
SO	3
LOB	16

PITCHER		IP	WLS	BF	H	R	ER	SO	BB	IBB	HBP	BLK	WP	HR	S	P	ERA	WHIP
36 Miles Mikolas, R ERA: 7.71	(1, 1)	6.0	L	30	9	10	10	1	2	0	1	0	0	3	63	94	15.00	1.833
57 Nate Adcock, R ERA: 4.5	(7, 1)	1.0		5	2	0	0	1	1	0	0	0	0	0	12	20	0.00	3.000
58 Alex Claudio, L ERA:	(8, 1)	1.0		3	0	0	0	1	0	0	0	0	0	0	7	9	0.00	0.000
7 J.P. Arencibia, R ERA:	(9, 1)	1.0		4	1	0	0	0	0	0	0	0	0	0	6	10	0.00	1.000

PITCHER	IP	WLS	BF	H	R	ER	SO	BB	IBB	HBP	BLK	WP	HR	S	P	ERA	WHIP

Batter	1	2	3	4	5	6	7	8	9	AB	R	H	RBI	BB	SO	LOB
17 Shin-Soo Choo, L (1, 9) OBP: 0.343, SLG: 0.371	X FF 94 0-0 ① G4-3		C FF 95 S SI 98 B FF 96 B FF 97 F SL 87 C SI 95 2-3 ② K			C SI 93 B FF 95 F CH 84 S SL 88 1-3 ① K		C SI 92 X FF 92 0-1 ② F9		3	0	0	0	0	2	0
19 Daniel Robertson, R (8, 9) OBP: 0.331, SLG: 0.333										1	0	0	0	0	0	0
1 Elvis Andrus, R (1, 6) OBP: 0.322, SLG: 0.345	C FF 94 B FF 96 B FF 96 C FF 95 B SL 89 B FF 95 4-2 29 FC5-4 28 BB BB		B SL 85 X FF 94 1-0 ③ F8			B FF 96 C SL 85 B SL 86 X FF 94 2-1 28 1B 1B		C FF 92 C SL 81 S SL 82 0-3 ③ K		3	0	1	0	1	1	0
28 Mike Carp, L (1, 3) OBP: 0.328, SLG: 0.265	B FF 94 B SI 93 C FF 94 B SI 95 B FF 94 4-1 29 FC5-4 1-2 BB			S CH 86 C FF 95 F SI 96 S SL 87 0-3 ① K2-3		B SI 95 X SI 94 1-0 1-2 1B			B FS 81 C SI 91 B SI 92 C SI 90 B SL 82 X SI 91 3-2 ① F8	3	0	1	0	1	1	0
29 Adrián Beltré, R (1, 5) OBP: 0.370, SLG: 0.502	B SL 87 F FF 96 D FF 96 X SL 86 2-1 ② FC5-4 1-2f 2-3			B SI 95 S FF 95 F FF 96 X FF 98 1-2 ② L9		B SL 84 F SI 95 F FF 95 D SL 88 B FF 97 S SL 87 3-3 ② K			C SI 92 C SL 80 B SL 82 F SI 92 B FS 84 F SI 93 B SL 84 F SI 92 X SI 92 3-2 ② P4	3	0	0	0	0	1	4
9 Adam Rosales, R (8, 5) OBP: 0.418, SLG: 0.543										1	0	0	0	0	0	0
Alex Rios, R (1, 10) OBP: 0.320, SLG: 0.410	C FF 95 S SL 87 D SL 88 B FF 96 S SL 86 2-3 ③ K			B FF 95 X SL 86 1-0 ③ G6-3		C SL 84 D FF 98 C SI 96 F FF 97 S SL 88 1-3 ③ K			C SI 93 X SL 83 0-1 ③ F9	4	0	0	0	0	2	4
2 Leonys Martin, L (1, 8) OBP: 0.313, SLG: 0.356		B FF 92 C FF 93 B CH 86 B SI 93 C SI 93 F SI 94 F SI 94 C SL 86 3-3 ① K			S FF 92 F SI 95 F SL 88 X SL 86 0-2 61 1B 35 SF9 2B		C SI 92 S CH 83 B FF 94 F CH 84 S FF 94 1-3 ① K			3	1	1	0	0	2	0
61 Robinson Chirinos, R (1, 2) OBP: 0.276, SLG: 0.421		C SL 87 S FF 97 B FF 98 B SL 88 B SL 87 S FF 96 3-3 ② K			B FF 94 B FF 95 X FF 94 2-0 12 G3-6-3 2-3 1B		C FF 95 X SI 97 0-1 ② G4-3			3	0	1	0	0	1	0
35 James Adduci, L (1, 7) OBP: 0.265, SLG: 0.284		B FF 95 B SI 96 C SI 94 F SI 95 F SL 88 S SL 89 2-3 ③ K			C FF 93 B SI 94 X SL 85 1-1 ① SF9 3-H		B CH 86 F FF 94 S SI 94 B FF 95 S SI 96 2-3 ③ K			2	0	0	1	0	2	0
12 Rougned Odor, L (1, 4) OBP: 0.297, SLG: 0.379			C FF 94 B FF 96 F SI 95 B SL 88 S SL 89 2-3 ① K		X FF 93 0-0 ② ③ G3-6-3 1-2f			B SI 91 F SI 91 F FS 82 X FS 84 1-2 ① G3		3	0	0	0	0	1	1
Inning Stats	R: 0 H: 0 E: 0 LOB: 2 K: 1 BB: 2 S: 9 P: 21	R: 0 H: 0 E: 0 LOB: 0 K: 3 BB: 0 S: 12 P: 20	R: 0 H: 0 E: 0 LOB: 0 K: 2 BB: 0 S: 8 P: 13	R: 0 H: 0 E: 0 LOB: 0 K: 1 BB: 0 S: 8 P: 10	R: 1 H: 2 E: 0 LOB: 0 K: 0 BB: 0 S: 8 P: 11	R: 0 H: 2 E: 0 LOB: 2 K: 3 BB: 0 S: 13 P: 21	R: 0 H: 0 E: 0 LOB: 0 K: 2 BB: 0 S: 9 P: 12	R: 0 H: 0 E: 0 LOB: 0 K: 1 BB: 0 S: 8 P: 9	R: 0 H: 0 E: 0 LOB: 0 K: 0 BB: 0 S: 11 P: 17	1B: 3 SF: 1 2B: 1 SAC: 0 3B: 0 DP: 1 HR: 0 HBP: 0						

PITCHER	IP	WLS	BF	H	R	ER	SO	BB	IBB	HBP	BLK	WP	HR	S	P	ERA	WHIP
22 Chris Archer, R (1, 1) ERA: 3.24	7.0	W	26	4	1	1	12	2	0	0	0	0	0	67	108	1.29	0.857
47 Brandon Gomes, R (8, 1) ERA: 4.5	2.0		6	0	0	0	1	0	0	0	0	0	0	19	26	0.00	0.000

PITCHER	IP	WLS	BF	H	R	ER	SO	BB	IBB	HBP	BLK	WP	HR	S	P	ERA	WHIP

BOTTOM

Tampa Bay Rays @ Texas Rangers

Globe Life Park in Arlington, Arlington, TX

Wed Aug 13 2014, 8:10 PM - 10:58 PM EDT

Att. 29,870 - Clear - 91 F

livebaseballscorecards.com

AB	29
R	1
H	4
RBI	1
BB	2
SO	13
LOB	9

Tampa Bay Rays @ Texas Rangers

Globe Life Park in Arlington, Arlington, TX

Thu Aug 14 2014, 8:09 PM - 11:10 PM EDT

Att. 28,904 - Clear - 92 F

TOP

livebaseballscorecards.com

Batter	1	2	3	4	5	6	7	8	9	AB	R	H	RBI	BB	SO	LOB
5 Brandon Guyer, R (1, 7) OBP: 0.350, SLG: 0.370	F FF 92 B FF 91 F FF 91 F FF 90 S FF 92 1-3 K ①		C FF 89 X SL 84 0-1 3 S 3 1B 1B		C FF 89 B CU 74 F SL 83 B FF 90 F SL 86 F FF 90 X FF 91 2-2 F9 ①	C SL 86 B FF 92 C SL 83 S FF 93 1-3 K ③			C SL 76 X SI 85 0-1 3 FC6-4 1B	5	1	2	0	0	2	0
18 Ben Zobrist, S (1, 9) OBP: 0.365, SLG: 0.424	C FF 92 B FF 92 C FF 92 F FF 92 S FF 93 1-3 K ②		B FF 89 1 SAFE B FF 90 C FF 90 1 SAFE F FF 90 X FF 90 2-2 F9 ②		B CH 85 L SL 84 B SL 84 B FF 90 B FC 90 4-1 3 HR BB		B SI 91 C SL 84 X SL 85 1-1 F9 ①		L SI 84 X SL 76 0-1 L7 ②	4	1	0	0	1	1	2
3 Evan Longoria, R (1, 10) OBP: 0.325, SLG: 0.395	C FF 92 F FF 92 B FF 91 B FC 92 F FF 92 S SL 84 2-3 K ③		C FF 89 C FF 90 F FF 92 1 SAFE D FF 91 X FF 92 1-2 21 WP 21 1B 1-H 1B		S FF 91 B CH 85 B FF 89 B FF 89 F FF 90 X FF 90 3-2 1-H HR		C FF 93 F SL 86 S SL 86 0-3 K ②		1 SAFE B SI 85 D CH 68 S SI 84 S SI 85 F CH 67 X SI 85 2-2 FC6-4 1-2f ③	5	2	2	3	0	2	1
21 James Loney, L (1, 3)		F FF 89 X FF 91 0-1 G4-3 ① B FF 91 F FF 91 B FF 90 S FF 91 F FF 90 F SL 85 X FF 92 2-2 1-H 1B			X SL 80 0-0 1 WP 1B		X SL 83 0-0 G4-3 ③			4	0	2	1	0	0	0
1 Sean Rodríguez, R (1, 5) OBP: 0.272, SLG: 0.478		B FF 91 C FF 90 B FF 90 X FF 90 2-1 G4-3 ② C FF 91 B FF 91 F FF 90 B FF 90 B SI 92 F FF 91 F FF 91 X FF 91 3-2 F9 ③			C CH 84 B FF 90 D CU 76 B FF 90 B FF 89 4-2 1-2 BB			F FF 94 S FS 89 C CH 82 0-3 K ①		3	0	0	0	1	1	1
11 Yunel Escobar, R (1, 6) OBP: 0.327, SLG: 0.331		B FF 92 B FF 90 X FF 92 2-0 11 HR 1B		F FF 90 B FC 90 F FF 91 X FF 91 1-2 G5-3 ① C FF 90 X FF 92 0-1 28 FC6-4 1B	B SI 90 B SI 90 F FF 91 B FF 91 C SL 85 F SL 85 S SL 84 3-3 K ②			B FF 94 F FF 92 S FF 95 F FF 97 B CH 84 F FF 94 B FS 89 X FF 94 3-2 F8 ②		4	1	1	0	0	1	2
11 Logan Forsythe, R (1, 4) OBP: 0.303, SLG: 0.373		C FC 90 C FC 90 X FF 90 0-2 1-H HR			C SL 84 B SL 84 B SI 90 S SL 83 B SL 86 X SL 84 3-2 F8 ③			B FF 95 X FF 94 1-0 1B		4	1	3	2	0	0	2
28 José Molina, R (1, 2) OBP: 0.245, SLG: 0.199		F FF 92 C FF 92 X FF 92 0-2 G5-3 ③		F FC 90 F FF 89 F FC 89 B FF 91 F FF 89 1 SAFE X SL 85 1-2 FC6-4 39 FC6-4 1-2f ②		C FF 91 B SL 84 B SL 85 C FF 92 S FF 92 2-3 K ①		B FF 92 T FS 90 B FF 94 F FF 93 X FF 95 2-2 G4-3 ③		4	0	0	0	0	1	2
39 Kevin Kiermaier, L (1, 8) OBP: 0.325, SLG: 0.487			X FF 89 0-0 L7 ① B SI 89 X FF 90 1-0 FC6-4 1-2f ③			C SI 92 B SL 86 B SI 92 F SI 92 S SL 88 2-3 K ②			C SI 84 B SL 74 S SI 83 F CH 66 F CH 67 F SI 85 C CH 66 1-3 K ①	4	0	0	0	0	2	1

| Inning Stats | | |

Tampa Bay Rays @ Texas Rangers

Globe Life Park in Arlington, Arlington, TX

Thu Aug 14 2014, 8:09 PM - 11:10 PM EDT

Att. 28,904 - Clear - 92 F

BOTTOM

livebaseballscorecards.com

Batter	1	2	3	4	5	6	7	8	9	AB	R	H	RBI	BB	SO	LOB
17 Shin-Soo Choo, L (1, 9) OBP: 0.340, SLG: 0.368	B FF 90 B SI 90 S SI 91 F FS 84 C SI 91 2-3 ① K	C SI 89 S CU 69 B FF 91 B FS 84 F SI 91 S FS 84 2-3 ① K	B CU 69 C FS 83 X FS 84 1-1 ② G4-3		B FC 85 B FC 85 S FF 89 S FF 90 S FF 91 2-3 ① K		4	0	0	0	0	3	0
1 Elvis Andrus, R (1, 6) OBP: 0.322, SLG: 0.346	X SI 90 0-0 ② 2B	C FF 91 F FC 85 F FF 91 B FF 90 B FC 84 X FS 83 2-2 ② G5-3	X FF 90 0-0 ③ L9		C FF 93 B FF 92 C FF 92 B FF 94 X FF 94 2-2 ② G5-3		4	0	1	0	0	0	0
28 Mike Carp, L (1, 3) OBP: 0.317, SLG: 0.255	C FF 90 X FS 83 0-1 ② L8	C CU 69 B FF 90 X FF 90 1-1 ③ F8			C FS 82 B CU 70 B SI 90 S FS 82 B FS 84 C FF 89 3-3 ① K	C FF 92 X CH 79 0-1 ③ G2-3	4	0	0	0	0	1	1
29 Adrian Beltré, R (1, 5) OBP: 0.369, SLG: 0.499	B FC 83 B FS 83 B FS 81 B FF 91 4-0 BB	B CU 68 X SL 83 1-0 ① G5-3		B FF 89 F FF 89 B FF 91 B FS 81 X SL 82 3-1 ② L8	F FF 95 B FF 96 F FF 97 X FF 98 1-2 ① L8		3	0	0	0	1	0	0
Alex Rios, R (1, 10) OBP: 0.317, SLG: 0.406	S FS 82 X SI 90 0-1 ③ F8	C FF 90 B FF 91 F FF 90 C FF 90 1-3 ② K		C SI 90 B FS 85 C CU 69 F FS 84 F FC 84 B FF 91 F SI 90 F FF 91 X FS 83 2-2 ③ L6	C FF 96 B FF 98 B FF 96 F FF 96 F FF 99 B FF 97 F FF 98 F FF 98 X FF 98 3-2 ② F8		4	0	0	0	0	1	2
2 Leonys Martin, L (1, 8) OBP: 0.314, SLG: 0.358		C SI 89 F SI 89 F FF 90 F SI 89 X FS 83 0-2 1B	F FF 90 B FC 87 X FF 90 1-1 8 HR 1B		B FF 89 C FF 89 C SI 89 B FF 87 T FF 91 2-2 ① K	B FF 98 B FF 96 C FF 96 C FF 97 C FF 98 2-3 ③ K	4	1	2	0	0	2	0
8 Geovany Soto, R (1, 2) OBP: 0.259, SLG: 0.444		1 SAFE B FS 81 F SI 89 X FF 90 1-1 ① F9	X FF 88 0-0 1-H HR		F FF 89 B CU 68 X SI 91 1-1 ② L8		3	1	1	2	0	0	1
35 James Adduci, L (1, 7) OBP: 0.256, SLG: 0.273		F SI 89 1 SAFE T SI 89 F SI 90 B FS 84 1 SAFE 1 SAFE B SI 90 X FS 82 2-2 ② P5	C FS 84 F FF 91 C SI 91 0-3 ③ K		C SI 89 S CU 69 B SI 91 F FF 92 F FF 91 X FS 86 1-2 ③ F8		3	0	0	0	0	1	1
12 Rougned Odor, L (1, 4) OBP: 0.297, SLG: 0.390		C FS 83 B SI 90 X SI 90 1-1 ③ P4	B SI 88 B SI 89 C FF 89 F SI 90 C SI 91 2-3 ① K		B FF 90 B FF 89 X FF 90 2-0 HR		3	1	1	1	0	1	1

	AB	32
	R	3
	H	5
	RBI	3
	BB	1
	SO	9
	LOB	6

Inning Stats	1	2	3	4	5	6	7	8	9
	R: 0 E: 0 K: 1 S: 8 H: 1 LOB: 2 P: 14	R: 0 E: 0 K: 0 S: 13 H: 1 LOB: 1 BB: 0 P: 17	R: 0 E: 0 K: 1 S: 10 H: 0 LOB: 0 BB: 0 P: 15	R: 2 E: 0 K: 2 S: 10 H: 2 LOB: 0 BB: 0 P: 13	R: 0 E: 0 K: 1 S: 6 H: 0 LOB: 0 BB: 0 P: 9	R: 0 E: 0 K: 1 S: 12 H: 0 LOB: 0 BB: 0 P: 20	R: 0 E: 0 K: 1 S: 10 H: 0 LOB: 0 BB: 0 P: 14	R: 1 E: 0 K: 1 S: 9 H: 1 LOB: 0 BB: 0 P: 15	R: 0 E: 0 K: 1 S: 12 H: 0 LOB: 0 BB: 0 P: 18

1B: 2	SF: 0	WP: 0	PA: 33
2B: 1	SAC: 0	PB: 0	
3B: 0	DP: 0	SB: 0	
HR: 2	HBP: 0	CS: 0	

PITCHER		IP	WLS	BF	H	R	ER	SO	BB	IBB	HBP	BLK	WP	HR	S	P	ERA	WHIP
23 Jake Odorizzi, R ERA: 3.82	(1, 1)	7.0	W	26	4	2	2	7	1	0	0	0	0	1	69	102	2.57	0.714
38 Jeff Beliveau, L ERA: 2.38	(8, 1)	0.1		2	1	1	1	1	0	0	0	0	0	1	4	8	27.00	3.000
26 Brad Boxberger, R ERA: 1.93	(8, 1)	0.2	H	2	0	0	0	0	0	0	0	0	0	0	5	7	0.00	0.000
57 Jake McGee, L ERA: 1.31	(9, 1)	1.0	S	3	0	0	0	1	0	0	0	0	0	0	12	18	0.00	0.000

PITCHER	IP	WLS	BF	H	R	ER	SO	BB	IBB	HBP	BLK	WP	HR	S	P	ERA	WHIP

Batter	1	2	3	4	5	6	7	8	9	AB	R	H	RBI	BB	SO	LOB
56 Kole Calhoun, L (1, 9) OBP: 0.348, SLG: 0.489	B FF 91 B FF 92 C FF 92 F FF 92 B CU 76 X FF 92 3-2 1B		P PO 88 X FF 90 1-0 27 SF9 1-3 2B		D SL 83 X FF 92 1-0 1-H 2-H HR		D CH 79 C FF 92 X CH 79 1-1 ①② G3-6 1-2f 3-H		C FF 91 B FF 90 F FF 91 B SL 84 H FF 92 3-2 5 BB 27 BB HBP	4	1	3	3	0	0	1
27 Mike Trout, R (1, 8) OBP: 0.380, SLG: 0.566	C FF 92 X FF 91 0-1 ① F9		X FF 90 0-0 ② SF9 2-3 3-H		C FF 90 B SL 84 B FF 89 F FF 90 B FF 89 F FF 90 X FF 89 3-2 ① F7		C FF 93 B FC 90 B FF 94 F FF 92 F FF 93 S FF 93 2-3 ③ K		1 SAFE B FF 90 B FF 90 B FF 92 C SL 87 B SL 87 4-1 5 BB 1-2 BB	3	0	0	1	1	1	1
5 Albert Pujols, R (1, 3) OBP: 0.327, SLG: 0.474	1 SAFE C FF 91 X FF 92 0-1 ② F9		C SL 85 T FF 92 D SL 84 B FF 92 B FF 92 D SL 85 4-2 32 S BB		C SL 83 B FF 91 F FF 92 B SL 84 B SL 83 X FF 92 3-2 ② F7			B FF 95 S FF 94 F FF 96 B SL 86 B SL 85 X FF 96 3-2 ① P2	B FF 91 B FF 92 B CH 83 B FF 93 4-0 1-2 2-3 BB	3	0	0	0	2	0	1
32 Josh Hamilton, L (1, 7) OBP: 0.340, SLG: 0.412	C FF 91 1 SAFE D CH 82 C FF 92 F CU 77 C FF 91 1-3 ③ K		B FF 91 D CU 76 B FF 90 C FF 92 F FF 92 S FF 92 3-3 ③ K 1-2		F SL 82 S CU 75 C FF 90 0-3 ③ K			B FF 96 S FF 95 X FF 96 1-1 47 BB 1B	F CH 84 B SL 84 B FF 91 F CH 85 F FF 94 S FF 94 2-3 ③ K	5	0	1	0	0	4	6
47 Howie Kendrick, R (1, 4) OBP: 0.339, SLG: 0.370		C FF 90 F FF 92 B FF 90 C CU 75 1-3 ① K	B SL 82 F FF 91 B CH 82 X FF 91 2-1 ① G6-3		B SL 83 F FF 91 B FF 92 X FF 92 2-1 ① L9			B FF 95 B FF 94 C FF 96 B FF 93 B FF 94 4-1 1-2 BB		3	0	0	0	1	1	0
2 Erick Aybar, S (1, 6) OBP: 0.305, SLG: 0.375		B FF 91 C CH 83 B CU 74 B FF 91 X FF 91 3-1 ② L7	C FF 90 B FF 93 B CH 84 B FF 91 F FF 93 X FF 92 3-2 ② G4-3		B CU 73 F FF 91 C CU 74 X FF 90 1-2 ② G3-1			B FF 94 F FF 94 S FF 95 B FF 94 C SL 85 2-3 ② K		4	0	0	0	0	1	2
28 Brennan Boesch, L (1, 10) OBP: 0.182, SLG: 0.200 7 Collin Cowgill, R (8, PH) OBP: 0.349, SLG: 0.396 (8, 10)		C FF 92 B CU 77 F FF 91 B CH 83 S FF 93 2-3 ③ K	X SL 83 0-0 ③ P5		S FF 90 F CU 74 B SI 92 S FF 92 1-3 ③ K			B SI 85 C SI 84 S CH 66 S CH 68 1-3 ③ K		3 1	0 0	0 0	0 0	0 1	2 2	0 2
6 David Freese, R (1, 5) OBP: 0.329, SLG: 0.367 8 John McDonald, R (7, 5) OBP: 0.240, SLG: 0.167			C FF 90 B SL 84 B FF 91 F FF 91 X SL 84 2-2 ① G5-3		C FF 90 C SL 84 F SL 83 X CU 75 0-2 17 1B 56 HR 1B		C FF 92 X FC 90 0-1 17 1B 56 G3-6 2B		C FF 89 X SL 87 0-1 ① F9	3 1	2 0	2 0	0 0	0 0	0 0	0 0
17 Chris Iannetta, R (1, 2) OBP: 0.367, SLG: 0.414			B FF 90 C SL 82 B SL 84 X FF 91 2-1 56 2B 27 SF9 1B		1 SAFE B FF 91 F FF 90 B SL 82 1 SAFE C SL 83 X FF 90 2-2 56 HR 1-2 1B		B FC 88 B FF 93 2 SAFE C FF 92 X FF 93 2-1 56 G3-6 2-3 1B		F SL 86 B FF 90 B FF 90 X SL 87 2-1 ② G5-3	4	2	3	0	0	0	0
Inning Stats	R: 0 E: 0 K: 1 S: 11 H: 1 LOB: 1 BB: 0 P: 15	R: 0 E: 0 K: 2 S: 8 H: 0 LOB: 0 BB: 0 P: 14	R: 1 E: 0 K: 1 S: 13 H: 2 LOB: 2 BB: 1 P: 24	R: 0 E: 0 K: 0 S: 6 H: 0 LOB: 0 BB: 0 P: 11	R: 3 E: 0 K: 1 S: 18 H: 3 LOB: 0 BB: 0 P: 27	R: 0 E: 0 K: 1 S: 8 H: 0 LOB: 0 BB: 0 P: 12	R: 1 E: 0 K: 1 S: 10 H: 2 LOB: 0 BB: 0 P: 15	R: 0 E: 0 K: 2 S: 12 H: 1 LOB: 2 BB: 1 P: 23	R: 0 E: 0 K: 1 S: 11 H: 0 LOB: 3 BB: 2 P: 26	1B: 6 2B: 2 3B: 0 HR: 1	SF: 1 SAC: 0 DP: 1 HBP: 1					

PITCHER		IP	WLS	BF	H	R	ER	SO	BB	IBB	HBP	BLK	WP	HR	S	P	ERA	WHIP
22 Nick Martinez, R ERA: 5.27	(1, 1)	6.0	L	25	6	4	4	6	1	0	0	0	0	1	64	103	6.00	1.167
37 Shawn Tolleson, R ERA: 3.12	(7, 1)	1.0		4	2	1	1	1	0	0	0	0	0	0	10	15	9.00	2.000
36 Jon Edwards, R ERA:	(8, 1)	0.2		4	1	0	0	1	1	0	0	0	0	0	9	19	0.00	3.000
58 Alex Claudio, L ERA:	(8, 1)	0.1		1	0	0	0	1	0	0	0	0	0	0	3	4	0.00	0.000
56 Neal Cotts, L ERA: 3.63	(9, 1)	0.2		4	0	0	0	0	1	0	1	0	0	0	7	16	0.00	1.500

PITCHER		IP	WLS	BF	H	R	ER	SO	BB	IBB	HBP	BLK	WP	HR	S	P	ERA	WHIP
30 Neftalí Feliz, R ERA: 2.45	(9, 1)	0.1		2	0	0	0	1	1	0	0	0	0	0	4	10	0.00	3.000

TOP

Los Angeles Angels @ Texas Rangers

Globe Life Park in Arlington, Arlington, TX

Fri Aug 15 2014, 8:11 PM - 11:26 PM EDT

Att. 31,465 - Clear - 98 F

livebaseballscorecards.com

AB	34
R	5
H	9
RBI	4
BB	4
SO	10
LOB	13

WP: 0	PA: 40		
PB: 0			
SB: 1			
CS: 0			

BOTTOM

Batter	1	2	3	4	5	6	7	8	9	AB	R	H	RBI	BB	SO	LOB
17 Shin-Soo Choo, L (1, 10) OBP: 0.341, SLG: 0.368	X SI 97 0-0 1 G4-3 29 1B 1B		C FF 96 X CU 80 0-1 ② F7			C SL 88 B SL 87 S CU 78 X FF 96 1-2 ① G3		B FF 95 F FF 95 F SL 87 B FC 95 B SL 86 X SI 94 3-2 1 1B 28 1B 1B	S CH 82 B SI 91 X CH 83 1-1 ③ F7	5	2	2	0	0	0	0
1 Elvis Andrus, R (1, 6) OBP: 0.321, SLG: 0.345	D SL 87 B SI 94 B FC 95 C FF 95 X FC 95 3-1 ① G4-3 1-2		C FC 95 B CU 80 C SL 87 S SI 96 1-3 ③ K			C SL 87 B SL 88 S SL 87 B CU 80 C FF 96 2-3 ② K		B FF 94 B FF 94 C FF 95 X SI 96 2-1 28 1B 29 1B 1-2 1B		4	1	1	0	0	2	1
28 Mike Carp, L (1, 3) OBP: 0.315, SLG: 0.255	B SL 86 S FF 95 C FF 95 S SL 88 1-3 ② K			C FF 95 S CU 80 C CU 78 0-3 ① K		X SL 87 0-0 G6-3		C FF 94 X FF 95 0-1 29 1B FC1-4 1-3 2-H 1B		4	1	1	1	0	2	1
29 Adrián Beltré, R (1, 5) OBP: 0.375, SLG: 0.504	C SL 87 F FF 96 B FF 96 X SL 88 1-2 2-H 1B			B SI 95 X FF 95 1-0 L8 WP 1B			C FF 95 F FF 96 F FF 96 X FF 95 0-2 2 1B 1B	C CU 83 D CU 83 B FF 94 D CU 83 X FF 94 3-1 FC1-4 1-3 3-H 1B		4	0	4	2	0	0	0
Alex Rios, R (1, 9) OBP: 0.315, SLG: 0.402 19 Daniel Robertson, R (8, PR) OBP: 0.331, SLG: 0.333 (9, 9)	D SL 87 S FC 95 F FC 95 B FF 95 X FF 96 2-2 ③ G1-3			C SL 86 B FF 95 F SL 87 B FC 96 F FF 96 X SL 87 2-2 ② L8 1-3			C FF 94 F FF 96 X SL 88 0-2 ① L9	B FF 95 X FF 94 1-0 ② FC1-4 1-2f 3-H		4 0	0 0	0 0	1 0	0 0	0 0	4 0
2 Leonys Martin, L (1, 8) OBP: 0.316, SLG: 0.357		C SI 95 B FC 95 X SI 95 1-1 ① G6-3		X FC 95 0-0 ③ L6			C SL 86 B FC 95 C SL 86 F FF 96 B SL 86 F SL 87 X FF 94 2-2 1-2 1B	I IN 46 I IN 48 I IN 47 I IN 48 4-0 8 FC6-4 IBB		3	0	1	0	1	0	1
8 Geovany Soto, R (1, 2) OBP: 0.258, SLG: 0.419		B FF 95 B FF 96 X FC 96 2-0 35 G4-6-3 1B			C FF 95 B SL 87 B SL 87 F FF 95 X FF 96 2-2 ① L9		B SL 85 F FF 95 B SL 86 S SL 86 C SL 86 2-3 ② K	B SI 89 T SI 89 X SI 88 1-1 ③ FC6-4 1-2f		4	0	1	0	0	1	4
35 James Adduci, L (1, 7) OBP: 0.244, SLG: 0.259		X SI 94 0-0 ② G4-6-3 ③ 1-2f			B SI 95 B SI 95 F SI 95 B SI 96 X FF 96 3-1 ② G3-1		C SL 86 S SI 94 X CU 79 0-2 ③ F9		B SI 88 C SI 88 C CH 80 F CH 81 B SI 91 S CH 82 2-3 ① K	4	0	0	0	0	1	3
12 Rougned Odor, L (1, 4) OBP: 0.293, SLG: 0.384			C SI 95 B SI 95 C SI 95 C CU 79 1-3 ① K		F SI 95 B SL 88 F SI 95 B CU 80 F SI 96 X FF 97 2-2 ③ G2-3			C SL 86 F SL 86 B FF 95 S FF 95 1-3 ① K	C SI 89 F CH 82 B SL 83 B CH 82 B SI 90 X SI 89 3-2 ② F8	4	0	0	0	0	2	0
Inning Stats	R: 1 E: 0 K: 1 S: 12 H: 2 LOB: 1 BB: 0 P: 19	R: 0 E: 0 K: 0 S: 4 H: 1 LOB: 0 BB: 0 P: 7	R: 0 E: 0 K: 2 S: 8 H: 0 LOB: 0 BB: 0 P: 10	R: 0 E: 0 K: 1 S: 9 H: 1 LOB: 1 BB: 0 P: 12	R: 0 E: 0 K: 0 S: 9 H: 0 LOB: 0 BB: 0 P: 16	R: 0 E: 0 K: 1 S: 7 H: 0 LOB: 0 BB: 0 P: 10	R: 0 E: 0 K: 1 S: 18 H: 2 LOB: 2 BB: 0 P: 22	R: 3 E: 1 K: 1 S: 15 H: 4 LOB: 2 BB: 1 P: 30	R: 0 E: 0 K: 1 S: 9 H: 0 LOB: 0 BB: 0 P: 15	1B: 10 2B: 0 3B: 0 HR: 0	SF: 0 SAC: 0 DP: 1 HBP: 0	WP: 1 PB: 0 SB: 0 CS: 0	PA: 37				

PITCHER		IP	WLS	BF	H	R	ER	SO	BB	IBB	HBP	BLK	WP	HR	S	P	ERA	WHIP
Garrett Richards, R ERA: 2.53	(1, 1)	7.1	W	28	7	2	2	7	0	0	0	0	1	0	73	106	2.46	0.955
40 Kevin Jepsen, R ERA: 2.13	(8, 1)	0.1		5	3	2	2	0	0	1	0	0	0	0	7	17	54.00	9.000
38 Joe Smith, R ERA: 2.2	(8, 1)	0.1	H	1	0	0	0	0	0	0	0	0	0	0	2	3	0.00	0.000
16 Huston Street, R ERA: 0.82	(9, 1)	1.0	S	3	0	0	0	1	0	0	0	0	0	0	9	15	0.00	0.000

PITCHER	IP	WLS	BF	H	R	ER	SO	BB	IBB	HBP	BLK	WP	HR	S	P	ERA	WHIP

Los Angeles Angels @ Texas Rangers

Globe Life Park in Arlington, Arlington, TX

Fri Aug 15 2014, 8:11 PM - 11:26 PM EDT

Att. 31,465 - Clear - 98 F

livebaseballscorecards.com

AB	36
R	4
H	10
RBI	4
BB	1
SO	8
LOB	14

Los Angeles Angels @ Texas Rangers

Globe Life Park in Arlington, Arlington, TX

Sat Aug 16 2014, 8:09 PM - 11:11 PM EDT

Att. 32,209 - Cloudy - 81 F

livebaseballscorecards.com

TOP

Batter	1	2	3	4	5	6	7	8	9	AB	R	H	RBI	BB	SO	LOB
56 Kole Calhoun, L (1, 9) OBP: 0.349, SLG: 0.491	B FF 88 X FF 87 1-0 F8 ①	C CU 77 C SL 82 D CH 85 S FF 88 1-3 K ③		X SL 83 0-0 1B 1-3 2-H 3-H		C FF 89 X CU 77 0-1 2B			B CH 83 F FF 96 F FF 95 X FS 87 1-2 G4-3 ②	5	0	2	2	0	1	1
27 Mike Trout, R (1, 8) OBP: 0.377, SLG: 0.560	B FF 89 C FF 88 F FF 88 S FF 90 1-3 K ②		C SL 82 F FF 89 B FF 89 B FF 90 F FF 89 F FF 89 C FF 91 2-3 K ①	1 SAFE C FF 88 B FF 88 F FF 89 X SL 82 1-2 P5 ③		C SL 82 X SL 83 0-1 L7 ③			B FF 95 C SL 85 B FF 96 B FF 93 X FF 94 3-1 F8 ③	5	0	0	0	0	2	3
5 Albert Pujols, R (1, 3) OBP: 0.326, SLG: 0.478	C FF 90 F FF 91 X FF 90 0-2 HR		F FF 90 S SL 84 C FF 90 0-3 K ②		C SL 81 X SL 84 0-1 G4-3 ①		C SL 84 B SI 91 B FF 92 X SL 85 2-1 F7 ①			4	1	1	1	0	1	0
32 Josh Hamilton, L (1, 7) OBP: 0.339, SLG: 0.414	S FF 89 F FF 89 F SL 85 B CU 78 B FF 90 S SL 84 2-3 K ③		B CU 78 S SL 83 T SL 84 C FF 90 1-3 K ③		S FF 88 B CH 82 F SL 82 F SL 83 X FF 88 1-2 47 1B 2B		F SL 85 S CH 86 S SI 92 0-3 K ②			4	0	1	0	0	3	0
47 Howie Kendrick, R (1, 4) OBP: 0.342, SLG: 0.380		B FF 88 X FF 87 1-0 HR		C FF 89 B SL 82 B SL 84 B SL 83 F FF 89 F FF 89 F FF 89 X SL 83 3-2 6 HBP 2 1B 56 1B 1B	F SL 82 B FF 89 X FF 89 1-1 2 E 2-H 1B ②		B SI 91 C SL 84 F FF 92 B SL 87 X SL 85 2-2 F8 ③			4	2	3	1	0	0	0
2 Erick Aybar, S (1, 6) OBP: 0.307, SLG: 0.376		X FF 88 0-0 17 2B 1B		C CU 76 F FF 87 1 SAFE F SL 82 B FF 89 1 SAFE F FF 88 X FF 88 1-2 6 HBP 56 1B 1B	C CH 84 B SL 82 D CU 76 B CH 81 X FF 88 3-1 E3 1-3			X FF 91 0-0 G6-3 ①		4	2	2	0	0	0	1
6 David Freese, R (1, 5) OBP: 0.328, SLG: 0.363 8 John McDonald, R (8, 5) OBP: 0.240, SLG: 0.167		C FF 87 X FF 89 0-1 F8 ①		C SL 82 C FF 88 B FF 89 H FF 88 2-2 56 1B HBP 1-2 2-3	S FF 89 F SL 83 S SL 82 0-3 K ③			B FF 90 X SL 88 1-0 G5-3 ②		3 0	0 0	0 0	0 0	0 0	1 0	3 0
28 Brennan Boesch, L (1, 10) OBP: 0.154, SLG: 0.167		1 SAFE S FF 88 1 SAFE B SL 82 F FF 86 F SL 83 F SL 81 1 SAFE F FF 88 1-2 P2 ②		X SL 82 0-0 F9 ①		C CH 86 F FF 88 B FF 90 S CU 77 1-3 K ①		C FF 90 X SL 88 0-1 L7 ③		4	0	0	0	0	1	4
17 Chris Iannetta, R (1, 2) OBP: 0.365, SLG: 0.416		X FF 88 0-0 1-H 2B		B SL 83 F SL 84 F FF 89 S SL 82 1-3 K ②		C FF 89 C FF 88 F FF 90 B SL 83 S SL 84 1-3 K ②			S FF 95 F FF 95 B FF 96 X SL 86 1-2 G5-3 ①	4	0	1	1	0	2	3

Inning Stats	1	2	3	4	5	6	7	8	9
	R: 1 E: 0 K: 2 S: 11 H: 1 LOB: 0 BB: 0 P: 15	R: 2 E: 0 K: 1 S: 14 H: 3 LOB: 1 BB: 0 P: 17	R: 0 E: 0 K: 3 S: 11 H: 0 LOB: 0 BB: 0 P: 14	R: 2 E: 0 K: 1 S: 20 H: 3 LOB: 2 BB: 0 P: 28	R: 0 E: 1 K: 1 S: 13 H: 2 LOB: 2 BB: 0 P: 18	R: 0 E: 0 K: 2 S: 11 H: 1 LOB: 1 BB: 0 P: 13	R: 0 E: 0 K: 1 S: 8 H: 0 LOB: 0 BB: 0 P: 12	R: 0 E: 0 K: 0 S: 4 H: 0 LOB: 0 BB: 0 P: 5	R: 0 E: 0 K: 0 S: 8 H: 0 LOB: 0 BB: 0 P: 13

1B: 5 SF: 0
2B: 3 SAC: 0
3B: 0 DP: 0
HR: 2 HBP: 1

WP: 0 PA: 38
PB: 0
SB: 0
CS: 0

	AB	37
	R	5
	H	10
	RBI	5
	BB	0
	SO	11
	LOB	15

PITCHER	IP	WLS	BF	H	R	ER	SO	BB	IBB	HBP	BLK	WP	HR	S	P	ERA	WHIP
48 Colby Lewis, R (1, 1) ERA: 5.52	6.0	L	29	10	5	5	10	0	0	1	0	0	2	80	105	7.50	1.667
35 Phil Klein, R (7, 1) ERA: 2.7	1.0		3	0	0	0	1	0	0	0	0	0	0	8	12	0.00	0.000
56 Neal Cotts, L (8, 1) ERA: 3.57	1.0		3	0	0	0	0	0	0	0	0	0	0	4	5	0.00	0.000
55 Roman Mendez, R (9, 1) ERA: 1.4	1.0		3	0	0	0	0	0	0	0	0	0	0	8	13	0.00	0.000

PITCHER	IP	WLS	BF	H	R	ER	SO	BB	IBB	HBP	BLK	WP	HR	S	P	ERA	WHIP

Batter	1	2	3	4	5	6	7	8	9	AB	R	H	RBI	BB	SO	LOB
17 Shin-Soo Choo, L (1, 10) OBP: 0.341, SLG: 0.374	C FF 89 B FF 90 B SI 91 X CH 82 2-1 F8 ①			B CH 80 B FF 88 S SI 90 X CH 83 2-1 HR	F SI 89 B FF 90 B FF 90 C KC 75 S CH 84 2-3 K ②		C SL 77 B FF 92 B CH 70 H FF 92 3-1 1 1B 1B HBP		B CH 83 C SI 89 X CH 82 1-1 G4-3 ③	4	2	1	1	0	1	1
1 Elvis Andrus, R (1, 6) OBP: 0.321, SLG: 0.344	C FF 91 B FF 91 C CH 84 T SI 91 1-2 K ②			X FF 88 0-0 L9 ①	C SI 90 F CH 84 D CH 85 S CH 85 1-3 K ③		X FF 93 0-0 1B **1-2** **2-3** 1B			4	0	1	0	0	2	1
Alex Rios, R (1, 9) OBP: 0.314, SLG: 0.401	C FF 92 S CH 83 B SI 91 B FF 90 F CH 83 B SI 92 F SL 82 F CH 84 X FF 94 3-2 L8 ③			C SL 79 B CH 82 X SL 80 1-1 F8 ②		C FF 88 F SL 78 F SI 87 S CH 83 0-3 K ①	B SL 81 X FF 93 1-0 **1-2** **2-H** **3-H** 1B			4	0	1	2	0	1	0
29 Adrián Beltré, R (1, 5) OBP: 0.374, SLG: 0.500		C FF 88 X CH 80 0-1 G5-3 ①		C FF 89 B FF 90 F FF 90 B SL 81 B CH 84 F CH 84 F SL 81 B KC 75 4-2 2 1B 7 1B BB		C FF 90 B FF 91 B CH 83 B FF 90 C CH 82 F CH 83 X SI 91 3-2 G5-3 ②	B FF 93 B FF 94 X FF 93 2-0 G4-3 ③			3	1	0	0	1	0	2
2 Leonys Martin, L (1, 8) OBP: 0.318, SLG: 0.359		B FF 89 C KC 74 B SL 81 X CH 82 2-1 F9 ②		F FF 90 S FF 89 B FF 91 B FF 91 X CH 84 2-2 7 1B **1-2** 1B		F KC 74 S CH 84 X SI 91 0-2 7 WP 1B		B SL 80 B SI 87 C SI 88 B SI 88 C SI 87 F FF 89 X FF 89 3-2 F7 ①		4	0	2	0	0	0	0
7 J.P. Arencibia, R (1, 3) OBP: 0.242, SLG: 0.384 28 Mike Carp, L (8, PH) OBP: 0.313, SLG: 0.252 (9, 3)		B SL 81 B SL 81 X FF 91 2-0 F9 ③		S SL 81 B SL 82 X SL 82 1-1 **1-2** **2-H** 1B		B SL 80 1 SAFE F FF 92 F SL 79 1 SAFE F CH 72 B CH 72 F FF 92 S CH 71 2-3 **1-2** K ③		C SI 88 F FF 90 X SL 80 0-2 F8 ②		3 1	0 0	1 0	1 0	0 0	1 0	1 0
35 James Adduci, L (1, 7) OBP: 0.234, SLG: 0.247			C SI 89 X CH 82 0-1 B2-3 ①	B CH 82 S CH 84 F SI 91 B FF 91 X CH 85 2-2 P4 ③			F FF 90 B FF 92 B FF 91 S SL 79 X FF 92 2-2 P6 ①	C FF 89 B SL 80 X FF 88 1-1 G4-3 ③		4	0	0	0	0	0	2
61 Robinson Chirinos, R (1, 2) OBP: 0.279, SLG: 0.424			C FF 89 B CH 82 S CH 83 F SI 90 S CH 83 1-3 K ②		C FF 86 C FF 87 B FF 88 F FF 89 H CH 82 2-2 HBP		B FF 92 F FF 92 F FF 93 X CH 74 1-2 1 1B 1B 2B		B SI 89 C SI 88 C SL 84 X SL 83 1-2 G6-3 ①	3	1	1	0	0	1	0
12 Rougned Odor, L (1, 4) OBP: 0.289, SLG: 0.378			C SI 91 F SI 91 B CH 85 F SI 92 S SL 78 1-3 K ③		X SI 89 0-0 F7 ①		C FF 91 F SI 89 D FF 92 X CH 74 1-2 F9 ②		F SI 89 T SI 92 B SI 90 F CH 82 B SI 91 B CH 83 X SI 89 3-2 P4 ②	4	0	0	0	0	1	2
Inning Stats	R: 0 E: 0 K: 1 S: 11 H: 0 LOB: 0 BB: 0 P: 17	R: 0 E: 0 K: 0 S: 5 H: 0 LOB: 0 BB: 0 P: 9	R: 0 E: 0 K: 2 S: 10 H: 0 LOB: 0 BB: 0 P: 12	R: 2 E: 0 K: 0 S: 17 H: 3 LOB: 2 BB: 1 P: 29	R: 0 E: 0 K: 2 S: 10 H: 0 LOB: 1 BB: 0 P: 15	R: 0 E: 0 K: 2 S: 16 H: 1 LOB: 1 BB: 0 P: 21	R: 2 E: 0 K: 0 S: 13 H: 3 LOB: 2 BB: 0 P: 23	R: 0 E: 0 K: 0 S: 9 H: 0 LOB: 0 BB: 0 P: 13	R: 0 E: 0 K: 0 S: 9 H: 0 LOB: 0 BB: 0 P: 14	1B: 5 2B: 1 3B: 0 HR: 1 SF: 0 SAC: 0 DP: 0 HBP: 2						

PITCHER		IP	WLS	BF	H	R	ER	SO	BB	IBB	HBP	BLK	WP	HR	S	P	ERA	WHIP
52 Matt Shoemaker, R ERA: 3.84	(1, 1)	5.2	W	23	4	2	2	6	1	0	1	0	0	1	64	96	3.18	0.882
64 Mike Morin, R ERA: 2.72	(6, 1)	1.0	H	5	1	2	2	1	0	0	1	0	1	0	15	24	18.00	1.000
39 Jason Grilli, R ERA: 3.66	(7, 1)	0.1	H	3	2	0	0	0	0	0	0	0	0	0	3	6	0.00	6.000
38 Joe Smith, R ERA: 2.16	(8, 1)	1.0	H	3	0	0	0	0	0	0	0	0	0	0	9	13	0.00	0.000
16 Huston Street, R ERA: 0.8	(9, 1)	1.0	S	3	0	0	0	0	0	0	0	0	0	0	9	14	0.00	0.000

PITCHER	IP	WLS	BF	H	R	ER	SO	BB	IBB	HBP	BLK	WP	HR	S	P	ERA	WHIP

BOTTOM

Los Angeles Angels @ Texas Rangers

Globe Life Park in Arlington, Arlington, TX

Sat Aug 16 2014, 8:09 PM - 11:11 PM EDT

Att. 32,209 - Cloudy - 81 F

livebaseballscorecards.com

AB	34
R	4
H	7
RBI	4
BB	1
SO	7
LOB	9

WP: 1 PA: 37
PB: 0
SB: 0
CS: 0

Batter	1	2	3	4	5	6	7	8	9	AB	R	H	RBI	BB	SO	LOB
56 Kole Calhoun, L (1, 9) OBP: 0.344, SLG: 0.484	B SI 88 X SI 89 1-0 ① L9	X CU 80 0-0 ② G4-3 1-2 2-3 3-H		B CU 79 1 SAFE F SI 90 1 SAFE 1 SAFE 1 SAFE B FF 89 F FF 90 X SL 87 2-2 ②③ L1-3 1-1			B FF 92 C SL 88 B SL 88 F CU 80 X CU 80 2-2 ③ G4-3		F FF 92 B FF 92 B CH 86 X FF 92 2-1 ③ F7	5	0	0	1	0	0	4
27 Mike Trout, R (1, 8) OBP: 0.378, SLG: 0.559	B FF 90 C FF 89 C FF 90 B FF 91 F FF 89 X FF 90 2-2 ② F7	B FF 91 B FF 91 X SI 91 2-0 ③ G5-3			C FF 89 B SL 86 X SI 90 1-1 5 CS 1B			B SI 88 B SI 88 B FF 89 B FF 88 4-0 5 2B BB		3	0	1	0	1	0	2
5 Albert Pujols, R (1, 10) OBP: 0.328, SLG: 0.479	B FF 90 B SL 86 F SL 85 B SI 90 B SL 86 4-1 BB		B CU 78 B SI 89 X SI 91 2-0 ① G6-3		C SI 91 1 SAFE C SL 87 X FF 92 0-2 ①② P3 1-2			C FF 92 X FC 88 0-1 1-3 2B		3	0	1	0	1	0	1
47 Howie Kendrick, R (1, 4) OBP: 0.342, SLG: 0.378	X SI 90 0-0 ③ F9		C FF 91 B SL 88 B FF 91 X SL 87 2-1 ② L9		F SI 92 S CU 80 C CU 80 0-3 ③ K			B FF 93 I IN 68 I IN 65 I IN 67 4-0 IBB		3	0	0	0	1	1	1
2 Erick Aybar, S (1, 6) OBP: 0.308, SLG: 0.376		C SI 89 B SL 85 X SI 89 1-1 6 1B 19 1B 1B	B CU 78 B SL 86 B SL 87 C SI 91 S SL 87 B FF 92 4-2 6 FC6-4 BB			B SI 88 X SL 86 1-0 ① P5		C FC 85 S SL 84 S SL 82 0-3 ① K		3	1	1	0	1	1	3
6 David Freese, R (1, 5) OBP: 0.327, SLG: 0.362 8 John McDonald, R (8, 5) OBP: 0.240, SLG: 0.167		1 SAFE B SI 89 X SI 89 1-0 7 1B 19 1B 56 G4-3 1-3 1B	X SI 91 0-0 ③ FC6-4 1-2f			C SL 85 C SI 91 X FF 90 0-2 ② G4-3		C FF 93 B SL 82 B FF 94 F FF 93 S FF 94 2-3 ② K		4	1	1	0	0	1	4
										0	0	0	0	0	0	0
19 Efren Navarro, L (1, 3) OBP: 0.342, SLG: 0.390		X SI 90 0-0 56 G4-3 7 1B 1-2 3-H 1B		B SL 84 B SL 86 C FF 88 F SL 86 B FF 91 B CU 78 4-2 7 1B BB		B SI 90 C SL 87 F SI 91 B FF 91 F SL 87 B SI 93 X SI 92 3-2 ③ L3		C SL 84 S SL 84 F FF 92 S SL 87 0-3 ③ K		3	0	1	1	1	1	3
7 Collin Cowgill, R (1, 7) OBP: 0.352, SLG: 0.398		C SL 86 X SI 90 0-1 56 G4-3 1-2 2-3 1B		X SI 90 0-0 56 L1-3 1-3 1B			C FF 89 X SL 86 0-1 ① F9		X FF 91 0-0 ① F8	4	0	2	0	0	0	0
24 Hank Conger, L (1, 2) OBP: 0.288, SLG: 0.323		S SL 86 B FF 91 1 SAFE X SL 87 1-1 ① F6		B FF 90 X FF 90 1-0 ① P6			B SL 86 X FF 90 1-0 ② F8		B CH 89 F FF 92 S CH 84 X CH 85 1-2 ② G3-1	4	0	0	0	0	0	5

Inning Stats	1	2	3	4	5	6	7	8	9
	R: 0 E: 0 K: 0 S: 7	R: 2 E: 0 K: 0 S: 10	R: 0 E: 0 K: 0 S: 6	R: 0 E: 0 K: 0 S: 7	R: 0 E: 0 K: 1 S: 8	R: 0 E: 0 K: 0 S: 8	R: 0 E: 0 K: 0 S: 6	R: 0 E: 0 K: 3 S: 12	R: 0 E: 0 K: 0 S: 6
	H: 0 LOB: 1 BB: 1 P: 14	H: 4 LOB: 2 BB: 0 P: 15	H: 0 LOB: 1 BB: 1 P: 14	H: 1 LOB: 1 BB: 1 P: 14	H: 1 LOB: 0 BB: 0 P: 9	H: 0 LOB: 0 BB: 0 P: 12	H: 0 LOB: 0 BB: 0 P: 9	H: 1 LOB: 3 BB: 2 P: 22	H: 0 LOB: 0 BB: 0 P: 9

PITCHER		IP	WLS	BF	H	R	ER	SO	BB	IBB	HBP	BLK	WP	HR	S	P	ERA	WHIP
23 Nick Tepesch, R ERA: 4.15	(1, 1)	7.0		29	6	2	2	1	4	0	0	0	0	0	52	91	2.57	1.429
37 Shawn Tolleson, R ERA: 3.09	(8, 1)	0.2		4	1	0	0	2	0	1	0	0	0	0	8	14	0.00	1.500
56 Neal Cotts, L ERA: 3.54	(8, 1)	0.1		1	0	0	0	1	0	0	0	0	0	0	4	4	0.00	0.000
30 Neftalí Feliz, R ERA: 2.33	(9, 1)	1.0	W	3	0	0	0	0	0	0	0	0	0	0	6	9	0.00	0.000

PITCHER	IP	WLS	BF	H	R	ER	SO	BB	IBB	HBP	BLK	WP	HR	S	P	ERA	WHIP

TOP

Los Angeles Angels @ Texas Rangers

Globe Life Park in Arlington, Arlington, TX

Sun Aug 17 2014, 3:07 PM - 5:58 PM EDT

Att. 28,942 - Overcast - 71 F

livebaseballscorecards.com

AB	32
R	2
H	7
RBI	2
BB	5
SO	4
LOB	23

1B: 6	SF: 0	WP: 0	PA: 37
2B: 2	SAC: 0	PB: 0	
3B: 0	DP: 1	SB: 0	
HR: 0	HBP: 0	CS: 1	

BOTTOM

Batter	1	2	3	4	5	6	7	8	9	AB	R	H	RBI	BB	SO	LOB
17 Shin-Soo Choo, L (1, 7) OBP: 0.341, SLG: 0.371 35 James Adduci, L (8, PR) OBP: 0.234, SLG: 0.247 (9, 7)	B SI 87 C FC 83 B FF 88 B SI 89 X FF 89 3-1 ① G3		B CH 82 D CU 76 C CH 84 B CU 74 C SI 91 C CH 84 3-3 ③ K			C CU 74 B CU 77 X SI 89 1-1 ① L7		B SL 80 B FF 89 S FF 89 B FF 88 B FF 89 4-1 1 S BB		3 0	0 0	0 0	0 0	1 0	1 0	1 0
1 Elvis Andrus, R (1, 6) OBP: 0.322, SLG: 0.344	B SI 91 F FF 90 X CH 83 1-1 ② G4-3			B CH 80 B SI 88 B SI 88 C SI 88 B SI 87 4-1 29 S BB		B SI 89 C FF 89 B SI 89 X SI 90 2-1 G4-6-3 1B		1 SAFE C SI 87 1 SAFE B SI 88 B SI 88 C SI 87 B SI 88 F SI 88 X SI 87 3-2 ③ G1-3 1-2		3	0	1	0	1	0	1
Alex Rios, R (1, 9) OBP: 0.313, SLG: 0.400	C FF 90 C CU 77 F SI 91 F FF 93 X CU 76 0-2 ③ F8			**B SI 90** **1 SAFE** C FF 89 C FF 88 1 SAFE D CU 77 S SI 90 2-3 ① K		X CH 83 0-0 ②③ G4-6-3 **1-2f**			B SI 89 X SI 90 1-0 29 1B 28 1B 1B	4	1	1	0	0	1	2
29 Adrián Beltré, R (1, 10) OBP: 0.373, SLG: 0.498		B CH 82 X SI 90 1-0 ① F9		B CU 77 B SI 88 X CH 82 2-0 ② F7 1-2			X FF 94 0-0 ① L7		**1 SAFE** **C SL 82** **B SL 83** **1 SAFE** D SL 83 1 SAFE 1 SAFE X SI 89 2-1 28 1B 9 1B **1-2** 1B	4	1	1	0	0	0	1
7 J.P. Arencibia, R (1, 3) OBP: 0.239, SLG: 0.378 28 Mike Carp, L (7, PH) OBP: 0.315, SLG: 0.257 (8, 3)		C SI 89 F FC 85 B SI 90 C SI 91 1-3 ② K		B CH 82 F SI 89 X CH 82 1-1 ③ F7			C FF 96 B CH 89 X CH 85 1-1 ② L3		X CH 83 0-0 9 1B **1-3** **2-H** 1B	2 2	0 0	0 1	0 1	0 0	1 0	1 0
9 Adam Rosales, R (1, 5) OBP: 0.424, SLG: 0.540		B SI 90 X CH 83 1-0 ③ P2			C CH 80 B CU 76 B SI 88 B SI 89 C FF 88 F CH 82 X SI 91 3-2 8 S 12 1B 1B		F FF 94 B FF 96 C CU 83 B CU 83 X CU 82 2-2 E5		F SL 82 P PO 84 X SL 82 1-1 **1-2** **3-H** 1B	4	1	2	1	0	0	0
8 Geovany Soto, R (1, 2) OBP: 0.265, SLG: 0.412			C FF 87 B CU 72 B CH 82 X CH 83 2-1 1B		C SI 88 C FC 84 B FF 86 F FC 84 B SI 92 B SI 91 S CH 83 3-3 ① K 1-2		B CU 82 F FF 94 B CU 83 C CU 83 B FF 96 F FF 95 C FF 96 3-3 ③ K			3	0	1	0	0	2	2
12 Rougned Odor, L (1, 4) OBP: 0.289, SLG: 0.378			F SI 90 B SI 90 F CU 77 F SI 90 C CH 81 1-3 ① K		B CH 81 B CH 82 F SI 89 C SI 90 X SI 90 2-2 ② 2-H 1B			B SI 87 F SI 86 B SL 80 C SI 87 X SL 80 2-2 ① G4-3		3	0	1	1	0	1	1
19 Daniel Robertson, R (1, 8) OBP: 0.325, SLG: 0.327 2 Leonys Martin, L (8, PH) OBP: 0.317, SLG: 0.358 (9, 8)			D SI 91 C CH 82 F SI 91 B SI 90 X SI 91 2-2 ② L9		C SI 91 B CH 83 X SI 90 1-1 ③ F7			C SL 80 B FF 89 C SI 88 X SL 81 1-2 ② L4		2 1	0 0	0 0	0 0	0 0	0 0	1 0
Inning Stats	R: 0 E: 0 K: 0 S: 9 H: 0 LOB: 0 BB: 0 P: 13	R: 0 E: 0 K: 1 S: 5 H: 0 LOB: 0 BB: 0 P: 8	R: 0 E: 0 K: 2 S: 12 H: 1 LOB: 1 BB: 0 P: 20	R: 0 E: 0 K: 1 S: 7 H: 0 LOB: 1 BB: 1 P: 16	R: 1 E: 0 K: 1 S: 13 H: 2 LOB: 0 BB: 0 P: 22	R: 0 E: 0 K: 0 S: 5 H: 1 LOB: 0 BB: 0 P: 8	R: 0 E: 1 K: 1 S: 10 H: 0 LOB: 1 BB: 0 P: 16	R: 0 E: 0 K: 0 S: 11 H: 0 LOB: 2 BB: 1 P: 21	R: 2 E: 0 K: 0 S: 7 H: 4 LOB: 2 BB: 0 P: 10	1B: 8 2B: 0 3B: 0 HR: 0 SF: 0 SAC: 0 DP: 1 HBP: 0						WP: 0 PB: 0 SB: 3 CS: 0 PA: 33	

PITCHER		IP	WLS	BF	H	R	ER	SO	BB	IBB	HBP	BLK	WP	HR	S	P	ERA	WHIP
53 Héctor Santiago, L ERA: 3.46	(1, 1)	6.0		21	4	1	1	5	1	0	0	0	0	0	51	87	1.50	0.833
40 Kevin Jepsen, R ERA: 2.09	(7, 1)	1.0	H	4	0	0	0	1	0	0	0	0	0	0	10	16	0.00	0.000
38 Joe Smith, R ERA: 2.12	(8, 1)	1.0	H	4	0	0	0	0	1	0	0	0	0	0	11	21	0.00	1.000
16 Huston Street, R ERA: 1.2	(9, 1)	0.0	L	4	4	2	2	0	0	0	0	0	0	0	7	10	∞	∞

PITCHER	IP	WLS	BF	H	R	ER	SO	BB	IBB	HBP	BLK	WP	HR	S	P	ERA	WHIP

Los Angeles Angels @ Texas Rangers

Globe Life Park in Arlington, Arlington, TX

Sun Aug 17 2014, 3:07 PM - 5:58 PM EDT

Att. 28,942 - Overcast - 71 F

livebaseballscorecards.com

AB	31
R	3
H	8
RBI	3
BB	2
SO	6
LOB	10

Texas Rangers @ Miami Marlins

Marlins Park, Miami, FL

Tue Aug 19 2014, 7:12 PM - 11:11 PM EDT

Att. 20,277 - Roof Closed - 76 F

livebaseballscorecards.com

Batter	1	2	3	4	5	6	7	8	9	10	AB	R	H	RBI	BB	SO	LOB
17 Shin-Soo Choo, L (1, 9) (9, 7) OBP: 0.341, SLG: 0.372	B FF 94 C FF 93 B FF 93 X FF 94 2-1 1 G1-6-3 1B		C FF 94 X KC 80 0-1 ② G4-3 2-3		B FF 92 F FF 94 C KC 77 S CH 83 1-3 ② K		B CH 82 C FF 90 B CH 80 X FF 90 2-1 19 BB 1 SH1-4 1-2 1B	D SI 94 B SI 94 X SI 94 2-0 ③ L8			5	0	2	0	0	1	2
1 Elvis Andrus, R (1, 6) OBP: 0.323, SLG: 0.344	C FF 94 B FF 94 B FF 94 D FF 92 C FF 93 F FF 94 X FF 94 3-2 ① ② G1-6-3 1-2f		C KC 80 C FF 94 B FF 94 B FF 93 B FF 94 X FF 94 3-2 ③ P6		C FF 92 C FF 93 B CH 85 F CH 82 B KC 81 B FF 92 B FC 92 4-2 BB		X FF 93 0-0 ① SH1-4 1-2 2-3		X SI 92 0-0 29 E 29 FC4 19 CS 1B		3	0	1	0	1	0	2
28 Mike Carp, L (1, 3) OBP: 0.304, SLG: 0.246	C FF 95 F FF 95 C FF 95 0-3 ③ K			B FF 91 X FF 92 1-0 ① G4-3	B FC 91 1 SAFE B FF 91 C FF 92 X FF 92 2-1 ③ L7		B FF 91 B CH 82 T CH 85 C FF 92 F CH 85 D CH 86 S CH 84 3-3 ② K		X SL 83 0-0 ① P5		5	0	0	0	0	2	4
29 Adrián Beltré, R (1, 5) OBP: 0.375, SLG: 0.500		X FF 93 0-0 2 G1-3 1B		B FF 92 S FF 91 C FF 91 B FF 92 X FF 92 2-2 2 1B 61 FC3-6 2B		B FF 90 C KC 77 F FC 92 X FF 92 1-2 ① G4-3	I IN 68 I IN 72 I IN 76 I IN 74 4-0 19 BB IBB		1 SAFE B SL 82 1 SAFE B SL 83 B SI 94 C SI 92 X SI 92 3-1 FC4 19 CS 1-3		4	1	2	0	1	0	1
35 James Adduci, L (1, 7) OBP: 0.237, SLG: 0.241 19 Daniel Robertson, R (7, PH) (7, 7) OBP: 0.336, SLG: 0.327 (9, 8)	B FF 93 B FF 93 C FF 94 F FF 93 D CH 84 F FC 94 F FF 94 X FF 94 3-2 ① P6		B FC 92 B FC 92 B FC 91 B FF 92 4-0 61 FC3-6 2 1B BB		C FF 92 C FF 91 B CH 85 X CH 81 1-2 ② P4	C SL 88 B SL 87 B FF 95 C FF 95 F FF 97 B FF 96 B FF 96 4-2 1-2 2-3 3-H BB		F SI 92 B SL 83 B SL 82 C SL 82 B SL 83 B SI 92 4-2 ② 1-2 3-H BB		2	0	0	0	1	0	1
2 Leonys Martin, L (1, 8) OBP: 0.318, SLG: 0.358 56 Neal Cotts, L (9, 1) 30 Neftalí Feliz, R (10, 1)		C FF 93 X KC 80 0-1 ② G1-3 1-2		B KC 77 X KC 77 1-0 61 FC3-6 1-2 2-3 1B		B KC 77 C KC 78 S CH 82 X FF 92 1-2 61 E 61 S 1B	F SL 87 B SL 87 X SL 85 1-1 ③ F7		C SL 82 F SI 91 F SI 92 S SI 91 0-3 ③ K		5 0 0	0 0 0	2 0 0	0 0 0	0 0 0	1 0 0	6 0 0
61 Robinson Chirinos, R (1, 2) OBP: 0.274, SLG: 0.416	S FF 92 B FF 94 S FF 94 F FF 94 X KC 81 1-2 ③ F9		X FF 93 0-0 ② FC3-6 1-2f 2-3 3-H			C KC 79 C FC 93 B SI 91 X FC 92 1-2 ③ F9 1-3		C SI 94 S FC 90 B FC 90 X SI 95 1-2 ① G5-3		B SI 96 C SI 94 B SI 96 F SI 95 B FF 97 F SI 95 C SI 94 3-3 ① K	5	0	0	1	0	1	4
12 Rougned Odor, L (1, 4) OBP: 0.291, SLG: 0.382		B FF 92 C FF 92 S CH 83 X FF 92 1-2 17 G4-3 36 SH5-3 1B	X CH 82 0-0 ③ F9				B FF 92 B FF 90 X FF 91 2-0 E9 2B	B FC 92 F FC 91 X CU 82 1-1 ② P3		F SI 96 B SI 95 S SI 95 S CH 90 1-3 ② K	5	1	2	0	0	1	2
36 Miles Mikolas, R (1, 1) 55 Roman Mendez, R (6, 1) 7 J.P. Arencibia, R (7, PH) OBP: 0.244, SLG: 0.378 35 Phil Klein, R (7, 1) 9 Adam Rosales, R (8, PH) OBP: 0.433, SLG: 0.549 37 Shawn Tolleson, R (8, 1) Alex Rios, R (9, 9) OBP: 0.313, SLG: 0.399		X FF 93 0-0 ① SH5-3 1-2			C FF 92 X FF 92 0-1 ① G6-3		B FF 93 B FF 92 F FF 90 B FF 90 F FF 89 F FF 89 B FF 92 4-2 1 17 SH1-4 19 1B BB	C FC 89 B CU 83 X FC 90 1-1 1B		F SI 98 F FF 97 B SI 96 B SI 97 S CU 83 2-3 ③ K	1 0 0 0 1 0 0	0 0 1 0 0 0 1	0 0 0 0 0 0 0	0 0 1 0 0 0 0	0 0 0 1 0 0 0	0 0 0 0 0 0 1	0 0 0 0 0 0 0
Inning Stats	R: 0 H: 1 E: 0 LOB: 0 K: 1 BB: 0 S: 9 P: 14	R: 0 H: 1 E: 0 LOB: 1 K: 0 BB: 0 S: 12 P: 16	R: 0 H: 1 E: 0 LOB: 1 K: 0 BB: 0 S: 9 P: 13	R: 1 H: 2 E: 0 LOB: 2 K: 0 BB: 1 S: 7 P: 15	R: 0 H: 0 E: 0 LOB: 1 K: 1 BB: 1 S: 10 P: 17	R: 0 H: 1 E: 0 LOB: 1 K: 0 BB: 0 S: 12 P: 16	R: 2 H: 2 E: 1 LOB: 3 K: 1 BB: 3 S: 16 P: 36	R: 0 H: 1 E: 0 LOB: 1 K: 0 BB: 0 S: 8 P: 13	R: 0 H: 1 E: 1 LOB: 2 K: 1 BB: 1 S: 10 P: 17	R: 0 H: 0 E: 0 LOB: 0 K: 3 BB: 0 S: 10 P: 16	1B: 8 2B: 2 3B: 0 HR: 0	SF: 0 SAC: 2 DP: 1 HBP: 0					

PITCHER		IP	WLS	BF	H	R	ER	SO	BB	IBB	HBP	BLK	WP	HR	S	P	ERA	WHIP
23 Jarred Cosart, R ERA: 4.14	(1, 1)	6.0		25	6	1	1	2	2	0	0	0	0	0	59	91	1.50	1.333
44 AJ Ramos, R ERA: 2.13	(7, 1)	0.2	H	6	2	2	2	1	1	1	0	0	0	0	11	26	27.00	4.500
40 Mike Dunn, L ERA: 3.55	(7, 1)	0.1	B	2	0	0	0	0	1	0	0	0	0	0	5	10	0.00	3.000
57 Bryan Morris, R ERA: 1.81	(8, 1)	1.0		4	1	0	0	0	0	0	0	0	0	0	8	13	0.00	1.000
31 Steve Cishek, R ERA: 3.71	(9, 1)	1.0		5	1	0	0	1	1	0	0	0	0	0	10	17	0.00	2.000

PITCHER		IP	WLS	BF	H	R	ER	SO	BB	IBB	HBP	BLK	WP	HR	S	P	ERA	WHIP
36 Sam Dyson, R ERA: 1.44	(10, 1)	1.0	W	3	0	0	0	3	0	0	0	0	0	0	10	16	0.00	0.000

AB	37
R	3
H	10
RBI	2
BB	6
SO	7
LOB	22

WP: 0 PA: 45
PB: 0
SB: 1
CS: 2

Batter	1	2	3	4	5	6	7	8	9	10	AB	R	H	RBI	BB	SO	LOB
21 Christian Yelich, L (1, 7) OBP: 0.361, SLG: 0.421	C SI 91 F SI 92 F FF 93 B CU 76 X FF 93 1-2 17 FC6-4 1B	B CU 75 C CH 86 B FF 94 F SI 92 F SL 86 X SL 85 2-2 17 S 1B	C SI 91 C CH 87 S FF 92 0-3 ① K	B CH 84 B CH 83 B CH 82 I IN 75 4-0 2-3 IBB	C FF 92 B CH 80 F FF 93 X CH 80 1-2 27 BB 1B	D SL 84 F SL 88 S SL 88 X SL 84 1-2 ② L6	5	0	3	0	1	1	1
17 Donovan Solano, R (1, 4) OBP: 0.302, SLG: 0.325	B FF 90 1 SAFE F FF 89 1 SAFE B FF 89 X FF 89 2-1 ① FC6-4 1-2f	1 SAFE B SL 84 C SL 84 B CU 73 F FF 91 F FF 94 H SI 93 3-2 1-2 HBP	C SL 85 C FF 93 B FF 93 B CU 74 F SL 86 B FF 93 X FF 91 3-2 ② G5-3	C FF 92 B FF 94 B FF 94 C SL 81 X FF 94 2-2 ③ F9	1 SAFE C FF 92 1 SAFE F FF 92 F FF 93 1 SAFE S FF 93 0-3 ② K	F FF 90 X SL 87 0-1 27 1B 1-2 1B	5	0	1	0	0	1	4
27 Giancarlo Stanton, R (1, 9) OBP: 0.401, SLG: 0.565	X SL 83 0-0 ② P3	D SL 86 F SL 84 B CU 72 S SL 84 B FF 94 F SL 85 S SL 84 3-3 ③ K	B FF 94 F FF 92 X FF 93 1-1 1B	B SL 83 B SL 85 B SL 86 B FF 90 4-0 9 FC6-4 BB	F SL 82 B FF 93 B FF 93 1 SAFE B FF 93 B FF 93 4-1 1-2 BB	C SL 85 B FF 92 C SL 82 X FF 92 1-2 1-3 2-H 1B	4	0	2	1	2	1	3
9 Casey McGehee, R (1, 5) OBP: 0.364, SLG: 0.375	C SL 84 C FF 92 D SL 86 F FF 93 B FF 94 D SL 86 F FF 94 X SL 85 3-2 ③ G5-3	X FF 91 0-0 ① L9	B SL 86 S FF 89 F FF 92 B SL 85 1 SAFE F SL 84 S FF 91 2-3 ③ K	C FF 92 1 SAFE 1 SAFE X SL 86 0-1 ① FC6-4 13 G3-1 1-2f	B FF 93 S FF 93 C FF 93 B SL 82 S FF 93 2-3 ③ K	5	0	0	0	0	2	5
46 Garrett Jones, L (1, 3) OBP: 0.316, SLG: 0.413 36 Sam Dyson, R (10, 1)	C SI 91 B CU 74 X CH 86 1-1 ① G1-3	C SI 91 T SI 92 B FF 93 B CU 74 X CU 74 2-2 ② P6	B SI 90 B CH 84 C SI 90 C CH 84 F FF 92 X SL 85 2-2 13 1B 39 1B 2B	B SI 90 I IN 72 I IN 70 I IN 70 4-0 13 G3-1 IBB	B FF 92 B FF 93 C FF 92 S FF 93 F FF 93 X CH 80 2-2 ① P2	4	1	1	0	1	0	0
13 Marcell Ozuna, R (1, 8) OBP: 0.312, SLG: 0.428	C SL 84 B FF 93 T FF 93 B FF 96 F SL 86 C SL 85 2-3 ② K	B CU 73 X SL 84 1-0 HR	X SI 92 0-0 39 1B 3 SF8 2-3 1B	C SL 84 C FF 91 X FF 92 0-2 ② G3-1 1-2 2-3	F FF 93 B SL 83 B FF 93 C SL 83 C FF 94 2-3 ② K	5	2	2	1	0	2	2
39 Jarrod Saltalamacchia, S (1, 2) OBP: 0.336, SLG: 0.385	B CU 74 B SI 92 X SI 91 2-0 ③ F8	F SI 92 X FF 94 0-1 2B	X CH 81 0-0 21 WP 5 G5-3 1-3 3-H 1B	I IN 70 I IN 68 I IN 69 I IN 67 4-0 IBB	C SL 89 B SL 88 B FF 90 B SL 87 F SL 87 F FF 90 S SL 87 3-3 ③ K	4	0	2	1	1	1	0
3 Adeiny Hechavarría, R (1, 6) OBP: 0.305, SLG: 0.350	C FF 91 C CU 75 S SL 86 0-3 ① K	I IN 54 I IN 56 I I 4-0 IBB	B FF 94 X FF 94 1-0 ① SF8 3-H	F SL 83 F SL 86 S FF 93 0-3 ③ K	L FF 90 B SL 88 S SL 88 F FF 91 B SL 85 X FF 91 2-2 ① F8	3	0	0	1	1	2	3
23 Jarred Cosart, R (1, 1) OBP: 0.125, SLG: 0.125 5 Reed Johnson, R (6, PH) OBP: 0.260, SLG: 0.338 44 AJ Ramos, R (7, 1) 40 Mike Dunn, L (7, 1) 57 Bryan Morris, L (8, 1) 1 Jordany Valdespin, L (8, PH) OBP: 0.273, SLG: 0.361 31 Steve Cishek, R (9, 1) 10 Jeff Baker, R (10, 3) OBP: 0.301, SLG: 0.381	C FF 92 S FF 93 F FF 94 C FF 94 0-3 ② K	X FF 91 0-0 ③ G4-3	B SL 85 C FF 95 S SL 83 X SL 82 1-2 ② G5-3 1-2	X FF 92 0-0 ① F8	B SL 88 F SL 88 B SL 88 X SL 88 2-1 E3 17 1B 27 1B	2 1 0 0 0 1 0 1	0 0 0 0 0 0 0 1	0 0 0 0 0 0 0 0	0 0 0 0 0 0 0 0	1 0 0 0 0 0 0 0	2 1 0 0 0 0 0 0	2 1 0 0 0 0 0 0
Inning Stats	R: 0 E: 1 K: 0 S: 12 H: 1 LOB: 1 BB: 0 P: 18	R: 0 E: 0 K: 1 S: 7 H: 0 LOB: 0 BB: 0 P: 12	R: 0 E: 0 K: 3 S: 18 H: 1 LOB: 2 BB: 0 P: 26	R: 1 E: 0 K: 0 S: 8 H: 2 LOB: 2 BB: 1 P: 15	R: 0 E: 0 K: 2 S: 13 H: 1 LOB: 1 BB: 0 P: 19	R: 2 E: 0 K: 0 S: 13 H: 3 LOB: 2 BB: 1 P: 23	R: 0 E: 1 K: 1 S: 8 H: 0 LOB: 3 BB: 3 P: 20	R: 0 E: 0 K: 2 S: 12 H: 1 LOB: 2 BB: 1 P: 19	R: 0 E: 0 K: 2 S: 11 H: 0 LOB: 0 BB: 0 P: 18	R: 1 E: 1 K: 0 S: 14 H: 2 LOB: 2 BB: 0 P: 20	1B: 8 2B: 2 3B: 0 HR: 1	SF: 1 SAC: 0 DP: 0 HBP: 1	WP: 1 PB: 0 SB: 1 CS: 0	PA: 48		

PITCHER		IP	WLS	BF	H	R	ER	SO	BB	IBB	HBP	BLK	WP	HR	S	P	ERA	WHIP
36 Miles Mikolas, R ERA: 7.48	(1, 1)	5.0		25	8	3	3	6	0	1	1	0	0	1	64	98	5.40	1.600
55 Roman Mendez, R ERA: 1.33	(6, 1)	1.0		4	0	0	0	0	0	1	0	0	1	0	7	15	0.00	0.000
35 Phil Klein, R ERA: 2.35	(7, 1)	1.0		6	0	0	0	1	1	2	0	0	0	0	8	20	0.00	1.000
37 Shawn Tolleson, R ERA: 3.0	(8, 1)	1.2		7	1	0	0	3	1	0	0	0	0	0	19	30	0.00	1.200
56 Neal Cotts, L ERA: 3.48	(9, 1)	1.0	L	5	1	1	0	1	0	0	0	0	0	0	15	23	0.00	1.000

PITCHER		IP	WLS	BF	H	R	ER	SO	BB	IBB	HBP	BLK	WP	HR	S	P	ERA	WHIP
30 Neftalí Feliz, R ERA: 2.33	(10, 1)	0.0		1	1	0	0	0	0	0	0	0	0	0	3	4	∞	∞

BOTTOM

Texas Rangers @ Miami Marlins

Marlins Park, Miami, FL

Tue Aug 19 2014, 7:12 PM - 11:11 PM EDT

Att. 20,277 - Roof Closed - 76 F

livebaseballscorecards.com

AB	40
R	4
H	11
RBI	4
BB	6
SO	11
LOB	21

Texas Rangers @ Miami Marlins

Marlins Park, Miami, FL

Wed Aug 20 2014, 12:42 PM - 3:36 PM EDT

Att. 16,672 - Roof Closed - 78 F

TOP

livebaseballscorecards.com

Batter	1	2	3	4	5	6	7	8	9	AB	R	H	RBI	BB	SO	LOB
17 Shin-Soo Choo, L (1, 7) OBP: 0.342, SLG: 0.371	B FF 96 S FF 97 C FF 97 F FF 96 B CU 76 X FF 97 2-2 G3-1 ①	X FF 95 0-0 F7 ②		B CU 75 F FF 96 X SL 87 1-1 1 FC6-4 1B			L SI 95 B FS 88 C FS 87 B FF 96 F FS 86 B FF 95 B SI 95 4-2 1 CS BB			3	0	1	0	1	0	1
1 Elvis Andrus, R (1, 6) OBP: 0.323, SLG: 0.342	C FF 98 F FF 97 B FF 97 X FF 97 1-2 G5-3 ②	1 SAFE C FF 95 S SL 87 B SL 87 B FF 95 1 SAFE 1 SAFE B SL 87 F FF 97 4-2 B FF 94 1-2 2B BB		C FF 94 1 SAFE B FF 94 X SL 84 1-1 FC6-4 ③ 1-2f			C FF 95 1 SAFE 1 SAFE B SI 94 1 SAFE C SL 87 B SI 94 1 SAFE D FS 88 3-3 S SL 88 K ②③ 1-2			3	1	0	0	1	1	2
Alex Rios, R (1, 9) OBP: 0.314, SLG: 0.402	B FF 97 S FF 97 B FF 97 X FF 97 2-1 7 2B 29 1B 1B	B FF 97 C SL 88 B SL 89 X FF 95 2-1 1-H 2-H 2B			C SL 83 F FF 94 B CU 74 B SL 85 B FF 95 S SL 86 3-3 K ①			B FF 90 B FF 90 B FF 89 C FF 90 S FF 88 F FF 88 X FC 91 3-2 P6 ①		4	1	2	2	0	1	0
29 Adrian Beltré, R (1, 5) OBP: 0.376, SLG: 0.500	B SL 87 X FF 96 1-0 7 2B 7 E 1-2 1B	B SL 90 F FF 98 X FF 97 1-1 G6-3 ③			X FF 96 0-0 7 G6-4-3 1B			C SL 82 F FF 92 B SL 82 F FF 94 X SI 92 1-2 G6-3 ②		4	1	2	0	0	0	1
7 J.P. Arencibia, R (1, 3) OBP: 0.244, SLG: 0.382 55 Roman Mendez, R (8, 1) 30 Neftalí Feliz, R (9, 1)	C FF 96 B FF 97 F FF 96 B SL 87 X FF 96 2-2 E6 2 WP 2 1B 1-H 2-H 2B		B FF 95 F FF 95 S CU 76 S SL 86 1-3 K ①		X FF 93 0-0 G6-4-3 ②③ 1-2f			C SL 82 B FF 92 S SL 80 F SL 83 X FF 92 1-2 F9 ③		4 0 0	1 0 0	1 0 0	1 0 0	0 0 0	1 0 0	1 0 0
2 Leonys Martin, L (1, 8) OBP: 0.322, SLG: 0.362	B CU 77 B FF 96 X FF 96 2-0 2-H 1B		X FF 95 0-0 8 G5-4-3 1B			B CU 78 B FF 92 B FF 93 C FF 91 F FF 91 F FF 92 X FF 92 3-2 12 E 12 S 12 K2-5-2 1B			L FF 94 C FF 94 B SL 86 X SL 86 1-2 G4-3 ①	4	0	3	1	0	0	0
8 Geovany Soto, R (1, 2) OBP: 0.237, SLG: 0.368	1 SAFE F FF 95 C FF 94 1 SAFE B SL 87 X SL 86 1-2 G5-3 ③		B FF 95 C SL 86 1 SAFE F FF 95 1 SAFE 1 SAFE B SL 86 B SL 86 X FF 94 3-2 G5-4-3 ②③ 1-2f			C SI 91 B CH 86 X SI 91 1-1 L9 ①			B FF 94 B FF 95 B FF 95 C FF 94 F FF 95 S FF 93 3-3 K ②	4	0	0	0	0	1	3
12 Rougned Odor, L (1, 4) OBP: 0.291, SLG: 0.380		X FF 93 0-0 1 BB 2B 1B		C CU 76 X FF 95 0-1 P5 ①		F FF 91 1 SAFE B CU 78 F CU 78 F CU 78 T SI 93 3 SAFE 1-2 K2-5-2 ②③ 1-3			X SL 87 0-0 F8 ③	4	1	1	0	0	1	1
22 Nick Martinez, L (1, 1) 35 James Adduci, L (7, PH) OBP: 0.235, SLG: 0.239 36 Jon Edwards, R (7, 1) 9 Adam Rosales, R (8, 3) OBP: 0.433, SLG: 0.549		C FF 92 L FF 93 F SL 85 T SL 85 0-2 K ①		F FF 96 B FF 94 T FF 96 B CU 76 F FF 98 C FF 96 2-3 K ②			S SI 94 S SI 94 B SI 96 F FF 95 B SL 87 T SI 95 2-2 K ①			2 1 0 0	0 0 0 0	0 0 0 0	0 0 0 0	0 1 0 0	2 0 0 0	1 0 0 0

Inning Stats																		
	R: 3	H: 4	R: 2	H: 2	R: 0	H: 1	R: 0	H: 1	R: 0	H: 1	R: 0	H: 0	R: 0	H: 0	R: 0	H: 0	1B: 8	SF: 0	WP: 1	PA: 35
	E: 1	LOB: 1	E: 0	LOB: 1	E: 0	LOB: 0	E: 0	LOB: 1	E: 0	LOB: 1	E: 0	LOB: 1	E: 0	LOB: 0	E: 0	LOB: 0	2B: 4	SAC: 0	PB: 0	
	K: 0	BB: 0	K: 1	BB: 1	K: 1	BB: 0	K: 1	BB: 0	K: 1	BB: 1	K: 2	BB: 1	K: 0	BB: 0	K: 1	BB: 0	3B: 0	DP: 4	SB: 1	
	S: 17	P: 28	S: 13	P: 20	S: 7	P: 11	S: 5	P: 8	S: 10	P: 15	S: 10	P: 19	S: 12	P: 17	S: 7	P: 11	HR: 0	HBP: 0	CS: 1	

PITCHER		IP	WLS	BF	H	R	ER	SO	BB	IBB	HBP	BLK	WP	HR	S	P	ERA	WHIP
24 Nathan Eovaldi, R ERA: 4.06	(1, 1)	5.0	L	23	9	5	4	4	1	0	0	0	1	0	52	81	7.20	2.000
52 Brad Hand, L ERA: 4.52	(6, 1)	1.0		3	1	0	0	1	0	0	0	0	0	0	10	15	0.00	1.000
41 Chris Hatcher, R ERA: 3.29	(7, 1)	1.0		3	0	0	0	2	1	0	0	0	0	0	10	19	0.00	1.000
44 AJ Ramos, R ERA: 2.09	(8, 1)	1.0		3	0	0	0	0	0	0	0	0	0	0	12	17	0.00	0.000
40 Mike Dunn, L ERA: 3.47	(9, 1)	1.0		3	0	0	0	1	0	0	0	0	0	0	7	11	0.00	0.000

PITCHER		IP	WLS	BF	H	R	ER	SO	BB	IBB	HBP	BLK	WP	HR	S	P	ERA	WHIP

AB	33
R	5
H	10
RBI	4
BB	2
SO	8
LOB	10

Batter	1	2	3	4	5	6	7	8	9	AB	R	H	RBI	BB	SO	LOB
21 Christian Yelich, L (1, 7) OBP: 0.365, SLG: 0.426	B FF 90 B FF 90 C FF 91 C FF 90 C FF 91 2-3 ① K		B FF 91 B FF 91 X FF 90 2-0 1-3 1B		B SI 90 X FF 91 1-0 17 G5-3 1B		B FF 95 X FF 93 1-0 2B		B FF 95 S FF 95 B FF 95 B FF 95 4-1 BB	4	0	3	0	1	1	0
17 Donovan Solano, R (1, 4) OBP: 0.294, SLG: 0.316	C FF 90 B SL 84 X FF 91 1-1 ② F9		B SL 84 X FF 91 1-0 ② F7		1 SAFE 1 SAFE C FF 89 B FF 87 F FF 89 D SL 83 X FF 89 2-2 ② G5-3 1-2		C FF 94 X SL 86 0-1 ③ L8		C FF 95 F FF 96 B FF 96 F FF 95 S FF 95 1-3 ③ K	5	0	0	0	0	1	5
27 Giancarlo Stanton, R (1, 9) OBP: 0.400, SLG: 0.561	B FF 91 C FF 91 B FF 92 S SL 84 B SL 85 F SL 85 S SL 84 3-3 ③ K		C FF 91 S SL 84 S SL 84 0-3 ③ K		D SL 83 B FF 90 I IN 76 I IN 81 4-0 9 FC6-4 IBB			B FF 95 T SL 84 T SL 80 S FF 95 1-3 ① K		3	0	0	0	1	3	2
9 Casey McGehee, R (1, 5) OBP: 0.361, SLG: 0.372		C FF 89 F FF 90 B FF 89 C SL 83 1-3 ① K	S SL 83 B FF 90 X CH 83 1-1 ① F8		S SL 81 X SL 83 0-1 ③ FC6-4 1-2f			C FF 94 B FF 95 F SL 84 S FF 95 1-3 ② K		4	0	0	0	0	2	2
46 Garrett Jones, L (1, 3) OBP: 0.317, SLG: 0.413		B FF 89 F FF 90 S CH 82 B FF 91 B CH 83 B FF 90 4-2 3 G5-3 13 1B BB	C FF 89 X CU 75 0-1 13 2B 1B			B FF 89 B FF 89 C FF 89 F SI 90 X CH 81 2-2 ① G4-3		F FF 94 S FF 94 X FF 95 0-2 ③ G3-1		3	1	1	0	1	0	0
13 Marcell Ozuna, R (1, 8) OBP: 0.316, SLG: 0.440		C FF 90 C FF 90 X SI 90 0-2 1-2 1B	C SL 82 1 SAFE B FF 90 F SL 82 X FF 89 1-2 3 G6-3 6 WP 2B 1-H			F SL 83 S FF 91 X FF 89 0-2 ② L8			C FF 92 F FF 93 F FF 92 B FF 92 X CH 87 1-2 HR	4	2	3	2	0	0	0
3 Adeiny Hechavarría, R (1, 6) OBP: 0.303, SLG: 0.346		C FF 91 X CH 83 0-1 ②③ G5-3 2-3f	X FF 90 0-0 ② G6-3 2-3			B FF 91 F FF 89 F CH 82 F FF 93 X SL 84 1-2 ③ G1-3			B FF 94 X FF 92 1-0 ① G4-3	4	0	0	0	0	0	3
6 Jeff Mathis, R (1, 2) OBP: 0.265, SLG: 0.275 39 Jarrod Saltalamacchia, R (2, PH) OBP: 0.338, SLG: 0.397		B FF 89 S FF 90 C FF 90 T FF 92 1-2 ① K	B SL 84 F FF 89 S FF 90 B FF 92 B SL 84 F FF 91 F FF 91 C FF 91 3-3 ③ 3-H				C FF 94 B FF 95 X SL 88 1-1 ① G1-3		C FF 92 F FF 94 B FF 93 X SL 88 1-2 HR	3 1	0 1	0 1	0 1	0 0	2 0	0 0
24 Nathan Eovaldi, R (1, 1) OBP: 0.082, SLG: 0.063 1 Jordany Valdespin, L (5, PH) OBP: 0.269, SLG: 0.356 52 Brad Hand, L (6, 1) OBP: 0.056, SLG: 0.056 41 Chris Hatcher, R (7, 1) 5 Reed Johnson, R (7, PH) OBP: 0.256, SLG: 0.336 44 AJ Ramos, R (8, 1) 40 Mike Dunn, L (9, 1) 10 Jeff Baker, R (9, PH) OBP: 0.299, SLG: 0.379		C FF 91 B FF 91 X FF 91 1-1 21 1B 1B		B FF 89 B FF 88 C FF 89 C FF 89 B SL 83 F FF 90 S FF 90 3-3 ① K		B FF 96 X FF 94 1-0 ② G5-3		F FF 95 F FF 95 S FF 95 0-3 ② K	1 1 0 0 1 0 0 0 1	0 0 0 0 0 0 0 0 0	1 0 0 0 0 0 0 0 0	0 0 0 0 0 0 0 0 0	0 1 0 0 0 0 0 0 1	0 0 0 0 0 0 0 0 0	0 0 0 0 0 0 0 0 0
Inning Stats	R: 0 E: 0 K: 2 S: 9 H: 0 LOB: 0 BB: 0 P: 15	R: 0 E: 0 K: 1 S: 10 H: 1 LOB: 1 BB: 1 P: 15	R: 0 E: 0 K: 2 S: 10 H: 2 LOB: 2 BB: 0 P: 15	R: 2 E: 0 K: 1 S: 13 H: 2 LOB: 0 BB: 0 P: 18	R: 0 E: 0 K: 1 S: 10 H: 1 LOB: 2 BB: 1 P: 20	R: 0 E: 0 K: 0 S: 10 H: 0 LOB: 0 BB: 0 P: 13	R: 0 E: 0 K: 0 S: 6 H: 1 LOB: 1 BB: 0 P: 9	R: 0 E: 0 K: 2 S: 9 H: 0 LOB: 0 BB: 0 P: 11	R: 2 E: 0 K: 2 S: 16 H: 2 LOB: 1 BB: 1 P: 24	1B: 5 2B: 2 3B: 0 HR: 2 SF: 0 SAC: 0 DP: 1 HBP: 0					WP: 1 PB: 0 SB: 0 CS: 0	PA: 38	

PITCHER		IP	WLS	BF	H	R	ER	SO	BB	IBB	HBP	BLK	WP	HR	S	P	ERA	WHIP
22 Nick Martinez, R ERA: 5.13	(1, 1)	6.0	W	25	6	2	2	7	1	1	0	0	1	0	62	96	3.00	1.167
36 Jon Edwards, R ERA:	(7, 1)	1.0	H	4	1	0	0	0	0	0	0	0	0	0	6	9	0.00	1.000
55 Roman Mendez, R ERA: 1.27	(8, 1)	1.0	H	3	0	0	0	2	0	0	0	0	0	0	9	11	0.00	0.000
30 Neftalí Feliz, R ERA: 3.1	(9, 1)	1.0	S	6	2	2	2	2	1	0	0	0	0	2	16	24	18.00	3.000

PITCHER	IP	WLS	BF	H	R	ER	SO	BB	IBB	HBP	BLK	WP	HR	S	P	ERA	WHIP

BOTTOM

Texas Rangers @ Miami Marlins

Marlins Park, Miami, FL

Wed Aug 20 2014, 12:42 PM - 3:36 PM EDT

Att. 16,672 - Roof Closed - 78 F

livebaseballscorecards.com

AB	35
R	4
H	9
RBI	3
BB	3
SO	11
LOB	12

MIAMI

Batter	1	2	3	4	5	6	7	8	9	AB	R	H	RBI	BB	SO	LOB
23 Norichika Aoki, L (1, 9) OBP: 0.333, SLG: 0.335	C FF 87 B FF 88 B CU 75 B FF 86 X FF 88 3-1 L9 ①	B SI 87 L CH 82 X FF 87 1-1 SH1-3 ② 1-2 2-3		B CH 85 X CH 81 1-0 G4-3 ③			X SL 84 0-0 E3 13 FC6-4 3-H		B FF 96 B FF 96 B FF 96 B FF 95 4-0 14 E 14 S 13 FC4-6 BB	3	0	0	1	0	0	1
1 Jarrod Dyson, L (7, 8) OBP: 0.343, SLG: 0.349										0	1	0	0	1	0	0
14 Omar Infante, R (1, 4) OBP: 0.293, SLG: 0.356	C FF 89 B FF 89 X FF 90 1-1 F9 ② 1-2	C SL 81 B FF 88 X FF 88 1-1 F7 ③			C FF 87 B SL 80 F FF 89 B SL 84 X SL 81 2-2 G5-3 ①		B FF 89 1 SAFE X FF 91 1-0 P3 ②		B FF 95 1 SAFE C FF 96 B SL 88 B FF 94 X FF 96 3-1 E6 13 FC4-6 1-3 1B	5	0	1	0	0	0	3
13 Salvador Perez, R (1, 2) OBP: 0.301, SLG: 0.413	F FF 90 F FF 89 F SL 83 F SL 82 B SL 84 X FF 89 1-2 P6 ③		C FF 87 X FF 89 0-1 F8 ①		F SL 81 F SL 82 X FF 89 0-2 P5 ②		F FF 88 B SL 86 T SL 85 X SL 86 1-2 FC6-4 ③ 1-2f		C SL 87 F FF 95 B FF 94 3 SAFE X SL 87 1-2 FC4-6 ② 1-2f 3-H	5	0	0	1	0	0	2
16 Billy Butler, R (1, 3) OBP: 0.329, SLG: 0.390		C SL 80 B FF 89 X FF 89 1-1 HR	C FF 89 B FF 88 C SL 81 X FF 89 1-2 F8 ②		C SL 82 X CU 78 0-1 G5-3 ③			X SL 84 0-0 G6-3 ①	B SL 87 C SL 85 B FF 93 S SL 87 B FF 96 S FF 94 3-3 K ③	5	1	1	1	0	1	1
4 Alex Gordon, L (1, 7) OBP: 0.357, SLG: 0.446		C FF 88 S CH 84 B FF 88 B SL 83 B CU 77 X FF 89 3-2 G6-3 ①	C CH 85 B FF 88 X CU 76 1-1 F8 ③			C CU 75 B CH 83 B FF 89 X CH 82 2-1 G4-3 ①		B SL 75 F SI 84 B SI 83 C CH 68 X SL 76 2-2 E5 8 2B		4	0	0	0	0	0	0
7 Josh Willingham, R (1, 10) OBP: 0.351, SLG: 0.434		C CU 76 C FF 90 B FF 90 H FF 90 2-2 8 1B 6 1B HBP		C FF 87 C FF 89 B SL 83 B SL 82 B FF 87 F FF 89 X FF 90 3-2 HR		C FF 89 B FF 88 S CU 79 B SL 84 F CU 79 S SL 84 2-3 K ②		1 SAFE C SL 74 F CH 68 1 SAFE T CH 68 0-2 K ②		3	2	1	1	0	2	1
8 Mike Moustakas, L (1, 5) OBP: 0.265, SLG: 0.382		C FF 88 B CU 77 1 SAFE X CH 83 1-1 6 1B 2 1B 1-3 1B		C FF 89 B CU 77 B SL 82 F FF 89 F SL 81 X SL 82 2-2 G4-3 ①		C CU 76 S CH 83 B SL 83 B CU 79 F CH 85 F SL 83 B FF 90 F SL 81 T FF 89 3-2 K ③		B SL 77 B SL 74 1 SAFE S SI 85 C SI 85 B CH 66 X CH 69 3-2 1-3 2B	4	1	2	0	0	1	0
6 Lorenzo Cain, R (1, 8) (7, 9) OBP: 0.335, SLG: 0.409		F SL 83 B SL 83 X FF 87 1-1 23 SH1-3 2 1B 1-2 3-H 1B		X CU 80 0-0 1B			B SL 84 B SL 85 C FF 90 B SL 84 F FF 90 X FF 92 3-2 2 S 23 E 2B	B SL 76 X SL 76 1-0 F8 ③		4	1	3	1	0	0	2
2 Alcides Escobar, R (1, 6) OBP: 0.316, SLG: 0.370		D SL 81 F FF 88 F FF 88 B FF 89 D SL 82 X FF 88 3-2 23 SH1-3 1-2 2-H 1B		1 SAFE 1 SAFE C CH 85 1 SAFE 1 SAFE B CH 85 X SL 81 1-1 L9 ②			C SI 91 C SI 91 X SI 90 0-2 F9 ① 2-3		F FF 96 F FF 96 F SL 89 X SL 91 0-2 P6 ①	4	0	1	1	0	0	2
Inning Stats	R: 0 E: 0 K: 0 S: 9 H: 0 LOB: 0 BB: 0 P: 14	R: 3 E: 0 K: 0 S: 18 H: 4 LOB: 2 BB: 0 P: 31	R: 0 E: 0 K: 0 S: 7 H: 0 LOB: 0 BB: 0 P: 9	R: 1 E: 0 K: 0 S: 12 H: 2 LOB: 1 BB: 0 P: 19	R: 0 E: 0 K: 0 S: 8 H: 0 LOB: 0 BB: 0 P: 10	R: 0 E: 0 K: 2 S: 12 H: 0 LOB: 0 BB: 0 P: 19	R: 1 E: 1 K: 0 S: 11 H: 1 LOB: 1 BB: 0 P: 16	R: 0 E: 1 K: 1 S: 11 H: 1 LOB: 2 BB: 0 P: 17	R: 1 E: 1 K: 1 S: 12 H: 1 LOB: 1 BB: 1 P: 23	1B: 5 2B: 2 3B: 0 HR: 2 SF: 0 SAC: 1 DP: 0 HBP: 1	WP: 0 PB: 0 SB: 2 CS: 0 PA: 40					

PITCHER		IP	WLS	BF	H	R	ER	SO	BB	IBB	HBP	BLK	WP	HR	S	P	ERA	WHIP
48 Colby Lewis, R ERA: 5.54	(1, 1)	6.0	L	25	6	4	4	2	0	0	1	0	0	2	66	102	6.00	1.000
35 Phil Klein, R ERA: 3.0	(7, 1)	1.1		6	1	1	1	0	0	0	0	0	0	0	12	17	6.75	0.750
58 Alex Claudio, L ERA:	(8, 1)	0.2		4	1	0	0	1	0	0	0	0	0	0	10	16	0.00	1.500
36 Jon Edwards, R ERA:	(9, 1)	1.0		5	1	1	0	1	1	0	0	0	0	0	12	23	0.00	2.000

PITCHER	IP	WLS	BF	H	R	ER	SO	BB	IBB	HBP	BLK	WP	HR	S	P	ERA	WHIP

TOP

Kansas City Royals @ Texas Rangers

Globe Life Park in Arlington, Arlington, TX

Fri Aug 22 2014, 8:09 PM - 11:17 PM EDT

Att. 26,991 - Clear - 98 F

livebaseballscorecards.com

AB	37
R	6
H	9
RBI	6
BB	1
SO	4
LOB	12

Batter	1	2	3	4	5	6	7	8	9	AB	R	H	RBI	BB	SO	LOB
17 Shin-Soo Choo, L (1, 9) OBP: 0.341, SLG: 0.368	C FF 94 X SI 96 0-1 G6-3		C CH 89 B FF 95 B FF 99 S CH 89 B CH 90 T FF 95 3-2 K		F SI 96 B FF 97 S FC 92 S CH 91 1-3 K		F SL 76 X SI 89 0-1 G3 2-3		B FF 98 B FF 97 B FF 97 C FF 94 B FF 96 4-1 BB	4	0	0	0	1	2	1
1 Elvis Andrus, R (1, 6) OBP: 0.325, SLG: 0.342	B CH 93 S SI 97 X SI 96 1-1 2B 29 G5-3 1B		B FF 100 F SI 96 B CU 85 F SI 96 B CH 91 B SI 96 4-2 BB		C FF 96 C CU 82 B FF 99 S CU 85 1-3 K		B SI 96 F SI 97 H FF 97 2-1 FC6-4 HBP		B FF 96 C FF 94 B SL 85 X FF 95 2-1 P4	3	1	1	0	1	1	1
Alex Rios, R (1, 10) OBP: 0.314, SLG: 0.403	C SI 97 B SI 97 B FF 95 B CH 86 X FF 96 3-1 1-3 2B		C SI 97 B SI 98 F CH 87 B FF 98 B FF 98 F FF 97 X FF 97 3-2 L9			C SI 94 B CU 82 F SI 95 S FF 99 1-3 K	C FF 97 F FF 98 B FF 98 F FF 99 X FF 98 1-2 FC6-4 1-2f 3-H			4	0	1	1	0	1	2
29 Adrian Beltré, R (1, 5) OBP: 0.377, SLG: 0.502	B FF 99 F CH 88 X SI 97 1-1 G5-3 3-H			C FF 98 F CU 83 F CH 91 F FF 99 B FF 97 B FF 98 B CH 91 F CH 90 X FF 96 3-2 61 G3 2B		C FF 97 X FF 98 0-1 61 BB 1B	C FF 99 B FF 99 F FF 98 X FF 99 1-2 L8			4	0	2	1	0	0	2
28 Mike Carp, L (1, 3) OBP: 0.295, SLG: 0.237	C FF 98 B FF 99 2 SAFE F FF 93 S CH 89 1-3 K			S CH 87 S FF 98 B FF 98 F CH 89 B FF 98 X FF 98 2-2 G5-3		C SI 96 B FF 98 C SI 95 S FF 98 1-3 K		B FF 94 S FF 95 C FF 94 X KC 85 1-2 G4-3		4	0	0	0	0	2	3
61 Robinson Chirinos, R (1, 2) OBP: 0.274, SLG: 0.411		C FF 97 B FF 98 B CU 84 X FF 96 2-1 F9		X FF 99 0-0 G3 2-3		B SI 98 S CH 88 B CH 89 F SI 97 B FF 100 B FF 97 4-2 1-2 BB		C FF 96 B FC 92 T FF 97 B KC 86 F FC 91 S KC 86 2-3 K2-3		3	0	0	0	1	1	1
2 Leonys Martin, L (1, 8) OBP: 0.321, SLG: 0.360		C SI 96 B SI 99 X FF 97 1-1 L5		D CH 91 B FF 98 S FF 97 F FF 98 F FF 100 F CU 85 B FF 99 D CH 91 4-2 BB		B FF 99 X CH 86 1-0 P2		S FC 91 C FF 96 B KC 85 B FC 90 B FF 97 F FF 96 X FF 97 3-2 G3		3	0	0	0	1	0	2
9 Adam Rosales, R (1, 4) OBP: 0.429, SLG: 0.556 12 Rougned Odor, L (9, PH) OBP: 0.290, SLG: 0.379		B FF 100 X SI 99 1-0 G3-1		X SI 96 0-0 G5-3			B SI 91 B SI 90 X SI 90 2-0 19 2B 2B		B FF 97 X FF 96 1-0 P2	3 1	1 0	1 0	0 0	0 0	0 0	2 0
35 James Adduci, L (1, 7) OBP: 0.230, SLG: 0.233 19 Daniel Robertson, R (7, PH) OBP: 0.339, SLG: 0.339 (8, 7)			B FF 96 F SI 97 F FF 99 F CH 90 B FF 99 B FF 100 X SI 99 3-2 L8		B CH 91 C SI 94 F FF 96 X CU 82 1-2 G4-3		X CH 85 0-0 17 G3 FC6-4 2-H 2B		B FF 96 C FF 96 C SL 87 X FF 97 1-2 G1-3	2 2	0 1	0 1	0 1	0 0	0 0	0 0
Inning Stats	R: 1 H: 2 E: 0 LOB: 1 K: 1 BB: 0 S: 11 P: 17	R: 0 H: 0 E: 0 LOB: 0 K: 0 BB: 0 S: 5 P: 9	R: 0 H: 0 E: 0 LOB: 1 K: 1 BB: 1 S: 13 P: 26	R: 0 H: 1 E: 0 LOB: 2 K: 0 BB: 1 S: 16 P: 25	R: 0 H: 0 E: 0 LOB: 0 K: 2 BB: 0 S: 9 P: 12	R: 0 H: 1 E: 0 LOB: 2 K: 2 BB: 1 S: 11 P: 18	R: 2 H: 2 E: 0 LOB: 1 K: 0 BB: 0 S: 12 P: 18	R: 0 H: 0 E: 0 LOB: 0 K: 1 BB: 0 S: 11 P: 17	R: 0 H: 0 E: 0 LOB: 1 K: 0 BB: 1 S: 7 P: 15	1B: 2 SF: 0 2B: 4 SAC: 0 3B: 0 DP: 0 HR: 0 HBP: 1						WP: 0 PA: 38 PB: 0 SB: 0 CS: 0

PITCHER		IP	WLS	BF	H	R	ER	SO	BB	IBB	HBP	BLK	WP	HR	S	P	ERA	WHIP
30 Yordano Ventura, R ERA: 3.4	(1, 1)	6.0	W	25	4	1	1	6	3	0	0	0	0	0	65	107	1.50	1.167
67 Francisley Bueno, L ERA: 3.71	(7, 1)	0.1		3	2	2	2	0	0	0	0	0	0	0	4	6	54.00	6.000
40 Kelvin Herrera, R ERA: 1.51	(7, 1)	0.2	H	3	0	0	0	0	0	0	1	0	0	0	8	12	0.00	0.000
17 Wade Davis, R ERA: 0.8	(8, 1)	1.0	H	3	0	0	0	1	0	0	0	0	0	0	11	17	0.00	0.000
56 Greg Holland, R ERA: 1.79	(9, 1)	1.0	S	4	0	0	0	0	1	0	0	0	0	0	7	15	0.00	1.000

PITCHER	IP	WLS	BF	H	R	ER	SO	BB	IBB	HBP	BLK	WP	HR	S	P	ERA	WHIP

BOTTOM

Kansas City Royals @ Texas Rangers

Globe Life Park in Arlington, Arlington, TX

Fri Aug 22 2014, 8:09 PM - 11:17 PM EDT

Att. 26,991 - Clear - 98 F

livebaseballscorecards.com

AB	33
R	3
H	6
RBI	3
BB	4
SO	7
LOB	14

Kansas City Royals @ Texas Rangers

Globe Life Park in Arlington, Arlington, TX

Sat Aug 23 2014, 8:26 PM - 11:02 PM EDT

Att. 27,400 - Clear - 96 F

TOP

livebaseballscorecards.com

Batter	1	2	3	4	5	6	7	8	9	AB	R	H	RBI	BB	SO	LOB
1 Jarrod Dyson, L (1, 8) OBP: 0.346, SLG: 0.349	C SI 90 B SI 90 X SI 90 1-1 ① G4-3		B FF 88 1 SAFE B SI 90 X SI 91 2-0 ②③ G4-3-6-3-6 1-2f		B SI 90 B SI 91 B SI 90 B FF 90 4-0 14 1B 1-2 2-3 3-H BB		B SL 76 B SL 76 C SI 85 S SI 84 X SI 83 2-2 14 G5-4-3 2-H 3-H 1B			3	0	1	3	1	0	1
14 Omar Infante, R (1, 4) OBP: 0.293, SLG: 0.355	B FF 91 B FF 89 X FF 90 2-0 ② P6			C SI 90 X FF 90 0-1 ① G4-3	C SL 85 F SI 91 X SL 86 0-2 1-3 2-H 3-H 1B		1 SAFE F SI 85 X SI 84 0-1 ②③ G5-4-3 1-2f			4	0	1	2	0	0	1
4 Alex Gordon, L (1, 7) OBP: 0.358, SLG: 0.453	B SI 90 X SI 91 1-0 HR			F FF 91 B CU 78 B CH 86 T SL 86 X CU 80 2-2 16 G4-6-3 1B	X SI 90 0-0 ③ L7			B SL 75 B SI 84 S SI 84 C SI 84 X CH 65 2-2 ① L9		4	1	2	1	0	0	2
16 Billy Butler, R (1, 3) OBP: 0.326, SLG: 0.386	B SI 92 C SL 86 S SL 84 F CU 79 X SI 92 1-2 ③ F7			X SI 92 0-0 ②③ G4-6-3 1-2f		F FF 89 B SI 91 F SI 90 X CU 78 1-2 ① G4-3		C FF 95 B FF 94 B SL 85 B FF 93 X FF 94 3-1 ② F8		4	0	0	0	0	0	1
7 Josh Willingham, R (1, 10) OBP: 0.353, SLG: 0.430		S FF 90 B FF 90 F CU 78 B SL 85 B SL 87 X SI 91 3-2 ① G5-3			B CU 77 B SI 88 B SI 90 B FF 90 4-0 6 BB 8 1B 2 FC5-2 BB	B SL 86 F FF 90 X CU 79 1-1 ② G5-3		C FF 95 B FF 96 F FF 96 B FF 96 F FS 88 B FF 96 B FF 94 4-2 BB		2	0	0	0	2	0	0
8 Mike Moustakas, L (1, 5) OBP: 0.264, SLG: 0.380		S SI 90 X CU 80 0-1 ② G4-3			C SI 90 B SL 87 F SI 90 F SL 86 F SI 90 F CU 78 F FF 91 X CU 80 1-2 2 FC5-2 6 BB 1 BB 1-2 1B	C FF 90 B SL 87 S CU 78 B FF 92 X CU 79 2-2 ③ F8		B CH 81 B FF 92 C FF 92 T FF 91 X FF 94 2-2 ③ P6		4	1	1	0	0	0	1
19 Erik Kratz, R (1, 2) OBP: 0.250, SLG: 0.410		C FF 92 F SL 85 S SL 86 0-3 ③ K			S SL 85 L SL 86 S SL 86 0-3 ① K		X FF 88 0-0 2 SH5-4 6 1B 1 1B 1B		B FF 91 S SL 88 X SL 88 1-1 ① P4	4	1	1	0	0	2	2
6 Lorenzo Cain, R (1, 9) OBP: 0.339, SLG: 0.411			B SL 84 B SL 85 C FF 90 S SL 85 F SI 91 F SI 92 B FF 93 F SI 90 X SI 93 3-2 1 G4-3-6-3-6 1B		D SI 90 D SL 85 D FF 91 B FF 90 4-0 1 BB 2 FC5-2 14 1B 1-2 2-3 BB		C SI 89 X SL 84 0-1 2 SH5-4 1 1B 1-2 1B		B FF 90 B FF 91 C FF 90 T SL 87 X SL 84 2-2 ② L9	3	2	2	0	1	0	0
2 Alcides Escobar, R (1, 6) OBP: 0.314, SLG: 0.368			1 SAFE 1 SAFE X FF 90 0-0 ① F9		X SI 92 0-0 ② FC5-2 1 BB 14 1B 1-2 2-3 3-Hf		X SI 88 0-0 ① SH5-4 1-2 2-3		C SL 88 C FF 92 B SL 86 X SL 86 1-2 ③ G6-3	3	1	0	0	0	0	4

	AB	31
	R	6
	H	8
	RBI	6
	BB	4
	SO	2
	LOB	12



Inning Stats																														
	R: 1	H: 1		R: 0	H: 0		R: 0	H: 1		R: 0	H: 1		R: 3	H: 2		R: 0	H: 0		R: 2	H: 3		R: 0	H: 0		R: 0	H: 0		1B: 7	SF: 0		WP: 0	PA: 36
	E: 0	LOB: 0		E: 0	LOB: 0		E: 0	LOB: 0		E: 0	LOB: 0		E: 0	LOB: 2		E: 0	LOB: 0		E: 0	LOB: 0		E: 0	LOB: 1		E: 0	LOB: 0		2B: 0	SAC: 1		PB: 0	
	K: 0	BB: 0		K: 1	BB: 0		K: 0	BB: 0		K: 0	BB: 0		K: 1	BB: 3		K: 0	BB: 0		K: 0	BB: 0		K: 0	BB: 1		K: 0	BB: 0		3B: 0	DP: 3		SB: 0	
	S: 8	P: 13		S: 8	P: 11		S: 8	P: 13		S: 6	P: 8		S: 15	P: 28		S: 8	P: 12		S: 9	P: 11		S: 11	P: 22		S: 8	P: 12		HR: 1	HBP: 0		CS: 0	

PITCHER		IP	WLS	BF	H	R	ER	SO	BB	IBB	HBP	BLK	WP	HR	S	P	ERA	WHIP
23 Nick Tepesch, R ERA: 4.45	(1, 1)	6.1	L	27	7	6	6	2	3	0	0	0	0	1	57	89	8.53	1.579
58 Alex Claudio, L ERA:	(7, 1)	1.0		3	1	0	0	0	0	0	0	0	0	0	8	12	0.00	1.000
55 Roman Mendez, R ERA: 1.23	(8, 1)	0.2		3	0	0	0	0	1	0	0	0	0	0	8	17	0.00	1.500
56 Neal Cotts, L ERA: 3.42	(9, 1)	1.0		3	0	0	0	0	0	0	0	0	0	0	8	12	0.00	0.000

PITCHER	IP	WLS	BF	H	R	ER	SO	BB	IBB	HBP	BLK	WP	HR	S	P	ERA	WHIP

Batter	1	2	3	4	5	6	7	8	9	AB	R	H	RBI	BB	SO	LOB
17 Shin-Soo Choo, L (1, 10) OBP: 0.340, SLG: 0.374	X FC 88 0-0 HR		C FC 92 B FC 92 B FC 89 C SL 88 S FF 94 2-3 ③ K			S CH 87 X CH 86 0-1 ② G3			B FF 93 C FF 93 X SL 82 1-1 ① G3	4	1	1	1	0	1	0
1 Elvis Andrus, R (1, 6) OBP: 0.325, SLG: 0.341	B FF 89 F CH 86 B FF 91 X CH 84 2-1 ① G5-3			C SL 87 C FF 92 X CH 86 0-2 ① G5-3		C FF 91 C FF 92 F FF 93 B FC 90 X CH 88 1-2 S 1B			C FF 93 B SL 83 B FF 93 B SL 80 X FF 93 3-1 ② G1-3	4	0	1	0	0	0	0
Alex Rios, R (1, 9) OBP: 0.313, SLG: 0.400	C FC 90 B SL 88 X FC 91 1-1 ② F9			B FF 94 B FF 93 B FC 89 X FF 93 3-0 ② F8		C SL 88 B SL 86 D SL 86 1 SAFE C FC 92 D CH 86 F FC 89 X SL 87 3-2 ③ F9 1-2			B SL 83 B SL 80 B SI 93 C SI 93 F FF 92 B SL 82 4-2 29 1B 2 1B BB	3	1	0	0	1	0	1
29 Adrian Beltré, R (1, 5) OBP: 0.378, SLG: 0.502	C SL 87 B FF 91 F FF 92 X CH 86 1-2 ③ G5-3			B SL 89 F FF 93 S FC 89 F SL 87 B SL 88 X FF 94 2-2 ③ F9			B CH 84 F FF 90 B FF 90 F SL 85 F FC 92 X SL 88 2-2 2 G3-6-3 1B		X FF 94 0-0 2 DI 2 1B 1-3 1B	4	1	2	0	0	0	0
2 Leonys Martin, L (1, 8) OBP: 0.323, SLG: 0.361		C CH 87 X CH 85 0-1 ① L4			C FC 88 X SL 86 0-1 35 CS 1B		B FF 91 B FF 91 C SL 87 F FC 90 F FF 92 X CH 86 2-2 ①② G3-6-3 1-2f		C FF 95 C SL 83 X SL 82 0-2 1-H 3-H 1B	4	0	2	2	0	0	1
7 J.P. Arencibia, R (1, 3) OBP: 0.238, SLG: 0.372		X FC 92 0-0 ② P3			C FF 92 X FF 91 0-1 ① L8		C FF 92 S CH 86 F CH 85 F SL 87 B CU 74 B FF 92 S CH 84 2-3 ③ K		C SI 93 B SL 80 X FF 93 1-1 ③ F8	4	0	0	0	0	1	2
35 James Adduci, L (1, 7) OBP: 0.243, SLG: 0.239		C FF 89 B FF 93 B CH 85 X CH 85 2-1 ③ G3			B CH 84 B FF 92 S FC 92 X CH 87 2-1 ② 61 S 1-2 1B			B CH 88 B FF 90 C CH 87 B FC 90 F FF 90 F FF 90 B CH 85 4-2 12 G4-6-3 BB		2	0	1	0	1	0	0
61 Robinson Chirinos, R (1, 2) OBP: 0.271, SLG: 0.406			B FC 92 B CH 87 F FF 92 B FC 88 F FC 92 X FF 92 3-2 ① G6-3		F FC 92 T FF 91 B FF 94 X FC 89 1-2 ③ G4-3 1-2			C FF 90 X SL 86 0-1 ① L7		3	0	0	0	0	0	2
12 Rougned Odor, L (1, 4) OBP: 0.287, SLG: 0.375			C SL 86 F CH 85 B FF 92 B FC 89 X CH 87 2-2 ② P6			C FF 91 B CH 86 C FC 89 B FC 92 B SL 88 X FF 93 3-2 ① G6-3		S SL 86 B SL 86 X CH 85 1-1 ②③ G4-6-3 1-2f		3	0	0	0	0	0	1
Inning Stats	R: 1 E: 0 K: 0 S: 8 H: 1 LOB: 0 BB: 0 P: 12	R: 0 E: 0 K: 0 S: 5 H: 0 LOB: 0 BB: 0 P: 7	R: 0 E: 0 K: 1 S: 9 H: 0 LOB: 0 BB: 0 P: 16	R: 0 E: 0 K: 0 S: 8 H: 0 LOB: 0 BB: 0 P: 13	R: 0 E: 0 K: 0 S: 9 H: 2 LOB: 1 BB: 0 P: 12	R: 0 E: 0 K: 0 S: 13 H: 1 LOB: 1 BB: 0 P: 20	R: 0 E: 0 K: 1 S: 13 H: 1 LOB: 0 BB: 0 P: 19	R: 0 E: 0 K: 0 S: 7 H: 0 LOB: 0 BB: 1 P: 12	R: 2 E: 0 K: 0 S: 12 H: 2 LOB: 1 BB: 1 P: 21	1B: 6 2B: 0 3B: 0 HR: 1 SF: 0 SAC: 0 DP: 2 HBP: 0						

PITCHER		IP	WLS	BF	H	R	ER	SO	BB	IBB	HBP	BLK	WP	HR	S	P	ERA	WHIP
11 Jeremy Guthrie, R ERA: 4.32	(1, 1)	8.0	W	27	5	1	1	2	1	0	0	0	0	1	72	111	1.12	0.750
43 Aaron Crow, R ERA: 3.93	(9, 1)	1.0		6	2	2	2	0	1	0	0	0	0	0	12	21	18.00	3.000

PITCHER	IP	WLS	BF	H	R	ER	SO	BB	IBB	HBP	BLK	WP	HR	S	P	ERA	WHIP

BOTTOM

Kansas City Royals @ Texas Rangers

Globe Life Park in Arlington, Arlington, TX

Sat Aug 23 2014, 8:26 PM - 11:02 PM EDT

Att. 27,400 - Clear - 96 F

livebaseballscorecards.com

AB	31
R	3
H	7
RBI	3
BB	2
SO	2
LOB	7

PA: 33

WP: 0
PB: 0
SB: 2
CS: 1

Kansas City Royals @ Texas Rangers

Globe Life Park in Arlington, Arlington, TX

Sun Aug 24 2014, 3:07 PM - 5:53 PM EDT

Att. 30,049 - Sunny - 95 F

TOP

livebaseballscorecards.com

Batter	1	2	3	4	5	6	7	8	9	AB	R	H	RBI	BB	SO	LOB
23 Norichika Aoki, L (1, 9) OBP: 0.330, SLG: 0.332	C SI 89 X SI 89 0-1 ① F8		C SI 89 X CH 82 1-1 ① G3-1		B SI 89 C CH 83 B SI 90 F SI 90 X SL 83 2-2 ① G2-3			F FF 91 F FF 91 F FF 92 B FF 91 B FF 91 F SL 86 F FF 92 S SL 83 2-3 ① K		4	0	0	0	0	1	0
14 Omar Infante, R (1, 4) OBP: 0.295, SLG: 0.356	C SI 89 B SI 89 X SI 89 1-1 1B		B SL 81 C SL 81 B SI 89 X SI 89 2-1 1B		F SI 89 B FF 89 C SL 82 X FF 90 1-2 ② P4			C SL 89 B FF 91 S SL 88 X FF 91 1-2 ② F8		4	0	2	0	0	0	0
13 Salvador Perez, R (1, 2) OBP: 0.298, SLG: 0.409	B SL 82 F SI 89 F SI 89 F SL 83 X SL 83 1-2 ② P4		1 SAFE C SL 82 F SI 89 B SI 89 X SI 90 1-2 ② P2		X SI 90 0-0 ③ G5-3			C SL 90 F SL 89 T FF 92 0-2 ③ K		4	0	0	0	0	1	2
4 Alex Gordon, L (1, 7) OBP: 0.356, SLG: 0.449	X SI 90 0-0 ③ P6		B FF 90 F SI 90 B CH 82 F SI 90 D SL 82 S SI 90 3-3 ③ K			B FF 91 C FF 92 B CH 78 F FF 93 S FF 93 2-3 ① K			C FF 91 F FF 91 F FF 91 F FF 92 B FF 92 X FF 92 1-2 ① F8	4	0	0	0	0	2	2
16 Billy Butler, R (1, 3) OBP: 0.326, SLG: 0.391		C SL 82 B SI 90 X SI 90 1-1 ① P4	C SI 88 X SL 80 0-1 HR			B FF 92 C FF 92 B SL 81 F FF 93 F FF 93 S FF 92 2-3 ② K			S SL 84 C SL 84 S SL 84 0-3 ② K	4	1	1	1	0	2	0
18 Raul Ibanez, L (1, 10) 24 Christian Colón, R (9, PR) OBP: 0.257, SLG: 0.296 OBP: 0.419, SLG: 0.586		S SL 82 F CH 82 X SL 82 0-2 ② G4-3	S CH 83 X SL 82 0-1 ① F7			C CH 79 X FF 92 0-1 ③ P6			B FF 93 B FF 92 B FF 93 C FF 93 X FF 93 3-1 6 D 1B	4 0	0 0	1 0	0 0	0 0	0 0	0 0
6 Lorenzo Cain, R (1, 8) OBP: 0.339, SLG: 0.409		B SI 90 S SL 82 C SL 83 F SI 91 X SL 84 1-2 8 S 1B	C SI 90 B SI 89 X FF 89 1-1 ② F9				C FF 91 X FC 88 0-1 ① G4-3		C FF 94 F SL 86 X FF 95 0-2 ③ G6-3 1-2	4	0	1	0	0	0	1
8 Mike Moustakas, L (1, 5) OBP: 0.268, SLG: 0.381		1 SAFE B SI 89 B SI 89 F SI 89 B SL 82 T SI 89 B SI 89 4-2 1-2 BB	S CH 83 X SI 90 0-1 1B				B FF 91 X FF 91 1-0 ② L8			2	0	1	0	1	0	0
2 Alcides Escobar, R (1, 6) OBP: 0.312, SLG: 0.365		C SL 83 F SI 91 B SI 90 X SL 82 1-2 ③ P6	C SI 89 T SL 82 X SL 82 0-2 ③ L3				X FF 91 0-0 ③ G5-3			3	0	0	0	0	0	3
Inning Stats	R: 0 H: 1 E: 0 LOB: 1 K: 0 BB: 0 S: 9 P: 11	R: 0 H: 1 E: 0 LOB: 2 K: 0 BB: 1 S: 14 P: 21	R: 0 H: 1 E: 0 LOB: 1 K: 1 BB: 0 S: 10 P: 17	R: 1 H: 2 E: 0 LOB: 1 K: 0 BB: 0 S: 11 P: 12	R: 0 H: 0 E: 0 LOB: 0 K: 0 BB: 0 S: 7 P: 10	R: 0 H: 0 E: 0 LOB: 0 K: 2 BB: 0 S: 9 P: 13	R: 0 H: 0 E: 0 LOB: 0 K: 0 BB: 0 S: 4 P: 5	R: 0 H: 0 E: 0 LOB: 0 K: 2 BB: 0 S: 12 P: 15	R: 0 H: 1 E: 0 LOB: 2 K: 1 BB: 0 S: 13 P: 17	1B: 5 SF: 0 2B: 0 SAC: 0 3B: 0 DP: 0 HR: 1 HBP: 0						

	AB	33
	R	1
	H	6
	RBI	1
	BB	1
	SO	6
	LOB	8

WP: 0 PA: 34
PB: 0
SB: 1
CS: 0

PITCHER		IP	WLS	BF	H	R	ER	SO	BB	IBB	HBP	BLK	WP	HR	S	P	ERA	WHIP
25 Scott Baker, R ERA: 5.45	(1, 1)	5.0	W	21	5	1	1	1	1	0	0	0	0	1	51	71	1.80	1.200
37 Shawn Tolleson, R ERA: 2.9	(6, 1)	2.0	H	6	0	0	0	2	0	0	0	0	0	0	13	18	0.00	0.000
56 Neal Cotts, L ERA: 3.36	(8, 1)	1.0	H	3	0	0	0	2	0	0	0	0	0	0	12	15	0.00	0.000
30 Neftalí Feliz, R ERA: 2.95	(9, 1)	1.0	S	4	1	0	0	1	0	0	0	0	0	0	13	17	0.00	1.000

PITCHER	IP	WLS	BF	H	R	ER	SO	BB	IBB	HBP	BLK	WP	HR	S	P	ERA	WHIP

Kansas City Royals @ Texas Rangers

Globe Life Park in Arlington, Arlington, TX

Sun Aug 24 2014, 3:07 PM - 5:53 PM EDT

Att. 30,049 - Sunny - 95 F

BOTTOM

livebaseballscorecards.com

Batter	1	2	3	4	5	6	7	8	9	AB	R	H	RBI	BB	SO	LOB
19 Daniel Robertson, R (1, 7) OBP: 0.349, SLG: 0.347	C FF 84 C FF 86 X CH 79 0-2 29 2B 2B	C FF 87 D KC 76 S CH 82 B FF 89 B FF 89 D CH 81 4-2 BB		L FF 85 B FF 86 B CH 79 B CH 79 B FF 86 4-1 1 G1-3 BB	C FF 89 B FF 88 C FF 88 D CH 81 X FF 88 2-2 ③ F7			B SI 92 B FF 92 C FF 91 B SI 92 C SI 91 F SI 91 X SI 92 3-2 ② G6-3		3	1	1	0	2	0	2
1 Elvis Andrus, R (1, 6) OBP: 0.324, SLG: 0.339	C FF 87 B CH 80 B FF 88 B FF 88 B FF 88 4-1 29 2B BB	X SI 88 0-0 ③ L3		B KC 75 X SI 86 1-0 ① G1-3 1-2 2-3		C FF 86 B FF 86 F CH 79 X CH 79 1-2 ① L7		S SI 93 B SI 93 X SI 93 1-1 ③ G5-3		4	0	0	0	1	0	4
Alex Rios, R (1, 9) OBP: 0.313, SLG: 0.401	C FF 87 S CH 81 B FF 89 X CH 79 1-2 ① P3		B FF 86 C CH 79 X KC 74 1-1 7 1B 61 1B 2B	C FF 88 B FF 88 B CH 80 F FF 88 X CH 81 2-2 ② G6-3		B KC 74 X CH 78 1-0 ② F9				4	1	1	0	0	0	4
29 Adrián Beltré, R (1, 10) OBP: 0.381, SLG: 0.506	C CH 79 B FF 88 X FF 88 1-1 ② 1-H 2-H 2B		B FF 87 X CH 80 1-0 ① L9	I IN 62 I IN 64 I IN 64 I IN 62 4-0 IBB		X FF 87 0-0 1B				3	0	2	1	1	0	1
7 J.P. Arencibia, R (1, 3) OBP: 0.239, SLG: 0.369	B FF 87 C CH 79 B FF 88 F CH 80 F FF 89 S CH 80 2-3 ③ K		C CH 79 X FF 88 0-1 61 1B 2-3 1B	B CH 80 X CH 80 1-0 ③ F7		B KC 74 F FF 87 X FF 88 1-1 ③ F7				4	0	1	0	0	1	5
61 Robinson Chirinos, R (1, 2) OBP: 0.278, SLG: 0.409		C FF 85 B KC 74 C CH 80 B CH 81 F FF 88 S KC 74 2-3 ① K2-3	B KC 73 X CH 80 1-0 1-2 3-H 1B		F FF 87 B KC 73 B CH 80 B FF 87 X FF 87 3-1 9 2B 1B		B FF 91 B SL 82 C FF 92 B SL 80 F FF 92 F FF 93 B FF 93 4-2 9 G6-4-3 BB			3	0	2	1	1	1	0
2 Leonys Martin, L (1, 8) OBP: 0.322, SLG: 0.360		X FF 88 0-0 E1 9 2B 1B	X FF 88 0-0 ② F7		B FF 87 L FF 87 X SI 86 1-1 ① F7		1 SAFE F FF 93 B CH 85 F FF 93 F CH 86 X FF 93 1-2 ① F9			4	1	1	0	0	0	4
9 Adam Rosales, R (1, 5) OBP: 0.433, SLG: 0.586		B FF 86 B CH 81 X CH 80 2-0 12 G3 2-H 2B	F FF 87 B CH 80 F KC 76 B FF 87 C FF 88 2-3 ③ K		F FF 87 D CH 78 X CH 79 1-1 1-3 2B		C SL 82 B FF 92 1 SAFE S FF 93 B FF 94 X FF 92 2-2 ② ③ G6-4-3 1-2f			4	0	2	1	0	1	3
12 Rougned Odor, L (1, 4) OBP: 0.286, SLG: 0.373		F FF 86 C KC 75 X CH 80 0-2 ② G3 2-3		X FF 86 0-0 E4 1 G1-3 1B	F FF 87 B FF 87 B CH 80 X FF 89 2-1 ② L6			C SI 92 B SI 92 B SL 80 X FF 91 2-1 ① F7		4	0	1	0	0	0	3
Inning Stats	R: 1 E: 0 K: 1 S: 13 H: 2 LOB: 1 BB: 1 P: 21	R: 1 E: 1 K: 1 S: 12 H: 2 LOB: 2 BB: 1 P: 20	R: 1 E: 0 K: 1 S: 10 H: 3 LOB: 2 BB: 0 P: 15	R: 0 E: 1 K: 0 S: 7 H: 1 LOB: 3 BB: 2 P: 19	R: 0 E: 0 K: 0 S: 11 H: 2 LOB: 2 BB: 0 P: 20	R: 0 E: 0 K: 0 S: 7 H: 1 LOB: 1 BB: 0 P: 10	R: 0 E: 0 K: 0 S: 10 H: 0 LOB: 0 BB: 1 P: 17	R: 0 E: 0 K: 0 S: 8 H: 0 LOB: 0 BB: 0 P: 14		1B: 6 2B: 5 3B: 0 HR: 0 SF: 0 SAC: 0 DP: 1 HBP: 0						

	AB	33
	R	3
	H	11
	RBI	3
	BB	5
	SO	3
	LOB	26

WP: 0 PA: 38
PB: 0
SB: 0
CS: 0

PITCHER		IP	WLS	BF	H	R	ER	SO	BB	IBB	HBP	BLK	WP	HR	S	P	ERA	WHIP
51 Jason Vargas, L ERA: 3.17	(1, 1)	6.0	L	32	11	3	2	3	3	1	0	0	0	0	60	105	3.00	2.333
54 Jason Frasor, R ERA: 3.0	(7, 1)	1.0		3	0	0	0	0	1	0	0	0	0	0	10	17	0.00	1.000
43 Aaron Crow, R ERA: 3.86	(8, 1)	1.0		3	0	0	0	0	0	0	0	0	0	0	8	14	0.00	0.000

PITCHER	IP	WLS	BF	H	R	ER	SO	BB	IBB	HBP	BLK	WP	HR	S	P	ERA	WHIP

Texas Rangers @ Seattle Mariners

Safeco Field, Seattle, WA

Mon Aug 25 2014, 7:12 PM - 10:00 PM PDT

Att. 21,620 - Clear - 77 F

livebaseballscorecards.com

TOP

Batter	1	2	3	4	5	6	7	8	9	AB	R	H	RBI	BB	SO	LOB
19 Daniel Robertson, R (1, 7) OBP: 0.358, SLG: 0.355	B SI 92 F SI 91 B CH 86 F SI 92 F SI 93 B SI 93 X SI 93 3-2 29 PB 2B		B CH 87 C CH 86 B CH 88 B SI 93 C SI 93 D CH 86 4-2 1 CS BB		C SI 92 C CU 78 F CU 79 B CH 86 F CU 80 B CU 79 B FF 93 B CH 85 4-2 1 G3 BB		C FF 94 D SL 87 1 SAFE F FF 95 B SL 89 X FF 96 2-2 ② L8		B SI 90 X SI 91 1-0 ③ G4-3	3	0	1	0	2	0	1
1 Elvis Andrus, R (1, 6) OBP: 0.323, SLG: 0.338	F SI 93 F CH 86 B CU 79 F SI 92 B CH 84 B CH 86 F CH 86 T SI 93 3-2 ① K		B SI 92 B FF 92 C SI 92 1 SAFE C CH 86 2-2 ③ CS 1-2	B CU 78 C CH 84 B FF 92 B CH 86 X SI 92 3-1 29 BB 7 1B 1B	B CH 86 S SI 91 1 SAFE 1 SAFE X SI 92 1-1 ② G3 1-2		C SL 87 C SL 89 S FF 96 0-3 ③ K			4	1	1	0	0	2	3
Alex Rios, R (1, 9) OBP: 0.312, SLG: 0.402	S CH 86 F SI 92 B CU 80 F CH 86 B SI 92 F CH 87 D CU 81 X CH 86 3-2 ② P4			1 SAFE B CH 85 F SI 92 F SI 92 C CU 77 1-3 ① K	B CH 86 S CH 86 B SI 92 S CH 85 S CH 84 2-3 ③ K			C FF 95 B CU 85 C CU 85 X CU 86 1-2 9 1B 2B		4	0	1	0	0	2	3
29 Adrian Beltré, R (1, 5) OBP: 0.380, SLG: 0.502	B SI 92 B CH 86 X CH 86 2-0 ③ L9 2-3			B CH 85 B CH 85 1 SAFE B CH 84 B CH 83 4-0 2 BB 7 1B 1-2 BB		C SL 88 S FF 96 B FF 96 X FF 97 1-2 ① F9		B SI 96 C SI 95 B CU 87 B FF 95 X SI 95 3-1 ① G6-3		3	0	0	0	1	0	2
7 J.P. Arencibia, R (1, 10) OBP: 0.239, SLG: 0.366		F FF 92 S CH 86 B CH 85 B SI 93 S CH 85 2-3 ① K		2 SAFE B CH 86 X CH 87 1-0 2 BB 1-2 2-H 1B		B SL 90 X SL 88 1-0 ② F7		F FF 95 D CU 86 S CU 85 S CU 86 1-3 ② K		4	0	1	1	0	2	1
9 Adam Rosales, R (1, 3) OBP: 0.423, SLG: 0.565		F CH 87 B FF 93 S CH 87 F CH 88 S CU 80 1-3 ② K		C SI 93 X CH 86 0-1 ② F8		C FF 96 B SI 96 B SL 90 B FF 97 X FF 95 3-1 ③ P6		X FF 94 0-0 2-3 1B		4	0	1	0	0	1	2
2 Leonys Martin, L (1, 8) OBP: 0.324, SLG: 0.360		C FF 93 B CU 81 F SI 93 S CU 81 1-3 ③ K		B CU 78 B CU 78 B SI 91 C SI 92 S SI 92 F SI 92 B CU 78 4-2 1-2 2-3 BB			B FF 96 S CH 85 C SL 88 X FF 97 1-2 E4 6 1B 12 FC6-4 1B	F FF 94 F SI 95 S CU 85 0-3 ③ K		3	1	1	0	1	2	2
6 Tomás Telis, S (1, 2) OBP: 0.250, SLG: 0.250			B FF 91 X SI 92 1-0 ① G6-3	S CH 88 C CU 78 F CU 81 B CH 86 X SI 92 1-2 ③ G4-3			X FF 95 0-0 12 FC6-4 2-3 1B		C SI 90 F CU 79 S SL 81 0-3 ① K	4	0	1	0	0	1	3
12 Rougned Odor, L (1, 4) OBP: 0.282, SLG: 0.367			C FF 93 B CH 86 X SI 93 1-1 ② L8		X SI 92 0-0 ① G4-3		D SL 90 X SL 90 1-0 ① FC6-4 1-2f 3-H		S SL 81 S SL 81 B SL 81 X SL 82 1-2 ② G1-3	4	0	0	1	0	0	1
Inning Stats	R: 0 E: 0 K: 1 S: 15 H: 1 LOB: 1 BB: 0 P: 26	R: 0 E: 0 K: 3 S: 10 H: 0 LOB: 0 BB: 0 P: 14	R: 0 E: 0 K: 0 S: 7 H: 0 LOB: 0 BB: 1 P: 15	R: 1 E: 0 K: 1 S: 15 H: 2 LOB: 3 BB: 2 P: 29	R: 0 E: 0 K: 1 S: 10 H: 0 LOB: 1 BB: 1 P: 17	R: 0 E: 0 K: 0 S: 6 H: 0 LOB: 0 BB: 0 P: 11	R: 1 E: 1 K: 1 S: 11 H: 2 LOB: 1 BB: 0 P: 15	R: 0 E: 0 K: 2 S: 12 H: 2 LOB: 2 BB: 0 P: 17	R: 0 E: 0 K: 1 S: 7 H: 0 LOB: 0 BB: 0 P: 9	1B: 5 2B: 2 3B: 0 HR: 0 SF: 0 SAC: 0 DP: 0 HBP: 0						

	AB	33
	R	2
	H	7
	RBI	2
	BB	4
	SO	10
	LOB	18

WP: 0 PA: 38
PB: 1
SB: 0
CS: 1

PITCHER		IP	WLS	BF	H	R	ER	SO	BB	IBB	HBP	BLK	WP	HR	S	P	ERA	WHIP
29 Roenis Elías, L ERA: 4.01	(1, 1)	5.0	L	21	3	1	1	6	4	0	0	0	0	0	57	101	1.80	1.400
37 Brandon Maurer, R ERA: 5.01	(6, 1)	2.0		8	2	1	1	1	0	0	0	0	0	0	17	26	4.50	1.000
31 Yoervis Medina, R ERA: 2.18	(8, 1)	1.0		5	2	0	0	2	0	0	0	0	0	0	12	17	0.00	2.000
41 Charlie Furbush, L ERA: 3.86	(9, 1)	1.0		3	0	0	0	1	0	0	0	0	0	0	7	9	0.00	0.000

PITCHER		IP	WLS	BF	H	R	ER	SO	BB	IBB	HBP	BLK	WP	HR	S	P	ERA	WHIP

Texas Rangers @ Seattle Mariners

Safeco Field, Seattle, WA

Mon Aug 25 2014, 7:12 PM - 10:00 PM PDT

Att. 21,620 - Clear - 77 F

BOTTOM

Batter	1	2	3	4	5	6	7	8	9	AB	R	H	RBI	BB	SO	LOB
16 Austin Jackson, R (1, 8) OBP: 0.324, SLG: 0.376	C SI 90 B SI 92 S FF 92 S FF 94 1-3 K ①		B SI 91 X SI 92 1-0 L5 ②			C SL 85 S SL 86 B SI 94 X SL 86 1-2 L6 ②			C FF 93 X FF 94 0-1 22 DI 1B	4	0	1	0	0	1	0
13 Dustin Ackley, L (1, 7) OBP: 0.303, SLG: 0.396	C SI 92 C CU 75 S FF 94 0-3 K2-3 ②		B CU 75 C SI 92 F CH 88 X SI 95 1-2 G6-3 ③			C SL 85 X CH 88 0-1 P6 ③			C SI 94 X CH 86 0-1 L9 ②	4	0	0	0	0	1	1
22 Robinson Canó, L (1, 4) OBP: 0.393, SLG: 0.463	X SI 94 0-0 L5 ③			B CU 74 F FF 91 F SI 91 F CU 76 X SI 94 1-2 21 G4-6-3 1B			B CH 84 C CH 85 X SI 93 1-1 L7 ①		B FF 95 F FF 94 F FF 96 F SI 96 F SI 95 B FF 96 X SI 88 2-2 1-2 L8 ③	4	0	1	0	0	0	1
21 Kendrys Morales, S (1, 10) OBP: 0.272, SLG: 0.333		C SI 90 F CH 85 B FF 94 X CU 77 1-2 P5 ①		C SI 90 1 SAFE F CH 88 B CU 74 B CH 84 1 SAFE X SI 92 2-2 G4-6-3 1-2f ① ②			B SL 85 C CH 86 X SI 93 1-1 P6 ②			3	0	0	0	0	0	1
15 Kyle Seager, L (1, 5) OBP: 0.345, SLG: 0.468		B SI 93 C CH 85 F CH 87 B SI 94 B CU 74 F CH 84 X SI 91 3-2 L7 ②		X SI 93 0-0 G5-3 ③			F SI 92 S SI 93 B CU 78 B CU 75 B CH 87 X SI 94 3-2 L7 ③			3	0	0	0	0	0	0
20 Logan Morrison, L (1, 3) OBP: 0.305, SLG: 0.376		B SI 93 X SI 93 1-0 3 BB 1B			C CU 73 B FF 93 B CH 85 B FF 92 X SI 90 3-1 L8 ①			C SL 82 B CH 86 F SI 91 X CU 75 1-2 3 G5-4-3 1B		3	0	2	0	0	0	0
3 Mike Zunino, R (1, 2) OBP: 0.262, SLG: 0.412		B SI 91 B FF 88 B SI 92 B SI 91 4-0 1-2 BB			C FF 91 C SL 84 B SL 85 F SI 93 X CU 76 1-2 P3 ②			X SI 90 0-0 ① ② G5-4-3 1-2f		2	0	0	0	1	0	1
9 Endy Chavez, L (1, 9) OBP: 0.308, SLG: 0.364		C CU 74 X CH 86 0-1 G3 ③			C SI 93 F SL 85 S FF 94 0-3 K ③			C SI 91 F SI 93 S SL 85 0-3 K2-3 ③		3	0	0	0	0	2	2
1 Chris Taylor, R (1, 6) OBP: 0.369, SLG: 0.395			C SI 90 X SI 92 0-1 G5-3 ①			C SL 84 S SI 91 F SL 86 F SI 94 F CU 77 F SI 94 S SL 87 0-3 K ①			C SI 93 S FF 93 B FF 94 F FF 94 B SL 87 X SI 94 2-2 F9 ①	3	0	0	0	0	1	0

livebaseballscorecards.com

AB	29
R	0
H	4
RBI	0
BB	1
SO	5
LOB	6

Inning Stats										
	R: 0 E: 0 K: 2 S: 7	H: 0 LOB: 0 BB: 0 P: 8	R: 0 E: 0 K: 0 S: 10	H: 1 LOB: 2 BB: 1 P: 19	R: 0 E: 0 K: 0 S: 6	H: 0 LOB: 0 BB: 0 P: 8	R: 0 E: 0 K: 0 S: 8	H: 1 LOB: 0 BB: 0 P: 11	R: 0 E: 0 K: 1 S: 9	H: 0 LOB: 0 BB: 0 P: 13
	R: 0 E: 0 K: 1 S: 12	H: 0 LOB: 0 BB: 0 P: 13	R: 0 E: 0 K: 0 S: 7	H: 0 LOB: 0 BB: 0 P: 12	R: 0 E: 0 K: 1 S: 7	H: 1 LOB: 0 BB: 0 P: 8	R: 0 E: 0 K: 0 S: 13	H: 1 LOB: 1 BB: 0 P: 17	1B: 4 2B: 0 3B: 0 HR: 0	SF: 0 SAC: 0 DP: 2 HBP: 0

PITCHER		IP	WLS	BF	H	R	ER	SO	BB	IBB	HBP	BLK	WP	HR	S	P	ERA	WHIP
36 Miles Mikolas, R ERA: 6.44	(1, 1)	8.0	W	26	3	0	0	5	1	0	0	0	0	0	66	92	0.00	0.500
30 Neftalí Feliz, R ERA: 2.82	(9, 1)	1.0	S	4	1	0	0	0	0	0	0	0	0	0	13	17	0.00	1.000

PITCHER	IP	WLS	BF	H	R	ER	SO	BB	IBB	HBP	BLK	WP	HR	S	P	ERA	WHIP

Texas Rangers @ Seattle Mariners

Safeco Field, Seattle, WA

Tue Aug 26 2014, 7:12 PM - 10:02 PM PDT

Att. 20,469 - Clear - 79 F

TOP

livebaseballscorecards.com

Batter	1	2	3	4	5	6	7	8	9	AB	R	H	RBI	BB	SO	LOB
19 Daniel Robertson, R (1, 8) OBP: 0.365, SLG: 0.358 2 Leonys Martin, L (8, PH) OBP: 0.323, SLG: 0.359 (8, 8)	B FF 95 C FF 95 X FF 95 1-1 ① G6-3		B FF 93 B FF 94 X FF 94 2-0 1 FC1-4 1-2 1B		B FF 95 B FF 95 B FF 95 C FF 95 B FF 96 4-1 1-2 BB			B SI 90 F FC 86 B CH 82 F FC 88 X FC 90 2-2 ① G4-3		2 1	0 0	1 0	0 0	1 0	0 0	0 0
1 Elvis Andrus, R (1, 6) OBP: 0.321, SLG: 0.335	B FF 95 C FF 94 B FF 95 B FF 96 X FF 96 3-1 ② G5-3		C FF 94 D KC 81 F FF 94 B KC 81 X FF 95 2-2 ② FC1-4 1-2f 2-3		F FF 95 X FF 97 0-1 ③ F9			C CU 74 B FF 93 C FC 88 X FF 92 1-2 ② L9		4	0	0	0	0	0	4
Alex Rios, R (1, 9) OBP: 0.310, SLG: 0.399 35 James Adduci, L (8, PH) OBP: 0.240, SLG: 0.237 (8, 9)	C FF 95 B FF 96 X FF 95 1-1 ③ G6-3		C KC 80 F FF 93 B FF 95 F FF 96 F FF 97 X KC 82 1-2 ③ G6-3			C FF 94 B CH 87 F FF 95 B KC 82 B FF 96 X FF 96 3-2 ① G5-3		F FC 87 B CH 84 S FC 88 F CU 74 B FF 93 B FC 89 X FC 88 3-2 ③ G3-1		3 1	0 0	0 0	0 0	0 0	0 0	2 0
29 Adrián Beltré, R (1, 5) OBP: 0.381, SLG: 0.502		B FF 94 B FF 94 X FF 94 2-0 1B		B KC 78 C CH 85 C KC 80 F FF 95 X KC 83 1-2 7 G6-3 1B		B FF 96 X CH 86 1-0 ② G6-3			C CU 75 X FC 88 0-1 ① G6-3	4	0	2	0	0	0	0
7 J.P. Arencibia, R (1, 10) OBP: 0.235, SLG: 0.359 28 Mike Carp, L (9, PH) OBP: 0.300, SLG: 0.237		B CH 86 B FF 94 X FF 94 2-0 ① P6		C KC 81 S KC 82 F FF 96 F KC 82 D KC 82 D KC 83 1 SAFE F SI 92 X CH 87 2-2 ①② G6-3 1-2		F FF 96 S FF 97 B KC 84 F FF 98 B CH 86 B KC 82 X FF 96 3-2 ③ F9			B FC 88 B CH 83 B FC 87 B SI 92 4-0 9 DI BB	3 0	0 0	0 0	0 1	0 0	0 0	2 0
9 Adam Rosales, R (1, 3) OBP: 0.400, SLG: 0.530		C FF 95 B FF 94 X FF 95 1-1 ② F8		B FF 96 F FF 95 S FF 96 S CH 84 1-3 ③ K2-3			C FF 95 C FF 95 B FF 96 F KC 82 B KC 82 F FF 97 B FF 97 X FF 97 3-2 ① L7		C FC 88 B FC 87 C FC 89 S CU 76 1-3 ② K 1-2	4	0	0	0	0	2	2
15 Michael Choice, R (1, 7) OBP: 0.242, SLG: 0.312		D FF 94 D FF 94 F FF 92 B FF 92 F FF 92 X FF 94 3-2 ③ FC5			B CH 87 X FF 93 1-0 ① FC9		B FF 96 C FF 97 C KC 80 S KC 83 1-3 ② FC		C CU 75 B FC 89 C FC 88 D CU 76 S FF 94 2-3 ③ FC	4	0	0	0	0	0	2
61 Robinson Chirinos, R (1, 2) OBP: 0.282, SLG: 0.408			B FF 90 C FF 91 B CH 86 B FF 92 B FF 92 4-1 1 19 FC1-4 1B BB		C FF 94 B FF 95 C KC 80 S FF 95 1-3 ② K		F FF 96 F FF 96 B SI 97 B KC 83 F CH 86 B KC 81 B FF 97 4-2 BB			1	0	0	0	2	1	0
12 Rougned Odor, L (1, 4) OBP: 0.283, SLG: 0.367			C FF 93 F KC 80 C FF 95 0-3 ① K		B FF 97 F FF 96 B KC 84 F FF 97 B KC 84 X FF 96 3-2 19 BB 1B		C FC 87 X CH 83 0-1 ③ F8			3	0	1	0	0	1	2

Inning Stats																																		
	R: 0	E: 0	K: 0	S: 6	H: 0	LOB: 0	BB: 0	P: 11	R: 0	E: 0	K: 0	S: 7	H: 1	LOB: 1	BB: 0	P: 15	R: 0	E: 0	K: 1	S: 13	H: 1	LOB: 2	BB: 1	P: 22	R: 0	E: 0	K: 1	S: 13	H: 1	LOB: 0	BB: 0	P: 17	R: 0	E: 0	K: 1	S: 10	H: 1	LOB: 2	BB: 1	P: 19
	R: 0	E: 0	K: 0	S: 8	H: 0	LOB: 0	BB: 0	P: 15	R: 0	E: 0	K: 0	S: 13	H: 0	LOB: 1	BB: 1	P: 21	R: 0	E: 0	K: 0	S: 10	H: 0	LOB: 0	BB: 0	P: 16	R: 0	E: 0	K: 1	S: 8	H: 0	LOB: 1	BB: 1	P: 15	1B: 4	2B: 0	3B: 0	HR: 0	SF: 0	SAC: 0	DP: 0	HBP: 0
	WP: 0	PB: 0	SB: 0	CS: 0	PA: 34																													

PITCHER	IP	WLS	BF	H	R	ER	SO	BB	IBB	HBP	BLK	WP	HR	S	P	ERA	WHIP
65 James Paxton, L (1, 1) ERA: 1.83	6.2	W	26	4	0	0	4	3	0	0	0	0	0	68	118	0.00	1.050
40 Danny Farquhar, R (7, 1) ERA: 2.45	2.1		8	0	0	0	2	1	0	0	0	0	0	20	33	0.00	0.429

PITCHER	IP	WLS	BF	H	R	ER	SO	BB	IBB	HBP	BLK	WP	HR	S	P	ERA	WHIP

AB	30
R	0
H	4
RBI	0
BB	4
SO	4
LOB	14

Batter	1	2	3	4	5	6	7	8	9	AB	R	H	RBI	BB	SO	LOB
16 Austin Jackson, R (1, 8) OBP: 0.324, SLG: 0.379	C SI 92 X FF 92 0-1 G6-3	B SL 83 X SL 83 1-0 P4		C SL 84 F SI 92 B FF 91 B SL 85 X SL 84 2-2 13 1B 3B			C SL 86 S SI 94 B SI 94 F SL 87 S FF 94 1-3 K			4	1	1	0	0	1	2
13 Dustin Ackley, L (1, 7) OBP: 0.305, SLG: 0.397	B SI 92 C SI 92 X CU 78 1-1 G4-3		B CH 82 S CH 82 C FF 92 B SL 86 F FF 92 F SI 92 F CH 84 X FF 93 2-2 G3	B SI 91 B CH 82 F CH 84 F SI 91 D SL 83 F CH 83 X SI 90 3-2 3-H 1B			X SI 95 0-0 1B			4	0	2	1	0	0	0
22 Robinson Canó, L (1, 4) OBP: 0.394, SLG: 0.469	B SI 92 F SI 92 X CU 79 1-1 HR		B FF 92 B CH 83 F FF 92 B SI 93 B SI 93 4-1 21 G3-1 21 WP BB	C SI 91 T SI 91 X SI 90 0-2 G6-3			D FF 94 B FF 93 X FF 94 2-0 FC7			3	1	1	1	1	0	2
21 Kendrys Morales, S (1, 10) OBP: 0.268, SLG: 0.328	C CU 78 B SI 93 B CH 84 X CH 84 2-1 P6		F CH 82 F SI 91 1 SAFE B SL 83 X SL 81 1-2 G3-1 1-3		C SI 90 B SL 82 X FF 90 1-1 F8		F FF 94 B FF 94 C SL 87 X SL 87 1-2 G3			4	0	0	0	0	0	2
15 Kyle Seager, L (1, 5) OBP: 0.345, SLG: 0.466		B FF 92 C CH 85 F SL 85 B SI 93 X CU 80 2-2 9 BB 1 S 2 G5-3 1B	D CH 82 S CH 83 C SI 92 D SL 84 F SL 83 X SI 91 2-2 F8		B SL 82 B CH 84 B SI 90 C SI 90 X SI 91 3-1 F8			B SI 84 C SI 85 B CU 73 C SI 84 B CH 66 X CH 68 3-2 L4		4	1	1	0	0	0	1
20 Logan Morrison, L (1, 3) OBP: 0.304, SLG: 0.371		B FF 92 F CH 83 X SI 92 1-1 FC7		B FF 92 B SI 94 B SI 94 B FF 93 4-0 1 1B 9 2B BB	B SI 91 C SI 91 X CH 84 1-1 F8			C CU 75 F SI 85 F SI 85 X CU 74 0-2 G3		3	1	0	0	1	0	1
1 Chris Taylor, R (1, 6) OBP: 0.386, SLG: 0.397		1 SAFE B FF 91 1 SAFE S SL 83 S SL 83 B SL 84 B SI 91 D SL 84 4-2 2 G5-3 9 BB 1-2 BB		D SL 83 C FF 91 F FF 91 B SL 84 X SI 92 2-2 9 2B 1-2 1B			B FF 93 X SI 94 1-0 G5-3	B CU 75 B CH 68 C SI 83 B SI 85 B SI 83 4-1 9 E BB		2	1	1	0	2	0	0
9 Endy Chavez, L (1, 9) OBP: 0.311, SLG: 0.369		D CU 76 B CH 82 B SI 92 B FF 92 4-0 2 G5-3 1-2 2-3 BB		B FF 91 F FF 92 X CU 75 1-1 1-H 2-H 2B			B FF 96 X FF 95 1-0 L8	B CU 74 C SI 83 S SI 85 X CH 68 1-2 E5 1-2		3	0	1	2	1	0	1
2 Jesús Sucre, R (1, 2) OBP: 0.195, SLG: 0.220		B SL 84 X SL 83 1-0 G5-3 1-2 2-3 3-H		C SI 92 X SI 91 0-1 L9			F FF 95 F FF 95 S SL 88 0-3 K	B CU 75 B SI 85 S SI 84 S SI 84 S CH 68 2-3 K		4	0	0	1	0	2	4
Inning Stats	R: 1 H: 1 E: 0 LOB: 0 K: 0 BB: 0 S: 8 P: 12	R: 1 H: 1 E: 0 LOB: 2 K: 0 BB: 2 S: 9 P: 22	R: 0 H: 0 E: 0 LOB: 1 K: 0 BB: 1 S: 14 P: 23	R: 3 H: 4 E: 0 LOB: 1 K: 0 BB: 1 S: 17 P: 29	R: 0 H: 0 E: 0 LOB: 0 K: 0 BB: 0 S: 6 P: 11	R: 0 H: 0 E: 0 LOB: 0 K: 1 BB: 0 S: 5 P: 7	R: 0 H: 1 E: 0 LOB: 1 K: 1 BB: 0 S: 9 P: 13	R: 0 H: 0 E: 1 LOB: 2 K: 1 BB: 1 S: 14 P: 24		1B: 4 SF: 0 2B: 1 SAC: 0 3B: 1 DP: 0 HR: 1 HBP: 0						WP: 1 PA: 36 PB: 0 SB: 1 CS: 0	

BOTTOM

Texas Rangers @ Seattle Mariners

Safeco Field, Seattle, WA

Tue Aug 26 2014, 7:12 PM - 10:02 PM PDT

Att. 20,469 - Clear - 79 F

livebaseballscorecards.com

AB	31
R	5
H	7
RBI	5
BB	5
SO	3
LOB	13

PITCHER		IP	WLS	BF	H	R	ER	SO	BB	IBB	HBP	BLK	WP	HR	S	P	ERA	WHIP
22 Nick Martinez, R ERA: 5.31	(1, 1)	5.0	L	24	6	5	5	0	4	0	0	0	1	1	54	97	9.00	2.000
36 Jon Edwards, R ERA:	(6, 1)	2.0		7	1	0	0	2	0	0	0	0	0	0	14	20	0.00	0.500
58 Alex Claudio, L ERA:	(8, 1)	1.0		5	0	0	0	1	1	0	0	0	0	0	14	24	0.00	1.000

PITCHER	IP	WLS	BF	H	R	ER	SO	BB	IBB	HBP	BLK	WP	HR	S	P	ERA	WHIP

Batter	1	2	3	4	5	6	7	8	9	AB	R	H	RBI	BB	SO	LOB
2 Leonys Martin, L (1, 8) OBP: 0.326, SLG: 0.369	C SI 88 F SL 86 B CH 80 B SI 92 S CH 80 2-3 ① **K**	C SI 90 F SI 90 X SI 92 0-2 2-H **1B**		X SI 89 0-0 1 2B 1 E **1B**		C SI 86 X SL 79 0-1 1-H **HR**		B SI 96 F FF 95 S CU 78 F CU 79 X FF 96 1-2 ③ **G6-3**		5	2	3	3	0	1	0
1 Elvis Andrus, R (1, 10) OBP: 0.320, SLG: 0.336	X SI 90 0-0 ② **F7**	C SL 86 F SL 86 D CH 79 B SL 85 X SI 90 2-2 ③ **G6-3**		S SL 86 1 SAFE B SL 87 D CH 81 X SI 90 2-1 28 G4-3 29 SF9 1-H **2B**		X SI 86 0-0 ① **L8**			B FF 95 X SI 96 1-0 ① **G6-3**	5	1	1	0	0	0	1
28 Mike Carp, L (1, 3) OBP: 0.297, SLG: 0.236	C SI 90 X CH 80 0-1 ③ **G4-3**		C SL 86 B SI 90 S SI 90 F CH 80 F SI 90 X CH 79 1-2 35 1B 29 1B 12 HR **1B**	C FF 93 B FF 95 D FC 90 X SI 94 2-1 ① **G4-3** 2-3		X SL 79 0-0 ② **G1-3**			C FF 96 B FF 96 B FF 96 F FF 95 F FF 96 B CU 86 F FF 96 C CU 86 3-3 ② **K**	5	1	1	0	0	1	1
29 Adrian Beltré, R (1, 5) OBP: 0.379, SLG: 0.500		C SI 91 F SI 91 B SI 91 F CH 81 X SI 93 1-2 ① **F8**	X SI 92 0-0 35 1B 12 HR 1-2 **1B**	B FC 93 X FC 91 1-0 ② **SF9** 3-H		B SI 85 F SI 85 B CH 81 B SI 85 F SI 84 X SI 85 3-2 ③ **G5-3**			B FF 96 B FF 95 F SI 96 F SI 96 X CU 86 2-2 ③ **G5-3**	4	1	1	1	0	0	0
35 James Adduci, L (1, 9) OBP: 0.250, SLG: 0.240		B FF 91 B CH 80 B FF 90 C SI 90 C SI 90 F SI 91 D CH 79 4-2 9 1B 6 2B **BB**	X CH 78 0-0 12 HR 1-2 2-3 **1B**	C FF 95 B FF 95 F FF 93 F SL 85 B FF 96 B FF 94 T FF 95 3-2 ③ **K**			C FF 93 F SI 95 X CH 83 0-2 ① **L9**			3	2	1	0	1	1	0
9 Adam Rosales, R (1, 6) OBP: 0.392, SLG: 0.514		X SL 86 0-0 15 HBP 6 2B 1-3 **1B**	C SI 91 X SI 91 0-1 ① **F6**		B FF 92 C FC 90 S SL 83 S SL 84 1-3 ① **K2-3**		C SL 88 B FF 97 X FF 96 1-1 ② **P2**			4	1	1	0	0	1	3
12 Rougned Odor, L (1, 4) OBP: 0.282, SLG: 0.376		B SI 92 1 SAFE B SI 91 X FF 90 2-0 ② **P6**	X SL 87 0-0 1-H 2-H 3-H **HR**		C FF 94 S FF 95 X SI 94 0-2 ② **G4-3**		X FF 96 0-0 ③ **F7**			4	1	1	4	0	0	2
15 Michael Choice, R (1, 7) OBP: 0.242, SLG: 0.307		C SL 86 C CH 80 D CH 81 1 SAFE H SI 91 2-2 6 2B 1-2 **HBP**	X SI 91 0-0 ② **FC8**		C SI 91 C FF 94 X SL 86 0-2 ③ **FC6-3**			C FF 95 S SL 87 F FF 95 X CU 77 0-2 ① **FC3**		3	1	0	0	0	0	0
6 Tomás Telis, S (1, 2) OBP: 0.375, SLG: 0.500		X CH 79 0-0 2 1B 1-H 2-H 3-H **2B**	C SI 90 S SI 90 F CH 81 F SI 92 X CH 80 0-2 ③ **F9**			X SI 84 0-0 2 HR **1B**		B FF 95 F FF 96 B CH 88 X FF 96 2-1 ② **G6-3**		4	2	2	3	0	0	0
Inning Stats	R: 0 E: 0 K: 1 S: 6 H: 0 LOB: 0 BB: 0 P: 8	R: 4 E: 0 K: 0 S: 18 H: 3 LOB: 1 BB: 1 P: 29	R: 4 E: 0 K: 0 S: 16 H: 4 LOB: 0 BB: 0 P: 17	R: 2 E: 1 K: 1 S: 10 H: 2 LOB: 0 BB: 0 P: 18	R: 0 E: 0 K: 1 S: 9 H: 0 LOB: 0 BB: 0 P: 10	R: 2 E: 0 K: 0 S: 8 H: 2 LOB: 0 BB: 0 P: 11	R: 0 E: 0 K: 0 S: 6 H: 0 LOB: 0 BB: 0 P: 7	R: 0 E: 0 K: 0 S: 10 H: 0 LOB: 0 BB: 0 P: 13	R: 0 E: 0 K: 1 S: 9 H: 0 LOB: 0 BB: 0 P: 15	1B: 7 2B: 2 3B: 0 HR: 2 SF: 1 SAC: 0 DP: 0 HBP: 1						

PITCHER		IP	WLS	BF	H	R	ER	SO	BB	IBB	HBP	BLK	WP	HR	S	P	ERA	WHIP
50 Erasmo Ramírez, R ERA: 5.21	(1, 1)	3.0	L	20	9	10	10	1	1	0	1	0	0	1	43	59	30.00	3.333
52 Dominic Leone, R ERA: 2.38	(4, 1)	2.0		6	0	0	0	2	0	0	0	0	0	0	16	23	0.00	0.000
97 Joe Beimel, L ERA: 1.6	(6, 1)	1.0		5	2	2	2	0	0	0	0	0	0	1	8	11	18.00	2.000
37 Brandon Maurer, R ERA: 4.92	(7, 1)	1.0		3	0	0	0	0	0	0	0	0	0	0	6	7	0.00	0.000
54 Tom Wilhelmsen, R ERA: 2.06	(8, 1)	1.0		3	0	0	0	0	0	0	0	0	0	0	10	13	0.00	0.000

PITCHER		IP	WLS	BF	H	R	ER	SO	BB	IBB	HBP	BLK	WP	HR	S	P	ERA	WHIP
31 Yoervis Medina, R ERA: 2.14	(9, 1)	1.0		3	0	0	0	1	0	0	0	0	0	0	9	15	0.00	0.000

TOP

Texas Rangers @ Seattle Mariners

Safeco Field, Seattle, WA

Wed Aug 27 2014, 12:43 PM - 3:05 PM PDT

Att. 29,463 - Sunny - 70 F

livebaseballscorecards.com

AB	37
R	12
H	11
RBI	11
BB	1
SO	4
LOB	7

WP: 0	PA: 40																	
PB: 0																		
SB: 0																		
CS: 0																		

BOTTOM

Batter	1	2	3	4	5	6	7	8	9	AB	R	H	RBI	BB	SO	LOB
16 Austin Jackson, R (1, 8) OBP: 0.323, SLG: 0.378	C FF 88 F FF 90 B FF 86 S SL 85 1-3 K ①		B FF 88 F FF 89 C SL 84 B SL 84 X SL 84 2-2 13 G4-6-3 1-3 1B			C FF 89 B FF 88 B FF 89 B FF 89 F FF 89 X FF 90 3-2 L9 ①		C FF 89 X SL 82 0-1 G6-3 ①		4	0	1	0	0	1	0
9 Endy Chavez, L (9, 8) OBP: 0.311, SLG: 0.369										0	0	0	0	0	0	0
13 Dustin Ackley, L (1, 7) OBP: 0.305, SLG: 0.396	B SI 88 X SI 87 1-0 L8 ②		C SI 89 D CH 84 X SI 90 1-1 G4-6-3 ②③ 1-2f			B CH 83 X SI 87 1-0 22 2B 21 2B 1B		B FF 89 C FF 90 B CU 76 X CH 83 2-1 G4-3 ②		4	1	1	0	0	0	2
22 Robinson Canó, L (1, 10) OBP: 0.393, SLG: 0.469	B SI 88 S SI 87 C FF 90 X SI 89 1-2 P5 ③			F FF 88 B FF 90 B CH 81 F FF 89 X SL 84 2-2 L8 ①		C SI 89 B CU 77 X CH 83 1-1 21 2B 1-3 2B		F FF 89 F FF 90 F SL 85 X FF 90 0-2 P3 ③		4	1	1	0	0	0	0
21 Kendrys Morales, S (1, 3) OBP: 0.268, SLG: 0.331		B FF 88 C SI 87 X FF 90 1-1 L8 ①		C FF 90 F CU 78 X SI 90 0-2 FC7 ②		X FF 90 0-0 15 G4-3 2-H 3-H 2B			C FF 89 X SI 90 0-1 FC7 ①	4	0	1	2	0	0	0
15 Kyle Seager, L (1, 5) OBP: 0.344, SLG: 0.471		C FF 90 B CU 77 X CH 83 1-1 L3 ②		C CU 77 X CH 85 0-1 G4-3 ③		B CU 76 D CH 83 B SI 90 C SI 89 X SI 89 3-1 G4-3 ② 2-3			C FF 89 X CU 77 0-1 HR	4	1	1	1	0	0	1
3 Mike Zunino, R (1, 2) OBP: 0.261, SLG: 0.418		B FF 89 F SI 90 X FF 91 1-1 HR			X FF 90 0-0 F8 ①	B F CH 83 B SL 83 S FF 90 S FF 90 2-3 K ③			C SI 90 T SI 90 S SL 83 0-3 K ②	4	1	1	1	0	2	1
20 Logan Morrison, L (1, 9) OBP: 0.299, SLG: 0.365		B FF 89 X CH 83 1-0 P4 ③			C FF 89 C FF 90 F FF 89 S SL 85 0-3 K ②		C FF 89 C FF 90 C FF 91 0-3 K ①		C FF 90 C FF 91 F SL 84 F SL 86 B FF 90 F FF 90 B SL 85 B CH 84 F FF 90 3-3 S FF 90 K ③	4	0	0	0	0	3	0
1 Chris Taylor, R (1, 6) OBP: 0.396, SLG: 0.400			B FF 89 B FF 89 B FF 88 B FF 89 4-0 16 1B BB		F FF 90 B SL 84 X SL 84 1-1 1B		X FF 90 0-0 F9 ②			2	0	1	0	1	0	0
5 Brad Miller, L (1, 4) OBP: 0.274, SLG: 0.326			B SI 88 C FF 87 1 SAFE F CH 82 X FF 89 1-2 F8 ①		X SI 89 0-0 G6-3 ③		C FF 90 F FF 90 S SL 85 0-3 K ③			3	0	0	0	0	1	2

Inning Stats	1	2	3	4	5	6	7	8	9	1B	SF	PA
	R: 0 E: 0 K: 1 S: 7 H: 0 LOB: 0 BB: 0 P: 10	R: 1 E: 0 K: 0 S: 7 H: 1 LOB: 0 BB: 0 P: 11	R: 0 E: 0 K: 0 S: 8 H: 1 LOB: 1 BB: 1 P: 16	R: 0 E: 0 K: 0 S: 8 H: 0 LOB: 0 BB: 0 P: 10	R: 0 E: 0 K: 1 S: 8 H: 1 LOB: 1 BB: 0 P: 9	R: 2 E: 0 K: 1 S: 12 H: 3 LOB: 1 BB: 0 P: 22	R: 0 E: 0 K: 2 S: 7 H: 0 LOB: 0 BB: 0 P: 7	R: 0 E: 0 K: 0 S: 8 H: 0 LOB: 0 BB: 0 P: 10	R: 1 E: 0 K: 2 S: 14 H: 1 LOB: 0 BB: 0 P: 17	1B: 3 2B: 2 3B: 0 HR: 2	SF: 0 SAC: 0 DP: 1 HBP: 0	WP: 0 PB: 0 SB: 0 CS: 0	34

PITCHER	IP	WLS	BF	H	R	ER	SO	BB	IBB	HBP	BLK	WP	HR	S	P	ERA	WHIP
48 Colby Lewis, R (1, 1) ERA: 5.44	9.0	W	34	7	4	4	7	1	0	0	0	0	2	79	112	4.00	0.889

PITCHER	IP	WLS	BF	H	R	ER	SO	BB	IBB	HBP	BLK	WP	HR	S	P	ERA	WHIP

Texas Rangers @ Seattle Mariners

Safeco Field, Seattle, WA

Wed Aug 27 2014, 12:43 PM - 3:05 PM PDT

Att. 29,463 - Sunny - 70 F

livebaseballscorecards.com

AB	33
R	4
H	7
RBI	4
BB	1
SO	7
LOB	6

Batter	1	2	3	4	5	6	7	8	9	AB	R	H	RBI	BB	SO	LOB
2 Leonys Martin, L (1, 8) OBP: 0.328, SLG: 0.370	B FF 91 C FF 91 F FF 90 F CU 71 X FC 88 1-2 1 1B 28 G4-6-3 1B		X FF 91 0-0 28 SF7 1 1B 1-2 1B		C CU 69 X FF 92 0-1 ① G4-3		C F FF 91 B FF 91 X FC 87 1-2 ② F9			4	1	2	0	0	0	1
1 Elvis Andrus, R (1, 6) OBP: 0.321, SLG: 0.337	C FF 90 B FC 85 X FC 84 1-1 28 G4-6-3 1-3 1B		C CU 72 X FF 88 0-1 28 SF7 1-2 2-3 1B		C FF 91 C CU 72 F FF 91 B FC 86 B CU 72 S FF 92 2-3 ② K		S CU 70 S CU 71 B FF 92 B FF 92 S CU 73 2-3 ③ K			4	0	2	0	0	2	1
28 Mike Carp, L (1, 3) OBP: 0.289, SLG: 0.230	X FC 86 0-0 ①② G4-6-3 1-2f 3-H		C FC 86 X FC 87 0-1 ① SF7 1-2 2-3 3-H		C CU 70 F FC 87 B FF 92 B CU 72 B FC 87 F FC 86 X FC 87 3-2 ③ G4-3			C FF 95 F KC 81 B FF 95 B FF 95 X FF 95 2-2 ① L7		3	0	0	1	0	0	1
29 Adrian Beltré, R (1, 5) OBP: 0.378, SLG: 0.498	B FF 92 X FF 92 1-0 1B		S FC 87 S CU 73 S FF 92 0-3 ② K			C CU 72 S CH 81 S FC 86 0-3 ① K		C KC 81 B FF 94 S FF 95 B CH 79 X FF 96 2-2 ② F8		4	0	1	0	0	2	2
35 James Adduci, L (1, 9) OBP: 0.245, SLG: 0.235 19 Daniel Robertson, R (5, 9) OBP: 0.367, SLG: 0.360	F FF 89 B FF 89 C FC 86 X CU 72 1-2 ③ L8		B FC 89 S FC 86 F CH 81 S FC 87 1-3 ③ K			B FC 85 C FF 92 X CU 73 1-1 7 WP 1B		C FF 96 B FF 96 F FF 96 B FF 96 B FF 96 X FF 96 3-2 ③ F7		2 2	0 0	0 1	0 0	0 0	1 0	3 0
7 J.P. Arencibia, R (1, 10) OBP: 0.230, SLG: 0.351		B FC 82 C FF 90 S CU 72 B CU 72 F FC 85 F CU 73 X FF 91 2-2 ① G6-3	C FF 90 B FC 85 X FC 87 1-1 ① L9			C CU 72 B CU 74 F FC 85 B FF 89 B CU 73 X FC 86 3-2 ② G5-3 1-2			X FF 93 0-0 ① P2	4	0	0	0	0	0	1
12 Rougned Odor, L (1, 4) OBP: 0.279, SLG: 0.371		B FF 92 B FC 83 X FF 91 2-0 ② G3	X FC 85 0-0 ② L9			C CU 72 X FC 88 0-1 ③ G1			C FF 93 C SL 83 B SL 83 B FF 93 F FF 93 B FF 94 F FF 93 F FF 93 F FF 93 3-3 ② C SL 82 K	4	0	0	0	0	1	1
15 Michael Choice, R (1, 7) OBP: 0.242, SLG: 0.303		C FF 91 X FC 86 0-1 ③ FC7	B FF 92 B FF 90 C FC 84 S CU 73 F FF 92 H CU 71 3-2 HBP				C FF 90 B FF 91 F FC 85 B FF 92 F FC 86 S CU 73 2-3 ① FC		F FF 93 S CH 80 S CH 80 0-3 ③ FC2-3	3	0	0	0	0	0	0
61 Robinson Chirinos, R (1, 2) OBP: 0.286, SLG: 0.414			C FF 89 C FC 85 B FC 85 X CU 73 1-2 1 1B 2 1B 28 SF7 1B	S FC 84 F FC 88 D FC 87 X FF 91 1-2 ③ L4			X FC 84 0-0 2B			3	1	2	0	0	0	1
Inning Stats	R: 1 E: 0 K: 0 S: 11 H: 3 LOB: 1 BB: 0 P: 15	R: 0 E: 0 K: 0 S: 8 H: 0 LOB: 0 BB: 0 P: 12	R: 1 E: 0 K: 2 S: 14 H: 3 LOB: 2 BB: 0 P: 16	R: 0 E: 0 K: 0 S: 9 H: 0 LOB: 1 BB: 0 P: 14	R: 0 E: 0 K: 1 S: 10 H: 0 LOB: 0 BB: 0 P: 15	R: 0 E: 0 K: 1 S: 10 H: 1 LOB: 1 BB: 0 P: 14	R: 0 E: 0 K: 1 S: 11 H: 1 LOB: 1 BB: 0 P: 16	R: 0 E: 0 K: 0 S: 9 H: 0 LOB: 0 BB: 0 P: 16	R: 0 E: 0 K: 1 S: 11 H: 0 LOB: 0 BB: 0 P: 14	1B: 7 2B: 1 3B: 0 HR: 0 SF: 1 SAC: 0 DP: 1 HBP: 1						

TOP

Texas Rangers @ Houston Astros

Minute Maid Park, Houston, TX

Thu Aug 28 2014, 7:15 PM - 10:17 PM CDT

Att. 16,399 - Clear - 84 F

livebaseballscorecards.com

AB	33
R	2
H	8
RBI	1
BB	0
SO	6
LOB	11

PITCHER		IP	WLS	BF	H	R	ER	SO	BB	IBB	HBP	BLK	WP	HR	S	P	ERA	WHIP
31 Collin McHugh, R ERA: 2.99	(1, 1)	7.0	W	29	8	2	2	6	0	0	1	0	1	0	73	102	2.57	1.143
35 Josh Fields, R ERA: 4.73	(8, 1)	1.0	H	3	0	0	0	0	0	0	0	0	0	0	9	16	0.00	0.000
29 Tony Sipp, L ERA: 3.21	(9, 1)	1.0	S	3	0	0	0	2	0	0	0	0	0	0	11	14	0.00	0.000

PITCHER	IP	WLS	BF	H	R	ER	SO	BB	IBB	HBP	BLK	WP	HR	S	P	ERA	WHIP

Texas Rangers @ Houston Astros

Minute Maid Park, Houston, TX

Thu Aug 28 2014, 7:15 PM - 10:17 PM CDT

Att. 16,399 - Clear - 84 F

livebaseballscorecards.com

BOTTOM

Batter	1	2	3	4	5	6	7	8	9	AB	R	H	RBI	BB	SO	LOB
9 Marwin Gonzalez, S (1, 6) OBP: 0.315, SLG: 0.386	B SI 88 B SI 90 C SI 89 B SI 90 C SI 90 F SI 90 F FF 91 X SI 90 3-2 ① L9		X SI 90 0-0 23 1B 1B		B FF 88 B SL 84 C SI 89 C SI 90 F SL 85 F SL 84 X CU 79 2-2 ① FC7	1 SAFE B FS 90 B FF 94 B FF 93 C FF 94 B FF 92 4-1 27 G6-3 1-2 BB				3	0	1	0	1	0	0
27 Jose Altuve, R (1, 4) OBP: 0.369, SLG: 0.434	C FF 89 X FF 91 0-1 ② G4-3		X SI 89 0-0 ① L8		F FF 90 B FF 89 X SL 84 1-1 21 1B 23 BB 15 HR 1B	B FF 94 C SL 84 X FF 95 1-1 ②③ G6-3 1-2f				4	1	1	0	0	0	3
23 Chris Carter, R (1, 10) OBP: 0.300, SLG: 0.518	C FF 89 B FF 90 S SI 89 S SI 91 1-3 ③ K		B FF 88 C SL 86 B SI 90 X SL 86 2-1 21 G4-3 1-2 1B		B FF 88 B FF 90 B SL 84 C FF 90 B SL 85 4-1 21 1B 15 HR 1-2 BB		B FF 91 C SL 85 B FF 92 S SL 85 S SL 88 2-3 ① K			3	1	1	0	1	2	0
21 Dexter Fowler, S (1, 8) OBP: 0.375, SLG: 0.407		S SI 89 F SI 90 B FF 90 X CU 78 1-2 ① G4-3	B CU 78 C SI 91 C SL 86 B SI 91 D CU 79 X SI 92 3-2 ②③ G4-3 1-2f		B FF 93 X FF 93 1-0 15 HR 1-2 2-3 1B		C SL 86 B FF 91 B SI 91 F SL 86 B SL 88 X SL 86 3-2 ② FC7			4	1	1	0	0	0	2
15 Jason Castro, L (1, 2) OBP: 0.297, SLG: 0.377		B SI 90 F SI 90 C SL 86 X FF 92 1-2 30 HBP 18 BB 1B	S FF 90 B SI 90 B SL 84 B FF 90 B SI 90 4-1 21 FC4-6 BB	B CH 83 B FF 94 X FF 96 2-0 1-H 2-H 3-H HR		C SL 86 B FF 93 X SL 86 1-1 ③ F9			3	1	2	4	1	0	0
18 Marc Krauss, L (1, 7) OBP: 0.281, SLG: 0.335		C SI 90 B FF 91 C SL 85 B CU 79 B SL 86 F SI 90 1 SAFE B SI 90 4-2 30 HBP 1-2 BB	B SI 89 C SI 90 C SL 85 1 SAFE X SI 91 1-2 ① L6	C FF 96 S SL 86 B FF 96 B FF 94 X CH 84 2-2 ② G1-3			C FF 92 B FF 93 X FF 92 1-1 ① FC7			3	0	0	0	1	0	1
21 Jon Singleton, L (1, 3) OBP: 0.293, SLG: 0.364		F FF 90 B FF 90 B FF 86 B SI 91 S FF 91 X FF 91 3-2 ② FC7	B SI 90 F SI 90 F SL 85 X SI 92 1-2 ② FC4-6 30 1B 1-2f	B CH 83 C FF 97 B FF 95 C FF 95 S FF 96 2-3 ③ K			B FF 93 B FF 92 F FF 93 F FF 93 F FF 92 X FF 94 2-2 ② P2			4	0	0	0	0	1	3
30 Matt Dominguez, R (1, 5) OBP: 0.265, SLG: 0.343		C SL 86 S FF 90 F FF 92 H SI 91 1-2 1-2 2-3 HBP	F SI 90 1 SAFE 1 SAFE F FF 90 X SL 85 0-2 1-2 1B		F FF 94 B FF 94 S FF 95 S FF 95 1-3 ① K			C FF 92 X FC 90 0-1 ③ G6-3		3	0	1	0	0	1	0
6 Jake Marisnick, R (1, 9) OBP: 0.264, SLG: 0.272		B SL 87 X SL 86 1-0 ③ FC7	F FF 89 B SI 90 F FF 90 B FF 92 X FF 91 2-2 ③ F9			C SL 86 F FF 95 B FF 94 B FF 95 H FF 96 3-2 9 BB HBP				2	0	0	0	0	0	5
Inning Stats	R: 0 E: 0 K: 1 S: 10 H: 0 LOB: 0 BB: 0 P: 14	R: 0 E: 0 K: 0 S: 16 H: 1 LOB: 3 BB: 1 P: 27	R: 0 E: 0 K: 0 S: 7 H: 2 LOB: 1 BB: 0 P: 12	R: 0 E: 0 K: 0 S: 13 H: 1 LOB: 2 BB: 1 P: 21	R: 4 E: 0 K: 1 S: 16 H: 3 LOB: 0 BB: 1 P: 30	R: 0 E: 0 K: 1 S: 8 H: 0 LOB: 1 BB: 1 P: 17	R: 0 E: 0 K: 1 S: 8 H: 0 LOB: 0 BB: 0 P: 14	R: 0 E: 0 K: 0 S: 8 H: 0 LOB: 0 BB: 0 P: 11		1B: 6 2B: 0 3B: 0 HR: 1	SF: 0 SAC: 0 DP: 2 HBP: 2			WP: 0 PB: 0 SB: 0 CS: 0	PA: 35	

PITCHER	IP	WLS	BF	H	R	ER	SO	BB	IBB	HBP	BLK	WP	HR	S	P	ERA	WHIP
23 Nick Tepesch, R (1, 1) ERA: 4.44	4.1		21	5	2	2	1	3	0	1	0	0	0	54	89	4.15	1.846
55 Roman Mendez, R (5, 1) ERA: 1.9	1.2	L	8	2	2	2	2	1	0	1	0	0	1	16	32	10.80	1.800
35 Phil Klein, R (7, 1) ERA: 2.7	1.0		3	0	0	0	1	0	0	0	0	0	0	8	14	0.00	0.000
37 Shawn Tolleson, R (8, 1) ERA: 2.86	1.0		3	0	0	0	0	0	0	0	0	0	0	8	11	0.00	0.000

PITCHER	IP	WLS	BF	H	R	ER	SO	BB	IBB	HBP	BLK	WP	HR	S	P	ERA	WHIP

AB	29
R	4
H	7
RBI	4
BB	4
SO	4
LOB	14

Texas Rangers @ Houston Astros

Minute Maid Park, Houston, TX

Fri Aug 29 2014, 7:13 PM - 10:28 PM CDT

Att. 18,931 - Roof Closed - 73 F

TOP

livebaseballscorecards.com

Batter	1	2	3	4	5	6	7	8	9	AB	R	H	RBI	BB	SO	LOB
19 Daniel Robertson, R (1, 8) OBP: 0.375, SLG: 0.364	C SI 89 B FF 89 B CH 81 B SI 90 B FF 89 4-1 1 2B BB		X SI 89 0-0 1 SF9 1 S 2-3 1B	B KC 77 C SI 88 C SI 88 X SI 88 1-2 L9		C CU 76 B CU 77 B FF 91 F SI 89 X SI 89 2-2 FC2-3 1-2 2-H 1B	S SL 86 B SL 84 B SI 90 2-1 G6-3			4	1	2	1	1	0	0
1 Elvis Andrus, R (1, 10) OBP: 0.322, SLG: 0.339	F SI 90 F SI 89 D CH 81 B SI 90 B SI 90 1 SAFE X FF 89 3-2 F9-5 1-H 2B		D CH 81 C FF 89 1 SAFE C CH 81 F KC 80 B CH 81 B FF 90 X CH 81 3-2 SF9 1-3 3-H		B KC 75 B SI 88 S FF 88 B CH 80 X SI 88 3-1 F8	B SI 89 C SI 89 C SI 89 S SI 88 1-3 K		B FF 98 B FF 97 B SI 94 C FF 95 B SI 96 4-1 G6-3 BB		3	0	1	2	1	1	2
Alex Rios, R (1, 9) OBP: 0.309, SLG: 0.399	C SI 90 F CH 81 X CH 80 0-2 F9-5 2-3		B CH 82 C FF 89 X CH 80 1-1 L6		B KC 76 X SI 89 1-0 29 2B 2B	D SL 85 C SI 90 C CU 76 D CU 77 2-2 FC2-3 1-2	S SI 88 S SL 83 X SI 90 1-2 E4 16 1B 9 1B	B FF 96 C CU 78 C SL 81 B FF 98 X SI 96 2-2 G6-3 1-2f		5	2	1	0	0	0	3
29 Adrian Beltré, R (1, 5) OBP: 0.380, SLG: 0.500	B KC 78 B SI 90 X CH 80 2-0 F9			C KC 75 F FF 89 X SI 89 0-2 9 1B 6 1B 1B	C CH 80 B SI 90 D KC 78 X FF 89 2-1 16 G4-3 2-H 2B		B SI 90 B SI 89 S SI 89 S SL 83 B SI 91 F SL 84 B SI 90 4-2 16 1B 9 1B BB	B SL 80 X FF 98 1-0 F8		4	2	2	1	1	0	0
16 Ryan Rua, R (1, 3) OBP: 0.200, SLG: 0.200		F FF 88 X CH 80 0-1 G5-3		C CH 79 F SI 90 F KC 78 1 SAFE 1 SAFE D KC 77 S CH 80 1-3 K	C SL 81 X SI 88 0-1 G4-3 2-3		S SI 90 X SL 84 0-1 6 G6-3 9 1B 12 HR 1-2 2-3 1B		C SI 91 X SI 94 0-1 G6-3	5	1	1	0	0	1	2
9 Adam Rosales, R (1, 6) OBP: 0.405, SLG: 0.520		F FF 89 F FF 89 B KC 78 S CH 82 1-3 K		F CH 79 B SI 89 C SI 88 X KC 76 1-2 6 1B 15 HR 1-2 1B	X SL 83 0-0 F9		B CU 76 X SI 90 1-0 6 G6-3 12 HR 1-2 2-H 3-H 1B		X FF 96 0-0 1B	5	2	3	2	0	1	1
6 Tomás Telis, S (1, 2) OBP: 0.308, SLG: 0.385		B SI 89 X SI 89 1-0 G3		C KC 76 X CH 80 0-1 15 HR 1-2 2-H 1B		B SI 89 C SI 89 B CU 76 X SI 89 2-1 G5-3 X SI 89 0-0 G6-3 1-2 2-3			S FF 96 B FF 98 X SI 95 1-1 F7	5	1	1	1	0	0	3
12 Rougned Odor, L (1, 4) OBP: 0.281, SLG: 0.381			M SI 89 X KC 78 0-1 G1-4-3 F KC 77 S SI 89 F CH 80 X SI 88 0-2 F5		C SI 90 B SL 85 X CU 77 1-1 19 WP 15 1B 19 1B 1B F SI 89 X SI 90 0-1 2-H 3-H HR			C CU 75 F FF 98 B CH 85 B FF 98 F SL 79 X FF 96 2-2 G3-1	5	2	2	3	0	0	3
15 Michael Choice, R (1, 7) OBP: 0.251, SLG: 0.330			B SI 90 C CH 80 S CH 81 X CH 81 1-2 19 1B 1 SF9 2B X CH 80 0-0 1-H 2-H HR		C SI 87 X SL 83 0-1 19 1B 1-2 1B B FF 90 F FF 88 F SI 89 B CU 77 F SI 88 T SI 89 2-2 FC				4	2	3	3	0	0	0
Inning Stats	R: 1 E: 0 K: 0 S: 8 H: 1 LOB: 0 BB: 1 P: 17	R: 0 E: 0 K: 1 S: 6 H: 0 LOB: 0 BB: 0 P: 8	R: 1 E: 0 K: 0 S: 12 H: 2 LOB: 1 BB: 0 P: 17	R: 4 E: 0 K: 1 S: 20 H: 4 LOB: 0 BB: 0 P: 23	R: 1 E: 0 K: 0 S: 8 H: 2 LOB: 1 BB: 0 P: 14	R: 1 E: 0 K: 1 S: 14 H: 3 LOB: 2 BB: 0 P: 22	R: 5 E: 1 K: 0 S: 18 H: 3 LOB: 0 BB: 1 P: 28	R: 0 E: 0 K: 0 S: 5 H: 0 LOB: 0 BB: 1 P: 12	R: 0 E: 0 K: 0 S: 9 H: 1 LOB: 1 BB: 0 P: 12	1B: 10 2B: 5 3B: 0 HR: 2 SF: 1 SAC: 0 DP: 2 HBP: 0						

	AB	40
	R	13
	H	16
	RBI	13
	BB	3
	SO	3
	LOB	14

WP: 1 PA: 44
PB: 0
SB: 1
CS: 0

PITCHER		IP	WLS	BF	H	R	ER	SO	BB	IBB	HBP	BLK	WP	HR	S	P	ERA	WHIP
39 Brett Oberholtzer, L ERA: 4.39	(1, 1)	4.1	L	22	9	7	7	2	1	0	0	0	0	1	51	76	14.54	2.308
58 Jake Buchanan, R ERA: 5.74	(5, 1)	2.2		16	6	6	5	2	1	0	0	0	1	1	35	53	16.88	2.625
48 Mike Foltynewicz, R ERA: 4.63	(8, 1)	2.0		7	1	0	0	0	1	0	0	0	0	0	14	24	0.00	1.000

PITCHER	IP	WLS	BF	H	R	ER	SO	BB	IBB	HBP	BLK	WP	HR	S	P	ERA	WHIP

Texas Rangers @ Houston Astros

Minute Maid Park, Houston, TX

Fri Aug 29 2014, 7:13 PM - 10:28 PM CDT

Att. 18,931 - Roof Closed - 73 F

BOTTOM

livebaseballscorecards.com

Batter	1	2	3	4	5	6	7	8	9	AB	R	H	RBI	BB	SO	LOB
9 Marwin Gonzalez, S (1, 6) OBP: 0.320, SLG: 0.398	B FF 89 F FF 89 F SI 90 X FF 91 1-2 27 G5-3 21 1B 1B		B CH 83 C SI 91 X FF 91 1-1 27 CS 2B			X FF 88 0-0 ① F9		B SI 84 X SI 85 1-0 ① G4-3	B SL 84 X SL 89 1-0 E7 23 WP 1-H 2-H 3-H 2B	5	1	3	2	0	0	0
27 Jose Altuve, R (1, 4) OBP: 0.369, SLG: 0.433	X FF 89 0-0 ① G5-3 1-2		B FF 90 B SL 82 F FF 90 F FF 91 B FF 91 X SL 82 3-2 ②③ FC7 2-3			C CH 87 X SL 82 0-1 23 G5-4-3 1B		X SI 84 0-0 23 BB 14 1B 1B	X FF 92 0-0 ① P5	5	1	2	0	0	0	3
23 Chris Carter, R (1, 10) OBP: 0.299, SLG: 0.513	F SI 90 X SL 82 0-1 ② P4			B FF 89 C FF 89 B SL 80 C FF 90 B SL 82 F SI 90 X SI 91 3-2 ① F9		X FF 88 0-0 ②③ G5-4-3 1-2f		B CH 68 B SI 85 B SI 86 C SI 84 B SI 85 4-1 14 1B 1-2 BB	B SL 88 B FF 90 B FF 92 C SI 92 S FF 92 X FF 92 3-2 ② F8 2-3	4	0	0	0	1	0	3
21 Dexter Fowler, S (1, 8) OBP: 0.378, SLG: 0.413 14 Jesus Guzman, R (7, PH) OBP: 0.268, SLG: 0.261 (8, 7)	B FF 89 B SI 89 B FF 90 F FF 89 X FF 90 3-1 ③ 2-H 1B			B FF 90 T SI 90 B SL 80 B FF 90 C FF 91 X FF 90 3-2 15 G3-1 2B			B CH 87 B SI 88 X SI 88 2-0 ① F9	C CU 75 F SI 85 B CH 67 X CH 68 1-2 1-2 2-H 1B	B SL 85 F SL 90 S FF 92 B FF 91 X SL 83 2-2 ③ F8	2 3	0 0	2 1	1 1	0 0	0 0	0 1
15 Jason Castro, L (1, 2) OBP: 0.297, SLG: 0.383		B SI 89 S SL 81 F SL 83 C FF 91 1-3 ① K		F SL 82 B SI 88 B CH 82 X SI 89 2-1 ② G3-1 2-3			B SI 87 F SI 87 B CH 82 B FF 89 F SI 88 X SL 83 3-2 HR	B SI 86 B CU 76 F SI 84 F SI 85 S CU 76 2-3 ② K		4	1	1	1	0	2	3
18 Marc Krauss, L (1, 7) OBP: 0.285, SLG: 0.335 (8, 9)		B SI 91 B FF 90 B FF 91 B FF 90 4-0 6 FC6-4 BB		B SL 82 C SI 89 B SI 89 B SI 90 F SI 90 X SL 82 3-2 ③ FC7			C SI 85 B CU 75 B SI 84 F SI 85 X CH 68 2-2 6 1B 1B	F SI 85 F CU 75 B SI 86 B CU 76 F SI 85 F SI 84 C CH 68 2-3 ③ K		3	0	1	0	1	1	3
21 Jon Singleton, L (1, 3) OBP: 0.293, SLG: 0.360		S SI 90 B FF 90 F FF 90 F SL 83 F SI 91 B SL 82 X SL 83 2-2 ② P3			B FF 89 F SI 89 X SL 80 1-1 ① P3		C SI 86 S SL 77 B SL 78 C CU 75 1-3 ② K		B FF 92 S FF 92 B FF 91 B FF 90 F FF 92 B FF 92 4-2 3 1B 6 1B 9 2B BB	3	1	0	0	1	1	2
6 Jake Marisnick, R (1, 9) OBP: 0.270, SLG: 0.279 (8, 8)	F FF 90 1 SAFE X SL 82 0-1 ③ FC6-4 1-2f				C SL 81 S SL 80 B FF 90 B SL 80 B FF 91 F SL 82 C FF 90 3-3 ② K		F SI 86 S CH 67 X CH 69 0-2 1-3 1B		C SI 89 X SL 89 0-1 3 1B 9 2B 1-2 1B	4	1	2	0	0	1	1
3 Gregorio Petit, R (1, 5) OBP: 0.320, SLG: 0.458			B SI 88 B SL 81 B FF 90 C FF 89 F FF 89 T FF 90 3-2 ① K		B SI 89 B SL 82 X SI 89 2-0 ③ G5-3		B SI 86 F CH 68 S SI 85 F SI 86 S CU 77 1-3 ③ K		X FF 93 0-0 9 2B 9 E 1-2 2-3 1B	4	1	1	0	0	2	2

Inning Stats	1	2	3	4	5	6	7	8	9
	R: 1 E: 0 K: 0 S: 8	R: 0 E: 0 K: 1 S: 10	R: 0 E: 0 K: 1 S: 8	R: 0 E: 0 K: 0 S: 12	R: 0 E: 0 K: 1 S: 7	R: 0 E: 0 K: 0 S: 4	R: 1 E: 0 K: 2 S: 17	R: 1 E: 0 K: 2 S: 14	R: 3 E: 1 K: 0 S: 13
	H: 2 LOB: 1 BB: 0 P: 12	H: 0 LOB: 1 BB: 1 P: 17	H: 1 LOB: 0 BB: 0 P: 15	H: 1 LOB: 1 BB: 0 P: 23	H: 0 LOB: 0 BB: 0 P: 13	H: 1 LOB: 0 BB: 0 P: 4	H: 3 LOB: 2 BB: 0 P: 26	H: 2 LOB: 2 BB: 1 P: 24	H: 3 LOB: 1 BB: 1 P: 23

	AB	37
	R	6
	H	13
	RBI	5
	BB	3
	SO	7
	LOB	18

	1B: 9	SF: 0	WP: 1	PA: 40
	2B: 3	SAC: 0	PB: 0	
	3B: 0	DP: 1	SB: 0	
	HR: 1	HBP: 0	CS: 1	

PITCHER		IP	WLS	BF	H	R	ER	SO	BB	IBB	HBP	BLK	WP	HR	S	P	ERA	WHIP
25 Scott Baker, R ERA: 5.23	(1, 1)	6.1	W	23	6	2	2	3	1	0	0	0	0	1	53	93	2.84	1.105
58 Alex Claudio, L ERA: 1.35	(7, 1)	1.2		10	4	1	1	4	1	0	0	0	0	0	27	41	5.40	3.000
56 Neal Cotts, L ERA: 3.77	(9, 1)	1.0		7	3	3	3	0	1	0	0	0	1	0	13	23	27.00	4.000

PITCHER	IP	WLS	BF	H	R	ER	SO	BB	IBB	HBP	BLK	WP	HR	S	P	ERA	WHIP

Texas Rangers @ Houston Astros

Minute Maid Park, Houston, TX

Sat Aug 30 2014, 6:14 PM - 8:39 PM CDT

Att. 24,771 - Roof Closed - 73 F

livebaseballscorecards.com

Batter	1	2	3	4	5	6	7	8	9	AB	R	H	RBI	BB	SO	LOB
2 Leonys Martin, L (1, 8) OBP: 0.327, SLG: 0.369	C FF 89 F CU 75 X FC 89 0-2 ① G4-3			B FC 83 X FC 88 1-0 ① P6		D CU 76 S CH 85 X CU 74 1-1 ②③ G6-3 1-2			C CU 75 X FC 87 0-1 FC6-4 1B	4	0	1	0	0	0	1
1 Elvis Andrus, R (1, 6) OBP: 0.319, SLG: 0.337	B SI 88 X FC 87 1-0 ② G5-3			C FF 88 B FC 86 B SI 89 B FC 88 F SI 89 T FC 87 3-2 ② K			C FC 86 B SI 90 S CU 77 X SI 90 1-2 ① G6-3		B SI 90 B SI 90 X FF 89 2-0 ② F8	4	0	0	0	0	1	1
Alex Rios, R (1, 9) OBP: 0.307, SLG: 0.396	B FF 89 C SI 90 F CU 74 B SI 90 B SI 90 F FC 88 F SI 91 F CH 86 X CU 75 3-2 ③ L7			C CU 76 B FC 87 B SI 90 X SI 90 2-1 ③ G5-3			B CU 79 B CU 75 F SI 90 X FC 87 2-1 ② G3		B FF 90 B FF 90 F FC 89 C SI 90 X SI 90 2-2 ③ FC6-4 1-2f	4	0	0	0	0	0	1
29 Adrián Beltré, R (1, 5) OBP: 0.380, SLG: 0.498		C SI 88 B FC 86 F FF 89 F CH 86 X CU 70 1-2 ① F7			F CU 75 F FF 89 B SI 90 X FC 84 1-2 ① G4-3		B SI 89 B FC 86 B CU 74 C FC 85 F CH 86 F CH 86 F SI 91 B FC 87 4-2 BB			2	0	0	0	1	0	0
16 Ryan Rua, R (1, 3) OBP: 0.250, SLG: 0.250		X FC 83 0-0 ② L7			B CU 74 X FC 87 1-0 6 E 1B		X CU 77 0-0 ③ G5-3			3	0	1	0	0	0	1
9 Adam Rosales, R (1, 10) OBP: 0.391, SLG: 0.500		C FF 88 B FC 84 F CU 75 B FC 88 X SI 89 2-2 ③ G6-3			F FF 88 B FC 86 B SI 86 C SI 89 D CU 75 X SI 90 3-2 ② L9			X FC 86 0-0 ① P4		3	0	0	0	0	0	1
6 Tomás Telis, S (1, 2) OBP: 0.250, SLG: 0.313			C FF 89 B FC 88 F FC 88 F CU 75 F FC 88 X CU 69 1-2 ① F7		1 SAFE 1 SAFE F FC 88 C FC 87 X FC 88 0-2 ③ G5-3 1-2			C SI 88 B SI 88 T FC 87 B FC 87 X FC 88 2-2 ② G5-3		3	0	0	0	0	0	1
12 Rougned Odor, L (1, 4) OBP: 0.281, SLG: 0.381			L FC 87 X CU 76 0-1 ② G4-3			X CH 85 0-0 2 CS 1B		C CH 85 F CU 72 B CH 85 F FC 88 B CU 76 C SI 90 2-3 ③ K		3	0	1	0	0	1	0
15 Michael Choice, R (1, 7) OBP: 0.248, SLG: 0.326			C FC 86 F CU 71 B FC 88 C FF 89 1-3 ③ FC			C SI 89 B FC 88 S SI 90 C SI 89 1-3 ① FC			F SI 88 B CU 76 S SI 89 C SI 90 1-3 ① FC	3	0	0	0	0	0	1

TOP	
AB	29
R	0
H	3
RBI	0
BB	1
SO	2
LOB	7

Inning Stats	1	2	3	4	5	6	7	8	9			
	R: 0 E: 0 K: 0 S: 10	H: 0 LOB: 0 BB: 0 P: 14	R: 0 E: 0 K: 0 S: 8	H: 0 LOB: 0 BB: 0 P: 11	R: 0 E: 0 K: 0 S: 10	H: 0 LOB: 0 BB: 0 P: 12	R: 0 E: 0 K: 1 S: 6	H: 0 LOB: 0 BB: 0 P: 12	R: 0 E: 1 K: 0 S: 10	H: 1 LOB: 1 BB: 0 P: 15	R: 0 E: 0 K: 0 S: 6	H: 1 LOB: 0 BB: 0 P: 8
	R: 0 E: 0 K: 0 S: 10	H: 0 LOB: 1 BB: 1 P: 17	R: 0 E: 0 K: 1 S: 8	H: 0 LOB: 0 BB: 0 P: 12	R: 0 E: 0 K: 0 S: 9	H: 1 LOB: 1 BB: 0 P: 14	1B: 3 2B: 0 3B: 0 HR: 0	SF: 0 SAC: 0 DP: 0 HBP: 0	WP: 0 PB: 0 SB: 0 CS: 1	PA: 30		

PITCHER	IP	WLS	BF	H	R	ER	SO	BB	IBB	HBP	BLK	WP	HR	S	P	ERA	WHIP
46 Scott Feldman, R (1, 1) ERA: 4.09	9.0	W	30	3	0	0	5	1	0	0	0	0	0	77	115	0.00	0.444

PITCHER	IP	WLS	BF	H	R	ER	SO	BB	IBB	HBP	BLK	WP	HR	S	P	ERA	WHIP

Batter	1	2	3	4	5	6	7	8	9	AB	R	H	RBI	BB	SO	LOB
19 Robbie Grossman, S (1, 7) OBP: 0.326, SLG: 0.320	B FF 89 C FF 89 F FF 90 F SL 83 B FF 92 B CU 76 F FF 92 X FF 91 3-2 G6-3		B CU 78 B CU 77 X FF 91 2-0 G5-3			C FF 90 B SI 92 S SL 85 B SL 88 S SI 91 2-3 K	F FF 93 X CH 77 0-1 F9			4	0	0	0	0	1	1
27 Jose Altuve, R (1, 4) OBP: 0.370, SLG: 0.434	C FF 92 F FF 92 B FF 91 B CU 78 B CH 87 F FF 92 S FF 91 3-3 K			C SL 84 B FF 90 B CH 87 B FF 92 B FF 92 4-1 21 FC6-4 BB		B SL 85 F SL 86 X SI 90 1-1 2B		F FF 92 X FC 90 0-1 F8		3	0	1	0	1	1	0
23 Chris Carter, R (1, 10) OBP: 0.299, SLG: 0.509	C FF 93 B SL 83 B FF 92 X FF 91 2-1 F8			B FF 91 B FF 91 B FF 92 F FF 91 X FF 92 3-1 FC7		F SL 86 S FF 92 S FF 94 0-3 K		B CH 78 B FF 94 B FF 93 B FF 93 4-0 14 1B BB		3	0	0	0	1	1	2
21 Dexter Fowler, S (1, 8) OBP: 0.374, SLG: 0.409		F FF 91 F FF 92 S SL 85 0-3 K		B SL 83 X FF 92 1-0 FC6-4 1-2f		B SL 85 F SL 85 B SI 92 B SL 87 S SI 92 X SL 87 3-2 G4-3		B FF 92 F FF 92 D SL 83 B FF 91 X FF 92 3-1 FC7		4	0	0	0	0	1	3
14 Jesus Guzman, R (1, 3) OBP: 0.279, SLG: 0.265		B SL 82 C FF 91 B CH 86 B FF 90 B FF 91 4-1 6 FC6-4 BB		C SL 84 B CH 87 F FF 92 1 SAFE S FF 92 1-3 K			B FF 89 B SL 83 B FF 91 B FF 90 4-0 22 2B 6 1B BB	1 SAFE B FF 92 X FF 92 1-0 1-2 1B		2	1	1	0	2	1	1
22 Carlos Corporán, S (1, 2) OBP: 0.296, SLG: 0.377		C FF 92 X FF 92 0-1 F9			X FF 92 0-0 F8		1 SAFE C FF 91 F SL 86 X CU 79 0-2 6 E 1-3 2B	F FF 93 B CH 80 C CH 80 F FF 93 S CH 79 1-3 K		4	1	1	0	0	1	3
6 Jake Marisnick, R (1, 9) OBP: 0.272, SLG: 0.280		C CU 74 X CH 86 0-1 FC6-4 1-2f			C FF 92 B SL 87 C FF 92 S SL 86 1-3 K		X SL 85 0-0 E1 30 F8 2-H 3-H 1B			3	0	1	1	0	1	1
30 Matt Dominguez, R (1, 5) OBP: 0.265, SLG: 0.341			C FF 91 X CH 86 0-1 F8		B SL 85 B CH 87 B FF 92 C FF 92 B FF 92 4-1 3 FC5-4 BB		X SL 84 0-0 F8 2-3			2	0	0	0	1	0	1
3 Gregorio Petit, R (1, 6) OBP: 0.302, SLG: 0.431			C FF 91 B CH 87 C FF 91 B SL 86 B CU 76 C FF 92 3-3 K		B FF 92 X FF 90 1-0 FC5-4 1-2f		B FF 90 L SL 86 S SL 87 B FF 93 B SL 86 S SL 86 3-3 K			3	0	0	0	0	2	2
Inning Stats	R: 0 E: 0 K: 1 S: 11 H: 0 LOB: 0 BB: 0 P: 19	R: 0 E: 0 K: 1 S: 8 H: 0 LOB: 1 BB: 1 P: 12	R: 0 E: 0 K: 1 S: 6 H: 0 LOB: 0 BB: 0 P: 11	R: 0 E: 0 K: 1 S: 7 H: 0 LOB: 1 BB: 1 P: 16	R: 0 E: 0 K: 1 S: 6 H: 0 LOB: 1 BB: 1 P: 12	R: 0 E: 0 K: 2 S: 11 H: 1 LOB: 1 BB: 0 P: 17	R: 2 E: 1 K: 1 S: 10 H: 2 LOB: 1 BB: 1 P: 17	R: 0 E: 0 K: 1 S: 9 H: 1 LOB: 2 BB: 1 P: 18		1B: 2 2B: 2 3B: 0 HR: 0 SF: 0 SAC: 0 DP: 0 HBP: 0				WP: 0 PB: 0 SB: 0 CS: 0 PA: 33		

Texas Rangers @ Houston Astros

Minute Maid Park, Houston, TX

Sat Aug 30 2014, 6:14 PM - 8:39 PM CDT

Att. 24,771 - Roof Closed - 73 F

BOTTOM

livebaseballscorecards.com

AB	28
R	2
H	4
RBI	1
BB	5
SO	9
LOB	14

PITCHER		IP	WLS	BF	H	R	ER	SO	BB	IBB	HBP	BLK	WP	HR	S	P	ERA	WHIP
46 Robbie Ross Jr., L ERA: 5.63	(1, 1)	5.0		18	0	0	0	5	3	0	0	0	0	0	38	70	0.00	0.600
35 Phil Klein, R ERA: 3.86	(6, 1)	1.2	L	9	3	2	2	3	1	0	0	0	0	0	19	32	10.80	2.400
37 Shawn Tolleson, R ERA: 2.8	(7, 1)	1.1		6	1	0	0	1	1	0	0	0	0	0	11	20	0.00	1.500

PITCHER	IP	WLS	BF	H	R	ER	SO	BB	IBB	HBP	BLK	WP	HR	S	P	ERA	WHIP

Batter	1	2	3	4	5	6	7	8	9	AB	R	H	RBI	BB	SO	LOB
19 Daniel Robertson, R (1, 8) OBP: 0.374, SLG: 0.371 2 Leonys Martin, L (8, PH) OBP: 0.326, SLG: 0.368 (8, 8)	B FF 88 C FF 88 B FF 90 F SI 89 B SI 91 F SI 91 X SI 90 3-2 G6-3		C SI 89 B CH 77 X FF 91 1-1 F7			B SI 88 B SI 89 C SI 89 X SI 90 2-1 1 WP 1B 2B		B FS 82 T SI 92 B FS 83 F FS 83 S CU 76 2-3 K		3 1	1 0	1 0	0 0	0 0	0 1	0 0
1 Elvis Andrus, R (1, 6) OBP: 0.319, SLG: 0.336	X FF 90 0-0 G6-3		C SI 89 L CH 80 F SI 91 C SI 91 0-3 K			C CH 77 B SI 90 B CH 78 B SI 90 X SI 90 3-1 G3 2-3		B SI 93 B SI 92 B SI 92 C SI 93 F SI 93 F SI 92 X SI 92 3-2 S 1B		4	0	1	0	0	1	1
Alex Rios, R (1, 9) OBP: 0.310, SLG: 0.400	C FF 89 F FF 90 X SI 90 0-2 16 1B 2B		B SI 90 B SI 90 C CH 80 F CH 79 B SI 91 S CH 79 3-3 K			B CH 78 C SI 90 X CH 79 1-1 29 BB 3-H 1B		C CU 76 1 SAFE F SI 93 B SI 93 B FS 83 D CU 77 B FS 81 4-2 1-2 BB		3	1	2	1	1	1	0
29 Adrián Beltré, R (1, 5) OBP: 0.381, SLG: 0.496	B SI 89 B SI 89 C SI 89 F CH 79 F FF 91 B SI 90 F CH 79 B SI 91 4-2 16 1B BB			B SL 78 X SI 89 1-0 G5-3		B SI 90 D SL 82 B SI 91 B SI 91 4-0 16 G4-6-3 1-2 BB		C SI 93 2 SAFE B SI 93 F SI 94 S CU 77 1-3 K		2	0	0	0	2	1	2
16 Ryan Rua, R (1, 3) OBP: 0.250, SLG: 0.250	B SI 90 X CH 80 1-0 1-3 2-H 1B			B SL 78 X FF 90 1-0 L7		B SI 91 B SI 90 C CH 79 B SI 90 C SI 91 X SI 91 3-2 G4-6-3 1-2f		B CU 77 B CU 76 C SI 94 X SI 94 2-1 L9		4	0	1	1	0	0	4
7 J.P. Arencibia, R (1, 10) OBP: 0.225, SLG: 0.343	F SI 90 F SI 90 B FF 91 D SL 81 C SI 90 2-3 K			B SI 90 C SI 90 X CH 79 1-1 G5-3			X SI 88 0-0 F9		B SL 86 F SI 93 F SL 87 T SL 89 1-2 K	4	0	0	0	0	2	2
61 Robinson Chirinos, R (1, 2) OBP: 0.282, SLG: 0.408		F FF 88 X CH 78 0-1 G3			B SI 88 C CH 78 S FF 91 F CH 77 F SI 90 X SI 91 1-2 P3		C CH 77 B FF 91 F CH 78 X SI 91 1-2 G6-3		C SL 88 X SL 87 0-1 F8	4	0	0	0	0	0	0
12 Rougned Odor, L (1, 4) OBP: 0.284, SLG: 0.380		C FF 90 H SI 89 1-1 15 FC4-6-3 HBP			B SI 90 C SI 90 X SL 80 1-1 G3		S SL 79 B SI 91 B SI 91 F SL 80 X SL 82 2-2 1B		B SI 93 B SI 93 C SI 93 F SI 93 X SI 95 2-2 G4-3	3	0	1	0	0	0	0
15 Michael Choice, R (1, 7) OBP: 0.245, SLG: 0.321		B SI 89 C SI 89 X CH 79 1-1 FC4-6-3 1-2			C SI 89 B CH 79 B SI 90 S CH 79 X CH 78 2-2 FC8		B SI 89 X SI 90 1-0 FC4-3			3	0	0	0	0	0	2
Inning Stats	R: 1 E: 0 K: 1 S: 16 H: 2 LOB: 2 BB: 1 P: 26	R: 0 E: 0 K: 0 S: 5 H: 0 LOB: 0 BB: 0 P: 7	R: 0 E: 0 K: 2 S: 9 H: 0 LOB: 0 BB: 0 P: 13	R: 0 E: 0 K: 0 S: 4 H: 0 LOB: 0 BB: 0 P: 7	R: 0 E: 0 K: 0 S: 10 H: 0 LOB: 0 BB: 0 P: 14	R: 1 E: 0 K: 0 S: 9 H: 2 LOB: 1 BB: 1 P: 22	R: 0 E: 0 K: 0 S: 8 H: 1 LOB: 1 BB: 0 P: 12	R: 0 E: 0 K: 2 S: 14 H: 1 LOB: 2 BB: 1 P: 26	R: 0 E: 0 K: 1 S: 8 H: 0 LOB: 0 BB: 0 P: 11	1B: 4 2B: 2 3B: 0 HR: 0 SF: 0 SAC: 0 DP: 2 HBP: 1						

PITCHER		IP	WLS	BF	H	R	ER	SO	BB	IBB	HBP	BLK	WP	HR	S	P	ERA	WHIP
60 Dallas Keuchel, L ERA: 3.08	(1, 1)	7.0		27	5	2	2	3	2	0	1	0	1	0	61	101	2.57	1.000
55 Jose Veras, R ERA: 4.71	(8, 1)	1.0	W	5	1	0	0	2	1	0	0	0	0	0	14	26	0.00	2.000
50 Chad Qualls, R ERA: 3.47	(9, 1)	1.0	S	3	0	0	0	1	0	0	0	0	0	0	8	11	0.00	0.000

PITCHER	IP	WLS	BF	H	R	ER	SO	BB	IBB	HBP	BLK	WP	HR	S	P	ERA	WHIP

TOP

Texas Rangers @ Houston Astros

Minute Maid Park, Houston, TX

Sun Aug 31 2014, 1:14 PM - 4:30 PM CDT
Att. 19,024 - Roof Closed - 73 F

livebaseballscorecards.com

AB	31
R	2
H	6
RBI	2
BB	3
SO	6
LOB	11

WP: 1	PA: 35		
PB: 0			
SB: 1			
CS: 0			

BOTTOM

Batter	1	2	3	4	5	6	7	8	9	AB	R	H	RBI	BB	SO	LOB
19 Robbie Grossman, S (1, 7) OBP: 0.327, SLG: 0.316	B FF 91 C FF 92 C CH 84 S FF 91 1-3 K		B FF 91 1 SAFE B CH 82 B FF 92 1 SAFE C FF 92 X FF 91 3-1 ①② G4-6-3 1-2f		S CH 83 B CH 84 C FF 91 B FF 90 F FF 92 X FF 92 2-2 ② P5		B FF 93 B FS 87 B FF 94 C FF 92 F FF 92 B FF 93 4-2 21 BB 27 1B BB	C CH 85 B FF 92 B CH 90 B CH 85 D FF 92 4-1 27 1B 23 1B BB		3	0	0	0	2	1	1
27 Jose Altuve, R (1, 4) OBP: 0.374, SLG: 0.441	F FF 92 B FF 92 X FF 92 1-1 ② F8		X SL 84 0-0 21 BB 2B		S SL 83 C FF 93 B FF 91 X FF 90 1-2 2B		1 SAFE X FF 91 0-0 21 BB 1-2 1B	X FF 91 0-0 23 1B 1-2 3-H 1B		5	0	4	1	0	0	0
23 Chris Carter, R (1, 10) OBP: 0.300, SLG: 0.507	C SL 83 X FF 93 0-1 ③ P3		B SL 84 S FF 92 B FF 91 B SL 86 C FF 92 B FF 92 4-2 21 BB BB		F FF 92 F FF 92 B FF 91 C SL 83 1-3 ③ K		S FF 96 F SL 84 S SL 82 0-3 ② K	B SL 84 X SL 85 1-0 ③ 1-3 2-H 1B		4	0	1	0	1	2	3
21 Dexter Fowler, S (1, 8) OBP: 0.378, SLG: 0.409		B FF 91 F FF 92 B FF 92 X FF 92 2-1 ① FC7	B CH 82 F CH 84 B FF 92 B FF 91 F FF 92 B FF 93 4-2 1-2 2-3 BB			B CU 76 X FF 92 1-0 21 BB 1B	B FS 87 D FS 86 F FF 95 B FF 95 B FF 95 4-1 1-2 2-3 BB			2	0	1	0	2	0	0
15 Jason Castro, L (1, 2) OBP: 0.296, SLG: 0.384		B CU 76 C FF 91 X SL 83 1-1 30 1B 2B	C FF 92 B FF 92 F FF 91 F FF 91 B FF 93 X FF 92 2-2 ③ FC7			C CH 83 1 SAFE F FF 90 B FF 90 S FF 91 1-3 ① K	X SL 88 0-0 ③ FC7			4	1	1	0	0	1	7
21 Jon Singleton, L (1, 3) OBP: 0.292, SLG: 0.356	B FF 92 X FF 91 1-0 ② P2		C FF 92 B CH 84 B FF 91 F FF 93 F FF 91 F FF 93 X CH 84 2-2 ① G5-3			1 SAFE B FF 89 B FF 90 C FF 91 F FF 91 F FF 92 1 SAFE B CH 82 B FF 91 4-2 1-2 BB		C FF 91 C SL 88 B FF 92 F SL 84 X FF 89 1-2 ① P4		3	0	0	0	1	0	1
30 Matt Dominguez, R (1, 5) OBP: 0.267, SLG: 0.349	S SL 84 X FF 92 0-1 2-H 1B		F FF 92 X FF 93 0-1 ② G4-3			B FF 95 S FF 94 F FF 93 B SL 85 X FF 95 2-2 ② F4		B SL 89 X SL 88 1-0 HR		4	1	2	2	0	0	2
6 Jake Marisnick, R (1, 9) OBP: 0.271, SLG: 0.274	C FF 92 F SL 84 B FF 90 C FF 91 1-3 ③ K		F FF 91 B FF 90 C FF 93 F FF 91 B FF 94 X FF 93 2-2 ③ F9			C SL 84 S SL 83 F FF 96 B FF 95 F SL 84 F FF 95 F FS 87 T FF 94 1-2 ③ K		C FF 92 T SL 89 F FF 91 B FF 92 F SL 87 H FF 91 2-2 3 G5-3 3 S 27 1B HBP		3	1	0	0	0	2	3
3 Gregorio Petit, R (1, 6) OBP: 0.298, SLG: 0.418			C FF 92 B FF 92 F FF 93 B FF 91 B SL 84 F FF 92 F FF 92 X FF 94 3-2 19 G4-6-3 1B		B SL 81 C SL 82 B FF 91 F FF 91 B FF 91 X FF 92 3-2 ① F9		B SL 84 X FF 94 1-0 ① P6	B SL 87 F SL 86 C SL 86 X SL 86 1-2 ② G5-3 1-3		4	0	1	0	0	0	1
Inning Stats	R: 0 E: 0 K: 1 S: 7 H: 0 LOB: 0 BB: 0 P: 9	R: 1 E: 0 K: 1 S: 10 H: 2 LOB: 1 BB: 0 P: 15	R: 0 E: 0 K: 0 S: 16 H: 2 LOB: 3 BB: 2 P: 32	R: 0 E: 0 K: 0 S: 11 H: 0 LOB: 0 BB: 0 P: 15	R: 0 E: 0 K: 1 S: 13 H: 1 LOB: 1 BB: 0 P: 20	R: 0 E: 0 K: 2 S: 17 H: 1 LOB: 2 BB: 1 P: 26	R: 0 E: 0 K: 1 S: 9 H: 1 LOB: 3 BB: 2 P: 18	R: 2 E: 0 K: 0 S: 15 H: 3 LOB: 3 BB: 1 P: 25		1B: 6 2B: 3 3B: 0 HR: 1 SF: 0 SAC: 0 DP: 1 HBP: 1		WP: 0 PB: 0 SB: 1 CS: 0 PA: 39				

PITCHER		IP	WLS	BF	H	R	ER	SO	BB	IBB	HBP	BLK	WP	HR	S	P	ERA	WHIP
22 Nick Martinez, R ERA: 5.14	(1, 1)	5.1		24	6	1	1	4	3	0	0	0	0	0	64	104	1.69	1.688
55 Roman Mendez, R ERA: 1.8	(6, 1)	1.1	H	7	1	0	0	2	2	0	0	0	0	0	18	30	0.00	2.250
56 Neal Cotts, L ERA: 4.01	(7, 1)	1.0	L	5	1	2	2	0	0	0	1	0	0	1	13	18	18.00	1.000
30 Neftalí Feliz, R ERA: 2.78	(8, 1)	0.1		3	2	0	0	0	1	0	0	0	0	0	3	8	0.00	9.000

PITCHER	IP	WLS	BF	H	R	ER	SO	BB	IBB	HBP	BLK	WP	HR	S	P	ERA	WHIP

Texas Rangers @ Houston Astros

Minute Maid Park, Houston, TX

Sun Aug 31 2014, 1:14 PM - 4:30 PM CDT

Att. 19,024 - Roof Closed - 73 F

livebaseballscorecards.com

AB	32
R	3
H	10
RBI	3
BB	6
SO	6
LOB	18

Texas Rangers @ Kansas City Royals

Kauffman Stadium, Kansas City, MO

Mon Sep 01 2014, 7:10 PM - 9:41 PM CDT

Att. 21,536 - Overcast - 75 F

TOP

livebaseballscorecards.com

Batter	1	2	3	4	5	6	7	8	9	AB	R	H	RBI	BB	SO	LOB
2 Leonys Martin, L (1, 8) OBP: 0.323, SLG: 0.365	G4-3		K			L4	G6-3 1-2f			4	0	0	0	0	1	1
1 Elvis Andrus, R (1, 6) OBP: 0.318, SLG: 0.337	K		K			29 WP 29 G6-3 2B	F7			4	1	1	0	0	2	0
Alex Rios, R (1, 9) OBP: 0.310, SLG: 0.397	G5-3		F8			BB	F9			3	0	0	0	1	0	0
29 Adrián Beltré, R (1, 5) OBP: 0.380, SLG: 0.494		F9	1B			G6-3 1-2 2-H	G5-3			4	0	1	1	0	0	1
16 Ryan Rua, R (1, 10) OBP: 0.250, SLG: 0.200		9 E BB	K			K			K	3	0	0	0	1	3	2
9 Adam Rosales, R (1, 3) OBP: 0.385, SLG: 0.500		E3 6 G6-4-3 1-3			G1-3		6 E 2B		K2-3	4	1	1	0	0	1	1
6 Tomás Telis, S (1, 2) OBP: 0.250, SLG: 0.300		G6-4-3 1-2f			K		E8 12 G3-1 15 1B 2-H 1B		G6-3	4	1	1	1	0	1	2
12 Rougned Odor, L (1, 4) OBP: 0.287, SLG: 0.379			15 FC6-4-3 BB		BB		G3-1 2-3			1	0	0	0	2	0	1
15 Michael Choice, R (1, 7) OBP: 0.246, SLG: 0.321			FC6-4-3 1-2		FC		2 G6-3 1B 3-H			3	0	1	1	0	0	2

	AB	30
	R	3
	H	5
	RBI	3
	BB	4
	SO	8
	LOB	10

Inning Stats	1	2	3	4	5	6	7	8	9
	R: 0 E: 0 K: 1 S: 7	H: 0 LOB: 0 BB: 0 P: 12	R: 0 E: 1 K: 0 S: 6	H: 0 LOB: 1 BB: 1 P: 11	R: 0 E: 0 K: 1 S: 7	H: 0 LOB: 0 BB: 1 P: 13	R: 0 E: 0 K: 2 S: 11	H: 1 LOB: 1 BB: 0 P: 15	R: 0 E: 0 K: 1 S: 10	H: 0 LOB: 1 BB: 1 P: 15	R: 1 E: 0 K: 1 S: 11	H: 1 LOB: 1 BB: 1 P: 23	R: 2 E: 1 K: 0 S: 7	H: 3 LOB: 0 BB: 0 P: 13	R: 0 E: 0 K: 0 S: 8	H: 0 LOB: 0 BB: 0 P: 9	R: 0 E: 0 K: 2 S: 8	H: 0 LOB: 0 BB: 0 P: 11

	1B: 3	SF: 0	WP: 1	PA: 34
	2B: 2	SAC: 0	PB: 0	
	3B: 0	DP: 3	SB: 0	
	HR: 0	HBP: 0	CS: 0	

PITCHER		IP	WLS	BF	H	R	ER	SO	BB	IBB	HBP	BLK	WP	HR	S	P	ERA	WHIP
30 Yordano Ventura, R ERA: 3.38	(1, 1)	6.1	W	27	5	3	2	7	4	0	0	0	1	0	57	99	2.84	1.421
40 Kelvin Herrera, R ERA: 1.37	(7, 1)	0.2	H	1	0	0	0	0	0	0	0	0	0	0	2	3	0.00	0.000
17 Wade Davis, R ERA: 0.73	(8, 1)	1.0	H	3	0	0	0	0	0	0	0	0	0	0	8	9	0.00	0.000
56 Greg Holland, R ERA: 1.63	(9, 1)	1.0	S	3	0	0	0	2	0	0	0	0	0	0	8	11	0.00	0.000

PITCHER	IP	WLS	BF	H	R	ER	SO	BB	IBB	HBP	BLK	WP	HR	S	P	ERA	WHIP

BOTTOM

Texas Rangers @ Kansas City Royals

Kauffman Stadium, Kansas City, MO

Mon Sep 01 2014, 7:10 PM - 9:41 PM CDT

Att. 21,536 - Overcast - 75 F

livebaseballscorecards.com

Batter	1	2	3	4	5	6	7	8	9	AB	R	H	RBI	BB	SO	LOB
1 Jarrod Dyson, L (1, 8) OBP: 0.344, SLG: 0.351	B FF 87 C FF 86 X SI 87 1-1 FC7 ①		X FF 87 0-0 FC7 ①	B FF 88 C CH 86 B CU 76 C FF 88 S SL 82 2-3 K ③			B FF 87 F FF 88 B SL 82 B FF 88 C FF 88 X FF 89 3-2 2B ①			4	0	1	0	0	1	1
14 Omar Infante, R (1, 4) OBP: 0.293, SLG: 0.351	C FF 88 F FF 89 X SL 84 0-2 F9 ②		C FF 88 F SL 83 S FF 88 0-3 K ②		B FF 89 C FF 88 X SL 81 1-1 35 1B 1B		C FF 89 S SL 84 B SL 85 F FF 90 B SL 84 X CH 81 2-2 G4-3 ②			4	0	1	0	0	1	0
4 Alex Gordon, L (1, 7) OBP: 0.356, SLG: 0.456	B FF 89 B FF 87 C FF 88 X SI 88 2-1 13 S 13 2B 1B		B FF 88 C CH 83 B FF 89 F CH 83 F SL 83 B FF 90 B CH 83 4-2 13 HR BB		X FF 87 0-0 P5 ①		B CU 76 C SL 82 F CH 84 B FF 90 C FF 90 2-3 K ③			3	2	1	0	1	1	1
13 Salvador Perez, R (1, 2) OBP: 0.302, SLG: 0.424	B FF 90 X SL 83 1-0 1-H 2B		1 SAFE B FF 86 1 SAFE B FF 87 X FF 89 2-0 1-H HR		C FF 90 X FF 89 0-1 FC7 ②			B FF 92 C SL 82 X FF 92 1-1 6 WP 18 BB 1B		4	1	3	3	0	0	1
35 Eric Hosmer, L (1, 3) OBP: 0.311, SLG: 0.374	X FF 88 0-0 G3-1 ③		C FF 88 B CU 76 X CH 82 1-1 FC7 ③		X FF 89 0-0 18 S 1-3 1B			C CH 77 B FF 92 B FF 92 B FF 92 X FF 92 3-1 F8 ①		4	0	1	0	0	0	2
18 Raul Ibanez, L (1, 10) OBP: 0.260, SLG: 0.289 45 Lane Adams, R (8, PR) (9, 10)		C FF 87 X CH 81 0-1 G4-3 ①		B FF 89 C FF 87 F FF 89 X FF 87 1-2 F8 ①	C CU 75 F CH 83 S SL 83 0-3 K ③ 1-2			B CH 77 B FF 92 F FF 93 B FF 93 B FF 93 4-1 6 WP 1-2 BB		3 0	0 0	0 0	0 0	1 0	1 0	2 0
34 Carlos Peguero, L (1, 9) OBP: 0.333, SLG: 0.667 6 Lorenzo Cain, R (7, 9) OBP: 0.337, SLG: 0.402		C FF 89 B CU 76 C CH 82 X SL 84 1-2 G3 ②		C FF 90 X SI 89 0-1 8 1B 2B		C FF 88 F SL 82 B FF 89 S FF 89 1-3 K ①		C SL 83 B SL 83 S FF 92 T FF 93 1-2 K ② 1-2 2-3		3 1	1 0	1 0	0 0	0 0	1 1	0 2
8 Mike Moustakas, L (1, 5) OBP: 0.269, SLG: 0.376		B FF 88 C FF 90 B CH 84 X FF 89 2-1 1B		C CU 76 X CH 83 0-1 2 G5-3 2-H 1B		C CH 83 F FF 90 B FF 90 F SL 83 F SL 84 B CU 79 X CH 83 2-2 G4-3 ②		B CU 73 C CU 74 X SI 83 1-1 G3-1 ③		4	0	2	1	0	0	3
2 Alcides Escobar, R (1, 6) OBP: 0.310, SLG: 0.365		F FF 89 X FF 87 0-1 F9 ③		C FF 88 F FF 90 X SL 82 0-2 G5-3 ② 1-2		S SL 81 X FF 90 0-1 F9 ③				3	0	0	0	0	0	2
Inning Stats	R: 1 E: 0 K: 0 S: 9 H: 2 LOB: 1 BB: 0 P: 13	R: 0 E: 0 K: 0 S: 9 H: 1 LOB: 1 BB: 0 P: 12	R: 2 E: 0 K: 1 S: 10 H: 1 LOB: 0 BB: 1 P: 17	R: 1 E: 0 K: 1 S: 13 H: 2 LOB: 1 BB: 0 P: 16	R: 0 E: 0 K: 1 S: 9 H: 2 LOB: 2 BB: 0 P: 10	R: 0 E: 0 K: 1 S: 10 H: 0 LOB: 0 BB: 0 P: 13	R: 0 E: 0 K: 1 S: 10 H: 1 LOB: 0 BB: 0 P: 17	R: 0 E: 0 K: 1 S: 10 H: 1 LOB: 3 BB: 1 P: 20		1B: 6 2B: 3 3B: 0 HR: 1 SF: 0 SAC: 0 DP: 0 HBP: 0				WP: 1 PB: 0 SB: 2 CS: 0 PA: 35		

PITCHER		IP	WLS	BF	H	R	ER	SO	BB	IBB	HBP	BLK	WP	HR	S	P	ERA	WHIP
48 Colby Lewis, R ERA: 5.42	(1, 1)	7.0	L	30	9	4	4	5	1	0	0	0	0	1	70	98	5.14	1.429
37 Shawn Tolleson, R ERA: 2.77	(8, 1)	0.2		4	1	0	0	1	1	0	0	0	1	0	8	17	0.00	3.000
58 Alex Claudio, L ERA: 1.29	(8, 1)	0.1		1	0	0	0	0	0	0	0	0	0	0	2	3	0.00	0.000

PITCHER	IP	WLS	BF	H	R	ER	SO	BB	IBB	HBP	BLK	WP	HR	S	P	ERA	WHIP

Texas Rangers @ Kansas City Royals

Kauffman Stadium, Kansas City, MO

Tue Sep 02 2014, 7:10 PM - 10:09 PM CDT

Att. 19,435 - Partly Cloudy - 79 F

livebaseballscorecards.com

Batter	1	2	3	4	5	6	7	8	9	AB	R	H	RBI	BB	SO	LOB
2 Leonys Martin, L (1, 8) OBP: 0.323, SLG: 0.364	B CH 89 C FF 90 B FC 88 X FF 89 2-1 ① L8		X CU 74 0-0 1 G4-3 1B		X CH 84 0-0 ② L9			X SI 90 0-0 ① G4-3		4	0	1	0	0	0	0
1 Elvis Andrus, R (1, 6) OBP: 0.316, SLG: 0.335	B FF 89 C FF 90 X CH 85 1-1 ② G4-3		1 SAFE B SL 86 F SI 90 F FF 91 B CH 84 1 SAFE B FF 91 X FF 91 3-2 ①② G4-3 1-2f		C FF 91 B CH 84 C CH 86 F SI 91 B SL 88 F CH 84 X FF 92 2-2 ③ G4-3			F FF 92 C FF 92 F CH 87 B FF 93 X CH 87 1-2 ② L4		4	0	0	0	0	0	1
Alex Rios, R (1, 10) OBP: 0.313, SLG: 0.402	C FF 89 X CH 84 0-1 2B		B CU 76 C SL 86 B SL 87 X FF 92 2-1 ③ G4-3			F FF 90 F FC 87 F FF 89 F FF 91 X FC 89 0-2 29 G6-4-3 1B		B SL 82 C FF 93 B SI 88 S FF 93 B CH 86 X FF 92 3-2 29 E 29 S 1B		4	0	3	0	0	0	0
29 Adrián Beltré, R (1, 5) OBP: 0.381, SLG: 0.493	C SL 87 S FF 91 D CH 87 T CH 86 1-2 ③ K			C FC 90 B SL 87 X FF 90 1-1 16 1B 1B		F CH 84 F FF 92 F CH 85 B FF 92 X CH 84 1-2 ①② G6-4-3 1-2f		1 SAFE B FF 92 I IN 61 I IN 60 I IN 62 4-0 1-3 IBB		3	0	1	0	1	1	2
16 Ryan Rua, R (1, 7) OBP: 0.250, SLG: 0.211		C CH 89 B FC 88 B SL 86 X FF 90 2-1 ① G6-3		B FC 90 X FF 90 1-0 6 G6-3 1B 1-2		B CU 76 C SL 75 S SL 86 X FF 90 2-1 ③ G5-3		B SL 81 B FF 92 C FF 92 F SL 81 C FF 93 2-3 ③ K		4	0	1	0	0	1	2
9 Adam Rosales, R (1, 3) OBP: 0.379, SLG: 0.488		C FF 91 F CU 76 L FF 91 B FC 88 B FF 91 X FF 93 2-2 12 L8 6 E 1B		B FF 91 F CH 84 D FF 92 B FC 88 X CH 84 3-2 ① L7			B FC 89 C FF 89 S FF 90 B CH 85 F FC 90 F FF 89 X FC 89 2-2 ① G5-3		B SI 93 B SI 93 X SI 91 2-0 ① P6	4	0	1	0	0	0	2
6 Tomás Telis, S (1, 2) OBP: 0.250, SLG: 0.292		1 SAFE C CH 88 B CH 84 F CH 85 F SL 87 X CH 85 1-2 FC5 19 FC6 1-2		B CH 86 F CH 84 F FF 92 F SL 88 D SI 93 X CH 89 2-2 ②③ G6-3 1-2f			X CH 85 0-0 1B		C SI 93 S SL 82 B SL 83 X SL 82 1-2 ② G6-3	4	0	1	0	0	0	3
12 Rougned Odor, L (1, 4) OBP: 0.290, SLG: 0.387		X FF 91 0-0 ② L8 2-3			B FF 90 X SI 90 1-0 19 G6-3 3B		X FF 91 0-0 ② F9		B SI 93 B SI 94 C CH 86 F SI 93 X SL 81 2-2 1B	4	1	2	0	0	0	3
19 Daniel Robertson, R (1, 9) OBP: 0.367, SLG: 0.363 3 Luis Sardinas, S (9, PH) OBP: 0.324, SLG: 0.313		F FC 92 B SI 91 B SL 88 C CH 86 X SL 88 2-2 ③ FC6 1-2f			B CH 84 X FF 91 1-0 ① G6-3 3-H		B SL 88 X CH 83 1-0 ③ G3		C FF 92 S FF 93 F SI 93 B SL 84 S SL 82 1-3 ③ K	3	0	0	1	0	0	3
										1	0	0	0	0	1	1
Inning Stats	R: 0 H: 1 E: 0 LOB: 1 K: 1 BB: 0 S: 9 P: 13	R: 0 H: 1 E: 1 LOB: 2 K: 0 BB: 0 S: 14 P: 21	R: 0 H: 1 E: 0 LOB: 0 K: 0 BB: 0 S: 6 P: 11	R: 0 H: 2 E: 0 LOB: 1 K: 0 BB: 0 S: 10 P: 17	R: 1 H: 1 E: 0 LOB: 0 K: 0 BB: 0 S: 8 P: 12	R: 0 H: 1 E: 0 LOB: 0 K: 0 BB: 0 S: 11 P: 14	R: 0 H: 1 E: 0 LOB: 1 K: 0 BB: 0 S: 8 P: 11	R: 0 H: 1 E: 0 LOB: 2 K: 1 BB: 1 S: 11 P: 21	R: 0 H: 1 E: 0 LOB: 1 K: 1 BB: 0 S: 11 P: 17	1B: 8 SF: 0 2B: 1 SAC: 0 3B: 1 DP: 3 HR: 0 HBP: 0						

TOP	
AB	35
R	1
H	10
RBI	1
BB	1
SO	3
LOB	17

WP: 0 PA: 36
PB: 0
SB: 1
CS: 0

PITCHER		IP	WLS	BF	H	R	ER	SO	BB	IBB	HBP	BLK	WP	HR	S	P	ERA	WHIP
11 Jeremy Guthrie, R ERA: 4.31	(1, 1)	7.0		27	8	1	1	1	0	0	0	0	0	0	66	99	1.29	1.143
67 Francisley Bueno, L ERA: 4.45	(8, 1)	0.1		1	0	0	0	0	0	0	0	0	0	0	1	1	0.00	0.000
54 Jason Frasor, R ERA: 2.85	(8, 1)	0.2	W	4	1	0	0	1	0	1	0	0	0	0	10	20	0.00	1.500
43 Aaron Crow, R ERA: 3.78	(9, 1)	1.0	S	4	1	0	0	1	0	0	0	0	0	0	11	17	0.00	1.000

PITCHER		IP	WLS	BF	H	R	ER	SO	BB	IBB	HBP	BLK	WP	HR	S	P	ERA	WHIP

Texas Rangers @ Kansas City Royals

Kauffman Stadium, Kansas City, MO

Tue Sep 02 2014, 7:10 PM - 10:09 PM CDT

Att. 19,435 - Partly Cloudy - 79 F

livebaseballscorecards.com

BOTTOM

Batter	1	2	3	4	5	6	7	8	9	AB	R	H	RBI	BB	SO	LOB
23 Norichika Aoki, L (1, 9) OBP: 0.334, SLG: 0.339	C SI 94 B SI 94 B SI 93 2-2 G4-3 ①		S SI 92 X SI 93 0-1 2B 3-H			B SI 93 S SI 91 B KC 76 X SI 93 2-1 4 S 2B		L SI 88 C SI 89 X SL 80 0-2 FC3-5 4 S 14 S 13 1B ① 2-3		3	0	2	1	0	0	0
1 Jarrod Dyson, L (6, PR) OBP: 0.343, SLG: 0.349 (7, 8)										1	1	0	0	0	0	1
14 Omar Infante, R (1, 4) OBP: 0.293, SLG: 0.352	X SI 94 0-0 2B		B KC 76 B SL 82 C SI 93 F CH 85 S SL 84 2-3 K ②			X KC 75 0-0 F8 ①		1 SAFE B SI 88 C SI 87 X SL 78 1-1 F8 ② 1-2		4	0	1	0	0	1	4
4 Alex Gordon, L (1, 7) OBP: 0.355, SLG: 0.454	S SI 93 F SI 93 B SL 84 B KC 78 S SL 83 2-3 K ②		B SL 84 F SI 93 F SI 93 B SI 95 F KC 77 X SI 93 2-2 L8 ③			S SL 83 S SI 93 S SL 84 0-3 K ② 2-3		C SL 80 S SL 80 D SL 80 H SI 89 2-2 13 1B HBP 2-3		3	0	0	0	0	2	3
13 Salvador Perez, R (1, 2) OBP: 0.302, SLG: 0.422	F KC 77 D CH 86 B SI 93 X SL 84 2-1 F7 ③			B KC 74 X CH 84 1-0 G4-3 ①		C SL 85 S SL 84 B SI 93 F CH 84 F SI 92 F KC 78 F SL 82 F SL 83 X KC 77 1-2 F7 ③		B SL 89 C SL 88 S SL 88 F SL 88 X FF 95 1-2 1B 1-2 3-H		4	0	1	1	0	0	3
35 Eric Hosmer, L (1, 3) OBP: 0.311, SLG: 0.376		C SI 93 B SL 85 B SI 93 F SI 95 F SI 94 B SL 84 F SI 94 X SI 94 3-2 G5-3 ①		B SI 94 B SI 93 X SI 94 2-0 F7 ②			B KC 76 X SI 91 1-0 2B	C FF 96 C SL 88 B SL 88 F SL 87 X FF 94 1-2 F8 ③		4	0	1	0	0	0	2
16 Billy Butler, R (1, 10) OBP: 0.325, SLG: 0.380		B SI 95 S KC 77 F SL 84 X SI 94 1-2 P4 ②		B SI 94 S CH 86 S CH 85 S SL 83 1-3 K ③			S SL 84 D SL 82 C SI 93 D SL 83 F CH 85 S SL 82 2-3 K ①			3	0	0	0	0	2	1
6 Lorenzo Cain, R (1, 8) OBP: 0.337, SLG: 0.402 (7, 9)		C SI 94 B SI 94 F KC 77 B SI 94 X KC 76 2-2 F8 ③			B SI 93 C KC 75 B SI 93 X CH 84 2-1 8 G3-6 1B		S KC 76 B SL 84 F KC 77 B SI 94 S SL 83 2-3 K ②			3	0	1	0	0	1	1
2 Alcides Escobar, R (1, 6) OBP: 0.310, SLG: 0.367			B SI 92 B SI 93 X SI 93 2-0 24 SH3-4 23 2B 2B		1 SAFE 1 SAFE S KC 75 M SL 82 1 SAFE D SL 81 F SI 93 F SL 83 X SI 92 1-2 F9 ①		F KC 78 D SL 84 X SI 93 1-1 F8 ③			3	1	1	0	0	0	2
24 Christian Colón, R (1, 5) OBP: 0.348, SLG: 0.442 8 Mike Moustakas, L (4, 5) OBP: 0.270, SLG: 0.380 0 Terrance Gore, R (8, PR) 12 Jayson Nix, R (9, 5) OBP: 0.183, SLG: 0.169			X SI 92 0-0 SH3-4 ① 2-3		C SI 93 B SL 83 X SI 92 1-1 G3-6 ②③ 1-2f			B SI 88 F SI 87 B SL 80 S SL 79 X SL 80 2-2 1 FC3-5 2B		0 2 0 0	0 0 0 0	0 1 0 0	0 0 0 0	0 0 0 0	0 0 0 0	0 1 0 0
Inning Stats	R: 0 E: 0 K: 1 S: 10 H: 1 LOB: 1 BB: 0 P: 16	R: 0 E: 0 K: 0 S: 11 H: 0 LOB: 0 BB: 0 P: 17	R: 1 E: 0 K: 1 S: 11 H: 2 LOB: 1 BB: 0 P: 17	R: 0 E: 0 K: 1 S: 5 H: 0 LOB: 0 BB: 0 P: 9	R: 0 E: 0 K: 0 S: 9 H: 1 LOB: 0 BB: 0 P: 13	R: 0 E: 0 K: 1 S: 14 H: 1 LOB: 2 BB: 0 P: 17	R: 0 E: 0 K: 2 S: 10 H: 1 LOB: 1 BB: 0 P: 16	R: 1 E: 0 K: 0 S: 18 H: 2 LOB: 2 BB: 0 P: 25								

AB	30
R	2
H	8
RBI	2
BB	0
SO	6
LOB	18

1B: 2 SF: 0 WP: 0 PA: 32
2B: 6 SAC: 1 PB: 0
3B: 0 DP: 1 SB: 3
HR: 0 HBP: 1 CS: 0

PITCHER		IP	WLS	BF	H	R	ER	SO	BB	IBB	HBP	BLK	WP	HR	S	P	ERA	WHIP
45 Derek Holland, L ERA: 1.29	(1, 1)	7.0		26	6	1	1	6	0	0	0	0	0	0	70	105	1.29	0.857
50 Michael Kirkman, L ERA: 13.5	(8, 1)	0.2	L	4	1	1	1	0	0	0	1	0	0	0	10	15	13.50	1.500
36 Jon Edwards, R ERA:	(8, 1)	0.1		2	1	0	0	0	0	0	0	0	0	0	8	10	0.00	3.000

PITCHER	IP	WLS	BF	H	R	ER	SO	BB	IBB	HBP	BLK	WP	HR	S	P	ERA	WHIP

Batter	1	2	3	4	5	6	7	8	9	AB	R	H	RBI	BB	SO	LOB
19 Daniel Robertson, R (1, 7) OBP: 0.361, SLG: 0.364	C FF 86 X SI 87 0-1 ① F9		C FF 88 B FF 88 B KC 74 C FF 88 X FF 89 2-2 ③ 1 G6-3 2B		B FF 87 B CH 79 C FF 86 F SI 87 B CH 80 X SI 88 3-2 ③ F9		B SI 98 C SI 94 X FF 98 1-1 ③ L3 2-3		C FF 95 B SL 88 C SL 88 S SL 87 1-3 ③ K	5	0	1	0	0	1	2
1 Elvis Andrus, R (1, 6) OBP: 0.318, SLG: 0.336	B FF 88 S CH 81 F CH 81 X FF 88 1-2 ② P3		C FF 88 D KC 76 X FF 88 1-1 ② G6-3 2-3			C KC 72 C CH 79 B CH 79 F CH 79 X KC 74 1-2 16 S 2B		C FF 90 B SI 89 B SL 81 B SI 89 B SI 88 4-1 16 WP G1-3 16 1B BB		3	1	1	0	1	0	1
Alex Rios, R (1, 9) OBP: 0.311, SLG: 0.399	B FF 89 C FF 88 B CH 82 X FF 89 2-1 ③ G6-3		C KC 76 F CH 80 S CH 80 0-3 ③ K			C CH 78 B FF 88 C FF 87 X CH 79 1-2 ① F8		F SI 89 B SL 80 X FF 89 1-1 ① G1-3 1-2		4	0	0	0	0	1	3
29 Adrian Beltré, R (1, 10) OBP: 0.380, SLG: 0.493		B FF 87 X CH 79 1-0 E6 6 16 1B FC6-4		C CH 78 B FF 87 B FF 87 B CH 79 X FF 87 3-1 2B		S SI 88 B CH 78 B SI 88 F SI 88 S CH 77 2-3 ② K		C SI 90 S SL 81 D SL 81 B FF 88 B SL 80 S FF 90 3-3 ② K		4	0	1	0	0	2	2
16 Ryan Rua, R (1, 3) OBP: 0.292, SLG: 0.261		B FF 87 B FF 87 C FF 87 X CH 80 2-1 6 FC6-4 1-2 1B		F FF 87 S CH 78 X CH 77 0-2 ① G4-3		S CH 78 B CH 79 F FF 89 F CH 79 D CH 80 B FF 89 F CH 80 F CH 79 F FF 88 3-2 X FF 90 ③ L8 2-3		F SI 89 B SI 90 S SL 83 B SL 83 X SL 82 2-2 12 1B 2-H 1B		4	0	2	1	0	0	2
9 Adam Rosales, R (1, 5) OBP: 0.367, SLG: 0.472 12 Rougned Odor, L (8, PH) OBP: 0.292, SLG: 0.389 (8, 4)		B FF 86 C FF 87 F FF 87 C FF 88 1-3 ① K		S CH 80 B CH 79 X FF 86 1-1 ② F9			C FF 86 B FF 86 X FF 86 1-1 ① L9	B FF 95 F FC 92 C FF 96 X KC 87 1-2 1-3 1B		3 1	0 0	0 1	0 0	0 0	1 0	3 0
6 Tomás Telis, S (1, 2) OBP: 0.214, SLG: 0.250		C KC 75 X FF 88 0-1 ② FC6-4 1-2f 2-3		C FF 88 F CH 79 T FF 87 0-2 ③ K			B KC 75 F FF 88 S CH 79 B FF 87 F CH 78 S CH 78 2-3 ② K	C KC 85 F FF 97 X FF 96 0-2 ③ G4-3		4	0	0	0	0	2	5
2 Leonys Martin, L (1, 8) OBP: 0.322, SLG: 0.363		C FF 88 X SI 89 0-1 ③ L5			X FF 86 0-0 ① B1-3		C FF 88 B FF 88 B FF 88 X FF 88 2-1 19 S 3 1B 1B		B FF 93 C FF 94 X FF 94 1-1 ① G3	4	0	1	0	0	0	2
3 Luis Sardinas, S (1, 4) OBP: 0.320, SLG: 0.310 (8, 5)			C FF 86 X KC 73 0-1 ① G6-3		B FF 85 C SI 86 B CH 79 B FF 88 X FF 87 3-1 ② F9		B SI 87 X CH 78 1-0 1-2 1B		B FF 93 B FF 93 C FF 94 F FF 94 F FF 96 F SL 89 S SL 90 2-3 ② K	4	0	1	0	0	1	0
Inning Stats	R: 0 E: 0 K: 0 S: 7 H: 0 LOB: 0 BB: 0 P: 10	R: 0 E: 1 K: 1 S: 10 H: 1 LOB: 2 BB: 0 P: 14	R: 0 E: 0 K: 1 S: 10 H: 1 LOB: 1 BB: 0 P: 13	R: 0 E: 0 K: 1 S: 10 H: 1 LOB: 1 BB: 0 P: 14	R: 0 E: 0 K: 0 S: 6 H: 0 LOB: 0 BB: 0 P: 12	R: 0 E: 0 K: 1 S: 17 H: 1 LOB: 1 BB: 0 P: 24	R: 0 E: 0 K: 1 S: 11 H: 2 LOB: 2 BB: 0 P: 18	R: 1 E: 0 K: 1 S: 15 H: 2 LOB: 2 BB: 1 P: 26	R: 0 E: 0 K: 2 S: 10 H: 0 LOB: 0 BB: 0 P: 14	1B: 5 2B: 3 3B: 0 HR: 0	SF: 0 SAC: 0 DP: 0 HBP: 0					

PITCHER		IP	WLS	BF	H	R	ER	SO	BB	IBB	HBP	BLK	WP	HR	S	P	ERA	WHIP
51 Jason Vargas, L ERA: 3.14	(1, 1)	6.2	W	27	6	0	0	5	0	0	0	0	0	0	69	102	0.00	0.900
40 Kelvin Herrera, R ERA: 1.37	(7, 1)	0.1	H	1	0	0	0	0	0	0	0	0	0	0	2	3	0.00	0.000
31 Louis Coleman, R ERA: 7.33	(8, 1)	0.2		4	1	1	1	1	1	0	0	0	1	0	9	19	13.50	3.000
17 Wade Davis, R ERA: 0.73	(8, 1)	0.1	H	2	1	0	0	0	0	0	0	0	0	0	6	7	0.00	3.000
56 Greg Holland, R ERA: 1.6	(9, 1)	1.0	S	3	0	0	0	2	0	0	0	0	0	0	10	14	0.00	0.000

PITCHER	IP	WLS	BF	H	R	ER	SO	BB	IBB	HBP	BLK	WP	HR	S	P	ERA	WHIP

TOP

Texas Rangers @ Kansas City Royals

Kauffman Stadium, Kansas City, MO

Wed Sep 03 2014, 7:12 PM - 9:57 PM CDT

Att. 15,771 - Clear - 84 F

livebaseballscorecards.com

AB	36
R	1
H	8
RBI	1
BB	1
SO	8
LOB	20

1B: 5	SF: 0	WP: 1	PA: 37
2B: 3	SAC: 0	PB: 0	
3B: 0	DP: 0	SB: 2	
HR: 0	HBP: 0	CS: 0	

BOTTOM

Texas Rangers @ Kansas City Royals

Kauffman Stadium, Kansas City, MO

Wed Sep 03 2014, 7:12 PM - 9:57 PM CDT

Att. 15,771 - Clear - 84 F

livebaseballscorecards.com

Batter	1	2	3	4	5	6	7	8	9	AB	R	H	RBI	BB	SO	LOB
23 Norichika Aoki, L (1, 9) OBP: 0.332, SLG: 0.337	C SI 89 B SI 90 F SI 90 F FF 90 B FF 91 X SL 85 2-2 ① G5-3		X SI 92 0-0 ③ G1-3			C CU 78 B SL 84 B CU 78 X SI 90 2-1 ① B1-3		B SI 90 F SL 85 X SI 92 1-1 ② G1-3		3	0	0	0	0	0	1
1 Jarrod Dyson, L (7, 8) OBP: 0.341, SLG: 0.348										1	0	0	0	0	0	0
14 Omar Infante, R (1, 4) OBP: 0.293, SLG: 0.351	B FF 90 C FF 90 B FF 90 B SL 86 X FF 90 3-1 ② F7			C SL 84 B SI 90 X SI 90 1-1 4 HR 1B		C FF 90 X SI 91 0-1 ② G6-3		C SL 86 B CU 77 B FF 91 X SL 84 2-1 ③ P5		4	1	1	0	0	0	0
4 Alex Gordon, L (1, 7) OBP: 0.355, SLG: 0.459	C SI 90 X FF 90 0-1 ③ L5			**B SI 90** **S SI 90** **B CH 85** 1 SAFE 1 SAFE B SI 91 X SI 90 3-1 1-H HR		B FF 92 B CU 78 F SL 87 X SL 86 2-1 ③ F7				3	1	1	2	0	0	0
13 Salvador Perez, R (1, 2) OBP: 0.302, SLG: 0.424		C SL 84 X SL 85 0-1 ① F7		B SL 85 X SL 85 1-0 ① L5			C SL 84 B SL 84 F SI 91 B CU 80 B SI 91 X SL 84 3-2 16 2B 2B			3	1	1	0	0	0	0
35 Eric Hosmer, L (1, 3) OBP: 0.309, SLG: 0.373		C SI 89 B CU 78 F SI 90 B SI 90 X SL 86 2-2 ② G6-3		B FF 90 B SL 86 X SI 91 2-0 ② G1-3			B CU 78 F SL 85 X SI 91 1-1 ① G5-3			3	0	0	0	0	0	1
16 Billy Butler, R (1, 10) OBP: 0.325, SLG: 0.382 0 Terrance Gore, R (7, PR) (8, 10)		B FF 91 C SL 86 S SI 92 S SL 87 1-3 ③ K		C CU 79 X CU 79 0-1 ③ G6-3			X CU 78 0-0 8 S 8 E 2-H 2B			3 0	0 1	1 0	1 0	0 0	1 0	0 0
6 Lorenzo Cain, R (1, 8) OBP: 0.337, SLG: 0.401 (7, 9)			C FF 89 B SL 87 C SL 86 B SI 91 B SI 91 F FF 92 X FF 87 3-2 ① G6-3	C SI 89 S CU 79 X SL 86 0-2 8 G3-6-3 1B			C SL 86 B SL 86 C SI 90 X SL 86 1-2 ② G6-3			3	0	1	0	0	0	1
8 Mike Moustakas, L (1, 5) OBP: 0.268, SLG: 0.377			B SI 92 B SI 90 B SI 90 X SI 90 3-0 ② P6	**B SI 89** 1 SAFE 1 SAFE B SL 84 B SI 89 C SI 89 X SL 85 3-1 ①② G3-6-3 1-2f			B CU 75 C CU 77 F CU 75 S SI 85 1-3 ③ K 2-H			3	0	0	0	1	1	0
2 Alcides Escobar, R (1, 6) OBP: 0.310, SLG: 0.369			B SL 86 B FF 90 X FF 90 2-0 2B	B FF 90 X SL 85 1-0 ③ G6-3				B FF 89 S SL 84 F SL 86 B FF 94 B SL 86 X SL 86 3-2 ① L8		3	0	1	0	0	0	0
Inning Stats	R: 0 E: 0 K: 0 S: 8 H: 0 LOB: 0 BB: 0 P: 13	R: 0 E: 0 K: 1 S: 8 H: 0 LOB: 0 BB: 0 P: 11	R: 0 E: 0 K: 0 S: 7 H: 1 LOB: 1 BB: 0 P: 15	R: 2 E: 0 K: 0 S: 8 H: 2 LOB: 0 BB: 0 P: 15	R: 0 E: 0 K: 0 S: 6 H: 1 LOB: 0 BB: 0 P: 10	R: 0 E: 0 K: 0 S: 6 H: 0 LOB: 0 BB: 0 P: 10	R: 2 E: 0 K: 1 S: 12 H: 2 LOB: 1 BB: 0 P: 18	R: 0 E: 0 K: 0 S: 7 H: 0 LOB: 0 BB: 0 P: 13		1B: 2 2B: 3 3B: 0 HR: 1	SF: 0 SAC: 0 DP: 1 HBP: 0					

	AB	29
	R	4
	H	6
	RBI	3
	BB	0
	SO	2
	LOB	4

WP: 0 PA: 29
PB: 0
SB: 1
CS: 0

PITCHER		IP	WLS	BF	H	R	ER	SO	BB	IBB	HBP	BLK	WP	HR	S	P	ERA	WHIP
23 Nick Tepesch, R ERA: 4.41	(1, 1)	6.2	L	25	6	4	3	1	0	0	0	0	0	1	52	88	4.05	0.900
58 Alex Claudio, L ERA: 1.23	(7, 1)	0.1		1	0	0	0	1	0	0	0	0	0	0	3	4	0.00	0.000
35 Phil Klein, R ERA: 3.55	(8, 1)	1.0		3	0	0	0	0	0	0	0	0	0	0	7	13	0.00	0.000

PITCHER	IP	WLS	BF	H	R	ER	SO	BB	IBB	HBP	BLK	WP	HR	S	P	ERA	WHIP

Batter	1	2	3	4	5	6	7	8	9	AB	R	H	RBI	BB	SO	LOB
16 Austin Jackson, R (1, 8) OBP: 0.324, SLG: 0.376	C FF 89 C FF 90 F FF 89 X SL 86 0-2 21 FC6-4 1B	C FF 92 X FF 92 0-1 13 BB 22 1B 1B 1-3 2-H	C FF 93 S FF 94 B SL 87 B FF 94 S FF 94 2-3 ① K		C FF 92 X SL 84 0-1 ② G6-3			F FF 92 C FF 93 B FF 90 X CH 86 1-2 ① G4-3		4	1	2	1	0	1	2
99 James Jones, L (7, 8) OBP: 0.281, SLG: 0.305					C FF 92 X FF 92 0-1 ③ P6			C CH 84 B CH 87 B CU 79 X FF 91 2-1 1B		1	0	0	0	0	0	0
13 Dustin Ackley, L (1, 7) OBP: 0.303, SLG: 0.405	C FF 90 B FF 89 X SL 83 1-1 ① FC7	B SL 85 F FF 92 T SL 86 B FF 92 B FF 92 F FF 93 B FF 92 4-2 22 1B 21 1B 1B BB 1-2	B SI 88 B SL 79 F SI 87 B SI 88 X SI 89 3-1 ② FC3-6 22 2B 1-2f 2-3							4	2	1	0	1	0	3
7 Stefen Romero, R (9, 7) OBP: 0.242, SLG: 0.310										0	0	0	0	0	0	0
22 Robinson Canó, L (1, 4) OBP: 0.388, SLG: 0.463	C FF 90 B FF 91 1 SAFE B FF 90 D SL 84 X FF 91 3-1 ② L8	F FF 94 B FF 92 B CU 75 B FF 92 F FF 92 X FF 91 3-2 21 1B 15 1B 1B 1-3 2-H 3-H	C SI 88 F SI 88 X SL 80 0-2 1-H 3-H 2B			B FF 93 X CH 85 1-0 ① F9		B FF 92 S CH 84 D CH 86 B CU 81 X FF 91 3-1 ② FC7		4	1	2	4	0	0	1
5 Brad Miller, L (7, 4) OBP: 0.280, SLG: 0.341										1	0	0	0	0	0	1
21 Kendrys Morales, S (1, 3) OBP: 0.266, SLG: 0.321	1 SAFE F FF 90 S CH 85 X FF 87 0-2 ③ FC6-4 1-2f	B FF 91 B CU 76 X FF 91 2-0 15 1B 1-2 3-H 1B	B SI 89 B SI 88 X SI 88 2-0 ③ P4			C FF 93 X CH 85 0-1 ② G4-3		F FF 93 B FF 93 S CU 80 X CU 81 1-2 ③ FC7		4	0	1	1	0	0	2
17 Justin Smoak, S (6, 3) OBP: 0.274, SLG: 0.346										1	0	0	0	0	1	0
15 Kyle Seager, L (1, 5) OBP: 0.345, SLG: 0.477	B FF 89 B FF 89 X FF 89 F9 B FF 96 S SL 87 B FF 96 C FF 95 X FF 95 3-1 1-3 2-H 1B		H SI 87 1-0 HBP			B FF 93 B CH 85 C FF 93 B CH 86 X FF 93 3-1 ③ P5			B FF 93 C FF 91 F FF 92 X FF 92 1-2 ① FC7	4	0	1	1	0	0	0
27 Corey Hart, R (1, 10) OBP: 0.274, SLG: 0.322	B FF 94 S FF 94 X FF 94 1-1 ② G5-3		C FF 93 S FF 91 B FF 90 X FF 94 1-2 ① F8				B CH 83 C FF 93 B FF 94 S CH 86 X CH 86 2-2 ① P6		B FF 92 S CH 90 B FF 93 X CH 85 2-1 ② G3-1	3	0	0	0	0	1	3
20 Logan Morrison, L (7, PH) OBP: 0.292, SLG: 0.357										2	0	0	0	0	0	0
(7, 10)	B FF 94 S FF 96 C SL 88 0-3 ③ K															
28 Chris Denorfia, R (1, 9) OBP: 0.290, SLG: 0.325	B FF 90 C FF 91 B FF 92 B SL 84 B FF 90 4-1 1 WP 2 1B BB	B FF 94 C SL 87 C SL 86 B SL 86 B SL 86 B FF 94 4-2 1 BB 2 1B BB	B FF 94 C FF 94 C SL 85 F FF 92 F FF 95 X SL 83 1-2 ② L9				X FF 94 0-0 HR		S SL 85 C SL 84 B SL 84 X FF 94 1-2 2B	3	3	2	1	2	0	1
1 Chris Taylor, R (1, 6) OBP: 0.377, SLG: 0.376	C FF 90 D FF 89 S CH 85 B FF 91 D CH 85 F FF 91 F SL 84 B FF 92 4-2 2 1B 16 1B 1-2 BB	B FF 94 C SL 86 B FF 94 B SL 85 B FF 94 4-1 13 2 FC3-6 1B 22 2B 1-2 BB	C FF 92 S FF 93 B FF 93 B FF 93 C FF 94 2-3 ③ K				C FF 93 C CU 80 B CH 84 S CH 85 1-3 ② K		C FF 92 C FF 92 S SL 83 0-3 ③ K	3	2	0	0	2	3	2
2 Jesús Sucre, R (1, 2) OBP: 0.240, SLG: 0.260	F FF 92 S FF 92 B FF 92 F SL 86 B CU 76 X SL 85 2-2 16 1B 22 1B 1B 1-2 2-H	X SL 87 0-0 13 FC3-6 1-2 2-H 1B	B FF 93 F FF 90 B SL 83 S FF 92 B FF 92 X FF 91 3-2 ① F8				C FF 92 X FF 92 0-1 ③ P4			4	1	2	2	0	0	0
35 Humberto Quintero, R (8, 2)										0	0	0	0	0	0	0

Inning Stats	1	2	3	4	5	6	7	8	9
	R: 0 E: 0 K: 0 S: 11	H: 1 LOB: 1 BB: 0 P: 15	R: 6 E: 0 K: 1 S: 26	H: 5 LOB: 2 BB: 3 P: 51	R: 3 E: 0 K: 1 S: 13	H: 2 LOB: 1 BB: 2 P: 28	R: 0 E: 0 K: 1 S: 11	H: 0 LOB: 1 BB: 0 P: 16	R: 0 E: 0 K: 0 S: 7	H: 0 LOB: 0 BB: 0 P: 10	R: 0 E: 0 K: 0 S: 5	H: 0 LOB: 0 BB: 0 P: 9	R: 1 E: 0 K: 1 S: 9	H: 1 LOB: 0 BB: 0 P: 12	R: 0 E: 0 K: 0 S: 10	H: 1 LOB: 1 BB: 0 P: 17	R: 0 E: 0 K: 1 S: 11	H: 1 LOB: 1 BB: 0 P: 15

	1B: 8	SF: 0	WP: 1	PA: 44
	2B: 2	SAC: 0	PB: 0	
	3B: 0	DP: 0	SB: 0	
	HR: 1	HBP: 1	CS: 0	

PITCHER		IP	WLS	BF	H	R	ER	SO	BB	IBB	HBP	BLK	WP	HR	S	P	ERA	WHIP
46 Robbie Ross Jr., L ERA: 6.25	(1, 1)	1.2	L	13	5	6	6	0	3	0	0	0	1	0	32	58	32.40	4.800
36 Jon Edwards, R ERA: 4.76	(2, 1)	0.2		6	2	3	3	2	2	0	0	0	0	0	12	25	40.50	6.000
50 Michael Kirkman, L ERA: 6.75	(3, 1)	0.2		4	1	0	0	0	0	0	1	0	0	0	6	12	0.00	1.500
44 Spencer Patton, R ERA:	(4, 1)	2.0		6	0	0	0	1	0	0	0	0	0	0	18	25	0.00	0.000
59 Lisalverto Bonilla, R ERA: 3.0	(6, 1)	3.0		11	2	1	1	1	0	0	0	0	0	1	24	38	3.00	0.667
30 Neftalí Feliz, R ERA: 2.66	(9, 1)	1.0		4	1	0	0	1	0	0	0	0	0	0	11	15	0.00	1.000

TOP

Seattle Mariners @ Texas Rangers

Globe Life Park in Arlington, Arlington, TX

Thu Sep 04 2014, 8:08 PM - 11:09 PM EDT

Att. 26,965 - Clear - 96 F

livebaseballscorecards.com

AB	38
R	10
H	11
RBI	10
BB	5
SO	5
LOB	16

BOTTOM

Seattle Mariners @ Texas Rangers

Globe Life Park in Arlington, Arlington, TX

Thu Sep 04 2014, 8:08 PM - 11:09 PM EDT

Att. 26,965 - Clear - 96 F

livebaseballscorecards.com

Batter	1	2	3	4	5	6	7	8	9	AB	R	H	RBI	BB	SO	LOB
19 Daniel Robertson, R (1, 8) (8, 9) OBP: 0.358, SLG: 0.361	C FF 92 B SI 91 F FF 92 X FF 93 1-2 G5-3 ①		C FF 92 B CU 78 X SI 93 1-1 P3 ①		B FF 92 B FF 92 C FF 92 X FF 93 2-1 G5-3 ①		C FF 97 X SL 91 0-1 1B			4	0	1	0	0	0	1
1 Elvis Andrus, R (1, 6) OBP: 0.320, SLG: 0.339	B FF 92 C FF 93 B CH 86 X FF 93 2-1 L8-3 1B		F FF 94 B CH 86 X CH 84 1-1 1B 16 FC1-2 1-2 1B		B FF 93 B FF 94 C SI 93 B SI 93 X SI 93 3-1 G4-3 1B		X FF 97 0-0 ③ F9			4	0	3	0	0	0	1
Alex Rios, R (1, 9) OBP: 0.311, SLG: 0.398 2 Leonys Martin, L (8, 8) OBP: 0.322, SLG: 0.362	C SI 93 F FF 93 B FF 92 X FF 93 1-2 L8-3 ②③ 1-1		C CU 78 X CU 79 0-1 16 FC1-2 29 BB 1-3 2-H 1B		C FF 94 X FF 94 0-1 G4-3 ②③ 1-2f			F FF 95 B SI 96 S FF 95 X FF 96 1-2 F7 ①		3 1	0 0	1 0	1 0	0 0	0 0	2 0
29 Adrián Beltré, R (1, 5) OBP: 0.382, SLG: 0.493 3 Luis Sardinas, S (8, 5) OBP: 0.316, SLG: 0.306		C FF 92 F CU 78 X FF 92 0-2 P6 ①	F FF 93 B CH 86 C CU 80 B CU 80 B FF 94 B CH 87 4-2 16 FC1-2 1-2 BB			B FC 91 X FC 91 1-0 16 G6-3 1B		B FF 96 C FF 95 F FF 96 F CU 79 B CU 77 X FF 95 2-2 G6-3 ②		2 1	0 0	1 0	0 0	1 0	0 0	0 0
16 Ryan Rua, R (1, 3) OBP: 0.286, SLG: 0.231		H FF 92 1-0 7 1B HBP	B CU 78 D CH 87 F SI 94 X SI 93 2-1 FC1-2 ② 1-2 2-3 3-Hf			X FC 90 0-0 G6-3 ①② 1-2f		B FF 96 C SL 84 S FF 96 X CU 77 1-2 G5-3 ③		3	0	0	0	0	0	4
9 Adam Rosales, R (1, 10) OBP: 0.363, SLG: 0.457		B FF 92 F SI 92 B FF 93 B FF 92 F FF 93 C FF 93 3-3 K ②	C CU 78 B SI 93 X SI 94 1-1 G5-3 ③			B FF 95 C FF 95 H FF 93 2-1 HBP			B FC 87 B FC 89 C FF 92 X FC 88 2-1 F9 ①	3	0	0	0	0	1	4
7 J.P. Arencibia, R (1, 2) OBP: 0.226, SLG: 0.341		S CH 87 X FF 94 0-1 1-3 1B	C CU 78 B CU 77 X CH 84 1-1 G3-1 ①			F FC 90 D FF 92 D SL 83 X FC 91 2-1 F8 ③			C FC 89 X FC 91 0-1 G5-3 ②	4	0	1	0	0	0	1
12 Rougned Odor, L (1, 4) OBP: 0.295, SLG: 0.400		C CU 79 B CU 79 B FF 93 B CU 77 X FF 93 3-1 F9 ③	B FF 92 C FF 92 X CU 80 1-1 15 FC4-3 1B				C FF 96 C CH 84 S SL 90 0-3 K ①		C FC 89 B CH 85 X CH 85 1-1 HR	4	1	2	1	0	1	2
15 Michael Choice, R (1, 7) OBP: 0.246, SLG: 0.320			B FF 92 X FF 91 1-0 1 1B 1B 1B		B SI 93 B CH 86 X FF 94 2-0 FC4-3 ②③ 1-2		B SL 89 C SL 91 F FF 98 S FF 98 1-3 FC ②		C FC 89 B FC 89 B CU 74 S FC 88 F FF 94 F FF 93 B FC 90 F FC 88 F CU 75 3-3 F FC 89 S FC 88 FC ③	4	1	1	0	0	0	1
Inning Stats	R: 0 E: 0 K: 0 S: 8 H: 1 LOB: 0 BB: 0 P: 12	R: 0 E: 0 K: 1 S: 10 H: 1 LOB: 2 BB: 0 P: 17	R: 1 E: 0 K: 0 S: 13 H: 3 LOB: 3 BB: 1 P: 23	R: 0 E: 0 K: 0 S: 5 H: 1 LOB: 0 BB: 0 P: 9	R: 0 E: 0 K: 0 S: 6 H: 1 LOB: 0 BB: 0 P: 11	R: 0 E: 0 K: 0 S: 5 H: 1 LOB: 1 BB: 0 P: 10	R: 0 E: 0 K: 1 S: 9 H: 1 LOB: 1 BB: 0 P: 10	R: 0 E: 0 K: 0 S: 10 H: 0 LOB: 0 BB: 0 P: 14	R: 1 E: 0 K: 0 S: 14 H: 1 LOB: 0 BB: 0 P: 20	1B: 9 2B: 1 3B: 0 HR: 1	SF: 0 SAC: 0 DP: 4 HBP: 2					

	AB	33
	R	2
	H	10
	RBI	2
	BB	1
	SO	2
	LOB	16

PITCHER		IP	WLS	BF	H	R	ER	SO	BB	IBB	HBP	BLK	WP	HR	S	P	ERA	WHIP
29 Roenis Elías, L ERA: 3.9	(1, 1)	5.0	W	21	7	1	1	1	1	0	1	0	0	0	42	72	1.80	1.600
52 Dominic Leone, R ERA: 2.3	(6, 1)	1.0		4	1	0	0	0	0	0	1	0	0	0	5	10	0.00	1.000
37 Brandon Maurer, R ERA: 4.82	(7, 1)	1.0		4	1	0	0	2	0	0	0	0	0	0	9	10	0.00	1.000
54 Tom Wilhelmsen, R ERA: 1.99	(8, 1)	1.0		3	0	0	0	0	0	0	0	0	0	0	10	14	0.00	0.000
40 Danny Farquhar, R ERA: 2.54	(9, 1)	1.0		4	1	1	1	1	0	0	0	0	0	1	14	20	9.00	1.000

PITCHER	IP	WLS	BF	H	R	ER	SO	BB	IBB	HBP	BLK	WP	HR	S	P	ERA	WHIP

Seattle Mariners @ Texas Rangers

Globe Life Park in Arlington, Arlington, TX

Fri Sep 05 2014, 8:11 PM - 11:36 PM EDT

Att. 23,428 - Partly Cloudy - 95 F

TOP

livebaseballscorecards.com

Batter	1	2	3	4	5	6	7	8	9	AB	R	H	RBI	BB	SO	LOB
16 Austin Jackson, R (1, 8) OBP: 0.323, SLG: 0.376	B SI 88 F SI 88 S SI 89 F SI 90 S SL 83 1-3 K		C SL 82 X SL 81 0-1 FC9		C FF 90 B FC 87 B FF 92 S FF 92 X FF 94 2-2 G6-3		C SI 85 B SI 84 X CU 75 1-1 2B		B SL 86 C FF 92 B FF 92 X SL 87 2-1 FC9	5	0	1	0	0	1	2
13 Dustin Ackley, L (1, 7) OBP: 0.302, SLG: 0.401	C SI 89 F SI 89 F SI 90 X SL 83 0-2 FC9		C FF 89 X SI 89 0-1 P6		B FF 92 C CH 79 B FF 92 S CH 79 X FF 92 2-2 G3		B SI 84 B CU 76 B SI 83 C SI 84 F SI 83 B CU 76 4-2 BB		B SL 84 C FF 91 X FF 90 1-1 G6-3 2-3	4	0	0	0	1	0	2
22 Robinson Canó, L (1, 4) OBP: 0.385, SLG: 0.459	C FF 89 F SI 90 B SL 84 B SI 91 F SL 83 X SI 91 2-2 G4-3			B SL 79 F SI 88 B SI 89 X SI 89 2-1 F8		B FF 91 X FF 91 1-0 F7	B SL 84 B FF 96 X FF 96 2-0 L8			4	0	0	0	0	0	2
15 Kyle Seager, L (1, 5) OBP: 0.346, SLG: 0.475		B SI 87 B SI 88 B FF 89 B SI 88 4-0 21 HR BB		B SI 88 S SL 82 C SL 82 F SI 90 F SL 82 S SL 82 1-3 K		B CH 78 B FF 92 B FF 91 F FF 92 B FF 93 4-1 21 HR BB		B FF 94 C FS 87 F FF 95 B CH 82 X FF 95 2-2 L3		2	2	0	0	2	1	0
21 Kendrys Morales, S (1, 10) OBP: 0.269, SLG: 0.344		B SL 81 B SI 88 C SI 88 1 SAFE F SI 88 1 SAFE X SI 88 2-2 1-H HR		C SL 81 X SI 89 0-1 G4-3		B FF 91 C CH 80 1 SAFE X SL 80 1-1 1-H HR		B SL 85 B FF 96 S SL 83 S SL 83 B FF 96 X SL 80 3-2 G3		4	2	2	4	0	0	0
20 Logan Morrison, L (1, 3) OBP: 0.291, SLG: 0.353		F SI 89 F SL 82 F SL 82 X SI 90 0-2 L7			B SI 87 B SL 79 X SI 88 2-0 F8	C SL 82 B FF 93 X CH 79 1-1 G4-3		H FF 96 1-0 HBP		3	0	0	0	0	0	0
3 Mike Zunino, R (1, 2) OBP: 0.254, SLG: 0.411		X SI 89 0-0 L5			B SL 80 S FF 89 X SI 89 1-1 HR	C FF 92 S SL 82 F FF 93 B FF 92 S FF 92 1-3 K		B SL 83 X FF 96 1-0 G5-3		4	1	1	1	0	1	1
9 Endy Chavez, L (1, 9) OBP: 0.325, SLG: 0.387 99 James Jones, L (5, PR) OBP: 0.282, SLG: 0.310 (5, 9)		C SI 89 B CH 82 C SI 90 B SL 83 X SI 90 2-2 G4-3			B SI 88 B SI 88 X SI 89 2-0 5 HR 1B		C SI 84 X CU 75 0-1 FC9		C FF 90 X SL 88 0-1 13 S 2B	2 2	0 1	1 1	0 0	0 0	0 0	0 0
5 Brad Miller, L (1, 6) OBP: 0.279, SLG: 0.349			F SI 88 B SI 88 B SI 88 F SI 89 S SL 82 2-3 K		B SI 88 S SL 81 1 SAFE C SI 88 X SL 80 1-2 1-2 2-H HR		C CU 77 B SI 83 B SL 77 F SI 85 B CH 67 C SI 84 3-3 K		X FF 90 0-0 B1	4	1	1	2	0	2	1
Inning Stats	R: 0 E: 0 K: 1 S: 12 H: 0 LOB: 0 BB: 0 P: 15	R: 2 E: 0 K: 0 S: 11 H: 1 LOB: 0 BB: 1 P: 19	R: 0 E: 0 K: 1 S: 7 H: 0 LOB: 0 BB: 0 P: 9	R: 0 E: 0 K: 1 S: 9 H: 0 LOB: 0 BB: 0 P: 12	R: 3 E: 0 K: 0 S: 13 H: 3 LOB: 1 BB: 0 P: 23	R: 2 E: 0 K: 1 S: 10 H: 1 LOB: 0 BB: 1 P: 18	R: 0 E: 0 K: 1 S: 10 H: 1 LOB: 2 BB: 1 P: 20	R: 0 E: 0 K: 0 S: 7 H: 0 LOB: 1 BB: 0 P: 14	R: 0 E: 0 K: 0 S: 7 H: 1 LOB: 1 BB: 0 P: 10	1B: 1 2B: 2 3B: 0 HR: 4 SF: 0 SAC: 0 DP: 0 HBP: 1						

	AB	34
	R	7
	H	7
	RBI	7
	BB	3
	SO	5
	LOB	8

WP: 0 PB: 0 SB: 2 CS: 0 PA: 38

PITCHER		IP	WLS	BF	H	R	ER	SO	BB	IBB	HBP	BLK	WP	HR	S	P	ERA	WHIP
25 Scott Baker, R ERA: 5.52	(1, 1)	4.1	L	18	4	5	5	3	1	0	0	0	0	3	46	68	10.38	1.154
37 Shawn Tolleson, R ERA: 2.97	(5, 1)	1.2		7	1	2	2	1	1	0	0	0	0	1	16	28	10.80	1.200
58 Alex Claudio, L ERA: 1.13	(7, 1)	0.2		4	1	0	0	1	1	0	0	0	0	0	9	17	0.00	3.000
55 Roman Mendez, R ERA: 1.71	(7, 1)	1.1		5	0	0	0	0	0	0	1	0	0	0	8	17	0.00	0.000
56 Neal Cotts, L ERA: 3.94	(9, 1)	1.0		4	1	0	0	0	0	0	0	0	0	0	7	10	0.00	1.000

PITCHER	IP	WLS	BF	H	R	ER	SO	BB	IBB	HBP	BLK	WP	HR	S	P	ERA	WHIP

BOTTOM

Seattle Mariners @ Texas Rangers

Globe Life Park in Arlington, Arlington, TX

Fri Sep 05 2014, 8:11 PM - 11:36 PM EDT

Att. 23,428 - Partly Cloudy - 95 F

livebaseballscorecards.com

Batter	1	2	3	4	5	6	7	8	9	AB	R	H	RBI	BB	SO	LOB
2 Leonys Martin, L (1, 8) OBP: 0.324, SLG: 0.367	C FF 86 S SL 78 B FF 88 B FS 82 X SI 88 2-2 ① L9		C SI 89 X SI 86 0-1 ③ G3-1		B SL 80 L SI 89 S FS 84 F FS 84 X FS 84 1-2 1 G4-6-3 1-2 2-3 1B		L SL 79 B SL 78 F FF 88 F FF 88 F FF 89 B SL 78 X FF 90 2-2 6 FC4-6 1B		C SI 92 S SI 94 B CH 80 X SI 96 1-2 1 DI 1 WP 2B	5	1	3	0	0	0	0
1 Elvis Andrus, R (1, 10) OBP: 0.318, SLG: 0.336	X SI 86 0-0 ② G6-3			C SL 80 B FS 85 C SI 90 B SL 79 F FF 91 B SL 79 S FS 85 3-3 ① K	C FS 84 X SI 90 0-1 ①② G4-6-3 1-2f 2-3 3-H		1 SAFE 1 SAFE C SL 87 B SL 87 B FF 94 1 SAFE F FF 96 S SL 86 2-3 ① K		B SI 94 B SI 93 C SI 93 B SI 94 C SI 91 S CH 82 3-3 ① K 2-H	5	0	0	0	0	3	3
6 Tomás Telis, S (1, 2) OBP: 0.242, SLG: 0.273	C SI 87 X FS 82 0-1 ③ L8			F SI 89 F SI 91 B SL 86 X SI 86 1-2 29 BB 12 1B 1B	X FS 84 0-0 ③ G4-3		B FF 95 C FF 94 X CH 87 1-1 ② FC4-6 29 1B 1-2f		S CH 82 X SI 96 0-1 16 FC6-4 1B	5	1	2	0	0	0	2
29 Adrian Beltré, R (1, 5) OBP: 0.384, SLG: 0.493		X SI 86 0-0 ① G1-4-3		C SL 81 B FF 91 B SI 90 B SL 83 C SI 90 D SI 86 4-2 12 1B 1-2 BB		B FS 83 X SI 89 1-0 12 G3 16 G5-3 9 HR 1B C FF 96 S SL 89 X CU 78 0-2 1-2 1B			B SI 95 B SI 95 C CH 83 F SI 94 X CH 82 2-2 ② F9	4	1	2	0	1	0	1
16 Ryan Rua, R (1, 7) OBP: 0.242, SLG: 0.194		C SI 86 B FS 83 X SL 81 1-1 ② L1		S SL 84 B FS 86 C SI 92 F SI 92 S FS 85 1-3 ② K		B SI 88 C SI 89 X SI 89 1-1 ① G5-3 1-2	B FF 95 B SL 88 F FF 95 B FF 96 X FF 95 3-1 ③ F9		B SI 94 X SI 95 1-0 ③ FC6-4 1-2f	5	0	0	0	0	1	6
12 Rougned Odor, L (1, 4) OBP: 0.297, SLG: 0.401		B SI 88 C SI 87 F FS 85 F FF 90 B FF 90 X FS 85 2-2 1B		X SI 92 0-0 1-2 2-H 1B		F SL 80 D SL 82 B SL 80 F FF 92 F CU 78 F SL 81 B FF 92 F SL 82 X SL 82 3-2 ② G3 2-3		X FF 95 0-0 ① P6		4	0	2	1	0	0	1
9 Adam Rosales, R (1, 3) OBP: 0.368, SLG: 0.490		C SI 87 B SL 82 B SI 90 F SI 90 1 SAFE F FS 84 T FS 84 2-2 ③ K		C SL 82 D FS 84 C SL 82 F FF 91 F SI 86 X FS 85 1-2 ③ P6		F SL 88 C FF 96 B FF 96 B SL 90 F FF 98 B SL 89 X SL 89 3-2 3-H HR		B FF 95 F FF 95 B CU 84 B FF 96 X FF 96 3-1 3 S 1B	4	1	2	2	0	1	3
3 Luis Sardinas, S (1, 6) OBP: 0.325, SLG: 0.307			B SI 87 C SI 89 B FS 84 F SI 89 F SI 89 F FF 91 T SI 86 2-2 ① K		C SI 87 F FS 83 X FS 82 0-2 2 1B 15 1B 1 G4-6-3 1B	B FF 96 X FF 98 1-0 E6		F FF 95 B CU 86 S FF 96 B CU 86 B FF 95 F FF 96 B FF 96 4-2 15 FC6-4-3 1-2 BB		3	1	1	0	1	1	0
15 Michael Choice, R (1, 9) OBP: 0.246, SLG: 0.319			F SI 90 F SL 83 S FF 90 0-3 ② FC		C SI 87 B SI 88 X FS 83 1-1 1 G4-6-3 2 1B 1-2 1B	B SL 89 F FF 96 C FF 98 F FF 95 S SL 90 1-3 ③ FC		B FF 96 C FF 95 X FF 95 1-1 ②③ FC6-4-3 1-2		4	0	1	0	0	0	3
Inning Stats	R: 0 E: 0 K: 0 S: 6 H: 0 LOB: 0 BB: 0 P: 8	R: 0 E: 0 K: 1 S: 11 H: 1 LOB: 1 BB: 0 P: 16	R: 0 E: 0 K: 1 S: 10 H: 0 LOB: 0 BB: 0 P: 12	R: 1 E: 0 K: 2 S: 19 H: 2 LOB: 2 BB: 1 P: 29	R: 1 E: 0 K: 0 S: 12 H: 3 LOB: 1 BB: 0 P: 14	R: 2 E: 1 K: 0 S: 18 H: 2 LOB: 1 BB: 0 P: 28	R: 0 E: 0 K: 1 S: 15 H: 2 LOB: 2 BB: 0 P: 23	R: 0 E: 0 K: 0 S: 8 H: 1 LOB: 1 BB: 1 P: 16	R: 1 E: 0 K: 1 S: 12 H: 2 LOB: 1 BB: 0 P: 19	1B: 11 2B: 1 3B: 0 HR: 1 SF: 0 SAC: 0 DP: 2 HBP: 0						WP: 1 PB: 0 SB: 1 CS: 0 PA: 41	

	AB	39
	R	5
	H	13
	RBI	3
	BB	2
	SO	6
	LOB	19

PITCHER		IP	WLS	BF	H	R	ER	SO	BB	IBB	HBP	BLK	WP	HR	S	P	ERA	WHIP
18 Hisashi Iwakuma, R ERA: 2.97	(1, 1)	5.1	W	23	7	3	3	5	1	0	0	0	0	0	61	84	5.06	1.500
41 Charlie Furbush, L ERA: 3.72	(6, 1)	0.1		1	0	0	0	0	0	0	0	0	0	0	6	9	0.00	0.000
37 Brandon Maurer, R ERA: 4.94	(6, 1)	0.1		3	1	1	1	1	0	0	0	0	0	1	9	14	27.00	3.000
97 Joe Beimel, L ERA: 1.99	(7, 1)	0.0		1	1	0	0	0	0	0	0	0	0	0	5	7	∞	∞
54 Tom Wilhelmsen, R ERA: 1.96	(7, 1)	1.0	H	4	1	0	0	1	0	0	0	0	0	0	10	16	0.00	1.000

PITCHER		IP	WLS	BF	H	R	ER	SO	BB	IBB	HBP	BLK	WP	HR	S	P	ERA	WHIP
31 Yoervis Medina, R ERA: 2.22	(8, 1)	1.0	H	4	1	0	0	0	1	0	0	0	0	0	8	16	0.00	2.000
56 Fernando Rodney, R ERA: 2.62	(9, 1)	1.0	S	5	2	1	1	1	0	0	0	0	1	0	12	19	9.00	2.000

Seattle Mariners @ Texas Rangers

Globe Life Park in Arlington, Arlington, TX

Sat Sep 06 2014, 11:20 PM - 2:18 AM EDT

Att. 29,552 - Cloudy - 75 F

TOP

livebaseballscorecards.com

Batter	1	2	3	4	5	6	7	8	9	AB	R	H	RBI	BB	SO	LOB
16 Austin Jackson, R (1, 8) OBP: 0.320, SLG: 0.372	B FF 91 F FF 92 C FF 92 F FF 91 S SL 85 1-3 K		C SL 83 F FF 91 C FF 92 0-3 K		F SL 84 B FF 90 C SL 84 B FF 91 X FF 91 2-2 L8 1-2 2-3		1 SAFE B FF 92 C SL 85 1 SAFE S FF 91 F SL 87 1 SAFE F SL 86 B FF 92 2-2 X FF 88 L8 1-2		B FF 92 X FF 92 1-0 FC3 22 BB	5	0	0	0	0	2	5
13 Dustin Ackley, L (1, 7) OBP: 0.300, SLG: 0.399 28 Chris Denorfia, R (7, 7) OBP: 0.291, SLG: 0.324	B FF 93 B CH 84 S FF 93 B FF 93 F FF 93 F FF 93 F FF 93 T FF 94 3-2 K		1 SAFE B CH 83 B FF 92 C CH 83 1 SAFE X FF 92 2-1 P4			B CU 76 C CH 83 B FF 92 C FF 92 X FF 93 2-2 FC9		C FF 92 B FF 91 B SL 86 B FF 91 B FF 91 4-1 15 1B 21 1B BB	X FF 91 0-0 B5	3 1	0 1	0 1	0 0	1 2	1 2
22 Robinson Canó, L (1, 4) OBP: 0.386, SLG: 0.458	B FF 92 B FF 93 X FF 93 2-0 G4-3			C FF 92 B FF 92 X CH 85 1-1 G3-1		B SI 93 B CH 84 X FF 92 2-0 15 HR 1B		1 SAFE X SL 88 0-0 F7	B FF 91 B FF 92 B FF 92 B FF 90 4-0 15 G4-6-3 1-2 2-3 BB	4	1	1	0	1	0	1
15 Kyle Seager, L (1, 5) OBP: 0.348, SLG: 0.482		X FF 91 0-0 20 FC3-6 21 1B 1B		C FF 93 B FF 92 S FF 92 B FF 92 X SL 85 2-2 F8		B SI 91 X CH 84 1-0 1-H HR		1 SAFE B FF 90 B SL 88 X FF 91 2-0 21 1B 20 1B 1-3 1B	B SL 79 S SL 79 X SI 88 1-1 G4-6-3 1-2f	5	2	3	2	0	0	3
21 Kendrys Morales, S (1, 10) OBP: 0.272, SLG: 0.346 7 Stefen Romero, R (8, PR) OBP: 0.242, SLG: 0.310 (8, 10)		C FF 91 X FF 91 0-1 20 FC3-6 1-2 1B		B FF 94 B CH 84 C FF 93 B FF 94 S FF 93 X FF 94 3-2 F7		F FF 93 S FF 91 B SL 85 B FF 92 C SL 84 2-3 K		X SL 83 0-0 20 1B 1-2 3-H 1B		4 0	0 0	2 0	1 0	0 0	1 0	0 0
20 Logan Morrison, L (1, 3) OBP: 0.291, SLG: 0.352		S FF 91 B FF 92 X CH 84 1-1 FC3-6 3 G6-4-3 1-2f 2-3			B FF 91 S FF 92 X FF 92 1-1 FC9	F CH 84 B FF 92 C FF 93 F SL 86 B FF 94 B FF 92 F FF 93 F FF 93 F FF 93 3-2 F SL 86 X FF 94 P6		S FF 91 X SL 88 0-1 1-2 2-H 1B		4	0	1	1	0	0	2
3 Mike Zunino, R (1, 2) OBP: 0.252, SLG: 0.406		B SL 83 S SL 84 1 SAFE X FF 91 1-1 G6-4-3 1-2f			S FF 92 C FF 93 B SL 86 X FF 92 1-2 F8		B FF 90 S FF 90 S FF 92 F FF 92 S SL 87 1-3 K	F FF 91 B FF 91 S SL 88 X FF 92 1-2 F8		4	0	0	0	0	1	4
9 Endy Chavez, L (1, 9) OBP: 0.325, SLG: 0.383 27 Corey Hart, R (8, PH) OBP: 0.273, SLG: 0.321 99 James Jones, L (8, 9) OBP: 0.282, SLG: 0.310			C FF 92 X FF 92 0-1 L8		B FF 93 B CH 84 B FF 92 B FF 92 4-0 16 WP 5 1B BB		B SI 92 C SL 85 F SI 92 S SL 86 1-3 K	F FF 92 X SI 89 0-1 P4		2 1 0	0 0 0	0 0 0	1 0 0	1 0 0	0 2 0
5 Brad Miller, L (1, 6) OBP: 0.287, SLG: 0.360			B FF 91 X FF 92 1-0		X FF 91 0-0 16 WP 1-2 1B		F SL 85 C SI 92 F SI 93 F SL 87 B SI 93 X FF 93 1-2 16 S 1B		C FF 91 X CH 81 0-1 22 BB 2B	4	0	4	0	0	0	0
Inning Stats	R: 0 E: 0 K: 2 S: 10 H: 0 LOB: 0 BB: 0 P: 16	R: 0 E: 0 K: 0 S: 7 H: 2 LOB: 1 BB: 0 P: 9	R: 0 E: 0 K: 1 S: 8 H: 1 LOB: 1 BB: 0 P: 11	R: 0 E: 0 K: 0 S: 8 H: 0 LOB: 0 BB: 0 P: 14	R: 0 E: 0 K: 0 S: 9 H: 1 LOB: 2 BB: 1 P: 17	R: 2 E: 0 K: 1 S: 16 H: 2 LOB: 0 BB: 0 P: 26	R: 0 E: 0 K: 2 S: 17 H: 1 LOB: 1 BB: 0 P: 22	R: 2 E: 0 K: 0 S: 11 H: 3 LOB: 2 BB: 1 P: 18	R: 0 E: 0 K: 0 S: 6 H: 1 LOB: 2 BB: 1 P: 12	1B: 9 2B: 1 3B: 0 HR: 1 SF: 0 SAC: 0 DP: 2 HBP: 0						

	AB	37
	R	4
	H	11
	RBI	4
	BB	3
	SO	6
	LOB	20

WP: 1 PA: 40
PB: 0
SB: 1
CS: 0

PITCHER		IP	WLS	BF	H	R	ER	SO	BB	IBB	HBP	BLK	WP	HR	S	P	ERA	WHIP
22 Nick Martinez, R ERA: 5.03	(1, 1)	6.0		24	6	2	2	4	1	0	0	0	1	1	58	93	3.00	1.167
35 Phil Klein, R ERA: 3.29	(7, 1)	1.0		4	1	0	0	2	0	0	0	0	0	0	17	22	0.00	1.000
56 Neal Cotts, L ERA: 4.18	(8, 1)	1.0	L	7	3	2	2	0	1	0	0	0	0	0	11	18	18.00	4.000
44 Spencer Patton, R ERA:	(9, 1)	0.1		4	1	0	0	0	1	0	0	0	0	0	4	9	0.00	6.000
50 Michael Kirkman, L ERA: 4.5	(9, 1)	0.2		1	0	0	0	0	0	0	0	0	0	0	2	3	0.00	0.000

PITCHER	IP	WLS	BF	H	R	ER	SO	BB	IBB	HBP	BLK	WP	HR	S	P	ERA	WHIP

Seattle Mariners @ Texas Rangers

Globe Life Park in Arlington, Arlington, TX

Sat Sep 06 2014, 11:20 PM - 2:18 AM EDT

Att. 29,552 - Cloudy - 75 F

BOTTOM

Batter	1	2	3	4	5	6	7	8	9	AB	R	H	RBI	BB	SO	LOB
2 Leonys Martin, L (1, 8) OBP: 0.325, SLG: 0.367	X FF 84 0-0 1 S 1B		B FF 85 C FF 85 S FF 86 F FF 86 F FF 86 X CH 79 1-2 1 S 1B	C FF 84 B SL 76 F FF 85 X FF 85 1-2 ③ F7		D SL 81 X SI 91 1-0 ③ FC4-6 1-2f			C CH 78 X CH 81 0-1 ② P3	5	0	2	0	0	0	2
1 Elvis Andrus, R (1, 6) OBP: 0.315, SLG: 0.333	C FF 84 B FF 85 C FF 84 S FF 86 1-3 ① K 1-2		C FF 85 B FF 85 S SL 76 D SL 77 S FF 86 2-3 ① K 1-2		C FF 84 B SL 76 B SL 77 B FF 84 X FF 84 3-1 ① F7		B FC 88 B FC 89 F SI 92 X FC 88 2-1 ① L6		B SI 95 B CH 80 X SI 94 2-0 ③ G6-3	5	0	0	0	0	2	2
12 Rougned Odor, L (1, 10) OBP: 0.297, SLG: 0.398	S FF 84 B FF 85 X FF 86 1-1 ② P2		B FF 86 B FF 85 X FF 85 2-0 ② F8		F FF 84 B FF 85 F FF 84 F FF 85 B SL 78 S SL 78 2-3 ② K2-3		B FC 89 B FC 89 B FC 89 B FF 92 4-0 9 PO BB			3	0	0	0	1	1	2
29 Adrian Beltré, R (1, 5) OBP: 0.385, SLG: 0.491	B FF 86 F FF 85 F FF 86 S SL 77 1-3 ③ K		B FF 86 B SL 78 B FF 86 I IN 65 4-0 IBB		C SL 77 B FF 85 F FF 84 B SL 77 B SL 76 D SL 77 4-2 BB		B FC 90 C FC 89 F FC 88 X FF 93 1-2 ② F9			2	0	0	0	2	1	2
9 Adam Rosales, R (1, 3) OBP: 0.364, SLG: 0.475		B FF 85 B FF 85 B FF 86 C FF 85 C FF 85 D FF 86 4-2 6 1B BB	S FF 86 X FF 85 0-1 ③ G6-3		F FF 84 D SL 75 C SL 76 F FF 84 B SL 75 B FF 85 C FF 84 3-3 ③ K		**B FC 88** **B FC 89** 1 SAFE 1 SAFE 2-0 ③ PO 1-2	B FC 90 C FC 88 F CU 75 S CU 75 1-3 ① K2-3		3	0	0	0	1	2	3
6 Tomás Telis, S (1, 2) OBP: 0.243, SLG: 0.270		**B FF 85** 1 SAFE 1 SAFE P PO 82 B FF 84 C FF 84 X FF 85 3-1 1-3 1B		C FF 85 B FF 86 F FF 84 F SL 78 F FF 85 F SL 76 X FF 85 1-2 E6 16 2B		C SI 95 X CH 89 0-1 ① G5-3		C FF 92 X CH 85 0-1 ② L8		4	1	1	0	0	0	0
16 Ryan Rua, R (1, 7) OBP: 0.297, SLG: 0.286		B FF 85 C FF 85 F FF 85 S SL 77 1-3 ① K		C FF 84 S FF 84 X SL 75 0-2 3 SH1-3 15 SF8 1-H 2B		C SI 96 C SL 85 X SL 86 0-2 3 FC5-4 1B		B FC 89 C SI 94 X FC 90 1-1 3 FC6-4 1B		4	1	3	1	0	1	2
3 Luis Sardinas, S (1, 4) OBP: 0.313, SLG: 0.295		F FF 84 S FF 86 X FF 86 0-2 ② F7		C FF 84 X FF 84 0-1 ① SH1-3 2-3		F SI 95 X SI 95 0-1 ② FC5-4 15 1B 1-2f		X SI 92 0-0 ③ FC6-4 1-2f		3	0	0	0	0	0	4
15 Michael Choice, R (1, 9) OBP: 0.246, SLG: 0.319		B FF 85 X FF 86 1-0 ③ FC9		B FF 84 B FF 85 X FF 84 2-0 ② SF8 3-H		B SL 86 C SI 95 C SL 84 1 SAFE F SL 86 X SL 85 1-2 2 FC4-6 1-2 1B			C SI 91 C SI 94 F FF 94 B CH 81 X SI 94 1-2 ① FC8	3	0	1	1	0	0	2

	AB	R	H	RBI	BB	SO	LOB
AB	**32**						
R	**2**						
H	**7**						
RBI	**2**						
BB	**4**						
SO	**7**						
LOB	**19**						

livebaseballscorecards.com

Inning Stats	1	2	3	4	5	6	7	8	9	1B	SF	WP	PA
	R: 0 E: 0 K: 2 S: 9 H: 1 LOB: 1 BB: 0 P: 12	R: 0 E: 0 K: 1 S: 12 H: 1 LOB: 2 BB: 1 P: 20	R: 0 E: 0 K: 1 S: 11 H: 1 LOB: 2 BB: 1 P: 20	R: 2 E: 1 K: 0 S: 15 H: 1 LOB: 0 BB: 0 P: 19	R: 0 E: 0 K: 2 S: 12 H: 0 LOB: 1 BB: 1 P: 24	R: 0 E: 0 K: 0 S: 12 H: 2 LOB: 2 BB: 0 P: 14	R: 0 E: 0 K: 0 S: 5 H: 0 LOB: 0 BB: 1 P: 14	R: 0 E: 0 K: 1 S: 8 H: 1 LOB: 1 BB: 0 P: 10	R: 0 E: 0 K: 0 S: 7 H: 0 LOB: 0 BB: 0 P: 10	1B: 6 2B: 1 3B: 0 HR: 0	SF: 1 SAC: 1 DP: 0 HBP: 0	WP: 0 PB: 0 SB: 2 CS: 0	PA: 39

PITCHER	IP	WLS	BF	H	R	ER	SO	BB	IBB	HBP	BLK	WP	HR	S	P	ERA	WHIP
53 Chris Young, R (1, 1) ERA: 3.35	5.0		23	4	2	0	6	2	1	0	0	0	0	59	95	0.00	1.200
39 Carson Smith, R (6, 1) ERA:	0.2		4	2	0	0	0	0	0	0	0	0	0	11	12	0.00	3.000
41 Charlie Furbush, L (6, 1) ERA: 3.69	0.1		1	0	0	0	0	0	0	0	0	0	0	1	2	0.00	0.000
40 Danny Farquhar, R (7, 1) ERA: 2.45	2.0	W	7	1	0	0	1	1	0	0	0	0	0	13	24	0.00	1.000
56 Fernando Rodney, R (9, 1) ERA: 2.58	1.0	S	3	0	0	0	0	0	0	0	0	0	0	7	10	0.00	0.000

PITCHER	IP	WLS	BF	H	R	ER	SO	BB	IBB	HBP	BLK	WP	HR	S	P	ERA	WHIP

Seattle Mariners @ Texas Rangers

Globe Life Park in Arlington, Arlington, TX

Sun Sep 07 2014, 3:08 PM - 5:49 PM EDT

Att. 26,851 - Cloudy - 84 F

TOP

livebaseballscorecards.com

Batter	1	2	3	4	5	6	7	8	9	AB	R	H	RBI	BB	SO	LOB
16 Austin Jackson, R (1, 8) OBP: 0.322, SLG: 0.373	B SI 91 X SI 92 1-0 28 CS 1B	C SI 92 X SL 82 0-1 ③ F7	B SL 82 S SL 81 X SI 91 1-1 ② FC9	F FF 92 B SL 83 F FF 93 B FF 92 X FF 92 2-2 20 WP 1B						4	0	2	0	0	0	1
28 Chris Denorfia, R (1, 7) OBP: 0.288, SLG: 0.320 20 Logan Morrison, L (8, PH) OBP: 0.290, SLG: 0.350 3 Mike Zunino, R (8, 2) OBP: 0.252, SLG: 0.406	B SI 92 B FF 91 C FF 91 1 SAFE C SI 91 X FF 92 2-2 ①② G5-3 1-2	F SI 92 B SI 92 B SL 83 C SI 92 S SL 83 2-3 ① K	C SI 91 B SI 91 F SI 91 C SI 91 1-3 ③ K	1 SAFE 1 SAFE B FF 92 X FF 93 1-0 ③ P5 1-2						3 1 0	0 0 0	0 0 0	0 0 0	0 0 0	2 0 0	2 1 0
22 Robinson Canó, L (1, 4) OBP: 0.386, SLG: 0.458	F SI 92 F SI 92 B SI 93 F SL 81 B SI 93 X SI 92 2-2 ③ F8	B SL 83 B SL 81 B SI 92 X SI 93 3-0 ② 1B	B SI 90 B SI 91 F SI 90 F SI 91 F SI 90 B SL 81 X CH 84 3-2 27 1B 27 PB 1B	F FF 93 X FF 94 0-1 ① G4-3						4	0	2	0	0	0	0
21 Kendrys Morales, S (1, 3) OBP: 0.275, SLG: 0.349 40 Danny Farquhar, R (9, PR)	C SI 92 B SL 82 X CH 83 1-1 27 G3-1 2B	X SI 93 0-0 ③ F8	C SI 90 B SL 81 B FF 91 S KC 76 S SL 82 2-3 ① K	B SI 93 B FF 94 B FF 95 C FF 94 B FF 95 4-1 15 1B BB						3 0	0 0	1 0	0 0	1 0	1 0	1 0
15 Kyle Seager, L (1, 5) OBP: 0.347, SLG: 0.481	B SI 90 S SI 90 F SI 91 B SL 82 S CH 83 2-3 ① K	B SI 89 B SI 89 B SI 92 X SI 91 3-0 ① L4	C SI 83 B SI 91 X SI 90 1-1 ② FC9	F FF 94 B FF 95 F FF 94 F FF 94 X FF 92 1-2 1-3 1B						4	0	1	0	0	1	2
27 Corey Hart, R (1, 10) OBP: 0.274, SLG: 0.321 99 James Jones, L (7, PR) OBP: 0.281, SLG: 0.309 (7, 10)	C SI 92 X SL 82 0-1 ② G3-1 2-3	B SI 92 S SL 82 S KC 76 B SI 92 B KC 76 S SL 81 3-3 ② K	S SL 83 B SL 83 X KC 76 1-1 1-3 1B	F FF 96 F FF 95 F FF 96 F FF 97 F FF 97 X FF 96 0-2 ② P6						3 1	0 0	1 0	0 0	0 0	1 0	1 2
7 Stefen Romero, R (1, 9) OBP: 0.238, SLG: 0.305 (8, 7) 17 Justin Smoak, S (9, PH) OBP: 0.273, SLG: 0.344	B SI 92 C SI 92 D SL 83 X KC 76 2-1 ③ G6-3	F SI 92 F CH 83 X SI 92 0-2 ③ F7	1 SAFE F SL 82 S SL 82 B SL 81 F KC 76 B SI 90 F SL 82 D SL 82 F SL 83 3-2 X KC 75 G5-3	C FF 96 X FF 97 0-1 ③ F7						3 1	0 0	0 0	0 0	0 0	0 0	3 2
1 Chris Taylor, R (1, 6) OBP: 0.370, SLG: 0.368 5 Brad Miller, L (8, PH) OBP: 0.286, SLG: 0.358 (8, 6)	B SI 91 X SI 90 1-0 ① L8	X SI 91 0-0 ① G6-3	X FF 93 0-0 ① FC9							2 1	0 0	0 0	0 0	0 0	0 0	0 0
2 Jesús Sucre, R (1, 2) OBP: 0.250, SLG: 0.288 9 Endy Chavez, L (8, PH) OBP: 0.323, SLG: 0.381 (8, 9)	C SI 92 X SI 92 0-1 ② F7	C SI 90 X SI 92 0-1 2B	B FF 93 F FF 93 C CH 81 X SL 82 1-2 ② G3							2 1	0 0	1 0	0 0	0 0	0 0	0 0
Inning Stats	R: 0 E: 0 K: 0 S: 8 H: 1 LOB: 0 BB: 0 P: 13	R: 0 E: 0 K: 1 S: 9 H: 1 LOB: 1 BB: 0 P: 14	R: 0 E: 0 K: 0 S: 5 H: 0 LOB: 0 BB: 0 P: 6	R: 0 E: 0 K: 1 S: 5 H: 1 LOB: 0 BB: 0 P: 10	R: 0 E: 0 K: 1 S: 7 H: 0 LOB: 0 BB: 0 P: 13	R: 0 E: 0 K: 1 S: 8 H: 1 LOB: 1 BB: 0 P: 10	R: 0 E: 0 K: 1 S: 17 H: 2 LOB: 2 BB: 0 P: 27	R: 0 E: 0 K: 0 S: 8 H: 1 LOB: 1 BB: 0 P: 12	R: 0 E: 0 K: 0 S: 15 H: 1 LOB: 2 BB: 1 P: 20	1B: 6 2B: 2 3B: 0 HR: 0 SF: 0 SAC: 0 DP: 0 HBP: 0						

	AB	33
	R	0
	H	8
	RBI	0
	BB	1
	SO	5
	LOB	15

WP: 1 PB: 1 SB: 0 CS: 1 PA: 34

PITCHER		IP	WLS	BF	H	R	ER	SO	BB	IBB	HBP	BLK	WP	HR	S	P	ERA	WHIP
45 Derek Holland, L ERA: 0.64	(1, 1)	7.0	W	25	6	0	0	5	0	0	0	0	0	0	59	93	0.00	0.857
37 Shawn Tolleson, R ERA: 2.93	(8, 1)	1.0	H	4	1	0	0	0	0	0	0	0	1	0	8	12	0.00	1.000
30 Neftalí Feliz, R ERA: 2.55	(9, 1)	1.0	S	5	1	0	0	0	1	0	0	0	0	0	15	20	0.00	2.000

PITCHER	IP	WLS	BF	H	R	ER	SO	BB	IBB	HBP	BLK	WP	HR	S	P	ERA	WHIP

Batter	1	2	3	4	5	6	7	8	9	AB	R	H	RBI	BB	SO	LOB
2 Leonys Martin, L (1, 8) OBP: 0.329, SLG: 0.375	C FF 91 S FC 87 B FF 94 B KC 80 X FC 89 2-2 ① G4-3		X FF 94 0-0 19 CS 1B			B FF 92 B FC 89 C FF 95 F FF 95 X FC 90 2-2 19 G4-3 19 S 29 SF8 1B		B CU 70 T FF 94 S FF 94 F FF 94 X FS 88 1-2 3B		4	1	3	0	0	0	0
19 Daniel Robertson, R (1, 7) OBP: 0.350, SLG: 0.351	C FF 93 B FF 93 S KC 84 B FF 94 X FF 93 2-2 ② G4-3		C FF 92 B FF 94 1-1 ③ CS 1-2	C FF 93 C KC 80 B FF 97 X FF 97 1-2 ① G3		B FF 94 B FF 94 F FF 95 S FF 95 D FC 91 F FC 90 X FF 95 3-2 ① G4-3 1-3		X FF 96 0-0 ② G5-3		4	0	0	0	0	0	2
9 Adam Rosales, R (1, 5) OBP: 0.368, SLG: 0.471	C FF 92 F FF 93 B FF 93 F CH 86 S KC 80 1-3 ③ K			X FF 95 0-0 29 BB 1B		B FF 95 P PO 89 B FF 94 C FF 94 B FC 90 4-1 7 E 7 S BB		B FF 92 C FF 96 T FF 97 T FF 97 1-2 ③ K		3	0	1	0	1	2	1
29 Adrian Beltré, R (1, 10) OBP: 0.384, SLG: 0.490		B FF 91 C CH 84 C FC 88 X FF 94 1-2 ① F8		B KC 81 F FC 89 B FF 95 C CH 86 B FF 92 B FF 97 4-2 1-2 BB		F FF 95 X FF 96 0-1 ② SF8 3-H				1	0	0	1	1	0	0
7 J.P. Arencibia, R (1, 2) OBP: 0.222, SLG: 0.335		F FC 89 S FF 94 S KC 81 0-3 ② K		D CH 87 F CH 86 F FC 90 B KC 80 X KC 81 2-2 ② F7		C KC 80 F CH 86 B FF 96 P PO 89 B CH 86 S CH 86 3-3 ③ K 1-3				3	0	0	0	0	2	3
15 Michael Choice, R (1, 9) OBP: 0.247, SLG: 0.319		C FF 94 F KC 85 B FF 94 X KC 80 1-2 12 FC4-6 1B		B FF 94 F FC 89 X CH 87 1-1 ③ FC4			F FF 94 C FC 89 B SL 83 S SL 83 1-3 ① FC			3	0	1	0	0	0	2
12 Rougned Odor, L (1, 4) OBP: 0.294, SLG: 0.394		B FF 92 C FF 92 B FF 94 B FC 89 X FF 95 3-1 ③ FC4-6 1-2f			B FC 89 X FC 89 1-0 ① G4-3		B SL 82 B SL 84 F FF 91 C SI 92 C SL 83 2-3 ② K			3	0	0	0	0	1	1
16 Ryan Rua, R (1, 3) OBP: 0.300, SLG: 0.289			C FF 92 S CH 85 F FF 94 B KC 81 B FF 95 X FF 94 2-2 3 3 S FC6-4-5-6 1B		C FF 94 B KC 81 X FF 94 1-1 E4 3 G5-4-3		B FF 95 B FF 96 B FF 94 C FF 95 T FF 95 X FF 96 3-2 ③ F9			3	0	1	0	0	0	0
3 Luis Sardinas, S (1, 6) OBP: 0.302, SLG: 0.284			B FF 92 B FF 93 X FF 93 2-0 ①② FC6-4-5-6 1-3		D FF 93 F FF 93 D FF 95 F FF 94 X FF 95 2-2 ②③ G5-4-3 1-2f			B FF 92 B FF 92 B FF 93 C FF 94 C FF 94 X FF 94 3-2 ① G4-3		3	0	0	0	0	0	2
Inning Stats	R: 0 E: 0 K: 1 S: 10 H: 0 LOB: 0 BB: 0 P: 15	R: 0 E: 0 K: 1 S: 11 H: 1 LOB: 1 BB: 0 P: 16	R: 0 E: 0 K: 0 S: 7 H: 2 LOB: 0 BB: 0 P: 12	R: 0 E: 0 K: 0 S: 11 H: 1 LOB: 2 BB: 1 P: 19	R: 0 E: 1 K: 0 S: 6 H: 0 LOB: 0 BB: 0 P: 10	R: 1 E: 0 K: 1 S: 15 H: 1 LOB: 1 BB: 1 P: 25	R: 0 E: 0 K: 1 S: 9 H: 0 LOB: 0 BB: 0 P: 15	R: 0 E: 0 K: 1 S: 11 H: 1 LOB: 1 BB: 0 P: 16		1B: 5 2B: 1 3B: 1 HR: 0 SF: 1 SAC: 0 DP: 2 HBP: 0						

PITCHER		IP	WLS	BF	H	R	ER	SO	BB	IBB	HBP	BLK	WP	HR	S	P	ERA	WHIP
65 James Paxton, L ERA: 1.87	(1, 1)	6.0	L	23	5	1	1	3	2	0	0	0	0	0	60	97	1.50	1.167
52 Dominic Leone, R ERA: 2.29	(7, 1)	0.1		1	0	0	0	1	0	0	0	0	0	0	3	4	0.00	0.000
44 Lucas Luetge, L ERA: 4.5	(7, 1)	0.1		1	0	0	0	1	0	0	0	0	0	0	3	5	0.00	0.000
44 Taijuan Walker, R ERA: 2.82	(7, 1)	1.1		5	1	0	0	1	0	0	0	0	0	0	14	22	0.00	0.750

PITCHER	IP	WLS	BF	H	R	ER	SO	BB	IBB	HBP	BLK	WP	HR	S	P	ERA	WHIP

BOTTOM

Seattle Mariners @ Texas Rangers

Globe Life Park in Arlington, Arlington, TX

Sun Sep 07 2014, 3:08 PM - 5:49 PM EDT

Att. 26,851 - Cloudy - 84 F

livebaseballscorecards.com

AB	27
R	1
H	6
RBI	1
BB	2
SO	5
LOB	11

WP: 0 PA: 31
PB: 0
SB: 3
CS: 1

Batter	1	2	3	4	5	6	7	8	9	AB	R	H	RBI	BB	SO	LOB
56 Kole Calhoun, L (1, 9) OBP: 0.334, SLG: 0.465	C FF 88 C FF 88 X FF 88 0-2 HR		B CH 82 X CH 83 1-0 ① L4		B FF 89 X SL 83 1-0 ② FC9			1 SAFE S SL 79 S SL 79 S SL 80 S SL 80 1-2 K F FF 90 F FF 90 F FF 91 0-3 ② K		5	1	1	1	0	2	3
27 Mike Trout, R (1, 8) OBP: 0.372, SLG: 0.554	C FF 89 B FF 89 F SL 84 B FF 89 S SL 84 2-3 ① K		C CU 78 B SL 84 F FF 90 B FF 89 B CH 85 F FF 90 F SL 83 X SL 85 3-2 5 G6-4-3 1B		B FF 90 C SL 84 B FF 90 X FF 91 2-1 ③ F8			C SL 82 C SL 82 X FF 96 0-2 5 FC5-2 2-H 3B	B FF 91 X FF 93 1-0 ① G6-3	5	0	2	1	0	1	0
5 Albert Pujols, R (1, 3) OBP: 0.330, SLG: 0.471	X FF 90 0-0 ② F8		B FF 90 X SL 82 1-0 ② G6-4-3 1-2			C FF 89 B FF 88 F SL 82 B CU 79 F CH 83 X SL 86 2-2 ① G6-3		X FF 96 0-0 ② FC5-2 6 BB 47 1B 2 2B 3-H	C FF 93 S SL 84 B SL 84 B FF 92 X FF 93 2-2 ② G1-4-3	5	1	0	0	0	0	2
47 Howie Kendrick, R (1, 4) OBP: 0.345, SLG: 0.394	F FF 90 X SL 83 0-1 1B		C CU 78 B FF 89 X SL 83 1-1 ③ L8			X CU 78 0-0 ② G6-3		C SL 80 B FF 94 X FF 94 1-1 6 BB 2 2B 1-2 1B	B FF 92 X FF 93 1-0 ③ G6-3	5	1	2	0	0	0	1
6 David Freese, R (1, 5) OBP: 0.318, SLG: 0.366 12 Shawn O'Malley, S (8, PR) OBP: 1.000, SLG: 1.000 8 John McDonald, R (8, 5) OBP: 0.244, SLG: 0.167	C SL 82 B FF 88 1 SAFE X FF 88 1-1 ③ F7			C FF 89 B FF 88 X FF 90 1-1 FC9 2 G4-3 28 SF7		S SL 83 C FF 89 B SL 85 X FF 89 1-2 ③ F8		B CH 83 F FF 94 F FF 95 B SL 82 B FF 95 D SL 82 4-2 2 2B 18 BB 1-2 2-3 BB		3 0 0	1 1 0	0 0 0	0 0 0	1 0 0	0 0 0	1 0 0
2 Erick Aybar, S (1, 6) OBP: 0.322, SLG: 0.383		B FF 87 C CH 82 F SL 81 B SL 83 C FF 90 2-3 ① K		F FF 88 X CU 78 0-1 ① G4-3 2-3			B CU 74 F CH 82 X FF 89 1-1 ① G4-3	B FF 89 F FF 90 B FF 91 S FF 92 B SL 86 F FF 93 X FF 92 3-2 18 BB 7 3B 1-3 2-H 3-H 2B		4	1	1	2	0	1	1
28 Brennan Boesch, L (1, 10) OBP: 0.152, SLG: 0.186 17 Chris Iannetta, R (8, PH) OBP: 0.374, SLG: 0.415 (8, 2)		C FF 90 X CU 78 0-1 ② G3		B CU 79 B CH 85 X SL 83 2-0 ② SF7 3-H			F FF 89 B CH 84 B FF 90 F FF 89 F FF 90 S SL 85 2-3 ② K	I IN 72 I IN 71 I IN 72 I IN 68 4-0 18 BB 7 3B IBB		2 0	0 1	0 0	1 0	0 1	1 0	0 0
24 Hank Conger, L (1, 2) OBP: 0.286, SLG: 0.315 18 Gordon Beckham, R (8, PH) OBP: 0.272, SLG: 0.343 40 Kevin Jepsen, R (8, 1) 64 Mike Morin, R (9, 1)		X FF 90 0-0 7 FC6-4 1B		B CH 84 B FF 88 X FF 89 2-0 ③ FC9			F SL 83 B CU 78 B CH 83 X FF 87 2-1 ③ F7	B FF 90 B FF 91 B FF 92 C FF 90 B FF 91 4-1 7 3B 1-2 2-3 3-H BB		3 0 0 0	0 1 0 0	1 0 0 0	0 1 0 0	0 1 0 0	0 0 0 0	0 0 0 0
7 Collin Cowgill, R (1, 7) OBP: 0.333, SLG: 0.379		C SL 83 T FF 90 B FF 89 X CU 79 1-2 ③ FC6-4 1-2f			F FF 89 B CU 77 F SL 83 B CU 79 S SL 84 2-3 ① K			B SL 82 C CH 82 C FF 90 X SL 84 1-2 56 S 27 3B 1B X FF 92 X FF 93 0-1 1-H 2-H 3-H 3B		4	1	2	3	0	1	1

Inning Stats																								
	R: 1 E: 0 K: 1 S: 11	H: 2 LOB: 1 BB: 0 P: 14	R: 0 E: 0 K: 1 S: 9	H: 1 LOB: 1 BB: 0 P: 12	R: 0 E: 0 K: 0 S: 9	H: 1 LOB: 1 BB: 0 P: 15	R: 1 E: 1 K: 0 S: 6	H: 0 LOB: 0 BB: 0 P: 11	R: 0 E: 0 K: 1 S: 6	H: 0 LOB: 0 BB: 0 P: 11	R: 0 E: 0 K: 0 S: 8	H: 0 LOB: 0 BB: 0 P: 11	R: 0 E: 0 K: 1 S: 8	H: 0 LOB: 0 BB: 0 P: 13	R: 7 E: 0 K: 2 S: 24	H: 5 LOB: 2 BB: 3 P: 42	R: 0 E: 0 K: 0 S: 5	H: 0 LOB: 0 BB: 0 P: 9	1B: 5 2B: 1 3B: 2 HR: 1	SF: 1 SAC: 0 DP: 0 HBP: 0	WP: 0 PB: 0 SB: 1 CS: 0	PA: 40				

PITCHER		IP	WLS	BF	H	R	ER	SO	BB	IBB	HBP	BLK	WP	HR	S	P	ERA	WHIP
48 Colby Lewis, R ERA: 5.29	(1, 1)	7.0	L	27	5	3	2	4	0	0	0	0	0	1	60	91	2.57	0.714
50 Michael Kirkman, L ERA: 3.86	(8, 1)	0.1		1	0	0	0	1	0	0	0	0	0	0	3	4	0.00	0.000
55 Roman Mendez, R ERA: 2.7	(8, 1)	0.1		4	2	0	0	0	1	0	0	0	0	0	8	13	0.00	9.000
46 Robbie Ross Jr., L ERA: 6.59	(8, 1)	0.1		5	2	6	6	1	1	1	0	0	0	0	10	21	162.00	9.000
44 Spencer Patton, R ERA:	(9, 1)	1.0		3	0	0	0	0	0	0	0	0	0	0	5	9	0.00	0.000

PITCHER	IP	WLS	BF	H	R	ER	SO	BB	IBB	HBP	BLK	WP	HR	S	P	ERA	WHIP

TOP

Los Angeles Angels @ Texas Rangers

Globe Life Park in Arlington, Arlington, TX

Tue Sep 09 2014, 8:09 PM - 11:13 PM EDT

Att. 26,054 - Clear - 96 F

livebaseballscorecards.com

AB	36
R	9
H	9
RBI	9
BB	3
SO	6
LOB	9

BOTTOM

Batter	1	2	3	4	5	6	7	8	9	AB	R	H	RBI	BB	SO	LOB
2 Leonys Martin, L (1, 8) OBP: 0.329, SLG: 0.374	C SI 88 B SL 81 B SI 88 X SI 88 2-1 ① P6		M CH 82 X CH 83 0-1 ② F8		B CU 76 1 SAFE C CU 76 X SI 88 1-1 19 FC3-6 1B 1-2			B FF 95 B FF 96 B FF 96 B FF 94 4-0 29 1B 16 2B BB	C FF 92 B CH 74 B FF 93 F FF 92 F FF 93 S CH 74 2-3 ② K	4	1	1	0	1	1	2
19 Daniel Robertson, R (1, 7) OBP: 0.339, SLG: 0.340	C SI 89 B CH 82 F SI 89 B SI 92 F CH 83 B CU 76 X SI 91 3-2 ② F7		C CU 76 B CU 77 B SI 91 B SI 90 C SI 90 X CH 85 3-2 ③ G5-3		T SI 90 F FC 86 B SI 90 B SI 91 X SI 92 2-2 ③ FC3-6 1-2f			B FF 96 C FF 95 F FF 96 B CU 84 B CU 83 F FF 96 F FF 95 C FF 95 3-3 ① K	C SL 80 C CH 74 F FF 92 X FF 93 0-2 ③ P3	5	0	0	0	0	1	5
9 Adam Rosales, R (1, 10) OBP: 0.364, SLG: 0.462	B SI 90 F SI 90 B FC 85 X CH 83 2-1 29 CS 1B			B CH 83 X CU 74 1-0 ① L5		B SL 80 C SL 79 F FF 93 B FF 94 F FF 93 X FF 93 2-2 ① P4		C FF 96 C FF 96 B FF 96 X FF 95 1-2 ② F8		4	0	1	0	0	0	1
29 Adrián Beltré, R (1, 5) OBP: 0.389, SLG: 0.499 7 J.P. Arencibia, R (9, 3) OBP: 0.222, SLG: 0.335	B SI 88 B CH 83 C CH 84 F FC 85 1 SAFE 2-2 ③ CS 1-2	B SI 90 X SI 91 1-0 6 SH1 16 1B 1B	C CU 76 B SI 90 F SI 91 X CU 74 1-2 HR		B SL 80 B FF 93 B SL 80 C SL 79 B FF 93 4-1 BB		C CH 86 F FF 94 F FF 95 X FF 96 0-2 16 2B 1-3 1B		3	2	3	1	1	0	0
										0	0	0	0	0	0	0
16 Ryan Rua, R (1, 3) OBP: 0.318, SLG: 0.333 (9, 5)		B CH 81 F CH 82 B SI 90 X CH 83 2-1 6 SH1 1-2 1B	C SI 92 B SI 93 B SI 92 C CH 84 X CH 84 2-2 ② G5-3		B SL 81 F FF 92 B CU 83 B SL 82 X SL 81 2-2 ② L4		B FF 95 C FF 97 B CU 83 F FF 95 X CU 83 2-2 1-H 3-H 2B		4	0	2	2	0	0	1
6 Tomás Telis, S (1, 2) OBP: 0.225, SLG: 0.250		X SI 87 0-0 ① SH1 1-2 2-3	F SI 93 B CH 84 F CH 83 F CH 82 B SC 78 X CH 83 2-2 ③ G4-3		B CH 85 C SL 82 X SL 80 1-1 ③ G4-3		B FF 95 C FF 95 X CH 87 1-1 ③ G6-3		3	0	0	0	0	0	2
3 Luis Sardinas, S (1, 6) OBP: 0.289, SLG: 0.271		X CH 82 0-0 ② P4		C SI 90 F SL 82 B SI 91 X SI 91 1-2 ① G3		C FF 88 X CH 84 0-1 ① G6-3		B SL 79 B SI 92 C FF 91 C SI 91 X CH 76 2-2 ① G4-3	4	0	0	0	0	0	2
15 Michael Choice, R (1, 9) OBP: 0.251, SLG: 0.316		C CH 83 X FC 87 0-1 ③ FC9		B CU 74 F CH 82 B SI 92 B SI 92 B CH 83 4-1 2 1B BB		C FF 89 B FF 90 F FF 90 S KC 83 1-3 ② FC		C FF 93 B SL 80 H SL 80 2-1 60 DI HBP	2	0	0	0	1	0	2
60 Guilder Rodriguez, S (1, 4)			C SI 88 S SI 89 B SI 90 S SI 90 1-3 ① K		F SI 90 F SI 90 B SI 90 C SI 89 1-3 ② K		B FF 90 F FF 90 B CH 85 F FF 90 S FF 90 2-3 ③ K	B FF 91 C FF 92 B SI 91 F FF 93 B CH 75 B FF 92 4-2 1-2 BB	3	0	0	0	1	3	1
Inning Stats	R: 0 E: 0 K: 0 S: 10 H: 1 LOB: 0 BB: 0 P: 19	R: 0 E: 0 K: 0 S: 7 H: 2 LOB: 2 BB: 0 P: 10	R: 0 E: 0 K: 1 S: 8 H: 0 LOB: 0 BB: 0 P: 12	R: 1 E: 0 K: 0 S: 11 H: 1 LOB: 0 BB: 0 P: 17	R: 0 E: 0 K: 1 S: 12 H: 1 LOB: 2 BB: 1 P: 21	R: 0 E: 0 K: 0 S: 10 H: 0 LOB: 1 BB: 1 P: 19	R: 0 E: 0 K: 1 S: 8 H: 0 LOB: 0 BB: 0 P: 11	R: 2 E: 0 K: 1 S: 17 H: 2 LOB: 1 BB: 1 P: 28	R: 0 E: 0 K: 1 S: 14 H: 0 LOB: 2 BB: 1 P: 24	1B: 5 2B: 1 3B: 0 HR: 1	SF: 0 SAC: 1 DP: 0 HBP: 1					

PITCHER		IP	WLS	BF	H	R	ER	SO	BB	IBB	HBP	BLK	WP	HR	S	P	ERA	WHIP
53 Héctor Santiago, L ERA: 3.38	(1, 1)	5.0	W	20	5	1	1	2	1	0	0	0	0	1	48	79	1.80	1.200
39 Jason Grilli, R ERA: 3.24	(6, 1)	1.0	H	4	0	0	0	0	1	0	0	0	0	0	10	19	0.00	1.000
59 Fernando Salas, R ERA: 2.53	(7, 1)	1.0	H	3	0	0	0	2	0	0	0	0	0	0	8	11	0.00	0.000
40 Kevin Jepsen, R ERA: 2.23	(8, 1)	1.0		6	2	2	2	1	1	0	0	0	0	0	17	28	18.00	3.000
64 Mike Morin, R ERA: 2.45	(9, 1)	1.0		5	0	0	0	1	1	0	1	0	0	0	14	24	0.00	1.000

PITCHER	IP	WLS	BF	H	R	ER	SO	BB	IBB	HBP	BLK	WP	HR	S	P	ERA	WHIP

Los Angeles Angels @ Texas Rangers

Globe Life Park in Arlington, Arlington, TX

Tue Sep 09 2014, 8:09 PM - 11:13 PM EDT

Att. 26,054 - Clear - 96 F

livebaseballscorecards.com

AB	32
R	3
H	7
RBI	3
BB	4
SO	5
LOB	16

WP: 0 PB: 0 SB: 0 CS: 1 PA: 39

Los Angeles Angels @ Texas Rangers

Globe Life Park in Arlington, Arlington, TX

Wed Sep 10 2014, 8:09 PM - 11:43 PM EDT

Att. 26,611 - Clear - 98 F

TOP

livebaseballscorecards.com

Batter	1	2	3	4	5	6	7	8	9	AB	R	H	RBI	BB	SO	LOB
56 Kole Calhoun, L (1, 9) OBP: 0.334, SLG: 0.472	B SI 88 F SI 88 X SL 85 1-1 P5 ①	F SI 90 1 SAFE C CU 78 F SL 84 C FF 90 0-3 K ②		F CU 78 F CU 78 X FF 90 0-2 G3-1 ③		1 SAFE C SI 92 B FF 88 X SI 91 1-1 1-3 2B	B CH 83 F FF 92 B CH 83 S CH 84 S CH 84 2-3 K ③		F FF 91 B SI 90 B SI 88 X SL 88 2-1 HR	6	1	2	1	0	2	6
27 Mike Trout, R (1, 8) OBP: 0.373, SLG: 0.551	B FF 90 F SL 85 F SI 89 B FF 89 H SI 89 3-2 5 3B HBP	B CU 78 1 SAFE B FF 88 S SL 85 B FF 91 X SL 86 3-1 FC9 ③			B FF 86 C FF 87 C FF 87 B SL 84 B FF 88 F FF 88 B FF 89 4-2 5 1B 47 G4-6-3 BB	I IN 71 I IN 71 I IN 71 I IN 72 4-0 5 G6-4-3 IBB		B FF 92 C CH 83 S FF 91 B CH 84 C CU 80 2-3 K ①	B SI 89 X SL 88 1-0 G6-3 ②	3	2	0	0	2	1	1
5 Albert Pujols, R (1, 3) OBP: 0.332, SLG: 0.477	B FF 90 C SL 86 1 SAFE F SI 89 1 SAFE B SI 88 X SL 85 2-2 47 1B 1-H 3B		B SI 89 B SL 84 X FF 89 2-0 2B ①		B SL 84 F SI 90 F SI 89 1 SAFE X CU 78 1-2 47 G4-6-3 1-3 1B	B SL 85 D SL 86 C FF 91 F FF 93 F SL 87 X FF 93 2-2 G6-4-3 ②③ 1-2f		C CU 80 X CH 85 0-1 E6 19 3B	B FF 91 X FF 90 1-0 G6-3 ③	6	2	3	1	0	0	3
47 Howie Kendrick, R (1, 4) OBP: 0.347, SLG: 0.394	B CU 78 F SL 86 X FF 88 1-1 6 1B 2 1B 3-H 1B		C FF 90 F SL 84 B CU 77 X SL 84 1-2 G6-3 ②		C SL 83 T SL 84 D SL 85 X SL 85 1-2 G4-6-3 ①② 1-2f 3-H		C FF 96 B FF 96 F SL 87 F SL 90 B FF 96 X SL 86 2-2 2 WP 6 1B 28 FC4-6 1B	B FF 91 I IN 70 I IN 69 I IN 70 4-0 19 3B IBB		4	2	2	1	1	0	1
6 David Freese, R (1, 5) OBP: 0.322, SLG: 0.369 12 Shawn O'Malley, S (7, PR) OBP: 1.000, SLG: 1.500 8 John McDonald, R (7, 5) OBP: 0.244, SLG: 0.167 19 Efren Navarro, L (8, PH) OBP: 0.321, SLG: 0.372 18 Gordon Beckham, R (8, PR) OBP: 0.272, SLG: 0.343 (8, 5)	C FF 88 1 SAFE 1 SAFE 1 SAFE X SI 89 0-1 2 1B 1-2 1B		F FF 88 B SI 90 B CU 79 X SL 85 2-1 G5-3 ③		B SI 90 X SL 85 1-0 2 1B 1B		F FF 96 X FF 95 0-1 28 FC4-6 2 WP 1-2 1B	C FF 93 B CU 80 X CH 84 1-1 17 WP 1-H 2-H 3B		4 0 0 1 0	0 0 0 0 1	3 0 0 1 0	0 0 0 2 1	0 0 0 0 0	0 0 0 0 0	0 0 0 0 0
2 Erick Aybar, S (1, 6) OBP: 0.325, SLG: 0.384	X SI 89 0-0 1-3 2-H 1B ②			B FF 89 C SL 82 F CU 78 B FF 90 X SL 85 2-2 L8 ①	F SL 84 X CU 79 0-1 1-2 1B		B FF 95 S SL 87 F SL 87 B FF 94 B SL 86 F SL 85 S FF 95 3-3 K ① 1-2 2-3	B FF 93 B FF 91 S CH 84 B CH 85 D FF 91 4-1 17 WP BB		4	0	2	0	1	1	2
17 Chris Iannetta, R (1, 2) OBP: 0.375, SLG: 0.412	B CU 78 X SL 86 1-0 F8 ③			S SI 89 B SL 86 B SI 89 X SL 85 2-1 7 BB 1B	C SL 85 X SL 86 0-1 FC9 ③		C SL 86 D SL 87 H FF 94 2-1 28 FC4-6 HBP	B CH 77 F FF 92 B SL 83 B SL 82 F FF 92 S FF 92 3-3 K ② 1-2 3-H		4	0	1	0	0	1	5
28 Brennan Boesch, L (1, 10) OBP: 0.137, SLG: 0.167		B FF 88 S SL 84 F FF 88 F CU 78 B FF 90 F SL 86 F SL 86 X SL 86 2-2 G6-3 ①		C CU 78 B CU 77 F SI 89 F SL 85 S CU 79 1-3 K ②		B FF 91 S SI 91 F SI 92 B SL 87 X SI 93 2-2 F7 ①	C FF 95 X FF 95 0-1 FC4-6 7 S ② 1-2f 2-3 3-H	F FF 93 X FF 92 0-1 G4-3 ③		5	0	0	1	0	1	5
7 Collin Cowgill, R (1, 7) OBP: 0.342, SLG: 0.380		B FF 89 B SL 85 X FF 89 2-0 1B		B FF 90 B SI 90 C FF 90 D SL 85 B FF 90 4-1 1-2 BB		B SL 84 H SI 92 2-0 56 2B HBP	D SL 86 B FF 94 F FF 95 B FF 95 B FF 94 4-1 1-2 BB		S FF 91 B FF 90 S SL 88 B SL 87 X FF 91 2-2 P6 ①	2	0	1	0	2	0	0
Inning Stats	R: 2 E: 0 K: 0 S: 13 H: 4 LOB: 2 BB: 0 P: 21	R: 0 E: 0 K: 1 S: 13 H: 1 LOB: 1 BB: 0 P: 20	R: 0 E: 0 K: 0 S: 6 H: 1 LOB: 0 BB: 0 P: 11	R: 0 E: 0 K: 1 S: 13 H: 1 LOB: 2 BB: 1 P: 22	R: 1 E: 0 K: 0 S: 14 H: 3 LOB: 2 BB: 1 P: 21	R: 0 E: 0 K: 0 S: 9 H: 1 LOB: 2 BB: 1 P: 20	R: 1 E: 0 K: 2 S: 17 H: 2 LOB: 3 BB: 1 P: 30	R: 3 E: 1 K: 2 S: 13 H: 1 LOB: 2 BB: 2 P: 27	R: 1 E: 0 K: 0 S: 7 H: 1 LOB: 0 BB: 0 P: 13	1B: 10 2B: 2 3B: 2 HR: 1 SF: 0 SAC: 0 DP: 2 HBP: 3						

AB	39
R	8
H	15
RBI	6
BB	6
SO	6
LOB	23

WP: 2 PA: 48
PB: 0
SB: 1
CS: 0

PITCHER		IP	WLS	BF	H	R	ER	SO	BB	IBB	HBP	BLK	WP	HR	S	P	ERA	WHIP
23 Nick Tepesch, R ERA: 4.47	(1, 1)	4.2	L	24	10	3	3	2	2	0	1	0	0	0	57	93	5.79	2.571
35 Phil Klein, R ERA: 3.0	(5, 1)	1.1		6	1	0	0	0	0	1	1	0	0	0	11	22	0.00	0.750
36 Jon Edwards, R ERA: 5.68	(7, 1)	0.2		6	2	1	1	1	1	0	1	0	1	0	14	25	13.50	4.500
59 Lisalverto Bonilla, R ERA: 7.36	(7, 1)	0.2		6	1	3	2	2	1	1	0	0	0	0	11	24	27.00	3.000
37 Shawn Tolleson, R ERA: 2.9	(8, 1)	0.2		2	0	0	0	1	0	0	0	0	1	0	5	8	0.00	0.000

PITCHER		IP	WLS	BF	H	R	ER	SO	BB	IBB	HBP	BLK	WP	HR	S	P	ERA	WHIP
56 Neal Cotts, L ERA: 4.26	(9, 1)	1.0		4	1	1	1	0	0	0	0	0	0	1	7	13	9.00	1.000

Batter	1	2	3	4	5	6	7	8	9	AB	R	H	RBI	BB	SO	LOB
2 Leonys Martin, L (1, 8) OBP: 0.329, SLG: 0.373	B FF 89 L FF 89 F FF 90 B FF 91 X CH 83 2-2 P6 ①		L KC 76 B CH 82 B SL 82 F CH 82 X SI 92 2-2 F7 ③			F KC 74 B FF 90 B SI 90 F SL 80 X FF 91 2-2 G4-3 ②		C SI 91 X SI 91 0-1 1-2 1 BB 1B		4	0	1	0	0	0	0
1 Elvis Andrus, R (1, 6) OBP: 0.316, SLG: 0.333	C FF 90 X FF 92 0-1 12 E 1B			C SL 78 F CH 81 B FF 89 S FF 89 1-3 K ①		B CH 82 X FF 90 1-0 G4-3 ③		B FF 90 B FF 90 B FF 90 C FF 90 B FF 91 4-1 1-2 2-3 29 G6-4-3 BB		3	0	1	0	1	1	0
12 Rougned Odor, L (1, 4) OBP: 0.293, SLG: 0.392	C FF 90 1 SAFE X SL 80 0-1 L8 ② 1-2			X SL 80 0-0 E1 29 FC6-5 1B			B CH 83 B SL 77 F CH 86 C CH 80 B SI 89 F CH 82 X FF 89 3-2 G1-3 ①	C FF 89 X SL 81 0-1 F7 ①		4	0	1	0	0	0	4
29 Adrian Beltré, R (1, 5) OBP: 0.388, SLG: 0.497	B FF 90 S SL 80 S SL 81 X CH 85 1-2 L9 ③			D SL 82 B SL 80 F FF 91 S SL 82 X SL 82 2-2 FC6-5 ② 2-3			B CH 80 X SL 79 1-0 6 1B 16 1B 1B	C SI 88 F SI 89 B SI 88 F SI 88 X SL 81 1-2 G6-4-3 ②③ 1-2f		4	1	1	0	0	0	5
9 Adam Rosales, R (1, 3) OBP: 0.361, SLG: 0.455		F SL 78 B SI 89 S CH 81 B SI 89 B SL 82 X FF 91 3-2 3 CS 1B		X SL 81 0-0 F8 ③			C FF 87 B FF 88 C SI 88 B SI 88 B FF 91 S SL 80 3-3 K ②		B FF 92 F FF 92 F CU 80 S CH 86 1-3 K ①	4	0	1	0	0	2	2
6 Tomás Telis, S (1, 2) OBP: 0.250, SLG: 0.273		X FF 90 0-0 F9 ①			C SI 87 X CH 81 0-1 F8 ①		C CH 81 B SI 89 X FF 91 1-1 16 1B 1-2 1B		B SI 94 B FF 94 C SI 92 X SI 93 2-1 16 G5-4-3 1B	4	0	2	0	0	0	1
16 Ryan Rua, R (1, 7) OBP: 0.313, SLG: 0.326		B FF 90 X FF 90 1-0 L9 ②			C SI 88 B SI 87 B SI 88 C SI 89 X FF 90 2-2 G6-3 ②		X FF 88 0-0 1-2 2-H 1B		F SI 94 S CH 85 X CU 80 0-2 G5-4-3 ②③ 1-2f	4	0	1	1	0	0	2
3 Luis Sardinas, S (1, 10) OBP: 0.290, SLG: 0.273		1 SAFE C SI 90 1 SAFE B SL 80 B FF 89 2-1 CS ③ 1-2	C SI 89 F KC 75 X CH 84 0-2 15 FC5-4-3 1B			B FF 89 F SI 90 F FF 90 X CH 86 1-2 G6-3 ③	B CU 82 F FF 96 S FF 97 T FF 97 1-2 K ③			3	0	1	0	0	1	2
15 Michael Choice, R (1, 9) OBP: 0.252, SLG: 0.314			F SL 80 F SL 81 X FF 89 0-2 FC5-4-3 ①② 1-2			C SL 77 B FF 87 F CH 81 F FF 89 B CH 82 B SI 89 F FF 90 X CH 82 3-2 FC5 ①		B SL 79 B FF 89 F FF 90 B FF 91 B FF 90 4-1 1 BB 2 1B BB		2	0	0	0	1	0	1
Inning Stats	R: 0 E: 1 K: 0 S: 10 H: 1 LOB: 1 BB: 0 P: 13	R: 0 E: 0 K: 0 S: 6 H: 1 LOB: 0 BB: 0 P: 12	R: 0 E: 0 K: 0 S: 9 H: 1 LOB: 0 BB: 0 P: 11	R: 0 E: 1 K: 1 S: 8 H: 1 LOB: 1 BB: 0 P: 11	R: 0 E: 0 K: 0 S: 8 H: 0 LOB: 0 BB: 0 P: 11	R: 0 E: 0 K: 0 S: 9 H: 0 LOB: 0 BB: 0 P: 15	R: 1 E: 0 K: 2 S: 14 H: 3 LOB: 2 BB: 0 P: 23	R: 0 E: 0 K: 0 S: 10 H: 1 LOB: 2 BB: 2 P: 19	R: 0 E: 0 K: 1 S: 8 H: 1 LOB: 0 BB: 0 P: 11	1B: 9 2B: 0 3B: 0 HR: 0 SF: 0 SAC: 0 DP: 3 HBP: 0						WP: 0 PB: 0 SB: 0 CS: 1 PA: 35	

PITCHER		IP	WLS	BF	H	R	ER	SO	BB	IBB	HBP	BLK	WP	HR	S	P	ERA	WHIP
52 Matt Shoemaker, R ERA: 3.16	(1, 1)	6.2	W	25	7	1	1	2	0	0	0	0	0	0	61	92	1.35	1.050
40 Kevin Jepsen, R ERA: 2.21	(7, 1)	0.1	H	1	0	0	0	1	0	0	0	0	0	0	3	4	0.00	0.000
63 Vinnie Pestano, R ERA: 4.15	(8, 1)	0.0		3	1	0	0	0	2	0	0	0	0	0	4	12	∞	∞
38 Joe Smith, R ERA: 1.95	(8, 1)	1.0		2	0	0	0	0	0	0	0	0	0	0	6	7	0.00	0.000
62 Yoslan Herrera, R ERA: 3.97	(9, 1)	1.0		3	1	0	0	1	0	0	0	0	0	0	8	11	0.00	1.000

PITCHER	IP	WLS	BF	H	R	ER	SO	BB	IBB	HBP	BLK	WP	HR	S	P	ERA	WHIP

BOTTOM

Los Angeles Angels @ Texas Rangers

Globe Life Park in Arlington, Arlington, TX

Wed Sep 10 2014, 8:09 PM - 11:43 PM EDT

Att. 26,611 - Clear - 98 F

livebaseballscorecards.com

AB	32
R	1
H	9
RBI	1
BB	2
SO	4
LOB	17

Los Angeles Angels @ Texas Rangers

Globe Life Park in Arlington, Arlington, TX

Thu Sep 11 2014, 8:10 PM - 11:33 PM EDT

Att. 27,129 - Clear - 79 F

TOP

livebaseballscorecards.com

Batter	1	2	3	4	5	6	7	8	9	AB	R	H	RBI	BB	SO	LOB
56 Kole Calhoun, L (1, 9) OBP: 0.335, SLG: 0.470	C FF 91 X FF 92 0-1 ① P4		C CU 75 F FF 92 X FF 92 0-2 E8 47 G6-3 27 WP 6 1B		S CH 83 B FF 91 B FF 92 C FF 92 B SL 84 F FF 92 B FF 92 4-2 5 FC9 27 HBP BB		1 SAFE 1 SAFE C SL 82 B SL 84 X FF 90 1-1 1-H 1B		S FF 94 B FF 95 F FF 95 B SL 84 X FF 96 2-2 ① P6	4	1	1	1	1	0	0
27 Mike Trout, R (1, 8) OBP: 0.373, SLG: 0.548	C FF 91 X FF 92 0-1 ② L4		C FF 91 B SL 84 1 SAFE B FF 89 H FF 90 3-1 47 G6-3 6 1B 1-2 HBP		C SL 82 B FF 89 H SI 88 2-1 47 G6-4-3 1-2 HBP		B FF 90 B FF 90 F FF 90 B FF 90 S FF 90 S FF 90 3-3 ② K		C FF 96 X SL 86 0-1 ② F7	3	1	0	0	0	1	1
5 Albert Pujols, R (1, 10) OBP: 0.329, SLG: 0.473	B FF 91 C FF 92 C FF 91 S SI 92 1-3 ③ K		C SL 83 D FF 91 F CH 83 S SL 84 1-3 ① K		D SL 82 D CH 82 B SL 84 X FF 92 3-0 ① FC9 2-3		C SL 81 B FF 90 S FF 92 S FF 91 1-3 ③ K		B SL 85 S FF 96 S FF 97 1-3 ③ K	5	0	0	0	0	4	5
47 Howie Kendrick, R (1, 4) OBP: 0.346, SLG: 0.393		C FF 90 B FF 92 B SL 83 X SL 85 2-1 2 HR 1B	C SL 83 B SL 83 B FF 91 F FF 92 F SL 84 F FF 92 B FF 92 X SL 85 3-2 ② G6-3 1-2 2-3		X SI 91 0-0 ② ③ G6-4-3 1-2f			B FF 89 C FF 92 X FF 90 1-1 ① G6-3		4	1	1	0	0	0	4
6 David Freese, R (1, 5) OBP: 0.323, SLG: 0.369 22 Tony Campana, L (8, PR) OBP: 0.175, SLG: 0.210 24 C.J. Cron, R (8, 3) OBP: 0.306, SLG: 0.481		C FF 91 1 SAFE X FF 91 0-1 ① FC9	D SL 84 C SL 83 B FF 92 F FF 92 F FF 93 B SL 84 X SL 84 3-2 2-H 3-H 1B			F CH 81 C FF 89 B FF 88 B FF 91 X SL 84 2-2 ① G1-3		B FF 91 S FF 93 B FF 91 B FF 92 C FF 93 F FF 93 B FF 93 4-2 18 BLK 2 BB 10 1B BB		3 0 0	0 1 0	1 0 0	2 0 0	1 0 0	0 0 0	1 0 0
2 Erick Aybar, S (1, 6) OBP: 0.326, SLG: 0.389		1 SAFE C FF 90 X FF 90 0-1 1-H HR	X CH 84 0-0 ③ G3			B CU 74 C FF 93 C FF 93 B SL 84 X FF 93 2-2 ② L7		B SI 83 1 SAFE B SI 83 B SI 83 B SI 84 4-0 18 BLK 10 1B 1-2 BB		3	2	1	2	1	0	1
19 Efren Navarro, L (1, 3) OBP: 0.315, SLG: 0.364 18 Gordon Beckham, R (8, PH) OBP: 0.272, SLG: 0.342 17 Chris Iannetta, R (8, 2) OBP: 0.375, SLG: 0.412		C FF 91 S CH 84 B FF 91 F SL 84 F FF 92 B FF 94 B CH 85 X FF 92 3-2 ② F7		C FF 89 B FF 91 C CH 83 X CU 76 1-2 ① G3		C FF 90 B FF 92 C CH 83 X FF 91 1-2 ③ F7		B CU 75 B SI 83 C SI 84 S CH 69 S CH 67 2-3 ② K 1-2 2-3		3 1 0	0 0 0	0 0 0	0 0 0	0 1 0	0 2 0	0 2 0
24 Hank Conger, L (1, 2) OBP: 0.287, SLG: 0.319 10 Grant Green, R (8, PH) OBP: 0.322, SLG: 0.407 8 John McDonald, R (8, 5) OBP: 0.244, SLG: 0.167		B FF 92 C CH 83 B FF 92 C FF 92 B FF 92 X FF 93 3-2 2B	C FF 90 B CU 76 S CH 83 B FF 90 F SL 84 B CH 83 X FF 92 3-2 ② G5-3				C FF 89 X FF 90 0-1 ① G6-3	B SI 85 B CH 68 X SI 83 2-0 2-H 3-H 1B		3 1 0	0 0 0	1 1 0	0 2 0	0 0 0	0 0 0	0 0 0
7 Collin Cowgill, R (1, 7) OBP: 0.341, SLG: 0.378		C SL 84 B FF 93 S SL 84 F FF 93 S SL 86 1-3 ③ K2-3	X FF 92 0-0 ③ G5-3				B FF 89 B FF 88 X FF 90 2-0 56 E 56 1B 1B	C SI 84 S CU 75 D CH 69 1 SAFE X SI 84 1-2 ③ G4-3		4	1	1	0	0	1	2

| Inning Stats | | | |

Batter	1	2	3	4	5	6	7	8	9	AB	R	H	RBI	BB	SO	LOB
2 Leonys Martin, L (1, 8) OBP: 0.332, SLG: 0.381	B FF 90 F FF 91 X CU 75 1-1 HR		C FF 92 X FF 92 0-1 1 S 1B		B SL 77 B SI 85 B SI 85 B FF 87 4-0 1-2 2-3 BB			C FF 92 F CH 84 F FF 92 B FF 93 B FF 93 X CH 85 2-2 ① P5		3	1	2	1	1	0	0
1 Elvis Andrus, R (1, 6) OBP: 0.316, SLG: 0.335	C FF 92 B SL 84 C SL 83 B FF 92 X FF 92 2-2 ① F8		1 SAFE B SL 84 1 SAFE 1 SAFE C FF 90 D SL 83 F SL 84 S CH 85 2-3 ③ K 1-2		X FF 93 0-0 ③ G1-3			B SL 81 C FF 93 X SL 80 1-1 12 1B 2B		4	1	1	0	0	1	4
12 Rougned Odor, L (1, 4) OBP: 0.293, SLG: 0.390	B FF 89 S CH 85 C FF 91 F CH 86 B FF 91 B FF 91 F CH 86 F CH 84 F FF 93 3-3 ② K			B CH 86 X SL 85 1-0 ① F8		B FF 92 X FF 91 1-0 ① G4-3		C CH 83 B FF 92 B CH 84 F FF 92 D SL 82 X CH 85 3-2 29 G5-3 2-H 1B		4	0	1	1	0	1	0
29 Adrian Beltré, R (1, 5) OBP: 0.387, SLG: 0.494	C FF 92 X FF 92 0-1 ③ G4-3			C FF 89 C FF 89 S FF 91 0-3 ② K		B FF 94 B FF 93 B FF 92 C FF 95 B FF 94 4-1 9 G5-4-3 BB		D SL 82 D SL 81 X FF 92 2-0 ② G5-3 1-2		3	0	0	0	1	1	1
9 Adam Rosales, R (1, 3) OBP: 0.349, SLG: 0.439		C CU 74 F FF 91 B SL 84 X SL 84 1-2 ① G6-3		C FF 90 S FF 91 F FF 91 B FF 90 F FF 90 S FF 90 1-3 ③ K		X FF 93 0-0 ②③ G5-4-3 1-2f		C FF 91 C SL 82 S 0-3 ③ K		4	0	0	0	0	2	2
6 Tomás Telis, S (1, 2) OBP: 0.271, SLG: 0.277		B FF 90 B CU 74 X CH 86 2-0 ② P6			C CU 79 X CH 85 0-1 16 FC1-4 1B		C FF 89 S FF 90 F FF 90 F FF 90 B CH 84 B CH 85 X FF 90 2-2 ① F7		H FF 90 1-0 16 WP HBP	3	0	1	0	0	0	0
16 Ryan Rua, R (1, 7) OBP: 0.288, SLG: 0.300		B FF 92 B FF 91 C FF 92 B FF 93 F FF 93 X FF 92 3-2 ③ F8			B SI 93 C SI 92 1 SAFE C FF 93 F FF 92 F FF 92 B CH 84 X SI 93 2-2 ① FC1-4 2 BB 15 1B 1-2f		B KC 81 B KC 82 B FF 88 X FF 90 3-1 ② F9		B SI 88 B SI 87 C SI 88 F SI 87 B SI 87 X SI 87 3-2 ① G5-3 1-2	4	0	0	0	0	0	2
7 J.P. Arencibia, R (1, 10) OBP: 0.223, SLG: 0.349			C FF 91 S FF 92 B FF 92 B SL 85 C SL 82 2-3 ① K		F CU 82 B FF 94 X SI 92 1-1 ② F7		S FF 90 X FF 88 0-1 HR		F SI 88 B SL 80 X SI 87 1-1 ② F8	4	1	1	1	0	1	2
15 Michael Choice, R (1, 9) OBP: 0.252, SLG: 0.313			X FF 93 0-0 ② FC9		C CH 86 1 SAFE X FF 94 0-1 2 BB 1-2 1B		C FF 91 C KC 83 S FF 91 0-3 ③ FC		B SI 87 C SI 86 B SI 88 B SI 88 S SI 87 F SI 87 S SI 87 3-3 ③ FC	4	0	1	0	0	0	1
Inning Stats	R: 1 H: 1 E: 0 LOB: 0 K: 1 BB: 0 S: 15 P: 21	R: 0 H: 0 E: 0 LOB: 0 K: 0 BB: 0 S: 7 P: 13	R: 0 H: 1 E: 0 LOB: 1 K: 2 BB: 0 S: 9 P: 13	R: 0 H: 0 E: 0 LOB: 0 K: 2 BB: 0 S: 9 P: 11	R: 0 H: 2 E: 0 LOB: 3 K: 0 BB: 1 S: 12 P: 19	R: 0 H: 0 E: 0 LOB: 0 K: 0 BB: 1 S: 3 P: 8	R: 1 H: 1 E: 0 LOB: 0 K: 0 BB: 0 S: 12 P: 17	R: 1 H: 2 E: 0 LOB: 1 K: 1 BB: 0 S: 13 P: 21	R: 0 H: 0 E: 0 LOB: 1 K: 0 BB: 0 S: 9 P: 17	1B: 4 SF: 0 2B: 1 SAC: 0 3B: 0 DP: 1 HR: 2 HBP: 1					WP: 1 PA: 36 PB: 0 SB: 1 CS: 0	

BOTTOM

Los Angeles Angels @ Texas Rangers

Globe Life Park in Arlington, Arlington, TX

Thu Sep 11 2014, 8:10 PM - 11:33 PM EDT

Att. 27,129 - Clear - 79 F

livebaseballscorecards.com

AB	33
R	3
H	7
RBI	3
BB	2
SO	6
LOB	12

PITCHER		IP	WLS	BF	H	R	ER	SO	BB	IBB	HBP	BLK	WP	HR	S	P	ERA	WHIP
46 Cory Rasmus, R ERA: 2.8	(1, 1)	3.1		12	2	1	1	3	0	0	0	0	0	1	32	49	2.70	0.600
63 Vinnie Pestano, R ERA: 3.95	(4, 1)	0.2		2	0	0	0	2	0	0	0	0	0	0	8	9	0.00	0.000
62 Yoslan Herrera, R ERA: 3.75	(5, 1)	0.2	H	4	2	0	0	0	0	0	0	0	0	0	11	14	0.00	3.000
41 Michael Roth, L ERA: 7.0	(5, 1)	0.0		1	0	0	0	0	1	0	0	0	0	0	0	4	∞	∞
64 Mike Morin, R ERA: 2.39	(5, 1)	1.1	W	4	0	0	0	0	1	0	0	0	0	0	4	9	0.00	0.750

PITCHER		IP	WLS	BF	H	R	ER	SO	BB	IBB	HBP	BLK	WP	HR	S	P	ERA	WHIP
59 Fernando Salas, R ERA: 2.65	(7, 1)	1.0		4	1	1	1	1	0	0	0	0	0	1	12	17	9.00	1.000
39 Jason Grilli, R ERA: 3.35	(8, 1)	1.0		5	2	1	1	1	0	0	0	0	0	0	13	21	9.00	2.000
38 Joe Smith, R ERA: 1.92	(9, 1)	1.0		4	0	0	0	1	0	0	1	0	1	0	9	17	0.00	0.000

Batter	1	2	3	4	5	6	7	8	9	AB	R	H	RBI	BB	SO	LOB
22 Jason Heyward, L (1, 9) OBP: 0.355, SLG: 0.394	C SI 93 S SI 90 B SL 83 B SL 84 F SI 92 S SL 83 2-3 K		X CH 82 0-0 FC3-6 5 1B 15 1B 1-2f 3-H		B SI 89 S SI 89 X CH 81 1-1 5 G4-6-3 1-3 1B		B SL 82 C SI 91 X SI 92 1-1 F7			4	0	1	1	0	1	2
15 Phil Gosselin, R (1, 4) OBP: 0.329, SLG: 0.364	B SI 93 C SI 92 B SI 92 B CH 84 F SI 92 X SI 92 3-2 L8		1 SAFE B SI 91 1 SAFE B CH 84 B SI 91 C SI 91 X SI 90 3-1 4 FC5 5 1B 1-2 1B		1 SAFE C KC 75 1 SAFE S SL 81 B SI 91 F SL 80 F SI 90 F SI 90 D SL 82 2-3 K			B FF 92 B FF 92 C FF 92 S FF 92 C FF 92 2-3 K		4	0	1	0	0	2	2
5 Freddie Freeman, L (1, 3) OBP: 0.388, SLG: 0.474	C SI 92 S CH 83 B SI 94 F SL 83 F SI 91 F SL 82 B SL 82 F SI 92 F KC 76 2-3 S SI 84 K		F SI 91 F SI 90 F SL 82 B SL 82 X KC 76 1-2 4 FC5 1-2 2-3 1B		X SI 91 0-0 G4-6-3 1-2f			C SL 82 B SL 82 C SL 82 B SI 90 B SL 81 B SL 81 4-2 8 E 8 S BB		3	0	1	0	1	1	2
8 Justin Upton, R (1, 7) OBP: 0.356, SLG: 0.509		S SI 91 X SI 92 0-1 FC9	B SI 93 C SI 93 F CH 83 D CH 82 F SL 82 D KC 76 S SL 82 3-3 K			C KC 73 S SL 81 B SI 92 S SL 83 1-3 K		B SL 85 1 SAFE C SL 85 S CU 80 B CU 80 B SL 86 S SL 85 3-3 K 1-3		4	0	0	0	0	3	4
4 Ryan Doumit, S (1, 10) OBP: 0.242, SLG: 0.314 1 Emilio Bonifácio, S (8, PR) OBP: 0.309, SLG: 0.354 (8, 10)		C SI 91 X KC 78 0-1 FC9	F SI 91 B SI 92 X KC 78 1-1 FC5 1-2 2-3f			C CH 81 F CH 81 B SL 82 B KC 76 X SI 92 2-2 P4		I IN 69 I IN 68 I IN 68 I IN 68 4-0 23 S IBB		3 0	0 0	0 0	0 0	1 0	0 0	3 0
23 Chris Johnson, R (1, 5) OBP: 0.290, SLG: 0.357		S KC 77 X SL 82 0-1 25 FC5-4 1B		B SI 90 B CH 81 F SI 91 X SI 91 2-1 G6-3		C SI 92 B SI 92 B SL 82 X SI 91 2-1 F8		1 SAFE C FF 90 B FF 92 D CU 80 B SL 86 C SL 85 T SL 86 3-2 K 1-2		4	0	1	0	0	1	2
25 Christian Bethancourt, R (1, 2) OBP: 0.304, SLG: 0.288		C SI 91 X SL 82 0-1 FC5-4 1-2f		F KC 74 B SL 81 B SI 91 X SI 91 2-1 FC9			C SI 90 C SI 92 X CH 81 0-2 1B		F FF 95 B FF 95 S SL 85 B SL 87 S FF 95 2-3 K	4	0	1	0	0	1	1
2 B.J. Upton, R (1, 8) OBP: 0.284, SLG: 0.332			C SI 90 F SI 92 B SI 92 X KC 76 1-2 19 1B 22 FC3-6 1B	S SI 92 B SI 92 B CH 82 X SI 91 2-1 G5-3			B SI 91 C SI 90 B CH 82 F SI 91 1 SAFE F CH 82 S SL 80 2-3 K		C FF 96 C FF 95 X FF 95 0-2 F7	4	1	1	0	0	1	1
19 Andrelton Simmons, R (1, 6) OBP: 0.286, SLG: 0.331			B SI 90 1 SAFE X SI 91 1-0 22 FC3-6 1-3 1B		B CH 88 B SI 90 F SI 89 B SI 89 C SI 91 X SI 91 3-2 22 1B 1B		X SI 91 0-0 P6		B SL 84 X FF 95 1-0 FC9	4	0	2	0	0	0	1
Inning Stats	R: 0 E: 0 K: 2 S: 15 H: 0 LOB: 0 BB: 0 P: 22	R: 0 E: 0 K: 0 S: 8 H: 1 LOB: 1 BB: 0 P: 8	R: 1 E: 0 K: 1 S: 17 H: 4 LOB: 3 BB: 0 P: 27	R: 0 E: 0 K: 0 S: 6 H: 0 LOB: 0 BB: 0 P: 12	R: 0 E: 0 K: 1 S: 12 H: 2 LOB: 1 BB: 0 P: 18	R: 0 E: 0 K: 1 S: 8 H: 0 LOB: 0 BB: 0 P: 13	R: 0 E: 0 K: 1 S: 10 H: 1 LOB: 1 BB: 0 P: 13	R: 0 E: 1 K: 3 S: 11 H: 0 LOB: 3 BB: 2 P: 27	R: 0 E: 0 K: 1 S: 7 H: 0 LOB: 0 BB: 0 P: 10	1B: 8 2B: 0 3B: 0 HR: 0	SF: 0 SAC: 0 DP: 1 HBP: 0					WP: 0 PB: 0 SB: 2 CS: 0	PA: 36

PITCHER		IP	WLS	BF	H	R	ER	SO	BB	IBB	HBP	BLK	WP	HR	S	P	ERA	WHIP
45 Derek Holland, L ERA: 0.86	(1, 1)	7.0		28	8	1	1	6	0	0	0	0	0	0	76	113	1.29	1.143
37 Shawn Tolleson, R ERA: 2.88	(8, 1)	0.1		1	0	0	0	1	0	0	0	0	0	0	3	5	0.00	0.000
50 Michael Kirkman, L ERA: 3.86	(8, 1)	0.0		1	0	0	0	0	1	0	0	0	0	0	2	6	∞	∞
35 Phil Klein, R ERA: 2.87	(8, 1)	0.2	W	3	0	0	0	2	0	1	0	0	0	0	6	16	0.00	0.000
30 Neftalí Feliz, R ERA: 2.36	(9, 1)	1.0	S	3	0	0	0	1	0	0	0	0	0	0	7	10	0.00	0.000

PITCHER	IP	WLS	BF	H	R	ER	SO	BB	IBB	HBP	BLK	WP	HR	S	P	ERA	WHIP

Atlanta Braves @ Texas Rangers

Globe Life Park in Arlington, Arlington, TX

Fri Sep 12 2014, 8:08 PM - 11:07 PM EDT

Att. 27,547 - Cloudy - 65 F

TOP

livebaseballscorecards.com

AB	34
R	1
H	8
RBI	1
BB	2
SO	10
LOB	18

Atlanta Braves @ Texas Rangers

Globe Life Park in Arlington, Arlington, TX

Fri Sep 12 2014, 8:08 PM - 11:07 PM EDT

Att. 27,547 - Cloudy - 65 F

livebaseballscorecards.com

Batter	1	2	3	4	5	6	7	8	9	AB	R	H	RBI	BB	SO	LOB
2 Leonys Martin, L (1, 8) OBP: 0.329, SLG: 0.378	C SI 89 S KC 79 B SI 90 S KC 80 1-3 K ①		X KC 79 0-0 L9 ③		L SI 89 F KC 80 S KC 79 0-3 K ②		X KC 79 0-0 G6-3 ③			4	0	0	0	0	2	2
1 Elvis Andrus, R (1, 6) OBP: 0.316, SLG: 0.333	B SI 90 C SI 89 F SI 89 B SI 91 X SI 92 2-2 G6-3 ②			C KC 80 B KC 80 B SI 89 B SI 89 B SI 88 4-1 29 K 7 HBP BB	B SI 89 B SI 90 X CH 83 2-0 L6 ③			C FF 94 S SL 84 X FF 95 0-2 L8 ①		3	0	0	0	1	0	1
7 J.P. Arencibia, R (1, 10) OBP: 0.229, SLG: 0.356 60 Guilder Rodriguez, S (6, PR) (7, 10)	C SI 89 S CH 83 B SI 90 B SI 91 B SI 90 F SI 90 X SI 90 3-2 G6-3 ③			1 SAFE C CH 82 S SI 90 H KC 80 1-2 16 2B 1-2 HBP		F SI 89 S CH 83 B SI 90 F CH 82 X KC 79 1-2 29 1B 16 G5-3 2B		B FF 95 F FF 95 X FF 95 1-1 G3-1 ②		2 1	0 1	1 0	0 0	0 0	0 0	0 0
29 Adrian Beltré, R (1, 5) OBP: 0.388, SLG: 0.494		C SI 89 F SI 91 F SI 91 B SI 91 C CH 83 1-3 K ①		F SI 90 2 SAFE F SI 90 B KC 80 S KC 79 1-3 K ①② 2-3		B SI 89 S CH 82 S CH 81 X SI 91 1-2 16 G5-3 2-3 1B		C SL 85 B SL 86 X FF 97 1-1 16 1B 61 1B 1B		4	1	2	0	0	2	2
16 Ryan Rua, R (1, 3) OBP: 0.304, SLG: 0.333		C SI 90 B SI 90 X SI 91 1-1 F9 ②		F CH 82 C SI 90 D KC 79 F KC 79 F SI 92 B KC 78 X CH 82 2-2 1-3 2B		B SI 89 C SI 90 X KC 79 1-1 G5-3 ① 1-2 3-H		C FF 96 B FF 96 B FF 96 F FF 96 F FF 96 X SL 85 2-2 12 BB 61 1B 1-2 1B		4	0	2	1	0	0	2
61 Robinson Chirinos, R (1, 2) OBP: 0.285, SLG: 0.407		C SI 88 F SI 89 B SI 90 F CH 82 B SI 91 S SI 90 2-3 K ③		C SI 89 B SI 90 D CH 82 B CH 81 B SI 90 4-1 BB		X CH 82 0-0 P6 ②		F FF 94 X SL 85 0-1 12 BB 1-2 2-H 1B		3	0	1	1	1	1	1
12 Rougned Odor, L (1, 4) OBP: 0.292, SLG: 0.387			C SI 90 B SI 89 F KC 80 S SI 91 1-3 K ① X KC 80 0-0 G4-3 ③			F SI 90 D CH 84 F CH 81 B KC 80 C SI 91 2-3 K ③		B CU 76 F FF 92 B CU 77 B FF 92 B SI 91 4-1 1-2 2-3 BB		3	0	0	0	1	2	4
15 Michael Choice, R (1, 9) OBP: 0.248, SLG: 0.308			C SI 90 X CH 82 0-1 FC9 ② B SI 89 C SI 88 S KC 80 S KC 79 1-3 FC			C CH 82 C SI 90 F KC 79 X SI 90 0-2 FC4-3 ① F FF 92 C CH 79 S CU 82 0-3 FC ③				4	0	0	0	0	0	3
19 Daniel Robertson, R (1, 7) OBP: 0.339, SLG: 0.340			C SI 89 X SI 89 0-1 1B B SI 88 1 SAFE 1 SAFE X SI 89 1-0 P6 ①			C CH 82 C SI 91 S KC 80 0-3 K2-3 ②				3	0	1	0	0	1	1
Inning Stats	R: 0 E: 0 K: 1 S: 10 H: 0 LOB: 0 BB: 0 P: 16	R: 0 E: 0 K: 2 S: 10 H: 0 LOB: 0 BB: 0 P: 14	R: 0 E: 0 K: 1 S: 8 H: 1 LOB: 1 BB: 0 P: 9	R: 0 E: 0 K: 1 S: 13 H: 1 LOB: 3 BB: 2 P: 25	R: 0 E: 0 K: 1 S: 8 H: 0 LOB: 1 BB: 0 P: 12	R: 1 E: 0 K: 1 S: 13 H: 2 LOB: 1 BB: 0 P: 18	R: 0 E: 0 K: 1 S: 8 H: 0 LOB: 0 BB: 0 P: 8	R: 1 E: 0 K: 0 S: 17 H: 3 LOB: 3 BB: 1 P: 25		1B: 5 2B: 2 3B: 0 HR: 0 SF: 0 SAC: 0 DP: 0 HBP: 1						

	AB	31
	R	2
	H	7
	RBI	2
	BB	3
	SO	8
	LOB	16

WP: 1 PB: 0 SB: 0 CS: 0 PA: 35

PITCHER		IP	WLS	BF	H	R	ER	SO	BB	IBB	HBP	BLK	WP	HR	S	P	ERA	WHIP
40 Alex Wood, L ERA: 2.83	(1, 1)	7.0		28	4	1	1	9	2	0	1	0	1	0	70	102	1.29	0.857
48 David Carpenter, R ERA: 3.46	(8, 1)	0.2	L	5	3	1	1	0	0	0	0	0	0	0	13	17	13.50	4.500
43 Luis Avilán, L ERA: 4.14	(8, 1)	0.0		1	0	0	0	0	1	0	0	0	0	0	1	5	∞	∞
57 David Hale, R ERA: 2.84	(8, 1)	0.1		1	0	0	0	1	0	0	0	0	0	0	3	3	0.00	0.000

PITCHER	IP	WLS	BF	H	R	ER	SO	BB	IBB	HBP	BLK	WP	HR	S	P	ERA	WHIP

Batter	1	2	3	4	5	6	7	8	9	AB	R	H	RBI	BB	SO	LOB
1 Emilio Bonifácio, S (1, 8) OBP: 0.311, SLG: 0.354	B FF 89 B FF 89 C FF 89 F FF 91 B FF 91 B FF 91 4-2 15 G6-4-3 BB		F FF 92 B FF 92 B CH 83 X FF 90 2-1 15 S 15 1B 1B		B FF 92 X FF 91 1-0 ① G1-3		C FF 93 X FF 94 0-1 ③ FC9			3	1	1	0	1	0	1
15 Phil Gosselin, R (1, 5) OBP: 0.326, SLG: 0.358	1 SAFE M FF 90 B FF 90 X FF 91 1-1 ① ② G6-4-3 1-2f		C FF 90 D CU 82 X CH 84 1-1 5 2B 1-H 1B		C FF 91 X FF 92 0-1 ② F8			X FF 95 0-0 ① F8		4	1	1	1	0	0	1
5 Freddie Freeman, L (1, 3) OBP: 0.389, SLG: 0.475	B FF 91 B FF 91 B CH 84 F FF 90 B FF 90 4-1 BB		C FF 91 1 SAFE D CH 83 X FF 91 1-1 1-H 2B		B CU 81 S CH 83 X FF 92 1-1 ③ G3			F SI 88 S SL 79 B SL 80 B SI 90 X SL 80 2-2 ② FC9		3	0	1	1	1	0	0
8 Justin Upton, R (1, 7) OBP: 0.353, SLG: 0.505	C FF 90 F FF 90 S CH 82 0-3 ③ K		C CU 81 X CH 85 0-1 ③ G6-3			F FF 92 F FF 93 B CU 81 X FF 92 1-2 ① P3		C SL 80 S FF 90 F FF 90 F SL 82 S FF 93 0-3 ③ K		4	0	0	0	0	2	2
22 Jason Heyward, L (1, 9) OBP: 0.354, SLG: 0.392		X FF 90 0-0 ① F8	B FF 91 B FF 91 B FF 91 B FF 90 4-0 25 G5-4-3 BB			B CU 80 C CH 84 S CH 83 B FF 91 X CU 80 2-2 ② G3-1			B SL 89 T FF 90 F FF 90 B SL 86 F SL 85 X FF 90 2-2 ① G4-3	3	0	0	0	1	0	0
25 Christian Bethancourt, R (1, 2) OBP: 0.301, SLG: 0.286		C FF 91 B FF 90 S CU 80 S CH 84 1-3 ② K	1 SAFE B CU 80 X FF 91 1-0 ① ② G5-4-3 1-2f			C CU 81 B CH 83 S FF 92 B CH 83 C CH 83 2-3 ③ K			C FF 91 X SL 88 0-1 1B	4	0	1	0	0	2	1
7 Tommy La Stella, L (1, 10) OBP: 0.334, SLG: 0.324 23 Chris Johnson, R (9, PH) OBP: 0.290, SLG: 0.357		B FF 91 B FF 91 X FF 90 2-0 ③ FC9	C FF 92 B CU 80 B CH 85 B FF 91 B FF 91 4-1 19 1B BB				B FF 93 C FF 94 X FF 95 1-1 ① F8		B FF 91 F FF 90 F FF 91 X SL 86 1-2 ② F7	2 1	0 0	0 0	0 0	1 0	0 0	0 1
19 Andrelton Simmons, R (1, 6) OBP: 0.285, SLG: 0.331			B FF 91 X FF 91 1-0 ① F8	1 SAFE X FF 91 0-0 1-2 1B			B FF 95 X FF 95 1-0 ② FC9		C SL 84 S FF 90 B FF 92 S FF 91 1-3 ③ K	4	0	1	0	0	1	1
14 Ramiro Pena, S (1, 4) OBP: 0.297, SLG: 0.326			C FF 92 C CU 81 B CH 84 X FF 93 1-2 ② G3-1	B CH 84 X CH 83 1-0 ③ P5			B FF 96 F FF 96 X FF 96 1-1 1B			3	0	1	0	0	0	2
Inning Stats	R: 0 E: 0 K: 1 S: 8 H: 0 LOB: 1 BB: 2 P: 17	R: 0 E: 0 K: 1 S: 5 H: 0 LOB: 0 BB: 0 P: 8	R: 2 E: 0 K: 0 S: 12 H: 3 LOB: 1 BB: 0 P: 18	R: 0 E: 0 K: 0 S: 4 H: 1 LOB: 2 BB: 2 P: 14	R: 0 E: 0 K: 0 S: 5 H: 0 LOB: 0 BB: 0 P: 7	R: 0 E: 0 K: 1 S: 9 H: 0 LOB: 0 BB: 0 P: 14	R: 0 E: 0 K: 0 S: 7 H: 1 LOB: 1 BB: 0 P: 10	R: 0 E: 0 K: 1 S: 9 H: 0 LOB: 0 BB: 0 P: 11	R: 0 E: 0 K: 1 S: 12 H: 1 LOB: 1 BB: 0 P: 16	1B: 5 2B: 1 3B: 0 HR: 0 SF: 0 SAC: 0 DP: 2 HBP: 0						

PITCHER		IP	WLS	BF	H	R	ER	SO	BB	IBB	HBP	BLK	WP	HR	S	P	ERA	WHIP
59 Lisalverto Bonilla, R ERA: 4.66	(1, 1)	6.0	W	24	4	2	2	3	4	0	0	0	0	0	43	78	3.00	1.333
55 Roman Mendez, R ERA: 2.57	(7, 1)	1.1	H	5	1	0	0	0	0	0	0	0	0	0	8	11	0.00	0.750
50 Michael Kirkman, L ERA: 3.38	(8, 1)	0.1	H	1	0	0	0	0	0	0	0	0	0	0	3	5	0.00	0.000
44 Spencer Patton, R ERA: 2.08	(8, 1)	0.1	H	1	0	0	0	1	0	0	0	0	0	0	5	5	0.00	0.000
56 Neal Cotts, L ERA: 4.19	(9, 1)	1.0	S	4	1	0	0	1	0	0	0	0	0	0	12	16	0.00	1.000

PITCHER	IP	WLS	BF	H	R	ER	SO	BB	IBB	HBP	BLK	WP	HR	S	P	ERA	WHIP

TOP

Atlanta Braves @ Texas Rangers

Globe Life Park in Arlington, Arlington, TX

Sat Sep 13 2014, 1:09 PM - 3:32 PM EDT

Att. 31,595 - Overcast - 59 F

livebaseballscorecards.com

AB	31
R	2
H	6
RBI	2
BB	4
SO	5
LOB	9



WP: 0	PA: 35
PB: 0	
SB: 1	
CS: 0	

Atlanta Braves @ Texas Rangers

Globe Life Park in Arlington, Arlington, TX

Sat Sep 13 2014, 1:09 PM - 3:32 PM EDT

Att. 31,595 - Overcast - 59 F

BOTTOM

livebaseballscorecards.com

Batter	1	2	3	4	5	6	7	8	9	AB	R	H	RBI	BB	SO	LOB
2 Leonys Martin, L (1, 8) OBP: 0.327, SLG: 0.374	C FF 91 X SI 90 0-1 ① F8			B SI 89 S CH 81 X FF 91 1-1 ① P4		F CH 83 X SI 91 0-1 E7 1 1B 12 2B 1-2		C CU 74 S SL 81 X FF 92 0-2 ③ L6		4	1	0	0	0	0	1
1 Elvis Andrus, R (1, 6) OBP: 0.316, SLG: 0.333	C SI 89 S SL 82 B FF 89 X SI 90 1-2 ② G6-3			C SL 82 S CU 74 C SL 82 0-3 ② K		B FF 91 F SI 90 B SL 82 C FF 92 X FF 93 2-2 12 S 12 2B 1-3 2-H 1B				3	1	1	1	0	1	0
12 Rougned Odor, L (1, 4) OBP: 0.293, SLG: 0.389	B CH 84 B CH 82 C SI 89 C SI 89 S FF 92 2-3 ③ K			B CU 74 X SI 90 1-0 ③ P6		B CU 76 C SI 91 B FF 90 B FF 89 2 SAFE X SI 91 3-1 1-H 3-H 2B				3	0	1	2	0	1	0
29 Adrian Beltré, R (1, 10) OBP: 0.386, SLG: 0.491		F FF 90 B FF 92 C CH 81 F SL 82 B FF 90 F CU 74 F SI 90 F FF 94 S SL 82 2-3 ① K			B SL 81 S SI 89 S FF 94 T FF 93 1-2 ① K	B SL 81 S SI 90 X SI 90 1-1 ③ G5-3				3	0	0	0	0	2	1
16 Ryan Rua, R (1, 7) OBP: 0.288, SLG: 0.316		C FF 92 B FF 91 B FF 93 X SI 90 2-1 ② G5-3			C FF 93 C FF 93 B FF 93 B SL 83 B FF 91 X FF 93 3-2 ② P3		X FF 90 0-0 ① F8			3	0	0	0	0	0	0
6 Tomás Telis, S (1, 2) OBP: 0.255, SLG: 0.260		X SI 90 0-0 ③ B2			B CU 72 C CU 74 B SI 91 B SI 88 X FF 92 3-1 ③ F9		C FF 89 C SL 81 S FF 91 0-3 ② K			3	0	0	0	0	1	0
9 Adam Rosales, R (1, 3) OBP: 0.349, SLG: 0.431			B FF 89 C FF 90 C SL 81 B SL 81 B FF 92 F SL 79 B FF 93 4-2 3 G6-4-3 BB			C CU 74 B CH 83 T FF 91 F CU 74 C FF 91 1-3 ① K	C SI 89 B SI 89 B SL 82 X CH 81 2-1 ③ L7			2	0	0	0	1	1	0
3 Luis Sardinas, S (1, 5) OBP: 0.292, SLG: 0.275			B SI 89 X SI 89 1-0 ① ② G6-4-3 1-2f			B SI 90 F SI 89 B FF 90 B SI 89 X SI 89 3-1 2 E 1 1B 1B		C FF 89 F CU 74 X SI 88 0-2 ① L9		3	1	1	0	0	0	1
15 Michael Choice, R (1, 9) OBP: 0.245, SLG: 0.304			C CU 73 F SL 83 X SL 79 0-2 ③ FC8			C SL 80 1 SAFE F FF 91 B SL 80 X FF 90 1-2 ② FC6		C SI 88 X SL 81 0-1 ② FC8		3	0	0	0	0	0	1
Inning Stats	R: 0 E: 0 K: 1 S: 8 H: 0 LOB: 0 BB: 0 P: 11	R: 0 E: 0 K: 1 S: 10 H: 0 LOB: 0 BB: 0 P: 14	R: 0 E: 0 K: 0 S: 7 H: 0 LOB: 0 BB: 1 P: 12	R: 0 E: 0 K: 1 S: 6 H: 0 LOB: 0 BB: 0 P: 8	R: 0 E: 0 K: 1 S: 8 H: 0 LOB: 0 BB: 0 P: 15	R: 3 E: 1 K: 1 S: 18 H: 3 LOB: 1 BB: 0 P: 29	R: 0 E: 0 K: 1 S: 6 H: 0 LOB: 0 BB: 0 P: 8	R: 0 E: 0 K: 0 S: 8 H: 0 LOB: 0 BB: 0 P: 8		1B: 2 2B: 1 3B: 0 HR: 0 SF: 0 SAC: 0 DP: 1 HBP: 0						

	AB	27
	R	3
	H	3
	RBI	3
	BB	1
	SO	6
	LOB	4

WP: 0 PA: 28
PB: 0
SB: 1
CS: 0

PITCHER	IP	WLS	BF	H	R	ER	SO	BB	IBB	HBP	BLK	WP	HR	S	P	ERA	WHIP
49 Julio Teheran, R (1, 1) ERA: 2.89	8.0	L	28	3	3	0	6	1	0	0	0	0	0	71	105	0.00	0.500

PITCHER	IP	WLS	BF	H	R	ER	SO	BB	IBB	HBP	BLK	WP	HR	S	P	ERA	WHIP

Batter	1	2	3	4	5	6	7	8	9	AB	R	H	RBI	BB	SO	LOB
1 Emilio Bonifácio, S (1, 8) OBP: 0.309, SLG: 0.352	C CH 86 B FF 88 B FF 87 F FF 87 X FF 89 2-2 F8		B CH 80 B FF 87 C FF 87 X SL 80 2-1 G4-3		B SL 81 X CH 82 1-0 P5			C SI 83 F SI 85 B SI 83 B CH 66 X CH 67 2-2 15 2B 17 2B 1B	B FF 95 B SL 86 X FF 95 2-0 L5	5	1	1	0	0	0	2
15 Phil Gosselin, R (1, 5) OBP: 0.333, SLG: 0.376	B FF 88 C FF 88 X SL 83 1-1 F8		B SL 83 C SL 82 X FF 88 1-1 5 BB 1B		C FF 88 X SL 83 0-1 FC9			C SI 83 F CU 75 F CU 74 X SI 84 0-2 1-3 17 2B 2B		4	1	2	0	0	0	1
5 Freddie Freeman, L (1, 3) OBP: 0.390, SLG: 0.476	X FF 89 0-0 2B		S FF 88 B SL 83 1 SAFE 1 SAFE S SL 82 B FF 88 B SL 84 B SL 83 4-2 1-2 8 FC5-4 BB			B CH 80 X FF 86 1-0 F8		B CU 75 X CU 74 1-0 L6		3	0	1	0	1	0	2
8 Justin Upton, R (1, 7) OBP: 0.351, SLG: 0.502 17 Joey Terdoslavich, S (6, 9) OBP: 0.500, SLG: 1.000	S SL 83 B SL 83 X FF 87 1-1 F7		D SL 82 X SL 82 1-0 FC5-4 1-2f			S FF 88 C FF 88 B FF 87 B FF 88 B SL 84 X FF 90 3-2 L6		B CU 75 F SI 83 X SI 85 1-1 13 FC1-6-3 2-H 3-H 2B		3 1	0 0	0 1	0 2	0 0	0 0	3 0
22 Jason Heyward, L (1, 9) OBP: 0.354, SLG: 0.391 13 Jose Constanza, L (6, 7)		C FF 88 S FF 88 B FF 89 B SL 82 F SL 83 X FF 89 2-2 25 E 25 S 1B	B FF 88 C SL 81 F FF 89 X FF 88 1-2 G4-3		B CU 77 C FF 89 S SL 83 X FF 90 1-2 G1-3		T CU 75 C SI 82 D CH 67 F CU 74 X SI 83 1-2 FC1-6-5 2-3		3 1	0 0	1 0	0 0	0 0	0 0	0 1
25 Christian Bethancourt, R (1, 2) OBP: 0.286, SLG: 0.270		1 SAFE F CH 85 F FF 86 1 SAFE F FF 88 1 SAFE S SL 82 0-3 1-3 K	X SL 81 0-0 F7			C FF 87 F FF 89 B SL 84 S SL 84 1-3 K	X CH 70 0-0 G6-3		4	0	0	0	0	2	2
4 Ryan Doumit, S (1, 10) OBP: 0.248, SLG: 0.340		F FF 88 X FF 88 0-1 P5	B CU 75 B FF 89 B FF 89 C FF 88 X FF 89 3-1 P5				B FF 88 C FF 88 X FF 88 1-1 HR		B FF 95 B FF 94 X FF 95 2-0 19 G6-3 1B	4	1	2	1	0	0	1
19 Andrelton Simmons, R (1, 6) OBP: 0.285, SLG: 0.330		C FF 88 D SL 82 X FF 89 1-1 G4-3			X FF 88 0-0 14 G5-3 1B		C SL 83 F FF 89 X FF 90 0-2 F8		F FF 94 X FF 95 0-1 G6-3 1-2f	4	0	1	0	0	0	2
14 Ramiro Pena, S (1, 4) OBP: 0.295, SLG: 0.324			B FF 86 C FF 87 X SL 81 1-1 G3		B CH 86 X FF 86 1-0 G5-3 1-2		B FF 88 X FF 88 1-0 G4-3		C SL 87 S SL 87 B FF 96 X FF 95 1-2 1B	4	0	1	0	0	0	1
Inning Stats	R: 0 E: 0 K: 0 S: 8 H: 1 LOB: 1 BB: 0 P: 12	R: 0 E: 1 K: 1 S: 12 H: 1 LOB: 1 BB: 0 P: 15	R: 0 E: 0 K: 0 S: 9 H: 1 LOB: 2 BB: 1 P: 18	R: 0 E: 0 K: 0 S: 6 H: 0 LOB: 0 BB: 0 P: 10	R: 0 E: 0 K: 0 S: 5 H: 1 LOB: 1 BB: 0 P: 7	R: 0 E: 0 K: 0 S: 7 H: 0 LOB: 0 BB: 0 P: 12	R: 1 E: 0 K: 1 S: 9 H: 1 LOB: 0 BB: 0 P: 12	R: 2 E: 0 K: 0 S: 15 H: 3 LOB: 1 BB: 0 P: 20	R: 0 E: 0 K: 0 S: 7 H: 2 LOB: 1 BB: 0 P: 12	1B: 6 2B: 3 3B: 0 HR: 1		SF: 0 SAC: 0 DP: 1 HBP: 0				

PITCHER		IP	WLS	BF	H	R	ER	SO	BB	IBB	HBP	BLK	WP	HR	S	P	ERA	WHIP
48 Colby Lewis, R ERA: 5.12	(1, 1)	7.0	W	27	5	1	1	2	1	0	0	0	0	1	56	86	1.29	0.857
58 Alex Claudio, L ERA: 3.72	(8, 1)	1.0		6	3	2	2	0	0	0	0	0	0	0	15	20	18.00	3.000
36 Jon Edwards, R ERA: 4.91	(9, 1)	1.0		4	2	0	0	0	0	0	0	0	0	0	7	12	0.00	2.000

PITCHER	IP	WLS	BF	H	R	ER	SO	BB	IBB	HBP	BLK	WP	HR	S	P	ERA	WHIP

TOP

Atlanta Braves @ Texas Rangers

Globe Life Park in Arlington, Arlington, TX

Sun Sep 14 2014, 3:09 PM - 6:09 PM EDT

Att. 25,449 - Overcast - 76 F

livebaseballscorecards.com

AB	36
R	3
H	10
RBI	3
BB	1
SO	2
LOB	15

WP: 0 PA: 37
PB: 0
SB: 1
CS: 0

BOTTOM

Atlanta Braves @ Texas Rangers

Globe Life Park in Arlington, Arlington, TX

Sun Sep 14 2014, 3:09 PM - 6:09 PM EDT

Att. 25,449 - Overcast - 76 F

livebaseballscorecards.com

Batter	1	2	3	4	5	6	7	8	9	AB	R	H	RBI	BB	SO	LOB
2 Leonys Martin, L (1, 8) OBP: 0.330, SLG: 0.377	L8	1 PO 1B		1-2 1B	2-H 1 2B 1B		L7			5	1	3	1	0	0	0
1 Elvis Andrus, R (1, 6) OBP: 0.318, SLG: 0.336	G6-3	1-2 PO	29 F9 7 HBP BB	F9	1-H 2B		1-2 1B			4	0	2	1	1	0	2
7 J.P. Arencibia, R (1, 10) OBP: 0.233, SLG: 0.354	29 HBP 1B		1-2 16 G6-4-3 HBP		K	K	F7			4	0	1	0	0	2	2
29 Adrián Beltré, R (1, 5) OBP: 0.385, SLG: 0.488 60 Guilder Rodriguez, S (7, 5)	1-2 HBP		F9 2-3		P2	F9	K			3 1	0 0	0 0	0 0	0 0	0 1	2 1
16 Ryan Rua, R (1, 7) OBP: 0.297, SLG: 0.339	F9		G6-4-3 1-2f		61 1B 2B	3 61 1B 2B 1B		F9		5	2	2	0	0	0	4
61 Robinson Chirinos, R (1, 2) OBP: 0.290, SLG: 0.411		G5-3		G6-3	3 9 BB 1B 2-H 1B	3 2B 1-2 1B		9 1B		5	2	3	1	0	0	0
9 Adam Rosales, R (1, 3) OBP: 0.366, SLG: 0.437		3 FC5-4 BB		3 2B 1B	3 1B 15 2B 1-2 BB	K		3 G6-4-3 1-2 1B		3	2	2	0	2	1	2
3 Luis Sardinas, S (1, 4) OBP: 0.307, SLG: 0.313		FC5-4 15 3B 1-2f		15 FC6-5 1-H 2B	15 2B 1-2 2-H 1B	1-H 2-H 2B		G6-4-3 1-2f		5	2	3	4	0	0	3
15 Michael Choice, R (1, 9) OBP: 0.250, SLG: 0.320 19 Daniel Robertson, R (5, PR) OBP: 0.337, SLG: 0.338 (6, 9)	1-H 3B			FC6-5 2 1B 2-3	2 1B 1-H 2-H 2B	P4				3 1	0 1	2 0	3 0	0 0	0 0	1 1
Inning Stats	R: 0 H: 1 E: 0 LOB: 2 K: 0 BB: 0 S: 8 P: 14	R: 1 H: 2 E: 0 LOB: 1 K: 0 BB: 1 S: 10 P: 20	R: 0 H: 0 E: 0 LOB: 1 K: 0 BB: 1 S: 8 P: 14	R: 1 H: 3 E: 0 LOB: 2 K: 0 BB: 0 S: 20 P: 31	R: 6 H: 6 E: 0 LOB: 1 K: 2 BB: 1 S: 25 P: 43	R: 2 H: 3 E: 0 LOB: 1 K: 1 BB: 0 S: 14 P: 20	R: 0 H: 1 E: 0 LOB: 1 K: 1 BB: 0 S: 10 P: 13	R: 0 H: 2 E: 0 LOB: 1 K: 0 BB: 0 S: 11 P: 14		1B: 12 SF: 0 2B: 5 SAC: 0 3B: 1 DP: 2 HR: 0 HBP: 2						

AB	39
R	10
H	18
RBI	10
BB	3
SO	4
LOB	18

WP: 0 PA: 45
PB: 0
SB: 0
CS: 0

PITCHER		IP	WLS	BF	H	R	ER	SO	BB	IBB	HBP	BLK	WP	HR	S	P	ERA	WHIP
36 Mike Minor, L ERA: 4.74	(1, 1)	4.2	L	25	8	5	5	1	3	0	2	0	0	0	62	107	9.64	2.357
57 David Hale, R ERA: 3.16	(5, 1)	0.1		5	4	3	3	1	0	0	0	0	0	0	9	15	81.00	12.000
51 James Russell, L ERA: 3.54	(6, 1)	1.0		6	3	2	2	1	0	0	0	0	0	0	14	20	18.00	3.000
61 Chasen Shreve, L ERA: 1.13	(7, 1)	1.0		4	1	0	0	1	0	0	0	0	0	0	10	13	0.00	1.000
50 Gus Schlosser, R ERA: 5.27	(8, 1)	1.0		4	2	0	0	0	0	0	0	0	0	0	11	14	0.00	2.000

PITCHER	IP	WLS	BF	H	R	ER	SO	BB	IBB	HBP	BLK	WP	HR	S	P	ERA	WHIP

Texas Rangers @ Oakland Athletics

O.co Coliseum, Oakland, CA

Tue Sep 16 2014, 10:08 PM - 1:04 AM EDT

Att. 19,835 - Partly Cloudy - 75 F

TOP

livebaseballscorecards.com

Batter	1	2	3	4	5	6	7	8	9	AB	R	H	RBI	BB	SO	LOB
2 Leonys Martin, L (1, 8) OBP: 0.330, SLG: 0.377	B SI 89 X SI 89 1-0 ① F7	S SL 79 S SL 80 B SL 81 F SL 80 S SL 82 1-3 ③ K 1-2		X SI 93 0-0 1 S 1B		B SI 95 F CH 87 F FF 94 S FF 96 1-3 ② K		B SL 81 X SI 90 1-0 1 2-4 1B		5	0	2	0	0	2	2
1 Elvis Andrus, R (1, 6) OBP: 0.315, SLG: 0.333	B SI 89 B SI 88 X SI 89 2-0 ② F8		B CU 72 C SI 88 B SI 86 C SI 88 X FC 86 2-2 ① G6-3	1 SAFE B SI 90 C SI 90 F SI 90 B SI 92 X FC 86 2-2 ③ G6-3 1-2		C SL 85 X SL 85 0-1 ③ G4-3		B SI 89 F SI 90 D CH 63 2-1 ③ 2-4 1-2	B FF 94 X FF 94 1-0 ① F7	5	0	0	0	0	0	1
9 Adam Rosales, R (1, 3) OBP: 0.360, SLG: 0.427	C SI 91 B SI 89 B FC 86 C SI 89 F FC 87 X SI 90 2-2 29 1B 1B		B CU 77 B SI 90 B SI 89 C SI 87 X SI 89 3-1 ② G6-3		C SI 89 X SL 83 0-1 ① P6		X FF 90 0-0 ① F9		B FF 95 X FF 93 1-0 ② F9	5	0	1	0	0	0	0
29 Adrián Beltré, R (1, 5) OBP: 0.387, SLG: 0.493	C SI 89 X SL 84 0-1 16 FC5-4 1B 1-2		X SI 90 0-0 ③ G6-3		C SI 88 B SL 84 F SI 89 F SI 90 X CH 75 1-2 16 E 2B		C FF 92 X CH 86 0-1 2B		F FF 95 F FC 92 X CU 79 0-2 ③ G6-3	5	1	3	0	0	0	0
16 Ryan Rua, R (1, 7) OBP: 0.294, SLG: 0.333	B CU 76 F SI 89 X CH 75 1-1 ③ FC5-4 1-2f			C SL 84 B SI 88 X CH 74 1-1 20 HR 1B	D CU 77 F SL 83 D CH 74 C SI 89 X SL 84 2-2 E6 61 1B 2-H		C FF 91 S CU 73 D CU 75 C FF 91 1-3 ② K			4	2	1	0	0	1	3
61 Robinson Chirinos, R (1, 2) OBP: 0.293, SLG: 0.410		B SI 89 B CH 75 X SI 88 2-0 ① L8		F SI 87 F SI 89 X CH 71 0-2 ① F7	F SL 84 X SL 84 0-1 20 WP 12 1B 1B 2-H		S CU 73 B CH 87 B FF 92 B CU 72 F FF 92 H FF 91 4-2 20 FC6-4 HBP			3	1	1	1	0	0	1
20 Jake Smolinski, R (1, 10) OBP: 0.432, SLG: 0.525		C SI 89 F SI 88 B SI 90 S CH 76 1-3 ② K		F SI 88 X SI 87 0-1 1-H HR	C FF 95 F SI 93 B SL 86 B FF 95 S SL 87 2-3 ② K 1-2		B CU 72 S FF 90 X CU 72 1-1 ③ FC6-4 1-2f			4	1	1	2	0	2	3
12 Rougned Odor, L (1, 4) OBP: 0.295, SLG: 0.391		B CU 76 C SL 80 F SI 90 S SL 80 1-3 K 19 E 19 S		B SL 80 X SL 81 1-0 19 1B 19 1B 1B	F FF 96 B CH 88 F FF 95 B CH 88 F SL 85 F FF 95 F FF 95 X CH 88 2-2 19 CS 1B 2-H			C SI 89 B SL 83 C SI 90 X SI 90 1-2 ① G4-3		4	1	2	1	0	1	0
19 Daniel Robertson, R (1, 9) OBP: 0.341, SLG: 0.338		B SI 87 B SI 88 B CH 77 C SI 88 C SI 90 B SI 90 4-2 2 WP BB 1-3		C SI 91 D CH 80 X SI 89 1-1 ② 1-H 1B	1 SAFE B FF 94 F FF 94 1 SAFE 1-1 ③ CS 1-2	C SL 84 X SL 84 0-1 ① G4-3		C SI 84 S SI 91 B SI 91 X SI 91 1-2 ② P4		3	0	1	1	1	0	0
Inning Stats	R: 0 E: 0 K: 0 S: 10 H: 2 LOB: 2 BB: 0 P: 16	R: 0 E: 0 K: 3 S: 13 H: 0 LOB: 2 BB: 1 P: 22	R: 0 E: 0 K: 0 S: 6 H: 0 LOB: 0 BB: 0 P: 11	R: 3 E: 0 K: 0 S: 14 H: 5 LOB: 1 BB: 0 P: 19	R: 3 E: 1 K: 1 S: 21 H: 3 LOB: 0 BB: 0 P: 29	R: 0 E: 0 K: 1 S: 7 H: 0 LOB: 0 BB: 0 P: 8	R: 0 E: 0 K: 1 S: 10 H: 1 LOB: 2 BB: 0 P: 16	R: 0 E: 0 K: 0 S: 8 H: 1 LOB: 1 BB: 0 P: 13	R: 0 E: 0 K: 0 S: 5 H: 0 LOB: 0 BB: 0 P: 7	1B: 9 2B: 2 3B: 0 HR: 1 SF: 0 SAC: 0 DP: 0 HBP: 1				WP: 3 PB: 0 SB: 2 CS: 1		PA: 41

	AB	38
	R	6
	H	12
	RBI	5
	BB	1
	SO	6
	LOB	10

PITCHER		IP	WLS	BF	H	R	ER	SO	BB	IBB	HBP	BLK	WP	HR	S	P	ERA	WHIP
26 Scott Kazmir, L ERA: 3.44	(1, 1)	4.1	L	24	9	6	4	3	1	0	0	0	2	1	54	82	8.31	2.308
48 Ryan Cook, R ERA: 3.51	(5, 1)	1.2		5	1	0	0	2	0	0	0	0	1	0	17	23	0.00	0.600
58 Evan Scribner, R ERA: 2.79	(7, 1)	1.0		5	1	0	0	1	0	0	1	0	0	0	10	16	0.00	1.000
39 Eric O'Flaherty, L ERA: 2.33	(8, 1)	1.0		4	1	0	0	0	0	0	0	0	0	0	8	13	0.00	1.000
33 Fernando Rodriguez Jr., R ERA: 1.0	(9, 1)	1.0		3	0	0	0	0	0	0	0	0	0	0	5	7	0.00	0.000

PITCHER		IP	WLS	BF	H	R	ER	SO	BB	IBB	HBP	BLK	WP	HR	S	P	ERA	WHIP

Texas Rangers @ Oakland Athletics

O.co Coliseum, Oakland, CA

Tue Sep 16 2014, 10:08 PM - 1:04 AM EDT

Att. 19,835 - Partly Cloudy - 75 F

livebaseballscorecards.com

BOTTOM

Batter	1	2	3	4	5	6	7	8	9	AB	R	H	RBI	BB	SO	LOB
4 Coco Crisp, S (1, 8) OBP: 0.342, SLG: 0.384	C SI 89 B SI 90 F SL 85 F CU 78 F FF 90 B CU 78 X SL 86 2-2 P6 ①		T CH 86 F SL 86 B FF 91 X FF 91 1-2 L7 ②		X SI 88 0-0 F8 ①		B FF 95 C FF 93 B CH 86 X FF 94 2-1 G3 ③			4	0	0	0	0	0	0
23 Sam Fuld, L (1, 7) OBP: 0.325, SLG: 0.350	C FF 91 S SL 86 B FF 91 X FF 91 1-2 L9 ②		B SI 91 B CH 85 B SI 91 C SI 91 C FF 92 F FF 91 X SL 88 3-2 G4-3 ③		C SI 87 B CU 76 T SL 84 F CU 79 X SL 84 1-2 G5-3 ②			C FF 93 F FF 94 B FF 94 B FF 92 X FS 89 2-2 G4-3 ①		4	0	0	0	0	0	0
20 Josh Donaldson, R (1, 5) OBP: 0.342, SLG: 0.459	B SL 85 X FF 91 1-0 2B			B SI 89 X SI 91 1-0 G5-3 ①	B CU 78 C SL 85 B SI 90 C FF 90 F FF 92 S CU 79 2-3 K ③			X FF 94 0-0 2B		4	0	2	0	0	1	0
10 Adam Dunn, L (1, 10) OBP: 0.338, SLG: 0.430 15 Jonny Gomes, R (8, PH) OBP: 0.327, SLG: 0.337 (9, 10)	C SI 90 B FF 90 B CU 79 X SL 86 2-1 P5 ③			B CU 78 C SL 85 S FF 91 X FF 91 1-2 E8 8 BB 16 SF8		C FF 88 F CU 78 F FF 90 B FF 89 B SL 86 B CU 78 X SL 85 3-2 G3-1 ①		B FF 89 C SL 87 B FF 90 X SL 89 2-1 P5 ②		3 1	1 0	0 0	0 0	0 0	0 0	1 1
37 Brandon Moss, L (1, 3) OBP: 0.335, SLG: 0.451 35 Nate Freiman, R (8, PH) OBP: 0.262, SLG: 0.468 (9, 3)		C CH 83 B SL 86 B CU 78 B SL 85 T SL 86 F SL 86 X FF 91 3-2 G4-3 ①		B SI 86 D SL 86 D SI 90 B FF 91 4-0 16 SF8 8 BB 36 1B BB		B CH 84 X FF 89 1-0 HR		B SL 88 X SL 89 1-0 G6-3 ③		2 1	2 0	1 0	1 0	1 0	0 0	0 1
8 Jed Lowrie, S (1, 6) OBP: 0.318, SLG: 0.352		C FF 92 X SL 87 0-1 G3 ②		B SL 86 B SL 85 B SI 91 C FF 92 B FF 90 4-1 36 E 36 1B 1-2 2-3 BB		B SI 89 X SL 86 1-0 L5 ②			C FF 92 B FF 92 F FF 94 X FF 94 1-2 F7 ①	3	0	0	0	1	0	0
16 Josh Reddick, L (1, 9) OBP: 0.302, SLG: 0.420		C CU 79 B CH 86 F SI 91 F FF 92 B CU 81 B SL 88 F SL 87 X SL 87 3-2 3B		B SI 90 X SI 91 1-0 SF8 ② 2-3 3-H		X SI 90 0-0 G2-3 ③			C FF 93 B CH 86 X CH 86 1-1 F9 ②	3	0	1	1	0	0	0
36 Derek Norris, R (1, 2) OBP: 0.356, SLG: 0.408		B FF 92 D SL 86 C SL 86 F CU 80 X SI 93 2-2 G6-3 ③		B FF 90 X SL 86 1-0 E6 1-3 3-H 1B			C FF 94 B FF 95 S FF 95 X FF 95 1-2 P2 ①		C FF 94 X SL 84 0-1 G5-3 ③	4	0	1	1	0	0	1
28 Eric Sogard, L (1, 4) OBP: 0.300, SLG: 0.272			C CU 78 X FF 91 0-1 L7 ①	B SL 87 B SL 86 C SI 90 X SL 87 2-1 G6-3 ③			B FF 94 X FF 94 1-0 F7 ②			3	0	0	0	0	0	2
Inning Stats	R: 0 E: 0 K: 0 S: 11 H: 1 LOB: 1 BB: 0 P: 17	R: 0 E: 0 K: 0 S: 14 H: 1 LOB: 1 BB: 0 P: 22	R: 0 E: 0 K: 0 S: 9 H: 0 LOB: 0 BB: 0 P: 13	R: 2 E: 2 K: 0 S: 9 H: 1 LOB: 2 BB: 2 P: 23	R: 0 E: 0 K: 1 S: 9 H: 0 LOB: 0 BB: 0 P: 12	R: 1 E: 0 K: 0 S: 7 H: 1 LOB: 0 BB: 0 P: 12	R: 0 E: 0 K: 0 S: 6 H: 0 LOB: 0 BB: 0 P: 10	R: 0 E: 0 K: 0 S: 7 H: 1 LOB: 1 BB: 0 P: 12	R: 0 E: 0 K: 0 S: 7 H: 0 LOB: 0 BB: 0 P: 9	1B: 1 2B: 2 3B: 1 HR: 1	SF: 1 SAC: 0 DP: 0 HBP: 0	WP: 0 PB: 0 SB: 0 CS: 0	PA: 35				

	AB	32
	R	3
	H	5
	RBI	3
	BB	2
	SO	1
	LOB	6

PITCHER		IP	WLS	BF	H	R	ER	SO	BB	IBB	HBP	BLK	WP	HR	S	P	ERA	WHIP
23 Nick Tepesch, R ERA: 4.32	(1, 1)	6.0	W	25	4	3	1	1	2	0	0	0	0	1	59	99	1.50	1.000
55 Roman Mendez, R ERA: 2.45	(7, 1)	1.1	H	5	1	0	0	0	0	0	0	0	0	0	10	16	0.00	0.750
56 Neal Cotts, L ERA: 4.14	(8, 1)	0.2	H	2	0	0	0	0	0	0	0	0	0	0	3	6	0.00	0.000
30 Neftalí Feliz, R ERA: 2.28	(9, 1)	1.0	S	3	0	0	0	0	0	0	0	0	0	0	7	9	0.00	0.000

PITCHER	IP	WLS	BF	H	R	ER	SO	BB	IBB	HBP	BLK	WP	HR	S	P	ERA	WHIP

Texas Rangers @ Oakland Athletics

O.co Coliseum, Oakland, CA

Wed Sep 17 2014, 10:10 PM - 1:44 AM EDT

Att. 17,530 - Cloudy - 76 F

livebaseballscorecards.com

Batter	1	2	3	4	5	6	7	8	9	AB	R	H	RBI	BB	SO	LOB
2 Leonys Martin, L (1, 8) OBP: 0.329, SLG: 0.374	B SI 94 B SI 94 B FC 93 C FC 93 C FF 93 F FC 91 X FC 93 3-2 ① G4-3		F FC 93 S FF 94 B FC 94 B FS 85 F FC 94 S FS 85 2-3 ② K			C FF 94 F FS 84 B FF 93 F SL 83 S FC 93 1-3 ① K			X FF 93 X CU 81 0-0 ① F9 D KC 80 C FC 79 C SI 94 H FF 94 2-2 1 1B HBP 1-2 2-3 3-H	4	0	0	1	0	2	1
1 Elvis Andrus, R (1, 6) OBP: 0.316, SLG: 0.333	C FF 94 T SL 87 B SI 95 B FC 92 X SL 88 2-2 ② G5-3		F SL 87 C FF 96 C SI 97 0-3 ③ K			B FC 93 X FF 94 1-0 ② F9			X FF 93 0-0 12 2B 1B B SI 92 B SI 90 1-0 1-2 2-3 3-H 1B	5	1	2	1	0	1	1
12 Rougned Odor, L (1, 4) OBP: 0.296, SLG: 0.397	B SI 94 S FC 93 B FS 85 X SI 95 2-1 2B			B SL 86 B FC 91 C SI 94 X FC 92 2-1 ① G3		C FC 92 S FS 84 X SL 84 0-2 ③ G3			B FF 94 X FF 94 1-0 1-H 7 HR 2B C KC 80 C KC 80 C KC 80 K KC 80 1-2 F9	5	1	2	1	0	0	3
29 Adrian Beltré, R (1, 5) OBP: 0.386, SLG: 0.490	C SL 88 C FF 94 X SL 86 0-2 ③ G4-3			F FF 94 C FC 93 B SI 96 F SI 95 F FF 94 F FC 93 F SI 96 X SL 84 1-2 ② G6-3			S FF 94 F FC 94 S SI 94 0-3 ① K		I IN 74 I IN 78 I IN 78 I IN 79 4-0 7 HR IBB	3	1	0	0	1	1	1
7 J.P. Arencibia, R (1, 10) OBP: 0.234, SLG: 0.367		C FF 94 B FC 93 B FF 94 F FC 93 C FF 95 2-3 ① K		S SL 87 B SL 86 F FF 97 S FF 94 1-3 ③ K			S FC 93 C FC 92 F SL 88 B FF 94 B SI 96 F SL 87 S SI 96 2-3 ② K		C FF 93 F FF 93 B FF 92 X FF 94 1-2 1-H 3-H HR	4	1	1	3	0	3	0
61 Robinson Chirinos, R (1, 2) OBP: 0.295, SLG: 0.409		B FF 95 F FF 95 B FC 93 F FF 96 X FF 96 2-2 ② F8			B FF 94 B FF 94 S FF 94 S SL 86 B SL 88 F SI 95 X SI 96 3-2 20 G6-4-3 1B		B SL 87 X SI 95 1-0 ③ L9		B FF 94 B CU 83 F FF 92 S FF 93 B FF 94 B FF 93 4-2 9 1B 20 1B 2 HBP BB	3	1	1	0	1	0	0
20 Jake Smolinski, R (1, 7) OBP: 0.417, SLG: 0.500		C FF 96 B SL 88 F SL 87 S FF 96 1-3 ③ K			X SL 88 0-0 ① ② G6-4-3 1-2f			B FF 94 C SL 87 C SL 84 X FF 94 1-2 ① F8	B FC 89 X SI 92 1-0 2 HBP 9 1B 1 1B 1-2 1B	4	1	1	0	0	1	1
9 Adam Rosales, R (1, 3) OBP: 0.371, SLG: 0.445			B FF 95 X SL 86 1-0 2B		B FC 94 S FC 92 F FC 93 B FF 97 B SL 87 X SI 95 3-2 19 S 1B			F SI 94 X SL 86 0-1 ② G5-3	C FC 90 B FF 91 S FC 90 F FC 90 B CU 74 X FC 89 2-2 1 1B 2 HBP 1-2 2-3 1B	4	0	3	0	0	0	0
19 Daniel Robertson, R (1, 9) OBP: 0.333, SLG: 0.329			B FC 94 B FF 95 S FF 95 M SI 95 S FF 95 2-3 ① K		F SI 96 F SL 88 1 SAFE F FF 95 1 SAFE B SL 88 X SL 89 1-2 ③ G4-3 1-2			C FF 95 C SL 88 B FF 96 C SL 88 1-3 ③ K	B FC 90 C SI 92 B FC 90 T FF 92 C FC 91 2-3 ② K	4	0	0	0	0	3	5

Inning Stats	1	2	3	4	5	6	7	8	9
	R: 0 E: 0 K: 0 S: 12 H: 1 LOB: 1 BB: 0 P: 19	R: 0 E: 0 K: 2 S: 9 H: 0 LOB: 0 BB: 0 P: 14	R: 0 E: 0 K: 3 S: 11 H: 1 LOB: 1 BB: 0 P: 16	R: 0 E: 0 K: 1 S: 12 H: 0 LOB: 0 BB: 0 P: 16	R: 0 E: 0 K: 0 S: 12 H: 2 LOB: 1 BB: 0 P: 19	R: 0 E: 0 K: 1 S: 8 H: 0 LOB: 0 BB: 0 P: 10	R: 0 E: 0 K: 2 S: 9 H: 0 LOB: 0 BB: 0 P: 12	R: 0 E: 0 K: 1 S: 8 H: 0 LOB: 0 BB: 0 P: 10	R: 6 E: 0 K: 1 S: 24 H: 6 LOB: 3 BB: 2 P: 43

1B: 6 SF: 0
2B: 3 SAC: 0
3B: 0 DP: 1
HR: 1 HBP: 1

WP: 0 PA: 39
PB: 0
SB: 1
CS: 0

PITCHER		IP	WLS	BF	H	R	ER	SO	BB	IBB	HBP	BLK	WP	HR	S	P	ERA	WHIP
29 Jeff Samardzija, R ERA: 2.98	(1, 1)	8.0		27	4	0	0	10	0	0	0	0	0	0	81	116	0.00	0.500
62 Sean Doolittle, L ERA: 2.97	(9, 1)	0.1	L	6	3	5	5	0	1	1	0	0	0	1	9	19	135.00	12.000
60 Jesse Chavez, R ERA: 3.45	(9, 1)	0.1		3	2	0	0	1	0	0	0	0	0	0	8	13	0.00	6.000
56 Fernando Abad, L ERA: 1.5	(9, 1)	0.1		3	1	1	1	0	0	0	1	0	0	0	7	11	27.00	3.000

PITCHER	IP	WLS	BF	H	R	ER	SO	BB	IBB	HBP	BLK	WP	HR	S	P	ERA	WHIP

TOP

AB	36
R	6
H	10
RBI	6
BB	2
SO	11
LOB	12

Texas Rangers @ Oakland Athletics

O.co Coliseum, Oakland, CA

Wed Sep 17 2014, 10:10 PM - 1:44 AM EDT

Att. 17,530 - Cloudy - 76 F

livebaseballscorecards.com

BOTTOM

Batter	1	2	3	4	5	6	7	8	9	AB	R	H	RBI	BB	SO	LOB
4 Coco Crisp, S (1, 8) OBP: 0.339, SLG: 0.379	C SI 92 B SI 92 B SI 93 X SI 93 2-1 F9 ①		C KC 77 S CH 84 1 SAFE S KC 77 0-3 K ③		B SI 92 C SI 92 F KC 77 1 SAFE B CH 84 F SI 92 S SL 84 2-3 K ②		X FF 92 0-0 F8 ②		C CU 75 C FF 92 F FF 92 C FF 92 0-3 K ②	5	0	0	0	0	3	5
23 Sam Fuld, L (1, 9) (8, 7) OBP: 0.323, SLG: 0.348	B SI 93 C SI 93 X SI 92 1-1 G4-3 ②			F SI 93 B CH 84 S CH 83 X SI 93 1-2 G3 ①	C SI 93 B SI 92 B SL 82 1 SAFE 1 SAFE F SI 91 X CH 84 2-2 1-3 3-H 1B		C FF 92 S FF 93 X FF 94 0-2 G3 ③		C FF 91 X FF 91 0-1 G4-3 ③	5	0	1	1	0	0	2
20 Josh Donaldson, R (1, 5) OBP: 0.341, SLG: 0.458	B KC 77 C SI 94 X KC 78 1-1 F8 ③			F SI 93 X SI 95 0-1 L8 ②	C SI 94 S SL 86 B SI 94 1 SAFE B SL 81 F SL 79 F SL 83 X SI 93 2-2 F8 ③			F FF 91 B FF 94 C SL 82 F FF 94 X SL 82 1-2 21 WP 16 1B 1B		4	0	1	0	0	0	2
15 Jonny Gomes, R (1, 7) OBP: 0.327, SLG: 0.335 16 Josh Reddick, L (8, 9) OBP: 0.304, SLG: 0.422		B SI 92 C SI 93 B SI 93 F KC 78 X CH 83 2-2 P5 ①		C SI 94 B SL 86 B CH 85 B SI 94 B SI 94 4-1 36 BB BB		B SI 91 X KC 75 1-0 G6-3 ①		C SL 80 S SL 82 D SL 82 B SL 82 X SI 91 2-2 21 WP 1-2 1B		2 1	0 0	0 1	0 0	1 0	0 0	0 0
36 Derek Norris, R (1, 10) OBP: 0.358, SLG: 0.409 21 Stephen Vogt, L (8, PH) OBP: 0.342, SLG: 0.473 1 Billy Burns, S (8, PR) OBP: 0.167, SLG: 0.167 (9, 10)		C SI 94 X KC 78 0-1 8 G6-4-3 1B		B SL 84 B SI 92 B SI 93 F SI 93 F SI 94 D CH 85 4-2 1-2 BB		C SI 92 C CH 83 B SL 83 F SI 93 F SL 83 B KC 77 X KC 77 2-2 G5-3 ②		B SI 88 B SI 88 I IN 72 I IN 68 4-0 1-2 2-3 IBB		2 0 0	0 0 0	1 0 0	0 0 0	1 1 0	0 0 0	0 0 0
8 Jed Lowrie, S (1, 6) OBP: 0.315, SLG: 0.349		X SI 92 0-0 G6-4-3 ② ③ 1-2f		C SI 92 C KC 78 C SI 93 0-3 K ③		B CH 84 F SI 93 T SI 92 F SI 93 S CH 84 1-3 K2-3 ③		S SL 83 X SL 83 0-1 F8 ①		4	0	0	0	0	2	6
35 Nate Freiman, R (1, 3) OBP: 0.253, SLG: 0.451 7 Alberto Callaspo, S (8, PH) OBP: 0.296, SLG: 0.296 37 Brandon Moss, L (9, 3) OBP: 0.335, SLG: 0.451			B SI 93 C SI 93 F SI 94 B SI 94 F SL 83 S SL 82 2-3 K ①		B SL 82 B SI 92 X SI 92 2-0 F8 ①		C SI 92 C SI 92 F SI 93 B CH 82 X SI 94 1-2 L5 ①	S FF 92 C FF 92 D FF 93 B CH 87 X FF 92 2-2 F3 ②		3 1 0	0 0 0	0 0 0	0 0 0	1 0 0	0 3 0
17 Geovany Soto, R (1, 2) OBP: 0.266, SLG: 0.333			X SI 94 0-0 G6-3 ②		C SI 93 B CH 85 B SL 84 F SI 94 B SI 94 X SI 93 3-2 1 1B 23 1B 2B		C SI 93 B KC 77 F SI 94 F SI 94 B SI 92 B CH 84 F SI 93 B KC 77 4-2 10 1B BB	C CU 75 X CU 78 0-1 L9 ③		3	1	1	0	1	0	3
1 Nick Punto, S (1, 4) OBP: 0.298, SLG: 0.277 10 Adam Dunn, L (7, PH) OBP: 0.339, SLG: 0.431 28 Eric Sogard, L (7, PR) OBP: 0.299, SLG: 0.271 (8, 4)			B SI 94 C SI 93 B SI 93 F SI 92 F SI 93 X SL 83 2-2 E1		F SI 93 F KC 76 D CH 84 X SL 83 1-2 23 1B 2-3 1B		D FF 93 S CH 78 B FF 93 F CH 80 X FF 92 2-2 1-2 1B		B FF 90 C FF 90 B FF 90 X FF 91 2-1 G5-3 ①	2 1 1	0 0 0	1 1 0	0 0 0	0 0 0	0 0 0	0 0 0

| Inning Stats | | |

Texas Rangers @ Oakland Athletics

O.co Coliseum, Oakland, CA

Thu Sep 18 2014, 3:38 PM - 6:43 PM EDT

Att. 17,574 - Cloudy - 70 F

livebaseballscorecards.com

Batter	1	2	3	4	5	6	7	8	9	AB	R	H	RBI	BB	SO	LOB
2 Leonys Martin, L (1, 8) OBP: 0.331, SLG: 0.377	G1-3	B1-3		1 WP BB		1 1B 2B		1 G6-4-3 1B		4	1	2	1	1	0	0
1 Elvis Andrus, R (1, 6) OBP: 0.317, SLG: 0.334	12 FC6-4 1B	K		L8		12 CS 1B		G6-4-3		5	0	2	1	0	1	3
12 Rougned Odor, L (1, 4) OBP: 0.298, SLG: 0.397	FC6-4 29 1B 20 1B	G1-3	G1-3		K	1B			29 G5-4-3 1B	5	1	2	0	0	1	1
29 Adrián Beltré, R (1, 10) OBP: 0.386, SLG: 0.488	20 1B 6 1B	K	K		20 1B 6 FC6-4 BB	K			G5-4-3	4	2	1	0	1	2	2
20 Jake Smolinski, R (1, 9) OBP: 0.453, SLG: 0.531	6 1B 16 1B		1B		6 FC6-4 1B		1B		F8	5	1	4	1	0	0	0
6 Tomás Telis, S (1, 2) OBP: 0.255, SLG: 0.259	16 1B 9 PB 1B	K			FC6-4		K			4	1	1	2	0	2	3
16 Ryan Rua, R (1, 7) OBP: 0.306, SLG: 0.343	9 PB 1B			3 FC6-4 1B	F8		K			4	0	2	1	0	1	2
9 Adam Rosales, R (1, 3) OBP: 0.367, SLG: 0.439	G5-3			F7		2 2B 1B	K			4	1	1	0	0	1	3
3 Luis Sardinas, S (1, 5) OBP: 0.295, SLG: 0.300		G4-3		FC6-4 1 WP 2 S		K		K		4	0	0	0	0	2	2

	AB	39
	R	7
	H	15
	RBI	6
	BB	2
	SO	10
	LOB	16

Inning Stats																		
	R: 4	H: 5	R: 0	H: 0	R: 0	H: 1	R: 0	H: 1	R: 1	H: 1	R: 2	H: 4	R: 0	H: 1	R: 0	H: 1	R: 0	H: 1
	E: 0	LOB: 1	E: 0	LOB: 0	E: 0	LOB: 1	E: 0	LOB: 2	E: 0	LOB: 1	E: 0	LOB: 1	E: 0	LOB: 1	E: 0	LOB: 0	E: 0	LOB: 0
	K: 0	BB: 0	K: 1	BB: 0	K: 2	BB: 0	K: 0	BB: 1	K: 1	BB: 1	K: 2	BB: 0	K: 3	BB: 1	K: 1	BB: 0	K: 0	BB: 0
	S: 21	P: 32	S: 6	P: 8	S: 10	P: 12	S: 12	P: 20	S: 12	P: 19	S: 19	P: 24	S: 11	P: 15	S: 6	P: 9	S: 6	P: 7

1B: 14	SF: 0	WP: 1	PA: 41
2B: 1	SAC: 0	PB: 1	
3B: 0	DP: 2	SB: 1	
HR: 0	HBP: 0	CS: 1	

PITCHER		IP	WLS	BF	H	R	ER	SO	BB	IBB	HBP	BLK	WP	HR	S	P	ERA	WHIP
54 Sonny Gray, R (1, 1) ERA: 3.28		5.0	L	25	8	5	4	4	2	0	0	0	1	0	61	91	7.20	2.000
61 Dan Otero, R (6, 1) ERA: 2.2		0.1		4	3	2	2	1	0	0	0	0	0	0	12	16	54.00	9.000
56 Fernando Abad, L (6, 1) ERA: 1.49		0.1		1	1	0	0	0	0	0	0	0	0	0	4	5	0.00	3.000
48 Ryan Cook, R (6, 1) ERA: 3.49		0.1		1	0	0	0	1	0	0	0	0	0	0	3	3	0.00	0.000
40 Jason Hammel, R (7, 1) ERA: 3.54		3.0		10	3	0	0	4	0	0	0	0	0	0	23	31	0.00	1.000

PITCHER	IP	WLS	BF	H	R	ER	SO	BB	IBB	HBP	BLK	WP	HR	S	P	ERA	WHIP

Batter	1	2	3	4	5	6	7	8	9	AB	R	H	RBI	BB	SO	LOB
4 Coco Crisp, S (1, 8) OBP: 0.340, SLG: 0.379	C FF 92 B FF 93 B FF 92 X FF 92 2-1 ① L8		B CU 78 B FF 92 B FF 92 B FF 92 4-0 1-2 23 3B BB			C FF 91 B CU 76 B FF 91 X FF 91 2-1 20 2B 1B		C FF 90 B SL 87 X SL 88 1-1 ① L3		3	1	1	0	1	0	0
23 Sam Fuld, L (1, 9) OBP: 0.325, SLG: 0.359	C FF 93 X FF 93 0-1 ② P2		B FF 92 F FF 92 B FF 92 X FF 91 2-1 1-H 2-H 3B			B FF 90 X FF 90 1-0 ① F8		B SI 90 X FF 89 1-0 20 F8 2B		4	0	2	2	0	0	1
20 Josh Donaldson, R (1, 5) OBP: 0.340, SLG: 0.458	C FF 92 B SI 92 B SL 85 X SI 93 2-1 ③ G6-3		B SL 84 B SL 84 X FF 91 2-0 ③ F8			C FF 91 1 SAFE B SI 90 B SL 83 X FF 91 2-1 1-3 2B		C FF 91 X SL 81 0-1 ② 2-3 F8		4	0	1	0	0	0	2
10 Adam Dunn, L (1, 10) OBP: 0.336, SLG: 0.427		S FF 93 B FF 93 S FF 93 S FF 93 1-3 ① K		B FF 92 S FF 93 S FF 93 S FF 94 1-3 ① K		B FF 93 S FF 92 F FF 93 B FF 92 F FF 92 X FF 92 2-2 ② L6		B FF 92 F FF 93 B FF 91 B SI 92 S FF 92 F FF 93 S FF 93 3-3 ③ K		4	0	0	0	0	3	3
37 Brandon Moss, L (1, 7) OBP: 0.333, SLG: 0.449 15 Jonny Gomes, R (6, PH) OBP: 0.325, SLG: 0.332 (7, 7)		C FF 94 B FF 94 X CH 85 1-1 ② L9		C CU 77 B FF 93 C SL 84 B SL 84 X FF 93 2-2 ② F7		B SI 89 D SL 80 C SI 90 F SI 90 C SL 81 2-3 ③ K			C FF 93 C FF 91 B FF 91 B FF 93 S SL 84 2-3 ① K	2 2	0 0	0 0	0 0	0 0	0 2	0 2
8 Jed Lowrie, S (1, 6) OBP: 0.317, SLG: 0.350		C FF 93 X FF 93 0-1 ③ F8		C FF 92 X FF 92 0-1 ③ F8			C FF 90 B CH 77 X FF 91 1-1 36 WP 1B		B FF 92 X FF 93 1-0 45 G3-6-1 1B	4	0	2	0	0	0	0
36 Derek Norris, R (1, 2) OBP: 0.360, SLG: 0.408 45 Bryan Anderson, L (9, PH)			B FF 91 C FF 93 F FF 92 B FF 94 B SL 85 F FF 93 F FF 94 B FF 93 4-2 4 BB 23 3B BB	B FF 92 B FF 93 B FF 92 B FF 93 4-0 28 L3 BB			B FF 91 C FF 91 S SL 81 B FF 93 F SL 82 B SL 83 X SL 81 3-2 ① 1-2 F8		B FF 92 X FF 91 1-0 ② 1-2f G3-6-1	1 1	1 0	0 0	0 0	2 0	0 0	1 1
7 Alberto Callaspo, S (1, 3) OBP: 0.294, SLG: 0.294			B FF 92 B CH 83 S FF 92 X FF 92 2-1 ① P5	B SL 84 B FF 92 X FF 91 2-0 ① F9			C CH 79 B FF 92 F CH 79 F FF 93 B FF 92 D FF 93 S CH 79 3-3 ② K			3	0	0	0	0	1	3
28 Eric Sogard, L (1, 4) OBP: 0.297, SLG: 0.269 1 Nick Punto, S (7, PH) OBP: 0.297, SLG: 0.276 (8, 4)			C FF 92 X FF 91 0-1 ② P6	X FF 93 0-0 ② ③ 1-1 L3			C FF 90 F FF 90 D SI 89 F FF 90 B FF 89 S FF 91 2-3 ③ K			2 1	0 0	0 0	0 0	0 0	0 1	2 1
Inning Stats	R: 0 E: 0 K: 0 S: 6 H: 0 LOB: 0 BB: 0 P: 10	R: 0 E: 0 K: 1 S: 7 H: 0 LOB: 0 BB: 0 P: 9	R: 2 E: 0 K: 0 S: 11 H: 1 LOB: 1 BB: 2 P: 25	R: 0 E: 0 K: 1 S: 8 H: 0 LOB: 0 BB: 0 P: 11	R: 0 E: 0 K: 0 S: 2 H: 0 LOB: 0 BB: 1 P: 8	R: 0 E: 0 K: 1 S: 12 H: 2 LOB: 2 BB: 0 P: 21	R: 0 E: 0 K: 2 S: 14 H: 1 LOB: 1 BB: 0 P: 23	R: 0 E: 0 K: 1 S: 9 H: 1 LOB: 1 BB: 0 P: 14	R: 0 E: 0 K: 1 S: 5 H: 1 LOB: 0 BB: 0 P: 9	1B: 3 2B: 3 3B: 1 HR: 0	SF: 0 SAC: 0 DP: 2 HBP: 0		WP: 1 PB: 0 SB: 0 CS: 0	PA: 34			

PITCHER	IP	WLS	BF	H	R	ER	SO	BB	IBB	HBP	BLK	WP	HR	S	P	ERA	WHIP
22 Nick Martinez, R (1, 1) ERA: 4.85	5.2	W	22	3	2	2	2	3	0	0	0	0	0	43	79	3.18	1.059
50 Michael Kirkman, L (6, 1) ERA: 3.0	0.1		1	0	0	0	1	0	0	0	0	0	0	3	5	0.00	0.000
37 Shawn Tolleson, R (7, 1) ERA: 2.83	0.2		3	1	0	0	1	0	0	0	0	1	0	10	17	0.00	1.500
56 Neal Cotts, L (7, 1) ERA: 4.1	0.2		3	1	0	0	1	0	0	0	0	0	0	7	11	0.00	1.500
44 Spencer Patton, R (8, 1) ERA: 1.5	1.2		5	1	0	0	2	0	0	0	0	0	0	11	18	0.00	0.600

PITCHER	IP	WLS	BF	H	R	ER	SO	BB	IBB	HBP	BLK	WP	HR	S	P	ERA	WHIP

BOTTOM

Texas Rangers @ Oakland Athletics

O.co Coliseum, Oakland, CA

Thu Sep 18 2014, 3:38 PM - 6:43 PM EDT

Att. 17,574 - Cloudy - 70 F

livebaseballscorecards.com

AB	31
R	2
H	6
RBI	2
BB	3
SO	7
LOB	16

Texas Rangers @ Los Angeles Angels

Angel Stadium of Anaheim, Anaheim, CA

Fri Sep 19 2014, 7:08 PM - 10:24 PM PDT

Att. 38,467 - Clear - 73 F

TOP

livebaseballscorecards.com

Batter	1	2	3	4	5	6	7	8	9	AB	R	H	RBI	BB	SO	LOB
2 Leonys Martin, L (1, 8) OBP: 0.332, SLG: 0.377	C SI 92 B FC 88 X SI 93 1-1 G6-3 1 9 1B 1 S 1B	M SI 89 B CH 82 X SI 90 1-1 E2 1 WP 1 SF8 1B 1-3 2-H		B FF 94 C FF 94 F SL 86 B FF 93 D FF 95 1 SAFE F FF 93 X FF 92 3-2 ① F7	C FF 99 B FF 98 X FF 99 1-1 ③ G4-3			B CH 82 F FF 92 F SL 79 B CH 83 F CH 82 X SL 79 2-2 ② F9		5	2	2	0	0	0	1
1 Elvis Andrus, R (1, 6) OBP: 0.316, SLG: 0.336 60 Guilder Rodriguez, S (8, PH) (8, 6) (9, 5)	1 SAFE B SI 90 C SI 91 M FF 91 F SI 92 B FF 90 F SI 91 X CU 80 2-2 ① G6-3 1-3	F FF 88 B FF 88 B FF 87 B FF 88 F FF 89 X FF 88 3-2 ① SF8 2-H 3-H		C FF 94 D SL 85 B FF 94 1 SAFE X FF 93 2-1 29 1B 2B 1-3		C SL 82 C FF 93 S CH 84 0-3 ① K		B FF 93 X FF 92 1-0 ③ F9		3 1	1 0	1 0	1 0	0 0	1 0	1 0
9 Adam Rosales, R (1, 3) OBP: 0.368, SLG: 0.434	B CH 84 S CH 84 B SI 91 F CU 80 F SI 92 X CH 84 2-2 ② 20 HR 1B 3-H	B FF 89 X FF 87 1-0 ② P4		C SL 83 B SL 85 B FF 94 B FF 95 C FF 94 B SL 85 4-2 29 1B BB		S FF 94 C FF 94 S CH 84 1-3 ② K			B SL 81 X SL 80 1-0 ① P3	4	1	1	1	1	1	0
29 Adrián Beltré, R (1, 5) OBP: 0.388, SLG: 0.488 3 Luis Sardinas, S (9, PR) OBP: 0.295, SLG: 0.300 (9, 6)	C SI 92 X CH 84 0-1 ② F9	B SL 79 C FF 89 B FF 89 B FF 89 F FF 88 X FF 89 3-2 ③ F9		C SL 84 F FF 95 X FF 92 0-2 1-2 2-H 3-H 1B		X FF 94 0-0 20 FC6-4 1B			C SL 80 B SL 80 F SL 79 B CH 84 B CH 82 B SL 80 4-2 61 2B BB	4 0	0 1	2 0	2 0	1 0	0 0	1 0
20 Jake Smolinski, R (1, 10) OBP: 0.431, SLG: 0.556	1 SAFE B CU 80 C CU 79 X SI 92 1-1 1-H HR		C CU 79 F CH 82 S CU 80 0-3 ① K	C FF 93 F FF 94 C SL 85 0-3 ② K		S FF 94 X SL 81 0-1 ③ FC6-4 1-2f			C FF 92 S FF 94 B SL 81 S SL 81 1-3 ② K	5	1	1	2	0	3	4
61 Robinson Chirinos, R (1, 2) OBP: 0.294, SLG: 0.409	C SI 93 X CH 84 0-1 ③ L9		C FF 93 C CU 79 B CH 86 X SI 92 1-2 ② L3	C SL 84 X FF 94 0-1 ③ G1-3			C SL 79 S SL 80 B FF 93 S CH 85 1-3 ① K		B FF 93 X CH 81 1-0 1-H 16 1B 2B	5	1	1	1	0	1	2
16 Ryan Rua, R (1, 7) OBP: 0.338, SLG: 0.387		B SI 88 S CH 83 X CH 84 1-1 12 1B 19 1B 1B	C SI 94 X CU 82 0-1 1B		X FF 99 0-0 12 G6-3 19 SF8 2B		C FF 93 B FF 93 C FF 93 S CH 84 1-3 ② K		C FF 93 B FF 93 B FF 93 S SL 82 F FF 93 X FF 93 2-2 2-H 1B	5	2	4	1	0	1	0
12 Rougned Odor, L (1, 4) OBP: 0.297, SLG: 0.394		X CU 79 0-0 2 1B 19 1B 2 E 1B 1-3	C SI 93 D CH 84 F FF 93 F FF 94 X CH 85 1-2 ③ G4-3		F FF 98 F FF 98 D SL 85 B SL 85 X FF 98 2-2 ① G6-3 2-3		B CH 81 F CH 81 C SL 79 B FF 93 B CH 83 X CH 84 3-2 ③ G6-3		X CH 80 0-0 ③ P6	5	1	1	0	0	0	3
19 Daniel Robertson, R (1, 9) OBP: 0.337, SLG: 0.335		X CH 82 0-0 2 E 1 WP 1B 1-2 3-H		B FF 94 X FF 93 1-0 1 2B 29 1B 1B	X FF 98 0-0 ② SF8 3-H			B SL 79 B FF 92 X FF 92 2-0 ① G1-5-3		3	2	2	2	0	0	0

Inning Stats										
	R: 3	H: 3	R: 4	H: 4	R: 0	H: 1	R: 2	H: 3	R: 1	H: 1
	E: 0	LOB: 0	E: 1	LOB: 0	E: 0	LOB: 1	E: 0	LOB: 2	E: 0	LOB: 0
	K: 0	BB: 0	K: 0	BB: 0	K: 1	BB: 0	K: 1	BB: 1	K: 0	BB: 0
	S: 17	P: 23	S: 13	P: 22	S: 12	P: 14	S: 17	P: 27	S: 7	P: 10

	R: 0	H: 1	R: 0	H: 0	R: 0	H: 0	R: 2	H: 2	1B: 11	SF: 2	WP: 1	PA: 44
	E: 0	LOB: 1	E: 0	LOB: 0	E: 0	LOB: 0	E: 0	LOB: 1	2B: 3	SAC: 0	PB: 0	
	K: 2	BB: 0	K: 2	BB: 0	K: 0	BB: 0	K: 1	BB: 1	3B: 0	DP: 0	SB: 1	
	S: 9	P: 10	S: 9	P: 14	S: 6	P: 11	S: 12	P: 21	HR: 1	HBP: 0	CS: 0	

PITCHER		IP	WLS	BF	H	R	ER	SO	BB	IBB	HBP	BLK	WP	HR	S	P	ERA	WHIP
53 Héctor Santiago, L ERA: 3.98	(1, 1)	1.0	L	10	7	7	6	0	0	0	0	0	0	1	23	31	54.00	7.000
63 Vinnie Pestano, R ERA: 3.18	(2, 1)	1.0		3	0	0	0	0	0	0	0	0	1	0	7	14	0.00	0.000
62 Yoslan Herrera, R ERA: 3.14	(3, 1)	1.0		4	1	0	0	1	0	0	0	0	0	0	12	14	0.00	1.000
68 Cam Bedrosian, R ERA: 7.27	(4, 1)	1.0		7	3	2	2	1	1	0	0	0	0	0	17	27	18.00	4.000
49 Jairo Díaz, R ERA: 4.5	(5, 1)	1.0		4	1	1	1	0	0	0	0	0	0	0	7	10	9.00	1.000

PITCHER		IP	WLS	BF	H	R	ER	SO	BB	IBB	HBP	BLK	WP	HR	S	P	ERA	WHIP
51 Drew Rucinski, R ERA: 7.2	(6, 1)	4.0		16	3	2	2	5	1	0	0	0	0	0	36	56	4.50	1.000

AB	40
R	12
H	15
RBI	10
BB	2
SO	7
LOB	12

BOTTOM

Texas Rangers @ Los Angeles Angels

Angel Stadium of Anaheim, Anaheim, CA

Fri Sep 19 2014, 7:08 PM - 10:24 PM PDT

Att. 38,467 - Clear - 73 F

Batter	1	2	3	4	5	6	7	8	9	AB	R	H	RBI	BB	SO	LOB
56 Kole Calhoun, L (1, 9) OBP: 0.335, SLG: 0.460	B FF 93 B FF 92 C FF 92 X FF 93 2-1 G3		X CU 82 0-0 G3		B FF 93 B FF 92 F FF 92 B FF 92 B FF 94 4-1 BB		C FF 91 X FF 90 0-1 F9		B SI 85 X SI 86 1-0 G5-3	2	0	0	0	1	0	0
18 Gordon Beckham, R (7, 5) OBP: 0.268, SLG: 0.338										2	0	0	0	0	0	1
27 Mike Trout, R (1, 8) OBP: 0.377, SLG: 0.559	B FF 94 C FF 93 X FF 92 1-1 L6		B FF 93 B CU 82 C FF 91 C FF 91 F CH 84 C CU 82 2-3 K		B CU 83 F FF 95 B FF 93 F CU 80 S CH 85 2-3 K		S CU 75 F CU 76 F FF 92 F FC 91 X CU 78 0-2 1-H 19 1B 2B		B CH 70 C SI 84 X SI 85 1-1 G3	3	0	0	0	0	2	1
24 C.J. Cron, R (7, 3) OBP: 0.302, SLG: 0.480										2	0	1	1	0	0	0
5 Albert Pujols, R (1, 3) OBP: 0.326, SLG: 0.464	S CU 81 B FF 93 B CH 86 B CH 85 S FF 92 B FF 93 4-2 47 BB BB			B FF 92 X FF 91 1-0 G5-3		C FF 91 B SL 85 X SL 84 1-1 G6-3	F FF 90 F FF 90 D FF 90 B FF 91 X SL 84 2-2 2-H 1B			2	0	0	0	1	0	0
19 Efren Navarro, L (7, 9) OBP: 0.308, SLG: 0.347										1	0	1	0	0	0	0
47 Howie Kendrick, R (1, 4) OBP: 0.346, SLG: 0.393	B FF 94 B FF 92 C FF 93 B CH 86 B FF 92 4-1 1-2 BB			B FF 93 C CU 80 C FF 91 B CU 83 B FF 92 B FF 93 4-2 2 G4-6-3 BB		B FF 91 C SL 83 F SI 91 S CU 80 1-3 K		B FF 95 F FF 96 B FF 96 F FF 95 S SL 88 2-3 K		1	0	0	0	2	1	0
10 Grant Green, R (7, 4) OBP: 0.293, SLG: 0.368										1	0	0	0	0	1	0
2 Erick Aybar, S (1, 6) OBP: 0.323, SLG: 0.383	S CH 85 B FF 93 X CU 81 1-1 G5-3			B CH 85 X FF 93 1-0 G4-6-3 1-2f		B SI 92 B SI 91 C SI 92 F SL 85 B CU 78 F SL 84 F SI 93 D SL 85 4-2 6 BB BB		C FF 97 B FF 96 B SL 88 F FF 95 F SL 88 B FF 96 X FF 95 3-2 28 WP 8 1B 1B		2	0	0	0	1	0	3
22 Tony Campana, L (7, 8) OBP: 0.189, SLG: 0.219										1	0	1	0	0	0	0
6 David Freese, R (1, 5) OBP: 0.324, SLG: 0.382		C FF 92 F FF 91 B FF 93 X CU 81 1-2 F9			C FF 92 B CU 79 B FF 93 S CH 85 X FF 93 2-2 28 HR 2B	B FF 92 B FF 91 D SL 87 B FF 92 4-0 1-2 BB		F FF 95 X FF 95 0-1 28 WP 1-2 1B		2	1	1	0	1	0	0
8 John McDonald, R (7, 6) OBP: 0.250, SLG: 0.176										1	0	1	0	0	0	0
28 Brennan Boesch, L (1, 10) OBP: 0.203, SLG: 0.317		C FF 92 F FF 92 F FF 92 F FF 92 S CU 81 0-3 K			C FF 93 F CH 84 B FF 93 X CH 86 1-2 2-H HR	S SL 85 B SI 92 B SL 85 B FF 92 F FF 93 S FF 92 3-3 K		C FF 95 B FF 94 F FF 94 B FF 95 S SL 88 2-3 K 1-2 2-3		4	1	1	2	0	3	4
24 Hank Conger, L (1, 2) OBP: 0.292, SLG: 0.327		B CH 82 B FF 92 X FF 92 2-0 F8			C CH 85 B FF 93 S CU 81 B FF 93 X CU 81 2-2 G3-1		C FF 90 F CU 75 F FC 91 B SL 84 X SL 84 1-2 12 FC6-4 1B	D FF 95 X FF 94 1-0 L3		2	0	0	0	0	0	0
44 John Buck, R (7, PH) OBP: 0.289, SLG: 0.281										2	0	1	0	0	0	2
(8, 2)																
12 Shawn O'Malley, S (1, 7) OBP: 0.231, SLG: 0.231			C FF 92 C FF 91 F FF 92 B CH 84 B FF 92 F CH 84 B CU 81 T FF 94 3-2 K		F FF 92 B CU 81 X FF 93 1-1 F7		X FF 91 0-0 FC6-4 1-2f 24 2B		C SI 84 F CU 77 B SI 85 F CH 69 B CH 68 C SI 86 2-3 K	4	1	0	0	0	2	1
Inning Stats	R: 0 E: 0 K: 0 S: 9 H: 0 LOB: 2 BB: 2 P: 21	R: 0 E: 0 K: 1 S: 9 H: 0 LOB: 0 BB: 0 P: 12	R: 0 E: 0 K: 2 S: 10 H: 0 LOB: 0 BB: 0 P: 15	R: 0 E: 0 K: 0 S: 4 H: 0 LOB: 0 BB: 1 P: 10	R: 2 E: 0 K: 1 S: 15 H: 2 LOB: 1 BB: 1 P: 27	R: 0 E: 0 K: 2 S: 12 H: 0 LOB: 2 BB: 2 P: 25	R: 1 E: 0 K: 0 S: 15 H: 3 LOB: 2 BB: 0 P: 18	R: 0 E: 0 K: 2 S: 13 H: 2 LOB: 2 BB: 0 P: 21	R: 0 E: 0 K: 1 S: 7 H: 0 LOB: 0 BB: 0 P: 11	1B: 4 2B: 2 3B: 0 HR: 1 SF: 0 SAC: 0 DP: 1 HBP: 0	WP: 1 PB: 0 SB: 0 CS: 0 PA: 38					

livebaseballscorecards.com

	AB	32
	R	3
	H	7
	RBI	3
	BB	6
	SO	9
	LOB	12

PITCHER		IP	WLS	BF	H	R	ER	SO	BB	IBB	HBP	BLK	WP	HR	S	P	ERA	WHIP
59 Lisalverto Bonilla, R ERA: 4.3	(1, 1)	5.0	W	20	2	2	2	4	4	0	0	0	0	1	47	85	3.60	1.200
35 Phil Klein, R ERA: 2.65	(6, 1)	1.0		5	0	0	0	2	2	0	0	0	0	0	12	25	0.00	2.000
46 Robbie Ross Jr., L ERA: 6.42	(7, 1)	1.0		5	3	1	1	0	0	0	0	0	0	0	15	18	9.00	3.000
36 Jon Edwards, R ERA: 4.32	(8, 1)	1.0		5	2	0	0	2	0	0	0	0	1	0	13	21	0.00	2.000
58 Alex Claudio, L ERA: 3.38	(9, 1)	1.0		3	0	0	0	1	0	0	0	0	0	0	7	11	0.00	0.000

PITCHER	IP	WLS	BF	H	R	ER	SO	BB	IBB	HBP	BLK	WP	HR	S	P	ERA	WHIP

Texas Rangers @ Los Angeles Angels

Angel Stadium of Anaheim, Anaheim, CA

Sat Sep 20 2014, 6:11 PM - 9:06 PM PDT

Att. 35,890 - Clear - 76 F

TOP

livebaseballscorecards.com

Batter	1	2	3	4	5	6	7	8	9	AB	R	H	RBI	BB	SO	LOB
2 Leonys Martin, L (1, 8) OBP: 0.330, SLG: 0.374	L SI 89 B SI 89 F CU 71 F FF 91 F SI 90 C SI 90 1-3 ① K	F CU 73 L FF 87 S SL 78 0-3 ③ K	B FF 88 S CH 78 F SI 87 S CH 78 1-3 ③ K	B SL 82 X SL 82 1-0 ① FC4-6 (12 1B; 29 2B) 1-2f 2-3	4	1	0	0	0	3	2
1 Elvis Andrus, R (1, 6) OBP: 0.314, SLG: 0.333	F SL 80 C CU 70 B FF 89 C FF 91 1-3 ② K	C FF 88 X FF 89 0-1 ① G4-3	C SI 85 C SI 85 X CU 69 0-2 ① F8	C FF 94 B FF 94 C SL 83 B FF 95 D FF 95 F SL 84 T FF 95 3-2 ② K	4	0	0	0	0	2	2
12 Rougned Odor, L (1, 4) OBP: 0.299, SLG: 0.393	B SI 88 C CU 69 F CU 70 B FF 91 X CH 78 2-2 ③ G6-3	B SI 88 S CH 79 B FF 87 C SI 87 S CH 78 2-3 ② K	B CU 68 F CH 76 B SI 87 T FF 86 F SL 79 B CH 77 B FF 88 4-2 (29 2B; 20 G6-3) BB	B FC 86 T FF 87 X SL 77 1-1 (29 2B) 1B 1-2 3-H	3	2	1	1	1	1	0
29 Adrián Beltré, R (1, 5) OBP: 0.390, SLG: 0.496	B CU 72 F FF 90 B SL 79 F SI 88 X SI 88 2-2 (6 1B; 2B)	B SI 88 F CH 80 B CU 73 X FF 90 2-1 ③ F8	X FF 87 0-0 (1-3; 2B)	B SI 88 C SI 88 B SI 89 S SI 89 F SI 89 F SI 89 X SI 89 2-2 (20 WP; 2B) 1-H 2-H	4	0	3	2	0	0	0
20 Jake Smolinski, R (1, 9) OBP: 0.403, SLG: 0.517	F SL 80 S FF 88 X FF 90 0-2 ① P6	C FF 88 X CH 76 0-1 ① P5	X FF 87 0-0 ② G6-3 3-H	C SI 90 T SI 89 B SL 81 X SI 88 1-2 ③ G5-3 2-3	4	0	0	1	0	0	3
6 Tomás Telis, S (1, 10) OBP: 0.254, SLG: 0.259	B CU 69 X CU 68 1-0 (16 G5-4-3; 1B) 2-3	B SI 88 C CH 78 B SI 89 B SI 87 S CH 78 X SI 87 3-2 ② G4-3	B SI 86 S CH 76 D CH 78 2 SAFE S SI 88 X CH 75 2-2 ③ F7	C SI 87 B SI 88 C SI 89 X CH 81 1-2 ① F8	4	0	1	0	0	0	1
16 Ryan Rua, R (1, 7) OBP: 0.333, SLG: 0.380	X SI 86 0-0 ② ③ G5-4-3 1-2f	C CH 78 B FF 88 C SI 87 B SL 82 F CH 76 B SI 89 S CU 70 3-3 ③ K	B SI 84 B SI 84 C SL 78 C FF 88 F FF 87 F CH 73 B CU 67 F CH 76 F FF 88 3-2 X SI 85 61 1B; 9 1B; 1B	B SI 88 C SI 88 F SI 88 F SL 81 X SL 81 1-2 ② G6-3	4	1	1	0	0	1	2
61 Robinson Chirinos, R (1, 2) OBP: 0.293, SLG: 0.407	C FF 88 X SI 87 0-1 ① G5-3	C SL 81 B FF 88 B FF 89 X FF 86 2-1 ① F8	B FF 86 X SI 86 1-0 (2 FC4-6; 9 1B; 12 1B; 1B) 1-3	S SL 82 F SL 82 S SL 82 0-3 ③ K2-3	4	1	1	0	0	1	0
9 Adam Rosales, R (1, 3) OBP: 0.368, SLG: 0.432	B CU 73 B SL 82 X FF 89 2-0 ② P4	C CU 72 B CH 76 C FF 88 B SL 81 S CU 69 2-3 ② K	X FF 94 0-0 (2 FC4-6; 1B) 1-2 3-H	3	0	1	1	0	1	0
Inning Stats	R: 0 E: 0 K: 2 S: 11 H: 0 LOB: 0 BB: 0 P: 15	R: 0 E: 0 K: 0 S: 8 H: 2 LOB: 1 BB: 0 P: 11	R: 0 E: 0 K: 1 S: 6 H: 0 LOB: 0 BB: 0 P: 8	R: 0 E: 0 K: 1 S: 7 H: 0 LOB: 0 BB: 0 P: 11	R: 0 E: 0 K: 1 S: 9 H: 0 LOB: 0 BB: 0 P: 15	R: 0 E: 0 K: 2 S: 8 H: 0 LOB: 0 BB: 0 P: 13	R: 1 E: 0 K: 0 S: 11 H: 1 LOB: 1 BB: 1 P: 17	R: 4 E: 0 K: 1 S: 24 H: 5 LOB: 1 BB: 0 P: 36	R: 0 E: 0 K: 1 S: 10 H: 0 LOB: 0 BB: 0 P: 12	1B: 5 2B: 3 3B: 0 HR: 0 SF: 0 SAC: 0 DP: 1 HBP: 0				WP: 1 PB: 0 SB: 0 CS: 0	PA: 35	

	AB	34
	R	5
	H	8
	RBI	5
	BB	1
	SO	9
	LOB	10

PITCHER		IP	WLS	BF	H	R	ER	SO	BB	IBB	HBP	BLK	WP	HR	S	P	ERA	WHIP
36 Jered Weaver, R ERA: 3.52	(1, 1)	7.0	W	26	5	3	3	7	1	0	0	0	0	0	68	102	3.86	0.857
39 Jason Grilli, R ERA: 4.15	(8, 1)	0.2		3	1	0	0	1	0	0	0	0	0	0	6	10	0.00	1.500
54 Joe Thatcher, L ERA: 3.45	(8, 1)	0.0		1	1	0	0	0	0	0	0	0	0	0	2	3	∞	∞
38 Joe Smith, R ERA: 1.88	(8, 1)	0.1		2	1	2	2	0	0	0	0	0	1	0	8	11	54.00	3.000
16 Huston Street, R ERA: 1.26	(9, 1)	1.0	S	3	0	0	0	1	0	0	0	0	0	0	10	12	0.00	0.000

PITCHER		IP	WLS	BF	H	R	ER	SO	BB	IBB	HBP	BLK	WP	HR	S	P	ERA	WHIP

Texas Rangers @ Los Angeles Angels

Angel Stadium of Anaheim, Anaheim, CA

Sat Sep 20 2014, 6:11 PM - 9:06 PM PDT

Att. 35,890 - Clear - 76 F

BOTTOM

livebaseballscorecards.com

Batter	1	2	3	4	5	6	7	8	9	AB	R	H	RBI	BB	SO	LOB
56 Kole Calhoun, L (1, 9) OBP: 0.332, SLG: 0.455	C FF 89 F SI 90 B FF 90 B SL 84 X SL 85 2-2 ① F8		B SL 83 F SL 83 X FF 90 1-1 E6 27 HR		C FF 89 X FF 90 0-1 ② G3	X SL 80 0-0 ②③ G3-6 1-2f		C SL 82 B FF 94 F SL 80 X FF 95 1-2 ③ G4-3		5	1	0	0	0	0	2
27 Mike Trout, R (1, 8) OBP: 0.379, SLG: 0.568	C FF 91 B FF 90 C FF 91 B FF 90 B SL 86 F FF 91 B FF 91 4-2 47 2B BB		B FF 89 1 SAFE 1 SAFE X FF 89 1-0 1-H HR		C FF 91 B SL 84 B FF 90 B SL 84 F FF 90 F FF 91 X FF 91 3-2 5 HR 3B		S FF 92 S FF 91 F FF 92 B FF 90 B SL 82 F FF 92 C FF 94 2-3 ① K			3	3	2	2	1	1	0
5 Albert Pujols, R (1, 3) OBP: 0.329, SLG: 0.470	C SL 85 F FF 90 X FF 90 0-2 ② L9		B FF 91 S SL 84 B SL 84 X SL 83 2-1 2 G4-6-3 1B		C FF 90 F FF 90 B FF 90 X FF 90 1-2 3-H HR		B SL 83 B FF 93 F FF 93 X FF 92 2-1 2 G1-3 47 1B 1B			4	1	3	2	0	0	1
47 Howie Kendrick, R (1, 4) OBP: 0.349, SLG: 0.397	C SL 81 X FF 90 0-1 1-H 2B		C FF 90 X FF 90 0-1 ① F9		X FF 91 0-0 2 1B 6 HR 1B		C SL 83 S FF 92 F FF 91 F FF 93 F FF 92 B SI 89 F SL 84 X FF 92 1-2 2 G1-3 1-2 1B			4	1	3	1	0	0	1
2 Erick Aybar, S (1, 6) OBP: 0.323, SLG: 0.382	D CU 78 B CH 84 F FF 89 F FF 89 B FF 90 X SL 85 3-2 ③ F8		X SI 89 0-0 ②③ G4-6-3 1-2f		B SL 84 X FF 89 1-0 6 HR 1-2 1B		C FF 91 B SL 82 X SI 92 1-1 ② G1-3 1-2 2-3			4	1	1	0	0	0	4
6 David Freese, R (1, 5) OBP: 0.324, SLG: 0.388 22 Tony Campana, L (8, 7) OBP: 0.189, SLG: 0.219		S SL 83 X FF 89 0-1 ① P6		C FF 90 F CU 79 B FF 91 X SL 84 1-2 ① L8	X SL 84 0-0 1-H 2-H HR		B FF 93 C FF 92 B FF 93 C SL 84 F FF 93 S FF 92 2-3 ③ K			4 0	1 0	1 0	3 0	0 0	1 0	2 0
28 Brennan Boesch, L (1, 10) OBP: 0.206, SLG: 0.313		B FF 90 X FF 89 1-0 1B		B CU 77 C SL 84 C FF 91 B SL 83 F SL 84 S FF 91 2-3 ② K	F FF 91 S FF 90 F FF 90 S SL 84 0-3 ③ K			X FF 94 0-0 ① F9		4	0	1	0	0	2	0
17 Chris Iannetta, R (1, 2) OBP: 0.373, SLG: 0.400		B FF 90 1 SAFE B SL 84 C FF 89 X SL 84 2-1 ② F8		B FF 90 C SL 83 F SL 83 B FF 91 T FF 91 2-2 ③ K		F SI 89 B CH 83 X SI 89 1-1 ① G6-3		S FF 96 B FF 95 S SL 83 F FF 96 B SL 82 S SL 82 2-3 ② K		4	0	0	0	0	2	1
19 Efren Navarro, L (1, 7) OBP: 0.308, SLG: 0.347 18 Gordon Beckham, R (8, 5) OBP: 0.269, SLG: 0.340		X SI 90 0-0 ③ F7			B FF 90 F CH 83 X SL 84 1-1 ① P5	B SI 91 C SI 90 B SI 90 C SL 80 X SI 89 2-2 56 G3-6 1B		C SL 83 X FF 96 0-1 1B		3 1	0 0	1 1	0 0	0 0	0 0	1 0
Inning Stats	R: 1 H: 1 E: 0 LOB: 1 K: 0 BB: 1 S: 14 P: 23	R: 0 H: 1 E: 0 LOB: 1 K: 0 BB: 0 S: 6 P: 9	R: 2 H: 2 E: 1 LOB: 0 K: 0 BB: 0 S: 8 P: 12	R: 0 H: 0 E: 0 LOB: 0 K: 2 BB: 0 S: 10 P: 15	R: 5 H: 5 E: 0 LOB: 0 K: 1 BB: 0 S: 18 P: 24	R: 0 H: 1 E: 0 LOB: 0 K: 0 BB: 0 S: 6 P: 9	R: 0 H: 2 E: 0 LOB: 2 K: 2 BB: 0 S: 20 P: 28	R: 0 H: 1 E: 0 LOB: 1 K: 1 BB: 0 S: 11 P: 14		1B: 8 2B: 1 3B: 1 HR: 3	SF: 0 SAC: 0 DP: 2 HBP: 0			WP: 0 PB: 0 SB: 0 CS: 0	PA: 37	

	AB	36
	R	8
	H	13
	RBI	8
	BB	1
	SO	6
	LOB	12

PITCHER		IP	WLS	BF	H	R	ER	SO	BB	IBB	HBP	BLK	WP	HR	S	P	ERA	WHIP
48 Colby Lewis, R ERA: 5.34	(1, 1)	5.0	L	25	9	8	7	3	1	0	0	0	0	3	56	83	12.60	2.000
50 Michael Kirkman, L ERA: 2.25	(6, 1)	1.0		3	1	0	0	0	0	0	0	0	0	0	6	9	0.00	1.000
44 Spencer Patton, R ERA: 1.29	(7, 1)	1.0		5	2	0	0	2	0	0	0	0	0	0	20	28	0.00	2.000
55 Roman Mendez, R ERA: 2.37	(8, 1)	1.0		4	1	0	0	1	0	0	0	0	0	0	11	14	0.00	1.000

PITCHER	IP	WLS	BF	H	R	ER	SO	BB	IBB	HBP	BLK	WP	HR	S	P	ERA	WHIP

Texas Rangers @ Los Angeles Angels

Angel Stadium of Anaheim, Anaheim, CA

Sun Sep 21 2014, 12:38 PM - 3:54 PM PDT

Att. 27,166 - Overcast - 76 F

TOP

livebaseballscorecards.com

Batter	1	2	3	4	5	6	7	8	9	AB	R	H	RBI	BB	SO	LOB
2 Leonys Martin, L (1, 8) OBP: 0.330, SLG: 0.373	F8		G4-3			SH1-4	P5		IBB	4	1	1	0	1	0	1
9 Adam Rosales, R (1, 3) OBP: 0.363, SLG: 0.424	P3			K		1B	K		G4-6-3	5	0	1	0	0	2	4
12 Rougned Odor, L (1, 4) OBP: 0.296, SLG: 0.390	G4-3			G6-3		SH1-4		G4-3		3	0	0	0	0	0	0
29 Adrián Beltré, R (1, 5) OBP: 0.389, SLG: 0.493		G1-3		F8		IBB		G5-3		3	0	0	0	1	0	0
20 Jake Smolinski, R (1, 9) OBP: 0.394, SLG: 0.516		P3			2B	K		K		4	0	1	0	0	2	3
6 Tomás Telis, S (1, 2) OBP: 0.286, SLG: 0.279		1B			BB	1B			K	3	0	2	1	1	1	0
16 Ryan Rua, R (1, 7) OBP: 0.329, SLG: 0.410		K			F5	L1			HR	4	1	1	1	0	1	6
7 J.P. Arencibia, R (1, 10) OBP: 0.234, SLG: 0.365 60 Guilder Rodriguez, S (9, PR) (9, 10)			K		K	K			2B	4 0	0 0	1 0	0 0	0 0	3 0	2 0
3 Luis Sardinas, S (1, 6) OBP: 0.303, SLG: 0.317			P6		G4-3		1B		2B	4	0	2	0	0	0	2
Inning Stats	R: 0 E: 0 K: 0 S: 7 H: 0 LOB: 0 BB: 0 P: 10	R: 0 E: 0 K: 1 S: 16 H: 1 LOB: 1 BB: 0 P: 23	R: 0 E: 0 K: 1 S: 7 H: 0 LOB: 0 BB: 0 P: 9	R: 0 E: 0 K: 1 S: 6 H: 0 LOB: 0 BB: 0 P: 7	R: 0 E: 0 K: 1 S: 12 H: 1 LOB: 2 BB: 1 P: 18	R: 1 E: 0 K: 1 S: 18 H: 3 LOB: 3 BB: 1 P: 29	R: 0 E: 0 K: 2 S: 14 H: 1 LOB: 1 BB: 0 P: 25	R: 0 E: 0 K: 1 S: 9 H: 0 LOB: 0 BB: 0 P: 10	R: 1 E: 0 K: 1 S: 18 H: 3 LOB: 3 BB: 1 P: 28	1B: 6 2B: 2 3B: 0 HR: 1 SF: 0 SAC: 1 DP: 1 HBP: 0						

	AB	34
	R	2
	H	9
	RBI	2
	BB	3
	SO	9
	LOB	18

WP: 1 PA: 38
PB: 0
SB: 1
CS: 0

PITCHER		IP	WLS	BF	H	R	ER	SO	BB	IBB	HBP	BLK	WP	HR	S	P	ERA	WHIP
46 Cory Rasmus, R ERA: 2.38	(1, 1)	4.0		15	2	0	0	3	1	0	0	0	0	0	41	59	0.00	0.750
64 Mike Morin, R ERA: 2.21	(5, 1)	1.0		3	0	0	0	1	0	0	0	0	0	0	7	8	0.00	0.000
59 Fernando Salas, R ERA: 3.49	(6, 1)	1.0		7	3	1	1	1	0	1	0	0	0	0	18	29	9.00	3.000
40 Kevin Jepsen, R ERA: 2.67	(7, 1)	1.0		4	1	0	0	2	0	0	0	0	1	0	14	25	0.00	1.000
38 Joe Smith, R ERA: 1.86	(8, 1)	1.0		3	0	0	0	1	0	0	0	0	0	0	9	10	0.00	0.000

PITCHER		IP	WLS	BF	H	R	ER	SO	BB	IBB	HBP	BLK	WP	HR	S	P	ERA	WHIP
16 Huston Street, R ERA: 1.41	(9, 1)	0.1	L	5	3	1	1	1	0	1	0	0	0	1	11	19	27.00	9.000
62 Yoslan Herrera, R ERA: 3.0	(9, 1)	0.2		1	0	0	0	0	0	0	0	0	0	0	7	9	0.00	0.000

Batter	1	2	3	4	5	6	7	8	9	AB	R	H	RBI	BB	SO	LOB
56 Kole Calhoun, L (1, 9) OBP: 0.329, SLG: 0.451	B SI 90 B SI 90 S SI 90 S SL 86 T SI 91 2-2 ① **K**		B CU 80 F SL 87 F FF 91 B CU 79 F SL 86 T SI 93 2-2 ③ **K**			X CU 78 0-0 ① **G3-1** **1-2**		C SI 91 F SL 80 B SL 82 F SL 83 S SI 90 1-3 ① **K**		4	0	0	0	0	3	1
27 Mike Trout, R (1, 8) OBP: 0.382, SLG: 0.568	C SI 91 H FF 90 1-1 5 S **HBP**			B FF 89 C SL 86 B FF 90 X SL 84 2-1 5 G6-4-3 **1B**		B CU 79 B SL 86 I IN 72 I IN 71 4-0 47 F8 5 1B **IBB**		C FF 94 B SL 81 B FF 95 F FF 93 F FF 96 B FF 96 B FF 95 4-2 5 G5-3 **BB**		1	0	1	0	2	0	0
5 Albert Pujols, R (1, 10) OBP: 0.328, SLG: 0.469	C FF 90 B SI 90 B SL 86 B SL 87 F SI 90 X SL 86 3-2 ② **F8** **1-2**			C FF 92 1 SAFE F FF 87 F SI 91 B FF 92 X CU 79 1-2 ① ② **G6-4-3** **1-2f**		C SL 86 X SI 90 0-1 47 F8 **1B** **1-2** **2-H**		B FF 95 X FF 94 1-0 ② **G5-3** **1-3**		4	0	1	1	0	0	3
47 Howie Kendrick, R (1, 4) OBP: 0.347, SLG: 0.395 18 Gordon Beckham, R (8, 4) OBP: 0.269, SLG: 0.339	X CU 79 0-0 ③ **G5-3**			C FF 91 B CU 78 X SL 86 1-1 ③ **G6-3**		B CU 77 X SL 86 1-0 ② **F8** **1-2** **2-3**		B FF 95 B FF 94 X FF 95 2-0 ③ **F9**		3 1	0 0	0 0	0 0	0 0	0 0	3 1
2 Erick Aybar, S (1, 6) OBP: 0.324, SLG: 0.382		B SI 88 X SI 87 1-0 ① **F7**			B SI 88 X SI 90 1-0 6 F9 **1B**	I IN 74 I IN 74 I IN 74 I IN 75 4-0 **IBB**			C FF 95 F FF 96 S FF 95 0-3 ① **K**	3	0	1	0	1	1	0
6 David Freese, R (1, 5) OBP: 0.321, SLG: 0.384		C FF 90 F SI 89 B FF 88 X CU 80 1-2 ② **G4-3**			B SL 84 1 SAFE 1 SAFE B SI 89 F SI 90 X SI 90 2-1 ① **F9** **1-2**	B CU 79 X FF 92 1-0 ③ **L9**			C FF 97 F FF 96 B FF 97 S SL 86 1-3 ② **K**	4	0	0	0	0	1	4
24 C.J. Cron, R (1, 3) OBP: 0.297, SLG: 0.472		C FF 91 C FF 90 B SL 86 F CU 79 X SI 91 1-2 ③ **L7**			B CU 79 X SL 85 1-0 ② **P6**		S FF 88 S FF 89 B FF 90 F FF 90 B SL 86 X SL 86 2-2 ① **G6-3**		C SL 86 C FF 96 B FF 97 F FF 97 S SL 88 1-3 ③ **K**	4	0	0	0	0	1	1
19 Efren Navarro, L (1, 7) OBP: 0.302, SLG: 0.340			B SI 90 X FF 85 1-0 ① **G4-3**		B CU 78 C SL 85 F SI 90 F CU 80 F SL 87 F FF 90 X SI 92 1-2 ③ **G6-3**		C SL 86 C CU 80 F CU 79 X SI 90 0-2 ② **G4-3**			3	0	0	0	0	0	1
17 Chris Iannetta, R (1, 2) OBP: 0.373, SLG: 0.399			B FF 90 B SL 86 F SI 91 S FF 92 S FF 92 2-3 ② **K**			F FF 88 S SL 84 B SL 86 X CU 78 1-2 56 G3-1 5 1B **1B**	B CU 78 B FF 92 B FF 92 X FF 91 3-0 ③ **F8**			3	1	1	0	0	1	0
Inning Stats	R: 0 E: 0 K: 1 S: 8 H: 0 LOB: 1 BB: 0 P: 14	R: 0 E: 0 K: 0 S: 8 H: 0 LOB: 0 BB: 0 P: 11	R: 0 E: 0 K: 2 S: 8 H: 0 LOB: 0 BB: 0 P: 13	R: 0 E: 0 K: 0 S: 8 H: 1 LOB: 0 BB: 0 P: 12	R: 0 E: 0 K: 0 S: 10 H: 1 LOB: 1 BB: 0 P: 15	R: 1 E: 0 K: 0 S: 8 H: 2 LOB: 3 BB: 2 P: 19	R: 0 E: 0 K: 0 S: 9 H: 0 LOB: 0 BB: 0 P: 14	R: 0 E: 0 K: 1 S: 9 H: 0 LOB: 1 BB: 1 P: 17	R: 0 E: 0 K: 3 S: 10 H: 0 LOB: 0 BB: 0 P: 12	1B: 4 2B: 0 3B: 0 HR: 0 SF: 0 SAC: 0 DP: 1 HBP: 1						

PITCHER		IP	WLS	BF	H	R	ER	SO	BB	IBB	HBP	BLK	WP	HR	S	P	ERA	WHIP
23 Nick Tepesch, R ERA: 4.14	(1, 1)	7.0		27	4	1	1	3	0	2	1	0	0	0	59	98	1.29	0.571
50 Michael Kirkman, L ERA: 2.08	(8, 1)	0.1		1	0	0	0	1	0	0	0	0	0	0	4	5	0.00	0.000
37 Shawn Tolleson, R ERA: 2.8	(8, 1)	0.2	W	3	0	0	0	0	1	0	0	0	0	0	5	12	0.00	1.500
30 Neftalí Feliz, R ERA: 2.2	(9, 1)	1.0	S	3	0	0	0	3	0	0	0	0	0	0	10	12	0.00	0.000

PITCHER	IP	WLS	BF	H	R	ER	SO	BB	IBB	HBP	BLK	WP	HR	S	P	ERA	WHIP

BOTTOM

Texas Rangers @ Los Angeles Angels

Angel Stadium of Anaheim, Anaheim, CA

Sun Sep 21 2014, 12:38 PM - 3:54 PM PDT

Att. 27,166 - Overcast - 76 F

livebaseballscorecards.com

AB	30
R	1
H	4
RBI	1
BB	3
SO	7
LOB	14

Batter	1	2	3	4	5	6	7	8	9	AB	R	H	RBI	BB	SO	LOB
19 Robbie Grossman, S (1, 7) OBP: 0.336, SLG: 0.333	C SI 92 B SI 93 F SI 91 F SI 92 B SL 83 B SI 93 F SI 92 F SI 93 X SI 93 3-2 27 G4-6-3 1B			X KC 74 0-0 ① F7		X SL 82 0-0 SH 27 2B 23 SF9 2-3		C KC 74 B CH 82 C SI 92 B KC 76 B SI 93 X KC 74 3-2 23 BB 1B		3	1	2	0	0	0	0
27 Jose Altuve, R (1, 4) OBP: 0.380, SLG: 0.459	L SI 92 1 SAFE 1 SAFE X SI 90 0-1 ① ② G4-6-3 1-2f			C KC 73 S KC 76 S SL 83 0-3 ② K		B SI 91 1 SAFE 1 SAFE X KC 75 1-0 23 SF9 1-3 3-H 2B		1 SAFE 1 SAFE F FF 93 1 SAFE 1 SAFE B FF 95 C SL 82 B FF 95 1 SAFE 2-2 ① X FF 86 L8		4	0	1	1	0	1	2
23 Chris Carter, R (1, 3) OBP: 0.315, SLG: 0.503	C SI 92 F SI 93 B SI 93 F SL 83 S SL 82 1-3 ③ K			C SI 93 C SI 93 B SI 94 F SL 83 F SI 94 F SL 81 F SI 92 B SL 82 B SI 94 4-2 BB		C SI 92 F SL 83 X SI 92 0-2 ① SF9 2-3 3-H		B FF 95 C SL 86 B SL 83 S SL 84 1 SAFE B FF 95 B SL 84 4-2 1-2 BB		1	0	0	1	2	1	0
21 Dexter Fowler, S (1, 8) OBP: 0.370, SLG: 0.398		F SI 92 X SI 92 0-1 6 FC4-6 1B		C KC 75 D SL 81 D KC 75 X SI 91 2-1 ③ L3		X SI 92 0-0 ② G6-3		X SL 84 0-0 ② L4		4	0	1	0	0	0	4
6 Jake Marisnick, R (1, 9) OBP: 0.284, SLG: 0.324		X SI 90 0-0 ① FC4-6 8 CS 1-2f			B SI 92 C SI 91 F KC 76 B SL 81 B SI 92 F SL 83 X SI 94 3-2 8 G4-3 8 WP 30 G3 1B	C SI 92 D SL 82 B SL 81 X SI 92 2-1 ③ F9		B FF 95 F FF 96 D FS 87 F FF 95 S FF 94 2-3 ③ K		4	1	1	0	0	1	4
8 Alex Presley, L (1, 10) OBP: 0.291, SLG: 0.360		B SI 91 F SI 90 1 SAFE 1 SAFE F SI 94 F SL 83 X SL 82 1-2 ② ③ P6 1-2			B SI 91 1 SAFE S SI 90 B SL 82 X SI 92 2-1 ① G4-3 1-3		B SI 90 B SI 93 B FF 92 C SI 92 X SI 91 3-1 ① G6-3		B FF 96 F FF 96 B FF 94 X FF 96 2-1 ① F8	4	0	0	0	0	0	2
30 Matt Dominguez, R (1, 5) OBP: 0.256, SLG: 0.332 3 Gregorio Petit, R (9, PR) OBP: 0.300, SLG: 0.432			F SI 91 B KC 75 B SI 92 X SI 92 2-1 ① L8		X SL 83 0-0 ② G3 3-H		B SI 93 X CH 83 1-0 ② F8		F FF 97 B SL 86 B FF 96 B FF 96 F FF 96 X FF 97 3-2 2 WP 1B	4 0	0 0	1 0	1 0	0 0	0 0	0 0
12 Max Stassi, R (1, 2) OBP: 0.333, SLG: 0.400		C SI 91 B FF 92 X KC 76 1-1 ② G5-3			S SI 93 F SI 93 X SI 92 0-2 ③ P3		C KC 77 B SI 92 B KC 75 X SI 92 2-1 2B		B FF 96 S FF 96 B FF 95 X FF 94 2-1 ② F9	4	0	1	0	0	0	1
2 Jonathan Villar, S (1, 6) OBP: 0.268, SLG: 0.349			X SI 91 0-0 ③ B5			X SI 90 0-0 19 SH 27 2B 2B	C KC 75 B SL 82 C SL 80 F SL 82 D KC 75 X SI 92 2-2 ③ F8		S FF 95 B FF 96 F FF 96 B FF 96 X FF 97 2-2 ③ 1-2 L7	4	1	1	0	0	0	2
Inning Stats	R: 0 E: 0 K: 1 S: 12 H: 1 LOB: 0 BB: 0 P: 16	R: 0 E: 0 K: 0 S: 7 H: 1 LOB: 0 BB: 0 P: 8	R: 0 E: 0 K: 0 S: 5 H: 0 LOB: 0 BB: 0 P: 8	R: 0 E: 0 K: 1 S: 12 H: 0 LOB: 1 BB: 1 P: 18	R: 1 E: 0 K: 0 S: 10 H: 1 LOB: 0 BB: 0 P: 15	R: 2 E: 1 K: 0 S: 9 H: 2 LOB: 1 BB: 0 P: 12	R: 0 E: 0 K: 0 S: 9 H: 1 LOB: 1 BB: 0 P: 17	R: 0 E: 0 K: 1 S: 12 H: 1 LOB: 2 BB: 1 P: 23	R: 0 E: 0 K: 0 S: 10 H: 1 LOB: 2 BB: 0 P: 19	1B: 5 2B: 3 3B: 0 HR: 0 SF: 1 SAC: 1 DP: 1 HBP: 0						

TOP

Houston Astros @ Texas Rangers

Globe Life Park in Arlington, Arlington, TX

Mon Sep 22 2014, 8:10 PM - 10:55 PM EDT

Att. 28,717 - Clear - 84 F

livebaseballscorecards.com

AB	32
R	3
H	8
RBI	3
BB	2
SO	3
LOB	15

PITCHER		IP	WLS	BF	H	R	ER	SO	BB	IBB	HBP	BLK	WP	HR	S	P	ERA	WHIP
45 Derek Holland, L ERA: 1.31	(1, 1)	7.0	W	28	7	3	2	2	1	0	0	0	1	0	67	100	2.57	1.143
55 Roman Mendez, R ERA: 2.3	(8, 1)	1.0	H	4	0	0	0	1	1	0	0	0	0	0	9	17	0.00	1.000
30 Neftalí Feliz, R ERA: 2.12	(9, 1)	1.0	S	4	1	0	0	0	0	0	0	0	1	0	10	19	0.00	1.000

PITCHER		IP	WLS	BF	H	R	ER	SO	BB	IBB	HBP	BLK	WP	HR	S	P	ERA	WHIP

Houston Astros @ Texas Rangers

Globe Life Park in Arlington, Arlington, TX

Mon Sep 22 2014, 8:10 PM - 10:55 PM EDT

Att. 28,717 - Clear - 84 F

livebaseballscorecards.com

BOTTOM

Batter	1	2	3	4	5	6	7	8	9	AB	R	H	RBI	BB	SO	LOB
2 Leonys Martin, L (1, 8) OBP: 0.330, SLG: 0.371	C SI 88 B SI 89 B SI 90 F CH 80 B SI 90 X SI 88 3-2 ① F8		B CH 83 B SI 91 B CH 83 C SI 91 F SI 92 B CH 83 4-2 1-2 2-3 12 3B BB		B SI 90 F SL 77 X CH 81 1-1 ③ G1-3		B SL 79 B SL 78 B SL 79 C SI 91 S FF 91 C FF 91 3-3 ③ K			3	1	0	0	1	1	2
9 Adam Rosales, R (1, 3) OBP: 0.360, SLG: 0.419	C SI 91 F SL 79 F SI 91 B SL 80 F SI 92 X SL 80 1-2 ② G5-3		C SI 92 X SI 92 0-1 ② F4			C SL 78 C SI 89 S SL 79 0-3 ① K2-3		C SI 90 C FF 91 X SL 79 0-2 1B		4	0	1	0	0	1	3
12 Rougned Odor, L (1, 4) OBP: 0.296, SLG: 0.394	C SI 91 B SI 91 X CH 82 1-1 ③ G4-3		F SI 91 C SL 81 B SI 92 X SL 79 1-2 1-H 2-H 3-H 3B			F SI 91 X CH 81 0-1 ② L9		C SI 90 B FF 91 X SL 80 1-1 ① F9		4	0	1	3	0	0	1
29 Adrián Beltré, R (1, 10) OBP: 0.386, SLG: 0.490		C SI 90 C SI 91 S FF 90 0-3 ① K	B SI 92 X CH 83 1-0 ③ L9			S FF 90 B FF 90 B SI 90 F SI 90 F SL 79 X CH 81 2-2 ③ F8		B FF 95 F FF 96 F FF 95 X FF 96 1-2 ② L9		4	0	0	0	0	1	2
20 Jake Smolinski, R (1, 9) OBP: 0.400, SLG: 0.508		S SL 79 B SL 80 X FF 91 1-1 ② F9		F SI 89 S SL 79 B SL 78 X FF 90 1-2 16 G5-4-3 1B			B SL 79 B CH 80 C SI 89 B SL 77 F SI 89 F SI 90 H SI 89 4-2 3 WP 60 1B HBP	1 SAFE D FS 86 B FF 95 X FF 95 2-0 ③ F8		3	1	1	0	0	0	1
16 Ryan Rua, R (1, 7) OBP: 0.318, SLG: 0.395		B SI 92 C CH 81 B SI 91 X SI 91 2-1 ③ G4-3		X SI 90 0-0 ① ② G5-4-3 1-2f			C SI 90 L CH 81 S FF 91 0-3 ① K			3	0	0	0	0	1	2
3 Luis Sardinas, S (1, 6) OBP: 0.295, SLG: 0.308			C CH 81 F SI 91 X CH 79 0-2 ① L6	B SI 91 C CH 80 S SL 78 X SL 79 1-2 ③ F8			1 SAFE C CH 82 B CH 81 B SI 89 X SL 79 2-1 ② F9 1-2			3	0	0	0	0	0	1
61 Robinson Chirinos, R (1, 2) OBP: 0.297, SLG: 0.408			C FF 91 F SL 80 F CH 81 X SI 91 0-2 2 BB 60 1B 12 3B 1B		C FF 89 B SL 78 S SL 78 B SL 79 B CH 80 X SL 78 3-2 ① G6-3		D SL 80 B SL 80 I IN 73 I IN 69 4-0 60 1B IBB			2	1	1	0	1	0	0
60 Guilder Rodriguez, S (1, 5) OBP: 0.300, SLG: 0.222			B SI 90 F SI 91 C SL 79 X SI 92 1-2 2 BB 12 3B 1-2 1B		L SI 91 X SL 77 0-1 ② G3		B SL 80 X FF 90 1-0 1-2 2-H 1B			3	1	2	1	0	0	0
Inning Stats	R: 0 E: 0 K: 0 S: 10 H: 0 LOB: 0 BB: 0 P: 15	R: 0 E: 0 K: 1 S: 7 H: 0 LOB: 0 BB: 0 P: 10	R: 3 E: 0 K: 0 S: 18 H: 3 LOB: 1 BB: 1 P: 25	R: 0 E: 0 K: 0 S: 7 H: 1 LOB: 0 BB: 0 P: 9	R: 0 E: 0 K: 0 S: 7 H: 0 LOB: 0 BB: 0 P: 11	R: 0 E: 0 K: 1 S: 9 H: 0 LOB: 0 BB: 0 P: 11	R: 1 E: 0 K: 2 S: 12 H: 1 LOB: 2 BB: 1 P: 26	R: 0 E: 0 K: 0 S: 9 H: 1 LOB: 1 BB: 0 P: 13		1B: 5 2B: 0 3B: 1 HR: 0 SF: 0 SAC: 0 DP: 1 HBP: 1						

	AB	29
	R	4
	H	6
	RBI	4
	BB	2
	SO	4
	LOB	12

WP: 1 PA: 32
PB: 0
SB: 0
CS: 0

PITCHER		IP	WLS	BF	H	R	ER	SO	BB	IBB	HBP	BLK	WP	HR	S	P	ERA	WHIP
63 Nick Tropeano, R ERA: 3.78	(1, 1)	6.2	L	27	5	4	4	3	1	1	1	0	1	0	67	101	5.40	0.900
66 Kevin Chapman, L ERA: 5.03	(7, 1)	0.2		3	1	0	0	1	0	0	0	0	0	0	8	12	0.00	1.500
67 Jorge De Leon, R ERA: 5.79	(8, 1)	0.2		2	0	0	0	0	0	0	0	0	0	0	4	7	0.00	0.000

PITCHER	IP	WLS	BF	H	R	ER	SO	BB	IBB	HBP	BLK	WP	HR	S	P	ERA	WHIP

Batter	1	2	3	4	5	6	7	8	9	AB	R	H	RBI	BB	SO	LOB
19 Robbie Grossman, S (1, 7) OBP: 0.335, SLG: 0.332	C FF 90 S CH 83 B FF 91 X FF 92 1-2 L5		C CH 82 B CH 81 X FF 92 1-1 P4			B CU 73 B CH 81 B SI 90 C FF 91 X FF 91 3-1 1B		C FF 90 X CH 80 0-1 G4-3 1-2f		4	0	1	0	0	0	1
27 Jose Altuve, R (1, 4) OBP: 0.378, SLG: 0.456	B FF 90 X FF 92 1-0 L6		X FF 90 0-0 F7			1 SAFE B CU 80 F FF 91 1 SAFE F SL 81 1 SAFE B FF 90 X FF 91 2-2 L7		F FF 91 B FF 92 F FF 92 X FF 90 1-2 F9		4	0	0	0	0	0	1
23 Chris Carter, R (1, 10) OBP: 0.313, SLG: 0.499	B FF 91 C SL 84 C FF 92 F FF 91 C SL 83 1-3 K			C FF 90 B FF 91 X FF 91 1-1 G5-3		B FF 91 1 SAFE B FF 91 F FF 90 1 SAFE D SL 82 F FF 91 F FF 91 F FF 92 3-2 X FF 91 F8			S FF 91 B SL 88 F SL 89 B SL 85 F FF 89 F SL 86 C FF 90 2-3 K	4	0	0	0	0	2	1
21 Dexter Fowler, S (1, 8) OBP: 0.371, SLG: 0.397		C FF 90 B CU 75 S FF 91 B FF 90 F SL 83 S FF 92 2-3 K		B CU 76 C CH 83 T FF 92 F FF 92 B SL 84 X FF 93 2-2 30 FC6-4 1B		B CU 74 1 SAFE S FF 91 X FF 91 1-1 P5			C FF 91 B FF 90 B FF 91 B SL 87 F FF 89 B FF 89 4-2 6 2B 30 SF9 BB	3	1	1	0	1	1	1
8 Alex Presley, L (1, 9) OBP: 0.287, SLG: 0.355 6 Jake Marisnick, R (9, PH) OBP: 0.288, SLG: 0.332		B FF 90 X FF 91 1-0 P4		C FF 92 1 SAFE 1 SAFE X FF 91 0-1 P6			C FF 90 B SL 81 X FF 90 1-1 G6-3		B FF 90 F SL 89 B SL 86 X SL 85 2-1 1-3 2B	3 1	0 0	0 1	0 0	0 0	0 0	1 0
30 Matt Dominguez, R (1, 5) OBP: 0.256, SLG: 0.332		C FF 91 S FF 92 X FF 93 0-2 9 1B 1B		1 SAFE C FF 90 F FF 92 B FF 90 X SL 83 1-2 FC6-4 1-2f			B SL 82 C SL 82 B FF 91 F SI 90 B FF 91 X FF 91 3-2 G4-3		X SL 88 0-0 SF9 3-H	3	0	1	1	0	0	1
9 Marwin Gonzalez, S (1, 6) OBP: 0.321, SLG: 0.394 2 Jonathan Villar, S (7, PR) OBP: 0.267, SLG: 0.348 (7, 6)		B FF 91 B CH 82 X FF 91 2-0 1-3 1B	B FF 90 B FF 92 X FF 91 2-0 G3				B FF 91 C FF 91 S CH 82 B FF 92 B SL 84 X FF 92 3-2 2B		D SL 82 B SL 86 B SL 86 C SL 85 C SL 87 F SL 86 X SL 86 3-2 G5-3	3 1	0 0	2 0	0 0	0 0	0 1	0
21 Jon Singleton, L (1, 3) OBP: 0.287, SLG: 0.336 12 Max Stassi, R (7, PH) OBP: 0.313, SLG: 0.375 14 Jesus Guzman, R (7, 3) OBP: 0.269, SLG: 0.250		B FF 92 C FF 91 1 SAFE S FF 91 S FF 92 1-3 K		C CH 82 C FF 92 B FF 93 S FF 93 1-3 K			C FF 92 B SL 79 B FF 92 C FF 92 S FF 90 2-3 K			2 1 0	0 0 0	0 0 0	0 0 0	0 0 0	2 1 0	2 1 0
22 Carlos Corporán, S (1, 2) OBP: 0.303, SLG: 0.383			B FF 90 C SI 90 X SL 82 1-1 G6-3		F FF 92 B SI 90 T CH 83 F FF 93 F FF 92 B SI 91 C SL 83 2-3 K			X SI 89 0-0 19 G4-3 1B		3	0	1	0	0	1	0
Inning Stats	R: 0 E: 0 K: 1 S: 8 H: 0 LOB: 0 BB: 0 P: 11	R: 0 E: 0 K: 2 S: 12 H: 2 LOB: 2 BB: 0 P: 18	R: 0 E: 0 K: 0 S: 5 H: 0 LOB: 0 BB: 0 P: 7	R: 0 E: 0 K: 0 S: 11 H: 1 LOB: 1 BB: 0 P: 15	R: 0 E: 0 K: 2 S: 9 H: 0 LOB: 0 BB: 0 P: 14	R: 0 E: 0 K: 0 S: 12 H: 1 LOB: 1 BB: 0 P: 21	R: 0 E: 0 K: 1 S: 11 H: 1 LOB: 1 BB: 0 P: 20	R: 0 E: 0 K: 0 S: 6 H: 1 LOB: 0 BB: 0 P: 7	R: 1 E: 0 K: 1 S: 14 H: 1 LOB: 1 BB: 1 P: 25	1B: 5 2B: 2 3B: 0 HR: 0 SF: 1 SAC: 0 DP: 1 HBP: 0						

PITCHER		IP	WLS	BF	H	R	ER	SO	BB	IBB	HBP	BLK	WP	HR	S	P	ERA	WHIP
22 Nick Martinez, R ERA: 4.61	(1, 1)	6.2	W	25	5	0	0	5	0	0	0	0	0	0	65	101	0.00	0.750
44 Spencer Patton, R ERA: 1.08	(7, 1)	1.1	H	4	1	0	0	1	0	0	0	0	0	0	9	12	0.00	0.750
56 Neal Cotts, L ERA: 4.18	(9, 1)	1.0	S	5	1	1	1	1	1	0	0	0	0	0	14	25	9.00	2.000

PITCHER	IP	WLS	BF	H	R	ER	SO	BB	IBB	HBP	BLK	WP	HR	S	P	ERA	WHIP

TOP

Houston Astros @ Texas Rangers

Globe Life Park in Arlington, Arlington, TX

Tue Sep 23 2014, 8:09 PM - 11:03 PM EDT

Att. 29,794 - Clear - 81 F

livebaseballscorecards.com

AB	32
R	1
H	7
RBI	1
BB	1
SO	7
LOB	10

Houston Astros @ Texas Rangers

Globe Life Park in Arlington, Arlington, TX

Tue Sep 23 2014, 8:09 PM - 11:03 PM EDT

Att. 29,794 - Clear - 81 F

livebaseballscorecards.com

BOTTOM

Batter	1	2	3	4	5	6	7	8	9	AB	R	H	RBI	BB	SO	LOB
19 Daniel Robertson, R (1, 8) OBP: 0.333, SLG: 0.331	C FF 89 B FF 89 B FF 89 X SI 89 2-1 **G4-3** ①	B SL 82 X SI 90 1-0 **L8** ③		C SI 88 T KC 80 X SI 90 0-2 1 S **1B** 3-H		C SL 84 B SI 89 C SL 83 X SI 89 1-2 **G6-3** ②		C SI 91 X SL 86 0-1 **G6-3** ②		5	0	1	1	0	0	2
1 Elvis Andrus, R (1, 6) OBP: 0.315, SLG: 0.333	B FF 89 B CH 81 B SI 89 C FF 88 C FF 88 X FF 89 3-2 **E6** 29 1B		B KC 78 B SI 89 X SI 90 2-0 **G6-3** ①	1 SAFE 1 SAFE B SI 88 B CH 81 B SI 88 B SI 88 4-0 9 G5-4-3 **BB** 1-2		B SI 90 C SL 83 X SI 88 1-1 **1B**		B SI 91 B SI 91 B SI 90 C SI 89 F SI 89 X SI 90 3-2 **L9** ③		4	0	1	0	1	0	0
9 Adam Rosales, R (1, 3) OBP: 0.351, SLG: 0.408	D CH 80 F SI 88 F CH 80 B KC 80 C SI 90 2-3 **K** ②		B KC 79 B FF 89 F CH 80 X CH 80 2-1 **F8** ②	B FF 89 X KC 80 1-0 **G5-4-3** ② ③ 1-2f		C SI 88 1 SAFE P PO 86 1 SAFE X SI 87 1-1 **L1-4-3** ③				4	0	0	0	0	1	4
29 Adrián Beltré, R (1, 5) OBP: 0.389, SLG: 0.493	X SI 90 0-0 **1B** 1-3		C FF 90 B CH 80 F FF 89 B KC 80 X KC 79 2-2 20 1B **1B**		F SI 88 X FF 89 0-1 **L9** ①		C CU 72 B FF 98 B CH 81 X FF 97 2-1 20 1B **2B**			4	0	3	0	0	0	0
20 Jake Smolinski, R (1, 9) OBP: 0.419, SLG: 0.522	B CH 81 B SI 90 C CH 80 B SI 89 C SI 90 X CH 81 3-2 **G3** ③		B FF 89 C SI 89 X FF 89 1-1 **1B** 1-2		B CH 81 X FF 88 1-0 16 1B **1B**		D CU 72 X SI 94 1-0 16 WP **1B** 2-3			4	0	3	0	0	0	2
16 Ryan Rua, R (1, 7) OBP: 0.337, SLG: 0.416		C FF 88 B FF 88 F KC 78 B FF 90 B CH 81 X SI 90 3-2 61 G6-3 **2B**	B SI 89 B FF 89 B KC 80 C FF 89 S CH 80 S SL 82 3-3 **K** ③		C FF 90 B KC 79 X FF 89 1-1 **1B** 1-2		B FF 94 B FF 97 B CH 82 B FF 97 4-0 7 G6-4-3 **BB** 1-2			3	0	2	0	1	1	2
61 Robinson Chirinos, R (1, 2) OBP: 0.296, SLG: 0.416		M KC 78 X KC 78 0-1 **G6-3** ① 2-3		B FF 88 F CH 80 F SI 88 F KC 79 B FF 89 X CH 81 2-2 **HR**	C SI 87 S SI 88 S SI 89 0-3 **K** ②		C FF 97 F FF 98 B FF 98 B FF 98 F FF 96 S CH 82 2-3 **K** ①			4	1	1	1	0	2	6
7 J.P. Arencibia, R (1, 10) OBP: 0.239, SLG: 0.369		B FF 89 B CH 80 B FF 89 B FF 89 4-0 **BB**		F SI 89 B FF 89 X KC 78 1-1 60 SH5-4 19 1B **2B**	B SI 88 T SI 88 F SI 89 X SI 88 1-2 **F7** ③		B FF 96 S SI 92 B SI 92 X SI 95 2-1 **G6-4-3** ② ③ 1-2f			3	1	1	0	1	0	5
60 Guilder Rodriguez, S (1, 4) OBP: 0.231, SLG: 0.167		B SI 90 F SI 90 F SI 90 B FF 90 C SI 89 2-3 **K** ②		L FF 89 B SI 88 B SI 88 2 SAFE X FF 88 2-1 **SH5-4** ① 2-3		C SI 87 B SL 83 F SI 87 F SI 88 X SI 89 1-2 **G4-3** ①		X SI 91 0-0 **F7** ①		3	0	0	0	0	1	2

Inning Stats	1	2	3	4	5	6	7	8	9
	R: 0 E: 1 K: 1 S: 12	R: 0 E: 0 K: 1 S: 9	R: 0 E: 0 K: 1 S: 11	R: 2 E: 0 K: 0 S: 12	R: 0 E: 0 K: 1 S: 11	R: 0 E: 0 K: 0 S: 12	R: 0 E: 0 K: 1 S: 9	R: 0 E: 0 K: 0 S: 6	
	H: 1 LOB: 2 BB: 0 P: 22	H: 1 LOB: 2 BB: 1 P: 19	H: 2 LOB: 2 BB: 0 P: 21	H: 3 LOB: 1 BB: 1 P: 22	H: 2 LOB: 2 BB: 0 P: 14	H: 1 LOB: 1 BB: 0 P: 15	H: 2 LOB: 2 BB: 1 P: 20	H: 0 LOB: 0 BB: 0 P: 9	

	AB	34
	R	2
	H	12
	RBI	2
	BB	3
	SO	5
	LOB	23

1B: 8 SF: 0
2B: 3 SAC: 1
3B: 0 DP: 2
HR: 1 HBP: 0

WP: 1 PA: 38
PB: 0
SB: 1
CS: 0

PITCHER		IP	WLS	BF	H	R	ER	SO	BB	IBB	HBP	BLK	WP	HR	S	P	ERA	WHIP
39 Brett Oberholtzer, L ERA: 4.39	(1, 1)	4.1	L	24	9	2	2	3	2	0	0	0	0	1	49	91	4.15	2.538
58 Jake Buchanan, R ERA: 4.81	(5, 1)	1.2		6	1	0	0	1	0	0	0	0	0	0	18	22	0.00	0.600
48 Mike Foltynewicz, R ERA: 4.41	(7, 1)	1.0		5	2	0	0	1	1	0	0	0	1	0	9	20	0.00	3.000
50 Chad Qualls, R ERA: 3.4	(8, 1)	1.0		3	0	0	0	0	0	0	0	0	0	0	6	9	0.00	0.000

PITCHER	IP	WLS	BF	H	R	ER	SO	BB	IBB	HBP	BLK	WP	HR	S	P	ERA	WHIP

Houston Astros @ Texas Rangers

Globe Life Park in Arlington, Arlington, TX

Wed Sep 24 2014, 8:09 PM - 11:13 PM EDT

Att. 28,003 - Clear - 82 F

TOP

livebaseballscorecards.com

Batter	1	2	3	4	5	6	7	8	9	AB	R	H	RBI	BB	SO	LOB
19 Robbie Grossman, S (1, 7) OBP: 0.339, SLG: 0.333	C FF 91 B FF 91 C FF 91 B CH 85 B CH 85 B FF 92 4-2 23 K 27 1B BB		S CU 80 B CH 84 B FF 92 X FF 91 2-1 6 S 6 1B 1B			C FF 91 B FF 92 C CU 80 B CU 77 T CH 84 2-2 ① K		B FF 92 B FF 92 C FF 91 B SI 92 B FF 91 4-1 27 G4-6-3 BB		2	0	1	0	2	1	0
27 Jose Altuve, R (1, 4) OBP: 0.379, SLG: 0.455	X FF 92 0-0 23 WP 23 K 1-2 1B		P PO 85 X CH 83 1-0 ② L7			C CU 81 B CH 85 B FF 92 F CH 84 B FF 92 D CH 85 4-2 6 S BB		B FF 92 X FF 92 1-0 ②③ G4-6-3 1-2f		3	0	1	0	1	0	2
6 Jake Marisnick, R (1, 8) OBP: 0.287, SLG: 0.330	B FF 93 S CH 84 F FF 92 S CH 85 1-3 ① K		F FF 92 B CH 85 B CU 80 X CH 84 2-1 ③ 1-H 1B			1 SAFE C FF 94 C FF 92 D CH 85 S FF 94 1-3 ② K 1-3			C FF 89 S SL 84 B FF 91 S FF 92 1-3 ① K	4	0	1	0	0	3	3
23 Chris Carter, R (1, 10) OBP: 0.310, SLG: 0.495	S FF 92 D FF 92 B FF 92 S CH 84 B CH 85 S CU 80 3-3 ②③ K 1-3 2-3			B FF 89 B FF 90 S FF 92 S FF 92 B FF 91 S FF 91 3-3 ① K		S CU 81 X FF 94 0-1 ③ G5-3			S FF 91 C FF 92 S SL 87 0-3 ② K	4	0	0	0	0	3	3
18 Marc Krauss, L (1, 3) OBP: 0.279, SLG: 0.323 14 Jesus Guzman, R (7, PH) OBP: 0.272, SLG: 0.248 (7, 3)		B FF 91 B FF 90 F FF 91 C FF 92 B CU 79 X CH 84 3-2 ① G6-3		S CH 83 B FF 92 B FF 92 F FF 92 X CU 80 2-2 ② L3			B FF 91 B FF 90 B FF 91 C FF 90 B FF 90 4-1 15 FC6-4 BB		C SL 84 B FF 92 S SL 85 B FF 93 B SL 86 S FF 93 3-3 ③ K	2 1	0 0	0 0	0 0	0 1	0 1	0 0
15 Jason Castro, L (1, 2) OBP: 0.286, SLG: 0.364		C CH 83 B FF 93 X CU 80 1-1 ② L9		B CU 78 B FF 93 F CH 83 B FF 92 X FF 92 3-1 ③ G3			B SL 84 B FC 90 F FF 91 C FC 90 D SL 84 1 SAFE F FF 91 F FF 90 1 SAFE 3-2 ① F CU 76 X FF 88 FC6-4 8 G6-3 1-2f			3	0	0	0	0	0	1
8 Alex Presley, L (1, 9) OBP: 0.288, SLG: 0.355		B FF 92 B FF 92 C FF 92 F FF 93 X CU 77 2-2 1B			B FF 91 B FF 92 F FF 92 F FF 92 S CH 83 2-3 ① K		C FF 89 X FF 90 0-1 ②③ G6-3 1-2f			3	0	1	0	0	1	1
3 Gregorio Petit, R (1, 5) OBP: 0.301, SLG: 0.422		B FF 92 1 SAFE 1 SAFE X CH 84 1-0 ③ L8			B CH 83 H FF 93 2-0 2 G4-6-3 HBP			C FF 90 C FF 92 F FF 92 F FF 93 X SL 86 0-2 ① G6-3		2	0	0	0	0	0	1
2 Jonathan Villar, S (1, 6) OBP: 0.268, SLG: 0.359			C FF 92 B FF 91 F FF 91 B FF 92 B FF 92 S CH 84 3-3 ① K		F FF 93 1 SAFE B FF 92 S CH 84 B CH 82 X FF 93 2-2 ②③ G4-6-3 1-2f			C FF 92 X SL 85 0-1 HR		3	1	1	1	0	1	1
Inning Stats	R: 0 E: 0 K: 2 S: 9 H: 1 LOB: 2 BB: 1 P: 17	R: 0 E: 0 K: 0 S: 9 H: 1 LOB: 1 BB: 0 P: 16	R: 0 E: 0 K: 1 S: 9 H: 2 LOB: 2 BB: 0 P: 16	R: 0 E: 0 K: 1 S: 8 H: 0 LOB: 0 BB: 0 P: 16	R: 0 E: 0 K: 1 S: 6 H: 0 LOB: 0 BB: 0 P: 12	R: 0 E: 0 K: 2 S: 10 H: 0 LOB: 1 BB: 1 P: 17	R: 0 E: 0 K: 0 S: 9 H: 0 LOB: 0 BB: 1 P: 16	R: 1 E: 0 K: 0 S: 9 H: 1 LOB: 0 BB: 1 P: 14	R: 0 E: 0 K: 3 S: 9 H: 0 LOB: 0 BB: 0 P: 13	1B: 4 2B: 0 3B: 0 HR: 1 SF: 0 SAC: 0 DP: 3 HBP: 1						

AB	27
R	1
H	5
RBI	1
BB	4
SO	10
LOB	12

PITCHER		IP	WLS	BF	H	R	ER	SO	BB	IBB	HBP	BLK	WP	HR	S	P	ERA	WHIP
59 Lisalverto Bonilla, R ERA: 3.05	(1, 1)	6.0	W	22	4	0	0	7	2	0	1	0	1	0	51	94	0.00	1.000
46 Robbie Ross Jr., L ERA: 6.34	(7, 1)	1.0	H	3	0	0	0	0	1	0	0	0	0	0	9	16	0.00	1.000
35 Phil Klein, R ERA: 2.84	(8, 1)	2.0		7	1	1	1	3	1	0	0	0	0	1	18	27	4.50	1.000

PITCHER	IP	WLS	BF	H	R	ER	SO	BB	IBB	HBP	BLK	WP	HR	S	P	ERA	WHIP

Houston Astros @ Texas Rangers

Globe Life Park in Arlington, Arlington, TX

Wed Sep 24 2014, 8:09 PM - 11:13 PM EDT

Att. 28,003 - Clear - 82 F

livebaseballscorecards.com

BOTTOM

Batter	1	2	3	4	5	6	7	8	9	AB	R	H	RBI	BB	SO	LOB
2 Leonys Martin, L (1, 8) OBP: 0.329, SLG: 0.369	T SI 87 B FC 87 F FC 87 B FC 87 X SI 89 2-2 ① G1-3		B CU 76 B FC 88 X CU 75 2-0 ② F8 2-3		X CU 74 0-0 1 2B 1B	D CU 75 S CH 85 S CU 73 X FC 89 1-2 ③ G4-3 1-2		C FF 95 F FS 86 F FF 96 X FS 85 0-2 ② G4-3		5	1	1	0	0	0	3
1 Elvis Andrus, R (1, 6) OBP: 0.314, SLG: 0.333	X SI 89 0-0 ② G6-3		C SI 90 C FC 87 X SI 90 0-2 ③ G5-3		C SI 89 X SI 88 0-1 1-H 2B		B CU 76 B SI 94 B SI 93 C SI 93 X SI 94 3-1 ① G6-3	S FS 87 C FF 96 C FF 96 0-3 ③ K		5	0	1	1	0	1	1
12 Rougned Odor, L (1, 4) OBP: 0.301, SLG: 0.407	L FC 87 B CU 72 F CU 74 F FF 89 B CU 76 B FC 87 F SI 90 F FC 87 X SI 89 3-2 2B			C SI 88 F CU 75 B CU 78 F SI 89 B FC 88 B CU 75 B FC 87 4-2 6 E 20 S BB	C FC 87 B CU 74 B CH 86 F FC 87 S FC 88 2-3 ② K		B SI 94 F FS 84 X SI 93 1-1 HR			3	1	2	1	1	1	1
29 Adrian Beltré, R (1, 5) OBP: 0.390, SLG: 0.492	C SI 90 B SI 89 F FC 84 S SI 91 1-3 ③ K			C FC 84 X FC 83 0-1 ① L9	I IN 49 4-0 IBB		B SI 94 B SI 95 B SI 94 F SI 94 B SI 95 4-1 20 BB 16 HR BB			2	1	0	0	2	1	2
20 Jake Smolinski, R (1, 7) OBP: 0.410, SLG: 0.500		C SI 88 X SI 88 0-1 ① G6-3		1 SAFE F FC 87 D SI 90 B CU 74 F FC 86 F SI 90 S CU 74 2-3 ② K 1-2	S CU 76 B SI 89 F SI 89 S CU 74 1-3 ③ K		B SI 94 B CU 78 F SI 95 B SI 93 B SI 94 4-1 16 HR 1-2 BB			3	1	0	0	1	2	3
6 Tomás Telis, S (1, 2) OBP: 0.269, SLG: 0.262		B FC 86 C FC 88 B CU 76 F FC 87 X SI 89 2-2 ② F8		F FC 87 B CU 75 F FC 88 B CU 75 F FC 87 X CU 73 2-2 E6 16 HBP 2-3		B FC 86 X FC 86 1-0 ① L5	B SI 94 S FS 86 F FS 85 C CU 76 1-3 ② K			4	0	0	0	0	1	3
16 Ryan Rua, R (1, 3) OBP: 0.344, SLG: 0.446		C SI 90 B CU 71 S FC 86 C SI 90 1-3 ③ K		F SI 90 B SI 89 B FC 88 H SI 89 3-1 3 FC6-4 1-2 HBP	C CU 76 B CU 75 S SI 89 B SI 89 X SI 89 2-2 ② G1-3		B CU 76 B SI 92 X SI 94 2-0 1-H 2-H HR			3	1	1	3	0	1	0
3 Luis Sardinas, S (1, 10) OBP: 0.302, SLG: 0.309			B FC 86 F FC 86 B SI 88 B FF 88 B FC 87 4-1 2 WP 19 SH5-3 BB	C CU 74 X FC 87 0-1 ③ FC6-4 1-2f		B FC 87 C SI 89 C CU 75 B CU 76 X SI 89 2-2 19 S 1B	C FF 93 B FS 84 S FF 94 F FF 94 F FS 85 B FS 84 S FF 94 2-3 ③ K			3	0	1	0	1	1	3
19 Daniel Robertson, R (1, 9) OBP: 0.333, SLG: 0.328			X SI 88 0-0 ① SH5-3 1-2		C FC 85 B SI 88 F CU 75 B CU 70 S FF 90 2-3 ① K	C FC 87 D CU 76 B SI 90 B FC 86 B SI 87 4-1 2 S 1-3 BB		B FF 94 X FF 95 1-0 ① F7		2	0	0	0	1	1	0
Inning Stats	R: 0 E: 0 K: 1 S: 13 H: 1 LOB: 1 BB: 0 P: 19	R: 0 E: 0 K: 1 S: 8 H: 0 LOB: 0 BB: 0 P: 11	R: 0 E: 0 K: 0 S: 6 H: 0 LOB: 1 BB: 1 P: 12	R: 0 E: 1 K: 1 S: 16 H: 0 LOB: 3 BB: 1 P: 27	R: 1 E: 0 K: 3 S: 12 H: 2 LOB: 2 BB: 1 P: 21	R: 0 E: 0 K: 0 S: 11 H: 1 LOB: 2 BB: 1 P: 21	R: 4 E: 0 K: 2 S: 15 H: 2 LOB: 0 BB: 2 P: 32	R: 0 E: 0 K: 1 S: 8 H: 0 LOB: 0 BB: 0 P: 9		1B: 2 2B: 2 3B: 0 HR: 2 SF: 0 SAC: 1 DP: 0 HBP: 1				WP: 1 PB: 0 SB: 4 CS: 0 PA: 38		

	AB	30
	R	5
	H	6
	RBI	5
	BB	6
	SO	9
	LOB	16

PITCHER		IP	WLS	BF	H	R	ER	SO	BB	IBB	HBP	BLK	WP	HR	S	P	ERA	WHIP
46 Scott Feldman, R ERA: 3.74	(1, 1)	6.0	L	28	4	1	1	6	3	1	1	0	1	0	66	111	1.50	1.167
55 Jose Veras, R ERA: 4.63	(7, 1)	0.2		6	2	4	4	1	2	0	0	0	0	2	10	25	54.00	6.000
67 Jorge De Leon, R ERA: 4.5	(7, 1)	1.1		4	0	0	0	2	0	0	0	0	0	0	13	16	0.00	0.000

PITCHER		IP	WLS	BF	H	R	ER	SO	BB	IBB	HBP	BLK	WP	HR	S	P	ERA	WHIP

Oakland Athletics @ Texas Rangers

Globe Life Park in Arlington, Arlington, TX

Thu Sep 25 2014, 8:09 PM - 10:56 PM EDT

Att. 33,696 - Clear - 82 F

TOP

livebaseballscorecards.com

Batter	1	2	3	4	5	6	7	8	9	AB	R	H	RBI	BB	SO	LOB
4 Coco Crisp, S (1, 8) OBP: 0.344, SLG: 0.373	C FF 89 B FF 88 B CU 77 X SI 88 2-1 20 1B 1B		B SI 86 B CH 82 C FF 88 X SI 88 2-1 10 CS 1B		B SL 81 B SL 82 B FF 88 C FF 87 B FF 86 4-1 16 WP 1-2 BB		B CU 74 B FF 88 C FF 87 F SL 82 B FF 87 B FF 88 4-2 BB		B SI 90 B CH 84 B FF 92 B CH 90 4-0 BB	2	0	2	0	3	0	0
16 Josh Reddick, L (1, 9) OBP: 0.308, SLG: 0.427	C FF 87 F FF 88 1 SAFE B FF 88 1 SAFE S CU 76 1-3 ① K		C CH 86 X SL 82 0-1 ① F9		F CH 83 C FF 88 B FF 88 B SL 84 F SL 84 X FF 89 2-2 ② P5 1-2 2-3		B FF 87 F CH 85 1 SAFE L FF 88 X FF 88 1-2 ① F9		X FF 91 0-0 ③ L6	5	0	0	0	0	1	6
20 Josh Donaldson, R (1, 5) OBP: 0.341, SLG: 0.451	1 SAFE X SL 81 0-0 1-2 1B		C FF 89 1 SAFE B FF 87 D SL 83 S SL 82 C FF 88 2-3 ② K		B FF 88 D SL 84 B FF 90 I IN 72 4-0 IBB		C SL 83 F FF 88 C FF 88 0-3 ② K			3	0	1	0	1	2	2
10 Adam Dunn, L (1, 10) OBP: 0.340, SLG: 0.419	F FF 88 S FF 88 B FF 88 S SL 84 1-3 ② K		B FF 88 C CH 83 1-1 ③ CS 1-2	B CH 81 C FF 87 B FF 88 B CH 82 S FF 88 B FF 88 4-2 BB	X FF 88 0-0 ③ G3		B FF 86 C CH 85 D SL 82 F FF 89 B FF 89 S SL 81 3-3 ③ K			3	0	0	0	1	2	6
37 Brandon Moss, L (1, 7) OBP: 0.336, SLG: 0.442 15 Jonny Gomes, R (8, PH) OBP: 0.324, SLG: 0.328 23 Sam Fuld, L (8, 7) OBP: 0.321, SLG: 0.345	F CH 83 B FF 88 F FF 89 S SL 83 1-3 ③ K			C FF 88 F SL 83 B FF 88 S SL 83 1-3 ① K		B CH 83 C FF 89 F FF 89 B FF 89 B FF 86 4-1 8 1B 17 SH1-3 BB		B SL 81 B SI 88 B SI 88 C SI 89 X SI 89 3-1 ① G6-3	2 1 0	1 0 0	0 0 0	0 0 0	1 0 0	2 0 0	3 0 0
21 Stephen Vogt, L (1, 3) OBP: 0.323, SLG: 0.436		B FF 88 C FF 87 X CH 82 1-1 ① F8		B SI 89 C SL 81 X FF 88 1-1 ② P5		B SI 86 1 SAFE C SI 87 C SL 82 D SL 83 X FF 88 2-2 ① F7		C SL 81 X SI 88 0-1 ② G4-3		4	0	0	0	0	0	2
8 Jed Lowrie, S (1, 6) OBP: 0.319, SLG: 0.351		C FF 89 X FF 89 0-1 ② L6		C SL 82 X FF 90 0-1 ③ F9		F SL 82 X FF 88 0-1 17 SH1-3 1-3 1B		B FF 92 S CH 81 B FF 92 F FF 93 X FF 93 2-2 ③ F7		4	0	1	0	0	0	1
17 Geovany Soto, R (1, 2) OBP: 0.278, SLG: 0.342		C FF 89 F FF 88 X FF 89 0-2 2B			B SL 81 F SL 81 F SL 83 X FF 90 1-2 ① G4-3	S SL 83 B FF 87 X SL 82 1-1 ② SH1-3 1-2 3-H			B CH 90 C FF 91 C SL 82 X SL 83 1-2 ① F8	3	0	1	1	0	0	0
28 Eric Sogard, L (1, 4) OBP: 0.297, SLG: 0.268		C SL 81 X CH 84 0-1 ③ P4			S CH 83 X FF 89 0-1 16 WP 4 BB 1B	C FF 89 X SL 82 0-1 ③ G4-3			X FF 91 0-0 ② F8	4	0	1	0	0	0	2
Inning Stats	R: 0 E: 0 K: 3 S: 12 H: 2 LOB: 2 BB: 0 P: 17	R: 0 E: 0 K: 0 S: 9 H: 1 LOB: 1 BB: 0 P: 10	R: 0 E: 0 K: 1 S: 8 H: 1 LOB: 0 BB: 0 P: 13	R: 0 E: 0 K: 1 S: 9 H: 0 LOB: 1 BB: 1 P: 15	R: 0 E: 0 K: 0 S: 11 H: 1 LOB: 3 BB: 2 P: 22	R: 1 E: 0 K: 0 S: 10 H: 1 LOB: 1 BB: 1 P: 17	R: 0 E: 0 K: 2 S: 11 H: 0 LOB: 1 BB: 1 P: 19	R: 0 E: 0 K: 0 S: 7 H: 0 LOB: 0 BB: 0 P: 12	R: 0 E: 0 K: 0 S: 5 H: 0 LOB: 1 BB: 1 P: 10	1B: 5 2B: 1 3B: 0 HR: 0 SF: 0 SAC: 1 DP: 0 HBP: 0						

	AB	31
	R	1
	H	6
	RBI	1
	BB	6
	SO	7
	LOB	22

PITCHER		IP	WLS	BF	H	R	ER	SO	BB	IBB	HBP	BLK	WP	HR	S	P	ERA	WHIP
48 Colby Lewis, R ERA: 5.18	(1, 1)	7.0		31	6	1	1	7	4	1	0	0	1	0	70	113	1.29	1.429
50 Michael Kirkman, L ERA: 1.8	(8, 1)	0.2		2	0	0	0	0	0	0	0	0	0	0	4	7	0.00	0.000
37 Shawn Tolleson, R ERA: 2.79	(8, 1)	0.1		1	0	0	0	0	0	0	0	0	0	0	3	5	0.00	0.000
30 Neftalí Feliz, R ERA: 2.05	(9, 1)	1.0	W	4	0	0	0	0	1	0	0	0	0	0	5	10	0.00	1.000

PITCHER	IP	WLS	BF	H	R	ER	SO	BB	IBB	HBP	BLK	WP	HR	S	P	ERA	WHIP

WP: 1 PA: 39
PB: 0
SB: 0
CS: 1

Batter	1	2	3	4	5	6	7	8	9	AB	R	H	RBI	BB	SO	LOB
2 Leonys Martin, L (1, 8) OBP: 0.328, SLG: 0.369	C FF 93 X SL 80 0-1 G4-3 ①		B CH 87 C SL 82 B SL 82 B SL 80 F FF 93 F FF 93 F SL 82 S FF 93 3-3 K ③			X FF 92 0-0 1 S 1 1B 1B		X SI 88 0-0 G6-3 ②		4	1	1	0	0	1	1
1 Elvis Andrus, R (1, 6) OBP: 0.314, SLG: 0.333	C FF 94 B FF 93 B SL 82 B FF 94 F FF 93 X FF 94 3-2 P4 ②			B SL 82 C FF 93 C SL 81 X FF 92 1-2 G5-3 ①		F FF 92 B FF 93 1 SAFE C SL 82 X SL 81 1-2 1-H 1B		B SI 88 F SI 88 B CH 82 B SL 82 X SI 88 3-1 G5-3 ③		4	0	1	1	0	0	0
12 Rougned Odor, L (1, 4) OBP: 0.298, SLG: 0.403	B FF 93 X FF 94 1-0 G4-3 ③			B SL 82 F FF 93 B CH 86 F FF 93 F FF 93 X SL 82 2-2 G4-3 ②		F FF 93 B SL 80 C SL 82 B FF 93 F SL 81 X CH 86 2-2 P6 ③			B SI 88 F SI 87 C SL 81 X SI 89 1-2 G1-3 ①	4	0	0	0	0	0	1
29 Adrián Beltré, R (1, 5) OBP: 0.390, SLG: 0.497		F FF 93 B FF 93 S SL 83 S SL 81 1-3 K ①		C FF 93 B SL 82 S SI 93 X FF 93 1-2 L3 ③			B CU 79 B FF 93 C SL 81 X SI 93 2-1 61 FC1-6 20 1B 1B		F SI 88 X SL 81 0-1 HR	4	1	2	1	0	1	0
20 Jake Smolinski, R (1, 9) OBP: 0.407, SLG: 0.493		C SL 82 X SL 81 0-1 G5-3 ②			C FF 92 F FF 92 B SI 92 S SL 81 1-3 K ①		X FF 92 0-0 61 FC1-6 1-2 1B			3	0	1	0	0	1	0
16 Ryan Rua, R (1, 7) OBP: 0.333, SLG: 0.432		C FF 94 F SI 93 F FF 94 B SL 81 B SL 82 X FF 93 2-2 F9 ③			B SL 82 F FF 93 B SL 82 X SL 82 2-1 P3 ②		C SI 91 F SI 91 F SI 91 S SI 91 0-3 K ①			3	0	0	0	0	1	2
61 Robinson Chirinos, R (1, 2) OBP: 0.294, SLG: 0.411			C FF 93 C FF 94 B FF 93 F FF 93 S FF 92 1-3 K ①		S SL 81 X FF 93 0-1 G5-3 ③		X SI 92 0-0 FC1-6 1-2f 2-3 ②			3	0	0	0	0	1	2
3 Luis Sardinas, S (1, 10) OBP: 0.303, SLG: 0.319			B FF 93 B CH 85 C FF 93 B FF 93 C SI 92 F SI 93 X SI 93 3-2 2B			C FF 92 B CU 75 B FF 92 F SI 92 X FF 92 2-2 L7 ①	B SI 92 F SI 92 F SI 92 F FF 92 F FF 93 S CU 78 1-3 K ③			3	0	1	0	0	1	2
9 Adam Rosales, R (1, 3) OBP: 0.345, SLG: 0.400			C SL 81 F FF 92 B FF 92 S FF 93 1-3 K ②			B FF 93 C SL 81 C FF 93 B SL 81 X SL 82 2-2 F7 ②		C SI 88 B SL 81 B SI 89 C SI 90 F SL 82 X SI 89 2-2 G6-3 ①		3	0	0	0	0	1	1
Inning Stats	R: 0 E: 0 K: 0 S: 6 H: 0 LOB: 0 BB: 0 P: 10	R: 0 E: 0 K: 1 S: 9 H: 0 LOB: 0 BB: 0 P: 12	R: 0 E: 0 K: 3 S: 16 H: 1 LOB: 1 BB: 0 P: 24	R: 0 E: 0 K: 0 S: 10 H: 0 LOB: 0 BB: 0 P: 14	R: 0 E: 0 K: 1 S: 7 H: 0 LOB: 0 BB: 0 P: 10	R: 1 E: 0 K: 0 S: 14 H: 2 LOB: 1 BB: 0 P: 21	R: 0 E: 0 K: 2 S: 13 H: 2 LOB: 2 BB: 0 P: 16	R: 0 E: 0 K: 0 S: 7 H: 0 LOB: 0 BB: 0 P: 12	R: 1 E: 0 K: 0 S: 5 H: 1 LOB: 0 BB: 0 P: 6	1B: 4 2B: 1 3B: 0 HR: 1 SF: 0 SAC: 0 DP: 0 HBP: 0						

PITCHER		IP	WLS	BF	H	R	ER	SO	BB	IBB	HBP	BLK	WP	HR	S	P	ERA	WHIP
40 Jason Hammel, R ERA: 3.47	(1, 1)	6.0		23	5	1	1	5	0	0	0	0	0	0	65	96	1.50	0.833
61 Dan Otero, R ERA: 2.32	(7, 1)	1.0		3	0	0	0	2	0	0	0	0	0	0	10	11	0.00	0.000
44 Luke Gregerson, R ERA: 2.12	(8, 1)	1.1	L	5	1	1	1	0	0	0	0	0	0	1	12	18	6.75	0.750

PITCHER	IP	WLS	BF	H	R	ER	SO	BB	IBB	HBP	BLK	WP	HR	S	P	ERA	WHIP

BOTTOM

Oakland Athletics @ Texas Rangers

Globe Life Park in Arlington, Arlington, TX

Thu Sep 25 2014, 8:09 PM - 10:56 PM EDT

Att. 33,696 - Clear - 82 F

livebaseballscorecards.com

AB	31
R	2
H	6
RBI	2
BB	0
SO	7
LOB	9

WP: 0 PA: 31
PB: 0
SB: 1
CS: 0

Oakland Athletics @ Texas Rangers

Globe Life Park in Arlington, Arlington, TX

Fri Sep 26 2014, 8:10 PM - 10:57 PM EDT

Att. 31,586 - Partly Cloudy - 83 F

TOP

livebaseballscorecards.com

Batter	1	2	3	4	5	6	7	8	9	AB	R	H	RBI	BB	SO	LOB
4 Coco Crisp, S (1, 8) OBP: 0.340, SLG: 0.369	F SI 89 B FF 88 B SL 84 B SL 83 C SI 89 X SI 90 3-2 ① L9		C SL 85 1 SAFE 1 SAFE X SL 85 0-1 FC3 10 2B 1-2	1 SAFE C SI 89 D CU 77 X SL 85 1-1 ③ F9		C FF 89 C FF 90 X FC 90 0-2 ② G6-3			D SI 84 1 SAFE C CU 74 X SI 82 1-1 ①② G4-6-3 1-2f	5	1	0	0	0	0	3
10 Adam Dunn, L (1, 10) OBP: 0.339, SLG: 0.418	F FF 89 B FF 89 B SL 86 T SL 84 B FF 90 F SL 85 S FF 90 3-3 ② K		B FF 89 B SL 86 F SI 90 B FF 90 F SI 91 X SL 86 3-2 1-H 2-H 2B		C FF 86 C CU 76 X CU 76 0-2 ① L8	S CU 73 C SL 86 B CU 77 B FF 91 C CU 76 2-3 ③ K			B CU 74 S CU 74 B SI 83 B CH 70 F SI 83 S CU 75 3-3 ③ K	5	0	1	2	0	3	0
20 Josh Donaldson, R (1, 5) OBP: 0.342, SLG: 0.452	C SL 85 X SI 91 0-1 1B		T FF 90 B SI 90 X FF 91 1-1 ② L9		C SL 83 B CU 78 X SI 90 1-1 37 BB 8 2B 1B		B FF 94 F FF 95 T FF 95 S CH 83 1-3 ① K			4	1	2	0	0	1	1
37 Brandon Moss, L (1, 3) OBP: 0.337, SLG: 0.440	B SL 85 F CH 85 F FF 89 S CU 78 1-3 ③ K		D CH 83 F CH 86 B SL 86 B SL 86 B FF 90 4-1 BB		B FF 88 B FF 89 F SL 84 F CH 84 D CU 78 F SL 84 B CU 77 4-2 8 2B 16 1B 1-2 BB		B FF 95 B FF 95 C FF 95 X FF 93 2-1 ② F7			2	1	0	0	2	1	1
8 Jed Lowrie, S (1, 6) OBP: 0.320, SLG: 0.354		B FF 88 C SL 84 X CU 78 1-1 36 G5-4-3 1B	B FF 89 X SL 85 1-0 ③ P6		B SL 83 X SL 84 1-0 16 1B 1-3 2-H 2B		C FF 96 C SL 85 X FF 96 0-2 ③ F9			4	1	2	1	0	0	2
16 Josh Reddick, L (1, 9) OBP: 0.310, SLG: 0.437		B SI 90 X SL 84 1-0 ① L8		B CU 76 X SI 88 1-0 HR	B FF 90 F FF 91 X FF 91 1-1 23 WP 2-H 3-H 1B			S FF 91 C SL 87 X FF 90 0-2 ① F8		4	1	2	3	0	0	1
36 Derek Norris, R (1, 2) OBP: 0.361, SLG: 0.403		B SI 89 B FF 90 X FF 90 2-0 ②③ G5-4-3 1-2f		B SI 92 B SL 85 F SI 90 B SI 90 F SI 91 X FF 90 3-2 ① F8	C FF 90 B CU 76 B SI 92 F SI 91 F SL 84 B FF 91 S FF 91 3-3 ② K			X SI 90 0-0 ② G6-3		4	0	0	0	0	1	2
23 Sam Fuld, L (1, 7) OBP: 0.321, SLG: 0.342			B FF 88 F FF 88 B FF 90 X SI 91 2-1 ① F7	B SL 85 B SL 83 C SI 89 B SI 89 B FF 89 4-1 BB	B FC 90 C FF 91 F FF 91 B FF 91 X SL 84 2-2 ③ F8 1-2			C FF 91 B SI 89 B SL 87 X FF 90 2-1 ③ G2-3		3	0	0	0	1	0	1
28 Eric Sogard, L (1, 4) OBP: 0.299, SLG: 0.268			B SI 90 F SI 90 B SL 85 B SL 86 B SI 91 4-1 4 E 10 2B BB	C SI 89 B SL 84 1 SAFE X SI 89 1-1 ② L8		C CU 80 B FF 90 X SL 84 1-1 ① G4-3			X SI 82 0-0 4 G4-6-3 1B	3	1	1	0	1	0	1
Inning Stats	R: 0 E: 0 K: 2 S: 12 H: 1 LOB: 1 BB: 0 P: 19	R: 0 E: 0 K: 0 S: 4 H: 1 LOB: 0 BB: 0 P: 8	R: 2 E: 1 K: 0 S: 12 H: 1 LOB: 2 BB: 2 P: 27	R: 1 E: 0 K: 0 S: 9 H: 1 LOB: 1 BB: 1 P: 19	R: 3 E: 0 K: 1 S: 18 H: 3 LOB: 1 BB: 1 P: 30	R: 0 E: 0 K: 1 S: 8 H: 0 LOB: 0 BB: 0 P: 11	R: 0 E: 0 K: 1 S: 8 H: 0 LOB: 0 BB: 0 P: 11	R: 0 E: 0 K: 0 S: 6 H: 0 LOB: 0 BB: 0 P: 8	R: 0 E: 0 K: 1 S: 6 H: 1 LOB: 0 BB: 0 P: 10	1B: 5 2B: 2 3B: 0 HR: 1 SF: 0 SAC: 0 DP: 2 HBP: 0						

	AB	34
	R	6
	H	8
	RBI	6
	BB	4
	SO	6
	LOB	12

WP: 1 PB: 0 SB: 0 CS: 0 PA: 38

PITCHER		IP	WLS	BF	H	R	ER	SO	BB	IBB	HBP	BLK	WP	HR	S	P	ERA	WHIP
23 Nick Tepesch, R ERA: 4.36	(1, 1)	4.1	L	23	6	6	5	2	4	0	0	0	0	1	46	88	10.38	2.308
46 Robbie Ross Jr., L ERA: 6.2	(5, 1)	1.2		6	1	0	0	2	0	0	0	0	1	0	17	26	0.00	0.600
55 Roman Mendez, R ERA: 2.23	(7, 1)	1.0		3	0	0	0	1	0	0	0	0	0	0	8	11	0.00	0.000
56 Neal Cotts, L ERA: 4.11	(8, 1)	1.0		3	0	0	0	0	0	0	0	0	0	0	6	8	0.00	0.000
58 Alex Claudio, L ERA: 3.09	(9, 1)	1.0		3	1	0	0	1	0	0	0	0	0	0	6	10	0.00	1.000

PITCHER	IP	WLS	BF	H	R	ER	SO	BB	IBB	HBP	BLK	WP	HR	S	P	ERA	WHIP

Oakland Athletics @ Texas Rangers

Globe Life Park in Arlington, Arlington, TX

Fri Sep 26 2014, 8:10 PM - 10:57 PM EDT

Att. 31,586 - Partly Cloudy - 83 F

livebaseballscorecards.com

BOTTOM

Batter	1	2	3	4	5	6	7	8	9	AB	R	H	RBI	BB	SO	LOB
2 Leonys Martin, L (1, 8) OBP: 0.327, SLG: 0.368	F FF 90 S SL 81 B SL 80 B FF 91 X SI 90 3-2 1 G3 1 S 16 2B 1B		X SL 79 0-0 ② P6		C SI 91 F SI 93 D SL 84 X SL 83 1-2 ② G4-3 2-3 3-H			B FF 91 C SI 91 B CH 83 X FF 91 2-1 ② L8		4	1	1	1	0	0	1
1 Elvis Andrus, R (1, 6) OBP: 0.312, SLG: 0.331	C SI 90 B SI 90 B CU 78 C SI 90 2 SAFE X SI 91 2-2 ① G3 1-3		C SI 90 B FC 87 S FC 87 F FC 88 B SI 91 X CH 78 2-2 ③ G6-3		B SI 92 X SI 92 1-0 ③ F8			B SI 92 F SI 92 C SI 90 X SI 91 1-2 ③ G1-3		4	0	0	0	0	0	2
16 Ryan Rua, R (1, 10) OBP: 0.330, SLG: 0.434	S FC 87 B SI 89 S FC 85 F FC 86 F SI 93 B CH 75 X SI 92 2-2 3-H 2B			C FC 86 F CH 76 B SI 92 X CH 76 1-2 ① G5-3		B SI 89 C SI 90 B FC 87 C SI 90 X SI 91 2-2 ① G3			C FF 93 S FF 92 S FF 93 0-3 ① K	4	0	1	1	0	1	0
29 Adrián Beltré, R (1, 5) OBP: 0.389, SLG: 0.495	C SI 94 F SL 88 F SI 93 F FC 88 C CH 75 0-3 ② K			B FC 86 C SI 90 B FC 88 X SI 91 2-1 ② F7		B SI 89 C SI 90 B SI 89 X SI 91 2-1 ② F9			B CU 80 X FF 92 1-0 1B	4	0	1	0	0	1	1
20 Jake Smolinski, R (1, 7) OBP: 0.400, SLG: 0.494	X FC 87 0-0 ③ G5-3			B FF 91 B CH 77 C SI 92 F SI 91 F FC 89 B SI 90 X SI 92 3-2 2B		C CU 78 C CH 78 S CH 78 0-3 ③ K			C FF 92 B FF 93 X FF 93 1-1 ② P6	4	0	1	0	0	1	2
61 Robinson Chirinos, R (1, 2) OBP: 0.290, SLG: 0.406		B SI 90 X SI 91 1-0 ① G1-4-3		C SI 92 S SI 92 F SI 93 S CH 77 0-3 ③ K			C SI 88 F SI 90 B SI 91 B FC 87 C SI 92 2-3 ① K		F FF 93 B FF 94 B FF 93 X FF 93 2-1 ③ P2	4	0	0	0	0	2	2
9 Adam Rosales, R (1, 3) OBP: 0.339, SLG: 0.392		C SI 91 F FC 89 X CH 76 0-2 ② G6-3			C FC 87 B SI 91 F FC 86 X SI 90 1-2 ① G6-3		F FC 88 B CH 80 X SI 91 1-1 ② P3			3	0	0	0	0	0	0
12 Rougned Odor, L (1, 4) OBP: 0.295, SLG: 0.399		X CU 77 0-0 ③ L3			C SL 81 C SI 91 F SI 92 X SL 81 0-2 E3 19 2B 2 G4-3		F SI 91 F CU 78 C SI 93 0-3 ③ K			3	1	0	0	0	1	0
19 Daniel Robertson, R (1, 9) OBP: 0.333, SLG: 0.333			B SI 90 C SI 90 C SI 89 X CH 77 1-2 ① G6-3		C SI 89 F SL 84 1 SAFE B SI 90 X CH 77 1-2 2 G4-3 1-3 2B			C SI 91 X SI 90 0-1 ① G4-3		3	0	1	0	0	0	0
Inning Stats	R: 1 E: 0 K: 1 S: 17 H: 2 LOB: 1 BB: 0 P: 24	R: 0 E: 0 K: 0 S: 5 H: 0 LOB: 0 BB: 0 P: 6	R: 0 E: 0 K: 0 S: 8 H: 0 LOB: 0 BB: 0 P: 11	R: 0 E: 0 K: 1 S: 13 H: 1 LOB: 1 BB: 0 P: 19	R: 1 E: 1 K: 0 S: 14 H: 1 LOB: 1 BB: 0 P: 18	R: 0 E: 0 K: 1 S: 8 H: 0 LOB: 0 BB: 0 P: 12	R: 0 E: 0 K: 2 S: 8 H: 0 LOB: 0 BB: 0 P: 11	R: 0 E: 0 K: 0 S: 7 H: 0 LOB: 0 BB: 0 P: 10	R: 0 E: 0 K: 1 S: 8 H: 1 LOB: 1 BB: 0 P: 12	1B: 2 2B: 3 3B: 0 HR: 0 SF: 0 SAC: 0 DP: 0 HBP: 0						

	AB	33
	R	2
	H	5
	RBI	2
	BB	0
	SO	6
	LOB	8

WP: 0 PA: 33
PB: 0
SB: 1
CS: 0

PITCHER		IP	WLS	BF	H	R	ER	SO	BB	IBB	HBP	BLK	WP	HR	S	P	ERA	WHIP
26 Scott Kazmir, L ERA: 3.55	(1, 1)	7.0	W	26	4	2	1	5	0	0	0	0	0	0	73	101	1.29	0.571
61 Dan Otero, R ERA: 2.29	(8, 1)	1.0		3	0	0	0	0	0	0	0	0	0	0	7	10	0.00	0.000
62 Sean Doolittle, L ERA: 2.73	(9, 1)	1.0		4	1	0	0	1	0	0	0	0	0	0	8	12	0.00	1.000

PITCHER	IP	WLS	BF	H	R	ER	SO	BB	IBB	HBP	BLK	WP	HR	S	P	ERA	WHIP

Oakland Athletics @ Texas Rangers

Globe Life Park in Arlington, Arlington, TX

Sat Sep 27 2014, 8:09 PM - 11:14 PM EDT

Att. 35,326 - Partly Cloudy - 83 F

TOP

livebaseballscorecards.com

Batter	1	2	3	4	5	6	7	8	9	AB	R	H	RBI	BB	SO	LOB
4 Coco Crisp, S (1, 8) OBP: 0.339, SLG: 0.366	G4-3		K			F9		F9	BB	4	0	0	0	1	1	1
10 Adam Dunn, L (1, 10) 15 Jonny Gomes, R (8, PH) OBP: 0.339, SLG: 0.418 OBP: 0.325, SLG: 0.330 (8, 10)	K			K		20 1B		16 1B	K	3	0	1	0	0	2	0
						1B		1B		2	1	1	0	0	1	1
20 Josh Donaldson, R (1, 5) OBP: 0.344, SLG: 0.459	HR			L7		37 G4-6-3		16 1B		4	2	3	1	0	0	0
						1-2 1B		8 1B 1-2 1B								
37 Brandon Moss, L (1, 7) OBP: 0.334, SLG: 0.437	P5			F8		G4-6-3		K		4	0	0	0	0	1	4
						1-2f										
16 Josh Reddick, L (1, 9) OBP: 0.315, SLG: 0.440		K			8 1B 35 G6-4-3 1B		17 1B			4	1	3	1	0	1	0
							1B	1-2 2-H 1B								
8 Jed Lowrie, S (1, 6) OBP: 0.321, SLG: 0.355		K			35 G6-4-3		L9			4	0	2	1	0	1	1
					1-3 1B			1-3 2-H 1B								
21 Stephen Vogt, L (1, 3) OBP: 0.322, SLG: 0.434		P2			G6-4-3		L8		F9	1	0	0	0	0	0	0
35 Nate Freiman, R (5, PH) OBP: 0.269, SLG: 0.448 (5, 3)					1-2f 3-H					1	0	0	0	0	0	1
7 Alberto Callaspo, S (7, PH) OBP: 0.291, SLG: 0.290 (7, 3)										2	0	0	0	0	0	3
17 Geovany Soto, R (1, 2) OBP: 0.289, SLG: 0.351			L5						P4	4	0	2	0	0	0	0
							1-3 1B									
28 Eric Sogard, L (1, 4) OBP: 0.301, SLG: 0.271			4 CS 1B				L9		4 CS 1B	1	0	1	0	0	0	0
1 Nick Punto, S (5, PH) OBP: 0.296, SLG: 0.293 (5, 4)										3	0	1	0	0	1	3
1 Billy Burns, S (9, PR) OBP: 0.167, SLG: 0.167										0	0	0	0	0	0	0

	AB	37
	R	4
	H	14
	RBI	3
	BB	1
	SO	8
	LOB	14

Inning Stats																								
	R: 1	H: 1	R: 0	H: 0	R: 0	H: 1	R: 0	H: 0	R: 1	H: 3	R: 0	H: 2	R: 0	H: 2	R: 2	H: 4	R: 0	H: 1	1B: 13	SF: 0	WP: 0	PA: 38
	E: 0	LOB: 0	E: 0	LOB: 0	E: 0	LOB: 0	E: 0	LOB: 0	E: 0	LOB: 1	E: 0	LOB: 1	E: 0	LOB: 2	E: 0	LOB: 2	E: 0	LOB: 1	2B: 0	SAC: 0	PB: 0	
	K: 1	BB: 0	K: 2	BB: 0	K: 1	BB: 0	K: 1	BB: 0	K: 1	BB: 0	K: 0	BB: 0	K: 0	BB: 0	K: 1	BB: 0	K: 1	BB: 1	3B: 0	DP: 2	SB: 0	
	S: 8	P: 12	S: 10	P: 17	S: 8	P: 10	S: 5	P: 9	S: 13	P: 18	S: 7	P: 11	S: 17	P: 24	S: 16	P: 24	S: 12	P: 20	HR: 1	HBP: 0	CS: 2	

PITCHER		IP	WLS	BF	H	R	ER	SO	BB	IBB	HBP	BLK	WP	HR	S	P	ERA	WHIP
25 Scott Baker, R ERA: 5.47	(1, 1)	4.0		15	4	2	2	5	0	0	0	0	0	1	36	54	4.50	1.000
58 Alex Claudio, L ERA: 2.92	(5, 1)	0.2		2	1	0	0	0	0	0	0	0	0	0	3	5	0.00	1.500
37 Shawn Tolleson, R ERA: 2.76	(5, 1)	0.2	H	4	2	0	0	1	0	0	0	0	0	0	11	16	0.00	3.000
50 Michael Kirkman, L ERA: 1.59	(6, 1)	0.2	H	2	1	0	0	0	0	0	0	0	0	0	3	4	0.00	1.500
44 Spencer Patton, R ERA: 0.96	(7, 1)	1.0	W	4	1	0	0	0	0	0	0	0	0	0	15	22	0.00	1.000
56 Neal Cotts, L ERA: 4.36	(8, 1)	0.1	H	3	2	2	2	0	0	0	0	0	0	0	5	6	54.00	6.000
55 Roman Mendez, R ERA: 2.18	(8, 1)	0.2	H	4	2	0	0	1	0	0	0	0	0	0	11	18	0.00	3.000
30 Neftalí Feliz, R ERA: 1.99	(9, 1)	1.0	S	4	1	0	0	1	1	0	0	0	0	0	12	20	0.00	2.000

BOTTOM

Oakland Athletics @ Texas Rangers

Globe Life Park in Arlington, Arlington, TX

Sat Sep 27 2014, 8:09 PM - 11:14 PM EDT

Att. 35,326 - Partly Cloudy - 83 F

livebaseballscorecards.com

Batter	1	2	3	4	5	6	7	8	9	AB	R	H	RBI	BB	SO	LOB
2 Leonys Martin, L (1, 8) OBP: 0.327, SLG: 0.367	C SL 88 F FC 90 S FF 92 0-3 ① K		B FC 90 C SL 82 X FS 82 1-1 ① L8		B FF 92 C SL 84 F FC 90 B SL 84 B SI 92 F FC 91 X FC 92 3-2 1 CS 1B			B KC 80 B KC 78 C FF 93 F SI 92 F KC 81 S KC 80 2-3 ① K		4	0	1	0	0	2	0
1 Elvis Andrus, R (1, 6) OBP: 0.313, SLG: 0.332	B FF 92 B SL 84 B FC 90 C FF 90 X FF 92 3-1 12 S 12 1B 1B		B FF 92 C SI 92 X SI 92 1-1 12 CS 1B		1 SAFE 1 SAFE B SI 92 1-0 ③ CS 1-2	C FC 92 B SL 81 F SL 84 X SI 93 1-2 ① G5-3		F FC 84 B FC 86 F FF 93 F KC 80 F FC 87 B FF 95 X FF 93 2-2 ② P3		4	1	2	0	0	0	0
12 Rougned Odor, L (1, 4) OBP: 0.297, SLG: 0.401	C FC 91 X FC 90 0-1 29 1B 1-H 1B		1 SAFE C FF 92 B SL 83 F SL 85 T FS 83 1-2 ② ③ K 1-2			S SI 91 X FS 83 0-1 ② F9		B KC 80 X FC 84 1-0 1B		4	1	2	1	0	1	1
29 Adrian Beltré, R (1, 5) OBP: 0.389, SLG: 0.494	C SL 85 B SI 92 X FF 92 1-1 2-H 1B			C SL 84 B FF 92 F FC 90 F FS 82 S SI 93 1-3 ① K		C SL 84 C SL 86 B FF 92 B FS 83 X SI 93 2-2 ③ G6-3		C SI 90 X SI 90 0-1 ③ P6		4	0	1	1	0	1	1
20 Jake Smolinski, R (1, 9) OBP: 0.409, SLG: 0.537	C SL 85 S SI 93 T SI 92 0-2 ② K			B FF 93 S SL 84 B FF 94 X FC 91 2-1 HR			C SL 83 C FF 90 B FF 91 B SI 92 X SL 85 2-2 61 HR 1B			3	2	2	1	0	1	1
16 Ryan Rua, R (1, 7) OBP: 0.321, SLG: 0.422	C SL 85 1 SAFE S SL 86 S SL 85 0-3 ③ K			B SL 87 B SL 87 C SI 94 B FF 94 X SI 94 3-1 ② G6-3			1 SAFE X SL 85 0-0 ① F8			3	0	0	0	0	1	2
35 James Adduci, L (1, 10) OBP: 0.239, SLG: 0.228		B FF 92 F FC 91 C SL 85 X FS 83 1-2 ① G5-3		B SI 93 S FF 92 S FC 92 T FC 92 1-2 ③ K			C SL 89 F SL 84 1 SAFE S SL 90 0-3 ② K			3	0	0	0	0	2	1
61 Robinson Chirinos, R (1, 2) OBP: 0.290, SLG: 0.415		C FF 94 X FF 92 0-1 ② P5			B FC 91 B SL 83 C FF 91 F SI 92 C SL 86 2-3 ① K		F SL 84 X FF 92 0-1 1-H HR			3	1	1	2	0	1	0
9 Adam Rosales, R (1, 3) OBP: 0.333, SLG: 0.385		B SL 86 C FF 93 F SL 86 B FC 91 X SL 88 2-2 ③ P3			C FF 91 X FF 91 0-1 ② G6-3		F SL 83 T SL 84 S FC 91 0-3 ③ K			3	0	0	0	0	1	0
Inning Stats	R: 2 E: 0 K: 3 S: 15 H: 3 LOB: 1 BB: 0 P: 19	R: 0 E: 0 K: 0 S: 8 H: 0 LOB: 0 BB: 0 P: 11	R: 0 E: 0 K: 1 S: 7 H: 1 LOB: 0 BB: 0 P: 10	R: 1 E: 0 K: 2 S: 11 H: 1 LOB: 0 BB: 0 P: 18	R: 0 E: 0 K: 1 S: 9 H: 1 LOB: 0 BB: 0 P: 15	R: 0 E: 0 K: 0 S: 8 H: 0 LOB: 0 BB: 0 P: 11	R: 2 E: 0 K: 2 S: 12 H: 2 LOB: 0 BB: 0 P: 14	R: 0 E: 0 K: 1 S: 12 H: 1 LOB: 1 BB: 0 P: 17		1B: 7 2B: 0 3B: 0 HR: 2 SF: 0 SAC: 0 DP: 0 HBP: 0						

	AB	31
	R	5
	H	9
	RBI	5
	BB	0
	SO	10
	LOB	6

WP: 0 PA: 32
PB: 0
SB: 1
CS: 2

PITCHER		IP	WLS	BF	H	R	ER	SO	BB	IBB	HBP	BLK	WP	HR	S	P	ERA	WHIP
29 Jeff Samardzija, R ERA: 2.99	(1, 1)	7.0	L	27	8	5	5	9	0	0	0	0	0	2	70	98	6.43	1.143
56 Fernando Abad, L ERA: 1.57	(8, 1)	0.2		3	1	0	0	1	0	0	0	0	0	0	10	15	0.00	1.500
61 Dan Otero, R ERA: 2.28	(8, 1)	0.1		1	0	0	0	0	0	0	0	0	0	0	2	2	0.00	0.000

PITCHER		IP	WLS	BF	H	R	ER	SO	BB	IBB	HBP	BLK	WP	HR	S	P	ERA	WHIP

Batter	1	2	3	4	5	6	7	8	9	AB	R	H	RBI	BB	SO	LOB
4 Coco Crisp, S (1, 8) OBP: 0.336, SLG: 0.363	B FF 90 C FF 90 B FF 91 C FF 91 X FF 92 2-2 ① F7	S SL 83 B FF 92 F CH 83 B FF 92 X FF 92 2-2 ③ F8			B CU 75 C FF 91 B CH 83 C FF 91 B SL 84 X FF 91 3-2 ③ G3			D SL 78 X SI 93 1-0 ②③ G5-4-3 1-2f		4	0	0	0	0	0	3
10 Adam Dunn, L (1, 10) OBP: 0.337, SLG: 0.415 7 Alberto Callaspo, S (9, PH) OBP: 0.290, SLG: 0.290 1 Billy Burns, S (9, PR) OBP: 0.167, SLG: 0.167 (9, 10)	B FF 91 B FF 91 C FF 92 X FF 91 2-1 ② F7		S FF 90 X FF 91 0-1 ① F8			B CH 83 F FF 92 B FF 91 S FF 91 F FF 92 S FF 93 2-3 ① K			C SI 93 X SL 83 0-1 E5 16 1B 8 1B	3 1 0	0 0 1	0 0 0	0 0 0	0 0 0	1 0 0	0 0 0
20 Josh Donaldson, R (1, 5) OBP: 0.342, SLG: 0.456	B FF 91 B SL 83 F FF 91 F FF 91 B FF 93 F FF 93 X CH 83 3-2 ③ G6-3		F CU 75 B SL 82 B FF 91 C SL 84 B FF 92 S SL 85 3-3 ② K			B FF 92 X SL 84 1-0 ② L8			S SL 84 S KC 78 D KC 77 F SL 83 X SI 93 1-2 ① F8	4	0	0	0	0	1	1
37 Brandon Moss, L (1, 7) OBP: 0.334, SLG: 0.438 15 Jonny Gomes, R (9, PH) OBP: 0.327, SLG: 0.330 23 Sam Fuld, L (9, PR) OBP: 0.321, SLG: 0.342 (9, 7)		C FF 90 X FF 90 0-1 16 3B 2B	C CH 83 C FF 92 B SL 84 X FF 92 1-2 ③ F8			C SI 93 B SL 85 F SI 93 B SL 83 X SI 94 2-2 ③ G6-3			B SI 92 B SL 78 I IN 82 I IN 82 4-0 16 1B 8 1B IBB	3 0 0	1 0 1	1 0 0	0 0 0	0 1 0	0 0 0	0 0 0
16 Josh Reddick, L (1, 9) OBP: 0.316, SLG: 0.446		B SI 90 X FF 89 1-0 21 1B 2-H 3B		B SL 82 B CH 82 X FF 91 2-0 ① P5			C SI 92 C SI 94 B SI 95 F SI 93 B SI 94 S SL 83 2-3 ① K		C SI 93 F SI 92 B SL 85 B SL 85 F SI 94 F SI 93 X SI 93 2-2 8 1B 1-2 2-3 1B	4	1	2	1	0	1	0
8 Jed Lowrie, S (1, 6) OBP: 0.321, SLG: 0.355		D CU 76 C CH 82 X FF 91 1-1 ① P4		F FF 91 X FF 92 0-1 ② G4-3			X SL 79 0-0 ② F8		C SI 93 B SI 93 S SL 85 B SI 94 B SL 85 X SI 93 3-2 21 G4-6-3 1B 1-3 2-H 3-H	4	0	1	2	0	0	1
21 Stephen Vogt, L (1, 3) OBP: 0.321, SLG: 0.431		C CU 76 X FF 92 0-1 28 F8 17 1B 3-H 1B		B CH 82 C C CH 83 F SL 83 B FF 92 F FF 93 F CH 83 F CH 84 B SL 85 3-2 ③ F8 F FF 93 X FF 92			C SI 94 B SL 84 F SI 93 B SI 94 B SL 84 X SI 94 3-2 ③ L9		B FF 88 C SL 87 F SL 87 B SL 85 F SL 86 1 SAFE X SL 86 2-2 ②③ G4-6-3 1-2f	4	0	1	1	0	0	3
17 Geovany Soto, R (1, 2) OBP: 0.302, SLG: 0.363		C FF 91 X FF 91 0-1 1-2 1B			S SL 82 B FF 90 S SL 82 X FF 92 1-2 ① G5-3			B SI 92 X SI 93 1-0 4 G5-4-3 1B		3	0	2	0	0	0	0
28 Eric Sogard, L (1, 4) OBP: 0.298, SLG: 0.268		D CU 74 B CH 83 B FF 91 C FF 91 X FF 91 3-1 ② F8 2-3			C SL 82 X CH 83 0-1 ② G3-1			B SI 92 B SI 92 X SI 92 2-0 ① B3		3	0	0	0	0	0	3
Inning Stats	R: 0 H: 0 E: 0 LOB: 0 K: 0 BB: 0 S: 9 P: 16	R: 2 H: 4 E: 0 LOB: 2 K: 0 BB: 0 S: 14 P: 21	R: 0 H: 0 E: 0 LOB: 0 K: 1 BB: 0 S: 8 P: 12	R: 0 H: 0 E: 0 LOB: 0 K: 0 BB: 0 S: 11 P: 16	R: 0 H: 0 E: 0 LOB: 0 K: 0 BB: 0 S: 8 P: 12	R: 0 H: 0 E: 0 LOB: 0 K: 1 BB: 0 S: 8 P: 13	R: 0 H: 0 E: 0 LOB: 0 K: 1 BB: 0 S: 8 P: 13	R: 0 H: 1 E: 0 LOB: 0 K: 0 BB: 0 S: 3 P: 7	R: 2 H: 2 E: 1 LOB: 3 K: 0 BB: 1 S: 18 P: 30	1B: 5 SF: 0 2B: 1 SAC: 0 3B: 1 DP: 2 HR: 0 HBP: 0						

PITCHER		IP	WLS	BF	H	R	ER	SO	BB	IBB	HBP	BLK	WP	HR	S	P	ERA	WHIP
22 Nick Martinez, R ERA: 4.55	(1, 1)	5.2	L	21	4	2	2	2	0	0	0	0	0	0	55	85	3.18	0.706
45 Derek Holland, L ERA: 1.46	(6, 1)	2.2		12	3	2	1	1	0	1	0	0	0	0	28	49	3.38	1.125
56 Neal Cotts, L ERA: 4.32	(9, 1)	0.2		1	0	0	0	0	0	0	0	0	0	0	4	6	0.00	0.000

PITCHER	IP	WLS	BF	H	R	ER	SO	BB	IBB	HBP	BLK	WP	HR	S	P	ERA	WHIP

TOP

Oakland Athletics @ Texas Rangers

Globe Life Park in Arlington, Arlington, TX

Sun Sep 28 2014, 3:09 PM - 5:47 PM EDT

Att. 36,381 - Sunny - 85 F

livebaseballscorecards.com

AB	33
R	4
H	7
RBI	4
BB	1
SO	3
LOB	11

PA: 34

WP: 0
PB: 0
SB: 0
CS: 0

Batter	1	2	3	4	5	6	7	8	9	AB	R	H	RBI	BB	SO	LOB
2 Leonys Martin, L (1, 8) OBP: 0.325, SLG: 0.364	L SI 91 S CU 82 B FF 92 X SL 83 1-2 ① G6-3		C SL 87 B FF 92 F CU 78 B FF 93 F SL 86 B FF 94 F SL 84 F SL 84 X SI 93 3-2 ③ G6-3			C CU 80 X FF 92 0-1 ① B1-3		B CU 81 X SI 93 1-0 ③ G1-3		4	0	0	0	0	1	1
1 Elvis Andrus, R (1, 6) OBP: 0.314, SLG: 0.333	C SI 93 C SI 93 B SL 86 S SL 85 1-3 ② K		B CU 79 X SI 91 1-0 12 FC4-6 1B			B SI 92 C SL 83 S SL 85 B SL 86 X SI 94 2-2 12 G4-3-6-4 1B			C SI 92 C SL 85 B SL 85 X SL 85 1-2 ① G5-3	4	0	2	0	0	1	0
12 Rougned Odor, L (1, 4) OBP: 0.297, SLG: 0.402	C CU 78 B FF 92 X CH 87 1-1 2B			B FF 90 D CU 81 X FF 92 2-0 ① FC4-6 29 G5-3 1-2f		X SI 92 0-0 ②③ G4-3-6-4 1-2f			F SI 93 F SI 93 X SL 86 0-2 ② F7	4	0	1	0	0	0	2
29 Adrian Beltré, R (1, 5) OBP: 0.388, SLG: 0.492 35 James Adduci, L (9, PR) OBP: 0.239, SLG: 0.228	B SL 85 F SL 84 B SI 92 F CU 83 S SL 85 2-3 ③ K			F SL 84 B SI 93 X SL 84 1-1 ② G5-3 1-2			C SI 92 X CU 78 0-1 ① G5-3		C SL 84 S SI 94 F SL 85 B SL 86 X SL 86 1-2 20 DI 1B	4 0	0 0	1 0	0 0	0 0	1 0	2 0
20 Jake Smolinski, R (1, 9) OBP: 0.391, SLG: 0.512		C SI 92 X SL 85 0-1 ① L8		B SI 93 B SL 84 C SL 83 F SL 85 S SL 86 2-3 ③ K			C SI 94 B SI 93 X SL 85 1-1 ② F9		C SI 93 B SL 85 X SI 94 1-1 ③ F7 1-2	4	0	0	0	0	1	2
6 Tomás Telis, S (1, 2) OBP: 0.271, SLG: 0.279		B CU 78 C SL 84 B SI 92 C SL 84 S SL 86 2-3 ② K			B SI 91 X SL 84 1-0 16 1B 2B		C SI 93 B FF 92 X FF 93 1-1 ③ G6-3			3	0	1	0	0	1	0
16 Ryan Rua, R (1, 7) OBP: 0.321, SLG: 0.419		B SI 93 S SI 92 F SL 86 X SI 94 1-2 ③ G6-3			S SI 93 X SI 93 0-1 9 G5-4-3 2-3 1B			C SI 92 X SI 93 0-1 ① G5-3		3	0	1	0	0	0	0
3 Luis Sardinas, S (1, 10) OBP: 0.303, SLG: 0.313			B SI 92 C SI 92 X SL 83 1-1 ① G6-3		B SI 92 1 SAFE F SI 93 1 SAFE L SL 85 S SL 85 1-3 ① K			C SL 86 C SI 93 H SL 86 1-2 HBP		2	0	0	0	0	1	2
9 Adam Rosales, R (1, 3) OBP: 0.328, SLG: 0.378			X SI 92 0-0 ② G5-3		X SL 85 0-0 ②③ G5-4-3 1-2f			C SL 83 F SI 93 X SL 84 0-2 ② F9		3	0	0	0	0	0	3
Inning Stats	R: 0 H: 1 E: 0 LOB: 1 K: 2 BB: 0 S: 11 P: 16	R: 0 H: 0 E: 0 LOB: 0 K: 1 BB: 0 S: 8 P: 11	R: 0 H: 0 E: 0 LOB: 0 K: 0 BB: 0 S: 9 P: 13	R: 0 H: 1 E: 0 LOB: 1 K: 1 BB: 0 S: 7 P: 13	R: 0 H: 2 E: 0 LOB: 1 K: 1 BB: 0 S: 7 P: 9	R: 0 H: 1 E: 0 LOB: 0 K: 0 BB: 0 S: 6 P: 8	R: 0 H: 0 E: 0 LOB: 0 K: 0 BB: 0 S: 6 P: 8	R: 0 H: 0 E: 0 LOB: 1 K: 0 BB: 0 S: 8 P: 10	R: 0 H: 1 E: 0 LOB: 2 K: 0 BB: 0 S: 12 P: 15	1B: 4 SF: 0 2B: 2 SAC: 0 3B: 0 DP: 2 HR: 0 HBP: 1						WP: 0 PA: 32 PB: 0 SB: 0 CS: 0

PITCHER	IP	WLS	BF	H	R	ER	SO	BB	IBB	HBP	BLK	WP	HR	S	P	ERA	WHIP
54 Sonny Gray, R (1, 1) ERA: 3.08	9.0	W	32	6	0	0	5	0	0	1	0	0	0	74	103	0.00	0.667

PITCHER	IP	WLS	BF	H	R	ER	SO	BB	IBB	HBP	BLK	WP	HR	S	P	ERA	WHIP

BOTTOM

Oakland Athletics @ Texas Rangers

Globe Life Park in Arlington, Arlington, TX

Sun Sep 28 2014, 3:09 PM - 5:47 PM EDT

Att. 36,381 - Sunny - 85 F

livebaseballscorecards.com

AB	31
R	0
H	6
RBI	0
BB	0
SO	5
LOB	12