

# Texas Rangers - 2022





Batter	1	2	3	4	5	6	7	8	9	AB	R	H	RBI	BB	SO	LOB	TOP						
16 Kolten Wong, L (1.4) 78 Andruw Monasterio, R (5.4)										2 1 1 0 0 0 1 3 1 0 0 0 0 0													
2 Luis Urias, R (1.6) 72 Brice Turang, L (3. PR) (3.6)										1 1 1 1 1 0 0 3 2 1 0 0 1 2													
11 Rowdy Tellez, L (1.3) 5 Weston Wilson, R (6. PH) (6.3)									3 0 1 1 0 1 3 2 2 1 2 0 0 1														
28 Pedro Severino, R (1.2) 63 Brett Sullivan, L (5.2)									3 1 2 2 0 0 2 2 1 1 2 0 1 0														
15 Tyrone Taylor, R (1.8) 75 Garrett Whitley, R (5.8)									2 0 1 1 0 0 0 1 0 1 0 1 0 0														
25 Abraham Almonte, S (1.7) 3 Corey Ray, L (5.7)									2 0 0 0 1 1 1 2 0 0 1 0 1 2														
33 Pablo Reyes, R (1.5) 13 Mark Mathias, R (5.5)									3 0 0 0 0 0 3 1 0 0 0 1 1 1														
21 David Dahl, L (1.10) 66 Jakson Reetz, R (9. PH) (9.10)									3 1 1 0 1 1 2 1 0 0 0 0 0 0														
7 Jonathan Davis, R (1.9) 5 Jamie Westbrook, R (6.9)									2 1 0 0 1 0 2 2 0 0 0 0 1 0														
<b>Inning Stats</b>	R: 2 E: 0 K: 0 S: 3	H: 1 LOB: 0 BB: 1 P: 8	R: 0 E: 0 K: 0 S: 3	H: 0 LOB: 1 BB: 1 P: 7	R: 2 E: 0 K: 1 S: 8	H: 3 LOB: 3 BB: 1 P: 12	R: 1 E: 1 K: 1 S: 9	H: 1 LOB: 2 BB: 1 P: 14	R: 0 E: 0 K: 1 S: 5	H: 1 LOB: 0 BB: 0 P: 5	R: 5 E: 2 K: 0 S: 9	H: 4 LOB: 2 BB: 1 P: 14	R: 0 E: 0 K: 2 S: 7	H: 0 LOB: 0 BB: 0 P: 7	R: 1 E: 0 K: 3 S: 12	H: 1 LOB: 1 BB: 1 P: 16	R: 0 E: 0 K: 0 S: 3	H: 0 LOB: 0 BB: 0 P: 3	1B: 5 2B: 5 3B: 0 HR: 2	SF: 1 SAC: 0 DP: 1 HBP: 1	WP: 0 PB: 0 SB: 1 CS: 1	PA: 46	
<b>PITCHER</b>	IP WLS BF H R ER SO BB IBB HBP BLK WP HR S P ERA WHIP	33 Dane Dunning, R (1.1) ERA: 9.0	2.0 L 9 1 2 2 0 2 0 0 1 0 0 0 0 12 9.00 1.500	68 Joe Barlow, R (3.1) ERA: 18.0	1.0 7 3 2 2 1 1 0 0 0 0 0 0 8 12 18.00 4.000	61 Spencer Patton, R (4.1) ERA: 9.0	1.0 6 1 1 0 1 1 0 0 0 0 0 0 9 14 9.00 2.000	66 Josh Sborz, R (5.1) ERA: 9.0	1.0 3 1 0 0 1 0 0 0 0 0 0 0 5 5 9.00 1.000	46 Nick Tropeano, R (6.1) ERA: 9.0	0.1 7 4 5 0 0 0 0 0 0 0 0 0 7 8 9.00 12.000	56 Spencer Mraz, R (6.1) ERA: 9.0	0.2 3 0 0 0 0 1 0 0 0 0 0 0 2 6 9.00 1.500	80 Chase Lee, R (7.1) ERA: 9.0	1.0 3 0 0 0 2 0 0 0 0 0 0 0 7 7 9.00 0.000	44 Justin Anderson, R (8.1) ERA: 9.0	1.0 5 1 1 1 3 1 0 0 0 0 0 1 12 16 9.00 2.000	24 Grant Anderson, R (9.1) ERA: 9.0	1.0 3 0 0 0 0 0 0 0 0 0 0 0 3 3 9.00 0.000				

Milwaukee Brewers @ Texas Rangers  
 Surprise Stadium, Surprise, AZ  
 Sat Mar 19 2022, 4:09 PM - 7:03 PM EDT  
 Att.: 4,491 - Sunny - 79 F

AB	38
R	11
H	11
RBI	10
BB	6
SO	8
LOB	20



Batter	1	2	3	4	5	6	7	8	9	AB	R	H	RBI	BB	SO	LOB	BOTTOM				
4 Willie Calhoun, L (1.7) 64 Zach Reks, L (7.7)										3 0 0 0 0 1 2 1 0 1 0 0 0 0											
77 Andy Ibanez, R (1.5) 64 Nick Tanelu, R (7.5)										3 0 0 0 0 0 1 1 0 1 0 0 0 0											
18 Mitch Garver, R (1.10) 75 Steele Walker, L (7. PH) (8.10)										2 0 0 0 0 1 0 2 0 0 0 0 1 2											
53 Adolis Garcia, R (1.8) 84 Bubba Thompson, R (6.8)										2 0 1 0 0 0 0 1 0 0 0 0 0 0											
28 Jonah Heim, S (1.2) 55 Sam Huff, R (6.2)										2 0 0 0 0 1 1 1 0 0 0 0 1 0											
16 Jake Marisnick, R (1.9) 71 Joe McCarthy, L (9.9)									3 0 0 0 0 0 0 0 0 0 0 0 0 0												
92 Blaine Crim, R (1.3)									2 0 0 0 0 1 0												
86 Davis Wendzel, R (1.4) 17 Jax Biggers, L (7.4)									2 0 0 0 0 1 1 1 0 0 0 0 0 0												
65 Yonny Hernández, S (1.6) 16 Jonathan Ornelas, R (6. PR) (7.6)									0 0 0 0 2 0 0 1 0 0 0 0 1 0												
<b>Inning Stats</b>	R: 0 E: 0 K: 0 S: 3	H: 0 LOB: 0 BB: 0 P: 3	R: 0 E: 0 K: 2 S: 6	H: 0 LOB: 1 BB: 1 P: 12	R: 0 E: 0 K: 2 S: 9	H: 1 LOB: 0 BB: 0 P: 9	R: 0 E: 0 K: 1 S: 5	H: 0 LOB: 0 BB: 0 P: 5	R: 0 E: 0 K: 0 S: 2	H: 0 LOB: 1 BB: 1 P: 6	R: 0 E: 0 K: 2 S: 7	H: 0 LOB: 0 BB: 0 P: 7	R: 0 E: 0 K: 0 S: 3	H: 0 LOB: 0 BB: 0 P: 3	R: 0 E: 0 K: 1 S: 6	H: 2 LOB: 1 BB: 0 P: 6	1B: 3 2B: 2 3B: 0 HR: 0	SF: 0 SAC: 0 DP: 3 HBP: 1	WP: 0 PB: 0 SB: 2 CS: 1	PA: 30	
<b>PITCHER</b>	IP WLS BF H R ER SO BB IBB HBP BLK WP HR S P ERA WHIP	46 Luis Perdomo, R (1.1) ERA: 9.0	2.0 W 6 0 0 0 2 1 0 1 0 0 0 0 6 12 9.00 1.000	36 J.C. Mejia, R (3.1) ERA: 9.0	1.0 4 0 0 0 2 1 0 1 0 0 0 0 6 12 9.00 1.000	59 Connor Sadzeck, R (4.1) ERA: 9.0	1.0 4 1 0 0 2 0 0 0 0 0 0 0 9 9 9.00 1.000	67 Trevor Kelley, R (5.1) ERA: 9.0	1.0 3 0 0 0 1 0 0 0 0 0 0 0 5 5 9.00 0.000	73 Hobie Harris, R (6.1) ERA: 9.0	1.0 3 0 0 0 0 1 0 0 0 0 0 0 2 6 9.00 1.000	96 Thomas Jankins, R (7.1) ERA: 9.0	1.0 3 0 0 0 2 0 0 0 0 0 0 0 7 7 9.00 0.000	97 Lucas Erceg, R (8.1) ERA: 9.0	1.0 3 0 0 0 0 0 0 0 0 0 0 0 3 3 9.00 0.000	95 Nash Walters, R (9.1) ERA: 9.0	1.0 4 2 0 0 1 0 0 0 0 0 0 0 6 6 9.00 2.000				

Milwaukee Brewers @ Texas Rangers  
 Surprise Stadium, Surprise, AZ  
 Sat Mar 19 2022, 4:09 PM - 7:03 PM EDT  
 Att.: 4,491 - Sunny - 79 F

AB	27
R	0
H	3
RBI	0
BB	2
SO	8
LOB	7









Batter	1	2	3	4	5	6	7	8	9	AB	R	H	RBI	BB	SO	LOB	TOP										
2 Marcus Semien, R OBP: 0.200, SLG: 0.400 93 Ezequiel Duran, R OBP: 0.500, SLG: 0.500	L8	30 WP 2B		F8			P3		90 BB 1B	3	0	1	0	0	0	0											
5 Cory Seager, L OBP: 0.600, SLG: 1.250 90 Josh Smith, L OBP: 0.667, SLG: 1.000	G6-3	30 WP BB			G4-3		1B		1-2 BB	2	0	0	0	1	0	0											
30 Nathaniel Lowe, L OBP: 0.333, SLG: 0.833 12 Matt Carpenter, L	1B			P3		P5			1-2 BB	3	0	1	0	0	0	2											
56 Kole Calhoun, L 71 Joe McCarthy, L OBP: 0.833, SLG: 1.000	K			F7		F8			G1-3	3	0	0	0	0	1	1											
15 Nick Solak, R OBP: 0.500, SLG: 1.000 27 Josh Stowers, R		HR		1B		L8			F8	3	1	2	1	0	0	0											
28 Jonah Heim, S OBP: 0.200, SLG: 0.200 Sam Huff, R	41 HR 1B			K		L6			P4	3	1	1	0	0	1	1											
41 Eil White, R OBP: 0.286, SLG: 0.667	1-H HR			F6		P6			K	4	1	1	2	0	1	1											
3 Leody Taveras, S 84 Bubba Thompson, R OBP: 0.571, SLG: 1.333	G5-3			L7		G4-3			L7	3	0	0	0	0	0	0											
11 Charlie Culberson, R OBP: 0.333, SLG: 0.333 86 Davis Wendzel, R OBP: 0.500, SLG: 0.818	L8			G6-3		90 1B 1B			93 1B 2B	1	1	1	0	0	0	0											
<b>Inning Stats</b>	R: 0 E: 0 K: 1 S: 7	H: 1 LOB: 1 P: 12	R: 3 E: 0 K: 0 S: 16	H: 4 LOB: 2 P: 27	R: 0 E: 0 K: 1 S: 11	H: 1 LOB: 1 P: 16	R: 0 E: 0 K: 0 S: 4	H: 0 LOB: 0 P: 5	R: 0 E: 0 K: 0 S: 3	H: 0 LOB: 0 P: 8	R: 0 E: 0 K: 0 S: 8	H: 2 LOB: 2 P: 10	R: 0 E: 0 K: 0 S: 4	H: 0 LOB: 0 P: 6	R: 1 E: 0 K: 1 S: 18	H: 2 LOB: 2 P: 27	1B: 6 2B: 2 HR: 2	SF: 0 SAC: 0 DP: 0 HBP: 0	WP: 1 PB: 0 SB: 0 CS: 0	PA: 39							
<b>PITCHER</b>	IP	WLS	BF	H	R	ER	SO	BB	IBB	HBP	BLK	WP	HR	S	P	ERA	WHIP										
40 Madison Bumgarner, L ERA: 11.57 68 Miguel Aguilar, L ERA: 36 Ian Kennedy, R ERA: 49 Tyler Gilbert, L ERA: 48 J.B. Wendelken, R ERA:	2.1	L	13	5	3	3	1	1	0	0	0	1	2	24	10	11.57	2.571										
24 Noé Ramirez, R ERA: 13.5 29 Mitchell Stumpo, R ERA:	0.2		5	2	1	1	1	1	0	0	0	0	0	0	0	0.00	1.500										
	0.1		1	0	0	0	0	0	0	0	0	0	0	0	0	0.00	0.000										

Texas Rangers @ Arizona Diamondbacks  
Salt River Fields at Talking Stick, Scottsdale, AZ  
Tue Mar 22 2022, 4:10 PM - 6:52 PM EDT  
Att: 3,715 - Sunny - 78 F

AB	37
R	4
H	10
RBI	4
BB	2
SO	3
LOB	10



Batter	1	2	3	4	5	6	7	8	9	AB	R	H	RBI	BB	SO	LOB	BOTTOM										
18 Carson Kelly, R OBP: 0.333, SLG: 0.333 28 Seth Beer, L OBP: 0.500, SLG: 0.500	G5-3		1 SAFE R S: 82	1-3 1B		1B			1-3 2-H 2B	3	0	2	0	0	0	0											
4 Ketel Marte, S 32 Stone Garrett, R OBP: 0.667, SLG: 0.750	L9			P6		K			HBP	3	0	0	0	0	1	3											
26 Pavin Smith, L OBP: 0.333, SLG: 0.200 6 Ryan Bliss, R	K			G4-1		F9			K	3	0	0	0	0	1	1											
12 Daulton Varsho, L OBP: 0.286, SLG: 0.667 79 Braden Bishop, R OBP: 0.125, SLG: 0.125	F9			K		L9			K	3	0	0	0	0	1	3											
10 Josh Rojas, L OBP: 0.600, SLG: 1.500 87 C.J. Chatham, R OBP: 0.222, SLG: 0.444	K			BB		F9			F8	1	0	0	0	1	1	0											
21 Cooper Hummel, S OBP: 0.500, SLG: 0.857 15 Dominic Canzone, L OBP: 0.222, SLG: 0.556	G5-3			G3		G3-1			F8	3	0	0	0	0	0	1											
92 Alek Thomas, L OBP: 0.214, SLG: 0.167 3 Camden Duzenack, R OBP: 0.250, SLG: 0.250	F4			K		K			F8	3	0	0	0	0	2	0											
16 Jake Hager, R OBP: 0.182, SLG: 0.273 63 Stuart Fairchild, R OBP: 0.429, SLG: 0.333	F7			K		K			F9	2	0	0	0	0	1	0											
2 Gerald Perdomo, S OBP: 0.286, SLG: 0.286 60 Juan Graterol, R OBP: 0.200, SLG: 0.200	E4 18 1B			G6-3		G6-3			28 1B 28 2B HBP	2	0	0	0	0	0	0											
<b>Inning Stats</b>	R: 0 E: 0 K: 1 S: 10	H: 0 LOB: 0 P: 14	R: 0 E: 0 K: 1 S: 7	H: 0 LOB: 0 P: 11	R: 0 E: 1 K: 0 S: 12	H: 1 LOB: 2 P: 16	R: 0 E: 0 K: 2 S: 10	H: 0 LOB: 1 P: 19	R: 0 E: 0 K: 2 S: 9	H: 0 LOB: 0 P: 14	R: 0 E: 0 K: 1 S: 10	H: 1 LOB: 1 P: 11	R: 0 E: 0 K: 1 S: 8	H: 0 LOB: 0 P: 14	R: 1 E: 0 K: 2 S: 17	H: 2 LOB: 3 P: 27	1B: 3 2B: 1 HR: 0	SF: 0 SAC: 0 DP: 0 HBP: 2	WP: 0 PB: 0 SB: 0 CS: 0	PA: 35							
<b>PITCHER</b>	IP	WLS	BF	H	R	ER	SO	BB	IBB	HBP	BLK	WP	HR	S	P	ERA	WHIP										
39 Kolby Allard, L ERA: 62 A.J. Alexy, R ERA: 46 Brock Burke, L ERA: 57 Nick Snyder, R ERA: 38 Dan Winkler, R ERA: 13.5	2.0	W	6	0	0	0	2	0	0	0	0	0	0	22	35	0.00	1.000										
56 Spencer Mraz, R ERA: Ricky Vanasco, R ERA:	0.1	H	1	0	0	0	0	0	0	0	0	0	0	0	0	0.00	0.000										
	1.0	S	3	0	0	0	0	0	0	0	0	0	0	9	14	0.00	0.000										

Texas Rangers @ Arizona Diamondbacks  
Salt River Fields at Talking Stick, Scottsdale, AZ  
Tue Mar 22 2022, 4:10 PM - 6:52 PM EDT  
Att: 3,715 - Sunny - 78 F

AB	32
R	1
H	4
RBI	1
BB	1
SO	9
LOB	15









Batter	1	2	3	4	5	6	7	8	9	AB	R	H	RBI	BB	SO	LOB	TOP										
2 Marcus Semien, R (1, 4) OBP: 0.182, SLG: 0.200 93 Ezequiel Duran, R (6, 4) OBP: 0.333, SLG: 0.333	L8		F9			G6-3	K			3	0	0	0	0	0	1											
4 Willie Calhoun, L (1, 10) OBP: 0.357, SLG: 0.462	G6-3		G3			G6-3		F7		4	0	0	0	0	0	1											
53 Adolis Garcia, R (1, 8) OBP: 0.345, SLG: 0.286 84 Bubba Thompson, R (6, 8) OBP: 0.500, SLG: 1.333	BB		F8			56 1B E		G4-3		1	0	0	0	2	0	1											
56 Kole Calhoun, L (1, 9) OBP: 0.222, SLG: 0.125 64 Zach Reks, L (6, 9) OBP: 0.571, SLG: 0.500	F7			E6		E9				3	0	1	0	0	0	1											
15 Nick Solak, R (1, 7) OBP: 0.400, SLG: 1.000				G6-4-3				G6-3		4	1	1	2	0	1	2											
77 Andy Ibañez, R (1, 5) OBP: 0.385, SLG: 0.636 90 Josh Smith, L (6, 5) OBP: 0.750, SLG: 1.125				P4						3	1	2	0	0	0	0											
12 Matt Carpenter, L (1, 3) OBP: 0.200, SLG: 0.500 71 Joe McCarthy, L (7, 3) OBP: 0.857, SLG: 1.000	SF9					G3-1		CS		2	0	1	1	0	0	0											
23 Jose Trevino, R (1, 2) 37 Yohel Pozo, R (8, 2)	L8					P3		G4-3		3	0	0	0	0	0	1											
65 Yonny Hernández, S (1, 6) 86 Davis Wendzel, R (7, 6) OBP: 0.467, SLG: 0.786				E4		G4-3		G4-3		3	0	0	1	0	0	1											
<b>Inning Stats</b>	R: 0 E: 0 K: 0 S: 3	H: 0 LOB: 1 BB: 1 P: 7	R: 1 E: 0 K: 1 S: 6	H: 1 LOB: 0 BB: 0 P: 6	R: 0 E: 1 K: 0 S: 4	H: 0 LOB: 0 BB: 0 P: 4	R: 0 E: 1 K: 0 S: 3	H: 0 LOB: 0 BB: 0 P: 3	R: 0 E: 0 K: 0 S: 3	H: 0 LOB: 0 BB: 0 P: 3	R: 3 E: 1 K: 0 S: 6	H: 3 LOB: 2 BB: 1 P: 12	R: 0 E: 0 K: 1 S: 6	H: 1 LOB: 1 BB: 0 P: 6	R: 0 E: 0 K: 0 S: 4	H: 1 LOB: 1 BB: 0 P: 4	R: 0 E: 0 K: 1 S: 7	H: 1 LOB: 1 BB: 0 P: 9	1B: 4 2B: 1 3B: 1 HR: 1	SF: 1 SAC: 0 DP: 1 HBP: 1	WP: 0 PB: 0 SB: 0 CS: 2	PA: 37					
<b>PITCHER</b>	IP	WLS	BF	H	R	ER	SO	BB	IBB	HBP	BLK	WP	HR	S	P	ERA	WHIP										
55 Sean Manaea, L (1, 1) ERA: 9.0	4.2		17	1	1	1	1	1	0	0	0	0	0	18	22	1.93	0.429										
71 Jacob Lemoine, R (5, 1) ERA: 14.54	0.1	H	1	0	0	0	0	0	0	0	0	0	0	1	1	0.00	0.000										
45 Brent Honeywell, R (6, 1) ERA: 9.0	2.0	L	10	4	4	4	1	1	0	0	0	0	1	12	18	18.00	2.500										
50 Grant Holmes, R (8, 1) ERA: 9.0	1.0		4	1	0	0	0	0	0	0	0	0	0	4	4	0.00	1.000										
38 Ryan Castellani, R (9, 1) ERA: 4.5	1.0		4	1	0	0	1	0	0	1	0	0	0	7	9	0.00	1.000										

Texas Rangers @ Oakland Athletics  
Hohokam Stadium, Mesa, AZ  
Thu Mar 24 2022, 4:05 PM - 6:47 PM EDT  
Att: 3,334 - Sunny - 80 F

AB	32
R	5
H	7
RBI	4
BB	2
SO	3
LOB	11



Batter	1	2	3	4	5	6	7	8	9	AB	R	H	RBI	BB	SO	LOB	BOTTOM										
20 Cristian Pacheco, R (1, 8) OBP: 0.200, SLG: 0.400 49 Christian Lopez, R (7, 4) OBP: 0.444, SLG: 0.714	1B								F9	3	1	1	0	0	2	1											
53 Dalton Kelly, L (1, 10) OBP: 0.214, SLG: 0.083 81 Shea Langeliers, R (7, PH) OBP: 0.167, SLG: 0.167	K								K	3	0	0	0	0	3	1											
Ramón Laureano, R (1, 9) OBP: 0.273, SLG: 0.300 93 Lawrence Butler, L (6, 9)	1B								K	2	0	1	1	1	1	0											
30 Austin Allen, L (1, 2) OBP: 0.429, SLG: 0.833 70 Tyler Soderstrom, L (7, 2)	1B								K	3	0	1	0	0	0	1											
4 Eric Thames, L (1, 3) 76 Dérnis García, R (4, 3) OBP: 0.222, SLG: 0.125	P4								K	2	0	0	0	0	1	3											
1 Kevin Smith, R (1, 6) OBP: 0.357, SLG: 0.643 44 Michael Reed, S (7, 8) OBP: 0.200, SLG: 0.200	P3								K	3	0	0	0	0	1	2											
26 Sheldon Neuse, R (1, 5) OBP: 0.125, SLG: 0.500 73 Zack Gelof, R (7, 5) OBP: 0.333, SLG: 0.200	K								K	3	1	1	1	0	1	0											
28 Billy McKinney, L (1, 7) OBP: 0.222, SLG: 0.556 11 Skye Bolt, S (7, 7) OBP: 0.429, SLG: 0.500	K								K	2	0	0	0	0	2	0											
2 Nick Allen, R (1, 4) OBP: 0.800, SLG: 1.714 37 Drew Jackson, R (7, 6) OBP: 0.375, SLG: 0.429	1B								K	2	1	2	1	0	0	0											
<b>Inning Stats</b>	R: 1 E: 0 K: 1 S: 8	H: 3 LOB: 2 BB: 0 P: 8	R: 0 E: 0 K: 3 S: 10	H: 1 LOB: 0 BB: 0 P: 10	R: 0 E: 0 K: 2 S: 7	H: 0 LOB: 1 BB: 1 P: 11	R: 2 E: 0 K: 2 S: 9	H: 2 LOB: 0 BB: 0 P: 11	R: 0 E: 0 K: 2 S: 7	H: 0 LOB: 0 BB: 0 P: 7	R: 0 E: 0 K: 1 S: 5	H: 0 LOB: 0 BB: 0 P: 5	R: 0 E: 0 K: 0 S: 4	H: 1 LOB: 3 BB: 1 P: 9	R: 0 E: 0 K: 1 S: 7	H: 2 LOB: 2 BB: 0 P: 7	R: 0 E: 0 K: 2 S: 7	H: 0 LOB: 0 BB: 0 P: 7	1B: 6 2B: 1 3B: 0 HR: 2	SF: 0 SAC: 0 DP: 0 HBP: 1	WP: 0 PB: 0 SB: 0 CS: 0	PA: 39					
<b>PITCHER</b>	IP	WLS	BF	H	R	ER	SO	BB	IBB	HBP	BLK	WP	HR	S	P	ERA	WHIP										
22 Jon Gray, R (1, 1) ERA: 4.5	2.0		9	2	2	2	4	1	0	0	0	0	2	16	22	9.00	1.500										
45 Matt Moore, L (3, 1) ERA: 9.0	2.0		9	2	2	2	4	1	0	0	0	0	2	16	22	9.00	1.500										
31 Spencer Howard, R (5, 1) ERA: 9.0	2.0	W	6	0	0	0	3	0	0	0	0	0	0	12	12	0.00	0.000										
31 Spencer Howard, R (6, 1) ERA: 9.0	2.0	W	6	0	0	0	3	0	0	0	0	0	0	12	12	0.00	0.000										
32 John King, L (7, 1) ERA: 9.0	1.0	H	6	1	0	0	0	1	0	1	0	0	0	4	9	0.00	2.000										
<b>PITCHER</b>	IP	WLS	BF	H	R	ER	SO	BB	IBB	HBP	BLK	WP	HR	S	P	ERA	WHIP										
40 Greg Holland, R (8, 1) ERA: 9.0	1.0		5	0	0	0	2	0	0	0	0	0	0	7	7	0.00	2.000										
46 Brandon Workman, R (9, 1) ERA: 9.0	1.0	S	3	0	0	0	2	0	0	0	0	0	0	7	7	0.00	0.000										

Texas Rangers @ Oakland Athletics  
Hohokam Stadium, Mesa, AZ  
Thu Mar 24 2022, 4:05 PM - 6:47 PM EDT  
Att: 3,334 - Sunny - 80 F

AB	36
R	3
H	9
RBI	3
BB	2
SO	14
LOB	13









Batter	1	2	3	4	5	6	7	8	9	AB	R	H	RBI	BB	SO	LOB	TOP																		
2 Marcus Semien, R (1.4) OBP: 0.214, SLG: 0.167 93 Ezequiel Duran, R (5.4) OBP: 0.375, SLG: 0.750										2	0	0	0	1	1	1	<p><b>Texas Rangers @ Colorado Rockies</b> Salt River Fields at Talking Stick, Scottsdale, AZ</p> <p>Sat Mar 26 2022, 4:10 PM - 7:11 PM EDT Att: 6,011 - Sunny - 89 F</p> <p>livebaseballscorecards.com</p> <p>AB 37 R 7 H 10 RBI 7 BB 3 SO 8 LOB 16</p>																		
5 Corey Seager, L (1.6) OBP: 0.455, SLG: 1.000 86 Davis Wendzel, R (5.6) OBP: 0.412, SLG: 0.688										3	0	0	0	0	1	2																			
18 Mitch Garver, R (1.2) OBP: 0.308, SLG: 0.769 89 Matt Whalley, R (7.2) OBP: 0.500, SLG: 0.500										4	1	1	0	0	1	1																			
30 Nathaniel Lowe, L (1.3) OBP: 0.467, SLG: 0.733 12 Matt Carpenter, L (6.3) OBP: 0.143, SLG: 0.333										3	1	2	0	0	0	0																			
53 Adolis Garcia, R (1.8) OBP: 0.429, SLG: 0.200 3 Leody Taveras, S (6.8) OBP: 0.143, SLG: 0.333										3	0	0	0	0	1	3																			
56 Kole Calhoun, L (1.9) OBP: 0.333, SLG: 0.200 84 Bubba Thompson, R (6.9) OBP: 0.545, SLG: 1.333										2	0	1	0	1	1	1																			
77 Andy Ibanez, R (1.5) OBP: 0.357, SLG: 0.500 90 Josh Smith, L (6.5) OBP: 0.769, SLG: 1.444										3	0	0	0	0	0	5																			
4 Willie Calhoun, L (1.10) OBP: 0.333, SLG: 0.471										4	0	1	3	0	0	0																			
16 Jake Marisnick, R (1.7) OBP: 0.357, SLG: 0.769 64 Zach Reks, L (6.7) OBP: 0.545, SLG: 0.778										3	1	2	1	0	1	2																			
<b>Inning Stats</b>	R: 0 E: 0 K: 2 S: 8	H: 0 LOB: 0 BB: 0 P: 12	R: 0 E: 0 K: 1 S: 7	H: 1 LOB: 1 BB: 0 P: 11	R: 1 E: 0 K: 0 S: 8	H: 1 LOB: 1 BB: 1 P: 14	R: 0 E: 0 K: 0 S: 9	H: 0 LOB: 1 BB: 1 P: 17	R: 0 E: 0 K: 0 S: 8	H: 1 LOB: 1 BB: 0 P: 12	R: 3 E: 0 K: 2 S: 21	H: 4 LOB: 2 BB: 0 P: 27	R: 0 E: 0 K: 2 S: 8	H: 0 LOB: 0 BB: 0 P: 12	R: 2 E: 0 K: 0 S: 9	H: 1 LOB: 1 BB: 0 P: 16		R: 1 E: 0 K: 1 S: 10	H: 2 LOB: 1 BB: 0 P: 15	1B: 5 2B: 2 3B: 0 HR: 3	SF: 0 SAC: 0 DP: 0 HBP: 0	WP: 0 PB: 0 SB: 0 CS: 0	PA: 40												
<b>PITCHER</b>	IP 2.0	WLS 3.0	BF 12	H 2	R 1	ER 1	SO 3	BB 1	IBB 0	HBP 0	BLK 0	WP 0	HR 1	S 23	P 37	ERA 3.00	WHIP 1.000	<b>PITCHER</b>	IP 1.0	WLS S	BF 5	H 2	R 1	ER 1	SO 1	BB 0	IBB 0	HBP 0	BLK 0	WP 0	HR 1	S 10	P 15	ERA 9.00	WHIP 2.000

Batter	1	2	3	4	5	6	7	8	9	AB	R	H	RBI	BB	SO	LOB	BOTTOM																		
19 Charlie Blackmon, L (1.10) OBP: 0.400, SLG: 0.333 3 Dom Nunez, L (6.10) OBP: 0.250, SLG: 0.250 94 Eddy Diaz, R (8.10) OBP: 0.500, SLG: 0.500										3	1	1	0	0	0	1	<p><b>Texas Rangers @ Colorado Rockies</b> Salt River Fields at Talking Stick, Scottsdale, AZ</p> <p>Sat Mar 26 2022, 4:10 PM - 7:11 PM EDT Att: 6,011 - Sunny - 89 F</p> <p>livebaseballscorecards.com</p> <p>AB 38 R 8 H 15 RBI 6 BB 1 SO 6 LOB 18</p>																		
23 Kris Bryant, R (1.7) OBP: 0.286, SLG: 0.286 2 Yonathan Daza, R (5.7) OBP: 0.500, SLG: 0.500										3	0	1	0	0	1	1																			
24 Ryan McMahon, L (1.5) OBP: 0.250, SLG: 0.333 78 Kyle Holder, L (6.5) OBP: 0.429, SLG: 0.333										3	1	2	0	0	0	1																			
25 C.J. Cron, R (1.3) OBP: 0.538, SLG: 0.727 9 Connor Joe, R (4.3) OBP: 0.579, SLG: 0.813 Elehuris Montero, R (7.3) OBP: 0.263, SLG: 0.474										2	0	1	1	0	1	1																			
15 Randal Grichuk, R (1.8) OBP: 0.444, SLG: 1.111 Ezequiel Tovar, R (6.6) OBP: 0.529, SLG: 1.118										3	1	1	2	0	0	2																			
35 Elias Diaz, R (1.2) OBP: 0.250, SLG: 0.143 55 Carlos Pérez, R (7.2) OBP: 0.222, SLG: 0.222										3	0	1	0	0	0	2																			
11 Jose Iglesias, R (1.6) OBP: 0.356, SLG: 0.500 82 Bret Boswell, L (6.8) OBP: 0.438, SLG: 0.714										3	1	2	0	0	0	1																			
22 Sam Hilliard, L (1.9) OBP: 0.267, SLG: 0.429 36 Tim Lopes, R (7.7) OBP: 0.200, SLG: 0.333										3	1	0	0	0	2	3																			
1 Garrett Hampson, R (1.4) OBP: 0.333, SLG: 0.667 92 Aaron Schunk, R (7.5) OBP: 0.400, SLG: 0.333										3	0	1	1	0	0	1																			
<b>Inning Stats</b>	R: 1 E: 0 K: 1 S: 17	H: 3 LOB: 2 BB: 0 P: 27	R: 0 E: 0 K: 1 S: 7	H: 1 LOB: 0 BB: 0 P: 11	R: 0 E: 0 K: 1 S: 11	H: 1 LOB: 1 BB: 0 P: 15	R: 2 E: 1 K: 0 S: 15	H: 2 LOB: 1 BB: 0 P: 24	R: 3 E: 0 K: 1 S: 13	H: 4 LOB: 1 BB: 0 P: 17	R: 0 E: 0 K: 1 S: 9	H: 1 LOB: 0 BB: 0 P: 17	R: 0 E: 1 K: 0 S: 13	H: 0 LOB: 2 BB: 1 P: 23	R: 2 E: 1 K: 0 S: 9	H: 3 LOB: 2 BB: 0 P: 13		R: 1 E: 0 K: 0 S: 10	H: 0 LOB: 0 BB: 0 P: 15	1B: 11 2B: 3 3B: 0 HR: 1	SF: 0 SAC: 0 DP: 0 HBP: 0	WP: 2 PB: 0 SB: 0 CS: 2	PA: 40												
<b>PITCHER</b>	IP 2.2	WLS 3.0	BF 12	H 2	R 1	ER 1	SO 3	BB 1	IBB 0	HBP 0	BLK 0	WP 0	HR 1	S 32	P 49	ERA 3.38	WHIP 1.875	<b>PITCHER</b>	IP 1.0	WLS L	BF 5	H 3	R 2	ER 0	SO 0	BB 0	IBB 0	HBP 0	BLK 0	WP 0	HR 0	S 9	P 13	ERA 0.00	WHIP 3.000



Batter	1	2	3	4	5	6	7	8	9	AB	R	H	RBI	BB	SO	LOB	TOP			
30 Jake McCarthy, L (1, 8) 6 Eduardo Diaz, R (7, 9)	F8			K		K		G5-3		3	0	0	0	0	2	2	<b>Arizona Diamondbacks @ Texas Rangers</b> Surprise Stadium, Surprise, AZ Sun Mar 27 2022, 4:07 PM - 7:16 PM EDT Att: 5,262 - Sunny - 73 F			
21 Cooper Hummel, S (1, 7) 15 Grayson Greiner, R (7, 2)	K			G5-3		F7		G5-3		3	0	0	0	0	1	2				
26 Pavin Smith, L (1, 3) 9 Nick Heath, L (7, 8)	L7			G3						3	0	1	0	0	0	0				
22 Matt Davidson, R (1, 10) Glennell Hill Jr., S (9, PR)		G5-3			K					4	0	1	0	0	2	1				
Josh VanMeter, L (1, 4) 9 Jancarlos Cintron, R (7, 4)		G3			G3-1					3	0	0	0	0	0	1				
27 Drew Ellis, R (1, 5) 25 Buddy Kennedy, R (7, 5)		P2			K					2	0	0	0	1	1	0				
79 Braden Bishop, R (1, 9) 17 Neyfy Castillo, R (7, 3)				G6-3						3	0	1	0	0	0	2				
16 Jake Hager, R (1, 6) 6 Ryan Bliss, R (7, 6)				K						2	0	0	0	0	1	1				
36 Jose Herrera, S (1, 2) 11 Jorge Barrosa, S (7, 7)				G5-3						2	0	1	0	0	0	0				
<b>Inning Stats</b>	R: 0 E: 0 K: 1 S: 5	H: 0 LOB: 0 BB: 0 P: 5	R: 0 E: 0 K: 0 S: 3	H: 0 LOB: 0 BB: 0 P: 3	R: 0 E: 0 K: 1 S: 5	H: 0 LOB: 0 BB: 0 P: 5	R: 0 E: 0 K: 1 S: 5	H: 0 LOB: 0 BB: 0 P: 7	R: 0 E: 0 K: 1 S: 7	H: 2 LOB: 2 BB: 0 P: 7	R: 0 E: 0 K: 1 S: 6	H: 1 LOB: 2 BB: 1 P: 11	R: 0 E: 0 K: 1 S: 5	H: 0 LOB: 1 BB: 1 P: 9	R: 0 E: 0 K: 1 S: 6	H: 1 LOB: 1 BB: 0 P: 6		1B: 3 2B: 0 3B: 1 HR: 0	SF: 0 SAC: 0 DP: 0 HBP: 0	WP: 2 PB: 0 CS: 0 SB: 0
<b>PITCHER</b>	IP WLS BF H R ER SO BB IBB HBP BLK WP HR S P ERA WHIP																			
62 A.J. Alexy, R (1, 1) ERA:	3.0 W 9 0 0 0 2 0 0 0 0 0 0 0 0 0 0 0 0.00 0.000																			
40 Greg Holland, R (4, 1) ERA:	1.0 H 3 0 0 0 1 0 0 0 0 0 0 0 0 0 0 0 0.00 0.000																			
46 Brock Burke, L (5, 1) ERA:	2.2 H 11 3 0 0 4 0 0 0 0 0 1 0 19 20 0.00 1.125																			
23 Marc Church, R (7, 1) ERA:	0.1 2 0 0 0 0 1 0 0 0 0 0 0 1 5 0.00 3.000																			
59 Brett Martin, L (8, 1) ERA:	1.0 4 0 0 0 1 1 0 0 0 0 1 0 5 9 0.00 1.000																			

Batter	1	2	3	4	5	6	7	8	9	AB	R	H	RBI	BB	SO	LOB	BOTTOM	
2 Marcus Semien, R (1, 4) Ezequiel Duran, R (5, PR)	K2-3		G5-3			SF8				2	0	0	0	1	1	1	<b>Arizona Diamondbacks @ Texas Rangers</b> Surprise Stadium, Surprise, AZ Sun Mar 27 2022, 4:07 PM - 7:16 PM EDT Att: 5,262 - Sunny - 73 F	
5 Corey Seager, L (1, 6) 86 Davis Wendzel, R (6, 6)	K		F7		G3	G3-1				3	0	0	0	0	1	3		
53 Adolis Garcia, R (1, 8) Leody Taveras, S (6, 8)					FC4-2					3	2	2	0	0	0	3		
15 Nick Solak, R (1, 10) 40 Ian Moller, R (7, PH)	G5-3									2	0	1	2	1	0	1		
13 Brad Miller, L (1, 7) 87 Dustin Harris, L (6, 7)										3	0	1	0	0	0	1		
16 Jonathan Ornelas, R (8, PH)										1	0	0	1	0	0	0		
77 Andy Ibañez, R (1, 5) 74 Ryan Dorow, R (6, PR)		G6-3			K					2	0	0	0	1	1	3		
12 Matt Carpenter, L (1, 3) 64 Nick Tanelu, R (6, PR)		K			SF7					2	1	1	2	0	0	1		
41 Eli White, R (1, 9) 27 Josh Stowers, R (7, 9)										3	1	1	0	0	2	4		
23 Jose Trevino, R (1, 2) 60 Meibrys Viloria, L (8, 2)										3	0	3	1	0	0	0		
<b>Inning Stats</b>	R: 0 E: 0 K: 2 S: 8	H: 1 LOB: 1 BB: 0 P: 8	R: 0 E: 0 K: 1 S: 5	H: 0 LOB: 0 BB: 0 P: 5	R: 1 E: 1 K: 0 S: 4	H: 2 LOB: 0 BB: 0 P: 6	R: 1 E: 0 K: 2 S: 9	H: 2 LOB: 2 BB: 1 P: 13	R: 2 E: 0 K: 1 S: 7	H: 2 LOB: 2 BB: 1 P: 11	R: 0 E: 0 K: 1 S: 5	H: 0 LOB: 0 BB: 0 P: 5	R: 7 E: 0 K: 1 S: 9	H: 4 LOB: 5 BB: 5 P: 31	1B: 7 2B: 5 3B: 0 HR: 1	SF: 3 SAC: 0 DP: 0 HBP: 0	WP: 0 PB: 0 CS: 1 SB: 0	PA: 44
<b>PITCHER</b>	IP WLS BF H R ER SO BB IBB HBP BLK WP HR S P ERA WHIP																	
49 Tyler Gilbert, L (1, 1) ERA:	2.1 L 10 3 1 1 1 0 1 0 0 0 0 0 0 2 8 0.00 1.286																	
37 Kevin Ginkel, R (3, 1) ERA:	0.2 3 1 1 1 0 1 0 0 0 0 0 0 2 8 13.50 3.000																	
81 Kyle Nelson, L (4, 1) ERA:	1.0 4 1 0 0 2 0 0 0 0 0 0 0 8 8 0.00 1.000																	
38 Caleb Baragar, L (5, 1) ERA: 18.0	1.0 6 2 2 2 0 1 0 0 0 0 0 0 5 9 18.00 3.000																	
26 Tyler Holton, L (6, 1) ERA: 10.38	2.1 13 5 5 5 2 1 0 0 0 0 0 1 16 22 19.29 2.571																	

AB	31
R	0
H	4
RBI	0
BB	2
SO	9
LOB	14



AB	33
R	13
H	13
RBI	12
BB	8
SO	8
LOB	21





Batter	1	2	3	4	5	6	7	8	9	AB	R	H	RBI	BB	SO	LOB	TOP										
2 Marcus Semien, R OBP: 0.250, SLG: 0.235 65 Yonny Hernández, S, PR OBP: 0.300, SLG: 0.250	G6-3		G5-3		G4-3		G5-4-3		G4-3	3	0	1	1	0	0	0	<p>Texas Rangers @ Seattle Mariners</p> <p>Peoria Stadium, Peoria, AZ</p> <p>Mon Mar 28 2022, 4:10 PM - 7:20 PM EDT</p> <p>Att: 3,712 - Overcast - 79 F</p>										
5 Corey Seager, L OBP: 0.294, SLG: 0.625 4 Willie Calhoun, L OBP: 0.350, SLG: 0.474	K		G6-3		G4-3				G4-3	3	0	0	0	0	1	1											
53 Adolis García, R OBP: 0.450, SLG: 0.333 41 Eli White, R OBP: 0.357, SLG: 0.846	BB		K		K				K	2	0	0	0	1	2	2											
15 Nick Solak, R OBP: 0.333, SLG: 0.647 71 Joe McCarthy, L OBP: 0.853, SLG: 1.375	K									2	0	0	0	0	1	1											
30 Nathaniel Lowe, L OBP: 0.444, SLG: 0.667 12 Matt Carpenter, L OBP: 0.182, SLG: 0.333										3	0	1	0	0	2	0											
77 Andy Ibañez, R OBP: 0.286, SLG: 0.389 13 Brad Miller, L OBP: 0.438, SLG: 1.063	K									2	0	0	0	0	1	1											
56 Kole Calhoun, L OBP: 0.400, SLG: 0.250 16 Jake Marisnick, R OBP: 0.333, SLG: 0.714										2	1	1	0	1	0	0											
28 Jonah Heim, S OBP: 0.250, SLG: 0.250 37 Yohel Pozo, R OBP: 0.125, SLG: 0.500	F7									3	1	2	0	0	0	2											
11 Charlie Culberson, R OBP: 0.273, SLG: 0.364 90 Josh Smith, L OBP: 0.714, SLG: 1.300	K									3	0	0	0	0	1	4											
<b>Inning Stats</b>	R: 0 E: 0 K: 2 S: 8	H: 0 LOB: 1 BB: 1 P: 12	R: 0 E: 0 K: 2 S: 9	H: 2 LOB: 2 BB: 0 P: 9	R: 0 E: 0 K: 1 S: 5	H: 0 LOB: 0 BB: 0 P: 5	R: 0 E: 0 K: 1 S: 5	H: 0 LOB: 0 BB: 0 P: 5	R: 2 E: 1 K: 1 S: 7	H: 2 LOB: 2 BB: 1 P: 11	R: 1 E: 0 K: 2 S: 8	H: 1 LOB: 1 BB: 0 P: 8	R: 0 E: 0 K: 0 S: 3	H: 1 LOB: 1 BB: 0 P: 3	R: 0 E: 0 K: 1 S: 6	H: 1 LOB: 1 BB: 0 P: 6		R: 2 E: 0 K: 0 S: 8	H: 3 LOB: 1 BB: 0 P: 10	1B: 5 2B: 2 3B: 0 HR: 3	SF: 0 SAC: 0 DP: 1 HBP: 0	WP: 0 PB: 0 SB: 0 CS: 0	PA: 38				
<b>PITCHER</b>	IP	WLS	BF	H	R	ER	SO	BB	IBB	HBP	BLK	WP	HR	S	P	ERA	WHIP										
38 Robbie Ray, L ERA: 4.32	4.1	W	18	3	2	2	6	2	0	0	0	0	0	29	37	4.15	1.154										
71 Devin Sweet, R ERA: 7.36	0.2	H	3	1	0	0	1	0	0	0	0	0	0	5	5	0.00	1.500										
37 Paul Sewald, R ERA: 3.0	1.0		4	1	1	1	2	0	0	0	0	0	1	8	8	9.00	1.000										
16 Drew Steckenrider, R ERA:	1.0	H	3	1	0	0	0	0	0	0	0	0	0	3	3	0.00	1.000										
75 Andrés Muñoz, R ERA:	1.0	H	4	1	0	0	1	0	0	0	0	0	0	6	6	0.00	1.000										
50 Erik Swanson, R ERA: 9.0	1.0	S	6	3	2	2	0	0	0	0	0	0	0	2	8	18.00	3.000										

AB	36
R	5
H	10
RBI	4
BB	2
SO	10
LOB	16



Batter	1	2	3	4	5	6	7	8	9	AB	R	H	RBI	BB	SO	LOB	BOTTOM											
3 J.P. Crawford, L OBP: 0.400, SLG: 0.313 8 Donovan Walton, L OBP: 0.308, SLG: 0.333	G5-3				G4-3					3	1	2	1	0	0	0	<p>Texas Rangers @ Seattle Mariners</p> <p>Peoria Stadium, Peoria, AZ</p> <p>Mon Mar 28 2022, 4:10 PM - 7:20 PM EDT</p> <p>Att: 3,712 - Overcast - 79 F</p>											
23 Ty France, R OBP: 0.200, SLG: 0.350 70 Mike Ford, L OBP: 0.385, SLG: 0.750	G4-3		L9		FC6-4					3	0	0	0	0	2	2												
27 Jesse Winker, L OBP: 0.238, SLG: 0.118 4 Billy Hamilton, S OBP: 0.286, SLG: 0.429	BB		K							1	0	0	0	2	1	1												
17 Mitch Haniger, R OBP: 0.350, SLG: 0.389 21 Steven Souza Jr., R OBP: 0.308, SLG: 0.500	FC6-4									3	0	2	2	0	0	1												
28 Eugenio Suárez, R OBP: 0.368, SLG: 0.467 41 Chance Sisco, L OBP: 0.214, SLG: 0.154										1	0	0	0	2	0	0												
13 Abraham Toro, S OBP: 0.600, SLG: 0.647 2 Tom Murphy, R OBP: 0.214, SLG: 0.154										3	1	1	0	0	0	4												
44 Julio Rodríguez, R OBP: 0.381, SLG: 0.579 89 Cade Marlowe, L OBP: 0.308, SLG: 0.500										2	1	2	1	1	0	0												
29 Cal Raleigh, S OBP: 0.400, SLG: 0.583 91 Edwin Arroyo, S OBP: 0.308, SLG: 0.500										3	0	1	1	0	1	3												
25 Dylan Moore, R OBP: 0.375, SLG: 0.733 95 Joe Rizzo, L OBP: 0.500, SLG: 1.000										3	1	1	1	0	1	4												
<b>Inning Stats</b>	R: 0 E: 0 K: 0 S: 3	H: 1 LOB: 1 BB: 1 P: 7	R: 2 E: 0 K: 1 S: 9	H: 3 LOB: 2 BB: 1 P: 14	R: 1 E: 0 K: 2 S: 9	H: 2 LOB: 1 BB: 0 P: 10	R: 3 E: 0 K: 0 S: 6	H: 3 LOB: 3 BB: 2 P: 15	R: 0 E: 0 K: 2 S: 7	H: 0 LOB: 0 BB: 0 P: 7	R: 0 E: 0 K: 1 S: 5	H: 0 LOB: 0 BB: 0 P: 5	R: 0 E: 0 K: 2 S: 8	H: 1 LOB: 1 BB: 0 P: 8	R: 0 E: 0 K: 0 S: 3	H: 0 LOB: 0 BB: 0 P: 3		1B: 6 2B: 3 3B: 0 HR: 1	SF: 0 SAC: 0 DP: 1 HBP: 0	WP: 2 PB: 0 SB: 3 CS: 0	PA: 38							
<b>PITCHER</b>	IP	WLS	BF	H	R	ER	SO	BB	IBB	HBP	BLK	WP	HR	S	P	ERA	WHIP											
49 Glenn Otto, R ERA: 8.31	2.2	L	12	3	2	2	1	2	1	0	0	0	1	0	9	14	9.00	3.000										
66 Josh Sborz, R ERA: 9.0	1.0		6	2	1	1	2	1	0	0	0	0	0	7	15	27.00	6.000											
61 Spencer Patton, R ERA: 12.0	1.0		9	4	3	3	0	2	0	0	0	0	0	1	2	0.00	0.000											
86 Fernery Ozuna, R ERA:	0.1		1	0	0	0	0	0	0	0	0	0	0	1	2	0.00	0.000											
68 Joe Barlow, R ERA: 9.0	1.0		3	0	0	0	2	0	0	0	0	0	0	7	7	0.00	0.000											
57 Nick Snyder, R ERA:	1.0		4	1	0	0	2	0	0	0	0	0	0	0	8	5	0.00	1.000										
38 Dan Winkler, R ERA: 3.39	1.0		4	1	0	0	2	0	0	0	0	0	0	0	8	5	0.00	1.000										

AB	33
R	6
H	10
RBI	6
BB	5
SO	8
LOB	19









Batter	1	2	3	4	5	6	7	8	9	AB	R	H	RBI	BB	SO	LOB	TOP																				
2 Marcus Semien, R OBP: 0.217, SLG: 0.200 11 Charlie Culberson, R OBP: 0.250, SLG: 0.333	F7		E8		K		FC5-4			3	0	0	0	0	1	1																					
5 Cory Seager, L OBP: 0.250, SLG: 0.526 Yonny Hernández, S OBP: 0.286, SLG: 0.182	F9		F7			G4-3		G4-6-3 BB		3	0	0	0	0	2	0																					
53 Adolis García, R OBP: 0.391, SLG: 0.278 6 Evan Carter, L	L8		K			G5-3		G4-6-3		3	0	0	0	0	1	2																					
4 Willie Calhoun, L OBP: 0.296, SLG: 0.385		K			G4-3			G3		4	0	1	0	0	1	0																					
77 Andy Ibáñez, R OBP: 0.333, SLG: 0.450 78 Nash Knight, S		G3-1 2B			F8					2	0	1	0	0	0	0																					
12 Matt Carpenter, L OBP: 0.214, SLG: 0.333 92 Blaine Crim, R OBP: 0.333, SLG: 0.273		G3-1								3	0	1	0	0	1	3																					
16 Jake Marisnick, R OBP: 0.239, SLG: 0.500 80 Kellen Strahm, R		G5-3			G3					3	0	0	0	0	1	2																					
71 Joe McCarthy, L OBP: 0.667, SLG: 1.000 87 Dustin Harris, L			K		G4-3					3	0	0	0	0	2	0																					
23 Jose Trevino, R OBP: 0.385, SLG: 0.500 60 Meibrys Vilorio, L OBP: 0.400, SLG: 0.600					G6-3					2	0	1	0	1	0	0																					
Inning Stats	R: 0 E: 0 K: 0 S: 3	H: 0 LOB: 0 BB: 0 P: 4	R: 0 E: 0 K: 1 S: 6	H: 1 LOB: 1 BB: 0 P: 6	R: 0 E: 1 K: 2 S: 8	H: 0 LOB: 2 BB: 1 P: 12	R: 0 E: 0 K: 0 S: 4	H: 1 LOB: 1 BB: 0 P: 4	R: 0 E: 0 K: 1 S: 5	H: 0 LOB: 0 BB: 0 P: 5	R: 0 E: 0 K: 1 S: 6	H: 1 LOB: 2 BB: 0 P: 7	R: 0 E: 0 K: 2 S: 8	H: 1 LOB: 1 BB: 0 P: 8	R: 0 E: 0 K: 0 S: 2	H: 0 LOB: 0 BB: 0 P: 6	R: 0 E: 0 K: 2 S: 7	H: 0 LOB: 0 BB: 0 P: 7	1B: 3 2B: 1 3B: 0 HR: 0	SF: 0 SAC: 0 DP: 1 HBP: 1	WP: 0 PB: 0 SB: 0 CS: 0	PA: 34															
PITCHER	IP	WLS	BF	H	R	ER	SO	BB	IBB	HBP	BLK	WP	HR	S	P	ERA	WHIP	PITCHER		IP	WLS	BF	H	R	ER	SO	BB	IBB	HBP	BLK	WP	HR	S	P	ERA	WHIP	
84 Dylan Cease, R ERA: 1.29	4.0	W	16	2	0	0	3	1	0	0	0	0	0	21	26	0.00	0.750	63 Matt Foster, R ERA: 6.0		1.0		3	0	0	0	2	0	0	0	0	0	7	7	0.00	0.000		
67 Bennett Sousa, L	1.0	H	3	0	0	0	1	0	0	0	0	0	0	5	5	0.00	0.000																				
40 Reynaldo López, R ERA: 2.25	2.0	H	9	2	0	0	3	0	0	1	0	0	0	14	15	0.00	1.000																				
40 Reynaldo López, R ERA: 2.25	2.0	H	9	2	0	0	3	0	0	1	0	0	0	14	15	0.00	1.000																				
66 José Ruiz, R ERA: 12.0	1.0		3	0	0	0	0	1	0	0	0	0	0	2	6	0.00	1.000																				

Texas Rangers @ Chicago White Sox  
Camelback Ranch, Glendale, AZ  
Wed Mar 30 2022, 4:11 PM - 7:00 PM EDT  
Att: 2,226 - Sunny - 75 F

livebaseballscorecards.com

AB 31  
R 0  
H 4  
RBI 0  
BB 2  
SO 9  
LOB 12



Batter	1	2	3	4	5	6	7	8	9	AB	R	H	RBI	BB	SO	LOB	BOTTOM																			
7 Tim Anderson, R OBP: 0.375, SLG: 0.458 12 Romy Gonzalez, R OBP: 0.286, SLG: 0.526	G4-3		G4-3		G6-3			P4		3	0	0	0	0	1	0																				
88 Luis Robert Jr., R OBP: 0.390, SLG: 0.818 77 Micker Adolfo, R OBP: 0.526, SLG: 0.933	G4-3						79 G6-3 1B	F9		3	0	2	1	0	0	0																				
79 José Abreu, R OBP: 0.417, SLG: 0.412 32 Gavin Sheets, L OBP: 0.360, SLG: 0.364										2	0	1	0	1	0	1																				
24 Yasmani Grandal, S OBP: 0.176, SLG: 0.125 44 Seby Zavala, R OBP: 0.300, SLG: 0.700	G4-3		G5-3							3	0	0	0	1	4	0																				
74 Eloy Jiménez, R OBP: 0.417, SLG: 0.773 18 Dwight Smith Jr., L OBP: 0.412, SLG: 0.950		G4-3			F9		K	L7		3	0	0	0	0	1	0																				
10 Yoán Moncada, S OBP: 0.217, SLG: 0.182 20 Danny Mendick, R OBP: 0.176, SLG: 0.133		P6								2	0	1	0	1	0	0																				
28 Leury García, S OBP: 0.375, SLG: 0.364 81 Zach Remillard, R OBP: 0.400, SLG: 1.000										3	0	1	0	0	1	0																				
Josh Harrison, R ERA: 3.0 75 Luis Alexander Basabe, R OBP: 0.389, SLG: 0.467										1	1	1	2	0	0	0																				
15 Adam Engel, R OBP: 0.250, SLG: 0.250 40 Reynaldo López, R 66 José Ruiz, R 21 Zack Collins, L 83 Matt Foster, R										2	0	0	0	0	4	0																				
Inning Stats	R: 0 E: 0 K: 0 S: 4	H: 1 LOB: 1 BB: 0 P: 4	R: 0 E: 0 K: 0 S: 3	H: 0 LOB: 0 BB: 0 P: 3	R: 1 E: 0 K: 0 S: 4	H: 1 LOB: 2 BB: 1 P: 9	R: 0 E: 0 K: 0 S: 4	H: 1 LOB: 2 BB: 1 P: 8	R: 0 E: 0 K: 1 S: 6	H: 1 LOB: 1 BB: 0 P: 6	R: 1 E: 1 K: 1 S: 7	H: 1 LOB: 2 BB: 0 P: 7	R: 5 E: 0 K: 2 S: 16	H: 4 LOB: 0 BB: 1 P: 21	R: 0 E: 0 K: 0 S: 3	H: 0 LOB: 0 BB: 0 P: 3	1B: 5 2B: 1 3B: 0 HR: 3	SF: 0 SAC: 1 DP: 0 HBP: 1	WP: 0 PB: 0 SB: 1 CS: 0	PA: 38																
PITCHER	IP	WLS	BF	H	R	ER	SO	BB	IBB	HBP	BLK	WP	HR	S	P	ERA	WHIP	PITCHER		IP	WLS	BF	H	R	ER	SO	BB	IBB	HBP	BLK	WP	HR	S	P	ERA	WHIP
54 Martín Pérez, L ERA: 3.0	3.0	L	13	2	1	1	0	1	0	0	0	0	0	11	16	3.00	1.000	62 Seth Nordin, R ERA: 27.0		0.1		2	1	1	1	0	0	0	0	1	5	5	27.00	3.000		
40 Greg Holland, R ERA:	1.0		5	1	0	0	0	1	0	0	0	0	0	4	8	0.00	2.000	51 Matt Bush, R ERA:		1.0		3	0	0	0	0	0	0	0	3	3	0.00	0.000			
43 Garrett Richards, R ERA:	1.0		4	1	0	0	1	0	0	0	0	0	0	6	6	0.00	1.000																			
32 John King, L ERA:	1.0		5	1	1	0	1	0	0	0	0	0	0	7	7	0.00	1.000																			
59 Brett Martin, L ERA: 21.6	0.2		6	3	4	4	1	1	0	0	0	0	2	11	16	54.00	6.000																			

Texas Rangers @ Chicago White Sox  
Camelback Ranch, Glendale, AZ  
Wed Mar 30 2022, 4:11 PM - 7:00 PM EDT  
Att: 2,226 - Sunny - 75 F

livebaseballscorecards.com

AB 33  
R 7  
H 9  
RBI 7  
BB 3  
SO 4  
LOB 15





Batter	1	2	3	4	5	6	7	8	9	AB	R	H	RBI	BB	SO	LOB	TOP																			
50 Mookie Betts, R OBP: 0.071, SLG: 0.071 98 Ryan Noda, L OBP: 0.222, SLG: 0.333	F9		F9		P4			K		3	0	0	0	0	0	0	<b>Los Angeles Dodgers @ Texas Rangers</b> Surprise Stadium, Surprise, AZ Thu Mar 31 2022, 4:08 PM - 6:43 PM EDT Att: 4,016 - Sunny - 79 F																			
5 Freddie Freeman, L OBP: 0.368, SLG: 0.500 90 Justin Yurchak, L	G5-3				L5			K2-3		3	0	1	0	0	0	0																				
6 Trea Turner, R OBP: 0.370, SLG: 0.360 87 Devin Mann, R OBP: 0.500, SLG: 1.333			F8		F8			K		2	0	0	0	1	0	1																				
13 Max Muncy, L OBP: 0.333, SLG: 0.211 81 Edwin Mateo, S	G3		K		K			68 1B 12 SF7 BB		3	0	0	0	0	2	2																				
10 Justin Turner, R OBP: 0.208, SLG: 0.348 68 Eddy Alvarez, L OBP: 0.444, SLG: 0.792			F9		G4-3			F7		3	0	0	0	0	0	0																				
16 Will Smith, R OBP: 0.273, SLG: 0.700 12 Tony Wolters, L OBP: 0.100, SLG: 0.222					F9			P6		3	1	1	0	0	0	0																				
3 Chris Taylor, R OBP: 0.357, SLG: 0.357 95 Brandon Lewis, R			3B					G6-3		1	0	0	1	1	0	0																				
17 Hanser Alberto, R OBP: 0.375, SLG: 0.308 89 Jeren Kendall, L OBP: 0.250, SLG: 0.250					F9			G4-3		3	0	1	0	0	0	1																				
37 Kevin Pillar, R OBP: 0.214, SLG: 0.385 18 Jake Lamb, L OBP: 0.423, SLG: 0.750			F9					K		2	0	0	0	0	0	1																				
<b>Inning Stats</b>	R: 0 E: 0 K: 0 S: 3	H: 0 LOB: 1 BB: 1 P: 7	R: 1 E: 0 K: 0 S: 5	H: 2 LOB: 1 BB: 0 P: 5	R: 0 E: 0 K: 1 S: 6	H: 1 LOB: 1 BB: 0 P: 6	R: 0 E: 0 K: 0 S: 3	H: 0 LOB: 1 BB: 0 P: 7	R: 0 E: 0 K: 1 S: 5	H: 0 LOB: 0 BB: 0 P: 3	R: 0 E: 0 K: 0 S: 3	H: 0 LOB: 0 BB: 0 P: 3	R: 0 E: 0 K: 3 S: 9	H: 0 LOB: 0 BB: 2 P: 9	R: 1 E: 0 K: 1 S: 6	H: 1 LOB: 2 BB: 2 P: 14		1B: 2 2B: 1 3B: 1 HR: 0	SF: 2 SAC: 0 DP: 0 HBP: 0	WP: 0 PB: 0 SB: 0 CS: 0	PA: 35															
<b>PITCHER</b>	IP	WLS	BF	H	R	ER	SO	BB	IBB	HBP	BLK	WP	HR	S	P	ERA	WHIP	<b>PITCHER</b>		IP	WLS	BF	H	R	ER	SO	BB	IBB	HBP	BLK	WP	HR	S	P	ERA	WHIP
52 Taylor Hearn, L ERA: 2.08	4.0	W	17	3	1	1	1	2	0	0	0	0	0	0	17	25	2.25	1.250	68 Joe Barlow, R ERA: 9.82		0.2	4	1	1	1	1	1	0	0	0	0	0	5	9	13.50	3.000
57 Nick Snyder, R ERA:	1.0	H	3	0	0	0	0	0	0	0	0	0	0	0	3	3	0.00	0.000	80 Chase Lee, R ERA:		0.1	2	0	0	0	0	0	1	0	0	0	0	1	5	0.00	3.000
46 Brock Burke, L ERA:	1.2		5	0	0	0	1	0	0	0	0	0	0	0	7	7	0.00	0.000																		
61 Spencer Patton, R ERA: 10.8	0.1		1	0	0	0	0	0	0	0	0	0	0	0	1	1	0.00	0.000																		
66 Josh Sborz, R ERA: 2.25	1.0		3	0	0	0	3	0	0	0	0	0	0	0	9	9	0.00	0.000																		

Batter	1	2	3	4	5	6	7	8	9	AB	R	H	RBI	BB	SO	LOB	BOTTOM																			
2 Marcus Semien, R OBP: 0.231, SLG: 0.261 11 Charlie Culberson, R OBP: 0.231, SLG: 0.333	G4-3 18 1B 2B	K		F9			F9			3	1	1	0	0	1	3	<b>Los Angeles Dodgers @ Texas Rangers</b> Surprise Stadium, Surprise, AZ Thu Mar 31 2022, 4:08 PM - 6:43 PM EDT Att: 4,016 - Sunny - 79 F																			
5 Corey Seager, L OBP: 0.281, SLG: 0.667 Ezequiel Duran, R OBP: 0.364, SLG: 0.667	G4-3	SF8			HR		G6-3			2	1	1	2	0	0	1																				
18 Mitch Garver, R OBP: 0.263, SLG: 0.579 71 Joe McCarthy, L OBP: 0.688, SLG: 1.250		P6			K			HR		3	0	1	1	0	1	2																				
30 Nathaniel Lowe, L OBP: 0.375, SLG: 0.667 12 Matt Carpenter, L OBP: 0.200, SLG: 0.308	K				G4-3		F8			3	1	1	1	0	1	1																				
53 Adolis Garcia, R OBP: 0.346, SLG: 0.238 41 Elij White, R OBP: 0.333, SLG: 0.706	FC5-4			F9		K		K		3	0	0	0	0	1	1																				
56 Kole Calhoun, L OBP: 0.381, SLG: 0.188 16 Jake Marisnick, R OBP: 0.227, SLG: 0.476		G4-3				15 FC9-6 HBP		K		1	1	0	0	1	0	0																				
13 Brad Miller, L ERA: 13.3 15 Nick Solak, R OBP: 0.348, SLG: 0.773		BB								2	1	1	0	0	1	0																				
77 Andy Ibañez, R OBP: 0.370, SLG: 0.478 5 Fraiñer Chavez, S		1B						HR		2	1	1	1	0	0	1																				
2B Jonah Heim, S OBP: 0.333, SLG: 0.533 60 Meibrys Vitoria, L OBP: 0.400, SLG: 0.600		1B								3	0	2	1	0	0	1																				
<b>Inning Stats</b>	R: 1 E: 0 K: 1 S: 7	H: 2 LOB: 1 BB: 0 P: 7	R: 2 E: 0 K: 1 S: 8	H: 3 LOB: 2 BB: 1 P: 12	R: 1 E: 0 K: 1 S: 6	H: 1 LOB: 0 BB: 0 P: 6	R: 0 E: 0 K: 0 S: 3	H: 1 LOB: 0 BB: 0 P: 3	R: 1 E: 0 K: 2 S: 10	H: 1 LOB: 0 BB: 0 P: 12	R: 0 E: 0 K: 0 S: 2	H: 0 LOB: 1 BB: 0 P: 3	R: 2 E: 0 K: 0 S: 6	H: 2 LOB: 0 BB: 0 P: 7	R: 1 E: 0 K: 2 S: 9	H: 1 LOB: 0 BB: 0 P: 11		1B: 5 2B: 1 3B: 0 HR: 5	SF: 1 SAC: 0 DP: 2 HBP: 1	WP: 0 PB: 0 SB: 0 CS: 0	PA: 35															
<b>PITCHER</b>	IP	WLS	BF	H	R	ER	SO	BB	IBB	HBP	BLK	WP	HR	S	P	ERA	WHIP	<b>PITCHER</b>		IP	WLS	BF	H	R	ER	SO	BB	IBB	HBP	BLK	WP	HR	S	P	ERA	WHIP
89 Ryan Pepiot, R ERA: 1.8	2.0	L	12	5	3	3	2	1	0	0	0	0	0	0	15	19	13.50	3.000	Blake Treinen, R ERA: 9.0		1.0	5	2	2	2	0	0	0	0	0	0	2	6	7	18.00	2.000
48 Brusdar Graterol, R ERA:	0.1		1	0	0	0	0	0	0	0	0	0	0	0	1	1	0.00	0.000	96 Mark Washington, R ERA: 2.45		1.0	4	1	1	1	2	0	0	0	0	0	1	9	11	9.00	1.000
41 Daniel Hudson, R ERA: 3.0	1.0		4	1	1	1	2	0	0	0	0	0	0	1	10	12	9.00	1.000																		
63 Justin Bruhl, L ERA:	1.0		3	0	0	0	0	0	0	1	0	0	0	2	3	0.00	0.000																			

AB 29  
R 2  
H 4  
RBI 2  
BB 4  
SO 6  
LOB 7



AB 32  
R 8  
H 11  
RBI 8  
BB 1  
SO 7  
LOB 11





Batter	1	2	3	4	5	6	7	8	9	AB	R	H	RBI	BB	SO	LOB	TOP					
13 Brad Miller, L (1, 7) 25 Josh Sale, L (5, 7) OBP: 0.417, SLG: 0.875 OBP: 0.333, SLG: 0.667	0-1 5 S 2 S 1B		0-3 K		0-3 K		0-0 16 2B 2B	1-3 K		3	1	1	0	0	2	0						
2 Marcus Semien, R (1, 4) 30 Trey Hair, L (6, 4) OBP: 0.241, SLG: 0.269	1-0 G6-3		0-0 G6-3			0-0 56 1B 12 1B 1B	4-0 16 2B 47 HR BB		0-0 G3-1	3	0	1	0	0	0	1						
5 Corey Seager, L (1, 6) 16 Jonathan Omelas, R (6, 6) OBP: 0.231, SLG: 0.583 OBP: 0.429, SLG: 1.167	0-1 G4-3		0-0 G3-1			0-0 F8	0-0 47 HR 2B		0-0 F9	3	0	0	0	0	0	1						
53 Adolis Garcia, R (1, 8) 47 J.P. Martinez, L (6, 8) OBP: 0.414, SLG: 0.348 OBP: 0.697, SLG: 2.000	0-0 56 S 1B			0-0 2B		4-0 56 1B 12 1B BB	0-0 27 E BB		4-0 BB	2	0	2	0	1	0	0						
56 Kole Calhoun, L (1, 9) 27 Josh Stowers, R (6, 9) OBP: 0.375, SLG: 0.211 OBP: 0.200, SLG: 0.800	0-3 K			0-3 K		0-0 12 1B 1B	0-0 F7	1-2 SAFE K	0-3 K	3	0	1	0	0	2	2						
4 Willie Calhoun, L (1, 10) 60 Meibrys Vilorio, L (7, PH) OBP: 0.287, SLG: 0.345 OBP: 0.333, SLG: 0.500		0-3 K		0-0 F8		0-0 L6	0-3 K			3	0	0	0	0	1	4						
12 Matt Carpenter, L (1, 3) 83 Diosbel Arias, R (6, 3) OBP: 1.000, SLG: 1.000		0-3 K		0-3 K		1-2 2-H 3-H 1B			0-0 25 S 6 S 1B	1	0	1	0	0	0	0						
11 Charlie Culberson, R (1, 5) 5 Frayner Chavez, S (6, 5)	0-0 1B				0-0 F7	0-3 K			0-0 L4	3	0	1	0	0	1	2						
Jose Trevino, R (1, 2)	0-0 L4				0-0 L6				0-0 G6-3	4	0	0	0	0	0	2						
<b>Inning Stats</b>	R: 1 E: 0 K: 1 S: 9	H: 2 LOB: 1 BB: 0 P: 10	R: 0 E: 0 K: 2 S: 8	H: 1 LOB: 1 BB: 0 P: 8	R: 0 E: 0 K: 1 S: 5	H: 0 LOB: 0 BB: 0 P: 5	R: 0 E: 0 K: 2 S: 8	H: 1 LOB: 1 BB: 0 P: 8	R: 0 E: 0 K: 1 S: 5	H: 0 LOB: 0 BB: 0 P: 5	R: 2 E: 0 K: 1 S: 8	H: 3 LOB: 2 BB: 1 P: 12	R: 4 E: 0 K: 1 S: 8	H: 3 LOB: 0 BB: 1 P: 12	R: 0 E: 0 K: 1 S: 6	H: 1 LOB: 1 BB: 0 P: 7	R: 0 E: 1 K: 1 S: 5	H: 0 LOB: 1 BB: 1 P: 9	1B: 7 2B: 3 3B: 0 HR: 1	SF: 0 SAC: 0 DP: 0 HBP: 0	WP: 0 PB: 0 SB: 4 CS: 0	PA: 41
<b>PITCHER</b>	IP WLS BF H R ER SO BB IBB HBP BLK WP HR S P ERA WHIP	38 Alex Cobb, R (1, 1) ERA: 1.23	4.0 1.0 16 4 1 1 6 0 0 0 0 0 0 0 30 31 2.25 1.000	17 Jake McGee, L (5, 1) ERA:	1.0 1.0 3 0 0 0 1 0 0 0 0 0 0 0 5 5 0.00 0.000	71 Tyler Rogers, R (6, 1) ERA: 19.29	1.0 1.0 H 7 3 2 2 1 1 0 0 0 0 0 8 12 18.00 4.000	48 Jose Alvarez, L (7, 1) ERA: 9.82	1.0 1.0 B 7 3 4 4 1 1 0 0 0 0 0 1 8 12 36.00 4.000	66 Jarlin Garcia, L (8, 1) ERA: 13.5	1.2 7 1 0 0 1 1 0 0 0 0 0 0 8 13 0.00 1.200	<b>PITCHER</b>	IP WLS BF H R ER SO BB IBB HBP BLK WP HR S P ERA WHIP	90 Tyler Schimpf, R (9, 1) ERA:	0.1 0.1 1 0 0 0 1 0 0 0 0 0 0 0 3 3 0.00 0.000							

Texas Rangers @ San Francisco Giants  
 Scottsdale Stadium, Scottsdale, AZ  
 Fri Apr 01 2022, 3:06 PM - 6:36 PM EDT  
 Att: 4,967 - Sunny - 79 F

AB	38
R	7
H	11
RBI	6
BB	3
SO	11
LOB	16



Batter	1	2	3	4	5	6	7	8	9	AB	R	H	RBI	BB	SO	LOB	BOTTOM					
13 Austin Slater, R (1, 8) 70 Luis González, L (7, 8) OBP: 0.300, SLG: 0.316 OBP: 0.571, SLG: 0.824	0-0 G4-3	0-0 35 E 2B		0-3 K			0-0 40 1B 2B	0-0 F9		3	1	1	3	0	1	1						
35 Brandon Crawford, L (1, 6) 82 Arquímedes Gamboa, S (6, 6) OBP: 0.263, SLG: 0.412 OBP: 0.250, SLG: 0.700	0-0 G4-3	0-0 E4 33 CS			0-0 F8		0-3 K		0-0 F8	3	0	0	0	0	0	0						
33 Darin Ruf, R (1, 10) 40 Johnny Pereda, R (7, PH) OBP: 0.333, SLG: 0.333 OBP: 0.500, SLG: 0.333	4-0 BB	0-1 CS	0-3 K		0-3 K		0-0 88 S 7 BB 1B		0-3 K	2	0	0	0	1	2	0						
23 Joc Pederson, L (1, 9) 7 Austin Dean, R (6, 9) OBP: 0.263, SLG: 0.353 OBP: 0.500, SLG: 0.800	0-3 K		0-3 K		0-3 K		4-0 88 S BB		0-0 HR	3	0	0	0	0	3	1						
41 Wilmer Flores, R (1, 5) 88 Jason Kirtan, L (7, 4) 77 Michael Gigliotti, L (9, PH) OBP: 0.429, SLG: 0.706 OBP: 0.299, SLG: 0.333 OBP: 1.000, SLG: 2.500		0-0 G1-3	0-0 1B		0-3 HR		0-0 P5		0-0 88 FC6-4 1B	3	1	2	1	0	0	0						
39 Thairo Estrada, R (1, 4) 88 Carter Aldrete, R (7, 5) OBP: 0.500, SLG: 0.625 OBP: 0.143, SLG: 0.286		0-0 45 1B 13 2B 1B	0-0 F8		0-3 K		0-3 K		0-0 K	3	1	1	0	0	1	1						
2 Curt Casali, R (1, 2) 12 Alex Blandino, R (8, 3) OBP: 0.429, SLG: 0.667 OBP: 0.450, SLG: 0.789		4-0 45 1B 13 2B BB		0-0 G5-3		0-0 G6-3		0-0 90 BB 1B		2	1	0	0	1	0	0						
32 Jason Vosler, L (1, 7) OBP: 0.263, SLG: 0.294		0-2 K		0-0 13 S 1B		0-0 L3		0-3 K		4	0	1	0	0	2	3						
45 Luke Williams, R (1, 3) 90 Brett Auerbach, R (8, 2) OBP: 0.400, SLG: 0.667 OBP: 0.313, SLG: 0.500		0-0 13 2B 1B		0-0 P3		0-3 K		4-0 BB		3	1	1	0	0	1	1						
<b>Inning Stats</b>	R: 0 E: 0 K: 1 S: 5	H: 0 LOB: 1 BB: 1 P: 9	R: 4 E: 1 K: 1 S: 9	H: 3 LOB: 0 BB: 1 P: 13	R: 0 E: 0 K: 2 S: 8	H: 1 LOB: 1 BB: 0 P: 8	R: 0 E: 0 K: 1 S: 6	H: 1 LOB: 1 BB: 0 P: 6	R: 0 E: 0 K: 2 S: 7	H: 0 LOB: 0 BB: 0 P: 7	R: 1 E: 0 K: 1 S: 8	H: 1 LOB: 0 BB: 0 P: 11	R: 1 E: 0 K: 2 S: 9	H: 2 LOB: 2 BB: 1 P: 13	R: 0 E: 0 K: 2 S: 8	H: 1 LOB: 2 BB: 1 P: 12	R: 1 E: 0 K: 1 S: 7	H: 2 LOB: 1 BB: 0 P: 7	1B: 7 2B: 2 3B: 0 HR: 2	SF: 0 SAC: 0 DP: 0 HBP: 0	WP: 0 PB: 0 SB: 4 CS: 1	PA: 43
<b>PITCHER</b>	IP WLS BF H R ER SO BB IBB HBP BLK WP HR S P ERA WHIP	19 Dennis Santana, R (1, 1) ERA: 4.5	1.0 3.0 15 5 4 3 4 1 0 0 0 0 0 0 23 27 9.00 2.000	39 Kolby Allard, L (2, 1) ERA:	1.0 1.0 3 0 0 0 2 0 0 0 0 0 0 0 7 7 0.00 0.000	40 Greg Holland, R (5, 1) ERA:	1.0 2.2 13 4 2 2 5 1 0 0 0 0 1 24 31 6.75 1.875	54 Cole Ragans, L (6, 1) ERA: 6.75	0.1 0.1 H 2 0 0 0 0 1 0 0 0 0 1 5 0.00 3.000	<b>PITCHER</b>	IP WLS BF H R ER SO BB IBB HBP BLK WP HR S P ERA WHIP	68 Lucas Jacobsen, L (9, 1) ERA: 9.0	1.0 1.0 B 5 2 1 1 1 0 0 0 0 0 7 7 9.00 2.000									

Texas Rangers @ San Francisco Giants  
 Scottsdale Stadium, Scottsdale, AZ  
 Fri Apr 01 2022, 3:06 PM - 6:36 PM EDT  
 Att: 4,967 - Sunny - 79 F

AB	38
R	7
H	11
RBI	6
BB	4
SO	13
LOB	13









Batter	1	2	3	4	5	6	7	8	9	AB	R	H	RBI	BB	SO	LOB	TOP					
13 Brad Miller, L (1.5) 78 Nash Knight, S (5.5)	G6-3		G4-3		K	E3		K		3	0	0	0	0	1	1	<b>Texas Rangers @ Milwaukee Brewers</b> American Family Fields of Phoenix, Phoenix, AZ Sun Apr 03 2022, 3:11 PM - 6:37 PM CDT Att: 3,959 - Partly Cloudy - 82 F <a href="http://livebaseballscorecards.com">livebaseballscorecards.com</a>					
4 Willie Calhoun, L (1.7) 25 Josh Sale, L (6. PR) (6.7)	G3-1		F7							2	0	0	0	1	0	0						
12 Matt Carpenter, L (1.3) 64 Nick Tanelu, R (6. PR) (6.3)	G4-3			G5-3						2	0	0	0	1	0	0						
71 Joe McCarthy, L (1.9) 63 Robert Gonzalez, R (6. PR) (6.9)					F8					2	1	1	1	1	0	0						
16 Jake Marisnick, R (1.8)										4	1	0	0	0	2	4						
28 Jonah Heim, S (1.2) 40 Ian Moller, R (8.2)										4	1	2	1	0	1	0						
11 Charlie Culberson, R (1.6) 21 Cameron Cauley, R (6. PR) (6.6)										3	1	1	0	0	1	0						
87 Dustin Harris, L (1.10) 50 JoJo Blackmon, L (9. PH) (9.10)										4	1	2	3	0	2	1						
Ezequiel Duran, R (1.4) 87 Andres Mesa, R (6.4)										3	2	2	2	0	1	1						
<b>Inning Stats</b>	R: 0 E: 0 K: 0 S: 3	H: 0 LOB: 0 BB: 0 P: 3	R: 1 E: 0 K: 1 S: 9	H: 1 LOB: 0 BB: 0 P: 12	R: 1 E: 0 K: 1 S: 6	H: 1 LOB: 0 BB: 0 P: 6	R: 0 E: 0 K: 0 S: 3	H: 0 LOB: 0 BB: 0 P: 3	R: 1 E: 1 K: 3 S: 11	H: 1 LOB: 1 BB: 0 P: 11	R: 8 E: 2 K: 3 S: 15	H: 5 LOB: 2 BB: 3 P: 28	R: 1 E: 0 K: 2 S: 8	H: 1 LOB: 1 BB: 0 P: 10	R: 1 E: 0 K: 3 S: 11	H: 2 LOB: 1 BB: 0 P: 11		R: 0 E: 0 K: 2 S: 8	H: 1 LOB: 1 BB: 0 P: 8	1B: 8 2B: 2 3B: 0 HR: 2	SF: 0 SAC: 0 DP: 0 HBP: 1	WP: 3 PB: 0 SB: 0 CS: 0
<b>PITCHER</b>	IP WLS BF H R ER SO BB IBB HBP BLK WP HR S P ERA WHIP	5.0 L 21 3 5 4 5 2 0 0 0 0 2 2 32 43 7.20 1.000	1.1 11 5 5 4 3 1 0 0 0 0 0 0 0 8 8 0.00 1.500	1.1 11 5 5 4 3 1 0 1 0 2 0 0 15 22 27.00 4.500	1.1 7 3 1 1 4 0 0 0 0 0 0 0 0 15 15 6.75 2.250	0.2 0.2 2 0 0 0 0 0 0 0 0 0 0 0 4 4 0.00 0.000																

Batter	1	2	3	4	5	6	7	8	9	AB	R	H	RBI	BB	SO	LOB	BOTTOM					
16 Koltan Wong, L (1.4) 90 Yelson Coca, S (7.4)	K									3	0	1	1	0	2	0	<b>Texas Rangers @ Milwaukee Brewers</b> American Family Fields of Phoenix, Phoenix, AZ Sun Apr 03 2022, 3:11 PM - 6:37 PM CDT Att: 3,959 - Partly Cloudy - 82 F <a href="http://livebaseballscorecards.com">livebaseballscorecards.com</a>					
27 Willy Adames, R (1.6) 91 Eduardo Garcia, R (7.6)	P5									3	0	0	0	0	2	1						
22 Christian Yelich, L (1.7) 5 Korry Howell, R (7.9)										2	0	0	0	1	1	0						
24 Andrew McCutchen, R (1.9) 94 Jackson Chourio, R (7.7)										2	0	1	0	1	1	1						
11 Rowdy Tellez, L (1.3) 95 Ashton McGee, L (6. PR) (7.3)										3	0	1	0	0	1	1						
12 Hunter Renfroe, R (1.10) 96 Felix Valerio, R (6. PR) (7.10)										2	0	2	1	1	0	0						
10 Omar Narváez, L (1.2) 41 Brent Diaz, R (8.2)										3	0	0	0	0	1	5						
20 Mike Brosseau, R (1.5) 80 Antonio Pinero, R (8.5)										3	0	0	0	0	1	0						
93 Carlos Rodriguez, L (1.8)										4	1	2	0	0	0	1						
<b>Inning Stats</b>	R: 0 E: 0 K: 2 S: 7	H: 0 LOB: 1 BB: 1 P: 11	R: 0 E: 0 K: 1 S: 5	H: 1 LOB: 0 BB: 0 P: 5	R: 1 E: 0 K: 2 S: 8	H: 2 LOB: 0 BB: 0 P: 9	R: 0 E: 0 K: 1 S: 6	H: 1 LOB: 2 BB: 1 P: 10	R: 0 E: 0 K: 1 S: 5	H: 0 LOB: 0 BB: 0 P: 5	R: 1 E: 0 K: 2 S: 9	H: 2 LOB: 2 BB: 1 P: 13	R: 0 E: 0 K: 1 S: 7	H: 2 LOB: 2 BB: 0 P: 7	R: 0 E: 0 K: 1 S: 5	H: 0 LOB: 1 BB: 1 P: 9		R: 0 E: 0 K: 2 S: 8	H: 1 LOB: 2 BB: 0 P: 9	1B: 8 2B: 1 3B: 0 HR: 0	SF: 0 SAC: 0 DP: 1 HBP: 1	WP: 1 PB: 0 SB: 0 CS: 1
<b>PITCHER</b>	IP WLS BF H R ER SO BB IBB HBP BLK WP HR S P ERA WHIP	4.0 W 16 4 0 0 1 0 0 0 0 0 0 5 5 0.00 0.000	2.2 14 4 1 1 3 2 0 0 0 0 0 0 18 26 3.38 2.250	0.1 1 0 0 0 1 0 0 0 0 0 0 0 3 3 0.00 0.000	1.0 5 1 0 0 2 0 0 1 0 0 0 0 8 9 0.00 1.000																	

AB	41
R	13
H	12
RBI	11
BB	3
SO	15
LOB	19



AB	34
R	2
H	9
RBI	2
BB	4
SO	13
LOB	17





Batter	1	2	3	4	5	6	7	8	9	AB	R	H	RBI	BB	SO	LOB	TOP																		
2 Trent Grisham, L (1, 8) 85 Luis Liberato, L (3, 8) OBP: 0.324, SLG: 0.364 OBP: 0.375, SLG: 0.550	G4-3	K		2B		G6-3		G6-3		2	0	0	0	0	1	1	<b>San Diego Padres @ Texas Rangers</b> Surprise Stadium, Surprise, AZ Mon Apr 04 2022, 4:09 PM - 7:36 PM EDT Att: 3,068 - Sunny - 83 F																		
87 CJ Abrams, L (1, 6) 84 Victor Acosta, S (8, PH) OBP: 0.381, SLG: 0.529 OBP: 0.500, SLG: 0.500	G4-3	G4-3		K		G6-3		G6-3		3	1	0	1	1	1	2																			
26 Austin Nola, R (1, 10) 21 Luis Campusano, R (4, PH) OBP: 0.370, SLG: 0.499 OBP: 0.250, SLG: 0.471	1B		G6-3	K		HBP		K		2	0	1	1	0	0	0																			
16 Nomar Mazara, L (1, 9) OBP: 0.306, SLG: 0.310	K		10 2B 10 E	P5		FC4-6				4	1	0	0	1	1	3																			
10 Jurickson Profar, S (1, 7) 80 José Azocar, R (6, 7) OBP: 0.303, SLG: 0.250 OBP: 0.440, SLG: 0.371	P6		E9			L3				4	1	1	0	0	1	2																			
27 Matt Beatty, L (1, 3) OBP: 0.308, SLG: 0.429		G4-3	7 WP 7 HR	K		K				4	2	1	0	0	2	0																			
17 Victor Caratini, S (1, 2) OBP: 0.381, SLG: 0.579	G4-3		F7			P5				4	1	1	1	1	0	3																			
7 Ha-Seong Kim, R (1, 4) 91 Kelvin Melean, R (8, 4) OBP: 0.441, SLG: 0.586 OBP: 1.000, SLG: 1.000			77 1B			K				4	2	2	4	0	2	1																			
77 C.J. Hinojosa, R (1, 5) OBP: 0.150, SLG: 0.105			2 WP 2 S							4	1	1	1	1	2	1																			
<b>Inning Stats</b>	R: 1 E: 0 K: 1 S: 6	H: 1 LOB: 1 BB: 1 P: 11	R: 2 E: 0 K: 1 S: 8	H: 3 LOB: 1 BB: 0 P: 9	R: 4 E: 1 K: 0 S: 6	H: 2 LOB: 0 BB: 1 P: 13	R: 0 E: 0 K: 2 S: 8	H: 1 LOB: 1 BB: 0 P: 8	R: 0 E: 0 K: 3 S: 9	H: 0 LOB: 1 BB: 1 P: 13	R: 2 E: 0 K: 0 S: 4	H: 1 LOB: 1 BB: 1 P: 9	R: 0 E: 0 K: 2 S: 7	H: 0 LOB: 0 BB: 0 P: 7	R: 0 E: 0 K: 2 S: 8	H: 1 LOB: 1 BB: 0 P: 8		R: 2 E: 0 K: 1 S: 10	H: 3 LOB: 1 BB: 0 P: 12	1B: 4 2B: 3 3B: 2 HR: 3	SF: 0 SAC: 0 DP: 0 HBP: 2	WP: 2 PB: 0 SB: 3 CS: 0	PA: 45												
<b>PITCHER</b>	IP	WLS	BF	H	R	ER	SO	BB	IBB	HBP	BLK	WP	HR	S	P	ERA	WHIP	<b>PITCHER</b>	IP	WLS	BF	H	R	ER	SO	BB	IBB	HBP	BLK	WP	HR	S	P	ERA	WHIP
33 Dane Dunning, R (1, 1) ERA: 10.8	2.0	L	13	5	5	5	2	2	0	0	0	1	0	15	25	22.50	3.500	59 Brett Martin, L (5, 1) ERA: 9.82	1.0		4	0	0	0	3	1	0	0	0	0	0	9	13	0.00	1.000
73 Evan Elliott, R (2, 1) ERA: 10.8	0.1		1	0	0	0	0	0	0	0	0	0	0	1	1	0.00	0.000	49 Glenn Otto, R (6, 1) ERA: 8.53	2.0		9	1	2	2	2	1	0	1	0	0	0	11	16	9.00	1.000
33 Dane Dunning, R (3, 1) ERA: 10.8	2.0	L	13	5	5	5	2	2	0	0	0	1	0	15	25	22.50	3.500	68 Joe Barlow, R (8, 1) ERA: 6.35	1.0		4	1	0	0	2	0	0	0	0	8	8	0.00	1.000		
48 D.J. McCarty, R (3, 1) ERA: 27.0	0.2		4	1	2	2	0	0	0	1	0	1	1	4	7	27.00	1.500	88 Michael Alfonso, R (9, 1) ERA: 18.0	1.0		6	3	2	2	1	0	0	0	0	2	10	12	18.00	3.000	
40 Greg Holland, R (4, 1) ERA: 18.0	1.0		4	1	0	0	2	0	0	0	0	0	0	8	8	0.00	1.000																		


AB	39
R	11
H	12
RBI	10
BB	4
SO	12
LOB	15




Batter	1	2	3	4	5	6	7	8	9	AB	R	H	RBI	BB	SO	LOB	BOTTOM																		
13 Brad Miller, L (1, 7) 52 Zion Bannister, S (6, 7) OBP: 0.333, SLG: 0.700 ERA: 10.8	K		K		K		K		78 WP BB	3	0	0	0	0	3	0	<b>San Diego Padres @ Texas Rangers</b> Surprise Stadium, Surprise, AZ Mon Apr 04 2022, 4:09 PM - 7:36 PM EDT Att: 3,068 - Sunny - 83 F																		
2 Marcus Semien, R (1, 4) 78 Nash Knight, S (6, 4) OBP: 0.278, SLG: 0.424 ERA: 5.4	5 1B		HR		G4-3		G5-3		K	3	2	2	1	0	0	0																			
5 Corey Seager, L (1, 6) 21 Cameron Cauley, R (7, 6) OBP: 0.219, SLG: 0.590 OBP: 0.250, SLG: 0.250			G5-3			F7				3	0	1	1	0	0	0																			
18 Mitch Garver, R (1, 2) 60 Melbyrs Vitoria, L (7, 2) OBP: 0.240, SLG: 0.480 OBP: 0.375, SLG: 0.429	P3		F9			G5-3				3	0	0	0	0	0	1																			
30 Nathaniel Lowe, L (1, 3) 64 Nick Tanelu, R (6, PR) OBP: 0.367, SLG: 0.600 OBP: 0.571, SLG: 0.571	G5-3									3	0	1	0	0	1	1																			
53 Adolis Garcia, R (1, 8) 50 JoJo Blackmon, L (7, 8) OBP: 0.371, SLG: 0.414 OBP: 0.500, SLG: 0.500	K		K		G6-3		G4-3			3	0	0	0	0	1	1																			
56 Kole Calhoun, L (1, 9) 63 Robert Gonzalez, R (8, 9) OBP: 0.278, SLG: 0.324 OBP: 0.667, SLG: 1.000	K				F9					3	0	0	0	0	2	0																			
4 Willie Calhoun, L (1, 10) 30 Trey Hair, L (9, PH) OBP: 0.278, SLG: 0.324 ERA: 8.44						F8				3	0	1	0	0	1	0																			
77 Andy Ibanez, R (1, 5) 71 Miguel Villarreal, R (8, 5) OBP: 0.424, SLG: 0.714 ERA: 8.44	K									3	2	2	2	0	1	1																			
<b>Inning Stats</b>	R: 1 E: 0 K: 1 S: 7	H: 2 LOB: 1 BB: 0 P: 7	R: 0 E: 0 K: 3 S: 10	H: 1 LOB: 0 BB: 0 P: 10	R: 1 E: 0 K: 1 S: 7	H: 1 LOB: 0 BB: 0 P: 7	R: 0 E: 0 K: 1 S: 5	H: 0 LOB: 0 BB: 0 P: 5	R: 1 E: 0 K: 1 S: 8	H: 1 LOB: 0 BB: 0 P: 11	R: 0 E: 0 K: 0 S: 4	H: 1 LOB: 1 BB: 0 P: 4	R: 1 E: 0 K: 3 S: 10	H: 2 LOB: 3 BB: 1 P: 10	R: 0 E: 0 K: 2 S: 8	H: 1 LOB: 2 BB: 1 P: 13		1B: 6 2B: 1 3B: 0 HR: 3	SF: 0 SAC: 0 DP: 0 HBP: 0	WP: 1 PB: 0 SB: 0 CS: 0	PA: 38														
<b>PITCHER</b>	IP	WLS	BF	H	R	ER	SO	BB	IBB	HBP	BLK	WP	HR	S	P	ERA	WHIP	<b>PITCHER</b>	IP	WLS	BF	H	R	ER	SO	BB	IBB	HBP	BLK	WP	HR	S	P	ERA	WHIP
22 Nick Martinez, R (1, 1) ERA: 3.0	5.0	W	20	5	3	3	7	0	0	0	0	0	0	4	4	0.00	1.000																		
34 Craig Stammen, R (6, 1) ERA: 5.4	1.0		4	1	0	0	0	0	0	0	0	0	0	4	4	0.00	1.000																		
36 Pierce Johnson, R (7, 1) ERA: 2.7	1.1		5	1	1	1	3	0	0	0	0	0	1	11	11	6.75	0.750																		
Austin Adams, R (8, 1) ERA: 7.71	0.2		4	2	1	1	1	1	0	0	0	0	0	5	9	13.50	4.500																		
14 Emilio Pagan, R (9, 1) ERA: 8.44	1.0		5	1	0	0	2	1	0	0	0	1	0	8	13	0.00	2.000																		





Batter	1	2	3	4	5	6	7	8	9	AB	R	H	RBI	BB	SO	LOB	TOP												
66 Rafael Ortega, L (1,8) OBP: 0.243, SLG: 0.206	0-0 32 HR 2B				0-0 1-2 1B		0-0 22 HR E6		1-0 22 E 22 1B HBP	2	1	1	0	0	1	0	<p>Chicago Cubs @ Texas Rangers</p> <p>Surprise Stadium, Surprise, AZ</p> <p>Tue Apr 05 2022, 3:10 PM - 6:20 PM EDT</p> <p>Att: 3,306 - Sunny - 83 F</p> <p>livebaseballscorecards.com</p> <p>AB 36 R 5 H 8 RBI 5 BB 3 SO 14 LOB 14</p> 												
1 Christian Olivo, R (3,9) OBP: 0.500, SLG: 0.500		K								2	1	1	0	0	0	0													
13 Miguel Pabon, R (9,PH) OBP: 0.667, SLG: 1.000										0	0	0	0	0	0	0													
77 Clint Frazier, R (1,7) OBP: 0.371, SLG: 0.414										2	0	0	0	0	1	1													
22 Jordan Nwogu, R (3,7) OBP: 0.400, SLG: 1.000	K		G6-3	G3			1-0 1-H HR		0-0 1-3 1B	3	1	2	2	0	0	2													
16 Patrick Wisdom, R (1,5) OBP: 0.333, SLG: 0.500										1	1	1	0	1	0	0													
17 Jake Slaughter, R (3,5) OBP: 0.250, SLG: 0.250		32 HR BB								3	0	0	0	0	3	2													
67 Alfonso Rivas III, L (1,3) OBP: 0.444, SLG: 0.533										2	0	0	0	0	2	3													
18 Grayson Blyrd, L (3,3) OBP: 0.286, SLG: 0.714										3	0	0	0	0	1	2													
32 Michael Hermosillo, R (1,9) OBP: 0.419, SLG: 0.500										1	1	1	3	1	0	0													
24 Kevin Alcántara, R (3,8) OBP: 0.200, SLG: 0.200										2	0	0	0	0	0	0													
4 Ildemaro Vargas, S (1,4) OBP: 0.371, SLG: 0.576										2	0	1	0	0	0	2													
18 Andy Weber, L (3,4) OBP: 0.286, SLG: 0.231										2	0	0	0	0	2	0													
5 John Hicks, R (1,2) OBP: 0.500, SLG: 0.533										2	0	0	0	0	0	1													
92 Moises Ballesteros, L (5,2)	G6-3									2	0	0	0	0	1	0													
19 Luis Vazquez, R (1,6) OBP: 0.500, SLG: 0.333										2	0	0	0	1	1	0													
11 Cristian Hernandez, R (6,PH)										1	0	0	0	0	1	0													
22 Cole Roederer, L (1,10) OBP: 0.333, SLG: 0.333										3	0	1	0	0	0	1													
3 Bryan Serra, L (9,PH)										1	0	0	0	0	1	0													
<b>Inning Stats</b>	R: 3 E: 0 K: 2 S: 12	H: 3 LOB: 1 BB: 1 P: 17	R: 0 E: 0 K: 1 S: 5	H: 0 LOB: 0 BB: 0 P: 5	R: 0 E: 0 K: 1 S: 6	H: 1 LOB: 2 BB: 1 P: 10	R: 0 E: 0 K: 1 S: 7	H: 2 LOB: 0 BB: 0 P: 7	R: 0 E: 0 K: 2 S: 5	H: 0 LOB: 0 BB: 0 P: 5	R: 0 E: 0 K: 1 S: 7	H: 0 LOB: 1 BB: 1 P: 11	R: 2 E: 1 K: 2 S: 9	H: 1 LOB: 0 BB: 0 P: 10	R: 0 E: 0 K: 2 S: 7	H: 0 LOB: 0 BB: 0 P: 7	R: 0 E: 1 K: 2 S: 8	H: 1 LOB: 2 BB: 0 P: 9	1B: 4 2B: 2 3B: 0 HR: 2	SF: 0 SAC: 0 DP: 0 HBP: 1	WP: 0 PB: 0 SB: 0 CS: 0	PA: 40							
<b>PITCHER</b>	IP WLS BF ERA	H R ER SO	BB IBB HBP BLK	WP HR S P	ERA WHIP	<b>PITCHER</b>										IP WLS BF ERA	H R ER SO	BB IBB HBP BLK	WP HR S P	ERA WHIP									
52 Taylor Heam, L (1,1) ERA: 3.46	4.1 W	21 E	6 3 3 6	2 0 0 0	0 0 2 2	6.23 1.846	61 Spencer Patton, R (9,1) ERA: 6.75										1.0	5 1 0 2	0 0 1 0	0 0 8 9	0.00 1.000								
19 Dennis Santana, R (5,1) ERA: 3.86	0.2	2	0	0	0	0.00																							
36 Albert Abreu, R (6,1) ERA: 3.86	1.0	4	0	0	2	1	0	0	0	0	2	11	0.00	1.000															
66 Josh Sborz, R (7,1) ERA: 3.86	0.2	4	1	2	1	2	0	0	0	0	1	8	13.50	1.500															
32 John King, L (7,1) ERA: 3.86	1.1	4	0	0	0	2	0	0	0	0	0	8	0.00	0.000															

Batter	1	2	3	4	5	6	7	8	9	AB	R	H	RBI	BB	SO	LOB	BOTTOM										
13 Brad Miller, L (1,7) OBP: 0.355, SLG: 0.710	0-0 5 G4-3 18 1B 5 PB 1B		4-0 21 1B 18 2B BB	0-3 K	0-0 G4-3		0-0 G6-3			1	1	1	0	0	0	0	<p>Chicago Cubs @ Texas Rangers</p> <p>Surprise Stadium, Surprise, AZ</p> <p>Tue Apr 05 2022, 3:10 PM - 6:20 PM EDT</p> <p>Att: 3,306 - Sunny - 83 F</p> <p>livebaseballscorecards.com</p> <p>AB 34 R 11 H 10 RBI 9 BB 8 SO 8 LOB 27</p> 										
15 Nick Solak, R (3,7) OBP: 0.357, SLG: 0.692										1	1	0	0	1	1	1											
11 Yeison Morrobel, L (5,7)										2	0	0	0	0	3	0											
2 Marcus Semien, R (1,4) OBP: 0.270, SLG: 0.412	0-0 F7									1	0	0	0	0	0	1											
11 Charlie Culberson, R (3,4) OBP: 0.236, SLG: 0.286										2	0	0	0	0	3	0											
81 Justin Foscue, R (5,4) OBP: 0.500, SLG: 0.500										2	1	1	0	0	1	0											
5 Corey Seager, L (1,6) OBP: 0.212, SLG: 0.484	1-0 G4-3									1	0	0	0	0	0	1											
21 Cameron Cauley, R (2,6) OBP: 0.500, SLG: 0.429										3	3	2	1	1	0	0											
18 Mitch Garver, R (1,2) OBP: 0.296, SLG: 0.556	0-0 F7									2	0	2	3	0	0	0											
83 Antonio Cabello, R (3,PR)										0	1	0	0	0	0	0											
28 Jonah Heim, S (4,2) OBP: 0.400, SLG: 0.526										0	1	0	0	0	0	0											
60 Meibrys Vilorio, L (6,PH) OBP: 0.400, SLG: 0.375										1	0	0	0	1	0	2											
30 Nathaniel Lowe, L (1,3) OBP: 0.344, SLG: 0.563	0-3 K									2	0	0	0	0	1	2											
64 Nick Tanelu, R (3,PR) OBP: 0.500, SLG: 0.556										2	1	1	2	0	0	0											
53 Adolis Garcia, R (1,10) OBP: 0.351, SLG: 0.400										1	0	0	1	0	0	0											
4 Willie Calhoun, L (5,PH) OBP: 0.297, SLG: 0.324										0	1	0	0	1	0	0											
40 Ian Moller, R (6,PH) OBP: 0.429, SLG: 0.690										1	0	0	0	1	1	2											
56 Kole Calhoun, L (1,9) OBP: 0.313, SLG: 1.222										2	0	0	0	0	1	2											
63 Robert Gonzalez, R (4,9) OBP: 0.500, SLG: 0.600										2	0	0	0	1	0	4											
77 Andy Ibanez, R (1,5) OBP: 0.429, SLG: 0.690										1	0	0	0	1	0	0											
71 Miguel Villarreal, R (5,PH) OBP: 0.250, SLG: 0.250										3	0	1	0	0	1	4											
41 Eli White, R (1,8) OBP: 0.304, SLG: 0.591										2	1	1	0	0	1	1											
52 Zion Bannister, S (5,8) OBP: 0.500, SLG: 0.333										2	0	1	2	0	1	1											
<b>Inning Stats</b>	R: 1 E: 0 K: 1 S: 7	H: 2 LOB: 1 BB: 0 P: 8	R: 0 E: 0 K: 1 S: 5	H: 0 LOB: 0 BB: 0 P: 5	R: 4 E: 1 K: 0 S: 8	H: 3 LOB: 2 BB: 1 P: 12	R: 0 E: 0 K: 2 S: 7	H: 0 LOB: 1 BB: 1 P: 11	R: 3 E: 2 K: 0 S: 6	H: 1 LOB: 2 BB: 2 P: 14	R: 1 E: 0 K: 2 S: 9	H: 2 LOB: 2 BB: 1 P: 13	R: 0 E: 0 K: 1 S: 5	H: 1 LOB: 0 BB: 0 P: 5	R: 2 E: 1 K: 1 S: 6	H: 1 LOB: 2 BB: 3 P: 19	1B: 9 2B: 1 3B: 0 HR: 0	SF: 2 SAC: 0 DP: 1 HBP: 0	WP: 2 PB: 1 SB: 0 CS: 0	PA: 44							
<b>PITCHER</b>	IP WLS BF ERA	H R ER SO	BB IBB HBP BLK	WP HR S P	ERA WHIP	<b>PITCHER</b>										IP WLS BF ERA	H R ER SO	BB IBB HBP BLK	WP HR S P	ERA WHIP							
59 Michael Rucker, R (1,1) ERA: 12.46	1.0	5	2	1	0	0	0	0	0	0.00	2.000	41 Kevin McCarthy, R (5,1) ERA: 12.46										0.1	1 0 0 0	0 0 0 0	0 0 1 1	0.00 0.000	
57 Scott Elross, R (2,1) ERA: 12.46	1.0	H	3	0	0	0	1	0	0	0.00	0.000	41 Danis Correa, R (6,1) ERA: 9.0										1.0	6 2 1 2	1 0 0 0	0 0 9 13	9.00 3.000	
56 Eric Yardley, R (3,1) ERA: 13.5	0.1	L	5	3	4	1	0	1	0	27.00	12.000	39 Wyatt Short, L (7,1) ERA: 13.5										2.0	10 2 2 2	3 0 0 0	1 0 11 24	9.00 2.500	
51 Samuel Reyes, R (3,1) ERA: 13.5	0.2	3	0	0	0	0	0	0	0	0.00	0.000																
Anderson Espinoza, R (4,1) ERA: 13.5	1.2	11	1	3	0	2	3	0	0	0.00	2.400																








Batter	1	2	3	4	5	6	7	8	9	AB	R	H	RBI	BB	SO	LOB	TOP										
13 Brad Miller, L (1,7) OBP: 0.333, SLG: 0.625	L9		G6-3	G4-3			F9			4	1	1	0	0	0	0	Texas Rangers @ Toronto Blue Jays Rogers Centre, Toronto, ON Sat Apr 09 2022, 3:11 PM - 5:47 PM EDT Att. 43,386 - Roof Closed - 68 F										
2 Marcus Semien, R (1,4) OBP: 0.222, SLG: 0.250	K		2B		K		G2-3			4	1	1	1	0	2	0											
5 Corey Seager, L (1,6) OBP: 0.556, SLG: 0.625	1B		G5-3		1B		G6-3			4	0	2	1	0	0	1											
30 Nathaniel Lowe, L (1,3) OBP: 0.444, SLG: 0.444	1B		1B		G6-3		L6			4	0	2	1	0	0	1											
53 Adolis Garcia, R (1,8) OBP: 0.250, SLG: 0.571	L4		K		K		G4-3			4	0	0	0	0	2	3											
56 Kole Calhoun, L (1,9) OBP: 0.428, SLG: 0.200	K		1B		BB		G5-3			2	0	1	0	1	1	0											
18 Mitch Garver, R (8,PH) OBP: 0.500, SLG: 1.000	1B		1B							1	0	0	0	0	0	0											
41 Eli White, R (8,9)										0	0	0	0	0	0	0											
77 Andy Ibanez, R (1,5) OBP: 0.125, SLG: 0.125	K		F8		1B		G6-3			4	0	1	0	0	1	2											
4 Willie Calhoun, L (1,10)	P5		L8		F8		L6			4	0	0	0	0	0	2											
2B Jonah Heim, S (1,2) OBP: 0.250, SLG: 0.250			E9		L8		G4-3			4	1	1	0	0	0	2											
<b>Inning Stats</b>	R: 0 E: 0 K: 1 S: 15	H: 2 LOB: 2 BB: 0 P: 23	R: 0 E: 0 K: 2 S: 9	H: 0 LOB: 0 BB: 0 P: 14	R: 3 E: 1 K: 1 S: 17	H: 5 LOB: 2 BB: 0 P: 23	R: 0 E: 0 K: 0 S: 7	H: 0 LOB: 0 BB: 0 P: 8	R: 0 E: 0 K: 1 S: 9	H: 1 LOB: 0 BB: 0 P: 12	R: 0 E: 0 K: 1 S: 9	H: 1 LOB: 2 BB: 1 P: 19	R: 0 E: 0 K: 0 S: 5	H: 0 LOB: 0 BB: 0 P: 9	R: 0 E: 0 K: 0 S: 5	H: 0 LOB: 0 BB: 0 P: 6	R: 0 E: 0 K: 0 S: 6	H: 0 LOB: 0 BB: 0 P: 8	R: 0 E: 0 K: 0 S: 6	H: 0 LOB: 0 BB: 0 P: 8	1B: 8 2B: 1 3B: 0 HR: 0	SF: 0 SAC: 0 DP: 1 HBP: 0	WP: 0 PB: 0 SB: 0 CS: 0	PA: 36			
<b>PITCHER</b>	IP	WLS	BF	H	R	ER	SO	BB	IBB	HBP	BLK	WP	HR	S	P	ERA	WHIP										
34 Kevin Gausman, R (1,1) ERA: 5.4	5.0		22	8	3	3	5	0	0	0	0	0	0	57	80	5.40	1.600										
33 Trevor Richards, R (6,1) ERA:	1.0	W	5	1	0	0	1	1	0	0	0	0	0	9	19	0.00	2.000										
93 Yimi Garcia, R (7,1) ERA:	1.0	H	3	0	0	0	0	0	0	0	0	0	0	5	9	0.00	0.000										
58 Tim Mayza, L (8,1) ERA:	1.0	H	3	0	0	0	0	0	0	0	0	0	0	5	6	0.00	0.000										
68 Jordan Romano, R (9,1) ERA:	1.0	S	3	0	0	0	0	0	0	0	0	0	0	6	8	0.00	0.000										

Batter	1	2	3	4	5	6	7	8	9	AB	R	H	RBI	BB	SO	LOB	BOTTOM										
4 George Springer, R (1,8) OBP: 0.400, SLG: 0.250	1B				G5-3			G5-3		5	1	2	0	0	1	3	Texas Rangers @ Toronto Blue Jays Rogers Centre, Toronto, ON Sat Apr 09 2022, 3:11 PM - 5:47 PM EDT Att. 43,386 - Roof Closed - 68 F										
11 Bo Bichette, R (1,6) OBP: 0.500, SLG: 0.875	1B	FC4-6								4	2	2	1	0	0	1											
27 Vladimir Guerrero Jr., R (1,3) OBP: 0.500, SLG: 0.500	1B									4	0	2	1	0	1	0											
37 Teoscar Hernandez, R (1,9) OBP: 0.625, SLG: 1.000	K									2	0	0	0	0	1	2											
13 Lourdes Gurriel Jr., R (1,10) OBP: 0.125, SLG: 0.250	FC5-4									4	0	0	1	0	0	4											
26 Matt Chapman, R (1,5) OBP: 0.250, SLG: 0.250	BB									2	0	0	0	2	1	2											
30 Alejandro Kirk, R (1,2) OBP: 0.250, SLG: 0.286	F8									4	0	2	0	0	0	4											
29 Gosuke Katoh, L (8,PR) OBP: 0.125, SLG: 0.250										0	0	0	0	0	0	0											
9 Danny Jansen, R (9,2) OBP: 0.750, SLG: 1.667										0	0	0	0	0	0	0											
15 Raimel Tapia, L (1,7) OBP: 0.250, SLG: 0.250	G6-3									3	1	0	0	0	0	1											
8 Cavan Biggio, L (1,4) OBP: 0.400, SLG: 0.800	K									2	0	0	0	0	2	0											
<b>Inning Stats</b>	R: 2 E: 0 K: 1 S: 15	H: 3 LOB: 1 BB: 1 P: 24	R: 0 E: 0 K: 1 S: 10	H: 1 LOB: 0 BB: 0 P: 15	R: 0 E: 0 K: 1 S: 8	H: 0 LOB: 2 BB: 1 P: 19	R: 0 E: 0 K: 1 S: 5	H: 0 LOB: 0 BB: 0 P: 5	R: 1 E: 0 K: 0 S: 9	H: 1 LOB: 0 BB: 0 P: 11	R: 1 E: 0 K: 2 S: 11	H: 2 LOB: 1 BB: 0 P: 14	R: 0 E: 0 K: 0 S: 10	H: 1 LOB: 2 BB: 0 P: 14	R: 0 E: 0 K: 0 S: 8	H: 1 LOB: 2 BB: 0 P: 11	R: 0 E: 0 K: 0 S: 8	H: 1 LOB: 2 BB: 0 P: 11	1B: 7 2B: 1 3B: 0 HR: 1	SF: 0 SAC: 1 DP: 0 HBP: 2	WP: 0 PB: 0 SB: 0 CS: 0	PA: 37					
<b>PITCHER</b>	IP	WLS	BF	H	R	ER	SO	BB	IBB	HBP	BLK	WP	HR	S	P	ERA	WHIP										
33 Dane Dunning, R (1,1) ERA: 5.4	5.0		23	5	3	3	4	2	0	1	0	0	1	47	74	5.40	1.400										
59 Brett Martin, L (6,1) ERA: 13.5	0.2	L	4	2	1	1	1	0	0	0	0	0	0	8	11	13.50	3.000										
61 Spencer Patton, R (6,1) ERA:	1.1		6	1	0	0	1	0	0	1	0	0	0	13	17	0.00	0.750										
51 Matt Bush, R (8,1) ERA:	1.0		4	1	0	0	0	0	0	0	0	0	0	8	11	0.00	1.000										

Texas Rangers @ Toronto Blue Jays  
 Rogers Centre, Toronto, ON  
 Sat Apr 09 2022, 3:11 PM - 5:47 PM EDT  
 Att. 43,386 - Roof Closed - 68 F

Texas Rangers @ Toronto Blue Jays  
 Rogers Centre, Toronto, ON  
 Sat Apr 09 2022, 3:11 PM - 5:47 PM EDT  
 Att. 43,386 - Roof Closed - 68 F

AB 35  
 R 3  
 H 9  
 RBI 3  
 BB 1  
 SO 6  
 LOB 11



AB 32  
 R 4  
 H 9  
 RBI 4  
 SO 6  
 LOB 19





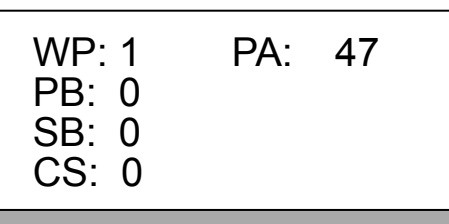




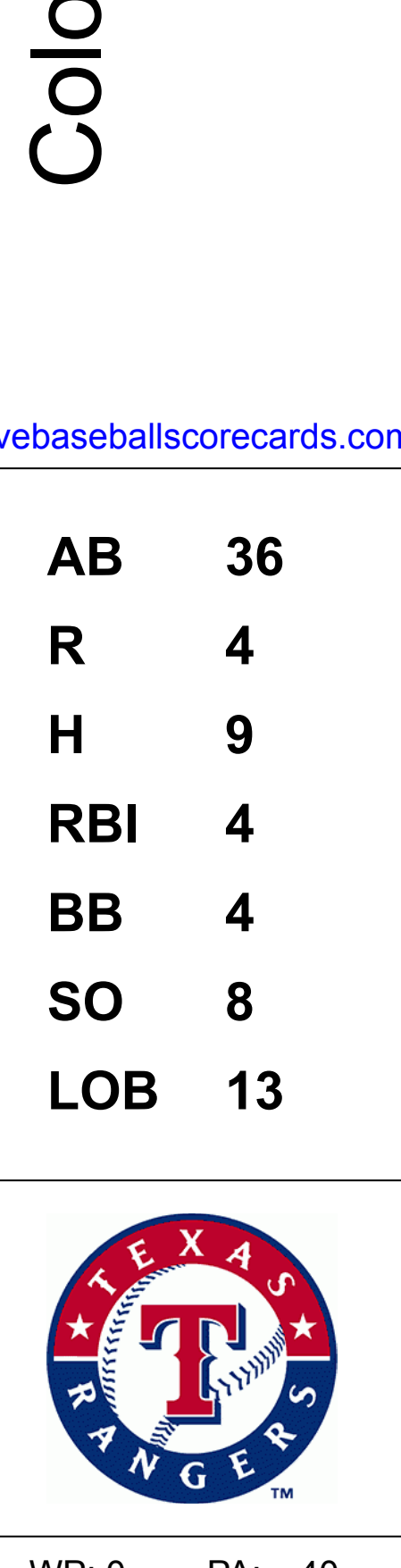
Batter	1	2	3	4	5	6	7	8	9	10	AB	R	H	RBI	BB	SO	LOB	TOP						
9 Connor Joe, R OBP: 0.421, SLG: 0.688											5	1	2	1	1	2	4	<b>Colorado Rockies @ Texas Rangers</b> Globe Life Field, Arlington, TX Mon Apr 11 2022, 3:13 PM - 7:07 PM CDT Att: 35,052 - Partly Cloudy - 87 F  <b>livebaseballscorecards.com</b>						
19 Charlie Blackmon, L 3 Dom Nunez, L											5	0	0	0	0	2	5							
23 Kris Bryant, R OBP: 0.368, SLG: 0.444											5	2	2	0	0	1	4							
25 C.J. Cron, R OBP: 0.353, SLG: 0.824											5	1	2	2	0	1	1							
Brendan Rodgers, R OBP: 0.133											4	0	1	0	1	1	0							
24 Ryan McMahon, L OBP: 0.353, SLG: 0.357											3	0	0	0	0	2	1							
Randal Grichuk, R OBP: 0.462, SLG: 0.300											4	1	1	0	0	1	5							
35 Elias Diaz, R OBP: 0.385, SLG: 0.769											4	0	2	0	0	0	3							
22 Sam Hilliard, L OBP: 0.200, SLG: 0.200											1	0	0	0	0	1	0							
11 Jose Iglesias, R OBP: 0.500, SLG: 0.545											5	1	4	1	0	0	1							
<b>Inning Stats</b>	R: 1 E: 0 K: 1 S: 19	H: 3 LOB: 3 BB: 1 P: 29	R: 0 E: 0 K: 3 S: 14	H: 2 LOB: 2 BB: 0 P: 19	R: 0 E: 0 K: 1 S: 13	H: 2 LOB: 2 BB: 0 P: 19	R: 0 E: 0 K: 1 S: 8	H: 1 LOB: 1 BB: 0 P: 9	R: 0 E: 0 K: 0 S: 10	H: 1 LOB: 1 BB: 0 P: 14	R: 1 E: 1 K: 0 S: 10	H: 1 LOB: 2 BB: 0 P: 28	R: 1 E: 1 K: 0 S: 10	H: 1 LOB: 1 BB: 1 P: 14	R: 1 E: 0 K: 3 S: 12	H: 1 LOB: 0 BB: 0 P: 16	R: 2 E: 0 K: 1 S: 9	H: 2 LOB: 0 BB: 0 P: 16	1B: 8 2B: 3 3B: 1 HR: 2	SF: 0 SAC: 0 DP: 1 HBP: 3	WP: 1 PB: 0 SB: 0 CS: 0	PA: 47		
<b>PITCHER</b>	IP WLS BF H R ER SO BB IBB HBP BLK WP HR S P ERA WHIP	IP WLS BF H R ER SO BB IBB HBP BLK WP HR S P ERA WHIP	IP WLS BF H R ER SO BB IBB HBP BLK WP HR S P ERA WHIP	IP WLS BF H R ER SO BB IBB HBP BLK WP HR S P ERA WHIP	IP WLS BF H R ER SO BB IBB HBP BLK WP HR S P ERA WHIP	IP WLS BF H R ER SO BB IBB HBP BLK WP HR S P ERA WHIP	IP WLS BF H R ER SO BB IBB HBP BLK WP HR S P ERA WHIP	IP WLS BF H R ER SO BB IBB HBP BLK WP HR S P ERA WHIP	IP WLS BF H R ER SO BB IBB HBP BLK WP HR S P ERA WHIP	IP WLS BF H R ER SO BB IBB HBP BLK WP HR S P ERA WHIP	IP WLS BF H R ER SO BB IBB HBP BLK WP HR S P ERA WHIP	IP WLS BF H R ER SO BB IBB HBP BLK WP HR S P ERA WHIP	IP WLS BF H R ER SO BB IBB HBP BLK WP HR S P ERA WHIP	IP WLS BF H R ER SO BB IBB HBP BLK WP HR S P ERA WHIP	IP WLS BF H R ER SO BB IBB HBP BLK WP HR S P ERA WHIP	IP WLS BF H R ER SO BB IBB HBP BLK WP HR S P ERA WHIP	IP WLS BF H R ER SO BB IBB HBP BLK WP HR S P ERA WHIP	IP WLS BF H R ER SO BB IBB HBP BLK WP HR S P ERA WHIP	IP WLS BF H R ER SO BB IBB HBP BLK WP HR S P ERA WHIP	IP WLS BF H R ER SO BB IBB HBP BLK WP HR S P ERA WHIP	IP WLS BF H R ER SO BB IBB HBP BLK WP HR S P ERA WHIP	IP WLS BF H R ER SO BB IBB HBP BLK WP HR S P ERA WHIP	IP WLS BF H R ER SO BB IBB HBP BLK WP HR S P ERA WHIP	IP WLS BF H R ER SO BB IBB HBP BLK WP HR S P ERA WHIP
52 Taylor Hearn, L ERA: 2.25	61 Spencer Patton, R ERA: 4.5	68 Joe Barlow, R ERA: 4.5	40 Greg Holland, R ERA: 9.0																					

Batter	1	2	3	4	5	6	7	8	9	10	AB	R	H	RBI	BB	SO	LOB	BOTTOM						
2 Marcus Semien, R OBP: 0.156, SLG: 0.167											5	0	1	0	0	0	1	<b>Colorado Rockies @ Texas Rangers</b> Globe Life Field, Arlington, TX Mon Apr 11 2022, 3:13 PM - 7:07 PM CDT Att: 35,052 - Partly Cloudy - 87 F  <b>livebaseballscorecards.com</b>						
5 Corey Seager, L OBP: 0.421, SLG: 0.444											5	1	1	0	0	2	1							
18 Mitch Garver, R OBP: 0.438, SLG: 0.500											3	0	1	0	2	1	0							
53 Adolis Garcia, R OBP: 0.389, SLG: 0.429											3	1	2	2	2	0	1							
30 Nathaniel Lowe, L OBP: 0.438, SLG: 0.467											4	0	1	1	0	1	5							
77 Andy Ibañez, R OBP: 0.176, SLG: 0.235											4	0	1	0	0	0	1							
15 Nick Solak, R OBP: 0.500, SLG: 0.833											3	0	0	0	0	2	2							
13 Brad Miller, L OBP: 0.357, SLG: 0.917											1	0	0	0	0	1	0							
56 Kole Calhoun, L OBP: 0.273, SLG: 0.111											4	0	0	0	0	0	1							
11 Charlie Culberson, R OBP: 0.400, SLG: 0.400											3	1	1	0	0	1	1							
4 Willie Calhoun, L OBP: 0.111, SLG: 0.444											1	1	1	1	0	0	0							
41 Eli White, R											0	0	0	0	0	0	0							
<b>Inning Stats</b>	R: 0 E: 0 K: 2 S: 15	H: 1 LOB: 2 BB: 1 P: 25	R: 0 E: 0 K: 1 S: 8	H: 0 LOB: 0 BB: 0 P: 13	R: 0 E: 0 K: 0 S: 3	H: 0 LOB: 0 BB: 0 P: 5	R: 1 E: 0 K: 1 S: 13	H: 1 LOB: 1 BB: 1 P: 24	R: 2 E: 0 K: 0 S: 15	H: 3 LOB: 2 BB: 0 P: 24	R: 0 E: 1 K: 2 S: 10	H: 1 LOB: 1 BB: 0 P: 13	R: 0 E: 0 K: 0 S: 9	H: 1 LOB: 0 BB: 0 P: 12	R: 0 E: 0 K: 0 S: 11	H: 1 LOB: 0 BB: 0 P: 17	R: 1 E: 0 K: 1 S: 13	H: 1 LOB: 0 BB: 0 P: 17	1B: 7 2B: 2 3B: 0 HR: 1	SF: 0 SAC: 0 DP: 2 HBP: 0	WP: 0 PB: 0 SB: 0 CS: 1	PA: 40		
<b>PITCHER</b>	IP WLS BF H R ER SO BB IBB HBP BLK WP HR S P ERA WHIP	IP WLS BF H R ER SO BB IBB HBP BLK WP HR S P ERA WHIP	IP WLS BF H R ER SO BB IBB HBP BLK WP HR S P ERA WHIP	IP WLS BF H R ER SO BB IBB HBP BLK WP HR S P ERA WHIP	IP WLS BF H R ER SO BB IBB HBP BLK WP HR S P ERA WHIP	IP WLS BF H R ER SO BB IBB HBP BLK WP HR S P ERA WHIP	IP WLS BF H R ER SO BB IBB HBP BLK WP HR S P ERA WHIP	IP WLS BF H R ER SO BB IBB HBP BLK WP HR S P ERA WHIP	IP WLS BF H R ER SO BB IBB HBP BLK WP HR S P ERA WHIP	IP WLS BF H R ER SO BB IBB HBP BLK WP HR S P ERA WHIP	IP WLS BF H R ER SO BB IBB HBP BLK WP HR S P ERA WHIP	IP WLS BF H R ER SO BB IBB HBP BLK WP HR S P ERA WHIP	IP WLS BF H R ER SO BB IBB HBP BLK WP HR S P ERA WHIP	IP WLS BF H R ER SO BB IBB HBP BLK WP HR S P ERA WHIP	IP WLS BF H R ER SO BB IBB HBP BLK WP HR S P ERA WHIP	IP WLS BF H R ER SO BB IBB HBP BLK WP HR S P ERA WHIP	IP WLS BF H R ER SO BB IBB HBP BLK WP HR S P ERA WHIP	IP WLS BF H R ER SO BB IBB HBP BLK WP HR S P ERA WHIP	IP WLS BF H R ER SO BB IBB HBP BLK WP HR S P ERA WHIP	IP WLS BF H R ER SO BB IBB HBP BLK WP HR S P ERA WHIP	IP WLS BF H R ER SO BB IBB HBP BLK WP HR S P ERA WHIP	IP WLS BF H R ER SO BB IBB HBP BLK WP HR S P ERA WHIP	IP WLS BF H R ER SO BB IBB HBP BLK WP HR S P ERA WHIP	IP WLS BF H R ER SO BB IBB HBP BLK WP HR S P ERA WHIP
26 Austin Gombler, L ERA: 5.79	61 Justin Lawrence, R ERA: 4.5	40 Tyler Kinley, R ERA: 4.5	54 Carlos Estévez, R ERA: 4.5	37 Alex Colomé, R ERA: 5.4																				

**Colorado Rockies @ Texas Rangers**  
 Globe Life Field, Arlington, TX  
 Mon Apr 11 2022, 3:13 PM - 7:07 PM CDT  
 Att: 35,052 - Partly Cloudy - 87 F



**Colorado Rockies @ Texas Rangers**  
 Globe Life Field, Arlington, TX  
 Mon Apr 11 2022, 3:13 PM - 7:07 PM CDT  
 Att: 35,052 - Partly Cloudy - 87 F



**Colorado Rockies @ Texas Rangers**  
 Globe Life Field, Arlington, TX  
 Mon Apr 11 2022, 3:13 PM - 7:07 PM CDT  
 Att: 35,052 - Partly Cloudy - 87 F







Batter	1	2	3	4	5	6	7	8	9	AB	R	H	RBI	BB	SO	LOB	TOP				
17 Shohei Ohtani, L OBP: 0.200, SLG: 0.241 58 Brian Moran, L (4.1) 51 Jaime Barria, R (5.1)										4	1	1	0	1	2	1	<b>Los Angeles Angels @ Texas Rangers</b> Globe Life Field, Arlington, TX Thu Apr 14 2022, 7:08 PM - 10:37 PM CDT Att: 21,440 - Clear - 77 F				
27 Mike Trout, R OBP: 0.375, SLG: 0.579										4	1	1	1	1	0	3					
20 Jared Walsh, L OBP: 0.346, SLG: 0.417										4	1	1	0	1	0	2					
6 Anthony Rendon, R OBP: 0.292, SLG: 0.300										3	0	1	0	2	1	1					
16 Brandon Marsh, L OBP: 0.455, SLG: 0.556										5	1	2	2	0	2	2					
33 Max Stassi, R OBP: 0.388, SLG: 0.500										5	1	2	2	0	2	5					
18 Jose Rojas, L OBP: 0.150, SLG: 0.250 5 Matt Duffy, R OBP: 0.538, SLG: 0.400										2	0	0	0	0	1	2					
14 Tyler Wade, L OBP: 0.286, SLG: 0.357 7 Jo Adell, R OBP: 0.176, SLG: 0.471										2	0	1	0	0	0	0					
4 Andrew Velazquez, S OBP: 0.143, SLG: 0.286										4	0	1	0	0	2	3					
<b>Inning Stats</b>	R: 2 H: 4 E: 0 K: 2 S: 18	H: 4 BB: 0 P: 31	R: 0 H: 1 E: 0 K: 1 S: 9	H: 1 LOB: 1 BB: 1 P: 17	R: 0 H: 0 E: 0 K: 3 S: 13	H: 0 LOB: 1 BB: 1 P: 20	R: 0 H: 1 E: 0 K: 1 S: 14	H: 1 LOB: 0 BB: 0 P: 23	R: 0 H: 0 E: 0 K: 0 S: 7	H: 1 LOB: 1 BB: 0 P: 13	R: 0 H: 0 E: 0 K: 2 S: 11	H: 0 LOB: 0 BB: 0 P: 16	R: 2 H: 2 E: 0 K: 0 S: 16	H: 2 LOB: 2 BB: 1 P: 29	R: 1 H: 2 E: 0 K: 0 S: 14	H: 2 LOB: 2 BB: 1 P: 24		1B: 5 2B: 5 3B: 0 HR: 2	SF: 0 SAC: 0 DP: 2 HBP: 0	WP: 0 PB: 0 SB: 0 CS: 0	PA: 42
<b>PITCHER</b>	IP WLS BF H R ER SO BB IBB HBP BLK WP HR S P ERA WHIP																				
33 Dane Dunning, R ERA: 5.19 32 John King, L ERA: 4.5 46 Brock Burke, L ERA: 18.0 43 Garrett Richards, R ERA: 18.0 59 Brett Martin, L ERA: 7.71	(1.1) 3.2 18 6 2 2 7 2 0 0 0 0 0 1 51 86 4.91 2.182	(4.1) 1.1 W 4 0 0 0 0 1 0 0 0 0 0 0 10 18 0.00 0.750	(6.1) 2.0 7 1 0 0 5 0 0 0 0 0 0 22 32 0.00 0.500	(8.1) 1.0 7 2 2 2 0 2 0 0 0 0 0 1 16 29 18.00 4.000	(9.1) 1.0 6 2 1 1 0 1 0 0 0 0 0 0 14 24 9.00 3.000																

AB 36  
R 5  
H 11  
RBI 5  
BB 6  
SO 12  
LOB 21



Batter	1	2	3	4	5	6	7	8	9	AB	R	H	RBI	BB	SO	LOB	BOTTOM			
13 Brad Miller, L OBP: 0.304, SLG: 0.600 77 Andy Ibanez, R OBP: 0.227, SLG: 0.273										4	0	1	0	0	2	2	<b>Los Angeles Angels @ Texas Rangers</b> Globe Life Field, Arlington, TX Thu Apr 14 2022, 7:08 PM - 10:37 PM CDT Att: 21,440 - Clear - 77 F			
2 Marcus Semien, R OBP: 0.143, SLG: 0.148										5	1	1	0	0	1	2				
5 Corey Seager, L OBP: 0.393, SLG: 0.500										4	1	2	3	1	1	1				
18 Mitch Garver, R OBP: 0.440, SLG: 0.450										5	1	1	0	0	1	4				
30 Nathaniel Lowe, L OBP: 0.400, SLG: 0.435										5	1	2	1	0	0	2				
53 Adolis Garcia, R OBP: 0.385, SLG: 0.350 41 Eli White, R (8.8)										3	1	1	0	1	0	0				
56 Kole Calhoun, L OBP: 0.211, SLG: 0.118										4	0	1	0	0	2	4				
4 Willie Calhoun, L OBP: 0.333, SLG: 0.500 15 Nick Solak, R OBP: 0.400, SLG: 0.625										1	2	1	0	1	0	0				
2B Jonah Heim, S OBP: 0.615, SLG: 1.091										4	3	3	5	0	0	2				
<b>Inning Stats</b>	R: 0 H: 0 E: 1 K: 2 S: 8	H: 4 LOB: 1 BB: 0 P: 14	R: 4 H: 4 E: 0 K: 1 S: 19	H: 4 LOB: 2 BB: 2 P: 35	R: 0 H: 0 E: 0 K: 1 S: 8	H: 0 LOB: 0 BB: 0 P: 13	R: 4 H: 5 E: 0 K: 1 S: 25	H: 5 LOB: 1 BB: 1 P: 33	R: 2 H: 3 E: 1 K: 1 S: 16	H: 3 LOB: 2 BB: 0 P: 24	R: 0 H: 1 E: 0 K: 0 S: 8	H: 1 LOB: 1 BB: 0 P: 10	R: 0 H: 0 E: 0 K: 0 S: 4	H: 0 LOB: 0 BB: 0 P: 6	R: 0 H: 0 E: 0 K: 1 S: 11	H: 0 LOB: 0 BB: 0 P: 15		1B: 9 2B: 2 3B: 0 HR: 2	SF: 0 SAC: 0 DP: 1 HBP: 0	WP: 1 PB: 0 SB: 0 CS: 0
<b>PITCHER</b>	IP WLS BF H R ER SO BB IBB HBP BLK WP HR S P ERA WHIP																			
17 Shohei Ohtani, R ERA: 7.56 58 Brian Moran, L ERA: 54.0 51 Jaime Barria, R ERA: 4.05	(1.1) 3.2 20 6 2 6 5 2 0 0 0 0 0 1 42 70 14.73 2.182	(4.1) 0.1 5 3 2 2 0 0 1 0 0 0 0 1 18 25 54.00 9.000	(5.1) 4.0 17 4 2 1 2 0 0 0 0 0 0 0 39 55 2.25 1.000																	

AB 39  
R 10  
H 13  
RBI 9  
BB 3  
SO 7  
LOB 18





Batter	1	2	3	4	5	6	7	8	9	AB	R	H	RBI	BB	SO	LOB	TOP								
17 Shohel Ohtani, L (1, 10) OBP: 0.229, SLG: 0.441										5	2	3	0	2	1		<b>Los Angeles Angels @ Texas Rangers</b> Globe Life Field, Arlington, TX Fri Apr 15 2022, 7:08 PM - 10:39 PM CDT Att: 28,723 - Partly Cloudy - 82 F								
27 Mike Trout, R (1, 8) OBP: 0.414, SLG: 0.609										4	2	0	1	2	0										
20 Jared Walsh, L (1, 3) OBP: 0.355, SLG: 0.517										5	2	2	3	0	3	1									
6 Anthony Rendon, R (1, 5) OBP: 0.286, SLG: 0.292										4	0	1	0	0	2	0									
16 Brandon Marsh, L (1, 7) OBP: 0.385, SLG: 0.476										3	0	0	1	0	0	0									
7 Jo Adell, R (1, 9) OBP: 0.190, SLG: 0.571										4	1	1	1	0	2	1									
9 Jack Mayfield, R (1, 4) 14 Tyler Wade, L (9, 4) OBP: 0.286, SLG: 0.357										4	0	1	0	0	0	0									
24 Kurt Suzuki, R (1, 2) OBP: 0.333, SLG: 0.583										4	1	1	1	0	0	1									
4 Andrew Velazquez, S (1, 6) OBP: 0.273, SLG: 0.300										3	1	1	0	1	1	0									
<b>Inning Stats</b>	R: 1 E: 0 K: 3 S: 10	H: 1 LOB: 0 BB: 0 P: 11	R: 1 E: 0 K: 0 S: 11	H: 2 LOB: 0 BB: 0 P: 16	R: 0 E: 0 K: 3 S: 13	H: 1 LOB: 1 BB: 0 P: 18	R: 0 E: 0 K: 1 S: 5	H: 0 LOB: 0 BB: 0 P: 6	R: 5 E: 0 K: 1 S: 23	H: 6 LOB: 1 BB: 0 P: 34	R: 0 E: 0 K: 0 S: 10	H: 0 LOB: 0 BB: 0 P: 19	R: 2 E: 0 K: 1 S: 12	H: 1 LOB: 0 BB: 1 P: 21	R: 0 E: 0 K: 0 S: 9	H: 0 LOB: 0 BB: 0 P: 15		R: 0 E: 0 K: 3 S: 9	H: 0 LOB: 0 BB: 0 P: 16	1B: 5 2B: 1 3B: 0 HR: 5	SF: 1 SAC: 0 DP: 1 HBP: 0	WP: 0 PB: 0 SB: 1 CS: 0	PA: 39		
<b>PITCHER</b>	IP WLS BF H R ER SO BB IBB HBP BLK WP HR S P ERA WHIP	IP WLS BF H R ER SO BB IBB HBP BLK WP HR S P ERA WHIP	IP WLS BF H R ER SO BB IBB HBP BLK WP HR S P ERA WHIP	IP WLS BF H R ER SO BB IBB HBP BLK WP HR S P ERA WHIP	IP WLS BF H R ER SO BB IBB HBP BLK WP HR S P ERA WHIP	IP WLS BF H R ER SO BB IBB HBP BLK WP HR S P ERA WHIP	IP WLS BF H R ER SO BB IBB HBP BLK WP HR S P ERA WHIP	IP WLS BF H R ER SO BB IBB HBP BLK WP HR S P ERA WHIP	IP WLS BF H R ER SO BB IBB HBP BLK WP HR S P ERA WHIP	IP WLS BF H R ER SO BB IBB HBP BLK WP HR S P ERA WHIP	IP WLS BF H R ER SO BB IBB HBP BLK WP HR S P ERA WHIP	IP WLS BF H R ER SO BB IBB HBP BLK WP HR S P ERA WHIP	IP WLS BF H R ER SO BB IBB HBP BLK WP HR S P ERA WHIP	IP WLS BF H R ER SO BB IBB HBP BLK WP HR S P ERA WHIP	IP WLS BF H R ER SO BB IBB HBP BLK WP HR S P ERA WHIP	IP WLS BF H R ER SO BB IBB HBP BLK WP HR S P ERA WHIP	IP WLS BF H R ER SO BB IBB HBP BLK WP HR S P ERA WHIP	IP WLS BF H R ER SO BB IBB HBP BLK WP HR S P ERA WHIP	IP WLS BF H R ER SO BB IBB HBP BLK WP HR S P ERA WHIP	IP WLS BF H R ER SO BB IBB HBP BLK WP HR S P ERA WHIP	IP WLS BF H R ER SO BB IBB HBP BLK WP HR S P ERA WHIP	IP WLS BF H R ER SO BB IBB HBP BLK WP HR S P ERA WHIP	IP WLS BF H R ER SO BB IBB HBP BLK WP HR S P ERA WHIP	IP WLS BF H R ER SO BB IBB HBP BLK WP HR S P ERA WHIP	IP WLS BF H R ER SO BB IBB HBP BLK WP HR S P ERA WHIP

AB	36
R	9
H	11
RBI	9
BB	2
SO	12
LOB	4



Batter	1	2	3	4	5	6	7	8	9	AB	R	H	RBI	BB	SO	LOB	BOTTOM								
2 Marcus Semien, R (1, 4) OBP: 0.212, SLG: 0.167										3	1	1	0	2	1	1	<b>Los Angeles Angels @ Texas Rangers</b> Globe Life Field, Arlington, TX Fri Apr 15 2022, 7:08 PM - 10:39 PM CDT Att: 28,723 - Partly Cloudy - 82 F								
5 Corey Seager, L (1, 6) OBP: 0.394, SLG: 0.467										4	0	1	1	1	1	2									
18 Mitch Garver, R (1, 2) OBP: 0.367, SLG: 0.375										4	0	0	1	0	2	3									
53 Adolis Garcia, R (1, 9) OBP: 0.323, SLG: 0.280										5	0	0	0	0	3	4									
30 Nathaniel Lowe, L (1, 3) OBP: 0.367, SLG: 0.393										5	1	1	0	0	2	1									
77 Andy Ibañez, R (1, 5) OBP: 0.231, SLG: 0.269										4	1	1	0	0	0	1									
15 Nick Solak, R (1, 10) OBP: 0.500, SLG: 0.636										3	1	2	0	0	0	0									
11 Charlie Culberson, R (1, 7) 4 Willie Calhoun, L (5, PH) OBP: 0.429, SLG: 0.571										2	1	1	3	0	0	1									
41 Eli White, R (1, 8) 56 Kole Calhoun, L (8, PH) OBP: 0.200, SLG: 0.111										3	1	1	0	0	1	3									
<b>Inning Stats</b>	R: 0 E: 0 K: 3 S: 11	H: 0 LOB: 1 BB: 1 P: 19	R: 1 E: 0 K: 1 S: 15	H: 2 LOB: 1 BB: 0 P: 21	R: 0 E: 0 K: 1 S: 11	H: 1 LOB: 1 BB: 0 P: 13	R: 5 E: 0 K: 0 S: 14	H: 3 LOB: 1 BB: 2 P: 23	R: 0 E: 0 K: 1 S: 11	H: 1 LOB: 2 BB: 1 P: 20	R: 0 E: 0 K: 0 S: 7	H: 0 LOB: 0 BB: 0 P: 10	R: 0 E: 0 K: 1 S: 12	H: 0 LOB: 0 BB: 0 P: 17	R: 0 E: 0 K: 1 S: 10	H: 0 LOB: 1 BB: 1 P: 19		R: 0 E: 0 K: 2 S: 13	H: 1 LOB: 1 BB: 0 P: 19	1B: 7 2B: 1 3B: 0 HR: 0	SF: 1 SAC: 0 DP: 0 HBP: 1	WP: 0 PB: 0 SB: 3 CS: 0	PA: 41		
<b>PITCHER</b>	IP WLS BF H R ER SO BB IBB HBP BLK WP HR S P ERA WHIP	IP WLS BF H R ER SO BB IBB HBP BLK WP HR S P ERA WHIP	IP WLS BF H R ER SO BB IBB HBP BLK WP HR S P ERA WHIP	IP WLS BF H R ER SO BB IBB HBP BLK WP HR S P ERA WHIP	IP WLS BF H R ER SO BB IBB HBP BLK WP HR S P ERA WHIP	IP WLS BF H R ER SO BB IBB HBP BLK WP HR S P ERA WHIP	IP WLS BF H R ER SO BB IBB HBP BLK WP HR S P ERA WHIP	IP WLS BF H R ER SO BB IBB HBP BLK WP HR S P ERA WHIP	IP WLS BF H R ER SO BB IBB HBP BLK WP HR S P ERA WHIP	IP WLS BF H R ER SO BB IBB HBP BLK WP HR S P ERA WHIP	IP WLS BF H R ER SO BB IBB HBP BLK WP HR S P ERA WHIP	IP WLS BF H R ER SO BB IBB HBP BLK WP HR S P ERA WHIP	IP WLS BF H R ER SO BB IBB HBP BLK WP HR S P ERA WHIP	IP WLS BF H R ER SO BB IBB HBP BLK WP HR S P ERA WHIP	IP WLS BF H R ER SO BB IBB HBP BLK WP HR S P ERA WHIP	IP WLS BF H R ER SO BB IBB HBP BLK WP HR S P ERA WHIP	IP WLS BF H R ER SO BB IBB HBP BLK WP HR S P ERA WHIP	IP WLS BF H R ER SO BB IBB HBP BLK WP HR S P ERA WHIP	IP WLS BF H R ER SO BB IBB HBP BLK WP HR S P ERA WHIP	IP WLS BF H R ER SO BB IBB HBP BLK WP HR S P ERA WHIP	IP WLS BF H R ER SO BB IBB HBP BLK WP HR S P ERA WHIP	IP WLS BF H R ER SO BB IBB HBP BLK WP HR S P ERA WHIP	IP WLS BF H R ER SO BB IBB HBP BLK WP HR S P ERA WHIP	IP WLS BF H R ER SO BB IBB HBP BLK WP HR S P ERA WHIP	IP WLS BF H R ER SO BB IBB HBP BLK WP HR S P ERA WHIP

AB	34
R	6
H	8
RBI	5
BB	5
SO	10
LOB	17





















Batter	1	2	3	4	5	6	7	8	9	AB	R	H	RBI	BB	SO	LOB	TOP							
2 Marcus Semien, R (1,4) OBP: 0.236, SLG: 0.240																								
5 Corey Seager, L (1,6) OBP: 0.320, SLG: 0.370																								
18 Mitch Garver, R (1,2) OBP: 0.288, SLG: 0.237																								
53 Adolis Garcia, R (7,8) OBP: 0.288, SLG: 0.364																								
15 Nick Solak, R (1,7) OBP: 0.323, SLG: 0.464																								
56 Kole Calhoun, L (7,PH) OBP: 0.258, SLG: 0.241																								
30 Nathaniel Lowe, L (1,3) OBP: 0.431, SLG: 0.458																								
11 Charlie Culberson, R (1,5) OBP: 0.298, SLG: 0.464																								
77 Andy Ibañez, R (1,10) OBP: 0.205, SLG: 0.256																								
41 Eli White, R (7,7) OBP: 0.385, SLG: 0.500																								
<b>Inning Stats</b>	R: 0 E: 0 K: 2 S: 10	H: 0 LOB: 1 BB: 1 P: 16	R: 2 E: 0 K: 3 S: 18	H: 3 LOB: 1 BB: 0 P: 25	R: 0 E: 0 K: 1 S: 9	H: 0 LOB: 0 BB: 0 P: 14	R: 0 E: 1 K: 0 S: 10	H: 0 LOB: 1 BB: 0 P: 13	R: 4 E: 2 K: 0 S: 22	H: 3 LOB: 1 BB: 0 P: 33	R: 0 E: 0 K: 2 S: 10	H: 1 LOB: 1 BB: 1 P: 18	R: 0 E: 0 K: 1 S: 9	H: 0 LOB: 1 BB: 1 P: 16	R: 0 E: 0 K: 1 S: 9	H: 1 LOB: 1 BB: 0 P: 15	R: 2 E: 0 K: 1 S: 19	H: 2 LOB: 1 BB: 1 P: 30	1B: 4 2B: 5 HR: 1	SF: 1 SAC: 0 DP: 0 HBP: 0	WP: 0 PB: 0 SB: 0 CS: 0	PA: 43		
<b>PITCHER</b>	IP: 4.2 WLS: 1 BF: 24 ERA: 3.29	WLS: 1 BF: 5 ERA: 3.29	WLS: 1 BF: 4 ERA: 3.29	WLS: 1 BF: 4 ERA: 3.29	WLS: 1 BF: 4 ERA: 3.29	WLS: 1 BF: 4 ERA: 3.29	WLS: 1 BF: 4 ERA: 3.29	WLS: 1 BF: 4 ERA: 3.29	WLS: 1 BF: 4 ERA: 3.29	WLS: 1 BF: 4 ERA: 3.29	WLS: 1 BF: 4 ERA: 3.29	WLS: 1 BF: 4 ERA: 3.29	WLS: 1 BF: 4 ERA: 3.29	WLS: 1 BF: 4 ERA: 3.29	WLS: 1 BF: 4 ERA: 3.29	WLS: 1 BF: 4 ERA: 3.29	WLS: 1 BF: 4 ERA: 3.29	WLS: 1 BF: 4 ERA: 3.29	WLS: 1 BF: 4 ERA: 3.29	WLS: 1 BF: 4 ERA: 3.29	WLS: 1 BF: 4 ERA: 3.29	WLS: 1 BF: 4 ERA: 3.29	WLS: 1 BF: 4 ERA: 3.29	WLS: 1 BF: 4 ERA: 3.29

Texas Rangers @ Seattle Mariners  
T-Mobile Park, Seattle, WA  
Thu Apr 21 2022, 6:42 PM - 10:27 PM PDT  
Att: 12,570 - Roof Closed - 49 F

AB 39  
R 8  
H 10  
RBI 8  
BB 3  
SO 11  
LOB 15



Batter	1	2	3	4	5	6	7	8	9	AB	R	H	RBI	BB	SO	LOB	BOTTOM	
26 Adam Frazier, L (1,4) OBP: 0.345, SLG: 0.396																		
23 Ty France, R (1,3) OBP: 0.431, SLG: 0.571																		
27 Jesse Winker, L (1,7) OBP: 0.357, SLG: 0.143																		
28 Eugenio Suárez, R (1,5) OBP: 0.300, SLG: 0.465																		
3 J.P. Crawford, L (1,6) OBP: 0.434, SLG: 0.500																		
2 Tom Murphy, R (1,2) OBP: 0.579, SLG: 0.667																		
13 Abraham Toro, S (1,10) OBP: 0.286, SLG: 0.387																		
44 Julio Rodríguez, R (1,8) OBP: 0.208, SLG: 0.159																		
25 Dylan Moore, R (1,9) OBP: 0.400, SLG: 0.250																		



Batter	1	2	3	4	5	6	7	8	9	AB	R	H	RBI	BB	SO	LOB	TOP				
13 Brad Miller, L (1.7) OBP: 0.257, SLG: 0.438 11 Charlie Culberson, R (9.7) OBP: 0.379, SLG: 0.357	F8	F8		L8			K		K	4	0	1	1	0	1	1					
2 Marcus Semien, R (1.4) OBP: 0.233, SLG: 0.226	K	SF8			F8		FC6-4			3	1	0	1	1	1	1					
5 Corey Seager, L (1.6) OBP: 0.309, SLG: 0.353	F8	F8			K			G3	E3	5	0	1	0	0	1	1					
53 Adolis Garcia, R (8.9) OBP: 0.281, SLG: 0.347			P3		F7			K	G6-3	5	1	1	0	0	1	1					
30 Nathaniel Lowe, L (1.3) OBP: 0.445, SLG: 0.529							K			3	1	2	2	1	1	0					
56 Kole Calhoun, L (1.9) OBP: 0.235, SLG: 0.219 18 Mitch Garver, R (8.7) OBP: 0.292, SLG: 0.231 41 Eli White, R (8.8) OBP: 0.395, SLG: 0.500		G3-1	L9				K		K	3	0	0	0	0	1	1					
77 Andy Ibanez, R (1.5) OBP: 0.233, SLG: 0.333				F7			F8			3	2	1	1	1	0	1					
4 Willie Calhoun, L (1.10) OBP: 0.281, SLG: 0.308 15 Nick Solak, R (9.10) OBP: 0.344, SLG: 0.483					G3-1					2	1	0	0	1	1	0					
28 Jonah Heim, S (1.2) OBP: 0.458, SLG: 0.714						G4-3				3	2	2	1	1	0	0					
Inning Stats	R: 0 E: 0 K: 1 S: 8	H: 0 LOB: 0 BB: 0 P: 13	R: 5 E: 0 K: 0 S: 16	H: 5 LOB: 1 BB: 1 P: 34	R: 0 E: 0 K: 0 S: 7	H: 0 LOB: 1 BB: 1 P: 14	R: 0 E: 0 K: 0 S: 11	H: 0 LOB: 0 BB: 0 P: 18	R: 0 E: 0 K: 1 S: 5	H: 0 LOB: 0 BB: 0 P: 9	R: 0 E: 0 K: 2 S: 10	H: 0 LOB: 1 BB: 1 P: 16	R: 0 E: 0 K: 2 S: 12	H: 1 LOB: 0 BB: 0 P: 20	R: 3 E: 1 K: 1 S: 19	H: 3 LOB: 1 BB: 2 P: 40	1B: 6 2B: 1 3B: 0 HR: 2	SF: 1 SAC: 0 DP: 0 HBP: 0	WP: 2 PB: 0 SB: 0 CS: 1	PA: 40	
PITCHER	IP	WLS	BF	H	R	ER	SO	BB	IBB	HBP	BLK	WP	HR	S	P	ERA	WHIP				
36 Adam Oller, R (1.1) ERA: 11.17	5.0	L	22	5	5	5	2	2	0	0	0	0	2	47	88	9.00	1.400				
40 Sam Selman, L (6.1) ERA:	2.2		10	1	0	0	5	1	0	0	0	0	0	30	46	0.00	0.750				
57 Adam Kolarek, L (8.1) ERA: 8.31	1.0		7	3	3	2	2	0	0	0	0	0	0	16	36	27.00	5.000				
38 Ryan Castellani, R (9.1) ERA:	0.1		1	0	0	0	0	0	0	0	0	1	0	6	9	0.00	0.000				

Texas Rangers @ Oakland Athletics  
Oakland Coliseum, Oakland, CA  
Fri Apr 22 2022, 6:41 PM - 9:46 PM PDT  
Att: 7,012 - Partly Cloudy - 59 F

AB	34
R	8
H	9
RBI	6
BB	5
SO	9
LOB	8



Batter	1	2	3	4	5	6	7	8	9	AB	R	H	RBI	BB	SO	LOB	BOTTOM					
5 Tony Kemp, L (1.7) OBP: 0.386, SLG: 0.306	F9			G6-3		G4-3		F9		4	0	0	0	0	0	0						
26 Sheldon Neuse, R (1.5) OBP: 0.413, SLG: 0.439	K			G4-3			15 S BB	G6-3		3	0	0	0	1	1	0						
12 Sean Murphy, R (1.10) OBP: 0.302, SLG: 0.569	P3				15 2B		K		K	4	1	1	0	0	2	1						
15 Seth Brown, L (1.3) OBP: 0.259, SLG: 0.375		L9					K		K	4	0	1	1	0	2	1						
17 Elvis Andrus, R (1.6) OBP: 0.310, SLG: 0.353		G5-3		L8			F4		G6-3	4	0	0	0	0	0	1						
30 Austin Allen, L (1.2) OBP: 0.500, SLG: 0.125 23 Christian Bethancourt, R (8.2) OBP: 0.231, SLG: 0.240					F7		K			2	0	0	0	0	1	0						
20 Cristian Pache, R (1.8) OBP: 0.216, SLG: 0.340						K				2	0	0	0	1	2	0						
79 Mickey McDonald, L (1.9) OBP: 0.111, SLG: 0.222										2	0	0	0	1	1	1						
2 Nick Allen, R (1.4) OBP: 0.111, SLG: 0.222					G6-3				G3-1	3	0	0	0	0	0	1						
Inning Stats	R: 0 E: 0 K: 1 S: 9	H: 0 LOB: 0 BB: 0 P: 14	R: 0 E: 0 K: 1 S: 8	H: 0 LOB: 0 BB: 0 P: 12	R: 0 E: 0 K: 2 S: 8	H: 0 LOB: 0 BB: 0 P: 12	R: 1 E: 0 K: 0 S: 12	H: 2 LOB: 1 BB: 0 P: 22	R: 0 E: 0 K: 1 S: 9	H: 0 LOB: 1 BB: 1 P: 15	R: 0 E: 0 K: 2 S: 10	H: 0 LOB: 1 BB: 1 P: 21	R: 0 E: 0 K: 1 S: 7	H: 0 LOB: 0 BB: 1 P: 13	R: 0 E: 0 K: 0 S: 8	H: 0 LOB: 0 BB: 0 P: 10	R: 0 E: 0 K: 2 S: 8	H: 0 LOB: 0 BB: 0 P: 11	1B: 0 2B: 2 3B: 0 HR: 0	SF: 0 SAC: 0 DP: 0 HBP: 0	WP: 0 PB: 0 SB: 1 CS: 0	PA: 32
PITCHER	IP	WLS	BF	H	R	ER	SO	BB	IBB	HBP	BLK	WP	HR	S	P	ERA	WHIP					
49 Glenn Otto, R (1.1) ERA: 1.8	5.0	W	18	2	1	1	5	1	0	0	0	0	0	46	75	1.80	0.600					
45 Matt Moore, L (6.1) ERA: 1.69	2.0		8	0	0	0	3	2	0	0	0	0	0	17	34	0.00	1.000					
32 John King, L (8.1) ERA: 3.68	1.0		3	0	0	0	0	0	0	0	0	0	0	8	10	0.00	0.000					
43 Garrett Richards, R (9.1) ERA: 4.5	1.0		3	0	0	0	2	0	0	0	0	0	0	8	11	0.00	0.000					

Texas Rangers @ Oakland Athletics  
Oakland Coliseum, Oakland, CA  
Fri Apr 22 2022, 6:41 PM - 9:46 PM PDT  
Att: 7,012 - Partly Cloudy - 59 F

AB	29
R	1
H	2
RBI	1
BB	3
SO	10
LOB	5





Batter	1	2	3	4	5	6	7	8	9	AB	R	H	RBI	BB	SO	LOB	TOP			
13 Brad Miller, L OBP: 0.256, SLG: 0.417	F8			F8		F9		F9		4	0	1	2	0	0	0	Texas Rangers @ Oakland Athletics Oakland Coliseum, Oakland, CA Sat Apr 23 2022, 1:08 PM - 3:49 PM PDT Att: 9,120 - Sunny - 67 F			
2 Marcus Semien, R OBP: 0.219, SLG: 0.211	K			K		F8		F9		4	0	0	0	0	2	2				
5 Corey Seager, L OBP: 0.306, SLG: 0.333	K			BB						3	0	0	0	1	1	0				
18 Mitch Garver, R OBP: 0.288, SLG: 0.233		F7		F6						4	0	1	0	0	1	1				
30 Nathaniel Lowe, L OBP: 0.424, SLG: 0.491		K				F7				4	0	0	0	0	2	1				
56 Kole Calhoun, L OBP: 0.243, SLG: 0.229	K									3	0	1	0	0	1	0				
53 Adolis Garcia, R OBP: 0.300, SLG: 0.353				E6						2	1	1	0	0	0	0				
4 Willie Calhoun, L OBP: 0.286, SLG: 0.310				G4-6-3						3	0	1	0	0	0	3				
41 Eli White, R OBP: 0.365, SLG: 0.500				G4-6-3		FC4-6-3-5				0	1	0	0	0	0	0				
77 Andy Ibanez, R OBP: 0.222, SLG: 0.318				K						2	0	0	0	0	2	0				
28 Jonah Heim, S OBP: 0.440, SLG: 0.682										1	0	0	0	0	0	2				
11 Charlie Culberson, R OBP: 0.375, SLG: 0.357								G3		0	0	0	0	0	0	0				
<b>Inning Stats</b>	R: 0 H: 0 E: 0 K: 2 S: 9	H: 0 LOB: 0 BB: 0 P: 14	R: 0 H: 0 E: 0 K: 2 S: 9	H: 0 LOB: 0 BB: 0 P: 11	R: 0 H: 0 E: 1 K: 1 S: 8	H: 0 LOB: 0 BB: 0 P: 11	R: 0 H: 0 E: 0 K: 1 S: 11	H: 0 LOB: 1 BB: 0 P: 21	R: 0 H: 0 E: 0 K: 1 S: 6	H: 0 LOB: 0 BB: 0 P: 9	R: 0 H: 0 E: 0 K: 1 S: 5	H: 0 LOB: 0 BB: 0 P: 7	R: 2 H: 3 E: 0 K: 0 S: 11	H: 3 LOB: 2 BB: 0 P: 17	R: 0 H: 1 E: 0 K: 1 S: 7	H: 0 LOB: 0 BB: 0 P: 9	1B: 5 2B: 1 3B: 0 HR: 0	SF: 0 SAC: 0 DP: 2 HBP: 1	WP: 0 PB: 0 SB: 1 CS: 1	PA: 32
<b>PITCHER</b>	IP WLS BF H R ER SO BB IBB HBP BLK WP HR S P ERA WHIP	IP WLS BF H R ER SO BB IBB HBP BLK WP HR S P ERA WHIP	IP WLS BF H R ER SO BB IBB HBP BLK WP HR S P ERA WHIP	IP WLS BF H R ER SO BB IBB HBP BLK WP HR S P ERA WHIP	IP WLS BF H R ER SO BB IBB HBP BLK WP HR S P ERA WHIP	IP WLS BF H R ER SO BB IBB HBP BLK WP HR S P ERA WHIP	IP WLS BF H R ER SO BB IBB HBP BLK WP HR S P ERA WHIP	IP WLS BF H R ER SO BB IBB HBP BLK WP HR S P ERA WHIP	IP WLS BF H R ER SO BB IBB HBP BLK WP HR S P ERA WHIP	IP WLS BF H R ER SO BB IBB HBP BLK WP HR S P ERA WHIP	IP WLS BF H R ER SO BB IBB HBP BLK WP HR S P ERA WHIP	IP WLS BF H R ER SO BB IBB HBP BLK WP HR S P ERA WHIP	IP WLS BF H R ER SO BB IBB HBP BLK WP HR S P ERA WHIP	IP WLS BF H R ER SO BB IBB HBP BLK WP HR S P ERA WHIP	IP WLS BF H R ER SO BB IBB HBP BLK WP HR S P ERA WHIP	IP WLS BF H R ER SO BB IBB HBP BLK WP HR S P ERA WHIP	IP WLS BF H R ER SO BB IBB HBP BLK WP HR S P ERA WHIP			

Batter	1	2	3	4	5	6	7	8	9	AB	R	H	RBI	BB	SO	LOB	BOTTOM			
5 Tony Kemp, L OBP: 0.361, SLG: 0.283	G3-1					F9		G3		4	0	0	0	0	1	1	Texas Rangers @ Oakland Athletics Oakland Coliseum, Oakland, CA Sat Apr 23 2022, 1:08 PM - 3:49 PM PDT Att: 9,120 - Sunny - 67 F			
26 Sheldon Neuse, R OBP: 0.380, SLG: 0.400	G6-3			G6-3		G6-3		G1-3		4	0	0	0	0	0	0				
12 Sean Murphy, R OBP: 0.284, SLG: 0.532	G5-3			G5-3		K				4	0	0	0	0	2	0				
23 Christian Bethancourt, R OBP: 0.207, SLG: 0.214				G5-3						3	0	0	0	0	2	0				
28 Billy McKinney, L OBP: 0.184, SLG: 0.200								F8		1	0	0	0	0	0	0				
25 Stephen Piscotty, R OBP: 0.381, SLG: 0.333	F8					G3				4	0	1	0	0	0	0				
17 Elvis Andrus, R OBP: 0.311, SLG: 0.340	K							G5-3		2	0	0	0	1	2	0				
49 Christian Lopes, R OBP: 0.222, SLG: 0.340										2	0	0	0	1	0	2				
20 Cristian Pache, R OBP: 0.222, SLG: 0.340										3	0	1	0	0	0	2				
2 Nick Allen, R OBP: 0.167, SLG: 0.333								K2-3		3	0	1	0	0	1	2				
<b>Inning Stats</b>	R: 0 H: 0 E: 0 K: 0 S: 7	H: 0 LOB: 0 BB: 0 P: 12	R: 0 H: 0 E: 0 K: 2 S: 8	H: 0 LOB: 0 BB: 0 P: 13	R: 0 H: 1 E: 0 K: 1 S: 12	H: 1 LOB: 0 BB: 0 P: 19	R: 0 H: 0 E: 0 K: 0 S: 6	H: 0 LOB: 0 BB: 0 P: 10	R: 0 H: 0 E: 0 K: 1 S: 9	H: 0 LOB: 0 BB: 0 P: 19	R: 0 H: 0 E: 0 K: 1 S: 14	H: 1 LOB: 2 BB: 1 P: 19	R: 0 H: 0 E: 0 K: 1 S: 6	H: 0 LOB: 0 BB: 0 P: 6	R: 0 H: 0 E: 0 K: 1 S: 12	H: 0 LOB: 0 BB: 0 P: 15	1B: 1 2B: 2 3B: 0 HR: 0	SF: 0 SAC: 0 DP: 0 HBP: 0	WP: 0 PB: 0 SB: 0 CS: 0	PA: 32
<b>PITCHER</b>	IP WLS BF H R ER SO BB IBB HBP BLK WP HR S P ERA WHIP	IP WLS BF H R ER SO BB IBB HBP BLK WP HR S P ERA WHIP	IP WLS BF H R ER SO BB IBB HBP BLK WP HR S P ERA WHIP	IP WLS BF H R ER SO BB IBB HBP BLK WP HR S P ERA WHIP	IP WLS BF H R ER SO BB IBB HBP BLK WP HR S P ERA WHIP	IP WLS BF H R ER SO BB IBB HBP BLK WP HR S P ERA WHIP	IP WLS BF H R ER SO BB IBB HBP BLK WP HR S P ERA WHIP	IP WLS BF H R ER SO BB IBB HBP BLK WP HR S P ERA WHIP	IP WLS BF H R ER SO BB IBB HBP BLK WP HR S P ERA WHIP	IP WLS BF H R ER SO BB IBB HBP BLK WP HR S P ERA WHIP	IP WLS BF H R ER SO BB IBB HBP BLK WP HR S P ERA WHIP	IP WLS BF H R ER SO BB IBB HBP BLK WP HR S P ERA WHIP	IP WLS BF H R ER SO BB IBB HBP BLK WP HR S P ERA WHIP	IP WLS BF H R ER SO BB IBB HBP BLK WP HR S P ERA WHIP	IP WLS BF H R ER SO BB IBB HBP BLK WP HR S P ERA WHIP	IP WLS BF H R ER SO BB IBB HBP BLK WP HR S P ERA WHIP				

AB	30
R	2
H	5
RBI	2
BB	1
SO	9
LOB	9



AB	30
R	0
H	3
RBI	0
BB	2
SO	8
LOB	7





Batter	1	2	3	4	5	6	7	8	9	AB	R	H	RBI	BB	SO	LOB	TOP										
2 Marcus Semien, R OBP: 0.250, SLG: 0.250										3	0	2	0	1	0	0	<b>Texas Rangers @ Oakland Athletics</b> Oakland Coliseum, Oakland, CA Sun Apr 24 2022, 1:07 PM - 4:03 PM PDT Att: 11,083 - Sunny - 68 F										
5 Corey Seager, L OBP: 0.286, SLG: 0.310										4	0	0	0	0	0	3											
18 Mitch Garver, R OBP: 0.288, SLG: 0.213										4	0	0	0	0	3	2											
53 Adolis Garcia, R OBP: 0.281, SLG: 0.327										4	0	0	0	0	2	1											
30 Nathaniel Lowe, L OBP: 0.413, SLG: 0.475										4	0	1	0	0	0	0											
28 Jonah Heim, S OBP: 0.448, SLG: 0.640										3	0	1	0	1	0	0											
15 Nick Solak, R OBP: 0.324, SLG: 0.452										2	0	0	0	0	0	1											
4 Willie Calhoun, L OBP: 0.270, SLG: 0.290										2	0	0	0	0	0	1											
11 Charlie Culberson, R OBP: 0.333, SLG: 0.313										2	0	0	0	0	0	1											
13 Brad Miller, L OBP: 0.250, SLG: 0.405										1	0	0	0	0	0	0											
41 Eli White, R OBP: 0.313, SLG: 0.400										3	0	0	0	0	1	0											
<b>Inning Stats</b>	R: 0 E: 0 K: 2 S: 12	H: 1 LOB: 1 BB: 0 P: 20	R: 0 E: 1 K: 0 S: 9	H: 0 LOB: 1 BB: 0 P: 16	R: 0 E: 0 K: 1 S: 11	H: 0 LOB: 1 BB: 1 P: 18	R: 0 E: 0 K: 1 S: 10	H: 0 LOB: 0 BB: 0 P: 19	R: 0 E: 0 K: 1 S: 8	H: 0 LOB: 0 BB: 0 P: 14	R: 0 E: 0 K: 1 S: 6	H: 0 LOB: 0 BB: 0 P: 8	R: 0 E: 0 K: 1 S: 6	H: 1 LOB: 1 BB: 0 P: 8	R: 0 E: 0 K: 0 S: 13	H: 2 LOB: 2 BB: 0 P: 19	1B: 3 2B: 1 3B: 0 HR: 0	SF: 0 SAC: 0 DP: 0 HBP: 0	WP: 0 PA: 34 PB: 0 SB: 0 CS: 0								
<b>PITCHER</b>	IP	WLS	BF	H	R	ER	SO	BB	IBB	HBP	BLK	WP	HR	S	P	ERA	WHIP										
19 Cole Irvin, L ERA: 3.32	5.0	W	19	1	0	0	4	2	0	0	0	0	0	53	87	0.00	0.600										
61 Zach Jackson, R ERA: 3.89	2.0	H	6	0	0	0	2	0	0	0	0	0	0	14	22	0.00	0.000										
54 Kirby Sneed, L ERA: 3.38	1.0	H	4	1	0	0	1	0	0	0	0	0	0	6	8	0.00	1.000										
56 Dany Jiménez, R ERA:	1.0	S	5	2	0	0	0	0	0	0	0	0	0	13	19	0.00	2.000										
<b>Batter</b>	<b>1</b>	<b>2</b>	<b>3</b>	<b>4</b>	<b>5</b>	<b>6</b>	<b>7</b>	<b>8</b>	<b>9</b>	<b>AB</b>	<b>R</b>	<b>H</b>	<b>RBI</b>	<b>BB</b>	<b>SO</b>	<b>LOB</b>	<b>BOTTOM</b>										
5 Tony Kemp, L OBP: 0.368, SLG: 0.286										3	0	1	0	1	0	2	<b>Texas Rangers @ Oakland Athletics</b> Oakland Coliseum, Oakland, CA Sun Apr 24 2022, 1:07 PM - 4:03 PM PDT Att: 11,083 - Sunny - 68 F										
26 Sheldon Neuse, R OBP: 0.389, SLG: 0.396										3	0	1	0	1	1	0											
12 Sean Murphy, R OBP: 0.282, SLG: 0.515										4	1	1	0	0	1	5											
15 Seth Brown, L OBP: 0.250, SLG: 0.360										2	0	0	0	0	0	3											
23 Christian Bethancourt, R OBP: 0.228, SLG: 0.287										2	0	1	0	0	1	3											
25 Stephen Piscotty, R OBP: 0.400, SLG: 0.476											3	1	1	2	1	0		0									
30 Austin Allen, L OBP: 0.231, SLG: 0.091											3	1	1	2	1	0		0									
49 Christian Lopes, R OBP: 0.231, SLG: 0.091											3	1	1	2	1	0		0									
28 Billy McKinney, L OBP: 0.195, SLG: 0.189											3	0	0	0	0	2		0									
2 Nick Allen, R OBP: 0.200, SLG: 0.286											3	0	0	0	0	2		0									
79 Mickey McDonald, L OBP: 0.218, SLG: 0.333											3	0	0	0	0	2	0										
20 Cristian Pacheco, R OBP: 0.218, SLG: 0.333											3	0	0	0	0	2	0										
<b>Inning Stats</b>	R: 0 E: 0 K: 0 S: 10	H: 2 LOB: 1 BB: 0 P: 16	R: 0 E: 0 K: 1 S: 10	H: 0 LOB: 1 BB: 1 P: 18	R: 0 E: 0 K: 2 S: 11	H: 0 LOB: 0 BB: 0 P: 17	R: 2 E: 0 K: 2 S: 16	H: 2 LOB: 0 BB: 0 P: 22	R: 0 E: 0 K: 2 S: 15	H: 0 LOB: 3 BB: 3 P: 30	R: 0 E: 0 K: 0 S: 8	H: 0 LOB: 0 BB: 0 P: 13	R: 0 E: 0 K: 1 S: 9	H: 0 LOB: 0 BB: 1 P: 17	R: 0 E: 0 K: 1 S: 7	H: 1 LOB: 2 BB: 1 P: 11	1B: 3 2B: 1 3B: 0 HR: 1	SF: 0 SAC: 0 DP: 1 HBP: 0	WP: 0 PA: 34 PB: 0 SB: 0 CS: 1								
<b>PITCHER</b>	IP	WLS	BF	H	R	ER	SO	BB	IBB	HBP	BLK	WP	HR	S	P	ERA	WHIP										
43 Garrett Richards, R ERA: 3.0	2.0		8	2	2	2	4	1	0	0	0	0	1	27	39	9.00	1.000										
31 Spencer Howard, R ERA: 14.4	2.0	L	8	2	2	2	4	0	0	0	0	0	0	7	19	0.00	9.000										
36 Albert Abreu, R ERA: 1.69	0.1		4	0	0	0	0	3	0	0	0	0	0	7	11	0.00	0.000										
59 Brett Martin, L ERA: 2.45	0.2		2	0	0	0	2	0	0	0	0	0	0	8	11	0.00	0.000										
19 Dennis Santana, R ERA: 2.08	1.0		3	0	0	0	0	0	0	0	0	0	0	8	13	0.00	0.000										
<b>Batter</b>	<b>1</b>	<b>2</b>	<b>3</b>	<b>4</b>	<b>5</b>	<b>6</b>	<b>7</b>	<b>8</b>	<b>9</b>	<b>AB</b>	<b>R</b>	<b>H</b>	<b>RBI</b>	<b>BB</b>	<b>SO</b>	<b>LOB</b>	<b>BOTTOM</b>										
5 Tony Kemp, L OBP: 0.368, SLG: 0.286										3	0	1	0	1	0	2	<b>Texas Rangers @ Oakland Athletics</b> Oakland Coliseum, Oakland, CA Sun Apr 24 2022, 1:07 PM - 4:03 PM PDT Att: 11,083 - Sunny - 68 F										
26 Sheldon Neuse, R OBP: 0.389, SLG: 0.396										3	0	1	0	1	1	0											
12 Sean Murphy, R OBP: 0.282, SLG: 0.515										4	1	1	0	0	1	5											
15 Seth Brown, L OBP: 0.250, SLG: 0.360										2	0	0	0	0	0	3											
23 Christian Bethancourt, R OBP: 0.228, SLG: 0.287										2	0	1	0	0	1	3											
25 Stephen Piscotty, R OBP: 0.400, SLG: 0.476											3	1	1	2	1	0		0									
30 Austin Allen, L OBP: 0.231, SLG: 0.091											3	0	0	0	0	2		0									
49 Christian Lopes, R OBP: 0.231, SLG: 0.091											3	0	0	0	0	2		0									
28 Billy McKinney, L OBP: 0.195, SLG: 0.189											3	0	0	0	0	2		0									
2 Nick Allen, R OBP: 0.200, SLG: 0.286											3	0	0	0	0	2		0									
79 Mickey McDonald, L OBP: 0.218, SLG: 0.333											3	0	0	0	0	2	0										
20 Cristian Pacheco, R OBP: 0.218, SLG: 0.333																											



Batter	1	2	3	4	5	6	7	8	9	AB	R	H	RBI	BB	SO	LOB	TOP										
20 Chas McCormick, R (1, 8) OBP: 0.302, SLG: 0.357										5	0	0	0	0	3	1	<p>Houston Astros @ Texas Rangers Globe Life Field, Arlington, TX Mon Apr 25 2022, 7:08 PM - 10:21 PM CDT Att: 17,420 - Cloudy - 65 F</p>										
23 Michael Brantley, L (1, 10) OBP: 0.364, SLG: 0.459										4	0	1	0	1	0	1											
2 Alex Bregman, R (1, 5) OBP: 0.389, SLG: 0.491										4	0	0	0	0	1	2											
44 Yordan Alvarez, L (1, 7) OBP: 0.239, SLG: 0.476										4	1	1	1	0	1	1											
10 Yuli Gurriel, R (1, 3) OBP: 0.250, SLG: 0.373										4	1	2	0	0	0	0											
30 Kyle Tucker, L (1, 9) OBP: 0.246, SLG: 0.271										4	0	3	1	0	0	0											
16 Aledmys Diaz, R (1, 4) OBP: 0.279, SLG: 0.289										3	0	1	0	1	0	2											
18 Jason Castro, L (1, 2) OBP: 0.300, SLG: 0.067										3	0	0	0	1	3	6											
3 Jeremy Peña, R (1, 6) OBP: 0.311, SLG: 0.500										4	0	0	0	0	1	3											
<b>Inning Stats</b>	R: 0 E: 0 K: 2 S: 9	H: 0 LOB: 0 BB: 0 P: 15	R: 1 E: 0 K: 2 S: 16	H: 3 LOB: 2 BB: 0 P: 28	R: 0 E: 0 K: 0 S: 11	H: 1 LOB: 1 BB: 0 P: 13	R: 0 E: 0 K: 0 S: 6	H: 0 LOB: 0 BB: 1 P: 9	R: 0 E: 0 K: 2 S: 16	H: 2 LOB: 2 BB: 1 P: 29	R: 0 E: 0 K: 1 S: 10	H: 0 LOB: 1 BB: 1 P: 17	R: 0 E: 0 K: 1 S: 13	H: 2 LOB: 2 BB: 0 P: 15	R: 0 E: 0 K: 1 S: 7	H: 0 LOB: 0 BB: 10 P: 10	1B: 6 2B: 1 3B: 0 HR: 1	SF: 0 SAC: 0 DP: 0 HBP: 0	WP: 0 PB: 0 SB: 2 CS: 0	PA: 38							
<b>PITCHER</b>	IP	WLS	BF	H	R	ER	SO	BB	IBB	HBP	BLK	WP	HR	S	P	ERA	WHIP										
33 Dane Dunning, R (1, 1) ERA: 4.91	5.2		23	5	2	2	5	1	0	0	0	0	1	54	88	3.18	1.059										
32 John King, L (6, 1) ERA: 3.52	0.1		3	1	0	0	1	1	0	0	0	0	0	10	19	0.00	6.000										
45 Matt Moore, L (7, 1) ERA: 1.42	1.0	W	4	0	0	0	1	1	0	0	0	0	0	10	17	0.00	1.000										
51 Matt Bush, R (8, 1) ERA: 2.57	1.0	H	5	2	0	0	1	0	0	0	0	0	0	13	15	0.00	2.000										
68 Joe Barlow, R (9, 1) ERA: 3.39	1.0		3	0	0	0	1	0	0	0	0	0	0	7	10	0.00	0.000										

Batter	1	2	3	4	5	6	7	8	9	AB	R	H	RBI	BB	SO	LOB	BOTTOM										
2 Marcus Semien, R (1, 4) OBP: 0.260, SLG: 0.250										4	2	1	1	1	2	2	<p>Houston Astros @ Texas Rangers Globe Life Field, Arlington, TX Mon Apr 25 2022, 7:08 PM - 10:21 PM CDT Att: 17,420 - Cloudy - 65 F</p>										
53 Adolis Garcia, R (1, 9) OBP: 0.290, SLG: 0.350										5	0	2	3	0	1	2											
5 Corey Seager, L (1, 6) OBP: 0.309, SLG: 0.323										4	0	2	1	1	0	1											
18 Mitch Garver, R (1, 2) OBP: 0.267, SLG: 0.216										4	0	1	0	0	0	3											
15 Nick Solak, R (1, 7) OBP: 0.324, SLG: 0.424										2	1	0	0	0	1	2											
13 Brad Miller, L (7, PH) OBP: 0.244, SLG: 0.395										1	0	0	0	0	0	2											
30 Nathaniel Lowe, L (1, 3) OBP: 0.418, SLG: 0.492										4	1	2	0	0	1	4											
11 Charlie Culberson, R (1, 5) OBP: 0.273, SLG: 0.250										4	0	0	1	0	1	4											
77 Andy Ibañez, R (1, 10) OBP: 0.234, SLG: 0.326										2	0	1	0	0	0	1											
4 Willie Calhoun, L (7, PH) OBP: 0.308, SLG: 0.364										2	2	2	0	0	0	0											
41 Eli White, R (1, 8) OBP: 0.333, SLG: 0.375										1	0	0	0	1	0	0											
56 Kole Calhoun, L (7, PH) OBP: 0.231, SLG: 0.216										2	0	0	0	0	0	3											
<b>Inning Stats</b>	R: 0 E: 0 K: 0 S: 5	H: 0 LOB: 0 BB: 0 P: 11	R: 1 E: 1 K: 0 S: 11	H: 1 LOB: 1 BB: 0 P: 18	R: 0 E: 0 K: 1 S: 8	H: 0 LOB: 0 BB: 0 P: 12	R: 0 E: 0 K: 0 S: 13	H: 0 LOB: 1 BB: 1 P: 24	R: 0 E: 0 K: 2 S: 13	H: 2 LOB: 2 BB: 0 P: 13	R: 2 E: 0 K: 0 S: 20	H: 4 LOB: 2 BB: 0 P: 30	R: 3 E: 0 K: 1 S: 12	H: 3 LOB: 1 BB: 1 P: 22	1B: 8 2B: 3 3B: 0 HR: 0	SF: 0 SAC: 0 DP: 1 HBP: 1	WP: 2 PB: 0 SB: 0 CS: 0	PA: 39									
<b>PITCHER</b>	IP	WLS	BF	H	R	ER	SO	BB	IBB	HBP	BLK	WP	HR	S	P	ERA	WHIP										
Framber Valdez, L (1, 1) ERA: 3.15	6.0		25	4	1	0	5	2	0	1	0	0	0	60	97	0.00	1.000										
88 Phil Maton, R (7, 1) ERA: 3.68	0.1	L	4	3	2	2	0	0	0	0	0	0	0	10	17	54.000	9.000										
45 Ryne Stanek, R (7, 1) ERA: 1.5	0.2		3	1	0	0	0	0	0	0	0	1	0	10	13	0.00	1.500										
67 Parker Mushinski, L (8, 1) ERA: 8.1	0.2		4	2	2	2	1	0	0	0	0	0	0	7	10	27.000	3.000										
56 Ronel Blanco, R (8, 1) ERA: 7.11	0.1		3	1	1	1	0	1	0	0	0	0	0	5	12	27.000	6.000										

AB	35
R	2
H	8
RBI	2
BB	3
SO	9
LOB	16



AB	35
R	6
H	11
RBI	6
BB	3
SO	6
LOB	24













Batter	1	2	3	4	5	6	7	8	9	AB	R	H	RBI	BB	SO	LOB	TOP		
20 Chas McCormick, R (1, 9) OBP: 0.304, SLG: 0.407	G2-3			F9			G4-3 23 44 1B 2B	F9		4	1	1	0	0	0	0			
23 Michael Brantley, L (1, 10) OBP: 0.347, SLG: 0.420	P4			G5-3			G4-3		3 0 0 0 1 0 1	3	0	0	0	1	0	1			
2 Alex Bregman, R (1, 5) OBP: 0.364, SLG: 0.438	K			G5-3			F8		4 0 0 0 0 1 2	4	0	0	0	0	1	2			
44 Yordan Alvarez, L (1, 7)		G3			G5-3				4 0 1 1 0 0 1	4	0	1	1	0	0	1			
10 Yuli Gurriel, R (1, 3) OBP: 0.217, SLG: 0.322	P3			G4-3			G5-3		4 0 0 0 0 1 2	4	0	0	0	0	1	2			
16 Aledmys Díaz, R (1, 4) OBP: 0.240, SLG: 0.244	G6-3				F6			K	3 0 0 0 0 1 0	3	0	0	0	0	1	0			
3 Jeremy Peña, R (1, 6) OBP: 0.319, SLG: 0.460				L9			F6		2 1 0 0 0 0 0	2	1	0	0	0	0	0			
26 Jose Siri, R (1, 8) OBP: 0.250, SLG: 0.303				K			G1-3		2 0 0 0 0 1 0	2	0	0	0	0	1	0			
30 Kyle Tucker, L (8, PH) OBP: 0.257, SLG: 0.382				K				HR	1 1 1 2 0 0 0	1	1	1	2	0	0	0			
15 Martín Maldonado, R (1, 2) OBP: 0.217, SLG: 0.184				K				G5-3	3 0 0 0 0 2 0	3	0	0	0	0	2	0			
<b>Inning Stats</b>	R: 0 E: 0 K: 1 S: 9	H: 0 LOB: 0 BB: 0 P: 11	R: 0 E: 0 K: 0 S: 6	H: 0 LOB: 0 BB: 0 P: 7	R: 0 E: 0 K: 2 S: 11	H: 0 LOB: 0 BB: 0 P: 18	R: 0 E: 0 K: 0 S: 7	H: 0 LOB: 0 BB: 0 P: 11	R: 0 E: 0 K: 1 S: 8	H: 0 LOB: 0 BB: 0 P: 9	R: 1 E: 0 K: 0 S: 9	H: 2 LOB: 1 BB: 0 P: 13	R: 2 E: 0 K: 1 S: 10	H: 1 LOB: 0 BB: 0 P: 18	R: 0 E: 0 K: 1 S: 11	H: 0 LOB: 1 BB: 1 P: 21	1B: 1 2B: 1 3B: 0 HR: 1	SF: 0 SAC: 0 DP: 0 HBP: 1	WP: 0 PA: 32 PB: 0 SB: 0 CS: 0
<b>PITCHER</b>	IP WLS BF H R ER SO	IP WLS BF H R ER SO	IP WLS BF H R ER SO	IP WLS BF H R ER SO	IP WLS BF H R ER SO	IP WLS BF H R ER SO	IP WLS BF H R ER SO	IP WLS BF H R ER SO	IP WLS BF H R ER SO	IP WLS BF H R ER SO	IP WLS BF H R ER SO	IP WLS BF H R ER SO	IP WLS BF H R ER SO	IP WLS BF H R ER SO	IP WLS BF H R ER SO	IP WLS BF H R ER SO	ERA WHIP	ERA WHIP	
54 Martín Pérez, L (1, 1) ERA: 3.0	7.0	23	2	1	1	4	0	0	0	0	0	55	76	1.29	0.286				
51 Matt Bush, R (8, 1) ERA: 4.5	1.0	L 5	1	2	2	1	0	0	1	0	0	1	10	18.00	1.000				
32 John King, L (9, 1) ERA: 3.12	1.0	4	0	0	0	1	1	0	0	0	0	0	11	0.00	1.000				

Houston Astros @ Texas Rangers  
Globe Life Field, Arlington, TX  
Thu Apr 28 2022, 1:10 PM - 3:45 PM CDT  
Att: 19,484 - Roof Closed - 72 F

AB	30
R	3
H	3
RBI	3
BB	1
SO	6
LOB	6



Batter	1	2	3	4	5	6	7	8	9	AB	R	H	RBI	BB	SO	LOB	BOTTOM		
56 Kole Calhoun, L (1, 9) OBP: 0.216, SLG: 0.204	K					F7		L9		4	0	0	0	0	2	1			
2 Marcus Semien, R (1, 4) OBP: 0.224, SLG: 0.211	G5-3			F8			K		4 0 0 0 0 1 0	4	0	0	0	0	1	0			
5 Corey Seager, L (1, 6) OBP: 0.300, SLG: 0.351	F7			P5			30 1B 53 SF8 1B		4 2 2 1 0 0 0	4	2	2	1	0	0	0			
18 Mitch Garver, R (1, 2) OBP: 0.279, SLG: 0.288		K		K			30 1B 1-2 1B		4 0 1 0 0 3 0	4	0	1	0	0	3	0			
30 Nathaniel Lowe, L (1, 3) OBP: 0.392, SLG: 0.438		K			F5				3 0 1 0 1 1 0	3	0	1	0	1	1	0			
41 Elij White, R (9, PR) OBP: 0.333, SLG: 0.375		K							0 0 0 0 0 0 0	0	0	0	0	0	0	0			
53 Adolis García, R (1, 8) OBP: 0.284, SLG: 0.386		F8			K		SF8		3 0 0 1 0 1 1	3	0	0	1	0	1	1			
4 Willie Calhoun, L (1, 10) OBP: 0.306, SLG: 0.300				G3-1			G1-3		3 0 0 0 0 1 2	3	0	0	0	0	1	2			
13 Brad Miller, L (1, 7) OBP: 0.216, SLG: 0.333				G6-3					2 0 0 0 0 0 0	2	0	0	0	0	0	0			
15 Nick Solak, R (8, PH) OBP: 0.316, SLG: 0.412							F7		1 0 0 0 0 0 0	1	0	0	0	0	0	0			
77 Andy Ibáñez, R (1, 5) OBP: 0.245, SLG: 0.327							G3		3 0 1 0 0 0 0	3	0	1	0	0	0	0			
<b>Inning Stats</b>	R: 0 E: 0 K: 1 S: 7	H: 0 LOB: 0 BB: 0 P: 9	R: 0 E: 0 K: 2 S: 9	H: 0 LOB: 0 BB: 0 P: 12	R: 0 E: 0 K: 1 S: 12	H: 1 LOB: 0 BB: 0 P: 16	R: 0 E: 0 K: 1 S: 9	H: 0 LOB: 0 BB: 0 P: 14	R: 0 E: 0 K: 0 S: 5	H: 0 LOB: 0 BB: 0 P: 11	R: 1 E: 0 K: 0 S: 15	H: 3 LOB: 2 BB: 0 P: 23	R: 0 E: 0 K: 0 S: 7	H: 0 LOB: 0 BB: 0 P: 11	R: 1 E: 0 K: 1 S: 9	H: 1 LOB: 1 BB: 1 P: 15	1B: 4 2B: 0 3B: 0 HR: 1	SF: 1 SAC: 0 DP: 0 HBP: 0	WP: 0 PA: 33 PB: 0 SB: 0 CS: 0
<b>PITCHER</b>	IP WLS BF H R ER SO	IP WLS BF H R ER SO	IP WLS BF H R ER SO	IP WLS BF H R ER SO	IP WLS BF H R ER SO	IP WLS BF H R ER SO	IP WLS BF H R ER SO	IP WLS BF H R ER SO	IP WLS BF H R ER SO	IP WLS BF H R ER SO	IP WLS BF H R ER SO	IP WLS BF H R ER SO	IP WLS BF H R ER SO	IP WLS BF H R ER SO	IP WLS BF H R ER SO	IP WLS BF H R ER SO	ERA WHIP	ERA WHIP	
35 Justin Verlander, R (1, 1) ERA: 1.73	7.0	W 25	4	1	1	8	0	0	0	0	0	64	91	1.29	0.571				
62 Blake Taylor, L (8, 1) ERA: 1.33	1.0	H 3	0	0	0	0	0	0	7	11	0.00	0.000							
47 Rafael Montero, R (9, 1) ERA: 0.96	1.0	S 5	1	1	1	1	1	0	0	0	0	1	9	9.00	2.000				

Houston Astros @ Texas Rangers  
Globe Life Field, Arlington, TX  
Thu Apr 28 2022, 1:10 PM - 3:45 PM CDT  
Att: 19,484 - Roof Closed - 72 F

AB	31
R	2
H	5
RBI	2
BB	1
SO	9
LOB	4





Batter	1	2	3	4	5	6	7	8	9	AB	R	H	RBI	BB	SO	LOB	TOP		
48 Travis Demeritte, R OBP: 0.450, SLG: 0.778	1-2 C SL 88 B FF 96 X CH 88 27 HR 1B		2-2 C SL 85 B FF 96 X CH 87 IHR	0-3 S SL 81 B FF 96 X CH 88 K		4-2 B SI 98 B SI 99 B SI 97 B SI 99 F7		2-3 C CH 82 B FC 92 S FF 92 K		4	2	2	1	1	2	1			
28 Matt Olson, L OBP: 0.415, SLG: 0.500	1-3 C CH 89 B SL 88 C CH 88 S SL 88 K		0-1 F FF 97 X CH 88 L8	2-1 B SL 85 B FF 96 X CH 88 E4		0-1 F CH 88 X CH 88 F7		1-2 C FF 92 B FF 92 X FF 91 G4-3		5	0	1	0	0	1	2			
27 Austin Riley, R OBP: 0.371, SLG: 0.603	0-0 X FF 94 1-H HR		2-1 B SL 87 B SL 85 X FF 95 G5-3	1-3 B SL 83 B FF 96 X CH 88 K			1-3 C SL 86 B SI 97 B SI 99 K		1-0 B CU 73 X FC 84 2B	5	1	2	2	0	2	0			
20 Marcell Ozuna, R OBP: 0.307, SLG: 0.476	1-0 B SL 88 X SL 88 G6-3		2-2 B SL 87 B SL 85 X SL 87 14 BB 1B		2-3 B CH 86 B SL 86 B FF 96 B FF 96 C CH 89 K		4-1 B SL 87 B SL 88 B SL 87 B SL 87 14 PB BB		1-1 C CH 83 B FF 92 X CH 82 P3	4	0	1	0	1	1	1			
Ozzie Albies, S OBP: 0.316, SLG: 0.494	4-0 B CU 76 B CH 93 B FF 94 14 S BB		4-0 B CU 75 B FF 94 14 BB 1-2 BB		1-0 B SL 83 X CH 88 P3		4-2 S FF 97 B FF 96 B FF 97 F CH 89 F FF 96 F FF 96 1 SAFE 1 SAFE 1-2 BB		0-0 X FF 92 P3	2	0	0	0	3	0	1			
14 Adam Duvall, R OBP: 0.259, SLG: 0.288	1-3 S SL 89 1 SAFE S SL 89 F FF 94 B SL 88 B SL 87 1-2 K		4-2 S SL 86 D FF 94 B SL 87 B SL 87 B SL 87 1-2 2-3 BB		1-3 C SL 83 B SL 85 B SL 87 B SL 96 K		4-0 B SI 98 B SL 88 B SL 88 B SI 98 1-2 2-3 BB		0-1 C CH 82 X CH 82 F4	3	0	0	0	2	2	2			
38 Guillermo Heredia, R OBP: 0.231, SLG: 0.304		3-3 C SL 88 B FF 97 B SL 88 B SL 85 B SL 85 C CH 88 K	1-3 B CU 83 C SL 83 B SL 87 K		0-2 T SI 98 B SL 87 B SL 86 B SL 86 X CH 88 G3		1-3 S CH 83 C CH 83 S FF 92 K			4	0	0	0	0	3	6	AB 35 R 6 H 9 RBI 5 BB 7 SO 13 LOB 16		
24 William Contreras, R OBP: 0.250, SLG: 1.000		3-3 B SL 87 C FF 96 C FF 96 C FF 96 C FF 96 C FF 96 K	3-0 B FF 95 B FF 95 B FF 95 X CH 88 HR		1-1 B SL 87 C SL 86 X CH 88 G1-3		0-0 X CU 76 HR			4	2	2	2	0	1	3			
7 Dansby Swanson, R OBP: 0.291, SLG: 0.352		1-3 S FF 95 C SL 87 B SL 86 B SL 86 K	0-1 F FF 95 X SL 86 28 E 2B		0-0 X SI 98 G4-3		0-1 F FF 91 X FF 93 F9			4	1	1	0	0	1	0			
<b>Inning Stats</b>	R: 2 H: 2 E: 0 K: 2 S: 14	L: 2 LOB: 1 BB: 1 P: 22	R: 0 H: 0 E: 0 K: 3 S: 16	R: 0 H: 0 E: 0 K: 2 S: 23	R: 1 H: 2 E: 0 K: 1 S: 17	R: 2 H: 3 E: 1 K: 2 S: 12	R: 0 H: 0 E: 0 K: 2 S: 11	R: 1 H: 1 E: 0 K: 0 S: 10	R: 0 H: 0 E: 0 K: 2 S: 12	R: 0 H: 0 E: 0 K: 1 S: 8	R: 0 H: 1 E: 0 K: 0 S: 6	R: 0 H: 1 E: 0 K: 0 S: 6	R: 0 H: 1 E: 0 K: 0 S: 6	1B: 3 2B: 2 3B: 0 HR: 4	SF: 0 SAC: 0 DP: 0 HBP: 0	WP: 0 PB: 1 SB: 1 CS: 0	PA: 42		
<b>PITCHER</b>	IP WLS BF H R ER SO BB IBB HBP BLK WP HR S P ERA WHIP	IP WLS BF H R ER SO BB IBB HBP BLK WP HR S P ERA WHIP	IP WLS BF H R ER SO BB IBB HBP BLK WP HR S P ERA WHIP	IP WLS BF H R ER SO BB IBB HBP BLK WP HR S P ERA WHIP	IP WLS BF H R ER SO BB IBB HBP BLK WP HR S P ERA WHIP	IP WLS BF H R ER SO BB IBB HBP BLK WP HR S P ERA WHIP	IP WLS BF H R ER SO BB IBB HBP BLK WP HR S P ERA WHIP	IP WLS BF H R ER SO BB IBB HBP BLK WP HR S P ERA WHIP	IP WLS BF H R ER SO BB IBB HBP BLK WP HR S P ERA WHIP	IP WLS BF H R ER SO BB IBB HBP BLK WP HR S P ERA WHIP	IP WLS BF H R ER SO BB IBB HBP BLK WP HR S P ERA WHIP	IP WLS BF H R ER SO BB IBB HBP BLK WP HR S P ERA WHIP	IP WLS BF H R ER SO BB IBB HBP BLK WP HR S P ERA WHIP	IP WLS BF H R ER SO BB IBB HBP BLK WP HR S P ERA WHIP	IP WLS BF H R ER SO BB IBB HBP BLK WP HR S P ERA WHIP	IP WLS BF H R ER SO BB IBB HBP BLK WP HR S P ERA WHIP	IP WLS BF H R ER SO BB IBB HBP BLK WP HR S P ERA WHIP		
43 Garrett Richards, R ERA: 4.0	1.0	L	6	2	2	2	2	1	0	0	0	0	0	0	0	0	18.00	3.000	
31 Spencer Howard, R ERA: 12.15	1.2		9	2	1	1	3	2	0	0	0	0	0	0	0	30	5.40	2.400	
59 Brett Martin, L ERA: 4.32	0.1		1	0	0	0	1	0	0	0	0	0	0	0	3	4	0.00	0.000	
46 Brock Burke, L ERA: 2.31	2.0		8	3	2	1	4	0	0	0	0	0	0	1	23	33	4.50	1.500	
36 Albert Abreu, R ERA: 3.52	1.1		9	1	1	1	1	4	0	0	0	0	0	1	18	39	6.75	3.750	
<b>PITCHER</b>	IP WLS BF H R ER SO BB IBB HBP BLK WP HR S P ERA WHIP	IP WLS BF H R ER SO BB IBB HBP BLK WP HR S P ERA WHIP	IP WLS BF H R ER SO BB IBB HBP BLK WP HR S P ERA WHIP	IP WLS BF H R ER SO BB IBB HBP BLK WP HR S P ERA WHIP	IP WLS BF H R ER SO BB IBB HBP BLK WP HR S P ERA WHIP	IP WLS BF H R ER SO BB IBB HBP BLK WP HR S P ERA WHIP	IP WLS BF H R ER SO BB IBB HBP BLK WP HR S P ERA WHIP	IP WLS BF H R ER SO BB IBB HBP BLK WP HR S P ERA WHIP	IP WLS BF H R ER SO BB IBB HBP BLK WP HR S P ERA WHIP	IP WLS BF H R ER SO BB IBB HBP BLK WP HR S P ERA WHIP	IP WLS BF H R ER SO BB IBB HBP BLK WP HR S P ERA WHIP	IP WLS BF H R ER SO BB IBB HBP BLK WP HR S P ERA WHIP	IP WLS BF H R ER SO BB IBB HBP BLK WP HR S P ERA WHIP	IP WLS BF H R ER SO BB IBB HBP BLK WP HR S P ERA WHIP	IP WLS BF H R ER SO BB IBB HBP BLK WP HR S P ERA WHIP	IP WLS BF H R ER SO BB IBB HBP BLK WP HR S P ERA WHIP	IP WLS BF H R ER SO BB IBB HBP BLK WP HR S P ERA WHIP		
56 Kole Calhoun, L OBP: 0.204, SLG: 0.192	0-0 X FF 95 G1-3		0-0 X FF 94 FC4-6 2 BB 1-2		0-1 F FF 94 X FF 93 G5-3		2-2 B FF 94 B SL 86 B SL 83 F FF 96 X FF 95 F9		2-3 B FF 93 F FF 92 B SL 82 B SL 82 P SL 81 C CH 88 K	3	0	0	0	0	0	1			
15 Nick Solak, R OBP: 0.308, SLG: 0.400	7, PH (8, 7)		1-2 D CU 80 B CU 80 C FF 94 B CH 86 1-2 BB		2-1 F FF 94 D CU 81 D CH 88 X FF 94 P5		1-0 B CU 79 X FF 93 G4-3		0-0 X FF 93 G4-3	4	1	1	1	0	1	3			
2 Marcus Semien, R OBP: 0.236, SLG: 0.228	1-0 B FF 94 X FF 95 G6-3		4-1 D CU 80 B CU 80 C FF 94 B CH 86 1-2 BB		2-1 F FF 94 D CU 81 D CH 88 X FF 94 P5		1-0 B CU 79 X FF 93 G4-3		2-3 B FF 93 F FF 92 B SL 82 B SL 82 P SL 81 C CH 88 K	3	1	1	0	1	1	0			
5 Corey Seager, L OBP: 0.298, SLG: 0.385	2-3 S FF 95 F FF 94 B CU 83 B CH 90 S CH 88 K		2-1 F FF 94 D CU 81 D CH 88 X FF 94 P5		1-0 B CU 79 X FF 93 G4-3		1-0 D CH 88 X FF 93 G4-3		0-0 X SL 82 G3-1	4	1	1	2	0	0	2			
53 Adolis Garcia, R OBP: 0.282, SLG: 0.419		2-1 B FF 93 S CH 87 X CH 88 HR	1-0 D CU 81 C CU 81 G6-3		3-2 B CU 80 C CU 79 B CH 88 S FF 94 B FF 94 F FF 94 F FF 94 X FF 94 G6-3		3-3 B CH 87 F CH 89 B CU 82 B CU 82 F CH 86 S FF 94 K		1-1 B SL 82 X SL 83 G4-3	4	0	0	0	0	2	0			
30 Nathaniel Lowe, L OBP: 0.373, SLG: 0.416		2-3 C FF 94 B CU 82 F CH 87 C FF 94 K	3-2 B CU 80 C CU 79 B CH 88 S FF 94 B FF 94 F FF 94 F FF 94 X FF 94 G6-3		1-1 C FF 94 B FF 94 X CH 88 G6-3		1-2 C SI 91 C FC 89 X SI 92 F9		2-2 F FC 92 F FC 92 F FC 92 F FC 92 F FC 92 X SL 83 G6-3	3	0	0	0	1	0	0			
18 Mitch Garver, R OBP: 0.278, SLG: 0.274		4-2 C FF 96 C CU 82 B FF 94 B CH 89 B FF 95 BB	2-3 B CU 82 B CU 82 B CH 88 B CH 89 C CH 88 K		1-1 C FF 94 B FF 94 X CH 88 G6-3		1-2 C SI 91 C FC 89 X SI 92 F9		2-2 F FC 92 F FC 92 F FC 92 F FC 92 F FC 92 X SL 83 G6-3	3	0	0	0	1	0	0			
13 Brad Miller, L OBP: 0.218, SLG: 0.327	7, PH (8, 9)		2-3 F CU 81 S CH 88 B CU 83 S FF 94 K		3-3 B CU 82 S CU 82 B CH 88 B CH 89 C CH 88 K		2-2 B FC 90 F FC 89 B SI 92 X FC 89 77 1B 1B		1-3 F FC 92 B FC 92 S SL 82 K	4	0	1	0	0	3	1	AB 33 R 3 H 6 RBI 3 BB 2 SO 7 LOB 11		
4 Willie Calhoun, L OBP: 0.283, SLG: 0.273	1, 10		1-1 D CH 88 S CH 88 X FF 94 G3		1-0 B FF 93 X FF 93 G6-3		0-2 C FC 90 F FC 88 X CH 85 P3		2-2 B SL 83 F FC 92 F FC 92 X FC 94 F9	4	0	0	0	0	0	2			
77 Andy Ibanez, R OBP: 0.268, SLG: 0.345	1, 5		1-1 B CU 79 X FF 94 56 FC4-6 1B		3-2 B FF 94 B CH 87 B FF 94 F FF 94 X FF 94 G4-3		1-2 C SI 91 C FC 89 F FC 89 X SI 91 1-2 1B			3	0	2	0	0	0	0			
<b>Inning Stats</b>	R: 0 H: 0 E: 0 K: 1 S: 6	H: 0 LOB: 0 BB: 0 P: 9	R: 1 H: 1 E: 0 K: 2 S: 12	H: 1 LOB: 1 BB: 1 P: 23	R: 0 H: 1 E: 0 K: 0 S: 7	H: 1 LOB: 2 BB: 1 P: 15	R: 0 H: 0 E: 0 K: 1 S: 10	H: 0 LOB: 0 BB: 0 P: 17	R: 0 H: 0 E: 0 K: 0 S: 7	R: 1 H: 1 E: 0 K: 1 S: 9	H: 2 LOB: 2 BB: 0 P: 24	R: 0 H: 1 E: 0 K: 1 S: 9	H: 1 LOB: 0 BB: 0 P: 12	R: 0 H: 0 E: 0 K: 1 S: 14	H: 0 LOB: 0 BB: 0 P: 19	1B: 3 2B: 1 3B: 0 HR: 2	SF: 0 SAC: 0 DP: 0 HBP: 0	WP: 0 PB: 0 SB: 0 CS: 0	PA: 35
<b>PITCHER</b>	IP WLS BF H R ER SO BB IBB HBP BLK WP HR S P ERA WHIP	IP WLS BF H R ER SO BB IBB HBP BLK WP HR S P ERA WHIP	IP WLS BF H R ER SO BB IBB HBP BLK WP HR S P ERA WHIP	IP WLS BF H R ER SO BB IBB HBP BLK WP HR S P ERA WHIP	IP WLS BF H R ER SO BB IBB HBP BLK WP HR S P ERA WHIP	IP WLS BF H R ER SO BB IBB HBP BLK WP HR S P ERA WHIP	IP WLS BF H R ER SO BB IBB HBP BLK WP HR S P ERA WHIP	IP WLS BF H R ER SO BB IBB HBP BLK WP HR S P ERA WHIP	IP WLS BF H R ER SO BB IBB HBP BLK WP HR S P ERA WHIP	IP WLS BF H R ER SO BB IBB HBP BLK WP HR S P ERA WHIP	IP WLS BF H R ER SO BB IBB HBP BLK WP HR S P ERA WHIP	IP WLS BF H R ER SO BB IBB HBP BLK WP HR S P ERA WHIP	IP WLS BF H R ER SO BB IBB HBP BLK WP HR S P ERA WHIP	IP WLS BF H R ER SO BB IBB HBP BLK WP HR S P ERA WHIP	IP WLS BF H R ER SO BB IBB HBP BLK WP HR S P ERA WHIP	IP WLS BF H R ER SO BB IBB HBP BLK WP HR S P ERA WHIP	IP WLS BF H R ER SO BB IBB HBP BLK WP HR S P ERA WHIP		
36 Ian Anderson, R ERA: 4.66	6.0	W	23	3	2	2	5	2	0	0	0	0	0	0	0	0	3.00	0.833	
60 Jesse Chavez, R ERA: 3.6	0.2		4	2	0	0	0	2	0	0	0	0	0	0	14	18	0.00	3.000	
68 Tyler Matzek, L ERA: 3.52	0.1	H	1	0	0	0	0	0	0	0	0	0	0	4	6	0.00	0.000		
51 Will Smith, L ERA: 2.89	1.0		4	1	1	1	1	0	0	0	0	0	0	1	9	12	9.00	1.000	
74 Kenley Jansen, R ERA: 3.0	1.0	S	3	0	0	0	1	0	0	0	0	0	0	14	19	0.00	0.000		

Atlanta Braves @ Texas Rangers  
Globe Life Field, Arlington, TX  
Fri Apr 29, 2022, 7:09 PM - 10:31 PM CDT  
Att: 25,829 - Roof Closed - 72 F

AB 35  
R 6  
H 9  
RBI 5  
BB 7  
SO 13  
LOB 16



Atlanta Braves @ Texas Rangers  
Globe Life Field, Arlington, TX  
Fri Apr 29, 2022, 7:09 PM - 10:31 PM CDT  
Att: 25,829 - Roof Closed - 72 F

AB 33  
R 3  
H 6  
RBI 3  
BB 2  
SO 7  
LOB 11





Batter	1	2	3	4	5	6	7	8	9	AB	R	H	RBI	BB	SO	LOB	TOP										
13 Ronald Acuña Jr. R OBP: 0.222, SLG: 0.222										4	0	1	1	0	1	2											
28 Matt Olson L OBP: 0.398, SLG: 0.476										4	0	0	0	0	2	1											
27 Austin Riley R OBP: 0.355, SLG: 0.573										4	0	0	0	0	1	0											
20 Marcell Ozuna R OBP: 0.293, SLG: 0.453										4	0	0	0	0	2	0											
Ozzie Albies S OBP: 0.306, SLG: 0.476										3	0	0	0	0	1	0											
16 Travis d'Arnaud R OBP: 0.328, SLG: 0.458										3	0	0	0	0	1	0											
14 Adam Duvall R OBP: 0.262, SLG: 0.303										3	0	1	0	0	0	0											
48 Travis Demeritte R OBP: 0.435, SLG: 0.762										3	1	1	0	0	0	1											
7 Dansby Swanson R OBP: 0.293, SLG: 0.351										3	0	1	0	0	0	1											
<b>Inning Stats</b>	R: 0 H: 0 E: 0 K: 3 S: 11	H: 0 LOB: 0 BB: 0 P: 15	R: 0 H: 0 E: 0 K: 2 S: 7	H: 0 LOB: 0 BB: 0 P: 11	R: 1 H: 2 E: 0 K: 0 S: 10	H: 2 LOB: 1 BB: 0 P: 16	R: 0 H: 0 E: 0 K: 1 S: 8	H: 0 LOB: 0 BB: 0 P: 12	R: 0 H: 0 E: 0 K: 0 S: 8	H: 0 LOB: 0 BB: 0 P: 9	R: 0 H: 0 E: 0 K: 0 S: 7	H: 0 LOB: 0 BB: 0 P: 10	R: 0 H: 0 E: 0 K: 1 S: 9	H: 0 LOB: 0 BB: 0 P: 10	R: 0 H: 2 E: 0 K: 0 S: 12	H: 2 LOB: 0 BB: 0 P: 21	R: 0 H: 0 E: 0 K: 1 S: 9	H: 0 LOB: 0 BB: 0 P: 11	1B: 2 2B: 2 HR: 0	SF: 0 SAC: 0 DP: 0 HBP: 0	WP: 0 PB: 0 SB: 0 CS: 0	PA: 31					
<b>PITCHER</b>	IP	WLS	BF	H	R	ER	SO	BB	IBB	HBP	BLK	WP	HR	S	P	ERA	WHIP										
33 Dane Dunning R ERA: 3.81	7.2	W	27	4	1	1	7	0	0	0	0	0	0	69	98	1.17	0.522										
19 Dennis Santana R ERA: 1.59	0.1	H	1	0	0	0	0	0	0	0	0	0	0	3	6	0.00	0.000										
6B Joe Barlow R ERA: 2.84	1.0	S	3	0	0	0	1	0	0	0	0	0	0	9	11	0.00	0.000										

Atlanta Braves @ Texas Rangers  
Globe Life Field, Arlington, TX  
Sat Apr 30 2022, 6:08 PM - 8:23 PM CDT  
Att: 36,097 - Clear - 84 F

AB 31  
R 1  
H 4  
RBI 1  
BB 0  
SO 8  
LOB 5



Batter	1	2	3	4	5	6	7	8	9	AB	R	H	RBI	BB	SO	LOB	BOTTOM										
30 Nathaniel Lowe L OBP: 0.368, SLG: 0.400										3	0	0	0	1	1	0											
2 Marcus Semien R OBP: 0.226, SLG: 0.217										4	0	0	0	0	0	2											
5 Corey Seager L OBP: 0.295, SLG: 0.415										4	1	1	1	0	0	2											
53 Adolis García R OBP: 0.273, SLG: 0.403										3	0	0	0	0	2	0											
56 Kole Calhoun L OBP: 0.193, SLG: 0.182										3	0	0	0	0	0	0											
77 Andy Ibañez R OBP: 0.288, SLG: 0.351										2	1	1	0	1	0	0											
65 Zach Reks L OBP: 0.333, SLG: 0.333										3	1	1	1	0	1	1											
15 Nick Solak R OBP: 0.333, SLG: 0.389										1	0	0	0	2	1	0											
55 Sam Huff R OBP: 0.333, SLG: 0.333										3	0	1	1	0	1	1											
<b>Inning Stats</b>	R: 1 H: 1 E: 0 K: 1 S: 10	H: 1 LOB: 0 BB: 0 P: 12	R: 1 H: 2 E: 0 K: 0 S: 9	H: 2 LOB: 1 BB: 1 P: 15	R: 0 H: 0 E: 0 K: 0 S: 10	H: 0 LOB: 0 BB: 0 P: 16	R: 1 H: 1 E: 0 K: 0 S: 7	H: 1 LOB: 0 BB: 1 P: 16	R: 0 H: 0 E: 0 K: 0 S: 8	H: 0 LOB: 2 BB: 2 P: 17	R: 0 H: 0 E: 0 K: 1 S: 9	H: 0 LOB: 0 BB: 0 P: 10	R: 0 H: 0 E: 0 K: 3 S: 9	H: 0 LOB: 0 BB: 0 P: 11	R: 0 H: 0 E: 0 K: 1 S: 5	H: 0 LOB: 0 BB: 0 P: 5	1B: 3 2B: 0 3B: 0 HR: 1	SF: 0 SAC: 0 DP: 0 HBP: 0	WP: 0 PB: 0 SB: 1 CS: 1	PA: 31							
<b>PITCHER</b>	IP	WLS	BF	H	R	ER	SO	BB	IBB	HBP	BLK	WP	HR	S	P	ERA	WHIP										
55 Bryce Elder R ERA: 4.74	4.1	L	18	4	3	3	1	3	0	0	0	0	0	41	69	6.23	1.615										
65 Spencer Strider R ERA: 2.84	3.2		12	0	0	0	5	1	0	0	0	0	0	26	33	0.00	0.273										

Atlanta Braves @ Texas Rangers  
Globe Life Field, Arlington, TX  
Sat Apr 30 2022, 6:08 PM - 8:23 PM CDT  
Att: 36,097 - Clear - 84 F

AB 26  
R 3  
H 4  
RBI 3  
BB 4  
SO 6  
LOB 6





Batter	1	2	3	4	5	6	7	8	9	AB	R	H	RBI	BB	SO	LOB	TOP				
13 Ronald Acuña Jr., R OBP: 0.214, SLG: 0.154										4	0	0	0	1	3	4	<p><b>Atlanta Braves @ Texas Rangers</b>  <b>Globe Life Field, Arlington, TX</b>  Sun May 01 2022, 1:40 PM - 4:39 PM CDT  Att: 38,316 - Roof Closed - 75 F</p>				
28 Matt Olson, L OBP: 0.392, SLG: 0.465										4	0	1	1	0	1	3					
27 Austin Riley, R OBP: 0.371, SLG: 0.571										2	0	1	1	1	1	1					
20 Marcell Ozuna, R OBP: 0.292, SLG: 0.444										4	0	1	0	0	1	3					
Ozzie Albies, S OBP: 0.294, SLG: 0.455										4	0	0	0	0	0	3					
14 Adam Duvall, R OBP: 0.250, SLG: 0.288										4	0	0	0	0	0	0					
48 Travis Demeritte, R OBP: 0.444, SLG: 0.706										3	1	1	0	1	2	0					
24 William Contreras, R OBP: 0.250, SLG: 0.727										3	1	0	0	1	0	2					
7 Dansby Swanson, R OBP: 0.302, SLG: 0.377										3	1	2	1	0	1	1					
<b>Inning Stats</b>	R: 0 H: 0 E: 0 K: 2 S: 12	H: 0 LOB: 1 BB: 1 P: 18	R: 0 H: 0 E: 0 K: 1 S: 9	H: 0 LOB: 0 BB: 0 P: 12	R: 2 H: 3 E: 0 K: 1 S: 13	H: 3 LOB: 2 BB: 1 P: 23	R: 0 H: 0 E: 0 K: 1 S: 14	H: 0 LOB: 0 BB: 0 P: 20	R: 0 H: 1 E: 0 K: 1 S: 10	H: 1 LOB: 1 BB: 1 P: 16	R: 0 H: 0 E: 0 K: 2 S: 10	H: 0 LOB: 1 BB: 1 P: 20	R: 0 H: 1 E: 0 K: 0 S: 7	H: 1 LOB: 0 BB: 0 P: 14	R: 1 H: 1 E: 1 K: 0 S: 9	H: 1 LOB: 1 BB: 0 P: 13		1B: 5 2B: 1 3B: 0 HR: 0	SF: 1 2B: 1 3B: 0 DP: 2 HBP: 1	WP: 1 PB: 0 SB: 0 CS: 0	PA: 37
<b>PITCHER</b>	IP WLS BF H R ER SO BB IBB HBP BLK WP HR S P ERA WHIP	IP WLS BF H R ER SO BB IBB HBP BLK WP HR S P ERA WHIP	IP WLS BF H R ER SO BB IBB HBP BLK WP HR S P ERA WHIP	IP WLS BF H R ER SO BB IBB HBP BLK WP HR S P ERA WHIP	IP WLS BF H R ER SO BB IBB HBP BLK WP HR S P ERA WHIP	IP WLS BF H R ER SO BB IBB HBP BLK WP HR S P ERA WHIP	IP WLS BF H R ER SO BB IBB HBP BLK WP HR S P ERA WHIP	IP WLS BF H R ER SO BB IBB HBP BLK WP HR S P ERA WHIP	IP WLS BF H R ER SO BB IBB HBP BLK WP HR S P ERA WHIP	IP WLS BF H R ER SO BB IBB HBP BLK WP HR S P ERA WHIP	IP WLS BF H R ER SO BB IBB HBP BLK WP HR S P ERA WHIP	IP WLS BF H R ER SO BB IBB HBP BLK WP HR S P ERA WHIP	IP WLS BF H R ER SO BB IBB HBP BLK WP HR S P ERA WHIP	IP WLS BF H R ER SO BB IBB HBP BLK WP HR S P ERA WHIP	IP WLS BF H R ER SO BB IBB HBP BLK WP HR S P ERA WHIP	IP WLS BF H R ER SO BB IBB HBP BLK WP HR S P ERA WHIP	IP WLS BF H R ER SO BB IBB HBP BLK WP HR S P ERA WHIP	IP WLS BF H R ER SO BB IBB HBP BLK WP HR S P ERA WHIP	IP WLS BF H R ER SO BB IBB HBP BLK WP HR S P ERA WHIP	IP WLS BF H R ER SO BB IBB HBP BLK WP HR S P ERA WHIP	IP WLS BF H R ER SO BB IBB HBP BLK WP HR S P ERA WHIP

**Atlanta Braves @ Texas Rangers**  
**Globe Life Field, Arlington, TX**  
Sun May 01 2022, 1:40 PM - 4:39 PM CDT  
Att: 38,316 - Roof Closed - 75 F

AB	31
R	3
H	6
RBI	3
BB	4
SO	9
LOB	17



Batter	1	2	3	4	5	6	7	8	9	AB	R	H	RBI	BB	SO	LOB	BOTTOM				
2 Marcus Semien, R OBP: 0.224, SLG: 0.207										4	1	0	1	1	1	4	<p><b>Atlanta Braves @ Texas Rangers</b>  <b>Globe Life Field, Arlington, TX</b>  Sun May 01 2022, 1:40 PM - 4:39 PM CDT  Att: 38,316 - Roof Closed - 75 F</p>				
53 Adolis García, R OBP: 0.290, SLG: 0.439										5	1	3	4	0	0	2					
5 Corey Seager, L OBP: 0.323, SLG: 0.424										3	0	2	0	2	0	1					
18 Mitch Garver, R OBP: 0.273, SLG: 0.269										5	0	1	1	0	1	5					
15 Nick Solak, R OBP: 0.341, SLG: 0.395										2	1	1	0	0	1	2					
56 Kole Calhoun, L OBP: 0.183, SLG: 0.172										3	0	0	0	0	1	2					
30 Nathaniel Lowe, L OBP: 0.374, SLG: 0.398										3	1	1	0	1	1	3					
77 Andy Ibáñez, R OBP: 0.302, SLG: 0.350										3	1	1	0	1	1	3					
11 Charlie Culberson, R OBP: 0.280, SLG: 0.261										3	2	1	1	0	1	1					
41 Eli White, R OBP: 0.350, SLG: 0.353										1	0	0	0	1	1	2					
65 Zach Reks, L OBP: 0.400, SLG: 0.400										2	0	1	0	0	1	1					
<b>Inning Stats</b>	R: 1 H: 2 E: 0 K: 2 S: 14	H: 2 LOB: 2 BB: 1 P: 23	R: 2 H: 1 E: 0 K: 0 S: 14	H: 1 LOB: 3 BB: 3 P: 26	R: 4 H: 2 E: 0 K: 1 S: 17	H: 2 LOB: 1 BB: 2 P: 35	R: 0 H: 1 E: 0 K: 2 S: 14	H: 1 LOB: 1 BB: 0 P: 20	R: 0 H: 1 E: 0 K: 1 S: 8	H: 1 LOB: 1 BB: 0 P: 10	R: 0 H: 1 E: 0 K: 0 S: 8	H: 1 LOB: 1 BB: 0 P: 11	R: 0 H: 1 E: 0 K: 2 S: 13	H: 1 LOB: 1 BB: 0 P: 19	R: 0 H: 2 E: 0 K: 1 S: 8	H: 2 LOB: 1 BB: 0 P: 13	1B: 10 2B: 0 3B: 1 HR: 0	SF: 0 2B: 0 3B: 0 DP: 1 HBP: 0	WP: 1 PB: 0 SB: 3 CS: 0	PA: 41	
<b>PITCHER</b>	IP WLS BF H R ER SO BB IBB HBP BLK WP HR S P ERA WHIP	IP WLS BF H R ER SO BB IBB HBP BLK WP HR S P ERA WHIP	IP WLS BF H R ER SO BB IBB HBP BLK WP HR S P ERA WHIP	IP WLS BF H R ER SO BB IBB HBP BLK WP HR S P ERA WHIP	IP WLS BF H R ER SO BB IBB HBP BLK WP HR S P ERA WHIP	IP WLS BF H R ER SO BB IBB HBP BLK WP HR S P ERA WHIP	IP WLS BF H R ER SO BB IBB HBP BLK WP HR S P ERA WHIP	IP WLS BF H R ER SO BB IBB HBP BLK WP HR S P ERA WHIP	IP WLS BF H R ER SO BB IBB HBP BLK WP HR S P ERA WHIP	IP WLS BF H R ER SO BB IBB HBP BLK WP HR S P ERA WHIP	IP WLS BF H R ER SO BB IBB HBP BLK WP HR S P ERA WHIP	IP WLS BF H R ER SO BB IBB HBP BLK WP HR S P ERA WHIP	IP WLS BF H R ER SO BB IBB HBP BLK WP HR S P ERA WHIP	IP WLS BF H R ER SO BB IBB HBP BLK WP HR S P ERA WHIP	IP WLS BF H R ER SO BB IBB HBP BLK WP HR S P ERA WHIP	IP WLS BF H R ER SO BB IBB HBP BLK WP HR S P ERA WHIP	IP WLS BF H R ER SO BB IBB HBP BLK WP HR S P ERA WHIP	IP WLS BF H R ER SO BB IBB HBP BLK WP HR S P ERA WHIP	IP WLS BF H R ER SO BB IBB HBP BLK WP HR S P ERA WHIP	IP WLS BF H R ER SO BB IBB HBP BLK WP HR S P ERA WHIP	IP WLS BF H R ER SO BB IBB HBP BLK WP HR S P ERA WHIP

**Atlanta Braves @ Texas Rangers**  
**Globe Life Field, Arlington, TX**  
Sun May 01 2022, 1:40 PM - 4:39 PM CDT  
Att: 38,316 - Roof Closed - 75 F

AB	34
R	7
H	11
RBI	7
BB	6
SO	9
LOB	26









Batter	1	2	3	4	5	6	7	8	9	10	AB	R	H	RBI	BB	SO	LOB	TOP	
30 Nathaniel Lowe, L OBP: 0.370, SLG: 0.370	G3-1		K			L3		L3		L6	5	0	1	0	0	1	2	<b>Texas Rangers @ Philadelphia Phillies</b> Citizens Bank Park, Philadelphia, PA Wed May 04 2022, 6:49 PM - 10:02 PM EDT Att: 21,315 - Partly Cloudy - 65 F	
2 Marcus Semien, R OBP: 0.242, SLG: 0.242	2B			53 G4-6-3	1B	L6			56 CS	HBP	3	0	2	0	0	0	1		
5 Corey Seager, L OBP: 0.314, SLG: 0.398	K			F7		F7			L4		4	0	0	0	0	1	4		
53 Adolis Garcia, R OBP: 0.275, SLG: 0.400	L8			G4-6-3		18 1B 65 P5-2 BB			K	13 S	3	1	0	0	1	1	3		
56 Kole Calhoun, L OBP: 0.162, SLG: 0.172	18 G5-4-3 1B			G3-1		K			CS	L9	4	0	1	0	0	1	1		
18 Mitch Garver, R OBP: 0.282, SLG: 0.311	G5-4-3			K						13 S	3	0	1	0	1	1	1		
41 Eli White, R OBP: 0.364, SLG: 0.368	1-2			K						13 S	0	1	0	0	0	0	0		
65 Zach Reks, L OBP: 0.400, SLG: 0.500	1-2			K						BB	3	0	1	0	0	1	2		
15 Nick Solak, R OBP: 0.319, SLG: 0.366	K			1B						K	1	0	0	0	0	1	2		
68 Joe Barlow, R											0	0	0	0	0	0	0		
13 Brad Miller, L OBP: 0.213, SLG: 0.310			L3		P1			F7		28 S	4	0	1	2	0	0	1		
77 Andy Ibanez, R OBP: 0.292, SLG: 0.339			G4-3					K			2	0	0	0	0	1	0		
28 Jonah Heim, S OBP: 0.476, SLG: 0.676								K		1-2	1	0	0	0	1	1	0		
<b>Inning Stats</b>	R: 0 E: 0 K: 1 S: 11	H: 1 LOB: 1 BB: 0 P: 12	R: 0 E: 0 K: 1 S: 8	H: 1 LOB: 0 BB: 0 P: 10	R: 0 E: 0 K: 1 S: 6	H: 0 LOB: 0 BB: 0 P: 8	R: 0 E: 0 K: 0 S: 3	H: 1 LOB: 0 BB: 0 P: 4	R: 0 E: 0 K: 1 S: 8	H: 1 LOB: 1 BB: 0 P: 12	R: 0 E: 0 K: 1 S: 7	H: 0 LOB: 0 BB: 0 P: 9	R: 0 E: 0 K: 1 S: 7	H: 0 LOB: 0 BB: 0 P: 13	R: 2 E: 0 K: 1 S: 13	H: 1 LOB: 2 BB: 2 P: 22	1B: 6 2B: 2 3B: 0 HR: 0	SF: 0 SAC: 0 DP: 3 HBP: 1	WP: 0 PA: 38 PB: 0 SB: 2 CS: 1
<b>PITCHER</b>	IP WLS BF H R ER SO BB IBB HBP BLK WP HR S P ERA WHIP	45 Zack Wheeler, R ERA: 4.1	46 José Alvarado, L ERA: 3.52	23 Corey Knebel, R ERA: 0.87	52 Brad Hand, L ERA: 2.84	<b>PITCHER</b>	IP WLS BF H R ER SO BB IBB HBP BLK WP HR S P ERA WHIP	45 Zack Wheeler, R ERA: 4.1	46 José Alvarado, L ERA: 3.52	23 Corey Knebel, R ERA: 0.87	52 Brad Hand, L ERA: 2.84								


Batter	1	2	3	4	5	6	7	8	9	10	AB	R	H	RBI	BB	SO	LOB	BOTTOM	
28 Alec Bohm, R OBP: 0.355, SLG: 0.438	K		L6			G6-4-3		G3		K	5	0	0	0	0	2	1	<b>Texas Rangers @ Philadelphia Phillies</b> Citizens Bank Park, Philadelphia, PA Wed May 04 2022, 6:49 PM - 10:02 PM EDT Att: 21,315 - Partly Cloudy - 65 F	
8 Nick Castellanos, R OBP: 0.374, SLG: 0.477	3 C3-6 1B			L9		2B		1B			4	0	3	0	0	0	0		
3 Bryce Harper, L OBP: 0.292, SLG: 0.453	FC3-6			G3		F7		L6			4	0	0	0	0	0	3		
17 Rhys Hoskins, R OBP: 0.297, SLG: 0.356	K			K					F8		3	0	0	0	1	2	1		
10 J.T. Realmuto, R OBP: 0.340, SLG: 0.381	G1-3			G6-4-3 BB		L7		L4			3	0	0	0	1	0	1		
12 Kyle Schwarber, L OBP: 0.309, SLG: 0.482	F8			G6-4-3 BB		F8		F8			3	0	1	0	1	0	1		
24 Roman Quinn, S OBP: 0.375, SLG: 0.286				G6-4-3						2 S	0	0	0	0	0	0	0		
2 Jean Segura, R OBP: 0.277, SLG: 0.333	K			G6-4-3		1B		1B		L1	4	1	1	0	0	1	3		
18 Didi Gregorius, L OBP: 0.338, SLG: 0.356				G3-1		F8				18 DI 37 G3	4	0	1	0	0	1	3		
19 Matt Vierling, R OBP: 0.275, SLG: 0.227	G6-4-3							P3		G3	2	0	0	0	1	0	1		
37 Odúbel Herrera, L OBP: 0.308, SLG: 0.750											1	0	0	1	0	0	0		
<b>Inning Stats</b>	R: 0 E: 0 K: 2 S: 10	H: 1 LOB: 1 BB: 0 P: 15	R: 0 E: 0 K: 1 S: 8	H: 0 LOB: 0 BB: 0 P: 13	R: 0 E: 0 K: 0 S: 6	H: 1 LOB: 0 BB: 0 P: 8	R: 0 E: 0 K: 1 S: 5	H: 0 LOB: 0 BB: 0 P: 10	R: 0 E: 0 K: 0 S: 9	H: 1 LOB: 2 BB: 1 P: 17	R: 0 E: 0 K: 0 S: 10	H: 1 LOB: 1 BB: 0 P: 15	R: 0 E: 0 K: 0 S: 10	H: 1 LOB: 2 BB: 0 P: 15	R: 1 E: 0 K: 2 S: 12	H: 0 LOB: 0 BB: 0 P: 15	1B: 5 2B: 1 3B: 0 HR: 0	SF: 0 SAC: 0 DP: 3 HBP: 0	WP: 0 PA: 37 PB: 0 SB: 1 CS: 0
<b>PITCHER</b>	IP WLS BF H R ER SO BB IBB HBP BLK WP HR S P ERA WHIP	54 Martín Pérez, L ERA: 2.25	45 Matt Moore, L ERA: 0.75	51 Matt Bush, R ERA: 4.35	68 Joe Barlow, R ERA: 2.16	<b>PITCHER</b>	IP WLS BF H R ER SO BB IBB HBP BLK WP HR S P ERA WHIP	54 Martín Pérez, L ERA: 2.25	45 Matt Moore, L ERA: 0.75	51 Matt Bush, R ERA: 4.35	68 Joe Barlow, R ERA: 2.16								



Batter	1	2	3	4	5	6	7	8	9	AB	R	H	RBI	BB	SO	LOB	TOP					
13 Brad Miller, L (1,5) OBP: 0.200, SLG: 0.290										4	0	0	0	0	3	2						
2 Marcus Semien, R (1,4) OBP: 0.261, SLG: 0.253										4	0	2	0	0	1	0						
5 Corey Seager, L (1,6) OBP: 0.302, SLG: 0.381										4	0	0	0	0	0	2						
53 Adolis Garcia, R (1,8) OBP: 0.274, SLG: 0.394										4	0	1	0	0	3	1						
30 Nathaniel Lowe, L (1,10) OBP: 0.337, SLG: 0.354										4	0	0	0	0	4	3						
18 Mitch Garver, R (1,2) OBP: 0.292, SLG: 0.346										4	0	2	0	0	1	0						
41 Eli White, R (9, PR) OBP: 0.364, SLG: 0.368										0	0	0	0	0	0	0						
28 Jonah Heim, S (9, 2) OBP: 0.476, SLG: 0.676										0	0	0	0	0	0	0						
56 Kole Calhoun, L (1,9) OBP: 0.186, SLG: 0.221										4	1	1	1	0	0	2						
65 Zach Reks, L (1,7) OBP: 0.308, SLG: 0.385										3	0	0	0	0	2	1						
77 Andy Ibañez, R (1,3) OBP: 0.294, SLG: 0.328										2	0	0	0	1	0	0						
<b>Inning Stats</b>	R: 0 H: 2 E: 0 K: 2 S: 16	H: 2 R: 0 ER: 0 LOB: 2 P: 25	R: 0 H: 1 E: 0 K: 1 S: 12	H: 1 R: 0 ER: 0 LOB: 2 P: 22	R: 0 H: 0 E: 0 K: 2 S: 10	H: 0 R: 0 ER: 0 LOB: 0 P: 13	R: 0 H: 0 E: 0 K: 1 S: 7	H: 0 R: 0 ER: 0 LOB: 0 P: 10	R: 0 H: 0 E: 0 K: 1 S: 11	H: 0 R: 0 ER: 0 LOB: 0 P: 15	R: 0 H: 1 E: 0 K: 2 S: 14	H: 1 R: 0 ER: 0 LOB: 1 P: 20	R: 1 H: 1 E: 0 K: 2 S: 11	H: 1 R: 0 ER: 0 LOB: 0 P: 17	R: 0 H: 0 E: 0 K: 1 S: 6	H: 0 R: 0 ER: 0 LOB: 0 P: 9	R: 0 H: 1 E: 0 K: 2 S: 8	H: 1 R: 0 ER: 0 LOB: 1 P: 13	1B: 3 2B: 2 HR: 1	SF: 0 SAC: 0 HBP: 0	WP: 0 PB: 0 SB: 0 CS: 0	PA: 34
<b>PITCHER</b>	IP WLS BF H R ER SO BB IBB HBP BLK WP HR S P ERA WHIP																					
45 Gerrit Cole, R (1,1) ERA: 2.67	6.1 25 5 1 1 10 1 0 0 0 0 1 76 114 1.42 0.947																					
43 Jonathan Loáisiga, R (7,1) ERA: 4.63	1.2 5 0 0 0 2 0 0 0 0 0 0 0 11 17 0.00 0.000																					
35 Clay Holmes, R (9,1) ERA: 0.64	1.0 W 4 1 0 0 2 0 0 0 0 0 0 0 8 13 0.00 1.000																					

Texas Rangers @ New York Yankees  
Yankee Stadium, Bronx, NY  
Sun May 08 2022, 1:39 PM - 4:32 PM EDT  
Cloudy - 56 F


AB 33  
R 1  
H 6  
RBI 1  
BB 1  
SO 14  
LOB 11



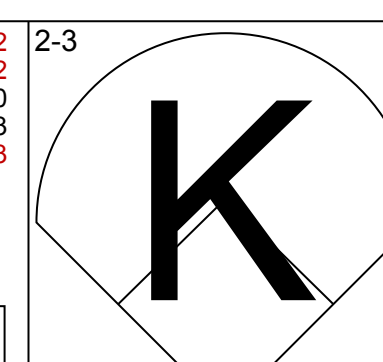
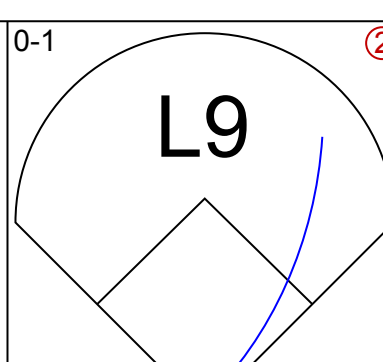
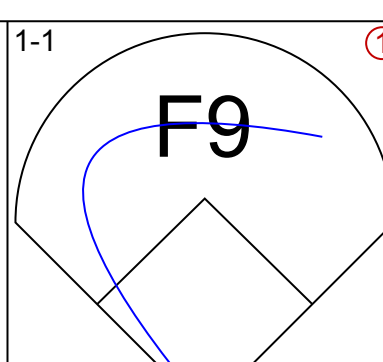
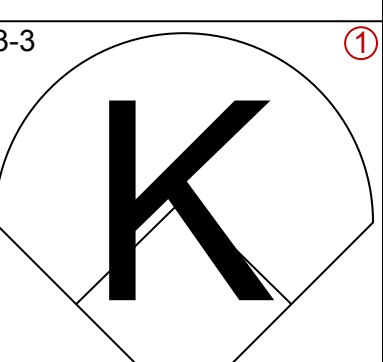
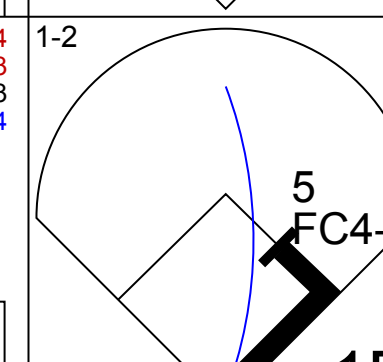
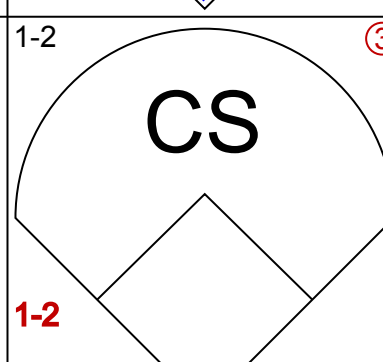
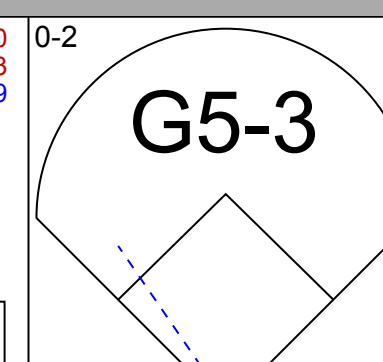
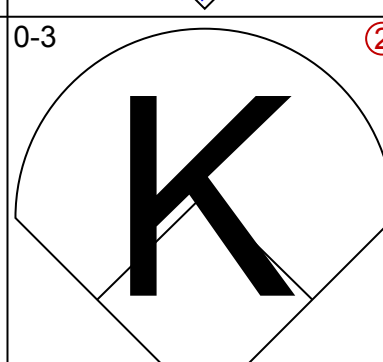
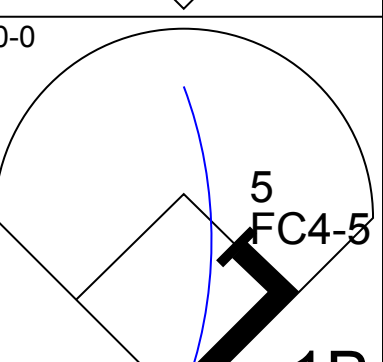
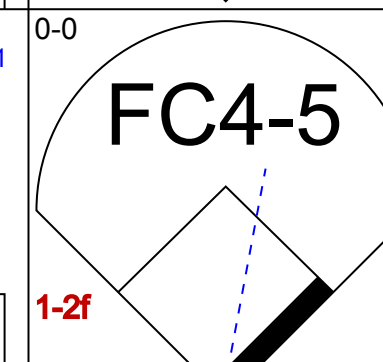
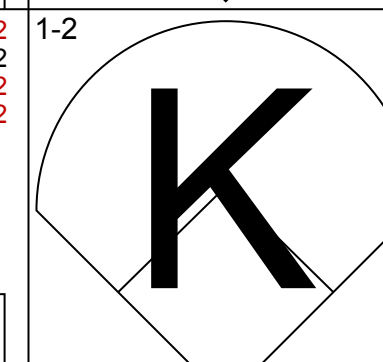
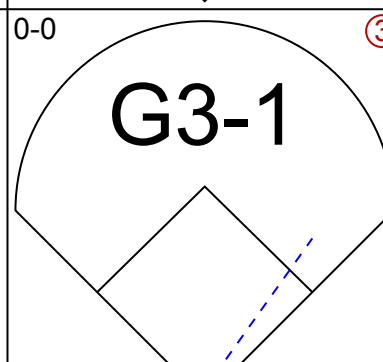
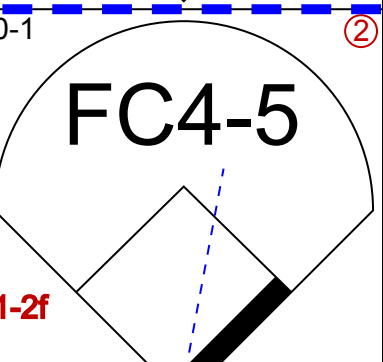
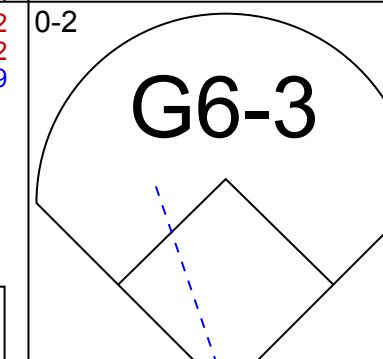
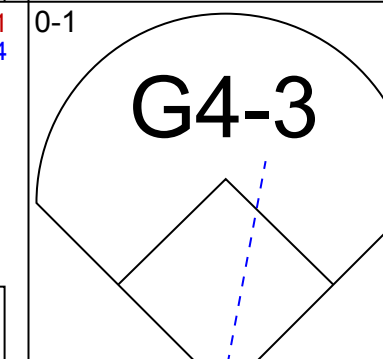

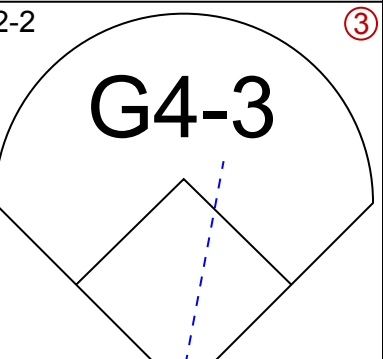
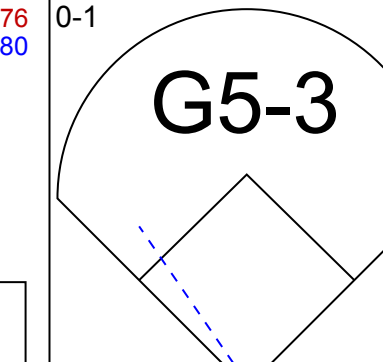
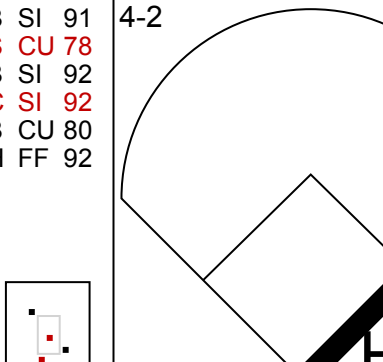


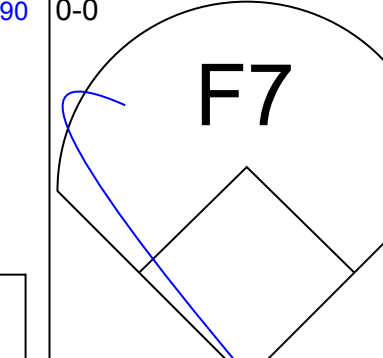
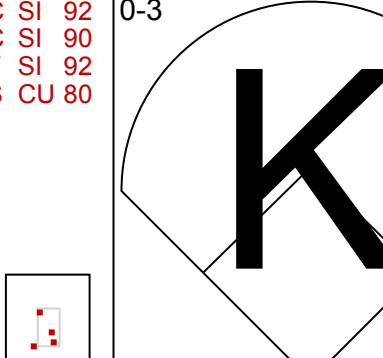


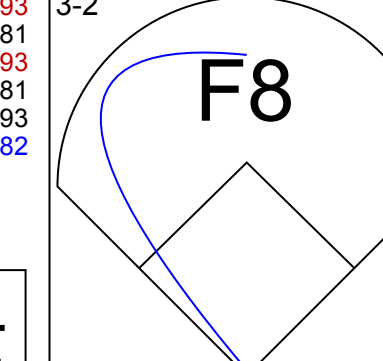
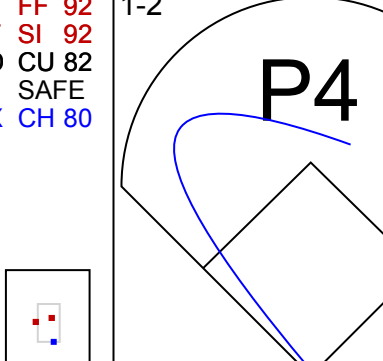


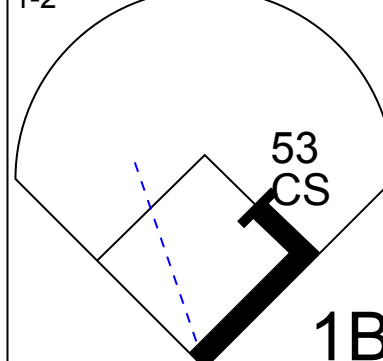



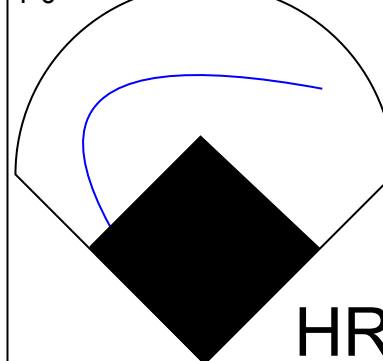


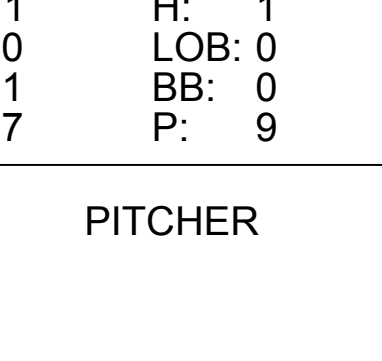
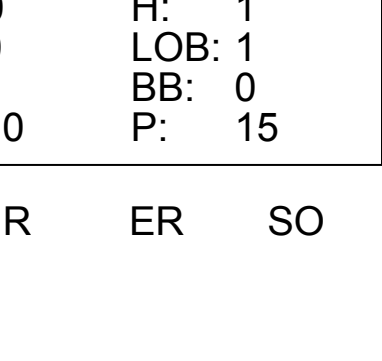



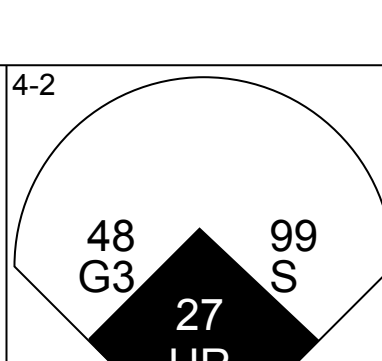


Batter	1	2	3	4	5	6	7	8	9	AB	R	H	RBI	BB	SO	LOB	BOTTOM					
31 Aaron Hicks, S (1,8) OBP: 0.378, SLG: 0.299										4	0	0	0	0	3	4						
99 Aaron Judge, R (1,9) OBP: 0.360, SLG: 0.642										3	1	1	0	1	0	2						
48 Anthony Rizzo, L (1,3) OBP: 0.360, SLG: 0.574										3	0	1	0	1	0	1						
27 Giancarlo Stanton, R (1,10) OBP: 0.295, SLG: 0.427										2	0	0	1	1	1	1						
26 DJ LeMahieu, R (1,5) OBP: 0.347, SLG: 0.404										4	0	1	0	0	0	3						
13 Joey Gallo, L (1,7) OBP: 0.273, SLG: 0.324										4	0	0	0	0	0	2						
25 Gleyber Torres, R (1,4) OBP: 0.268, SLG: 0.461										4	1	2	1	0	1	1						
14 Marwin Gonzalez, S (1,6) OBP: 0.278, SLG: 0.438										3	0	0	0	0	1	2						
66 Kyle Higashioka, R (1,2) OBP: 0.208, SLG: 0.208										2	0	0	0	0	0	1						
<b>Inning Stats</b>	R: 0 H: 0 E: 0 K: 2 S: 12	H: 0 R: 0 ER: 0 LOB: 0 P: 23	R: 0 H: 0 E: 0 K: 1 S: 7	H: 0 R: 0 ER: 0 LOB: 0 P: 11	R: 0 H: 0 E: 0 K: 0 S: 10	H: 0 R: 0 ER: 0 LOB: 0 P: 16	R: 0 H: 0 E: 0 K: 0 S: 6	H: 0 R: 0 ER: 0 LOB: 2 P: 15	R: 0 H: 0 E: 0 K: 2 S: 12	H: 0 R: 0 ER: 0 LOB: 2 P: 19	R: 1 H: 2 E: 0 K: 0 S: 12	H: 2 R: 0 ER: 0 LOB: 1 P: 16	R: 0 H: 1 E: 0 K: 1 S: 13	H: 1 R: 0 ER: 0 LOB: 0 P: 21	R: 0 H: 1 E: 0 K: 0 S: 12	H: 1 R: 0 ER: 0 LOB: 0 P: 18	R: 1 H: 1 E: 0 K: 0 S: 2	H: 1 R: 0 ER: 0 LOB: 0 P: 5	1B: 4 2B: 0 HR: 1	SF: 1 SAC: 1 HBP: 0	WP: 0 PB: 0 SB: 0 CS: 0	PA: 34
<b>PITCHER</b>	IP WLS BF H R ER SO BB IBB HBP BLK WP HR S P ERA WHIP																					
33 Dane Dunning, R (1,1) ERA: 3.38	6.0 24 2 1 1 10 3 0 0 0 0 0 0 59 100 1.50 0.833																					
51 Matt Bush, R (7,1) ERA: 4.09	0.2 4 1 0 0 1 0 0 0 0 0 0 0 11 17 0.00 1.500																					
19 Dennis Santana, R (7,1) ERA: 1.35	0.1 1 0 0 0 0 0 0 0 0 0 0 0 2 4 0.00 0.000																					
32 John King, L (8,1) ERA: 3.09	1.0 L 5 2 1 1 0 0 0 0 0 0 0 1 14 23 9.00 2.000																					

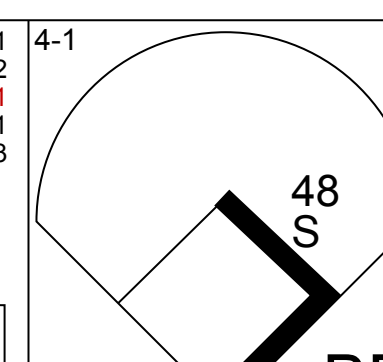
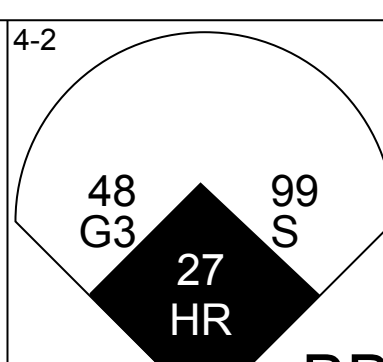
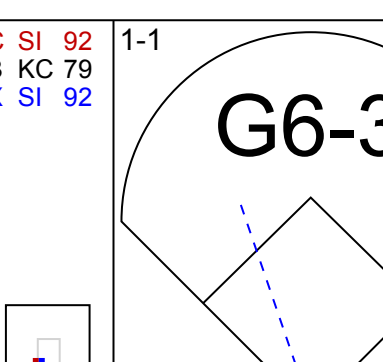
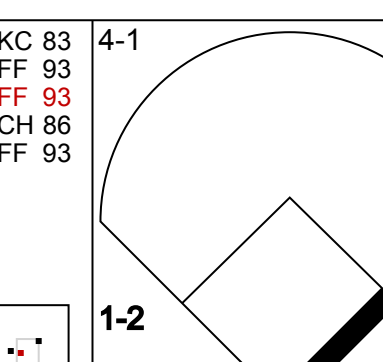
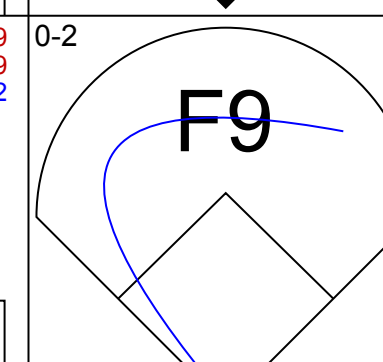
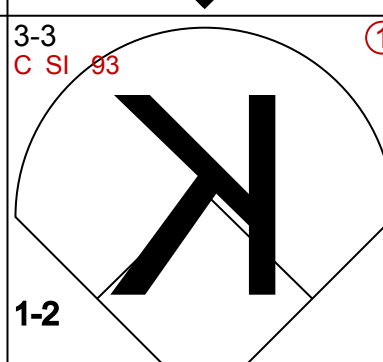
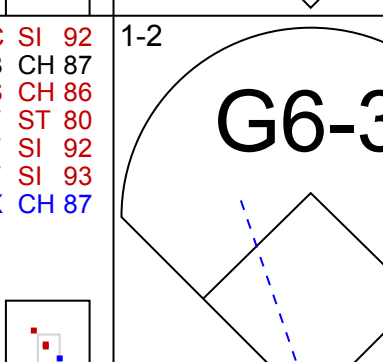
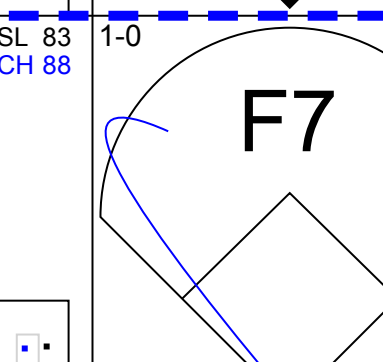
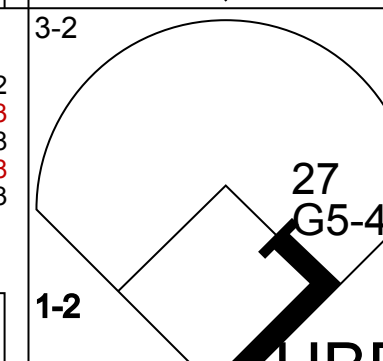
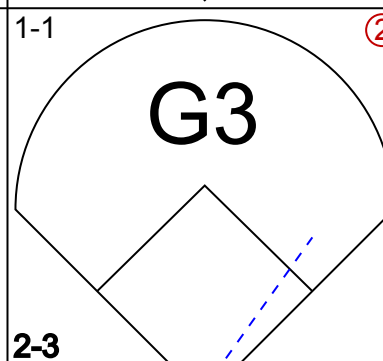


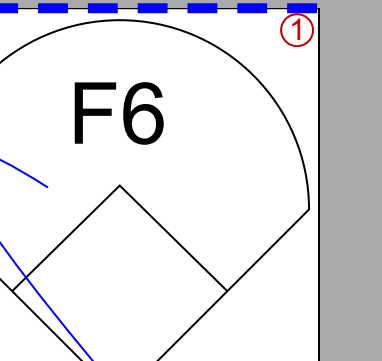
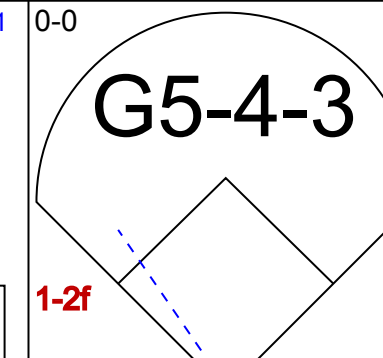
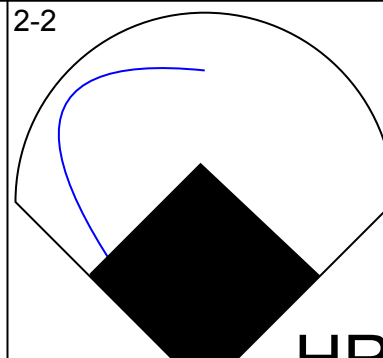


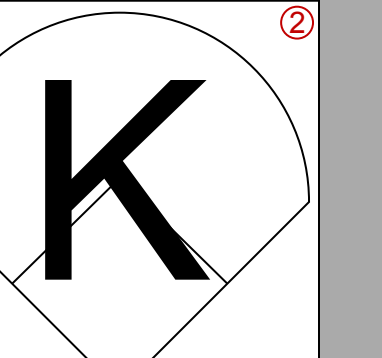

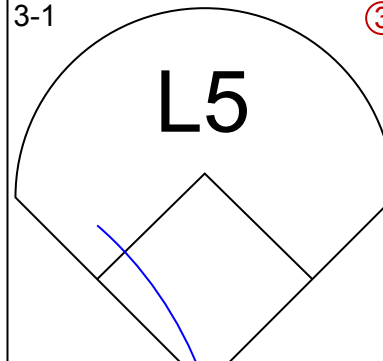


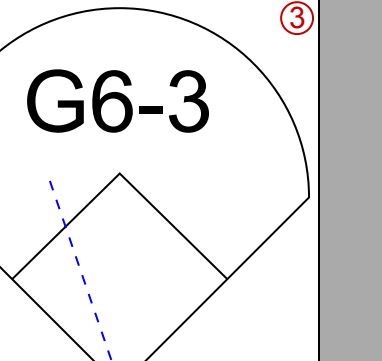



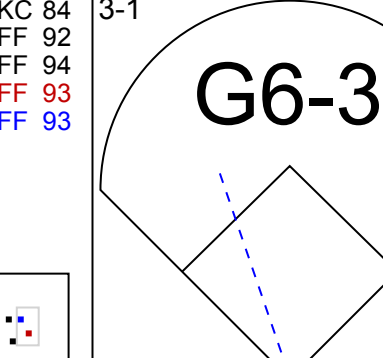




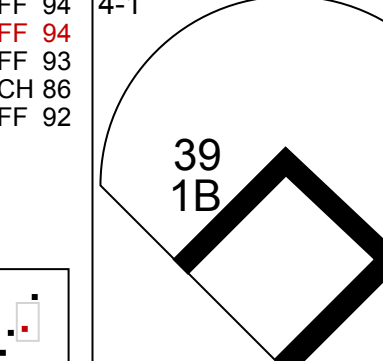




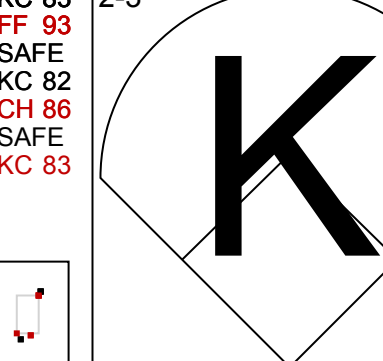
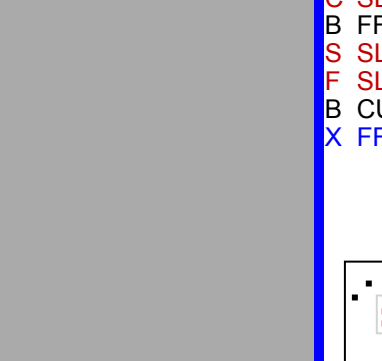


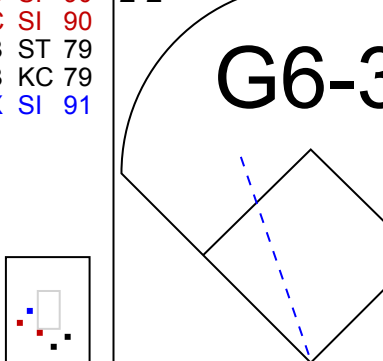
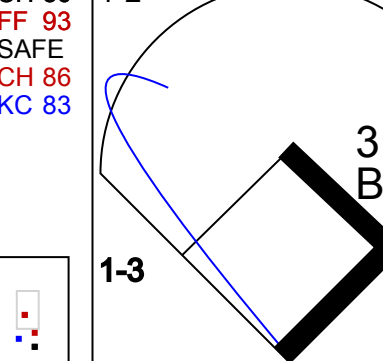
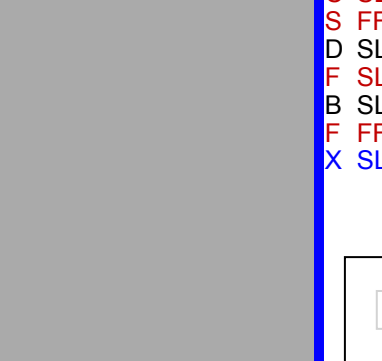
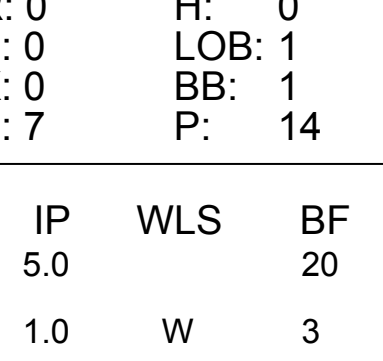

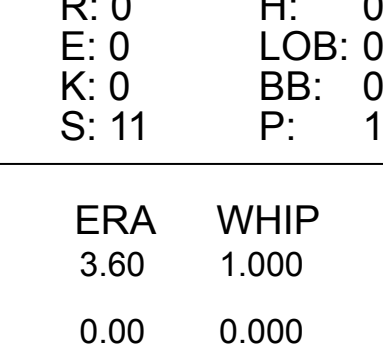
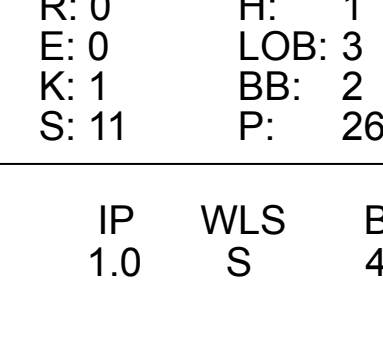
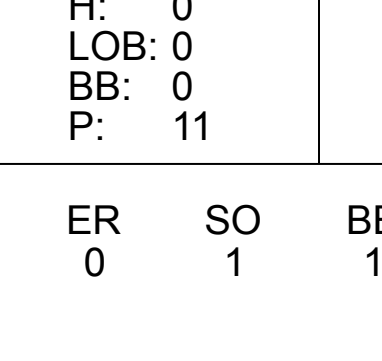
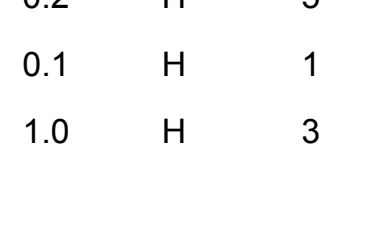




Texas Rangers @ New York Yankees  
Yankee Stadium, Bronx, NY  
Sun May 08 2022, 1:39 PM - 4:32 PM EDT  
Cloudy - 56 F

AB 29  
R 2  
H 5  
RBI 2  
BB 3  
SO 6  
LOB 17

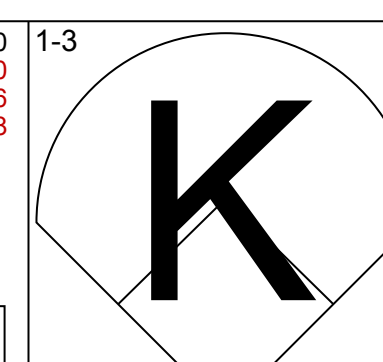
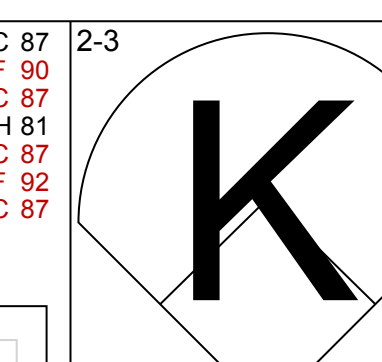
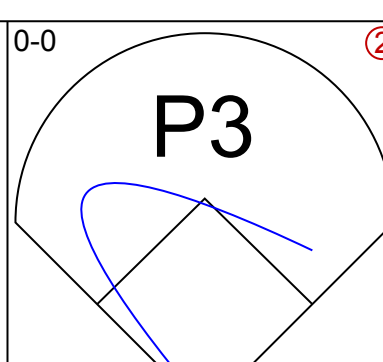
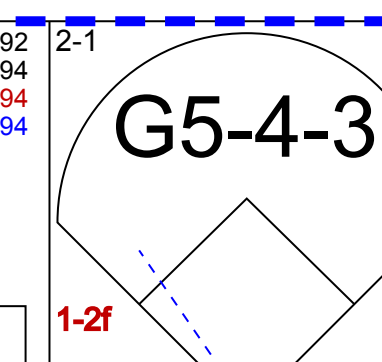
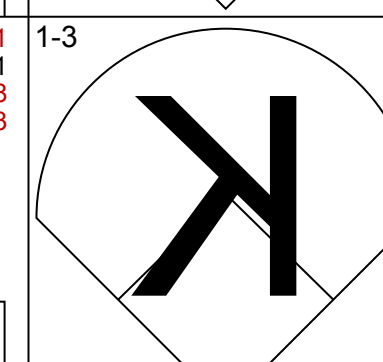
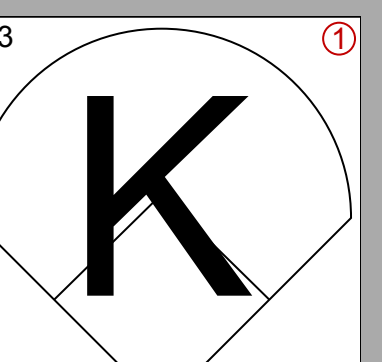
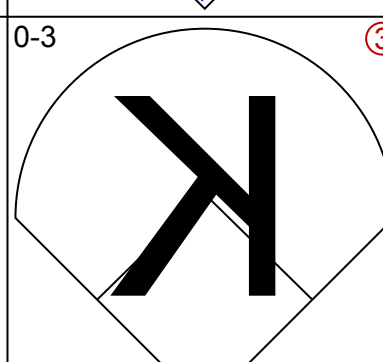
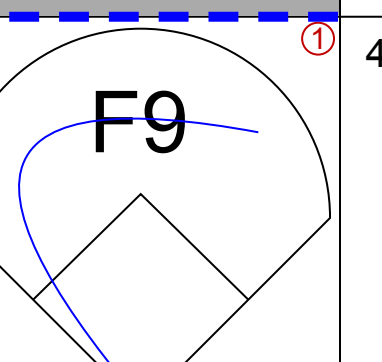
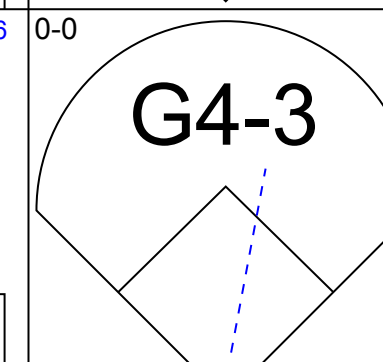
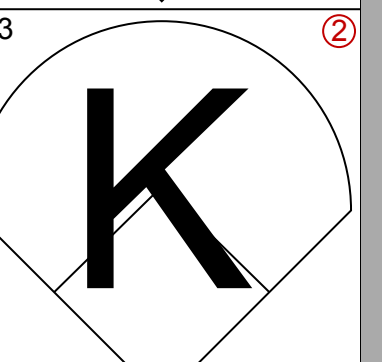
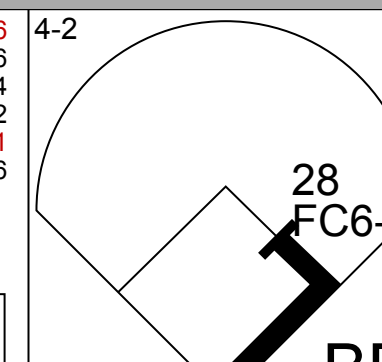
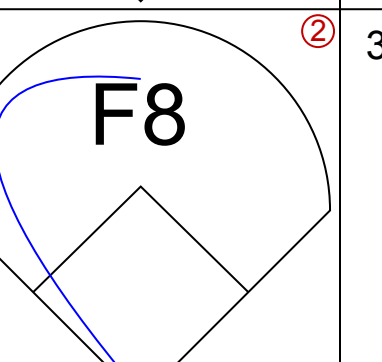
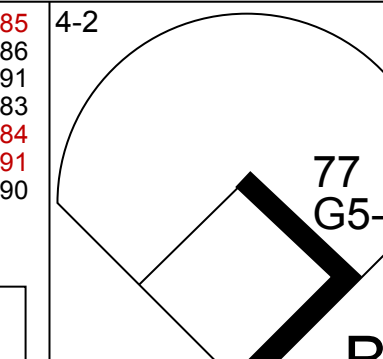
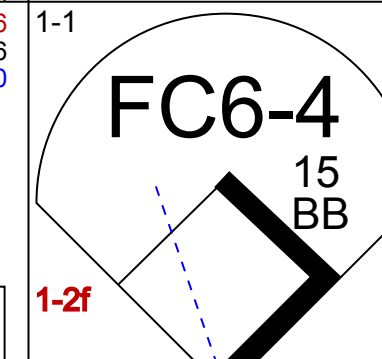
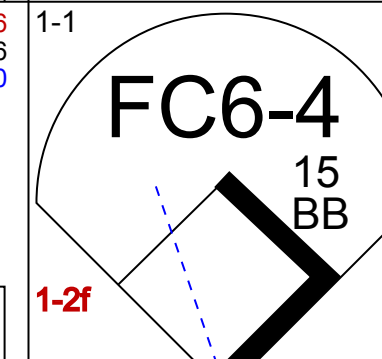
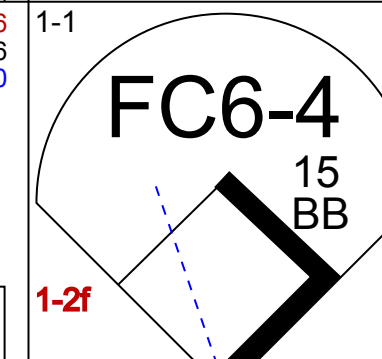
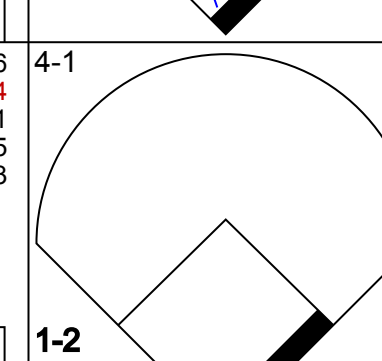
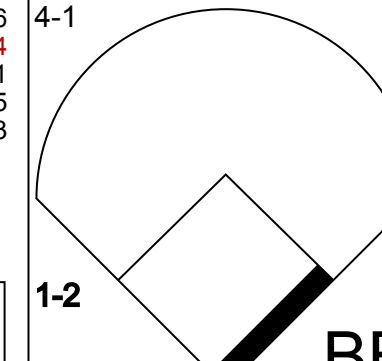
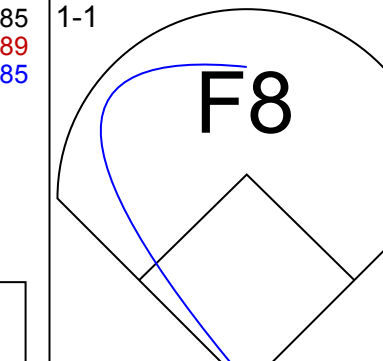
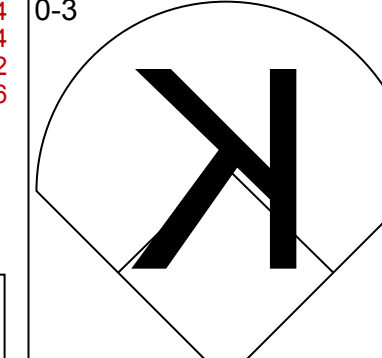
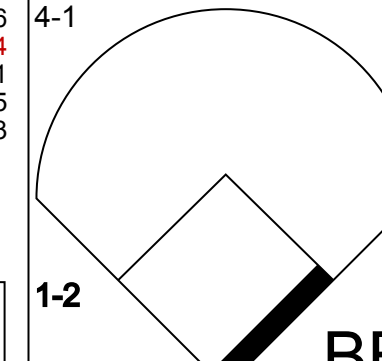
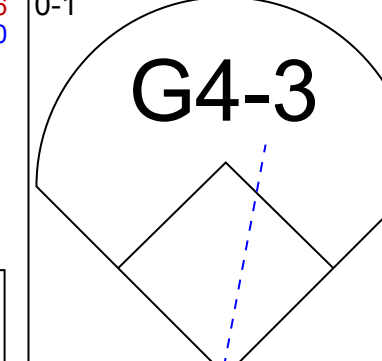
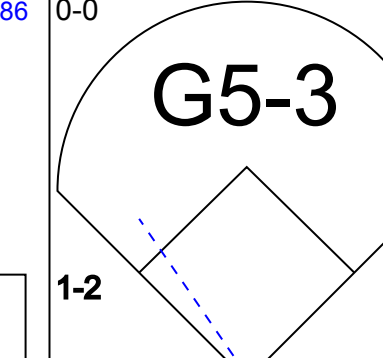
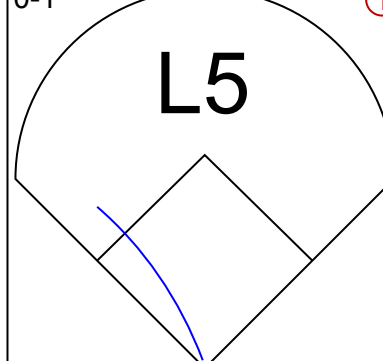
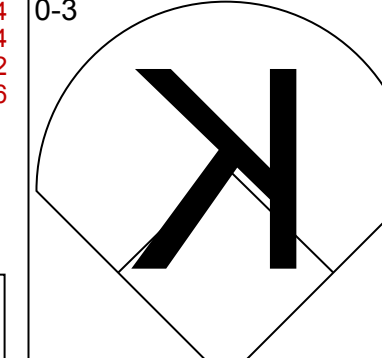
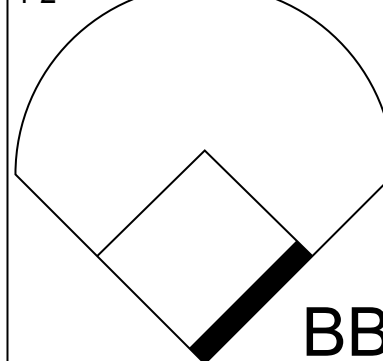
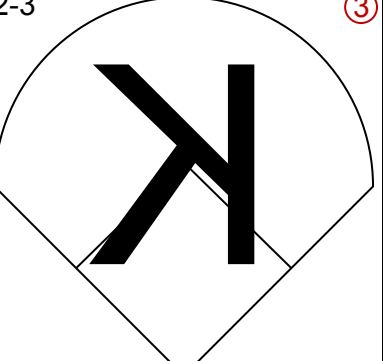
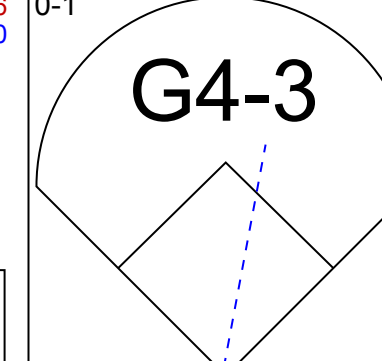
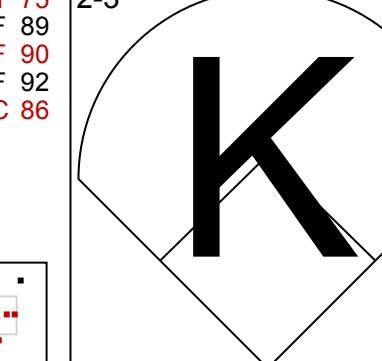
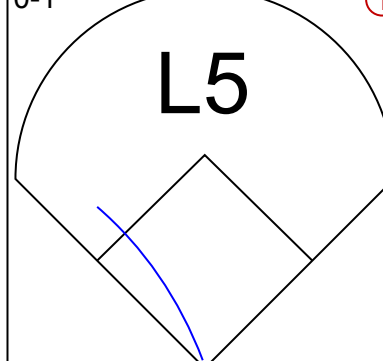
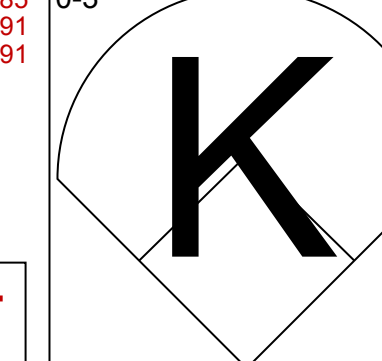
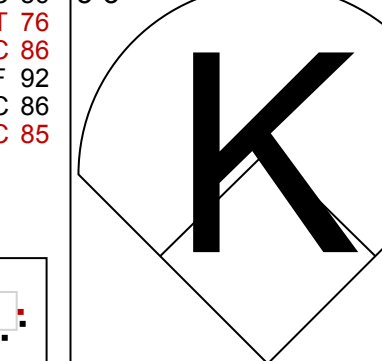
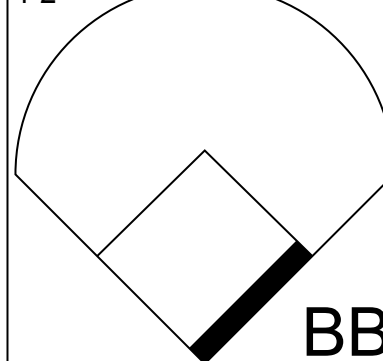
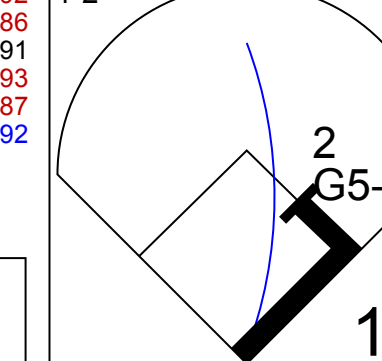




Batter	1	2	3	4	5	6	7	8	9	AB	R	H	RBI	BB	SO	LOB	TOP					
2 Marcus Semien, R OBP: 0.252, SLG: 0.243										4	0	0	0	0	2	1	<p><b>Texas Rangers @ New York Yankees</b>            Yankee Stadium, Bronx, NY            Sun May 08 2022, 5:19 PM - 8:24 PM EDT            Att: 40,714 - Partly Cloudy - 57 F</p>					
53 Adolis Garcia, R OBP: 0.292, SLG: 0.398										4	0	2	0	0	1	0						
5 Corey Seager, L OBP: 0.291, SLG: 0.366										4	0	0	0	0	1	2						
28 Jonah Heim, S OBP: 0.457, SLG: 0.658										4	1	1	0	0	0	2						
15 Nick Solak, R OBP: 0.327, SLG: 0.357										1	0	0	0	0	0	0						
56 Kole Calhoun, L OBP: 0.208, SLG: 0.232										4	0	0	0	0	2	4						
30 Nathaniel Lowe, L OBP: 0.324, SLG: 0.340										4	1	0	0	0	0	4						
77 Andy Ibanez, R OBP: 0.278, SLG: 0.309										2	0	1	0	0	0	1						
11 Charlie Culberson, R OBP: 0.310, SLG: 0.296										2	1	1	2	0	1	1						
13 Brad Miller, L OBP: 0.209, SLG: 0.344										2	1	1	1	0	1	1						
41 Eli White, R OBP: 0.375, SLG: 0.524										1	0	0	0	0	1	0						
65 Zach Reks, L OBP: 0.286, SLG: 0.357										1	0	0	0	0	1	0						
<b>Inning Stats</b>	R: 0 E: 0 K: 1 S: 10	H: 1 LOB: 1 BB: 0 P: 13	R: 0 E: 0 K: 0 S: 6	H: 0 LOB: 0 BB: 0 P: 9	R: 0 E: 0 K: 1 S: 10	H: 1 LOB: 0 BB: 0 P: 13	R: 0 E: 0 K: 1 S: 8	H: 0 LOB: 0 BB: 0 P: 9	R: 0 E: 0 K: 1 S: 12	H: 0 LOB: 1 BB: 0 P: 17	R: 1 E: 0 K: 1 S: 7	H: 1 LOB: 0 BB: 0 P: 9	R: 3 E: 0 K: 2 S: 13	H: 2 LOB: 0 BB: 1 P: 20	R: 0 E: 0 K: 1 S: 10	H: 1 LOB: 1 BB: 0 P: 15	R: 0 E: 0 K: 1 S: 7	H: 1 LOB: 1 BB: 0 P: 12	1B: 4 2B: 1 3B: 0 HR: 2	SF: 0 SAC: 0 DP: 0 HBP: 1	WP: 1 PB: 0 SB: 0 CS: 1	PA: 36
<b>PITCHER</b>	IP WLS BF H R ER SO BB IBB HBP BLK WP HR S P ERA WHIP																					
47 Jordan Montgomery, L ERA: 2.9	(1, 1) 6.0 22 4 2 2 5 0 0 1 0 0 1 54 71 3.00 0.667																					
34 Michael King, R ERA: 1.42	(7, 1) 1.1 L 7 2 2 2 3 1 0 0 0 0 1 1 16 26 13.50 2.250																					
58 Wandy Peralta, L ERA: 1.8	(8, 1) 1.2 6 1 0 0 1 0 0 0 0 0 0 0 13 20 0.00 0.600																					

Batter	1	2	3	4	5	6	7	8	9	AB	R	H	RBI	BB	SO	LOB	BOTTOM					
31 Aaron Hicks, S OBP: 0.395, SLG: 0.294										1	1	0	0	3	0	0	<p><b>Texas Rangers @ New York Yankees</b>            Yankee Stadium, Bronx, NY            Sun May 08 2022, 5:19 PM - 8:24 PM EDT            Att: 40,714 - Partly Cloudy - 57 F</p>					
99 Aaron Judge, R OBP: 0.349, SLG: 0.616										4	0	0	0	0	1	5						
48 Anthony Rizzo, L OBP: 0.357, SLG: 0.557										3	0	0	0	0	0	1						
27 Giancarlo Stanton, R OBP: 0.294, SLG: 0.450										4	1	1	2	0	1	2						
28 Josh Donaldson, R OBP: 0.337, SLG: 0.352										4	0	1	0	0	1	0						
25 Gleyber Torres, R OBP: 0.267, SLG: 0.443										3	0	0	0	1	0	1						
12 Isiah Kiner-Falefa, R OBP: 0.337, SLG: 0.363										2	0	0	0	2	1	1						
90 Estevan Florial, L OBP: 0.263, SLG: 0.412										2	0	0	0	0	0	2						
13 Joey Gallo, L OBP: 0.269, SLG: 0.319										1	0	0	0	0	0	1						
39 Jose Trevino, R OBP: 0.222, SLG: 0.206										3	0	1	0	0	1	2						
26 DJ LeMahieu, R OBP: 0.343, SLG: 0.400										1	0	0	0	0	0	1						
<b>Inning Stats</b>	R: 0 E: 0 K: 0 S: 7	H: 0 LOB: 1 BB: 1 P: 14	R: 0 E: 0 K: 1 S: 12	H: 1 LOB: 2 BB: 1 P: 19	R: 2 E: 0 K: 1 S: 13	H: 1 LOB: 0 BB: 1 P: 26	R: 0 E: 0 K: 0 S: 7	H: 0 LOB: 0 BB: 0 P: 12	R: 0 E: 0 K: 1 S: 11	H: 0 LOB: 0 BB: 0 P: 15	R: 0 E: 0 K: 1 S: 6	H: 0 LOB: 0 BB: 0 P: 9	R: 0 E: 0 K: 1 S: 11	H: 1 LOB: 3 BB: 2 P: 26	R: 0 E: 0 K: 1 S: 9	H: 0 LOB: 0 BB: 0 P: 11	R: 0 E: 0 K: 1 S: 13	H: 0 LOB: 1 BB: 1 P: 24	1B: 2 2B: 0 3B: 0 HR: 1	SF: 0 SAC: 0 DP: 1 HBP: 1	WP: 0 PB: 0 SB: 3 CS: 0	PA: 36
<b>PITCHER</b>	IP WLS BF H R ER SO BB IBB HBP BLK WP HR S P ERA WHIP																					
49 Glenn Otis, R ERA: 3.14	(1, 1) 5.0 20 2 2 2 2 3 0 1 0 0 0 50 86 0.00 1.000																					
43 Garrett Richards, R ERA: 3.6	(6, 1) 1.0 W 3 0 0 0 1 0 0 0 0 0 0 6 9 0.00 0.000																					
45 Matt Moore, L ERA: 0.71	(7, 1) 0.2 H 5 1 0 0 0 1 2 0 0 0 0 10 24 0.00 4.500																					
19 Dennis Santana, R ERA: 1.29	(7, 1) 0.1 H 1 0 0 0 0 0 0 0 0 0 0 1 2 0.00 0.000																					
59 Brett Martin, L ERA: 3.86	(8, 1) 1.0 H 3 0 0 0 0 1 0 0 0 0 0 9 11 0.00 0.000																					
68 Joe Barlow, R ERA: 1.93	(9, 1) 1.0 S 4 0 0 0 0 1 0 0 0 0 0 6 9 0.00 0.000																					

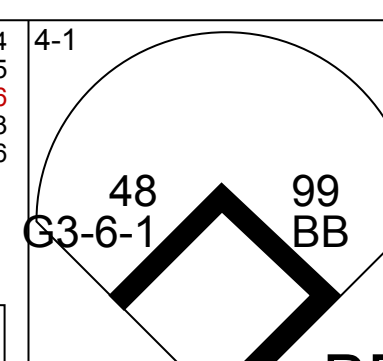
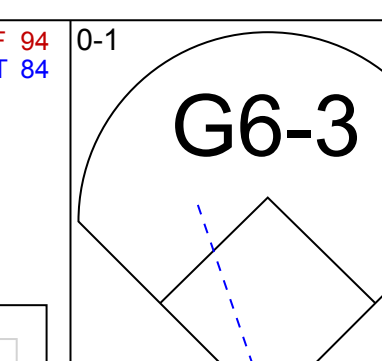
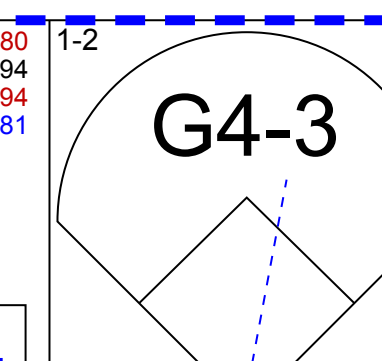
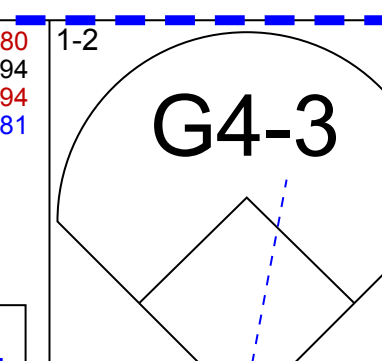
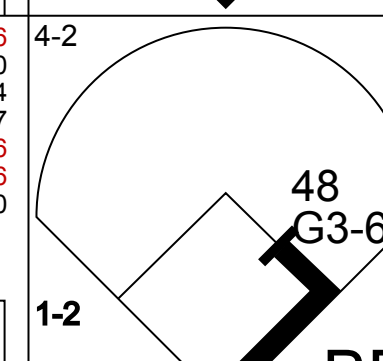
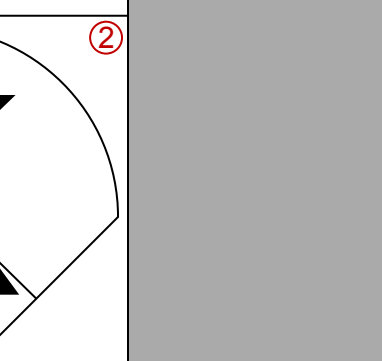
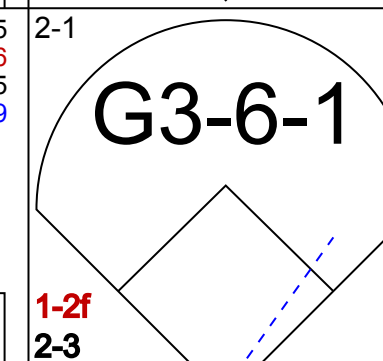
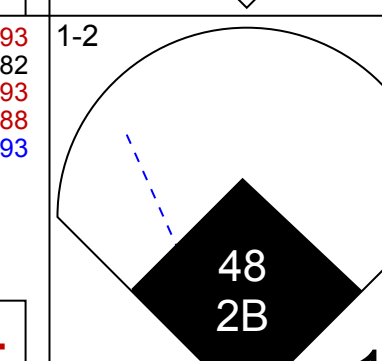
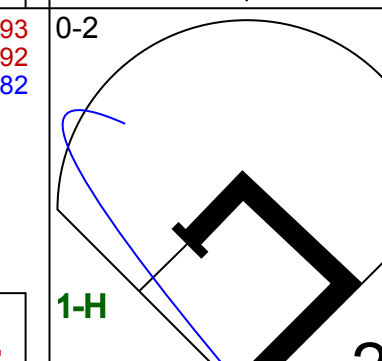
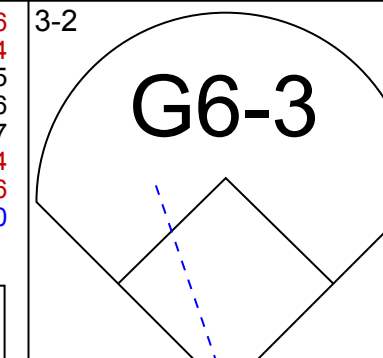
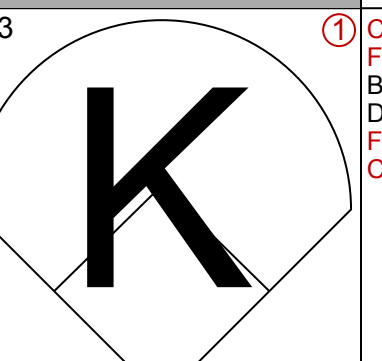
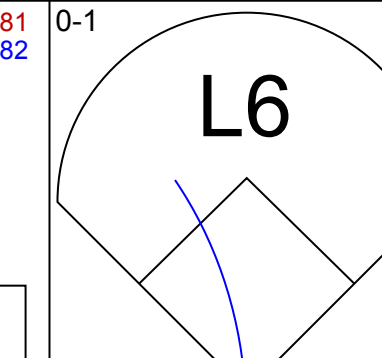
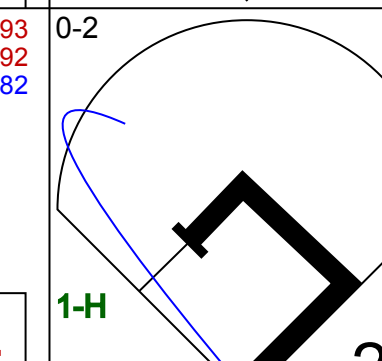
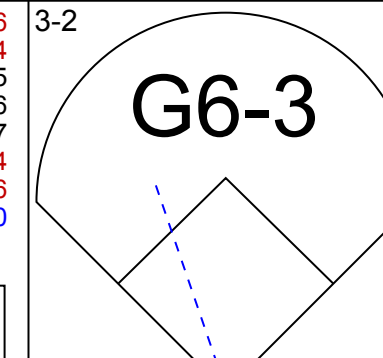

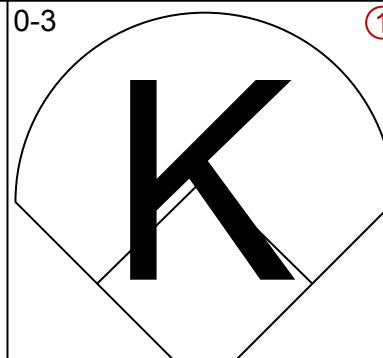
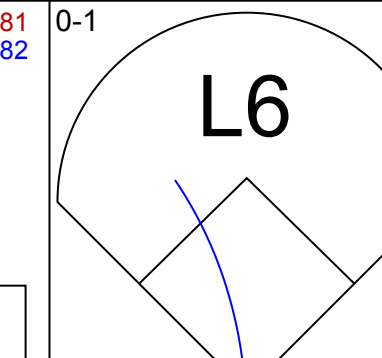
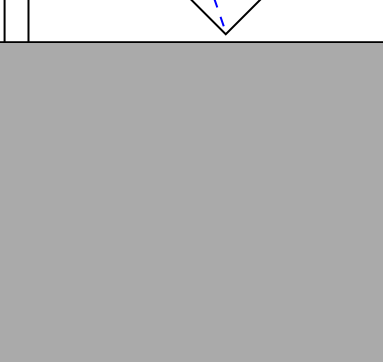

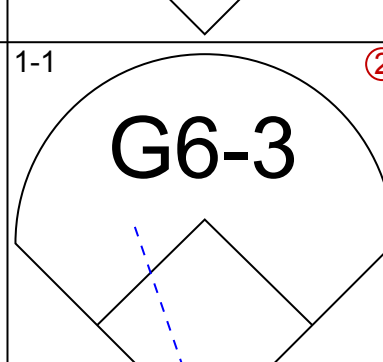


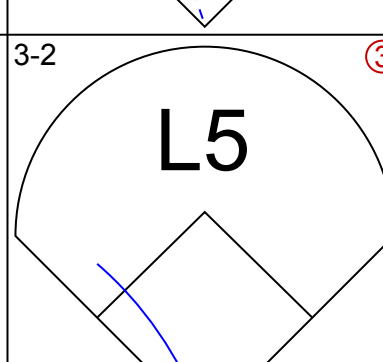
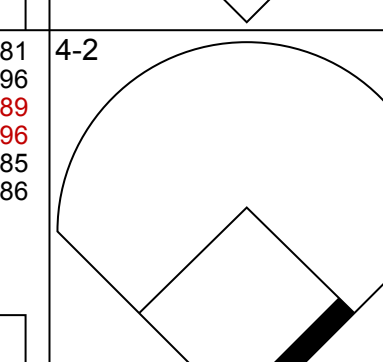
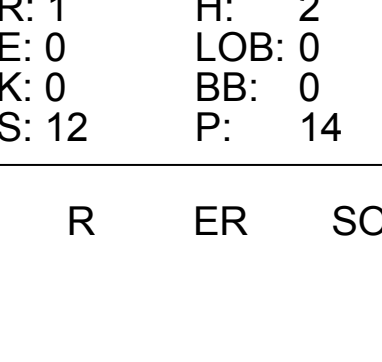

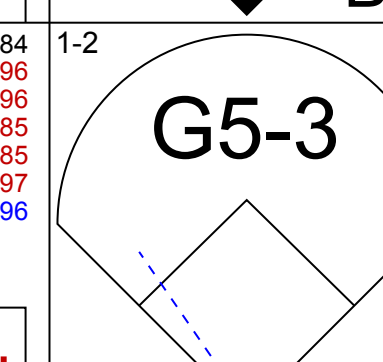



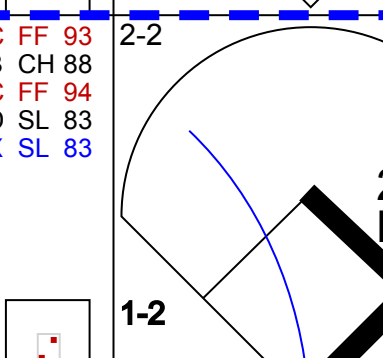
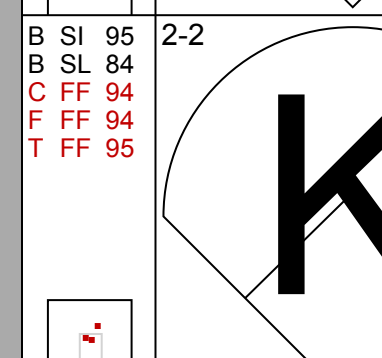
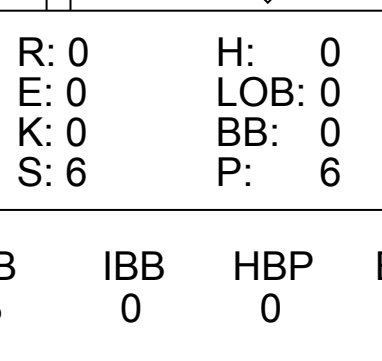
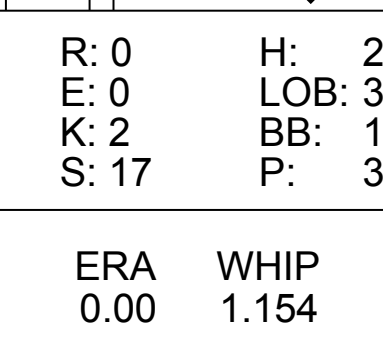
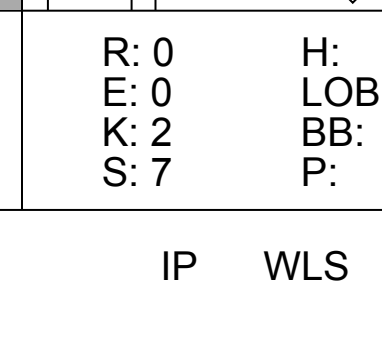


Batter	1	2	3	4	5	6	7	8	9	AB	R	H	RBI	BB	SO	LOB	TOP			
2 Marcus Semien, R (1,4) OBP: 0.244, SLG: 0.234										4	0	0	0	0	2	2				
53 Adolis Garcia, R (1,10) OBP: 0.272, SLG: 0.382										4	0	0	0	0	3	1				
5 Corey Seager, L (1,6) OBP: 0.289, SLG: 0.356										3	0	0	0	1	1	0				
28 Jonah Heim, S (1,2) OBP: 0.460, SLG: 0.634										3	0	1	0	1	0	1				
13 Brad Miller, C (9, PR) OBP: 0.209, SLG: 0.344										0	0	0	0	0	0	0				
15 Nick Solak, R (1,7) OBP: 0.321, SLG: 0.333										3	0	0	0	1	0	2				
77 Andy Ibañez, R (1,3) OBP: 0.267, SLG: 0.296										3	0	0	0	0	1	3				
56 Kole Calhoun, L (1,9) OBP: 0.200, SLG: 0.222										3	0	0	0	0	1	3				
11 Charlie Culberson, R (1,5) OBP: 0.281, SLG: 0.267										3	0	0	0	0	2	0				
41 Eli White, R (1,8) OBP: 0.407, SLG: 0.522										2	0	1	0	1	1	0				
<b>Inning Stats</b>	R: 0 H: 0 E: 0 K: 2 S: 7	H: 0 LOB: 0 BB: 0 P: 9	R: 0 H: 0 E: 0 K: 0 S: 7	H: 0 LOB: 1 BB: 1 P: 12	R: 0 H: 0 E: 0 K: 3 S: 11	H: 0 LOB: 0 BB: 0 P: 18	R: 0 H: 0 E: 0 K: 2 S: 7	H: 0 LOB: 0 BB: 0 P: 8	R: 0 H: 0 E: 0 K: 1 S: 9	H: 0 LOB: 1 BB: 1 P: 15	R: 0 H: 0 E: 0 K: 1 S: 11	H: 0 LOB: 2 BB: 2 P: 20	R: 0 H: 1 E: 0 K: 1 S: 10	H: 1 LOB: 0 BB: 0 P: 13	R: 0 H: 1 E: 0 K: 0 S: 11	H: 1 LOB: 2 BB: 0 P: 20	1B: 2 2B: 0 3B: 0 HR: 0	SF: 0 SAC: 0 DP: 1 HBP: 0	WP: 0 PB: 0 SB: 1 CS: 0	PA: 32
<b>PITCHER</b>	IP	WLS	BF	H	R	ER	SO	BB	IBB	HBP	BLK	WP	HR	S	P	ERA	WHIP			
65 Nestor Cortes, L (1,1) ERA: 1.41	7.1		27	1	0	0	11	4	0	0	0	0	0	68	103	0.00	0.682			
35 Clay Holmes, R (8,1) ERA: 0.51	0.2	W	1	0	0	0	0	0	0	0	0	0	0	2	4	0.00	0.000			
54 Aroldis Chapman, L (9,1) ERA:	1.0	S	4	1	0	0	0	0	0	0	0	0	0	11	20	0.00	1.000			

Texas Rangers @ New York Yankees  
Yankee Stadium, Bronx, NY  
Mon May 09 2022, 1:10 PM - 3:51 PM EDT  
Att: 34,866 - Sunny - 64 F


AB 28  
R 0  
H 2  
RBI 0  
BB 4  
SO 11  
LOB 12



Batter	1	2	3	4	5	6	7	8	9	AB	R	H	RBI	BB	SO	LOB	BOTTOM			
26 DJ LeMahieu, R (1,5) OBP: 0.350, SLG: 0.391										2	0	0	0	2	0	0				
99 Aaron Judge, R (1,8) OBP: 0.354, SLG: 0.608										3	1	1	0	1	1	3				
48 Anthony Rizzo, L (1,3) OBP: 0.353, SLG: 0.554										4	0	1	1	0	2	5				
27 Giancarlo Stanton, R (1,9) OBP: 0.283, SLG: 0.433										4	0	0	0	0	2	1				
31 Aaron Hicks, S (9,8) OBP: 0.395, SLG: 0.294										0	0	0	0	0	0	0				
28 Josh Donaldson, R (1,10) OBP: 0.336, SLG: 0.352										3	0	1	0	0	1	0				
25 Cleyber Torres, R (1,4) OBP: 0.258, SLG: 0.427										3	0	0	0	0	1	1				
13 Joey Gallo, L (1,7) OBP: 0.284, SLG: 0.324										2	0	1	0	1	1	0				
12 Isiah Kiner-Falefa, R (1,6) OBP: 0.326, SLG: 0.349										3	0	0	0	0	0	2				
39 Jose Trevino, R (1,2) OBP: 0.231, SLG: 0.216										3	0	1	0	0	1	0				
<b>Inning Stats</b>	R: 0 H: 0 E: 0 K: 0 S: 11	H: 0 LOB: 1 BB: 2 P: 24	R: 0 H: 0 E: 0 K: 2 S: 14	H: 0 LOB: 1 BB: 1 P: 20	R: 0 H: 0 E: 0 K: 0 S: 6	H: 0 LOB: 0 BB: 0 P: 6	R: 0 H: 1 E: 0 K: 2 S: 13	H: 1 LOB: 0 BB: 0 P: 19	R: 0 H: 2 E: 0 K: 2 S: 17	H: 2 LOB: 3 BB: 1 P: 30	R: 0 H: 0 E: 0 K: 1 S: 10	H: 0 LOB: 0 BB: 0 P: 14	R: 0 H: 0 E: 0 K: 2 S: 7	H: 0 LOB: 0 BB: 0 P: 9	R: 1 H: 2 E: 0 K: 0 S: 12	H: 2 LOB: 0 BB: 0 P: 14	1B: 4 2B: 1 3B: 0 HR: 0	SF: 0 SAC: 0 DP: 1 HBP: 0	WP: 0 PB: 0 SB: 0 CS: 0	PA: 31
<b>PITCHER</b>	IP	WLS	BF	H	R	ER	SO	BB	IBB	HBP	BLK	WP	HR	S	P	ERA	WHIP			
22 Jon Gray, R (1,1) ERA: 5.51	4.1		17	2	0	0	4	3	0	0	0	0	0	50	77	0.00	1.154			
46 Brock Burke, L (5,1) ERA: 1.02	2.2		10	1	0	0	5	1	0	0	0	0	0	28	45	0.00	0.750			
59 Brett Martin, L (8,1) ERA: 4.35	1.0	L	4	2	1	1	0	0	0	0	0	0	0	12	14	9.00	2.000			

Texas Rangers @ New York Yankees  
Yankee Stadium, Bronx, NY  
Mon May 09 2022, 1:10 PM - 3:51 PM EDT  
Att: 34,866 - Sunny - 64 F

AB 27  
R 1  
H 5  
RBI 1  
BB 4  
SO 9  
LOB 12









Batter	1	2	3	4	5	6	7	8	9	AB	R	H	RBI	BB	SO	LOB	TOP								
7 Bobby Witt Jr. R OBP: 0.248, SLG: 0.324	F9		F7		E6		FC5		K	5	0	1	3	0	1	2	<b>Kansas City Royals @ Texas Rangers</b> Globe Life Field, Arlington, TX Wed May 11 2022, 7:07 PM - 10:02 PM CDT Att: 15,561 - Roof Closed - 72 F								
16 Andrew Benintendi L OBP: 0.363, SLG: 0.362	K		L8		FC6-2				F8	4	0	0	0	1	1	3									
13 Salvador Perez R OBP: 0.239, SLG: 0.396	G6-3				E3		L7		IBB	4	1	1	0	1	0	3									
Ryan O'Hearn L OBP: 0.185, SLG: 0.087	G4-3				L9		K			4	0	0	0	0	1	5									
26 Emmanuel Rivera R, PH OBP: 0.333, SLG: 0.375							F8		E	1	1	1	3	0	0	0									
17 Hunter Dozier R OBP: 0.293, SLG: 0.441					L8				E5	4	0	0	0	1	1	1									
28 Kyle Isbel L OBP: 0.222, SLG: 0.231	K				G3		G4-3		F7	5	0	0	0	0	1	3									
2 Michael Taylor R OBP: 0.208, SLG: 0.282	G3						K		G5-3	3	1	0	0	1	1	1									
15 Whit Merrifield R OBP: 0.207, SLG: 0.223					HR		E1			4	4	4	1	0	0	0									
8 Nicky Lopez L OBP: 0.316, SLG: 0.247	G4-3				K		G4-3			4	1	1	0	0	1	3									
<b>Inning Stats</b>	R: 0 H: 0 E: 0 K: 1 S: 6	H: 0 LOB: 0 BB: 0 P: 9	R: 0 H: 0 E: 0 K: 1 S: 11	H: 0 LOB: 1 BB: 1 P: 18	R: 1 H: 1 E: 0 K: 0 S: 12	H: 1 LOB: 0 BB: 0 P: 16	R: 0 H: 0 E: 0 K: 0 S: 8	H: 1 LOB: 1 BB: 0 P: 13	R: 2 H: 2 E: 2 K: 2 S: 16	H: 2 LOB: 2 BB: 1 P: 26	R: 0 H: 0 E: 0 K: 2 S: 10	H: 0 LOB: 0 BB: 0 P: 13	R: 1 H: 1 E: 1 K: 0 S: 14	H: 1 LOB: 2 BB: 1 P: 24	R: 0 H: 0 E: 0 K: 0 S: 7	H: 0 LOB: 0 BB: 0 P: 10	R: 4 H: 3 E: 1 K: 1 S: 14	H: 3 LOB: 1 BB: 1 P: 19	1B: 4 2B: 2 3B: 1 HR: 1	SF: 0 SAC: 0 DP: 0 HBP: 0	WP: 1 PB: 0 SB: 2 CS: 0	PA: 42			
<b>PITCHER</b>	IP	WLS	BF	H	R	ER	SO	BB	IBB	HBP	BLK	WP	HR	S	P	ERA	WHIP								
51 Matt Bush R ERA: 3.75	1.0		3	0	0	0	1	0	0	0	0	0	0	6	9	0.00	0.000								
39 Kolby Allard L ERA: 5.4	3.0	L	12	2	1	1	1	1	0	0	0	0	1	31	47	3.00	1.000								
43 Garrett Richards R ERA: 5.23	0.1		4	2	2	2	1	1	0	0	0	0	0	10	16	54.00	9.000								
59 Brett Martin L ERA: 3.75	1.2		6	0	0	0	3	0	0	0	0	0	0	16	23	0.00	0.000								
19 Dennis Santana R ERA: 2.25	1.0		6	1	1	1	0	1	0	0	0	1	0	14	24	9.00	2.000								
<b>PITCHER</b>	IP	WLS	BF	H	R	ER	SO	BB	IBB	HBP	BLK	WP	HR	S	P	ERA	WHIP								
45 Matt Moore L ERA: 2.45	2.0		11	3	4	3	1	0	1	0	0	0	0	21	29	13.50	1.500								

Batter	1	2	3	4	5	6	7	8	9	AB	R	H	RBI	BB	SO	LOB	BOTTOM								
2 Marcus Semien R OBP: 0.228, SLG: 0.217	G6-3		K				G1		G6-3	4	0	0	0	0	1	2	<b>Kansas City Royals @ Texas Rangers</b> Globe Life Field, Arlington, TX Wed May 11 2022, 7:07 PM - 10:02 PM CDT Att: 15,561 - Roof Closed - 72 F								
77 Andy Ibañez R OBP: 0.266, SLG: 0.284	P6				K				G6-3	3	0	0	0	1	1	0									
5 Corey Seager L OBP: 0.303, SLG: 0.441	K				G3		L6			4	1	1	1	0	1	1									
53 Adolis Garcia R OBP: 0.262, SLG: 0.364	F9				K		G6-3		K	4	0	0	0	0	2	0									
15 Nick Solak R OBP: 0.328, SLG: 0.358	F9						G3-1		K	4	0	1	0	0	1	0									
30 Nathaniel Lowe L OBP: 0.304, SLG: 0.318	G4-3				G4-6-3		F8			3	0	0	0	0	0	1									
41 Eli White R OBP: 0.382, SLG: 0.448	F9				K					3	0	1	0	0	1	0									
55 Sam Huff R OBP: 0.333, SLG: 0.333	K						G6-3			3	0	1	0	0	1	0									
11 Charlie Culberson R OBP: 0.314, SLG: 0.281										1	0	1	0	0	0	0									
13 Brad Miller L OBP: 0.236, SLG: 0.406							HR		G4-6-3	2	1	1	1	0	0	2									
<b>Inning Stats</b>	R: 0 H: 0 E: 0 K: 1 S: 5	H: 0 LOB: 0 BB: 0 P: 8	R: 0 H: 0 E: 0 K: 0 S: 6	H: 0 LOB: 0 BB: 0 P: 9	R: 0 H: 1 E: 0 K: 2 S: 12	H: 1 LOB: 0 BB: 0 P: 17	R: 0 H: 0 E: 0 K: 2 S: 8	H: 0 LOB: 0 BB: 0 P: 12	R: 0 H: 1 E: 0 K: 1 S: 6	H: 1 LOB: 0 BB: 0 P: 10	R: 1 H: 1 E: 0 K: 0 S: 13	H: 1 LOB: 1 BB: 1 P: 23	R: 0 H: 0 E: 0 K: 0 S: 6	H: 0 LOB: 0 BB: 0 P: 9	R: 0 H: 2 E: 0 K: 0 S: 8	H: 2 LOB: 0 BB: 0 P: 11	R: 1 H: 1 E: 0 K: 2 S: 10	H: 1 LOB: 0 BB: 0 P: 14	1B: 4 2B: 0 3B: 0 HR: 2	SF: 0 SAC: 0 DP: 2 HBP: 0	WP: 0 PB: 0 SB: 0 CS: 0	PA: 32			
<b>PITCHER</b>	IP	WLS	BF	H	R	ER	SO	BB	IBB	HBP	BLK	WP	HR	S	P	ERA	WHIP								
67 Gabe Speier L ERA: 2.05	2.0	W	10	2	0	0	5	0	0	0	0	0	0	26	39	0.00	0.667								
40 Collin Snider R ERA: 4.38	1.0	H	5	1	1	1	0	1	0	0	0	0	1	13	23	9.00	2.000								
45 Taylor Clarke R ERA: 0.75	1.0	H	5	2	0	0	0	0	0	0	0	0	0	11	17	0.00	2.000								
58 Scott Barlow R ERA: 1.35	1.0	H	2	0	0	0	0	0	0	0	0	0	0	3	3	0.00	0.000								
<b>PITCHER</b>	IP	WLS	BF	H	R	ER	SO	BB	IBB	HBP	BLK	WP	HR	S	P	ERA	WHIP								
50 Kris Bubic L ERA: 12.83	1.0		4	1	1	1	2	0	0	0	0	0	0	1	14	9.00	1.000								



Batter	1	2	3	4	5	6	7	8	9	AB	R	H	RBI	BB	SO	LOB	TOP											
15 Whit Merrifield, R OBP: 0.206, SLG: 0.222										5	1	1	0	0	1	3	<p><b>Kansas City Royals @ Texas Rangers</b>            Globe Life Field, Arlington, TX            Thu May 12 2022, 7:10 PM - 10:00 PM CDT            Att: 14,994 - Roof Closed - 72 F</p>											
16 Andrew Benintendi, L OBP: 0.366, SLG: 0.361										3	0	1	0	1	1	0												
13 Salvador Perez, R OBP: 0.240, SLG: 0.391										4	0	1	1	0	0	1												
28 Kyle Isbel, L OBP: 0.222, SLG: 0.231										0	0	0	0	0	0	0												
17 Hunter Dozier, R OBP: 0.291, SLG: 0.427										3	0	0	0	1	1	3												
7 Bobby Witt Jr., R OBP: 0.239, SLG: 0.312										4	0	0	0	0	3	4												
26 Emmanuel Rivera, R OBP: 0.333, SLG: 0.333										2	0	0	0	1	1	1												
Ryan O'Hearn, L OBP: 0.214, SLG: 0.125										1	0	1	0	0	0	0												
2 Michael Taylor, R OBP: 0.305, SLG: 0.280										4	0	1	0	0	2	1												
8 Nicky Lopez, L OBP: 0.304, SLG: 0.236										4	0	0	0	0	0	3												
48 Sebastián Rivera, R OBP: 0.400, SLG: 0.353										1	0	0	0	1	0	0												
1 MJ Melendez, L OBP: 0.400, SLG: 0.353										1	0	0	0	1	0	0												
<b>Inning Stats</b>	R: 0 E: 0 K: 2 S: 10	H: 0 LOB: 0 BB: 0 P: 11	R: 0 E: 0 K: 1 S: 10	H: 1 LOB: 2 BB: 1 P: 15	R: 0 E: 0 K: 0 S: 6	H: 0 LOB: 0 BB: 0 P: 10	R: 0 E: 0 K: 2 S: 10	H: 0 LOB: 1 BB: 1 P: 18	R: 0 E: 0 K: 0 S: 5	H: 0 LOB: 1 BB: 1 P: 10	R: 0 E: 0 K: 0 S: 7	H: 0 LOB: 1 BB: 1 P: 16	R: 0 E: 0 K: 1 S: 8	H: 0 LOB: 0 BB: 0 P: 14	R: 1 E: 0 K: 2 S: 10	H: 3 LOB: 2 BB: 0 P: 15	R: 0 E: 0 K: 1 S: 13	H: 1 LOB: 2 BB: 1 P: 19	1B: 5 2B: 0 3B: 0 HR: 0	SF: 0 SAC: 0 DP: 0 HBP: 0	WP: 0 PB: 0 SB: 1 CS: 0	PA: 37						
<b>PITCHER</b>	IP	WLS	BF	H	R	ER	SO	BB	IBB	HBP	BLK	WP	HR	S	P	ERA	WHIP											
52 Taylor Hearn, L ERA: 5.26	(1, 1)	5.0	W	19	1	0	0	5	3	0	0	0	0	0	41	64	0.00	0.800										
46 Brock Burke, L ERA: 1.45	(6, 1)	2.0	H	7	0	0	0	1	1	0	0	0	0	0	15	30	0.00	0.500										
32 John King, L ERA: 3.21	(8, 1)	0.2	H	5	3	1	1	1	0	0	0	0	0	7	11	13.50	4.500											
51 Matt Bush, R ERA: 3.85	(8, 1)	0.1	H	1	0	0	0	1	0	0	0	0	0	3	4	0.00	0.000											
68 Joe Barlow, R ERA: 1.59	(9, 1)	1.0	S	5	1	0	0	1	1	0	0	0	0	13	19	0.00	2.000											

Batter	1	2	3	4	5	6	7	8	9	AB	R	H	RBI	BB	SO	LOB	BOTTOM											
13 Brad Miller, L OBP: 0.263, SLG: 0.458										3	2	2	1	1	0	3	<p><b>Kansas City Royals @ Texas Rangers</b>            Globe Life Field, Arlington, TX            Thu May 12 2022, 7:10 PM - 10:00 PM CDT            Att: 14,994 - Roof Closed - 72 F</p>											
28 Jonah Heim, S OBP: 0.431, SLG: 0.571										4	0	0	0	0	0	6												
5 Corey Seager, L OBP: 0.302, SLG: 0.430										3	0	0	0	1	0	0												
53 Adolis García, R OBP: 0.262, SLG: 0.377										4	1	1	0	0	1	2												
56 Kole Calhoun, L OBP: 0.217, SLG: 0.228										3	0	1	1	1	2	0												
15 Nick Solak, R OBP: 0.323, SLG: 0.351										4	0	1	0	0	0	3												
30 Nathaniel Lowe, L OBP: 0.294, SLG: 0.306										4	0	0	0	0	1	2												
41 Eli White, R OBP: 0.395, SLG: 0.438										3	0	1	0	1	2	1												
77 Andy Ibáñez, R OBP: 0.268, SLG: 0.276										2	0	0	0	1	0	1												
<b>Inning Stats</b>	R: 1 E: 0 K: 0 S: 13	H: 2 LOB: 2 BB: 1 P: 22	R: 0 E: 0 K: 0 S: 15	H: 1 LOB: 1 BB: 1 P: 24	R: 0 E: 0 K: 1 S: 12	H: 0 LOB: 0 BB: 0 P: 15	R: 0 E: 0 K: 0 S: 12	H: 1 LOB: 3 BB: 2 P: 23	R: 0 E: 0 K: 2 S: 8	H: 0 LOB: 0 BB: 0 P: 13	R: 0 E: 0 K: 2 S: 9	H: 0 LOB: 0 BB: 0 P: 15	R: 0 E: 0 K: 0 S: 5	H: 1 LOB: 0 BB: 0 P: 9	R: 1 E: 0 K: 1 S: 8	H: 1 LOB: 1 BB: 1 P: 14		1B: 4 2B: 0 3B: 1 HR: 1	SF: 0 SAC: 0 DP: 0 HBP: 0	WP: 1 PB: 0 SB: 1 CS: 0	PA: 35							
<b>PITCHER</b>	IP	WLS	BF	H	R	ER	SO	BB	IBB	HBP	BLK	WP	HR	S	P	ERA	WHIP											
49 Jonathan Heasley, R ERA: 2.7	(1, 1)	3.1	L	18	4	1	1	1	4	0	0	0	0	0	11	17	0.00	0.000										
24 Amir Garrett, L ERA: 2.7	(4, 1)	1.2		5	0	0	0	2	0	0	0	0	0	9	15	0.00	0.000											
40 Collin Snider, R ERA: 4.05	(6, 1)	1.0		3	0	0	0	2	0	0	0	0	0	1	5	9	9.00	1.000										
45 Taylor Clarke, R ERA: 1.38	(7, 1)	1.0		4	1	1	1	0	0	0	0	0	0	1	5	9	9.00	1.000										
63 Josh Staumont, R ERA: 4.5	(8, 1)	1.0		5	1	1	1	1	1	0	0	0	1	0	8	14	9.00	2.000										

AB 32  
R 1  
H 5  
RBI 1  
BB 5  
SO 9  
LOB 16



AB 30  
R 3  
H 6  
RBI 2  
BB 5  
SO 6  
LOB 18



livebaseballscores.com

livebaseballscores.com







Batter	1	2	3	4	5	6	7	8	9	AB	R	H	RBI	BB	SO	LOB	TOP	
5 Enrique Hernández, R OBP: 0.250, SLG: 0.269										5	0	1	3	0	1	3		
11 Rafael Devers, L OBP: 0.340, SLG: 0.522										5	2	2	2	0	2	2		
28 J.D. Martinez, R OBP: 0.369, SLG: 0.545										3	1	2	1	2	1	1		
2 Xander Bogaerts, R OBP: 0.390, SLG: 0.456										4	0	1	1	0	1	4		
10 Trevor Story, R OBP: 0.276, SLG: 0.294										4	1	0	0	1	2	2		
16 Franchy Cordero, L OBP: 0.361, SLG: 0.310										4	3	2	1	1	0	1		
7 Christian Vázquez, R OBP: 0.280, SLG: 0.311										5	2	2	1	0	1	1	AB 39	
29 Bobby Dalbec, R OBP: 0.237, SLG: 0.241										5	2	2	1	0	1	2	R 11	
19 Jackie Bradley Jr., L OBP: 0.269, SLG: 0.283										4	0	2	1	0	0	2	H 14	
<b>Inning Stats</b>	R: 1 H: 2 E: 0 K: 2 S: 20	H: 3 R: 4 ER: 0 LOB: 1 BB: 0 P: 27	R: 0 H: 0 E: 0 K: 0 S: 5	H: 0 R: 0 ER: 0 LOB: 2 BB: 1 P: 6	R: 1 H: 2 E: 0 K: 1 S: 13	H: 3 R: 3 ER: 0 LOB: 1 BB: 1 P: 30	R: 0 H: 1 E: 0 K: 1 S: 17	R: 0 H: 0 E: 1 K: 0 S: 8	R: 1 H: 1 E: 0 K: 1 S: 10	H: 2 R: 1 ER: 0 LOB: 0 BB: 0 P: 16	R: 1 H: 2 E: 0 K: 1 S: 13	H: 0 R: 0 ER: 0 LOB: 1 BB: 0 P: 18	1B: 8 2B: 4 3B: 0 HR: 2	SF: 2 SAC: 1 DP: 0 HBP: 0	WP: 1 PB: 0 SB: 1 CS: 0	PA: 46		
<b>PITCHER</b>	IP WLS BF H R ER SO BB IBB HBP BLK WP HR S P ERA WHIP	IP WLS BF H R ER SO BB IBB HBP BLK WP HR S P ERA WHIP																
49 Glenn Otto, R ERA: 6.38	4.0 L 24 8 8 8 4 4 0 0 0 0 0 2 60 94 18.00 3.000																	
66 Josh Sborz, R ERA: 9.0	1.0 5 2 1 1 2 0 0 0 0 0 0 0 11 18 9.00 2.000																	
45 Matt Moore, L ERA: 2.16	2.0 8 1 0 0 1 0 0 0 0 0 0 0 25 28 0.00 0.500																	
19 Dennis Santana, R ERA: 3.0	1.0 4 1 1 1 1 0 0 0 0 0 0 0 10 16 9.00 1.000																	
59 Brett Martin, L ERA: 4.65	1.0 5 2 1 1 1 0 0 0 0 0 1 0 13 18 9.00 2.000																	
<b>Batter</b>	<b>1</b>	<b>2</b>	<b>3</b>	<b>4</b>	<b>5</b>	<b>6</b>	<b>7</b>	<b>8</b>	<b>9</b>	<b>AB</b>	<b>R</b>	<b>H</b>	<b>RBI</b>	<b>BB</b>	<b>SO</b>	<b>LOB</b>	<b>BOTTOM</b>	
41 Eli White, R OBP: 0.381, SLG: 0.400										3	1	0	0	1	1	2		
2 Marcus Semien, R OBP: 0.215, SLG: 0.203										4	0	0	0	0	0	4		
5 Corey Seager, L OBP: 0.299, SLG: 0.413										4	0	1	1	0	2	0		
28 Jonah Heim, S OBP: 0.394, SLG: 0.526										4	0	1	0	0	0	1		
15 Nick Solak, R OBP: 0.306, SLG: 0.328										4	1	1	0	0	1	1		
77 Andy Iñáñez, R OBP: 0.258, SLG: 0.265										4	1	1	0	0	0	1		
56 Kole Calhoun, L OBP: 0.242, SLG: 0.287										4	0	1	2	0	1	0	AB 34	
55 Sam Huff, R OBP: 0.300, SLG: 0.300										4	0	1	0	0	1	1	R 3	
11 Charlie Culberson, R OBP: 0.324, SLG: 0.294										2	0	1	0	0	0	1	H 7	
13 Brad Miller, L OBP: 0.259, SLG: 0.434										1	0	0	0	0	1	1	RBI 3	
<b>Inning Stats</b>	R: 1 H: 1 E: 1 K: 0 S: 10	H: 0 R: 0 ER: 0 LOB: 0 BB: 0 P: 7	R: 0 H: 1 E: 1 K: 1 S: 11	H: 1 R: 0 ER: 0 LOB: 1 BB: 0 P: 15	R: 0 H: 1 E: 0 K: 1 S: 10	H: 1 R: 0 ER: 0 LOB: 1 BB: 0 P: 18	R: 0 H: 0 E: 0 K: 1 S: 7	R: 2 H: 3 E: 0 K: 1 S: 15	R: 0 H: 0 E: 0 K: 1 S: 9	H: 0 R: 0 ER: 0 LOB: 0 BB: 0 P: 11	R: 0 H: 0 E: 0 K: 1 S: 9	H: 0 R: 0 ER: 0 LOB: 0 BB: 0 P: 9	1B: 5 2B: 2 3B: 0 HR: 0	SF: 0 SAC: 0 DP: 1 HBP: 0	WP: 0 PB: 0 SB: 2 CS: 0	PA: 35		
<b>PITCHER</b>	IP WLS BF H R ER SO BB IBB HBP BLK WP HR S P ERA WHIP	IP WLS BF H R ER SO BB IBB HBP BLK WP HR S P ERA WHIP																
44 Rich Hill, L ERA: 2.89	6.0 W 25 7 3 2 4 0 0 0 0 0 0 0 64 94 3.00 1.167																	
18 Hirokazu Sawamura, R ERA: 3.27	1.0 4 0 0 0 1 1 0 0 0 0 0 0 9 18 0.00 1.000																	
32 Matt Barnes, R ERA: 1.15	1.0 3 0 0 0 1 0 0 0 0 0 0 0 9 11 0.00 0.000																	
31 Jake Diekman, L ERA: 3.38	1.0 3 0 0 0 1 0 0 0 0 0 0 0 9 9 0.00 0.000																	

**Boston Red Sox @ Texas Rangers**  
 Globe Life Field, Arlington, TX  
 Sat May 14 2022, 6:10 PM - 9:31 PM CDT  
 Att: 34,462 - Roof Closed - 72 F

livebaseballscorecards.com

AB 39  
 R 11  
 H 14  
 RBI 11  
 BB 4  
 SO 9  
 LOB 18



**Boston Red Sox @ Texas Rangers**  
 Globe Life Field, Arlington, TX  
 Sat May 14 2022, 6:10 PM - 9:31 PM CDT  
 Att: 34,462 - Roof Closed - 72 F

livebaseballscorecards.com

AB 34  
 R 3  
 H 7  
 RBI 3  
 BB 1  
 SO 7  
 LOB 12






Batter	1	2	3	4	5	6	7	8	9	AB	R	H	RBI	BB	SO	LOB	TOP								
5 Enrique Hernández, R OBP: 0.249, SLG: 0.266										5	1	1	0	0	2	2									
11 Rafael Devers, L OBP: 0.351, SLG: 0.542										4	0	3	1	0	0	0									
28 J.D. Martínez, R OBP: 0.365, SLG: 0.533										4	0	1	0	0	1	3									
2 Xander Bogaerts, R OBP: 0.393, SLG: 0.453										3	0	1	0	1	1	4									
10 Trevor Story, R OBP: 0.276, SLG: 0.286										3	0	0	0	1	2	3									
39 Christian Arroyo, R OBP: 0.241, SLG: 0.260										3	0	0	0	0	1	1									
16 Franchy Cordero, L OBP: 0.351, SLG: 0.330										1	0	0	0	0	1	2									
99 Alex Verdugo, L OBP: 0.254, SLG: 0.331										4	0	0	0	0	0	1									
29 Bobby Dalbec, R OBP: 0.238, SLG: 0.253										4	0	1	0	0	1	0									
25 Kevin Plawecki, R OBP: 0.179, SLG: 0.167										3	0	0	0	1	1										
<b>Inning Stats</b>	R: 0 E: 0 K: 2 S: 14	H: 2 LOB: 2 BB: 0 P: 24	R: 0 E: 0 K: 1 S: 6	H: 0 LOB: 0 BB: 0 P: 10	R: 0 E: 0 K: 1 S: 10	H: 1 LOB: 2 BB: 1 P: 20	R: 0 E: 0 K: 2 S: 8	H: 0 LOB: 0 BB: 0 P: 12	R: 1 E: 0 K: 1 S: 13	H: 2 LOB: 1 BB: 0 P: 18	R: 0 E: 0 K: 0 S: 5	H: 0 LOB: 1 BB: 1 P: 12	R: 0 E: 0 K: 1 S: 8	H: 0 LOB: 0 BB: 0 P: 14	R: 0 E: 0 K: 2 S: 17	H: 1 LOB: 2 BB: 1 P: 27	R: 0 E: 0 K: 0 S: 11	H: 1 LOB: 1 BB: 0 P: 17	1B: 4 2B: 3 3B: 0 HR: 0	SF: 0 SAC: 0 DP: 0 HBP: 0	WP: 0 PB: 0 SB: 2 CS: 0	PA: 37			
<b>PITCHER</b>	IP	WLS	BF	H	R	ER	SO	BB	IBB	HBP	BLK	WP	HR	S	P	ERA	WHIP								
54 Martin Pérez, L ERA: 2.01	6.0	W	25	5	1	1	7	2	0	0	0	0	0	56	96	1.50	1.167								
32 John King, L ERA: 3.0	1.0		3	0	0	0	1	0	0	0	0	0	0	8	14	0.00	0.000								
51 Matt Bush, R ERA: 3.38	1.0		5	1	0	0	2	1	0	0	0	0	0	17	27	0.00	2.000								
68 Joe Barlow, R ERA: 1.46	1.0		4	1	0	0	0	0	0	0	0	0	0	11	17	0.00	1.000								

**Boston Red Sox @ Texas Rangers**  
 Globe Life Field, Arlington, TX  
 Sun May 15 2022, 1:38 PM - 4:35 PM CDT  
 Att: 27,607 - Roof Closed - 72 F


AB 34  
 R 1  
 H 7  
 RBI 1  
 BB 3  
 SO 10  
 LOB 17



Batter	1	2	3	4	5	6	7	8	9	AB	R	H	RBI	BB	SO	LOB	BOTTOM								
41 Eli White, R OBP: 0.370, SLG: 0.368										3	0	0	0	1	1	0									
2 Marcus Semien, R OBP: 0.216, SLG: 0.213										4	1	1	0	0	0	2									
5 Corey Seager, L OBP: 0.304, SLG: 0.411										3	2	1	0	1	0	0									
28 Jonah Heim, S OBP: 0.371, SLG: 0.492										4	0	0	0	0	2	3									
53 Adolis García, R OBP: 0.261, SLG: 0.418										4	2	2	5	0	1	0									
56 Kole Calhoun, L OBP: 0.253, SLG: 0.363										4	2	2	2	0	0	0									
30 Nathaniel Lowe, L OBP: 0.296, SLG: 0.302										2	0	0	0	1	1	0									
77 Andy Ibáñez, R OBP: 0.250, SLG: 0.256										3	0	0	0	0	1	1									
13 Brad Miller, L OBP: 0.250, SLG: 0.418										3	0	0	0	0	0	1									
<b>Inning Stats</b>	R: 0 E: 0 K: 0 S: 9	H: 0 LOB: 0 BB: 0 P: 15	R: 0 E: 0 K: 2 S: 8	H: 0 LOB: 0 BB: 0 P: 14	R: 0 E: 0 K: 0 S: 10	H: 0 LOB: 2 BB: 2 P: 22	R: 0 E: 0 K: 0 S: 7	H: 0 LOB: 0 BB: 0 P: 11	R: 1 E: 0 K: 0 S: 8	H: 1 LOB: 0 BB: 0 P: 10	R: 4 E: 0 K: 3 S: 17	H: 3 LOB: 0 BB: 1 P: 26	R: 0 E: 0 K: 1 S: 10	H: 0 LOB: 0 BB: 0 P: 13	R: 2 E: 0 K: 0 S: 13	H: 2 LOB: 0 BB: 0 P: 17	1B: 1 2B: 1 3B: 0 HR: 4	SF: 0 SAC: 0 DP: 0 HBP: 0	WP: 0 PB: 0 SB: 0 CS: 0	PA: 33					
<b>PITCHER</b>	IP	WLS	BF	H	R	ER	SO	BB	IBB	HBP	BLK	WP	HR	S	P	ERA	WHIP								
56 Austin Davis, L ERA: 2.35	2.0		7	0	0	0	2	1	0	0	0	0	0	19	35	0.00	0.500								
89 Tanner Houck, R ERA: 5.4	3.0	11	1	1	1	1	0	1	0	0	0	0	1	23	37	3.00	0.667								
70 Ryan Brasier, R ERA: 6.57	1.0	L	7	3	4	4	3	1	0	0	0	0	2	17	26	36.00	4.000								
60 Tyler Danish, R ERA: 3.72	2.0		8	2	2	2	1	0	0	0	0	0	1	23	30	9.00	1.000								

**Boston Red Sox @ Texas Rangers**  
 Globe Life Field, Arlington, TX  
 Sun May 15 2022, 1:38 PM - 4:35 PM CDT  
 Att: 27,607 - Roof Closed - 72 F

AB 30  
 R 7  
 H 6  
 RBI 7  
 BB 3  
 SO 6  
 LOB 7





Batter	1	2	3	4	5	6	7	8	9	AB	R	H	RBI	BB	SO	LOB	TOP			
3 Taylor Ward, R OBP: 0.496, SLG: 0.729										5	1	2	0	0	1	3				
27 Mike Trout, R OBP: 0.426, SLG: 0.646										4	1	1	0	0	0	1				
17 Shohel Ohtani, L OBP: 0.323, SLG: 0.480										4	1	1	1	0	3	0				
6 Anthony Rendon, R OBP: 0.315, SLG: 0.374										4	0	0	0	0	2	2				
20 Jared Walsh, L OBP: 0.301, SLG: 0.417										3	1	1	0	1	1	2				
16 Brandon Marsh, L OBP: 0.336, SLG: 0.434										4	0	1	2	0	0	2				
19 Austin Romine, R OBP: 0.250, SLG: 0.250										3	0	1	0	0	2	2				
2 Luis Rengifo, S OBP: 0.412, SLG: 0.357										0	0	0	0	1	0	0				
14 Tyler Wade, L OBP: 0.301, SLG: 0.299										4	0	1	0	0	1	3				
4 Andrew Velazquez, S OBP: 0.265, SLG: 0.284										4	0	1	1	0	0	3				
<b>Inning Stats</b>	R: 3 E: 0 K: 2 S: 15	H: 4 LOB: 1 BB: 0 P: 20	R: 0 E: 0 K: 1 S: 7	H: 0 LOB: 0 BB: 0 P: 11	R: 0 E: 0 K: 2 S: 9	H: 0 LOB: 0 BB: 0 P: 15	R: 1 E: 0 K: 0 S: 11	H: 3 LOB: 2 BB: 0 P: 13	R: 0 E: 0 K: 2 S: 11	H: 0 LOB: 0 BB: 0 P: 14	R: 0 E: 0 K: 1 S: 10	H: 1 LOB: 2 BB: 1 P: 19	R: 0 E: 0 K: 1 S: 7	H: 0 LOB: 0 BB: 0 P: 10	R: 0 E: 0 K: 1 S: 7	H: 0 LOB: 1 BB: 1 P: 13	1B: 7 2B: 2 3B: 0 HR: 0	SF: 0 SAC: 0 DP: 1 HBP: 0	WP: 0 PB: 0 SB: 0 CS: 0	PA: 37
<b>PITCHER</b>	IP WLS BF H R ER SO BB IBB HBP BLK WP HR S P ERA WHIP																			
22 Jon Gray, R ERA: 5.73	(1, 1) 5.2 W 26 8 4 4 8 1 0 0 0 0 0 0 62 89 6.35 1.588																			
46 Brock Burke, L ERA: 1.35	(6, 1) 1.1 H 4 1 0 0 1 0 0 0 0 0 0 0 8 12 0.00 0.750																			
32 John King, L ERA: 2.81	(8, 1) 1.0 H 3 0 0 0 0 0 0 0 0 0 0 0 7 10 0.00 0.000																			
68 Joe Barlow, R ERA: 1.35	(9, 1) 1.0 S 4 0 0 0 1 1 0 0 0 0 0 0 7 13 0.00 1.000																			

Los Angeles Angels @ Texas Rangers  
Globe Life Field, Arlington, TX  
Mon May 16 2022, 7:09 PM - 10:00 PM CDT  
Att. 15,110 - Roof Closed - 72 F

AB	35
R	4
H	9
RBI	4
BB	2
SO	10
LOB	18



Batter	1	2	3	4	5	6	7	8	9	AB	R	H	RBI	BB	SO	LOB	BOTTOM			
41 Eli White, R OBP: 0.373, SLG: 0.372										5	1	2	2	0	1	1				
2 Marcus Semien, R OBP: 0.224, SLG: 0.215										3	1	1	0	1	0	2				
5 Corey Seager, L OBP: 0.303, SLG: 0.406										4	1	1	1	0	1	2				
53 Adolis Garcia, R OBP: 0.261, SLG: 0.421										4	1	1	1	0	1	1				
56 Kole Calhoun, L OBP: 0.253, SLG: 0.355										2	0	0	1	1	1	1				
28 Jonah Heim, S OBP: 0.365, SLG: 0.523										4	2	1	2	0	0	1				
30 Nathaniel Lowe, L OBP: 0.287, SLG: 0.292										4	0	0	0	0	2	1				
55 Sam Huff, R OBP: 0.357, SLG: 0.357										4	1	2	0	0	2	0				
13 Brad Miller, L OBP: 0.250, SLG: 0.402										3	0	0	0	1	1	1				
<b>Inning Stats</b>	R: 6 E: 1 K: 1 S: 30	H: 5 LOB: 2 BB: 2 P: 47	R: 0 E: 0 K: 0 S: 8	H: 0 LOB: 1 BB: 1 P: 16	R: 0 E: 0 K: 1 S: 10	H: 1 LOB: 0 BB: 0 P: 12	R: 0 E: 0 K: 2 S: 12	H: 1 LOB: 1 BB: 0 P: 16	R: 0 E: 0 K: 1 S: 8	H: 0 LOB: 0 BB: 0 P: 13	R: 0 E: 1 K: 1 S: 12	H: 0 LOB: 1 BB: 0 P: 16	R: 1 E: 0 K: 2 S: 8	H: 1 LOB: 0 BB: 0 P: 14	R: 0 E: 0 K: 1 S: 7	H: 0 LOB: 0 BB: 0 P: 8	1B: 6 2B: 1 3B: 0 HR: 1	SF: 1 SAC: 0 DP: 0 HBP: 0	WP: 0 PB: 0 SB: 2 CS: 0	PA: 37
<b>PITCHER</b>	IP WLS BF H R ER SO BB IBB HBP BLK WP HR S P ERA WHIP																			
34 Noah Syndergaard, R ERA: 3.6	(1, 1) 0.2 L 9 4 6 4 1 2 0 0 0 0 0 0 26 42 54.00 9.000																			
51 Jaime Barria, R ERA: 1.5	(1, 1) 4.1 17 3 0 0 4 1 0 0 0 0 0 0 42 62 0.00 0.923																			
21 Mike Mayers, R ERA: 4.51	(6, 1) 2.0 8 1 1 1 3 0 0 0 0 0 0 1 20 30 4.50 0.500																			
49 Kyle Barraclough, R ERA:	(8, 1) 1.0 3 0 0 0 0 1 0 0 0 0 0 0 7 8 0.00 0.000																			

Los Angeles Angels @ Texas Rangers  
Globe Life Field, Arlington, TX  
Mon May 16 2022, 7:09 PM - 10:00 PM CDT  
Att. 15,110 - Roof Closed - 72 F

AB	33
R	7
H	8
RBI	7
BB	3
SO	9
LOB	10






Batter	1	2	3	4	5	6	7	8	9	AB	R	H	RBI	BB	SO	LOB	TOP			
3 Taylor Ward, R OBP: 0.484, SLG: 0.733	F FF 93 B FF 94 X CH 89		B SL 94 C CH 84 F FF 94 X CH 89	S CH 87 X CH 87		C CH 87 D KC 84 S CH 87		C SL 96 B CH 89 B SL 94 X SL 84		5	1	1	1	0	1	3				
27 Mike Trout, R OBP: 0.440, SLG: 0.684	B SL 81 B FF 94 F FF 94 S SI 95 X FF 96		B SL 84 C CH 84 F FF 94 B FF 95		B SL 80 X SL 91		C CU 82 X SL 87		C CU 84 S FF 97 B FF 98 S CU 86		4	2	3	1	1	1	0			
17 Shohel Ohtani, L OBP: 0.319, SLG: 0.471	B FF 95 B FF 95 X CH 87		F SL 84 B FF 96 B SL 92 X FF 95		C KC 84 1 SAFE B FF 95 C KC 84 F FF 94		C CU 82 B FF 95 B CU 84 S SI 87		B FF 98 B CU 86 X CU 84		5	0	1	0	0	2	3			
14 Tyler Wade, L OBP: 0.301, SLG: 0.299	B FF 95 B FF 95 X CH 87		F SL 84 B FF 96 B SL 92 X FF 95		C KC 84 1 SAFE B FF 95 C KC 84 F FF 94		C CU 82 B FF 95 B CU 84 S SI 87		B FF 98 B CU 86 X CU 84		0	1	0	0	0	0	0			
6 Anthony Rendon, R OBP: 0.331, SLG: 0.405	B SI 94 F FF 95 F FF 95 B FF 96		B SL 94 C CH 84 F FF 94 X CH 89		C KC 84 1 SAFE B FF 95 C KC 84 F FF 94		S SI 96 B CU 84 B SL 94 B CU 84 S SI 87		C FF 97 X FF 97		3	1	2	3	2	1	1			
5 Matt Duffy, R OBP: 0.319, SLG: 0.262	F FF 95 B FF 95 X CH 87		B SL 93 C CH 84 B FF 94 X FF 95		B FF 96 1 SAFE C CH 87 S KC 85		B CU 81 B SI 94 C FF 95 S CU 83		S FF 97 C CU 87 S CU 87		4	0	0	0	0	2	4			
20 Jared Walsh, L OBP: 0.299, SLG: 0.414			B SL 93 C CH 84 B FF 94 X FF 95		B FF 96 1 SAFE C CH 87 S KC 85		B CU 81 B SI 94 C FF 95 S CU 83		S FF 97 C CU 87 S CU 87		1	0	0	0	0	1	2			
2 Luis Rengifo, S OBP: 0.409, SLG: 0.368		C FF 93 X FF 94	C SL 83 F FF 94 X SL 86				C KC 82 X KC 83		S CU 83 B CU 84 X FF 94											
35 Chad Wallach, R OBP: 0.250, SLG: 0.286		X FF 95			B SL 83 B SL 81 B SI 91 B FF 93		B CH 87 C FF 94 1 SAFE B KC 85 B CH 87 F FF 96 B FF 94		B CU 81 B SI 94 F FF 95 F FF 95 X SL 87											
16 Brandon Marsh, L OBP: 0.333, SLG: 0.427		C SI 95 F FF 95 B SL 84 X SL 84			F SL 86 D KC 84 F FF 94 C FF 94		B FF 96 C KC 83 B FF 94 S KC 85		B SI 96 B SI 96 S CH 88 C SL 86											
4 Andrew Velazquez, S OBP: 0.265, SLG: 0.283		F SI 93 1 SAFE C FF 95			S FF 93 X SL 92		S CH 87 S CH 86 X FF 94		B CH 90 C CH 89 F CH 89 S SI 97											
<b>Inning Stats</b>	R: 0 E: 0 K: 0 S: 12	H: 1 LOB: 2 BB: 1 P: 22	R: 0 E: 0 K: 1 S: 10	H: 1 LOB: 1 BB: 0 P: 11	R: 3 E: 0 K: 0 S: 16	H: 2 LOB: 0 BB: 1 P: 28	R: 0 E: 0 K: 1 S: 9	H: 0 LOB: 1 BB: 1 P: 14	R: 0 E: 0 K: 3 S: 13	H: 1 LOB: 0 BB: 0 P: 18	R: 0 E: 0 K: 2 S: 14	H: 2 LOB: 2 BB: 1 P: 22	R: 1 E: 0 K: 2 S: 18	H: 0 LOB: 0 BB: 0 P: 16	R: 1 E: 1 K: 2 S: 11	H: 2 LOB: 2 BB: 0 P: 19	1B: 7 2B: 1 3B: 0 HR: 3	SF: 0 SAC: 0 DP: 0 HBP: 0	WP: 0 PB: 0 SB: 0 CS: 1	PA: 42
<b>PITCHER</b>	IP WLS BF H R ER SO BB IBB HBP BLK WP HR S P ERA WHIP																			
52 Taylor Heam, L ERA: 5.46	(1, 1)	4.0	20	5	3	3	2	3	0	0	0	0	0	0	0	2	48	78	6.75	2.000
45 Matt Moore, L ERA: 1.93	(5, 1)	2.0	8	2	0	0	5	1	0	0	0	0	0	0	0	1	26	37	0.00	1.500
59 Brett Martin, L ERA: 4.4	(7, 1)	1.0	6	2	1	1	2	1	0	0	0	0	0	0	0	1	18	29	9.00	3.000
19 Dennis Santana, R ERA: 2.7	(8, 1)	1.0	W	3	0	0	0	2	0	0	0	0	0	0	0	9	16	0.00	0.000	
66 Josh Sborz, R ERA: 9.0	(9, 1)	1.0	5	2	1	1	2	0	0	0	0	0	0	0	0	11	19	9.00	2.000	

Los Angeles Angels @ Texas Rangers  
Globe Life Field, Arlington, TX  
Tue May 17 2022, 7:10 PM - 11:07 PM CDT  
Att: 17,727 - Roof Closed - 72 F

livebaseballscorecards.com

AB 37  
R 5  
H 11  
RBI 5  
BB 5  
SO 13  
LOB 21




Batter	1	2	3	4	5	6	7	8	9	AB	R	H	RBI	BB	SO	LOB	BOTTOM			
41 Eli White, R OBP: 0.357, SLG: 0.354	C FF 92 S FF 93 S CU 74		C CU 70 C FF 92		D CU 84 1 SAFE B SI 91 C FF 92 F FF 97 S FF 98		C SL 78 S SL 78		B CH 78 C CH 78 X CH 78		5	1	1	1	0	4	4			
2 Marcus Semien, R OBP: 0.245, SLG: 0.209	F FF 94 S FF 94 B FF 94 X SL 83		C SL 82 B CH 84 X FF 93		B FF 96 1 SAFE C FF 93 F FF 97 F FF 97 C CU 84 1 SAFE		C SL 79 S SL 80		B FF 86 B CH 79 F FF 86 F CH 80 F CH 80 X CH 78		4	0	0	0	1	1	3			
5 Corey Seager, L OBP: 0.313, SLG: 0.439	B CU 72 B FF 93 X FF 93				C FF 91 B SL 82 B FF 92 B CU 73		F SI 91 F FC 86 1 SAFE F FC 86 S FC 86				4	2	2	1	1	1	1			
53 Adolis Garcia, R OBP: 0.275, SLG: 0.434	X FF 93				B CU 72 B FF 92 C FF 93 B FF 93		1 SAFE F SI 91 X CH 82		S SL 88 B CH 78 B FF 94 X SL 87		3	2	2	0	1	0	1			
15 Nick Solak, R OBP: 0.293, SLG: 0.313	C CU 72 F FF 92 F FF 92 S FF 93				B FF 91 B FF 92 C FF 93 R CH 83 X FF 81		C SI 93 S FC 86		1 SAFE F FF 92 D CH 85 1 SAFE F SL 86 F SL 86 D SL 86		3	0	0	0	0	2	4			
28 Jonah Heim, S OBP: 0.373, SLG: 0.523					1-2 2-3F				30 BB 56 BB 1B		0	1	0	0	1	0	0			
56 Kole Calhoun, L OBP: 0.272, SLG: 0.396	X CU 72				C FF 92 B FF 92 F FF 92 X SL 81		B SI 90 S FC 84 X SL 92		D CH 87 D CH 88 B FF 93		3	2	2	2	1	0	0			
77 Andy Ibanez, R ERA: 4.15	S FF 92 B CH 84 X FF 92				C FF 91 X FF 91				S SL 78 B FF 93 B FF 93 B SL 80 B SL 79 X SL 86		2	0	0	0	0	0	0			
30 Nathaniel Lowe, L OBP: 0.290, SLG: 0.295					C FF 97 X FF 96				B FF 94 B FF 93 F FF 93 B FF 93 X SL 86		2	1	1	1	0	1	1			
55 Sam Huff, R OBP: 0.444, SLG: 0.444					B SL 83 B FF 92 F FF 93 B FF 93 S FF 93		C CU 83 B CU 84 B FF 97 C CU 84 B FF 96 F FF 96 X FF 97		X FF 94		4	1	3	2	0	1	0			
11 Charlie Culberson, R OBP: 0.316, SLG: 0.286					B FF 90 X CH 83				B FF 94 B FF 93 F FF 93 B FF 93 X SL 86		1	0	0	0	0	0	0			
13 Brad Miller, L OBP: 0.253, SLG: 0.393									B FF 93 B FF 93 B SL 77 B FF 94		2	0	0	0	1	0	3			
<b>Inning Stats</b>	R: 1 E: 0 K: 2 S: 13	H: 2 LOB: 1 BB: 0 P: 19	R: 0 E: 0 K: 1 S: 6	H: 0 LOB: 0 BB: 0 P: 10	R: 0 E: 0 K: 1 S: 7	H: 0 LOB: 0 BB: 0 P: 9	R: 2 E: 0 K: 0 S: 13	H: 1 LOB: 2 BB: 2 P: 25	R: 0 E: 0 K: 1 S: 17	H: 1 LOB: 1 BB: 0 P: 24	R: 0 E: 0 K: 2 S: 13	H: 0 LOB: 1 BB: 1 P: 17	R: 0 E: 0 K: 3 S: 14	H: 2 LOB: 3 BB: 1 P: 22	R: 7 E: 2 K: 0 S: 22	H: 5 LOB: 0 BB: 2 P: 42	1B: 7 2B: 2 3B: 0 HR: 2	SF: 0 SAC: 0 DP: 1 HBP: 0	WP: 0 PB: 0 SB: 0 CS: 0	PA: 39
<b>PITCHER</b>	IP WLS BF H R ER SO BB IBB HBP BLK WP HR S P ERA WHIP																			
48 Reid Detmers, L ERA: 1.83	(1, 1)	3.2	15	3	3	3	4	2	0	0	0	0	0	0	0	2	37	61	7.36	1.364
62 Oliver Ortega, R ERA: 1.83	(4, 1)	1.1	6	1	0	0	1	1	0	0	0	0	0	0	0	20	31	0.00	1.500	
28 Aaron Loup, L ERA: 1.62	(6, 1)	1.0	4	1	0	0	2	0	0	0	0	0	0	0	0	14	16	0.00	1.000	
49 Kyle Barraclough, R ERA: 4.67	(7, 1)	1.0	H	5	1	0	0	3	1	0	0	0	0	0	0	12	18	0.00	2.000	
52 Ryan Tepera, R ERA: 4.67	(8, 1)	0.0	L	5	3	5	0	2	0	0	0	0	0	0	0	11	26	-	-	

Los Angeles Angels @ Texas Rangers  
Globe Life Field, Arlington, TX  
Tue May 17 2022, 7:10 PM - 11:07 PM CDT  
Att: 17,727 - Roof Closed - 72 F

livebaseballscorecards.com

AB 33  
R 10  
H 11  
RBI 7  
BB 6  
SO 10  
LOB 17





Batter	1	2	3	4	5	6	7	8	9	10	AB	R	H	RBI	BB	SO	LOB	TOP				
3 Taylor Ward, R OBP: 0.488, SLG: 0.721	(1,9)		(1,0)			(1,1)		(1,1)		(1,1)	3	0	1	0	2	0	0					
27 Mike Trout, R OBP: 0.432, SLG: 0.689	(1,8)			(0,2)		(1,1)		(0,3)		(2,2)	5	1	1	2	0	2	3					
17 Shohei Ohtani, L OBP: 0.310, SLG: 0.456	(1,1)		(0,3)			(1,1)		(0,0)		(0,2)	5	0	0	0	0	2	4					
21 Mike Mayers, R	(7,1)					(1,1)				(1,2)	5	1	2	0	0	0	2					
46 Jimmy Herget, R	(8,1)					(1,1)				(1,1)	4	2	2	3	1	0	4					
54 José Suarez, L	(9,1)					(1,0)				(1,1)	4	2	2	3	1	0	4					
32 Raisel Iglesias, R	(9,1)					(1,0)				(1,1)	4	0	1	0	0	2	1					
6 Anthony Rendon, R OBP: 0.333, SLG: 0.412	(1,5)					(1,1)				(1,1)	5	1	2	0	0	0	2					
20 Jared Walsh, L OBP: 0.309, SLG: 0.460	(1,3)					(1,1)				(1,1)	4	2	2	3	1	0	4					
2 Luis Rencifo, S OBP: 0.385, SLG: 0.348	(1,4)					(1,0)				(1,1)	4	0	1	0	0	2	1					
36 Chad Wallach, R OBP: 0.222, SLG: 0.250	(1,2)					(2,2)				(0,1)	3	0	0	0	0	1	0					
14 Tyler Wade, L OBP: 0.294, SLG: 0.291	(1,7)					(1,2)				(4,1)	2	0	0	0	0	1	0					
5 Matt Duffy, R OBP: 0.313, SLG: 0.256	(7,PH)					(1,2)				(0,1)	1	0	0	0	0	0	1					
16 Brandon Marsh, L OBP: 0.339, SLG: 0.427	(7,7)					(3,3)				(2,3)	0	0	0	0	1	0	0					
4 Andrew Velazquez, S OBP: 0.255, SLG: 0.271	(1,6)					(2,0)				(0,3)	4	1	0	0	0	2	2					
<b>Inning Stats</b>	R: 0 E: 0 K: 1 S: 9	H: 0 LOB: 0 BB: 1 P: 17	R: 1 E: 0 K: 2 S: 11	H: 1 LOB: 0 BB: 0 P: 15	R: 0 E: 0 K: 1 S: 5	H: 0 LOB: 0 BB: 0 P: 7	R: 1 E: 0 K: 1 S: 10	H: 1 LOB: 1 BB: 1 P: 16	R: 0 E: 0 K: 1 S: 9	H: 1 LOB: 2 BB: 1 P: 19	R: 0 E: 0 K: 0 S: 7	H: 1 LOB: 1 BB: 0 P: 10	R: 0 E: 0 K: 1 S: 6	H: 0 LOB: 0 BB: 0 P: 7	R: 2 E: 0 K: 2 S: 13	H: 2 LOB: 1 BB: 1 P: 19	R: 1 E: 0 K: 1 S: 11	H: 1 LOB: 2 BB: 0 P: 15	1B: 3 2B: 1 3B: 0 HR: 3	SF: 0 SAC: 1 DP: 1 HBP: 0	WP: 0 PB: 0 SB: 0 CS: 0	PA: 41
<b>PITCHER</b>	IP WLS BF H R ER SO BB IBB HBP BLK WP HR S P ERA WHIP	6.0 1.0 4 3 2 2 6 3 0 0 0 0 2 54 90 3.00 1.000	1.0 H 3 0 0 0 1 0 0 0 0 0 6 7 0.00 0.000	1.0 B 6 2 2 2 1 0 0 0 0 1 13 19 18.00 3.000	1.0 W 5 1 1 0 1 0 0 0 0 0 11 15 0.00 1.000	<b>PITCHER</b>																

Los Angeles Angels @ Texas Rangers  
 Globe Life Field, Arlington, TX  
 Wed May 18 2022, 7:09 PM - 10:31 PM CDT  
 Att. 20,366 - Roof Closed - 72 F

AB 36  
 R 5  
 H 7  
 RBI 5  
 BB 4  
 SO 10  
 LOB 17



Batter	1	2	3	4	5	6	7	8	9	10	AB	R	H	RBI	BB	SO	LOB	BOTTOM						
13 Brad Miller, L OBP: 0.260, SLG: 0.427	(1,10)		(1,3)			(1,3)				(2,3)	5	1	2	1	0	3	0							
2 Marcus Semien, R OBP: 0.235, SLG: 0.223	(1,4)		(1,3)			(0,0)				(1,2)	5	0	3	0	0	1	1							
5 Corey Seager, L OBP: 0.322, SLG: 0.437	(1,6)					(2,1)				(1,3)	3	1	1	0	2	1	2							
53 Adolis García, R OBP: 0.265, SLG: 0.418	(1,8)					(1,1)				(3,3)	5	0	0	0	0	2	6							
56 Kole Calhoun, L OBP: 0.295, SLG: 0.444	(1,9)					(1,0)				(1,2)	3	2	2	1	1	1	2							
28 Jonah Heim, S OBP: 0.388, SLG: 0.543	(1,2)					(0,0)				(2,3)	5	0	3	2	0	2	3							
11 Charlie Culberson, R OBP: 0.316, SLG: 0.288	(10,PR)					(1,2)				(2,3)	0	1	0	0	0	0	0							
30 Nathaniel Lowe, L OBP: 0.287, SLG: 0.315	(1,3)					(0,0)				(1,2)	5	1	1	2	0	0	4							
77 Andy Ibáñez, R OBP: 0.245, SLG: 0.242	(1,5)					(0,3)				(2,3)	3	0	0	0	1	1	3							
41 Eli White, R OBP: 0.333, SLG: 0.327	(1,7)					(1,3)				(1,1)	4	0	0	0	0	1	1							
<b>Inning Stats</b>	R: 0 E: 0 K: 1 S: 11	H: 1 LOB: 2 BB: 1 P: 23	R: 0 E: 0 K: 0 S: 7	H: 1 LOB: 0 BB: 0 P: 9	R: 0 E: 0 K: 2 S: 8	H: 0 LOB: 0 BB: 0 P: 11	R: 1 E: 0 K: 1 S: 9	H: 1 LOB: 2 BB: 1 P: 15	R: 0 E: 0 K: 2 S: 9	H: 1 LOB: 1 BB: 0 P: 13	R: 1 E: 0 K: 1 S: 15	H: 2 LOB: 1 BB: 0 P: 23	R: 1 E: 0 K: 2 S: 11	H: 2 LOB: 1 BB: 1 P: 19	R: 1 E: 0 K: 1 S: 10	H: 1 LOB: 1 BB: 1 P: 20	R: 0 E: 0 K: 2 S: 16	H: 2 LOB: 3 BB: 1 P: 28	R: 2 E: 0 K: 0 S: 1	H: 1 LOB: 0 BB: 0 P: 1	1B: 7 2B: 2 3B: 0 HR: 3	SF: 0 SAC: 0 DP: 1 HBP: 1	WP: 3 PB: 0 SB: 0 CS: 0	PA: 43
<b>PITCHER</b>	IP WLS BF H R ER SO BB IBB HBP BLK WP HR S P ERA WHIP	6.0 1.0 5 2 1 1 2 2 0 0 0 0 1 11 19 3.00 2.000	1.0 5 1 1 1 1 1 0 0 0 0 0 1 10 20 9.00 2.000	1.0 5 2 0 0 1 1 0 0 0 0 0 13 23 0.00 4.500	0.1 L 2 1 2 1 1 0 0 0 0 0 1 4 6 27.00 3.000	<b>PITCHER</b>																		

Los Angeles Angels @ Texas Rangers  
 Globe Life Field, Arlington, TX  
 Wed May 18 2022, 7:09 PM - 10:31 PM CDT  
 Att. 20,366 - Roof Closed - 72 F

AB 38  
 R 6  
 H 12  
 RBI 6  
 BB 4  
 SO 12  
 LOB 22









Batter	1	2	3	4	5	6	7	8	9	AB	R	H	RBI	BB	SO	LOB	TOP			
13 Brad Miller, L (1,5) OBP: 0.248, SLG: 0.404										4	0	0	0	0	3	3	<p><b>Texas Rangers @ Houston Astros</b> Minute Maid Park, Houston, TX Fri May 20 2022, 7:11 PM - 10:06 PM CDT Att: 35,294 - Roof Closed - 73 F</p>			
2 Marcus Semien, R (1,4) OBP: 0.242, SLG: 0.233										3	0	1	1	1	2	1				
5 Corey Seager, L (1,6) OBP: 0.319, SLG: 0.434										4	0	1	0	0	0	2				
53 Adolis Garcia, R (1,8) OBP: 0.258, SLG: 0.401										4	0	0	0	0	1	1				
56 Kole Calhoun, L (1,9) OBP: 0.292, SLG: 0.458										4	1	1	1	0	1	0				
28 Jonah Heim, S (1,2) OBP: 0.375, SLG: 0.506										3	0	0	0	1	1	0				
18 Mitch Garver, R (1,10) OBP: 0.289, SLG: 0.329										4	1	1	0	0	1	1				
30 Nathaniel Lowe, L (1,3) OBP: 0.295, SLG: 0.318										2	1	1	0	1	1	0				
41 Eli White, R (1,7) OBP: 0.313, SLG: 0.293										3	0	0	0	0	1	2				
<b>Inning Stats</b>	R: 0 H: 1 E: 0 K: 3 S: 13	H: 1 LOB: 1 BB: 0 P: 20	R: 0 H: 0 E: 0 K: 1 S: 6	H: 0 LOB: 0 BB: 0 P: 8	R: 0 H: 1 E: 0 K: 2 S: 10	H: 1 LOB: 1 BB: 0 P: 16	R: 1 H: 1 E: 0 K: 1 S: 10	H: 1 LOB: 0 BB: 0 P: 17	R: 0 H: 0 E: 0 K: 0 S: 7	H: 0 LOB: 0 BB: 1 P: 14	R: 0 H: 0 E: 0 K: 0 S: 5	H: 0 LOB: 0 BB: 0 P: 9	R: 2 H: 2 E: 1 K: 1 S: 11	H: 2 LOB: 1 BB: 1 P: 20	R: 0 H: 0 E: 0 K: 1 S: 8	H: 0 LOB: 1 BB: 1 P: 16		1B: 3 2B: 1 3B: 0 HR: 1	SF: 0 SAC: 0 DP: 1 HBP: 0	WP: 0 PB: 0 SB: 0 CS: 0
<b>PITCHER</b>	IP WLS BF H R ER SO BB IBB HBP BLK WP HR S P ERA WHIP	IP WLS BF H R ER SO BB IBB HBP BLK WP HR S P ERA WHIP																		
53 Cristian Javier, R (1,1) ERA: 2.87	6.0 L 21 3 1 1 9 1 0 0 0 0 1 56 91 1.50 0.667																			
45 Ryne Stanek, R (7,1) ERA: 1.23	1.0 3 0 0 0 0 0 0 0 0 0 0 0 5 9 0.00 0.000																			
47 Rafael Montero, R (8,1) ERA: 0.55	0.2 5 2 2 0 1 1 0 0 0 0 0 0 10 19 0.00 4.500																			
62 Blake Taylor, L (8,1) ERA: 3.29	1.0 4 0 0 0 0 1 0 0 0 0 0 0 6 13 0.00 1.000																			
88 Phil Maton, R (9,1) ERA: 4.0	0.1 1 0 0 0 1 0 0 0 0 0 0 0 3 4 0.00 0.000																			
<b>Batter</b>	<b>1</b>	<b>2</b>	<b>3</b>	<b>4</b>	<b>5</b>	<b>6</b>	<b>7</b>	<b>8</b>	<b>9</b>	<b>AB</b>	<b>R</b>	<b>H</b>	<b>RBI</b>	<b>BB</b>	<b>SO</b>	<b>LOB</b>	<b>BOTTOM</b>			
27 Jose Altuve, R (1,4) OBP: 0.351, SLG: 0.549											4	0	0	0	0	1	<p><b>Texas Rangers @ Houston Astros</b> Minute Maid Park, Houston, TX Fri May 20 2022, 7:11 PM - 10:06 PM CDT Att: 35,294 - Roof Closed - 73 F</p>			
23 Michael Brantley, L (1,10) OBP: 0.358, SLG: 0.429										3	0	1	0	1	2	1				
2 Alex Bregman, R (1,5) OBP: 0.350, SLG: 0.410										4	0	2	0	0	0	2				
30 Kyle Tucker, L (1,9) OBP: 0.352, SLG: 0.460											4	0	2	0	0	0				
10 Yuli Gurriel, R (1,3) OBP: 0.272, SLG: 0.406										4	0	0	0	0	1	4				
3 Jeremy Peña, R (1,6) OBP: 0.338, SLG: 0.513										3	0	1	0	0	0	2				
14 Mauricio Dubón, R (1,8) OBP: 0.241, SLG: 0.382										3	0	0	0	0	0	1				
20 Chas McCormick, R (1,7) OBP: 0.286, SLG: 0.413										3	0	1	0	0	2	0				
15 Martín Maldonado, R (1,2) OBP: 0.206, SLG: 0.242										1	0	0	0	0	0	0				
16 Aledmys Díaz, R (8,PH) OBP: 0.256, SLG: 0.318										1	0	1	0	0	0	0				
18 Jason Castro, L (9,2) OBP: 0.233, SLG: 0.111										0	0	0	0	0	0	0				
<b>Inning Stats</b>	R: 0 H: 0 E: 0 K: 0 S: 5	H: 0 LOB: 0 BB: 0 P: 9	R: 0 H: 0 E: 0 K: 0 S: 6	H: 0 LOB: 0 BB: 0 P: 8	R: 0 H: 0 E: 0 K: 1 S: 6	H: 0 LOB: 0 BB: 0 P: 8	R: 0 H: 1 E: 0 K: 0 S: 6	H: 1 LOB: 0 BB: 0 P: 8	R: 0 H: 1 E: 0 K: 1 S: 9	H: 1 LOB: 1 BB: 0 P: 12	R: 0 H: 2 E: 0 K: 1 S: 7	H: 2 LOB: 1 BB: 0 P: 10	R: 0 H: 1 E: 0 K: 1 S: 8	H: 1 LOB: 1 BB: 0 P: 10	R: 0 H: 2 E: 0 K: 1 S: 14	H: 2 LOB: 2 BB: 0 P: 23	1B: 8 2B: 0 3B: 0 HR: 0	SF: 0 SAC: 1 DP: 3 HBP: 0	WP: 0 PB: 0 SB: 0 CS: 0	PA: 32
<b>PITCHER</b>	IP WLS BF H R ER SO BB IBB HBP BLK WP HR S P ERA WHIP	IP WLS BF H R ER SO BB IBB HBP BLK WP HR S P ERA WHIP																		
54 Martín Pérez, L (1,1) ERA: 1.64	9.0 W 32 8 0 0 5 1 0 0 0 0 0 73 108 0.00 1.000																			

AB	31
R	3
H	5
RBI	2
BB	3
SO	11
LOB	10



AB	30
R	0
H	8
RBI	0
BB	1
SO	5
LOB	11





Batter	1	2	3	4	5	6	7	8	9	AB	R	H	RBI	BB	SO	LOB	TOP
13 Brad Miller, L OBP: 0.248, SLG: 0.398										4	0	1	0	0	1	1	<p>Texas Rangers @ Houston Astros Minute Maid Park, Houston, TX Sat May 21 2022, 6:11 PM - 9:02 PM CDT Att: 37,187 - Roof Closed - 73 F</p>
2 Marcus Semien, R OBP: 0.242, SLG: 0.233										4	0	1	0	0	0	1	
5 Corey Seager, L OBP: 0.282, SLG: 0.442										4	1	2	0	0	1	2	
53 Adolis Garcia, R OBP: 0.264, SLG: 0.404										4	0	2	1	0	1	1	
56 Kole Calhoun, L OBP: 0.292, SLG: 0.450										4	0	1	0	0	3	3	
28 Jonah Heim, S OBP: 0.359, SLG: 0.481										4	0	0	0	0	1	1	
18 Mitch Garver, R OBP: 0.287, SLG: 0.337										4	0	1	0	0	2	0	
30 Nathaniel Lowe, L OBP: 0.301, SLG: 0.323										4	0	2	0	0	0	1	
41 Eli White, R OBP: 0.313, SLG: 0.293										0	0	0	0	0	0	0	
77 Andy Ibañez, R OBP: 0.240, SLG: 0.237										3	0	0	0	0	0	2	
55 Sam Huff, R OBP: 0.421, SLG: 0.421										1	0	0	0	0	1	1	
<b>Inning Stats</b>	R: 0 H: 2 E: 1 K: 2 S: 13	H: 1 R: 0 ER: 0 LOB: 1 BB: 0 P: 16	R: 0 H: 1 E: 0 K: 1 S: 10	H: 1 R: 0 ER: 0 LOB: 1 BB: 0 P: 17	R: 0 H: 0 E: 0 K: 3 S: 11	H: 0 R: 0 ER: 0 LOB: 0 BB: 0 P: 16	R: 0 H: 1 E: 0 K: 0 S: 12	H: 1 R: 0 ER: 0 LOB: 1 BB: 0 P: 17	R: 0 H: 1 E: 0 K: 0 S: 10	H: 2 R: 1 ER: 0 LOB: 0 BB: 0 P: 18	R: 0 H: 1 E: 0 K: 1 S: 9	H: 1 R: 0 ER: 0 LOB: 1 BB: 0 P: 11	1B: 8 2B: 2 3B: 0 HR: 0	SF: 0 SAC: 0 DP: 0 HBP: 0	WP: 0 PB: 0 SB: 0 CS: 1	PA: 36	
<b>PITCHER</b>	IP WLS BF H R ER SO BB IBB HBP BLK WP HR S P ERA WHIP																
35 Justin Verlander, R ERA: 1.22	6.0 W 24	6 0 0 8	0 0 0 0	0 0 0 0	0 0 0 0	0 0 67 95	0.00 1.000										
88 Phil Maton, R ERA: 3.79	1.0 H 4	1 0 0 0	0 0 0 0	0 0 0 0	0 0 10 14	0.00 1.000											
50 Hector Neris, R ERA: 2.37	1.0 H 4	2 1 1 1	0 0 0 1	0 0 10 18	9.00 2.000												
55 Ryan Pressly, R ERA: 3.24	1.0 S 4	1 0 0 1	0 0 0 0	0 0 9 11	0.00 1.000												

Batter	1	2	3	4	5	6	7	8	9	AB	R	H	RBI	BB	SO	LOB	BOTTOM
26 Jose Siri, R OBP: 0.294, SLG: 0.372										4	1	1	0	0	0	2	<p>Texas Rangers @ Houston Astros Minute Maid Park, Houston, TX Sat May 21 2022, 6:11 PM - 9:02 PM CDT Att: 37,187 - Roof Closed - 73 F</p>
23 Michael Brantley, L OBP: 0.368, SLG: 0.430										2	0	1	0	2	0	0	
2 Alex Bregman, R OBP: 0.341, SLG: 0.399										4	0	0	0	0	1	4	
44 Yordan Alvarez, L OBP: 0.361, SLG: 0.584										4	0	2	1	0	1	1	
10 Yuli Gurriel, R OBP: 0.266, SLG: 0.397										3	0	0	0	0	0	3	
30 Kyle Tucker, L OBP: 0.346, SLG: 0.450										3	0	0	0	0	1	3	
16 Aledmys Diaz, R OBP: 0.277, SLG: 0.307										3	0	0	0	0	1	1	
18 Jason Castro, L OBP: 0.239, SLG: 0.154										3	1	1	0	0	1	0	
3 Jeremy Peña, R OBP: 0.338, SLG: 0.508										3	0	1	0	0	0	1	
<b>Inning Stats</b>	R: 1 H: 2 E: 0 K: 1 S: 14	H: 1 R: 0 ER: 0 LOB: 1 BB: 0 P: 23	R: 0 H: 1 E: 0 K: 2 S: 13	H: 1 R: 0 ER: 0 LOB: 0 BB: 0 P: 11	R: 0 H: 0 E: 0 K: 1 S: 7	H: 0 R: 0 ER: 0 LOB: 0 BB: 0 P: 11	R: 1 H: 1 E: 0 K: 0 S: 10	H: 1 R: 0 ER: 0 LOB: 1 BB: 1 P: 19	R: 0 H: 1 E: 0 K: 0 S: 5	H: 0 R: 0 ER: 0 LOB: 0 BB: 0 P: 8	R: 0 H: 0 E: 0 K: 1 S: 6	H: 0 R: 0 ER: 0 LOB: 0 BB: 0 P: 9	1B: 4 2B: 1 3B: 1 HR: 0	SF: 0 SAC: 0 DP: 1 HBP: 0	WP: 1 PB: 0 SB: 2 CS: 0	PA: 31	
<b>PITCHER</b>	IP WLS BF H R ER SO BB IBB HBP BLK WP HR S P ERA WHIP																
22 Jon Gray, R ERA: 5.14	6.0 L 25	6 2 2 4	2 0 0 0	0 0 0 0	0 0 56 94	3.00 1.333											
19 Dennis Santana, R ERA: 2.25	1.0	3 0 0 0	0 0 0 0	0 0 8 14	0.00 0.000												
59 Brett Martin, L ERA: 4.11	1.0	3 0 0 0	0 0 0 1	0 0 6 9	0.00 0.000												

AB	36
R	1
H	10
RBI	1
BB	0
SO	10
LOB	13



AB	29
R	2
H	6
RBI	1
BB	2
SO	5
LOB	15





Batter	1	2	3	4	5	6	7	8	9	AB R H RBI BB SO LOB	TOP												
41 Eli White, R OBP: 0.296, SLG: 0.274 28 Jonah Heim, S OBP: 0.355, SLG: 0.476										4 0 0 0 0 4 4 1 0 0 0 0 0 3	<p><b>Texas Rangers @ Houston Astros</b> Minute Maid Park, Houston, TX Sun May 22 2022, 1:12 PM - 4:21 PM CDT Att: 38,745 - Roof Closed - 73 F</p> <p>livebaseballscorecards.com</p>												
2 Marcus Semien, R OBP: 0.245, SLG: 0.234										4 0 1 0 0 1 2													
5 Corey Seager, L OBP: 0.315, SLG: 0.430										4 0 0 0 0 1 1													
53 Adolis Garcia, R OBP: 0.258, SLG: 0.393										4 0 0 0 0 1 1													
56 Kole Calhoun, L OBP: 0.290, SLG: 0.443										4 1 1 0 0 2 0													
18 Mitch Garver, R OBP: 0.295, SLG: 0.370										3 1 1 1 0 1 0													
30 Nathaniel Lowe, L OBP: 0.306, SLG: 0.324										3 0 1 0 1 1 2													
55 Sam Huff, R OBP: 0.435, SLG: 0.435										4 0 2 0 0 2 2													
13 Brad Miller, L OBP: 0.266, SLG: 0.412										4 0 3 1 0 0 0													
<b>Inning Stats</b>	R: 0 E: 0 K: 3 S: 12	H: 1 LOB: 1 BB: 0 P: 15	R: 0 E: 0 K: 2 S: 14	H: 1 LOB: 1 BB: 0 P: 17	R: 0 E: 0 K: 1 S: 9	H: 0 LOB: 0 BB: 0 P: 11	R: 0 E: 0 K: 1 S: 5	H: 0 LOB: 0 BB: 0 P: 8	R: 1 E: 0 K: 1 S: 13	H: 3 LOB: 2 BB: 0 P: 20		R: 0 E: 0 K: 0 S: 5	H: 0 LOB: 0 BB: 0 P: 6	R: 0 E: 0 K: 3 S: 14	H: 1 LOB: 2 BB: 1 P: 26	R: 0 E: 0 K: 1 S: 8	H: 0 LOB: 0 BB: 0 P: 12	R: 1 E: 0 K: 1 S: 10	H: 3 LOB: 2 BB: 0 P: 18	1B: 8 2B: 0 3B: 0 HR: 1	SF: 0 SAC: 0 DP: 1 HBP: 1	WP: 0 PB: 0 SB: 0 CS: 0	PA: 37
<b>PITCHER</b>	IP WLS BF H R ER SO BB IBB HBP BLK WP HR S P ERA WHIP											<b>PITCHER</b>	IP WLS BF H R ER SO BB IBB HBP BLK WP HR S P ERA WHIP										
65 José Urquidy, R ERA: 4.24	6.2 W 27 6 1 1 10 1 0 0 0 0 0 1 69 98 1.35 1.050																						
47 Rafael Montero, R ERA: 0.54	0.1 H 1 0 0 0 1 0 0 0 0 0 0 0 3 5 0.00 0.000																						
45 Ryne Stanek, R ERA: 1.15	1.0 H 3 0 0 0 1 0 0 0 0 0 0 0 8 12 0.00 0.000																						
62 Blake Taylor, L ERA: 3.86	0.1 S 3 1 1 1 1 0 0 0 1 0 0 0 5 8 27.00 3.000																						
55 Ryan Pressly, R ERA: 3.0	0.2 S 3 2 0 0 0 0 0 0 0 0 0 0 5 10 0.00 3.000																						

Batter	1	2	3	4	5	6	7	8	9	AB R H RBI BB SO LOB	BOTTOM												
27 Jose Altuve, R OBP: 0.356, SLG: 0.585										4 2 2 1 0 1 0	<p><b>Texas Rangers @ Houston Astros</b> Minute Maid Park, Houston, TX Sun May 22 2022, 1:12 PM - 4:21 PM CDT Att: 38,745 - Roof Closed - 73 F</p> <p>livebaseballscorecards.com</p>												
23 Michael Brantley, L OBP: 0.372, SLG: 0.428										3 0 1 0 1 0 0													
2 Alex Bregman, R OBP: 0.351, SLG: 0.407										2 1 1 1 2 0 1													
44 Yordan Alvarez, L OBP: 0.358, SLG: 0.581										4 1 1 1 0 1 4													
10 Yuli Gurriel, R OBP: 0.266, SLG: 0.400										4 0 1 1 0 0 3													
30 Kyle Tucker, L OBP: 0.343, SLG: 0.441										3 1 0 0 1 0 1													
3 Jeremy Peña, R OBP: 0.343, SLG: 0.508										4 0 2 1 0 2 0													
20 Chas McCormick, R OBP: 0.285, SLG: 0.402										3 0 0 0 1 0 1													
15 Martín Maldonado, R OBP: 0.198, SLG: 0.232										4 0 0 0 0 1 2													
<b>Inning Stats</b>	R: 1 E: 0 K: 1 S: 16	H: 2 LOB: 1 BB: 0 P: 25	R: 0 E: 0 K: 1 S: 5	H: 0 LOB: 0 BB: 0 P: 7	R: 1 E: 0 K: 0 S: 16	H: 2 LOB: 1 BB: 1 P: 27	R: 0 E: 0 K: 0 S: 13	H: 1 LOB: 1 BB: 0 P: 18	R: 2 E: 0 K: 0 S: 10	H: 2 LOB: 1 BB: 1 P: 16		R: 0 E: 0 K: 2 S: 9	H: 0 LOB: 0 BB: 0 P: 13	R: 0 E: 0 K: 1 S: 9	H: 0 LOB: 1 BB: 1 P: 15	R: 1 E: 0 K: 0 S: 12	H: 1 LOB: 1 BB: 2 P: 25	1B: 3 2B: 4 3B: 0 HR: 1	SF: 0 SAC: 0 DP: 0 HBP: 0	WP: 1 PB: 0 SB: 0 CS: 0	PA: 36		
<b>PITCHER</b>	IP WLS BF H R ER SO BB IBB HBP BLK WP HR S P ERA WHIP											<b>PITCHER</b>	IP WLS BF H R ER SO BB IBB HBP BLK WP HR S P ERA WHIP										
52 Taylor Hearn, L ERA: 5.77	4.2 L 22 4 4 4 4 2 0 0 0 0 0 0 3 4 0.00 3.000																						
59 Brett Martin, L ERA: 4.02	0.1 2 1 0 0 0 0 0 0 0 0 0 0 3 4 0.00 3.000																						
51 Matt Bush, R ERA: 4.11	1.0 3 0 0 0 0 2 0 0 0 0 0 0 9 13 0.00 0.000																						
32 John King, L ERA: 2.5	1.0 4 0 0 0 0 1 1 0 0 0 0 0 9 15 0.00 1.000																						
45 Matt Moore, L ERA: 2.21	1.0 5 1 1 1 0 2 0 0 0 0 1 0 12 25 9.00 3.000																						

AB 35  
R 2  
H 9  
RBI 2  
BB 1  
SO 13  
LOB 15



AB 31  
R 5  
H 8  
RBI 5  
BB 5  
SO 5  
LOB 12






Batter	1	2	3	4	5	6	7	8	9	AB	R	H	RBI	BB	SO	LOB	TOP			
2 Marcus Semien, R OBP: 0.237, SLG: 0.228	G6-3			G6-3		G1-3			K	4	0	0	0	0	1	0				
5 Corey Seager, L OBP: 0.308, SLG: 0.419	K			K		G1-3			F7	4	0	0	0	0	2	0				
18 Mitch Garver, R OBP: 0.303, SLG: 0.406	F8			F7					HR	4	1	2	1	0	0	0				
56 Kole Calhoun, L OBP: 0.289, SLG: 0.432		K				G3			HR	3	1	0	0	1	1	1				
53 Adolis Garcia, R OBP: 0.263, SLG: 0.403	L7					G1-4-3			BB	4	0	2	1	0	0	0				
28 Jonah Heim, S OBP: 0.361, SLG: 0.512	G4-3					P2			2B	4	1	2	1	0	1	1				
30 Nathaniel Lowe, L OBP: 0.300, SLG: 0.317						HR			K	4	1	2	1	0	1	1				
77 Andy Ibañez, R OBP: 0.234, SLG: 0.230										3	0	0	0	0	0	2				
13 Brad Miller, L OBP: 0.259, SLG: 0.400										3	0	0	0	0	1	0				
<b>Inning Stats</b>	R: 0 H: 0 E: 0 K: 1 S: 7	H: 0 LOB: 0 BB: 0 P: 8	R: 0 H: 0 E: 0 K: 1 S: 10	H: 0 LOB: 0 BB: 0 P: 13	R: 0 H: 0 E: 0 K: 0 S: 8	H: 0 LOB: 0 BB: 0 P: 10	R: 0 H: 0 E: 0 K: 1 S: 11	H: 2 LOB: 2 BB: 0 P: 14	R: 0 H: 0 E: 0 K: 1 S: 6	H: 0 LOB: 0 BB: 0 P: 7	R: 0 H: 1 E: 0 K: 0 S: 9	H: 1 LOB: 0 BB: 0 P: 12	R: 1 H: 1 E: 0 K: 0 S: 6	H: 1 LOB: 0 BB: 0 P: 10	R: 2 H: 2 E: 0 K: 2 S: 16	H: 2 LOB: 1 BB: 1 P: 26	1B: 3 2B: 1 3B: 0 HR: 2	SF: 0 SAC: 0 DP: 1 HBP: 0	WP: 0 PA: 33 PB: 0 SB: 0 CS: 0	
<b>PITCHER</b>	IP	WLS	BF	H	R	ER	SO	BB	IBB	HBP	BLK	WP	HR	S	P	ERA	WHIP			
34 Noah Syndergaard, R ERA: 3.08	(1, 1)	8.0	W	27	4	1	1	5	0	0	0	0	1	73	93	1.12	0.500			
28 Aaron Loup, L ERA: 4.0	(9, 1)	0.2		4	1	2	2	1	1	0	0	0	1	10	19	27.00	3.000			
32 Raisel Iglesias, R ERA: 3.94	(9, 1)	0.1	S	2	1	0	0	1	0	0	0	0	0	6	7	0.00	3.000			

**Texas Rangers @ Los Angeles Angels**  
 Angel Stadium, Anaheim, CA  
 Tue May 24 2022, 6:40 PM - 9:09 PM PDT  
 Att: 23,791 - Clear - 70 F

livebaseballscores.com

AB 32  
 R 3  
 H 6  
 RBI 3  
 BB 1  
 SO 7  
 LOB 6




Batter	1	2	3	4	5	6	7	8	9	AB	R	H	RBI	BB	SO	LOB	BOTTOM			
17 Shohei Ohtani, L OBP: 0.319, SLG: 0.459	K					L9				2	0	0	0	1	1	0				
27 Mike Trout, R OBP: 0.436, SLG: 0.693			HBP		BB					4	0	2	0	0	1	3				
20 Jared Walsh, L OBP: 0.304, SLG: 0.466	1B									4	2	2	1	0	2	2				
5 Matt Duffy, R OBP: 0.316, SLG: 0.269	K									4	1	2	0	0	1	1				
2 Luis Rengifo, S OBP: 0.361, SLG: 0.389		G5-3								4	0	0	1	0	0	3				
16 Brandon Marsh, L OBP: 0.338, SLG: 0.411										4	1	3	0	0	0	0				
33 Max Stassi, R OBP: 0.299, SLG: 0.377										4	1	2	0	0	1	2				
14 Tyler Wade, L OBP: 0.284, SLG: 0.281										4	0	1	1	0	0	1				
4 Andrew Velazquez, S OBP: 0.258, SLG: 0.296										2	0	0	1	0	2	0				
<b>Inning Stats</b>	R: 0 H: 1 E: 0 K: 3 S: 13	H: 1 LOB: 1 BB: 0 P: 16	R: 0 H: 1 E: 0 K: 0 S: 8	H: 1 LOB: 0 BB: 0 P: 12	R: 0 H: 0 E: 0 K: 2 S: 8	H: 0 LOB: 1 BB: 0 P: 13	R: 4 H: 5 E: 1 K: 0 S: 15	H: 2 LOB: 1 BB: 1 P: 20	R: 1 H: 2 E: 0 K: 1 S: 16	H: 0 LOB: 0 BB: 0 P: 7	R: 0 H: 2 E: 0 K: 1 S: 7	H: 2 LOB: 1 BB: 0 P: 9	R: 0 H: 1 E: 0 K: 0 S: 7	H: 1 LOB: 0 BB: 0 P: 11	R: 0 H: 1 E: 0 K: 0 S: 7	H: 1 LOB: 0 BB: 0 P: 11	1B: 9 2B: 2 3B: 0 HR: 1	SF: 1 SAC: 0 DP: 3 HBP: 1	WP: 0 PA: 35 PB: 0 SB: 1 CS: 0	
<b>PITCHER</b>	IP	WLS	BF	H	R	ER	SO	BB	IBB	HBP	BLK	WP	HR	S	P	ERA	WHIP			
33 Dane Dunning, R ERA: 4.32	(1, 1)	6.1	L	31	11	5	5	8	1	0	1	0	0	8	12	0.00	0.600			
43 Garrett Richards, R ERA: 5.14	(7, 1)	1.2		4	1	0	0	0	0	0	0	0	0	8	12	0.00	0.600			

**Texas Rangers @ Los Angeles Angels**  
 Angel Stadium, Anaheim, CA  
 Tue May 24 2022, 6:40 PM - 9:09 PM PDT  
 Att: 23,791 - Clear - 70 F

livebaseballscores.com

AB 32  
 R 5  
 H 12  
 RBI 4  
 BB 1  
 SO 8  
 LOB 12










Batter	1	2	3	4	5	6	7	8	9	AB	R	H	RBI	BB	SO	LOB	TOP		
2 Marcus Semien, R OBP: 0.236, SLG: 0.241	G6-3	F7			G5-3			K		4	0	0	0	0	1	3			
5 Corey Seager, L OBP: 0.298, SLG: 0.402	L7		G6-3		K			F7		4	0	0	0	0	1	0			
18 Mitch Garver, R OBP: 0.288, SLG: 0.413	K		K			P5		K		4	0	0	0	0	3	0			
56 Kole Calhoun, L OBP: 0.309, SLG: 0.476		30 BB 77 BB 1B				P5		K		4	1	2	0	0	1	0			
28 Jonah Heim, S OBP: 0.262, SLG: 0.495										4	0	2	0	0	1	1			
41 Eil White, R OBP: 0.293, SLG: 0.273		77 BB 30 BB 1B	G3			K				0	1	0	0	0	0	0			
53 Adolis Garcia, R OBP: 0.283, SLG: 0.407	K				L3					4	1	2	1	0	1	2			
30 Nathaniel Lowe, L OBP: 0.305, SLG: 0.338										3	1	1	2	1	2	1			
13 Brad Miller, L OBP: 0.265, SLG: 0.394										3	0	0	0	0	3	4			
55 Sam Huff, R OBP: 0.393, SLG: 0.393	K							K		1	0	0	0	0	1	1			
77 Andy Ibañez, R OBP: 0.234, SLG: 0.223										3	0	0	1	1	1	2			
<b>Inning Stats</b>	R: 0 E: 0 K: 1 S: 7	H: 0 LOB: 0 BB: 0 P: 8	R: 1 E: 0 K: 2 S: 16	H: 2 LOB: 3 BB: 2 P: 28	R: 0 E: 0 K: 1 S: 10	H: 1 LOB: 1 BB: 0 P: 12	R: 0 E: 0 K: 2 S: 9	H: 0 LOB: 0 BB: 0 P: 12	R: 0 E: 0 K: 1 S: 11	H: 0 LOB: 0 BB: 0 P: 15	R: 0 E: 0 K: 2 S: 9	H: 0 LOB: 0 BB: 0 P: 13	R: 3 E: 0 K: 2 S: 15	H: 3 LOB: 1 BB: 0 P: 22	1B: 4 2B: 2 3B: 0 HR: 1	SF: 0 SAC: 0 DP: 0 HBP: 0	WP: 0 PB: 0 SB: 0 CS: 0	PA: 36	
<b>PITCHER</b>	IP	WLS	BF	H	R	ER	SO	BB	IBB	HBP	BLK	WP	HR	S	P	ERA	WHIP		
47 Frankie Montas, R ERA: 3.28	7.0		27	4	1	1	11	2	0	0	0	0	0	70	96	1.29	0.857		
68 Domingo Acevedo, R ERA: 3.18	1.0		3	0	0	0	2	0	0	0	0	0	0	9	13	0.00	0.000		
62 Lou Trivino, R ERA: 7.94	0.1	L	3	2	3	3	1	0	0	0	0	0	0	7	10	81.00	6.000		
60 Sam Moll, L ERA: 1.17	0.2		3	1	0	0	1	0	0	0	0	0	1	8	12	0.00	1.500		

Texas Rangers @ Oakland Athletics  
Oakland Coliseum, Oakland, CA  
Thu May 26 2022, 6:42 PM - 9:25 PM PDT  
Att: 3,203 - Partly Cloudy - 62 F

livebaseballscores.com

AB 34  
R 4  
H 7  
RBI 4  
BB 2  
SO 15  
LOB 14




Batter	1	2	3	4	5	6	7	8	9	AB	R	H	RBI	BB	SO	LOB	BOTTOM			
22 Ramón Laureano, R OBP: 0.306, SLG: 0.250	K				G3			F8		4	0	1	0	0	1	0				
8 Jed Lowrie, S OBP: 0.315, SLG: 0.351	G6-3				L4			F9		4	0	0	0	0	1	1				
10 Chad Pinder, R OBP: 0.270, SLG: 0.402	F8									4	1	2	0	0	1	0				
12 Sean Murphy, R OBP: 0.274, SLG: 0.369										4	0	1	0	0	1	1				
26 Sheldon Neuse, R OBP: 0.294, SLG: 0.325										3	0	0	0	0	1	2				
5 Tony Kemp, L OBP: 0.315, SLG: 0.281	G5-3									0	0	0	0	1	0	0				
23 Christian Bethancourt, R OBP: 0.286, SLG: 0.298										2	0	0	0	1	0	2				
13 Luis Barrera, L OBP: 0.375, SLG: 0.488										1	0	0	0	0	0	1				
17 Elvis Andrus, R OBP: 0.313, SLG: 0.363	G6-3									3	0	1	0	1	0	1				
1 Kevin Smith, R OBP: 0.237, SLG: 0.357										3	0	0	0	0	1	3				
20 Cristian Pacheco, R OBP: 0.196, SLG: 0.241										3	0	0	0	0	0	1				
<b>Inning Stats</b>	R: 0 E: 0 K: 1 S: 7	H: 0 LOB: 0 BB: 0 P: 7	R: 0 E: 0 K: 1 S: 8	H: 0 LOB: 1 BB: 1 P: 17	R: 0 E: 0 K: 1 S: 11	H: 1 LOB: 1 BB: 0 P: 18	R: 1 E: 0 K: 1 S: 11	H: 2 LOB: 2 BB: 1 P: 20	R: 0 E: 0 K: 0 S: 8	H: 0 LOB: 0 BB: 0 P: 12	R: 0 E: 0 K: 1 S: 7	H: 0 LOB: 0 BB: 0 P: 9	R: 0 E: 0 K: 0 S: 10	H: 1 LOB: 1 BB: 0 P: 14	R: 0 E: 0 K: 0 S: 9	H: 0 LOB: 0 BB: 1 P: 14	1B: 3 2B: 2 3B: 0 HR: 0	SF: 0 SAC: 0 DP: 1 HBP: 0	WP: 2 PB: 0 SB: 1 CS: 0	PA: 34
<b>PITCHER</b>	IP	WLS	BF	H	R	ER	SO	BB	IBB	HBP	BLK	WP	HR	S	P	ERA	WHIP			
54 Martín Pérez, L ERA: 1.6	7.0		27	4	1	1	6	2	0	0	0	0	0	10	14	0.00	1.000			
51 Matt Bush, R ERA: 3.86	1.0	W	4	1	0	0	0	0	0	0	0	0	0	9	14	0.00	1.000			
6B Joe Barlow, R ERA: 1.76	1.0	S	3	0	0	0	0	1	0	0	0	0	0	9	14	0.00	1.000			

Texas Rangers @ Oakland Athletics  
Oakland Coliseum, Oakland, CA  
Thu May 26 2022, 6:42 PM - 9:25 PM PDT  
Att: 3,203 - Partly Cloudy - 62 F

livebaseballscores.com

AB 31  
R 1  
H 5  
RBI 0  
BB 3  
SO 6  
LOB 12





Batter	1	2	3	4	5	6	7	8	9	AB	R	H	RBI	BB	SO	LOB	TOP				
2 Marcus Semien, R OBP: 0.254, SLG: 0.269	G5-3		5 HR	F9				F9		4	2	1	5	2	0	1					
5 Corey Seager, L OBP: 0.304, SLG: 0.422										4	2	3	2	0	0	3					
13 Brad Miller, L OBP: 0.258, SLG: 0.384	2B									1	0	0	0	0	0	0					
53 Adolis Garcia, R OBP: 0.270, SLG: 0.430	P3									6	1	2	1	0	1	2					
56 Kole Calhoun, L OBP: 0.322, SLG: 0.481	F7									6	2	3	1	0	0	1					
55 Sam Huff, R OBP: 0.405, SLG: 0.432										5	0	2	0	0	0	4					
30 Nathaniel Lowe, L OBP: 0.285, SLG: 0.373										4	2	2	1	1	1	2					
77 Andy Ibañez, R OBP: 0.256, SLG: 0.257										5	1	3	1	0	0	2					
11 Charlie Culberson, R OBP: 0.286, SLG: 0.261										5	1	2	0	0	0	4					
41 Eli White, R OBP: 0.277, SLG: 0.247										4	0	0	0	1	1	6					
<b>Inning Stats</b>	R: 0 E: 0 K: 0 S: 8	H: 1 LOB: 1 BB: 0 P: 14	R: 0 E: 0 K: 1 S: 12	H: 2 LOB: 2 BB: 0 P: 20	R: 4 E: 0 K: 0 S: 18	H: 4 LOB: 1 BB: 1 P: 26	R: 0 E: 0 K: 2 S: 10	H: 1 LOB: 1 BB: 0 P: 15	R: 6 E: 0 K: 0 S: 26	H: 6 LOB: 2 BB: 1 P: 45	R: 1 E: 0 K: 0 S: 9	H: 2 LOB: 2 BB: 2 P: 22	R: 0 E: 0 K: 0 S: 7	H: 1 LOB: 1 BB: 0 P: 8	R: 0 E: 0 K: 0 S: 12	H: 0 LOB: 0 BB: 0 P: 11	1B: 10 2B: 4 3B: 1 HR: 3	SF: 0 SAC: 0 DP: 1 HBP: 1	WP: 0 PB: 0 SB: 1 CS: 0	PA: 49	
<b>PITCHER</b>	IP WLS BF H R ER SO	IP WLS BF H R ER SO	IP WLS BF H R ER SO	IP WLS BF H R ER SO	IP WLS BF H R ER SO	IP WLS BF H R ER SO	IP WLS BF H R ER SO	IP WLS BF H R ER SO	IP WLS BF H R ER SO	IP WLS BF H R ER SO	IP WLS BF H R ER SO	IP WLS BF H R ER SO	IP WLS BF H R ER SO	IP WLS BF H R ER SO	IP WLS BF H R ER SO	IP WLS BF H R ER SO	ERA WHIP	ERA WHIP			
67 Zach Logue, L ERA: 5.47	2.1 L 15 7 4 4 1	2.1 13 5 5 5 2	1.1 10 4 2 2 0	3.0 11 2 0 0 0	2.1 7 4 4 1	2.1 13 5 5 5 2	1.1 10 4 2 2 0	3.0 11 2 0 0 0	2.1 7 4 4 1	2.1 13 5 5 5 2	1.1 10 4 2 2 0	3.0 11 2 0 0 0	2.1 7 4 4 1	2.1 13 5 5 5 2	1.1 10 4 2 2 0	3.0 11 2 0 0 0	15.43 3.429	19.29 2.143	13.50 4.500	0.00 0.667	
71 Jacob Lemoine, R ERA: 7.71																					
57 Adam Kolarek, L ERA: 4.58																					
29 Austin Pruitt, R ERA:																					

Texas Rangers @ Oakland Athletics  
Oakland Coliseum, Oakland, CA  
Sat May 28 2022, 1:09 PM - 4:23 PM PDT  
Att: 6,502 - Partly Cloudy - 65 F

AB	44
R	11
H	18
RBI	11
BB	4
SO	3
LOB	25



Batter	1	2	3	4	5	6	7	8	9	AB	R	H	RBI	BB	SO	LOB	BOTTOM				
22 Ramón Laureano, R OBP: 0.324, SLG: 0.317	K		F9							5	2	2	1	0	1	1					
10 Chad Pinder, R OBP: 0.285, SLG: 0.435										3	0	2	0	1	0	0					
5 Tony Kemp, L OBP: 0.312, SLG: 0.278	1B									1	0	0	0	0	0	0					
12 Sean Murphy, R OBP: 0.272, SLG: 0.386	F9									5	0	0	0	0	4	5					
23 Christian Bethancourt, R OBP: 0.292, SLG: 0.303										4	1	2	0	0	0	4					
17 Elvis Andrus, R OBP: 0.306, SLG: 0.352										4	1	1	1	0	0	4					
13 Luis Barrera, L OBP: 0.346, SLG: 0.447	FC6-4									0	0	0	0	0	0	0					
15 Seth Brown, L OBP: 0.273, SLG: 0.412										3	0	1	0	1	1	1					
26 Sheldon Neuse, R OBP: 0.294, SLG: 0.318										4	0	1	2	0	2	1					
1 Kevin Smith, R OBP: 0.230, SLG: 0.345										4	0	0	0	0	0	3					
20 Cristian Pacheco, R OBP: 0.197, SLG: 0.241										4	0	1	0	0	0	3					
<b>Inning Stats</b>	R: 0 E: 0 K: 1 S: 13	H: 2 LOB: 2 BB: 0 P: 19	R: 0 E: 0 K: 1 S: 7	H: 0 LOB: 0 BB: 0 P: 10	R: 0 E: 0 K: 1 S: 12	H: 1 LOB: 2 BB: 1 P: 21	R: 1 E: 0 K: 1 S: 10	H: 1 LOB: 0 BB: 0 P: 17	R: 1 E: 0 K: 0 S: 11	H: 3 LOB: 2 BB: 0 P: 17	R: 1 E: 0 K: 1 S: 9	H: 2 LOB: 2 BB: 0 P: 11	R: 0 E: 1 K: 1 S: 9	H: 0 LOB: 1 BB: 1 P: 17	R: 0 E: 0 K: 1 S: 15	H: 0 LOB: 0 BB: 0 P: 19	1B: 7 2B: 2 3B: 0 HR: 1	SF: 0 SAC: 0 DP: 0 HBP: 0	WP: 0 PB: 0 SB: 1 CS: 0	PA: 39	
<b>PITCHER</b>	IP WLS BF H R ER SO	IP WLS BF H R ER SO	IP WLS BF H R ER SO	IP WLS BF H R ER SO	IP WLS BF H R ER SO	IP WLS BF H R ER SO	IP WLS BF H R ER SO	IP WLS BF H R ER SO	IP WLS BF H R ER SO	IP WLS BF H R ER SO	IP WLS BF H R ER SO	IP WLS BF H R ER SO	IP WLS BF H R ER SO	IP WLS BF H R ER SO	IP WLS BF H R ER SO	IP WLS BF H R ER SO	ERA WHIP	ERA WHIP			
52 Taylor Hearn, L ERA: 5.38	6.0 W 27	1.0 5 2 1 1 1	1.0 4 0 0 0 1	1.0 3 0 0 0 1	1.0 5 2 1 1 1	1.0 4 0 0 0 1	1.0 3 0 0 0 1	1.0 3 0 0 0 1	1.0 3 0 0 0 1	1.0 3 0 0 0 1	1.0 3 0 0 0 1	1.0 3 0 0 0 1	1.0 3 0 0 0 1	1.0 3 0 0 0 1	1.0 3 0 0 0 1	1.0 3 0 0 0 1	3.00 1.500	9.00 2.000	0.00 1.000	0.00 0.000	
59 Brett Martin, L ERA: 4.32																					
36 Albert Abreu, R ERA: 3.12																					
43 Garrett Richards, R ERA: 4.8																					

Texas Rangers @ Oakland Athletics  
Oakland Coliseum, Oakland, CA  
Sat May 28 2022, 1:09 PM - 4:23 PM PDT  
Att: 6,502 - Partly Cloudy - 65 F

AB	37
R	4
H	10
RBI	4
BB	2
SO	8
LOB	22













Batter	1	2	3	4	5	6	7	8	9	AB	R	H	RBI	BB	SO	LOB	TOP					
13 Manuel Margot, R OBP: 0.382, SLG: 0.469	L8		G6-3			F8			P6	4	0	0	0	0	0	0						
43 Harold Ramirez, R OBP: 0.315, SLG: 0.365	L8		G5-3			G6-3			G5-3	4	0	0	0	0	0	0						
2 Yandy Diaz, R OBP: 0.374, SLG: 0.343	FC4		G4-3			G4-3			F9	4	0	1	0	0	0	0						
56 Randy Arozarena, R OBP: 0.308, SLG: 0.403	FC4									3	0	0	0	0	1	1						
17 Isaac Paredes, R OBP: 0.224, SLG: 0.458		K	G4-3			G5-3				3	0	0	0	0	1	0						
21 Francisco Mejia, S OBP: 0.242, SLG: 0.385			F4							3	0	1	0	0	1	0						
10 Mike Zunino, R OBP: 0.193, SLG: 0.294										3	0	0	0	0	3	1						
6 Taylor Walls, S OBP: 0.261, SLG: 0.248										3	0	1	0	0	0	0						
7 Vidal Bruján, S OBP: 0.186, SLG: 0.167										3	0	0	0	0	0	2						
<b>Inning Stats</b>	R: 0 E: 0 K: 0 S: 12	H: 1 LOB: 1 BB: 0 P: 15	R: 0 E: 0 K: 2 S: 11	H: 2 LOB: 2 BB: 0 P: 15	R: 0 E: 0 K: 0 S: 8	H: 0 LOB: 0 BB: 0 P: 12	R: 0 E: 0 K: 1 S: 8	H: 0 LOB: 0 BB: 0 P: 11	R: 0 E: 0 K: 1 S: 5	H: 0 LOB: 0 BB: 0 P: 9	R: 0 E: 0 K: 0 S: 8	H: 0 LOB: 0 BB: 0 P: 11	R: 0 E: 0 K: 1 S: 8	H: 0 LOB: 0 BB: 0 P: 12	R: 0 E: 0 K: 1 S: 8	H: 0 LOB: 0 BB: 0 P: 12	R: 0 E: 0 K: 0 S: 5	H: 0 LOB: 0 BB: 0 P: 9	1B: 3 2B: 0 3B: 0 HR: 0	SF: 0 SAC: 0 DP: 0 HBP: 0	WP: 0 PB: 0 SB: 0 CS: 0	PA: 30
<b>PITCHER</b>	IP	WLS	BF	H	R	ER	SO	BB	IBB	HBP	BLK	WP	HR	S	P	ERA	WHIP					
54 Martin Pérez, L ERA: 1.42	7.0	W	24	3	0	0	5	0	0	0	0	0	0	60	85	0.00	0.429					
32 John King, L ERA: 2.7	1.0	H	3	0	0	0	1	0	0	0	0	0	0	8	12	0.00	0.000					
6B Joe Barlow, R ERA: 1.56	1.0	S	3	0	0	0	0	0	0	0	0	0	0	5	9	0.00	0.000					

Tampa Bay Rays @ Texas Rangers  
Globe Life Field, Arlington, TX  
Tue May 31 2022, 7:10 PM - 9:31 PM CDT  
Att: 16,317 - Roof Closed - 72 F

AB 30  
R 0  
H 3  
RBI 0  
BB 0  
SO 6  
LOB 4



Batter	1	2	3	4	5	6	7	8	9	AB	R	H	RBI	BB	SO	LOB	BOTTOM					
2 Marcus Semien, R OBP: 0.266, SLG: 0.274	G5-3		F9							3	0	1	0	1	0	1						
5 Corey Seager, L OBP: 0.302, SLG: 0.438	F7									4	1	1	1	0	0	4						
18 Mitch Garver, R OBP: 0.307, SLG: 0.446	L7									4	1	1	0	0	1	0						
56 Kole Calhoun, L OBP: 0.314, SLG: 0.463										4	0	0	0	0	2	1						
53 Adolis Garcia, R OBP: 0.268, SLG: 0.436										4	1	2	2	0	1	0						
28 Jonah Heim, S OBP: 0.331, SLG: 0.468										4	0	0	0	0	2	1						
55 Sam Huff, R OBP: 0.386, SLG: 0.390										3	0	0	0	0	0	0						
Josh Smith, L OBP: 0.714, SLG: 0.600										1	0	0	0	0	0	0						
41 Eli White, R OBP: 0.301, SLG: 0.313										3	0	2	0	0	0	1						
<b>Inning Stats</b>	R: 0 E: 0 K: 0 S: 7	H: 0 LOB: 0 BB: 0 P: 12	R: 0 E: 0 K: 2 S: 9	H: 0 LOB: 0 BB: 0 P: 13	R: 0 E: 0 K: 0 S: 7	H: 0 LOB: 1 BB: 0 P: 10	R: 3 E: 0 K: 0 S: 10	H: 3 LOB: 0 BB: 0 P: 12	R: 0 E: 0 K: 0 S: 10	H: 2 LOB: 1 BB: 0 P: 17	R: 0 E: 0 K: 1 S: 8	H: 0 LOB: 0 BB: 0 P: 13	R: 0 E: 0 K: 0 S: 9	H: 1 LOB: 3 BB: 1 P: 17	R: 0 E: 0 K: 3 S: 12	H: 1 LOB: 1 BB: 0 P: 20	R: 0 E: 0 K: 0 S: 1	H: 0 LOB: 0 BB: 0 P: 1	1B: 3 2B: 2 3B: 0 HR: 2	SF: 0 SAC: 0 DP: 0 HBP: 2	WP: 0 PB: 0 SB: 3 CS: 1	PA: 33
<b>PITCHER</b>	IP	WLS	BF	H	R	ER	SO	BB	IBB	HBP	BLK	WP	HR	S	P	ERA	WHIP					
48 Ryan Yarbrough, L ERA: 4.0	6.2	L	27	6	3	3	3	0	0	2	0	0	0	57	87	4.05	0.900					
64 Shawn Armstrong, R ERA: 9.0	1.1		6	1	0	0	3	1	0	0	0	0	0	15	27	0.00	1.500					

Tampa Bay Rays @ Texas Rangers  
Globe Life Field, Arlington, TX  
Tue May 31 2022, 7:10 PM - 9:31 PM CDT  
Att: 16,317 - Roof Closed - 72 F

AB 30  
R 3  
H 7  
RBI 3  
BB 1  
SO 6  
LOB 8





Batter	1	2	3	4	5	6	7	8	9	10	11	AB	R	H	RBI	BB	SO	LOB	TOP						
39 Kevin Kiermaier, L OBP: 0.264, SLG: 0.398 43 Harold Ramirez, R OBP: 0.317, SLG: 0.368	P5		K			L7		G4-3		P3	26 2B	3	0	0	0	0	1	1							
13 Manuel Margot, R OBP: 0.367, SLG: 0.449	K			P5		K		G4-3		F7		5	0	0	0	0	2	1							
26 Ji Man Choi, L OBP: 0.374, SLG: 0.456	F9			BB		L5		K		56 F8	2B	4	0	1	1	1	1	1							
2 Yandy Diaz, R OBP: 0.387, SLG: 0.345	K			BB		1B		56 G5-3		HBP		2	0	1	0	2	1	0							
56 Randy Arozarena, R OBP: 0.305, SLG: 0.414	F7			K		HR		K		F8		5	1	1	1	0	1	5							
6 Taylor Walls, S OBP: 0.252, SLG: 0.238	K			K		G4-3		K		P5		5	0	0	0	0	3	5							
35 Brett Phillips, L OBP: 0.252, SLG: 0.357						L8		K		21 G6-3	7 SF7	4	1	0	0	0	3	1							
21 Francisco Mejia, S OBP: 0.243, SLG: 0.391						K		7 43 1B		G6-3		4	1	1	0	0	2	0							
7 Vidal Bruján, S OBP: 0.199, SLG: 0.175						K		F7		SF7		3	0	1	1	0	1	1							
<b>Inning Stats</b>	R: 0 E: 0 K: 1 S: 8	H: 0 LOB: 0 BB: 0 P: 10	R: 0 E: 0 K: 2 S: 9	H: 0 LOB: 0 BB: 0 P: 13	R: 0 E: 0 K: 3 S: 11	H: 1 LOB: 1 BB: 0 P: 13	R: 0 E: 0 K: 2 S: 10	H: 0 LOB: 2 BB: 2 P: 19	R: 0 E: 0 K: 2 S: 10	H: 0 LOB: 0 BB: 0 P: 17	R: 1 E: 0 K: 1 S: 10	H: 2 LOB: 1 BB: 0 P: 13	R: 1 E: 0 K: 1 S: 9	H: 2 LOB: 1 BB: 0 P: 12	R: 0 E: 0 K: 2 S: 12	H: 0 LOB: 1 BB: 0 P: 21	R: 1 E: 0 K: 0 S: 4	H: 0 LOB: 0 BB: 0 P: 7	R: 1 E: 0 K: 0 S: 11	H: 1 LOB: 2 BB: 0 P: 18	1B: 3 2B: 2 3B: 0 HR: 1	SF: 1 SAC: 0 DP: 0 HBP: 1	WP: 0 PB: 0 SB: 0 CS: 0	PA: 42	
<b>PITCHER</b>	IP WLS BF H R ER SO BB IBB HBP BLK WP HR S P ERA WHIP	22 Jon Gray, R ERA: 4.83	32 John King, L ERA: 3.0	51 Matt Bush, R ERA: 3.95	19 Dennis Santana, R ERA: 1.53	<b>PITCHER</b>	IP WLS BF H R ER SO BB IBB HBP BLK WP HR S P ERA WHIP	22 Jon Gray, R ERA: 4.83	32 John King, L ERA: 3.0	51 Matt Bush, R ERA: 3.95	19 Dennis Santana, R ERA: 1.53														

Tampa Bay Rays @ Texas Rangers  
Globe Life Field, Arlington, TX  
Wed Jun 01 2022, 7:09 PM - 11:10 PM CDT  
Att. 20,634 - Roof Closed - 72 F


AB	37
R	4
H	6
RBI	4
BB	3
SO	15
LOB	15



Batter	1	2	3	4	5	6	7	8	9	10	11	AB	R	H	RBI	BB	SO	LOB	BOTTOM						
2 Marcus Semien, R OBP: 0.288, SLG: 0.266	K	F9			K		K		F7		P3	6	0	0	0	0	3	4							
5 Corey Seager, L OBP: 0.303, SLG: 0.435	1B				L7		K		1B		F7	6	0	2	0	0	2	1							
18 Mitch Garver, R OBP: 0.303, SLG: 0.431	L6				L7		55 2B		F8		F9	4	0	0	0	1	0	3							
11 Charlie Culberson, R OBP: 0.295, SLG: 0.255									F9		K	0	1	0	0	0	0	0							
28 Jonah Heim, S OBP: 0.328, SLG: 0.464	F9						53 CS				53 1B	1	0	0	0	0	1	0							
56 Kole Calhoun, L OBP: 0.317, SLG: 0.453	F9						K		53 FC5-4		P5	3	0	0	0	2	1	2							
53 Adolis Garcia, R OBP: 0.266, SLG: 0.430	K				K		K		FC5-4		55 BB	5	0	1	1	0	3	2							
55 Sam Huff, R OBP: 0.413, SLG: 0.500	HR				G2-3		2B		BB		BB	3	1	2	1	2	0	0							
30 Nathaniel Lowe, L OBP: 0.318, SLG: 0.380	1B				HR		K		G4-3		K	5	1	2	1	0	2	6							
77 Andy Ibanez, R OBP: 0.274, SLG: 0.278	1B				HR		G6-3		K		BB	3	0	1	0	0	1	0							
41 Eli White, R OBP: 0.292, SLG: 0.314							K		G4-3		BB	1	0	0	0	1	0	0							
65 Zach Reks, L OBP: 0.250, SLG: 0.300	K						1B		5 1B		F7	2	0	1	0	0	0	3							
<b>Inning Stats</b>	R: 0 E: 0 K: 1 S: 10	H: 1 LOB: 1 BB: 0 P: 14	R: 1 E: 0 K: 2 S: 17	H: 3 LOB: 2 BB: 0 P: 29	R: 0 E: 0 K: 1 S: 7	H: 0 LOB: 0 BB: 1 P: 16	R: 1 E: 0 K: 1 S: 11	H: 1 LOB: 0 BB: 0 P: 14	R: 0 E: 0 K: 2 S: 9	H: 0 LOB: 0 BB: 0 P: 12	R: 0 E: 0 K: 3 S: 12	H: 1 LOB: 1 BB: 0 P: 25	R: 0 E: 0 K: 0 S: 10	H: 2 LOB: 2 BB: 0 P: 18	R: 0 E: 0 K: 0 S: 13	H: 2 LOB: 2 BB: 0 P: 18	R: 1 E: 0 K: 1 S: 9	H: 1 LOB: 3 BB: 2 P: 23	R: 0 E: 0 K: 1 S: 10	H: 0 LOB: 0 BB: 0 P: 14	1B: 7 2B: 1 3B: 0 HR: 2	SF: 0 SAC: 0 DP: 0 HBP: 0	WP: 0 PB: 0 SB: 1 CS: 1	PA: 49	
<b>PITCHER</b>	IP WLS BF H R ER SO BB IBB HBP BLK WP HR S P ERA WHIP	59 Jeffrey Springs, L ERA: 1.68	68 Jalen Beeks, L ERA: 1.19	30 Brooks Raley, L ERA: 2.7	47 Jason Adam, R ERA: 0.84	34 J.P. Feiereisen, R ERA:	<b>PITCHER</b>	IP WLS BF H R ER SO BB IBB HBP BLK WP HR S P ERA WHIP	38 Colin Poche, L ERA: 1.59	37 Matt Wisler, R ERA: 2.45															

Tampa Bay Rays @ Texas Rangers  
Globe Life Field, Arlington, TX  
Wed Jun 01 2022, 7:09 PM - 11:10 PM CDT  
Att. 20,634 - Roof Closed - 72 F

AB	42
R	3
H	10
RBI	3
BB	6
SO	15
LOB	23









Batter	1	2	3	4	5	6	7	8	9	AB	R	H	RBI	BB	SO	LOB	TOP										
27 Jesse Winker, L OBP: 0.315, SLG: 0.296	G4-3		K		G4-3			F7		4	0	0	0	0	1	2											
23 Ty France, R OBP: 0.414, SLG: 0.493	G6-3					K		K		3	1	0	0	0	2	1											
44 Julio Rodríguez, R OBP: 0.316, SLG: 0.415	K					K			F8	4	0	0	0	0	3	1											
3 J.P. Crawford, L OBP: 0.390, SLG: 0.451		G1-3					G6-3			3	1	1	0	1	0	0											
28 Eugenio Suárez, R OBP: 0.304, SLG: 0.444		G5-3			SF7					3	1	1	3	0	0	0											
26 Adam Frazier, L OBP: 0.307, SLG: 0.337					F8					4	0	0	0	0	1	1											
13 Abraham Toro, S OBP: 0.240, SLG: 0.368			G5-3			L9				4	0	0	0	0	0	0											
20 Taylor Trammell, L OBP: 0.433, SLG: 0.680			L9			K				3	0	1	0	0	1	0											
29 Cal Raleigh, S OBP: 0.222, SLG: 0.384								K		3	1	2	1	0	1	1											
<b>Inning Stats</b>	R: 0 E: 0 K: 1 S: 6	H: 0 LOB: 0 BB: 0 P: 6	R: 0 E: 0 K: 1 S: 5	H: 0 LOB: 0 BB: 0 P: 9	R: 0 E: 0 K: 1 S: 12	H: 1 LOB: 1 BB: 0 P: 19	R: 1 E: 0 K: 1 S: 10	H: 1 LOB: 1 BB: 0 P: 17	R: 1 E: 0 K: 1 S: 11	H: 1 LOB: 0 BB: 0 P: 18	R: 0 E: 0 K: 2 S: 9	H: 0 LOB: 0 BB: 0 P: 10	R: 0 E: 0 K: 0 S: 8	H: 0 LOB: 0 BB: 0 P: 14	R: 0 E: 0 K: 2 S: 10	H: 1 LOB: 1 BB: 0 P: 13	R: 2 E: 0 K: 0 S: 6	H: 1 LOB: 0 BB: 1 P: 14	1B: 1 2B: 2 3B: 0 HR: 2	SF: 1 SAC: 0 DP: 0 HBP: 1	WP: 0 PB: 0 SB: 0 CS: 0	PA: 34					
<b>PITCHER</b>	IP	WLS	BF	H	R	ER	SO	BB	IBB	HBP	BLK	WP	HR	S	P	ERA	WHIP										
33 Dane Dunning, R ERA: 4.11	7.0		25	3	2	2	7	0	0	1	0	0	1	61	93	2.57	0.429										
51 Matt Bush, R ERA: 3.2	1.0	H	4	1	0	0	2	0	0	0	0	0	0	10	13	0.00	1.000										
68 Joe Barlow, R ERA: 2.45	1.0	L	5	1	2	2	0	1	0	0	0	0	1	6	14	18.00	2.000										

Seattle Mariners @ Texas Rangers  
Globe Life Field, Arlington, TX  
Fri Jun 03 2022, 7:07 PM - 9:58 PM CDT  
Att: 25,378 - Roof Closed - 72 F

AB	31
R	4
H	5
RBI	4
BB	1
SO	9
LOB	6



Batter	1	2	3	4	5	6	7	8	9	AB	R	H	RBI	BB	SO	LOB	BOTTOM										
Josh Smith, L OBP: 0.588, SLG: 0.500										3	0	1	0	1	0	1											
11 Charlie Culberson, R OBP: 0.294, SLG: 0.240										0	0	0	0	0	0	0											
77 Andy Ibáñez, R OBP: 0.272, SLG: 0.276										1	0	0	0	0	1	1											
2 Marcus Semien, R OBP: 0.283, SLG: 0.275	F8									4	1	0	0	0	1	2											
5 Corey Seager, L OBP: 0.307, SLG: 0.441	L7									4	1	2	1	0	0	1											
18 Mitch Garver, R OBP: 0.293, SLG: 0.411	F8									4	0	1	0	0	1	3											
56 Kole Calhoun, L OBP: 0.314, SLG: 0.446	F7									4	0	1	1	0	0	2											
53 Adolis García, R OBP: 0.286, SLG: 0.423	K									4	0	0	0	0	3	3											
28 Jonah Heim, S OBP: 0.331, SLG: 0.475	K									4	0	1	0	0	2	1											
30 Nathaniel Lowe, L OBP: 0.313, SLG: 0.391										4	1	1	1	0	2	1											
41 Eli White, R OBP: 0.290, SLG: 0.300										3	0	0	0	0	2	1											
55 Sam Huff, R OBP: 0.408, SLG: 0.478										0	0	0	0	1	0	0											
<b>Inning Stats</b>	R: 0 E: 0 K: 0 S: 11	H: 1 LOB: 1 BB: 0 P: 16	R: 0 E: 0 K: 2 S: 9	H: 0 LOB: 0 BB: 0 P: 12	R: 0 E: 0 K: 2 S: 13	H: 0 LOB: 1 BB: 1 P: 21	R: 0 E: 0 K: 1 S: 9	H: 1 LOB: 1 BB: 0 P: 12	R: 0 E: 1 K: 1 S: 17	H: 1 LOB: 1 BB: 0 P: 17	R: 2 E: 0 K: 1 S: 17	H: 2 LOB: 1 BB: 0 P: 24	R: 1 E: 0 K: 1 S: 9	H: 1 LOB: 0 BB: 0 P: 13	R: 0 E: 0 K: 2 S: 11	H: 1 LOB: 1 BB: 0 P: 19	R: 0 E: 0 K: 2 S: 14	H: 0 LOB: 1 BB: 1 P: 23	1B: 3 2B: 3 3B: 0 HR: 1	SF: 0 SAC: 0 DP: 0 HBP: 0	WP: 0 PB: 0 SB: 1 CS: 0	PA: 37					
<b>PITCHER</b>	IP	WLS	BF	H	R	ER	SO	BB	IBB	HBP	BLK	WP	HR	S	P	ERA	WHIP										
36 Logan Gilbert, R ERA: 2.22	6.0		25	5	2	1	7	1	0	0	0	0	1	9	13	9.00	1.000										
55 Roenis Elías, L ERA: 4.5	1.0		4	1	1	1	1	0	0	0	0	0	1	9	13	9.00	1.000										
56 Penn Murfee, R ERA: 1.02	1.0	W	4	1	0	0	2	0	0	0	0	0	0	11	19	0.00	1.000										
37 Paul Sewald, R ERA: 2.33	1.0	S	4	0	0	0	2	1	0	0	0	0	0	14	23	0.00	1.000										

Seattle Mariners @ Texas Rangers  
Globe Life Field, Arlington, TX  
Fri Jun 03 2022, 7:07 PM - 9:58 PM CDT  
Att: 25,378 - Roof Closed - 72 F

AB	35
R	3
H	7
RBI	3
BB	2
SO	12
LOB	16





Batter	1	2	3	4	5	6	7	8	9	AB	R	H	RBI	BB	SO	LOB	TOP					
27 Jesse Winker, L OBP: 0.323, SLG: 0.314										2	1	1	2	2	0	0	<b>Seattle Mariners @ Texas Rangers</b> Globe Life Field, Arlington, TX Sat Jun 04 2022, 3:10 PM - 5:38 PM CDT Att: 28,794 - Roof Closed - 72 F					
23 Ty France, R OBP: 0.407, SLG: 0.483										4	0	0	0	0	1	2						
3 J.P. Crawford, L OBP: 0.383, SLG: 0.441										4	0	0	0	0	0	2						
44 Julio Rodríguez, R OBP: 0.324, SLG: 0.416										2	0	1	0	2	0	1						
28 Eugenio Suárez, R OBP: 0.312, SLG: 0.445										2	0	1	0	1	1	0						
26 Adam Frazier, L OBP: 0.301, SLG: 0.330										4	0	0	0	0	0	6						
13 Abraham Toro, S OBP: 0.233, SLG: 0.358										4	0	0	0	0	1	3						
20 Taylor Trammell, L OBP: 0.406, SLG: 0.630									2	0	0	0	0	1	0							
25 Dylan Moore, R OBP: 0.317, SLG: 0.353										1	0	0	0	0	1	0						
70 Mike Ford, L OBP: 0.357, SLG: 0.212										1	0	0	0	0	1	0						
29 Cal Raleigh, S OBP: 0.224, SLG: 0.377										4	1	1	0	0	2	0						
<b>Inning Stats</b>	R: 0 E: 0 K: 1 S: 7	H: 0 LOB: 0 BB: 1 P: 13	R: 0 E: 0 K: 0 S: 6	H: 0 LOB: 1 BB: 1 P: 14	R: 0 E: 0 K: 1 S: 11	H: 0 LOB: 1 BB: 1 P: 17	R: 0 E: 0 K: 1 S: 10	H: 0 LOB: 2 BB: 2 P: 22	R: 2 E: 1 K: 1 S: 15	H: 2 LOB: 1 BB: 0 P: 29	R: 0 E: 0 K: 1 S: 8	H: 0 LOB: 0 BB: 0 P: 14	R: 0 E: 0 K: 2 S: 9	H: 0 LOB: 0 BB: 0 P: 11	R: 0 E: 0 K: 0 S: 12	H: 2 LOB: 2 BB: 0 P: 21	R: 0 E: 0 K: 1 S: 8	H: 0 LOB: 0 BB: 0 P: 13	1B: 3 2B: 1 3B: 0 HR: 1	SF: 0 SAC: 0 DP: 2 HBP: 1	WP: 1 PB: 0 SB: 1 CS: 0	PA: 36
<b>PITCHER</b>	IP WLS BF H R ER SO BB IBB HBP BLK WP HR S P ERA WHIP																					
49 Glenn Otto, R ERA: 4.24	(1, 1) 5.0 W 22 2 2 2 4 5 0 1 0 0 1 49 95 3.60 1.400																					
19 Dennis Santana, R ERA: 1.45	(6, 1) 1.0 H 3 0 0 0 1 0 0 0 0 0 0 8 14 0.00 0.000																					
45 Matt Moore, L ERA: 3.09	(7, 1) 1.0 H 3 0 0 0 2 0 0 0 0 0 0 9 11 0.00 0.000																					
32 John King, L ERA: 2.86	(8, 1) 1.0 H 5 2 0 0 2 0 0 0 0 1 0 12 21 0.00 2.000																					
68 Joe Barlow, R ERA: 2.33	(9, 1) 1.0 S 3 0 0 0 1 0 0 0 0 0 0 8 13 0.00 0.000																					
<b>Batter</b>	<b>1</b>	<b>2</b>	<b>3</b>	<b>4</b>	<b>5</b>	<b>6</b>	<b>7</b>	<b>8</b>	<b>9</b>	<b>AB</b>	<b>R</b>	<b>H</b>	<b>RBI</b>	<b>BB</b>	<b>SO</b>	<b>LOB</b>	<b>BOTTOM</b>					
2 Marcus Semien, R OBP: 0.253, SLG: 0.275										4	1	1	0	0	0	1	<b>Seattle Mariners @ Texas Rangers</b> Globe Life Field, Arlington, TX Sat Jun 04 2022, 3:10 PM - 5:38 PM CDT Att: 28,794 - Roof Closed - 72 F					
5 Corey Seager, L OBP: 0.301, SLG: 0.432										4	0	0	0	0	0	1						
18 Mitch Garver, R OBP: 0.292, SLG: 0.402										3	1	0	0	1	2	0						
53 Adolis García, R OBP: 0.267, SLG: 0.437										3	1	1	3	0	2	0						
55 Sam Huff, R OBP: 0.404, SLG: 0.469										3	0	1	0	0	0	0						
30 Nathaniel Lowe, L OBP: 0.308, SLG: 0.384										3	0	0	0	0	1	1						
70 Ezequiel Duran, R OBP: 0.282, SLG: 0.290										3	0	0	0	0	0	1						
11 Charlie Culberson, R OBP: 0.286, SLG: 0.264										3	0	2	0	0	0	0						
41 Eli White, R OBP: 0.282, SLG: 0.290										3	0	0	0	0	0	3						
<b>Inning Stats</b>	R: 0 E: 0 K: 1 S: 10	H: 0 LOB: 0 BB: 0 P: 14	R: 0 E: 0 K: 1 S: 6	H: 0 LOB: 0 BB: 0 P: 9	R: 0 E: 0 K: 0 S: 6	H: 0 LOB: 0 BB: 0 P: 11	R: 3 E: 0 K: 1 S: 11	H: 2 LOB: 0 BB: 1 P: 20	R: 0 E: 0 K: 0 S: 7	H: 1 LOB: 1 BB: 0 P: 8	R: 0 E: 0 K: 2 S: 10	H: 0 LOB: 0 BB: 0 P: 16	R: 0 E: 0 K: 0 S: 8	H: 2 LOB: 2 BB: 0 P: 10	R: 0 E: 0 K: 0 S: 5	H: 0 LOB: 0 BB: 0 P: 9		1B: 4 2B: 0 3B: 0 HR: 1	SF: 0 SAC: 0 DP: 0 HBP: 0	WP: 0 PB: 0 SB: 1 CS: 0	PA: 30	
<b>PITCHER</b>	IP WLS BF H R ER SO BB IBB HBP BLK WP HR S P ERA WHIP																					
7 Marco Gonzales, L ERA: 3.59	(1, 1) 7.0 L 27 5 3 3 3 1 0 0 0 0 0 27 88 3.86 0.857																					
Andrés Muñoz, R ERA: 4.67	(8, 1) 1.0 3 0 0 0 0 0 0 0 0 0 0 5 9 0.00 0.000																					







Batter	1	2	3	4	5	6	7	8	9	AB	R	H	RBI	BB	SO	LOB	TOP			
2 Marcus Semien, R (1, 6) OBP: 0.265, SLG: 0.315										4	2	3	1	0	0	1	<p><b>Texas Rangers @ Cleveland Guardians</b> Progressive Field, Cleveland, OH Tue Jun 07 2022, 4:30 PM - 7:09 PM EDT Overcast - 63 F</p> <p>AB 35 R 3 H 8 RBI 3 BB 1 SO 5 LOB 16</p>			
5 Corey Seager, L (1, 10) OBP: 0.298, SLG: 0.420										4	0	1	0	0	2	2				
53 Adolis Garcia, R (1, 8) OBP: 0.261, SLG: 0.439										4	0	0	0	0	0	4				
56 Kole Calhoun, L (1, 9) OBP: 0.304, SLG: 0.428										4	0	1	1	0	0	3				
55 Sam Huff, R (1, 2) OBP: 0.393, SLG: 0.442										3	0	0	0	1	0	1				
30 Nathaniel Lowe, L (1, 3) OBP: 0.273, SLG: 0.378										4	0	0	0	0	0	2				
70 Ezequiel Duran, R (1, 4) OBP: 0.273, SLG: 0.545										4	0	1	0	0	2	2				
40 Steele Walker, L (1, 7) OBP: 0.125, SLG: 0.500										4	1	1	1	0	0	1				
77 Andy Ibañez, R (1, 5) OBP: 0.273, SLG: 0.277										3	0	1	0	0	0	0				
18 Mitch Garver, R (9, PH) OBP: 0.293, SLG: 0.421										1	0	0	0	0	1	0				
<b>Inning Stats</b>	R: 1 H: 2 E: 0 K: 0 S: 9	H: 2 LOB: 1 BB: 0 P: 15	R: 0 H: 0 E: 0 K: 1 S: 8	H: 0 LOB: 0 BB: 0 P: 10	R: 0 H: 1 E: 1 K: 1 S: 16	H: 1 LOB: 2 BB: 0 P: 22	R: 0 H: 1 E: 0 K: 1 S: 7	H: 1 LOB: 1 BB: 0 P: 8	R: 0 H: 1 E: 0 K: 0 S: 6	H: 1 LOB: 1 BB: 1 P: 13	R: 2 H: 2 E: 0 K: 0 S: 9	H: 2 LOB: 0 BB: 0 P: 14	R: 0 H: 0 E: 0 K: 0 S: 8	H: 0 LOB: 0 BB: 0 P: 9	R: 0 H: 0 E: 0 K: 2 S: 8	H: 0 LOB: 0 BB: 0 P: 12	1B: 6 2B: 0 3B: 0 HR: 2	SF: 0 SAC: 0 DP: 1 HBP: 0	WP: 0 PA: 36 PB: 0 SB: 2 CS: 0	
<b>PITCHER</b>	IP WLS BF H R ER SO BB IBB HBP BLK WP HR S P ERA WHIP	7.0 W 30 8 3 3 3 1 0 0 0 0 2 62 90 3.86 1.286	1.0 H 3 0 0 0 0 0 0 0 0 0 0 8 9 0.00 0.000	1.0 S 3 0 0 0 2 0 0 0 0 0 0 8 12 0.00 0.000																

Batter	1	2	3	4	5	6	7	8	9	AB	R	H	RBI	BB	SO	LOB	BOTTOM			
7 Myles Straw, R (1, 8) OBP: 0.283, SLG: 0.290											4	1	1	0	1	1	0			
1 Amed Rosario, R (1, 6) OBP: 0.289, SLG: 0.310											5	1	3	0	0	0	1			
11 José Ramírez, S (1, 5) OBP: 0.393, SLG: 0.622											3	0	0	0	2	1	3			
6 Owen Miller, R (1, 10) OBP: 0.335, SLG: 0.437											5	1	1	2	0	2	4			
22 Josh Naylor, L (1, 3) OBP: 0.339, SLG: 0.496											3	2	1	1	1	1	0			
39 Oscar Gonzalez, R (1, 9) OBP: 0.390, SLG: 0.500											4	0	2	1	0	0	0			
35 Oscar Mercado, R (7, PR) OBP: 0.219, SLG: 0.370											2	0	1	0	1	0	1			
0 Andrés Giménez, L (1, 4) OBP: 0.340, SLG: 0.540											3	0	0	1	0	0	3			
38 Steven Kwan, L (1, 7) OBP: 0.346, SLG: 0.350											4	0	0	0	0	0	2			
17 Austin Hedges, R (1, 2) OBP: 0.225, SLG: 0.279											4	0	0	0	0	0	2			
<b>Inning Stats</b>	R: 0 H: 0 E: 0 K: 0 S: 7	H: 0 LOB: 0 BB: 0 P: 12	R: 1 H: 1 E: 0 K: 0 S: 14	H: 1 LOB: 2 BB: 2 P: 26	R: 4 H: 4 E: 0 K: 1 S: 17	H: 4 LOB: 1 BB: 1 P: 30	R: 0 H: 1 E: 0 K: 1 S: 14	H: 1 LOB: 1 BB: 1 P: 18	R: 0 H: 0 E: 0 K: 0 S: 9	H: 0 LOB: 1 BB: 0 P: 11	R: 0 H: 1 E: 0 K: 1 S: 9	H: 1 LOB: 0 BB: 0 P: 15	R: 1 H: 1 E: 0 K: 1 S: 20	H: 1 LOB: 1 BB: 0 P: 30	R: 0 H: 1 E: 0 K: 0 S: 12	H: 1 LOB: 2 BB: 1 P: 17	1B: 6 2B: 3 3B: 0 HR: 0	SF: 1 SAC: 0 DP: 0 HBP: 1	WP: 1 PA: 40 PB: 0 SB: 6 CS: 0	
<b>PITCHER</b>	IP WLS BF H R ER SO BB IBB HBP BLK WP HR S P ERA WHIP	5.0 L 26 6 5 5 3 4 0 1 0 0 0 61 97 9.00 2.000	2.0 9 2 1 0 2 0 0 0 0 0 1 0 29 45 0.00 1.000	1.0 5 1 0 0 0 0 0 1 0 0 0 0 12 17 0.00 1.000																



Batter	1	2	3	4	5	6	7	8	9	AB	R	H	RBI	BB	SO	LOB	TOP					
2 Marcus Semien, R OBP: 0.280, SLG: 0.355	1-0 1B		3-2 HR	0-1 1B		4-1 5S BB		2-1 HR		4	2	4	2	1	0	0						
5 Corey Seager, L OBP: 0.296, SLG: 0.412	1-2 F7		1-0 G3	0-1 G6-3		4-2 18 FC5-4 BB		0-3 K		4	0	0	0	1	1	2						
18 Mitch Garver, R OBP: 0.290, SLG: 0.409	1-3 K		2-2 G6-3		3-2 G5-3	0-0 FC5-4 BB		4-2 K		4	0	0	0	1	1	4						
53 Adolis Garcia, R OBP: 0.260, SLG: 0.431	0-0 L5		0-0 G6-3		3-3 K		4-1 28 FC4-6 BB	2-3 K		4	0	0	0	1	2	2						
28 Jonah Heim, S OBP: 0.324, SLG: 0.480	3-2 F8		3-2 HR	2-2 70S 1B		0-2 40 BB 70 1B FC4-6		2-3 K		5	1	2	1	0	1	2						
70 Ezequiel Duran, R OBP: 0.375, SLG: 0.563	1-1 30 11 E 1B		2-2 30 HR 1B	3-1 G6-3		0-0 40 BB 1B		1-3 K	1-3 K	5	2	3	0	0	1	1						
30 Nathaniel Lowe, L OBP: 0.313, SLG: 0.400	0-1 11 FC5-4 1B		1-0 HR			2-2 41 FC4-6 1B		1-3 K	0-3 K	5	1	3	2	0	2	2						
11 Charlie Culberson, R OBP: 0.271, SLG: 0.250	0-0 FC5-4		2-3 K			1-3 K		4-2 K	1-0 G3	3	0	0	0	0	2	2						
40 Steele Walker, L OBP: 0.200, SLG: 0.444	1-2 2H		0-0 K			1-2 BB				1	0	0	0	1	0	0						
41 Eli White, R OBP: 0.271, SLG: 0.278	1-1 P3		0-0 P2			0-0 5 S 2 S FC4-6		0-0 P4		4	0	0	0	0	0	5						
<b>Inning Stats</b>	R: 0 E: 0 K: 1 S: 8	H: 1 LOB: 0 BB: 0 P: 11	R: 1 E: 1 K: 0 S: 12	H: 2 LOB: 1 BB: 0 P: 17	R: 1 E: 0 K: 0 S: 8	H: 1 LOB: 0 BB: 0 P: 14	R: 3 E: 0 K: 1 S: 20	H: 4 LOB: 1 BB: 0 P: 28	R: 0 E: 0 K: 1 S: 15	H: 1 LOB: 3 BB: 2 P: 22	R: 0 E: 0 K: 1 S: 11	H: 1 LOB: 1 BB: 2 P: 20	R: 1 E: 0 K: 3 S: 19	H: 1 LOB: 1 BB: 1 P: 29	R: 0 E: 0 K: 2 S: 7	H: 0 LOB: 0 BB: 0 P: 9	1B: 8 2B: 0 3B: 0 HR: 4	SF: 0 SAC: 0 DP: 0 HBP: 0	WP: 0 PB: 0 SB: 4 CS: 0	PA: 44		
<b>PITCHER</b>	IP WLS BF H R ER SO BB IBB HBP BLK WP HR S P ERA WHIP	IP WLS BF H R ER SO BB IBB HBP BLK WP HR S P ERA WHIP	IP WLS BF H R ER SO BB IBB HBP BLK WP HR S P ERA WHIP	IP WLS BF H R ER SO BB IBB HBP BLK WP HR S P ERA WHIP	IP WLS BF H R ER SO BB IBB HBP BLK WP HR S P ERA WHIP	IP WLS BF H R ER SO BB IBB HBP BLK WP HR S P ERA WHIP	IP WLS BF H R ER SO BB IBB HBP BLK WP HR S P ERA WHIP	IP WLS BF H R ER SO BB IBB HBP BLK WP HR S P ERA WHIP	IP WLS BF H R ER SO BB IBB HBP BLK WP HR S P ERA WHIP	IP WLS BF H R ER SO BB IBB HBP BLK WP HR S P ERA WHIP	IP WLS BF H R ER SO BB IBB HBP BLK WP HR S P ERA WHIP	IP WLS BF H R ER SO BB IBB HBP BLK WP HR S P ERA WHIP	IP WLS BF H R ER SO BB IBB HBP BLK WP HR S P ERA WHIP	IP WLS BF H R ER SO BB IBB HBP BLK WP HR S P ERA WHIP	IP WLS BF H R ER SO BB IBB HBP BLK WP HR S P ERA WHIP	IP WLS BF H R ER SO BB IBB HBP BLK WP HR S P ERA WHIP	IP WLS BF H R ER SO BB IBB HBP BLK WP HR S P ERA WHIP	IP WLS BF H R ER SO BB IBB HBP BLK WP HR S P ERA WHIP	IP WLS BF H R ER SO BB IBB HBP BLK WP HR S P ERA WHIP	IP WLS BF H R ER SO BB IBB HBP BLK WP HR S P ERA WHIP	IP WLS BF H R ER SO BB IBB HBP BLK WP HR S P ERA WHIP	IP WLS BF H R ER SO BB IBB HBP BLK WP HR S P ERA WHIP

Texas Rangers @ Cleveland Guardians  
Progressive Field, Cleveland, OH  
Tue Jun 07 2022, 7:51 PM - 11:00 PM EDT  
Att: 10,763 - Clear - 64 F

AB 39  
R 6  
H 12  
RBI 5  
BB 5  
SO 10  
LOB 20



Batter	1	2	3	4	5	6	7	8	9	AB	R	H	RBI	BB	SO	LOB	BOTTOM						
7 Myles Straw, R OBP: 0.330, SLG: 0.286	3-3 K		2-2 FC6-4			4-2 22 BB 39 1B BB		1-2 L8		3	1	0	0	1	1	2							
1 Amed Rosario, R OBP: 0.288, SLG: 0.309	1-3 K		0-2 F9			0-0 22 BB 39 1B		1-3 K		4	1	1	1	0	2	2							
11 José Ramírez, S OBP: 0.386, SLG: 0.608	1-2 L8					0-1 L8		2-1 P2		4	0	0	0	0	0	2							
6 Owen Miller, R OBP: 0.328, SLG: 0.426						0-2 F9		2-2 G6-3		4	0	0	0	0	1	2							
22 Josh Naylor, L OBP: 0.336, SLG: 0.483						0-3 K		0-3 K		3	0	0	0	1	3	0							
39 Oscar Gonzalez, R OBP: 0.378, SLG: 0.477						0-0 G3		0-2 G6-3		4	0	1	2	0	0	0							
28 Ernie Clement, R OBP: 0.277, SLG: 0.260						1-1 P5		0-2 F8		2	0	1	0	0	1	1							
0 Andrés Giménez, L OBP: 0.336, SLG: 0.532						1-1 12 G4-6-3 1B		0-2 F8		2	0	0	0	0	0	2							
12 Luke Maile, R OBP: 0.333, SLG: 0.368						1-1 G4-6-3		4-0 BB		3	0	0	0	0	0	1							
38 Steven Kwan, L OBP: 0.350, SLG: 0.350						1-2 G4-6-3		0-0 BB		0	0	0	0	1	0	0							
35 Oscar Mercado, R OBP: 0.234, SLG: 0.392						0-1 FC6-4 1B		3-2 G5-3		2	1	2	0	0	0	0							
9 Richie Palacios, L OBP: 0.333, SLG: 0.353						0-1 1 BB 2B		0-0 BB		1	0	0	0	1	0	1							
<b>Inning Stats</b>	R: 0 E: 0 K: 2 S: 12	H: 0 LOB: 0 BB: 0 P: 17	R: 0 E: 1 K: 3 S: 13	H: 0 LOB: 1 BB: 0 P: 19	R: 0 E: 0 K: 0 S: 12	H: 1 LOB: 0 BB: 0 P: 14	R: 0 E: 0 K: 1 S: 9	H: 0 LOB: 0 BB: 0 P: 9	R: 0 E: 0 K: 0 S: 5	H: 1 LOB: 0 BB: 0 P: 7	R: 3 E: 0 K: 0 S: 13	H: 3 LOB: 2 BB: 2 P: 23	R: 0 E: 0 K: 1 S: 10	H: 0 LOB: 1 BB: 1 P: 18	R: 0 E: 0 K: 1 S: 9	H: 0 LOB: 0 BB: 0 P: 13	R: 0 E: 0 K: 0 S: 12	H: 0 LOB: 1 BB: 1 P: 19	1B: 4 2B: 1 3B: 0 HR: 0	SF: 0 SAC: 0 DP: 1 HBP: 0	WP: 1 PB: 0 SB: 0 CS: 0	PA: 36	
<b>PITCHER</b>	IP WLS BF H R ER SO BB IBB HBP BLK WP HR S P ERA WHIP	IP WLS BF H R ER SO BB IBB HBP BLK WP HR S P ERA WHIP	IP WLS BF H R ER SO BB IBB HBP BLK WP HR S P ERA WHIP	IP WLS BF H R ER SO BB IBB HBP BLK WP HR S P ERA WHIP	IP WLS BF H R ER SO BB IBB HBP BLK WP HR S P ERA WHIP	IP WLS BF H R ER SO BB IBB HBP BLK WP HR S P ERA WHIP	IP WLS BF H R ER SO BB IBB HBP BLK WP HR S P ERA WHIP	IP WLS BF H R ER SO BB IBB HBP BLK WP HR S P ERA WHIP	IP WLS BF H R ER SO BB IBB HBP BLK WP HR S P ERA WHIP	IP WLS BF H R ER SO BB IBB HBP BLK WP HR S P ERA WHIP	IP WLS BF H R ER SO BB IBB HBP BLK WP HR S P ERA WHIP	IP WLS BF H R ER SO BB IBB HBP BLK WP HR S P ERA WHIP	IP WLS BF H R ER SO BB IBB HBP BLK WP HR S P ERA WHIP	IP WLS BF H R ER SO BB IBB HBP BLK WP HR S P ERA WHIP	IP WLS BF H R ER SO BB IBB HBP BLK WP HR S P ERA WHIP	IP WLS BF H R ER SO BB IBB HBP BLK WP HR S P ERA WHIP	IP WLS BF H R ER SO BB IBB HBP BLK WP HR S P ERA WHIP	IP WLS BF H R ER SO BB IBB HBP BLK WP HR S P ERA WHIP	IP WLS BF H R ER SO BB IBB HBP BLK WP HR S P ERA WHIP	IP WLS BF H R ER SO BB IBB HBP BLK WP HR S P ERA WHIP	IP WLS BF H R ER SO BB IBB HBP BLK WP HR S P ERA WHIP	IP WLS BF H R ER SO BB IBB HBP BLK WP HR S P ERA WHIP	IP WLS BF H R ER SO BB IBB HBP BLK WP HR S P ERA WHIP

Texas Rangers @ Cleveland Guardians  
Progressive Field, Cleveland, OH  
Tue Jun 07 2022, 7:51 PM - 11:00 PM EDT  
Att: 10,763 - Clear - 64 F

AB 32  
R 3  
H 5  
RBI 3  
BB 4  
SO 8  
LOB 13





Batter	1	2	3	4	5	6	7	8	9	AB	R	H	RBI	BB	SO	LOB	TOP										
2 Marcus Semien, R (1.4) OBP: 0.280, SLG: 0.353	G6-3			P3		K			G1B	4	0	1	0	0	1	0	<b>Texas Rangers @ Cleveland Guardians</b> Progressive Field, Cleveland, OH Wed Jun 08 2022, 7:25 PM - 11:24 PM EDT Att: 10,965 - Overcast - 68 F										
5 Corey Seager, L (1.6) OBP: 0.291, SLG: 0.405	K			G6-3			F7		G1	4	0	0	0	0	1												
18 Mitch Garver, R (1.10) OBP: 0.283, SLG: 0.397	K			K			K		K	4	0	0	0	0	4												
53 Adolis Garcia, R (1.9) OBP: 0.264, SLG: 0.432		G6-3							G4-3	4	0	2	0	0	0												
28 Jonah Heim, S (1.2) OBP: 0.324, SLG: 0.485		K								3	0	1	0	0	2												
30 Nathaniel Lowe, L (1.3) OBP: 0.318, SLG: 0.404										3	0	2	0	0	0												
70 Ezequiel Duran, R (1.5) OBP: 0.316, SLG: 0.474										3	0	0	0	0	1												
40 Steele Walker, L (1.7) OBP: 0.154, SLG: 0.333										3	0	0	0	0	0												
41 Eli White, R (1.8) OBP: 0.264, SLG: 0.270										3	0	0	0	0	2												
<b>Inning Stats</b>	R: 0 E: 0 K: 2 S: 8	H: 0 LOB: 0 BB: 0 P: 11	R: 0 E: 0 K: 1 S: 9	H: 1 LOB: 0 BB: 0 P: 12	R: 0 E: 0 K: 1 S: 7	H: 0 LOB: 0 BB: 0 P: 9	R: 0 E: 0 K: 1 S: 8	H: 0 LOB: 0 BB: 0 P: 11	R: 0 E: 0 K: 2 S: 9	H: 2 LOB: 1 BB: 0 P: 15	R: 0 E: 0 K: 1 S: 7	H: 0 LOB: 0 BB: 0 P: 9	R: 0 E: 0 K: 1 S: 9	H: 2 LOB: 2 BB: 0 P: 14	R: 0 E: 0 K: 1 S: 6	H: 0 LOB: 0 BB: 0 P: 8	R: 0 E: 0 K: 1 S: 9	H: 1 LOB: 1 BB: 0 P: 11	1B: 5 2B: 1 3B: 0 HR: 0	SF: 0 SAC: 0 DP: 0 HBP: 0	WP: 0 PB: 0 SB: 0 CS: 1	PA: 32					
<b>PITCHER</b>	IP	WLS	BF	H	R	ER	SO	BB	IBB	HBP	BLK	WP	HR	S	P	ERA	WHIP	<b>PITCHER</b>									
57 Shane Bieber, R (1.1) ERA: 2.91	4.1		15	3	0	0	6	0	0	0	0	0	0	38	54	0.00	0.692										
49 Eli Morgan, R (5.1) ERA: 1.55	1.2	W	4	0	0	0	2	0	0	0	0	0	0	10	13	0.00	0.000										
62 Emyel De Los Santos, R (7.1) ERA: 2.45	1.0		5	2	0	0	1	0	0	0	0	0	0	9	14	0.00	2.000										
27 Bryan Shaw, R (8.1) ERA: 4.0	1.0		3	0	0	0	1	0	0	0	0	0	0	6	8	0.00	0.000										
48 Emmanuel Clase, R (9.1) ERA: 1.93	1.0		4	1	0	0	1	0	0	0	0	0	0	9	11	0.00	1.000										
<b>Batter</b>	1	2	3	4	5	6	7	8	9	AB	R	H	RBI	BB	SO	LOB	<b>BOTTOM</b>										
7 Myles Straw, R (1.8) OBP: 0.329, SLG: 0.285	G6-3			F8		K				4	1	1	0	0	1	3	<b>Texas Rangers @ Cleveland Guardians</b> Progressive Field, Cleveland, OH Wed Jun 08 2022, 7:25 PM - 11:24 PM EDT Att: 10,965 - Overcast - 68 F										
1 Amed Rosario, R (1.6) OBP: 0.287, SLG: 0.307	G6-3			G4-3					G6-3	4	0	1	0	0	0	1											
11 José Ramirez, S (1.5) OBP: 0.388, SLG: 0.611	G1-3									4	1	2	1	0	0	0											
22 Josh Naylor, L (1.3) OBP: 0.341, SLG: 0.484										4	1	2	1	0	1	1											
39 Oscar Gonzalez, R (1.9) OBP: 0.367, SLG: 0.458										4	0	1	0	0	1	2											
35 Oscar Mercado, R (8.9) OBP: 0.234, SLG: 0.392										0	0	0	0	0	0	0											
0 Andrés Giménez, L (1.4) OBP: 0.340, SLG: 0.545										4	1	2	1	0	1	2											
9 Richie Palacios, L (1.10) OBP: 0.321, SLG: 0.340										2	0	0	0	0	0	3											
6 Owen Miller, R (6. PH) OBP: 0.324, SLG: 0.421										2	0	0	0	0	1	1											
17 Austin Hedges, R (1.2) OBP: 0.226, SLG: 0.278										4	0	1	1	0	1	1											
38 Steven Kwan, L (1.7) OBP: 0.355, SLG: 0.357										3	0	2	0	0	0	1											
<b>Inning Stats</b>	R: 0 E: 0 K: 0 S: 10	H: 3 LOB: 1 BB: 0 P: 14	R: 2 E: 0 K: 0 S: 12	H: 3 LOB: 0 BB: 0 P: 18	R: 2 E: 0 K: 1 S: 12	H: 5 LOB: 2 BB: 0 P: 18	R: 0 E: 0 K: 0 S: 11	H: 1 LOB: 1 BB: 0 P: 14	R: 0 E: 0 K: 1 S: 8	H: 0 LOB: 0 BB: 0 P: 10	R: 0 E: 0 K: 2 S: 12	H: 2 LOB: 2 BB: 0 P: 16	R: 0 E: 0 K: 1 S: 12	H: 1 LOB: 1 BB: 0 P: 19	R: 0 E: 0 K: 1 S: 9	H: 0 LOB: 0 BB: 0 P: 10	R: 0 E: 0 K: 1 S: 9	H: 0 LOB: 0 BB: 0 P: 10	1B: 9 2B: 3 3B: 0 HR: 0	SF: 0 SAC: 0 DP: 0 HBP: 0	WP: 0 PB: 0 SB: 2 CS: 0	PA: 35					
<b>PITCHER</b>	IP	WLS	BF	H	R	ER	SO	BB	IBB	HBP	BLK	WP	HR	S	P	ERA	WHIP	<b>PITCHER</b>									
33 Dane Dunning, R (1.1) ERA: 4.41	4.0	L	20	9	4	4	3	0	0	0	0	0	0	45	64	9.00	2.250										
46 Brock Burke, L (5.1) ERA: 0.5	2.0		8	2	0	0	3	0	0	0	0	0	0	20	26	0.00	1.000										
45 Matt Moore, L (7.1) ERA: 2.84	1.0		4	1	0	0	1	0	0	0	0	0	0	12	19	0.00	1.000										
51 Matt Bush, R (8.1) ERA: 4.22	1.0		3	0	0	0	1	0	0	0	0	0	0	9	10	0.00	0.000										



Batter	1	2	3	4	5	6	7	8	9	AB	R	H	RBI	BB	SO	LOB	TOP										
2 Marcus Semien, R OBP: 0.275, SLG: 0.347										4	0	0	0	0	1	1	<p><b>Texas Rangers @ Chicago White Sox</b> Guaranteed Rate Field, Chicago, IL Fri Jun 10, 2022, 7:12 PM - 10:09 PM CDT Att: 24,270 - Cloudy - 67 F</p>										
5 Corey Seager, L OBP: 0.290, SLG: 0.416										4	1	1	1	0	1	1											
53 Adolis Garcia, R OBP: 0.288, SLG: 0.447										4	1	2	1	0	1	0											
56 Kole Calhoun, L OBP: 0.297, SLG: 0.418										4	0	0	0	0	4	1											
55 Sam Huff, R OBP: 0.383, SLG: 0.429										4	0	1	0	0	2	0											
30 Nathaniel Lowe, L OBP: 0.322, SLG: 0.427										4	1	2	1	0	0	1											
13 Brad Miller, L OBP: 0.262, SLG: 0.407										4	0	0	0	0	1	2											
70 Ezequiel Duran, R OBP: 0.273, SLG: 0.409										3	0	0	0	0	0	1											
40 Steele Walker, L OBP: 0.188, SLG: 0.286										2	0	0	0	1	2	0											
<b>Inning Stats</b>	R: 0 E: 0 K: 2 S: 10	H: 0 LOB: 0 BB: 0 P: 13	R: 0 E: 0 K: 1 S: 9	H: 1 LOB: 1 BB: 0 P: 11	R: 0 E: 0 K: 0 S: 7	H: 0 LOB: 1 BB: 1 P: 17	R: 0 E: 0 K: 1 S: 10	H: 0 LOB: 0 BB: 0 P: 13	R: 1 E: 0 K: 1 S: 11	H: 1 LOB: 0 BB: 0 P: 17	R: 1 E: 0 K: 2 S: 13	H: 1 LOB: 1 BB: 0 P: 19	R: 0 E: 0 K: 2 S: 10	H: 1 LOB: 1 BB: 0 P: 14	R: 1 E: 0 K: 2 S: 15	H: 2 LOB: 1 BB: 0 P: 26		R: 0 E: 0 K: 1 S: 9	H: 0 LOB: 0 BB: 0 P: 15	1B: 2 2B: 1 3B: 0 HR: 3	SF: 0 SAC: 0 DP: 0 HBP: 0	WP: 0 PB: 0 SB: 1 CS: 0	PA: 34				
<b>PITCHER</b>	IP	WLS	BF	H	R	ER	SO	BB	IBB	HBP	BLK	WP	HR	S	P	ERA	WHIP										
40 Reynaldo López, R ERA: 3.98	(1, 1)	2.0	7	1	0	0	3	0	0	0	0	0	0	19	24	0.00	0.500										
65 Davis Martin, R ERA: 4.11	(3, 1)	5.0	19	3	2	2	6	1	0	0	0	0	2	51	80	3.60	0.800										
49 Kendall Graveman, R ERA: 2.7	(8, 1)	1.0	W	5	2	1	2	0	0	0	0	0	1	15	26	9.00	2.000										
31 Liam Hendriks, R ERA: 2.81	(9, 1)	1.0		3	0	0	1	0	0	0	0	0	0	9	15	0.00	0.000										

Batter	1	2	3	4	5	6	7	8	9	AB	R	H	RBI	BB	SO	LOB	BOTTOM										
18 AJ Pollock, R OBP: 0.265, SLG: 0.374										5	0	2	1	0	1	1	<p><b>Texas Rangers @ Chicago White Sox</b> Guaranteed Rate Field, Chicago, IL Fri Jun 10, 2022, 7:12 PM - 10:09 PM CDT Att: 24,270 - Cloudy - 67 F</p>										
25 Andrew Vaughn, R OBP: 0.346, SLG: 0.482										2	0	0	0	2	2	1											
15 Adam Engel, R OBP: 0.300, SLG: 0.350										0	0	0	0	0	0	0											
88 Luis Robert Jr., R OBP: 0.311, SLG: 0.411										4	1	1	0	0	1	3											
79 José Abreu, R OBP: 0.352, SLG: 0.413										3	0	1	0	1	1	2											
30 Jake Burger, R OBP: 0.323, SLG: 0.508										4	2	2	0	0	1	2											
10 Yoenis Moncada, S OBP: 0.189, SLG: 0.224										4	1	1	0	0	1	3											
24 Yasmani Grandal, S ERA: 4.03										3	0	2	3	1	0	1											
28 Leury Garcia, S OBP: 0.193, SLG: 0.257										0	1	0	0	0	0	0											
21 Reese McGuire, L OBP: 0.257, SLG: 0.266										0	0	0	0	0	0	0											
Josh Harrison, R OBP: 0.258, SLG: 0.287										4	2	1	1	0	0	2											
20 Danny Mendick, R OBP: 0.317, SLG: 0.433										4	1	1	2	0	0	2											
<b>Inning Stats</b>	R: 0 E: 0 K: 1 S: 7	H: 1 LOB: 1 BB: 1 P: 12	R: 1 E: 0 K: 0 S: 14	H: 2 LOB: 1 BB: 0 P: 20	R: 0 E: 0 K: 2 S: 9	H: 0 LOB: 0 BB: 0 P: 12	R: 0 E: 0 K: 0 S: 8	H: 1 LOB: 1 BB: 0 P: 12	R: 0 E: 0 K: 0 S: 6	H: 0 LOB: 0 BB: 0 P: 8	R: 1 E: 0 K: 2 S: 11	H: 0 LOB: 1 BB: 2 P: 26	R: 1 E: 0 K: 1 S: 11	H: 1 LOB: 1 BB: 1 P: 19	R: 5 E: 0 K: 1 S: 17	H: 6 LOB: 1 BB: 0 P: 27	R: 0 E: 0 K: 1 S: 9	H: 0 LOB: 0 BB: 0 P: 15	1B: 7 2B: 3 3B: 0 HR: 1	SF: 0 SAC: 0 DP: 2 HBP: 0	WP: 1 PB: 0 SB: 2 CS: 0	PA: 37					
<b>PITCHER</b>	IP	WLS	BF	H	R	ER	SO	BB	IBB	HBP	BLK	WP	HR	S	P	ERA	WHIP										
51 Matt Bush, R ERA: 4.03	(1, 1)	1.0	4	1	0	0	1	1	0	0	0	0	0	7	12	0.00	2.000										
43 Garrett Richards, R ERA: 3.86	(2, 1)	2.0	8	2	1	1	2	0	0	0	0	0	0	23	32	4.50	1.000										
76 Tyson Miller, R ERA: 3.86	(4, 1)	2.1	10	1	1	0	0	2	0	0	0	0	0	19	35	0.00	1.286										
19 Dennis Santana, R ERA: 1.61	(6, 1)	1.2	7	1	1	1	3	1	0	0	0	0	0	17	30	5.40	1.200										
32 John King, L ERA: 4.56	(8, 1)	0.2	L	7	6	5	5	0	0	0	0	0	1	14	22	67.50	9.000										
<b>PITCHER</b>	IP	WLS	BF	H	R	ER	SO	BB	IBB	HBP	BLK	WP	HR	S	P	ERA	WHIP										
63 Jesus Tinoco, R ERA: 4.56	(8, 1)	0.1	1	0	0	0	1	0	0	0	0	0	0	3	5	0.00	0.000										







Batter	1	2	3	4	5	6	7	8	9	10	11	12	AB	R	H	RBI	BB	SO	LOB	TOP			
2 Marcus Semien, R OBP: 0.276, SLG: 0.345	F7		P4	CS	K		G5-3		F9		F7		6	0	0	0	0	1	2				
5 Corey Seager, L OBP: 0.285, SLG: 0.402	G4-3		G4-3		K			53 BB		P5	K	53 1B 28 1B	5	1	0	0	1	2	1				
53 Adolis Garcia, R OBP: 0.288, SLG: 0.465	K				56 BLK 1B								4	1	3	0	2	1	0				
56 Kole Calhoun, L OBP: 0.294, SLG: 0.418			G4-3				G3			F7		G3	6	0	1	0	0	1	7				
28 Jonah Heim, S OBP: 0.307, SLG: 0.457	F9						F8			G3			6	1	1	2	0	2	4				
30 Nathaniel Lowe, L OBP: 0.324, SLG: 0.431	K						K						5	2	1	0	1	3	4				
70 Ezequiel Duran, R OBP: 0.333, SLG: 0.531	K						G5-3						6	1	2	3	0	3	2				
65 Zach Reks, L OBP: 0.286, SLG: 0.321							G4-3			E5			3	1	2	0	0	0	0				
55 Sam Huff, R OBP: 0.377, SLG: 0.421											G1-3		1	0	0	0	0	0	0				
11 Charlie Culberson, R OBP: 0.207, SLG: 0.246			41 HR										1	0	0	0	0	0	0				
41 Eli White, R OBP: 0.274, SLG: 0.305													3	1	1	3	1	0	1				
13 Brad Miller, L OBP: 0.282, SLG: 0.413							F8			F8			0	0	0	0	0	0	0				
<b>Inning Stats</b>	R: 0 E: 0 K: 1	H: 0 LOB: 0 BB: 15	R: 0 E: 0 K: 2	H: 1 LOB: 1 BB: 0	R: 2 E: 0 K: 0	H: 3 LOB: 1 BB: 14	R: 1 E: 0 K: 0	H: 2 LOB: 1 BB: 22	R: 0 E: 0 K: 2	H: 0 LOB: 0 BB: 9	R: 0 E: 0 K: 2	H: 0 LOB: 2 BB: 22	R: 0 E: 0 K: 1	H: 0 LOB: 1 BB: 17	R: 3 E: 0 K: 1	H: 2 LOB: 1 BB: 19	R: 2 E: 0 K: 2	H: 1 LOB: 0 BB: 23	1B: 9 2B: 0 3B: 0 HR: 2	SF: 1 SAC: 0 DP: 0 HBP: 0	WP: 0 PB: 0 SB: 1 CS: 2	PA: 53	
<b>PITCHER</b>	IP WLS BF H R ER SO BB IBB HBP BLK WP HR S P ERA WHIP	34 Michael Kopech, R ERA: 5.56	40 Reynaldo López, R ERA: 3.76	47 Johnny Cueto, R ERA: 3.53	57 Tanner Banks, L ERA: 4.18	49 Kendall Graveman, R ERA: 2.5	66 José Ruiz, R ERA: 5.56	63 Matt Foster, R ERA: 3.86															

Texas Rangers @ Chicago White Sox  
Guaranteed Rate Field, Chicago, IL  
Sun Jun 12 2022, 1:11 PM - 5:28 PM CDT  
Alt. 31.096 - Cloudy - 63 F

AB	46
R	8
H	11
RBI	8
BB	5
SO	13
LOB	21



Batter	1	2	3	4	5	6	7	8	9	10	11	12	AB	R	H	RBI	BB	SO	LOB	BOTTOM								
18 AJ Pollock, R OBP: 0.277, SLG: 0.373	K		G6-3		K		FC5 25 1B						6	0	2	1	0	2	3									
25 Andrew Vaughn, R OBP: 0.339, SLG: 0.464	P4		K					79 1B		G4-3			5	0	1	2	1	1	2									
88 Luis Robert Jr., R OBP: 0.313, SLG: 0.400													5	1	1	0	1	1	4									
79 José Abreu, R OBP: 0.351, SLG: 0.408													5	0	1	0	1	1	3									
30 Jake Burger, R OBP: 0.326, SLG: 0.515													5	0	1	1	1	1	2									
15 Adam Engel, R OBP: 0.293, SLG: 0.341													3	0	0	0	0	3	4									
10 Yoán Moncada, S OBP: 0.177, SLG: 0.209													1	0	0	0	0	0	0									
Josh Harrison, R OBP: 0.256, SLG: 0.284													1	1	0	0	0	1	2									
28 Leury García, S OBP: 0.207, SLG: 0.262													4	1	0	0	0	1	0									
21 Reese McGuire, L OBP: 0.280, SLG: 0.286													1	1	1	0	1	0	0									
44 Seby Zavala, R OBP: 0.256, SLG: 0.284													1	0	0	1	0	0	0									
20 Danny Mendick, R OBP: 0.329, SLG: 0.464													4	2	1	1	1	1	2									
<b>Inning Stats</b>	R: 1 E: 0 K: 2 S: 16	H: 2 LOB: 2 BB: 1 P: 25	R: 0 E: 0 K: 0 S: 8	H: 0 LOB: 0 BB: 10	R: 0 E: 0 K: 1	H: 0 LOB: 0 BB: 11	R: 0 E: 0 K: 2 S: 12	H: 0 LOB: 0 BB: 15	R: 0 E: 0 K: 3 S: 12	H: 0 LOB: 1 BB: 19	R: 0 E: 0 K: 0 S: 14	H: 1 LOB: 2 BB: 1	R: 2 E: 1 K: 0 S: 12	H: 2 LOB: 2 BB: 20	R: 0 E: 0 K: 0 S: 5	H: 0 LOB: 0 BB: 0	R: 0 E: 0 K: 1 S: 9	H: 1 LOB: 1 BB: 2	R: 0 E: 0 K: 1 S: 6	H: 0 LOB: 2 BB: 8	R: 3 E: 0 K: 1 S: 17	H: 2 LOB: 1 BB: 25	R: 0 E: 0 K: 4 S: 4	H: 0 LOB: 0 BB: 7	1B: 7 2B: 2 3B: 1 HR: 0	SF: 1 SAC: 0 DP: 3 HBP: 2	WP: 0 PB: 0 SB: 1 CS: 0	PA: 50
<b>PITCHER</b>	IP WLS BF H R ER SO BB IBB HBP BLK WP HR S P ERA WHIP	22 Jon Gray, R ERA: 4.55	43 Garrett Richards, R ERA: 4.22	19 Dennis Santana, R ERA: 1.5	32 John King, L ERA: 4.21	68 Joe Barlow, R ERA: 3.22	39 Kolby Allard, L ERA: 4.91																					

Texas Rangers @ Chicago White Sox  
Guaranteed Rate Field, Chicago, IL  
Sun Jun 12 2022, 1:11 PM - 5:28 PM CDT  
Alt. 31.096 - Cloudy - 63 F

AB	41
R	6
H	8
RBI	6
BB	6
SO	13
LOB	22





Batter	1	2	3	4	5	6	7	8	9	AB	R	H	RBI	BB	SO	LOB	TOP							
27 Jose Altuve, R OBP: 0.347, SLG: 0.536										4	1	1	0	0	3	1	<p><b>Houston Astros @ Texas Rangers</b> Globe Life Field, Arlington, TX Mon Jun 13 2022, 7:10 PM - 10:28 PM CDT Att: 29,805 - Roof Closed - 72 F</p> <p>livebaseballscorecards.com</p>							
23 Michael Brantley, L OBP: 0.376, SLG: 0.415										4	0	1	1	0	0	1								
2 Alex Bregman, R OBP: 0.339, SLG: 0.377										3	0	0	0	1	0	1								
44 Yordan Alvarez, L OBP: 0.403, SLG: 0.625										4	0	2	1	0	0	1								
30 Kyle Tucker, L OBP: 0.360, SLG: 0.474										3	0	1	0	1	0	1								
10 Yuli Gurriel, R OBP: 0.269, SLG: 0.350										4	0	0	0	0	1	4								
3 Jeremy Peña, R OBP: 0.333, SLG: 0.471										3	1	1	0	1	0	0								
14 Mauricio Dubón, R OBP: 0.238, SLG: 0.333										4	1	1	1	0	1	2								
15 Martín Maldonado, R OBP: 0.221, SLG: 0.271										3	0	0	0	0	0	3								
16 Aledmys Díaz, R OBP: 0.270, SLG: 0.315										1	0	0	0	0	0	0								
<b>Inning Stats</b>	R: 1 E: 0 K: 1 S: 12	H: 3 LOB: 2 BB: 0 P: 21	R: 2 E: 0 K: 1 S: 15	H: 3 LOB: 2 BB: 0 P: 21	R: 0 E: 0 K: 0 S: 9	H: 1 LOB: 1 BB: 0 P: 11	R: 0 E: 0 K: 0 S: 3	H: 0 LOB: 0 BB: 0 P: 4	R: 0 E: 0 K: 1 S: 10	H: 0 LOB: 2 BB: 1 P: 18	R: 0 E: 0 K: 1 S: 17	H: 0 LOB: 2 BB: 2 P: 29	R: 0 E: 0 K: 1 S: 7	H: 0 LOB: 0 BB: 0 P: 12	R: 0 E: 0 K: 0 S: 6	H: 0 LOB: 0 BB: 0 P: 12	R: 0 E: 0 K: 0 S: 6	H: 0 LOB: 0 BB: 0 P: 6	R: 0 E: 0 K: 0 S: 6	H: 0 LOB: 0 BB: 0 P: 6	1B: 5 2B: 2 3B: 0 HR: 0	SF: 0 SAC: 0 DP: 0 HBP: 0	WP: 0 PB: 0 SB: 1 CS: 0	PA: 36
<b>PITCHER</b>	IP WLS BF H R ER SO BB IBB HBP BLK WP HR S P ERA WHIP	5.1 0 25 7 3 3 3 3 0 0 0 0 0 0 56 91 5.06 1.875	0.2 0 2 0 0 0 1 0 0 0 0 0 0 10 13 0.00 0.000	2.0 W 6 0 0 0 1 0 0 0 0 0 0 0 13 24 0.00 0.000	1.0 S 3 0 0 0 0 0 0 0 0 0 0 0 6 6 0.00 0.000	<b>PITCHER</b>																		

Batter	1	2	3	4	5	6	7	8	9	AB	R	H	RBI	BB	SO	LOB	BOTTOM							
2 Marcus Semien, R OBP: 0.288, SLG: 0.351										4	0	3	0	1	1	1	<p><b>Houston Astros @ Texas Rangers</b> Globe Life Field, Arlington, TX Mon Jun 13 2022, 7:10 PM - 10:28 PM CDT Att: 29,805 - Roof Closed - 72 F</p> <p>livebaseballscorecards.com</p>							
5 Corey Seager, L OBP: 0.287, SLG: 0.402										5	0	2	1	0	0	4								
53 Adolis García, R OBP: 0.290, SLG: 0.461										4	0	1	1	1	1	7								
56 Kole Calhoun, L OBP: 0.289, SLG: 0.411										3	0	0	1	0	2	5								
28 Jonah Heim, S OBP: 0.306, SLG: 0.451										4	0	1	0	0	0	4								
11 Charlie Culberson, R OBP: 0.267, SLG: 0.246										0	1	0	0	0	0	0								
55 Sam Huff, R OBP: 0.377, SLG: 0.421										0	0	0	0	0	0	0								
30 Nathaniel Lowe, L OBP: 0.318, SLG: 0.422										4	0	0	0	0	1	1								
70 Ezequiel Duran, R OBP: 0.351, SLG: 0.556										4	1	2	1	0	2	0								
13 Brad Miller, L OBP: 0.289, SLG: 0.411										3	2	1	1	1	1	1								
3 Leody Taveras, S OBP: 0.500, SLG: 0.333										3	1	1	0	1	1	2								
<b>Inning Stats</b>	R: 0 E: 0 K: 0 S: 8	H: 1 LOB: 1 BB: 1 P: 13	R: 0 E: 0 K: 2 S: 7	H: 0 LOB: 0 BB: 0 P: 11	R: 1 E: 0 K: 1 S: 12	H: 3 LOB: 2 BB: 0 P: 19	R: 0 E: 0 K: 1 S: 11	H: 1 LOB: 1 BB: 0 P: 14	R: 0 E: 0 K: 1 S: 6	H: 0 LOB: 0 BB: 1 P: 13	R: 0 E: 0 K: 2 S: 10	H: 0 LOB: 0 BB: 0 P: 16	R: 1 E: 0 K: 2 S: 15	H: 2 LOB: 1 BB: 1 P: 27	R: 3 E: 0 K: 0 S: 19	H: 4 LOB: 3 BB: 1 P: 30	R: 0 E: 0 K: 0 S: 6	H: 0 LOB: 0 BB: 0 P: 12	R: 0 E: 0 K: 0 S: 6	H: 0 LOB: 0 BB: 0 P: 6	1B: 10 2B: 1 3B: 0 HR: 0	SF: 1 SAC: 0 DP: 0 HBP: 0	WP: 1 PB: 0 SB: 3 CS: 0	PA: 39
<b>PITCHER</b>	IP WLS BF H R ER SO BB IBB HBP BLK WP HR S P ERA WHIP	6.0 0 26 5 2 2 7 3 0 0 0 0 0 14 22 3.00 2.000	1.0 H 5 2 0 0 2 0 0 0 0 0 0 14 22 0.00 2.000	0.1 L 5 3 3 3 0 1 0 0 0 0 1 0 10 19 81.00 12.000	0.2 3 1 0 0 0 0 0 0 0 0 0 9 11 0.00 1.500	<b>PITCHER</b>																		

AB	33
R	3
H	7
RBI	3
BB	3
SO	5
LOB	14



AB	34
R	5
H	11
RBI	5
BB	4
SO	9
LOB	25





Batter	1	2	3	4	5	6	7	8	9	AB	R	H	RBI	BB	SO	LOB	TOP					
27 Jose Altuve, R OBP: 0.343, SLG: 0.527										5	1	1	0	0	1	0						
23 Michael Brantley, L OBP: 0.362, SLG: 0.624										3	1	2	0	1	0	0						
2 Alex Bregman, R OBP: 0.333, SLG: 0.370										4	1	0	0	0	1	3						
44 Yordan Alvarez, L OBP: 0.409, SLG: 0.622										1	0	0	1	2	0	1						
30 Kyle Tucker, L OBP: 0.358, SLG: 0.485										4	1	1	2	0	0	5						
10 Yuli Gurriel, R OBP: 0.269, SLG: 0.353										4	0	1	0	0	1	0						
16 Aledmys Diaz, R OBP: 0.261, SLG: 0.304										4	0	0	0	0	2	1						
18 Jason Castro, L OBP: 0.208, SLG: 0.129										3	0	0	0	1	1	1						
20 Chas McCormick, R OBP: 0.283, SLG: 0.407										4	0	0	0	0	2	2						
26 Jose Siri, R OBP: 0.264, SLG: 0.316										0	0	0	0	0	0	0						
<b>Inning Stats</b>	R: 0 E: 0 K: 2 S: 16	H: 0 LOB: 2 BB: 1 P: 28	R: 0 E: 0 K: 0 S: 8	H: 1 LOB: 1 BB: 0 P: 12	R: 0 E: 0 K: 0 S: 12	H: 1 LOB: 2 BB: 1 P: 19	R: 0 E: 0 K: 1 S: 12	H: 0 LOB: 1 BB: 1 P: 20	R: 0 E: 0 K: 0 S: 7	H: 0 LOB: 0 BB: 0 P: 10	R: 0 E: 0 K: 1 S: 5	H: 0 LOB: 0 BB: 0 P: 10	R: 0 E: 0 K: 2 S: 7	H: 0 LOB: 0 BB: 0 P: 7	R: 4 E: 1 K: 1 S: 14	H: 3 LOB: 0 BB: 1 P: 17	R: 0 E: 0 K: 1 S: 8	H: 0 LOB: 0 BB: 0 P: 9	1B: 2 2B: 2 3B: 0 HR: 1	SF: 0 SAC: 0 DP: 1 HBP: 1	WP: 0 PB: 0 SB: 0 CS: 0	PA: 37
<b>PITCHER</b>	IP WLS BF H R ER SO BB IBB HBP BLK WP HR S P ERA WHIP																					
33 Dane Dunning, R ERA: 4.04	(1, 1) 6.0 24 2 0 0 4 4 0 1 0 0 0 0 60 99 0.00 1.000																					
51 Matt Bush, R ERA: 3.8	(7, 1) 1.0 H 3 0 0 0 2 0 0 0 0 0 0 0 7 7 0.00 0.000																					
32 John King, L ERA: 5.19	(8, 1) 0.1 L 5 3 4 3 0 0 0 0 0 0 0 1 7 9 81.00 9.000																					
19 Dennis Santana, R ERA: 1.46	(8, 1) 0.2 2 0 0 0 1 0 0 0 0 0 0 0 7 8 0.00 0.000																					
43 Garrett Richards, R ERA: 6.93	(9, 1) 1.0 3 0 0 0 1 0 0 0 0 0 0 0 8 9 0.00 0.000																					

Houston Astros @ Texas Rangers  
Globe Life Field, Arlington, TX  
Tue Jun 14 2022, 7:12 PM - 9:47 PM CDT  
Att: 29,370 - Roof Closed - 72 F

AB 32  
R 4  
H 5  
RBI 3  
BB 4  
SO 8  
LOB 13



Batter	1	2	3	4	5	6	7	8	9	AB	R	H	RBI	BB	SO	LOB	BOTTOM					
2 Marcus Semien, R OBP: 0.291, SLG: 0.351										3	0	1	1	1	1	0						
5 Corey Seager, L OBP: 0.286, SLG: 0.403										4	0	1	0	0	0	2						
53 Adolis Garcia, R OBP: 0.290, SLG: 0.457										4	1	1	0	0	1	1						
56 Kole Calhoun, L OBP: 0.298, SLG: 0.407										4	0	1	0	0	0	2						
11 Charlie Culberson, R OBP: 0.267, SLG: 0.246										4	0	0	0	0	1	3						
55 Sam Huff, R OBP: 0.354, SLG: 0.393										4	0	0	0	0	1	3						
30 Nathaniel Lowe, L OBP: 0.326, SLG: 0.443										4	1	3	2	0	1	0						
65 Zach Reks, L OBP: 0.286, SLG: 0.321										4	1	1	0	0	0	2						
70 Ezequiel Duran, R OBP: 0.341, SLG: 0.525										4	1	1	0	0	0	2						
13 Brad Miller, L OBP: 0.283, SLG: 0.402										3	0	0	0	0	1	2						
3 Leody Taveras, S OBP: 0.286, SLG: 0.167										3	0	0	0	0	1	2						
<b>Inning Stats</b>	R: 0 E: 0 K: 0 S: 6	H: 0 LOB: 0 BB: 0 P: 7	R: 0 E: 0 K: 2 S: 8	H: 0 LOB: 0 BB: 0 P: 12	R: 1 E: 0 K: 0 S: 10	H: 2 LOB: 1 BB: 0 P: 16	R: 2 E: 0 K: 0 S: 13	H: 2 LOB: 0 BB: 0 P: 22	R: 0 E: 0 K: 2 S: 8	H: 0 LOB: 0 BB: 0 P: 12	R: 0 E: 0 K: 0 S: 9	H: 1 LOB: 1 BB: 0 P: 15	R: 0 E: 0 K: 1 S: 7	H: 1 LOB: 1 BB: 0 P: 12	R: 0 E: 0 K: 1 S: 6	H: 0 LOB: 0 BB: 1 P: 13	R: 0 E: 0 K: 0 S: 6	H: 2 LOB: 1 BB: 0 P: 8	1B: 6 2B: 1 3B: 0 HR: 1	SF: 0 SAC: 0 DP: 2 HBP: 0	WP: 1 PB: 0 SB: 1 CS: 0	PA: 34
<b>PITCHER</b>	IP WLS BF H R ER SO BB IBB HBP BLK WP HR S P ERA WHIP																					
65 José Urquidy, R ERA: 4.99	(1, 1) 6.0 23 5 3 3 4 0 0 0 0 0 1 0 7 12 4.50 0.833																					
52 Bryan Abreu, R ERA: 2.49	(7, 1) 1.0 W 4 1 0 0 1 0 0 0 0 0 1 0 7 12 0.00 1.000																					
47 Rafael Montero, R ERA: 2.1	(8, 1) 1.0 H 3 0 0 0 1 1 0 0 0 0 0 0 6 13 0.00 1.000																					
55 Ryan Pressly, R ERA: 2.7	(9, 1) 1.0 S 4 2 0 0 0 0 0 0 0 0 0 0 6 8 0.00 2.000																					

Houston Astros @ Texas Rangers  
Globe Life Field, Arlington, TX  
Tue Jun 14 2022, 7:12 PM - 9:47 PM CDT  
Att: 29,370 - Roof Closed - 72 F

AB 33  
R 3  
H 8  
RBI 3  
BB 1  
SO 6  
LOB 14









Batter	1	2	3	4	5	6	7	8	9	AB	R	H	RBI	BB	SO	LOB	TOP										
2 Marcus Semien, R OBP: 0.286, SLG: 0.341	G6-3		K			BB		F9		3	0	0	0	1	1	1											
5 Corey Seager, L OBP: 0.293, SLG: 0.412	G6-3			G3		BB			BB	2	1	0	0	2	0	0											
53 Adolis Garcia, R OBP: 0.288, SLG: 0.450	G3		K			P3			G1-3	4	0	0	0	0	1	2											
56 Kole Calhoun, L OBP: 0.292, SLG: 0.405		BB								3	0	1	0	0	1	0											
11 Charlie Culberson, R OBP: 0.267, SLG: 0.246		BB							HBP	0	1	0	0	0	0	0											
28 Jonah Heim, S OBP: 0.297, SLG: 0.434	P4									4	0	1	0	0	2	3											
30 Nathaniel Lowe, L OBP: 0.323, SLG: 0.433	F8									3	1	1	0	1	0	1											
70 Ezequiel Duran, R OBP: 0.333, SLG: 0.553	G6-3								BB	4	0	1	3	0	0	3											
13 Brad Miller, L OBP: 0.276, SLG: 0.383			G3							3	0	0	0	1	2	3											
3 Leody Taveras, S OBP: 0.167, SLG: 0.091										2	0	0	0	0	1	0											
55 Sam Huff, R OBP: 0.348, SLG: 0.387			K							1	0	0	0	0	1	1											
65 Zach Reks, L OBP: 0.276, SLG: 0.310										0	0	0	0	0	0	0											
<b>Inning Stats</b>	R: 0 E: 0 K: 0 S: 8	H: 0 LOB: 0 BB: 0 P: 10	R: 0 E: 0 K: 0 S: 9	H: 1 LOB: 1 BB: 0 P: 13	R: 0 E: 0 K: 2 S: 9	H: 0 LOB: 0 BB: 0 P: 12	R: 0 E: 0 K: 1 S: 10	H: 2 LOB: 1 BB: 0 P: 12	R: 0 E: 0 K: 0 S: 7	H: 0 LOB: 1 BB: 2 P: 16	R: 0 E: 0 K: 2 S: 11	H: 0 LOB: 0 BB: 0 P: 16	R: 0 E: 0 K: 1 S: 12	H: 0 LOB: 1 BB: 2 P: 20	R: 3 E: 0 K: 2 S: 18	H: 1 LOB: 2 BB: 34	1B: 3 2B: 1 3B: 0 HR: 0	SF: 0 SAC: 0 DP: 1 HBP: 1	WP: 0 PB: 0 SB: 0 CS: 1	PA: 35							
<b>PITCHER</b>	IP	WLS	BF	H	R	ER	SO	BB	IBB	HBP	BLK	WP	HR	S	P	ERA	WHIP										
63 Beau Brieske, R ERA: 3.79	7.0		24	3	0	0	6	2	0	0	0	0	0	63	94	0.00	0.714										
32 Michael Fulmer, R ERA: 2.25	1.0	H	4	0	0	0	1	1	0	0	0	0	0	12	20	0.00	1.000										
65 Gregory Soto, L ERA: 3.0	1.0	L	7	1	3	3	2	2	0	1	0	0	0	18	34	27.00	3.000										

Texas Rangers @ Detroit Tigers  
Comerica Park, Detroit, MI  
Thu Jun 16 2022, 7:12 PM - 10:01 PM EDT  
Att: 17,448 - Clear - 90 F

AB 29  
R 3  
H 4  
RBI 3  
BB 5  
SO 9  
LOB 14



Batter	1	2	3	4	5	6	7	8	9	AB	R	H	RBI	BB	SO	LOB	BOTTOM										
22 Victor Reyes, S OBP: 0.340, SLG: 0.400	G6-3		G5-3		G5-3		G6-3			4	0	0	0	0	3												
9 Willi Castro, S OBP: 0.285, SLG: 0.343	K		K			BB		F9		4	1	1	0	0	2	1											
24 Miguel Cabrera, R OBP: 0.332, SLG: 0.371	BB					L8		K		4	0	2	0	0	1	1											
28 Javier Báez, R OBP: 0.232, SLG: 0.292	G6-3							E6		4	0	1	0	0	1	1											
8 Robbie Grossman, S OBP: 0.296, SLG: 0.233	F8					SF9		K		3	0	0	1	0	2	1											
7 Jonathan Schoop, R OBP: 0.227, SLG: 0.309	BB		G6-3			F9			G1-3	4	0	1	0	0	0	1											
20 Spencer Torkelson, R OBP: 0.281, SLG: 0.288	K								BB	3	0	1	0	1	1	1											
30 Harold Castro, L OBP: 0.306, SLG: 0.450	B5					SH5-3		F7		3	0	0	0	0	2												
13 Eric Haase, R OBP: 0.248, SLG: 0.309			BB					K		4	0	2	0	0	1	2											
<b>Inning Stats</b>	R: 0 E: 0 K: 1 S: 7	H: 1 LOB: 1 BB: 0 P: 12	R: 0 E: 0 K: 1 S: 14	H: 1 LOB: 0 BB: 0 P: 21	R: 0 E: 0 K: 1 S: 8	H: 2 LOB: 2 BB: 0 P: 9	R: 0 E: 0 K: 2 S: 12	H: 0 LOB: 0 BB: 0 P: 17	R: 0 E: 0 K: 0 S: 7	H: 1 LOB: 1 BB: 0 P: 11	R: 1 E: 0 K: 0 S: 9	H: 2 LOB: 1 BB: 0 P: 11	R: 0 E: 0 K: 0 S: 5	H: 1 LOB: 1 BB: 0 P: 10	R: 0 E: 1 K: 2 S: 11	H: 0 LOB: 1 BB: 0 P: 13	R: 0 E: 0 K: 1 S: 6	H: 0 LOB: 1 BB: 1 P: 11	1B: 6 2B: 2 3B: 0 HR: 0	SF: 1 SAC: 1 DP: 0 HBP: 0	WP: 0 PB: 0 SB: 0 CS: 0	PA: 36					
<b>PITCHER</b>	IP	WLS	BF	H	R	ER	SO	BB	IBB	HBP	BLK	WP	HR	S	P	ERA	WHIP										
54 Martín Pérez, L ERA: 2.1	7.0		28	8	1	1	5	0	0	0	0	0	0	62	91	1.29	1.143										
19 Dennis Santana, R ERA: 1.4	1.0	W	4	0	0	0	2	0	0	0	0	0	0	11	13	0.00	0.000										
6B Joe Barlow, R ERA: 3.09	1.0	S	4	0	0	0	1	1	0	0	0	0	0	6	11	0.00	1.000										

Texas Rangers @ Detroit Tigers  
Comerica Park, Detroit, MI  
Thu Jun 16 2022, 7:12 PM - 10:01 PM EDT  
Att: 17,448 - Clear - 90 F

AB 33  
R 1  
H 8  
RBI 1  
BB 1  
SO 8  
LOB 13









Batter	1	2	3	4	5	6	7	8	9	AB	R	H	RBI	BB	SO	LOB	TOP								
2 Marcus Semien, R OBP: 0.289, SLG: 0.340 11 Charlie Culberson, R OBP: 0.277, SLG: 0.259	L1-3		L9			G6-4-3				3	0	0	0	0	0	1									
5 Corey Seager, L OBP: 0.299, SLG: 0.428	K			L7				K		4	1	1	1	0	2	1									
53 Adolis Garcia, R OBP: 0.295, SLG: 0.478				K						4	3	3	1	0	1	0									
56 Kole Calhoun, L OBP: 0.292, SLG: 0.399	K				L7					3	1	0	0	1	1	0									
30 Nathaniel Lowe, L OBP: 0.320, SLG: 0.429		G6-3								4	1	1	1	0	2	0									
55 Sam Huff, R OBP: 0.320, SLG: 0.352		L4								4	0	1	1	0	2	0									
13 Brad Miller, L OBP: 0.273, SLG: 0.377										4	0	1	0	0	1	0									
3 Leody Taveras, S OBP: 0.300, SLG: 0.278										4	1	1	0	0	0	2									
65 Zach Reks, L OBP: 0.265, SLG: 0.294										4	0	1	0	0	0	1									
<b>Inning Stats</b>	R: 1 E: 0 K: 2 S: 11	H: 1 LOB: 0 BB: 0 P: 16	R: 0 E: 0 K: 0 S: 8	H: 0 LOB: 0 BB: 0 P: 13	R: 0 E: 0 K: 1 S: 9	H: 0 LOB: 0 BB: 0 P: 13	R: 0 E: 0 K: 1 S: 7	H: 0 LOB: 0 BB: 0 P: 12	R: 0 E: 0 K: 2 S: 8	H: 0 LOB: 0 BB: 0 P: 13	R: 3 E: 1 K: 0 S: 17	H: 4 LOB: 0 BB: 0 P: 25	R: 0 E: 0 K: 3 S: 9	H: 0 LOB: 0 BB: 0 P: 15	R: 0 E: 0 K: 1 S: 13	H: 1 LOB: 1 BB: 0 P: 16	R: 3 E: 0 K: 0 S: 14	H: 4 LOB: 1 BB: 1 P: 20	1B: 6 2B: 1 3B: 1 HR: 2	SF: 0 SAC: 0 DP: 2 HBP: 0	WP: 0 PB: 0 SB: 0 CS: 0	PA: 36			
<b>PITCHER</b>	IP	WLS	BF	H	R	ER	SO	BB	IBB	HBP	BLK	WP	HR	S	P	ERA	WHIP								
51 Rony Garcia, R ERA: 4.97	6.0	W	22	5	4	3	5	0	0	0	0	0	2	60	92	4.50	0.833								
37 Andrew Chafin, L ERA: 3.31	1.0		3	0	0	0	3	0	0	0	0	0	0	9	15	0.00	0.000								
19 Will Vest, R ERA: 2.19	1.0		4	1	0	0	1	0	0	0	0	0	0	13	16	0.00	1.000								
68 Jason Foley, R ERA: 3.32	1.0		7	4	3	3	0	1	0	0	0	0	0	14	20	27.00	5.000								

Texas Rangers @ Detroit Tigers  
Comerica Park, Detroit, MI  
Sat Jun 18 2022, 4:11 PM - 7:08 PM EDT  
Att: 28,179 - Sunny - 71 F

AB 35  
R 7  
H 10  
RBI 4  
BB 1  
SO 9  
LOB 5



Batter	1	2	3	4	5	6	7	8	9	AB	R	H	RBI	BB	SO	LOB	BOTTOM								
9 Willi Castro, S OBP: 0.294, SLG: 0.369	G6-3	G6-4-3				P3				5	1	2	2	0	0	3									
8 Robbie Grossman, S OBP: 0.304, SLG: 0.259										4	2	3	1	0	1	1									
24 Miguel Cabrera, R OBP: 0.333, SLG: 0.376										5	2	2	1	0	1	2									
13 Eric Haase, R OBP: 0.264, SLG: 0.364										5	3	3	3	0	2	1									
28 Javier Báez, R OBP: 0.233, SLG: 0.305										5	1	1	2	0	0	3									
31 Riley Greene, L OBP: 0.300, SLG: 0.667										3	2	2	0	2	0	0									
20 Spencer Torkelson, R OBP: 0.280, SLG: 0.292										5	2	2	0	0	0	4									
7 Jonathan Schoop, R OBP: 0.228, SLG: 0.307										5	1	2	1	0	1	4									
21 Kody Clemens, L OBP: 0.176, SLG: 0.161										4	0	2	2	0	2	2									
<b>Inning Stats</b>	R: 3 E: 0 K: 0 S: 14	H: 4 LOB: 1 BB: 0 P: 19	R: 1 E: 0 K: 1 S: 12	H: 2 LOB: 1 BB: 0 P: 21	R: 0 E: 0 K: 1 S: 6	H: 0 LOB: 0 BB: 0 P: 11	R: 5 E: 0 K: 2 S: 21	H: 5 LOB: 0 BB: 0 P: 30	R: 2 E: 0 K: 1 S: 18	H: 2 LOB: 1 BB: 1 P: 30	R: 3 E: 0 K: 0 S: 18	H: 4 LOB: 2 BB: 1 P: 28	R: 0 E: 0 K: 1 S: 13	H: 1 LOB: 1 BB: 0 P: 19	R: 0 E: 0 K: 1 S: 13	H: 1 LOB: 1 BB: 0 P: 16	1B: 11 2B: 4 3B: 1 HR: 3	SF: 1 SAC: 0 DP: 1 HBP: 1	WP: 2 PB: 1 SB: 0 CS: 0	PA: 45					
<b>PITCHER</b>	IP	WLS	BF	H	R	ER	SO	BB	IBB	HBP	BLK	WP	HR	S	P	ERA	WHIP								
52 Taylor Hearn, L ERA: 6.25	3.2	L	21	10	8	8	4	0	0	1	0	0	1	22	37	20.25	3.000								
63 Jesus Tinoco, R ERA: 4.79	1.1		8	3	3	3	1	1	0	0	0	0	1	22	37	20.25	3.000								
25 José Leclerc, R ERA: 27.0	1.0		8	4	3	3	0	1	0	0	0	1	0	18	28	27.00	5.000								
32 John King, L ERA: 4.82	2.0		8	2	0	0	2	0	0	0	0	1	0	26	35	0.00	1.000								

Texas Rangers @ Detroit Tigers  
Comerica Park, Detroit, MI  
Sat Jun 18 2022, 4:11 PM - 7:08 PM EDT  
Att: 28,179 - Sunny - 71 F

AB 41  
R 14  
H 19  
RBI 12  
BB 2  
SO 7  
LOB 20






Batter	1	2	3	4	5	6	7	8	9	AB	R	H	RBI	BB	SO	LOB	TOP																			
2 Marcus Semien, R OBP: 0.288, SLG: 0.338	F9		K				L8			4	1	1	0	0	1	1	<b>Texas Rangers @ Detroit Tigers</b> Comerica Park, Detroit, MI Sun Jun 19 2022, 1:41 PM - 4:50 PM EDT Att: 25,919 - Sunny - 74 F																			
5 Corey Seager, L OBP: 0.305, SLG: 0.440	HR						K			2	1	1	1	2	1	0																				
53 Adolis Garcia, R OBP: 0.294, SLG: 0.474	G5-3						K			4	1	1	1	0	1	1																				
56 Kole Calhoun, L OBP: 0.286, SLG: 0.391	G5-3						K			4	0	0	0	0	1	3																				
28 Jonah Heim, S OBP: 0.305, SLG: 0.453	G3						K2-3			3	0	0	0	1	1	0																				
30 Nathaniel Lowe, L OBP: 0.318, SLG: 0.426	F7						G6-3			4	0	1	1	0	1	0																				
70 Ezequiel Duran, R OBP: 0.316, SLG: 0.491	G4-3						G6-3			3	0	0	0	1	0	2																				
13 Brad Miller, L OBP: 0.268, SLG: 0.369							K			3	0	0	0	0	0	1																				
11 Charlie Culberson, R OBP: 0.273, SLG: 0.254							K			1	0	0	0	0	1	0																				
3 Leody Taveras, S OBP: 0.304, SLG: 0.286										3	0	1	0	0	0	0																				
<b>Inning Stats</b>	R: 1 E: 0 K: 0 S: 5	H: 1 LOB: 0 BB: 0 P: 6	R: 0 E: 0 K: 0 S: 5	H: 0 LOB: 0 BB: 0 P: 11	R: 0 E: 0 K: 1 S: 6	H: 1 LOB: 0 BB: 0 P: 9	R: 1 E: 0 K: 0 S: 8	H: 1 LOB: 2 BB: 1 P: 18	R: 1 E: 0 K: 0 S: 10	H: 2 LOB: 1 BB: 1 P: 20	R: 0 E: 0 K: 1 S: 14	H: 0 LOB: 0 BB: 0 P: 12	R: 0 E: 0 K: 3 S: 9	H: 0 LOB: 0 BB: 0 P: 14	R: 0 E: 0 K: 1 S: 9	H: 0 LOB: 0 BB: 0 P: 14	1B: 4 2B: 0 3B: 0 HR: 1	SF: 0 SAC: 0 DP: 0 HBP: 0	WP: 1 PB: 0 SB: 2 CS: 0	PA: 35																
<b>PITCHER</b>	IP	WLS	BF	H	R	ER	SO	BB	IBB	HBP	BLK	WP	HR	S	P	ERA	WHIP	<b>PITCHER</b>	IP	WLS	BF	H	R	ER	SO	BB	IBB	HBP	BLK	WP	HR	S	P	ERA	WHIP	
50 Drew Hutchison, R ERA: 4.81	4.2	0	19	4	3	3	1	2	0	0	0	0	1	0	4	10	5.79	1.286	65 Gregory Soto, L ERA: 2.88	1.0	3	3	0	0	1	0	0	0	0	0	9	14	0.00	0.000		
55 Alex Lange, R ERA: 2.1	1.1	W	3	1	0	0	0	1	0	0	0	1	0	4	10	0.00	6.000																			
58 Willy Peralta, R ERA: 1.98	1.0	H	4	0	0	0	1	1	0	0	0	0	0	14	22	0.00	1.000																			
32 Michael Fulmer, R ERA: 2.16	1.0	H	3	0	0	0	1	0	0	0	0	0	0	8	12	0.00	0.000																			
37 Andrew Chafin, L ERA: 3.12	1.0	H	3	0	0	0	3	0	0	0	0	0	0	9	14	0.00	0.000																			

Batter	1	2	3	4	5	6	7	8	9	AB	R	H	RBI	BB	SO	LOB	BOTTOM																			
22 Victor Reyes, S OBP: 0.339, SLG: 0.389	G4-3							P5		5	1	2	0	0	1	3	<b>Texas Rangers @ Detroit Tigers</b> Comerica Park, Detroit, MI Sun Jun 19 2022, 1:41 PM - 4:50 PM EDT Att: 25,919 - Sunny - 74 F																			
30 Harold Castro, L OBP: 0.298, SLG: 0.432										2	2	0	0	0	1	1																				
21 Kody Clemens, L OBP: 0.194, SLG: 0.156	HR									1	0	0	0	1	0	1																				
8 Robbie Grossman, S OBP: 0.317, SLG: 0.284	HR									3	1	2	4	2	1	0																				
28 Javier Báez, R OBP: 0.237, SLG: 0.306	G2-3									3	1	1	0	1	1	3																				
31 Riley Greene, L OBP: 0.667, SLG: 0.400	G2-3									2	0	0	0	2	1	1																				
20 Spencer Torkelson, R OBP: 0.284, SLG: 0.296	K									4	1	2	2	0	1	3																				
13 Eric Haase, R OBP: 0.264, SLG: 0.353	G5-3									3	0	0	0	1	1	2																				
7 Jonathan Schoop, R OBP: 0.228, SLG: 0.306	F7									4	1	1	0	0	1	3																				
15 Tucker Barnhart, L OBP: 0.271, SLG: 0.252	L9									3	0	0	1	1	0	1																				
<b>Inning Stats</b>	R: 3 E: 0 K: 1 S: 15	H: 3 LOB: 1 BB: 0 P: 24	R: 0 E: 0 K: 0 S: 8	H: 0 LOB: 0 BB: 0 P: 12	R: 0 E: 0 K: 1 S: 9	H: 0 LOB: 2 BB: 2 P: 24	R: 0 E: 0 K: 0 S: 6	H: 0 LOB: 0 BB: 0 P: 7	R: 2 E: 0 K: 1 S: 17	H: 2 LOB: 3 BB: 3 P: 31	R: 0 E: 0 K: 1 S: 9	H: 0 LOB: 0 BB: 1 P: 14	R: 0 E: 0 K: 2 S: 10	H: 0 LOB: 0 BB: 1 P: 18	R: 2 E: 0 K: 1 S: 14	H: 3 LOB: 2 BB: 1 P: 26	1B: 7 2B: 0 3B: 0 HR: 1	SF: 0 SAC: 0 DP: 1 HBP: 1	WP: 1 PB: 0 SB: 2 CS: 1	PA: 39																
<b>PITCHER</b>	IP	WLS	BF	H	R	ER	SO	BB	IBB	HBP	BLK	WP	HR	S	P	ERA	WHIP	<b>PITCHER</b>	IP	WLS	BF	H	R	ER	SO	BB	IBB	HBP	BLK	WP	HR	S	P	ERA	WHIP	
33 Dane Dunning, R ERA: 4.38	4.2	L	23	4	5	5	2	4	0	1	0	0	0	9	15	0.00	6.000																			
19 Dennis Santana, R ERA: 1.39	0.1		3	1	0	0	1	1	0	0	0	0	0	9	15	0.00	6.000																			
45 Matt Moore, L ERA: 2.37	2.0		6	0	0	0	3	2	0	0	0	0	0	19	32	0.00	1.000																			
51 Matt Bush, R ERA: 4.38	1.0		7	3	2	2	1	1	0	0	0	1	0	14	26	18.00	4.000																			


livebaseballscores.com

AB 31  
R 3  
H 5  
RBI 3  
BB 4  
SO 7  
LOB 8



livebaseballscores.com

AB 30  
R 7  
H 8  
RBI 7  
BB 8  
SO 7  
LOB 18





Batter	1	2	3	4	5	6	7	8	9	AB	R	H	RBI	BB	SO	LOB	TOP			
12 Kyle Schwarber, L OBP: 0.341, SLG: 0.480										4	0	1	0	0	1	1	Philadelphia Phillies @ Texas Rangers Globe Life Field, Arlington, TX Tue Jun 21 2022, 7:10 PM - 10:16 PM CDT Att: 29,153 - Roof Closed - 72 F			
17 Rhys Hoskins, R OBP: 0.340, SLG: 0.471										1	0	0	0	3	0					
8 Nick Castellanos, R OBP: 0.309, SLG: 0.395										4	0	0	0	0	5					
10 J.T. Realmuto, R OBP: 0.324, SLG: 0.353										4	0	2	0	0	1					
18 Didi Gregorius, L OBP: 0.333, SLG: 0.378										4	0	0	0	1	2					
28 Alec Bohm, R OBP: 0.295, SLG: 0.350										4	0	2	0	0	1					
19 Matt Vierling, R OBP: 0.281, SLG: 0.358										4	0	0	0	2	4					
7 Johan Camargo, S OBP: 0.301, SLG: 0.328											4	0	0	0	2	3				
41 Yairo Muñoz, R OBP: 0.294, SLG: 0.600										3	0	1	0	0	1	0				
<b>Inning Stats</b>	R: 0 E: 0 K: 0 S: 10	H: 1 LOB: 1 BB: 1 P: 18	R: 0 E: 0 K: 2 S: 11	H: 1 LOB: 1 BB: 0 P: 16	R: 0 E: 0 K: 1 S: 9	H: 0 LOB: 1 BB: 1 P: 14	R: 0 E: 0 K: 1 S: 10	H: 1 LOB: 1 BB: 0 P: 15	R: 0 E: 0 K: 1 S: 14	H: 2 LOB: 2 BB: 0 P: 18	R: 0 E: 0 K: 1 S: 7	H: 0 LOB: 0 BB: 0 P: 12	R: 0 E: 0 K: 0 S: 8	H: 0 LOB: 0 BB: 0 P: 15	R: 0 E: 0 K: 0 S: 5	H: 0 LOB: 0 BB: 0 P: 9	1B: 6 2B: 0 3B: 0 HR: 0	SF: 0 SAC: 0 DP: 1 HBP: 0	WP: 2 PB: 0 SB: 1 CS: 0	PA: 35
<b>PITCHER</b>	IP WLS BF H R ER SO BB IBB HBP BLK WP HR S P ERA WHIP																			
54 Martin Pérez, L ERA: 1.96	6.0 W 26 6 0 0 6 3 0 0 0 0 2 0 64 98 0.00 1.500																			
51 Matt Bush, R ERA: 4.21	7.1 1.0 H 3 0 0 0 1 0 0 0 0 0 0 7 12 0.00 0.000																			
19 Dennis Santana, R ERA: 1.33	8.1 1.0 H 3 0 0 0 0 0 0 0 0 0 0 8 15 0.00 0.000																			
46 Brock Burke, L ERA: 0.8	9.1 1.0 3 0 0 0 0 0 0 0 0 0 0 5 9 0.00 0.000																			

Batter	1	2	3	4	5	6	7	8	9	AB	R	H	RBI	BB	SO	LOB	BOTTOM			
2 Marcus Semien, R OBP: 0.295, SLG: 0.360										4	2	3	2	0	0	0	Philadelphia Phillies @ Texas Rangers Globe Life Field, Arlington, TX Tue Jun 21 2022, 7:10 PM - 10:16 PM CDT Att: 29,153 - Roof Closed - 72 F			
5 Corey Seager, L OBP: 0.304, SLG: 0.438										4	0	1	1	0	1					
53 Adolis Garcia, R OBP: 0.293, SLG: 0.471										4	1	1	0	0	2					
56 Kole Calhoun, L OBP: 0.286, SLG: 0.403											4	1	1	2	0	1				
18 Mitch Garver, R OBP: 0.282, SLG: 0.389										3	0	0	0	1	1	0				
30 Nathaniel Lowe, L OBP: 0.321, SLG: 0.440											4	1	2	1	0	1				
28 Jonah Heim, S OBP: 0.305, SLG: 0.469										3	1	1	1	0	2	1				
47 Josh Smith, L OBP: 0.550, SLG: 0.467										3	0	1	0	0	0	0				
3 Leody Taveras, S OBP: 0.308, SLG: 0.292										3	1	1	0	0	1					
<b>Inning Stats</b>	R: 0 E: 0 K: 0 S: 5	H: 1 LOB: 0 BB: 0 P: 9	R: 0 E: 0 K: 1 S: 10	H: 0 LOB: 0 BB: 0 P: 16	R: 0 E: 0 K: 1 S: 11	H: 1 LOB: 0 BB: 0 P: 16	R: 0 E: 0 K: 1 S: 9	H: 0 LOB: 0 BB: 0 P: 13	R: 2 E: 0 K: 0 S: 9	H: 2 LOB: 1 BB: 0 P: 16	R: 1 E: 0 K: 1 S: 12	H: 2 LOB: 1 BB: 0 P: 20	R: 0 E: 0 K: 1 S: 12	H: 1 LOB: 1 BB: 0 P: 20	R: 4 E: 0 K: 0 S: 14	H: 4 LOB: 1 BB: 1 P: 26	1B: 6 2B: 2 3B: 0 HR: 4	SF: 0 SAC: 0 DP: 3 HBP: 0	WP: 0 PB: 0 SB: 0 CS: 1	PA: 33
<b>PITCHER</b>	IP WLS BF H R ER SO BB IBB HBP BLK WP HR S P ERA WHIP																			
44 Kyle Gibson, R ERA: 4.06	6.1 L 24 7 3 3 4 1 0 0 0 0 0 2 63 102 4.26 1.105																			
31 Jeunys Familia, R ERA: 5.55	7.1 1.1 8 4 4 4 1 1 0 0 0 0 2 16 28 27.00 3.750																			
46 José Alvarado, L ERA: 7.02	8.1 0.1 1 0 0 0 0 0 0 0 0 0 0 3 6 0.00 0.000																			



Batter	1	2	3	4	5	6	7	8	9	AB	R	H	RBI	BB	SO	LOB	TOP								
12 Kyle Schwarber, L OBP: 0.340, SLG: 0.488										4	1	1	2	0	2	1	<b>Philadelphia Phillies @ Texas Rangers</b> Globe Life Field, Arlington, TX Wed Jun 22 2022, 3:09 PM - 6:20 PM CDT Att: 20,704 - Roof Closed - 72 F								
17 Rhys Hoskins, R OBP: 0.339, SLG: 0.467										4	0	1	0	0	1	0									
3 Bryce Harper, L OBP: 0.392, SLG: 0.618										3	0	1	0	1	1	1									
8 Nick Castellanos, R OBP: 0.303, SLG: 0.389										4	0	0	0	0	2	3									
10 J.T. Realmuto, R OBP: 0.319, SLG: 0.347										4	0	0	0	0	0	3									
18 Didi Gregorius, L OBP: 0.331, SLG: 0.374										4	0	1	0	0	1	2									
37 Odúbel Herrera, L OBP: 0.275, SLG: 0.421										4	0	0	0	0	0	1									
28 Alec Bohm, R OBP: 0.294, SLG: 0.348										4	1	1	0	0	0	0									
5 Bryson Stott, L OBP: 0.218, SLG: 0.270										2	0	0	0	1	1	1									
<b>Inning Stats</b>	R: 0 H: 0 E: 0 K: 1 S: 13	H: 0 LOB: 1 BB: 1 P: 19	R: 0 H: 0 E: 0 K: 0 S: 7	H: 0 LOB: 0 BB: 0 P: 11	R: 2 H: 2 E: 0 K: 1 S: 20	H: 2 LOB: 0 BB: 0 P: 28	R: 0 H: 1 E: 0 K: 0 S: 15	H: 1 LOB: 2 BB: 0 P: 18	R: 0 H: 0 E: 0 K: 2 S: 13	H: 0 LOB: 0 BB: 0 P: 13	R: 0 H: 1 E: 0 K: 2 S: 13	H: 1 LOB: 2 BB: 0 P: 17	R: 0 H: 0 E: 0 K: 0 S: 10	H: 0 LOB: 1 BB: 1 P: 16	R: 0 H: 1 E: 0 K: 2 S: 11	H: 1 LOB: 1 BB: 0 P: 12		R: 0 H: 0 E: 0 K: 0 S: 7	H: 0 LOB: 0 BB: 0 P: 9	1B: 4 2B: 0 3B: 0 HR: 1	SF: 0 SAC: 0 DP: 0 HBP: 0	WP: 1 PB: 0 SB: 1 CS: 0	PA: 35		
<b>PITCHER</b>	IP WLS BF H R ER SO BB IBB HBP BLK WP HR S P ERA WHIP	IP WLS BF H R ER SO BB IBB HBP BLK WP HR S P ERA WHIP	IP WLS BF H R ER SO BB IBB HBP BLK WP HR S P ERA WHIP	IP WLS BF H R ER SO BB IBB HBP BLK WP HR S P ERA WHIP	IP WLS BF H R ER SO BB IBB HBP BLK WP HR S P ERA WHIP	IP WLS BF H R ER SO BB IBB HBP BLK WP HR S P ERA WHIP	IP WLS BF H R ER SO BB IBB HBP BLK WP HR S P ERA WHIP	IP WLS BF H R ER SO BB IBB HBP BLK WP HR S P ERA WHIP	IP WLS BF H R ER SO BB IBB HBP BLK WP HR S P ERA WHIP	IP WLS BF H R ER SO BB IBB HBP BLK WP HR S P ERA WHIP	IP WLS BF H R ER SO BB IBB HBP BLK WP HR S P ERA WHIP	IP WLS BF H R ER SO BB IBB HBP BLK WP HR S P ERA WHIP	IP WLS BF H R ER SO BB IBB HBP BLK WP HR S P ERA WHIP	IP WLS BF H R ER SO BB IBB HBP BLK WP HR S P ERA WHIP	IP WLS BF H R ER SO BB IBB HBP BLK WP HR S P ERA WHIP	IP WLS BF H R ER SO BB IBB HBP BLK WP HR S P ERA WHIP	IP WLS BF H R ER SO BB IBB HBP BLK WP HR S P ERA WHIP	IP WLS BF H R ER SO BB IBB HBP BLK WP HR S P ERA WHIP	IP WLS BF H R ER SO BB IBB HBP BLK WP HR S P ERA WHIP	IP WLS BF H R ER SO BB IBB HBP BLK WP HR S P ERA WHIP	IP WLS BF H R ER SO BB IBB HBP BLK WP HR S P ERA WHIP	IP WLS BF H R ER SO BB IBB HBP BLK WP HR S P ERA WHIP	IP WLS BF H R ER SO BB IBB HBP BLK WP HR S P ERA WHIP	IP WLS BF H R ER SO BB IBB HBP BLK WP HR S P ERA WHIP	
22 Jon Gray, R ERA: 4.18	5.2 W 23	4 2 2 5	1 0 0 0	1 0 0 0	0 0 13 20	0 0 11 12	0 0 7 9	3.18 0.882																	
45 Matt Moore, L ERA: 2.27	1.1 H 5	0 0 0 1	0 0 0 2	0 0 0 0	0 0 11 20	0 0 7 9	0.00 0.750																		
19 Dennis Santana, R ERA: 1.29	1.0 H 4	1 0 0 2	0 0 0 0	0 0 0 0	0 0 11 20	0 0 7 9	0.00 1.000																		
68 Joe Barlow, R ERA: 2.96	1.0 S 3	0 0 0 0	0 0 0 0	0 0 0 0	0 0 7 9	0.00 0.000																			
<b>PITCHER</b>	IP WLS BF H R ER SO BB IBB HBP BLK WP HR S P ERA WHIP	IP WLS BF H R ER SO BB IBB HBP BLK WP HR S P ERA WHIP	IP WLS BF H R ER SO BB IBB HBP BLK WP HR S P ERA WHIP	IP WLS BF H R ER SO BB IBB HBP BLK WP HR S P ERA WHIP	IP WLS BF H R ER SO BB IBB HBP BLK WP HR S P ERA WHIP	IP WLS BF H R ER SO BB IBB HBP BLK WP HR S P ERA WHIP	IP WLS BF H R ER SO BB IBB HBP BLK WP HR S P ERA WHIP	IP WLS BF H R ER SO BB IBB HBP BLK WP HR S P ERA WHIP	IP WLS BF H R ER SO BB IBB HBP BLK WP HR S P ERA WHIP	IP WLS BF H R ER SO BB IBB HBP BLK WP HR S P ERA WHIP	IP WLS BF H R ER SO BB IBB HBP BLK WP HR S P ERA WHIP	IP WLS BF H R ER SO BB IBB HBP BLK WP HR S P ERA WHIP	IP WLS BF H R ER SO BB IBB HBP BLK WP HR S P ERA WHIP	IP WLS BF H R ER SO BB IBB HBP BLK WP HR S P ERA WHIP	IP WLS BF H R ER SO BB IBB HBP BLK WP HR S P ERA WHIP	IP WLS BF H R ER SO BB IBB HBP BLK WP HR S P ERA WHIP	IP WLS BF H R ER SO BB IBB HBP BLK WP HR S P ERA WHIP	IP WLS BF H R ER SO BB IBB HBP BLK WP HR S P ERA WHIP	IP WLS BF H R ER SO BB IBB HBP BLK WP HR S P ERA WHIP	IP WLS BF H R ER SO BB IBB HBP BLK WP HR S P ERA WHIP	IP WLS BF H R ER SO BB IBB HBP BLK WP HR S P ERA WHIP	IP WLS BF H R ER SO BB IBB HBP BLK WP HR S P ERA WHIP	IP WLS BF H R ER SO BB IBB HBP BLK WP HR S P ERA WHIP	IP WLS BF H R ER SO BB IBB HBP BLK WP HR S P ERA WHIP	
2 Marcus Semien, R OBP: 0.291, SLG: 0.354										4	0	0	0	0	3	1	<b>Philadelphia Phillies @ Texas Rangers</b> Globe Life Field, Arlington, TX Wed Jun 22 2022, 3:09 PM - 6:20 PM CDT Att: 20,704 - Roof Closed - 72 F								
5 Corey Seager, L OBP: 0.307, SLG: 0.442										4	1	2	0	0	1	0									
53 Adolis Garcia, R OBP: 0.293, SLG: 0.471										4	1	1	0	0	2	2									
56 Kole Calhoun, L OBP: 0.289, SLG: 0.410										4	0	2	2	0	2	1									
28 Jonah Heim, S OBP: 0.315, SLG: 0.470										2	1	1	0	2	0	0									
30 Nathaniel Lowe, L OBP: 0.320, SLG: 0.435										3	0	0	0	1	1	2									
47 Josh Smith, L OBP: 0.500, SLG: 0.389										3	1	0	0	1	2	6									
3 Leody Taveras, S OBP: 0.308, SLG: 0.292										0	0	0	0	0	0	0									
70 Ezequiel Duran, R OBP: 0.295, SLG: 0.458										4	0	0	0	0	2	6									
13 Brad Miller, L OBP: 0.269, SLG: 0.368										3	0	1	2	0	1	0									
<b>Inning Stats</b>	R: 0 H: 1 E: 0 K: 3 S: 10	H: 1 LOB: 1 BB: 0 P: 14	R: 2 H: 1 E: 1 K: 2 S: 14	H: 1 LOB: 1 BB: 1 P: 23	R: 1 H: 2 E: 0 K: 1 S: 20	H: 2 LOB: 3 BB: 2 P: 34	R: 0 H: 0 E: 0 K: 2 S: 10	H: 0 LOB: 0 BB: 0 P: 15	R: 1 H: 3 E: 0 K: 2 S: 15	H: 3 LOB: 1 BB: 0 P: 24	R: 0 H: 0 E: 0 K: 2 S: 8	H: 0 LOB: 0 BB: 0 P: 10	R: 0 H: 0 E: 0 K: 2 S: 8	H: 0 LOB: 0 BB: 0 P: 11	R: 0 H: 0 E: 0 K: 0 S: 11	H: 0 LOB: 1 BB: 1 P: 23	R: 0 H: 0 E: 0 K: 0 S: 7	H: 0 LOB: 0 BB: 0 P: 9	1B: 4 2B: 3 3B: 0 HR: 0	SF: 0 SAC: 0 DP: 0 HBP: 0	WP: 0 PB: 0 SB: 0 CS: 0	PA: 35			
<b>PITCHER</b>	IP WLS BF H R ER SO BB IBB HBP BLK WP HR S P ERA WHIP	IP WLS BF H R ER SO BB IBB HBP BLK WP HR S P ERA WHIP	IP WLS BF H R ER SO BB IBB HBP BLK WP HR S P ERA WHIP	IP WLS BF H R ER SO BB IBB HBP BLK WP HR S P ERA WHIP	IP WLS BF H R ER SO BB IBB HBP BLK WP HR S P ERA WHIP	IP WLS BF H R ER SO BB IBB HBP BLK WP HR S P ERA WHIP	IP WLS BF H R ER SO BB IBB HBP BLK WP HR S P ERA WHIP	IP WLS BF H R ER SO BB IBB HBP BLK WP HR S P ERA WHIP	IP WLS BF H R ER SO BB IBB HBP BLK WP HR S P ERA WHIP	IP WLS BF H R ER SO BB IBB HBP BLK WP HR S P ERA WHIP	IP WLS BF H R ER SO BB IBB HBP BLK WP HR S P ERA WHIP	IP WLS BF H R ER SO BB IBB HBP BLK WP HR S P ERA WHIP	IP WLS BF H R ER SO BB IBB HBP BLK WP HR S P ERA WHIP	IP WLS BF H R ER SO BB IBB HBP BLK WP HR S P ERA WHIP	IP WLS BF H R ER SO BB IBB HBP BLK WP HR S P ERA WHIP	IP WLS BF H R ER SO BB IBB HBP BLK WP HR S P ERA WHIP	IP WLS BF H R ER SO BB IBB HBP BLK WP HR S P ERA WHIP	IP WLS BF H R ER SO BB IBB HBP BLK WP HR S P ERA WHIP	IP WLS BF H R ER SO BB IBB HBP BLK WP HR S P ERA WHIP	IP WLS BF H R ER SO BB IBB HBP BLK WP HR S P ERA WHIP	IP WLS BF H R ER SO BB IBB HBP BLK WP HR S P ERA WHIP	IP WLS BF H R ER SO BB IBB HBP BLK WP HR S P ERA WHIP	IP WLS BF H R ER SO BB IBB HBP BLK WP HR S P ERA WHIP	IP WLS BF H R ER SO BB IBB HBP BLK WP HR S P ERA WHIP	IP WLS BF H R ER SO BB IBB HBP BLK WP HR S P ERA WHIP
45 Zack Wheeler, R ERA: 2.77	4.1 L	2 0 0 2	0 0 0 2	0 0 0 0	0 0 6 11	0 0 8 10	0.00 0.000																		
64 Andrew Bellatti, R ERA: 3.74	0.2	2 0 0 2	0 0 0 2	0 0 0 0	0 0 6 11	0.00 0.000																			
75 Connor Brogdon, R ERA: 2.04	1.0	3 0 0 2	0 0 0 2	0 0 0 0	0 0 8 10	0.00 0.000																			
46 José Alvarado, L ERA: 6.62	1.0	3 0 0 2	0 0 0 2	0 0 0 0	0 0 8 11	0.00 0.000																			
23 Corey Knebel, R ERA: 3.81	1.0	4 0 0 0	0 0 0 0	1 0 0 0	0 0 11 23	0.00 1.000																			
<b>PITCHER</b>	IP WLS BF H R ER SO BB IBB HBP BLK WP HR S P ERA WHIP	IP WLS BF H R ER SO BB IBB HBP BLK WP HR S P ERA WHIP	IP WLS BF H R ER SO BB IBB HBP BLK																						



Batter	1	2	3	4	5	6	7	8	9	AB	R	H	RBI	BB	SO	LOB	TOP					
1 César Hernández, S OBP: 0.313, SLG: 0.333										4	0	1	0	0	1	0						
22 Juan Soto, L OBP: 0.363, SLG: 0.433										4	1	1	0	0	1	2						
19 Josh Bell, S OBP: 0.385, SLG: 0.488										4	1	3	1	0	0	1						
23 Nelson Cruz, R OBP: 0.331, SLG: 0.382										4	0	1	0	0	2	3						
2 Luis García Jr., L OBP: 0.337, SLG: 0.465										4	0	1	1	0	0	2						
20 Keibert Ruiz, S OBP: 0.317, SLG: 0.348										3	0	1	0	1	0	0						
29 Yadiel Hernández, L OBP: 0.314, SLG: 0.382										3	0	1	0	0	0	3						
28 Lane Thomas, R OBP: 0.301, SLG: 0.413										1	0	0	0	0	0	0						
7 Maikel Franco, R OBP: 0.276, SLG: 0.374										4	0	0	0	0	3	1						
16 Victor Robles, R OBP: 0.303, SLG: 0.311										2	0	0	0	0	1	0						
<b>Inning Stats</b>	R: 0 E: 0 K: 0 S: 8	H: 1 LOB: 1 BB: 0 P: 12	R: 0 E: 0 K: 1 S: 13	H: 1 LOB: 1 BB: 0 P: 20	R: 0 E: 0 K: 0 S: 5	H: 1 LOB: 1 BB: 0 P: 7	R: 0 E: 0 K: 0 S: 12	H: 2 LOB: 1 BB: 0 P: 16	R: 0 E: 0 K: 1 S: 8	H: 0 LOB: 0 BB: 0 P: 14	R: 1 E: 0 K: 2 S: 13	H: 2 LOB: 2 BB: 1 P: 22	R: 0 E: 0 K: 2 S: 9	H: 0 LOB: 0 BB: 0 P: 10	R: 1 E: 0 K: 1 S: 12	H: 2 LOB: 0 BB: 0 P: 18	R: 0 E: 0 K: 1 S: 6	H: 0 LOB: 0 BB: 0 P: 7	1B: 4 2B: 4 3B: 1 HR: 0	SF: 0 SAC: 0 DP: 2 HBP: 1	WP: 0 PB: 0 SB: 0 CS: 0	PA: 35
<b>PITCHER</b>	IP WLS BF H R ER SO BB IBB HBP BLK WP HR S P ERA WHIP																					
33 Dane Dunning, R ERA: 4.17	(1, 1) 6.0 25 7 1 1 4 1 0 1 0 0 0 59 91 1.50 1.333																					
51 Matt Bush, R ERA: 4.05	(7, 1) 1.0 3 0 0 0 2 0 0 0 0 0 0 9 10 0.00 0.000																					
19 Dennis Santana, R ERA: 1.59	(8, 1) 0.1 L 3 2 1 1 1 0 0 0 0 0 0 10 15 27.00 6.000																					
59 Brett Martin, L ERA: 3.8	(8, 1) 1.2 4 0 0 0 1 0 0 0 0 0 0 8 10 0.00 0.000																					

Washington Nationals @ Texas Rangers  
 Globe Life Field, Arlington, TX  
 Fri Jun 24, 2022, 7:09 PM - 10:13 PM CDT  
 Att: 28,854 - Roof Closed - 72 F

AB	33
R	2
H	9
RBI	2
BB	1
SO	8
LOB	12



Batter	1	2	3	4	5	6	7	8	9	AB	R	H	RBI	BB	SO	LOB	BOTTOM					
2 Marcus Semien, R OBP: 0.292, SLG: 0.355										5	0	2	0	0	1	2						
5 Corey Seager, L OBP: 0.302, SLG: 0.434										5	0	0	0	0	0	4						
53 Adolis García, R OBP: 0.296, SLG: 0.483										4	1	2	1	0	1	1						
56 Kole Calhoun, L OBP: 0.289, SLG: 0.407										4	0	1	0	0	0	3						
3 Leody Taveras, S OBP: 0.308, SLG: 0.292										3	0	1	0	1	1	1						
18 Mitch Garver, R OBP: 0.287, SLG: 0.388										3	0	1	0	1	1	1						
28 Jonah Heim, S OBP: 0.308, SLG: 0.458										4	0	0	0	0	1	4						
30 Nathaniel Lowe, L OBP: 0.323, SLG: 0.433										3	0	1	0	1	1	1						
70 Ezequiel Duran, R OBP: 0.281, SLG: 0.435										3	0	0	0	0	0	4						
47 Josh Smith, L OBP: 0.520, SLG: 0.389										0	0	0	0	1	0	0						
13 Brad Miller, L OBP: 0.289, SLG: 0.365										4	0	1	0	0	0	0						
11 Charlie Culberson, R OBP: 0.273, SLG: 0.254										0	0	0	0	0	0	0						
<b>Inning Stats</b>	R: 0 E: 0 K: 0 S: 11	H: 1 LOB: 1 BB: 0 P: 16	R: 0 E: 0 K: 1 S: 14	H: 1 LOB: 1 BB: 0 P: 23	R: 0 E: 0 K: 0 S: 13	H: 2 LOB: 2 BB: 0 P: 20	R: 0 E: 0 K: 1 S: 8	H: 1 LOB: 1 BB: 0 P: 12	R: 0 E: 0 K: 1 S: 6	H: 0 LOB: 0 BB: 0 P: 7	R: 1 E: 0 K: 0 S: 13	H: 1 LOB: 2 BB: 2 P: 23	R: 0 E: 0 K: 2 S: 9	H: 0 LOB: 0 BB: 0 P: 13	R: 0 E: 0 K: 2 S: 14	H: 1 LOB: 2 BB: 0 P: 21	R: 0 E: 0 K: 0 S: 13	H: 1 LOB: 2 BB: 1 P: 22	1B: 7 2B: 0 3B: 0 HR: 1	SF: 0 SAC: 0 DP: 0 HBP: 0	WP: 0 PB: 1 SB: 1 CS: 0	PA: 38
<b>PITCHER</b>	IP WLS BF H R ER SO BB IBB HBP BLK WP HR S P ERA WHIP																					
30 Paolo Espino, R ERA: 2.21	(1, 1) 5.1 W 6 0 0 0 0 1 0 0 0 0 0 16 25 0.00 0.600																					
58 Carl Edwards Jr., R ERA: 2.63	(8, 1) 1.2 H 4 1 0 0 2 0 0 0 0 0 0 14 21 0.00 1.000																					
67 Kyle Finnegan, R ERA: 3.96	(8, 1) 1.0 S 5 1 0 0 0 1 0 0 0 0 0 13 22 0.00 2.000																					
21 Tanner Rainey, R ERA: 3.13	(9, 1) 1.0 S 5 1 0 0 0 1 0 0 0 0 0 13 22 0.00 2.000																					

Washington Nationals @ Texas Rangers  
 Globe Life Field, Arlington, TX  
 Fri Jun 24, 2022, 7:09 PM - 10:13 PM CDT  
 Att: 28,854 - Roof Closed - 72 F

AB	35
R	1
H	8
RBI	1
BB	3
SO	5
LOB	20





Batter	1	2	3	4	5	6	7	8	9	AB	R	H	RBI	BB	SO	LOB	TOP			
28 Lane Thomas, R OBP: 0.300, SLG: 0.410										4	0	1	0	0	0	4	<b>Washington Nationals @ Texas Rangers</b> Globe Life Field, Arlington, TX Sat Jun 25 2022, 3:10 PM - 5:51 PM CDT Att: 36,183 - Roof Closed - 72 F			
22 Juan Soto, L OBP: 0.362, SLG: 0.434										4	1	1	0	0	1	3				
19 Josh Bell, S OBP: 0.386, SLG: 0.487										3	0	1	0	1	0	1				
23 Nelson Cruz, R OBP: 0.333, SLG: 0.394										3	1	1	2	1	0	1				
2 Luis Garcia Jr., L OBP: 0.323, SLG: 0.444										4	0	0	0	0	0	2				
20 Keibert Ruiz, S OBP: 0.316, SLG: 0.351										4	0	1	0	0	0	0				
1 César Hernández, S OBP: 0.313, SLG: 0.330										3	0	0	0	1	0	1				
29 Yadiel Hernandez, L OBP: 0.320, SLG: 0.393										2	0	1	0	1	0	0				
16 Victor Robles, R OBP: 0.302, SLG: 0.309										1	0	0	0	0	1	0				
5 Ehire Adrianza, S OBP: 0.206, SLG: 0.188										2	0	0	0	1	1	2				
<b>Inning Stats</b>	R: 0 E: 0 K: 0 S: 6	H: 1 LOB: 2 BB: 2 P: 17	R: 0 E: 0 K: 1 S: 7	H: 0 LOB: 2 BB: 2 P: 19	R: 0 E: 0 K: 0 S: 8	H: 0 LOB: 0 BB: 0 P: 14	R: 0 E: 0 K: 0 S: 6	H: 0 LOB: 0 BB: 0 P: 9	R: 0 E: 0 K: 0 S: 6	H: 3 LOB: 1 BB: 0 P: 24	R: 0 E: 0 K: 1 S: 16	H: 1 LOB: 2 BB: 1 P: 23	R: 0 E: 0 K: 0 S: 9	H: 1 LOB: 0 BB: 0 P: 11	R: 0 E: 0 K: 1 S: 8	H: 0 LOB: 0 BB: 0 P: 12	1B: 3 2B: 2 3B: 0 HR: 1	SF: 0 SAC: 0 DP: 3 HBP: 0	WP: 1 PB: 0 CS: 0	PA: 35
<b>PITCHER</b>	IP WLS BF H R ER SO BB IBB HBP BLK WP HR S P ERA WHIP																			
59 Brett Martin, L ERA: 3.63	1.0	5	1	0	0	0	2	0	0	0	0	0	0	0	0	6	17	0.00	3.000	
52 Taylor Hearn, L ERA: 5.95	4.0	14	0	0	0	1	2	0	0	0	1	0	27	49	0.00	0.500				
46 Brock Burke, L ERA: 1.3	1.0	B	6	3	2	2	0	0	0	0	0	1	17	24	18.00	3.000				
45 Matt Moore, L ERA: 2.14	2.0	7	2	0	0	1	1	0	0	0	0	0	25	34	0.00	1.500				
68 Joe Barlow, R ERA: 2.94	1.0	W	3	0	0	0	0	0	0	0	0	0	8	12	0.00	0.000				

Batter	1	2	3	4	5	6	7	8	9	AB	R	H	RBI	BB	SO	LOB	BOTTOM					
2 Marcus Semien, R OBP: 0.289, SLG: 0.350										4	0	0	0	0	0	3	<b>Washington Nationals @ Texas Rangers</b> Globe Life Field, Arlington, TX Sat Jun 25 2022, 3:10 PM - 5:51 PM CDT Att: 36,183 - Roof Closed - 72 F					
5 Corey Seager, L OBP: 0.298, SLG: 0.428										4	0	0	0	0	3	1						
53 Adolis Garcia, R OBP: 0.295, SLG: 0.491										4	1	1	1	0	2	0						
56 Kole Calhoun, L OBP: 0.285, SLG: 0.401										3	0	0	0	0	1	0						
18 Mitch Garver, R OBP: 0.288, SLG: 0.383										2	1	0	0	1	1	0						
30 Nathaniel Lowe, L OBP: 0.323, SLG: 0.444										3	1	1	2	0	1	0						
47 Josh Smith, L OBP: 0.500, SLG: 0.381										3	0	1	0	0	0	0						
3 Leody Taveras, S OBP: 0.310, SLG: 0.296										3	0	1	0	0	1	1						
20 Melbrys Viloria, L OBP: 0.667, SLG: 0.667										3	0	2	0	0	1	0						
11 Charlie Culberson, R OBP: 0.273, SLG: 0.254										0	0	0	0	0	0	0						
28 Jonah Heim, S OBP: 0.308, SLG: 0.458										0	0	0	0	0	0	0						
<b>Inning Stats</b>	R: 0 E: 0 K: 2 S: 9	H: 0 LOB: 0 BB: 0 P: 12	R: 2 E: 0 K: 0 S: 7	H: 1 LOB: 1 BB: 1 P: 14	R: 0 E: 0 K: 1 S: 6	H: 0 LOB: 0 BB: 0 P: 7	R: 0 E: 0 K: 2 S: 9	H: 0 LOB: 0 BB: 0 P: 14	R: 0 E: 0 K: 0 S: 12	H: 2 LOB: 2 BB: 0 P: 17	R: 0 E: 0 K: 1 S: 7	H: 0 LOB: 0 BB: 0 P: 12	R: 0 E: 0 K: 3 S: 11	H: 1 LOB: 1 BB: 0 P: 18	R: 0 E: 0 K: 1 S: 6	H: 1 LOB: 1 BB: 0 P: 7	R: 1 E: 0 K: 0 S: 4	H: 1 LOB: 0 BB: 0 P: 6	1B: 4 2B: 0 3B: 0 HR: 2	SF: 0 SAC: 0 DP: 1 HBP: 0	WP: 0 PB: 1 CS: 0	PA: 30
<b>PITCHER</b>	IP WLS BF H R ER SO BB IBB HBP BLK WP HR S P ERA WHIP																					
40 Josiah Gray, R ERA: 3.62	7.0	26	4	2	2	9	1	0	0	0	0	0	61	94	2.57	0.714						
58 Carl Edwards Jr., R ERA: 2.52	1.0	3	1	0	0	1	0	0	0	0	0	6	7	0.00	1.000							
67 Kyle Finnegan, R ERA: 4.18	0.0	L	1	1	1	0	0	0	0	0	1	4	6	∞	∞							



Batter	1	2	3	4	5	6	7	8	9	AB	R	H	RBI	BB	SO	LOB	TOP				
1 César Hernández, S OBP: 0.314, SLG: 0.329	L9	22 1B 19 2B BB		G3		G1-3			22 BB 1B	4	1	1	0	1	0	0	Washington Nationals @ Texas Rangers Globe Life Field, Arlington, TX Sun Jun 26 2022, 1:40 PM - 4:56 PM CDT Att: 34,220 - Roof Closed - 72 F				
22 Juan Soto, L OBP: 0.372, SLG: 0.436	19 1B 23 E BB	19 2B 23 1B 1B		19 1B BB		BB			BB	1	2	1	0	4	0	0					
19 Josh Bell, S OBP: 0.390, SLG: 0.492	23 E 29 SF9 1B	23 1B 2B		1B		G3			K	5	2	3	1	0	1	3					
23 Nelson Cruz, R OBP: 0.334, SLG: 0.394	29 SF9 28 2B 1B	2B		F8		F8			K	5	1	2	3	0	1	4					
29 Yadiel Hernandez, L OBP: 0.313, SLG: 0.387	SF9			G6-3		L6			K	3	0	0	1	0	0	0					
16 Victor Robles, R OBP: 0.300, SLG: 0.307				F9		K2-3			F9	1	0	0	0	0	1	2					
28 Lane Thomas, R OBP: 0.300, SLG: 0.412	2B			F9		K2-3			F9	4	0	1	1	0	1	0					
2 Luis Garcia Jr., L OBP: 0.330, SLG: 0.468	F7			7 FC5-4 1B		3B			K	4	0	2	0	0	1	1					
7 Maikel Franco, R OBP: 0.272, SLG: 0.369				K		G6-3			L5	4	0	0	0	0	1	2					
15 Riley Adams, R OBP: 0.286, SLG: 0.333				1 CS BB		F7			G4-3	3	0	0	0	1	1	0					
<b>Inning Stats</b>	R: 3 H: 3 E: 1 K: 0 S: 14	H: 3 LOB: 1 BB: 1 P: 25	R: 3 H: 3 E: 0 K: 1 S: 21	H: 3 LOB: 1 BB: 2 P: 35	R: 0 H: 0 E: 0 K: 0 S: 12	LOB: 1 BB: 0 P: 16	R: 0 H: 1 E: 0 K: 0 S: 10	H: 1 LOB: 2 BB: 1 P: 17	R: 0 H: 0 E: 0 K: 0 S: 9	H: 0 LOB: 0 BB: 0 P: 19	R: 0 H: 0 E: 0 K: 2 S: 14	H: 0 LOB: 0 BB: 0 P: 20	R: 0 H: 1 E: 0 K: 3 S: 12	H: 2 LOB: 1 BB: 1 P: 21	1B: 7 2B: 2 3B: 1 HR: 0	SF: 1 SAC: 0 DP: 0 HBP: 0	WP: 0 PA: 41 PB: 0 SB: 0 CS: 1				
<b>PITCHER</b>	IP WLS BF H R ER SO BB IBB HBP BLK WP HR S P ERA WHIP	IP WLS BF H R ER SO BB IBB HBP BLK WP HR S P ERA WHIP	IP WLS BF H R ER SO BB IBB HBP BLK WP HR S P ERA WHIP	IP WLS BF H R ER SO BB IBB HBP BLK WP HR S P ERA WHIP	IP WLS BF H R ER SO BB IBB HBP BLK WP HR S P ERA WHIP	IP WLS BF H R ER SO BB IBB HBP BLK WP HR S P ERA WHIP	IP WLS BF H R ER SO BB IBB HBP BLK WP HR S P ERA WHIP	IP WLS BF H R ER SO BB IBB HBP BLK WP HR S P ERA WHIP	IP WLS BF H R ER SO BB IBB HBP BLK WP HR S P ERA WHIP	IP WLS BF H R ER SO BB IBB HBP BLK WP HR S P ERA WHIP	IP WLS BF H R ER SO BB IBB HBP BLK WP HR S P ERA WHIP	IP WLS BF H R ER SO BB IBB HBP BLK WP HR S P ERA WHIP	IP WLS BF H R ER SO BB IBB HBP BLK WP HR S P ERA WHIP	IP WLS BF H R ER SO BB IBB HBP BLK WP HR S P ERA WHIP	IP WLS BF H R ER SO BB IBB HBP BLK WP HR S P ERA WHIP	IP WLS BF H R ER SO BB IBB HBP BLK WP HR S P ERA WHIP	IP WLS BF H R ER SO BB IBB HBP BLK WP HR S P ERA WHIP				
49 Glenn Otto, R ERA: 5.31	(1, 1)	2.0	L	13	6	6	6	1	3	0	0	0	0	0	0	35	60	27.00	4.500		
43 Garrett Richards, R ERA: 3.42	(3, 1)	3.0		13	3	0	0	1	1	0	0	0	0	0	0	32	44	0.00	1.333		
32 John King, L ERA: 4.5	(6, 1)	2.0		7	0	0	0	0	1	0	0	0	0	0	0	15	27	0.00	0.500		
25 José Leclerc, R ERA: 13.5	(8, 1)	1.0		3	0	0	0	2	0	0	0	0	0	0	0	14	20	0.00	0.000		
66 Josh Spoor, R ERA: 8.71	(9, 1)	1.0		5	1	0	0	3	1	0	0	0	0	0	0	12	21	0.00	2.000		
<b>Batter</b>	<b>1</b>	<b>2</b>	<b>3</b>	<b>4</b>	<b>5</b>	<b>6</b>	<b>7</b>	<b>8</b>	<b>9</b>	<b>AB</b>	<b>R</b>	<b>H</b>	<b>RBI</b>	<b>BB</b>	<b>SO</b>	<b>LOB</b>	<b>BOTTOM</b>				
47 Josh Smith, L OBP: 0.485, SLG: 0.333	5 G4-6-3 2 1B BB		L3			F9			K	3	0	0	0	2	1	0	Washington Nationals @ Texas Rangers Globe Life Field, Arlington, TX Sun Jun 26 2022, 1:40 PM - 4:56 PM CDT Att: 34,220 - Roof Closed - 72 F				
2 Marcus Semien, R OBP: 0.287, SLG: 0.348	5 G4-6-3 1B		L4			K			G4-3	5	0	1	0	0	1	1					
5 Corey Seager, L OBP: 0.300, SLG: 0.426	53 G4-6-3 1B					G4-3			G4-3	3	0	1	0	1	0	2					
53 Adolis Garcia, R OBP: 0.295, SLG: 0.487	L9					53 FC6-4 BB			FC6-4	4	1	1	0	0	0	3					
56 Kole Calhoun, L OBP: 0.289, SLG: 0.412	F7					56 2B 28 SF8 1B			FC6-4	4	1	2	0	0	1	1					
30 Nathaniel Lowe, L OBP: 0.326, SLG: 0.449	2B					13 2B			30 1B 2B	4	1	2	1	0	1	3					
28 Jonah Heim, S OBP: 0.307, SLG: 0.474	K					F9			28 HR 1B	3	1	1	3	0	1	1					
13 Brad Miller, L OBP: 0.268, SLG: 0.358	K					P4			K	3	0	0	0	1	2	1					
3 Leody Taveras, S OBP: 0.290, SLG: 0.276						G4-3			F6	2	0	0	0	0	0	0					
18 Mitch Garver, R OBP: 0.287, SLG: 0.380						G4-3			F8	1	0	0	0	0	0	2					
9 Steven Duggar, L OBP: 0.225, SLG: 0.270						G4-3			F8	1	0	0	0	0	0	0					
<b>Inning Stats</b>	R: 0 H: 1 E: 0 K: 0 S: 6	H: 1 LOB: 1 BB: 1 P: 11	R: 0 H: 1 E: 0 K: 2 S: 13	H: 1 LOB: 0 BB: 0 P: 21	R: 0 H: 0 E: 0 K: 0 S: 6	H: 0 LOB: 0 BB: 0 P: 12	R: 0 H: 0 E: 0 K: 1 S: 10	H: 0 LOB: 1 BB: 1 P: 20	R: 0 H: 0 E: 0 K: 0 S: 5	H: 0 LOB: 0 BB: 0 P: 9	R: 0 H: 0 E: 0 K: 1 S: 8	H: 0 LOB: 0 BB: 0 P: 14	R: 1 H: 2 E: 0 K: 1 S: 18	H: 2 LOB: 1 BB: 1 P: 30	R: 0 H: 1 E: 0 K: 1 S: 8	H: 1 LOB: 1 BB: 0 P: 10	R: 3 H: 3 E: 0 K: 1 S: 14	H: 3 LOB: 1 BB: 1 P: 26	1B: 4 2B: 3 3B: 0 HR: 1	SF: 1 SAC: 0 DP: 1 HBP: 0	WP: 0 PA: 38 PB: 1 SB: 0 CS: 0
<b>PITCHER</b>	IP WLS BF H R ER SO BB IBB HBP BLK WP HR S P ERA WHIP	IP WLS BF H R ER SO BB IBB HBP BLK WP HR S P ERA WHIP	IP WLS BF H R ER SO BB IBB HBP BLK WP HR S P ERA WHIP	IP WLS BF H R ER SO BB IBB HBP BLK WP HR S P ERA WHIP	IP WLS BF H R ER SO BB IBB HBP BLK WP HR S P ERA WHIP	IP WLS BF H R ER SO BB IBB HBP BLK WP HR S P ERA WHIP	IP WLS BF H R ER SO BB IBB HBP BLK WP HR S P ERA WHIP	IP WLS BF H R ER SO BB IBB HBP BLK WP HR S P ERA WHIP	IP WLS BF H R ER SO BB IBB HBP BLK WP HR S P ERA WHIP	IP WLS BF H R ER SO BB IBB HBP BLK WP HR S P ERA WHIP	IP WLS BF H R ER SO BB IBB HBP BLK WP HR S P ERA WHIP	IP WLS BF H R ER SO BB IBB HBP BLK WP HR S P ERA WHIP	IP WLS BF H R ER SO BB IBB HBP BLK WP HR S P ERA WHIP	IP WLS BF H R ER SO BB IBB HBP BLK WP HR S P ERA WHIP	IP WLS BF H R ER SO BB IBB HBP BLK WP HR S P ERA WHIP	IP WLS BF H R ER SO BB IBB HBP BLK WP HR S P ERA WHIP	IP WLS BF H R ER SO BB IBB HBP BLK WP HR S P ERA WHIP				
72 Jackson Tretault, R ERA: 4.24	(1, 1)	6.0	W	23	4	1	1	4	2	0	0	0	0	0	0	57	99	1.50	1.000		
61 Erasmo Ramirez, R ERA: 4.28	(7, 1)	1.0		4	0	0	0	1	1	0	0	0	0	0	0	9	18	0.00	1.000		
33 Steve Cishek, R ERA: 5.04	(8, 1)	1.0		4	1	0	0	1	0	0	0	0	0	0	0	8	10	0.00	1.000		
65 Francisco Pérez, L ERA: 7.27	(9, 1)	0.0		3	3	3	3	0	0	0	0	0	0	0	0	1	5	9	==		
21 Tanner Rainey, R ERA: 3.0	(9, 1)	1.0	S	4	0	0	0	1	1	0	0	0	0	0	0	9	17	0.00	1.000		



Batter	1	2	3	4	5	6	7	8	9	AB	R	H	RBI	BB	SO	LOB	TOP						
2 Marcus Semien, R OBP: 0.285, SLG: 0.343										4	1	0	1	1	1	6							
5 Corey Seager, L OBP: 0.299, SLG: 0.422										5	1	1	1	0	1	3							
53 Adolis Garcia, R OBP: 0.293, SLG: 0.486										5	1	1	1	0	1	3							
28 Jonah Heim, S OBP: 0.314, SLG: 0.477										5	1	3	0	0	0	2							
56 Kole Calhoun, L OBP: 0.295, SLG: 0.413										4	2	2	2	1	0	2							
18 Mitch Garver, R OBP: 0.295, SLG: 0.403										4	2	2	2	1	1	2							
30 Nathaniel Lowe, L OBP: 0.335, SLG: 0.452										3	1	2	1	2	0	1							
3 Leody Taveras, S OBP: 0.306, SLG: 0.294										5	1	2	2	0	1	2							
11 Charlie Culberson, R OBP: 0.296, SLG: 0.269										4	0	2	0	1	2	1							
<b>Inning Stats</b>	R: 0 E: 0 K: 1 S: 5	H: 0 LOB: 0 BB: 1 P: 12	R: 4 E: 0 K: 0 S: 21	H: 3 LOB: 2 BB: 2 P: 36	R: 0 E: 0 K: 0 S: 9	H: 2 LOB: 1 BB: 0 P: 12	R: 1 E: 1 K: 1 S: 11	H: 1 LOB: 0 BB: 0 P: 14	R: 2 E: 0 K: 0 S: 8	H: 3 LOB: 1 BB: 0 P: 14	R: 3 E: 0 K: 0 S: 17	H: 5 LOB: 2 BB: 1 P: 27	R: 0 E: 0 K: 3 S: 9	H: 0 LOB: 0 BB: 0 P: 13	R: 0 E: 0 K: 1 S: 13	H: 1 LOB: 1 BB: 0 P: 16	R: 0 E: 0 K: 1 S: 15	H: 0 LOB: 2 BB: 2 P: 26	1B: 13 2B: 1 3B: 0 HR: 1	SF: 1 SAC: 0 DP: 2 HBP: 0	WP: 2 PB: 0 SB: 0 CS: 0	PA: 46	
<b>PITCHER</b>	IP WLS BF H R ER SO BB IBB HBP BLK WP HR S P ERA WHIP	IP WLS BF H R ER SO BB IBB HBP BLK WP HR S P ERA WHIP	IP WLS BF H R ER SO BB IBB HBP BLK WP HR S P ERA WHIP	IP WLS BF H R ER SO BB IBB HBP BLK WP HR S P ERA WHIP	IP WLS BF H R ER SO BB IBB HBP BLK WP HR S P ERA WHIP	IP WLS BF H R ER SO BB IBB HBP BLK WP HR S P ERA WHIP	IP WLS BF H R ER SO BB IBB HBP BLK WP HR S P ERA WHIP	IP WLS BF H R ER SO BB IBB HBP BLK WP HR S P ERA WHIP	IP WLS BF H R ER SO BB IBB HBP BLK WP HR S P ERA WHIP	IP WLS BF H R ER SO BB IBB HBP BLK WP HR S P ERA WHIP	IP WLS BF H R ER SO BB IBB HBP BLK WP HR S P ERA WHIP	IP WLS BF H R ER SO BB IBB HBP BLK WP HR S P ERA WHIP	IP WLS BF H R ER SO BB IBB HBP BLK WP HR S P ERA WHIP	IP WLS BF H R ER SO BB IBB HBP BLK WP HR S P ERA WHIP	IP WLS BF H R ER SO BB IBB HBP BLK WP HR S P ERA WHIP	IP WLS BF H R ER SO BB IBB HBP BLK WP HR S P ERA WHIP	IP WLS BF H R ER SO BB IBB HBP BLK WP HR S P ERA WHIP	IP WLS BF H R ER SO BB IBB HBP BLK WP HR S P ERA WHIP	IP WLS BF H R ER SO BB IBB HBP BLK WP HR S P ERA WHIP	IP WLS BF H R ER SO BB IBB HBP BLK WP HR S P ERA WHIP	IP WLS BF H R ER SO BB IBB HBP BLK WP HR S P ERA WHIP	IP WLS BF H R ER SO BB IBB HBP BLK WP HR S P ERA WHIP	IP WLS BF H R ER SO BB IBB HBP BLK WP HR S P ERA WHIP
50 Kris Bubic, L ERA: 7.45	4.2	25	9	7	4	2	3	0	0	0	0	0	0	0	0	0	2	1	53	87	7.71	2.571	
46 Matt Peacock, R ERA: 5.0	1.0	7	4	3	3	0	0	0	0	0	0	0	0	0	0	0	0	0	15	21	27.00	4.000	
37 Jackson Kowar, R ERA: 9.45	3.1	14	2	0	0	5	3	0	0	0	0	0	0	0	0	0	0	0	40	62	0.00	1.500	
<b>Batter</b>	1	2	3	4	5	6	7	8	9	AB	R	H	RBI	BB	SO	LOB	BOTTOM						
15 Whit Merrifield, R OBP: 0.280, SLG: 0.318										5	2	2	2	0	0	0							
16 Andrew Benintendi, L OBP: 0.307, SLG: 0.389										4	0	2	1	0	0	0							
28 Kyle Isbel, L OBP: 0.243, SLG: 0.276										0	0	0	0	0	0	0							
7 Bobby Witt Jr., R OBP: 0.292, SLG: 0.463										4	0	1	1	0	2	1							
14 Edward Olivares, R OBP: 0.365, SLG: 0.531										4	0	0	0	0	2	3							
17 Hunter Dozier, R OBP: 0.320, SLG: 0.415										4	0	1	0	0	1	1							
1 MJ Melendez, L OBP: 0.324, SLG: 0.394										4	0	0	0	0	1	1							
2 Michael Taylor, R OBP: 0.356, SLG: 0.412										2	1	1	0	2	1	1							
26 Emmanuel Rivera, R OBP: 0.252, SLG: 0.362										4	1	1	0	0	0	2							
36 Cam Gallagher, R OBP: 0.346, SLG: 0.458										4	0	0	0	0	2	3							
<b>Inning Stats</b>	R: 1 E: 0 K: 2 S: 12	H: 2 LOB: 1 BB: 0 P: 16	R: 3 E: 0 K: 1 S: 18	H: 4 LOB: 2 BB: 1 P: 27	R: 0 E: 0 K: 1 S: 9	H: 1 LOB: 0 BB: 0 P: 9	R: 0 E: 0 K: 0 S: 9	H: 0 LOB: 0 BB: 0 P: 12	R: 0 E: 0 K: 2 S: 8	H: 0 LOB: 0 BB: 0 P: 15	R: 0 E: 0 K: 0 S: 10	H: 0 LOB: 1 BB: 1 P: 18	R: 0 E: 0 K: 1 S: 10	H: 0 LOB: 0 BB: 0 P: 14	R: 0 E: 0 K: 1 S: 15	H: 1 LOB: 0 BB: 0 P: 20	R: 0 E: 0 K: 1 S: 11	H: 0 LOB: 0 BB: 0 P: 15	1B: 6 2B: 2 3B: 0 HR: 0	SF: 0 SAC: 0 DP: 0 HBP: 0	WP: 1 PB: 0 SB: 0 CS: 0	PA: 37	
<b>PITCHER</b>	IP WLS BF H R ER SO BB IBB HBP BLK WP HR S P ERA WHIP	IP WLS BF H R ER SO BB IBB HBP BLK WP HR S P ERA WHIP	IP WLS BF H R ER SO BB IBB HBP BLK WP HR S P ERA WHIP	IP WLS BF H R ER SO BB IBB HBP BLK WP HR S P ERA WHIP	IP WLS BF H R ER SO BB IBB HBP BLK WP HR S P ERA WHIP	IP WLS BF H R ER SO BB IBB HBP BLK WP HR S P ERA WHIP	IP WLS BF H R ER SO BB IBB HBP BLK WP HR S P ERA WHIP	IP WLS BF H R ER SO BB IBB HBP BLK WP HR S P ERA WHIP	IP WLS BF H R ER SO BB IBB HBP BLK WP HR S P ERA WHIP	IP WLS BF H R ER SO BB IBB HBP BLK WP HR S P ERA WHIP	IP WLS BF H R ER SO BB IBB HBP BLK WP HR S P ERA WHIP	IP WLS BF H R ER SO BB IBB HBP BLK WP HR S P ERA WHIP	IP WLS BF H R ER SO BB IBB HBP BLK WP HR S P ERA WHIP	IP WLS BF H R ER SO BB IBB HBP BLK WP HR S P ERA WHIP	IP WLS BF H R ER SO BB IBB HBP BLK WP HR S P ERA WHIP	IP WLS BF H R ER SO BB IBB HBP BLK WP HR S P ERA WHIP	IP WLS BF H R ER SO BB IBB HBP BLK WP HR S P ERA WHIP	IP WLS BF H R ER SO BB IBB HBP BLK WP HR S P ERA WHIP	IP WLS BF H R ER SO BB IBB HBP BLK WP HR S P ERA WHIP	IP WLS BF H R ER SO BB IBB HBP BLK WP HR S P ERA WHIP	IP WLS BF H R ER SO BB IBB HBP BLK WP HR S P ERA WHIP	IP WLS BF H R ER SO BB IBB HBP BLK WP HR S P ERA WHIP	IP WLS BF H R ER SO BB IBB HBP BLK WP HR S P ERA WHIP
54 Martin Pérez, L ERA: 2.22	6.0	27	4	4	0	0	2	0	0	0	0	0	0	0	0	0	0	0	66	97	6.00	1.500	
59 Brett Martin, L ERA: 3.47	1.0	3	0	0	0	1	0	0	0	0	0	0	0	0	0	0	0	0	10	14	0.00	0.000	
46 Brock Burke, L ERA: 1.23	2.0	7	1	0	0	2	0	0	0	0	0	0	0	0	0	0	1	0	26	35	0.00	0.500	

Texas Rangers @ Kansas City Royals  
Kauffman Stadium, Kansas City, MO  
Mon Jun 27 2022, 7:13 PM - 10:21 PM CDT  
Att: 12,876 - Partly Cloudy - 81 F

AB	39
R	10
H	15
RBI	10
BB	6
SO	7
LOB	22



Texas Rangers @ Kansas City Royals  
Kauffman Stadium, Kansas City, MO  
Mon Jun 27 2022, 7:13 PM - 10:21 PM CDT  
Att: 12,876 - Partly Cloudy - 81 F



Batter	1	2	3	4	5	6	7	8	9	AB	R	H	RBI	BB	SO	LOB	TOP			
47 Josh Smith, L OBP: 0.486, SLG: 0.333 3 Leody Taveras, S OBP: 0.297, SLG: 0.286	G3	CS	5 1B 2 HR	5 2B 2 SF8		F8		F7		3	2	1	0	1	0	0				
5 Corey Seager, L OBP: 0.304, SLG: 0.427	K		2 HR	2 SF8		2 WP HBP		L4		4	1	2	2	0	1	0				
2 Marcus Semien, R OBP: 0.290, SLG: 0.362	53 2B		HR	SF8		K		56 WP 1B		4	3	3	4	0	1	1				
56 Kole Calhoun, L OBP: 0.297, SLG: 0.410	53 2B		G4-3	F8		L4-3		30 FC6 1B		4	0	1	1	1	0	1				
53 Adolis Garcia, R OBP: 0.298, SLG: 0.489	1-3 2H 2B		P5			30 1B		L9		4	0	2	1	1	0	1				
30 Nathaniel Lowe, L OBP: 0.332, SLG: 0.447	K		F7			28 G3-6-3 1B		FC6		5	0	1	0	0	2	4				
28 Jonah Heim, S OBP: 0.308, SLG: 0.467			F9	G3		F7		G3-6-3		4	0	0	0	0	0	3				
13 Brad Miller, L OBP: 0.268, SLG: 0.355			K	47 BB 5 2B 1B		L8		P5		4	1	1	0	0	1	1				
9 Steven Duggar, L OBP: 0.250, SLG: 0.293	47 CS 1B			47 BB 5 2B 1B		K		K		4	1	2	0	0	2	0				
<b>Inning Stats</b>	R: 1 E: 0 K: 2 S: 15	H: 2 LOB: 2 BB: 1 P: 24	R: 0 E: 0 K: 1 S: 6	H: 1 LOB: 0 BB: 0 P: 12	R: 3 E: 0 K: 0 S: 16	H: 3 LOB: 0 BB: 0 P: 31	R: 3 E: 0 K: 0 S: 11	H: 3 LOB: 1 BB: 1 P: 21	R: 0 E: 0 K: 1 S: 9	H: 0 LOB: 1 BB: 1 P: 13	R: 0 E: 0 K: 2 S: 12	H: 2 LOB: 1 BB: 0 P: 16	R: 0 E: 0 K: 1 S: 9	H: 0 LOB: 0 BB: 0 P: 13	R: 1 E: 0 K: 0 S: 8	H: 2 LOB: 1 BB: 0 P: 12	1B: 9 2B: 3 3B: 0 HR: 1	SF: 1 SAC: 0 DP: 1 HBP: 1	WP: 3 PB: 0 SB: 0 CS: 1	PA: 43
<b>PITCHER</b>	IP WLS BF H R ER SO	IP WLS BF H R ER SO	IP WLS BF H R ER SO	IP WLS BF H R ER SO	IP WLS BF H R ER SO	IP WLS BF H R ER SO	IP WLS BF H R ER SO	IP WLS BF H R ER SO	IP WLS BF H R ER SO	IP WLS BF H R ER SO	IP WLS BF H R ER SO	IP WLS BF H R ER SO	IP WLS BF H R ER SO	IP WLS BF H R ER SO	IP WLS BF H R ER SO	IP WLS BF H R ER SO	ERA WHIP	ERA WHIP		
49 Jonathan Heasley, R ERA: 5.2	3.2	L	21	9	7	7	3	2	0	0	0	0	0	0	0	0	17.18	3.000		
24 Amir Garrett, L ERA: 6.38	1.1		5	0	0	0	1	1	0	0	1	0	0	1	0	1	0.00	0.750		
45 Taylor Clarke, R ERA: 4.88	1.0		4	0	0	0	2	0	0	0	1	0	0	1	0	0.00	0.000			
65 Dylan Coleman, R ERA: 3.16	1.0		4	2	0	0	0	0	0	0	0	0	0	0	0	0.00	2.000			
74 Jose Cuas, R ERA: 2.25	1.0		3	0	0	0	1	0	0	0	0	0	0	0	0	0.00	0.000			

Texas Rangers @ Kansas City Royals  
Kauffman Stadium, Kansas City, MO  
Tue Jun 28 2022, 7:11 PM - 10:02 PM CDT  
Att. 19,593 - Clear - 85 F

AB	37
R	8
H	13
RBI	8
BB	3
SO	7
LOB	11



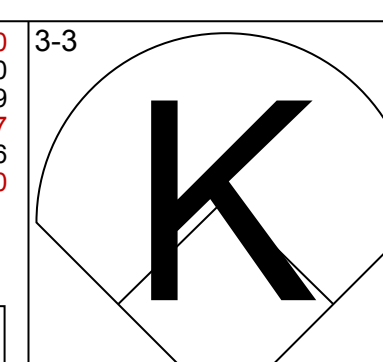
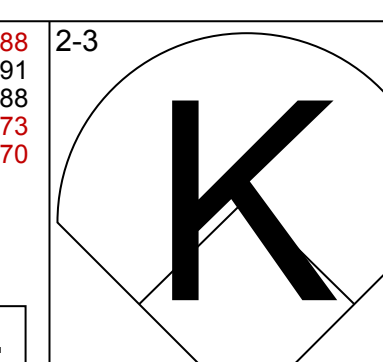
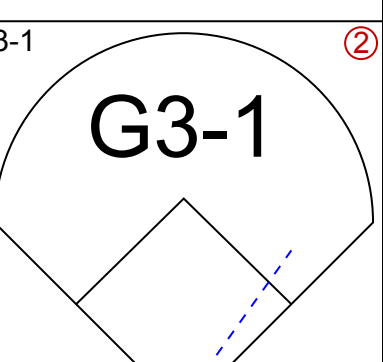
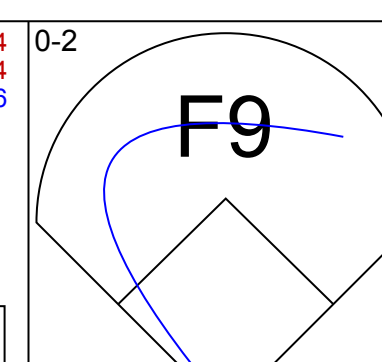
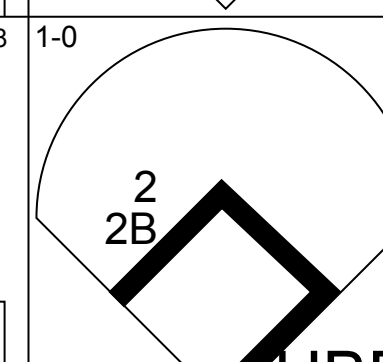
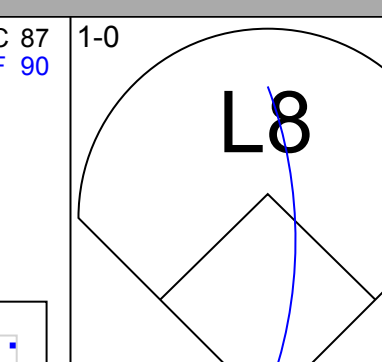
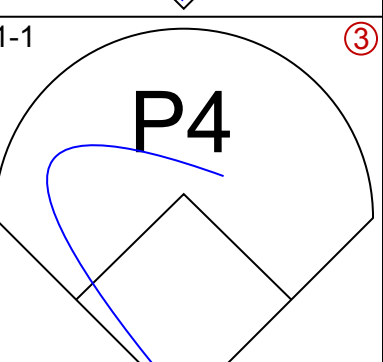
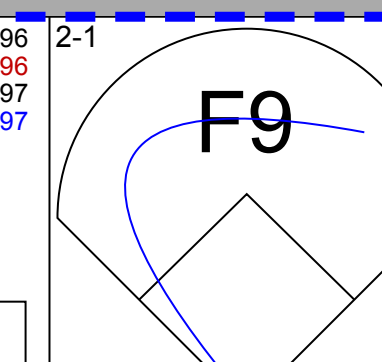
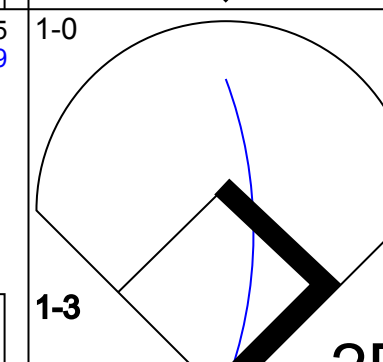
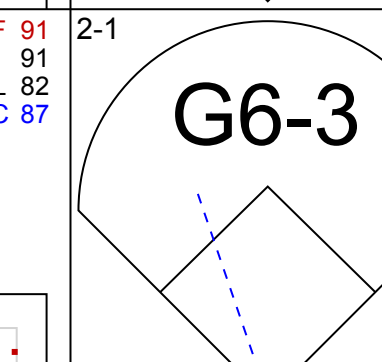
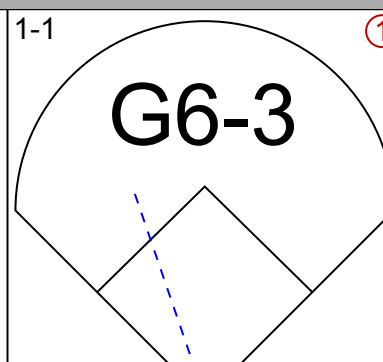
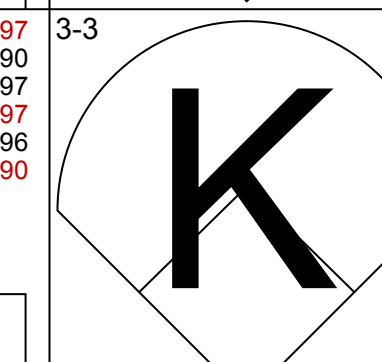
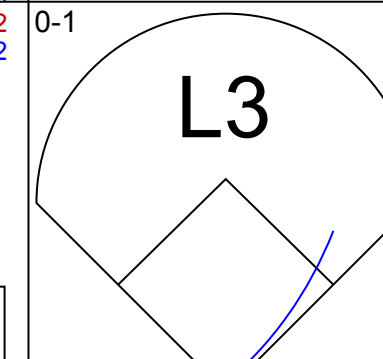
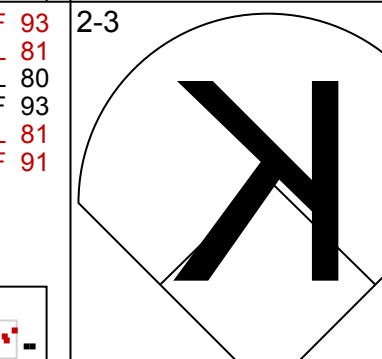
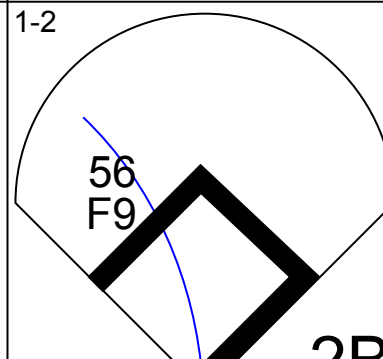
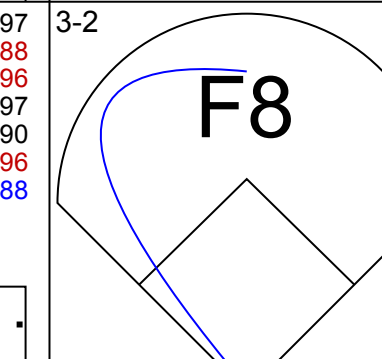
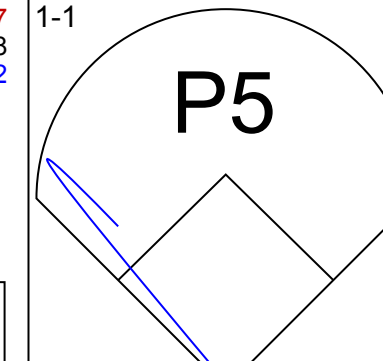
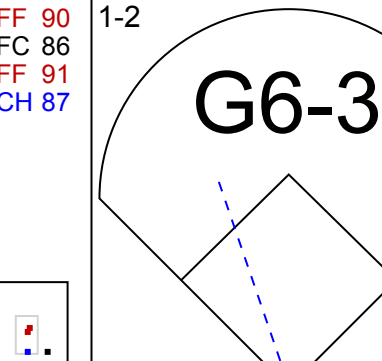
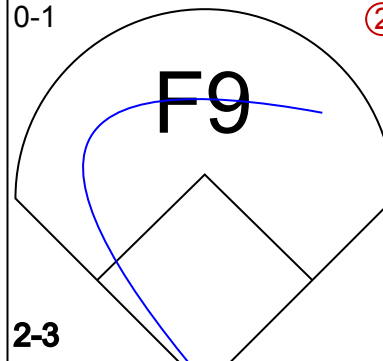
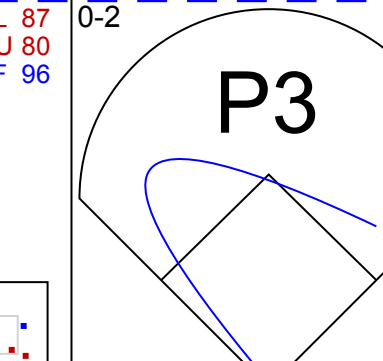
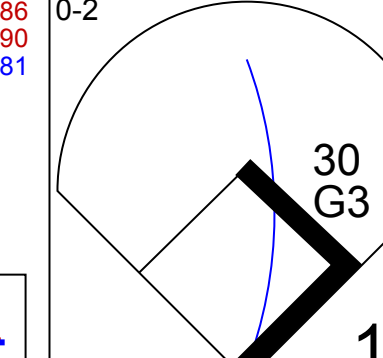
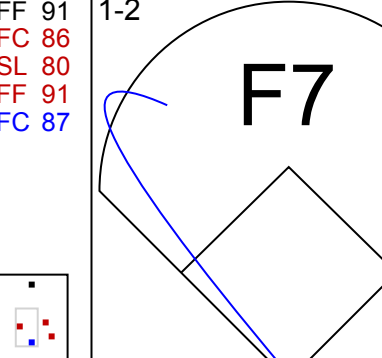
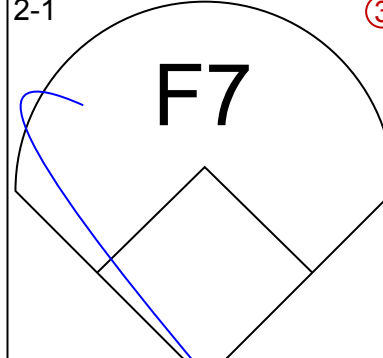
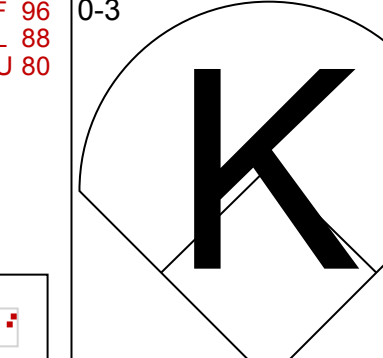
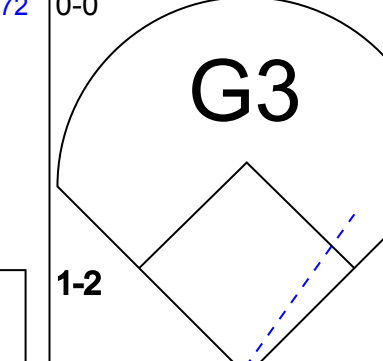
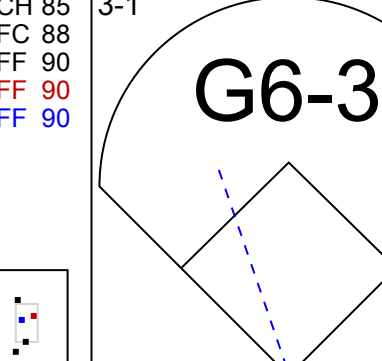
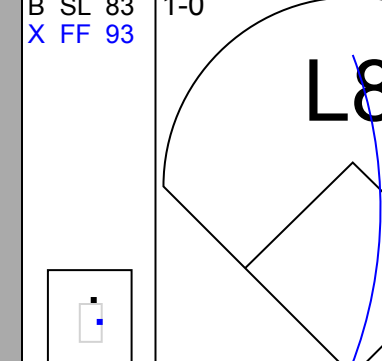
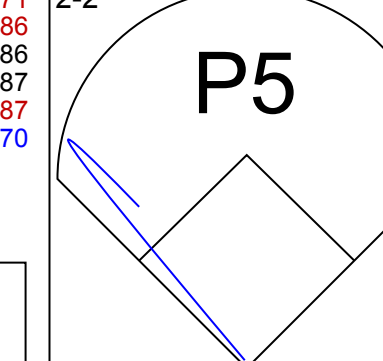
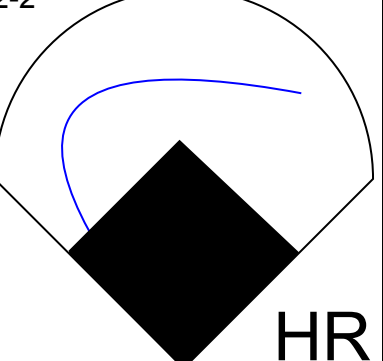
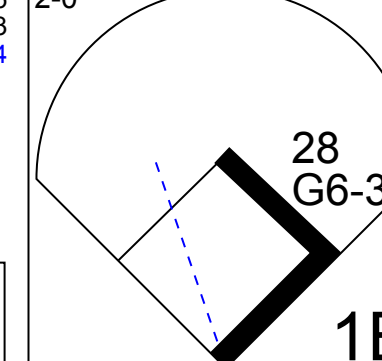
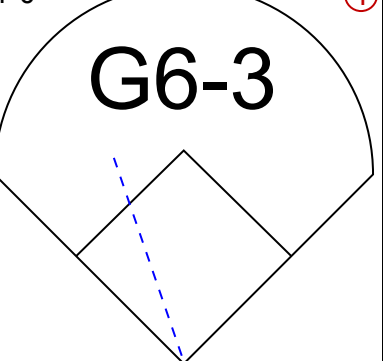
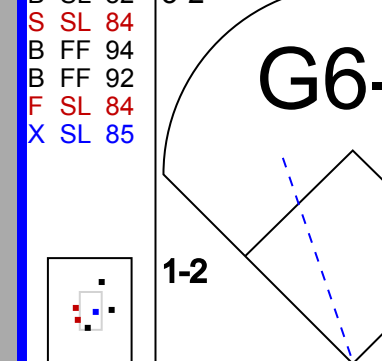
Batter	1	2	3	4	5	6	7	8	9	AB	R	H	RBI	BB	SO	LOB	BOTTOM					
15 Whit Merrifield, R OBP: 0.277, SLG: 0.314 Ryan O'Hearn, L OBP: 0.250, SLG: 0.273	K		FC4-6 16 G4-3 7 1B		G5-4-3			G3-1		3	1	0	0	0	1	2						
16 Andrew Benintendi, L OBP: 0.366, SLG: 0.391			G4-3			7 G6-3 1B		SF8		3	0	2	1	0	0	1						
7 Bobby Witt Jr., R OBP: 0.292, SLG: 0.460	K		1 BLK 1B			G6-3		F4		4	0	1	1	0	1	2						
1 MJ Melendez, L OBP: 0.317, SLG: 0.384	K		K			G1-6-3		G2-3		4	0	0	0	0	2	2						
17 Hunter Dozier, R OBP: 0.319, SLG: 0.410			G4-3			K		G4-3		3	0	0	0	1	1	0						
9 Vinnie Pasquantino, L OBP: 0.250, SLG: 0.273			G4-6-3			F8		F7		4	0	0	0	0	0	1						
2 Michael Taylor, R OBP: 0.355, SLG: 0.410			K			F8				3	0	1	0	0	1	0						
28 Kyle Isbel, L OBP: 0.245, SLG: 0.307			K			K		HR		3	1	1	1	0	2	1						
8 Nicky Lopez, L OBP: 0.293, SLG: 0.278			15 FC4-6 1B			15 G5-4-3 BB		G3-1 16 SF8 2B		2	1	2	0	1	0	0						
<b>Inning Stats</b>	R: 0 E: 0 K: 3 S: 12	H: 1 LOB: 1 BB: 0 P: 16	R: 0 E: 0 K: 1 S: 9	H: 1 LOB: 1 BB: 1 P: 16	R: 1 E: 0 K: 1 S: 13	H: 2 LOB: 0 BB: 0 P: 18	R: 0 E: 0 K: 1 S: 7	H: 0 LOB: 0 BB: 0 P: 10	R: 0 E: 0 K: 1 S: 7	H: 0 LOB: 0 BB: 1 P: 12	R: 0 E: 0 K: 0 S: 7	H: 1 LOB: 0 BB: 0 P: 12	R: 0 E: 0 K: 1 S: 6	H: 0 LOB: 0 BB: 0 P: 10	R: 2 E: 0 K: 0 S: 9	H: 2 LOB: 0 BB: 0 P: 12	R: 0 E: 0 K: 0 S: 6	H: 0 LOB: 0 BB: 0 P: 13	1B: 5 2B: 1 3B: 0 HR: 1	SF: 1 SAC: 0 DP: 3 HBP: 0	WP: 0 PB: 0 SB: 0 CS: 0	PA: 33
<b>PITCHER</b>	IP WLS BF H R ER SO	IP WLS BF H R ER SO	IP WLS BF H R ER SO	IP WLS BF H R ER SO	IP WLS BF H R ER SO	IP WLS BF H R ER SO	IP WLS BF H R ER SO	IP WLS BF H R ER SO	IP WLS BF H R ER SO	IP WLS BF H R ER SO	IP WLS BF H R ER SO	IP WLS BF H R ER SO	IP WLS BF H R ER SO	IP WLS BF H R ER SO	IP WLS BF H R ER SO	IP WLS BF H R ER SO	ERA WHIP	ERA WHIP				
22 Jon Gray, R ERA: 3.89	7.0	W	25	5	1	1	8	2	0	0	0	0	0	0	0	0	1.29	1.000				
25 José Leclerc, R ERA: 15.0	1.0		5	2	2	2	0	0	0	0	1	9	12	18.00	2.000							
19 Dennis Santana, R ERA: 1.53	1.0		3	0	0	0	0	0	0	0	0	6	13	0.00	0.000							

Texas Rangers @ Kansas City Royals  
Kauffman Stadium, Kansas City, MO  
Tue Jun 28 2022, 7:11 PM - 10:02 PM CDT  
Att. 19,593 - Clear - 85 F

AB	30
R	3
H	7
RBI	3
BB	2
SO	8
LOB	10



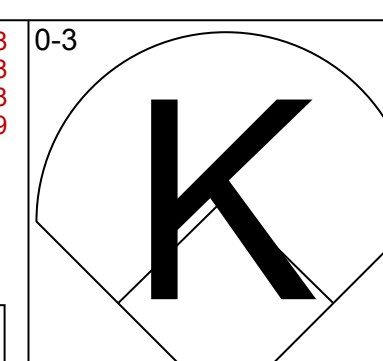
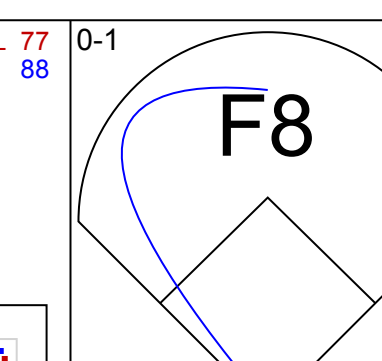
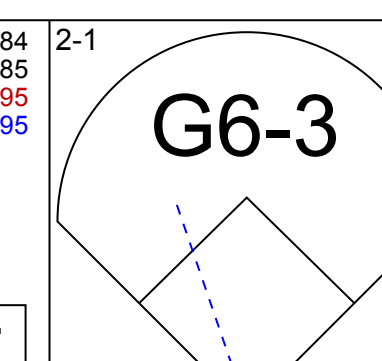
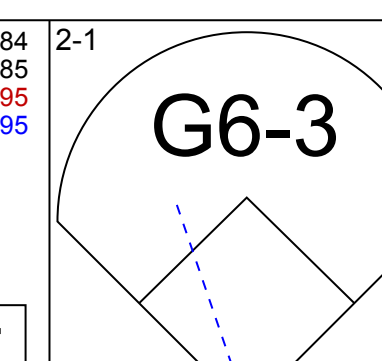
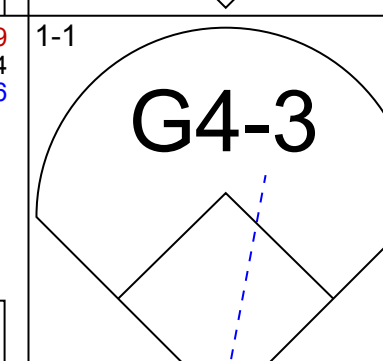
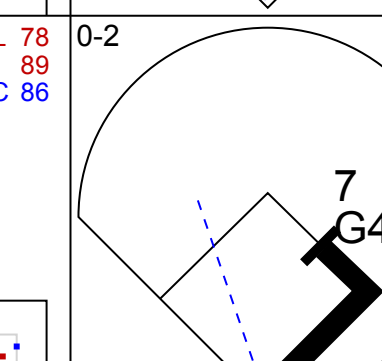

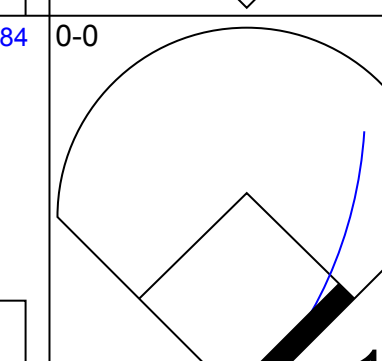
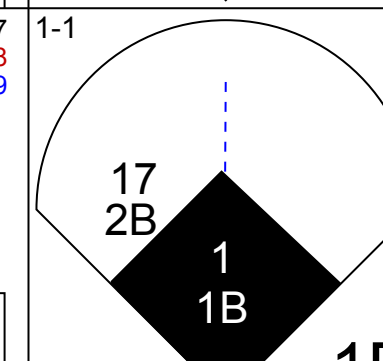
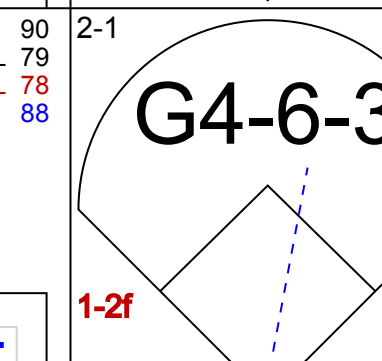
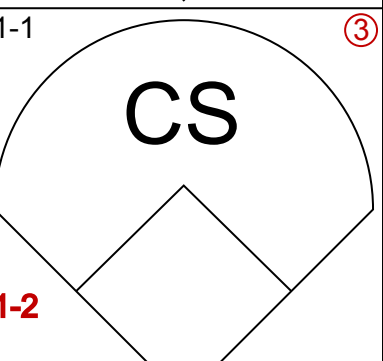
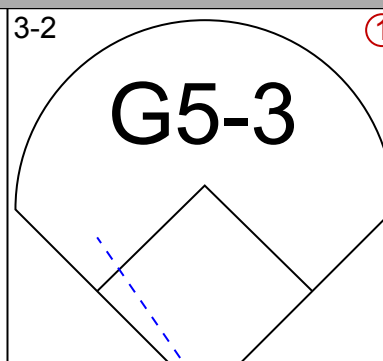
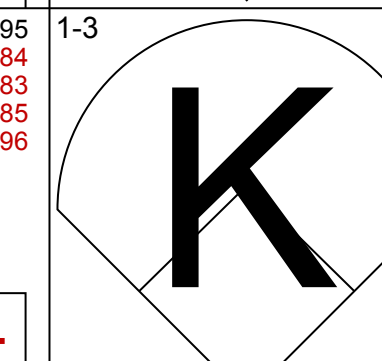
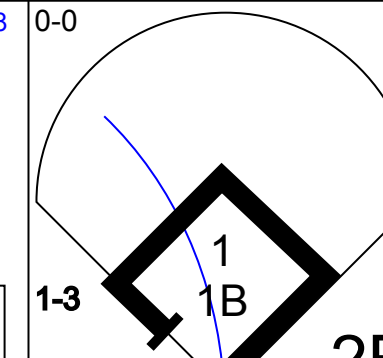
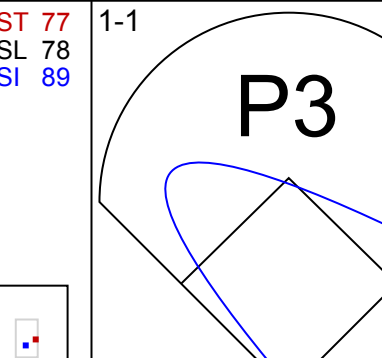
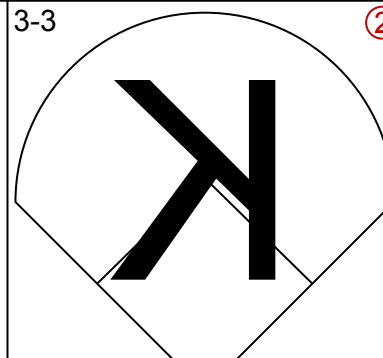
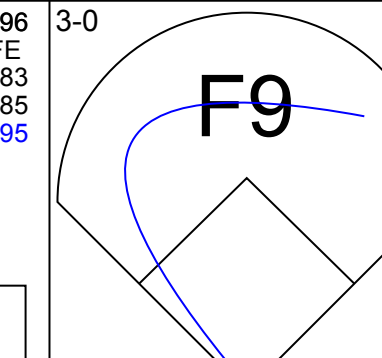
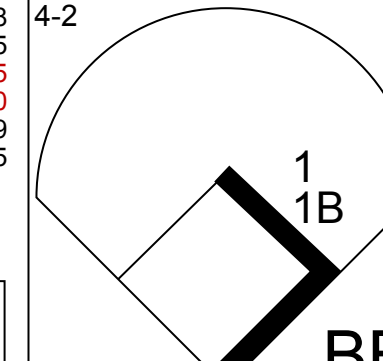

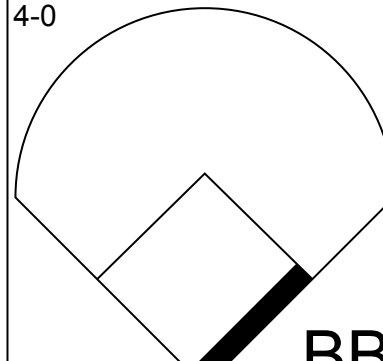
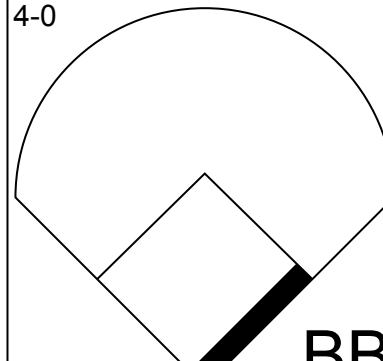
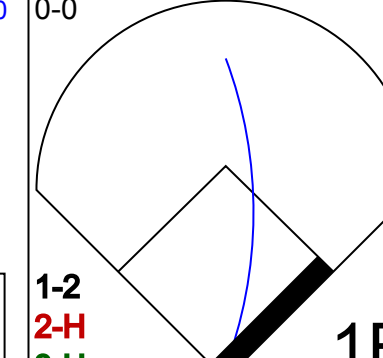
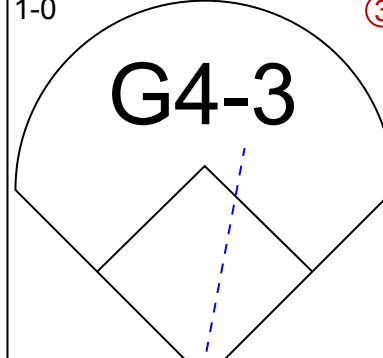
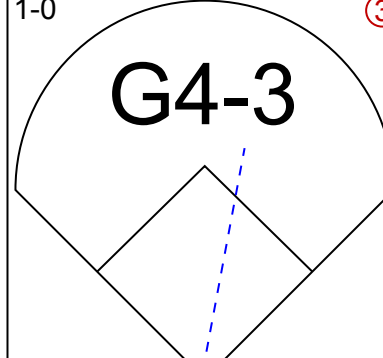
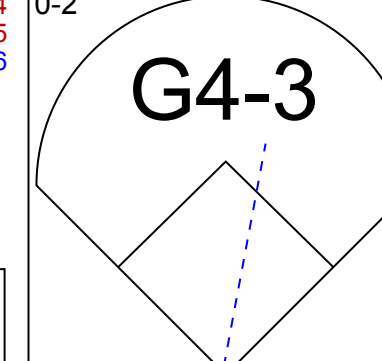
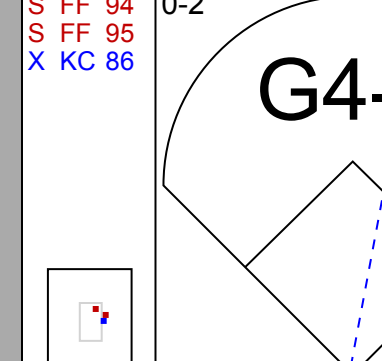
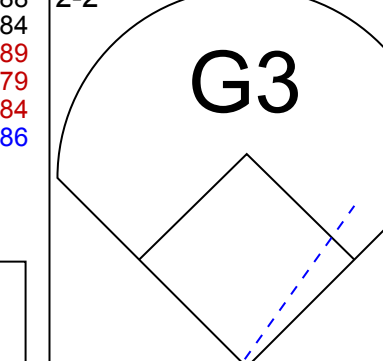
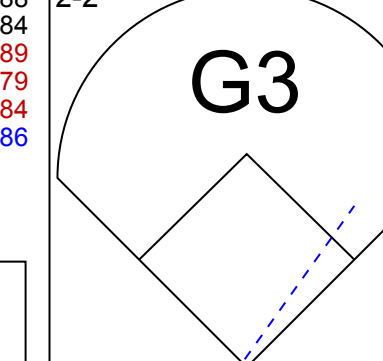
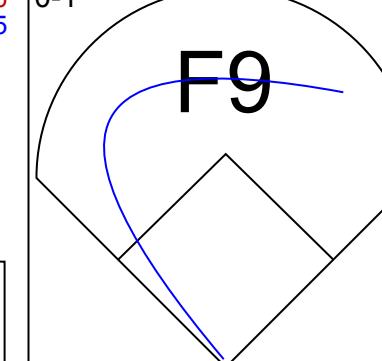
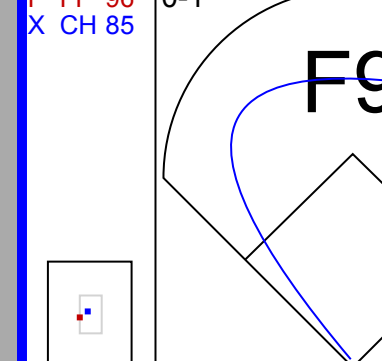
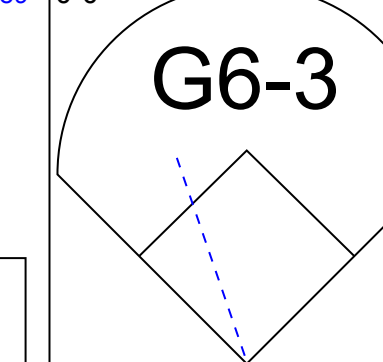
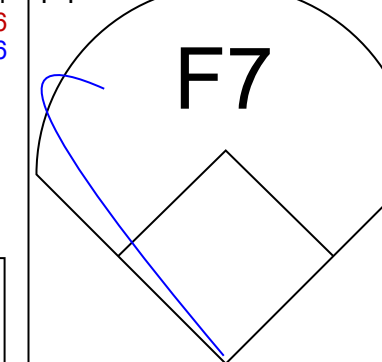


Batter	1	2	3	4	5	6	7	8	9	AB	R	H	RBI	BB	SO	LOB	TOP					
47 Josh Smith, L (1,5) OBP: 0.439, SLG: 0.290										4	0	0	0	0	2	3						
5 Corey Seager, L (1,6) OBP: 0.303, SLG: 0.423										3	0	0	0	0	0	0						
2 Marcus Semien, R (1,4) OBP: 0.289, SLG: 0.364										4	0	1	0	0	1	0						
53 Adolis Garcia, R (1,9) OBP: 0.297, SLG: 0.490										4	0	1	0	0	1	2						
56 Kole Calhoun, L (1,7) OBP: 0.292, SLG: 0.403										4	0	0	0	0	0	3						
18 Mitch Garver, R (1,10) OBP: 0.294, SLG: 0.399										4	0	1	0	0	1	1						
30 Nathaniel Lowe, L (1,3) OBP: 0.327, SLG: 0.440										4	0	0	0	0	1	1						
3 Leody Taveras, S (1,8) OBP: 0.325, SLG: 0.395										3	1	2	1	0	0	1						
20 Meibrys Vilorio, L (1,2) OBP: 0.600, SLG: 0.500										1	0	0	0	1	0	0						
28 Jonah Heim, S (7,PH) OBP: 0.307, SLG: 0.464										1	0	0	0	0	0	1						
<b>Inning Stats</b>	R: 0 E: 0 K: 1 S: 8	H: 1 LOB: 2 BB: 0 P: 14	R: 0 E: 0 K: 1 S: 14	H: 1 LOB: 2 BB: 1 P: 22	R: 0 E: 0 K: 1 S: 7	H: 0 LOB: 0 BB: 0 P: 12	R: 0 E: 0 K: 0 S: 9	H: 0 LOB: 0 BB: 0 P: 14	R: 1 E: 0 K: 0 S: 8	H: 1 LOB: 0 BB: 0 P: 15	R: 0 E: 0 K: 0 S: 9	H: 1 LOB: 1 BB: 0 P: 13	R: 0 E: 0 K: 0 S: 8	H: 1 LOB: 1 BB: 0 P: 14	R: 0 E: 0 K: 1 S: 9	H: 0 LOB: 0 BB: 0 P: 13	R: 0 E: 0 K: 2 S: 11	H: 0 LOB: 0 BB: 0 P: 13	1B: 2 2B: 2 3B: 0 HR: 1	SF: 0 SAC: 0 DP: 0 HBP: 1	WP: 0 PB: 0 SB: 0 CS: 0	PA: 34
<b>PITCHER</b>	IP	WLS	BF	H	R	ER	SO	BB	IBB	HBP	BLK	WP	HR	S	P	ERA	WHIP					
23 Zack Greinke, R (1,1) ERA: 4.38	6.0	W	24	4	1	1	3	1	0	1	0	0	1	55	90	1.50	0.833					
24 Amir Garrett, L (7,1) ERA: 6.05	1.0	H	4	1	0	0	0	0	0	0	0	0	0	8	14	0.00	1.000					
45 Taylor Clarke, R (8,1) ERA: 4.73	1.0	H	3	0	0	0	1	0	0	0	0	0	0	9	17	0.00	0.000					
58 Scott Barlow, R (9,1) ERA: 2.14	1.0	S	3	0	0	0	2	0	0	0	0	0	0	11	13	0.00	0.000					

Texas Rangers @ Kansas City Royals  
Kauffman Stadium, Kansas City, MO  
Wed Jun 29 2022, 1:13 PM - 3:30 PM CDT  
Att: 11,391 - Sunny - 87 F

AB 32  
R 1  
H 5  
RBI 1  
BB 1  
SO 6  
LOB 12



Batter	1	2	3	4	5	6	7	8	9	AB	R	H	RBI	BB	SO	LOB	BOTTOM				
15 Whit Merrifield, R (1,4) OBP: 0.277, SLG: 0.311										3	0	0	0	1	1	0					
16 Andrew Benintendi, L (1,7) OBP: 0.370, SLG: 0.363										4	0	2	0	0	0	1					
7 Bobby Witt Jr., R (1,6) OBP: 0.291, SLG: 0.457										4	1	1	0	0	1	2					
17 Hunter Dozier, R (1,10) OBP: 0.318, SLG: 0.412										4	0	1	0	0	1	1					
9 Vinnie Pasquantino, L (1,3) OBP: 0.345, SLG: 0.500										1	0	0	0	2	0	0					
1 MJ Melendez, L (1,2) OBP: 0.323, SLG: 0.395										3	0	2	1	0	0	1					
14 Edward Olivares, R (1,9) OBP: 0.250, SLG: 0.340										3	0	0	0	0	1	1					
26 Emmanuel Rivera, R (8,5) OBP: 0.252, SLG: 0.362										0	0	0	0	0	0	0					
28 Kyle Isbel, L (1,8) OBP: 0.250, SLG: 0.340										2	1	1	1	0	0	0					
2 Michael Taylor, R (7,PH) OBP: 0.354, SLG: 0.408										1	0	0	0	0	0	0					
8 Nicky Lopez, L (1,5) OBP: 0.289, SLG: 0.274										3	0	0	0	0	0	0					
<b>Inning Stats</b>	R: 1 E: 0 K: 1 S: 12	H: 3 LOB: 2 BB: 1 P: 18	R: 0 E: 0 K: 0 S: 6	H: 0 LOB: 0 BB: 0 P: 8	R: 0 E: 0 K: 0 S: 7	H: 1 LOB: 0 BB: 0 P: 9	R: 0 E: 0 K: 1 S: 11	H: 1 LOB: 1 BB: 0 P: 17	R: 1 E: 0 K: 0 S: 9	H: 1 LOB: 0 BB: 1 P: 16	R: 0 E: 0 K: 1 S: 7	H: 0 LOB: 1 BB: 1 P: 18	R: 0 E: 0 K: 0 S: 7	H: 0 LOB: 0 BB: 0 P: 8	R: 0 E: 0 K: 1 S: 8	H: 1 LOB: 1 BB: 0 P: 14	1B: 4 2B: 2 3B: 0 HR: 1	SF: 0 SAC: 0 DP: 1 HBP: 0	WP: 0 PB: 0 SB: 0 CS: 1	PA: 32	
<b>PITCHER</b>	IP	WLS	BF	H	R	ER	SO	BB	IBB	HBP	BLK	WP	HR	S	P	ERA	WHIP				
33 Dane Dunning, R (1,1) ERA: 4.09	6.0	L	24	6	2	2	3	3	0	0	0	0	0	52	86	3.00	1.500				
45 Matt Moore, L (7,1) ERA: 2.02	2.0	7	1	0	0	0	1	0	0	0	0	0	0	15	22	0.00	0.500				

Texas Rangers @ Kansas City Royals  
Kauffman Stadium, Kansas City, MO  
Wed Jun 29 2022, 1:13 PM - 3:30 PM CDT  
Att: 11,391 - Sunny - 87 F

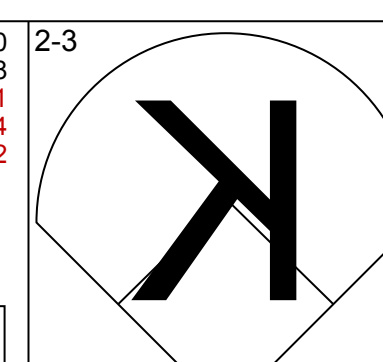
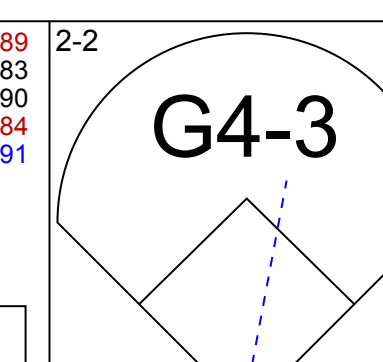
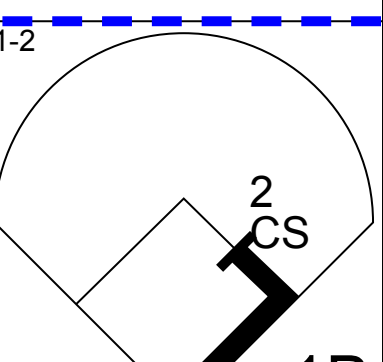
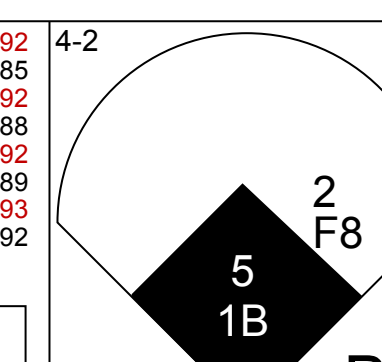
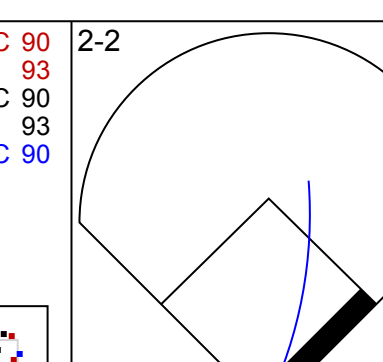
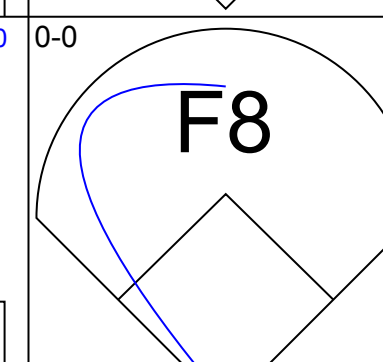
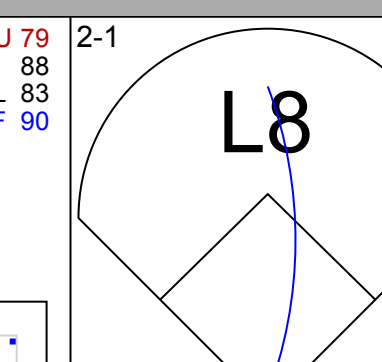
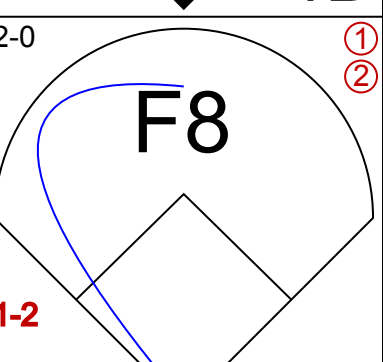
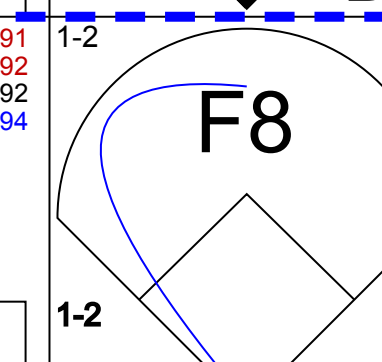
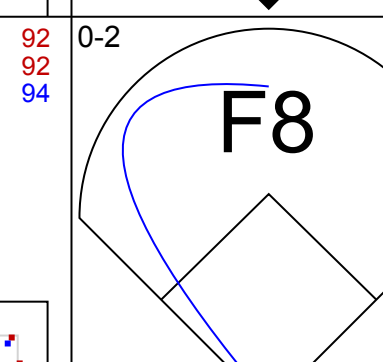
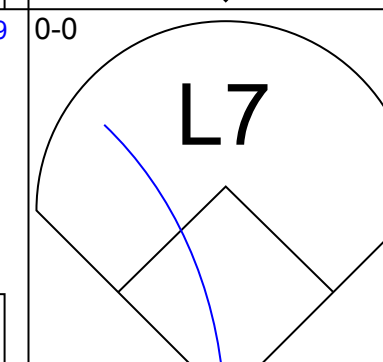
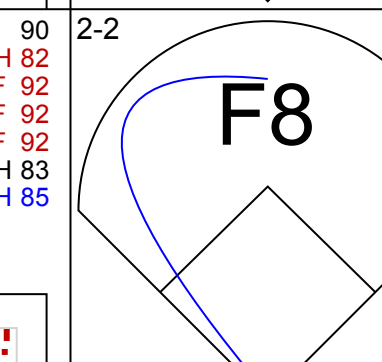
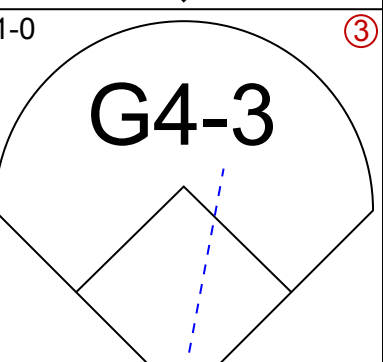
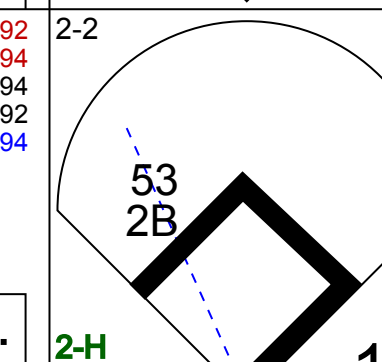
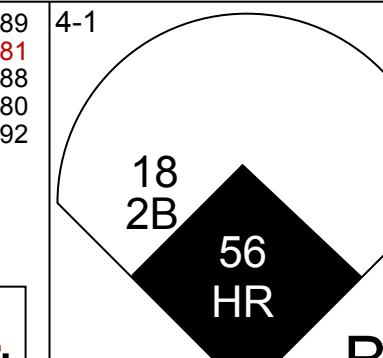
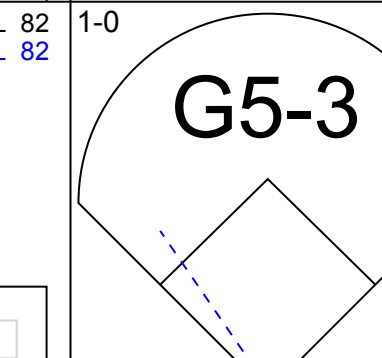
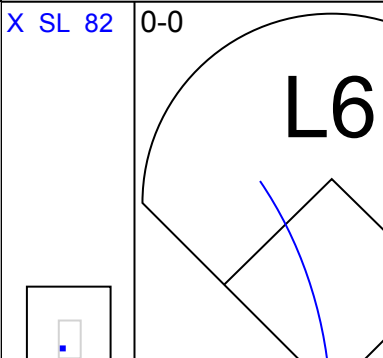
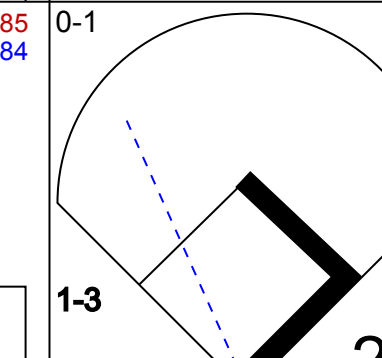

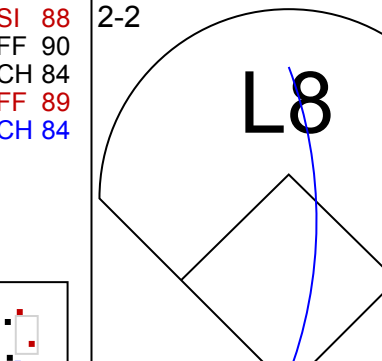
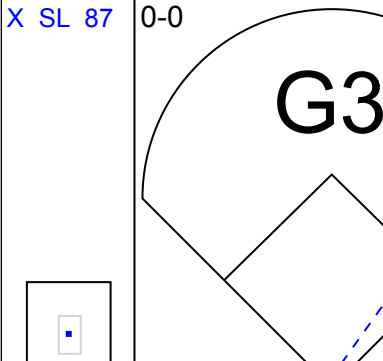
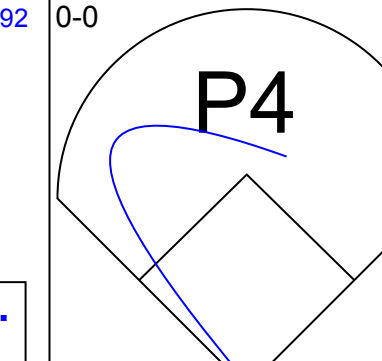

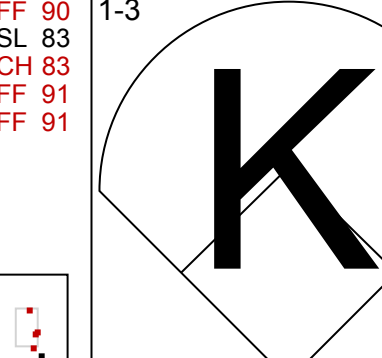
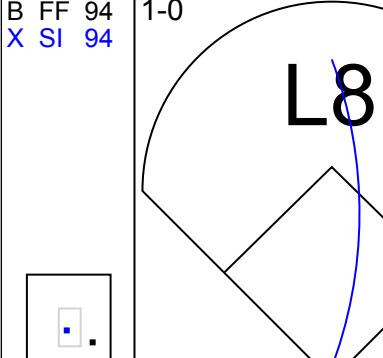
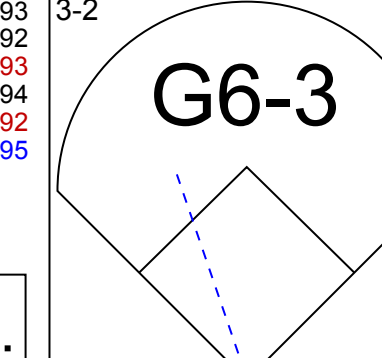

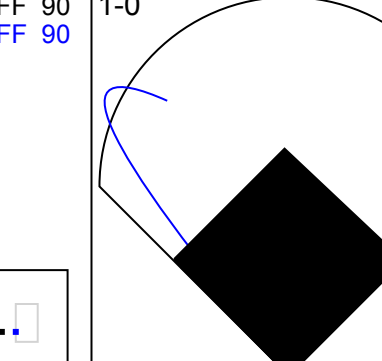
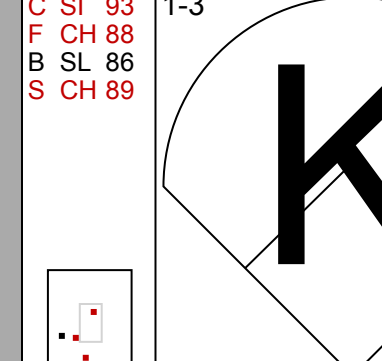
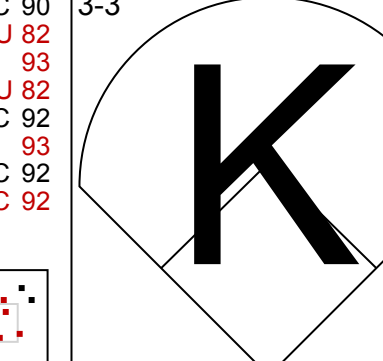

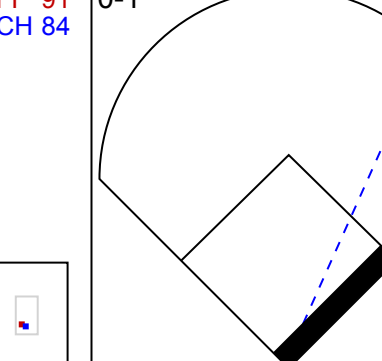
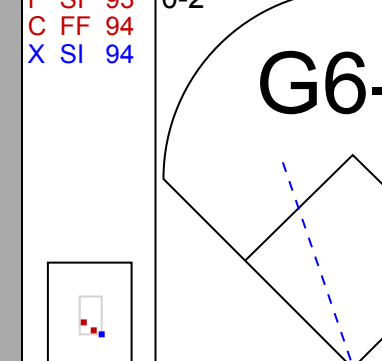
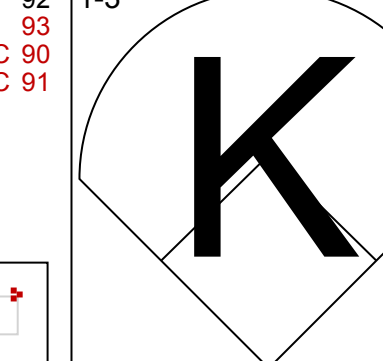
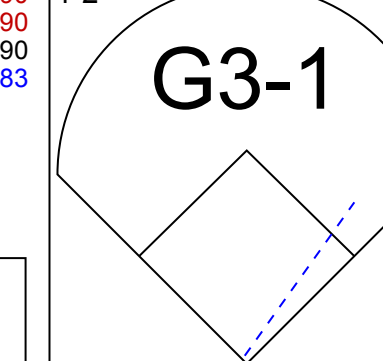
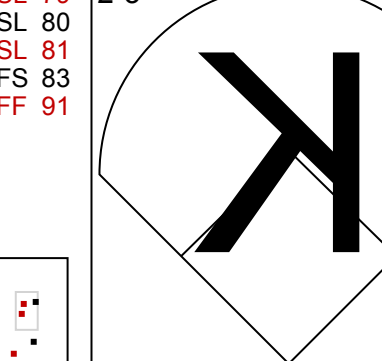
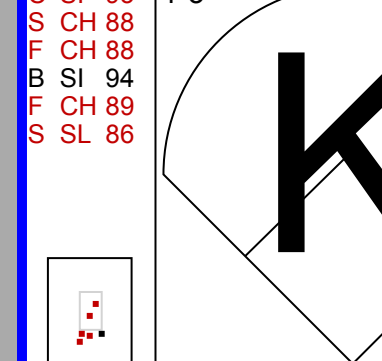
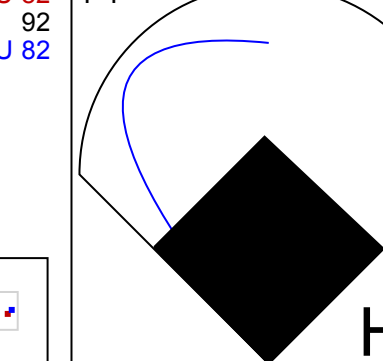

AB 28  
R 2  
H 7  
RBI 2  
BB 3  
SO 4  
LOB 6

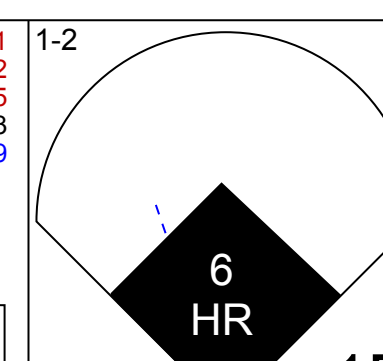
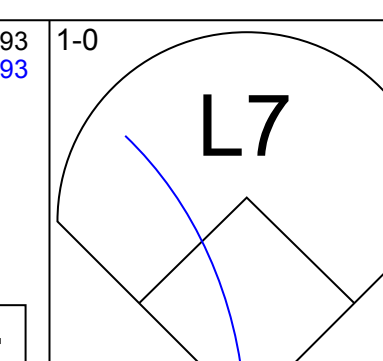
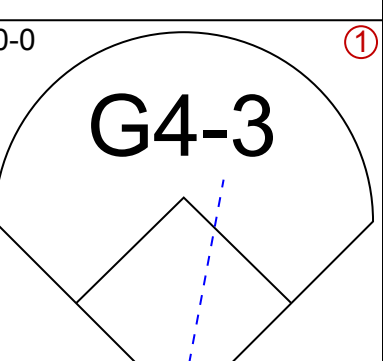
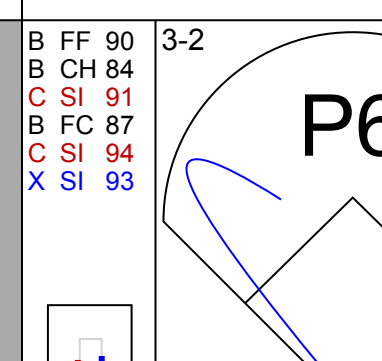
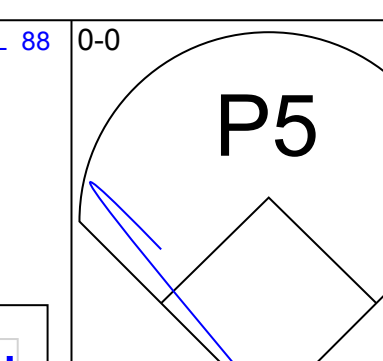
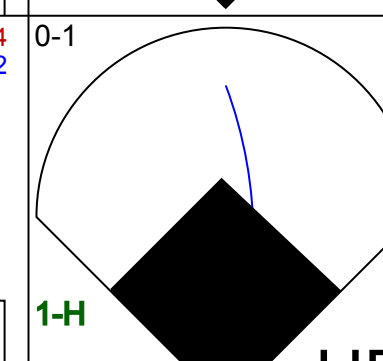
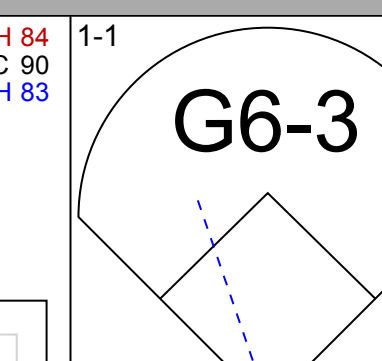
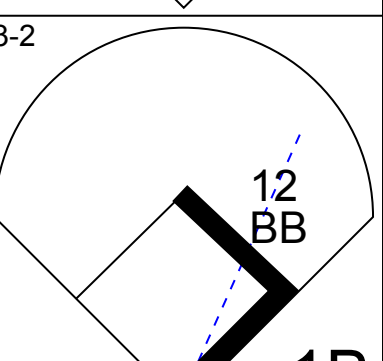
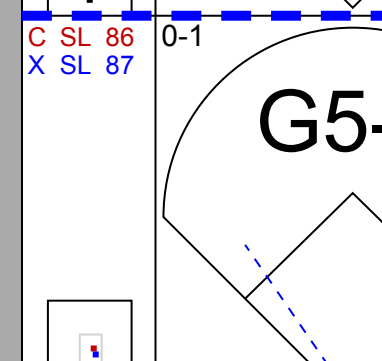
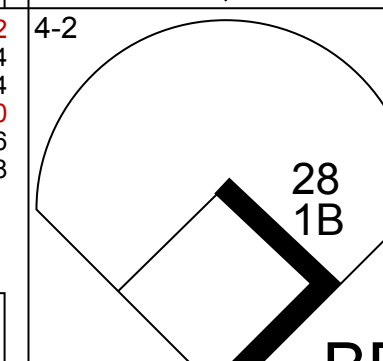
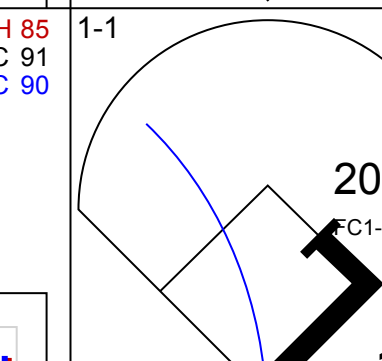
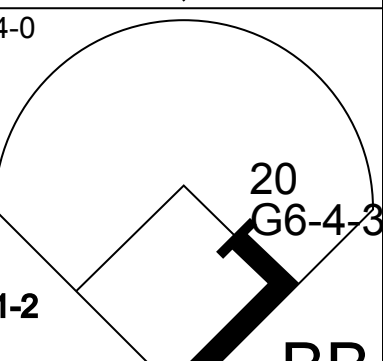
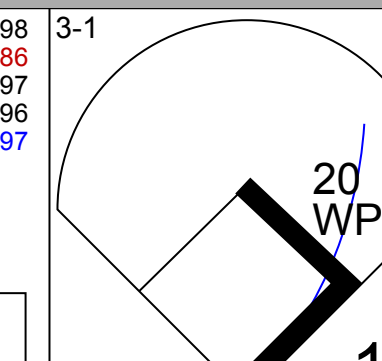
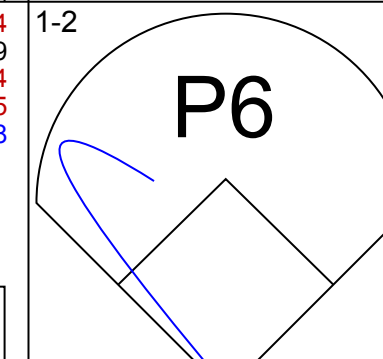
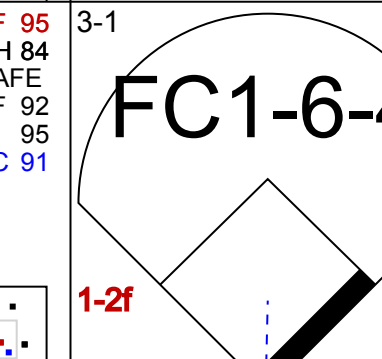
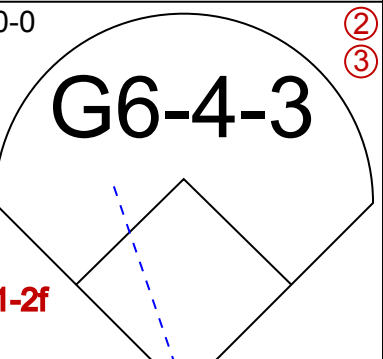
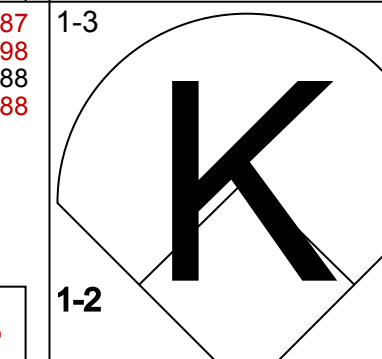

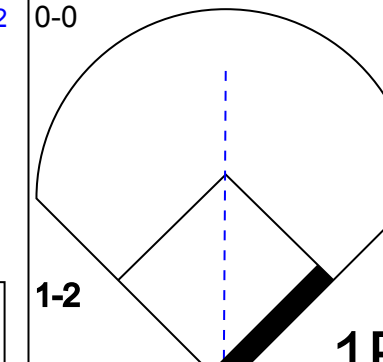
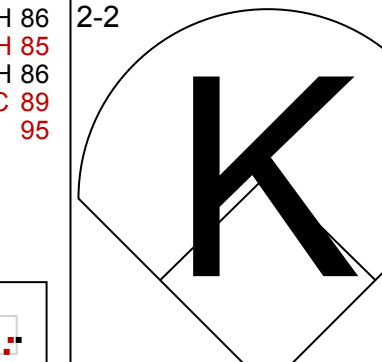
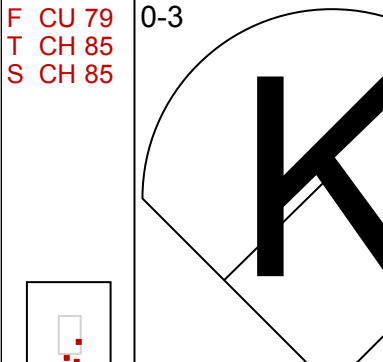
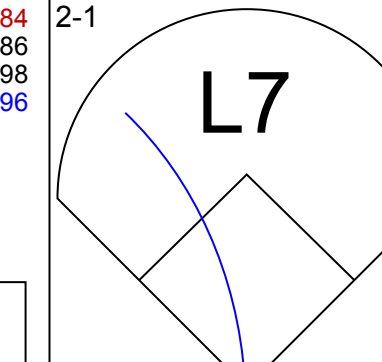
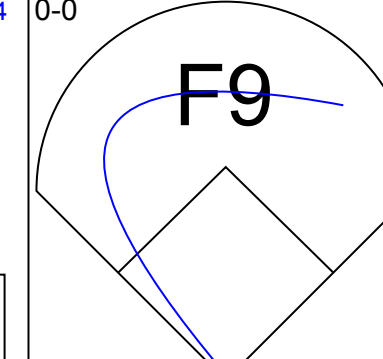
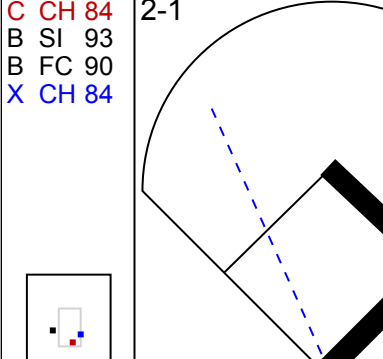
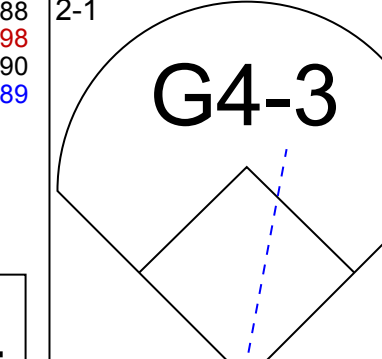
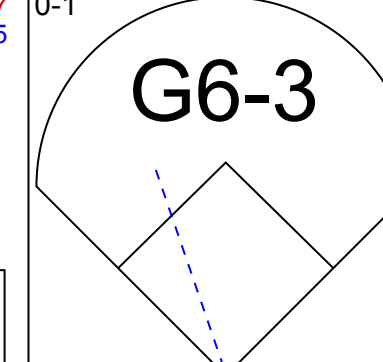
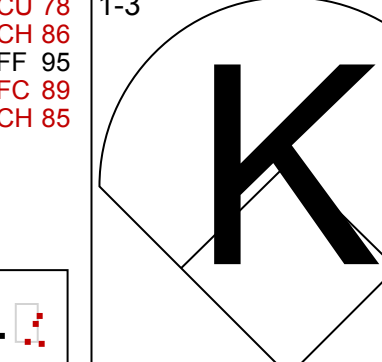
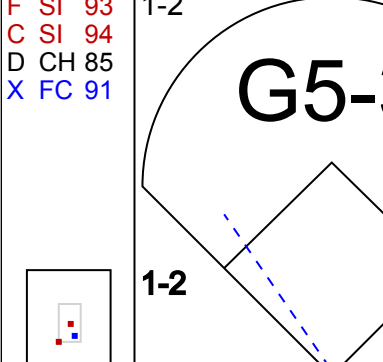

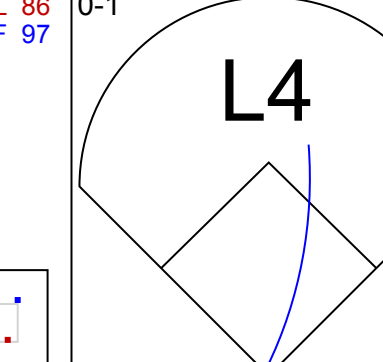

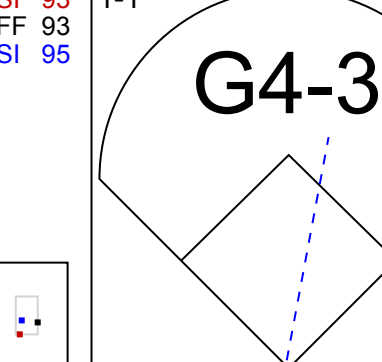
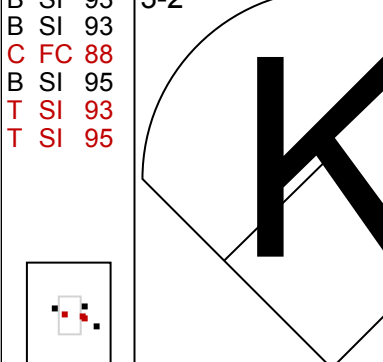

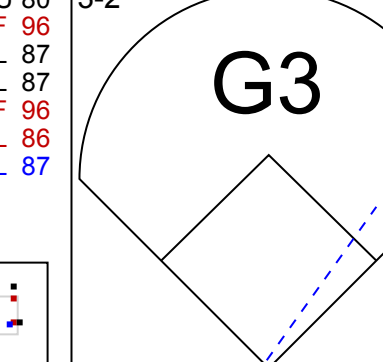




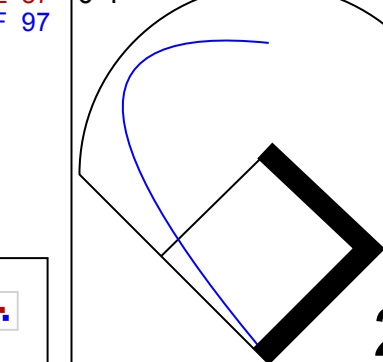
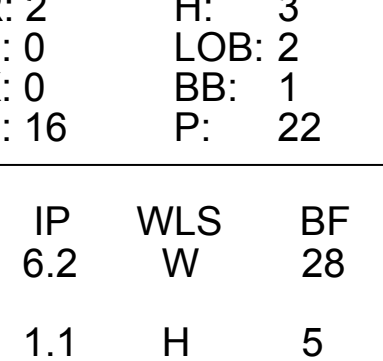
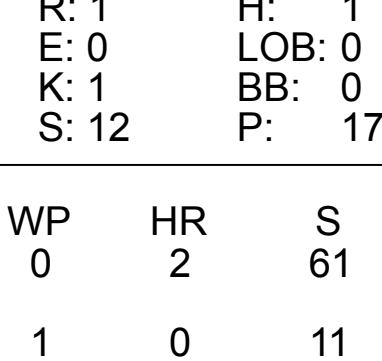
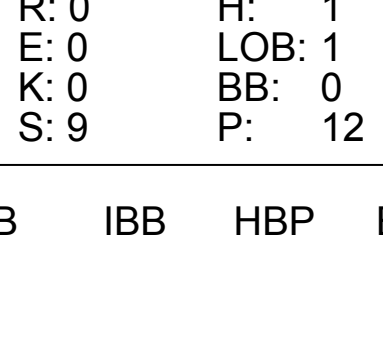
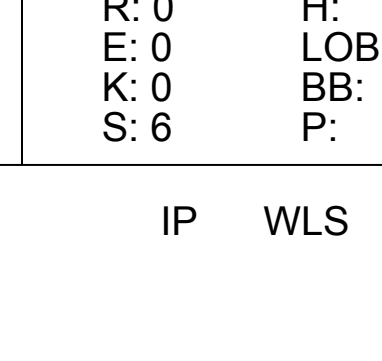








Batter	1	2	3	4	5	6	7	8	9	AB	R	H	RBI	BB	SO	LOB	TOP			
47 Josh Smith, L (1, 5) OBP: 0.448, SLG: 0.316										4	1	2	0	1	1	0	<p><b>Texas Rangers @ New York Mets</b> Citi Field, Flushing, NY Sat Jul 02 2022, 4:12 PM - 7:07 PM EDT Att: 26,494 - Partly Cloudy - 86 F</p>			
2 Marcus Semien, R (1, 4) OBP: 0.297, SLG: 0.370										5	0	0	0	0	0	3				
5 Corey Seager, L (1, 6) OBP: 0.298, SLG: 0.414										4	0	1	1	0	0	0				
53 Adolis Garcia, R (1, 8) (7, 9) OBP: 0.296, SLG: 0.485										3	1	1	0	1	0	0				
30 Nathaniel Lowe, L (1, 3) OBP: 0.323, SLG: 0.444										4	0	0	0	0	1	3				
18 Mitch Garver, R (1, 10) OBP: 0.294, SLG: 0.400										4	1	1	0	0	1	2				
56 Kole Calhoun, L (1, 9) (7, 7) OBP: 0.291, SLG: 0.423										4	2	2	4	0	2	0		<p>AB 36 R 7 H 10 RBI 7 BB 2 SO 8 LOB 9</p>		
28 Jonah Heim, S (1, 2) OBP: 0.309, SLG: 0.476										4	1	2	1	0	1	0				
13 Brad Miller, L (1, 7) OBP: 0.265, SLG: 0.350										2	0	0	0	0	1	1				
3 Leody Taveras, S (7, PH) (7, 8) OBP: 0.311, SLG: 0.442										2	1	1	1	0	1	0				
<b>Inning Stats</b>	R: 0 E: 0 K: 1 S: 5	H: 0 LOB: 0 BB: 0 P: 7	R: 4 E: 0 K: 1 S: 16	H: 3 LOB: 0 BB: 1 P: 25	R: 0 E: 0 K: 0 S: 8	H: 0 LOB: 0 BB: 0 P: 13	R: 1 E: 0 K: 2 S: 13	H: 2 LOB: 1 BB: 0 P: 19	R: 0 E: 0 K: 0 S: 3	H: 0 LOB: 0 BB: 0 P: 4	R: 0 E: 0 K: 2 S: 11	H: 0 LOB: 0 BB: 0 P: 13	R: 1 E: 0 K: 0 S: 16	H: 2 LOB: 2 BB: 1 P: 26	R: 1 E: 0 K: 2 S: 16	H: 2 LOB: 0 BB: 0 P: 23	1B: 4 2B: 2 3B: 0 HR: 4	SF: 0 SAC: 0 DP: 0 HBP: 0	WP: 0 PB: 0 SB: 0 CS: 1	PA: 38
<b>PITCHER</b>	IP WLS BF H R ER SO BB IBB HBP BLK WP HR S P ERA WHIP																			
29 Trevor Williams, R (1, 1) ERA: 4.34	3.2 L 17 5 5 5 3 1 0 0 0 0 0 3 39 59 12.27 1.636																			
43 Chasen Shreve, L (4, 1) ERA: 6.49	0.1 1 0 0 0 1 0 0 0 0 0 0 0 3 5 0.00 0.000																			
68 Adonis Medina, R (5, 1) ERA: 3.5	2.0 6 1 0 0 0 0 0 0 0 0 0 0 8 13 0.00 0.500																			
30 Joely Rodriguez, L (7, 1) ERA: 4.94	1.0 4 0 1 1 2 1 0 0 0 0 0 0 15 21 9.00 1.000																			
34 Tommy Hunter, R (8, 1) ERA: 1.5	2.0 10 4 1 1 2 0 0 0 0 0 0 1 28 41 4.50 2.000																			

Batter	1	2	3	4	5	6	7	8	9	AB	R	H	RBI	BB	SO	LOB	BOTTOM			
9 Brandon Nimmo, L (1, 8) OBP: 0.356, SLG: 0.420										5	1	1	0	0	0	1	<p><b>Texas Rangers @ New York Mets</b> Citi Field, Flushing, NY Sat Jul 02 2022, 4:12 PM - 7:07 PM EDT Att: 26,494 - Partly Cloudy - 86 F</p>			
6 Starling Marte, R (1, 9) OBP: 0.323, SLG: 0.451										4	1	2	2	0	0	0				
12 Francisco Lindor, S (1, 6) OBP: 0.329, SLG: 0.420										2	0	2	0	2	0	0				
20 Pete Alonso, R (1, 3) OBP: 0.360, SLG: 0.553										4	0	0	0	0	1	5				
28 J.D. Davis, R (1, 10) OBP: 0.333, SLG: 0.344										3	0	1	0	0	2	1				
1 Jeff McNeil, L (8, PH) (9, 10) OBP: 0.377, SLG: 0.449										1	0	0	0	0	0	1				
10 Eduardo Escobar, S (1, 5) OBP: 0.286, SLG: 0.399										4	1	2	1	0	0	3				
19 Mark Canha, R (1, 7) OBP: 0.354, SLG: 0.369										4	0	0	0	0	1	3		<p>AB 35 R 3 H 9 RBI 3 BB 2 SO 5 LOB 15</p>		
13 Luis Guillorme, L (1, 4) OBP: 0.363, SLG: 0.348										4	0	0	0	0	1	1				
3 Tomás Nido, R (1, 2) OBP: 0.253, SLG: 0.234										3	0	0	0	0	0	0				
2 Dominic Smith, L (8, PH) (9, PH) OBP: 0.289, SLG: 0.283										1	0	1	0	0	0	0				
<b>Inning Stats</b>	R: 2 E: 0 K: 0 S: 16	H: 3 LOB: 2 BB: 1 P: 22	R: 0 E: 0 K: 0 S: 4	H: 0 LOB: 0 BB: 0 P: 6	R: 0 E: 0 K: 1 S: 9	H: 1 LOB: 1 BB: 0 P: 16	R: 1 E: 0 K: 1 S: 12	H: 1 LOB: 0 BB: 0 P: 17	R: 0 E: 0 K: 2 S: 11	H: 1 LOB: 1 BB: 0 P: 17	R: 0 E: 0 K: 0 S: 6	H: 0 LOB: 0 BB: 0 P: 9	R: 0 E: 0 K: 1 S: 9	H: 1 LOB: 1 BB: 0 P: 17	R: 0 E: 0 K: 0 S: 9	H: 1 LOB: 0 BB: 0 P: 12	1B: 6 2B: 1 3B: 0 HR: 2	SF: 0 SAC: 0 DP: 1 HBP: 0	WP: 1 PB: 0 SB: 0 CS: 0	PA: 37
<b>PITCHER</b>	IP WLS BF H R ER SO BB IBB HBP BLK WP HR S P ERA WHIP																			
54 Martín Pérez, L (1, 1) ERA: 2.34	6.2 W 28 7 3 3 4 2 0 0 0 0 1 0 61 97 4.05 1.350																			
19 Dennis Santana, R (7, 1) ERA: 1.47	1.1 H 5 1 0 0 1 0 0 0 0 0 1 0 11 19 0.00 0.750																			
68 Joe Barlow, R (9, 1) ERA: 2.73	1.0 4 1 0 0 0 0 0 0 0 0 0 0 9 12 0.00 1.000																			





Batter	1	2	3	4	5	6	7	8	9	AB	R	H	RBI	BB	SO	LOB	TOP					
47 Josh Smith, L (1,5) OBP: 0.434, SLG: 0.293										3	0	0	0	1	2	2						
2 Marcus Semien, R (1,4) OBP: 0.297, SLG: 0.368										4	0	1	0	0	1	0						
5 Corey Seager, L (1,6)										4	0	1	0	0	0	2						
53 Adolis Garcia, R (1,9) OBP: 0.292, SLG: 0.478										4	0	0	0	0	2	1						
30 Nathaniel Lowe, L (1,3) OBP: 0.329, SLG: 0.446										3	0	2	0	1	0	0						
56 Kole Calhoun, L (1,7) OBP: 0.287, SLG: 0.416										4	0	0	0	0	3	4						
28 Jonah Heim, S (1,2) OBP: 0.313, SLG: 0.492										4	1	2	1	0	0	0						
13 Brad Miller, L (1,10) OBP: 0.267, SLG: 0.358										2	0	1	0	0	0	0						
18 Mitch Garver, R (7,PH) OBP: 0.296, SLG: 0.398										1	0	0	0	1	1	2						
9 Steven Duggar, L (1,8) OBP: 0.239, SLG: 0.279										2	0	0	0	0	2	1						
3 Leody Taveras, S (7,PH) OBP: 0.298, SLG: 0.422										2	0	0	0	0	1	3						
<b>Inning Stats</b>	R: 0 E: 0 K: 1 S: 12	H: 0 LOB: 0 BB: 0 P: 18	R: 0 E: 0 K: 2 S: 12	H: 1 LOB: 0 BB: 0 P: 16	R: 1 E: 0 K: 1 S: 14	H: 2 LOB: 2 BB: 1 P: 22	R: 0 E: 0 K: 2 S: 11	H: 0 LOB: 0 BB: 0 P: 18	R: 0 E: 0 K: 1 S: 9	H: 1 LOB: 1 BB: 0 P: 12	R: 0 E: 0 K: 1 S: 13	H: 2 LOB: 2 BB: 0 P: 20	R: 0 E: 0 K: 2 S: 10	H: 0 LOB: 1 BB: 1 P: 16	R: 0 E: 0 K: 0 S: 7	H: 0 LOB: 0 BB: 0 P: 10	R: 0 E: 0 K: 2 S: 13	H: 1 LOB: 2 BB: 1 P: 21	1B: 5 2B: 1 3B: 0 HR: 1	SF: 0 SAC: 0 DP: 0 HBP: 0	WP: 0 PB: 0 SB: 1 CS: 0	PA: 37
<b>PITCHER</b>	IP WLS BF H R ER SO BB IBB HBP BLK WP HR S P ERA WHIP																					
59 Carlos Carrasco, R (1,1) ERA: 4.64	5.2 W 23 6 1 1 8 1 0 0 0 0 0 1 69 102 1.59 1.235																					
30 Joely Rodriguez, L (6,1) ERA: 4.88	1.1 H 5 0 0 0 2 1 0 0 0 0 0 0 12 20 0.00 0.750																					
0 Adam Ottavino, R (8,1) ERA: 2.67	1.0 H 3 0 0 0 0 0 0 0 0 0 0 0 7 10 0.00 0.000																					
39 Edwin Diaz, R (9,1) ERA: 1.95	1.0 S 5 1 0 0 2 1 0 0 0 0 0 0 0 13 21 0.00 2.000																					

Texas Rangers @ New York Mets  
Citi Field, Flushing, NY  
Sun Jul 03 2022, 1:43 PM - 4:39 PM EDT  
Att: 25,241 - Sunny - 84 F

AB 33  
R 1  
H 7  
RBI 1  
BB 3  
SO 12  
LOB 15



Batter	1	2	3	4	5	6	7	8	9	AB	R	H	RBI	BB	SO	LOB	BOTTOM			
9 Brandon Nimmo, L (1,8) OBP: 0.352, SLG: 0.414										4	0	0	0	0	1	1				
6 Starling Marte, R (1,9) OBP: 0.334, SLG: 0.462										2	1	1	1	1	0	0				
12 Francisco Lindor, S (1,6) OBP: 0.325, SLG: 0.415										4	0	0	0	0	2	3				
20 Pete Alonso, R (1,10) OBP: 0.355, SLG: 0.545										4	1	0	0	0	1	3				
1 Jeff McNeil, L (1,7) OBP: 0.375, SLG: 0.450										4	1	1	1	0	0	0				
22 Ender Inciarte, L (9,7) OBP: 0.200, SLG: 0.200										0	0	0	0	0	0	0				
10 Eduardo Escobar, S (1,5) OBP: 0.286, SLG: 0.408										4	1	1	2	0	2	0				
2 Dominic Smith, L (1,3) OBP: 0.297, SLG: 0.301										4	0	2	0	0	1	0				
13 Luis Guillorme, L (1,4) OBP: 0.363, SLG: 0.348										3	0	1	0	0	0	1				
33 James McCann, R (1,2) OBP: 0.256, SLG: 0.264										3	0	1	0	0	2	2				
<b>Inning Stats</b>	R: 1 E: 0 K: 1 S: 13	H: 1 LOB: 0 BB: 0 P: 21	R: 0 E: 0 K: 2 S: 15	H: 2 LOB: 2 BB: 0 P: 22	R: 0 E: 0 K: 1 S: 12	H: 0 LOB: 0 BB: 0 P: 19	R: 3 E: 1 K: 2 S: 14	H: 2 LOB: 0 BB: 0 P: 17	R: 0 E: 0 K: 0 S: 7	H: 0 LOB: 1 BB: 1 P: 13	R: 0 E: 0 K: 1 S: 11	H: 1 LOB: 1 BB: 0 P: 14	R: 0 E: 0 K: 1 S: 9	H: 1 LOB: 2 BB: 0 P: 15	R: 0 E: 0 K: 1 S: 8	H: 0 LOB: 0 BB: 0 P: 12	1B: 2 2B: 3 3B: 0 HR: 2	SF: 0 SAC: 0 DP: 0 HBP: 1	WP: 0 PB: 0 SB: 0 CS: 0	PA: 34
<b>PITCHER</b>	IP WLS BF H R ER SO BB IBB HBP BLK WP HR S P ERA WHIP																			
22 Jon Gray, R (1,1) ERA: 3.96	5.2 L 25 6 4 3 7 1 0 0 0 0 0 0 2 69 102 4.76 1.235																			
59 Brett Martin, L (6,1) ERA: 3.28	0.1 1 0 0 0 0 0 0 0 0 0 0 0 3 4 0.00 0.000																			
25 José Leclerc, R (7,1) ERA: 9.0	2.0 8 1 0 0 2 0 0 1 0 0 0 0 17 27 0.00 0.500																			

Texas Rangers @ New York Mets  
Citi Field, Flushing, NY  
Sun Jul 03 2022, 1:43 PM - 4:39 PM EDT  
Att: 25,241 - Sunny - 84 F

AB 32  
R 4  
H 7  
RBI 4  
BB 1  
SO 9  
LOB 10














Batter	1	2	3	4	5	6	7	8	9	AB	R	H	RBI	BB	SO	LOB	TOP										
2 Marcus Semien, R OBP: 0.293, SLG: 0.378	G4-3		G5-3		F9			K		4	0	0	0	0	1	1	<b>Texas Rangers @ Baltimore Orioles</b> Oriole Park at Camden Yards, Baltimore, MD Wed Jul 06 2022, 7:06 PM - 9:47 PM EDT Att. 7,648 - Overcast - 87 F										
5 Corey Seager, L OBP: 0.303, SLG: 0.421	G3-1			G4-3		F8		F7		4	0	0	0	0	0	0											
18 Mitch Garver, R OBP: 0.292, SLG: 0.419	G6-3			L7		P3		G5-3		4	0	0	0	0	0	0											
30 Nathaniel Lowe, L OBP: 0.337, SLG: 0.459		G4-3				K2-3		G6-3		4	0	2	0	0	1	0											
28 Jonah Heim, S OBP: 0.312, SLG: 0.480		G4-3								4	0	1	0	0	0	2											
9 Steven Duggar, L OBP: 0.269, SLG: 0.277					F8					0	0	0	0	0	0	0											
56 Kole Calhoun, L OBP: 0.287, SLG: 0.411		G4-3								3	1	1	0	1	1	2											
13 Brad Miller, L OBP: 0.261, SLG: 0.347										4	0	0	0	0	2	4											
3 Leody Taveras, S OBP: 0.309, SLG: 0.434										3	0	2	1	0	1	0											
11 Charlie Culberson, R OBP: 0.284, SLG: 0.257										3	0	0	0	0	0	3											
<b>Inning Stats</b>	R: 0 E: 0 K: 0 S: 7	H: 0 LOB: 0 BB: 0 P: 9	R: 0 E: 0 K: 1 S: 12	H: 1 LOB: 1 BB: 0 P: 17	R: 0 E: 0 K: 1 S: 8	H: 0 LOB: 0 BB: 0 P: 9	R: 0 E: 0 K: 0 S: 7	H: 1 LOB: 1 BB: 0 P: 9	R: 1 E: 0 K: 0 S: 8	H: 2 LOB: 1 BB: 0 P: 13	R: 0 E: 0 K: 1 S: 9	H: 0 LOB: 0 BB: 0 P: 11	R: 0 E: 0 K: 0 S: 15	H: 1 LOB: 2 BB: 1 P: 24	R: 0 E: 0 K: 1 S: 9	H: 0 LOB: 0 BB: 0 P: 12		R: 0 E: 0 K: 2 S: 11	H: 1 LOB: 1 BB: 0 P: 14	1B: 3 2B: 3 3B: 0 HR: 0	SF: 0 SAC: 0 DP: 0 HBP: 0	WP: 0 PB: 0 SB: 0 CS: 0	PA: 34				
<b>PITCHER</b>	IP	WLS	BF	H	R	ER	SO	BB	IBB	HBP	BLK	WP	HR	S	P	ERA	WHIP										
80 Spenser Watkins, R ERA: 4.15	6.2	W	25	4	1	1	3	1	0	0	0	0	0	61	84	1.35	0.750										
43 Bryan Baker, R ERA: 4.5	0.2	H	3	1	0	0	1	0	0	0	0	0	0	9	14	0.00	1.500										
58 Cionel Pérez, L ERA: 1.0	0.2	H	2	0	0	0	0	0	0	0	0	0	0	5	6	0.00	0.000										
48 Jorge López, R ERA: 1.83	1.0	S	4	1	0	0	2	0	0	0	0	0	0	11	14	0.00	1.000										

Batter	1	2	3	4	5	6	7	8	9	AB	R	H	RBI	BB	SO	LOB	BOTTOM										
31 Cedric Mullins, L OBP: 0.325, SLG: 0.404	FC5-4		F7		F9			P4		3	0	0	0	1	0	0	<b>Texas Rangers @ Baltimore Orioles</b> Oriole Park at Camden Yards, Baltimore, MD Wed Jul 06 2022, 7:06 PM - 9:47 PM EDT Att. 7,648 - Overcast - 87 F										
16 Trev Mancini, R OBP: 0.355, SLG: 0.426	FC5-4		K		K					4	0	1	0	0	2	1											
25 Anthony Santander, S OBP: 0.321, SLG: 0.420	G5-6-3		G4-3				K			4	0	0	0	0	2	2											
21 Austin Hays, R OBP: 0.323, SLG: 0.453		K			P3		F7			4	0	0	0	0	1	1											
35 Adley Rutschman, S OBP: 0.287, SLG: 0.382							F8			2	1	1	0	1	0	0											
29 Ramón Urias, R OBP: 0.284, SLG: 0.387										2	1	1	0	1	0	0											
12 Rougned Odor, L OBP: 0.263, SLG: 0.404		P3			F8					2	0	0	0	1	0	4											
26 Ryan McKenna, R OBP: 0.309, SLG: 0.360		E6			K					3	0	1	1	0	2	3											
3 Jorge Mateo, R OBP: 0.249, SLG: 0.321										3	0	0	0	0	1	2											
<b>Inning Stats</b>	R: 0 E: 0 K: 0 S: 10	H: 0 LOB: 0 BB: 1 P: 17	R: 2 E: 1 K: 2 S: 16	H: 1 LOB: 1 BB: 2 P: 31	R: 0 E: 0 K: 1 S: 7	H: 0 LOB: 0 BB: 0 P: 10	R: 0 E: 0 K: 1 S: 14	H: 2 LOB: 2 BB: 0 P: 20	R: 0 E: 0 K: 1 S: 11	H: 0 LOB: 0 BB: 0 P: 13	R: 0 E: 0 K: 1 S: 11	H: 0 LOB: 0 BB: 0 P: 15	R: 0 E: 0 K: 1 S: 9	H: 0 LOB: 1 BB: 1 P: 17	R: 0 E: 0 K: 1 S: 8	H: 1 LOB: 1 BB: 0 P: 12		1B: 4 2B: 0 3B: 0 HR: 0	SF: 0 SAC: 0 DP: 1 HBP: 0	WP: 1 PB: 0 SB: 0 CS: 0	PA: 31						
<b>PITCHER</b>	IP	WLS	BF	H	R	ER	SO	BB	IBB	HBP	BLK	WP	HR	S	P	ERA		WHIP									
49 Glenn Otto, R ERA: 5.26	5.0	L	20	3	2	1	5	3	0	0	0	1	0	58	91	1.80	1.200										
46 Brock Burke, L ERA: 1.09	1.0		3	0	0	0	1	0	0	0	0	0	0	11	15	0.00	0.000										
25 José Leclerc, R ERA: 6.43	2.0		8	1	0	0	2	1	0	0	0	0	0	17	29	0.00	1.000										

AB	33
R	1
H	6
RBI	1
BB	1
SO	6
LOB	12



AB	27
R	2
H	4
RBI	1
BB	4
SO	8
LOB	13









Batter	1	2	3	4	5	6	7	8	9	AB	R	H	RBI	BB	SO	LOB	TOP																	
25 Byron Buxton, R OBP: 0.293, SLG: 0.543										4	0	1	1	1	1	0	<b>Minnesota Twins @ Texas Rangers</b> Globe Life Field, Arlington, TX Sat Jul 09 2022, 3:10 PM - 6:28 PM CDT Att: 35,427 - Roof Closed - 72 F																	
4 Carlos Correa, R OBP: 0.354, SLG: 0.459										5	1	1	0	0	0	2																		
30 Kyle Garlick, R OBP: 0.326, SLG: 0.506										3	0	0	0	0	1	1																		
19 Alex Kirilloff, L OBP: 0.280, SLG: 0.400										2	0	0	0	0	0	0																		
11 Jorge Polanco, S OBP: 0.339, SLG: 0.425										3	1	1	0	1	1	0																		
64 Jose Miranda, R OBP: 0.281, SLG: 0.438										3	1	1	3	0	1	1																		
2 Luis Arraez, L OBP: 0.426, SLG: 0.457										1	0	1	0	0	0	0																		
15 Gio Urshela, R OBP: 0.313, SLG: 0.415										3	1	2	1	1	2																			
26 Max Kepler, L OBP: 0.349, SLG: 0.397										4	0	0	1	0	0	3																		
67 Gilberto Celestino, R OBP: 0.333, SLG: 0.336										3	1	0	0	0	1	3																		
1 Nick Gordon, L OBP: 0.316, SLG: 0.423										3	1	0	0	0	1	3																		
<b>Inning Stats</b>	R: 0 E: 0 K: 1 S: 6	H: 0 LOB: 0 BB: 0 P: 9	R: 0 E: 0 K: 2 S: 11	H: 1 LOB: 1 BB: 0 P: 16	R: 0 E: 0 K: 1 S: 10	H: 0 LOB: 0 BB: 0 P: 15	R: 6 E: 0 K: 0 S: 21	H: 5 LOB: 1 BB: 1 P: 36	R: 0 E: 0 K: 1 S: 7	H: 1 LOB: 0 BB: 0 P: 11	R: 0 E: 0 K: 0 S: 6	H: 0 LOB: 0 BB: 1 P: 14	R: 1 E: 0 K: 1 S: 12	H: 2 LOB: 2 BB: 1 P: 20	R: 0 E: 0 K: 0 S: 5	H: 0 LOB: 0 BB: 0 P: 10	1B: 4 2B: 3 HR: 2	SF: 0 SAC: 0 DP: 1 HBP: 1	WP: 0 PB: 0 SB: 0 CS: 0	PA: 39														
<b>PITCHER</b>	IP WLS BF H R ER SO BB IBB HBP BLK WP HR S P ERA WHIP																																	
54 Martin Pérez, L ERA: 2.72	6.0	1.0	3	0	0	0	1	0	0	0	0	0	0	0	7	14	0.00	1.000																
25 José Leclerc, R ERA: 5.53	7.1	0.2	5	2	1	1	1	0	0	0	0	0	0	0	11	19	13.50	4.500																
19 Dennis Santana, R ERA: 2.41	8.1	0.1	1	0	0	0	0	0	0	0	0	0	0	0	1	1	0.00	0.000																
45 Matt Moore, L ERA: 1.96	8.1	1.0	3	0	0	0	0	0	0	0	0	0	0	0	5	10	0.00	0.000																
59 Brett Martin, L ERA: 3.0	9.1																																	

Batter	1	2	3	4	5	6	7	8	9	AB	R	H	RBI	BB	SO	LOB	BOTTOM																	
2 Marcus Semien, R OBP: 0.294, SLG: 0.390										4	2	2	4	1	0	2	<b>Minnesota Twins @ Texas Rangers</b> Globe Life Field, Arlington, TX Sat Jul 09 2022, 3:10 PM - 6:28 PM CDT Att: 35,427 - Roof Closed - 72 F																	
5 Corey Seager, L OBP: 0.315, SLG: 0.444										3	1	2	1	2	0	0																		
18 Mitch Garver, R OBP: 0.299, SLG: 0.411										4	0	1	1	1	1	3																		
53 Adolis García, R OBP: 0.288, SLG: 0.468										5	0	0	0	0	3	4																		
30 Nathaniel Lowe, L OBP: 0.334, SLG: 0.451										3	1	0	0	1	0	1																		
28 Jonah Heim, S OBP: 0.314, SLG: 0.476										4	1	2	0	0	0	0																		
56 Kole Calhoun, L OBP: 0.286, SLG: 0.415										4	1	1	3	0	1	1																		
3 Leody Taveras, S OBP: 0.306, SLG: 0.424										4	2	2	0	0	2	1																		
11 Charlie Culberson, R OBP: 0.303, SLG: 0.292										2	1	2	0	0	0	0																		
47 Josh Smith, L OBP: 0.366, SLG: 0.255										0	0	0	0	1	0	0																		
<b>Inning Stats</b>	R: 0 E: 0 K: 0 S: 9	H: 1 LOB: 1 BB: 0 P: 12	R: 3 E: 0 K: 1 S: 20	H: 3 LOB: 3 BB: 0 P: 38	R: 0 E: 0 K: 1 S: 11	H: 0 LOB: 0 BB: 0 P: 17	R: 4 E: 0 K: 1 S: 20	H: 4 LOB: 1 BB: 1 P: 29	R: 0 E: 0 K: 1 S: 15	H: 1 LOB: 2 BB: 1 P: 26	R: 0 E: 0 K: 2 S: 7	H: 0 LOB: 0 BB: 0 P: 11	R: 0 E: 0 K: 1 S: 7	H: 0 LOB: 0 BB: 0 P: 11	R: 2 E: 0 K: 0 S: 10	H: 3 LOB: 1 BB: 1 P: 14	1B: 7 2B: 1 3B: 1 HR: 3	SF: 0 SAC: 1 DP: 1 HBP: 0	WP: 0 PB: 0 SB: 0 CS: 1	PA: 40														
<b>PITCHER</b>	IP WLS BF H R ER SO BB IBB HBP BLK WP HR S P ERA WHIP																																	
31 Devin Smeltzer, L ERA: 3.92	3.1	0.2	3	0	0	0	1	0	0	0	0	0	0	0	10	15	0.00	1.500																
65 Griffin Jax, R ERA: 2.95	4.1	1.0	5	1	0	0	1	0	0	0	0	0	0	0	15	26	0.00	2.000																
21 Tyler Duffey, R ERA: 4.25	5.1	2.0	6	0	0	0	3	0	0	0	0	0	0	0	14	22	0.00	0.000																
58 Trevor Megill, R ERA: 2.76	6.1	1.0	6	3	2	2	0	0	1	0	0	0	0	0	10	14	18.00	3.000																
59 Jhoan Duran, R ERA: 2.37	8.1																																	

AB	35
R	7
H	9
RBI	7
BB	3
SO	6
LOB	13



AB	33
R	9
H	12
RBI	9
BB	6
SO	7
LOB	12









Batter	1	2	3	4	5	6	7	8	9	AB	R	H	RBI	BB	SO	LOB	TOP					
31 Vimal Machin, L (1,5) OBP: 0.292, SLG: 0.391										5	1	2	0	0	0	3						
22 Ramón Laureano, R (1,8) OBP: 0.333, SLG: 0.404										5	2	2	2	0	1	0						
12 Sean Murphy, R (1,2)										4	1	1	0	0	0	2						
15 Seth Brown, L (1,3) OBP: 0.274, SLG: 0.407 2 Nick Allen, R (9,PH) OBP: 0.296, SLG: 0.293										4	0	1	1	0	1	1						
17 Elvis Andrus, R (1,6) OBP: 0.296, SLG: 0.366										4	1	1	0	1	1	2						
10 Chad Pinder, R (1,10) OBP: 0.286, SLG: 0.366										5	1	1	3	0	2	3						
25 Stephen Piscotty, R (1,9) OBP: 0.279, SLG: 0.393 11 Skye Bolt, S (8,PR) OBP: 0.160, SLG: 0.125										3	0	1	0	0	0	0						
5 Tony Kemp, L (1,7) OBP: 0.286, SLG: 0.266										4	0	1	0	0	0	1						
26 Sheldon Neuse, R (1,4) OBP: 0.301, SLG: 0.318										4	1	1	2	0	0	3						
<b>Inning Stats</b>	R: 0 E: 0 K: 0 S: 5	H: 0 LOB: 0 BB: 0 P: 5	R: 0 E: 0 K: 1 S: 9	H: 0 LOB: 0 BB: 0 P: 15	R: 0 E: 0 K: 0 S: 12	H: 1 LOB: 1 BB: 0 P: 20	R: 1 E: 1 K: 0 S: 12	H: 2 LOB: 1 BB: 0 P: 19	R: 1 E: 0 K: 1 S: 19	H: 3 LOB: 2 BB: 0 P: 25	R: 0 E: 0 K: 1 S: 6	H: 0 LOB: 0 BB: 0 P: 11	R: 0 E: 0 K: 0 S: 6	H: 0 LOB: 0 BB: 0 P: 7	R: 6 E: 0 K: 1 S: 23	H: 5 LOB: 2 BB: 0 P: 42	R: 0 E: 0 K: 2 S: 13	H: 1 LOB: 2 BB: 1 P: 22	1B: 8 2B: 1 3B: 0 HR: 3	SF: 0 SAC: 0 DP: 1 HBP: 2	WP: 0 PB: 0 SB: 0 CS: 0	PA: 42
<b>PITCHER</b>	IP	WLS	BF	H	R	ER	SO	BB	IBB	HBP	BLK	WP	HR	S	P	ERA	WHIP					
31 Spencer Howard, R (1,1) ERA: 8.04	5.0	W	21	6	2	1	1	0	0	0	0	0	1	57	84	1.80	1.200					
25 José Leclerc, R (8,1) ERA: 4.5	2.0		6	0	0	0	1	0	0	0	0	0	0	12	18	0.00	0.000					
39 Kolby Allard, L (8,1) ERA: 7.71	0.1		6	4	5	5	1	0	0	1	0	0	2	13	22	135.00	12.000					
43 Garrett Richards, R (8,1) ERA: 3.16	0.1	H	3	1	1	1	0	0	0	1	0	0	0	8	15	27.00	3.000					
19 Dennis Santana, R (8,1) ERA: 2.38	0.1	H	1	0	0	0	0	0	0	0	0	0	0	2	5	0.00	0.000					
<b>PITCHER</b>	IP	WLS	BF	H	R	ER	SO	BB	IBB	HBP	BLK	WP	HR	S	P	ERA	WHIP					
59 Brett Martin, L (9,1) ERA: 2.89	1.0	S	5	1	0	0	2	1	0	0	0	0	0	0	13	22	0.00	2.000				

Oakland Athletics @ Texas Rangers  
Globe Life Field, Arlington, TX  
Mon Jul 11 2022, 7:09 PM - 10:37 PM CDT  
Att: 20,660 - Roof Closed - 75 F

AB 39  
R 8  
H 12  
RBI 8  
BB 1  
SO 5  
LOB 15



Batter	1	2	3	4	5	6	7	8	9	AB	R	H	RBI	BB	SO	LOB	BOTTOM				
47 Josh Smith, L (1,5) OBP: 0.375, SLG: 0.317										4	1	1	3	0	0	1					
2 Marcus Semien, R (1,4) OBP: 0.293, SLG: 0.388 9 Steven Duggar, L (8,7) OBP: 0.264, SLG: 0.271										3	0	0	0	1	0	1					
5 Corey Seager, L (1,6) OBP: 0.319, SLG: 0.463										4	1	1	1	1	1	1					
53 Adolis García, R (1,9) OBP: 0.283, SLG: 0.457										4	0	0	0	1	2	1					
30 Nathaniel Lowe, L (1,3) OBP: 0.335, SLG: 0.451 55 Sam Huff, R (8,3) OBP: 0.320, SLG: 0.352										3	2	2	0	1	1	2					
28 Jonah Heim, S (1,2) OBP: 0.318, SLG: 0.477 20 Meibrys Vilorio, L (7,PH) OBP: 0.385, SLG: 0.200										3	2	1	0	0	1	2					
56 Kole Calhoun, L (1,10) OBP: 0.289, SLG: 0.412										3	1	1	1	1	0	3					
13 Brad Miller, L (1,7) OBP: 0.261, SLG: 0.343										4	0	0	0	0	1	6					
3 Leody Taveras, S (1,8) OBP: 0.333, SLG: 0.476										4	2	3	3	0	0	2					
<b>Inning Stats</b>	R: 0 E: 0 K: 2 S: 12	H: 0 LOB: 2 BB: 2 P: 24	R: 2 E: 0 K: 0 S: 10	H: 1 LOB: 0 BB: 1 P: 19	R: 0 E: 0 K: 0 S: 5	H: 0 LOB: 0 BB: 0 P: 7	R: 3 E: 1 K: 1 S: 22	H: 2 LOB: 1 BB: 1 P: 32	R: 1 E: 0 K: 1 S: 11	H: 2 LOB: 1 BB: 0 P: 17	R: 2 E: 0 K: 1 S: 13	H: 2 LOB: 1 BB: 1 P: 24	R: 2 E: 0 K: 0 S: 15	H: 2 LOB: 1 BB: 1 P: 27	R: 0 E: 0 K: 2 S: 8	H: 0 LOB: 0 BB: 0 P: 11	1B: 4 2B: 3 3B: 0 HR: 2	SF: 1 SAC: 0 DP: 0 HBP: 0	WP: 2 PB: 0 SB: 1 CS: 0	PA: 40	
<b>PITCHER</b>	IP	WLS	BF	H	R	ER	SO	BB	IBB	HBP	BLK	WP	HR	S	P	ERA	WHIP				
55 Adrián Martínez, R (1,1) ERA: 6.52	4.1	L	22	4	6	4	0	1	0	0	0	0	0	17	30	8.31	1.846				
54 Kirby Sneed, L (5,1) ERA: 6.97	1.1		8	3	2	2	1	1	0	0	0	0	0	18	32	13.50	2.250				
50 Domingo Tapia, R (6,1) ERA: 14.4	1.1		7	2	2	2	1	1	0	0	0	0	0	8	11	0.00	0.000				
68 Domingo Acevedo, R (8,1) ERA: 3.18	1.0		3	0	0	0	2	0	0	0	0	0	0	8	11	0.00	0.000				

Oakland Athletics @ Texas Rangers  
Globe Life Field, Arlington, TX  
Mon Jul 11 2022, 7:09 PM - 10:37 PM CDT  
Att: 20,660 - Roof Closed - 75 F

AB 33  
R 10  
H 9  
RBI 8  
BB 6  
SO 7  
LOB 19

























Batter	1	2	3	4	5	6	7	8	9	AB	R	H	RBI	BB	SO	LOB	TOP					
44 Julio Rodríguez, R OBP: 0.337, SLG: 0.477										4	1	2	2	0	1	1						
23 Ty France, R OBP: 0.376, SLG: 0.470										5	1	2	2	0	0	4						
27 Jesse Winker, L OBP: 0.340, SLG: 0.351										4	0	0	0	1	2	3						
41 Carlos Santana, S OBP: 0.349, SLG: 0.368										4	0	0	0	0	0	2						
28 Eugenio Suárez, R OBP: 0.336, SLG: 0.440										3	1	1	0	0	1	0						
3 J.P. Crawford, L OBP: 0.345, SLG: 0.382										3	0	0	0	1	2	2						
29 Cal Raleigh, S OBP: 0.286, SLG: 0.469										4	1	1	2	0	0	2						
26 Adam Frazier, L OBP: 0.297, SLG: 0.311										4	1	1	0	0	0	2						
0 Sam Haggerty, S OBP: 0.351, SLG: 0.472										4	1	3	0	0	0	0						
<b>Inning Stats</b>	R: 0 H: 1 E: 0 K: 0 S: 9	H: 1 LOB: 1 BB: 1 P: 16	R: 0 H: 0 E: 0 K: 1 S: 7	H: 1 LOB: 1 BB: 0 P: 11	R: 0 H: 1 E: 0 K: 1 S: 8	H: 1 LOB: 0 BB: 0 P: 13	R: 2 H: 1 E: 0 K: 0 S: 13	H: 1 LOB: 0 BB: 0 P: 19	R: 1 H: 1 E: 0 K: 0 S: 6	H: 1 LOB: 0 BB: 0 P: 10	R: 0 H: 0 E: 0 K: 2 S: 12	H: 0 LOB: 0 BB: 0 P: 19	R: 3 H: 4 E: 0 K: 1 S: 19	H: 4 LOB: 1 BB: 0 P: 24	R: 0 H: 0 E: 0 K: 0 S: 9	H: 0 LOB: 1 BB: 1 P: 14	R: 0 H: 1 E: 0 K: 1 S: 13	H: 1 LOB: 0 BB: 0 P: 19	1B: 7 2B: 1 3B: 0 HR: 2	SF: 0 SAC: 0 DP: 1 HBP: 2	WP: 0 PB: 1 SB: 0 CS: 1	PA: 39
<b>PITCHER</b>	IP WLS BF H R ER SO BB IBB HBP BLK WP HR S P ERA WHIP																					
49 Glenn Otto, R ERA: 5.4	(1, 1) 6.0 L 24 5 3 3 4 1 0 2 0 0 0 2 55 88 4.50 1.000																					
43 Garrett Richards, R ERA: 4.32	(7, 1) 0.1 5 4 3 3 0 0 0 0 0 0 0 12 16 81.00 12.000																					
19 Dennis Santana, R ERA: 4.21	(7, 1) 0.2 2 0 0 0 1 0 0 0 0 0 0 7 8 0.00 0.000																					
25 José Leclerc, R ERA: 5.27	(8, 1) 1.0 4 0 0 0 0 1 0 0 0 0 0 9 14 0.00 1.000																					
46 Brock Burke, L ERA: 1.15	(9, 1) 1.0 4 1 0 0 1 0 0 0 0 0 0 13 19 0.00 1.000																					

Seattle Mariners @ Texas Rangers  
Globe Life Field, Arlington, TX  
Sun Jul 17 2022, 1:39 PM - 5:01 PM CDT  
Att: 26,378 - Roof Closed - 75 F

AB	35
R	6
H	10
RBI	6
BB	2
SO	6
LOB	16



Batter	1	2	3	4	5	6	7	8	9	AB	R	H	RBI	BB	SO	LOB	BOTTOM					
47 Josh Smith, L OBP: 0.340, SLG: 0.293										5	0	0	0	0	2	5						
2 Marcus Semien, R OBP: 0.297, SLG: 0.400										4	1	2	1	1	0	1						
5 Corey Seager, L OBP: 0.324, SLG: 0.480										5	0	2	1	0	2	2						
30 Nathaniel Lowe, L OBP: 0.323, SLG: 0.429										4	0	0	0	0	0	4						
53 Adolis García, R OBP: 0.282, SLG: 0.439										4	0	1	0	0	2	2						
3 Leody Taveras, S OBP: 0.367, SLG: 0.553										3	0	1	0	1	0	1						
56 Kole Calhoun, L OBP: 0.275, SLG: 0.389										4	0	0	0	0	2	3						
13 Brad Miller, L OBP: 0.258, SLG: 0.332										3	0	0	0	1	2	2						
20 Meibrys Viloria, L OBP: 0.471, SLG: 0.250										2	1	1	0	2	0	0						
<b>Inning Stats</b>	R: 0 H: 1 E: 0 K: 1 S: 12	H: 0 LOB: 1 BB: 1 P: 19	R: 0 H: 0 E: 0 K: 0 S: 11	H: 0 LOB: 1 BB: 1 P: 19	R: 1 H: 2 E: 0 K: 1 S: 11	H: 2 LOB: 0 BB: 0 P: 20	R: 0 H: 1 E: 0 K: 1 S: 22	H: 1 LOB: 3 BB: 2 P: 35	R: 0 H: 0 E: 0 K: 1 S: 5	H: 0 LOB: 0 BB: 0 P: 10	R: 0 H: 1 E: 0 K: 3 S: 14	H: 1 LOB: 1 BB: 0 P: 19	R: 1 H: 2 E: 0 K: 1 S: 13	H: 2 LOB: 2 BB: 1 P: 22	R: 0 H: 0 E: 0 K: 1 S: 8	H: 0 LOB: 0 BB: 0 P: 9	R: 0 H: 0 E: 0 K: 1 S: 11	H: 0 LOB: 1 BB: 1 P: 19	1B: 5 2B: 1 3B: 0 HR: 1	SF: 0 SAC: 0 DP: 0 HBP: 0	WP: 0 PB: 0 SB: 1 CS: 0	PA: 39
<b>PITCHER</b>	IP WLS BF H R ER SO BB IBB HBP BLK WP HR S P ERA WHIP																					
77 Chris Flexen, R ERA: 3.79	(1, 1) 3.2 W 16 4 1 1 3 1 0 0 0 0 0 14 27 2.46 1.364																					
30 Ryan Borucki, L ERA: 4.74	(4, 1) 1.1 W 6 0 0 0 1 2 0 0 0 0 0 0 14 27 0.00 1.500																					
56 Penn Murfee, R ERA: 2.65	(6, 1) 1.0 H 4 1 0 0 3 0 0 0 0 0 0 0 14 19 0.00 1.000																					
47 Matt Brash, R ERA: 6.66	(7, 1) 1.0 6 2 1 1 1 1 0 0 0 0 0 0 13 22 9.00 3.000																					
67 Matt Festa, R ERA: 3.65	(8, 1) 1.0 3 0 0 0 1 0 0 0 0 0 0 0 8 9 0.00 0.000																					

Seattle Mariners @ Texas Rangers  
Globe Life Field, Arlington, TX  
Sun Jul 17 2022, 1:39 PM - 5:01 PM CDT  
Att: 26,378 - Roof Closed - 75 F

AB	34
R	2
H	7
RBI	2
BB	5
SO	10
LOB	20









Batter	1	2	3	4	5	6	7	8	9	AB	R	H	RBI	BB	SO	LOB	TOP			
2 Marcus Semien, R OBP: 0.305, SLG: 0.405	F8			FC4-5 1B		P3		G5-3		5	0	2	1	0	0	3	<b>Texas Rangers @ Oakland Athletics</b> Oakland Coliseum, Oakland, CA Fri Jul 22 2022, 6:41 PM - 9:35 PM PDT Att: 6,620 - Clear - 67 F			
5 Corey Seager, L OBP: 0.321, SLG: 0.474	G3-1			FC4-5 53 1B		F9		L8		4	1	0	0	0	0	3				
28 Jonah Heim, S OBP: 0.314, SLG: 0.458	K			G4-3		P3		G6-3		4	0	0	0	0	1	1				
53 Adolis Garcia, R OBP: 0.283, SLG: 0.444				G5-3		L8		K		4	0	1	1	0	1	0				
30 Nathaniel Lowe, L OBP: 0.323, SLG: 0.436	K			1B		K		HR		4	1	2	1	0	2	0				
3 Leody Taveras, S OBP: 0.374, SLG: 0.543	K			1B		K		BB		2	2	0	0	2	2	0				
70 Ezequiel Duran, R OBP: 0.278, SLG: 0.414				K		K		BB		4	0	1	0	0	2	1				
11 Charlie Culberson, R OBP: 0.295, SLG: 0.298				G1-4-3		L8		L7		2	0	0	0	0	0	0				
47 Josh Smith, L OBP: 0.327, SLG: 0.281								1B		2	0	1	1	0	0	1				
38 Elier Hernandez, R OBP: 0.250, SLG: 0.313				F9		K		K		2	0	0	0	0	1	0				
56 Kole Calhoun, L OBP: 0.278, SLG: 0.390								HBP		1	0	0	0	0	1	1				
<b>Inning Stats</b>	R: 0 E: 0 K: 1 S: 7	H: 0 LOB: 0 BB: 0 P: 10	R: 0 E: 0 K: 2 S: 8	H: 0 LOB: 0 BB: 0 P: 11	R: 0 E: 0 K: 1 S: 7	H: 0 LOB: 0 BB: 0 P: 12	R: 1 E: 0 K: 0 S: 12	H: 3 LOB: 2 BB: 0 P: 19	R: 0 E: 0 K: 1 S: 7	H: 0 LOB: 0 BB: 0 P: 9	R: 0 E: 0 K: 1 S: 7	H: 0 LOB: 0 BB: 0 P: 9	R: 1 E: 0 K: 1 S: 12	H: 1 LOB: 2 BB: 1 P: 21	R: 2 E: 0 K: 1 S: 14	H: 3 LOB: 3 BB: 1 P: 26	1B: 6 2B: 0 3B: 0 HR: 1	SF: 0 SAC: 0 DP: 0 HBP: 1	WP: 0 PB: 0 SB: 0 CS: 0	PA: 37
<b>PITCHER</b>	IP WLS BF H R ER SO	IP WLS BF H R ER SO	IP WLS BF H R ER SO	IP WLS BF H R ER SO	IP WLS BF H R ER SO	IP WLS BF H R ER SO	IP WLS BF H R ER SO	IP WLS BF H R ER SO	IP WLS BF H R ER SO	IP WLS BF H R ER SO	IP WLS BF H R ER SO	IP WLS BF H R ER SO	IP WLS BF H R ER SO	IP WLS BF H R ER SO	IP WLS BF H R ER SO	IP WLS BF H R ER SO	ERA WHIP	ERA WHIP		
19 Cole Irvin, L ERA: 3.08	7.0	W	24	3	2	1	8	1	0	0	0	0	0	0	0	0	0	1.29	0.571	
61 Zach Jackson, R ERA: 2.99	0.2	H	4	1	0	0	1	0	0	0	0	0	0	0	0	0	0	0.00	1.500	
60 Sam Moll, L ERA: 1.86	0.1	H	1	0	0	0	0	0	0	0	0	0	0	0	0	0	0	0.00	0.000	
62 Lou Trivino, R ERA: 6.83	0.2	H	6	3	2	2	1	1	0	0	0	0	0	0	0	0	0	27.00	6.000	
33 A.J. Puk, L ERA: 2.27	0.1	S	2	0	0	0	0	0	0	0	0	0	0	0	0	0	0	0.00	0.000	

AB 34  
R 4  
H 7  
RBI 4  
BB 2  
SO 10  
LOB 10



Batter	1	2	3	4	5	6	7	8	9	AB	R	H	RBI	BB	SO	LOB	BOTTOM			
31 Vimal Machin, L OBP: 0.267, SLG: 0.291	FC5-4 12 BB				F9	K				3	0	1	1	2	1	0	<b>Texas Rangers @ Oakland Athletics</b> Oakland Coliseum, Oakland, CA Fri Jul 22 2022, 6:41 PM - 9:35 PM PDT Att: 6,620 - Clear - 67 F			
22 Ramon Laureano, R OBP: 0.316, SLG: 0.416	K	K2-3			HR			K		5	1	1	1	0	4	5				
12 Sean Murphy, R OBP: 0.311, SLG: 0.413	FC5-4 15 1B			G5-3		15 HR		17 FC5-4 BB		3	1	1	0	1	0	1				
15 Seth Brown, L OBP: 0.278, SLG: 0.424	P2			P2		HR		F7		4	1	2	2	0	0	1				
17 Elvis Andrus, R OBP: 0.297, SLG: 0.354	F9			G1-3		10 1B		FC5-4		4	0	1	0	0	0	3				
10 Chad Pinder, R OBP: 0.270, SLG: 0.397				P6		F9		11 G4-3 21 1B		4	1	2	0	0	0	0				
11 Skye Bolt, S OBP: 0.235, SLG: 0.319				F9		F9		G4-3		3	1	0	0	1	0	3				
5 Tony Kemp, L OBP: 0.281, SLG: 0.260				P5				G3		3	0	0	0	1	0	1				
2 Nick Allen, R OBP: 0.265, SLG: 0.262										0	0	0	0	0	0	0				
26 Sheldon Neuse, R OBP: 0.285, SLG: 0.300										3	0	0	0	0	1	2				
21 Stephen Vogt, L OBP: 0.227, SLG: 0.312				K						1	0	1	1	0	0	0				
<b>Inning Stats</b>	R: 0 E: 0 K: 1 S: 8	H: 1 LOB: 2 BB: 1 P: 15	R: 1 E: 0 K: 2 S: 10	H: 1 LOB: 2 BB: 2 P: 23	R: 0 E: 0 K: 0 S: 5	H: 0 LOB: 0 BB: 0 P: 6	R: 0 E: 0 K: 0 S: 12	H: 0 LOB: 0 BB: 0 P: 17	R: 3 E: 0 K: 0 S: 23	H: 5 LOB: 2 BB: 0 P: 32	R: 0 E: 0 K: 1 S: 7	H: 0 LOB: 1 BB: 1 P: 13	R: 0 E: 0 K: 1 S: 17	H: 2 LOB: 2 BB: 1 P: 31	R: 1 E: 0 K: 1 S: 17	H: 2 LOB: 2 BB: 1 P: 31	1B: 5 2B: 2 3B: 0 HR: 2	SF: 0 SAC: 0 DP: 0 HBP: 0	WP: 0 PB: 0 SB: 0 CS: 0	PA: 38
<b>PITCHER</b>	IP WLS BF H R ER SO	IP WLS BF H R ER SO	IP WLS BF H R ER SO	IP WLS BF H R ER SO	IP WLS BF H R ER SO	IP WLS BF H R ER SO	IP WLS BF H R ER SO	IP WLS BF H R ER SO	IP WLS BF H R ER SO	IP WLS BF H R ER SO	IP WLS BF H R ER SO	IP WLS BF H R ER SO	IP WLS BF H R ER SO	IP WLS BF H R ER SO	IP WLS BF H R ER SO	IP WLS BF H R ER SO	ERA WHIP	ERA WHIP		
31 Spencer Howard, R ERA: 7.11	4.2	L	23	6	4	4	3	3	0	0	0	0	0	0	0	0	0	7.11	1.929	
46 Brock Burke, L ERA: 1.12	1.1		5	1	0	0	1	0	0	0	0	0	0	0	0	0	0	0.00	0.750	
72 Jonathan Hernandez, R ERA: 5.52	1.0		4	0	0	0	1	1	0	0	0	0	0	0	0	0	0	0.00	1.000	
25 José Leclerc, R ERA: 5.52	1.0		6	2	1	1	1	1	0	0	0	0	0	0	0	0	0	0.00	3.000	

AB 33  
R 5  
H 9  
RBI 5  
BB 5  
SO 6  
LOB 16





Batter	1	2	3	4	5	6	7	8	9	AB	R	H	RBI	BB	SO	LOB	TOP				
2 Marcus Semien, R OBP: 0.303, SLG: 0.405	L8		L6		F9				P4	5	0	1	1	0	0	1					
5 Corey Seager, L OBP: 0.322, SLG: 0.473						L6	G4-3			3	0	1	0	1	0	1					
30 Nathaniel Lowe, L OBP: 0.325, SLG: 0.440			FC4-6						E4	4	0	2	0	0	0	1					
53 Adolis Garcia, R OBP: 0.283, SLG: 0.445									FC1-4	4	0	1	0	0	2	3					
3 Leody Taveras, S OBP: 0.369, SLG: 0.526					F8				K	3	0	0	0	1	1	3					
56 Kolsa Calhoun, L OBP: 0.277, SLG: 0.387										2	0	0	0	0	1	0					
11 Charlie Culberson, R OBP: 0.292, SLG: 0.294										1	0	0	0	0	0	3					
28 Jonah Heim, S OBP: 0.317, SLG: 0.460										1	0	1	0	0	0	0					
47 Josh Smith, L OBP: 0.324, SLG: 0.272										3	0	0	0	0	0	2					
70 Ezequiel Duran, R OBP: 0.289, SLG: 0.425										3	1	1	0	1	2	1					
20 Meibrys Viloria, L OBP: 0.381, SLG: 0.188										4	0	0	0	0	2	2					
<b>Inning Stats</b>	R: 0 H: 2 E: 0 K: 1 S: 18	H: 2 LOB: 2 BB: 0 P: 24	R: 0 H: 0 E: 0 K: 2 S: 10	H: 0 LOB: 0 BB: 0 P: 17	R: 0 H: 0 E: 0 K: 0 S: 11	H: 0 LOB: 1 BB: 1 P: 22	R: 0 H: 0 E: 0 K: 1 S: 11	H: 0 LOB: 0 BB: 0 P: 12	R: 0 H: 2 E: 0 K: 0 S: 8	H: 2 LOB: 1 BB: 1 P: 15	R: 0 H: 2 E: 0 K: 1 S: 14	H: 2 LOB: 2 BB: 0 P: 23	R: 0 H: 1 E: 1 K: 1 S: 17	H: 1 LOB: 2 BB: 0 P: 20	R: 0 H: 0 E: 0 K: 2 S: 9	H: 0 LOB: 0 BB: 0 P: 13	1B: 3 2B: 4 3B: 0 HR: 0	SF: 0 SAC: 0 DP: 1 HBP: 1	WP: 0 PB: 0 SB: 0 CS: 1	PA: 38	
<b>PITCHER</b>	IP WLS BF H R ER SO BB IBB HBP BLK WP HR S P ERA WHIP	IP WLS BF H R ER SO BB IBB HBP BLK WP HR S P ERA WHIP	IP WLS BF H R ER SO BB IBB HBP BLK WP HR S P ERA WHIP	IP WLS BF H R ER SO BB IBB HBP BLK WP HR S P ERA WHIP	IP WLS BF H R ER SO BB IBB HBP BLK WP HR S P ERA WHIP	IP WLS BF H R ER SO BB IBB HBP BLK WP HR S P ERA WHIP	IP WLS BF H R ER SO BB IBB HBP BLK WP HR S P ERA WHIP	IP WLS BF H R ER SO BB IBB HBP BLK WP HR S P ERA WHIP	IP WLS BF H R ER SO BB IBB HBP BLK WP HR S P ERA WHIP	IP WLS BF H R ER SO BB IBB HBP BLK WP HR S P ERA WHIP	IP WLS BF H R ER SO BB IBB HBP BLK WP HR S P ERA WHIP	IP WLS BF H R ER SO BB IBB HBP BLK WP HR S P ERA WHIP	IP WLS BF H R ER SO BB IBB HBP BLK WP HR S P ERA WHIP	IP WLS BF H R ER SO BB IBB HBP BLK WP HR S P ERA WHIP	IP WLS BF H R ER SO BB IBB HBP BLK WP HR S P ERA WHIP	IP WLS BF H R ER SO BB IBB HBP BLK WP HR S P ERA WHIP	IP WLS BF H R ER SO BB IBB HBP BLK WP HR S P ERA WHIP	IP WLS BF H R ER SO BB IBB HBP BLK WP HR S P ERA WHIP	IP WLS BF H R ER SO BB IBB HBP BLK WP HR S P ERA WHIP	IP WLS BF H R ER SO BB IBB HBP BLK WP HR S P ERA WHIP	IP WLS BF H R ER SO BB IBB HBP BLK WP HR S P ERA WHIP

Texas Rangers @ Oakland Athletics  
Oakland Coliseum, Oakland, CA  
Sat Jul 23 2022, 6:10 PM - 9:22 PM PDT  
Att: 10,190 - Clear - 67 F

AB 33  
R 1  
H 7  
RBI 1  
BB 3  
SO 8  
LOB 17



Batter	1	2	3	4	5	6	7	8	9	AB	R	H	RBI	BB	SO	LOB	BOTTOM				
31 Vimala Machin, L OBP: 0.266, SLG: 0.281	G3-1		G6-3							2	1	0	1	1	0	1					
22 Ramon Laureano, R OBP: 0.315, SLG: 0.411										3	1	0	0	1	2	0					
12 Sean Murphy, R OBP: 0.314, SLG: 0.413										3	0	1	0	1	0	0					
15 Seth Brown, L OBP: 0.277, SLG: 0.421										4	0	1	0	0	1	3					
10 Chad Pinder, R OBP: 0.266, SLG: 0.392										3	0	0	1	0	2	3					
17 Elvis Andrus, R OBP: 0.299, SLG: 0.357										3	0	1	0	1	0	4					
25 Stephen Piscotty, R OBP: 0.263, SLG: 0.279										4	0	1	0	0	0	4					
11 Skye Bolt, S OBP: 0.255, SLG: 0.319										0	0	0	0	0	0	0					
76 Derris Garcia, R OBP: 0.385, SLG: 0.538										3	0	1	0	0	1	2					
2 Nick Allen, R OBP: 0.267, SLG: 0.264										3	1	1	0	0	0	3					
<b>Inning Stats</b>	R: 0 H: 0 E: 0 K: 1 S: 7	H: 0 LOB: 0 BB: 0 P: 10	R: 0 H: 0 E: 0 K: 2 S: 14	H: 0 LOB: 0 BB: 1 P: 22	R: 0 H: 1 E: 0 K: 0 S: 9	H: 1 LOB: 1 BB: 0 P: 16	R: 0 H: 0 E: 1 K: 1 S: 9	H: 0 LOB: 1 BB: 0 P: 13	R: 0 H: 2 E: 0 K: 0 S: 10	H: 2 LOB: 1 BB: 0 P: 15	R: 2 H: 0 E: 0 K: 0 S: 15	H: 0 LOB: 2 BB: 3 P: 33	R: 1 H: 1 E: 0 K: 2 S: 11	H: 1 LOB: 0 BB: 0 P: 18	R: 0 H: 2 E: 0 K: 0 S: 8	H: 2 LOB: 2 BB: 0 P: 16	1B: 4 2B: 2 3B: 0 HR: 0	SF: 2 SAC: 0 DP: 1 HBP: 0	WP: 1 PB: 0 SB: 0 CS: 1	PA: 35	
<b>PITCHER</b>	IP WLS BF H R ER SO BB IBB HBP BLK WP HR S P ERA WHIP	IP WLS BF H R ER SO BB IBB HBP BLK WP HR S P ERA WHIP	IP WLS BF H R ER SO BB IBB HBP BLK WP HR S P ERA WHIP	IP WLS BF H R ER SO BB IBB HBP BLK WP HR S P ERA WHIP	IP WLS BF H R ER SO BB IBB HBP BLK WP HR S P ERA WHIP	IP WLS BF H R ER SO BB IBB HBP BLK WP HR S P ERA WHIP	IP WLS BF H R ER SO BB IBB HBP BLK WP HR S P ERA WHIP	IP WLS BF H R ER SO BB IBB HBP BLK WP HR S P ERA WHIP	IP WLS BF H R ER SO BB IBB HBP BLK WP HR S P ERA WHIP	IP WLS BF H R ER SO BB IBB HBP BLK WP HR S P ERA WHIP	IP WLS BF H R ER SO BB IBB HBP BLK WP HR S P ERA WHIP	IP WLS BF H R ER SO BB IBB HBP BLK WP HR S P ERA WHIP	IP WLS BF H R ER SO BB IBB HBP BLK WP HR S P ERA WHIP	IP WLS BF H R ER SO BB IBB HBP BLK WP HR S P ERA WHIP	IP WLS BF H R ER SO BB IBB HBP BLK WP HR S P ERA WHIP	IP WLS BF H R ER SO BB IBB HBP BLK WP HR S P ERA WHIP	IP WLS BF H R ER SO BB IBB HBP BLK WP HR S P ERA WHIP	IP WLS BF H R ER SO BB IBB HBP BLK WP HR S P ERA WHIP	IP WLS BF H R ER SO BB IBB HBP BLK WP HR S P ERA WHIP	IP WLS BF H R ER SO BB IBB HBP BLK WP HR S P ERA WHIP	IP WLS BF H R ER SO BB IBB HBP BLK WP HR S P ERA WHIP

Texas Rangers @ Oakland Athletics  
Oakland Coliseum, Oakland, CA  
Sat Jul 23 2022, 6:10 PM - 9:22 PM PDT  
Att: 10,190 - Clear - 67 F

AB 28  
R 3  
H 6  
RBI 2  
BB 4  
SO 6  
LOB 20





Batter	1	2	3	4	5	6	7	8	9	AB	R	H	RBI	BB	SO	LOB	TOP					
2 Marcus Semien, R OBP: 0.304, SLG: 0.406	F9	BB		2B	SF7		F8		E6	4	0	1	1	1	0	0	<b>Texas Rangers @ Oakland Athletics</b> Oakland Coliseum, Oakland, CA Sun Jul 24 2022, 1:07 PM - 4:29 PM PDT Att: 9,835 - Sunny - 71 F					
5 Corey Seager, L 11 Charlie Culberson, R OBP: 0.286, SLG: 0.287	F9	F9		PO	HR		K		F9	3	2	1	1	0	0	3						
30 Nathaniel Lowe, L OBP: 0.280, SLG: 0.432	K				K		G6-3		K	6	0	0	0	0	4	2						
28 Jonah Heim, S OBP: 0.326, SLG: 0.477	F9	BB		F9	3B	56 1B	53 1B		56 1B	4	3	3	1	1	0	0						
53 Adolis Garcia, R OBP: 0.292, SLG: 0.460	HR			3S	3B	56 1B	3B		56 1B	4	3	4	3	1	0	0						
3 Leody Taveras, S OBP: 0.280, SLG: 0.540	F9			56 1B	70 1B	56 1B			L6	5	1	3	1	0	0	2						
56 Kole Calhoun, L OBP: 0.282, SLG: 0.389				70 FC6-4	F7	70 1B	47 1B			4	1	2	2	0	1	3						
70 Ezequiel Duran, R 15 Nick Solak, R OBP: 0.291, SLG: 0.421 OBP: 0.286, SLG: 0.304	FC6-4	BB		G5-3	47 1B	2 SF7			G6-3	3	1	1	1	0	0	1						
47 Josh Smith, L OBP: 0.319, SLG: 0.268	K			K					F8	5	0	1	1	0	2	1						
<b>Inning Stats</b>	R: 3 E: 0 K: 1 S: 14	H: 2 LOB: 0 BB: 0 P: 20	R: 0 E: 0 K: 1 S: 9	H: 0 LOB: 2 BB: 1 P: 20	R: 1 E: 0 K: 1 S: 9	H: 2 LOB: 1 BB: 0 P: 17	R: 0 E: 0 K: 1 S: 6	H: 1 LOB: 0 BB: 0 P: 8	R: 6 E: 0 K: 1 S: 16	H: 6 LOB: 1 BB: 1 P: 28	R: 1 E: 0 K: 1 S: 16	H: 3 LOB: 2 BB: 0 P: 25	R: 0 E: 0 K: 1 S: 7	H: 0 LOB: 0 BB: 0 P: 13	R: 0 E: 0 K: 1 S: 14	H: 2 LOB: 3 BB: 1 P: 21		R: 0 E: 1 K: 0 S: 7	H: 0 LOB: 1 BB: 0 P: 11	1B: 9 2B: 5 3B: 0 HR: 2	SF: 1 SAC: 0 DP: 0 HBP: 2	WP: 0 PB: 0 SB: 2 CS: 0
<b>PITCHER</b>	IP WLS BF H R ER SO BB IBB HBP BLK WP HR S P ERA WHIP																					
58 Paul Blackburn, R ERA: 4.35	4.1	L	26	10	10	5	2	0	0	0	0	0	0	0	2	48	85	20.77	2.769			
44 David McKay, R ERA: 6.75	2.2		12	4	1	1	2	0	0	0	0	0	0	0	29	46	3.38	1.500				
29 Austin Pruitt, R ERA: 4.33	2.0		10	2	0	0	1	1	0	0	0	0	0	21	32	0.00	1.500					

AB	42
R	11
H	16
RBI	11
BB	3
SO	8
LOB	18



Batter	1	2	3	4	5	6	7	8	9	AB	R	H	RBI	BB	SO	LOB	BOTTOM					
2 Nick Allen, R OBP: 0.267, SLG: 0.264	G6-3				G6-3		G6-3		F5	4	0	1	1	0	0	1	<b>Texas Rangers @ Oakland Athletics</b> Oakland Coliseum, Oakland, CA Sun Jul 24 2022, 1:07 PM - 4:29 PM PDT Att: 9,835 - Sunny - 71 F					
15 Seth Brown, L OBP: 0.276, SLG: 0.420	12 BB									1	0	0	0	0	0	2						
22 Ramon Laureano, R 11 Skye Bolt, S OBP: 0.311, SLG: 0.406 OBP: 0.264, SLG: 0.327	F9				G6-3		P3		P6	3	0	0	0	0	0	2						
12 Sean Murphy, R OBP: 0.320, SLG: 0.428	BB				25 FC6-4		G5-3		10 2B	3	2	2	1	2	0	0						
10 Chad Pinder, R OBP: 0.269, SLG: 0.409	K				L9		G5-3		10 2B	5	2	2	3	0	1	3						
17 Elvis Andrus, R 5 Tony Kemp, L OBP: 0.300, SLG: 0.357 OBP: 0.282, SLG: 0.272	G5-3				K		25 1B		G3	3	0	1	0	0	1	3						
25 Stephen Piscotty, R OBP: 0.272, SLG: 0.319	F8				FC6-4				5 2B	5	1	2	2	0	1	1						
76 Diermis Garcia, R OBP: 0.389, SLG: 0.438	G5-3						25 1B		HR	3	1	0	0	2	1	2						
21 Stephen Vogt, L OBP: 0.217, SLG: 0.296	K						F8		G5-3	4	0	0	0	0	1	2						
26 Sheldon Neuse, R 31 Vimal Machin, L OBP: 0.286, SLG: 0.300 OBP: 0.277, SLG: 0.293	K						G6-3		K	3	0	1	0	0	0	0						
<b>Inning Stats</b>	R: 0 E: 0 K: 1 S: 11	H: 1 LOB: 2 BB: 1 P: 17	R: 0 E: 0 K: 1 S: 8	H: 0 LOB: 0 BB: 0 P: 13	R: 0 E: 0 K: 1 S: 5	H: 0 LOB: 0 BB: 0 P: 7	R: 0 E: 0 K: 1 S: 10	H: 0 LOB: 1 BB: 1 P: 17	R: 1 E: 0 K: 0 S: 6	H: 1 LOB: 1 BB: 1 P: 14	R: 0 E: 0 K: 1 S: 11	H: 2 LOB: 2 BB: 0 P: 17	R: 0 E: 0 K: 1 S: 8	H: 0 LOB: 0 BB: 0 P: 14	R: 4 E: 0 K: 0 S: 19	H: 5 LOB: 2 BB: 1 P: 32	R: 3 E: 0 K: 1 S: 13	H: 3 LOB: 0 BB: 0 P: 22	1B: 6 2B: 2 3B: 0 HR: 4	SF: 0 SAC: 0 DP: 0 HBP: 0	WP: 1 PB: 0 SB: 0 CS: 0	PA: 43
<b>PITCHER</b>	IP WLS BF H R ER SO BB IBB HBP BLK WP HR S P ERA WHIP																					
54 Martin Pérez, L ERA: 2.99	7.0	W	28	4	1	1	6	3	0	0	0	0	0	0	59	99	1.29	1.000				
43 Garrett Richards, R ERA: 5.35	0.1		6	4	4	4	0	1	0	0	0	0	0	1	13	23	108.00	15.000				
25 José Leclerc, R ERA: 5.28	0.2		3	1	0	0	0	0	0	0	0	0	0	6	9	0.00	1.500					
59 Brett Martin, L ERA: 3.38	1.0		6	3	3	3	1	0	0	0	0	0	0	3	13	22	27.00	3.000				

AB	39
R	8
H	12
RBI	8
BB	4
SO	7
LOB	17





Batter	1	2	3	4	5	6	7	8	9	AB	R	H	RBI	BB	SO	LOB	TOP										
2 Marcus Semien, R (1.4) OBP: 0.300, SLG: 0.401	L8		FC3-6 53 E 5 WP		F8		G6-3		G4-3	5	0	0	0	0	0	4											
5 Corey Seager, L (1.6) OBP: 0.323, SLG: 0.476	G5-3		53 E BB		K			F9		3	0	0	0	1	1	0											
28 Jonah Heim, S (1.2) OBP: 0.321, SLG: 0.469	F9		L9		G4-3			K		4	0	0	0	0	1	2											
53 Adolis Garcia, R (1.9) OBP: 0.294, SLG: 0.467		F7	E6			HR		BB		3	1	1	1	1	0	2											
30 Nathaniel Lowe, L (1.3) OBP: 0.322, SLG: 0.444			G6-3			G1-3		CS	HR	4	1	2	1	0	0	3											
3 Leody Taveras, S (1.8) OBP: 0.375, SLG: 0.529	K				K		F7		BB	4	0	1	0	0	2	1											
56 Kole Calhoun, L (1.10) 11 Charlie Culberson, R (9. PR) OBP: 0.286, SLG: 0.287	K				K		L3		BB	3	0	0	0	0	1	2	1										
70 Ezequiel Duran, R (1.5) OBP: 0.301, SLG: 0.418			FC3-6 2 WP 47 1B				G4-3		K	3	1	1	0	1	1	2											
47 Josh Smith, L (1.7) OBP: 0.317, SLG: 0.267			FC3-6 2 WP 1B		F7		G5-3		P5	4	0	1	0	0	0	3											
<b>Inning Stats</b>	R: 0 E: 0 K: 0 S: 4	H: 0 LOB: 0 BB: 5 P: 5	R: 0 E: 0 K: 2 S: 10	H: 1 LOB: 1 BB: 0 P: 17	R: 1 E: 1 K: 0 S: 17	H: 2 LOB: 3 BB: 1 P: 27	R: 0 E: 0 K: 2 S: 13	H: 0 LOB: 1 BB: 1 P: 22	R: 0 E: 0 K: 1 S: 8	H: 0 LOB: 0 BB: 0 P: 13	R: 1 E: 0 K: 0 S: 5	H: 1 LOB: 0 BB: 0 P: 7	R: 0 E: 0 K: 0 S: 7	H: 0 LOB: 0 BB: 0 P: 10	R: 0 E: 0 K: 1 S: 7	H: 0 LOB: 0 BB: 1 P: 14	R: 1 E: 0 K: 1 S: 13	H: 2 LOB: 2 BB: 1 P: 25	1B: 3 2B: 1 3B: 0 HR: 2	SF: 0 SAC: 0 DP: 0 HBP: 0	WP: 1 PB: 0 SB: 1 CS: 1	PA: 38					
<b>PITCHER</b>	IP	WLS	BF	H	R	ER	SO	BB	IBB	HBP	BLK	WP	HR	S	P	ERA	WHIP										
77 Chris Flexen, R (1.1) ERA: 3.75	6.0	W	25	4	2	2	5	2	0	0	0	1	1	57	91	3.00	1.000										
Andrés Muñoz, R (7.1) ERA: 2.77	1.0	H	3	0	0	0	0	0	0	0	0	0	0	7	10	0.00	0.000										
37 Paul Sewald, R (8.1) ERA: 2.39	1.0	H	3	0	0	0	1	1	0	0	0	0	0	7	14	0.00	1.000										
63 Diego Castillo, R (9.1) ERA: 3.93	0.1	H	4	2	1	1	1	1	0	0	0	0	1	10	22	27.00	9.000										
50 Erik Swanson, R (9.1) ERA: 0.99	0.2	S	2	0	0	0	0	0	0	0	0	0	0	3	3	0.00	0.000										

Texas Rangers @ Seattle Mariners  
T-Mobile Park, Seattle, WA  
Mon Jul 25 2022, 7:10 PM - 10:12 PM PDT  
Att: 23,581 - Clear - 80 F


AB 33  
R 3  
H 6  
RBI 2  
BB 4  
SO 7  
LOB 18



Batter	1	2	3	4	5	6	7	8	9	AB	R	H	RBI	BB	SO	LOB	BOTTOM										
3 J.P. Crawford, L (1.6) OBP: 0.339, SLG: 0.374	P5		G6-3		P2		FC5-4 41 23 HBP			3	0	0	0	1	0	0											
23 Ty France, R (1.3) OBP: 0.382, SLG: 0.485	G5-6-3 41 1B			28 1B 29 1B	HR		41 FC5-4 HBP			3	2	3	1	0	0	0											
41 Carlos Santana, S (1.10) OBP: 0.347, SLG: 0.369	G5-6-3		L8		F8		FC5-4			4	0	0	1	0	0	4											
28 Eugenio Suárez, R (1.5) OBP: 0.335, SLG: 0.432		G6-3		26 1B 25 1B 29 1B	1B		K			3	1	1	0	1	1	2											
29 Cal Raleigh, S (1.2) OBP: 0.281, SLG: 0.454				25 WP 26 1B	1B		K			4	0	2	1	0	2	1											
26 Adam Frazier, L (1.7) OBP: 0.298, SLG: 0.309		K		25 WP	1B		F7		25 WP	3	0	1	0	1	1	2											
13 Abraham Toro, S (1.4) OBP: 0.239, SLG: 0.324		G1-3			F9		K		K	4	0	0	0	0	2	6											
25 Dylan Moore, R (1.8) OBP: 0.341, SLG: 0.370			K		K		K		K	4	0	0	0	0	4	3											
0 Sam Haggerty, S (1.9) OBP: 0.328, SLG: 0.460		K			L8		23 HBP 41 3 BB FC5-4			3	1	1	0	0	1	0											
<b>Inning Stats</b>	R: 0 E: 0 K: 0 S: 9	H: 1 LOB: 0 BB: 0 P: 12	R: 0 E: 0 K: 1 S: 10	H: 1 LOB: 0 BB: 0 P: 14	R: 0 E: 0 K: 2 S: 11	H: 0 LOB: 0 BB: 0 P: 16	R: 2 E: 0 K: 1 S: 13	H: 4 LOB: 2 BB: 0 P: 21	R: 1 E: 0 K: 0 S: 8	H: 1 LOB: 1 BB: 0 P: 9	R: 0 E: 0 K: 2 S: 9	H: 0 LOB: 1 BB: 1 P: 16	R: 1 E: 0 K: 2 S: 13	H: 1 LOB: 2 BB: 1 P: 21	R: 0 E: 0 K: 3 S: 10	H: 0 LOB: 1 BB: 1 P: 20	1B: 7 2B: 0 3B: 0 HR: 1	SF: 0 SAC: 0 DP: 1 HBP: 1	WP: 2 PB: 0 SB: 0 CS: 0	PA: 35							
<b>PITCHER</b>	IP	WLS	BF	H	R	ER	SO	BB	IBB	HBP	BLK	WP	HR	S	P	ERA	WHIP										
49 Glenn Otto, R (1.1) ERA: 5.37	5.1	L	23	7	3	3	5	1	0	0	0	1	1	55	82	5.06	1.500										
46 Brock Burke, L (6.1) ERA: 1.27	1.1		7	1	1	1	2	1	0	1	0	0	0	15	24	6.75	1.500										
19 Dennis Santana, R (7.1) ERA: 4.23	0.1		1	0	0	0	1	0	0	0	0	0	0	3	3	0.00	0.000										
25 José Leclerc, R (8.1) ERA: 4.96	1.0		4	0	0	0	3	1	0	0	0	1	0	10	20	0.00	1.000										

Texas Rangers @ Seattle Mariners  
T-Mobile Park, Seattle, WA  
Mon Jul 25 2022, 7:10 PM - 10:12 PM PDT  
Att: 23,581 - Clear - 80 F

AB 31  
R 4  
H 8  
RBI 3  
BB 3  
SO 11  
LOB 18





Batter	1	2	3	4	5	6	7	8	9	AB	R	H	RBI	BB	SO	LOB	TOP					
2 Marcus Semien, R OBP: 0.300, SLG: 0.397										3	0	0	0	1	1	1						
5 Corey Seager, L OBP: 0.323, SLG: 0.472										3	1	0	0	1	0	2						
28 Jonah Heim, S OBP: 0.280, SLG: 0.464										3	0	0	0	1	2	1						
11 Charlie Culberson, R OBP: 0.296, SLG: 0.287										0	1	0	0	0	0	0						
53 Adolis Garcia, R OBP: 0.296, SLG: 0.473										4	1	2	2	0	0	1						
30 Nathaniel Lowe, L OBP: 0.321, SLG: 0.442										4	0	1	1	0	2	2						
3 Leody Taveras, S OBP: 0.320, SLG: 0.533										3	1	2	0	1	0	0						
56 Kole Calhoun, L OBP: 0.389, SLG: 0.382										2	0	0	0	0	0	1						
15 Nick Solak, R OBP: 0.282, SLG: 0.300										1	0	0	0	0	0	2						
47 Josh Smith, L OBP: 0.320, SLG: 0.272										2	0	1	0	0	0	0						
70 Ezequiel Duran, R OBP: 0.306, SLG: 0.420										2	0	1	1	0	0	2						
20 Meibrys Viloria, L OBP: 0.320, SLG: 0.150										4	0	0	0	0	2	1						
<b>Inning Stats</b>	R: 0 E: 0 K: 1 S: 8	H: 0 LOB: 1 BB: 1 P: 12	R: 0 E: 0 K: 1 S: 7	H: 1 LOB: 0 BB: 0 P: 9	R: 0 E: 0 K: 2 S: 11	H: 1 LOB: 1 BB: 0 P: 15	R: 0 E: 0 K: 2 S: 8	H: 0 LOB: 0 BB: 0 P: 9	R: 0 E: 0 K: 0 S: 5	H: 0 LOB: 0 BB: 0 P: 6	R: 0 E: 0 K: 2 S: 10	H: 0 LOB: 0 BB: 0 P: 16	R: 1 E: 0 K: 0 S: 11	H: 2 LOB: 2 BB: 1 P: 16	R: 2 E: 0 K: 1 S: 15	H: 1 LOB: 2 BB: 2 P: 28	R: 1 E: 0 K: 0 S: 8	H: 2 LOB: 0 BB: 0 P: 12	1B: 5 2B: 2 3B: 0 HR: 0	SF: 0 SAC: 1 DP: 1 HBP: 0	WP: 0 PB: 0 SB: 0 CS: 0	PA: 36
<b>PITCHER</b>	IP: 5.0 WLS: 1 BF: 17 ERA: 3.5	WLS: 5 H: 1 R: 1 ER: 1 SO: 2	H: 2 R: 0 ER: 0 SO: 4	BB: 1 IBB: 0 HBP: 0 BLK: 0	WP: 0 HR: 0 S: 39 P: 51	HR: 0 S: 22 P: 22	ERA: 0.00 WHIP: 0.600	<b>PITCHER</b>	IP: 1.0 WLS: 0 BF: 4 ERA: 1.26	WLS: 4 H: 2 R: 1 ER: 1 SO: 0	H: 2 R: 1 ER: 1 SO: 0	BB: 0 IBB: 0 HBP: 0 BLK: 0	WP: 0 HR: 0 S: 8 P: 12	HR: 0 S: 8 P: 12	ERA: 9.00 WHIP: 2.000							
68 George Kirby, R ERA: 3.5	67 Matt Festa, R ERA: 3.59	30 Ryan Borucki, L ERA: 4.43	56 Penn Murfee, R ERA: 2.41	37 Paul Sewald, R ERA: 2.79	50 Erik Swanson, R ERA: 1.26																	
44 Julio Rodríguez, R OBP: 0.338, SLG: 0.483										4	1	1	1	1	2	1						
23 Ty France, R OBP: 0.382, SLG: 0.480										3	0	0	0	2	0	1						
41 Carlos Santana, S OBP: 0.341, SLG: 0.363										4	0	0	1	0	2	1						
28 Eugenio Suárez, R OBP: 0.337, SLG: 0.431										3	1	1	0	1	2	0						
27 Jesse Winker, L OBP: 0.338, SLG: 0.344										2	0	0	0	2	0	1						
0 Sam Haggerty, S OBP: 0.328, SLG: 0.460										0	0	0	0	0	0	0						
1 Kyle Lewis, R OBP: 0.345, SLG: 0.480										3	0	1	1	0	1	1						
25 Dylan Moore, R OBP: 0.341, SLG: 0.370										0	0	0	0	0	0	0						
13 Abraham Toro, S OBP: 0.239, SLG: 0.322										1	0	0	0	0	0	1						
3 J.P. Crawford, L OBP: 0.340, SLG: 0.376										4	1	2	0	0	0	0						
29 Cal Raleigh, S OBP: 0.285, SLG: 0.474										4	2	2	2	0	1	3						
26 Adam Frazier, L OBP: 0.298, SLG: 0.310										3	0	1	0	0	0	0						
<b>Inning Stats</b>	R: 2 E: 0 K: 1 S: 20	H: 3 LOB: 3 BB: 2 P: 34	R: 0 E: 0 K: 0 S: 9	H: 0 LOB: 0 BB: 0 P: 12	R: 0 E: 0 K: 2 S: 10	H: 1 LOB: 1 BB: 0 P: 16	R: 0 E: 0 K: 1 S: 7	H: 0 LOB: 0 BB: 0 P: 11	R: 0 E: 0 K: 1 S: 8	H: 0 LOB: 0 BB: 0 P: 12	R: 0 E: 0 K: 1 S: 9	H: 0 LOB: 0 BB: 0 P: 10	R: 1 E: 0 K: 1 S: 12	H: 2 LOB: 1 BB: 0 P: 15	R: 0 E: 0 K: 1 S: 9	H: 0 LOB: 2 BB: 1 P: 16	R: 2 E: 0 K: 0 S: 7	H: 2 LOB: 2 BB: 2 P: 11	1B: 5 2B: 2 3B: 0 HR: 2	SF: 1 SAC: 1 DP: 1 HBP: 0	WP: 0 PB: 0 SB: 1 CS: 0	PA: 39
<b>PITCHER</b>	IP: 5.0 WLS: 1 BF: 21 ERA: 4.38	WLS: 8 H: 2 R: 1 ER: 1 SO: 2	H: 4 R: 2 ER: 2 SO: 5	BB: 3 IBB: 0 HBP: 0 BLK: 0	WP: 0 HR: 1 S: 21 P: 25	HR: 1 S: 25 P: 25	ERA: 3.60 WHIP: 1.400	<b>PITCHER</b>	IP: 2.0 WLS: 0 BF: 8 ERA: 1.74	WLS: 2 H: 2 R: 1 ER: 1 SO: 2	H: 2 R: 1 ER: 1 SO: 0	BB: 0 IBB: 0 HBP: 0 BLK: 0	WP: 0 HR: 0 S: 8 P: 12	HR: 0 S: 8 P: 12	ERA: 4.50 WHIP: 1.000							
33 Dane Dunning, R ERA: 4.38	45 Matt Moore, L ERA: 1.74	51 Matt Bush, R ERA: 3.12	59 Brett Martin, L ERA: 3.86																			

Texas Rangers @ Seattle Mariners  
T-Mobile Park, Seattle, WA  
Tue Jul 26 2022, 7:11 PM - 10:07 PM PDT  
Att: 25,837 - Clear - 84 F

AB	31
R	4
H	7
RBI	4
BB	4
SO	7
LOB	13



Texas Rangers @ Seattle Mariners  
T-Mobile Park, Seattle, WA  
Tue Jul 26 2022, 7:11 PM - 10:07 PM PDT  
Att: 25,837 - Clear - 84 F

AB	31
R	5
H	8
RBI	5
BB	6
SO	8
LOB	9





Batter	1	2	3	4	5	6	7	8	9	AB	R	H	RBI	BB	SO	LOB	TOP										
2 Marcus Semien, R (1,4) OBP: 0.297, SLG: 0.393	F9			G5-3		P3		E4		4	0	0	0	0	0	2	<b>Texas Rangers @ Seattle Mariners</b> T-Mobile Park, Seattle, WA Wed Jul 27 2022, 12:41 PM - 3:20 PM PDT Att: 25,509 - Sunny - 77 F										
5 Corey Seager, L (1,6) OBP: 0.320, SLG: 0.467	K			K		G3		P6		4	0	0	0	0	2	3											
28 Jonah Heim, S (1,2) OBP: 0.319, SLG: 0.464	L8			G5-3				P5		4	0	1	1	0	0	2											
53 Adolis Garcia, R (1,9) OBP: 0.298, SLG: 0.472						G4-3				3	1	1	0	1	1	1											
3 Leody Taveras, S (1,8) OBP: 0.383, SLG: 0.523	P2					L3				4	0	1	0	0	0	2											
11 Charlie Culberson, R (1,7) OBP: 0.287, SLG: 0.300										3	0	1	1	0	0	1											
56 Kole Calhoun, L (9,PH) OBP: 0.279, SLG: 0.381	G6-4-3									1	0	0	0	0	0	1											
70 Ezequiel Duran, R (1,5) OBP: 0.303, SLG: 0.405										3	0	0	0	1	2	1											
15 Nick Solak, R (1,10) OBP: 0.275, SLG: 0.292										2	0	0	0	0	1	1											
47 Josh Smith, L (8,PH) OBP: 0.315, SLG: 0.267										2	0	0	0	0	0	2											
38 Elier Hernandez, R (1,3) OBP: 0.278, SLG: 0.389										2	1	1	0	0	0	0											
30 Nathaniel Lowe, L (8,PH) OBP: 0.323, SLG: 0.447										1	0	1	0	0	0	0											
<b>Inning Stats</b>	R: 0 E: 0 K: 1 S: 7	H: 0 LOB: 0 BB: 0 P: 10	R: 0 E: 0 K: 0 S: 9	H: 0 LOB: 0 BB: 1 P: 17	R: 0 E: 0 K: 0 S: 6	H: 0 LOB: 0 BB: 0 P: 8	R: 0 E: 0 K: 1 S: 5	H: 0 LOB: 0 BB: 0 P: 9	R: 1 E: 0 K: 2 S: 9	H: 2 LOB: 1 BB: 0 P: 14	R: 0 E: 0 K: 1 S: 8	H: 0 LOB: 0 BB: 0 P: 12	R: 0 E: 1 K: 0 S: 11	H: 1 LOB: 2 BB: 1 P: 19	R: 0 E: 0 K: 1 S: 13	H: 1 LOB: 2 BB: 1 P: 18	1B: 2 2B: 4 3B: 0 HR: 0	SF: 0 SAC: 0 DP: 1 HBP: 0	WP: 0 PB: 0 SB: 1 CS: 0	PA: 35							
<b>PITCHER</b>	IP	WLS	BF	H	R	ER	SO	BB	IBB	HBP	BLK	WP	HR	S	P	ERA	WHIP										
7 Marco Gonzales, L (1,1) ERA: 3.66	7.0	W	25	4	2	2	5	1	0	0	0	0	0	56	88	2.57	0.714										
50 Erik Swanson, R (8,1) ERA: 1.24	0.1	H	3	1	0	0	0	0	0	0	0	0	0	6	10	0.00	3.000										
Andrés Muñoz, R (8,1) ERA: 2.72	0.2	H	2	0	0	0	0	0	0	0	0	0	0	5	9	0.00	0.000										
67 Matt Festa, R (9,1) ERA: 3.45	1.0	S	5	1	0	0	1	1	0	0	0	0	0	13	18	0.00	2.000										

AB	33
R	2
H	6
RBI	2
BB	2
SO	6
LOB	16



Batter	1	2	3	4	5	6	7	8	9	AB	R	H	RBI	BB	SO	LOB	BOTTOM										
44 Julio Rodríguez, R (1,8) OBP: 0.337, SLG: 0.489	L4					G4-3				4	1	1	3	0	1	2	<b>Texas Rangers @ Seattle Mariners</b> T-Mobile Park, Seattle, WA Wed Jul 27 2022, 12:41 PM - 3:20 PM PDT Att: 25,509 - Sunny - 77 F										
27 Jesse Winker, L (1,7) OBP: 0.337, SLG: 0.341										3	0	0	0	1	2	0											
25 Dylan Moore, R (8,7) OBP: 0.341, SLG: 0.370										0	0	0	0	0	0	0											
1 Kyle Lewis, R (1,10) OBP: 0.333, SLG: 0.429										3	0	0	0	1	3	1											
41 Carlos Santana, S (1,3) OBP: 0.337, SLG: 0.357										4	0	0	0	0	0	2											
28 Eugenio Suárez, R (1,5) OBP: 0.333, SLG: 0.426										4	0	0	0	0	1	1											
3 J.P. Crawford, L (1,6) OBP: 0.345, SLG: 0.378										3	1	2	0	1	0	1											
26 Adam Frazier, L (1,4) OBP: 0.297, SLG: 0.309										4	0	1	0	0	0	2											
22 Luis Torrens, R (1,2) OBP: 0.268, SLG: 0.231										2	0	0	0	0	2	3											
29 Cal Raleigh, S (7,PH) OBP: 0.298, SLG: 0.474										0	1	0	0	1	0	0											
0 Sam Haggerty, S (1,9) OBP: 0.343, SLG: 0.500										3	1	2	1	0	0	0											
<b>Inning Stats</b>	R: 0 E: 0 K: 1 S: 11	H: 3 LOB: 1 BB: 1 P: 18	R: 1 E: 0 K: 2 S: 14	H: 3 LOB: 2 BB: 0 P: 21	R: 0 E: 0 K: 2 S: 8	H: 0 LOB: 0 BB: 0 P: 8	R: 0 E: 0 K: 1 S: 7	H: 0 LOB: 0 BB: 0 P: 12	R: 0 E: 0 K: 1 S: 7	H: 0 LOB: 0 BB: 0 P: 10	R: 0 E: 0 K: 1 S: 11	H: 0 LOB: 1 BB: 1 P: 16	R: 3 E: 0 K: 1 S: 11	H: 2 LOB: 0 BB: 1 P: 21	R: 0 E: 0 K: 0 S: 8	H: 1 LOB: 1 BB: 0 P: 11	1B: 3 2B: 2 3B: 0 HR: 1	SF: 0 SAC: 0 DP: 0 HBP: 0	WP: 0 PB: 0 SB: 1 CS: 0	PA: 34							
<b>PITCHER</b>	IP	WLS	BF	H	R	ER	SO	BB	IBB	HBP	BLK	WP	HR	S	P	ERA	WHIP										
22 Jon Gray, R (1,1) ERA: 3.62	6.1	L	28	5	4	4	8	4	0	0	0	0	0	1	65	9.9	1.421										
59 Brett Martin, L (7,1) ERA: 3.78	0.2		2	0	0	0	1	0	0	0	0	0	0	4	7	0.00	0.000										
72 Jonathan Hernández, R (8,1) ERA:	1.0		4	1	0	0	0	0	0	0	0	0	0	8	11	0.00	1.000										

AB	30
R	4
H	6
RBI	4
BB	4
SO	9
LOB	12

















Batter	1	2	3	4	5	6	7	8	9	AB	R	H	RBI	BB	SO	LOB	TOP								
2 Marcus Semien, R OBP: 0.301, SLG: 0.404										3	1	1	0	1	1	0									
3 Leody Taveras, S OBP: 0.288, SLG: 0.488										3	1	1	0	1	1	1									
28 Jonah Heim, S OBP: 0.327, SLG: 0.459										3	1	0	0	1	1	2									
30 Nathaniel Lowe, L OBP: 0.321, SLG: 0.453										4	0	1	1	0	2	2									
53 Adolis Garcia, R OBP: 0.295, SLG: 0.460										2	1	0	0	2	1	1									
70 Ezequiel Duran, R OBP: 0.286, SLG: 0.384										4	0	1	3	0	3	1									
56 Kole Calhoun, L OBP: 0.273, SLG: 0.370										4	0	0	0	0	3	1									
11 Charlie Culberson, R OBP: 0.286, SLG: 0.309										2	1	1	0	0	1	0									
47 Josh Smith, L OBP: 0.333, SLG: 0.283										2	0	0	0	0	1	1									
38 Elier Hernandez, R OBP: 0.241, SLG: 0.296										1	0	0	1	0	0	0									
20 Meibrys Vioria, L OBP: 0.333, SLG: 0.292										1	0	0	0	0	1	0									
15 Nick Solak, R OBP: 0.293, SLG: 0.301										0	0	0	0	0	0	0									
<b>Inning Stats</b>	R: 1 H: 1 E: 0 K: 1 S: 12	H: 1 BB: 1 P: 23	R: 0 H: 0 E: 0 K: 3 S: 9	LOB: 0 BB: 0 P: 9	R: 0 H: 1 E: 0 K: 0 S: 11	LOB: 1 BB: 1 P: 19	R: 0 H: 0 E: 0 K: 2 S: 7	LOB: 0 BB: 0 P: 10	R: 1 H: 1 E: 1 K: 2 S: 12	H: 1 LOB: 0 BB: 0 P: 14	R: 0 H: 0 E: 0 K: 2 S: 10	LOB: 0 BB: 0 P: 15	R: 0 H: 0 E: 0 K: 2 S: 10	LOB: 0 BB: 1 P: 15	R: 0 H: 0 E: 0 K: 2 S: 8	LOB: 0 BB: 0 P: 14	R: 3 H: 2 E: 0 K: 1 S: 13	H: 2 LOB: 1 BB: 2 P: 26	1B: 3 2B: 3 3B: 0 HR: 0	SF: 1 SAC: 0 DP: 1 HBP: 0	WP: 0 PB: 0 SB: 1 CS: 1	PA: 35			
<b>PITCHER</b>	IP	WLS	BF	H	R	ER	SO	BB	IBB	HBP	BLK	WP	HR	S	P	ERA	WHIP								
48 Reid Detmers, L ERA: 3.62	7.0		25	3	2	1	12	3	0	0	0	0	0	71	105	1.29	0.857								
52 Ryan Tepera, R ERA: 4.29	1.0		3	0	0	0	2	0	0	0	0	0	0	8	14	0.00	0.000								
65 José Quijada, L ERA: 3.32	0.1	L	4	1	3	3	1	2	0	0	0	0	0	6	17	81.00	9.000								
32 Raisel Iglesias, R ERA: 4.04	0.2		3	1	0	0	0	0	0	0	0	0	0	7	9	0.00	1.500								
<b>Batter</b>	<b>1</b>	<b>2</b>	<b>3</b>	<b>4</b>	<b>5</b>	<b>6</b>	<b>7</b>	<b>8</b>	<b>9</b>	<b>AB</b>	<b>R</b>	<b>H</b>	<b>RBI</b>	<b>BB</b>	<b>SO</b>	<b>LOB</b>	<b>BOTTOM</b>								
37 Magneuris Sierra, L OBP: 0.200, SLG: 0.143										3	0	0	0	0	0	2									
3 Taylor Ward, R OBP: 0.370, SLG: 0.466										1	0	1	0	0	0	0									
17 Shohel Ohtani, L OBP: 0.352, SLG: 0.495										2	1	2	0	2	0	0									
2 Luis Rengifo, S OBP: 0.320, SLG: 0.413										4	0	1	1	0	1	4									
20 Jared Walsh, L OBP: 0.277, SLG: 0.402										3	0	0	0	1	1	2									
33 Max Stassi, R OBP: 0.305, SLG: 0.343										4	1	1	0	0	3	1									
16 Brandon Marsh, L OBP: 0.284, SLG: 0.353										4	0	2	0	0	1	1									
10 Dillon Thomas, L OBP: 0.286, SLG: 0.091										3	0	1	0	1	0	1									
14 Phil Gosselin, R OBP: 0.235, SLG: 0.229										4	0	0	0	0	2	5									
4 Andrew Velazquez, S OBP: 0.219, SLG: 0.264										2	0	0	1	0	0	2									
7 Jo Adell, R OBP: 0.250, SLG: 0.350										1	0	0	0	0	1	0									
<b>Inning Stats</b>	R: 1 H: 2 E: 0 K: 0 S: 9	H: 2 LOB: 0 BB: 0 P: 14	R: 1 H: 2 E: 0 K: 0 S: 11	H: 2 LOB: 2 BB: 1 P: 17	R: 0 H: 0 E: 0 K: 1 S: 9	LOB: 0 BB: 1 P: 17	R: 0 H: 2 E: 0 K: 2 S: 10	LOB: 2 BB: 0 P: 15	R: 0 H: 1 E: 0 K: 0 S: 6	H: 1 LOB: 2 BB: 1 P: 11	R: 0 H: 0 E: 0 K: 1 S: 6	LOB: 0 BB: 1 P: 11	R: 0 H: 1 E: 0 K: 1 S: 12	LOB: 2 BB: 1 P: 21	R: 0 H: 0 E: 0 K: 3 S: 9	LOB: 0 BB: 0 P: 13	R: 0 H: 0 E: 0 K: 1 S: 7	H: 0 LOB: 0 BB: 0 P: 14	1B: 7 2B: 0 3B: 1 HR: 0	SF: 1 SAC: 0 DP: 2 HBP: 0	WP: 0 PB: 0 SB: 0 CS: 1	PA: 36			
<b>PITCHER</b>	IP	WLS	BF	H	R	ER	SO	BB	IBB	HBP	BLK	WP	HR	S	P	ERA	WHIP								
33 Dane Dunning, R ERA: 4.3	6.0		25	7	2	2	4	3	0	0	0	0	0	51	84	3.00	1.667								
46 Brock Burke, L ERA: 1.17	2.0	W	8	1	0	0	4	1	0	0	0	0	0	21	34	0.00	1.000								
72 Jonathan Hernández, R ERA:	1.0	S	3	0	0	0	1	0	0	0	0	0	0	7	14	0.00	0.000								

**Texas Rangers @ Los Angeles Angels**  
 Angel Stadium, Anaheim, CA  
 Sun Jul 31 2022, 1:08 PM - 4:03 PM PDT  
 Att: 29,257 - Cloudy - 82 F

AB	29
R	5
H	5
RBI	5
BB	5
SO	15
LOB	9



**Texas Rangers @ Los Angeles Angels**  
 Angel Stadium, Anaheim, CA  
 Sun Jul 31 2022, 1:08 PM - 4:03 PM PDT  
 Att: 29,257 - Cloudy - 82 F

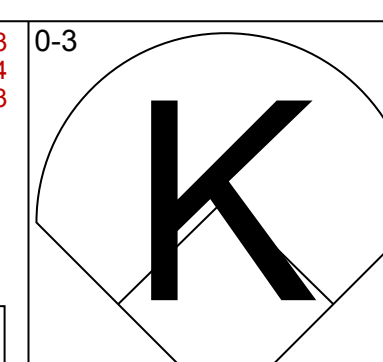
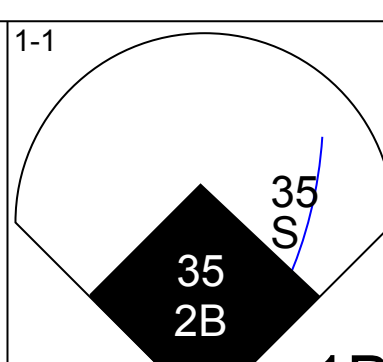
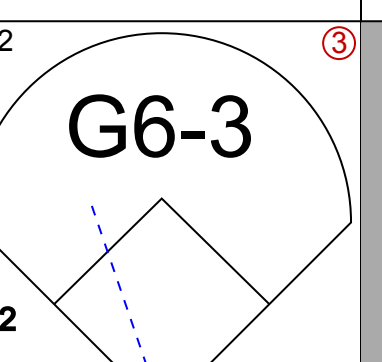
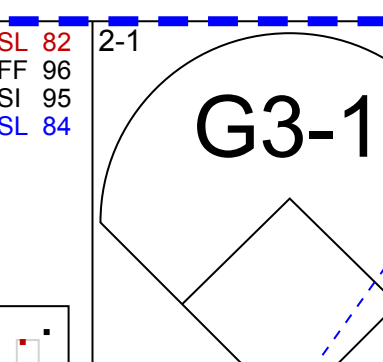
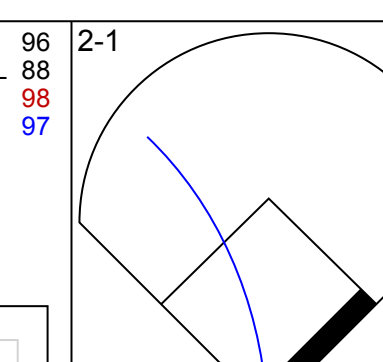
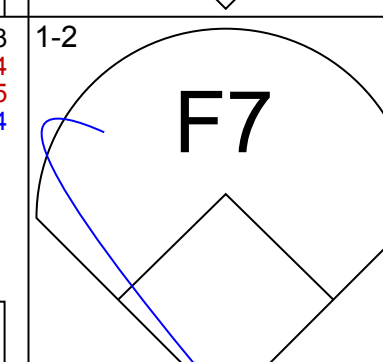
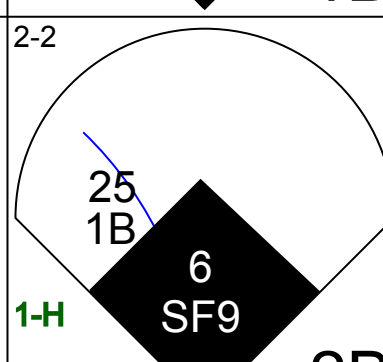
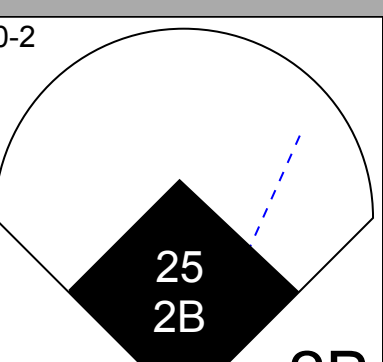
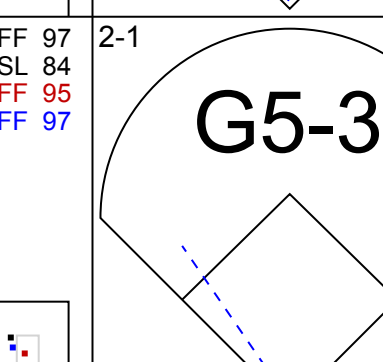
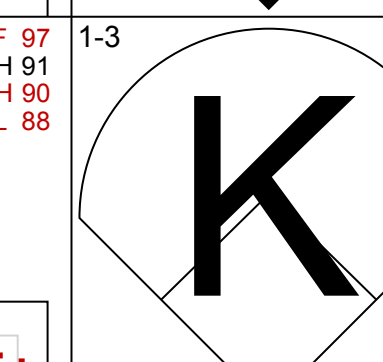
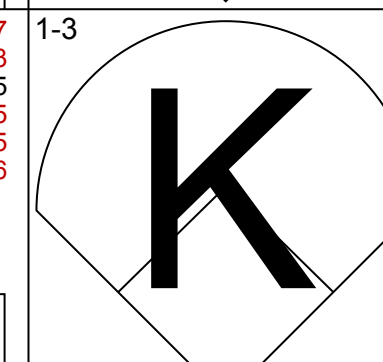
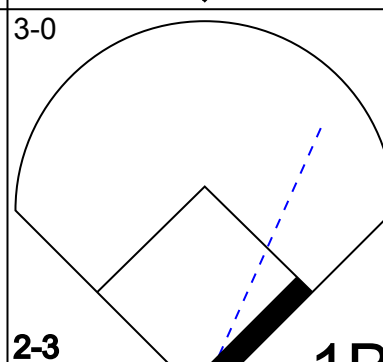
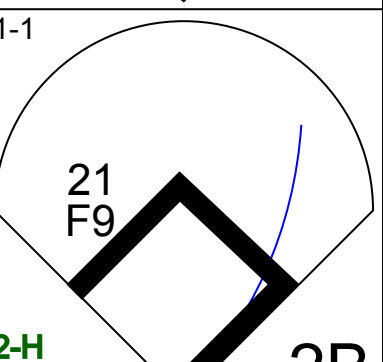
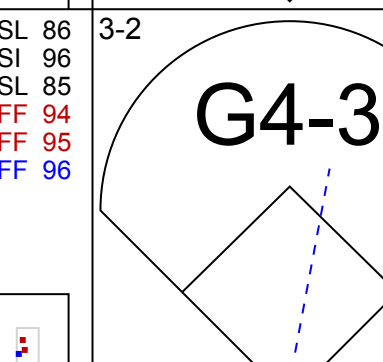
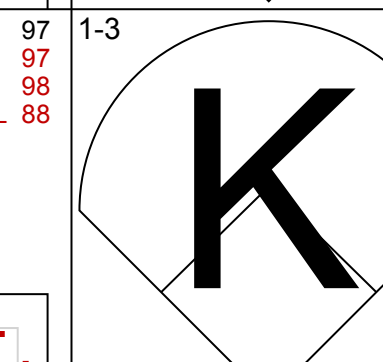
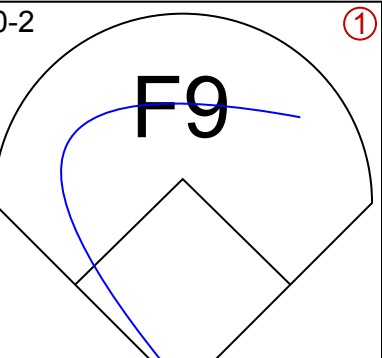
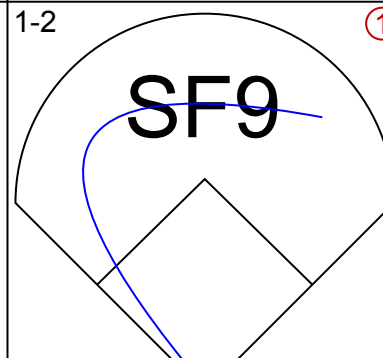
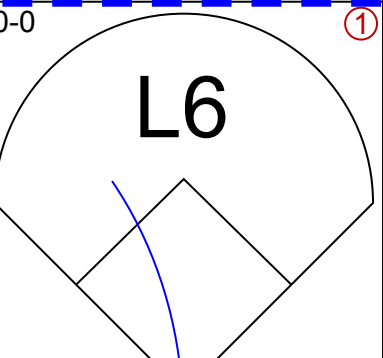
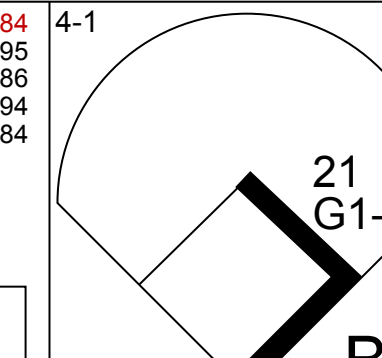
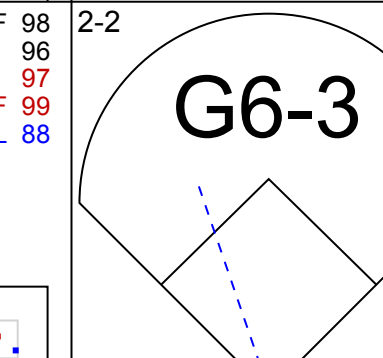

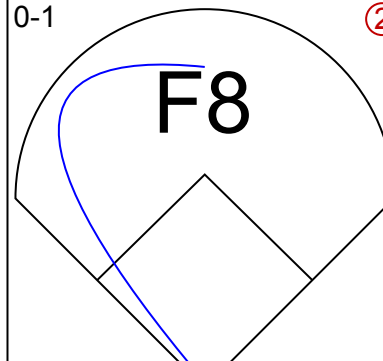
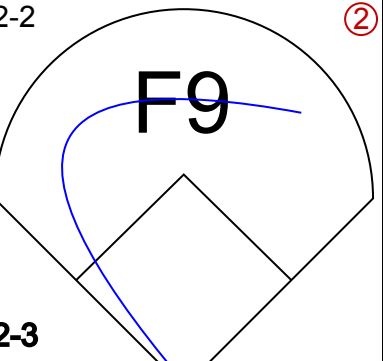
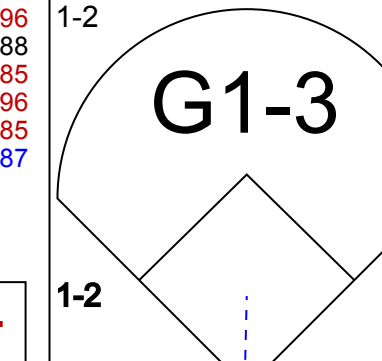

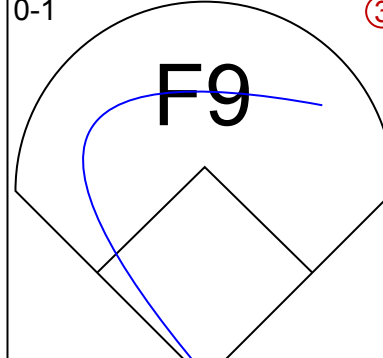
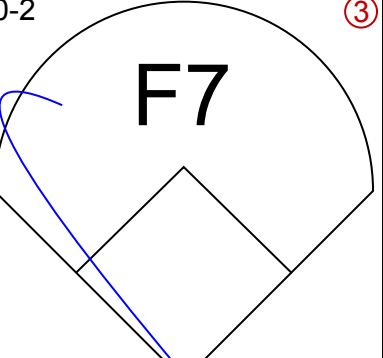
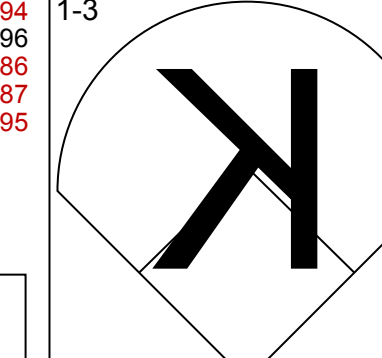
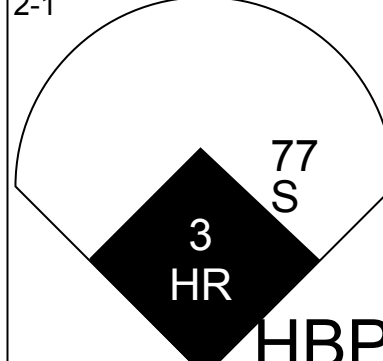
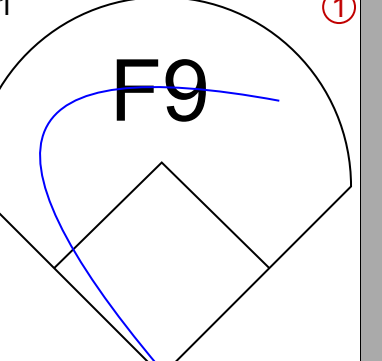

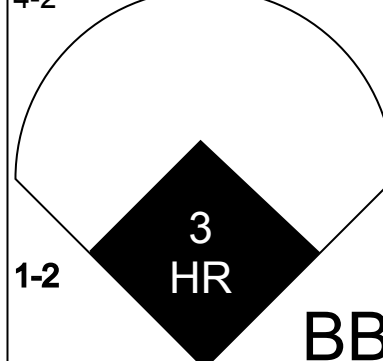
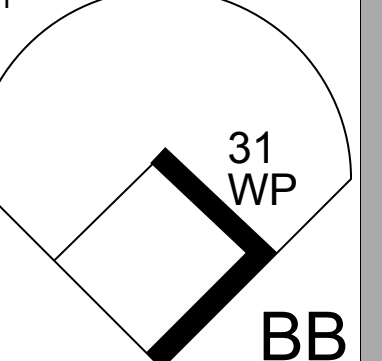

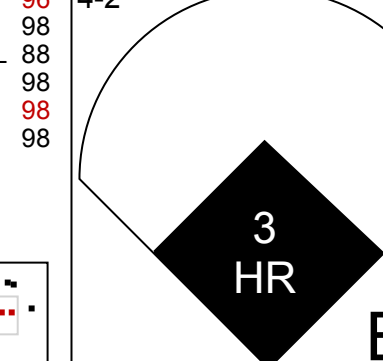
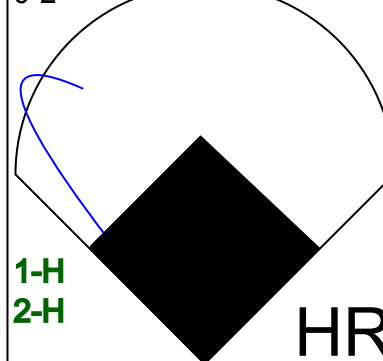
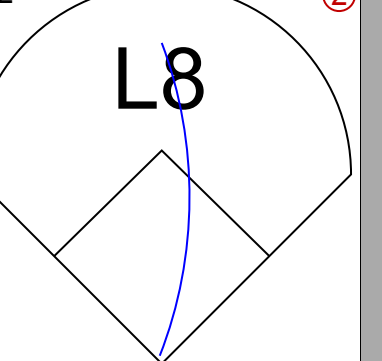

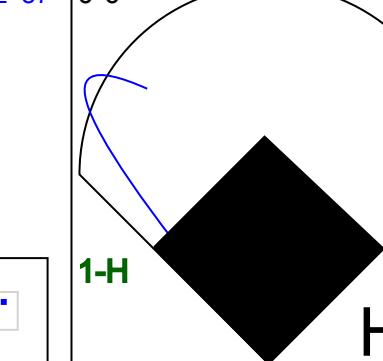
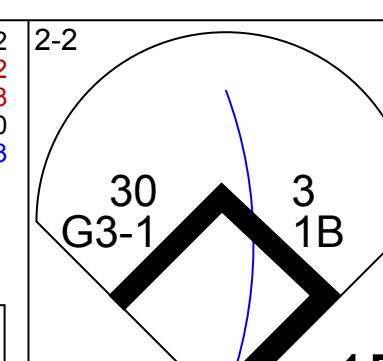
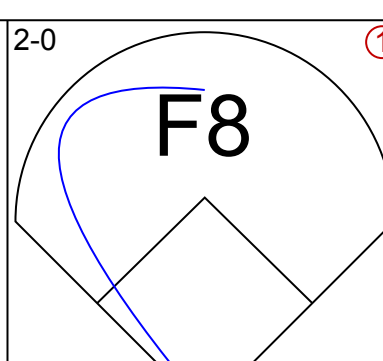
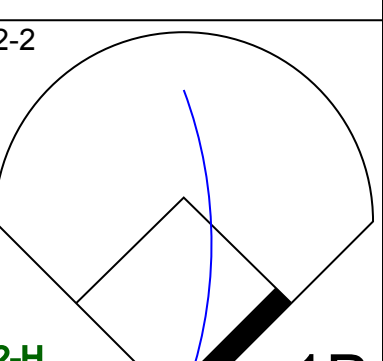
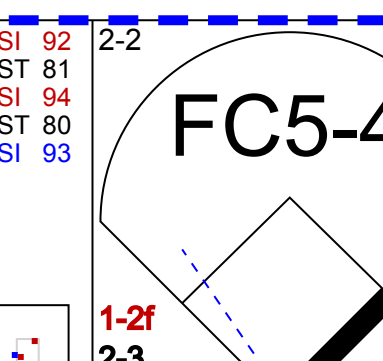
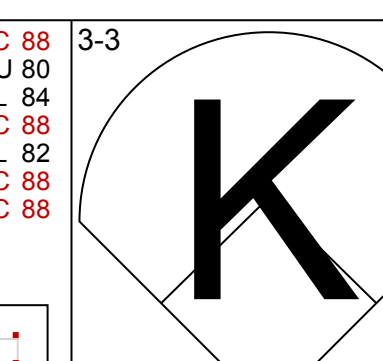
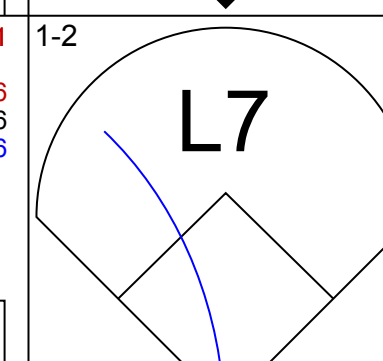
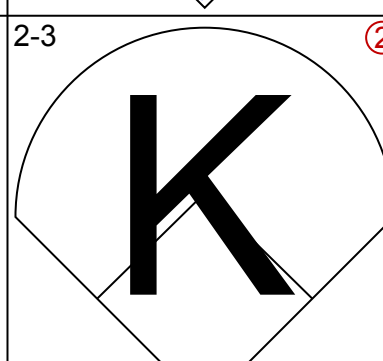
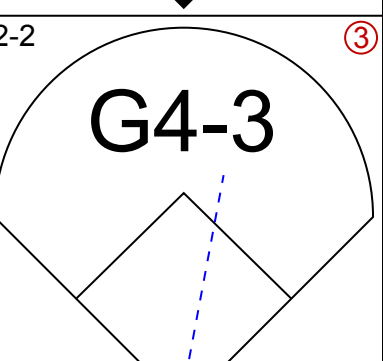
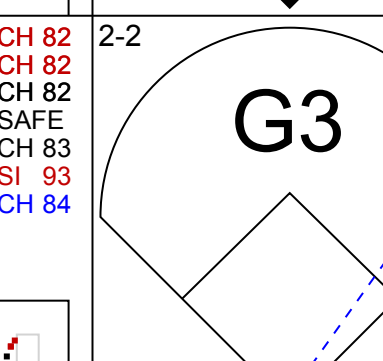
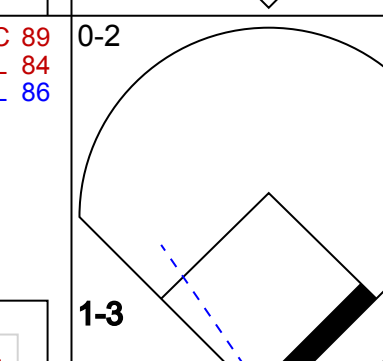
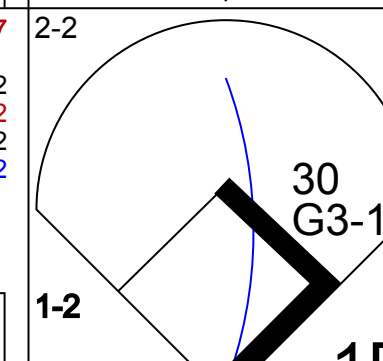
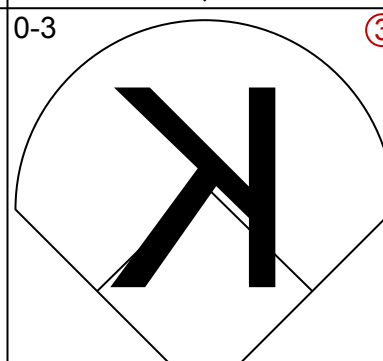

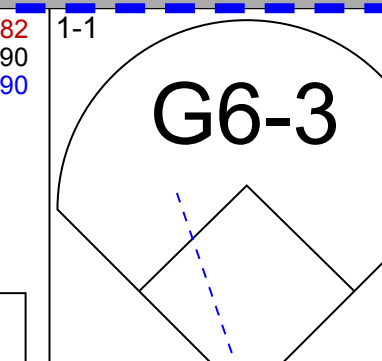
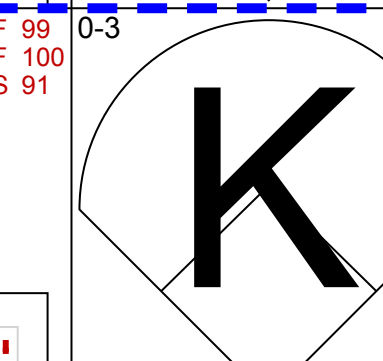
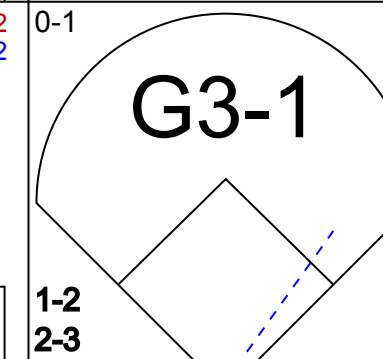



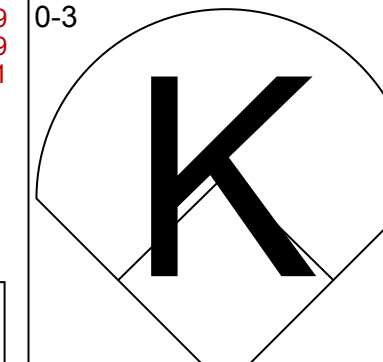




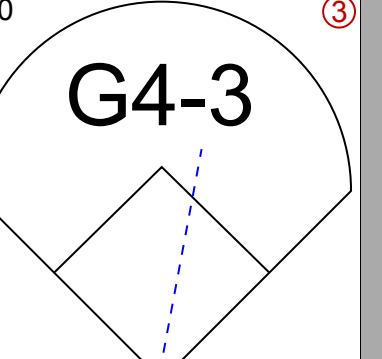




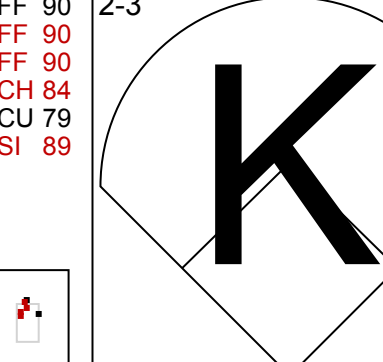
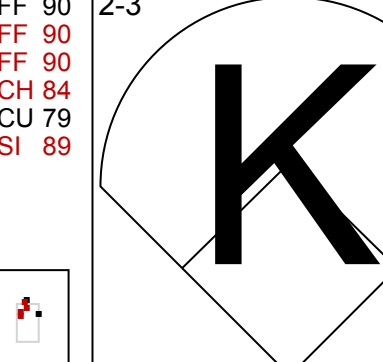
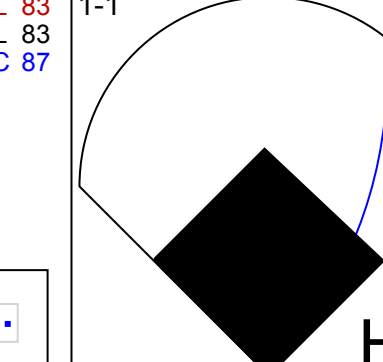

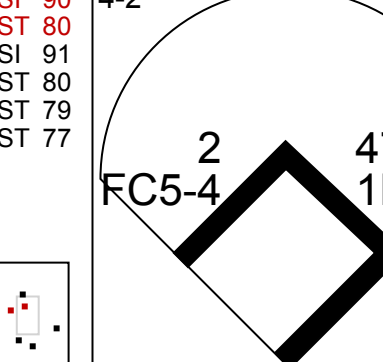
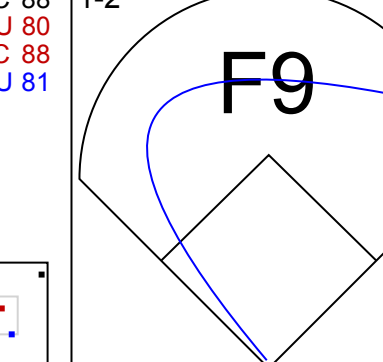
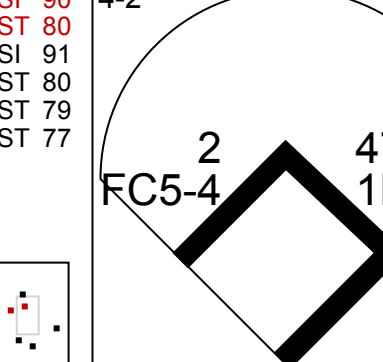
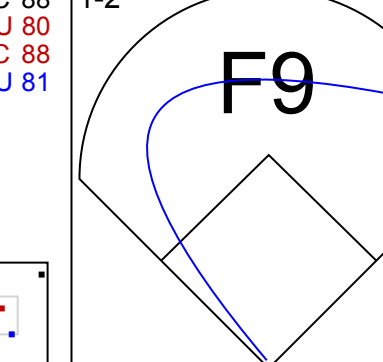
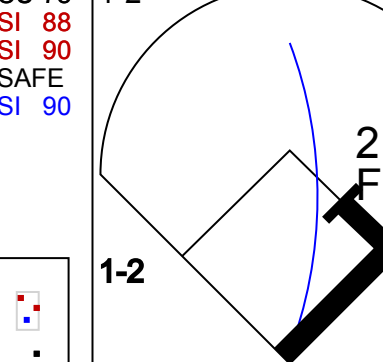
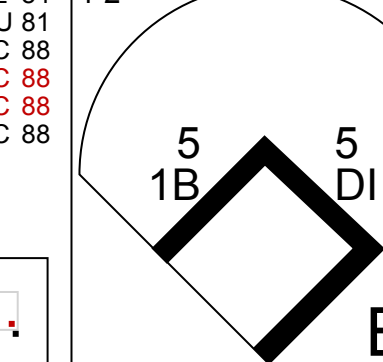
AB	31
R	2
H	8
RBI	2
BB	4
SO	9
LOB	18









Batter	1	2	3	4	5	6	7	8	9	AB	R	H	RBI	BB	SO	LOB	TOP						
31 Cedric Mullins, L (1,8) OBP: 0.321, SLG: 0.390										5	1	2	0	0	1	1							
35 Adley Rutschman, S (1,2) OBP: 0.348, SLG: 0.450										5	2	2	1	0	1	1							
25 Anthony Santander, S (1,7) OBP: 0.342, SLG: 0.458 84 Yussniel Diaz, R (9,PH) (9,9)										4	0	2	1	0	1	0							
6 Ryan Mountcastle, R (1,3) OBP: 0.295, SLG: 0.436										3	0	0	1	1	0	2							
21 Austin Hays, R (1,9) OBP: 0.317, SLG: 0.429 26 Ryan McKenna, R (9,7) OBP: 0.297, SLG: 0.333										4	0	0	0	0	1	3							
12 Rounge Odor, L (1,4) OBP: 0.293, SLG: 0.369										4	0	0	0	0	1	3							
29 Ramón Urias, R (1,5) OBP: 0.298, SLG: 0.429										3	1	0	0	0	1	1							
77 Terrin Vavra, L (1,10) OBP: 0.538, SLG: 0.250										1	2	1	0	3	0	0							
3 Jorge Mateo, R (1,6) OBP: 0.264, SLG: 0.392										4	2	2	5	0	1	2							
<b>Inning Stats</b>	R: 0 E: 0 K: 2 S: 11	H: 0 LOB: 0 BB: 0 P: 13	R: 0 E: 0 K: 1 S: 9	H: 0 LOB: 0 BB: 0 P: 12	R: 5 E: 0 K: 0 S: 22	H: 4 LOB: 1 BB: 1 P: 35	R: 0 E: 0 K: 0 S: 9	H: 0 LOB: 1 BB: 1 P: 15	R: 1 E: 0 K: 0 S: 15	H: 2 LOB: 1 BB: 0 P: 18	R: 0 E: 0 K: 2 S: 8	H: 1 LOB: 0 BB: 0 P: 11	R: 0 E: 0 K: 0 S: 7	H: 0 LOB: 1 BB: 0 P: 14	R: 0 E: 0 K: 1 S: 12	H: 0 LOB: 1 BB: 1 P: 19	R: 2 E: 0 K: 2 S: 14	H: 2 LOB: 1 BB: 1 P: 24	1B: 4 2B: 3 3B: 0 HR: 2	SF: 1 SAC: 0 DP: 0 HBP: 0	WP: 1 PB: 0 SB: 2 CS: 1	PA: 40	
<b>PITCHER</b>	IP WLS BF H R ER SO BB IBB HBP BLK WP HR S P ERA WHIP	IP WLS BF H R ER SO BB IBB HBP BLK WP HR S P ERA WHIP	IP WLS BF H R ER SO BB IBB HBP BLK WP HR S P ERA WHIP	IP WLS BF H R ER SO BB IBB HBP BLK WP HR S P ERA WHIP	IP WLS BF H R ER SO BB IBB HBP BLK WP HR S P ERA WHIP	IP WLS BF H R ER SO BB IBB HBP BLK WP HR S P ERA WHIP	IP WLS BF H R ER SO BB IBB HBP BLK WP HR S P ERA WHIP	IP WLS BF H R ER SO BB IBB HBP BLK WP HR S P ERA WHIP	IP WLS BF H R ER SO BB IBB HBP BLK WP HR S P ERA WHIP	IP WLS BF H R ER SO BB IBB HBP BLK WP HR S P ERA WHIP	IP WLS BF H R ER SO BB IBB HBP BLK WP HR S P ERA WHIP	IP WLS BF H R ER SO BB IBB HBP BLK WP HR S P ERA WHIP	IP WLS BF H R ER SO BB IBB HBP BLK WP HR S P ERA WHIP	IP WLS BF H R ER SO BB IBB HBP BLK WP HR S P ERA WHIP	IP WLS BF H R ER SO BB IBB HBP BLK WP HR S P ERA WHIP	IP WLS BF H R ER SO BB IBB HBP BLK WP HR S P ERA WHIP	IP WLS BF H R ER SO BB IBB HBP BLK WP HR S P ERA WHIP	IP WLS BF H R ER SO BB IBB HBP BLK WP HR S P ERA WHIP	IP WLS BF H R ER SO BB IBB HBP BLK WP HR S P ERA WHIP	IP WLS BF H R ER SO BB IBB HBP BLK WP HR S P ERA WHIP	IP WLS BF H R ER SO BB IBB HBP BLK WP HR S P ERA WHIP	IP WLS BF H R ER SO BB IBB HBP BLK WP HR S P ERA WHIP	IP WLS BF H R ER SO BB IBB HBP BLK WP HR S P ERA WHIP
31 Spencer Howard, R (1,1) ERA: 6.82	4.0	L	21	6	6	6	3	2	0	0	1	0	0	0	0	0	1	1	56	81	13.50	2.000	
66 Josh Sborz, R (5,1) ERA: 6.75	2.0	6	1	0	0	2	0	0	0	0	0	0	0	0	18	23	0.00	0.500					
52 Taylor Hearn, L (7,1) ERA: 5.35	2.0	7	0	0	0	1	1	0	0	0	0	0	0	19	33	0.00	0.500						
19 Dennis Santana, R (9,1) ERA: 5.09	1.0	6	2	2	2	2	1	0	0	0	0	1	14	24	18.00	3.000							
<b>Batter</b>	<b>1</b>	<b>2</b>	<b>3</b>	<b>4</b>	<b>5</b>	<b>6</b>	<b>7</b>	<b>8</b>	<b>9</b>	<b>AB</b>	<b>R</b>	<b>H</b>	<b>RBI</b>	<b>BB</b>	<b>SO</b>	<b>LOB</b>	<b>BOTTOM</b>						
2 Marcus Semien, R (1,6) OBP: 0.299, SLG: 0.400										5	0	2	1	0	1	3							
5 Corey Seager, L (1,10) OBP: 0.322, SLG: 0.476										5	0	1	0	0	1	4							
3 Leody Taveras, S (1,8) OBP: 0.359, SLG: 0.470										5	0	1	0	0	3	2							
30 Nathaniel Lowe, L (1,3) OBP: 0.327, SLG: 0.457										4	0	2	0	0	0	2							
70 Ezequiel Duran, R (1,4) OBP: 0.277, SLG: 0.368										4	0	0	0	0	1	4							
56 Kole Calhoun, L (1,9) OBP: 0.289, SLG: 0.363 53 Adolis Garcia, R (8,PH) (9,9)										3	0	0	0	0	1	1							
20 Meibrys Viloria, L (1,2) OBP: 0.382, SLG: 0.500										4	2	3	1	0	1	0							
15 Nick Solak, R (1,7) OBP: 0.299, SLG: 0.338										3	0	0	0	1	0	2							
47 Josh Smith, L (1,5) OBP: 0.333, SLG: 0.280										3	0	1	0	1	1	2							
<b>Inning Stats</b>	R: 0 E: 0 K: 1 S: 14	H: 2 LOB: 2 BB: 0 P: 19	R: 0 E: 0 K: 2 S: 12	H: 1 LOB: 1 BB: 0 P: 20	R: 0 E: 0 K: 2 S: 7	H: 0 LOB: 0 BB: 0 P: 11	R: 0 E: 0 K: 0 S: 5	H: 0 LOB: 0 BB: 0 P: 5	R: 1 E: 0 K: 0 S: 16	H: 2 LOB: 1 BB: 0 P: 22	R: 0 E: 0 K: 1 S: 10	H: 1 LOB: 1 BB: 0 P: 17	R: 0 E: 0 K: 1 S: 16	H: 1 LOB: 2 BB: 1 P: 27	R: 0 E: 0 K: 1 S: 10	H: 1 LOB: 0 BB: 0 P: 12	R: 1 E: 0 K: 2 S: 17	H: 2 LOB: 2 BB: 1 P: 26	1B: 8 2B: 1 3B: 0 HR: 1	SF: 0 SAC: 0 DP: 0 HBP: 0	WP: 0 PB: 0 SB: 0 CS: 0	PA: 39	
<b>PITCHER</b>	IP WLS BF H R ER SO BB IBB HBP BLK WP HR S P ERA WHIP	IP WLS BF H R ER SO BB IBB HBP BLK WP HR S P ERA WHIP	IP WLS BF H R ER SO BB IBB HBP BLK WP HR S P ERA WHIP	IP WLS BF H R ER SO BB IBB HBP BLK WP HR S P ERA WHIP	IP WLS BF H R ER SO BB IBB HBP BLK WP HR S P ERA WHIP	IP WLS BF H R ER SO BB IBB HBP BLK WP HR S P ERA WHIP	IP WLS BF H R ER SO BB IBB HBP BLK WP HR S P ERA WHIP	IP WLS BF H R ER SO BB IBB HBP BLK WP HR S P ERA WHIP	IP WLS BF H R ER SO BB IBB HBP BLK WP HR S P ERA WHIP	IP WLS BF H R ER SO BB IBB HBP BLK WP HR S P ERA WHIP	IP WLS BF H R ER SO BB IBB HBP BLK WP HR S P ERA WHIP	IP WLS BF H R ER SO BB IBB HBP BLK WP HR S P ERA WHIP	IP WLS BF H R ER SO BB IBB HBP BLK WP HR S P ERA WHIP	IP WLS BF H R ER SO BB IBB HBP BLK WP HR S P ERA WHIP	IP WLS BF H R ER SO BB IBB HBP BLK WP HR S P ERA WHIP	IP WLS BF H R ER SO BB IBB HBP BLK WP HR S P ERA WHIP	IP WLS BF H R ER SO BB IBB HBP BLK WP HR S P ERA WHIP	IP WLS BF H R ER SO BB IBB HBP BLK WP HR S P ERA WHIP	IP WLS BF H R ER SO BB IBB HBP BLK WP HR S P ERA WHIP	IP WLS BF H R ER SO BB IBB HBP BLK WP HR S P ERA WHIP	IP WLS BF H R ER SO BB IBB HBP BLK WP HR S P ERA WHIP	IP WLS BF H R ER SO BB IBB HBP BLK WP HR S P ERA WHIP	IP WLS BF H R ER SO BB IBB HBP BLK WP HR S P ERA WHIP
28 Jordan Lyles, R (1,1) ERA: 4.4	6.1	W	27	7	1	1	7	1	0	0	0	0	0	0	7	11	0.00	0.000					
55 Dillon Tate, R (7,1) ERA: 2.19	0.2	2	0	0	0	0	0	0	0	0	0	0	0	0	7	11	0.00	0.000					
79 Nick Vespi, L (8,1) ERA: 4.5	1.2	9	3	1	1	2	1	0	0	0	1	24	35	5.40	2.400								
74 Félix Bautista, R (9,1) ERA: 1.65	0.1	1	0	0	0	1	0	0	0	0	0	0	3	3	0.00	0.000							

Baltimore Orioles @ Texas Rangers  
Globe Life Field, Arlington, TX  
Tue Aug 02 2022, 7:09 PM - 10:26 PM CDT  
Att: 21,622 - Roof Closed - 75 F

AB 34  
R 8  
H 9  
RBI 8  
BB 4  
SO 8  
LOB 14



Baltimore Orioles @ Texas Rangers  
Globe Life Field, Arlington, TX  
Tue Aug 02 2022, 7:09 PM - 10:26 PM CDT  
Att: 21,622 - Roof Closed - 75 F

AB 37  
R 2  
H 10  
RBI 2  
BB 2  
SO 10  
LOB 21









Batter	1	2	3	4	5	6	7	8	9	AB	R	H	RBI	BB	SO	LOB	TOP				
7 Tim Anderson, R (1, 6) OBP: 0.347, SLG: 0.404	G6-3	FC5-4		K			K		K	5	0	0	0	0	3	1					
88 Luis Robert Jr., R (1, 10) OBP: 0.338, SLG: 0.460	1B		BB				K		K	3	1	1	0	2	2	0					
Eloy Jiménez, R (1, 7) OBP: 0.313, SLG: 0.449	K		G3					P3		4	0	0	0	0	1	3					
79 José Abreu, R (1, 3) OBP: 0.383, SLG: 0.477	1B		E9				G6-4-3			3	1	1	0	1	0	2					
25 Andrew Vaughn, R (1, 9) OBP: 0.349, SLG: 0.461	1B		FC1					F9		3	0	1	1	1	0	2					
10 Yván Moncada, S (1, 5)	P3		F4				K			4	0	1	1	0	1	6					
18 AJ Pollock, R (1, 8)			F9				FC6-4			3	0	1	0	1	0	3					
24 Yasmani Grandal, S (1, 2)			K				G5-3			3	0	0	0	1	1	4					
Josh Harrison, R (1, 4) OBP: 0.307, SLG: 0.376			P2				G6-4-3			3	0	0	0	0	1	2					
32 Gavin Sheets, L (9, PH) OBP: 0.289, SLG: 0.391							K		G5-3	1	0	0	0	0	0	0					
<b>Inning Stats</b>	R: 0 E: 0 K: 1 S: 14	H: 2 LOB: 3 BB: 1 P: 26	R: 0 E: 0 K: 1 S: 11	H: 1 LOB: 1 BB: 0 P: 16	R: 1 E: 1 K: 0 S: 12	H: 0 LOB: 2 BB: 1 P: 21	R: 0 E: 0 K: 1 S: 10	H: 0 LOB: 0 BB: 1 P: 16	R: 0 E: 0 K: 0 S: 8	H: 1 LOB: 1 BB: 0 P: 14	R: 0 E: 0 K: 3 S: 15	H: 0 LOB: 0 BB: 0 P: 20	R: 1 E: 0 K: 0 S: 12	H: 1 LOB: 2 BB: 2 P: 26	R: 0 E: 0 K: 2 S: 9	H: 0 LOB: 0 BB: 0 P: 12	1B: 4 2B: 0 3B: 1 HR: 0	SF: 0 SAC: 0 DP: 2 HBP: 0	WP: 0 PB: 0 SB: 0 CS: 0	PA: 38	
<b>PITCHER</b>	IP WLS BF H R ER SO BB IBB HBP BLK WP HR S P ERA WHIP	IP WLS BF H R ER SO BB IBB HBP BLK WP HR S P ERA WHIP	IP WLS BF H R ER SO BB IBB HBP BLK WP HR S P ERA WHIP	IP WLS BF H R ER SO BB IBB HBP BLK WP HR S P ERA WHIP	IP WLS BF H R ER SO BB IBB HBP BLK WP HR S P ERA WHIP	IP WLS BF H R ER SO BB IBB HBP BLK WP HR S P ERA WHIP	IP WLS BF H R ER SO BB IBB HBP BLK WP HR S P ERA WHIP	IP WLS BF H R ER SO BB IBB HBP BLK WP HR S P ERA WHIP	IP WLS BF H R ER SO BB IBB HBP BLK WP HR S P ERA WHIP	IP WLS BF H R ER SO BB IBB HBP BLK WP HR S P ERA WHIP	IP WLS BF H R ER SO BB IBB HBP BLK WP HR S P ERA WHIP	IP WLS BF H R ER SO BB IBB HBP BLK WP HR S P ERA WHIP	IP WLS BF H R ER SO BB IBB HBP BLK WP HR S P ERA WHIP	IP WLS BF H R ER SO BB IBB HBP BLK WP HR S P ERA WHIP	IP WLS BF H R ER SO BB IBB HBP BLK WP HR S P ERA WHIP	IP WLS BF H R ER SO BB IBB HBP BLK WP HR S P ERA WHIP	IP WLS BF H R ER SO BB IBB HBP BLK WP HR S P ERA WHIP	IP WLS BF H R ER SO BB IBB HBP BLK WP HR S P ERA WHIP	IP WLS BF H R ER SO BB IBB HBP BLK WP HR S P ERA WHIP	IP WLS BF H R ER SO BB IBB HBP BLK WP HR S P ERA WHIP	IP WLS BF H R ER SO BB IBB HBP BLK WP HR S P ERA WHIP

Chicago White Sox @ Texas Rangers  
Globe Life Field, Arlington, TX  
Thu Aug 04 2022, 7:11 PM - 9:54 PM CDT  
Att: 20,972 - Roof Closed - 75 F

AB 32  
R 2  
H 5  
RBI 2  
BB 6  
SO 9  
LOB 23



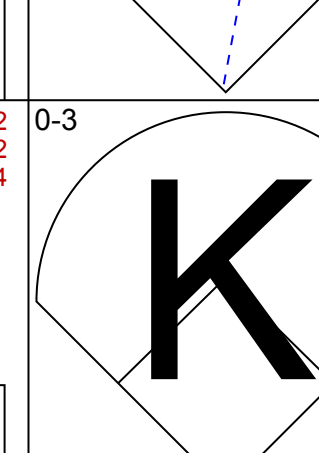
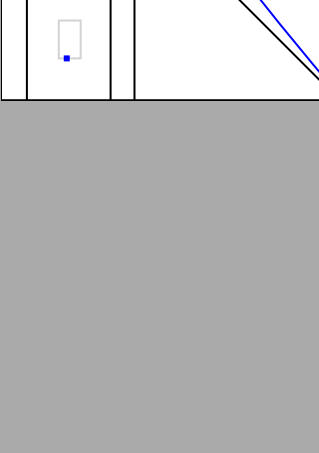










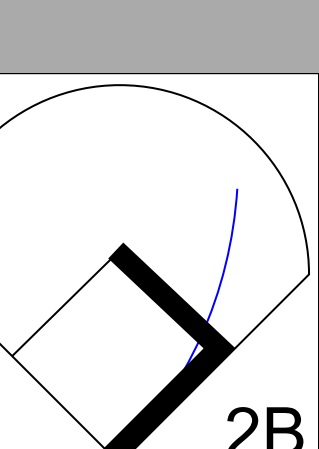
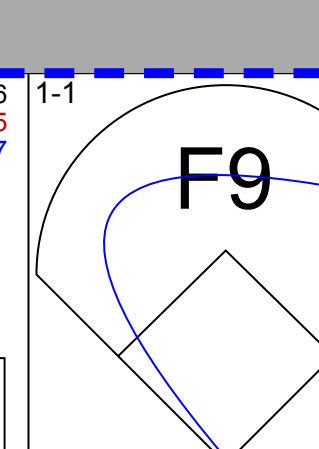
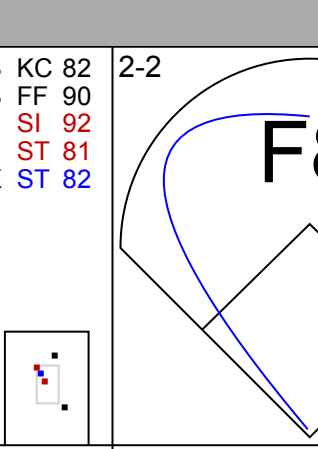
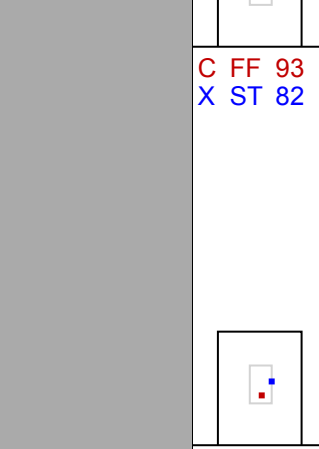





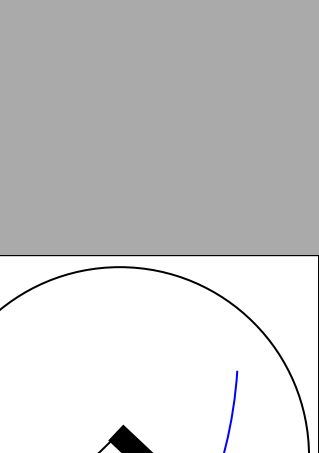
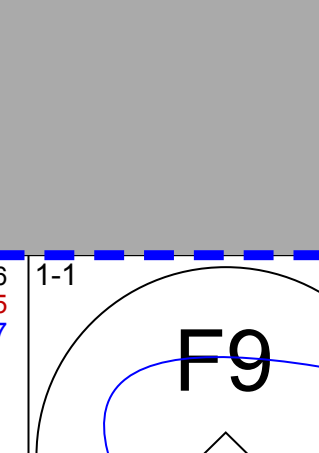

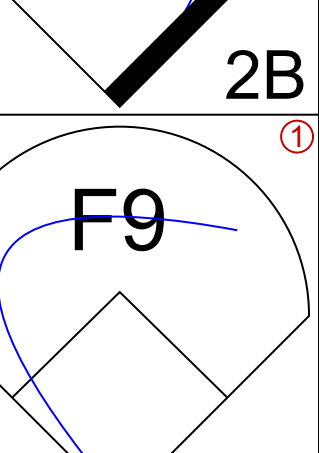
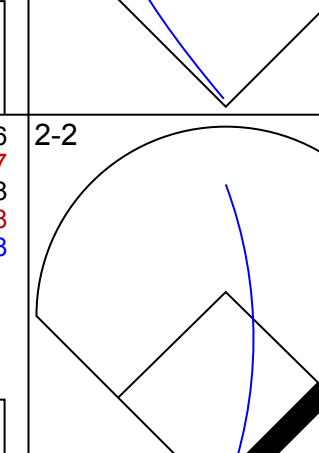
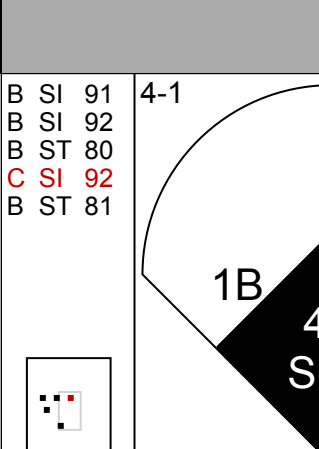
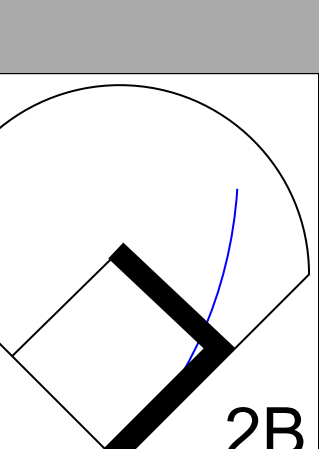
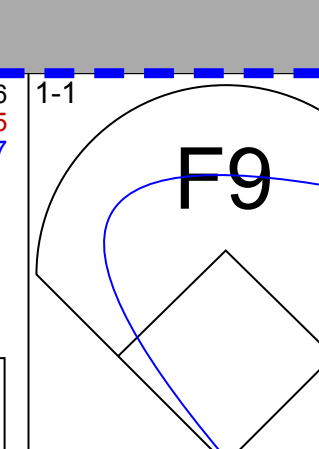
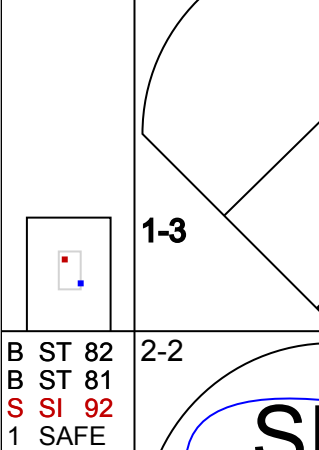
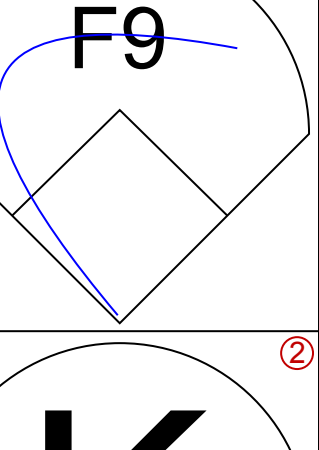
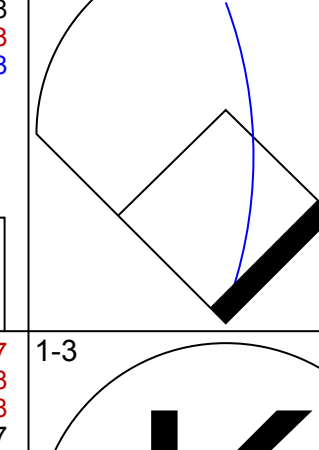

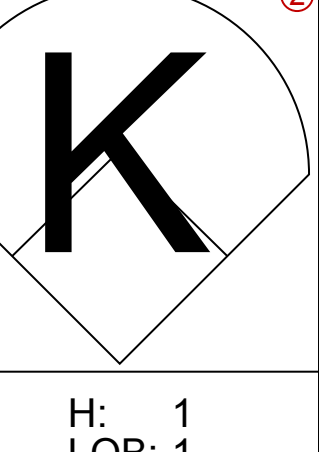
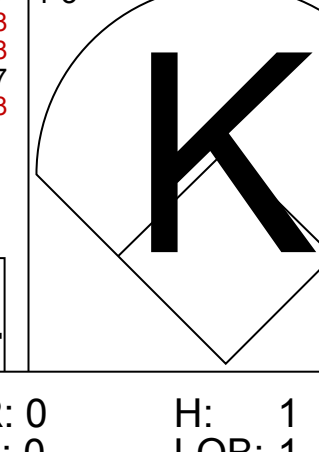
Batter	1	2	3	4	5	6	7	8	9	AB	R	H	RBI	BB	SO	LOB	BOTTOM				
2 Marcus Semien, R (1, 4) OBP: 0.298, SLG: 0.404	1B		P3			P3	SF9			3	0	1	1	0	0	0					
5 Corey Seager, L (1, 6) OBP: 0.325, SLG: 0.475	G4-6-3					G5-3	G6-3			4	0	2	0	0	0	3					
28 Jonah Heim, S (1, 2) OBP: 0.317, SLG: 0.453	F8		G4-6-3			G5-3		G4-3		4	0	0	0	0	0	2					
30 Nathaniel Lowe, L (1, 3) OBP: 0.328, SLG: 0.461						G4-3		K		4	1	2	0	0	1	1					
53 Adolis García, R (1, 9) OBP: 0.291, SLG: 0.450			L9			G4-3		L8		4	0	1	0	0	0	2					
3 Leody Taveras, S (1, 8) OBP: 0.356, SLG: 0.460										3	1	2	1	0	0	1					
70 Ezequiel Duran, R (1, 5) OBP: 0.277, SLG: 0.357	P3					K				3	1	1	0	0	1	2					
38 Elier Hernandez, R (1, 10) OBP: 0.226, SLG: 0.276										2	0	0	0	0	2	1					
20 Melby Vitoria, L (7, PH) OBP: 0.389, SLG: 0.500	CS		K			K				1	0	1	1	0	0	0					
65 Bubba Thompson, R (1, 7) OBP: 0.667, SLG: 0.667										3	0	2	0	0	0	0					
<b>Inning Stats</b>	R: 0 E: 0 K: 0 S: 9	H: 1 LOB: 0 BB: 0 P: 13	R: 1 E: 0 K: 0 S: 6	H: 2 LOB: 0 BB: 0 P: 9	R: 0 E: 0 K: 1 S: 7	H: 0 LOB: 0 BB: 0 P: 10	R: 0 E: 0 K: 0 S: 9	H: 2 LOB: 1 BB: 0 P: 14	R: 0 E: 0 K: 2 S: 11	H: 2 LOB: 2 BB: 0 P: 13	R: 0 E: 0 K: 0 S: 10	H: 1 LOB: 1 BB: 0 P: 14	R: 2 E: 0 K: 0 S: 13	H: 4 LOB: 2 BB: 0 P: 20	R: 0 E: 0 K: 1 S: 11	H: 0 LOB: 0 BB: 0 P: 13	1B: 9 2B: 3 3B: 0 HR: 0	SF: 1 SAC: 0 DP: 2 HBP: 0	WP: 0 PB: 0 SB: 0 CS: 1	PA: 33	
<b>PITCHER</b>	IP WLS BF H R ER SO BB IBB HBP BLK WP HR S P ERA WHIP	IP WLS BF H R ER SO BB IBB HBP BLK WP HR S P ERA WHIP	IP WLS BF H R ER SO BB IBB HBP BLK WP HR S P ERA WHIP	IP WLS BF H R ER SO BB IBB HBP BLK WP HR S P ERA WHIP	IP WLS BF H R ER SO BB IBB HBP BLK WP HR S P ERA WHIP	IP WLS BF H R ER SO BB IBB HBP BLK WP HR S P ERA WHIP	IP WLS BF H R ER SO BB IBB HBP BLK WP HR S P ERA WHIP	IP WLS BF H R ER SO BB IBB HBP BLK WP HR S P ERA WHIP	IP WLS BF H R ER SO BB IBB HBP BLK WP HR S P ERA WHIP	IP WLS BF H R ER SO BB IBB HBP BLK WP HR S P ERA WHIP	IP WLS BF H R ER SO BB IBB HBP BLK WP HR S P ERA WHIP	IP WLS BF H R ER SO BB IBB HBP BLK WP HR S P ERA WHIP	IP WLS BF H R ER SO BB IBB HBP BLK WP HR S P ERA WHIP	IP WLS BF H R ER SO BB IBB HBP BLK WP HR S P ERA WHIP	IP WLS BF H R ER SO BB IBB HBP BLK WP HR S P ERA WHIP	IP WLS BF H R ER SO BB IBB HBP BLK WP HR S P ERA WHIP	IP WLS BF H R ER SO BB IBB HBP BLK WP HR S P ERA WHIP	IP WLS BF H R ER SO BB IBB HBP BLK WP HR S P ERA WHIP	IP WLS BF H R ER SO BB IBB HBP BLK WP HR S P ERA WHIP	IP WLS BF H R ER SO BB IBB HBP BLK WP HR S P ERA WHIP	IP WLS BF H R ER SO BB IBB HBP BLK WP HR S P ERA WHIP

Chicago White Sox @ Texas Rangers  
Globe Life Field, Arlington, TX  
Thu Aug 04 2022, 7:11 PM - 9:54 PM CDT  
Att: 20,972 - Roof Closed - 75 F

AB 31  
R 3  
H 12  
RBI 3  
BB 0  
SO 4  
LOB 12




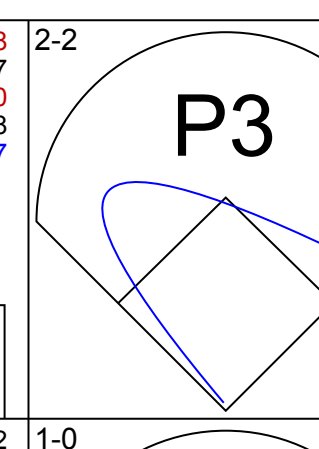
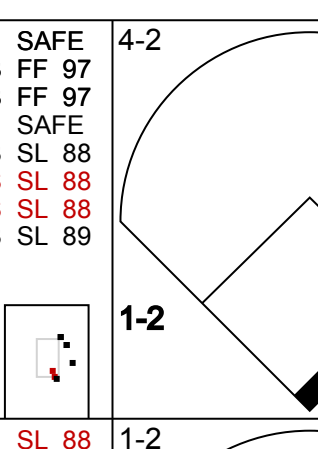
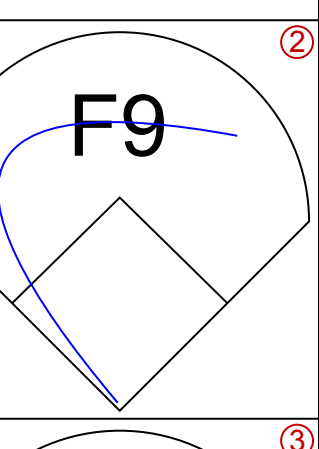

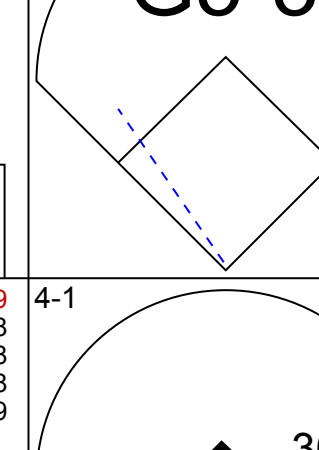
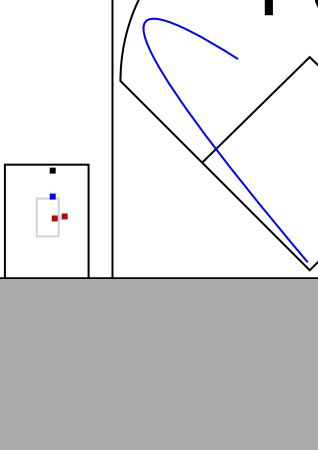
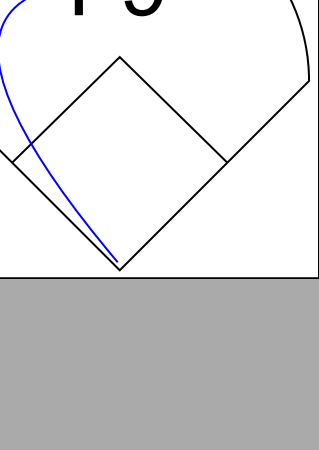

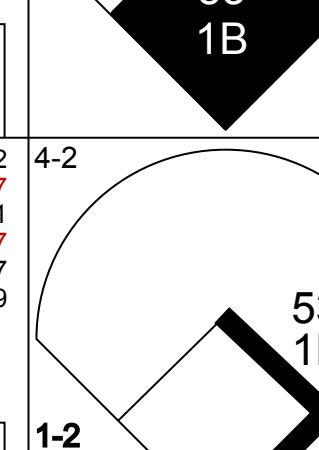


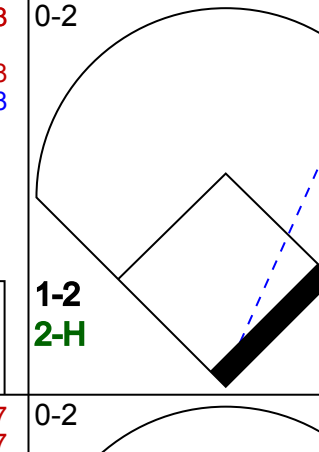


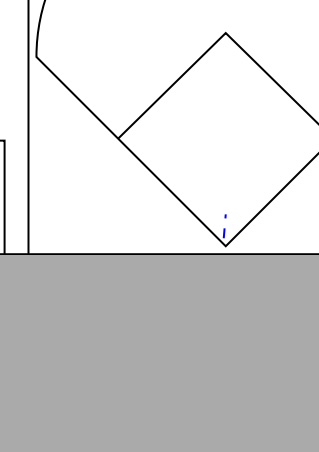

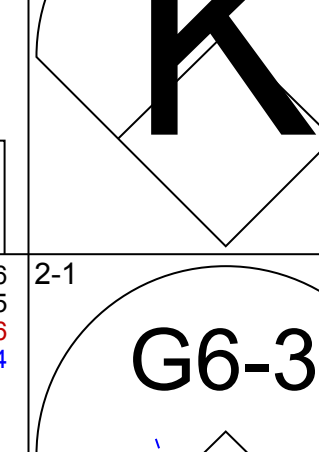


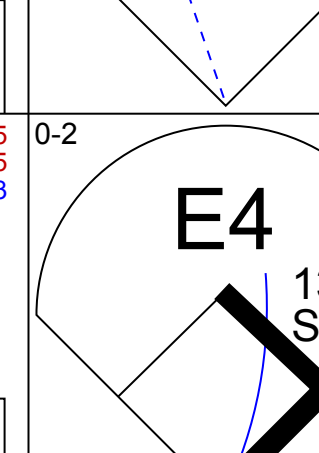

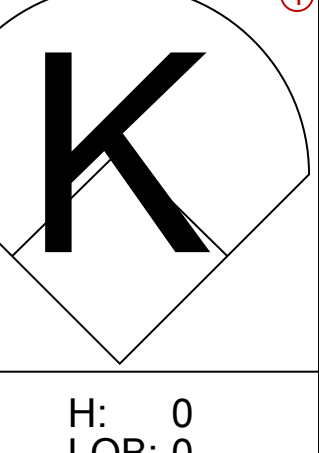
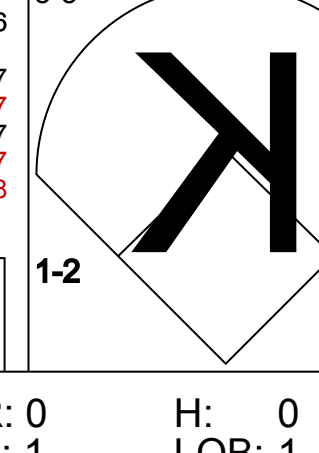
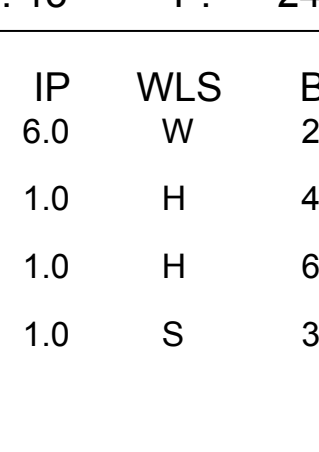
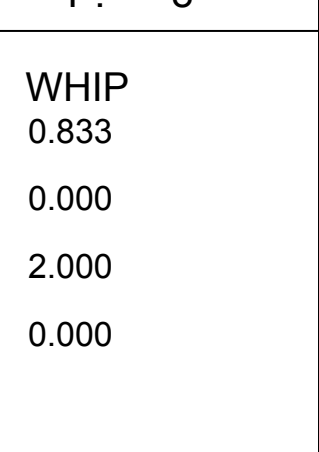



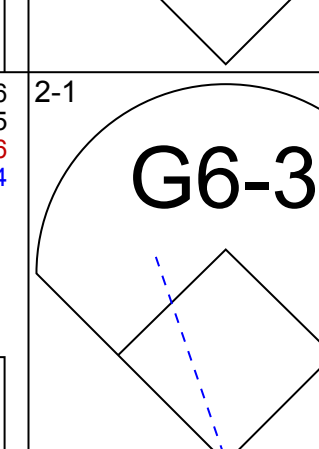

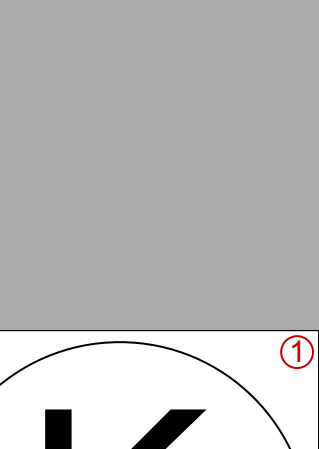
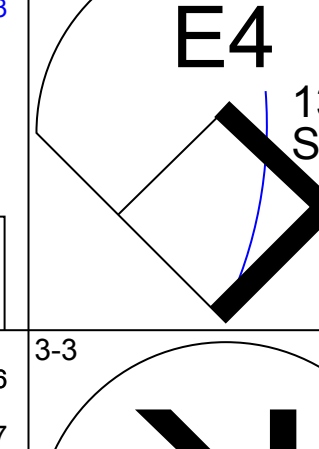
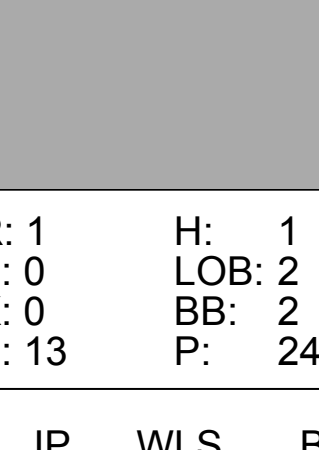
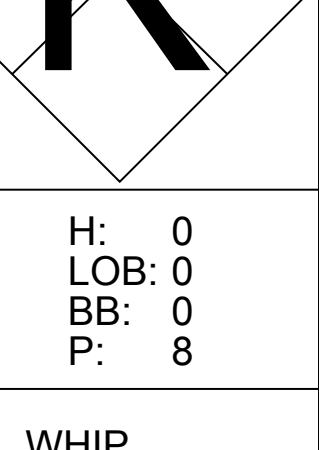
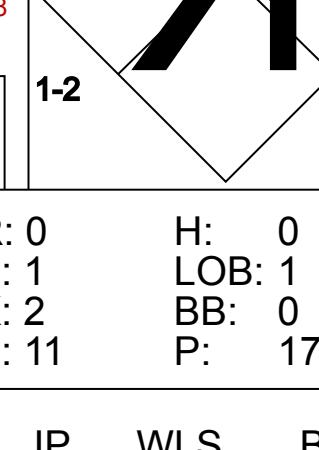


Batter	1	2	3	4	5	6	7	8	9	AB	R	H	RBI	BB	SO	LOB	TOP			
7 Tim Anderson, R OBP: 0.343, SLG: 0.399										4	0	0	0	0	3	3				
88 Luis Robert Jr., R OBP: 0.337, SLG: 0.457										4	1	1	0	0	0	1				
Eloy Jiménez, R OBP: 0.319, SLG: 0.477										4	1	2	1	0	1	1				
18 AJ Pollock, R OBP: 0.284, SLG: 0.347										0	0	0	0	0	0	0				
79 José Abreu, R OBP: 0.380, SLG: 0.472										4	0	0	0	0	1	2				
25 Andrew Vaughn, R OBP: 0.348, SLG: 0.457										3	0	0	0	0	1	0				
15 Adam Engel, R OBP: 0.294, SLG: 0.351										0	0	0	0	0	0	0				
10 Yván Moncada, S OBP: 0.282, SLG: 0.320										4	0	0	0	0	3	2				
24 Yasmani Grandal, S OBP: 0.290, SLG: 0.238										3	1	1	0	1	1	0				
Josh Harrison, R OBP: 0.311, SLG: 0.380										3	0	2	0	0	0	1				
44 Seby Zavala, R OBP: 0.319, SLG: 0.411										2	0	0	1	0	2	2				
<b>Inning Stats</b>	R: 0 E: 0 K: 2 S: 12	H: 0 LOB: 0 BB: 0 P: 15	R: 0 E: 0 K: 1 S: 7	H: 0 LOB: 0 BB: 0 P: 12	R: 0 E: 0 K: 1 S: 10	H: 1 LOB: 1 BB: 1 P: 16	R: 1 E: 0 K: 1 S: 10	H: 1 LOB: 0 BB: 0 P: 15	R: 0 E: 0 K: 1 S: 13	H: 1 LOB: 2 BB: 0 P: 22	R: 0 E: 0 K: 2 S: 12	H: 1 LOB: 1 BB: 0 P: 17	R: 0 E: 0 K: 1 S: 14	H: 1 LOB: 0 BB: 0 P: 20	R: 0 E: 0 K: 2 S: 9	H: 0 LOB: 0 BB: 0 P: 14	1B: 4 2B: 2 3B: 0 HR: 1	SF: 1 SAC: 0 DP: 1 HBP: 1	WP: 0 PB: 0 SB: 0 CS: 1	PA: 34
<b>PITCHER</b>	IP	WLS	BF	H	R	ER	SO	BB	IBB	HBP	BLK	WP	HR	S	P	ERA	WHIP			
49 Glenn Otto, R ERA: 5.31	6.0	L	24	4	2	2	7	1	0	1	0	0	1	65	97	3.00	0.833			
66 Josh Sborz, R ERA: 5.97	2.0		7	2	0	0	3	0	0	0	0	0	0	26	40	0.00	1.000			
25 José Leclerc, R ERA: 4.37	1.0		3	0	0	0	2	0	0	0	0	0	0	9	14	0.00	0.000			

Chicago White Sox @ Texas Rangers  
Globe Life Field, Arlington, TX  
Fri Aug 05 2022, 7:10 PM - 10:09 PM CDT  
Att: 25,470 - Roof Closed - 75 F


AB 31  
R 2  
H 6  
RBI 2  
BB 1  
SO 12  
LOB 12




Batter	1	2	3	4	5	6	7	8	9	AB	R	H	RBI	BB	SO	LOB	BOTTOM					
2 Marcus Semien, R OBP: 0.297, SLG: 0.401										3	0	0	0	1	0	0						
5 Corey Seager, L OBP: 0.324, SLG: 0.473										4	0	1	0	0	0	2						
28 Jonah Heim, S OBP: 0.319, SLG: 0.450										2	1	0	0	2	1	0						
11 Charlie Culberson, R OBP: 0.290, SLG: 0.305										0	0	0	0	0	0	0						
20 Melby Vitoria, L OBP: 0.389, SLG: 0.500										0	0	0	0	0	0	0						
30 Nathaniel Lowe, L OBP: 0.328, SLG: 0.457										3	0	0	0	1	0	2						
53 Adolis García, R OBP: 0.293, SLG: 0.449										3	0	1	1	0	2	0						
3 Leody Taveras, S OBP: 0.346, SLG: 0.448										4	0	0	0	0	1	5						
47 Josh Smith, L OBP: 0.336, SLG: 0.280										4	0	0	0	0	1	0						
65 Bubba Thompson, R OBP: 0.429, SLG: 0.429										4	0	1	0	0	1	0						
13 Brad Miller, L OBP: 0.252, SLG: 0.324										4	0	0	0	0	3	2						
<b>Inning Stats</b>	R: 1 E: 0 K: 0 S: 13	H: 1 LOB: 2 BB: 2 P: 24	R: 0 E: 0 K: 1 S: 13	H: 1 LOB: 1 BB: 1 P: 21	R: 0 E: 0 K: 1 S: 9	H: 0 LOB: 0 BB: 0 P: 14	R: 0 E: 0 K: 0 S: 6	H: 0 LOB: 0 BB: 0 P: 10	R: 0 E: 0 K: 1 S: 6	H: 0 LOB: 0 BB: 0 P: 8	R: 0 E: 0 K: 2 S: 10	H: 0 LOB: 0 BB: 0 P: 14	R: 0 E: 0 K: 2 S: 11	H: 0 LOB: 1 BB: 0 P: 17	R: 0 E: 0 K: 0 S: 5	H: 1 LOB: 3 BB: 1 P: 11	R: 0 E: 0 K: 2 S: 8	H: 0 LOB: 0 BB: 0 P: 10	1B: 3 2B: 0 3B: 0 HR: 0	SF: 0 SAC: 0 DP: 0 HBP: 1	WP: 0 PB: 0 SB: 2 CS: 0	PA: 36
<b>PITCHER</b>	IP	WLS	BF	H	R	ER	SO	BB	IBB	HBP	BLK	WP	HR	S	P	ERA	WHIP					
84 Dylan Cease, R ERA: 1.98	6.0	W	23	2	1	1	5	3	0	0	0	0	0	11	17	1.50	0.833					
17 Joe Kelly, R ERA: 5.4	1.0	H	4	0	0	0	2	0	0	0	0	0	0	5	11	0.00	2.000					
49 Kendall Graveman, R ERA: 2.7	1.0	S	3	0	0	0	2	0	0	0	0	0	0	8	10	0.00	0.000					


Chicago White Sox @ Texas Rangers  
Globe Life Field, Arlington, TX  
Fri Aug 05 2022, 7:10 PM - 10:09 PM CDT  
Att: 25,470 - Roof Closed - 75 F

AB 31  
R 1  
H 3  
RBI 1  
BB 4  
SO 9  
LOB 11





Batter	1	2	3	4	5	6	7	8	9	AB	R	H	RBI	BB	SO	LOB	TOP											
7 Tim Anderson, R OBP: 0.339, SLG: 0.395	G4-3		G1-3			G5-3			G5-3	4	0	0	0	0	0	0	Chicago White Sox @ Texas Rangers Globe Life Field, Arlington, TX Sat Aug 06 2022, 6:09 PM - 9:08 PM CDT Att: 38,275 - Roof Closed - 75 F											
24 Yasmani Grandal, S OBP: 0.289, SLG: 0.243	L6			G5-3		G1-3			2B	4	0	1	0	0	0													
Eloy Jiménez, R OBP: 0.317, SLG: 0.465	K			FC6-4 BB			K		K	3	0	0	0	1	3	1												
79 José Abreu, R OBP: 0.377, SLG: 0.469		K		FC6-4		G5-3				3	0	0	0	0	1	1												
25 Andrew Vaughn, R OBP: 0.345, SLG: 0.453		L8		K			K			3	0	0	0	0	2	1												
10 Yadir Monecada, S OBP: 0.263, SLG: 0.320	18 WP 1B				G5-3				K	3	0	1	0	0	1	0												
18 AJ Pollock, R OBP: 0.281, SLG: 0.343					G4-3				K	3	0	0	0	0	2	1												
32 Gavin Sheets, L OBP: 0.286, SLG: 0.387					F8				K	3	0	0	0	0	1	0												
28 Leury García, S OBP: 0.233, SLG: 0.272					G3				L8	3	0	0	0	0	0	0	AB 29 R 0 H 2 RBI 0 BB 1 SO 10 LOB 4 											
<b>Inning Stats</b>	R: 0 E: 0 K: 1 S: 8	H: 0 LOB: 0 BB: 0 P: 12	R: 0 E: 0 K: 2 S: 11	H: 1 LOB: 1 BB: 0 P: 19	R: 0 E: 0 K: 0 S: 8	H: 0 LOB: 0 BB: 0 P: 11	R: 0 E: 0 K: 1 S: 12	H: 0 LOB: 1 BB: 1 P: 21	R: 0 E: 0 K: 0 S: 5	H: 0 LOB: 0 BB: 0 P: 9	R: 0 E: 0 K: 0 S: 11	H: 0 LOB: 0 BB: 0 P: 16	R: 0 E: 0 K: 2 S: 9	H: 0 LOB: 0 BB: 0 P: 15	R: 0 E: 0 K: 3 S: 11	H: 0 LOB: 0 BB: 0 P: 14		R: 0 E: 0 K: 1 S: 14	H: 1 LOB: 1 BB: 0 P: 17	1B: 1 2B: 1 3B: 0 HR: 0	SF: 0 SAC: 0 DP: 0 HBP: 0	WP: 1 PB: 0 SB: 0 CS: 0	PA: 30					
<b>PITCHER</b>	IP	WLS	BF	H	R	ER	SO	BB	IBB	HBP	BLK	WP	HR	S	P	ERA		WHIP										
33 Dane Dunning, R ERA: 4.04	7.0	W	23	1	0	0	6	1	0	0	0	1	0	64	103	0.00		0.286										
52 Taylor Hearn, L ERA: 5.21	2.0		7	1	0	0	4	0	0	0	0	0	0	25	31	0.00		0.500										

Batter	1	2	3	4	5	6	7	8	9	AB	R	H	RBI	BB	SO	LOB	BOTTOM											
2 Marcus Semien, R OBP: 0.296, SLG: 0.398	P3		30 BB 53 1B 5 1B	F9			E5 30 BB 53 2B 5 BB		K	4	2	0	0	1	1	1	Chicago White Sox @ Texas Rangers Globe Life Field, Arlington, TX Sat Aug 06 2022, 6:09 PM - 9:08 PM CDT Att: 38,275 - Roof Closed - 75 F											
5 Corey Seager, L OBP: 0.327, SLG: 0.472	K		30 BB 53 1B				30 BB 53 2B BB		L4	3	2	1	0	2	1	0												
30 Nathaniel Lowe, L OBP: 0.329, SLG: 0.455	F7		30 BB 53 1B				30 BB 53 2B BB			2	1	0	0	2	1	1												
53 Adolis García, R OBP: 0.295, SLG: 0.452	F9		30 BB 53 1B				30 BB 53 2B BB			4	1	2	5	0	0	1												
3 Leody Taveras, S OBP: 0.338, SLG: 0.435	K		30 BB 53 1B				30 BB 53 2B BB		F9	4	0	0	0	0	1	4												
20 Melbyres Vitoria, L OBP: 0.425, SLG: 0.515	K		30 BB 53 1B				30 BB 53 2B BB			3	1	2	0	1	1	0												
70 Ezequiel Duran, R OBP: 0.276, SLG: 0.379			30 BB 53 1B				30 BB 53 2B BB		P4 FC6-4	4	1	1	2	0	0	3												
47 Josh Smith, L OBP: 0.333, SLG: 0.279			30 BB 53 1B				30 BB 53 2B BB		P2 K	4	0	1	0	0	2	2												
65 Bubba Thompson, R OBP: 0.273, SLG: 0.273			30 BB 53 1B				30 BB 53 2B BB		F9	4	0	0	0	0	1	3	AB 32 R 8 H 7 RBI 7 BB 6 SO 8 LOB 15 											
<b>Inning Stats</b>	R: 0 E: 0 K: 1 S: 9	H: 0 LOB: 0 BB: 0 P: 14	R: 0 E: 0 K: 2 S: 11	H: 0 LOB: 0 BB: 0 P: 16	R: 3 E: 0 K: 1 S: 22	H: 3 LOB: 2 BB: 2 P: 38	R: 1 E: 0 K: 1 S: 11	H: 2 LOB: 1 BB: 0 P: 15	R: 0 E: 0 K: 1 S: 10	H: 0 LOB: 1 BB: 1 P: 23	R: 0 E: 0 K: 0 S: 15	H: 1 LOB: 0 BB: 0 P: 20	R: 4 E: 1 K: 1 S: 21	H: 1 LOB: 1 BB: 3 P: 35	R: 0 E: 0 K: 1 S: 8	H: 0 LOB: 0 BB: 0 P: 14		1B: 5 2B: 1 3B: 0 HR: 1	SF: 0 SAC: 0 DP: 0 HBP: 0	WP: 1 PB: 0 SB: 0 CS: 0	PA: 38							
<b>PITCHER</b>	IP	WLS	BF	H	R	ER	SO	BB	IBB	HBP	BLK	WP	HR	S	P	ERA		WHIP										
34 Michael Kopech, R ERA: 3.38	3.1	L	17	5	4	4	4	2	1	0	0	0	1	47	74	10.80		2.100										
66 José Ruiz, R ERA: 4.01	1.2		6	0	0	0	2	1	0	0	0	1	0	16	32	0.00		0.600										
63 Matt Foster, R ERA: 4.61	1.0		4	1	0	0	0	0	0	0	0	0	0	15	20	0.00		1.000										
57 Tanner Banks, L ERA: 3.16	2.0		11	1	4	2	2	3	0	0	0	0	0	29	49	9.00		2.000										



Batter	1	2	3	4	5	6	7	8	9	AB	R	H	RBI	BB	SO	LOB	TOP									
18 AJ Pollock, R OBP: 0.286, SLG: 0.354	G3			88 2B		88 FC6-5 2B	F7			5	1	3	1	0	0	1	<b>Chicago White Sox @ Texas Rangers</b> Globe Life Field, Arlington, TX Sun Aug 07 2022, 1:41 PM - 5:06 PM CDT Att: 29,579 - Roof Closed - 75 F									
88 Luis Robert Jr., R OBP: 0.335, SLG: 0.456	L7	L9		1B		FC6-5 FC6-4	E5			5	1	1	2	0	0	3										
Eloy Jiménez, R OBP: 0.320, SLG: 0.462 15 Adam Engel, R OBP: 0.294, SLG: 0.351			G5-3	79 1B	79 G4-3 1B	FC6-4 10 BB	F9			5	1	2	1	0	0	2										
79 José Abreu, R OBP: 0.349, SLG: 0.470				25 HR	G4-3	10 BB				5	1	3	0	0	1	1										
25 Andrew Vaughn, R OBP: 0.349, SLG: 0.464	FC6-4			HR	G4-3	10 BB				5	1	3	2	0	0	3										
10 Yoenis Alcázar, S OBP: 0.282, SLG: 0.315					G4-3					4	0	0	1	1	2	1										
Josh Harrison, R OBP: 0.309, SLG: 0.373										4	1	0	0	1	1	3										
28 Leury García, S OBP: 0.240, SLG: 0.282										5	2	3	0	0	0	0										
44 Seby Zavala, R OBP: 0.306, SLG: 0.393										5	0	0	0	0	4	5										
<b>Inning Stats</b>	R: 0 H: 2 E: 0 K: 0 S: 13	H: 2 LOB: 2 BB: 0 P: 19	R: 1 H: 2 E: 0 K: 1 S: 13	H: 2 LOB: 2 BB: 1 P: 20	R: 2 H: 2 E: 0 K: 1 S: 15	H: 2 LOB: 0 BB: 0 P: 22	R: 3 H: 3 E: 1 K: 1 S: 14	H: 3 LOB: 1 BB: 0 P: 15	R: 0 H: 1 E: 0 K: 2 S: 11	H: 1 LOB: 3 BB: 0 P: 15	R: 1 H: 3 E: 0 K: 0 S: 17	H: 3 LOB: 3 BB: 0 P: 26	R: 1 H: 1 E: 0 K: 1 S: 12	H: 1 LOB: 1 BB: 0 P: 18	R: 0 H: 1 E: 0 K: 1 S: 9	H: 0 LOB: 0 BB: 0 P: 10	R: 0 H: 0 E: 0 K: 1 S: 6	H: 0 LOB: 0 BB: 0 P: 11	1B: 10 2B: 4 3B: 0 HR: 1	SF: 0 SAC: 0 DP: 1 HBP: 0	WP: 1 PB: 0 SB: 0 CS: 0	PA: 45				
<b>PITCHER</b>	IP WLS BF H R ER SO BB IBB HBP BLK WP HR S P ERA WHIP	IP WLS BF H R ER SO BB IBB HBP BLK WP HR S P ERA WHIP	IP WLS BF H R ER SO BB IBB HBP BLK WP HR S P ERA WHIP	IP WLS BF H R ER SO BB IBB HBP BLK WP HR S P ERA WHIP	IP WLS BF H R ER SO BB IBB HBP BLK WP HR S P ERA WHIP	IP WLS BF H R ER SO BB IBB HBP BLK WP HR S P ERA WHIP	IP WLS BF H R ER SO BB IBB HBP BLK WP HR S P ERA WHIP	IP WLS BF H R ER SO BB IBB HBP BLK WP HR S P ERA WHIP	IP WLS BF H R ER SO BB IBB HBP BLK WP HR S P ERA WHIP	IP WLS BF H R ER SO BB IBB HBP BLK WP HR S P ERA WHIP	IP WLS BF H R ER SO BB IBB HBP BLK WP HR S P ERA WHIP	IP WLS BF H R ER SO BB IBB HBP BLK WP HR S P ERA WHIP	IP WLS BF H R ER SO BB IBB HBP BLK WP HR S P ERA WHIP	IP WLS BF H R ER SO BB IBB HBP BLK WP HR S P ERA WHIP	IP WLS BF H R ER SO BB IBB HBP BLK WP HR S P ERA WHIP	IP WLS BF H R ER SO BB IBB HBP BLK WP HR S P ERA WHIP	IP WLS BF H R ER SO BB IBB HBP BLK WP HR S P ERA WHIP	IP WLS BF H R ER SO BB IBB HBP BLK WP HR S P ERA WHIP	IP WLS BF H R ER SO BB IBB HBP BLK WP HR S P ERA WHIP	IP WLS BF H R ER SO BB IBB HBP BLK WP HR S P ERA WHIP	IP WLS BF H R ER SO BB IBB HBP BLK WP HR S P ERA WHIP	IP WLS BF H R ER SO BB IBB HBP BLK WP HR S P ERA WHIP	IP WLS BF H R ER SO BB IBB HBP BLK WP HR S P ERA WHIP	IP WLS BF H R ER SO BB IBB HBP BLK WP HR S P ERA WHIP	IP WLS BF H R ER SO BB IBB HBP BLK WP HR S P ERA WHIP	
31 Spencer Howard, R ERA: 7.41	3.1	L	20	8	6	5	3	1	0	0	0	0	0	0	0	0	0	1	51	72	13.50	2.700				
59 Brett Martin, L ERA: 4.06	1.2		7	2	0	0	2	0	0	0	0	1	0	15	19	0.00	1.200									
43 Garrett Richards, R ERA: 5.35	2.0		12	4	2	1	1	0	0	0	0	0	0	29	44	4.50	2.500									
46 Brock Burke, L ERA: 1.11	1.0		3	1	0	0	1	0	0	0	0	0	0	9	10	0.00	1.000									
45 Matt Moore, L ERA: 1.94	1.0		3	0	0	0	1	0	0	0	0	0	0	6	11	0.00	0.000									
<b>Inning Stats</b>	R: 0 H: 2 E: 0 K: 0 S: 9	H: 0 LOB: 1 BB: 0 P: 14	R: 0 H: 0 E: 0 K: 2 S: 13	H: 0 LOB: 1 BB: 1 P: 22	R: 1 H: 2 E: 0 K: 1 S: 18	H: 2 LOB: 3 BB: 2 P: 36	R: 0 H: 1 E: 0 K: 2 S: 14	H: 1 LOB: 1 BB: 0 P: 22	R: 0 H: 1 E: 0 K: 0 S: 7	H: 1 LOB: 1 BB: 0 P: 9	R: 0 H: 1 E: 0 K: 2 S: 14	H: 1 LOB: 1 BB: 0 P: 20	R: 1 H: 1 E: 0 K: 1 S: 10	H: 1 LOB: 1 BB: 1 P: 19	R: 0 H: 1 E: 0 K: 0 S: 9	H: 1 LOB: 1 BB: 0 P: 13	R: 0 H: 0 E: 0 K: 2 S: 10	H: 0 LOB: 1 BB: 1 P: 17	1B: 7 2B: 1 3B: 0 HR: 1	SF: 0 SAC: 0 DP: 1 HBP: 0	WP: 0 PB: 0 SB: 0 CS: 0	PA: 40				
<b>PITCHER</b>	IP WLS BF H R ER SO BB IBB HBP BLK WP HR S P ERA WHIP	IP WLS BF H R ER SO BB IBB HBP BLK WP HR S P ERA WHIP	IP WLS BF H R ER SO BB IBB HBP BLK WP HR S P ERA WHIP	IP WLS BF H R ER SO BB IBB HBP BLK WP HR S P ERA WHIP	IP WLS BF H R ER SO BB IBB HBP BLK WP HR S P ERA WHIP	IP WLS BF H R ER SO BB IBB HBP BLK WP HR S P ERA WHIP	IP WLS BF H R ER SO BB IBB HBP BLK WP HR S P ERA WHIP	IP WLS BF H R ER SO BB IBB HBP BLK WP HR S P ERA WHIP	IP WLS BF H R ER SO BB IBB HBP BLK WP HR S P ERA WHIP	IP WLS BF H R ER SO BB IBB HBP BLK WP HR S P ERA WHIP	IP WLS BF H R ER SO BB IBB HBP BLK WP HR S P ERA WHIP	IP WLS BF H R ER SO BB IBB HBP BLK WP HR S P ERA WHIP	IP WLS BF H R ER SO BB IBB HBP BLK WP HR S P ERA WHIP	IP WLS BF H R ER SO BB IBB HBP BLK WP HR S P ERA WHIP	IP WLS BF H R ER SO BB IBB HBP BLK WP HR S P ERA WHIP	IP WLS BF H R ER SO BB IBB HBP BLK WP HR S P ERA WHIP	IP WLS BF H R ER SO BB IBB HBP BLK WP HR S P ERA WHIP	IP WLS BF H R ER SO BB IBB HBP BLK WP HR S P ERA WHIP	IP WLS BF H R ER SO BB IBB HBP BLK WP HR S P ERA WHIP	IP WLS BF H R ER SO BB IBB HBP BLK WP HR S P ERA WHIP	IP WLS BF H R ER SO BB IBB HBP BLK WP HR S P ERA WHIP	IP WLS BF H R ER SO BB IBB HBP BLK WP HR S P ERA WHIP	IP WLS BF H R ER SO BB IBB HBP BLK WP HR S P ERA WHIP	IP WLS BF H R ER SO BB IBB HBP BLK WP HR S P ERA WHIP	IP WLS BF H R ER SO BB IBB HBP BLK WP HR S P ERA WHIP	
27 Lucas Giolito, R ERA: 4.91	5.0	W	23	6	1	1	5	3	0	0	0	0	0	0	0	0	0	14	20	0.00	1.000					
56 Jimmy Lambert, R ERA: 1.98	1.0		4	1	0	0	2	0	0	0	0	0	0	14	20	0.00	1.000									
55 Jake Diekmann, L ERA: 4.14	1.0		5	1	1	1	1	1	0	0	0	0	1	10	19	9.00	2.000									
63 Matt Foster, R ERA: 4.5	1.0		4	1	0	0	0	0	0	0	0	0	0	9	13	0.00	1.000									
66 José Ruiz, R ERA: 3.92	1.0		4	0	0	0	2	1	0	0	0	0	0	10	17	0.00	1.000									
<b>Inning Stats</b>	R: 0 H: 2 E: 0 K: 0 S: 9	H: 0 LOB: 1 BB: 0 P: 14	R: 0 H: 0 E: 0 K: 2 S: 13	H: 0 LOB: 1 BB: 1 P: 22	R: 1 H: 2 E: 0 K: 1 S: 18	H: 2 LOB: 3 BB: 2 P: 36	R: 0 H: 1 E: 0 K: 2 S: 14	H: 1 LOB: 1 BB: 0 P: 22	R: 0 H: 1 E: 0 K: 0 S: 7	H: 1 LOB: 1 BB: 0 P: 9	R: 0 H: 1 E: 0 K: 2 S: 14	H: 1 LOB: 1 BB: 0 P: 20	R: 1 H: 1 E: 0 K: 1 S: 10	H: 1 LOB: 1 BB: 1 P: 19	R: 0 H: 1 E: 0 K: 0 S: 9	H: 1 LOB: 1 BB: 0 P: 13	R: 0 H: 0 E: 0 K: 2 S: 10	H: 0 LOB: 1 BB: 1 P: 17	1B: 7 2B: 1 3B: 0 HR: 1	SF: 0 SAC: 0 DP: 1 HBP: 0	WP: 0 PB: 0 SB: 0 CS: 0	PA: 40				
<b>PITCHER</b>	IP WLS BF H R ER SO BB IBB HBP BLK WP HR S P ERA WHIP	IP WLS BF H R ER SO BB IBB HBP BLK WP HR S P ERA WHIP	IP WLS BF H R ER SO BB IBB HBP BLK WP HR S P ERA WHIP	IP WLS BF H R ER SO BB IBB HBP BLK WP HR S P ERA WHIP	IP WLS BF H R ER SO BB IBB HBP BLK WP HR S P ERA WHIP	IP WLS BF H R ER SO BB IBB HBP BLK WP HR S P ERA WHIP	IP WLS BF H R ER SO BB IBB HBP BLK WP HR S P ERA WHIP	IP WLS BF H R ER SO BB IBB HBP BLK WP HR S P ERA WHIP	IP WLS BF H R ER SO BB IBB HBP BLK WP HR S P ERA WHIP	IP WLS BF H R ER SO BB IBB HBP BLK WP HR S P ERA WHIP	IP WLS BF H R ER SO BB IBB HBP BLK WP HR S P ERA WHIP	IP WLS BF H R ER SO BB IBB HBP BLK WP HR S P ERA WHIP	IP WLS BF H R ER SO BB IBB HBP BLK WP HR S P ERA WHIP	IP WLS BF H R ER SO BB IBB HBP BLK WP HR S P ERA WHIP	IP WLS BF H R ER SO BB IBB HBP BLK WP HR S P ERA WHIP	IP WLS BF H R ER SO BB IBB HBP BLK WP HR S P ERA WHIP	IP WLS BF H R ER SO BB IBB HBP BLK WP HR S P ERA WHIP	IP WLS BF H R ER SO BB IBB HBP BLK WP HR S P ERA WHIP	IP WLS BF H R ER SO BB IBB HBP BLK WP HR S P ERA WHIP	IP WLS BF H R ER SO BB IBB HBP BLK WP HR S P ERA WHIP	IP WLS BF H R ER SO BB IBB HBP BLK WP HR S P ERA WHIP	IP WLS BF H R ER SO BB IBB HBP BLK WP HR S P ERA WHIP	IP WLS BF H R ER SO BB IBB HBP BLK WP HR S P ERA WHIP	IP WLS BF H R ER SO BB IBB HBP BLK WP HR S P ERA WHIP	IP WLS BF H R ER SO BB IBB HBP BLK WP HR S P ERA WHIP	IP WLS BF H R ER SO BB IBB HBP BLK WP HR S P ERA WHIP

**Chicago White Sox @ Texas Rangers**  
 Globe Life Field, Arlington, TX  
 Sun Aug 07 2022, 1:41 PM - 5:06 PM CDT  
 Att: 29,579 - Roof Closed - 75 F

AB 43  
 R 8  
 H 15  
 RBI 7  
 BB 2  
 SO 8  
 LOB 19



**Chicago White Sox @ Texas Rangers**  
 Globe Life Field, Arlington, TX  
 Sun Aug 07 2022, 1:41 PM - 5:06 PM CDT  
 Att: 29,579 - Roof Closed - 75 F

AB 35  
 R 2  
 H 9  
 RBI 2  
 BB 5  
 SO 10  
 LOB 19





Batter	1	2	3	4	5	6	7	8	9	AB	R	H	RBI	BB	SO	LOB	TOP			
2 Marcus Semien, R OBP: 0.298, SLG: 0.403										4	2	1	1	1	1	3				
5 Corey Seager, L OBP: 0.328, SLG: 0.475										5	1	2	2	0	1	2				
30 Nathaniel Lowe, L OBP: 0.332, SLG: 0.461										3	0	0	0	0	0	1				
53 Adolis Garcia, R OBP: 0.298, SLG: 0.456										3	1	1	1	0	1	1				
28 Jonah Heim, S OBP: 0.231, SLG: 0.442										3	0	0	0	1	1	2				
3 Leody Taveras, S OBP: 0.327, SLG: 0.419										4	0	0	0	0	2	3				
47 Josh Smith, L OBP: 0.331, SLG: 0.273										3	1	0	0	0	1	0				
65 Bubba Thompson, R (1, 7) OBP: 0.263, SLG: 0.316										4	0	2	1	0	2	0				
13 Brad Miller, L OBP: 0.250, SLG: 0.321										2	0	0	0	0	0	1				
11 Charlie Culberson, R (6, PH) OBP: 0.257, SLG: 0.353										1	0	1	0	0	0	0				
20 Melbrys Vilorio, L (9, PH) OBP: 0.378, SLG: 0.447										1	0	0	0	0	1	1				
<b>Inning Stats</b>	R: 1 E: 0 K: 1 S: 16	H: 2 LOB: 2 BB: 0 P: 22	R: 0 E: 0 K: 1 S: 9	H: 0 LOB: 0 BB: 0 P: 12	R: 2 E: 0 K: 2 S: 14	H: 1 LOB: 1 BB: 2 P: 26	R: 1 E: 0 K: 0 S: 15	H: 1 LOB: 0 BB: 0 P: 23	R: 1 E: 0 K: 0 S: 11	H: 1 LOB: 1 BB: 0 P: 13	R: 0 E: 0 K: 2 S: 11	H: 0 LOB: 0 BB: 0 P: 11	R: 0 E: 0 K: 2 S: 8	H: 0 LOB: 0 BB: 0 P: 12	R: 0 E: 0 K: 2 S: 16	H: 1 LOB: 1 BB: 0 P: 20	1B: 2 2B: 2 3B: 0 HR: 3	SF: 0 SAC: 0 DP: 1 HBP: 3	WP: 0 PB: 0 SB: 2 CS: 0	PA: 38
<b>PITCHER</b>	IP WLS BF H R ER SO BB IBB HBP BLK WP HR S P ERA WHIP																			
65 José Urquidy, R (1, 1) ERA: 3.85	5.0 W 24 5 5 5 4 2 0 2 0 0 3 65 96 9.00 1.400																			
51 Will Smith, L (6, 1) ERA: 4.17	1.0 H 4 1 0 0 2 0 0 0 1 0 0 11 14 0.00 1.000																			
47 Rafael Montero, R (7, 1) ERA: 1.55	1.0 H 3 0 0 0 0 0 0 0 1 0 0 5 11 0.00 0.000																			
50 Héctor Neris, R (8, 1) ERA: 3.48	1.0 H 3 0 0 0 2 0 0 0 0 0 0 8 12 0.00 0.000																			
55 Ryan Pressly, R (9, 1) ERA: 3.0	1.0 S 4 1 0 0 2 0 0 0 0 0 0 16 20 0.00 1.000																			
<b>Batter</b>	<b>1</b>	<b>2</b>	<b>3</b>	<b>4</b>	<b>5</b>	<b>6</b>	<b>7</b>	<b>8</b>	<b>9</b>	<b>AB</b>	<b>R</b>	<b>H</b>	<b>RBI</b>	<b>BB</b>	<b>SO</b>	<b>LOB</b>	<b>BOTTOM</b>			
27 Jose Altuve, R OBP: 0.370, SLG: 0.515										4	2	2	1	0	1	0				
10 Yuli Gurriel, R OBP: 0.287, SLG: 0.380										2	0	0	1	1	0	0				
44 Yordan Alvarez, L OBP: 0.403, SLG: 0.630										4	0	0	0	0	1	2				
2 Alex Bregman, R OBP: 0.356, SLG: 0.422										3	2	2	0	1	0	0				
30 Kyle Tucker, L OBP: 0.332, SLG: 0.449										3	1	1	1	1	0	1				
16 Aledmys Díaz, R OBP: 0.306, SLG: 0.427										4	1	1	4	0	2	2				
20 Chas McCormick, R (9, 7) OBP: 0.324, SLG: 0.417										0	0	0	0	0	0	0				
3 Jeremy Peña, R OBP: 0.292, SLG: 0.426										3	0	0	0	0	0	1				
9 Christian Vázquez, R OBP: 0.321, SLG: 0.422										3	0	1	0	0	0	1				
6 Jake Meyers, R OBP: 0.260, SLG: 0.330										3	1	0	0	0	0	1				
<b>Inning Stats</b>	R: 0 E: 0 K: 1 S: 7	H: 0 LOB: 0 BB: 0 P: 8	R: 0 E: 0 K: 1 S: 5	H: 0 LOB: 0 BB: 0 P: 6	R: 0 E: 0 K: 0 S: 8	H: 0 LOB: 0 BB: 0 P: 9	R: 4 E: 0 K: 0 S: 11	H: 2 LOB: 3 BB: 0 P: 24	R: 2 E: 0 K: 0 S: 11	H: 2 LOB: 0 BB: 0 P: 20	R: 1 E: 0 K: 0 S: 14	H: 2 LOB: 1 BB: 0 P: 19	R: 0 E: 0 K: 1 S: 8	H: 0 LOB: 0 BB: 0 P: 13	R: 0 E: 0 K: 1 S: 10	H: 1 LOB: 1 BB: 0 P: 16	1B: 4 2B: 2 3B: 0 HR: 1	SF: 1 SAC: 0 DP: 1 HBP: 0	WP: 0 PB: 0 SB: 1 CS: 0	PA: 33
<b>PITCHER</b>	IP WLS BF H R ER SO BB IBB HBP BLK WP HR S P ERA WHIP																			
54 Martín Pérez, L (1, 1) ERA: 2.85	5.0 L 23 6 7 7 2 3 0 0 0 0 0 1 50 79 12.60 1.800																			
25 José Leclerc, R (6, 1) ERA: 4.01	2.0 6 0 0 0 1 0 0 0 0 0 0 14 20 0.00 0.000																			
59 Brett Martin, L (8, 1) ERA: 3.96	1.0 4 1 0 0 1 0 0 0 0 0 0 10 16 0.00 1.000																			

Texas Rangers @ Houston Astros  
Minute Maid Park, Houston, TX  
Tue Aug 09 2022, 7:11 PM - 9:59 PM CDT  
Att: 30,629 - Roof Closed - 73 F

AB 33  
R 5  
H 7  
RBI 5  
BB 2  
SO 10  
LOB 14



Texas Rangers @ Houston Astros  
Minute Maid Park, Houston, TX  
Tue Aug 09 2022, 7:11 PM - 9:59 PM CDT  
Att: 30,629 - Roof Closed - 73 F

AB 29  
R 7  
H 7  
RBI 7  
BB 3  
SO 4  
LOB 8













Batter	1	2	3	4	5	6	7	8	9	AB	R	H	RBI	BB	SO	LOB	TOP					
44 Julio Rodríguez, R OBP: 0.337, SLG: 0.482										4	0	2	2	1	0	0						
23 Ty France, R OBP: 0.383, SLG: 0.455										5	0	0	1	0	1	5						
17 Mitch Haniger, R OBP: 0.344, SLG: 0.544										5	1	3	0	0	1	1						
27 Jesse Winker, L OBP: 0.346, SLG: 0.361 25 Dylan Moore, R OBP: 0.344, SLG: 0.360										5	0	1	0	0	0	3						
28 Eugenio Suárez, R OBP: 0.330, SLG: 0.414									4	0	1	1	0	0	1							
41 Carlos Santana, S OBP: 0.326, SLG: 0.359									4	1	1	0	1	1	2							
26 Adam Frazier, L OBP: 0.307, SLG: 0.311									4	2	2	0	1	1	4							
29 Cal Raleigh, S OBP: 0.275, SLG: 0.457									5	0	1	0	0	3	5							
3 J.P. Crawford, L OBP: 0.333, SLG: 0.353									1	1	0	1	2	0	0							
<b>Inning Stats</b>	R: 0 E: 0 K: 0 S: 9	H: 1 LOB: 1 BB: 0 P: 16	R: 0 E: 0 K: 0 S: 10	H: 1 LOB: 1 BB: 0 P: 17	R: 1 E: 0 K: 0 S: 15	H: 1 LOB: 1 BB: 1 P: 24	R: 2 E: 0 K: 1 S: 14	H: 2 LOB: 2 BB: 2 P: 27	R: 0 E: 0 K: 2 S: 9	H: 0 LOB: 2 BB: 1 P: 19	R: 0 E: 0 K: 1 S: 9	H: 0 LOB: 0 BB: 0 P: 12	R: 0 E: 0 K: 0 S: 15	H: 1 LOB: 1 BB: 0 P: 22	R: 1 E: 0 K: 2 S: 20	H: 2 LOB: 2 BB: 1 P: 32	R: 2 E: 1 K: 1 S: 19	H: 3 LOB: 2 BB: 0 P: 29	1B: 7 2B: 4 3B: 0 HR: 0	SF: 1 SAC: 0 DP: 0 HBP: 1	WP: 1 PB: 0 SB: 0 CS: 0	PA: 44
<b>PITCHER</b>	IP WLS BF H R ER SO BB IBB HBP BLK WP HR S P ERA WHIP																					
66 Josh Sborz, R ERA: 5.51	1.0	4	1	0	0	0	0	0	0	0	0	0	0	0	9	16	0.00	1.000				
52 Taylor Hearn, L ERA: 5.31	2.2	L 14	3	3	3	1	3	0	0	0	0	0	0	36	63	10.12	2.250					
25 José Leclerc, R ERA: 3.67	2.1	10	1	0	0	3	1	0	1	0	0	0	0	21	36	0.00	0.857					
59 Brett Martin, L ERA: 3.86	1.0	4	1	0	0	0	0	0	0	0	0	0	15	22	0.00	1.000						
45 Matt Moore, L ERA: 2.04	1.0	6	2	1	1	2	1	0	0	0	1	0	20	32	9.00	3.000						
72 Jonathan Hernández, R ERA: 3.0	1.0	6	3	2	1	1	0	0	0	0	0	0	19	29	9.00	3.000						
<b>Batter</b>	<b>1</b>	<b>2</b>	<b>3</b>	<b>4</b>	<b>5</b>	<b>6</b>	<b>7</b>	<b>8</b>	<b>9</b>	<b>AB</b>	<b>R</b>	<b>H</b>	<b>RBI</b>	<b>BB</b>	<b>SO</b>	<b>LOB</b>	<b>BOTTOM</b>					
2 Marcus Semien, R OBP: 0.300, SLG: 0.407										4	0	1	1	0	1	1						
5 Corey Seager, L OBP: 0.326, SLG: 0.470										3	1	0	0	1	1	3						
53 Adolis García, R OBP: 0.304, SLG: 0.458										4	0	2	0	0	1	0						
30 Nathaniel Lowe, L OBP: 0.331, SLG: 0.454									3	0	1	0	1	1	3							
28 Jonah Heim, S OBP: 0.318, SLG: 0.433									4	0	1	1	0	0	3							
3 Leody Taveras, S OBP: 0.326, SLG: 0.431									4	0	0	0	0	2	5							
47 Josh Smith, L OBP: 0.333, SLG: 0.277										4	0	1	0	0	3	0						
70 Ezequiel Duran, R OBP: 0.286, SLG: 0.383									4	1	2	0	0	1	1							
13 Brad Miller, L OBP: 0.246, SLG: 0.315									4	0	1	0	0	2	2							
<b>Inning Stats</b>	R: 0 E: 0 K: 1 S: 6	H: 0 LOB: 0 BB: 0 P: 11	R: 0 E: 0 K: 0 S: 6	H: 1 LOB: 0 BB: 0 P: 10	R: 1 E: 0 K: 2 S: 13	H: 2 LOB: 1 BB: 0 P: 19	R: 0 E: 0 K: 1 S: 7	H: 1 LOB: 1 BB: 0 P: 12	R: 0 E: 0 K: 1 S: 10	H: 1 LOB: 0 BB: 0 P: 15	R: 1 E: 0 K: 1 S: 12	H: 2 LOB: 2 BB: 1 P: 20	R: 0 E: 0 K: 2 S: 10	H: 2 LOB: 0 BB: 0 P: 12	R: 0 E: 0 K: 2 S: 14	H: 0 LOB: 1 BB: 1 P: 26	R: 0 E: 0 K: 2 S: 11	H: 0 LOB: 0 BB: 0 P: 14	1B: 9 2B: 1 3B: 0 HR: 0	SF: 0 SAC: 0 DP: 2 HBP: 0	WP: 0 PB: 0 SB: 0 CS: 0	PA: 36
<b>PITCHER</b>	IP WLS BF H R ER SO BB IBB HBP BLK WP HR S P ERA WHIP																					
68 George Kirby, R ERA: 3.39	5.2	W 23	7	2	2	5	1	0	0	0	0	0	0	51	83	3.18	1.412					
47 Matt Brash, R ERA: 5.23	1.0	H 5	2	0	0	3	0	0	0	0	0	11	14	0.00	2.000							
Andrés Muñoz, R ERA: 2.72	1.1	H 5	0	0	0	2	1	0	0	0	0	16	28	0.00	0.750							
50 Erik Swanson, R ERA: 1.01	1.0	3	0	0	0	2	0	0	0	0	0	11	14	0.00	0.000							

Seattle Mariners @ Texas Rangers  
 Globe Life Field, Arlington, TX  
 Fri Aug 12 2022, 7:10 PM - 10:52 PM CDT  
 Att: 22,622 - Roof Closed - 75 F

AB	37
R	6
H	11
RBI	5
BB	5
SO	7
LOB	21



Seattle Mariners @ Texas Rangers  
 Globe Life Field, Arlington, TX  
 Fri Aug 12 2022, 7:10 PM - 10:52 PM CDT  
 Att: 22,622 - Roof Closed - 75 F

AB	34
R	2
H	9
RBI	2
BB	2
SO	12
LOB	18









Batter	1	2	3	4	5	6	7	8	9	AB	R	H	RBI	BB	SO	LOB	TOP				
44 Julio Rodríguez, R OBP: 0.332, SLG: 0.472	L8		G6-3		F8	E6			G5-3	5	0	0	0	0	0	2					
23 Ty France, R OBP: 0.362, SLG: 0.449	G6-3				K	K			P3	4	0	0	0	1	2	3					
17 Mitch Haniger, R OBP: 0.343, SLG: 0.508	L7		K						K	4	0	1	1	1	2	1					
28 Eugenio Suárez, R OBP: 0.321, SLG: 0.418			K							2	0	0	0	2	2	2					
41 Carlos Santana, S OBP: 0.322, SLG: 0.355					P3	L8				4	0	0	0	0	2	4					
3 J.P. Crawford, L OBP: 0.336, SLG: 0.359	E5								G4-3	4	2	2	0	0	0	2					
0 Sam Haggerty, S OBP: 0.364, SLG: 0.525					F8					3	0	1	1	0	1	1					
5 Curt Casali, R OBP: 0.326, SLG: 0.364										2	0	0	0	1	1	2					
29 Cal Raleigh, S OBP: 0.373, SLG: 0.456					P5					1	0	0	0	0	1	0					
25 Dylan Moore, R OBP: 0.349, SLG: 0.358										1	1	0	0	1	1	2					
26 Adam Frazier, L OBP: 0.308, SLG: 0.309										1	0	0	0	0	1	0					
<b>Inning Stats</b>	R: 0 E: 0 K: 0 S: 4	H: 0 LOB: 0 BB: 0 P: 7	R: 1 E: 1 K: 2 S: 11	H: 1 LOB: 2 BB: 2 P: 23	R: 0 E: 0 K: 2 S: 11	H: 0 LOB: 1 BB: 1 P: 16	R: 0 E: 0 K: 0 S: 15	H: 1 LOB: 1 BB: 2 P: 21	R: 1 E: 1 K: 2 S: 14	H: 1 LOB: 2 BB: 0 P: 14	R: 0 E: 0 K: 2 S: 11	H: 0 LOB: 1 BB: 1 P: 21	R: 0 E: 0 K: 3 S: 10	H: 0 LOB: 0 BB: 0 P: 13	R: 0 E: 0 K: 1 S: 7	H: 0 LOB: 0 BB: 0 P: 9	1B: 3 2B: 1 3B: 0 HR: 0	SF: 0 SAC: 1 DP: 0 HBP: 1	WP: 0 PB: 0 SB: 2 CS: 0	PA: 39	
<b>PITCHER</b>	IP WLS BF H R ER SO BB IBB HBP BLK WP HR S P ERA WHIP	IP WLS BF H R ER SO BB IBB HBP BLK WP HR S P ERA WHIP	IP WLS BF H R ER SO BB IBB HBP BLK WP HR S P ERA WHIP	IP WLS BF H R ER SO BB IBB HBP BLK WP HR S P ERA WHIP	IP WLS BF H R ER SO BB IBB HBP BLK WP HR S P ERA WHIP	IP WLS BF H R ER SO BB IBB HBP BLK WP HR S P ERA WHIP	IP WLS BF H R ER SO BB IBB HBP BLK WP HR S P ERA WHIP	IP WLS BF H R ER SO BB IBB HBP BLK WP HR S P ERA WHIP	IP WLS BF H R ER SO BB IBB HBP BLK WP HR S P ERA WHIP	IP WLS BF H R ER SO BB IBB HBP BLK WP HR S P ERA WHIP	IP WLS BF H R ER SO BB IBB HBP BLK WP HR S P ERA WHIP	IP WLS BF H R ER SO BB IBB HBP BLK WP HR S P ERA WHIP	IP WLS BF H R ER SO BB IBB HBP BLK WP HR S P ERA WHIP	IP WLS BF H R ER SO BB IBB HBP BLK WP HR S P ERA WHIP	IP WLS BF H R ER SO BB IBB HBP BLK WP HR S P ERA WHIP	IP WLS BF H R ER SO BB IBB HBP BLK WP HR S P ERA WHIP	IP WLS BF H R ER SO BB IBB HBP BLK WP HR S P ERA WHIP	IP WLS BF H R ER SO BB IBB HBP BLK WP HR S P ERA WHIP	IP WLS BF H R ER SO BB IBB HBP BLK WP HR S P ERA WHIP	IP WLS BF H R ER SO BB IBB HBP BLK WP HR S P ERA WHIP	IP WLS BF H R ER SO BB IBB HBP BLK WP HR S P ERA WHIP

Seattle Mariners @ Texas Rangers  
 Globe Life Field, Arlington, TX  
 Sun Aug 14 2022, 1:40 PM - 4:43 PM CDT  
 Att: 25,560 - Roof Closed - 75 F

AB	31
R	3
H	4
RBI	2
BB	6
SO	13
LOB	19



Batter	1	2	3	4	5	6	7	8	9	AB	R	H	RBI	BB	SO	LOB	BOTTOM				
2 Marcus Semien, R OBP: 0.295, SLG: 0.399	P3		F9		F6				G5-3	4	0	0	0	0	0	1					
5 Corey Seager, L OBP: 0.332, SLG: 0.480	G3-1		K							4	2	2	0	0	1	1					
53 Adolis Garcia, R OBP: 0.303, SLG: 0.455	L3		F8							4	1	1	1	1	0	2					
30 Nathaniel Lowe, L OBP: 0.339, SLG: 0.462										3	1	2	1	1	1	0					
20 Meibrys Vilorio, L OBP: 0.357, SLG: 0.378										3	1	0	0	1	3	2					
70 Ezequiel Duran, R OBP: 0.297, SLG: 0.393										4	0	1	0	0	0	2					
13 Brad Miller, L OBP: 0.251, SLG: 0.315										3	0	1	0	1	1	0					
65 Bubba Thompson, R OBP: 0.242, SLG: 0.250										4	0	1	2	0	2	2					
47 Josh Smith, L OBP: 0.341, SLG: 0.279										2	0	0	0	1	0	2					
3 Leody Taveras, S OBP: 0.326, SLG: 0.431										0	0	0	0	0	0	0					
<b>Inning Stats</b>	R: 0 E: 0 K: 0 S: 3	H: 0 LOB: 0 BB: 0 P: 4	R: 0 E: 0 K: 2 S: 12	H: 1 LOB: 2 BB: 1 P: 18	R: 0 E: 0 K: 1 S: 5	H: 0 LOB: 1 BB: 1 P: 14	R: 2 E: 0 K: 0 S: 10	H: 3 LOB: 1 BB: 1 P: 21	R: 1 E: 0 K: 1 S: 12	H: 1 LOB: 1 BB: 1 P: 23	R: 0 E: 0 K: 1 S: 5	H: 0 LOB: 0 BB: 0 P: 7	R: 2 E: 0 K: 1 S: 16	H: 3 LOB: 1 BB: 0 P: 24	R: 0 E: 0 K: 2 S: 7	H: 0 LOB: 0 BB: 0 P: 11	1B: 4 2B: 4 3B: 0 HR: 0	SF: 0 SAC: 0 DP: 1 HBP: 0	WP: 2 PB: 0 SB: 2 CS: 0	PA: 35	
<b>PITCHER</b>	IP WLS BF H R ER SO BB IBB HBP BLK WP HR S P ERA WHIP	IP WLS BF H R ER SO BB IBB HBP BLK WP HR S P ERA WHIP	IP WLS BF H R ER SO BB IBB HBP BLK WP HR S P ERA WHIP	IP WLS BF H R ER SO BB IBB HBP BLK WP HR S P ERA WHIP	IP WLS BF H R ER SO BB IBB HBP BLK WP HR S P ERA WHIP	IP WLS BF H R ER SO BB IBB HBP BLK WP HR S P ERA WHIP	IP WLS BF H R ER SO BB IBB HBP BLK WP HR S P ERA WHIP	IP WLS BF H R ER SO BB IBB HBP BLK WP HR S P ERA WHIP	IP WLS BF H R ER SO BB IBB HBP BLK WP HR S P ERA WHIP	IP WLS BF H R ER SO BB IBB HBP BLK WP HR S P ERA WHIP	IP WLS BF H R ER SO BB IBB HBP BLK WP HR S P ERA WHIP	IP WLS BF H R ER SO BB IBB HBP BLK WP HR S P ERA WHIP	IP WLS BF H R ER SO BB IBB HBP BLK WP HR S P ERA WHIP	IP WLS BF H R ER SO BB IBB HBP BLK WP HR S P ERA WHIP	IP WLS BF H R ER SO BB IBB HBP BLK WP HR S P ERA WHIP	IP WLS BF H R ER SO BB IBB HBP BLK WP HR S P ERA WHIP	IP WLS BF H R ER SO BB IBB HBP BLK WP HR S P ERA WHIP	IP WLS BF H R ER SO BB IBB HBP BLK WP HR S P ERA WHIP	IP WLS BF H R ER SO BB IBB HBP BLK WP HR S P ERA WHIP	IP WLS BF H R ER SO BB IBB HBP BLK WP HR S P ERA WHIP	IP WLS BF H R ER SO BB IBB HBP BLK WP HR S P ERA WHIP

Seattle Mariners @ Texas Rangers  
 Globe Life Field, Arlington, TX  
 Sun Aug 14 2022, 1:40 PM - 4:43 PM CDT  
 Att: 25,560 - Roof Closed - 75 F

AB	31
R	5
H	8
RBI	4
BB	4
SO	8
LOB	12





Batter	1	2	3	4	5	6	7	8	9	AB	R	H	RBI	BB	SO	LOB	TOP					
37 Cal Stevenson, L (1,8) OBP: 0.389, SLG: 0.154																	3 0 0 0 2 1 1					
5 Tony Kemp, L (1,7) OBP: 0.293, SLG: 0.311																	3 0 1 0 1 0 1					
12 Sean Murphy, R (1,2) OBP: 0.323, SLG: 0.422																	3 0 1 0 1 0 3					
15 Seth Brown, L (1,3) OBP: 0.292, SLG: 0.445																	2 0 0 0 2 0 3					
10 Chad Pinder, R (1,10) OBP: 0.260, SLG: 0.396																	4 0 0 0 0 1 4					
11 Skye Bolt, S (1,9) OBP: 0.279, SLG: 0.341																	3 0 0 0 1 1 2					
77 Jonah Bride, R (1,4) OBP: 0.286, SLG: 0.256																	4 0 0 0 0 1 1					
31 Vimal Machin, L (1,5) OBP: 0.279, SLG: 0.255																	2 0 0 0 0 0 1					
17 Elvis Andrus, R (7,PH) OBP: 0.296, SLG: 0.365																	1 0 0 0 1 1 0					
2 Nick Allen, R (1,6) OBP: 0.280, SLG: 0.318																	3 1 1 1 1 0 0					
<b>Inning Stats</b>	R: 0 E: 0 K: 0 S: 6	H: 0 LOB: 1 BB: 2 P: 17	R: 0 E: 0 K: 0 S: 11	H: 0 LOB: 1 BB: 1 P: 18	R: 1 E: 0 K: 0 S: 8	H: 1 LOB: 2 BB: 2 P: 19	R: 0 E: 0 K: 0 S: 8	H: 0 LOB: 0 BB: 0 P: 11	R: 0 E: 0 K: 1 S: 9	H: 1 LOB: 2 BB: 1 P: 12	R: 0 E: 0 K: 1 S: 9	H: 0 LOB: 0 BB: 0 P: 13	R: 0 E: 0 K: 1 S: 9	H: 0 LOB: 0 BB: 0 P: 14	R: 0 E: 0 K: 2 S: 13	H: 1 LOB: 2 BB: 1 P: 25	R: 0 E: 0 K: 1 S: 10	H: 0 LOB: 1 BB: 2 P: 21	1B: 2 2B: 0 HR: 1	SF: 0 SAC: 0 HBP: 0	WP: 0 PB: 0 SB: 2 CS: 1	PA: 37
<b>PITCHER</b>	IP WLS BF H R ER SO BB IBB HBP BLK WP HR S P ERA WHIP																					
49 Glenn Otto, R (1,1) ERA: 4.96	6.0 W 25 2 1 1 1 6 0 0 0 0 1 49 90 1.50 1.333																					
46 Brock Burke, L (7,1) ERA: 1.29	2.0 H 8 1 0 0 3 1 0 0 0 0 0 0 22 39 0.00 1.000																					
72 Jonathan Hernández, R (9,1) ERA: 2.45	1.0 S 4 0 0 0 1 2 0 0 0 0 0 0 10 21 0.00 2.000																					

Oakland Athletics @ Texas Rangers  
Globe Life Field, Arlington, TX  
Mon Aug 15 2022, 7:09 PM - 10:18 PM CDT  
Att. 13,121 - Roof Closed - 75 F

AB 28  
R 1  
H 3  
RBI 1  
BB 9  
SO 5  
LOB 16



Batter	1	2	3	4	5	6	7	8	9	AB	R	H	RBI	BB	SO	LOB	BOTTOM			
2 Marcus Semien, R (1,4) OBP: 0.296, SLG: 0.406																	4 1 2 1 0 0 2			
5 Corey Seager, L (1,6) OBP: 0.329, SLG: 0.475																	4 0 0 0 0 1 1			
53 Adolis García, R (1,9) OBP: 0.302, SLG: 0.453																	4 0 1 0 0 2 1			
30 Nathaniel Lowe, L (1,3) OBP: 0.338, SLG: 0.460																	4 0 1 0 0 1 1			
28 Jonah Heim, S (1,2) OBP: 0.321, SLG: 0.439																	3 0 0 0 1 0 2			
3 Leody Taveras, S (1,8) OBP: 0.330, SLG: 0.441																	3 1 1 0 1 1 1			
13 Brad Miller, L (1,10) ERA: 4.33																	2 0 2 0 0 0 0			
38 Elier Hernández, R (6,PH) OBP: 0.200, SLG: 0.242																	2 0 0 0 0 2 2			
65 Bubba Thompson, R (1,7) OBP: 0.270, SLG: 0.257																	3 0 1 1 1 2 3			
47 Josh Smith, L (1,5) OBP: 0.335, SLG: 0.273																	3 0 0 0 0 0 3			
<b>Inning Stats</b>	R: 0 E: 0 K: 2 S: 9	H: 0 LOB: 0 BB: 0 P: 15	R: 0 E: 0 K: 2 S: 15	H: 1 LOB: 2 BB: 1 P: 24	R: 1 E: 0 K: 0 S: 18	H: 3 LOB: 0 BB: 0 P: 23	R: 0 E: 0 K: 0 S: 12	H: 1 LOB: 2 BB: 1 P: 18	R: 0 E: 0 K: 1 S: 7	H: 0 LOB: 0 BB: 0 P: 10	R: 1 E: 1 K: 1 S: 12	H: 2 LOB: 1 BB: 0 P: 19	R: 0 E: 0 K: 1 S: 11	H: 1 LOB: 1 BB: 0 P: 20	R: 0 E: 0 K: 2 S: 8	H: 0 LOB: 1 BB: 1 P: 15	1B: 6 2B: 0 3B: 1 HR: 1	SF: 0 SAC: 0 DP: 0 HBP: 0	WP: 1 PB: 0 SB: 0 CS: 0	PA: 35
<b>PITCHER</b>	IP WLS BF H R ER SO BB IBB HBP BLK WP HR S P ERA WHIP																			
32 James Kaprielian, R (1,1) ERA: 4.33	5.1 L 24 6 2 2 5 2 0 0 0 0 0 0 64 94 3.38 1.500																			
60 Sam Moll, L (6,1) ERA: 2.97	0.2 3 1 0 0 1 0 0 0 0 0 0 0 9 15 0.00 1.500																			
68 Domingo Acevedo, R (7,1) ERA: 0.1	1.0 4 1 0 0 1 0 0 0 0 0 0 0 11 20 0.00 1.000																			
61 Zach Jackson, R (8,1) ERA: 2.8	1.0 4 0 0 0 2 1 0 0 0 0 1 0 8 15 0.00 1.000																			

Oakland Athletics @ Texas Rangers  
Globe Life Field, Arlington, TX  
Mon Aug 15 2022, 7:09 PM - 10:18 PM CDT  
Att. 13,121 - Roof Closed - 75 F

AB 32  
R 2  
H 8  
RBI 2  
BB 3  
SO 9  
LOB 16

















Batter	1	2	3	4	5	6	7	8	9	AB	R	H	RBI	BB	SO	LOB	TOP										
2 Marcus Semien, R (1,4) OBP: 0.294, SLG: 0.395										3	0	0	0	1	2	1	<b>Texas Rangers @ Minnesota Twins</b> Target Field, Minneapolis, MN Fri Aug 19 2022, 7:11 PM - 10:03 PM CDT Att: 22,627 - Partly Cloudy - 69 F										
5 Corey Seager, L (1,6) OBP: 0.326, SLG: 0.466										4	0	0	0	0	1	2											
30 Nathaniel Lowe, L (1,3) OBP: 0.341, SLG: 0.463										4	0	1	1	0	1	0											
53 Adolis Garcia, R (1,9) OBP: 0.302, SLG: 0.448										4	0	1	0	0	2	1											
28 Jonah Heim, S (1,2) 11 Charlie Culberson, R (9, PR) OBP: 0.291, SLG: 0.314										3	0	0	0	1	1	1											
3 Leody Taveras, S (1,8) OBP: 0.343, SLG: 0.436										3	0	1	0	1	0	1											
13 Brad Miller, L (1, 10) OBP: 0.258, SLG: 0.313										3	0	0	0	1	0	3											
47 Josh Smith, L (1,5) Mark Mathias, R (7, PH) OBP: 0.217, SLG: 0.545										2	0	0	0	0	0	0											
65 Bubba Thompson, R (1, 7) OBP: 0.308, SLG: 0.286										3	1	1	0	0	0	2											
<b>Inning Stats</b>	R: 0 E: 0 K: 1 S: 8	H: 0 LOB: 0 BB: 0 P: 10	R: 0 E: 0 K: 0 S: 11	H: 1 LOB: 1 BB: 0 P: 13	R: 0 E: 0 K: 0 S: 6	H: 0 LOB: 1 BB: 1 P: 12	R: 0 E: 0 K: 0 S: 8	H: 0 LOB: 0 BB: 0 P: 8	R: 0 E: 0 K: 0 S: 8	H: 0 LOB: 0 BB: 0 P: 14	R: 1 E: 0 K: 3 S: 23	H: 2 LOB: 1 BB: 0 P: 31	R: 0 E: 0 K: 1 S: 13	H: 1 LOB: 2 BB: 1 P: 24	R: 0 E: 0 K: 1 S: 7	H: 0 LOB: 0 BB: 0 P: 10		R: 0 E: 0 K: 1 S: 9	H: 0 LOB: 1 BB: 2 P: 20	1B: 4 2B: 1 3B: 0 HR: 0	SF: 0 SAC: 0 DP: 1 HBP: 0	WP: 0 PB: 0 SB: 2 CS: 0	PA: 34				
<b>PITCHER</b>	IP	WLS	BF	H	R	ER	SO	BB	IBB	HBP	BLK	WP	HR	S	P	ERA	WHIP										
37 Dylan Bundy, R (1, 1) ERA: 4.6	5.1	W	19	2	1	1	2	1	0	0	0	0	0	51	71	1.69	0.562										
56 Caleb Thielbar, L (6, 1) ERA: 3.99	0.2	H	3	1	0	0	2	0	0	0	0	0	0	13	17	0.00	1.500										
58 Trevor Megill, R (7, 1) ERA: 2.9	1.0	H	5	1	0	0	1	1	0	0	0	0	0	13	24	0.00	2.000										
59 Jhoan Duran, R (8, 1) ERA: 2.01	1.0	H	3	0	0	0	1	0	0	0	0	0	0	7	10	0.00	0.000										
48 Jorge López, R (9, 1) ERA: 1.95	1.0	S	4	0	0	0	1	2	0	0	0	0	0	9	20	0.00	2.000										
<b>Batter</b>	<b>1</b>	<b>2</b>	<b>3</b>	<b>4</b>	<b>5</b>	<b>6</b>	<b>7</b>	<b>8</b>	<b>9</b>	<b>AB</b>	<b>R</b>	<b>H</b>	<b>RBI</b>	<b>BB</b>	<b>SO</b>	<b>LOB</b>	<b>BOTTOM</b>										
25 Byron Buxton, R (1,8) OBP: 0.305, SLG: 0.533										3	0	0	0	1	1	1	<b>Texas Rangers @ Minnesota Twins</b> Target Field, Minneapolis, MN Fri Aug 19 2022, 7:11 PM - 10:03 PM CDT Att: 22,627 - Partly Cloudy - 69 F										
4 Carlos Correa, R (1,6) OBP: 0.351, SLG: 0.431										4	0	0	0	0	2	1											
2 Luis Arraez, L (1,3) OBP: 0.400, SLG: 0.448										3	1	1	1	1	0	0											
64 Jose Miranda, R (1, 10) OBP: 0.331, SLG: 0.480										4	1	1	1	0	1	2											
15 Gio Urshela, R (1,5) OBP: 0.307, SLG: 0.427										4	0	1	0	0	1	0											
11 Jorge Polanco, S (1,4) OBP: 0.345, SLG: 0.407										2	0	1	0	1	0	1											
67 Gilberto Celestino, R (1, 7) OBP: 0.317, SLG: 0.339										3	0	0	0	0	1	2											
26 Max Kepler, L (1,9) OBP: 0.321, SLG: 0.362										3	0	1	0	0	0	2											
39 Sandy León, S (1,2) OBP: 0.348, SLG: 0.250										3	0	0	0	0	2	1											
<b>Inning Stats</b>	R: 2 E: 0 K: 1 S: 12	H: 3 LOB: 1 BB: 0 P: 19	R: 0 E: 0 K: 1 S: 9	H: 1 LOB: 0 BB: 0 P: 11	R: 0 E: 0 K: 1 S: 5	H: 0 LOB: 0 BB: 0 P: 8	R: 0 E: 0 K: 3 S: 7	H: 0 LOB: 2 BB: 1 P: 17	R: 0 E: 0 K: 0 S: 7	H: 1 LOB: 0 BB: 0 P: 12	R: 0 E: 0 K: 0 S: 6	H: 0 LOB: 0 BB: 0 P: 8	R: 0 E: 0 K: 1 S: 10	H: 0 LOB: 0 BB: 0 P: 16	R: 0 E: 0 K: 1 S: 10	H: 0 LOB: 0 BB: 0 P: 16		1B: 1 2B: 2 3B: 0 HR: 2	SF: 0 SAC: 0 DP: 0 HBP: 0	WP: 0 PB: 0 SB: 0 CS: 0	PA: 32						
<b>PITCHER</b>	IP	WLS	BF	H	R	ER	SO	BB	IBB	HBP	BLK	WP	HR	S	P	ERA	WHIP										
54 Martín Pérez, L (1, 1) ERA: 2.8	6.0	L	26	5	2	2	7	3	0	0	0	0	0	57	97	3.00	1.333										
46 Brock Burke, L (7, 1) ERA: 1.27	1.0		3	0	0	0	0	0	0	0	0	0	0	6	8	0.00	0.000										
25 José Leclerc, R (8, 1) ERA: 3.3	1.0		3	0	0	0	1	0	0	0	0	0	0	10	16	0.00	0.000										



Batter	1	2	3	4	5	6	7	8	9	10	AB	R	H	RBI	BB	SO	LOB	TOP									
2 Marcus Semien, R OBP: 0.293, SLG: 0.395											5	2	1	0	0	1	1										
5 Corey Seager, L OBP: 0.327, SLG: 0.465											5	1	2	1	0	0	2										
30 Nathaniel Lowe, L OBP: 0.345, SLG: 0.467											5	0	4	0	0	0	1										
53 Adolis Garcia, R OBP: 0.301, SLG: 0.448											5	1	1	1	0	1	6										
13 Brad Miller, L OBP: 0.333, SLG: 0.311											1	0	0	0	1	0	1										
Mark Mathias, R OBP: 0.231, SLG: 0.520											3	0	1	1	0	1	1										
3 Leody Taveras, S OBP: 0.346, SLG: 0.430											5	0	1	1	0	0	4										
70 Ezequiel Duran, R OBP: 0.290, SLG: 0.368											5	0	1	1	0	0	4										
20 Meibrys Vilorio, L OBP: 0.333, SLG: 0.333											3	0	0	0	0	2	2										
28 Jonah Heim, S OBP: 0.327, SLG: 0.446											1	0	0	0	0	0	0										
65 Bubba Thompson, R OBP: 0.304, SLG: 0.269											3	0	0	0	0	0	0										
<b>Inning Stats</b>	R: 1 E: 0 K: 1 S: 12	H: 2 LOB: 1 BB: 0 P: 19	R: 0 E: 0 K: 2 S: 9	H: 0 LOB: 0 BB: 0 P: 15	R: 0 E: 0 K: 1 S: 6	H: 0 LOB: 0 BB: 0 P: 11	R: 0 E: 0 K: 1 S: 9	H: 1 LOB: 2 BB: 1 P: 17	R: 0 E: 1 K: 1 S: 9	H: 0 LOB: 1 BB: 0 P: 15	R: 1 E: 0 K: 1 S: 10	H: 3 LOB: 2 BB: 0 P: 12	R: 0 E: 0 K: 0 S: 12	H: 2 LOB: 2 BB: 0 P: 18	R: 0 E: 0 K: 1 S: 10	H: 0 LOB: 0 BB: 0 P: 15	R: 0 E: 0 K: 0 S: 6	H: 0 LOB: 0 BB: 0 P: 9	R: 0 E: 0 K: 2 S: 16	H: 3 LOB: 2 BB: 0 P: 22	1B: 9 2B: 2 3B: 0 HR: 0	SF: 0 SAC: 0 DP: 1 HBP: 1	WP: 0 PB: 0 SB: 0 CS: 0	PA: 43			
<b>PITCHER</b>	IP 5.0	WLS 20	BF 3	H 1	R 1	ER 1	SO 5	BB 1	IBB 0	HBP 0	BLK 0	WP 0	HR 0	S 45	P 77	ERA 1.80	WHIP 0.800										
17 Chris Archer, R ERA: 4.02	3.0	14	5	1	1	1	1	0	0	0	0	0	0	32	45	3.00	1.667										
31 Devin Smeltzer, L ERA: 3.97	1.0	3	0	0	0	0	0	0	0	1	0	0	0	6	9	0.00	0.000										
48 Jorge López, R ERA: 1.92	0.1	L	3	2	1	0	1	0	0	0	0	0	0	8	11	0.00	6.000										
56 Caleb Thielbar, L ERA: 4.15	0.2	3	1	1	1	1	1	0	0	0	0	0	0	8	11	13.50	1.500										
65 Griffin Jax, R ERA: 3.74																											

Texas Rangers @ Minnesota Twins  
Target Field, Minneapolis, MN  
Sat Aug 20 2022, 6:47 PM - 10:13 PM CDT  
Att: 21,781 - Partly Cloudy - 74 F

AB 41  
R 4  
H 11  
RBI 4  
BB 1  
SO 8  
LOB 22



Batter	1	2	3	4	5	6	7	8	9	10	AB	R	H	RBI	BB	SO	LOB	BOTTOM									
2 Luis Araez, L OBP: 0.398, SLG: 0.445											5	1	1	1	0	1	2										
4 Carlos Correa, R OBP: 0.351, SLG: 0.429											4	0	1	0	1	1	4										
25 Byron Buxton, R OBP: 0.303, SLG: 0.527											4	0	0	0	1	2	4										
11 Jorge Polanco, S OBP: 0.340, SLG: 0.402											5	0	0	0	0	0	2										
26 Max Kepler, L OBP: 0.319, SLG: 0.357											4	1	0	0	1	0	1										
64 Jose Miranda, R OBP: 0.332, SLG: 0.477											4	0	1	1	1	0	2										
1 Nick Gordon, L OBP: 0.320, SLG: 0.421											4	0	1	0	0	0	2										
8 Jake Cave, L OBP: 0.242, SLG: 0.387											2	1	0	0	0	0	1										
15 Gio Urshela, R OBP: 0.309, SLG: 0.431											1	0	1	0	0	0	0										
67 Gilberto Celestino, R OBP: 0.316, SLG: 0.337											1	0	0	0	0	0	0										
24 Gary Sánchez, R OBP: 0.287, SLG: 0.391											3	0	1	0	1	1	1										
<b>Inning Stats</b>	R: 0 E: 0 K: 1 S: 7	H: 0 LOB: 1 BB: 1 P: 16	R: 0 E: 0 K: 0 S: 5	H: 1 LOB: 1 BB: 0 P: 9	R: 0 E: 0 K: 0 S: 7	H: 1 LOB: 1 BB: 0 P: 11	R: 0 E: 0 K: 0 S: 6	H: 0 LOB: 0 BB: 0 P: 11	R: 1 E: 1 K: 0 S: 14	H: 1 LOB: 2 BB: 1 P: 21	R: 0 E: 0 K: 0 S: 11	H: 0 LOB: 1 BB: 1 P: 20	R: 0 E: 0 K: 2 S: 12	H: 1 LOB: 2 BB: 0 P: 19	R: 1 E: 0 K: 1 S: 16	H: 1 LOB: 1 BB: 1 P: 30	R: 0 E: 0 K: 0 S: 8	H: 1 LOB: 0 BB: 0 P: 10	R: 1 E: 1 K: 1 S: 8	H: 0 LOB: 2 BB: 1 P: 15	1B: 5 2B: 1 3B: 0 HR: 0	SF: 0 SAC: 0 DP: 1 HBP: 0	WP: 0 PB: 0 SB: 0 CS: 0	PA: 42			
<b>PITCHER</b>	IP 5.2	WLS 24	BF 3	H 1	R 1	ER 0	SO 0	BB 3	IBB 0	HBP 0	BLK 0	WP 0	HR 0	S 48	P 86	ERA 0.000	WHIP 1.059										
49 Glenn Otto, R ERA: 4.66	0.1	H	1	0	0	0	0	0	0	0	0	0	0	2	2	0.00	0.000										
59 Brett Martin, L ERA: 3.99	1.0	H	4	1	0	0	2	0	0	0	0	0	0	12	19	0.00	1.000										
46 Brock Burke, L ERA: 1.29	1.0	B	5	1	1	1	1	1	0	0	0	0	0	16	30	9.00	2.000										
45 Matt Moore, L ERA: 2.09	2.0	W	8	1	1	0	1	1	0	0	0	0	0	16	25	0.00	1.000										
72 Jonathan Hernandez, R ERA: 2.08																											

Texas Rangers @ Minnesota Twins  
Target Field, Minneapolis, MN  
Sat Aug 20 2022, 6:47 PM - 10:13 PM CDT  
Att: 21,781 - Partly Cloudy - 74 F

AB 37  
R 3  
H 6  
RBI 2  
BB 5  
SO 5  
LOB 19










Batter	1	2	3	4	5	6	7	8	9	AB	R	H	RBI	BB	SO	LOB	TOP																			
2 Marcus Semien, R OBP: 0.294, SLG: 0.401	L8			L3-6 1B		F8		K		4	0	1	0	0	1	2																				
5 Corey Seager, L OBP: 0.328, SLG: 0.464	G3			L3-6 BB						3	0	2	1	1	0	0																				
30 Nathaniel Lowe, L OBP: 0.343, SLG: 0.468	G4-3			L3-6		L8				4	0	0	0	0	0	5																				
53 Adolis Garcia, R OBP: 0.300, SLG: 0.450						G5-3				4	1	1	1	0	1	3																				
28 Jonah Heim, S OBP: 0.322, SLG: 0.436										4	0	0	0	0	2	1																				
3 Leody Taveras, S OBP: 0.338, SLG: 0.422	G4-3									3	0	0	0	0	1	0																				
56 Kole Calhoun, L OBP: 0.266, SLG: 0.359						G3-1				3	0	0	0	0	2	0																				
13 Brad Miller, L OBP: 0.269, SLG: 0.316										3	1	1	0	0	1	0																				
70 Ezequiel Duran, R OBP: 0.296, SLG: 0.367						G5-3				3	0	1	0	0	1	0																				
<b>Inning Stats</b>	R: 0 E: 0 K: 0 S: 6	H: 0 LOB: 0 BB: 0 P: 8	R: 0 E: 0 K: 2 S: 8	H: 0 LOB: 0 BB: 0 P: 10	R: 0 E: 0 K: 2 S: 8	H: 0 LOB: 0 BB: 0 P: 12	R: 0 E: 0 K: 0 S: 3	H: 1 LOB: 0 BB: 1 P: 8	R: 1 E: 0 K: 2 S: 10	H: 1 LOB: 0 BB: 0 P: 10	R: 1 E: 0 K: 0 S: 12	H: 3 LOB: 2 BB: 0 P: 21	R: 0 E: 0 K: 1 S: 10	H: 0 LOB: 0 BB: 0 P: 12	R: 0 E: 0 K: 2 S: 11	H: 0 LOB: 0 BB: 0 P: 14	R: 0 E: 0 K: 0 S: 11	H: 1 LOB: 1 BB: 0 P: 12	1B: 5 2B: 0 3B: 1 HR: 1	SF: 0 SAC: 0 DP: 0 HBP: 0	WP: 1 PB: 0 SB: 0 CS: 0	PA: 32														
<b>PITCHER</b>	IP	WLS	BF	H	R	ER	SO	BB	IBB	HBP	BLK	WP	HR	S	P	ERA	WHIP	<b>PITCHER</b>	IP	WLS	BF	H	R	ER	SO	BB	IBB	HBP	BLK	WP	HR	S	P	ERA	WHIP	
54 Sonny Gray, R ERA: 3.1	(1, 1)	6.0	L	22	5	2	2	6	1	0	0	0	1	1	47	69	3.00	1.000																		
52 Michael Fulmer, R ERA: 3.0	(7, 1)	1.0		3	0	0	0	1	0	0	0	0	0	0	10	12	0.00	0.000																		
65 Griffin Jax, R ERA: 3.67	(8, 1)	1.0		3	0	0	0	2	0	0	0	0	0	0	11	14	0.00	0.000																		
56 Caleb Thielbar, L ERA: 4.06	(9, 1)	1.0		4	1	0	0	0	0	0	0	0	0	0	11	12	0.00	1.000																		

Texas Rangers @ Minnesota Twins  
Target Field, Minneapolis, MN  
Mon Aug 22 2022, 6:11 PM - 9:09 PM CDT  
Att: 18,595 - Partly Cloudy - 81 F


AB 31  
R 2  
H 6  
RBI 2  
BB 1  
SO 9  
LOB 11



Batter	1	2	3	4	5	6	7	8	9	AB	R	H	RBI	BB	SO	LOB	BOTTOM																				
2 Luis Arraez, L OBP: 0.391, SLG: 0.437	G6-3		G6-3		G4-3			F6		4	0	0	0	0	0	1																					
4 Carlos Correa, R OBP: 0.352, SLG: 0.431					G5-3					3	0	2	0	1	0	0																					
25 Byron Buxton, R OBP: 0.306, SLG: 0.526										2	0	1	0	1	1	0																					
8 Jake Cave, L OBP: 0.222, SLG: 0.353										1	0	0	0	0	0	1																					
64 Jose Miranda, R OBP: 0.327, SLG: 0.467					G5-3					4	0	0	0	0	2	5																					
26 Max Kepler, L OBP: 0.319, SLG: 0.356	G3-1				F8					4	0	1	0	0	1	5																					
15 Gio Urshela, R OBP: 0.306, SLG: 0.431										4	1	1	0	0	0	1																					
1 Nick Gordon, L OBP: 0.321, SLG: 0.423										4	0	2	1	0	0	0																					
9 Tim Beckham, R OBP: 0.091, SLG: 0.091										2	0	0	0	0	1	2																					
11 Jorge Polanco, S OBP: 0.345, SLG: 0.403										1	0	0	0	1	1	0																					
39 Sandy León, S OBP: 0.320, SLG: 0.225										2	0	0	0	0	0	2																					
24 Gary Sánchez, R OBP: 0.286, SLG: 0.388										1	0	0	0	0	0	1																					
<b>Inning Stats</b>	R: 0 E: 0 K: 1 S: 17	H: 1 LOB: 2 BB: 1 P: 27	R: 0 E: 0 K: 0 S: 15	H: 1 LOB: 1 BB: 0 P: 23	R: 0 E: 0 K: 0 S: 10	H: 1 LOB: 2 BB: 1 P: 20	R: 1 E: 0 K: 1 S: 13	H: 2 LOB: 0 BB: 0 P: 19	R: 0 E: 0 K: 0 S: 8	H: 0 LOB: 0 BB: 0 P: 11	R: 0 E: 0 K: 0 S: 4	H: 1 LOB: 1 BB: 0 P: 7	R: 0 E: 0 K: 0 S: 8	H: 0 LOB: 1 BB: 1 P: 17	R: 0 E: 0 K: 2 S: 15	H: 1 LOB: 0 BB: 0 P: 25	R: 0 E: 0 K: 1 S: 8	H: 0 LOB: 0 BB: 0 P: 13	1B: 4 2B: 1 3B: 2 HR: 0	SF: 0 SAC: 0 DP: 1 HBP: 0	WP: 0 PB: 0 SB: 1 CS: 1	PA: 35															
<b>PITCHER</b>	IP	WLS	BF	H	R	ER	SO	BB	IBB	HBP	BLK	WP	HR	S	P	ERA	WHIP	<b>PITCHER</b>	IP	WLS	BF	H	R	ER	SO	BB	IBB	HBP	BLK	WP	HR	S	P	ERA	WHIP		
50 Cole Ragans, L ERA: 4.42	(1, 1)	4.0		18	5	1	1	2	1	0	0	0	0	0	55	89	2.25	1.750																			
62 A.J. Alexy, R ERA: 6.23	(5, 1)	2.1	W	8	1	0	0	1	1	0	0	0	0	0	17	30	0.00	0.857																			
59 Brett Martin, L ERA: 3.83	(7, 1)	0.2	H	2	0	0	0	0	0	0	0	0	0	0	3	5	0.00	0.000																			
25 José Leclerc, R ERA: 3.19	(8, 1)	1.0	H	4	1	0	0	2	0	0	0	0	0	0	15	25	0.00	1.000																			
45 Matt Moore, L ERA: 2.05	(9, 1)	1.0	S	3	0	0	0	1	0	0	0	0	0	0	8	13	0.00	0.000																			

Texas Rangers @ Minnesota Twins  
Target Field, Minneapolis, MN  
Mon Aug 22 2022, 6:11 PM - 9:09 PM CDT  
Att: 18,595 - Partly Cloudy - 81 F

AB 32  
R 1  
H 7  
RBI 1  
BB 3  
SO 6  
LOB 18













Batter	1	2	3	4	5	6	7	8	9	AB	R	H	RBI	BB	SO	LOB	TOP								
31 Riley Greene, L OBP: 0.304, SLG: 0.375	F7		FC6-4 28 30 1B		E4 3B		K		HR	5	3	3	4	0	1	0									
22 Victor Reyes, S OBP: 0.312, SLG: 0.362	K		FC6-4 28 BB		G6-3		BB		1B	3	0	1	0	2	1	0									
28 Javier Báez, R OBP: 0.263, SLG: 0.366	K		FC6-4 30 1B		G4-3		G5-3		K	5	0	0	0	0	2	5									
30 Harold Castro, L OBP: 0.310, SLG: 0.397	F7								K	4	0	1	1	1	1	2									
24 Miguel Cabrera, R OBP: 0.308, SLG: 0.317		P2	G1-3		G6-3				G6-3	4	0	0	0	0	0	3									
9 Willi Castro, S OBP: 0.290, SLG: 0.357		G4-3			G4-3		K			3	0	0	0	0	1	0									
13 Eric Haase, R OBP: 0.286, SLG: 0.389		P5			K		K		K	4	0	0	0	0	3	1									
46 Jeimer Candelario, S OBP: 0.298, SLG: 0.330			G4-3 60 31 1B		G5-3		F7			3	2	1	0	1	0	0									
60 Akil Badjoo, L OBP: 0.263, SLG: 0.224		G4-3					K		K	4	1	1	0	0	2	2									
<b>Inning Stats</b>	R: 0 E: 0 K: 2 S: 8	H: 0 LOB: 1 BB: 0 P: 10	R: 0 E: 0 K: 0 S: 7	H: 0 LOB: 0 BB: 0 P: 12	R: 2 E: 0 K: 0 S: 13	H: 3 LOB: 2 BB: 1 P: 26	R: 0 E: 0 K: 1 S: 7	H: 0 LOB: 0 BB: 0 P: 10	R: 2 E: 1 K: 0 S: 13	H: 2 LOB: 1 BB: 1 P: 22	R: 0 E: 0 K: 2 S: 10	H: 0 LOB: 0 BB: 0 P: 13	R: 0 E: 0 K: 2 S: 13	H: 0 LOB: 1 BB: 1 P: 21	R: 0 E: 0 K: 1 S: 9	H: 0 LOB: 1 BB: 0 P: 17	R: 2 E: 0 K: 3 S: 15	H: 2 LOB: 1 BB: 1 P: 26	1B: 4 2B: 1 3B: 1 HR: 1	SF: 0 SAC: 0 DP: 0 HBP: 1	WP: 1 PB: 0 SB: 0 CS: 0	PA: 40			
<b>PITCHER</b>	IP	WLS	BF	H	R	ER	SO	BB	IBB	HBP	BLK	WP	HR	S	P	ERA	WHIP								
49 Glenn Otto, R ERA: 4.79	(1, 1)	5.0	W	23	5	4	4	3	2	0	0	0	1	0	48	8.00	1.400								
52 Taylor Hearn, L ERA: 5.12	(6, 1)	2.0	H	7	0	0	0	4	1	0	0	0	0	23	34	0.00	0.500								
72 Jonathan Hernández, R ERA: 1.8	(8, 1)	1.0	H	4	0	0	0	1	0	0	0	0	0	9	17	0.00	0.000								
25 José Leclerc, R ERA: 3.55	(9, 1)	1.0	S	6	2	2	2	3	1	0	0	0	0	15	26	18.00	3.000								

**Detroit Tigers @ Texas Rangers**  
 Globe Life Field, Arlington, TX  
 Fri Aug 26 2022, 7:09 PM - 10:12 PM CDT  
 Att: 20,357 - Roof Closed - 75 F

AB	35
R	6
H	7
RBI	5
BB	4
SO	11
LOB	13



Batter	1	2	3	4	5	6	7	8	9	AB	R	H	RBI	BB	SO	LOB	BOTTOM									
2 Marcus Semien, R OBP: 0.295, SLG: 0.409	G3-6-3 5 BB	K		K		K				3	0	0	0	1	3	2										
5 Corey Seager, L OBP: 0.330, SLG: 0.463	G3-6-3 1-2	G4-3		K		K			G6-3	4	0	0	0	0	1	2										
30 Nathaniel Lowe, L OBP: 0.348, SLG: 0.492	HR		F8						BB	3	1	2	1	1	0	0										
53 Adolis García, R OBP: 0.301, SLG: 0.449	K		FC4-6 28 3 1B		FC4-6 28 G4-3		K		K	4	1	1	0	0	2	2										
28 Jonah Heim, S OBP: 0.321, SLG: 0.430		G5-3	P5		G4-3		F7			4	0	0	0	0	0	3										
3 Leody Taveras, S OBP: 0.341, SLG: 0.417		70 HR	HR		HR		F8		G5-3	4	2	2	1	0	0	1										
Mark Mathias, R OBP: 0.314, SLG: 0.647		70 HR	HR		HR		G6-4-3 70 1B		L7	4	2	3	2	0	0	0										
70 Ezequiel Duran, R OBP: 0.297, SLG: 0.386			K		K		G6-4-3 1-2		L6	4	1	1	3	0	1	1										
65 Bubba Thompson, R OBP: 0.328, SLG: 0.290			2 S		K					3	0	2	0	0	1	0										
<b>Inning Stats</b>	R: 1 E: 0 K: 1 S: 9	H: 1 LOB: 0 BB: 1 P: 18	R: 3 E: 0 K: 1 S: 19	H: 4 LOB: 0 BB: 0 P: 28	R: 3 E: 0 K: 1 S: 15	H: 3 LOB: 0 BB: 0 P: 22	R: 0 E: 0 K: 3 S: 10	H: 0 LOB: 0 BB: 0 P: 15	R: 0 E: 0 K: 0 S: 5	H: 2 LOB: 1 BB: 1 P: 13	R: 0 E: 0 K: 1 S: 13	H: 2 LOB: 1 BB: 0 P: 18	R: 0 E: 0 K: 1 S: 10	H: 1 LOB: 0 BB: 0 P: 20	R: 0 E: 0 K: 0 S: 7	H: 0 LOB: 0 BB: 0 P: 9	R: 0 E: 0 K: 3 S: 15	H: 8 2B: 0 3B: 0 HR: 3	SF: 0 SAC: 0 DP: 2 HBP: 0	WP: 0 PB: 0 SB: 2 CS: 0	PA: 35					
<b>PITCHER</b>	IP	WLS	BF	H	R	ER	SO	BB	IBB	HBP	BLK	WP	HR	S	P	ERA	WHIP									
70 Tyler Alexander, L ERA: 4.83	(1, 1)	3.0	L	17	8	7	7	3	1	0	0	0	0	0	43	68	21.00	3.000								
50 Garrett Hill, R ERA: 3.94	(4, 1)	3.0		11	2	0	0	4	1	0	0	0	0	28	46	0.00	1.000									
68 Jason Foley, R ERA: 2.81	(7, 1)	1.0		4	1	0	0	1	0	0	0	0	0	10	20	0.00	1.000									
67 José Cisneros, R ERA: 1.99	(8, 1)	1.0		3	0	0	0	0	0	0	0	0	0	7	9	0.00	0.000									

**Detroit Tigers @ Texas Rangers**  
 Globe Life Field, Arlington, TX  
 Fri Aug 26 2022, 7:09 PM - 10:12 PM CDT  
 Att: 20,357 - Roof Closed - 75 F

AB	33
R	7
H	11
RBI	7
BB	2
SO	8
LOB	11

























Batter	1	2	3	4	5	6	7	8	9	AB	R	H	RBI	BB	SO	LOB	TOP			
2 Marcus Semien, R OBP: 0.304, SLG: 0.415										4	0	2	0	0	1	1				
5 Corey Seager, L OBP: 0.330, SLG: 0.474										4	0	1	1	0	0	2				
30 Nathaniel Lowe, L OBP: 0.359, SLG: 0.502										3	0	2	0	1	0	1				
53 Adolis Garcia, R OBP: 0.300, SLG: 0.450										4	0	0	0	0	1	6				
28 Jonah Heim, S OBP: 0.315, SLG: 0.413										3	0	0	0	1	1	3				
3 Leody Taveras, S OBP: 0.331, SLG: 0.399										4	0	0	0	0	1	3				
56 Kole Calhoun, L OBP: 0.261, SLG: 0.357										4	0	0	0	0	2	0				
70 Ezequiel Duran, R OBP: 0.282, SLG: 0.374										4	0	0	0	0	0	0				
65 Bubba Thompson, R OBP: 0.341, SLG: 0.333										2	1	1	0	1	0	0				
<b>Inning Stats</b>	R: 0 E: 0 K: 1 S: 10	H: 1 LOB: 2 BB: 1 P: 19	R: 0 E: 0 K: 0 S: 6	H: 0 LOB: 0 BB: 0 P: 7	R: 1 E: 0 K: 1 S: 16	H: 3 LOB: 1 BB: 1 P: 24	R: 0 E: 0 K: 0 S: 6	H: 0 LOB: 0 BB: 1 P: 11	R: 0 E: 0 K: 2 S: 11	H: 0 LOB: 0 BB: 0 P: 16	R: 0 E: 0 K: 1 S: 6	H: 0 LOB: 0 BB: 0 P: 7	R: 0 E: 0 K: 0 S: 7	H: 1 LOB: 1 BB: 0 P: 12	R: 0 E: 0 K: 1 S: 6	H: 0 LOB: 0 BB: 0 P: 8	1B: 4 2B: 2 3B: 0 HR: 0	SF: 0 SAC: 0 DP: 0 HBP: 0	WP: 0 PB: 0 SB: 1 CS: 0	PA: 36
<b>PITCHER</b>	IP WLS BF H R ER SO BB IBB HBP BLK WP HR S P ERA WHIP																<b>PITCHER</b>	IP WLS BF H R ER SO BB IBB HBP BLK WP HR S P ERA WHIP		
37 Nick Pivetta, R ERA: 4.37	3.0 15 4 1 1 2 2 0 0 0 0 0 0 32 50 3.00 2.000																83 Eduard Bazarido, R ERA: 9.0	1.0 3 0 0 0 1 0 0 0 0 0 0 6 8 9.00 0.000		
60 Tyler Danish, L ERA: 3.5	1.0 4 1 0 0 0 1 0 0 0 0 0 0 10 16 0.00 2.000																			
55 Matt Strahm, L ERA: 3.48	2.0 6 0 0 0 2 0 0 0 0 0 0 0 16 21 0.00 0.000																			
70 Ryan Brasier, R ERA: 6.49	1.0 3 0 0 0 1 0 0 0 0 0 0 6 7 0.00 0.000																			
61 Kaleb Ort, R ERA: 7.11	1.0 4 1 0 0 0 0 0 0 0 0 0 7 12 0.00 1.000																			

Texas Rangers @ Boston Red Sox  
Fenway Park, Boston, MA  
Fri Sep 02 2022, 7:11 PM - 10:22 PM EDT  
Att: 31,628 - Clear - 66 F

AB 32  
R 1  
H 6  
RBI 1  
BB 3  
SO 6  
LOB 16



Batter	1	2	3	4	5	6	7	8	9	AB	R	H	RBI	BB	SO	LOB	BOTTOM			
22 Tommy Pham, R OBP: 0.322, SLG: 0.396										5	0	2	0	0	1	0				
99 Alex Verdugo, L OBP: 0.325, SLG: 0.406										5	1	0	0	0	2	2				
2 Xander Bogaerts, R OBP: 0.380, SLG: 0.463										4	1	2	1	1	1	0				
11 Rafael Devers, L OBP: 0.349, SLG: 0.537										2	2	2	1	2	0	0				
16 Franchy Cordero, L OBP: 0.307, SLG: 0.407										0	0	0	0	1	0	0				
28 J.D. Martinez, R OBP: 0.342, SLG: 0.428										4	2	2	1	1	0	5				
10 Trevor Story, R OBP: 0.298, SLG: 0.425										5	0	1	0	0	2	4				
5 Enrique Hernández, R OBP: 0.294, SLG: 0.362										3	2	2	2	1	0	0				
39 Christian Arroyo, R OBP: 0.332, SLG: 0.423										4	0	1	2	0	1	3				
74 Connor Wong, R OBP: 0.231, SLG: 0.500										4	1	1	2	0	1	1				
<b>Inning Stats</b>	R: 1 E: 0 K: 0 S: 15	H: 2 LOB: 1 BB: 1 P: 27	R: 0 E: 0 K: 2 S: 9	H: 0 LOB: 0 BB: 0 P: 16	R: 0 E: 0 K: 1 S: 7	H: 0 LOB: 0 BB: 0 P: 14	R: 3 E: 1 K: 3 S: 16	H: 3 LOB: 1 BB: 1 P: 25	R: 3 E: 0 K: 0 S: 16	H: 4 LOB: 2 BB: 1 P: 31	R: 0 E: 1 K: 1 S: 14	H: 2 LOB: 3 BB: 1 P: 25	R: 2 E: 0 K: 1 S: 10	H: 1 LOB: 0 BB: 1 P: 21	R: 0 E: 0 K: 0 S: 11	H: 1 LOB: 2 BB: 1 P: 17	1B: 8 2B: 4 3B: 0 HR: 1	SF: 0 SAC: 0 DP: 1 HBP: 0	WP: 0 PB: 0 SB: 0 CS: 0	PA: 42
<b>PITCHER</b>	IP WLS BF H R ER SO BB IBB HBP BLK WP HR S P ERA WHIP																<b>PITCHER</b>	IP WLS BF H R ER SO BB IBB HBP BLK WP HR S P ERA WHIP		
60 Dallas Keuchel, L ERA: 9.2	4.2 23 7 7 7 6 3 0 0 0 0 0 1 30 56 7.71 3.000																			
62 A.J. Alexy, R ERA: 6.75	2.1 14 5 2 2 2 2 0 0 0 0 0 1 30 56 7.71 3.000																			
11 Charlie Culberson, R ERA:	1.0 5 1 0 0 0 1 0 0 0 0 0 11 17 0.00 2.000																			

Texas Rangers @ Boston Red Sox  
Fenway Park, Boston, MA  
Fri Sep 02 2022, 7:11 PM - 10:22 PM EDT  
Att: 31,628 - Clear - 66 F

AB 36  
R 9  
H 13  
RBI 9  
BB 6  
SO 8  
LOB 15









Batter	1	2	3	4	5	6	7	8	9	AB	R	H	RBI	BB	SO	LOB	TOP			
2 Marcus Semien, R (1.4)										3	1	0	0	1	0	0	<b>Texas Rangers @ Boston Red Sox</b> Fenway Park, Boston, MA Sun Sep 04 2022, 1:37 PM - 4:43 PM EDT Att: 32,422 - Partly Cloudy - 82 F			
5 Corey Seager, L (1.6)										2	0	0	0	2	0	1				
30 Nathaniel Lowe, L (1.3)										4	1	1	0	0	0	2				
53 Adolis Garcia, R (1.9)										4	0	1	1	0	0	2				
28 Jonah Heim, S (1.2)										4	0	0	1	0	2	1				
3 Leody Taveras, S (1.8)										4	0	2	0	0	0	1				
56 Kole Calhoun, L (1.10)										3	0	0	0	1	2	1				
70 Ezequiel Duran, R (1.5)										3	0	0	0	0	1	2				
65 Bubba Thompson, R (1.7)										3	0	0	0	0	2	2				
<b>Inning Stats</b>	R: 2 E: 0 K: 0 S: 13	H: 2 LOB: 1 BB: 1 P: 25	R: 0 E: 0 K: 1 S: 8	H: 0 LOB: 0 BB: 1 P: 11	R: 0 E: 0 K: 0 S: 11	H: 0 LOB: 1 BB: 1 P: 20	R: 0 E: 0 K: 2 S: 15	H: 1 LOB: 2 BB: 1 P: 26	R: 0 E: 0 K: 1 S: 9	H: 0 LOB: 1 BB: 1 P: 16	R: 0 E: 0 K: 1 S: 9	H: 0 LOB: 0 BB: 0 P: 15	R: 0 E: 0 K: 1 S: 11	H: 0 LOB: 0 BB: 0 P: 14	R: 0 E: 0 K: 2 S: 9	H: 0 LOB: 0 BB: 0 P: 16	1B: 3 2B: 1 3B: 0 HR: 0	SF: 0 SAC: 0 DP: 0 HBP: 0	WP: 0 PB: 0 SB: 1 CS: 1	PA: 35
<b>PITCHER</b>	IP WLS BF H R ER SO BB IBB HBP BLK WP HR S P ERA WHIP																			
Josh Winckowski, R (1.1)	4.0	18	3	2	2	3	3	0	0	0	0	0	0	0	47	82	4.50	1.500		
61 Caleb Ort, R (5.1)	1.2	7	1	0	0	1	1	0	0	0	0	0	0	18	29	0.00	1.200			
31 Jeury Familia, R (6.1)	1.1	3	0	0	0	1	0	0	0	0	0	0	0	11	16	0.00	0.000			
55 Matt Strahm, L (8.1)	1.0	3	0	0	0	0	0	0	0	0	0	0	0	11	14	0.00	0.000			
46 John Schreiber, R (9.1)	1.0	3	0	0	0	2	0	0	0	0	0	0	0	9	16	0.00	0.000			
<b>Batter</b>	<b>1</b>	<b>2</b>	<b>3</b>	<b>4</b>	<b>5</b>	<b>6</b>	<b>7</b>	<b>8</b>	<b>9</b>	<b>AB</b>	<b>R</b>	<b>H</b>	<b>RBI</b>	<b>BB</b>	<b>SO</b>	<b>LOB</b>	<b>BOTTOM</b>			
22 Tommy Pham, R (1.10)											4	1	1	0	0	1	4			
99 Alex Verdugo, L (1.9)										5	1	2	0	0	1	4				
2 Xander Bogaerts, R (1.6)										4	1	3	2	0	0	1				
11 Rafael Devers, L (1.5)										4	0	0	0	0	0	5				
10 Trevor Story, R (1.4)										4	1	3	3	0	1	2				
36 Triston Casas, L (1.3)										4	0	1	0	0	0	1				
30 Rob Refsnyder, R (1.8)											3	0	2	0	1	0	2			
16 Franchy Cordero, L (1.7)											4	0	0	0	0	2	4			
74 Connor Wong, R (1.2)											1	1	0	0	3	0	0			
<b>Inning Stats</b>	R: 4 E: 0 K: 1 S: 18	H: 4 LOB: 1 BB: 1 P: 30	R: 1 E: 0 K: 1 S: 12	H: 1 LOB: 2 BB: 1 P: 25	R: 0 E: 0 K: 0 S: 12	H: 1 LOB: 2 BB: 1 P: 21	R: 0 E: 0 K: 0 S: 6	H: 1 LOB: 0 BB: 0 P: 10	R: 0 E: 0 K: 1 S: 12	H: 2 LOB: 1 BB: 0 P: 17	R: 0 E: 0 K: 0 S: 4	H: 0 LOB: 0 BB: 0 P: 8	R: 0 E: 0 K: 0 S: 6	H: 2 LOB: 1 BB: 0 P: 9	R: 0 E: 0 K: 2 S: 13	H: 1 LOB: 2 BB: 1 P: 23	1B: 9 2B: 3 3B: 0 HR: 1	SF: 0 SAC: 0 DP: 3 HBP: 1	WP: 1 PB: 0 SB: 1 CS: 0	PA: 38
<b>PITCHER</b>	IP WLS BF H R ER SO BB IBB HBP BLK WP HR S P ERA WHIP																			
33 Dane Dunning, R (1.1)	4.0	23	8	5	5	2	3	0	0	0	0	0	0	49	89	11.25	2.750			
32 John King, L (5.1)	3.0	10	3	0	0	1	0	0	0	0	0	0	0	21	31	0.00	1.000			
72 Jonathan Hernández, R (8.1)	1.0	5	1	0	0	2	1	0	0	0	1	0	0	13	23	0.00	2.000			
<b>Batter</b>	<b>1</b>	<b>2</b>	<b>3</b>	<b>4</b>	<b>5</b>	<b>6</b>	<b>7</b>	<b>8</b>	<b>9</b>	<b>AB</b>	<b>R</b>	<b>H</b>	<b>RBI</b>	<b>BB</b>	<b>SO</b>	<b>LOB</b>	<b>BOTTOM</b>			
33 Dane Dunning, R (1.1)											1	1	0	0	3	0	0			
32 John King, L (5.1)											3	0	2	0	1	0	2			
72 Jonathan Hernández, R (8.1)											1	1	0	0	3	0	0			
<b>Inning Stats</b>	R: 1 E: 0 K: 1 S: 12	H: 1 LOB: 2 BB: 1 P: 25	R: 0 E: 0 K: 0 S: 12	H: 1 LOB: 2 BB: 1 P: 21	R: 0 E: 0 K: 0 S: 6	H: 1 LOB: 0 BB: 0 P: 10	R: 0 E: 0 K: 1 S: 12	H: 2 LOB: 1 BB: 0 P: 17	R: 0 E: 0 K: 0 S: 4	H: 0 LOB: 0 BB: 0 P: 8	R: 0 E: 0 K: 0 S: 6	H: 2 LOB: 1 BB: 0 P: 9	R: 0 E: 0 K: 2 S: 13	H: 1 LOB: 2 BB: 1 P: 23	1B: 9 2B: 3 3B: 0 HR: 1	SF: 0 SAC: 0 DP: 3 HBP: 1	WP: 1 PB: 0 SB: 1 CS: 0	PA: 38		
<b>PITCHER</b>	IP WLS BF H R ER SO BB IBB HBP BLK WP HR S P ERA WHIP																			
33 Dane Dunning, R (1.1)	4.0	23	8	5	5	2	3	0	0	0	0	0	0	49	89	11.25	2.750			
32 John King, L (5.1)	3.0	10	3	0	0	1	0	0	0	0	0	0	0	21	31	0.00	1.000			
72 Jonathan Hernández, R (8.1)	1.0	5	1	0	0	2	1	0	0	0	1	0	0	13	23	0.00	2.000			



Batter	1	2	3	4	5	6	7	8	9	AB	R	H	RBI	BB	SO	LOB	TOP										
2 Marcus Semien, R (1,4) OBP: 0.302, SLG: 0.417										4	0	1	0	0	2	0											
5 Corey Seager, L (1,6) OBP: 0.326, SLG: 0.464										4	0	0	0	0	1	1											
30 Nathaniel Lowe, L (1,3) OBP: 0.355, SLG: 0.500										4	0	0	0	0	0	1											
53 Adolis Garcia, R (1,9) OBP: 0.355, SLG: 0.444									3	0	0	0	0	1	1												
28 Jonah Heim, S (1,2) OBP: 0.311, SLG: 0.406									3	0	0	0	0	0	0												
3 Leody Taveras, S (1,8) OBP: 0.329, SLG: 0.396									3	0	0	0	0	2	0												
56 Kole Calhoun, L (1,10) OBP: 0.264, SLG: 0.353									2	0	0	0	1	2	0		AB 29										
70 Ezequiel Duran, R (1,5) OBP: 0.283, SLG: 0.370									3	0	1	0	0	0	0		R 0										
65 Bubba Thompson, R (1,7) OBP: 0.347, SLG: 0.341									3	0	1	0	0	2	2		H 3										
<b>Inning Stats</b>	R: 0 E: 0 K: 2 S: 8	H: 0 LOB: 0 BB: 0 P: 9	R: 0 E: 0 K: 1 S: 10	H: 0 LOB: 0 BB: 0 P: 13	R: 0 E: 0 K: 1 S: 9	H: 1 LOB: 0 BB: 0 P: 12	R: 0 E: 0 K: 0 S: 10	H: 1 LOB: 1 BB: 0 P: 12	R: 0 E: 0 K: 0 S: 4	H: 0 LOB: 0 BB: 0 P: 7	R: 0 E: 0 K: 2 S: 11	H: 0 LOB: 0 BB: 0 P: 13	R: 0 E: 0 K: 2 S: 14	H: 0 LOB: 0 BB: 0 P: 17	R: 0 E: 0 K: 1 S: 7	H: 0 LOB: 0 BB: 0 P: 13	1B: 2 2B: 1 3B: 0 HR: 0	SF: 0 SAC: 0 DP: 0 HBP: 0	WP: 0 PB: 0 SB: 0 CS: 1	PA: 31							
<b>PITCHER</b>	IP	WLS	BF	H	R	ER	SO	BB	IBB	HBP	BLK	WP	HR	S	P	ERA	WHIP										
58 Hunter Brown, R (1,1) ERA: 1.95	6.0	W	21	3	0	0	5	1	0	0	0	0	0	56	79	0.00	0.667										
52 Bryan Abreu, R (7,1) ERA: 1.95	1.0	H	3	0	0	0	2	0	0	0	0	0	0	11	13	0.00	0.000										
50 Héctor Neris, R (8,1) ERA: 3.3	1.0	H	3	0	0	0	2	0	0	0	0	0	0	14	17	0.00	0.000										
47 Rafael Montero, R (9,1) ERA: 2.54	1.0	S	3	0	0	0	1	0	0	0	0	0	0	7	13	0.00	0.000										

Texas Rangers @ Houston Astros  
Minute Maid Park, Houston, TX  
Mon Sep 05 2022, 6:12 PM - 8:48 PM CDT  
Att: 35,162 - Roof Closed - 73 F

AB 29  
R 0  
H 3  
RBI 0  
BB 1  
SO 10  
LOB 5



Batter	1	2	3	4	5	6	7	8	9	AB	R	H	RBI	BB	SO	LOB	BOTTOM										
27 Jose Altuve, R (1,4) OBP: 0.376, SLG: 0.521										4	0	1	0	0	1	2											
3 Jeremy Peña, R (1,6) OBP: 0.285, SLG: 0.406										4	0	1	0	0	1	0											
44 Yordan Alvarez, L (1,10) OBP: 0.397, SLG: 0.592										4	0	1	0	0	1	2											
2 Alex Bregman, R (1,5) OBP: 0.369, SLG: 0.470										4	0	1	0	0	1	2											
30 Kyle Tucker, L (1,9) OBP: 0.334, SLG: 0.470										3	0	1	0	0	0	0											
10 Yuli Gurriel, R (1,3) OBP: 0.291, SLG: 0.363										3	0	0	0	0	2												
Trey Mancini, R (1,7) OBP: 0.330, SLG: 0.410										2	1	0	0	1	1	0	AB 30										
14 Mauricio Dubón, R (9,8) OBP: 0.259, SLG: 0.307										0	0	0	0	0	0	0	R 1										
20 Chas McCormick, R (1,8) OBP: 0.325, SLG: 0.413										3	0	2	0	0	0	0	H 8										
15 Martín Maldonado, R (1,2) OBP: 0.243, SLG: 0.341										3	0	1	1	0	1	1	RBI 1										
<b>Inning Stats</b>	R: 0 E: 0 K: 0 S: 7	H: 1 LOB: 1 BB: 0 P: 9	R: 1 E: 1 K: 1 S: 14	H: 2 LOB: 2 BB: 1 P: 26	R: 0 E: 0 K: 1 S: 11	H: 2 LOB: 2 BB: 0 P: 18	R: 0 E: 0 K: 2 S: 9	H: 0 LOB: 0 BB: 0 P: 16	R: 0 E: 0 K: 1 S: 7	H: 0 LOB: 0 BB: 0 P: 11	R: 0 E: 0 K: 0 S: 8	H: 0 LOB: 0 BB: 0 P: 12	R: 0 E: 0 K: 1 S: 6	H: 2 LOB: 1 BB: 0 P: 9	R: 0 E: 0 K: 1 S: 7	H: 2 LOB: 1 BB: 0 P: 9	1B: 7 2B: 2 3B: 0 HR: 0	SF: 0 SAC: 0 DP: 2 HBP: 0	WP: 0 PB: 0 SB: 0 CS: 0	PA: 31							
<b>PITCHER</b>	IP	WLS	BF	H	R	ER	SO	BB	IBB	HBP	BLK	WP	HR	S	P	ERA	WHIP										
54 Martín Pérez, L (1,1) ERA: 2.82	7.0	L	27	6	1	1	5	1	0	0	0	0	0	63	103	1.29	1.000										
25 José Leclerc, R (8,1) ERA: 3.11	1.0		4	2	0	0	1	0	0	0	0	0	0	6	9	0.00	2.000										

Texas Rangers @ Houston Astros  
Minute Maid Park, Houston, TX  
Mon Sep 05 2022, 6:12 PM - 8:48 PM CDT  
Att: 35,162 - Roof Closed - 73 F

AB 30  
R 1  
H 8  
RBI 1  
BB 1  
SO 6  
LOB 9





Batter	1	2	3	4	5	6	7	8	9	AB	R	H	RBI	BB	SO	LOB	TOP					
2 Marcus Semien, R (1,4) OBP: 0.301, SLG: 0.417	L7	K			E5		G6-3		2B	5	0	1	0	0	1	1	<b>Texas Rangers @ Houston Astros</b> Minute Maid Park, Houston, TX Tue Sep 06 2022, 7:12 PM - 10:35 PM CDT Att: 26,803 - Roof Closed - 73 F					
5 Corey Seager, L (1,6) OBP: 0.325, SLG: 0.461	K	G4-3			K		WP		P6	5	1	1	0	0	2	3						
30 Nathaniel Lowe, L (1,3) OBP: 0.357, SLG: 0.500	1B				K		FC4		G3	4	0	2	0	1	1	1						
53 Adolis Garcia, R (1,9) OBP: 0.293, SLG: 0.440	F9				F7		FC4		G3	4	0	0	0	0	0	5						
Mark Mathias, R (1,10) OBP: 0.345, SLG: 0.510		BB			K		K		BB	2	1	0	0	2	2	0						
3 Leody Taveras, S (1,8) OBP: 0.332, SLG: 0.397	1B				G4-3		BB		K	4	1	2	0	0	1	2						
70 Ezequiel Duran, R (1,5) OBP: 0.282, SLG: 0.373	2B				K				K	4	1	1	2	0	3	1						
55 Sam Huff, R (1,2) OBP: 0.314, SLG: 0.325	E4				K				K	3	0	1	0	1	2	0						
65 Bubba Thompson, R (1,7) OBP: 0.333, SLG: 0.326	K				F8				K	4	0	0	0	0	3	3						
<b>Inning Stats</b>	R: 0 H: 1 E: 0 K: 1 S: 8	H: 3 R: 4 ER: 1 LOB: 1 BB: 0 P: 12	R: 3 H: 3 E: 1 K: 2 S: 13	H: 3 R: 4 ER: 1 LOB: 1 BB: 1 P: 19	R: 0 H: 0 E: 0 K: 2 S: 8	H: 0 R: 0 ER: 0 LOB: 0 BB: 0 P: 8	R: 0 H: 0 E: 0 K: 2 S: 9	H: 0 R: 0 ER: 0 LOB: 0 BB: 0 P: 12	R: 0 H: 1 E: 0 K: 3 S: 11	H: 2 R: 1 ER: 0 LOB: 2 BB: 1 P: 21	R: 1 H: 2 E: 0 K: 1 S: 15	H: 0 R: 0 ER: 0 LOB: 0 BB: 0 P: 15	R: 0 H: 1 E: 0 K: 0 S: 7	H: 0 R: 0 ER: 0 LOB: 0 BB: 0 P: 9	1B: 6 2B: 2 3B: 0 HR: 0	SF: 0 SAC: 0 DP: 0 HBP: 0		WP: 2 PB: 0 SB: 3 CS: 1	PA: 39			
<b>PITCHER</b>	IP WLS BF H R ER SO BB IBB HBP BLK WP HR S P ERA WHIP	IP WLS BF H R ER SO BB IBB HBP BLK WP HR S P ERA WHIP	IP WLS BF H R ER SO BB IBB HBP BLK WP HR S P ERA WHIP	IP WLS BF H R ER SO BB IBB HBP BLK WP HR S P ERA WHIP	IP WLS BF H R ER SO BB IBB HBP BLK WP HR S P ERA WHIP	IP WLS BF H R ER SO BB IBB HBP BLK WP HR S P ERA WHIP	IP WLS BF H R ER SO BB IBB HBP BLK WP HR S P ERA WHIP	IP WLS BF H R ER SO BB IBB HBP BLK WP HR S P ERA WHIP	IP WLS BF H R ER SO BB IBB HBP BLK WP HR S P ERA WHIP	IP WLS BF H R ER SO BB IBB HBP BLK WP HR S P ERA WHIP	IP WLS BF H R ER SO BB IBB HBP BLK WP HR S P ERA WHIP	IP WLS BF H R ER SO BB IBB HBP BLK WP HR S P ERA WHIP	IP WLS BF H R ER SO BB IBB HBP BLK WP HR S P ERA WHIP	IP WLS BF H R ER SO BB IBB HBP BLK WP HR S P ERA WHIP	IP WLS BF H R ER SO BB IBB HBP BLK WP HR S P ERA WHIP	IP WLS BF H R ER SO BB IBB HBP BLK WP HR S P ERA WHIP	IP WLS BF H R ER SO BB IBB HBP BLK WP HR S P ERA WHIP	IP WLS BF H R ER SO BB IBB HBP BLK WP HR S P ERA WHIP				
Framber Valdez, L (1,1) ERA: 2.69	6.2	L	32	7	4	3	11	4	0	0	0	0	0	0	0	0	2	0	70	107	4.05	1.650
88 Phil Maton, R (7,1) ERA: 4.02	0.1		1	0	0	0	1	0	0	0	0	0	0	0	0	0	0	0	4	6	0.00	0.000
45 Ryne Stanek, R (8,1) ERA: 1.17	1.0		3	0	0	0	3	0	0	0	0	0	0	0	0	0	0	0	10	15	0.00	0.000
51 Will Smith, L (9,1) ERA: 3.99	1.0		3	1	0	0	0	0	0	0	0	0	0	0	0	0	0	0	7	9	0.00	1.000
<b>PITCHER</b>	IP WLS BF H R ER SO BB IBB HBP BLK WP HR S P ERA WHIP	IP WLS BF H R ER SO BB IBB HBP BLK WP HR S P ERA WHIP	IP WLS BF H R ER SO BB IBB HBP BLK WP HR S P ERA WHIP	IP WLS BF H R ER SO BB IBB HBP BLK WP HR S P ERA WHIP	IP WLS BF H R ER SO BB IBB HBP BLK WP HR S P ERA WHIP	IP WLS BF H R ER SO BB IBB HBP BLK WP HR S P ERA WHIP	IP WLS BF H R ER SO BB IBB HBP BLK WP HR S P ERA WHIP	IP WLS BF H R ER SO BB IBB HBP BLK WP HR S P ERA WHIP	IP WLS BF H R ER SO BB IBB HBP BLK WP HR S P ERA WHIP	IP WLS BF H R ER SO BB IBB HBP BLK WP HR S P ERA WHIP	IP WLS BF H R ER SO BB IBB HBP BLK WP HR S P ERA WHIP	IP WLS BF H R ER SO BB IBB HBP BLK WP HR S P ERA WHIP	IP WLS BF H R ER SO BB IBB HBP BLK WP HR S P ERA WHIP	IP WLS BF H R ER SO BB IBB HBP BLK WP HR S P ERA WHIP	IP WLS BF H R ER SO BB IBB HBP BLK WP HR S P ERA WHIP	IP WLS BF H R ER SO BB IBB HBP BLK WP HR S P ERA WHIP	IP WLS BF H R ER SO BB IBB HBP BLK WP HR S P ERA WHIP	IP WLS BF H R ER SO BB IBB HBP BLK WP HR S P ERA WHIP				
27 Jose Altuve, R (1,4) OBP: 0.376, SLG: 0.526	G5-3				P3		G4-3		BB	4	1	1	1	1	0	2	<b>Texas Rangers @ Houston Astros</b> Minute Maid Park, Houston, TX Tue Sep 06 2022, 7:12 PM - 10:35 PM CDT Att: 26,803 - Roof Closed - 73 F					
3 Jeremy Peña, R (1,6) OBP: 0.287, SLG: 0.407	CI				K		1B		P6	4	0	2	0	0	1	1						
44 Yordan Alvarez, L (1,7) OBP: 0.395, SLG: 0.587	K				K		L8		G4-3	5	0	1	0	0	2	4						
2 Alex Bregman, R (1,5) OBP: 0.370, SLG: 0.469	K				F7		1B		BB	3	0	1	0	1	1	2						
30 Kyle Tucker, L (1,9) OBP: 0.335, SLG: 0.470	1B				P5		F8		BB	4	2	2	0	0	0	4						
10 Yuli Gurriel, R (1,3) OBP: 0.288, SLG: 0.359	G4-3				P4		F9		G6-3	4	0	0	1	0	0	3						
13 J.J. Matijevic, L (1,10) ERA: 4.54	K				F7				K	2	0	1	0	0	1	0						
Trey Mancini, R (6,PH) OBP: 0.329, SLG: 0.408 (7,10)	K				FC6-4				K	2	0	0	0	0	1	0						
20 Chas McCormick, R (1,8) OBP: 0.321, SLG: 0.407	K				FC6-4				K	4	0	0	1	0	3	1						
15 Martin Maldonado, R (1,2) OBP: 0.244, SLG: 0.339					P3		L7		F4	2	0	0	0	1	0	0						
9 Christian Vazquez, R (9,PH) OBP: 0.325, SLG: 0.407					BB					1	0	0	0	0	0	0						
<b>Inning Stats</b>	R: 0 H: 0 E: 1 K: 2 S: 10	H: 0 R: 3 ER: 0 LOB: 0 BB: 0 P: 17	R: 1 H: 1 E: 0 K: 2 S: 10	H: 1 R: 3 ER: 0 LOB: 0 BB: 0 P: 15	R: 1 H: 2 E: 0 K: 1 S: 15	H: 2 R: 0 ER: 0 LOB: 1 BB: 0 P: 22	R: 1 H: 2 E: 0 K: 0 S: 15	H: 2 R: 0 ER: 0 LOB: 2 BB: 1 P: 26	R: 0 H: 0 E: 0 K: 1 S: 7	H: 0 R: 0 ER: 0 LOB: 0 BB: 0 P: 14	R: 0 H: 1 E: 0 K: 0 S: 13	H: 0 R: 0 ER: 0 LOB: 0 BB: 0 P: 12	R: 0 H: 0 E: 0 K: 2 S: 10	H: 0 R: 0 ER: 0 LOB: 1 BB: 1 P: 15	1B: 7 2B: 0 3B: 0 HR: 1	SF: 0 SAC: 0 DP: 0 HBP: 0	WP: 0 PB: 1 SB: 5 CS: 0	PA: 39				
<b>PITCHER</b>	IP WLS BF H R ER SO BB IBB HBP BLK WP HR S P ERA WHIP	IP WLS BF H R ER SO BB IBB HBP BLK WP HR S P ERA WHIP	IP WLS BF H R ER SO BB IBB HBP BLK WP HR S P ERA WHIP	IP WLS BF H R ER SO BB IBB HBP BLK WP HR S P ERA WHIP	IP WLS BF H R ER SO BB IBB HBP BLK WP HR S P ERA WHIP	IP WLS BF H R ER SO BB IBB HBP BLK WP HR S P ERA WHIP	IP WLS BF H R ER SO BB IBB HBP BLK WP HR S P ERA WHIP	IP WLS BF H R ER SO BB IBB HBP BLK WP HR S P ERA WHIP	IP WLS BF H R ER SO BB IBB HBP BLK WP HR S P ERA WHIP	IP WLS BF H R ER SO BB IBB HBP BLK WP HR S P ERA WHIP	IP WLS BF H R ER SO BB IBB HBP BLK WP HR S P ERA WHIP	IP WLS BF H R ER SO BB IBB HBP BLK WP HR S P ERA WHIP	IP WLS BF H R ER SO BB IBB HBP BLK WP HR S P ERA WHIP	IP WLS BF H R ER SO BB IBB HBP BLK WP HR S P ERA WHIP	IP WLS BF H R ER SO BB IBB HBP BLK WP HR S P ERA WHIP	IP WLS BF H R ER SO BB IBB HBP BLK WP HR S P ERA WHIP	IP WLS BF H R ER SO BB IBB HBP BLK WP HR S P ERA WHIP	IP WLS BF H R ER SO BB IBB HBP BLK WP HR S P ERA WHIP				
49 Glenn Otto, R (1,1) ERA: 4.8	4.0	W	8	2	0	0	2	0	0	0	0	0	0	0	0	0	0	0	28	38	0.00	1.000
52 Taylor Hearn, L (5,1) ERA: 4.54	2.0	H	4	1	0	0	0	1	0	0	0	0	0	0	0	0	0	0	11	16	0.00	3.000
63 Jesus Tinoco, R (7,1) ERA: 3.24	0.2	H	4	0	0	0	2	0	0	0	0	0	0	0	0	0	0	0	12	16	0.00	0.000
45 Matt Moore, L (7,1) ERA: 2.19	1.1	S	4	0	0	0	0	1	0	0	0	0	0	0	0	0	0	0	6	15	0.00	1.000
25 José Leclerc, R (9,1) ERA: 3.03	1.0	S	4	0	0	0	0	1	0	0	0	0	0	0	0	0	0	0	6	15	0.00	1.000







Batter	1	2	3	4	5	6	7	8	9	AB	R	H	RBI	BB	SO	LOB	TOP			
4 George Springer, R (1, 8) OBP: 0.339, SLG: 0.455	E1 27 1B 11 FC5-4 1B		G5-3		K		G1-4-3 1-2		L7	5	1	1	0	0	1	2				
27 Vladimir Guerrero Jr., R (1, 3) OBP: 0.363, SLG: 0.463						K		F8		4	1	2	0	0	1	0				
11 Bo Bichette, R (1, 6)	FC5-4 26 CS 1-2						G4-3			4	1	2	3	0	0	1				
30 Alejandro Kirk, R (1, 10) OBP: 0.384, SLG: 0.441	L8									3	0	0	0	1	1	2				
26 Matt Chapman, R (1, 5) OBP: 0.323, SLG: 0.454	CS									4	0	2	0	0	2	1				
15 Raimel Tapia, L (1, 7) OBP: 0.290, SLG: 0.366										2	1	1	0	2	0	1				
5 Santiago Espinal, R (1, 4) OBP: 0.319, SLG: 0.370										4	0	0	0	0	1	5				
9 Danny Jansen, R (1, 2) OBP: 0.301, SLG: 0.457										4	0	2	1	0	0	1				
25 Jackie Bradley Jr., L (1, 9) OBP: 0.297, SLG: 0.315										3	0	0	0	0	2	1				
8 Cavan Biggio, L (9, PH) OBP: 0.337, SLG: 0.399										1	0	0	0	0	0	1				
7 Bradley Zimmer, L (9, 8) OBP: 0.216, SLG: 0.250										0	0	0	0	0	0	0				
<b>Inning Stats</b>	R: 1 E: 1 K: 0 S: 7	H: 2 LOB: 0 BB: 0 P: 15	R: 0 E: 0 K: 1 S: 12	H: 1 LOB: 1 BB: 0 P: 20	R: 2 E: 0 K: 1 S: 10	H: 2 LOB: 0 BB: 0 P: 15	R: 0 E: 0 K: 1 S: 8	H: 1 LOB: 0 BB: 0 P: 10	R: 0 E: 0 K: 1 S: 11	H: 0 LOB: 0 BB: 0 P: 16	R: 0 E: 0 K: 1 S: 11	H: 1 LOB: 0 BB: 2 P: 25	R: 0 E: 0 K: 2 S: 13	H: 1 LOB: 1 BB: 0 P: 17	R: 1 E: 0 K: 0 S: 9	H: 1 LOB: 1 BB: 1 P: 20	1B: 6 2B: 2 3B: 1 HR: 1	SF: 0 SAC: 0 DP: 1 HBP: 0	WP: 0 PB: 0 SB: 1 CS: 2	PA: 38
<b>PITCHER</b>	IP WLS BF H R ER SO BB IBB HBP BLK WP HR S P ERA WHIP																			
33 Dane Dunning, R (1, 1) ERA: 4.39	5.2		24	7	3	3	5	2	0	0	0	0	0	0	0	0	0	4.76	1.588	
19 Dennis Santana, R (6, 1) ERA: 5.21	0.1		1	0	0	0	0	0	0	0	0	0	0	0	3	4	0.00	0.000		
46 Brock Burke, L (7, 1) ERA: 1.51	2.0		7	2	0	0	3	0	0	0	0	0	0	23	32	0.00	1.000			
25 José Leclerc, R (9, 1) ERA: 3.18	1.0	L	5	1	1	1	0	1	0	0	0	0	0	9	20	9.00	2.000			

Toronto Blue Jays @ Texas Rangers  
Globe Life Field, Arlington, TX  
Fri Sep 09 2022, 7:08 PM - 9:57 PM CDT  
Att: 21,329 - Clear - 87 F

AB	34
R	4
H	10
RBI	4
BB	3
SO	8
LOB	15



Batter	1	2	3	4	5	6	7	8	9	AB	R	H	RBI	BB	SO	LOB	BOTTOM					
2 Marcus Semien, R (1, 4) OBP: 0.300, SLG: 0.415	K									4	1	1	0	0	1	1						
5 Corey Seager, L (1, 6) OBP: 0.324, SLG: 0.459										4	0	2	2	0	0	0						
30 Nathaniel Lowe, L (1, 3) OBP: 0.357, SLG: 0.503	B1-3									4	0	0	0	0	0	2						
28 Jonah Heim, S (1, 2) OBP: 0.308, SLG: 0.402										4	0	0	0	0	0	1						
56 Kole Calhoun, L (1, 10) OBP: 0.261, SLG: 0.348										4	0	0	0	0	2	0						
3 Leody Taveras, S (1, 8) OBP: 0.333, SLG: 0.392										3	0	1	0	0	0	0						
6 Josh Jung, R (1, 5) OBP: 0.500, SLG: 1.250										4	1	2	1	0	1	1						
47 Josh Smith, L (1, 7) OBP: 0.326, SLG: 0.260										3	0	0	0	0	2	2						
53 Adolis Garcia, R (9, PH) OBP: 0.233, SLG: 0.440										1	0	0	0	0	0	1						
65 Bubba Thompson, R (1, 9) OBP: 0.333, SLG: 0.330										3	1	1	0	0	1	0						
<b>Inning Stats</b>	R: 0 E: 0 K: 1 S: 7	H: 0 LOB: 0 BB: 0 P: 12	R: 0 E: 0 K: 1 S: 10	H: 0 LOB: 0 BB: 0 P: 13	R: 1 E: 0 K: 2 S: 10	H: 1 LOB: 0 BB: 0 P: 13	R: 0 E: 0 K: 0 S: 4	H: 0 LOB: 0 BB: 0 P: 5	R: 0 E: 0 K: 0 S: 5	H: 0 LOB: 0 BB: 0 P: 7	R: 1 E: 0 K: 0 S: 12	H: 2 LOB: 1 BB: 0 P: 18	R: 0 E: 0 K: 1 S: 10	H: 1 LOB: 1 BB: 0 P: 15	R: 1 E: 0 K: 0 S: 6	H: 2 LOB: 1 BB: 0 P: 9	R: 0 E: 0 K: 2 S: 10	H: 1 LOB: 1 BB: 0 P: 16	1B: 3 2B: 3 3B: 0 HR: 1	SF: 0 SAC: 0 DP: 0 HBP: 1	WP: 0 PB: 0 SB: 2 CS: 0	PA: 35
<b>PITCHER</b>	IP WLS BF H R ER SO BB IBB HBP BLK WP HR S P ERA WHIP																					
48 Ross Stripling, R (1, 1) ERA: 3.03	6.0		21	3	2	2	4	0	0	0	0	0	0	0	0	0	3.00	0.500				
90 Adam Cimber, R (7, 1) ERA: 3.2	0.2	H	4	1	0	0	0	0	0	1	0	0	0	7	11	0.00	1.500					
93 Yimi Garcia, R (7, 1) ERA: 2.45	0.2	H	3	1	1	1	1	0	0	0	0	0	0	5	8	13.50	1.500					
58 Tim Mayza, L (8, 1) ERA: 2.97	0.2	W	3	1	0	0	0	0	0	0	0	0	0	4	5	0.00	1.500					
68 Jordan Romano, R (9, 1) ERA: 1.99	1.0	S	4	1	0	0	2	0	0	0	0	0	0	10	16	0.00	1.000					

Toronto Blue Jays @ Texas Rangers  
Globe Life Field, Arlington, TX  
Fri Sep 09 2022, 7:08 PM - 9:57 PM CDT  
Att: 21,329 - Clear - 87 F

AB	34
R	3
H	7
RBI	3
BB	0
SO	7
LOB	8





Batter	1	2	3	4	5	6	7	8	9	AB	R	H	RBI	BB	SO	LOB	TOP			
4 George Springer, R OBP: 0.341, SLG: 0.456 7 Bradley Zimmer, L OBP: 0.216, SLG: 0.250			G5-3	FC5-4				G6-3		4	1	1	0	2	0	4				
27 Vladimir Guerrero Jr., R (1,3) OBP: 0.343, SLG: 0.461	G5-3	K					G6-4-3		F8	5	1	1	0	1	1	3				
11 Bo Bichette, R OBP: 0.323, SLG: 0.474				G4-3					K	5	1	3	1	1	1	2				
30 Alejandro Kirk, R OBP: 0.381, SLG: 0.439		F4	G6-3		G5-3			L7	K	6	1	1	2	0	1	4				
26 Matt Chapman, R OBP: 0.324, SLG: 0.451		FC5	F8		G5-3					3	1	0	0	2	0	3				
8 Cavan Biggio, L OBP: 0.333, SLG: 0.401 25 Jackie Bradley Jr., L OBP: 0.297, SLG: 0.315	F8				G4-3					4	2	1	0	1	1	3				
9 Danny Jansen, R OBP: 0.315, SLG: 0.487							F8			5	2	4	2	0	0	0				
5 Santiago Espinal, R OBP: 0.324, SLG: 0.376							F4			4	1	3	3	1	0	0				
15 Raimel Tapia, L OBP: 0.289, SLG: 0.372	G5-3						G1-3	K		5	1	1	3	0	1	6				
<b>Inning Stats</b>	R: 4 H: 5 E: 0 K: 0 S: 20	H: 5 LOB: 2 BB: 1 P: 32	R: 0 H: 0 E: 0 K: 1 S: 11	H: 0 LOB: 2 BB: 2 P: 25	R: 5 H: 4 E: 0 K: 0 S: 19	H: 4 LOB: 1 BB: 2 P: 36	R: 2 H: 4 E: 0 K: 0 S: 11	H: 4 LOB: 2 BB: 0 P: 17	R: 0 H: 0 E: 0 K: 0 S: 8	H: 0 LOB: 0 BB: 0 P: 12	R: 0 H: 1 E: 0 K: 0 S: 6	H: 1 LOB: 1 BB: 1 P: 12	R: 0 H: 1 E: 0 K: 2 S: 15	H: 1 LOB: 3 BB: 2 P: 29	R: 0 H: 0 E: 0 K: 2 S: 8	H: 0 LOB: 0 BB: 0 P: 12	1B: 6 2B: 7 3B: 0 HR: 2	SF: 0 SAC: 0 DP: 1 HBP: 0	WP: 0 PA: 49 PB: 0 SB: 1 CS: 0	
<b>PITCHER</b>	IP WLS BF H R ER SO BB IBB HBP BLK WP HR S P ERA WHIP	3.0 L 26 12 11 11 1 5 0 0 0 0 2 54 99 33.00 5.667	3.0 0 10 1 0 0 0 0 0 0 0 0 26 37 0.00 0.333	1.0 4 4 1 0 0 0 1 0 0 0 0 6 12 0.00 2.000	1.0 6 1 0 0 2 2 0 0 0 0 0 15 29 0.00 3.000	1.0 3 0 0 0 2 0 0 0 0 0 0 8 12 0.00 0.000														

Toronto Blue Jays @ Texas Rangers  
Globe Life Field, Arlington, TX  
Sat Sep 10 2022, 6:07 PM - 9:45 PM CDT  
Att: 28,340 - Clear - 89 F

livebaseballscores.com

AB 41  
R 11  
H 15  
RBI 11  
BB 8  
SO 5  
LOB 25

Batter	1	2	3	4	5	6	7	8	9	AB	R	H	RBI	BB	SO	LOB	BOTTOM		
2 Marcus Semien, R OBP: 0.301, SLG: 0.415		G3-1			G3			K		5	1	2	1	0	1	3			
5 Corey Seager, L OBP: 0.324, SLG: 0.458			F7			G4-5-3		G3		4	1	1	0	1	0	3			
30 Nathaniel Lowe, L OBP: 0.358, SLG: 0.502	K		K						K	5	0	2	0	0	3	2			
53 Adolis Garcia, R OBP: 0.294, SLG: 0.445					K			K	G4-3	5	1	2	3	0	2	3			
3 Leody Taveras, S OBP: 0.327, SLG: 0.384	K		K			L6	K	G1-3		5	0	0	0	0	3	2			
6 Josh Jung, R OBP: 0.375, SLG: 0.875	K			P3			F9			4	1	1	0	0	1	1			
55 Sam Huff, R OBP: 0.298, SLG: 0.341	L8				K			G5-3		4	1	1	2	0	1	0			
47 Josh Smith, L OBP: 0.330, SLG: 0.266	K			F7						4	1	2	0	0	1	0			
65 Bubba Thompson, R (1,9) OBP: 0.343, SLG: 0.350 56 Kole Calhoun, L (8,PH) OBP: 0.263, SLG: 0.348					K					3	1	2	1	0	1	0			
<b>Inning Stats</b>	R: 3 H: 2 E: 0 K: 3 S: 19	H: 1 LOB: 1 BB: 0 P: 14	R: 0 H: 1 E: 0 K: 2 S: 10	H: 1 LOB: 1 BB: 0 P: 14	R: 0 H: 0 E: 0 K: 1 S: 7	H: 0 LOB: 0 BB: 0 P: 11	R: 0 H: 2 E: 0 K: 2 S: 16	H: 2 LOB: 2 BB: 0 P: 20	R: 4 H: 5 E: 0 K: 0 S: 23	H: 5 LOB: 0 BB: 0 P: 31	R: 0 H: 1 E: 0 K: 2 S: 8	H: 1 LOB: 1 BB: 0 P: 9	R: 0 H: 1 E: 0 K: 1 S: 13	H: 1 LOB: 2 BB: 0 P: 21	R: 0 H: 0 E: 0 K: 1 S: 9	H: 0 LOB: 0 BB: 0 P: 14	1B: 9 2B: 2 3B: 0 HR: 2	SF: 0 SAC: 0 DP: 1 HBP: 1	WP: 0 PA: 41 PB: 0 SB: 2 CS: 0
<b>PITCHER</b>	IP WLS BF H R ER SO BB IBB HBP BLK WP HR S P ERA WHIP	5.1 W 25 8 5 5 0 1 0 0 0 0 0 73 101 8.44 1.688	0.2 4 3 2 2 0 0 0 0 0 0 0 13 18 27.00 4.500	1.0 4 1 0 0 2 0 0 0 0 0 0 8 9 0.00 1.000	0.2 4 1 0 0 1 0 0 1 0 0 0 12 19 0.00 1.500	1.1 S 4 0 0 0 1 0 0 0 0 0 0 10 16 0.00 0.000													

Toronto Blue Jays @ Texas Rangers  
Globe Life Field, Arlington, TX  
Sat Sep 10 2022, 6:07 PM - 9:45 PM CDT  
Att: 28,340 - Clear - 89 F

livebaseballscores.com

AB 39  
R 7  
H 13  
RBI 7  
BB 1  
SO 13  
LOB 14



Batter	1	2	3	4	5	6	7	8	9	AB	R	H	RBI	BB	SO	LOB	TOP								
4 George Springer, R (1, 10) OBP: 0.342, SLG: 0.452										3	0	0	0	2	2	1	Toronto Blue Jays @ Texas Rangers Globe Life Field, Arlington, TX Sun Sep 11 2022, 1:41 PM - 4:57 PM CDT Att: 20,984 - Roof Closed - 75 F								
27 Vladimir Guerrero Jr., R (1, 3) OBP: 0.344, SLG: 0.442										5	0	2	0	0	1	2									
11 Bo Bichette, R (1, 6) OBP: 0.322, SLG: 0.472										4	1	1	0	0	1	3									
30 Alejandro Kirk, R (1, 2) OBP: 0.382, SLG: 0.438									3	0	1	0	1	2	1										
37 Teoscar Hernández, R (1, 7) OBP: 0.318, SLG: 0.480										3	0	2	1	1	1										
26 Matt Chapman, R (1, 5) OBP: 0.323, SLG: 0.450										4	0	1	0	0	3	4									
5 Santiago Espinal, R (1, 4) OBP: 0.321, SLG: 0.372										4	0	0	0	0	1	6									
1 Whit Merrifield, R (1, 9) OBP: 0.283, SLG: 0.334										2	0	0	0	0	0	2									
8 Cavan Biggio, L (7, PH) OBP: 0.340, SLG: 0.399										1	0	0	0	1	0	0									
25 Jackie Bradley Jr., L (1, 8) OBP: 0.294, SLG: 0.311										4	0	0	0	0	0	1									
<b>Inning Stats</b>	R: 0 E: 0 K: 1 S: 7	H: 0 LOB: 0 BB: 0 P: 10	R: 0 E: 0 K: 2 S: 12	H: 1 LOB: 2 BB: 1 P: 21	R: 0 E: 0 K: 1 S: 9	H: 1 LOB: 1 BB: 0 P: 17	R: 0 E: 0 K: 1 S: 9	H: 2 LOB: 1 BB: 0 P: 14	R: 0 E: 0 K: 0 S: 9	H: 0 LOB: 1 BB: 1 P: 18	R: 1 E: 0 K: 2 S: 13	H: 2 LOB: 1 BB: 0 P: 17	R: 0 E: 0 K: 0 S: 14	H: 1 LOB: 2 BB: 1 P: 20	R: 0 E: 0 K: 2 S: 10	H: 0 LOB: 1 BB: 1 P: 16	R: 0 E: 0 K: 2 S: 15	H: 0 LOB: 1 BB: 1 P: 24	1B: 5 2B: 2 HR: 0	SF: 0 SAC: 0 HBP: 0	WP: 0 PB: 0 SB: 0 CS: 0	PA: 38			
<b>PITCHER</b>	IP	WLS	BF	H	R	ER	SO	BB	IBB	HBP	BLK	WP	HR	S	P	ERA	WHIP								
54 Martin Pérez, L (1, 1) ERA: 2.77	6.0	W	25	6	1	1	7	2	0	0	0	0	0	59	97	1.50	1.333								
63 Jesus Tinoco, R (7, 1) ERA: 2.51	1.0	H	5	1	0	0	0	1	0	0	0	0	0	14	20	0.00	2.000								
45 Matt Moore, L (8, 1) ERA: 2.15	1.0	H	4	0	0	0	2	1	0	0	0	0	0	10	16	0.00	1.000								
25 José Leclerc, R (9, 1) ERA: 3.1	1.0	S	4	0	0	0	2	1	0	0	0	0	0	15	24	0.00	1.000								
<b>Batter</b>	<b>1</b>	<b>2</b>	<b>3</b>	<b>4</b>	<b>5</b>	<b>6</b>	<b>7</b>	<b>8</b>	<b>9</b>	<b>AB</b>	<b>R</b>	<b>H</b>	<b>RBI</b>	<b>BB</b>	<b>SO</b>	<b>LOB</b>	<b>BOTTOM</b>								
2 Marcus Semien, R (1, 4) OBP: 0.299, SLG: 0.412										4	0	0	0	0	1	3	Toronto Blue Jays @ Texas Rangers Globe Life Field, Arlington, TX Sun Sep 11 2022, 1:41 PM - 4:57 PM CDT Att: 20,984 - Roof Closed - 75 F								
5 Corey Seager, L (1, 6) OBP: 0.325, SLG: 0.457										3	1	1	0	1	0	2									
30 Nathaniel Lowe, L (1, 3) OBP: 0.361, SLG: 0.506										4	1	3	1	0	0	0									
53 Adolis García, R (1, 10) OBP: 0.295, SLG: 0.450										3	1	1	2	1	1	3									
28 Jonah Heim, S (1, 2) OBP: 0.308, SLG: 0.400										4	0	1	0	0	1	0									
6 Josh Jung, R (1, 5) OBP: 0.250, SLG: 0.583										4	0	0	0	0	4	3									
3 Leody Taveras, S (1, 8) OBP: 0.326, SLG: 0.394										4	1	1	1	0	1	3									
47 Josh Smith, L (1, 7) OBP: 0.328, SLG: 0.261										3	0	0	0	0	1	0									
65 Bubba Thompson, R (1, 9) OBP: 0.348, SLG: 0.365										4	0	2	0	0	1	1									
<b>Inning Stats</b>	R: 1 E: 0 K: 2 S: 23	H: 3 LOB: 3 BB: 1 P: 37	R: 0 E: 0 K: 0 S: 6	H: 0 LOB: 0 BB: 0 P: 11	R: 2 E: 0 K: 3 S: 13	H: 2 LOB: 0 BB: 0 P: 20	R: 0 E: 0 K: 1 S: 14	H: 2 LOB: 3 BB: 1 P: 25	R: 0 E: 0 K: 1 S: 9	H: 0 LOB: 0 BB: 0 P: 12	R: 0 E: 0 K: 1 S: 12	H: 1 LOB: 1 BB: 0 P: 14	R: 0 E: 0 K: 0 S: 7	H: 0 LOB: 0 BB: 0 P: 9	R: 1 E: 0 K: 2 S: 11	H: 1 LOB: 0 BB: 0 P: 16		R: 1 E: 0 K: 2 S: 11	H: 1 LOB: 0 BB: 0 P: 16	1B: 5 2B: 2 HR: 2	SF: 0 SAC: 0 HBP: 1	WP: 0 PB: 0 SB: 2 CS: 0	PA: 36		
<b>PITCHER</b>	IP	WLS	BF	H	R	ER	SO	BB	IBB	HBP	BLK	WP	HR	S	P	ERA	WHIP								
33 Trevor Richards, R (1, 1) ERA: 2.75	0.1	L	5	3	1	1	1	1	0	0	0	0	0	15	26	27.00	12.000								
35 David Phelps, R (1, 1) ERA: 2.75	1.1		5	0	0	0	1	0	0	1	0	0	0	12	18	0.00	0.000								
16 Yusel Kikuchi, L (2, 1) ERA: 5.46	2.0		11	4	2	2	3	1	0	0	0	0	1	25	43	9.00	2.500								
56 Zach Pop, R (4, 1) ERA: 3.64	1.1		4	0	0	0	2	0	0	0	0	0	0	13	18	0.00	0.000								
67 Julian Merryweather, R (6, 1) ERA: 5.46	2.0		7	1	0	0	1	0	0	0	0	0	0	19	23	0.00	0.500								
<b>PITCHER</b>	IP	WLS	BF	H	R	ER	SO	BB	IBB	HBP	BLK	WP	HR	S	P	ERA	WHIP								
52 Anthony Bass, R (8, 1) ERA: 1.45	1.0		4	1	1	1	2	0	0	0	0	0	0	11	16	9.00	1.000								



Batter	1	2	3	4	5	6	7	8	9	AB	R	H	RBI	BB	SO	LOB	TOP										
2 Marcus Semien, R OBP: 0.298, SLG: 0.410										5	0	1	0	0	2	1	<b>Texas Rangers @ Miami Marlins</b> loanDepot park, Miami, FL Mon Sep 12, 2022, 1:13 PM - 4:12 PM EDT Att: 5,095 - Roof Closed - 72 F										
5 Corey Seager, L OBP: 0.325, SLG: 0.454										3	1	0	0	1	1												
30 Nathaniel Lowe, L OBP: 0.362, SLG: 0.506										4	0	2	0	0	1	0											
53 Adolis Garcia, R OBP: 0.297, SLG: 0.451										3	1	1	0	1	1	1											
Mark Mathias, R OBP: 0.356, SLG: 0.490										2	1	0	1	2	1	0											
6 Josh Jung, R OBP: 0.250, SLG: 0.563										4	0	1	1	0	3	3											
55 Sam Huff, R OBP: 0.296, SLG: 0.330										3	0	0	1	1	2	1											
47 Josh Smith, L OBP: 0.321, SLG: 0.255										4	0	0	0	0	1	2											
3 Leody Taveras, S OBP: 0.326, SLG: 0.394										0	0	0	0	0	0	0											
65 Bubba Thompson, R OBP: 0.345, SLG: 0.361										4	0	1	0	0	0	0											
<b>Inning Stats</b>	R: 0 E: 0 K: 1 S: 9	H: 1 LOB: 1 P: 11	R: 0 E: 0 K: 3 S: 12	H: 0 LOB: 1 BB: 1 P: 21	R: 0 E: 0 K: 1 S: 7	H: 0 LOB: 0 BB: 0 P: 8	R: 0 E: 0 K: 2 S: 9	H: 0 LOB: 0 BB: 0 P: 13	R: 0 E: 0 K: 2 S: 10	H: 1 LOB: 0 BB: 0 P: 16	R: 2 E: 0 K: 0 S: 12	H: 2 LOB: 1 BB: 1 P: 22	R: 1 E: 0 K: 2 S: 17	H: 1 LOB: 3 BB: 3 P: 32	R: 0 E: 0 K: 1 S: 9	H: 1 LOB: 1 BB: 0 P: 12	1B: 4 2B: 2 3B: 0 HR: 0	SF: 0 SAC: 0 DP: 1 HBP: 0	WP: 0 PB: 0 SB: 1 CS: 0	PA: 37							
<b>PITCHER</b>	IP	WLS	BF	H	R	ER	SO	BB	IBB	HBP	BLK	WP	HR	S	P	ERA	WHIP										
28 Trevor Rogers, L ERA: 5.35	6.1		24	4	2	2	9	2	0	0	0	0	0	60	89	2.84	0.947										
51 Tommy Nance, R ERA: 4.56	0.2	B	2	0	0	0	0	0	0	0	0	0	0	4	8	0.00	0.000										
48 Steven Okert, L ERA: 2.52	0.2	L	6	1	1	1	1	3	0	0	0	0	0	12	27	13.50	6.000										
43 Jeff Brigham, R ERA: 4.2	1.1		5	1	0	0	2	0	0	0	0	0	0	14	17	0.00	0.750										

**Texas Rangers @ Miami Marlins**  
loanDepot park, Miami, FL  
Mon Sep 12, 2022, 1:13 PM - 4:12 PM EDT  
Att: 5,095 - Roof Closed - 72 F

AB 32  
R 3  
H 6  
RBI 3  
BB 5  
SO 12  
LOB 9



Batter	1	2	3	4	5	6	7	8	9	AB	R	H	RBI	BB	SO	LOB	BOTTOM										
5 Jon Berti, R OBP: 0.340, SLG: 0.354										4	0	1	1	0	0	1	<b>Texas Rangers @ Miami Marlins</b> loanDepot park, Miami, FL Mon Sep 12, 2022, 1:13 PM - 4:12 PM EDT Att: 5,095 - Roof Closed - 72 F										
15 Brian Anderson, R OBP: 0.321, SLG: 0.372										4	0	2	0	0	0	1											
46 Luke Williams, R OBP: 0.283, SLG: 0.319										0	0	0	0	0	0	0											
26 Garrett Cooper, R OBP: 0.336, SLG: 0.407										3	0	0	0	0	1	2											
67 JJ Bleday, L OBP: 0.299, SLG: 0.343										4	0	1	0	0	0	2											
83 Charles Leblanc, R OBP: 0.321, SLG: 0.420										3	0	0	0	1	1	2											
11 Miguel Rojas, R OBP: 0.281, SLG: 0.326										3	1	1	0	0	0	2											
58 Jacob Stallings, R OBP: 0.288, SLG: 0.294										2	1	0	0	1	0	2											
18 Joey Wendle, L OBP: 0.295, SLG: 0.362										1	0	0	0	0	0	0											
64 Jerar Encarnación, R OBP: 0.214, SLG: 0.318										3	0	0	0	1	1	2											
34 Lewin Díaz, L OBP: 0.221, SLG: 0.245										3	0	0	1	0	1	1											
<b>Inning Stats</b>	R: 0 E: 0 K: 1 S: 8	H: 0 LOB: 0 P: 9	R: 0 E: 0 K: 0 S: 7	H: 0 LOB: 0 BB: 0 P: 10	R: 0 E: 0 K: 0 S: 8	H: 0 LOB: 1 BB: 1 P: 13	R: 0 E: 0 K: 0 S: 8	H: 1 LOB: 1 BB: 0 P: 12	R: 2 E: 1 K: 0 S: 9	H: 1 LOB: 1 BB: 1 P: 18	R: 0 E: 0 K: 1 S: 17	H: 1 LOB: 0 BB: 0 P: 28	R: 0 E: 0 K: 0 S: 6	H: 0 LOB: 0 BB: 0 P: 7	R: 0 E: 0 K: 0 S: 15	H: 2 LOB: 2 BB: 1 P: 24	R: 0 E: 0 K: 2 S: 9	H: 0 LOB: 0 BB: 0 P: 11	1B: 5 2B: 0 3B: 0 HR: 0	SF: 1 SAC: 0 DP: 1 HBP: 2	WP: 1 PB: 1 SB: 0 CS: 0	PA: 36					
<b>PITCHER</b>	IP	WLS	BF	H	R	ER	SO	BB	IBB	HBP	BLK	WP	HR	S	P	ERA	WHIP										
49 Glenn Otto, R ERA: 4.71	6.0		25	3	2	2	2	2	0	2	0	0	0	57	90	3.00	0.833										
72 Jonathan Hernández, R ERA: 2.91	1.2	W	7	2	0	0	0	1	0	0	0	0	0	18	26	0.00	1.800										
45 Matt Moore, L ERA: 2.14	0.1	H	1	0	0	0	0	0	0	0	0	0	0	3	5	0.00	0.000										
25 José Leclerc, R ERA: 3.02	1.0	S	3	0	0	0	2	0	0	0	0	0	0	9	11	0.00	0.000										

**Texas Rangers @ Miami Marlins**  
loanDepot park, Miami, FL  
Mon Sep 12, 2022, 1:13 PM - 4:12 PM EDT  
Att: 5,095 - Roof Closed - 72 F

AB 30  
R 2  
H 5  
RBI 2  
BB 3  
SO 4  
LOB 15









Batter	1	2	3	4	5	6	7	8	9	AB	R	H	RBI	BB	SO	LOB	TOP												
22 Ramón Laureano, R (1, 9) OBP: 0.288, SLG: 0.378	F FF 93 S CH 84 X FC 88 1-2 G5-3		C CU 76 S CH 82 F FF 94 S CH 83 1-3 K	F FC 90 D CU 77 S CH 82 1-3 K		C SI 95 X SL 88 0-2 L8		B FF 93 B SI 94 X SL 88 1-1 F8		5	0	0	0	0	2	1													
12 Sean Murphy, R (1, 2) OBP: 0.329, SLG: 0.436	F CH 84 B FF 93 S CH 84 X FC 93 3-3 K		X FC 90 0-0 G6-3	D CH 80 C CH 82 X CH 82 1-1 FC5-4		B FF 93 B SI 94 X SL 88 3-1 L9		B SL 91 B FF 96 X FF 94 2-0 P4		5	0	0	0	0	1	1													
10 Chad Pinder, R (1, 7) OBP: 0.263, SLG: 0.391	B FF 94 X CH 86 1-0 HR 23 WP 1B		C CU 76 B CH 84 X FC 89 1-1 1B		F CU 77 X CU 77 0-1 2B		B FF 93 B SI 94 X SL 88 3-3 K			4	2	3	0	0	1	0													
23 Shea Langeliers, R (1, 10) OBP: 0.236, SLG: 0.417	B FF 93 S CH 83 B CH 84 D FF 92 4-2 HR BB		B FF 91 C FC 89 S CH 82 1-3 K		B FF 94 1-2 P2		S SI 92 F SL 86 X SL 88 1-2 1B			3	1	1	0	1	1	2													
Dermis Garcia, R (1, 3) OBP: 0.373, SLG: 0.538	B FF 93 B CH 84 X FF 93 2-1 HR		C CH 80 B CH 83 F FF 94 F FF 94 B CH 82 F FC 90 C CH 83 3-3 K		B FF 94 2-2 G4-3		S SI 94 B FF 96 X SL 88 0-3 K			4	1	2	4	0	2	1													
77 Jonah Bride, R (1, 4) OBP: 0.321, SLG: 0.281	B FF 90 C CH 83 X FF 92 1-1 G6-3		X FF 94 0-0 2B		C FF 96 B FF 96 X FF 96 1-2 G4-3		C FF 95 B SL 89 F SL 89 S FF 96 2-3 K			4	1	1	0	0	1	1													
26 Sheldon Neuse, R (1, 5) OBP: 0.275, SLG: 0.290		X FC 89 0-0 G6-3		S CU 77 X FC 89 0-1 2B		B FF 95 B FF 95 X FF 94 2-2 G6-3		F CH 89 B FF 96 B SL 89 F SL 89 S FF 96 2-3 K		4	1	1	0	0	1	1													
2 Nick Allen, R (1, 6) OBP: 0.252, SLG: 0.289		C FF 91 B FF 93 S FC 89 X CH 82 2-2 F9		C FF 92 X FF 93 0-1 2B		C CH 91 B FF 92 F SL 85 F FF 95 1-3 K		B FF 95 B SL 91 X SL 89 1-2 G6-3		4	1	1	1	0	1	0													
20 Cristian Pacheco, R (1, 8) OBP: 0.211, SLG: 0.229		X CH 83 0-0 F6		X CH 83 0-0 2B		C FF 94 B FF 95 B SL 89 X SL 88 3-2 G6-3		L FF 95 B SL 89 S FF 96 1-3 K		4	0	1	2	0	1	0													
<b>Inning Stats</b>	R: 3 H: 2 E: 0 K: 1 S: 14	WLS: 2 BF: 21 LOB: 0 BB: 1 P: 26	H: 8 R: 7 ER: 7 SO: 5	R: 0 H: 0 E: 0 K: 0 S: 6	H: 1 R: 0 ER: 0 SO: 3	BB: 1 IBB: 0 HBP: 0 BLK: 0	WP: 1 HR: 1 S: 48 P: 70	R: 1 H: 2 E: 0 K: 0 S: 14	H: 2 R: 0 ER: 0 SO: 3	ERA: 15.75 WHIP: 2.250	PITCHER	IP	WLS	BF	H	R	ER	SO	BB	IBB	HBP	BLK	WP	HR	S	P	ERA	WHIP	
50 Cole Ragans, L (1, 1) ERA: 5.68	4.0	21	8	7	7	5	1	0	0	0	0	0	0	0	0	0	0	0	0	0	0	0	0	0	0	0	0	0	0
52 Taylor Hearn, L (5, 1) ERA: 4.79	3.0	11	2	0	0	3	0	0	0	0	0	0	0	0	0	0	0	0	0	0	0	0	0	0	0	0	0	0	0
46 Brock Burke, L (8, 1) ERA: 1.47	2.0	W	6	0	0	0	0	0	0	0	0	0	0	0	0	0	0	0	0	0	0	0	0	0	0	0	0	0	0

Oakland Athletics @ Texas Rangers  
 Globe Life Field, Arlington, TX  
 Tue Sep 13 2022, 7:09 PM - 9:59 PM CDT  
 Att: 14,925 - Clear - 88 F

livebaseballscorecards.com

AB 37  
 R 7  
 H 10  
 RBI 7  
 BB 1  
 SO 11  
 LOB 7



Batter	1	2	3	4	5	6	7	8	9	AB	R	H	RBI	BB	SO	LOB	BOTTOM											
2 Marcus Semien, R (1, 4) OBP: 0.305, SLG: 0.428	C FF 94 B FF 96 S CH 81 X FF 86 2-2 2B		B CH 82 F ST 80 S ST 81 B CH 81 S ST 82 3-3 K		B FF 91 X FF 92 1-0 2B		B SL 85 B SL 85 X SL 87 2-1 HR		X SL 94 0-0 P3		5	3	3	0	0	1	1											
Mark Mathias, R (1, 3) OBP: 0.368, SLG: 0.614	S FF 91 C FF 94 B FF 94 F CH 82 X CH 82 1-2 G5-3		C FF 94 C FF 94 S FF 93 0-3 K		X FF 93 0-0 2B		B SI 91 F SL 88 B SL 87 X SL 82 3-2 HR		C FF 94 B SL 83 X FF 94 2-1 HR		5	3	3	4	0	1	1											
30 Nathaniel Lowe, L (1, 10) OBP: 0.361, SLG: 0.501	B FF 94 B FF 94 D FF 95 S FF 95 S FF 95 3-3 K		S FF 96 X FF 94 0-1 1B		D ST 81 C FF 94 B FF 94 X FF 94 1-2 G4-3		C FF 96 B FF 98 B FF 98 X FF 98 2-2 G5-3			4	0	1	0	0	1	2												
53 Adolis Garcia, R (1, 9) OBP: 0.301, SLG: 0.461	C CU 75 B FF 94 X CH 82 2-1 2B		B ST 82 B FF 95 B ST 81 B FF 94 4-2 BB		S FF 95 B FF 94 X ST 82 1-2 HR		B SI 96 B SI 96 S FF 98 4-0 BB			2	2	2	3	2	0	0												
6 Josh Jung, R (1, 5) OBP: 0.250, SLG: 0.625	S ST 80 B ST 80 X FF 93 2-1 2B		C CH 84 B CH 83 C ST 83 2-3 BB		X CH 82 0-0 G6-3		1 SAFE C FF 97 B FF 98 B SL 88 S SL 88 2-3 K			4	0	1	1	0	2	3												
3 Leody Taveras, S (1, 8) OBP: 0.320, SLG: 0.385	B FF 92 C FF 92 X ST 80 2-1 P3		C ST 81 B FF 92 F CH 83 S ST 81 1-3 K		M ST 81 F FF 94 X ST 82 0-2 P5		B FF 96 X SL 88 1-0 F8			4	0	0	0	0	1	4												
55 Sam Huff, R (1, 2) OBP: 0.294, SLG: 0.337		B CU 75 X FF 92 1-0 2B		X CH 81 0-0 F7		X SL 84 0-0 G5-3		X SL 86 0-0 P2		4	0	1	0	0	0	0												
47 Josh Smith, L (1, 6) OBP: 0.314, SLG: 0.248		X FF 92 0-0 F9		X FF 92 0-0 G3		B FF 91 B SL 88 X SL 87 2-1 G3-1		C FF 97 B FF 97 B SL 88 X SL 87 2-3 K		4	0	0	0	0	1	1												
65 Bubba Thompson, R (1, 7) OBP: 0.331, SLG: 0.339		X CH 83 0-0 G5-3		C FF 94 S FF 94 0-3 K		B SL 87 X SL 87 1-0 P5		S FF 98 B SL 88 S FF 98 0-3 K		4	0	0	0	0	2	1												
<b>Inning Stats</b>	R: 2 H: 3 E: 0 K: 1 S: 18	WLS: 3 BF: 24 LOB: 1 BB: 0 P: 30	H: 8 R: 7 ER: 5 SO: 6	R: 0 H: 1 E: 0 K: 3 S: 13	H: 1 R: 0 ER: 0 SO: 2	BB: 1 IBB: 0 HBP: 0 BLK: 0	WP: 0 HR: 1 S: 56 P: 82	R: 3 H: 3 E: 0 K: 0 S: 13	H: 3 R: 0 ER: 0 SO: 0	ERA: 9.00 WHIP: 1.800	PITCHER	IP	WLS	BF	H	R	ER	SO	BB	IBB	HBP	BLK	WP	HR	S	P	ERA	WHIP
Ken Waldichuk, L (1, 1) ERA: 5.4	5.0	24	8	7	5	6	1	0	0	0	0	0	0	0	0	0	0											
29 Austin Pruitt, R (6, 1) ERA: 4.53	1.0	5	2	2	2	0	0	0	0	0	0	0	0	0	0	0	0											
33 A.J. Puk, L (7, 1) ERA: 3.09	2.0	7	0	0	0	3	1	0	0	0	0	0	0	0	0	0	0											
30 Joel Payamps, R (9, 1) ERA: 2.98	0.1	L	2	1	1	0	0	0	0	0	0	0	0	0	0	0	0											

Oakland Athletics @ Texas Rangers  
 Globe Life Field, Arlington, TX  
 Tue Sep 13 2022, 7:09 PM - 9:59 PM CDT  
 Att: 14,925 - Clear - 88 F

livebaseballscorecards.com

AB 36  
 R 8  
 H 11  
 RBI 8  
 BB 2  
 SO 9  
 LOB 13









Batter	1	2	3	4	5	6	7	8	9	AB	R	H	RBI	BB	SO	LOB	TOP	
2 Marcus Semien, R (1,4) OBP: 0.305, SLG: 0.432										4	1	2	0	0	0	0		
5 Corey Seager, L (1,6) OBP: 0.321, SLG: 0.454										4	1	1	2	0	2	1		
30 Nathaniel Lowe, L (1,3) OBP: 0.362, SLG: 0.507										4	1	1	2	0	1	0		
53 Adolis Garcia, R (1,9) OBP: 0.302, SLG: 0.462										4	0	1	0	0	0	0		
28 Jonah Heim, S (1,2) OBP: 0.308, SLG: 0.404										4	0	1	0	0	0	1		
6 Josh Jung, R (1,5) OBP: 0.263, SLG: 0.531										4	0	1	0	0	3	1		
3 Leody Taveras, S (1,8) OBP: 0.322, SLG: 0.383										4	0	1	0	0	1	1		
47 Josh Smith, L (1,10) OBP: 0.311, SLG: 0.246										2	0	0	0	0	1	1		
Mark Mathias, R (6,PH) OBP: 0.366, SLG: 0.635										1	0	0	0	0	0	2		
56 Kole Calhoun, L (9,PH) OBP: 0.263, SLG: 0.346										1	0	0	0	0	1	0		
65 Bubba Thompson, R (1,7) OBP: 0.331, SLG: 0.339										3	1	1	0	0	1	1		
<b>Inning Stats</b>	R: 0 E: 0 K: 2 S: 11	H: 1 LOB: 0 BB: 0 P: 15	R: 0 E: 0 K: 1 S: 9	H: 0 LOB: 0 BB: 0 P: 13	R: 4 E: 1 K: 1 S: 13	H: 5 LOB: 1 BB: 0 P: 20	R: 0 E: 0 K: 1 S: 9	H: 1 LOB: 1 BB: 0 P: 10	R: 0 E: 0 K: 0 S: 8	H: 2 LOB: 2 BB: 0 P: 24	R: 0 E: 0 K: 0 S: 7	H: 0 LOB: 0 BB: 0 P: 11	R: 0 E: 0 K: 2 S: 11	H: 0 LOB: 0 BB: 0 P: 19	1B: 7 2B: 2 3B: 0 HR: 1	SF: 0 SAC: 0 DP: 1 HBP: 0	WP: 0 PB: 0 SB: 0 CS: 1	PA: 35
<b>PITCHER</b>	IP WLS BF H R ER SO BB IBB HBP BLK WP HR S P ERA WHIP																	
28 Corey Kluber, R (1,1) ERA: 4.44	5.2 L 25 9 4 4 6 0 0 0 0 0 0 1 65 90 6.35 1.588																	
60 Garrett Cleavinger, L (6,PH) ERA: 5.02	1.1 4 0 0 0 2 0 0 0 0 0 0 0 12 14 0.00 0.000																	
38 Colin Poche, L (8,1) ERA: 3.25	1.0 3 0 0 0 0 0 0 0 0 0 0 0 7 11 0.00 0.000																	
84 JT Chargois, R (9,1) ERA: 3.14	1.0 3 0 0 0 2 0 0 0 0 0 0 0 0 11 19 0.00 0.000																	

Texas Rangers @ Tampa Bay Rays  
Tropicana Field, St. Petersburg, FL  
Fri Sep 16 2022, 7:11 PM - 10:23 PM EDT  
Att: 14,127 - Dome - 72 F

AB 35  
R 4  
H 9  
RBI 4  
BB 0  
SO 10  
LOB 8



Batter	1	2	3	4	5	6	7	8	9	AB	R	H	RBI	BB	SO	LOB	BOTTOM			
2 Yandy Diaz, R (1,10) OBP: 0.400, SLG: 0.422										5	0	1	0	0	2	4				
13 Manuel Margot, R (1,9) OBP: 0.349, SLG: 0.407										4	0	1	0	0	0	3				
5 Wander Franco, S (1,6) OBP: 0.306, SLG: 0.388										4	0	1	0	1	1	2				
56 Randy Arozarena, R (1,7) OBP: 0.331, SLG: 0.450										4	0	0	0	1	0	5				
17 Isaac Paredes, R (1,5) OBP: 0.306, SLG: 0.464										3	1	1	0	1	0	2				
14 Christian Bethancourt, R (1,3) OBP: 0.277, SLG: 0.403										3	0	1	0	0	0	2				
62 Jonathan Aranda, L (7,PH) OBP: 0.390, SLG: 0.614										0	0	0	0	0	0	0				
87 Harold Ramirez, R (7,PH) OBP: 0.397, SLG: 0.423										2	0	0	0	0	0	4				
0 Taylor Walls, S (1,4) OBP: 0.262, SLG: 0.274										4	2	1	0	0	1	2				
21 Francisco Mejia, S (1,2) OBP: 0.280, SLG: 0.408										4	0	3	2	0	0	0				
22 Jose Siri, R (1,8) OBP: 0.262, SLG: 0.329										4	0	1	1	0	1	2				
<b>Inning Stats</b>	R: 0 E: 0 K: 1 S: 5	H: 0 LOB: 1 BB: 0 P: 7	R: 2 E: 0 K: 0 S: 16	H: 2 LOB: 1 BB: 1 P: 25	R: 0 E: 0 K: 0 S: 12	H: 2 LOB: 2 BB: 0 P: 18	R: 0 E: 0 K: 2 S: 11	H: 1 LOB: 1 BB: 0 P: 20	R: 0 E: 0 K: 0 S: 6	H: 1 LOB: 1 BB: 0 P: 11	R: 1 E: 1 K: 0 S: 12	H: 3 LOB: 2 BB: 0 P: 18	R: 0 E: 0 K: 1 S: 12	H: 0 LOB: 1 BB: 1 P: 22	R: 0 E: 0 K: 1 S: 8	H: 0 LOB: 0 BB: 0 P: 9	1B: 8 2B: 2 3B: 0 HR: 0	SF: 0 SAC: 0 DP: 0 HBP: 2	WP: 0 PB: 0 SB: 0 CS: 0	PA: 42
<b>PITCHER</b>	IP WLS BF H R ER SO BB IBB HBP BLK WP HR S P ERA WHIP																			
54 Martín Pérez, L (1,1) ERA: 2.84	5.1 W 27 9 3 3 3 1 0 0 0 0 0 0 4 8 5.06 1.875																			
63 Jesús Tinoco, R (6,1) ERA: 2.19	0.2 H 2 0 0 0 0 0 0 0 0 0 0 0 4 8 0.00 0.000																			
72 Jonathan Hernández, R (7,1) ERA: 2.7	0.2 H 3 0 0 0 0 1 0 0 0 0 0 0 7 14 0.00 1.500																			
59 Brett Martin, L (7,1) ERA: 4.14	0.1 H 1 0 0 0 0 0 0 0 0 0 0 0 5 8 0.00 0.000																			
45 Matt Moore, L (8,1) ERA: 2.08	1.0 H 3 0 0 0 1 0 0 0 0 0 0 0 8 9 0.00 0.000																			

Texas Rangers @ Tampa Bay Rays  
Tropicana Field, St. Petersburg, FL  
Fri Sep 16 2022, 7:11 PM - 10:23 PM EDT  
Att: 14,127 - Dome - 72 F

AB 37  
R 3  
H 10  
RBI 3  
BB 3  
SO 5  
LOB 26





Batter	1	2	3	4	5	6	7	8	9	AB	R	H	RBI	BB	SO	LOB	TOP																				
2 Marcus Semien, R (1,4) OBP: 0.306, SLG: 0.434										4	0	2	0	0	1	1																					
5 Corey Seager, L (1,6) OBP: 0.318, SLG: 0.450										4	0	0	0	0	0	3																					
30 Nathaniel Lowe, L (1,3) OBP: 0.365, SLG: 0.508										3	0	2	0	0	1	1																					
53 Adolis Garcia, R (1,9) OBP: 0.301, SLG: 0.459										3	0	0	0	1	1	4																					
28 Jonah Heim, S (1,2) OBP: 0.308, SLG: 0.411										4	1	1	1	0	1	4																					
6 Josh Jung, R (1,5) OBP: 0.222, SLG: 0.472										4	0	0	0	0	0	0																					
56 Kole Calhoun, L (1,10) OBP: 0.264, SLG: 0.345										1	0	0	0	1	1	0																					
Mark Mathias, R (6,PH) OBP: 0.356, SLG: 0.615										2	0	0	0	0	2	0																					
3 Leody Taveras, S (1,8) OBP: 0.318, SLG: 0.377										4	0	0	0	0	0	1																					
65 Bubba Thompson, R (1,7) OBP: 0.331, SLG: 0.339										4	0	0	0	0	0	1																					
Inning Stats	R: 0 E: 0 K: 2 S: 11	H: 1 LOB: 1 BB: 0 P: 16	R: 0 E: 0 K: 1 S: 10	H: 0 LOB: 1 BB: 1 P: 18	R: 0 E: 0 K: 1 S: 14	H: 1 LOB: 2 BB: 0 P: 21	R: 1 E: 0 K: 1 S: 13	H: 1 LOB: 0 BB: 1 P: 14	R: 0 E: 0 K: 0 S: 14	H: 2 LOB: 3 BB: 1 P: 24	R: 0 E: 0 K: 1 S: 5	H: 0 LOB: 0 BB: 0 P: 7	R: 0 E: 0 K: 1 S: 7	H: 0 LOB: 0 BB: 0 P: 8	R: 0 E: 0 K: 0 S: 8	H: 1 LOB: 0 BB: 0 P: 10	R: 0 E: 0 K: 1 S: 7	H: 0 LOB: 0 BB: 0 P: 10	1B: 4 2B: 1 3B: 0 HR: 1	SF: 0 SAC: 0 DP: 1 HBP: 1	WP: 0 PB: 0 SB: 1 CS: 0	PA: 35															
PITCHER	IP	WLS	BF	H	R	ER	SO	BB	IBB	HBP	BLK	WP	HR	S	P	ERA	WHIP	PITCHER	IP	WLS	BF	H	R	ER	SO	BB	IBB	HBP	BLK	WP	HR	S	P	ERA	WHIP		
64 Shawn Armstrong, R (1,1) ERA: 4.55	1.2	6	1	0	0	3	0	0	0	0	0	0	0	15	22	0.00	0.600	30 Brooks Raley, L (9,1) ERA: 1.99	1.0	3	0	0	0	1	0	0	0	0	0	0	0	0	0	7	10	0.00	0.000
48 Ryan Yarbrough, L (2,1) ERA: 4.33	3.0	W	15	4	1	1	2	1	0	1	0	0	1	42	59	3.00	1.667																				
65 Javy Guerra, R (5,1) ERA: 8.44	0.1	H	2	0	0	0	1	0	0	0	0	0	0	5	12	0.00	3.000																				
68 Jalen Beeks, L (6,1) ERA: 2.8	2.0	H	6	0	0	0	2	0	0	0	0	0	0	12	15	0.00	0.000																				
47 Jason Adam, R (8,1) ERA: 1.48	1.0	3	1	0	0	0	0	0	0	0	0	0	0	8	10	0.00	1.000																				
62 Jonathan Aranda, L (1,5) OBP: 0.400, SLG: 0.500										1	1	0	0	0	0	1																					
17 Isaac Paredes, R (6,5) OBP: 0.307, SLG: 0.468										2	0	1	2	0	1																						
5 Wander Franco, S (1,6) OBP: 0.305, SLG: 0.388										3	0	1	1	0	0	2																					
87 Harold Ramirez, R (1,3) OBP: 0.354, SLG: 0.418										4	0	0	0	0	2																						
6 David Peralta, L (1,7) OBP: 0.320, SLG: 0.431										2	0	1	1	1	0	0																					
13 Manuel Margot, R (1,9) OBP: 0.344, SLG: 0.401										4	0	0	0	0	1	3																					
21 Francisco Mejia, S (1,2) OBP: 0.277, SLG: 0.404										3	0	0	0	0	1																						
26 Ji Man Choi, L (1,10) OBP: 0.336, SLG: 0.377										2	1	0	0	1	2	0																					
0 Taylor Walls, S (1,4) OBP: 0.262, SLG: 0.282										3	1	1	1	0	1																						
22 Jose Siri, R (1,8) OBP: 0.270, SLG: 0.337										3	2	3	0	0	0																						
Inning Stats	R: 1 E: 0 K: 0 S: 11	H: 1 LOB: 1 BB: 0 P: 16	R: 0 E: 0 K: 2 S: 8	H: 0 LOB: 0 BB: 0 P: 12	R: 1 E: 0 K: 0 S: 13	H: 1 LOB: 0 BB: 0 P: 18	R: 0 E: 0 K: 1 S: 11	H: 0 LOB: 0 BB: 1 P: 17	R: 1 E: 0 K: 2 S: 10	H: 2 LOB: 1 BB: 0 P: 13	R: 0 E: 0 K: 0 S: 5	H: 0 LOB: 0 BB: 0 P: 8	R: 2 E: 0 K: 0 S: 15	H: 2 LOB: 1 BB: 1 P: 28	R: 0 E: 0 K: 0 S: 6	H: 1 LOB: 0 BB: 0 P: 12	1B: 5 2B: 1 3B: 0 HR: 1	SF: 2 SAC: 0 DP: 2 HBP: 1	WP: 0 PB: 0 SB: 1 CS: 0	PA: 32																	
PITCHER	IP	WLS	BF	H	R	ER	SO	BB	IBB	HBP	BLK	WP	HR	S	P	ERA	WHIP	PITCHER	IP	WLS	BF	H	R	ER	SO	BB	IBB	HBP	BLK	WP	HR	S	P	ERA	WHIP		
22 Jon Gray, R (1,1) ERA: 3.8	4.1	L	16	2	2	2	4	1	0	1	0	0	0	46	67	4.15	0.692																				
52 Taylor Hearn, L (5,1) ERA: 4.85	2.1	10	2	2	2	1	1	0	0	0	0	0	1	19	31	7.71	1.286																				
19 Dennis Santana, R (7,1) ERA: 5.26	1.1	6	3	1	1	0	0	0	0	0	0	0	0	14	26	6.75	2.250																				

Texas Rangers @ Tampa Bay Rays  
Tropicana Field, St. Petersburg, FL  
Sat Sep 17 2022, 6:11 PM - 9:10 PM EDT  
Att: 14,094 - Roof Closed - 72 F

AB 32  
R 1  
H 6  
RBI 1  
BB 2  
SO 8  
LOB 14



Texas Rangers @ Tampa Bay Rays  
Tropicana Field, St. Petersburg, FL  
Sat Sep 17 2022, 6:11 PM - 9:10 PM EDT  
Att: 14,094 - Roof Closed - 72 F

AB 27  
R 5  
H 7  
RBI 5  
BB 2  
SO 5  
LOB 11





Batter	1	2	3	4	5	6	7	8	9	AB	R	H	RBI	BB	SO	LOB	TOP										
2 Marcus Semien, R (1,4) OBP: 0.306, SLG: 0.433	E6 5 F8		C CH 82 B SL 82 X CH 79		X FF 88		B SL 89 B SL 89 B SL 89 X SL 98			4	0	1	0	0	0	1	<b>Texas Rangers @ Tampa Bay Rays</b> Tropicana Field, St. Petersburg, FL Sun Sep 18 2022, 1:11 PM - 4:08 PM EDT Att: 12,835 - Dome - 72 F <a href="http://livebaseballscorecards.com">livebaseballscorecards.com</a>										
5 Corey Seager, L (1,6) OBP: 0.318, SLG: 0.454	F8 1-2		1 SAFE F SL 86 B FF 90 X SL 87		X FF 90		B SL 90 B SL 90 B SL 90 X SL 90			4	1	1	1	0	0	2											
30 Nathaniel Lowe, L (1,3) OBP: 0.363, SLG: 0.504	F8 2-2		F FF 91 C FF 90 B SL 91 X FF 91		F FF 90 C SL 86 B FF 90 B SL 85 X FF 91					4	0	0	0	0	1	2											
53 Adolis Garcia, R (1,9) OBP: 0.301, SLG: 0.458	K 3-3		F FF 91 C FF 90 B SL 87 S CH 80		C FF 91 B CH 81 C CH 81 B SL 87 X CH 80		S SL 88 C SL 81 X CH 82		F FF 93 C CU 83 S FF 94	4	1	1	0	0	2	1											
Mark Mathias, R (1,10) OBP: 0.338, SLG: 0.580	K 2-3		C FF 92 P CH 82 B FF 92 F CH 81 S CH 80		F CH 82 B SL 87 C CH 81 S FF 92		B CH 80 C SL 85 B CH 80 B CH 79 1 SAFE S FF 89 T FF 89		F CU 82 B FF 84 S FF 92 C FF 83	4	0	0	0	0	4	1											
6 Josh Jung, R (1,5) OBP: 0.250, SLG: 0.550	HR 0-0		X SL 87		T CH 82 S CH 82 C FF 92		1 SAFE B CH 82 X CH 82		C SL 86 B FF 89 B FF 89 S FF 89	4	1	2	2	0	2	0											
47 Josh Smith, L (1,7) OBP: 0.310, SLG: 0.241	P6 2-1		B SL 87 F FF 91 B FF 91 X FF 92		C SL 86 F FF 91 X SL 86		C SL 86 B FF 89 F SL 85 H SL 84		B FF 88 S FF 98 F FF 99 S SL 87 S FF 99	3	0	0	0	0	1	0											
55 Sam Huff, R (1,2) OBP: 0.295, SLG: 0.337	F9 1-2		C FF 92 S CH 83 B CH 81 X FF 92		S CH 81 S CH 81 B CH 82 X CH 80		S FF 98 C FF 89 S FF 88 S FF 89		C FF 99 X SL 85	3	0	1	0	0	1	2											
28 Jonah Heim, S (9,PH) OBP: 0.310, SLG: 0.410	F9 1-2									1	0	0	0	0	0	0											
65 Bubba Thompson, R (1,8) OBP: 0.323, SLG: 0.331	K 0-3		S CH 80 S CH 81		C FF 90 X SL 86		C SL 86 S SL 86 B SL 89 S FF 88			3	0	0	0	0	2	1											
<b>Inning Stats</b>	R: 0 E: 1 K: 1 S: 9	H: 0 LOB: 1 BB: 0 P: 15	R: 1 E: 0 K: 1 S: 11	H: 1 LOB: 0 BB: 0 P: 16	R: 0 E: 0 K: 1 S: 10	H: 1 LOB: 1 BB: 0 P: 16	R: 0 E: 0 K: 2 S: 10	H: 0 LOB: 0 BB: 0 P: 13	R: 0 E: 0 K: 0 S: 9	H: 1 LOB: 1 BB: 0 P: 12	R: 2 E: 0 K: 2 S: 16	H: 3 LOB: 2 BB: 0 P: 27	R: 0 E: 0 K: 1 S: 8	H: 0 LOB: 0 BB: 0 P: 14	R: 0 E: 0 K: 2 S: 11	H: 0 LOB: 0 BB: 0 P: 14	R: 0 E: 0 K: 2 S: 10	H: 0 LOB: 0 BB: 0 P: 14	1B: 4 2B: 0 3B: 0 HR: 2	SF: 0 SAC: 0 DP: 0 HBP: 1	WP: 0 PB: 0 SB: 0 CS: 2	PA: 35					
<b>PITCHER</b>	IP	WLS	BF	H	R	ER	SO	BB	IBB	HBP	BLK	WP	HR	S	P	ERA	WHIP	<b>PITCHER</b>									
59 Jeffrey Springs, L (1,1) ERA: 2.45	5.2	W	25	6	3	2	6	0	0	1	0	0	2	62	94	3.18	1.059										
65 Javy Guerra, R (6,1) ERA: 7.71	1.0	H	3	0	0	0	2	0	0	0	0	0	0	9	16	0.00	0.000										
30 Brooks Raley, L (7,1) ERA: 1.98	0.1	H	1	0	0	0	0	0	0	0	0	0	0	2	3	0.00	0.000										
38 Colin Poche, L (8,1) ERA: 3.19	1.0	H	3	0	0	0	3	0	0	0	0	0	0	11	14	0.00	0.000										
29 Pete Fairbanks, R (9,1) ERA: 1.29	1.0	S	3	0	0	0	2	0	0	0	0	0	0	10	14	0.00	0.000										
<b>Batter</b>	<b>1</b>	<b>2</b>	<b>3</b>	<b>4</b>	<b>5</b>	<b>6</b>	<b>7</b>	<b>8</b>	<b>9</b>	<b>AB</b>	<b>R</b>	<b>H</b>	<b>RBI</b>	<b>BB</b>	<b>SO</b>	<b>LOB</b>	<b>BOTTOM</b>										
2 Yandy Diaz, R (1,5) OBP: 0.401, SLG: 0.423	G6-3 1B		B FF 90 X SL 91		C CH 80 B CH 79 X SL 92		B FF 97 B CH 85 C FF 95 X FF 95			4	1	2	0	0	0	3	<b>Texas Rangers @ Tampa Bay Rays</b> Tropicana Field, St. Petersburg, FL Sun Sep 18 2022, 1:11 PM - 4:08 PM EDT Att: 12,835 - Dome - 72 F <a href="http://livebaseballscorecards.com">livebaseballscorecards.com</a>										
62 Jonathan Aranda, L (1,4) OBP: 0.386, SLG: 0.500	F8 1		D KC 80 B FF 92 X FF 90		C SL 91 X SL 81		C SL 86 B SL 83 X SL 87			4	1	1	1	0	0	1											
17 Isaac Paredes, R (8,4) OBP: 0.307, SLG: 0.468	F8 1-2		B ST 79 1 SAFE C FF 92 F ST 81 S ST 81		D ST 81 C SL 91 D ST 80 X ST 80		B SL 88 B SL 88 B SL 87 X SL 87			4	0	1	1	0	2	1											
13 Manuel Margot, R (1,9) OBP: 0.343, SLG: 0.399	K 2		F ST 78 1 SAFE B ST 79 F ST 80 1 SAFE F FF 91 S ST 80		F ST 78 1 SAFE B ST 79 F ST 80 1 SAFE F FF 91 S ST 80		B SL 88 C SL 82 B SL 87 X SL 88			4	0	0	0	0	2	2											
87 Harold Ramirez, R (1,3) OBP: 0.350, SLG: 0.414	G4-3 3		D ST 82 B ST 82 X SL 92		F ST 78 1 SAFE B ST 79 F ST 80 1 SAFE F FF 91 S ST 80		B SL 88 C SL 82 B SL 87 X SL 88			4	0	0	0	0	2	2											
6 David Peralta, L (1,7) OBP: 0.317, SLG: 0.427	L8 2-1		C KC 81 B SL 91 X SL 92		B KC 77 B SL 90 F SL 90 X KC 79		C FF 96 B SL 90 X SL 89		F FF 93 S KC 83	4	0	0	0	0	1	1											
14 Christian Bethancourt, R (1,2) OBP: 0.283, SLG: 0.422	HR 3-1		B FF 89 C FF 90 B ST 82 B FF 91 X FF 91		S ST 80 S ST 80 S ST 82		B FF 96 B SL 89 C FF 96 B SL 89 X SL 90			4	2	3	1	0	1	0											
22 Jose Siri, R (1,8) OBP: 0.277, SLG: 0.352	HR 0-1		C ST 80 X ST 81		C FF 91 S ST 81 X ST 81		B FF 96 B FF 95 B FF 95 B FF 95		B KC 84 B FF 84 F FF 85 S KC 83	3	1	2	1	1	1	1											
26 Ji Man Choi, L (1,10) OBP: 0.336, SLG: 0.374	G5-3 2		C FF 90 X KC 80		B SL 90 X SL 91		C FF 95 F FF 97 X CH 88			2	0	0	0	0	0	1											
5 Wander Franco, S (6,PH) OBP: 0.307, SLG: 0.389	G5-3 2									2	0	1	0	0	0	1											
0 Taylor Walls, S (1,6) OBP: 0.263, SLG: 0.281	F7 3-1		B SL 92 B FF 90 C FF 91 X FF 91		F SL 92 S FF 96 F SL 93 F CH 82 1 SAFE B CH 82 C SL 93		B FF 96 B CH 88 B FF 95 B FF 96			2	0	0	1	1	1	1											
<b>Inning Stats</b>	R: 0 E: 0 K: 1 S: 7	H: 1 LOB: 1 BB: 0 P: 12	R: 2 E: 0 K: 0 S: 11	H: 2 LOB: 0 BB: 0 P: 19	R: 2 E: 0 K: 1 S: 11	H: 3 LOB: 0 BB: 0 P: 19	R: 0 E: 0 K: 2 S: 13	H: 1 LOB: 1 BB: 0 P: 16	R: 0 E: 0 K: 0 S: 5	H: 0 LOB: 0 BB: 0 P: 6	R: 1 E: 0 K: 1 S: 19	H: 2 LOB: 3 BB: 2 P: 36	R: 0 E: 0 K: 1 S: 8	H: 0 LOB: 0 BB: 0 P: 11	R: 0 E: 0 K: 2 S: 11	H: 1 LOB: 1 BB: 0 P: 13	1B: 6 2B: 3 3B: 0 HR: 2	SF: 0 SAC: 0 DP: 1 HBP: 0	WP: 0 PB: 0 SB: 1 CS: 0	PA: 35							
<b>PITCHER</b>	IP	WLS	BF	H	R	ER	SO	BB	IBB	HBP	BLK	WP	HR	S	P	ERA	WHIP	<b>PITCHER</b>									
49 Glenn Otto, R (1,1) ERA: 4.88	3.1	L	16	7	4	4	3	0	0	0	0	0	2	36	57	10.80	2.100										
32 John King, L (4,1) ERA: 4.09	1.2		5	0	0	0	1	0	0	0	0	0	0	11	15	0.00	0.000										
46 Brock Burke, L (6,1) ERA: 1.57	1.0		7	2	1	1	1	2	0	0	0	0	0	19	36	9.00	4.000										
72 Jonathan Hernández, R (7,1) ERA: 2.59	1.0		3	0	0	0	1	0	0	0	0	0	0	8	11	0.00	0.000										
45 Matt Moore, L (8,1) ERA: 2.05	1.0		4	1	0	0	2	0	0	0	0	0	0	11	13	0.00	1.000										



Batter	1	2	3	4	5	6	7	8	9	AB	R	H	RBI	BB	SO	LOB	TOP					
2 Luis Rengifo, S OBP: 0.306, SLG: 0.451										4	0	1	0	0	0	0	<b>Los Angeles Angels @ Texas Rangers</b> Globe Life Field, Arlington, TX Tue Sep 20 2022, 7:09 PM - 9:58 PM CDT Att: 19,472 - Roof Closed - 75 F					
27 Mike Trout, R OBP: 0.361, SLG: 0.613										4	0	0	0	0	2	1						
17 Shohel Ohtani, L OBP: 0.357, SLG: 0.534										4	1	1	0	0	1	0						
3 Taylor Ward, R OBP: 0.356, SLG: 0.442										4	2	2	1	0	1	0						
5 Matt Duffy, R OBP: 0.311, SLG: 0.328										4	2	3	2	0	1	0						
36 Mike Ford, L OBP: 0.318, SLG: 0.321										4	0	3	1	0	0	0						
7 Jo Adell, R OBP: 0.263, SLG: 0.369										3	0	2	1	0	1	2						
37 Magneuris Sierra, L OBP: 0.207, SLG: 0.250										1	0	0	0	0	0	1						
33 Max Stassi, R OBP: 0.267, SLG: 0.297										4	0	1	0	0	2	4						
13 Livan Soto, L OBP: 0.250, SLG: 0.500										4	0	0	0	0	1	2						
<b>Inning Stats</b>	R: 0 E: 0 K: 0 S: 6	H: 1 LOB: 0 BB: 0 P: 9	R: 2 E: 0 K: 2 S: 17	H: 3 LOB: 1 BB: 0 P: 30	R: 0 E: 0 K: 2 S: 7	H: 0 LOB: 0 BB: 0 P: 12	R: 0 E: 0 K: 1 S: 14	H: 3 LOB: 2 BB: 0 P: 21	R: 0 E: 0 K: 1 S: 11	H: 0 LOB: 0 BB: 0 P: 16	R: 3 E: 0 K: 0 S: 13	H: 5 LOB: 1 BB: 0 P: 20	R: 0 E: 0 K: 2 S: 10	H: 0 LOB: 0 BB: 0 P: 13	R: 0 E: 0 K: 1 S: 11	H: 1 LOB: 0 BB: 0 P: 17	1B: 10 HR: 1	SF: 0 SAC: 0 DP: 1 HBP: 0	WP: 0 PB: 0 SB: 0 CS: 0	PA: 36		
<b>PITCHER</b>	IP WLS BF H R ER SO BB IBB HBP BLK WP HR S P ERA WHIP																					
50 Cole Ragans, L ERA: 5.4	4.2		19	7	2	2	5	0	0	0	0	0	0	0	1	52	84	3.86	1.500			
19 Dennis Santana, R ERA: 5.74	0.1	L	4	3	3	3	1	0	0	0	0	0	0	0	0	9	13	81.00	9.000			
32 John King, L ERA: 3.88	2.1		7	2	0	0	0	0	0	0	0	0	0	0	14	22	0.00	0.857				
63 Jesus Tinoco, R ERA: 1.93	1.2		6	1	0	0	3	0	0	0	0	0	0	0	17	25	0.00	0.600				
<b>Batter</b>	<b>1</b>	<b>2</b>	<b>3</b>	<b>4</b>	<b>5</b>	<b>6</b>	<b>7</b>	<b>8</b>	<b>9</b>	<b>AB</b>	<b>R</b>	<b>H</b>	<b>RBI</b>	<b>BB</b>	<b>SO</b>	<b>LOB</b>	<b>BOTTOM</b>					
2 Marcus Semien, R OBP: 0.310, SLG: 0.436										2	1	2	1	2	0	0	<b>Los Angeles Angels @ Texas Rangers</b> Globe Life Field, Arlington, TX Tue Sep 20 2022, 7:09 PM - 9:58 PM CDT Att: 19,472 - Roof Closed - 75 F					
5 Corey Seager, L OBP: 0.318, SLG: 0.455										3	0	1	0	1	0	2						
30 Nathaniel Lowe, L OBP: 0.360, SLG: 0.500										4	0	0	0	0	1	4						
53 Adolis Garcia, R OBP: 0.301, SLG: 0.455										3	0	0	0	1	1	0						
Mark Mathias, R OBP: 0.329, SLG: 0.563										2	0	0	0	0	2	2						
47 Josh Smith, L OBP: 0.312, SLG: 0.244										2	0	1	0	0	0	0						
6 Josh Jung, R OBP: 0.227, SLG: 0.500										4	0	0	0	0	3	3						
28 Jonah Heim, S OBP: 0.305, SLG: 0.406										3	0	0	0	0	2	0						
3 Leody Taveras, S OBP: 0.314, SLG: 0.373										3	0	0	0	0	2	0						
65 Bubba Thompson, R OBP: 0.324, SLG: 0.331										3	1	1	0	0	0	0						
<b>Inning Stats</b>	R: 1 E: 1 K: 3 S: 14	H: 1 LOB: 2 BB: 2 P: 27	R: 0 E: 0 K: 2 S: 8	H: 0 LOB: 0 BB: 0 P: 10	R: 0 E: 0 K: 0 S: 7	H: 0 LOB: 0 BB: 1 P: 13	R: 0 E: 0 K: 2 S: 12	H: 0 LOB: 0 BB: 0 P: 17	R: 1 E: 0 K: 0 S: 13	H: 2 LOB: 2 BB: 1 P: 22	R: 0 E: 0 K: 2 S: 9	H: 0 LOB: 0 BB: 0 P: 13	R: 0 E: 0 K: 2 S: 12	H: 0 LOB: 0 BB: 0 P: 15	R: 0 E: 0 K: 0 S: 5	H: 1 LOB: 0 BB: 0 P: 7	R: 0 E: 0 K: 0 S: 8	H: 1 LOB: 0 BB: 0 P: 11	1B: 3 HR: 0	SF: 0 SAC: 0 DP: 3 HBP: 0	WP: 0 PB: 0 SB: 0 CS: 0	PA: 33
<b>PITCHER</b>	IP WLS BF H R ER SO BB IBB HBP BLK WP HR S P ERA WHIP																					
43 Patrick Sandoval, L ERA: 2.95	5.0	W	21	3	2	1	7	4	0	0	0	0	0	0	0	54	89	1.80	1.400			
60 Andrew Wantz, R ERA: 3.5	2.0	H	6	0	0	0	4	0	0	0	0	0	0	0	21	28	0.00	0.000				
28 Aaron Loup, L ERA: 3.88	1.0	H	3	1	0	0	0	0	0	0	0	0	0	5	7	0.00	1.000					
46 Jimmy Herget, R ERA: 2.42	1.0	S	3	1	0	0	0	0	0	0	0	0	0	8	11	0.00	1.000					



Batter	1	2	3	4	5	6	7	8	9	AB	R	H	RBI	BB	SO	LOB	TOP										
2 Luis Rengifo, S OBP: 0.305, SLG: 0.449										4	0	1	0	0	1	2											
27 Mike Trout, R OBP: 0.350, SLG: 0.610										4	0	1	0	0	1	1											
17 Shohel Ohtani, L OBP: 0.358, SLG: 0.534										4	1	2	0	0	1	1											
3 Taylor Ward, R OBP: 0.357, SLG: 0.448										3	1	1	2	1	1	2											
36 Mike Ford, L OBP: 0.308, SLG: 0.310										4	0	0	0	0	1	2											
12 Matt Thaiss, L OBP: 0.296, SLG: 0.340										2	0	0	0	1	2	0											
5 Matt Duffy, R OBP: 0.306, SLG: 0.323										3	0	0	0	0	2	1											
16 Mickey Moniak, L OBP: 0.211, SLG: 0.330										2	0	0	0	0	2	0											
7 Jo Adell, R OBP: 0.262, SLG: 0.368										1	0	0	0	0	0	1											
13 Livan Soto, L OBP: 0.214, SLG: 0.429										2	0	0	0	0	2	0											
38 Michael Stefaniak, R OBP: 0.276, SLG: 0.156										0	0	0	0	1	0	0											
<b>Inning Stats</b>	R: 2 H: 2 E: 0 K: 2 S: 13	H: 2 LOB: 0 BB: 0 P: 17	R: 0 H: 0 E: 0 K: 2 S: 7	H: 0 LOB: 0 BB: 0 P: 11	R: 0 H: 1 E: 0 K: 1 S: 12	H: 0 LOB: 0 BB: 0 P: 20	R: 0 H: 0 E: 0 K: 0 S: 4	H: 0 LOB: 0 BB: 1 P: 12	R: 0 H: 0 E: 0 K: 1 S: 5	H: 0 LOB: 0 BB: 0 P: 9	R: 0 H: 1 E: 0 K: 0 S: 5	H: 0 LOB: 0 BB: 0 P: 9	R: 0 H: 0 E: 0 K: 2 S: 14	H: 0 LOB: 2 BB: 2 P: 24	R: 0 H: 1 E: 0 K: 2 S: 11	H: 1 LOB: 1 BB: 0 P: 14	1B: 4 2B: 2 3B: 0 HR: 1	SF: 0 SAC: 0 DP: 3 HBP: 0	WP: 1 PB: 0 SB: 0 CS: 0	PA: 32							
<b>PITCHER</b>	IP	WLS	BF	H	R	ER	SO	BB	IBB	HBP	BLK	WP	HR	S	P	ERA	WHIP										
33 Dane Dunning, R ERA: 4.46	5.0	W	17	3	2	2	8	1	0	0	0	0	1	45	72	3.60	0.800										
46 Brock Burke, L ERA: 1.53	2.0	H	6	1	0	0	1	0	0	0	0	0	0	10	18	0.00	0.500										
45 Matt Moore, L ERA: 2.01	1.0	H	5	0	0	0	2	2	0	0	0	0	1	14	24	0.00	2.000										
25 José Leclerc, R ERA: 3.02	1.0		4	1	0	0	2	0	0	0	0	0	0	11	14	0.00	1.000										

**Los Angeles Angels @ Texas Rangers**  
 Globe Life Field, Arlington, TX  
 Wed Sep 21 2022, 7:08 PM - 9:42 PM CDT  
 Att: 20,959 - Roof Closed - 75 F

AB	29
R	2
H	5
RBI	2
BB	3
SO	13
LOB	10



Batter	1	2	3	4	5	6	7	8	9	AB	R	H	RBI	BB	SO	LOB	BOTTOM										
2 Marcus Semien, R OBP: 0.308, SLG: 0.433										4	0	0	0	0	1	2											
5 Corey Seager, L OBP: 0.320, SLG: 0.458										4	2	2	0	0	0	0											
30 Nathaniel Lowe, L OBP: 0.363, SLG: 0.503										3	2	2	0	1	0	0											
53 Adolis Garcia, R OBP: 0.302, SLG: 0.458										3	1	2	2	0	0	0											
6 Josh Jung, R OBP: 0.208, SLG: 0.458										4	0	0	0	0	4	5											
3 Leody Taveras, S OBP: 0.317, SLG: 0.375										4	1	2	2	0	0	0											
55 Sam Huff, R OBP: 0.284, SLG: 0.324										4	0	0	0	0	2	2											
47 Josh Smith, L OBP: 0.311, SLG: 0.261										4	1	1	2	0	0	1											
65 Bubba Thompson, R OBP: 0.324, SLG: 0.331										3	0	1	0	0	0	1											
<b>Inning Stats</b>	R: 1 H: 2 E: 0 K: 1 S: 11	H: 1 LOB: 1 BB: 0 P: 14	R: 1 H: 1 E: 1 K: 1 S: 10	H: 1 LOB: 0 BB: 0 P: 15	R: 1 H: 2 E: 0 K: 1 S: 13	H: 2 LOB: 0 BB: 0 P: 17	R: 0 H: 0 E: 0 K: 0 S: 7	H: 0 LOB: 0 BB: 0 P: 11	R: 0 H: 0 E: 0 K: 1 S: 7	H: 0 LOB: 0 BB: 0 P: 11	R: 1 H: 2 E: 0 K: 1 S: 12	H: 2 LOB: 1 BB: 0 P: 17	R: 3 H: 3 E: 1 K: 2 S: 22	H: 3 LOB: 1 BB: 1 P: 35	R: 0 H: 1 E: 0 K: 2 S: 11	H: 1 LOB: 1 BB: 0 P: 14	1B: 6 2B: 3 3B: 0 HR: 1	SF: 1 SAC: 0 DP: 0 HBP: 0	WP: 1 PB: 0 SB: 0 CS: 1	PA: 35							
<b>PITCHER</b>	IP	WLS	BF	H	R	ER	SO	BB	IBB	HBP	BLK	WP	HR	S	P	ERA	WHIP										
32 Tucker Davidson, L ERA: 6.8	5.0	L	20	5	3	3	3	0	0	0	0	0	1	46	67	5.40	1.000										
51 Jaime Barria, R ERA: 2.74	2.0		8	2	1	1	2	0	0	0	0	0	1	19	28	4.50	1.000										
40 Rob Zastryzny, L ERA: 27.0	0.0		3	2	3	2	0	1	0	0	0	0	0	11	19	∞	∞										
57 Zack Weiss, R ERA: 3.0	1.0		4	1	0	0	2	0	0	0	0	0	0	11	16	0.00	1.000										

**Los Angeles Angels @ Texas Rangers**  
 Globe Life Field, Arlington, TX  
 Wed Sep 21 2022, 7:08 PM - 9:42 PM CDT  
 Att: 20,959 - Roof Closed - 75 F

AB	33
R	7
H	10
RBI	6
BB	1
SO	7
LOB	11





Batter	1	2	3	4	5	6	7	8	9	AB	R	H	RBI	BB	SO	LOB	TOP			
2 Luis Rengifo, S OBP: 0.306, SLG: 0.448										5	1	2	0	0	2	1	<b>Los Angeles Angels @ Texas Rangers</b> Globe Life Field, Arlington, TX Thu Sep 22 2022, 1:09 PM - 3:57 PM CDT Att: 16,223 - Roof Closed - 75 F			
27 Mike Trout, R OBP: 0.350, SLG: 0.609										4	1	1	2	1	1	2				
3 Taylor Ward, R OBP: 0.356, SLG: 0.446										4	0	1	1	0	1	2				
5 Matt Duffy, R OBP: 0.310, SLG: 0.320										2	0	0	0	2	0	0				
36 Mike Ford, L OBP: 0.307, SLG: 0.317										4	0	1	0	0	1	4				
16 Mickey Moniak, L OBP: 0.211, SLG: 0.330										0	0	0	0	0	0	0				
7 Jo Adell, R OBP: 0.262, SLG: 0.366										4	0	1	0	0	2	1				
12 Matt Thaiss, L OBP: 0.296, SLG: 0.340										0	0	0	0	0	0	0				
24 Kurt Suzuki, R OBP: 0.258, SLG: 0.292										3	0	0	0	0	0	1				
38 Michael Stefanić, R OBP: 0.279, SLG: 0.204										3	0	1	0	0	1	1				
13 Livan Soto, L OBP: 0.200, SLG: 0.400										1	0	0	0	0	1	0				
37 Magneuris Sierra, L OBP: 0.200, SLG: 0.242										3	1	0	0	0	1	2				
17 Shohei Ohtani, L OBP: 0.359, SLG: 0.536										1	0	1	0	0	0	0				
<b>Inning Stats</b>	R: 0 H: 0 E: 0 K: 2 S: 9	H: 0 LOB: 0 BB: 0 P: 10	R: 0 H: 0 E: 0 K: 1 S: 9	H: 0 LOB: 0 BB: 0 P: 15	R: 3 H: 4 E: 0 K: 1 S: 16	H: 4 LOB: 2 BB: 1 P: 28	R: 0 H: 1 E: 0 K: 0 S: 6	H: 1 LOB: 1 BB: 0 P: 6	R: 0 H: 0 E: 0 K: 1 S: 10	H: 0 LOB: 2 BB: 2 P: 13	R: 0 H: 1 E: 0 K: 1 S: 10	H: 1 LOB: 1 BB: 0 P: 15	R: 0 H: 1 E: 0 K: 1 S: 10	H: 1 LOB: 1 BB: 0 P: 14	R: 0 H: 1 E: 0 K: 3 S: 11	H: 1 LOB: 1 BB: 0 P: 12	1B: 5 2B: 3 3B: 0 HR: 0	SF: 0 SAC: 1 DP: 0 HBP: 0	WP: 0 PB: 1 SB: 0 CS: 0	PA: 38
<b>PITCHER</b>	IP WLS BF H R ER SO BB IBB HBP BLK WP HR S P ERA WHIP																			
54 Martín Pérez, L ERA: 2.9	6.0 26 5 3 3 5 3 0 0 0 0 0 0 58 90 4.50 1.333																			
72 Jonathan Hernández, R ERA: 2.49	1.0 4 1 0 0 1 0 0 0 0 0 0 0 10 15 0.00 1.000																			
45 Matt Moore, L ERA: 1.99	1.0 W 4 1 0 0 1 0 0 0 0 0 0 0 10 14 0.00 1.000																			
25 José Leclerc, R ERA: 2.96	1.0 S 4 1 0 0 3 0 0 0 0 0 0 0 11 12 0.00 1.000																			

Batter	1	2	3	4	5	6	7	8	9	AB	R	H	RBI	BB	SO	LOB	BOTTOM			
2 Marcus Semien, R OBP: 0.311, SLG: 0.436										3	1	2	1	1	0	0	<b>Los Angeles Angels @ Texas Rangers</b> Globe Life Field, Arlington, TX Thu Sep 22 2022, 1:09 PM - 3:57 PM CDT Att: 16,223 - Roof Closed - 75 F			
5 Corey Seager, L OBP: 0.320, SLG: 0.461										4	2	1	2	0	1	3				
30 Nathaniel Lowe, L OBP: 0.362, SLG: 0.501										4	0	1	1	0	2	0				
53 Adolis García, R OBP: 0.302, SLG: 0.456										4	0	1	1	0	2	0				
28 Jonah Heim, S OBP: 0.304, SLG: 0.405										4	0	1	0	0	1	0				
6 Josh Jung, R OBP: 0.196, SLG: 0.431										3	0	0	0	0	2					
47 Josh Smith, L OBP: 0.311, SLG: 0.258										2	1	0	0	1	0	0				
56 Kole Calhoun, L OBP: 0.264, SLG: 0.343										2	0	0	0	1	1	1				
65 Bubba Thompson, R OBP: 0.324, SLG: 0.331										0	0	0	0	0	0	0				
3 Leody Taveras, S OBP: 0.317, SLG: 0.372										2	1	0	0	1	1	2				
<b>Inning Stats</b>	R: 0 H: 0 E: 0 K: 2 S: 9	H: 0 LOB: 0 BB: 0 P: 16	R: 0 H: 0 E: 0 K: 1 S: 9	H: 0 LOB: 0 BB: 0 P: 15	R: 1 H: 1 E: 0 K: 2 S: 15	H: 1 LOB: 1 BB: 1 P: 28	R: 0 H: 0 E: 0 K: 2 S: 10	H: 0 LOB: 0 BB: 0 P: 15	R: 0 H: 0 E: 0 K: 0 S: 7	H: 0 LOB: 0 BB: 0 P: 11	R: 2 H: 4 E: 0 K: 0 S: 22	H: 4 LOB: 2 BB: 1 P: 30	R: 0 H: 0 E: 0 K: 1 S: 9	H: 0 LOB: 1 BB: 1 P: 14	R: 2 H: 1 E: 0 K: 1 S: 9	H: 1 LOB: 0 BB: 1 P: 17	1B: 4 2B: 1 3B: 0 HR: 1	SF: 0 SAC: 0 DP: 0 HBP: 0	WP: 0 PB: 0 SB: 1 CS: 1	PA: 32
<b>PITCHER</b>	IP WLS BF H R ER SO BB IBB HBP BLK WP HR S P ERA WHIP																			
25 Michael Lorenzen, R ERA: 4.76	5.0 19 2 3 3 7 2 0 0 0 0 0 0 8 99 5.40 0.800																			
28 Aaron Loup, L ERA: 3.83	0.2 B 4 3 0 0 0 0 0 0 0 0 0 0 8 10 0.00 4.500																			
60 Andrew Wantz, R ERA: 3.4	1.1 4 0 0 0 0 1 0 0 0 0 0 0 13 20 0.00 0.750																			
65 José Quijada, L ERA: 3.79	1.0 L 5 1 2 2 1 1 0 0 0 0 0 1 9 17 18.00 2.000																			

AB	34
R	3
H	8
RBI	3
BB	3
SO	10
LOB	14



AB	28
R	5
H	6
RBI	5
BB	4
SO	8
LOB	8





Batter	1	2	3	4	5	6	7	8	9	AB	R	H	RBI	BB	SO	LOB	TOP										
38 Steven Kwan, L (1,7) OBP: 0.372, SLG: 0.394	F7		G6-3			1B	F8		K	5	1	1	0	0	1	1											
1 Amed Rosario, R (1,6) OBP: 0.313, SLG: 0.404	P3			3B		P3	K			4	1	1	0	0	1	1											
11 José Ramírez, S (1,5) OBP: 0.356, SLG: 0.519	G6-3			F7		1B	F7			4	1	1	0	0	0	1											
22 Josh Naylor, L (1,3) OBP: 0.323, SLG: 0.457	F7			BB		2B				3	1	1	1	1	0	0											
39 Oscar Gonzalez, R (1,10) OBP: 0.320, SLG: 0.453	G6-3			G6-3		1B	L9			4	1	1	1	0	0	1											
0 Andrés Giménez, L (1,4) OBP: 0.376, SLG: 0.475	HBP			G1-3		1B	K			3	1	1	1	0	1	1											
63 Will Brennan, L (1,9) OBP: 0.417, SLG: 0.364	F8					1B				3	0	1	2	0	0	1											
12 Luke Maile, R (1,2) OBP: 0.292, SLG: 0.325	G5-3			K		F9				4	0	0	0	0	1	2											
7 Myles Straw, R (1,8) OBP: 0.288, SLG: 0.272	G6-3			F8		G6-3				4	0	0	0	0	0	2											
<b>Inning Stats</b>	R: 0 E: 0 K: 0 S: 8	H: 0 LOB: 0 BB: 0 P: 12	R: 0 E: 0 K: 0 S: 8	H: 0 LOB: 1 BB: 0 P: 15	R: 0 E: 0 K: 0 S: 16	H: 0 LOB: 0 BB: 0 P: 23	R: 1 E: 0 K: 0 S: 14	H: 1 LOB: 1 BB: 1 P: 24	R: 0 E: 0 K: 1 S: 10	H: 0 LOB: 0 BB: 0 P: 13	R: 5 E: 0 K: 0 S: 22	H: 6 LOB: 1 BB: 0 P: 30	R: 0 E: 0 K: 1 S: 9	H: 0 LOB: 0 BB: 0 P: 12	R: 0 E: 0 K: 1 S: 9	H: 0 LOB: 0 BB: 0 P: 12	R: 0 E: 0 K: 1 S: 11	H: 0 LOB: 1 BB: 0 P: 18	1B: 5 2B: 1 3B: 1 HR: 0	SF: 0 SAC: 0 DP: 0 HBP: 2	WP: 0 PB: 0 SB: 4 CS: 0	PA: 37					
<b>PITCHER</b>	IP	WLS	BF	H	R	ER	SO	BB	IBB	HBP	BLK	WP	HR	S	P	ERA	WHIP										
22 Jon Gray, R (1,1) ERA: 3.64	5.0		18	1	1	0	1	1	0	1	0	0	0	56	87	0.00	0.400										
52 Taylor Hearn, L (6,1) ERA: 5.31	0.1	L	7	6	5	5	0	0	0	0	0	0	0	17	21	135.00	18.000										
63 Jesus Tinoco, R (6,1) ERA: 1.72	1.2		5	0	0	0	1	0	0	0	0	0	0	14	21	0.00	0.000										
68 Joe Barlow, R (8,1) ERA: 3.06	1.0		3	0	0	0	1	0	0	0	0	0	0	9	12	0.00	0.000										
19 Dennis Santana, R (9,1) ERA: 5.63	1.0		4	0	0	0	1	0	0	1	0	0	0	11	18	0.00	0.000										

Cleveland Guardians @ Texas Rangers  
Globe Life Field, Arlington, TX  
Fri Sep 23 2022, 7:10 PM - 10:39 PM CDT  
Att: 34,862 - Roof Closed - 75 F

AB 34  
R 6  
H 7  
RBI 5  
BB 1  
SO 4  
LOB 10



Batter	1	2	3	4	5	6	7	8	9	AB	R	H	RBI	BB	SO	LOB	BOTTOM										
2 Marcus Semien, R (1,4) OBP: 0.308, SLG: 0.433	L8		G3-1		F7		P4		F7	5	0	0	0	0	0	2											
5 Corey Seager, L (1,6) OBP: 0.321, SLG: 0.461	F8			1B	G4-3		F8		1B	5	0	2	0	0	0	2											
30 Nathaniel Lowe, L (1,3) OBP: 0.361, SLG: 0.498	P6			K	K2-3		K		1B	5	0	1	0	0	3	3											
53 Adolis Garcia, R (1,9) OBP: 0.304, SLG: 0.458				K		G6-3			2B	3	1	1	0	1	1	1											
11 Charlie Culberson, R (9, PR) OBP: 0.289, SLG: 0.339				BB					HBP	0	0	0	0	0	0	0											
6 Josh Jung, R (1,5) OBP: 0.196, SLG: 0.400	P4			G3		BB			FC4-6	4	1	0	0	1	1	5											
3 Leody Taveras, S (1,8) OBP: 0.316, SLG: 0.368				G4-3		L9			F7	3	1	0	0	1	0	2											
47 Josh Smith, L (1,10) OBP: 0.319, SLG: 0.265	K			1B		1B			BB	3	0	2	1	1	1	2											
23 Kevin Plawcki, R (1,2) OBP: 0.288, SLG: 0.288	E8			F7		K			L8	3	0	1	1	0	1	2											
28 Jonah Heim, S (9, PH) OBP: 0.304, SLG: 0.404										1	0	0	0	0	0	2											
65 Bubba Thompson, R (1,7) OBP: 0.329, SLG: 0.336	K					1B			K	4	0	2	0	0	2	1											
<b>Inning Stats</b>	R: 0 E: 0 K: 0 S: 8	H: 1 LOB: 0 BB: 0 P: 11	R: 2 E: 1 K: 2 S: 14	H: 1 LOB: 2 BB: 2 P: 27	R: 0 E: 0 K: 2 S: 8	H: 1 LOB: 1 BB: 0 P: 16	R: 0 E: 0 K: 0 S: 11	H: 1 LOB: 1 BB: 0 P: 14	R: 0 E: 0 K: 1 S: 10	H: 1 LOB: 1 BB: 0 P: 12	R: 1 E: 0 K: 1 S: 13	H: 1 LOB: 1 BB: 1 P: 25	R: 0 E: 0 K: 1 S: 17	H: 1 LOB: 0 BB: 0 P: 21	R: 0 E: 0 K: 1 S: 14	H: 1 LOB: 2 BB: 1 P: 27	R: 0 E: 0 K: 1 S: 16	H: 2 LOB: 3 BB: 0 P: 22	1B: 8 2B: 1 3B: 0 HR: 0	SF: 0 SAC: 0 DP: 0 HBP: 1	WP: 0 PB: 0 SB: 3 CS: 0	PA: 41					
<b>PITCHER</b>	IP	WLS	BF	H	R	ER	SO	BB	IBB	HBP	BLK	WP	HR	S	P	ERA	WHIP										
36 Cody Morris, R (1,1) ERA: 2.18	5.0	W	21	4	2	1	5	2	0	0	0	0	0	51	80	1.80	1.200										
49 Eli Morgan, R (6,1) ERA: 3.71	0.2		4	1	1	1	0	1	0	0	0	0	0	10	20	13.50	3.000										
31 Sam Hentges, L (6,1) ERA: 2.45	1.1	H	5	1	0	0	2	0	0	0	0	0	0	20	26	0.00	0.750										
99 James Karinchak, R (8,1) ERA: 1.57	1.0	H	5	1	0	0	1	1	0	0	0	0	0	14	27	0.00	2.000										
48 Emmanuel Clase, R (9,1) ERA: 1.35	1.0	S	6	2	0	0	1	0	0	1	0	0	0	16	22	0.00	2.000										

Cleveland Guardians @ Texas Rangers  
Globe Life Field, Arlington, TX  
Fri Sep 23 2022, 7:10 PM - 10:39 PM CDT  
Att: 34,862 - Roof Closed - 75 F

AB 36  
R 3  
H 9  
RBI 2  
BB 4  
SO 9  
LOB 22





Batter	1	2	3	4	5	6	7	8	9	AB	R	H	RBI	BB	SO	LOB	TOP						
38 Steven Kwan, L (1, 10) OBP: 0.371, SLG: 0.392										2	0	0	0	1	0	0							
1 Amed Rosario, R (1, 6) OBP: 0.314, SLG: 0.410										4	0	2	1	0	0	1							
11 José Ramírez, S (1, 5) OBP: 0.356, SLG: 0.516										3	0	0	0	1	1	2							
22 Josh Naylor, L (1, 3) OBP: 0.320, SLG: 0.453										4	0	0	0	0	1	4							
39 Oscar Gonzalez, R (1, 9) OBP: 0.322, SLG: 0.472										4	2	2	2	0	1	0							
0 Andrés Giménez, L (1, 4) OBP: 0.377, SLG: 0.484										4	1	2	1	0	0	0							
63 Will Brennan, L (1, 7) OBP: 0.313, SLG: 0.287										4	0	0	0	0	1	1							
17 Austin Hedges, R (1, 2) OBP: 0.245, SLG: 0.259										4	0	0	0	0	0	1							
7 Myles Straw, R (1, 8) OBP: 0.288, SLG: 0.271										2	1	0	0	1	1	1							
<b>Inning Stats</b>	R: 0 E: 0 K: 0 S: 6	H: 0 LOB: 1 BB: 1 P: 16	R: 0 E: 0 K: 0 S: 9	H: 0 LOB: 0 BB: 0 P: 13	R: 0 E: 0 K: 1 S: 6	H: 0 LOB: 0 BB: 0 P: 10	R: 0 E: 0 K: 0 S: 7	H: 0 LOB: 0 BB: 0 P: 12	R: 1 E: 0 K: 1 S: 9	H: 2 LOB: 1 BB: 0 P: 11	R: 0 E: 0 K: 1 S: 8	H: 1 LOB: 1 BB: 0 P: 13	R: 1 E: 0 K: 1 S: 12	H: 1 LOB: 0 BB: 0 P: 16	R: 1 E: 0 K: 1 S: 10	H: 1 LOB: 1 BB: 2 P: 16	R: 1 E: 0 K: 0 S: 8	H: 1 LOB: 0 BB: 0 P: 10	1B: 0 2B: 2 HR: 3	SF: 0 SAC: 1 HBP: 0	WP: 0 PB: 0 SB: 0 CS: 2	PA: 35	
<b>PITCHER</b>	IP WLS BF H R ER SO BB IBB HBP BLK WP HR S P ERA WHIP																						
49 Glenn Otto, R (1, 1) ERA: 4.73	5.2	L	21	3	1	1	3	1	0	0	0	0	0	0	1	44	73	1.59	0.706				
46 Brock Burke, L (6, 1) ERA: 1.71	2.1	L	10	2	2	2	2	1	1	0	0	0	0	1	23	34	7.71	1.286					
45 Matt Moore, L (9, 1) ERA: 2.09	1.0		4	1	1	1	0	0	0	0	0	0	0	1	8	10	9.00	1.000					

Cleveland Guardians @ Texas Rangers  
Globe Life Field, Arlington, TX  
Sat Sep 24 2022, 6:10 PM - 8:39 PM CDT  
Att: 28,415 - Roof Closed - 75 F

AB 31  
R 4  
H 6  
RBI 4  
BB 3  
SO 5  
LOB 10



Batter	1	2	3	4	5	6	7	8	9	AB	R	H	RBI	BB	SO	LOB	BOTTOM					
2 Marcus Semien, R (1, 4) OBP: 0.311, SLG: 0.439										3	1	2	1	1	0	0						
5 Corey Seager, L (1, 6) OBP: 0.320, SLG: 0.461										4	0	1	0	0	0	2						
30 Nathaniel Lowe, L (1, 3) OBP: 0.360, SLG: 0.495										3	0	0	0	1	2	1						
28 Jonah Heim, S (1, 10) OBP: 0.303, SLG: 0.402										4	0	1	0	0	0	3						
6 Josh Jung, R (1, 5) OBP: 0.200, SLG: 0.379										3	0	0	0	1	0	1						
3 Leody Taveras, S (1, 8) OBP: 0.316, SLG: 0.368										3	0	1	0	0	1	0						
55 Sam Huff, R (1, 2) OBP: 0.292, SLG: 0.358										4	1	2	1	0	1	3						
47 Josh Smith, L (1, 7) OBP: 0.313, SLG: 0.259										4	0	0	0	0	0	4						
65 Bubba Thompson, R (1, 9) OBP: 0.322, SLG: 0.328										3	0	0	0	0	1	0						
56 Kole Calhoun, L (9, PH) OBP: 0.264, SLG: 0.342										1	0	0	0	0	0	0						
<b>Inning Stats</b>	R: 0 E: 0 K: 1 S: 7	H: 1 LOB: 1 BB: 0 P: 9	R: 0 E: 0 K: 1 S: 10	H: 1 LOB: 0 BB: 0 P: 17	R: 1 E: 0 K: 0 S: 9	H: 1 LOB: 0 BB: 0 P: 11	R: 0 E: 0 K: 1 S: 11	H: 2 LOB: 2 BB: 0 P: 15	R: 0 E: 0 K: 1 S: 6	H: 0 LOB: 2 BB: 2 P: 17	R: 0 E: 0 K: 0 S: 7	H: 0 LOB: 1 BB: 1 P: 14	R: 0 E: 0 K: 0 S: 7	H: 1 LOB: 0 BB: 0 P: 11	R: 0 E: 0 K: 1 S: 7	H: 0 LOB: 0 BB: 0 P: 11	R: 1 E: 0 K: 0 S: 10	H: 1 LOB: 0 BB: 0 P: 14	1B: 4 2B: 1 3B: 0 HR: 2	SF: 0 SAC: 1 DP: 1 HBP: 0	WP: 0 PB: 0 SB: 0 CS: 0	PA: 36
<b>PITCHER</b>	IP WLS BF H R ER SO BB IBB HBP BLK WP HR S P ERA WHIP																					
47 Cal Quantrill, R (1, 1) ERA: 3.49	6.0	W	26	5	1	1	4	0	0	0	0	0	0	0	7	11	0.00	1.000				
31 Sam Hentges, L (7, 1) ERA: 2.41	1.0	H	3	1	0	0	0	0	0	0	0	0	0	7	11	0.00	0.000					
37 Trevor Stephan, R (8, 1) ERA: 2.69	1.0	H	3	0	0	0	1	0	0	0	0	0	0	7	11	0.00	0.000					
48 Emmanuel Clase, R (9, 1) ERA: 1.46	1.0	S	4	1	1	1	0	0	0	0	0	1	10	14	9.00	1.000						

Cleveland Guardians @ Texas Rangers  
Globe Life Field, Arlington, TX  
Sat Sep 24 2022, 6:10 PM - 8:39 PM CDT  
Att: 28,415 - Roof Closed - 75 F

AB 32  
R 2  
H 7  
RBI 2  
BB 3  
SO 5  
LOB 14





Batter	1	2	3	4	5	6	7	8	9	AB	R	H	RBI	BB	SO	LOB	TOP					
38 Steven Kwan, L (1,7) OBP: 0.373, SLG: 0.400	L8		E		F8			HR		5	2	3	5	0	0	1						
1 Amed Rosario, R (1,6) OBP: 0.312, SLG: 0.407	P3		FC5		L7		K	F9		5	1	0	1	0	1	2						
11 José Ramírez, S (1,10) OBP: 0.353, SLG: 0.511	K		K		K		L5		G4-3	5	0	0	0	0	3	3						
39 Oscar Gonzalez, R (1,9) OBP: 0.324, SLG: 0.471		G6-3					G6-3			5	1	2	1	0	1	1						
6 Owen Miller, R (1,3) OBP: 0.305, SLG: 0.350							E4			3	1	1	0	2	0	2						
8 Gabriel Arias, R (1,5) OBP: 0.200, SLG: 0.217										4	1	1	2	1	0	3						
2 Tyler Freeman, R (1,4) OBP: 0.329, SLG: 0.301										4	2	2	0	0	1	2						
12 Luke Maile, R (1,2) OBP: 0.291, SLG: 0.320										3	1	0	0	0	1	3						
7 Myles Straw, R (1,8) OBP: 0.289, SLG: 0.272										4	1	2	0	0	1	4						
<b>Inning Stats</b>	R: 0 H: 0 E: 0 K: 1 S: 9	H: 0 LOB: 0 BB: 0 P: 16	R: 0 H: 1 E: 0 K: 0 S: 6	H: 1 LOB: 0 BB: 10	R: 4 H: 4 E: 1 K: 1 S: 20	H: 4 LOB: 1 BB: 0 P: 26	R: 0 H: 0 E: 0 K: 0 S: 4	H: 0 LOB: 0 BB: 0 P: 8	R: 0 H: 1 E: 0 K: 1 S: 13	H: 1 LOB: 1 BB: 0 P: 19	R: 2 H: 2 E: 0 K: 2 S: 12	H: 2 LOB: 1 BB: 0 P: 15	R: 0 H: 1 E: 0 K: 1 S: 7	H: 1 LOB: 1 BB: 0 P: 10	R: 4 H: 2 E: 0 K: 1 S: 18	H: 2 LOB: 0 BB: 1 P: 28	R: 0 H: 0 E: 0 K: 1 S: 11	H: 0 LOB: 1 BB: 1 P: 19	1B: 9 2B: 0 3B: 1 HR: 1	SF: 0 SAC: 0 DP: 2 HBP: 1	WP: 0 PB: 0 SB: 3 CS: 0	PA: 42
<b>PITCHER</b>	IP	WLS	BF	H	R	ER	SO	BB	IBB	HBP	BLK	WP	HR	S	P	ERA	WHIP					
50 Cole Ragans, L (1,1) ERA: 5.4	5.0	L	21	6	4	3	3	1	0	0	0	0	0	52	79	5.40	1.400					
32 John King, L (6,1) ERA: 3.91	2.0		10	3	2	1	3	0	0	0	0	0	0	19	25	4.50	1.500					
6B Joe Barlow, R (8,1) ERA: 4.09	0.2		6	2	4	4	1	1	0	1	0	0	1	16	26	54.00	4.500					
19 Dennis Santana, R (8,1) ERA: 5.5	1.1		5	0	0	0	1	1	0	0	0	0	0	13	21	0.00	0.750					

Cleveland Guardians @ Texas Rangers  
Globe Life Field, Arlington, TX  
Sun Sep 25 2022, 1:37 PM - 4:31 PM CDT  
Att: 31,845 - Roof Closed - 75 F

AB 38  
R 10  
H 11  
RBI 9  
BB 3  
SO 8  
LOB 21



Batter	1	2	3	4	5	6	7	8	9	AB	R	H	RBI	BB	SO	LOB	BOTTOM					
2 Marcus Semien, R (1,4) OBP: 0.312, SLG: 0.438	F9									3	2	1	0	1	0	0						
5 Corey Seager, L (1,6) OBP: 0.320, SLG: 0.460	L4									4	0	1	0	0	2	2						
30 Nathaniel Lowe, L (1,3) OBP: 0.359, SLG: 0.494	K									4	0	1	1	0	1	2						
53 Adolis Garcia, R (1,9) OBP: 0.302, SLG: 0.455										3	0	0	1	0	2	2						
28 Jonah Heim, S (1,2) OBP: 0.300, SLG: 0.398										4	0	0	0	0	1	2						
6 Josh Jung, R (1,5) OBP: 0.219, SLG: 0.403										4	1	2	0	0	2	0						
56 Kole Calhoun, L (1,10) OBP: 0.262, SLG: 0.340										2	0	0	0	0	1	1						
Mark Mathias, R (7,PH) OBP: 0.321, SLG: 0.548										2	0	0	0	0	1	1						
47 Josh Smith, L (1,7) OBP: 0.308, SLG: 0.255										3	0	0	1	0	1	1						
3 Leody Taveras, S (1,8) OBP: 0.316, SLG: 0.368										3	1	1	0	0	1	0						
<b>Inning Stats</b>	R: 0 H: 0 E: 0 K: 1 S: 7	H: 0 LOB: 0 BB: 0 P: 13	R: 0 H: 0 E: 0 K: 2 S: 11	H: 0 LOB: 0 BB: 0 P: 13	R: 0 H: 0 E: 0 K: 3 S: 10	H: 0 LOB: 0 BB: 0 P: 15	R: 1 H: 2 E: 0 K: 1 S: 15	H: 2 LOB: 1 BB: 0 P: 19	R: 1 H: 1 E: 0 K: 0 S: 8	H: 1 LOB: 0 BB: 0 P: 15	R: 0 H: 0 E: 0 K: 1 S: 14	H: 0 LOB: 1 BB: 0 P: 21	R: 0 H: 1 E: 0 K: 1 S: 11	H: 1 LOB: 0 BB: 0 P: 14	R: 2 H: 2 E: 1 K: 2 S: 12	H: 2 LOB: 1 BB: 1 P: 19	R: 0 H: 0 E: 0 K: 1 S: 10	H: 0 LOB: 0 BB: 0 P: 18	1B: 5 2B: 1 3B: 0 HR: 0	SF: 2 SAC: 0 DP: 0 HBP: 0	WP: 0 PB: 0 SB: 0 CS: 0	PA: 35
<b>PITCHER</b>	IP	WLS	BF	H	R	ER	SO	BB	IBB	HBP	BLK	WP	HR	S	P	ERA	WHIP					
43 Aaron Civale, R (1,1) ERA: 5.19	5.0	W	18	3	2	2	7	0	0	0	0	0	0	25	35	0.00	0.500					
59 Kirk McCarty, L (6,1) ERA: 4.29	2.0		8	1	0	0	2	0	0	0	0	0	0	12	19	9.00	3.000					
27 Bryan Shaw, R (8,1) ERA: 5.49	1.0		6	2	2	1	2	1	0	0	0	0	0	10	18	0.00	0.000					
99 James Karinchak, R (9,1) ERA: 1.53	1.0		3	0	0	0	1	0	0	0	0	0	0	10	18	0.00	0.000					

Cleveland Guardians @ Texas Rangers  
Globe Life Field, Arlington, TX  
Sun Sep 25 2022, 1:37 PM - 4:31 PM CDT  
Att: 31,845 - Roof Closed - 75 F

AB 32  
R 4  
H 6  
RBI 3  
BB 1  
SO 12  
LOB 11





Batter	1	2	3	4	5	6	7	8	9	AB	R	H	RBI	BB	SO	LOB	TOP																							
2 Marcus Semien, R (1,4) OBP: 0.311, SLG: 0.436										5	1	1	0	0	2	1																								
5 Corey Seager, L (1,6) OBP: 0.319, SLG: 0.457										3	0	0	0	0	2	2																								
47 Josh Smith, L (8, FR) OBP: 0.308, SLG: 0.255										4	0	1	0	0	0	2																								
30 Nathaniel Lowe, L (1,3) OBP: 0.358, SLG: 0.492										3	1	1	0	1	1	2																								
53 Adolis Garcia, R (1,9) OBP: 0.303, SLG: 0.455										4	2	3	5	0	0	1																								
6 Josh Jung, R (1,5) OBP: 0.250, SLG: 0.515										2	0	0	0	2	1	1																								
55 Sam Huff, R (1,2) OBP: 0.299, SLG: 0.352										4	0	0	0	0	2	5																								
3 Leody Taveras, S (1,8) OBP: 0.313, SLG: 0.363										2	0	0	0	0	1	1																								
11 Charlie Culberson, R (1,10) OBP: 0.294, SLG: 0.333										2	0	0	0	0	1	0																								
56 Kole Calhoun, L (7, PH) OBP: 0.261, SLG: 0.339										2	0	0	0	0	1	0																								
65 Bubba Thompson, R (1,7) OBP: 0.320, SLG: 0.326										4	0	1	0	0	2	0																								
<b>Inning Stats</b>	R: 0 H: 0 E: 0 K: 2 S: 8	H: 0 LOB: 0 BB: 0 P: 13	R: 1 H: 1 E: 0 K: 2 S: 13	H: 1 LOB: 1 BB: 1 P: 25	R: 0 H: 1 E: 0 K: 0 S: 7	H: 1 LOB: 1 BB: 0 P: 9	R: 0 H: 1 E: 0 K: 1 S: 5	H: 2 LOB: 0 BB: 0 P: 9	R: 0 H: 0 E: 0 K: 2 S: 10	H: 0 LOB: 0 BB: 0 P: 15	R: 1 H: 3 E: 0 K: 1 S: 27	H: 3 LOB: 3 BB: 1 P: 38	R: 0 H: 0 E: 0 K: 0 S: 4	H: 0 LOB: 0 BB: 0 P: 4	R: 3 H: 1 E: 0 K: 1 S: 9	H: 1 LOB: 1 BB: 1 P: 16	R: 0 H: 0 E: 0 K: 3 S: 11	H: 0 LOB: 0 BB: 0 P: 15	1B: 5 2B: 0 HR: 2	SF: 0 SAC: 0 DP: 1 HBP: 1	WP: 0 PB: 0 SB: 1 CS: 0	PA: 37																		
<b>PITCHER</b>	IP	WLS	BF	H	R	ER	SO	BB	IBB	HBP	BLK	WP	HR	S	P	ERA	WHIP	<b>PITCHER</b>				IP	WLS	BF	H	R	ER	SO	BB	IBB	HBP	BLK	WP	HR	S	P	ERA	WHIP		
38 Robbie Ray, L (1,1) ERA: 3.58	5.2	L	24	6	2	2	8	2	0	0	0	0	0	1	67	104	3.18	1.412					5	1	1	0	0	2	1											
56 Penn Murfee, R (6,1) ERA: 2.45	1.1		4	0	0	0	0	0	0	0	0	0	0	0	7	9	0.00	0.000					3	0	0	0	1	0	0											
48 Matthew Boyd, L (8,1) ERA: 1.93	0.1		3	0	2	2	0	0	1	1	0	0	0	0	4	8	54.00	0.000					3	0	1	0	1	1	1											
63 Diego Castillo, R (8,1) ERA: 3.93	0.2		3	1	1	1	1	0	0	0	0	0	1	5	8	13.50	1.500					4	0	2	0	0	1	2												
77 Chris Flexen, R (9,1) ERA: 3.66	1.0		3	0	0	0	3	0	0	0	0	0	0	0	11	15	0.00	0.000					3	0	0	0	1	3	4											
<b>Inning Stats</b>	R: 0 H: 0 E: 0 K: 2 S: 12	H: 0 LOB: 1 BB: 1 P: 22	R: 0 H: 0 E: 0 K: 0 S: 11	H: 0 LOB: 0 BB: 0 P: 14	R: 0 H: 0 E: 0 K: 0 S: 10	H: 0 LOB: 0 BB: 0 P: 14	R: 0 H: 2 E: 0 K: 2 S: 14	H: 2 LOB: 2 BB: 0 P: 22	R: 0 H: 0 E: 0 K: 0 S: 9	H: 0 LOB: 0 BB: 0 P: 15	R: 0 H: 0 E: 0 K: 1 S: 12	H: 0 LOB: 2 BB: 2 P: 23	R: 0 H: 2 E: 0 K: 0 S: 15	H: 2 LOB: 1 BB: 0 P: 21	R: 0 H: 1 E: 0 K: 1 S: 11	H: 1 LOB: 1 BB: 0 P: 17	R: 0 H: 0 E: 0 K: 1 S: 15	H: 0 LOB: 2 BB: 2 P: 29	1B: 5 2B: 0 HR: 0	SF: 0 SAC: 0 DP: 1 HBP: 0	WP: 0 PB: 0 SB: 1 CS: 0	PA: 36																		
<b>PITCHER</b>	IP	WLS	BF	H	R	ER	SO	BB	IBB	HBP	BLK	WP	HR	S	P	ERA	WHIP	<b>PITCHER</b>				IP	WLS	BF	H	R	ER	SO	BB	IBB	HBP	BLK	WP	HR	S	P	ERA	WHIP		
63 Jesus Tinoco, R (1,1) ERA: 1.53	2.0		7	0	0	0	2	1	0	0	0	0	0	0	23	36	0.00	0.500					5	1	1	0	0	2	2											
76 Tyson Miller, R (3,1) ERA: 8.1	3.2	W	14	2	0	0	3	1	0	0	0	0	0	0	42	66	0.00	0.818					3	0	1	0	1	1	2											
19 Dennis Santana, R (6,1) ERA: 5.46	0.1	H	2	0	0	0	0	1	0	0	0	0	0	0	3	8	0.00	3.000					3	0	1	0	0	0	0											
45 Matt Moore, L (7,1) ERA: 2.06	1.0	H	4	2	0	0	0	0	0	0	0	0	0	0	15	21	0.00	2.000					1	0	0	0	0	0	2											
72 Jonathan Hernández, R (8,1) ERA: 2.39	1.0		4	1	0	0	1	0	0	0	0	0	0	0	11	17	0.00	1.000					4	0	0	0	0	0	3											

Texas Rangers @ Seattle Mariners  
T-Mobile Park, Seattle, WA  
Tue Sep 27 2022, 6:42 PM - 10:02 PM PDT  
Att: 23,221 - Partly Cloudy - 73 F

AB	33
R	5
H	7
RBI	5
BB	3
SO	12
LOB	15



Texas Rangers @ Seattle Mariners  
T-Mobile Park, Seattle, WA  
Tue Sep 27 2022, 6:42 PM - 10:02 PM PDT  
Att: 23,221 - Partly Cloudy - 73 F

AB	31
R	0
H	5
RBI	0
BB	5
SO	7
LOB	19





Batter	1	2	3	4	5	6	7	8	9	AB	R	H	RBI	BB	SO	LOB	TOP																						
2 Marcus Semien, R OBP: 0.311, SLG: 0.435	F9		F7		F7			K		4	0	1	0	0	1	0																							
30 Nathaniel Lowe, L OBP: 0.359, SLG: 0.494	6 1B		F7			G5-4-3		G4-3		4	1	2	0	0	0	2																							
53 Adolis Garcia, R OBP: 0.301, SLG: 0.451	L6		F8			G5-4-3		F8		4	0	0	0	0	0	4																							
6 Josh Jung, R OBP: 0.250, SLG: 0.500	2H		G6-3					L4		4	0	1	1	0	1	2																							
28 Jonah Heim, S OBP: 0.298, SLG: 0.395	K			P5				L8		3	0	0	0	0	1	1																							
56 Kole Calhoun, L OBP: 0.299, SLG: 0.336		L9		K				K		3	0	0	0	0	2	0																							
3 Leody Taveras, S OBP: 0.310, SLG: 0.359		K		F7				G4-3		3	0	0	0	0	1	0																							
47 Josh Smith, L OBP: 0.308, SLG: 0.253					G4-3			F7		2	0	0	0	1	0	0																							
65 Bubba Thompson, R OBP: 0.320, SLG: 0.326		CS			F8			K		3	0	1	0	0	1	0																							
<b>Inning Stats</b>	R: 1 E: 0 K: 1 S: 16	H: 2 LOB: 1 BB: 0 P: 19	R: 0 E: 0 K: 1 S: 9	H: 0 LOB: 0 BB: 1 P: 18	R: 0 E: 0 K: 0 S: 14	H: 2 LOB: 2 BB: 0 P: 20	R: 0 E: 0 K: 1 S: 7	H: 0 LOB: 0 BB: 0 P: 10	R: 0 E: 0 K: 1 S: 9	H: 1 LOB: 0 BB: 0 P: 8	R: 0 E: 0 K: 1 S: 10	H: 0 LOB: 0 BB: 0 P: 13	R: 0 E: 0 K: 2 S: 9	H: 0 LOB: 0 BB: 0 P: 11	R: 0 E: 0 K: 0 S: 4	H: 0 LOB: 0 BB: 0 P: 5	1B: 4 2B: 1 3B: 0 HR: 0	SF: 0 SAC: 0 DP: 1 HBP: 0	WP: 0 PB: 0 SB: 0 CS: 1	PA: 32																			
<b>PITCHER</b>	IP	WLS	BF	H	R	ER	SO	BB	IBB	HBP	BLK	WP	HR	S	P	ERA	WHIP	<b>PITCHER</b>				IP	WLS	BF	H	R	ER	SO	BB	IBB	HBP	BLK	WP	HR	S	P	ERA	WHIP	
68 George Kirby, R ERA: 3.21	6.0	W	22	5	1	1	4	1	0	0	0	0	0	61	88	1.50	1.000					6.0	W	22	5	1	1	4	1	0	0	0	0	0	0	61	88	1.50	1.000
50 Erik Swanson, R ERA: 1.51	1.0	H	3	0	0	0	1	0	0	0	0	0	0	10	13	0.00	0.000					1.0	H	3	0	0	0	1	0	0	0	0	0	0	10	13	0.00	0.000	
Andrés Muñoz, R ERA: 2.44	1.0	H	3	0	0	0	2	0	0	0	0	0	0	9	11	0.00	0.000					1.0	H	3	0	0	0	2	0	0	0	0	0	9	11	0.00	0.000		
37 Paul Sewald, R ERA: 2.45	1.0	S	3	0	0	0	0	0	0	0	0	0	0	4	5	0.00	0.000					1.0	S	3	0	0	0	0	0	0	0	0	4	5	0.00	0.000			
<b>Batter</b>	<b>1</b>	<b>2</b>	<b>3</b>	<b>4</b>	<b>5</b>	<b>6</b>	<b>7</b>	<b>8</b>	<b>9</b>	<b>AB</b>	<b>R</b>	<b>H</b>	<b>RBI</b>	<b>BB</b>	<b>SO</b>	<b>LOB</b>	<b>BOTTOM</b>																						
25 Dylan Moore, R OBP: 0.362, SLG: 0.385	23 1B			F8				F8		3	1	0	0	1	1	0																							
23 Ty France, R OBP: 0.341, SLG: 0.444	28 2B					G5-3		L6		4	2	2	0	0	0	0																							
28 Eugenio Suárez, R OBP: 0.339, SLG: 0.472	17 SF8									3	0	3	1	1	0	0																							
17 Mitch Haniger, R OBP: 0.299, SLG: 0.375										1	0	0	1	2	0	1																							
41 Carlos Santana, S OBP: 0.310, SLG: 0.374										4	0	0	1	0	2	5																							
13 Abraham Toro, S OBP: 0.238, SLG: 0.320										0	0	0	0	0	0	0																							
0 Sam Haggerty, S OBP: 0.323, SLG: 0.406										3	0	0	0	1	0	4																							
3 J.P. Crawford, L OBP: 0.341, SLG: 0.344										3	0	0	0	0	0	4																							
5 Curt Casali, R OBP: 0.317, SLG: 0.314										3	0	0	0	0	0	0																							
10 Jarred Kelenic, L OBP: 0.216, SLG: 0.311										3	0	0	0	0	1	0																							
<b>Inning Stats</b>	R: 2 E: 0 K: 1 S: 17	H: 2 LOB: 2 BB: 2 P: 30	R: 0 E: 0 K: 2 S: 10	H: 0 LOB: 0 BB: 0 P: 14	R: 1 E: 0 K: 0 S: 17	H: 2 LOB: 2 BB: 1 P: 26	R: 0 E: 0 K: 0 S: 4	H: 0 LOB: 0 BB: 0 P: 6	R: 0 E: 0 K: 0 S: 6	H: 1 LOB: 0 BB: 0 P: 9	R: 0 E: 0 K: 0 S: 9	H: 0 LOB: 0 BB: 0 P: 10	R: 0 E: 0 K: 0 S: 5	H: 0 LOB: 0 BB: 0 P: 7	R: 0 E: 0 K: 1 S: 15	H: 0 LOB: 2 BB: 2 P: 26	1B: 4 2B: 1 3B: 0 HR: 0	SF: 1 SAC: 0 DP: 1 HBP: 0	WP: 0 PB: 0 SB: 0 CS: 0	PA: 33																			
<b>PITCHER</b>	IP	WLS	BF	H	R	ER	SO	BB	IBB	HBP	BLK	WP	HR	S	P	ERA	WHIP	<b>PITCHER</b>				IP	WLS	BF	H	R	ER	SO	BB	IBB	HBP	BLK	WP	HR	S	P	ERA	WHIP	
54 Martín Pérez, L ERA: 2.93	7.0	L	28	5	3	3	3	3	0	0	0	0	0	68	102	3.86	1.143					7.0	L	28	5	3	3	3	3	0	0	0	0	0	68	102	3.86	1.143	
68 Joe Barlow, R ERA: 3.97	1.0		5	0	0	0	1	2	0	0	0	0	0	15	26	0.00	2.000					1.0		5	0	0	0	1	2	0	0	0	0	15	26	0.00	2.000		

Texas Rangers @ Seattle Mariners  
T-Mobile Park, Seattle, WA  
Wed Sep 28, 2022, 6:41 PM - 9:14 PM PDT  
Att: 21,863 - Cloudy - 65 F

AB 30  
R 1  
H 5  
RBI 1  
BB 1  
SO 7  
LOB 9



Texas Rangers @ Seattle Mariners  
T-Mobile Park, Seattle, WA  
Wed Sep 28, 2022, 6:41 PM - 9:14 PM PDT  
Att: 21,863 - Cloudy - 65 F

AB 27  
R 3  
H 5  
RBI 3  
BB 5  
SO 4  
LOB 14





Batter	1	2	3	4	5	6	7	8	9	10	11	AB	R	H	RBI	BB	SO	LOB	TOP					
2 Marcus Semien, R OBP: 0.311, SLG: 0.444												5	2	2	4	0	2	0						
30 Nathaniel Lowe, L OBP: 0.357, SLG: 0.496												6	1	1	1	0	1	0						
53 Adolis García, R OBP: 0.301, SLG: 0.454												5	2	1	1	0	2	0						
6 Josh Jung, R OBP: 0.260, SLG: 0.479												3	0	0	0	2	2	0						
Mark Mathias, R OBP: 0.329, SLG: 0.539																								
56 Kole Calhoun, L OBP: 0.261, SLG: 0.338												1	0	1	1	0	0	0						
65 Bubba Thompson, R OBP: 0.323, SLG: 0.329												5	1	2	0	0	1	2						
55 Sam Huff, R OBP: 0.311, SLG: 0.384												4	1	2	1	1	1	2						
23 Kevin Plawecki, R OBP: 0.286, SLG: 0.285												5	0	1	0	0	2	5						
3 Leody Taveras, S OBP: 0.310, SLG: 0.359												0	1	0	0	0	0	0						
28 Jonah Heim, S OBP: 0.298, SLG: 0.395												0	0	0	0	0	0	0						
47 Josh Smith, L OBP: 0.307, SLG: 0.253												4	1	1	0	0	1	1						
<b>Inning Stats</b>	R: 0 E: 0 K: 3 S: 15	H: 0 LOB: 0 BB: 0 P: 17	R: 0 E: 0 K: 0 S: 7	H: 1 LOB: 0 BB: 0 P: 9	R: 4 E: 0 K: 0 S: 20	H: 4 LOB: 1 BB: 1 P: 33	R: 0 E: 0 K: 1 S: 8	H: 1 LOB: 1 BB: 0 P: 10	R: 0 E: 0 K: 0 S: 5	H: 0 LOB: 0 BB: 0 P: 9	R: 2 E: 0 K: 2 S: 18	H: 2 LOB: 1 BB: 1 P: 32	R: 1 E: 0 K: 0 S: 9	H: 2 LOB: 0 BB: 0 P: 12	R: 0 E: 0 K: 1 S: 9	H: 0 LOB: 0 BB: 0 P: 12	R: 1 E: 0 K: 2 S: 11	H: 1 LOB: 2 BB: 1 P: 19	R: 1 E: 0 K: 0 S: 6	H: 0 LOB: 0 BB: 0 P: 9	1B: 7 2B: 0 3B: 0 HR: 5	SF: 1 SAC: 1 DP: 2 HBP: 0	WP: 0 PB: 0 SB: 1 CS: 0	PA: 47
<b>PITCHER</b>	IP 5.0	WLS 21	BF 21	H 6	R 4	ER 4	SO 4	BB 1	IBB 0	HBP 0	BLK 0	WP 0	HR 3	S 55	P 78	ERA 7.20	WHIP 1.400							
7 Marco Gonzales, L ERA: 4.14																								
56 Penn Murfee, R ERA: 2.44	0.1	H	3	1	0	0	1	1	0	0	0	0	0	10	17	0.00	6.000							
47 Matt Brash, R ERA: 4.72	0.2	H	2	0	0	0	2	0	0	0	0	0	0	6	9	0.00	0.000							
37 Paul Sewald, R ERA: 2.71	0.2	H	5	2	2	2	2	1	0	0	0	0	2	15	28	27.00	4.500							
Andrés Muñoz, R ERA: 2.53	1.1	B	5	2	1	1	0	0	0	0	0	0	0	12	16	6.75	1.500							
63 Diego Castillo, R ERA: 3.86	1.0																							
50 Erik Swanson, R ERA: 1.78	1.0																							
77 Chris Flexen, R ERA: 3.64	1.0	W	3	0	1	0	0	0	0	0	0	0	0	6	9	0.00	0.000							

Texas Rangers @ Seattle Mariners  
T-Mobile Park, Seattle, WA  
Thu Sep 29 2022, 6:41 PM - 10:28 PM PDT  
Att: 21,094 - Party Cloudy - 64 F

livebaseballscores.com

AB 41  
R 9  
H 12  
RBI 8  
BB 4  
SO 12  
LOB 12

Batter	1	2	3	4	5	6	7	8	9	10	11	AB	R	H	RBI	BB	SO	LOB	BOTTOM							
3 J.P. Crawford, L OBP: 0.341, SLG: 0.343												5	0	1	1	1	2	2								
23 Ty France, R OBP: 0.340, SLG: 0.442												5	1	1	0	0	1	3								
0 Sam Haggerty, S OBP: 0.323, SLG: 0.406												0	1	0	0	0	0	0								
28 Eugenio Suárez, R OBP: 0.339, SLG: 0.471												5	1	2	0	0	1	1								
13 Abraham Toro, S OBP: 0.238, SLG: 0.320												0	0	0	0	0	0	0								
17 Mitch Haniger, R OBP: 0.301, SLG: 0.405												5	2	2	4	0	3	2								
29 Cal Raleigh, S OBP: 0.281, SLG: 0.475												3	0	1	1	1	1	0								
27 Jesse Winker, L OBP: 0.343, SLG: 0.339												2	1	0	0	1	0	2								
41 Carlos Santana, S OBP: 0.311, SLG: 0.373												1	0	0	0	1	0	0								
10 Jarrod Kelenic, L OBP: 0.222, SLG: 0.357												5	3	2	3	0	2	3								
25 Dylan Moore, R OBP: 0.363, SLG: 0.385												5	1	2	0	0	2	0								
26 Adam Frazier, L OBP: 0.301, SLG: 0.308												3	0	1	0	1	0	0								
22 Luis Torrens, R OBP: 0.264, SLG: 0.277												1	0	1	1	0	0	0								
<b>Inning Stats</b>	R: 2 E: 0 K: 0 S: 8	H: 2 LOB: 1 BB: 1 P: 16	R: 0 E: 0 K: 2 S: 9	H: 1 LOB: 0 BB: 0 P: 9	R: 2 E: 0 K: 1 S: 14	H: 2 LOB: 1 BB: 1 P: 21	R: 2 E: 0 K: 1 S: 17	H: 2 LOB: 1 BB: 2 P: 32	R: 0 E: 0 K: 2 S: 14	H: 1 LOB: 1 BB: 0 P: 20	R: 1 E: 0 K: 2 S: 13	H: 0 LOB: 0 BB: 0 P: 19	R: 0 E: 0 K: 2 S: 10	H: 0 LOB: 0 BB: 0 P: 15	R: 0 E: 0 K: 2 S: 8	H: 0 LOB: 0 BB: 0 P: 8	R: 0 E: 0 K: 0 S: 8	H: 0 LOB: 1 BB: 1 P: 15	R: 1 E: 0 K: 1 S: 11	H: 1 LOB: 3 BB: 1 P: 23	R: 2 E: 0 K: 0 S: 9	H: 3 LOB: 2 BB: 0 P: 13	1B: 9 2B: 0 3B: 0 HR: 4	SF: 1 SAC: 0 DP: 1 HBP: 0	WP: 1 PB: 0 SB: 2 CS: 1	PA: 47
<b>PITCHER</b>	IP 5.0	WLS 24	BF 8	H 1	R 6	ER 6	SO 5	BB 3	IBB 0	HBP 0	BLK 0	WP 0	HR 3	S 62	P 98	ERA 10.80	WHIP 2.200									
46 Brock Burke, L ERA: 1.78	2.0																									
45 Matt Moore, L ERA: 2.03	1.0																									
72 Jonathan Hernández, R ERA: 2.3	1.0																									
25 José Leclerc, R ERA: 1.83	1.0	B	5	1	1	0	1	1	0	0	0	0	0	11	23	0.00	2.000									
32 John King, L ERA: 4.1	0.0																									

Texas Rangers @ Seattle Mariners  
T-Mobile Park, Seattle, WA  
Thu Sep 29 2022, 6:41 PM - 10:28 PM PDT  
Att: 21,094 - Party Cloudy - 64 F

livebaseballscores.com


AB 40  
R 10  
H 13  
RBI 10  
BB 5  
SO 12  
LOB 13



Batter	1	2	3	4	5	6	7	8	9	AB	R	H	RBI	BB	SO	LOB	TOP										
2 Marcus Semien, R OBP: 0.309, SLG: 0.441										4	0	0	0	0	1	1	<b>Texas Rangers @ Los Angeles Angels</b> Angel Stadium, Anaheim, CA Fri Sep 30 2022, 6:39 PM - 9:14 PM PDT Att: 32,939 - Clear - 70 F										
5 Corey Seager, L OBP: 0.320, SLG: 0.457										3	1	1	0	1	2	0											
30 Nathaniel Lowe, L OBP: 0.355, SLG: 0.492										4	0	0	0	0	2	2											
53 Adolis Garcia, R OBP: 0.302, SLG: 0.456										4	0	2	1	0	2	1											
6 Josh Jung, R OBP: 0.247, SLG: 0.455										4	0	0	0	0	1	2											
Mark Mathias, R OBP: 0.322, SLG: 0.526										2	0	0	0	0	0	1											
47 Josh Smith, L OBP: 0.309, SLG: 0.255										2	0	1	0	0	1	0											
55 Sam Huff, R OBP: 0.312, SLG: 0.391										3	0	1	0	0	2	1											
3 Leody Taveras, S OBP: 0.307, SLG: 0.355										3	0	0	0	0	3	2											
65 Bubba Thompson, R OBP: 0.317, SLG: 0.322										3	0	0	0	0	2	2											
<b>Inning Stats</b>	R: 0 E: 0 K: 2 S: 11	H: 1 LOB: 1 BB: 0 P: 16	R: 0 E: 0 K: 1 S: 6	H: 0 LOB: 0 BB: 0 P: 10	R: 0 E: 0 K: 2 S: 12	H: 0 LOB: 0 BB: 0 P: 15	R: 1 E: 0 K: 1 S: 12	H: 1 LOB: 1 BB: 0 P: 19	R: 0 E: 0 K: 1 S: 10	H: 1 LOB: 1 BB: 0 P: 15	R: 0 E: 0 K: 1 S: 11	H: 1 LOB: 1 BB: 0 P: 18	R: 0 E: 0 K: 3 S: 11	H: 1 LOB: 1 BB: 0 P: 14	R: 0 E: 0 K: 2 S: 7	H: 0 LOB: 0 BB: 0 P: 11	R: 0 E: 0 K: 2 S: 9	H: 0 LOB: 0 BB: 0 P: 12	1B: 3 2B: 2 3B: 0 HR: 0	SF: 0 SAC: 0 DP: 0 HBP: 0	WP: 0 PB: 0 SB: 0 CS: 0	PA: 33					
<b>PITCHER</b>	IP	WLS	BF	H	R	ER	SO	BB	IBB	HBP	BLK	WP	HR	S	P	ERA	WHIP										
48 Reid Detmers, L ERA: 3.77	6.0	W	23	4	1	1	9	1	0	0	0	0	0	62	93	1.50	0.833										
60 Andrew Wantz, R ERA: 3.19	1.1	H	5	1	0	0	3	0	0	0	0	0	0	12	16	0.00	0.750										
65 José Quijada, L ERA: 3.66	0.2	H	2	0	0	0	2	0	0	0	0	0	0	6	9	0.00	0.000										
46 Jimmy Herget, R ERA: 2.26	1.0	S	3	0	0	0	2	0	0	0	0	0	0	9	12	0.00	0.000										

Batter	1	2	3	4	5	6	7	8	9	AB	R	H	RBI	BB	SO	LOB	BOTTOM										
2 Luis Rengifo, S OBP: 0.301, SLG: 0.445										5	1	1	1	0	0	2	<b>Texas Rangers @ Los Angeles Angels</b> Angel Stadium, Anaheim, CA Fri Sep 30 2022, 6:39 PM - 9:14 PM PDT Att: 32,939 - Clear - 70 F										
27 Mike Trout, R OBP: 0.363, SLG: 0.618										4	1	2	0	0	0	0											
17 Shohei Ohtani, L OBP: 0.359, SLG: 0.529										4	0	2	0	0	1	2											
3 Taylor Ward, R OBP: 0.365, SLG: 0.479										4	0	2	1	0	1	2											
12 Matt Thaiss, L OBP: 0.301, SLG: 0.313										3	0	0	0	0	1	4											
5 Matt Duffy, R OBP: 0.312, SLG: 0.319										1	1	1	0	0	0	0											
14 Logan O'Hoppe, R OBP: 0.286, SLG: 0.286										4	0	1	0	0	2	0											
13 Livan Soto, L OBP: 0.357, SLG: 0.513										3	0	0	1	0	1	0											
7 Jo Adell, R OBP: 0.264, SLG: 0.372										3	1	2	1	1	1	2											
42 David Fletcher, R OBP: 0.290, SLG: 0.340										4	0	0	0	0	1	4											
<b>Inning Stats</b>	R: 0 E: 0 K: 0 S: 10	H: 2 LOB: 2 BB: 0 P: 16	R: 1 E: 0 K: 2 S: 10	H: 1 LOB: 0 BB: 0 P: 15	R: 1 E: 0 K: 1 S: 9	H: 2 LOB: 1 BB: 0 P: 17	R: 0 E: 0 K: 1 S: 7	H: 0 LOB: 1 BB: 1 P: 13	R: 1 E: 0 K: 2 S: 10	H: 2 LOB: 1 BB: 0 P: 19	R: 0 E: 0 K: 1 S: 9	H: 1 LOB: 1 BB: 0 P: 11	R: 0 E: 0 K: 0 S: 12	H: 1 LOB: 1 BB: 0 P: 18	R: 1 E: 1 K: 1 S: 16	H: 2 LOB: 2 BB: 0 P: 21	1B: 5 2B: 4 3B: 0 HR: 2	SF: 0 SAC: 1 DP: 0 HBP: 0	WP: 0 PB: 0 SB: 0 CS: 0	PA: 37							
<b>PITCHER</b>	IP	WLS	BF	H	R	ER	SO	BB	IBB	HBP	BLK	WP	HR	S	P	ERA	WHIP										
49 Glenn Otto, R ERA: 4.72	6.0	L	27	8	3	3	7	1	0	0	0	0	0	28	39	4.50	1.500										
52 Taylor Hearn, L ERA: 5.29	2.0		10	3	1	1	1	0	0	0	0	0	0	28	39	4.50	1.500										


AB	32
R	1
H	5
RBI	1
BB	1
SO	16
LOB	12




AB	35
R	4
H	11
RBI	4
BB	1
SO	8
LOB	16





Batter	1	2	3	4	5	6	7	8	9	AB	R	H	RBI	BB	SO	LOB	TOP										
2 Marcus Semien, R (1,4) OBP: 0.309, SLG: 0.440	F8			K			1B		K	4	0	1	0	0	2	0	<p><b>Texas Rangers @ Los Angeles Angels</b>  Angel Stadium, Anaheim, CA  Sat Oct 01 2022, 6:22 PM - 8:47 PM PDT  Att: 32,472 - Clear - 70 F</p> <p>livebaseballscorecards.com</p> <p>AB 29 R 2 H 2 RBI 2 BB 0 SO 10 LOB 1</p> 										
5 Corey Seager, L (1,6) OBP: 0.318, SLG: 0.453	K			K			FC6-4		F9	4	1	0	0	0	2	1											
30 Nathaniel Lowe, L (1,3) OBP: 0.355, SLG: 0.497	K			G6-3			HR			3	1	1	2	0	1	0											
53 Adolis Garcia, R (1,10) OBP: 0.300, SLG: 0.454		F7			P4		K			3	0	0	0	0	1	0											
6 Josh Jung, R (1,5) OBP: 0.238, SLG: 0.438		G5-3			G6-3		G6-3			3	0	0	0	0	0	0											
28 Jonah Heim, S (1,2) OBP: 0.296, SLG: 0.392		G1-3			G6-3					3	0	0	0	0	0	0											
47 Josh Smith, L (1,7) OBP: 0.305, SLG: 0.251				F7			G6-3		K	3	0	0	0	0	1	0											
3 Leody Taveras, S (1,8) OBP: 0.304, SLG: 0.352				G6-3			F8		K	3	0	0	0	0	1	0											
65 Bubba Thompson, R (1,9) OBP: 0.313, SLG: 0.318				K			L9			2	0	0	0	0	1	0											
56 Kole Calhoun, L (9,PH) OBP: 0.260, SLG: 0.337									K	1	0	0	0	0	1	0											
<b>Inning Stats</b>	R: 0 E: 0 K: 2 S: 10	H: 0 LOB: 0 BB: 0 P: 16	R: 0 E: 0 K: 0 S: 9	H: 0 LOB: 0 BB: 0 P: 10	R: 0 E: 0 K: 1 S: 15	H: 0 LOB: 0 BB: 0 P: 20	R: 0 E: 0 K: 2 S: 10	H: 0 LOB: 0 BB: 0 P: 11	R: 0 E: 0 K: 0 S: 7	H: 0 LOB: 0 BB: 0 P: 7	R: 0 E: 0 K: 0 S: 8	H: 0 LOB: 0 BB: 0 P: 13	R: 2 E: 0 K: 1 S: 8	H: 2 LOB: 0 BB: 0 P: 13	R: 0 E: 0 K: 2 S: 10	H: 0 LOB: 0 BB: 0 P: 14	R: 0 E: 0 K: 2 S: 7	H: 0 LOB: 0 BB: 0 P: 11	1B: 1 2B: 0 3B: 0 HR: 1	SF: 0 SAC: 0 DP: 0 HBP: 0	WP: 0 PB: 0 SB: 0 CS: 0	PA: 29					
<b>PITCHER</b>	IP	WLS	BF	H	R	ER	SO	BB	IBB	HBP	BLK	WP	HR	S	P	ERA	WHIP										
54 José Suarez, L (1,1) ERA: 3.96	7.0	W	23	2	2	2	6	0	0	0	0	0	1	67	90	2.57	0.286										
57 Zack Weiss, R (8,1) ERA: 2.25	1.0	H	3	0	0	0	2	0	0	0	0	0	0	10	14	0.00	0.000										
52 Ryan Tepera, R (9,1) ERA: 3.7	1.0	S	3	0	0	0	2	0	0	0	0	0	0	7	11	0.00	0.000										

Batter	1	2	3	4	5	6	7	8	9	AB	R	H	RBI	BB	SO	LOB	BOTTOM										
2 Luis Rengifo, S (1,9) OBP: 0.300, SLG: 0.442	F8		F7				G4-6-3			3	0	0	0	1	0	1	<p><b>Texas Rangers @ Los Angeles Angels</b>  Angel Stadium, Anaheim, CA  Sat Oct 01 2022, 6:22 PM - 8:47 PM PDT  Att: 32,472 - Clear - 70 F</p> <p>livebaseballscorecards.com</p> <p>AB 30 R 3 H 7 RBI 3 BB 1 SO 4 LOB 10</p> 										
17 Shohei Ohtani, L (1,10) OBP: 0.359, SLG: 0.527	G6-3		G5-3				BB			4	0	1	0	0	1	2											
3 Taylor Ward, R (1,8) OBP: 0.362, SLG: 0.475	F8		G6-3				K			4	0	0	0	0	2	1											
5 Matt Duffy, R (1,3) (8,5) OBP: 0.307, SLG: 0.314		L9			F9		F8		L8	4	0	0	0	0	0	1											
7 Jo Adell, R (1,7) OBP: 0.264, SLG: 0.374					K		F9		F8	4	1	1	0	0	1	1											
42 David Fletcher, R (1,6) (8,4) OBP: 0.290, SLG: 0.340		G5-3			L7					3	1	1	0	0	0	1											
24 Kurt Suzuki, R (1,2) OBP: 0.266, SLG: 0.295					P6					2	0	1	1	0	0	0											
13 Livan Soto, L (1,5) (8,6) OBP: 0.400, SLG: 0.595										3	1	3	1	0	0	0											
38 Michael Stefaniak, R (1,4) ERA: 4.85										2	0	0	0	0	0	3											
12 Matt Thaiss, L (7,PH) OBP: 0.297, SLG: 0.308					FC5-4		FC4			1	0	0	1	0	0	0											
<b>Inning Stats</b>	R: 0 E: 0 K: 0 S: 6	H: 3 LOB: 2 BB: 0 P: 11	R: 1 E: 0 K: 0 S: 8	H: 3 LOB: 2 BB: 0 P: 14	R: 0 E: 0 K: 1 S: 11	H: 0 LOB: 0 BB: 0 P: 9	R: 0 E: 0 K: 1 S: 12	H: 1 LOB: 2 BB: 1 P: 21	R: 0 E: 0 K: 1 S: 7	H: 0 LOB: 0 BB: 0 P: 10	R: 2 E: 0 K: 0 S: 12	H: 2 LOB: 0 BB: 0 P: 20	R: 0 E: 0 K: 1 S: 9	H: 1 LOB: 1 BB: 0 P: 12	1B: 4 2B: 3 3B: 0 HR: 0	SF: 0 SAC: 0 DP: 1 HBP: 1	WP: 0 PB: 0 SB: 0 CS: 0	PA: 32									
<b>PITCHER</b>	IP	WLS	BF	H	R	ER	SO	BB	IBB	HBP	BLK	WP	HR	S	P	ERA	WHIP										
50 Cole Ragans, L (1,1) ERA: 4.85	5.0		20	4	1	1	2	1	0	0	0	0	0	43	71	1.80	1.000										
63 Jesus Tinoco, R (6,1) ERA: 1.93	1.0		5	1	2	2	1	0	0	1	0	0	0	12	19	18.00	1.000										
72 Jonathan Hernández, R (7,1) ERA: 2.54	1.0	L	3	1	0	0	0	0	0	0	0	0	0	7	11	0.00	1.000										
45 Matt Moore, L (8,1) ERA: 2.0	1.0		4	1	0	0	1	0	0	0	0	0	0	9	12	0.00	1.000										



Batter	1	2	3	4	5	6	7	8	9	AB	R	H	RBI	BB	SO	LOB	TOP			
2 Marcus Semien, R (1,4) OBP: 0.308, SLG: 0.438	G6-3		G5-3			P4			F9	4	1	0	0	1	0	1	<b>Texas Rangers @ Los Angeles Angels</b> Angel Stadium, Anaheim, CA Sun Oct 02 2022, 1:08 PM - 3:57 PM PDT Att: 26,041 - Sunny - 79 F			
5 Corey Seager, L (1,6) OBP: 0.318, SLG: 0.456	G4-3		G3			HR			L5	5	1	1	2	0	0					
30 Nathaniel Lowe, L (1,3) OBP: 0.357, SLG: 0.496						53 2B			G6-3	3	1	1	0	2	1					
53 Adolis Garcia, R (1,10) OBP: 0.300, SLG: 0.454	K		FC5-4			6 G6-3			K	4	0	1	0	0	1					
6 Josh Jung, R (1,5) OBP: 0.227, SLG: 0.417									K	4	0	0	1	0	1					
55 Sam Huff, R (1,2) OBP: 0.310, SLG: 0.381	G5-3								65 WP	3	0	0	0	1	0					
Mark Mathias, R (1,9) OBP: 0.326, SLG: 0.519									66 BB	1	0	0	0	1	0					
56 Kole Calhoun, L (6,PH) OBP: 0.261, SLG: 0.336	E5								65 WP	1	0	0	0	1	0					
47 Josh Smith, L (1,7) OBP: 0.304, SLG: 0.248									65 BB	1	0	0	0	1	0					
65 Bubba Thompson, R (1,8) OBP: 0.311, SLG: 0.316									K	3	0	0	0	1	1					
<b>Inning Stats</b>	R: 0 H: 0 E: 0 K: 1 S: 10	H: 0 LOB: 1 BB: 1 P: 17	R: 0 H: 0 E: 1 K: 1 S: 10	H: 0 LOB: 2 BB: 1 P: 19	R: 0 H: 1 E: 0 K: 0 S: 5	H: 1 LOB: 1 BB: 0 P: 5	R: 0 H: 0 E: 0 K: 0 S: 6	H: 0 LOB: 1 BB: 1 P: 14	R: 3 H: 2 E: 0 K: 1 S: 12	H: 1 LOB: 1 BB: 2 P: 11	R: 0 H: 0 E: 0 K: 0 S: 6	H: 0 LOB: 0 BB: 0 P: 8	R: 0 H: 0 E: 0 K: 3 S: 15	H: 0 LOB: 2 BB: 2 P: 27	R: 0 H: 0 E: 0 K: 1 S: 11	H: 0 LOB: 0 BB: 0 P: 14	1B: 2 2B: 1 3B: 0 HR: 1	SF: 0 SAC: 0 DP: 0 HBP: 0	WP: 1 PB: 0 SB: 0 CS: 0	PA: 39
<b>PITCHER</b>	IP WLS BF H R ER SO BB IBB HBP BLK WP HR S P ERA WHIP	IP WLS BF H R ER SO BB IBB HBP BLK WP HR S P ERA WHIP	IP WLS BF H R ER SO BB IBB HBP BLK WP HR S P ERA WHIP	IP WLS BF H R ER SO BB IBB HBP BLK WP HR S P ERA WHIP	IP WLS BF H R ER SO BB IBB HBP BLK WP HR S P ERA WHIP	IP WLS BF H R ER SO BB IBB HBP BLK WP HR S P ERA WHIP	IP WLS BF H R ER SO BB IBB HBP BLK WP HR S P ERA WHIP	IP WLS BF H R ER SO BB IBB HBP BLK WP HR S P ERA WHIP	IP WLS BF H R ER SO BB IBB HBP BLK WP HR S P ERA WHIP	IP WLS BF H R ER SO BB IBB HBP BLK WP HR S P ERA WHIP	IP WLS BF H R ER SO BB IBB HBP BLK WP HR S P ERA WHIP	IP WLS BF H R ER SO BB IBB HBP BLK WP HR S P ERA WHIP	IP WLS BF H R ER SO BB IBB HBP BLK WP HR S P ERA WHIP	IP WLS BF H R ER SO BB IBB HBP BLK WP HR S P ERA WHIP	IP WLS BF H R ER SO BB IBB HBP BLK WP HR S P ERA WHIP	IP WLS BF H R ER SO BB IBB HBP BLK WP HR S P ERA WHIP	IP WLS BF H R ER SO BB IBB HBP BLK WP HR S P ERA WHIP			

AB	32
R	3
H	4
RBI	3
BB	7
SO	7
LOB	12



Batter	1	2	3	4	5	6	7	8	9	AB	R	H	RBI	BB	SO	LOB	BOTTOM			
2 Luis Rengifo, S (1,5) OBP: 0.297, SLG: 0.437	K		G3-1			G1-3			F8	5	0	0	0	0	2	2	<b>Texas Rangers @ Los Angeles Angels</b> Angel Stadium, Anaheim, CA Sun Oct 02 2022, 1:08 PM - 3:57 PM PDT Att: 26,041 - Sunny - 79 F			
27 Mike Trout, R (1,8) OBP: 0.397, SLG: 0.627						HR			17 G4-6-3	4	2	3	1	1	0	0				
17 Shohel Ohtani, L (1,10) OBP: 0.357, SLG: 0.524						K			G4-6-3	5	1	1	0	0	2	2				
3 Taylor Ward, R (1,9) OBP: 0.365, SLG: 0.477									14 BB	4	2	3	1	0	0	1				
12 Matt Thaiss, L (1,3) OBP: 0.312, SLG: 0.303									13 BB	1	1	0	0	2	0	1				
5 Matt Duffy, R (7,PH) OBP: 0.310, SLG: 0.314									13 BB	0	0	0	0	1	0	0				
14 Logan O'Hoppe, R (1,2) OBP: 0.364, SLG: 0.300									13 BB	3	1	1	1	1	0	2				
13 Livan Soto, L (1,6) OBP: 0.429, SLG: 0.630									42 BB	4	1	3	2	0	0	3				
7 Jo Adell, R (1,7) OBP: 0.267, SLG: 0.374									42 BB	3	0	1	1	0	2	3				
42 David Fletcher, R (1,4) OBP: 0.294, SLG: 0.343									42 BB	4	0	2	2	0	0	3				
<b>Inning Stats</b>	R: 6 H: 5 E: 0 K: 3 S: 24	H: 5 LOB: 1 BB: 2 P: 41	R: 0 H: 1 E: 0 K: 1 S: 9	H: 1 LOB: 2 BB: 1 P: 19	R: 0 H: 1 E: 0 K: 0 S: 6	H: 1 LOB: 1 BB: 0 P: 8	R: 1 H: 2 E: 0 K: 1 S: 13	H: 2 LOB: 0 BB: 0 P: 20	R: 0 H: 1 E: 0 K: 1 S: 9	H: 1 LOB: 1 BB: 0 P: 14	R: 0 H: 0 E: 0 K: 0 S: 5	H: 0 LOB: 0 BB: 0 P: 6	R: 1 H: 4 E: 0 K: 0 S: 9	H: 4 LOB: 3 BB: 1 P: 16	R: 0 H: 0 E: 0 K: 0 S: 9	H: 0 LOB: 0 BB: 1 P: 17	1B: 12 2B: 2 3B: 0 HR: 1	SF: 0 SAC: 0 DP: 4 HBP: 1	WP: 0 PB: 0 SB: 0 CS: 0	PA: 39
<b>PITCHER</b>	IP WLS BF H R ER SO BB IBB HBP BLK WP HR S P ERA WHIP	IP WLS BF H R ER SO BB IBB HBP BLK WP HR S P ERA WHIP	IP WLS BF H R ER SO BB IBB HBP BLK WP HR S P ERA WHIP	IP WLS BF H R ER SO BB IBB HBP BLK WP HR S P ERA WHIP	IP WLS BF H R ER SO BB IBB HBP BLK WP HR S P ERA WHIP	IP WLS BF H R ER SO BB IBB HBP BLK WP HR S P ERA WHIP	IP WLS BF H R ER SO BB IBB HBP BLK WP HR S P ERA WHIP	IP WLS BF H R ER SO BB IBB HBP BLK WP HR S P ERA WHIP	IP WLS BF H R ER SO BB IBB HBP BLK WP HR S P ERA WHIP	IP WLS BF H R ER SO BB IBB HBP BLK WP HR S P ERA WHIP	IP WLS BF H R ER SO BB IBB HBP BLK WP HR S P ERA WHIP	IP WLS BF H R ER SO BB IBB HBP BLK WP HR S P ERA WHIP	IP WLS BF H R ER SO BB IBB HBP BLK WP HR S P ERA WHIP	IP WLS BF H R ER SO BB IBB HBP BLK WP HR S P ERA WHIP	IP WLS BF H R ER SO BB IBB HBP BLK WP HR S P ERA WHIP	IP WLS BF H R ER SO BB IBB HBP BLK WP HR S P ERA WHIP	IP WLS BF H R ER SO BB IBB HBP BLK WP HR S P ERA WHIP			

AB	33
R	8
H	14
RBI	8
BB	5
SO	6
LOB	17





Batter	1	2	3	4	5	6	7	8	9	AB	R	H	RBI	BB	SO	LOB	TOP								
99 Aaron Judge, R OBP: 0.426, SLG: 0.686	G5-3		L4-3			FC6-4		K		4	0	1	0	0	1	1	<p><b>New York Yankees @ Texas Rangers</b>            Globe Life Field, Arlington, TX            Mon Oct 03 2022, 6:10 PM - 8:38 PM CDT            Att: 35,906 - Clear - 84 F</p>								
27 Giancarlo Stanton, R OBP: 0.256, SLG: 0.456	L4			BB		BB		HR		2	1	1	1	2	0	0									
26 DJ LeMahieu, R OBP: 0.357, SLG: 0.378										3	0	1	0	0	0	3									
95 Oswaldo Cabrera, S OBP: 0.308, SLG: 0.417	1B							L8		1	0	0	0	0	0	0									
28 Josh Donaldson, R OBP: 0.312, SLG: 0.381	L8							G6-3		3	0	0	0	1	1	1									
91 Oswald Peraza, R OBP: 0.422, SLG: 0.410		BB								3	0	2	0	1	0	3									
31 Aaron Hicks, S OBP: 0.336, SLG: 0.321	L7-4									2	1	0	0	2	0	2									
12 Isiah Kiner-Falefa, R OBP: 0.314, SLG: 0.328	L4									3	0	0	0	1	0	3									
66 Kyle Higashioka, R OBP: 0.259, SLG: 0.377										4	0	2	1	0	1	3									
14 Marwin Gonzalez, S OBP: 0.255, SLG: 0.324										4	1	1	1	0	1	5									
<b>Inning Stats</b>	R: 0 H: 1 E: 0 K: 0 S: 9	H: 1 LOB: 1 BB: 0 P: 12	R: 0 H: 0 E: 0 K: 0 S: 6	H: 0 LOB: 0 BB: 1 P: 11	R: 0 H: 1 E: 0 K: 1 S: 9	H: 1 LOB: 0 BB: 0 P: 11	R: 0 H: 0 E: 0 K: 1 S: 5	H: 0 LOB: 0 BB: 1 P: 13	R: 1 H: 2 E: 0 K: 0 S: 8	H: 2 LOB: 1 BB: 1 P: 14	R: 0 H: 1 E: 0 K: 0 S: 7	H: 1 LOB: 3 BB: 2 P: 16	R: 0 H: 0 E: 0 K: 0 S: 4	H: 0 LOB: 0 BB: 1 P: 10	R: 2 H: 2 E: 0 K: 1 S: 12	H: 2 LOB: 0 BB: 0 P: 19	R: 0 H: 1 E: 0 K: 1 S: 11	H: 1 LOB: 2 BB: 1 P: 20	1B: 6 2B: 2 3B: 0 HR: 2	SF: 0 SAC: 0 DP: 6 HBP: 0	WP: 0 PB: 0 SB: 1 CS: 0	PA: 36			
<b>PITCHER</b>	IP	WLS	BF	H	R	ER	SO	BB	IBB	HBP	BLK	WP	HR	S	P	ERA	WHIP								
54 Martin Pérez, L ERA: 2.89	6.0	L	23	5	1	1	2	5	0	0	0	0	0	44	77	1.50	1.667								
63 Jesus Tinoco, R ERA: 1.83	1.0		3	0	0	0	0	1	0	0	0	0	0	4	10	0.00	1.000								
72 Jonathan Hernández, R ERA: 3.07	1.0		5	2	2	2	1	0	0	0	0	0	2	12	19	18.00	2.000								
68 Joe Barlow, R ERA: 3.86	1.0		5	1	0	0	1	1	0	0	0	0	0	11	20	0.00	2.000								

Batter	1	2	3	4	5	6	7	8	9	AB	R	H	RBI	BB	SO	LOB	BOTTOM								
2 Marcus Semien, R OBP: 0.307, SLG: 0.435	G6-3			G1-3				K		4	0	0	0	0	2	0	<p><b>New York Yankees @ Texas Rangers</b>            Globe Life Field, Arlington, TX            Mon Oct 03 2022, 6:10 PM - 8:38 PM CDT            Att: 35,906 - Clear - 84 F</p>								
5 Corey Seager, L OBP: 0.316, SLG: 0.453	G3			F7				G3-1		4	0	0	0	0	0	0									
30 Nathaniel Lowe, L OBP: 0.355, SLG: 0.493	P5									3	0	0	0	0	1	0									
53 Adolis García, R OBP: 0.299, SLG: 0.452										3	0	0	0	0	2	0									
6 Josh Jung, R OBP: 0.231, SLG: 0.414										3	1	1	0	0	2	0									
28 Jonah Heim, S OBP: 0.297, SLG: 0.392										3	0	1	0	0	1	0									
3 Leody Taveras, S OBP: 0.304, SLG: 0.352										0	0	0	0	0	0	0									
55 Sam Huff, R OBP: 0.310, SLG: 0.381										0	0	0	0	0	0	0									
56 Kole Calhoun, L OBP: 0.260, SLG: 0.333										3	0	0	1	0	1	1									
47 Josh Smith, L OBP: 0.304, SLG: 0.245										2	0	0	0	1	0	1									
65 Bubba Thompson, R OBP: 0.306, SLG: 0.311										3	0	0	0	0	0	1									
<b>Inning Stats</b>	R: 0 H: 0 E: 0 K: 0 S: 8	H: 0 LOB: 0 BB: 0 P: 11	R: 0 H: 0 E: 0 K: 1 S: 9	H: 0 LOB: 0 BB: 0 P: 14	R: 0 H: 0 E: 0 K: 0 S: 9	H: 0 LOB: 0 BB: 1 P: 14	R: 0 H: 0 E: 0 K: 0 S: 8	H: 0 LOB: 0 BB: 0 P: 12	R: 0 H: 0 E: 0 K: 3 S: 11	H: 0 LOB: 0 BB: 0 P: 17	R: 0 H: 0 E: 0 K: 1 S: 9	H: 0 LOB: 0 BB: 0 P: 13	R: 0 H: 0 E: 0 K: 2 S: 9	H: 0 LOB: 0 BB: 0 P: 13	R: 1 H: 2 E: 0 K: 1 S: 8	H: 2 LOB: 1 BB: 0 P: 10	R: 0 H: 0 E: 0 K: 1 S: 8	H: 0 LOB: 0 BB: 0 P: 10	1B: 2 2B: 0 3B: 0 HR: 0	SF: 0 SAC: 0 DP: 1 HBP: 0	WP: 0 PB: 0 SB: 0 CS: 0	PA: 29			
<b>PITCHER</b>	IP	WLS	BF	H	R	ER	SO	BB	IBB	HBP	BLK	WP	HR	S	P	ERA	WHIP								
40 Luis Severino, R ERA: 3.18	7.0	W	21	0	0	0	7	1	0	0	0	0	0	63	94	0.00	0.143								
30 Miguel Castro, R ERA: 4.18	1.0	H	5	2	1	1	1	0	0	0	0	0	0	8	10	9.00	2.000								
59 Scott Effross, R ERA: 2.54	1.0	S	3	0	0	0	1	0	0	0	0	0	0	8	10	0.00	0.000								

AB 29  
R 3  
H 8  
RBI 3  
BB 7  
SO 4  
LOB 21



AB 28  
R 1  
H 2  
RBI 1  
BB 1  
SO 9  
LOB 3



livebaseballscorecards.com

livebaseballscorecards.com












Batter	1	2	3	4	5	6	7	8	9	AB	R	H	RBI	BB	SO	LOB	TOP										
26 DJ LeMahieu, R OBP: 0.357, SLG: 0.377	G6-3		G4-3		G5-4-3			K		4	0	0	0	0	1	1	<b>New York Yankees @ Texas Rangers</b> Globe Life Field, Arlington, TX Wed Oct 05 2022, 3:08 PM - 5:57 PM CDT Att: 28,056 - Sunny - 86 F										
48 Anthony Rizzo, L OBP: 0.338, SLG: 0.480	L9		F5			G2-3		BB		3	0	0	0	1	0												
95 Oswaldo Cabrera, S OBP: 0.312, SLG: 0.429	K		F7				28 G5-4-3 1B	F7		4	0	1	0	0	1												
28 Josh Donaldson, R OBP: 0.308, SLG: 0.374		K			F8			G5-4-3		4	0	0	0	0	1												
91 Oswald Peraza, R OBP: 0.404, SLG: 0.429			G5-3							2	1	0	0	2	1	0											
39 Jose Trevino, R OBP: 0.283, SLG: 0.388		39 1B BB								4	1	2	1	0	0	1											
14 Marwin Gonzalez, S OBP: 0.255, SLG: 0.321					HR					4	0	1	0	0	2	3											
66 Kyle Higashioka, R OBP: 0.264, SLG: 0.389										3	0	1	1	0	1	1											
31 Aaron Hicks, S OBP: 0.330, SLG: 0.313										2	0	0	0	1	2	2											
<b>Inning Stats</b>	R: 0 E: 0 K: 1 S: 6	H: 0 LOB: 0 BB: 0 P: 8	R: 1 E: 0 K: 3 S: 16	H: 2 LOB: 2 BB: 1 P: 24	R: 0 E: 0 K: 0 S: 8	H: 0 LOB: 0 BB: 0 P: 11	R: 1 E: 0 K: 0 S: 6	H: 1 LOB: 0 BB: 0 P: 9	R: 0 E: 0 K: 1 S: 9	H: 0 LOB: 0 BB: 1 P: 15	R: 0 E: 0 K: 0 S: 7	H: 1 LOB: 0 BB: 0 P: 10	R: 0 E: 0 K: 1 S: 13	H: 1 LOB: 1 BB: 0 P: 18	R: 0 E: 0 K: 2 S: 9	H: 0 LOB: 1 BB: 1 P: 15		R: 0 E: 0 K: 1 S: 11	H: 0 LOB: 1 BB: 1 P: 20	1B: 4 2B: 0 3B: 0 HR: 1	SF: 0 SAC: 0 DP: 2 HBP: 0	WP: 1 PB: 0 CS: 0	PA: 34				
<b>PITCHER</b>	IP	WLS	BF	H	R	ER	SO	BB	IBB	HBP	BLK	WP	HR	S	P	ERA	WHIP										
49 Glenn Otto, R ERA: 4.64	6.0	W	22	4	2	2	5	2	0	0	0	0	1	52	77	3.00	1.000										
51 Yerry Rodriguez, R ERA:	1.0	H	4	1	0	0	1	0	0	0	0	1	0	13	18	0.00	1.000										
19 Dennis Santana, R ERA: 5.22	1.0	H	4	0	0	0	2	1	0	0	0	0	0	9	15	0.00	1.000										
45 Matt Moore, L ERA: 1.95	1.0	S	4	0	0	0	1	1	0	0	0	0	0	11	20	0.00	1.000										

Batter	1	2	3	4	5	6	7	8	9	AB	R	H	RBI	BB	SO	LOB	BOTTOM										
2 Marcus Semien, R OBP: 0.304, SLG: 0.429	K		FC6-4							4	0	1	1	0	1	1	<b>New York Yankees @ Texas Rangers</b> Globe Life Field, Arlington, TX Wed Oct 05 2022, 3:08 PM - 5:57 PM CDT Att: 28,056 - Sunny - 86 F										
30 Nathaniel Lowe, L OBP: 0.358, SLG: 0.492										1	0	1	0	1	0	0											
Mark Mathias, R OBP: 0.319, SLG: 0.506										2	0	0	0	0	1	1											
53 Adolis Garcia, R OBP: 0.300, SLG: 0.456										4	0	1	0	0	0	3											
6 Josh Jung, R OBP: 0.235, SLG: 0.418										4	0	1	0	0	2	1											
47 Josh Smith, L OBP: 0.307, SLG: 0.249										3	0	1	0	1	1	0											
28 Jonah Heim, S OBP: 0.298, SLG: 0.399										4	1	2	1	0	1	1											
11 Charlie Culberson, R OBP: 0.263, SLG: 0.357										4	1	1	1	0	1	3											
3 Leody Taveras, S OBP: 0.309, SLG: 0.366										3	1	1	0	1	0	2											
65 Bubba Thompson, R OBP: 0.302, SLG: 0.312										3	1	2	1	0	0	2											
<b>Inning Stats</b>	R: 0 E: 0 K: 1 S: 6	H: 1 LOB: 0 BB: 0 P: 10	R: 0 E: 0 K: 3 S: 11	H: 0 LOB: 0 BB: 0 P: 15	R: 1 E: 0 K: 0 S: 15	H: 2 LOB: 2 BB: 1 P: 24	R: 1 E: 0 K: 1 S: 9	H: 1 LOB: 0 BB: 0 P: 10	R: 2 E: 1 K: 1 S: 13	H: 4 LOB: 1 BB: 0 P: 20	R: 0 E: 0 K: 0 S: 11	H: 0 LOB: 2 BB: 2 P: 21	R: 0 E: 0 K: 0 S: 7	H: 0 LOB: 0 BB: 0 P: 12	R: 0 E: 0 K: 1 S: 14	H: 3 LOB: 2 BB: 0 P: 22	1B: 7 2B: 2 3B: 0 HR: 2	SF: 0 SAC: 0 DP: 1 HBP: 0	WP: 1 PB: 0 CS: 1	PA: 35							
<b>PITCHER</b>	IP	WLS	BF	H	R	ER	SO	BB	IBB	HBP	BLK	WP	HR	S	P	ERA	WHIP										
55 Domingo Germán, R ERA: 3.61	4.1	L	20	7	4	4	6	1	0	0	0	0	0	5	9	0.00	1.500										
84 Albert Abreu, R ERA: 3.26	0.2		2	1	0	0	0	0	0	0	0	0	0	5	9	0.00	1.500										
30 Miguel Castro, R ERA: 4.03	1.0		5	0	0	0	0	2	0	0	0	1	0	11	21	0.00	2.000										
56 Lou Trivino, R ERA: 4.53	1.0		3	0	0	0	0	0	0	0	0	0	0	7	12	0.00	0.000										
63 Lucas Luetge, L ERA: 2.07	1.0		5	3	0	0	1	0	0	0	0	0	0	14	22	0.00	3.000										

AB	30
R	2
H	5
RBI	2
BB	4
SO	9
LOB	10



AB	32
R	4
H	11
RBI	4
BB	3
SO	7
LOB	14

