Texas Rangers - 2023

Batter	1	2	3	4	5	6	7	8	9	AB	R	H	RBI	BB	SO	LOB
2 Marcus Semien, R (1, 4)	C X 0-1 ① F8	X 0-0 ③ F9			X 0-0 1-2 1B		B B B B 4-0 BB		X 0-0 ②③ F8-4 1-2	2	0	0	0	0	0	1
41 Joe McCarthy, L (3, 9)										1	0	1	0	0	0	0
OBP: 1.000, SLG: 1.000																
20 Ezequiel Duran, R (6, 7)										1	0	0	0	1	0	1
5 Corey Seager, L (1, 6)	X 0-0 ② G4-3		S S S 0-3 ① K		X 0-0 ②③ G5-3 2-3f		X 0-0 ③ G5-3			2	0	0	0	0	1	0
71 Jonathan Ornelas, R (3, 6)										2	0	0	0	0	0	4
30 Nathaniel Lowe, L (1, 3)	X 0-0 ③ L6		C C C 0-3 ② K			X 0-0 ① F9		X 0-0 ① G6-3		2	0	0	0	0	1	0
92 Blaine Crim, R (3, 3)										2	0	0	0	0	0	0
53 Adolis García, R (1, 9)		X 0-0 ① L9	X 0-0 ③ F9			C C C 0-3 ② K		X 0-0 38 81 E G5-3 1B		2	0	0	0	0	0	0
74 Luisangel Acuña, R (3, 4)										2	1	1	0	0	1	0
OBP: 0.500, SLG: 0.500																
18 Mitch Garver, R (1, 10)		X 0-0 4 HR 1B		S S S 0-3 ① K		S S S 0-3 ③ K		I X SAFE 0-0 ② G5-3 1-2		3	1	1	0	0	2	0
OBP: 0.333, SLG: 0.333																
38 Elier Hernandez, R (8, PH)										1	0	0	0	0	0	1
(8, 10)																
4 Robbie Grossman, S (1, 7)		B F B X 2-1 1-H HR		X 0-0 ② P5			X 0-0 HR	X 0-0 E6 2-H		2	1	1	2	0	0	0
OBP: 0.500, SLG: 2.000																
81 Justin Foscue, R (4, 5)										2	1	1	1	0	0	0
OBP: 0.500, SLG: 2.000																
6 Josh Jung, R (1, 5)		X 0-0 3 G6-3 12 1B 2B		X 0-0 ③ G5-3			C C C 0-3 ① K	S S S 0-3 ③ K		2	1	1	0	0	0	0
OBP: 0.500, SLG: 1.000																
67 Dustin Harris, L (4, 7)										2	0	0	0	0	2	1
(6, 9)																
3 Leody Taveras, S (1, 8)		X 0-0 ② G6-3 2-3			S S S 0-3 ① K		X 0-0 87 G6-3 2B		S S S 0-3 ① K	2	0	0	0	0	1	1
55 Sam Huff, R (5, 2)										2	0	1	0	0	1	0
OBP: 0.500, SLG: 1.000																
12 Sandy León, S (1, 2)		X 0-0 3-H 1B			X 0-0 71 G5-3 41 1B 1B		X 0-0 ② G6-3 2-3		B B B B 4-0 20 F8-4 BB	2	0	2	1	0	0	0
OBP: 1.000, SLG: 1.000																
87 Evan Carter, L (5, PR)										1	0	0	0	1	0	1
(5, 8)																

TOP

Texas Rangers @ Kansas City Royals

Surprise Stadium, Surprise, AZ

Fri Feb 24 2023, 3:05 PM - 5:38 PM EST

Att. 4,899 - Sunny - 62 F

livebaseballscorecards.com

	AB	R	H	RBI	BB	SO	LOB
	35	5	9	4	2	9	10

Inning Stats									
	R: 0 E: 0 K: 0 S: 4	H: 0 LOB: 0 BB: 0 P: 4	R: 3 E: 0 K: 0 S: 8	H: 4 LOB: 1 BB: 0 P: 10	R: 0 E: 0 K: 0 S: 7	H: 0 LOB: 0 BB: 0 P: 7	R: 0 E: 0 K: 1 S: 5	H: 0 LOB: 0 BB: 0 P: 5	R: 0 E: 0 K: 1 S: 6
	H: 2 LOB: 1 BB: 0 P: 6	R: 0 E: 0 K: 2 S: 7	H: 0 LOB: 0 BB: 0 P: 7	R: 1 E: 0 K: 1 S: 7	H: 2 LOB: 2 BB: 1 P: 11	R: 1 E: 1 K: 1 S: 7	H: 1 LOB: 1 BB: 0 P: 7	R: 0 E: 0 K: 1 S: 4	H: 0 LOB: 0 BB: 1 P: 8

	1B	SF	WP	PA
	5	0	0	37
	2B	3	SAC	0
	3B	0	DP	2
	HR	2	HBP	0
			PB	0
			SB	0
			CS	0

PITCHER		IP	WLS	BF	H	R	ER	SO	BB	IBB	HBP	BLK	WP	HR	S	P	ERA	WHIP
52 Daniel Lynch IV, L	(1, 1)	2.0		10	4	3	3	0	0	0	0	0	0	1	12	14	13.50	2.000
ERA: 13.5																		
63 Josh Staumont, R	(3, 1)	1.0		3	0	0	0	2	0	0	0	0	0	0	7	7	0.00	0.000
ERA:																		
74 Jose Cuas, R	(4, 1)	1.0		3	0	0	0	1	0	0	0	0	0	0	5	5	0.00	0.000
ERA:																		
64 Nick Wittgren, R	(5, 1)	1.0	H	4	2	0	0	1	0	0	0	0	0	0	6	6	0.00	2.000
ERA:																		
78 Brooks Kriske, R	(6, 1)	1.0	H	3	0	0	0	2	0	0	0	0	0	0	7	7	0.00	0.000
ERA:																		

PITCHER		IP	WLS	BF	H	R	ER	SO	BB	IBB	HBP	BLK	WP	HR	S	P	ERA	WHIP
47 Evan Sisk, L	(7, 1)	1.0	H	6	2	1	1	1	1	0	0	0	0	1	7	11	9.00	3.000
ERA: 9.0																		
83 Andrés Núñez, R	(8, 1)	1.0	B	5	1	1	0	1	0	0	0	0	0	0	7	7	0.00	1.000
ERA:																		
69 Ryan Weiss, R	(9, 1)	1.0	W	3	0	0	0	1	1	0	0	0	0	0	4	8	0.00	1.000
ERA:																		

Batter	1	2	3	4	5	6	7	8	9	AB	R	H	RBI	BB	SO	LOB
7 Bobby Witt Jr., R (1, 6)	B B B B 4-0 9 HR 19 E BB		X 0-0 ② P3	S S S 0-3 ③ K		X 0-0 0 S 0 S 1B			X 0-0 HR	2	1	0	0	1	1	3
11 Maikel Garcia, R (6, 6) OBP: 1.000, SLG: 1.000										1	0	1	0	0	0	0
19 Michael Massey, L (1, 4)	1 SAFE S S S 0-3 ① K 1-2		S S S 0-3 ③ K		X 0-0 E6 76 G4-3 99 1B	1 SAFE B 1-0 ③ S 1-3				3	1	0	0	0	2	1
0 Samad Taylor, R (6, 4)										2	0	0	0	0	0	1
13 Salvador Perez, R (1, 2) OBP: 0.500, SLG: 0.500	S S S 0-3 ② K			X 0-0 12 FC5 9 1B 1B	X 0-0 ① G4-3 1-2		X 0-0 ① G6-3			2	0	1	0	0	1	1
76 José Briceño, R (5, 2) OBP: 0.500, SLG: 1.000										2	0	1	0	0	0	1
9 Vinnie Pasquantino, L (1, 3) OBP: 1.000, SLG: 2.500	B B X 2-0 2-H HR			X 0-0 28 BB 12 FC5 18 1B 1-2 1B	B B B 4-0 99 1B BB		X 0-0 2B			2	2	2	2	1	0	0
98 Logan Porter, R (6, 3)										1	0	0	0	0	0	1
99 Franmil Reyes, R (1, 10) OBP: 0.333, SLG: 0.333	S S S 0-3 ③ K			S S S 0-3 ① K	X 0-0 1-2 2-H 1B		X 0-0 ② P3			3	0	1	1	0	2	2
12 Luca Tresh, R (7, PH) (8, 10)										1	0	0	0	0	1	1
12 Johan Camargo, S (1, 5)		S S S 0-3 ① K		X 0-0 ② FC5 28 BB 18 1B 1-2 2-3f	X 0-0 ② F5		S S S 0-3 ③ K			3	1	0	0	0	1	4
89 Nick Loftin, R (6, 5)										1	0	0	0	0	0	0
28 Kyle Isbel, L (1, 8)		S S S 0-3 ② K		B B B 4-0 18 1B 1-2 2-3 BB	C C C 0-3 ③ K			X 0-0 ① F9		2	0	0	0	1	2	2
92 Tyler Tolbert, R (6, 8)										1	0	0	0	0	0	0
18 Nate Eaton, R (1, 9) OBP: 0.500, SLG: 0.500		X 0-0 ③ G5-3		X 0-0 96 BB 1-3 2-H 3-H 1B		X 0-0 ① F8		X 0-0 ② L8		2	0	1	2	0	0	0
16 Parker Bates, L (6, 9)										2	0	0	0	0	0	0
96 John Rave, L (1, 7)			S S S 0-3 ① K	B B B 4-0 1-2 BB		X 0-0 ② F9		X 0-0 ③ F8		1	0	0	0	1	1	0
15 Tucker Bradley, L (6, 7) OBP: 0.500, SLG: 2.000										2	1	1	1	0	0	0
Inning Stats	R: 2 E: 1 K: 3 S: 10 / H: 1 LOB: 0 BB: 1 P: 16	R: 0 E: 0 K: 2 S: 7 / H: 0 LOB: 0 BB: 0 P: 7	R: 0 E: 0 K: 2 S: 7 / H: 0 LOB: 0 BB: 0 P: 7	R: 2 E: 0 K: 2 S: 10 / H: 3 LOB: 3 BB: 2 P: 18	R: 1 E: 1 K: 1 S: 7 / H: 1 LOB: 2 BB: 1 P: 11	R: 0 E: 0 K: 0 S: 3 / H: 1 LOB: 1 BB: 0 P: 4	R: 0 E: 0 K: 1 S: 6 / H: 1 LOB: 1 BB: 0 P: 6	R: 0 E: 0 K: 0 S: 3 / H: 0 LOB: 0 BB: 0 P: 3	R: 1 E: 0 K: 0 S: 1 / H: 1 LOB: 0 BB: 0 P: 1	1B: 5 2B: 1 3B: 0 HR: 2 / SF: 0 SAC: 0 DP: 0 HBP: 0						

PITCHER		IP	WLS	BF	H	R	ER	SO	BB	IBB	HBP	BLK	WP	HR	S	P	ERA	WHIP
49 Glenn Otto, R	(1, 1)	2.0		8	1	2	2	5	1	0	0	0	0	1	17	23	9.00	1.000
ERA: 9.0																		
25 José Leclerc, R	(3, 1)	1.0	H	3	0	0	0	2	0	0	0	0	0	0	7	7	0.00	0.000
ERA:																		
76 Owen White, R	(4, 1)	0.2	B	7	3	2	2	1	2	0	0	0	0	0	7	15	27.00	7.500
ERA: 27.0																		
94 Daniel Robert, R	(4, 1)	0.1		1	0	0	0	1	0	0	0	0	0	0	3	3	0.00	0.000
ERA:																		
32 John King, L	(5, 1)	1.0		6	1	1	0	1	1	0	0	0	0	0	7	11	0.00	2.000
ERA:																		

PITCHER		IP	WLS	BF	H	R	ER	SO	BB	IBB	HBP	BLK	WP	HR	S	P	ERA	WHIP
73 Jacob Latz, L	(6, 1)	1.0		4	1	0	0	0	0	0	0	0	0	0	3	4	0.00	1.000
ERA:																		
79 Chase Lee, R	(7, 1)	1.0		4	1	0	0	1	0	0	0	0	0	0	6	6	0.00	1.000
ERA:																		
91 Cody Bradford, L	(8, 1)	1.0		3	0	0	0	0	0	0	0	0	0	0	3	3	0.00	0.000
ERA:																		
84 Marc Church, R	(9, 1)	0.0	L	1	1	1	1	0	0	0	0	0	0	1	1	1	∞	∞
ERA:																		

BOTTOM

Texas Rangers @ Kansas City Royals

Surprise Stadium, Surprise, AZ

Fri Feb 24 2023, 3:05 PM - 5:38 PM EST

Att. 4,899 - Sunny - 62 F

livebaseballscorecards.com

AB	33
R	6
H	8
RBI	6
BB	4
SO	11
LOB	17

1B: 5 2B: 1 3B: 0 HR: 2 / SF: 0 SAC: 0 DP: 0 HBP: 0

WP: 0 PB: 0 SB: 1 CS: 0 PA: 37

Kansas City Royals @ Texas Rangers

Surprise Stadium, Surprise, AZ

Sat Feb 25 2023, 3:09 PM - 5:37 PM EST

Att. 4,610 - Sunny - 70 F

TOP

livebaseballscorecards.com

Batter	1	2	3	4	5	6	7	8	9	AB	R	H	RBI	BB	SO	LOB
27 Matt Beaty, L (1, 10) 73 Jakson Reetz, R (7, PH) OBP: 0.500, SLG: 0.500 (7, 10)	K			G3 F7			G6-3		2-H 1B	3 2	0 0	0 1	0 1	0 0	1 0	0 0
17 Hunter Dozier, R (1, 5) OBP: 0.667, SLG: 1.667 89 Nick Loftin, R (6, 5) OBP: 0.333, SLG: 1.333	P6			1 2B 15 1B 1B	HR		HR		K	3 2	2 1	2 1	1 1	0 0	0 1	0 1
1 MJ Melendez, L (1, 2) OBP: 0.333, SLG: 0.667 98 Logan Porter, R (6, 2)	K			15 1B 1-3 2B	G4-3		P4			3 1	1 0	1 0	0 0	0 0	1 0	0 0
15 Matt Duffy, R (1, 4) OBP: 0.667, SLG: 0.667 46 Clay Dungan, L (6, 4)		K		44 BB 8 BB 32 1B 2-H 3-H 1B	8 G4-6-3 1B			P2		3 1	1 0	2 0	2 0	0 0	1 0	0 0
8 Nicky Lopez, L (1, 6) 6 Angelo Castellano, R (6, 6)		G1-3		44 BB 32 1B 1-2 BB	G4-6-3 1-2f			K2-3		2 1	1 0	0 0	0 0	1 0	0 1	1 0
44 Dairon Blanco, R (1, 9) 16 Parker Bates, L (6, PH) (6, 9) (6, 9)		K		32 1B 92 HR 1-2 2-3 BB		K		F7		1 2	1 0	0 0	0 0	1 0	1 1	0 0
32 Nick Pratto, L (1, 3) OBP: 0.500, SLG: 0.500 7 CJ Alexander, L (6, PH) (6, 3) (7, 3)			K	92 HR 1-2 2-H 3-H 1B		G6-3			F9	2 2	1 0	1 0	2 0	0 0	1 0	0 0
94 Tyler Gentry, R (1, 7) 15 Tucker Bradley, L (6, 7) OBP: 0.667, SLG: 1.667 (6, 7)			L3	F9		P5			30 WP 73 1B 1B	3 1	0 1	0 1	0 0	0 0	0 0	2 0
35 Diego Hernandez, L (1, 8) 92 Tyler Tolbert, R (2, 8) OBP: 0.333, SLG: 1.333 30 Jeison Guzmán, S (6, 8)			K	HR 1-H 2-H			G1		K 1-2	0 2 2	0 1 0	0 1 0	0 3 0	0 0 0	0 1 1	0 0 0
Inning Stats	R: 0 E: 0 K: 2 S: 7 H: 0 LOB: 0 BB: 0 P: 7	R: 0 E: 0 K: 2 S: 7 H: 0 LOB: 0 BB: 0 P: 7	R: 0 E: 0 K: 2 S: 7 H: 0 LOB: 0 BB: 0 P: 7	R: 7 E: 0 K: 0 S: 8 H: 5 LOB: 0 BB: 2 P: 16	R: 1 E: 0 K: 0 S: 4 H: 2 LOB: 0 BB: 0 P: 4	R: 0 E: 0 K: 1 S: 5 H: 0 LOB: 0 BB: 0 P: 5	R: 1 E: 0 K: 0 S: 4 H: 1 LOB: 0 BB: 0 P: 4	R: 0 E: 0 K: 1 S: 5 H: 0 LOB: 0 BB: 0 P: 5	R: 1 E: 0 K: 2 S: 9 H: 2 LOB: 1 BB: 0 P: 10	1B: 6 2B: 1 3B: 0 HR: 3	SF: 0 SAC: 0 DP: 1 HBP: 0						

AB	36
R	10
H	10
RBI	10
BB	2
SO	10
LOB	5

WP: 1 PB: 0 SB: 0 CS: 0 PA: 38

PITCHER		IP	WLS	BF	H	R	ER	SO	BB	IBB	HBP	BLK	WP	HR	S	P	ERA	WHIP
17 Nathan Eovaldi, R ERA:	(1, 1)	2.0		6	0	0	0	4	0	0	0	0	0	0	14	14	0.00	0.000
33 Dane Dunning, R ERA: 33.75	(3, 1)	1.1	L	9	3	5	5	2	2	0	0	0	0	0	11	19	33.75	3.750
90 Antoine Kelly, L ERA: 27.0	(4, 1)	0.2	B	4	2	2	2	0	0	0	0	0	0	1	4	4	27.00	3.000
72 Jonathan Hernández, R ERA: 9.0	(5, 1)	1.0		4	2	1	1	0	0	0	0	0	0	1	4	4	9.00	2.000
36 Spencer Howard, R ERA: 4.5	(6, 1)	2.0		7	1	1	1	1	0	0	0	0	0	1	9	9	4.50	0.500
62 Kyle Cody, R ERA:	(8, 1)	1.0		3	0	0	0	1	0	0	0	0	0	0	5	5	0.00	0.000
68 Joe Barlow, R ERA: 9.0	(9, 1)	1.0		5	2	1	1	2	0	0	0	0	1	0	9	10	9.00	2.000

Batter	1	2	3	4	5	6	7	8	9	AB	R	H	RBI	BB	SO	LOB
47 Josh Smith, L (1, 6) 89 Matt Whatley, R (6, 2) OBP: 0.500, SLG: 0.500	S S S 0-3 K	x 0-0 ③ F8			x 0-0 ③ F8			C C C 0-3 ① K	B x 1-0 92 G5-4-3 1-3 3-H 1B	3 2	0 0	0 1	0 0	0 0	1 1	1 0
13 Brad Miller, L (1, 3) OBP: 0.333, SLG: 0.667 92 Blaine Crim, R (6, PR) (7, 3)	x 0-0 ② G3		x 0-0 ① G5-3			x 0-0 2B		B B B B 4-0 38 BB BB	x 0-0 ②③ G5-4-3 1-2f	3 1	0 0	1 0	0 0	0 1	0 0	0 2
77 Clint Frazier, R (1, 7) 38 Elier Hernandez, R (7, 9)	C C C 0-3 ③ K		S S S 0-3 ② K			x 0-0 ① G5-3		B B B B 4-0 1-2 BB		3 0	0 0	0 0	0 0	0 1	2 0	1 0
28 Jonah Heim, S (1, 2) 87 Evan Carter, L (6, 8)		B B B B 4-0 16 1B 8 2B BB	x 0-0 ③ L3			S S S 0-3 ② K		C C C 0-3 ② K		1 2	1 0	0 0	0 0	1 0	0 2	0 3
6 Josh Jung, R (1, 10) OBP: 0.200, SLG: 0.400 75 David García, S (8, PH) (9, 10)		x 0-0 ① F9		x 0-0 ① F9		x 0-0 ③ F9		x 0-0 ③ G3-1		3 1	0 0	0 0	0 0	0 0	0 0	2 2
Mark Mathias, R (1, 4) 81 Justin Foscue, R (7, 4) OBP: 0.750, SLG: 2.250		x 0-0 ② F9		x 0-0 ② G6-3			x 0-0 71 WP 1B		x 0-0 HR	2 2	0 1	0 2	0 1	0 0	0 0	1 0
16 Travis Jankowski, L (1, 9) OBP: 0.500, SLG: 0.500 67 Dustin Harris, L (7, 7)		x 0-0 8 2B 1-2 1B		x 0-0 ③ L8			x 0-0 ① L5		S S S 0-3 ① K	2 2	1 0	1 0	0 0	0 0	0 1	0 1
8 Bubba Thompson, R (1, 8) OBP: 0.500, SLG: 1.000 71 Jonathan Ornelas, R (6, 5) OBP: 0.250, SLG: 0.500		x 0-0 20 2B 1-H 2-H 2B			x 0-0 ① F9		B S S S 1-3 ② K 1-2		x 0-0 74 1B 89 WP 2B	2 2	1 1	1 1	2 0	0 0	0 1	0 1
20 Ezequiel Duran, R (1, 5) OBP: 0.500, SLG: 0.667 74 Luisangel Acuña, R (6, 6) OBP: 0.500, SLG: 0.500		x 0-0 2-H 2B			x 0-0 ② P3		x 0-0 ③ G6-3		x 0-0 89 1B 89 WP 2-3 1B	2 2	0 0	1 1	1 0	0 0	0 0	0 1
Inning Stats	R: 0 H: 0 E: 0 LOB: 0 K: 2 BB: 0 S: 7 P: 7	R: 3 H: 3 E: 0 LOB: 1 K: 0 BB: 1 S: 6 P: 10	R: 0 H: 0 E: 0 LOB: 0 K: 1 BB: 0 S: 5 P: 5	R: 0 H: 0 E: 0 LOB: 0 K: 0 BB: 0 S: 3 P: 3	R: 0 H: 0 E: 0 LOB: 0 K: 0 BB: 0 S: 3 P: 3	R: 0 H: 1 E: 0 LOB: 1 K: 1 BB: 0 S: 6 P: 6	R: 0 H: 1 E: 0 LOB: 1 K: 1 BB: 0 S: 6 P: 7	R: 0 H: 0 E: 0 LOB: 2 K: 2 BB: 2 S: 7 P: 15	R: 2 H: 4 E: 0 LOB: 1 K: 1 BB: 0 S: 8 P: 9	1B: 4 2B: 4 3B: 0 HR: 1	SF: 0 SAC: 0 DP: 1 HBP: 0						WP: 2 PB: 0 SB: 0 CS: 0	PA: 38

PITCHER		IP	WLS	BF	H	R	ER	SO	BB	IBB	HBP	BLK	WP	HR	S	P	ERA	WHIP
21 Mike Mayers, R ERA: 13.5	(1, 1)	2.0		10	3	3	3	2	1	0	0	0	0	0	13	17	13.50	2.000
58 Scott Barlow, R ERA:	(3, 1)	1.0	W	3	0	0	0	1	0	0	0	0	0	0	5	5	0.00	0.000
38 Josh Taylor, L ERA:	(4, 1)	1.0		3	0	0	0	0	0	0	0	0	0	0	3	3	0.00	0.000
43 Carlos Hernández, R ERA:	(5, 1)	2.0		7	1	0	0	1	0	0	0	0	0	0	9	9	0.00	0.500
55 Richard Lovelady, L ERA:	(7, 1)	1.0		4	1	0	0	1	0	0	0	0	1	0	6	7	0.00	1.000

PITCHER		IP	WLS	BF	H	R	ER	SO	BB	IBB	HBP	BLK	WP	HR	S	P	ERA	WHIP
65 Dylan Coleman, R ERA:	(8, 1)	1.0		5	0	0	0	2	2	0	0	0	0	0	7	15	0.00	2.000
87 Yefri Del Rosario, R ERA: 18.0	(9, 1)	1.0		6	4	2	2	1	0	0	0	0	1	1	8	9	18.00	4.000

BOTTOM

Kansas City Royals @ Texas Rangers

Surprise Stadium, Surprise, AZ

Sat Feb 25 2023, 3:09 PM - 5:37 PM EST

Att. 4,610 - Sunny - 70 F

livebaseballscorecards.com

AB	35
R	5
H	9
RBI	4
BB	3
SO	8
LOB	15

Texas Rangers @ Cleveland Guardians

Goodyear Ballpark, Goodyear, AZ

Sun Feb 26 2023, 3:06 PM - 5:54 PM EST

Att. 3,094 - Partly Cloudy - 51 F

TOP

livebaseballscorecards.com

Batter	1	2	3	4	5	6	7	8	9	AB	R	H	RBI	BB	SO	LOB
2 Marcus Semien, R (1, 4) OBP: 0.200, SLG: 0.200	5 E 30 SF7 1B	F9	G5-3 1-2		K			1-H 83 SF7 3B	K	3	1	1	0	0	0	3
38 Elier Hernandez, R (4, 7) OBP: 0.400, SLG: 0.750										3	1	1	1	0	2	0
5 Corey Seager, L (1, 6) OBP: 0.500, SLG: 1.250	E8 4 1B 1-3 1B	1-H 2-H HR		G6-3		K		K	G4-3	2	2	2	3	0	0	0
80 Ryan Dorow, R (3, 6)										4	0	0	0	0	2	1
30 Nathaniel Lowe, L (1, 3) OBP: 0.400, SLG: 0.333	SF7 3-H	1B		4 BB 53 1B 6 SF7 BB		BB		SF7 3-H		1	1	1	1	1	0	0
83 Sandro Fabian, R (4, 9)										0	0	0	1	1	0	0
53 Adolis García, R (1, 9) OBP: 0.200, SLG: 0.200	K	G4-3		4 BB 1-2 1B		F9		86 2B BB		3	0	1	0	0	1	2
63 Nick Tanielu, R (4, 3)										1	1	0	0	1	0	1
4 Robbie Grossman, S (1, 7) OBP: 0.800, SLG: 1.667	2-H 1B		6 2B 3 1B BB	1-2 2-3 BB		K		1-H 90 HR 2B		1	1	1	1	2	0	0
86 Diosbel Arias, R (4, 4) OBP: 0.500, SLG: 1.000										2	1	1	1	0	1	1
6 Josh Jung, R (1, 5) OBP: 0.250, SLG: 0.571	K		1-3 3 1B 2B	SF7 3-H			77 G5-4-3 1B	2-H HR		2	1	1	1	0	1	1
90 Davis Wendzel, R (5, 5) OBP: 1.000, SLG: 2.500										2	1	2	2	0	0	0
77 Clint Frazier, R (1, 10) OBP: 0.143, SLG: 0.143		3 1B 5 HR 1B	K	K			G5-4-3 1-2f	2B		4	1	1	0	0	2	5
67 Dustin Harris, L (8, PH) OBP: 0.200, SLG: 0.400										1	0	1	0	0	0	0
(8, 10)																
55 Sam Huff, R (1, 2) OBP: 0.200, SLG: 0.400		K	K		K		F9	K		3	0	0	0	0	3	3
12 Sandy León, S (6, 2) OBP: 0.500, SLG: 0.500										2	0	0	0	0	1	1
85 Cody Freeman, R (8, 2)										0	0	0	0	0	0	0
3 Leody Taveras, S (1, 8) OBP: 0.400, SLG: 0.400	1-2 5 HR 1B		2-H 3-H 2 S 1B		P5			38 S 38 3B HBP	G4-3	3	1	2	2	0	0	0
65 Jayce Easley, S (5, 8)										1	1	0	0	0	0	0
Inning Stats	R: 2 E: 1 K: 2 S: 10 H: 3 LOB: 1 BB: 0 P: 10	R: 3 E: 0 K: 1 S: 9 H: 4 LOB: 1 BB: 0 P: 9	R: 2 E: 0 K: 2 S: 9 H: 2 LOB: 1 BB: 1 P: 14	R: 1 E: 0 K: 1 S: 6 H: 1 LOB: 2 BB: 2 P: 14	R: 0 E: 0 K: 2 S: 7 H: 0 LOB: 0 BB: 0 P: 7	R: 0 E: 0 K: 2 S: 7 H: 0 LOB: 1 BB: 1 P: 11	R: 0 E: 0 K: 0 S: 3 H: 1 LOB: 0 BB: 0 P: 3	R: 5 E: 0 K: 2 S: 11 H: 4 LOB: 1 BB: 1 P: 17	R: 0 E: 0 K: 1 S: 5 H: 0 LOB: 0 BB: 0 P: 5	1B: 9 2B: 3 3B: 1 HR: 2	SF: 3 SAC: 0 DP: 1 HBP: 1						

AB	38
R	13
H	15
RBI	13
BB	5
SO	13
LOB	18

WP: 0 PB: 0 SB: 2 CS: 0 PA: 47

PITCHER		IP	WLS	BF	H	R	ER	SO	BB	IBB	HBP	BLK	WP	HR	S	P	ERA	WHIP
34 Zach Plesac, R ERA: 21.6	(1, 1)	1.2	L	11	6	5	4	3	0	0	0	0	0	1	17	17	21.60	3.600
39 Thomas Ponticelli, R ERA:	(2, 1)	0.1		2	1	0	0	0	0	0	0	0	0	0	2	2	0.00	3.000
99 James Karinchak, R ERA: 18.0	(3, 1)	1.0		6	2	2	2	2	1	0	0	0	0	0	9	14	18.00	3.000
31 Sam Hentges, L ERA: 9.0	(4, 1)	1.0		6	1	1	1	1	2	0	0	0	0	0	6	14	9.00	3.000
70 Hunter Gaddis, R ERA:	(5, 1)	2.0		7	0	0	0	4	1	0	0	0	0	0	14	18	0.00	0.500

PITCHER		IP	WLS	BF	H	R	ER	SO	BB	IBB	HBP	BLK	WP	HR	S	P	ERA	WHIP
65 Michael Kelly, R ERA:	(7, 1)	1.0		3	1	0	0	0	0	0	0	0	0	0	3	3	0.00	1.000
67 Caleb Simpson, R ERA: 67.5	(8, 1)	0.2		7	3	5	5	1	1	0	1	0	0	1	7	13	67.50	6.000
56 Davis Sharpe, R ERA:	(8, 1)	0.1		2	1	0	0	1	0	0	0	0	0	0	4	4	0.00	3.000
27 Bradley Hanner, R ERA:	(9, 1)	1.0		3	0	0	0	1	0	0	0	0	0	0	5	5	0.00	0.000

Texas Rangers @ Cleveland Guardians

Goodyear Ballpark, Goodyear, AZ

Sun Feb 26 2023, 3:06 PM - 5:54 PM EST

Att. 3,094 - Partly Cloudy - 51 F

livebaseballscorecards.com

BOTTOM

Batter	1	2	3	4	5	6	7	8	9	AB	R	H	RBI	BB	SO	LOB
0 Andrés Giménez, L (1, 4) 74 Juan Brito, S (5, 4) OBP: 0.667, SLG: 1.000	F8			11 F9-6 1 HBP BB		G4-3		75 1B 2B		1 2	0 1	0 1	0 0	1 0	0 0	0 0
1 Amed Rosario, R (1, 6) 75 José Tena, L (5, 6) OBP: 0.667, SLG: 0.667	G6-3			1-2 HBP			79 HR 1B	2-H 1B		1 2	0 1	0 2	0 1	0 0	0 0	0 0
11 José Ramírez, S (1, 5) 79 Angel Martínez, S (5, 5) OBP: 0.333, SLG: 1.333	F8			F9-6 2-3			1-H HR	L4		2 2	0 1	0 1	0 2	0 0	0 0	2 1
55 Josh Bell, S (1, 3) 24 Joe Naranjo, L (5, 3) OBP: 0.500, SLG: 0.500		F8		K			32 G4-6-3 1B	K		2 2	0 0	0 1	0 0	0 0	1 1	1 1
39 Oscar Gonzalez, R (1, 9) 32 Johnathan Rodriguez, R (6, 9)		G6-3			P3		G4-6-3 1-2f		G6-3	2 2	0 0	0 0	0 0	0 0	0 0	0 1
9 Richie Palacios, L (1, 7) OBP: 0.500, SLG: 0.500 81 Micah Pries, L (6, 7) OBP: 0.667, SLG: 2.000		78 CS 1B			78 G4-6-3 1B		HR		K	2 2	0 1	2 1	0 1	0 0	0 1	0 0
78 Jhonkensy Noel, R (1, 10) 66 Brayan Rocchio, S (7, PH) (8, 10) OBP: 0.200, SLG: 0.200	CS 1-2	G6-3			G4-6-3 1-2f		1B		F7	2 2	0 0	0 1	0 0	0 0	0 0	1 0
76 George Valera, L (1, 8) 16 Petey Halpin, L (7, 8)		K				G3	K			2 1	0 0	0 0	0 0	0 0	1 1	0 1
35 Cam Gallagher, R (1, 2) 23 Bo Naylor, L (4, 2) 32 Zack Collins, L (7, 2)		K				F8		K		1 1 1	0 0 0	0 0 0	0 0 0	0 0 0	1 0 1	0 0 0
Inning Stats	R: 0 E: 0 K: 0 S: 3 H: 0 LOB: 0 BB: 0 P: 3	R: 0 E: 0 K: 0 S: 4 H: 1 LOB: 0 BB: 0 P: 4	R: 0 E: 0 K: 2 S: 7 H: 0 LOB: 0 BB: 0 P: 7	R: 0 E: 0 K: 1 S: 4 H: 0 LOB: 1 BB: 1 P: 9	R: 0 E: 0 K: 0 S: 3 H: 1 LOB: 0 BB: 0 P: 3	R: 0 E: 0 K: 0 S: 3 H: 0 LOB: 0 BB: 0 P: 3	R: 3 E: 0 K: 1 S: 9 H: 5 LOB: 1 BB: 0 P: 9	R: 1 E: 0 K: 2 S: 9 H: 2 LOB: 1 BB: 0 P: 9	R: 0 E: 0 K: 1 S: 5 H: 0 LOB: 0 BB: 0 P: 5	1B: 6 2B: 2 3B: 0 HR: 2 SF: 0 SAC: 0 DP: 3 HBP: 1						

	AB	32
	R	4
	H	9
	RBI	4
	BB	1
	SO	7
	LOB	8

WP: 0 PB: 0 SB: 0 CS: 1 PA: 35

PITCHER		IP	WLS	BF	H	R	ER	SO	BB	IBB	HBP	BLK	WP	HR	S	P	ERA	WHIP
22 Jon Gray, R ERA:	(1, 1)	2.0	W	6	1	0	0	0	0	0	0	0	0	0	7	7	0.00	0.500
50 Cole Ragans, L ERA:	(3, 1)	2.0		7	0	0	0	3	1	0	1	0	0	0	11	16	0.00	0.500
45 Dominic Leone, R ERA:	(5, 1)	1.0		3	1	0	0	0	0	0	0	0	0	0	3	3	0.00	1.000
35 Jacob Barnes, R ERA:	(6, 1)	1.0		3	0	0	0	0	0	0	0	0	0	0	3	3	0.00	0.000
58 Zack Littell, R ERA: 27.0	(7, 1)	1.0		7	5	3	3	1	0	0	0	0	0	2	9	9	27.00	5.000

PITCHER		IP	WLS	BF	H	R	ER	SO	BB	IBB	HBP	BLK	WP	HR	S	P	ERA	WHIP
70 Ricky Vanasco, R ERA: 9.0	(8, 1)	1.0		5	2	1	1	2	0	0	0	0	0	0	9	9	9.00	2.000
84 Marc Church, R ERA: 9.0	(9, 1)	1.0		3	0	0	0	1	0	0	0	0	0	0	5	5	0.00	0.000

Texas Rangers @ Cincinnati Reds

Goodyear Ballpark, Goodyear, AZ

Mon Feb 27 2023, 3:07 PM - 6:06 PM EST

Att. 2,039 - Sunny - 61 F

TOP

livebaseballscorecards.com

Batter	1	2	3	4	5	6	7	8	9	AB	R	H	RBI	BB	SO	LOB
47 Josh Smith, L (1, 7) OBP: 0.286, SLG: 0.167		G3-4-3	1 SAFE		G1-3		G4-3		85 1B 1-H 2-H 2B	3	1	1	1	1	0	2
67 Dustin Harris, L (5, 7) OBP: 0.286, SLG: 0.571	18 F8 13 1B 20 1B 1B	2-3 3-H	13 1B 1-2 BB				1-2 2-3			2	1	1	2	0	0	2
13 Brad Miller, L (1, 3) OBP: 0.429, SLG: 0.571	1 SAFE	F8			G3-1		G1-3		85 1B 81 SF8 BB	4	0	2	2	0	0	2
92 Blaine Crim, R (5, 3)	20 1B 1-2 1B		1-3 2-H 3-H 1B							1	1	0	0	1	0	2
28 Jonah Heim, S (1, 10) OBP: 0.400, SLG: 0.250	K		16 1B 20 1B 1B			G4-3		1B	1-3 2-H 1B	3	1	1	0	0	1	4
85 Cody Freeman, R (6, PH) OBP: 0.667, SLG: 0.667 (6, 10)			F9							3	0	2	1	0	0	0
18 Mitch Garver, R (1, 2) OBP: 0.333, SLG: 0.833	F8 2-3		L8	1-2 HR		HR		L8	SF8 3-H	3	1	1	1	0	0	3
55 Sam Huff, R (4, 2) OBP: 0.333, SLG: 1.000										1	1	1	1	0	0	0
81 Justin Foscue, R (6, 4) OBP: 0.500, SLG: 1.800										1	0	0	1	0	0	1
20 Ezequiel Duran, R (1, 5) OBP: 0.500, SLG: 0.571	1-2 3-H 1B		16 1B 1-2 1B	G4-3		G6-3		K	HBP	4	1	2	1	0	0	0
89 Matt Whatley, R (6, 2) OBP: 0.500, SLG: 0.333										1	0	0	0	0	1	1
16 Travis Jankowski, L (1, 9) OBP: 0.333, SLG: 0.333	G4-3		1B 71 1B 1-2 2-3 1B	K		K		F9	K	4	1	1	0	0	2	2
82 Jax Biggers, L (6, 5)										2	0	0	0	0	1	3
Mark Mathias, R (1, 4) OBP: 0.400, SLG: 0.250		71 2B 47 G3-4-3 BB	71 1B 1-2 2-H 3-H 13 1B 1B	P4			67 G4-3 87 1B HBP		K	2	2	1	2	1	0	0
41 Joe McCarthy, L (6, 9) OBP: 0.667, SLG: 0.500										1	0	0	0	0	1	0
8 Bubba Thompson, R (1, 8) OBP: 0.400, SLG: 0.600	1 SAFE 1 SAFE	K	L9		71 G4-3 71 WP 1B		67 G4-3 1-2 1B		74 WP 67 2B BB	3	0	1	0	0	1	3
87 Evan Carter, L (5, 8) OBP: 0.500, SLG: 0.250										1	1	1	0	1	0	0
71 Jonathan Ornelas, R (1, 6) OBP: 0.429, SLG: 0.714	47 G3-4-3 1-3 2B		47 BB 13 1B 1-3 2-H 1B		G4-3 1-3		K		67 2B 1-2 BB	3	1	2	1	0	0	1
74 Luisangel Acuña, R (5, 6) OBP: 0.500, SLG: 0.400										1	1	0	0	1	1	2

	AB	R	H	RBI	BB	SO	LOB
	43	13	17	13	5	8	28

Inning Stats	1	2	3	4	5	6	7	8	9	1B	SF	WP	PA
R	1	1	5	1	0	1	0	0	4	13	1	2	51
E	0	0	0	0	0	0	0	0	0	2B 2	SAC 0	PB 0	
K	1	1	0	1	0	1	1	1	2	3B 0	DP 0	SB 0	
S	8	6	9	9	4	6	6	6	9	HR 2	HBP 2	CS 0	
H	3	1	6	1	1	1	1	1	2				
LOB	2	1	2	0	1	2	2	2	2				
BB	0	1	1	0	0	0	0	0	3				
P	8	10	13	10	5	6	7	6	22				

PITCHER		IP	WLS	BF	H	R	ER	SO	BB	IBB	HBP	BLK	WP	HR	S	P	ERA	WHIP
21 Hunter Greene, R (1, 1) ERA: 13.5		1.1	L	9	4	2	2	2	1	0	0	0	0	0	12	16	13.50	3.750
83 Spencer Stockton, R (2, 1) ERA:		0.2		2	0	0	0	0	0	0	0	0	0	0	2	2	0.00	0.000
42 Connor Overton, R (3, 1) ERA: 40.5		1.1		10	6	6	6	1	0	0	0	0	0	1	15	16	40.50	4.500
82 Connor Curtis, L (3, 1) ERA:		0.1		3	1	0	0	0	1	0	0	0	0	0	2	6	0.00	6.000
42 Connor Overton, R (4, 1) ERA: 40.5		1.1		10	6	6	6	1	0	0	0	0	0	1	15	16	40.50	4.500
73 Kevin Herget, R (4, 1) ERA:		1.1		5	1	0	0	0	0	0	0	0	1	0	5	6	0.00	0.750
85 Luis Cessa, R (6, 1) ERA: 9.0		1.0		4	1	1	1	1	0	0	0	0	0	1	6	6	9.00	1.000
48 Alex Young, L (7, 1) ERA:		1.0		5	1	0	0	1	0	0	1	0	0	0	6	7	0.00	1.000

PITCHER		IP	WLS	BF	H	R	ER	SO	BB	IBB	HBP	BLK	WP	HR	S	P	ERA	WHIP
65 Casey Legumina, R (8, 1) ERA:		1.0		4	1	0	0	1	0	0	0	0	0	0	6	6	0.00	1.000
72 Lyon Richardson, R (9, 1) ERA: 108.0		0.1		6	2	4	4	1	3	0	0	0	1	0	5	17	108.00	15.000
45 Tommy Eveld, R (9, 1) ERA:		0.2		3	0	0	0	1	0	0	1	0	0	0	4	5	0.00	0.000

Batter	1	2	3	4	5	6	7	8	9	AB	R	H	RBI	BB	SO	LOB
6 Jonathan India, R (1, 4)	G6-3		L7		L9		G4-3		87 E 1B	2	0	0	0	0	0	2
35 Alejo Lopez, S (5, 4) OBP: 0.500, SLG: 0.400										3	0	1	0	0	0	1
37 Tyler Stephenson, R (1, 2)	G4-3		G6-3 3-H		E7 38 G4-3 87 BB 1-3 1B		K		K	2	0	0	1	0	0	1
26 Austin Romine, R (5, 2) OBP: 0.200, SLG: 0.200										3	0	1	0	0	2	1
4 Wil Myers, R (1, 9)	G5-3		P4		BBBB 4-0 38 G4-3 1-2 BB		E6 38 1B		E6 1-2	2	0	0	0	0	0	1
87 Henry Ramos, S (5, 9) OBP: 0.429, SLG: 0.400										2	0	0	0	1	0	1
9 Chad Pinder, R (1, 7)		E5 28 G5-4-3		G6-3	G4-3 1-2 2-3 3-H		2 FC5-4 1-2 1B		G2-3	2	0	0	0	0	0	0
38 Michael Siani, L (5, 7) OBP: 0.286, SLG: 0.286										3	0	1	1	0	0	4
28 Kevin Newman, R (1, 6)		G5-4-3 1-2f		BBBB 4-0 22 G1-3 30 1B BB	SSS K		FC5-4 1-2f			1	0	0	0	1	0	1
2 Jose Barrero, R (5, 6)										2	0	0	0	0	1	4
30 Will Benson, L (1, 8) OBP: 0.750, SLG: 0.750		22 S 1B		22 G1-3 1-2 1B		G6-3		K		2	0	2	0	0	0	0
57 Stuart Fairchild, R (5, 8)										2	0	0	0	0	1	0
22 Luke Maile, R (1, 10) OBP: 0.250, SLG: 0.250	BSSS K 1-2			G1-3 1-2 2-3		K		G3-1		2	0	0	0	0	1	3
16 Nick Solak, R (6, PH) (7, 10)										2	0	0	0	0	1	0
68 Noelvi Marte, R (1, 5) OBP: 0.400, SLG: 0.400			33 2B 37 G6-3 1B	F8		95 S 1B		G5-3		2	1	1	0	0	0	2
76 Richie Martin, R (5, 5) OBP: 0.400, SLG: 0.400										2	0	1	0	0	0	0
33 Christian Encarnacion-Strand (6, 2) OBP: 0.667, SLG: 1.000			1-3 2B		26 E 26 1B 38 G4-3 1B	BCCC K 1-2			SSS K	2	1	2	0	0	0	0
95 Alex McGarry, L (6, 3) OBP: 0.167, SLG: 0.167										2	0	0	0	0	2	1
Inning Stats	R: 0 E: 0 K: 0 S: 3 H: 0 LOB: 0 BB: 0 P: 3	R: 0 E: 1 K: 1 S: 6 H: 1 LOB: 1 BB: 0 P: 7	R: 1 E: 0 K: 0 S: 5 H: 2 LOB: 1 BB: 0 P: 5	R: 0 E: 0 K: 0 S: 4 H: 1 LOB: 2 BB: 1 P: 8	R: 1 E: 1 K: 1 S: 7 H: 2 LOB: 2 BB: 1 P: 11	R: 0 E: 0 K: 2 S: 8 H: 1 LOB: 1 BB: 0 P: 9	R: 0 E: 1 K: 1 S: 7 H: 1 LOB: 2 BB: 0 P: 7	R: 0 E: 0 K: 1 S: 5 H: 0 LOB: 0 BB: 0 P: 5	R: 0 E: 1 K: 2 S: 9 H: 1 LOB: 2 BB: 0 P: 9	1B: 8 2B: 1 3B: 0 HR: 0 SF: 0 SAC: 0 DP: 1 HBP: 0							

PITCHER	IP	WLS	BF	H	R	ER	SO	BB	IBB	HBP	BLK	WP	HR	S	P	ERA	WHIP
54 Martín Pérez, L (1, 1) ERA: 3.0	3.0	W	12	3	1	1	1	0	0	0	0	0	0	14	15	3.00	1.000
25 José Leclerc, R (4, 1) ERA:	1.0		5	1	0	0	0	1	0	0	0	0	0	4	8	0.00	2.000
52 Taylor Hearn, L (5, 1) ERA: 9.0	1.0		6	2	1	1	1	1	0	0	0	0	0	7	11	9.00	3.000
66 Josh Sborz, R (6, 1) ERA:	1.0		4	1	0	0	2	0	0	0	0	0	0	8	9	0.00	1.000
46 Brock Burke, L (7, 1) ERA:	1.0		5	1	0	0	1	0	0	0	0	0	0	7	7	0.00	1.000

PITCHER	IP	WLS	BF	H	R	ER	SO	BB	IBB	HBP	BLK	WP	HR	S	P	ERA	WHIP
32 John King, L (8, 1) ERA:	1.0		3	0	0	0	1	0	0	0	0	0	0	5	5	0.00	0.000
82 Fernery Ozuna, R (9, 1) ERA:	1.0		5	1	0	0	2	0	0	0	0	0	0	9	9	0.00	1.000

BOTTOM

Texas Rangers @ Cincinnati Reds

Goodyear Ballpark, Goodyear, AZ

Mon Feb 27 2023, 3:07 PM - 6:06 PM EST

Att. 2,039 - Sunny - 61 F

livebaseballscorecards.com

AB	38
R	2
H	9
RBI	2
BB	2
SO	8
LOB	22

1B: 8	SF: 0	WP: 0	PA: 40
2B: 1	SAC: 0	PB: 0	
3B: 0	DP: 1	SB: 2	
HR: 0	HBP: 0	CS: 0	

Batter	1	2	3	4	5	6	7	8	9	AB	R	H	RBI	BB	SO	LOB
19 Charlie Blackmon, L (1, 10) OBP: 0.333, SLG: 0.800 65 Willie MacIver, R (7, PH) OBP: 0.667, SLG: 0.500 (7, 2)	F8		HR		BB 3 G4-3		BB 79 FC6-4			2 0	1 0	1 0	1 0	1 1	0 0	0 0
7 Brendan Rodgers, R (1, 4) 3 Cole Tucker, S (1, 4) OBP: 0.444, SLG: 0.750 79 Brenton Doyle, R (6, 8) OBP: 0.556, SLG: 0.500	P4		HR		G4-3 1-2		FC6-4 1-2f			1 2 1	0 1 0	0 1 0	0 1 0	0 0 0	0 0 0	0 1 1
44 Elehuris Montero, R (1, 5) OBP: 0.455, SLG: 0.250 89 Grant Lavigne, L (6, 3) OBP: 0.600, SLG: 0.500	L5		G4-3		P6			76 G4-3	1B	3 1	0 0	0 1	0 0	0 0	0 0	1 0
4 Michael Toglia, S (1, 9) OBP: 0.545, SLG: 0.286 85 Coco Montes, R (6, 4) OBP: 0.429, SLG: 0.833		F9	BB		K			F9		2 1	0 0	0 0	0 0	1 0	1 0	1 1
12 Sean Bouchard, R (1, 7) OBP: 0.500, SLG: 0.500 76 Warming Bernabel, R (6, 5) OBP: 0.200, SLG: 0.200		22 1B 14 1B 1B	K		HBP 22 CS			G4-3 1-2f		2 1	1 0	1 0	0 0	0 0	1 0	1 1
22 Nolan Jones, L (1, 3) OBP: 0.273, SLG: 0.200 83 Julio Carreras, R (6, 6) OBP: 0.429, SLG: 0.500	1 SAFE 73 K2-6-2 14 1B 1-2 1B		G4-3		K 1-2				G6-3	3 1	0 0	1 0	0 0	0 0	1 0	1 0
14 Ezequiel Tovar, R (1, 6) OBP: 0.667, SLG: 1.250 90 Jameson Hannah, L (6, 9)	1-2 2-H 1B		2-2 HR		G6-3			F8		3 1	1 0	2 0	2 0	0 0	0 0	0 0
73 Zac Veen, L (1, 8) OBP: 0.455, SLG: 0.889 (6, 7) 96 Jordan Beck, R (7, 7)	2 SAFE K2-6-2 2-2		F9				G3	F8		3 1	0 0	0 0	0 0	0 0	1 0	2 0
6 Brian Serven, R (1, 2) OBP: 0.200, SLG: 0.800 80 Karl Kauffmann, R (7, 1) 60 Fernando Abad, L (8, 1)		K	K				G4-3			3 0 0	0 0 0	0 0 0	0 0 0	0 0 0	2 0 0	0 0 0
Inning Stats	R: 0 E: 0 K: 0 S: 3 H: 0 LOB: 0 BB: 0 P: 3	R: 1 E: 0 K: 1 S: 7 H: 3 LOB: 2 BB: 0 P: 7	R: 2 E: 0 K: 2 S: 10 H: 2 LOB: 1 BB: 1 P: 16	R: 1 E: 0 K: 1 S: 8 H: 1 LOB: 0 BB: 0 P: 10	R: 0 E: 0 K: 1 S: 5 H: 0 LOB: 1 BB: 1 P: 9	R: 0 E: 0 K: 1 S: 4 H: 0 LOB: 0 BB: 0 P: 6	R: 0 E: 0 K: 0 S: 3 H: 0 LOB: 1 BB: 1 P: 7	R: 0 E: 0 K: 0 S: 3 H: 1 LOB: 0 BB: 0 P: 3	R: 0 E: 0 K: 0 S: 3 H: 0 LOB: 0 BB: 0 P: 3	1B: 4 2B: 1 3B: 0 HR: 3 SF: 0 SAC: 0 DP: 2 HBP: 1						

PITCHER		IP	WLS	BF	H	R	ER	SO	BB	IBB	HBP	BLK	WP	HR	S	P	ERA	WHIP
91 Cody Bradford, L ERA: 3.0	(1, 1)	2.0		8	3	1	1	1	0	0	0	0	0	0	10	10	4.50	1.500
21 Ian Kennedy, R ERA: 18.0	(3, 1)	1.0	H	6	2	2	2	2	1	0	0	0	0	2	10	16	18.00	3.000
68 Joe Barlow, R ERA: 9.0	(4, 1)	1.0	B	4	1	1	1	1	0	0	0	0	0	1	8	10	9.00	1.000
56 Reyes Moronta, R ERA:	(5, 1)	1.0		4	0	0	0	1	1	0	0	0	0	0	5	9	0.00	1.000
83 Jack Leiter, R ERA:	(6, 1)	1.0	W	3	0	0	0	1	0	0	1	0	0	0	4	6	0.00	0.000

PITCHER		IP	WLS	BF	H	R	ER	SO	BB	IBB	HBP	BLK	WP	HR	S	P	ERA	WHIP
95 Lucas Jacobsen, L ERA:	(7, 1)	1.0	H	4	0	0	0	0	1	0	0	0	0	0	3	7	0.00	1.000
80 Kumar Rocker, R ERA:	(8, 1)	1.0	H	3	1	0	0	0	0	0	0	0	0	0	3	3	0.00	1.000
62 Kyle Cody, R ERA:	(9, 1)	1.0	S	3	0	0	0	0	0	0	0	0	0	0	3	3	0.00	0.000

TOP

Colorado Rockies @ Texas Rangers

Surprise Stadium, Surprise, AZ

Tue Feb 28 2023, 3:07 PM - 5:49 PM EST

Att. 3,422 - Sunny - 63 F

livebaseballscorecards.com

AB	31
R	4
H	7
RBI	4
BB	3
SO	6
LOB	10

WP: 0 PB: 0 SB: 0 CS: 1 PA: 35

Batter	1	2	3	4	5	6	7	8	9	AB	R	H	RBI	BB	SO	LOB
2 Marcus Semien, R (1, 4) OBP: 0.500, SLG: 0.625 74 Luisangel Acuña, R (5, 6) OBP: 0.375, SLG: 0.286	5 G3-1 30 SF7 2B	30 BB 1B		1B		K		F8		3	1	3	0	0	0	0
										2	0	0	0	0	1	1
5 Corey Seager, L (1, 6) OBP: 0.286, SLG: 0.714 38 Elier Hernandez, R (5, 9) OBP: 0.333, SLG: 0.600	G3-1 2-3	K		K			E5 20 G6-3 1B			3	0	0	0	0	2	3
										1	0	0	0	0	0	0
30 Nathaniel Lowe, L (1, 3) OBP: 0.429, SLG: 0.333 Mark Mathias, R (5, 3) OBP: 0.571, SLG: 0.400	SF7 3-H	53 G1-4-3 1-2 BB			81 WP BB		20 G6-3 1-2 1B			0	0	0	1	1	0	0
										1	0	1	0	1	0	0
53 Adolis García, R (1, 9) OBP: 0.286, SLG: 0.167 20 Ezequiel Duran, R (5, 7) OBP: 0.400, SLG: 0.444	28 1B 4 1B BB	G1-4-3 1-2f			P6		G6-3 1-2f 2-3			1	1	0	0	1	0	2
										2	0	0	0	0	0	3
28 Jonah Heim, S (1, 2) OBP: 0.500, SLG: 0.429 12 Sandy León, S (6, 2) OBP: 0.400, SLG: 0.400	4 1B 1-3 1B	4 G5-4-3 1B			L8		K			3	0	2	0	0	0	1
										1	0	0	0	0	1	1
4 Robbie Grossman, S (1, 7) OBP: 0.714, SLG: 1.200 81 Justin Foscue, R (5, 4) OBP: 0.375, SLG: 1.286	1-2 3-H 1B	G5-4-3 1-2f			K 1-2			E5 71 BLK 71 1B		2	0	1	1	0	0	1
										2	1	0	0	0	1	1
6 Josh Jung, R (1, 5) OBP: 0.200, SLG: 0.444 71 Jonathan Ornelas, R (5, 5) OBP: 0.556, SLG: 0.778	K	G5-3				87 CS 1B		1-H 1B		2	0	0	0	0	1	2
										2	0	2	1	0	0	0
3 Leody Taveras, S (1, 8) OBP: 0.429, SLG: 0.429 87 Evan Carter, L (5, 8) OBP: 0.500, SLG: 0.333		77 HR 1B		F8		13 CS 1-2 1B		F7		2	1	1	0	0	0	0
										2	0	1	0	0	0	1
77 Clint Frazier, R (1, 10) OBP: 0.222, SLG: 0.556 13 Brad Miller, L (6, PH) OBP: 0.444, SLG: 0.889 (7, 10)		1-H HR		G4-3		1-2 HR		K		2	1	1	2	0	0	0
										2	1	1	1	0	1	1
Inning Stats	R: 2 E: 0 K: 1 S: 8 H: 3 LOB: 2 BB: 1 P: 12	R: 2 E: 0 K: 1 S: 7 H: 3 LOB: 1 BB: 1 P: 14	R: 0 E: 0 K: 0 S: 3 H: 1 LOB: 0 BB: 0 P: 3	R: 0 E: 0 K: 1 S: 6 H: 1 LOB: 1 BB: 0 P: 6	R: 0 E: 0 K: 1 S: 5 H: 0 LOB: 1 BB: 1 P: 10	R: 1 E: 0 K: 1 S: 8 H: 3 LOB: 0 BB: 0 P: 11	R: 0 E: 1 K: 1 S: 6 H: 1 LOB: 1 BB: 0 P: 6	R: 1 E: 1 K: 1 S: 7 H: 1 LOB: 1 BB: 0 P: 7		1B: 10 2B: 1 3B: 0 HR: 2	SF: 1 SAC: 0 DP: 3 HBP: 0			WP: 1 PB: 0 SB: 0 CS: 2	PA: 37		

PITCHER		IP	WLS	BF	H	R	ER	SO	BB	IBB	HBP	BLK	WP	HR	S	P	ERA	WHIP
26 Austin Gomber, L	(1, 1)	0.2		8	5	4	4	0	1	0	0	0	0	1	7	14	54.00	9.000
ERA: 54.0																		
94 Dugan Darnell, R	(1, 1)	0.1		2	1	0	0	1	0	0	0	0	0	0	4	4	0.00	3.000
ERA:																		
26 Austin Gomber, L	(2, 1)	0.2		8	5	4	4	0	1	0	0	0	0	1	7	14	54.00	9.000
ERA: 54.0																		
50 Ty Blach, L	(2, 1)	2.0		6	1	0	0	1	1	0	0	0	0	0	7	11	0.00	1.000
ERA:																		
61 Justin Lawrence, R	(4, 1)	1.0		4	1	0	0	1	0	0	0	0	0	0	6	6	0.00	1.000
ERA:																		

PITCHER		IP	WLS	BF	H	R	ER	SO	BB	IBB	HBP	BLK	WP	HR	S	P	ERA	WHIP
46 Nick Mears, R	(5, 1)	1.0		4	0	0	0	1	1	0	0	0	1	0	5	10	0.00	1.000
ERA:																		
80 Karl Kauffmann, R	(6, 1)	2.0	L	8	4	1	1	2	0	0	0	0	0	1	14	17	4.50	2.000
ERA: 3.0																		
80 Karl Kauffmann, R	(7, 1)	2.0	L	8	4	1	1	2	0	0	0	0	0	1	14	17	4.50	2.000
ERA: 3.0																		
60 Fernando Abad, L	(8, 1)	1.0		5	1	1	0	1	0	0	0	1	0	0	7	7	0.00	1.000
ERA: 4.5																		

BOTTOM

Colorado Rockies @ Texas Rangers

Surprise Stadium, Surprise, AZ

Tue Feb 28 2023, 3:07 PM - 5:49 PM EST

Att. 3,422 - Sunny - 63 F

livebaseballscorecards.com

AB	33
R	6
H	13
RBI	6
BB	3
SO	7
LOB	17

Batter	1	2	3	4	5	6	7	8	9	AB	R	H	RBI	BB	SO	LOB
50 Mookie Betts, R (1, 9) OBP: 0.333, SLG: 0.800	B B X 2-0 HR	C C C 0-3 ② K		X 0-0 ③ F8		X 0-0 E3 1-2				3	1	1	1	0	1	3
8 Steven Duggar, L (4, 9)										1	0	0	0	0	0	1
25 Trayce Thompson, R (1, 7)	S S S 0-3 ① K	S S S 0-3 ③ K			X 0-0 ① F8	C C C 0-3 ② K				3	0	0	0	0	2	3
67 Hunter Feduccia, L (5, 2) OBP: 0.500, SLG: 1.500										1	0	0	0	0	1	2
16 Will Smith, R (1, 2) OBP: 0.444, SLG: 0.500	X 0-0 ② G6-3		X 0-0 3 F8 77 1B 2B		B B B 4-0 23 BB 3 BB 77 SF7 BB	X 0-0 ③ G4-3				2	2	1	0	1	0	0
79 Jorbit Vivas, L (5, 4) OBP: 0.429, SLG: 0.500										1	0	0	0	0	0	2
3 Chris Taylor, R (1, 6) OBP: 0.333, SLG: 0.250	X 0-0 ③ L5		X 0-0 ① F8 2-3		B B B D 4-0 77 SF7 23 BB 1-2 BB		X 0-0 ① P3			2	0	0	0	1	0	1
80 Eddys Leonard, R (5, PR) OBP: 0.143, SLG: 0.143										1	0	0	0	0	0	0
(5, 6)																
23 Jason Heyward, L (1, 8) OBP: 0.400, SLG: 1.000		C X 0-1 HR	X 0-0 ② P3		B B B B 4-0 77 SF7 1-2 2-3 BB		S S S 0-3 ② K			2	1	1	1	1	0	1
84 Andy Pages, R (5, PR) OBP: 0.667, SLG: 0.500										1	0	0	0	0	1	0
(5, 8)																
77 James Outman, L (1, 10) OBP: 0.333, SLG: 0.286		X 0-0 ① L7	X 0-0 60 BLK 3-H 1B		X 0-0 ② SF7 1-2 2-3 3-H		X 0-0 ③ G4-3			2	0	1	2	0	0	0
89 Jonny DeLuca, R (7, PH)										1	0	0	0	0	0	0
(7, 10)																
60 Yonny Hernández, S (1, 5) OBP: 0.500, SLG: 0.375	X 0-0 17 BB 83 BB 1B	X 0-0 ③ G3-1 1-2		X 0-0 ③ G3-1						3	0	1	0	0	0	4
37 Luke Williams, R (6, 5) OBP: 0.286, SLG: 0.667										0	0	0	0	0	0	0
83 Michael Busch, L (1, 3) OBP: 0.429, SLG: 0.200	B B B 4-0 17 BB 1-2 BB			S S S 0-3 ① K		X 0-0 8 E 1B				2	0	1	0	1	1	0
70 Devin Mann, R (6, 3) OBP: 0.286, SLG: 0.167										0	0	0	0	0	0	0
17 Miguel Vargas, R (1, 4)	B B B 4-0 1-2 2-3 BB			C C C 0-3 ② K		C C C 0-3 ① K				1	0	0	0	1	1	0
12 Bradley Zimmer, L (5, 7) OBP: 0.500, SLG: 0.600										1	0	0	0	0	1	1
Inning Stats	R: 1 E: 0 K: 1 S: 6 H: 1 LOB: 0 BB: 0 P: 8	R: 1 E: 0 K: 2 S: 10 H: 2 LOB: 3 BB: 2 P: 18	R: 1 E: 0 K: 0 S: 5 H: 2 LOB: 1 BB: 0 P: 5	R: 0 E: 0 K: 2 S: 7 H: 0 LOB: 0 BB: 0 P: 7	R: 1 E: 0 K: 0 S: 3 H: 0 LOB: 3 BB: 3 P: 15	R: 0 E: 1 K: 2 S: 9 H: 1 LOB: 2 BB: 0 P: 9	R: 0 E: 0 K: 1 S: 5 H: 0 LOB: 0 BB: 0 P: 5			1B: 3 2B: 1 3B: 0 HR: 2 SF: 1 SAC: 0 DP: 0 HBP: 0						

PITCHER		IP	WLS	BF	H	R	ER	SO	BB	IBB	HBP	BLK	WP	HR	S	P	ERA	WHIP
44 Andrew Heaney, L	(1, 1)	1.2	L	10	3	2	2	2	2	0	0	0	0	2	13	23	10.80	3.000
ERA: 10.8																		
97 Bernardo Flores Jr., L	(2, 1)	0.1		1	0	0	0	1	0	0	0	0	0	0	3	3	0.00	0.000
ERA:																		
72 Jonathan Hernández, R	(3, 1)	1.0		5	2	1	1	0	0	0	0	1	0	0	5	5	9.00	2.000
ERA: 9.0																		
50 Cole Ragans, L	(4, 1)	1.0		3	0	0	0	2	0	0	0	0	0	0	7	7	0.00	0.000
ERA:																		
45 Dominic Leone, R	(5, 1)	1.0		6	0	1	1	0	3	0	0	0	0	0	3	15	9.00	3.000
ERA: 4.5																		

PITCHER		IP	WLS	BF	H	R	ER	SO	BB	IBB	HBP	BLK	WP	HR	S	P	ERA	WHIP
35 Jacob Barnes, R	(6, 1)	1.0		5	1	0	0	2	0	0	0	0	0	0	9	9	0.00	1.000
ERA:																		
79 Chase Lee, R	(7, 1)	1.0		3	0	0	0	1	0	0	0	0	0	0	5	5	0.00	0.000
ERA:																		

TOP

Los Angeles Dodgers @ Texas Rangers

Surprise Stadium, Surprise, AZ

Wed Mar 01 2023, 3:08 PM - 5:24 PM EST

Att. 2,957 - Cloudy - 58 F

livebaseballscorecards.com

AB	27
R	4
H	6
RBI	4
BB	5
SO	8
LOB	18

PA: 33

WP: 0 PB: 0 SB: 0 CS: 0

Batter	1	2	3	4	5	6	7	8	9	AB	R	H	RBI	BB	SO	LOB
2 Marcus Semien, R (1, 4) OBP: 0.364, SLG: 0.455	K	FC6-4 1-2f		FC5-4 1-2f		K				3	0	0	0	0	1	3
81 Justin Foscue, R (5, 4) OBP: 0.333, SLG: 1.125										1	0	0	0	0	1	2
5 Corey Seager, L (1, 6) OBP: 0.333, SLG: 0.667	53 3B 1B		L7		53 BB 30 BB 1B	L3				2	1	1	0	0	0	0
74 Luisangel Acuña, R (4, 6) OBP: 0.400, SLG: 0.333										2	0	1	0	0	0	2
30 Nathaniel Lowe, L (1, 3) OBP: 0.500, SLG: 0.400	K		53 2B 1B		75 L5-4 53 BB 1-2 BB		HR			2	0	1	0	1	1	1
92 Blaine Crim, R (5, PR) OBP: 0.429, SLG: 0.800										1	1	1	1	0	0	0
(6, 3)																
53 Adolis García, R (1, 9) OBP: 0.500, SLG: 0.750	1-H 3B		1-3 2B		4 FC6-4 1-2 2-3 BB		K			2	0	2	1	1	0	0
41 Joe McCarthy, L (5, PR) OBP: 0.500, SLG: 0.333										1	0	0	0	0	1	0
(6, 9)																
18 Mitch Garver, R (1, 10) OBP: 0.250, SLG: 0.625	K		F8		L5-4 2-2		L7			2	0	0	0	0	1	3
75 David García, S (5, PH)										2	0	0	0	0	0	3
(6, 10)																
4 Robbie Grossman, S (1, 7) OBP: 0.600, SLG: 0.857		12 F9 6 G5-3 BB	G4-3		FC6-4 1-2f		G5-3			2	0	0	0	1	0	4
38 Elier Hernandez, R (6, 7) OBP: 0.286, SLG: 0.500										1	0	0	0	0	0	0
6 Josh Jung, R (1, 5) OBP: 0.167, SLG: 0.364	G5-3 1-2			F9		89 G1-3 87 BB 1B				2	0	0	0	0	0	1
63 Nick Tanielu, R (6, 5) OBP: 0.667, SLG: 0.500										1	0	1	0	0	0	0
3 Leody Taveras, S (1, 8) OBP: 0.556, SLG: 0.429		2 FC6-4 BB		2 FC5-4 BB		89 G1-3 1-2 BB				0	0	0	0	2	0	0
87 Evan Carter, L (5, 8) OBP: 0.556, SLG: 0.333										0	0	0	0	1	0	0
12 Sandy León, S (1, 2) OBP: 0.286, SLG: 0.286		F9 2-3		P4		G1-3 1-2 2-3				2	0	0	0	0	0	3
89 Matt Whatley, R (6, 2) OBP: 0.400, SLG: 0.250										1	0	0	0	0	0	2
Inning Stats	R: 1 E: 0 K: 3 S: 11 H: 2 LOB: 1 BB: 0 P: 11	R: 0 E: 0 K: 0 S: 3 H: 0 LOB: 2 BB: 2 P: 11	R: 0 E: 0 K: 0 S: 5 H: 2 LOB: 2 BB: 0 P: 5	R: 0 E: 0 K: 0 S: 3 H: 0 LOB: 1 BB: 1 P: 7	R: 0 E: 0 K: 0 S: 3 H: 1 LOB: 2 BB: 2 P: 11	R: 0 E: 0 K: 1 S: 6 H: 1 LOB: 2 BB: 1 P: 10	R: 1 E: 0 K: 1 S: 7 H: 1 LOB: 0 BB: 0 P: 10			1B: 4 2B: 2 3B: 1 HR: 1 SF: 0 SAC: 0 DP: 1 HBP: 0						

BOTTOM

Los Angeles Dodgers @ Texas Rangers

Surprise Stadium, Surprise, AZ

Wed Mar 01 2023, 3:08 PM - 5:24 PM EST

Att. 2,957 - Cloudy - 58 F

livebaseballscorecards.com

AB	27
R	2
H	7
RBI	2
BB	6
SO	5
LOB	24

PITCHER		IP	WLS	BF	H	R	ER	SO	BB	IBB	HBP	BLK	WP	HR	S	P	ERA	WHIP
85 Dustin May, R ERA: 5.4	(1, 1)	1.2	W	9	2	1	1	3	2	0	0	0	0	0	13	21	5.40	2.400
83 Keegan Curtis, R ERA:	(2, 1)	0.1	H	1	0	0	0	0	0	0	0	0	0	0	1	1	0.00	0.000
48 Brusdar Graterol, R ERA:	(3, 1)	1.0	H	5	2	0	0	0	0	0	0	0	0	0	5	5	0.00	2.000
64 Caleb Ferguson, L ERA:	(4, 1)	1.0	H	4	0	0	0	0	1	0	0	0	0	0	3	7	0.00	1.000
40 Jimmy Nelson, R ERA:	(5, 1)	0.0		3	1	0	0	0	2	0	0	0	0	0	1	9	∞	∞

PITCHER		IP	WLS	BF	H	R	ER	SO	BB	IBB	HBP	BLK	WP	HR	S	P	ERA	WHIP
89 Ben Harris, L ERA:	(5, 1)	1.0	H	2	0	0	0	0	0	0	0	0	0	0	2	2	0.00	0.000
71 Gavin Stone, R ERA:	(6, 1)	1.0	H	5	1	0	0	1	1	0	0	0	0	0	6	10	0.00	2.000
62 Tyler Cyr, R ERA: 9.0	(7, 1)	1.0	S	4	1	1	1	1	0	0	0	0	0	1	7	10	9.00	1.000

Batter	1	2	3	4	5	6	7	8	9	AB	R	H	RBI	BB	SO	LOB
47 Josh Smith, L (1, 6) OBP: 0.300, SLG: 0.125 71 Jonathan Ornelas, R (6, 6) OBP: 0.556, SLG: 0.778	C X 0-1 ① G4-3			C C C 0-3 ① K		B B B B 4-0 1-2 2-3 BB				2 0 0 0 1 1 0 0 0 0 0 0 0 0						
Mark Mathias, R (1, 4) OBP: 0.500, SLG: 0.286 82 Jax Biggers, L (6, 4)	X 0-0 ② L5			B B B B 4-0 85 CS BB		C S S 0-3 ② K				2 0 0 0 1 1 3 0 0 0 0 0 0 0						
13 Brad Miller, L (1, 3) OBP: 0.333, SLG: 0.667 67 Dustin Harris, L (6, 3) OBP: 0.286, SLG: 0.571	C C C 0-3 ③ K			S S S 0-3 ② K		X 0-0 ③ G4-3				3 0 0 0 0 2 4 0 0 0 0 0 0 0						
55 Sam Huff, R (1, 2) OBP: 0.286, SLG: 0.857 85 Cody Freeman, R (2, 2) OBP: 0.400, SLG: 0.400		S S S 0-3 ① K		C 0-1 ③ CS 1-2	X 0-0 ① G6-3		S S S 0-3 ① K			1 0 0 0 0 1 0 2 0 0 0 0 1 0						
28 Jonah Heim, S (1, 10) OBP: 0.455, SLG: 0.700		X 0-0 ② F7			S S S 0-3 ② K		B F B F B X 3-2 HR			3 1 1 1 0 1 0						
16 Travis Jankowski, L (1, 9) OBP: 0.333, SLG: 0.333		X 0-0 ③ G4-3			X 0-0 ③ G5-3		X 0-0 77 G5-4-3 1B			3 0 1 0 0 0 0						
77 Clint Frazier, R (1, 7) OBP: 0.333, SLG: 0.583			X 0-0 8 G1-4-3 1B			X 0-0 20 FC4-6 1B	X 0-0 ② ③ G5-4-3 1-2f			3 0 2 0 0 0 1						
20 Ezequiel Duran, R (1, 5) OBP: 0.333, SLG: 0.364 90 Davis Wendzel, R (6, 5) OBP: 1.000, SLG: 2.500			X 0-0 ① P4			1 SAFE X 0-0 ① FC4-6 47 BB 8 E 1-2f				2 0 0 0 0 0 2 0 0 0 0 0 0 0						
8 Bubba Thompson, R (1, 8) OBP: 0.286, SLG: 0.429 65 Jayce Easley, S (6, 8)			X 0-0 ② ③ G1-4-3 1-2f			X 0-0 E6 47 BB 1-2				2 0 0 0 0 0 2 0 0 0 0 0 0 0						
Inning Stats	R: 0 E: 0 K: 1 S: 6 H: 0 LOB: 0 BB: 0 P: 6	R: 0 E: 0 K: 1 S: 5 H: 0 LOB: 0 BB: 0 P: 5	R: 0 E: 0 K: 0 S: 3 H: 1 LOB: 0 BB: 0 P: 3	R: 0 E: 0 K: 2 S: 7 H: 0 LOB: 0 BB: 1 P: 11	R: 0 E: 0 K: 1 S: 5 H: 0 LOB: 0 BB: 0 P: 5	R: 0 E: 1 K: 1 S: 7 H: 1 LOB: 3 BB: 1 P: 11	R: 1 E: 0 K: 1 S: 8 H: 2 LOB: 0 BB: 0 P: 11			1B: 3 2B: 0 3B: 0 HR: 1 SF: 0 SAC: 0 DP: 2 HBP: 0				WP: 0 PB: 0 SB: 0 CS: 1 PA: 26		

PITCHER	IP	WLS	BF	H	R	ER	SO	BB	IBB	HBP	BLK	WP	HR	S	P	ERA	WHIP
21 Nick Martinez, R (1, 1) ERA:	4.0	W	12	1	0	0	4	1	0	0	0	0	0	21	25	0.00	0.500
40 Ryan Weathers, L (5, 1) ERA: 2.08	2.1		12	3	1	1	3	1	0	0	0	0	1	19	26	3.86	1.714
34 Craig Stammen, R (7, 1) ERA:	0.2		1	0	0	0	0	0	0	0	0	0	0	1	1	0.00	0.000

PITCHER	IP	WLS	BF	H	R	ER	SO	BB	IBB	HBP	BLK	WP	HR	S	P	ERA	WHIP

TOP

Texas Rangers @ San Diego Padres

Peoria Stadium, Peoria, AZ

Wed Mar 01 2023, 3:12 PM - 5:03 PM EST

Att. 1,974 - Cloudy - 58 F

livebaseballscorecards.com

AB	23
R	1
H	4
RBI	1
BB	2
SO	7
LOB	12

Batter	1	2	3	4	5	6	7	8	9	AB	R	H	RBI	BB	SO	LOB
2 Xander Bogaerts, R (1, 6) OBP: 0.200, SLG: 0.111 38 Tim Lopes, R (2, PR) OBP: 0.385, SLG: 0.583 (3, 6)	C C C 0-3 ① K	B B B 4-0 22 1B 2-3 BB		1 SAFE X 0-0 1-H 2B		S S S 0-3 ③ K				1 0 0 0 1 1 0 2 0 1 1 0 1 0						
22 Juan Soto, L (1, 7) OBP: 0.778, SLG: 1.500 30 Preston Tucker, L (5, 7) OBP: 0.833, SLG: 0.667	X 0-0 13 S 2B	X 0-0 1-2 3-H 1B		X 0-0 ③ F8						3 0 2 1 0 0 1 0 0 0 0 0 0 0						
13 Manny Machado, R (1, 5) OBP: 0.455, SLG: 0.545 81 Jantzen Witte, R (6, 5) OBP: 0.200, SLG: 0.400	B S S S 1-3 ② K 2-3	X 0-0 ③ G6-3			X 0-0 ① F8					3 0 0 0 0 1 3 0 0 0 0 0 0 0						
32 Nelson Cruz, R (1, 10) OBP: 0.308, SLG: 0.545	X 0-0 ③ F8		X 0-0 ① L9		B F F X 1-2 HR					3 1 1 1 0 0 1						
9 Jake Cronenworth, L (1, 4) OBP: 0.583, SLG: 0.889 54 Nerwilian Cedeño, S (5, PR) (6, 4)		B B B B 4-0 26 1B 26 PB 1 2B BB	C C C 0-3 ② K		B B B B 4-0 BB					1 1 0 0 2 1 0 0 0 0 0 0 0 0						
26 Austin Nola, R (1, 2) OBP: 0.444, SLG: 0.375 29 Pedro Severino, R (7, 2)	B X 1-0 1 2B 37 SF8 1-3 1B	X 0-0 ③ G6-3			X 0-0 ② F9					3 1 1 0 0 0 1 0 0 0 0 0 0 0						
1 Trent Grisham, L (1, 8) OBP: 0.462, SLG: 0.727 41 Luis Liberato, L (6, 8) OBP: 0.200, SLG: 0.200	X 0-0 2 WP 22 1B 1-3 3-H 2B			X 0-0 ① L8	X 0-0 ③ G4-3					3 1 1 1 0 0 1 0 0 0 0 0 0 0						
16 Brandon Dixon, R (1, 9) OBP: 0.357, SLG: 0.364 88 Taylor Kohlwey, L (7, 9) OBP: 0.375, SLG: 0.375	S S S 0-3 ① K			X 0-0 38 2B 1B		S S S 0-3 ① K				3 1 1 0 0 2 2 0 0 0 0 0 0 0						
37 Alfonso Rivas III, L (1, 3) OBP: 0.250, SLG: 0.500 90 Rangel Ravelo, R (7, 3) OBP: 0.500, SLG: 0.600	X 0-0 ② SF8 3-H			S S S 0-3 ② K		X 0-0 ② F7				2 0 0 1 0 1 1 0 0 0 0 0 0 0						
Inning Stats	R: 0 H: 1 E: 0 LOB: 1 K: 2 BB: 0 S: 8 P: 9	R: 3 H: 3 E: 0 LOB: 2 K: 1 BB: 2 S: 8 P: 17	R: 0 H: 0 E: 0 LOB: 0 K: 1 BB: 0 S: 5 P: 5	R: 1 H: 2 E: 0 LOB: 1 K: 1 BB: 0 S: 7 P: 7	R: 1 H: 1 E: 0 LOB: 1 K: 0 BB: 1 S: 6 P: 11	R: 0 H: 0 E: 0 LOB: 0 K: 2 BB: 0 S: 7 P: 7				1B: 3 SF: 1 2B: 3 SAC: 0 3B: 0 DP: 0 HR: 1 HBP: 0						

PITCHER		IP	WLS	BF	H	R	ER	SO	BB	IBB	HBP	BLK	WP	HR	S	P	ERA	WHIP
49 Glenn Otto, R ERA: 12.27	(1, 1)	1.2	L	10	3	3	3	3	2	0	0	0	1	0	14	24	16.20	3.000
73 Jacob Latz, L ERA: 2.7	(2, 1)	2.1		10	3	1	1	2	0	0	0	0	0	0	14	14	3.86	1.286
36 Spencer Howard, R ERA: 4.5	(5, 1)	2.0		8	1	1	1	2	1	0	0	0	0	1	13	18	4.50	1.000

PITCHER	IP	WLS	BF	H	R	ER	SO	BB	IBB	HBP	BLK	WP	HR	S	P	ERA	WHIP

BOTTOM

Texas Rangers @ San Diego Padres

Peoria Stadium, Peoria, AZ

Wed Mar 01 2023, 3:12 PM - 5:03 PM EST

Att. 1,974 - Cloudy - 58 F

livebaseballscorecards.com

AB	24
R	5
H	7
RBI	5
BB	3
SO	7
LOB	10

WP: 1 PA: 28
PB: 1
SB: 1
CS: 0

Texas Rangers @ Milwaukee Brewers

American Family Fields of Phoenix, Phoenix, AZ

Thu Mar 02 2023, 2:10 PM - 4:58 PM CST

Att. 3,170 - Cloudy - 50 F

TOP

livebaseballscorecards.com

Batter	1	2	3	4	5	6	7	8	9	AB	R	H	RBI	BB	SO	LOB
8 Bubba Thompson, R (1, 7) OBP: 0.182, SLG: 0.273	G5-3		FC6-4 47 S 41 1B 1-2f	P6		F7		P4		4	1	0	0	0	0	3
80 Ryan Dorow, R (6, 5)										1	0	0	0	0	0	2
47 Josh Smith, L (1, 6) OBP: 0.357, SLG: 0.182	K		41 1B 1-2 BB	1-2 2-H 1B			K	1-2		3	0	1	1	1	2	0
74 Luisangel Acuña, R (7, 6) OBP: 0.364, SLG: 0.300										1	0	0	0	0	1	2
41 Joe McCarthy, L (1, 9) OBP: 0.429, SLG: 0.333	K		1-3 2-H 1B	K			K		87 1B 92 G6-3 BB	3	0	1	1	0	2	2
38 Elier Hernandez, R (5, 9) OBP: 0.333, SLG: 0.429										1	1	0	0	1	1	0
18 Mitch Garver, R (1, 2) OBP: 0.182, SLG: 0.455		F8	G3-1		P4		92 S BB		92 G6-3 1-3 1B	3	0	0	0	0	0	2
87 Evan Carter, L (5, 8) OBP: 0.636, SLG: 0.429										1	0	1	0	1	0	0
13 Brad Miller, L (1, 3) OBP: 0.400, SLG: 0.714		G3-1		1B 2B	77 G6-3 BB		F8 1-2		G6-3 1-2f 3-H	2	1	1	0	1	0	0
92 Blaine Crim, R (5, 3) OBP: 0.333, SLG: 0.571										2	0	0	0	0	0	2
77 Clint Frazier, R (1, 10) OBP: 0.313, SLG: 0.500		L8		K	G6-3 1-2			81 1B 75 G6-3 67 E 1B		4	0	1	0	0	1	2
88 Kellen Strahm, R (8, PR)										0	1	0	0	0	0	0
(8, 10)																
90 Davis Wendzel, R (9, PH) OBP: 1.000, SLG: 2.000										1	0	1	0	0	0	0
(9, 10)																
16 Travis Jankowski, L (1, 8) OBP: 0.417, SLG: 0.364			20 WP G5-3 20 1B BB	1B 20 1B 1B	F7			G6-3 1-2	K	2	2	1	0	1	0	1
75 David García, S (5, 2)										2	0	0	0	0	1	2
Mark Mathias, R (1, 4) OBP: 0.462, SLG: 0.300			G5-3 1-2	20 1B 47 1B 1-3 2-H 1B		K		67 E 2-3 1B		3	1	1	1	0	1	1
81 Justin Foscue, R (6, 4) OBP: 0.400, SLG: 1.111										1	0	1	0	0	0	0
20 Ezequiel Duran, R (1, 5) OBP: 0.400, SLG: 0.429			8 FC6-4 2-H 1B	47 1B 1-2 3-H 1B		F9		E2 74 WP 1-3 3-H BB		3	0	2	2	0	0	0
67 Dustin Harris, L (6, 7) OBP: 0.375, SLG: 0.571										0	0	0	0	1	0	0
Inning Stats	R: 0 E: 0 K: 2 S: 7 H: 0 LOB: 0 BB: 0 P: 7	R: 0 E: 0 K: 0 S: 3 H: 0 LOB: 0 BB: 0 P: 3	R: 2 E: 0 K: 0 S: 5 H: 2 LOB: 2 BB: 2 P: 14	R: 3 E: 0 K: 2 S: 12 H: 5 LOB: 2 BB: 0 P: 12	R: 0 E: 0 K: 0 S: 3 H: 0 LOB: 1 BB: 1 P: 7	R: 0 E: 0 K: 1 S: 5 H: 0 LOB: 0 BB: 0 P: 5	R: 0 E: 0 K: 2 S: 8 H: 0 LOB: 1 BB: 1 P: 12	R: 1 E: 2 K: 1 S: 7 H: 2 LOB: 3 BB: 1 P: 12	R: 1 E: 0 K: 1 S: 6 H: 2 LOB: 1 BB: 1 P: 10	1B: 10 2B: 1 3B: 0 HR: 0 SF: 0 SAC: 0 DP: 1 HBP: 0							

AB	37
R	7
H	11
RBI	5
BB	6
SO	9
LOB	19

WP: 2 PB: 0 SB: 2 CS: 0 PA: 43

PITCHER		IP	WLS	BF	H	R	ER	SO	BB	IBB	HBP	BLK	WP	HR	S	P	ERA	WHIP
39 Corbin Burnes, R ERA: 7.71	(1, 1)	2.1	L	9	1	2	2	2	1	0	0	0	1	0	12	17	7.71	0.857
87 Tyler Herb, R ERA:	(3, 1)	0.2		4	1	0	0	0	1	0	0	0	0	0	3	7	0.00	3.000
85 Robert Gasser, L ERA: 16.2	(4, 1)	0.2		7	5	3	3	1	0	0	0	0	0	0	9	9	40.50	7.500
92 Victor Castaneda, R ERA:	(4, 1)	0.1		1	0	0	0	1	0	0	0	0	0	0	3	3	0.00	0.000
66 Janson Junk, R ERA: 18.0	(5, 1)	2.0		7	0	0	0	1	1	0	0	0	0	0	8	12	0.00	0.500

PITCHER		IP	WLS	BF	H	R	ER	SO	BB	IBB	HBP	BLK	WP	HR	S	P	ERA	WHIP
73 Abner Uribe, R ERA:	(7, 1)	1.0		4	0	0	0	2	1	0	0	0	0	0	8	12	0.00	1.000
81 Caleb Boushley, R ERA: 3.38	(8, 1)	1.2		10	4	2	1	1	2	0	0	0	1	0	10	19	5.40	3.600
95 Zach Vennaro, R ERA:	(9, 1)	0.1		1	0	0	0	1	0	0	0	0	0	0	3	3	0.00	0.000

Texas Rangers @ Milwaukee Brewers

American Family Fields of Phoenix, Phoenix, AZ

Thu Mar 02 2023, 2:10 PM - 4:58 PM CST

Att. 3,170 - Cloudy - 50 F

livebaseballscorecards.com

BOTTOM

Batter	1	2	3	4	5	6	7	8	9	AB	R	H	RBI	BB	SO	LOB
22 Christian Yelich, L (1, 10) OBP: 0.500, SLG: 1.167 45 Luke Voit, R (6, PH) OBP: 0.556, SLG: 0.556 (7, 10) 90 Eduardo Garcia, R (8, PR) (9, 10)	HR		K		11 BB, 27 1B, 24 FC6-4, 1B	91 1B		1-2 SAFE, 91 WP, 1B		3 2 0	2 0 0	2 2 0	1 0 0	0 0 0	1 0 0	0 0 0
27 Willy Adames, R (1, 6) OBP: 0.250, SLG: 0.250 91 Eric Brown Jr., R (5, PR) OBP: 0.500, SLG: 1.250 (6, 6)	K		1B	24 FC6-4, 11 BB, 25 SF9, 1B	1-2	1-2		1-3, K		3 2	0 1	2 1	0 0	0 0	1 1	0 2
11 Rowdy Tellez, L (1, 3) OBP: 0.300, SLG: 0.889 84 Robert Moore, S (5, PR) (6, 4)	G4-3		K	24 FC6-4, BB	G5-3			K		2 2	0 0	0 0	0 0	1 0	1 1	1 5
24 William Contreras, R (1, 2) OBP: 0.250, SLG: 0.250 91 Hendry Mendez, L (5, PR) OBP: 0.250, SLG: 0.500 (6, 9)	1B			9 1B, 29 1B, 1B	FC6-4, 9 1B, 1-2f, 2-3, 3-H	P5			K	3 2	1 0	2 0	1 0	0 0	0 1	2 0
25 Tyler Naquin, L (1, 9) OBP: 0.222, SLG: 0.500 28 Jon Singleton, L (6, 3) OBP: 0.500, SLG: 0.429	L4			K	SF9, 3-H	1B			4-0, 75 FC6-4, BB	2 1	0 0	0 1	1 0	0 1	1 0	2 0
9 Brian Anderson, R (1, 5) OBP: 0.625, SLG: 1.000 3 Monte Harrison, R (6, 8) OBP: 0.125, SLG: 0.125		K		29 1B, 1-2, 1B	13 FC6-4, 1-3, 1B	K			K	3 2	0 0	2 0	0 0	0 0	1 2	0 2
13 Abraham Toro, S (1, 4) OBP: 0.364, SLG: 0.600 75 Brian Navarreto, R (6, 2) OBP: 0.143, SLG: 0.286		G4-3		K	FC6-4, 1-2f	K			FC6-4, 1-2f	3 2	0 0	0 0	0 0	0 0	1 1	4 2
29 Skye Bolt, S (1, 8) OBP: 0.200, SLG: 0.111 16 Josh VanMeter, L (6, 5) OBP: 0.500, SLG: 0.667		K		67 FC6-4, 1-2, 2-H, 1B	G4-3			91 WP, 45 1B, BB		2 1	0 0	1 0	1 0	0 1	1 0	0 0
67 Blake Perkins, S (1, 7) 54 Hedbert Perez, L (7, 7) OBP: 0.400, SLG: 1.200			G3	FC6-4, 1-2f	G4-3			K		3 1	0 0	0 0	0 0	0 0	0 1	2 1

	AB	39
	R	4
	H	13
	RBI	4
	BB	3
	SO	14
	LOB	23

Inning Stats																		
	R: 1	H: 2	R: 0	H: 0	R: 0	H: 1	R: 1	H: 3	R: 2	H: 3	R: 0	H: 2	R: 0	H: 1	R: 0	H: 1	R: 0	H: 0
	E: 0	LOB: 1	E: 0	LOB: 0	E: 0	LOB: 1	E: 0	LOB: 2	E: 0	LOB: 2	E: 0	LOB: 2	E: 0	LOB: 1	E: 0	LOB: 3	E: 0	LOB: 1
	K: 1	BB: 0	K: 2	BB: 0	K: 2	BB: 0	K: 2	BB: 0	K: 0	BB: 1	K: 0	BB: 0	K: 2	BB: 0	K: 3	BB: 1	K: 2	BB: 1
	S: 7	P: 7	S: 7	P: 7	S: 8	P: 8	S: 10	P: 10	S: 6	P: 10	S: 5	P: 5	S: 8	P: 8	S: 10	P: 16	S: 7	P: 11

1B: 12	SF: 1	WP: 1	PA: 43
2B: 0	SAC: 0	PB: 0
3B: 0	DP: 0	SB: 0
HR: 1	HBP: 0	CS: 0

PITCHER		IP	WLS	BF	H	R	ER	SO	BB	IBB	HBP	BLK	WP	HR	S	P	ERA	WHIP
33 Dane Dunning, R ERA: 12.46	(1, 1)	3.0	W	12	3	1	1	5	0	0	0	0	0	1	22	22	3.00	1.000
46 Brock Burke, L ERA: 4.5	(4, 1)	1.0		6	3	1	1	2	0	0	0	0	0	0	10	10	9.00	3.000
32 John King, L ERA: 6.0	(5, 1)	1.0	H	7	3	2	2	0	1	0	0	0	0	0	6	10	18.00	4.000
70 Ricky Vanasco, R ERA: 4.5	(6, 1)	1.0	H	5	2	0	0	0	0	0	0	0	0	0	5	5	0.00	2.000
95 Lucas Jacobsen, L ERA:	(7, 1)	1.0	H	4	1	0	0	2	0	0	0	0	0	0	8	8	0.00	1.000

PITCHER		IP	WLS	BF	H	R	ER	SO	BB	IBB	HBP	BLK	WP	HR	S	P	ERA	WHIP
60 Cole Winn, R ERA:	(8, 1)	1.0	H	5	1	0	0	3	1	0	0	0	1	0	10	16	0.00	2.000
82 Fernery Ozuna, R ERA:	(9, 1)	1.0	S	4	0	0	0	2	1	0	0	0	0	0	7	11	0.00	1.000

San Francisco Giants @ Texas Rangers

Surprise Stadium, Surprise, AZ

Fri Mar 03 2023, 3:07 PM - 5:54 PM EST

Att. 4,175 - Sunny - 58 F

TOP

livebaseballscorecards.com

Batter	1	2	3	4	5	6	7	8	9	AB	R	H	RBI	BB	SO	LOB
31 LaMonte Wade Jr., L (1, 3) OBP: 0.250, SLG: 0.750	F7		G4-6-3 1-2f			G5-4-3 1-2f		85 FC5-4 1B	K	2	0	0	0	0	0	1
82 Carter Aldrete, R (4, 3) OBP: 0.333, SLG: 0.250										3	0	1	0	0	1	2
39 Thairo Estrada, R (1, 6) OBP: 0.333, SLG: 0.286	G6-3		G5-3			83 1B 6 2B BB		FC5-4 1-2f 88 HR	FC5 1-2	2	0	0	0	0	0	0
85 Aeverson Arteaga, R (3, 6)										2	2	0	0	1	0	2
2 Blake Sabol, L (1, 2) OBP: 0.600, SLG: 1.556	6 1B 2B			K		6 2B 97 1B 1-3 1B		88 HR 1-2 BB	K	2	1	1	0	0	1	0
83 Ricardo Genovés, R (6, PH) OBP: 0.286, SLG: 0.167										2	2	1	0	1	1	2
6 Stephen Piscotty, R (1, 9) OBP: 0.545, SLG: 0.556	97 CS 2-H 1B			P3		97 1B 1-3 3-H 2B		1-H 2-H HR		3	0	2	2	0	0	0
88 Michael Gigliotti, L (6, PR) OBP: 0.714, SLG: 1.286										1	2	1	3	0	0	0
97 Casey Schmitt, R (1, 5) OBP: 0.444, SLG: 0.889	CS 1-2	G6-3		G6-3		2-H 3-H 1B		79 FC1-6 HBP		3	0	1	2	0	0	0
81 Armando Alvarez, R (6, 5) OBP: 0.333, SLG: 0.286										0	0	0	0	0	0	0
12 Heliot Ramos, R (1, 7) OBP: 0.182, SLG: 0.273		K			L8		K		FC1-6 1-2f	3	0	0	0	0	2	0
79 Carter Williams, L (7, 7) OBP: 0.571, SLG: 1.000										1	0	0	0	0	0	1
92 Will Wilson, R (1, 4) OBP: 0.556, SLG: 0.429		29 E BB			K	K	K	P6		2	0	0	0	1	2	0
78 Jimmy Glowenke, R (7, 4)										1	0	0	0	0	0	1
29 Luis Matos, R (1, 8) OBP: 0.231, SLG: 0.231	SAFE 1-3	K			G4-1		1B		85 E 1B	3	0	1	0	0	1	1
88 Wade Meckler, L (7, 8) OBP: 0.429, SLG: 0.333										1	0	1	0	0	0	0
99 Andy Thomas, L (1, 10) OBP: 0.333, SLG: 0.200			31 G4-6-3 1B			82 G5-4-3 BB	K		K	2	0	1	0	1	1	1
92 Luis Toribio, L (9, PH)										1	0	0	0	0	1	1
Inning Stats	R: 1 E: 0 K: 0 S: 5 H: 2 LOB: 0 BB: 0 P: 5	R: 0 E: 1 K: 2 S: 7 H: 0 LOB: 1 BB: 1 P: 11	R: 0 E: 0 K: 0 S: 3 H: 1 LOB: 0 BB: 0 P: 3	R: 0 E: 0 K: 1 S: 5 H: 0 LOB: 0 BB: 0 P: 5	R: 0 E: 0 K: 1 S: 5 H: 0 LOB: 0 BB: 0 P: 5	R: 3 E: 0 K: 0 S: 4 H: 3 LOB: 3 BB: 2 P: 12	R: 0 E: 0 K: 3 S: 10 H: 1 LOB: 1 BB: 0 P: 10	R: 3 E: 0 K: 0 S: 7 H: 2 LOB: 1 BB: 1 P: 14	R: 0 E: 1 K: 3 S: 11 H: 1 LOB: 2 BB: 0 P: 11	1B: 7 2B: 2 3B: 0 HR: 1 SF: 0 SAC: 0 DP: 2 HBP: 1	WP: 0 PB: 0 SB: 0 CS: 1 PA: 40					

	AB	34
	R	7
	H	10
	RBI	7
	BB	4
	SO	10
	LOB	12

PITCHER		IP	WLS	BF	H	R	ER	SO	BB	IBB	HBP	BLK	WP	HR	S	P	ERA	WHIP
52 Taylor Hearn, L ERA: 9.0	(1, 1)	1.0		4	2	1	1	0	0	0	0	0	0	0	5	5	9.00	2.000
66 Josh Sborz, R ERA:	(2, 1)	1.0	W	4	0	0	0	2	1	0	0	0	0	0	7	11	0.00	1.000
21 Ian Kennedy, R ERA: 9.0	(3, 1)	1.0	H	3	1	0	0	0	0	0	0	0	0	0	3	3	0.00	1.000
62 Kyle Cody, R ERA:	(4, 1)	1.0	H	3	0	0	0	1	0	0	0	0	0	0	5	5	0.00	0.000
94 Daniel Robert, R ERA:	(5, 1)	1.0	H	3	0	0	0	1	0	0	0	0	0	0	5	5	0.00	0.000

PITCHER		IP	WLS	BF	H	R	ER	SO	BB	IBB	HBP	BLK	WP	HR	S	P	ERA	WHIP
58 Zack Littell, R ERA: 27.0	(6, 1)	1.0		6	3	3	3	0	2	0	0	0	0	0	4	12	27.00	5.000
84 Marc Church, R ERA: 4.5	(7, 1)	1.0		4	1	0	0	3	0	0	0	0	0	0	10	10	0.00	1.000
93 Grant Anderson, R ERA: 27.0	(8, 1)	1.0		7	2	3	3	0	1	0	1	0	0	1	7	14	27.00	3.000
99 Michael Brewer, R ERA:	(9, 1)	1.0		5	1	0	0	3	0	0	0	0	0	0	11	11	0.00	1.000

Batter	1	2	3	4	5	6	7	8	9	AB	R	H	RBI	BB	SO	LOB
2 Marcus Semien, R (1, 4) OBP: 0.429, SLG: 0.538	F9		5 G3 53 WP 2B		BB		71 2B 67 SF9 1B			2	1	1	0	1	0	0
20 Ezequiel Duran, R (5, PR) OBP: 0.412, SLG: 0.438 (6, 5)					G5-3					2	2	1	0	0	0	3
5 Corey Seager, L (1, 6) OBP: 0.333, SLG: 0.583	K		G3 2-3		53 BB 30 BB 28 SF9 1-3 2-H 1B	12 HR BB	67 SF9 1-3 2B			3	0	1	1	0	1	1
71 Jonathan Ornelas, R (5, PR) OBP: 0.636, SLG: 0.900 (6, 6)										1	2	1	0	1	0	0
30 Nathaniel Lowe, L (1, 3) OBP: 0.462, SLG: 0.286	G1-3		K		28 SF9 53 BB 4 1B 1-2 BB	K	SF9 2-3 3-H			2	0	0	0	1	1	1
67 Dustin Harris, L (5, PR) OBP: 0.300, SLG: 0.500 (6, 3)										1	1	0	1	0	1	1
53 Adolis García, R (1, 9) OBP: 0.538, SLG: 0.700		28 1B 4 SF9 1B	F9 3-H		28 SF9 4 1B 1-2 2-3 3-H BB	K	K			2	1	1	1	1	0	0
38 Elier Hernandez, R (5, PR) OBP: 0.273, SLG: 0.333 (6, 9)										2	1	0	0	0	2	2
28 Jonah Heim, S (1, 2) OBP: 0.429, SLG: 0.667		4 SF9 77 2B 1-3 1B		G4-3	SF9 1-2 2-3 3-H	1-1 1-H HR		K		2	1	1	1	0	0	0
12 Sandy León, S (6, 2) OBP: 0.333, SLG: 0.667										2	1	1	2	0	1	0
85 Cody Freeman, R (9, 2) OBP: 0.400, SLG: 0.400										0	0	0	0	0	0	0
4 Robbie Grossman, S (1, 7) OBP: 0.538, SLG: 0.778	SF9 1-2 3-H			F9 2-H	77 BB 6 BB 2-H 3-H 1B	74 1B BB		K		2	0	1	3	0	0	0
8 Bubba Thompson, R (5, PR) OBP: 0.231, SLG: 0.250 (6, 7)										1	0	0	0	1	1	0
6 Josh Jung, R (1, 5) OBP: 0.267, SLG: 0.385	K				77 BB 1-2 BB	1-2 1B		P3		2	0	1	0	1	1	1
74 Luisangel Acuña, R (5, PR) OBP: 0.385, SLG: 0.333 (6, 4)										2	0	1	0	0	0	0
77 Clint Frazier, R (1, 10) OBP: 0.368, SLG: 0.556		2-H 2B			1-2 2-3 BB	L7				2	0	1	1	1	1	1
81 Justin Foscue, R (6, PH) OBP: 0.364, SLG: 1.000 (7, 10)										1	0	0	0	0	0	2
3 Leody Taveras, S (1, 8) OBP: 0.500, SLG: 0.400		K			E6 5 1B 1B		K			3	1	1	0	0	1	4
87 Evan Carter, L (6, 8) OBP: 0.583, SLG: 0.375					P3					1	0	0	0	0	1	0
Inning Stats	R: 0 E: 0 K: 1 S: 5 H: 0 LOB: 0 BB: 0 P: 5	R: 2 E: 0 K: 2 S: 10 H: 3 LOB: 1 BB: 0 P: 10	R: 1 E: 0 K: 1 S: 6 H: 1 LOB: 0 BB: 0 P: 7	R: 0 E: 0 K: 1 S: 6 H: 1 LOB: 1 BB: 0 P: 6	R: 5 E: 1 K: 0 S: 6 H: 3 LOB: 3 BB: 5 P: 26	R: 2 E: 0 K: 2 S: 10 H: 2 LOB: 2 BB: 2 P: 19	R: 1 E: 0 K: 2 S: 9 H: 2 LOB: 1 BB: 0 P: 9	R: 0 E: 0 K: 2 S: 7 H: 0 LOB: 0 BB: 0 P: 7		1B: 8 2B: 3 3B: 0 HR: 1 SF: 3 SAC: 0 DP: 0 HBP: 0						

PITCHER		IP	WLS	BF	H	R	ER	SO	BB	IBB	HBP	BLK	WP	HR	S	P	ERA	WHIP
52 Sean Manaea, L ERA: 7.71	(1, 1)	2.2	L	12	4	3	3	4	0	0	0	0	0	0	20	20	10.12	1.500
91 Jonathan Bermúdez, L ERA:	(3, 1)	0.1		1	0	0	0	0	0	0	0	0	1	0	1	2	0.00	0.000
63 Mauricio Llovera, R ERA:	(4, 1)	1.0		4	1	0	0	1	0	0	0	0	0	0	6	6	0.00	1.000
87 Daniel Tillo, L ERA: 19.29	(5, 1)	0.1		8	3	5	5	0	4	0	0	0	0	0	4	20	135.00	21.000
97 John Gavin, L ERA:	(5, 1)	0.2		3	0	0	0	0	1	0	0	0	0	0	2	6	0.00	1.500

PITCHER		IP	WLS	BF	H	R	ER	SO	BB	IBB	HBP	BLK	WP	HR	S	P	ERA	WHIP
65 Sam Delaplane, R ERA: 9.0	(6, 1)	1.0		7	2	2	2	2	2	0	0	0	0	1	10	19	18.00	4.000
53 Nick Duron, R ERA: 3.0	(7, 1)	1.0		5	2	1	1	2	0	0	0	0	0	0	9	9	9.00	2.000
94 Evan Gates, R ERA:	(8, 1)	1.0		3	0	0	0	2	0	0	0	0	0	0	7	7	0.00	0.000

BOTTOM

San Francisco Giants @ Texas Rangers

Surprise Stadium, Surprise, AZ

Fri Mar 03 2023, 3:07 PM - 5:54 PM EST

Att. 4,175 - Sunny - 58 F

livebaseballscorecards.com

AB	33
R	11
H	12
RBI	10
BB	7
SO	11
LOB	16

WP: 1 PA: 43
PB: 0
SB: 0
CS: 0

Batter	1	2	3	4	5	6	7	8	9	AB	R	H	RBI	BB	SO	LOB
2 Marcus Semien, R (1, 4) OBP: 0.353, SLG: 0.438	G5-3		F7		E5 13 BB 5 S 6 SF9		K		HR	3	0	0	0	0	1	1
74 Luisangel Acuña, R (5, PR) OBP: 0.400, SLG: 0.571 (5, 4)										2	2	1	1	0	1	0
5 Corey Seager, L (1, 6) OBP: 0.467, SLG: 0.714	13 G4-6-3 1B		1-H 2B		13 BB 1-2 BB		G6-3		G5-3	2	0	2	1	1	0	0
71 Jonathan Ornelas, R (5, PR) OBP: 0.538, SLG: 0.750 (5, 6)										2	0	0	0	0	0	0
13 Brad Miller, L (1, 3) OBP: 0.389, SLG: 0.625	G4-6-3 1-2f		K		BB 1-2 2-3		K			2	0	0	0	1	1	2
67 Dustin Harris, L (5, PR) OBP: 0.273, SLG: 0.444 (5, 3)										1	0	0	0	0	1	0
6 Josh Jung, R (1, 5) OBP: 0.278, SLG: 0.357		18 G5-4-3 BB		L4	SF9 3-H			G4-3		1	0	0	1	1	0	0
90 Davis Wendzel, R (5, 5) OBP: 0.750, SLG: 1.500										1	0	0	0	0	0	0
18 Mitch Garver, R (1, 10) OBP: 0.214, SLG: 0.429		G5-4-3 1-2f		38 1B	F8			G4-3		3	0	1	0	0	0	3
41 Joe McCarthy, L (8, PH) OBP: 0.375, SLG: 0.286 (8, 10)										1	0	0	0	0	0	0
16 Travis Jankowski, L (1, 8) OBP: 0.333, SLG: 0.286		F7		L7		G6-3		89 S BB		3	0	0	0	0	0	1
87 Evan Carter, L (6, 8) OBP: 0.615, SLG: 0.375										0	0	0	0	1	0	0
38 Elier Hernandez, R (1, 9) OBP: 0.357, SLG: 0.417			47 S 47 1B	1-2 1B		K		1-2 K		3	1	2	0	0	1	0
89 Matt Whatley, R (6, 2) OBP: 0.333, SLG: 0.200										1	0	0	0	0	1	1
12 Sandy León, S (1, 2) OBP: 0.333, SLG: 0.583			K	F9					G4-3	3	0	1	0	0	1	3
85 Trevor Hauver, L (6, PR)										0	0	0	0	0	0	0
83 Sandro Fabian, R (6, 9)										1	0	0	0	0	0	0
47 Josh Smith, L (1, 7) OBP: 0.375, SLG: 0.231			5 2B 1-H 1B		L7	F8			K	2	1	1	1	0	0	0
20 Ezequiel Duran, R (5, 7) OBP: 0.368, SLG: 0.389										2	0	0	0	0	1	1
Inning Stats	R: 0 E: 0 K: 0 S: 3 H: 1 LOB: 0 BB: 0 P: 3	R: 0 E: 0 K: 0 S: 2 H: 0 LOB: 0 BB: 1 P: 6	R: 2 E: 0 K: 2 S: 10 H: 3 LOB: 1 BB: 0 P: 11	R: 0 E: 0 K: 0 S: 5 H: 2 LOB: 2 BB: 0 P: 5	R: 1 E: 1 K: 0 S: 4 H: 0 LOB: 2 BB: 2 P: 12	R: 0 E: 0 K: 1 S: 6 H: 1 LOB: 1 BB: 0 P: 6	R: 0 E: 0 K: 2 S: 7 H: 0 LOB: 0 BB: 0 P: 7	R: 0 E: 0 K: 1 S: 5 H: 0 LOB: 1 BB: 1 P: 10	R: 1 E: 0 K: 1 S: 6 H: 1 LOB: 0 BB: 0 P: 8	1B: 6 2B: 1 3B: 0 HR: 1 SF: 1 SAC: 0 DP: 2 HBP: 0	WP: 0 PB: 0 SB: 3 CS: 0 PA: 38					

TOP

Texas Rangers @ Chicago White Sox

Camelback Ranch, Glendale, AZ

Sat Mar 04 2023, 3:06 PM - 5:53 PM EST

Att. 4,069 - Partly Cloudy - 65 F

livebaseballscorecards.com

AB	33
R	4
H	8
RBI	4
BB	4
SO	7
LOB	12

PITCHER		IP	WLS	BF	H	R	ER	SO	BB	IBB	HBP	BLK	WP	HR	S	P	ERA	WHIP
71 Jesse Scholtens, R ERA: 5.4	(1, 1)	3.0		12	4	2	2	2	1	0	0	0	0	0	15	20	6.00	1.667
47 Bryan Shaw, R ERA:	(4, 1)	1.0		5	2	0	0	0	0	0	0	0	0	0	5	5	0.00	2.000
61 Nicholas Padilla, R ERA:	(5, 1)	1.0		6	0	1	0	0	2	0	0	0	0	0	4	12	0.00	2.000
54 Frank German, R ERA:	(6, 1)	2.0		7	1	0	0	3	0	0	0	0	0	0	13	13	0.00	0.500
91 Lane Ramsey, R ERA:	(8, 1)	1.0	H	4	0	0	0	1	1	0	0	0	0	0	5	10	0.00	1.000

PITCHER		IP	WLS	BF	H	R	ER	SO	BB	IBB	HBP	BLK	WP	HR	S	P	ERA	WHIP
89 Andrew Pérez, L ERA: 6.0	(9, 1)	1.0	W	4	1	1	1	1	0	0	0	0	0	1	6	8	9.00	1.000

Texas Rangers @ Chicago White Sox

Camelback Ranch, Glendale, AZ

Sat Mar 04 2023, 3:06 PM - 5:53 PM EST

Att. 4,069 - Partly Cloudy - 65 F

livebaseballscorecards.com

BOTTOM

Batter	1	2	3	4	5	6	7	8	9	AB	R	H	RBI	BB	SO	LOB
7 Tim Anderson, R (1, 6) OBP: 0.250, SLG: 0.267	G5-3	G5-3			S, 1 BB, 1B	P4 1-2 2-3			F9	3	0	1	0	0	0	1
50 Lenyn Sosa, R (6, 4) OBP: 0.143, SLG: 0.143										2	0	0	0	0	0	2
1 Elvis Andrus, R (1, 4) OBP: 0.600, SLG: 1.250	HR		L7		S 1-2	2B 2-H 3-H			30 FC6-4, 22 WP, 82 1B	2	1	1	1	1	0	0
15 Erik González, R (6, 6) OBP: 0.429, SLG: 0.400					BB				BB	1	1	1	2	1	0	0
23 Andrew Benintendi, L (1, 7) OBP: 0.333, SLG: 0.143	G1-3		1B		F8	G1-3			30 FC6-4 1-2	2	0	1	0	0	0	0
22 Victor Reyes, S (5, 7) OBP: 0.385, SLG: 0.400									BB	2	0	0	0	1	0	4
Eloy Jiménez, R (1, 10) OBP: 0.500, SLG: 0.429	1B		K		K 1-2 2-3		K		FC6-4, 82 1B 1-2f 2-3	3	0	1	0	0	2	3
30 Jake Burger, R (7, PH) OBP: 0.278, SLG: 0.611 (8, 3)										2	0	0	0	0	1	2
24 Yasmani Grandal, S (1, 3) OBP: 0.583, SLG: 0.900	K		K		BB		41 CS, 36 G6-3, 1B		1-2 3-H	2	0	0	0	1	2	2
81 Zach Remillard, R (5, PR) OBP: 0.364, SLG: 0.556									1B	0	0	0	0	0	0	0
77 Luis Mieses, L (6, 3) OBP: 0.250, SLG: 0.143										1	0	1	0	0	0	0
95 Duke Ellis, L (7, PR)										0	0	0	0	0	0	0
91 Lane Ramsey, R (8, 1)										0	0	0	0	0	0	0
89 Andrew Pérez, L (9, 1)										0	0	0	0	0	0	0
82 Bryan Ramos, R (9, PH) OBP: 0.455, SLG: 0.400										1	0	1	1	0	0	0
22 Oscar Colás, L (1, 9) OBP: 0.438, SLG: 0.500		28 FC5-4, 1B		G4-3	F8	G6-3 1-2				3	0	1	0	0	0	3
36 Carlos Pérez, R (7, 2) OBP: 0.400, SLG: 0.500										1	0	0	0	0	0	1
28 Leury García, S (1, 5) OBP: 0.308, SLG: 0.500	FC5-4, 44 G5-3, 44 E, 51 E 1-2f			BB	K	CS 2-3			0 E, 0 S, 80 F9-2, 1B	2	1	0	0	1	1	1
41 Jake Marisnick, R (7, 8) OBP: 0.100, SLG: 0.111										1	0	1	0	0	0	0
44 Seby Zavala, R (1, 2) OBP: 0.500, SLG: 0.625	G5-3 1-3			K 1-2		50 S, 51 BLK, 15 2B, 1B			K 1-3	3	0	1	0	0	1	2
0 Billy Hamilton, S (6, PR) OBP: 0.286, SLG: 0.333 (7, 9)										1	1	0	0	0	1	1
51 Adam Haseley, L (1, 8) OBP: 0.500, SLG: 0.571	E3 3-H			G4-3		50 S, 15 2B, HBP 1-2			F9-2 2-3 3-H	2	1	0	0	0	0	1
80 José Rodríguez, R (7, 5) OBP: 0.143, SLG: 0.143										1	0	0	0	0	0	1
Inning Stats	R: 1 E: 0 K: 1 S: 7 H: 2 LOB: 1 BB: 0 P: 7	R: 1 E: 1 K: 0 S: 5 H: 1 LOB: 1 BB: 0 P: 6	R: 0 E: 0 K: 2 S: 8 H: 1 LOB: 1 BB: 0 P: 8	R: 0 E: 0 K: 1 S: 5 H: 0 LOB: 1 BB: 1 P: 9	R: 0 E: 0 K: 1 S: 6 H: 1 LOB: 3 BB: 2 P: 14	R: 2 E: 0 K: 1 S: 7 H: 2 LOB: 2 BB: 0 P: 9	R: 0 E: 0 K: 1 S: 6 H: 1 LOB: 1 BB: 0 P: 6	R: 0 E: 0 K: 1 S: 5 H: 1 LOB: 0 BB: 0 P: 5	R: 1 E: 0 K: 0 S: 3 H: 1 LOB: 2 BB: 2 P: 11	1B: 8 2B: 2 3B: 0 HR: 1	SF: 0 SAC: 0 DP: 1 HBP: 1						

	AB	35
	R	5
	H	10
	RBI	4
	BB	5
	SO	8
	LOB	24

WP: 1 PB: 0 SB: 6 CS: 1 PA: 42

PITCHER		IP	WLS	BF	H	R	ER	SO	BB	IBB	HBP	BLK	WP	HR	S	P	ERA	WHIP
54 Martín Pérez, L ERA: 3.0	(1, 1)	3.0		14	4	2	1	3	0	0	0	0	0	1	20	21	3.00	1.333
35 Jacob Barnes, R ERA:	(4, 1)	1.0		4	0	0	0	1	1	0	0	0	0	0	5	9	0.00	1.000
68 Joe Barlow, R ERA: 6.0	(5, 1)	1.0	H	6	1	0	0	1	2	0	0	0	0	0	6	14	0.00	3.000
51 Yerry Rodríguez, R ERA: 27.0	(6, 1)	0.2	B	5	2	2	2	1	0	0	1	1	0	0	6	8	27.00	3.000
79 Chase Lee, R ERA:	(6, 1)	1.1		4	1	0	0	1	0	0	0	0	0	0	7	7	0.00	0.750
56 Reyes Moronta, R ERA:	(8, 1)	1.0		3	1	0	0	1	0	0	0	0	0	0	5	5	0.00	1.000
90 Antoine Kelly, L ERA: 20.25	(9, 1)	0.2	L	5	1	1	1	0	2	0	0	0	1	0	3	11	13.50	4.500

Batter	1	2	3	4	5	6	7	8	9	AB	R	H	RBI	BB	SO	LOB
8 Brett Phillips, L (1, 8) OBP: 0.167, SLG: 0.188	0-0 2 G5-3 3B		0-0 G1-3 1-2		0-3 K		0-0 L8		4-0 38 FC6-4 1-2 BB	3	1	1	0	0	1	3
95 Bryce Teodosio, R (6, 8) OBP: 0.333, SLG: 0.111										1	0	0	0	1	0	1
10 Gio Urshela, R (1, 5) OBP: 0.333, SLG: 0.333	0-0 G5-3		1-0 L8 2-3		0-0 2-H 3-H 1B		4-0 1-2 BB		0-0 FC6-4 1-2f	3	0	1	2	0	0	2
38 Michael Stefanic, R (6, 5) OBP: 0.412, SLG: 0.231										1	0	0	0	1	0	2
2 Luis Rengifo, S (1, 4) OBP: 0.353, SLG: 0.563	0-0 G5-3 3-H			0-0 E1 20 1B 94 G4-3-6-3-5	0-0 F9		0-3 K			3	1	0	1	0	0	1
92 Kyren Paris, R (5, 4) OBP: 0.556, SLG: 0.833										1	0	0	0	0	1	2
20 Jared Walsh, L (1, 3) OBP: 0.364, SLG: 0.400	0-3 K			0-0 94 G4-3-6-3-5 1-3 1B	0-2 K			0-0 G3		3	0	1	0	0	2	1
83 Kevin Maitan, S (5, 3)										1	0	0	0	0	0	0
94 Zach Neto, R (1, 6)		0-3 K		0-0 G4-3-6-3-5 1-2f 3-H		0-0 G1-3		0-0 G5-3		3	0	0	0	0	1	1
40 Adrian Placencia, S (7, 6)										1	0	0	0	0	0	0
7 Jo Adell, R (1, 9) OBP: 0.211, SLG: 0.294		0-0 G5-3		0-3 K		0-3 K		0-3 K		3	0	0	0	0	2	0
61 Jared Oliva, R (6, 9)										1	0	0	0	0	1	0
25 Taylor Jones, R (1, 10) OBP: 0.286, SLG: 0.286		0-3 K			0-0 35 1B 93 2B 1B	0-0 G1-3			0-0 G4-3	4	1	1	0	0	1	0
35 Chad Wallach, R (1, 2) OBP: 0.333, SLG: 0.250		0-3 K			0-0 93 2B 10 1B 1-2 1B		0-3 K		4-0 95 S BB	3	1	1	0	0	2	0
97 Edgar Quero, S (7, 2)										0	0	0	0	1	0	0
87 D'Shawn Knowles, S (9, PR)										0	0	0	0	0	0	0
93 Jordyn Adams, R (1, 7) OBP: 0.545, SLG: 0.625			0-0 10 WP 8 G1-3 1B		0-0 10 1B 1-3 2-H 2B		4-0 38 BB BB		0-0 L5	2	1	2	1	1	0	0
19 Luis Barrera, L (7, PR) OBP: 0.200, SLG: 0.111										1	0	0	0	0	0	1
										(7, 7)						
Inning Stats	R: 1 E: 0 K: 1 S: 6 H: 1 LOB: 0 BB: 0 P: 6	R: 0 E: 0 K: 2 S: 7 H: 0 LOB: 0 BB: 0 P: 7	R: 0 E: 0 K: 1 S: 6 H: 1 LOB: 1 BB: 0 P: 7	R: 1 E: 1 K: 1 S: 6 H: 1 LOB: 0 BB: 0 P: 6	R: 3 E: 0 K: 2 S: 11 H: 4 LOB: 1 BB: 0 P: 11	R: 0 E: 0 K: 1 S: 5 H: 0 LOB: 0 BB: 0 P: 5	R: 0 E: 0 K: 2 S: 7 H: 0 LOB: 2 BB: 2 P: 15	R: 0 E: 0 K: 1 S: 5 H: 0 LOB: 0 BB: 0 P: 5	R: 0 E: 0 K: 0 S: 3 H: 0 LOB: 2 BB: 2 P: 11	1B: 5 2B: 1 3B: 1 HR: 0	SF: 0 SAC: 0 DP: 1 HBP: 0						

TOP

Los Angeles Angels @ Texas Rangers

Surprise Stadium, Surprise, AZ

Sun Mar 05 2023, 3:07 PM - 5:33 PM EST

Att. 5,587 - Cloudy - 67 F

livebaseballscorecards.com

AB	34
R	5
H	7
RBI	4
BB	4
SO	11
LOB	14

WP: 1 PA: 38
PB: 0
SB: 1
CS: 0

PITCHER		IP	WLS	BF	H	R	ER	SO	BB	IBB	HBP	BLK	WP	HR	S	P	ERA	WHIP
50 Cole Ragans, L ERA: 1.5	(1, 1)	3.0	W	11	2	1	1	4	0	0	0	0	1	0	19	20	3.00	0.667
72 Jonathan Hernández, R ERA: 6.0	(4, 1)	1.0	H	4	1	1	0	1	0	0	0	0	0	0	6	6	0.00	1.000
32 John King, L ERA: 11.25	(5, 1)	1.0		7	4	3	3	2	0	0	0	0	0	0	11	11	27.00	4.000
45 Dominic Leone, R ERA: 3.0	(6, 1)	1.0	H	3	0	0	0	1	0	0	0	0	0	0	5	5	0.00	0.000
46 Brock Burke, L ERA: 3.0	(7, 1)	1.0	H	5	0	0	0	2	2	0	0	0	0	0	7	15	0.00	2.000

PITCHER		IP	WLS	BF	H	R	ER	SO	BB	IBB	HBP	BLK	WP	HR	S	P	ERA	WHIP
73 Jacob Latz, L ERA: 2.08	(8, 1)	1.0	H	3	0	0	0	1	0	0	0	0	0	0	5	5	0.00	0.000
95 Lucas Jacobsen, L ERA:	(9, 1)	1.0	S	5	0	0	0	0	2	0	0	0	0	0	3	11	0.00	2.000

BOTTOM

Los Angeles Angels @ Texas Rangers

Surprise Stadium, Surprise, AZ

Sun Mar 05 2023, 3:07 PM - 5:33 PM EST

Att. 5,587 - Cloudy - 67 F

livebaseballscorecards.com

Batter	1	2	3	4	5	6	7	8	9	AB	R	H	RBI	BB	SO	LOB
8 Bubba Thompson, R (1, 8) OBP: 0.250, SLG: 0.214 16 Travis Jankowski, L (6, 9) OBP: 0.313, SLG: 0.267	B B B B 4-0 47 S 30 1B BB	X 0-0 E2 47 CS 2-H		X 0-0 ② L6			X 0-0 ① F8			2 1	1 0	0 0	0 0	1 0	0 0	1 0
47 Josh Smith, L (1, 6) OBP: 0.368, SLG: 0.250 87 Evan Carter, L (6, 8) OBP: 0.571, SLG: 0.333	B C C C 1-3 ① K 1-2	B 1-0 ③ CS 1-2	X 0-0 ① G3-1	X 0-0 30 FC6 2-H 1B			S S S 0-3 ② K			3 1	0 0	1 0	1 0	0 0	1 1	1 0
30 Nathaniel Lowe, L (1, 3) OBP: 0.438, SLG: 0.300 67 Dustin Harris, L (6, 3) OBP: 0.250, SLG: 0.400	X 0-0 53 1B 2-H 1B		S S S 0-3 ② K	X 0-0 ③ FC6 1-2f			X 0-0 ③ G4-3			3 1	0 0	1 0	1 0	0 0	1 0	1 0
53 Adolis García, R (1, 9) OBP: 0.563, SLG: 0.923 74 Luisangel Acuña, R (6, 6) OBP: 0.438, SLG: 0.600	X 0-0 1-2 1B		B C X 1-1 HR		S S S 0-3 ① K			X 0-0 89 E 38 2B 1B		3 1	1 1	2 1	1 0	0 0	1 0	0 0
28 Jonah Heim, S (1, 10) OBP: 0.353, SLG: 0.533 77 Clint Frazier, R (8, PH) OBP: 0.350, SLG: 0.526 (9, 10)	X 0-0 ② F7		S S S 0-3 ③ K		X 0-0 ② P3			X 0-0 ① L7		3 1	0 0	0 0	0 0	0 0	1 0	2 1
18 Mitch Garver, R (1, 2) OBP: 0.235, SLG: 0.412 89 Matt Whatley, R (6, 2) OBP: 0.286, SLG: 0.167	S S S 0-3 ③ K			X 0-0 4 BB 71 2B 1B	X 0-0 ③ F9			X 0-0 FC4 38 2B 1-2		3 1	1 0	1 0	0 0	0 0	1 0	2 1
4 Robbie Grossman, S (1, 7) OBP: 0.500, SLG: 0.636 38 Elier Hernandez, R (7, 7) OBP: 0.400, SLG: 0.538		X 0-0 ① F8		B B B B 4-0 71 2B 1-2 BB		X 0-0 ① G1-3		X 0-0 1-3 2-H 2B		2 1	1 0	0 1	0 1	1 0	0 0	0 0
20 Ezequiel Duran, R (1, 5) OBP: 0.364, SLG: 0.429 80 Ryan Dorow, R (7, 4)		X 0-0 8 E 2B		X 0-0 ① F6		X 0-0 ② G5-3		B B B B 4-0 90 G6-3 BB		3 0	1 0	1 0	0 0	0 1	0 0	2 0
71 Jonathan Ornelas, R (1, 4) OBP: 0.500, SLG: 0.733 90 Davis Wendzel, R (7, 5) OBP: 0.600, SLG: 1.200		X 0-0 ② P3		X 0-0 47 1B 1-H 2-H 2B		X 0-0 ③ F7		X 0-0 ② ③ G6-3 1-2f		3 1	1 0	1 0	2 0	0 0	0 0	1 3
Inning Stats	R: 1 E: 0 K: 2 S: 9 H: 2 LOB: 2 BB: 1 P: 14	R: 1 E: 1 K: 0 S: 4 H: 1 LOB: 0 BB: 0 P: 5	R: 1 E: 0 K: 2 S: 9 H: 1 LOB: 0 BB: 0 P: 10	R: 3 E: 0 K: 0 S: 6 H: 3 LOB: 1 BB: 1 P: 10	R: 0 E: 0 K: 1 S: 5 H: 0 LOB: 0 BB: 0 P: 5	R: 0 E: 0 K: 0 S: 3 H: 0 LOB: 0 BB: 0 P: 3	R: 0 E: 0 K: 1 S: 5 H: 0 LOB: 0 BB: 0 P: 5	R: 1 E: 1 K: 0 S: 5 H: 2 LOB: 2 BB: 1 P: 9		1B: 5 2B: 3 3B: 0 HR: 1	SF: 0 SAC: 0 DP: 1 HBP: 0					

	AB	33
	R	7
	H	9
	RBI	6
	BB	3
	SO	6
	LOB	15

WP: 0 PB: 0 SB: 1 CS: 1 PA: 37

PITCHER		IP	WLS	BF	H	R	ER	SO	BB	IBB	HBP	BLK	WP	HR	S	P	ERA	WHIP
54 José Suarez, L	(1, 1)	1.2	L	10	3	2	1	2	1	0	0	0	0	0	13	18	5.40	2.400
ERA: 5.4																		
55 Zac Kristofak, R	(2, 1)	0.1		0	0	0	0	0	0	0	0	0	0	0	0	1	0.00	0.000
ERA:																		
40 Justin Garza, R	(3, 1)	1.0		4	1	1	1	2	0	0	0	0	0	1	9	10	9.00	1.000
ERA: 3.0																		
57 Zack Weiss, R	(4, 1)	1.0		7	3	3	3	0	1	0	0	0	0	0	6	10	27.00	4.000
ERA: 21.0																		
61 Austin Warren, R	(5, 1)	1.0		3	0	0	0	1	0	0	0	0	0	0	5	5	0.00	0.000
ERA:																		

PITCHER		IP	WLS	BF	H	R	ER	SO	BB	IBB	HBP	BLK	WP	HR	S	P	ERA	WHIP
79 Jake Kalish, L	(6, 1)	1.0		3	0	0	0	0	0	0	0	0	0	0	3	3	0.00	0.000
ERA:																		
78 Kenny Rosenberg, L	(7, 1)	1.0		3	0	0	0	1	0	0	0	0	0	0	5	5	0.00	0.000
ERA:																		
91 Coleman Crow, R	(8, 1)	1.0		6	2	1	0	0	1	0	0	0	0	0	5	9	0.00	3.000
ERA:																		

Texas Rangers @ Colorado Rockies

Salt River Fields at Talking Stick, Scottsdale, AZ

Mon Mar 06 2023, 3:10 PM - 5:25 PM EST

Att. 5,250 - Partly Cloudy - 69 F

livebaseballscorecards.com

TOP

Batter	1	2	3	4	5	6	7	8	9	AB	R	H	RBI	BB	SO	LOB
2 Marcus Semien, R (1, 4) OBP: 0.300, SLG: 0.368	C SL 83 C SL 85 B SL 86 X FF 95 1-2 ① F8		S SI 96 X SI 95 0-1 ③ G6-3		B SL 80 C FC 86 F FF 91 B SI 90 F SL 80 S SL 82 2-3 ② K2-3		C SV 84 B SI 96 S SL 90 F SL 90 B SV 82 T SI 95 2-2 ③ K		X CH 74 0-0 ③ F7	3	0	0	0	0	1	1
38 Elier Hernandez, R (5, 3) OBP: 0.353, SLG: 0.467										2	0	0	0	0	1	2
5 Corey Seager, L (1, 6) OBP: 0.444, SLG: 0.824	B SL 87 B FF 95 X CH 88 2-0 ② G3-1			F SI 91 B SI 92 B FC 85 X SI 92 2-1 HR	X CH 86 0-0 E4			X FF 94 0-0 ① L9		3	1	1	1	0	0	0
71 Jonathan Ornelas, R (5, 6) OBP: 0.471, SLG: 0.688										1	0	0	0	0	0	0
30 Nathaniel Lowe, L (1, 3) OBP: 0.421, SLG: 0.308	F SI 95 X FF 95 0-1 ③ L6			C FC 84 B CU 80 X SI 92 1-1 53 G1-4-3 1B	B SL 79 B CH 81 C SL 80 B SI 91 X SI 90 3-1 ③ L6			B FF 93 C FF 94 F SL 85 X FF 95 1-2 ② F9		3	0	1	0	0	0	1
74 Luisangel Acuña, R (5, 4) OBP: 0.412, SLG: 0.563										1	0	0	0	0	0	0
53 Adolis García, R (1, 9) OBP: 0.474, SLG: 0.750		B SI 95 C SI 95 X SL 87 1-1 ① G6-3		D CH 81 X CH 81 1-0 ① ② G1-4-3 1-2f	B SL 76 F SI 88 S SI 91 C SI 92 1-3 ① K			F FF 94 B CH 83 X CH 81 1-1 55 BB 1B		3	0	0	0	0	1	1
41 Joe McCarthy, L (6, 9) OBP: 0.444, SLG: 0.375										1	0	1	0	0	0	0
28 Jonah Heim, S (1, 2) OBP: 0.450, SLG: 0.563		B SI 95 B CH 88 C SI 94 B CH 88 F FF 95 F CH 89 F SL 86 B FF 95 4-2 6 G6-4-3 BB		C CH 81 B CH 81 B FC 86 S CH 81 X SI 93 2-2 4 BB 6 1B 1B	B SI 91 B SI 92 B SL 80 B SI 91 4-0 6 G6-4-3 BB			B FF 94 C CU 79 B FF 94 F FF 94 F CH 84 B SL 88 D SL 86 4-2 1-2 BB		1	0	1	0	2	0	0
55 Sam Huff, R (7, 2) OBP: 0.375, SLG: 0.857										0	0	0	0	1	0	0
6 Josh Jung, R (1, 5) OBP: 0.286, SLG: 0.353		F SI 95 X SI 95 0-1 ② ③ G6-4-3 1-2f		B CH 81 C SI 90 X CH 80 1-1 4 BB 1-2 1B	C SI 91 X SI 91 0-1 ② ③ G6-4-3 1-2f			C FF 94 B FF 94 F SL 86 F FF 94 X CU 80 1-2 ③ G5-3		3	0	1	0	0	0	2
90 Davis Wendzel, R (6, 5) OBP: 0.500, SLG: 1.000										1	0	0	0	0	0	2
4 Robbie Grossman, S (1, 7) OBP: 0.579, SLG: 0.667			C FF 95 B SL 86 B SI 94 S CH 87 X CH 88 2-2 77 G6-3 1B	C CU 79 B CH 81 B SI 92 F SI 91 B SI 92 B CH 80 4-2 1-2 2-3 BB			B SI 96 F SL 89 B SI 96 C SV 82 B SI 97 B SL 89 4-2 BB		B SI 91 F SI 92 F SI 94 C SI 93 1-3 ① K	1	0	1	0	2	0	0
20 Ezequiel Duran, R (7, 7) OBP: 0.348, SLG: 0.409										1	0	0	0	0	1	0
16 Travis Jankowski, L (1, 8) OBP: 0.263, SLG: 0.222			S SI 95 B CH 88 T SI 96 B SI 95 F SI 95 C SI 95 2-3 ① K	X SI 92 0-0 ③ G5-3			F SI 95 1 SAFE C SV 83 C SI 96 0-3 ① K		B SI 93 C SI 93 B KC 78 C SI 92 F CH 70 F FF 94 B FF 93 3-2 83 FC1-4 BB	3	0	0	0	0	2	5
87 Evan Carter, L (7, 8) OBP: 0.600, SLG: 0.333										0	0	0	0	1	0	0
77 Clint Frazier, R (1, 10) OBP: 0.304, SLG: 0.455			F SI 96 1 SAFE B SI 95 F SL 86 X FF 95 1-2 ② G6-3 1-2		F SI 90 B SI 90 B SL 79 C SI 90 B SL 82 C SI 92 3-3 ① K		C SL 89 S SI 96 1 SAFE S SI 96 0-3 ② K		S SI 92 B SI 93 S KC 77 X SI 93 1-2 ② FC1-4 1-2f	3	0	0	0	0	2	2
83 Sandro Fabian, R (9, PH)										1	0	0	0	0	0	1

	AB	R	H	RBI	BB	SO	LOB
	31	1	6	1	6	8	17

Inning Stats	1	2	3	4	5	6	7	8	9
	R: 0 E: 0 K: 0 S: 6 H: 0 LOB: 0 BB: 0 P: 9	R: 0 E: 0 K: 0 S: 8 H: 0 LOB: 0 BB: 1 P: 13	R: 0 E: 0 K: 1 S: 12 H: 1 LOB: 1 BB: 0 P: 17	R: 1 E: 0 K: 0 S: 13 H: 4 LOB: 3 BB: 1 P: 24	R: 0 E: 1 K: 2 S: 10 H: 0 LOB: 1 BB: 0 P: 18	R: 0 E: 0 K: 1 S: 5 H: 0 LOB: 0 BB: 1 P: 10	R: 0 E: 0 K: 3 S: 12 H: 0 LOB: 1 BB: 1 P: 18	R: 0 E: 0 K: 0 S: 13 H: 1 LOB: 2 BB: 1 P: 20	R: 0 E: 0 K: 1 S: 11 H: 0 LOB: 1 BB: 1 P: 16

	1B	2B	3B	HR	SF	SAC	DP	HBP	WP	PB	SB	CS	PA
	5	0	0	1	0	0	3	0	0	0	0	0	37

PITCHER		IP	WLS	BF	H	R	ER	SO	BB	IBB	HBP	BLK	WP	HR	S	P	ERA	WHIP
51 José Ureña, R	(1, 1)	3.0		10	1	0	0	1	1	0	0	0	0	0	26	39	0.00	0.667
ERA:																		
50 Ty Blach, L	(4, 1)	1.0		7	4	1	1	0	1	0	0	0	0	1	13	24	9.00	5.000
ERA: 1.42																		
67 T.J. Zeuch, R	(5, 1)	2.0		7	0	0	0	3	1	0	0	0	0	0	15	28	0.00	0.500
ERA: 3.0																		
52 Daniel Bard, R	(7, 1)	1.0		4	0	0	0	3	1	0	0	0	0	0	12	18	0.00	1.000
ERA: 2.7																		
78 Jeff Criswell, R	(8, 1)	1.0	W	5	1	0	0	0	1	0	0	0	0	0	13	20	0.00	2.000
ERA: 9.82																		

PITCHER		IP	WLS	BF	H	R	ER	SO	BB	IBB	HBP	BLK	WP	HR	S	P	ERA	WHIP
60 Fernando Abad, L	(9, 1)	1.0	S	4	0	0	0	1	1	0	0	0	0	0	11	16	0.00	1.000
ERA: 2.25																		

Texas Rangers @ Colorado Rockies

Salt River Fields at Talking Stick, Scottsdale, AZ

Mon Mar 06 2023, 3:10 PM - 5:25 PM EST

Att. 5,250 - Partly Cloudy - 69 F

livebaseballscorecards.com

BOTTOM

Batter	1	2	3	4	5	6	7	8	9	AB	R	H	RBI	BB	SO	LOB
2 Yonathan Daza, R (1, 8) OBP: 0.333, SLG: 0.357	B FF 91 S FF 91 F FF 91 S FF 92 1-3 K		L FF 90 B FF 89 S CH 82 F FF 91 B FF 91 D SL 81 S FF 91 3-3 K		X ST 81 0-0 F7			B FF 92 1 SAFE F SI 92 T CH 84 D CH 86 B SI 93 B FF 93 4-2 92 1B 96 HR 1-2 BB		3	0	0	0	0	2	1
90 Jameson Hannah, L (6, 7) (7, 8)										0	1	0	0	1	0	0
19 Charlie Blackmon, L (1, 10) OBP: 0.278, SLG: 0.412	C FF 92 B SL 82 C CH 84 B FF 93 C FF 94 2-3 K		F SL 80 B FF 92 2 SAFE F SL 80 S CH 84 1-3 K			B FF 93 F KC 79 B FF 94 C FF 94 B FF 96 X KC 81 3-2 P6		C CH 91 B SL 82 S SL 83 F SL 82 C FF 94 1-3 K		3	0	0	0	0	2	1
14 Ezequiel Tovar, R (8, PH) (9, 6) OBP: 0.389, SLG: 0.467										1	0	0	0	0	1	2
23 Kris Bryant, R (1, 9) OBP: 0.438, SLG: 1.000	B CH 84 C CH 84 B SL 83 B FF 92 B FF 92 4-1		B CH 84 F FF 91 X CH 83 1-1 F7			C FF 93 S ST 82 T ST 82 0-2 K		B SL 81 B FF 92 F FF 93 X SI 92 2-1 F9		1	0	0	0	1	0	1
85 Coco Montes, R (6, 9) OBP: 0.375, SLG: 0.692										2	0	0	0	0	1	2
(8, 4)	BB															
25 C.J. Cron, R (1, 3) OBP: 0.235, SLG: 0.133	T FF 92 X CH 84 0-1 F8			F FF 92 B FF 93 B ST 80 B FF 92 B FF 93 4-1 30 L3-6 24 G4-3 BB		B ST 81 B FF 95 B ST 80 B FF 94 X FF 94 3-0 F8		B SI 93 S FF 92 B SL 82 X FF 92 2-1 96 HR 1-3 2-H 1B		2	0	0	0	1	0	1
92 Jimmy Herron, R (7, 7) OBP: 0.333, SLG: 0.333										1	1	1	1	0	0	0
24 Ryan McMahon, L (1, 4) OBP: 0.389, SLG: 0.563		C FF 90 B FF 92 B SL 80 C FF 92 B SL 80 H FF 93 4-2 30 1B HBP		S KC 80 B FF 93 B KC 81 X FF 93 2-1 G4-3 1-2			C FF 91 T FF 92 S FF 92 0-3 K	S SL 82 C SL 82 X FF 93 0-2 1-H 3-H HR		2	0	0	0	0	1	1
96 Aaron Schunk, R (8, 5) OBP: 0.500, SLG: 2.000										1	1	1	3	0	0	0
35 Elias Díaz, R (1, 2) OBP: 0.556, SLG: 0.733		B CH 83 X FF 91 1-0 F8		B ST 81 C FF 93 B FF 94 D KC 82 B FF 93 4-1 BB			X FF 92 0-0 P6	X CH 85 0-0 L9		2	0	0	0	1	0	1
97 Daniel Montano, L (8, 9)										1	0	0	0	0	0	1
30 Harold Castro, L (1, 7) OBP: 0.467, SLG: 0.667		C FF 90 F FF 92 B FF 91 X SL 80 1-2 44 G6-4-3 1-2 1B		X FF 94 0-0 L3-6 2-2			S FF 93 B KC 79 X FF 93 1-1 2B			2	0	1	0	0	0	2
(6, 8)																
89 Grant Lavigne, L (7, 3) OBP: 0.500, SLG: 0.556										1	0	1	0	0	0	0
44 Elehuris Montero, R (1, 5) OBP: 0.292, SLG: 0.190		D CH 83 F FF 92 B FF 91 T CH 84 X FF 92 2-2 G6-4-3 1-2f			C FF 92 B FF 92 X KC 79 1-1 L6		B FF 92 X FF 92 1-0 F7			3	0	0	0	0	0	3
65 Willie MacIver, R (8, 2) OBP: 0.400, SLG: 0.250										0	0	0	0	0	0	0
13 Alan Trejo, R (1, 6) OBP: 0.368, SLG: 0.500			B CH 81 B CH 81 X FF 90 2-0 2B		B KC 80 X FF 93 1-0 G5-3			H SI 93 1-0 90 BB 92 1B HBP		2	0	1	0	0	0	0
98 Yorvis Torrealba, R (8, PR)										0	1	0	0	0	0	0
60 Fernando Abad, L (9, 1)										0	0	0	0	0	0	0
Inning Stats	R: 0 E: 0 K: 2 S: 9 H: 0 LOB: 1 BB: 1 P: 16	R: 0 E: 0 K: 0 S: 9 H: 1 LOB: 1 BB: 0 P: 17	R: 0 E: 0 K: 2 S: 10 H: 1 LOB: 1 BB: 0 P: 17	R: 0 E: 0 K: 0 S: 5 H: 0 LOB: 1 BB: 2 P: 15	R: 0 E: 0 K: 0 S: 4 H: 0 LOB: 0 BB: 0 P: 6	R: 0 E: 0 K: 1 S: 7 H: 0 LOB: 0 BB: 0 P: 13	R: 0 E: 0 K: 1 S: 7 H: 1 LOB: 1 BB: 0 P: 9	R: 4 E: 0 K: 1 S: 14 H: 2 LOB: 1 BB: 1 P: 24		1B: 2 2B: 3 3B: 0 HR: 1 SF: 0 SAC: 0 DP: 2 HBP: 2						

	AB	27
	R	4
	H	5
	RBI	4
	BB	4
	SO	7
	LOB	16

WP: 0 PB: 0 SB: 0 CS: 0 PA: 33

PITCHER		IP	WLS	BF	H	R	ER	SO	BB	IBB	HBP	BLK	WP	HR	S	P	ERA	WHIP
44 Andrew Heaney, L ERA: 3.86	(1, 1)	3.0		12	2	0	0	4	1	0	1	0	0	0	28	50	0.00	1.000
49 Glenn Otto, R ERA: 6.75	(4, 1)	3.0	H	10	0	0	0	1	2	0	0	0	0	0	16	34	0.00	0.667
21 Ian Kennedy, R ERA: 6.0	(7, 1)	1.0	H	4	1	0	0	1	0	0	0	0	0	0	7	9	0.00	1.000
62 Kyle Cody, R ERA: 9.0	(8, 1)	1.0	L	7	2	4	4	1	1	0	1	0	0	1	14	24	36.00	3.000

PITCHER	IP	WLS	BF	H	R	ER	SO	BB	IBB	HBP	BLK	WP	HR	S	P	ERA	WHIP

Chicago Cubs @ Texas Rangers

Surprise Stadium, Surprise, AZ

Tue Mar 07 2023, 3:09 PM - 7:14 PM EST

Att. 5,202 - Cloudy - 71 F

TOP

livebaseballscorecards.com

Batter	1	2	3	4	5	6	7	8	9	AB	R	H	RBI	BB	SO	LOB
1 Nick Madrigal, R (1, 5) OBP: 0.389, SLG: 0.412	F9	L8		24 FC3-6 2-3 BB		70 E 70 E 1B		P6	F7	2	0	0	0	1	0	2
17 Jake Slaughter, R (6, PH) OBP: 0.143, SLG: 0.143 (6, 5)										3	1	1	0	0	0	2
24 Cody Bellinger, L (1, 8) OBP: 0.313, SLG: 0.286	G4-3		F7	FC3-6 30 E 1-2f 3-H		E4 1-H		G4-3 1-2		3	0	0	1	0	0	1
70 Pete Crow-Armstrong, L (4, 8) OBP: 0.316, SLG: 0.133										2	0	0	0	0	0	1
30 Edwin Ríos, L (1, 3) OBP: 0.368, SLG: 0.750	HR		1B	E3 1-3						3	1	2	1	0	0	1
94 Brennen Davis, R (6, PH) OBP: 0.400, SLG: 0.417 (6, 9)						BB		BB		0	0	0	0	2	0	0
15 Yan Gomes, R (1, 2) OBP: 0.118, SLG: 0.188	K		K	F7		K		K		3	0	0	0	0	2	3
88 Kevin Alcántara, R (6, PH) OBP: 0.400, SLG: 0.500 (6, 7)										2	0	0	0	0	2	4
40 Mike Tauchman, L (1, 7) OBP: 0.500, SLG: 0.533		6 FC7-5 5 1B BB	F9		K		G4-3		F7	2	0	0	0	1	1	1
94 Levi Jordan, R (6, 4)										2	0	0	0	0	0	0
5 Christopher Morel, R (1, 9) OBP: 0.333, SLG: 0.278	6 FC7-5 60 1B 1-2 1B			6 WP 13 BB 60 2B BB	K		HR		HR	2	2	1	0	1	1	0
22 Luis Torrens, R (6, 2) OBP: 0.667, SLG: 1.800										2	2	2	2	0	0	0
13 David Bote, R (1, 10) OBP: 0.600, SLG: 0.938	K				G3		G1-6-3		93 1B 2B	1	1	0	0	1	1	2
82 Nelson Maldonado, R (5, PH) OBP: 0.333, SLG: 0.667 (5, 10)				60 2B 1-2 BB						3	1	1	0	0	0	0
6 Zach McKinstry, L (1, 4) OBP: 0.235, SLG: 0.133	FC7-5 60 1B 1-2 2-3f			K 2-3		F9	F8		G2-3	3	0	0	0	0	1	4
19 Bryce Ball, L (6, 3) OBP: 0.500, SLG: 0.500										2	0	0	0	0	0	1
60 Sergio Alcántara, S (1, 6) OBP: 0.300, SLG: 0.400	1-3 2-H 1B			1 S 24 FC3-6 1-H 3-H 2B		K		70 G4-3 1B	2-H 1B	3	1	2	3	0	1	0
93 Luis Vazquez, R (6, 6) OBP: 0.667, SLG: 0.667										2	0	2	1	0	0	0
Inning Stats	R: 1 E: 0 K: 1 S: 6 H: 1 LOB: 0 BB: 0 P: 7	R: 1 E: 0 K: 1 S: 7 H: 2 LOB: 2 BB: 1 P: 11	R: 0 E: 0 K: 1 S: 6 H: 1 LOB: 1 BB: 0 P: 6	R: 3 E: 1 K: 1 S: 7 H: 1 LOB: 2 BB: 3 P: 20	R: 0 E: 0 K: 2 S: 7 H: 0 LOB: 0 BB: 0 P: 7	R: 1 E: 1 K: 2 S: 9 H: 1 LOB: 2 BB: 1 P: 13	R: 1 E: 0 K: 0 S: 4 H: 1 LOB: 0 BB: 0 P: 4	R: 0 E: 0 K: 1 S: 6 H: 1 LOB: 2 BB: 1 P: 10	R: 2 E: 0 K: 0 S: 6 H: 3 LOB: 1 BB: 0 P: 6	1B: 6 2B: 2 3B: 0 HR: 3 SF: 0 SAC: 0 DP: 0 HBP: 0							

AB	40
R	9
H	11
RBI	8
BB	6
SO	9
LOB	22

WP: 1 PB: 0 SB: 1 CS: 0 PA: 46

PITCHER		IP	WLS	BF	H	R	ER	SO	BB	IBB	HBP	BLK	WP	HR	S	P	ERA	WHIP
60 Cole Winn, R ERA: 6.0	(1, 1)	2.0		10	3	2	2	2	1	0	0	0	0	1	13	18	9.00	2.000
52 Taylor Hearn, L ERA: 6.0	(3, 1)	1.0	H	4	1	0	0	1	0	0	0	0	0	0	6	6	0.00	1.000
66 Josh Sborz, R ERA: 11.57	(4, 1)	0.1		5	1	3	3	1	3	0	0	0	1	0	4	17	81.00	12.000
35 Jacob Barnes, R ERA:	(4, 1)	1.0	H	4	0	0	0	1	0	0	0	0	0	0	6	6	0.00	0.000
51 Yerry Rodríguez, R ERA: 9.0	(5, 1)	1.1	B	7	1	1	0	2	1	0	0	0	0	0	10	14	0.00	1.500

PITCHER		IP	WLS	BF	H	R	ER	SO	BB	IBB	HBP	BLK	WP	HR	S	P	ERA	WHIP
79 Chase Lee, R ERA: 1.93	(6, 1)	1.1	L	5	1	1	1	1	0	0	0	0	0	1	7	7	6.75	0.750
58 Zack Littell, R ERA: 18.0	(8, 1)	1.0		5	1	0	0	1	1	0	0	0	0	0	6	10	0.00	2.000
56 Reyes Moronta, R ERA: 6.0	(9, 1)	1.0		6	3	2	2	0	0	0	0	0	0	1	6	6	18.00	3.000

Chicago Cubs @ Texas Rangers

Surprise Stadium, Surprise, AZ

Tue Mar 07 2023, 3:09 PM - 7:14 PM EST

Att. 5,202 - Cloudy - 71 F

livebaseballscorecards.com

BOTTOM

Batter	1	2	3	4	5	6	7	8	9	AB	R	H	RBI	BB	SO	LOB
2 Marcus Semien, R (1, 4) OBP: 0.304, SLG: 0.364 20 Ezequiel Duran, R (6, 4) OBP: 0.333, SLG: 0.391 (7, 5) (8, 7)	5 HR 1B	F9			G6-3		F8			3	1	1	0	0	0	0
										1	0	0	0	0	0	1
5 Corey Seager, L (1, 6) OBP: 0.500, SLG: 1.000 71 Jonathan Ornelas, R (3, PR) OBP: 0.421, SLG: 0.611 (4, 6)	1-H HR		41 FC4-6 BB		G1-4-3		F9			1	1	1	2	1	0	0
										2	0	0	0	0	0	1
41 Joe McCarthy, L (1, 3) OBP: 0.333, SLG: 0.273 67 Dustin Harris, L (6, 3) OBP: 0.231, SLG: 0.364	K		1 SAFE 1 SAFE FC4-6 6 HR 1-2f		K			G3-1		3	1	0	0	0	2	1
										1	0	0	0	0	0	0
18 Mitch Garver, R (1, 10) OBP: 0.250, SLG: 0.368 77 Clint Frazier, R (8, PH) OBP: 0.333, SLG: 0.455 (9, 10)	8 HR BB		P4			F8		87 SH5-3 BB		2	1	0	0	1	0	1
										0	0	0	0	1	0	0
6 Josh Jung, R (1, 5) OBP: 0.292, SLG: 0.500 87 Evan Carter, L (7, 8) OBP: 0.600, SLG: 0.333	F9		1-H HR			K		SH5-3 1-2		3	1	1	2	0	1	1
										0	0	0	0	0	0	0
8 Bubba Thompson, R (1, 8) OBP: 0.316, SLG: 0.471 74 Luisangel Acuña, R (7, 4) OBP: 0.389, SLG: 0.529	1-H HR		G5-3			1B		G1-3		3	1	2	2	0	0	1
										1	0	0	0	0	0	1
38 Elier Hernandez, R (1, 9) OBP: 0.300, SLG: 0.389 83 Sandro Fabian, R (7, 9)	G6-3				K				F8	3	0	0	0	0	2	1
										1	0	0	0	0	0	0
47 Josh Smith, L (1, 7) OBP: 0.409, SLG: 0.235 59 Chris Seise, R (8, 5)		G4-3			12 CS BB				K	1	0	0	0	2	0	0
										1	0	0	0	0	1	0
12 Sandy León, S (1, 2) OBP: 0.267, SLG: 0.467 75 David García, S (8, 2)		K			1-2		12 G4-3 BB G4-3 1-2		G6-3	3	0	0	0	0	2	2
										1	0	0	0	0	0	0
Inning Stats	R: 4 H: 3 E: 0 LOB: 0 K: 1 BB: 1 S: 9 P: 16	R: 0 H: 0 E: 0 LOB: 0 K: 1 BB: 0 S: 5 P: 5	R: 2 H: 1 E: 0 LOB: 1 K: 0 BB: 1 S: 4 P: 10	R: 0 H: 0 E: 0 LOB: 1 K: 2 BB: 0 S: 6 P: 10	R: 0 H: 0 E: 0 LOB: 0 K: 1 BB: 0 S: 5 P: 5	R: 0 H: 1 E: 0 LOB: 1 K: 2 BB: 0 S: 10 P: 10	R: 0 H: 0 E: 0 LOB: 1 K: 0 BB: 1 S: 3 P: 7	R: 0 H: 0 E: 0 LOB: 1 K: 0 BB: 1 S: 3 P: 7	R: 0 H: 0 E: 0 LOB: 0 K: 1 BB: 0 S: 5 P: 5	1B: 2 SF: 0 2B: 1 SAC: 1 3B: 0 DP: 1 HR: 3 HBP: 0					WP: 0 PA: 36 PB: 0 SB: 0 CS: 1	

	AB	R	H	RBI	BB	SO	LOB
Totals	30	6	5	6	5	8	10

PITCHER		IP	WLS	BF	H	R	ER	SO	BB	IBB	HBP	BLK	WP	HR	S	P	ERA	WHIP
41 Adrian Sampson, R ERA: 20.77	(1, 1)	2.2		14	4	6	6	2	2	0	0	0	0	3	17	30	20.25	2.250
73 Adbert Alzolay, R ERA: 5.4	(3, 1)	1.1		4	0	0	0	2	1	0	0	0	0	0	7	11	0.00	0.750
46 Anthony Kay, L ERA:	(5, 1)	1.0		3	0	0	0	1	0	0	0	0	0	0	5	5	0.00	0.000
49 Nick Burdi, R ERA:	(6, 1)	1.0	W	4	1	0	0	2	0	0	0	0	0	0	10	10	0.00	1.000
97 Eric Stout, L ERA: 2.25	(7, 1)	1.0	H	4	0	0	0	0	1	0	0	0	0	0	3	7	0.00	1.000

PITCHER		IP	WLS	BF	H	R	ER	SO	BB	IBB	HBP	BLK	WP	HR	S	P	ERA	WHIP
33 Cam Sanders, R ERA:	(8, 1)	2.0	S	7	0	0	0	1	1	0	0	0	0	0	8	12	0.00	0.500

Texas Rangers @ Arizona Diamondbacks

Salt River Fields at Talking Stick, Scottsdale, AZ

Wed Mar 08 2023, 3:09 PM - 5:19 PM EST

Att. 6,962 - Sunny - 74 F

TOP

livebaseballscorecards.com

Batter	1	2	3	4	5	6	7	8	9	AB	R	H	RBI	BB	SO	LOB
16 Travis Jankowski, L (1, 8) OBP: 0.273, SLG: 0.238 87 Evan Carter, L (6, 8) OBP: 0.563, SLG: 0.300	X FF 90 0-0 ① B1		C FF 91 C SL 85 B SL 86 X FF 91 1-2 1-2 ① 1B			C FF 92 F FF 92 F FF 92 B FS 86 C FS 85 1-3 ① K		F FF 102 S FF 102 X FF 102 0-2 ② G1-3 2-3		3 1	0 0	1 0	0 0	0 0	1 0	0 1
4 Robbie Grossman, S (1, 7) OBP: 0.545, SLG: 0.667 67 Dustin Harris, L (6, 3) OBP: 0.214, SLG: 0.333	B FF 90 F FF 91 B CH 84 X FF 92 2-1 2B		B CU 81 C CU 80 F CH 85 S CH 85 1-3 ② K			F FS 85 B FS 86 F FF 92 S FS 86 1-3 ② K		B FF 101 X FF 101 1-0 ③ F9		3 1	0 0	1 0	0 0	0 0	2 0	2 1
30 Nathaniel Lowe, L (1, 3) OBP: 0.409, SLG: 0.267 38 Elier Hernandez, R (6, 7) OBP: 0.286, SLG: 0.368	C FF 91 F SL 84 B FF 93 B SL 84 S SL 84 2-3 ② K2-3		B CU 82 B CU 81 B SL 84 X FF 90 3-0 ③ G6-3			B FF 93 B FS 85 B FF 92 C FS 85 C FF 92 B FS 86 4-2 BB			S FC 91 F FC 93 F FF 101 B FC 92 B FC 91 F FC 91 B FF 101 C FC 91 3-3 ① K	2 1	0 0	0 0	0 0	1 0	1 1	3 0
53 Adolis García, R (1, 9) OBP: 0.409, SLG: 0.632 83 Sandro Fabian, R (6, 9) OBP: 0.333, SLG: 0.250	B CU 79 X CU 80 1-0 ③ G4-3			B FF 91 B CH 85 C CH 83 F CH 84 F FF 92 X CU 83 2-2 ① G4-3		F SL 84 C FS 86 C FF 94 0-3 ③ K			T FF 101 B FF 99 X FC 94 1-1 41 WP 1B	3 1	0 0	0 1	0 0	0 0	1 0	2 0
18 Mitch Garver, R (1, 2) OBP: 0.261, SLG: 0.364 90 Marcus Smith, L (7, PR) 55 Sam Huff, R (7, 2) OBP: 0.333, SLG: 0.750		B FF 90 C CU 79 S CH 83 X CH 84 1-2 ① G5-3		X FF 92 0-0 ② P4			C CU 85 B CU 85 B FF 96 C FF 96 X CU 86 2-2 20 K 1B		B SI 100 F SI 99 F FC 92 S FC 96 1-3 ② K	3 0 1	0 0 0	1 0 0	0 0 0	0 0 0	0 0 1	0 0 1
41 Joe McCarthy, L (1, 10) OBP: 0.250, SLG: 0.200		B FF 91 X CU 80 1-0 ② G4-3		C FF 91 X SL 85 0-1 ③ G5-3			B FF 96 B CU 85 1 SAFE 1 SAFE S FF 96 F CH 89 T FF 97 2-2 ① K		B FF 100 C FC 92 C FC 93 B FC 92 X FF 100 2-2 ③ L3 1-2	4	0	0	0	0	1	2
20 Ezequiel Duran, R (1, 4) OBP: 0.333, SLG: 0.385 74 Luisangel Acuña, R (7, 4) OBP: 0.389, SLG: 0.529		B FF 91 B FF 91 B CU 79 C FF 90 F CU 81 C FF 93 3-3 ③ K			F SI 96 C SL 86 X SL 85 0-2 80 G5-4-3 1B		F FF 96 1 SAFE B FF 98 F CU 88 F FF 97 B FF 96 S FF 96 2-3 ② ③ K 1-2			3 0	0 0	1 0	0 0	0 0	2 0	1 0
71 Jonathan Ornelas, R (1, 6) OBP: 0.409, SLG: 0.619 80 Cameron Cauley, R (8, 6)			C FF 90 B CH 84 X CH 84 1-1 ① G6-3		C SI 95 B SI 95 S SL 86 B SL 87 C SI 96 2-3 ① K			B FF 96 F FF 96 B CU 88 X FF 96 2-1 87 G1-3 2B		3 0	0 0	1 0	0 0	0 0	1 0	1 0
80 Ryan Dorow, R (1, 5) OBP: 0.222, SLG: 0.125 63 Keyber Rodriguez, R (8, 5)			B FF 92 T CU 81 B FF 92 F CH 84 F FF 93 F FF 93 B CU 82 X FF 93 3-2 16 1B 1B		B SI 97 X SI 96 1-0 ② ③ G5-4-3 1-2f			T FF 97 L FF 93 B FF 96 B FF 97 S CU 85 2-3 ① K		3 0	0 0	1 0	0 0	0 0	1 0	2 0
Inning Stats	R: 0 E: 0 K: 1 S: 7 H: 1 LOB: 1 BB: 0 P: 12	R: 0 E: 0 K: 1 S: 7 H: 0 LOB: 0 BB: 0 P: 12	R: 0 E: 0 K: 1 S: 14 H: 2 LOB: 2 BB: 0 P: 23	R: 0 E: 0 K: 0 S: 7 H: 0 LOB: 0 BB: 0 P: 9	R: 0 E: 0 K: 1 S: 7 H: 1 LOB: 0 BB: 0 P: 10	R: 0 E: 0 K: 3 S: 12 H: 0 LOB: 1 BB: 1 P: 18	R: 0 E: 0 K: 2 S: 10 H: 1 LOB: 1 BB: 0 P: 16	R: 0 E: 0 K: 1 S: 9 H: 1 LOB: 1 BB: 0 P: 14	R: 0 E: 0 K: 2 S: 13 H: 1 LOB: 1 BB: 0 P: 20	1B: 5 2B: 2 3B: 0 HR: 0 SF: 0 SAC: 0 DP: 1 HBP: 0						

AB	32
R	0
H	7
RBI	0
BB	1
SO	12
LOB	16

WP: 1 PB: 0 SB: 0 CS: 0 PA: 33

PITCHER		IP	WLS	BF	H	R	ER	SO	BB	IBB	HBP	BLK	WP	HR	S	P	ERA	WHIP
47 Tommy Henry, L ERA: 6.48	(1, 1)	4.0		15	3	0	0	3	0	0	0	0	0	0	35	56	0.00	0.750
50 Miguel Castro, R ERA:	(5, 1)	1.0		3	1	0	0	1	0	0	0	0	0	0	7	10	0.00	1.000
30 Scott McGough, R ERA:	(6, 1)	1.0	W	4	0	0	0	3	1	0	0	0	0	0	12	18	0.00	1.000
25 Corbin Martin, R ERA: 2.08	(7, 1)	1.1	H	5	2	0	0	3	0	0	0	0	0	0	15	25	0.00	1.500
63 Justin Martinez, R ERA: 2.45	(8, 1)	0.2	H	2	0	0	0	0	0	0	0	0	0	0	4	5	0.00	0.000
45 Carlos Vargas, R ERA: 2.7	(9, 1)	1.0	S	4	1	0	0	2	0	0	0	0	1	0	13	20	0.00	1.000

Texas Rangers @ Arizona Diamondbacks

Salt River Fields at Talking Stick, Scottsdale, AZ

Wed Mar 08 2023, 3:09 PM - 5:19 PM EST

Att. 6,962 - Sunny - 74 F

livebaseballscorecards.com

BOTTOM

Batter	1	2	3	4	5	6	7	8	9	AB	R	H	RBI	BB	SO	LOB
10 Josh Rojas, L (1, 4) OBP: 0.409, SLG: 0.353 16 Buddy Kennedy, R (7, 4) OBP: 0.579, SLG: 0.750	X FF 94 0-0 ① F7		B ST 85 C CH 87 B ST 84 B FF 94 C FF 95 S FF 94 3-3 ③ K			C FF 92 X SL 82 0-1 ① L8		C FF 96 B FC 87 X FC 87 1-1 ② G5-3		3 0 0 0 0 1 0 1 0 0 0 0 0 0						
3 Evan Longoria, R (1, 5) OBP: 0.143, SLG: 0.077 9 Jake Hager, R (6, PH) OBP: 0.125, SLG: 0.188 (7, 5)	C FF 94 X ST 84 0-1 ② P4			B FF 94 B FC 88 S FC 90 B FF 93 3-1 12 FC4-6 BB		B FF 94 X FF 94 1-0 12 1B 2B		C FF 96 B FC 88 B FC 87 B FC 88 F FF 96 S FC 88 3-3 ③ K		1 0 0 0 1 0 0 2 1 1 0 0 1 0						
12 Lourdes Gurriel Jr., R (1, 7) OBP: 0.455, SLG: 0.611 95 Yairo Muñoz, R (7, 7) OBP: 0.429, SLG: 0.667 (8, 9)	C FF 94 F FF 94 B FF 94 B FF 94 B ST 82 X ST 82 3-2 2B			B FC 90 F FC 90 F SL 83 B FF 93 F FF 94 X SL 83 2-2 ① FC4-6 1-2f		S FF 93 F FF 93 B FF 93 F FF 94 X CH 86 1-2 ② 2-H 1B				3 0 2 1 0 0 1 0 0 0 0 0 0 0						
53 Christian Walker, R (1, 3) OBP: 0.286, SLG: 0.333 86 Phillip Evans, R (7, 3) OBP: 0.235, SLG: 0.143	S ST 86 F ST 86 B ST 84 X FF 95 1-2 ③ L8			F FC 91 S FC 89 B FF 95 1 SAFE F FF 94 F SL 82 F SL 83 C FF 96 1-3 ② K		C FF 95 F CH 88 F SL 85 S FF 95 0-3 ③ K				3 0 0 0 0 2 2 0 0 0 0 0 0 0						
80 Dominic Canzone, L (1, 9) OBP: 0.250, SLG: 0.278 62 Blaze Alexander, R (8, 6) OBP: 0.278, SLG: 0.353		B ST 84 X ST 85 1-0 ① P5		C FC 92 F FF 94 X FF 94 0-2 ③ F7			B FF 94 X FF 94 1-0 ① G4-3			3 0 0 0 0 0 1 0 0 0 0 0 0 0						
13 Nick Ahmed, R (1, 6) OBP: 0.167, SLG: 0.167 24 Kevin Graham, L (8, 7)		B CU 78 S ST 86 B FF 95 X ST 85 2-1 ② G6-3			C SL 81 B SL 81 X SI 91 1-1 ① G6-3		X FF 96 0-0 ② F8			3 0 0 0 0 0 0 0 0 0 0 0 0 0						
96 P.J. Higgins, R (1, 10) OBP: 0.250, SLG: 0.450		B FF 94 X FF 95 1-0 ③ L5			C FF 93 B FS 85 X SL 81 1-1 14 FC6-4 1B		C FF 96 B FF 96 C SL 84 B CH 87 F CH 87 S FF 96 2-3 ③ K			3 0 1 0 0 1 0						
64 Diego Castillo, R (1, 8) OBP: 0.182, SLG: 0.150 16 Wilderd Patiño, R (9, 8) OBP: 0.250, SLG: 0.143			B FF 93 X CH 86 1-0 ① F8		B SL 82 C FF 91 S SL 82 T SL 84 1-2 ② K			B FF 96 B FF 94 C FF 95 C FC 87 S SL 86 2-3 ① K		3 0 0 0 0 2 1 0 0 0 0 0 0 0						
14 Gabriel Moreno, R (1, 2) OBP: 0.333, SLG: 0.714 56 Juan Centeno, L (9, 2) OBP: 0.143, SLG: 0.143			C ST 85 S ST 86 F ST 83 X FF 94 0-2 ② L9		B SI 93 B SI 90 X SL 82 2-0 ③ FC6-4 1-2f			B FF 97 X FC 87 1-0 HR		3 1 1 1 0 0 1 0 0 0 0 0 0 0						
Inning Stats	R: 0 E: 0 K: 0 S: 9 H: 1 LOB: 1 BB: 0 P: 13	R: 0 E: 0 K: 0 S: 4 H: 0 LOB: 0 BB: 0 P: 8	R: 0 E: 0 K: 1 S: 8 H: 0 LOB: 0 BB: 0 P: 12	R: 0 E: 0 K: 1 S: 14 H: 0 LOB: 1 BB: 1 P: 20	R: 0 E: 0 K: 1 S: 8 H: 1 LOB: 1 BB: 0 P: 13	R: 1 E: 0 K: 1 S: 11 H: 2 LOB: 0 BB: 0 P: 13	R: 0 E: 0 K: 1 S: 6 H: 0 LOB: 0 BB: 0 P: 9	R: 1 E: 0 K: 2 S: 9 H: 1 LOB: 0 BB: 0 P: 16		1B: 2 2B: 2 3B: 0 HR: 1 SF: 0 SAC: 0 DP: 0 HBP: 0						

	AB	28
	R	2
	H	5
	RBI	2
	BB	1
	SO	7
	LOB	6

WP: 0 PA: 29
PB: 0
SB: 0
CS: 0

PITCHER		IP	WLS	BF	H	R	ER	SO	BB	IBB	HBP	BLK	WP	HR	S	P	ERA	WHIP
22 Jon Gray, R ERA:	(1, 1)	3.0		10	1	0	0	1	0	0	0	0	0	0	21	33	0.00	0.333
45 Dominic Leone, R ERA: 2.25	(4, 1)	1.0		4	0	0	0	1	1	0	0	0	0	0	14	20	0.00	1.000
68 Joe Barlow, R ERA: 4.5	(5, 1)	1.0		4	1	0	0	1	0	0	0	0	0	0	8	13	0.00	1.000
46 Brock Burke, L ERA: 4.5	(6, 1)	1.0	L	4	2	1	1	1	0	0	0	0	0	0	11	13	9.00	2.000
73 Jacob Latz, L ERA: 1.69	(7, 1)	1.0		3	0	0	0	1	0	0	0	0	0	0	6	9	0.00	0.000

PITCHER		IP	WLS	BF	H	R	ER	SO	BB	IBB	HBP	BLK	WP	HR	S	P	ERA	WHIP
84 Marc Church, R ERA: 6.0	(8, 1)	1.0		4	1	1	1	2	0	0	0	0	0	1	9	16	9.00	1.000

Texas Rangers @ Oakland Athletics

Hohokam Stadium, Mesa, AZ

Fri Mar 10 2023, 3:07 PM - 6:12 PM EST

Att. 5,131 - Sunny - 77 F

TOP

livebaseballscorecards.com

Batter	1	2	3	4	5	6	7	8	9	AB	R	H	RBI	BB	SO	LOB
2 Marcus Semien, R (1, 4) OBP: 0.346, SLG: 0.440	G4-3		5 F8 30 G6-3 2B		5 1B 30 1B 1B	K 1-2 2-3		39 2B 1B	G6-4-3 1-2f 3-H	3	2	2	0	0	0	0
47 Josh Smith, L (5, 6) OBP: 0.400, SLG: 0.250										3	1	1	0	0	1	3
82 Jax Biggers, L (9, 6)										0	0	0	0	0	0	0
5 Corey Seager, L (1, 6) OBP: 0.522, SLG: 0.952	1B		F8 2-3		30 1B 28 SF7 1-2 1B	20 BB 2-H 3-H 1B		1-H 2B	G6-3	3	1	2	0	0	0	1
39 Yoshi Tsutsugo, L (5, 3) OBP: 0.667, SLG: 1.000										3	0	2	3	0	0	0
30 Nathaniel Lowe, L (1, 3) OBP: 0.400, SLG: 0.278	K		G6-3 3-H		1-3 2-H 1B	BB 1-2		G1-3		3	0	1	2	0	1	1
20 Ezequiel Duran, R (5, 4) OBP: 0.345, SLG: 0.370 (6, 7)										1	0	0	0	1	0	1
28 Jonah Heim, S (1, 2) OBP: 0.391, SLG: 0.500	P2		F9		SF7 3-H	G4-3		G5-3		2	0	0	1	0	0	1
12 Sandy León, S (6, PH) OBP: 0.235, SLG: 0.412 (6, 2)										2	0	0	0	0	0	3
6 Josh Jung, R (1, 5) OBP: 0.296, SLG: 0.609		E5 13 1B		HR	F8		BB 13 WP	K		3	1	1	1	0	0	1
71 Jonathan Ornelas, R (5, 5) OBP: 0.417, SLG: 0.591										1	0	0	0	1	1	1
4 Robbie Grossman, S (1, 9) OBP: 0.520, SLG: 0.611		K		F7		13 E 13 S 77 1B 1B	F8		BB 67 1B 38 1B	3	1	1	0	0	1	1
87 Evan Carter, L (6, 8) OBP: 0.556, SLG: 0.273										1	1	0	0	1	0	1
13 Brad Miller, L (1, 10) OBP: 0.455, SLG: 0.611		1-2 1B		G6-3		BB 47 S 39 1B 1-3	BB 77 1B 1-2		38 1B 74 1B 1-2 1B	2	1	1	0	2	0	0
67 Dustin Harris, L (7, PR) OBP: 0.267, SLG: 0.385 (7, 10)										1	1	1	0	0	0	0
77 Clint Frazier, R (1, 7) OBP: 0.333, SLG: 0.440	K		F9		47 S 39 1B 1-2 3-H 1B	L5		74 1B 47 G6-4-3 1-3 2-H 1B		3	1	1	1	0	1	2
38 Elier Hernandez, R (6, 9) OBP: 0.304, SLG: 0.381										2	1	1	1	0	0	2
8 Bubba Thompson, R (1, 8) OBP: 0.273, SLG: 0.400	K				L6	K	G5-3	47 G6-4-3 1-3 3-H 1B		3	0	0	0	0	2	4
74 Luisangel Acuña, R (6, 4) OBP: 0.400, SLG: 0.526										2	0	1	1	0	0	2

Inning Stats	1	2	3	4	5	6	7	8	9
	R: 0 E: 0 K: 1 S: 7 H: 1 LOB: 1 BB: 0 P: 7	R: 0 E: 1 K: 3 S: 11 H: 1 LOB: 2 BB: 0 P: 11	R: 1 E: 0 K: 0 S: 4 H: 1 LOB: 0 BB: 0 P: 4	R: 1 E: 0 K: 0 S: 6 H: 1 LOB: 0 BB: 0 P: 7	R: 2 E: 0 K: 0 S: 6 H: 3 LOB: 1 BB: 0 P: 6	R: 3 E: 0 K: 2 S: 10 H: 3 LOB: 2 BB: 2 P: 18	R: 0 E: 0 K: 0 S: 3 H: 0 LOB: 2 BB: 2 P: 11	R: 1 E: 0 K: 1 S: 7 H: 2 LOB: 1 BB: 0 P: 7	R: 3 E: 0 K: 0 S: 5 H: 3 LOB: 0 BB: 1 P: 9

| | | | | | | | | | |

BOTTOM

Texas Rangers @ Oakland Athletics

Hohokam Stadium, Mesa, AZ

Fri Mar 10 2023, 3:07 PM - 6:12 PM EST

Att. 5,131 - Sunny - 77 F

livebaseballscorecards.com

Batter	1	2	3	4	5	6	7	8	9	AB	R	H	RBI	BB	SO	LOB
1 Esteury Ruiz, R (1, 8) OBP: 0.296, SLG: 0.364	G4-3		B5-3		15 S 2B 2-H			G6-3	77 E 1B 1-3 2-H	3	0	1	1	0	0	0
20 Cristian Pache, R (6, 8) OBP: 0.409, SLG: 0.524										2	1	1	1	0	0	0
15 Seth Brown, L (1, 10) OBP: 0.316, SLG: 0.353	12 G6-3 1B		G3-1		K 2-3			8 FC4-6 BB	E5 8 1B 4 HR 1B 2-H 3-H	3	0	1	0	0	1	1
77 Lawrence Butler, L (8, PH) (9, 10) OBP: 0.684, SLG: 1.133										1	1	1	1	1	0	0
12 Aledmys Díaz, R (1, 4) OBP: 0.524, SLG: 0.500	G6-3 1-2			L7		G3		FC4-6 4 2B 25 1B 1-2f	4 HR 1B 2-3	2	0	0	0	0	0	1
8 Tyler Wade, L (6, 6) OBP: 0.474, SLG: 0.467										3	2	1	0	0	0	1
99 Jesús Aguilar, R (1, 3) OBP: 0.409, SLG: 0.294	HBP			22 G5-3 6 BB 1B		K		4 2B 76 HR 1B 1-2	4 HR BB	1	0	1	0	0	0	0
25 Brent Rooker, R (6, 7) OBP: 0.609, SLG: 0.600										2	2	1	0	1	1	0
6 Jace Peterson, L (1, 5) OBP: 0.409, SLG: 0.500	G4-3			BB 1-2		F8		76 HR 2B 1-3 2-H	HR 1-H 2-H 3-H	1	0	0	0	1	0	2
4 Kevin Smith, R (6, 5) OBP: 0.429, SLG: 0.750										3	2	2	5	0	0	0
22 Ramón Laureano, R (1, 9) OBP: 0.261, SLG: 0.190		K		G5-3 2-3f			L8			2	0	0	0	0	1	2
76 Trenton Brooks, L (6, 9) OBP: 0.222, SLG: 0.556								HR 2-H 3-H		2	1	1	3	0	0	0
33 JJ Bleday, L (1, 7) OBP: 0.360, SLG: 0.318	K				K		F8	G1-3		2	0	0	0	0	2	0
40 Dérmis García, R (6, 3) OBP: 0.211, SLG: 0.176										2	0	0	0	0	0	0
2 Nick Allen, R (1, 6) OBP: 0.500, SLG: 0.333	G3				53 S 1 2B BB		1B		20 WP 85 HBP 20 1B BB	1	1	0	0	1	0	0
17 Pablo Reyes, R (6, 4) OBP: 0.294, SLG: 0.267										1	1	1	0	1	0	0
53 Kyle McCann, L (1, 2)			G3		K 1-2		P4		20 1B 20 WP 77 E HBP 1-2	2	0	0	0	0	1	1
85 Yohel Pozo, R (6, 2) OBP: 0.214, SLG: 0.308										1	1	0	0	0	0	1

Inning Stats	1	2	3	4	5	6	7	8	9
	R: 0 H: 1 E: 0 LOB: 2 K: 0 BB: 0 S: 4 P: 5	R: 0 H: 0 E: 0 LOB: 0 K: 2 BB: 0 S: 7 P: 7	R: 0 H: 0 E: 0 LOB: 0 K: 0 BB: 0 S: 3 P: 3	R: 0 H: 1 E: 0 LOB: 1 K: 0 BB: 1 S: 3 P: 7	R: 1 H: 1 E: 0 LOB: 1 K: 3 BB: 1 S: 10 P: 14	R: 0 H: 0 E: 0 LOB: 0 K: 1 BB: 0 S: 5 P: 5	R: 0 H: 1 E: 0 LOB: 1 K: 0 BB: 0 S: 4 P: 4	R: 4 H: 3 E: 0 LOB: 0 K: 0 BB: 1 S: 7 P: 14	R: 7 H: 4 E: 1 LOB: 0 K: 0 BB: 2 S: 6 P: 18

1B: 7	SF: 0
2B: 2	SAC: 0
3B: 0	DP: 1
HR: 2	HBP: 2

WP: 1	PA: 41
PB: 0	
SB: 2	
CS: 0	

AB	34
R	12
H	11
RBI	11
BB	5
SO	6
LOB	9

PITCHER		IP	WLS	BF	H	R	ER	SO	BB	IBB	HBP	BLK	WP	HR	S	P	ERA	WHIP
33 Dane Dunning, R ERA: 6.48	(1, 1)	4.0		15	2	0	0	2	1	0	1	0	0	0	17	22	0.00	0.750
57 Will Smith, L ERA: 9.0	(5, 1)	1.0		5	1	1	1	3	1	0	0	0	0	0	10	14	9.00	2.000
21 Ian Kennedy, R ERA: 4.5	(6, 1)	1.0		3	0	0	0	1	0	0	0	0	0	0	5	5	0.00	0.000
52 Taylor Hearn, L ERA: 4.5	(7, 1)	1.0		4	1	0	0	0	0	0	0	0	0	0	4	4	0.00	1.000
66 Josh Sborz, R ERA: 21.0	(8, 1)	0.2		6	3	4	4	0	1	0	0	0	0	1	6	13	54.00	6.000

PITCHER		IP	WLS	BF	H	R	ER	SO	BB	IBB	HBP	BLK	WP	HR	S	P	ERA	WHIP
79 Chase Lee, R ERA: 1.8	(8, 1)	0.1	H	1	0	0	0	0	0	0	0	0	0	0	1	1	0.00	0.000
56 Reyes Moronta, R ERA: 21.0	(9, 1)	0.0		5	3	5	5	0	1	0	1	0	1	0	3	9	∞	∞
73 Jacob Latz, L ERA: 5.06	(9, 1)	0.0	L	2	1	2	2	0	1	0	0	0	0	1	3	9	∞	∞

Cincinnati Reds @ Texas Rangers

Surprise Stadium, Surprise, AZ

Sat Mar 11 2023, 3:08 PM - 5:21 PM EST

Att. 6,036 - Cloudy - 76 F

TOP

livebaseballscorecards.com

Batter	1	2	3	4	5	6	7	8	9	AB	R	H	RBI	BB	SO	LOB
6 Jonathan India, R (1, 4) OBP: 0.419, SLG: 0.333 27 Francisco Urbaez, R (6, 4) OBP: 0.500, SLG: 1.000	B C S S 1-3 ① K		C S S 0-3 ③ K		B B B 4-0 37 G6-3 27 2B BB		X 0-0 ③ G5-3		X 0-0 38 G4-3 2B	2 1 0 0 1 2 1 2 0 1 0 0 0 0						
37 Tyler Stephenson, R (1, 2) OBP: 0.219, SLG: 0.226 38 Daniel Vellojin, L (7, 2) OBP: 0.333, SLG: 0.333	C S S 0-3 ② K			X 0-0 27 HR 1B	X 0-0 ② G6-3 1-2			X 0-0 29 G3 23 HR 1B	X 0-0 ② G4-3 2-3	3 1 1 0 0 1 1 2 1 1 0 0 0 1						
27 Jake Fraley, L (1, 9) OBP: 0.464, SLG: 0.667 29 Austin Hendrick, L (6, 9) OBP: 0.286, SLG: 0.714	X 0-0 ③ G5-3			B B X 2-0 1-H HR	2 SAFE X 0-0 2-H 2B			X 0-0 ① G3 1-2	C F S 0-3 ③ K	3 1 2 3 0 0 0 2 0 0 0 0 1 2						
28 Kevin Newman, R (1, 6) OBP: 0.320, SLG: 0.304 7 Jose Torres, R (6, 6)		X 0-0 ① F7		X 0-0 35 FC5 9 BB 1B	X 0-0 ③ F8			X 0-0 ② G5-3		3 0 1 0 0 0 1 1 0 0 0 0 0 1						
9 Chad Pinder, R (1, 3) OBP: 0.222, SLG: 0.167 23 Nicholas Northcut, R (6, 3) OBP: 0.200, SLG: 0.800		X 0-0 ② F8		1 SAFE B B B B 4-0 57 WP 35 FC5 1-2 BB		X 0-0 ① F8		C X 0-1 2-H HR		2 0 0 0 1 0 0 1 1 1 2 0 0 0						
35 Alejo Lopez, S (1, 5) OBP: 0.385, SLG: 0.238 36 Nick Quintana, R (6, 5) OBP: 0.333, SLG: 0.333		X 0-0 ③ G6-3		X 0-0 ① FC5 57 WP 1-2 2-3f		C C S 0-3 ② K		X 0-0 ③ F9		3 0 0 0 0 1 2 1 0 0 0 0 0 0						
57 Stuart Fairchild, R (1, 8) OBP: 0.400, SLG: 0.211 38 Michael Siani, L (6, 8) OBP: 0.318, SLG: 0.250		X 0-0 ① F7		B S F S 1-3 ② K 1-2 2-3		X 0-0 ③ G1-3			B B B B 4-0 G6-3 S 22 HR BB	3 0 0 0 0 1 2 0 1 0 0 1 0 0						
76 Richie Martin, R (1, 7) OBP: 0.455, SLG: 0.556 Nick Plummer, L (7, 7) OBP: 0.500, SLG: 0.400		F S S 0-3 ② K	S F S 0-3 ③ K				S S S 0-3 ① K		B X 1-0 ① G6-3 1-3	3 0 0 0 0 3 2 1 0 0 0 0 0 1						
26 Austin Romine, R (1, 10) OBP: 0.154, SLG: 0.154 22 Michel Triana, L (9, PH) OBP: 0.500, SLG: 1.333		X 0-0 1B			S S S 0-3 ① K		X 0-0 ② P3		S S B X 1-2 3-H HR	3 0 1 0 0 1 0 1 1 1 2 0 0 0						
Inning Stats	R: 0 H: 0 E: 0 LOB: 0 K: 2 BB: 0 S: 7 P: 8	R: 0 H: 0 E: 0 LOB: 0 K: 0 BB: 0 S: 3 P: 3	R: 0 H: 1 E: 0 LOB: 1 K: 2 BB: 0 S: 8 P: 8	R: 2 H: 3 E: 0 LOB: 2 K: 2 BB: 1 S: 10 P: 17	R: 1 H: 1 E: 0 LOB: 1 K: 1 BB: 1 S: 6 P: 10	R: 0 H: 0 E: 0 LOB: 0 K: 1 BB: 0 S: 5 P: 5	R: 0 H: 0 E: 0 LOB: 0 K: 1 BB: 0 S: 5 P: 5	R: 2 H: 2 E: 0 LOB: 0 K: 0 BB: 0 S: 6 P: 6	R: 2 H: 2 E: 0 LOB: 1 K: 1 BB: 1 S: 9 P: 15	1B: 4 SF: 0 2B: 2 SAC: 0 3B: 0 DP: 0 HR: 3 HBP: 0						

	AB	36
	R	7
	H	9
	RBI	7
	BB	3
	SO	10
	LOB	14

PITCHER		IP	WLS	BF	H	R	ER	SO	BB	IBB	HBP	BLK	WP	HR	S	P	ERA	WHIP
50 Cole Ragans, L ERA: 2.79	(1, 1)	3.2	W	16	4	2	2	5	1	0	0	0	1	1	25	33	4.91	1.364
45 Dominic Leone, R ERA: 3.38	(4, 1)	1.1	H	6	1	1	1	2	1	0	0	0	0	0	9	13	6.75	1.500
68 Joe Barlow, R ERA: 3.6	(6, 1)	1.0	H	3	0	0	0	1	0	0	0	0	0	0	5	5	0.00	0.000
32 John King, L ERA: 9.0	(7, 1)	1.0	H	3	0	0	0	1	0	0	0	0	0	0	5	5	0.00	0.000
51 Yerry Rodríguez, R ERA: 12.0	(8, 1)	1.0	H	5	2	2	2	0	0	0	0	0	0	1	6	6	18.00	2.000

PITCHER		IP	WLS	BF	H	R	ER	SO	BB	IBB	HBP	BLK	WP	HR	S	P	ERA	WHIP
46 Brock Burke, L ERA: 7.2	(9, 1)	1.0	S	6	2	2	2	1	1	0	0	0	0	1	9	15	18.00	3.000

WP: 1	PA: 39		
PB: 0			
SB: 1			
CS: 0			

Batter	1	2	3	4	5	6	7	8	9	AB	R	H	RBI	BB	SO	LOB
2 Marcus Semien, R (1, 4) OBP: 0.345, SLG: 0.429 20 Ezequiel Duran, R (6, 4) OBP: 0.333, SLG: 0.357 (7, 5)	K		5 1B 30 SF9 1B	K			G4-3			3	1	1	0	0	2	0
										1	0	0	0	0	0	0
5 Corey Seager, L (1, 6) OBP: 0.577, SLG: 0.957 71 Jonathan Ornelas, R (5, PR) OBP: 0.400, SLG: 0.565 (6, 6) (7, 4)	30 1B 53 1B 1B		1-3 1B		30 G1-6-3 BB		K			2	1	2	0	1	0	0
										1	0	0	0	0	1	0
30 Nathaniel Lowe, L (1, 3) OBP: 0.393, SLG: 0.300 55 Sam Huff, R (6, 2) OBP: 0.400, SLG: 0.889	53 1B 18 1B 1-3 1B		SF9 3-H		G1-6-3 1-2f			41 1B 38 1B 2B		2	1	1	1	0	0	1
										1	1	1	0	0	0	0
53 Adolis García, R (1, 9) OBP: 0.440, SLG: 0.773 41 Joe McCarthy, L (6, 3) OBP: 0.294, SLG: 0.250	18 1B 1-2 3-H 1B		P4		HR			G6-4-3 38 1B WP 2-3 1B		3	1	2	2	0	0	1
										1	1	1	0	0	0	0
18 Mitch Garver, R (1, 2) OBP: 0.269, SLG: 0.360 38 Elier Hernandez, R (6, 9) OBP: 0.333, SLG: 0.409	1-3 2-H 1B		F7		F9			G6-4-3 1-2 3-H 1B		3	0	1	1	0	0	2
										1	0	1	1	0	0	0
6 Josh Jung, R (1, 5) OBP: 0.300, SLG: 0.654 Luisangel Acuña, R (7, 6) OBP: 0.381, SLG: 0.500	F8			4 HR 3B		G6-3		G6-4-3 1-2f 2-3		3	1	1	0	0	0	1
										1	0	0	0	0	0	2
4 Robbie Grossman, S (1, 7) OBP: 0.536, SLG: 0.810 Dustin Harris, L (6, PR) OBP: 0.250, SLG: 0.357 (7, 7)		G4-3		HR 3-H		39 G4-3-4-3-2-5 2B		K 3-H		3	1	2	2	0	0	0
										1	0	0	0	0	1	0
39 Yoshi Tsutsugo, L (1, 10) OBP: 0.333, SLG: 0.500		G1-3		G3-1		G4-3-4-3-2-5 2-Hf				3	0	0	0	0	0	1
16 Travis Jankowski, L (1, 8) OBP: 0.240, SLG: 0.208 87 Evan Carter, L (8, 8) OBP: 0.556, SLG: 0.273		G1-3		B5-3			G4-3			3	0	0	0	0	0	0
										0	0	0	0	0	0	0
Inning Stats	R: 2 E: 0 K: 1 S: 8 H: 4 LOB: 1 BB: 0 P: 8	R: 0 E: 0 K: 0 S: 3 H: 0 LOB: 0 BB: 0 P: 3	R: 1 E: 0 K: 0 S: 5 H: 2 LOB: 1 BB: 0 P: 5	R: 2 E: 0 K: 1 S: 8 H: 2 LOB: 0 BB: 0 P: 11	R: 1 E: 0 K: 0 S: 3 H: 1 LOB: 1 BB: 0 P: 6	R: 0 E: 0 K: 0 S: 3 H: 1 LOB: 1 BB: 0 P: 3	R: 0 E: 0 K: 1 S: 5 H: 0 LOB: 0 BB: 0 P: 5	R: 2 E: 0 K: 1 S: 7 H: 3 LOB: 0 BB: 0 P: 8		1B: 8 2B: 3 3B: 1 HR: 2	SF: 1 SAC: 0 DP: 3 HBP: 0					

BOTTOM

Cincinnati Reds @ Texas Rangers

Surprise Stadium, Surprise, AZ

Sat Mar 11 2023, 3:08 PM - 5:21 PM EST

Att. 6,036 - Cloudy - 76 F

livebaseballscorecards.com

AB	32
R	8
H	13
RBI	7
BB	1
SO	4
LOB	8

PITCHER		IP	WLS	BF	H	R	ER	SO	BB	IBB	HBP	BLK	WP	HR	S	P	ERA	WHIP
22 Chase Anderson, R ERA: 5.4	(1, 1)	3.0	L	14	6	3	3	1	0	0	0	0	0	0	16	16	9.00	2.000
46 Buck Farmer, R ERA: 12.6	(4, 1)	1.0		5	2	2	2	1	0	0	0	0	0	1	8	11	18.00	2.000
41 Hunter Strickland, R ERA: 11.25	(5, 1)	1.0		4	1	1	1	0	1	0	0	0	0	1	3	6	9.00	2.000
66 Joel Kuhnel, R ERA: 3.18	(6, 1)	1.2		5	1	0	0	0	0	0	0	0	0	0	5	5	0.00	0.600
48 Alex Young, L ERA: 3.0	(7, 1)	1.1		6	3	2	2	2	0	0	0	0	1	0	10	11	13.50	2.250

PITCHER	IP	WLS	BF	H	R	ER	SO	BB	IBB	HBP	BLK	WP	HR	S	P	ERA	WHIP

WP: 1 PB: 0 SB: 0 CS: 0 PA: 34

Texas Rangers @ Seattle Mariners

Peoria Stadium, Peoria, AZ

Sun Mar 12 2023, 4:11 PM - 7:19 PM EDT

Att. 7,845 - Sunny - 77 F

TOP

Batter	1	2	3	4	5	6	7	8	9
8 Bubba Thompson, R (1, 8) OBP: 0.269, SLG: 0.375 / 88 Kellen Strahm, R (6, 8) OBP: 0.500, SLG: 0.500	K		K		1B	K		1B	FC1-5-2
47 Josh Smith, L (1, 6) OBP: 0.448, SLG: 0.348 / 90 Davis Wendzel, R (6, 6) OBP: 0.375, SLG: 0.750	HR		L7		2B	HBP		K	K
30 Nathaniel Lowe, L (1, 10) OBP: 0.400, SLG: 0.455 / 39 Yoshi Tsutsugo, L (5, PH) OBP: 0.333, SLG: 0.444 (5, 10)	HR		ꓘ		K	E9 1B		K	
53 Adolis García, R (1, 9) OBP: 0.464, SLG: 0.750 / 38 Elier Hernandez, R (5, PR) OBP: 0.308, SLG: 0.375 (5, 9)	K			BB	1B	G6-3		G4-3	
13 Brad Miller, L (1, 3) OBP: 0.440, SLG: 0.550 / 41 Joe McCarthy, L (5, PR) OBP: 0.263, SLG: 0.222 (5, 3)	G4-3			FC6-4	BB	G4-3			K
77 Clint Frazier, R (1, 7) OBP: 0.290, SLG: 0.379 / 83 Sandro Fabian, R (7, 7) OBP: 0.286, SLG: 0.200		E4		F9	K		ꓘ		E5
12 Sandy León, S (1, 2) OBP: 0.286, SLG: 0.368 / 81 Justin Foscue, R (7, 4) OBP: 0.417, SLG: 1.273		G4-3		BB	HBP		ꓘ		HR
20 Ezequiel Duran, R (1, 5) OBP: 0.382, SLG: 0.469 / 80 Ryan Dorow, R (7, PR) OBP: 0.200, SLG: 0.111 (7, 5)		L9		1B	2B		2B		E6
71 Jonathan Ornelas, R (1, 4) OBP: 0.345, SLG: 0.481 / 88 Scott Kapers, R (7, 2) OBP: 1.000, SLG: 1.000		G1-3		K	G6-3		K		1B

Batter	AB	R	H	RBI	BB	SO	LOB
Bubba Thompson	4	1	1	0	0	3	0
Kellen Strahm	2	0	1	0	0	0	2
Josh Smith	3	3	2	1	0	0	0
Davis Wendzel	2	0	0	0	0	2	3
Nathaniel Lowe	2	1	1	2	0	1	0
Yoshi Tsutsugo	3	0	1	0	0	2	2
Adolis García	2	0	1	1	1	1	0
Elier Hernandez	2	1	0	0	0	0	2
Brad Miller	2	1	0	0	1	0	1
Joe McCarthy	2	1	0	0	0	1	1
Clint Frazier	4	0	0	0	0	2	3
Sandro Fabian	1	1	0	0	0	0	0
Sandy León	2	0	0	0	1	1	1
Justin Foscue	1	1	1	2	0	0	0
Ezequiel Duran	4	0	3	3	0	0	1
Ryan Dorow	1	0	0	0	0	0	0
Jonathan Ornelas	4	0	0	0	0	2	7
Scott Kapers	1	0	1	0	0	0	0

livebaseballscorecards.com

Totals	
AB	42
R	10
H	12
RBI	9
BB	3
SO	15
LOB	23

Inning Stats

Inning	R	E	K	S	H	LOB	BB	P
1	2	0	2	11	2	0	0	11
2	0	1	0	4	0	1	0	4
3	0	0	2	7	0	0	0	7
4	1	0	1	6	1	2	2	14
5	4	0	2	11	4	3	1	18
6	1	1	1	6	1	1	0	8
7	0	0	3	10	1	1	0	10
8	0	0	2	8	1	1	0	8
9	2	2	2	13	2	2	0	15

1B: 7, 2B: 3, 3B: 0, HR: 2, SF: 0, SAC: 0, DP: 0, HBP: 2

WP: 2, PB: 0, SB: 3, CS: 0, PA: 47

PITCHER		IP	WLS	BF	H	R	ER	SO	BB	IBB	HBP	BLK	WP	HR	S	P	ERA	WHIP
58 Luis Castillo, R ERA: 5.87	(1, 1)	3.1		14	2	3	3	4	1	0	0	0	0	1	23	27	8.10	0.900
54 Chris Clarke, R ERA: 7.36	(4, 1)	0.2		6	3	2	2	1	1	0	0	0	0	0	7	12	27.00	6.000
50 J.B. Bukauskas, R ERA: 5.4	(5, 1)	1.0		7	2	2	2	2	1	0	1	0	1	0	9	15	18.00	3.000
41 Taylor Williams, R ERA: 9.0	(6, 1)	1.0		5	1	1	1	1	0	0	1	0	1	0	6	8	9.00	1.000
70 Brennan Bernardino, L ERA: 3.38	(7, 1)	2.1	W	11	3	2	1	6	0	0	0	0	0	1	25	26	3.86	1.286

PITCHER		IP	WLS	BF	H	R	ER	SO	BB	IBB	HBP	BLK	WP	HR	S	P	ERA	WHIP
31 Devin Sweet, R ERA: 2.7	(9, 1)	0.2	S	4	1	0	0	1	0	0	0	0	0	0	6	7	0.00	1.500

Texas Rangers @ Seattle Mariners

Peoria Stadium, Peoria, AZ

Sun Mar 12 2023, 4:11 PM - 7:19 PM EDT

Att. 7,845 - Sunny - 77 F

BOTTOM

Batter	1	2	3	4	5	6	7	8	9	AB	R	H	RBI	BB	SO	LOB
1 Kole Calhoun, L (1, 9) OBP: 0.348, SLG: 0.391 90 Spencer Packard, L (6, 9) OBP: 0.667, SLG: 0.667	C F T 0-2 ① K		X 0-0 21 2B 12 G6-3 1-2 1B		X 0-0 ① F9	C C S 0-3 ② K	X 0-0 73 WP 64 HR 1-2 1B			3 1 1 0 0 1 0 2 1 1 0 0 1 1						
21 Cooper Hummel, S (1, 7) OBP: 0.381, SLG: 0.842 73 Zach DeLoach, L (5, PR) OBP: 0.313, SLG: 0.357 (6, 7)	C C S 0-3 ② K		B X 1-0 12 G6-3 1-3 2-H 2B		B B B 4-0 2 BB BB	X 0-0 64 2B 2-H 2B	B C S 1-3 ② K 1-2 2-3			2 0 1 1 1 1 0 2 1 1 1 0 1 2						
2 Tom Murphy, R (1, 2) OBP: 0.348, SLG: 0.682 64 Brian O'Keefe, R (5, PR) OBP: 0.545, SLG: 1.182 (6, 2)	X 0-0 2B		C S C 0-3 ① K		B B B 4-0 1-2 BB	X 0-0 94 WP 86 1B 2-H 2B	B B F X 2-1 2-H 3-H HR			2 0 1 0 1 1 2 2 2 2 4 0 0 0						
12 Evan White, R (1, 3) OBP: 0.214, SLG: 0.333 94 Mike Ford, L (6, 3) OBP: 0.368, SLG: 0.533	F F C 0-3 ③ K		X 0-0 ② G6-3 2-3 3-H		X 0-0 ② F6	B B B B 4-0 86 1B 88 1B 2-3 BB	X 0-0 ③ G4-3			3 0 0 1 0 1 4 1 1 0 0 1 0 0						
27 Jacob Nottingham, R (1, 10) OBP: 0.353, SLG: 0.154 86 Arturo Guerrero, R (6, PH) OBP: 0.500, SLG: 0.500 (7, 10)		T F S 0-3 ① K	X 0-0 ③ G6-3		F S S 0-3 ③ K	X 0-0 88 1B 1-2 3-H 1B		X 0-0 ① G3		3 0 0 0 0 2 3 2 0 1 1 0 0 0						
17 Leonys Martin, L (1, 8) OBP: 0.353, SLG: 0.286 88 Tanner Kirwer, R (6, 8) OBP: 0.500, SLG: 0.333		X 0-0 1B	H 1-0 71 F8 79 BLK HBP			4-0 72 HR BB X 0-0 1-2 2-H 1B 1-0 1-H HR 0-3 ③ K		C S S 0-3 ② K		1 0 1 0 0 0 0 2 1 1 1 1 1 0						
79 Colin Moran, L (1, 5) OBP: 0.190, SLG: 0.158 72 Jake Scheiner, R (6, 5) OBP: 0.158, SLG: 0.474		X 0-0 ② L5	S F S 0-3 ① K 1-2					X 0-0 ③ G4-3		2 0 0 0 0 1 2 3 1 1 2 0 1 2						
71 Mason McCoy, R (1, 6) OBP: 0.391, SLG: 0.409 81 Leo Rivas, S (6, 6) OBP: 0.278, SLG: 0.200		X 0-0 ③ F8	X 0-0 ② F8 2-3			X 0-0 ① G3	X 0-0 73 WP 90 1B 64 HR 1B			2 0 0 0 0 0 2 2 1 1 0 0 0 0						
97 Kean Wong, L (1, 4) OBP: 0.294, SLG: 0.313 82 Kaden Polcovich, S (6, 4) OBP: 0.500, SLG: 0.400			B B B B 4-0 21 S 1 1B 21 2B BB	F S C 0-3 ③ K		X 0-0 C C C 73 2B 2B	0-3 ① K			1 1 0 0 1 1 1 2 1 1 0 0 1 1						
Inning Stats	R: 0 H: 1 E: 0 LOB: 1 K: 3 BB: 0 S: 10 P: 10	R: 0 H: 1 E: 0 LOB: 1 K: 1 BB: 0 S: 6 P: 6	R: 2 H: 2 E: 0 LOB: 1 K: 1 BB: 1 S: 7 P: 12	R: 0 H: 0 E: 0 LOB: 1 K: 2 BB: 0 S: 7 P: 8	R: 0 H: 0 E: 0 LOB: 2 K: 1 BB: 2 S: 5 P: 13	R: 6 H: 6 E: 0 LOB: 2 K: 2 BB: 2 S: 13 P: 22	R: 3 H: 3 E: 0 LOB: 0 K: 2 BB: 0 S: 11 P: 14	R: 0 H: 0 E: 0 LOB: 0 K: 1 BB: 0 S: 5 P: 5		1B: 6 SF: 0 2B: 5 SAC: 0 3B: 0 DP: 0 HR: 2 HBP: 1						

	AB	37
	R	11
	H	13
	RBI	11
	BB	5
	SO	13
	LOB	20

WP: 2 PA: 43
PB: 0
SB: 1
CS: 0

livebaseballscorecards.com

PITCHER		IP	WLS	BF	H	R	ER	SO	BB	IBB	HBP	BLK	WP	HR	S	P	ERA	WHIP
44 Andrew Heaney, L ERA: 4.91	(1, 1)	2.2		14	4	2	2	5	1	0	1	0	0	0	22	28	6.75	1.875
84 Marc Church, R ERA: 4.15	(3, 1)	1.1		4	0	0	0	2	0	0	0	1	0	0	8	8	0.00	0.000
44 Andrew Heaney, L ERA: 4.91	(4, 1)	2.2		14	4	2	2	5	1	0	1	0	0	0	22	28	6.75	1.875
84 Marc Church, R ERA: 4.15	(4, 1)	1.1		4	0	0	0	2	0	0	0	1	0	0	8	8	0.00	0.000
49 Glenn Otto, R ERA: 11.88	(5, 1)	1.2		13	4	6	6	2	4	0	0	0	1	1	13	30	32.40	4.800

PITCHER		IP	WLS	BF	H	R	ER	SO	BB	IBB	HBP	BLK	WP	HR	S	P	ERA	WHIP
79 Chase Lee, R ERA: 6.0	(6, 1)	1.0	L	8	5	3	3	3	0	0	0	0	1	1	15	18	27.00	5.000
72 Jonathan Hernández, R ERA: 4.15	(7, 1)	1.1		4	0	0	0	1	0	0	0	0	0	0	6	6	0.00	0.000

Arizona Diamondbacks @ Texas Rangers

Surprise Stadium, Surprise, AZ

Mon Mar 13 2023, 4:09 PM - 7:07 PM EDT

Att. 6,894 - Sunny - 77 F

TOP

livebaseballscorecards.com

Batter	1	2	3	4	5	6	7	8	9	AB	R	H	RBI	BB	SO	LOB
31 Jake McCarthy, L (1, 8) OBP: 0.294, SLG: 0.172	0-0 26 1B 96 1B 1B	4-0 26 CS BB		0-0 G4-3		0-0 F8		0-0 FC1-5-2 80 2B 2-3 3-H		3	1	1	0	1	0	0
7 Tim Tawa, R (7, 4) OBP: 0.400, SLG: 0.143										1	1	0	0	0	0	2
26 Pavin Smith, L (1, 9) OBP: 0.381, SLG: 0.524	0-0 96 1B 53 SF9 1-3 1B	1 SAFE 0-0 1-2 1B		0-0 F7		0-0 L5		0-0 96 2B 2-H 3-H 2B		4	1	2	0	0	0	0
80 Dominic Canzone, L (6, 9) OBP: 0.296, SLG: 0.520										1	1	1	2	0	0	0
96 P.J. Higgins, R (1, 10) OBP: 0.333, SLG: 0.586	0-0 16 3B 2-3 3-H 1B	0-0 G6-3			B C X 1-1 HR	C S S 0-3 K		0-0 86 1B 2-H 2B		5	3	3	3	0	1	1
(8, 2)																
53 Christian Walker, R (1, 3) OBP: 0.346, SLG: 0.375	0-0 SF9 3-H		H 1-0 64 G3-1 95 1B HBP		B B B B 4-0 95 WP 64 BB 95 G6-3 BB		0-0 G6-3	0-0 2-H 1B		0	1	0	1	0	0	0
86 Phillip Evans, R (3, 3) OBP: 0.320, SLG: 0.200										2	1	1	1	1	0	0
16 Buddy Kennedy, R (1, 5) OBP: 0.531, SLG: 0.679	0-0 95 1B 1-H 3B		0-0 F9		C S C 0-3 K		S C S 0-3 K	0-0 G4-3		4	1	1	1	0	2	2
23 Caleb Roberts, L (7, 7) OBP: 0.500, SLG: 0.800										1	0	0	0	0	0	1
64 Diego Castillo, R (1, 4) OBP: 0.333, SLG: 0.400	3 SAFE 0-0 G2		0-0 G3-1 1-2		B B B B 4-0 95 WP 1-2 BB		0-0 G6-3		C C S 0-3 K	3	0	0	0	1	0	2
16 Wilderd Patiño, R (7, 8) OBP: 0.182, SLG: 0.100										1	0	0	0	0	1	0
95 Yairo Muñoz, R (1, 7) OBP: 0.389, SLG: 0.471	0-0 3-H 1B		0-0 2-H 1B		B X 1-0 G6-3 1-2 2-H			0-0 2 SH 7 FC1-5-2 1B	0-0 F7	3	0	2	3	0	0	1
9 Jake Hager, R (7, 5) OBP: 0.250, SLG: 0.458										2	0	1	0	0	0	0
(8, 6)																
2 Geraldo Perdomo, S (1, 6) OBP: 0.414, SLG: 0.435	0-0 L9		0-0 L8		B B B B 4-0 BB			0-0 SH 7 FC1-5-2 80 2B 1-3	0-0 1B	2	1	0	0	1	0	2
3 Camden Duzenack, R (8, 5) OBP: 0.444, SLG: 0.375										1	0	1	0	0	0	0
11 Jose Herrera, S (1, 2)		0-0 G5-3		0-0 F9	0-0 F9			C S T 0-2 K	C C S 0-3 K	3	0	0	0	0	0	2
43 Ivan Melendez, R (8, PH) OBP: 0.200, SLG: 0.200										2	0	0	0	0	2	3
22 Zach McAllister, R (8, 1)										0	0	0	0	0	0	0
43 Ivan Melendez, R (9, PH) OBP: 0.200, SLG: 0.200										2	0	0	0	0	2	3
97 Jesse Biddle, L (9, 1)										0	0	0	0	0	0	0

	AB	38
	R	11
	H	13
	RBI	11
	BB	4
	SO	6
	LOB	16

Inning Stats	1	2	3	4	5	6	7	8	9
	R: 4 E: 0 K: 0 S: 8	H: 5 LOB: 1 BB: 0 P: 8	R: 0 E: 0 K: 0 S: 3	H: 1 LOB: 1 BB: 1 P: 7	R: 1 E: 0 K: 0 S: 4	H: 1 LOB: 1 BB: 0 P: 5	R: 0 E: 0 K: 0 S: 3	H: 0 LOB: 0 BB: 0 P: 3	R: 2 E: 0 K: 1 S: 7	H: 1 LOB: 2 BB: 3 P: 21
	R: 0 E: 0 K: 1 S: 5	H: 0 LOB: 0 BB: 0 P: 5	R: 0 E: 0 K: 1 S: 5	H: 0 LOB: 0 BB: 0 P: 5	R: 4 E: 1 K: 1 S: 10	H: 4 LOB: 1 BB: 0 P: 10	R: 0 E: 0 K: 2 S: 8	H: 1 LOB: 1 BB: 0 P: 8		

	1B: 9	SF: 1	WP: 1	PA: 45
	2B: 2	SAC: 1	PB: 0	
	3B: 1	DP: 0	SB: 0	
	HR: 1	HBP: 1	CS: 1	

PITCHER		IP	WLS	BF	H	R	ER	SO	BB	IBB	HBP	BLK	WP	HR	S	P	ERA	WHIP
73 Jacob Latz, L ERA: 10.5	(1, 1)	0.2	L	7	5	4	4	0	0	0	0	0	0	0	7	7	54.00	7.500
35 Jacob Barnes, R ERA: 1.5	(1, 1)	2.0		9	2	1	1	0	1	0	1	0	0	0	7	12	4.50	1.500
52 Taylor Hearn, L ERA: 6.0	(3, 1)	2.0		9	1	2	2	1	2	0	0	0	1	1	10	20	9.00	1.500
99 John Matthews, R ERA:	(5, 1)	0.1		2	0	0	0	0	1	0	0	0	0	0	1	5	0.00	3.000
57 Will Smith, L ERA: 4.5	(6, 1)	1.0		3	0	0	0	1	0	0	0	0	0	0	5	5	0.00	0.000
58 Zack Littell, R ERA: 11.57	(7, 1)	1.2		10	4	4	0	2	0	0	0	0	0	0	14	14	0.00	2.400
63 Andrew Mitchell, L ERA:	(8, 1)	0.1		1	0	0	0	0	0	0	0	0	0	0	1	1	0.00	0.000
25 José Leclerc, R ERA:	(9, 1)	1.0		4	1	0	0	2	0	0	0	0	0	0	8	8	0.00	1.000

BOTTOM

Arizona Diamondbacks @ Texas Rangers

Surprise Stadium, Surprise, AZ

Mon Mar 13 2023, 4:09 PM - 7:07 PM EDT

Att. 6,894 - Sunny - 77 F

livebaseballscorecards.com

Batter	1	2	3	4	5	6	7	8	9	AB	R	H	RBI	BB	SO	LOB
2 Marcus Semien, R (1, 4) OBP: 0.344, SLG: 0.400	BBBB 4-0 5 CS BB		SSS 0-3 ① K		X 0-0 ① F9		X 0-0 ② P4	X 0-0 ③ P5		2	0	0	0	1	1	0
20 Ezequiel Duran, R (6, 4) OBP: 0.361, SLG: 0.441 (8, 6)										2	0	0	0	0	0	1
5 Corey Seager, L (1, 6) OBP: 0.552, SLG: 0.885	BX 1-0 ①② G1-3 1-2		X 0-0 30 CS 1B		X 0-0 ② F8		X 0-0 39 HR 2-H 1B		CFS 0-3 ① K	3	0	1	0	0	0	1
47 Josh Smith, L (6, 6) OBP: 0.467, SLG: 0.375										1	1	1	1	0	0	0
89 Griffin Cheney, R (8, 4)										1	0	0	0	0	1	0
30 Nathaniel Lowe, L (1, 3) OBP: 0.394, SLG: 0.417	BBBBB 4-0 53 FC6-4 BB		BX 1-0 ②③ G5-3 1-2		CCS 0-3 ③ K		CFBBX 2-2 1-H HR		X 0-0 ② F7	2	0	0	0	1	1	1
39 Yoshi Tsutsugo, L (6, 3) OBP: 0.364, SLG: 0.727										2	1	1	2	0	0	0
53 Adolis García, R (1, 10) OBP: 0.467, SLG: 0.720	X 0-0 ③ FC6-4 1-2f			BBBB 4-0 4 FC4-6 6 1B 55 1B BB		BBBB 4-0 BB	X 0-0 77 WP 2B		X 0-0 ③ G6-3	1	1	0	0	1	0	1
81 Justin Foscue, R (6, PH) OBP: 0.467, SLG: 1.231 (7, 10)										2	0	1	0	1	0	0
6 Josh Jung, R (1, 5) OBP: 0.333, SLG: 0.690		X 0-0 4 G4-3 55 SF9 2B		X 0-0 4 FC4-6 1-2 1B		X 0-0 ① L7	BX 1-0 ③ G6-3 2-3			3	1	2	0	0	0	1
77 Clint Frazier, R (7, 7) OBP: 0.281, SLG: 0.367										1	0	0	0	0	0	1
4 Robbie Grossman, S (1, 7) OBP: 0.484, SLG: 0.708		X 0-0 ① G4-3 2-3		X 0-0 ① FC4-6 55 1B 8 E 1-2f 2-3		X 0-0 ② F8		X 0-0 41 HR 2B		3	1	0	0	0	0	4
82 Jax Biggers, L (7, 5) OBP: 0.333, SLG: 0.667										1	1	1	0	0	0	0
55 Sam Huff, R (1, 2) OBP: 0.385, SLG: 0.818		X 0-0 ② SF9 3-H		X 0-0 8 FC6-4 1-2 3-H 1B		CTS 0-3 ③ K		X 0-0 ① G5-3		2	0	1	2	0	1	1
38 Elier Hernandez, R (8, 8) OBP: 0.296, SLG: 0.360										1	0	0	0	0	0	1
8 Bubba Thompson, R (1, 8) OBP: 0.286, SLG: 0.385		X 0-0 16 S 1B		X 0-0 ② FC6-4 16 S 1-2f 2-H			X 0-0 16 G3 47 1B 1B	CX 0-1 2-H HR		2	0	1	0	0	0	1
41 Joe McCarthy, L (6, 9) OBP: 0.333, SLG: 0.450										2	2	2	2	0	0	0
16 Travis Jankowski, L (1, 9) OBP: 0.214, SLG: 0.185 (6, 8)		BX 1-0 ③ F7 1-2		BX 1-0 ③ G4-3 1-2			X 0-0 ① G3 1-2	FCC 0-3 ② K		3	0	0	0	0	0	3
89 Matt Whatley, R (8, 2) OBP: 0.250, SLG: 0.143										1	0	0	0	0	1	0
Inning Stats	R: 0 E: 0 K: 0 S: 2 H: 0 LOB: 1 BB: 0 P: 11	R: 1 E: 0 K: 0 S: 5 H: 2 LOB: 1 BB: 0 P: 6	R: 0 E: 0 K: 1 S: 5 H: 1 LOB: 0 BB: 0 P: 6	R: 2 E: 1 K: 0 S: 5 H: 2 LOB: 1 BB: 1 P: 10	R: 0 E: 0 K: 1 S: 5 H: 0 LOB: 0 BB: 0 P: 5	R: 0 E: 0 K: 1 S: 5 H: 0 LOB: 1 BB: 1 P: 9	R: 3 E: 0 K: 0 S: 9 H: 4 LOB: 1 BB: 0 P: 12	R: 2 E: 0 K: 1 S: 8 H: 2 LOB: 0 BB: 0 P: 8	R: 0 E: 0 K: 1 S: 5 H: 0 LOB: 0 BB: 0 P: 5	1B: 6 2B: 3 3B: 0 HR: 2	SF: 1 SAC: 0 DP: 0 HBP: 0						

	AB	35
	R	8
	H	11
	RBI	7
	BB	4
	SO	5
	LOB	16

WP: 1 PB: 0 SB: 2 CS: 2 PA: 40

PITCHER		IP	WLS	BF	H	R	ER	SO	BB	IBB	HBP	BLK	WP	HR	S	P	ERA	WHIP
23 Zac Gallen, R ERA: 9.0	(1, 1)	4.0	W	18	5	3	2	1	3	0	0	0	0	0	17	32	4.50	2.000
65 Luis Frías, R ERA: 1.93	(4, 1)	0.1	H	1	0	0	0	0	0	0	0	0	0	0	1	2	0.00	0.000
23 Zac Gallen, R ERA: 9.0	(5, 1)	4.0	W	18	5	3	2	1	3	0	0	0	0	0	17	32	4.50	2.000
24 Kyle Nelson, L ERA: 3.6	(5, 1)	0.2		2	0	0	0	1	0	0	0	0	0	0	4	4	0.00	0.000
54 Cole Sulser, R ERA:	(6, 1)	1.0		4	0	0	0	1	1	0	0	0	0	0	5	9	0.00	1.000

PITCHER		IP	WLS	BF	H	R	ER	SO	BB	IBB	HBP	BLK	WP	HR	S	P	ERA	WHIP
35 Joe Mantiply, L ERA: 6.75	(7, 1)	1.0		7	4	3	3	0	0	0	0	0	1	1	9	12	27.00	4.000
22 Zach McAllister, R ERA: 3.6	(8, 1)	1.0		5	2	2	2	1	0	0	0	0	0	1	8	8	18.00	2.000
97 Jesse Biddle, L ERA: 4.15	(9, 1)	1.0	S	3	0	0	0	1	0	0	0	0	0	0	5	5	0.00	0.000

Batter	1	2	3	4	5	6	7	8	9	AB	R	H	RBI	BB	SO	LOB
18 Nate Eaton, R (1, 4) OBP: 0.417, SLG: 0.565 30 Morgan McCullough, L (6, 4) OBP: 0.500, SLG: 0.625	89 F8 2B		F8			E8 15 1B 1-3 1B		G4-3		3 1	1 0	2 0	0 0	0 0	0 0	0 0
32 Nick Pratto, L (1, 3) OBP: 0.357, SLG: 0.435 31 Jake Means, R (6, 3) OBP: 0.571, SLG: 1.200	K		F7			K		HR		3 1	0 1	0 1	0 1	0 0	2 0	3 0
89 Nick Loftin, R (1, 10) OBP: 0.190, SLG: 0.316 76 José Briceño, R (8, PH) OBP: 0.313, SLG: 0.438 (8, 10)	F8 2-3			K		G5-3 3-H		K		3 1	0 0	0 0	1 0	0 0	1 1	2 0
96 John Rave, L (1, 7) OBP: 0.400, SLG: 0.267 15 Tucker Bradley, L (6, PH) OBP: 0.381, SLG: 0.647 (6, 7)	BB			K		G5-3 2-H 1B			G4-3	1 2	0 0	0 1	0 1	1 0	1 0	0 0
94 Tyler Gentry, R (1, 9) OBP: 0.304, SLG: 0.263 36 Jorge Bonifacio, R (6, PH) OBP: 0.250, SLG: 1.000 (6, 9)	K			L8		G5-3			F8	2 2	0 0	0 0	0 0	0 0	1 0	2 1
46 Clay Dungan, L (1, 5) OBP: 0.300, SLG: 0.154 84 Jimmy Govern, R (6, 5)		L9			K		K		K	2 2	0 0	0 0	0 0	0 0	1 2	0 0
98 Logan Porter, R (1, 2) OBP: 0.500, SLG: 0.500 12 Luca Tresh, R (7, PH) OBP: 0.333, SLG: 0.385 (7, 2)		E5 92 G5-4-3			F8		F9			2 1	0 0	0 0	0 0	0 0	0 0	0 0
92 Tyler Tolbert, R (1, 6) OBP: 0.182, SLG: 0.476 91 Jack Pineda, L (6, 6)		G5-4-3 1-2f			K		K			2 1	0 0	0 0	0 0	0 0	1 1	1 0
81 Jean Ramirez, L (1, 8) OBP: 0.333, SLG: 0.200 16 Parker Bates, L (6, 8) OBP: 0.294, SLG: 0.625			G1-3			18 E 89 G5-3 18 1B 1B		G4-3		2 1	1 0	1 0	0 0	0 0	0 0	0 0
Inning Stats	R: 0 E: 0 K: 2 S: 8 H: 1 LOB: 2 BB: 1 P: 12	R: 0 E: 1 K: 0 S: 3 H: 0 LOB: 0 BB: 0 P: 3	R: 0 E: 0 K: 0 S: 3 H: 0 LOB: 0 BB: 0 P: 3	R: 0 E: 0 K: 2 S: 7 H: 0 LOB: 0 BB: 0 P: 7	R: 0 E: 0 K: 2 S: 7 H: 0 LOB: 0 BB: 0 P: 7	R: 2 E: 1 K: 1 S: 8 H: 3 LOB: 1 BB: 0 P: 8	R: 0 E: 0 K: 2 S: 7 H: 0 LOB: 0 BB: 0 P: 7	R: 1 E: 0 K: 1 S: 8 H: 1 LOB: 0 BB: 0 P: 9	R: 0 E: 0 K: 1 S: 5 H: 0 LOB: 0 BB: 0 P: 5	1B: 3 2B: 1 3B: 0 HR: 1 SF: 0 SAC: 0 DP: 1 HBP: 0						

PITCHER		IP	WLS	BF	H	R	ER	SO	BB	IBB	HBP	BLK	WP	HR	S	P	ERA	WHIP
33 Dane Dunning, R ERA: 4.05	(1, 1)	5.0		17	1	0	0	6	1	0	0	0	0	0	28	32	0.00	0.400
32 John King, L ERA: 9.0	(6, 1)	1.0	B	6	3	2	1	1	0	0	0	0	0	0	8	8	9.00	3.000
21 Ian Kennedy, R ERA: 3.6	(7, 1)	1.0	H	3	0	0	0	2	0	0	0	0	0	0	7	7	0.00	0.000
56 Reyes Moronta, R ERA: 18.0	(8, 1)	1.0	B	4	1	1	1	1	0	0	0	0	0	1	8	9	9.00	1.000
72 Jonathan Hernández, R ERA: 3.38	(9, 1)	1.0	W	3	0	0	0	1	0	0	0	0	0	0	5	5	0.00	0.000

PITCHER	IP	WLS	BF	H	R	ER	SO	BB	IBB	HBP	BLK	WP	HR	S	P	ERA	WHIP

TOP

Kansas City Royals @ Texas Rangers

Surprise Stadium, Surprise, AZ

Wed Mar 15 2023, 4:06 PM - 6:31 PM EDT

Att. 4,511 - Overcast - 9 F

livebaseballscorecards.com

AB	32
R	3
H	5
RBI	3
BB	1
SO	11
LOB	9

WP: 0 PA: 33
PB: 0
SB: 0
CS: 0

BOTTOM

Batter	1	2	3	4	5	6	7	8	9	AB	R	H	RBI	BB	SO	LOB
16 Travis Jankowski, L (1, 8) OBP: 0.188, SLG: 0.161 82 Jax Biggers, L (7, 4) OBP: 0.250, SLG: 0.500	F8	F8		K		K			F8	4 1	0 0	0 0	0 0	0 0	2 0	5 1
13 Brad Miller, L (1, 10) OBP: 0.379, SLG: 0.458 85 Trevor Hauver, L (9, PH)	K	K			K		K		K	4 1	0 0	0 0	0 0	0 0	4 1	2 1
28 Jonah Heim, S (1, 2) OBP: 0.423, SLG: 0.474 12 Sandy León, S (6, 2) OBP: 0.348, SLG: 0.524	41 BB BB		41 1B 20 G6-4-3 BB		G6-3		2B		1-H 2B	1 2	1 0	0 2	0 1	2 0	0 0	0 0
41 Joe McCarthy, L (1, 9) OBP: 0.360, SLG: 0.435 83 Sandro Fabian, R (8, 9) OBP: 0.286, SLG: 0.200	1-2 BB		1-3 20 G6-4-3 1B		K		F7			3 0	0 0	1 0	0 0	1 0	1 0	1 0
20 Ezequiel Duran, R (1, 6) OBP: 0.333, SLG: 0.405 92 Blaine Crim, R (7, 3) OBP: 0.300, SLG: 0.500	K		G6-4-3 1-2f 3-H			K	K			3 1	0 0	0 0	0 0	0 0	2 1	3 1
39 Yoshi Tsutsugo, L (1, 3) OBP: 0.429, SLG: 0.692 86 Diosbel Arias, R (7, 5) OBP: 0.333, SLG: 0.667		77 E 77 PB 81 G5-3 1B	F9			81 BB 77 BB FC4-6 BB		K		2 1	2 0	1 0	0 0	1 0	0 1	0 0
77 Clint Frazier, R (1, 7) OBP: 0.286, SLG: 0.344 38 Elier Hernandez, R (6, PR) OBP: 0.286, SLG: 0.346 (7, 7)	E1 1-3 81 G5-3			K		FC4-6 1-2 81 BB BB		L8		2 1	0 0	0 0	0 0	1 0	1 0	1 0
81 Justin Foscue, R (1, 4) OBP: 0.500, SLG: 1.143 88 Kellen Strahm, R (7, 8) OBP: 0.333, SLG: 0.333	G5-3 1-2 3-H			BB		FC4-6 1-2 2-3 BB		K		1 1	0 0	0 0	1 0	2 0	0 1	1 0
Jonathan Ornelas, R (1, 5) OBP: 0.344, SLG: 0.448 80 Frainyer Chavez, S (7, 6)	BB			F9		FC4-6 1-2f 2-3 3-H			12 2B BB	2 0	0 1	0 0	1 0	1 1	0 0	3 0

Inning Stats	1	2	3	4	5	6	7	8	9
	R: 0 E: 0 K: 2 S: 7 H: 0 LOB: 2 BB: 2 P: 15	R: 1 E: 1 K: 1 S: 7 H: 1 LOB: 2 BB: 1 P: 12	R: 1 E: 0 K: 0 S: 3 H: 1 LOB: 0 BB: 1 P: 7	R: 0 E: 0 K: 2 S: 7 H: 0 LOB: 1 BB: 1 P: 11	R: 0 E: 0 K: 2 S: 7 H: 0 LOB: 0 BB: 0 P: 7	R: 1 E: 0 K: 2 S: 7 H: 0 LOB: 2 BB: 3 P: 19	R: 0 E: 0 K: 2 S: 8 H: 1 LOB: 1 BB: 0 P: 8	R: 0 E: 0 K: 2 S: 7 H: 0 LOB: 0 BB: 0 P: 7	R: 1 E: 0 K: 1 S: 5 H: 1 LOB: 1 BB: 1 P: 9

	1B	SF	WP	PA
	2B: 2	SAC: 0	PB: 1	
	3B: 0	DP: 1	SB: 0	
	HR: 0	HBP: 0	CS: 0	

PITCHER		IP	WLS	BF	H	R	ER	SO	BB	IBB	HBP	BLK	WP	HR	S	P	ERA	WHIP
24 Jordan Lyles, R ERA: 2.31	(1, 1)	3.2		18	2	2	1	4	5	0	0	0	0	0	21	42	2.46	1.909
28 Walter Pennington, L ERA:	(4, 1)	0.1		1	0	0	0	1	0	0	0	0	0	0	3	3	0.00	0.000
22 Amir Garrett, L ERA:	(5, 1)	1.0		3	0	0	0	2	0	0	0	0	0	0	7	7	0.00	0.000
65 Dylan Coleman, R ERA: 3.6	(6, 1)	1.0		6	0	1	1	2	3	0	0	0	0	0	7	19	9.00	3.000
38 Josh Taylor, L ERA: 3.18	(7, 1)	1.0		4	1	0	0	2	0	0	0	0	0	0	8	8	0.00	1.000
40 Collin Snider, R ERA:	(8, 1)	1.0		3	0	0	0	2	0	0	0	0	0	0	7	7	0.00	0.000
86 Austin Cox, L ERA: 3.38	(9, 1)	0.2	L	4	1	1	1	1	1	0	0	0	0	0	5	9	13.50	3.000

Kansas City Royals @ Texas Rangers

Surprise Stadium, Surprise, AZ

Wed Mar 15 2023, 4:06 PM - 6:31 PM EDT

Att. 4,511 - Overcast - 9 F

livebaseballscorecards.com

AB	30
R	4
H	4
RBI	3
BB	9
SO	14
LOB	19

Texas Rangers @ Los Angeles Dodgers

Camelback Ranch, Glendale, AZ

Thu Mar 16 2023, 9:06 PM - 11:47 PM EDT

Att. 10,583 - Partly Cloudy - 67 F

livebaseballscorecards.com

Batter	1	2	3	4	5	6	7	8	9	AB	R	H	RBI	BB	SO	LOB
2 Marcus Semien, R (1, 4) OBP: 0.333, SLG: 0.382	G4-3		G5-3		5 E 1B	G5-3			K	4	0	1	0	0	0	3
81 Justin Foscue, R (7, 4) OBP: 0.474, SLG: 1.067										1	0	0	0	0	1	0
5 Corey Seager, L (1, 6) OBP: 0.515, SLG: 0.900	K		HR		1-2 G5-3		G3-1			4	1	1	1	0	1	1
83 Sandro Fabian, R (7, 9) OBP: 0.286, SLG: 0.200										0	0	0	0	0	0	0
30 Nathaniel Lowe, L (1, 3) OBP: 0.378, SLG: 0.500	HR		K		F8		K			4	1	1	1	0	2	1
82 Jax Biggers, L (7, 6) OBP: 0.250, SLG: 0.500										0	0	0	0	0	0	0
53 Adolis García, R (1, 9) OBP: 0.471, SLG: 0.714	2B		L7			4 BB 6 BB 8 BB BB	K			3	1	1	0	1	1	0
81 Josh Hatcher, L (7, 3)										0	0	0	0	0	0	0
6 Josh Jung, R (1, 5) OBP: 0.324, SLG: 0.625	G5-3			F7		8 BB 4 BB 1-2 BB		F7		3	0	0	0	1	0	1
63 Nick Tanielu, R (8, 5) OBP: 0.667, SLG: 0.500										0	0	0	0	0	0	0
18 Mitch Garver, R (1, 2) OBP: 0.233, SLG: 0.310		G6-3		F7		P3		L7		4	0	0	0	0	0	2
55 Sam Huff, R (8, 2) OBP: 0.385, SLG: 0.818										0	0	0	0	0	0	0
4 Robbie Grossman, S (1, 7) OBP: 0.514, SLG: 0.704		39 WP 1B		1B		8 BB 1-2 2-3 BB		F6		3	0	2	0	1	0	0
81 Angel Aponte, R (8, 7)										0	0	0	0	0	0	0
8 Bubba Thompson, R (1, 8) OBP: 0.281, SLG: 0.345		F9		K		1-2 2-3 3-H BB			K	3	0	0	1	1	2	2
88 Kellen Strahm, R (9, 8) OBP: 0.333, SLG: 0.333										0	0	0	0	0	0	0
39 Yoshi Tsutsugo, L (1, 10) OBP: 0.333, SLG: 0.529		1-2 K			L7	K			K	4	0	0	0	0	3	4

	AB	33
	R	3
	H	6
	RBI	3
	BB	4
	SO	10
	LOB	14

Inning Stats	1	2	3	4	5	6	7	8	9
	R: 1 E: 0 K: 1 S: 9	R: 0 E: 0 K: 1 S: 6	R: 1 E: 0 K: 1 S: 6	R: 0 E: 0 K: 1 S: 6	R: 0 E: 1 K: 0 S: 4	R: 1 E: 0 K: 1 S: 5	R: 0 E: 0 K: 2 S: 7	R: 0 E: 0 K: 0 S: 3	R: 0 E: 0 K: 3 S: 9
	H: 2 LOB: 1 BB: 0 P: 11	H: 1 LOB: 1 BB: 0 P: 7	H: 1 LOB: 0 BB: 0 P: 6	H: 1 LOB: 1 BB: 0 P: 6	H: 1 LOB: 1 BB: 0 P: 4	H: 0 LOB: 3 BB: 4 P: 21	H: 0 LOB: 0 BB: 0 P: 7	H: 0 LOB: 0 BB: 0 P: 3	H: 0 LOB: 0 BB: 0 P: 9

| | | | | | | | | | |

Batter	1	2	3	4	5	6	7	8	9	AB	R	H	RBI	BB	SO	LOB
23 Jason Heyward, L (1, 8) OBP: 0.273, SLG: 0.379 68 Ryan Ward, L (7, 3) OBP: 0.444, SLG: 0.500	C F T 0-2 ① K		X 0-0 ③ G4-3			X 0-0 ① G3		B B B B 4-0 90 WP 31 1B 90 SF7 BB	C C S 0-3 ③ K	3 1	0 1	0 0	0 1	0 1	1 1	0 3
3 Chris Taylor, R (1, 7) OBP: 0.257, SLG: 0.103 31 David Freitas, R (7, 2) OBP: 0.462, SLG: 0.300	C F S 0-3 ② K			F F S 0-3 ① K		X 0-0 ② P3		X 0-0 1-2 90 WP 1B		3 1	0 0	0 1	0 0	0 0	2 0	0 0
11 Miguel Rojas, R (1, 6) OBP: 0.393, SLG: 0.577 90 Drew Avans, L (7, 8) OBP: 0.318, SLG: 0.389	X 0-0 2B			X 0-0 ② G6-3		B B B B 4-0 BB		B X 1-0 ② SF7 1-2 2-H		2 0	0 0	1 0	0 1	1 0	0 0	0 0
13 Max Muncy, L (1, 5) OBP: 0.387, SLG: 0.519 84 Alex Freeland, S (7, 6) OBP: 0.318, SLG: 0.389	C F S 0-3 ③ K2-3			X 0-0 2B		X 0-0 ③ L3		X 0-0 ③ G4-1		3 1	0 0	1 0	0 0	0 0	1 0	2 1
28 J.D. Martinez, R (1, 10) OBP: 0.235, SLG: 0.188 37 Luke Williams, R (7, PR) OBP: 0.259, SLG: 0.500 (8, 10)		X 0-0 ① G5-3		X 0-0 ③ F9			X 0-0 17 G6-4-3 1B		S F S 0-3 ① K	3 1	0 0	1 0	0 0	0 0	0 1	1 0
17 Miguel Vargas, R (1, 4) OBP: 0.407, SLG: 0.381 12 Bradley Zimmer, L (8, 9) OBP: 0.444, SLG: 0.409		B B B B 4-0 77 L3-6 77 WP BB	B B B B 4-0 77 CS BB				X 0-0 ① ② G6-4-3 1-2f		X 0-0 60 BB 2B	1 1	0 0	0 1	0 0	2 0	0 0	1 0
77 James Outman, L (1, 9) OBP: 0.452, SLG: 0.720 80 Sean McLain, R (8, 4)		B X 1-0 ② ③ L3-6 1-2	B X 1-0 ① ② F7 1-2				B B D 3-0 BB		C S S 0-3 ② K	2 1	0 0	0 0	0 0	1 1	0 1	2 1
67 Hunter Feduccia, L (1, 2) OBP: 0.563, SLG: 1.000 8 Steven Duggar, L (7, 7) OBP: 0.370, SLG: 0.409			X 0-0 ① G3-1	X 0-0 3B			C S S 0-3 ③ K		B B B B 4-0 60 BB BB	2 1	0 0	1 0	0 0	0 1	0 1	0 1
70 Devin Mann, R (1, 3) OBP: 0.393, SLG: 0.522 60 Yonny Hernández, S (7, 5) OBP: 0.370, SLG: 0.391			X 0-0 ② P4		C F C 0-3 ③ K			C C T 0-2 ① K	B B B B 4-0 1-2 2-3 BB	2 1	0 0	0 0	0 1	0 1	1 1	1 0
Inning Stats	R: 0 H: 1 E: 0 LOB: 1 K: 3 BB: 0 S: 10 P: 10	R: 0 H: 0 E: 0 LOB: 0 K: 0 BB: 1 S: 2 P: 7	R: 0 H: 0 E: 0 LOB: 0 K: 0 BB: 0 S: 3 P: 3	R: 0 H: 1 E: 0 LOB: 1 K: 1 BB: 0 S: 6 P: 6	R: 0 H: 1 E: 0 LOB: 1 K: 1 BB: 1 S: 5 P: 10	R: 0 H: 0 E: 0 LOB: 1 K: 0 BB: 1 S: 3 P: 7	R: 0 H: 1 E: 0 LOB: 1 K: 1 BB: 1 S: 5 P: 8	R: 1 H: 1 E: 0 LOB: 1 K: 1 BB: 1 S: 6 P: 11	R: 0 H: 1 E: 0 LOB: 3 K: 3 BB: 2 S: 10 P: 18	1B: 2 2B: 4 3B: 1 HR: 0	SF: 1 SAC: 0 DP: 2 HBP: 0					WP: 2 PB: 0 SB: 0 CS: 1	PA: 37

PITCHER		IP	WLS	BF	H	R	ER	SO	BB	IBB	HBP	BLK	WP	HR	S	P	ERA	WHIP
22 Jon Gray, R ERA:	(1, 1)	4.0	W	14	2	0	0	4	1	0	0	0	1	0	21	26	0.00	0.750
66 Josh Sborz, R ERA: 15.75	(5, 1)	1.0	H	4	1	0	0	1	1	0	0	0	0	0	5	10	0.00	2.000
45 Dominic Leone, R ERA: 2.84	(6, 1)	1.0	H	4	0	0	0	0	1	0	0	0	0	0	3	7	0.00	1.000
58 Zack Littell, R ERA: 9.53	(7, 1)	1.0	H	4	1	0	0	1	1	0	0	0	0	0	5	8	0.00	2.000
84 Marc Church, R ERA: 5.4	(8, 1)	0.2	H	4	1	1	1	1	1	0	0	0	1	0	5	10	13.50	3.000

PITCHER		IP	WLS	BF	H	R	ER	SO	BB	IBB	HBP	BLK	WP	HR	S	P	ERA	WHIP
25 José Leclerc, R ERA:	(8, 1)	1.1	S	7	1	0	0	3	2	0	0	0	0	0	11	19	0.00	2.250

BOTTOM

Texas Rangers @ Los Angeles Dodgers

Camelback Ranch, Glendale, AZ

Thu Mar 16 2023, 9:06 PM - 11:47 PM EDT

Att. 10,583 - Partly Cloudy - 67 F

livebaseballscorecards.com

AB	29
R	1
H	6
RBI	1
BB	7
SO	10
LOB	13

Batter	1	2	3	4	5	6	7	8	9	AB	R	H	RBI	BB	SO	LOB
2 Brice Turang, L (1, 6) OBP: 0.400, SLG: 0.481	C C C 0-3 ① K			X 0-0 ① G4-3		C C C 0-3 ① K		C C C 0-3 ① K		3	0	0	0	0	2	0
63 Eddy Alvarez, L (6, 5) OBP: 0.273, SLG: 0.158										1	0	0	0	0	1	0
9 Brian Anderson, R (1, 9) OBP: 0.563, SLG: 0.720	X 0-0 13 G3-6-3 1B			X 0-0 25 E 13 1B 1B		X 0-0 ② G1-3		B B S B X 3-1 HR		3	0	2	0	0	0	0
29 Skye Bolt, S (6, 9) OBP: 0.320, SLG: 0.409										1	1	1	1	0	0	0
13 Abraham Toro, S (1, 5) OBP: 0.300, SLG: 0.389	X 0-0 ② ③ G3-6-3 1-2f			X 0-0 25 E 1-2 1B		S S S 0-3 ③ K		X 0-0 2B		3	0	1	0	0	1	1
90 Eduardo Garcia, R (6, 6) OBP: 0.333, SLG: 0.667										1	0	1	0	0	0	0
25 Tyler Naquin, L (1, 10) OBP: 0.250, SLG: 0.250		S S S 0-3 ① K		X 0-0 E4 7 G6-3 1-2 2-3			B B B 4-0 7 HBP 28 2B BB	B B B O 4-0 BB		2	1	0	0	1	1	2
86 Tayden Hall, L (8, PH) (8, 10)										0	0	0	0	1	0	0
7 Victor Caratini, S (1, 2) OBP: 0.500, SLG: 0.474		X 0-0 ② G4-3		X 0-0 ② ③ G6-3 1-2f			H 1-0 28 2B 1-2 HBP	X 0-0 ② F7		2	0	0	0	0	0	3
93 Patrick Dorrian, L (7, PR) (7, 4)										1	1	0	0	0	0	2
18 Keston Hiura, R (1, 3) OBP: 0.250, SLG: 0.200		C C C 0-3 ③ K			S S S 0-3 ① K		X 0-0 1-H 2-H 2B	S S S 0-3 ③ K		2	0	0	0	0	2	0
28 Jon Singleton, L (5, 3) OBP: 0.423, SLG: 0.409										2	0	1	2	0	1	2
6 Owen Miller, R (1, 8) OBP: 0.370, SLG: 0.500			X 0-0 ① 1B		S S S 0-3 ② K		X 0-0 ① G5-3		X 0-0 ① G3-1	3	0	1	0	0	1	2
67 Blake Perkins, S (7, 8) OBP: 0.333, SLG: 0.320										1	0	0	0	0	0	0
78 Andruw Monasterio, R (1, 4) OBP: 0.240, SLG: 0.273		C C C 0-3 ② K			S S S 0-3 ③ K		X 0-0 ② G5-3		X 0-0 ② G6-3	3	0	0	0	0	2	2
50 Payton Henry, R (7, 2) OBP: 0.417, SLG: 0.250										1	0	0	0	0	0	0
88 Joey Wiemer, R (1, 7) OBP: 0.300, SLG: 0.462		S S S 0-3 ③ K				B C X 1-1 HR	X 0-0 ③ G1-3		X 0-0 ③ G2-3	3	1	1	1	0	1	2
94 Jackson Chourio, R (7, 7) OBP: 0.250, SLG: 0.250										1	0	0	0	0	0	0
Inning Stats	R: 0 E: 0 K: 1 S: 5 H: 1 LOB: 0 BB: 0 P: 5	R: 0 E: 0 K: 2 S: 7 H: 0 LOB: 0 BB: 0 P: 7	R: 0 E: 0 K: 2 S: 7 H: 1 LOB: 0 BB: 0 P: 7	R: 0 E: 1 K: 0 S: 5 H: 2 LOB: 2 BB: 0 P: 5	R: 0 E: 0 K: 3 S: 9 H: 0 LOB: 0 BB: 0 P: 9	R: 1 E: 0 K: 2 S: 9 H: 1 LOB: 0 BB: 0 P: 10	R: 2 E: 0 K: 0 S: 4 H: 1 LOB: 2 BB: 1 P: 9	R: 1 E: 0 K: 2 S: 10 H: 2 LOB: 2 BB: 1 P: 17	R: 0 E: 0 K: 0 S: 3 H: 0 LOB: 0 BB: 0 P: 3	1B: 4 2B: 2 3B: 0 HR: 2 SF: 0 SAC: 0 DP: 2 HBP: 1							

TOP

Milwaukee Brewers @ Texas Rangers

Surprise Stadium, Surprise, AZ

Fri Mar 17 2023, 4:08 PM - 6:39 PM EDT

Att. 7,303 - Partly Cloudy - 71 F

livebaseballscorecards.com

AB	33
R	4
H	8
RBI	4
BB	2
SO	12
LOB	16

PITCHER		IP	WLS	BF	H	R	ER	SO	BB	IBB	HBP	BLK	WP	HR	S	P	ERA	WHIP
17 Nathan Eovaldi, R ERA:	(1, 1)	3.1		12	4	0	0	5	0	0	0	0	0	0	22	22	0.00	1.200
35 Jacob Barnes, R ERA: 1.35	(4, 1)	0.2	H	2	0	0	0	0	0	0	0	0	0	0	2	2	0.00	0.000
50 Cole Ragans, L ERA: 4.85	(5, 1)	3.1	L	17	4	4	4	6	2	0	1	0	0	2	28	41	10.80	1.800
56 Reyes Moronta, R ERA: 15.43	(8, 1)	0.2		2	0	0	0	1	0	0	0	0	0	0	4	4	0.00	0.000
73 Jacob Latz, L ERA: 9.0	(9, 1)	1.0		3	0	0	0	0	0	0	0	0	0	0	3	3	0.00	0.000

PITCHER	IP	WLS	BF	H	R	ER	SO	BB	IBB	HBP	BLK	WP	HR	S	P	ERA	WHIP

WP: 0 PB: 0 SB: 0 CS: 0 PA: 36

Milwaukee Brewers @ Texas Rangers

Surprise Stadium, Surprise, AZ

Fri Mar 17 2023, 4:08 PM - 6:39 PM EDT

Att. 7,303 - Partly Cloudy - 71 F

BOTTOM

livebaseballscorecards.com

Batter	1	2	3	4	5	6	7	8	9	AB	R	H	RBI	BB	SO	LOB
47 Josh Smith, L (1, 6) OBP: 0.485, SLG: 0.519	HR		13 G6-4-3 1B	G3			K		G5-4-3 1-2f	3	1	2	1	0	0	3
83 Sandro Fabian, R (7, 9) OBP: 0.222, SLG: 0.143										2	0	0	0	0	1	2
13 Brad Miller, L (1, 3) OBP: 0.344, SLG: 0.407	K		G6-4-3 1-2f		P6		K			3	0	0	0	0	1	1
82 Jax Biggers, L (7, 5) OBP: 0.200, SLG: 0.400										1	0	0	0	0	1	0
20 Ezequiel Duran, R (1, 5) OBP: 0.333, SLG: 0.425	G5-3			28 HR 2B	F8			BB 89 SH1-3		3	1	1	0	0	0	0
92 Blaine Crim, R (7, 3) OBP: 0.364, SLG: 0.500										0	0	0	0	1	0	0
28 Jonah Heim, S (1, 2) OBP: 0.414, SLG: 0.591	P5			HR 2-H	P4			SH1-3 1-2		3	1	1	2	0	0	0
89 Matt Whatley, R (8, 2) OBP: 0.250, SLG: 0.143										0	0	0	0	0	0	0
41 Joe McCarthy, L (1, 10) OBP: 0.357, SLG: 0.400		G4-3		BB 16 77 WP		K		K		2	0	0	0	1	1	0
86 Diosbel Arias, R (8, PH) OBP: 0.250, SLG: 0.500 (9, 10)										1	0	0	0	0	1	1
77 Clint Frazier, R (1, 7) OBP: 0.289, SLG: 0.324		F8		1 SAFE 1 SAFE BB 16 1-2		K		K		2	0	0	0	1	1	0
90 Davis Wendzel, R (7, 6) OBP: 0.333, SLG: 0.667				BB						1	0	0	0	0	1	1
38 Elier Hernandez, R (1, 9) OBP: 0.323, SLG: 0.448				F9		3B			BB 65 1B	3	0	2	0	0	0	2
63 Nick Tanielu, R (7, 4) OBP: 0.750, SLG: 0.667										1	0	1	0	0	0	0
81 Justin Foscue, R (1, 4) OBP: 0.409, SLG: 0.889		F8		L5		K			L7	3	0	0	0	0	1	4
85 Trevor Hauver, L (7, 7)										1	0	0	0	0	0	1
16 Travis Jankowski, L (1, 8) OBP: 0.200, SLG: 0.152			G4-3	BB 1-2 2-3			K		BB 83 G5-4-3 1-2	2	0	0	0	1	0	0
65 Jayce Easley, S (8, 8)										0	0	0	0	1	0	0
Inning Stats	R: 1 H: 1 E: 0 LOB: 0 K: 1 BB: 0 S: 6 P: 6	R: 0 H: 1 E: 0 LOB: 1 K: 0 BB: 0 S: 4 P: 4	R: 0 H: 1 E: 0 LOB: 0 K: 0 BB: 0 S: 3 P: 3	R: 2 H: 2 E: 0 LOB: 3 K: 0 BB: 3 S: 8 P: 23	R: 0 H: 0 E: 0 LOB: 0 K: 0 BB: 0 S: 3 P: 3	R: 0 H: 1 E: 0 LOB: 1 K: 3 BB: 0 S: 10 P: 10	R: 0 H: 0 E: 0 LOB: 0 K: 3 BB: 0 S: 9 P: 9	R: 0 H: 0 E: 0 LOB: 1 K: 2 BB: 1 S: 7 P: 11	R: 0 H: 1 E: 0 LOB: 1 K: 0 BB: 1 S: 3 P: 7	1B: 3 SF: 0 2B: 1 SAC: 1 3B: 1 DP: 2 HR: 2 HBP: 0						

	AB	31
	R	3
	H	7
	RBI	3
	BB	5
	SO	9
	LOB	15

WP: 1 PA: 37
PB: 0
SB: 0
CS: 0

PITCHER		IP	WLS	BF	H	R	ER	SO	BB	IBB	HBP	BLK	WP	HR	S	P	ERA	WHIP
66 Janson Junk, R ERA: 5.63	(1, 1)	3.0		11	3	1	1	1	0	0	0	0	0	1	13	13	3.00	1.000
21 Matt Bush, R ERA: 20.25	(4, 1)	0.1		5	2	2	2	0	2	0	0	0	1	1	6	17	54.00	12.000
77 Lucas Erceg, R ERA: 6.75	(4, 1)	0.2		3	0	0	0	0	1	0	0	0	0	0	2	6	0.00	1.500
85 Robert Gasser, L ERA: 4.76	(5, 1)	2.0		7	1	0	0	3	0	0	0	0	0	0	13	13	0.00	0.500
74 Gus Varland, R ERA: 7.2	(7, 1)	1.0	W	3	0	0	0	3	0	0	0	0	0	0	9	9	0.00	0.000
68 Tyson Miller, R ERA:	(8, 1)	2.0	S	8	1	0	0	2	2	0	0	0	0	0	10	18	0.00	1.500

Texas Rangers @ Los Angeles Angels

Tempe Diablo Stadium, Tempe, AZ

Sat Mar 18 2023, 4:11 PM - 6:47 PM EDT

Att. 8,625 - Partly Cloudy - 71 F

livebaseballscorecards.com

Batter	1	2	3	4	5	6	7	8	9	AB	R	H	RBI	BB	SO	LOB
2 Marcus Semien, R (1, 4) OBP: 0.333, SLG: 0.459	C F S 0-3 ① K		X 0-0 ② P4		B X 1-0 1-H HR		X 0-0 1-3 2-H 1B		X 0-0 ① G6-3	3	1	1	2	0	1	0
39 Yoshi Tsutsugo, L (6, 3) OBP: 0.350, SLG: 0.526										2	0	1	1	0	0	0
5 Corey Seager, L (1, 6) OBP: 0.500, SLG: 0.848	X 0-0 ② G4-3		X 0-0 ③ G4-3		X 0-0 30 FC6 1B		C S S 0-3 ② K		X 0-0 ② G1-3	3	0	1	0	0	0	0
55 Sam Huff, R (6, 2) OBP: 0.333, SLG: 0.692										2	0	0	0	0	1	2
30 Nathaniel Lowe, L (1, 3) OBP: 0.400, SLG: 0.516	X 0-0 53 BB 1B			X 0-0 1B	X 0-0 ③ FC6 1-2f		X 0-0 ③ F9		X 0-0 ③ G6-3	3	0	2	0	0	0	1
38 Elier Hernandez, R (6, 9) OBP: 0.303, SLG: 0.419										2	0	0	0	0	0	2
53 Adolis García, R (1, 9) OBP: 0.459, SLG: 0.667	B B B B 4-0 1-2 BB			S S S 0-3 ① K		X 0-0 ① G6-3		X 0-0 77 CS 2B		2	0	0	0	1	1	1
Jonathan Ornelas, R (6, 4) OBP: 0.364, SLG: 0.500										1	0	1	0	0	0	0
18 Mitch Garver, R (1, 10) OBP: 0.212, SLG: 0.281	X 0-0 ③ F8			C C S 0-3 ② K		X 0-0 ② P6		2 SAFE X 0-0 ① 80 1B 2-3 2B		3	0	0	0	0	1	3
77 Clint Frazier, R (8, PH) OBP: 0.308, SLG: 0.371										1	1	1	0	0	0	0
(8, 10)																
28 Jonah Heim, S (1, 2) OBP: 0.375, SLG: 0.520		X 0-0 ① F8		X 0-0 ③ G3		X 0-0 ③ F8		X 0-0 20 3B 2-H 1B		3	0	0	0	0	0	1
80 Cameron Cauley, R (6, 6) OBP: 1.000, SLG: 1.000										1	1	1	1	0	0	0
4 Robbie Grossman, S (1, 7) OBP: 0.500, SLG: 0.667		X 0-0 ② F8			S F S 0-3 ① K		X 0-0 47 39 1B 1B	X 0-0 1-H 89 G6-3 3B		3	0	1	0	0	1	0
20 Ezequiel Duran, R (7, PR) OBP: 0.349, SLG: 0.488										1	2	1	1	0	0	0
(7, 7)																
47 Josh Smith, L (1, 5) OBP: 0.472, SLG: 0.500		X 0-0 ③ G6-3			X 0-0 ② G3		X 0-0 39 1B 1-2 1B	X 0-0 ② G6-3 3-H		3	0	1	0	0	0	0
89 Griffin Cheney, R (7, PR) OBP: 0.000, SLG: 0.000										1	0	0	1	0	0	0
(7, 5)																
8 Bubba Thompson, R (1, 8) OBP: 0.286, SLG: 0.344			X 0-0 ① G6-3		X 0-0 2 HR 1B		L S S 0-3 ① K C F T	 0-2 ③ K		3	1	1	0	0	1	2
65 J.P. Martínez, L (7, 8)										1	0	0	0	0	1	0
Inning Stats	R: 0 E: 0 K: 1 S: 6 H: 1 LOB: 2 BB: 1 P: 10	R: 0 E: 0 K: 0 S: 3 H: 0 LOB: 0 BB: 0 P: 3	R: 0 E: 0 K: 0 S: 3 H: 0 LOB: 0 BB: 0 P: 3	R: 0 E: 0 K: 2 S: 8 H: 1 LOB: 1 BB: 0 P: 8	R: 2 E: 0 K: 1 S: 8 H: 3 LOB: 1 BB: 0 P: 9	R: 0 E: 0 K: 0 S: 3 H: 0 LOB: 0 BB: 0 P: 3	R: 1 E: 0 K: 2 S: 10 H: 3 LOB: 2 BB: 0 P: 10	R: 3 E: 0 K: 1 S: 8 H: 4 LOB: 0 BB: 0 P: 8	R: 0 E: 0 K: 0 S: 3 H: 0 LOB: 0 BB: 0 P: 3	1B: 8 2B: 2 3B: 1 HR: 1	SF: 0 SAC: 0 DP: 0 HBP: 0						

TOP	
AB	38
R	6
H	12
RBI	6
BB	1
SO	7
LOB	12

WP: 0 PB: 0 SB: 0 CS: 1 PA: 39

PITCHER		IP	WLS	BF	H	R	ER	SO	BB	IBB	HBP	BLK	WP	HR	S	P	ERA	WHIP
47 Griffin Canning, R ERA: 0.93	(1, 1)	4.2		17	2	0	0	4	1	0	0	0	0	0	24	28	0.00	0.643
52 Ryan Tepera, R ERA: 6.23	(5, 1)	0.1	L	4	3	2	2	0	0	0	0	0	0	1	4	5	54.00	9.000
55 Matt Moore, L ERA: 7.5	(6, 1)	1.0		5	2	1	1	0	0	0	0	0	0	0	5	5	9.00	2.000
53 Carlos Estévez, R ERA: 15.43	(7, 1)	1.0		4	1	0	0	2	0	0	0	0	0	0	8	8	0.00	1.000
51 Jaime Barria, R ERA: 15.75	(8, 1)	2.0		9	4	3	3	1	0	0	0	0	0	0	11	11	13.50	2.000

PITCHER	IP	WLS	BF	H	R	ER	SO	BB	IBB	HBP	BLK	WP	HR	S	P	ERA	WHIP

Texas Rangers @ Los Angeles Angels

Tempe Diablo Stadium, Tempe, AZ

Sat Mar 18 2023, 4:11 PM - 6:47 PM EDT

Att. 8,625 - Partly Cloudy - 71 F

livebaseballscorecards.com

BOTTOM

Batter	1	2	3	4	5	6	7	8	9	AB	R	H	RBI	BB	SO	LOB
16 Mickey Moniak, L (1, 7) OBP: 0.436, SLG: 0.622	C S C 0-3 ① K		X 0-0 10 G6-4-3 1B		B F S 1-3 ② K			C C S 0-3 ② K	B X 1-0 ③ G6-3 1-2	3	0	1	0	0	2	1
7 Jo Adell, R (6, 7) OBP: 0.293, SLG: 0.421										2	0	0	0	0	1	1
10 Gio Urshela, R (1, 6) OBP: 0.375, SLG: 0.458	X 0-0 ② G6-3		X 0-0 ① G6-4-3 1-2f ②		F S C 0-3 ③ K			X 0-0 75 BB 92 1B 19 BLK 1B		3	0	0	0	0	1	2
4 Andrew Velazquez, S (6, 6) OBP: 0.194, SLG: 0.200										1	1	1	0	0	0	0
20 Jared Walsh, L (1, 9) OBP: 0.472, SLG: 0.567	X 0-0 1B		C F S 0-3 ③ K			X 0-0 ① G4-3		B B B B 4-0 75 BB 92 1B 1-2 BB		3	0	1	0	0	1	0
19 Luis Barrera, L (7, 9) OBP: 0.360, SLG: 0.364										0	1	0	0	1	0	0
6 Anthony Rendon, R (1, 10) OBP: 0.500, SLG: 0.750	X 0-0 ③ G6-3			X 0-0 ① P4		B B B B 4-0 ② 21 L4-3 BB		B B B B 4-0 92 1B 1-2 2-3 BB		2	0	0	0	1	0	1
75 Trey Cabbage, L (8, PH) OBP: 0.355, SLG: 0.462 (9, 10)										0	0	0	0	1	0	0
21 Matt Thaiss, L (1, 3) OBP: 0.536, SLG: 0.450		B B B B 4-0 25 BB BB		C C S 0-3 ② K		X 0-0 ② ③ L4-3 1-1		X 0-0 1-3 2-H 3-H 1B		2	0	0	0	1	1	1
92 Preston Palmeiro, L (7, 3) OBP: 0.500, SLG: 0.500										1	0	1	2	0	0	0
14 Logan O'Hoppe, R (1, 2) OBP: 0.346, SLG: 0.435		C T C 0-3 ① K		X 0-0 13 2B 1B			F S S 0-3 ① K	C C S 0-3 ③ K		3	0	1	0	0	2	1
35 Chad Wallach, R (8, 2) OBP: 0.250, SLG: 0.200										1	0	0	0	0	1	2
13 Livan Soto, L (1, 4) OBP: 0.286, SLG: 0.258		F C C 0-3 ② K		X 0-0 ③ 1-H 2B			X 0-0 ② L8		C F S 0-3 ① K	3	0	1	0	0	1	1
70 Jose Gomez, R (8, 4) OBP: 0.333, SLG: 0.667										1	0	0	0	0	1	0
25 Taylor Jones, R (1, 5) OBP: 0.361, SLG: 0.281		B B B B 4-0 1-2 BB			C F 0-2 ① K		X 0-0 ③ G6-3		X 0-0 ② F8	2	0	0	0	1	1	0
37 Kevin Padlo, R (8, 5) OBP: 0.303, SLG: 0.581										1	0	0	0	0	0	0
8 Brett Phillips, L (1, 8) OBP: 0.188, SLG: 0.276		F C C 0-3 ③ K			X 0-0 16 E 16 S 1B			F C S 0-3 ① K	B B B B 4-0 7 DI BB	3	0	1	0	0	2	2
93 Jordyn Adams, R (9, 8) OBP: 0.483, SLG: 0.565										0	0	0	0	1	0	0
Inning Stats	R: 0 E: 0 K: 1 S: 6 H: 1 LOB: 1 BB: 0 P: 6	R: 0 E: 0 K: 3 S: 9 H: 0 LOB: 2 BB: 2 P: 17	R: 0 E: 0 K: 1 S: 5 H: 1 LOB: 0 BB: 0 P: 5	R: 0 E: 0 K: 1 S: 6 H: 2 LOB: 2 BB: 0 P: 6	R: 0 E: 0 K: 3 S: 9 H: 1 LOB: 1 BB: 0 P: 10	R: 0 E: 0 K: 0 S: 2 H: 0 LOB: 0 BB: 1 P: 6	R: 0 E: 0 K: 1 S: 5 H: 0 LOB: 0 BB: 0 P: 5	R: 2 E: 0 K: 3 S: 11 H: 2 LOB: 2 BB: 2 P: 19	R: 0 E: 0 K: 1 S: 5 H: 0 LOB: 1 BB: 1 P: 10	1B: 6 2B: 2 3B: 0 HR: 0	SF: 0 SAC: 0 DP: 2 HBP: 0						

	AB	31
	R	2
	H	7
	RBI	2
	BB	6
	SO	14
	LOB	12

WP: 0 PB: 0 SB: 1 CS: 0 PA: 37

PITCHER		IP	WLS	BF	H	R	ER	SO	BB	IBB	HBP	BLK	WP	HR	S	P	ERA	WHIP
79 Chase Lee, R ERA: 4.91	(1, 1)	1.1		6	1	0	0	2	1	0	0	0	0	0	9	13	0.00	1.500
32 John King, L ERA: 6.48	(2, 1)	2.1		9	2	0	0	4	1	0	0	0	0	0	16	20	0.00	1.286
68 Joe Barlow, R ERA: 2.84	(4, 1)	1.1	W	5	2	0	0	3	0	0	0	0	0	0	10	11	0.00	1.500
21 Ian Kennedy, R ERA: 3.0	(6, 1)	1.0	H	3	0	0	0	0	1	0	0	0	0	0	2	6	0.00	1.000
84 Marc Church, R ERA: 4.5	(7, 1)	1.0	H	3	0	0	0	1	0	0	0	0	0	0	5	5	0.00	0.000

PITCHER		IP	WLS	BF	H	R	ER	SO	BB	IBB	HBP	BLK	WP	HR	S	P	ERA	WHIP
66 Josh Sborz, R ERA: 17.36	(8, 1)	0.2		6	2	2	2	2	2	0	0	1	0	0	8	16	27.00	6.000
25 José Leclerc, R ERA:	(8, 1)	1.1	S	5	0	0	0	2	1	0	0	0	0	0	8	13	0.00	0.750

Batter	1	2	3	4	5	6	7	8	9	AB	R	H	RBI	BB	SO	LOB
44 Julio Rodríguez, R (1, 8) OBP: 0.391, SLG: 0.545	C X 0-1 ① F8		X 0-0 ② F9		X 0-0 10 1B 29 WP 10 WP 1B		B 1-0 ③ CS 1-2	C C C 0-3 ① K		3	0	1	0	0	0	1
88 Tanner Kirwer, R (5, PR) OBP: 0.400, SLG: 0.250 (5, 8)										1	1	0	0	0	1	0
10 Jarred Kelenic, L (1, 7) OBP: 0.450, SLG: 0.895	X 0-0 ② 3B		C C C 0-3 ③ K		B X 1-0 29 WP 1-3 1B			X 0-0 ② L4		3	0	2	0	0	1	1
82 Randy Bednar, R (6, 7) OBP: 0.667, SLG: 1.667										1	0	0	0	0	0	0
29 Cal Raleigh, S (1, 2) OBP: 0.304, SLG: 0.545	S S S 0-3 ② K			B B B B 4-0 1 BLK BB	1 SAFE B X 1-0 ③ F8 1-2 3-H			C C C 0-3 ③ K		2	0	0	0	1	1	2
80 Harry Ford, R (6, 2) OBP: 0.714, SLG: 0.750										1	0	0	0	0	1	0
21 Cooper Hummel, S (1, 3) OBP: 0.364, SLG: 0.700	S S S 0-3 ③ K			C C C 0-3 ① K		C C C 0-3 ① K			S S S 0-3 ① K	4	0	0	0	0	4	2
1 Kole Calhoun, L (1, 9) OBP: 0.290, SLG: 0.300		X 0-0 ① G5-3		S S S 0-3 ② K 1-2		X 0-0 ② L8			C C C 0-3 ② K	3	0	0	0	0	1	1
46 Alberto Rodriguez, L (6, 9) OBP: 0.333, SLG: 0.636										1	0	0	0	0	1	0
0 Sam Haggerty, S (1, 6) OBP: 0.292, SLG: 0.348		X 0-0 ② G1-3		H 1-0 HBP		X 0-0 ③ G4-3			X 0-0 ③ G6-3	2	0	0	0	0	0	0
80 Axel Sanchez, R (6, 6) OBP: 0.400, SLG: 0.400										1	0	0	0	0	0	0
94 Mike Ford, L (1, 10) OBP: 0.357, SLG: 0.565		S S S 0-3 ③ K		X 0-0 ③ F7			S S S 0-3 ① K			3	0	0	0	0	2	2
71 Mason McCoy, R (1, 5) OBP: 0.313, SLG: 0.323		X 0-0 1B			X 0-0 ① F9		S S S 0-3 ② K			3	0	1	0	0	1	0
85 Ben Ramirez, L (7, 5)										0	0	0	0	0	0	0
81 Leo Rivas, S (1, 4) OBP: 0.379, SLG: 0.304		X 0-0 ① F6			X 0-0 ② G6-3		B B B B 4-0 88 CS BB			2	0	0	0	1	0	1
74 Blake Rambusch, R (7, PR) (7, 4)										0	0	0	0	0	0	0
Inning Stats	R: 0 E: 0 K: 2 S: 9 H: 1 LOB: 1 BB: 0 P: 9	R: 0 E: 0 K: 1 S: 5 H: 0 LOB: 0 BB: 0 P: 5	R: 0 E: 0 K: 1 S: 6 H: 1 LOB: 1 BB: 0 P: 6	R: 0 E: 0 K: 2 S: 7 H: 0 LOB: 2 BB: 1 P: 12	R: 1 E: 0 K: 0 S: 5 H: 2 LOB: 2 BB: 0 P: 7	R: 0 E: 0 K: 1 S: 5 H: 0 LOB: 0 BB: 0 P: 5	R: 0 E: 0 K: 2 S: 6 H: 0 LOB: 1 BB: 1 P: 11	R: 0 E: 0 K: 2 S: 7 H: 0 LOB: 0 BB: 0 P: 7	R: 0 E: 0 K: 2 S: 7 H: 0 LOB: 0 BB: 0 P: 7	1B: 3 2B: 0 3B: 1 HR: 0	SF: 0 SAC: 0 DP: 0 HBP: 1			WP: 2 PB: 0 SB: 0 CS: 1	PA: 34		

TOP

Seattle Mariners @ Texas Rangers

Surprise Stadium, Surprise, AZ

Sun Mar 19 2023, 4:06 PM - 6:20 PM EDT

Att. 7,464 - Cloudy - 69 F

livebaseballscorecards.com

AB	30
R	1
H	4
RBI	0
BB	2
SO	13
LOB	10

PITCHER		IP	WLS	BF	H	R	ER	SO	BB	IBB	HBP	BLK	WP	HR	S	P	ERA	WHIP
48 Jacob deGrom, R ERA:	(1, 1)	3.0	W	11	2	0	0	4	0	0	0	0	0	0	20	20	0.00	0.667
46 Brock Burke, L ERA: 6.43	(4, 1)	2.0	H	10	2	1	1	2	1	0	1	1	2	0	12	19	4.50	1.500
45 Dominic Leone, R ERA: 2.45	(6, 1)	1.0	H	3	0	0	0	1	0	0	0	0	0	0	5	5	0.00	0.000
72 Jonathan Hernández, R ERA: 2.45	(7, 1)	2.0	H	6	0	0	0	4	1	0	0	0	0	0	13	18	0.00	0.500
58 Zack Littell, R ERA: 8.1	(9, 1)	1.0	S	3	0	0	0	2	0	0	0	0	0	0	7	7	0.00	0.000

PITCHER	IP	WLS	BF	H	R	ER	SO	BB	IBB	HBP	BLK	WP	HR	S	P	ERA	WHIP

Seattle Mariners @ Texas Rangers

Surprise Stadium, Surprise, AZ

Sun Mar 19 2023, 4:06 PM - 6:20 PM EDT

Att. 7,464 - Cloudy - 69 F

BOTTOM

Batter	1	2	3	4	5	6	7	8	9	AB	R	H	RBI	BB	SO	LOB
2 Marcus Semien, R (1, 4) OBP: 0.310, SLG: 0.425	F9		G6-3		G5-3		L7			3	0	0	0	0	0	0
20 Ezequiel Duran, R (6, 6) OBP: 0.341, SLG: 0.476										1	0	0	0	0	0	0
5 Corey Seager, L (1, 6) OBP: 0.513, SLG: 0.829	BBBB 4-0 30 WP 30 1B BB		0-0 30 FC3-6 1B		F9		G3			2	1	1	0	1	0	0
39 Yoshi Tsutsugo, L (6, 3) OBP: 0.333, SLG: 0.500										1	0	0	0	0	0	0
30 Nathaniel Lowe, L (1, 3) OBP: 0.419, SLG: 0.588	B 1-0 X 1-H 1B		FC3-6 1-2f		3B		E6			3	0	2	1	0	0	1
38 Elier Hernandez, R (6, 9) OBP: 0.294, SLG: 0.406										1	0	0	0	0	0	0
(7, 7)																
53 Adolis García, R (1, 9) OBP: 0.450, SLG: 0.625	SSS 0-3 K		P3		BBBB 4-0 BB		P6			2	0	0	0	1	1	2
82 Jax Biggers, L (5, PR) OBP: 0.167, SLG: 0.333										1	0	0	0	0	0	1
(6, 4)																
6 Josh Jung, R (1, 5) OBP: 0.325, SLG: 0.686	SSS 0-3 K			F X 0-1 HR	CCC 0-3 K			X 0-0 12 1B 1B		3	1	1	1	0	2	3
90 Davis Wendzel, R (6, 5) OBP: 0.400, SLG: 0.700										1	0	1	0	0	0	0
18 Mitch Garver, R (1, 2) OBP: 0.189, SLG: 0.250		X 0-0 F8		X 0-0 P3		SSS 0-3 K		X 0-0 P3		4	0	0	0	0	1	1
4 Robbie Grossman, S (1, 7) OBP: 0.512, SLG: 0.656		X 0-0		BBBB 4-0 12 G4-3 12 S BB		X 0-0 E3 12 S		X 0-0 F8		2	0	1	0	1	0	0
41 Joe McCarthy, L (7, 9) OBP: 0.345, SLG: 0.385		1B								1	0	0	0	0	0	1
12 Sandy León, S (1, 10) OBP: 0.333, SLG: 0.480		1 SAFE X 0-0 P4		S X 0-1 G4-3 1-3		B 1-3 SSS K 1-2		X 0-0 1-3 1B		4	0	1	0	0	1	3
8 Bubba Thompson, R (1, 8) OBP: 0.270, SLG: 0.324		X 0-0 L7		SSS 0-3 K		X 0-0 G4-3		X 0-0 G6-3		2	0	0	0	0	1	2
16 Travis Jankowski, L (5, 8) OBP: 0.189, SLG: 0.143										2	0	0	0	0	0	3
Inning Stats	R: 1 H: 1 E: 0 LOB: 1 K: 2 BB: 1 S: 8 P: 13	R: 0 H: 1 E: 0 LOB: 1 K: 0 BB: 0 S: 4 P: 4	R: 0 H: 1 E: 0 LOB: 1 K: 0 BB: 0 S: 4 P: 4	R: 1 H: 1 E: 0 LOB: 1 K: 1 BB: 1 S: 8 P: 12	R: 0 H: 1 E: 0 LOB: 2 K: 1 BB: 1 S: 6 P: 10	R: 0 H: 0 E: 1 LOB: 1 K: 2 BB: 0 S: 8 P: 9	R: 0 H: 0 E: 1 LOB: 1 K: 0 BB: 0 S: 4 P: 4	R: 0 H: 2 E: 0 LOB: 2 K: 0 BB: 0 S: 5 P: 5		1B: 5 SF: 0 2B: 0 SAC: 0 3B: 1 DP: 0 HR: 1 HBP: 0						

livebaseballscorecards.com

AB	33
R	2
H	7
RBI	2
BB	3
SO	6
LOB	17

WP: 1 PA: 36
PB: 0
SB: 2
CS: 0

PITCHER		IP	WLS	BF	H	R	ER	SO	BB	IBB	HBP	BLK	WP	HR	S	P	ERA	WHIP
93 Bryce Miller, R ERA: 2.0	(1, 1)	4.0	L	18	4	2	2	3	2	0	0	0	1	1	24	33	4.50	1.500
48 Justin Topa, R ERA: 3.0	(5, 1)	1.0		5	1	0	0	1	1	0	0	0	0	0	6	10	0.00	2.000
63 Diego Castillo, R ERA: 2.25	(6, 1)	1.0		4	0	0	0	2	0	0	0	0	0	0	8	9	0.00	0.000
90 José Rodríguez, R ERA:	(7, 1)	2.0		9	2	0	0	0	0	0	0	0	0	0	9	9	0.00	1.000

PITCHER	IP	WLS	BF	H	R	ER	SO	BB	IBB	HBP	BLK	WP	HR	S	P	ERA	WHIP

Batter	1	2	3	4	5	6	7	8	9	AB	R	H	RBI	BB	SO	LOB
38 Steven Kwan, L (1, 7) OBP: 0.439, SLG: 0.371 22 Connor Kokx, R (7, 7) OBP: 0.400, SLG: 0.375	0-0 1 FC4-6 1B		0-3 K2-3		0-0 L3		4-0 BB		1 SAFE 0-0 PO 1-2	3 0	0 0	1 0	0 0	1 0	1 0	0 0
1 Amed Rosario, R (1, 10) OBP: 0.275, SLG: 0.342	0-0 FC4-6 11 G3-6 1-2f		0-0 F7			0-0 G5-3	0-3 K			4	0	0	0	0	1	2
11 José Ramírez, S (1, 5) OBP: 0.400, SLG: 0.457 80 David Fry, R (8, PR) OBP: 0.393, SLG: 0.609 (8, 5)	0-0 G3-6 1-2f			0-0 22 HR 1B		0-3 K		0-0 2B		4 0	1 0	2 0	0 0	0 0	1 0	1 0
22 Josh Naylor, L (1, 3) OBP: 0.405, SLG: 0.553 81 Micah Pries, L (6, 3) OBP: 0.333, SLG: 0.618		0-0 63 FC5 39 1B 1B		1-H HR		0-0 39 1B 63 1B 1B		0-0 G1-3		3 1	2 0	3 0	2 0	0 0	0 0	0 1
39 Oscar Gonzalez, R (1, 9) OBP: 0.256, SLG: 0.194 9 Richie Palacios, L (6, 9) OBP: 0.412, SLG: 0.286		0-0 63 FC5 8 1B 1-2 1B		0-0 8 G6-3 1B		0-0 63 1B 8 PB 1-2 1B		0-0 F8		3 1	2 0	3 0	0 0	0 0	0 0	0 1
63 Will Brennan, L (1, 8) OBP: 0.308, SLG: 0.500 4 Roman Quinn, S (6, 8) OBP: 0.303, SLG: 0.586		0-0 FC5 10 CS 8 1B 1-2 2-3f		0-0 P4		0-0 8 PB 1-3 2-H 1B		0-0 F8		3 1	0 0	1 0	1 0	0 0	0 0	3 1
8 Gabriel Arias, R (1, 6) OBP: 0.395, SLG: 0.425 32 Zack Collins, L (7, 2) OBP: 0.308, SLG: 0.417		0-0 1-2 2-H 1B		0-0 G6-3 1-2f		1-0 G5-3 1-2 3-H			0-3 K	3 1	0 0	1 0	1 0	0 0	0 1	2 0
10 Mike Zunino, R (1, 2) OBP: 0.160, SLG: 0.217 29 Emerson Purroy, S (7, 6)	2 SAFE 0-3 K 2-3		0-3 K		0-3 K		0-3 K		1-0 22 PO HBP	3 0	0 0	0 0	0 0	0 0	3 0	2 0
2 Tyler Freeman, R (1, 4) OBP: 0.231, SLG: 0.147 22 Jose Pastrano, S (7, 4)			0-0 G5-3		0-0 F9		0-0 F9		0-3 K	3 1	0 0	0 0	0 0	0 0	0 1	0 1
Inning Stats	R: 0 E: 0 K: 0 S: 3 H: 1 LOB: 0 BB: 0 P: 3	R: 1 E: 0 K: 1 S: 7 H: 3 LOB: 1 BB: 0 P: 7	R: 0 E: 0 K: 1 S: 5 H: 0 LOB: 0 BB: 0 P: 5	R: 2 E: 0 K: 0 S: 5 H: 3 LOB: 0 BB: 0 P: 5	R: 0 E: 0 K: 1 S: 5 H: 0 LOB: 0 BB: 0 P: 5	R: 2 E: 0 K: 1 S: 8 H: 3 LOB: 1 BB: 0 P: 9	R: 0 E: 0 K: 2 S: 7 H: 0 LOB: 1 BB: 1 P: 11	R: 0 E: 0 K: 0 S: 4 H: 1 LOB: 1 BB: 0 P: 4	R: 0 E: 0 K: 2 S: 6 H: 0 LOB: 0 BB: 0 P: 7	1B: 9 2B: 1 3B: 0 HR: 1 SF: 0 SAC: 0 DP: 2 HBP: 1							

TOP

Cleveland Guardians @ Texas Rangers

Surprise Stadium, Surprise, AZ

Mon Mar 20 2023, 4:06 PM - 6:21 PM EDT

Att. 4,185 - Overcast - 69 F

livebaseballscorecards.com

AB	34
R	5
H	11
RBI	4
BB	1
SO	8
LOB	14

WP: 0 PB: 1 SB: 0 CS: 1 PA: 37

PITCHER		IP	WLS	BF	H	R	ER	SO	BB	IBB	HBP	BLK	WP	HR	S	P	ERA	WHIP
33 Dane Dunning, R ERA: 4.66	(1, 1)	6.0		25	10	5	4	4	0	0	0	0	0	1	33	34	6.00	1.667
68 Joe Barlow, R ERA: 2.45	(7, 1)	1.0		4	0	0	0	2	1	0	0	0	0	0	7	11	0.00	1.000
52 Taylor Hearn, L ERA: 5.14	(8, 1)	1.0		4	1	0	0	0	0	0	0	0	0	0	4	4	0.00	1.000
57 Will Smith, L ERA: 3.0	(9, 1)	1.0		3	0	0	0	2	0	0	1	0	0	0	6	7	0.00	0.000

PITCHER	IP	WLS	BF	H	R	ER	SO	BB	IBB	HBP	BLK	WP	HR	S	P	ERA	WHIP

Cleveland Guardians @ Texas Rangers

Surprise Stadium, Surprise, AZ

Mon Mar 20 2023, 4:06 PM - 6:21 PM EDT

Att. 4,185 - Overcast - 69 F

BOTTOM

livebaseballscorecards.com

Batter	1	2	3	4	5	6	7	8	9	AB	R	H	RBI	BB	SO	LOB
2 Marcus Semien, R (1, 4) OBP: 0.289, SLG: 0.395	G5-3		K			G6-3	2B 1-H 2-H			3	0	0	0	0	1	0
20 Ezequiel Duran, R (7, 6) OBP: 0.356, SLG: 0.512										1	0	1	2	0	0	0
5 Corey Seager, L (1, 6) OBP: 0.524, SLG: 0.816	53 WP 1B			6 2B 28 WP 1B		F7	K			3	1	2	0	0	0	0
41 Joe McCarthy, L (7, 3) OBP: 0.333, SLG: 0.370										1	0	0	0	0	1	1
30 Nathaniel Lowe, L (1, 3) OBP: 0.391, SLG: 0.541	K			K		G1-3		K		3	0	0	0	0	2	2
86 Diosbel Arias, R (7, 4) OBP: 0.200, SLG: 0.400										1	0	0	0	0	1	0
53 Adolis García, R (1, 9) OBP: 0.419, SLG: 0.571	K 1-3			P4			F7	G5-3		3	0	0	0	0	1	2
8 Bubba Thompson, R (8, 8) OBP: 0.263, SLG: 0.314										1	0	0	0	0	0	0
6 Josh Jung, R (1, 5) OBP: 0.372, SLG: 0.763		4 CS 1B		28 WP 1-3 2B			12 1B 2B	G5-3		3	1	3	0	0	0	0
83 Sandro Fabian, R (8, 9) OBP: 0.200, SLG: 0.125										1	0	0	0	0	0	0
28 Jonah Heim, S (1, 2) OBP: 0.353, SLG: 0.481		P2		F7 2-3 3-H			77 2B 18 G6-3 2-H 1B		G3	2	0	0	0	0	0	2
12 Sandy León, S (6, 2) OBP: 0.345, SLG: 0.481										2	1	1	1	0	0	0
4 Robbie Grossman, S (1, 7) OBP: 0.488, SLG: 0.618	K 1-2		K		K		20 2B 1-3 2B		G5-3	2	0	0	0	0	2	1
77 Clint Frazier, R (6, 7) OBP: 0.317, SLG: 0.405										2	1	1	0	0	0	0
18 Mitch Garver, R (1, 10) OBP: 0.175, SLG: 0.231			K		G5-3		G6-3 3-H		K	3	0	0	1	0	1	1
39 Yoshi Tsutsugo, L (9, PH) OBP: 0.318, SLG: 0.476										1	0	0	0	0	1	0
47 Josh Smith, L (1, 8) OBP: 0.462, SLG: 0.469			G3		F8		20 2B BB			2	1	0	0	1	0	0
80 Frainyer Chavez, S (8, 5)										0	0	0	0	0	0	0
Inning Stats	R: 0 E: 0 K: 2 S: 8 H: 1 LOB: 1 BB: 0 P: 10	R: 0 E: 0 K: 1 S: 5 H: 1 LOB: 1 BB: 0 P: 5	R: 0 E: 0 K: 2 S: 7 H: 0 LOB: 0 BB: 0 P: 7	R: 1 E: 0 K: 1 S: 7 H: 2 LOB: 1 BB: 0 P: 8	R: 0 E: 0 K: 1 S: 5 H: 0 LOB: 0 BB: 0 P: 5	R: 0 E: 0 K: 0 S: 3 H: 0 LOB: 0 BB: 0 P: 3	R: 4 E: 0 K: 1 S: 9 H: 4 LOB: 1 BB: 1 P: 13	R: 0 E: 0 K: 1 S: 5 H: 0 LOB: 0 BB: 0 P: 5	R: 0 E: 0 K: 1 S: 5 H: 0 LOB: 0 BB: 0 P: 5	1B: 4 2B: 5 3B: 0 HR: 0 SF: 0 SAC: 0 DP: 1 HBP: 0						

	AB	34
	R	5
	H	8
	RBI	4
	BB	1
	SO	10
	LOB	9

WP: 3 PB: 0 SB: 0 CS: 1 PA: 35

PITCHER		IP	WLS	BF	H	R	ER	SO	BB	IBB	HBP	BLK	WP	HR	S	P	ERA	WHIP
70 Hunter Gaddis, R ERA: 2.77	(1, 1)	3.2		13	3	1	1	6	0	0	0	0	1	0	25	27	2.46	0.818
65 Michael Kelly, R ERA: 1.59	(4, 1)	0.1	H	2	1	0	0	0	0	0	0	0	1	0	2	3	0.00	3.000
48 Emmanuel Clase, R ERA: 4.5	(5, 1)	1.0	H	3	0	0	0	1	0	0	0	0	0	0	5	5	0.00	0.000
49 Eli Morgan, R ERA: 10.29	(6, 1)	2.0		11	4	4	4	1	1	0	0	0	0	0	12	16	18.00	2.500
52 Nick Sandlin, R ERA:	(8, 1)	1.0		3	0	0	0	1	0	0	0	0	0	0	5	5	0.00	0.000
59 Luis Oviedo, R ERA: 2.35	(9, 1)	1.0		3	0	0	0	1	0	0	0	0	0	0	5	5	0.00	0.000

Batter	1	2	3	4	5	6	7	8	9	AB	R	H	RBI	BB	SO	LOB
1 Elvis Andrus, R (1, 4) OBP: 0.316, SLG: 0.500	BBBB 4-0 BB		X 0-0 ① L4		SFS 0-3 ② K 1-2			X 0-0 ① F8		2	0	0	0	1	1	1
99 Loidel Chapelli, L (7, 4) OBP: 0.500, SLG: 1.000										1	0	0	0	0	0	0
51 Adam Haseley, L (1, 8) OBP: 0.441, SLG: 0.636	X 0-0 ① F9		X 0-0 ② F8		X 0-0 ③ G4-3			X 0-0 ② G3		3	0	0	0	0	0	2
99 Terrell Tatum, L (6, 7)										1	0	0	0	0	0	0
32 Gavin Sheets, L (1, 3) OBP: 0.217, SLG: 0.364	FFS 0-3 ② K		X 0-0 ③ F5			X 0-0 ① P5		X 0-0 ③ G3		4	0	0	0	0	1	1
89 Michael Turner, L (8, 3)										0	0	0	0	0	0	0
24 Yasmani Grandal, S (1, 10) OBP: 0.311, SLG: 0.400	1 SAFE X 0-0 ③ F7			X 0-0 ① G4-3		BBBB 4-0 BB			FFS 0-3 K	2	0	0	0	1	0	1
93 Alsander Womack, R (9, PH)										1	0	0	0	0	1	0
22 Oscar Colás, L (1, 9) OBP: 0.296, SLG: 0.491		X 0-0 28 1B 1B		X 0-0 44 2B 2B		CCS 0-3 ② K			SSC 0-3 ① K	3	0	2	0	0	1	1
87 DJ Gladney, R (6, 9)										1	0	0	0	0	1	1
44 Seby Zavala, R (1, 2) OBP: 0.389, SLG: 0.700		X 0-0 ① F9		X 0-0 ② 2-H 2B		X 0-0 ③ F8			X 0-0 ② F9	4	0	1	0	0	0	3
28 Leury García, S (1, 6) OBP: 0.267, SLG: 0.393		X 0-0 95 S 1-3 1B		X 0-0 ③ G4-3			X 0-0 ① G6-3		X 0-0 ③ F8	3	0	1	0	0	0	1
87 Jason Matthews, R (7, 6)										1	0	0	0	0	0	1
95 Duke Ellis, L (1, 7) OBP: 0.200, SLG: 0.200	BSLSS 1-3 ② K 1-2				CFS 0-3 ① K		CFC 0-3 ② K			3	0	0	0	0	3	2
(6, 8)																
97 Bryce Willits, L (1, 5) OBP: 0.333, SLG: 0.333		X 0-0 ③ G4-3			X 0-0 1 S 1B		X 0-0 ③ P3			3	0	1	0	0	0	2
Inning Stats	R: 0 E: 0 K: 1 S: 5 H: 0 LOB: 1 BB: 1 P: 9	R: 0 E: 0 K: 1 S: 7 H: 2 LOB: 2 BB: 0 P: 8	R: 0 E: 0 K: 0 S: 3 H: 0 LOB: 0 BB: 0 P: 3	R: 0 E: 0 K: 0 S: 4 H: 2 LOB: 1 BB: 0 P: 4	R: 0 E: 0 K: 2 S: 8 H: 1 LOB: 1 BB: 0 P: 8	R: 0 E: 0 K: 1 S: 5 H: 0 LOB: 1 BB: 1 P: 9	R: 0 E: 0 K: 1 S: 5 H: 0 LOB: 0 BB: 0 P: 5	R: 0 E: 0 K: 0 S: 3 H: 0 LOB: 0 BB: 0 P: 3	R: 0 E: 0 K: 2 S: 8 H: 0 LOB: 1 BB: 0 P: 8	1B: 3 2B: 2 3B: 0 HR: 0	SF: 0 SAC: 0 DP: 0 HBP: 0						

PITCHER		IP	WLS	BF	H	R	ER	SO	BB	IBB	HBP	BLK	WP	HR	S	P	ERA	WHIP
17 Nathan Eovaldi, R ERA:	(1, 1)	5.0	W	20	5	0	0	4	1	0	0	0	0	0	27	32	0.00	1.200
52 Taylor Hearn, L ERA: 4.32	(6, 1)	1.1	H	5	0	0	0	1	1	0	0	0	0	0	6	10	0.00	0.750
72 Jonathan Hernández, R ERA: 2.25	(7, 1)	0.2	H	2	0	0	0	1	0	0	0	0	0	0	4	4	0.00	0.000
57 Will Smith, L ERA: 2.25	(8, 1)	1.0	H	3	0	0	0	0	0	0	0	0	0	0	3	3	0.00	0.000
25 José Leclerc, R ERA:	(9, 1)	1.0	S	4	0	0	0	2	0	0	0	0	1	0	8	8	0.00	0.000

PITCHER	IP	WLS	BF	H	R	ER	SO	BB	IBB	HBP	BLK	WP	HR	S	P	ERA	WHIP

TOP

Chicago White Sox @ Texas Rangers

Surprise Stadium, Surprise, AZ

Wed Mar 22 2023, 4:08 PM - 5:59 PM EDT

Att. 3,446 - Partly Cloudy - 59 F

livebaseballscorecards.com

AB	32
R	0
H	5
RBI	0
BB	2
SO	8
LOB	16

1B: 3	SF: 0	WP: 1	PA: 34
2B: 2	SAC: 0	PB: 0	
3B: 0	DP: 0	SB: 2	
HR: 0	HBP: 0	CS: 0	

Batter	1	2	3	4	5	6	7	8	9	AB	R	H	RBI	BB	SO	LOB
8 Bubba Thompson, R (1, 8) OBP: 0.238, SLG: 0.282	B2-3		P2			G5-3		G4-3		4	0	0	0	0	0	1
65 J.P. Martínez, L (9, 8)										0	0	0	0	0	0	0
30 Nathaniel Lowe, L (1, 3) OBP: 0.408, SLG: 0.538	18 G5-3, 53 BB, 1B		G6-3			BB				2	0	1	0	1	0	0
92 Blaine Crim, R (7, 3) OBP: 0.364, SLG: 0.500										0	0	0	0	0	0	0
53 Adolis García, R (1, 9) OBP: 0.413, SLG: 0.541	BB			E5, 18 F8, 6 G5-3-2		F8				2	0	0	0	1	0	1
38 Elier Hernandez, R (7, 9) OBP: 0.294, SLG: 0.406										0	0	0	0	0	0	0
18 Mitch Garver, R (1, 2) OBP: 0.167, SLG: 0.220	G5-3			F8			L9			2	0	0	0	0	0	3
89 Matt Whatley, R (6, 2) OBP: 0.222, SLG: 0.125										1	0	0	0	0	0	0
6 Josh Jung, R (1, 5) OBP: 0.370, SLG: 0.732		20 G4-3, 1B		G5-3-2			L5			3	0	1	0	0	0	1
90 Davis Wendzel, R (8, 5) OBP: 0.400, SLG: 0.700										0	0	0	0	0	0	0
20 Ezequiel Duran, R (1, 6) OBP: 0.354, SLG: 0.543		G4-3			K		77 BLK, 3B			3	0	1	0	0	1	1
82 Jax Biggers, L (7, PR) OBP: 0.167, SLG: 0.333 (8, 6)										0	1	0	0	0	0	0
77 Clint Frazier, R (1, 7) OBP: 0.318, SLG: 0.475		HR			G5-3		L9, 3-H			3	1	1	1	0	0	0
Dustin Harris, L (8, 7) OBP: 0.250, SLG: 0.357										0	0	0	0	0	0	0
39 Yoshi Tsutsugo, L (1, 10) OBP: 0.320, SLG: 0.435		K			G3-1			81 CS, BB		2	0	0	0	1	1	0
87 Evan Carter, L (8, PR) OBP: 0.556, SLG: 0.273 (9, 10)										0	0	0	0	0	0	0
81 Justin Foscue, R (1, 4) OBP: 0.360, SLG: 0.762			K			P3		K, 1-2		3	0	0	0	0	2	1
86 Diosbel Arias, R (9, 4) OBP: 0.200, SLG: 0.400										0	0	0	0	0	0	0
Inning Stats	R: 0 E: 0 K: 0 S: 3 H: 1 LOB: 1 BB: 1 P: 7	R: 1 E: 0 K: 1 S: 8 H: 2 LOB: 0 BB: 0 P: 10	R: 0 E: 0 K: 1 S: 5 H: 0 LOB: 0 BB: 0 P: 5	R: 0 E: 1 K: 0 S: 3 H: 0 LOB: 0 BB: 0 P: 3	R: 0 E: 0 K: 1 S: 5 H: 0 LOB: 0 BB: 0 P: 5	R: 0 E: 0 K: 0 S: 3 H: 0 LOB: 1 BB: 1 P: 6	R: 1 E: 0 K: 0 S: 4 H: 1 LOB: 1 BB: 0 P: 4	R: 0 E: 0 K: 1 S: 4 H: 0 LOB: 1 BB: 1 P: 8		1B: 2 2B: 1 3B: 1 HR: 1	SF: 0 SAC: 0 DP: 2 HBP: 0						

PITCHER	IP	WLS	BF	H	R	ER	SO	BB	IBB	HBP	BLK	WP	HR	S	P	ERA	WHIP
52 Mike Clevinger, R (1, 1) ERA: 4.76	5.0	L	17	3	1	1	3	1	0	0	0	0	1	24	30	1.80	0.800
40 Reynaldo López, R (6, 1) ERA: 2.25	1.0		4	0	0	0	0	1	0	0	0	0	0	3	6	0.00	1.000
66 José Ruiz, R (7, 1) ERA: 2.25	1.0		4	1	1	1	0	0	0	0	1	0	0	4	4	9.00	1.000
58 Jimmy Lambert, R (8, 1) ERA: 4.5	1.0		3	0	0	0	1	1	0	0	0	0	0	4	8	0.00	1.000

PITCHER	IP	WLS	BF	H	R	ER	SO	BB	IBB	HBP	BLK	WP	HR	S	P	ERA	WHIP

BOTTOM

Chicago White Sox @ Texas Rangers

Surprise Stadium, Surprise, AZ

Wed Mar 22 2023, 4:08 PM - 5:59 PM EDT

Att. 3,446 - Partly Cloudy - 59 F

livebaseballscorecards.com

AB	25
R	2
H	4
RBI	1
BB	3
SO	4
LOB	8

1B: 2 SF: 0
2B: 1 SAC: 0
3B: 1 DP: 2
HR: 1 HBP: 0

WP: 0 PA: 28
PB: 0
SB: 0
CS: 1

Batter	1	2	3	4	5	6	7	8	9	AB	R	H	RBI	BB	SO	LOB
2 Marcus Semien, R (1, 4) OBP: 0.306, SLG: 0.404 80 Frainyer Chavez, S (7, 4)	F9		1-2 1B		F7		1-2 1B			4 0	0 0	2 0	0 0	0 0	0 0	2 0
5 Corey Seager, L (1, 6) OBP: 0.522, SLG: 0.786 80 Cameron Cauley, R (7, 6) OBP: 1.000, SLG: 1.000	13 G1-6-3 1B		F7			13 G4-6-3 1B	K			4 0	0 0	2 0	0 0	0 0	1 0	3 0
13 Brad Miller, L (1, 3) OBP: 0.306, SLG: 0.355 63 Nick Tanielu, R (8, 3) OBP: 0.750, SLG: 0.667	G1-6-3 1-2f			K		G4-6-3 1-2f		L6		4 0	0 0	0 0	0 0	0 0	1 0	2 0
28 Jonah Heim, S (1, 2) OBP: 0.368, SLG: 0.484		F8		4 G4-6-3 1B		4 1B		G3-1		4	0	2	0	0	0	0
4 Robbie Grossman, S (1, 9) OBP: 0.478, SLG: 0.595 80 Keithron Moss, S (7, 7)		K		G4-6-3 1-2f		1-3 1B		K		3 1	0 0	1 0	0 0	0 0	1 1	1 0
47 Josh Smith, L (1, 5) OBP: 0.452, SLG: 0.457 57 Anthony Gutierrez, R (7, 8)		1B			F8	K			K	3 1	0 0	1 0	0 0	0 0	1 1	2 0
41 Joe McCarthy, L (1, 7) OBP: 0.333, SLG: 0.400 Jonathan Ornelas, R (7, 5) OBP: 0.353, SLG: 0.484	K				16 E 2B		F8		K	3 1	0 0	1 0	0 0	0 0	1 1	1 0
12 Sandy León, S (1, 10) OBP: 0.344, SLG: 0.448 84 Zion Bannister, S (9, PH)			K	F8		2 1B HBP			K	2 1	0 0	0 0	0 0	0 0	1 1	1 0
16 Travis Jankowski, L (1, 8) OBP: 0.200, SLG: 0.158 83 Sandro Fabian, R (7, 9) OBP: 0.200, SLG: 0.125			2 CS 1B		E3 2-3		K			3 0	0 0	1 0	0 0	0 0	1 0	2 0
Inning Stats	R: 0 E: 0 K: 0 S: 3 H: 1 LOB: 0 BB: 0 P: 3	R: 0 E: 0 K: 2 S: 8 H: 1 LOB: 1 BB: 0 P: 8	R: 0 E: 0 K: 1 S: 6 H: 2 LOB: 1 BB: 0 P: 7	R: 0 E: 0 K: 1 S: 5 H: 1 LOB: 0 BB: 0 P: 5	R: 0 E: 1 K: 0 S: 5 H: 1 LOB: 2 BB: 0 P: 5	R: 0 E: 0 K: 1 S: 7 H: 3 LOB: 2 BB: 0 P: 8	R: 0 E: 0 K: 2 S: 8 H: 1 LOB: 2 BB: 0 P: 9	R: 0 E: 0 K: 1 S: 5 H: 0 LOB: 0 BB: 0 P: 5	R: 0 E: 0 K: 3 S: 9 H: 0 LOB: 0 BB: 0 P: 9	1B: 9 2B: 1 3B: 0 HR: 0 SF: 0 SAC: 0 DP: 3 HBP: 1						

PITCHER		IP	WLS	BF	H	R	ER	SO	BB	IBB	HBP	BLK	WP	HR	S	P	ERA	WHIP
48 Ross Stripling, R ERA: 5.0	(1, 1)	4.2	W	17	6	0	0	4	0	0	0	0	0	0	25	26	0.00	1.286
54 Scott Alexander, L ERA: 1.69	(5, 1)	1.0	H	4	1	0	0	0	0	0	0	0	0	0	4	4	0.00	1.000
34 Jakob Junis, R ERA: 4.15	(6, 1)	2.1	H	11	3	0	0	4	0	0	1	0	0	0	18	20	0.00	1.286
33 Taylor Rogers, L ERA: 1.42	(9, 1)	1.0		3	0	0	0	3	0	0	0	0	0	0	9	9	0.00	0.000

PITCHER	IP	WLS	BF	H	R	ER	SO	BB	IBB	HBP	BLK	WP	HR	S	P	ERA	WHIP

TOP

Texas Rangers @ San Francisco Giants

Scottsdale Stadium, Scottsdale, AZ

Wed Mar 22 2023, 4:05 PM - 6:35 PM EDT

Att. 8,199 - Cloudy - 57 F

livebaseballscorecards.com

AB	34
R	0
H	10
RBI	0
BB	0
SO	11
LOB	14

1B: 9	SF: 0	WP: 0	PA: 35
2B: 1	SAC: 0	PB: 0	
3B: 0	DP: 3	SB: 0	
HR: 0	HBP: 1	CS: 1	

Batter	1	2	3	4	5	6	7	8	9	AB	R	H	RBI	BB	SO	LOB
8 Michael Conforto, L (1, 9) Luis Matos, R (7, 9) (9, 8) OBP: 0.286, SLG: 0.590 OBP: 0.250, SLG: 0.375	G5-3		1 SAFE 41 E 1-3 2B		L8	G3				4 0	1 0	1 0	0 0	0 0	0 0	2 0
41 Wilmer Flores, R (1, 3) OBP: 0.310, SLG: 0.370	F7		3 SAFE P6 2-H 3-H		G6-3		2 1B 1B			4	0	1	0	0	0	0
35 Brandon Crawford, L (1, 6) OBP: 0.333, SLG: 0.167 49 Ford Proctor, L (5, 6) OBP: 0.273, SLG: 0.290	1B		BB		32 FC5-4 BB		K			1 1	0 0	1 0	0 0	1 1	0 1	0 1
32 David Villar, R (1, 5) OBP: 0.087, SLG: 0.174 92 Will Wilson, R (6, 5) OBP: 0.444, SLG: 0.524	F7		K2-3		FC5-4 1-2f		L7			3 1	0 0	0 0	0 0	0 0	1 0	3 1
2 Blake Sabol, L (1, 7) OBP: 0.500, SLG: 0.694		L9		58 FC3-6 1B		BB 58 CS 97 E	1-2 1B			3	0	2	0	1	0	0
97 Casey Schmitt, R (1, 10) OBP: 0.395, SLG: 0.711		K		F9		E3 1-2 58 2B	G6-3			4	1	0	0	0	1	4
58 Bryce Johnson, S (1, 8) OBP: 0.410, SLG: 0.471 86 Jared Dupere, L (9, 9)	F7			FC3-6 21 S 21 E 1-2f	1-H 2-3 21 WP 70 FC1-2 2B			K		4 0	1 0	1 0	1 0	0 0	1 0	1 0
21 Joey Bart, R (1, 2) OBP: 0.391, SLG: 0.550 89 Brett Auerbach, R (8, 2) OBP: 0.381, SLG: 0.500			F7	E6 70 FC6 1-H 1B		70 S 2-3 BB		F8		2 1	0 0	1 0	0 0	1 0	0 0	0 0
70 Brett Wisely, L (1, 4) OBP: 0.250, SLG: 0.438			8 2B 41 E BB	FC6 1-2f		1-2 3-H FC1-2		K		3	1	0	0	1	1	3
Inning Stats	R: 0 E: 0 K: 0 S: 4 H: 1 LOB: 1 BB: 0 P: 4	R: 0 E: 0 K: 1 S: 5 H: 0 LOB: 0 BB: 0 P: 5	R: 2 E: 1 K: 1 S: 6 H: 1 LOB: 1 BB: 2 P: 14	R: 1 E: 1 K: 0 S: 5 H: 2 LOB: 1 BB: 0 P: 6	R: 0 E: 0 K: 0 S: 3 H: 0 LOB: 1 BB: 1 P: 7	R: 1 E: 1 K: 0 S: 5 H: 1 LOB: 2 BB: 2 P: 14	R: 0 E: 0 K: 1 S: 7 H: 2 LOB: 2 BB: 0 P: 7	R: 0 E: 0 K: 2 S: 7 H: 0 LOB: 0 BB: 0 P: 7		1B: 5 2B: 2 3B: 0 HR: 0	SF: 0 SAC: 0 DP: 0 HBP: 0					

BOTTOM

Texas Rangers @ San Francisco Giants

Scottsdale Stadium, Scottsdale, AZ

Wed Mar 22 2023, 4:05 PM - 6:35 PM EDT

Att. 8,199 - Cloudy - 57 F

livebaseballscorecards.com

AB	31
R	4
H	7
RBI	1
BB	5
SO	5
LOB	15

PITCHER		IP	WLS	BF	H	R	ER	SO	BB	IBB	HBP	BLK	WP	HR	S	P	ERA	WHIP
22 Jon Gray, R ERA:	(1, 1)	4.2	L	20	4	3	0	2	2	0	0	0	0	0	22	31	0.00	1.286
46 Brock Burke, L ERA: 6.14	(5, 1)	0.1		2	0	0	0	0	1	0	0	0	0	0	1	5	0.00	3.000
35 Jacob Barnes, R ERA: 1.23	(6, 1)	0.2		5	1	1	0	0	2	0	0	0	1	0	4	13	0.00	4.500
32 John King, L ERA: 6.23	(6, 1)	0.1		1	0	0	0	0	0	0	0	0	0	0	1	1	0.00	0.000
66 Josh Sborz, R ERA: 14.29	(7, 1)	1.0		5	2	0	0	1	0	0	0	0	0	0	7	7	0.00	2.000

PITCHER		IP	WLS	BF	H	R	ER	SO	BB	IBB	HBP	BLK	WP	HR	S	P	ERA	WHIP
68 Joe Barlow, R ERA: 2.16	(8, 1)	1.0		3	0	0	0	2	0	0	0	0	0	0	7	7	0.00	0.000

1B: 5	SF: 0	WP: 1	PA: 36
2B: 2	SAC: 0	PB: 0	
3B: 0	DP: 0	SB: 2	
HR: 0	HBP: 0	CS: 1	

Oakland Athletics @ Texas Rangers

Surprise Stadium, Surprise, AZ

Thu Mar 23 2023, 9:10 PM - 12:15 AM EDT

Att. 4,750 - Partly Cloudy - 66 F

TOP

livebaseballscorecards.com

Batter	1	2	3	4	5	6	7	8	9	AB	R	H	RBI	BB	SO	LOB
2 Nick Allen, R (1, 6) OBP: 0.432, SLG: 0.448	L4		BB		21 1B, 21 S, 73 SF8, BB	F9		K, 1-3, 2-H		3	1	0	0	2	1	1
21 Conner Capel, L (1, 9) OBP: 0.447, SLG: 0.500 76 Trenton Brooks, L (5, 9) OBP: 0.250, SLG: 0.400	G4-3	F7	53 BB, 25 S, 4 1B, 1-3, 1B		25 F8, 73 BB, 1B	G3				3	1	1	0	0	0	1
										2	0	1	0	0	0	1
73 Ryan Noda, L (1, 3) OBP: 0.328, SLG: 0.295	K	G4-3		SF8, 3-H			45 G6-4-3, 1-2, BB		45 WP, 25 BB, 4 1B, BB	2	1	0	1	2	1	1
25 Brent Rooker, R (1, 10) OBP: 0.523, SLG: 0.500		G5-3		K	53 BB, 4 1B, 1-2, BB		F8, 2-3		4 1B, 45 WP, 8 E, 1-2, BB	3	2	0	0	2	1	2
53 Kyle McCann, L (1, 2) OBP: 0.391, SLG: 0.294 45 Carlos Pérez, R (6, 2)		8 G4-3, 4 BB, BB	8 1B, BB	4 1B, 1-2, 2-3, BB		G6-4-3, 1-2f			P4, 1-2, 2-3	0	0	0	0	3	0	0
										2	0	0	0	0	0	4
4 Kevin Smith, R (1, 5) OBP: 0.467, SLG: 0.615		8 G4-3, 1-2, BB		L9	1-3, 2-H, 3-H, 1B			8 1B, 20 1B, 2B	8 E, 2-3, 3-H, 1B	4	1	3	3	1	0	1
8 Tyler Wade, L (1, 4) OBP: 0.429, SLG: 0.429	G4-3, 1-2, 2-3		1-3, 1B	F7				2 S, 20 1B, 2 E, 2-3, 1B	E5, 20 FC6-4, 1-2, 3-H	5	1	2	1	0	0	5
17 Pablo Reyes, R (1, 7) OBP: 0.265, SLG: 0.300	G6-3		F8		G6-3			K	K	5	0	0	0	0	2	8
20 Cristian Pache, R (1, 8) OBP: 0.349, SLG: 0.439			K		K			2 S, 1-2, 3-H, 1B	FC6-4, 1-2f	5	0	1	1	0	3	2
Inning Stats	R: 0 E: 0 K: 1 S: 5 H: 0 LOB: 0 BB: 0 P: 5	R: 0 E: 0 K: 0 S: 3 H: 0 LOB: 2 BB: 2 P: 11	R: 0 E: 0 K: 1 S: 5 H: 0 LOB: 1 BB: 1 P: 9	R: 0 E: 0 K: 1 S: 6 H: 1 LOB: 2 BB: 1 P: 10	R: 3 E: 0 K: 1 S: 7 H: 2 LOB: 2 BB: 3 P: 20	R: 0 E: 0 K: 1 S: 5 H: 0 LOB: 0 BB: 0 P: 5	R: 0 E: 0 K: 0 S: 3 H: 1 LOB: 1 BB: 1 P: 7	R: 2 E: 1 K: 2 S: 10 H: 3 LOB: 1 BB: 0 P: 10	R: 2 E: 1 K: 1 S: 7 H: 1 LOB: 2 BB: 2 P: 16	1B: 7 2B: 1 3B: 0 HR: 0 SF: 1 SAC: 0 DP: 1 HBP: 0						

	AB	34
	R	7
	H	8
	RBI	6
	BB	10
	SO	8
	LOB	26

WP: 1 PB: 0 SB: 5 CS: 0 PA: 45

PITCHER		IP	WLS	BF	H	R	ER	SO	BB	IBB	HBP	BLK	WP	HR	S	P	ERA	WHIP
58 Zack Littell, R ERA: 7.04	(1, 1)	1.0		3	0	0	0	1	0	0	0	0	0	0	5	5	0.00	0.000
45 Dominic Leone, R ERA: 2.16	(2, 1)	1.0	H	5	0	0	0	0	2	0	0	0	0	0	3	11	0.00	2.000
21 Ian Kennedy, R ERA: 2.57	(3, 1)	1.0	H	4	0	0	0	1	1	0	0	0	0	0	5	9	0.00	1.000
32 John King, L ERA: 5.59	(4, 1)	1.0	H	5	1	0	0	1	1	0	0	0	0	0	6	10	0.00	2.000
50 Cole Ragans, L ERA: 5.94	(5, 1)	3.2	H	18	5	5	4	4	3	0	0	0	0	0	23	36	9.82	2.182

PITCHER		IP	WLS	BF	H	R	ER	SO	BB	IBB	HBP	BLK	WP	HR	S	P	ERA	WHIP
94 Triston Polley, L ERA:	(5, 1)	0.1	B	3	1	0	0	0	1	0	0	0	0	0	2	6	0.00	6.000
50 Cole Ragans, L ERA: 5.94	(6, 1)	3.2	H	18	5	5	4	4	3	0	0	0	0	0	23	36	9.82	2.182
56 Reyes Moronta, R ERA: 15.88	(9, 1)	1.0	B	7	1	2	2	1	2	0	0	0	1	0	7	16	18.00	3.000

Oakland Athletics @ Texas Rangers

Surprise Stadium, Surprise, AZ

Thu Mar 23 2023, 9:10 PM - 12:15 AM EDT

Att. 4,750 - Partly Cloudy - 66 F

livebaseballscorecards.com

BOTTOM

Batter	1	2	3	4	5	6	7	8	9	AB	R	H	RBI	BB	SO	LOB
2 Marcus Semien, R (1, 4) OBP: 0.288, SLG: 0.380	E5	K		G5-4-3		BB		G3		3	1	0	0	0	1	3
16 Travis Jankowski, L (6, 8) OBP: 0.214, SLG: 0.154										1	0	0	0	1	0	0
5 Corey Seager, L (1, 6) OBP: 0.510, SLG: 0.756		L6-4			L9	G3				3	1	1	0	0	0	2
47 Josh Smith, L (6, 7) OBP: 0.455, SLG: 0.459	1B							1B		2	0	1	0	0	0	1
30 Nathaniel Lowe, L (1, 3) OBP: 0.404, SLG: 0.512	G3		BB		F9		L7	K		2	0	0	1	1	0	1
39 Yoshi Tsutsugo, L (6, 3) OBP: 0.296, SLG: 0.400										2	0	0	0	0	1	1
53 Adolis García, R (1, 9) OBP: 0.408, SLG: 0.513	K	F7			HBP		1B		F9	2	0	0	0	0	1	2
Luisangel Acuña, R (5, PR) OBP: 0.391, SLG: 0.500 (6, 4)										2	0	1	0	0	0	0
4 Robbie Grossman, S (1, 7) OBP: 0.490, SLG: 0.590	1B		BB		K		F8		BB	2	0	1	1	1	1	1
41 Joe McCarthy, L (6, 9) OBP: 0.343, SLG: 0.387										1	0	0	0	1	0	1
6 Josh Jung, R (1, 5) OBP: 0.347, SLG: 0.682	F9	FC1-4			L5		FC4-6		K	3	0	0	0	0	0	3
80 Frainyer Chavez, S (7, 6)										1	0	0	0	0	0	1
77 Clint Frazier, R (9, PH) OBP: 0.311, SLG: 0.463										1	0	0	0	0	1	1
18 Mitch Garver, R (1, 2) OBP: 0.200, SLG: 0.302		HR			K	BB		K		2	2	1	1	1	1	2
75 David García, S (8, 2)										1	0	0	0	0	1	0
28 Jonah Heim, S (1, 10) OBP: 0.375, SLG: 0.485	1B			F7	F7			HR		2	0	1	0	0	0	0
13 Brad Miller, L (6, PH) OBP: 0.316, SLG: 0.455 (7, 10)										2	1	1	1	0	0	1
8 Bubba Thompson, R (1, 8) OBP: 0.273, SLG: 0.317	1B			1B	HR		HR			2	0	2	0	0	0	0
20 Ezequiel Duran, R (6, 6) OBP: 0.380, SLG: 0.688 (7, 5)										2	2	2	3	0	0	0
Inning Stats	R: 2 E: 1 K: 1 S: 8 H: 2 LOB: 1 BB: 0 P: 8	R: 1 E: 0 K: 1 S: 7 H: 3 LOB: 1 BB: 0 P: 7	R: 0 E: 0 K: 1 S: 5 H: 0 LOB: 2 BB: 2 P: 13	R: 0 E: 0 K: 0 S: 3 H: 1 LOB: 0 BB: 0 P: 3	R: 0 E: 0 K: 1 S: 5 H: 0 LOB: 2 BB: 0 P: 7	R: 2 E: 0 K: 0 S: 5 H: 1 LOB: 1 BB: 2 P: 15	R: 0 E: 0 K: 0 S: 4 H: 1 LOB: 1 BB: 0 P: 4	R: 2 E: 0 K: 2 S: 13 H: 3 LOB: 1 BB: 0 P: 16	R: 0 E: 0 K: 1 S: 4 H: 0 LOB: 1 BB: 1 P: 8	1B: 7 2B: 2 3B: 0 HR: 4 SF: 0 SAC: 0 DP: 3 HBP: 1	WP: 1 PB: 0 SB: 0 CS: 1 PA: 42					

	AB	36
	R	7
	H	11
	RBI	7
	BB	5
	SO	7
	LOB	20

PITCHER		IP	WLS	BF	H	R	ER	SO	BB	IBB	HBP	BLK	WP	HR	S	P	ERA	WHIP
38 JP Sears, L ERA: 5.19	(1, 1)	4.2		21	6	3	1	3	2	0	0	0	0	1	25	33	1.93	1.714
30 Chad Smith, R ERA: 3.38	(5, 1)	0.1		2	0	0	0	1	0	0	1	0	1	0	3	5	0.00	0.000
61 Zach Jackson, R ERA: 6.75	(6, 1)	1.0		6	1	2	2	0	2	0	0	0	0	1	5	15	18.00	3.000
68 Domingo Acevedo, R ERA: 1.08	(7, 1)	1.0		4	1	0	0	0	0	0	0	0	0	0	4	4	0.00	1.000
19 Drew Steckenrider, R ERA: 6.75	(8, 1)	1.0		6	3	2	2	2	0	0	0	0	0	2	13	16	18.00	3.000

PITCHER		IP	WLS	BF	H	R	ER	SO	BB	IBB	HBP	BLK	WP	HR	S	P	ERA	WHIP
88 Garrett Acton, R ERA: 4.15	(9, 1)	1.0		3	0	0	0	1	1	0	0	0	0	0	4	8	0.00	1.000

Texas Rangers @ Chicago Cubs

Sloan Park, Mesa, AZ

Fri Mar 24 2023, 4:08 PM - 6:41 PM EDT

Att. 11,604 - Partly Cloudy - 66 F

TOP

livebaseballscorecards.com

Batter	1	2	3	4	5	6	7	8	9	AB	R	H	RBI	BB	SO	LOB
2 Marcus Semien, R (1, 4) OBP: 0.273, SLG: 0.358	F X 0-1 ① G6-3		C F S 0-3 ① K		X 0-0 ② F8		X 0-0 ① FC6-4 80 1B 1-2f 2-3 3-H		X 0-0 80 FC5-4 1B	3	0	0	0	0	1	0
20 Ezequiel Duran, R (5, 6) OBP: 0.385, SLG: 0.680										2	0	1	1	0	0	2
5 Corey Seager, L (1, 6) OBP: 0.519, SLG: 0.745	X 0-0 6 FC6-4 1B		C F S 0-3 ② K		B B B 4-0 BB		C S C 0-3 ② K		S F S 0-3 ① K	2	0	1	0	1	1	0
39 Yoshi Tsutsugo, L (5, 3) OBP: 0.276, SLG: 0.370										2	0	0	0	0	2	4
30 Nathaniel Lowe, L (1, 3) OBP: 0.382, SLG: 0.477	F F S 0-3 ② K		X 0-0 ③ F7		1 SAFE X 0-0 ③ F7		X 0-0 1-2 3-H 1B		X 0-0 ② FC5-4 1-2f	3	0	0	0	0	1	2
80 Cameron Cauley, R (5, 4) OBP: 0.667, SLG: 0.667										2	0	1	1	0	0	1
6 Josh Jung, R (1, 5) OBP: 0.346, SLG: 0.660	X 0-0 ③ FC6-4 1-2f			X 0-0 13 1B 47 FC1-5-2-6 1B		C F C 0-3 ① K	X 0-0 L9		X 0-0 ③ L7	3	0	1	0	0	1	1
77 Clint Frazier, R (6, 7) OBP: 0.298, SLG: 0.442										2	0	0	0	0	0	3
13 Brad Miller, L (1, 10) OBP: 0.333, SLG: 0.459		C C C 0-3 ① K		X 0-0 4 1B 47 FC1-5-2-6 1-3 1B		X 0-0 ② G4-3		X 0-0 90 FC5-4 1B		4	0	2	0	0	1	0
47 Josh Smith, L (1, 7) OBP: 0.447, SLG: 0.450		X 0-0 4 E 12 G3 1B		X 0-0 ① FC1-5-2-6 12 L4-6 4 1B 1-2 3-H		S S C 0-3 ③ K		X 0-0 ① FC5-4 16 1B 1-2f		3	1	1	0	0	1	2
90 Davis Wendzel, R (6, 5) OBP: 0.364, SLG: 0.636										1	0	0	0	0	0	1
4 Robbie Grossman, S (1, 9) OBP: 0.500, SLG: 0.619		X 0-0 E5 12 G3 1-3		X 0-0 1-2 2-3 1B			X 0-0 8 1B 20 FC6-4 2B	X 0-0 1-2 1B		3	0	2	0	0	0	1
16 Travis Jankowski, L (7, PR) OBP: 0.233, SLG: 0.175										1	1	1	0	0	0	0
(7, 8)																
12 Sandy León, S (1, 2) OBP: 0.333, SLG: 0.406		X 0-0 ② G3 2-3 3-H		X 0-0 ② ③ L4-6 2-3			B B B B 4-0 20 FC6-4 8 1B 80 1B BB	S F S 0-3 ② K		3	1	0	1	1	1	6
89 Matt Whatley, R (8, 2) OBP: 0.222, SLG: 0.125										0	0	0	0	0	0	0
8 Bubba Thompson, R (1, 8) OBP: 0.277, SLG: 0.318		X 0-0 ③ G5-3			X 0-0 ① G4-3		X 0-0 20 FC6-4 1-2 2-3 1B	X 0-0 ③ G4-3		3	0	1	0	0	0	1
57 Anthony Gutierrez, R (7, 9)										1	0	0	0	0	0	2

	AB	38
	R	3
	H	11
	RBI	3
	BB	2
	SO	9
	LOB	26

Inning Stats	1	2	3	4	5	6	7	8	9	1B: 10	SF: 0	WP: 0	PA: 40
R:	0	1	0	0	0	0	2	0	0	2B: 2	SAC: 0	PB: 0	
E:	0	1	0	0	0	0	0	0	0	3B: 0	DP: 1	SB: 0	
K:	1	1	2	0	0	2	1	1	0	HR: 0	HBP: 0	CS: 0	
S:	7	7	7	5	3	7	8	7	6				
H:	1	1	0	3	0	0	3	2	1				
LOB:	1	1	0	2	1	0	2	0	1				
BB:	0	0	0	0	1	0	1	0	0				
P:	7	7	7	5	7	7	12	7	6				

PITCHER		IP	WLS	BF	H	R	ER	SO	BB	IBB	HBP	BLK	WP	HR	S	P	ERA	WHIP
0 Marcus Stroman, R ERA: 0.9	(1, 1)	5.2	W	23	5	1	0	5	1	0	0	0	0	0	33	37	0.00	1.059
72 Javier Assad, R ERA: 2.57	(6, 1)	3.0	S	15	5	2	2	4	1	0	0	0	0	0	22	26	6.00	2.000
33 Cam Sanders, R ERA: 1.29	(7, 1)	0.1	H	2	1	0	0	0	0	0	0	0	0	0	2	2	0.00	3.000
72 Javier Assad, R ERA: 2.57	(8, 1)	3.0	S	15	5	2	2	4	1	0	0	0	0	0	22	26	6.00	2.000

PITCHER	IP	WLS	BF	H	R	ER	SO	BB	IBB	HBP	BLK	WP	HR	S	P	ERA	WHIP

Texas Rangers @ Chicago Cubs

Sloan Park, Mesa, AZ

Fri Mar 24 2023, 4:08 PM - 6:41 PM EDT

Att. 11,604 - Partly Cloudy - 66 F

BOTTOM

Batter	1	2	3	4	5	6	7	8	9	AB	R	H	RBI	BB	SO	LOB
7 Dansby Swanson, R (1, 6) OBP: 0.261, SLG: 0.108	0-0 51 1B 36 S 1B	0-3 K		0-0 G6-3		4-0 8 BB		0-0 20 1B 25 S 82 G1-2-3 1B		3	1	1	0	1	1	1
12 Christian Donahue, L (8, 6) OBP: 0.500, SLG: 0.500										1	0	1	0	0	0	0
8 Ian Happ, S (1, 7) OBP: 0.449, SLG: 0.421	0-3 K	4-0 BB		0-0 P3		4-0 1-2 BB		4-0 1-2 20 1B BB		2	0	0	0	2	1	1
25 Christian Franklin, R (8, 7)										0	0	0	0	1	0	0
24 Cody Bellinger, L (1, 8) OBP: 0.283, SLG: 0.400	1-0 F9	0-0 L8		0-0 F9		0-3 K		0-0 1-2 2-3 1B		4	0	0	0	0	1	5
20 Bradlee Beesley, R (8, 8) OBP: 0.429, SLG: 0.571										1	0	1	0	0	0	0
36 Trey Mancini, R (1, 3) OBP: 0.400, SLG: 0.522	2-0 1-2 51 1B HBP		0-0 51 G3 15 SF8 2B		0-0 G5-3	0-0 F8		0-0 G1-2-3 3-Hf		3	1	1	0	0	0	2
82 Nelson Maldonado, R (8, 3) OBP: 0.273, SLG: 0.455										1	0	0	0	0	0	3
51 Eric Hosmer, L (1, 10) OBP: 0.318, SLG: 0.325	0-0 1-2 2-H 1B		0-0 G3 2-3		0-0 15 1B 1B		0-3 K			4	0	2	1	0	1	1
15 Yan Gomes, R (1, 2) OBP: 0.297, SLG: 0.636	0-0 G3-1		0-0 SF8 3-H		0-0 1-2 1B		0-3 K			2	0	1	1	0	0	2
1 Pablo Aliendo, R (7, 2)										1	0	0	0	0	1	0
1 Nick Madrigal, R (1, 5) OBP: 0.302, SLG: 0.275		0-0 G2-3	0-0 G3		0-3 K		0-0 F7			3	0	0	0	0	1	2
94 Levi Jordan, R (7, 5) OBP: 0.167, SLG: 0.333										1	0	0	0	0	0	1
20 Miles Mastrobuoni, L (1, 9) OBP: 0.550, SLG: 0.357		4-0 93 2B BB		0-0 93 HR 1B	0-0 G4-3		0-3 K			2	2	1	0	1	0	2
52 Owen Caissie, L (7, 9)										1	0	0	0	0	1	1
93 Luis Vazquez, R (1, 4) OBP: 0.571, SLG: 1.143		0-0 1-H 2B		0-0 1-H HR		0-0 F7		0-0 F9		3	1	2	3	0	0	0
17 Jake Slaughter, R (7, 4) OBP: 0.133, SLG: 0.333										1	0	0	0	0	0	0
Inning Stats	R: 1 E: 0 K: 1 S: 7 H: 2 LOB: 2 BB: 0 P: 10	R: 1 E: 0 K: 1 S: 6 H: 1 LOB: 2 BB: 2 P: 14	R: 1 E: 0 K: 0 S: 4 H: 1 LOB: 0 BB: 0 P: 4	R: 2 E: 0 K: 0 S: 5 H: 2 LOB: 0 BB: 0 P: 5	R: 0 E: 0 K: 1 S: 7 H: 2 LOB: 2 BB: 0 P: 7	R: 0 E: 0 K: 1 S: 5 H: 0 LOB: 2 BB: 2 P: 13	R: 0 E: 0 K: 3 S: 10 H: 0 LOB: 1 BB: 0 P: 10	R: 0 E: 0 K: 0 S: 4 H: 2 LOB: 2 BB: 1 P: 8		1B: 7 2B: 2 3B: 0 HR: 1	SF: 1 SAC: 0 DP: 1 HBP: 1						

livebaseballscorecards.com

AB	33
R	5
H	10
RBI	5
BB	5
SO	7
LOB	21

WP: 1 PB: 0 SB: 2 CS: 0 PA: 40

PITCHER		IP	WLS	BF	H	R	ER	SO	BB	IBB	HBP	BLK	WP	HR	S	P	ERA	WHIP
44 Andrew Heaney, L ERA: 6.75	(1, 1)	4.2	L	25	8	5	5	3	2	0	1	0	0	1	28	39	9.64	2.143
72 Jonathan Hernández, R ERA: 1.93	(5, 1)	1.1		6	0	0	0	1	2	0	0	0	0	0	6	14	0.00	1.500
57 Will Smith, L ERA: 1.8	(7, 1)	1.0		4	0	0	0	3	0	0	0	0	1	0	10	10	0.00	0.000
33 Dane Dunning, R ERA: 4.43	(8, 1)	1.0		5	2	0	0	0	1	0	0	0	0	0	4	8	0.00	3.000

PITCHER	IP	WLS	BF	H	R	ER	SO	BB	IBB	HBP	BLK	WP	HR	S	P	ERA	WHIP

San Diego Padres @ Texas Rangers

Surprise Stadium, Surprise, AZ

Sat Mar 25 2023, 3:05 PM - 5:41 PM EDT

Att. 8,626 - Sunny - 66 F

TOP

livebaseballscorecards.com

Batter	1	2	3	4	5	6	7	8	9	AB	R	H	RBI	BB	SO	LOB
1 Trent Grisham, L (1, 8) OBP: 0.314, SLG: 0.455	B S S T 1-2 K ①		x 0-0 F9 ②		B B B 4-0 8 1B 13 1B 1-2 BB	x 0-0 F7 ①			x 0-0 F8 ①	3	1	0	0	1	1	1
84 Daniel Johnson, L (6, 8)										1	0	0	0	0	0	0
8 Rougned Odor, L (1, 4) OBP: 0.425, SLG: 0.500	x 0-0 1B		x 0-0 G4-3 ③		x 0-0 27 BB 13 1B 16 SF8 1-3 2-H 1B	x 0-0 G1-3 ②			S S S 0-3 K ②	3	1	2	1	0	0	1
80 Max Schrock, L (6, PH) OBP: 0.375, SLG: 0.462 (6, 4)										2	0	0	0	0	1	0
13 Manny Machado, R (1, 5) OBP: 0.355, SLG: 0.500	x 0-0 P4 ②			B B B 4-0 24 WP 32 1B BB	x 0-0 16 SF8 27 BB 24 1B 1-2 3-H 1B	x 0-0 P6 ③			x 0-0 L9 ③	2	0	1	1	1	0	1
83 Connor Hollis, R (5, PR) OBP: 0.333, SLG: 0.333 (5, 5)										2	1	0	0	0	0	0
32 Nelson Cruz, R (1, 10) OBP: 0.297, SLG: 0.400	S S S 0-3 K ③			x 0-0 24 WP 1-2 1B	x 0-0 P5 ①		S S S 0-3 K ①			3	0	1	0	0	1	3
94 Jorge Oña, R (7, PH) (7, 10)										1	0	0	0	0	1	0
27 David Dahl, L (1, 7) OBP: 0.322, SLG: 0.474		S S S 0-3 K ①	S S S 0-3 K ①		B B B 4-0 24 1B 38 1B 1-2 2-3 BB		S S S 0-3 K ②			3	1	0	0	1	3	2
82 Kai Murphy, L (7, 7)										0	0	0	0	0	0	0
16 Brandon Dixon, R (1, 9) OBP: 0.328, SLG: 0.239		S S S 0-3 K ②	S S S 0-3 K ②		x 0-0 SF8 ② 2-3 3-H		x 0-0 F8 ③			3	0	0	1	0	2	2
24 Brett Sullivan, L (1, 2) OBP: 0.350, SLG: 0.389		x 0-0 P6 ③	B H 2-0 38 FC6-4 1-2 2-3 HBP	x 0-0 38 1B 1-3 3-H 1B				x 0-0 F9 ①		3	0	1	1	0	0	0
38 Tim Lopes, R (1, 6) OBP: 0.400, SLG: 0.490		x 0-0 F9 ①	x 0-0 FC6-4 ③ 1-2f	x 0-0 1-2 3-H 1B				x 0-0 G5-3 ②		3	0	1	1	0	0	3
91 Evan Mendoza, R (7, 6) OBP: 0.455, SLG: 0.700										1	0	0	0	0	0	0
88 Taylor Kohlwey, L (1, 3) OBP: 0.435, SLG: 0.415		B B B B 4-0 BB		x 0-0 8 1B 1 BB 1B 0-3 K				x 0-0 G1-3 ③		3	1	1	0	1	1	2

	AB	33
	R	5
	H	7
	RBI	5
	BB	4
	SO	10
	LOB	15

Inning Stats										
	R: 0 E: 0 K: 2 S: 8	H: 1 LOB: 1 BB: 0 P: 9	R: 0 E: 0 K: 2 S: 7	H: 0 LOB: 0 BB: 0 P: 7	R: 0 E: 0 K: 0 S: 3	H: 0 LOB: 1 BB: 1 P: 7	R: 0 E: 0 K: 2 S: 8	H: 1 LOB: 3 BB: 1 P: 14	R: 5 E: 0 K: 1 S: 10	H: 5 LOB: 2 BB: 2 P: 18
	R: 0 E: 0 K: 0 S: 3	H: 0 LOB: 0 BB: 0 P: 3	R: 0 E: 0 K: 2 S: 7	H: 0 LOB: 0 BB: 0 P: 7	R: 0 E: 0 K: 0 S: 3	H: 0 LOB: 0 BB: 0 P: 3	R: 0 E: 0 K: 1 S: 5	H: 0 LOB: 0 BB: 0 P: 5	1B: 7 2B: 0 3B: 0 HR: 0	SF: 1 SAC: 0 DP: 0 HBP: 1
	WP: 1 PB: 0 SB: 0 CS: 0	PA: 39								

PITCHER		IP	WLS	BF	H	R	ER	SO	BB	IBB	HBP	BLK	WP	HR	S	P	ERA	WHIP
48 Jacob deGrom, R ERA:	(1, 1)	3.2		15	2	0	0	6	2	0	0	0	0	0	25	34	0.00	1.091
52 Taylor Hearn, L ERA: 7.27	(4, 1)	0.1	L	5	2	3	3	0	1	0	1	0	1	0	3	9	81.00	9.000
58 Zack Littell, R ERA: 8.64	(5, 1)	0.2	B	5	2	1	1	0	1	0	0	0	0	0	4	8	13.50	4.500
32 John King, L ERA: 5.06	(5, 1)	1.0		4	1	1	1	1	0	0	0	0	0	0	6	6	9.00	1.000
84 Marc Church, R ERA: 3.68	(6, 1)	1.1		4	0	0	0	2	0	0	0	0	0	0	8	8	0.00	0.000

PITCHER		IP	WLS	BF	H	R	ER	SO	BB	IBB	HBP	BLK	WP	HR	S	P	ERA	WHIP
35 Jacob Barnes, R ERA: 1.08	(8, 1)	1.0		3	0	0	0	0	0	0	0	0	0	0	3	3	0.00	0.000
21 Ian Kennedy, R ERA: 2.25	(9, 1)	1.0		3	0	0	0	1	0	0	0	0	0	0	5	5	0.00	0.000

BOTTOM

San Diego Padres @ Texas Rangers

Surprise Stadium, Surprise, AZ

Sat Mar 25 2023, 3:05 PM - 5:41 PM EDT

Att. 8,626 - Sunny - 66 F

livebaseballscorecards.com

Batter	1	2	3	4	5	6	7	8	9	AB	R	H	RBI	BB	SO	LOB
20 Ezequiel Duran, R (1, 5) OBP: 0.375, SLG: 0.704 (7, 9) 39 Yoshi Tsutsugo, L (8, 3) OBP: 0.267, SLG: 0.357	HR	K		F7			G6-3		K	4 1	1 0	1 0	1 0	0 0	1 1	2 1
13 Brad Miller, L (1, 3) OBP: 0.326, SLG: 0.512 65 Jayce Easley, S (8, 9)	K	K		F7			HR		L4	4 1	1 0	1 0	1 0	0 0	2 0	0 1
28 Jonah Heim, S (1, 2) OBP: 0.381, SLG: 0.514 75 David García, S (5, 2)	53 G3-1 2B	G3-1	K				G6-3			2 2	0 0	1 0	0 0	0 0	0 1	0 0
53 Adolis García, R (1, 9) OBP: 0.404, SLG: 0.524 16 Travis Jankowski, L (6, 9) OBP: 0.227, SLG: 0.171 (7, 8)	G3-1 2-3	77 BB 8 1B 2B	K				F7			3 1	1 0	1 0	0 0	0 0	1 0	1 0
18 Mitch Garver, R (1, 10) OBP: 0.229, SLG: 0.311 83 Sandro Fabian, R (5, PR) OBP: 0.182, SLG: 0.111 (6, 10)	K	8 1B 77 BB BB	1B				K			2 1	0 0	1 0	0 0	1 0	1 1	1 0
77 Clint Frazier, R (1, 7) OBP: 0.314, SLG: 0.435 81 Daniel Mateo, R (9, 7)		61 L8 HBP 1B	8 1B 1-2 2-3 BB		K			K		3 0	0 0	1 0	0 0	1 0	2 0	1 0
8 Bubba Thompson, R (1, 8) OBP: 0.280, SLG: 0.319 80 Frainyer Chavez, S (7, 5)	K	1-2 2-3 3-H 1B			K		G6-3			3 1	0 0	1 0	1 0	0 0	2 0	1 0
Jonathan Ornelas, R (1, 6) OBP: 0.368, SLG: 0.455		1-2 HBP	G6-3		L8				BB	2	0	0	0	1	0	3
61 Max Acosta, R (1, 4)		L8 2-3		G3-1	L6				K	4	0	0	0	0	1	3
Inning Stats	R: 1 E: 0 K: 2 S: 10 H: 2 LOB: 1 BB: 0 P: 10	R: 0 E: 0 K: 2 S: 8 H: 1 LOB: 2 BB: 0 P: 9	R: 1 E: 0 K: 1 S: 7 H: 2 LOB: 3 BB: 2 P: 15	R: 0 E: 0 K: 0 S: 3 H: 0 LOB: 0 BB: 0 P: 3	R: 0 E: 0 K: 3 S: 10 H: 1 LOB: 1 BB: 0 P: 10	R: 0 E: 0 K: 1 S: 5 H: 0 LOB: 0 BB: 0 P: 5	R: 1 E: 0 K: 0 S: 6 H: 1 LOB: 0 BB: 0 P: 8	R: 0 E: 0 K: 2 S: 7 H: 0 LOB: 0 BB: 0 P: 7	R: 0 E: 0 K: 2 S: 7 H: 0 LOB: 1 BB: 1 P: 11							

AB	34
R	3
H	7
RBI	3
BB	3
SO	13
LOB	14

1B: 3 2B: 2 3B: 0 HR: 2	SF: 0 SAC: 0 DP: 0 HBP: 1	WP: 0 PB: 0 SB: 0 CS: 0	PA: 38
---	---	---	---

PITCHER		IP	WLS	BF	H	R	ER	SO	BB	IBB	HBP	BLK	WP	HR	S	P	ERA	WHIP
21 Nick Martinez, R ERA: 1.93	(1, 1)	4.2	W	23	6	2	2	8	2	0	1	0	0	1	37	46	3.86	1.714
91 Seth Mayberry, R ERA:	(3, 1)	0.1		1	0	0	0	0	0	0	0	0	0	0	1	1	0.00	0.000
21 Nick Martinez, R ERA: 1.93	(4, 1)	4.2	W	23	6	2	2	8	2	0	1	0	0	1	37	46	3.86	1.714
73 Drew Carlton, R ERA: 2.08	(6, 1)	1.0	H	3	0	0	0	1	0	0	0	0	0	0	5	5	0.00	0.000
66 Luis García, R ERA: 3.6	(7, 1)	1.0	H	4	1	1	1	0	0	0	0	0	0	1	6	8	9.00	1.000

PITCHER		IP	WLS	BF	H	R	ER	SO	BB	IBB	HBP	BLK	WP	HR	S	P	ERA	WHIP
76 Domingo Tapia, R ERA: 2.25	(8, 1)	1.0	H	3	0	0	0	2	0	0	0	0	0	0	7	7	0.00	0.000
87 Moises Lugo, R ERA: 1.0	(9, 1)	1.0	S	4	0	0	0	2	1	0	0	0	0	0	7	11	0.00	1.000

Kansas City Royals @ Texas Rangers

Globe Life Field, Arlington, TX

Mon Mar 27 2023, 7:06 PM - 9:41 PM CDT

Att. 13,173 - Roof Closed - 74 F

TOP

livebaseballscorecards.com

Batter	1	2	3	4	5	6	7	8	9	AB	R	H	RBI	BB	SO	LOB
1 MJ Melendez, L (1, 9) OBP: 0.344, SLG: 0.793	F FF 96 X FS 90 0-1 9 7 G4-6-3 1B 1B		B CU 78 C FC 91 S FS 89 B FF 96 D FS 89 F FS 88 F FF 96 S FC 92 3-3 ① K		C FC 90 C CU 76 B CU 76 X FF 94 1-2 ① G4-3		B FF 91 B FF 92 X FF 91 2-0 ③ G6-3			3 0 1 0 0 1 2						
15 Matt Duffy, R (7, PH) OBP: 0.341, SLG: 0.447										1 0 0 0 0 0 0						
7 Bobby Witt Jr., R (1, 6) OBP: 0.379, SLG: 0.615	B FF 96 B FC 92 X FF 97 2-0 9 G4-6-3 1-2 1B		X SL 84 0-0 ② SF7 3-H		S CU 77 B FS 90 X FS 89 1-1 ② G5-3			F SI 98 F SI 98 X SI 99 0-2 ① G6-3		2 0 1 1 0 0 0						
8 Nicky Lopez, L (7, 6) OBP: 0.211, SLG: 0.067										1 0 0 0 0 0 0						
9 Vinnie Pasquantino, L (1, 3) OBP: 0.304, SLG: 0.381	X FS 89 0-0 ①② G4-6-3 1-2f 2-3		F CU 77 B FS 90 F FS 89 F FF 96 X FS 90 1-2 ③ F9		C FS 89 B FF 96 F CU 77 F FF 96 X FS 90 1-2 1B			S SL 88 S SL 86 B SL 86 B SI 98 B SI 97 S SL 87 3-3 ② K		3 0 1 0 0 0 3						
18 Nate Eaton, R (7, 4) OBP: 0.400, SLG: 0.528										1 0 0 0 0 1 0						
13 Salvador Perez, R (1, 2) OBP: 0.308, SLG: 0.560	B SL 86 F FS 90 S SL 87 B SL 86 S FF 97 2-3 ③ K			B SL 86 F FC 92 B FF 96 S CU 77 F FS 90 F SL 84 B FF 98 B CU 77 4-2 19 HR BB	B FF 96 B FC 91 S CU 78 F FC 91 S FS 90 2-3 ③ K			C SI 98 B SL 87 S SL 86 B SL 87 B SI 99 S CH 90 3-3 ③ K		3 1 0 0 1 3 2						
76 José Briceño, R (8, 2) OBP: 0.360, SLG: 0.435										0 0 0 0 0 0 0						
19 Michael Massey, L (1, 4) OBP: 0.319, SLG: 0.595		C FF 97 S FC 92 B FS 89 B FS 90 S FC 92 2-3 ① K		B FS 89 X FS 89 1-0 1-H HR		C FF 95 S CH 94 B FF 96 B FF 96 C FF 96 2-3 ① K			B FF 94 B FC 89 S FF 94 B FF 94 F FC 89 S SL 83 3-3 ① K	3 1 1 2 0 2 0						
34 Robbie Glendinning, R (7, 3) OBP: 0.615, SLG: 0.667										1 0 0 0 0 1 0						
17 Hunter Dozier, R (1, 5) OBP: 0.326, SLG: 0.452		S SL 87 X FF 97 0-1 ② G1-3		B SL 86 B SL 85 X FF 97 2-0 HR		X FF 96 0-0 ② P3			F SL 83 S FF 94 B FF 93 S SL 80 1-3 ② K	3 1 1 1 0 0 0						
36 Jorge Bonifacio, R (7, 9) OBP: 0.200, SLG: 0.444										1 0 0 0 0 1 0						
28 Kyle Isbel, L (1, 8) OBP: 0.435, SLG: 0.524		X CU 78 0-0 ③ G6-3		C CU 76 T FC 89 S FF 95 0-3 ① K		C FF 96 B CH 90 S CH 90 S FF 96 1-3 ③ K			C CH 86 S CH 87 B FF 93 S SL 81 1-3 ③ K	2 0 0 0 0 1 0						
99 Franmil Reyes, R (6, PH) OBP: 0.429, SLG: 0.659										1 0 0 0 0 1 0						
96 John Rave, L (6, 8) OBP: 0.290, SLG: 0.208										1 0 0 0 0 1 0						
14 Edward Olivares, R (1, 7) OBP: 0.324, SLG: 0.471			F FF 96 X FF 97 0-1 41 2B 7 SF7 1B	C SL 84 S FS 89 X FS 89 0-2 G5-3			X CU 76 0-0 ① G5-3			3 1 1 0 0 0 0						
16 Parker Bates, L (7, 7) OBP: 0.261, SLG: 0.476										0 0 0 0 0 0 0						
41 Jackie Bradley Jr., L (1, 10) OBP: 0.379, SLG: 0.586			C FS 88 S FS 89 X FS 89 0-2 1-3 2B	B FC 91 B FC 90 F CU 76 B FS 88 F FF 95 S FF 96 3-3 ③ K			C FF 92 C SL 80 B SL 81 S FF 93 1-3 ② K			3 0 1 0 0 2 0						

	AB	32
	R	4
	H	7
	RBI	4
	BB	1
	SO	14
	LOB	7

Inning Stats																																
	R: 0	H: 2		R: 0	H: 0		R: 1	H: 2		R: 3	H: 2		R: 0	H: 1		R: 0	H: 0		R: 0	H: 0		R: 0	H: 0		R: 0	H: 0		1B: 4	SF: 1		WP: 0	PA: 34	
	E: 0	LOB: 1		E: 0	LOB: 0		E: 0	LOB: 1		E: 0	LOB: 0		E: 0	LOB: 0		E: 0	LOB: 0		E: 0	LOB: 0		E: 0	LOB: 0		E: 0	LOB: 0		2B: 1	SAC: 0		PB: 0		
	K: 1	BB: 0		K: 1	BB: 0		K: 1	BB: 0		K: 2	BB: 1		K: 1	BB: 0		K: 2	BB: 0		K: 1	BB: 0		K: 3	BB: 0		3B: 0	DP: 1		SB: 0		
	S: 7	P: 11		S: 6	P: 8		S: 15	P: 19		S: 15	P: 25		S: 12	P: 17		S: 7	P: 10		S: 5	P: 8		S: 9	P: 15		S: 9	P: 14		HR: 2	HBP: 0		CS: 0		

PITCHER		IP	WLS	BF	H	R	ER	SO	BB	IBB	HBP	BLK	WP	HR	S	P	ERA	WHIP
17 Nathan Eovaldi, R ERA: 2.35	(1, 1)	5.0		22	7	4	4	6	1	0	0	0	0	2	55	80	7.20	1.600
46 Brock Burke, L ERA: 5.4	(6, 1)	1.0		3	0	0	0	2	0	0	0	0	0	0	7	10	0.00	0.000
57 Will Smith, L ERA: 1.5	(7, 1)	1.0		3	0	0	0	1	0	0	0	0	0	0	5	8	0.00	0.000
72 Jonathan Hernández, R ERA: 1.74	(8, 1)	1.0		3	0	0	0	2	0	0	0	0	0	0	9	15	0.00	0.000
25 José Leclerc, R ERA:	(9, 1)	1.0		3	0	0	0	3	0	0	0	0	0	0	9	14	0.00	0.000

PITCHER		IP	WLS	BF	H	R	ER	SO	BB	IBB	HBP	BLK	WP	HR	S	P	ERA	WHIP

Kansas City Royals @ Texas Rangers

Globe Life Field, Arlington, TX

Mon Mar 27 2023, 7:06 PM - 9:41 PM CDT

Att. 13,173 - Roof Closed - 74 F

livebaseballscorecards.com

BOTTOM

Batter	1	2	3	4	5	6	7	8	9	AB	R	H	RBI	BB	SO	LOB
2 Marcus Semien, R (1, 4) OBP: 0.267, SLG: 0.333	B FF 92 B CH 82 B FF 92 B FF 89 4-0 BB		D CH 84 C FF 92 F FF 94 F SL 86 F FF 92 X FF 94 1-2 ①② L8 1-2 2-3		X FF 94 0-0 ② F7		F ST 78 X FC 91 0-1 ② G6-3 2-3		F SL 90 S FF 97 B FF 98 S FF 97 1-3 ① K	4	0	0	0	1	1	3
5 Corey Seager, L (1, 6) OBP: 0.474, SLG: 0.673	C SL 85 S SL 86 F SL 86 F CU 82 1 SAFE X SL 87 0-2 ① F8		F CU 81 D SL 88 S FF 92 S FF 93 1-3 ③ K		X FF 93 0-0 ③ F7		F FF 96 C ST 79 B ST 80 B ST 78 X FF 95 2-2 ③ F7		F FF 98 B FF 97 X FF 98 1-1 ② L7	5	0	0	0	0	1	3
30 Nathaniel Lowe, L (1, 3) OBP: 0.383, SLG: 0.458	B FF 92 C FF 93 S FF 93 1 SAFE S FF 94 1-3 ② K			C FF 91 B SL 86 F FF 92 F FF 92 F SL 86 F FF 93 B CU 83 B SL 85 B FF 92 4-2 4 BB 18 BB BB		C SI 94 B SI 93 C SI 95 X SL 86 1-2 53 G6-4-3 1B		C SL 82 B CH 88 C SI 94 B SL 81 X CH 89 2-2 ① G6-3	F FF 97 B FF 97 X CH 93 1-1 ③ F7	4	0	1	0	1	1	1
53 Adolis García, R (1, 8) OBP: 0.375, SLG: 0.478	D CH 84 C CH 83 B SL 86 C FF 92 S SL 87 2-3 ③ K			B FF 92 C FF 93 S FF 92 B FF 92 F CH 82 B FF 92 F CH 83 S CH 84 3-3 ① K		C SL 85 B SI 96 B FF 96 F SL 85 F SI 97 B FF 97 X SI 95 3-2 ①② G6-4-3 1-2f			C SI 94 C SL 82 C SI 93 0-3 ② K	4	0	0	0	0	3	3
6 Josh Jung, R (1, 5) OBP: 0.339, SLG: 0.627		B CU 79 S CH 83 S FF 92 T CH 83 1-2 ① K		F CH 83 X FF 92 0-1 ② F8		F SL 86 B SL 83 B SL 85 B SL 82 C SL 83 S SL 86 3-3 ③ K		B SL 82 X SL 81 1-0 18 BB 4 1B 1B		4	1	1	0	0	2	1
18 Mitch Garver, R (1, 2) OBP: 0.269, SLG: 0.304		B SL 86 C FF 92 S CU 82 S CH 84 1-3 ② K		C SI 92 B SL 82 F SL 84 B SI 93 B SL 82 F SI 92 B SI 94 4-2 4 BB 1-2 BB			B FF 96 B FF 95 S FF 95 B FF 94 C FF 94 F FF 95 B FF 96 4-2 28 1B 47 2B BB	B SL 82 F SI 92 C SI 92 F SL 81 B SI 93 B SL 82 B SI 93 4-2 4 1B 28 1B 1-2 BB		1	2	0	0	3	1	0
4 Robbie Grossman, S (1, 9) OBP: 0.500, SLG: 0.600		C FF 92 B FF 94 C CU 82 B FF 95 X CU 82 2-2 ③ F8		S SL 81 B SI 93 B SI 94 B SI 92 C SI 92 B SL 82 4-2 1-2 2-3 BB			B FF 95 C FF 95 B FF 95 X FF 95 2-1 ① L7	B CH 88 B SI 93 B SI 93 C SI 93 C SI 92 X SL 82 3-2 28 1B 1-2 2-H 1B		3	0	1	1	1	0	1
13 Brad Miller, L (1, 10) OBP: 0.333, SLG: 0.512 28 Jonah Heim, S (7, PH) OBP: 0.409, SLG: 0.541 (8, 10)			C FF 90 B SL 85 B SL 86 B SL 85 S FF 91 X SL 86 3-2 2 L8 47 1B 1B	B SL 82 C SL 83 F SL 83 B SI 91 B SI 92 F SI 94 F SL 82 S SL 84 3-3 ③ K			C FF 96 C ST 78 B FF 96 B ST 81 F FF 96 B FF 95 X FF 94 3-2 47 2B 1-3 1B	C SL 82 F CH 88 B SI 92 F SI 93 X SL 81 1-2 1-2 2-H 1B	2 2	0 1	1 2	0 1	0 0	1 0	3 0
47 Josh Smith, L (1, 7) OBP: 0.451, SLG: 0.477			C FF 92 B SL 83 F FF 93 X SL 85 1-2 2 L8 1-2 1B		B CU 79 F SL 82 B CU 78 S FF 93 X SL 83 2-2 ① F7		X FF 96 0-0 2 G6-3 1-H 3-H 2B	C CH 91 B FF 97 B FF 97 B CH 92 F FF 97 S FF 98 3-3 ③ K		4	0	2	2	0	1	2

| Inning Stats | | |

Kansas City Royals @ Texas Rangers

Globe Life Field, Arlington, TX

Tue Mar 28 2023, 1:10 PM - 3:21 PM CDT

Att. 11,034 - Roof Closed - 74 F

TOP

Batter	1	2	3	4	5	6	7	8	9	AB	R	H	RBI	BB	SO	LOB
7 Bobby Witt Jr., R (1, 6) OBP: 0.344, SLG: 0.552	G4-3		F8			K		K		3	0	0	0	0	1	0
18 Nate Eaton, R (6, 5) OBP: 0.390, SLG: 0.514										1	0	0	0	0	1	0
99 Franmil Reyes, R (1, 9) OBP: 0.404, SLG: 0.617	F8		K			K		K		3	0	0	0	0	2	0
16 Parker Bates, L (6, 9) OBP: 0.250, SLG: 0.455										1	0	0	0	0	1	0
13 Salvador Perez, R (1, 10) OBP: 0.321, SLG: 0.538	BB		F9			HR			3B (30 1B)	1	0	0	0	1	0	0
19 Michael Massey, L (6, PH) (6, 10) OBP: 0.333, SLG: 0.674										1	1	1	1	0	0	0
31 Jake Means, R (9, PH) OBP: 0.385, SLG: 0.818										1	1	1	0	0	0	0
1 MJ Melendez, L (1, 2) OBP: 0.314, SLG: 0.719	P1			K		K			L4	3	0	0	0	0	2	1
76 José Briceño, R (6, 2) OBP: 0.346, SLG: 0.417										1	0	0	0	0	0	1
17 Hunter Dozier, R (1, 3) OBP: 0.333, SLG: 0.523		HR		G3			F9		K	2	1	1	1	0	0	0
9 Vinnie Pasquantino, L (6, 3) OBP: 0.280, SLG: 0.348										2	0	0	0	0	1	1
8 Nicky Lopez, L (1, 5) (6, 6) OBP: 0.227, SLG: 0.059		K		K			BB (14 E)		1B (3-H)	2	0	0	0	1	2	0
30 Jeison Guzmán, S (7, PR) (7, 6) OBP: 0.263, SLG: 0.176										1	0	1	1	0	0	0
15 Matt Duffy, R (1, 4) OBP: 0.318, SLG: 0.415		K (backwards)			G5-3		F9		K	3	0	0	0	0	1	1
30 Morgan McCullough, L (7, 4) OBP: 0.364, SLG: 0.455										1	0	0	0	0	1	1
28 Kyle Isbel, L (1, 7) OBP: 0.438, SLG: 0.523		1B			L8		L4 (1-2)			2	0	1	0	0	0	0
14 Edward Olivares, R (5, 7) OBP: 0.316, SLG: 0.457										1	0	0	0	0	0	1
41 Jackie Bradley Jr., L (1, 8) OBP: 0.355, SLG: 0.548		L7			G6-3			G3		2	0	0	0	0	0	1
96 John Rave, L (7, 8) OBP: 0.281, SLG: 0.200										1	0	0	0	0	0	0

livebaseballscorecards.com

AB	32
R	3
H	5
RBI	3
BB	2
SO	12
LOB	7

Inning Stats

Inning	R	E	K	S	H	LOB	BB	P
1	0	0	0	13	0	1	1	21
2	1	0	2	14	2	1	0	16
3	0	0	1	6	0	0	0	6
4	0	0	2	8	0	0	0	15
5	0	0	0	8	0	0	0	12
6	1	0	3	11	1	0	0	18
7	0	1	0	9	0	2	1	15
8	0	0	2	12	0	0	0	16
9	1	0	2	10	2	1	0	12

1B: 2 SF: 0
2B: 0 SAC: 0
3B: 1 DP: 0
HR: 2 HBP: 0

WP: 0 PA: 34
PB: 0
SB: 0
CS: 0

PITCHER	IP	WLS	BF	H	R	ER	SO	BB	IBB	HBP	BLK	WP	HR	S	P	ERA	WHIP
54 Martín Pérez, L (1, 1) ERA: 2.45	5.0		18	2	1	1	5	1	0	0	0	0	1	49	70	1.80	0.600
22 Jon Gray, R (6, 1) ERA: 1.02	4.0	W	16	3	2	2	7	1	0	0	0	0	1	42	61	4.50	1.000

PITCHER	IP	WLS	BF	H	R	ER	SO	BB	IBB	HBP	BLK	WP	HR	S	P	ERA	WHIP

Kansas City Royals @ Texas Rangers

Globe Life Field, Arlington, TX

Tue Mar 28 2023, 1:10 PM - 3:21 PM CDT

Att. 11,034 - Roof Closed - 74 F

BOTTOM

livebaseballscorecards.com

Batter	1	2	3	4	5	6	7	8	9	AB	R	H	RBI	BB	SO	LOB
2 Marcus Semien, R (1, 4) OBP: 0.258, SLG: 0.322 Jonathan Ornelas, R (4, 4) OBP: 0.375, SLG: 0.471	B SI 93 X SI 93 1-0 G4-3 ①		C SI 93 C SI 93 F SI 93 B SL 86 B SL 86 C SI 94 2-3 K ③			C SI 94 B SL 86 C SI 93 X SI 93 1-2 13 2B 1B	B SL 82 X FF 93 1-0 SF7 ② 3-H			2 1	0 1	0 1	0 1	0 0	1 0	1 0
5 Corey Seager, L (1, 6) OBP: 0.450, SLG: 0.636 77 Clint Frazier, R (7, 7) OBP: 0.308, SLG: 0.426	F SL 85 C SI 93 S SI 94 0-3 K ②			B SI 92 F SI 92 X SL 84 1-1 F8 ①		C SI 92 F SL 81 B FF 92 S SL 82 1-3 K ①	C SL 83 B FS 84 S FF 94 X FS 84 1-2 E5 13 S 1-3 2-H			3 1	0 0	0 0	0 0	0 0	2 0	1 1
30 Nathaniel Lowe, L (1, 3) OBP: 0.371, SLG: 0.440 13 Brad Miller, L (5, 3) OBP: 0.340, SLG: 0.533	C SL 86 B SI 93 F SI 92 X SL 85 1-2 F9 ③			B SI 93 T SI 92 C SL 84 B SI 92 X SI 93 2-2 G6-3 ②		B SL 80 B SI 91 X SI 89 2-0 1-H 2B	B FF 95 S FF 95 C FF 94 C FS 84 1-3 K ③ 1-2 3-H			2 2	0 0	0 1	0 1	0 0	0 1	0 1
53 Adolis García, R (1, 8) OBP: 0.362, SLG: 0.458 8 Bubba Thompson, R (5, 8) OBP: 0.288, SLG: 0.313 (6, 9)		X SL 83 0-0 G6-3 ①		B SI 94 C SI 93 X SI 93 1-1 G1-3 ③		B FF 89 B SI 92 B SI 93 C SI 92 B FF 89 4-1 47 G4-6-3 BB		C SL 85 F FF 97 B SL 84 B CU 83 X FF 97 2-2 G6-3 ①		2 1	0 0	0 0	0 0	0 1	0 0	0 0
6 Josh Jung, R (1, 5) OBP: 0.345, SLG: 0.623 47 Josh Smith, L (6, 5) OBP: 0.453, SLG: 0.522 (7, 6)		B SI 93 X SI 93 1-0 28 CS 1B			B SI 92 X CH 87 1-0 G6-3 ①	B SI 92 C SI 91 S SL 80 B SI 91 X SL 81 2-2 G4-6-3 ②③ 1-2f		B CU 85 F FF 96 F FC 94 B FF 98 B SI 94 F FF 97 X FC 94 3-2 16 1B 3B		2 2	0 1	1 1	0 0	0 0	0 0	0 2
28 Jonah Heim, S (1, 2) OBP: 0.413, SLG: 0.538 16 Travis Jankowski, L (6, 8) OBP: 0.261, SLG: 0.209		C SI 92 B CH 87 B SL 84 F SL 85 B SI 94 S SL 85 3-3 K ②③ 1-2			X CH 87 0-0 4 BB 1B		C SL 80 B FF 95 S FS 83 B FS 84 X FF 95 2-2 20 BB BB SF7 1B	X FF 96 0-0 3-H 1B		2 2	0 1	1 2	0 1	0 0	1 0	1 0
4 Robbie Grossman, S (1, 9) OBP: 0.500, SLG: 0.587 Sam Huff, R (6, 2) OBP: 0.353, SLG: 0.643			C SI 92 F SL 85 B SI 93 C SI 94 1-3 K ①		C SI 92 S SL 85 B SI 93 F SL 85 B SL 86 B SI 93 B SL 86 4-2 1-2 BB		C FF 94 B SL 81 B FF 95 1 SAFE B SL 81 B FF 95 4-1 20 BB 77 E 1-2 BB	C CU 82 X FC 90 0-1 F8 ②		1 1	0 1	0 1	0 0	1 1	1 0	0 1
18 Mitch Garver, R (1, 10) OBP: 0.259, SLG: 0.292 39 Yoshi Tsutsugo, L (7, PH) OBP: 0.250, SLG: 0.333 (8, 10)			C SI 94 B SI 93 C SL 86 B SI 94 F SL 86 T SL 87 2-2 K ②		B SL 85 X SI 93 1-0 F4 ②		S FS 85 S FS 84 F FS 84 F FF 94 B FS 82 C FF 94 1-3 K ①	C FC 90 B FF 95 D FF 94 X FC 90 2-1 F7 ③		2 2	0 0	0 0	0 0	0 0	1 1	2 3
20 Ezequiel Duran, R (1, 7) OBP: 0.390, SLG: 0.714 (7, 5)			F SL 84 X SI 94 0-1 2B		B SL 84 B SL 85 2 SAFE C SI 92 D SL 85 X SI 92 3-1 G5-3 ③		S SL 83 B FF 94 B FS 83 D SL 83 B SL 81 4-1 77 E 13 S 1-2 2-3 BB			2	1	1	0	1	0	2
Inning Stats	R: 0 E: 0 K: 1 S: 7 H: 0 LOB: 0 BB: 0 P: 9	R: 0 E: 0 K: 1 S: 5 H: 1 LOB: 1 BB: 0 P: 9	R: 0 E: 0 K: 3 S: 13 H: 1 LOB: 1 BB: 0 P: 18	R: 0 E: 0 K: 0 S: 7 H: 0 LOB: 0 BB: 0 P: 11	R: 0 E: 0 K: 0 S: 8 H: 1 LOB: 2 BB: 1 P: 17	R: 1 E: 0 K: 1 S: 11 H: 2 LOB: 1 BB: 1 P: 21	R: 3 E: 1 K: 2 S: 17 H: 1 LOB: 1 BB: 2 P: 31	R: 1 E: 0 K: 0 S: 12 H: 2 LOB: 1 BB: 0 P: 19		1B: 5 2B: 3 3B: 1 HR: 0 SF: 1 SAC: 0 DP: 2 HBP: 0					WP: 0 PB: 0 SB: 2 CS: 1 PA: 35	

	AB	30
	R	5
	H	8
	RBI	3
	BB	4
	SO	8
	LOB	15

PITCHER		IP	WLS	BF	H	R	ER	SO	BB	IBB	HBP	BLK	WP	HR	S	P	ERA	WHIP
51 Brady Singer, R ERA: 2.13	(1, 1)	5.0		19	4	1	1	5	1	0	0	0	0	0	43	68	1.80	1.000
47 Evan Sisk, L ERA: 4.5	(6, 1)	1.0	H	4	1	0	0	1	1	0	0	0	0	0	8	17	0.00	2.000
78 Brooks Kriske, R ERA: 3.48	(7, 1)	1.0	L	7	1	3	1	2	2	0	0	0	0	0	17	31	9.00	3.000
85 Jacob Wallace, R ERA: 2.45	(8, 1)	1.0		5	2	1	1	0	0	0	0	0	0	0	12	19	9.00	2.000

PITCHER	IP	WLS	BF	H	R	ER	SO	BB	IBB	HBP	BLK	WP	HR	S	P	ERA	WHIP

Philadelphia Phillies @ Texas Rangers

Globe Life Field, Arlington, TX

Thu Mar 30 2023, 3:10 PM - 6:13 PM CDT

Att. 38,387 - Cloudy - 69 F

livebaseballscorecards.com

TOP

Batter	1	2	3	4	5	6	7	8	9	AB	R	H	RBI	BB	SO	LOB
7 Trea Turner, R (1, 6) OBP: 0.400, SLG: 0.750	F FF 100 S SL 91 S SL 92 0-3 ① K		C SL 91 X SL 91 0-1 12 WP 3-H 3B	0-0 IBB		F FF 96 B CH 88 B CH 88 S FF 94 X FF 94 2-2 ② F9			X FF 95 0-0 ① P4	4	1	1	1	1	0	0
12 Kyle Schwarber, L (1, 10)	B FF 99 X FF 100 1-0 ② F8		B FF 98 F SL 92 F SL 92 B CH 92 F FF 98 S FF 98 2-3 ① K 3-H	B FC 92 X FF 96 1-0 ③ F7		S FF 94 F FF 96 S SL 89 0-3 ③ K			C FC 89 B FF 93 C CH 88 X FF 94 1-2 ② P4	5	0	0	0	0	2	2
10 J.T. Realmuto, R (1, 2) OBP: 0.600, SLG: 1.200	C FF 100 B FF 100 F SL 92 B SL 94 C FF 101 2-3 ③ K		B SL 92 B FF 97 C SL 91 X SL 92 2-1 24 S 2B		B FF 95 F FF 95 B CH 90 B FF 95 T FF 96 X FF 95 3-2 ① P4		B SI 98 X SI 98 1-0 24 G4-3 3B		B FF 94 B FF 94 X FC 88 2-0 24 DI 1B	5	1	3	0	0	1	0
24 Darick Hall, L (1, 3)		F FF 98 F FF 98 F FF 99 X FF 98 0-2 ① P5	F FF 98 B FF 98 S FF 98 F FF 99 D SL 92 B SL 92 X FF 99 3-2 ② F8 2-3		C FF 98 F SL 89 B FF 98 X FF 95 1-2 ② G3		C SI 99 F CH 90 B CH 91 X CH 91 1-2 ① G4-3 3-H		B FF 94 S CH 88 B CH 88 B FF 94 F FF 94 F SL 83 B CH 88 4-2 1-2 BB	4	0	0	1	1	0	1
8 Nick Castellanos, R (1, 9) OBP: 0.400, SLG: 0.600		X FF 99 0-0 28 HR 2B	S SL 92 S SL 91 B SL 93 D SL 93 F FF 99 S SL 93 2-3 ③ K		C FF 96 X CH 90 0-1 5 1B 28 1B 1B		C SL 87 F SL 88 B SI 98 B SL 87 B SI 99 C SI 98 3-3 ② K		S SL 82 S SL 81 B FF 94 D FC 88 B FF 95 S SL 84 3-3 ③ K	5	2	2	0	0	3	3
5 Bryson Stott, L (1, 4) OBP: 0.250, SLG: 0.250		C FF 99 S FF 99 B FF 100 F FF 100 F SL 90 F FF 100 D CU 84 C FF 99 2-3 ② K		C FF 96 C FF 97 B FF 97 F CH 90 S FF 97 1-3 ① K	F FF 95 C FF 96 X FF 97 0-2 28 1B 1-2 1B		F SI 99 X CH 90 0-1 ③ G3			4	0	1	0	0	2	1
28 Alec Bohm, R (1, 5) OBP: 0.750, SLG: 1.750		D SL 92 B FF 99 X FF 99 2-0 2-H HR		C SL 92 C FF 97 X SL 91 0-2 16 2B 2B	S FF 96 S FF 97 F FF 98 F FF 97 F FF 97 B CH 88 X FF 96 1-2 1-3 2-H 1B			C SL 87 B SI 97 F SI 97 S SI 98 1-3 ① K		4	2	3	3	0	1	0
44 Jake Cave, L (1, 7)		F FF 99 B FF 99 B FF 98 B FF 99 C FF 98 C FF 99 3-3 ③ K		S FF 98 B FF 97 B FF 98 B FF 98 X FF 98 3-1 ② L8	C FF 96 B FF 97 S FF 95 S SL 90 1-3 ③ K			B SI 97 B SI 97 X SI 97 2-0 ② F8		4	0	0	0	0	2	3
16 Brandon Marsh, L (1, 8) OBP: 0.500, SLG: 1.250			C FF 97 B SL 90 X FF 97 1-1 7 3B 3B	D FF 92 F FC 90 X FF 96 1-1 2-H 2B		C FF 95 B SL 90 B FF 96 F FF 95 S FF 95 2-3 ① K		B SI 97 X CH 90 1-0 ③ G3		4	1	2	1	0	1	0
Inning Stats	R: 0 E: 0 K: 2 S: 7 H: 0 LOB: 0 BB: 0 P: 10	R: 2 E: 0 K: 2 S: 15 H: 2 LOB: 0 BB: 0 P: 22	R: 2 E: 0 K: 2 S: 18 H: 3 LOB: 1 BB: 0 P: 28	R: 1 E: 0 K: 1 S: 12 H: 2 LOB: 2 BB: 1 P: 18	R: 1 E: 0 K: 1 S: 20 H: 3 LOB: 2 BB: 0 P: 26	R: 0 E: 0 K: 2 S: 9 H: 0 LOB: 0 BB: 0 P: 13	R: 1 E: 0 K: 1 S: 9 H: 1 LOB: 0 BB: 0 P: 14	R: 0 E: 0 K: 1 S: 5 H: 0 LOB: 0 BB: 0 P: 9	R: 0 E: 0 K: 1 S: 11 H: 1 LOB: 2 BB: 1 P: 21	1B: 4 2B: 4 3B: 3 HR: 1 SF: 0 SAC: 0 DP: 0 HBP: 0	WP: 1 PB: 0 SB: 1 CS: 0 PA: 41					

PITCHER		IP	WLS	BF	H	R	ER	SO	BB	IBB	HBP	BLK	WP	HR	S	P	ERA	WHIP
48 Jacob deGrom, R ERA: 12.27	(1, 1)	3.2		17	6	5	5	7	0	0	0	0	1	1	49	73	12.27	1.636
50 Cole Ragans, L ERA:	(4, 1)	0.1	W	3	1	0	0	0	0	1	0	0	0	0	3	5	0.00	3.000
46 Brock Burke, L ERA: 4.5	(5, 1)	2.0		9	3	1	1	3	0	0	0	0	0	0	29	39	4.50	1.500
72 Jonathan Hernández, R ERA: 4.5	(7, 1)	2.0		7	1	1	1	2	0	0	0	0	0	0	14	23	4.50	0.500
25 José Leclerc, R ERA:	(9, 1)	1.0		5	1	0	0	1	1	0	0	0	0	0	11	21	0.00	2.000

PITCHER	IP	WLS	BF	H	R	ER	SO	BB	IBB	HBP	BLK	WP	HR	S	P	ERA	WHIP

AB	39
R	7
H	12
RBI	6
BB	2
SO	13
LOB	10

BOTTOM

Philadelphia Phillies @ Texas Rangers

Globe Life Field, Arlington, TX

Thu Mar 30 2023, 3:10 PM - 6:13 PM CDT

Att. 38,387 - Cloudy - 69 F

livebaseballscorecards.com

Batter	1	2	3	4	5	6	7	8	9	AB	R	H	RBI	BB	SO	LOB
2 Marcus Semien, R (1, 4) OBP: 0.400, SLG: 0.400	B FF 92 B FF 92 F FF 92 C FC 87 F FF 94 F FF 92 F KC 79 F CH 85 F FC 87 2-2 X FC 87 G5-3 ①		X FC 86 0-0 G5-3 ③	C SL 88 F SI 97 D SL 91 X SI 98 1-2 30 1B 5 S 53 PB 1-3 1B		B SL 81 C SL 81 B CU 76 F SL 80 X SL 82 2-2 5 G4-6-3 1B		B SL 85 B FF 94 B FF 95 F FF 95 F FF 96 S FF 95 3-3 K ②		5	1	2	0	0	1	0
5 Corey Seager, L (1, 6) OBP: 0.600, SLG: 0.333	B FF 94 S KC 79 B CH 85 B KC 80 B SI 93 4-1 BB			3-2 28 2B 53 1B 30 G3 1B 4-2 53 PB 30 1B 53 1B 1-2 BB		C SL 80 B CU 76 F SI 89 F SL 81 B CH 83 X SL 82 2-2 G4-6-3 ①② 1-2f		S SL 85 B SL 85 B FF 96 S FF 94 X SL 86 2-2 G1-3 ③		3	2	1	0	2	0	1
30 Nathaniel Lowe, L (1, 3) OBP: 0.500, SLG: 0.333	C KC 78 X FF 92 0-1 P6 ②			F FF 92 F KC 79 0-1 G3 ① 1-2 2-1 53 PB 53 1B 1-2 2-3 3-H 1B		B SL 80 B SI 89 B SL 79 B SL 82 4-0 BB				3	1	1	1	1	0	2
53 Adolis García, R (1, 8) OBP: 0.500, SLG: 0.500 (6, 9)	1 SAFE C FF 94 B FF 93 C FF 92 B FF 93 C FF 93 2-3 K ③			C FC 86 C FF 93 F KC 79 0-2 6 BB 28 2B 2-3 1B 2-2 3-H 3-H 1B		B SI 87 C SL 81 B SL 81 B SL 80 C SL 80 X SL 81 3-2 F7 ③				4	1	2	2	0	1	2
6 Josh Jung, R (1, 5)		X FF 92 0-0 L8 ①		D FC 88 B KC 80 C KC 79 C SI 92 B FC 88 B SI 93 4-2 28 2B 4 HR 1-2 BB	B FC 88 F FC 87 S FC 87 B CH 83 F FC 87 F FF 94 S CH 83 2-3 K ①		B SL 86 B SL 87 C FF 94 B SL 86 F FF 96 S FF 95 3-3 K ①			3	1	0	0	1	2	0
28 Jonah Heim, S (1, 2) OBP: 0.500, SLG: 0.750		B FF 92 X FF 93 1-0 F8 ②		B FF 93 F FF 93 X KC 81 1-1 4 HR 1-3 2-H 3-H 2B	B FF 94 B CH 83 S FF 94 B CH 83 F CH 82 F FF 94 X FF 94 3-2 13 HR 1B		C SL 85 X CH 90 0-1 G4-3 ②			4	2	2	2	0	0	0
4 Robbie Grossman, S (1, 9) OBP: 0.500, SLG: 1.333 (6, 7)		C FF 92 B CH 85 F FF 93 C SI 93 1-3 K ③		B KC 79 B CH 85 X FF 92 2-0 2-H 3-H HR	X FF 93 0-0 L4 ②		B FF 95 C SL 86 B CH 90 B CH 90 S SL 87 B FF 95 4-2 BB			3	1	1	3	1	1	1
13 Brad Miller, L (1, 10) OBP: 0.250, SLG: 1.000			B FF 91 C KC 77 F FF 91 B KC 78 F KC 78 B FF 92 S FF 92 3-3 K ①	B CH 87 S FF 92 S FF 92 X KC 80 1-2 G4-3 ② 1-H HR	B CH 84 B CH 83 C CH 82 C FC 88 D CH 84 F FF 94 F CH 83 X FF 94 3-2		F FF 96 S SL 88 1 SAFE S SL 86 0-3 K ③			4	1	1	2	0	2	1
47 Josh Smith, L (1, 7) 8 Bubba Thompson, R (5, PH) (6, 8)			F FF 92 C KC 78 F CH 85 S KC 79 0-3 K ②	S SL 89 B SL 89 B SI 98 B SI 96 B FF 99 4-1 2 1B 30 1B BB	X SL 81 0-0 P3 ③			B FF 94 S FF 94 C FF 95 F SL 86 X FF 96 1-2 P4 ①		1 2	1 0	0 0	0 0	1 0	1 0	0 0

Inning Stats	1	2	3	4	5	6	7	8	9
	R: 0 E: 0 K: 1 S: 14 H: 0 LOB: 1 BB: 1 P: 22	R: 0 E: 0 K: 1 S: 5 H: 0 LOB: 0 BB: 0 P: 7	R: 0 E: 0 K: 2 S: 9 H: 0 LOB: 0 BB: 0 P: 12	R: 9 E: 0 K: 0 S: 31 H: 7 LOB: 2 BB: 3 P: 55	R: 2 E: 0 K: 1 S: 16 H: 2 LOB: 0 BB: 0 P: 24	R: 0 E: 0 K: 0 S: 10 H: 1 LOB: 1 BB: 1 P: 21	R: 0 E: 0 K: 2 S: 10 H: 0 LOB: 1 BB: 1 P: 17	R: 0 E: 0 K: 1 S: 10 H: 0 LOB: 0 BB: 0 P: 16	

1B: 7 2B: 1 3B: 0 HR: 2	SF: 0 SAC: 0 DP: 1 HBP: 0	WP: 0 PB: 1 SB: 1 CS: 0	PA: 38
---	---	---	---

PITCHER		IP	WLS	BF	H	R	ER	SO	BB	IBB	HBP	BLK	WP	HR	S	P	ERA	WHIP
27 Aaron Nola, R ERA: 12.27	(1, 1)	3.2		17	4	5	5	4	2	0	0	0	0	1	48	72	12.27	1.636
30 Gregory Soto, L ERA:	(4, 1)	0.0	L	4	2	1	1	0	2	0	0	0	0	0	8	19	∞	∞
75 Connor Brogdon, R ERA: 18.0	(4, 1)	1.0		5	3	5	4	1	0	0	0	0	0	1	18	28	36.00	3.000
37 Andrew Vasquez, L ERA:	(5, 1)	1.1		5	1	0	0	0	1	0	0	0	0	0	11	22	0.00	1.500
64 Andrew Bellatti, R ERA:	(7, 1)	1.0		4	0	0	0	2	1	0	0	0	0	0	10	17	0.00	1.000

PITCHER		IP	WLS	BF	H	R	ER	SO	BB	IBB	HBP	BLK	WP	HR	S	P	ERA	WHIP
25 Matt Strahm, L ERA:	(8, 1)	1.0		3	0	0	0	1	0	0	0	0	0	0	10	16	0.00	0.000

AB	32
R	11
H	10
RBI	10
BB	6
SO	8
LOB	7

Philadelphia Phillies @ Texas Rangers

Globe Life Field, Arlington, TX

Sat Apr 01 2023, 3:08 PM - 6:16 PM CDT

Att. 31,916 - Sunny - 71 F

livebaseballscorecards.com

Batter	1	2	3	4	5	6	7	8	9	AB	R	H	RBI	BB	SO	LOB
7 Trea Turner, R (1, 6) OBP: 0.400, SLG: 0.778	B FF 97 F FC 92 S FS 90 S FF 97 1-3 ① K		S FC 92 X SL 84 0-1 ② G4-3 2-3		C FF 94 S FC 90 X SL 84 0-2 12 G4-3 3B		X SL 81 0-0 1B		D SI 96 B SI 96 F FF 96 B SL 87 X FF 96 3-1 ③ F8	5	1	2	0	0	1	2
12 Kyle Schwarber, L (1, 7)	B CU 77 F FC 92 S FF 98 F FF 97 S FS 91 1-3 ② K		S FS 88 D CU 77 X FF 96 1-1 ③ P6		X FC 91 0-0 ① G4-3 3-H		C SI 90 X FC 89 0-1 ③ F8			4	0	0	1	0	1	2
10 J.T. Realmuto, R (1, 2) OBP: 0.625, SLG: 1.000 21 Garrett Stubbs, L (8, PH) (8, 2)	S FC 92 X FC 92 0-1 24 1B 1B			B FF 94 C CU 76 B FC 92 B FF 96 B FF 96 4-1 24 2B 8 2B BB	B FF 96 B FF 96 X FF 96 2-0 ② L3			B SI 88 F SI 88 X FC 87 1-1 ① P3		2 1	1 0	1 0	0 0	1 0	0 0	0 0
24 Darick Hall, L (1, 3) OBP: 0.375, SLG: 0.429 2 Josh Harrison, R (8, PH) (8, 5) (8, 1)	B CU 76 X FS 87 1-0 ③ 1-2 1B			B FF 95 B FC 93 X FS 88 2-0 8 2B 1-3 2B	B FF 96 X FF 96 1-0 ③ F7			C FC 86 X SL 81 0-1 ② G6-3		3 1	1 0	2 0	0 0	0 0	0 0	0 0
8 Nick Castellanos, R (1, 10) OBP: 0.444, SLG: 0.778 33 Edmundo Sosa, R (8, 5)	C FC 91 B SL 85 F FF 95 B FS 88 B FS 89 C FF 97 3-3 ① K			B FF 97 C FC 92 S FS 90 X FF 95 1-2 5 2B 2-H 3-H 2B	C FF 89 B SI 91 X SL 81 1-1 ① G6-3			B KC 78 C FC 88 B CH 85 B SI 89 X SI 89 3-1 2B		4 0	0 0	2 0	2 0	0 0	1 0	0 0
5 Bryson Stott, L (1, 4) OBP: 0.375, SLG: 0.500	B CU 78 X FC 91 1-0 ② G3-1			C FS 88 B CU 77 F FF 96 X FF 96 1-2 2B 2-3	C SI 90 C CH 86 X SL 81 0-2 28 G6-4-3 1B			B SI 89 D CH 85 C CH 84 X SI 91 2-1 ③ G4-3		4	0	2	0	0	0	1
28 Alec Bohm, R (1, 5) OBP: 0.500, SLG: 1.000 (8, 3)	C SL 85 F FF 97 B FS 87 B CU 78 X FC 92 2-2 ③ G6-3			F FF 97 B FF 96 X SL 84 1-1 ① G5-3	B SL 79 B SI 91 X SI 91 2-0 ② ③ G6-4-3 1-2f				B FF 97 B FF 95 B FF 96 C FF 95 B FF 97 4-1 BB	3	0	0	0	1	0	3
44 Jake Cave, L (1, 9)			C CU 75 B FC 91 B CU 77 F FC 91 F FF 96 B FS 90 B FC 91 4-2 7 G4-3 16 S BB	D FS 90 F FF 96 F FC 92 S CU 77 1-3 ② K			B KC 77 F FC 88 S CH 86 X CH 85 1-2 ① G4-3		F FF 96 C FF 97 X SL 86 0-2 ① L9	3	0	0	0	1	1	3
16 Brandon Marsh, L (1, 8) OBP: 0.286, SLG: 0.714 19 Cristian Pache, R (9, PH)			B CU 74 B FS 84 F FC 90 1 SAFE S FS 87 B FF 95 C FC 92 3-3 ① K 1-2	C CU 75 B FF 96 B FF 97 B FC 92 F FC 91 C FF 96 3-3 ③ K			C SI 91 B CH 85 F CH 85 B FF 90 X CH 85 2-2 ② F7		C SI 96 F SL 89 B FF 97 S FF 96 1-3 ② K	3 1	0 0	0 0	0 0	2 1	3 1	
Inning Stats	R: 0 E: 0 K: 2 S: 10 H: 2 LOB: 1 BB: 0 P: 13	R: 0 E: 0 K: 1 S: 7 H: 0 LOB: 0 BB: 0 P: 13	R: 0 E: 0 K: 1 S: 10 H: 0 LOB: 1 BB: 1 P: 18	R: 2 E: 0 K: 2 S: 16 H: 3 LOB: 2 BB: 1 P: 29	R: 1 E: 0 K: 0 S: 6 H: 1 LOB: 0 BB: 0 P: 9	R: 0 E: 0 K: 0 S: 6 H: 1 LOB: 0 BB: 0 P: 9	R: 0 E: 0 K: 0 S: 9 H: 1 LOB: 1 BB: 0 P: 12	R: 0 E: 0 K: 0 S: 8 H: 1 LOB: 1 BB: 0 P: 14	R: 0 E: 0 K: 1 S: 9 H: 0 LOB: 1 BB: 1 P: 17	1B: 4 2B: 4 3B: 1 HR: 0 SF: 0 SAC: 0 DP: 1 HBP: 0						

PITCHER		IP	WLS	BF	H	R	ER	SO	BB	IBB	HBP	BLK	WP	HR	S	P	ERA	WHIP
17 Nathan Eovaldi, R ERA: 5.4	(1, 1)	5.0	W	22	6	3	3	6	2	0	0	0	0	0	49	82	5.40	1.600
33 Dane Dunning, R ERA:	(6, 1)	3.0	H	11	3	0	0	0	0	0	0	0	0	0	23	35	0.00	1.000
52 Taylor Hearn, L ERA:	(9, 1)	1.0		4	0	0	0	1	1	0	0	0	0	0	9	17	0.00	1.000

PITCHER	IP	WLS	BF	H	R	ER	SO	BB	IBB	HBP	BLK	WP	HR	S	P	ERA	WHIP

AB	34
R	3
H	9
RBI	3
BB	3
SO	7
LOB	15

WP: 0	PA: 37		
PB: 0			
SB: 1			
CS: 0			

Batter	1	2	3	4	5	6	7	8	9	AB	R	H	RBI	BB	SO	LOB
2 Marcus Semien, R (1, 4) OBP: 0.273, SLG: 0.600	B FF 97 X FF 97 1-0 HR	B ST 86 B ST 85 B FF 95 C FF 96 X SI 95 3-1 ② L5		S SI 95 S ST 85 S FC 90 0-3 ② K		C SI 99 S FC 93 T FC 94 0-2 ① K	D SL 91 B SL 90 S FF 97 C SL 90 X SI 98 2-2 FC5 30 G6-3 5 SF7 53 1B 1-2 2-3	B FA 58 F FA 57 X FA 59 1-1 ② SF9 2-3 3-H		5	2	1	2	0	2	3
5 Corey Seager, L (1, 6) OBP: 0.455, SLG: 0.286 52 Taylor Hearn, L (9, 1)	X FF 97 0-0 ① G6-3	B FC 92 S ST 86 B FF 94 B ST 85 F FF 96 X FF 96 3-2 ③ G4-3		S FC 91 B FF 95 F FF 96 F SI 96 B FC 90 B FC 91 C FC 91 3-3 ③ K		F FC 94 X SI 100 0-1 30 FC4-6 1B	X FF 92 0-0 ① SF7 1-2 2-3 3-H	B FA 58 B FA 57 F FA 56 B FA 59 B FA 56 4-1 30 1B 1B 1-2 BB	4 0	0 0	1 0	1 0	1 0	1 0	1 0
30 Nathaniel Lowe, L (1, 3) OBP: 0.500, SLG: 0.556	B CU 83 C FF 97 B FF 97 S FC 93 F FF 96 B CU 83 X FC 93 3-2 53 1B 4 1B		B FF 95 B CU 82 F FF 95 C FC 91 B CU 81 X ST 83 3-2 53 1B 4 SF9 2B		B FC 91 S FF 94 S CU 81 B FF 96 B SI 95 C FC 91 3-3 ① K	B SI 100 C SI 100 F SI 100 F FC 93 B FC 95 D SI 101 X SI 100 3-2 ② FC4-6 1-2f	C SL 86 B FF 94 C FF 94 F SL 85 D SL 85 X SL 86 3-2 ② G6-3 2-3 3-H	C FA 60 X FA 55 0-1 1B 1-2 2-3 3-H	6	2	3	2	0	1	2
53 Adolis García, R (1, 8) OBP: 0.667, SLG: 0.625 Travis Jankowski, L (7, PR) OBP: 1.000, SLG: 1.000 (8, 8)	X SI 95 0-0 4 1B 1-3 1B	F SI 94 X ST 84 0-1 4 SF9 18 E 2-3 1B	C SI 95 B FF 95 S SI 94 B ST 86 B FC 91 B FC 89 4-2 6 1B 18 HR BB	F SI 99 B SI 100 F SI 100 B FC 94 D FC 94 S FC 94 3-3 ③ K	B FF 94 F FF 93 B SL 84 X SL 85 2-1 3-H 1B	F FA 57 B FA 59 F FA 59 B FA 59 F FA 59 X FA 56 2-2 1-2 2-3 3-H 1B	4 1	2 0	3 1	1 1	1 0	1 0	1 0
6 Josh Jung, R (1, 5) OBP: 0.300, SLG: 0.125	C FF 97 B FF 97 B SI 96 B FC 91 C FF 97 S FF 97 3-3 ② K	S SL 95 S SI 94 C SI 94 0-3 ① K	S SL 86 B SL 85 S SI 98 D SL 89 X SL 86 2-2 18 HR 1-2 1B	B FF 94 F SI 99 B SI 100 F SI 100 B FC 94 D FC 94 S FC 94 4-1 ② 4 1B 18 HR BB 3-1 ③ F8		X FA 58 0-0 ③ L6	5 2	1 0	0 1	1 2	0 8	1 2	2 8
4 Robbie Grossman, S (1, 9) OBP: 0.500, SLG: 1.000 8 Bubba Thompson, R (8, 9) OBP: 0.333, SLG: 0.667	1 SAFE B FC 93 X FF 97 1-0 1-3 3-H 1B	B FC 92 X ST 84 1-0 ② SF9 2-3 3-H	D SL 87 C SL 86 C FF 99 S FF 99 1-3 ② K	B FF 97 X FF 97 1-0 18 HR 1-2 1B	F FF 95 X KC 85 0-1 18 PB 2 SF9 2B	3 1	1 1	2 1	2 1	0 0	1 0	2 0
18 Mitch Garver, R (1, 2) OBP: 0.600, SLG: 2.000	B CU 81 C FC 88 S FF 96 T FF 95 1-2 ③ K	B FC 89 F SI 94 B FC 94 X ST 84 2-1 E6 3-H	B SL 86 C SI 97 B SI 98 B SI 96 C SI 96 X SI 96 3-2 1-H 2-H HR	B FF 98 S SL 90 D SL 88 X FF 97 2-1 1-H 2-H HR	C FF 96 C FF 95 B FF 95 F FF 95 D KC 86 B FF 95 B FF 96 4-2 2 SF9 47 BB 30 1B 2-3 BB	4 3	3 2	2 6	6 1	1 1	1 2	2 2
13 Brad Miller, L (1, 10) OBP: 0.375, SLG: 0.714 20 Ezequiel Duran, R (8, PH) (9, 7)	S CU 83 C FF 96 F FF 96 X CU 82 0-2 ① G6-3	B FC 92 B FF 95 B FC 92 C FF 94 C ST 85 X FF 95 3-2 ③ F5	B SL 86 C SL 85 C FF 97 B SL 87 F SL 85 B SL 86 F FF 98 B SI 98 4-2 BB	F FF 97 B CH 90 C CH 90 B CH 91 X FF 97 2-2 2 FC5 47 HBP 5 SF7 1B	C FF 96 B KC 86 S KC 85 C FF 95 1-3 ① K	3 1	1 0	1 0	0 0	1 0	0 1	1 2
47 Josh Smith, L (1, 7) OBP: 0.571, SLG: 0.250 (9, 6)	C ST 85 F ST 85 B FF 96 B FF 96 B CU 82 X ST 86 3-2 1B	B FC 90 T FC 91 B FF 93 F CU 81 S FF 96 2-3 ① K	S SL 86 F SL 84 B FF 98 B SL 85 S SL 86 3-3 ③ K	C CH 90 C FF 97 F SL 89 H CH 90 1-2 5 SF7 2 E 30 G6-3 HBP	B FF 96 C FF 96 B FF 95 B FF 95 B FF 94 4-1 30 1B 5 BB 1B 1-2 BB	3 2	2 1	1 0	0 1	1 2	2 1	1 1
Inning Stats	R: 2 E: 0 K: 2 S: 14 H: 4 LOB: 2 BB: 0 P: 23	R: 0 E: 0 K: 0 S: 12 H: 1 LOB: 1 BB: 0 P: 21	R: 2 E: 1 K: 1 S: 14 H: 2 LOB: 1 BB: 0 P: 23	R: 0 E: 0 K: 3 S: 10 H: 0 LOB: 0 BB: 0 P: 15	R: 3 E: 0 K: 3 S: 21 H: 2 LOB: 2 BB: 2 P: 41	R: 0 E: 0 K: 2 S: 12 H: 1 LOB: 1 BB: 0 P: 18	R: 6 E: 1 K: 0 S: 24 H: 4 LOB: 1 BB: 1 P: 44	R: 3 E: 0 K: 1 S: 19 H: 3 LOB: 3 BB: 3 P: 35		1B: 12 2B: 2 3B: 0 HR: 3 SF: 3 SAC: 0 DP: 0 HBP: 1				

PITCHER		IP	WLS	BF	H	R	ER	SO	BB	IBB	HBP	BLK	WP	HR	S	P	ERA	WHIP
45 Zack Wheeler, R ERA: 8.31	(1, 1)	4.1	L	22	7	5	4	7	1	0	0	0	0	1	55	94	8.31	1.846
43 Yunior Marte, R ERA: 27.0	(5, 1)	0.2		5	2	2	2	2	1	0	0	0	0	1	16	29	27.00	4.500
46 José Alvarado, L ERA:	(6, 1)	1.0		4	1	0	0	2	0	0	0	0	0	0	12	18	0.00	1.000
58 Seranthony Domínguez, R ERA:	(7, 1)	0.0		6	3	6	4	0	1	0	1	0	0	1	15	27	∞	∞
64 Andrew Bellatti, R ERA:	(7, 1)	1.0		4	1	0	0	0	0	0	0	0	0	0	9	17	0.00	1.000

PITCHER		IP	WLS	BF	H	R	ER	SO	BB	IBB	HBP	BLK	WP	HR	S	P	ERA	WHIP
31 Craig Kimbrel, R ERA: 81.0	(8, 1)	0.1		4	1	3	3	1	2	0	0	0	0	0	9	18	81.00	9.000
2 Josh Harrison, R ERA:	(8, 1)	0.2		5	2	0	0	0	1	0	0	0	0	0	10	17	0.00	4.500

BOTTOM

Philadelphia Phillies @ Texas Rangers

Globe Life Field, Arlington, TX

Sat Apr 01 2023, 3:08 PM - 6:16 PM CDT

Att. 31,916 - Sunny - 71 F

livebaseballscorecards.com

AB	40
R	16
H	17
RBI	15
BB	6
SO	12
LOB	23

WP: 0 PA: 50
PB: 1
SB: 0
CS: 0

Philadelphia Phillies @ Texas Rangers

Globe Life Field, Arlington, TX

Sun Apr 02 2023, 6:08 PM - 8:32 PM CDT

Att. 25,823 - Roof Closed - 72 F

TOP

livebaseballscorecards.com

Batter	1	2	3	4	5	6	7	8	9	AB	R	H	RBI	BB	SO	LOB
7 Trea Turner, R (1, 6) OBP: 0.429, SLG: 0.769	S SI 91 B CH 83 X SI 92 1-1 2B		X CH 82 0-0 ① F7		B SI 90 C FC 87 B SI 90 F FC 86 B SI 92 X FC 87 3-2 1B		B FF 92 B FF 94 X FF 93 2-0 ① F9			4	0	2	0	0	0	0
12 Kyle Schwarber, L (1, 10) OBP: 0.077, SLG: 0.077	C SI 92 D FC 89 D SI 91 S CH 83 F SI 93 F CH 84 F FC 89 S CH 84 2-3 ① K		C FC 86 B SI 90 C SI 89 F CH 84 F SL 82 B SI 90 S SI 91 2-3 ② K		C SI 90 B SI 91 X FC 87 1-1 ① F8		B FF 95 C FF 94 X SL 88 1-1 10 G6-4-3 1B			4	0	1	0	0	2	2
10 J.T. Realmuto, R (1, 2) OBP: 0.417, SLG: 0.636	B CH 82 B SI 92 S CH 85 C FC 89 X SI 92 2-2 ② P6		B FC 87 X CH 83 1-0 ③ G5-3		C FC 86 B CH 84 B FF 90 F SI 91 S FC 85 2-3 ② K		X SL 87 0-0 ②③ G6-4-3 1-2f			4	0	0	0	0	1	3
8 Nick Castellanos, R (1, 9) OBP: 0.462, SLG: 0.636	B FC 88 B CH 82 B FC 89 C SI 92 B CH 85 4-1 BB			C SI 90 B CH 83 B FF 92 B FC 87 B SI 90 4-1 28 1B 28 BLK 2 G5-4-3 BB	F SI 90 S CH 84 B CH 85 B FC 88 C SI 92 2-3 ③ K			F SL 90 F SI 98 S SL 88 0-3 ① K		2	1	0	0	2	2	1
28 Alec Bohm, R (1, 3) OBP: 0.417, SLG: 0.727	C SI 92 B FC 89 B SI 92 S CH 85 C SI 93 2-3 ③ K			B FC 88 B SI 91 C SI 93 X FC 88 2-1 2 G5-4-3 1-3 1B		C SI 90 X FC 85 0-1 ① P3		B SI 98 F SL 87 X SI 98 1-1 ② F9		4	0	1	0	0	1	2
2 Josh Harrison, R (1, 7) OBP: 0.200, SLG: 0.200		B SI 89 X SI 89 1-0 ① G4-3		C FC 88 S CH 84 B SI 93 X CH 85 1-2 ①② G5-4-3 1-2f 3-H		B SI 88 B SI 89 B SI 90 F FC 87 X CH 83 3-2 5 1B 1B		C SL 89 B SL 88 B SI 98 C SI 88 X SI 98 2-2 ③ G3		4	0	1	0	0	0	1
33 Edmundo Sosa, R (1, 5) OBP: 0.500, SLG: 0.750		X SI 89 0-0 19 G5-3 2B		C FF 92 S CH 84 X CH 84 0-2 5 1B 1B		F CH 83 C SI 93 B SI 92 S CH 84 1-3 ② K			C FF 94 S SL 82 F SL 83 X FF 92 0-2 ① G5-3	4	0	2	0	0	1	1
5 Bryson Stott, L (1, 4) OBP: 0.500, SLG: 0.545		B FC 87 B SI 90 D SI 91 B SI 89 4-0 BB		1 SAFE C SI 91 X FC 88 0-1 1-2 1B		C SI 92 X SI 92 0-1 1-2 1B			C FF 93 B FF 94 F SL 83 F FF 93 F SL 82 X SL 83 1-2 ② F6	3	0	2	0	1	0	0
19 Cristian Pache, R (1, 8) 24 Darick Hall, L (9, PH) OBP: 0.333, SLG: 0.375		X CH 84 0-0 ②③ G5-3 2-3f		C CH 84 C SI 91 C FC 89 0-3 ③ K		X FF 92 0-0 ③ P3			B SL 84 F SL 82 B SL 82 C FF 94 X FF 94 2-2 ③ G5-3	3 1	0 0	0 0	0 0	0 0	1 0	6 0
Inning Stats	R: 0 E: 0 K: 2 S: 15 H: 1 LOB: 2 BB: 1 P: 26	R: 0 E: 0 K: 0 S: 3 H: 1 LOB: 1 BB: 1 P: 8	R: 0 E: 0 K: 1 S: 7 H: 0 LOB: 0 BB: 0 P: 10	R: 1 E: 0 K: 1 S: 14 H: 3 LOB: 2 BB: 1 P: 21	R: 0 E: 0 K: 2 S: 11 H: 1 LOB: 1 BB: 0 P: 19	R: 0 E: 0 K: 1 S: 11 H: 2 LOB: 2 BB: 0 P: 15	R: 0 E: 0 K: 0 S: 4 H: 1 LOB: 0 BB: 0 P: 7	R: 0 E: 0 K: 1 S: 8 H: 0 LOB: 0 BB: 0 P: 11	R: 0 E: 0 K: 0 S: 12 H: 0 LOB: 0 BB: 0 P: 15	1B: 7 2B: 2 3B: 0 HR: 0 SF: 0 SAC: 0 DP: 3 HBP: 0						

	AB	33
	R	1
	H	9
	RBI	0
	BB	3
	SO	8
	LOB	16

PITCHER		IP	WLS	BF	H	R	ER	SO	BB	IBB	HBP	BLK	WP	HR	S	P	ERA	WHIP
54 Martín Pérez, L ERA: 1.59	(1, 1)	5.2	W	26	8	1	1	7	3	0	0	1	0	0	60	98	1.59	1.941
46 Brock Burke, L ERA: 3.38	(6, 1)	0.2	H	3	1	0	0	0	0	0	0	0	0	0	4	7	0.00	1.500
72 Jonathan Hernández, R ERA: 2.45	(7, 1)	1.2	H	4	0	0	0	1	0	0	0	0	0	0	9	12	0.00	0.000
51 Will Smith, L ERA:	(9, 1)	1.0	S	3	0	0	0	0	0	0	0	0	0	0	12	15	0.00	0.000

PITCHER		IP	WLS	BF	H	R	ER	SO	BB	IBB	HBP	BLK	WP	HR	S	P	ERA	WHIP

Batter	1	2	3	4	5	6	7	8	9	AB	R	H	RBI	BB	SO	LOB
2 Marcus Semien, R (1, 4) OBP: 0.333, SLG: 0.571	F FF 90 B CU 76 B CU 77 B FF 90 C FF 90 X FF 91 3-2 5 CS 1B		X CU 73 0-0 ① F8		C FF 91 X FF 92 0-1 ③ 2-H 1B			B SI 96 S SL 87 S SL 86 B SL 90 S SL 87 2-3 ① K		4	0	2	1	0	1	1
5 Corey Seager, L (1, 6) OBP: 0.467, SLG: 0.364	1 SAFE S SL 84 B FF 91 F FF 90 B SL 85 B SL 83 X FF 91 3-2 ① 1-2 1B		C FF 90 X SL 83 0-1 ② L8			B SL 83 X FF 90 1-0 53 F9 30 G4-3 1B		F SL 87 B FF 98 S SL 86 B SL 88 S SL 89 2-3 ② K		4	0	2	0	0	1	1
30 Nathaniel Lowe, L (1, 3) OBP: 0.357, SLG: 0.385	F FF 91 C SI 91 F FF 92 B SL 86 S SL 84 1-3 ② K		X SL 84 0-0 ③ G1-3			X SL 83 0-0 ① G4-3 1-2		B SI 97 C SI 97 S SL 88 B SL 87 X SL 88 2-2 ③ G4-3		4	0	0	0	0	1	3
53 Adolis García, R (1, 8) OBP: 0.500, SLG: 0.455 (8, 9)	C CU 74 S CU 76 S FF 92 0-3 ③ K			F CU 75 B FF 91 B FF 91 S CU 75 S CU 77 2-3 ① K		C SL 86 X FF 94 0-1 ② F9 2-3				3	0	0	0	0	2	2
6 Josh Jung, R (1, 5) OBP: 0.308, SLG: 0.455		B FF 91 X SI 90 1-0 HR		C FF 91 S FF 90 B FF 91 B CU 78 F CU 77 X FF 91 2-2 ② G4-3		X SL 87 0-0 ③ G5-3				3	1	1	1	0	0	1
4 Robbie Grossman, S (1, 9) OBP: 0.455, SLG: 0.889 (8, 7)		B CU 75 C CU 75 X FF 91 1-1 ① G5-3		C CU 76 B CU 75 C CU 75 X CU 76 1-2 ③ G5-3			B CH 83 X FC 88 1-0 2B			3	0	1	0	0	0	0
18 Mitch Garver, R (1, 10) OBP: 0.500, SLG: 1.286		C FF 91 B CU 76 C CU 75 B CU 76 F FF 91 B CU 76 X CU 74 3-2 ② F7			B CU 75 C CU 74 B FF 90 T FF 90 X FF 91 2-2 20 G6-3 2 1B 1B			B FC 87 B CH 83 B CH 83 C FF 95 X CH 83 3-1 ① F4		3	1	1	0	0	0	1
28 Jonah Heim, S (1, 2) OBP: 0.286, SLG: 0.429		X CU 76 0-0 ③ G6-3			C FF 90 S FF 90 F CU 76 X FF 91 0-2 ① P4			F CH 83 F FF 96 S CH 84 0-3 ② K		3	0	0	0	0	1	2
20 Ezequiel Duran, R (1, 7) OBP: 0.250, SLG: 0.250 Travis Jankowski, L (8, 8) OBP: 1.000, SLG: 1.000			B CU 76 X FF 89 1-0 1B		C CU 76 B CU 76 D CU 77 X FF 91 2-1 ② G6-3 1-2			B CH 83 F FC 87 F CH 84 X CH 84 1-2 ③ F8		3 0	0 0	1 0	0 0	0 0	0 0	2 0
Inning Stats	R: 0 E: 0 K: 2 S: 13 H: 2 LOB: 1 BB: 0 P: 20	R: 1 E: 0 K: 0 S: 8 H: 1 LOB: 0 BB: 0 P: 13	R: 0 E: 0 K: 0 S: 5 H: 1 LOB: 1 BB: 0 P: 6	R: 0 E: 0 K: 1 S: 10 H: 0 LOB: 0 BB: 0 P: 15	R: 1 E: 0 K: 0 S: 11 H: 2 LOB: 2 BB: 0 P: 15	R: 0 E: 0 K: 0 S: 5 H: 1 LOB: 1 BB: 0 P: 6	R: 0 E: 0 K: 1 S: 9 H: 1 LOB: 1 BB: 0 P: 14	R: 0 E: 0 K: 2 S: 9 H: 0 LOB: 0 BB: 0 P: 15		1B: 6 2B: 1 3B: 0 HR: 1 SF: 0 SAC: 0 DP: 0 HBP: 0						

PITCHER		IP	WLS	BF	H	R	ER	SO	BB	IBB	HBP	BLK	WP	HR	S	P	ERA	WHIP
70 Bailey Falter, L ERA: 3.38	(1, 1)	5.1	L	21	7	2	2	3	0	0	0	0	0	1	49	72	3.38	1.312
64 Andrew Bellatti, R ERA:	(6, 1)	0.2		2	0	0	0	0	0	0	0	0	0	0	3	3	0.00	0.000
75 Connor Brogdon, R ERA: 9.0	(7, 1)	1.0		4	1	0	0	1	0	0	0	0	0	0	9	14	0.00	1.000
30 Gregory Soto, L ERA: 27.0	(8, 1)	1.0		3	0	0	0	2	0	0	0	0	0	0	9	15	0.00	0.000

PITCHER	IP	WLS	BF	H	R	ER	SO	BB	IBB	HBP	BLK	WP	HR	S	P	ERA	WHIP

BOTTOM

Philadelphia Phillies @ Texas Rangers

Globe Life Field, Arlington, TX

Sun Apr 02 2023, 6:08 PM - 8:32 PM CDT

Att. 25,823 - Roof Closed - 72 F

livebaseballscorecards.com

AB	30
R	2
H	8
RBI	2
BB	0
SO	6
LOB	13

Baltimore Orioles @ Texas Rangers

Globe Life Field, Arlington, TX

Mon Apr 03 2023, 7:09 PM - 9:27 PM CDT

Att. 15,867 - Roof Closed - 74 F

TOP

livebaseballscorecards.com

Batter	1	2	3	4	5	6	7	8	9	AB	R	H	RBI	BB	SO	LOB
31 Cedric Mullins, L (1, 8) OBP: 0.474, SLG: 0.733	C FF 95 F FF 96 S ST 83 0-3 ① K		B ST 82 B FF 95 B ST 82 B FF 94 4-0 35 S BB		S FF 94 X FF 94 0-1 ③ F7			B FC 91 C FC 92 B FF 95 B FF 94 B FF 96 4-1 1-2 BB		2	0	0	0	2	1	0
35 Adley Rutschman, S (1, 10) OBP: 0.400, SLG: 0.526	C FF 96 B CU 78 X CH 88 1-1 25 WP 1B		C CU 79 1 SAFE B FF 95 B CH 87 C FF 95 X ST 84 2-2 ③ F8 1-2			F FF 94 X ST 83 0-1 ① G3		C FF 95 F FC 91 B CH 88 S CH 87 1-3 ② K		4	0	1	0	0	1	3
25 Anthony Santander, S (1, 9) OBP: 0.263, SLG: 0.368	B FF 95 C FF 96 F ST 82 B CU 77 B FF 96 C FF 96 3-3 ② K 1-2			C CU 77 S FF 95 B ST 84 B FF 95 B FF 96 F ST 83 X FF 94 3-2 ① G4-3		X FF 95 0-0 ② G4-3		B FF 96 X FF 96 1-0 ③ F7		4	0	0	0	0	1	3
6 Ryan Mountcastle, R (1, 3) OBP: 0.316, SLG: 0.471	S ST 84 D ST 83 F FF 95 S ST 84 1-3 ③ K			C FF 95 F ST 81 F CH 88 F FF 95 B ST 82 B ST 83 F FF 95 F FF 95 F FF 95 2-3 ② K		C FF 94 F ST 82 C FF 95 0-3 ③ K			B FF 93 S FF 92 F FF 93 S FS 86 1-3 ① K	4	0	0	0	0	4	1
2 Gunnar Henderson, L (1, 5) OBP: 0.444, SLG: 0.417		X FF 95 0-0 28 G3-6-3 1B		B CU 78 B CH 88 X FF 95 2-0 HR			B ST 80 C ST 82 B CH 87 B ST 81 C FF 94 S ST 83 3-3 ① K		B FF 93 S FF 93 C FF 93 B FS 86 F FF 93 B FF 93 F FS 86 S FS 85 3-3 ② K	4	1	2	1	0	2	0
28 Kyle Stowers, L (1, 7) 21 Austin Hays, R (9, 7) OBP: 0.500, SLG: 0.846		F FF 95 S CH 88 F FF 94 X ST 83 0-2 ①② G3-6-3 1-2f		C FF 94 B FF 94 S CH 88 S ST 83 1-3 ③ K			B ST 95 S CH 88 F CH 88 B FF 94 B ST 82 B ST 82 4-2 12 G6-3 BB		F FF 92 S FS 84 S FS 86 0-3 ③ K	3 0	0 0	0 0	0 0	1 0	2 0	1 0
12 Adam Frazier, L (1, 4) OBP: 0.500, SLG: 1.000		S FF 94 F ST 83 X ST 83 0-2 ③ G3-1			B ST 82 C FF 94 X CU 78 1-1 ① F8		B FC 90 C FF 96 S FC 90 F KC 82 F FF 96 X FF 97 1-2 ②③ G6-3 1-2f			3	0	0	0	0	0	1
3 Jorge Mateo, R (1, 6) OBP: 0.417, SLG: 0.600			C ST 82 F ST 82 X ST 81 0-2 ① F8		B ST 83 F FF 95 B FF 95 F ST 82 F ST 82 B FF 94 F FF 94 X ST 84 3-2 HR			B FF 95 B CH 87 B FF 96 C FF 95 C FF 96 S FF 96 3-3 ① K		3	1	1	1	0	1	0
37 Anthony Bemboom, L (1, 2)			B FF 94 S FF 96 X FF 95 1-1 ② F7		B FF 95 X FF 94 1-0 ② G4-3			F FF 96 B FF 96 B FC 92 B FF 96 C FF 95 B FF 96 4-2 31 BB BB		2	0	0	0	1	0	0

	AB	29
	R	2
	H	4
	RBI	2
	BB	4
	SO	12
	LOB	9

Inning Stats																																
	R: 0 E: 0 K: 3 S: 11	H: 1 LOB: 1 BB: 0 P: 16	R: 0 E: 0 K: 0 S: 8	H: 1 LOB: 0 BB: 0 P: 8	R: 0 E: 0 K: 0 S: 8	H: 0 LOB: 1 BB: 1 P: 15	R: 1 E: 0 K: 2 S: 17	H: 1 LOB: 0 BB: 0 P: 25	R: 1 E: 0 K: 0 S: 10	H: 1 LOB: 0 BB: 0 P: 15	R: 0 E: 0 K: 1 S: 6	H: 0 LOB: 0 BB: 0 P: 6	R: 0 E: 0 K: 1 S: 10	H: 0 LOB: 0 BB: 1 P: 18	R: 0 E: 0 K: 2 S: 10	H: 0 LOB: 2 BB: 2 P: 23	R: 0 E: 0 K: 3 S: 11	H: 0 LOB: 0 BB: 0 P: 15	1B: 2 2B: 0 3B: 0 HR: 2	SF: 0 SAC: 0 DP: 2 HBP: 0	WP: 1 PB: 0 SB: 1 CS: 0	PA: 33

PITCHER		IP	WLS	BF	H	R	ER	SO	BB	IBB	HBP	BLK	WP	HR	S	P	ERA	WHIP
22 Jon Gray, R ERA: 2.84	(1, 1)	6.1	L	24	4	2	2	7	2	0	0	0	1	2	65	97	2.84	0.947
50 Cole Ragans, L ERA:	(7, 1)	1.2		6	0	0	0	2	2	0	0	0	0	0	15	29	0.00	1.200
21 Ian Kennedy, R ERA:	(9, 1)	1.0		3	0	0	0	3	0	0	0	0	0	0	11	15	0.00	0.000

PITCHER	IP	WLS	BF	H	R	ER	SO	BB	IBB	HBP	BLK	WP	HR	S	P	ERA	WHIP

BOTTOM

Baltimore Orioles @ Texas Rangers

Globe Life Field, Arlington, TX

Mon Apr 03 2023, 7:09 PM - 9:27 PM CDT

Att. 15,867 - Roof Closed - 74 F

livebaseballscorecards.com

Batter	1	2	3	4	5	6	7	8	9	AB	R	H	RBI	BB	SO	LOB
2 Marcus Semien, R (1, 4) OBP: 0.263, SLG: 0.444	C FF 95 C FF 96 F SL 88 S SL 87 0-3 K ①		C FC 86 F CH 76 D KC 80 D ST 82 F FC 85 F FC 85 X FF 89 2-2 F4 ①		B FF 95 S CU 75 X FF 94 1-1 F8 ③			X FC 89 0-0 F9 ③		4	0	0	0	0	1	2
5 Corey Seager, L (1, 6) OBP: 0.368, SLG: 0.267	B FF 97 X CH 91 1-0 G6-3 ②		B FC 86 F FC 84 S ST 82 F ST 82 B FF 91 D FC 86 X FC 85 3-2 F7 ②			B CH 85 B FC 90 C FC 90 F FF 92 F FF 94 B SL 86 F FC 90 X CH 85 3-2 G4-3 ①			F FF 100 S FS 89 S FS 89 0-3 K ①	4	0	0	0	0	1	1
30 Nathaniel Lowe, L (1, 3) OBP: 0.278, SLG: 0.294	C FF 97 S FF 95 F FF 96 B CU 86 S SL 88 1-3 K ③		B SI 90 B FC 86 C FC 85 X FC 85 2-1 G6-3 ③			B CU 76 F FF 94 B FC 90 X FC 89 2-1 G3-1 ②			F FF 100 F FF 100 S FS 90 0-3 K ②	4	0	0	0	0	2	1
53 Adolis García, R (1, 8) OBP: 0.375, SLG: 0.333		C FF 94 B FF 94 B SL 87 X SL 87 2-1 G6-3 ①		X FF 95 0-0 F7 ①		X FC 88 0-0 F8 ③			X FF 101 0-0 G4-3 ③	4	0	0	0	0	0	0
6 Josh Jung, R (1, 5) OBP: 0.313, SLG: 0.429		B SI 95 X SI 94 1-0 28 L1-3 4 BB 1B		B FF 93 C FC 89 S FF 94 B CH 86 T SL 85 2-2 K ②			X FC 90 0-0 L8 ①			3	0	1	0	0	1	0
4 Robbie Grossman, S (1, 9) OBP: 0.429, SLG: 0.727		B FF 96 C CU 84 C CH 91 1 SAFE B FF 96 D CH 93 B CU 85 4-2 28 L1-3 1-2 BB		X FF 94 0-0 F7 ③			C FF 93 B CH 86 C FC 89 B FF 94 X CU 78 2-2 G6-3 ②			2	0	0	0	1	0	0
28 Jonah Heim, S (1, 2) OBP: 0.200, SLG: 0.300		C CU 84 B FF 94 F FF 94 B CH 91 X CH 91 2-2 L1-3 ② 1-2 2-3		C FF 94 X CH 87 0-1 F8 ①			C CU 77 F CH 86 S FF 93 0-3 K ③			3	0	0	0	0	1	2
13 Brad Miller, L (1, 10) OBP: 0.273, SLG: 0.500		C FC 85 B ST 81 B SI 92 B FC 85 S FC 86 T FC 86 3-2 K ③		B CU 76 C FC 88 S CH 86 B FF 94 B FF 94 X CH 87 3-2 E6 20 G5-6-3				C FC 88 F FF 92 X CH 85 0-2 G6-3 ①		3	0	0	0	1	2
47 Josh Smith, L (1, 7) OBP: 0.625, SLG: 0.250 20 Ezequiel Duran, R (3, PR) OBP: 0.167, SLG: 0.167 (4, 7)			B FC 85 H SI 88 2-0 HBP		X FC 89 0-0 G5-6-3 ② 1-2			B SL 86 X FC 88 1-0 F7 ②		0 2	0 0	0 0	0 0	0 0	0 0	0 1
Inning Stats	R: 0 E: 0 K: 2 S: 9 H: 0 LOB: 0 BB: 0 P: 11	R: 0 E: 0 K: 1 S: 11 H: 1 LOB: 2 BB: 1 P: 23	R: 0 E: 0 K: 0 S: 11 H: 0 LOB: 1 BB: 0 P: 20	R: 0 E: 0 K: 1 S: 5 H: 0 LOB: 0 BB: 0 P: 7	R: 0 E: 1 K: 0 S: 8 H: 0 LOB: 1 BB: 0 P: 12	R: 0 E: 0 K: 0 S: 8 H: 0 LOB: 0 BB: 0 P: 13	R: 0 E: 0 K: 1 S: 7 H: 0 LOB: 0 BB: 0 P: 9	R: 0 E: 0 K: 0 S: 5 H: 0 LOB: 0 BB: 0 P: 6	R: 0 E: 0 K: 2 S: 7 H: 0 LOB: 0 BB: 0 P: 7	1B: 1 2B: 0 3B: 0 HR: 0	SF: 0 SAC: 0 DP: 0 HBP: 1	WP: 0 PB: 0 SB: 0 CS: 0	PA: 31				

	AB	29
	R	0
	H	1
	RBI	0
	BB	1
	SO	7
	LOB	9

PITCHER		IP	WLS	BF	H	R	ER	SO	BB	IBB	HBP	BLK	WP	HR	S	P	ERA	WHIP
39 Kyle Bradish, R ERA:	(1, 1)	1.2		7	1	0	0	2	1	0	0	0	0	0	17	28	0.00	1.200
54 Danny Coulombe, L ERA:	(2, 1)	1.1	W	5	0	0	0	1	0	0	1	0	0	0	14	26	0.00	0.000
68 Tyler Wells, R ERA:	(4, 1)	5.0	H	16	0	0	0	2	0	0	0	0	0	0	33	47	0.00	0.000
74 Félix Bautista, R ERA: 3.38	(9, 1)	1.0	S	3	0	0	0	2	0	0	0	0	0	0	7	7	0.00	0.000

PITCHER	IP	WLS	BF	H	R	ER	SO	BB	IBB	HBP	BLK	WP	HR	S	P	ERA	WHIP

Baltimore Orioles @ Texas Rangers

Globe Life Field, Arlington, TX

Tue Apr 04 2023, 7:08 PM - 9:37 PM CDT

Att. 16,268 - Roof Closed - 74 F

TOP

livebaseballscorecards.com

Batter	1	2	3	4	5	6	7	8	9	AB	R	H	RBI	BB	SO	LOB
31 Cedric Mullins, L (1, 8) OBP: 0.417, SLG: 0.650	C FF 93 B FF 93 S SL 82 B FF 93 X FF 92 2-2 G4-3	C SL 82 B SL 82 C SL 83 B FF 92 1 SAFE X SL 82 2-2 6 HR 1-3 3-H 2B		B KC 77 C FC 89 S FC 88 F FF 90 B CH 87 B CH 87 X FC 88 3-2 P6		B FF 90 X FC 87 1-0 F9			C SL 84 F SL 85 B SL 85 C SL 84 1-3 K	5	1	1	1	0	1	0
35 Adley Rutschman, S (1, 2) OBP: 0.360, SLG: 0.458	B FF 92 F FF 92 F FF 92 X SL 81 1-2 25 BB 1B	C FF 92 B FF 92 F FF 91 B FF 92 F SL 82 X FF 92 2-2 P3		C KC 79 B CH 87 F CH 86 X SL 82 1-2 F7			C SI 90 B CH 85 S SL 80 X SI 90 1-2 F5		C SL 85 X SL 85 0-1 L9	5	0	1	0	0	0	2
6 Ryan Mountcastle, R (1, 3) OBP: 0.333, SLG: 0.636	S SL 81 X CH 84 0-1 F8	S SL 82 X FF 92 0-1 2-H 3-H HR		B SL 79 B SL 80 C FC 88 X SI 90 2-1 G5-3			B SL 80 C FC 89 B SL 80 X SI 90 2-1 2B		C SI 94 X SL 86 0-1 L9	5	1	2	3	0	0	1
25 Anthony Santander, S (1, 10) OBP: 0.304, SLG: 0.333	F FF 92 B FF 93 B SL 82 B FF 92 B CH 83 4-1 1-2 BB	B FF 91 B CH 82 F SL 81 X FF 91 2-1 L7			C KC 78 B SL 80 F FC 88 B SI 92 S SL 82 2-3 K		S CH 85 D CH 86 F FC 89 F SL 81 F CH 85 B FC 89 F SI 90 F SI 80 F SI 89 4-2 F FC 90 B CH 86 F FC 90 F SI 92 B FC 88 BB			2	0	0	0	2	1	0
21 Austin Hays, R (1, 9) OBP: 0.444, SLG: 0.765	C CH 84 S SL 83 B FF 93 F FF 92 D SL 82 F SL 82 F FF 94 C SL 82 2-3 K		S SL 79 B CH 83 B CH 82 B FF 90 X FF 90 3-1 12 G4-3 3 HR 2B		C FF 90 B SL 81 X FF 90 1-1 F8		S FC 88 D SL 82 B FC 88 B SI 90 X SI 90 3-1 F6			4	1	1	0	0	1	4
29 Ramón Urías, R (1, 5) OBP: 0.294, SLG: 0.467		C SL 80 B SL 81 C FF 92 S SL 81 1-3 K	S SL 81 D SL 84 X CH 82 1-1 G6-3		C FC 88 B SL 82 H SL 78 2-1 HBP		C SI 94 F SL 89 F FF 96 D SL 89 B SL 86 F SI 94 S FF 96 2-3 K			3	0	0	0	0	2	3
12 Adam Frazier, L (1, 4) OBP: 0.438, SLG: 0.786		C FF 92 B SL 82 B SL 83 C FF 92 B SL 83 B FF 93 4-2 3 1B 26 1B BB	F SL 81 X SL 81 0-1 G4-3 2-3		B SI 90 X FC 88 1-0 F6			B FF 94 F FF 94 X SL 88 1-1 G3-1		3	1	0	0	1	0	2
3 Jorge Mateo, R (1, 6) OBP: 0.438, SLG: 0.786		C SL 83 F SL 82 X FF 92 0-2 26 E 31 2B 26 1B 1-2 1B	X SL 81 0-0 3-H HR		B FC 88 B FC 88 C SI 90 X FC 88 2-1 L9			C SI 93 B FF 96 X SL 87 1-1 G4-3		4	2	2	2	0	0	0
26 Ryan McKenna, R (1, 7) OBP: 0.375, SLG: 0.286		C SL 83 B SL 82 F CH 84 X SL 81 1-2 E7 31 2B 6 HR 1-3 2-H 1B	X SI 90 0-0 F9		C SL 79 B SL 81 X SI 90 1-1 G4-3			F SL 86 B SL 87 F SL 85 F FF 95 B FF 96 F SL 88 B SL 87 S SL 85 3-3 K		4	1	1	1	0	1	0

Inning Stats																								
	R: 0	H: 1	R: 5	H: 4	R: 2	H: 2	R: 0	H: 0	R: 0	H: 0	R: 0	H: 0	R: 0	H: 1	R: 0	H: 0	R: 0	H: 0	1B: 3	SF: 0	WP: 0	PA: 39
	E: 0	LOB: 2	E: 1	LOB: 0	E: 0	LOB: 0	E: 0	LOB: 0	E: 0	LOB: 1	E: 0	LOB: 0	E: 0	LOB: 2	E: 0	LOB: 0	E: 0	LOB: 0	2B: 3	SAC: 0	PB: 0	
	K: 1	BB: 1	K: 1	BB: 1	K: 0	BB: 0	K: 0	BB: 0	K: 1	BB: 0	K: 0	BB: 0	K: 1	BB: 1	K: 1	BB: 0	K: 1	BB: 0	3B: 0	DP: 0	SB: 0	
	S: 15	P: 24	S: 22	P: 34	S: 8	P: 12	S: 9	P: 15	S: 7	P: 13	S: 5	P: 9	S: 22	P: 34	S: 9	P: 14	S: 7	P: 8	HR: 2	HBP: 1	CS: 0	

PITCHER		IP	WLS	BF	H	R	ER	SO	BB	IBB	HBP	BLK	WP	HR	S	P	ERA	WHIP
44 Andrew Heaney, L ERA: 23.63	(1, 1)	2.2	L	17	7	7	7	2	2	0	0	0	0	2	44	69	23.62	3.375
33 Dane Dunning, R ERA:	(3, 1)	4.0		15	1	0	0	1	1	0	1	0	0	0	39	65	0.00	0.500
52 Taylor Hearn, L ERA:	(7, 1)	2.1		7	0	0	0	3	0	0	0	0	0	0	21	29	0.00	0.000

PITCHER	IP	WLS	BF	H	R	ER	SO	BB	IBB	HBP	BLK	WP	HR	S	P	ERA	WHIP

AB	35
R	7
H	8
RBI	7
BB	3
SO	6
LOB	12

Batter	1	2	3	4	5	6	7	8	9	AB	R	H	RBI	BB	SO	LOB
2 Marcus Semien, R (1, 4) OBP: 0.217, SLG: 0.364	C FF 91 B ST 81 X ST 82 1-1 L8 ①		B SI 94 S CH 86 X ST 84 1-1 L9 ③			X FF 92 0-0 F8 ①		B FF 93 C ST 82 X ST 83 1-1 F8 ②		4	0	0	0	0	0	1
5 Corey Seager, L (1, 6) OBP: 0.348, SLG: 0.263	C FF 93 B FC 92 X CH 86 1-1 G3 ②			S CH 85 F CH 86 B FF 92 X CU 80 1-2 30 FC5-4 1B		B FC 89 B CH 86 X FF 93 2-0 L8 ②		X SL 82 0-0 F8 ③		4	0	1	0	0	0	1
30 Nathaniel Lowe, L (1, 3) OBP: 0.273, SLG: 0.429	C CU 79 X FC 90 0-1 G3-1 ③			B SI 92 B SI 92 C FC 88 X SI 91 2-1 FC5-4 53 FC5-4 1-2f ①		X FF 93 0-0 HR			C SI 95 C SI 96 B SI 96 B CU 85 S SI 96 2-3 K ①	4	1	1	1	0	1	1
53 Adolis García, R (1, 8) OBP: 0.350, SLG: 0.474		B FC 90 B SI 92 C FF 92 C ST 82 B ST 83 X ST 83 3-2 HR		C FF 94 B SI 94 B SI 94 C SI 94 X SI 94 2-2 FC5-4 6 1B 1-2f ②		B FC 91 C SI 92 X CH 84 1-1 F8 ③			B CU 84 B FF 97 C FF 97 F FF 97 B CU 84 C CU 84 3-3 K ②	4	1	1	1	0	1	1
6 Josh Jung, R (1, 5) OBP: 0.350, SLG: 0.500		C FF 94 T FF 93 B CH 87 S ST 83 1-3 K ①		S CH 85 F ST 82 B ST 85 X SI 94 1-2 1-2 1B			S ST 80 C ST 81 B CH 83 B ST 83 S CH 84 2-3 K ①		C CU 84 X FF 96 0-1 2B	4	0	2	0	0	2	0
4 Robbie Grossman, S (1, 9) OBP: 0.333, SLG: 0.533		X FF 95 0-0 F7 ②		B CH 87 F CH 86 F FC 92 C SI 92 1-3 K ③			C CU 80 B FF 92 B SI 90 C FC 89 B FC 88 T FF 94 3-2 K ②		B FF 97 C FF 96 X CU 83 1-1 L8 ③	4	0	0	0	0	2	3
18 Mitch Garver, R (1, 2) OBP: 0.455, SLG: 1.000		C FF 93 C FF 94 B FF 95 X ST 85 1-2 F8 ③			X FF 92 0-0 13 G4-6-3 1B		B CU 80 C ST 82 C SI 92 B CH 86 B CH 86 F FF 93 S ST 83 3-3 K ③			3	0	1	0	0	1	0
13 Brad Miller, L (1, 10) OBP: 0.357, SLG: 0.500			X FC 88 0-0 20 G6-4-3 1B		B CH 84 C CH 84 F SI 90 B SI 90 B CH 85 F CH 85 F FF 93 X CH 87 3-2 G4-6-3 1-2f ① ②			C FF 96 B FF 96 B CH 88 S FF 96 F FF 96 B CU 85 F FF 96 B FF 95 4-2 BB		2	0	1	0	1	0	1
20 Ezequiel Duran, R (1, 7) OBP: 0.111, SLG: 0.111			B ST 82 S ST 82 F SI 92 X SI 93 1-2 G6-4-3 1-2f ① ②		X ST 84 0-0 F8 ③			C ST 84 F FF 96 B ST 83 B ST 85 S FF 96 2-3 K ①		3	0	0	0	0	1	2
Inning Stats	R: 0 E: 0 K: 0 S: 6 H: 0 LOB: 0 BB: 0 P: 8	R: 1 E: 0 K: 1 S: 10 H: 1 LOB: 0 BB: 0 P: 15	R: 0 E: 0 K: 0 S: 6 H: 1 LOB: 0 BB: 0 P: 8	R: 0 E: 0 K: 1 S: 14 H: 2 LOB: 2 BB: 0 P: 21	R: 0 E: 0 K: 0 S: 7 H: 1 LOB: 0 BB: 0 P: 10	R: 1 E: 0 K: 0 S: 5 H: 1 LOB: 0 BB: 0 P: 8	R: 0 E: 0 K: 3 S: 10 H: 0 LOB: 0 BB: 0 P: 18	R: 0 E: 0 K: 1 S: 10 H: 0 LOB: 1 BB: 1 P: 17	R: 0 E: 0 K: 2 S: 10 H: 1 LOB: 1 BB: 0 P: 16	1B: 4 2B: 1 3B: 0 HR: 2	SF: 0 SAC: 0 DP: 2 HBP: 0		WP: 0 PB: 0 SB: 0 CS: 0	PA: 33			

PITCHER		IP	WLS	BF	H	R	ER	SO	BB	IBB	HBP	BLK	WP	HR	S	P	ERA	WHIP
48 Kyle Gibson, R ERA: 4.5	(1, 1)	7.0	W	25	6	2	2	5	0	0	0	0	0	2	58	88	2.57	0.857
71 Logan Gillaspie, R ERA:	(8, 1)	0.2		3	0	0	0	1	1	0	0	0	0	0	9	16	0.00	1.500
58 Cionel Pérez, L ERA: 2.7	(8, 1)	1.1		5	1	0	0	2	0	0	0	0	0	0	11	17	0.00	0.750

PITCHER	IP	WLS	BF	H	R	ER	SO	BB	IBB	HBP	BLK	WP	HR	S	P	ERA	WHIP

BOTTOM

Baltimore Orioles @ Texas Rangers

Globe Life Field, Arlington, TX

Tue Apr 04 2023, 7:08 PM - 9:37 PM CDT

Att. 16,268 - Roof Closed - 74 F

livebaseballscorecards.com

AB	32
R	2
H	7
RBI	2
BB	1
SO	8
LOB	10

Batter	1	2	3	4	5	6	7	8	9	AB	R	H	RBI	BB	SO	LOB
31 Cedric Mullins, L (1, 8) OBP: 0.357, SLG: 0.542	F FF 98 S FF 99 X FF 99 0-2 ① P6			C SL 91 F FF 98 B SL 92 S FF 99 1-3 ① K	C SL 92 T SL 92 B FF 98 B FF 98 X SL 92 2-2 ③ G4-3			B SI 97 C SI 97 B SL 84 F SI 97 C SI 97 2-3 ② K		4	0	0	0	0	2	3
35 Adley Rutschman, S (1, 2) OBP: 0.345, SLG: 0.407	B FF 98 B CH 93 X FF 99 2-0 ② L7			C CU 84 S CH 93 S FF 99 0-3 ② K		F CH 91 B CH 90 B CH 92 B SL 92 S FF 98 B FF 99 4-2 25 CS BB		C SI 98 D CH 90 X CH 91 1-1 ③ G4-1		3	0	0	0	1	1	1
25 Anthony Santander, S (1, 9) OBP: 0.259, SLG: 0.280	F FF 99 F SL 93 B FF 100 F SL 92 F CH 92 S SL 92 1-3 ③ K			C CH 92 S SL 92 S FF 100 0-3 ③ K		S CU 83 B CH 92 C FF 100 F SL 92 B FF 99 F SL 91 F CH 91 B FF 99 S FF 99 3-3 ①② K 1-2			C FF 94 S CH 88 X SL 80 0-2 ① P5	4	0	0	0	0	3	1
6 Ryan Mountcastle, R (1, 3) OBP: 0.321, SLG: 0.615		C SL 90 S SL 90 B SL 89 S SL 90 1-3 ① K			S SL 90 B SL 91 B SL 90 B FF 99 X FF 99 3-1 2 G4-3 21 FC4 2B	S FF 99 B FF 99 F SL 92 T FF 99 1-2 ③ K			S SL 82 B SL 80 X FF 94 1-1 ② G5-3	4	1	1	0	0	2	0
2 Gunnar Henderson, L (1, 5) OBP: 0.364, SLG: 0.313		C FF 98 S SL 91 B SL 91 S SL 91 1-3 ② K			C SL 91 X FF 99 0-1 ① G4-3 2-3		C CU 76 S SL 80 B SL 81 S SL 80 1-3 ① K		B FF 94 C FF 95 C SL 81 B SL 81 F CH 88 S CH 89 2-3 ③ K	4	0	0	0	0	3	1
23 Terrin Vavra, L (1, 10) OBP: 0.333, SLG: 0.200 29 Ramón Urías, R (7, PH) OBP: 0.278, SLG: 0.438 (7, 10)		B FF 99 S FF 98 S SL 92 B SL 91 B FF 100 S SL 92 3-3 ③ K			B FF 98 B SL 92 B FF 98 B FF 98 4-0 21 E 12 1B BB		B CU 76 B FF 91 X FF 91 2-0 ② F7			1 1	1 0	0 0	0 0	1 0	1 0	0 0
21 Austin Hays, R (1, 7) OBP: 0.381, SLG: 0.650			B FF 99 X FF 98 1-0 ① G5-3		F SL 93 B FF 98 X FF 99 1-1 FC4 12 1B 1-2 3-H		C FF 93 S SL 82 B SL 82 B FF 93 S SL 82 2-3 ③ K2-3			3	0	0	1	0	1	1
12 Adam Frazier, L (1, 4) OBP: 0.421, SLG: 0.706			S FF 98 B CH 92 C FF 98 B SL 92 S FF 99 2-3 ② K		B CH 90 X FF 98 1-0 1-2 2-H			B FF 91 B SL 79 C FF 91 X SL 81 2-1 ① F8		3	0	1	1	0	1	0
3 Jorge Mateo, R (1, 6) OBP: 0.421, SLG: 0.688			B SL 93 C FF 98 B FF 100 B SL 92 X SL 92 3-1 ③ G3-1		F SL 90 S FF 98 F FF 98 S SL 93 0-3 ② K			B SL 86 B SI 97 C SI 97 B SL 85 B SI 95 4-1 BB		2	0	0	0	1	1	2
Inning Stats	R: 0 E: 0 K: 1 S: 9 H: 0 LOB: 0 BB: 0 P: 12	R: 0 E: 0 K: 3 S: 9 H: 0 LOB: 0 BB: 0 P: 14	R: 0 E: 0 K: 1 S: 6 H: 0 LOB: 0 BB: 0 P: 12	R: 0 E: 0 K: 3 S: 9 H: 0 LOB: 0 BB: 0 P: 10	R: 2 E: 1 K: 1 S: 14 H: 2 LOB: 2 BB: 1 P: 25	R: 0 E: 0 K: 2 S: 11 H: 0 LOB: 0 BB: 1 P: 19	R: 0 E: 0 K: 2 S: 7 H: 0 LOB: 0 BB: 0 P: 12	R: 0 E: 0 K: 1 S: 8 H: 0 LOB: 1 BB: 1 P: 17	R: 0 E: 0 K: 1 S: 9 H: 0 LOB: 0 BB: 0 P: 12	1B: 1 2B: 2 3B: 0 HR: 0 SF: 0 SAC: 0 DP: 1 HBP: 0						

PITCHER		IP	WLS	BF	H	R	ER	SO	BB	IBB	HBP	BLK	WP	HR	S	P	ERA	WHIP
48 Jacob deGrom, R ERA: 5.59	(1, 1)	6.0	W	22	2	2	1	11	2	0	0	0	0	0	58	92	1.50	0.667
51 Will Smith, L ERA:	(7, 1)	1.1	H	4	0	0	0	2	0	0	0	0	0	0	9	16	0.00	0.000
72 Jonathan Hernández, R ERA: 2.08	(8, 1)	0.2	H	3	0	0	0	1	1	0	0	0	0	0	6	13	0.00	1.500
25 José Leclerc, R ERA:	(9, 1)	1.0	S	3	0	0	0	1	0	0	0	0	0	0	9	12	0.00	0.000

PITCHER	IP	WLS	BF	H	R	ER	SO	BB	IBB	HBP	BLK	WP	HR	S	P	ERA	WHIP

TOP

Baltimore Orioles @ Texas Rangers

Globe Life Field, Arlington, TX

Wed Apr 05 2023, 1:07 PM - 3:26 PM CDT

Att. 18,560 - Roof Closed - 74 F

livebaseballscorecards.com

AB	29
R	2
H	2
RBI	2
BB	3
SO	15
LOB	9

Batter	1	2	3	4	5	6	7	8	9	AB	R	H	RBI	BB	SO	LOB
2 Marcus Semien, R (1, 4) OBP: 0.259, SLG: 0.360	B FF 98 F FF 97 B ST 83 C FF 97 B ST 83 B FF 98 4-2 5 FC3-6 BB		X ST 82 0-0 E5 30 G4-3 1B		B FC 90 X CH 83 1-0 ② G5-3		F FF 94 1 SAFE F FC 90 B ST 83 B ST 82 F ST 83 S ST 84 2-3 ① K			3	0	1	0	1	1	1
5 Corey Seager, L (1, 6) OBP: 0.296, SLG: 0.217	C FF 98 B CH 84 1 SAFE B CH 84 F FF 96 X CH 85 2-2 ① FC3-6 53 WP 1-2f 53 2B		S CU 81 B FF 97 S FF 96 S FF 96 1-3 ① K		B CH 83 S CH 83 B FF 96 F CH 83 S FF 97 2-3 ③ K		B SL 86 C FF 92 B SL 86 X FF 92 2-1 ② F7			4	1	0	0	0	2	3
30 Nathaniel Lowe, L (1, 3) OBP: 0.269, SLG: 0.440	F FF 97 C CU 81 B FF 97 F FF 97 B FC 90 F ST 83 X CH 84 2-2 ② L6		X FC 90 0-0 ② G4-3 2-3			B CU 78 C FC 90 F CU 77 B FF 93 F FF 94 X FC 90 2-2 ① G6-3	B FF 93 C FF 93 X FF 93 1-1 1-H 2B			4	0	1	1	0	0	2
53 Adolis García, R (1, 8) OBP: 0.375, SLG: 0.522 (8, 9)	F FF 98 B ST 83 S ST 81 D ST 82 X FF 98 2-2 6 1B 1-H 2B		F FF 97 B ST 84 S ST 85 D ST 83 X CH 85 2-2 ③ G5-3			B FF 95 C FF 94 S FF 94 B CU 79 X CU 78 2-2 6 HR 1B	F FF 93 X CH 86 0-1 ③ P3			4	2	2	1	0	0	2
6 Josh Jung, R (1, 5) OBP: 0.375, SLG: 0.636	B ST 83 S FF 97 B ST 85 F CH 85 X CH 84 2-2 2-H 1B			X FF 96 0-0 ① L9		X CU 78 0-0 1-H HR		F FF 95 B SL 89 F FF 95 B CH 85 B CH 82 X SL 89 3-2 ① F7		4	1	2	3	0	0	0
4 Robbie Grossman, S (1, 9) OBP: 0.318, SLG: 0.474 (8, 7)	B FF 97 X FF 96 1-0 ③ G4-3			C FF 96 B ST 82 F FF 96 X CU 80 1-2 1B		B FF 93 F FF 94 F FF 93 C FF 94 1-3 ② K		T FF 95 B CH 81 B CH 83 X FF 94 2-1 ② F8		4	0	1	0	0	1	1
18 Mitch Garver, R (1, 10) OBP: 0.400, SLG: 0.786		B FF 96 B FF 96 X FC 90 2-0 ① G2-3		B ST 83 C FF 97 B ST 84 C FF 96 F CH 83 1 SAFE B FF 97 C FF 96 3-3 ② K		C CU 77 B CU 76 S FF 93 B ST 84 X ST 83 2-2 1B		C SL 88 T FF 96 B FF 95 B CH 84 B CH 79 C SL 88 3-3 ③ K		4	0	1	0	0	2	1
28 Jonah Heim, S (1, 2) OBP: 0.154, SLG: 0.231		C FF 96 F FF 95 F FF 97 F FF 98 X CU 81 0-2 ② G3-1		B CH 83 B FF 96 S FF 96 B CH 84 S FF 95 T FF 97 3-2 ③ K		F FF 93 C CU 77 1 SAFE F FF 93 S FF 93 0-3 ③ K				3	0	0	0	0	2	2
20 Ezequiel Duran, R (1, 7) OBP: 0.167, SLG: 0.167 Travis Jankowski, L (8, 8) OBP: 1.000, SLG: 1.000		T ST 82 S FF 96 S ST 81 0-3 ③ K			C FF 93 F ST 80 B ST 81 B FF 96 F FF 95 X ST 82 2-2 ① L4		B CU 78 X FF 94 1-0 30 2B 1B			3 0	1 0	1 0	0 0	0 0	1 0	0 0
Inning Stats	R: 2 H: 2 E: 0 LOB: 1 K: 0 BB: 1 S: 17 P: 30	R: 0 H: 0 E: 0 LOB: 0 K: 1 BB: 0 S: 9 P: 11	R: 0 H: 1 E: 1 LOB: 1 K: 1 BB: 0 S: 8 P: 11	R: 0 H: 1 E: 0 LOB: 1 K: 2 BB: 0 S: 11 P: 18	R: 0 H: 0 E: 0 LOB: 0 K: 1 BB: 0 S: 8 P: 13	R: 2 H: 3 E: 0 LOB: 1 K: 2 BB: 0 S: 18 P: 25	R: 1 H: 2 E: 0 LOB: 1 K: 1 BB: 0 S: 11 P: 17	R: 0 H: 0 E: 0 LOB: 0 K: 1 BB: 0 S: 8 P: 16		1B: 6 SF: 0 2B: 2 SAC: 0 3B: 0 DP: 0 HR: 1 HBP: 0					WP: 1 PA: 34 PB: 0 SB: 0 CS: 0	

BOTTOM

Baltimore Orioles @ Texas Rangers

Globe Life Field, Arlington, TX

Wed Apr 05 2023, 1:07 PM - 3:26 PM CDT

Att. 18,560 - Roof Closed - 74 F

livebaseballscorecards.com

AB	33
R	5
H	9
RBI	5
BB	1
SO	9
LOB	12

PITCHER		IP	WLS	BF	H	R	ER	SO	BB	IBB	HBP	BLK	WP	HR	S	P	ERA	WHIP
30 Grayson Rodriguez, R ERA: 3.6	(1, 1)	5.0		20	4	2	2	5	1	0	0	0	1	0	53	83	3.60	1.000
51 Austin Voth, R ERA: 15.43	(6, 1)	1.1	L	8	4	3	3	3	0	0	0	0	0	1	23	33	20.25	3.000
45 Keegan Akin, L ERA: 7.71	(7, 1)	0.2		3	1	0	0	0	0	0	0	0	0	0	6	9	0.00	1.500
43 Bryan Baker, R ERA: 7.36	(8, 1)	1.0		3	0	0	0	1	0	0	0	0	0	0	8	16	0.00	0.000

PITCHER	IP	WLS	BF	H	R	ER	SO	BB	IBB	HBP	BLK	WP	HR	S	P	ERA	WHIP

Texas Rangers @ Chicago Cubs

Wrigley Field, Chicago, IL

Fri Apr 07 2023, 1:21 PM - 3:37 PM CDT

Att. 29,094 - Sunny - 43 F

livebaseballscorecards.com

Batter	1	2	3	4	5	6	7	8	9	AB	R	H	RBI	BB	SO	LOB
2 Marcus Semien, R (1, 4) OBP: 0.226, SLG: 0.310	B SI 92 F SI 92 B SV 84 F SI 91 F SI 92 S SV 85 2-3 ① K		X SV 86 0-0 ①② G6-4-3 1-2f			X SV 85 0-0 ① G1-4-3 1-2		C FC 88 B ST 83 B SI 94 F FC 88 S ST 83 2-3 ② K		4	0	0	0	0	2	2
5 Corey Seager, L (1, 6) OBP: 0.355, SLG: 0.280	B SV 84 B SI 92 S SI 93 B SI 91 F SI 91 F SL 85 F SI 92 D SL 86 4-2 30 1B BB		B SI 92 C SV 85 X FS 87 1-1 ③ G4-3			C SI 92 B FS 88 B SV 85 F SV 84 B FS 86 3-2 53 BB BB		B FF 93 B CH 90 F FF 94 X FF 92 2-1 2B		2	0	1	0	2	0	0
30 Nathaniel Lowe, L (1, 3) OBP: 0.267, SLG: 0.414	F FC 90 B FC 90 B SI 92 B FC 90 X SI 91 3-1 1-2 1B			B SV 84 B SV 84 F FC 89 B FC 89 X SI 91 3-1 ① G1-3		B SV 85 C FC 89 F SV 85 S SL 86 1-3 ② K		C FC 88 F FC 88 D CH 89 B FF 94 F FC 88 C SI 95 2-3 ③ K		4	0	1	0	0	2	3
53 Adolis García, R (1, 8) OBP: 0.357, SLG: 0.462	X SI 92 0-0 ② L8			C SV 86 B SV 86 C SV 86 S SI 92 1-3 ② K		B SV 85 F SI 91 F SV 86 B FF 92 B SI 92 B SV 86 4-2 1-2 2-3 BB			B FC 91 S FF 94 X ST 84 1-1 ① P3	3	0	0	0	1	1	2
6 Josh Jung, R (1, 5) OBP: 0.321, SLG: 0.538	D SV 86 C SI 91 C SI 91 S SV 85 1-3 ③ K			B SI 91 X SI 91 1-0 ③ L3		D SV 86 C SI 91 F SI 91 X SV 85 1-2 ③ G4-3			X FC 89 0-0 ② G6-3	4	0	0	0	0	1	5
4 Robbie Grossman, S (1, 9) OBP: 0.269, SLG: 0.391		C SI 92 F SL 88 B SL 86 S FC 90 1-3 ① K			B SL 86 B SI 91 X SI 90 2-0 ① G6-3		C FF 91 B CU 74 X FF 91 1-1 ① G4-3		C FC 89 B CH 89 B FC 90 C SI 96 S CH 89 2-3 ③ K	4	0	0	0	0	2	0
18 Mitch Garver, R (1, 2) OBP: 0.333, SLG: 0.647		C SI 92 C SV 84 B SV 85 T SI 92 1-2 ② K			X SI 91 0-0 ② P3		C FC 87 B SI 90 F FC 87 S FS 85 1-3 ② K			3	0	0	0	0	2	0
13 Brad Miller, L (1, 10) OBP: 0.294, SLG: 0.400		C SI 92 B FC 90 B FS 85 C SI 92 B SV 85 X SI 91 3-2 ③ G6-3			B FC 90 B FC 90 C SV 84 C FC 89 X FS 86 2-2 ③ G3-1		F FC 87 F FS 84 B FC 85 B FF 91 F FS 84 X FS 84 2-2 ③ L1			3	0	0	0	0	0	0
47 Josh Smith, L (1, 7) OBP: 0.636, SLG: 0.333			C SI 91 B SI 92 S FC 90 B SL 87 F SI 91 X FC 90 2-2 2 G6-4-3 1B			H SV 84 1-0 53 BB 2 G1-4-3 HBP		C FC 90 S CH 90 B CH 88 C SI 95 1-3 ① K		2	0	1	0	0	1	0

Inning Stats	1	2	3	4	5	6	7	8	9
	R: 0 E: 0 K: 2 S: 14	R: 0 E: 0 K: 2 S: 9	R: 0 E: 0 K: 0 S: 7	R: 0 E: 0 K: 1 S: 6	R: 0 E: 0 K: 0 S: 5	R: 0 E: 0 K: 1 S: 11	R: 0 E: 0 K: 1 S: 9	R: 0 E: 0 K: 3 S: 12	R: 0 E: 0 K: 1 S: 6
	H: 1 LOB: 2 BB: 1 P: 24	H: 0 LOB: 0 BB: 0 P: 14	H: 1 LOB: 0 BB: 0 P: 10	H: 0 LOB: 0 BB: 0 P: 11	H: 0 LOB: 0 BB: 0 P: 9	H: 0 LOB: 3 BB: 2 P: 21	H: 0 LOB: 0 BB: 0 P: 13	H: 1 LOB: 1 BB: 0 P: 19	H: 0 LOB: 0 BB: 0 P: 9

	AB	R	H	RBI	BB	SO	LOB
AB	29						
R	0						
H	3						
RBI	0						
BB	3						
SO	11						
LOB	12						

1B: 2 SF: 0
2B: 1 SAC: 0
3B: 0 DP: 1
HR: 0 HBP: 1

WP: 0 PA: 33
PB: 0
SB: 0
CS: 0

PITCHER		IP	WLS	BF	H	R	ER	SO	BB	IBB	HBP	BLK	WP	HR	S	P	ERA	WHIP
0 Marcus Stroman, R	(1, 1)	6.0	W	23	2	0	0	6	3	0	1	0	0	0	52	89	0.00	0.833
ERA:																		
38 Mark Leiter Jr., R	(7, 1)	1.0	H	3	0	0	0	1	0	0	0	0	0	0	9	13	0.00	0.000
ERA:																		
32 Michael Fulmer, R	(8, 1)	2.0	S	7	1	0	0	4	0	0	0	0	0	0	18	28	0.00	0.500
ERA:																		

PITCHER	IP	WLS	BF	H	R	ER	SO	BB	IBB	HBP	BLK	WP	HR	S	P	ERA	WHIP

Batter	1	2	3	4	5	6	7	8	9	AB	R	H	RBI	BB	SO	LOB
2 Nico Hoerner, R (1, 4) OBP: 0.321, SLG: 0.393	X FF 96 0-0 ① L8			C FF 94 B FC 90 X SL 85 1-1 7 FC5-4 1B		C FF 94 F FS 87 B FF 94 X FS 89 1-2 7 G5-4-3 1B 1-2		B FF 92 B FF 92 B FF 92 C FF 92 C FF 91 X FF 92 3-2 ① G5-3		4	0	2	0	0	0	0
7 Dansby Swanson, R (1, 6) OBP: 0.500, SLG: 0.500	C FF 96 B FC 91 C SL 85 B FF 96 B FS 89 C FF 96 3-3 ② K			B FC 92 F FC 91 S FS 88 B FS 89 F FF 95 1 SAFE X FS 88 2-2 ① FC5-4 8 S 24 1B 1-2f		C SL 85 C FF 95 B SL 86 F FF 96 D FS 90 F FC 92 X FF 95 2-2 ①② G5-4-3 1-2f 2-3		B FF 92 X FF 92 1-0 ② G6-3		4	1	0	0	0	1	3
8 Ian Happ, S (1, 7) OBP: 0.556, SLG: 0.700	C CU 76 X FS 88 0-1 ③ G4-3			B FS 88 C FC 91 B FC 90 B FS 89 C FF 94 S FC 91 3-3 ② K 1-2		B FF 96 B FC 91 X FC 91 2-0 2B 3-H		C FS 84 B FS 84 S FF 92 F FF 92 X FS 85 1-2 ③ L7		4	0	1	1	0	1	1
24 Cody Bellinger, L (1, 8) OBP: 0.308, SLG: 0.348		C CU 75 B FS 88 B FF 94 X FS 86 2-1 ① L9		B FF 94 F FC 91 X CU 76 1-1 2-H 1B		B FC 90 F FF 94 B FF 96 B FC 90 C FC 89 S FF 94 3-3 ③ K				3	0	1	1	0	1	1
36 Trey Mancini, R (1, 10) OBP: 0.208, SLG: 0.182		B FC 91 B FS 86 C FC 91 B FC 92 C FF 96 C FF 95 3-3 ② K		C FC 89 X SL 84 0-1 ③ G6-3			S FF 94 F CH 85 B CH 85 S FF 95 1-3 ① K			3	0	0	0	0	2	1
16 Patrick Wisdom, R (1, 5) OBP: 0.381, SLG: 0.737		B CU 77 B FC 91 B FF 96 C FF 96 F FF 95 F FC 90 X FF 96 3-2 ③ G6-3			F FF 95 F FS 86 B FS 88 B FF 95 F FS 87 B FF 97 T FF 96 3-2 ① K		C FF 95 C FF 96 B CH 87 S FF 97 1-3 ② K			3	0	0	0	0	2	0
51 Eric Hosmer, L (1, 3) OBP: 0.350, SLG: 0.389			B FF 94 B FC 91 B FC 90 C FF 95 B FC 91 4-1 18 G4-6-3 BB		C FS 88 T FF 96 X FS 88 0-2 ② G2-3		C FC 90 B KC 81 F FC 90 B FF 96 B FF 97 F FF 96 F FC 89 B CH 86 4-2 20 1B BB			1	0	0	0	2	0	0
20 Miles Mastrobuoni, L (1, 9) OBP: 0.143, SLG: 0.143			C FF 96 F FS 88 F CU 76 B FF 95 D FS 88 S FS 89 2-3 ① K		S FF 97 S FF 96 B FF 96 S FF 96 1-3 ③ K		B FF 95 C FF 94 B FF 95 F FF 95 B FF 97 X FF 95 3-2 1-2 1B			3	0	1	0	0	2	1
18 Tucker Barnhart, L (1, 2) OBP: 0.250, SLG: 0.250			C FS 87 X FC 89 0-1 ②③ G4-6-3 1-2f			C CU 74 X FS 88 0-1 7 G5-4-3 2 1B 8 2B 1B	X FC 89 0-0 ③ G4-3			3	1	1	0	0	0	3
Inning Stats	R: 0 E: 0 K: 1 S: 6 H: 0 LOB: 0 BB: 0 P: 9	R: 0 E: 0 K: 1 S: 9 H: 0 LOB: 0 BB: 0 P: 17	R: 0 E: 0 K: 1 S: 7 H: 0 LOB: 0 BB: 1 P: 13	R: 1 E: 0 K: 1 S: 13 H: 2 LOB: 1 BB: 0 P: 20	R: 0 E: 0 K: 2 S: 10 H: 0 LOB: 0 BB: 0 P: 14	R: 1 E: 0 K: 1 S: 14 H: 3 LOB: 1 BB: 0 P: 22	R: 0 E: 0 K: 2 S: 14 H: 1 LOB: 2 BB: 1 P: 23	R: 0 E: 0 K: 0 S: 8 H: 0 LOB: 0 BB: 0 P: 13		1B: 5 2B: 1 3B: 0 HR: 0 SF: 0 SAC: 0 DP: 2 HBP: 0				WP: 0 PB: 0 SB: 1 CS: 0 PA: 30		

PITCHER		IP	WLS	BF	H	R	ER	SO	BB	IBB	HBP	BLK	WP	HR	S	P	ERA	WHIP
17 Nathan Eovaldi, R ERA: 4.22	(1, 1)	5.2	L	21	5	2	2	6	1	0	0	0	0	0	56	89	3.18	1.059
50 Cole Ragans, L ERA:	(6, 1)	1.1		6	1	0	0	3	1	0	0	0	0	0	17	29	0.00	1.500
21 Ian Kennedy, R ERA:	(8, 1)	1.0		3	0	0	0	0	0	0	0	0	0	0	8	13	0.00	0.000

PITCHER	IP	WLS	BF	H	R	ER	SO	BB	IBB	HBP	BLK	WP	HR	S	P	ERA	WHIP

BOTTOM

Texas Rangers @ Chicago Cubs

Wrigley Field, Chicago, IL

Fri Apr 07 2023, 1:21 PM - 3:37 PM CDT

Att. 29,094 - Sunny - 43 F

livebaseballscorecards.com

AB	28
R	2
H	6
RBI	2
BB	2
SO	9
LOB	10

Batter	1	2	3	4	5	6	7	8	9	AB	R	H	RBI	BB	SO	LOB
2 Marcus Semien, R (1, 4) OBP: 0.222, SLG: 0.324	C FF 91 S FF 93 X FF 94 0-2 ① G5-3	S FF 93 B FF 94 X FF 93 1-1 ③ P4		X FF 93 0-0 ③ G5-3			S FC 89 C CU 80 X FF 94 0-2 ① L9		B FF 94 S FC 89 B FF 96 B FF 95 X FF 94 3-1 30 1B 2B	5	1	1	0	0	0	3
5 Corey Seager, L (1, 6) OBP: 0.389, SLG: 0.345	X SI 92 0-0 53 FC6 30 BB 1B		X FF 91 0-0 30 F7 6 1B 2B		B SL 82 X SL 82 1-0 ① F7		C FF 94 B FC 90 B FF 94 C FF 94 B FC 91 B FF 93 4-2 6 WP 30 1B 1-2 BB		C CU 79 S FF 95 F FF 96 D CU 83 C FF 96 1-3 ② K	4	1	2	0	1	1	1
30 Nathaniel Lowe, L (1, 3) OBP: 0.314, SLG: 0.424	B FF 93 C SL 82 S FF 93 D SL 84 F SL 81 B SI 92 F FF 93 B SL 82 4-2 53 FC6 1-2 BB		X FF 92 0-0 ① F7 2-3		C SL 83 B FF 92 B FF 93 C FF 92 F FF 93 B FF 92 X SI 92 3-2 ② G1-3		X FF 94 0-0 6 WP 1-2 2-H 1B		B CU 81 B FF 96 C FF 95 X FF 96 2-1 53 DI 2-H 1B	4	0	2	2	1	0	1
53 Adolis García, R (1, 8) OBP: 0.333, SLG: 0.400	B FF 91 X FF 93 1-0 ② FC6 1-2f 2-3		B FF 92 B SL 83 B FF 92 C FF 92 B FF 91 4-1 6 1B BB		B SL 84 F FF 92 S SL 84 X FF 94 1-2 ③ L8		C FF 92 F ST 84 B FF 94 B FF 93 F FF 94 B CU 82 F FC 88 X FF 94 3-2 ② F9		D CU 82 F FF 97 B FC 89 F FF 96 S SL 86 2-3 ③ K2-3 1-2	4	0	0	0	1	1	5
6 Josh Jung, R (1, 5) OBP: 0.313, SLG: 0.500	C SI 94 B SL 84 B FF 93 X FF 92 2-1 ③ G1-3		T SL 83 X FF 93 0-1 1-2 3-H 1B			B FF 89 X FF 91 1-0 ① F9	S FF 93 S CU 80 B FF 94 F FF 94 S ST 85 1-3 ③ K 1-2 2-3			4	0	1	1	0	1	4
4 Robbie Grossman, S (1, 9) OBP: 0.233, SLG: 0.333		B FF 92 F FF 92 B SL 82 X FF 92 2-1 ① P4	F FF 94 B SL 83 F FF 91 X FF 94 1-2 ② F4			S SI 92 B SL 83 S FF 92 C FF 92 1-3 ② K		B FF 91 B FF 93 B FF 92 C FF 92 X FF 92 3-1 ① F7		4	0	0	0	0	1	2
18 Mitch Garver, R (1, 10) OBP: 0.364, SLG: 0.579		B SL 83 C FF 91 B FF 93 B SL 83 B FF 93 4-1 28 1B BB	F FF 94 F FF 93 S SL 85 0-3 ③ K			C SL 82 B SL 82 F SI 93 F SL 83 B FF 92 B SL 83 B FF 92 4-2 28 FC5-4 BB		B FF 93 B SL 88 X FF 93 2-0 ② G6-3		2	0	0	0	2	1	2
28 Jonah Heim, S (1, 2) OBP: 0.176, SLG: 0.235		B FF 92 F FF 93 C FF 94 X FF 94 1-2 1-2 1B		B FF 91 F SL 82 S FF 92 F CU 80 X FF 93 1-2 ① L8		F FF 92 B FF 92 F SL 83 X FF 92 1-2 ③ FC5-4 1-2f		C FF 92 S FF 92 B FF 94 B FF 93 F FF 93 X FF 92 2-2 ③ F9		4	0	1	0	0	0	1
20 Ezequiel Duran, R (1, 7) OBP: 0.143, SLG: 0.143 47 Josh Smith, L (7, PH) OBP: 0.615, SLG: 0.286 (7, 7)		C FF 93 F FF 94 S SL 83 0-3 ② K		B FF 92 S FF 92 S SL 84 B CU 82 F FF 93 B SL 83 X FF 92 3-2 ② G4-3			C CU 82 B FF 94 C FF 94 B CU 83 F FF 94 B FC 91 B FF 94 4-2 5 BB 30 1B BB		B FF 95 C FF 94 X FC 90 1-1 ① G4-3	2 1	0 1	0 1	0 0	0 1	1 0	2 0
Inning Stats	R: 0 E: 0 K: 0 S: 11 H: 1 LOB: 2 BB: 1 P: 18	R: 0 E: 0 K: 1 S: 11 H: 1 LOB: 2 BB: 1 P: 19	R: 1 E: 0 K: 1 S: 11 H: 2 LOB: 2 BB: 1 P: 16	R: 0 E: 0 K: 0 S: 9 H: 0 LOB: 0 BB: 0 P: 13	R: 0 E: 0 K: 0 S: 8 H: 0 LOB: 0 BB: 0 P: 13	R: 0 E: 0 K: 1 S: 10 H: 0 LOB: 1 BB: 1 P: 17	R: 1 E: 0 K: 1 S: 18 H: 1 LOB: 2 BB: 2 P: 30	R: 0 E: 0 K: 0 S: 7 H: 0 LOB: 0 BB: 0 P: 14	R: 1 E: 0 K: 2 S: 13 H: 2 LOB: 1 BB: 0 P: 22	1B: 5 2B: 2 3B: 0 HR: 0 SF: 0 SAC: 0 DP: 0 HBP: 0						

PITCHER	IP	WLS	BF	H	R	ER	SO	BB	IBB	HBP	BLK	WP	HR	S	P	ERA	WHIP
Justin Steele, L (1, 1) ERA: 0.75	6.0	W	26	4	1	1	3	4	0	0	0	0	0	60	96	1.50	1.333
71 Keegan Thompson, R (7, 1) ERA: 1.69	1.0		6	1	1	1	1	2	0	0	0	1	0	18	30	9.00	3.000
25 Brad Boxberger, R (8, 1) ERA:	1.0		3	0	0	0	0	0	0	0	0	0	0	7	14	0.00	0.000
59 Michael Rucker, R (9, 1) ERA: 6.0	1.0		5	2	1	1	2	0	0	0	0	0	0	13	22	9.00	2.000

PITCHER	IP	WLS	BF	H	R	ER	SO	BB	IBB	HBP	BLK	WP	HR	S	P	ERA	WHIP

TOP

Texas Rangers @ Chicago Cubs

Wrigley Field, Chicago, IL

Sat Apr 08 2023, 3:05 PM - 5:59 PM CDT

Att. 33,578 - Sunny - 57 F

livebaseballscorecards.com

AB	34
R	3
H	7
RBI	3
BB	6
SO	6
LOB	21

WP: 1 PA: 40
PB: 0
SB: 0
CS: 0

Texas Rangers @ Chicago Cubs

Wrigley Field, Chicago, IL

Sat Apr 08 2023, 3:05 PM - 5:59 PM CDT

Att. 33,578 - Sunny - 57 F

livebaseballscorecards.com

BOTTOM

Batter	1	2	3	4	5	6	7	8	9	AB	R	H	RBI	BB	SO	LOB
2 Nico Hoerner, R (1, 4) OBP: 0.333, SLG: 0.394	C SI 90 S CH 82 C SI 91 0-3 ① K		B FC 88 B SI 91 B FC 86 C SI 91 F SI 92 F FC 88 F FF 92 C SI 93 3-3 ① K		F FC 87 B FF 92 B SI 91 B CH 83 C SI 90 X FC 86 3-2 ② L8		B FF 97 B FF 96 C FF 96 F FF 97 X FF 97 2-2 8 S 36 1B 1B	B FF 95 F FF 94 B CH 89 X FF 94 2-1 7 BB 1-2 8 1B 1B		5	2	2	0	0	2	1
7 Dansby Swanson, R (1, 6) OBP: 0.515, SLG: 0.500	B SI 91 X CH 84 1-0 E6 8 BLK 8 G3 1B		B CH 84 B SI 92 T FC 88 D CH 84 X SI 92 3-1 8 FC3-6 2-H 1B		C SI 92 S CH 84 S CH 83 0-3 ③ K		X FF 97 0-0 ② F8	B FC 89 B FF 90 C FC 88 B FC 89 F SI 91 B SL 80 4-2 8 1B 8 E 1-2 2-3 BB		4	2	2	1	1	1	1
8 Ian Happ, S (1, 7) OBP: 0.531, SLG: 0.625	S SI 91 S FC 89 B CH 84 F SI 92 F CH 85 B SI 92 X CH 85 2-2 ② G3 2-H		1 SAFE B FF 91 B SI 90 X FF 91 2-0 ② FC3-6 36 1B 16 CS 1-2f			B FF 92 S FF 92 S FF 92 B FF 92 B FF 92 S FF 92 3-3 ① K	1 SAFE B FF 96 S FF 96 F FF 96 B FF 98 B SL 87 B FF 97 4-2 36 1B 1-2 BB	X CH 86 0-0 E8 1-H 2-H 3-H 1B		4	0	1	3	1	1	1
36 Trey Mancini, R (1, 3) OBP: 0.276, SLG: 0.259	F SI 92 B CH 84 X CH 84 1-1 ③ P4		B CH 84 C FF 90 B CH 84 F SI 91 F SI 92 B FC 88 X CH 85 3-2 1-3 1B			B FF 92 X FF 92 1-0 16 E 16 1B 51 1B 1B	B FF 96 X SI 94 1-0 1-3 2-H 1B	B SL 80 S SL 80 X SL 80 1-1 ③ L8		5	1	3	1	0	0	1
16 Patrick Wisdom, R (1, 9) OBP: 0.400, SLG: 0.826		F SI 90 S FC 88 C SI 92 0-3 ① K	F FC 89 S CH 85 0-2 ③ CS 3-H	B SL 81 F FC 86 S CH 83 X FC 87 1-2 HR		B FF 92 S FF 92 B FF 92 T FF 92 X FS 85 2-2 E6 51 1B 1-3 1B	C FF 95 B FF 95 C FF 96 F FF 96 1 SAFE S SL 88 1-3 ③ K			4	2	2	1	0	2	2
22 Luis Torrens, R (1, 10) OBP: 0.286, SLG: 0.167 51 Eric Hosmer, L (6, PH) OBP: 0.364, SLG: 0.400 (7, 10)		C SI 92 F CH 84 X SI 91 0-2 ② F9		C SI 93 F FC 88 S CH 84 0-3 ① K		C FF 94 X SL 89 0-1 2-H 3-H 1B		C FF 94 F FF 96 B SL 89 B FF 95 S SL 88 2-3 ① K		2 2	0 0	0 1	0 2	0 0	1 1	0 0
24 Cody Bellinger, L (1, 8) OBP: 0.267, SLG: 0.296		C FC 87 B SL 82 B SI 92 C SI 91 F SI 92 F CH 84 X SI 93 2-2 E4 15 E 15 S		X SI 90 0-0 ② F9		B FF 94 X FF 93 1-0 ② P3		B SL 85 S FF 95 C SL 87 F FF 95 F SL 87 F FF 95 B FF 96 B FF 96 F SL 85 3-2 ② L9 F SI 94 X FF 94		4	0	0	0	0	0	1
15 Yan Gomes, R (1, 2) OBP: 0.111, SLG: 0.294		C SI 91 X CH 85 0-1 ③ G5-3 1-3		C SI 91 B CH 84 F SI 91 X FC 88 1-2 ③ F8		B FF 93 S FF 93 S FF 94 F FF 95 S FF 95 1-3 ③ K		B FF 94 X FF 93 1-0 HR		4	1	1	1	0	1	2
1 Nick Madrigal, R (1, 5) OBP: 0.364, SLG: 0.400			C SI 91 C FC 87 F CH 85 B FC 86 F FF 93 F CH 85 X SI 92 1-2 7 1B 2B		C FC 87 F CH 82 F FC 88 B SI 92 F CH 85 F SI 91 X SI 92 1-2 ① G1-3		S FF 96 B FF 97 B FF 97 X SI 92 2-1 ① G5-3	C SL 86 B SI 93 X FF 93 1-1 7 BB 2 1B 8 E 1B		4	2	2	0	0	0	0

Inning Stats	1	2	3	4	5	6	7	8	9
	R: 1 E: 1 K: 1 S: 11	R: 0 E: 1 K: 1 S: 13	R: 1 E: 0 K: 1 S: 20	R: 1 E: 0 K: 1 S: 10	R: 0 E: 0 K: 1 S: 12	R: 2 E: 1 K: 2 S: 14	R: 1 E: 0 K: 1 S: 14	R: 4 E: 1 K: 1 S: 21	
	H: 1 LOB: 0 BB: 0 P: 15	H: 0 LOB: 1 BB: 0 P: 15	H: 3 LOB: 1 BB: 0 P: 32	H: 1 LOB: 0 BB: 0 P: 12	H: 0 LOB: 0 BB: 0 P: 16	H: 3 LOB: 1 BB: 0 P: 22	H: 2 LOB: 2 BB: 1 P: 24	H: 4 LOB: 1 BB: 1 P: 35	

	AB	38
	R	10
	H	14
	RBI	9
	BB	2
	SO	9
	LOB	9

PITCHER		IP	WLS	BF	H	R	ER	SO	BB	IBB	HBP	BLK	WP	HR	S	P	ERA	WHIP	PITCHER	IP	WLS	BF	H	R	ER	SO	BB	IBB	HBP	BLK	WP	HR	S	P	ERA	WHIP
54 Martín Pérez, L ERA: 2.53	(1, 1)	5.0	L	20	5	3	2	5	0	0	0	1	0	1	66	90	3.60	1.000																	
21 Ian Kennedy, R ERA: 3.86	(6, 1)	0.1		3	2	2	1	1	0	0	0	0	0	0	7	13	27.00	6.000																	
46 Brock Burke, L ERA: 2.7	(6, 1)	0.2		3	1	0	0	1	0	0	0	0	0	0	7	9	0.00	1.500																	
52 Taylor Hearn, L ERA: 7.2	(7, 1)	1.2		11	5	4	4	2	1	0	0	0	0	1	30	49	21.60	3.600																	
33 Dane Dunning, R ERA:	(8, 1)	0.1		3	1	1	0	0	1	0	0	0	0	0	5	10	0.00	6.000																	

1B: 11	SF: 0	WP: 0	PA: 41
2B: 1	SAC: 0	PB: 0	
3B: 0	DP: 0	SB: 2	
HR: 2	HBP: 0	CS: 1	

Texas Rangers @ Chicago Cubs

Wrigley Field, Chicago, IL

Sun Apr 09 2023, 1:19 PM - 3:51 PM CDT

Att. 28,807 - Partly Cloudy - 63 F

livebaseballscorecards.com

Batter	1	2	3	4	5	6	7	8	9	AB	R	H	RBI	BB	SO	LOB
2 Marcus Semien, R (1, 4) OBP: 0.244, SLG: 0.359	X FF 93 0-0 ① F6	S ST 81 C SL 80 B FF 93 B FF 93 F CU 78 X ST 80 2-2 30 WP 2-H 3-H 2B		F SI 94 B ST 80 F SI 94 S ST 80 1-3 ② K		B FC 91 X FC 90 1-0 5 2B 3-H 1B		F SL 81 B FF 93 X FF 94 1-1 ② G6-3		5	1	2	3	0	1	2
5 Corey Seager, L (1, 6) OBP: 0.390, SLG: 0.364	B FF 93 B FF 93 B FC 89 B FF 93 4-0 53 FC5-4 BB	B CU 78 F CU 79 F FC 90 D CU 80 B FC 91 C FF 94 3-3 ② K		X CU 80 0-0 ③ F7		1 SAFE X CU 78 0-0 1-H 2B		X FC 91 0-0 ③ G5-3		4	0	1	1	1	1	3
30 Nathaniel Lowe, L (1, 3) OBP: 0.300, SLG: 0.421	B FC 91 C FF 93 F FC 91 C CU 80 1-3 ② K	B FC 91 X FF 94 1-0 ③ G4-3 2-3			B FF 92 C FC 90 X FC 90 1-1 2B	B FF 94 C FF 94 B FC 91 S FC 91 C SI 93 2-3 ② K			X FF 97 0-0 ① F7	5	0	1	0	0	2	3
53 Adolis García, R (1, 10) OBP: 0.289, SLG: 0.343	F FC 90 B ST 80 D ST 80 F SI 93 F FF 94 X CU 80 2-2 ③ FC5-4 1-2f		F ST 80 B ST 81 B SI 93 B SI 93 C FF 94 C SL 83 3-3 ① K		B SL 81 S FC 90 F ST 80 F ST 82 B FF 94 C SI 95 2-3 ① K	C SI 94 D SL 84 F SI 94 X SL 82 1-2 ③ F8			F SL 87 B ST 84 S SL 88 F FF 98 B ST 84 X FF 98 2-2 ② G6-3	5	0	0	0	0	2	3
6 Josh Jung, R (1, 5) OBP: 0.270, SLG: 0.429		X ST 80 0-0 ① F8	X SI 94 0-0 ② G5-3		F SL 83 X ST 81 0-1 ② F8		C FF 91 X SI 91 0-1 ① P3		F SL 88 X SL 87 0-1 ③ F8	5	0	0	0	0	0	1
47 Josh Smith, L (1, 7) OBP: 0.529, SLG: 0.273		C FF 92 B CU 79 X FC 89 1-1 28 1B 2B 1B	C FF 94 C CU 80 B CU 82 B FF 94 T FC 89 2-2 ③ K		C CU 80 X FC 92 0-1 ③ F8		C FF 93 X FC 88 0-1 ② F8			4	1	1	0	0	1	1
28 Jonah Heim, S (1, 2) OBP: 0.238, SLG: 0.286		B FF 93 1 SAFE B FC 90 F FF 92 C CH 86 B FF 94 X FC 88 3-2 2B 8 E 1-3 1B		C CU 79 F FF 93 B FF 94 F CU 81 B CU 79 T FC 90 2-2 ① K		C FC 90 X CH 86 0-1 8 3B 1B	T FF 93 B FF 94 B FF 93 B CU 78 C FF 93 F SI 94 S FF 94 3-3 ③ K			4	2	2	0	0	2	0
Travis Jankowski, L (1, 9) OBP: 0.600, SLG: 0.750		F FF 94 X FF 94 0-1 8 E 2 2B 1-3 3-H 2B		C CU 80 X CU 80 0-1 E3 8 S 8 2B		B FC 91 C FC 91 S CU 79 L SI 95 1-3 ① K		T FC 88 B FC 89 B CU 77 C FF 92 B CH 87 F FF 92 B FC 90 4-2 8 G1-3 BB		3	2	1	1	1	1	1
8 Bubba Thompson, R (1, 8) OBP: 0.429, SLG: 1.000		F SL 81 X SL 82 0-1 FC5 2 2B 2-3 3-H		C ST 80 X ST 81 0-1 1-H 2B		B SI 94 X SI 94 1-0 2 1B 1-H 3B		C SI 92 B SI 92 X SL 80 1-1 ① G1-3 1-2		4	2	2	2	0	0	2
Inning Stats	R: 0 E: 0 K: 1 S: 8 H: 0 LOB: 1 BB: 1 P: 15	R: 4 E: 1 K: 1 S: 18 H: 4 LOB: 1 BB: 0 P: 28	R: 0 E: 0 K: 2 S: 7 H: 0 LOB: 0 BB: 0 P: 12	R: 1 E: 1 K: 2 S: 12 H: 1 LOB: 1 BB: 0 P: 15	R: 0 E: 0 K: 1 S: 10 H: 1 LOB: 1 BB: 0 P: 13	R: 3 E: 0 K: 2 S: 14 H: 4 LOB: 1 BB: 0 P: 20	R: 0 E: 0 K: 1 S: 8 H: 0 LOB: 0 BB: 0 P: 11	R: 0 E: 0 K: 0 S: 8 H: 0 LOB: 1 BB: 1 P: 14	R: 0 E: 0 K: 0 S: 7 H: 0 LOB: 0 BB: 0 P: 9	1B: 4 2B: 5 3B: 1 HR: 0 SF: 0 SAC: 0 DP: 0 HBP: 0						

TOP	
AB	39
R	8
H	10
RBI	7
BB	2
SO	10
LOB	16

WP: 1 PA: 41
PB: 0
SB: 1
CS: 0

PITCHER		IP	WLS	BF	H	R	ER	SO	BB	IBB	HBP	BLK	WP	HR	S	P	ERA	WHIP
50 Jameson Taillon, R ERA: 7.0	(1, 1)	5.0	L	24	6	5	4	7	1	0	0	0	1	0	55	83	7.20	1.400
72 Javier Assad, R ERA: 12.46	(6, 1)	3.0		14	4	3	3	3	1	0	0	0	0	0	30	45	9.00	1.667
66 Julian Merryweather, R ERA: 16.88	(9, 1)	1.0		3	0	0	0	0	0	0	0	0	0	0	7	9	0.00	0.000

PITCHER	IP	WLS	BF	H	R	ER	SO	BB	IBB	HBP	BLK	WP	HR	S	P	ERA	WHIP

Texas Rangers @ Chicago Cubs

Wrigley Field, Chicago, IL

Sun Apr 09 2023, 1:19 PM - 3:51 PM CDT

Att. 28,807 - Partly Cloudy - 63 F

livebaseballscorecards.com

BOTTOM

Batter	1	2	3	4	5	6	7	8	9	AB	R	H	RBI	BB	SO	LOB
2 Nico Hoerner, R (1, 4) OBP: 0.324, SLG: 0.361	F FF 94 B FF 94 S ST 82 X ST 82 1-2 ① G5-3		C FF 95 D ST 83 C ST 82 B FF 96 X ST 84 2-2 ①② G6-3 1-2f		C ST 83 X ST 83 0-1 ②③ G4-6-3 1-2f		B FF 93 C FF 92 1 SAFE B CH 87 B FF 92 3-1 ② BB 1-2			3	0	0	0	1	0	3
7 Dansby Swanson, R (1, 6) OBP: 0.459, SLG: 0.438	F FF 95 B ST 83 X ST 82 1-1 ② G6-3		S ST 84 B ST 84 C FF 95 B ST 83 F FF 96 S FF 95 2-3 ③ K			X FF 94 0-0 ① F9	C CU 77 C SL 81 T SL 80 0-2 ③ K			4	0	0	0	0	2	1
8 Ian Happ, S (1, 7) OBP: 0.528, SLG: 0.593	B FF 95 C CH 88 B CH 87 F FF 95 B FF 95 X CH 88 3-2 ③ G4-3			C ST 82 B CH 88 C FF 95 B FF 95 B CH 88 B FF 94 4-2 24 G4-3 BB		C FF 95 X CH 88 0-1 30 BB 36 1B 1B		B FF 96 S FC 90 B CH 86 F FF 96 C KC 80 2-3 ① K		3	0	1	0	1	1	0
24 Cody Bellinger, L (1, 8) OBP: 0.265, SLG: 0.267		B FF 94 B CU 78 F FF 93 B CH 88 C FF 95 F FF 95 F ST 83 B FF 96 4-2 30 HR BB		C CU 78 F FF 95 F FF 96 B CU 78 F FF 96 D CU 78 F FF 95 X FF 96 2-2 ① G4-3 1-2		X CU 78 0-0 ② F9		C FC 90 B KC 80 X FF 97 1-1 ② F8		3	1	0	0	1	0	2
36 Trey Mancini, R (1, 9) OBP: 0.273, SLG: 0.258 (7, 3)		C ST 83 B ST 83 S FF 95 D ST 84 F ST 83 S FF 96 2-3 ① K		C ST 83 S ST 84 X ST 83 0-2 ② F6		D ST 84 F FF 95 S FF 95 B ST 82 B FF 95 X FF 96 3-2 30 BB 1B 1-2		C KC 79 X CH 86 0-1 ③ G5-3		4	0	1	0	0	1	2
30 Edwin Ríos, L (1, 10) OBP: 0.300, SLG: 0.500		B CU 78 X FF 95 1-0 HR 1-H		B CH 87 S CH 87 S CU 80 B FF 95 D ST 83 C CH 89 3-3 ③ K		C CU 77 B CU 79 F CH 88 B FF 95 B CH 88 D ST 83 4-2 BB 1-2 2-3			C FF 93 B CH 86 S CH 85 C SL 78 1-3 ① K	3	1	1	2	1	2	1
51 Eric Hosmer, L (1, 3) OBP: 0.333, SLG: 0.364 16 Patrick Wisdom, R (6, PH) OBP: 0.370, SLG: 0.760 (7, 9)		C CU 79 S CH 87 X CH 87 0-2 ② G4-3			F FF 94 B CH 88 F CU 78 X CH 88 1-2 ① F8	S FF 91 F SL 80 D SL 81 S FF 93 1-3 ③ K			B FF 94 B FC 87 F FF 94 C SL 81 F SL 81 B FF 94 F SL 80 F FF 94 S FF 94 3-3 ② K	2 2	0 0	0 0	0 0	0 0	0 2	0 3
1 Nick Madrigal, R (1, 5) OBP: 0.333, SLG: 0.357		F FF 95 B ST 84 C ST 83 B ST 84 C FF 95 2-3 ③ K			X FF 95 0-0 18 1B 1B		C FF 92 X SL 81 0-1 ① P4		B FF 93 B FF 92 B FF 93 C FF 93 X FF 93 3-1 ③ L7	4	0	1	0	0	1	0
18 Tucker Barnhart, L (1, 2) OBP: 0.400, SLG: 0.400 22 Luis Torrens, R (7, PH) OBP: 0.375, SLG: 0.286 (8, 2)			F FF 94 X ST 84 0-1 2 G6-3 1B		F CH 87 B CH 88 F FF 95 X CU 78 1-2 2 G4-6-3 1B 1-2		S FF 93 B FF 94 B SL 81 B SL 80 F FF 93 X FF 93 3-2 2 BB 1B			2 1	0 0	2 1	0 0	0 0	0 0	0 0
Inning Stats	R: 0 E: 0 K: 0 S: 8 H: 0 LOB: 0 BB: 0 P: 13	R: 2 E: 0 K: 2 S: 15 H: 1 LOB: 0 BB: 1 P: 24	R: 0 E: 0 K: 1 S: 9 H: 1 LOB: 0 BB: 0 P: 13	R: 0 E: 0 K: 1 S: 14 H: 0 LOB: 1 BB: 1 P: 23	R: 0 E: 0 K: 0 S: 9 H: 2 LOB: 1 BB: 0 P: 11	R: 0 E: 0 K: 1 S: 12 H: 2 LOB: 3 BB: 1 P: 20	R: 0 E: 0 K: 1 S: 9 H: 1 LOB: 1 BB: 1 P: 15	R: 0 E: 0 K: 1 S: 7 H: 0 LOB: 0 BB: 0 P: 10	R: 0 E: 0 K: 2 S: 11 H: 0 LOB: 0 BB: 0 P: 18	1B: 6 2B: 0 3B: 0 HR: 1	SF: 0 SAC: 0 DP: 2 HBP: 0					

	AB	31
	R	2
	H	7
	RBI	2
	BB	4
	SO	9
	LOB	12

PITCHER		IP	WLS	BF	H	R	ER	SO	BB	IBB	HBP	BLK	WP	HR	S	P	ERA	WHIP
22 Jon Gray, R ERA: 3.0	(1, 1)	5.2	W	24	6	2	2	4	3	0	0	0	0	1	64	100	3.18	1.588
51 Will Smith, L ERA:	(6, 1)	1.1		5	1	0	0	2	1	0	0	0	0	0	12	19	0.00	1.500
50 Cole Ragans, L ERA:	(8, 1)	1.0		3	0	0	0	1	0	0	0	0	0	0	7	10	0.00	0.000
25 José Leclerc, R ERA:	(9, 1)	1.0		3	0	0	0	2	0	0	0	0	0	0	11	18	0.00	0.000

PITCHER		IP	WLS	BF	H	R	ER	SO	BB	IBB	HBP	BLK	WP	HR	S	P	ERA	WHIP

WP: 0 PB: 0 SB: 0 CS: 0 PA: 35

Batter	1	2	3	4	5	6	7	8	9	AB	R	H	RBI	BB	SO	LOB
7 Bobby Witt Jr., R (1, 6) OBP: 0.238, SLG: 0.316	F FF 91 B FF 92 X CH 83 1-1 14 S 13 E 1B		B FF 91 B FF 90 F FF 91 B CH 84 F FF 91 T FF 92 3-2 ① K		B FF 92 C FF 92 B FF 91 B CH 83 F FF 91 B FF 92 4-2 1-2 BB			B SI 91 X SI 90 1-0 ① P3		3	1	1	0	1	1	0
14 Edward Olivares, R (1, 7) OBP: 0.333, SLG: 0.455	B FF 90 S FF 89 B CH 83 1 SAFE B FF 90 F FF 91 C FF 92 3-3 ① K 1-2		B FF 92 B SL 82 T FF 92 F FF 93 T SL 84 2-2 ② K		S CH 84 X FF 92 0-1 ③ P3			C SI 89 F SI 91 B SL 82 X SL 82 1-2 9 WP 1B		4	0	1	0	0	2	3
9 Vinnie Pasquantino, L (1, 10) OBP: 0.350, SLG: 0.412 99 Franmil Reyes, R (8, 9) OBP: 0.217, SLG: 0.400	F SL 82 F SL 83 B FF 92 D SL 84 B FF 91 B SL 82 4-2 13 E BB		F SL 82 T FF 93 F FF 94 F SL 82 B SL 84 F FF 94 B FF 93 B SL 85 F SL 84 3-3 ③ S SL 84 K			C FF 94 B SL 90 X SL 87 1-1 ① G6-3		B CH 86 F FC 89 C CH 87 B SI 92 C FC 90 2-3 ② K 1-2		3 0	0 0	0 0	0 0	1 0	2 0	1 0
13 Salvador Perez, R (1, 2) OBP: 0.275, SLG: 0.447	B SL 81 D CH 84 B FF 92 F FF 91 X CH 84 3-1 E9 1-3 2-H			B FF 90 C SL 80 S CH 82 S SL 82 1-3 ① K		S FF 94 F SL 88 F FF 97 B FF 96 F SL 88 B CH 89 X FF 96 2-2 ② G5-3		B SL 81 B CH 87 X SI 92 2-0 ③ F8		4	0	0	0	0	1	2
15 Matt Duffy, R (1, 5) OBP: 0.412, SLG: 0.588 19 Michael Massey, L (7, 4) OBP: 0.148, SLG: 0.185	F FF 91 F FF 91 F SL 82 S FF 92 0-3 ② K			B FF 92 C FF 91 B CH 84 B FF 92 X FF 91 3-1 ② F9		X FF 96 0-0 ③ F9			B KC 78 C CH 86 F CH 86 X SI 91 1-2 ① F7	3 1	0 0	0 0	0 0	0 0	1 0	2 0
8 Nicky Lopez, L (1, 4) OBP: 0.292, SLG: 0.300 (7, 5)	C FF 91 F SL 82 F FF 93 S FF 93 0-3 ③ K			C FF 92 B SL 84 X FF 91 1-1 ③ P3			B FF 92 F FF 92 B FF 94 F FF 93 B FF 94 X FF 92 3-2 ① P6		C FC 88 S SI 91 T CH 86 0-2 ② K	4	0	0	0	0	2	2
17 Hunter Dozier, R (1, 3) OBP: 0.167, SLG: 0.241		B FF 90 B FF 91 C FF 91 S CH 83 S FF 92 2-3 ① K			B FF 90 S CH 82 X CH 82 1-1 ① G4-3		B FF 94 F FF 95 B CH 90 X FF 94 2-1 HR		B SL 82 S SI 90 F SI 91 B SL 82 X SL 81 2-2 ③ F7	4	1	1	1	0	1	0
18 Nate Eaton, R (1, 9) OBP: 0.059, SLG: 0.059 (8, 1)		S FF 92 B FF 93 B SL 84 T FF 93 B FF 93 F SL 83 S FF 92 3-3 ② K			X FF 91 0-0 7 BB 1B		F FF 97 F CH 91 C CH 91 0-3 ② K			3	0	1	0	0	2	0
Jackie Bradley Jr., L (1, 8) OBP: 0.250, SLG: 0.100		T SL 83 B SL 82 S FF 92 C FF 94 1-3 ③ K			B FF 91 B SL 83 F FF 91 X FF 91 2-1 ② L8		C SL 89 X SL 90 0-1 ③ F9			3	0	0	0	0	1	1
Inning Stats	R: 1 E: 1 K: 3 S: 17 H: 1 LOB: 2 BB: 1 P: 28	R: 0 E: 0 K: 3 S: 10 H: 0 LOB: 0 BB: 0 P: 16	R: 0 E: 0 K: 3 S: 13 H: 0 LOB: 0 BB: 0 P: 21	R: 0 E: 0 K: 1 S: 7 H: 0 LOB: 0 BB: 0 P: 12	R: 0 E: 0 K: 0 S: 9 H: 1 LOB: 2 BB: 1 P: 16	R: 0 E: 0 K: 0 S: 8 H: 0 LOB: 0 BB: 0 P: 11	R: 1 E: 0 K: 1 S: 10 H: 1 LOB: 0 BB: 0 P: 15	R: 0 E: 0 K: 1 S: 8 H: 1 LOB: 1 BB: 0 P: 14	R: 0 E: 0 K: 1 S: 9 H: 0 LOB: 0 BB: 0 P: 12	1B: 3 2B: 0 3B: 0 HR: 1	SF: 0 SAC: 0 DP: 0 HBP: 0	WP: 1 PB: 0 SB: 1 CS: 0	PA: 34			

PITCHER		IP	WLS	BF	H	R	ER	SO	BB	IBB	HBP	BLK	WP	HR	S	P	ERA	WHIP
44 Andrew Heaney, L ERA: 8.22	(1, 1)	5.0	W	20	2	1	0	10	2	0	0	0	0	0	56	93	0.00	0.800
46 Brock Burke, L ERA: 3.38	(6, 1)	2.0	H	7	1	1	1	1	0	0	0	0	0	1	18	26	4.50	0.500
33 Dane Dunning, R ERA:	(8, 1)	2.0		7	1	0	0	2	0	0	0	0	1	0	17	26	0.00	0.500

PITCHER	IP	WLS	BF	H	R	ER	SO	BB	IBB	HBP	BLK	WP	HR	S	P	ERA	WHIP

TOP

Kansas City Royals @ Texas Rangers

Globe Life Field, Arlington, TX

Mon Apr 10 2023, 7:07 PM - 9:37 PM CDT

Att. 17,430 - Partly Cloudy - 73 F

livebaseballscorecards.com

AB	32
R	2
H	4
RBI	1
BB	2
SO	13
LOB	11

Batter	1	2	3	4	5	6	7	8	9	AB	R	H	RBI	BB	SO	LOB
2 Marcus Semien, R (1, 4) OBP: 0.222, SLG: 0.326 20 Ezequiel Duran, R (8, 4) OBP: 0.200, SLG: 0.200	C FC 85 F FF 89 X FC 86 0-2 G4-3		F SL 79 D FC 86 C SI 90 D SL 80 X SL 79 2-2 E6 5 1B 30 2B	X FC 84 0-0 F4		B ST 78 B ST 78 S FF 94 S FC 87 X ST 79 2-2 P3		S SI 93 F SI 94 B FF 95 F SL 82 X SL 84 1-2 5 1B 1B		4 1	1 0	0 1	0 0	0 0	0 0	3 0
5 Corey Seager, L (1, 6) OBP: 0.435, SLG: 0.486	B FF 89 X CH 85 1-0 HR		D CH 88 C FF 90 S CH 88 B CU 73 F CH 88 B CU 74 X CU 74 3-2 30 2B 1-2 2-H 1B		X CH 87 0-0 G9-3	B FC 90 B ST 78 D ST 81 S FC 88 B FF 93 4-1 30 BB 53 HR 1-2 BB		B SI 93 X CH 69 1-0 1-2 1B		4	2	3	2	1	0	0
30 Nathaniel Lowe, L (1, 3) OBP: 0.318, SLG: 0.439 13 Brad Miller, L (8, 3) OBP: 0.278, SLG: 0.375	F CU 73 X CU 73 0-1 G3-1		C FF 90 B CH 88 C FF 90 F CU 73 F SI 91 X FF 90 1-2 1-H 2-H 2B		B CH 86 X CU 74 1-0 G3	C FF 93 B ST 78 B FF 93 B FF 92 B ST 78 4-1 53 HR 1-2 2-3 BB		B FF 92 X SI 92 1-0 L7		3 1	1 0	1 0	1 0	1 0	0 0	0 2
53 Adolis García, R (1, 9) OBP: 0.279, SLG: 0.400	B FC 86 F SL 79 B FC 87 S CU 73 F FC 85 S SL 79 2-3 K		B SI 90 F SL 80 X SL 80 1-1 F9		C FC 86 B CU 73 B SL 79 S CU 74 B CH 88 X SL 80 3-2 F7	B SI 92 C SL 81 X SL 81 1-1 1-H 2-H 3-H HR		B FF 93 F CH 73 B SI 94 B SL 82 C FF 91 S FF 92 3-3 K		5	1	1	4	0	2	3
4 Robbie Grossman, S (1, 10) OBP: 0.235, SLG: 0.300		C SL 78 F FF 89 F FC 84 B CU 72 C SI 91 1-3 K	B CU 74 F FF 90 F CU 75 F SL 79 B CH 87 X SL 79 2-2 G4-3			28 BB 8 2B BB 1-3 K				3	1	0	0	1	2	1
28 Jonah Heim, S (1, 2) OBP: 0.320, SLG: 0.458 12 Sandy León, S (8, 2)		C FF 89 B CU 73 B CH 88 X CU 76 2-1 1B		C SI 88 B CH 86 C SI 90 F CU 71 B SI 89 X SI 89 2-2 HR		B FF 95 B FC 89 F FC 90 B FC 89 B FF 95 4-1 8 2B 1-2 1B BB	B SI 92 C SL 82 X SI 91 1-1 G4-3			3 0	2 0	2 0	1 0	1 0	0 0	0 0
47 Josh Smith, L (1, 5) OBP: 0.429, SLG: 0.200	X CU 74 0-0 L7		C CU 75 B CU 74 B CH 87 C CU 73 X CU 74 2-2 G3			B FF 96 F FF 95 C FF 95 S ST 79 1-3 K	B SL 82 B CH 87 C SI 92 B SL 81 T SI 92 X SL 84 3-2 F8			4	0	0	0	0	1	3
8 Bubba Thompson, R (1, 7) OBP: 0.364, SLG: 0.818	B CU 74 S SL 78 S FC 86 B SL 79 X FC 85 2-2 G2-3			C FF 89 S CU 73 S SL 80 0-3 K		C FF 94 D ST 79 S ST 80 B ST 78 X ST 79 2-2 1-3 2-H 1B 2B	S SL 82 C SI 91 B SL 83 B SL 82 F SI 92 X SI 91 2-2 L9			4	1	1	1	0	1	1
Travis Jankowski, L (1, 8) OBP: 0.667, SLG: 0.857			C CU 74 C FF 90 B CH 86 X CH 87 1-2 5 1B 2B	C FF 88 B CU 73 B FF 89 B CH 87 C FF 86 B FF 86 4-2 BB		C FC 91 X FF 95 0-1 30 BB 5 S 53 HR 2-H 3-H 1B		C FF 94 B FF 94 B SL 82 F FF 92 B CH 70 F FF 93 X FF 94 3-2 G4-3		3	2	2	2	1	0	0
Inning Stats	R: 1 E: 0 K: 1 S: 10 H: 1 LOB: 0 BB: 0 P: 13	R: 0 E: 0 K: 1 S: 10 H: 1 LOB: 1 BB: 0 P: 15	R: 2 E: 1 K: 0 S: 21 H: 3 LOB: 1 BB: 0 P: 31	R: 1 E: 0 K: 1 S: 13 H: 1 LOB: 1 BB: 1 P: 21	R: 0 E: 0 K: 0 S: 5 H: 0 LOB: 0 BB: 0 P: 9	R: 7 E: 0 K: 2 S: 20 H: 3 LOB: 0 BB: 4 P: 43	R: 0 E: 0 K: 0 S: 9 H: 0 LOB: 0 BB: 0 P: 15	R: 0 E: 0 K: 1 S: 13 H: 2 LOB: 2 BB: 0 P: 22		1B: 5 2B: 3 3B: 0 HR: 3 SF: 0 SAC: 0 DP: 0 HBP: 0						

PITCHER	IP	WLS	BF	H	R	ER	SO	BB	IBB	HBP	BLK	WP	HR	S	P	ERA	WHIP
23 Zack Greinke, R (1, 1) ERA: 3.31	5.0	L	22	6	4	3	3	1	0	0	0	0	2	59	89	5.40	1.400
65 Dylan Coleman, R (6, 1) ERA: 18.0	0.2		8	2	6	6	1	4	0	0	0	0	0	15	36	81.00	9.000
74 Jose Cuas, R (6, 1) ERA: 4.5	1.1		5	1	1	1	1	0	0	0	0	0	1	14	22	6.75	0.750
18 Nate Eaton, R (8, 1) ERA:	1.0		5	2	0	0	1	0	0	0	0	0	0	13	22	0.00	2.000

PITCHER	IP	WLS	BF	H	R	ER	SO	BB	IBB	HBP	BLK	WP	HR	S	P	ERA	WHIP

BOTTOM

Kansas City Royals @ Texas Rangers

Globe Life Field, Arlington, TX

Mon Apr 10 2023, 7:07 PM - 9:37 PM CDT

Att. 17,430 - Partly Cloudy - 73 F

livebaseballscorecards.com

AB	35
R	11
H	11
RBI	11
BB	5
SO	6
LOB	13

WP: 0	PA: 40				
PB: 0					
SB: 1					
CS: 0					

Batter	1	2	3	4	5	6	7	8	9	10	AB	R	H	RBI	BB	SO	LOB
7 Bobby Witt Jr., R (1, 6) OBP: 0.255, SLG: 0.326	X FF 99 0-0 F8 ①		B SL 93 2 SAFE C FF 100 X SL 93 1-1 2-H 1B		B FF 98 T FF 98 C SL 92 B FF 99 F SL 91 X SL 91 2-2 L4 ③			B SL 88 X SI 98 1-0 1 BB 13 1B 1B	F SL 82 B SL 82 F FF 95 B SL 81 D SL 82 X FF 95 3-2 F9 ① 2-3		5	1	2	1	0	0	2
1 MJ Melendez, L (1, 9) OBP: 0.279, SLG: 0.297 (8, 2)	S FF 99 F FF 99 C FF 100 0-3 K ②		C CU 84 S FF 100 S FF 101 0-3 K			X FF 96 0-0 L8 ①		B SI 99 B SI 98 B CH 90 C SI 98 B SI 97 4-1 9 F9 13 1B 1-2 BB	F FC 90 F CH 88 X CH 89 0-2 G4-6-3 1-2 3-H 1B		4	0	1	1	1	2	1
13 Salvador Perez, R (1, 2) OBP: 0.273, SLG: 0.429 Jackie Bradley Jr., L (8, PR) OBP: 0.240, SLG: 0.095 (8, 9)	C SL 92 F SL 92 F FF 100 S SL 90 0-3 K ③		X FF 99 0-0 P3 ③			F SL 90 S SL 92 S FF 99 0-3 K ②		X SI 99 0-0 9 F9 1-2 2-H 1B	F SL 82 B CH 89 B FF 95 X CH 88 2-1 G4-6-3 1-2f ② ③	0-0 14 F9 19 SF8	4 1	0 1	1 0	1 0	0 0	2 2	1 1
9 Vinnie Pasquantino, L (1, 3) OBP: 0.400, SLG: 0.500		B FF 99 S CH 92 B CH 91 X FF 100 2-1 14 G4-3 2B	B CH 90 B CH 91 B FF 98 C FF 98 F FF 99 X FF 100 3-2 99 1B 2B		C SL 92 X CH 91 0-1 1B			X SL 80 0-0 F9 ① 1-2 2-3		0-0 IBB	4	1	3	0	1	0	2
14 Edward Olivares, R (1, 7) OBP: 0.310, SLG: 0.385		C SL 93 B FF 99 B FF 100 X SL 93 2-1 G4-3 ① 2-3	X FF 98 0-0 P6 ①		C FF 98 B SL 91 B SL 92 F FF 99 S FF 99 2-3 K ③			0-0 IBB		C SL 82 X FC 88 0-1 F9 ① 2-3	4	0	0	0	1	1	4
19 Michael Massey, L (1, 4) OBP: 0.125, SLG: 0.161		F FF 101 F CH 93 S FF 101 0-3 K ②	B FF 99 S CH 92 S CH 91 F FF 99 D CU 86 B FF 100 S CH 92 3-3 K ②				B CH 90 X FF 98 1-0 F8 ①	C SL 82 D SL 82 F FF 94 S SL 83 1-3 K ②		B FC 92 F FC 91 B FF 97 X FC 91 2-1 SF8 ② 3-H	4	0	0	1	0	3	5
99 Franmil Reyes, R (1, 10) OBP: 0.269, SLG: 0.435 18 Nate Eaton, R (7, PR) OBP: 0.053, SLG: 0.053 (7, 10)		B SL 95 B SL 93 F FF 100 S FF 100 X SL 93 2-2 G5-3 ③	B FF 98 B FF 98 B SL 91 S FF 99 C FF 100 X FF 100 3-2 2-H 1B ③				B SL 93 S SL 92 B SL 92 F FF 98 X SL 92 2-2 28 F8 28 S 1B	B FF 95 C FF 94 D SL 83 T FF 94 S SL 84 2-3 K ③		X FF 96 0-0 P3 ③	3 2	0 0	2 0	1 0	0 0	0 1	1 4
28 Kyle Isbel, L (1, 8) OBP: 0.233, SLG: 0.276			S FF 97 C FF 98 B SL 91 F FF 99 B CU 85 X FF 100 2-2 7 1B 2B		B FF 98 F FF 98 X CH 93 1-1 G5-3 ①		C FF 99 B FF 100 F CH 91 B FF 100 X CH 90 2-2 F8 ② 1-3		F SL 81 F FF 93 B SL 84 B SL 84 F FF 94 X FF 94 2-2 7 F9 8 BB 1 1B 1B		4	2	2	0	0	0	1
17 Hunter Dozier, R (1, 5) OBP: 0.152, SLG: 0.219 8 Nicky Lopez, L (9, PH) OBP: 0.320, SLG: 0.300 (9, 5)			C SL 92 F SL 93 B FF 100 S SL 93 1-3 K ①		X SL 92 0-0 G4-3 ②		S SL 93 B SL 92 C FF 100 T SL 93 1-2 K ③		B SI 95 B CH 88 B FF 95 C FF 94 1 SAFE B SI 96 4-1 1 1B 1-2 BB		3 0	0 0	0 0	0 0	0 1	2 0	3 0
Inning Stats	R: 0 H: 0 E: 0 LOB: 0 K: 2 BB: 0 S: 8 P: 8	R: 0 H: 1 E: 0 LOB: 1 K: 1 BB: 0 S: 10 P: 16	R: 1 H: 2 E: 0 LOB: 1 K: 2 BB: 0 S: 13 P: 17	R: 1 H: 2 E: 0 LOB: 2 K: 1 BB: 0 S: 11 P: 20	R: 0 H: 0 E: 0 LOB: 0 K: 0 BB: 0 S: 7 P: 10	R: 0 H: 1 E: 0 LOB: 1 K: 2 BB: 0 S: 9 P: 11	R: 0 H: 1 E: 0 LOB: 2 K: 1 BB: 0 S: 10 P: 16	R: 1 H: 2 E: 0 LOB: 3 K: 2 BB: 2 S: 10 P: 18	R: 1 H: 2 E: 0 LOB: 1 K: 0 BB: 1 S: 13 P: 24	R: 1 H: 0 E: 0 LOB: 1 K: 0 BB: 1 S: 5 P: 7	1B: 8 2B: 3 3B: 0 HR: 0	SF: 1 SAC: 0 DP: 1 HBP: 0						

PITCHER		IP	WLS	BF	H	R	ER	SO	BB	IBB	HBP	BLK	WP	HR	S	P	ERA	WHIP
48 Jacob deGrom, R ERA: 4.32	(1, 1)	7.0		27	7	2	2	9	0	0	0	0	0	0	68	98	2.57	1.000
72 Jonathan Hernández, R ERA: 4.15	(8, 1)	0.0		3	2	1	1	0	1	0	0	0	0	0	3	8	∞	∞
51 Will Smith, L ERA: 1.93	(8, 1)	1.0	H	5	1	1	1	2	0	1	0	0	0	0	11	16	9.00	1.000
25 José Leclerc, R ERA:	(9, 1)	1.1	B	6	1	0	0	0	1	1	0	0	0	0	11	20	0.00	1.500
50 Cole Ragans, L ERA:	(10, 1)	0.2	W	2	0	1	0	0	0	0	0	0	0	0	3	5	0.00	0.000

PITCHER	IP	WLS	BF	H	R	ER	SO	BB	IBB	HBP	BLK	WP	HR	S	P	ERA	WHIP

TOP

Kansas City Royals @ Texas Rangers

Globe Life Field, Arlington, TX

Tue Apr 11 2023, 7:06 PM - 9:58 PM CDT

Att. 17,760 - Partly Cloudy - 73 F

livebaseballscorecards.com

AB	38
R	5
H	11
RBI	5
BB	4
SO	11
LOB	26

1B: 8 SF: 1
2B: 3 SAC: 0
3B: 0 DP: 1
HR: 0 HBP: 0

WP: 0 PA: 43
PB: 0
SB: 1
CS: 0

Kansas City Royals @ Texas Rangers

Globe Life Field, Arlington, TX

Tue Apr 11 2023, 7:06 PM - 9:58 PM CDT

Att. 17,760 - Partly Cloudy - 73 F

livebaseballscorecards.com

Batter	1	2	3	4	5	6	7	8	9	10	AB	R	H	RBI	BB	SO	LOB
2 Marcus Semien, R (1, 4) OBP: 0.240, SLG: 0.354	B FF 91 C ST 78 C CU 77 B CU 79 F ST 78 X SI 90 2-2 ① F8		C ST 79 C SI 89 B ST 80 F CU 78 X ST 79 1-2 5 1B 30 2B 1B		B CU 77 X FF 90 1-0 ① F6		X ST 79 0-0 1-H 2B		B SL 87 S FF 100 F FF 101 S SI 102 1-3 ③ K	0-0 47 L9 53 1B	5	2	2	1	0	1	0
5 Corey Seager, L (1, 6) OBP: 0.469, SLG: 0.538 47 Josh Smith, L (5, PR) OBP: 0.435, SLG: 0.188 (6, 6)	B FF 92 B CU 77 F ST 78 B CU 77 B FF 91 4-1 53 WP BB		X CU 78 0-0 30 2B 53 SF9 1-2 1B		B FF 92 B FC 85 X CU 78 2-0 30 F8 2B		B SL 84 B FF 93 D SL 86 C FF 94 F SI 95 B FF 97 4-2 BB			2 SAFE C CU 79 X SL 83 0-1 ① L9 2-3	2 1	1 0	2 0	0 0	1 1	0 0	0 0
30 Nathaniel Lowe, L (1, 3) OBP: 0.306, SLG: 0.435	C FF 90 X FF 92 0-1 ② F9		B CU 78 B CU 76 X ST 78 2-0 6 1B 1-3 2-H 2B		B CH 83 C FF 91 B FF 90 X FC 86 2-1 ② F8 2-3		B SI 95 C SI 95 C SI 96 D SL 87 B FF 97 X SL 88 3-2 ② P2			B FF 94 F FF 94 F FF 93 X FF 92 1-2 ② P6	5	0	1	1	0	0	5
53 Adolis García, R (1, 9) OBP: 0.271, SLG: 0.386	B ST 80 C FF 91 S ST 80 D CU 79 B ST 82 S ST 80 3-3 ③ K 1-2		B ST 80 X FF 90 1-0 ① SF9 3-H		B ST 82 X ST 80 1-0 ③ G6-3		C SI 95 B SL 86 X FF 95 1-1 ③ G6-3			B SI 94 C SI 94 X SI 93 1-1 6 S 28 HR 3-H 1B	4	1	1	2	0	1	5
6 Josh Jung, R (1, 5) OBP: 0.333, SLG: 0.474		C FF 92 C SI 90 B ST 80 X CU 78 1-2 13 1B 2B	X FF 89 0-0 28 G4-6-3 2-3 1B			X ST 79 0-0 ① F8		B KC 83 C KC 84 S SL 89 B SL 92 B FF 99 D SL 89 4-2 G6-3 BB		B SL 85 C SL 84 F CU 80 F FF 92 B SL 83 F CU 79 F FF 93 B SL 84 B FF 93 4-2 28 HR 1-2 BB	3	2	2	0	2	0	0
28 Jonah Heim, S (1, 2) OBP: 0.300, SLG: 0.517		S FF 91 B CU 78 F FF 92 S SI 90 1-3 ① K	F CU 79 X CH 84 0-1 ②③ G4-6-3 1-2f			C CU 78 B CH 84 C CU 78 S SI 90 1-3 ② K		C FF 99 F FS 89 B FF 99 B FF 100 F KC 85 S FF 100 2-3 ① K		B CU 80 D CU 80 X SL 83 2-0 1-H 2-H HR	5	1	1	3	0	3	4
Travis Jankowski, L (1, 8) OBP: 0.462, SLG: 0.545	F FF 90 2 SAFE B CU 78 B CU 76 X FF 91 2-1 ② F7		C FF 91 B CH 83 F FF 91 B FC 86 F CU 78 X SI 90 2-2 ① F8			L FF 91 X SI 92 0-1 ③ G6-3	C FF 99 C FF 98 F FF 100 F FF 99 X FF 100 0-2 ②③ G6-3 1-2f				4	0	0	0	0	0	2
13 Brad Miller, L (1, 10) OBP: 0.333, SLG: 0.389 4 Robbie Grossman, S (9, PH) OBP: 0.229, SLG: 0.290 (10, 10)	C CU 78 X FF 92 0-1 2-H 1B		B CH 86 B CU 77 F FF 91 X CU 78 2-1 ② L4				B FC 86 B FF 90 B FF 90 B FF 90 4-0 2 2B BB		B FF 99 X FF 97 1-0 ① L7		2 1	1 0	1 0	1 0	1 0	0 0	0 0
8 Bubba Thompson, R (1, 7) OBP: 0.267, SLG: 0.600	L ST 79 D ST 79 X ST 79 1-1 ③ G1-3		B ST 79 F FF 92 B FF 91 B ST 78 X FF 89 3-1 ③ F8				B ST 79 B ST 79 C ST 78 S SI 89 2-2 ① K		S FF 99 S FF 99 B SI 101 B FS 95 X FS 90 2-2 ② G1-4-3		4	0	0	0	0	1	2
Inning Stats	R: 0 H: 0 E: 0 LOB: 1 K: 1 BB: 1 S: 10 P: 19	R: 1 H: 2 E: 0 LOB: 1 K: 1 BB: 0 S: 12 P: 17	R: 2 H: 4 E: 0 LOB: 1 K: 0 BB: 0 S: 10 P: 14	R: 0 H: 0 E: 0 LOB: 0 K: 0 BB: 0 S: 8 P: 15	R: 0 H: 1 E: 0 LOB: 2 K: 0 BB: 0 S: 5 P: 11	R: 0 H: 0 E: 0 LOB: 0 K: 1 BB: 0 S: 6 P: 7	R: 1 H: 1 E: 0 LOB: 2 K: 1 BB: 2 S: 10 P: 24	R: 0 H: 0 E: 0 LOB: 0 K: 1 BB: 1 S: 11 P: 17	R: 0 H: 0 E: 0 LOB: 0 K: 1 BB: 0 S: 7 P: 11	R: 4 H: 2 E: 0 LOB: 0 K: 0 BB: 1 S: 13 P: 21	1B: 5 SF: 1 2B: 4 SAC: 0 3B: 0 DP: 2 HR: 1 HBP: 0						

PITCHER		IP	WLS	BF	H	R	ER	SO	BB	IBB	HBP	BLK	WP	HR	S	P	ERA	WHIP
24 Jordan Lyles, R ERA: 5.19	(1, 1)	6.1		28	8	4	4	4	2	0	0	0	1	0	54	92	5.68	1.579
22 Amir Garrett, L ERA: 3.86	(7, 1)	0.2		3	0	0	0	0	1	0	0	0	0	0	7	15	0.00	1.500
43 Carlos Hernández, R ERA: 1.93	(8, 1)	1.0		3	0	0	0	1	1	0	0	0	0	0	11	17	0.00	1.000
54 Aroldis Chapman, L ERA:	(9, 1)	1.0		3	0	0	0	1	0	0	0	0	0	0	7	11	0.00	0.000
58 Scott Barlow, R ERA: 7.36	(10, 1)	0.2	L	5	2	4	3	0	1	0	0	0	0	1	13	21	40.50	4.500

PITCHER	IP	WLS	BF	H	R	ER	SO	BB	IBB	HBP	BLK	WP	HR	S	P	ERA	WHIP

AB	36
R	8
H	10
RBI	8
BB	5
SO	6
LOB	18

WP: 1	PA: 42		
PB: 0			
SB: 1			
CS: 0			

Kansas City Royals @ Texas Rangers

Globe Life Field, Arlington, TX

Wed Apr 12 2023, 7:08 PM - 9:31 PM CDT

Att. 18,380 - Clear - 75 F

livebaseballscorecards.com

Batter	1	2	3	4	5	6	7	8	9	AB	R	H	RBI	BB	SO	LOB
1 MJ Melendez, L (1, 9) (8, 2) OBP: 0.292, SLG: 0.333	S FF 95 S FC 91 S FS 90 0-3 K	X FS 88 0-0 1-H 2-H 2B		C FC 92 F FF 95 X CU 78 0-2 7 3B 2-H 1B		X SL 87 0-0 F8	B FF 96 C FF 95 S SL 86 S FF 96 1-3 K			5	1	2	3	0	2	2
7 Bobby Witt Jr., R (1, 6) OBP: 0.288, SLG: 0.396	C FF 96 F FF 95 F FF 96 X SL 86 0-2 13 S 1B	C FC 89 C FF 96 B FF 95 X CU 78 1-2 G5-3		B FC 92 1 SAFE F FC 92 C FS 88 X FF 95 1-2 1-H 3B			S CH 88 F FF 96 B FF 94 F SL 86 X FF 95 1-2 28 S 9 S 99 1B 1B	X FF 93 0-0 F8		5	1	3	1	0	0	1
9 Vinnie Pasquantino, L (1, 3) OBP: 0.408, SLG: 0.561 Jackie Bradley Jr., L (8, PH) (8, 9) OBP: 0.231, SLG: 0.091	B FC 91 1 SAFE C FC 92 B FS 88 X FS 89 2-1 L8		F FC 90 S FF 95 X FF 94 0-2 HR	C FC 89 X FS 87 0-1 L9			B FF 95 B FF 95 D SL 87 B FF 95 4-0 99 1B 28 BB 19 1B 1-2 BB	C FF 93 S FF 92 S FS 84 0-3 K		3 1	2 0	1 0	1 0	1 0	0 1	2 0
13 Salvador Perez, R (1, 2) (8, 3) OBP: 0.245, SLG: 0.383	S CU 77 S FS 88 B FF 95 D FS 90 S FS 90 2-3 K 1-2		B FC 91 F FS 90 S CU 77 B FS 90 S FF 95 2-3 K		C FF 94 F SL 83 F FS 88 B FF 96 F FF 96 S CU 77 1-3 K		B SL 86 F FF 95 F SL 88 X SL 88 1-2 P2	B FS 84 F FS 85 B FF 93 X FS 86 2-1 G6-3		5	0	0	0	0	3	3
28 Kyle Isbel, L (1, 8) OBP: 0.257, SLG: 0.273		C CU 75 F FC 91 B FF 96 X FS 91 1-2 G4-3	C CU 76 S FS 90 B FF 95 X CU 78 1-2 G3-1		C FC 90 X CU 77 0-1 1B		B FF 97 C FF 96 B FF 97 S FF 95 B FF 95 B SL 87 4-2 99 1B 19 1B 1-2 2-3 BB		X SI 97 0-0 F8	4	1	1	0	1	0	0
99 Franmil Reyes, R (1, 10) OBP: 0.290, SLG: 0.429		C FF 97 F FF 95 B FF 95 X SL 83 1-2 14 1B 8 1B 1B	B FC 91 B FF 96 C FF 96 S FS 90 F FS 90 S FF 95 2-3 K		C FF 96 F FS 88 S FF 95 1 SAFE 0-3 K		C FF 95 S FF 95 X FF 95 0-2 19 1B 14 1B 1-2 2-3 3-H 1B		S SL 88 B SL 88 S SI 98 S SL 88 1-3 K	5	2	2	1	0	3	1
19 Michael Massey, L (1, 4) OBP: 0.135, SLG: 0.167	B FC 92 S FS 90 S FS 90 S FS 88 1-3 K			F CU 77 F FC 91 B FS 90 B FS 89 X FF 96 2-2 F7 1 SAFE B FC 91 D FS 89 X FC 90 2-0 G4-3			B SL 88 C FF 96 B SL 88 X SL 88 2-1 8 G4-3 14 1B 1-3 2-H 3-H 1B		C SL 87 F CH 91 B SL 87 S SL 87 1-3 K	5	0	1	2	0	2	2
14 Edward Olivares, R (1, 7) OBP: 0.333, SLG: 0.400	X CU 77 0-0 8 1B 1 2B 1-2 1B			B FF 96 C FF 96 B SL 84 S FS 89 F FF 97 F FF 97 X FS 89 2-2 G6-3		F SI 95 C FF 96 F FF 95 B SL 88 F SL 87 F FF 96 X FF 96 1-2 F9	X SL 87 0-0 8 G4-3 1-2 3-H 1B			4	1	2	1	0	0	0
8 Nicky Lopez, L (1, 5) OBP: 0.345, SLG: 0.375	C CU 77 B FF 97 X FS 90 1-1 1 2B 1-2 2-H 1B			X FC 91 0-0 1 1B 2B		X SI 95 0-0 L5	F FF 96 C FF 97 X SL 88 0-2 G4-3 1-2 2-3			4	2	2	1	0	0	2
Inning Stats	R: 0 E: 0 K: 2 S: 12 H: 1 LOB: 1 BB: 0 P: 16	R: 3 E: 0 K: 1 S: 16 H: 4 LOB: 1 BB: 0 P: 21	R: 1 E: 0 K: 2 S: 13 H: 1 LOB: 0 BB: 0 P: 18	R: 2 E: 0 K: 0 S: 17 H: 3 LOB: 1 BB: 0 P: 22	R: 0 E: 0 K: 2 S: 11 H: 1 LOB: 1 BB: 0 P: 14	R: 0 E: 0 K: 0 S: 8 H: 0 LOB: 0 BB: 0 P: 9	R: 4 E: 0 K: 1 S: 21 H: 4 LOB: 2 BB: 2 P: 34	R: 0 E: 0 K: 1 S: 6 H: 0 LOB: 0 BB: 0 P: 8	R: 0 E: 0 K: 2 S: 7 H: 0 LOB: 0 BB: 0 P: 9	1B: 10 2B: 2 3B: 1 HR: 1 SF: 0 SAC: 0 DP: 0 HBP: 0						

	AB	41
	R	10
	H	14
	RBI	10
	BB	2
	SO	11
	LOB	13

WP: 0 PB: 0 SB: 3 CS: 0 PA: 43

PITCHER		IP	WLS	BF	H	R	ER	SO	BB	IBB	HBP	BLK	WP	HR	S	P	ERA	WHIP
17 Nathan Eovaldi, R ERA: 6.32	(1, 1)	5.0	L	25	10	6	6	7	0	0	0	0	0	1	69	91	10.80	2.000
52 Taylor Hearn, L ERA: 10.29	(6, 1)	2.0		12	4	4	4	1	2	0	0	0	0	0	29	43	18.00	3.000
21 Ian Kennedy, R ERA: 2.7	(8, 1)	1.0		3	0	0	0	1	0	0	0	0	0	0	6	8	0.00	0.000
72 Jonathan Hernández, R ERA: 3.38	(9, 1)	1.0		3	0	0	0	2	0	0	0	0	0	0	7	9	0.00	0.000

PITCHER	IP	WLS	BF	H	R	ER	SO	BB	IBB	HBP	BLK	WP	HR	S	P	ERA	WHIP

Batter	1	2	3	4	5	6	7	8	9	AB	R	H	RBI	BB	SO	LOB
2 Marcus Semien, R (1, 4) OBP: 0.222, SLG: 0.327	C FF 94 B SI 93 F SL 86 F SL 85 X FF 94 1-2 ① L7		C SI 92 X SI 94 0-1 ② G4-3		C SL 84 B SL 86 X SL 85 1-1 ③ P3			C SL 89 S SL 88 B ST 84 S SL 87 1-3 ② K		4	0	0	0	0	1	0
47 Josh Smith, L (1, 6) OBP: 0.407, SLG: 0.158	C FF 94 B FF 95 B FF 95 S FF 93 F CU 84 S CU 86 2-3 ② K		B FF 94 C CH 91 H FF 94 2-1 30 FC6 HBP			B FF 92 S CU 85 S CH 90 B FF 95 B CH 91 X CU 86 3-2 ① F7		C ST 83 F CH 90 B FF 95 B CH 89 B ST 85 F CH 88 F FF 95 F ST 84 F FF 96 3-3 ③ K		3	0	0	0	0	2	0
30 Nathaniel Lowe, L (1, 3) OBP: 0.302, SLG: 0.480	T FF 94 F FF 95 B FF 96 B CU 89 F FF 94 B FF 95 X FF 93 3-2 HR		X FF 94 0-0 ③ FC6 1-2f			B CH 92 C CH 92 F CU 87 X FF 96 1-2 ② G6-3			B FF 83 C FF 83 F CU 69 F FF 86 X FF 84 1-2 ① P5	4	1	1	1	0	0	1
53 Adolis García, R (1, 9) OBP: 0.255, SLG: 0.362 20 Ezequiel Duran, R (8, 9) OBP: 0.188, SLG: 0.188	C ST 82 B SL 86 F SL 85 X CU 85 1-2 ③ G5-3			B FF 92 B SI 94 C CU 84 X SL 86 2-1 ① F8		B FF 92 F SL 84 X SI 93 1-1 ③ P4			B FC 81 F FC 81 F CH 76 X CH 76 1-2 ② F7	3 1	0 0	0 0	0 0	0 0	0 0	0 0
6 Josh Jung, R (1, 5) OBP: 0.348, SLG: 0.476		B FF 93 B FF 92 C SL 85 X SL 86 2-1 ① L9		B SI 93 X CU 85 1-0 1B			B FF 90 F CU 81 B SI 91 B CU 85 C CU 82 F CU 84 S CU 86 3-3 ① K		B CU 68 X FC 81 1-0 4 DI 1B	4	0	2	0	0	1	0
4 Robbie Grossman, S (1, 7) OBP: 0.205, SLG: 0.257		B FF 94 B CU 87 F FF 94 C CU 86 X CH 93 2-2 ② L6		X CH 90 0-0 ② F7			B FF 94 S FF 92 B CH 90 S CU 86 C FF 93 2-3 ② K		C CH 82 F FC 82 D CH 77 X FC 84 1-2 ③ P4 1-2	4	0	0	0	0	1	2
13 Brad Miller, L (1, 10) OBP: 0.375, SLG: 0.450		X CU 85 0-0 2B	C FF 94 D CH 90 F CH 90 B FF 96 D CH 93 C FF 95 3-3 ③ K				B CH 91 B FF 93 C CU 85 B CU 85 B CU 84 4-1 BB			2	0	1	0	1	1	1
3 Leody Taveras, S (1, 8)		C FF 93 D CH 93 B CH 91 C SI 95 B FF 96 S FF 94 3-3 ③ K			L FF 93 F FF 93 B CH 93 B FF 94 B CU 87 S CU 87 3-3 ① K		B SI 93 B SI 92 C SI 92 F SI 92 F CH 87 F SI 92 S SL 83 2-3 ③ K			3	0	0	0	0	3	2
12 Sandy León, S (1, 2)			B FF 92 C CU 86 S CH 91 B CH 92 B CH 90 C CU 86 3-3 ① K		C CU 86 B CH 92 X CU 85 1-1 ② G1-3			B FF 95 F FF 94 C CH 88 X CH 89 1-2 ① G3-1		3	0	0	0	0	1	0
Inning Stats	R: 1 E: 0 K: 1 S: 15 H: 1 LOB: 0 BB: 0 P: 22	R: 0 E: 0 K: 1 S: 9 H: 1 LOB: 1 BB: 0 P: 16	R: 0 E: 0 K: 1 S: 7 H: 0 LOB: 1 BB: 0 P: 12	R: 0 E: 0 K: 1 S: 7 H: 1 LOB: 1 BB: 0 P: 13	R: 0 E: 0 K: 1 S: 7 H: 0 LOB: 0 BB: 0 P: 12	R: 0 E: 0 K: 0 S: 8 H: 0 LOB: 0 BB: 0 P: 13	R: 0 E: 0 K: 3 S: 13 H: 0 LOB: 1 BB: 1 P: 24	R: 0 E: 0 K: 2 S: 14 H: 0 LOB: 0 BB: 0 P: 19	R: 0 E: 0 K: 0 S: 11 H: 1 LOB: 1 BB: 0 P: 15	1B: 2 2B: 1 3B: 0 HR: 1	SF: 0 SAC: 0 DP: 0 HBP: 1	WP: 0 PB: 0 SB: 0 CS: 0	PA: 33				

PITCHER		IP	WLS	BF	H	R	ER	SO	BB	IBB	HBP	BLK	WP	HR	S	P	ERA	WHIP
56 Brad Keller, R ERA: 2.12	(1, 1)	6.2	W	25	3	1	1	7	1	0	1	0	0	1	61	105	1.35	0.600
74 Jose Cuas, R ERA: 4.26	(7, 1)	0.1		1	0	0	0	1	0	0	0	0	0	0	5	7	0.00	0.000
45 Taylor Clarke, R ERA: 4.5	(8, 1)	1.0		3	0	0	0	2	0	0	0	0	0	0	14	19	0.00	0.000
48 Ryan Yarbrough, L ERA: 6.75	(9, 1)	1.0		4	1	0	0	0	0	0	0	0	0	0	11	15	0.00	1.000

PITCHER	IP	WLS	BF	H	R	ER	SO	BB	IBB	HBP	BLK	WP	HR	S	P	ERA	WHIP

BOTTOM

Kansas City Royals @ Texas Rangers

Globe Life Field, Arlington, TX

Wed Apr 12 2023, 7:08 PM - 9:31 PM CDT

Att. 18,380 - Clear - 75 F

livebaseballscorecards.com

AB	31
R	1
H	4
RBI	1
BB	1
SO	10
LOB	6

Batter	1	2	3	4	5	6	7	8	9	AB	R	H	RBI	BB	SO	LOB
2 Marcus Semien, R (1, 4) OBP: 0.271, SLG: 0.364	B FF 93 B FF 93 B FC 87 B FF 93 4-0 47 F8 30 2B BB		B FC 85 B SL 80 F FF 92 F FF 94 S FC 87 2-3 ① K		D FC 84 X FC 84 1-0 47 SH5-3 30 1B 1-2 1B		C SL 84 B SL 87 B FF 98 C FF 99 B SL 87 B FF 98 4-2 BB		X FF 94 0-0 6 1B 2B	3	3	2	0	2	1	0
47 Josh Smith, L (1, 6) OBP: 0.355, SLG: 0.130	D SL 81 X FF 94 1-0 ① F8 1-2		C SL 80 B FF 94 F FF 94 F FC 86 F FC 86 F CU 78 X FF 94 1-2 ② F7		B CU 76 X FF 91 1-0 ① SH5-3 1-2 2-3		C FF 99 C FF 98 S FF 99 0-3 ① K		S SL 87 S SL 86 D SL 87 S SL 88 1-3 ① K	4	0	0	0	0	2	3
30 Nathaniel Lowe, L (1, 3) OBP: 0.328, SLG: 0.500	C CU 78 F CU 77 X FC 85 0-2 2-H 2B		B FF 92 B FF 93 B FF 94 C FF 91 B FF 94 4-1 53 BLK 53 HR BB		B CU 78 C SL 77 F SL 77 F CU 77 X FF 93 1-2 2-H 3-H 1B		B SL 86 B FF 98 S FF 99 X FF 99 2-1 ② F7		B CU 80 C CU 80 B FF 94 F CU 82 X SL 87 2-2 ② F9	4	1	2	3	1	0	2
53 Adolis García, R (1, 9) OBP: 0.268, SLG: 0.412	C FF 93 X FF 93 0-1 ② F8		B FC 87 X FF 94 1-0 1-H HR		S FC 84 S FC 83 B FC 85 F FC 85 1 SAFE S SL 77 1-3 ② K		1 SAFE X FF 99 0-0 ③ F8		C SL 86 B SL 88 B SL 88 C SL 86 F SL 87 B SL 87 B SL 88 4-2 6 1B BB	4	1	1	2	1	1	3
6 Josh Jung, R (1, 5) OBP: 0.333, SLG: 0.447	C SL 79 B FC 86 B FC 84 S SL 80 X SL 80 2-2 ③ P3		F SL 78 X SL 78 0-1 ③ P6		C FC 82 B FF 91 B SL 78 S FF 91 B FF 92 S FC 85 3-3 ③ K			C FF 90 C ST 80 B ST 80 B FF 92 F ST 78 F ST 78 B ST 79 C ST 78 3-3 ① K	C FF 96 B FF 96 S SL 87 B SL 87 D SL 87 X FF 95 3-2 1-3 2-H 1B	5	0	1	1	0	2	2
28 Jonah Heim, S (1, 2) OBP: 0.314, SLG: 0.500		C FF 92 F SL 80 S FC 86 0-3 ① K		C CU 76 B FF 92 F CU 77 S FC 85 1-3 ① K		B FC 90 C CU 73 S FC 89 X FC 90 1-2 13 G4-3 1B		S ST 77 B ST 78 F FF 91 B ST 78 X CH 85 2-2 13 1B 1B	C SL 88 X FF 94 0-1 ③ F7	5	0	2	0	0	2	2
13 Brad Miller, L (1, 10) OBP: 0.357, SLG: 0.417		B CU 76 B FF 93 C FC 84 B CH 86 F FF 93 X FF 94 3-2 ② F8		S CU 77 C CU 78 B FC 87 S CU 78 1-3 ② K		C CU 76 B CU 73 C CU 73 X CU 73 1-2 ① G4-3 1-2		B ST 78 X FF 91 1-0 1-2 1B		4	0	1	0	0	1	1
Travis Jankowski, L (1, 7) OBP: 0.412, SLG: 0.600		B FF 94 B FF 92 C FF 94 X SL 79 2-1 3B		B SL 78 B FF 93 B FF 91 C FF 92 F FF 92 F FC 86 C FF 94 3-3 ③ K		B CU 73 F CU 74 B FC 89 2 SAFE C CU 74 X CU 72 2-2 ② F7		C FF 91 B CH 87 B CH 87 B FF 91 S FF 91 X FF 92 3-2 ② P5		4	0	1	0	0	1	3
3 Leody Taveras, S (1, 8) OBP: 0.143, SLG: 0.143		F FC 86 S FC 86 X FC 87 0-2 ③ F9			B CH 84 B FF 90 X FF 92 2-0 47 SH5-3 2 1B 30 1B 1B		B FC 90 C ST 79 F FC 89 B CU 73 S CU 73 2-3 ③ K		B CH 87 F FF 92 X FF 91 1-1 ③ G6-3	4	1	1	0	0	1	4
Inning Stats	R: 1 E: 0 K: 0 S: 9 H: 1 LOB: 1 BB: 1 P: 16	R: 0 E: 0 K: 1 S: 11 H: 1 LOB: 1 BB: 0 P: 16	R: 2 E: 0 K: 1 S: 13 H: 1 LOB: 0 BB: 1 P: 21	R: 0 E: 0 K: 3 S: 10 H: 0 LOB: 0 BB: 0 P: 15	R: 2 E: 0 K: 2 S: 14 H: 3 LOB: 1 BB: 0 P: 23	R: 0 E: 0 K: 1 S: 12 H: 1 LOB: 1 BB: 0 P: 18	R: 0 E: 0 K: 1 S: 8 H: 0 LOB: 1 BB: 1 P: 14	R: 0 E: 0 K: 1 S: 14 H: 2 LOB: 2 BB: 0 P: 24	R: 1 E: 0 K: 1 S: 15 H: 2 LOB: 2 BB: 1 P: 25	1B: 7 2B: 2 3B: 1 HR: 1 SF: 0 SAC: 1 DP: 0 HBP: 0						

PITCHER		IP	WLS	BF	H	R	ER	SO	BB	IBB	HBP	BLK	WP	HR	S	P	ERA	WHIP
77 Luis Garcia, R ERA: 7.71	(1, 1)	5.0	L	23	6	5	5	7	2	0	0	1	0	1	57	91	9.00	1.600
88 Phil Maton, R ERA:	(6, 1)	1.0		4	1	0	0	1	0	0	0	0	0	0	12	18	0.00	1.000
45 Ryne Stanek, R ERA: 4.5	(7, 1)	1.0		4	0	0	0	1	1	0	0	0	0	0	8	14	0.00	1.000
61 Seth Martinez, R ERA: 6.43	(8, 1)	1.0		5	2	0	0	1	0	0	0	0	0	0	14	24	0.00	2.000
56 Ronel Blanco, R ERA: 7.5	(9, 1)	1.0		6	2	1	1	1	1	0	0	0	0	0	15	25	9.00	3.000

PITCHER	IP	WLS	BF	H	R	ER	SO	BB	IBB	HBP	BLK	WP	HR	S	P	ERA	WHIP

TOP

Texas Rangers @ Houston Astros

Minute Maid Park, Houston, TX

Fri Apr 14 2023, 7:12 PM - 9:56 PM CDT

Att. 39,343 - Roof Closed - 73 F

livebaseballscorecards.com

AB	37
R	6
H	11
RBI	6
BB	4
SO	11
LOB	20

Texas Rangers @ Houston Astros

Minute Maid Park, Houston, TX

Fri Apr 14 2023, 7:12 PM - 9:56 PM CDT

Att. 39,343 - Roof Closed - 73 F

BOTTOM

Batter	1	2	3	4	5	6	7	8	9	AB	R	H	RBI	BB	SO	LOB
20 Chas McCormick, R (1, 8) OBP: 0.383, SLG: 0.500	F SI 90 B FC 88 B SI 91 B SI 91 C SI 92 B SI 92 4-2 BB		B SI 91 S CH 84 F CH 85 F SI 92 F FC 90 C CH 83 1-3 ① K		B SI 92 F CH 84 F FC 89 F SI 92 B FC 89 B CH 85 B SI 92 4-2 2 1B BB		B FC 87 S FC 88 B SL 82 C FC 88 S SI 89 2-3 ① K			0	0	0	0	1	0	0
6 Jake Meyers, R (3, PH) (4, 8) OBP: 0.238, SLG: 0.158										2	0	0	0	1	2	1
2 Alex Bregman, R (1, 5) OBP: 0.333, SLG: 0.327	C SI 91 X CH 84 0-1 ① F7		B FC 90 B SI 91 X SI 91 2-0 ② G5-3		F CH 84 B CH 84 X SI 91 1-1 1-2 1B		C FC 87 B SL 82 C FC 88 B SI 91 B SL 83 X FC 88 3-2 ② F8 2-3			4	0	1	0	0	0	2
44 Yordan Alvarez, L (1, 7) OBP: 0.407, SLG: 0.614	B SI 91 C FC 89 F SI 91 F CH 85 B FF 93 1 SAFE S CH 84 2-3 ② K		X FC 90 0-0 HR		F SI 92 C CH 83 B SI 91 B SI 92 S SI 92 2-3 ② K		D SL 82 F FF 93 B FF 94 C FF 94 B FF 94 S SL 82 3-3 ③ K			4	1	1	1	0	3	4
79 José Abreu, R (1, 3) OBP: 0.317, SLG: 0.305	C SI 91 C CH 84 C SI 91 0-3 ③ K		C CH 84 B SI 90 X FC 90 1-1 ③ G5-3		C FC 89 B CH 85 F FC 89 F FF 93 B FC 90 X SI 92 2-2 ③ L1-3			C FF 91 F FF 92 B FF 93 F SL 80 S SL 81 1-3 ① K		4	0	0	0	0	2	3
30 Kyle Tucker, L (1, 9) OBP: 0.417, SLG: 0.592		B SI 90 B SI 91 F SI 90 B CH 84 C SI 91 X SI 92 3-2 ① G4-3		C SI 91 F FF 92 X SI 92 0-2 ① G4-3		B SI 91 B FC 87 B SI 92 C SI 91 C FC 86 X SI 92 3-2 17 G5-3 1B		B SL 81 X SL 80 1-0 ② F9		4	0	1	0	0	0	0
17 David Hensley, R (1, 10) OBP: 0.275, SLG: 0.194		X FC 89 0-0 ② G5-3		C CH 85 B CH 84 C FC 88 B SI 90 B CH 84 D FC 88 4-2 3 F9-6 BB		C SL 81 B FC 88 B SL 83 F SI 91 B SI 90 X SL 81 3-2 ① G5-3 1-2		C FF 94 S CU 78 S SL 82 0-3 ③ K		3	0	0	0	1	1	1
3 Jeremy Peña, R (1, 6) OBP: 0.277, SLG: 0.373		C FF 91 B CH 85 F CH 84 B CH 85 F SI 91 B FC 87 F CH 85 B FC 89 4-2 14 1B BB		X SI 91 0-0 ② ③ F9-6 1-2		X SL 81 0-0 ② L5			X FF 94 0-0 ① L7	3	0	0	0	1	0	2
14 Mauricio Dubón, R (1, 4) OBP: 0.381, SLG: 0.425		X FF 92 0-0 15 FC6-4 1-3 1B			C FC 89 F FF 91 B CH 84 X SI 92 1-2 ① G6-3	C SI 91 D SL 82 F SI 90 X SI 90 1-2 ③ G4-3			C FF 94 S FF 94 F FF 94 B FC 88 F FF 93 B SL 79 X SL 81 2-2 ② P2	4	0	1	0	0	0	1
15 Martín Maldonado, R (1, 2) OBP: 0.306, SLG: 0.344		X CH 84 0-0 ③ FC6-4 1-2f			C SI 92 X CH 84 0-1 HR		C FC 87 B SI 90 X SI 90 1-1 2 F8 2B		X FF 93 0-0 ③ L5	4	1	2	1	0	0	2
Inning Stats	R: 0 E: 0 K: 2 S: 11 H: 0 LOB: 1 BB: 1 P: 17	R: 0 E: 0 K: 0 S: 10 H: 1 LOB: 2 BB: 1 P: 17	R: 1 E: 0 K: 1 S: 9 H: 1 LOB: 0 BB: 0 P: 13	R: 0 E: 0 K: 0 S: 6 H: 0 LOB: 0 BB: 1 P: 10	R: 1 E: 0 K: 1 S: 17 H: 2 LOB: 2 BB: 1 P: 27	R: 0 E: 0 K: 0 S: 10 H: 1 LOB: 1 BB: 0 P: 17	R: 0 E: 0 K: 2 S: 11 H: 1 LOB: 1 BB: 0 P: 20	R: 0 E: 0 K: 2 S: 8 H: 0 LOB: 0 BB: 0 P: 10	R: 0 E: 0 K: 0 S: 7 H: 0 LOB: 0 BB: 0 P: 9	1B: 3 2B: 2 3B: 0 HR: 2 SF: 0 SAC: 0 DP: 1 HBP: 0						

livebaseballscorecards.com

AB	32
R	2
H	6
RBI	2
BB	4
SO	8
LOB	16

WP: 0 PA: 36
PB: 0
SB: 0
CS: 0

PITCHER		IP	WLS	BF	H	R	ER	SO	BB	IBB	HBP	BLK	WP	HR	S	P	ERA	WHIP
54 Martín Pérez, L ERA: 2.87	(1, 1)	5.0	W	23	5	2	2	4	4	0	0	0	0	2	56	90	3.60	1.800
33 Dane Dunning, R ERA:	(6, 1)	1.2	H	6	1	0	0	1	0	0	0	0	0	0	15	25	0.00	0.600
51 Will Smith, L ERA: 1.5	(7, 1)	1.1	H	4	0	0	0	3	0	0	0	0	0	0	11	16	0.00	0.000
25 José Leclerc, R ERA:	(9, 1)	1.0		3	0	0	0	0	0	0	0	0	0	0	7	9	0.00	0.000

PITCHER	IP	WLS	BF	H	R	ER	SO	BB	IBB	HBP	BLK	WP	HR	S	P	ERA	WHIP

Texas Rangers @ Houston Astros

Minute Maid Park, Houston, TX

Sat Apr 15 2023, 6:10 PM - 8:44 PM CDT

Att. 39,257 - Roof Closed - 73 F

TOP

livebaseballscorecards.com

Batter	1	2	3	4	5	6	7	8	9	AB	R	H	RBI	BB	SO	LOB
2 Marcus Semien, R (1, 4) OBP: 0.270, SLG: 0.356	B FF 95 X FF 95 1-0 ① F8		X KC 84 0-0 53 1B, 47 HBP 1-2 3-H 1B		C FF 95 B FF 96 B KC 83 X FC 92 2-1 ① G5-3			B FF 97 B FF 96 X FF 95 2-0 ① G5-3		4	0	1	1	0	0	0
47 Josh Smith, L (1, 6) OBP: 0.371, SLG: 0.154	B FC 92 C KC 83 F KC 85 X KC 87 1-2 30 G4-6-3 1B		H FF 95 1-0 53 1B 1-2 2-3 HBP		B FC 92 X FC 91 1-0 ② F8			B FF 98 C FF 97 S SL 87 S FF 99 1-3 ② K		3	0	1	0	0	1	0
30 Nathaniel Lowe, L (1, 3) OBP: 0.323, SLG: 0.483	T FC 93 X FC 93 0-1 ②③ G4-6-3 1-2f		D KC 86 B KC 85 B FC 93 C FC 92 C FF 96 F FF 96 F FC 93 S KC 84 3-3 ② K		B FS 89 C FF 95 S KC 85 X KC 85 1-2 ③ F7			B SL 88 C SL 88 X FF 99 1-1 ③ 1B		4	0	1	0	0	1	4
53 Adolis García, R (1, 9) OBP: 0.267, SLG: 0.400		B FC 94 B FC 92 C FC 94 B FF 95 C FC 93 X FF 96 3-2 ① L4	X KC 83 0-0 1-2 2-3 3-H 1B			S FF 94 X FC 93 0-1 ① G6-3			C FF 96 C SI 95 B FF 96 S FF 97 1-3 ① K	4	0	1	1	0	1	0
6 Josh Jung, R (1, 5) OBP: 0.327, SLG: 0.431		C FF 98 C FC 95 F FF 98 C FC 93 0-3 ② K	C FC 94 B FF 97 B KC 86 T FC 95 2-2 ③ K			S FC 93 C FC 94 B FF 97 F FC 93 X KC 85 1-2 ② G4-3			F SI 96 F FF 97 X SI 96 0-2 BB 28 BB 1B	4	0	1	0	0	2	3
28 Jonah Heim, S (1, 2) OBP: 0.308, SLG: 0.459		B KC 84 X FC 92 1-0 ③ F8		B KC 83 B KC 82 F FC 91 F FF 96 F FS 89 F KC 85 F FF 98 X FC 94 2-2 ① G4-3		S FC 93 F FC 94 B FF 96 X FC 93 1-2 ③ L4			C FF 96 B CH 91 B CH 92 B CH 91 B CH 92 4-1 BB 1-2 BB	3	0	0	0	1	0	0
4 Robbie Grossman, S (1, 10) OBP: 0.214, SLG: 0.243 8 Bubba Thompson, R (7, PR) OBP: 0.250, SLG: 0.563 (7, 10)			C FF 94 F KC 84 B KC 86 X KC 85 1-2 E4 1B 3 FC5-2-5	S FC 92 B FF 98 F FC 93 C FC 94 1-3 ② K			B FF 93 B FF 95 B FC 91 C FF 94 F FF 94 B FF 95 4-2 G4-6-3 BB		F FF 97 C SL 88 B FF 95 S SL 87 1-3 ② K	2	0	0	0	1	1	0
										1	0	0	0	0	1	2
Travis Jankowski, L (1, 7) OBP: 0.476, SLG: 0.611			X FC 93 0-0 3 FC5-2-5 2 1B 1-3 1B	B FF 96 C FF 96 S FS 91 B KC 87 F FF 98 F FC 94 X FC 94 2-2 3 E 1B			D KC 83 1 SAFE B FC 92 X FC 91 2-0 ①② G4-6-3 1-2f		B CH 92 B FF 96 B SL 86 B FF 95 4-0 1-2 2-3 BB	3	1	2	0	1	0	1
3 Leody Taveras, S (1, 8) OBP: 0.091, SLG: 0.091			C KC 83 S FC 92 X FF 96 0-2 ① FC5-2-5 47 HBP 2 1B 53 1B 1-3 3-H	1 SAFE B KC 83 B KC 84 F FC 92 F FC 90 S KC 86 2-3 ③ K 1-2			B FS 89 X FF 94 1-0 ③ G6-3		C FF 96 B FF 96 X FF 96 1-1 ③ F7	4	1	0	0	0	1	7
Inning Stats	R: 0 E: 0 K: 0 S: 6 H: 1 LOB: 0 BB: 0 P: 8	R: 0 E: 0 K: 1 S: 8 H: 0 LOB: 0 BB: 0 P: 12	R: 2 E: 1 K: 2 S: 16 H: 3 LOB: 3 BB: 0 P: 23	R: 0 E: 1 K: 2 S: 17 H: 1 LOB: 1 BB: 0 P: 24	R: 0 E: 0 K: 0 S: 6 H: 0 LOB: 0 BB: 0 P: 10	R: 0 E: 0 K: 0 S: 9 H: 0 LOB: 0 BB: 0 P: 11	R: 0 E: 0 K: 0 S: 4 H: 0 LOB: 1 BB: 1 P: 11	R: 0 E: 0 K: 1 S: 6 H: 1 LOB: 1 BB: 0 P: 10	R: 0 E: 0 K: 2 S: 12 H: 1 LOB: 3 BB: 2 P: 23	1B: 7 2B: 0 3B: 0 HR: 0 SF: 0 SAC: 0 DP: 2 HBP: 1						

	AB	32
	R	2
	H	7
	RBI	2
	BB	3
	SO	8
	LOB	17

WP: 0 PB: 0 SB: 0 CS: 0 PA: 36

PITCHER		IP	WLS	BF	H	R	ER	SO	BB	IBB	HBP	BLK	WP	HR	S	P	ERA	WHIP
58 Hunter Brown, R ERA: 1.93	(1, 1)	7.0	W	27	5	2	0	5	1	0	1	0	0	0	66	99	0.00	0.857
52 Bryan Abreu, R ERA: 1.17	(8, 1)	1.0		3	1	0	0	1	0	0	0	0	0	0	6	10	0.00	1.000
47 Rafael Montero, R ERA: 2.57	(9, 1)	1.0		6	1	0	0	2	2	0	0	0	0	0	12	23	0.00	3.000

PITCHER	IP	WLS	BF	H	R	ER	SO	BB	IBB	HBP	BLK	WP	HR	S	P	ERA	WHIP

Texas Rangers @ Houston Astros

Minute Maid Park, Houston, TX

Sat Apr 15 2023, 6:10 PM - 8:44 PM CDT

Att. 39,257 - Roof Closed - 73 F

livebaseballscorecards.com

BOTTOM

Batter	1	2	3	4	5	6	7	8	9	AB	R	H	RBI	BB	SO	LOB
14 Mauricio Dubón, R (1, 4) OBP: 0.383, SLG: 0.422	F FF 94 B FF 94 S ST 84 X ST 84 1-2 G5-3 ①		F FF 95 F FF 96 X CH 85 0-2 44 2B 1-2 1B		X CH 85 0-0 L8 ①		X FF 92 0-0 44 BB 2 BB 79 FC6 1-2 1B	B SL 88 X FF 95 1-0 G5-3 ②		5	2	2	0	0	0	0
2 Alex Bregman, R (1, 5) OBP: 0.338, SLG: 0.322	C FF 95 B FF 94 X ST 84 1-1 F4 ②		B FF 96 C CH 87 X FC 91 1-1 F9 ②		X FF 97 0-0 L8 ②		B KC 80 C FF 92 B FF 93 S FS 85 B FS 84 B FF 92 4-2 44 BB 79 FC6 1-2 2-3 BB	B SL 87 S SL 88 B SL 88 X FF 96 2-1 1B		4	1	1	0	1	0	2
44 Yordan Alvarez, L (1, 10) OBP: 0.407, SLG: 0.604	F FF 96 B CU 80 X CH 87 1-1 G4-3 ③		B FC 90 X FF 97 1-0 1-H 2-H 2B		B FF 96 F FF 96 C KC 82 X FF 98 1-2 G3 ③		B FF 93 S FF 92 S FS 84 F FF 92 F FF 93 B FS 84 B FF 92 B FF 93 4-2 30 BB 79 E 3 2B 1-2 2-3 3-H BB	B CU 87 B FF 96 F FF 98 B SL 88 F FF 96 X FF 97 3-2 F7 ③		4	1	1	3	1	0	1
79 José Abreu, R (1, 3) OBP: 0.299, SLG: 0.286		C FF 95 X ST 83 0-1 F6 ①	C FF 96 F FC 90 B FF 97 C KC 82 1-3 K ③			C CH 85 X CH 86 0-1 G5-3 ①	B FF 92 B FF 92 X FF 93 2-0 FC6 30 BB 3 2B 1-2 2-H 3-H			4	1	0	1	0	1	2
30 Kyle Tucker, L (1, 9) OBP: 0.438, SLG: 0.588		C FF 95 B CH 88 S FF 96 B ST 84 B FF 96 B CH 90 4-2 9 S BB		S FF 96 B FC 90 F FC 89 X KC 82 1-2 L4 ①		B FF 96 X FC 90 1-0 1B	B FF 96 C FF 95 B SL 89 C FF 97 B SL 90 B FF 97 4-2 3 2B 1-2 2-3 BB			2	0	1	0	2	0	0
3 Jeremy Peña, R (1, 6) OBP: 0.290, SLG: 0.397		C FF 95 S ST 84 B ST 84 1 SAFE C FF 96 1-3 K ②		F FF 97 F FF 96 F FF 97 X KC 82 0-2 9 1B 21 SF8 1B		X FF 96 0-0 F8 ②	D SL 89 X SL 88 1-0 1-3 2-H 3-H 2B			4	1	2	2	0	1	2
9 Corey Julks, R (1, 7) OBP: 0.282, SLG: 0.421		B FF 96 C FF 96 S ST 85 B ST 85 F FF 96 C FF 97 2-3 K 1-2 ③		B FF 96 B FF 96 B CH 86 C FF 95 S FF 94 X CH 86 3-2 1-3 1B		B FF 96 B CH 86 C FF 96 S CH 86 1 SAFE F CH 86 F FF 96 S KC 81 2-3 K2-3 ③	X FF 96 0-0 P3 ②			4	0	1	0	0	2	4
21 Yainer Diaz, R (1, 2) OBP: 0.273, SLG: 0.278			X FF 95 0-0 14 1B 44 2B 1B	X CH 86 0-0 SF8 ② 3-H			F9 ③ G5-3			3	1	1	1	0	0	2
6 Jake Meyers, R (1, 8) OBP: 0.240, SLG: 0.174			B FF 95 F FF 95 F CH 86 F KC 80 B CH 85 B FF 96 F CH 85 S FF 94 3-3 K ①	1 SAFE B CH 88 X CH 85 1-0 F4 ③			X FF 93 0-0 2 BB 14 1B 44 BB 1B	X FF 95 0-0 F8 ①		4	1	1	0	0	1	2
Inning Stats	R: 0 E: 0 K: 0 S: 7 H: 0 LOB: 0 BB: 0 P: 10	R: 0 E: 0 K: 2 S: 11 H: 0 LOB: 1 BB: 1 P: 18	R: 2 E: 0 K: 2 S: 15 H: 3 LOB: 1 BB: 0 P: 21	R: 1 E: 0 K: 0 S: 12 H: 2 LOB: 1 BB: 1 P: 17	R: 0 E: 0 K: 0 S: 5 H: 0 LOB: 0 BB: 0 P: 6	R: 0 E: 0 K: 1 S: 9 H: 1 LOB: 1 BB: 0 P: 12	R: 5 E: 1 K: 0 S: 18 H: 3 LOB: 2 BB: 3 P: 34	R: 0 E: 0 K: 0 S: 7 H: 1 LOB: 1 BB: 0 P: 13		1B: 8 2B: 2 3B: 0 HR: 0	SF: 1 SAC: 0 DP: 0 HBP: 0		WP: 0 PB: 0 SB: 1 CS: 0	PA: 39		

	AB	34
	R	8
	H	10
	RBI	7
	BB	4
	SO	5
	LOB	15

PITCHER		IP	WLS	BF	H	R	ER	SO	BB	IBB	HBP	BLK	WP	HR	S	P	ERA	WHIP
22 Jon Gray, R ERA: 3.21	(1, 1)	2.0		8	1	1	1	2	1	0	0	0	0	0	19	29	4.50	1.000
50 Cole Ragans, L ERA: 2.0	(3, 1)	4.0	L	17	5	2	2	3	0	0	0	0	0	0	40	55	4.50	1.250
21 Ian Kennedy, R ERA: 12.27	(7, 1)	0.1		6	2	5	4	0	2	0	0	0	0	0	11	21	108.00	12.000
66 Josh Sborz, R ERA:	(7, 1)	1.2		8	2	0	0	0	1	0	0	0	0	0	14	26	0.00	1.800

PITCHER		IP	WLS	BF	H	R	ER	SO	BB	IBB	HBP	BLK	WP	HR	S	P	ERA	WHIP

Batter	1	2	3	4	5	6	7	8	9	AB	R	H	RBI	BB	SO	LOB
2 Marcus Semien, R (1, 4) OBP: 0.279, SLG: 0.406	X SI 95 0-0 ① L9		B CH 92 B CH 91 C SI 96 B CU 79 X SI 95 3-1 ③ F8			C SL 83 B CH 90 B CH 91 X SI 95 2-1 ② G5-3	S FS 85 F FF 94 X FS 84 0-2 1-H 2-H 3-H HR		B FF 92 X FF 93 1-0 1B	5	1	2	4	0	0	0
20 Ezequiel Duran, R (1, 6) OBP: 0.150, SLG: 0.150 47 Josh Smith, L (7, 6) OBP: 0.361, SLG: 0.148	C SI 95 B SI 96 B SI 97 C SI 96 F SI 96 S CU 81 2-3 ② K2-3			F SL 82 B SI 95 C SI 94 S CU 80 1-3 ① K		X SI 95 0-0 ③ G4-3	C FF 94 X SI 93 0-1 ③ G1-4-3		F FF 92 B SL 87 D CU 81 F FF 93 B SL 86 F FF 93 X SL 86 3-2 ① F9	4 1	0 0	0 0	0 0	0 0	2 0	0 1
30 Nathaniel Lowe, L (1, 3) OBP: 0.313, SLG: 0.476	F SI 95 B SL 85 S SL 86 1-2 ③ K			C SI 96 X SL 86 0-1 ② F9			F SI 94 B SI 95 B SI 96 F SL 84 B SL 86 X SL 85 3-2 6 1B 28 BB 2B	C FF 93 F CU 80 B CH 86 B CU 81 F FF 94 B FF 94 F CU 81 X SL 87 3-2 6 2B E3 28 SF9	B FF 93 B CH 85 B FF 93 C FF 93 X SL 87 3-1 ② L8	5	2	1	0	0	1	1
53 Adolis García, R (1, 9) OBP: 0.246, SLG: 0.367		X SI 95 0-0 ① G5-3		X SI 96 0-0 ③ G2-3			B SI 96 C SI 96 B CU 79 B CH 92 X SI 97 3-1 E6 28 BB 6 1B 4 1B	F FF 92 1 SAFE S SL 85 S SL 86 0-3 ① K	C SL 86 S SL 86 B SL 86 S FF 93 1-3 ③ K	5	1	0	0	0	2	3
6 Josh Jung, R (1, 5) OBP: 0.339, SLG: 0.455		B SI 95 S SI 96 B CU 79 F SI 96 B CU 81 S CU 78 3-3 ② K			B CU 77 B SI 94 F SI 93 C SI 95 S CU 79 2-3 ① K		B SI 95 S CU 81 F SI 95 D CU 82 D CU 82 F SI 95 X CU 78 3-2 4 1B 28 BB 2 HR 1-2 2-3 1B	X SL 86 0-0 28 SF9 3 2B 1-3 2B		4	2	2	0	0	2	0
28 Jonah Heim, S (1, 2) OBP: 0.349, SLG: 0.500		B SI 96 B SI 96 T SI 94 B CH 88 S SI 95 X SI 97 3-2 2B			B SI 95 B SI 95 C SI 95 B CU 81 C SI 96 B CU 80 4-2 BB		B CU 81 B SI 95 B SI 94 C SI 94 B SI 94 4-1 4 1B 2 HR 1-2 2-3 3-H BB	X FF 93 0-0 ② SF9 2-3 3-H		1	1	1	2	2	0	0
4 Robbie Grossman, S (1, 10) OBP: 0.239, SLG: 0.250		C CU 80 D CU 81 F SI 96 S CU 80 1-3 ③ K2-3			X SI 95 0-0 ② F9		X SI 95 0-0 2 HR 1-2 2-3 3-H 1B	H SL 87 1-0 3 2B HBP		3	2	1	1	0	1	2
3 Leody Taveras, S (1, 8) OBP: 0.133, SLG: 0.200			C SI 95 S SL 84 X CU 79 0-2 ① G5-3		B SL 84 B CU 80 S SI 94 C SI 96 X CU 81 2-2 ③ G2-3		D FS 83 F FS 82 X FF 92 1-1 ① F6	X FF 93 0-0 1-H 3-H 2B		4	0	1	2	0	0	4
8 Bubba Thompson, R (1, 7) OBP: 0.222, SLG: 0.500 Travis Jankowski, L (7, PH) OBP: 0.435, SLG: 0.550 (7, 7)			B CH 90 B SI 94 F SI 95 S CU 80 S CU 80 2-3 ② K			B CU 76 X SI 94 1-0 ① G4-3	C FF 94 F FF 94 S FF 93 0-3 ② K	F FF 94 F FF 93 B SL 86 S SL 87 1-3 ③ K		2 2	0 0	0 0	0 0	0 0	1 2	0 4
Inning Stats	R: 0 E: 0 K: 2 S: 7 H: 0 LOB: 0 BB: 0 P: 10	R: 0 E: 0 K: 2 S: 10 H: 1 LOB: 1 BB: 0 P: 17	R: 0 E: 0 K: 1 S: 8 H: 0 LOB: 0 BB: 0 P: 13	R: 0 E: 0 K: 1 S: 6 H: 0 LOB: 0 BB: 0 P: 7	R: 0 E: 0 K: 1 S: 9 H: 0 LOB: 1 BB: 1 P: 17	R: 0 E: 0 K: 0 S: 4 H: 0 LOB: 0 BB: 0 P: 7	R: 6 E: 1 K: 1 S: 21 H: 4 LOB: 0 BB: 1 P: 35	R: 3 E: 1 K: 2 S: 14 H: 2 LOB: 1 BB: 0 P: 19	R: 0 E: 0 K: 1 S: 10 H: 1 LOB: 1 BB: 0 P: 18	1B: 3 2B: 4 3B: 0 HR: 1 SF: 1 SAC: 0 DP: 0 HBP: 1	WP: 0 PB: 0 SB: 0 CS: 0 PA: 40					

PITCHER		IP	WLS	BF	H	R	ER	SO	BB	IBB	HBP	BLK	WP	HR	S	P	ERA	WHIP
Framber Valdez, L ERA: 1.8	(1, 1)	6.0	L	25	4	5	2	7	2	0	0	0	0	0	55	95	3.00	1.000
50 Héctor Neris, R ERA: 3.68	(7, 1)	1.0		4	1	1	0	1	0	0	0	0	0	1	10	11	0.00	1.000
56 Ronel Blanco, R ERA: 5.63	(8, 1)	2.0		11	3	3	0	3	0	0	1	0	0	0	24	37	0.00	1.500

PITCHER	IP	WLS	BF	H	R	ER	SO	BB	IBB	HBP	BLK	WP	HR	S	P	ERA	WHIP

TOP

Texas Rangers @ Houston Astros

Minute Maid Park, Houston, TX

Sun Apr 16 2023, 6:11 PM - 9:10 PM CDT

Att. 39,122 - Roof Closed - 73 F

livebaseballscorecards.com

AB	36
R	9
H	8
RBI	9
BB	2
SO	11
LOB	15

Texas Rangers @ Houston Astros

Minute Maid Park, Houston, TX

Sun Apr 16 2023, 6:11 PM - 9:10 PM CDT

Att. 39,122 - Roof Closed - 73 F

BOTTOM

Batter	1	2	3	4	5	6	7	8	9	AB	R	H	RBI	BB	SO	LOB
14 Mauricio Dubón, R (1, 4) OBP: 0.365, SLG: 0.400	X FF 92 0-0 ① F9		X CH 83 0-0 ① FC5-4 1-2f		C SL 79 1 SAFE F FF 89 X FF 90 0-2 ② 1-3 1B		B SL 87 B SI 97 C SI 97 C SI 98 S SI 97 2-3 ② K		F FF 96 X SL 88 0-1 ②③ G5-4-3 1-2f	5	0	1	0	0	1	5
2 Alex Bregman, R (1, 5) OBP: 0.333, SLG: 0.306	C FF 93 B CH 84 B FF 92 C CH 83 X FF 93 2-2 ② G5-3		B FF 92 C FF 92 B FF 91 B FF 92 X FF 92 3-1 ② F8		B FF 91 B CH 83 X FF 91 2-0 ③ F9		D SL 88 F SI 98 F CH 90 B SI 97 B SL 87 D CH 90 4-2 1-2 2-3 3-H BB			3	0	0	1	1	0	2
44 Yordan Alvarez, L (1, 7) OBP: 0.397, SLG: 0.577	F FF 93 B SL 80 B FF 91 B FF 93 X FF 93 3-1 1B		C FF 91 B FF 93 F CH 85 1 SAFE C FF 92 1-3 ③ K			C FF 95 S SL 89 B FF 96 B FF 96 S SI 94 2-3 ① K C FF 93 B FF 93 S SL 84 F SL 83 B FF 94 X SL 82 2-2 ③ FC5 2-3f				4	0	1	0	0	2	4
79 José Abreu, R (1, 3) OBP: 0.282, SLG: 0.269	C FF 92 B FF 91 F FF 92 B FF 93 F SL 81 B FF 93 F FF 93 F FF 92 X FF 92 3-2 ③ G6-3			C SL 79 C FF 91 F FF 91 X FF 92 0-2 ① F8		B FF 95 F FF 94 B FF 95 X SI 94 2-1 ② G6-3		C FF 92 S CU 76 F FF 93 B SL 81 B FF 93 X SL 82 3-2 ① P5		4	0	0	0	0	0	1
30 Kyle Tucker, L (1, 9) OBP: 0.441, SLG: 0.566		B FF 92 B FF 92 B SL 80 B FF 89 4-0 3 FC5-4 BB		B FF 93 C FF 92 X FF 92 1-1 ② F8		C FF 94 X SI 94 0-1 ③ G6-3		F FF 93 F FF 93 F FF 93 B SL 82 B SL 83 B FF 93 B FF 93 4-2 BB		2	0	0	0	2	0	0
3 Jeremy Peña, R (1, 6) OBP: 0.301, SLG: 0.409		F FF 91 F FF 91 B CH 83 X CH 84 1-2 ① FC5-4 6 S 1-2f		S CH 83 F CH 84 B FF 93 F FF 92 H SL 82 2-2 17 S HBP			F FF 94 X FF 94 0-1 6 BB 2 BB 2B	B FF 96 S FF 96 D SL 89 F FF 96 F CU 86 S SL 90 2-3 ② K		3	1	1	0	0	1	2
17 David Hensley, R (1, 10) OBP: 0.273, SLG: 0.179		B FF 90 C FF 91 F CH 84 B FF 91 C FF 92 2-3 ② K		B FF 91 C FF 90 B CH 83 F CH 84 B FF 92 F CH 84 S FF 92 3-3 ③ K 1-3			B FF 93 S SI 92 T FF 95 B CH 88 B FF 94 B SI 93 4-2 2 BB 6 BB BB	B FF 96 X FF 96 1-0 ③ L9		3	0	0	0	1	2	3
6 Jake Meyers, R (1, 8) OBP: 0.276, SLG: 0.160		B FF 92 B FF 92 C CH 84 F FF 91 B CH 84 F FF 93 X SL 80 3-2 ③ F9 1-2			B CH 81 B FF 90 B FF 90 B FF 88 4-0 14 1B BB		C CH 87 B CH 87 S FF 94 B SL 90 F FF 94 F SI 94 B FF 95 F FF 94 B FF 94 4-2 44 FC5 2 BB BB 1-2 2-3		X FF 94 0-0 ① P3	2	0	0	0	2	0	1
15 Martín Maldonado, R (1, 2) OBP: 0.308, SLG: 0.324 18 César Salazar, L (9, PH) OBP: 0.333, SLG: 0.200			B FF 91 B FF 91 F FF 88 T FF 92 B FF 92 B FF 91 4-2 14 FC5-4 BB		C FF 89 C FF 88 S FF 91 0-3 ① K		S SL 87 S SL 86 D SL 86 C SI 97 1-3 ① K		F FF 94 B CU 84 B CU 83 X FF 96 2-1 14 G5-4-3 1B	2 1	0 0	0 1	0 0	1 0	2 0	4 0
Inning Stats	R: 0 E: 0 K: 0 S: 12 H: 1 LOB: 1 BB: 0 P: 20	R: 0 E: 0 K: 1 S: 10 H: 0 LOB: 1 BB: 1 P: 20	R: 0 E: 0 K: 1 S: 8 H: 0 LOB: 1 BB: 1 P: 16	R: 0 E: 0 K: 1 S: 13 H: 0 LOB: 1 BB: 0 P: 19	R: 0 E: 0 K: 1 S: 7 H: 1 LOB: 1 BB: 1 P: 13	R: 0 E: 0 K: 1 S: 7 H: 0 LOB: 0 BB: 0 P: 11	R: 1 E: 0 K: 2 S: 21 H: 1 LOB: 3 BB: 3 P: 38	R: 0 E: 0 K: 1 S: 12 H: 0 LOB: 1 BB: 1 P: 22	R: 0 E: 0 K: 0 S: 5 H: 1 LOB: 0 BB: 0 P: 7	1B: 3 2B: 1 3B: 0 HR: 0 SF: 0 SAC: 0 DP: 1 HBP: 1						

	AB	29
	R	1
	H	4
	RBI	1
	BB	7
	SO	8
	LOB	22

livebaseballscorecards.com

PITCHER		IP	WLS	BF	H	R	ER	SO	BB	IBB	HBP	BLK	WP	HR	S	P	ERA	WHIP
44 Andrew Heaney, L ERA: 4.97	(1, 1)	5.0		20	2	0	0	4	3	0	1	0	0	0	50	88	0.00	1.000
46 Brock Burke, L ERA: 4.26	(6, 1)	1.0	W	6	1	1	1	1	2	0	0	0	0	0	16	28	9.00	3.000
72 Jonathan Hernández, R ERA: 3.0	(7, 1)	0.2		3	0	0	0	2	1	0	0	0	0	0	8	15	0.00	1.500
51 Will Smith, L ERA: 1.35	(7, 1)	0.2	H	3	0	0	0	0	1	0	0	0	0	0	11	20	0.00	1.500
66 Josh Sborz, R ERA:	(8, 1)	1.2		5	1	0	0	1	0	0	0	0	0	0	10	15	0.00	0.600

PITCHER	IP	WLS	BF	H	R	ER	SO	BB	IBB	HBP	BLK	WP	HR	S	P	ERA	WHIP

Texas Rangers @ Kansas City Royals

Kauffman Stadium, Kansas City, MO

Mon Apr 17 2023, 6:40 PM - 8:41 PM CDT

Att. 11,068 - Clear - 69 F

TOP

livebaseballscorecards.com

Batter	1	2	3	4	5	6	7	8	9	AB	R	H	RBI	BB	SO	LOB
2 Marcus Semien, R (1, 4) OBP: 0.292, SLG: 0.448	B FF 92 X FF 92 1-0 E5 6 1B HR		C FF 91 B SI 89 X CH 85 1-1 HR		B ST 80 B FF 92 F FF 92 B FF 92 B SI 88 4-1 FC6-4 BB		F FF 91 B SI 91 1 SAFE C FF 92 B FF 92 B ST 80 X ST 80 3-2 ③ F8			3	2	1	1	1	0	1
Travis Jankowski, L (1, 9) OBP: 0.407, SLG: 0.500	X FF 92 0-0 6 HR 1-2 1B		C FF 91 B CU 77 B FF 91 B FF 91 X FF 91 3-1 ① G3		X FF 92 0-0 ③ FC6-4 1-2f			C FF 91 F FF 91 B CU 79 X CH 87 1-2 ① G4-3		4	1	1	0	0	0	1
30 Nathaniel Lowe, L (1, 3) OBP: 0.296, SLG: 0.448	B CU 78 B CU 77 S FF 92 X FF 92 2-1 ① F6		F FF 91 B CH 87 B CU 78 B FF 92 X FF 91 3-1 ② L4			C CU 78 X CU 78 0-1 ① F8		F FF 91 S FC 87 B SI 92 B CU 80 B FC 86 S CU 80 3-3 ② K		4	0	0	0	0	1	2
6 Josh Jung, R (1, 5) OBP: 0.333, SLG: 0.492	X ST 80 0-0 1-H 2-H HR		X FF 91 0-0 ③ G5-3			B FF 92 B FF 92 T ST 78 X SI 90 2-1 ② F9		C SI 91 B SI 90 F FF 90 C SI 91 1-3 ③ K		4	1	1	3	0	1	0
28 Jonah Heim, S (1, 2) OBP: 0.362, SLG: 0.488	B FF 92 B FF 92 F FF 92 B FF 92 B FF 90 4-1 4 G4-6-3 BB			C CU 77 X FF 90 0-1 ① P2		F FF 92 B CU 78 X CH 88 1-1 1B			C ST 84 F SL 87 F FF 95 X ST 84 0-2 ① G3	3	0	1	0	1	0	0
4 Robbie Grossman, S (1, 7) OBP: 0.240, SLG: 0.250 8 Bubba Thompson, R (9, PR) OBP: 0.222, SLG: 0.500 (9, 7)	B FF 91 B FF 91 C ST 79 X FF 91 2-1 ②③ G4-6-3 1-2f			X FF 90 0-0 ② F9	X FF 92 0-0 ③ F7				C ST 83 S CH 90 B ST 85 X FF 95 1-2 47 HBP 1B	4 0	0 0	1 0	0 0	0 0	0 0	2 0
47 Josh Smith, L (1, 6) OBP: 0.350, SLG: 0.133		C FF 90 X FC 87 0-1 ① P5		X FF 90 0-0 ③ F8			B FF 90 B FF 90 C FF 90 T FF 91 C ST 79 2-3 ① K		1 SAFE B CH 90 C SL 88 H FF 95 2-1 ② 13 BB 1-2 HBP	3	0	0	0	0	1	0
13 Brad Miller, L (1, 10) OBP: 0.344, SLG: 0.370		X FF 91 0-0 ② F8	B FF 91 C CU 77 B FF 91 C FF 91 X CU 78 2-2 ① G6-3				B FF 92 X FF 91 1-0 ② F8		C ST 83 D ST 85 B CH 90 S ST 86 B ST 83 D ST 85 4-2 1-2 BB	3	0	0	0	1	0	0
3 Leody Taveras, S (1, 8) OBP: 0.158, SLG: 0.167		C FF 90 F CH 87 X FF 92 0-2 ③ P5			X CU 78 0-0 ② P4		B FF 92 B CU 77 B FF 91 C FF 92 B FF 91 4-1 BB		X ST 84 0-0 ③ P4	3	0	0	0	1	0	2
Inning Stats	R: 3 H: 2 E: 1 LOB: 0 K: 0 BB: 1 S: 8 P: 17	R: 0 H: 0 E: 0 LOB: 0 K: 0 BB: 0 S: 6 P: 6	R: 1 H: 1 E: 0 LOB: 0 K: 0 BB: 0 S: 7 P: 14	R: 0 H: 0 E: 0 LOB: 0 K: 0 BB: 0 S: 4 P: 4	R: 0 H: 0 E: 0 LOB: 1 K: 0 BB: 1 S: 6 P: 12	R: 0 H: 1 E: 0 LOB: 1 K: 0 BB: 0 S: 7 P: 10	R: 0 H: 0 E: 0 LOB: 1 K: 1 BB: 1 S: 8 P: 18	R: 0 H: 0 E: 0 LOB: 0 K: 2 BB: 0 S: 9 P: 14	R: 0 H: 1 E: 0 LOB: 2 K: 0 BB: 1 S: 11 P: 18	1B: 3 SF: 0 2B: 0 SAC: 0 3B: 0 DP: 1 HR: 2 HBP: 1						

	AB	31
	R	4
	H	5
	RBI	4
	BB	4
	SO	3
	LOB	8

WP: 0 PA: 36
PB: 0
SB: 0
CS: 0

PITCHER	IP	WLS	BF	H	R	ER	SO	BB	IBB	HBP	BLK	WP	HR	S	P	ERA	WHIP
24 Jordan Lyles, R (1, 1) ERA: 4.62	8.0	L	31	4	4	3	3	3	0	0	0	0	2	55	95	3.38	0.875
45 Taylor Clarke, R (9, 1) ERA: 3.86	1.0		5	1	0	0	0	1	0	1	0	0	0	11	18	0.00	2.000

PITCHER	IP	WLS	BF	H	R	ER	SO	BB	IBB	HBP	BLK	WP	HR	S	P	ERA	WHIP

BOTTOM

Texas Rangers @ Kansas City Royals

Kauffman Stadium, Kansas City, MO

Mon Apr 17 2023, 6:40 PM - 8:41 PM CDT

Att. 11,068 - Clear - 69 F

livebaseballscorecards.com

Batter	1	2	3	4	5	6	7	8	9	AB	R	H	RBI	BB	SO	LOB
7 Bobby Witt Jr., R (1, 10) OBP: 0.314, SLG: 0.415	C FF 98 X FF 98 0-1 ① G4-3		B FF 99 F SL 91 D SL 93 1 SAFE S FF 99 B FF 100 X FF 100 3-2 ③ F9 1-2			B FC 86 C FF 91 S SL 82 B SL 82 B SI 91 F FC 88 X SI 91 3-2 ① L9			B FC 85 B SI 89 S FC 87 C FC 88 B SI 91 B FC 87 4-2 1 G6-3 BB	3	0	0	0	1	0	1
1 MJ Melendez, L (1, 9) OBP: 0.273, SLG: 0.281	B FF 98 S FF 98 C FF 99 B FF 99 X CU 86 2-2 ② F9			B FF 97 C FF 98 C FF 99 S SL 92 1-3 ① K		X FC 88 0-0 ② G3-1			C SI 88 X SI 90 0-1 ① G6-3 1-2	4	0	0	0	0	1	1
9 Vinnie Pasquantino, L (1, 3) OBP: 0.379, SLG: 0.509	B FF 99 S CU 87 X FF 100 1-1 ③ F9			B CH 92 C FF 98 B SL 92 B CH 93 B FF 99 4-1 BB		C FF 90 B FC 88 T FC 88 C FF 92 1-3 ③ K			B FF 92 B FF 92 B FF 93 C FF 93 X FF 94 3-1 ② L8	3	0	0	0	1	1	1
13 Salvador Perez, R (1, 2) OBP: 0.242, SLG: 0.359		S SL 92 B SL 91 B FF 98 S SL 92 X CU 84 2-2 ① L5		F FF 98 B SL 92 F FF 100 C FF 100 1-3 ② K			C SL 80 B FC 87 B SI 91 C FC 88 F SL 82 X FC 88 2-2 ① G3		B FC 90 F FF 95 X SL 81 1-1 ③ F8	4	0	0	0	0	1	2
28 Kyle Isbel, L (1, 8) OBP: 0.265, SLG: 0.304		B FF 98 C FF 99 S SL 93 S SL 92 1-3 ② K		X FF 98 0-0 ③ F8			S FC 87 L CH 87 B SI 89 B FC 88 C SI 90 2-3 ② K			3	0	0	0	0	2	1
17 Hunter Dozier, R (1, 5) OBP: 0.175, SLG: 0.231		S SL 92 S SL 93 B SL 92 B SL 92 S FF 100 2-3 ③ K			C SL 80 S FF 89 S SL 82 0-3 ① K		B SL 82 B FC 88 F SI 88 X FC 88 2-1 ③ G4-3			3	0	0	0	0	2	0
15 Matt Duffy, R (1, 4) OBP: 0.360, SLG: 0.480			F FF 98 C FF 98 F FF 99 S SL 92 0-3 ① K		C FC 87 B SL 81 X SI 90 1-1 8 G4-1 1B			B FF 88 C FC 87 S SL 81 X FC 88 1-2 ① G6-3		3	0	1	0	0	1	0
8 Nicky Lopez, L (1, 6) OBP: 0.333, SLG: 0.343			B FF 99 S FF 99 F FF 100 B SL 93 F FF 100 F SL 92 F CH 92 X SL 93 2-2 ② G1-3		C FC 87 B CH 87 F FC 88 X SI 91 1-2 ② G4-1 1-2			C FC 87 X SI 90 0-1 ② G4-3		3	0	0	0	0	0	1
18 Nate Eaton, R (1, 7) OBP: 0.045, SLG: 0.045			C FF 99 X SL 92 0-1 E3 7 S		B SL 81 S FC 89 B FC 89 C SI 90 C FC 89 2-3 ③ K			F FC 87 B SL 81 B SL 82 C SI 90 B SI 89 F FC 87 C SI 89 3-3 ③ K		3	0	0	0	0	2	1
Inning Stats	R: 0 H: 0 E: 0 LOB: 0 K: 0 BB: 0 S: 7 P: 10	R: 0 H: 0 E: 0 LOB: 0 K: 2 BB: 0 S: 9 P: 14	R: 0 H: 0 E: 1 LOB: 1 K: 1 BB: 0 S: 15 P: 20	R: 0 H: 0 E: 0 LOB: 1 K: 2 BB: 1 S: 8 P: 14	R: 0 H: 1 E: 0 LOB: 1 K: 2 BB: 0 S: 11 P: 15	R: 0 H: 0 E: 0 LOB: 0 K: 1 BB: 0 S: 8 P: 12	R: 0 H: 0 E: 0 LOB: 0 K: 1 BB: 0 S: 9 P: 15	R: 0 H: 0 E: 0 LOB: 1 K: 1 BB: 0 S: 9 P: 13	R: 0 H: 0 E: 0 LOB: 1 K: 0 BB: 1 S: 8 P: 16	1B: 1 SF: 0 2B: 0 SAC: 0 3B: 0 DP: 0 HR: 0 HBP: 0						WP: 0 PA: 31 PB: 0 SB: 1 CS: 0

	AB	29
	R	0
	H	1
	RBI	0
	BB	2
	SO	10
	LOB	8

PITCHER		IP	WLS	BF	H	R	ER	SO	BB	IBB	HBP	BLK	WP	HR	S	P	ERA	WHIP
48 Jacob deGrom, R ERA: 3.48	(1, 1)	4.0		14	0	0	0	5	1	0	0	0	0	0	39	58	0.00	0.250
33 Dane Dunning, R ERA:	(5, 1)	4.1	W	15	1	0	0	5	1	0	0	0	0	0	41	63	0.00	0.462
25 José Leclerc, R ERA:	(9, 1)	0.2		2	0	0	0	0	0	0	0	0	0	0	4	8	0.00	0.000

PITCHER	IP	WLS	BF	H	R	ER	SO	BB	IBB	HBP	BLK	WP	HR	S	P	ERA	WHIP

Texas Rangers @ Kansas City Royals

Kauffman Stadium, Kansas City, MO

Tue Apr 18 2023, 6:41 PM - 9:20 PM CDT

Att. 12,118 - Clear - 80 F

livebaseballscorecards.com

Batter	1	2	3	4	5	6	7	8	9	AB	R	H	RBI	BB	SO	LOB
2 Marcus Semien, R (1, 4) OBP: 0.325, SLG: 0.500	B FF 91 B SL 81 B SL 84 B SI 91 4-0 30 FC6-4 BB		D SI 94 C SL 85 X SI 94 1-1 ① F9 2-3		S SI 92 B SL 82 X SI 93 1-1 53 BB 1B	C SL 89 B FF 100 X SL 88 1-1 1-H 2-H HR		B FF 96 B FF 95 F FF 95 B FF 95 B FF 96 4-1 BB 53 HR 1-2 BB		3	2	2	3	2	0	2
47 Josh Smith, L (8, 6) OBP: 0.350, SLG: 0.133										0	0	0	0	0	0	0
Travis Jankowski, L (1, 8) OBP: 0.438, SLG: 0.536	B FF 93 C FF 94 B CU 84 F FF 94 T FF 96 2-2 ① K		F CU 87 B FF 98 B FF 96 F SI 95 F FF 96 X CU 88 2-2 30 G4-6-3 1-2 3-H 1B		B CH 88 X SI 94 1-0 ① L8	B SI 92 S SL 84 B SI 94 F SI 92 B SL 85 X SL 85 3-2 30 1B 2B		C FF 94 D SL 87 B FF 93 C FF 93 B SL 87 B FF 92 4-2 53 HR 1-2 2-3 BB		4	1	2	1	1	1	2
30 Nathaniel Lowe, L (1, 3) OBP: 0.289, SLG: 0.437	X FF 95 0-0 ② FC6-4 53 FC6-4 1-2f		C CU 86 S CU 87 X CU 88 0-2 ②③ G4-6-3 1-2f		S SI 94 C SI 94 B SI 93 S SI 94 1-3 ② K	B SI 94 B SI 94 X SI 94 2-0 ① 53 G4-3 2-H 1B		X SL 86 0-0 ① SF7 3-H		4	0	1	1	0	1	4
53 Adolis García, R (1, 9) OBP: 0.257, SLG: 0.406	C SL 85 B CU 86 X SI 94 1-1 ③ FC6-4 1-2f			F SL 83 C FF 93 B FF 94 F SL 86 X CU 87 1-2 ① G5-3	B SI 93 B SI 94 C SI 93 B FF 94 B FF 92 4-1 1-2 BB	B SI 95 B SL 85 F SI 96 B SL 87 F SL 87 X SI 97 3-2 ② G4-3 2-3		B CU 77 B FF 92 X SL 83 2-0 1-H 2-H HR		4	1	1	3	1	0	2
6 Josh Jung, R (1, 5) OBP: 0.338, SLG: 0.476		B SI 91 B CU 85 S CU 85 X CU 84 2-1 4 G6-4-3 1B		B CU 84 C SI 93 B CU 87 B CU 85 B SI 92 4-1 20 WP 4 S 20 1B BB	C SI 93 F SL 84 F SI 92 F SL 84 F SL 84 C SI 93 0-3 ③ K	X SI 96 0-0 ③ F8		X FF 93 0-0 ② G5-3		4	1	1	0	1	1	3
4 Robbie Grossman, S (1, 7) OBP: 0.259, SLG: 0.255 8 Bubba Thompson, R (7, 7) OBP: 0.211, SLG: 0.474		C FF 93 X CU 86 0-1 ①② G6-4-3 1-2f		B FF 93 F FF 93 B CU 85 C CU 85 B FF 96 F CU 85 B CU 84 4-2 20 1B 20 WP 13 FC6-4 1-2 BB		B FF 98 B FF 98 X FF 98 2-0 13 1B 20 1B 12 1B 1B	C FF 97 B CU 82 F CU 81 X CU 83 1-2 ① P6	B CU 79 F SL 85 X FF 92 1-1 ③ P3		3	2	1	0	1	0	1
										1	0	0	0	0	0	0
20 Ezequiel Duran, R (1, 6) OBP: 0.200, SLG: 0.200 (8, 4)		C FF 94 B SL 86 S CU 87 B CU 87 F SL 85 B CU 87 F CU 84 X CU 86 3-2 ③ G5-3		B SI 92 B SL 85 F SL 86 F CU 87 X CU 87 2-2 13 FC6-4 1-3 2-H 1B		X FF 99 0-0 13 1B 12 1B 1-2 1B	B FF 96 C CU 82 B FF 96 S FF 96 S CU 83 2-3 ② K		C SI 92 B SL 85 C FF 92 B SL 86 S SL 87 2-3 ① K	5	1	2	1	0	2	0
13 Brad Miller, L (1, 10) OBP: 0.361, SLG: 0.367 3 Leody Taveras, S (9, PH) OBP: 0.150, SLG: 0.158 (9, 10)			B FF 93 C FF 93 B FF 93 S CU 87 F FF 95 B CU 87 F CU 86 B FF 95 4-2 2 F9 12 BB 1B BB	S CU 86 C FF 95 X FF 95 0-2 ② FC6-4 1-2f 3-H		C FF 98 B KC 85 B KC 84 X KC 84 2-1 12 1B 2 HR 1-2 2-3 1B	F FF 96 F FF 97 B CU 82 F FF 97 B SL 88 B CU 82 X CU 81 3-2 ③ G1-3		B SL 85 C SI 92 X SL 86 1-1 ② G5-3	3	2	1	1	1	0	1
										1	0	0	0	0	0	0
12 Sandy León, S (1, 2) OBP: 0.375, SLG: 0.167			B CU 84 F SL 86 B CH 93 B CU 85 B FF 95 4-1 1B 1-2 BB	C FF 94 D CH 92 C SL 87 C FF 96 1-3 ③ K		C FF 99 F FF 100 X FS 92 0-2 2 HR 1-2 2-H 3-H 1B		B FF 94 C FF 96 F CU 81 H SI 96 2-2 BB 30 SF7 2 BB HBP	S SL 86 C CU 79 B SL 85 F SL 83 B SL 86 F SL 85 C SI 92 2-3 ③ K	3	2	1	2	1	2	1

	AB	35
	R	12
	H	12
	RBI	12
	BB	8
	SO	7
	LOB	16

Inning Stats																				
	R: 0	H: 0	R: 0	H: 1	R: 1	H: 1	R: 2	H: 1	R: 0	H: 1	R: 5	H: 7	R: 0	H: 0	R: 4	H: 1	R: 0	H: 0	1B: 9	SF: 1	WP: 1	PA: 45
	E: 0	LOB: 1	E: 0	LOB: 0	E: 0	LOB: 1	E: 0	LOB: 1	E: 0	LOB: 2	E: 0	LOB: 1	E: 0	LOB: 0	E: 0	LOB: 0	E: 0	LOB: 0	2B: 1	SAC: 0	PB: 0	
	K: 1	BB: 1	K: 0	BB: 0	K: 0	BB: 2	K: 1	BB: 2	K: 2	BB: 1	K: 0	BB: 0	K: 1	BB: 0	K: 0	BB: 2	K: 2	BB: 0	3B: 0	DP: 2	SB: 1	
	S: 6	P: 13	S: 9	P: 14	S: 14	P: 25	S: 17	P: 29	S: 13	P: 20	S: 17	P: 30	S: 10	P: 16	S: 10	P: 23	S: 10	P: 15	HR: 2	HBP: 1	CS: 0	

PITCHER		IP	WLS	BF	H	R	ER	SO	BB	IBB	HBP	BLK	WP	HR	S	P	ERA	WHIP
56 Brad Keller, R ERA: 3.0	(1, 1)	4.0	L	18	3	3	3	2	5	0	0	0	1	0	46	81	6.75	2.000
74 Jose Cuas, R ERA: 5.4	(5, 1)	1.0		5	1	0	0	2	1	0	0	0	0	0	13	20	0.00	2.000
43 Carlos Hernández, R ERA: 8.53	(6, 1)	0.0		5	5	5	5	0	0	0	0	0	0	1	9	14	∞	∞
22 Amir Garrett, L ERA: 2.7	(6, 1)	1.0		4	2	0	0	0	0	0	0	0	0	0	8	16	0.00	2.000
63 Josh Staumont, R ERA: 9.0	(7, 1)	1.0		5	0	2	2	1	1	0	1	0	0	0	13	25	18.00	1.000

PITCHER		IP	WLS	BF	H	R	ER	SO	BB	IBB	HBP	BLK	WP	HR	S	P	ERA	WHIP
38 Josh Taylor, L ERA: 6.0	(8, 1)	2.0		8	1	2	2	2	1	0	0	0	0	1	17	29	9.00	1.000

BOTTOM

Batter	1	2	3	4	5	6	7	8	9	AB	R	H	RBI	BB	SO	LOB
7 Bobby Witt Jr., R (1, 6) OBP: 0.311, SLG: 0.435	X FF 97 0-0 1 SF7 3B	C FF 97 B FS 89 B FF 96 X FF 96 2-1 ③ G4-3			F CU 76 S FS 89 X FF 95 0-2 ① P3		X FF 94 0-0 ③ F7			4	1	1	0	0	0	1
1 MJ Melendez, L (1, 9) OBP: 0.257, SLG: 0.267	F FC 92 B FC 92 S FF 96 B FF 95 X FF 97 2-2 ① SF7 3-H		F FF 94 B FS 89 S FC 91 B CU 77 B FS 90 S FC 90 3-3 ① K		B CU 76 B FS 89 X FC 91 2-0 ② F9			X SL 87 0-0 ① G4-3		3	0	0	1	0	1	0
13 Salvador Perez, R (1, 2) OBP: 0.257, SLG: 0.382	C FF 98 S FF 95 F CU 79 X FS 88 0-2 2B		X FF 97 0-0 9 G3-6-3 1B		B FS 89 F SL 86 S FF 94 S FF 96 1-3 ③ K			B FF 94 F FF 92 S FF 94 B FF 96 F FF 94 B CH 87 X FF 94 3-2 ② F9		4	0	2	0	0	1	0
9 Vinnie Pasquantino, L (1, 3) OBP: 0.371, SLG: 0.508	C FC 92 X FF 96 0-1 ② L8		B FC 91 C FC 91 S FS 88 B FF 96 B CU 77 F FS 88 F FC 91 X FS 89 3-2 ②③ G3-6-3 1-2f			C FF 94 B FS 89 F FC 91 B CU 77 X FS 88 2-2 ① F7		C FF 95 B FF 95 C FF 95 X SL 88 1-2 2B		4	0	1	0	0	0	2
99 Franmil Reyes, R (1, 10) OBP: 0.302, SLG: 0.385	B FC 92 F FS 87 F FF 95 D FS 88 D FS 88 B FF 97 4-2 BB			C FF 95 C CU 77 B FS 90 T FS 89 1-2 ① K		B SL 85 B FF 96 C FF 95 X FF 96 2-1 14 WP 19 G3 1B		B FF 94 S FF 95 F FF 94 T CH 87 1-2 ③ K		3	0	1	0	1	2	1
19 Michael Massey, L (1, 4) OBP: 0.122, SLG: 0.149	B CU 77 F FC 92 F FF 96 B FF 95 X CU 77 2-2 ③ G3-1			X FC 91 0-0 14 1B 28 FC3-6 1B		B CU 76 X FC 91 1-0 ② G3 1-2			C FF 91 B FS 82 F FF 91 B FS 84 F FS 83 F FF 91 S FF 91 2-3 ① K	4	1	1	0	0	1	3
14 Edward Olivares, R (1, 7) OBP: 0.304, SLG: 0.395		B CU 76 B FC 92 X FF 95 2-0 8 G3-1 28 S 1B		X FC 91 0-0 28 FC3-6 1-3 1B		C FS 88 B FF 95 C FF 95 B CU 78 S FS 89 2-3 ③ K 2-3			B KC 79 X FF 91 1-0 ② G6-3	4	0	2	0	0	1	1
28 Kyle Isbel, L (1, 8) OBP: 0.245, SLG: 0.280		C FC 91 B FS 89 B FF 95 S FC 92 F FF 96 X FS 90 2-2 ① F9 1-2		S CU 76 1 SAFE X FS 88 0-1 ② FC3-6 8 S 1-2f 3-H			B FF 94 F FF 93 S FF 96 F SL 89 F FF 96 F SL 90 S SL 90 1-3 ① K		B FS 86 C FF 92 S FS 84 X FF 92 1-2 ③ G4-3	4	0	0	1	0	1	2
8 Nicky Lopez, L (1, 5) OBP: 0.311, SLG: 0.316		C CU 76 F FF 96 F CU 77 X FS 90 0-2 ② G3-1 2-3		1 SAFE C CU 76 B FF 96 B CU 77 S FC 92 F CU 77 S FS 88 2-3 ③ K 1-2			T FF 95 X SI 94 0-1 ② G1-3			3	0	0	0	0	1	2

Inning Stats	1	2	3	4	5	6	7	8	9
	R: 1 E: 0 K: 0 S: 15 H: 2 LOB: 2 BB: 1 P: 23	R: 0 E: 0 K: 0 S: 11 H: 1 LOB: 1 BB: 0 P: 17	R: 0 E: 0 K: 1 S: 9 H: 1 LOB: 0 BB: 0 P: 15	R: 1 E: 0 K: 2 S: 11 H: 2 LOB: 1 BB: 0 P: 14	R: 0 E: 0 K: 1 S: 7 H: 0 LOB: 0 BB: 0 P: 10	R: 0 E: 0 K: 1 S: 9 H: 1 LOB: 1 BB: 0 P: 16	R: 0 E: 0 K: 1 S: 9 H: 0 LOB: 0 BB: 0 P: 10	R: 0 E: 0 K: 1 S: 11 H: 1 LOB: 1 BB: 0 P: 16	R: 0 E: 0 K: 1 S: 9 H: 0 LOB: 0 BB: 0 P: 13

	1B: 5	SF: 1	WP: 1	PA: 35
	2B: 2	SAC: 0	PB: 0	
	3B: 0	DP: 1	SB: 2	
	HR: 0	HBP: 0	CS: 0	

PITCHER		IP	WLS	BF	H	R	ER	SO	BB	IBB	HBP	BLK	WP	HR	S	P	ERA	WHIP
17 Nathan Eovaldi, R ERA: 5.4	(1, 1)	6.0	W	25	7	2	2	5	1	0	0	0	1	0	62	95	3.00	1.333
46 Brock Burke, L ERA: 3.24	(7, 1)	2.0		7	1	0	0	2	0	0	0	0	0	0	20	26	0.00	0.500
21 Ian Kennedy, R ERA: 9.64	(9, 1)	1.0		3	0	0	0	1	0	0	0	0	0	0	9	13	0.00	0.000

PITCHER	IP	WLS	BF	H	R	ER	SO	BB	IBB	HBP	BLK	WP	HR	S	P	ERA	WHIP

Texas Rangers @ Kansas City Royals

Kauffman Stadium, Kansas City, MO

Tue Apr 18 2023, 6:41 PM - 9:20 PM CDT

Att. 12,118 - Clear - 80 F

livebaseballscorecards.com

AB	33
R	2
H	8
RBI	2
BB	1
SO	8
LOB	12

Texas Rangers @ Kansas City Royals

Kauffman Stadium, Kansas City, MO

Wed Apr 19 2023, 1:11 PM - 3:50 PM CDT

Att. 10,388 - Cloudy - 73 F

livebaseballscorecards.com

Batter	1	2	3	4	5	6	7	8	9	AB	R	H	RBI	BB	SO	LOB
2 Marcus Semien, R (1, 4) OBP: 0.341, SLG: 0.507	C SI 93 X SL 85 0-1 30 F8 53 SF8 BB 1B	S SL 84 C SI 92 B SL 85 X SI 92 1-2 S 2-H 1B		F SI 92 X SI 92 0-1 FC6-4 3-H 1B			B SL 87 S SL 87 B ST 82 F SL 86 2-2 CI 30 53 1B	C SL 88 B FS 89 B FS 90 X FF 99 2-1 ② F9	D SL 84 S CU 78 B SL 82 X SL 82 2-1 ③ F7	5	2	3	2	0	0	2
Travis Jankowski, L (1, 7) OBP: 0.417, SLG: 0.484 8 Bubba Thompson, R (8, PH) OBP: 0.200, SLG: 0.450 (8, 7)	B SI 92 B SI 92 B SL 86 B SI 92 4-0 1-2 BB	D CH 88 C SL 85 F SL 85 1 SAFE B SL 85 F SI 92 T SI 92 2-2 ③ K 1-2		C SI 91 B SI 91 F SI 90 B SI 92 X SI 91 2-2 ② FC6-4 1-2f			C CH 89 S CH 90 1 SAFE D CH 90 C ST 85 1-3 ① K	C FF 100 B FF 100 B SL 88 S FF 98 B SI 100 X SL 87 3-2 ③ G1-3		3 1	0 0	0 0	0 0	1 0	2 0	3 0
30 Nathaniel Lowe, L (1, 3) OBP: 0.296, SLG: 0.427	B SI 94 C SI 93 T SI 94 F SI 94 B SI 93 F SL 86 F SL 87 X SI 93 2-2 ① F8 2-3	X SI 92 0-0 ① G6-3	C CH 86 B SI 90 X CH 87 1-1 ③ L8				F CH 90 D CH 90 1 SAFE F ST 85 B FF 95 D ST 85 B CH 89 4-2 28 1B 53 1B 20 2B 1-2 BB		F SL 83 B FF 93 F SL 83 B FF 92 X FF 92 2-2 6 28 HR 1B	4	2	1	0	1	0	3
53 Adolis García, R (1, 9) OBP: 0.253, SLG: 0.397	F SI 93 X SI 94 0-1 ② SF8 3-H	B SL 84 B SL 84 X SI 92 2-0 ② G5-3			B SL 82 C SI 92 B SI 92 X SL 83 2-1 ① G5-3		S SL 87 D CH 90 B SL 88 X SL 89 2-1 28 1B 20 2B 1-2 2-H 1B		C CU 80 S SL 83 S CU 80 0-3 ① K	4	1	1	2	0	1	1
6 Josh Jung, R (1, 5) OBP: 0.342, SLG: 0.463	1 SAFE B SI 92 X SI 92 1-0 ③ F8	C SI 92 C SI 93 B SI 93 B SI 93 F SL 84 X SI 93 2-2 1B			F SL 82 B SI 92 B SI 91 B SI 91 S SL 82 T SL 84 3-2 ② K		C ST 84 T FF 95 B FF 95 S SL 88 1-3 ② K		B SL 84 B SL 84 B FF 92 B FF 90 4-0 28 HR 1-2 BB	4	1	1	0	1	2	3
28 Jonah Heim, S (1, 2) OBP: 0.385, SLG: 0.556		B SI 91 T SI 92 B CH 87 S SI 92 B SI 94 D SL 86 4-2 47 PB 3 2B BB	F SL 84 B SL 85 B SI 92 B CH 88 X SL 84 3-1 ③ F9		F SI 91 B SI 91 C CH 86 B SI 91 X SI 91 2-2 ③ L7		F CH 90 C FF 95 B FF 96 X ST 84 1-2 20 2B 1-2 2-3 1B		B SL 83 X FF 92 1-0 1-H 2-H HR	4	3	2	3	1	0	1
20 Ezequiel Duran, R (1, 10) OBP: 0.200, SLG: 0.233		B SL 86 C SL 85 B SI 92 F SI 92 C SI 93 2-3 ① K	X SI 92 0-0 ① G6-3			B FF 98 F FF 97 F FF 97 F KC 86 S SL 91 1-3 ① K	C ST 84 S SL 89 D SL 88 X SL 87 1-2 47 1B 1-H 2-H 3-H 2B		C CU 79 C CU 78 F FF 92 T FF 91 0-2 ② K	5	0	1	3	0	3	1
47 Josh Smith, L (1, 6) OBP: 0.378, SLG: 0.152		B SL 83 B SI 93 C SI 93 C SI 93 F SL 85 F SL 86 B SI 92 C SI 92 3-3 ② K 1-2	B CH 87 B SI 92 B SL 83 C SI 91 B SI 91 4-1 3 3B BB			B FF 100 F FF 99 F FS 91 F FS 93 F FF 101 F FF 100 S SL 89 1-3 ② K	B FF 95 X CH 90 1-0 ③ 2-H 1B		C CU 79 C CU 78 B FF 90 B CU 78 B SL 82 B CU 75 4-2 3 1B BB	3	1	1	0	2	2	1
3 Leody Taveras, S (1, 8) OBP: 0.240, SLG: 0.375		C SL 84 B SI 91 X SL 86 1-1 2 1B 2-H 2B	X SL 83 0-0 2 1B 1-H 3B		S FF 101 B FF 100 C FS 92 F FF 99 B FS 92 B FS 91 F FF 100 X FF 101 3-2 ③ G4-3			B FF 98 F FF 96 F SL 85 F SI 99 B FS 91 T SL 89 2-2 ① K	F CU 77 S CU 79 X FF 92 0-2 1-3 1B	5	2	3	2	0	1	0

Inning Stats	1	2	3	4	5	6	7	8	9
	R: 1 E: 0 K: 0 S: 11	R: 2 E: 0 K: 3 S: 19	R: 0 E: 0 K: 0 S: 8	R: 2 E: 0 K: 0 S: 10	R: 0 E: 0 K: 1 S: 8	R: 0 E: 0 K: 2 S: 15	R: 4 E: 1 K: 2 S: 19	R: 0 E: 0 K: 1 S: 9	R: 3 E: 0 K: 2 S: 18
	H: 1 LOB: 1 BB: 1 P: 18	H: 2 LOB: 1 BB: 1 P: 32	H: 1 LOB: 1 BB: 0 P: 15	H: 2 LOB: 1 BB: 1 P: 17	H: 0 LOB: 0 BB: 0 P: 15	H: 0 LOB: 0 BB: 0 P: 20	H: 4 LOB: 2 BB: 1 P: 32	H: 0 LOB: 0 BB: 0 P: 16	H: 3 LOB: 2 BB: 2 P: 31

1B: 9	SF: 1
2B: 2	SAC: 0
3B: 1	DP: 0
HR: 1	HBP: 0

WP: 0	PA: 46
PB: 1	
SB: 1	
CS: 0	

AB	38
R	12
H	13
RBI	12
BB	6
SO	11
LOB	15

PITCHER		IP	WLS	BF	H	R	ER	SO	BB	IBB	HBP	BLK	WP	HR	S	P	ERA	WHIP
51 Brady Singer, R ERA: 8.14	(1, 1)	5.0	L	24	6	5	5	4	3	0	0	0	0	0	56	97	9.00	1.800
43 Carlos Hernández, R ERA: 7.36	(6, 1)	1.0		3	0	0	0	2	0	0	0	0	0	0	15	20	0.00	0.000
45 Taylor Clarke, R ERA: 6.75	(7, 1)	1.0		8	4	4	3	2	1	0	0	0	0	0	19	32	27.00	5.000
54 Aroldis Chapman, L ERA:	(8, 1)	1.0		3	0	0	0	1	0	0	0	0	0	0	9	16	0.00	0.000
58 Scott Barlow, R ERA: 9.45	(9, 1)	1.0		8	3	3	3	2	2	0	0	0	0	1	18	31	27.00	5.000

PITCHER	IP	WLS	BF	H	R	ER	SO	BB	IBB	HBP	BLK	WP	HR	S	P	ERA	WHIP

Texas Rangers @ Kansas City Royals

Kauffman Stadium, Kansas City, MO

Wed Apr 19 2023, 1:11 PM - 3:50 PM CDT

Att. 10,388 - Cloudy - 73 F

livebaseballscorecards.com

BOTTOM

Batter	1	2	3	4	5	6	7	8	9	AB	R	H	RBI	BB	SO	LOB
7 Bobby Witt Jr., R (1, 6) OBP: 0.308, SLG: 0.466	G4-3		HR		FC6-4		L8			4	1	1	1	0	0	1
14 Edward Olivares, R (1, 9) OBP: 0.280, SLG: 0.362	L7		G4-3		G4-3		G6-3			4	0	0	0	0	0	1
9 Vinnie Pasquantino, L (1, 3) OBP: 0.378, SLG: 0.508	F9			G3		13 2B 99 SF8 1B		G6-4-3 13 1B		4	1	2	0	0	0	0
13 Salvador Perez, R (1, 10) OBP: 0.257, SLG: 0.389		P4		G3		15 1B 2B		G6-4-3 1-2f		4	1	1	0	0	0	1
99 Franmil Reyes, R (1, 7) OBP: 0.319, SLG: 0.405		1B		1 1B 1B		SF8 3-H		K		3	0	2	1	0	1	0
1 MJ Melendez, L (1, 2) OBP: 0.257, SLG: 0.266		F8		1-3 1B		F7			F8	4	0	1	0	0	0	2
15 Matt Duffy, R (1, 4) OBP: 0.357, SLG: 0.464 (7, 5) 18 Nate Eaton, R (9, PH) OBP: 0.043, SLG: 0.043		P3		K		2-H 1B			K	3 1	0 0	1 0	1 0	0 0	1 1	3 0
17 Hunter Dozier, R (1, 5) OBP: 0.167, SLG: 0.220 19 Michael Massey, L (6, PH) OBP: 0.118, SLG: 0.143 (7, 4)			K		G4-3	F8			K	2 2	0 0	0 0	0 0	0 0	1 1	0 1
Jackie Bradley Jr., L (1, 8) OBP: 0.242, SLG: 0.172			K		7 FC6-4 1B		G3-1			3	0	1	0	0	1	0
Inning Stats	R: 0 E: 0 K: 0 S: 5 H: 0 LOB: 0 BB: 0 P: 8	R: 0 E: 0 K: 0 S: 8 H: 1 LOB: 1 BB: 0 P: 11	R: 1 E: 0 K: 2 S: 11 H: 1 LOB: 0 BB: 0 P: 15	R: 0 E: 0 K: 1 S: 10 H: 2 LOB: 2 BB: 0 P: 15	R: 0 E: 0 K: 0 S: 7 H: 1 LOB: 1 BB: 0 P: 10	R: 2 E: 0 K: 0 S: 20 H: 3 LOB: 1 BB: 0 P: 31	R: 0 E: 0 K: 0 S: 7 H: 0 LOB: 0 BB: 0 P: 10	R: 0 E: 0 K: 1 S: 9 H: 1 LOB: 0 BB: 0 P: 14	R: 0 E: 0 K: 2 S: 7 H: 0 LOB: 0 BB: 0 P: 12	1B: 7 2B: 1 3B: 0 HR: 1 SF: 1 SAC: 0 DP: 1 HBP: 0	WP: 0 PB: 0 SB: 0 CS: 0 PA: 35					

	AB	34
	R	3
	H	9
	RBI	3
	BB	0
	SO	6
	LOB	9

PITCHER		IP	WLS	BF	H	R	ER	SO	BB	IBB	HBP	BLK	WP	HR	S	P	ERA	WHIP
54 Martín Pérez, L ERA: 3.38	(1, 1)	5.2	W	25	8	3	3	3	0	0	0	0	0	1	58	85	4.76	1.412
72 Jonathan Hernández, R ERA: 2.45	(6, 1)	1.1	H	4	0	0	0	0	0	0	0	0	0	0	10	15	0.00	0.000
25 José Leclerc, R ERA:	(8, 1)	1.0		3	1	0	0	1	0	0	0	0	0	0	9	14	0.00	1.000
66 Josh Sborz, R ERA:	(9, 1)	1.0		3	0	0	0	2	0	0	0	0	0	0	7	12	0.00	0.000

PITCHER	IP	WLS	BF	H	R	ER	SO	BB	IBB	HBP	BLK	WP	HR	S	P	ERA	WHIP

Batter	1	2	3	4	5	6	7	8	9	AB	R	H	RBI	BB	SO	LOB
1 Esteury Ruiz, R (1, 8) OBP: 0.382, SLG: 0.358	B FF 96 B FF 95 F FF 94 X ST 83 2-1 G5-3		L ST 82 S ST 85 X FF 96 0-2 F9		C FF 95 X FF 95 0-1 SH5-3 2-3	S SL 86 C SL 87 B SI 97 F SL 86 B SI 97 X SI 97 2-2 49 WP 1-2 2-H 1B			F SL 79 B SL 80 X FF 94 1-1 F8	4	0	1	1	0	0	0
49 Ryan Noda, L (1, 3) OBP: 0.400, SLG: 0.370 13 Jordan Diaz, R (9, PH) OBP: 0.667, SLG: 1.667 (9, 4)	S FF 96 F FF 96 C CU 80 0-3 K			B CU 78 B CH 88 B FF 95 B FF 95 4-0 25 BB BB	B FF 95 B CU 79 B FF 95 B FF 94 4-0 25 G1-3 3-H BB	S SL 88 S SL 86 B SL 86 X SI 98 1-2 G6-3 1-2 2-3			C FF 91 S SL 79 B SL 80 X SL 79 1-2 HR	2 1	0 1	0 1	0 1	2 0	1 0	2 0
25 Brent Rooker, R (1, 10) OBP: 0.417, SLG: 0.650	S ST 84 B ST 84 S ST 84 F FF 96 X FF 96 1-2 1B			B ST 83 B FF 96 C ST 83 B FF 96 1 SAFE B FF 94 4-1 6 1B 12 FC4-6 1-2 BB	S ST 84 B ST 84 C FF 95 X ST 84 1-2 G1-3 1-2		B FF 94 F FF 94 B CH 89 T FF 95 F FF 96 B FF 96 B SI 94 4-2 6 G4-6-3 BB		B CU 77 B FF 92 X FF 92 2-0 P3	3	1	1	0	2	0	1
6 Jace Peterson, L (1, 5) OBP: 0.313, SLG: 0.296	C FF 97 B ST 83 F CH 88 D CU 79 X FF 96 2-2 F8			C ST 83 1 SAFE X FF 95 0-1 12 FC4-6 1-3 1B	B CU 80 F FF 95 B ST 84 B ST 84 C FF 96 2 SAFE D ST 85 4-2 BB		C FF 94 B FF 95 1 SAFE F FF 95 B SL 90 X SL 90 2-2 G4-6-3 1-2f		C FF 92 B SL 80 C FF 92 B SL 81 X FF 92 2-2 F7	4	0	1	0	1	0	2
12 Aledmys Díaz, R (1, 4) OBP: 0.213, SLG: 0.217 (9, 3)		C FF 95 B ST 83 C FF 95 B ST 83 X FF 95 2-2 G1-3		S ST 84 X FF 96 0-1 FC4-6 21 1B 1-2f 3-H	X ST 85 0-0 P5		B FF 94 B FF 95 F FF 95 F CH 89 F FF 96 X FF 96 2-2 F9			4	0	0	1	0	0	3
21 Conner Capel, L (1, 9) OBP: 0.364, SLG: 0.375 99 Jesús Aguilar, R (8, PH) OBP: 0.286, SLG: 0.333 8 Tyler Wade, L (8, 9)		B FF 96 C CH 88 B CH 89 B FF 95 B FF 95 4-1 5 CS BB		X FF 95 0-0 1-2 1B		X FF 95 0-0 23 WP 1 1B 1B		B SL 81 B SL 82 F FF 95 B FC 89 X FF 95 3-1 P5		2 1 0	1 0 0	2 0 0	0 0 0	1 0 0	0 0 0	0 0 0
23 Shea Langeliers, R (1, 2) OBP: 0.297, SLG: 0.424		C FF 95 C FF 95 B ST 84 F ST 84 S FF 97 1-3 K		C ST 84 B FF 95 X FF 95 1-1 G4-3		B FF 95 B ST 85 C FF 95 F ST 84 H FF 96 3-2 49 WP 1 1B 1-2 HBP		B SL 84 S FF 95 S CH 88 B SL 82 C FC 89 2-3 K		3	0	0	0	0	2	3
5 Tony Kemp, L (1, 7) OBP: 0.256, SLG: 0.235		C FF 96 B FF 96 1 SAFE B FF 96 2-1 CS 1-2	B CU 77 X FF 94 1-0 L9		B ST 83 X FF 94 1-0 HR	B ST 82 T CH 88 F CH 89 X FF 95 1-2 L8		C SL 83 F CH 88 B FF 95 B CH 88 B FF 94 B SL 83 4-2 BB		3	1	1	1	1	0	2
4 Kevin Smith, R (1, 6) OBP: 0.167, SLG: 0.167			C ST 83 C FF 96 B ST 84 X ST 84 1-2 F9		B ST 84 X ST 83 1-0 E5 1 SH5-3 49 WP 1B	B SI 96 C SI 96 S SL 86 C SI 97 1-3 K		B FC 88 S FF 95 S FF 95 F FF 94 S SL 82 1-3 K		4	1	1	0	0	2	3
Inning Stats	R: 0 E: 0 K: 1 S: 12 H: 1 LOB: 1 BB: 0 P: 17	R: 0 E: 0 K: 1 S: 9 H: 0 LOB: 0 BB: 1 P: 18	R: 0 E: 0 K: 0 S: 7 H: 0 LOB: 0 BB: 0 P: 9	R: 1 E: 0 K: 0 S: 8 H: 2 LOB: 2 BB: 2 P: 17	R: 2 E: 1 K: 0 S: 10 H: 2 LOB: 2 BB: 2 P: 21	R: 1 E: 0 K: 1 S: 16 H: 2 LOB: 2 BB: 0 P: 24	R: 0 E: 0 K: 0 S: 10 H: 0 LOB: 0 BB: 1 P: 18	R: 0 E: 0 K: 2 S: 11 H: 0 LOB: 1 BB: 1 P: 21	R: 1 E: 0 K: 0 S: 9 H: 1 LOB: 0 BB: 0 P: 15	1B: 6 2B: 0 3B: 0 HR: 2 SF: 0 SAC: 1 DP: 1 HBP: 1						

TOP

Oakland Athletics @ Texas Rangers

Globe Life Field, Arlington, TX

Fri Apr 21 2023, 7:09 PM - 10:05 PM CDT

Att. 28,775 - Partly Cloudy - 73 F

livebaseballscorecards.com

AB	31
R	5
H	8
RBI	4
BB	7
SO	5
LOB	16

WP: 3 PB: 0 SB: 0 CS: 1 PA: 41

PITCHER		IP	WLS	BF	H	R	ER	SO	BB	IBB	HBP	BLK	WP	HR	S	P	ERA	WHIP
22 Jon Gray, R ERA: 3.72	(1, 1)	5.1		26	6	4	3	2	5	0	1	0	2	1	52	92	5.06	2.062
72 Jonathan Hernández, R ERA: 2.25	(6, 1)	0.2	B	3	1	0	0	1	0	0	0	0	1	0	10	14	0.00	1.500
46 Brock Burke, L ERA: 2.89	(7, 1)	1.0		3	0	0	0	0	1	0	0	0	0	0	10	18	0.00	1.000
25 José Leclerc, R ERA:	(8, 1)	1.1		5	0	0	0	2	1	0	0	0	0	0	13	24	0.00	0.750
51 Will Smith, L ERA: 2.45	(9, 1)	0.2	L	3	1	1	1	0	0	0	0	0	0	1	7	12	13.50	1.500

PITCHER	IP	WLS	BF	H	R	ER	SO	BB	IBB	HBP	BLK	WP	HR	S	P	ERA	WHIP

Oakland Athletics @ Texas Rangers

Globe Life Field, Arlington, TX

Fri Apr 21 2023, 7:09 PM - 10:05 PM CDT

Att. 28,775 - Partly Cloudy - 73 F

livebaseballscorecards.com

BOTTOM

Batter	1	2	3	4	5	6	7	8	9	AB	R	H	RBI	BB	SO	LOB
2 Marcus Semien, R (1, 4) OBP: 0.337, SLG: 0.487	F7	K			K		CS	BB		3	0	0	0	1	2	1
4 Robbie Grossman, S (1, 10) OBP: 0.276, SLG: 0.275	30 BB 53 1B 1B	K			K			1B		4	1	2	0	0	2	0
30 Nathaniel Lowe, L (1, 3) OBP: 0.294, SLG: 0.410	53 1B 28 HR BB		K		F7			L7		3	1	0	0	1	1	2
53 Adolis García, R (1, 9) OBP: 0.253, SLG: 0.389	28 HR 1B		F7			K		P3		4	1	1	1	0	1	2
6 Josh Jung, R (1, 5) OBP: 0.338, SLG: 0.451	K		1B			K		K		4	0	1	0	0	3	4
28 Jonah Heim, S (1, 2) OBP: 0.393, SLG: 0.604	HR		F7			K			BB	3	1	1	3	1	1	1
20 Ezequiel Duran, R (1, 6) OBP: 0.242, SLG: 0.250 47 Josh Smith, L (9, PH) OBP: 0.370, SLG: 0.147	BB		8 CS 1B				F9	G6-3		2 1	0 0	1 0	0 0	1 0	0 0	0 1
8 Bubba Thompson, R (1, 7) OBP: 0.182, SLG: 0.409 Travis Jankowski, L (7, PH) OBP: 0.421, SLG: 0.485 (8, 7)	K		K				2 CS 1B	G4-3		2 2	0 0	0 1	0 0	0 0	2 0	2 0
3 Leody Taveras, S (1, 8) OBP: 0.250, SLG: 0.346		2 CS HBP	G6-3				F7			2	0	0	0	0	0	1

Inning Stats																																		
	R: 4	H: 3		R: 0	H: 0		R: 0	H: 1		R: 0	H: 1		R: 0	H: 0		R: 0	H: 0		R: 0	H: 1		R: 0	H: 0		1B: 6	SF: 0		WP: 0	PA: 36					
	E: 0	LOB: 1		E: 0	LOB: 0		E: 0	LOB: 1		E: 0	LOB: 0		E: 0	LOB: 0		E: 0	LOB: 0		E: 0	LOB: 0		E: 0	LOB: 0		2B: 1	SAC: 0		PB: 0						
	K: 2	BB: 2		K: 2	BB: 0		K: 1	BB: 0		K: 1	BB: 0		K: 2	BB: 0		K: 3	BB: 0		K: 1	BB: 1		K: 0	BB: 1		3B: 0	DP: 2		SB: 0						
	S: 20	P: 37		S: 9	P: 13		S: 11	P: 18		S: 7	P: 8		S: 9	P: 11		S: 11	P: 14		S: 7	P: 12		S: 12	P: 21		HR: 1	HBP: 1		CS: 3						

PITCHER		IP	WLS	BF	H	R	ER	SO	BB	IBB	HBP	BLK	WP	HR	S	P	ERA	WHIP
38 JP Sears, L ERA: 4.98	(1, 1)	6.0		24	5	4	4	11	2	0	1	0	0	1	67	101	6.00	1.167
30 Chad Smith, R ERA: 3.52	(7, 1)	1.0		3	1	0	0	0	0	0	0	0	0	0	7	12	0.00	1.000
61 Zach Jackson, R ERA: 1.86	(8, 1)	1.0	W	5	1	0	0	1	1	0	0	0	0	0	12	21	0.00	2.000
31 Jeurys Familia, R ERA: 5.4	(9, 1)	1.0	S	3	0	0	0	0	1	0	0	0	0	0	7	16	0.00	1.000

PITCHER	IP	WLS	BF	H	R	ER	SO	BB	IBB	HBP	BLK	WP	HR	S	P	ERA	WHIP

Batter	1	2	3	4	5	6	7	8	9	AB	R	H	RBI	BB	SO	LOB
1 Esteury Ruiz, R (1, 8) OBP: 0.375, SLG: 0.366	F FF 92 B FF 93 B FF 93 X FF 94 2-1 13 1B 2B	B FF 93 B FF 91 F FF 90 B CH 83 C FF 91 F FF 92 F FF 92 X FF 92 3-2 ③ G6-3			X FF 92 0-0 ② P3 2-3		D KC 80 X FF 91 1-0 ② F8 2-3			4	1	1	0	0	0	4
13 Jordan Diaz, R (1, 4) OBP: 0.429, SLG: 0.857	C FF 93 X CH 83 0-1 25 BB 44 SF7 99 HBP 2-H 1B		C FF 91 B FF 91 F FF 91 F SL 79 F SL 80 S FF 93 1-3 ① K		F FF 92 B FF 93 D SL 82 D CH 84 S FF 92 F FF 92 X FF 93 3-2 ③ L9		F FF 92 X FF 91 0-1 ③ F9			4	1	1	1	0	1	3
99 Jesús Aguilar, R (1, 3) OBP: 0.317, SLG: 0.407	B FF 92 F FF 93 C FF 92 H SL 82 2-2 25 BB 1-2 HBP		X FF 92 0-0 ② F8			C FF 91 S CH 83 B FF 91 F FF 91 X FF 92 1-2 44 G6-4-3 25 1B 1B		B FF 96 X FF 96 1-0 HR		3	1	2	1	0	0	0
25 Brent Rooker, R (1, 7) OBP: 0.423, SLG: 0.628	B FF 93 B FF 91 B FF 92 B FF 92 4-0 12 G5-4-3 1-2 2-3 BB		B FF 92 C CH 83 B FF 92 S FF 92 B FF 93 F FF 93 F FF 92 F CH 83 S FF 93 3-3 ③ K			X CH 84 0-0 44 G6-4-3 1-2 1B		B SL 88 S SL 88 B FF 96 F SL 87 X SL 87 2-2 ① G6-3		3	0	1	0	1	1	0
44 Carlos Pérez, R (1, 2) OBP: 0.414, SLG: 0.538	X FF 92 0-0 ① SF7 3-H			B FF 89 B FF 89 X FF 89 2-0 ① F7		F FF 92 C CH 84 X CH 83 0-2 ①② G6-4-3 1-2f 2-3		F SL 88 S SL 88 B SL 88 S SL 88 1-3 ② K		3	0	0	1	0	1	2
12 Aledmys Díaz, R (1, 5) OBP: 0.205, SLG: 0.208 8 Tyler Wade, L (6, 5)	B SL 82 C FF 92 B FF 92 X CH 83 2-1 ②③ G5-4-3 1-2f			C SL 82 X CH 84 0-1 ② G4-3		F FF 93 B FF 93 F CH 85 X FF 92 1-2 ③ F9		S FF 97 T CU 85 B FF 96 F FF 97 F CU 86 C CU 86 1-3 ③ K		3 1	0 0	0 0	0 0	0 0	0 1	3 0
23 Shea Langeliers, R (1, 10) OBP: 0.309, SLG: 0.410		C FF 92 S FF 91 B FF 92 B FF 92 B SL 81 B FF 90 4-2 21 FC5-4 BB		C FF 92 B CH 83 B FF 92 S FF 92 S FF 93 2-3 ③ K			C FF 92 F FF 92 H FS 84 1-2 1 F8 21 1B HBP		F SL 86 B FF 95 B FF 95 B SL 86 F FF 96 F SL 87 X SL 88 3-2 ① G6-3	2	0	0	0	1	1	0
4 Kevin Smith, R (1, 6) OBP: 0.175, SLG: 0.200		C FF 91 S FF 93 S FF 92 0-3 ① K			F FF 91 S FF 92 B FF 92 X SL 82 1-2 1 P3 2B		C FF 92 B FF 92 S FF 92 B FF 92 T FS 84 2-2 ① K		C SL 87 F SL 89 B FF 96 B FF 96 C CU 84 2-3 ② K	4	0	1	0	0	3	2
21 Conner Capel, L (1, 9) OBP: 0.354, SLG: 0.364		C FF 94 S FF 93 X FF 93 0-2 ② FC5-4 1-2f			F FF 92 B SL 82 C FF 92 F SL 83 F FF 93 B FF 92 X FF 92 2-2 ① F8		X FF 92 0-0 1-2 1B		B CU 83 S SL 87 F FF 96 B CU 84 S CU 84 2-3 ③ K	4	0	1	0	0	1	2
Inning Stats	R: 2 E: 0 K: 0 S: 9 H: 2 LOB: 1 BB: 1 P: 19	R: 0 E: 0 K: 1 S: 13 H: 0 LOB: 1 BB: 1 P: 20	R: 0 E: 0 K: 2 S: 12 H: 0 LOB: 0 BB: 0 P: 16	R: 0 E: 0 K: 1 S: 6 H: 0 LOB: 0 BB: 0 P: 10	R: 0 E: 0 K: 0 S: 13 H: 1 LOB: 1 BB: 0 P: 19	R: 0 E: 0 K: 0 S: 11 H: 2 LOB: 1 BB: 0 P: 13	R: 0 E: 0 K: 1 S: 9 H: 1 LOB: 2 BB: 0 P: 13	R: 1 E: 0 K: 2 S: 12 H: 1 LOB: 0 BB: 0 P: 17	R: 0 E: 0 K: 2 S: 10 H: 0 LOB: 0 BB: 0 P: 17	1B: 4 2B: 2 3B: 0 HR: 1 SF: 1 SAC: 0 DP: 2 HBP: 2						

PITCHER		IP	WLS	BF	H	R	ER	SO	BB	IBB	HBP	BLK	WP	HR	S	P	ERA	WHIP
44 Andrew Heaney, L ERA: 4.34	(1, 1)	6.0	W	24	5	2	2	4	2	0	1	0	0	0	64	97	3.00	1.167
21 Ian Kennedy, R ERA: 7.94	(7, 1)	1.0		5	1	0	0	1	0	0	1	0	0	0	9	13	0.00	1.000
66 Josh Sborz, R ERA: 1.42	(8, 1)	2.0		7	1	1	1	4	0	0	0	0	0	1	22	34	4.50	0.500

PITCHER	IP	WLS	BF	H	R	ER	SO	BB	IBB	HBP	BLK	WP	HR	S	P	ERA	WHIP

TOP

Oakland Athletics @ Texas Rangers

Globe Life Field, Arlington, TX

Sat Apr 22 2023, 6:08 PM - 8:52 PM CDT

Att. 32,388 - Roof Closed - 74 F

livebaseballscorecards.com

AB	31
R	3
H	7
RBI	3
BB	2
SO	9
LOB	16

BOTTOM

Oakland Athletics @ Texas Rangers

Globe Life Field, Arlington, TX

Sat Apr 22 2023, 6:08 PM - 8:52 PM CDT

Att. 32,388 - Roof Closed - 74 F

livebaseballscorecards.com

Batter	1	2	3	4	5	6	7	8	9	AB	R	H	RBI	BB	SO	LOB
2 Marcus Semien, R (1, 4) OBP: 0.356, SLG: 0.494 20 Ezequiel Duran, R (7, 4) OBP: 0.286, SLG: 0.382	B FF 96 F FF 96 S FF 97 B FS 92 B FS 90 B FF 100 4-2 FC6-4 BB	C FF 98 B FF 97 B FF 97 F FS 92 F FS 92 F FS 92 F FS 92 B FF 96 F FS 93 3-2 X ST 85 53 HBP 6 1B 1B 2-H 1B	X SI 94 0-0 30 WP 30 1B 3-H 1B		B SL 81 C SL 81 B SL 82 B SI 92 F SI 92 S SL 82 3-3 ① K		X SI 92 0-0 30 1B 53 2B 1B	C EP 55 X EP 58 0-1 1-H HR		3 2 2 2 1 1 0 2 2 2 2 0 0 0				
Travis Jankowski, L (1, 7) OBP: 0.409, SLG: 0.447 (7, 8)	C FF 98 F FF 97 X FF 97 0-2 ① FC6-4 53 HR 1-2f	X FF 96 0-0 53 HBP 6 1B 1-2 1B	C SI 94 C SI 94 B SI 94 B SI 95 X CH 82 2-2 ② F8		S CH 84 X SI 94 0-1 ② G6-3		C SI 93 X SI 92 0-1 ① F7	B EP 60 B EP 52 B EP 55 C EP 58 B EP 59 4-1 53 2B BB		5 2 1 0 1 0 3				
30 Nathaniel Lowe, L (1, 3) OBP: 0.311, SLG: 0.415 66 Josh Sborz, R (8, 1)	S FF 98 B FF 98 S FS 93 C FF 101 1-3 ② K	F FS 92 F FS 93 D FS 93 B FS 94 S FC 89 2-3 ② K	S SI 94 F CH 85 B CH 84 B SI 95 X CH 84 2-2 53 HR 1-H 1B		B SI 94 C SI 93 B SI 93 B CH 82 B SI 92 4-1 53 HR BB		B FF 93 C FF 93 F FF 93 F FF 93 X CH 84 1-2 53 2B 1-2 1B	C EP 56 C EP 56 B EP 58 C EP 58 1-3 ② K		4 3 2 1 1 2 3 1 0 0 0 0 1 1				
53 Adolis García, R (1, 9) OBP: 0.306, SLG: 0.571	X FC 89 0-0 1-H HR	H FF 97 1-0 6 1B 28 2B 1-2 2-3 HBP	C SI 94 S SI 94 B SI 94 X SI 95 1-2 1-H HR		F SI 94 X SL 83 0-1 1-H HR		B SI 92 C SI 92 X SI 93 1-1 12 1B 1-H 2-H 2B	B EP 57 C EP 58 F EP 59 B EP 52 X EP 57 2-2 1-3 2B		5 5 5 8 0 0 0				
6 Josh Jung, R (1, 5) OBP: 0.337, SLG: 0.442	B FF 98 X FF 97 1-0 28 BB 1B	F FS 92 B FS 92 B FS 93 X FS 93 2-1 28 2B 1-2 2-H 3-H 1B	S SL 82 B SL 82 C SL 82 F SI 93 B SL 83 B SI 93 F SI 92 X SL 82 3-2 ③ G5-3		B SI 91 C SI 92 C SI 92 C SI 92 1-3 ③ K		C SL 81 B SL 82 B SL 82 C FF 93 S FF 93 2-3 ② K	D EP 57 C EP 57 F EP 57 B EP 60 X EP 57 2-2 ③ F9		6 1 2 2 0 2 3				
28 Jonah Heim, S (1, 2) OBP: 0.417, SLG: 0.620 12 Sandy León, S (7, 2) OBP: 0.444, SLG: 0.286	C FF 99 B FS 92 S FS 93 B FF 98 B FF 98 B FF 98 4-2 1-2 BB	F FF 98 F FF 98 F FS 93 X FS 93 0-2 1-H 2-H 2B	C SI 93 S CH 85 B SI 94 H SL 83 2-2 HBP		B SI 89 X SI 91 1-0 ① F8		C CH 84 F FF 94 B FF 93 B FF 94 X FF 93 2-2 2-H 1B			2 0 1 2 1 0 0 1 0 1 1 0 0 0				
13 Brad Miller, L (1, 10) OBP: 0.317, SLG: 0.314 (8, 3)	C FS 92 B FS 91 X FS 92 1-1 ③ G6-3	B FC 89 F FC 89 X FC 88 1-1 ③ G3-1		B SI 94 C SI 93 B SI 92 X CH 83 2-1 ① P5	B CH 84 C SI 92 B SI 91 F CH 82 X CH 83 2-2 ② G3	S FF 93 F FF 94 X FF 93 0-2 ③ F9			5 0 0 0 0 0 5				
47 Josh Smith, L (1, 6) OBP: 0.392, SLG: 0.162		C FF 96 B FF 97 C FF 94 B FS 93 B FF 97 X FF 97 3-2 ① G4-3	B FF 96 C FC 88 F FC 88 B FF 96 B FS 93 F FS 90 B FC 88 4-2 3 L8 3 WP 2 1B BB	F CH 84 B SI 93 X SI 94 1-1 ② F7	B CH 81 C SI 91 C SI 90 X CH 81 1-2 3 FC5-6 1B		C EP 54 B EP 55 C EP 55 F EP 63 F EP 56 F EP 59 B FA 75 B EP 59 B EP 58 4-2 20 HR BB		3 2 1 0 2 0 1				
3 Leody Taveras, S (1, 8) OBP: 0.250, SLG: 0.367 8 Bubba Thompson, R (7, 7) OBP: 0.174, SLG: 0.391		B FF 97 X FF 97 1-0 2 WP 2 1B 2B	F FF 96 B FC 87 B FF 98 X FS 91 2-1 ① L8 1-3	X CH 85 0-0 ③ F8	C SI 92 B SI 91 B SI 93 C SI 90 X SI 92 2-2 ③ FC5-6 1-2f		X EP 56 0-0 ① F9			4 1 1 0 0 0 3 1 0 0 0 0 0 1				
Inning Stats	R: 2 E: 0 K: 1 S: 14 H: 2 LOB: 2 BB: 2 P: 25	R: 5 E: 0 K: 1 S: 23 H: 5 LOB: 1 BB: 0 P: 36	R: 4 E: 0 K: 0 S: 20 H: 3 LOB: 0 BB: 1 P: 34	R: 0 E: 0 K: 0 S: 7 H: 0 LOB: 1 BB: 0 P: 12	R: 2 E: 0 K: 2 S: 11 H: 1 LOB: 0 BB: 1 P: 19	R: 0 E: 0 K: 0 S: 10 H: 1 LOB: 1 BB: 0 P: 16	R: 3 E: 0 K: 1 S: 18 H: 4 LOB: 1 BB: 0 P: 24	R: 2 E: 0 K: 1 S: 18 H: 2 LOB: 2 BB: 2 P: 31		1B: 10 2B: 4 3B: 0 HR: 4 SF: 0 SAC: 0 DP: 0 HBP: 2			WP: 3 PB: 0 SB: 0 CS: 0 PA: 50	

PITCHER		IP	WLS	BF	H	R	ER	SO	BB	IBB	HBP	BLK	WP	HR	S	P	ERA	WHIP
11 Shintaro Fujinami, R ERA: 14.4	(1, 1)	2.1	L	18	7	8	8	2	3	0	1	0	2	1	42	72	30.86	4.286
55 Adrián Martínez, R ERA: 6.75	(3, 1)	3.2		18	5	5	5	2	1	0	1	0	1	2	43	70	12.27	1.636
32 James Kaprielian, R ERA: 12.33	(7, 1)	1.0		7	4	3	3	1	0	0	0	0	0	0	18	24	27.00	4.000
6 Jace Peterson, R ERA: 18.0	(8, 1)	1.0		7	2	2	2	1	2	0	0	0	0	1	18	31	18.00	4.000

PITCHER	IP	WLS	BF	H	R	ER	SO	BB	IBB	HBP	BLK	WP	HR	S	P	ERA	WHIP

AB	42
R	18
H	18
RBI	18
BB	6
SO	6
LOB	20

Batter	1	2	3	4	5	6	7	8	9	AB	R	H	RBI	BB	SO	LOB
1 Esteury Ruiz, R (1, 8) OBP: 0.357, SLG: 0.347	B FF 98 S SL 91 S SL 91 B SL 92 S SL 91 2-3 ① K		S SL 92 1 SAFE C FF 99 B SL 92 S SL 92 1-3 ② K 1-2		S SL 92 B SL 92 S SL 92 B FF 99 S SL 92 2-3 ③ K			B SL 88 C SI 98 S SL 88 X SL 87 1-2 ② G6-3		4	0	0	0	0	3	1
49 Ryan Noda, L (1, 3) OBP: 0.375, SLG: 0.340	C FF 99 B SL 92 C SL 91 B SL 92 T FF 101 2-2 ② K		X CH 91 0-0 ③ G3			C SL 89 B CH 91 S FF 98 F SL 90 S CH 92 1-3 ① K		B SI 98 B SL 89 B SI 97 C SI 97 F SI 96 C SI 99 3-3 ③ K		4	0	0	0	0	3	1
99 Jesús Aguilar, R (1, 10) OBP: 0.297, SLG: 0.379	C FF 100 X SL 92 0-1 ③ F8			B FF 97 T SL 91 C FF 98 B FF 98 X FF 100 2-2 ① F9		C SL 91 F FF 98 S CH 92 0-3 ② K			C FF 93 F SL 81 B FF 94 X SL 81 1-2 ① F7	4	0	0	0	0	1	0
6 Jace Peterson, L (1, 5) OBP: 0.299, SLG: 0.281 4 Kevin Smith, R (9, PH) OBP: 0.171, SLG: 0.195		C FF 97 S FF 98 X FF 99 0-2 ① F7		C SL 90 X CH 91 0-1 ② G2-3		C FF 100 C SL 92 B SL 92 S FF 99 1-3 ③ K			F FF 92 F CH 88 F FF 93 B SL 82 F FF 92 C SL 81 1-3 ② K	3 1	0 0	0 0	0 0	0 0	1 1	0 0
21 Conner Capel, L (1, 9) OBP: 0.353, SLG: 0.362 12 Aledmys Díaz, R (9, PH) OBP: 0.215, SLG: 0.219		C FF 97 B SL 90 B SL 92 B FF 98 X FF 99 3-1 5 S 1B		X SL 91 0-0 ③ G4-3			C SL 87 B FF 94 X FF 94 1-1 ① F7		C SL 80 F FF 92 F SL 82 B CH 88 B CH 88 X FF 92 2-2 1B	3 1	0 0	1 1	0 0	0 0	0 0	0 0
13 Jordan Diaz, R (1, 4) OBP: 0.364, SLG: 0.636		S SL 92 F SL 92 S FF 100 0-3 ② K			B FF 95 S SL 90 X SL 91 1-1 E6 23 HR		F FF 94 F FF 95 F FF 94 B FF 95 B CH 87 F FF 94 X FF 94 2-2 1B		X FF 93 0-0 ③ F8	4	1	1	0	0	1	2
5 Tony Kemp, L (1, 7) OBP: 0.250, SLG: 0.229 25 Brent Rooker, R (7, PH) OBP: 0.415, SLG: 0.614 (7, 7)		1 SAFE B FF 99 B FF 99 C SL 92 S FF 100 S SL 92 2-3 ③ K 1-2			C SL 89 F CH 91 B FF 99 X SL 91 1-2 ① P4		C FF 93 S FF 94 F FF 95 S FF 95 0-3 ② K			2 1	0 0	0 0	0 0	0 0	1 1	2 1
23 Shea Langeliers, R (1, 2) OBP: 0.310, SLG: 0.453			C FF 97 S SL 90 F SL 90 S FF 100 0-3 ① K		X SL 91 0-0 1-H HR		B SI 98 C SI 96 B SL 88 C SI 97 B SI 98 X SL 87 3-2 ③ P5			3	1	1	2	0	1	1
8 Tyler Wade, L (1, 6) OBP: 0.250, SLG: 0.100			B FF 97 F FF 97 B SL 93 B FF 98 X FF 98 3-1 1 S 1B		B FF 99 L FF 98 C SL 91 B CH 92 S FF 99 2-3 ② K			C SI 95 B CH 90 S CH 89 B SL 86 C SI 98 2-3 ① K		3	0	1	0	0	2	0
Inning Stats	R: 0 E: 0 K: 2 S: 8 H: 0 LOB: 0 BB: 0 P: 12	R: 0 E: 0 K: 2 S: 11 H: 1 LOB: 1 BB: 0 P: 16	R: 0 E: 0 K: 2 S: 10 H: 1 LOB: 1 BB: 0 P: 14	R: 0 E: 0 K: 0 S: 6 H: 0 LOB: 0 BB: 0 P: 8	R: 2 E: 1 K: 2 S: 12 H: 1 LOB: 0 BB: 0 P: 18	R: 0 E: 0 K: 3 S: 10 H: 0 LOB: 0 BB: 0 P: 12	R: 0 E: 0 K: 1 S: 14 H: 1 LOB: 1 BB: 0 P: 20	R: 0 E: 0 K: 2 S: 9 H: 0 LOB: 0 BB: 0 P: 15	R: 0 E: 0 K: 1 S: 13 H: 1 LOB: 1 BB: 0 P: 17	1B: 4 2B: 0 3B: 0 HR: 1	SF: 0 SAC: 0 DP: 0 HBP: 0					

TOP

Oakland Athletics @ Texas Rangers

Globe Life Field, Arlington, TX

Sun Apr 23 2023, 1:38 PM - 4:08 PM CDT

Att. 34,916 - Roof Closed - 74 F

livebaseballscorecards.com

AB	33
R	2
H	5
RBI	2
BB	0
SO	15
LOB	8

PITCHER		IP	WLS	BF	H	R	ER	SO	BB	IBB	HBP	BLK	WP	HR	S	P	ERA	WHIP
48 Jacob deGrom, R ERA: 3.04	(1, 1)	6.0	W	22	3	2	1	11	0	0	0	0	0	1	57	80	1.50	0.500
46 Brock Burke, L ERA: 2.7	(7, 1)	0.2	H	3	1	0	0	1	0	0	0	0	0	0	11	14	0.00	1.500
72 Jonathan Hernández, R ERA: 1.93	(7, 1)	1.1	H	4	0	0	0	2	0	0	0	0	0	0	12	21	0.00	0.000
51 Will Smith, L ERA: 2.16	(9, 1)	1.0	S	4	1	0	0	1	0	0	0	0	0	0	13	17	0.00	1.000

PITCHER		IP	WLS	BF	H	R	ER	SO	BB	IBB	HBP	BLK	WP	HR	S	P	ERA	WHIP

Oakland Athletics @ Texas Rangers

Globe Life Field, Arlington, TX

Sun Apr 23 2023, 1:38 PM - 4:08 PM CDT

Att. 34,916 - Roof Closed - 74 F

BOTTOM

Batter	1	2	3	4	5	6	7	8	9	AB	R	H	RBI	BB	SO	LOB
2 Marcus Semien, R (1, 4) OBP: 0.368, SLG: 0.488	B FF 95 C FF 94 B CU 84 B FF 95 B FF 94 4-1 53 BB 30 1B BB	1 SAFE C CH 87 B FF 92 B FF 93 B SL 88 B SL 87 4-1 4 S 4 HR 1-2 BB		X CU 80 0-0 53 FC5 30 BB 2-3 1B		C SL 83 X FF 90 0-1 ② G5-3		C ST 81 B ST 82 B SI 94 S ST 82 X ST 82 2-2 ② F8 2-3		3	1	1	0	2	0	2
4 Robbie Grossman, S (1, 10) OBP: 0.302, SLG: 0.340	C FF 94 X FF 94 0-1 ① P3	B SL 88 C SL 87 B FF 93 X FF 94 2-1 1-H 2-H HR		X SL 85 0-0 ② SF8 3-H		C SL 84 B SL 84 F SL 84 B FF 91 B SL 84 B FF 89 4-2 BB		S ST 83 B ST 83 F ST 83 B FF 95 1 SAFE F ST 84 B SI 95 B ST 84 4-2 30 WP 1-2 BB		2	1	1	4	2	0	1
30 Nathaniel Lowe, L (1, 3) OBP: 0.316, SLG: 0.407	F SL 88 1 SAFE X SL 89 0-1 53 BB 1-2 1B	S FF 93 S FF 94 F SL 88 B CU 82 X FF 93 1-2 ③ G6-3		F FF 92 1 SAFE B FF 91 F CU 80 B FF 92 B FF 92 3-2 1-2 BB		B FF 91 B SI 90 C FF 90 1 SAFE S SI 90 S SI 89 2-3 ③ K		F SI 94 F SI 94 B SI 94 T SI 95 1-2 ③ K 1-2 2-3 3-H		4	0	1	0	1	2	3
53 Adolis García, R (1, 9) OBP: 0.303, SLG: 0.550	B FF 95 B FF 94 C SL 88 D CH 90 B FF 94 4-1 1-2 2-3 BB		B FF 93 S SL 88 B FF 93 X FF 94 2-1 ① G6-3	F CU 80 X FF 92 0-1 ③ FC5 2-3f			B SI 96 T SI 94 X SI 96 1-1 ① G5-3			3	0	0	0	1	0	2
6 Josh Jung, R (1, 5) OBP: 0.322, SLG: 0.420	B CU 82 B FF 94 C FF 94 T FF 94 S FF 94 2-3 ② K		F SL 87 B CU 80 C CU 80 B CU 82 B FF 93 F FF 93 S SL 87 3-3 ② K		B FF 91 B CU 79 X FF 92 2-0 ① G5-3		S SL 86 B SL 86 F SL 85 B SL 85 B SL 86 F SL 85 F SI 96 C SL 85 3-3 ② K			4	0	0	0	0	3	3
28 Jonah Heim, S (1, 2) OBP: 0.406, SLG: 0.593	D SL 89 B FF 92 X FF 95 2-0 ③ G6-3		B CU 82 B CH 87 X SL 86 2-0 1B		B CH 88 B CH 86 F FF 92 X SL 87 2-1 ② G6-3		F SL 87 B SL 85 B SI 96 X SL 85 2-1 ③ F9			4	0	1	0	0	0	3
20 Ezequiel Duran, R (1, 6) OBP: 0.282, SLG: 0.395 47 Josh Smith, L (9, 6) OBP: 0.392, SLG: 0.162		C FF 93 X CU 82 0-1 ① G5-3	F FF 93 F FF 93 S CU 81 0-3 ③ K2-3		C SL 87 B CH 89 F FF 91 F CU 82 F CU 81 X FF 92 1-2 2B			B SL 84 B SL 86 F SI 95 X SI 95 2-1 ① G6-3		4 0 1 0 0 1 1 0 0 0 0 0 0 0						
3 Leody Taveras, S (1, 8) OBP: 0.306, SLG: 0.412		S CU 82 F FF 94 B FF 95 B FF 93 X CU 80 2-2 4 S 2 BB 4 HR 1B		L SL 85 C CU 82 F CU 82 B FF 93 F FF 94 X CU 83 1-2 2 1B 8 SH2-3 4 SF8 1B	X CU 79 0-0 ③ F7			B SI 96 X SL 86 1-0 2 F8 1B 30 WP 1B		4	3	3	0	0	0	1
8 Bubba Thompson, R (1, 7) OBP: 0.160, SLG: 0.360 Travis Jankowski, L (8, PH) OBP: 0.422, SLG: 0.462 (9, 7)		B FF 92 1 SAFE S FF 92 X FF 94 1-1 ② L8		X FF 91 0-0 ① SH2-3 1-2		B FF 90 C FF 89 S SL 84 B FF 91 X FF 90 2-2 ① L6		X SI 93 0-0 30 WP 4 S 1-2 1B		2 0 0 0 0 0 1 1 0 1 0 0 0 0						
Inning Stats	R: 0 E: 0 K: 1 S: 10 H: 1 LOB: 3 BB: 2 P: 22	R: 3 E: 0 K: 0 S: 14 H: 2 LOB: 0 BB: 1 P: 24	R: 0 E: 0 K: 2 S: 10 H: 1 LOB: 1 BB: 0 P: 17	R: 1 E: 0 K: 0 S: 12 H: 2 LOB: 2 BB: 1 P: 16	R: 0 E: 0 K: 0 S: 9 H: 1 LOB: 1 BB: 0 P: 14	R: 0 E: 0 K: 1 S: 10 H: 0 LOB: 1 BB: 1 P: 18	R: 0 E: 0 K: 1 S: 9 H: 0 LOB: 0 BB: 0 P: 15	R: 1 E: 0 K: 1 S: 13 H: 2 LOB: 2 BB: 1 P: 23		1B: 7 2B: 1 3B: 0 HR: 1 SF: 1 SAC: 1 DP: 0 HBP: 0				WP: 1 PB: 0 SB: 3 CS: 0 PA: 39		

livebaseballscorecards.com

AB	31
R	5
H	9
RBI	4
BB	6
SO	6
LOB	17

PITCHER		IP	WLS	BF	H	R	ER	SO	BB	IBB	HBP	BLK	WP	HR	S	P	ERA	WHIP
39 Kyle Muller, L ERA: 7.23	(1, 1)	5.0	L	26	7	4	4	3	4	0	0	0	0	1	55	93	7.20	2.200
45 Richard Lovelady, L ERA:	(6, 1)	1.0		4	0	0	0	1	1	0	0	0	0	0	10	18	0.00	1.000
30 Chad Smith, R ERA: 4.0	(7, 1)	1.1		5	1	1	1	1	0	0	0	0	0	0	12	21	6.75	0.750
60 Sam Moll, L ERA: 4.5	(8, 1)	0.2		4	1	0	0	1	1	0	0	0	1	0	10	17	0.00	3.000

PITCHER	IP	WLS	BF	H	R	ER	SO	BB	IBB	HBP	BLK	WP	HR	S	P	ERA	WHIP

Batter	1	2	3	4	5	6	7	8	9	AB	R	H	RBI	BB	SO	LOB
2 Marcus Semien, R (1, 4) OBP: 0.360, SLG: 0.472	F FF 93 B FF 94 B CU 81 S FF 94 C FF 94 2-3 ① K	B CU 80 X FF 93 1-0 1-2 3-H 1B		C FF 93 C CH 87 C FF 92 0-3 ① K 1-2		S CH 87 B CH 88 B FF 92 X SL 82 2-1 ③ G5-3			B SL 85 B FF 94 F FF 93 B SL 87 X FF 94 3-1 ③ P3	5	0	1	1	0	2	1
4 Robbie Grossman, S (1, 9) OBP: 0.299, SLG: 0.333	B FF 95 C CH 88 F FF 93 C CU 81 1-3 ② K	2 SAFE B CU 79 B CU 80 D FF 94 C SI 93 C FF 94 X FF 94 3-2 ③ F9		C CU 79 F CU 80 B CU 79 F CU 80 X FF 93 1-2 30 G6-3 2-H 1B			C ST 83 B FC 92 B CH 88 C FC 92 F FF 96 X FF 96 2-2 ① G5-3			4	0	1	1	0	1	2
30 Nathaniel Lowe, L (1, 3) OBP: 0.303, SLG: 0.389	C FF 94 F CU 81 B CU 82 C FF 95 1-3 ③ K		X FF 93 0-0 ① G1-3	C FF 92 B CU 80 B FF 92 1 SAFE B CU 80 X FF 92 3-1 ② ③ G6-3 1-2f			C FF 96 B CH 88 F CH 86 S FF 96 1-3 ② K			4	0	0	0	0	2	1
53 Adolis García, R (1, 10) OBP: 0.301, SLG: 0.536		S CU 79 S CU 81 S CU 80 0-3 ① K	C FF 92 F FF 91 B FF 93 X CU 80 1-2 6 HR 1B		X SL 82 0-0 ① L8		B ST 83 F FC 92 S FF 96 F ST 84 S ST 84 1-3 ③ K			4	1	1	0	0	2	0
6 Josh Jung, R (1, 5) OBP: 0.330, SLG: 0.494		C FF 93 S CU 80 F FF 94 F CU 80 B FF 95 X CU 82 1-2 HR	B FF 93 B FF 92 X FF 93 2-0 1-H HR		C SL 83 B SL 83 C CH 88 F CH 87 B SL 82 X CH 87 2-2 ② G4-3			C SL 82 B FF 93 B SL 81 X SL 81 2-1 ① F8		4	2	2	3	0	0	0
20 Ezequiel Duran, R (1, 6) OBP: 0.326, SLG: 0.452		C FF 94 S CH 88 B FF 94 F CU 80 X CH 88 1-2 3 2B 2B	B CU 80 X CU 80 1-0 3 BB 1B		C FF 94 B CH 88 S SL 83 B SL 84 F CH 88 B FF 93 X CH 87 3-2 3 S 1B			S FF 94 S SL 82 B SL 84 B SL 84 C FF 94 2-3 ② K		4	1	3	0	0	1	0
3 Leody Taveras, S (1, 8) OBP: 0.325, SLG: 0.432		B CU 79 X FF 94 1-0 8 1B 2 1B 2-H 2B	B FF 92 S CU 79 1 SAFE B FF 92 B CH 86 B FF 92 4-1 12 G6-4-3 1-2 BB		1 SAFE B FF 93 L FF 93 S CH 88 B CH 88 X SL 82 2-2 ③ P6 1-2			X CU 77 0-0 ③ G6-3		3	1	1	1	1	0	1
12 Sandy León, S (1, 2) OBP: 0.333, SLG: 0.200 Travis Jankowski, L (9, PH) OBP: 0.413, SLG: 0.450 (9, 7)		C FF 93 C FF 93 B FF 93 S CU 79 1-3 ② ③ K	C CU 78 D CU 80 X FF 93 1-1 ② ③ G6-4-3 1-2f			C SL 81 B CH 86 B FF 92 B CH 86 F FF 92 C FF 92 3-3 ① K			C FF 95 B FF 96 C SL 84 S FF 95 1-3 ① K	3 1	0 0	0 0	0 0	0 0	2 1	3 0
8 Bubba Thompson, R (1, 7) OBP: 0.214, SLG: 0.370 28 Jonah Heim, S (9, PH) OBP: 0.400, SLG: 0.582 (9, 2)		B FF 93 X FF 93 1-0 2 1B 2-3 1B	B CU 78 S CH 86 S CH 86 B FF 93 F CH 87 F FF 92 F CU 82 B CU 82 F FF 93 4-2 F FF 94 F FF 93 B CU 80 4 WP 2 S 4 1B BB			C SL 82 T SL 82 X SL 83 0-2 ② P3			S FF 96 S SL 88 X SL 88 0-2 ② F9	2 1	1 0	1 0	0 0	1 0	0 0	0 0
Inning Stats	R: 0 E: 0 K: 3 S: 9 H: 0 LOB: 0 BB: 0 P: 13	R: 3 E: 0 K: 2 S: 21 H: 5 LOB: 2 BB: 0 P: 30	R: 2 E: 0 K: 0 S: 9 H: 3 LOB: 1 BB: 1 P: 18	R: 1 E: 0 K: 1 S: 17 H: 1 LOB: 0 BB: 1 P: 25	R: 0 E: 0 K: 0 S: 12 H: 1 LOB: 1 BB: 0 P: 19	R: 0 E: 0 K: 1 S: 8 H: 0 LOB: 0 BB: 0 P: 13	R: 0 E: 0 K: 2 S: 11 H: 0 LOB: 0 BB: 0 P: 15	R: 0 E: 0 K: 1 S: 6 H: 0 LOB: 0 BB: 0 P: 10	R: 0 E: 0 K: 1 S: 8 H: 0 LOB: 0 BB: 0 P: 12	1B: 6 2B: 2 3B: 0 HR: 2 SF: 0 SAC: 0 DP: 2 HBP: 0						

PITCHER		IP	WLS	BF	H	R	ER	SO	BB	IBB	HBP	BLK	WP	HR	S	P	ERA	WHIP
40 Nick Lodolo, L ERA: 6.31	(1, 1)	4.0		21	9	6	6	6	2	0	0	0	1	2	56	86	13.50	2.750
46 Buck Farmer, R ERA: 3.97	(5, 1)	2.0		7	1	0	0	1	0	0	0	0	0	0	20	32	0.00	0.500
79 Ian Gibaut, R ERA: 3.12	(7, 1)	1.0		3	0	0	0	2	0	0	0	0	0	0	11	15	0.00	0.000
39 Lucas Sims, R ERA:	(8, 1)	1.0		3	0	0	0	1	0	0	0	0	0	0	6	10	0.00	0.000
43 Alexis Díaz, R ERA: 3.86	(9, 1)	1.0	W	3	0	0	0	1	0	0	0	0	0	0	8	12	0.00	0.000

PITCHER	IP	WLS	BF	H	R	ER	SO	BB	IBB	HBP	BLK	WP	HR	S	P	ERA	WHIP

TOP

Texas Rangers @ Cincinnati Reds

Great American Ball Park, Cincinnati, OH

Mon Apr 24 2023, 6:42 PM - 9:17 PM EDT

Att. 8,810 - Partly Cloudy - 51 F

livebaseballscorecards.com

AB	35
R	6
H	10
RBI	6
BB	2
SO	11
LOB	8

WP: 1	PA: 37		
PB: 0			
SB: 2			
CS: 0			

Texas Rangers @ Cincinnati Reds

Great American Ball Park, Cincinnati, OH

Mon Apr 24 2023, 6:42 PM - 9:17 PM EDT

Att. 8,810 - Partly Cloudy - 51 F

livebaseballscorecards.com

BOTTOM

Batter	1	2	3	4	5	6	7	8	9	AB	R	H	RBI	BB	SO	LOB
6 Jonathan India, R (1, 4) OBP: 0.400, SLG: 0.427	C FF 94 X SL 84 0-1 WP 37 E 2B		B FF 93 C FC 90 B CU 75 B FF 95 C FF 95 B FC 90 4-2 HBP 7 3B BB		C FF 93 B FS 86 F FS 87 B FF 94 B FF 96 X FF 95 3-2 ① L9		B SI 90 B SI 91 C SI 90 X CH 86 2-1 ③ G4-3		B FF 94 B FF 94 B FC 89 B FF 95 4-0 PB 1B BB	3	3	1	0	2	0	0
TJ Friedl, L (1, 7) (9, 8) OBP: 0.375, SLG: 0.463	L FF 93 B FF 94 B FS 88 S FF 94 D FS 87 F FC 90 S FF 95 3-3 ① K 2-3		C CU 76 H FF 94 1-1 7 3B 1-2 HBP		C FF 96 F FS 89 B CU 77 X FF 98 1-2 7 L8 7 S 1B			X SI 89 0-0 ① L7	B SL 79 1 SAFE B SL 79 M FF 91 L SL 79 B SL 79 X FF 92 3-2 1-H 1B	4	1	2	1	0	1	1
7 Spencer Steer, R (1, 5) OBP: 0.388, SLG: 0.471	B FC 92 T FF 95 S CU 77 D FS 88 S FS 89 2-3 ② K		B CU 76 X FC 90 1-0 37 G5-3 1-H 2-H 3B		C SL 84 B FF 95 F SL 84 F FF 95 X FS 87 1-2 ② L8 1-3			C SI 89 X SL 82 0-1 4 BB 37 BB 31 BB 1B		4	2	2	2	0	1	2
37 Tyler Stephenson, R (1, 2) OBP: 0.360, SLG: 0.312 17 Stuart Fairchild, R (8, PR) OBP: 0.356, SLG: 0.371 (9, 7)	B CU 75 X FF 96 1-0 E5 27 1B 3-H		C FF 94 C FS 87 X FF 93 0-2 ① G5-3 3-H		D CU 76 D FC 91 S FC 90 D FS 88 C FC 91 X FS 87 3-2 ③ L7			C FC 86 B SI 91 B FC 86 B FC 88 F SI 90 F FC 87 B SI 89 4-2 31 BB 4 BB 15 BB 1-2 BB		3 0	0 1	0 0	1 0	1 0	0 0	1 0
27 Jake Fraley, L (1, 9) OBP: 0.312, SLG: 0.277	B FF 96 X FC 91 1-0 1-2 1B		F FF 95 F FS 87 S FS 87 0-3 ② K			X FC 88 0-0 ① P2		B FC 89 C CH 86 X FC 90 1-1 ② F6		4	0	1	0	0	1	2
4 Wil Myers, R (1, 3) OBP: 0.292, SLG: 0.321	B FC 90 B FC 91 C FC 90 S FF 96 S FF 95 2-3 ③ K		B FF 95 C CU 75 S FS 88 B FF 97 B FF 96 S FS 88 3-3 ③ K			B FF 94 X FC 90 1-0 31 G1-6-3 1B		B SL 82 B SI 90 B FC 88 C FC 89 B SI 89 4-1 15 BB 31 BB 1-2 2-3 BB		3	0	1	0	1	2	2
31 Henry Ramos, S (1, 10) OBP: 0.500, SLG: 0.333		X FF 93 0-0 ① P6		C CU 74 S FS 88 X FS 87 0-2 15 G5-4-3 1B		C CU 75 X FF 94 0-1 ②③ G1-6-3 1-2f		B CH 87 F CH 87 B FF 93 D SL 80 B FF 94 4-1 15 BB 1-2 2-3 3-H BB		3	0	1	1	1	0	1
15 Nick Senzel, R (1, 8) OBP: 0.225, SLG: 0.167 22 Luke Maile, R (9, 2) OBP: 0.222, SLG: 0.176		F FF 94 B FF 94 B FS 88 S FC 91 C FF 96 2-3 ② K		C FF 94 B FF 93 X FS 87 1-1 ①② G5-4-3 1-2f			C SI 89 F SL 83 C SI 92 0-3 ① K	D SL 81 S FF 95 D SL 82 B SL 82 F FF 95 B SL 82 4-2 1-2 2-3 3-H BB		3 0	0 0	0 0	1 0	1 0	2 0	1 0
2 Jose Barrero, R (1, 6) OBP: 0.308, SLG: 0.316		C CU 76 S FF 94 C FF 97 0-3 ③ K		B FF 94 B FS 87 X FF 96 2-0 ③ G6-3			X SL 83 0-0 ② F8	B FF 95 S FF 95 F FF 94 S SL 81 1-3 ③ K		4	0	0	0	0	2	3

	AB	31
	R	7
	H	8
	RBI	6
	BB	6
	SO	9
	LOB	13

Inning Stats	1	2	3	4	5	6	7	8	9	1B	SF	WP	PA
R	1	0	3	0	0	0	0	2	1	6	0	1	38
E	1	0	0	0	0	0	0	0	0	1	0	1	
K	3	2	2	6	0	0	1	1	2	2	0	0	
S	14	7	13	6	13	4	6	15	3	3	0	1	
H	2	0	1	1	1	1	0	1	1	SAC	0	PB	1
LOB	2	0	0	0	1	0	0	3	1	2B	1	SB	1
BB	0	0	1	0	0	0	0	4	1	3B	1	CS	0
P	23	9	22	9	21	5	8	33	10	DP	2		
										HBP	1		

PITCHER		IP	WLS	BF	H	R	ER	SO	BB	IBB	HBP	BLK	WP	HR	S	P	ERA	WHIP
17 Nathan Eovaldi, R ERA: 5.2	(1, 1)	6.0		25	6	4	3	7	1	0	1	0	1	0	57	89	4.50	1.167
33 Dane Dunning, R ERA: 1.06	(7, 1)	1.2	H	8	1	2	2	1	2	0	0	0	0	0	15	26	10.80	1.800
25 José Leclerc, R ERA:	(8, 1)	0.1	L	4	0	1	0	1	3	0	0	0	0	0	6	19	0.00	9.000
51 Will Smith, L ERA: 2.16	(9, 1)	0.0		1	1	0	0	0	0	0	0	0	0	0	3	6	∞	∞

PITCHER	IP	WLS	BF	H	R	ER	SO	BB	IBB	HBP	BLK	WP	HR	S	P	ERA	WHIP

Batter	1	2	3	4	5	6	7	8	9	AB	R	H	RBI	BB	SO	LOB
2 Marcus Semien, R (1, 4) OBP: 0.362, SLG: 0.495	X FF 94 0-0 ① F8		1 SAFE B CH 85 B FF 93 X FF 94 2-0 ② F7		B SL 85 B CH 83 F SL 83 X SL 83 2-1 HR	B CH 84 F FF 92 B FF 93 B CH 83 S CH 84 B FF 93 4-2 1B BB			B FF 93 S SL 84 F SL 86 B FF 94 S SL 88 2-3 ① K	4	1	1	1	1	1	1
Travis Jankowski, L (1, 7) OBP: 0.431, SLG: 0.467	B FF 92 C FF 94 B FF 93 C CH 85 S CH 87 2-3 ② K		C KC 81 B FF 93 X KC 81 1-1 ③ G3		C FF 93 X FF 93 0-1 53 1B 6 2B 1B	C CU 74 B FC 91 X CU 82 1-1 1-2 1B			C FF 94 B FF 95 C FF 95 B SL 87 B FF 95 X FF 93 3-2 53 S 1B	5	1	3	0	0	1	1
30 Nathaniel Lowe, L (1, 3) OBP: 0.308, SLG: 0.432	B KC 83 B CH 86 X CH 86 2-0 HR			B FF 92 C FF 93 B FF 93 S FF 93 F FF 93 B CH 87 X FF 93 3-2 53 2B 28 G3 2B	B CH 85 B FF 93 X KC 81 2-0 ② L9	B FC 91 C FC 92 B FC 92 F FC 92 T FF 96 2-2 ③ K			B FF 93 B SL 86 C FF 94 F SL 84 1 SAFE S SL 86 2-3 ② K	5	2	2	1	0	2	4
53 Adolis García, R (1, 9) OBP: 0.306, SLG: 0.539	B SL 88 T CH 86 S FF 94 S FF 95 1-3 ③ K			B CH 86 S FF 94 S SL 86 X FF 94 1-2 28 G3 2-3 2B	1 SAFE C FF 93 F CH 85 B FF 94 X SL 86 1-2 6 2B 1-3 1B		B FC 93 F FC 92 S SI 95 S FF 97 1-3 ① K		C SL 85 F SL 86 D SL 87 B SL 87 X FF 95 2-2 ③ G1-3 1-2	5	1	2	0	0	2	1
6 Josh Jung, R (1, 5) OBP: 0.326, SLG: 0.494		C FF 93 B FF 92 S FF 93 B CH 87 T FF 93 2-2 ① K		S FF 94 C FF 93 C FF 94 0-3 ① K	F FF 94 S FF 92 F FF 93 X FF 94 0-2 1-H 3-H 2B		S CU 80 B FC 94 F SI 95 C FC 95 1-3 ② K			4	0	1	2	0	3	2
28 Jonah Heim, S (1, 2) OBP: 0.377, SLG: 0.542		B FF 94 X KC 81 1-0 ② F9		D CH 87 D KC 83 B FF 93 C FF 94 X CH 85 3-1 ② G3 2-3 3-H	B FF 93 C CH 84 X KC 82 1-1 ③ F8		B FC 93 C FC 93 B SL 89 B FC 92 X FC 92 3-1 ③ G4-3			4	0	0	1	0	0	2
20 Ezequiel Duran, R (1, 10) OBP: 0.319, SLG: 0.422		F FF 94 F CH 85 B FF 94 F SL 86 S FF 93 1-3 ③ K		H FF 92 1-0 47 S HBP		C KC 81 C CH 83 S FF 92 0-3 ① K		F SI 89 C CH 84 B FF 90 F CH 84 F CH 84 F FF 90 F FF 91 F CH 85 B FF 90 2-2 ① X CH 85 G4-3		3	0	0	0	0	2	0
47 Josh Smith, L (1, 6) OBP: 0.382, SLG: 0.244			S CH 85 X KC 80 0-1 ① G4-3	C KC 82 S CH 86 B FF 94 B CH 86 S FF 94 2-3 ③ K 1-2		B KC 82 C FF 92 X KC 80 1-1 HR		C SL 76 B SL 79 B CH 84 C SI 90 C CH 83 2-3 ② K		4	1	1	1	0	2	2
3 Leody Taveras, S (1, 8) OBP: 0.318, SLG: 0.400			B FF 93 B CH 86 B FF 93 B FF 93 4-0 BB		B CH 84 X FF 92 1-0 ① F7	C CH 84 S CH 82 T FF 92 0-2 ② K		B SI 89 B SI 89 B SI 89 C FF 88 X FF 88 3-1 ③ F9		3	0	0	0	1	1	0
Inning Stats	R: 1 E: 0 K: 2 S: 8 H: 1 LOB: 0 BB: 0 P: 13	R: 0 E: 0 K: 2 S: 8 H: 0 LOB: 0 BB: 0 P: 12	R: 0 E: 0 K: 0 S: 5 H: 0 LOB: 1 BB: 1 P: 12	R: 1 E: 0 K: 2 S: 15 H: 2 LOB: 2 BB: 0 P: 25	R: 3 E: 0 K: 0 S: 15 H: 4 LOB: 1 BB: 0 P: 22	R: 1 E: 0 K: 3 S: 15 H: 2 LOB: 2 BB: 1 P: 23	R: 0 E: 0 K: 2 S: 8 H: 0 LOB: 0 BB: 0 P: 13	R: 0 E: 0 K: 1 S: 13 H: 0 LOB: 0 BB: 0 P: 20	R: 0 E: 0 K: 2 S: 12 H: 1 LOB: 1 BB: 0 P: 21	1B: 4 2B: 3 3B: 0 HR: 3 SF: 0 SAC: 0 DP: 0 HBP: 1						

PITCHER		IP	WLS	BF	H	R	ER	SO	BB	IBB	HBP	BLK	WP	HR	S	P	ERA	WHIP
34 Luke Weaver, R ERA: 7.71	(1, 1)	5.2		28	8	6	6	8	2	0	1	0	0	3	61	99	9.53	1.765
47 Derek Law, R ERA: 2.53	(6, 1)	1.1		5	1	0	0	3	0	0	0	0	0	0	13	21	0.00	0.750
52 Reiver Sanmartin, L ERA: 3.18	(8, 1)	1.0	W	3	0	0	0	1	0	0	0	0	0	0	13	20	0.00	0.000
43 Alexis Díaz, R ERA: 3.38	(9, 1)	1.0	S	4	1	0	0	2	0	0	0	0	0	0	12	21	0.00	1.000

PITCHER		IP	WLS	BF	H	R	ER	SO	BB	IBB	HBP	BLK	WP	HR	S	P	ERA	WHIP

TOP

Texas Rangers @ Cincinnati Reds

Great American Ball Park, Cincinnati, OH

Tue Apr 25 2023, 6:40 PM - 9:15 PM EDT

Att. 9,969 - Cloudy - 60 F

livebaseballscorecards.com

AB	37
R	6
H	10
RBI	6
BB	2
SO	14
LOB	13

WP: 0	PA: 40				
PB: 0					
SB: 2					
CS: 0					

BOTTOM

Texas Rangers @ Cincinnati Reds

Great American Ball Park, Cincinnati, OH

Tue Apr 25 2023, 6:40 PM - 9:15 PM EDT

Att. 9,969 - Cloudy - 60 F

Batter	1	2	3	4	5	6	7	8	9	AB	R	H	RBI	BB	SO	LOB
6 Jonathan India, R (1, 4) OBP: 0.390, SLG: 0.414	C SI 91 F CH 84 S CH 84 0-3 ① K	C FC 89 B CH 86 S CH 85 C SI 93 1-3 ② K	B CH 84 B FC 89 B FC 89 C SI 93 F SI 94 X SI 93 3-2 ③ P3	C SL 85 C SL 85 F SI 97 X SL 88 0-2 ③ L8	B FF 94 F FF 92 D FS 86 X FF 93 2-1 1B 2-H 3-H		5	0	1	2	0	2	4
7 Spencer Steer, R (1, 5) (8, 3) OBP: 0.365, SLG: 0.438	C SI 92 X FC 89 0-1 ② P3	C SL 84 F SI 93 X SL 84 0-2 ③ F8	F FC 88 B CH 83 B CH 85 F FC 88 B SI 92 X CH 85 3-2 ① G5-3	1-2 G6-3 3-3 ③ K			5	0	0	0	0	1	1
17 Stuart Fairchild, R (1, 7) (9, 8) OBP: 0.367, SLG: 0.351	F FC 90 B CH 86 S CH 84 B CH 84 F SI 91 B CH 86 B FC 89 4-2 37 1B BB	S CH 83 X FC 89 0-1 ① G5-3	X CH 85 0-0 ② B2	C KC 80 C CH 86 H FF 97 1-2 37 1B 31 1B HBP			2	1	0	0	1	0	0
37 Tyler Stephenson, R (1, 3) (8, 2) OBP: 0.366, SLG: 0.321	B SI 90 B CH 84 X SI 92 2-0 1-2 1B	B CH 84 C FC 88 B FC 89 X CH 85 2-1 ② G6-3	B FC 87 B CH 85 B SI 92 C SI 92 S SI 93 S FC 88 3-3 ③ K	X FF 95 0-0 1-3 31 1B 15 1B 1B			4	1	2	0	0	1	0
31 Henry Ramos, S (1, 9) OBP: 0.500, SLG: 0.429	F CH 86 S FC 90 S CH 87 0-3 ③ K	M CH 85 X CH 85 0-1 ③ G4-3		C SI 90 B CH 83 X FF 92 1-1 28 1B E6 15 1B 1B	X FF 94 0-0 1-2 2 BB 15 1B 27 2B 1B 3-H		4	2	2	1	0	1	2
28 Kevin Newman, R (1, 6) OBP: 0.231, SLG: 0.347		C SI 91 S CH 84 F CH 86 F FF 91 B CH 86 X SI 93 1-2 ① F8	C SI 90 F FC 89 B SI 91 F CH 85 X SI 92 1-2 ① F9	B FC 90 B CH 86 F SI 92 X FC 89 2-1 15 1B 1B 2-3	C KC 78 X CH 85 0-1 ② L4		4	0	1	0	0	0	2
15 Nick Senzel, R (1, 8) (8, 5) OBP: 0.273, SLG: 0.225		C FC 90 B CH 85 X CH 85 1-1 ② L8	X CH 86 0-0 22 1B 1B	X CH 83 0-0 1-2 3-H 1B	C FF 95 C KC 80 X KC 81 0-2 2 BB 27 2B 1B 1-2 2-H		4	1	3	2	0	0	0
2 Jose Barrero, R (1, 10) OBP: 0.304, SLG: 0.300		F FC 90 X CH 86 0-1 ③ G4-3	B FC 89 F SI 91 F SI 90 F CH 85 X SI 91 1-2 ② F8	F FC 89 F FC 89 S SI 92 0-3 ① K	B FF 94 B FC 88 B FF 96 B FF 95 4-0 27 2B 6 1B BB 1-2 2-3		3	1	0	0	1	1	3
22 Luke Maile, R (1, 2) OBP: 0.250, SLG: 0.211 TJ Friedl, L (7, PH) OBP: 0.371, SLG: 0.457 4 Wil Myers, R (8, 8) OBP: 0.292, SLG: 0.321 27 Jake Fraley, L (8, PH) OBP: 0.321, SLG: 0.303 (9, 7)		B SI 91 B SI 91 C SI 91 C FC 89 X FC 90 2-2 ① G4-3	B CH 84 X SI 92 1-0 1-3 1B	B SI 96 B CH 88 C SI 96 S SI 97 B SI 98 F SI 98 C SL 86 3-3 ② K	S FF 92 B FF 92 B FF 93 F FF 92 B FF 93 F FF 93 F FF 93 X FF 93 3-2 6 1B 2B 1-3 2-H 3-H		2 1 0 1	0 0 0 1	1 0 0 1	0 0 0 2	0 0 0 0	0 1 0 0	0 2 0 0
Inning Stats	R: 0 E: 0 K: 2 S: 12 H: 1 LOB: 2 BB: 1 P: 18	R: 0 E: 0 K: 0 S: 9 H: 0 LOB: 0 BB: 0 P: 11	R: 0 E: 0 K: 1 S: 9 H: 0 LOB: 0 BB: 0 P: 12	R: 0 E: 0 K: 0 S: 6 H: 0 LOB: 0 BB: 0 P: 8	R: 0 E: 0 K: 0 S: 13 H: 2 LOB: 2 BB: 0 P: 19	R: 0 E: 0 K: 1 S: 7 H: 0 LOB: 0 BB: 0 P: 13	R: 1 E: 1 K: 2 S: 16 H: 3 LOB: 2 BB: 0 P: 22	R: 6 E: 0 K: 1 S: 23 H: 5 LOB: 1 BB: 1 P: 37		1B: 10 2B: 1 3B: 0 HR: 0	SF: 0 SAC: 0 DP: 0 HBP: 1	WP: 0 PB: 0 SB: 0 CS: 0	PA: 38			

livebaseballscorecards.com

	AB	35
	R	7
	H	11
	RBI	7
	BB	2
	SO	7
	LOB	14

PITCHER		IP	WLS	BF	H	R	ER	SO	BB	IBB	HBP	BLK	WP	HR	S	P	ERA	WHIP
54 Martín Pérez, L ERA: 2.6	(1, 1)	6.1		26	6	1	0	5	1	0	0	0	0	0	64	92	0.00	1.105
72 Jonathan Hernández, R ERA: 1.8	(7, 1)	0.2		2	0	0	0	1	0	0	0	0	0	0	8	11	0.00	0.000
50 Cole Ragans, L ERA: 6.52	(8, 1)	0.2		7	3	5	5	0	1	0	1	0	0	0	13	19	67.50	6.000
21 Ian Kennedy, R ERA: 9.0	(8, 1)	0.1	L	3	2	1	1	1	0	0	0	0	0	0	10	18	27.00	6.000

PITCHER	IP	WLS	BF	H	R	ER	SO	BB	IBB	HBP	BLK	WP	HR	S	P	ERA	WHIP

Batter	1	2	3	4	5	6	7	8	9	AB	R	H	RBI	BB	SO	LOB
2 Marcus Semien, R (1, 4) OBP: 0.355, SLG: 0.474	C FC 95 X SL 86 0-1 G1-3		B SI 94 X FC 95 1-0 G5-3		B SL 87 B FC 94 C FC 94 B SL 86 T FC 94 B FC 95 4-2 3 1B 30 2B BB		C CH 85 S CH 84 F CH 86 F SI 90 F CH 85 B FF 90 C CU 81 1-3 K		S SL 84 B SL 84 C FF 95 F SL 84 B FF 95 T FF 94 2-2 K	4	1	0	0	1	2	2
Travis Jankowski, L (1, 8) OBP: 0.415, SLG: 0.447 3 Leody Taveras, S (4, 8) OBP: 0.319, SLG: 0.395	C FC 96 X FC 97 0-1 G4-3		C FC 96 B FC 96 C FC 97 B SL 89 B FC 96 S FC 94 3-3 K		B FC 94 B FC 94 X FC 93 2-0 30 2B 53 SF9 1-2 1B		C CU 80 B CH 83 X CH 86 1-1 G2-3		B CU 77 F FF 95 S SL 83 F SL 84 B CU 79 S FF 95 2-3 K	2	0	0	0	0	1	0
										3	1	1	0	0	1	2
30 Nathaniel Lowe, L (1, 3) OBP: 0.315, SLG: 0.439	C FC 97 B FC 98 B FC 98 F FC 97 F SL 89 F FC 97 X SL 88 2-2 L4		B FC 95 B FC 95 B SI 93 C FC 94 B SI 94 4-1 53 BB BB		X FC 96 0-0 1-3 2-H 2B			C SI 89 S CU 79 B CH 85 F CH 86 X SI 90 1-2 G3-1		3	0	1	1	1	0	0
53 Adolis García, R (1, 9) OBP: 0.314, SLG: 0.538		B FC 94 F SL 86 S FC 94 X FC 97 1-2 28 BB 6 HBP 1B	B SL 87 F FC 95 B FC 94 B FC 94 B FC 92 4-1 1-2 BB		B SL 87 B SL 87 S FC 96 F FC 96 B FC 95 X FC 95 3-2 SF9 3-H			C ST 85 B CH 86 S FF 95 B FF 95 C CH 86 2-3 K		2	0	1	1	1	1	0
6 Josh Jung, R (1, 5) OBP: 0.333, SLG: 0.494 20 Ezequiel Duran, R (3, PH) OBP: 0.320, SLG: 0.404 (3, 5)		C SL 87 1 SAFE H FC 96 1-1 28 BB 1-2 HBP	B SL 85 S FC 94 X SL 87 1-1 G3		B FC 96 F FC 94 F SL 86 B FC 96 X SL 86 2-2 F7			B ST 84 S FF 95 F ST 86 F CH 85 H FF 96 2-2 28 CS HBP		0	0	0	0	0	0	0
										2	0	0	0	0	0	3
28 Jonah Heim, S (1, 2) OBP: 0.384, SLG: 0.548 8 Bubba Thompson, R (9, PR) OBP: 0.214, SLG: 0.370 (9, 7)		B FC 94 B FC 94 F FC 94 C FC 96 D SL 88 D SL 88 4-2 1-2 2-3 BB		X FC 95 0-0 G4-3		B SL 86 T FC 92 X FC 95 1-1 G6-3		B FC 90 1-0 1-2 CS	B FC 92 X CH 84 1-0 4 1B 13 SF8 2B	3	0	1	0	1	0	0
										0	1	0	0	0	0	0
4 Robbie Grossman, S (1, 7) OBP: 0.296, SLG: 0.328 12 Sandy León, S (9, 2) OBP: 0.333, SLG: 0.200		B FC 95 F FC 95 C FC 96 B SL 87 X SL 88 2-2 F4		C FC 96 C SL 88 B FC 95 X SL 87 1-2 F7		B FC 95 C FC 94 C SL 86 B SL 88 B FC 95 X FC 94 3-2 L9			X FC 93 0-0 47 HBP 2-3 1B	4	0	1	0	0	0	3
										0	0	0	0	0	0	0
13 Brad Miller, L (1, 10) OBP: 0.289, SLG: 0.289		S SL 86 C SL 89 S SL 88 0-3 K		C FC 96 C FC 97 X SL 89 0-2 P6		T SL 88 X FC 95 0-1 G1			B CU 78 B CU 78 C CU 76 X FF 93 2-1 SF8 3-H	3	0	0	1	0	1	3
47 Josh Smith, L (1, 6) OBP: 0.373, SLG: 0.227		B FC 97 C FC 95 D SL 88 B SL 87 C FC 95 X FC 95 3-2 G3-1			C FC 94 S SL 87 T SL 86 0-2 K		C SI 90 B CU 80 C SI 90 S CH 84 1-3 K		1 SAFE L FF 95 C CU 79 B FF 94 H CU 80 2-2 1-2 HBP	3	0	0	0	0	2	3

Inning Stats																								
	R: 0	H: 0	R: 0	H: 1	R: 0	H: 0	R: 0	H: 0	R: 2	H: 2	R: 0	H: 0	R: 0	H: 0	R: 0	H: 0	R: 1	H: 2	1B: 3	SF: 2	WP: 0	PA: 39
	E: 0	LOB: 0	E: 0	LOB: 3	E: 0	LOB: 2	E: 0	LOB: 0	E: 0	LOB: 1	E: 0	LOB: 0	E: 0	LOB: 0	E: 0	LOB: 0	E: 0	LOB: 2	2B: 2	SAC: 0	PB: 0	
	K: 0	BB: 0	K: 1	BB: 1	K: 1	BB: 2	K: 0	BB: 0	K: 1	BB: 1	K: 0	BB: 0	K: 2	BB: 0	K: 1	BB: 0	K: 2	BB: 0	3B: 0	DP: 0	SB: 0	
	S: 9	P: 11	S: 15	P: 26	S: 8	P: 21	S: 7	P: 8	S: 13	P: 24	S: 7	P: 11	S: 11	P: 14	S: 10	P: 16	S: 14	P: 23	HR: 0	HBP: 3	CS: 1	

PITCHER		IP	WLS	BF	H	R	ER	SO	BB	IBB	HBP	BLK	WP	HR	S	P	ERA	WHIP
51 Graham Ashcraft, R ERA: 2.1	(1, 1)	6.0		26	3	2	2	3	4	0	1	0	0	0	59	101	3.00	1.167
48 Alex Young, L ERA: 0.79	(7, 1)	1.1	H	4	0	0	0	2	0	0	0	0	0	0	15	19	0.00	0.000
79 Ian Gibaut, R ERA: 3.86	(8, 1)	0.2	H	4	2	1	1	1	0	0	1	0	0	0	8	14	13.50	3.000
79 Ian Gibaut, R ERA: 3.86	(9, 1)	0.2	H	4	2	1	1	1	0	0	1	0	0	0	8	14	13.50	3.000
39 Lucas Sims, R ERA:	(9, 1)	1.0	W	4	0	0	0	2	0	0	1	0	0	0	12	20	0.00	0.000

PITCHER	IP	WLS	BF	H	R	ER	SO	BB	IBB	HBP	BLK	WP	HR	S	P	ERA	WHIP

TOP

Texas Rangers @ Cincinnati Reds

Great American Ball Park, Cincinnati, OH

Wed Apr 26 2023, 12:37 PM - 3:11 PM EDT

Att. 10,256 - Partly Cloudy - 58 F

livebaseballscorecards.com

AB	29
R	3
H	5
RBI	3
BB	4
SO	8
LOB	16

Texas Rangers @ Cincinnati Reds

Great American Ball Park, Cincinnati, OH

Wed Apr 26 2023, 12:37 PM - 3:11 PM EDT

Att. 10,256 - Partly Cloudy - 58 F

livebaseballscorecards.com

BOTTOM

Batter	1	2	3	4	5	6	7	8	9	AB	R	H	RBI	BB	SO	LOB
6 Jonathan India, R (1, 4) OBP: 0.394, SLG: 0.404	C FF 94 F FF 93 B ST 83 F FF 94 F CH 88 B ST 84 F FF 94 B CH 89 F FF 94 3-2 F CH 88 X ST 82 G5-3 ①		C CH 88 X ST 83 0-1 G4-6-3 ① ② 1-2f		B CU 79 B FF 95 C ST 83 D CH 89 S ST 84 B CH 89 4-2 2-3 BB		B CU 84 C CU 85 B FF 97 B SL 88 B FF 97 4-1 1-2 BB			2	0	0	0	2	0	1
TJ Friedl, L (1, 8) OBP: 0.355, SLG: 0.440	B FF 95 L CH 87 X CH 88 1-1 F7 ②		C CU 79 S CH 88 F FF 94 F FF 95 B ST 83 X CH 88 1-2 G3-1 ③		F CH 88 1 SAFE X FF 95 0-1 SF7 ② 3-H		C CU 84 C CU 86 B FF 97 F CU 87 F FF 98 S CU 87 1-3 K ③			3	0	0	1	0	1	2
7 Spencer Steer, R (1, 3) OBP: 0.348, SLG: 0.416	C FF 96 S ST 84 X ST 83 0-2 L5 ③			B CU 76 C ST 82 S ST 83 C FF 94 1-3 K ①	1 SAFE C FF 96 F FF 95 B CU 78 S ST 85 1-3 K ③			B CU 83 S SL 88 C SL 88 S FF 97 1-3 K ①		4	0	0	0	0	3	1
37 Tyler Stephenson, R (1, 10) OBP: 0.381, SLG: 0.345 17 Stuart Fairchild, R (8, PR) OBP: 0.367, SLG: 0.351 (9, 7)		F FF 94 C ST 81 B FF 94 X ST 82 1-2 31 3B 2B		S ST 85 B ST 85 B CH 88 B FF 94 T FF 94 F FF 95 F ST 84 B FF 96 4-2 31 FC6-4 27 1B BB		C FF 94 B CH 88 X ST 83 1-1 P3 ①			B FF 97 X CU 84 1-0 27 S 1B	3 0	1 0	2 0	0 0	1 0	0 0	0 0
27 Jake Fraley, L (1, 7) OBP: 0.317, SLG: 0.300 (9, 9)		D CU 78 B FF 95 C CH 87 X CH 88 2-1 F8 ①		D CU 80 X CH 88 1-0 31 FC6-4 1-2 1B		B FF 95 C FF 94 X ST 84 1-1 F8 ②		B FF 97 1 SAFE B FF 97 S FF 96 B CU 84 S FF 96 S FF 96 3-3 K ② 1-2		4	0	1	0	0	1	2
31 Henry Ramos, S (1, 9) OBP: 0.417, SLG: 0.545 79 Ian Gibaut, R (9, 1) 39 Lucas Sims, R (9, 1)		X FF 95 0-0 28 FC5 2-H 3B		B CH 88 S CH 89 X FF 95 1-1 FC6-4 ② 1-2f 2-3		B CH 89 B FF 93 S CH 88 X ST 84 2-1 G3 ③		X CU 86 0-0 G4-3 ③		4 0 0	1 0 0	1 0 0	1 0 0	0 0 0	0 0 0	4 0 0
28 Kevin Newman, R (1, 6) OBP: 0.232, SLG: 0.340		C CU 78 T FF 96 F FF 95 X ST 83 0-2 FC5 15 CS 3-H		C CU 78 S ST 84 X ST 85 0-2 G6-3 ③			C CU 83 B FF 96 S SL 87 S CU 85 1-3 K ①		X SL 82 0-0 E6 15 HR 1B	4	1	1	1	0	1	2
15 Nick Senzel, R (1, 5) OBP: 0.292, SLG: 0.318		C FF 95 B FF 96 B ST 84 B CH 87 X FF 95 3-1 L4 ② ③ 1-2			C ST 83 F ST 83 X FF 95 0-2 6 S 12 SH1-3 SF7 1B		S FF 97 B SL 88 X SL 87 1-1 E5 12 FC5		C SI 96 B SI 97 B SI 98 B SI 97 S SI 98 X SL 86 3-2 2-H HR	4	2	2	2	0	0	1
12 Curt Casali, R (1, 2) OBP: 0.308, SLG: 0.217			B CU 77 C FF 94 B ST 84 F FF 94 B FF 95 H FF 93 4-2 6 G4-6-3 HBP		1 SAFE X FF 95 0-0 SH1-3 ① 1-2		S FF 96 S FF 98 X FF 98 0-2 FC5 ② 6 PB 2-3			1	0	0	0	0	0	1
Inning Stats	R: 0 E: 0 K: 0 S: 13 H: 0 LOB: 0 BB: 0 P: 17	R: 2 E: 0 K: 0 S: 12 H: 2 LOB: 0 BB: 0 P: 18	R: 0 E: 0 K: 0 S: 9 H: 0 LOB: 0 BB: 0 P: 14	R: 0 E: 0 K: 1 S: 13 H: 1 LOB: 2 BB: 1 P: 20	R: 1 E: 0 K: 1 S: 11 H: 1 LOB: 1 BB: 1 P: 16	R: 0 E: 0 K: 0 S: 6 H: 0 LOB: 0 BB: 0 P: 10	R: 0 E: 1 K: 2 S: 14 H: 0 LOB: 2 BB: 1 P: 21	R: 0 E: 0 K: 2 S: 8 H: 1 LOB: 2 BB: 0 P: 13	R: 2 E: 1 K: 0 S: 4 H: 2 LOB: 0 BB: 0 P: 7	1B: 4 2B: 1 3B: 1 HR: 1 SF: 1 SAC: 1 DP: 1 HBP: 1						WP: 0 PB: 1 SB: 2 CS: 1 PA: 35	

	AB	29
	R	5
	H	7
	RBI	5
	BB	3
	SO	6
	LOB	14

PITCHER	IP	WLS	BF	H	R	ER	SO	BB	IBB	HBP	BLK	WP	HR	S	P	ERA	WHIP
22 Jon Gray, R (1, 1) ERA: 3.91	6.0		24	4	3	3	2	2	0	1	0	0	0	64	95	4.50	1.000
66 Josh Sborz, R (7, 1) ERA: 1.08	2.0		9	1	0	0	4	1	0	0	0	0	0	22	34	0.00	1.000
72 Jonathan Hernández, R (9, 1) ERA: 3.6	0.0	L	2	2	2	2	0	0	0	0	0	0	1	4	7	∞	∞

PITCHER	IP	WLS	BF	H	R	ER	SO	BB	IBB	HBP	BLK	WP	HR	S	P	ERA	WHIP

Batter	1	2	3	4	5	6	7	8	9	AB	R	H	RBI	BB	SO	LOB
11 Anthony Volpe, R (1, 6) OBP: 0.354, SLG: 0.349	X FF 93 0-0 ① F9	X CH 85 0-0 1-2 2-3 3-H 1B			C SL 79 B FF 91 C FF 91 B FF 92 B FF 92 S CH 83 3-3 ① K		F FF 94 X FF 95 0-1 ② F9			4	0	1	1	0	1	2
Aaron Judge, R (1, 9) OBP: 0.352, SLG: 0.511 95 Oswaldo Cabrera, S (4, 9) OBP: 0.238, SLG: 0.289	S FF 94 B CH 85 F CH 85 B FF 94 S FF 94 2-3 ② K	C FF 92 S FF 92 B CH 85 F FF 92 S FF 93 1-3 ② K			F CH 84 B FF 93 B FF 91 X CH 83 2-1 ② G5-3		B FF 94 X FF 94 1-0 ③ F8			2 2	0 0	0 0	0 0	0 0	2 0	3 2
48 Anthony Rizzo, L (1, 10) OBP: 0.374, SLG: 0.505	C FF 94 B FF 94 C FF 93 S SL 82 1-3 ③ K	B FF 93 F CH 84 F FF 92 B FF 93 B FF 93 C SL 80 3-3 ③ K			F SL 79 S CH 84 X SL 80 0-2 ③ G4-3			X FF 93 0-0 26 G4-3-6 1B		4	0	1	0	0	2	3
26 DJ LeMahieu, R (1, 3) OBP: 0.348, SLG: 0.494		C FF 93 B CH 85 F FF 92 B CH 86 X FF 94 2-2 HR	B SL 79 C FF 91 B FF 92 S CH 84 B FF 92 F FF 92 C CH 83 3-3 ① K			B CH 83 X FF 91 1-0 ① F8		B FF 94 C CH 86 X FF 94 1-1 ① ② G4-3-6 1-2f		4	1	1	1	0	1	1
25 Gleyber Torres, R (1, 4) OBP: 0.386, SLG: 0.470		B CH 85 B CH 84 X FF 92 2-0 HR	S FF 93 F FF 93 B FF 92 X SL 81 1-2 ② L7			B FF 93 C FF 92 C SL 80 B CH 84 B CH 84 X FF 92 3-2 ② P3		X CH 89 0-0 ③ G5-3		4	1	1	1	0	0	0
91 Oswald Peraza, R (1, 5) OBP: 0.333, SLG: 0.143		C FF 94 B FF 93 C FF 93 B FF 93 B CH 86 H FF 93 4-2 31 BB 39 1B 11 1B HBP	S CH 85 B CH 85 B FF 92 X CH 84 2-1 ③ G5-3			B CH 83 F CH 84 B FF 92 F FF 92 B SL 81 H FF 92 4-2 12 CS HBP			C FF 95 B FF 94 X CH 87 1-1 ① F7	2	1	0	0	0	0	0
12 Isiah Kiner-Falefa, R (1, 8) OBP: 0.217, SLG: 0.163		X FF 92 0-0 ① L8	C FF 92 C CH 83 X FF 92 0-2 ① F9			B FF 93 1-0 ③ CS 1-2	C FF 93 X FF 93 0-1 ① F4		B FF 94 X FF 94 1-0 ② F9	4	0	0	0	0	0	1
39 Jose Trevino, R (1, 2) OBP: 0.276, SLG: 0.393		1 SAFE B CH 84 X CH 83 1-0 11 1B 31 BB 1-2 1B	S SL 81 C FF 92 X FF 93 0-2 ② G4-3				C FF 93 F FF 95 F FF 96 X CH 88 0-2 31 1B 1B		C FC 91 B SL 82 B FF 94 F SL 82 X CH 89 2-2 HR	4	1	3	1	0	0	0
31 Aaron Hicks, S (1, 7) OBP: 0.237, SLG: 0.147		T FF 93 2 SAFE B FF 92 F CH 84 F FF 94 B SL 83 B FF 92 F FF 93 B FF 92 4-2 11 1B 1-2 2-3 BB	X CH 85 0-0 ③ G6-3				B CH 87 B FF 93 1 SAFE S FF 93 F FF 92 X FF 94 2-2 1-2 1B		S FF 96 F FF 95 B SL 82 S CH 88 1-3 ③ K	3	0	1	0	1	1	0

Inning Stats																								
	R: 0	H: 0		R: 3	H: 4		R: 0	H: 0		R: 0	H: 0		R: 0	H: 0		R: 0	H: 2		R: 0	H: 1		R: 1	H: 1	
	E: 0	LOB: 0		E: 0	LOB: 3		E: 0	LOB: 0		E: 0	LOB: 0		E: 0	LOB: 0		E: 0	LOB: 2		E: 0	LOB: 0		E: 0	LOB: 0	
	K: 2	BB: 0		K: 2	BB: 1		K: 1	BB: 0		K: 0	BB: 0		K: 0	BB: 0		K: 0	BB: 0		K: 0	BB: 0		K: 1	BB: 0	
	S: 7	P: 10		S: 20	P: 37		S: 9	P: 15		S: 7	P: 7		S: 8	P: 13		S: 6	P: 15		S: 12	P: 15		S: 4	P: 5		S: 9	P: 14

1B: 5	SF: 0
2B: 0	SAC: 0
3B: 0	DP: 1
HR: 3	HBP: 2

WP: 0	PA: 37
PB: 0	
SB: 0	
CS: 1	

PITCHER		IP	WLS	BF	H	R	ER	SO	BB	IBB	HBP	BLK	WP	HR	S	P	ERA	WHIP
44 Andrew Heaney, L ERA: 4.38	(1, 1)	6.0	L	24	4	3	3	6	1	0	2	0	0	2	57	97	4.50	0.833
46 Brock Burke, L ERA: 2.25	(7, 1)	2.0		8	3	0	0	0	0	0	0	0	0	0	16	20	0.00	1.500
25 José Leclerc, R ERA: 0.93	(9, 1)	1.0		4	1	1	1	1	0	0	0	0	0	1	9	14	9.00	1.000

PITCHER	IP	WLS	BF	H	R	ER	SO	BB	IBB	HBP	BLK	WP	HR	S	P	ERA	WHIP

TOP

New York Yankees @ Texas Rangers

Globe Life Field, Arlington, TX

Thu Apr 27 2023, 7:07 PM - 9:16 PM CDT

Att. 31,325 - Partly Cloudy - 67 F

livebaseballscorecards.com

AB	33
R	4
H	8
RBI	4
BB	1
SO	7
LOB	12

Batter	1	2	3	4	5	6	7	8	9	AB	R	H	RBI	BB	SO	LOB
2 Marcus Semien, R (1, 4) OBP: 0.360, SLG: 0.485	F FF 94 B FF 95 F FF 94 B FF 95 X FF 95 2-2 G5-3 ①		C FF 97 B FF 97 B CH 88 F FF 97 F SL 90 F KC 84 F FF 97 F KC 84 X SL 88 2-2 2B ②			C SL 88 F FF 96 X FF 97 0-2 30 BB 4 1B 28 FC3-6 1B ③	C SI 95 B ST 83 F FF 94 B FF 95 C SI 95 2-3 K ③			4	1	2	0	0	1	0
4 Robbie Grossman, S (1, 7) OBP: 0.293, SLG: 0.323	C KC 80 B FF 95 B FF 95 B KC 82 F FF 96 C FF 96 3-3 K ②		S CH 89 X CH 88 0-1 F8 ②			X FF 97 0-0 28 FC3-6 30 BB 20 1B 1-2 1B		X FF 93 0-0 F6 ①		4	1	1	0	0	1	1
30 Nathaniel Lowe, L (1, 3) OBP: 0.321, SLG: 0.446	C FF 97 B FF 97 S FF 97 X FF 96 1-2 2B		S FF 97 X KC 85 0-1 L7 ③			B SL 90 D SL 89 B FF 98 B FF 98 4-0 28 FC3-6 1-2 2-3 BB		F FF 95 X FF 95 0-1 G5-3 ②		3	0	1	0	1	0	1
53 Adolis García, R (1, 9) OBP: 0.311, SLG: 0.521	F FF 96 X SL 89 0-1 P4 ③			F FF 96 X FF 96 0-1 F9 ①		F CH 89 S FF 98 B FF 97 S FF 98 1-3 K ①		C FF 95 B CH 88 B FF 96 B FF 96 S ST 84 B FF 96 4-2 BB		3	0	0	0	1	1	4
28 Jonah Heim, S (1, 10) OBP: 0.364, SLG: 0.515		B FF 94 C KC 80 X FF 94 1-1 P5 ①		B FF 96 C FF 97 S FF 97 B FF 98 F FF 96 F KC 85 F FF 98 F SL 90 S FF 97 2-3 K ②		F SL 89 X SL 93 0-1 FC3-6 20 1B 1-2f 2-3 3-H		C FF 95 S FF 95 F SI 95 X FF 96 0-2 L9 ③		4	0	0	1	0	1	3
20 Ezequiel Duran, R (1, 5) OBP: 0.333, SLG: 0.412		X FF 95 0-0 1B		B FF 97 S FF 98 B FF 97 X FF 97 2-1 F8 ③		F FF 97 S FF 97 D SL 89 X SL 91 1-2 1-2 3-H 1B			F SI 94 B ST 82 X ST 82 1-1 G5-3 ①	4	0	2	1	0	0	0
47 Josh Smith, L (1, 6) OBP: 0.349, SLG: 0.208	F FF 95 B FF 96 C CH 88 B FF 98 1 SAFE 1 SAFE B FF 97 S FF 97 3-3 K ②			C KC 85 X FF 96 0-1 F7 ①		X SL 92 0-0 G4-3 ③			X FF 94 0-0 F8 ②	4	0	0	0	0	1	3
3 Leody Taveras, S (1, 8) OBP: 0.294, SLG: 0.362	F CH 87 B FF 96 F FF 97 C FF 97 1-3 K ③			C FF 97 F FF 97 S CH 88 0-3 K ②			S FF 96 C FF 95 S SL 88 0-3 K ①		C ST 81 B CH 88 S FF 95 C SI 95 1-3 K ③	4	0	0	0	0	4	1
12 Sandy León, S (1, 2) OBP: 0.267, SLG: 0.154			M FF 96 C FF 96 C FF 97 0-3 K ①	C FF 96 X FF 96 0-1 G6-3 ③			X FF 96 0-0 F8 ②			3	0	0	0	0	1	0
Inning Stats	R: 0 E: 0 K: 1 S: 11 H: 1 LOB: 1 BB: 0 P: 17	R: 0 E: 0 K: 2 S: 9 H: 1 LOB: 1 BB: 0 P: 14	R: 0 E: 0 K: 1 S: 14 H: 1 LOB: 1 BB: 0 P: 16	R: 0 E: 0 K: 1 S: 11 H: 0 LOB: 0 BB: 0 P: 15	R: 0 E: 0 K: 1 S: 7 H: 0 LOB: 0 BB: 0 P: 7	R: 2 E: 0 K: 1 S: 13 H: 3 LOB: 2 BB: 1 P: 19	R: 0 E: 0 K: 2 S: 7 H: 0 LOB: 0 BB: 0 P: 9	R: 0 E: 0 K: 0 S: 9 H: 0 LOB: 1 BB: 1 P: 13	R: 0 E: 0 K: 1 S: 6 H: 0 LOB: 0 BB: 0 P: 8	1B: 4 2B: 2 3B: 0 HR: 0 SF: 0 SAC: 0 DP: 0 HBP: 0						

PITCHER	IP	WLS	BF	H	R	ER	SO	BB	IBB	HBP	BLK	WP	HR	S	P	ERA	WHIP
45 Gerrit Cole, R (1, 1) ERA: 1.11	6.2	W	27	6	2	2	8	1	0	0	0	0	0	69	92	2.70	1.050
34 Michael King, R (7, 1) ERA: 1.72	2.1	S	8	0	0	0	2	1	0	0	0	0	0	18	26	0.00	0.429

PITCHER	IP	WLS	BF	H	R	ER	SO	BB	IBB	HBP	BLK	WP	HR	S	P	ERA	WHIP

BOTTOM

New York Yankees @ Texas Rangers

Globe Life Field, Arlington, TX

Thu Apr 27 2023, 7:07 PM - 9:16 PM CDT

Att. 31,325 - Partly Cloudy - 67 F

livebaseballscorecards.com

AB	33
R	2
H	6
RBI	2
BB	2
SO	10
LOB	13

WP: 0 PB: 0 SB: 0 CS: 0 PA: 35

Batter	1	2	3	4	5	6	7	8	9	AB	R	H	RBI	BB	SO	LOB
26 DJ LeMahieu, R (1, 5) OBP: 0.333, SLG: 0.470	F FF 98 B FF 99 F SL 91 X FF 99 1-2 ① G6-3			S FF 97 B FF 98 B SL 92 S SL 93 F FF 99 X CH 92 2-2 ① G6-3	F FF 90 X SI 90 0-1 ③ G5-3			C SL 85 F SI 97 F SL 86 B SI 98 S SL 87 1-3 ① K		4	0	0	0	0	1	1
48 Anthony Rizzo, L (1, 3) OBP: 0.387, SLG: 0.505	X FF 99 0-0 ② P6			B SL 93 B FF 99 B SL 92 C FF 100 B FF 100 4-1 24 1B BB		B FC 88 C SI 90 B SI 91 C FC 90 H FC 89 3-2 25 G6-3 25 WP 24 SF8 HBP		C SI 98 B SI 98 B CH 91 C SI 97 X SI 98 2-2 1B		2	1	1	0	1	0	0
25 Gleyber Torres, R (1, 4) OBP: 0.371, SLG: 0.448	B SL 93 F SL 93 S FF 99 C FF 100 1-3 ③ K			C SL 92 C SL 92 B FF 100 B SL 92 B SL 93 X FF 100 3-2 ② F9		B KC 79 F SI 90 S CH 86 B SI 92 D SL 85 F CH 86 X FC 90 3-2 ① G6-3 1-3		S SL 88 X SL 88 0-1 ② F9		4	0	0	0	0	1	3
24 Willie Calhoun, L (1, 10) OBP: 0.270, SLG: 0.265		B FF 97 C CH 90 C FF 99 B SL 93 X FF 100 2-2 ① F7		C SL 91 C CH 91 F SL 92 B FF 97 X SL 89 1-2 91 FC5-4 1B 1-2		C FC 89 C SI 92 B SI 91 B SI 92 D SL 86 X SI 91 3-2 ② SF8 3-H		B SI 97 B SL 88 X SI 98 2-0 ③ L9		3	0	1	1	0	0	1
91 Oswald Peraza, R (1, 6) OBP: 0.323, SLG: 0.200		X FF 98 0-0 ② F8		B SL 84 B FC 89 F FF 90 C FC 89 F SI 91 F SL 83 X FF 91 2-2 ③ FC5-4 1-2f		X SL 84 0-0 2B			C SL 79 B SL 81 F FF 91 C SL 82 1-3 ① K	4	0	1	0	0	1	2
95 Oswaldo Cabrera, S (1, 7) OBP: 0.238, SLG: 0.300		B FF 98 X FF 99 1-0 ③ F7			C FC 89 B CH 88 B FC 90 F SI 91 X FF 91 2-2 31 G4-3 66 1B 2B	C FC 90 X CH 87 0-1 ③ G6-3			C CU 78 X FF 93 0-1 ② F9	4	1	1	0	0	0	1
33 Franchy Cordero, L (1, 9) OBP: 0.182, SLG: 0.396 11 Anthony Volpe, R (9, PH) OBP: 0.350, SLG: 0.345			S SL 91 B SL 90 F FF 98 F FF 99 S SL 93 1-3 ① K		F FF 92 S CH 86 C FC 90 0-3 ① K		F CH 85 X CH 85 0-1 ① G4-3		C CU 78 X FF 92 0-1 ③ F7	3 1	0 0	0 0	0 0	0 0	2 0	1 0
31 Aaron Hicks, S (1, 8) OBP: 0.220, SLG: 0.135			B FF 98 X CH 93 1-0 ② G4-3		C FC 89 B CH 87 F FC 90 D CH 85 X SI 92 2-2 ② G4-3 2-3		F FC 89 B CH 86 X SI 92 1-1 ② G6-3			3	0	0	0	0	0	1
66 Kyle Higashioka, R (1, 2) OBP: 0.205, SLG: 0.342			B SL 92 S SL 93 S SL 92 X FF 100 1-2 ③ F8		B FC 91 B SL 83 X FF 91 2-0 3-H 1B		X SL 82 0-0 ③ G6-3			3	0	1	1	0	0	0
Inning Stats	R: 0 E: 0 K: 1 S: 7 H: 0 LOB: 0 BB: 0 P: 9	R: 0 E: 0 K: 0 S: 5 H: 0 LOB: 0 BB: 0 P: 8	R: 0 E: 0 K: 1 S: 8 H: 0 LOB: 0 BB: 0 P: 11	R: 0 E: 0 K: 0 S: 17 H: 1 LOB: 2 BB: 1 P: 29	R: 1 E: 0 K: 1 S: 12 H: 2 LOB: 1 BB: 0 P: 18	R: 1 E: 0 K: 0 S: 12 H: 1 LOB: 1 BB: 0 P: 21	R: 0 E: 0 K: 0 S: 5 H: 0 LOB: 0 BB: 0 P: 6	R: 0 E: 0 K: 1 S: 10 H: 1 LOB: 1 BB: 0 P: 15	R: 0 E: 0 K: 1 S: 7 H: 0 LOB: 0 BB: 0 P: 8	1B: 3 2B: 2 3B: 0 HR: 0 SF: 1 SAC: 0 DP: 0 HBP: 1						

TOP

New York Yankees @ Texas Rangers

Globe Life Field, Arlington, TX

Fri Apr 28 2023, 7:08 PM - 9:27 PM CDT

Att. 36,341 - Roof Closed - 74 F

livebaseballscorecards.com

AB	31
R	2
H	5
RBI	2
BB	1
SO	5
LOB	10

PITCHER		IP	WLS	BF	H	R	ER	SO	BB	IBB	HBP	BLK	WP	HR	S	P	ERA	WHIP
48 Jacob deGrom, R ERA: 2.67	(1, 1)	3.2		13	1	0	0	2	1	0	0	0	0	0	32	50	0.00	0.545
33 Dane Dunning, R ERA: 1.77	(4, 1)	3.1	W	14	3	2	2	1	0	0	1	0	1	0	34	52	5.40	0.900
72 Jonathan Hernández, R ERA: 3.27	(8, 1)	1.0	H	4	1	0	0	1	0	0	0	0	0	0	10	15	0.00	1.000
51 Will Smith, L ERA: 1.93	(9, 1)	1.0	S	3	0	0	0	1	0	0	0	0	0	0	7	8	0.00	0.000

PITCHER		IP	WLS	BF	H	R	ER	SO	BB	IBB	HBP	BLK	WP	HR	S	P	ERA	WHIP

WP: 1 PA: 34
PB: 0
SB: 0
CS: 0

Batter	1	2	3	4	5	6	7	8	9	AB	R	H	RBI	BB	SO	LOB
2 Marcus Semien, R (1, 4) OBP: 0.364, SLG: 0.490	X SI 96 0-0 ① P3	B FC 93 B SI 94 X SI 96 2-0 2-H 2B		B ST 85 B SI 93 B ST 87 B SI 93 4-0 FC4-6 BB		B SI 97 F SI 98 C SI 99 X SI 99 1-2 ① L8				3	0	1	1	1	0	0
Travis Jankowski, L (1, 7) OBP: 0.404, SLG: 0.420	C SI 96 C SI 96 B ST 88 H KC 86 2-2 53 1B HBP	C ST 88 B FC 93 T FC 92 B SI 96 F KC 85 B KC 85 C FC 93 3-3 ③		1 SAFE B SI 96 C ST 86 X SI 94 1-1 ① FC4-6 30 1B 1-2f		C SI 98 C SL 87 F SI 98 X SL 88 0-2 ② L7				3	0	0	0	0	1	2
30 Nathaniel Lowe, L (1, 3) OBP: 0.319, SLG: 0.438	C SI 96 F SI 94 F KC 85 1 SAFE B KC 84 B FC 94 X SI 96 2-2 ② F8		B ST 87 B FC 91 F FC 93 B KC 81 F ST 87 S KC 83 3-3 ① K	B FC 92 X ST 87 1-0 1-3 1B		B SI 98 B SI 98 C SI 98 C SI 97 C SI 98 2-3 ③ K				4	0	1	0	0	2	1
53 Adolis García, R (1, 9) OBP: 0.318, SLG: 0.520	F ST 87 B SI 96 X SI 95 1-1 1-3 1B		X SI 95 0-0 28 2B 1B	C ST 87 F SI 94 S FC 92 0-3 ② K			C SI 99 X SL 88 0-1 ① F7			4	1	2	0	0	1	2
6 Josh Jung, R (1, 5) OBP: 0.320, SLG: 0.473	C ST 87 B SI 96 S ST 89 F SI 95 F SI 96 S ST 89 1-3 ③ K		C SI 94 F ST 87 S FC 93 0-3 ② K	S ST 88 X ST 88 0-1 ③ P4			C SL 88 B SI 98 F SI 98 B SI 98 X SL 89 2-2 ② G4-3			4	0	0	0	0	2	5
28 Jonah Heim, S (1, 2) OBP: 0.370, SLG: 0.529		C SI 94 X CH 89 0-1 4 2B 20 G6-3 1B	F ST 86 C FC 90 X KC 84 0-2 4 HR 1-H 2B		B ST 85 B ST 85 F SI 93 B FC 91 F SI 93 X ST 87 3-2 ① G3		C SI 98 F SL 89 C SI 98 0-3 ③ K			4	2	2	1	0	1	0
4 Robbie Grossman, S (1, 10) OBP: 0.316, SLG: 0.420		C ST 87 B ST 88 B FC 94 X SI 95 2-1 2 2B 1-3 2B	F FC 93 B ST 87 X FC 92 2-1 2-H HR	C KC 84 B KC 84 X SI 92 1-1 2B				B SL 86 B CH 86 X CH 88 2-0 ① F4		4	2	3	2	0	0	0
20 Ezequiel Duran, R (1, 6) OBP: 0.328, SLG: 0.400		X SI 96 0-0 ① G6-3 3-H	C ST 87 C KC 84 B FC 94 X KC 84 1-2 1B	F SI 94 F SI 95 B FC 91 S ST 88 1-3 ② K				X SI 98 0-0 ② G6-3		4	0	1	1	0	1	2
3 Leody Taveras, S (1, 8) OBP: 0.273, SLG: 0.333		B KC 86 S KC 85 F FC 93 F KC 85 S KC 85 1-3 ② K	X SI 95 0-0 ③ G4-3	B SI 95 C KC 83 F FC 94 F KC 85 B CH 90 S FC 91 2-3 ③ K				B SI 96 C SI 97 F SI 97 1-2 ③ K		4	0	0	0	0	3	3
Inning Stats	R: 0 E: 0 K: 1 S: 14 H: 1 LOB: 2 BB: 0 P: 20	R: 2 E: 0 K: 2 S: 14 H: 3 LOB: 1 BB: 0 P: 22	R: 3 E: 0 K: 2 S: 16 H: 4 LOB: 1 BB: 0 P: 22	R: 0 E: 0 K: 1 S: 8 H: 1 LOB: 2 BB: 1 P: 14	R: 0 E: 0 K: 2 S: 12 H: 1 LOB: 1 BB: 0 P: 19	R: 0 E: 0 K: 1 S: 10 H: 0 LOB: 0 BB: 0 P: 13	R: 0 E: 0 K: 1 S: 8 H: 0 LOB: 0 BB: 0 P: 10	R: 0 E: 0 K: 1 S: 4 H: 0 LOB: 0 BB: 0 P: 7		1B: 5 2B: 4 3B: 0 HR: 1 SF: 0 SAC: 0 DP: 0 HBP: 1				WP: 0 PB: 0 SB: 0 CS: 0 PA: 36	

PITCHER		IP	WLS	BF	H	R	ER	SO	BB	IBB	HBP	BLK	WP	HR	S	P	ERA	WHIP
36 Clarke Schmidt, R ERA: 6.84	(1, 1)	5.0	L	27	10	5	5	8	1	0	1	0	0	1	64	97	9.00	2.200
70 Jimmy Cordero, R ERA: 2.61	(6, 1)	2.0		6	0	0	0	2	0	0	0	0	0	0	18	23	0.00	0.000
84 Albert Abreu, R ERA: 1.46	(8, 1)	1.0		3	0	0	0	1	0	0	0	0	0	0	4	7	0.00	0.000

PITCHER	IP	WLS	BF	H	R	ER	SO	BB	IBB	HBP	BLK	WP	HR	S	P	ERA	WHIP

BOTTOM

New York Yankees @ Texas Rangers

Globe Life Field, Arlington, TX

Fri Apr 28 2023, 7:08 PM - 9:27 PM CDT

Att. 36,341 - Roof Closed - 74 F

livebaseballscorecards.com

AB	34
R	5
H	10
RBI	5
BB	1
SO	11
LOB	15

Batter	1	2	3	4	5	6	7	8	9	AB	R	H	RBI	BB	SO	LOB
11 Anthony Volpe, R (1, 6) OBP: 0.337, SLG: 0.330	C FF 96 B FF 96 X FS 90 1-1 G5-3		F FS 89 1 SAFE F FF 97 D CU 78 C FF 98 1-3 K			B FC 92 F FS 89 B FS 90 X FC 92 2-1 F9			B FS 91 F FS 90 F FC 92 B CU 78 F FF 97 F FS 90 F CU 79 X FF 99 2-2 G6-3	4	0	0	0	0	1	1
48 Anthony Rizzo, L (1, 3) OBP: 0.383, SLG: 0.495	F FF 97 S FC 94 S CU 78 0-3 K			C FF 96 B FC 93 X FS 91 1-1 25 G6-4-3 1B		B FF 98 C FS 90 F FS 88 B FC 92 B FF 97 S CU 78 3-3 K			F FF 98 B FS 92 X CU 78 1-1 F7	4	0	1	0	0	2	0
25 Gleyber Torres, R (1, 4) OBP: 0.361, SLG: 0.433	B FF 98 C CU 77 F FF 96 B CU 78 B FF 98 X FF 97 3-2 F4			F SL 86 X FS 88 0-1 G6-4-3 1-2f			C FS 89 X SL 85 0-1 G5-3			3	0	0	0	0	0	1
26 DJ LeMahieu, R (1, 5) OBP: 0.323, SLG: 0.453		C FF 96 S FS 89 C FF 97 0-3 K		C FS 88 B FC 93 F FS 90 B FF 98 X CU 78 2-2 G5-3			C FF 96 B FS 91 C FF 97 S FF 97 1-3 K			3	0	0	0	0	2	0
24 Willie Calhoun, L (1, 10) OBP: 0.275, SLG: 0.270		B FF 96 X FS 91 1-0 G3			B FS 90 C FC 92 F FF 97 B CU 78 X FF 98 2-2 95 SH5-3 1B		B FC 92 B FS 91 C FC 91 B FF 97 S FF 96 X CU 76 3-2 G5-3			3	0	1	0	0	0	0
95 Oswaldo Cabrera, S (1, 9) OBP: 0.233, SLG: 0.293		B FF 97 C FC 92 S FS 90 B FS 90 X FF 97 2-2 F9			F FS 89 X FC 92 0-1 SH5-3 1-2			C CU 76 X FS 90 0-1 G3		2	0	0	0	0	0	0
39 Jose Trevino, R (1, 2) OBP: 0.262, SLG: 0.373			F FC 93 F FS 88 B FF 97 B FF 98 F FS 91 S CU 78 2-3 K		F CU 77 F FF 96 F FF 97 X FC 91 0-2 L9			C FC 92 S SL 83 F CU 77 B FF 97 B FF 98 X SL 83 2-2 P4		3	0	0	0	0	1	1
61 Jake Bauers, L (1, 7) 31 Aaron Hicks, S (2, 7) OBP: 0.205, SLG: 0.125			S CU 77 C FS 90 B FS 91 B FF 99 S CU 79 2-3 K		C FC 92 X FS 89 0-1 G4-3			B CU 77 C FF 97 X FC 90 1-1 L9		0 3	0 0	0 0	0 0	0 0	0 1	0 1
12 Isiah Kiner-Falefa, R (1, 8) OBP: 0.224, SLG: 0.174			B FC 94 X FF 98 1-0 1B			C CU 76 B FC 93 S FS 89 S FS 89 1-3 K			F FC 92 B SL 85 X FF 95 1-1 G5-3	3	0	1	0	0	1	0
Inning Stats	R: 0 E: 0 K: 1 S: 8 H: 0 LOB: 0 BB: 0 P: 12	R: 0 E: 0 K: 1 S: 7 H: 0 LOB: 0 BB: 0 P: 10	R: 0 E: 0 K: 3 S: 11 H: 1 LOB: 1 BB: 0 P: 17	R: 0 E: 0 K: 0 S: 7 H: 1 LOB: 0 BB: 0 P: 10	R: 0 E: 0 K: 0 S: 11 H: 1 LOB: 1 BB: 0 P: 13	R: 0 E: 0 K: 2 S: 8 H: 0 LOB: 0 BB: 0 P: 14	R: 0 E: 0 K: 1 S: 8 H: 0 LOB: 0 BB: 0 P: 12	R: 0 E: 0 K: 0 S: 8 H: 0 LOB: 0 BB: 0 P: 11	R: 0 E: 0 K: 0 S: 10 H: 0 LOB: 0 BB: 0 P: 14	1B: 3 2B: 0 3B: 0 HR: 0	SF: 0 SAC: 1 DP: 1 HBP: 0			WP: 0 PB: 0 SB: 0 CS: 0	PA: 29	

PITCHER	IP	WLS	BF	H	R	ER	SO	BB	IBB	HBP	BLK	WP	HR	S	P	ERA	WHIP
17 Nathan Eovaldi, R (1, 1) ERA: 3.93	9.0	W	29	3	0	0	8	0	0	0	0	0	0	78	113	0.00	0.333

PITCHER	IP	WLS	BF	H	R	ER	SO	BB	IBB	HBP	BLK	WP	HR	S	P	ERA	WHIP

TOP

New York Yankees @ Texas Rangers

Globe Life Field, Arlington, TX

Sat Apr 29 2023, 6:08 PM - 8:14 PM CDT

Att. 40,027 - Roof Closed - 74 F

livebaseballscorecards.com

AB	28
R	0
H	3
RBI	0
BB	0
SO	8
LOB	4

Batter	1	2	3	4	5	6	7	8	9	AB	R	H	RBI	BB	SO	LOB
2 Marcus Semien, R (1, 4) OBP: 0.352, SLG: 0.472	F SI 96 F SI 96 S CH 89 0-3 ① K		B FF 97 X CH 88 1-0 ① F7		F FF 96 B FF 96 X KC 82 1-1 ② G5-3		1 SAFE S SL 86 B SI 96 X SI 96 1-1 ② F8			4	0	0	0	0	1	3
Travis Jankowski, L (1, 8) OBP: 0.393, SLG: 0.396	B SI 96 B FF 97 B SI 97 B FF 96 4-0 30 S BB		B CH 90 C CH 88 S KC 79 X CH 88 1-2 ② FC6-2 3-H		F CH 89 C FF 95 C FF 96 0-3 ③ K		B SI 96 1 SAFE C FF 94 C FF 96 1 SAFE B FF 96 2-2 ③ CS 1-2	B SI 95 B SI 96 C SI 96 X SI 97 2-1 ① G5-3		3	0	0	0	1	1	2
30 Nathaniel Lowe, L (1, 3) OBP: 0.325, SLG: 0.430	C KC 81 B FF 95 B KC 81 S SI 96 1 SAFE C FF 97 2-3 ② K 1-2		C SI 97 B CH 88 C SI 95 X KC 80 1-2 ③ F7			B FF 94 B FF 94 B FF 94 F FF 94 B FF 95 4-1 28 BB BB		C SI 96 B SI 95 B SI 97 H SI 96 3-1 53 G5-4-3 HBP		2	0	0	0	1	1	3
53 Adolis García, R (1, 9) OBP: 0.307, SLG: 0.500	C SI 96 X CH 90 0-1 ③ F7			B SI 95 B FF 96 X SI 95 2-0 ① G3-1		B FF 93 B FF 94 C FF 94 B ST 79 F FF 94 S FF 94 3-3 ① K		B SI 98 B CH 91 X CH 91 2-0 ②③ G5-4-3 1-2f		4	0	0	0	0	1	3
6 Josh Jung, R (1, 5) OBP: 0.311, SLG: 0.458		B FF 96 B SI 96 C SI 97 C CH 88 C SI 98 2-3 ① K		F FF 96 X SI 97 0-1 ② G5-3		F FF 94 1 SAFE B FF 93 F CH 83 S FF 96 1-3 ② K				3	0	0	0	0	2	1
28 Jonah Heim, S (1, 2) OBP: 0.369, SLG: 0.514		C KC 81 S SI 97 F SI 96 X FF 97 0-2 ② F7		X SI 97 0-0 ③ F7		F FF 94 F FF 94 1 SAFE B FF 94 B CH 82 F FF 94 F FF 94 1 SAFE B FF 95 4-2 F FF 94 B FF 95 1-2 BB				2	0	0	0	1	0	0
4 Robbie Grossman, S (1, 10) OBP: 0.317, SLG: 0.417		C KC 81 S CH 89 B CH 89 C CH 89 1-3 ③ K			S SI 94 C CH 88 X CH 89 0-2 20 HR 1B	B ST 78 B CH 83 C FF 95 X CH 85 2-1 ③ G6-3				3	1	1	0	0	1	2
20 Ezequiel Duran, R (1, 6) OBP: 0.344, SLG: 0.466			F FF 96 X KC 82 0-1 8 2B FC6-2 1B		B CH 88 1 SAFE X CH 88 1-0 1-H HR		B FF 96 B SI 95 B SL 88 X SI 96 3-0 ① G6-3			3	1	2	2	0	0	0
8 Bubba Thompson, R (1, 7) OBP: 0.258, SLG: 0.433			X SI 96 0-0 1-3 2B		C SI 97 X SI 96 0-1 ① G5-3		S SL 88 B SL 88 C SL 88 F SL 90 F FF 98 X SL 88 1-2 CS 1B			3	0	2	0	0	0	0
Inning Stats	R: 0 E: 0 K: 2 S: 8 H: 0 LOB: 1 BB: 1 P: 14	R: 0 E: 0 K: 2 S: 10 H: 0 LOB: 0 BB: 0 P: 13	R: 0 E: 0 K: 0 S: 10 H: 2 LOB: 2 BB: 0 P: 13	R: 0 E: 0 K: 0 S: 4 H: 0 LOB: 0 BB: 0 P: 6	R: 2 E: 0 K: 1 S: 11 H: 2 LOB: 0 BB: 0 P: 13	R: 0 E: 0 K: 2 S: 14 H: 0 LOB: 2 BB: 2 P: 28	R: 0 E: 0 K: 0 S: 10 H: 1 LOB: 0 BB: 0 P: 17	R: 0 E: 0 K: 0 S: 4 H: 0 LOB: 0 BB: 0 P: 11		1B: 3 2B: 1 3B: 0 HR: 1	SF: 0 SAC: 0 DP: 1 HBP: 1					

PITCHER		IP	WLS	BF	H	R	ER	SO	BB	IBB	HBP	BLK	WP	HR	S	P	ERA	WHIP
76 Jhony Brito, R ERA: 5.56	(1, 1)	5.0	L	20	4	2	2	5	1	0	0	0	0	1	43	59	3.60	1.000
97 Ron Marinaccio, R ERA: 2.31	(6, 1)	1.0		5	0	0	0	2	2	0	0	0	0	0	14	28	0.00	2.000
71 Ian Hamilton, R ERA: 1.72	(7, 1)	1.0		3	1	0	0	0	0	0	0	0	0	0	10	17	0.00	1.000
58 Wandy Peralta, L ERA: 2.7	(8, 1)	1.0		3	0	0	0	0	0	0	1	0	0	0	4	11	0.00	0.000

PITCHER	IP	WLS	BF	H	R	ER	SO	BB	IBB	HBP	BLK	WP	HR	S	P	ERA	WHIP

BOTTOM

New York Yankees @ Texas Rangers

Globe Life Field, Arlington, TX

Sat Apr 29 2023, 6:08 PM - 8:14 PM CDT

Att. 40,027 - Roof Closed - 74 F

livebaseballscorecards.com

AB	27
R	2
H	5
RBI	2
BB	3
SO	7
LOB	14

WP: 0 PA: 32
PB: 0
SB: 1
CS: 1

Batter	1	2	3	4	5	6	7	8	9	AB	R	H	RBI	BB	SO	LOB
11 Anthony Volpe, R (1, 6) OBP: 0.333, SLG: 0.337	C SI 91 F FC 89 X CH 85 0-2 ① L7		C SI 92 X SI 91 0-1 ① 91 G5-3 1-3 2B		X CH 84 0-0 ① F8			S FC 91 B CH 87 C FC 92 S FF 98 1-3 ② K		4	0	1	0	0	1	2
91 Oswald Peraza, R (1, 5) OBP: 0.314, SLG: 0.207	C FC 90 B CH 85 B SI 92 X CH 85 2-1 1B		B FC 90 B CH 85 B FC 90 C SI 92 X CH 86 3-1 ② G5-3 2-3 3-H		X FC 90 0-0 ②③ G1-4-3 1-2f			S KC 82 F FF 97 F FF 97 C FF 98 0-3 ③		4	0	1	1	0	1	3
48 Anthony Rizzo, L (1, 10) OBP: 0.370, SLG: 0.476	C SI 91 S SI 91 X SI 91 0-2 ② L9		F FC 90 B CH 85 F FC 88 S CH 85 1-3 ③ K			C SI 92 F CH 85 X SL 84 0-2 ① F8			C FF 98 B FF 98 X CH 85 1-1 ① G6-3	4	0	0	0	0	1	2
26 DJ LeMahieu, R (1, 3) OBP: 0.323, SLG: 0.443 24 Willie Calhoun, L (8, 9) OBP: 0.268, SLG: 0.263	X SI 91 0-0 ③ G6-3			B FC 88 B FC 88 B CH 83 B SI 90 4-0 95 G6-3 12 1B BB		C FC 89 F CH 87 B SL 84 B SI 94 C SI 93 2-3 ② K			C FF 99 C FF 99 X FF 99 0-2 ② L5	2 1	0 0	0 0	0 0	1 0	1 0	1 0
25 Gleyber Torres, R (1, 4) OBP: 0.357, SLG: 0.426		C FC 88 S SI 91 B SI 92 B CH 84 X SI 93 2-2 ① F9		B CH 84 B SI 92 S FC 91 X FC 91 2-1 ① F7		S FF 94 X FC 89 0-1 ③ F9			B SL 86 F FF 99 F FF 98 F FF 100 B SL 84 F SL 82 X FF 97 2-2 12 1B 95 BB 66 BB 1B	4	1	1	0	0	0	1
95 Oswaldo Cabrera, S (1, 9) OBP: 0.233, SLG: 0.282 (8, 3)		C FC 90 X SI 91 0-1 ② L9		F SI 94 S CH 87 X SI 92 0-2 ② G6-3 1-2			B FF 93 X FF 92 1-0 ① F7		B CH 84 B FF 98 F FF 96 B FF 97 B FF 96 4-1 66 BB 12 1B 1-2 BB	3	0	0	0	1	0	1
12 Isiah Kiner-Falefa, R (1, 8) OBP: 0.245, SLG: 0.200		C SI 92 B FC 90 X FC 90 1-1 ③ G5-3		F FC 90 B CH 86 B SI 92 X FC 89 2-1 ③ 2-H 1B			C FF 94 C FS 84 B FS 85 B FS 86 S FF 93 2-3 ② K		B FF 96 F FF 97 F SL 83 F SL 83 X FF 97 1-2 66 BB 1-2 2-3 1B	4	0	2	0	0	1	0
66 Kyle Higashioka, R (1, 2) OBP: 0.233, SLG: 0.341			B FC 87 B CH 84 X CH 83 2-0 ① G6-3		X CH 85 0-0 31 1B 1B		B FF 92 F FF 92 B FC 82 S FC 83 X FF 93 2-2 ③ L8		F SL 84 B SL 81 S SL 82 B SL 83 B FF 98 B FF 97 4-2 1-2 2-3 3-H BB	3	0	1	1	1	0	0
31 Aaron Hicks, S (1, 7) OBP: 0.229, SLG: 0.159			C SI 91 F CH 84 B CH 84 B FC 89 B CH 85 X FC 89 3-2 11 2B 91 G5-3 1B		X CH 85 0-0 91 G1-4-3 1-2 1B			F FF 96 B KC 82 S FF 97 X CH 87 1-2 ① G6-3	C FF 97 B CH 85 F FF 98 S FF 97 1-3 ③ K	4	1	2	0	0	1	3
Inning Stats	R: 0 E: 0 K: 0 S: 9 H: 1 LOB: 1 BB: 0 P: 11	R: 0 E: 0 K: 0 S: 7 H: 0 LOB: 0 BB: 0 P: 10	R: 1 E: 0 K: 1 S: 11 H: 2 LOB: 1 BB: 0 P: 20	R: 0 E: 0 K: 0 S: 7 H: 1 LOB: 2 BB: 1 P: 15	R: 0 E: 0 K: 0 S: 4 H: 2 LOB: 1 BB: 0 P: 4	R: 0 E: 0 K: 1 S: 8 H: 0 LOB: 0 BB: 0 P: 10	R: 0 E: 0 K: 1 S: 7 H: 0 LOB: 0 BB: 0 P: 12	R: 0 E: 0 K: 2 S: 10 H: 0 LOB: 0 BB: 0 P: 12	R: 1 E: 0 K: 1 S: 20 H: 2 LOB: 3 BB: 2 P: 33	1B: 7 2B: 1 3B: 0 HR: 0 SF: 0 SAC: 0 DP: 1 HBP: 0						

PITCHER	IP	WLS	BF	H	R	ER	SO	BB	IBB	HBP	BLK	WP	HR	S	P	ERA	WHIP
54 Martín Pérez, L (1, 1) ERA: 2.41	6.0	W	23	6	1	1	2	1	0	0	0	0	0	46	70	1.50	1.167
21 Ian Kennedy, R (7, 1) ERA: 7.71	1.0		3	0	0	0	1	0	0	0	0	0	0	7	12	0.00	0.000
50 Cole Ragans, L (8, 1) ERA: 5.91	1.0		3	0	0	0	2	0	0	0	0	0	0	10	12	0.00	0.000
57 Yerry Rodríguez, R (9, 1) ERA: 9.0	1.0		7	2	1	1	1	2	0	0	0	0	0	20	33	9.00	4.000

PITCHER	IP	WLS	BF	H	R	ER	SO	BB	IBB	HBP	BLK	WP	HR	S	P	ERA	WHIP

TOP

New York Yankees @ Texas Rangers

Globe Life Field, Arlington, TX

Sun Apr 30 2023, 1:39 PM - 4:09 PM CDT

Att. 39,078 - Sunny - 82 F

livebaseballscorecards.com

AB	33
R	2
H	8
RBI	2
BB	3
SO	6
LOB	13

WP: 0	PA: 36																
PB: 0																	
SB: 0																	
CS: 0																	

New York Yankees @ Texas Rangers

Globe Life Field, Arlington, TX

Sun Apr 30 2023, 1:39 PM - 4:09 PM CDT

Att. 39,078 - Sunny - 82 F

livebaseballscorecards.com

BOTTOM

Batter	1	2	3	4	5	6	7	8	9	AB	R	H	RBI	BB	SO	LOB
2 Marcus Semien, R (1, 4) OBP: 0.346, SLG: 0.455	B FF 90 X FF 90 1-0 ① F7	B ST 75 B FC 85 B FF 88 B FF 89 4-0 4 S BB			B FF 89 X FC 83 1-0 ① P6	X SL 87 0-0 ② FC5-4 4 1B 4 1B 1-2f	X SI 89 0-0 ① L4			4	1	0	0	1	0	2
4 Robbie Grossman, S (1, 10) OBP: 0.333, SLG: 0.413	C ST 78 B FF 90 B ST 75 B FF 91 C FF 91 B FC 85 4-2 53 1B 30 BB 6 HR BB	C ST 74 B FC 84 C FF 91 F FF 91 F FC 86 B FF 91 S FC 85 2-3 ③ K 1-2			B FC 84 C FC 86 B ST 74 B SL 80 B SL 82 4-1 30 HR BB	D SL 88 C SI 98 B SL 88 S CH 89 B SI 97 F CH 89 X CH 87 3-2 53 BB 30 BB 6 BB 1-H 1B	C CH 80 C SL 87 C SI 90 0-3 ② K			3	3	1	1	2	2	2
30 Nathaniel Lowe, L (1, 3) OBP: 0.339, SLG: 0.459 13 Brad Miller, L (7, PH) OBP: 0.283, SLG: 0.282 (8, 3)	B FF 91 B FF 91 B FF 92 C FF 92 B FF 91 4-1 53 1B 6 HR 1-2 BB		X FF 88 0-0 ① F7		X FC 84 0-0 1-H HR	B SL 87 B SI 98 B SL 88 B SI 97 4-0 6 BB 53 BB 28 2B 1-2 BB	C ST 80 X SI 90 0-1 ③ G5-3			2 1	3 0	1 0	2 0	2 0	0 0	0 1
53 Adolis García, R (1, 9) OBP: 0.322, SLG: 0.533 47 Josh Smith, L (8, 7) OBP: 0.344, SLG: 0.204	T FC 87 B FF 91 F FC 88 B FF 93 X FF 93 2-2 6 HR 1-2 2-3 1B		C ST 72 F FC 84 F FF 91 S FC 85 0-3 ② K		F FC 86 X FF 91 0-1 HR	C SL 87 B SI 98 F SI 97 B CH 90 B SL 87 B SL 88 4-2 6 BB 28 2B 1-2 2-3 BB		F SI 88 S ST 80 B ST 81 B ST 81 C SI 90 2-3 ① K		3 1	3 0	2 0	1 0	1 0	1 1	0 0
6 Josh Jung, R (1, 5) OBP: 0.324, SLG: 0.500	C ST 78 B FC 88 C FF 93 B FC 86 X ST 78 2-2 1-H 2-H 3-H HR		C FF 91 B FC 85 B FC 86 C FF 90 X FC 87 2-2 ③ F8		B FF 93 X FC 88 1-0 ② P4	B SI 98 D SL 89 C SL 88 C SI 98 F SI 98 D SL 89 B SI 98 4-2 28 2B 20 1B 1-2 2-3 3-H BB		B ST 79 X SL 85 1-0 12 2B 2B		4	3	2	5	1	0	0
28 Jonah Heim, S (1, 2) OBP: 0.386, SLG: 0.592 12 Sandy León, S (8, 2) OBP: 0.313, SLG: 0.286	B FF 92 B FF 92 B ST 74 C FF 91 F FC 86 X FF 90 3-2 ② F7			B ST 73 B FC 84 F FF 88 S FC 84 X FF 92 2-2 2B	B SI 95 X SI 95 1-0 HR	F ST 79 X CH 79 0-1 20 1B 1-3 2-H 3-H 2B		X SI 90 0-0 2-H 2B		4 1	2 0	3 1	3 1	0 0	0 0	0 0
20 Ezequiel Duran, R (1, 6) OBP: 0.333, SLG: 0.444	S FC 87 B FF 91 B FC 86 S FC 85 S SL 82 2-3 ③ K			S FC 87 B FF 89 F FC 86 S FC 86 1-3 ① K	B SI 96 F SI 96 F SL 86 X SI 98 1-2 ③ G3	F SL 86 X CH 79 0-1 2-H 3-H 1B		B SI 90 X SL 87 1-0 ② F9		5	0	1	2	0	2	2
8 Bubba Thompson, R (1, 7) OBP: 0.222, SLG: 0.371 (8, 9)		B FF 90 F FF 89 C FC 86 B SL 81 B FF 91 S FC 83 3-3 ① K		B FF 91 F ST 73 B FC 84 C FC 83 S FC 85 3-3 ② K		0-3 ① K G6-3 ③		B CH 80 F CH 80 X CH 80 1-1 ③ G6-3		5	0	0	0	0	3	3
3 Leody Taveras, S (1, 8) OBP: 0.271, SLG: 0.315		C FF 91 F FF 89 B SL 82 B FF 92 X FC 85 2-2 ② P6		S FF 91 B FC 86 C FF 92 F FC 85 D SL 80 F FC 86 S SL 83 2-3 ③ K		C SL 85 B SI 98 S SI 98 B CH 88 B CH 89 F SI 98 B SI 97 4-2 2 FC5-4 BB	B SI 88 X CH 80 1-0 E1			3	0	0	0	1	1	1
Inning Stats	R: 4 H: 2 E: 0 LOB: 0 K: 1 BB: 2 S: 16 P: 34	R: 0 H: 0 E: 0 LOB: 1 K: 2 BB: 1 S: 11 P: 22	R: 0 H: 0 E: 0 LOB: 0 K: 1 BB: 0 S: 8 P: 10	R: 0 H: 1 E: 0 LOB: 1 K: 3 BB: 0 S: 14 P: 22	R: 4 H: 3 E: 0 LOB: 0 K: 0 BB: 1 S: 10 P: 18	R: 6 H: 3 E: 0 LOB: 1 K: 1 BB: 4 S: 22 P: 44	R: 0 H: 0 E: 1 LOB: 1 K: 1 BB: 0 S: 7 P: 8	R: 1 H: 2 E: 0 LOB: 1 K: 1 BB: 0 S: 8 P: 13		1B: 3 SF: 0 2B: 4 SAC: 0 3B: 0 DP: 0 HR: 4 HBP: 0						

PITCHER		IP	WLS	BF	H	R	ER	SO	BB	IBB	HBP	BLK	WP	HR	S	P	ERA	WHIP
65 Nestor Cortes, L ERA: 4.91	(1, 1)	4.2	L	23	5	7	7	7	4	0	0	0	0	3	55	100	13.50	1.929
84 Albert Abreu, R ERA: 5.4	(5, 1)	1.0		9	2	6	6	1	4	0	0	0	0	1	20	41	54.00	6.000
63 Nick Ramirez, L ERA: 4.15	(6, 1)	2.1		12	4	2	2	2	0	0	0	0	0	0	21	30	7.71	1.714

PITCHER	IP	WLS	BF	H	R	ER	SO	BB	IBB	HBP	BLK	WP	HR	S	P	ERA	WHIP

AB	36
R	15
H	11
RBI	15
BB	8
SO	10
LOB	11

WP: 0 PA: 44
PB: 0
SB: 1
CS: 0

Batter	1	2	3	4	5	6	7	8	9	AB	R	H	RBI	BB	SO	LOB
10 Josh Rojas, L (1, 5) OBP: 0.327, SLG: 0.378	F FF 95 F FF 95 S FF 96 0-3 ① **K**	F FF 95 1 SAFE X CH 89 0-1 ① **1-3** **1B**		C ST 84 B FF 95 X CH 88 1-1 ③ **F8**			X FF 93 0-0 ① **P4**		C FF 94 F FF 94 1 SAFE X SL 82 0-2 ① **F7**	3	0	1	0	0	1	0
3 Evan Longoria, R (7, PH) OBP: 0.258, SLG: 0.404										2	0	0	0	0	0	1
(7, 5)																
4 Ketel Marte, S (1, 4) OBP: 0.313, SLG: 0.490	F FF 95 X CU 79 0-1 **HR**	B FF 95 C FF 95 1 SAFE F FF 95 X FF 96 1-2 ② **SF8** **3-H**			C CU 78 X FF 93 0-1 **1B**		B FF 95 C FF 94 B SL 87 X FF 94 2-1 ② **G4-3**		B FF 94 B CH 87 B FF 94 B FF 94 4-0 **1-2** **BB**	3	1	2	2	1	0	0
(8, 8)																
26 Pavin Smith, L (1, 10) OBP: 0.382, SLG: 0.457	B FF 96 B CH 89 B CH 88 C FF 95 F FF 95 X CH 88 3-2 ② **L9**	1 SAFE B FF 94 F FF 95 S CH 88 1 SAFE D ST 85 F FF 94 X CU 79 2-2 ③ **L8**			F FF 95 B CH 88 T FF 94 S FF 96 1 SAFE 1-3 ① **K**		B SL 87 S SL 88 B SL 87 B SI 99 B SL 86 4-1 **BB**		B SL 84 S FF 92 B FF 94 F FF 94 X SL 82 2-2 ② **F7** **2-3**	3	0	0	0	0	1	2
15 Emmanuel Rivera, R (7, PH) OBP: 0.500, SLG: 0.588										1	0	0	0	1	0	2
(7, 10)																
53 Christian Walker, R (1, 3) OBP: 0.293, SLG: 0.453	S ST 84 C ST 83 B ST 85 X FF 95 1-2 **12 BB** **8 1B** **1B**		C ST 82 B FF 95 B ST 83 B FF 94 X FF 95 3-1 **HR**		F SL 86 X FF 95 0-1 ② **F9**		B SL 88 B SI 99 F SI 98 X SL 88 2-1 ③ **P2**		B FF 93 S SL 82 S SL 82 B FF 94 F FF 94 X SL 83 2-2 ③ **F4**	5	2	2	1	0	0	4
12 Lourdes Gurriel Jr., R (1, 7) OBP: 0.303, SLG: 0.382	B ST 84 B ST 83 C FF 96 B ST 84 C FF 95 B ST 85 4-2 **8 1B** **1-2** **BB**		F FF 95 X CH 88 0-1 ① **F7**		F FF 96 B ST 84 F ST 85 X FF 96 1-2 ③ **G3**			B SL 85 C SI 97 F SI 97 S SL 87 2-3 ① **K**		3	0	0	0	1	1	1
8 Dominic Fletcher, L (1, 9) OBP: 0.667, SLG: 0.800	B CH 88 X FF 96 1-0 **1-2** **2-H** **1B**		F CU 79 B CH 89 S FF 95 F ST 84 B FF 94 X FF 95 2-2 ② **F7**			C FF 95 F FF 94 F ST 85 X FF 95 0-2 **5 G4-3** **14 G6-3** **1B**		B SI 98 B CH 92 C SI 97 B CH 91 F SI 98 B SL 88 4-2 **BB**		3	0	2	1	1	0	0
14 Gabriel Moreno, R (1, 2) OBP: 0.296, SLG: 0.377	B ST 85 C ST 83 B FF 95 X ST 84 2-1 ③ **F4**		X CU 80 0-0 ③ **G5-3**			F FF 95 F FF 96 X ST 84 0-2 ① **G6-3** **1-2**		C SL 88 X SL 86 0-1 ② **F9**		4	0	0	0	0	0	4
5 Alek Thomas, L (1, 8) OBP: 0.260, SLG: 0.326		B FF 94 F CH 87 B CH 87 X FF 94 2-1 ① **L6**		B CU 78 B CH 87 X FF 92 2-0 ① **G3**		B FF 93 X FF 94 1-0 ② **G4-3** **2-3**		C CU 76 F FF 93 S SL 80 0-3 ③ **K**		3	0	0	0	0	0	1
13 Nick Ahmed, R (8, PH) OBP: 0.263, SLG: 0.357										1	0	0	0	0	1	1
(8, 6)																
2 Geraldo Perdomo, S (1, 6) OBP: 0.458, SLG: 0.609		C FF 94 B ST 82 F CH 87 X FF 95 1-2 **10 1B** **4 SF8** **1B**		B CH 88 C FF 94 B CH 88 X FF 94 2-1 ② **G3-1**		S FF 94 B FF 94 B FF 94 C FF 94 B FF 95 X FF 94 3-2 ③ **G4-3**			C FF 91 C FF 93 B SL 83 F FF 94 X SL 82 1-2 **15 F7** **4 BB** **1B**	4	1	2	0	0	0	1
(8, 4)																
Inning Stats	R: 2 E: 0 K: 1 S: 16 H: 3 LOB: 2 BB: 1 P: 27	R: 1 E: 0 K: 0 S: 14 H: 2 LOB: 1 BB: 0 P: 20	R: 1 E: 0 K: 0 S: 9 H: 1 LOB: 0 BB: 0 P: 14	R: 0 E: 0 K: 0 S: 5 H: 0 LOB: 0 BB: 0 P: 10	R: 0 E: 0 K: 1 S: 10 H: 1 LOB: 1 BB: 0 P: 12	R: 0 E: 0 K: 0 S: 11 H: 1 LOB: 1 BB: 0 P: 15	R: 0 E: 0 K: 0 S: 6 H: 0 LOB: 0 BB: 1 P: 14	R: 0 E: 0 K: 2 S: 10 H: 0 LOB: 1 BB: 1 P: 16	R: 0 E: 0 K: 0 S: 14 H: 1 LOB: 2 BB: 1 P: 23	1B: 7 2B: 0 3B: 0 HR: 2	SF: 1 SAC: 0 DP: 0 HBP: 0						

PITCHER		IP	WLS	BF	H	R	ER	SO	BB	IBB	HBP	BLK	WP	HR	S	P	ERA	WHIP
22 Jon Gray, R ERA: 4.4	(1, 1)	5.1		25	8	4	4	2	1	0	0	0	0	2	61	90	6.75	1.688
46 Brock Burke, L ERA: 2.03	(6, 1)	1.1	W	4	0	0	0	0	0	0	0	0	0	0	7	13	0.00	0.000
72 Jonathan Hernández, R ERA: 3.0	(7, 1)	1.0	H	5	0	0	0	1	2	0	0	0	0	0	10	22	0.00	2.000
51 Will Smith, L ERA: 1.69	(8, 1)	1.1	S	6	1	0	0	1	1	0	0	0	0	0	17	26	0.00	1.500

PITCHER	IP	WLS	BF	H	R	ER	SO	BB	IBB	HBP	BLK	WP	HR	S	P	ERA	WHIP

TOP

Arizona Diamondbacks @ Texas Rangers

Globe Life Field, Arlington, TX

Tue May 02 2023, 7:08 PM - 10:04 PM CDT

Att. 23,086 - Cloudy - 78 F

livebaseballscorecards.com

AB	35
R	4
H	9
RBI	4
BB	4
SO	4
LOB	17

Batter	1	2	3	4	5	6	7	8	9	AB	R	H	RBI	BB	SO	LOB
2 Marcus Semien, R (1, 4) OBP: 0.359, SLG: 0.470	C FF 94 B KC 82 X FF 93 1-1 G4-3 30 1B 2B		F FF 93 C SL 86 B KC 83 B SL 88 B FF 93 X FF 94 3-2 ① G5-3		X KC 83 0-0 1B 1-2 3-H 1B		B SL 86 B SL 87 B SL 86 B SL 85 4-0 53 WP SH1-4 1-2 BB			3	1	2	1	1	0	0
Travis Jankowski, L (1, 8) OBP: 0.391, SLG: 0.393	B FF 96 C FF 95 F SL 89 X FF 94 1-2 ① G4-3 2-3		C FC 89 B CH 86 X FC 88 1-1 ② G6-3		C KC 84 F FC 90 F FF 93 X FF 93 0-2 30 G4-6-3 1-2 2-H 1B		L FF 92 X FF 92 0-1 ① SH1-4 1-2 2-3			3	0	1	1	0	0	1
30 Nathaniel Lowe, L (1, 3) OBP: 0.336, SLG: 0.451	X FF 94 0-0 3-H 1B		S FF 93 S KC 83 B KC 82 B KC 83 B FF 94 C FF 94 3-3 ③ K		S FF 94 D KC 84 D KC 85 B CH 86 X FF 94 3-1 ②③ G4-6-3 1-2f		C SL 86 F SL 85 B SL 86 F FF 93 D SL 86 F SL 86 F SL 86 B SL 86 S SL 86 3-3 ② K			4	0	1	1	0	2	4
53 Adolis García, R (1, 9) OBP: 0.320, SLG: 0.519	B FF 93 1 SAFE B FF 93 C KC 84 C FF 94 1 SAFE X KC 83 2-2 ② F9			T FF 93 B FF 92 F FF 93 B KC 82 B KC 84 X FF 94 3-2 ① F8		B FF 93 B FF 93 S SL 84 F FF 94 B SL 86 X FS 86 3-2 ① G5-3	B SI 95 B SI 95 B SL 88 B SI 95 4-0 2-3 3-H BB			3	0	0	0	1	0	1
6 Josh Jung, R (1, 5) OBP: 0.313, SLG: 0.481	C FF 96 1 SAFE C FF 94 B KC 83 B SL 88 F FF 94 F SL 89 X KC 84 2-2 ③ G5-3			B FF 94 F FF 93 B FF 93 C FF 93 S SL 87 2-3 ② K		B SL 86 S SL 84 F FF 94 C FF 94 1-3 ② K	C SL 87 S SL 87 B SL 88 F SL 88 1 SAFE F SL 87 X SL 87 1-2 ③ L8			4	0	0	0	0	2	3
28 Jonah Heim, S (1, 2) OBP: 0.380, SLG: 0.575		B FF 94 F FF 93 B FF 93 S KC 81 F SL 86 S FF 94 2-3 ① K		F FF 94 S FF 93 F SL 88 B SL 88 S KC 84 1-3 ③ K		X FF 94 0-0 20 HR 1B		C SI 95 X SL 87 0-1 ① F9		4	1	1	0	0	2	0
20 Ezequiel Duran, R (1, 6) OBP: 0.357, SLG: 0.522		X KC 82 0-0 4 G4-3 2B			B FF 93 B SL 88 F FF 94 X SL 87 2-1 4 1B 2 1B 1B	B SL 86 C FF 93 X FF 94 1-1 1-H HR		B SL 87 F FF 96 C SL 86 B FF 97 X SL 87 2-2 ② G4-3		4	2	3	2	0	0	0
4 Robbie Grossman, S (1, 10) OBP: 0.330, SLG: 0.405		C FF 95 B CH 86 F CH 85 X FF 94 1-2 ② G4-3 2-3			B KC 83 1 SAFE B CH 86 C FF 93 F CH 85 B FF 93 1 SAFE F FF 94 X FF 94 3-2 2 1B 1-3 1B 1B	C FS 86 S FS 85 B SL 87 B FS 86 B FS 86 F SL 85 X FF 92 3-2 ③ F8		S SI 93 C SI 94 F SI 94 B SL 85 B SL 86 S SL 84 2-3 ③ K		4	1	1	0	0	1	1
8 Bubba Thompson, R (1, 7) OBP: 0.231, SLG: 0.368		L FF 95 B FF 93 B KC 84 S KC 84 S KC 82 2-3 ③ K			C FF 94 M KC 82 D KC 84 D KC 81 D KC 83 S KC 81 3-3 ① K		F SL 86 B FF 92 S SL 85 X SL 86 1-2 SH1-4 2 BB 53 WP 1B			3	1	1	0	0	2	3
Inning Stats	R: 1 E: 0 K: 0 S: 14 H: 2 LOB: 1 BB: 0 P: 20	R: 0 E: 0 K: 2 S: 11 H: 1 LOB: 1 BB: 0 P: 16	R: 0 E: 0 K: 1 S: 8 H: 0 LOB: 0 BB: 0 P: 15	R: 0 E: 0 K: 2 S: 10 H: 0 LOB: 0 BB: 0 P: 16	R: 2 E: 0 K: 1 S: 16 H: 4 LOB: 1 BB: 0 P: 27	R: 2 E: 0 K: 1 S: 13 H: 2 LOB: 0 BB: 0 P: 21	R: 1 E: 0 K: 1 S: 16 H: 1 LOB: 2 BB: 2 P: 29	R: 0 E: 0 K: 1 S: 9 H: 0 LOB: 0 BB: 0 P: 13		1B: 7 2B: 2 3B: 0 HR: 1 SF: 0 SAC: 1 DP: 1 HBP: 0						

PITCHER		IP	WLS	BF	H	R	ER	SO	BB	IBB	HBP	BLK	WP	HR	S	P	ERA	WHIP
23 Zac Gallen, R ERA: 2.53	(1, 1)	5.0		21	7	3	3	6	0	0	0	0	0	0	59	94	5.40	1.400
30 Scott McGough, R ERA: 4.91	(6, 1)	1.0	L	5	2	2	2	1	0	0	0	0	0	1	13	21	18.00	2.000
24 Kyle Nelson, L ERA: 1.54	(7, 1)	0.2		4	1	1	1	1	1	0	0	0	0	0	11	19	13.50	3.000
37 Kevin Ginkel, R ERA: 3.38	(7, 1)	1.0		4	0	0	0	0	1	0	0	0	1	0	10	17	0.00	1.000
57 Andrew Chafin, L ERA: 2.53	(8, 1)	0.1		1	0	0	0	1	0	0	0	0	0	0	4	6	0.00	0.000

PITCHER	IP	WLS	BF	H	R	ER	SO	BB	IBB	HBP	BLK	WP	HR	S	P	ERA	WHIP

BOTTOM

Arizona Diamondbacks @ Texas Rangers

Globe Life Field, Arlington, TX

Tue May 02 2023, 7:08 PM - 10:04 PM CDT

Att. 23,086 - Cloudy - 78 F

livebaseballscorecards.com

AB	32
R	6
H	10
RBI	5
BB	2
SO	9
LOB	13

WP: 1	PA: 35		
PB: 0			
SB: 0			
CS: 0			

Arizona Diamondbacks @ Texas Rangers

Globe Life Field, Arlington, TX

Wed May 03 2023, 1:09 PM - 4:12 PM CDT

Att. 21,427 - Partly Cloudy - 79 F

livebaseballscorecards.com

Batter	1	2	3	4	5	6	7	8	9	AB	R	H	RBI	BB	SO	LOB
4 Ketel Marte, S (1, 4) OBP: 0.325, SLG: 0.514	F FF 92 B CH 85 S CH 83 B FF 92 F FF 93 B SL 82 B FF 93 4-2 12 1B BB		B CH 83 F FF 92 F CH 84 X SL 83 1-2 ① F9		B SL 80 X CH 84 1-0 1-H HR		D CU 85 1 SAFE B CU 85 B FF 97 B FF 96 4-0 12 BB 15 1B 53 BB 1-2 BB	S FS 85 B FS 85 B FS 87 F FF 93 F FS 87 F FF 93 F FF 94 F FS 86 B FS 86 3-3 ① F FF 94 F FF 93 F FF 93 C FS 86 K		3	2	1	2	2	1	1
15 Emmanuel Rivera, R (1, 10) OBP: 0.435, SLG: 0.500	B CH 84 X CH 84 1-0 ① F9		C FF 92 F FF 92 S FF 92 0-3 ② K		S FF 91 F FF 92 B SL 82 F FF 92 B FF 93 X CH 86 2-2 ① G5-3		C SL 89 S SL 90 B SL 89 B SL 90 X SL 88 2-2 53 BB 12 BB 10 SF9 1-2 2-H 1B	S FF 93 B FF 94 S FF 93 B FS 86 B FS 86 X FF 92 3-2 ② F9		5	1	1	1	0	1	2
12 Lourdes Gurriel Jr., R (1, 7) OBP: 0.325, SLG: 0.419	X FF 92 0-0 1-3 1B		C FF 92 C CH 84 B FF 92 B FF 93 B CH 85 F SL 82 B CH 84 4-2 53 HR 1-2 BB		S CH 83 B FF 92 B FF 93 F FF 92 B FF 93 X SL 81 3-2 ② G5-3		B SI 95 B FC 89 B FF 95 B FF 95 4-0 10 SF9 53 BB 8 1B 1-2 2-3 BB	S FC 84 B FS 87 X FC 84 1-1 HR		3	3	2	1	2	0	0
53 Christian Walker, R (1, 3) OBP: 0.306, SLG: 0.509	F FF 91 F FF 92 B FF 93 B FF 93 S FF 92 2-3 ② K		F CH 85 B FF 92 B FF 93 B FF 93 F CH 85 F FF 93 X FF 93 3-2 1-H 2-H HR		C SL 81 B CH 84 S CH 84 X FF 93 1-2 HR		D FC 91 B FF 95 B FF 95 B FF 96 4-0 8 1B 2 2B 1-2 2-3 3-H BB	C FF 93 S FF 91 B FS 86 X FF 93 1-2 ③ P3		4	3	2	5	1	1	2
3 Evan Longoria, R (1, 5) OBP: 0.246, SLG: 0.383 10 Josh Rojas, L (7, PH) OBP: 0.320, SLG: 0.374 (7, 5)	B CH 84 X CH 84 1-0 ③ G1-3		C FF 93 B FF 92 X CH 84 1-1 ③ G5-3		X FF 96 0-0 ③ L9		X CH 87 0-0 ① SF9 2-3 3-H		B FF 96 X FF 96 1-0 ① F7	3 1	0 0	0 0	0 1	0 0	0 0	2 0
8 Dominic Fletcher, L (1, 9) OBP: 0.455, SLG: 0.500		C FF 92 B SL 81 F SL 82 B SL 82 C FF 94 2-3 ① K		B SL 81 B FF 91 X FF 91 2-0 ① G3-1		C FF 96 B CU 84 C CU 83 C CU 86 1-3 ① K	B FF 94 C FF 93 F FF 94 D FS 87 F FF 93 F FF 94 F FS 87 F FS 86 X FF 93 2-2 2 2B 5 FC3-2 1-2 3-H 1B		F FF 97 B SL 82 F CH 84 F FF 99 B SL 80 X SL 84 2-2 ② F8	5	0	1	1	0	2	0
13 Nick Ahmed, R (1, 6) OBP: 0.250, SLG: 0.339 2 Geraldo Perdomo, S (7, PH) OBP: 0.473, SLG: 0.636 (7, 6)	C FF 93 B CH 85 B FF 92 X CH 84 2-1 ② P2	C FF 93 B CH 85 B FF 92 X CH 84 2-1 ② P2	X CH 82 0-0 ② G1-3	X CH 82 0-0 ② G1-3	C SL 88 S SL 89 B SL 90 X SL 89 1-2 ② G6-3	C SL 88 S SL 89 B SL 90 X SL 89 1-2 ② G6-3	B FF 94 C FF 93 F FF 94 D FS 87 F FF 93 F FF 94 F FS 87 F FS 86 X FF 93 2-2 5 FC3-2 1-3 2-H 2B		F FF 98 B FF 98 X FF 97 1-1 1B	3 2	0 0	0 2	0 1	0 0	0 0	0 0
5 Alek Thomas, L (1, 8) OBP: 0.248, SLG: 0.308		C FF 94 C FF 94 B SL 83 B SL 83 B SL 83 C FF 94 3-3 ③ K		C FF 93 B FF 93 F SL 82 B FF 94 S FF 94 2-3 ③ K		X FF 98 0-0 ③ G4-3	B FS 86 X FF 93 1-0 ② FC3-2 7 S 2-3 3-H		C FF 98 S SL 86 F SL 85 B FF 99 X CH 86 1-2 ③ G3	5	0	0	0	0	2	3
11 Jose Herrera, S (1, 2) OBP: 0.394, SLG: 0.333 7 Corbin Carroll, L (7, PH) OBP: 0.376, SLG: 0.535 14 Gabriel Moreno, R (7, 2) OBP: 0.296, SLG: 0.377			B FF 91 B FF 90 B FF 91 B FF 89 4-0 12 BB 53 HR BB		B FF 92 C FF 90 B CH 84 B CH 82 B FF 90 4-1 4 HR BB					0 2 0	2 1 0	0 1 0	0 1 0	2 0 0	0 0 0	0 2 0
Inning Stats	R: 0 E: 0 K: 1 S: 9 H: 1 LOB: 2 BB: 1 P: 17	R: 0 E: 0 K: 2 S: 8 H: 0 LOB: 0 BB: 0 P: 15	R: 3 E: 0 K: 1 S: 15 H: 1 LOB: 0 BB: 2 P: 28	R: 0 E: 0 K: 1 S: 5 H: 0 LOB: 0 BB: 0 P: 9	R: 3 E: 0 K: 0 S: 13 H: 2 LOB: 0 BB: 1 P: 24	R: 0 E: 0 K: 1 S: 7 H: 0 LOB: 0 BB: 0 P: 9	R: 5 E: 0 K: 1 S: 24 H: 4 LOB: 2 BB: 3 P: 49	R: 1 E: 0 K: 1 S: 19 H: 1 LOB: 0 BB: 0 P: 27	R: 0 E: 0 K: 0 S: 11 H: 1 LOB: 1 BB: 0 P: 16	1B: 5 2B: 1 3B: 0 HR: 4 SF: 1 SAC: 0 DP: 0 HBP: 0						

PITCHER		IP	WLS	BF	H	R	ER	SO	BB	IBB	HBP	BLK	WP	HR	S	P	ERA	WHIP
44 Andrew Heaney, L ERA: 5.52	(1, 1)	4.2		22	4	6	6	5	4	0	0	0	0	3	49	92	11.57	1.714
66 Josh Sborz, R ERA: 3.72	(5, 1)	1.1	L	7	2	3	3	1	1	0	0	0	0	0	17	28	20.25	2.250
25 José Leclerc, R ERA: 2.7	(7, 1)	0.1		4	1	1	1	0	2	0	0	0	0	0	4	14	27.00	9.000
21 Ian Kennedy, R ERA: 7.27	(7, 1)	1.2		7	2	2	2	2	0	0	0	0	0	1	30	44	10.80	1.200
57 Yerry Rodríguez, R ERA: 4.5	(9, 1)	1.0		4	1	0	0	0	0	0	0	0	0	0	11	16	0.00	1.000

PITCHER	IP	WLS	BF	H	R	ER	SO	BB	IBB	HBP	BLK	WP	HR	S	P	ERA	WHIP

TOP

AB	36
R	12
H	10
RBI	12
BB	7
SO	8
LOB	12

WP: 0 PA: 44
PB: 0
SB: 1
CS: 0

Batter	1	2	3	4	5	6	7	8	9	AB	R	H	RBI	BB	SO	LOB
2 Marcus Semien, R (1, 4) OBP: 0.360, SLG: 0.462	X FF 93 0-0 ① G6-3		C ST 83 X FF 94 0-1 G5-3 1B		B ST 83 F FF 92 C FF 93 B FF 94 X FF 94 2-2 ① G5-3	B FF 96 B CU 86 B FF 97 B FF 97 4-0 1-2 BB		C SL 86 X SL 85 0-1 ③ L7		4	0	1	0	1	0	3
Travis Jankowski, L (1, 7) OBP: 0.382, SLG: 0.400 8 Bubba Thompson, R (9, PH) OBP: 0.225, SLG: 0.359	B FF 94 X FF 94 1-0 ② L8		C CU 77 X FF 93 0-1 ② G5-3 1-2		B CU 79 X FF 93 1-0 30 1B 53 SF8 2-H 2B	B CU 79 B SI 89 C SI 89 B SI 90 C SI 89 T SI 90 3-2 ③ K			S SI 92 C SI 91 S SI 93 0-3 ① K	4 1	1 0	1 0	1 0	0 0	1 1	3 0
30 Nathaniel Lowe, L (1, 3) OBP: 0.338, SLG: 0.444	B FF 94 B CH 87 S CH 87 B FF 95 B FF 94 4-1 BB		B CH 87 C FF 92 F ST 84 X FF 94 1-2 ③ G4-3		X FF 93 0-0 6 HR 2-3 1B		S CU 80 B CU 82 F CU 80 F CU 82 B CU 82 B CU 81 F SI 91 F SI 91 F CH 81 3-2 ① G1-3 X SI 90		C FF 92 C FF 92 S FF 94 0-3 ② K	4	1	1	0	1	1	1
53 Adolis García, R (1, 9) OBP: 0.307, SLG: 0.500	F ST 84 B FF 94 C FF 93 X ST 84 1-2 ③ F8			B FF 93 X FF 92 1-0 ① F8	C FF 93 B FF 93 S ST 82 X FF 93 1-2 ② SF8 3-H		C SI 89 B CH 82 X SI 89 1-1 ② G6-3		B SI 94 X SI 92 1-0 E4 6 1B	4	0	0	1	0	0	1
6 Josh Jung, R (1, 5) OBP: 0.325, SLG: 0.541		C FF 93 F FF 94 F FF 96 B ST 84 B ST 84 S ST 85 2-3 ① K		C FF 94 X ST 84 0-1 HR	B FF 95 C FF 93 X FF 92 1-1 1-H HR		X SI 90 0-0 ③ G1-3		B SI 92 F SI 94 B CH 86 B SI 91 X SI 92 3-1 28 DI 1-3 1B	5	2	3	3	0	1	0
28 Jonah Heim, S (1, 10) OBP: 0.371, SLG: 0.588		B FF 94 F FF 94 F CH 88 X CH 90 1-2 HR		C FF 95 B FF 92 B ST 84 C FF 94 F FF 93 S FF 94 2-3 ② K	X SI 96 0-0 ③ F7			B SI 97 F SI 97 C SL 85 X SL 85 1-2 ① P5	F SI 93 C CH 86 F SL 85 B SL 84 F SI 94 S SL 84 1-3 ③ K 1-2	5	1	1	1	0	2	2
20 Ezequiel Duran, R (1, 6) OBP: 0.351, SLG: 0.507		C FF 95 X FF 94 0-1 ② L9		B ST 84 X FF 93 1-0 ③ F9		B SI 96 C CU 86 F SI 97 B FF 97 S FF 98 2-3 ① K		F SI 98 X SL 85 0-1 3 BB 1B		4	0	1	0	0	1	0
3 Leody Taveras, S (1, 8) OBP: 0.317, SLG: 0.404		C FF 95 B CH 90 B CH 88 B FF 94 X FF 94 3-1 12 CS 1B			C FF 92 S ST 83 B CH 86 B FF 94 X CH 87 2-2 HR	B SI 97 B CH 91 S FF 97 B CH 91 X FF 97 3-1 2 BB 1B		B SI 98 B SI 96 C SI 97 B SI 96 B SI 97 4-1 1-2 BB		3	1	3	1	1	0	0
12 Sandy León, S (1, 2) OBP: 0.300, SLG: 0.333		F FF 93 S CH 86 B CH 88 1 SAFE B FF 94 2-2 ③ CS 1-2	B FF 93 C ST 83 B CH 86 C FF 93 F ST 84 F ST 85 B FF 94 F FF 93 S ST 84 3-3 ① K		B CU 78 B CU 78 B FF 94 C FF 92 X FF 92 3-1 2B 2B	B SI 96 S FF 97 1 SAFE F CH 91 B FF 97 S FF 97 2-3 ② K		B SI 97 C SL 85 S SL 85 S SL 85 1-3 ② K	4	1	1	0	0	3	3
Inning Stats	R: 0 E: 0 K: 0 S: 6 H: 0 LOB: 1 BB: 1 P: 12	R: 1 E: 0 K: 1 S: 13 H: 2 LOB: 0 BB: 0 P: 21	R: 0 E: 0 K: 1 S: 13 H: 1 LOB: 1 BB: 0 P: 17	R: 1 E: 0 K: 1 S: 8 H: 1 LOB: 0 BB: 0 P: 12	R: 5 E: 0 K: 0 S: 16 H: 5 LOB: 0 BB: 0 P: 26	R: 0 E: 0 K: 3 S: 11 H: 1 LOB: 2 BB: 1 P: 25	R: 0 E: 0 K: 0 S: 10 H: 0 LOB: 0 BB: 0 P: 14	R: 0 E: 0 K: 1 S: 11 H: 1 LOB: 2 BB: 1 P: 17	R: 0 E: 1 K: 3 S: 14 H: 1 LOB: 2 BB: 0 P: 19	1B: 6 2B: 2 3B: 0 HR: 4 SF: 1 SAC: 0 DP: 0 HBP: 0						

PITCHER		IP	WLS	BF	H	R	ER	SO	BB	IBB	HBP	BLK	WP	HR	S	P	ERA	WHIP
32 Brandon Pfaadt, R ERA: 13.5	(1, 1)	4.2		23	9	7	7	3	1	0	0	0	0	4	55	87	13.50	2.143
66 José Ruiz, R ERA: 8.53	(5, 1)	1.0		5	1	0	0	2	1	0	0	0	0	0	9	20	0.00	2.000
35 Joe Mantiply, L ERA: 3.0	(6, 1)	1.1	W	4	0	0	0	1	0	0	0	0	0	0	13	20	0.00	0.000
50 Miguel Castro, R ERA: 2.13	(8, 1)	1.0		5	1	0	0	1	1	0	0	0	0	0	11	17	0.00	2.000
57 Andrew Chafin, L ERA: 2.31	(9, 1)	1.0		5	1	0	0	3	0	0	0	0	0	0	14	19	0.00	1.000

PITCHER	IP	WLS	BF	H	R	ER	SO	BB	IBB	HBP	BLK	WP	HR	S	P	ERA	WHIP

BOTTOM

Arizona Diamondbacks @ Texas Rangers

Globe Life Field, Arlington, TX

Wed May 03 2023, 1:09 PM - 4:12 PM CDT

Att. 21,427 - Partly Cloudy - 79 F

livebaseballscorecards.com

AB	38
R	7
H	12
RBI	7
BB	3
SO	10
LOB	13

Batter	1	2	3	4	5	6	7	8	9	10	AB	R	H	RBI	BB	SO	LOB
2 Marcus Semien, R (1, 4) OBP: 0.373, SLG: 0.472	B CH 80 B FC 87 F FC 85 C CH 81 X FF 91 2-2 G6-3 ①		B FF 89 B CH 79 F FC 86 B FF 90 B CH 79 4-1 30 G4-3 4 BB 53 SF7 BB	X FC 84 0-0 30 E 1-3 2-H 2B		C SL 86 F FF 94 B FF 93 X SL 86 1-2 1B		X SL 86 0-0 G6-3 ① 1-2	B SL 90 S SL 88 B FF 96 B SL 90 B SL 90 4-1 BB	4	1	2	1	2	0	2
4 Robbie Grossman, S (1, 10) OBP: 0.330, SLG: 0.393	B FF 89 X FC 87 1-0 53 BB 1B		D CH 78 B CH 78 1 SAFE B FC 86 C FF 90 1 SAFE B FC 85 4-1 30 G4-3 1-2 BB	B CH 80 B CH 81 C FC 86 C FC 86 T CH 81 2-2 K ②		C FF 94 1 SAFE C SL 85 B SL 83 B FF 92 B SL 85 S SL 85 3-3 K ①		X FF 93 0-0 FC3-2 ② 30 1B 2-3 3-H	C FF 99 B FF 98 C SL 90 X FF 98 1-2 G6-3 ③	5	0	1	0	1	2	6
30 Nathaniel Lowe, L (1, 3) OBP: 0.333, SLG: 0.434	C SI 89 C SI 88 1 SAFE X FF 91 0-2 F8 ②		2 SAFE B SI 86 C SI 90 B FC 85 X SI 89 2-1 G4-3 ① 1-2 2-3	F SI 89 X SI 89 0-1 E6 2-3 3-H		S SL 86 F FF 93 B FF 94 1 SAFE F SL 86 F FF 94 B FF 94 X SL 86 2-2 F7 ②		X SL 87 0-0 1-2 3-H 1B		5	0	1	1	0	0	5
53 Adolis García, R (1, 9) OBP: 0.303, SLG: 0.487	B FC 87 B CH 80 C FC 87 F FF 90 B FF 92 B CH 80 4-2 1-2 BB		B FF 91 B FC 88 C SI 81 S FC 87 B FF 92 X FF 91 3-2 SF7 ② 3-H	B FC 86 S FC 86 S CH 80 F CH 80 C FF 90 1-3 K ③		B FF 94 B SL 87 F SL 86 S FF 94 B SL 87 F SL 86 S SL 88 3-3 K ③		B FF 92 X SL 87 1-0 F7 ③		3	0	0	1	1	2	5
6 Josh Jung, R (1, 5) OBP: 0.320, SLG: 0.522	C CH 80 X CH 80 0-1 G1-3 ③		B FF 90 B CH 79 S CH 81 D CH 80 C CH 80 B FF 91 4-2 BB	C FF 89 F CH 79 B CH 78 F FF 90 S CH 79 1-3 K ①		F FF 94 B FF 93 F SL 87 B SL 86 B FF 95 X SL 87 3-2 F8 ①		F FF 93 B SL 85 B SL 86 B FF 92 C SL 85 F SL 85 X SL 87 3-2 L9 ①		4	0	0	0	1	1	2
28 Jonah Heim, S (1, 2) OBP: 0.373, SLG: 0.578		X CH 80 0-0 8 S 1B	F FF 90 X FF 89 0-1 F8 ③		F CH 80 F FC 88 B FF 91 F FF 89 X SI 88 1-2 3 2B 1B		C FF 95 B SL 85 B FF 95 S SL 88 2-3 K ②		B FF 92 S SL 85 X SL 86 1-1 G3-1 ②		5	0	2	0	0	1	2
20 Ezequiel Duran, R (1, 6) OBP: 0.342, SLG: 0.480		B FC 85 T FC 84 T FF 90 X FC 87 1-2 L5 ①		C CH 78 F FF 88 H FF 90 1-2 3 BB 2 2B HBP	D CH 78 S FC 86 1 SAFE S CH 79 X FC 84 1-2 F7 ②		B SL 86 C SL 86 X SI 94 1-1 P3 ③		S SL 86 X SL 86 0-1 F7 ③	0-0	4	1	0	0	0	0	2
3 Leody Taveras, S (1, 8) OBP: 0.338, SLG: 0.426		C CH 80 F FF 90 S CH 78 0-3 K ②		B FF 88 B CH 78 C CH 79 1 SAFE F FF 88 B CH 78 1 SAFE B FF 90 4-2 2 2B 30 E 1-2 BB	B CH 80 B FF 89 X CH 80 2-0 1-3 2B			B SL 84 X FF 93 1-0 E 4 FC3-2 1B		B FF 96 B FF 96 F FF 96 F CH 90 B FF 96 C FF 96 3-3 K ①	4	1	2	0	1	2	1
8 Bubba Thompson, R (1, 7) OBP: 0.209, SLG: 0.333 Travis Jankowski, L (8, PH) OBP: 0.371, SLG: 0.387 (8, 7)		B CH 79 S CH 80 B FF 90 S CH 80 S CH 80 2-3 K ③ 1-2		L CH 78 X FF 89 0-1 B2 ①	C CH 81 S CH 80 S CH 80 0-3 K ③			X FF 92 0-0 FC5 4 FC3-2 2 G6-3 30 1B 1-3		B SL 89 F FF 97 S FF 96 C FF 98 1-3 K ②	3 2	0 1	0 0	0 0	2 1	5 1
Inning Stats	R: 0 H: 1 E: 0 LOB: 2 K: 0 BB: 1 S: 11 P: 18	R: 0 H: 1 E: 0 LOB: 1 K: 2 BB: 0 S: 10 P: 13	R: 1 H: 0 E: 0 LOB: 2 K: 0 BB: 3 S: 11 P: 28	R: 2 H: 1 E: 1 LOB: 2 K: 2 BB: 1 S: 16 P: 24	R: 0 H: 2 E: 0 LOB: 2 K: 2 BB: 0 S: 15 P: 20	R: 0 H: 1 E: 0 LOB: 1 K: 2 BB: 0 S: 15 P: 24	R: 0 H: 0 E: 0 LOB: 0 K: 1 BB: 0 S: 8 P: 14	R: 1 H: 2 E: 1 LOB: 2 K: 0 BB: 0 S: 6 P: 8	R: 0 H: 0 E: 0 LOB: 0 K: 0 BB: 0 S: 8 P: 12	R: 0 H: 0 E: 0 LOB: 1 K: 2 BB: 1 S: 10 P: 19	1B: 6 2B: 2 3B: 0 HR: 0	SF: 1 SAC: 0 DP: 0 HBP: 1						

PITCHER	IP	WLS	BF	H	R	ER	SO	BB	IBB	HBP	BLK	WP	HR	S	P	ERA	WHIP
31 Tyler Anderson, L (1, 1) ERA: 5.4	5.0		27	5	3	2	6	5	0	1	0	0	0	63	103	3.60	2.000
51 Jaime Barria, R (6, 1) ERA: 2.21	4.0		16	3	1	0	3	0	0	0	0	0	0	37	58	0.00	0.750
53 Carlos Estévez, R (10, 1) ERA: 1.08	1.0	W	4	0	0	0	2	1	0	0	0	0	0	10	19	0.00	1.000

PITCHER	IP	WLS	BF	H	R	ER	SO	BB	IBB	HBP	BLK	WP	HR	S	P	ERA	WHIP

TOP

Texas Rangers @ Los Angeles Angels

Angel Stadium, Anaheim, CA

Fri May 05 2023, 6:39 PM - 9:33 PM PDT

Att. 39,073 - Partly Cloudy - 65 F

livebaseballscorecards.com

AB	39
R	4
H	8
RBI	3
BB	6
SO	11
LOB	31

WP: 0		PA:	47
PB: 0			
SB: 1			
CS: 0			

Batter	1	2	3	4	5	6	7	8	9	10	AB	R	H	RBI	BB	SO	LOB
9 Zach Neto, R (1, 6) OBP: 0.333, SLG: 0.304	B SI 91 C FC 89 B SL 86 B FF 91 C FC 90 B SI 92 4-2 27 FC6-4 BB		F SL 82 S KC 79 B KC 79 X SI 90 1-2 E1 27 1B			C FF 94 X CH 88 0-1 ① F8		C SL 87 X SL 87 0-1 ② F7	B FF 94 1 SAFE C SL 80 X FF 94 1-1 ③ F9	0-0 17 FC4-6 6 WP	4	1	0	0	1	0	2
27 Mike Trout, R (1, 8) OBP: 0.396, SLG: 0.580	X SI 90 0-0 ① FC6-4 17 FC3-4-6 1-2f		B KC 78 C SI 89 1 SAFE B CH 84 F SI 90 B CH 85 X SI 90 3-2 1-2 1B			C FF 94 X FF 95 0-1 ② G6-3		B SI 97 B SI 96 F CH 90 X SL 88 2-1 2-H 1B		0-0 17 FC4-6 IBB	4	0	2	1	1	0	1
17 Shohei Ohtani, L (1, 10) OBP: 0.360, SLG: 0.525	B FC 88 X CH 85 1-0 ② FC3-4-6 1-2f		X FC 89 0-0 ③ G3-1			B FF 96 X SI 94 1-0 ③ P5		F CH 90 F CH 91 B SI 98 X CH 91 1-2 ③ G4-3		F SL 80 X SL 81 0-1 ① FC4-6 1-2f 2-3	5	0	0	0	0	0	5
6 Anthony Rendon, R (1, 5) OBP: 0.400, SLG: 0.313	B FC 88 C SI 90 B FC 89 1 SAFE S SI 90 F SI 92 B SI 91 X FC 89 3-2 ③ F7			C SL 82 C SL 84 F SI 90 B SL 84 X FC 88 1-2 12 G4-6-3 1B			B FF 93 B SI 92 C FF 94 S CH 87 X FF 94 2-2 ① P3		C FF 92 B SL 81 F CH 86 X FF 94 1-2 3 FC6-4 1B	B SL 88 1-0 WP 3-H	5	0	2	0	0	0	2
12 Hunter Renfroe, R (1, 9) OBP: 0.312, SLG: 0.476		C FC 88 B SL 85 B SL 83 F SI 90 F CH 86 F SI 91 B SL 86 F SI 91 S CH 85 3-3 ① K		F FC 88 C CH 84 X SI 89 0-2 ① ② G4-6-3 1-2f			F SL 85 B CH 88 X CH 89 1-1 1B		B CH 88 F FF 93 X CU 78 1-1 ① L8		4	0	1	0	0	1	2
3 Taylor Ward, R (1, 7) OBP: 0.324, SLG: 0.352	B SL 85 F SL 83 B KC 79 B SI 90 F FC 90 X SI 91 3-2 ② G6-3			S KC 78 B SL 84 B SL 85 F FC 89 S SI 90 2-3 ③ K			B FF 93 F CH 86 X CH 88 1-1 ② F9		S CU 79 F FF 94 F FF 94 D SL 83 X FF 94 1-2 ② FC6-4 23 1B 35 2B 1-2f		4	1	0	0	0	1	2
23 Brandon Drury, R (1, 3) OBP: 0.272, SLG: 0.472	B FC 89 C SI 91 X SL 84 1-1 ③ F8				S CH 87 X SL 83 0-1 ① P3		B FF 95 B SI 92 S FF 94 X FF 94 2-1 ③ L4		B CU 78 X FF 94 1-0 35 2B 1-2 1B		4	1	1	0	0	0	1
21 Matt Thaiss, L (1, 2) OBP: 0.357, SLG: 0.389 10 Gio Urshela, R (8, PH) OBP: 0.309, SLG: 0.330 35 Chad Wallach, R (9, 2) OBP: 0.321, SLG: 0.556			T SI 89 C CH 86 C FC 89 0-3 ① K		X CH 85 0-0 ② G6-3			B SL 84 B SL 86 C SI 98 F CH 88 B SL 86 X SL 85 3-2 2 G4-3 27 1B 1B	S CU 80 B CH 88 X FF 94 1-1 2 1B 1-H 2-H 2B		2 1 1	0 1 1	0 1 1	0 0 2	1 0 0	0 0 0	0 0 0
2 Luis Rengifo, S (1, 4) OBP: 0.347, SLG: 0.329			C CH 85 C FC 89 B SI 91 B SI 91 B FC 89 X CH 86 3-2 ② G6-3		C FF 88 X CH 85 0-1 ③ G4-3			B SI 98 X CH 90 1-0 ① G4-3 1-2	S SL 83 D SL 84 C SL 82 F SL 83 X SL 83 1-2 2-H 1B		4	0	1	1	0	0	1
Inning Stats	R: 0 E: 0 K: 0 S: 8 H: 0 LOB: 1 BB: 1 P: 16	R: 0 E: 0 K: 1 S: 11 H: 0 LOB: 0 BB: 0 P: 18	R: 0 E: 1 K: 1 S: 13 H: 1 LOB: 2 BB: 0 P: 20	R: 0 E: 0 K: 1 S: 10 H: 1 LOB: 0 BB: 0 P: 13	R: 0 E: 0 K: 0 S: 5 H: 0 LOB: 0 BB: 0 P: 5	R: 0 E: 0 K: 0 S: 5 H: 0 LOB: 0 BB: 0 P: 6	R: 0 E: 0 K: 0 S: 9 H: 1 LOB: 1 BB: 0 P: 15	R: 1 E: 0 K: 0 S: 11 H: 2 LOB: 1 BB: 0 P: 18	R: 3 E: 0 K: 0 S: 18 H: 4 LOB: 1 BB: 0 P: 25	R: 1 E: 0 K: 0 S: 2 H: 0 LOB: 1 BB: 1 P: 3	1B: 8 2B: 1 3B: 0 HR: 0 SF: 0 SAC: 0 DP: 1 HBP: 0						

PITCHER		IP	WLS	BF	H	R	ER	SO	BB	IBB	HBP	BLK	WP	HR	S	P	ERA	WHIP
33 Dane Dunning, R ERA: 1.42	(1, 1)	5.0		18	2	0	0	3	1	0	0	0	0	0	47	72	0.00	0.600
46 Brock Burke, L ERA: 1.76	(6, 1)	2.0	H	7	1	0	0	0	0	0	0	0	0	0	14	21	0.00	0.500
72 Jonathan Hernández, R ERA: 3.46	(8, 1)	1.0		5	2	1	1	0	0	0	0	0	0	0	11	18	9.00	2.000
51 Will Smith, L ERA: 3.75	(9, 1)	1.1	L	9	4	3	3	0	0	1	0	0	0	0	20	27	20.25	3.000
66 Josh Sborz, R ERA: 3.72	(10, 1)	0.0		1	0	1	0	0	0	0	0	0	1	0	0	1	∞	∞

PITCHER	IP	WLS	BF	H	R	ER	SO	BB	IBB	HBP	BLK	WP	HR	S	P	ERA	WHIP

BOTTOM

Texas Rangers @ Los Angeles Angels

Angel Stadium, Anaheim, CA

Fri May 05 2023, 6:39 PM - 9:33 PM PDT

Att. 39,073 - Partly Cloudy - 65 F

livebaseballscorecards.com

AB	38
R	5
H	9
RBI	4
BB	2
SO	3
LOB	16

WP: 1 PA: 40
PB: 0
SB: 0
CS: 0

Texas Rangers @ Los Angeles Angels

Angel Stadium, Anaheim, CA

Sat May 06 2023, 6:10 PM - 8:57 PM PDT

Att. 37,409 - Partly Cloudy - 66 F

TOP

livebaseballscorecards.com

Batter	1	2	3	4	5	6	7	8	9	AB	R	H	RBI	BB	SO	LOB
2 Marcus Semien, R (1, 4) OBP: 0.378, SLG: 0.465	F FF 96 B SL 90 S SL 92 C CU 79 1-3 ① K		T CU 77 S SL 89 B FF 97 B SL 92 F SL 90 B CH 88 S SL 91 3-3 ② K	B FF 96 X SL 90 1-0 1-2 3-H 1B			B FF 94 F FF 94 B ST 85 B ST 84 B FF 94 4-1 30 FC4-6 BB		X SL 86 0-0 ② G5-3 B FF 75 3-0 B FF 74 B FF 74 B FF 70 1-2 2-3 3-H BB	4	0	1	2	2	2	1
4 Robbie Grossman, S (1, 10) OBP: 0.333, SLG: 0.393 8 Bubba Thompson, R (9, PR) OBP: 0.205, SLG: 0.326 (9, 10)	C SL 92 B FF 97 C FF 97 B SL 94 C CU 78 2-3 ② K		C FF 97 C CU 78 B FF 96 F SL 91 X SL 92 1-2 30 FC5-4 1B	B CU 77 F FF 95 F FF 95 D SL 90 S CU 77 2-3 ③ K			B ST 84 B FC 91 B FF 94 C FF 94 C FC 90 S FC 90 3-3 ① K		X SL 86 2-2 30 S 30 1B 2-H 1B X FA 96 0-0 ③ F8	5 1	0 1	2 0	1 0	0 0	3 0	3 3
30 Nathaniel Lowe, L (1, 3) OBP: 0.343, SLG: 0.437 13 Brad Miller, L (9, 3) OBP: 0.283, SLG: 0.282	F FF 97 F FF 98 B SL 93 F SL 93 X FF 97 1-2 1B		S FF 96 D SL 92 1 SAFE B FF 96 T SL 91 X FF 96 2-2 ③ FC5-4 1-2f		B FF 92 F FF 92 B CU 74 B SL 88 B FF 94 4-1 BB		1 SAFE F FC 90 F FF 93 F FF 94 D CH 87 F FF 95 X FF 95 1-2 ② FC4-6 1-2f		B SL 84 C FF 90 1 SAFE C FF 90 F SL 85 F SL 86 B FF 91 X SL 85 2-2 53 WP 53 1B 1-H 1B	4 0	1 0	2 0	1 0	1 0	0 0	2 0
53 Adolis García, R (1, 9) OBP: 0.307, SLG: 0.479	X FF 97 0-0 ③ F9			B CU 76 B SL 90 S SL 90 F FF 96 B CU 78 B SL 91 4-2 6 F7 6 WP 28 1B BB	B SL 84 S SL 84 C FF 92 S SL 84 1-3 ① K		C FC 90 S ST 83 B ST 84 B FF 94 F FF 93 F ST 83 X ST 87 2-2 ③ L6		B SL 84 X SL 85 1-0 6 2B 28 1B 1-H 1B	4	2	1	1	1	1	3
6 Josh Jung, R (1, 5) OBP: 0.315, SLG: 0.517		C CU 76 F CH 86 B FF 96 B FF 97 C SL 91 2-3 ① K		C FF 96 B SL 92 X SL 90 1-1 ① F7 1-3	F SL 84 F SL 85 B FF 91 C FF 93 1-3 ② K			S FC 87 S ST 82 F FF 94 X ST 84 0-2 ① P6	C FF 92 X SL 85 0-1 28 1B 1-3 2B	5	1	1	0	0	2	2
28 Jonah Heim, S (1, 2) OBP: 0.374, SLG: 0.568 12 Sandy León, S (9, 2) OBP: 0.300, SLG: 0.333		B SL 91 B SL 91 F FF 97 F FF 96 S CU 79 2-3 ② K		F SL 90 C FF 96 F FF 97 X CU 77 0-2 3 1B 1B 3-H 1B	1 SAFE B FF 92 C FF 92 B ST 80 X ST 80 2-1 ③ F9			X ST 82 0-0 ② G3-1	F SL 86 F FF 93 X FF 92 0-2 3 BB 20 1B 1B 2-H 3-H 1B	5 0	2 0	2 0	3 0	0 0	1 0	1 0
20 Ezequiel Duran, R (1, 6) OBP: 0.345, SLG: 0.475		F FF 96 S SL 92 B SL 92 F SL 91 X CU 78 1-2 3 FC6-4 1B		B FF 96 F FF 96 X SL 90 1-1 ② L5		X SL 84 0-0 ① G6-3		X FC 88 0-0 ③ G6-3	B SL 84 C SL 85 F FF 92 X SL 85 1-2 1B 3 BB 2 BB 1-2 1B	5	1	2	0	0	0	1
3 Leody Taveras, S (1, 8) OBP: 0.342, SLG: 0.415		B FF 94 1 SAFE F SL 91 1 SAFE S SL 90 D SL 92 X FF 96 2-2 ③ FC6-4 1-2f		F CU 75 F FF 96 F SL 90 X FF 95 0-2 1B 2 1B 1-2 1B	C FF 91 B FF 92 C CH 88 B FF 92 B CH 87 F SL 84 S SL 84 3-3 ② K				X SL 87 1-0 G6-3 B SL 87 B SL 85 C SL 84 F SL 85 F SL 86 F FF 91 4-2 2 BB 1B 1-2 2-3 BB	4	1	1	0	1	1	1
Travis Jankowski, L (1, 7) OBP: 0.387, SLG: 0.418			F FF 96 C SL 88 B SL 89 B FF 96 B CU 78 C SL 91 3-3 ① K	C FF 95 B SL 91 S SL 91 X FF 96 1-2 2 1B 1-3 2-H 1B		B ST 81 F FF 91 S SL 84 B SL 84 B SL 84 X FF 91 3-2 ③ G4-3			X SL 87 1-2 4 WP 4 1B 2B X FF 75 0-1 F FF 75 2 BB 1B	5	1	3	2	0	1	0

| Inning Stats | | | |

Texas Rangers @ Los Angeles Angels

Angel Stadium, Anaheim, CA

Sat May 06 2023, 6:10 PM - 8:57 PM PDT

Att. 37,409 - Partly Cloudy - 66 F

livebaseballscorecards.com

BOTTOM

Batter	1	2	3	4	5	6	7	8	9	AB	R	H	RBI	BB	SO	LOB
9 Zach Neto, R (1, 6) OBP: 0.329, SLG: 0.292	F FF 96 C FF 96 F FS 89 X FF 96 0-2 ① L9		X FC 90 0-0 ② G3-1		C FC 92 S FS 87 F FF 95 D CU 78 B FF 96 B FS 85 F FF 95 B FC 90 4-2 27 FC6-4 1-2 BB			F FS 88 B FS 88 C CU 77 F FF 97 B FF 94 T FS 89 2-2 ① K		3	0	0	0	1	1	0
27 Mike Trout, R (1, 8) OBP: 0.392, SLG: 0.569	B CU 77 F FF 96 X FS 89 1-1 3 1B 1B		B FF 95 C FF 96 X CU 78 1-1 ③ F7		B FF 95 X FS 88 1-0 ③ FC6-4 1-2f			B FF 96 B FC 92 C FF 96 X FS 89 2-1 ② G6-3		4	0	1	0	0	0	2
17 Shohei Ohtani, L (1, 10) OBP: 0.350, SLG: 0.508	C FS 89 B FS 89 B FF 97 B FS 89 C FC 93 X FS 88 3-2 ② F7			X FC 92 0-0 ① G4-3		X FC 91 0-0 ① F8		F FS 90 B FS 87 S CU 77 X FC 92 1-2 ③ G3		4	0	0	0	0	0	1
3 Taylor Ward, R (1, 7) OBP: 0.322, SLG: 0.349	1 SAFE S CU 78 F FS 87 B FF 95 B FF 96 B SL 85 X CU 78 3-2 1-3 1B			C SL 85 B CU 77 X FS 89 1-1 ② G1-3		B SL 85 F FC 91 C FF 95 B CU 78 X FF 95 2-2 ② G4-3			C FF 96 B SL 82 X SL 81 1-1 ① F8	4	0	1	0	0	0	0
23 Brandon Drury, R (1, 4) OBP: 0.288, SLG: 0.514	X FF 96 0-0 ③ F8			X FC 92 0-0 2B		C CU 77 B FS 89 B FS 89 B CU 76 B FC 91 4-1 BB			S SL 81 C SI 96 B FF 96 B SL 80 X SL 80 2-2 HR	3	1	2	1	1	0	2
18 Jake Lamb, L (1, 3) OBP: 0.259, SLG: 0.353		C FF 95 S FF 95 S FF 95 0-3 ① K		B FF 93 C FF 95 S FC 92 F FS 88 F FF 96 D CU 78 B FS 89 S FF 96 3-3 ③ K		B FC 90 X FS 87 1-0 ③ G1-3			B SI 97 C FF 97 X CH 86 1-1 ② G3-1	4	0	0	0	0	2	2
10 Gio Urshela, R (1, 5) OBP: 0.316, SLG: 0.336		F FF 96 X FF 96 0-1 35 CS 1B			B FC 92 C FS 87 F FS 87 X FF 94 1-2 9 BB 1B		X FS 85 0-0 ① G5-3		C SI 98 C SI 98 B SI 96 B SL 82 B SL 81 F SI 96 F FF 98 X FF 98 3-2 ③ F9	4	0	2	0	0	0	0
35 Chad Wallach, R (1, 2) OBP: 0.290, SLG: 0.500		B CU 77 F FC 90 B FC 90 S FS 88 B FS 89 C FC 91 3-3 ② ③ K 1-2			B FC 92 C FF 95 B FS 87 F FC 92 F FF 94 S CU 77 2-3 ① K		B FF 94 B FC 90 C FF 94 X FC 91 2-1 ② G3-1			3	0	0	0	0	2	2
2 Luis Rengifo, S (1, 9) OBP: 0.337, SLG: 0.318			B FS 89 C CU 76 X FS 88 1-1 ① G4-3		F FS 86 X FC 90 0-1 ② L6		C FS 88 X FS 86 0-1 ③ F7			3	0	0	0	0	0	1
Inning Stats	R: 0 E: 0 K: 0 S: 13 H: 2 LOB: 2 BB: 0 P: 20	R: 0 E: 0 K: 2 S: 8 H: 1 LOB: 1 BB: 0 P: 11	R: 0 E: 0 K: 0 S: 5 H: 0 LOB: 0 BB: 0 P: 7	R: 0 E: 0 K: 1 S: 9 H: 1 LOB: 1 BB: 0 P: 13	R: 0 E: 0 K: 1 S: 14 H: 1 LOB: 2 BB: 1 P: 22	R: 0 E: 0 K: 0 S: 6 H: 0 LOB: 1 BB: 1 P: 13	R: 0 E: 0 K: 0 S: 5 H: 0 LOB: 0 BB: 0 P: 7	R: 0 E: 0 K: 1 S: 9 H: 0 LOB: 0 BB: 0 P: 14	R: 1 E: 0 K: 0 S: 12 H: 1 LOB: 0 BB: 0 P: 19	1B: 4 2B: 2 3B: 0 HR: 1 SF: 0 SAC: 0 DP: 1 HBP: 0						

	AB	32
	R	1
	H	6
	RBI	1
	BB	2
	SO	5
	LOB	10

PITCHER		IP	WLS	BF	H	R	ER	SO	BB	IBB	HBP	BLK	WP	HR	S	P	ERA	WHIP
17 Nathan Eovaldi, R ERA: 3.22	(1, 1)	8.0	W	30	5	0	0	5	2	0	0	0	0	0	69	107	0.00	0.875
57 Yerry Rodríguez, R ERA: 6.0	(9, 1)	1.0		4	1	1	1	0	0	0	0	0	0	1	12	19	9.00	1.000

PITCHER	IP	WLS	BF	H	R	ER	SO	BB	IBB	HBP	BLK	WP	HR	S	P	ERA	WHIP

Texas Rangers @ Los Angeles Angels

Angel Stadium, Anaheim, CA

Sun May 07 2023, 1:10 PM - 4:14 PM PDT

Att. 41,641 - Partly Cloudy - 70 F

livebaseballscorecards.com

Batter	1	2	3	4	5	6	7	8	9	AB	R	H	RBI	BB	SO	LOB
2 Marcus Semien, R (1, 4) OBP: 0.377, SLG: 0.466	B FF 93 F SL 87 F CH 82 B CH 81 F SL 87 F FF 94 B CH 81 S SL 86 3-3 **K** ①	X ST 78 0-0 4 SF9 **1-3** 2B	C SL 86 B FF 97 F FC 93 B ST 84 B FF 97 X FF 97 3-2 **G6-3** ③		B FS 89 X FF 95 1-0 **G6-3** ①		B ST 79 C FF 93 X CH 82 1-1 30 1B 53 HR **1-3** **2-H** 1B	C FF 95 B CH 83 F CH 83 S CH 83 1-3 **K** ②		6	1	2	1	0	2	0
4 Robbie Grossman, S (1, 9) OBP: 0.315, SLG: 0.372	B ST 77 C FF 93 S CH 82 X CH 82 1-2 **E6** 53 BB	S CH 82 D FC 90 F CH 81 B FF 93 B FF 93 X CH 83 3-2 **SF9** ② **2-3** **3-H**		X FF 96 0-0 **P5** ①	B FC 91 B FF 95 B FF 94 C FF 94 F FF 94 T FF 95 3-2 **K** ②		C CH 82 B FF 94 B FF 94 F CH 81 F FF 94 B CH 83 S CH 84 3-3 **K** ①	X FF 95 0-0 **F7** ③		5	0	0	1	0	2	2
30 Nathaniel Lowe, L (1, 3) OBP: 0.345, SLG: 0.431 13 Brad Miller, L (8, 3) OBP: 0.298, SLG: 0.325	F SI 93 B ST 76 B FF 93 X FF 91 2-1 **L9** ② C ST 79 B SI 93 S SL 86 C FF 92 1-3 **K** ③			B FF 97 B FF 97 B FF 96 C FF 96 C FF 97 B FF 96 4-2 53 2B 6 E **BB**	F FF 95 S FC 93 B ST 84 X FF 95 1-2 **G6-3** ③		X FF 94 0-0 53 HR **1-2** **3-H** 1B		B EP 52 B EP 55 X FA 66 2-0 53 F8 2B	4 1	2 0	1 1	1 0	1 0	1 0	2 0
53 Adolis García, R (1, 10) OBP: 0.329, SLG: 0.520	B SL 86 1 SAFE C FF 90 B SL 85 D CH 83 C SL 87 B FF 93 4-2 **1-2** **BB**		B FF 93 B FF 93 S FC 88 C FC 89 B FF 93 B FC 88 4-2 6 FC5-4 **BB**	C FF 96 C FC 93 X ST 84 0-2 6 E **1-3** 2B		S FS 91 S ST 83 B ST 84 B FF 95 B FC 93 X FC 93 3-2 6 F8 6 S 1B C ST 80 C FF 95 X SL 80 0-2 **1-H** **2-H** **HR**		X EP 58 0-0 **F8** ① **2-3**	4	2	3	3	2	0	1
6 Josh Jung, R (1, 5) OBP: 0.308, SLG: 0.500	S SL 84 S FF 93 2 SAFE D CH 82 B SL 84 S CH 81 2-3 **K** ③		F FF 92 X CH 81 0-1 FC5-4 3 PB 3 1B 20 1B **1-2f** ①	F FF 96 C FF 97 B FF 96 X FS 90 1-2 FC5 28 1B 3 2B **2-H** **3-H**		C FF 94 B FF 95 F FC 90 1 SAFE B ST 84 B FF 94 X FC 90 3-2 **F8** ① **1-3** B FF 93 F FF 94 X CH 83 1-1 28 1B 1B		X EP 56 0-0 **F7** ②	6	2	1	0	0	1	5
28 Jonah Heim, S (1, 2) OBP: 0.384, SLG: 0.566 12 Sandy León, S (9, PH) OBP: 0.286, SLG: 0.316 (9, 2)		B FF 91 B FF 91 F FF 91 B FF 92 B FF 92 4-1 20 HR **BB**	X FF 91 0-0 **P4** ②	B ST 84 S FF 96 X FC 89 1-1 3 2B **2-3** 1B		F FF 95 X FC 91 0-1 **L3** ② B CH 82 F CH 83 F ST 80 F CH 83 D CH 83 X FF 94 2-2 **1-3** 1B		B EP 46 C EP 59 X EP 58 1-1 **L8** ③	4 1	2 0	2 0	0 0	1 0	0 0	2 1
20 Ezequiel Duran, R (1, 6) OBP: 0.348, SLG: 0.506		C FF 93 X SL 83 0-1 **1-H** **HR**	S FF 93 B FF 93 S FF 93 D CH 83 X CH 80 2-2 3 PB 3 1B **1-2** 1B	S FC 93 F FC 92 T FF 96 0-2 **K** ②		F FF 95 S FC 90 C FS 88 0-3 **K** ③ S ST 81 C ST 79 D CH 84 T CH 83 1-2 **K** ②			5	2	2	2	0	3	5
3 Leody Taveras, S (1, 8) OBP: 0.372, SLG: 0.457		C ST 78 C CH 82 B FF 92 B CH 82 X SL 88 2-2 FC5-6 **1B**	B FF 94 S CH 80 F FF 93 B SL 88 X SL 87 2-2 47 HR **1-H** **2-H** 1B	F FF 95 B FC 91 T FF 96 F FF 96 X FS 89 1-2 **1-H** **3-H** 2B			B FC 82 B FF 93 X FF 93 2-0 2 S 47 BB 2 1B 1B C CH 83 X CH 84 0-1 L8 ③		5	2	4	4	0	0	2
Travis Jankowski, L (1, 7) OBP: 0.382, SLG: 0.412 47 Josh Smith, L (2, 7) OBP: 0.353, SLG: 0.269		1 SAFE X FF 90 0-0 FC5-6 2 2B 4 SF9 **1-2f** ①	C FF 91 B SL 82 1 SAFE X SI 89 1-1 **1-H** **HR**	C ST 84 F FF 95 B FF 96 D FS 90 D ST 84 X FC 89 3-2 **L3** ③			B FF 93 B FS 91 B FF 93 B FF 92 4-0 2 1B 2 S 30 1B **1-2** **BB**	C CH 82 S CH 82 X CH 82 0-2 **G4-3** ①	1 3	1 2	0 1	0 2	0 1	0 0	1 1

Inning Stats	1	2	3	4	5	6	7	8	9
	R: 0 E: 1 K: 2 S: 15	H: 0 LOB: 2 BB: 1 P: 27	R: 3 E: 0 K: 1 S: 14	H: 3 LOB: 1 BB: 1 P: 24	R: 4 E: 0 K: 0 S: 16	H: 3 LOB: 1 BB: 1 P: 28	R: 4 E: 1 K: 1 S: 21	H: 3 LOB: 1 BB: 1 P: 31	R: 0 E: 0 K: 1 S: 7	H: 0 LOB: 0 BB: 0 P: 12	R: 0 E: 0 K: 1 S: 11	H: 1 LOB: 1 BB: 0 P: 17	R: 5 E: 0 K: 2 S: 22	H: 6 LOB: 2 BB: 1 P: 36	R: 0 E: 0 K: 1 S: 7	H: 0 LOB: 0 BB: 0 P: 8	R: 0 E: 0 K: 0 S: 5	H: 1 LOB: 1 BB: 0 P: 8

| TOP | | |

Batter	1	2	3	4	5	6	7	8	9	AB	R	H	RBI	BB	SO	LOB
3 Taylor Ward, R (1, 7) OBP: 0.331, SLG: 0.349	F SI 90 C FC 89 B SI 91 B CH 83 B SI 91 B SI 92 4-2 27 FC6-4 BB		B CH 83 C SI 91 B CH 84 B FC 88 F FF 91 B SI 93 4-2 17 BB 27 1B 6 1B BB	F SI 92 X CH 84 0-1 6 BB 17 1B 1-3 2-H 1B		T SL 89 X SL 89 0-1 P4		S KC 79 X CH 87 0-1 G5-3 1-2		3	1	1	1	2	0	2
27 Mike Trout, R (1, 8) OBP: 0.388, SLG: 0.559 8 Brett Phillips, L (8, 8) OBP: 0.250, SLG: 0.077	B FC 90 B SI 91 F FC 90 S CH 85 B SI 92 X CH 86 3-2 FC6-4 17 1B 6 HR 1-2f		C SI 93 S SI 93 B SI 93 X CH 87 1-2 6 1B 17 BB 12 SF7 1-2 1B	S FF 93 F FF 93 C SI 93 0-3 K		C CU 86 B FF 97 S FF 97 X SL 88 1-2 P3		B FF 96 C FF 95 D KC 78 S FF 97 B FF 97 C FF 97 3-3 K		4 1	2 0	1 0	0 0	0 0	1 1	4 1
17 Shohei Ohtani, L (1, 10) OBP: 0.366, SLG: 0.512	B FC 90 B SI 93 C FC 90 C FC 88 X CH 84 2-2 6 HR 1-2 1B		D FC 91 B SI 93 F FC 90 B CH 85 B SI 94 4-1 12 SF7 6 1B 1-2 2-3 BB	F SL 84 X SI 93 0-1 12 FC5 6 BB 1-2 3-H 1B		B FC 93 B FF 96 B FC 90 D FF 96 4-0 6 WP 1-2 BB		X KC 80 0-0 L6		3	1	2	1	2	0	1
6 Anthony Rendon, R (1, 5) OBP: 0.418, SLG: 0.360	B FC 89 F CH 86 X FC 90 1-1 1-H 2-H HR		X CH 86 0-0 23 G6-4-3 1-2 2-3 3-H 1B	C CU 82 S FF 97 B FF 98 B CU 86 D SL 88 F SL 89 B FF 97 4-2 1-2 2-3 BB		B FF 98 C CH 86 B CH 86 S FF 97 F CH 88 F FF 97 B KC 83 F CH 87 B FF 97 4-2 1-2 2-3 BB			B FF 93 B FF 94 F FF 93 C FF 92 X FF 93 2-2 F4	3	1	2	4	2	0	0
12 Hunter Renfroe, R (1, 9) OBP: 0.308, SLG: 0.492	C SI 92 X CH 85 0-1 P4		B SI 93 X CH 85 1-0 SF7 2-3 3-H	X CU 85 0-0 FC5 2-3f		B FF 97 C CH 87 T FF 97 F FF 98 X KC 83 1-2 F4			X FC 90 0-0 HR	4	1	1	2	0	0	6
23 Brandon Drury, R (1, 3) OBP: 0.276, SLG: 0.491	C SI 91 F FC 90 X SI 92 0-2 F9		C SI 94 X CH 86 0-1 G6-4-3 1-2f		C CU 84 T FF 96 S FF 98 0-3 K		B FF 95 B FF 95 S FF 95 X CH 86 2-1 G6-3		B FF 95 F CH 86 C FF 94 S SL 83 1-3 K	5	0	0	0	0	2	2
10 Gio Urshela, R (1, 6) OBP: 0.328, SLG: 0.348		B FC 88 B CH 83 F SI 91 F CH 84 F SI 92 B CH 83 F CH 85 S CH 85 3-3 K	B SI 90 F SI 91 X SI 92 1-1 21 1B 3 1B 1B	B FF 98 X SL 88 1-0 2 G6-3 1B			B FC 92 F CH 85 X CH 86 1-1 F8		S SL 82 F FF 95 F FF 95 F SL 81 B FF 93 F FF 94 F FF 95 B SL 82 B SL 82 3-2 X FF 94 1B	5	1	3	0	0	1	0
2 Luis Rengifo, S (1, 4) OBP: 0.321, SLG: 0.300		B FC 90 S CH 85 X FF 92 1-1 G6-3	S CH 85 B CH 84 X FC 89 1-1 F7	C CU 85 X CU 87 0-1 G6-3 1-2f			S FF 96 S CH 86 T FF 97 0-2 K		S CH 87 T FF 94 B CH 86 X SL 83 1-2 F7	5	0	0	0	0	1	3
21 Matt Thaiss, L (1, 2) OBP: 0.391, SLG: 0.425		X FC 89 0-0 G4-3	X FC 90 0-0 3 1B 17 1B 1-2 1B			C FF 96 B CU 85 X CU 85 1-1 6 WP 17 BB 1B		S FF 96 X FC 90 0-1 3 G5-3 1B		4	1	3	0	0	0	0
Inning Stats	R: 3 E: 0 K: 0 S: 15 H: 2 LOB: 0 BB: 1 P: 25	R: 0 E: 0 K: 1 S: 8 H: 0 LOB: 0 BB: 0 P: 12	R: 2 E: 0 K: 0 S: 10 H: 2 LOB: 1 BB: 2 P: 20	R: 2 E: 0 K: 1 S: 16 H: 4 LOB: 3 BB: 1 P: 22	R: 0 E: 0 K: 1 S: 6 H: 1 LOB: 0 BB: 0 P: 7	R: 0 E: 0 K: 0 S: 16 H: 1 LOB: 3 BB: 2 P: 27	R: 0 E: 0 K: 1 S: 7 H: 0 LOB: 0 BB: 0 P: 10	R: 0 E: 0 K: 1 S: 8 H: 1 LOB: 1 BB: 0 P: 11	R: 1 E: 0 K: 1 S: 17 H: 2 LOB: 1 BB: 0 P: 24	1B: 11 2B: 0 3B: 0 HR: 2 SF: 1 SAC: 0 DP: 2 HBP: 0						

PITCHER		IP	WLS	BF	H	R	ER	SO	BB	IBB	HBP	BLK	WP	HR	S	P	ERA	WHIP
54 Martín Pérez, L ERA: 3.86	(1, 1)	3.2		21	8	7	7	2	3	0	0	0	0	1	45	71	17.18	3.000
66 Josh Sborz, R ERA: 3.09	(4, 1)	2.0	W	8	2	0	0	1	1	0	0	0	0	0	17	24	0.00	1.500
50 Cole Ragans, L ERA: 4.85	(6, 1)	2.1		10	1	0	0	2	2	0	0	0	1	0	24	39	0.00	1.286
25 José Leclerc, R ERA: 3.27	(9, 1)	1.0		5	2	1	1	1	0	0	0	0	0	1	17	24	9.00	2.000

PITCHER	IP	WLS	BF	H	R	ER	SO	BB	IBB	HBP	BLK	WP	HR	S	P	ERA	WHIP

BOTTOM

Texas Rangers @ Los Angeles Angels

Angel Stadium, Anaheim, CA

Sun May 07 2023, 1:10 PM - 4:14 PM PDT

Att. 41,641 - Partly Cloudy - 70 F

livebaseballscorecards.com

AB	37
R	8
H	13
RBI	8
BB	6
SO	6
LOB	19

WP: 1 PA: 44
PB: 0
SB: 0
CS: 0

Batter	1	2	3	4	5	6	7	8	9	AB	R	H	RBI	BB	SO	LOB
2 Marcus Semien, R (1, 4) OBP: 0.380, SLG: 0.467	X FF 95 0-0 ① G5-3			F SL 87 B KC 82 S SL 88 F SL 87 F FF 95 S SL 90 1-3 ① K2-3			C SL 87 B FF 94 X SL 88 1-1 53 BB, 30 1B, 6 SF9, 1B	X SI 94 0-0 4 S, 1B		4	1	2	0	0	1	0
4 Robbie Grossman, S (1, 7) OBP: 0.304, SLG: 0.357 8 Bubba Thompson, R (9, 7) OBP: 0.205, SLG: 0.326	B FF 95 B FF 96 B FF 96 C FF 96 C FF 95 F FF 96 F FF 96 F FF 96 F FF 96 3-2 ② F8			X FF 95 0-0 ② L8			F FF 94 B KC 83 C KC 82 B FF 94 F FS 86 C SL 88 2-3 ① K	F FF 92 B SI 94 B FC 88 S FC 89 B SI 93 S FC 88 3-3 ③ K 1-2		4 0	0 0	0 0	0 0	0 0	2 0	2 0
30 Nathaniel Lowe, L (1, 3) OBP: 0.342, SLG: 0.425	F FF 97 C KC 84 B KC 82 X KC 81 1-2 ③ G4-3			B KC 81 S KC 83 X KC 82 1-1 ③ L8			B FF 94 X KC 81 1-0 53 BB, 28 1B, 1B 1-2		C SI 95 C FF 94 X SI 95 0-2 ① G4-3	4	1	1	0	0	0	0
53 Adolis García, R (1, 9) OBP: 0.327, SLG: 0.508		C SL 88 F SL 88 S FF 95 0-3 ① K			B FF 95 C FF 95 F FF 95 B FF 96 S SL 87 2-3 ① K		B FF 95 F FF 94 F FF 95 D SL 89 B SL 89 B FF 95 4-2 28 1B, BB 1-2 2-3		C FF 96 B SL 88 F FF 97 S SL 84 1-3 ② K	3	0	0	0	1	3	0
6 Josh Jung, R (1, 5) OBP: 0.299, SLG: 0.488		F SL 88 F FF 96 F FS 86 S FF 97 0-3 ② K			B SL 88 F SL 88 S KC 83 B FF 95 X KC 84 2-2 ② F8		X SL 88 0-0 ② SF9 3-H		B SL 85 F SI 94 B SL 87 X FF 96 2-1 ③ G6-3	3	0	0	1	0	1	0
28 Jonah Heim, S (1, 10) OBP: 0.383, SLG: 0.559		C FF 96 C FF 97 T FF 97 0-2 ③ K			X KC 83 0-0 ③ F7		X FF 95 0-0 1-2 2-H 1B			3	0	1	1	0	1	0
20 Ezequiel Duran, R (1, 6) OBP: 0.337, SLG: 0.489			B SL 88 C SL 88 B FF 95 C SL 88 T FF 96 2-2 ① K			S FF 94 X SL 88 0-1 ① G4-3	B SI 92 S FC 88 S FC 85 F FC 86 X FC 86 1-2 ③ L8			3	0	0	0	0	1	2
3 Leody Taveras, S (1, 8) OBP: 0.358, SLG: 0.438			F FF 95 B SL 90 F FF 96 B FF 96 S FF 96 2-3 ② K			F FF 95 B FF 95 F SL 88 B KC 83 C FF 96 2-3 ② K		C FF 92 B FC 88 F FC 87 X FF 92 1-2 ① P5		3	0	0	0	0	2	0
12 Sandy León, S (1, 2) OBP: 0.250, SLG: 0.273			C FF 94 C KC 82 S FF 96 0-3 ③ K			C FF 94 F FF 95 B FF 95 B FF 96 X KC 83 2-2 ③ P5		B FF 92 C FC 87 S FF 92 B FF 93 F FC 89 S FC 88 2-3 ② K		3	0	0	0	0	2	0
Inning Stats	R: 0 E: 0 K: 0 S: 12 H: 0 LOB: 0 BB: 0 P: 16	R: 0 E: 0 K: 3 S: 10 H: 0 LOB: 0 BB: 0 P: 10	R: 0 E: 0 K: 3 S: 9 H: 0 LOB: 0 BB: 0 P: 13	R: 0 E: 0 K: 1 S: 8 H: 0 LOB: 0 BB: 0 P: 10	R: 0 E: 0 K: 1 S: 7 H: 0 LOB: 0 BB: 0 P: 11	R: 0 E: 0 K: 1 S: 8 H: 0 LOB: 0 BB: 0 P: 12	R: 2 E: 0 K: 1 S: 15 H: 3 LOB: 2 BB: 1 P: 24	R: 0 E: 0 K: 2 S: 11 H: 1 LOB: 1 BB: 0 P: 17	R: 0 E: 0 K: 1 S: 8 H: 0 LOB: 0 BB: 0 P: 11	1B: 4 2B: 0 3B: 0 HR: 0	SF: 1 SAC: 0 DP: 0 HBP: 0			WP: 0 PB: 0 SB: 1 CS: 0	PA: 32		

PITCHER		IP	WLS	BF	H	R	ER	SO	BB	IBB	HBP	BLK	WP	HR	S	P	ERA	WHIP
36 Logan Gilbert, R ERA: 3.79	(1, 1)	6.2	L	24	3	2	2	10	1	0	0	0	0	0	65	91	2.70	0.600
30 Trevor Gott, R ERA: 1.93	(7, 1)	1.1		5	1	0	0	2	0	0	0	0	0	0	15	22	0.00	0.750
55 Gabe Speier, L ERA: 0.64	(9, 1)	1.0		3	0	0	0	1	0	0	0	0	0	0	8	11	0.00	0.000

PITCHER	IP	WLS	BF	H	R	ER	SO	BB	IBB	HBP	BLK	WP	HR	S	P	ERA	WHIP

TOP

Texas Rangers @ Seattle Mariners

T-Mobile Park, Seattle, WA

Mon May 08 2023, 6:40 PM - 8:56 PM PDT

Att. 15,282 - Partly Cloudy - 61 F

livebaseballscorecards.com

AB	30
R	2
H	4
RBI	2
BB	1
SO	13
LOB	4

Texas Rangers @ Seattle Mariners

T-Mobile Park, Seattle, WA

Mon May 08 2023, 6:40 PM - 8:56 PM PDT

Att. 15,282 - Partly Cloudy - 61 F

BOTTOM

livebaseballscorecards.com

Batter	1	2	3	4	5	6	7	8	9	AB	R	H	RBI	BB	SO	LOB
44 Julio Rodríguez, R (1, 8) OBP: 0.278, SLG: 0.399	F FF 95 S FF 95 B FF 96 B SL 88 S SL 87 2-3 ① K		1 SAFE B FF 96 F FF 95 S SL 89 B FF 96 S SL 89 2-3 ② K 1-2		X SL 88 0-0 ②③ G5-4-3 1-2f			X SL 87 0-0 ② FC5-4 23 HBP 1-2f		4	0	0	0	0	2	5
23 Ty France, R (1, 3) OBP: 0.356, SLG: 0.388	X FF 95 0-0 HR		C SL 88 X FF 96 0-1 ③ G1-4-3			S CU 78 X CH 90 0-1 ① G6-3		B SI 97 1 SAFE H SI 97 2-0 1-2 HBP		3	1	1	1	0	0	1
10 Jarred Kelenic, L (1, 7) OBP: 0.346, SLG: 0.551	B CU 79 S CH 90 B CH 89 B SL 86 X FF 96 3-1 ② L8			X CH 88 0-0 ① L4		C SL 87 F FF 96 C SL 87 0-3 ② K		C SL 86 D SL 88 S SL 85 S SL 85 1-3 ③ K		4	0	0	0	0	2	2
28 Eugenio Suárez, R (1, 5) OBP: 0.322, SLG: 0.338	C SL 88 C FF 97 F FF 96 X SL 87 0-2 ③ G5-3			F FF 96 C SL 87 B SL 88 B SL 89 B CU 80 F FF 96 X FF 96 3-2 ② G4-3		X ST 81 0-0 ③ F7			B SL 81 C SL 80 S SL 80 B SL 80 S FF 93 2-3 ① K	4	0	0	0	0	1	0
29 Cal Raleigh, S (1, 2) OBP: 0.301, SLG: 0.413		C CU 78 B FF 95 X FF 94 1-1 ① G5-3		F CH 90 F FF 96 S SL 88 0-3 ③ K			B CU 78 B SL 87 X FF 95 2-0 ① G6-3		C SL 80 S SL 81 B SL 81 S SL 81 1-3 ② K	4	0	0	0	0	2	0
35 Teoscar Hernández, R (1, 9) OBP: 0.267, SLG: 0.416		C SL 87 S CH 89 S SL 88 0-3 ② K			B CH 88 S CH 88 B SL 88 S SL 87 X CH 89 2-2 16 HBP 76 1B 1B		B SL 88 B SL 88 C CH 89 F SL 87 B SL 88 S FF 96 3-3 ② K		C SL 81 B SL 81 B SL 80 B FF 94 F SL 81 S SL 83 3-3 ③ K	4	0	1	0	0	3	0
5 Taylor Trammell, L (1, 10) OBP: 0.364, SLG: 0.529		B CH 90 C SL 87 S FF 96 B SL 87 B SL 86 X SL 87 3-2 ③ P5			C SL 88 B FF 95 1 SAFE B FF 96 C CH 88 S FF 97 2-3 ① K		F CH 89 B FF 96 B CU 79 S CH 89 T FF 96 2-2 ③ K			3	0	0	0	0	2	1
76 José Caballero, R (1, 6) OBP: 0.350, SLG: 0.389			S SL 87 B SL 86 S SL 87 X FF 96 1-2 44 S 1B		S SL 88 S SL 88 D CU 78 X SL 87 1-2 16 HBP 1-2 1B			B SL 85 C SI 99 C SI 99 S SL 86 1-3 ① K		3	0	2	0	0	1	0
16 Kolten Wong, L (1, 4) OBP: 0.283, SLG: 0.213			X CH 88 0-0 ① F8		B SL 87 B SL 88 F FF 96 H CU 80 3-1 44 G5-4-3 1-2 2-3 HBP			F SL 87 B SL 89 H SL 89 2-1 44 FC5-4 HBP		1	0	0	0	0	0	1

	AB	30
	R	1
	H	4
	RBI	1
	BB	0
	SO	13
	LOB	10

Inning Stats																																
	R: 1	H: 1	R: 0	H: 0	R: 0	H: 1	R: 0	H: 0	R: 0	H: 2	R: 0	H: 0	R: 0	H: 0	R: 0	H: 0	R: 0	H: 0	1B: 3	SF: 0	WP: 0	PA: 33
	E: 0	LOB: 0	E: 0	LOB: 0	E: 0	LOB: 1	E: 0	LOB: 0	E: 0	LOB: 2	E: 0	LOB: 0	E: 0	LOB: 0	E: 0	LOB: 2	E: 0	LOB: 0	2B: 0	SAC: 0	PB: 0	
	K: 1	BB: 0	K: 1	BB: 0	K: 1	BB: 0	K: 1	BB: 0	K: 1	BB: 0	K: 2	BB: 0	K: 1	BB: 0	K: 2	BB: 0	K: 3	BB: 0	3B: 0	DP: 1	SB: 1	
	S: 10	P: 15	S: 8	P: 12	S: 9	P: 12	S: 8	P: 11	S: 11	P: 19	S: 6	P: 6	S: 7	P: 14	S: 8	P: 14	S: 9	P: 15	HR: 1	HBP: 3	CS: 0	

PITCHER		IP	WLS	BF	H	R	ER	SO	BB	IBB	HBP	BLK	WP	HR	S	P	ERA	WHIP
22 Jon Gray, R ERA: 3.82	(1, 1)	7.0	W	25	4	1	1	8	0	0	1	0	0	1	59	89	1.29	0.571
72 Jonathan Hernández, R ERA: 3.29	(8, 1)	0.2	H	4	0	0	0	1	0	0	2	0	0	0	5	10	0.00	0.000
46 Brock Burke, L ERA: 1.72	(8, 1)	0.1	H	1	0	0	0	1	0	0	0	0	0	0	3	4	0.00	0.000
51 Will Smith, L ERA: 3.46	(9, 1)	1.0	S	3	0	0	0	3	0	0	0	0	0	0	9	15	0.00	0.000

PITCHER	IP	WLS	BF	H	R	ER	SO	BB	IBB	HBP	BLK	WP	HR	S	P	ERA	WHIP

Batter	1	2	3	4	5	6	7	8	9	AB	R	H	RBI	BB	SO	LOB
2 Marcus Semien, R (1, 4) OBP: 0.377, SLG: 0.457	F FF 95 C KC 80 X SL 85 0-2 ① G5-3		X KC 80 0-0 ② FC6-4 20 1B 1-2f		S FF 96 B SI 94 C SL 85 B FF 97 C FF 97 2-3 ③ K			F SI 96 C SL 84 B SL 83 B SL 83 F SI 94 B SL 84 B SI 95 4-2 20 FC5-4 BB		3	0	0	0	1	1	2
20 Ezequiel Duran, R (1, 6) OBP: 0.333, SLG: 0.478	S FF 96 F SI 96 B SL 87 F FF 96 X KC 80 1-2 ② G6-3		F KC 81 1 SAFE B FF 93 B KC 81 X SI 94 2-1 1-3 1B			L SL 85 S SL 85 B SL 85 C FF 96 1-3 ① K		X SI 95 0-0 ① FC5-4 30 FC3-6 1-2f		4	0	1	0	0	1	1
30 Nathaniel Lowe, L (1, 3) OBP: 0.340, SLG: 0.420	F FF 96 C KC 82 B SI 96 S SL 85 1-3 ③ K		F FF 94 X FF 95 0-1 ③ G1-6-3			B KC 82 C KC 82 B FF 95 X KC 82 2-1 1B		C SI 95 F FC 90 X CH 87 0-2 ② FC3-6 53 FC4 1-2f		4	0	1	0	0	1	3
53 Adolis García, R (1, 9) OBP: 0.318, SLG: 0.492		C FF 94 B FF 95 B SI 94 F FF 95 S FF 95 2-3 ① K		B FF 94 C SI 93 F FF 95 X SL 84 1-2 ① G5-3		B FF 96 F SI 95 X SL 85 1-1 ② F9		X SI 94 0-0 ③ FC4 1-2f		4	0	0	0	0	1	2
6 Josh Jung, R (1, 5) OBP: 0.291, SLG: 0.473		F KC 81 F FF 96 S SL 84 0-3 ② K		C SL 84 B FF 95 B FF 94 F KC 80 X FF 96 2-2 ② F9		B FF 95 D KC 81 X SI 94 2-0 ③ P6			C SI 94 B SL 86 B SI 95 T SI 94 S SI 95 2-3 ① K	4	0	0	0	0	2	1
28 Jonah Heim, S (1, 2) OBP: 0.387, SLG: 0.557		F FF 96 B KC 82 F FF 94 X CH 86 1-2 1B		X KC 81 0-0 ③ G4-3			C FF 95 X FF 94 0-1 1B		B SI 95 B SI 95 C SI 95 S SI 95 C CH 90 2-3 ② K	4	0	2	0	0	1	0
3 Leody Taveras, S (1, 8) OBP: 0.353, SLG: 0.429		F FF 95 F FF 95 B KC 81 X FF 95 1-2 ③ P5			S KC 79 X FF 94 0-1 ① G4-3		F KC 81 F SL 85 F FF 95 F FF 96 S KC 84 0-3 ① K		C SI 94 B SI 93 X SI 95 1-1 1B	4	0	1	0	0	1	2
13 Brad Miller, L (1, 10) OBP: 0.275, SLG: 0.295			C KC 79 S CH 85 T FF 95 0-2 ① K		B CH 86 C KC 79 B CH 85 F KC 80 B SI 94 S FF 93 3-3 ② K		F FF 94 F KC 83 X SI 95 0-2 ② F8		C SI 94 B SI 95 B SI 92 X SI 94 2-1 ③ G4-3	4	0	0	0	0	2	2
47 Josh Smith, L (1, 7) OBP: 0.366, SLG: 0.309			F FF 95 X KC 82 0-1 2 FC6-4 1B		F FF 96 B FF 96 C FF 96 B SL 85 F SI 94 X SL 85 2-2 2B		B FF 96 F FF 95 B FF 95 C FF 95 F FF 96 F SL 87 C SI 95 2-3 ③ K			3	0	2	0	0	1	1
Inning Stats	R: 0 E: 0 K: 1 S: 10 H: 0 LOB: 0 BB: 0 P: 12	R: 0 E: 0 K: 2 S: 12 H: 1 LOB: 1 BB: 0 P: 16	R: 0 E: 0 K: 1 S: 10 H: 2 LOB: 2 BB: 0 P: 12	R: 0 E: 0 K: 0 S: 7 H: 0 LOB: 0 BB: 0 P: 10	R: 0 E: 0 K: 2 S: 12 H: 1 LOB: 1 BB: 0 P: 19	R: 0 E: 0 K: 1 S: 8 H: 1 LOB: 1 BB: 0 P: 14	R: 0 E: 0 K: 2 S: 16 H: 1 LOB: 1 BB: 0 P: 18	R: 0 E: 0 K: 0 S: 8 H: 0 LOB: 1 BB: 1 P: 12	R: 0 E: 0 K: 2 S: 10 H: 1 LOB: 1 BB: 0 P: 17	1B: 6 2B: 1 3B: 0 HR: 0 SF: 0 SAC: 0 DP: 0 HBP: 0						

TOP

Texas Rangers @ Seattle Mariners

T-Mobile Park, Seattle, WA

Tue May 09 2023, 6:40 PM - 8:59 PM PDT

Att. 17,638 - Clear - 61 F

livebaseballscorecards.com

AB	34
R	0
H	7
RBI	0
BB	1
SO	11
LOB	14

PITCHER		IP	WLS	BF	H	R	ER	SO	BB	IBB	HBP	BLK	WP	HR	S	P	ERA	WHIP
68 George Kirby, R ERA: 2.62	(1, 1)	7.0	W	27	6	0	0	9	0	0	0	0	0	0	75	101	0.00	0.857
48 Justin Topa, R ERA: 1.2	(8, 1)	1.0		4	0	0	0	0	1	0	0	0	0	0	8	12	0.00	1.000
43 Juan Then, R ERA:	(9, 1)	1.0		4	1	0	0	2	0	0	0	0	0	0	10	17	0.00	1.000

PITCHER	IP	WLS	BF	H	R	ER	SO	BB	IBB	HBP	BLK	WP	HR	S	P	ERA	WHIP

Texas Rangers @ Seattle Mariners

T-Mobile Park, Seattle, WA

Tue May 09 2023, 6:40 PM - 8:59 PM PDT

Att. 17,638 - Clear - 61 F

livebaseballscorecards.com

BOTTOM

Batter	1	2	3	4	5	6	7	8	9	AB	R	H	RBI	BB	SO	LOB
44 Julio Rodríguez, R (1, 8) OBP: 0.271, SLG: 0.387	F FF 93 S FF 93 B FF 93 C SL 80 1-3 ① K		B FF 92 B FF 93 S CH 85 B FF 93 X FF 93 3-1 ② F9		T FF 92 B SL 80 F FF 92 B CU 74 S FF 92 2-3 ② K		B FF 93 F FF 92 B FS 86 S FS 85 B FS 87 F FF 93 F FS 85 C FF 93 3-3 ③ K			4	0	0	0	0	3	2
23 Ty France, R (1, 3) OBP: 0.359, SLG: 0.391	B FF 94 S FF 93 B CH 85 C FF 94 T FF 95 2-2 ② K		B FF 93 X CH 85 1-0 2-H 3-H 1B		B FF 92 B FF 92 F CH 84 F FF 92 S FF 93 2-3 ③ K			X FF 92 0-0 10 2B 8 SF9 1B		4	1	2	2	0	2	0
10 Jarred Kelenic, L (1, 7) OBP: 0.343, SLG: 0.549	B FF 94 C SL 80 B SL 81 F FF 94 X FF 96 2-2 ③ G5-3		X SL 80 0-0 ③ G4-3			B FF 92 C FF 92 B SL 81 X SL 80 2-1 ① G4-3		C KC 80 C FF 92 B FF 93 F FF 93 B FS 85 F FS 85 1 SAFE X FF 92 2-2 8 SF9 1-3 2B		4	0	1	0	0	0	1
28 Eugenio Suárez, R (1, 5) OBP: 0.314, SLG: 0.328		S FF 93 F FF 92 B FF 93 C SL 80 1-3 ① K		C FF 92 B SL 81 B FF 91 C CH 84 B FF 93 F SL 81 S FF 92 3-3 ① K		B FF 92 X CH 84 1-0 ② F9		X FF 93 0-0 ① G6-3		4	0	0	0	0	2	2
35 Teoscar Hernández, R (1, 9) OBP: 0.267, SLG: 0.407		B SL 81 B CH 83 S FF 93 X CH 85 2-1 ② G5-3		X CH 84 0-0 ② F8		C SL 79 S CH 85 S SL 80 0-3 ③ K		B FS 86 B FS 87 S FS 86 D FS 87 S FS 87 B FF 92 4-2 BB		3	0	0	0	1	1	0
8 AJ Pollock, R (1, 10) OBP: 0.206, SLG: 0.393		C FF 93 B CH 85 X SL 81 1-1 ③ G6-3		B FF 93 B CH 84 B SL 79 C FF 91 B FF 92 4-1 2 BB BB			B CH 83 X CH 83 1-0 E5 2 HR	F FF 93 B FF 92 B FS 86 X FF 92 2-1 ② SF9 2-3 3-H		2	1	0	1	1	0	0
2 Tom Murphy, R (1, 2) OBP: 0.262, SLG: 0.415			B FF 93 C FF 91 X CH 84 1-1 0 1B 23 1B 2B	C FF 92 B FF 92 B CH 86 F CH 85 B FF 93 B SL 80 4-2 1-2 BB			B FF 91 1 SAFE B FF 91 B CH 82 C FF 90 X CH 84 3-1 1-H HR	C FF 93 F FF 93 B FS 86 C FS 86 1-3 ③ K		3	2	2	2	1	1	2
76 José Caballero, R (1, 6) OBP: 0.326, SLG: 0.359			C FF 92 L FF 92 F FF 94 F SL 80 F FF 94 X FF 93 0-2 ① F9	X CH 84 0-0 ③ F8			F FF 91 B SL 80 X CH 84 1-1 ① G6-3			3	0	0	0	0	0	3
0 Sam Haggerty, S (1, 4) OBP: 0.188, SLG: 0.103 16 Kolten Wong, L (8, 4) OBP: 0.283, SLG: 0.213			X FF 94 0-0 2-3 23 1B 1B		S CH 82 S CH 83 B FF 92 X CH 85 1-2 ① G4-3		F CH 83 X CH 85 0-1 ② G5-3			3 0	1 0	1 0	0 0	0 0	0 0	0 0
Inning Stats	R: 0 E: 0 K: 2 S: 9 H: 0 LOB: 0 BB: 0 P: 14	R: 0 E: 0 K: 1 S: 7 H: 0 LOB: 0 BB: 0 P: 11	R: 2 E: 0 K: 0 S: 13 H: 3 LOB: 1 BB: 0 P: 18	R: 0 E: 0 K: 1 S: 9 H: 0 LOB: 2 BB: 2 P: 20	R: 0 E: 0 K: 2 S: 9 H: 0 LOB: 0 BB: 0 P: 14	R: 0 E: 0 K: 1 S: 6 H: 0 LOB: 0 BB: 0 P: 9	R: 2 E: 1 K: 1 S: 12 H: 1 LOB: 0 BB: 0 P: 20	R: 1 E: 0 K: 1 S: 14 H: 2 LOB: 2 BB: 1 P: 23		1B: 3 2B: 2 3B: 0 HR: 1 SF: 1 SAC: 0 DP: 0 HBP: 0		WP: 0 PB: 0 SB: 0 CS: 0 PA: 34		

	AB	30
	R	5
	H	6
	RBI	5
	BB	3
	SO	9
	LOB	10

PITCHER		IP	WLS	BF	H	R	ER	SO	BB	IBB	HBP	BLK	WP	HR	S	P	ERA	WHIP
44 Andrew Heaney, L ERA: 5.25	(1, 1)	6.2	L	27	4	4	3	7	2	0	0	0	0	1	60	98	4.05	0.900
21 Ian Kennedy, R ERA: 7.2	(7, 1)	1.1		7	2	1	1	2	1	0	0	0	0	0	19	31	6.75	2.250

PITCHER	IP	WLS	BF	H	R	ER	SO	BB	IBB	HBP	BLK	WP	HR	S	P	ERA	WHIP

Texas Rangers @ Seattle Mariners

T-Mobile Park, Seattle, WA

Wed May 10 2023, 12:41 PM - 3:13 PM PDT

Att. 22,480 - Sunny - 56 F

TOP

livebaseballscorecards.com

Batter	1	2	3	4	5	6	7	8	9	AB	R	H	RBI	BB	SO	LOB
2 Marcus Semien, R (1, 4) OBP: 0.377, SLG: 0.476	C FF 93 S SL 87 S SL 86 0-3 ① K		C SL 85 B FF 95 S FF 96 B SL 86 B SL 86 X FF 95 3-2 HR	F SI 95 X SL 86 0-1 ② P4		B KC 88 F SL 91 B KC 87 X SL 89 2-1 1-2 3-H 1B		C FF 93 B SL 83 F FC 89 F SL 82 C FF 94 1-3 ③ K		5	1	2	2	0	2	1
4 Robbie Grossman, S (1, 7) OBP: 0.299, SLG: 0.350 8 Bubba Thompson, R (9, 7) OBP: 0.205, SLG: 0.326	X SI 95 0-0 ② L4		B FF 97 X CH 89 1-0 30 2B 1B	C SL 84 X CH 88 0-1 ③ L8		C FF 98 B KC 88 B KC 85 C SL 89 C FF 97 2-3 ② K			X FF 91 0-0 ① F7	5 0	1 0	1 0	0 0	0 0	1 0	3 0
30 Nathaniel Lowe, L (1, 3) OBP: 0.335, SLG: 0.420	B SL 86 C FF 95 F SL 86 S FF 96 1-3 ③ K		B SI 96 C CH 88 B FF 96 C FF 96 F SL 85 1 SAFE F FF 96 B CH 89 F CH 88 3-2 F SI 97 X FF 97 28 2B 1-H 2B		F SI 93 C SL 84 F SL 84 F SI 95 B SI 95 B SL 85 S FF 96 2-3 ① K	F SI 95 B SI 96 S SI 96 B SI 96 S FF 97 2-3 ③ K			B ST 83 C ST 85 B FF 92 F FF 92 C FF 93 2-3 ② K	5	1	1	1	0	4	2
53 Adolis García, R (1, 9) OBP: 0.321, SLG: 0.489		B SL 84 C FF 94 B FF 95 B FF 96 X FF 96 3-1 ① F8	C SI 96 B SL 87 S SI 96 B FF 96 F FF 97 B SL 85 S SL 86 3-3 ① K		X SI 95 0-0 1B		C SL 84 F SL 85 B SL 83 X SI 93 1-2 28 G4-3 6 S 1B		F FF 92 X ST 85 0-1 ③ F8	5	0	2	0	0	1	1
6 Josh Jung, R (1, 5) OBP: 0.290, SLG: 0.467		S SL 86 X SI 95 0-1 3 1B 20 HBP 1B	C FF 97 B FF 97 C FF 96 B SL 86 C FF 97 2-3 ② K		C FF 95 C SL 86 F FF 96 F FF 96 B SL 85 S FF 96 1-3 ② K		B SI 92 B SL 85 B SL 84 X SI 92 3-0 ① G5-3 1-2			4	0	1	0	0	2	3
28 Jonah Heim, S (1, 2) OBP: 0.382, SLG: 0.555		B FF 95 S FF 95 B FF 96 F FF 95 X FF 97 2-2 ② L8	X CH 88 0-0 2-H 2B		T FF 96 B FF 96 S CH 88 S FF 97 1-3 ③ K		D CH 89 X CH 88 1-0 ② G4-3 2-3			4	0	1	1	0	1	3
20 Ezequiel Duran, R (1, 6) OBP: 0.340, SLG: 0.474		F FF 96 C FF 97 B SL 87 F FF 97 H SI 95 2-2 3 1B 1-2 HBP	S SL 86 B SL 86 B FF 96 B SL 85 S SL 85 S FF 95 3-3 ③ K			C KC 86 S KC 86 B SL 90 X SL 90 1-2 47 1B 3 G6-3 2 1B 1B	B SL 85 X SI 93 1-0 ③ G6-3			3	1	1	0	0	1	2
3 Leody Taveras, S (1, 8) OBP: 0.360, SLG: 0.432		F FF 95 F CH 87 B FF 96 F FF 95 X CH 88 1-2 1-2 2-3 1B		X CH 85 0-0 ① F9		C FF 98 B SL 92 B KC 86 X KC 87 2-1 ① G6-3 1-2		B CH 80 B FF 93 X FC 89 2-0 47 CS 1B		4	0	2	0	0	0	1
47 Josh Smith, L (1, 10) OBP: 0.373, SLG: 0.339		F FF 96 C CH 88 S FF 97 0-3 ③ K		C CH 88 F CH 88 B CH 87 B FF 95 X FF 96 2-2 2B		C SL 91 X FF 98 0-1 2 1B 2-3 1B		F FC 90 B FC 90 B CH 82 B CH 80 C FF 94 F FC 91 F FC 90 S FF 94 3-3 ① ② K 1-2		4	0	2	0	0	2	4
Inning Stats	R: 0 E: 0 K: 2 S: 7 H: 0 LOB: 0 BB: 0 P: 8	R: 0 E: 0 K: 1 S: 17 H: 2 LOB: 3 BB: 0 P: 25	R: 3 E: 0 K: 3 S: 22 H: 4 LOB: 1 BB: 0 P: 37	R: 0 E: 0 K: 0 S: 8 H: 1 LOB: 1 BB: 0 P: 10	R: 0 E: 0 K: 3 S: 14 H: 1 LOB: 1 BB: 0 P: 18	R: 1 E: 0 K: 2 S: 15 H: 3 LOB: 2 BB: 0 P: 24	R: 0 E: 0 K: 0 S: 6 H: 1 LOB: 1 BB: 0 P: 12	R: 0 E: 0 K: 2 S: 10 H: 1 LOB: 0 BB: 0 P: 16	R: 0 E: 0 K: 1 S: 6 H: 0 LOB: 0 BB: 0 P: 8	1B: 9 2B: 3 3B: 0 HR: 1 SF: 0 SAC: 0 DP: 0 HBP: 1						

	AB	39
	R	4
	H	13
	RBI	4
	BB	0
	SO	14
	LOB	20

PITCHER		IP	WLS	BF	H	R	ER	SO	BB	IBB	HBP	BLK	WP	HR	S	P	ERA	WHIP
58 Luis Castillo, R ERA: 2.7	(1, 1)	5.0	L	24	8	3	3	9	0	0	1	0	0	1	68	98	5.40	1.600
47 Matt Brash, R ERA: 5.4	(6, 1)	0.2		5	3	1	1	1	0	0	0	0	0	0	12	19	13.50	4.500
55 Gabe Speier, L ERA: 0.63	(6, 1)	0.1		1	0	0	0	1	0	0	0	0	0	0	3	5	0.00	0.000
43 Juan Then, R ERA:	(7, 1)	1.0		4	1	0	0	0	0	0	0	0	0	0	6	12	0.00	1.000
77 Chris Flexen, R ERA: 7.77	(8, 1)	1.0		3	1	0	0	2	0	0	0	0	0	0	10	16	0.00	1.000

PITCHER		IP	WLS	BF	H	R	ER	SO	BB	IBB	HBP	BLK	WP	HR	S	P	ERA	WHIP
37 Paul Sewald, R ERA: 3.32	(9, 1)	1.0		3	0	0	0	1	0	0	0	0	0	0	6	8	0.00	0.000

Texas Rangers @ Seattle Mariners

T-Mobile Park, Seattle, WA

Wed May 10 2023, 12:41 PM - 3:13 PM PDT

Att. 22,480 - Sunny - 56 F

livebaseballscorecards.com

BOTTOM

Batter	1	2	3	4	5	6	7	8	9	AB	R	H	RBI	BB	SO	LOB
3 J.P. Crawford, L (1, 6) OBP: 0.382, SLG: 0.346	C SI 90 B FC 90 F FC 88 B SI 91 B CH 86 B FC 90 4-2 23 1B 23 E BB		B KC 78 B CH 87 C SI 90 F FC 90 C SI 91 2-3 ② K		C FC 91 C KC 79 X KC 80 0-2 1-3 3-H 1B			B FF 94 B FF 91 C FF 92 C FF 91 F FF 94 X FF 92 2-2 ① F8		3	1	1	1	1	1	1
23 Ty France, R (1, 3) OBP: 0.357, SLG: 0.387	B SI 90 F FC 90 X SL 83 1-1 ① E7 1-H 1B		B FC 89 X FC 90 1-0 ③ F9		B FF 91 B CH 87 C SI 91 X SI 92 2-1 ③ G1-3			1 SAFE B SL 84 F FF 94 F CH 86 B FF 95 F FF 94 C FF 95 2-3 ② K		4	0	1	0	0	1	3
10 Jarred Kelenic, L (1, 7) OBP: 0.348, SLG: 0.563	C KC 78 X CH 87 0-1 ② G4-3			B KC 78 S FC 90 B CH 87 X CH 87 2-1 28 G4-6-3 1B		F SI 90 X FC 89 0-1 ① P5		C SL 86 F SL 87 D SL 87 B FF 96 F SL 84 X FF 95 2-2 1-H 3B		4	0	2	1	0	0	0
28 Eugenio Suárez, R (1, 5) OBP: 0.313, SLG: 0.321	B SI 90 C SI 90 X SL 85 1-1 ③ G6-3			X SI 89 0-0 ①② G4-6-3 1-2f		F SL 84 S FF 91 S SL 86 0-3 ② K		C SL 88 S SL 85 B SL 88 D SL 87 F SI 99 B SL 87 F SI 99 F SL 87 B SI 99 4-2 29 S BB		3	0	0	0	1	1	1
29 Cal Raleigh, S (1, 2)		S FC 89 F FC 90 X SI 91 0-2 1B		C KC 78 F FC 90 X CH 88 0-2 ③ L4		B KC 80 S CH 87 S FC 89 S FC 90 B KC 81 X SI 93 3-2 ③ G5-3		F SL 88 B CH 90 S SI 98 B SL 89 F SI 98 F SI 99 F SL 89 B CH 92 S SI 99 3-3 ③ K 1-2		4	0	1	0	0	1	2
44 Julio Rodríguez, R (1, 8) OBP: 0.270, SLG: 0.384		C SL 84 X SI 91 0-1 ① L7			X FC 89 0-0 16 1B 3 1B 1B		B SL 89 B SL 88 C FF 97 S SL 88 X SL 89 2-2 ① F9		C SL 81 B SL 79 F SL 81 F SL 81 S SL 82 1-3 ① K	4	1	1	0	0	1	1
35 Teoscar Hernández, R (1, 9) OBP: 0.260, SLG: 0.396		X SL 84 0-0 ② F8			C FC 89 1 SAFE B FC 90 S SL 85 S SL 85 1-3 ① K		B CU 84 C SL 89 C SL 89 F CU 87 S SL 90 1-3 ② K		C SL 82 B SL 81 B CH 89 F SL 82 B SL 84 S SL 83 3-3 ② K	4	0	0	0	0	3	2
8 AJ Pollock, R (1, 10) OBP: 0.194, SLG: 0.369		B FC 89 C FC 89 X SL 84 1-1 ③ P4			S FC 89 B FC 90 1 SAFE S SI 90 S SL 86 1-3 ② K		S SL 89 S FF 98 S CU 88 0-3 ③ K		X CU 80 0-0 ③ G5-3	4	0	0	0	0	2	2
16 Kolten Wong, L (1, 4) OBP: 0.287, SLG: 0.220 76 José Caballero, R (8, PH) OBP: 0.341, SLG: 0.359 (9, 4)			B KC 78 C SI 90 C FC 90 B KC 80 C SI 90 2-3 ① K		X SI 91 0-0 3 1B 1-3 1B			B FF 94 H FF 93 2-0 10 3B HBP		2 0	0 1	1 0	0 0	0 0	1 0	0 0
Inning Stats	R: 1 E: 1 K: 0 S: 8 H: 1 LOB: 0 BB: 1 P: 14	R: 0 E: 0 K: 0 S: 8 H: 1 LOB: 1 BB: 0 P: 9	R: 0 E: 0 K: 2 S: 7 H: 0 LOB: 0 BB: 0 P: 12	R: 0 E: 0 K: 0 S: 6 H: 1 LOB: 0 BB: 0 P: 8	R: 1 E: 0 K: 2 S: 13 H: 3 LOB: 2 BB: 0 P: 17	R: 0 E: 0 K: 1 S: 8 H: 0 LOB: 0 BB: 0 P: 11	R: 0 E: 0 K: 2 S: 10 H: 0 LOB: 0 BB: 0 P: 13	R: 1 E: 0 K: 2 S: 23 H: 1 LOB: 2 BB: 1 P: 38	R: 0 E: 0 K: 2 S: 8 H: 0 LOB: 0 BB: 0 P: 12	1B: 6 2B: 0 3B: 1 HR: 0 SF: 0 SAC: 0 DP: 1 HBP: 1						

AB	32
R	3
H	7
RBI	2
BB	2
SO	11
LOB	12

WP: 0 PB: 0 SB: 1 CS: 0 PA: 35

PITCHER		IP	WLS	BF	H	R	ER	SO	BB	IBB	HBP	BLK	WP	HR	S	P	ERA	WHIP
33 Dane Dunning, R ERA: 1.72	(1, 1)	6.0	W	23	6	2	2	5	1	0	0	0	0	0	50	71	3.00	1.167
66 Josh Sborz, R ERA: 2.84	(7, 1)	1.0	H	3	0	0	0	2	0	0	0	0	0	0	10	13	0.00	0.000
46 Brock Burke, L ERA: 2.2	(8, 1)	0.2	H	4	1	1	1	1	0	0	1	0	0	0	12	20	13.50	1.500
72 Jonathan Hernández, R ERA: 3.21	(8, 1)	0.1	H	2	0	0	0	1	1	0	0	0	0	0	11	18	0.00	3.000
51 Will Smith, L ERA: 3.21	(9, 1)	1.0	S	3	0	0	0	2	0	0	0	0	0	0	8	12	0.00	0.000

PITCHER	IP	WLS	BF	H	R	ER	SO	BB	IBB	HBP	BLK	WP	HR	S	P	ERA	WHIP

Batter	1	2	3	4	5	6	7	8	9	AB	R	H	RBI	BB	SO	LOB
2 Marcus Semien, R (1, 4) OBP: 0.374, SLG: 0.490	F FF 95 C CU 80 T SL 86 0-2 K			B CU 79 F CU 79 F FF 95 B SL 86 X SL 86 2-2 G6-3		B FF 95 B CU 77 C SL 82 X SL 82 2-1 HR	X FF 93 0-0 P3			4	1	1	1	0	1	1
4 Robbie Grossman, S (1, 7) OBP: 0.298, SLG: 0.355	X FF 97 0-0 G4-3			C CU 80 B CH 89 B FF 96 X CH 87 2-1 F8		B CU 77 B FF 93 X FF 96 2-0 30 L9 53 WP 2B		B CU 75 C CU 75 C FF 91 B CU 77 F CU 76 S FF 93 2-3 K		4	1	1	0	0	1	0
30 Nathaniel Lowe, L (1, 3) OBP: 0.333, SLG: 0.429	B FF 96 B CU 81 X FF 94 2-0 G5-3			B CH 85 B SL 86 X FF 94 2-0 3B		B CH 87 C CH 87 F CU 78 X CU 79 1-2 L9 2-3		C FF 92 C FF 92 B CU 77 B CU 79 X FF 92 2-2 F7		4	0	1	0	0	0	1
53 Adolis García, R (1, 9) OBP: 0.313, SLG: 0.475		B CU 80 B CU 80 C FF 95 C FF 96 T FF 98 2-2 K		B FF 94 B FF 95 C FF 96 F FF 96 D SL 81 X FF 97 3-2 F9		S CU 77 B SL 85 T SL 81 F CU 79 B CU 79 F FF 94 B CU 80 X CH 84 3-2 G5-3 3-H		C FF 93 C CU 77 C FF 94 0-3 K		4	0	0	0	0	2	1
6 Josh Jung, R (1, 5) OBP: 0.295, SLG: 0.468		X FF 96 0-0 F9		F CU 78 B SL 85 S SL 85 X FF 97 1-2 20 WP 3 1B 1B		C FF 95 B FF 96 B CH 85 B FF 94 X FF 95 3-1 F9			B FF 90 S SL 86 X SI 91 1-1 1B	4	1	2	0	0	0	0
28 Jonah Heim, S (1, 2) OBP: 0.378, SLG: 0.553		C CU 80 S CH 90 B FF 97 X SL 87 1-2 G4-3			B CH 88 B FF 96 X FF 96 2-0 L8		B CH 82 X FF 92 1-0 20 G3 55 FC3-6 2B		C CU 78 B FF 90 T SL 87 F CU 79 B SL 87 F CH 86 F FF 91 D CU 81 S CH 86 3-3 K	4	1	1	0	0	1	2
20 Ezequiel Duran, R (1, 6) OBP: 0.327, SLG: 0.455			B CU 77 S SL 86 B FF 96 X FF 96 2-1 G6-3		S SL 87 B SL 87 C FF 95 S CU 82 1-3 K 1-2		B CU 75 C CU 74 X CH 83 1-1 G3 2-3		F SI 90 D CU 83 D CU 82 S SL 87 S SI 91 2-3 K	4	0	0	0	0	2	3
3 Leody Taveras, S (1, 8) OBP: 0.366, SLG: 0.429			C FF 96 B FF 96 X CH 89 1-1 G1-3		B FF 96 X FF 96 1-0 47 S 2-H 1B		B FF 93 F CU 76 D CH 85 B FF 94 B CU 76 4-1 55 FC3-6 BB		B CU 82 C CH 86 C SL 87 X CU 82 1-2 G1-3	3	0	1	1	1	0	1
47 Josh Smith, L (1, 10) OBP: 0.364, SLG: 0.328 55 Sam Huff, R (7, PH) (7, 10)			F FF 96 B CU 79 B CH 87 X FF 96 2-1 P6		C CU 79 1 SAFE B CH 88 B CH 87 X FF 96 2-1 G1-3 1-2		S CU 77 B CU 78 S SL 84 D CU 78 1 SAFE F FF 94 B CU 77 F FF 94 X CH 85 3-2 FC3-6 1-2f 3-H			2 1	0 0	0 0	0 1	0 0	0 1	1 1
Inning Stats	R: 0 E: 0 K: 1 S: 5 H: 0 LOB: 0 BB: 0 P: 7	R: 0 E: 0 K: 1 S: 7 H: 0 LOB: 0 BB: 0 P: 10	R: 0 E: 0 K: 0 S: 6 H: 0 LOB: 0 BB: 0 P: 11	R: 0 E: 0 K: 0 S: 9 H: 1 LOB: 1 BB: 0 P: 18	R: 1 E: 0 K: 1 S: 10 H: 2 LOB: 1 BB: 0 P: 17	R: 2 E: 0 K: 0 S: 13 H: 2 LOB: 0 BB: 0 P: 24	R: 1 E: 0 K: 0 S: 10 H: 1 LOB: 1 BB: 1 P: 19	R: 0 E: 0 K: 2 S: 10 H: 0 LOB: 0 BB: 0 P: 14	R: 0 E: 0 K: 2 S: 14 H: 1 LOB: 1 BB: 0 P: 21	1B: 3 2B: 2 3B: 1 HR: 1 SF: 0 SAC: 0 DP: 0 HBP: 0						

TOP

Texas Rangers @ Oakland Athletics

Oakland Coliseum, Oakland, CA

Thu May 11 2023, 6:42 PM - 8:59 PM PDT

Att. 2,949 - Clear - 60 F

livebaseballscorecards.com

AB	34
R	4
H	7
RBI	3
BB	1
SO	7
LOB	11

PITCHER		IP	WLS	BF	H	R	ER	SO	BB	IBB	HBP	BLK	WP	HR	S	P	ERA	WHIP
46 Luis Medina, R ERA: 8.18	(1, 1)	6.0	L	23	5	3	3	3	0	0	0	0	2	1	50	87	4.50	0.833
66 Sam Long, L ERA: 5.0	(7, 1)	2.0		8	1	1	1	2	1	0	0	0	0	0	20	33	4.50	1.000
29 Austin Pruitt, R ERA: 4.15	(9, 1)	1.0		4	1	0	0	2	0	0	0	0	0	0	14	21	0.00	1.000

PITCHER	IP	WLS	BF	H	R	ER	SO	BB	IBB	HBP	BLK	WP	HR	S	P	ERA	WHIP

WP: 2	PA: 35
PB: 0	
SB: 1	
CS: 0	

Batter	1	2	3	4	5	6	7	8	9	AB	R	H	RBI	BB	SO	LOB
1 Esteury Ruiz, R (1, 8) OBP: 0.329, SLG: 0.351	C FF 96 B FC 92 B SL 87 F FF 97 B FF 97 S FF 96 3-3 ① K			F FS 88 X SL 84 0-1 ① 49 CS 1B			X FF 95 0-0 ① G6-3		X FC 90 0-0 2B	4	0	2	0	0	1	0
49 Ryan Noda, L (1, 3) OBP: 0.423, SLG: 0.441	F CU 78 B FS 90 S FC 92 B FF 98 C FF 97 2-3 ② K			C FF 96 1 SAFE B FF 96 B FS 90 C FC 93 F FF 97 B CU 78 C FC 91 3-3 ① ② K 1-2			B FF 94 S CU 76 C FF 96 C FF 96 1-3 ② K		C FF 96 B FS 88 B FC 91 B FC 91 B FF 96 4-1 BB	3	0	0	0	1	3	1
25 Brent Rooker, R (1, 10) OBP: 0.424, SLG: 0.648	C FF 97 X FF 97 0-1 ③ G6-3			S FS 87 F FS 88 B FF 97 S FS 87 1-3 ③ K			S FF 96 B FS 87 B FF 95 F FS 88 B FF 97 X FF 96 3-2 2B		F CH 88 D SL 79 S SL 79 S CU 76 1-3 ③ K	4	0	1	0	0	2	2
33 JJ Bleday, L (1, 9) OBP: 0.382, SLG: 0.719		X FF 94 0-0 ① G4-3			B FF 95 C FF 95 S FS 88 F FS 87 B FF 97 F CU 77 T FF 96 2-2 ① K		C FS 89 S FS 89 F FS 88 T FF 97 0-2 ③ K			3	0	0	0	0	2	1
23 Shea Langeliers, R (1, 2) OBP: 0.294, SLG: 0.416		B FF 96 C FF 96 F FS 88 F FF 97 B CU 76 S FS 89 2-3 K 13 CS			C FF 96 F FF 96 C FF 97 0-3 ② K			B FF 95 S FS 89 B FF 96 X FF 96 2-1 ① G4-3		3	0	0	0	0	2	0
6 Jace Peterson, L (1, 5) OBP: 0.298, SLG: 0.302		B FC 92 D FS 88 X FF 96 2-0 ② L9			B CU 77 B FF 96 B FF 95 C FF 96 F FC 92 C FF 96 3-3 ③ K			F FS 89 C FC 92 X FF 96 0-2 ② F7		3	0	0	0	0	1	1
13 Jordan Diaz, R (1, 4) OBP: 0.265, SLG: 0.521		C FF 95 S FS 88 0-2 ③ CS 1-2 S FS 87 S FS 88 B FF 96 F FS 89 X FF 96 1-2 ① G6-3				S FS 87 C FF 96 S FS 88 0-3 ① K		F FS 89 F FF 95 B FS 89 F FF 97 X FS 88 1-2 ③ G5-3		3	0	0	0	0	1	0
5 Tony Kemp, L (1, 7) OBP: 0.258, SLG: 0.239			B CU 77 S FC 91 X FS 88 1-1 ② G3-1			C FC 92 X FF 95 0-1 ② G1-3			S FS 89 X CU 76 0-1 ① G4-3	3	0	0	0	0	0	0
2 Nick Allen, R (1, 6) OBP: 0.159, SLG: 0.122			C CU 76 B SL 84 X FF 95 1-1 ③ F8			C CU 77 X CU 77 0-1 ③ G6-3			B SL 84 F FF 97 B SL 86 B FC 90 F FF 96 C FF 96 3-3 ② K	3	0	0	0	0	1	0
Inning Stats	R: 0 E: 0 K: 2 S: 8 H: 0 LOB: 0 BB: 0 P: 13	R: 0 E: 0 K: 1 S: 8 H: 0 LOB: 0 BB: 0 P: 12	R: 0 E: 0 K: 0 S: 8 H: 0 LOB: 0 BB: 0 P: 11	R: 0 E: 0 K: 2 S: 9 H: 1 LOB: 0 BB: 0 P: 13	R: 0 E: 0 K: 3 S: 11 H: 0 LOB: 0 BB: 0 P: 16	R: 0 E: 0 K: 1 S: 7 H: 0 LOB: 0 BB: 0 P: 7	R: 0 E: 0 K: 2 S: 11 H: 1 LOB: 1 BB: 0 P: 15	R: 0 E: 0 K: 0 S: 9 H: 0 LOB: 0 BB: 0 P: 12	R: 0 E: 0 K: 2 S: 10 H: 1 LOB: 2 BB: 1 P: 18	1B: 1 2B: 2 3B: 0 HR: 0 SF: 0 SAC: 0 DP: 0 HBP: 0						

PITCHER	IP	WLS	BF	H	R	ER	SO	BB	IBB	HBP	BLK	WP	HR	S	P	ERA	WHIP
17 Nathan Eovaldi, R (1, 1) ERA: 2.7	8.2	W	29	3	0	0	12	1	0	0	0	0	0	78	113	0.00	0.462
51 Will Smith, L (9, 1) ERA: 3.14	0.1	S	1	0	0	0	1	0	0	0	0	0	0	3	4	0.00	0.000

PITCHER	IP	WLS	BF	H	R	ER	SO	BB	IBB	HBP	BLK	WP	HR	S	P	ERA	WHIP

BOTTOM

Texas Rangers @ Oakland Athletics

Oakland Coliseum, Oakland, CA

Thu May 11 2023, 6:42 PM - 8:59 PM PDT

Att. 2,949 - Clear - 60 F

livebaseballscorecards.com

AB	29
R	0
H	3
RBI	0
BB	1
SO	13
LOB	5

Batter	1	2	3	4	5	6	7	8	9	10	AB	R	H	RBI	BB	SO	LOB
2 Marcus Semien, R (1, 4) OBP: 0.379, SLG: 0.484	T FF 93 X CH 85 0-1 F9		F ST 80 C FF 92 B FF 91 B CH 82 B CH 83 B ST 80 4-2 4 2B 1-2 BB	X CH 83 0-0 G6-3		B SL 81 B SL 81 B SL 80 F FF 92 X FF 91 3-1 G5-3		0-0 IBB		F FF 94 B FF 95 B SL 86 X SL 86 2-1 30 BB 1-2 3-H 1B	4	0	1	1	2	0	2
4 Robbie Grossman, S (1, 9) OBP: 0.299, SLG: 0.389 (10, 7)	C CU 75 C ST 81 F ST 82 B FF 95 F ST 82 S FF 95 1-3 K		C ST 80 B ST 80 F FF 93 B ST 81 F FF 94 B FF 94 X FF 93 3-2 1-H 2-H 2B		C FF 91 B CH 84 B ST 80 S ST 79 S ST 80 2-3 K	C FS 84 C SL 80 B FF 91 B FF 91 X SL 79 2-2 HR		C ST 81 C ST 81 S ST 82 0-3 K		B FC 86 S FC 87 C FC 87 C FF 96 1-3 K	6	1	2	2	0	4	5
30 Nathaniel Lowe, L (1, 3) OBP: 0.339, SLG: 0.430	C FF 96 F FF 96 B ST 84 X ST 82 1-2 P5		B FF 93 B ST 81 B ST 81 B FF 92 4-0 6 G6-4-3 BB		C FF 91 X FF 91 0-1 6 1B 28 1B 2B	B SL 86 B SL 85 F SI 88 F FF 90 F SI 89 C SL 86 2-3 K		C ST 82 X SI 96 0-1 G1-3		C FC 86 C FS 92 B FC 89 B FC 89 B FF 98 F FS 92 D FC 89 4-2 1-2 2-3 BB	4	1	1	0	2	1	3
6 Josh Jung, R (1, 5) OBP: 0.290, SLG: 0.455		X FF 92 0-0 E5 20 2B	X CH 83 0-0 G6-4-3 1-2f		C ST 80 F FF 92 X ST 82 0-2 20 F9 28 1B 2-3 1B		F SI 89 F SL 85 S FF 89 0-3 K		C FF 91 C SL 83 F SL 84 X SL 85 0-2 F8	F FF 96 C FF 96 X FC 87 0-2 L9	6	1	1	0	0	1	5
28 Jonah Heim, S (1, 2) OBP: 0.379, SLG: 0.546		F ST 80 S ST 83 F ST 82 F FF 94 C ST 83 0-3 K		B ST 79 F CH 83 B CH 83 X FF 93 2-1 20 2B 3 SF8 1B	F FF 92 B FF 91 X CH 84 1-1 55 BB 1-2 3-H 1B		C CU 77 B CH 84 X CH 85 1-1 F8		B FF 93 F FF 93 F SL 84 S SL 84 1-3 K2-3		5	1	2	1	0	2	1
20 Ezequiel Duran, R (1, 6) OBP: 0.330, SLG: 0.471		X ST 81 0-0 3-H 2B		B FF 93 X FF 93 1-0 3 SF8 1-3 2B	X CH 84 0-0 F9 2-3		B SI 90 X SL 86 1-0 L5		F SL 82 T SL 84 B FF 92 S FF 92 1-3 K	0-0 3 SH5-4 53 1B	5	1	2	1	0	1	2
55 Sam Huff, R (1, 10) OBP: 0.400, SLG: 0.250 47 Josh Smith, L (10, PH) OBP: 0.372, SLG: 0.328 (10, 10)		S FF 93 S FF 94 B FF 94 T FF 95 1-2 K		B CH 84 C CH 83 S CH 84 F FF 94 S CH 85 1-3 K	S CH 84 F FF 92 B FF 93 D CH 85 D CH 85 F CH 84 B ST 80 4-2 1-2 BB			S SI 89 X SI 89 0-1 8 WP 3 1B 1B		B FF 91 B FF 91 C FF 91 B FF 92 B SL 83 4-1 53 1B 3 SH5-4 2 1B BB	3 0	0 1	1 0	0 0	1 1	2 0	3 0
3 Leody Taveras, S (1, 8) OBP: 0.361, SLG: 0.425		X ST 81 0-0 G5-3		B FF 93 B FF 93 B CH 83 C FF 93 F FF 94 X CH 84 3-2 SF8 2-3 3-H	B ST 78 X CH 83 1-0 L8			F CH 84 F CU 79 X FF 90 0-2 8 WP 1-2 1B		B SL 83 B FF 92 X FF 92 2-0 SH5-4 1-2 2-3	3	0	1	1	0	0	4
8 Bubba Thompson, R (1, 7) OBP: 0.229, SLG: 0.311 53 Adolis García, R (10, PH) OBP: 0.317, SLG: 0.479 (10, 9)			B FF 91 B FF 92 B FF 92 B FF 91 4-0 2 S 4 2B BB	B FF 92 S FF 94 B CH 83 F FF 93 B FF 94 B ST 80 4-2 BB		L FF 90 B SL 81 X SL 81 1-1 G4-3		B FF 90 F SI 89 D SL 86 X SL 86 2-1 G6-3 1-2 2-3		F FF 93 C FF 93 F SL 86 B SL 86 F FF 94 B FF 94 B FF 94 X SL 86 3-2 30 BB 2 1B 2-3 3-H 1B	2 1	1 0	0 1	0 1	2 0	0 0	2 0

Inning Stats					
	R: 0 E: 0 K: 1 S: 10	H: 0 LOB: 0 BB: 0 P: 12	R: 1 E: 1 K: 2 S: 11	H: 1 LOB: 1 BB: 0 P: 12	R: 1 E: 0 K: 0 S: 7	H: 1 LOB: 1 BB: 3 P: 22
	R: 1 E: 0 K: 1 S: 13	H: 2 LOB: 2 BB: 1 P: 24	R: 1 E: 0 K: 1 S: 15	H: 3 LOB: 3 BB: 1 P: 23	R: 1 E: 0 K: 1 S: 11	H: 1 LOB: 0 BB: 0 P: 19
	R: 0 E: 0 K: 1 S: 6	H: 0 LOB: 0 BB: 0 P: 8	R: 0 E: 0 K: 1 S: 12	H: 2 LOB: 3 BB: 1 P: 14	R: 0 E: 0 K: 2 S: 10	H: 0 LOB: 0 BB: 0 P: 12
	R: 2 E: 0 K: 1 S: 18	H: 2 LOB: 3 BB: 2 P: 34	1B: 7 2B: 4 3B: 0 HR: 1	SF: 1 SAC: 1 DP: 1 HBP: 0	WP: 1 PB: 0 SB: 1 CS: 0	PA: 49

PITCHER		IP	WLS	BF	H	R	ER	SO	BB	IBB	HBP	BLK	WP	HR	S	P	ERA	WHIP
Ken Waldichuk, L ERA: 7.02	(1, 1)	5.0		26	7	4	3	5	5	0	0	0	0	0	56	93	5.40	2.400
19 Spencer Patton, R ERA: 6.75	(6, 1)	0.2		3	1	1	1	0	0	0	0	0	0	1	7	13	13.50	1.500
45 Richard Lovelady, L ERA: 1.86	(6, 1)	0.1		1	0	0	0	1	0	0	0	0	0	0	4	6	0.00	0.000
29 Austin Pruitt, R ERA: 3.18	(7, 1)	1.1		6	2	0	0	1	0	0	0	0	1	0	13	17	0.00	1.500
60 Sam Moll, L ERA: 2.63	(8, 1)	0.2		3	0	0	0	1	0	1	0	0	0	0	5	5	0.00	0.000

PITCHER		IP	WLS	BF	H	R	ER	SO	BB	IBB	HBP	BLK	WP	HR	S	P	ERA	WHIP
61 Zach Jackson, R ERA: 2.6	(9, 1)	1.1		7	2	2	1	2	1	0	0	0	0	0	19	32	6.75	2.250
11 Shintaro Fujinami, R ERA: 12.17	(10, 1)	0.2	W	3	0	0	0	1	1	0	0	0	0	0	9	14	0.00	1.500

TOP

Texas Rangers @ Oakland Athletics

Oakland Coliseum, Oakland, CA

Fri May 12 2023, 6:41 PM - 10:12 PM PDT

Att. 6,575 - Clear - 65 F

livebaseballscorecards.com

AB	39
R	7
H	12
RBI	7
BB	8
SO	11
LOB	27

Texas Rangers @ Oakland Athletics

Oakland Coliseum, Oakland, CA

Fri May 12 2023, 6:41 PM - 10:12 PM PDT

Att. 6,575 - Clear - 65 F

livebaseballscorecards.com

BOTTOM

Batter	1	2	3	4	5	6	7	8	9	10	AB	R	H	RBI	BB	SO	LOB
1 Esteury Ruiz, R (1, 8) OBP: 0.341, SLG: 0.378	X SI 90 0-0 HR	B FC 89 S CH 84 B SI 92 F FC 88 X CH 84 2-2 ① FC6-4 1-2f 2-3 3-H		X FF 92 0-0 ② L8 3B		B CU 84 B FF 97 B FF 97 1 SAFE C FF 96 B FF 96 4-1 22 WP 1-2 BB		F SL 85 B SL 84 B SI 96 X SL 87 2-1 25 BB 1-2 2-H 1B		B FF 90 F FF 91 F CH 85 X FF 93 1-2 33 1B 25 HR 2-H 1B	5	2	3	4	1	0	2
22 Ramón Laureano, R (1, 9) OBP: 0.277, SLG: 0.415 33 JJ Bleday, L (8, PH) OBP: 0.389, SLG: 0.706 (9, 9)	C SI 90 B FC 88 B FC 88 B SI 90 X SI 90 3-1 ① F8	1 SAFE C SI 90 B SI 89 F FC 89 S FF 91 1-3 ② K		B FC 88 X SI 90 1-0 3B		C CU 85 S SL 88 F SL 89 B FF 98 S SL 88 1-3 ② K 1-2 2-3		S SL 88 B SI 97 S CH 89 B CH 90 X SI 98 2-2 ② F7		C FF 92 X FF 93 0-1 25 HR 1-3 1B	4 2	0 1	1 1	0 1	0 0	2 0	4 2
25 Brent Rooker, R (1, 7) OBP: 0.428, SLG: 0.673	F FC 90 S CH 83 B SI 91 B SI 91 B CH 84 X SI 90 3-2 2B	B FC 89 1 SAFE F SI 92 X FF 91 1-1 ③ F9		X SI 93 0-0 ③ F8		C CU 85 C SL 88 B FF 96 X SL 87 1-2 ③ G6-3		B SI 97 S SL 88 S SL 87 B SI 98 B SI 98 B SL 88 4-2 1-2 2-3 BB		B FF 93 F FF 93 S CH 86 F FF 94 B FF 94 F CH 86 F FF 94 F FF 94 B CH 87 3-2 X FF 93 1-H 3-H HR	5	1	2	3	1	0	5
99 Jesús Aguilar, R (1, 3) OBP: 0.313, SLG: 0.438 49 Ryan Noda, L (8, PH) OBP: 0.419, SLG: 0.436 (9, 3)	B FC 90 C CH 84 B FC 88 B CH 82 D SI 92 4-1 BB	C SI 91 C CH 84 B FC 89 F CH 85 B FC 90 F CH 85 X SI 92 2-2 ① G6-3	X CH 82 0-0 ① P3				B KC 79 S CH 85 S CH 85 B FF 97 X KC 80 2-2 ① G5-3	S SI 98 X SI 98 0-1 ③ G4-3			3 1	0 0	0 0	0 0	1 0	0 0	0 3
44 Carlos Pérez, R (1, 2) OBP: 0.391, SLG: 0.518	S FC 89 F FC 90 C SI 92 0-3 ② K	B FC 90 S CH 84 X FF 92 1-1 ② P5	C SI 91 B CH 84 X FC 90 1-1 HR				F FF 95 B CH 85 F CH 85 B KC 80 B FF 96 F CH 84 X FF 96 3-2 ② F8		B SL 85 B SL 86 B SI 95 B SI 97 4-0 5 SH3-4 BB		4	1	1	1	1	1	2
13 Jordan Diaz, R (1, 4) OBP: 0.264, SLG: 0.500 5 Tony Kemp, L (9, PH) OBP: 0.258, SLG: 0.239 (10, 4)	B FC 86 S CH 83 C CH 83 X FF 93 1-2 ③ F8		X SI 91 0-0 1B	B FF 91 C FF 92 F SL 84 X FF 92 1-2 ② L8			X CH 85 0-0 ③ G5-3		L SI 97 B CH 90 B SI 96 B SI 97 X SI 97 3-1 ① SH3-4 1-2		4 0	0 0	1 0	0 0	0 0	2 0	4 0
23 Shea Langeliers, R (1, 10) OBP: 0.298, SLG: 0.410		B FC 89 S CH 82 S CH 82 X CH 83 1-2 2 1B 4 BB 1 FC6-4 1B	B FC 91 F CH 84 D CH 84 B FC 90 C SI 92 C SI 92 3-3 ③ K	B CH 84 B CH 84 X SI 91 2-0 ③ G5-3				C FF 95 F CH 86 F FF 94 B FF 94 B KC 81 S FF 95 2-3 ① K		0-0 IBB	4	1	1	0	1	2	1
4 Kevin Smith, R (1, 5) OBP: 0.205, SLG: 0.316 6 Jace Peterson, L (6, PH) OBP: 0.298, SLG: 0.296 (7, 5)		F SI 90 B CH 83 B FC 88 B SI 90 F SI 91 D SI 90 4-2 1 FC6-4 2 1B 1-2 BB		C FC 87 S CH 82 X SI 90 0-2 HR		B CU 83 C CU 84 S SL 89 S FF 97 1-3 ① K		B KC 79 F FF 96 C FC 87 B FF 96 B KC 80 F FF 96 B FF 96 4-2 2 1B 1 1B BB		T FF 92 B SI 91 F SL 85 S FF 94 1-3 ② K	1 2	1 1	1 0	1 0	1 1	0 2	0 2
2 Nick Allen, R (1, 6) OBP: 0.204, SLG: 0.174		X CH 83 0-0 1 FC6-4 1-2 2-3 1B		C CH 83 B FC 88 B SI 91 B CH 82 F SI 92 X FC 89 3-2 ① G5-3		B SL 87 S SL 88 B SL 87 B FF 98 F FF 96 X SL 88 3-2 22 WP 1 BB 1B		F CH 86 S CH 84 X FF 94 0-2 25 BB 1 1B 1-2 1B		B FF 92 F FF 92 F FF 93 B FF 94 F FF 94 B FF 93 X FF 92 3-2 ③ F8		0-0 1 PB 1 1B	5	1	3	0	0	0	2
Inning Stats	R: 1 E: 0 K: 1 S: 13 H: 2 LOB: 2 BB: 1 P: 24	R: 1 E: 0 K: 1 S: 14 H: 2 LOB: 2 BB: 1 P: 23	R: 0 E: 0 K: 1 S: 11 H: 1 LOB: 1 BB: 0 P: 17	R: 1 E: 0 K: 0 S: 9 H: 2 LOB: 1 BB: 0 P: 13	R: 1 E: 0 K: 0 S: 7 H: 1 LOB: 0 BB: 0 P: 11	R: 0 E: 0 K: 2 S: 14 H: 1 LOB: 2 BB: 1 P: 24	R: 0 E: 0 K: 0 S: 8 H: 0 LOB: 0 BB: 0 P: 13	R: 1 E: 0 K: 1 S: 19 H: 2 LOB: 3 BB: 2 P: 33	R: 0 E: 0 K: 1 S: 9 H: 0 LOB: 2 BB: 2 P: 20	R: 4 E: 0 K: 0 S: 12 H: 3 LOB: 0 BB: 0 P: 16	1B: 8 2B: 1 3B: 1 HR: 4 SF: 0 SAC: 1 DP: 0 HBP: 0	WP: 1 PB: 1 SB: 0 CS: 0 PA: 48					

PITCHER		IP	WLS	BF	H	R	ER	SO	BB	IBB	HBP	BLK	WP	HR	S	P	ERA	WHIP
54 Martín Pérez, L ERA: 4.25	(1, 1)	5.0		25	8	4	4	3	2	0	0	0	0	3	54	88	7.20	2.000
66 Josh Sborz, R ERA: 2.63	(6, 1)	1.0	H	5	1	0	0	2	1	0	0	0	1	0	14	24	0.00	2.000
50 Cole Ragans, L ERA: 5.02	(7, 1)	1.1	H	6	1	1	1	1	1	0	0	0	0	0	18	29	6.75	1.500
72 Jonathan Hernández, R ERA: 3.0	(8, 1)	1.0	B	6	1	0	0	0	2	0	0	0	0	0	11	26	0.00	3.000
46 Brock Burke, L ERA: 3.71	(9, 1)	0.2	L	6	3	4	3	1	0	1	0	0	0	1	19	27	40.50	4.500

PITCHER	IP	WLS	BF	H	R	ER	SO	BB	IBB	HBP	BLK	WP	HR	S	P	ERA	WHIP

AB	40
R	9
H	14
RBI	9
BB	7
SO	7
LOB	25

Batter	1	2	3	4	5	6	7	8	9	AB	R	H	RBI	BB	SO	LOB
2 Marcus Semien, R (1, 4) OBP: 0.376, SLG: 0.481	S FF 93 F SI 91 B SL 79 B FF 92 F FF 92 X SL 79 2-2 30 S 4 S 30 1B 1B		F SL 80 D SL 81 X FF 91 1-1 ② SF8 3-H		B CU 75 X FF 90 1-0 ③ L7			F SI 90 X FC 87 0-1 ① G5-3		3	1	1	1	0	0	1
4 Robbie Grossman, S (1, 10) OBP: 0.290, SLG: 0.376	B FF 93 B CH 82 B FF 93 C FF 92 F FF 92 C SL 79 3-3 ① K 1-2		C CU 76 X SI 91 0-1 ③ F8			F FF 91 B SL 80 S SL 80 B SL 80 F FF 93 S SL 80 2-3 ① K		C FC 87 X CH 83 0-1 ② F7		4	0	0	0	0	2	1
30 Nathaniel Lowe, L (1, 3) OBP: 0.343, SLG: 0.452	C SL 79 B FF 92 F FF 92 X CH 83 1-2 53 G5-4-3 2-H 1B			B FF 91 B CU 75 X FF 91 2-0 HR		X CU 75 0-0 ② G3		F FC 88 F FC 87 B FF 90 X FC 87 1-2 ③ G3		4	1	2	2	0	0	0
53 Adolis García, R (1, 9) OBP: 0.309, SLG: 0.465	F SI 90 S FF 90 X SL 79 0-2 ②③ G5-4-3 1-2f			C SL 80 F FF 92 C FF 91 0-3 ① K		B SI 92 B CU 76 F FF 91 B FF 91 S SL 78 F FF 92 F SL 82 S FF 92 3-3 ③ K			S SI 89 F SI 89 B FC 87 S CH 83 1-3 ① K	4	0	0	0	0	3	1
6 Josh Jung, R (1, 5) OBP: 0.296, SLG: 0.456		F FF 92 F SL 80 X SL 80 0-2 20 CS 1B		X CU 75 0-0 ② F8			S FF 92 B FF 93 S SL 81 B FF 93 B FF 92 S SL 80 3-3 ① K		F FC 88 X SI 90 0-1 20 HR 1B	4	1	2	0	0	1	0
20 Ezequiel Duran, R (1, 6) OBP: 0.327, SLG: 0.491		C SI 91 B SI 92 B FF 94 S FF 91 F SL 80 B FF 91 S FF 91 3-3 ①② K 1-2		C SL 80 B FF 92 F FF 91 X SL 81 1-2 ③ L7			X SL 80 0-0 ② F8		B SI 89 X CH 82 1-0 1-H HR	4	1	1	2	0	1	1
3 Leody Taveras, S (1, 8) OBP: 0.366, SLG: 0.440		C CU 75 F FF 93 B SL 79 X FF 92 1-2 ③ F5			B SL 80 X CH 82 1-0 ① G6-3		B FF 93 C CU 75 X SL 81 1-1 8 S 2B		F FC 87 B FC 86 B CH 83 X CH 84 2-1 1B	4	0	2	0	0	0	0
47 Josh Smith, L (1, 7) OBP: 0.388, SLG: 0.355 8 Bubba Thompson, R (6, 7) OBP: 0.240, SLG: 0.304			B FF 91 C CU 75 C SL 78 F FF 92 X CH 82 1-2 12 SH5-3 2 SF8 2B		B CH 82 C CU 74 F FF 93 H SL 80 2-2 HBP		B SL 80 B FF 92 S FF 92 B FF 92 B SL 79 4-2 12 S 2-3 BB		F SI 89 C FC 85 S FF 88 0-3 ② K	1 1	1 0	1 0	0 0	0 1	0 1	0 1
12 Sandy León, S (1, 2) OBP: 0.222, SLG: 0.240			X CU 75 0-0 ① SH5-3 2-3		S FF 91 X FF 92 0-1 ② P3		C FF 92 1 SAFE C SL 79 D SL 81 B FF 92 F SL 79 F FF 92 B CU 76 C FF 93 3-3 ③ K 1-2		S CH 84 F FC 84 1 SAFE S CH 83 0-3 ③ K	3	0	0	0	0	2	4

Inning Stats																																			
	R: 1	H: 2	E: 0	LOB: 0	K: 1	BB: 0	S: 13	P: 19	R: 0	H: 1	E: 0	LOB: 0	K: 1	BB: 0	S: 10	P: 14	R: 1	H: 1	E: 0	LOB: 0	K: 0	BB: 0	S: 9	P: 11	R: 1	H: 1	E: 0	LOB: 0	K: 1	BB: 0	S: 8	P: 11	R: 0	H: 0	E: 0	LOB: 1	K: 0	BB: 0	S: 6	P: 10
	R: 0	H: 0	E: 0	LOB: 0	K: 2	BB: 0	S: 10	P: 15	R: 0	H: 1	E: 0	LOB: 2	K: 2	BB: 1	S: 13	P: 24	R: 0	H: 0	E: 0	LOB: 0	K: 0	BB: 0	S: 7	P: 8	R: 2	H: 3	E: 0	LOB: 1	K: 3	BB: 0	S: 14	P: 18	1B: 5	SF: 1	2B: 3	SAC: 1	3B: 0	DP: 2	HR: 2	HBP: 1
	WP: 0	PA: 36	PB: 0	SB: 4	CS: 1																														

PITCHER		IP	WLS	BF	H	R	ER	SO	BB	IBB	HBP	BLK	WP	HR	S	P	ERA	WHIP
James Kaprielian, R ERA: 10.17	(1, 1)	7.0	L	27	6	3	3	7	1	0	1	0	0	1	69	104	3.86	1.000
31 Zach Neal, R ERA: 9.0	(8, 1)	2.0		9	3	2	2	3	0	0	0	0	0	1	21	26	9.00	1.500

PITCHER	IP	WLS	BF	H	R	ER	SO	BB	IBB	HBP	BLK	WP	HR	S	P	ERA	WHIP

Texas Rangers @ Oakland Athletics

Oakland Coliseum, Oakland, CA

Sat May 13 2023, 1:11 PM - 3:27 PM PDT

Att. 8,230 - Sunny - 74 F

TOP

livebaseballscorecards.com

AB	32
R	5
H	9
RBI	5
BB	1
SO	10
LOB	9

Texas Rangers @ Oakland Athletics

Oakland Coliseum, Oakland, CA

Sat May 13 2023, 1:11 PM - 3:27 PM PDT

Att. 8,230 - Sunny - 74 F

BOTTOM

livebaseballscorecards.com

Batter	1	2	3	4	5	6	7	8	9	AB	R	H	RBI	BB	SO	LOB
1 Esteury Ruiz, R (1, 8) OBP: 0.339, SLG: 0.371	X SL 85 0-0 ① G3-1			C FF 95 B FF 96 F CH 88 F SL 86 F FF 97 B SL 86 B SL 87 B FF 97 4-2 49 E 49 S BB		X SL 87 0-0 ② G5-3		C CH 90 F FF 95 F SL 87 B SL 88 S SL 87 1-3 ③ K		3	0	0	0	1	1	1
49 Ryan Noda, L (1, 3) OBP: 0.406, SLG: 0.418	C FF 94 B CU 77 B CU 76 S CH 87 C FF 95 2-3 ② K			F CH 89 1 SAFE B FF 96 1 SAFE C CH 89 X FF 96 1-2 ① P6 1-3		X FF 96 0-0 ③ L7			C SI 93 B SI 92 S SI 93 X SI 93 1-2 ① G4-3	4	0	0	0	0	1	1
33 JJ Bleday, L (1, 7) OBP: 0.359, SLG: 0.649 44 Carlos Pérez, R (9, PH) OBP: 0.400, SLG: 0.526	C SL 86 B CH 88 S CH 88 X FF 96 1-2 ③ P5			T CH 88 B FF 97 B CU 80 C SL 88 S CH 90 2-3 ② K			X FF 95 0-0 ① G6-3		B CH 83 B SI 93 C SI 93 F SI 93 X CH 85 2-2 23 1B 1B	3 1	0 0	0 1	0 0	0 0	1 0	1 0
23 Shea Langeliers, R (1, 2) OBP: 0.296, SLG: 0.405		C FF 95 F FF 95 B SL 87 S SL 87 1-3 ① K		F FF 96 X CH 90 0-1 ③ G6-3			B FF 95 C FF 96 X FF 94 1-1 ② L9		X SI 95 0-0 25 G5-4-3 1-2 1B	4	0	1	0	0	1	1
6 Jace Peterson, L (1, 5) OBP: 0.307, SLG: 0.300 25 Brent Rooker, R (9, PH) OBP: 0.424, SLG: 0.667		C CH 88 B SL 86 X CU 78 1-1 ② F7			B FF 95 F SL 86 B FF 96 B FF 95 B FF 96 4-1 BB		X CH 89 0-0 22 2B 1B		C SI 95 X CH 84 0-1 ②③ G5-4-3 1-2f	2 1	0 0	1 0	0 0	1 0	0 0	0 2
22 Ramón Laureano, R (1, 9) OBP: 0.279, SLG: 0.423		C SL 87 X SL 88 0-1 ③ F8			C FF 97 S FF 96 C SL 88 0-3 ① K		F SL 87 B FF 95 B SL 87 C CH 89 X SL 87 2-2 ③ 1-H 2B			3	0	1	0	0	1	1
13 Jordan Diaz, R (1, 10) OBP: 0.268, SLG: 0.491			F SL 86 B FF 95 F FF 95 B SL 88 X SL 88 2-2 ① P4		X CH 90 0-0 ② L6			X FF 95 0-0 5 FC3-6 1B		3	0	1	0	0	0	1
5 Tony Kemp, L (1, 4) OBP: 0.252, SLG: 0.233			B CU 80 C SL 87 X FF 96 1-1 ② F8		C CU 79 B CU 80 B CH 90 F SL 87 F CH 90 X FF 96 2-2 ③ L7			C SL 85 X CH 88 0-1 ① FC3-6 1-2f		3	0	0	0	0	0	2
2 Nick Allen, R (1, 6) OBP: 0.192, SLG: 0.163			C SL 87 L SL 88 F SL 86 B FF 96 F FF 97 F SL 88 B SL 88 B SL 87 F FF 96 3-2 X FF 96 G4-3			B SL 86 X CH 88 1-0 ① G6-3		C SL 87 X CH 88 0-1 ② F7		3	0	0	0	0	0	1
Inning Stats	R: 0 E: 0 K: 1 S: 7 H: 0 LOB: 0 BB: 0 P: 10	R: 0 E: 0 K: 1 S: 7 H: 0 LOB: 0 BB: 0 P: 9	R: 0 E: 0 K: 0 S: 12 H: 0 LOB: 0 BB: 0 P: 18	R: 0 E: 0 K: 1 S: 12 H: 0 LOB: 1 BB: 1 P: 19	R: 0 E: 0 K: 1 S: 9 H: 0 LOB: 1 BB: 1 P: 15	R: 0 E: 0 K: 0 S: 3 H: 0 LOB: 0 BB: 0 P: 4	R: 0 E: 0 K: 0 S: 7 H: 2 LOB: 2 BB: 0 P: 10	R: 0 E: 0 K: 1 S: 9 H: 1 LOB: 1 BB: 0 P: 10	R: 0 E: 0 K: 0 S: 9 H: 2 LOB: 1 BB: 0 P: 12	1B: 4 2B: 1 3B: 0 HR: 0 SF: 0 SAC: 0 DP: 1 HBP: 0						

	AB	30
	R	0
	H	5
	RBI	0
	BB	2
	SO	5
	LOB	11

WP: 0 PB: 0 SB: 1 CS: 0 PA: 32

PITCHER		IP	WLS	BF	H	R	ER	SO	BB	IBB	HBP	BLK	WP	HR	S	P	ERA	WHIP
22 Jon Gray, R ERA: 3.15	(1, 1)	8.0	W	28	3	0	0	5	2	0	0	0	0	0	66	95	0.00	0.625
32 John King, L ERA:	(9, 1)	1.0		4	2	0	0	0	0	0	0	0	0	0	9	12	0.00	2.000

PITCHER	IP	WLS	BF	H	R	ER	SO	BB	IBB	HBP	BLK	WP	HR	S	P	ERA	WHIP

Texas Rangers @ Oakland Athletics

Oakland Coliseum, Oakland, CA

Sun May 14 2023, 1:09 PM - 3:53 PM PDT

Att. 7,793 - Sunny - 71 F

livebaseballscorecards.com

Batter	1	2	3	4	5	6	7	8	9	AB	R	H	RBI	BB	SO	LOB
2 Marcus Semien, R (1, 4) OBP: 0.376, SLG: 0.475	S FF 93 F FF 94 F ST 82 F FF 94 F ST 83 H ST 81 1-2 4 HR HBP		C CH 82 X CH 81 0-1 E3 30 BB 53 1B	C ST 78 F FF 92 B CH 82 B FF 92 X FF 93 2-2 ① F8	B FF 96 B FF 96 S FF 96 F FF 97 T FF 96 2-2 ① K	1 SAFE B SI 94 F ST 82 B SI 95 S SI 94 F SI 95 X ST 83 2-2 30 1B 4 1B 53 HR 1B 1-3 3-H		4	3	1	1	0	1	0
4 Robbie Grossman, S (1, 7) OBP: 0.301, SLG: 0.418	C ST 81 S FF 94 D ST 83 1 SAFE X ST 83 1-2 1-H HR		1 SAFE F FF 93 B FF 92 B CH 82 F FF 93 S FF 93 2-3 ② K	X FF 92 0-0 30 F8 2B	B CH 87 X CH 86 1-0 ② G6-3	C ST 83 B ST 83 X SI 95 1-1 30 1B 53 HR 1B 1-2 3-H		5	2	3	3	0	1	1
30 Nathaniel Lowe, L (1, 3) OBP: 0.344, SLG: 0.447	C FF 94 F FF 93 B FF 94 B FF 93 F ST 82 F FF 94 B ST 81 S ST 80 3-3 ① K		S FF 93 B FF 92 S ST 81 1 SAFE B FF 92 B FF 93 F FF 93 B FF 93 4-2 53 1B 1-2 BB	B ST 80 X ST 80 1-0 ② F8 2-3	B FF 96 C CH 86 S FF 95 B FF 96 B FF 95 X CH 87 3-2 ③ G1-3	C ST 83 F SI 95 X SI 94 0-2 53 HR 1B 1-2 2-3		4	1	1	0	1	1	1
53 Adolis García, R (1, 9) OBP: 0.318, SLG: 0.497	F FF 94 X FF 93 0-1 ② P3		S ST 79 B FF 92 B CH 84 X FF 94 2-1 1-2 2-H 1B	F FF 94 X ST 81 0-1 ③ G5-3				28 E 2B 1-0 1-H 2-H 3-H HR		5	2	3	5	0	0	1
6 Josh Jung, R (1, 5) OBP: 0.287, SLG: 0.442	F ST 80 F FF 94 B FF 94 F FF 94 B FF 95 C ST 81 2-3 ③ K		T CH 82 X FF 93 0-1 ③ F9		F ST 78 F ST 77 B CH 82 X FF 92 1-2 E6 28 FC4-6			B FF 91 F CU 73 B SL 86 B FF 92 X CU 79 3-2 ① G6-3 X FC 87 0-0 ③ F9		5	0	0	0	0	1	3
28 Jonah Heim, S (1, 2) OBP: 0.372, SLG: 0.532		B FF 92 F CH 81 S FF 93 F ST 80 B CH 84 C FF 93 2-3 ① K	B FF 92 X FF 91 1-0 ① P4	S CH 81 B ST 78 S CH 82 F FF 92 X CH 82 1-2 ① FC4-6 20 1B 1-2f		B SI 90 F SL 87 B FF 91 X CH 86 2-1 E8 3 FC4-6 1B 2-H F CH 80 X FC 85 0-1 ① G3-1		5	1	1	1	0	1	1
20 Ezequiel Duran, R (1, 6) OBP: 0.339, SLG: 0.491		B ST 81 S FF 93 X FF 92 1-1 55 G4-6-3 1B	S CH 83 F FF 92 B FF 92 X ST 81 1-2 E8	F CH 83 B FF 92 F FF 92 D CH 83 F ST 80 B FF 94 F FF 92 X ST 81 3-2 1-2 1B		0-0 3 FC4-6 2 1B 8 HBP IBB C CU 68 S FC 86 X FC 86 0-2 ② L8		4	1	2	0	1	0	0
55 Sam Huff, R (1, 10) 13 Brad Miller, L (6, PH) (6, 10) OBP: 0.269, SLG: 0.289 8 Bubba Thompson, R (8, PH) (8, 10) OBP: 0.250, SLG: 0.298		B FF 92 X CH 82 1-0 ② ③ G4-6-3 1-2f	F FF 92 S ST 80 F ST 80 S FF 94 0-3 ② K	B FF 96 C FF 96 C FF 95 F FF 97 X FF 95 1-2 ② P4		L SI 93 B SI 94 1 SAFE H ST 81 2-1 3 FC4-6 HBP 1-2 C SI 88 X FC 86 0-1 ③ G6-3		2 1 1	0 0 0	0 0 0	0 0 0	1 0 0	2 2 0	2 2 0
3 Leody Taveras, S (1, 8) OBP: 0.352, SLG: 0.421			X ST 79 0-0 ① G3	S FF 93 F FF 94 B FF 94 F FF 92 B ST 82 S FF 93 2-3 K	C CH 88 C FF 96 B FF 97 S FF 96 1-3 ③ K	B SI 93 B SI 93 X SI 91 2-0 ② FC4-6 2 1B 4 1B 1-2f 2-3 3-H		4	1	0	1	0	2	5

| Inning Stats | | | |

Texas Rangers @ Oakland Athletics

Oakland Coliseum, Oakland, CA

Sun May 14 2023, 1:09 PM - 3:53 PM PDT

Att. 7,793 - Sunny - 71 F

livebaseballscorecards.com

BOTTOM

Batter	1	2	3	4	5	6	7	8	9	AB	R	H	RBI	BB	SO	LOB
1 Esteury Ruiz, R (1, 8) OBP: 0.331, SLG: 0.362	B FF 91 B FF 89 F FF 89 F FF 92 X FF 92 2-2 ① G4-3		C FF 90 X SL 80 0-1 ① P4		B FF 90 S FF 90 X FF 92 1-1 ①② G1-2-3 1-2 2-3 3-Hf		S SL 88 B SL 85 S SI 97 S SL 88 1-3 ③ K			4	0	0	0	0	1	3
13 Jordan Diaz, R (1, 4) OBP: 0.250, SLG: 0.458	C FF 92 C CH 84 B FF 93 S SL 82 1-3 ② K		S CH 83 B CH 84 F FF 92 B FF 93 S SL 81 2-3 ② K		C FF 93 T FF 93 F FF 93 X SL 84 0-2 ③ G4-3			B FF 96 X FF 95 1-0 ① P4		4	0	0	0	0	2	2
25 Brent Rooker, R (1, 7) OBP: 0.420, SLG: 0.650	B FF 92 B CH 84 B FF 91 B FF 91 4-0 BB		B SL 81 B FF 92 F FF 91 C SL 81 S FF 93 2-3 ③ K			B FF 90 C FF 90 F CH 81 F FF 91 S SL 82 1-3 ① K		B SI 97 F FF 96 B SL 81 C SI 96 B CH 83 X SI 97 3-2 ② G6-3		3	0	0	0	1	2	0
44 Carlos Pérez, R (1, 10) OBP: 0.377, SLG: 0.492	C FF 90 S SL 83 S SL 82 0-3 ③ K			C FF 89 B SL 81 C CH 83 B FF 92 B SL 82 X FF 92 3-2 ① P3		B FF 91 X FF 90 1-0 ② F8		C SI 98 S SL 83 B SL 81 B FF 96 X SI 96 2-2 ③ F8		4	0	0	0	0	1	1
99 Jesús Aguilar, R (1, 3) OBP: 0.301, SLG: 0.419		C FF 91 B CH 83 B CH 83 F FF 92 B SL 82 C FF 93 3-3 ① K		B CH 84 X CH 83 1-0 ② G5-3		B CH 84 C FF 91 B SL 82 X CH 84 2-1 ③ G5-3			C FF 94 B SL 83 S FF 95 S SL 83 1-3 ① K	4	0	0	0	0	2	0
22 Ramón Laureano, R (1, 9) OBP: 0.287, SLG: 0.436		F FF 93 S SL 82 F SL 82 F SL 82 B FF 93 X SL 80 1-2 12 WP 23 1B 2B		C FF 92 B FF 92 F SL 82 B FF 92 F CH 85 B FF 93 S FF 92 3-3 ③ K			C SI 97 B SI 95 X SL 86 1-1 23 HR 1B		B FF 96 B FF 96 F FF 95 C FC 90 S SL 84 2-3 ② K	4	2	2	0	0	2	0
12 Aledmys Díaz, R (1, 5) OBP: 0.237, SLG: 0.225		C FF 93 B SL 82 B FF 93 S CH 85 B FF 94 T SL 84 3-2 ② K 2-3			S SL 80 X CH 83 0-1 2 1B 23 BB 1 G1-2-3 1B		C SL 87 F SI 96 X SI 98 0-2 ① P4		F FF 96 S FF 95 X SL 83 0-2 1B	4	0	2	0	0	1	2
23 Shea Langeliers, R (1, 2) OBP: 0.309, SLG: 0.435		X SL 82 0-0 3-H 1B			B FF 92 B FF 91 B FF 90 B FF 90 4-0 1 G1-2-3 2 1B 1-2 BB		B SI 98 F SI 97 B CH 90 B SI 97 X SI 98 3-1 1-H HR		F FF 96 F CH 89 F FF 96 S SL 85 0-3 ③ K	3	1	2	3	1	1	1
2 Nick Allen, R (1, 6) OBP: 0.200, SLG: 0.173		F FF 92 F CH 85 B FF 92 B FF 92 C SL 81 2-3 ③ K			L FF 92 X CH 85 0-1 1 G1-2-3 1-2 2-3 1B		C SL 88 S SL 88 B SL 89 F SI 99 X SL 88 1-2 ② G6-3			3	0	1	0	0	1	1
Inning Stats	R: 0 E: 0 K: 2 S: 9 H: 0 LOB: 1 BB: 1 P: 16	R: 1 E: 0 K: 3 S: 15 H: 2 LOB: 1 BB: 0 P: 24	R: 0 E: 0 K: 2 S: 8 H: 0 LOB: 0 BB: 0 P: 12	R: 0 E: 0 K: 1 S: 8 H: 0 LOB: 0 BB: 0 P: 15	R: 0 E: 0 K: 0 S: 10 H: 2 LOB: 2 BB: 1 P: 15	R: 0 E: 0 K: 1 S: 7 H: 0 LOB: 0 BB: 0 P: 11	R: 2 E: 0 K: 1 S: 14 H: 2 LOB: 0 BB: 0 P: 20	R: 0 E: 0 K: 0 S: 7 H: 0 LOB: 0 BB: 0 P: 13	R: 0 E: 0 K: 3 S: 13 H: 1 LOB: 1 BB: 0 P: 16	1B: 5 2B: 1 3B: 0 HR: 1 SF: 0 SAC: 0 DP: 1 HBP: 0						WP: 1 PB: 0 SB: 0 CS: 0 PA: 35

AB	33
R	3
H	7
RBI	3
BB	2
SO	13
LOB	10

PITCHER		IP	WLS	BF	H	R	ER	SO	BB	IBB	HBP	BLK	WP	HR	S	P	ERA	WHIP
44 Andrew Heaney, L ERA: 4.71	(1, 1)	6.0		23	4	1	1	9	2	0	0	0	1	0	57	93	1.50	1.000
72 Jonathan Hernández, R ERA: 3.94	(7, 1)	1.0	W	5	2	2	2	1	0	0	0	0	0	1	14	20	18.00	2.000
57 Yerry Rodríguez, R ERA: 4.5	(8, 1)	1.0		3	0	0	0	0	0	0	0	0	0	0	7	13	0.00	0.000
25 José Leclerc, R ERA: 3.0	(9, 1)	1.0		4	1	0	0	3	0	0	0	0	0	0	13	16	0.00	1.000

PITCHER	IP	WLS	BF	H	R	ER	SO	BB	IBB	HBP	BLK	WP	HR	S	P	ERA	WHIP

Batter	1	2	3	4	5	6	7	8	9	AB	R	H	RBI	BB	SO	LOB
13 Ronald Acuña Jr., R (1, 9) OBP: 0.436, SLG: 0.588	F FF 89 B FC 86 B CH 81 B FC 85 F FF 89 B CH 80 4-2 28 G5-6-3 BB	B CH 81 F FF 89 X SL 80 1-1 2-H HR			C FF 88 C FF 90 B FF 90 B CH 81 C FF 89 2-3 ① K	F FF 97 B FF 97 B CH 87 F FF 97 B FF 97 S CH 87 3-3 ③ K		C FF 97 D CH 87 F CH 87 F FF 97 B FF 97 B CH 87 C FC 91 3-3 ② K		4	1	1	2	1	3	3
28 Matt Olson, L (1, 3) OBP: 0.367, SLG: 0.500	C FF 89 B FC 86 B CH 81 C FF 89 X FF 91 2-2 ①② G5-6-3 1-2f	C FF 89 X FF 90 0-1 ③ G3-1			S CH 80 X FF 89 0-1 1 2B 1-H 2B		S FF 96 C KC 83 B FF 97 B KC 81 F FF 97 B CH 87 B FF 96 4-2 27 HR BB	S FF 96 C FC 89 F FF 98 B FC 89 F CH 88 B FF 98 F CH 87 D KC 80 F CH 87 3-3 ③ K		4	2	1	1	1	1	3
1 Ozzie Albies, S (1, 4) OBP: 0.301, SLG: 0.515	B CH 81 X CH 81 1-0 2B	X FF 88 0-0 ① F8			S CH 80 B CH 80 X FF 88 1-1 2-H 2B		X FF 96 0-0 ① F4		F FA 75 F FA 80 F FA 81 B FA 80 B FA 82 F FA 80 F FA 81 X FA 82 2-2 ① F6	5	0	2	1	0	0	1
27 Austin Riley, R (1, 5) OBP: 0.330, SLG: 0.409	F FF 90 F FF 90 B CH 82 B FF 91 F FF 90 B FC 86 X FF 90 3-2 ③ F8	C FF 89 B FF 90 C CH 82 S FF 90 1-3 ② K			B CH 80 B CH 80 X FF 89 2-0 ② F7		B FF 97 B FF 97 B CH 87 X FF 96 3-0 1-H HR		F FA 82 X FA 82 0-1 ② F3	5	1	1	2	0	1	2
12 Sean Murphy, R (1, 2) OBP: 0.404, SLG: 0.561		B FF 90 C FF 89 C FF 89 F FF 92 B SL 82 X FF 91 2-2 17 HR 1B	C FF 90 B CH 82 B FF 90 B CH 82 C FF 88 X CH 81 3-2 ③ F6		F CH 80 C FF 88 F FF 89 B FC 86 B FF 90 F FF 89 X CH 82 2-2 ③ G5-3		B FF 96 X CH 86 1-0 ② F4		H FA 83 1-0 20 HR HBP	4	2	1	0	0	0	1
20 Marcell Ozuna, R (1, 10) OBP: 0.274, SLG: 0.434		S FF 90 F FF 90 B CH 82 B CH 81 S FF 90 2-3 ① K		C FF 89 F FF 89 F FF 89 F CH 82 B CH 82 X FF 90 1-2 ① F3		B FF 96 S FF 96 F FF 96 S KC 82 1-3 ① K	S FF 97 S CH 86 X FF 98 0-2 ③ G4-3		B FA 83 B FA 81 B FA 80 C FA 79 X FA 83 3-1 1-H HR	5	1	1	2	0	2	1
17 Kevin Pillar, R (1, 7) OBP: 0.312, SLG: 0.528		X FC 85 0-0 1-H HR		B CH 80 S CH 81 X CH 81 1-1 ② G6-3		S FF 97 S CH 86 X KC 82 0-2 23 FC4-6 1B		C CH 85 X CH 86 0-1 ① G6-3	F FA 81 X FA 72 0-1 ③ F5	5	1	2	2	0	0	0
23 Michael Harris II, L (1, 8) OBP: 0.315, SLG: 0.328		C FF 89 B FC 84 S FF 90 X SL 80 1-2 ② G4-3		B FF 90 X CH 80 1-0 ③ F6		C FF 97 X FC 92 0-1 ② FC4-6 11 HR 1-2f		X FF 96 0-0 2B		4	1	1	0	0	0	1
11 Orlando Arcia, R (1, 6) OBP: 0.395, SLG: 0.551		X FC 86 0-0 13 HR 2B			C FF 89 B CH 80 B CH 81 B FF 89 S FF 88 B CH 80 4-2 28 2B BB	B FF 97 B CH 85 F FF 96 B KC 81 X FF 96 3-1 1-H HR		B FF 96 B FC 91 B CH 86 C FF 97 C CH 86 F CH 86 F FC 90 B FF 96 4-2 BB		2	3	2	2	2	0	0
Inning Stats	R: 0 E: 0 K: 0 S: 10 H: 1 LOB: 1 BB: 1 P: 20	R: 4 E: 0 K: 1 S: 16 H: 4 LOB: 0 BB: 0 P: 22	R: 0 E: 0 K: 1 S: 7 H: 0 LOB: 0 BB: 0 P: 11	R: 0 E: 0 K: 0 S: 8 H: 0 LOB: 0 BB: 0 P: 11	R: 2 E: 0 K: 1 S: 15 H: 2 LOB: 1 BB: 1 P: 26	R: 2 E: 0 K: 2 S: 13 H: 2 LOB: 0 BB: 0 P: 20	R: 2 E: 0 K: 0 S: 9 H: 1 LOB: 0 BB: 1 P: 17	R: 0 E: 0 K: 2 S: 18 H: 1 LOB: 2 BB: 1 P: 28	R: 2 E: 0 K: 0 S: 12 H: 1 LOB: 0 BB: 0 P: 18	1B: 2 2B: 5 3B: 0 HR: 5 SF: 0 SAC: 0 DP: 1 HBP: 1						

PITCHER		IP	WLS	BF	H	R	ER	SO	BB	IBB	HBP	BLK	WP	HR	S	P	ERA	WHIP
Cody Bradford, L ERA: 10.8	(1, 1)	5.0	L	23	7	6	6	3	2	0	0	0	0	2	56	90	10.80	1.800
50 Cole Ragans, L ERA: 6.23	(6, 1)	3.0		15	4	4	4	4	2	0	0	0	0	2	40	65	12.00	2.000
12 Sandy León, R ERA: 18.0	(9, 1)	1.0		5	1	2	2	0	0	0	1	0	0	1	12	18	18.00	1.000

PITCHER	IP	WLS	BF	H	R	ER	SO	BB	IBB	HBP	BLK	WP	HR	S	P	ERA	WHIP

TOP

Atlanta Braves @ Texas Rangers

Globe Life Field, Arlington, TX

Mon May 15 2023, 7:08 PM - 9:38 PM CDT

Att. 26,791 - Roof Closed - 74 F

livebaseballscorecards.com

AB	38
R	12
H	12
RBI	12
BB	4
SO	7
LOB	12

BOTTOM

Atlanta Braves @ Texas Rangers

Globe Life Field, Arlington, TX

Mon May 15 2023, 7:08 PM - 9:38 PM CDT

Att. 26,791 - Roof Closed - 74 F

livebaseballscorecards.com

Batter	1	2	3	4	5	6	7	8	9	AB	R	H	RBI	BB	SO	LOB
2 Marcus Semien, R (1, 4) OBP: 0.382, SLG: 0.479	F3				F8				E8	5	0	3	0	0	0	1
4 Robbie Grossman, S (1, 7) OBP: 0.298, SLG: 0.409	53 FC6-4 1B		F8		F3		F9		G6-3	5	0	1	0	0	0	5
30 Nathaniel Lowe, L (1, 3) OBP: 0.342, SLG: 0.438	K		K			BB		K		3	0	0	0	1	3	2
53 Adolis García, R (1, 9) OBP: 0.312, SLG: 0.487 8 Bubba Thompson, R (8, 9) OBP: 0.245, SLG: 0.292	FC6-4 1-2f		K			K		G6-3		3 1	0 0	0 0	0 0	0 0	2 0	3 0
6 Josh Jung, R (1, 5) OBP: 0.287, SLG: 0.439 13 Brad Miller, L (8, 5) OBP: 0.283, SLG: 0.304		28 1B 1B		K		K		55 1B 1B		3 1	0 0	1 1	0 0	0 0	2 0	1 0
28 Jonah Heim, S (1, 2) OBP: 0.371, SLG: 0.528 55 Sam Huff, R (8, 2) OBP: 0.375, SLG: 0.286		1-2 1B	G4-3			F8		1-2 1B		3 1	0 0	1 1	0 0	0 0	0 0	1 0
20 Ezequiel Duran, R (1, 6) OBP: 0.328, SLG: 0.474		L4	G5-3				K	K		4	0	0	0	0	2	4
47 Josh Smith, L (1, 10) OBP: 0.381, SLG: 0.348		K			1B		K		L5-3	4	0	1	0	0	2	2
3 Leody Taveras, S (1, 8) OBP: 0.349, SLG: 0.414		G4-3			K	2 1B 1B			F9	4	0	1	0	0	1	3

	AB	37
	R	0
	H	10
	RBI	0
	BB	1
	SO	12
	LOB	22

Inning Stats																								
	R: 0 E: 0 K: 1 S: 9	H: 1 LOB: 1 BB: 0 P: 13	R: 0 E: 0 K: 1 S: 14	H: 2 LOB: 2 BB: 0 P: 16	R: 0 E: 0 K: 2 S: 8	H: 1 LOB: 1 BB: 0 P: 11	R: 0 E: 0 K: 1 S: 9	H: 0 LOB: 0 BB: 0 P: 15	R: 0 E: 0 K: 1 S: 9	H: 1 LOB: 1 BB: 0 P: 15	R: 0 E: 0 K: 2 S: 12	H: 0 LOB: 1 BB: 1 P: 20	R: 0 E: 0 K: 2 S: 11	H: 2 LOB: 2 BB: 0 P: 20	R: 0 E: 0 K: 2 S: 14	H: 2 LOB: 2 BB: 0 P: 20	R: 0 E: 1 K: 0 S: 9	H: 1 LOB: 1 BB: 0 P: 15	1B: 10 2B: 0 3B: 0 HR: 0	SF: 0 SAC: 0 DP: 0 HBP: 0	WP: 0 PB: 0 SB: 0 CS: 0	PA: 38		

PITCHER		IP	WLS	BF	H	R	ER	SO	BB	IBB	HBP	BLK	WP	HR	S	P	ERA	WHIP
50 Charlie Morton, R ERA: 2.85	(1, 1)	6.2	W	28	7	0	0	10	1	0	0	0	0	0	70	106	0.00	1.200
65 Danny Young, L ERA: 1.08	(7, 1)	2.1		10	3	0	0	2	0	0	0	0	0	0	25	39	0.00	1.286

PITCHER	IP	WLS	BF	H	R	ER	SO	BB	IBB	HBP	BLK	WP	HR	S	P	ERA	WHIP

Batter	1	2	3	4	5	6	7	8	9	AB	R	H	RBI	BB	SO	LOB
13 Ronald Acuña Jr., R (1, 9) OBP: 0.438, SLG: 0.604	C SI 91 B SL 85 B SL 84 X SI 93 2-1 27 FC6-4 1B		C SL 83 B FC 90 B SL 84 C FC 90 F SI 92 F FC 91 X SI 92 2-2 ① F8		B SI 90 X SL 82 1-0 ① G6-3			B SI 97 X SI 98 1-0 HR		4	1	2	1	0	0	0
28 Matt Olson, L (1, 3) OBP: 0.375, SLG: 0.503	B SI 92 C SI 93 1 SAFE B FC 91 X SI 92 2-1 ① L7		S FC 91 F SI 93 B SI 92 F SL 84 X CH 88 1-2 27 FC6-4 1B		F FC 89 B FC 90 F SI 91 B FC 90 X SI 92 2-2 12 G6-4-3 1B			B SL 87 S SI 99 S CH 89 H SL 90 2-2 12 HR HBP		3	1	2	0	0	0	1
12 Sean Murphy, R (1, 2) OBP: 0.400, SLG: 0.575	C FC 90 S SI 92 F SI 91 B SL 85 B SL 84 C SI 93 2-3 ② K		B FC 91 B SI 92 C FC 90 C CH 88 B SL 84 C SI 92 3-3 ② K		X SI 90 0-0 ②③ G6-4-3 1-2f			X SI 97 0-0 1-H HR		4	1	1	2	0	2	3
27 Austin Riley, R (1, 5) OBP: 0.323, SLG: 0.399	C FC 92 B SL 85 1 SAFE F SI 92 F CH 86 B SL 84 X SI 92 2-2 ③ FC6-4 1-2f		X SI 91 0-0 ③ FC6-4 1-2f			B SL 83 F FC 89 X SI 90 1-1 ① F8		B SL 88 C SL 88 F FF 97 B CU 87 B FF 97 X SL 89 3-2 ① P4		4	0	0	0	0	0	2
8 Eddie Rosario, L (1, 10) OBP: 0.286, SLG: 0.400		B KC 78 C CH 86 B FC 91 F SL 84 X CH 87 2-2 ① G3-1		S KC 79 B CH 86 B SI 91 X CH 86 2-1 ① P5		F CH 86 S FC 90 X SL 84 0-2 ② F9		C CU 86 S FF 97 B FF 98 X CU 87 1-2 ② G6-3		4	0	0	0	0	0	0
1 Ozzie Albies, S (1, 4) OBP: 0.305, SLG: 0.512		F CH 87 B CH 87 X CH 88 1-1 23 G5-3 11 1B 1B		H KC 81 1-0 23 FC4-6 HBP		F FC 89 B CH 85 B KC 79 F CH 86 S SL 83 2-3 ③ K		C CU 86 B CU 87 B FF 98 C CU 85 S CU 86 2-3 ③ K		3	1	1	0	0	2	0
23 Michael Harris II, L (1, 8) OBP: 0.299, SLG: 0.309		B KC 80 S CH 87 B FC 92 X CH 87 2-1 ② G5-3 1-2		C FC 89 F CH 85 F SL 85 F FC 91 F CH 85 X CH 86 0-2 ② FC4-6 11 2B 1-2f			B SL 82 F SI 93 B SI 93 F SI 94 B SI 93 X SI 94 3-2 ① G4-3		X CU 78 0-0 ① G4-3	4	0	0	0	0	0	2
11 Orlando Arcia, R (1, 6) OBP: 0.400, SLG: 0.562		C SL 84 B SL 84 B FC 91 B SI 91 X FC 90 3-1 2-H 1B		X SI 90 0-0 1-3 2B			C SI 93 B CH 81 S CH 81 X SI 94 1-2 ② G5-3		B CU 78 B FF 92 B FF 92 C FF 92 X FF 93 3-1 ② L8	4	0	2	1	0	0	0
14 Sam Hilliard, L (1, 7) OBP: 0.319, SLG: 0.470 17 Kevin Pillar, R (7, PH) OBP: 0.304, SLG: 0.514 (7, 7)		B FC 90 X SI 92 1-0 ③ F8		C FC 90 F FC 90 S SI 91 0-3 ③ K			B CH 80 T CH 82 B CH 81 X SI 94 2-1 ③ G5-3		S SL 81 B CH 88 F CU 79 S SL 81 1-3 ③ K	2 2	0 0	0 0	0 0	0 0	1 1	3 0
Inning Stats	R: 0 E: 0 K: 1 S: 12 H: 1 LOB: 1 BB: 0 P: 20	R: 1 E: 0 K: 0 S: 10 H: 2 LOB: 1 BB: 0 P: 19	R: 0 E: 0 K: 1 S: 13 H: 1 LOB: 1 BB: 0 P: 19	R: 0 E: 0 K: 1 S: 12 H: 1 LOB: 2 BB: 0 P: 15	R: 0 E: 0 K: 0 S: 5 H: 1 LOB: 0 BB: 0 P: 8	R: 0 E: 0 K: 1 S: 8 H: 0 LOB: 0 BB: 0 P: 11	R: 0 E: 0 K: 0 S: 8 H: 0 LOB: 0 BB: 0 P: 14	R: 3 E: 0 K: 1 S: 13 H: 2 LOB: 0 BB: 0 P: 22	R: 0 E: 0 K: 1 S: 6 H: 0 LOB: 0 BB: 0 P: 10	1B: 5 2B: 1 3B: 0 HR: 2 SF: 0 SAC: 0 DP: 1 HBP: 2						

PITCHER		IP	WLS	BF	H	R	ER	SO	BB	IBB	HBP	BLK	WP	HR	S	P	ERA	WHIP
33 Dane Dunning, R ERA: 1.69	(1, 1)	6.0	W	24	6	1	1	4	0	0	1	0	0	0	60	92	1.50	1.000
32 John King, L ERA:	(7, 1)	1.0	H	3	0	0	0	0	0	0	0	0	0	0	8	14	0.00	0.000
72 Jonathan Hernández, R ERA: 5.63	(8, 1)	0.0		3	2	3	3	0	0	0	1	0	0	2	4	7	∞	∞
66 Josh Sborz, R ERA: 2.45	(8, 1)	1.0	H	3	0	0	0	1	0	0	0	0	0	0	9	15	0.00	0.000
51 Will Smith, L ERA: 2.93	(9, 1)	1.0	S	3	0	0	0	1	0	0	0	0	0	0	6	10	0.00	0.000

PITCHER	IP	WLS	BF	H	R	ER	SO	BB	IBB	HBP	BLK	WP	HR	S	P	ERA	WHIP

Atlanta Braves @ Texas Rangers

Globe Life Field, Arlington, TX

Tue May 16 2023, 7:08 PM - 9:23 PM CDT

Att. 23,246 - Roof Closed - 74 F

TOP

livebaseballscorecards.com

AB	34
R	4
H	8
RBI	4
BB	0
SO	6
LOB	11

BOTTOM

Atlanta Braves @ Texas Rangers

Globe Life Field, Arlington, TX

Tue May 16 2023, 7:08 PM - 9:23 PM CDT

Att. 23,246 - Roof Closed - 74 F

Batter	1	2	3	4	5	6	7	8	9	AB	R	H	RBI	BB	SO	LOB
2 Marcus Semien, R (1, 4) OBP: 0.379, SLG: 0.473	B FF 94 F FF 91 X CH 81 1-1 ① P4		D SL 85 1 SAFE X FF 92 1-0 ③ F9		B CH 84 B CH 82 C SL 85 B SL 86 X FF 92 3-1 ③ G6-3		1 SAFE C CH 84 C FF 92 B SL 84 F FF 91 F FF 92 X SL 84 1-2 E2 4 1B 1-H 1B			4	1	1	1	0	0	1
4 Robbie Grossman, S (1, 7) OBP: 0.303, SLG: 0.412	S SL 86 F FF 92 B CH 84 C SL 86 1-3 ② K			X FF 92 0-0 30 2B 1B		C SL 84 C SL 83 X SL 84 0-2 ① G5-3	X FF 92 0-0 30 1B 2-H 1B			4	1	2	1	0	1	0
30 Nathaniel Lowe, L (1, 3) OBP: 0.346, SLG: 0.446	F FF 93 B FF 93 B SL 87 X FF 92 2-1 ③ G6-3			F SL 85 X FF 92 0-1 53 HR 1-H 2B		B FF 90 B CH 85 C SL 82 X SL 84 2-1 ② G4-3	B FF 92 X SL 83 1-0 53 G5-4-3 1-2 1B			4	1	2	1	0	0	0
53 Adolis García, R (1, 9) OBP: 0.316, SLG: 0.503		C FF 93 S FF 93 S FF 93 0-3 ① K		S CH 82 F FF 92 F FF 92 B SL 85 X FF 92 1-2 2-H HR		C FF 92 F SL 83 F FF 92 B SL 84 B CH 86 B CH 87 B SL 85 4-2 6 1B 28 1B BB	C FF 94 X FF 94 0-1 ② ③ G5-4-3 1-2f			3	2	1	2	1	1	2
6 Josh Jung, R (1, 5) OBP: 0.292, SLG: 0.438		B SL 87 B FF 93 B CH 83 C FF 92 B CH 81 4-1 28 G6-4-3 BB		B FF 93 B CH 83 C SL 85 F CH 82 X SL 84 2-2 ① G5-3		B FF 92 X FF 92 1-0 28 1B 1-3 1B		C FF 94 C FF 95 F FF 95 S SL 83 0-3 ① K		3	0	1	0	1	1	0
28 Jonah Heim, S (1, 2) OBP: 0.368, SLG: 0.519		F FF 93 F FF 92 F FF 92 D SL 86 1 SAFE X CH 81 1-2 ② ③ G6-4-3 1-2f		C CH 82 F FF 92 X FF 92 0-2 ② F8		F FF 92 S CH 86 B CH 86 B FF 93 X SL 84 2-2 1-2 3-H 1B		B FF 95 F FF 95 S FF 95 X FF 96 1-2 ② G4-3		4	0	1	1	0	0	1
20 Ezequiel Duran, R (1, 6) OBP: 0.325, SLG: 0.492			B FF 92 F FF 92 X CH 82 1-1 ① P3	X SL 86 0-0 ③ L7		F FF 93 X FF 93 0-1 ③ F7		B SL 83 F SL 83 S SL 85 B SL 84 F FF 96 X SL 83 2-2 HR		4	1	1	1	0	0	2
55 Sam Huff, R (1, 10) OBP: 0.273, SLG: 0.200 47 Josh Smith, L (8, PH) OBP: 0.376, SLG: 0.343 (9, 10)			X SL 86 0-0 ② G6-3		B SL 86 F SL 85 B CH 82 B CH 80 S SL 83 S FF 91 3-3 ① K		S SL 82 S SL 83 S SL 82 0-3 ① K	B SL 82 C FF 95 F FF 96 F FF 95 B SL 85 X CH 89 2-2 ③ L8		3 1	0 0	0 0	0 0	0 0	2 0	0 0
3 Leody Taveras, S (1, 8) OBP: 0.357, SLG: 0.416			C FF 92 B SL 86 B SL 85 B FF 92 S CH 82 B CH 80 4-2 BB		F FF 92 X FF 92 0-1 ② L8		L SL 82 B CH 85 X SL 83 1-1 2 S 2 E 1B			2	1	1	0	1	0	0

Inning Stats	1	2	3	4	5	6	7	8	9
	R: 0 E: 0 K: 1 S: 7 H: 0 LOB: 0 BB: 0 P: 11	R: 0 E: 0 K: 1 S: 8 H: 0 LOB: 0 BB: 1 P: 13	R: 0 E: 0 K: 0 S: 6 H: 0 LOB: 1 BB: 1 P: 12	R: 3 E: 0 K: 0 S: 14 H: 3 LOB: 0 BB: 0 P: 17	R: 0 E: 0 K: 1 S: 7 H: 0 LOB: 0 BB: 0 P: 13	R: 1 E: 0 K: 0 S: 14 H: 2 LOB: 2 BB: 1 P: 23	R: 2 E: 1 K: 1 S: 14 H: 4 LOB: 1 BB: 0 P: 17	R: 1 E: 0 K: 1 S: 15 H: 1 LOB: 0 BB: 0 P: 20	

	AB	32
	R	7
	H	10
	RBI	7
	BB	3
	SO	5
	LOB	6

	1B: 7	SF: 0	WP: 0	PA: 35
	2B: 1	SAC: 0	PB: 0	
	3B: 0	DP: 2	SB: 1	
	HR: 2	HBP: 0	CS: 0	

livebaseballscorecards.com

PITCHER		IP	WLS	BF	H	R	ER	SO	BB	IBB	HBP	BLK	WP	HR	S	P	ERA	WHIP
45 Jared Shuster, L ERA: 7.24	(1, 1)	5.0	L	19	3	3	3	3	2	0	0	0	0	1	42	66	5.40	1.000
52 Dylan Lee, L ERA: 3.1	(6, 1)	1.1		11	6	3	2	1	1	0	0	0	0	0	26	38	13.50	5.250
77 Joe Jiménez, R ERA: 4.5	(7, 1)	1.2		5	1	1	1	1	0	0	0	0	0	1	17	22	5.40	0.600

PITCHER	IP	WLS	BF	H	R	ER	SO	BB	IBB	HBP	BLK	WP	HR	S	P	ERA	WHIP

Atlanta Braves @ Texas Rangers

Globe Life Field, Arlington, TX

Wed May 17 2023, 7:09 PM - 9:36 PM CDT

Att. 30,035 - Roof Closed - 74 F

TOP

livebaseballscorecards.com

Batter	1	2	3	4	5	6	7	8	9	AB	R	H	RBI	BB	SO	LOB
13 Ronald Acuña Jr., R (1, 9) OBP: 0.437, SLG: 0.613	F FF 96 T FS 88 B FC 93 F FS 90 X FF 97 1-2 ① G3	B CU 76 X FS 88 1-0 ① G6-3	B FF 95 C FC 92 S FC 93 F FS 89 X FF 97 1-2 HR	C CU 86 B SL 90 B SL 89 B CU 85 B FF 95 4-1 28 S 1 1B BB	C SL 86 C SL 85 B SL 87 B SL 84 F SL 85 X FF 94 2-2 ③ F8	4	2	1	1	1	0	0
28 Matt Olson, L (1, 3) OBP: 0.367, SLG: 0.491	F FF 97 F FF 96 X CU 77 0-2 ② P2	B FC 90 C FF 96 F FF 96 C FF 96 1-3 ② K	F FS 89 B FC 91 X FS 88 1-1 ① F8	C CU 85 B FF 98 F CU 86 F FF 98 B FF 98 C SL 90 2-3 ① K 1-2	4	0	0	0	0	2	1
1 Ozzie Albies, S (1, 4) OBP: 0.304, SLG: 0.506	T FS 88 B FS 88 F CU 77 S FF 97 1-3 ③ K	X CU 76 0-0 ③ F8	B FS 87 X FS 88 1-0 ② F8	C CU 86 S CU 88 X FF 98 0-2 2-H 27 2B 1B	4	1	1	1	0	1	0
27 Austin Riley, R (1, 5) OBP: 0.326, SLG: 0.407	B FC 92 C FS 89 F FS 88 X FF 96 1-2 8 HR 1B	C FC 91 S FS 89 C FF 96 0-3 ① K	B FF 94 F FS 88 B FC 92 F FS 87 S FF 97 2-3 ③ K	C SL 89 S FF 98 X CU 88 0-2 1-H 2B	4	1	2	1	0	2	0
8 Eddie Rosario, L (1, 7) OBP: 0.287, SLG: 0.423 17 Kevin Pillar, R (8, PH) OBP: 0.300, SLG: 0.507 (8, 7)	X FS 90 0-0 1-H HR	B FC 92 B CU 76 B FF 97 C FF 96 X FC 92 3-1 ② P5	C CU 76 X FS 88 0-1 ① G5-3	C SL 84 X CH 88 0-1 ② G5-3	3 1	1 0	1 0	2 0	0 0	0 0	0 1
16 Travis d'Arnaud, R (1, 2) OBP: 0.327, SLG: 0.362	S FS 88 F FS 89 B FF 97 B FS 89 X FF 96 2-2 11 G5-4-3 20 1B 1B	B FF 96 T FS 88 C FC 92 B FS 88 X FF 96 2-2 ③ G6-3	B FC 93 S FS 88 S FS 89 B FS 89 S FS 90 2-3 ② K	F CH 87 B FF 96 B CH 87 T FF 94 S CH 88 2-3 ③ K	4	0	1	0	0	2	1
20 Marcell Ozuna, R (1, 10) OBP: 0.282, SLG: 0.431	X FF 95 0-0 11 G5-4-3 1-2 1B	C FF 94 B FF 94 B CU 77 X FF 95 2-1 ① G4-3	B FF 95 C FS 89 F FS 88 B FF 97 B FF 97 B FS 87 4-2 11 BB BB	S FF 94 B FF 95 F FF 95 B FF 97 F FF 95 F FF 95 F SL 87 F FF 96 F SL 87 2-2 ① X FF 95 F8	3	0	1	0	1	0	0
11 Orlando Arcia, R (1, 6) OBP: 0.405, SLG: 0.592	C FF 95 B FC 91 B FS 88 X FF 95 2-1 ① ② G5-4-3 1-2f 2-3	C CU 76 B FS 90 X FC 91 1-1 ② G1-3	B FF 96 B FC 93 S FC 92 B FS 88 B FC 92 4-1 1-2 BB	S CH 89 X CH 89 0-1 HR	3	1	1	1	1	0	2
23 Michael Harris II, L (1, 8) OBP: 0.284, SLG: 0.292	F CU 75 X FS 88 0-1 ③ G3-1	C FS 88 B FS 88 X FC 92 1-1 ③ G3	X CU 76 0-0 ③ L9	C FF 97 S SL 88 B SL 88 S FF 96 1-3 ② K	4	0	0	0	0	1	3

| Inning Stats | | |

Atlanta Braves @ Texas Rangers

Globe Life Field, Arlington, TX

Wed May 17 2023, 7:09 PM - 9:36 PM CDT

Att. 30,035 - Roof Closed - 74 F

BOTTOM

livebaseballscorecards.com

Batter	1	2	3	4	5	6	7	8	9	AB	R	H	RBI	BB	SO	LOB
2 Marcus Semien, R (1, 4) OBP: 0.375, SLG: 0.477	C FF 96 X FF 96 0-1 ① F8		B SL 88 F SL 86 B FF 97 X FF 97 2-1 ① L9	X FF 96 0-0 ③ F6			C SI 92 B FC 90 B FC 89 C SI 92 X FC 88 2-2 5 SF8 3B		C SI 96 B SL 86 F SL 86 B FF 97 B FF 96 S SL 83 3-3 ③ K	5	1	1	0	0	1	3
5 Corey Seager, L (1, 10) OBP: 0.434, SLG: 0.500	B FF 98 F FF 97 X FF 98 1-1 ② F7		C FF 98 B FF 97 B CH 87 X FF 96 2-1 ② L7		S SL 86 B SL 84 C CH 85 B FF 94 S SL 85 2-3 ① K		X FC 90 0-0 ② SF8 3-H			3	0	0	1	0	1	2
30 Nathaniel Lowe, L (1, 3) OBP: 0.339, SLG: 0.435	C FF 97 F FF 98 X FF 98 0-2 ③ G6-3		F SL 87 B FF 96 S FF 96 S FF 98 1-3 ③ K		X CH 88 0-0 ② G4-3		B FC 91 B FC 90 X FC 89 2-0 ③ G1-3			4	0	0	0	0	1	2
53 Adolis García, R (1, 9) OBP: 0.320, SLG: 0.541		C FF 98 S FF 97 S FF 98 0-3 ① K		S SL 87 B SL 87 X FF 97 1-1 HR	F FF 96 F FF 96 B SL 87 X FF 96 1-2 HR			C FF 94 X FF 94 0-1 ① P3		4	2	2	2	0	1	0
28 Jonah Heim, S (1, 2) OBP: 0.372, SLG: 0.511		F FF 97 B FF 98 B FF 98 C SL 88 F FF 99 B FF 98 F SL 88 S FF 98 3-3 ② K		F SL 88 B CH 88 S CH 86 B FF 98 B SL 85 B CH 87 4-2 4 1B 20 2B BB	F CH 86 S CH 86 C CH 86 0-3 ③ K			C FF 94 B FF 94 B CU 81 B CU 80 B FF 94 4-1 BB		2	1	0	0	2	2	0
4 Robbie Grossman, S (1, 7) OBP: 0.309, SLG: 0.410		B SL 88 B FF 98 B FF 98 S FF 97 F FF 98 F FF 99 B FF 97 4-2 BB		S SL 87 B SL 86 X FF 95 1-1 20 2B 1-3 3 1B 1B		B FC 90 C FC 89 X FC 89 1-1 ① L7		C CU 80 S CU 81 D CU 82 C FF 95 1-3 ② K		3	1	1	0	1	1	1
20 Ezequiel Duran, R (1, 6) OBP: 0.323, SLG: 0.492		S FF 97 S FF 97 F FF 98 F FF 97 S SL 89 0-3 ③ K		X FF 97 0-0 3 1B 1-3 3-H 2B		C SI 93 F FC 90 X FC 89 0-2 ② F9		X CU 80 0-0 ③ P2		4	0	1	1	0	1	2
47 Josh Smith, L (1, 5) OBP: 0.371, SLG: 0.338			X FF 98 0-0 3 BB 1B	F SL 89 B CH 85 D CH 86 F SL 88 F FF 96 F FF 96 T FF 97 2-2 ① K		C FC 91 B CH 86 B CH 86 S FC 90 C FC 90 2-3 ③ K			B FF 94 B FF 95 B FF 94 C FF 94 X FF 94 3-1 ① F7	4	0	1	0	0	2	2
3 Leody Taveras, S (1, 8) OBP: 0.362, SLG: 0.413			B FF 96 1 SAFE B FF 96 F FF 96 S FF 96 B FF 98 B FF 97 4-2 1-2 BB	B FF 95 S FF 96 S FF 95 X FF 97 1-2 ② 2-H 3-H 1B			B CH 85 B CH 86 S FC 89 S FC 89 B FC 90 T FC 90 3-2 ① K		S SI 94 F CH 88 B CH 89 B FF 96 X CH 89 2-2 ② G3-1	3	0	1	1	1	1	0
Inning Stats	R: 0 E: 0 K: 0 S: 7 H: 0 LOB: 0 BB: 0 P: 8	R: 0 E: 0 K: 3 S: 16 H: 0 LOB: 1 BB: 1 P: 23	R: 0 E: 0 K: 1 S: 10 H: 1 LOB: 2 BB: 1 P: 19	R: 3 E: 0 K: 1 S: 16 H: 4 LOB: 1 BB: 1 P: 25	R: 1 E: 0 K: 2 S: 10 H: 1 LOB: 0 BB: 0 P: 13	R: 0 E: 0 K: 1 S: 8 H: 0 LOB: 0 BB: 0 P: 11	R: 1 E: 0 K: 1 S: 8 H: 1 LOB: 0 BB: 0 P: 15	R: 0 E: 0 K: 1 S: 7 H: 0 LOB: 1 BB: 1 P: 12	R: 0 E: 0 K: 1 S: 8 H: 0 LOB: 0 BB: 0 P: 16	1B: 3 2B: 1 3B: 1 HR: 2 SF: 1 SAC: 0 DP: 0 HBP: 0	WP: 0 PB: 0 SB: 0 CS: 0 PA: 37					

PITCHER		IP	WLS	BF	H	R	ER	SO	BB	IBB	HBP	BLK	WP	HR	S	P	ERA	WHIP
99 Spencer Strider, R ERA: 2.96	(1, 1)	5.0		23	6	4	4	7	3	0	0	0	0	2	59	88	7.20	1.800
60 Jesse Chavez, R ERA: 2.5	(6, 1)	1.1		5	1	1	1	2	0	0	0	0	0	0	14	22	6.75	0.750
33 A.J. Minter, L ERA: 7.78	(7, 1)	0.2		2	0	0	0	0	0	0	0	0	0	0	2	4	0.00	0.000
61 Nick Anderson, R ERA: 2.95	(8, 1)	1.0	W	4	0	0	0	1	1	0	0	0	0	0	7	12	0.00	1.000
26 Raisel Iglesias, R ERA: 8.31	(9, 1)	1.0	S	3	0	0	0	1	0	0	0	0	0	0	8	16	0.00	0.000

PITCHER	IP	WLS	BF	H	R	ER	SO	BB	IBB	HBP	BLK	WP	HR	S	P	ERA	WHIP

Batter	1	2	3	4	5	6	7	8	9	AB	R	H	RBI	BB	SO	LOB
19 Charlie Blackmon, L (1, 10) OBP: 0.368, SLG: 0.415	B SI 91 B SI 90 C FC 88 X SI 92 2-1 G3-1		B SI 92 B SI 91 B FC 88 C SI 91 F SI 92 X SI 92 3-2 G6-3			C SI 90 F FC 86 B FC 87 X CH 85 1-2 35 2B 2B	C SI 95 F SI 93 X SI 93 0-2 L9			4	1	1	0	0	0	0
23 Kris Bryant, R (1, 9) OBP: 0.362, SLG: 0.415	X SI 91 0-0 F8			B FC 89 C SI 90 X CH 83 1-1 L7		B FC 90 B SI 93 X FC 91 2-0 L7		F SL 86 X SL 84 0-1 F7		4	0	0	0	0	0	1
35 Elias Díaz, R (1, 2) OBP: 0.387, SLG: 0.469	C FC 89 X CH 84 0-1 P4			X FC 90 0-0 24 1B 1B		B SI 92 B CH 84 S CH 85 F FC 90 X SI 94 2-2 15 1B 2-H 2B		F FF 95 X SL 87 0-1 G6-3		4	1	2	1	0	0	0
15 Randal Grichuk, R (1, 7) OBP: 0.417, SLG: 0.500		X SI 90 0-0 F9		B FC 90 B FC 90 S CH 84 X CH 84 2-1 F8		F FC 91 B CH 84 B FC 90 X CH 84 2-1 24 2B 2-H 1B		C FF 95 B SL 88 B SL 87 X FF 95 2-1 1B		4	0	2	1	0	0	1
24 Ryan McMahon, L (1, 5) OBP: 0.300, SLG: 0.405		C SI 91 B SL 84 B FC 89 C SI 91 B SI 93 X SI 93 3-2 9 FC5-4 1B		B FC 89 C SI 93 S SI 93 X FC 87 1-2 1-2 1B		X SI 94 0-0 1-3 2B		S SL 86 C FF 95 D SL 88 X SL 86 1-2 P6		4	0	3	0	0	0	1
13 Alan Trejo, R (1, 4) OBP: 0.258, SLG: 0.294		C CH 85 B FC 89 C CH 85 B FC 89 S CH 85 2-3 K		X FC 90 0-0 P3		B SI 93 X FC 91 1-0 L6			C FF 96 S SL 84 B SL 84 B SL 84 X FF 96 2-2 L8	4	0	0	0	0	1	5
9 Brenton Doyle, R (1, 8) OBP: 0.274, SLG: 0.508		X CH 83 0-0 FC5-4 1-2f			C CH 82 C FC 88 C SI 92 0-3 K	C SI 94 S FF 94 T FF 94 0-2 K			X SL 83 0-0 F8	4	0	0	0	0	2	3
4 Michael Toglia, S (1, 3) OBP: 0.182, SLG: 0.182			C SI 90 S CH 82 B CH 84 C FC 88 1-3 K		B SI 91 B FC 90 X CH 83 2-0 F8		C FC 89 S CH 83 B SI 93 C SI 92 1-3 K		C FF 95 B CH 90 X SL 84 1-1 L9	4	0	0	0	0	2	0
14 Ezequiel Tovar, R (1, 6) OBP: 0.253, SLG: 0.352			S CH 83 C CH 84 C SI 93 0-3 K		C CH 86 F FF 90 F CH 83 B SI 92 F CH 86 F SI 92 F FC 90 B CH 85 B SI 93 3-3 F SI 93 F FC 90 F FC 91 C SI 93 K		B CH 84 F FC 91 S FC 88 B FF 93 F SI 94 F CH 86 F SI 94 B FC 90 F SI 93 3-2 X FC 90 L9			3	0	0	0	0	2	0

Colorado Rockies @ Texas Rangers

Globe Life Field, Arlington, TX

Fri May 19 2023, 7:10 PM - 9:32 PM CDT

Att. 30,819 - Roof Closed - 74 F

TOP

livebaseballscorecards.com

AB	35
R	2
H	8
RBI	2
BB	0
SO	7
LOB	11

Inning Stats	1	2	3	4	5	6	7	8	9
	R: 0 E: 0 K: 0 S: 5	H: 0 LOB: 0 BB: 0 P: 7	R: 0 E: 0 K: 1 S: 8	H: 1 LOB: 1 BB: 0 P: 13	R: 0 E: 0 K: 2 S: 9	H: 0 LOB: 0 BB: 0 P: 13	R: 0 E: 0 K: 0 S: 9	H: 2 LOB: 2 BB: 0 P: 13	R: 0 E: 0 K: 2 S: 14	H: 0 LOB: 0 BB: 0 P: 19
	R: 2 E: 0 K: 1 S: 14	H: 4 LOB: 2 BB: 0 P: 22	R: 0 E: 0 K: 1 S: 13	H: 0 LOB: 0 BB: 0 P: 17	R: 0 E: 0 K: 0 S: 9	H: 1 LOB: 1 BB: 0 P: 12	R: 0 E: 0 K: 0 S: 6	H: 0 LOB: 0 BB: 0 P: 9		

| | | |

Colorado Rockies @ Texas Rangers

Globe Life Field, Arlington, TX

Fri May 19 2023, 7:10 PM - 9:32 PM CDT

Att. 30,819 - Roof Closed - 74 F

livebaseballscorecards.com

BOTTOM

Batter	1	2	3	4	5	6	7	8	9	AB	R	H	RBI	BB	SO	LOB
2 Marcus Semien, R (1, 4) OBP: 0.371, SLG: 0.469	C SI 92 B SI 90 S FC 88 B FC 88 S SI 92 2-3 K		S FF 90 B FF 90 F SI 91 F FC 87 B SL 85 X SI 91 2-2 F8		D SL 84 X FF 88 1-0 5 2B 1-2 1B	F FF 94 B ST 84 B SL 90 X FF 94 3-1 F8		B CH 78 X KC 78 1-0 F7		5	1	1	0	0	1	2
5 Corey Seager, L (1, 6) OBP: 0.421, SLG: 0.500	B CH 87 B CH 86 C SI 90 F SI 92 X CH 87 2-2 G6-3		B CH 86 F FF 89 F CH 86 1 SAFE X CH 87 1-2 G4-3		C SI 90 B SL 83 B CH 86 S CH 86 X CH 87 2-2 30 G3-1 6 2B 1-H 2-H 2B	F FF 94 F FF 93 B FF 94 X CH 87 1-2 G4-3				4	1	1	2	0	0	1
30 Nathaniel Lowe, L (1, 3) OBP: 0.342, SLG: 0.434	B SI 92 C CH 86 X FF 90 1-1 1B			B SL 84 C CH 85 B CH 86 B SI 91 B SI 91 4-1 53 HR BB	B SI 90 S FF 88 B CH 85 X SL 84 2-1 G3-1 2-3	X ST 84 0-0 P3				3	1	1	0	1	0	1
53 Adolis García, R (1, 9) OBP: 0.324, SLG: 0.556	C FC 90 C SI 91 B FC 90 F SL 86 B SI 90 C CH 86 2-3 K			S FF 90 X FF 90 0-1 1-H HR	H FF 93 1-0 6 2B HBP		C FF 94 F SL 89 B ST 83 S ST 84 1-3 K			3	2	1	2	0	2	1
6 Josh Jung, R (1, 5) OBP: 0.303, SLG: 0.448		B FC 88 B SI 89 B FC 89 B SI 90 4-0 4 G3-6-1 BB		C SI 89 F SI 90 F SL 85 F CH 84 B SL 84 F SL 85 X SI 89 1-2 20 2B 1B	D SL 90 X ST 82 1-0 28 G4-3 4 1B 1-H 3-H 2B		S FF 95 S FF 95 B FF 95 F ST 83 F CH 87 B SL 88 F FF 94 B ST 83 S CH 87 3-3 K			3	1	2	2	1	1	0
28 Jonah Heim, S (1, 2) OBP: 0.362, SLG: 0.496		B SI 91 C SI 92 F CH 86 F CH 87 B FF 91 S FF 90 2-3 K		B SI 90 S SL 84 F FF 89 F CH 86 X FF 90 1-2 F8	C FF 95 X CH 86 0-1 G4-3 2-3		F FF 94 B FF 94 X CH 85 1-1 F6			4	0	0	0	0	1	3
4 Robbie Grossman, S (1, 7) OBP: 0.307, SLG: 0.406		B SI 90 X CH 86 1-0 G3-6-1 1-2f		B CH 85 X FF 90 1-0 F8	B CH 87 C CH 85 B FF 94 C FF 94 B CH 87 X CH 86 3-2 20 1B 3-H 1B			F SI 94 B SI 93 S SI 94 X SI 94 1-2 F9		4	0	1	1	0	0	2
20 Ezequiel Duran, R (1, 10) OBP: 0.343, SLG: 0.512			B SI 91 S FF 89 B SI 91 X SI 92 2-1 1B	S SL 84 B SL 84 1 SAFE X SL 84 1-1 1-H 2B	B FF 95 X SL 89 1-0 1-2 1B			F CH 77 B KC 78 C KC 79 B FF 94 B SI 93 4-2 3 S BB		3	0	3	0	1	0	0
3 Leody Taveras, S (1, 8) OBP: 0.350, SLG: 0.398			C SI 91 1 SAFE S FF 90 S FF 89 0-3 K		B SI 89 1-0 X SI 90 E6 2 1B 5 2B F FF 94 S SL 90 D CH 86 B FF 94 S FF 94 X FF 95 3-2 F8			F SI 92 B CH 82 B SI 93 X KC 79 2-1 L7 1-2		4	1	0	0	0	1	4

Inning Stats	1	2	3	4	5	6	7	8	9
	R: 0 E: 0 K: 2 S: 12 H: 1 LOB: 1 BB: 0 P: 19	R: 0 E: 0 K: 1 S: 5 H: 0 LOB: 0 BB: 1 P: 12	R: 0 E: 0 K: 1 S: 12 H: 1 LOB: 1 BB: 0 P: 17	R: 2 E: 0 K: 0 S: 16 H: 3 LOB: 2 BB: 1 P: 24	R: 5 E: 1 K: 0 S: 17 H: 5 LOB: 2 BB: 0 P: 32	R: 0 E: 0 K: 0 S: 6 H: 0 LOB: 0 BB: 0 P: 10	R: 0 E: 0 K: 2 S: 11 H: 0 LOB: 0 BB: 0 P: 16	R: 0 E: 0 K: 0 S: 8 H: 0 LOB: 1 BB: 1 P: 16	

	AB	33
	R	7
	H	10
	RBI	7
	BB	3
	SO	6
	LOB	14

1B: 6 SF: 0
2B: 3 SAC: 0
3B: 0 DP: 1
HR: 1 HBP: 1

WP: 0 PA: 37
PB: 0
SB: 1
CS: 0

PITCHER		IP	WLS	BF	H	R	ER	SO	BB	IBB	HBP	BLK	WP	HR	S	P	ERA	WHIP
51 Karl Kauffmann, R ERA: 8.31	(1, 1)	4.1	L	21	7	5	4	4	2	0	0	0	0	1	52	85	8.31	2.077
20 Peter Lambert, R ERA: 3.48	(5, 1)	2.2		12	3	2	2	2	0	0	1	0	0	0	27	45	6.75	1.125
60 Fernando Abad, L ERA:	(8, 1)	1.0		4	0	0	0	0	1	0	0	0	0	0	8	16	0.00	1.000

PITCHER	IP	WLS	BF	H	R	ER	SO	BB	IBB	HBP	BLK	WP	HR	S	P	ERA	WHIP

Colorado Rockies @ Texas Rangers

Globe Life Field, Arlington, TX

Sat May 20 2023, 3:09 PM - 6:04 PM CDT

Att. 34,443 - Roof Closed - 74 F

TOP

livebaseballscorecards.com

Batter	1	2	3	4	5	6	7	8	9	AB	R	H	RBI	BB	SO	LOB
19 Charlie Blackmon, L (1, 10) OBP: 0.369, SLG: 0.421	C FF 95 F FF 96 F SL 87 F FF 97 X FF 97 0-2 29 1B 2B		C FF 96 F FF 96 S SL 88 0-3 ① K		C CH 89 C CU 79 B SL 87 B SL 88 B FF 96 X SL 86 3-2 ① F9		C FF 96 X FF 97 0-1 ②③ G6-3 1-2f		C SL 83 F SI 93 B SI 93 X SI 94 1-2 35 G6-3 29 1B 9 1B 1B	5	1	2	0	0	1	1
29 Jurickson Profar, S (1, 7) OBP: 0.328, SLG: 0.401	C CH 88 B FF 96 F FF 96 F CU 80 X FF 96 1-2 23 BB 2-3 1B		F FF 97 B CU 80 X CU 80 1-1 ② L8		B FF 95 F CH 90 F FF 96 S SL 89 1-3 ② K			B SI 97 S CH 89 C SI 98 B SL 89 X SL 89 2-2 4 2B 15 SF7 1B	B CH 82 X SI 94 1-0 9 1B 35 G6-3 1-2 1B	5	1	3	0	0	1	0
23 Kris Bryant, R (1, 9) OBP: 0.367, SLG: 0.413 4 Michael Toglia, S (7, 3) OBP: 0.231, SLG: 0.308	S SL 87 B SL 86 B CH 89 D SL 88 B CH 90 4-1 1-2 BB		F CH 90 S FF 97 B SL 90 X SL 87 1-2 ③ F8		B FF 96 B FF 96 F FF 97 F SL 88 B FF 96 4-2 BB			S CH 90 F CH 90 X SI 98 0-2 11 1B 1-3 2B	F SI 94 B CH 83 S CH 83 S SI 95 1-3 ① K	1 2	0 1	0 1	0 0	2 1	0 2	0 2
35 Elias Díaz, R (1, 2) OBP: 0.381, SLG: 0.455	S SL 88 X SL 88 0-1 ① F9			F CH 89 B FF 95 B SL 88 F CH 89 S SL 88 2-3 ① K	C SL 88 X SL 88 0-1 ③ L6			B SI 99 B SL 88 B SI 98 B SI 98 4-0 11 1B 30 2B BB	F CH 83 S CH 83 X SI 96 0-2 ② G6-3 1-2 2-3	4	1	0	0	1	1	6
24 Ryan McMahon, L (1, 5) OBP: 0.301, SLG: 0.404 9 Brenton Doyle, R (7, 8) OBP: 0.281, SLG: 0.508	F CU 81 B FF 97 S FF 97 D SL 88 S SL 89 2-3 ② K			S SL 88 F CH 89 F SL 88 B SL 88 B FF 97 X FF 98 2-2 11 1B 30 1B 1B		F FF 95 B FC 91 B FC 90 B FF 96 X FF 96 3-1 ① G3-1		B SL 89 B SI 98 X SI 97 2-0 ① L3	B CH 83 S SI 83 X CH 84 1-1 2-3 3-H 1B	3 2	1 0	1 1	0 1	0 0	1 0	3 3
15 Randal Grichuk, R (1, 8) OBP: 0.385, SLG: 0.466 (7, 9)	B SL 88 D SL 89 B FF 97 C FF 95 X FF 96 3-1 ③ L8			B CH 90 C FF 97 X SL 88 1-1 ② L8		C FF 96 S KC 82 F CH 88 F CH 88 B FF 97 B KC 82 X CH 86 2-2 ② G6-3		C SI 97 D SL 89 X SL 89 1-1 ② SF7 3-H	F SI 95 F CH 83 B CH 85 X CH 84 1-2 ③ G5-3	4	0	0	1	0	0	6
11 Mike Moustakas, L (1, 3) OBP: 0.304, SLG: 0.397 (7, 5)		B FF 96 B FF 96 C FF 95 F SL 87 F SL 88 F SL 89 X FF 97 2-2 ① P6		C CU 80 B FF 97 F FF 97 X SL 88 1-2 30 1B 1-3 1B		C FC 92 B KC 82 F KC 82 B FC 90 X FF 97 2-2 ③ P2		B SI 93 X SI 92 1-0 30 2B 1-2 2-H 1B		4	0	2	1	0	0	0
30 Harold Castro, L (1, 4) OBP: 0.309, SLG: 0.368		B CH 89 C CH 90 S CU 80 S FF 97 1-3 ② K		X CH 90 0-0 1-3 3-H 1B			B FF 94 C FF 96 B KC 81 F FC 91 S CH 86 2-3 ① K	C SI 92 X SI 94 0-1 1-3 2-H 2B		4	0	2	2	0	2	0
14 Ezequiel Tovar, R (1, 6) OBP: 0.253, SLG: 0.349		S FF 97 S SL 88 S SL 88 0-3 ③ K		F SL 88 B FF 96 F SL 89 X SL 88 1-2 ③ F9			C KC 81 B CH 87 S CH 86 F CH 87 X CH 86 1-2 19 G6-3 1B	X CH 81 0-0 ③ F9		4	0	1	0	0	1	4
Inning Stats	R: 0 E: 0 K: 1 S: 17 H: 2 LOB: 3 BB: 1 P: 27	R: 0 E: 0 K: 2 S: 11 H: 0 LOB: 0 BB: 0 P: 14	R: 0 E: 0 K: 1 S: 8 H: 0 LOB: 0 BB: 0 P: 10	R: 1 E: 0 K: 1 S: 16 H: 3 LOB: 2 BB: 0 P: 23	R: 0 E: 0 K: 1 S: 11 H: 0 LOB: 1 BB: 1 P: 19	R: 0 E: 0 K: 0 S: 10 H: 0 LOB: 0 BB: 0 P: 17	R: 0 E: 0 K: 1 S: 9 H: 1 LOB: 0 BB: 0 P: 12	R: 3 E: 0 K: 0 S: 13 H: 4 LOB: 2 BB: 1 P: 23	R: 1 E: 0 K: 1 S: 15 H: 3 LOB: 2 BB: 0 P: 20	1B: 10 2B: 3 3B: 0 HR: 0 SF: 1 SAC: 0 DP: 1 HBP: 0						

	AB	38
	R	5
	H	13
	RBI	5
	BB	3
	SO	8
	LOB	25

WP: 0 PA: 42
PB: 0
SB: 0
CS: 0

PITCHER		IP	WLS	BF	H	R	ER	SO	BB	IBB	HBP	BLK	WP	HR	S	P	ERA	WHIP
22 Jon Gray, R ERA: 3.02	(1, 1)	5.0	W	22	5	1	1	6	2	0	0	0	0	0	63	93	1.80	1.400
50 Cole Ragans, L ERA: 5.59	(6, 1)	2.0		6	1	0	0	1	0	0	0	0	0	0	19	29	0.00	0.500
72 Jonathan Hernández, R ERA: 7.02	(8, 1)	0.2		5	2	3	3	0	1	0	0	0	0	0	9	18	40.50	4.500
32 John King, L ERA: 2.7	(8, 1)	1.1		9	5	1	1	1	0	0	0	0	0	0	19	25	6.75	3.750

PITCHER	IP	WLS	BF	H	R	ER	SO	BB	IBB	HBP	BLK	WP	HR	S	P	ERA	WHIP

BOTTOM

Colorado Rockies @ Texas Rangers

Globe Life Field, Arlington, TX

Sat May 20 2023, 3:09 PM - 6:04 PM CDT

Att. 34,443 - Roof Closed - 74 F

livebaseballscorecards.com

Batter	1	2	3	4	5	6	7	8	9	AB	R	H	RBI	BB	SO	LOB
2 Marcus Semien, R (1, 4) OBP: 0.376, SLG: 0.484	C SI 85 S FF 86 B SI 87 B KC 79 X SI 88 2-2 5 G4-3 30 1B 2B	F SI 88 B SI 88 B CH 83 X SI 89 2-1 5 2B 30 1B 1B	B SI 95 S FC 89 X SI 94 1-1 ③ G4-3			F SI 90 B SI 90 F SI 91 B CH 76 X SI 93 2-2 5 HR 2B	F SI 94 X SL 85 0-1 ② P5			5	3	3	0	0	0	2
5 Corey Seager, L (1, 6) OBP: 0.443, SLG: 0.600 47 Josh Smith, L (7, 6) OBP: 0.378, SLG: 0.338	X FF 87 0-0 ① G4-3 2-3	F SL 82 F SI 88 1 SAFE F KC 79 X SL 82 0-2 30 1B 53 FC5 1-3 2B		B SI 94 X SI 92 1-0 30 FC6-4 1B		B SI 92 C SI 92 B KC 77 X SI 92 2-1 2-H HR	B ST 81 F FF 92 C ST 80 B ST 81 B ST 81 B ST 80 4-2 1-2 2-3 BB			4 0	2 0	3 0	2 0	0 1	0 0	1 0
30 Nathaniel Lowe, L (1, 3) OBP: 0.348, SLG: 0.438	B SL 81 X KC 78 1-0 6 1B 53 1B 4 PB 3-H 1B	B SI 88 X SI 89 1-0 6 F9 53 E 4 1B 2-3 3-H 1B		C SI 94 B SI 94 D SI 94 C FC 90 F CU 81 X SI 95 2-2 ① FC6-4 53 G4-6-3 1-2f		C SI 92 B CH 80 F KC 75 B FF 93 F SI 92 X KC 77 2-2 1B	C SI 81 B ST 81 X ST 80 1-1 ③ G3			5	2	3	2	0	0	4
53 Adolis García, R (1, 9) OBP: 0.323, SLG: 0.548 8 Bubba Thompson, R (7, 9) OBP: 0.241, SLG: 0.286	B FF 88 F CH 83 C SI 88 X KC 78 1-2 4 PB 6 1B 4 SF9 1-2 1B	B FF 89 B SI 89 B CH 83 C SI 89 X SI 89 3-1 FC5 6 F9 4 1B 1-2 3-H		C SI 95 S CU 82 F CU 82 X SI 94 0-2 ②③ G4-6-3 1-2f		X SI 95 0-0 ① F9		C FF 95 B SL 87 X CU 83 1-1 ① G5-3		4 1	2 0	1 0	1 0	0 0	0 0	3 0
6 Josh Jung, R (1, 5) OBP: 0.306, SLG: 0.443	X CH 83 0-0 4 PB 20 1B 1-2 2-3 1B	X SI 88 0-0 ② F9 1-2 2-3			C SI 92 B SI 93 B SI 92 F KC 76 B FF 93 B SI 92 4-2 4 G5-4-3 BB	C SI 94 F SL 95 D SL 86 X SL 85 1-2 ② F9		C FF 96 F FF 95 S CU 86 0-3 ② K		4	1	1	0	1	1	3
4 Robbie Grossman, S (1, 7) OBP: 0.304, SLG: 0.401	B SI 87 C SL 83 F FF 88 B KC 79 X SL 83 2-2 ② SF9 1-2 2-H 3-H	C SI 88 X FF 88 0-1 2-H 3-H 1B			B SI 91 B SI 90 F SI 90 C SI 92 B SI 93 F FF 93 X SI 91 3-2 ①② G5-4-3 1-2f	B SI 95 F SI 95 F SL 86 F SL 96 B SL 84 X SI 94 3-2 ③ F4		C CU 85 X FF 96 0-1 ③ F7		4	0	1	3	0	0	2
20 Ezequiel Duran, R (1, 10) OBP: 0.350, SLG: 0.538 13 Brad Miller, L (7, PH) OBP: 0.296, SLG: 0.304 (8, 10)	F KC 78 F CH 83 F SI 88 X KC 79 0-2 2-H 1B	X CH 83 0-0 ③ F8				B CH 75 X CH 73 1-0 HR	B SI 94 B SI 95 C SL 87 B SI 95 C SL 85 B SL 88 4-2 47 WP 3 BB BB			3 0	1 0	2 0	2 0	0 1	0 0	1 0
3 Leody Taveras, S (1, 8) OBP: 0.355, SLG: 0.396	C SI 89 B SI 88 X FF 88 1-1 ③ G6-3		F SI 94 X SI 95 0-1 ① G6-3			F SI 91 B SI 93 B SI 92 B SI 91 X SI 90 3-1 1B	C SI 94 B SI 95 S SL 86 B SV 82 B SI 93 B SI 95 4-2 47 WP 1-2 BB			3	0	1	0	1	0	1
12 Sandy León, S (1, 2) OBP: 0.194, SLG: 0.207		B SI 87 F SI 86 C SI 88 F FF 87 F CH 83 F SL 83 F KC 78 F SI 88 F KC 79 3-2 ① F9	F SI 94 B SI 94 C CU 81 1-3 ② K			F SI 92 C KC 78 F CH 73 F FF 93 B SI 93 F SI 93 F KC 76 B SI 94 X FF 93 2-2 ③ G6-3	C SL 88 B SI 95 F SL 88 F SV 81 S SL 87 1-3 ① K			4	0	0	0	0	2	3
Inning Stats	R: 4 E: 0 K: 0 S: 18 H: 5 LOB: 1 BB: 0 P: 25	R: 4 E: 1 K: 0 S: 22 H: 4 LOB: 1 BB: 0 P: 31	R: 0 E: 0 K: 1 S: 7 H: 0 LOB: 0 BB: 0 P: 9	R: 0 E: 0 K: 0 S: 9 H: 1 LOB: 0 BB: 0 P: 12	R: 1 E: 0 K: 0 S: 16 H: 2 LOB: 1 BB: 1 P: 29	R: 2 E: 0 K: 0 S: 17 H: 3 LOB: 1 BB: 0 P: 27	R: 0 E: 0 K: 1 S: 14 H: 0 LOB: 3 BB: 3 P: 28	R: 0 E: 0 K: 1 S: 7 H: 0 LOB: 0 BB: 0 P: 8								

	AB	37
	R	11
	H	15
	RBI	10
	BB	4
	SO	3
	LOB	20

1B: 10 SF: 1 WP: 1 PA: 42
2B: 3 SAC: 0 PB: 1
3B: 0 DP: 2 SB: 0
HR: 2 HBP: 0 CS: 0

PITCHER		IP	WLS	BF	H	R	ER	SO	BB	IBB	HBP	BLK	WP	HR	S	P	ERA	WHIP
21 Kyle Freeland, L ERA: 3.88	(1, 1)	2.0	L	16	9	8	5	0	0	0	0	0	0	0	40	56	22.50	4.500
59 Jake Bird, R ERA: 2.61	(3, 1)	2.0		6	1	0	0	1	0	0	0	0	0	0	16	21	0.00	0.500
60 Fernando Abad, L ERA: 10.13	(5, 1)	1.0		8	5	3	3	0	1	0	0	0	0	2	25	44	27.00	6.000
52 Daniel Bard, R ERA: 0.82	(6, 1)	1.2		7	0	0	0	1	2	0	0	0	0	0	18	31	0.00	1.200
55 Brad Hand, L ERA: 3.24	(7, 1)	0.1		2	0	0	0	0	1	0	0	0	1	0	4	9	0.00	3.000

PITCHER		IP	WLS	BF	H	R	ER	SO	BB	IBB	HBP	BLK	WP	HR	S	P	ERA	WHIP
36 Pierce Johnson, R ERA: 5.0	(8, 1)	1.0		3	0	0	0	1	0	0	0	0	0	0	7	8	0.00	0.000

Colorado Rockies @ Texas Rangers

Globe Life Field, Arlington, TX

Sun May 21 2023, 1:38 PM - 4:28 PM CDT

Att. 32,733 - Partly Cloudy - 73 F

TOP

livebaseballscorecards.com

Batter	1	2	3	4	5	6	7	8	9	AB	R	H	RBI	BB	SO	LOB
29 Jurickson Profar, S (1, 7) OBP: 0.330, SLG: 0.401	X FF 93 0-0 24 L3 1B		B CH 83 C FF 91 B FF 91 X CH 82 2-1 ② G5-3		X SL 82 0-0 ③ F4		C FF 95 B SL 87 B FF 94 X FF 93 2-1 1B		B FF 96 X FF 95 1-0 ② P3	5	0	2	0	0	0	1
24 Ryan McMahon, L (1, 5) (8, 4) OBP: 0.298, SLG: 0.394	B FF 93 F FF 92 D SL 83 B SL 83 X FF 92 3-1 ① ② L3 1-1		B FF 92 C FF 92 B SL 82 F FF 92 F FF 92 S SL 82 2-3 ③ K			C FF 91 B SL 82 B SL 82 B FF 92 B FF 92 4-1 15 1B 11 E BB	B FF 94 S SL 86 B FF 93 X SL 86 2-1 ③ F7		B FF 95 C FF 95 C SI 94 B SL 87 F SL 87 S FF 96 2-3 ③ K	4	1	0	0	1	2	2
23 Kris Bryant, R (1, 10) OBP: 0.366, SLG: 0.411 4 Michael Toglia, S (8, PH) OBP: 0.214, SLG: 0.286 (8, 3)	C FF 93 S CH 86 B FF 94 B SL 84 F CH 86 X CH 86 2-2 ③ G1-3			B FF 91 F CH 84 X CH 84 1-1 1B		X FF 92 0-0 ① F9		B FF 96 S CH 88 B FF 96 S FF 95 S SL 85 2-3 ① K		3 1	0 0	1 0	0 0	0 1	0 0	1 0
15 Randal Grichuk, R (1, 9) OBP: 0.406, SLG: 0.475		C CH 83 F FF 92 X SL 81 0-2 9 1B 11 BB 16 G1-2-3 1B		B CH 84 X FF 92 1-0 ① P6		B CH 84 F CH 85 B FF 92 F CH 84 X FF 93 2-2 11 E 1-2 1B		B FC 90 B FF 96 F FF 95 F FF 96 B SL 84 F SL 84 B FF 96 4-2 11 1B 9 2B BB		3	1	2	0	1	0	1
11 Mike Moustakas, L (1, 3) (8, 5) OBP: 0.313, SLG: 0.394		B SL 83 C FF 93 B SL 83 B SL 81 F FF 93 B FF 93 4-2 9 1B 1-2 BB		S SL 83 B SL 83 X FF 93 1-1 ② F7		X SL 82 0-0 FC3 1-2 2-H		S SL 83 S CH 90 F SL 85 X FF 96 0-2 9 2B 13 WP 1-3 1B		3	1	1	0	1	0	2
9 Brenton Doyle, R (1, 8) OBP: 0.294, SLG: 0.523	X CH 85 0-0 1-2 2-3 1B			S FF 92 T CH 86 F FF 94 F SL 84 B CH 86 S FF 94 1-3 ③ K		F CH 85 B FF 92 B FF 92 F FF 92 F FF 94 S SL 84 2-3 ② K		D SL 84 S FF 96 X SL 84 1-1 13 WP 1-3 3-H 2B		4	0	2	1	0	2	3
13 Alan Trejo, R (1, 4) (8, 1) OBP: 0.247, SLG: 0.281	B FF 93 F FF 92 S CH 85 B FF 94 F SL 82 F CH 86 S CH 86 2-3 ① K			B SL 80 B FF 91 C FF 91 T FF 91 F FF 94 F SL 83 X FF 94 2-2 ① F9	C FF 93 X SL 82 0-1 ③ F9			S SL 84 B SL 84 F FF 96 B CH 89 X FF 96 2-2 ② L5 2-3 3-H		4	0	0	0	0	1	6
16 Austin Wynns, R (1, 2) OBP: 0.258, SLG: 0.222	B SL 82 C CH 85 F FF 93 F FF 94 X FF 94 1-2 ② ③ G1-2-3 3-Hf			B FF 93 C CH 84 S CH 84 S FF 94 1-3 ② K			C FF 92 S SL 85 S SL 86 0-3 ① K	C FC 90 F SL 83 S FF 96 0-3 ③ K		4	0	0	0	0	3	4
14 Ezequiel Tovar, R (1, 6) OBP: 0.253, SLG: 0.353			C FF 90 X CH 83 0-1 ① G4-3		B SL 82 C CH 85 X CH 85 1-1 2B		B SL 86 C FF 93 S SL 86 X SL 87 1-2 ② F9		S SI 93 F FF 96 B FF 97 F SL 86 B FF 96 F FF 94 F FF 94 F FF 95 B FF 93 3-2 F FF 95 X FF 94 F8	4	0	1	0	0	0	0

| Inning Stats | | |

BOTTOM

Colorado Rockies @ Texas Rangers

Globe Life Field, Arlington, TX

Sun May 21 2023, 1:38 PM - 4:28 PM CDT

Att. 32,733 - Partly Cloudy - 73 F

livebaseballscorecards.com

Batter	1	2	3	4	5	6	7	8	9	AB	R	H	RBI	BB	SO	LOB
2 Marcus Semien, R (1, 4) OBP: 0.383, SLG: 0.492 47 Josh Smith, L (6, 4) OBP: 0.385, SLG: 0.389	C SL 84 F FF 92 X SL 87 0-2 G5-3	X SL 87 0-0 5 HR 1-H 3-H 2B		C SI 96 B FO 82 S FO 82 B FO 82 F SI 96 B SI 97 B SI 96 4-2 BB	B SI 96 B FO 81 B SI 96 C SI 95 C SI 95 X SI 96 3-2 5 2B 2-H 1B			B EP 45 B EP 49 C FA 68 X FA 72 2-1 HR		3 1	2 1	2 1	3 1	1 0	0 0	0 0
5 Corey Seager, L (1, 10) OBP: 0.455, SLG: 0.673	C FF 92 F SL 85 B CU 80 F SL 86 B CH 78 C FF 94 2-3 K	2 SAFE S CH 82 F SL 86 F SL 87 B FF 93 D CH 84 D SL 88 X SL 88 3-2 2-H HR		C SI 96 C SI 96 S FO 82 0-3 K	B SI 95 F FO 81 X SI 95 1-1 1-H 2B			F EP 45 X EP 44 0-1 30 2B 8 SF8 1B		5	2	3	3	0	2	1
30 Nathaniel Lowe, L (1, 3) OBP: 0.354, SLG: 0.454	C SL 84 C FF 93 B SL 85 F FF 94 F SL 84 X FF 94 1-2 2B	F FF 93 F FF 94 S SL 88 0-3 K			B SI 96 F FO 81 X FO 82 1-2 6 WP 53 BB 28 1B 1B G1-3			C EP 43 X EP 45 0-1 1-3 2B		5	1	3	0	0	1	1
53 Adolis García, R (1, 9) OBP: 0.326, SLG: 0.542 8 Bubba Thompson, R (8, 9) OBP: 0.236, SLG: 0.286	C SL 85 F FF 93 X FF 93 0-2 G6-3		B SL 85 S CH 81 B FF 93 F FF 92 F SL 87 B CH 82 B FF 95 4-2 28 G3-1 BB		F SI 95 S SI 96 D FO 81 B SI 96 B FO 81 B SI 96 4-2 28 1B 6 WP 3 2B 1-2 BB	F SI 94 F SI 96 X ST 82 0-2 F9		B FA 82 C EP 48 X EP 46 1-1 SF8 3-H		2 0	1 0	0 0	0 1	2 0	0 0	1 0
6 Josh Jung, R (1, 5) OBP: 0.308, SLG: 0.456		C FF 92 B SL 85 S FF 92 B FF 95 B SL 87 X FF 92 3-2 HR	C FF 93 C SL 88 B FF 95 B SL 87 S SL 86 2-3 K		B FO 82 C SI 96 S FO 82 B SI 97 B SI 97 B SI 97 4-2 28 1B 3 2B 1-2 2-3 BB	C SI 96 B ST 82 X SI 96 1-1 G5-3		X EP 46 0-0 F8		4	2	1	1	1	1	2
28 Jonah Heim, S (1, 2) OBP: 0.357, SLG: 0.486		C FF 92 F SL 86 F SL 85 X FF 93 0-2 F7	B FF 93 1 SAFE B CH 80 S CH 82 X FF 94 2-1 G3-1 1-2		F SI 97 B SI 96 F FO 81 F FO 82 X FO 81 1-2 3 2B 1-2 2-3 3-H 1B	C ST 82 F SI 95 X ST 84 0-2 F9		F FA 82 F EP 46 S FA 86 0-3 K		5	1	1	1	0	1	2
4 Robbie Grossman, S (1, 7) OBP: 0.296, SLG: 0.390		C SL 85 B FF 93 B FF 93 S SL 85 F SL 87 X FF 93 2-2 G4-3	C SL 85 F FF 93 B SL 86 F SL 85 B FF 94 C FF 93 2-3 K		C SI 96 S FO 82 S FO 82 0-3 K		X FF 84 0-0 F4			4	0	0	0	0	2	4
20 Ezequiel Duran, R (1, 6) OBP: 0.348, SLG: 0.526		C SL 85 F SL 86 F SL 87 B FF 95 B CU 80 B SL 86 F SL 86 B FF 94 4-2 3 1B 2 2B BB		F FF 91 S SL 86 B CU 79 F SL 85 X SL 86 1-2 F9	C FO 81 X FO 82 0-1 F9		C FF 86 B CH 77 X CH 76 1-1 F9		3	1	0	0	1	0	3
3 Leody Taveras, S (1, 8) OBP: 0.359, SLG: 0.409		F FF 94 S FF 93 1 SAFE X FF 95 0-2 2 2B 1-3 1B		C CU 78 S SL 85 F SL 84 F FF 94 B CU 79 F SL 86 C FF 93 1-3 K	B SI 96 C FO 81 X FO 80 1-1 2 1B 1-H 2-H 3-H 2B		B SI 89 B CH 76 C FF 85 C CH 78 X CH 74 2-2 L4			4	2	2	3	0	1	0
Inning Stats	R: 0 E: 0 K: 1 S: 15 H: 1 LOB: 1 BB: 0 P: 18	R: 5 E: 0 K: 1 S: 26 H: 4 LOB: 0 BB: 1 P: 38	R: 0 E: 0 K: 2 S: 12 H: 0 LOB: 1 BB: 1 P: 22	R: 0 E: 0 K: 2 S: 16 H: 0 LOB: 1 BB: 1 P: 22	R: 6 E: 0 K: 1 S: 26 H: 5 LOB: 1 BB: 2 P: 44	R: 0 E: 0 K: 0 S: 8 H: 0 LOB: 0 BB: 0 P: 9	R: 0 E: 0 K: 0 S: 6 H: 0 LOB: 0 BB: 0 P: 9	R: 2 E: 0 K: 1 S: 12 H: 3 LOB: 1 BB: 0 P: 15		1B: 5 2B: 5 3B: 0 HR: 3 SF: 1 SAC: 0 DP: 0 HBP: 0						

AB	36
R	13
H	13
RBI	13
BB	5
SO	8
LOB	14

WP: 1 PA: 42
PB: 0
SB: 0
CS: 0

PITCHER		IP	WLS	BF	H	R	ER	SO	BB	IBB	HBP	BLK	WP	HR	S	P	ERA	WHIP
43 Connor Seabold, R ERA: 5.97	(1, 1)	3.2	L	18	5	5	5	5	2	0	0	0	0	2	63	90	12.27	1.909
62 Matt Carasiti, R ERA: 54.0	(4, 1)	1.0		11	5	6	6	2	3	0	0	0	1	0	29	48	54.00	8.000
61 Justin Lawrence, R ERA: 2.16	(5, 1)	1.1		4	0	0	0	0	0	0	0	0	0	0	11	15	0.00	0.000
39 Brent Suter, L ERA: 0.94	(7, 1)	1.0		3	0	0	0	0	0	0	0	0	0	0	6	9	0.00	0.000
13 Alan Trejo, R ERA: 13.5	(8, 1)	1.0		6	3	2	2	1	0	0	0	0	0	1	12	15	18.00	3.000

PITCHER		IP	WLS	BF	H	R	ER	SO	BB	IBB	HBP	BLK	WP	HR	S	P	ERA	WHIP

Texas Rangers @ Pittsburgh Pirates

PNC Park, Pittsburgh, PA

Mon May 22 2023, 6:37 PM - 9:06 PM EDT

Att. 10,574 - Partly Cloudy - 77 F

livebaseballscorecards.com

Batter	1	2	3	4	5	6	7	8	9	AB	R	H	RBI	BB	SO	LOB
2 Marcus Semien, R (1, 4) OBP: 0.381, SLG: 0.487	S SI 96 S SL 87 X SL 86 0-2 ① G5-3		C SL 85 X SI 95 0-1 ② G1-3 1-2			B FF 96 B SL 87 X SL 85 2-0 ① F8 1-3		B SL 85 B SL 86 C SI 97 D SI 97 F SI 96 F SL 86 X SL 88 3-2 1B 3-H		4	0	1	1	0	0	2
5 Corey Seager, L (1, 6) OBP: 0.429, SLG: 0.638	B SI 96 S FF 97 T CH 91 B SL 87 T CH 90 2-2 ② K		F CH 89 S FF 96 S CH 89 0-3 ③ K			F FF 97 B FF 96 F SL 86 X FF 98 1-2 ② SF7 3-H		F FC 94 B FC 94 S ST 85 F ST 87 S SI 100 1-3 ③ K		3	0	0	1	0	3	2
30 Nathaniel Lowe, L (1, 3) OBP: 0.357, SLG: 0.455	B FF 96 C FF 96 B FF 96 X SI 96 2-1 1B			F FF 97 F FF 96 B SI 97 B SL 87 T SL 86 2-2 ① K		X CH 90 0-0 ③ F7			S FF 96 X FF 96 0-1 6 HR 1B	4	1	2	0	0	1	0
53 Adolis García, R (1, 9) OBP: 0.320, SLG: 0.529	C SI 97 C SI 97 B FF 98 X SL 86 1-2 ③ G6-3			X SL 86 0-0 ② G5-3			X SI 97 0-0 ① G4-3		B FF 96 S CU 77 B FS 92 T FS 92 S FS 93 2-3 ① K	4	0	0	0	0	1	2
6 Josh Jung, R (1, 5) OBP: 0.312, SLG: 0.474		B FF 96 B SI 95 X SI 97 2-0 28 G5-3 1B		F FF 98 B SL 86 S SL 86 S SL 86 1-3 ③ K			C SI 96 B SL 87 B SL 85 X SL 85 2-1 ② G5-3		F FF 96 B FF 96 X FF 96 1-1 1-H HR	4	1	2	2	0	1	0
28 Jonah Heim, S (1, 2) OBP: 0.348, SLG: 0.473		C FF 96 D SL 87 X SL 85 1-1 ① ② G5-3 1-2f			X FF 95 0-0 ① L6		X SI 97 0-0 ③ F7		B FF 97 B CU 78 C FF 96 B FF 96 T FF 96 F FF 96 F FF 96 F FF 95 F FF 96 3-2 ② X CU 79 F9	4	0	0	0	0	0	1
4 Robbie Grossman, S (1, 7) OBP: 0.295, SLG: 0.383		C FF 95 B FF 96 F CH 89 X SI 97 1-2 ③ G5-3			B FF 95 X FF 95 1-0 ② F7			C FF 96 C SL 85 B FF 97 B FF 97 B SL 86 F FF 97 B FF 98 4-2 3 G6-3 47 BB 2 1B BB	C CU 78 F FF 96 B FF 96 S FS 94 1-3 ③ K	3	1	0	0	1	1	0
47 Josh Smith, L (1, 10) OBP: 0.383, SLG: 0.378			X FF 96 0-0 ① G3		X FF 96 0-0 ③ F8			S CH 88 C CH 89 D CH 90 B SL 86 F CH 90 B SL 86 F CH 90 B FF 98 4-2 3 G6-3 1-2 BB		2	0	0	0	1	0	0
3 Leody Taveras, S (1, 8) OBP: 0.366, SLG: 0.415			B FF 95 B FF 96 C CH 89 B CH 89 X SI 96 3-1 2 G1-3 1B			B CH 89 X CH 89 1-0 2 F8 2 WP 5 SF7 1B		F SI 96 C FF 98 D CH 92 X FF 98 1-2 ① ② G6-3 1-2f 2-3		3	1	2	0	0	0	2
Inning Stats	R: 0 H: 1 E: 0 LOB: 1 K: 1 BB: 0 S: 11 P: 16	R: 0 H: 1 E: 0 LOB: 0 K: 0 BB: 0 S: 6 P: 10	R: 0 H: 1 E: 0 LOB: 1 K: 1 BB: 0 S: 8 P: 11	R: 0 H: 0 E: 0 LOB: 0 K: 2 BB: 0 S: 7 P: 10	R: 0 H: 0 E: 0 LOB: 0 K: 0 BB: 0 S: 3 P: 4	R: 1 H: 1 E: 0 LOB: 0 K: 0 BB: 0 S: 6 P: 10	R: 0 H: 0 E: 0 LOB: 0 K: 0 BB: 0 S: 4 P: 6	R: 1 H: 1 E: 0 LOB: 1 K: 1 BB: 2 S: 18 P: 31	R: 2 H: 2 E: 0 LOB: 0 K: 2 BB: 0 S: 17 P: 24	1B: 6 SF: 1 2B: 0 SAC: 0 3B: 0 DP: 2 HR: 1 HBP: 0						

TOP	
	AB 31
	R 4
	H 7
	RBI 4
	BB 2
	SO 7
	LOB 9
	WP: 1 PA: 34 PB: 0 SB: 0 CS: 0

PITCHER		IP	WLS	BF	H	R	ER	SO	BB	IBB	HBP	BLK	WP	HR	S	P	ERA	WHIP
48 Luis Ortiz, R ERA: 4.02	(1, 1)	7.2	W	28	5	2	2	4	2	0	0	0	1	0	59	93	2.35	0.913
35 Colin Holderman, R ERA: 2.6	(8, 1)	0.1		1	0	0	0	1	0	0	0	0	0	0	4	5	0.00	0.000
51 David Bednar, R ERA: 1.5	(9, 1)	1.0		5	2	2	2	2	0	0	0	0	0	1	17	24	18.00	2.000

PITCHER	IP	WLS	BF	H	R	ER	SO	BB	IBB	HBP	BLK	WP	HR	S	P	ERA	WHIP

Texas Rangers @ Pittsburgh Pirates

PNC Park, Pittsburgh, PA

Mon May 22 2023, 6:37 PM - 9:06 PM EDT

Att. 10,574 - Partly Cloudy - 77 F

livebaseballscorecards.com

BOTTOM

Batter	1	2	3	4	5	6	7	8	9	AB	R	H	RBI	BB	SO	LOB
22 Andrew McCutchen, R (1, 10) OBP: 0.365, SLG: 0.448	C SI 90 B SL 84 X SI 92 1-1 65 1B 13 CS 1B		C FC 88 B FF 91 B FF 91 X FC 90 2-1 ① G5-3		C SI 91 C SL 84 B FC 89 B SL 84 X SI 91 2-2 ② G5-3		B SL 89 F SL 88 F SL 89 F FF 97 X CU 86 1-2 ② F9	F SI 98 S CH 90 B SL 88 B SL 88 X CH 90 2-2 10 S 10 1B 1B		5	0	2	0	0	0	0
10 Bryan Reynolds, S (1, 7) OBP: 0.335, SLG: 0.489	F CH 85 X CH 85 0-1 ① F8		C FC 89 B CH 88 X SI 91 1-1 ② F7		B CH 86 S FC 88 B FC 89 S CH 87 B SL 83 F FC 89 B CH 86 4-2 BB		B FF 97 B CU 85 C FF 96 B CU 85 X FF 96 3-1 65 BB 41 1B 1B	B CH 90 B SI 98 C CH 90 F SI 98 X SI 99 2-2 ③ 1-H 1B		4	1	2	0	1	0	1
65 Jack Suwinski, L (1, 8) OBP: 0.361, SLG: 0.467	C SI 91 B CH 86 X CH 86 1-1 13 CS 1-3 1B		C KC 79 F CH 87 C SI 91 0-3 ③ K		F CH 86 B CH 85 D FC 89 T SI 90 B SI 91 F CH 85 X FC 88 3-2 ③ F8		B CU 85 B FF 96 B FF 96 B FF 97 4-0 41 1B 30 HR 1-2 BB			3	1	1	0	1	1	1
41 Carlos Santana, S (1, 3) OBP: 0.335, SLG: 0.365	B SI 91 C SI 91 1 SAFE F CH 86 B SI 92 S SL 83 2-3 ② K			F CH 86 B FC 91 B SI 92 C CH 86 F FC 91 B SI 91 F SI 91 B FC 88 4-2 30 1B BB		F SI 89 S FC 88 F CH 86 X SI 91 0-2 ① G3	D CU 85 D SL 89 C FF 97 X FF 97 2-1 13 S 30 HR 1-3 2-H 1B			3	1	1	1	1	1	2
13 Ke'Bryan Hayes, R (1, 5) OBP: 0.295, SLG: 0.356	B KC 77 C SI 93 B SL 84 C SI 92 D SL 84 3-2 ③ CS 1-2 3-H	X SL 83 0-0 30 G3-1 2 G6-3 2B		B SI 90 S FC 88 B SL 82 X SI 91 2-1 ① P4		C KC 77 X SL 82 0-1 ② F8	B SL 84 B SL 85 S SL 86 B SL 86 B SL 84 4-1 30 HR 1-2 BB			3	2	1	0	1	0	1
30 Tucupita Marcano, L (1, 6) OBP: 0.350, SLG: 0.437		X SI 91 0-0 ① G3-1 2-3		X CH 84 0-0 2 S 1-3 1B		C CH 84 B CH 85 B FC 87 B CH 86 B SI 89 4-1 2 1B BB	B FF 94 F FF 92 B SL 86 F FF 94 X SL 86 2-2 1-H 2-H 3-H HR			3	1	2	4	1	0	1
2 Connor Joe, R (1, 9) OBP: 0.351, SLG: 0.500		D KC 78 C FC 90 X SL 84 1-1 ② G6-3 3-H		B SI 90 C SI 90 C FC 90 F SL 82 B SI 91 1 SAFE B SL 84 T SI 91 3-2 ② K 1-2		T FC 87 B FC 88 X SI 89 1-1 1-2 1B	C SL 87 S SL 85 S SL 87 0-3 ③ K			4	0	1	1	0	2	2
3 Ji Hwan Bae, L (1, 4) OBP: 0.309, SLG: 0.341		C KC 78 B CH 87 F FC 91 F SI 92 X SL 83 1-2 2B		F FC 90 F CH 86 B SI 91 X KC 80 1-2 ③ G4-3		S CU 85 C CU 85 S CU 86 0-3 ③ K		L SI 97 B CH 88 F SI 97 B SL 88 S SI 98 2-3 ① K		4	0	1	0	0	2	4
18 Austin Hedges, R (1, 2) OBP: 0.238, SLG: 0.197		X SL 84 0-0 ③ L8			X SI 90 0-0 ① F9		C SL 88 S SL 89 C CU 86 0-3 ① K	C SL 88 F SL 87 C SL 88 0-3 ② K		4	0	0	0	0	2	1
Inning Stats	R: 0 E: 0 K: 1 S: 11 H: 2 LOB: 1 BB: 0 P: 18	R: 1 E: 0 K: 0 S: 9 H: 2 LOB: 1 BB: 0 P: 11	R: 0 E: 0 K: 1 S: 7 H: 0 LOB: 0 BB: 0 P: 10	R: 0 E: 0 K: 1 S: 14 H: 1 LOB: 2 BB: 1 P: 24	R: 0 E: 0 K: 0 S: 11 H: 0 LOB: 1 BB: 1 P: 20	R: 0 E: 0 K: 1 S: 12 H: 1 LOB: 2 BB: 1 P: 17	R: 5 E: 0 K: 2 S: 18 H: 3 LOB: 0 BB: 2 P: 34	R: 0 E: 0 K: 2 S: 12 H: 2 LOB: 2 BB: 0 P: 18		1B: 8 2B: 2 3B: 0 HR: 1 SF: 0 SAC: 0 DP: 0 HBP: 0		WP: 0 PB: 0 SB: 3 CS: 2 PA: 39			

	AB	33
	R	6
	H	11
	RBI	6
	BB	5
	SO	8
	LOB	13

PITCHER		IP	WLS	BF	H	R	ER	SO	BB	IBB	HBP	BLK	WP	HR	S	P	ERA	WHIP
33 Dane Dunning, R ERA: 1.67	(1, 1)	5.2		25	6	1	1	3	3	0	0	0	0	0	61	97	1.59	1.588
66 Josh Sborz, R ERA: 5.06	(6, 1)	1.0	L	6	2	3	3	2	1	0	0	0	0	0	14	24	27.00	3.000
68 Joe Barlow, R ERA: 6.75	(7, 1)	0.1		3	1	2	2	1	1	0	0	0	0	1	7	13	54.00	6.000
72 Jonathan Hernández, R ERA: 6.62	(8, 1)	1.0		4	2	0	0	2	0	0	0	0	0	0	12	18	0.00	2.000

PITCHER	IP	WLS	BF	H	R	ER	SO	BB	IBB	HBP	BLK	WP	HR	S	P	ERA	WHIP

Batter	1	2	3	4	5	6	7	8	9	AB	R	H	RBI	BB	SO	LOB
2 Marcus Semien, R (1, 4) OBP: 0.377, SLG: 0.490	B FF 88 F FF 88 C CU 72 F CU 72 F CU 73 X FF 89 1-2 5 1B 3B	C CU 72 F FC 82 S FF 90 0-3 ① K	X CU 74 0-0 ② F8	B CH 86 B CH 86 X FF 94 2-0 ① F7	B SI 94 C FF 94 F SI 94 X CU 87 1-2 ②③ L9-3 1-1	5	1	1	0	0	1	1
5 Corey Seager, L (1, 6) OBP: 0.419, SLG: 0.613	C CU 71 B ST 70 B SI 86 X CU 72 2-1 53 P3 30 BB 28 BLK 3-H 1B	B FC 84 B FF 89 F CU 71 S ST 70 X CU 73 2-2 ② F8	B FF 89 F CU 74 C SI 86 C FC 83 1-3 ③ K	S SL 85 X SL 86 0-1 ② F7		4	1	1	1	0	1	0
30 Nathaniel Lowe, L (1, 3) OBP: 0.364, SLG: 0.455	B FF 90 B FF 89 F CU 72 B FF 89 B CU 72 4-1 28 BLK 1-2 BB	C FF 89 B FC 83 B ST 71 B FF 89 X CU 72 3-1 53 2B 1B	B CU 71 B CU 72 B FF 88 B FF 88 4-0 53 2B 6 1B BB	B SL 86 S SL 85 B SL 87 B SL 84 C FF 96 S SL 82 3-3 ③ K		2	1	1	0	2	1	0
53 Adolis García, R (1, 9) OBP: 0.323, SLG: 0.540	B FC 84 X FF 89 1-0 ① P3 2-3	F FF 90 X FC 84 0-1 1-3 2B	B CU 70 X CU 73 1-0 6 1B 1-3 2B	C SI 94 X CH 88 0-1 ① F7		4	1	2	0	0	0	2
6 Josh Jung, R (1, 5) OBP: 0.316, SLG: 0.492	C CU 73 C FC 84 F CU 72 T FF 89 0-2 ② K	B CU 73 F FF 89 X CU 72 1-1 ③ G5-3	C FC 86 F CU 74 X FF 89 0-2 4 1B 28 G5-3 20 BLK 2-H 3-H 1B	C SI 95 S CU 88 X CU 87 0-2 HR		4	2	2	3	0	1	4
28 Jonah Heim, S (1, 2) OBP: 0.339, SLG: 0.460	C CU 73 T FC 84 F FF 90 X FF 90 0-2 ③ F7 1-2 3-H	C CU 70 F ST 70 F CU 73 X FF 90 0-2 ① P6	F FC 85 X CU 71 0-1 ① G5-3 1-2	B FC 93 X CH 88 1-0 ② G4-3		4	0	0	0	0	0	2
4 Robbie Grossman, S (1, 7) OBP: 0.294, SLG: 0.379 8 Bubba Thompson, R (8, 7) OBP: 0.236, SLG: 0.286	F FF 88 B FC 83 C CH 82 F CU 72 B FF 89 B FC 82 C FF 88 3-3 ① K	B FF 90 B CU 72 B CU 72 F FF 89 C CU 73 C CU 72 3-3 ② K	B CU 71 F FF 89 C FF 90 X CU 73 1-2 20 BLK 2-3 1B	F SI 95 B FC 94 F CH 89 S CH 89 1-3 ③ K		4 0	0 0	1 0	0 0	0 0	3 0	0 0
20 Ezequiel Duran, R (1, 10) OBP: 0.340, SLG: 0.515 13 Brad Miller, L (9, PH) OBP: 0.291, SLG: 0.298 (9, 10)	B CU 73 S FC 83 C FF 89 F CU 74 C FF 91 1-3 ② K	B FF 89 B FF 90 C CU 73 B FC 84 C FF 89 C CU 73 3-3 ③ K	B SL 81 C SL 83 F SL 82 B SL 84 F FF 94 F SL 83 B CH 89 X SL 82 3-2 ② P3 1-2 3-H	F FC 92 F FC 93 S CH 89 0-3 ① K		3 1	0 0	0 0	0 0	2 1	1 0
3 Leody Taveras, S (1, 8) OBP: 0.363, SLG: 0.410	F FF 91 S FC 86 B FF 90 S CU 74 1-3 ③ K	L FC 83 S CU 73 S CU 70 0-3 ① K	C SL 82 B FF 94 X SL 85 1-1 ③ G5-3	C CH 89 B FC 93 S CH 88 X CH 89 1-2 2 L9-3 1B		4	0	1	0	0	2	1
Inning Stats	R: 2 E: 0 K: 1 S: 17 H: 2 LOB: 1 BB: 1 P: 25	R: 0 E: 0 K: 3 S: 11 H: 0 LOB: 0 BB: 0 P: 16	R: 0 E: 0 K: 1 S: 12 H: 2 LOB: 2 BB: 0 P: 18	R: 0 E: 0 K: 2 S: 10 H: 0 LOB: 0 BB: 0 P: 16	R: 0 E: 0 K: 2 S: 7 H: 0 LOB: 0 BB: 0 P: 8	R: 3 E: 0 K: 0 S: 16 H: 3 LOB: 1 BB: 1 P: 26	R: 0 E: 0 K: 1 S: 6 H: 0 LOB: 0 BB: 0 P: 11	R: 1 E: 0 K: 1 S: 9 H: 1 LOB: 0 BB: 0 P: 11	R: 0 E: 0 K: 1 S: 9 H: 1 LOB: 0 BB: 0 P: 11	1B: 5 2B: 3 3B: 1 HR: 1 SF: 0 SAC: 0 DP: 1 HBP: 0						

PITCHER		IP	WLS	BF	H	R	ER	SO	BB	IBB	HBP	BLK	WP	HR	S	P	ERA	WHIP
44 Rich Hill, L ERA: 4.27	(1, 1)	5.1	L	25	7	5	5	9	2	0	0	1	0	0	66	98	8.44	1.688
61 Jose Hernandez, L ERA: 2.75	(6, 1)	1.2		5	0	0	0	1	0	0	0	1	0	0	13	22	0.00	0.000
56 Duane Underwood Jr., R ERA: 5.4	(8, 1)	2.0		7	2	1	1	2	0	0	0	0	0	1	18	22	4.50	1.000

PITCHER	IP	WLS	BF	H	R	ER	SO	BB	IBB	HBP	BLK	WP	HR	S	P	ERA	WHIP

TOP

Texas Rangers @ Pittsburgh Pirates

PNC Park, Pittsburgh, PA

Tue May 23 2023, 6:38 PM - 8:49 PM EDT

Att. 12,061 - Partly Cloudy - 77 F

livebaseballscorecards.com

AB	35
R	6
H	9
RBI	4
BB	2
SO	12
LOB	11

Batter	1	2	3	4	5	6	7	8	9	AB	R	H	RBI	BB	SO	LOB
22 Andrew McCutchen, R (1, 10) OBP: 0.374, SLG: 0.459	B FF 96 F FC 92 B FF 95 C FF 98 B FS 91 X FF 97 3-2 10 G3-1 2B		1 SAFE B FC 92 B FS 89 C FF 96 C FC 91 B CU 79 B FF 98 4-2 ② 10 2B 1-2 BB			C FC 91 B FS 89 F FF 96 B CU 78 F FF 96 X SL 88 2-2 ① G1-3		X FF 96 0-0 ③ 1-3 1B		3	1	2	0	1	0	0
10 Bryan Reynolds, S (1, 7) OBP: 0.333, SLG: 0.489	X FS 89 0-0 ① G3-1 2-3		C FF 97 S FS 88 F FS 89 B FF 97 X CU 77 1-2 1-H 2B			X FS 89 0-0 ② G4-3			F FS 88 F FS 88 B FF 95 B FS 90 S FC 93 2-3 ① K	4	0	1	1	0	1	1
65 Jack Suwinski, L (1, 8) OBP: 0.351, SLG: 0.452	B CU 77 B FS 90 X FC 91 2-0 ② P6		C CU 77 F FF 96 B FF 97 S FS 90 1-3 ③ K			B FC 90 C CU 76 F FC 91 B FS 89 X FF 97 2-2 ③ P3			B CU 78 C FS 91 B FF 95 C FS 89 C FS 89 2-3 ② K	4	0	0	0	0	2	2
41 Carlos Santana, S (1, 3) OBP: 0.328, SLG: 0.356	F CU 78 F FF 98 X FF 96 0-2 ③ P5			X FF 95 0-0 E3 13 G5-4-3			S FS 90 B FS 90 F FC 92 S FF 96 1-3 ① K		B FS 90 F FC 93 X FS 89 1-1 ③ G6-3	4	0	0	0	0	1	1
13 Ke'Bryan Hayes, R (1, 5) OBP: 0.290, SLG: 0.350		B FF 96 C FF 96 S FC 92 S SL 86 1-3 ① K		C FC 92 X FS 87 0-1 ①② G5-4-3 1-2f			S CU 77 B FC 92 C FS 89 B FF 97 B FC 93 F FF 98 X CU 77 3-2 ② F8			3	0	0	0	0	1	1
30 Tucupita Marcano, L (1, 6) OBP: 0.337, SLG: 0.419		B FS 91 X FS 90 1-0 ② G4-3		F FF 96 X FC 92 0-1 ③ G3			B FC 90 B FS 88 F FF 98 X FC 92 2-1 ③ B1-3			3	0	0	0	0	0	0
54 Joshua Palacios, L (1, 9) OBP: 0.316, SLG: 0.278		F FS 89 X FF 97 0-1 ③ G4-3			X FS 88 0-0 18 G5-4-3 1B			C FS 87 F FC 93 B FS 89 X FF 97 1-2 ① G4-3		3	0	1	0	0	0	0
3 Ji Hwan Bae, L (1, 4) OBP: 0.317, SLG: 0.349			C CU 76 X FS 88 0-1 22 BB 1B		D CU 76 B FF 97 X FC 90 2-0 ① L8			F CU 77 B FS 88 C CU 77 F FF 96 X CU 78 1-2 22 1B 1B		3	0	2	0	0	0	1
18 Austin Hedges, R (1, 2) OBP: 0.233, SLG: 0.192 14 Rodolfo Castro, S (8, PH) OBP: 0.362, SLG: 0.436 55 Jason Delay, R (9, 2) OBP: 0.364, SLG: 0.467			1 SAFE C FF 97 1 SAFE F FC 90 B FF 97 X FC 92 1-2 ① F9		S FC 91 X FF 97 0-1 ②③ G5-4-3 1-2f			X CU 75 0-0 ② F8		2 1 0	0 0 0	0 0 0	0 0 0	0 0 0	0 0 0	2 1 0
Inning Stats	R: 0 E: 0 K: 0 S: 8 H: 1 LOB: 1 BB: 0 P: 13	R: 0 E: 0 K: 1 S: 6 H: 0 LOB: 0 BB: 0 P: 8	R: 1 E: 0 K: 1 S: 14 H: 2 LOB: 1 BB: 1 P: 21	R: 0 E: 1 K: 0 S: 5 H: 0 LOB: 0 BB: 0 P: 5	R: 0 E: 0 K: 0 S: 4 H: 1 LOB: 0 BB: 0 P: 6	R: 0 E: 0 K: 0 S: 8 H: 0 LOB: 0 BB: 0 P: 12	R: 0 E: 0 K: 1 S: 9 H: 0 LOB: 0 BB: 0 P: 15	R: 0 E: 0 K: 0 S: 9 H: 2 LOB: 2 BB: 0 P: 11	R: 0 E: 0 K: 2 S: 8 H: 0 LOB: 0 BB: 0 P: 13	1B: 4 2B: 2 3B: 0 HR: 0 SF: 0 SAC: 0 DP: 2 HBP: 0						

PITCHER	IP	WLS	BF	H	R	ER	SO	BB	IBB	HBP	BLK	WP	HR	S	P	ERA	WHIP
17 Nathan Eovaldi, R (1, 1) ERA: 2.6	9.0	W	31	6	1	1	5	1	0	0	0	0	0	71	104	1.00	0.778

PITCHER	IP	WLS	BF	H	R	ER	SO	BB	IBB	HBP	BLK	WP	HR	S	P	ERA	WHIP

BOTTOM

Texas Rangers @ Pittsburgh Pirates

PNC Park, Pittsburgh, PA

Tue May 23 2023, 6:38 PM - 8:49 PM EDT

Att. 12,061 - Partly Cloudy - 77 F

livebaseballscorecards.com

AB	30
R	1
H	6
RBI	1
BB	1
SO	5
LOB	9

Texas Rangers @ Pittsburgh Pirates

PNC Park, Pittsburgh, PA

Wed May 24 2023, 12:35 PM - 2:56 PM EDT

Att. 18,347 - Sunny - 70 F

TOP

livebaseballscorecards.com

Batter	1	2	3	4	5	6	7	8	9	AB	R	H	RBI	BB	SO	LOB
2 Marcus Semien, R (1, 4) OBP: 0.373, SLG: 0.498	B FF 94 X FF 94 1-0 HR	B CU 81 C SL 88 F SI 97 F FF 97 X FF 97 1-2 ② G5-3			F SL 89 B SI 98 B SL 90 X FF 96 2-1 ② G3	S SL 86 S SL 86 C SL 86 0-3 ③ K			X SI 99 0-0 ① G5-3 1-2	5	1	1	1	0	1	4
5 Corey Seager, L (1, 10) OBP: 0.418, SLG: 0.591	X FF 96 0-0 ① G4-3	B CH 89 F SL 88 B FF 97 B SL 88 X FF 97 3-1 ③ L8			B CH 89 S SL 88 B CU 79 F SL 89 B FF 98 F SL 88 F FF 97 F CU 82 F SL 90 4-2 F FF 97 B SL 90 30 2B BB		X CU 83 0-0 6 WP 1B		B ST 84 F FC 94 F FC 94 B ST 86 B SI 101 F FC 92 C SI 100 3-3 ② K	4	0	1	0	1	1	1
30 Nathaniel Lowe, L (1, 3) OBP: 0.370, SLG: 0.461	C FF 96 B SL 89 B SL 87 B FF 96 C SL 87 X SL 88 3-2 53 1B 6 2B 1B	C SL 86 F FF 96 B FF 96 B SL 88 S SL 88 2-3 ① K			F FF 98 X FF 97 0-1 1-3 2B	B FF 92 X CU 82 1-0 ① P5			0-0 IBB	4	1	2	0	1	1	1
53 Adolis García, R (1, 9) OBP: 0.320, SLG: 0.530	X SI 96 0-0 6 2B 28 FC3 1-3 1B	X SI 96 0-0 ② L8			B SL 91 X SL 91 1-0 ③ G4-3	C FC 89 F FC 90 B FF 94 B FF 93 D CH 81 X FC 89 3-2 ② P4			B FC 94 X SI 99 1-0 ③ G5-3	5	1	1	0	0	0	5
6 Josh Jung, R (1, 5) OBP: 0.320, SLG: 0.497	F SL 90 X CU 78 0-1 28 FC3 1-3 3-H 2B	B SI 99 C SL 90 B CU 82 X SL 90 2-1 ③ F7				X SI 97 0-0 28 E 28 E 1B	B SL 83 S SL 82 F SL 84 B SL 85 S SL 85 2-3 ③ K 1-2			4	0	2	1	0	1	1
28 Jonah Heim, S (1, 2) OBP: 0.331, SLG: 0.448	F FF 97 B FF 97 X CH 90 1-1 FC3 47 S 2-3 3-H			S CU 82 F CH 89 S SL 88 0-3 ① K		F FF 98 B FF 97 X SL 88 1-1 E3 3 BB 1-3		C SL 84 X SL 85 0-1 ① L5		4	0	0	1	0	1	2
4 Robbie Grossman, S (1, 7) OBP: 0.287, SLG: 0.369 8 Bubba Thompson, R (8, 7) OBP: 0.236, SLG: 0.286	C CH 88 C CU 79 S SL 91 0-3 ② K			C FF 97 C SL 88 S CU 80 0-3 ② K		X SL 91 0-0 ① P6		B FF 95 X FF 95 1-0 ② G3		4 0	0 0	0 0	0 0	0 0	2 0	4 0
47 Josh Smith, L (1, 6) OBP: 0.367, SLG: 0.359	F FF 96 C SL 87 D SL 86 B FF 98 X SL 89 2-2 ③ G4-3 1-2			C SL 88 S CU 82 C FF 98 0-3 ③ K		B CH 90 B FF 98 C SL 89 F SL 87 F SL 88 F FF 98 B SL 88 X CU 83 3-2 ② F9		C SL 85 S SL 85 S SL 86 0-3 ③ K		4	0	0	0	0	2	4
3 Leody Taveras, S (1, 8) OBP: 0.367, SLG: 0.408		C SL 88 C SL 86 B SI 96 X SL 87 1-2 ① F8			B SL 88 X FF 95 1-0 ① G4-3	C SL 90 D SL 90 B SL 90 B FF 99 B SL 90 4-1 1-2 BB			F FC 93 F ST 85 B ST 86 X ST 83 1-2 2 G5-3 1B	3	0	1	0	1	0	0

| Inning Stats | | | |

Texas Rangers @ Pittsburgh Pirates

PNC Park, Pittsburgh, PA

Wed May 24 2023, 12:35 PM - 2:56 PM EDT

Att. 18,347 - Sunny - 70 F

livebaseballscorecards.com

BOTTOM

Batter	1	2	3	4	5	6	7	8	9	AB	R	H	RBI	BB	SO	LOB
22 Andrew McCutchen, R (1, 10) OBP: 0.363, SLG: 0.444	C SI 91 C CH 84 B CH 84 F FC 89 S CH 84 1-3 K		C FC 90 B SI 91 B CH 84 F FC 90 F SI 93 S CH 86 2-3 K		S FC 91 B CH 86 X CH 84 1-1 G6-3		X FC 90 0-0 F8		F FF 94 C FF 95 X FF 94 0-2 F8	5	0	0	0	0	2	2
10 Bryan Reynolds, S (1, 7) OBP: 0.332, SLG: 0.481	F SI 92 X FC 89 0-1 G5-3		B CH 85 B CH 85 B FC 90 C SI 92 B CH 86 4-1 13 G6-4-3 BB		X FC 90 0-0 G6-3			C CH 90 B CH 88 B FF 95 S CH 88 X CH 89 2-2 G1-3		3	0	0	0	1	0	1
13 Ke'Bryan Hayes, R (1, 5) OBP: 0.289, SLG: 0.348	C SI 92 C SI 92 F SI 90 X CH 85 0-2 G6-3		F SI 93 X CH 85 0-1 G6-4-3 1-2f			C SI 90 F FC 87 F CH 84 B CH 84 F CH 85 B SI 93 F SI 94 X CH 85 2-2 G5-3		B SL 83 C SL 84 F FC 89 X FF 96 1-2 2 BB 41 1B 1B		4	0	1	0	0	0	1
41 Carlos Santana, S (1, 3) OBP: 0.332, SLG: 0.355 3 Ji Hwan Bae, L (8, PR) OBP: 0.317, SLG: 0.349 (9, 8)		C SI 91 B CH 83 S FC 89 B CH 84 B FC 89 B CH 84 4-2 14 1B 2 1B 65 G3 BB		B FC 89 C SI 91 X CH 85 1-1 G5-3		S CH 85 X CH 85 0-1 G6-3		B CH 89 X CH 89 1-0 2 BB 1-2 1B		3	1	1	0	1	0	0
2 Connor Joe, R (1, 9) OBP: 0.362, SLG: 0.500 (9, 3)		B SI 92 B SI 92 C CH 85 X CH 85 2-1 65 G3 14 1B 55 1B 1-2 1B		X FC 90 0-0 P3		C SI 93 H SL 85 1-1 HBP		D SL 83 B FF 97 C FC 91 B SL 83 B FF 97 4-1 1-2 2-3 BB		2	1	1	0	1	0	0
14 Rodolfo Castro, S (1, 4) OBP: 0.366, SLG: 0.439		X SI 94 0-0 55 1B 65 G3 1-2 2-3 1B		C FC 90 B CH 85 F CH 85 X SI 93 1-2 1B		C SI 93 B CH 84 X CH 84 1-1 G5-3		B CU 77 X FF 93 1-0 F7		4	0	2	0	0	0	4
65 Jack Suwinski, L (1, 8) OBP: 0.342, SLG: 0.438 (9, 9)		B SI 92 S SI 92 B SI 92 F SI 93 B FC 90 X SI 93 3-2 G3 1-2 2-3 3-H		B SI 93 B SI 91 C FC 87 F SI 91 X SI 93 2-2 L5			B SI 91 C SI 92 S CH 84 F SI 93 C SI 92 1-3 K	F SL 82 B SL 82 F FF 94 F CU 80 S SL 83 1-3 K		4	0	0	1	0	2	6
55 Jason Delay, R (1, 2) OBP: 0.371, SLG: 0.469		X SI 92 0-0 38 G6-4-3 2-3 3-H 1B			B FC 90 B CH 82 X SI 91 2-0 E4 1B		X CH 85 0-0 G5-3		B CU 76 B SL 80 B FF 91 C FF 92 X FF 92 3-1 G6-3	4	0	2	1	0	0	0
38 Chris Owings, R (1, 6) OBP: 0.167, SLG: 0.167		S CH 85 D CH 85 F FC 91 F CH 85 X SI 93 1-2 G6-4-3 1-2f			L FC 91 B CH 84 L CH 83 B SI 92 X CH 84 2-2 B1		X CH 85 0-0 1B		C FF 93 B SL 81 S FF 94 C FF 95 1-3 K	4	0	1	0	0	1	3
Inning Stats	R: 0 E: 0 K: 1 S: 10 H: 0 LOB: 0 BB: 0 P: 11	R: 2 E: 0 K: 0 S: 13 H: 3 LOB: 1 BB: 1 P: 23	R: 0 E: 0 K: 1 S: 7 H: 0 LOB: 0 BB: 1 P: 13	R: 0 E: 0 K: 0 S: 9 H: 1 LOB: 1 BB: 0 P: 13	R: 0 E: 1 K: 0 S: 7 H: 1 LOB: 1 BB: 0 P: 12	R: 0 E: 0 K: 0 S: 11 H: 0 LOB: 1 BB: 0 P: 15	R: 0 E: 0 K: 1 S: 7 H: 1 LOB: 1 BB: 0 P: 8	R: 0 E: 0 K: 1 S: 13 H: 2 LOB: 3 BB: 1 P: 23	R: 0 E: 0 K: 1 S: 8 H: 0 LOB: 0 BB: 0 P: 12	1B: 8 2B: 0 3B: 0 HR: 0	SF: 0 SAC: 0 DP: 2 HBP: 1			WP: 0 PB: 0 SB: 0 CS: 0	PA: 37		

PITCHER		IP	WLS	BF	H	R	ER	SO	BB	IBB	HBP	BLK	WP	HR	S	P	ERA	WHIP
54 Martín Pérez, L ERA: 3.83	(1, 1)	7.0	W	28	6	2	2	3	2	0	1	0	0	0	64	95	2.57	1.143
25 José Leclerc, R ERA: 3.77	(8, 1)	0.1	H	4	2	0	0	0	1	0	0	0	0	0	8	16	0.00	9.000
51 Will Smith, L ERA: 2.65	(8, 1)	1.2	S	5	0	0	0	2	0	0	0	0	0	0	13	19	0.00	0.000

PITCHER	IP	WLS	BF	H	R	ER	SO	BB	IBB	HBP	BLK	WP	HR	S	P	ERA	WHIP

AB	33
R	2
H	8
RBI	2
BB	3
SO	5
LOB	17

Texas Rangers @ Baltimore Orioles

Oriole Park at Camden Yards, Baltimore, MD

Fri May 26 2023, 7:08 PM - 9:42 PM EDT

Att. 20,293 - Clear - 73 F

livebaseballscorecards.com

Batter	1	2	3	4	5	6	7	8	9	AB	R	H	RBI	BB	SO	LOB
2 Marcus Semien, R (1, 4) OBP: 0.369, SLG: 0.490	C FF 98 B FF 97 B ST 84 F FF 98 S ST 83 2-3 ① **K**		B FC 90 C FC 89 S FF 97 B ST 84 X CH 84 2-2 ① F6	B FC 92 X FC 93 1-0 FC6 5 HR 1-2 2-3	F FF 93 F FF 94 B ST 83 B CU 78 X ST 82 2-2 ③ P3			C SI 96 B CU 83 S SL 83 B CU 85 X CU 84 2-2 1B		5	1	1	0	0	1	2
5 Corey Seager, L (1, 6) OBP: 0.417, SLG: 0.614 8 Bubba Thompson, R (8, 7) OBP: 0.236, SLG: 0.286	F FF 99 F CH 85 B CH 84 X CH 83 1-2 ② G6-3		B FF 99 B FC 92 S CH 85 B FC 93 C CH 85 S FF 98 3-3 ② **K**	X FC 91 0-0 1-H 2-H 3-H HR		B FF 92 F CU 78 C ST 84 B CU 78 F ST 83 B FF 92 B ST 83 4-2 53 G1-4-3 BB		X SL 83 0-0 ② F7		4 0	1 0	1 0	4 0	1 0	1 0	1 0
30 Nathaniel Lowe, L (1, 3) OBP: 0.371, SLG: 0.454	C FF 98 T FC 94 B FF 98 B FF 99 B FC 92 F FF 99 F CH 85 B FC 93 4-2 BB		B FC 92 C FF 99 C FF 99 B FF 99 B CU 81 F FF 99 X FC 92 3-2 ③ G3-1	B FF 92 F FF 92 B FC 88 B CU 77 B FF 93 4-1 53 G4-3 6 1B BB		F FC 90 B ST 82 C FF 94 F FF 94 F FF 93 X ST 82 1-2 ① F9		B SI 96 F SI 96 X SI 96 1-1 ③ G6-3		3	1	0	0	2	0	2
53 Adolis García, R (1, 9) OBP: 0.313, SLG: 0.516	F FF 97 F FC 92 D CH 84 S FF 98 1-3 ③ **K**			B FF 97 1-3 ① K C FC 91 C CH 85 X FF 94 0-1 ② G4-3 X CU 78 1-2		X FC 89 0-0 ② ③ G1-4-3 1-2f			B EP 34 B EP 35 X EP 37 2-0 ① G5-3	5	0	0	0	0	2	3
6 Josh Jung, R (1, 5) OBP: 0.327, SLG: 0.511		C FF 98 B ST 82 X ST 81 1-1 ① F8		B FC 93 1-2 C FF 98 C FF 99 X FF 99 47 1B 3B X CU 77 0-0 47 1B 2-H 1B			C FF 93 S FF 93 0-3 ① **K**		C EP 35 X EP 35 0-1 47 1B 13 2B 1B	5	2	3	1	0	1	0
47 Josh Smith, L (1, 7) OBP: 0.379, SLG: 0.373 (8, 6)		F FF 97 S FF 98 B FF 99 S FF 99 1-3 ② **K**		X FF 97 0-0 4 HR 3-H 1B C CU 75 0-2 F FF 93 X FF 94 1-2 1B			C FC 90 B CU 78 F CU 78 X FC 89 1-2 ② G6-3		C EP 35 B EP 36 X EP 34 1-1 13 2B 3 1B 1-2 1B	5	2	3	1	0	1	0
4 Robbie Grossman, S (1, 10) OBP: 0.298, SLG: 0.390 13 Brad Miller, L (9, PH) OBP: 0.304, SLG: 0.333 (9, 10)		B FF 99 B CH 85 B FF 98 C FF 98 B FF 97 4-1 3 HR BB		X FF 97 0-0 1-H HR C CU 77 C CU 76 B FF 92 X FC 90 1-2 ③ G4-3			B CU 77 F CU 76 C ST 82 F FF 93 F FF 93 B FC 88 H FC 88 3-2 HBP		B EP 35 D EP 36 C EP 38 B EP 39 X EP 36 3-1 3 1B 1-3 2-H 2B	2 1	2 0	1 1	2 1	1 0	0 0	2 0
3 Leody Taveras, S (1, 8) OBP: 0.375, SLG: 0.434		B FF 97 C FF 95 B FF 97 F FF 97 1 SAFE X CH 84 2-2 1-H HR		B CU 81 S FF 98 S FF 99 B FF 99 F FF 99 B CH 85 B FF 99 4-2 2 E 12 1B 5 HR BB	C FF 92 B CU 79 B CU 75 F FF 92 X ST 81 2-2 ① L7		C FF 93 B CU 77 X FF 94 1-1 ③ G6-3		X EP 37 0-0 12 G6-4-3 2-3 3-H 1B	4	2	2	3	1	0	1
12 Sandy León, S (1, 2) OBP: 0.194, SLG: 0.206		B FF 99 S FF 98 S FF 98 B FF 98 S FF 98 2-3 ③ **K**		D FF 97 X FF 96 1-0 2 E 5 HR 1-2 1B	C FF 92 C FF 94 B CU 77 F FF 94 F CU 77 X FF 92 1-2 ② G3-1			F FF 95 B FF 96 C CU 83 B FF 96 F CU 81 X FF 96 2-2 ① G6-3	B EP 36 C EP 38 C EP 36 X EP 37 1-2 ② ③ G6-4-3 1-2f	5	1	1	0	0	1	2

Inning Stats										
	R: 0 E: 0 K: 2 S: 13	H: 0 LOB: 1 BB: 1 P: 21	R: 2 E: 0 K: 2 S: 12	H: 1 LOB: 0 BB: 1 P: 22	R: 0 E: 0 K: 1 S: 10	H: 0 LOB: 0 BB: 0 P: 18	R: 8 E: 1 K: 1 S: 24	H: 7 LOB: 2 BB: 2 P: 37	R: 0 E: 0 K: 0 S: 11	H: 0 LOB: 0 BB: 0 P: 16
	R: 0 E: 0 K: 0 S: 9	H: 0 LOB: 0 BB: 1 P: 14	R: 0 E: 0 K: 1 S: 12	H: 0 LOB: 1 BB: 0 P: 17	R: 0 E: 0 K: 0 S: 10	H: 1 LOB: 1 BB: 0 P: 15	R: 2 E: 0 K: 0 S: 11	H: 4 LOB: 1 BB: 0 P: 18	1B: 8 2B: 1 3B: 1 HR: 3	SF: 0 SAC: 0 DP: 2 HBP: 1

	AB	39
	R	12
	H	13
	RBI	12
	BB	5
	SO	7
	LOB	13

WP: 0 PB: 0 SB: 0 CS: 0 PA: 45

PITCHER		IP	WLS	BF	H	R	ER	SO	BB	IBB	HBP	BLK	WP	HR	S	P	ERA	WHIP
30 Grayson Rodriguez, R ERA: 7.35	(1, 1)	3.1	L	20	6	9	8	6	3	0	0	0	0	3	49	83	21.60	2.700
51 Austin Voth, R ERA: 4.1	(4, 1)	3.2		15	2	1	1	1	2	0	1	0	0	0	42	62	2.46	1.091
58 Cionel Pérez, L ERA: 3.26	(8, 1)	1.0		4	1	0	0	0	0	0	0	0	0	0	10	15	0.00	1.000
26 Ryan McKenna, R ERA: 18.0	(9, 1)	1.0		6	4	2	2	0	0	0	0	0	0	0	11	18	18.00	4.000

PITCHER		IP	WLS	BF	H	R	ER	SO	BB	IBB	HBP	BLK	WP	HR	S	P	ERA	WHIP

Batter	1	2	3	4	5	6	7	8	9	AB	R	H	RBI	BB	SO	LOB
31 Cedric Mullins, L (1, 8) OBP: 0.352, SLG: 0.495	C FF 94 L FF 94 X SL 86 0-2 ① L9		C CH 89 B FF 96 F FF 95 B FF 96 S SL 89 2-3 ② K			B FF 94 F FF 95 X SL 87 1-1 ① P5		B SI 95 C SI 94 C SL 85 S SL 85 1-3 ② K		4	0	0	0	0	2	1
35 Adley Rutschman, S (1, 2) OBP: 0.402, SLG: 0.441 27 James McCann, R (9, 2) OBP: 0.206, SLG: 0.303	B FF 95 B CH 89 B FF 95 X FF 95 3-0 HR		C SL 88 B CH 90 X CH 88 1-1 1B			B SL 87 B FF 96 B FF 97 C FF 96 B FF 96 4-1 25 G4-6-3 BB		B CH 83 C SI 94 C CH 82 X SI 96 1-2 6 1B 23 1B 1B 2-3		3 0	1 0	3 0	1 0	1 0	0 0	0 0
25 Anthony Santander, S (1, 9) OBP: 0.345, SLG: 0.464 23 Terrin Vavra, L (8, 9) OBP: 0.354, SLG: 0.279	F SL 87 F FF 95 T FF 96 0-2 ② K		F CU 80 S SL 89 B FF 96 D SL 89 S SL 90 2-3 ③ K			C SL 87 X FF 96 0-1 ② ③ G4-6-3 1-2f		X SI 93 0-0 6 1B 1-2 1B 3-H		3 1	0 0	0 1	0 1	0 0	2 0	2 0
6 Ryan Mountcastle, R (1, 3) OBP: 0.272, SLG: 0.459	B SL 88 X CH 88 1-0 ③ G6-3			C FF 95 B FF 96 S SL 87 B SL 89 B SL 88 S FF 97 3-3 ① K			S SL 87 X SL 88 0-1 ① G3	X CH 84 0-0 1-2 2-3 1B		4	0	1	0	0	1	0
12 Adam Frazier, L (1, 4) OBP: 0.326, SLG: 0.420 29 Ramón Urías, R (8, 4) OBP: 0.372, SLG: 0.378		B FF 95 C SL 87 C CH 88 B FF 95 F SL 88 F SL 86 X FF 96 2-2 ① P4		X CH 89 0-0 ② F8			C FF 94 F CU 79 B SL 87 B SL 87 F SL 87 X FF 96 2-2 ② L7	S CH 84 D CH 85 B CH 85 X SI 95 2-1 ③ G3-1		3 1	0 0	0 0	0 0	0 0	0 0	0 3
21 Austin Hays, R (1, 7) OBP: 0.352, SLG: 0.491		B FF 96 B SL 88 X FF 96 2-0 2B		C FF 96 X CH 89 0-1 ③ G5-3			B CH 89 F CH 88 X SL 88 1-1 E7 1B		B SI 97 F SI 96 F SL 87 F SL 87 X SI 98 1-2 ① G4-3	4	0	2	0	0	0	0
2 Gunnar Henderson, L (1, 5) OBP: 0.339, SLG: 0.380		S FF 97 S FF 96 F FF 96 B FF 97 F SL 89 X FF 97 1-2 ② F7			C FF 96 X CH 88 0-1 ① F7		B CU 79 D SL 88 X FF 96 2-0 ③ G4-3		B SL 87 B SL 87 X SI 96 2-0 ② F8	4	0	0	0	0	0	2
32 Ryan O'Hearn, L (1, 10) OBP: 0.302, SLG: 0.462		B CU 81 F SL 88 F FF 96 D SL 89 S SL 89 2-3 ③ K			B SL 88 F CH 89 S SL 88 S SL 88 1-3 ② K			C SI 94 S SI 94 B SI 94 X SI 94 1-2 35 1B 23 1B 2B	B SI 97 S CH 89 F SI 97 B SL 89 B CH 91 S CH 89 3-3 ③ K	4	1	1	0	0	3	1
3 Jorge Mateo, R (1, 6) OBP: 0.277, SLG: 0.397			S SL 86 S SL 87 S SL 88 0-3 ① K		B FF 95 F CH 89 F SL 88 S SL 88 1-3 ③ K			S CH 83 F CH 83 S CH 85 0-3 ① K		3	0	0	0	0	3	1
Inning Stats	R: 1 E: 0 K: 1 S: 8 H: 1 LOB: 0 BB: 0 P: 12	R: 0 E: 0 K: 1 S: 14 H: 1 LOB: 1 BB: 0 P: 21	R: 0 E: 0 K: 3 S: 11 H: 1 LOB: 1 BB: 0 P: 16	R: 0 E: 0 K: 1 S: 6 H: 0 LOB: 0 BB: 0 P: 9	R: 0 E: 0 K: 2 S: 8 H: 0 LOB: 0 BB: 0 P: 10	R: 0 E: 0 K: 0 S: 5 H: 0 LOB: 0 BB: 1 P: 10	R: 0 E: 1 K: 0 S: 9 H: 1 LOB: 1 BB: 0 P: 14	R: 1 E: 0 K: 2 S: 16 H: 4 LOB: 3 BB: 0 P: 21	R: 0 E: 0 K: 1 S: 8 H: 0 LOB: 0 BB: 0 P: 14	1B: 5 2B: 2 3B: 0 HR: 1 SF: 0 SAC: 0 DP: 1 HBP: 0						

PITCHER		IP	WLS	BF	H	R	ER	SO	BB	IBB	HBP	BLK	WP	HR	S	P	ERA	WHIP
22 Jon Gray, R ERA: 2.81	(1, 1)	7.0	W	25	4	1	1	8	1	0	0	0	0	1	61	92	1.29	0.714
32 John King, L ERA: 4.15	(8, 1)	1.0		7	4	1	1	2	0	0	0	0	0	0	16	21	9.00	4.000
72 Jonathan Hernández, R ERA: 6.27	(9, 1)	1.0		3	0	0	0	1	0	0	0	0	0	0	8	14	0.00	0.000

PITCHER	IP	WLS	BF	H	R	ER	SO	BB	IBB	HBP	BLK	WP	HR	S	P	ERA	WHIP

BOTTOM

Texas Rangers @ Baltimore Orioles

Oriole Park at Camden Yards, Baltimore, MD

Fri May 26 2023, 7:08 PM - 9:42 PM EDT

Att. 20,293 - Clear - 73 F

livebaseballscorecards.com

AB	34
R	2
H	8
RBI	2
BB	1
SO	11
LOB	10

WP: 0 PA: 35
PB: 0
SB: 0
CS: 0

Texas Rangers @ Baltimore Orioles

Oriole Park at Camden Yards, Baltimore, MD

Sat May 27 2023, 4:10 PM - 6:39 PM EDT

Att. 37,939 - Partly Cloudy - 78 F

TOP

livebaseballscorecards.com

Batter	1	2	3	4	5	6	7	8	9	AB	R	H	RBI	BB	SO	LOB
2 Marcus Semien, R (1, 4) OBP: 0.370, SLG: 0.488	C FF 94 X FC 88 0-1 ① F9		F FC 86 C CH 84 X FF 96 0-2 ① F9		B FF 94 C SI 91 C SI 90 X FC 88 1-2 ① G6-3		B SL 85 X SL 85 1-0 5 WP 2-H 3-H 1B		F FF 95 X FF 94 0-1 1-2 1B	5	0	2	2	0	0	0
5 Corey Seager, L (1, 6) OBP: 0.404, SLG: 0.587	C FF 94 B FF 95 T FF 95 B FF 95 F FF 95 B CH 87 S FF 96 3-3 ② K		B CU 79 F CH 86 X CU 80 1-1 1B		X FF 95 0-0 ② L7		F FF 96 B CH 72 F CH 71 X FF 96 1-2 ② G6-3 2-3		F FF 94 S SL 86 X FF 95 0-2 ② L7	5	0	1	0	0	1	3
30 Nathaniel Lowe, L (1, 3) OBP: 0.362, SLG: 0.443	B FF 95 F FF 95 X FF 94 1-1 ③ F7		S FC 89 B FF 95 X FF 94 1-1 ② L7		B CU 78 X FF 96 1-0 ③ L7		B FF 95 B FF 96 F FF 96 F FF 95 X FF 96 2-2 ③ G6-3		C SL 86 X SL 87 0-1 ③ F7	5	0	0	0	0	0	4
53 Adolis García, R (1, 9) OBP: 0.316, SLG: 0.513		B CU 78 F FC 87 F SI 91 B FF 96 F FC 88 B FC 89 F FF 95 B FF 96 4-2 47 F8 28 1B 4 1B BB	F SI 92 B FC 88 B FC 88 C FC 88 S FF 95 2-3 ③ K		C SI 90 B SI 90 C SI 91 S FF 94 1-3 ① K			C FF 90 B FF 92 X CH 80 1-1 28 FC9-4-5 1B		3	1	1	0	1	2	1
6 Josh Jung, R (1, 5) OBP: 0.325, SLG: 0.510		C SI 93 F FC 89 B FC 87 1 SAFE C FC 89 1-3 ① K	X FC 87 0-0 28 1B 2B		S SI 91 B CH 87 S SI 92 X SI 90 1-2 ② G6-3			T FF 90 X FF 91 0-1 ① L7		4	1	1	0	0	1	2
28 Jonah Heim, S (1, 2) OBP: 0.335, SLG: 0.449		B FF 93 F FF 93 X FF 93 1-1 4 1B 1-2 1B	X FC 89 0-0 2-H 1B		X CU 79 0-0 ③ F9			F FF 90 F CH 82 1 SAFE X FF 93 0-2 ② FC9-4-5 47 E 1-2f		4	1	2	1	0	0	1
47 Josh Smith, L (1, 7) OBP: 0.364, SLG: 0.356 8 Bubba Thompson, R (8, PR) OBP: 0.236, SLG: 0.286 (8, 7)		B FF 95 B FC 89 X FF 93 2-0 ② F8 2-3	C FF 94 S CH 85 F FF 96 F CH 86 B FF 96 D FC 89 B CH 86 X FF 96 3-2 ① F9				B FC 88 C CH 84 C FC 88 B CH 87 B CH 86 X FC 88 3-2 ① G4-3	F FF 93 X FF 93 0-1 E1 4 CS 2-H		4 0	0 0	0 0	0 0	0 0	0 0	3 0
4 Robbie Grossman, S (1, 10) OBP: 0.302, SLG: 0.389		X FF 95 0-0 1-2 3-H 1B	B CH 85 C CH 85 F FC 89 X FF 96 1-2 ② L9				B CH 88 B FC 90 B FC 89 F FF 94 F FF 96 B FF 96 4-2 3 2B 2 1B BB	C FF 93 F FF 94 B FF 94 1 SAFE 1-2 ③ CS 1-2	B SL 88 T FF 95 S SL 88 B FF 96 F FF 96 B FF 96 X FF 95 3-2 ① F7	3	1	1	1	1	0	1
3 Leody Taveras, S (1, 8) OBP: 0.378, SLG: 0.444		C FC 88 F FF 95 B FF 96 B FF 95 F FC 87 F FF 95 S FF 96 2-3 ③ K	D FC 90 F CH 85 X FF 96 1-1 ③ F7				1 SAFE B FF 94 C FF 95 X FF 95 1-1 1-3 2B		F FF 95 B FF 96 B SL 87 S SL 87 X SL 86 2-2 2 1B 1B	4	1	2	0	0	1	3

| Inning Stats | | | |

Texas Rangers @ Baltimore Orioles

Oriole Park at Camden Yards, Baltimore, MD

Sat May 27 2023, 4:10 PM - 6:39 PM EDT

Att. 37,939 - Partly Cloudy - 78 F

livebaseballscorecards.com

Batter	1	2	3	4	5	6	7	8	9	AB	R	H	RBI	BB	SO	LOB
31 Cedric Mullins, L (1, 8) OBP: 0.350, SLG: 0.487	C FF 93 B SL 84 B SL 82 B FF 93 X FF 91 3-1 ① G6-3		B FF 92 1 SAFE B FF 88 C SL 81 B SL 82 C FF 93 B SL 84 4-2 1-2 BB			C SL 82 X SL 83 0-1 ② G3			B SL 79 B FF 92 C FF 91 B FF 92 S FF 92 X FF 93 3-2 ① F8	3	0	0	0	1	0	0
35 Adley Rutschman, S (1, 10) OBP: 0.395, SLG: 0.432	C FF 93 B FF 92 B CH 84 X FF 92 2-1 ② F7		B FF 93 2 SAFE S CH 84 F CH 85 F FF 93 F FF 94 X SL 83 1-2 ②③ F7-4 2-2			B FF 92 X CH 84 1-0 ③ L7			C FF 93 C CU 77 X FF 94 0-2 ② L8	4	0	0	0	0	0	2
21 Austin Hays, R (1, 7) OBP: 0.355, SLG: 0.506	X FF 94 0-0 ③ G6-3			C CH 83 F CH 85 B FF 93 B CH 85 B FF 94 C CH 84 3-3 ① K			C CH 81 X CH 83 0-1 HR		B CU 77 B FF 93 C FF 92 C FF 92 B CU 78 B FF 94 4-2 6 2B BB	3	2	1	1	1	1	0
6 Ryan Mountcastle, R (1, 3) OBP: 0.276, SLG: 0.462		B CH 83 F FF 92 S CH 84 H FF 92 2-2 29 G6-4-3 HBP		F SL 82 B CH 85 F CH 84 B FF 94 F FF 93 X CH 86 2-2 ② G5-3			F FF 92 T FF 93 B FF 92 X SL 82 1-2 ① L7		B FF 93 F FF 92 S SL 81 F SL 81 X FF 92 1-2 1-H 29 2B 2B	3	1	1	1	0	0	0
29 Ramón Urías, R (1, 5) OBP: 0.368, SLG: 0.382		B FF 92 B CH 84 B FF 92 C FF 92 F FF 93 X CH 84 3-2 ①② G6-4-3 1-2f		C SL 80 S FF 93 B FF 94 B CH 85 S FF 94 2-3 ③ K			B FF 93 F FF 92 F CH 84 B FF 93 X SL 83 2-2 ② G5-3		C FF 92 C CU 77 X CU 79 0-2 2-H 2B	4	0	1	1	0	1	1
27 James McCann, R (1, 2) OBP: 0.208, SLG: 0.314	X FF 94 0-0 12 1B 2B		B CH 84 F FF 92 F CH 84 X FF 93 1-2 ① L9				X CH 84 0-0 ③ L7		F SL 83 S SL 82 S SL 81 0-3 ③ K	4	0	1	0	0	1	1
12 Adam Frazier, L (1, 4) OBP: 0.326, SLG: 0.419	C FF 95 D SL 84 X SL 84 1-1 ③ 2-H 1B		C FF 93 C FF 94 B FF 94 S SL 83 1-3 ② K					B FF 94 X FF 94 1-0 ① G4-3		3	0	1	0	0	1	0
26 Ryan McKenna, R (1, 9) OBP: 0.302, SLG: 0.397			C FF 92 B CH 84 B FF 93 X FF 92 2-1 ① F7 F FF 93 B FF 92 F CH 85 B CH 85 B FF 94 X FF 93 3-2 ③ G5-3					F FF 95 F FF 95 B FF 97 F FF 96 X CH 89 1-2 ② G6-3		3	0	0	0	0	0	0
3 Jorge Mateo, R (1, 6) OBP: 0.278, SLG: 0.396			C CH 84 X CH 85 0-1 35 F7-4 31 S 1B			B FF 92 C CH 81 F FF 92 B CH 85 F FF 93 X CH 84 2-2 ① F7		B FF 96 X FF 95 1-0 ③ F9		3	0	1	0	0	0	0

	AB	30
	R	3
	H	6
	RBI	3
	BB	2
	SO	4
	LOB	4

Inning Stats	1	2	3	4	5	6	7	8	9
	R: 0 E: 0 K: 0 S: 5	H: 0 LOB: 0 BB: 0 P: 10	R: 0 E: 0 K: 0 S: 8	H: 2 LOB: 2 BB: 0 P: 14	R: 0 E: 0 K: 0 S: 11	H: 1 LOB: 1 BB: 1 P: 18	R: 0 E: 0 K: 2 S: 10	H: 0 LOB: 0 BB: 0 P: 17	R: 0 E: 0 K: 1 S: 9	H: 0 LOB: 0 BB: 0 P: 14	R: 0 E: 0 K: 0 S: 7	H: 0 LOB: 0 BB: 0 P: 10	R: 1 E: 0 K: 0 S: 9	H: 1 LOB: 0 BB: 0 P: 12	R: 0 E: 0 K: 0 S: 6	H: 0 LOB: 0 BB: 0 P: 9	R: 2 E: 0 K: 1 S: 18	H: 2 LOB: 1 BB: 1 P: 26

	1B: 2	SF: 0	WP: 0	PA: 33
	2B: 4	SAC: 0	PB: 0	
	3B: 0	DP: 2	SB: 1	
	HR: 1	HBP: 1	CS: 0	

PITCHER		IP	WLS	BF	H	R	ER	SO	BB	IBB	HBP	BLK	WP	HR	S	P	ERA	WHIP
44 Andrew Heaney, L ERA: 3.76	(1, 1)	7.0	W	24	4	1	1	3	1	0	1	0	0	1	59	95	1.29	0.714
46 Brock Burke, L ERA: 3.54	(8, 1)	1.0		3	0	0	0	0	0	0	0	0	0	0	6	9	0.00	0.000
51 Will Smith, L ERA: 3.5	(9, 1)	1.0		6	2	2	2	1	1	0	0	0	0	0	18	26	18.00	3.000

PITCHER	IP	WLS	BF	H	R	ER	SO	BB	IBB	HBP	BLK	WP	HR	S	P	ERA	WHIP

Batter	1	2	3	4	5	6	7	8	9	AB	R	H	RBI	BB	SO	LOB
2 Marcus Semien, R (1, 4) OBP: 0.368, SLG: 0.488	F FF 95 B SL 89 F FF 96 S SL 90 1-3 ① K		B SL 88 B FF 93 X FF 95 2-0 ③ L9			S SL 87 1 SAFE C CU 85 X SL 86 0-2 5 L6-4 1-H 2B		X SI 96 0-0 ② G4-3 2-3		4	0	1	1	0	1	2
5 Corey Seager, L (1, 6) OBP: 0.398, SLG: 0.582	C FF 96 S CU 86 B SL 90 B SL 90 B FF 96 S CU 87 3-3 ② K			X CU 84 0-0 ① F7		F CU 86 X FF 95 0-1 ②③ L6-4 2-2		B SI 96 B SI 96 X SI 97 2-0 2B 3-H		4	0	1	1	0	1	1
30 Nathaniel Lowe, L (1, 3) OBP: 0.356, SLG: 0.434	B FF 96 C FF 96 F FF 95 S SL 90 1-3 ③ K			B FF 94 B FF 94 X FF 94 2-0 ② G4-3			B SL 87 F FF 92 F SL 87 B SL 89 X SL 89 2-2 ① L5	B SI 91 C SI 92 X ST 82 1-1 ③ F7		4	0	0	0	0	1	2
53 Adolis García, R (1, 10) OBP: 0.315, SLG: 0.508		B SI 94 C SI 94 S FF 94 B FF 94 F SL 89 F FF 95 F SL 88 X SL 89 2-2 28 G3-6-1 6 BB 1B		X SL 88 0-0 ③ L7			C SI 96 B SL 88 B CU 84 X CU 84 2-1 ② L8		C FF 98 B FF 101 S FS 89 S FF 101 1-3 ① K	4	0	1	0	0	1	0
6 Josh Jung, R (1, 5) OBP: 0.329, SLG: 0.508		B SI 96 B SI 95 F FF 95 D SL 89 C SI 95 F SI 96 B SI 97 4-2 28 G3-6-1 1-2 BB			B SI 93 F SL 86 X CU 84 1-1 ① G6-3		B SI 95 C SI 95 F CU 86 B CH 90 X SI 94 2-2 28 2B 1B		F FF 98 S FS 89 B FS 90 B FS 88 S FF 100 2-3 ② K	3	0	1	0	1	1	0
28 Jonah Heim, S (1, 2) OBP: 0.333, SLG: 0.451		B CU 85 F FF 95 F FF 96 X CU 87 1-2 ①② G3-6-1 1-2f 2-3			C CU 86 X CU 85 0-1 ② L9		F SI 95 X SI 96 0-1 1-3 2B		B FF 99 F FF 99 F FF 99 F FF 102 B FF 101 S FS 90 2-3 ③ K	4	0	1	0	0	1	2
16 Travis Jankowski, L (1, 7) OBP: 0.367, SLG: 0.394 (8, 9)		T FF 96 C CU 86 D CU 87 S CU 87 1-3 ③ K			C FF 94 C FF 94 B CU 87 X FF 94 1-2 ③ G1-3		C SI 97 F SI 97 B CH 91 B CH 91 F CH 91 T CH 91 2-2 ③ K			3	0	0	0	0	2	3
4 Robbie Grossman, S (1, 9) OBP: 0.308, SLG: 0.394 8 Bubba Thompson, R (8, PR) OBP: 0.236, SLG: 0.286 (8, 7)			C CU 84 F CU 84 B SL 88 B SL 89 X CU 86 2-2 ① F7			B CU 84 F CU 84 X CU 85 1-1 2 2B 1B		X CH 90 0-0 2 G4-3 3 G3-1 5 2B 1B		3 0	1 1	2 0	0 0	0 0	0 0	0 0
3 Leody Taveras, S (1, 8) OBP: 0.371, SLG: 0.434			X FF 94 0-0 ② G4-3			B FF 94 F FF 94 X CU 85 1-1 ① F7		B SI 96 1 SAFE X SI 96 1-0 ① G3-1 1-2		3	0	0	0	0	0	2
Inning Stats	R: 0 H: 0 E: 0 LOB: 0 K: 3 BB: 0 S: 9 P: 14	R: 0 H: 1 E: 0 LOB: 1 K: 1 BB: 1 S: 15 P: 23	R: 0 H: 0 E: 0 LOB: 0 K: 0 BB: 0 S: 5 P: 9	R: 0 H: 0 E: 0 LOB: 0 K: 0 BB: 0 S: 3 P: 5	R: 0 H: 0 E: 0 LOB: 0 K: 0 BB: 0 S: 7 P: 9	R: 1 H: 2 E: 0 LOB: 2 K: 0 BB: 0 S: 9 P: 11	R: 0 H: 2 E: 0 LOB: 2 K: 1 BB: 0 S: 14 P: 22	R: 1 H: 2 E: 0 LOB: 2 K: 0 BB: 0 S: 6 P: 10	R: 0 H: 0 E: 0 LOB: 0 K: 3 BB: 0 S: 10 P: 15	1B: 4 SF: 0 2B: 4 SAC: 0 3B: 0 DP: 2 HR: 0 HBP: 0						WP: 0 PA: 33 PB: 0 SB: 0 CS: 0

TOP

Texas Rangers @ Baltimore Orioles

Oriole Park at Camden Yards, Baltimore, MD

Sun May 28 2023, 1:37 PM - 4:06 PM EDT

Att. 25,124 - Partly Cloudy - 71 F

livebaseballscorecards.com

AB	32
R	2
H	7
RBI	2
BB	1
SO	8
LOB	12

PITCHER		IP	WLS	BF	H	R	ER	SO	BB	IBB	HBP	BLK	WP	HR	S	P	ERA	WHIP
Kyle Bradish, R ERA: 3.89	(1, 1)	6.2		23	4	1	1	4	1	0	0	0	0	0	56	85	1.35	0.750
78 Yennier Cano, R ERA: 0.98	(7, 1)	1.0	B	6	3	1	1	1	0	0	0	0	0	0	10	15	9.00	3.000
54 Danny Coulombe, L ERA: 2.37	(8, 1)	0.1	W	1	0	0	0	0	0	0	0	0	0	0	2	3	0.00	0.000
74 Félix Bautista, R ERA: 1.38	(9, 1)	1.0	S	3	0	0	0	3	0	0	0	0	0	0	10	15	0.00	0.000

PITCHER	IP	WLS	BF	H	R	ER	SO	BB	IBB	HBP	BLK	WP	HR	S	P	ERA	WHIP

Texas Rangers @ Baltimore Orioles

Oriole Park at Camden Yards, Baltimore, MD

Sun May 28 2023, 1:37 PM - 4:06 PM EDT

Att. 25,124 - Partly Cloudy - 71 F

livebaseballscorecards.com

BOTTOM

Batter	1	2	3	4	5	6	7	8	9	AB	R	H	RBI	BB	SO	LOB
31 Cedric Mullins, L (1, 8) OBP: 0.353, SLG: 0.484	X FF 90 0-0 35 1B 21 1B 1B		C FC 86 C FC 87 B FF 91 F FC 88 B FF 92 S FF 92 2-3 ① K		B FF 91 F FF 90 B FC 85 1 SAFE 1 SAFE C FF 90 B FC 87 T FF 89 3-2 ② K			C FC 90 B FF 97 F FC 90 B FF 97 F KC 83 B KC 83 B FF 98 4-2 35 1B 21 1B BB		3	2	1	0	1	2	1
35 Adley Rutschman, S (1, 2) OBP: 0.397, SLG: 0.433	C FC 86 B FF 90 1 SAFE C CH 81 X CH 81 1-2 21 1B 6 SF9 1-2 1B		C FF 91 F FF 91 F FF 92 F FC 87 F FF 92 B CH 84 F FC 87 X CH 84 1-2 ② G5-3		F FF 88 F CH 82 X FF 92 0-2 ③ F9			1 SAFE B KC 82 F FF 97 B CH 88 C FC 89 B CH 86 X FF 95 3-2 21 1B 1-3 1B		4	1	2	0	0	0	1
21 Austin Hays, R (1, 7) OBP: 0.364, SLG: 0.523	X FF 90 0-0 6 SF9 25 BB 1-3 2-H 1B		X FF 91 0-0 3B			X SL 89 0-0 ① G4-3		F SL 86 B SL 86 X SL 86 1-1 1-2 3-H 1B		4	0	3	2	0	0	0
25 Anthony Santander, S (1, 9) OBP: 0.343, SLG: 0.456 26 Ryan McKenna, R (9, 9) OBP: 0.302, SLG: 0.397	B CH 82 B CH 81 B FF 90 C FF 90 B CH 83 4-2 29 G6-4-3 1-2 BB		B CH 82 B FF 89 S CH 83 S CH 84 B FF 91 S FF 90 3-3 ③ K			C CU 84 B FF 98 B SL 90 B FF 98 F FF 98 C CU 84 3-3 ② K		F FF 94 D SL 88 S SL 88 F SL 88 X FF 94 1-2 ① F9		3 0	0 0	0 0	0 0	1 0	2 0	3 0
6 Ryan Mountcastle, R (1, 3) OBP: 0.272, SLG: 0.456	C FF 89 S CH 82 X FF 92 0-2 ① SF9 2-3 3-H			B FC 86 S FF 89 X FF 90 1-1 ① P3		S SL 88 S SL 90 B FF 98 T SL 89 1-2 ③ K		S SL 88 B FF 94 B SL 87 X SL 87 2-1 ② F7		3	0	0	1	0	1	2
29 Ramón Urías, R (1, 4) OBP: 0.358, SLG: 0.371 12 Adam Frazier, L (8, PH) OBP: 0.324, SLG: 0.416 (9, 4)	C CH 83 S CH 82 B CH 83 F FF 92 X CH 82 1-2 ②③ G6-4-3 1-2f			B CH 82 X CH 82 1-0 ② F8			S FF 97 B FF 98 F CH 88 S FF 98 1-3 ① K	B SI 92 B SI 94 C SI 93 X SI 92 2-1 ③ F9		3 1	0 0	0 0	0 0	0 0	1 0	2 2
2 Gunnar Henderson, L (1, 5) OBP: 0.333, SLG: 0.372			F FF 90 C FC 86 B FC 83 S FF 91 1-3 ① K	C FC 86 C FC 86 S FF 91 0-3 ③ K			C KC 83 X KC 84 0-1 ② G3			3	0	0	0	0	2	0
27 James McCann, R (1, 10) OBP: 0.213, SLG: 0.306 23 Terrin Vavra, L (7, PR) OBP: 0.354, SLG: 0.279 (8, 10)			C FF 91 X CH 84 0-1 ② L7		C FF 90 S FF 90 X FF 91 0-2 ① G5-3		B FF 98 B FF 98 S CH 89 B CH 89 B FF 99 4-1 BB			2 0	0 0	0 0	0 0	1 0	0 0	0 0
3 Jorge Mateo, R (1, 6) OBP: 0.280, SLG: 0.395			C FF 90 F CH 82 B CH 84 B CH 83 F FF 92 B CH 83 F FF 90 X FF 90 3-2 ③ F8		B FF 90 F CH 83 X CH 83 1-1 1B		B FF 98 F FF 97 B FF 97 X FF 97 2-1 ③ L9			3	0	1	0	0	0	1

Inning Stats																																			
	R: 2	E: 0	K: 0	S: 14	H: 3	LOB: 1	BB: 1	P: 20	R: 0	E: 0	K: 1	S: 10	H: 0	LOB: 0	BB: 0	P: 14	R: 0	E: 0	K: 2	S: 15	H: 1	LOB: 1	BB: 0	P: 21	R: 0	E: 0	K: 1	S: 6	H: 0	LOB: 0	BB: 0	P: 8	R: 0	E: 0	K: 1	S: 11	H: 1	LOB: 1	BB: 0	P: 15	R: 0	E: 0	K: 2	S: 7	H: 0	LOB: 0	BB: 0	P: 11	R: 0	E: 0	K: 1	S: 8	H: 0	LOB: 1	BB: 1	P: 15	R: 1	E: 0	K: 0	S: 16	H: 2	LOB: 2	BB: 1	P: 29

| | | | | | | | | | | | | | | | | | | |

Batter	1	2	3	4	5	6	7	8	9	AB	R	H	RBI	BB	SO	LOB
2 Marcus Semien, R (1, 4) OBP: 0.368, SLG: 0.486	S FF 91 C SI 93 B SL 80 S SI 93 1-3 K		X SL 82 0-0 G5-3		F CU 73 B CH 79 B FF 91 1 SAFE B SL 81 1 SAFE B SI 91 4-1 5 HR 1-2 BB		X SL 85 0-0 SF8 2-3 3-H		F FC 87 B CH 82 X FC 88 1-1 5 G3-6-3 1B	3	1	1	1	1	1	1
5 Corey Seager, L (1, 6) OBP: 0.398, SLG: 0.607	B CU 76 X SI 92 1-0 G4-3			C SL 82 X SI 92 0-1 G3	X CU 74 0-0 1-H 2-H HR		B FF 92 X SL 84 1-0 30 E 1-2 3-H 1B		C FF 90 X FF 89 0-1 G3-6-3 1-2f	5	1	2	4	0	0	1
30 Nathaniel Lowe, L (1, 3) OBP: 0.353, SLG: 0.429	C SI 93 X SI 92 0-1 G5-3			B CU 75 F CH 78 F SL 82 X SI 93 1-2 6 WP 1B	B SL 83 X SL 81 1-0 G4-3		C FF 91 X CU 80 0-1 FC4-2 1-2 2-H		C FC 88 S FF 90 B SL 83 C SI 90 1-3 K	5	0	1	0	0	1	2
53 Adolis García, R (1, 9) OBP: 0.309, SLG: 0.497		C SL 82 C FF 91 C SI 92 0-3 K		B CU 76 D CH 81 D CH 80 X SL 82 3-0 F7		S SL 81 B FF 91 F CH 80 B CH 79 S SI 91 2-3 K	F FF 91 B FF 91 X CU 80 1-1 F7			4	0	0	0	0	2	3
6 Josh Jung, R (1, 5) OBP: 0.332, SLG: 0.505		X FF 93 0-0 28 CS 1B		B SL 84 C SL 83 B CH 81 B SL 83 B SI 91 4-1 1-2 BB		B SL 80 F FF 92 B CH 79 X SL 84 2-1 F8		F CU 80 B SL 84 S SL 84 X FF 93 1-2 G4-3		3	0	1	0	1	0	0
28 Jonah Heim, S (1, 2) OBP: 0.331, SLG: 0.446		B SL 83 B SL 81 1 SAFE S FF 94 F SL 81 S SI 94 2-3 1-2 K		X CU 75 0-0 P6		X FF 92 0-0 G6-3		C FF 92 B CH 84 B SL 86 X CH 84 2-1 4 FC3-6 1B		4	0	1	0	0	1	3
4 Robbie Grossman, S (1, 10) OBP: 0.312, SLG: 0.389			B FF 91 F FF 92 S SL 81 B SL 82 B SI 91 X SI 93 3-2 G6-3		C CU 72 C FF 91 B CH 80 B SL 80 B SI 91 F SL 82 B FF 92 4-2 2 BB 5 HR BB		B FF 91 B FF 90 B SL 80 C FF 90 B FF 90 4-1 16 1B 3 1B 2 SF8 BB	B SL 85 B FF 91 C FF 92 S SL 85 X SL 83 2-2 FC3-6 3 1B 1-2f		2	2	0	0	2	0	1
3 Leody Taveras, S (1, 8) OBP: 0.381, SLG: 0.450			B FF 92 C CH 80 X FF 93 1-1 8 F8 2B		C SL 80 S CH 78 S CH 78 0-3 K		B SL 81 C SL 80 F CH 78 X FF 92 1-2 2 SF8 16 1B 5 1B 1-2 1B	B FF 91 B CU 79 X CH 81 2-0 1-3 1B		4	1	3	0	0	1	1
8 Bubba Thompson, R (1, 7) OBP: 0.228, SLG: 0.275 16 Travis Jankowski, L (7, PH) OBP: 0.370, SLG: 0.397 (7, 7)			C SL 82 S FF 92 B SL 82 D SL 80 X SI 92 2-2 F8 2-3		B SL 80 X SL 81 1-0 B1-3		L FF 92 D CH 81 L CH 82 F FF 92 X FF 92 1-2 30 S 5 1B 30 FC4-2 1-2 2-3 1B	C SL 83 B CH 82 B SL 84 C FF 91 T SL 84 2-2 K		2 2	0 0	0 1	0 0	0 1	0 2	2 2
Inning Stats	R: 0 E: 0 K: 1 S: 6 H: 0 LOB: 0 BB: 0 P: 8	R: 0 E: 0 K: 2 S: 7 H: 1 LOB: 0 BB: 0 P: 9	R: 0 E: 0 K: 0 S: 9 H: 1 LOB: 1 BB: 0 P: 15	R: 0 E: 0 K: 0 S: 8 H: 1 LOB: 2 BB: 1 P: 16	R: 3 E: 0 K: 1 S: 10 H: 1 LOB: 0 BB: 2 P: 20	R: 0 E: 0 K: 1 S: 6 H: 0 LOB: 0 BB: 0 P: 10	R: 2 E: 0 K: 0 S: 14 H: 3 LOB: 2 BB: 1 P: 22	R: 0 E: 0 K: 1 S: 12 H: 2 LOB: 2 BB: 0 P: 21	R: 0 E: 0 K: 1 S: 7 H: 1 LOB: 0 BB: 0 P: 9	1B: 8 2B: 1 3B: 0 HR: 1 SF: 1 SAC: 0 DP: 1 HBP: 0						

PITCHER		IP	WLS	BF	H	R	ER	SO	BB	IBB	HBP	BLK	WP	HR	S	P	ERA	WHIP
48 Matthew Boyd, L ERA: 5.59	(1, 1)	6.0	L	26	5	5	5	5	4	0	0	0	1	1	50	87	7.50	1.500
53 Mason Englert, R ERA: 4.83	(7, 1)	2.0		10	4	0	0	1	0	0	0	0	0	0	22	34	0.00	2.000
70 Tyler Alexander, L ERA: 6.38	(9, 1)	1.0		3	1	0	0	1	0	0	0	0	0	0	7	9	0.00	1.000

PITCHER	IP	WLS	BF	H	R	ER	SO	BB	IBB	HBP	BLK	WP	HR	S	P	ERA	WHIP

TOP

Texas Rangers @ Detroit Tigers

Comerica Park, Detroit, MI

Mon May 29 2023, 1:12 PM - 3:46 PM EDT

Att. 19,021 - Sunny - 80 F

livebaseballscorecards.com

AB	34
R	5
H	10
RBI	5
BB	4
SO	7
LOB	16

1B: 8	SF: 1	WP: 1	PA: 39
2B: 1	SAC: 0	PB: 0	
3B: 0	DP: 1	SB: 1	
HR: 1	HBP: 0	CS: 1	

Texas Rangers @ Detroit Tigers

Comerica Park, Detroit, MI

Mon May 29 2023, 1:12 PM - 3:46 PM EDT

Att. 19,021 - Sunny - 80 F

livebaseballscorecards.com

BOTTOM

Batter	1	2	3	4	5	6	7	8	9	AB	R	H	RBI	BB	SO	LOB
39 Zach McKinstry, L (1, 9) OBP: 0.412, SLG: 0.448	F FF 96 B FS 89 B FS 90 F FF 97 T FF 97 2-2 ① **K**		B CU 75 B FS 88 C FF 96 S FF 97 B FF 97 X FF 96 3-2 31 1B 1B		C FS 87 B FS 87 F FC 92 F FF 95 F CU 75 X FS 89 1-2 ② G4-3			B SI 94 B CH 88 B SI 97 B SI 96 4-0 31 1B BB		3	0	1	0	1	1	0
28 Javier Báez, R (1, 6) OBP: 0.278, SLG: 0.314	C FF 97 C FF 98 B FC 95 B FF 98 X FF 98 2-2 ② L4		B FF 97 C FF 95 S FC 93 1 SAFE F FF 96 S CU 77 1-3 ② **K**		B FF 95 X FC 92 1-0 1B			C SL 87 F SL 85 D SL 90 X SI 98 1-2 ① F7		4	0	1	0	0	1	2
31 Riley Greene, L (1, 8) OBP: 0.363, SLG: 0.446	C FF 96 S FF 97 B FF 97 B FF 97 X FS 88 2-2 ③ G6-3		X FF 96 0-0 **1-3** 1B		D CU 74 B FS 86 F FC 90 S FC 89 B FF 96 X FF 95 3-2 ③ G4-3			X SI 98 0-0 **1-2** 1B		4	0	2	0	0	0	1
20 Spencer Torkelson, R (1, 10) OBP: 0.312, SLG: 0.356		F FF 95 B FS 86 B FF 95 B FF 97 4-1 60 1B 9 BB 13 FC3-2 BB	B FF 95 B FC 92 X FC 91 2-0 ③ G6-3			B FF 92 B FF 91 B CH 90 C FF 93 C FF 91 X FF 91 3-2 ① F8		B SL 88 D SI 99 S SL 89 D SL 90 F SI 99 S SL 88 3-3 ② **K**		3	0	0	0	1	1	4
9 Nick Maton, L (1, 4) OBP: 0.289, SLG: 0.321 7 Jonathan Schoop, R (6, PH) OBP: 0.295, SLG: 0.288 (7, 4)		S FF 87 B FS 85 B FS 85 S FC 91 B FS 87 F FS 86 B FC 92 4-2 13 FC3-2 60 1B **1-2** BB	B CU 73 S FF 95 X FS 87 1-1 ① G4-3		S FF 95 F CH 88 F FF 95 B SL 85 F FF 94 B CH 88 X FF 93 2-2 ② G6-3			B SL 90 B SI 98 X SI 98 2-0 ③ P3		1 2	0 0	0 0	0 0	1 0	0 0	0 2
60 Akil Baddoo, L (1, 7) OBP: 0.372, SLG: 0.402		F CU 75 X FS 88 0-1 13 FC3-2 **1-2** **2-3** 1B	C FF 95 X FF 94 0-1 ② F7			B FF 94 B FF 92 X FF 92 2-0 ③ L9			F FF 95 F CH 89 B FF 94 B SL 83 B CH 90 B SI 95 4-2 13 G6-4-3 BB	3	0	1	0	1	0	0
13 Eric Haase, R (1, 2) OBP: 0.295, SLG: 0.316		B FC 92 F FF 96 B FC 93 X FF 97 2-1 ① FC3-2 77 G6-4-3 **1-2** **2-3** **3-Hf**	S CU 76 S CU 76 B FF 96 B FF 97 F CU 76 B FF 98 F CU 75 D FS 87 4-2 BB				B SI 97 C SI 97 X SL 85 1-1 ① F4		B FF 96 C FC 90 X FC 89 1-1 ① ② G6-4-3 **1-2f**	3	0	0	0	1	0	4
77 Andy Ibáñez, R (1, 3) OBP: 0.195, SLG: 0.262		B FF 96 X FF 96 1-0 ② ③ G6-4-3 **1-2f**	C FF 96 F FC 91 F FF 95 S CU 76 0-3 ③ **K**				X SI 98 0-0 ② P5		B FF 96 B FF 95 C FF 95 X FC 89 2-1 ③ G5-3	4	0	0	0	0	1	4
59 Zack Short, R (1, 5) OBP: 0.381, SLG: 0.556			B CU 73 B FF 96 F FF 96 B FF 95 F FF 96 F FF 95 F FF 96 C FC 91 3-3 ① **K**		B FC 90 C FF 96 F FF 95 B FS 87 F FF 97 X CU 76 2-2 ① F6		C SI 98 B SL 87 X SL 87 1-1 ③ G5-3			3	0	0	0	0	1	0

| Inning Stats | | | |

Batter	1	2	3	4	5	6	7	8	9	AB	R	H	RBI	BB	SO	LOB
2 Marcus Semien, R (1, 4) OBP: 0.365, SLG: 0.484	F FF 92 S SL 82 B SL 84 B FF 93 B FF 93 C FF 92 3-3 ① K		S SL 83 B SL 81 X FF 91 1-1 E5		F FF 92 X CH 83 0-1 5 G4-3 30 1B 2B	C CH 83 C FF 91 B CU 77 X FC 87 1-2 ② FC5-4 1-2f		C FC 91 S ST 84 B FC 91 B SI 94 F FC 90 X ST 84 2-2 ② P3		5	1	1	0	0	1	1
5 Corey Seager, L (1, 6) OBP: 0.379, SLG: 0.573	B CH 85 F FF 92 X FF 94 1-1 ② F7		B FF 93 X CH 86 1-0 ② L8		C SL 81 X FF 92 0-1 ① G4-3 2-3	X FF 92 0-0 ③ G3		X CH 87 0-0 ③ G4-3		5	0	0	0	0	0	3
30 Nathaniel Lowe, L (1, 3) OBP: 0.354, SLG: 0.428	B FF 93 C FF 93 X FF 92 1-1 ③ G4-3		B CH 86 C FF 92 F FF 92 1 SAFE T SL 83 1-2 ③ K		S FF 92 X FF 93 0-1 53 1B 28 1B 1B 3-H	B SL 82 X SI 90 1-0 ① G3-1			S FC 90 X FC 90 0-1 6 G5-3 53 1B 16 E 1B	5	2	2	1	0	1	1
53 Adolis García, R (1, 9) OBP: 0.320, SLG: 0.505		B FF 91 B FF 92 S FF 92 F FF 92 S SL 83 2-3 ① K		X SL 82 0-0 6 1B 28 G6-3 1B	F SI 95 F SI 95 X SI 96 0-2 6 S 28 1B 1B 1-3	B FF 90 T FF 91 X FF 91 1-1 6 WP 6 HR 1B			B FC 90 C SI 93 X ST 83 1-1 16 E 6 G5-3 1B 1-2	5	3	4	0	0	1	0
6 Josh Jung, R (1, 5) OBP: 0.338, SLG: 0.527		B SL 83 S FF 92 F SL 83 F FF 93 X CH 86 1-2 28 2B 2B		B SL 83 X FF 90 1-0 28 G6-3 16 2B 1B 1-3	C FC 90 C SI 95 C FF 97 0-3 ② K 1-2	B CH 84 C FC 88 B CH 83 F FC 88 B CU 77 F FF 91 F FC 86 X FC 87 3-2 HR 1-H			C FC 90 X ST 83 0-1 ① G5-3 1-2 2-3	5	3	3	2	0	1	4
28 Jonah Heim, S (1, 2) OBP: 0.339, SLG: 0.453		D CH 84 X CH 85 1-0 2-H 2B		B FF 92 C FF 92 F CH 86 B SL 84 F FF 94 F FF 94 X FF 93 2-2 ① G6-3 2-3 3-H	D FF 96 B CH 88 X CH 88 2-0 2-H 3-H 1B	C FF 91 X CU 77 0-1 ② G6-3			0-0 16 E IBB	4	0	2	4	1	0	1
4 Robbie Grossman, S (1, 10) OBP: 0.314, SLG: 0.382		X FF 92 0-0 ② L3		C FF 94 F FF 93 B SL 84 B SL 84 B FF 93 B FF 93 4-2 16 2B BB	B SI 95 F FF 95 B FC 86 X FF 96 2-1 ③ G4-3		B CH 84 B FF 91 B FF 90 B FF 90 4-0 BB		F FC 90 X FC 90 0-1 ② P3	3	1	0	0	2	0	5
16 Travis Jankowski, L (1, 7) OBP: 0.372, SLG: 0.403		X FF 92 0-0 ③ F8		C SL 84 C FF 92 D SL 84 X SL 84 1-2 ② 1-H 3-H 2B		B FF 91 F SI 91 B SL 82 B SI 90 B FF 91 4-1 2 FC5-4 BB	C FF 90 X SI 90 0-1 ③ G5-3		B CH 86 C FC 90 C FC 90 B FC 90 F FC 90 X FC 91 2-2 E6 1-2 2-3 3-H	4	0	1	2	1	0	4
3 Leody Taveras, S (1, 8) OBP: 0.369, SLG: 0.434			C FF 90 B SL 83 B FF 92 L FF 91 F FF 92 F FF 92 X CH 86 2-2 ① L6	F FF 91 B CH 84 F FF 92 F FF 94 S CH 86 1-3 ③ K		B FC 87 T FF 91 F FC 88 B FF 91 F CH 83 D CH 84 C FC 87 3-3 ① K		F FC 90 S FC 90 B FC 90 B FC 90 B CH 85 X FC 89 3-2 ① L4	B FC 91 F CH 85 F FC 91 B SI 92 X FC 90 2-2 ③ F7	5	0	0	0	0	2	4
Inning Stats	R: 0 E: 0 K: 1 S: 7 H: 0 LOB: 0 BB: 0 P: 12	R: 1 E: 0 K: 1 S: 10 H: 2 LOB: 1 BB: 0 P: 14	R: 0 E: 1 K: 1 S: 11 H: 0 LOB: 1 BB: 0 P: 16	R: 3 E: 0 K: 1 S: 16 H: 3 LOB: 0 BB: 1 P: 25	R: 3 E: 0 K: 1 S: 15 H: 4 LOB: 1 BB: 0 P: 19	R: 0 E: 0 K: 1 S: 9 H: 0 LOB: 1 BB: 1 P: 17	R: 2 E: 0 K: 0 S: 12 H: 2 LOB: 1 BB: 1 P: 21	R: 0 E: 0 K: 0 S: 8 H: 0 LOB: 0 BB: 0 P: 13	R: 1 E: 1 K: 0 S: 15 H: 2 LOB: 3 BB: 1 P: 20	1B: 8 2B: 4 3B: 0 HR: 1 SF: 0 SAC: 0 DP: 0 HBP: 0	WP: 1 PB: 0 SB: 1 CS: 0 PA: 45					

PITCHER		IP	WLS	BF	H	R	ER	SO	BB	IBB	HBP	BLK	WP	HR	S	P	ERA	WHIP
49 Alex Faedo, R ERA: 5.54	(1, 1)	4.1	L	21	7	6	6	4	1	0	0	0	0	0	50	73	12.46	1.846
67 José Cisnero, R ERA: 3.1	(5, 1)	0.2		4	2	1	1	1	0	0	0	0	0	0	9	13	13.50	3.000
87 Tyler Holton, L ERA: 2.54	(6, 1)	2.0		10	2	2	2	1	2	0	0	0	1	1	21	38	9.00	2.000
51 Braden Bristo, R ERA:	(8, 1)	2.0		10	2	1	0	0	0	1	0	0	0	0	23	33	0.00	1.000

PITCHER	IP	WLS	BF	H	R	ER	SO	BB	IBB	HBP	BLK	WP	HR	S	P	ERA	WHIP

TOP

Texas Rangers @ Detroit Tigers

Comerica Park, Detroit, MI

Tue May 30 2023, 6:41 PM - 9:21 PM EDT

Att. 14,616 - Clear - 86 F

livebaseballscorecards.com

AB	41
R	10
H	13
RBI	9
BB	4
SO	6
LOB	23

Texas Rangers @ Detroit Tigers

Comerica Park, Detroit, MI

Tue May 30 2023, 6:41 PM - 9:21 PM EDT

Att. 14,616 - Clear - 86 F

BOTTOM

Batter	1	2	3	4	5	6	7	8	9	AB	R	H	RBI	BB	SO	LOB
59 Zack Short, R (1, 4) OBP: 0.400, SLG: 0.564	B SI 91 X SI 91 1-0 ① L8		B FC 91 X SI 91 1-0 28 FC5-4 1B	C CH 84 X FC 90 0-1 28 FC5-4 1B 1-2 2-H		C FF 93 S CH 89 S FF 93 0-3 ② K			B CU 76 S SL 79 X SL 79 1-1 ① G4-3	3	0	2	1	0	0	0
(4, 8)																
60 Akil Baddoo, L (6, PH) (7, 8) OBP: 0.367, SLG: 0.395										2	0	0	0	0	1	0
28 Javier Báez, R (1, 6) OBP: 0.271, SLG: 0.306	C FC 90 B FC 90 B SI 93 F FF 93 T SI 93 2-2 ② K		B FC 91 X SI 93 1-0 ① FC5-4 20 2B 1-2f	X FC 91 0-0 ③ FC5-4 1-2f		C SI 92 C SL 86 B SL 84 F SL 85 F FF 92 S SL 85 1-3 ③ K			X FF 93 0-0 ② F9	5	1	0	0	0	2	3
31 Riley Greene, L (1, 8) OBP: 0.362, SLG: 0.443	C FF 92 B SI 92 C FC 90 S SL 84 1-3 ③ K		X SI 93 0-0 ② L8		X FC 89 0-0 HR		B SL 84 F SL 85 C CH 87 X FF 92 1-2 ① L8		C SL 80 S SL 80 B SL 80 S SL 82 1-3 ③ K	1	0	0	0	0	1	0
77 Andy Ibáñez, R (3, PH) (4, 4) OBP: 0.202, SLG: 0.302										2	1	1	1	0	0	1
9 Nick Maton, L (7, PH) (8, 4) OBP: 0.286, SLG: 0.316										2	0	0	0	0	1	0
20 Spencer Torkelson, R (1, 3) OBP: 0.315, SLG: 0.361		F FC 89 B CH 82 F CH 83 B SI 92 F CH 86 B SI 93 B CH 85 4-2 7 FC5-4 24 SF9 13 BB BB	B CH 85 C SI 93 X FC 90 1-1 1-H 2B		C FC 89 B CH 85 B CH 85 X SI 91 2-1 ① G5-3		B SL 85 B SL 85 F SI 90 C SL 84 S SI 93 2-3 ② K			3	1	1	1	1	1	0
13 Eric Haase, R (1, 7) OBP: 0.294, SLG: 0.309		B FC 91 B CH 85 B SI 92 B SI 93 4-0 7 FC5-4 1-2 BB	S CH 84 B FC 91 F CH 84 F SI 92 C SI 92 1-3 ③ K		S CH 84 C CH 84 X SI 93 0-2 ② G4-3		C SL 86 F SL 85 C SL 86 0-3 ③ K			3	0	0	0	1	2	1
7 Jonathan Schoop, R (1, 5) OBP: 0.293, SLG: 0.277	C FF 93 F FF 93 B SI 94 X CH 85 1-2 ① FC5-4 24 SF9 1-2f 2-3			C SI 91 F FC 90 X SI 92 0-2 ① L8	B CH 85 F SI 91 F FF 92 F FF 93 B SL 85 B CH 85 B SI 92 4-2 24 2B BB			C SI 91 S FF 91 B SL 85 B FF 92 B SI 92 C SI 91 3-3 ① K		3	1	0	0	1	1	2
24 Miguel Cabrera, R (1, 10) OBP: 0.272, SLG: 0.239	F SI 93 F FC 90 X FF 94 0-2 ② SF9 1-2 3-H			C FF 93 B SI 92 S SI 93 B SI 93 X SI 92 2-2 34 BB 59 1B 1B	B FC 90 C CH 84 X FF 93 1-1 1-H 2B			C SI 93 F FF 91 F SL 84 F SI 92 B CH 87 F FF 92 B SL 86 X SI 92 2-2 39 FC5-4 1B		3	1	3	2	0	0	0
18 Tyler Nevin, R (1, 9) OBP: 0.207, SLG: 0.208	B SI 91 B SI 93 C CH 86 X SI 91 2-1 ③ F8			F SI 92 F FC 90 F CH 86 X CH 84 0-2 ② F9	B SL 85 B FF 91 C FF 92 B SL 84 S FF 93 S FF 93 3-3 ③ K			C KC 80 B FF 97 C FF 97 B KC 82 B FC 92 X FF 95 3-2 ② FC5-4 1-2f		2	0	0	0	0	0	2
39 Zach McKinstry, L (5, PH) (6, 9) OBP: 0.406, SLG: 0.441										2	0	0	0	0	1	2
34 Jake Rogers, R (1, 2) OBP: 0.264, SLG: 0.398			B SI 91 B SI 91 X SI 92 2-0 HR	B FC 91 B CH 83 F SI 92 B FC 90 B SI 92 4-1 59 1B 1-2 BB		B SL 83 F SI 92 C SL 86 B FF 92 C SL 84 2-3 ① K		C KC 82 C CH 87 B FF 98 C KC 82 1-3 ③ K		3	1	1	1	1	2	1
Inning Stats	R: 0 E: 0 K: 2 S: 7 H: 0 LOB: 0 BB: 0 P: 11	R: 1 E: 0 K: 0 S: 11 H: 0 LOB: 1 BB: 2 P: 22	R: 2 E: 0 K: 1 S: 10 H: 3 LOB: 1 BB: 0 P: 16	R: 1 E: 0 K: 0 S: 14 H: 2 LOB: 2 BB: 1 P: 20	R: 2 E: 0 K: 1 S: 14 H: 2 LOB: 1 BB: 1 P: 24	R: 0 E: 0 K: 3 S: 11 H: 0 LOB: 0 BB: 0 P: 14	R: 0 E: 0 K: 2 S: 9 H: 0 LOB: 0 BB: 0 P: 12	R: 0 E: 0 K: 2 S: 15 H: 1 LOB: 1 BB: 0 P: 24	R: 0 E: 0 K: 1 S: 6 H: 0 LOB: 0 BB: 0 P: 8	1B: 4 2B: 2 3B: 0 HR: 2 SF: 1 SAC: 0 DP: 0 HBP: 0						

PITCHER		IP	WLS	BF	H	R	ER	SO	BB	IBB	HBP	BLK	WP	HR	S	P	ERA	WHIP
54 Martín Pérez, L ERA: 4.43	(1, 1)	4.2		25	7	6	6	3	4	0	0	0	0	2	53	87	11.57	2.357
65 Grant Anderson, R ERA:	(5, 1)	2.2	W	9	1	0	0	7	0	0	0	0	0	0	32	46	0.00	0.375
50 Cole Ragans, L ERA: 5.57	(8, 1)	0.2	H	2	0	0	0	1	0	0	0	0	0	0	6	10	0.00	0.000
51 Will Smith, L ERA: 3.32	(9, 1)	1.0		3	0	0	0	1	0	0	0	0	0	0	6	8	0.00	0.000

PITCHER	IP	WLS	BF	H	R	ER	SO	BB	IBB	HBP	BLK	WP	HR	S	P	ERA	WHIP

livebaseballscorecards.com

AB	34
R	6
H	8
RBI	6
BB	4
SO	12
LOB	12

WP: 0 PA: 39
PB: 0
SB: 0
CS: 0

Texas Rangers @ Detroit Tigers

Comerica Park, Detroit, MI

Wed May 31 2023, 1:12 PM - 3:55 PM EDT

Att. 20,968 - Sunny - 85 F

livebaseballscorecards.com

Batter	1	2	3	4	5	6	7	8	9	AB	R	H	RBI	BB	SO	LOB
2 Marcus Semien, R (1, 4) OBP: 0.366, SLG: 0.485	F FF 92 B FF 94 B CU 76 F FF 93 B CU 78 X FF 93 3-2 ① F8		C CU 79 B CH 84 F FF 94 B FF 95 F FF 94 F CU 80 X FF 95 2-2 2B	C CU 78 B CU 79 B FF 95 C CU 78 B CU 78 X CH 85 3-2 ③ P3			B FS 82 C FS 81 F FS 82 X FS 81 1-2 ① L8		B SI 97 F SI 96 B SI 97 B SI 96 B SI 96 4-1 5 G4-3 BB	4	0	1	0	1	0	4
5 Corey Seager, L (1, 10) OBP: 0.380, SLG: 0.564	B FF 94 X CU 77 1-0 53 2B 1B		C FC 85 S FC 86 S FC 86 0-3 ② K		B FF 94 B FF 94 F FC 86 B FF 93 X FF 93 3-1 ① L8		B ST 83 C FS 81 C FF 89 B ST 84 X FS 81 2-2 ② 1-3 1B		S KC 88 B CH 90 D KC 88 C KC 89 X KC 88 2-2 ② G4-3 1-2	5	0	2	0	0	1	2
30 Nathaniel Lowe, L (1, 3) OBP: 0.355, SLG: 0.427	C FF 94 X FC 86 0-1 ② L7		B FC 86 B FF 94 F FC 86 C FF 95 F FC 87 S FC 87 2-3 ③ K		B FC 87 X FF 94 1-0 1B		B ST 83 C ST 83 B ST 84 D FF 89 F ST 83 X FF 90 3-2 3-H 1B		C KC 88 B CH 90 S KC 88 B KC 88 S KC 87 2-3 ③ K2-3	5	0	2	1	0	2	3
53 Adolis García, R (1, 9) OBP: 0.319, SLG: 0.505	B FF 95 S FF 95 B CU 79 S FF 95 B CU 79 X CU 78 3-2 1-3 2B			B FC 87 F FC 86 S FF 94 B FF 94 F FF 94 F FF 94 S FC 87 2-3 ① K	S FF 96 S FF 96 B SL 87 S FF 97 1-3 ② K		C SI 97 B SI 97 B SI 97 C SL 87 T SI 98 2-2 ③ K			4	0	1	0	0	3	2
6 Josh Jung, R (1, 5) OBP: 0.341, SLG: 0.531	B FF 96 F FF 95 F CH 85 F FF 95 B FF 96 X CU 79 2-2 ③ G6-3			X CU 79 0-0 28 1B 2B	X SL 88 0-0 ③ F8			C SI 96 B SL 88 X SI 96 1-1 28 G4-6-3 1B		4	1	2	0	0	0	3
28 Jonah Heim, S (1, 2) OBP: 0.337, SLG: 0.448		B CU 77 F FF 93 B FF 94 X CU 78 2-1 ① F8		B FF 93 X FF 93 1-0 8 1B 2-H 1B		B SL 87 B CH 86 B FF 94 C FF 94 X FF 95 3-1 ① F7		C SI 97 X CH 90 0-1 ①② G4-6-3 1-2f		4	0	1	1	0	0	1
3 Leody Taveras, S (1, 8) OBP: 0.366, SLG: 0.443		X FF 94 0-0 ② G6-3		X CH 85 0-0 ② L8		B FF 94 B CH 87 X FF 95 2-0 ② G5-3		B SI 96 B SI 95 F SI 96 B CH 91 F SI 96 X CH 91 3-2 3B		4	0	1	0	0	0	1
47 Josh Smith, L (1, 6) OBP: 0.360, SLG: 0.344		B FC 88 B FF 94 C FF 94 L FF 94 S FF 95 2-3 ③ K		B FC 88 B FC 87 F FF 95 B CH 85 B FF 94 4-1 8 1B BB		B FF 94 S FF 95 B CH 86 F FF 94 F FF 95 X CH 88 2-2 ③ G4-3		F SI 98 F SI 98 B SI 98 B SI 98 F SI 99 X SI 99 2-2 ③ G5-3		3	0	0	0	1	1	1
8 Bubba Thompson, R (1, 7) OBP: 0.237, SLG: 0.283 4 Robbie Grossman, S (7, PH) OBP: 0.316, SLG: 0.380 (7, 7)			F FF 93 S CU 80 S CU 79 0-3 ① K	B CH 85 X CH 85 1-0 1-2 2-3 1B			B FF 90 C FF 90 B FS 82 B FS 82 B FF 90 4-1 5 1B 30 1B BB		C KC 87 S KC 86 B CH 90 B CH 91 F KC 87 C KC 88 2-3 ① K	2 1	0 1	1 0	0 0	1 1	0 0	0 0
Inning Stats	R: 0 E: 0 K: 0 S: 13 H: 2 LOB: 2 BB: 0 P: 22	R: 0 E: 0 K: 1 S: 6 H: 0 LOB: 0 BB: 0 P: 10	R: 0 E: 0 K: 3 S: 15 H: 1 LOB: 1 BB: 0 P: 19	R: 1 E: 0 K: 1 S: 13 H: 3 LOB: 3 BB: 1 P: 24	R: 0 E: 0 K: 1 S: 7 H: 1 LOB: 1 BB: 0 P: 12	R: 0 E: 0 K: 0 S: 7 H: 0 LOB: 0 BB: 0 P: 14	R: 1 E: 0 K: 1 S: 13 H: 2 LOB: 1 BB: 1 P: 25	R: 0 E: 0 K: 0 S: 11 H: 2 LOB: 1 BB: 0 P: 17	R: 0 E: 0 K: 2 S: 11 H: 0 LOB: 1 BB: 1 P: 21	1B: 7 2B: 3 3B: 1 HR: 0 SF: 0 SAC: 0 DP: 1 HBP: 0						

TOP

AB	36
R	2
H	11
RBI	2
BB	3
SO	9
LOB	17

WP: 0 PA: 39
PB: 0
SB: 0
CS: 0

PITCHER		IP	WLS	BF	H	R	ER	SO	BB	IBB	HBP	BLK	WP	HR	S	P	ERA	WHIP
43 Joey Wentz, L ERA: 7.28	(1, 1)	4.1		21	7	1	1	5	1	0	0	0	0	0	50	82	2.08	1.846
19 Will Vest, R ERA: 2.84	(5, 1)	1.2	W	5	0	0	0	1	0	0	0	0	0	0	11	19	0.00	0.000
36 Chasen Shreve, L ERA: 4.95	(7, 1)	0.2	H	4	2	1	1	0	1	0	0	0	0	0	10	20	13.50	4.500
68 Jason Foley, R ERA: 1.57	(7, 1)	1.1	H	5	2	0	0	1	0	0	0	0	0	0	14	22	0.00	1.500
55 Alex Lange, R ERA: 1.16	(9, 1)	1.0	S	4	0	0	0	2	1	0	0	0	0	0	11	21	0.00	1.000

Texas Rangers @ Detroit Tigers

Comerica Park, Detroit, MI

Wed May 31 2023, 1:12 PM - 3:55 PM EDT

Att. 20,968 - Sunny - 85 F

BOTTOM

Batter	1	2	3	4	5	6	7	8	9	AB	R	H	RBI	BB	SO	LOB
39 Zach McKinstry, L (1, 9) OBP: 0.400, SLG: 0.432	C SI 90 B SL 83 B CH 87 F SI 92 X SL 83 2-2 ① L7		B CH 85 X CH 86 1-0 60 1B 28 FC5-4 1B	B FC 88 1 SAFE F CH 85 F FC 88 S SL 82 1-3 ③ K		F SL 83 B FF 96 F SL 86 B FF 95 X FF 93 2-2 ② F7 1-2 2-3		B SL 82 B CH 88 B FF 95 C FF 95 C CH 89 X SL 84 3-2 ③ F8		5	1	1	0	0	1	3
60 Akil Baddoo, L (1, 7) OBP: 0.366, SLG: 0.393 13 Eric Haase, R (6, PH) OBP: 0.292, SLG: 0.307 (7, 7)	B SI 92 F FC 91 B CH 85 B FC 88 X SI 91 3-1 ② L8		X SI 89 0-0 28 FC5-4 1-3 1B		C FC 87 C SI 90 B SL 83 X SI 90 1-2 ① G6-3	B FF 94 B FF 94 F FF 94 X CH 86 2-1 ③ F8				3 1	0 0	1 0	0 0	0 0	0 0	0 2
28 Javier Báez, R (1, 6) OBP: 0.271, SLG: 0.310	C SI 91 X FC 90 0-1 2B		C SI 90 F FC 88 X SI 92 0-2 ② FC5-4 9 BB 20 1B 1-2f 3-H		B FC 88 C SI 90 F SL 83 X SL 82 1-2 ② F4		X FF 94 0-0 ① F9			4	0	1	1	0	0	1
20 Spencer Torkelson, R (1, 3) OBP: 0.319, SLG: 0.364	B SL 84 C FC 89 B CH 85 X SI 92 2-1 ③ G6-3		F SI 90 F FC 89 X SI 92 0-2 9 BB 1-2 1B		C SI 89 B CH 86 F SI 89 B SL 82 B SI 90 S SL 83 3-3 ③ K		B FF 94 C FF 94 B CH 89 C FF 95 X FF 95 2-2 18 1B 1B			4	0	2	0	0	1	1
9 Nick Maton, L (1, 4) OBP: 0.293, SLG: 0.319 7 Jonathan Schoop, R (7, PH) OBP: 0.290, SLG: 0.274 (8, 5)		B CH 86 F FC 88 C CH 87 B SL 83 B SL 84 S CH 87 3-3 ① K	B CH 86 B FC 90 S CH 86 F CH 85 F SL 84 F SI 92 F CH 85 B SL 83 B CH 84 4-2 1-2 2-3 BB			F SL 81 S CH 85 X CH 85 0-2 59 1B 18 1B 34 SF8 1B	S FF 94 F FF 94 F SL 85 B SL 88 F FF 94 S CH 87 1-3 ② K			2 1	1 0	1 0	0 0	1 0	1 1	0 1
18 Tyler Nevin, R (1, 10) OBP: 0.242, SLG: 0.250		C SI 92 X CH 87 0-1 E6 59 G6-3	C SI 91 C SI 91 B SI 92 S CH 87 1-3 ③ K			C SI 89 S FF 89 F SI 89 F SI 90 F CH 85 X SI 90 0-2 34 SF8 59 1B 15 1B 1-2 1B	F FF 95 F FF 95 X FF 95 0-2 1-2 1B			4	1	2	0	0	1	3
59 Zack Short, R (1, 5) OBP: 0.388, SLG: 0.535 (8, 4)		C KC 77 C FC 90 B SL 83 X SI 90 1-2 ② G6-3 1-2	X SI 90 0-0 ① L6			L SL 86 X SL 86 0-1 39 F7 15 1B 1-2 2-3 1B	C FF 95 F CH 87 B FF 96 B FF 96 B SL 87 F FF 94 F FF 94 F FF 94 C FF 92 3-3 ③ K			4	0	1	0	0	1	3
34 Jake Rogers, R (1, 2) OBP: 0.255, SLG: 0.385		C SL 84 B SL 85 B SI 91 C SI 92 F SL 84 B SL 84 C SI 91 3-3 ③ K	C SI 90 F SI 90 B SL 84 X SI 91 1-2 ② F8			C SI 99 C SI 99 X SI 99 0-2 ① SF8 2-3 3-H		B SI 99 F FF 95 F FC 88 S SL 83 1-3 ① K		3	0	0	1	0	2	1
15 Jake Marisnick, R (1, 8) OBP: 0.333, SLG: 0.333			B FC 89 F SI 91 B SL 84 C SI 92 C SL 84 2-3 ① K	C SI 90 F FC 89 B SL 82 X SI 90 1-2 1B		X SI 99 0-0 39 F7 1-2 3-H 1B		X FF 96 0-0 ② G3		4	0	2	1	0	1	0
Inning Stats	R: 0 E: 0 K: 0 S: 9 H: 1 LOB: 1 BB: 0 P: 16	R: 0 E: 1 K: 2 S: 12 H: 0 LOB: 1 BB: 0 P: 19	R: 1 E: 0 K: 2 S: 19 H: 3 LOB: 3 BB: 1 P: 27	R: 0 E: 0 K: 1 S: 10 H: 1 LOB: 1 BB: 0 P: 13	R: 0 E: 0 K: 1 S: 9 H: 0 LOB: 0 BB: 0 P: 14	R: 2 E: 0 K: 0 S: 20 H: 4 LOB: 2 BB: 0 P: 24	R: 0 E: 0 K: 2 S: 18 H: 2 LOB: 2 BB: 0 P: 24	R: 0 E: 0 K: 1 S: 7 H: 0 LOB: 0 BB: 0 P: 11		1B: 10 2B: 1 3B: 0 HR: 0 SF: 1 SAC: 0 DP: 0 HBP: 0						

livebaseballscorecards.com

AB	35
R	3
H	11
RBI	3
BB	1
SO	9
LOB	15

WP: 0 PA: 37
PB: 0
SB: 0
CS: 0

PITCHER		IP	WLS	BF	H	R	ER	SO	BB	IBB	HBP	BLK	WP	HR	S	P	ERA	WHIP
33 Dane Dunning, R ERA: 2.06	(1, 1)	5.0	L	24	7	3	3	6	1	0	0	0	0	0	68	98	5.40	1.600
72 Jonathan Hernández, R ERA: 5.57	(6, 1)	0.1		3	2	0	0	0	0	0	0	0	0	0	6	6	0.00	6.000
46 Brock Burke, L ERA: 3.13	(6, 1)	1.2		7	2	0	0	2	0	0	0	0	0	0	23	33	0.00	1.200
25 José Leclerc, R ERA: 3.31	(8, 1)	1.0		3	0	0	0	1	0	0	0	0	0	0	7	11	0.00	0.000

PITCHER	IP	WLS	BF	H	R	ER	SO	BB	IBB	HBP	BLK	WP	HR	S	P	ERA	WHIP

Seattle Mariners @ Texas Rangers

Globe Life Field, Arlington, TX

Fri Jun 02 2023, 7:10 PM - 9:14 PM CDT

Att. 31,685 - Roof Closed - 74 F

TOP

livebaseballscorecards.com

Batter	1	2	3	4	5	6	7	8	9	AB	R	H	RBI	BB	SO	LOB
3 J.P. Crawford, L (1, 6) OBP: 0.348, SLG: 0.351	B SL 86 F FF 96 B CU 76 B SL 86 X FF 95 3-1 ① F7		B CU 78 1 SAFE 1-0 ③ PO 1-2	C CH 88 S SL 88 S SL 88 0-3 ① K		B CU 80 X SL 87 1-0 ② F8			X SL 79 0-0 ① G6-3	4	0	0	0	0	1	0
23 Ty France, R (1, 3) OBP: 0.332, SLG: 0.399	X SL 87 0-0 ② F4			C SL 88 S FF 96 F SL 89 F SL 88 B FF 96 S FF 97 1-3 ② K		B CU 79 X CH 89 1-0 ③ G6-3			B SL 80 X SL 80 1-0 ② P6	4	0	0	0	0	1	0
44 Julio Rodríguez, R (1, 8) OBP: 0.306, SLG: 0.439	F FF 97 X FF 97 0-1 ③ G1-3			X SL 88 0-0 10 S 1B			B FF 96 F CH 89 F FF 96 S SL 87 1-3 ① K		C FF 93 F SL 81 F SL 83 S SL 82 0-3 ③ K	4	0	1	0	0	2	0
10 Jarred Kelenic, L (1, 7) OBP: 0.333, SLG: 0.508		C CU 78 X SL 87 0-1 ① G4-3		B CH 89 S SL 88 S SL 88 D SL 88 B SL 89 B SL 89 4-2 1-2 BB			C SL 87 F FF 96 B FF 96 B SL 89 X CU 78 2-2 ② G6-3			2	0	0	0	1	0	0
28 Eugenio Suárez, R (1, 5) OBP: 0.317, SLG: 0.329		C SL 88 B FF 96 S FF 96 B FF 96 X SL 87 2-2 ② P3		F SL 88 F SL 87 X FF 97 0-2 ③ F8			S FF 97 B FF 96 F FF 96 S SL 86 1-3 ③ K			3	0	0	0	0	1	2
29 Cal Raleigh, S (1, 2) OBP: 0.311, SLG: 0.439		C FF 96 F FF 97 B FF 97 B FF 97 X SL 88 2-2 ③ P5			F CU 79 F FF 95 X SL 88 0-2 ① F6			S FF 93 B FF 93 F FF 92 X SL 85 1-2 ① P4		3	0	0	0	0	0	0
35 Teoscar Hernández, R (1, 9) OBP: 0.269, SLG: 0.395			C SL 88 F FF 96 X SL 89 0-2 ① 1B		X SL 88 0-0 ② L7			B SL 86 C SL 86 F SL 85 C SI 94 1-3 ② K		3	0	1	0	0	1	0
20 Mike Ford, L (1, 10) 0 Sam Haggerty, S (8, PR) OBP: 0.261, SLG: 0.200 (8, 10)			B SL 87 B CH 90 F FF 96 B SL 88 S FF 96 F FF 96 S SL 89 3-3 ② K		C SL 88 X FF 96 0-1 ③ F8			F FF 93 B CH 88 B SL 84 X FF 92 2-1 1B		3 0	0 0	1 0	0 0	0 0	1 0	0 0
76 José Caballero, R (1, 4) OBP: 0.365, SLG: 0.351			C SL 87 H SL 88 1-1 3 PO HBP			F SL 87 F CH 88 F FF 96 F SL 88 B SL 87 B FF 96 X FF 96 2-2 ① P3		C SL 85 X SL 86 0-1 ③ P2		2	0	0	0	0	0	1

	AB	28
	R	0
	H	3
	RBI	0
	BB	1
	SO	7
	LOB	3

Inning Stats	1	2	3	4	5	6	7	8	9
	R: 0 E: 0 K: 0 S: 5	H: 0 LOB: 0 BB: 0 P: 8	R: 0 E: 0 K: 0 S: 8	H: 0 LOB: 0 BB: 0 P: 12	R: 0 E: 0 K: 1 S: 8	H: 1 LOB: 0 BB: 0 P: 13	R: 0 E: 0 K: 2 S: 14	H: 1 LOB: 2 BB: 1 P: 19	R: 0 E: 0 K: 0 S: 6	H: 0 LOB: 0 BB: 0 P: 6
	R: 0 E: 0 K: 0 S: 7	H: 0 LOB: 0 BB: 0 P: 11	R: 0 E: 0 K: 2 S: 9	H: 0 LOB: 0 BB: 0 P: 13	R: 0 E: 0 K: 1 S: 10	H: 1 LOB: 1 BB: 0 P: 14	R: 0 E: 0 K: 1 S: 6	H: 0 LOB: 0 BB: 0 P: 7		

	1B: 3	SF: 0	WP: 0	PA: 31
	2B: 0	SAC: 0	PB: 0	
	3B: 0	DP: 0	SB: 1	
	HR: 0	HBP: 1	CS: 0	

PITCHER		IP	WLS	BF	H	R	ER	SO	BB	IBB	HBP	BLK	WP	HR	S	P	ERA	WHIP
22 Jon Gray, R ERA: 2.51	(1, 1)	7.0	W	23	2	0	0	5	1	0	1	0	0	0	57	82	0.00	0.429
65 Grant Anderson, R ERA:	(8, 1)	1.0	H	4	1	0	0	1	0	0	0	0	0	0	10	14	0.00	1.000
51 Will Smith, L ERA: 3.15	(9, 1)	1.0	S	3	0	0	0	1	0	0	0	0	0	0	6	7	0.00	0.000

PITCHER	IP	WLS	BF	H	R	ER	SO	BB	IBB	HBP	BLK	WP	HR	S	P	ERA	WHIP

Batter	1	2	3	4	5	6	7	8	9	AB	R	H	RBI	BB	SO	LOB
2 Marcus Semien, R (1, 4) OBP: 0.364, SLG: 0.481	B SI 96 C SL 85 X SL 84 1-1 ① G6-3		B SL 88 B SI 97 B SL 87 C SI 98 F FF 98 C SI 98 3-3 ③ K			C SL 86 B SL 87 B SL 87 B SL 86 F SI 98 X SI 98 3-2 5 1B 30 SF7 1B		B SL 89 B SL 88 B KC 85 C FF 98 X FF 98 3-1 ① L8		4	1	1	0	0	1	1
5 Corey Seager, L (1, 6) OBP: 0.384, SLG: 0.571	B CH 87 S CH 88 S FF 96 X SL 86 1-2 ② G3-1			S FF 95 F CH 89 S CH 90 0-3 ① K		B FF 97 X CH 90 1-0 6 L4 30 SF7 1B 1-3		D SL 89 B KC 85 S SL 88 F SL 90 X KC 84 2-2 1-H 2B		4	0	2	1	0	1	0
30 Nathaniel Lowe, L (1, 3) OBP: 0.353, SLG: 0.423	B SL 85 F FF 95 B FF 97 B SI 97 B CH 89 4-1 BB			C FF 95 F FF 96 B SL 87 B SI 98 X SI 98 2-2 ② G4-3		B FF 96 B FF 98 C SL 87 B FF 98 X CH 90 3-1 ① SF7 1-2 3-H		B SI 95 C SI 96 F SI 96 S FF 95 1-3 ② K		2	0	0	1	1	1	1
53 Adolis García, R (1, 9) OBP: 0.318, SLG: 0.500	B SI 97 X SL 87 1-0 ③ P5			X SI 98 0-0 ③ G4-3		B SL 87 S FF 99 B FF 99 F SL 87 B FF 98 F FF 97 X SL 88 3-2 1B		F FF 95 F FF 96 D SL 84 D SL 86 X FF 96 2-2 ③ G4-3		4	0	1	0	0	0	2
6 Josh Jung, R (1, 5) OBP: 0.336, SLG: 0.524		X SI 95 0-0 ① G4-3			F SL 86 F FF 96 C FF 97 0-3 ① K	X SL 87 0-0 ② ③ L4 2-2				3	0	0	0	0	1	2
4 Robbie Grossman, S (1, 10) OBP: 0.317, SLG: 0.379		C FF 97 B FF 95 C FF 97 B SI 96 B FF 97 S FF 98 3-3 ② K			S SL 87 X FF 97 0-1 3 WP 16 1B 1B		C CH 88 S CH 88 B CH 88 S FF 96 1-3 ① K			3	0	1	0	0	2	0
16 Travis Jankowski, L (1, 7) OBP: 0.371, SLG: 0.400		X SI 96 0-0 ③ L6			C CH 88 X CH 89 0-1 3 WP 1-2 1B		B FF 97 C FF 97 B SL 86 B SI 97 X FF 97 3-1 ② G4-3			3	0	1	0	0	0	0
3 Leody Taveras, S (1, 8) OBP: 0.359, SLG: 0.434			C FF 96 B FF 95 B FF 96 T FF 97 X CH 90 2-2 ① L9		S FF 97 B FF 98 S FF 97 F FF 97 F FF 98 B CH 90 B FF 98 X FF 98 3-2 ② P6 1-2 2-3		C SL 85 B SL 86 X FF 97 1-1 ③ F7			3	0	0	0	0	0	2
12 Sandy León, S (1, 2) OBP: 0.184, SLG: 0.194 28 Jonah Heim, S (8, 2) OBP: 0.340, SLG: 0.451			S FF 96 C SL 86 F CH 90 B CH 90 B FF 98 S FF 98 2-3 ② K		C CH 89 F FF 98 X FF 99 0-2 ③ F7			C FF 98 B FF 98 B FF 98 F FF 97 X SL 89 2-2 5 PB 5 2B 1B		2 1	0 1	0 1	0 1	0 0	1 0	2 0
Inning Stats	R: 0 E: 0 K: 0 S: 7 H: 0 LOB: 1 BB: 1 P: 14	R: 0 E: 0 K: 1 S: 5 H: 0 LOB: 0 BB: 0 P: 8	R: 0 E: 0 K: 2 S: 10 H: 0 LOB: 0 BB: 0 P: 17	R: 0 E: 0 K: 1 S: 7 H: 0 LOB: 0 BB: 0 P: 9	R: 0 E: 0 K: 1 S: 15 H: 2 LOB: 2 BB: 0 P: 18	R: 1 E: 0 K: 0 S: 11 H: 3 LOB: 1 BB: 0 P: 21	R: 0 E: 0 K: 1 S: 7 H: 0 LOB: 0 BB: 0 P: 12	R: 1 E: 0 K: 1 S: 14 H: 2 LOB: 1 BB: 0 P: 24		1B: 6 2B: 2 3B: 0 HR: 0 SF: 1 SAC: 0 DP: 1 HBP: 0						

PITCHER		IP	WLS	BF	H	R	ER	SO	BB	IBB	HBP	BLK	WP	HR	S	P	ERA	WHIP
58 Luis Castillo, R ERA: 2.55	(1, 1)	7.0	L	26	5	1	1	6	1	0	0	0	1	0	62	99	1.29	0.857
47 Matt Brash, R ERA: 4.5	(8, 1)	0.1		3	2	1	0	0	0	0	0	0	0	0	8	15	0.00	6.000
55 Gabe Speier, L ERA: 2.7	(8, 1)	0.2		2	0	0	0	1	0	0	0	0	0	0	6	9	0.00	0.000

PITCHER	IP	WLS	BF	H	R	ER	SO	BB	IBB	HBP	BLK	WP	HR	S	P	ERA	WHIP

BOTTOM

Seattle Mariners @ Texas Rangers

Globe Life Field, Arlington, TX

Fri Jun 02 2023, 7:10 PM - 9:14 PM CDT

Att. 31,685 - Roof Closed - 74 F

livebaseballscorecards.com

AB	29
R	2
H	7
RBI	2
BB	1
SO	7
LOB	10

1B: 6	SF: 1	WP: 1	PA: 31		
2B: 2	SAC: 0	PB: 1			
3B: 0	DP: 1	SB: 0			
HR: 0	HBP: 0	CS: 0			

Seattle Mariners @ Texas Rangers

Globe Life Field, Arlington, TX

Sat Jun 03 2023, 3:07 PM - 6:08 PM CDT

Att. 34,435 - Roof Closed - 72 F

TOP

livebaseballscorecards.com

Batter	1	2	3	4	5	6	7	8	9	AB	R	H	RBI	BB	SO	LOB
3 J.P. Crawford, L (1, 6) OBP: 0.347, SLG: 0.345	C FF 93 S SL 81 S SL 82 0-3 ① K	F SL 80 B FF 94 X SL 81 1-1 ③ L4		S SL 82 B FF 93 B SL 82 B FF 94 B FF 93 4-1 44 FC4-6 BB		F FF 96 X FF 96 0-1 ③ P5			B SI 94 C SL 86 B CH 85 C CH 84 X SI 94 2-2 23 DI 23 1B 1B	3	0	0	0	1	1	0
16 Kolten Wong, L (9, PH) OBP: 0.250, SLG: 0.183										1	0	0	0	0	1	1
23 Ty France, R (1, 3) OBP: 0.337, SLG: 0.408	S FF 94 S CH 86 F FF 94 B CH 86 S FF 95 1-3 ② K	X FF 92 0-0 44 G6-3 2B	S SL 88 B SL 89 F FF 97 F CU 87 S SL 89 1-3 ① K				B SI 94 B FF 95 C SI 94 F FC 90 F CH 89 X FF 96 2-2 ① F7		B SI 94 B SI 94 C SI 94 F SL 87 T CH 85 2-2 ② K	5	1	3	1	0	2	3
44 Julio Rodríguez, R (1, 8) OBP: 0.306, SLG: 0.435	B FF 94 B FF 94 S FF 94 B FF 94 X FF 92 3-1 35 10 1B 1B	D SL 81 F FF 92 B CH 84 S FF 92 X SL 82 2-2 ① G6-3 2-3	X CU 86 0-0 ② FC4-6 35 S 1-2f 2-3 3-H				F FC 88 B FF 96 B CH 88 X FC 90 2-1 1B		B SI 94 F CH 84 S CH 86 X SL 86 1-2 0 1B 0 DI 35 1B 1B 1-H	4	1	1	1	0	1	4
0 Sam Haggerty, S (8, 8) OBP: 0.277, SLG: 0.220										1	1	1	0	0	0	0
35 Teoscar Hernández, R (1, 10) OBP: 0.272, SLG: 0.396	B SL 81 C FF 94 X CH 85 1-1 10 1B 1-2 1B	B SL 82 B FF 92 C FF 93 F SL 83 B FF 93 X SL 82 3-2 ② F9	B SL 89 C SL 90 B SL 90 S SL 90 2-2 ③ S 1-2 3-H				S SL 84 B SL 84 C FF 96 D SL 83 F FF 96 S FC 90 2-3 ② K		D CH 85 X CH 84 1-0 35 DI 35 1B 1B 1-3	6	0	2	2	0	1	4
10 Jarred Kelenic, L (1, 9) OBP: 0.339, SLG: 0.505	X SL 81 0-0 28 BB 1-3 2-H 1B	B SL 81 B FF 94 B FF 93 B FF 91 4-0 BB			C SL 88 X SL 89 0-1 ① P3		B SL 84 B FC 87 B FF 95 C FF 96 S FF 96 S SL 83 3-3 ③ K		C SI 95 B CH 86 F SI 95 X CH 87 1-2 10 DI 1-H 3-H 1B	3	0	1	1	2	2	0
28 Eugenio Suárez, R (1, 5) OBP: 0.315, SLG: 0.322	B FF 93 B FF 93 S FF 93 S FF 93 B FF 94 B FF 94 4-2 1-2 BB	S FF 92 B FF 93 B FF 94 C FF 93 B FF 94 S FF 93 3-3 ③ K			C CU 84 C SL 89 F SL 90 S FF 97 0-3 ② K			B FF 96 T FC 92 S FC 91 B FC 91 C FF 96 2-3 ① K	B SI 95 B SL 86 F SI 95 B SL 86 B SI 95 4-1 28 FC5-4 1-2 BB	4	0	0	0	1	1	4
2 Tom Murphy, R (1, 2) OBP: 0.271, SLG: 0.369	B FF 94 F FF 93 S SL 82 F FF 94 F SL 83 B CH 85 B FF 94 S FF 92 3-3 ③ K			S SL 79 S FF 92 B FF 92 F SL 81 B SL 80 B FF 93 B FF 93 4-2 8 1B 76 2B BB	B FF 98 B CU 84 F FF 98 F SL 88 X FF 97 2-2 ③ F9			C KC 82 B FF 97 X CH 88 1-1 ② P6	C CH 86 B FF 94 F CH 87 X SI 95 1-2 ③ FC5-4 1-2f	3	1	0	0	1	3	3
8 AJ Pollock, R (1, 7) OBP: 0.235, SLG: 0.330		C SL 79 X SL 80 0-1 ① G5-3	S SL 81 X CH 85 0-1 76 2B 44 FC4-6 1B 1-2			C FF 96 B SL 85 S FC 88 S FF 95 1-3 ① K		C FC 92 C KC 82 F FF 99 B FC 90 F FF 98 S CH 88 1-3 ③ K		4	1	1	0	0	1	0
76 José Caballero, R (1, 4) OBP: 0.370, SLG: 0.370		C FF 92 S SL 80 B SL 80 F FF 92 C FF 93 1-3 ② K	X FF 91 0-0 44 FC4-6 35 S 1-3 2-H 2B			F SL 82 B SL 84 F FF 95 F SL 82 F FF 97 B FF 95 S FC 88 2-3 ② K			X CH 84 0-0 ① G5-3	4	1	2	1	0	1	0
										AB	38
										R	6
										H	11
										RBI	6
										BB	5
										SO	14
										LOB	19

Inning Stats	1	2	3	4	5	6	7	8	9	1B: 9	SF: 0	WP: 0	PA: 43
R:	1	0	0	2	0	0	0	0	3	2B: 2	SAC: 0	PB: 0	
E:	0	0	0	0	0	0	0	0	0	3B: 0	DP: 0	SB: 1	
K:	3	1	1	1	1	2	2	2	1	HR: 0	HBP: 0	CS: 0	
S:	19	8	10	14	9	10	13	10	18				
H:	3	0	1	2	0	0	1	0	4				
LOB:	3	0	2	2	0	0	0	0	2				
BB:	1	0	1	2	0	0	0	0	1				
P:	31	10	22	25	11	13	22	14	30				

PITCHER		IP	WLS	BF	H	R	ER	SO	BB	IBB	HBP	BLK	WP	HR	S	P	ERA	WHIP
44 Andrew Heaney, L	(1, 1)	3.0		19	6	3	3	5	4	0	0	0	0	0	44	78	9.00	3.333
ERA: 4.03																		
66 Josh Sborz, R	(4, 1)	2.0	W	6	0	0	0	2	0	0	0	0	0	0	16	21	0.00	0.000
ERA: 4.26																		
25 José Leclerc, R	(6, 1)	2.0		7	1	0	0	4	0	0	0	0	0	0	23	35	0.00	0.500
ERA: 2.95																		
50 Cole Ragans, L	(8, 1)	1.0		3	0	0	0	2	0	0	0	0	0	0	10	14	0.00	0.000
ERA: 5.32																		
50 Cole Ragans, L	(8, 1)	1.0		3	0	0	0	2	0	0	0	0	0	0	10	14	0.00	0.000
ERA: 5.32																		

PITCHER		IP	WLS	BF	H	R	ER	SO	BB	IBB	HBP	BLK	WP	HR	S	P	ERA	WHIP
32 John King, L	(9, 1)	1.0		8	4	3	3	1	1	0	0	0	0	0	18	30	27.00	5.000
ERA: 7.94																		

Seattle Mariners @ Texas Rangers

Globe Life Field, Arlington, TX

Sat Jun 03 2023, 3:07 PM - 6:08 PM CDT

Att. 34,435 - Roof Closed - 72 F

BOTTOM

Batter	1	2	3	4	5	6	7	8	9	AB	R	H	RBI	BB	SO	LOB
2 Marcus Semien, R (1, 4) OBP: 0.371, SLG: 0.506	X FF 92 0-0 5 1B 2B	C SI 97 B ST 82 X SI 97 1-1 1-2 5 2B 1B		F SI 92 C CH 86 F CU 78 X CU 77 0-2 5 L9 53 1B 2B	B CU 76 B CH 86 F SI 92 X SI 92 2-1 ② L9		F SL 84 D CH 82 X SL 83 1-1 2-H 3-H HR	X FA 64 0-0 ① F7		6	4	4	3	0	0	2
5 Corey Seager, L (1, 6) OBP: 0.393, SLG: 0.583 4 Robbie Grossman, S (8, 9) OBP: 0.315, SLG: 0.377	X CH 84 0-0 53 BB 28 2B 2-H 1B	F ST 84 X ST 80 0-1 30 1B 1-H 2-H 2B		X CU 77 0-0 ① L9 2-3	B ST 83 B SI 93 X ST 82 2-0 ③ F9		S CH 82 X CH 81 0-1 30 HR 1B	C FA 58 B FA 62 F FA 69 B SL 63 F FA 70 B FA 60 X FA 66 3-2 ② FC6 1-2f 2-3		5 1	3 0	3 0	3 0	0 0	0 0	1 2
30 Nathaniel Lowe, L (1, 3) OBP: 0.357, SLG: 0.439	B FF 96 F FF 96 B ST 76 S FF 96 F FF 96 C FF 96 2-3 ① K	F FF 96 C ST 81 F FF 97 X ST 82 0-2 53 G6-3 2-H 1B		X SI 93 0-0 ② G6-3		C FF 93 X FC 89 0-1 1B	F FF 92 C CH 80 B FC 88 F FF 92 X CH 80 1-2 1-H HR	B FA 52 B FA 56 X FA 62 2-0 ③ F7		6	1	3	3	0	1	4
53 Adolis García, R (1, 9) OBP: 0.320, SLG: 0.495 16 Travis Jankowski, L (8, 7) OBP: 0.371, SLG: 0.400	B SI 94 B FF 96 B FF 96 B FF 97 4-0 28 2B 1-2 BB	B FF 96 C SI 96 F SI 97 X ST 84 1-2 ② G6-3 1-2		C CH 85 B CH 86 S ST 82 F ST 81 B CH 86 X CH 86 2-2 6 WP 3-H 1B		B FF 92 F FC 88 S FF 92 X FF 92 1-2 ① F8	B SL 84 B FC 89 F FF 94 F SL 82 S CH 83 2-3 ② K			4 0	1 0	1 0	1 0	1 0	1 0	2 0
6 Josh Jung, R (1, 5) OBP: 0.333, SLG: 0.514	C SI 96 B ST 80 C SI 96 S FF 98 1-3 ② K	B SI 97 X ST 83 1-0 ③ G5-3		B ST 82 F CH 84 B SL 83 X CH 87 2-1 ③ G1-3 1-2		X FC 89 0-0 ② F8	C FF 93 F FF 93 B CH 82 B CH 84 B SL 85 F FF 93 B FF 94 4-2 BB			4	0	0	0	1	1	5
28 Jonah Heim, S (1, 2) OBP: 0.342, SLG: 0.461 50 Cole Ragans, L (8, 1) 32 John King, L (9, 1)	F FF 97 S FF 97 F FF 97 F ST 82 X FF 97 0-2 1-H 2-H 2B		B FC 89 S FF 92 B FF 93 X FC 89 2-1 ① F8		B SI 91 X SI 92 1-0 3 HR 2B	B FF 93 1 SAFE S CH 81 B FF 91 B FC 89 S CH 82 X FF 92 3-2 ③ G4-3	C FF 92 F FC 88 B FC 88 B FF 92 S CH 82 2-3 ③ K			5 0 0	1 0 0	2 0 0	2 0 0	0 0 0	1 0 0	2 0 0
18 Mitch Garver, R (1, 10) OBP: 0.370, SLG: 0.667 (8, 2)	C SI 96 B ST 80 B SI 96 B SI 96 S FF 95 S FF 97 3-3 ③ K		B FF 94 B FC 90 F FF 93 B FF 91 C FC 88 S FC 88 3-3 ② K		C CU 76 F CU 76 D ST 82 C SL 81 1-3 ① K		F FF 91 F SL 80 X SL 82 0-2 47 2B 2 HR 1B	B FA 57 X FA 64 1-0 HR		5	2	2	1	0	3	2
20 Ezequiel Duran, R (1, 7) OBP: 0.354, SLG: 0.518 47 Josh Smith, L (7, 7) OBP: 0.372, SLG: 0.363 (8, 6)		B SI 96 X SI 96 1-0 2 1B 5 2B 1B	B ST 84 C FC 89 S ST 83 B ST 85 B FF 93 F FC 90 B ST 84 4-2 BB		B SI 91 S CH 85 B SI 91 B CH 85 C CU 76 B CU 76 4-2 3 HR BB		C FF 92 B FF 92 B FC 86 X FF 92 2-1 1-3 2 HR 2B	B FA 58 B FA 73 C FA 72 F FA 74 B SL 63 B FA 67 4-2 4 FC6 3 1B BB		1 1	2 1	1 1	0 0	2 1	0 0	0 0
3 Leody Taveras, S (1, 8) OBP: 0.360, SLG: 0.452		S FF 96 F FF 98 C FF 97 0-3 ① K	F FF 93 B FF 93 S FF 92 B FF 92 F FF 92 S ST 84 2-3 ③ K		B SI 92 B SI 90 F SL 82 X ST 80 2-1 1-H 2-H HR		B FF 93 C CH 80 F CH 82 S FF 92 1-3 ① K	B FA 62 B FA 62 X FA 72 2-0 4 FC6 1-2 1B		5	1	2	3	0	3	4
Inning Stats	R: 3 E: 0 K: 3 S: 17 H: 3 LOB: 1 BB: 1 P: 27	R: 3 E: 0 K: 1 S: 16 H: 4 LOB: 1 BB: 0 P: 20	R: 0 E: 0 K: 2 S: 12 H: 0 LOB: 1 BB: 1 P: 23	R: 1 E: 0 K: 0 S: 12 H: 2 LOB: 1 BB: 0 P: 16	R: 3 E: 0 K: 1 S: 11 H: 2 LOB: 0 BB: 1 P: 23	R: 0 E: 0 K: 0 S: 9 H: 1 LOB: 1 BB: 0 P: 13	R: 5 E: 0 K: 3 S: 25 H: 5 LOB: 1 BB: 1 P: 38	R: 1 E: 0 K: 0 S: 10 H: 2 LOB: 2 BB: 1 P: 22		1B: 9 2B: 6 3B: 0 HR: 4 SF: 0 SAC: 0 DP: 0 HBP: 0					

livebaseballscorecards.com

AB	43
R	16
H	19
RBI	16
BB	5
SO	10
LOB	24

PITCHER		IP	WLS	BF	H	R	ER	SO	BB	IBB	HBP	BLK	WP	HR	S	P	ERA	WHIP
33 Bryan Woo, R ERA: 27.0	(1, 1)	2.0	L	14	7	6	6	4	1	0	0	0	0	0	33	47	27.00	4.000
67 Matt Festa, R ERA: 8.31	(3, 1)	1.0		4	0	0	0	2	1	0	0	0	0	0	12	23	0.00	1.000
60 Tayler Saucedo, L ERA: 3.21	(4, 1)	2.0		11	4	4	4	1	1	0	0	0	1	1	23	39	18.00	2.500
77 Chris Flexen, R ERA: 7.13	(6, 1)	2.0		13	6	5	5	3	1	0	0	0	0	2	34	51	22.50	3.500
20 Mike Ford, R ERA: 9.0	(8, 1)	1.0		6	2	1	1	0	1	0	0	0	0	1	10	22	9.00	3.000

PITCHER	IP	WLS	BF	H	R	ER	SO	BB	IBB	HBP	BLK	WP	HR	S	P	ERA	WHIP

WP: 1 PA: 48
PB: 0
SB: 0
CS: 0

Seattle Mariners @ Texas Rangers

Globe Life Field, Arlington, TX

Sun Jun 04 2023, 1:38 PM - 4:28 PM CDT

Att. 36,495 - Roof Closed - 74 F

livebaseballscorecards.com

Batter	1	2	3	4	5	6	7	8	9	AB	R	H	RBI	BB	SO	LOB
10 Jarred Kelenic, L (1, 7) OBP: 0.333, SLG: 0.495	B FF 95 F FF 95 S FC 92 C FS 88 1-3 ① K		C CU 75 S FS 88 S FF 95 0-3 ② K			F FS 87 X FC 92 0-1 ② F8	T SL 86 F SL 86 T SL 85 0-2 ③ K			4	0	0	0	0	3	3
44 Julio Rodríguez, R (1, 8) OBP: 0.301, SLG: 0.428	B FF 96 X FF 95 1-0 ② G6-3		S FS 87 X FF 96 0-1 ③ G3-1			C FF 96 S CU 77 C FF 98 0-3 ③ K		X FF 94 0-0 ① L9		4	0	0	0	0	1	1
23 Ty France, R (1, 3) OBP: 0.340, SLG: 0.410	C FF 95 B FS 89 F FS 89 F CU 77 F FF 96 T FS 88 1-2 ③ K			C FC 90 S FS 85 B FF 95 B FS 85 B CU 76 C FF 95 3-3 ① K			C SL 87 X SI 99 0-1 28 PB 28 2B 1B	C FF 95 S CH 87 X CH 88 0-2 1B		4	1	2	0	0	2	0
29 Cal Raleigh, S (1, 2) OBP: 0.305, SLG: 0.429		B FF 94 B FF 96 F FC 90 F FS 88 F FF 95 X FF 95 2-2 ① F8		F CU 75 X FS 87 0-1 ② G3-1			B SI 99 F SL 88 C SI 98 F SL 90 S CH 91 1-3 ① K	B CH 87 B CH 88 F FF 94 F FF 94 X CH 88 2-2 ② F8		4	0	0	0	0	1	2
28 Eugenio Suárez, R (1, 5) OBP: 0.314, SLG: 0.326		B FF 95 B FF 94 F FC 91 S FS 89 B FF 96 X FF 95 3-2 ② F9		B FC 91 X FF 94 1-0 ③ L8			C SI 98 X SI 99 0-1 35 WP 76 1B 2B 1-H	C SL 84 B SL 86 B FF 96 S SL 86 F FF 96 S SL 86 2-3 ③ K		4	1	1	1	0	1	1
35 Teoscar Hernández, R (1, 9) OBP: 0.280, SLG: 0.408		B CU 76 B FC 91 F FF 95 S FS 88 B FS 88 X FF 95 3-2 3B			B FS 86 C FF 95 F FF 95 F FS 87 B SL 84 B FS 88 S FF 94 3-3 ① K		D SL 90 C SL 88 B SL 88 B SI 98 C SL 89 B SI 98 4-2 76 1B 16 1B 2-3 BB		B CH 84 X SI 92 1-0 76 G3-1 0 1B 1B	3	1	2	0	1	1	0
20 Mike Ford, L (1, 10) OBP: 0.167, SLG: 0.167 0 Sam Haggerty, S (9, PH) OBP: 0.292, SLG: 0.238		B CU 75 B FS 88 S FC 90 B FS 88 S FC 91 F FC 90 X FS 89 3-2 ③ F6			C FF 95 B FS 89 X FS 88 1-1 ② F8		C SL 89 B CH 90 T CH 90 S SL 88 1-3 ② K		C CH 84 X CH 87 0-1 16 L6 76 G3-1 1-2 1B	3 1	0 0	0 1	0 0	0 0	1 0	3 0
76 José Caballero, R (1, 6) OBP: 0.375, SLG: 0.369			B CU 75 F FF 95 F FS 87 F FC 91 B CU 77 B FF 97 H FC 92 4-2 16 G5-3 HBP		B FF 95 X FC 92 1-0 ③ G6-3		B SL 88 C SI 98 F SL 88 B SL 88 F SL 88 X SI 97 2-2 16 1B 1-2 3-H 1B		X SI 94 0-0 ① G3-1 1-2 2-3	3	0	1	1	0	0	2
16 Kolten Wong, L (1, 4) OBP: 0.250, SLG: 0.186			C CU 76 F FF 95 B FS 86 1 SAFE X FS 87 1-2 ① G5-3 1-3			B CU 73 B FS 87 C FF 95 F FC 90 B CU 76 F FF 95 C FS 87 3-3 ① K	X FF 94 0-0 1-2 2-H 1B	B SI 93 X SI 93 1-0 ② ③ L6 2-2	4	0	1	1	0	1	3

| Inning Stats | | |

Seattle Mariners @ Texas Rangers

Globe Life Field, Arlington, TX

Sun Jun 04 2023, 1:38 PM - 4:28 PM CDT

Att. 36,495 - Roof Closed - 74 F

livebaseballscorecards.com

BOTTOM

Batter	1	2	3	4	5	6	7	8	9	AB	R	H	RBI	BB	SO	LOB
2 Marcus Semien, R (1, 4) OBP: 0.371, SLG: 0.506	F FF 95 B SL 86 S SL 86 X ST 81 1-2 6 BB 28 1B 2B	X FF 94 0-0 ③ F7	C SI 93 X SL 84 0-1 ③ L7			B FC 89 X FC 90 1-0 ① P4	B ST 83 S ST 82 B ST 83 B ST 83 B FC 88 4-1 1-2 BB			4	1	1	0	1	0	2
5 Corey Seager, L (1, 6) OBP: 0.405, SLG: 0.623 47 Josh Smith, L (7, 6) OBP: 0.368, SLG: 0.359	B FF 94 D SL 86 B CU 76 F FF 94 C FF 95 B FF 94 4-2 6 BB 28 1B BB		F FF 93 B CH 84 X FF 94 1-1 HR	F SI 93 B SI 94 F SI 94 F FF 96 B FF 95 X SI 94 2-2 ① L4		X FC 90 0-0 53 F9 6 1B 2-H 2B	F FF 93 B FF 92 C FC 88 B FF 93 F ST 82 F FC 88 F FF 92 X ST 83 2-2 ② F8			3 1	3 0	2 0	2 0	1 0	0 0	0 2
30 Nathaniel Lowe, L (1, 3) OBP: 0.357, SLG: 0.435	C FF 94 F FF 94 C FF 96 0-3 ① K		C FF 94 B FF 95 B FF 96 B FF 95 F FF 95 X FF 94 3-2 53 2B 1B	S FF 94 B SI 93 F FF 95 S FF 96 1-3 ② K		B CU 80 B FC 89 B FF 94 C FF 94 C FC 88 B SI 94 4-2 6 1B 28 HR BB	X ST 84 0-0 ③ P6			4	2	1	0	1	2	4
53 Adolis García, R (1, 9) OBP: 0.321, SLG: 0.498	S FF 95 B FF 95 F FF 95 F FF 95 C FF 95 1-3 ② K		X SL 86 0-0 6 1B 18 2B 1-H 2B	X FF 95 0-0 1B		B FF 94 F FC 89 B SI 94 X SI 94 2-1 ② F9 2-3		B SL 82 X SL 84 1-0 ① G5-3		5	1	2	1	0	1	4
6 Josh Jung, R (1, 5) OBP: 0.343, SLG: 0.518	B FF 95 F FF 96 C FF 95 B FF 95 B FF 94 B FF 94 4-2 28 1B 1-2 2-3 BB		F SL 86 S FF 94 B FF 94 B FF 95 X FF 95 2-2 18 2B 4 2B 2-3 1B	B FF 98 C FF 99 B FF 99 F FF 98 C FF 101 2-3 ③ K		C SI 94 F FC 89 X FC 90 0-2 28 HR 1-2 3-H 1B		C SI 96 B SL 84 F SI 96 F SI 96 X SI 96 1-2 18 1B 1B	4	2	3	1	1	1	1
28 Jonah Heim, S (1, 2) OBP: 0.345, SLG: 0.478 12 Sandy León, S (7, 2) OBP: 0.179, SLG: 0.189	B FF 95 X FF 95 1-0 1-2 2-H 3-H 1B		F FF 94 X FF 94 0-1 ① P6		B KC 82 F FC 95 S FF 99 F FF 99 F FC 95 F FF 100 F KC 84 X FF 98 1-2 ① G6-3	C FC 90 S FF 94 B FF 93 B FF 94 X FC 90 2-2 1-H 2-H HR		C SI 96 F FC 93 B SL 82 B SI 96 F FC 92 X SI 95 2-2 ② F7		4 1	1 0	2 0	5 0	0 0	0 0	2 1
18 Mitch Garver, R (1, 10) OBP: 0.375, SLG: 0.655	B FF 95 C FF 95 X SL 84 1-1 ③ G5-3		B SL 86 F SL 94 F SL 86 X FF 94 1-2 4 2B 1-3 3-H 2B		C SL 89 T FF 99 B SL 91 S SL 89 1-3 ② K	B SI 95 C SI 94 S FC 90 T FC 90 1-2 ③ K		B SI 95 C SI 95 S FC 83 C FC 92 X SL 84 2-2 1-3 1B		5	1	2	1	0	2	2
4 Robbie Grossman, S (1, 7) OBP: 0.312, SLG: 0.378		F FF 93 C CH 83 B SL 85 B SL 87 X CH 84 2-2 ① G4-3	C CU 76 D CU 78 X FF 95 1-1 16 G3-1 2-H 3-H 2B		C SL 87 X FC 95 0-1 ③ G4-3		F FF 92 C ST 83 S ST 84 0-3 ① K	C SL 83 F FC 93 C SI 94 0-3 ③ K		5	0	1	2	0	2	2
16 Travis Jankowski, L (1, 8) OBP: 0.376, SLG: 0.410		B CH 83 X FF 94 1-0 ② G4-3	B SI 92 S SI 93 B SI 93 X SI 92 2-1 ② G3-1 2-3			C CU 80 X CH 87 0-1 5 2B 2B	B ST 84 B FF 92 C FC 89 C FF 93 F ST 84 B ST 82 B FF 91 4-2 2 BB BB			3	1	1	0	1	0	1
Inning Stats	R: 2 E: 0 K: 2 S: 17 H: 2 LOB: 2 BB: 2 P: 29	R: 0 E: 0 K: 0 S: 5 H: 0 LOB: 0 BB: 0 P: 8	R: 5 E: 0 K: 0 S: 20 H: 6 LOB: 1 BB: 0 P: 30	R: 0 E: 0 K: 2 S: 11 H: 1 LOB: 1 BB: 0 P: 16	R: 0 E: 0 K: 1 S: 12 H: 0 LOB: 0 BB: 0 P: 14	R: 5 E: 0 K: 1 S: 17 H: 4 LOB: 0 BB: 1 P: 27	R: 0 E: 0 K: 1 S: 14 H: 0 LOB: 2 BB: 2 P: 24	R: 0 E: 0 K: 1 S: 16 H: 2 LOB: 2 BB: 0 P: 22		1B: 7 2B: 6 3B: 0 HR: 2 SF: 0 SAC: 0 DP: 0 HBP: 0					

	AB	39
	R	12
	H	15
	RBI	12
	BB	5
	SO	8
	LOB	21

WP: 0 PB: 0 SB: 0 CS: 0 PA: 44

PITCHER		IP	WLS	BF	H	R	ER	SO	BB	IBB	HBP	BLK	WP	HR	S	P	ERA	WHIP
50 Bryce Miller, R ERA: 4.46	(1, 1)	2.1	L	17	8	7	7	2	2	0	0	0	0	1	38	61	27.00	4.286
55 Gabe Speier, L ERA: 2.53	(3, 1)	1.1		5	1	0	0	1	0	0	0	0	0	0	12	17	0.00	0.750
47 Matt Brash, R ERA: 4.24	(4, 1)	1.1		4	0	0	0	2	0	0	0	0	0	0	15	19	0.00	0.000
30 Trevor Gott, R ERA: 3.38	(6, 1)	1.0		8	4	5	5	1	1	0	0	0	0	1	17	27	45.00	5.000
67 Matt Festa, R ERA: 6.75	(7, 1)	1.0		5	0	0	0	1	2	0	0	0	0	0	14	24	0.00	2.000

PITCHER		IP	WLS	BF	H	R	ER	SO	BB	IBB	HBP	BLK	WP	HR	S	P	ERA	WHIP
48 Justin Topa, R ERA: 3.18	(8, 1)	1.0		5	2	0	0	1	0	0	0	0	0	0	16	22	0.00	2.000

Batter	1	2	3	4	5	6	7	8	9	AB	R	H	RBI	BB	SO	LOB
19 Tommy Edman, S (1, 8) OBP: 0.317, SLG: 0.439	B SI 91 F FC 88 S CH 83 S CH 83 1-3 K		B FC 88 X CH 83 1-0 G5-3		C CH 84 X FF 92 0-1 F8			X FF 92 0-0 28 2B 1-2 2-3 1B		4	0	1	0	0	1	0
46 Paul Goldschmidt, R (1, 3) OBP: 0.390, SLG: 0.504	C FC 89 X CH 82 0-1 G4-3		C FC 89 X SI 90 0-1 L7			B CH 83 C FC 90 B CH 84 S FC 90 S FC 89 2-3 K		S SL 87 C SL 85 B SI 94 X SI 93 1-2 SF7 3-H		3	0	0	1	0	1	0
28 Nolan Arenado, R (1, 5) OBP: 0.313, SLG: 0.439	C CH 84 B FC 90 B CH 84 X SI 92 2-1 F9		B FC 91 X CH 84 1-0 F7			C FC 92 F FF 93 X SI 93 0-2 F9		B SI 93 C SL 86 X SL 85 1-1 1-H 2-H 2B		4	0	1	1	0	0	0
40 Willson Contreras, R (1, 2) OBP: 0.291, SLG: 0.353		C SI 90 F SI 90 F FC 89 F CH 84 X SI 91 0-2 E9 26 S 11 1B		B FC 88 B SI 90 B FC 89 C SI 89 X FC 90 3-1 L8		B FC 91 X SI 92 1-0 F9		X SI 92 0-0 G4-3		4	1	0	0	0	0	1
26 Luken Baker, R (1, 10) OBP: 0.375, SLG: 0.375		S CH 83 D CH 84 S FC 90 C SI 92 1-3 K 2-3		S CH 82 B CH 82 F FF 91 B FC 91 F CH 84 X SI 93 2-2 1B			B SI 91 S CH 83 F CH 83 S CH 84 1-3 K		S CU 77 S SL 82 B SL 81 F FF 94 F SL 83 S SL 83 1-3 K	4	0	1	0	0	3	1
11 Paul DeJong, R (1, 6) OBP: 0.338, SLG: 0.492		B FC 90 B SI 91 X CH 85 2-0 33 BB 3-H 1B		C FF 92 C CH 85 C FC 90 0-3 K			B FF 93 C FC 90 C CH 83 B FC 91 F FF 93 X CH 85 2-2 33 G4-6-3 1B		B FF 93 B CU 78 F FF 93 B FC 91 B FF 93 4-1 18 CS BB	3	0	2	1	1	1	1
33 Brendan Donovan, L (1, 4) OBP: 0.338, SLG: 0.368 (8, 7)		B SI 92 B SI 90 B SI 92 B SI 92 4-0 1-2 BB		C SI 92 X CU 81 0-1 L9			C FC 89 X FC 88 0-1 G4-6-3 1-2f		C SL 82 1 SAFE L SL 82 D SL 82 F FF 94 X SL 85 1-2 L6	3	0	0	0	1	0	3
18 Jordan Walker, R (1, 9) OBP: 0.309, SLG: 0.356		C SI 92 B CH 84 B CH 85 C FC 90 X CH 86 2-2 F6			X FF 90 0-0 L9			F SI 92 F SL 84 B SI 93 B SL 83 B SL 85 4-2 19 1B 16 1B 46 SF7 BB	B FF 93 C FF 93 1 SAFE C SL 84 1-2 CS 1-2	2	1	0	0	1	0	2
54 Óscar Mercado, R (1, 7) OBP: 0.333, SLG: 0.414 16 Nolan Gorman, L (8, PH) OBP: 0.360, SLG: 0.554 (8, 4)		B SI 92 C CH 84 B FC 90 F SI 92 X SI 92 2-2 F8			C CH 84 B FF 93 B CH 85 C FC 90 X CH 85 2-2 G5-3			B FF 92 X SI 92 1-0 19 1B 28 2B 1-2 1B		2 1	0 1	0 1	0 0	0 0	0 0	2 0
Inning Stats	R: 0 E: 0 K: 1 S: 7 H: 0 LOB: 0 BB: 0 P: 10	R: 1 E: 1 K: 1 S: 15 H: 1 LOB: 2 BB: 1 P: 26	R: 0 E: 0 K: 0 S: 4 H: 0 LOB: 0 BB: 0 P: 6	R: 0 E: 0 K: 1 S: 11 H: 1 LOB: 1 BB: 0 P: 16	R: 0 E: 0 K: 0 S: 6 H: 0 LOB: 0 BB: 0 P: 8	R: 0 E: 0 K: 1 S: 7 H: 0 LOB: 0 BB: 0 P: 10	R: 0 E: 0 K: 1 S: 9 H: 1 LOB: 0 BB: 0 P: 12	R: 2 E: 0 K: 0 S: 10 H: 3 LOB: 1 BB: 1 P: 17	R: 0 E: 0 K: 1 S: 12 H: 0 LOB: 0 BB: 1 P: 19	1B: 5 2B: 1 3B: 0 HR: 0 SF: 1 SAC: 0 DP: 1 HBP: 0						

PITCHER	IP	WLS	BF	H	R	ER	SO	BB	IBB	HBP	BLK	WP	HR	S	P	ERA	WHIP
54 Martín Pérez, L (1, 1) ERA: 3.97	7.0		25	3	1	0	5	1	0	0	0	0	0	59	88	0.00	0.571
65 Grant Anderson, R (8, 1) ERA: 3.86	1.0	B	6	3	2	2	0	1	0	0	0	0	0	10	17	18.00	4.000
51 Will Smith, L (9, 1) ERA: 3.0	1.0	W	3	0	0	0	1	1	0	0	0	0	0	12	19	0.00	1.000

PITCHER	IP	WLS	BF	H	R	ER	SO	BB	IBB	HBP	BLK	WP	HR	S	P	ERA	WHIP

TOP

St. Louis Cardinals @ Texas Rangers

Globe Life Field, Arlington, TX

Mon Jun 05 2023, 7:09 PM - 9:42 PM CDT

Att. 25,161 - Roof Closed - 74 F

livebaseballscorecards.com

AB	30
R	3
H	6
RBI	3
BB	3
SO	6
LOB	10

BOTTOM

St. Louis Cardinals @ Texas Rangers

Globe Life Field, Arlington, TX

Mon Jun 05 2023, 7:09 PM - 9:42 PM CDT

Att. 25,161 - Roof Closed - 74 F

livebaseballscorecards.com

Batter	1	2	3	4	5	6	7	8	9	AB	R	H	RBI	BB	SO	LOB
2 Marcus Semien, R (1, 4) OBP: 0.375, SLG: 0.506	F SI 88 B FC 82 F SI 87 B CU 73 F FC 83 F CU 72 B CU 72 F FC 84 X FC 81 3-2 ① L8	X SI 87 0-0 5 FC4-6 1B 3-H		C SI 86 F CU 72 B CH 82 F SI 86 X FC 81 1-2 ② F3		B FF 96 C SL 86 1 SAFE X FF 96 1-1 1-2 1B			B SI 95 C FF 94 B CH 89 B CH 89 D CH 88 4-1 5 1B 30 1B BB	4	1	2	1	1	0	0
5 Corey Seager, L (1, 6) OBP: 0.405, SLG: 0.613	B SI 87 F CH 84 X FF 87 1-1 30 2B 1B	B FC 84 1 SAFE B SI 86 F SI 86 X CH 84 2-1 ② FC4-6 1-2f		X FC 82 0-0 ③ F4		F FF 96 F FF 97 S FF 98 0-3 ③ K			X FC 88 0-0 30 1B 1-2 1B	5	0	2	0	0	1	3
30 Nathaniel Lowe, L (1, 3) OBP: 0.358, SLG: 0.439	D SI 88 X FC 83 1-0 1-3 2B	B SI 87 C CU 72 X CH 83 1-1 ③ G4-3			B CU 69 C SI 85 X CH 82 1-1 ① G3-1		B CU 78 C FF 96 B FF 96 F SL 85 T CU 77 2-2 ① K		B FF 95 C FC 89 D CU 80 B FF 97 X FC 90 3-1 1-2 2-H 1B	5	0	2	1	0	1	1
53 Adolis García, R (1, 9) OBP: 0.320, SLG: 0.493	S CU 73 D CU 73 S SI 88 F CU 73 S FF 88 1-3 ② K		B SI 86 B SI 88 F FC 82 X CU 73 2-1 6 FC4-6 1B		C SI 86 C FF 85 S FF 86 0-3 ② K		B FF 97 F FF 96 X FF 97 1-1 ② G6-3			4	0	1	0	0	2	2
6 Josh Jung, R (1, 5) OBP: 0.342, SLG: 0.514	B FC 84 S CU 74 X CU 73 1-1 ③ L7		B FC 82 X FC 81 1-0 ① FC4-6 18 BB 1-2f		B SI 86 B FC 82 X FC 81 2-0 1B		X FF 93 0-0 ③ G6-3			4	0	1	0	0	0	3
28 Jonah Heim, S (1, 2) OBP: 0.343, SLG: 0.473		C CU 70 X CU 72 0-1 18 1B 20 2B 1B	B SI 86 B SI 86 S CH 83 B FC 82 X SI 86 3-1 ② F8		B FF 86 C SI 85 D CH 83 X FC 82 2-1 ③ L3			B FF 100 B CU 82 B FF 100 C FF 99 X FF 99 3-1 ① G4-3		4	1	1	0	0	0	2
18 Mitch Garver, R (1, 10) OBP: 0.389, SLG: 0.625	B SI 88 C FC 83 F SI 88 B CU 74 X FC 83	2-2 20 2B 3 G6-3 1B 1-3	B CU 72 B CU 72 C SI 87 F CU 73 B CU 73 F CU 73 B SI 88 4-2 1-2 BB			C SI 85 F FC 80 B CU 72 F SI 87 B CU 73 F FC 81 B FF 86 F CU 71 S SI 86 3-3 ① K		C SL 87 S SL 92 S SL 93 0-3 ② K		3	1	1	0	1	2	0
20 Ezequiel Duran, R (1, 7) OBP: 0.358, SLG: 0.521	B SI 87 C SI 87 S CU 74 B SI 90 X CU 74	2-2 3 G6-3 2 1B 2B 1-3 3-H	B CU 75 C SI 88 B FC 83 S FC 82 F SI 88 X CU 73 2-2 ③ F7			B SI 86 C SI 86 C SI 86 B FF 86 B SI 86 B SI 87 4-2 2 1B BB		B FF 99 B SL 88 C SL 88 C SL 88 S FF 100 2-3 ③ K		3	1	1	1	1	1	2
3 Leody Taveras, S (1, 8) OBP: 0.352, SLG: 0.441	X SI 87 0-0 ① G6-3 2-3 3-H			B SI 85 B SI 85 C SI 85 B CH 82 X SI 85 3-1 ① G4-3		S FF 96 B FF 96 F FF 97 F FF 97 1 SAFE S FF 98 1-3 ② K			B SI 95 C FF 95 B CU 79 X FF 95 2-1 ① G4-3	4	0	0	1	0	1	2
Inning Stats	R: 0 E: 0 K: 1 S: 15 H: 2 LOB: 2 BB: 0 P: 22	R: 3 E: 0 K: 0 S: 14 H: 4 LOB: 1 BB: 0 P: 21	R: 0 E: 0 K: 0 S: 12 H: 1 LOB: 2 BB: 1 P: 24	R: 0 E: 0 K: 0 S: 7 H: 0 LOB: 0 BB: 0 P: 11	R: 0 E: 0 K: 1 S: 8 H: 1 LOB: 1 BB: 0 P: 13	R: 0 E: 0 K: 3 S: 17 H: 1 LOB: 2 BB: 1 P: 26	R: 0 E: 0 K: 1 S: 6 H: 0 LOB: 0 BB: 0 P: 9	R: 0 E: 0 K: 2 S: 8 H: 0 LOB: 0 BB: 0 P: 13	R: 1 E: 0 K: 0 S: 6 H: 2 LOB: 2 BB: 1 P: 15	1B: 9 2B: 2 3B: 0 HR: 0	SF: 0 SAC: 0 DP: 0 HBP: 0					

	AB	36
	R	4
	H	11
	RBI	4
	BB	3
	SO	8
	LOB	15

PITCHER	IP	WLS	BF	H	R	ER	SO	BB	IBB	HBP	BLK	WP	HR	S	P	ERA	WHIP
50 Adam Wainwright, R (1, 1) ERA: 5.97	5.1		26	8	3	3	3	2	0	0	0	0	0	64	106	5.06	1.875
53 Andre Pallante, R (6, 1) ERA: 4.5	1.1		5	1	0	0	3	0	0	0	0	0	0	14	19	0.00	0.750
34 Drew VerHagen, R (7, 1) ERA: 4.33	0.1		1	0	0	0	0	0	0	0	0	0	0	1	1	0.00	0.000
56 Ryan Helsley, R (8, 1) ERA: 3.38	1.0		3	0	0	0	2	0	0	0	0	0	0	8	13	0.00	0.000
92 Génesis Cabrera, L (9, 1) ERA: 4.7	0.1	L	4	2	1	1	0	1	0	0	0	0	0	6	15	27.00	9.000

PITCHER	IP	WLS	BF	H	R	ER	SO	BB	IBB	HBP	BLK	WP	HR	S	P	ERA	WHIP

St. Louis Cardinals @ Texas Rangers

Globe Life Field, Arlington, TX

Tue Jun 06 2023, 7:07 PM - 9:51 PM CDT

Att. 28,151 - Roof Closed - 74 F

livebaseballscorecards.com

Batter	1	2	3	4	5	6	7	8	9	AB	R	H	RBI	BB	SO	LOB
33 Brendan Donovan, L (1, 7) OBP: 0.345, SLG: 0.371	X SI 91 0-0 46 FC6 1B	B FC 89 X FC 90 1-0 ③ L7			B CH 87 B FC 88 X FC 88 2-0 46 BB 1B	B FF 95 B FC 90 B FC 90 C FF 94 F FF 94 B FC 91 4-2 1-2 BB			B SL 80 C FF 92 C FF 93 F FF 94 F SL 81 T FF 94 1-2 ② K	4	0	2	0	1	1	0
46 Paul Goldschmidt, R (1, 3) OBP: 0.390, SLG: 0.500	D SI 91 B FC 90 F SI 92 S FC 88 F SL 84 X SI 92 2-2 ① FC6 28 HR 1-2f	B FC 86 X SI 89 1-0 40 FC6-4 1B	D SI 90 B FC 89 S FC 89 F SI 91 D SL 82 B FC 88 4-2 1-2 BB	D CH 87 F FF 95 X FF 95 1-1 ③ G6-3			F FF 92 B FF 93 B SL 83 X FF 92 2-1 ③ L9	4	1	1	0	1	0	3
16 Nolan Gorman, L (1, 4) OBP: 0.353, SLG: 0.542	F CH 86 S FC 89 X CH 84 0-2 ② F8	B FC 89 F FC 89 X FC 89 1-1 ① L9	B CH 86 S FC 89 B CH 86 F SI 91 C FC 89 2-3 ② K	X FC 90 0-0 ① F8				4	0	0	0	0	1	4
28 Nolan Arenado, R (1, 5) OBP: 0.312, SLG: 0.448	C SL 83 X SL 83 0-1 1-H HR	B SI 91 B SI 91 F FC 89 B SI 91 X SI 92 3-1 ② F7	B SI 91 S SL 83 X SI 91 1-1 ③ G1-3	B SL 88 C SL 88 C FF 97 X SL 88 1-2 ② G1-3				4	1	1	2	0	0	3
40 Willson Contreras, R (1, 2) OBP: 0.295, SLG: 0.367	H SI 91 1-0 41 1B HBP	S SL 82 S CH 84 B SL 82 X SI 91 1-2 ③ FC6-4 1-2f	B KC 75 B FC 87 X SI 89 2-0 HR	S SL 88 B SL 88 S SL 89 B FF 98 S FF 98 2-3 ③ K				3	1	1	1	0	1	1
41 Alec Burleson, L (1, 10) OBP: 0.277, SLG: 0.371	C CU 77 1 SAFE F SL 83 X SI 92 0-2 1-2 1B	X FC 89 0-0 ① G4-3	B CU 77 S CH 85 X CH 86 1-1 ① G3	B CU 84 B SL 87 C FF 97 S FF 96 F SL 87 B FF 96 S FF 95 3-3 ① K				4	0	1	0	0	1	0
11 Paul DeJong, R (1, 6) OBP: 0.329, SLG: 0.476	C SI 91 X SL 83 0-1 ③ F9	C SL 81 S SL 82 B SL 82 X SI 91 1-2 ② F9	B SI 90 B SI 90 X SI 89 2-0 ② P4	B SL 86 F SL 87 S SL 88 S FF 96 1-3 ② K				4	0	0	0	0	1	2
18 Jordan Walker, R (1, 9) OBP: 0.306, SLG: 0.385		C SI 91 B CH 86 B SL 83 C SI 91 B SL 84 F SI 92 X SL 82 3-2 E6 19 G1-6-3	B SI 90 F CH 86 B SL 82 X SI 90 2-1 ③ G3-1	C SI 89 B CH 87 F SI 90 F CH 85 B SL 82 F SL 82 X CH 85 2-2 HR		S FF 96 S SL 88 F FF 97 B SL 89 S FF 96 1-3 ③ K		4	1	1	1	0	1	0
19 Tommy Edman, S (1, 8) OBP: 0.316, SLG: 0.432		C CU 78 1 SAFE F FC 88 X CH 84 0-2 ① ② G1-6-3 1-2f			C CH 84 F FC 88 B CU 78 B CH 87 F FC 88 B SI 91 X FC 88 3-2 ① F8	F FC 88 B SL 81 B CH 86 B SI 90 B FC 88 4-1 33 S BB			F FF 91 C FF 92 B SL 81 B SL 81 X FF 93 2-2 ① P4	3	0	0	0	1	0	1
Inning Stats	R: 2 E: 0 K: 0 S: 15 H: 3 LOB: 2 BB: 0 P: 18	R: 0 E: 1 K: 0 S: 8 H: 0 LOB: 0 BB: 0 P: 12	R: 0 E: 0 K: 0 S: 8 H: 1 LOB: 1 BB: 0 P: 14	R: 0 E: 0 K: 0 S: 6 H: 0 LOB: 0 BB: 0 P: 9	R: 0 E: 0 K: 1 S: 12 H: 1 LOB: 2 BB: 1 P: 24	R: 2 E: 0 K: 0 S: 14 H: 2 LOB: 2 BB: 2 P: 30	R: 0 E: 0 K: 1 S: 7 H: 0 LOB: 0 BB: 0 P: 10	R: 0 E: 0 K: 3 S: 11 H: 0 LOB: 0 BB: 0 P: 16	R: 0 E: 0 K: 1 S: 10 H: 0 LOB: 0 BB: 0 P: 15	1B: 4 2B: 0 3B: 0 HR: 3	SF: 0 SAC: 0 DP: 1 HBP: 1					

TOP	
AB	34
R	4
H	7
RBI	4
BB	3
SO	6
LOB	14

WP: 0 PB: 0 SB: 1 CS: 0 PA: 38

PITCHER		IP	WLS	BF	H	R	ER	SO	BB	IBB	HBP	BLK	WP	HR	S	P	ERA	WHIP
33 Dane Dunning, R ERA: 2.52	(1, 1)	5.2	W	27	7	4	4	1	2	0	1	0	0	3	59	98	6.35	1.588
50 Cole Ragans, L ERA: 5.16	(6, 1)	0.2	H	3	0	0	0	0	1	0	0	0	0	0	5	10	0.00	1.500
66 Josh Sborz, R ERA: 3.92	(7, 1)	1.2	H	5	0	0	0	4	0	0	0	0	0	0	17	25	0.00	0.000
51 Will Smith, L ERA: 2.86	(9, 1)	1.0	S	3	0	0	0	1	0	0	0	0	0	0	10	15	0.00	0.000

PITCHER	IP	WLS	BF	H	R	ER	SO	BB	IBB	HBP	BLK	WP	HR	S	P	ERA	WHIP

Batter	1	2	3	4	5	6	7	8	9	AB	R	H	RBI	BB	SO	LOB
2 Marcus Semien, R (1, 4) OBP: 0.372, SLG: 0.504	B FF 94 C CU 73 B FF 94 X FF 94 2-1 ① P3		B SI 94 C SI 93 F CH 86 X FF 93 1-2 ① G5-3	C SL 84 B CH 88 F CH 86 X SI 93 1-2 E4 1-H 2-H 3-H 2B		C CH 84 F SI 94 F CU 80 F SI 94 X CH 86 0-2 ② L8		X FF 94 0-0 ② F9		5	0	1	2	0	0	2
5 Corey Seager, L (1, 10) OBP: 0.389, SLG: 0.586	F FF 95 X SI 95 0-1 ② L8		F SI 94 F SI 94 B FF 94 B SI 95 B CU 74 S SI 94 3-3 ② K	B SL 83 B CU 73 D SL 86 X SI 92 3-0 ② G3		F SI 95 B SI 95 B CH 86 X SI 95 2-1 ③ F7		1 SAFE X FF 92 0-0 ③ P5		5	0	0	0	0	1	3
30 Nathaniel Lowe, L (1, 3) OBP: 0.357, SLG: 0.448	C FF 94 B SL 86 C SI 95 F FF 97 S FF 95 1-3 ③ K		B FF 95 X FF 93 1-0 HR	C SI 93 B SI 92 D SL 85 F SI 92 D CU 77 X SI 93 3-2 ③ G4-3			S SI 94 S SI 96 F CH 86 B SI 95 F SI 94 B CH 87 F SI 96 X CU 80 2-2 ① F6			4	1	1	1	0	1	1
53 Adolis García, R (1, 9) OBP: 0.331, SLG: 0.515		B FF 94 S FF 93 B FF 94 B CU 74 X FF 94 3-1 6 FC5-4 1B	B CU 74 F FF 93 X FF 94 1-1 1B		S ST 82 C SI 93 B CH 90 X FF 94 1-2 HR		C CU 81 F FF 94 X SL 85 0-2 6 2B 1B			4	1	4	1	0	0	0
6 Josh Jung, R (1, 5) OBP: 0.340, SLG: 0.513		B SI 95 S CH 87 S CH 88 B FF 95 X CU 77 2-2 ① FC5-4 1-2f 18 2B	D CU 75 B SI 94 X SI 92 2-0 ③ L9		F FC 90 B FF 96 S FC 88 F ST 82 B CH 90 X FF 95 2-2 ① L9		C FF 94 F FF 93 B CU 80 F FF 94 B FF 93 X FF 94 2-2 1-3 2B			4	1	1	0	0	0	2
4 Robbie Grossman, S (1, 7) OBP: 0.311, SLG: 0.372 16 Travis Jankowski, L (8, 7) OBP: 0.376, SLG: 0.410		D SI 94 F FF 94 C SI 95 X CU 78 1-2 ② L8		B SI 93 C SI 92 B SL 84 X SI 93 2-1 ① F8	B SI 95 B FC 89 F SI 94 S FC 89 S ST 82 2-3 ② K		B CU 82 B CH 88 B CH 88 B FF 94 4-0 18 G4-6-3 BB			3 0	0 0	0 0	0 0	1 0	1 0	1 0
18 Mitch Garver, R (1, 2) OBP: 0.400, SLG: 0.629		B FF 94 X FF 94 1-0 1-H 2B		B CU 76 B CU 73 B FF 92 B SI 93 4-0 3 1B 20 1B 2 E BB	B SI 95 X FC 89 1-0 ③ G5-3		C FF 95 C CU 82 D CU 82 B FF 94 F FF 94 X FF 94 2-2 ② ③ G4-6-3 1-2f			3	1	1	1	1	0	3
20 Ezequiel Duran, R (1, 6) OBP: 0.374, SLG: 0.531		B CU 76 B SI 95 C SI 94 C FF 94 F CH 89 B SL 87 B FF 95 4-2 BB		F FF 91 C FF 93 X FF 92 0-2 3 1B 2 E 1-2 1B		L SI 95 S ST 83 B ST 84 B FF 94 X ST 83 2-2 1B		C FF 92 B FF 91 X SL 85 1-1 1B		3	1	3	0	1	0	0
3 Leody Taveras, S (1, 8) OBP: 0.350, SLG: 0.436		B FF 94 B CU 77 F FF 94 B FF 94 X FF 94 3-1 ③ G4-3		S CU 76 C CU 76 X CU 77 0-2 2 2B 2 E 1-2 2-3 1B		S SI 94 X CH 84 0-1 ① P4		F FF 93 C CH 86 D CH 86 B FF 93 C FF 93 2-3 ① K		4	1	1	0	0	1	4
Inning Stats	R: 0 E: 0 K: 1 S: 8 H: 0 LOB: 0 BB: 0 P: 11	R: 1 E: 0 K: 0 S: 14 H: 2 LOB: 2 BB: 1 P: 28	R: 1 E: 0 K: 1 S: 10 H: 2 LOB: 1 BB: 0 P: 18	R: 3 E: 1 K: 0 S: 15 H: 3 LOB: 1 BB: 1 P: 28	R: 1 E: 0 K: 1 S: 11 H: 1 LOB: 0 BB: 0 P: 17	R: 0 E: 0 K: 0 S: 12 H: 1 LOB: 1 BB: 0 P: 16	R: 0 E: 0 K: 0 S: 17 H: 2 LOB: 2 BB: 1 P: 27	R: 0 E: 0 K: 1 S: 7 H: 1 LOB: 1 BB: 0 P: 10		1B: 7 2B: 3 3B: 0 HR: 2 SF: 0 SAC: 0 DP: 1 HBP: 0						

BOTTOM

St. Louis Cardinals @ Texas Rangers

Globe Life Field, Arlington, TX

Tue Jun 06 2023, 7:07 PM - 9:51 PM CDT

Att. 28,151 - Roof Closed - 74 F

livebaseballscorecards.com

AB	35
R	6
H	12
RBI	5
BB	3
SO	4
LOB	16

PITCHER		IP	WLS	BF	H	R	ER	SO	BB	IBB	HBP	BLK	WP	HR	S	P	ERA	WHIP
52 Matthew Liberatore, L ERA: 6.0	(1, 1)	4.0	L	21	7	5	4	2	2	0	0	0	0	1	47	85	9.00	2.250
34 Drew VerHagen, R ERA: 4.5	(5, 1)	1.0		5	2	1	1	1	0	0	0	0	0	1	14	22	9.00	2.000
32 Steven Matz, L ERA: 5.37	(6, 1)	1.1		4	0	0	0	0	0	0	0	0	0	0	15	19	0.00	0.000
30 Chris Stratton, R ERA: 3.48	(7, 1)	1.2		8	3	0	0	1	1	0	0	0	0	0	18	29	0.00	2.400

PITCHER	IP	WLS	BF	H	R	ER	SO	BB	IBB	HBP	BLK	WP	HR	S	P	ERA	WHIP

WP: 0 PB: 0 SB: 0 CS: 0 PA: 38

Batter	1	2	3	4	5	6	7	8	9	AB	R	H	RBI	BB	SO	LOB
33 Brendan Donovan, L (1, 4) OBP: 0.338, SLG: 0.363	C FF 96 C FF 97 S FF 97 0-3 ① K			C CU 78 F FF 95 X SL 88 0-2 ① G4-3			C FF 95 B FF 95 X FF 95 1-1 ① G5-3		B CU 78 B CH 90 S FF 96 C FF 97 B CH 90 X FF 96 3-2 ② L8	4	0	0	0	0	1	1
46 Paul Goldschmidt, R (1, 3) OBP: 0.385, SLG: 0.491	S FF 97 B FF 97 F SL 89 F FF 98 F FF 97 B SL 88 X SL 88 2-2 ② P3			C SL 87 B SL 88 C SL 88 F FF 97 S FF 96 1-3 ② K			B FF 97 C FF 96 F SL 90 S SL 88 1-3 ② K		X SL 88 0-0 ③ G6-3	4	0	0	0	0	2	1
16 Nolan Gorman, L (1, 10) OBP: 0.348, SLG: 0.534	B SL 87 S CH 91 S FF 96 F SL 88 S FF 96 1-3 ③ K			B CH 90 S SL 87 B FF 96 S CH 90 S SL 88 2-3 ③ K			B CU 79 B CH 91 S CH 89 F SL 87 B FF 97 S CH 89 3-3 ③ K			3	0	0	0	0	3	0
28 Nolan Arenado, R (1, 5) OBP: 0.316, SLG: 0.455		X FF 96 0-0 41 G4-3 1B			X SL 87 0-0 41 F7-5 2B			F FF 95 X CH 90 0-1 ① G5-3		3	0	2	0	0	0	0
40 Willson Contreras, R (1, 2) OBP: 0.291, SLG: 0.362		D SL 89 S CH 90 C FF 97 B FF 97 X CH 90 2-2 ① F8			C FF 97 B FF 97 B CH 90 S SL 88 S FF 97 2-3 ① K			F FF 96 F SL 88 F FF 96 B CH 90 F FF 97 S SL 88 1-3 ② K		3	0	0	0	0	2	2
41 Alec Burleson, L (1, 7) OBP: 0.278, SLG: 0.390 54 Óscar Mercado, R (9, 7) OBP: 0.333, SLG: 0.414		C SL 89 B CH 90 X CH 90 1-1 ②③ G4-3 1-2f			X CH 90 0-0 ②③ F7-5 2-3			X SL 87 0-0 HR		3 0	1 0	1 0	1 0	0 0	0 0	2 0
11 Paul DeJong, R (1, 6) OBP: 0.322, SLG: 0.465			C SL 87 S SL 88 S FF 96 0-3 ① K			S SL 87 X FF 96 0-1 ① L9		S SL 89 C SL 88 S FF 96 0-3 ③ K2-3		3	0	0	0	0	2	0
18 Jordan Walker, R (1, 9) OBP: 0.317, SLG: 0.387			C FF 97 X FF 97 0-1 ② G3-1			F FF 97 H FF 96 1-1 19 CS HBP			B FF 94 B SL 88 X FF 96 2-0 1B	2	0	1	0	0	0	0
19 Tommy Edman, S (1, 8) OBP: 0.312, SLG: 0.426			S CH 90 C CH 90 S SL 89 0-3 ③ K			C SL 86 F CH 91 F FF 96 B CH 90 X SL 88 1-2 ②③ G5-3 1-2			F SL 87 1 SAFE F FF 97 F FF 97 C CH 90 0-3 ① K	3	0	0	0	0	2	2
Inning Stats	R: 0 E: 0 K: 2 S: 12 H: 0 LOB: 0 BB: 0 P: 15	R: 0 E: 0 K: 0 S: 6 H: 1 LOB: 0 BB: 0 P: 9	R: 0 E: 0 K: 2 S: 8 H: 0 LOB: 0 BB: 0 P: 8	R: 0 E: 0 K: 2 S: 10 H: 0 LOB: 0 BB: 0 P: 13	R: 0 E: 0 K: 1 S: 5 H: 1 LOB: 0 BB: 0 P: 7	R: 0 E: 0 K: 0 S: 7 H: 0 LOB: 0 BB: 0 P: 9	R: 0 E: 0 K: 2 S: 8 H: 0 LOB: 0 BB: 0 P: 13	R: 1 E: 0 K: 2 S: 11 H: 1 LOB: 0 BB: 0 P: 12	R: 0 E: 0 K: 1 S: 9 H: 1 LOB: 1 BB: 0 P: 14	1B: 2 2B: 2 3B: 0 HR: 1 SF: 0 SAC: 0 DP: 2 HBP: 1						

PITCHER		IP	WLS	BF	H	R	ER	SO	BB	IBB	HBP	BLK	WP	HR	S	P	ERA	WHIP
22 Jon Gray, R ERA: 2.32	(1, 1)	9.0	L	29	4	1	1	12	0	0	1	0	0	1	76	100	1.00	0.444
22 Jon Gray, R ERA: 2.32	(8, 1)	9.0	L	29	4	1	1	12	0	0	1	0	0	1	76	100	1.00	0.444

PITCHER	IP	WLS	BF	H	R	ER	SO	BB	IBB	HBP	BLK	WP	HR	S	P	ERA	WHIP

TOP

St. Louis Cardinals @ Texas Rangers

Globe Life Field, Arlington, TX

Wed Jun 07 2023, 7:09 PM - 9:24 PM CDT

Att. 30,251 - Roof Closed - 74 F

livebaseballscorecards.com

AB	28
R	1
H	4
RBI	1
BB	0
SO	12
LOB	8

WP: 0 PA: 29
PB: 0
SB: 0
CS: 1

Batter	1	2	3	4	5	6	7	8	9	AB	R	H	RBI	BB	SO	LOB
2 Marcus Semien, R (1, 4) OBP: 0.367, SLG: 0.496	B FF 93 S SI 89 F FF 93 S KC 76 1-3 K ①	B FC 88 X FC 87 1-0 G5-3 ③			B FC 87 F FC 87 B FF 93 X FF 93 2-1 F9 ①		C SI 102 X SI 101 0-1 G5-3 ②			4	0	0	0	0	1	1
5 Corey Seager, L (1, 6) OBP: 0.393, SLG: 0.588	B FF 93 B CH 83 B FC 88 B FF 92 4-0 6 BB 30 BB BB		S SL 85 B SL 84 B KC 75 S SL 83 F SL 83 X SL 83 2-2 G4-1 ①		B FC 88 F SL 83 S SL 85 B KC 78 C FF 93 2-3 K ②		B FF 102 S FF 103 B FF 103 X FF 103 2-1 2B			3	0	1	0	1	1	0
30 Nathaniel Lowe, L (1, 3) OBP: 0.355, SLG: 0.443	B SI 89 C FF 92 S KC 73 D KC 78 B FF 94 1 SAFE D KC 74 4-2 6 BB 1-2 BB		B KC 73 X SL 84 1-0 G1-3 ②		C KC 71 B FF 93 B SL 83 C KC 70 T FF 95 2-2 K ③		B FF 102 C SI 102 B ST 90 S ST 90 F FF 103 S SI 102 2-3 K ③			3	0	0	0	1	2	1
6 Josh Jung, R (1, 5) OBP: 0.343, SLG: 0.511	C FF 93 B FF 90 B FF 92 T SL 83 F FF 93 D SL 83 F SL 82 B SL 83 4-2 1-2 2-3 BB		X SL 84 0-0 28 FC4-6 1B			B FF 93 B FF 92 X SL 85 2-0 G6-3 ①		F FF 94 S FF 93 B FF 93 B FF 92 S SL 86 2-3 K ①		3	0	1	0	1	1	0
28 Jonah Heim, S (1, 10) OBP: 0.337, SLG: 0.464 (8, 2)	B FF 93 F SL 83 F SL 84 S KC 75 1-3 K ②		B FF 92 B FC 90 X SL 83 2-0 FC4-6 ③ 1-2f			C KC 70 F SL 83 B KC 76 S FF 94 1-3 K ②		C SL 86 B CH 88 X SL 86 1-1 F8 ②		4	0	0	0	0	2	4
16 Travis Jankowski, L (1, 8) OBP: 0.371, SLG: 0.395	C SL 82 D KC 75 X SL 83 1-1 G3-1 ③			C SL 79 X FF 92 0-1 G6-3 ①		C SL 80 F FF 92 B SL 85 B KC 75 B SL 85 B SL 82 4-2 4 2B BB		C FF 94 B FF 93 X FF 94 1-1 G6-3 ③		3	0	0	0	1	0	3
4 Robbie Grossman, S (1, 9) OBP: 0.315, SLG: 0.376		B KC 73 B SI 90 C SL 80 X SL 84 2-1 F9 ①		B FF 92 B SL 83 B SL 83 B SL 81 4-0 47 FC3-6 BB		B FC 87 X FC 91 1-0 1-3 2B			F FF 98 F FF 101 B FF 102 S SL 92 1-3 K ①	3	0	1	0	1	1	0
47 Josh Smith, L (1, 7) OBP: 0.359, SLG: 0.347 53 Adolis García, R (9, PH) OBP: 0.329, SLG: 0.513		C FC 87 B SL 84 S SL 84 B FF 94 C SL 85 2-3 K ②		C FC 89 B KC 74 D SL 84 1 SAFE C FF 91 X FF 93 2-2 FC3-6 ② 1-2f		C KC 72 D KC 74 F SL 84 B FF 94 S FF 94 2-3 K ③			S SL 90 F FF 101 F SL 93 S SL 91 0-3 K ②	3 1	0 0	0 0	0 0	0 0	2 1	3 0
12 Sandy León, S (1, 2) OBP: 0.195, SLG: 0.205 3 Leody Taveras, S (7, PH) OBP: 0.348, SLG: 0.434 22 Jon Gray, R (8, 1) 18 Mitch Garver, R (9, PH) OBP: 0.390, SLG: 0.611		C SL 81 X FF 94 0-1 1B		C SL 82 F KC 74 D SL 85 B FF 93 F FF 91 S KC 74 2-3 K ③			B FF 102 C FF 102 C ST 90 X FF 102 1-2 L8 ①		C FF 101 B CU 83 X SL 90 1-1 F6 ③	2 1 0 1	0 0 0 0	1 0 0 0	0 0 0 0	0 0 0 0	1 0 0 0	1 0 0 0
Inning Stats	R: 0 E: 0 K: 2 S: 14 H: 0 LOB: 3 BB: 3 P: 29	R: 0 E: 0 K: 1 S: 8 H: 1 LOB: 1 BB: 0 P: 13	R: 0 E: 0 K: 0 S: 7 H: 1 LOB: 1 BB: 0 P: 12	R: 0 E: 0 K: 1 S: 9 H: 0 LOB: 1 BB: 1 P: 17	R: 0 E: 0 K: 2 S: 8 H: 0 LOB: 0 BB: 0 P: 14	R: 0 E: 0 K: 2 S: 10 H: 1 LOB: 2 BB: 1 P: 20	R: 0 E: 0 K: 1 S: 11 H: 1 LOB: 1 BB: 0 P: 16	R: 0 E: 0 K: 1 S: 7 H: 0 LOB: 0 BB: 0 P: 11	R: 0 E: 0 K: 2 S: 9 H: 0 LOB: 0 BB: 0 P: 11	1B: 2 2B: 2 3B: 0 HR: 0	SF: 0 SAC: 0 DP: 0 HBP: 0			WP: 0 PB: 0 SB: 0 CS: 0	PA: 36		

PITCHER		IP	WLS	BF	H	R	ER	SO	BB	IBB	HBP	BLK	WP	HR	S	P	ERA	WHIP
22 Jack Flaherty, R ERA: 4.15	(1, 1)	6.0		26	3	0	0	8	5	0	0	0	0	0	56	105	0.00	1.333
12 Jordan Hicks, R ERA: 3.91	(7, 1)	1.0	W	4	1	0	0	1	0	0	0	0	0	0	11	16	0.00	1.000
65 Giovanny Gallegos, R ERA: 3.7	(8, 1)	1.0	H	3	0	0	0	1	0	0	0	0	0	0	7	11	0.00	0.000
56 Ryan Helsley, R ERA: 3.24	(9, 1)	1.0	S	3	0	0	0	2	0	0	0	0	0	0	9	11	0.00	0.000

PITCHER	IP	WLS	BF	H	R	ER	SO	BB	IBB	HBP	BLK	WP	HR	S	P	ERA	WHIP

BOTTOM

St. Louis Cardinals @ Texas Rangers

Globe Life Field, Arlington, TX

Wed Jun 07 2023, 7:09 PM - 9:24 PM CDT

Att. 30,251 - Roof Closed - 74 F

St.

livebaseballscorecards.com

AB	31
R	0
H	4
RBI	0
BB	5
SO	12
LOB	13

Batter	1	2	3	4	5	6	7	8	9	AB	R	H	RBI	BB	SO	LOB
2 Marcus Semien, R (1, 4) OBP: 0.362, SLG: 0.488	F FF 96 S SL 92 F FF 98 F CU 84 F FF 98 B CU 86 F FF 98 X FF 97 1-2 ① P6		F FF 97 F FF 98 B FF 99 B CU 85 T CU 84 2-2 ② K		F FF 94 F FF 97 B FF 96 S CU 83 1-3 ③ K			B SL 88 F SL 85 B FF 94 F FF 95 X SL 86 2-2 ② G5-3		4	0	0	0	0	2	1
5 Corey Seager, L (1, 6) OBP: 0.381, SLG: 0.569	F CU 83 C FF 97 X CU 85 0-2 ② F8		C SL 90 F FF 98 F FF 98 F CU 84 S CU 86 0-3 ③ K			B CU 82 C FF 94 X SL 88 1-1 ① P5		B CH 86 S SL 87 B CH 86 F FF 95 F SL 87 B SL 87 F SL 86 C FF 95 3-3 ③ K		4	0	0	0	0	2	0
30 Nathaniel Lowe, L (1, 3) OBP: 0.354, SLG: 0.437	C FF 97 F FF 98 B CU 85 B CU 84 F FF 97 B FF 99 3-2 BB			X FF 95 0-0 ① G4-3		B FF 96 B SL 90 X FF 96 2-0 ② L7			B FF 94 C SL 86 F SL 85 F FF 94 C FF 94 1-3 ① K	3	0	0	0	1	1	0
53 Adolis García, R (1, 9) OBP: 0.328, SLG: 0.506	S FF 96 B FF 97 B SL 91 B SL 92 S SL 90 S SL 90 3-3 ③ K			B SL 88 B FF 96 B FF 95 C FF 95 C FF 96 B SL 92 4-2 28 S BB		S SL 89 X SL 90 0-1 ③ F7			B SL 87 X SL 86 1-0 ② P3	3	0	0	0	1	1	1
6 Josh Jung, R (1, 5) OBP: 0.341, SLG: 0.519		C SL 89 B FF 97 X SL 90 1-1 ① G6-3		C FF 96 X FF 97 0-1 ② F9			B SI 88 X SI 88 1-0 ① G6-3		X FF 94 0-0 HR	4	1	1	1	0	0	1
28 Jonah Heim, S (1, 2) OBP: 0.332, SLG: 0.456 12 Sandy León, S (7, 2) OBP: 0.190, SLG: 0.200		B CU 83 C SL 90 F CU 84 X FF 96 1-2 ② L7		B FF 97 F FF 97 S SL 91 D CU 85 S CU 84 2-3 ③ K 1-2			B SI 89 S SI 89 B ST 74 F FC 88 B ST 76 S FC 85 3-3 ② K		B SL 86 B FF 93 C SL 84 B FF 93 C SL 85 F SL 85 C FF 94 3-3 ③ K	3 1	0 0	0 0	0 0	0 0	2 1	1 0
18 Mitch Garver, R (1, 10) OBP: 0.364, SLG: 0.564		F SL 89 C SL 90 S CU 84 0-3 ③ K			B SL 90 B FF 96 X SL 90 2-0 ① G1		C ST 76 B ST 76 F SI 90 C SI 90 1-3 ③ K			3	0	0	0	0	2	0
20 Ezequiel Duran, R (1, 7) OBP: 0.367, SLG: 0.521			B SL 89 X SL 89 1-0 ① G6-3		X FF 95 0-0 ② F8			B SL 86 B FF 94 X FF 94 2-0 ① F6		3	0	0	0	0	0	0
3 Leody Taveras, S (1, 8) OBP: 0.359, SLG: 0.476			B CU 82 X SL 89 1-0 HR		B FF 98 C FF 97 F CU 85 B CU 86 B FF 97 F SL 90 B FF 98 4-2 BB			B CH 85 C FF 94 B CH 84 F FF 94 X FF 96 2-2 HR		2	2	2	2	1	0	0
Inning Stats	R: 0 E: 0 K: 1 S: 16 H: 0 LOB: 1 BB: 1 P: 23	R: 0 E: 0 K: 1 S: 8 H: 0 LOB: 0 BB: 0 P: 10	R: 1 E: 0 K: 2 S: 10 H: 1 LOB: 0 BB: 0 P: 14	R: 0 E: 0 K: 1 S: 8 H: 0 LOB: 1 BB: 1 P: 14	R: 0 E: 0 K: 1 S: 8 H: 0 LOB: 1 BB: 1 P: 15	R: 0 E: 0 K: 0 S: 5 H: 0 LOB: 0 BB: 0 P: 8	R: 0 E: 0 K: 2 S: 7 H: 0 LOB: 0 BB: 0 P: 12	R: 1 E: 0 K: 1 S: 12 H: 1 LOB: 0 BB: 0 P: 21	R: 1 E: 0 K: 2 S: 10 H: 1 LOB: 0 BB: 0 P: 15	1B: 0 2B: 0 3B: 0 HR: 3 SF: 0 SAC: 0 DP: 0 HBP: 0						

PITCHER		IP	WLS	BF	H	R	ER	SO	BB	IBB	HBP	BLK	WP	HR	S	P	ERA	WHIP
20 Tyler Glasnow, R ERA: 2.87	(1, 1)	6.0	W	22	1	1	1	6	3	0	0	0	0	1	55	84	1.50	0.667
49 Kevin Kelly, R ERA: 3.86	(7, 1)	1.0		3	0	0	0	2	0	0	0	0	0	0	7	12	0.00	0.000
1 Luis Patiño, R ERA: 9.0	(8, 1)	2.0		8	2	2	2	3	0	0	0	0	0	2	22	36	9.00	1.000

PITCHER	IP	WLS	BF	H	R	ER	SO	BB	IBB	HBP	BLK	WP	HR	S	P	ERA	WHIP

TOP

Texas Rangers @ Tampa Bay Rays

Tropicana Field, St. Petersburg, FL

Fri Jun 09 2023, 6:43 PM - 9:08 PM EDT

Att. 17,447 - Dome - 72 F

livebaseballscorecards.com

AB	30
R	3
H	3
RBI	3
BB	3
SO	11
LOB	4

WP: 0	PA: 33								
PB: 0									
SB: 1									
CS: 0									

Texas Rangers @ Tampa Bay Rays

Tropicana Field, St. Petersburg, FL

Fri Jun 09 2023, 6:43 PM - 9:08 PM EDT

Att. 17,447 - Dome - 72 F

livebaseballscorecards.com

BOTTOM

Batter	1	2	3	4	5	6	7	8	9	AB	R	H	RBI	BB	SO	LOB
2 Yandy Díaz, R (1, 3) OBP: 0.408, SLG: 0.560	F FF 92 F SL 84 B FF 93 T FF 94 1-2 ① K		F FF 92 B FF 92 X CH 84 1-1 5 G3-4-3 1B		F FF 91 C FF 91 S SL 82 0-3 ① K	C FF 95 F CH 81 B FF 96 F SL 88 F SL 85 F FF 95 X CH 82 1-2 ① F7 1-2 2-3				4	0	1	0	0	2	2
5 Wander Franco, S (1, 6) OBP: 0.361, SLG: 0.479	F FF 94 B CH 85 B FF 94 X CH 84 2-1 ② L8		X CH 84 0-0 ①② G3-4-3 1-2f		B CH 83 F FF 91 X CH 84 1-1 ② F4	C SI 92 F CH 84 X CH 84 0-2 ② FC5-2 2-3 3-H				4	0	0	0	0	0	3
87 Harold Ramírez, R (1, 10) OBP: 0.340, SLG: 0.508	C FF 94 S SL 85 B SL 84 F FF 94 X CH 85 1-2 E4 56 BB 17 2B		C FF 94 B SL 84 B CH 86 B CH 85 T FF 93 F FF 94 X SL 83 3-2 17 S 17 HR 2B		B CH 84 C CH 84 S FF 92 F SL 83 F FF 93 X CH 85 1-2 ③ G6-3	F SI 94 F CH 84 F CH 83 C SI 93 0-3 ③ K				4	2	1	0	0	1	2
56 Randy Arozarena, R (1, 7) OBP: 0.402, SLG: 0.493	C SL 84 B FF 92 B SL 85 B FF 93 B FF 93 4-1 17 2B 1-2 BB		B FF 92 C SL 83 B FF 94 S FF 93 B FF 94 B SL 83 4-2 17 S 17 HR BB			B FF 95 B FF 96 C SL 87 B FF 95 F FF 96 H FF 96 4-2 17 S 17 HR HBP	C CH 83 C SI 94 X CH 82 0-2 ① F7			1	2	0	0	2	0	0
17 Isaac Paredes, R (1, 5) OBP: 0.352, SLG: 0.503	C FF 93 D CH 85 B SL 84 F FF 93 X SL 84 2-2 1-3 2-H 2B		C CH 85 F FF 93 X FF 94 0-2 1-H 2-H HR			B SL 89 B SL 87 B FF 95 X FF 96 3-0 1-H HR	C SI 94 X SI 94	0-1 ② L9		4	2	3	6	0	0	0
22 Jose Siri, R (1, 8) OBP: 0.284, SLG: 0.557	B FF 93 C FF 92 B FF 93 X SL 85 2-1 ③ L5		B FF 92 S CH 83 S CH 85 X SL 84 1-2 ③ F9			S SL 88 S SL 88 B SL 86 B FF 96 B SL 88 B SL 87 4-2 14 1B 13 1B BB	C CH 86 B CH 86 B CH 84 X CH 84	2-1 ③ F7		3	1	0	0	1	0	2
14 Christian Bethancourt, R (1, 2) OBP: 0.267, SLG: 0.453		F SL 82 B FF 92 B FF 91 X SL 82 2-1 ① G6-3		F FF 92 F CH 84 B SL 82 X SL 82 1-2 ① G3-1		1 SAFE S CH 80 C FF 95 X CH 80 0-2 13 1B 6 1B 1-2 1B		F SI 93 B SL 85 X SI 92 1-1 ① G6-3		4	1	1	0	0	0	0
13 Manuel Margot, R (1, 9) OBP: 0.314, SLG: 0.327		B FF 92 B FF 93 B FF 91 C FF 91 F FF 92 S SL 84 3-3 ② K		F FF 92 F CH 84 S SL 84 0-3 ② K		B SL 88 B FF 94 B FF 96 C FF 96 X SL 89 3-1 2 F7 6 1B 5 FC5-2 1-2 2-H 1B		B CH 85 C SI 94 X CH 85 1-1 ② F8		4	0	1	1	0	2	0
6 Taylor Walls, S (1, 4) OBP: 0.317, SLG: 0.405		C SL 83 S FF 93 F FF 93 B FF 94 S SL 83 1-3 ③ K		S SL 82 S CH 85 X FF 93 0-2 ③ P3		B FF 95 C CH 82 X CH 81 1-1 5 FC5-2 2 F7 1-2 2-H 1B		X CH 85 0-0 ③ G5-3		4	0	1	1	0	1	0
Inning Stats	R: 1 H: 1 E: 1 LOB: 2 K: 1 BB: 1 S: 15 P: 27	R: 0 H: 0 E: 0 LOB: 0 K: 2 BB: 0 S: 9 P: 15	R: 3 H: 3 E: 0 LOB: 0 K: 0 BB: 1 S: 15 P: 24	R: 0 H: 0 E: 0 LOB: 0 K: 1 BB: 0 S: 9 P: 10	R: 0 H: 0 E: 0 LOB: 0 K: 1 BB: 0 S: 10 P: 12	R: 4 H: 4 E: 0 LOB: 2 K: 1 BB: 1 S: 25 P: 41	R: 0 H: 0 E: 0 LOB: 0 K: 0 BB: 0 S: 7 P: 9	R: 0 H: 0 E: 0 LOB: 0 K: 0 BB: 0 S: 5 P: 7		1B: 4 SF: 0 2B: 2 SAC: 0 3B: 0 DP: 1 HR: 2 HBP: 1						

	AB	32
	R	8
	H	8
	RBI	8
	BB	3
	SO	6
	LOB	9

WP: 0 PA: 36
PB: 0
SB: 3
CS: 0

PITCHER	IP	WLS	BF	H	R	ER	SO	BB	IBB	HBP	BLK	WP	HR	S	P	ERA	WHIP
44 Andrew Heaney, L (1, 1) ERA: 4.14	5.0	L	21	4	4	3	5	2	0	0	0	0	1	58	88	5.40	1.200
36 Spencer Howard, R (6, 1) ERA: 108.0	0.1		7	4	4	4	0	1	0	1	0	0	1	18	34	108.00	15.000
32 John King, L (6, 1) ERA: 4.82	2.2		8	0	0	0	1	0	0	0	0	0	0	19	23	0.00	0.000

PITCHER	IP	WLS	BF	H	R	ER	SO	BB	IBB	HBP	BLK	WP	HR	S	P	ERA	WHIP

Texas Rangers @ Tampa Bay Rays

Tropicana Field, St. Petersburg, FL

Sat Jun 10 2023, 4:10 PM - 7:06 PM EDT

Att. 18,932 - Dome - 72 F

livebaseballscorecards.com

Batter	1	2	3	4	5	6	7	8	9	AB	R	H	RBI	BB	SO	LOB
2 Marcus Semien, R (1, 4) OBP: 0.363, SLG: 0.487	X FF 95 0-0 ① L7	C FC 89 F CU 78 X FF 96 0-2 5 2B 1-2 2-3 1B		B CU 79 S FC 87 F FC 86 F CU 78 X FF 95 1-2 ② G6-3		C CH 88 F FC 87 X CH 88 0-2 5 1B 53 2B 1B		F CH 87 B SL 83 B FF 94 C FF 93 F SL 79 B CH 89 F FF 93 S CH 87 3-3 ② K		5	1	2	0	0	1	1
5 Corey Seager, L (1, 6) OBP: 0.403, SLG: 0.617	F FF 96 S FF 96 X FF 96 0-2 53 BB 1B	F FS 88 F CU 79 X FS 90 0-2 ② 1-H 2-H 3-H 2B		X FF 94 0-0 3-H HR		D SL 83 B FF 94 X FF 95 2-0 30 BB 53 2B 1-3 1B		B SL 83 B FF 93 X FF 93 2-0 30 BB 1B		5	2	5	4	0	0	0
30 Nathaniel Lowe, L (1, 3) OBP: 0.354, SLG: 0.432	B FS 90 B FF 95 C FS 89 F FC 92 C FF 96 2-3 ② K	D CU 79 C FF 95 F FS 91 B CU 81 F FF 96 S FF 96 2-3 ③ K		B FC 85 F CH 87 B CH 90 F FF 94 T CH 89 2-2 ③ K		B FF 96 B FF 95 B FF 95 B FF 95 4-0 53 2B 1-2 BB		B FF 95 B FF 95 F FF 95 B FF 96 B FF 95 4-1 1-2 BB		3	0	0	0	2	3	2
53 Adolis García, R (1, 9) OBP: 0.330, SLG: 0.506	B FC 89 D FC 88 B FF 95 C FF 96 B FF 96 4-1 1-2 BB		B FC 89 C FF 94 X CU 78 1-1 ① G6-3		B CH 89 C CH 89 C FC 86 F FF 94 B FF 95 S CH 90 2-3 ① K	C FF 96 D SL 83 X FF 95 1-1 1-3 2-H 3-H 2B		B FF 96 F CH 88 C FF 95 S FF 96 1-3 ③ K		4	0	1	2	1	2	2
6 Josh Jung, R (1, 5) OBP: 0.335, SLG: 0.508	F FC 90 F FF 97 F FF 97 B CU 79 F FF 97 F FS 90 B FC 89 F FS 90 F FF 98 2-3 ③ S CU 78 K		X FF 94 0-0 ② L7		S FC 86 X CH 89 0-1 ② G5-3	B FF 96 S CH 87 B CH 89 B FF 94 X CH 87 3-1 ③ L7			B FC 91 B SI 93 S SI 92 B FC 90 X SI 93 3-1 ① F8	5	0	0	0	0	1	4
28 Jonah Heim, S (1, 2)		B FC 88 B FS 87 B FF 94 C FF 94 S FF 94 B FF 97 4-2 16 E 16 E BB	B FF 96 X FS 89 1-0 ③ P2		C CH 90 B CH 88 S FC 84 X CH 89 1-2 2B		S FF 95 B CH 89 B FF 95 F CH 88 S FF 95 2-3 ① K		B SI 94 S FC 90 X FC 90 1-1 ② L6	4	1	1	0	1	1	0
16 Travis Jankowski, L (1, 7) OBP: 0.373, SLG: 0.389		X FF 95 0-0 FC4 2 1B 5 2B 1-H		B FF 92 B FS 88 B FS 93 B FF 94 4-0 20 2B BB	B CH 89 C FF 94 D FC 85 X FF 93 2-1 ③ P6		B FF 95 C FF 95 F FF 94 B SL 83 F FF 95 F FF 96 B CH 89 X FF 94 3-2 ② F8		F FC 90 C FF 93 F FF 93 B FF 93 B FC 91 F FF 94 X FC 90 2-2 20 1B 1B	4	2	1	0	1	0	1
20 Ezequiel Duran, R (1, 10) OBP: 0.368, SLG: 0.523		B FC 92 S CU 79 F FF 96 S CU 79 1-3 ① K		X FC 90 0-0 3 L9 5 HR 1-H 2B		B CH 88 X FF 93 1-0 ① P3	B CH 88 B FF 94 B FF 94 C FF 93 C FF 94 X FF 94 3-2 ③ G6-3		B SI 94 F FF 93 F FC 91 F SL 85 X SL 85 1-2 1-2 1B	5	1	2	1	0	1	1
3 Leody Taveras, S (1, 8) OBP: 0.354, SLG: 0.465		S FS 90 B FS 90 S FC 88 B FS 90 B FF 97 B FC 88 4-2 2 1B 5 2B BB		F CU 75 B FS 88 B FF 94 F FF 94 B FF 94 X FF 94 3-2 ① L9 2-3		B CH 87 B CH 87 B FF 93 C FF 92 X FF 93 3-1 ② G4-3		B FF 94 F CH 86 B FF 93 B FF 92 F FF 93 X FF 94 3-2 ① F9	C FF 95 C FF 94 F FF 95 F FC 92 X SI 95 0-2 ③ G3	4	1	0	0	1	0	3
Inning Stats	R: 0 E: 0 K: 2 S: 16 H: 1 LOB: 2 BB: 1 P: 24	R: 3 E: 1 K: 2 S: 18 H: 2 LOB: 1 BB: 2 P: 29	R: 0 E: 0 K: 0 S: 4 H: 0 LOB: 0 BB: 0 P: 6	R: 3 E: 0 K: 1 S: 12 H: 2 LOB: 0 BB: 1 P: 22	R: 0 E: 0 K: 1 S: 11 H: 1 LOB: 1 BB: 0 P: 16	R: 2 E: 0 K: 0 S: 11 H: 3 LOB: 2 BB: 1 P: 25	R: 0 E: 0 K: 1 S: 11 H: 0 LOB: 0 BB: 0 P: 19	R: 0 E: 0 K: 2 S: 13 H: 1 LOB: 2 BB: 1 P: 26	R: 0 E: 0 K: 0 S: 18 H: 2 LOB: 2 BB: 0 P: 25	1B: 7 2B: 4 3B: 0 HR: 1 SF: 0 SAC: 0 DP: 0 HBP: 0						

TOP	
AB	39
R	8
H	12
RBI	7
BB	6
SO	9
LOB	14

PITCHER		IP	WLS	BF	H	R	ER	SO	BB	IBB	HBP	BLK	WP	HR	S	P	ERA	WHIP
45 Taj Bradley, R ERA: 4.19	(1, 1)	3.2	L	19	4	5	4	4	4	0	0	0	0	0	46	75	9.82	2.182
68 Jalen Beeks, L ERA: 6.12	(4, 1)	2.0		9	3	2	2	2	0	0	0	0	0	1	21	32	9.00	1.500
José Lopez, L ERA: 4.5	(6, 1)	2.0		10	3	1	1	2	1	0	0	0	0	0	25	51	4.50	2.000
30 Jake Diekman, L ERA: 6.0	(8, 1)	0.1		2	0	0	0	1	1	0	0	0	0	0	4	9	0.00	3.000
64 Shawn Armstrong, R ERA:	(9, 1)	1.0		5	2	0	0	0	0	0	0	0	0	0	18	25	0.00	2.000

PITCHER	IP	WLS	BF	H	R	ER	SO	BB	IBB	HBP	BLK	WP	HR	S	P	ERA	WHIP

WP: 0	PA: 45		
PB: 0			
SB: 0			
CS: 0			

Texas Rangers @ Tampa Bay Rays

Tropicana Field, St. Petersburg, FL

Sat Jun 10 2023, 4:10 PM - 7:06 PM EDT

Att. 18,932 - Dome - 72 F

livebaseballscorecards.com

BOTTOM

Batter	1	2	3	4	5	6	7	8	9	AB	R	H	RBI	BB	SO	LOB
2 Yandy Díaz, R (1, 3) OBP: 0.403, SLG: 0.549	X FF 95 0-0 ① G4-3		C FF 95 B FS 90 X FC 92 1-1 ② L8		C FF 93 B FF 93 B FS 87 B FS 88 F FF 94 B FC 90 4-2 56 BB BB		B FF 95 X FS 87 1-0 ① FC5-4 15 G1-3 5 1B 1-2f		B SL 79 B FF 91 C FF 90 F SL 80 B CU 78 F FF 91 F FF 92 S SL 81 3-3 ② K	4	0	0	0	1	1	2
5 Wander Franco, S (1, 6) OBP: 0.358, SLG: 0.474	B FF 95 B FS 89 X FC 92 2-0 ② G6-3		B FC 92 X FS 88 1-0 ③ G3-1		B FS 86 C FC 90 X FS 87 1-1 ① F8		B CU 75 C FF 94 1 SAFE B FF 94 X FC 90 2-1 15 G1-3 1B 1-2		C FF 92 B FF 92 F SL 78 B SL 81 F FF 91 F SL 81 X CU 78 2-2 ③ L7	5	0	1	0	0	0	2
15 Josh Lowe, L (1, 9) OBP: 0.343, SLG: 0.551	B FF 96 B FF 97 F FC 93 B FS 90 C FF 97 X FF 97 3-2 2B			B FC 90 X FF 94 1-0 56 1B 55 2B 1B	B CU 75 S FF 94 X FC 89 1-1 ② F7		C FF 97 X FF 98 0-1 ② G1-3 1-2 2-3			4	1	2	0	0	0	3
56 Randy Arozarena, R (1, 7) OBP: 0.407, SLG: 0.493	X FF 96 0-0 ③ G6-3			C FF 95 B FS 87 X FC 92 1-1 55 2B 21 HR 1-2 1B	F FS 88 B FF 95 B FF 94 B FS 87 B FF 95 4-1 1-2 BB		B FF 97 B SL 89 B FF 97 C FF 96 C SL 89 F FF 96 B FF 97 4-2 BB			2	1	1	0	2	0	1
17 Isaac Paredes, R (1, 5) OBP: 0.346, SLG: 0.492		C FF 95 F FS 89 B CU 76 B FS 89 F FC 90 T FF 97 2-2 ① K		F FS 88 B CU 78 B FF 97 X FF 96 2-1 ① F5	B FF 96 C FF 95 S FS 89 F FF 95 S FS 88 1-3 ③ K		C SL 88 C SL 89 X FF 97 0-2 ③ G5-3			4	0	0	0	0	2	7
55 Luke Raley, L (1, 10) OBP: 0.345, SLG: 0.583		B FF 96 X FC 93 1-0 ② G3-1		B FF 96 X FS 88 1-0 21 HR 1-3 2-H 2B	C CU 73 B FF 93 S FF 94 B FF 95 S CU 75 2-3 ① K			C CU 84 B FF 96 S FF 97 S FF 98 1-3 ① K		4	1	1	1	0	2	0
22 Jose Siri, R (1, 8) OBP: 0.275, SLG: 0.540		B CU 78 F FF 97 X SL 84 1-1 ③ G6-3		B FF 94 S FS 87 F FS 88 S FF 94 1-3 ② K	F FC 90 C FC 90 F FF 94 C FF 96 0-3 ② K			S SL 88 C SL 89 B FF 98 S SL 89 1-3 ② K		4	0	0	0	0	3	2
21 Francisco Mejía, S (1, 2) OBP: 0.278, SLG: 0.380			C CU 75 X FS 89 0-1 2B	B FC 92 X FC 90 1-0 2-H 3-H HR	C FS 88 X FS 88 0-1 ③ G3-1			C CU 85 S SL 88 S SL 89 0-3 ③ K		4	1	2	3	0	1	0
7 Vidal Bruján, S (1, 4) OBP: 0.226, SLG: 0.172 13 Manuel Margot, R (9, PH) OBP: 0.312, SLG: 0.325			C FC 91 F FF 96 F FS 88 B FF 97 S CU 76 1-3 ① K	B FS 86 C FF 94 F FC 91 X FS 87 1-2 ③ G1-3			B FS 88 B FF 94 B FF 94 C FF 94 F FF 93 F FC 89 B FF 95 4-2 2 FC5-4 BB		C FF 89 S SL 79 X SL 79 0-2 ① P3	2 1	0 0	0 0	0 0	1 0	1 0	1 0

Inning Stats	1	2	3	4	5	6	7	8	9
	R: 0 E: 0 K: 0 S: 6	H: 1 LOB: 1 BB: 0 P: 11	R: 0 E: 0 K: 1 S: 7	H: 0 LOB: 0 BB: 0 P: 11	R: 0 E: 0 K: 1 S: 10	H: 1 LOB: 1 BB: 0 P: 13	R: 4 E: 0 K: 1 S: 13	H: 4 LOB: 0 BB: 0 P: 21	R: 0 E: 0 K: 1 S: 11	H: 0 LOB: 2 BB: 2 P: 22	R: 0 E: 0 K: 2 S: 9	H: 0 LOB: 0 BB: 0 P: 11	R: 0 E: 0 K: 0 S: 14	H: 1 LOB: 3 BB: 2 P: 25	R: 0 E: 0 K: 3 S: 9	H: 0 LOB: 0 BB: 0 P: 11	R: 0 E: 0 K: 1 S: 13	H: 0 LOB: 0 BB: 0 P: 18

	AB	R	H	RBI	BB	SO	LOB
AB	34						
R	4						
H	7						
RBI	4						
BB	4						
SO	10						
LOB	18						

	1B	SF	WP	PA
	3	0	0	38
	2B	3	SAC	0	PB	0
	3B	0	DP	0	SB	0
	HR	1	HBP	0	CS	0

PITCHER	IP	WLS	BF	H	R	ER	SO	BB	IBB	HBP	BLK	WP	HR	S	P	ERA	WHIP
17 Nathan Eovaldi, R (1, 1) ERA: 2.49	6.1	W	29	7	4	4	6	3	0	0	0	0	1	62	102	5.68	1.579
66 Josh Sborz, R (7, 1) ERA: 3.63	1.2	H	6	0	0	0	3	1	0	0	0	0	0	17	23	0.00	0.600
51 Will Smith, L (9, 1) ERA: 2.74	1.0		3	0	0	0	1	0	0	0	0	0	0	13	18	0.00	0.000

PITCHER	IP	WLS	BF	H	R	ER	SO	BB	IBB	HBP	BLK	WP	HR	S	P	ERA	WHIP

Texas Rangers @ Tampa Bay Rays

Tropicana Field, St. Petersburg, FL

Sun Jun 11 2023, 1:41 PM - 4:02 PM EDT

Att. 23,069 - Dome - 72 F

livebaseballscorecards.com

Batter	1	2	3	4	5	6	7	8	9	AB	R	H	RBI	BB	SO	LOB
2 Marcus Semien, R (1, 4) OBP: 0.361, SLG: 0.487	F8		E8		G6-3			P3		4	1	1	1	0	0	0
5 Corey Seager, L (1, 10) OBP: 0.399, SLG: 0.606	G6-3		1B		K			K		4	0	1	1	0	2	0
30 Nathaniel Lowe, L (1, 3) OBP: 0.353, SLG: 0.429	53 FC4 1B		P5			K			K	4	0	1	0	0	2	1
53 Adolis García, R (1, 9) OBP: 0.328, SLG: 0.500	FC4 1-2f		F9			K			6 2B BB	3	0	0	0	1	1	2
6 Josh Jung, R (1, 5) OBP: 0.333, SLG: 0.508		G1-4-3	L8			L8			1-3 2B	4	0	1	0	0	0	1
28 Jonah Heim, S (1, 2) OBP: 0.332, SLG: 0.450		K		G6-3			F9		20 G4-6-3 BB	3	0	0	0	1	1	0
20 Ezequiel Duran, R (1, 6) OBP: 0.359, SLG: 0.510		K		L4			G4-3		G4-6-3 1-2f	4	0	0	0	0	1	3
4 Robbie Grossman, S (1, 7) OBP: 0.315, SLG: 0.392			HR	G1-3			G1-3			3	1	1	1	0	0	0
3 Leody Taveras, S (1, 8) OBP: 0.354, SLG: 0.460			BB		L9			G6-3		2	1	0	0	1	0	0
Inning Stats	R: 0 E: 0 K: 0 S: 10 H: 1 LOB: 1 BB: 0 P: 15	R: 0 E: 0 K: 2 S: 10 H: 0 LOB: 0 BB: 0 P: 12	R: 3 E: 1 K: 0 S: 13 H: 3 LOB: 1 BB: 1 P: 22	R: 0 E: 0 K: 0 S: 7 H: 0 LOB: 0 BB: 0 P: 10	R: 0 E: 0 K: 1 S: 8 H: 0 LOB: 0 BB: 0 P: 10	R: 0 E: 0 K: 2 S: 9 H: 0 LOB: 0 BB: 0 P: 11	R: 0 E: 0 K: 0 S: 11 H: 0 LOB: 0 BB: 0 P: 16	R: 0 E: 0 K: 1 S: 8 H: 0 LOB: 0 BB: 0 P: 14	R: 0 E: 0 K: 1 S: 15 H: 1 LOB: 2 BB: 2 P: 26	1B: 2 2B: 2 3B: 0 HR: 1	SF: 0 SAC: 0 DP: 1 HBP: 0						

TOP	
AB	31
R	3
H	5
RBI	3
BB	3
SO	7
LOB	7

WP: 0 PB: 0 SB: 0 CS: 0 PA: 34

PITCHER		IP	WLS	BF	H	R	ER	SO	BB	IBB	HBP	BLK	WP	HR	S	P	ERA	WHIP
18 Shane McClanahan, L ERA: 2.18	(1, 1)	7.0	W	26	4	3	3	5	1	0	0	0	0	1	68	96	3.86	0.714
38 Colin Poche, L ERA: 2.19	(8, 1)	1.0		3	0	0	0	1	0	0	0	0	0	0	8	14	0.00	0.000
47 Jason Adam, R ERA: 2.86	(9, 1)	1.0		5	1	0	0	1	2	0	0	0	0	0	15	26	0.00	3.000

PITCHER	IP	WLS	BF	H	R	ER	SO	BB	IBB	HBP	BLK	WP	HR	S	P	ERA	WHIP

BOTTOM

Texas Rangers @ Tampa Bay Rays

Tropicana Field, St. Petersburg, FL

Sun Jun 11 2023, 1:41 PM - 4:02 PM EDT

Att. 23,069 - Dome - 72 F

livebaseballscorecards.com

Batter	1	2	3	4	5	6	7	8	9	AB	R	H	RBI	BB	SO	LOB
2 Yandy Díaz, R (1, 3) OBP: 0.405, SLG: 0.548	B SI 90 B SI 90 F FC 88 X CH 84 2-1 87 1B, 5 1B, 56 1B → 1B	C SI 92 F FC 90 C SI 92 0-3 ① K		B FC 89 1 SAFE B SI 92 C FC 88 C SI 90 X SI 92 2-2 5 HR 1-3 → 1B		B FC 90 C FF 94 C FF 95 B CH 88 F CH 88 X FF 96 2-2 ② F8				4	2	2	0	0	1	1
5 Wander Franco, S (1, 6) OBP: 0.360, SLG: 0.486	B SI 92 B SI 92 C CH 84 B FC 90 X SI 90 3-1 56 1B, 87 1B, 17 FC6-4 1-2 → 1B	X SI 92 0-0 ② L7		B FC 90 F SI 93 B FC 92 X CH 85 2-1 1-H 3-H → HR		T FF 95 X CH 88 0-1 ③ P5				4	2	2	3	0	0	1
87 Harold Ramírez, R (1, 10) OBP: 0.351, SLG: 0.517 15 Josh Lowe, L (7, PH) (8, 10) OBP: 0.342, SLG: 0.548	F CH 84 B CH 84 X FC 88 1-1 17 FC6-4, 56 1B 1-2 2-3 → 1B	C CH 85 X CH 85 0-1 2-H → 1B		C SI 92 F FC 89 X CH 84 0-2 56 S → 1B			C FF 93 S FF 92 F FF 92 B FF 93 X SL 84 1-2 ① F9			3 1	0 0	3 0	1 0	0 0	0 0	0 0
56 Randy Arozarena, R (1, 7) OBP: 0.405, SLG: 0.489	S SI 92 B SI 92 C FC 90 F SI 92 F CH 85 B SI 91 X FC 90 2-2 17 FC6-4 1-2 2-3 3-H → 1B	B SI 91 1 SAFE C SI 90 B FC 91 C SI 91 B SI 92 X SI 92 3-2 ③ G6-3		B SI 94 1 SAFE F FF 94 B FC 91 C FC 89 F FF 96 S SL 84 2-3 ② K 1-2			B SI 94 X SI 92 1-0 ② F8			4	0	1	1	0	1	2
17 Isaac Paredes, R (1, 5) OBP: 0.344, SLG: 0.485	X SI 92 0-0 ① FC6-4 1-2f 2-3 3-H		B FC 87 B CH 83 B SI 90 B SI 91 4-0 14 G6-4-3 → BB	B SL 81 B FF 96 X FC 91 2-0 ③ P2			B SL 85 C SI 93 F SL 84 B SI 92 S SL 84 2-3 ③ K			3	0	0	1	1	1	3
22 Jose Siri, R (1, 8) OBP: 0.275, SLG: 0.531	C SI 92 S CH 84 B CH 84 X CH 85 1-2 ② F9		B SI 92 S CH 83 F CH 83 C FC 89 1-3 ① K		F SL 83 B SL 82 B FF 95 C FC 89 X SL 83 2-2 13 CS → 1B			S SL 84 B SL 82 S FF 96 C FF 95 1-3 ① K		4	0	1	0	0	2	3
14 Christian Bethancourt, R (1, 2) OBP: 0.260, SLG: 0.441	X FC 91 0-0 ③ F9		F CH 84 B CH 84 X FC 90 1-1 ②③ G6-4-3 1-2f		B FC 90 S FF 96 1 SAFE X FC 91 1-1 ① P2			S SL 82 F SL 83 F FF 98 S SL 82 0-3 ② K		4	0	0	0	0	1	4
13 Manuel Margot, R (1, 9) OBP: 0.322, SLG: 0.338		B SI 90 B CH 81 B SI 89 C SI 90 B SI 90 4-1 6 2B → BB		C FC 88 S CH 84 X FC 89 0-2 ① → 1B	B FC 92 B FC 91 B FF 95 C FF 94 X FC 90 3-1 ②③ P3 1-2			B SL 85 F FF 96 F SL 83 X FF 98 1-2 → 2B		3	1	2	0	1	0	1
6 Taylor Walls, S (1, 4) OBP: 0.321, SLG: 0.410		X SI 90 0-0 87 1B 1-H → 2B		B CH 84 B FC 90 B CH 84 C SI 91 T CH 84 B FC 90 4-2 2 1B, 5 HR → BB		B FF 94 B CH 87 C SI 94 F CH 88 C FF 94 2-3 ① K		B CH 87 X FF 96 1-0 ③ G4-3		3	2	1	1	1	1	1
Inning Stats	R: 2 E: 0 K: 0 S: 16 H: 4 LOB: 2 BB: 0 P: 25	R: 2 E: 0 K: 1 S: 11 H: 2 LOB: 1 BB: 1 P: 18	R: 0 E: 0 K: 1 S: 5 H: 0 LOB: 0 BB: 1 P: 11	R: 3 E: 0 K: 1 S: 18 H: 4 LOB: 1 BB: 1 P: 30	R: 0 E: 0 K: 0 S: 7 H: 1 LOB: 0 BB: 0 P: 13	R: 0 E: 0 K: 1 S: 9 H: 0 LOB: 0 BB: 0 P: 13	R: 0 E: 0 K: 1 S: 8 H: 0 LOB: 0 BB: 0 P: 12	R: 0 E: 0 K: 2 S: 11 H: 1 LOB: 1 BB: 0 P: 14								

	AB	33
	R	7
	H	12
	RBI	7
	BB	3
	SO	7
	LOB	16

1B: 9 SF: 0 WP: 0 PA: 36
2B: 2 SAC: 0 PB: 0
3B: 0 DP: 1 SB: 1
HR: 1 HBP: 0 CS: 1

PITCHER		IP	WLS	BF	H	R	ER	SO	BB	IBB	HBP	BLK	WP	HR	S	P	ERA	WHIP
54 Martín Pérez, L ERA: 4.67	(1, 1)	3.1	L	21	10	7	7	2	3	0	0	0	0	1	45	75	18.90	3.900
25 José Leclerc, R ERA: 2.57	(4, 1)	2.2		8	1	0	0	2	0	0	0	0	0	0	21	35	0.00	0.375
65 Grant Anderson, R ERA: 3.18	(7, 1)	1.0		3	0	0	0	1	0	0	0	0	0	0	8	12	0.00	0.000
57 Yerry Rodríguez, R ERA: 3.6	(8, 1)	1.0		4	1	0	0	2	0	0	0	0	0	0	11	14	0.00	1.000

PITCHER	IP	WLS	BF	H	R	ER	SO	BB	IBB	HBP	BLK	WP	HR	S	P	ERA	WHIP

Los Angeles Angels @ Texas Rangers

Globe Life Field, Arlington, TX

Mon Jun 12 2023, 7:08 PM - 10:56 PM CDT

Att. 26,667 - Roof Closed - 74 F

TOP

livebaseballscorecards.com

Batter	1	2	3	4	5	6	7	8	9	10	11	12	AB	R	H	RBI	BB	SO	LOB
3 Taylor Ward, R (1, 7) OBP: 0.318, SLG: 0.383 (10, 3)	C SI 91 B SL 82 F SI 92 B SL 82 B SL 83 D SI 92 / 4-2 17 G3 BB		C SL 90 X CH 86 / 0-1 27 1B 2B		C SL 82 X SI 90 / 0-1 27 BB 6 E 2-3 1B		C SL 84 B SL 85 F SI 92 X SL 83 / 1-2 ① G4-3	S FF 98 B SL 90 C SL 90 S FF 97 / 1-3 ③ K			B CH 85 D CH 86 X FC 91 / 2-0 ③ F9	0-0 17 HR	5	3	2	0	1	1	2
17 Shohei Ohtani, L (1, 10) OBP: 0.362, SLG: 0.593	B CH 86 B SI 91 S CH 86 X CH 86 / 2-1 ① G3 1-2		S CH 85 B CH 83 F FC 89 B SI 91 B CH 86 B CH 86 / 4-2 27 1B BB		F CH 86 X SI 91 / 0-1 ① SF7 3-H		C CH 88 X SI 93 / 0-1 HR		F SL 81 S SL 84 B FF 94 S SL 83 / 1-3 ① K			X FC 93 / 0-0 2-H HR	4	2	2	4	1	1	1
27 Mike Trout, R (1, 8) OBP: 0.358, SLG: 0.473	B SI 90 B SI 90 F SI 90 F CH 86 F SI 91 F CH 86 B FF 91 B SI 92 / 4-2 6 G1-4-3 BB		C SI 90 F SI 91 F FC 89 X SI 91 / 0-2 6 FC5-4 1-2 2-H 1B		C SL 82 F SI 90 D SL 83 B SI 91 F SI 91 B SL 84 B SI 91 / 4-2 21 1B 6 E 23 WP 1-2 BB		B SI 93 F SL 84 X SI 94 / 1-1 G5-3		B CU 78 S FF 93 X FF 93 / 1-1 ② F9			B KC 81 B FF 97 C CH 87 B FF 96 B FF 95 / 4-1 10 S 35 HR BB	3	2	1	1	3	0	0
6 Anthony Rendon, R (1, 5) OBP: 0.387, SLG: 0.333 16 Mickey Moniak, L (10, PR) OBP: 0.328, SLG: 0.656 (10, 7)	F FC 89 X SI 91 / 0-1 ②③ G1-4-3 1-2f		X SL 83 / 0-0 ③ FC5-4 1-2f		X SI 91 / 0-0 ② F9 1-2 2-H		C SI 92 F SL 84 B FF 92 B SL 84 F SI 92 B SL 86 B SL 84 / 4-2 21 BB BB		C CU 78 X SL 83 / 0-1 ③ G3-1	0-0 10 F7		M KC 82 X FC 91 / 0-1 ① F8	4	0	0	0	1	0	5
													1	0	0	0	0	0	1
21 Matt Thaiss, L (1, 2) OBP: 0.393, SLG: 0.410 10 Gio Urshela, R (10, PH) OBP: 0.330, SLG: 0.376 (10, 5)		T CH 85 B CH 87 X FC 89 / 1-1 23 G5-4-3 1B	C FC 87 S CH 85 B SI 91 B CH 86 F FC 90 B SI 91 F CH 86 B CH 86 / 4-2 BB		B SI 91 B CH 86 C CH 86 F FC 90 X CH 86 / 2-2 23 WP 2-3 1B		S FF 93 D CH 87 B CH 88 B FF 92 B FF 93 / 4-1 1-2 BB			X FF 91 / 0-0 ① F7 2-3		B KC 82 C FF 95 B CH 87 X CH 85 / 2-1 ② F8 1-2	2	0	2	0	2	0	0
													2	0	0	0	0	0	1
23 Brandon Drury, R (1, 4) OBP: 0.298, SLG: 0.473 (8, 3) 35 Chad Wallach, R (10, 2) OBP: 0.324, SLG: 0.515		X SI 91 / 0-0 ①② G5-4-3 1-2f	C FC 88 F SL 84 B SI 89 F SI 91 S SL 83 / 1-3 ① K		F FC 89 D SL 83 F SI 90 F CH 85 B FC 88 F SI 90 B CH 87 X SI 90 / 3-2 ③ G6-3 1-2 3-H		C CU 84 D SL 89 X FF 97 / 1-1 ③ L8			D SL 82 B FF 92 S SL 82 F SL 82 C FF 93 / 2-3 ② K		D CH 87 F FF 95 F KC 82 D KC 83 X FF 96 / 2-2 2-H HR	5	0	0	0	0	2	6
													1	1	1	2	0	0	0
12 Hunter Renfroe, R (1, 9) OBP: 0.292, SLG: 0.433		C SL 91 S SL 83 C SL 82 / 0-3 ③ K	X SI 89 / 0-0 ② L8			B SI 92 B SI 92 C SL 83 X SL 83 / 2-1 ① G6-3		C SL 87 B FF 96 S SL 88 X SL 89 / 1-2 ① G5-3		F SL 82 C SL 83 B FF 94 F FF 94 X SL 84 / 1-2 ③ F7	0-0 9 WP	X SL 84 / 0-0 E6	6	0	0	0	0	1	2
20 Jared Walsh, L (1, 3) OBP: 0.270, SLG: 0.173 2 Luis Rengifo, S (8, PH) OBP: 0.298, SLG: 0.317 (8, 4)			C SI 89 F FC 89 B SI 90 S SL 82 / 1-3 ① K	S CU 78 D CH 86 X FC 90 / 1-1 ③ L4		B SI 94 B SI 92 X SL 82 / 2-0 ② F9		C CU 85 B FF 98 S SL 89 X SL 89 / 1-2 ② P2			X KC 80 / 0-0 ① G5-3	S FF 97 F FF 97 F FF 98 B CH 87 F SL 84 F FF 97 F FF 98 B CH 86 X FF 97 / 3-2 ③ G3	3	0	0	0	0	1	1
													3	0	0	0	0	0	1
9 Zach Neto, R (1, 6) OBP: 0.338, SLG: 0.415			B SI 90 X FC 88 / 1-0 ② F8		B KC 76 X SI 90 / 1-0 3 1B 17 SF7 2B	B SL 85 F SL 84 X SI 93 / 1-1 ③ G6-3		B CU 86 X SL 89 / 1-0 2B			B KC 82 B FF 97 B CH 85 T FF 96 S KC 81 C FF 95 / 3-3 ② K 2-3		5	1	2	0	0	1	0
Inning Stats	R: 0 E: 0 K: 0 S: 10 / H: 0 LOB: 1 BB: 2 P: 20	R: 0 E: 0 K: 1 S: 6 / H: 1 LOB: 0 BB: 0 P: 7	R: 1 E: 0 K: 1 S: 13 / H: 2 LOB: 2 BB: 1 P: 19	R: 0 E: 0 K: 1 S: 11 / H: 0 LOB: 1 BB: 1 P: 17	R: 3 E: 1 K: 0 S: 17 / H: 3 LOB: 1 BB: 1 P: 27	R: 0 E: 0 K: 0 S: 5 / H: 0 LOB: 0 BB: 0 P: 10	R: 1 E: 0 K: 0 S: 13 / H: 1 LOB: 2 BB: 2 P: 24	R: 0 E: 0 K: 1 S: 10 / H: 1 LOB: 1 BB: 0 P: 14	R: 0 E: 0 K: 1 S: 7 / H: 0 LOB: 0 BB: 0 P: 9	R: 0 E: 0 K: 1 S: 8 / H: 0 LOB: 1 BB: 0 P: 11	R: 0 E: 0 K: 1 S: 5 / H: 0 LOB: 1 BB: 0 P: 10	R: 4 E: 1 K: 0 S: 16 / H: 2 LOB: 1 BB: 1 P: 27	1B: 4 2B: 3 3B: 0 HR: 3	SF: 1 SAC: 0 DP: 2 HBP: 0	WP: 2 PB: 0 SB: 1 CS: 0	PA: 53			

	AB	44
	R	9
	H	10
	RBI	7
	BB	8
	SO	7
	LOB	20

PITCHER	IP	WLS	BF	H	R	ER	SO	BB	IBB	HBP	BLK	WP	HR	S	P	ERA	WHIP
33 Dane Dunning, R (1, 1) ERA: 2.76	5.0		24	6	4	3	3	5	0	0	0	1	0	57	90	5.40	2.200
65 Grant Anderson, R (6, 1) ERA: 3.68	1.2	B	8	1	1	1	0	2	0	0	0	0	1	16	31	5.40	1.800
66 Josh Sborz, R (7, 1) ERA: 3.42	1.1		5	1	0	0	1	0	0	0	0	0	0	12	17	0.00	0.750
51 Will Smith, L (9, 1) ERA: 2.52	2.0		6	0	0	0	2	0	0	0	0	0	0	15	20	0.00	0.000
50 Cole Ragans, L (11, 1) ERA: 5.92	1.2	L	8	2	4	3	1	1	0	0	0	1	2	14	27	16.20	1.800

PITCHER	IP	WLS	BF	H	R	ER	SO	BB	IBB	HBP	BLK	WP	HR	S	P	ERA	WHIP
57 Yerry Rodríguez, R (12, 1) ERA: 3.38	0.1		2	0	0	0	0	0	0	0	0	0	0	7	10	0.00	0.000

Los Angeles Angels @ Texas Rangers

Globe Life Field, Arlington, TX

Mon Jun 12 2023, 7:08 PM - 10:56 PM CDT

Att. 26,667 - Roof Closed - 74 F

livebaseballscorecards.com

Batter	1	2	3	4	5	6	7	8	9	10	11	12	AB	R	H	RBI	BB	SO	LOB
2 Marcus Semien, R (1, 4) OBP: 0.353, SLG: 0.474	X FF 90 0-0 G5-3 ①	F FF 90 B CH 80 F CH 81 F FC 87 S CH 83 1-3 K ③		C CH 81 B FC 85 B CH 81 B FF 91 X FC 86 3-1 F7 ②		B CH 80 1 SAFE S CH 80 F FF 90 B FC 86 B CH 82 X FF 92 3-2 F4 ③ 1-2		B FF 95 C CH 86 1 SAFE F FF 95 X CH 86 1-2 F8 ③		S SL 90 B SL 91 B SI 99 X SL 88 2-1 G6-3 ③ 1-2	0-0	F FC 86 B CH 79 C SI 92 F SI 93 F FC 85 F CH 80 S CH 79 1-3 K ③	7	0	0	0	0	2	7
5 Corey Seager, L (1, 6) OBP: 0.409, SLG: 0.600	X SI 90 0-0 P5 ②		S FC 86 B CH 82 B SI 89 B FC 85 B SI 89 4-1 53 6 1B BLK BB	S FC 86 X CH 82 0-1 1B			F CH 82 B FF 93 B CH 82 F CH 83 X FF 94 2-2 F8 ①		S FF 97 B FF 98 B SL 86 B SL 89 B FF 97 4-1 53 2B BB		0-0 IBB		3	1	1	0	3	0	0
30 Nathaniel Lowe, L (1, 3) OBP: 0.346, SLG: 0.419	C FF 90 B SI 89 S FC 84 B SI 88 S FC 83 2-3 K ③		B FC 83 X SI 88 1-0 L7 ①	C SI 89 X FC 83 0-1 P5 ③			C FF 95 C FF 95 S CH 84 0-3 K ②		S SL 87 C FF 98 B FF 99 F FF 98 B FF 97 D SL 89 F FF 98 C FF 97 3-3 K ①		F SI 98 C SL 88 B SL 89 B SI 97 F SL 88 S SL 88 2-3 K ①		6	0	0	0	0	4	4
53 Adolis García, R (1, 9) OBP: 0.328, SLG: 0.498		B CH 80 X FC 86 1-0 F8 ①	F FC 85 S FC 84 B CH 81 C FC 86 1-3 K ② 1-2		S CH 80 B CH 80 B FC 86 C FF 90 S FF 91 2-3 K ①		B FF 96 B SL 84 F SL 82 D CH 85 3-1 6 S BB		B FF 98 S FF 99 X SL 90 1-1 2B 1-3		B SI 98 B SL 89 X SL 88 2-0 F8 ②		5	0	1	0	1	2	2
6 Josh Jung, R (1, 5) OBP: 0.337, SLG: 0.506		B CH 82 X CH 81 1-0 20 HR 28 1B 1B	F FF 91 F FF 91 B CH 82 B CH 81 F FC 86 B FF 92 X CH 82 3-2 18 2B 28 1B 1B 2-H	B CU 73 S FF 88 X FC 86 1-1 F9 ②		C SL 83 C CH 84 B FF 95 1 SAFE B CH 85 B SL 84 B CH 84 4-2 BB 1-2		F FF 99 B FF 98 B FF 98 F FF 99 T FF 99 2-2 K ②		X SL 88 0-0 L6 ③	0-0 18 E	5	3	2	1	1	1	3
28 Jonah Heim, S (1, 2) OBP: 0.333, SLG: 0.449 47 Josh Smith, L (10, PR) OBP: 0.359, SLG: 0.347 12 Sandy León, S (11, 2) OBP: 0.186, SLG: 0.195		B FF 90 C FF 90 X FC 85 1-1 20 HR 1-2 1B	B FF 92 X FC 86 1-0 18 2B 1-2 1B	C FF 90 T FC 87 F CH 82 B FF 92 X FC 86 2-2 L9 ③			C FF 95 B FF 95 F CH 84 B FF 96 F FF 95 X CH 85 2-2 G3-1 ③		B FF 100 F FF 99 X FF 98 1-1 F7 ③	0-0 16 1B 3 FC4-2		F SI 89 C SI 92 F SI 93 S FC 84 0-3 K ①	5 0 1	1 0 0	2 0 0	0 0 0	0 0 1	0 0 0	4 0 0
18 Mitch Garver, R (1, 10) OBP: 0.340, SLG: 0.533		B FC 84 C CH 79 S FF 91 D CH 81 B CH 81 F FC 84 F FF 91 S FF 91 3-3 K ② 1-3 2-H	B CU 73 X FC 84 1-0 2B			B CH 81 C FF 89 X CH 81 1-1 F6 ①		B ST 84 B FF 95 X FF 94 2-0 G6-3 ①		C SL 91 X SL 90 0-1 F8 ①		C FC 84 C SI 92 X CH 77 0-2 E6 3 1B 2-H	6	0	1	1	0	1	1
20 Ezequiel Duran, R (1, 7) OBP: 0.359, SLG: 0.525 16 Travis Jankowski, L (7, 7) OBP: 0.375, SLG: 0.391 4 Robbie Grossman, S (12, PH) OBP: 0.313, SLG: 0.389		B FF 91 2 SAFE F FC 85 X FF 90 1-1 HR 1-H 2-H	B FF 92 F CH 82 S FC 88 D CH 82 S CH 82 2-3 K ③			B CH 82 S CH 82 B FF 90 F FC 86 C FC 81 2-3 K ②		F FF 95 C CH 86 B CH 86 S CH 87 1-3 K ②		B SL 89 T SL 89 B SI 98 B SL 89 C SL 90 X SL 90 3-2 3 FC4-2 3 DI 1B 2-3		B FC 84 X SI 92 1-0 F8 ②	3 2 1	1 0 0	1 1 0	3 0 0	0 1 0	2 0 0	2 0 1
3 Leody Taveras, S (1, 8) OBP: 0.364, SLG: 0.469		X CH 82 0-0 2B		C FF 90 F CH 81 B FF 91 X FC 87 1-2 G3 ①		B FF 91 F FF 91 F FF 92 B FF 92 B CH 83 B FF 91 4-2 2 S BB		X FF 95 0-0 1B		B SL 90 C SL 89 B SL 89 F SI 97 F SL 89 X SL 90 2-2 FC4-2 2 DI 1-3 3-H		B SI 92 B SI 91 F SI 92 X SI 92 2-1 1B 1-2	5	0	3	0	1	0	2
Inning Stats	R: 0 E: 0 K: 1 S: 5 H: 0 LOB: 0 BB: 0 P: 7	R: 3 E: 0 K: 2 S: 16 H: 4 LOB: 1 BB: 0 P: 24	R: 2 E: 0 K: 2 S: 14 H: 3 LOB: 2 BB: 1 P: 27	R: 0 E: 0 K: 0 S: 9 H: 1 LOB: 1 BB: 0 P: 13	R: 0 E: 0 K: 1 S: 9 H: 0 LOB: 0 BB: 0 P: 14	R: 0 E: 0 K: 1 S: 10 H: 0 LOB: 1 BB: 1 P: 20	R: 0 E: 0 K: 1 S: 13 H: 0 LOB: 2 BB: 2 P: 24	R: 0 E: 0 K: 1 S: 8 H: 1 LOB: 1 BB: 0 P: 12	R: 0 E: 0 K: 2 S: 13 H: 1 LOB: 2 BB: 1 P: 24	R: 0 E: 0 K: 0 S: 11 H: 1 LOB: 2 BB: 0 P: 18	R: 0 E: 0 K: 1 S: 6 H: 0 LOB: 1 BB: 1 P: 10	R: 1 E: 1 K: 2 S: 16 H: 1 LOB: 2 BB: 0 P: 20	1B: 8 2B: 3 3B: 0 HR: 1 SF: 0 SAC: 0 DP: 0 HBP: 0		WP: 0 PB: 0 SB: 2 CS: 0 PA: 55				

BOTTOM

AB	49
R	6
H	12
RBI	5
BB	6
SO	14
LOB	26

PITCHER		IP	WLS	BF	H	R	ER	SO	BB	IBB	HBP	BLK	WP	HR	S	P	ERA	WHIP
31 Tyler Anderson, L ERA: 5.8	(1, 1)	6.0		28	8	5	5	7	2	0	0	1	0	1	63	105	7.50	1.667
49 Chris Devenski, R ERA: 1.93	(7, 1)	1.0		5	0	0	0	1	2	0	0	0	0	0	13	24	0.00	2.000
71 Jacob Webb, R ERA: 2.45	(8, 1)	1.0		4	1	0	0	1	0	0	0	0	0	0	8	12	0.00	1.000
53 Carlos Estévez, R ERA: 1.53	(9, 1)	1.0		5	1	0	0	2	1	0	0	0	0	0	13	24	0.00	2.000
40 Sam Bachman, R ERA: 0.9	(10, 1)	2.0	W	8	1	0	0	1	0	1	0	0	0	0	17	28	0.00	0.500

PITCHER		IP	WLS	BF	H	R	ER	SO	BB	IBB	HBP	BLK	WP	HR	S	P	ERA	WHIP
28 Aaron Loup, L ERA: 5.51	(12, 1)	1.0		5	1	1	0	2	0	0	0	0	0	0	16	20	0.00	1.000

Los Angeles Angels @ Texas Rangers

Globe Life Field, Arlington, TX

Tue Jun 13 2023, 7:07 PM - 10:02 PM CDT

Att. 25,832 - Roof Closed - 74 F

TOP

livebaseballscorecards.com

Batter	1	2	3	4	5	6	7	8	9	AB	R	H	RBI	BB	SO	LOB
3 Taylor Ward, R (1, 7) OBP: 0.312, SLG: 0.376	P5		SF8 3-H			K	K		K	4	0	0	1	0	3	2
17 Shohei Ohtani, L (1, 10) OBP: 0.373, SLG: 0.600	2B		BB 23 FC6-4			1B 6 E 23 1B	IBB		BB 23 S 23 1B	2	2	2	0	3	0	0
23 Brandon Drury, R (1, 3) OBP: 0.300, SLG: 0.472	K		FC6-4 1-2f			1B 6 FC4-6 1-2	K		6 FC5-4 1-H	5	0	2	1	0	2	5
6 Anthony Rendon, R (1, 5) OBP: 0.374, SLG: 0.320	K			F9		FC4-6 12 HR 1-2f 2-H		G6-3	FC5-4 1-2f	5	1	0	0	0	1	3
12 Hunter Renfroe, R (1, 9) OBP: 0.292, SLG: 0.443		G5-3		F8		HR 1-H		F9		4	1	1	2	0	0	0
2 Luis Rengifo, S (1, 4) OBP: 0.292, SLG: 0.309		L8		G6-3		G4-3		F8		4	0	0	0	0	0	0
16 Mickey Moniak, L (1, 8) OBP: 0.324, SLG: 0.632		P6			K		1B 9 SH2-3 35 BB		G3-1	4	0	1	0	0	1	0
35 Chad Wallach, R (1, 2) OBP: 0.347, SLG: 0.529			2B 9 F9 3 SF8		K	BB 1-2	9 SH2-3		HR 9	2	2	1	0	2	1	0
9 Zach Neto, R (1, 6) OBP: 0.338, SLG: 0.431			F9 2-3		F9		SH2-3 1-2 2-3		HR 1-H	3	1	1	2	0	0	1
Inning Stats	R: 0 E: 0 K: 2 S: 11 H: 1 LOB: 1 BB: 0 P: 19	R: 0 E: 0 K: 0 S: 8 H: 0 LOB: 0 BB: 0 P: 11	R: 1 E: 0 K: 0 S: 12 H: 1 LOB: 1 BB: 1 P: 20	R: 0 E: 0 K: 0 S: 8 H: 0 LOB: 0 BB: 0 P: 10	R: 0 E: 0 K: 2 S: 7 H: 0 LOB: 0 BB: 0 P: 9	R: 3 E: 1 K: 1 S: 13 H: 3 LOB: 0 BB: 0 P: 20	R: 0 E: 0 K: 2 S: 14 H: 1 LOB: 3 BB: 2 P: 21	R: 0 E: 0 K: 0 S: 9 H: 0 LOB: 0 BB: 0 P: 10	R: 3 E: 0 K: 1 S: 16 H: 2 LOB: 1 BB: 2 P: 29	1B: 4 2B: 2 3B: 0 HR: 2 SF: 1 SAC: 1 DP: 0 HBP: 0						

	AB	33
	R	7
	H	8
	RBI	6
	BB	5
	SO	8
	LOB	11

WP: 0 PA: 40
PB: 0
SB: 1
CS: 0

PITCHER		IP	WLS	BF	H	R	ER	SO	BB	IBB	HBP	BLK	WP	HR	S	P	ERA	WHIP
61 Cody Bradford, L ERA: 5.65	(1, 1)	4.1		16	2	1	1	3	1	0	0	0	0	0	42	64	2.08	0.692
Owen White, R ERA: 13.5	(5, 1)	2.0	L	11	4	3	3	2	1	0	0	0	0	1	24	36	13.50	2.500
46 Brock Burke, L ERA: 2.73	(7, 1)	2.0		7	0	0	0	2	0	1	0	0	0	0	18	22	0.00	0.000
25 José Leclerc, R ERA: 3.8	(9, 1)	0.1		5	2	3	3	1	2	0	0	0	0	1	12	24	81.00	12.000
32 John King, L ERA: 4.66	(9, 1)	0.1		1	0	0	0	0	0	0	0	0	0	0	2	3	0.00	0.000

PITCHER	IP	WLS	BF	H	R	ER	SO	BB	IBB	HBP	BLK	WP	HR	S	P	ERA	WHIP

BOTTOM

Batter	1	2	3	4	5	6	7	8	9	AB	R	H	RBI	BB	SO	LOB
2 Marcus Semien, R (1, 4) OBP: 0.350, SLG: 0.468	C SL 84 B SL 84 C FF 93 F FF 93 B SL 85 X FF 93 2-2 ① P3	X SL 84 0-0 ③ F7		X FF 93 0-0 ③ G6-3		F SI 92 F SL 86 B CU 79 B FF 92 X SL 87 2-2 ② F9			B ST 83 B FF 94 B FF 94 B FF 95 4-0 53 F8 30 E BB	4	0	0	0	1	0	2
5 Corey Seager, L (1, 6) OBP: 0.415, SLG: 0.629	F SL 85 B CH 82 X FF 93 1-1 6 HBP 30 1B 1B		B CH 82 B SL 85 C SL 85 C SL 85 X CH 84 2-2 30 HR 2B		C SL 86 X FF 93 0-1 HR	F FC 82 X SI 90 0-1 ③ F8			B CH 85 B CH 85 X FF 95 2-0 ① F7	5	2	3	1	0	0	2
30 Nathaniel Lowe, L (1, 3) OBP: 0.350, SLG: 0.434	C FF 92 B SL 84 S SL 87 F FF 92 F FF 93 X SL 85 1-2 6 HBP 1B		F FF 93 B FF 92 X SL 86 1-1 2-H HR		F SL 86 X FF 93 0-1 53 FC5-6 1B		F FF 98 S KC 88 F KC 87 F FF 98 B FF 98 S KC 88 1-3 ① K		F FF 95 X CH 86 0-1 FC1 1-2	5	1	3	2	0	1	1
53 Adolis García, R (1, 9) OBP: 0.323, SLG: 0.488	C SL 86 F SI 93 S FF 94 0-3 ② K		C FF 93 B SL 86 F SL 87 B FF 94 F FF 93 X FF 94 2-2 ① F8		C FF 91 F SL 84 B SL 82 F SI 90 F SL 86 B SL 84 F SI 90 X FF 92 2-2 ① FC5-6 6 HBP 1-2f		C SI 98 B KC 89 F KC 86 B FF 98 F KC 87 B KC 87 T FF 98 3-2 ② K		C FF 98 F FF 97 F FF 98 X FF 97 0-2 ② F8 2-3	5	0	0	0	0	2	5
6 Josh Jung, R (1, 5) OBP: 0.338, SLG: 0.500	S FF 94 B SI 93 H SI 93 2-1 1-2 2-3 HBP		S FF 94 B SL 87 B SL 86 C SI 93 F FF 94 F FF 94 X SI 93 2-2 ② P6		1 SAFE F SI 91 H SI 90 1-1 1-2 HBP		X SI 98 0-0 ③ G6-3		F FF 96 S FF 97 S FF 99 0-3 ③ K	3	0	0	0	0	1	2
28 Jonah Heim, S (1, 2) OBP: 0.336, SLG: 0.455 16 Travis Jankowski, L (8, PR) OBP: 0.375, SLG: 0.391 (9, 7)	C SL 87 F FF 95 F FF 95 B FF 94 X SL 86 1-2 ③ F7		X FF 93 0-0 2B		C SL 88 F CU 79 B SI 93 2 SAFE B CU 80 F CH 86 F CU 78 B FF 92 X SL 87 3-2 ② F7			F CH 84 B CH 86 B FF 95 X FF 95 2-1 1B		4	0	2	0	0	0	5
										0	0	0	0	0	0	0
4 Robbie Grossman, S (1, 10) OBP: 0.312, SLG: 0.383		B SL 82 C SL 84 B CH 83 B FF 93 C SL 86 B SL 84 4-2 BB	C SL 86 B CH 86 B SL 87 S FF 94 B FF 92 X SL 86 3-2 ③ P5		C SL 86 B CH 86 F SI 92 S CU 77 1-3 ③ K			B FF 94 B CH 86 F FF 96 X CH 87 2-1 ① P5		3	0	0	0	1	1	4
20 Ezequiel Duran, R (1, 7) OBP: 0.351, SLG: 0.512 12 Sandy León, S (9, 2) OBP: 0.186, SLG: 0.195		S FF 93 F FF 94 B FF 93 1 SAFE S SL 87 1-3 ① K		C SL 86 F FF 93 F FF 93 B SL 86 F SL 87 F FF 94 X FF 93 1-2 ① F8		L SL 87 S CU 79 X CU 79 0-2 ① F7		D ST 83 F CH 86 D CH 87 C FF 95 F CH 87 1 SAFE S FF 96 2-3 ② K	4	0	0	0	0	2	2
										0	0	0	0	0	0	0
3 Leody Taveras, S (1, 8) OBP: 0.361, SLG: 0.464		F FF 92 D SL 85 1 SAFE 1 SAFE S SL 86 1 SAFE X FF 93 1-2 ② L8		F FF 94 C CH 88 B CH 88 X SL 85 1-2 ② G6-3		X FF 94 0-0 1B		X FF 95 0-0 ③ F7	4	0	1	0	0	0	2
Inning Stats	R: 0 E: 0 K: 1 S: 19 H: 2 LOB: 3 BB: 0 P: 26	R: 0 E: 0 K: 1 S: 9 H: 0 LOB: 1 BB: 1 P: 15	R: 2 E: 0 K: 0 S: 18 H: 3 LOB: 1 BB: 0 P: 28	R: 0 E: 0 K: 0 S: 10 H: 0 LOB: 0 BB: 0 P: 12	R: 1 E: 0 K: 1 S: 19 H: 2 LOB: 2 BB: 0 P: 26	R: 0 E: 0 K: 0 S: 9 H: 1 LOB: 1 BB: 0 P: 11	R: 0 E: 0 K: 2 S: 10 H: 0 LOB: 0 BB: 0 P: 14	R: 0 E: 0 K: 1 S: 9 H: 1 LOB: 1 BB: 0 P: 15	R: 0 E: 1 K: 1 S: 10 H: 0 LOB: 2 BB: 1 P: 16	1B: 5 2B: 2 3B: 0 HR: 2 SF: 0 SAC: 0 DP: 0 HBP: 2						

PITCHER		IP	WLS	BF	H	R	ER	SO	BB	IBB	HBP	BLK	WP	HR	S	P	ERA	WHIP
51 Jaime Barria, R ERA: 2.28	(1, 1)	4.1		22	7	3	3	2	1	0	1	0	0	0	66	93	6.23	1.846
46 Jimmy Herget, R ERA: 3.68	(5, 1)	1.1	W	6	1	0	0	1	0	0	1	0	0	0	16	23	0.00	0.750
28 Aaron Loup, L ERA: 5.4	(6, 1)	0.1	H	1	0	0	0	0	0	0	0	0	0	0	2	2	0.00	0.000
59 José Soriano, R ERA:	(7, 1)	1.0	H	3	0	0	0	2	0	0	0	0	0	0	10	14	0.00	0.000
71 Jacob Webb, R ERA: 2.19	(8, 1)	1.1	H	7	1	0	0	1	1	0	0	0	0	0	12	24	0.00	1.500

PITCHER		IP	WLS	BF	H	R	ER	SO	BB	IBB	HBP	BLK	WP	HR	S	P	ERA	WHIP
53 Carlos Estévez, R ERA: 1.5	(9, 1)	0.2	S	2	0	0	0	1	0	0	0	0	0	0	7	7	0.00	0.000

Los Angeles Angels @ Texas Rangers

Globe Life Field, Arlington, TX

Tue Jun 13 2023, 7:07 PM - 10:02 PM CDT

Att. 25,832 - Roof Closed - 74 F

livebaseballscorecards.com

AB	37
R	3
H	9
RBI	3
BB	2
SO	7
LOB	25

WP: 0	PA: 41
PB: 0	
SB: 0	
CS: 0	

Batter	1	2	3	4	5	6	7	8	9	AB	R	H	RBI	BB	SO	LOB
3 Taylor Ward, R (1, 7) OBP: 0.310, SLG: 0.377	B FF 94 C FF 92 F SL 81 B FF 94 X FF 94 2-2 ① F9		F CH 84 B SL 81 X FF 92 1-1 ① F9	B CH 84 B CH 84 X FF 91 2-0 ② L7		B SL 84 B SL 85 F SI 92 B SL 84 X SI 92 3-1 ③ G1-6-3			C CU 76 C CU 78 X FF 92 0-2 17 HR 2B	5	1	1	0	0	0	1
17 Shohei Ohtani, L (1, 10) OBP: 0.377, SLG: 0.610	C FF 95 B SL 83 B SL 82 C FF 94 B FF 95 B SL 84 4-2 BB		S SL 83 B SL 82 B FF 93 C FF 93 C FF 94 2-3 ② K	F SL 84 B SL 84 S FF 92 D SL 83 B FF 94 F FF 94 X FF 94 3-2 27 BB 1B 1-2			S FF 98 B SL 88 X SL 88 1-1 ① G4-3		B FF 93 X FF 94 1-0 2-H HR	4	1	2	2	1	1	0
27 Mike Trout, R (1, 8) OBP: 0.359, SLG: 0.467	C SL 81 S SL 82 F FF 94 S SL 82 1-3 ② K		B FF 94 C FF 92 B SL 84 B FF 93 B FF 91 4-1 6 2B BB	B FF 93 F FF 92 B FF 93 F FF 92 F FF 93 D SL 83 F FF 93 B CH 84 4-2 1-2 2-3 BB			B CU 86 F FF 96 C SL 89 B FF 98 F FF 97 X SL 88 2-2 ② P1			F FF 93 F FF 92 B SL 83 B SL 83 X FF 93 2-2 ② G6-3	3	1	0	0	2	1	1
6 Anthony Rendon, R (1, 5) OBP: 0.369, SLG: 0.323	B FF 94 F SL 79 B CH 85 B FF 94 F FF 93 C SL 82 3-3 ③ K		C FF 92 X SL 82 0-1 12 HBP 1-H 2B	C SL 83 S SL 84 X FF 92 0-2 ③ P3			B SL 88 C SL 88 S FF 97 B SL 90 X FF 97 2-2 ③ G6-3		B CU 78 C CU 77 S SL 82 B SL 81 X FF 92 2-2 ③ F7	5	0	1	1	0	1	4
23 Brandon Drury, R (1, 3) OBP: 0.303, SLG: 0.470 (2, 4)		C FF 92 B SL 82 F FF 94 X CH 85 1-2 35 F8 2 1B 1B	B FF 93 B FF 93 B CH 84 C FF 92 F FF 93 F SL 82 B FF 93 4-2 12 HBP BB		C SI 92 X SI 91 0-1 ① G1-3			C CU 83 S SL 88 S SL 89 0-3 ① K		3	0	1	0	1	1	0
12 Hunter Renfroe, R (1, 9) OBP: 0.291, SLG: 0.437		F FF 94 F FF 93 B SL 82 B SL 82 F SL 82 C FF 94 2-3 ① K	C FF 94 F SL 83 D SL 83 H SL 83 2-2 1-2 2-3 HBP		B SI 93 F SL 85 X SL 87 1-1 ② G5-3			F SL 89 F SL 89 B FF 97 B SL 88 C SL 89 2-3 ② K		3	0	0	0	0	2	1
2 Luis Rengifo, S (1, 4) OBP: 0.296, SLG: 0.310 (2, 6)		X SL 82 0-0 1-2 1B	X FF 92 0-0 ③ P3		S CH 87 F CH 86 B FF 92 B CH 87 B FF 94 C SL 86 3-3 ③ K			S CU 84 B SL 89 S SL 88 B FF 97 B SL 88 B FF 96 4-2 BB		3	0	1	0	1	1	3
35 Chad Wallach, R (1, 2) OBP: 0.346, SLG: 0.521 21 Matt Thaiss, L (8, PH) OBP: 0.390, SLG: 0.407 (8, 2)		C FF 93 B FF 93 S CH 85 F FF 93 B FF 94 X SL 82 2-2 ② F8 2-3	C SL 79 C SL 81 B FF 92 X FF 92 1-2 27 BB 17 1B 1B		F SL 84 X SL 85 0-1 ① F7		B CU 86 B SL 89 1 SAFE C FF 97 F FF 97 S CU 86 2-3 ③ K		3 0 1 0 0 0 2 1 0 0 0 0 1 1						
9 Zach Neto, R (1, 6) OBP: 0.338, SLG: 0.431 20 Jared Walsh, L (2, PH) OBP: 0.254, SLG: 0.161 (2, 3)		B FF 94 S SL 82 X SL 81 1-1 ③ G4-3	B SL 83 C FF 92 S FF 92 C FF 93 1-3 ① K		B FF 93 B CH 86 C SL 84 X FF 91 2-1 ② G4-3			C FF 91 S SL 82 X SL 80 0-2 ① L8	0 0 0 0 0 0 0 4 0 0 0 0 1 3						
Inning Stats	R: 0 E: 0 K: 2 S: 12 H: 0 LOB: 1 BB: 1 P: 22	R: 0 E: 0 K: 1 S: 14 H: 2 LOB: 2 BB: 0 P: 20	R: 1 E: 0 K: 1 S: 14 H: 1 LOB: 3 BB: 2 P: 27	R: 0 E: 0 K: 1 S: 18 H: 2 LOB: 3 BB: 1 P: 29	R: 0 E: 0 K: 1 S: 7 H: 0 LOB: 0 BB: 0 P: 11	R: 0 E: 0 K: 0 S: 6 H: 0 LOB: 0 BB: 0 P: 11	R: 0 E: 0 K: 0 S: 9 H: 0 LOB: 0 BB: 0 P: 14	R: 0 E: 0 K: 3 S: 11 H: 0 LOB: 1 BB: 1 P: 19	R: 2 E: 0 K: 0 S: 13 H: 2 LOB: 0 BB: 0 P: 18	1B: 4 2B: 2 3B: 0 HR: 1 SF: 0 SAC: 0 DP: 0 HBP: 1						

PITCHER		IP	WLS	BF	H	R	ER	SO	BB	IBB	HBP	BLK	WP	HR	S	P	ERA	WHIP
44 Andrew Heaney, L ERA: 4.05	(1, 1)	3.2		21	5	1	1	5	4	0	1	0	0	0	55	95	2.46	2.455
65 Grant Anderson, R ERA: 2.79	(4, 1)	2.1		7	0	0	0	1	0	0	0	0	0	0	16	25	0.00	0.000
66 Josh Sborz, R ERA: 3.16	(7, 1)	2.0	W	7	0	0	0	3	1	0	0	0	0	0	20	33	0.00	0.500
51 Will Smith, L ERA: 3.12	(9, 1)	1.0		5	2	2	2	0	0	0	0	0	0	1	13	18	18.00	2.000

PITCHER	IP	WLS	BF	H	R	ER	SO	BB	IBB	HBP	BLK	WP	HR	S	P	ERA	WHIP

TOP

Los Angeles Angels @ Texas Rangers

Globe Life Field, Arlington, TX

Wed Jun 14 2023, 7:08 PM - 9:46 PM CDT

Att. 25,406 - Roof Closed - 74 F

livebaseballscorecards.com

AB	34
R	3
H	7
RBI	3
BB	5
SO	9
LOB	16

WP: 0	PA: 40		
PB: 0			
SB: 0			
CS: 0			

Los Angeles Angels @ Texas Rangers

Globe Life Field, Arlington, TX

Wed Jun 14 2023, 7:08 PM - 9:46 PM CDT

Att. 25,406 - Roof Closed - 74 F

livebaseballscorecards.com

BOTTOM

Batter	1	2	3	4	5	6	7	8	9	AB	R	H	RBI	BB	SO	LOB
2 Marcus Semien, R (1, 4) OBP: 0.351, SLG: 0.477	B FF 93 X FF 94 1-0 ① P3		B SL 91 B SL 92 C FF 95 X FF 96 2-1 ③ G6-3			C CU 73 B FF 95 B CU 75 X FF 94 2-1 53 BB 5 BB 1B	C SI 91 B CU 79 X CH 89 1-1 1-H HR	F FF 92 F FF 92 B SL 86 B SL 84 B SL 86 X SL 85 3-2 ③ P5 1-2		5	1	2	2	0	0	2
5 Corey Seager, L (1, 6) OBP: 0.417, SLG: 0.643	X FF 94 0-0 ② F7			S SL 88 S SL 89 S SL 89 0-3 ① K		F SL 89 F SL 90 F CU 77 1 SAFE B FF 95 B SL 90 F CU 76 B FF 95 B SL 89 4-2 53 BB 1-2 BB	X SL 88 0-0 HR			3	1	1	1	1	1	0
20 Ezequiel Duran, R (1, 3) OBP: 0.343, SLG: 0.500	B FF 95 B FF 95 S SL 90 F SL 88 F SL 91 B FF 95 X SL 91 3-2 ③ P3			C CU 75 S FF 94 C FF 94 0-3 ② K		F CU 74 B FF 95 S FF 95 B CU 75 F CU 77 S FF 95 2-3 ① K	B SI 94 C SI 92 B CU 79 F SL 87 X CU 75 2-2 ③ F7			4	0	0	0	0	2	2
53 Adolis García, R (1, 9) OBP: 0.322, SLG: 0.482		C FF 94 B SL 90 S SL 89 X FF 95 1-2 ① F8		X CU 76 0-0 ③ P5		S SL 89 B FF 95 C CU 76 D SL 89 D SL 90 B CU 74 4-2 1-2 2-3 BB		X SL 88 0-0 ① G4-3		3	0	0	0	1	0	0
6 Josh Jung, R (1, 5) OBP: 0.337, SLG: 0.500		B CU 76 B FF 95 F FF 95 C FF 96 F SL 91 S SL 90 2-3 ② K2-3			F FF 93 B FF 94 X SL 89 1-1 ① F9	B FF 95 F FF 94 F CU 76 S FF 95 1-3 ② K		F FF 93 C SL 87 B SL 89 X FS 84 1-2 28 E 18 1B 2B		4	1	1	0	0	2	3
28 Jonah Heim, S (1, 10) OBP: 0.335, SLG: 0.449		F FF 94 X FF 95 0-1 ③ L8			B CU 75 B CU 75 F FF 95 F CU 74 B SL 89 F SL 90 F FF 95 B CU 74 4-2 18 2B BB	S SL 90 S SL 88 S SL 90 0-3 ③ K		C SL 86 C SL 86 F FF 93 X FF 93 0-2 16 FC5 18 1B 2-3 E6		3	0	0	0	1	1	4
18 Mitch Garver, R (1, 2) OBP: 0.352, SLG: 0.551			C SL 87 C CU 75 F FF 94 F SL 88 B CU 78 X FF 95 1-2 ① P4		1 SAFE B SL 91 X SL 90 1-0 1-3 2B	X SI 90 0-0 ① G6-3	B SL 86 C SL 86 X FF 93 1-1 16 FC5 3 1B 1-2 3-H 1B			4	1	2	1	0	0	0
4 Robbie Grossman, S (1, 7) OBP: 0.313, SLG: 0.383 16 Travis Jankowski, L (8, 7) OBP: 0.371, SLG: 0.387			B FF 95 B SL 91 F SL 90 B FF 95 F FF 95 F FF 94 C CU 75 3-3 ② K		C CU 75 C SL 91 F SL 90 S CU 76 0-3 ② K	B SL 88 B SL 88 X SI 93 2-0 2 HR 1B	B FF 92 B SL 86 C FF 91 C FF 91 X ST 80 2-2 ② FC5 3 1B 1-2 2-3f			3 1	1 0	1 0	0 0	0 0	2 0	2 2
3 Leody Taveras, S (1, 8) OBP: 0.364, SLG: 0.481			X FF 95 0-0 HR		X CU 75 0-0 ③ G6-3	F SL 88 F FF 93 B SL 88 B CH 85 X SL 86 2-2 ② L9	C FF 93 C SL 86 D SL 88 B FF 93 F SL 84 X SL 86 2-2 2 S 1-3 2-H 1B			4	1	2	2	0	0	3
Inning Stats	R: 0 E: 0 K: 0 S: 6 H: 0 LOB: 0 BB: 0 P: 10	R: 0 E: 0 K: 1 S: 9 H: 0 LOB: 0 BB: 0 P: 12	R: 1 E: 0 K: 1 S: 12 H: 1 LOB: 0 BB: 0 P: 18	R: 0 E: 0 K: 2 S: 7 H: 0 LOB: 0 BB: 0 P: 7	R: 0 E: 0 K: 1 S: 12 H: 1 LOB: 2 BB: 1 P: 18	R: 0 E: 0 K: 3 S: 18 H: 1 LOB: 3 BB: 2 P: 31	R: 3 E: 0 K: 0 S: 11 H: 3 LOB: 0 BB: 0 P: 18	R: 2 E: 1 K: 0 S: 20 H: 3 LOB: 2 BB: 0 P: 29		1B: 4 2B: 2 3B: 0 HR: 3	SF: 0 SAC: 0 DP: 0 HBP: 0			WP: 0 PB: 0 SB: 1 CS: 0	PA: 37		

	AB	34
	R	6
	H	9
	RBI	6
	BB	3
	SO	8
	LOB	18

PITCHER		IP	WLS	BF	H	R	ER	SO	BB	IBB	HBP	BLK	WP	HR	S	P	ERA	WHIP
48 Reid Detmers, L ERA: 4.48	(1, 1)	6.0		24	3	1	1	8	3	0	0	0	0	1	64	96	1.50	1.000
46 Jimmy Herget, R ERA: 5.17	(7, 1)	1.0	L	6	3	3	3	0	0	0	0	0	0	2	11	18	27.00	3.000
32 Tucker Davidson, L ERA: 6.58	(8, 1)	1.0		7	3	2	1	0	0	0	0	0	0	0	20	29	9.00	3.000

PITCHER	IP	WLS	BF	H	R	ER	SO	BB	IBB	HBP	BLK	WP	HR	S	P	ERA	WHIP

Toronto Blue Jays @ Texas Rangers

Globe Life Field, Arlington, TX

Fri Jun 16 2023, 7:10 PM - 9:37 PM CDT

Att. 34,308 - Roof Closed - 74 F

TOP

livebaseballscorecards.com

Batter	1	2	3	4	5	6	7	8	9	AB	R	H	RBI	BB	SO	LOB
4 George Springer, R (1, 9) OBP: 0.320, SLG: 0.404	B FF 90 B SI 89 B FC 89 C SI 91 X SI 91 3-1 ① L9		S CH 83 F FC 88 F CH 84 C SI 90 0-3 ② K		B FC 89 C FC 90 F CH 84 F FC 90 B SI 92 S CH 85 2-3 ③ K			C SL 86 X SL 86 0-1 ② G3-1		4	0	0	0	0	2	1
15 Whit Merrifield, R (1, 7) OBP: 0.365, SLG: 0.398 39 Kevin Kiermaier, L (8, 8) OBP: 0.346, SLG: 0.460	C FC 89 C CH 84 B SI 91 B CH 85 F SI 92 X FC 91 2-2 27 FC5-4 1B		B CH 83 B SI 90 C FC 88 F FC 88 D CH 84 X CH 85 3-2 ③ G5-3			B CH 83 F FC 88 X SI 90 1-1 ① F8		C SL 85 B SL 84 X SI 93 1-1 ③ G4-3		4 0	0 0	1 0	0 0	0 0	0 0	1 0
11 Bo Bichette, R (1, 6) OBP: 0.347, SLG: 0.508	B SI 92 C FC 88 1 SAFE S CH 84 X SI 89 1-2 ② L9			B CH 83 C SI 89 X FC 89 1-1 ① L5		B FC 89 C FC 90 B SI 91 B CH 84 C FC 88 X SI 92 3-2 27 G4-3 2B			X FC 90 0-0 ① G5-3	4	0	1	0	0	0	1
27 Vladimir Guerrero Jr., R (1, 3) OBP: 0.349, SLG: 0.434	B SI 90 B CH 84 C FC 88 X CH 84 2-1 ③ FC5-4 1-2f			X SI 91 0-0 E6 30 G5-4-3		B FC 90 F CH 84 B FC 89 B CH 84 C FC 89 X FC 89 3-2 ② G4-3 2-3			S SL 81 S SL 81 X SL 82 0-2 ② G6-3	4	0	0	0	0	0	2
30 Alejandro Kirk, R (1, 2) OBP: 0.335, SLG: 0.333		C SI 90 B CH 82 X FF 91 1-1 ① F8		F FC 87 X CH 83 0-1 ②③ G5-4-3 1-2f		B SI 91 C FC 89 D CH 84 B CH 85 X SI 92 3-1 ③ G5-3			C FF 96 S SL 83 S SL 83 0-3 ③ K	4	0	0	0	0	1	2
26 Matt Chapman, R (1, 5) OBP: 0.344, SLG: 0.459		F SI 90 B FC 90 B CH 84 S SI 91 C FC 89 2-3 ② K			C FC 87 B SI 90 B CH 83 B SI 91 B FC 89 4-1 9 HR BB		C SL 86 C FF 93 B SL 87 S SL 86 1-3 ① K			2	1	0	0	1	2	0
9 Danny Jansen, R (1, 10) OBP: 0.276, SLG: 0.470		F FC 90 F CH 84 B FF 90 X SI 92 1-2 ③ G4-3			B FC 88 F FF 91 X CH 84 1-1 1-H HR		F SL 86 B FF 94 C FF 93 T SL 87 1-2 ② K			3	1	1	2	0	1	0
25 Daulton Varsho, L (1, 8) (8, 7) OBP: 0.297, SLG: 0.397			C SI 90 X SI 91 0-1 ① F7		X FC 89 0-0 ① B1-3		S FF 93 S SL 87 F SL 87 F FF 94 B CU 81 C SL 84 1-3 ③ K			3	0	0	0	0	1	0
5 Santiago Espinal, R (1, 4) OBP: 0.294, SLG: 0.275 8 Cavan Biggio, L (8, PH) OBP: 0.267, SLG: 0.381 (8, 4)			B SI 90 L FC 89 S CH 84 B FC 90 B SI 91 B SI 91 4-2 BB		C SI 90 B SI 91 F CH 84 B FC 90 X SI 92 2-2 ② F8			F FF 93 X FF 93 0-1 ① P5		1 1	0 0	0 0	0 0	1 0	0 0	0 0
Inning Stats	R: 0 E: 0 K: 0 S: 11 H: 1 LOB: 1 BB: 0 P: 19	R: 0 E: 0 K: 1 S: 8 H: 0 LOB: 0 BB: 0 P: 12	R: 0 E: 0 K: 1 S: 11 H: 0 LOB: 1 BB: 1 P: 18	R: 0 E: 1 K: 0 S: 5 H: 0 LOB: 0 BB: 0 P: 6	R: 2 E: 0 K: 1 S: 11 H: 1 LOB: 0 BB: 1 P: 20	R: 0 E: 0 K: 0 S: 10 H: 1 LOB: 1 BB: 0 P: 20	R: 0 E: 0 K: 3 S: 11 H: 0 LOB: 0 BB: 0 P: 14	R: 0 E: 0 K: 0 S: 6 H: 0 LOB: 0 BB: 0 P: 7	R: 0 E: 0 K: 1 S: 7 H: 0 LOB: 0 BB: 0 P: 7	1B: 1 2B: 1 3B: 0 HR: 1 SF: 0 SAC: 0 DP: 1 HBP: 0						

	AB	30
	R	2
	H	3
	RBI	2
	BB	2
	SO	7
	LOB	7

WP: 0 PA: 32
PB: 0
SB: 0
CS: 0

PITCHER		IP	WLS	BF	H	R	ER	SO	BB	IBB	HBP	BLK	WP	HR	S	P	ERA	WHIP
54 Martín Pérez, L ERA: 4.54	(1, 1)	6.0	L	23	3	2	2	3	2	0	0	0	0	1	56	95	3.00	0.833
68 Joe Barlow, R ERA: 3.38	(7, 1)	1.0		3	0	0	0	3	0	0	0	0	0	0	11	14	0.00	0.000
65 Grant Anderson, R ERA: 2.53	(8, 1)	1.0		3	0	0	0	0	0	0	0	0	0	0	6	7	0.00	0.000
25 José Leclerc, R ERA: 3.63	(9, 1)	1.0		3	0	0	0	1	0	0	0	0	0	0	7	7	0.00	0.000

PITCHER	IP	WLS	BF	H	R	ER	SO	BB	IBB	HBP	BLK	WP	HR	S	P	ERA	WHIP

Batter	1	2	3	4	5	6	7	8	9	AB	R	H	RBI	BB	SO	LOB
2 Marcus Semien, R (1, 4) OBP: 0.349, SLG: 0.472	C FF 95 X FF 93 0-1 L8		X SL 84 0-0 30 G4-3 2B		C SL 85 B FS 87 B FS 86 F SL 84 F FS 87 B FF 96 F FS 87 X FF 97 3-2 L6		C SL 86 D FS 85 C SL 87 1 SAFE B FF 95 B FS 84 X FS 83 3-2 F7 1-2			4	0	1	0	0	0	1
5 Corey Seager, L (1, 6) OBP: 0.407, SLG: 0.623	X SL 82 0-0 G3		D FS 86 D SL 85 B FS 86 C SL 83 C FS 86 F FS 87 C FF 97 3-3 K			B FF 90 F FS 84 X FS 85 1-1 2B		X SI 95 0-0 G1-3		4	0	1	0	0	1	1
30 Nathaniel Lowe, L (1, 3) OBP: 0.359, SLG: 0.439	B FF 95 B FF 93 F FF 93 B FS 86 F FF 94 F FF 96 B FF 96 4-2 BB		F FF 96 B FS 88 C FS 87 D FS 88 X FS 88 2-2 G4-3 2-3			B SL 84 C SL 85 C FF 94 B FS 87 D FS 88 B FS 88 4-2 BB		B SI 94 C SI 94 F SI 94 B SI 94 X SI 95 2-2 1B		2	0	1	0	2	0	1
53 Adolis García, R (1, 9) OBP: 0.322, SLG: 0.479	B SL 86 D FS 86 C FF 96 S FF 95 F FF 97 S FS 86 2-3 K		S FS 88 C FF 96 X FS 87 0-2 G1-3			F SL 86 B FF 97 S FS 86 S FS 88 1-3 K		B SI 94 B SI 95 B SI 94 B SI 95 4-0 BB		3	0	0	0	1	2	4
6 Josh Jung, R (1, 5) OBP: 0.335, SLG: 0.492		X FF 91 0-0 L8		X SL 83 0-0 G5-3		C FS 87 F FF 95 F FS 88 F FS 88 X FF 97 0-2 F9		C FF 96 C FF 97 S SL 90 0-3 K2-3		4	0	0	0	0	1	3
28 Jonah Heim, S (1, 2) OBP: 0.332, SLG: 0.446		B SL 81 B SL 81 F FF 92 X FF 94 2-1 2B	C SL 81 F FS 84 F FS 87 F FF 96 X FS 87 0-2 G4-3			B FS 85 X FS 87 1-0 G5-3			C FF 97 B FF 97 S SL 87 B SL 88 F FF 96 S FF 97 2-3 K	4	0	1	0	0	1	2
18 Mitch Garver, R (1, 10) OBP: 0.328, SLG: 0.509		C SL 83 B FF 96 D FS 87 F FS 86 D FS 88 S FF 97 3-3 K	B FF 95 F FS 86 S FS 87 B FS 87 X FF 95 2-2 F8				B SL 86 C SL 86 C FS 85 B FF 94 S FF 94 2-3 K		F SL 88 S SL 90 S SL 90 0-3 K	4	0	0	0	0	3	1
16 Travis Jankowski, L (1, 7) OBP: 0.381, SLG: 0.384		B FF 95 D FF 96 B FS 86 C FF 94 X FF 95 3-1 G4-3		C FF 90 C FF 93 X FS 85 0-2 P6			C FF 95 X FF 95 0-1 2 S 1B		B SL 88 C SL 87 F FF 97 F FF 98 B SL 90 X FF 97 2-2 G6-3	4	0	1	0	0	0	1
3 Leody Taveras, S (1, 8) OBP: 0.357, SLG: 0.485			X FF 89 0-0 HR	F SL 81 S FS 85 X FS 93 0-2 F7			X FS 85 0-0 F7			3	1	1	1	0	0	1
Inning Stats	R: 0 E: 0 K: 1 S: 10 H: 0 LOB: 1 BB: 1 P: 16	R: 0 E: 0 K: 1 S: 8 H: 1 LOB: 1 BB: 0 P: 16	R: 1 E: 0 K: 1 S: 12 H: 2 LOB: 1 BB: 0 P: 17	R: 0 E: 0 K: 0 S: 9 H: 0 LOB: 0 BB: 0 P: 11	R: 0 E: 0 K: 0 S: 11 H: 0 LOB: 0 BB: 0 P: 14	R: 0 E: 0 K: 1 S: 13 H: 1 LOB: 2 BB: 1 P: 20	R: 0 E: 0 K: 1 S: 9 H: 1 LOB: 1 BB: 0 P: 14	R: 0 E: 0 K: 1 S: 7 H: 1 LOB: 1 BB: 1 P: 13	R: 0 E: 0 K: 2 S: 11 H: 0 LOB: 0 BB: 0 P: 15	1B: 2 2B: 3 3B: 0 HR: 1 SF: 0 SAC: 0 DP: 0 HBP: 0						

PITCHER		IP	WLS	BF	H	R	ER	SO	BB	IBB	HBP	BLK	WP	HR	S	P	ERA	WHIP
34 Kevin Gausman, R ERA: 3.01	(1, 1)	6.0	W	24	4	1	1	4	2	0	0	0	0	1	63	94	1.50	1.000
50 Erik Swanson, R ERA: 2.67	(7, 1)	1.0	H	4	1	0	0	1	0	0	0	0	0	0	9	14	0.00	1.000
58 Tim Mayza, L ERA: 1.48	(8, 1)	0.2	H	3	1	0	0	0	1	0	0	0	0	0	4	10	0.00	3.000
68 Jordan Romano, R ERA: 2.76	(8, 1)	1.1	S	4	0	0	0	3	0	0	0	0	0	0	14	18	0.00	0.000

PITCHER	IP	WLS	BF	H	R	ER	SO	BB	IBB	HBP	BLK	WP	HR	S	P	ERA	WHIP

BOTTOM

Toronto Blue Jays @ Texas Rangers

Globe Life Field, Arlington, TX

Fri Jun 16 2023, 7:10 PM - 9:37 PM CDT

Att. 34,308 - Roof Closed - 74 F

livebaseballscorecards.com

AB	32
R	1
H	6
RBI	1
BB	3
SO	8
LOB	15

Batter	1	2	3	4	5	6	7	8	9	AB	R	H	RBI	BB	SO	LOB
4 George Springer, R (1, 9) OBP: 0.322, SLG: 0.405	X SI 90 0-0 15 G4-3 1B		X FC 88 0-0 11 FC6-4 1B		B SL 82 B SI 90 X FC 88 2-0 ③ L9			C SL 88 X SL 88 0-1 ② G6-3		4	0	2	0	0	0	0
15 Whit Merrifield, R (1, 4) OBP: 0.363, SLG: 0.396	B SI 91 X SI 91 1-0 ①② G4-3 1-2f		C SL 83 B SI 92 C FC 89 F SI 92 F SI 92 X SL 83 1-2 ② L9			B KC 77 X SI 90 1-0 ① F9		C FF 96 F SL 88 B CU 86 X SL 88 1-2 1B		4	0	1	0	0	0	2
11 Bo Bichette, R (1, 6) OBP: 0.346, SLG: 0.508	B SL 83 S SL 84 X SI 91 1-1 27 1B 2B		C SL 83 B FC 90 X SL 82 1-1 ③ FC6-4 1-2f			B SL 83 S SL 82 F SL 81 B SL 82 F SI 91 F SI 91 X SL 82 2-2 ② G5-3		X SL 88 0-0 ③ G6-3		4	1	1	0	0	0	2
27 Vladimir Guerrero Jr., R (1, 10) OBP: 0.354, SLG: 0.437	X SL 82 0-0 2-H 1B			C SI 90 S SL 83 X SL 82 0-2 ① G6-3		F SL 81 B SI 90 F CH 87 F FF 90 B SL 83 F SL 82 B SI 90 F SL 83 F SL 82 4-2 F SI 90 F SL 82 F SI 90 F SL 82 B FF 90 BB			X FF 91 0-0 9 L8 26 1B 1B	3	0	2	1	1	0	0
25 Daulton Varsho, L (1, 7) OBP: 0.301, SLG: 0.412 30 Alejandro Kirk, R (9, PH) OBP: 0.333, SLG: 0.331	C FC 89 S CH 87 X CH 86 0-2 ③ 2-3 1B			B CU 77 S FC 89 B CH 87 F FC 88 B FF 90 X CH 87 3-2 HR		S FC 88 X SI 90 1-1 ③ F7			B CU 77 C SL 81 X FF 92 1-1 ① L7	3 1	1 0	2 0	1 0	0 0	0 0	1 1
26 Matt Chapman, R (1, 5) OBP: 0.342, SLG: 0.456		C SL 82 S SL 81 F SI 91 B SL 82 S SL 82 1-3 ① K		B SL 82 C SL 81 B FF 90 C SL 82 S SL 82 2-3 ② K			C CU 83 B SL 89 S FF 96 F SL 90 B SL 90 X FF 96 2-2 ① G5-3		F SL 83 B FF 92 X SL 82 1-1 1-2 1B	4	0	1	0	0	2	0
9 Danny Jansen, R (1, 2) OBP: 0.268, SLG: 0.457		B SI 90 S FC 89 F FF 90 B SL 83 X FF 90 2-2 ② P5		B FF 90 B FC 88 X SI 89 2-0 ③ F8			X SL 88 0-0 ② F7		X FF 92 0-0 ② L8 2-3	4	0	0	0	0	0	2
8 Cavan Biggio, L (1, 3) OBP: 0.261, SLG: 0.370 5 Santiago Espinal, R (9, PH) OBP: 0.291, SLG: 0.272		B FC 90 S CH 87 C FC 89 B SI 91 C SI 91 2-3 ③ K			B FC 87 X CH 85 1-0 ① F9		C CU 85 X FF 97 0-1 ③ L8		B SL 82 C SL 82 S SL 81 S SL 83 1-3 ③ K	3 1	0 0	0 0	0 0	0 0	1 1	0 2
39 Kevin Kiermaier, L (1, 8) OBP: 0.340, SLG: 0.452			C FC 88 X CH 86 0-1 ① G3-1		B SI 90 C CH 85 F FC 90 X SL 81 1-2 ② G3			B CU 82 S SL 86 X SL 88 1-1 ① G3-1		3	0	0	0	0	0	0
Inning Stats	R: 1 E: 0 K: 0 S: 8 H: 4 LOB: 2 BB: 0 P: 10	R: 0 E: 0 K: 2 S: 10 H: 0 LOB: 0 BB: 0 P: 15	R: 0 E: 0 K: 0 S: 10 H: 1 LOB: 1 BB: 0 P: 12	R: 1 E: 0 K: 1 S: 10 H: 1 LOB: 0 BB: 0 P: 17	R: 0 E: 0 K: 0 S: 5 H: 0 LOB: 0 BB: 0 P: 9	R: 0 E: 0 K: 0 S: 18 H: 0 LOB: 1 BB: 1 P: 26	R: 0 E: 0 K: 0 S: 7 H: 0 LOB: 0 BB: 0 P: 9	R: 0 E: 0 K: 0 S: 8 H: 1 LOB: 1 BB: 0 P: 10	R: 0 E: 0 K: 1 S: 9 H: 2 LOB: 2 BB: 0 P: 12	1B: 7 2B: 1 3B: 0 HR: 1 SF: 0 SAC: 0 DP: 1 HBP: 0						

PITCHER		IP	WLS	BF	H	R	ER	SO	BB	IBB	HBP	BLK	WP	HR	S	P	ERA	WHIP
33 Dane Dunning, R ERA: 2.78	(1, 1)	6.0	W	23	6	2	2	3	1	0	0	0	0	1	61	89	3.00	1.167
66 Josh Sborz, R ERA: 2.93	(7, 1)	2.0	H	7	1	0	0	0	0	0	0	0	0	0	15	19	0.00	0.500
51 Will Smith, L ERA: 3.0	(9, 1)	1.0	S	5	2	0	0	1	0	0	0	0	0	0	9	12	0.00	2.000

PITCHER	IP	WLS	BF	H	R	ER	SO	BB	IBB	HBP	BLK	WP	HR	S	P	ERA	WHIP

TOP

Toronto Blue Jays @ Texas Rangers

Globe Life Field, Arlington, TX

Sat Jun 17 2023, 3:07 PM - 5:44 PM CDT

Att. 39,383 - Roof Closed - 74 F

livebaseballscorecards.com

AB	34
R	2
H	9
RBI	2
BB	1
SO	4
LOB	10

WP: 0	PA: 35																	
PB: 0																		
SB: 0																		
CS: 0																		

Toronto Blue Jays @ Texas Rangers

Globe Life Field, Arlington, TX

Sat Jun 17 2023, 3:07 PM - 5:44 PM CDT

Att. 39,383 - Roof Closed - 74 F

livebaseballscorecards.com

Batter	1	2	3	4	5	6	7	8	9	AB	R	H	RBI	BB	SO	LOB
2 Marcus Semien, R (1, 4) OBP: 0.345, SLG: 0.466	B FF 93 B FF 93 C CH 84 B CH 83 F FF 93 F FF 93 S FF 94 3-3 ① K		B CH 83 B FF 92 B FF 92 X FF 91 3-0 ① L7		F FF 93 C SL 84 B SL 84 F CU 76 X SL 84 1-2 ① F8		B SL 92 C FF 95 F CH 88 B FF 96 B SL 91 F SL 90 S SL 91 3-3 ① K			4	0	0	0	0	2	0
5 Corey Seager, L (1, 6) OBP: 0.409, SLG: 0.639	B CH 83 X CH 82 1-0 ② L3		S CH 82 B CH 82 X FF 92 1-1 ② F8		B FF 95 X CU 74 1-0 1B		X CH 87 0-0 HR			4	1	2	1	0	0	0
30 Nathaniel Lowe, L (1, 3) OBP: 0.358, SLG: 0.436	C FF 94 B FF 93 C FF 93 B CH 83 X FF 93 2-2 ③ F7		C FF 92 B CH 82 B FF 92 B FF 91 X CH 82 3-1 ③ G4-3		B FF 94 C FF 95 F FF 94 F FF 94 F SL 86 F FF 94 F CU 74 S FF 95 1-3 ② K		F FF 95 B CH 89 X SL 90 1-1 53 1B			4	0	1	0	0	1	1
53 Adolis García, R (1, 9) OBP: 0.328, SLG: 0.481		C CH 83 B CH 83 B FF 93 C CH 83 B FF 93 B FF 93 4-2 6 HR BB		B FF 92 C CH 83 B CH 82 F FF 92 F FF 92 F CH 84 B CH 83 F CH 84 X FF 92 3-2 4 F8 6 BLK 1B	C SL 84 B FF 94 F CU 74 B FF 95 S FF 93 2-3 ③ K		S SL 90 X SI 96 0-1 6 G6-4-3 1-2 1B			3	1	2	0	1	1	1
6 Josh Jung, R (1, 5) OBP: 0.337, SLG: 0.502		B FF 93 C CH 83 B CH 81 X FF 92 2-1 1-H HR		F CU 74 F CU 75 F CU 75 F FF 96 D CU 76 B FF 95 B FF 94 F FF 95 B SL 84 4-2 4 F8 1-2 BB		X CU 74 0-0 ① G5-3	B SI 83 F SI 84 B SL 75 1 SAFE B SI 84 F SI 85 F SI 85 X SI 86 3-2 ②③ G6-4-3 1-2f			3	1	1	2	1	0	2
28 Jonah Heim, S (1, 2) OBP: 0.331, SLG: 0.456		C FF 93 B CH 83 C FF 93 B CH 83 F CH 83 F CH 82 X FF 92 2-2 HR		C CU 76 C FF 94 F CU 75 F SL 86 B FF 95 F FF 96 X CU 76 1-2 ① F8		B FF 93 B FF 93 X CU 74 2-0 ② F9		C SL 75 F FF 84 F FF 86 S FF 86 0-3 ① K		4	1	1	1	0	1	2
4 Robbie Grossman, S (1, 10) OBP: 0.310, SLG: 0.371	X FF 92 0-0 ① F7		C CU 76 B FF 95 X FF 95 1-1 ② F8 1-2 2-3			B FF 94 B CU 74 C FF 92 B FF 94 B FF 93 4-1 20 1B BB		B SL 75 C FF 85 B SL 76 X FF 85 2-1 ② F7		3	0	0	0	1	0	2
20 Ezequiel Duran, R (1, 7) OBP: 0.344, SLG: 0.494 16 Travis Jankowski, L (9, 7) OBP: 0.381, SLG: 0.384	B CH 82 C FF 92 B CH 83 B FF 92 C FF 92 S CH 84 3-3 ② K		C CU 75 F SL 86 B SL 87 B FF 95 B SL 85 F SL 85 B SL 85 4-2 BB			B SL 87 S SL 88 F FF 97 B FF 96 B SL 89 X SI 94 3-2 1-2 1B		B SI 86 B SI 85 X SI 85 2-0 E6 3 CS		3 0	0 0	1 0	0 0	1 0	1 0	0 0
3 Leody Taveras, S (1, 8) OBP: 0.352, SLG: 0.477		C CH 82 F CH 83 F CH 82 B CH 82 B FF 92 X CH 82 2-2 ③ L8		X CU 76 0-0 ③ G4-3		C CU 81 B CH 87 X CH 87 1-1 ③ G3		C SL 75 1 SAFE C FF 86 1 SAFE F FF 86 P FF 87 1-2 ③ CS 1-2		3	0	0	0	0	0	5
Inning Stats	R: 0 E: 0 K: 1 S: 8 H: 0 LOB: 0 BB: 0 P: 14	R: 3 E: 0 K: 1 S: 17 H: 2 LOB: 0 BB: 1 P: 30	R: 0 E: 0 K: 0 S: 5 H: 0 LOB: 0 BB: 0 P: 12	R: 0 E: 0 K: 0 S: 23 H: 1 LOB: 3 BB: 2 P: 36	R: 0 E: 0 K: 2 S: 15 H: 1 LOB: 1 BB: 0 P: 20	R: 0 E: 0 K: 0 S: 8 H: 1 LOB: 2 BB: 1 P: 18	R: 1 E: 0 K: 1 S: 13 H: 3 LOB: 1 BB: 0 P: 20	R: 0 E: 1 K: 1 S: 11 H: 0 LOB: 0 BB: 0 P: 15		1B: 5 2B: 0 3B: 0 HR: 3	SF: 0 SAC: 0 DP: 1 HBP: 0		WP: 0 PB: 0 SB: 0 CS: 1	PA: 36	

	AB	31
	R	4
	H	8
	RBI	4
	BB	4
	SO	6
	LOB	13

PITCHER		IP	WLS	BF	H	R	ER	SO	BB	IBB	HBP	BLK	WP	HR	S	P	ERA	WHIP
33 Trevor Richards, R ERA: 3.82	(1, 1)	3.0	L	13	3	3	3	2	1	0	0	0	0	2	36	65	9.00	1.333
44 Bowden Francis, R ERA: 3.68	(4, 1)	2.2		12	1	0	0	2	3	0	0	1	0	0	35	56	0.00	1.500
93 Yimi García, R ERA: 5.83	(6, 1)	0.2		6	4	1	1	1	0	0	0	0	0	1	14	22	13.50	6.000
90 Adam Cimber, R ERA: 6.2	(7, 1)	1.2		4	0	0	0	1	0	0	0	0	0	0	15	22	0.00	0.000

PITCHER	IP	WLS	BF	H	R	ER	SO	BB	IBB	HBP	BLK	WP	HR	S	P	ERA	WHIP

Toronto Blue Jays @ Texas Rangers

Globe Life Field, Arlington, TX

Sun Jun 18 2023, 1:38 PM - 4:46 PM CDT

Att. 38,515 - Roof Closed - 74 F

TOP

livebaseballscorecards.com

Batter	1	2	3	4	5	6	7	8	9	AB	R	H	RBI	BB	SO	LOB
4 George Springer, R (1, 9) OBP: 0.327, SLG: 0.406	X FF 96 0-0 27 BB, 11 BB, 25 SF8, 1B	S SL 87 D SL 88 B CH 90 B SL 87 B FF 95 4-1 15 1B, 11 2B, BB 1-2 2-3		B CH 82 X CH 82 1-0 ① G1-3		F SL 84 F SL 85 B SL 85 X SI 93 1-2 15 E, 15 S, 1B 1-H		B FC 90 C FC 91 S SL 84 X FF 97 1-2 ③ P4		4	2	2	1	1	0	2
15 Whit Merrifield, R (1, 4) OBP: 0.364, SLG: 0.393	C SL 87 X FF 95 0-1 ① L9	F SL 87 X FF 95 0-1 11 2B, 1B 1-3 2-H 3-H		B CH 82 B SI 94 B SI 94 B SI 92 4-0 11 G6-4-3, BB		1 SAFE B SI 92 B SL 86 S SL 86 X SI 92 2-1 ③ G6-3 1-3			C SL 85 B CU 79 X FF 92 1-1 ① L8	4	1	1	2	1	0	2
11 Bo Bichette, R (1, 6) OBP: 0.347, SLG: 0.508	S SL 89 B FF 96 D SL 90 F SL 87 1 SAFE B FF 97 F SL 89 1 SAFE F FF 96 4-2 F SL 87 B FF 97 27 BB, BB 1-2	F SL 86 X FF 95 0-1 1-H 3-H		X SL 86 0-0 ② ③ G6-4-3 1-2f			F SL 83 B SL 85 F SL 84 X SL 83 1-2 ① G1-3		B SL 84 F SL 85 X SL 86 1-1 ② G6-3	4	0	1	2	1	0	1
27 Vladimir Guerrero Jr., R (1, 3) OBP: 0.355, SLG: 0.434	S SL 88 B SL 88 D SL 89 B FF 97 F SL 89 B FF 97 4-2 30 CS, BB 1-2 2-3	S SL 87 D SL 89 F CH 88 D SL 90 S CU 79 2-3 ③ K			B SI 94 C CH 83 B CH 83 X CH 84 2-1 ① F8		C SL 85 B SI 92 S SL 84 X SL 86 1-2 ② G1-3		C FF 94 X SL 88 0-1 25 DI, 1B	4	0	1	0	1	1	2
25 Daulton Varsho, L (1, 7) OBP: 0.299, SLG: 0.409	C SL 87 X CH 89 1-1 ② SF8 3-H		C CU 77 B SL 86 F CH 89 X FF 94 1-2 5 FC6-4, 9 1B, 48 G3-1, 1B		B SI 93 F SI 93 C SL 85 F CH 82 S SI 94 1-3 ② K		F FF 93 B FF 94 C SL 86 S FF 93 1-3 ③ K		C SL 85 S CU 79 F FF 95 S FF 94 0-3 ③ K 1-2	4	1	1	1	0	3	1
30 Alejandro Kirk, R (1, 2) OBP: 0.337, SLG: 0.331 9 Danny Jansen, R (2, PR) OBP: 0.270, SLG: 0.454 (2, 2)	B SL 88 B FF 97 1 SAFE 2-0 ③ CS 1-2	C SL 87 S SL 87 H FF 96 1-2 5 FC5-4, HBP	X SL 88 0-0 5 FC6-4, 1B 1-2		B SI 94 C CH 84 F SI 95 B CH 85 B SI 95 X CH 84 3-2 ③ G1-3			C FC 89 B FC 89 B SL 83 F FF 95 S SL 82 2-3 ① K		0	0	0	0	0	0	0
										3	0	1	0	0	1	0
5 Santiago Espinal, R (1, 5) OBP: 0.290, SLG: 0.271		X FF 94 0-0 ① FC5-4 4 BB, 48 1B, 15 1B 1-2f	B SL 87 B SL 86 S FF 95 F FF 95 X SL 86 2-2 ① FC6-4, 48 G3-1 1-2f 2-3			C SI 92 F CH 82 B SI 94 S SL 84 1-3 ① K		C FF 96 B FF 96 S FC 91 B SL 83 B SL 85 X FC 90 3-2 48 BB, 1B		4	1	1	0	0	1	3
48 Spencer Horwitz, L (1, 10) OBP: 0.750, SLG: 0.500		B SL 86 X FF 94 1-0 4 BB, 15 1B, 1B 1-2	C SI 94 F SI 94 B SL 85 X SI 95 1-2 ② G3-1 1-2 3-H			S SL 84 C SI 94 B SL 85 B CH 83 B SI 94 F SI 94 F SL 85 B SI 95 4-2 39 FC6-4, BB		B CH 88 B FF 94 B CH 88 B FF 96 4-0 1-2 BB		2	1	1	1	2	0	1
39 Kevin Kiermaier, L (1, 8) OBP: 0.333, SLG: 0.442		C CU 78 F CH 89 S SL 88 0-3 ② K	X SL 86 0-0 ③ G6-3			C SL 84 F SL 84 X SI 95 0-2 ② FC6-4, 4 S, 4 1B 1-2f		D SL 84 F SL 82 X CH 87 1-1 ② L9		4	1	0	0	0	1	6

AB	33	1B: 8	SF: 1	WP: 0	PA: 42
R	7	2B: 1	SAC: 0	PB: 0	
H	9	3B: 0	DP: 1	SB: 2	
RBI	7	HR: 0	HBP: 1	CS: 1	
BB	6				
SO	7				
LOB	18				

Inning Stats	1	2	3	4	5	6	7	8	9
	R: 1 E: 0 K: 0 S: 12 H: 1 LOB: 1 BB: 2 P: 23	R: 4 E: 0 K: 2 S: 15 H: 3 LOB: 2 BB: 1 P: 23	R: 1 E: 0 K: 0 S: 11 H: 2 LOB: 1 BB: 0 P: 15	R: 0 E: 0 K: 0 S: 2 H: 0 LOB: 0 BB: 1 P: 7	R: 0 E: 0 K: 1 S: 9 H: 0 LOB: 0 BB: 0 P: 15	R: 1 E: 0 K: 1 S: 15 H: 1 LOB: 1 BB: 1 P: 23	R: 0 E: 0 K: 1 S: 9 H: 0 LOB: 0 BB: 0 P: 12	R: 0 E: 0 K: 1 S: 11 H: 1 LOB: 2 BB: 1 P: 22	R: 0 E: 0 K: 1 S: 10 H: 1 LOB: 1 BB: 0 P: 12

PITCHER		IP	WLS	BF	H	R	ER	SO	BB	IBB	HBP	BLK	WP	HR	S	P	ERA	WHIP
22 Jon Gray, R ERA: 2.96	(1, 1)	2.1		16	6	6	6	2	3	0	1	0	0	0	34	56	23.14	3.857
32 John King, L ERA: 4.15	(3, 1)	3.1	W	11	0	1	1	2	2	0	0	0	0	0	25	42	2.70	0.600
65 Grant Anderson, R ERA: 2.25	(6, 1)	1.1	H	5	1	0	0	1	0	0	0	0	0	0	14	20	0.00	0.750
25 José Leclerc, R ERA: 3.47	(8, 1)	1.0		5	1	0	0	1	1	0	0	0	0	0	11	22	0.00	2.000
68 Joe Barlow, R ERA: 2.84	(9, 1)	1.0		4	1	0	0	1	0	0	0	0	0	0	10	12	0.00	1.000

PITCHER	IP	WLS	BF	H	R	ER	SO	BB	IBB	HBP	BLK	WP	HR	S	P	ERA	WHIP

BOTTOM

Toronto Blue Jays @ Texas Rangers

Globe Life Field, Arlington, TX

Sun Jun 18 2023, 1:38 PM - 4:46 PM CDT

Att. 38,515 - Roof Closed - 74 F

livebaseballscorecards.com

Batter	1	2	3	4	5	6	7	8	9	AB	R	H	RBI	BB	SO	LOB
2 Marcus Semien, R (1, 4) OBP: 0.342, SLG: 0.466	F SI 91 X SI 92 0-1 ① G5-3		C SI 91 B FC 84 F CH 83 F ST 74 B FC 88 F ST 76 F SI 92 X CH 84 2-2 ① F8	X SI 91 0-0 ② F9	X SL 90 0-0 ① SF8 3-H		F SI 86 B SL 74 F SL 75 B FF 87 F FF 86 F FF 87 B SL 76 F SI 85 X SI 86 3-2 5 1B 2B			4	1	1	1	0	0	2
5 Corey Seager, L (1, 6) OBP: 0.420, SLG: 0.656	X SI 93 0-0 2B		F FC 89 B FS 84 B FC 86 F ST 74 F FC 88 B FS 81 C SI 92 3-3 ② K	B SL 77 F FC 87 X FC 88 1-1 53 1B 2B 1-H 3-H	B SI 94 B SI 92 D SI 93 C SI 94 X SI 94 3-1 30 G4-6-3 1-3 1B		B SL 88 F SL 88 B FF 94 B SL 86 X SL 89 3-1 53 BB 1B 2-H			5	1	4	3	0	1	0
30 Nathaniel Lowe, L (1, 3) OBP: 0.355, SLG: 0.430	B FS 77 B FC 86 X FC 87 2-0 ② L9		X FC 87 0-0 E3 53 BB 6 E	C FS 81 B FF 92 B CU 71 B FS 80 B FC 89 4-1 53 1B BB	X SI 94 0-0 ② ③ G4-6-3 1-2f		C FF 93 B FF 93 X SL 86 1-1 ② F9			4	1	0	0	1	0	4
53 Adolis García, R (1, 9) OBP: 0.332, SLG: 0.479	C ST 72 B ST 72 X SI 92 1-1 ③ G6-3		B SI 91 B ST 72 F SI 92 F CH 84 F FC 88 B CU 72 F SI 91 D FC 85 4-2 6 1B 6 E 1-2 BB	B SL 79 2 SAFE F CH 84 X CH 86 1-1 1-2 2-H 1B		B CU 85 S FF 95 B FF 96 B SL 92 S FF 96 S FF 95 3-3 ① K	B FF 92 D SL 89 B FF 93 C FF 93 F FF 94 B SL 87 4-2 1-2 BB			3	1	1	1	2	1	1
6 Josh Jung, R (1, 5) OBP: 0.334, SLG: 0.496		C SI 91 F SI 92 X ST 70 0-2 ① G6-3	B CU 69 C SI 92 C SI 92 X SI 92 1-2 E8 1-H 2-H 1B	B SL 84 X FF 97 1-0 ③ L9		B SI 96 B SL 91 X SI 95 2-0 ② G6-3	S CU 77 S SL 89 X SL 88 0-2 ③ F7			5	0	1	1	0	0	4
28 Jonah Heim, S (1, 10) OBP: 0.332, SLG: 0.465		B FF 92 B FS 83 C FC 84 B FC 86 F SI 92 B SI 92 4-2 20 2B BB	B FC 88 B FS 80 X CU 70 2-0 ③ P4		C CU 77 B FF 97 C FF 97 B FF 98 X SL 87 2-2 HR	C CU 82 F FF 96 S FF 97 0-3 ③ K		C FF 92 B CH 86 S CU 79 S FF 95 1-3 ① K		4	1	1	1	1	2	1
18 Mitch Garver, R (1, 2) OBP: 0.328, SLG: 0.491 55 Sam Huff, R (7, 2) OBP: 0.308, SLG: 0.182		C SI 92 C CU 68 T FC 86 0-2 ② K	X SI 92 0-0 ① G4-3	B SL 87 F FF 98 B SL 88 B SL 88 C FF 97 B FF 97 4-2 20 1B 3 1B BB		X SI 83 0-0 ① G6-3	B SL 88 S FF 94 B FF 94 B SL 88 B FF 93 4-1 BB			2 1	1 0	0 0	0 0	1 1	1 0	1 0
20 Ezequiel Duran, R (1, 7) OBP: 0.356, SLG: 0.509 16 Travis Jankowski, L (9, 7) OBP: 0.381, SLG: 0.384		X CU 68 0-0 1-3 2B	C SI 92 B SI 92 X SI 90 1-1 3 1B 5 2B 1B	B FF 98 B FF 97 X FF 96 2-0 3 1B 2 SF8 1-2 1B		C SI 84 B SL 75 C FF 85 X FF 85 1-2 3 HR 1B	C CU 78 C SL 88 C ST 84 0-3 ② K			5 0	3 0	4 0	0 0	0 0	1 0	1 0
3 Leody Taveras, S (1, 8) OBP: 0.357, SLG: 0.495		B FS 81 X ST 72 1-0 ③ G5-3	F FC 88 X FS 80 0-1 5 2B 1-3 1B	B CU 77 C FF 98 B FF 98 B FF 97 X FF 98 3-1 5 1B 1-3 2-H 1B		S SL 75 C SL 75 1 SAFE F FF 86 B FF 87 B SL 76 B SL 76 F FF 85 X FF 86 3-2 1-H HR	C CU 78 X SL 86 0-1 ③ G3			5	2	3	3	0	0	3
Inning Stats	R: 0 E: 0 K: 0 S: 6 H: 1 LOB: 1 BB: 0 P: 9	R: 0 E: 0 K: 1 S: 10 H: 1 LOB: 2 BB: 1 P: 15	R: 2 E: 2 K: 1 S: 19 H: 1 LOB: 1 BB: 1 P: 31	R: 3 E: 0 K: 0 S: 12 H: 4 LOB: 2 BB: 1 P: 20	R: 3 E: 0 K: 0 S: 12 H: 4 LOB: 1 BB: 1 P: 26	R: 0 E: 0 K: 2 S: 7 H: 0 LOB: 0 BB: 0 P: 12	R: 3 E: 0 K: 0 S: 24 H: 4 LOB: 2 BB: 1 P: 39	R: 0 E: 0 K: 2 S: 9 H: 0 LOB: 1 BB: 1 P: 14								

1B: 9 2B: 4 3B: 0 HR: 2	SF: 1 SAC: 0 DP: 1 HBP: 0	WP: 0 PB: 0 SB: 0 CS: 0	PA: 45
---	---	---	---

PITCHER		IP	WLS	BF	H	R	ER	SO	BB	IBB	HBP	BLK	WP	HR	S	P	ERA	WHIP
40 Chris Bassitt, R ERA: 4.16	(1, 1)	3.2		22	7	5	3	2	3	0	0	0	0	0	46	73	7.36	2.727
24 Nate Pearson, R ERA: 3.04	(4, 1)	0.2	L	6	3	3	3	0	1	0	0	0	0	1	10	22	40.50	6.000
58 Tim Mayza, L ERA: 1.44	(5, 1)	0.2		2	1	0	0	0	0	0	0	0	0	0	3	6	0.00	1.500
93 Yimi García, R ERA: 5.64	(6, 1)	1.0		3	0	0	0	2	0	0	0	0	0	0	7	12	0.00	0.000
90 Adam Cimber, R ERA: 7.4	(7, 1)	0.1		4	3	3	3	0	0	0	0	0	0	1	15	22	81.00	9.000

PITCHER		IP	WLS	BF	H	R	ER	SO	BB	IBB	HBP	BLK	WP	HR	S	P	ERA	WHIP
45 Mitch White, R ERA: 5.06	(7, 1)	1.2		8	1	0	0	2	2	0	0	0	0	0	18	31	0.00	1.800

AB	38
R	11
H	15
RBI	10
BB	6
SO	6
LOB	17

Batter	1	2	3	4	5	6	7	8	9	AB	R	H	RBI	BB	SO	LOB
2 Marcus Semien, R (1, 4) OBP: 0.340, SLG: 0.462	B FF 92 X FF 92 1-0 ① F8		S CH 86 F FF 94 B SL 84 B CH 86 X FF 94 2-2 ① F8		B FC 91 S CU 80 S ST 82 S SI 95 1-3 ① K		X SI 93 0-0 6 G3-1 5 G5-3 28 1B 1B	C SL 91 F SL 92 B FF 99 F FF 99 X CH 87 1-2 ② F7		5	1	1	0	0	1	1
5 Corey Seager, L (1, 6) OBP: 0.414, SLG: 0.642	B SL 88 B SL 87 C FF 94 S FF 93 F FF 95 B SL 83 S FF 93 3-3 ② K		X CU 82 0-0 ② G4-3		S CU 80 S ST 82 B FC 93 F ST 83 B SI 95 B ST 82 F FC 93 X SI 93 3-2 1B		B SI 95 F SI 95 X FC 86 1-1 ① G5-3 1-2	B FF 99 C FF 100 C SI 101 S SL 90 1-3 ③ K		5	0	1	0	0	2	2
6 Josh Jung, R (1, 5) OBP: 0.339, SLG: 0.509	C FF 92 B CU 82 X CH 86 1-1 53 2B 1B		F CU 80 S SL 88 B SL 88 F FF 94 X CU 82 1-2 HR		C FC 93 F ST 82 D ST 82 B ST 83 1 SAFE B SI 94 X FC 92 3-2 ② L8		B SI 95 F SI 94 X SI 95 1-1 ② G3-1 2-3		C SI 94 S SL 87 X FF 97 0-2 30 G6-3 1B	5	2	3	1	0	0	2
53 Adolis García, R (1, 9) OBP: 0.333, SLG: 0.480	B FF 94 C FF 93 C CH 87 B CH 86 F FF 94 F FF 94 1 SAFE X SL 88 2-2 1-H 2B		B SL 85 S SL 87 X FF 94 1-1 ③ F9		B FC 91 C FC 92 B FC 92 F FC 91 S ST 82 2-3 ③ K		B FC 86 B SI 93 B SI 96 B SI 95 4-0 30 BB 28 1B BB		C SI 97 F SI 97 F FF 97 F SL 87 S FF 96 0-3 ① K	4	1	1	1	1	2	2
30 Nathaniel Lowe, L (1, 3) OBP: 0.359, SLG: 0.429	C FF 93 F FF 93 B FF 92 F FF 94 F FF 94 X CU 82 1-2 ③ G4-3			X CU 81 0-0 20 F9 18 1B 1B		B FC 91 S FC 92 B CU 80 B ST 83 B FC 91 4-1 20 1B BB	B SI 95 B SI 95 B SI 95 B SI 95 4-0 28 1B 1-2 BB		C SI 96 B SI 97 F SL 87 X SI 96 1-2 ② ③ G6-3 1-2f	3	1	1	0	2	0	2
28 Jonah Heim, S (1, 2)		C FF 92 B SL 86 F CU 79 B FF 93 F SL 87 S SL 86 2-3 ① K		B SL 88 C FF 93 B SL 88 B FF 92 X SL 87 3-1 ① L8		C FC 92 X CU 81 0-1 ① P6	C ST 82 B ST 82 X ST 82 1-1 1-2 2-H 3-H 1B			4	0	1	2	0	1	2
20 Ezequiel Duran, R (1, 7) OBP: 0.359, SLG: 0.520 16 Travis Jankowski, L (8, 7) OBP: 0.381, SLG: 0.384		F CH 86 X SL 88 0-1 3B		B CU 80 B SL 88 F SL 88 X FF 94 2-1 ② F9 1-2		B CU 80 S ST 82 X ST 83 1-1 1-2 1B	C SI 95 F FC 88 B FF 95 C ST 83 1-3 ③ K			4	0	2	0	0	1	3
										0	0	0	0	0	0	0
18 Mitch Garver, R (1, 10) OBP: 0.323, SLG: 0.475		B FF 92 C FF 93 X FF 92 1-1 ② F7		C CU 79 B ST 81 S ST 82 B ST 81 B FC 93 X ST 83 3-2 2-H 1B		B FF 92 D SL 86 B FF 91 F FF 92 C FF 91 F SL 86 X FF 92 3-2 ② L7			C KC 86 C KC 87 B FF 97 B KC 87 S KC 90 2-3 ① K	4	0	1	1	0	1	3
3 Leody Taveras, S (1, 8) OBP: 0.356, SLG: 0.490		F SL 88 F SL 89 C CU 83 0-3 ③ K		S FC 93 D CU 81 B FC 92 F SI 94 B FC 93 F FC 93 S SI 95 3-3 ③ K2-3		B CU 73 X SL 86 1-0 ③ F7			C FF 98 C CH 88 B FF 99 X CH 88 1-2 1B	4	0	1	0	0	2	4
Inning Stats	R: 1 H: 2 E: 0 LOB: 1 K: 1 BB: 0 S: 17 P: 25	R: 0 H: 1 E: 0 LOB: 1 K: 2 BB: 0 S: 11 P: 14	R: 1 H: 1 E: 0 LOB: 0 K: 0 BB: 0 S: 10 P: 14	R: 1 H: 2 E: 0 LOB: 1 K: 1 BB: 0 S: 12 P: 23	R: 0 H: 1 E: 0 LOB: 1 K: 2 BB: 0 S: 14 P: 23	R: 0 H: 1 E: 0 LOB: 2 K: 0 BB: 1 S: 10 P: 19	R: 2 H: 2 E: 0 LOB: 2 K: 1 BB: 2 S: 10 P: 22	R: 0 H: 1 E: 0 LOB: 1 K: 2 BB: 0 S: 13 P: 18	R: 0 H: 1 E: 0 LOB: 0 K: 1 BB: 0 S: 11 P: 12	1B: 9 SF: 0 2B: 1 SAC: 0 3B: 1 DP: 1 HR: 1 HBP: 0						WP: 0 PA: 41 PB: 0 SB: 0 CS: 0

TOP

Texas Rangers @ Chicago White Sox

Guaranteed Rate Field, Chicago, IL

Mon Jun 19 2023, 7:11 PM - 9:58 PM CDT

Att. 19,554 - Clear - 77 F

livebaseballscorecards.com

AB	38
R	5
H	12
RBI	5
BB	3
SO	10
LOB	21

PITCHER		IP	WLS	BF	H	R	ER	SO	BB	IBB	HBP	BLK	WP	HR	S	P	ERA	WHIP
57 Tanner Banks, L ERA: 4.7	(1, 1)	3.2	L	16	5	3	3	3	0	0	0	0	0	1	43	63	7.36	1.364
61 Nicholas Padilla, R ERA: 4.91	(4, 1)	1.2		9	3	0	0	3	1	0	0	0	0	0	26	46	0.00	2.400
62 Jesse Scholtens, R ERA: 2.79	(6, 1)	0.2		2	0	0	0	0	0	0	0	0	0	0	5	9	0.00	0.000
39 Aaron Bummer, L ERA: 7.13	(7, 1)	1.0		7	2	2	2	1	2	0	0	0	0	0	10	22	18.00	4.000
17 Joe Kelly, R ERA: 4.37	(8, 1)	1.0		4	1	0	0	2	0	0	0	0	0	0	13	18	0.00	1.000

PITCHER		IP	WLS	BF	H	R	ER	SO	BB	IBB	HBP	BLK	WP	HR	S	P	ERA	WHIP
49 Kendall Graveman, R ERA: 2.59	(9, 1)	1.0		3	1	0	0	1	0	0	0	0	0	0	11	12	0.00	1.000

Batter	1	2	3	4	5	6	7	8	9	AB	R	H	RBI	BB	SO	LOB
23 Andrew Benintendi, L (1, 7) OBP: 0.343, SLG: 0.357	C FF 92 F SL 84 B FF 92 B SL 84 F FF 93 S SL 84 2-3 ① K		B SL 84 C FF 92 C SL 82 B FF 92 X SL 82 2-2 ② G4-3			S SL 84 B SL 84 F SL 83 F SL 83 S FF 92 1-3 ② K		B SI 91 X SL 86 1-0 74 1B 88 1B 1B	C SL 82 D SL 82 S SL 84 X SL 84 1-2 ② L4	5	0	1	0	0	2	2
25 Andrew Vaughn, R (1, 3) OBP: 0.321, SLG: 0.431	F FF 93 B FF 93 C SL 83 B FF 93 X CH 84 2-2 88 HBP 1B		F FF 92 B FF 93 B CH 84 X FF 92 2-1 ③ F7			S CH 83 B CH 83 F FF 92 X SL 82 1-2 HR		B SL 89 X SL 88 1-0 ① L7	S SL 83 S SL 83 D SL 83 F SL 84 F FF 94 X SL 84 1-2 ③ G5-3 1-2 2-3	5	1	2	1	0	0	3
88 Luis Robert Jr., R (1, 8) OBP: 0.317, SLG: 0.535	S SL 84 S FF 92 H SL 85 1-2 74 G6-4-3 HBP 1-2			B FF 92 F SL 81 F CH 82 S FF 93 1-3 ① K		F CH 83 B FF 94 B CH 85 S FF 94 X FF 94 2-2 HR		B SL 90 B SL 90 S SL 88 X FF 98 2-1 74 1B 1-2 1B		3	1	2	1	0	1	0
74 Eloy Jiménez, R (1, 10) OBP: 0.307, SLG: 0.448	F FF 93 X CH 84 0-1 ② ③ G6-4-3 1-2f			C SL 82 X FF 93 0-1 ② L8		C SL 84 X CH 85 0-1 1B		X CU 86 0-0 1-2 2-3 1B		4	0	2	0	0	0	2
24 Yasmani Grandal, S (1, 2) OBP: 0.319, SLG: 0.394		C FF 91 S FF 92 F FF 92 X SL 84 0-2 ① F8		C FF 93 F FF 92 B FF 93 B FF 93 C CH 84 2-3 ③ K		X FF 92 0-0 ③ G5-3		C CU 85 F FF 98 S CU 88 0-3 ② K		4	0	0	0	0	2	4
30 Jake Burger, R (1, 5) OBP: 0.287, SLG: 0.572		F FF 92 C FF 93 B FF 93 B SL 84 X SL 83 2-2 2B			F FF 92 B SL 83 F FF 92 S FF 92 1-3 ① K		B FF 94 F FF 92 X SL 87 1-1 ① G5-3	D SL 88 B FF 99 B SL 90 C FF 98 F SL 89 S SL 88 3-3 ③ K		4	0	1	0	0	2	3
15 Clint Frazier, R (1, 9) OBP: 0.316, SLG: 0.245		C FF 93 B FF 93 B CH 85 B FF 92 S FF 92 F FF 93 S FF 93 3-3 ② K			B FF 93 B FF 92 B FF 92 C FF 91 S FF 92 X FF 93 3-2 ② P6		X FF 96 0-0 ② G5-3		C CU 75 S FF 92 B FF 92 B SL 82 F FF 93 B SL 82 B FF 94 4-2 25 WP 1 1B BB	3	0	0	0	1	1	1
1 Elvis Andrus, R (1, 6) OBP: 0.276, SLG: 0.254		C FF 92 X CH 85 0-1 ③ L5			B FF 94 F FF 93 S CH 84 F FF 95 X SL 85 1-2 ③ G6-3		B FF 94 X FF 94 1-0 28 FC6-4 1B		B SL 81 C FF 93 X CH 87 1-1 25 WP 1-2 1B	4	0	2	0	0	0	1
28 Zach Remillard, R (1, 4) OBP: 0.333, SLG: 0.273			B FF 92 F FF 90 X SL 81 1-1 ① P6			B FF 91 X FF 90 1-0 ① L9	C FF 93 X CH 86 0-1 ③ FC6-4 1-2f		L SL 82 S SL 83 F SL 84 D SL 82 S SL 82 1-3 ① K	4	0	0	0	0	1	3
Inning Stats	R: 0 E: 0 K: 1 S: 11 H: 1 LOB: 1 BB: 0 P: 16	R: 0 E: 0 K: 1 S: 13 H: 1 LOB: 1 BB: 0 P: 18	R: 0 E: 0 K: 0 S: 7 H: 0 LOB: 0 BB: 0 P: 12	R: 0 E: 0 K: 2 S: 8 H: 0 LOB: 0 BB: 0 P: 11	R: 0 E: 0 K: 1 S: 10 H: 0 LOB: 0 BB: 0 P: 15	R: 2 E: 0 K: 1 S: 14 H: 3 LOB: 1 BB: 0 P: 19	R: 0 E: 0 K: 0 S: 6 H: 1 LOB: 1 BB: 0 P: 8	R: 0 E: 0 K: 2 S: 11 H: 3 LOB: 3 BB: 0 P: 18	R: 0 E: 0 K: 1 S: 17 H: 1 LOB: 2 BB: 1 P: 25	1B: 7 2B: 1 3B: 0 HR: 2 SF: 0 SAC: 0 DP: 1 HBP: 1						

PITCHER		IP	WLS	BF	H	R	ER	SO	BB	IBB	HBP	BLK	WP	HR	S	P	ERA	WHIP
44 Andrew Heaney, L ERA: 3.98	(1, 1)	5.2	W	22	5	2	2	6	0	0	1	0	0	2	62	90	3.18	0.882
46 Brock Burke, L ERA: 3.14	(6, 1)	1.1	H	6	2	0	0	0	0	0	0	0	0	0	8	11	0.00	1.500
66 Josh Sborz, R ERA: 2.83	(8, 1)	1.0	H	5	2	0	0	2	0	0	0	0	0	0	10	16	0.00	2.000
51 Will Smith, L ERA: 2.89	(9, 1)	1.0	S	5	1	0	0	1	1	0	0	0	1	0	17	25	0.00	2.000

PITCHER	IP	WLS	BF	H	R	ER	SO	BB	IBB	HBP	BLK	WP	HR	S	P	ERA	WHIP

BOTTOM

Texas Rangers @ Chicago White Sox

Guaranteed Rate Field, Chicago, IL

Mon Jun 19 2023, 7:11 PM - 9:58 PM CDT

Att. 19,554 - Clear - 77 F

livebaseballscorecards.com

AB	36
R	2
H	10
RBI	2
BB	1
SO	9
LOB	19

WP: 1 PA: 38
PB: 0
SB: 0
CS: 0

Batter	1	2	3	4	5	6	7	8	9	AB	R	H	RBI	BB	SO	LOB
2 Marcus Semien, R (1, 4) OBP: 0.341, SLG: 0.459	C SL 82 S SL 84 B SL 84 B FF 94 F FF 95 S SL 83 2-3 **K** ①		B KC 77 X FF 95 1-0 F9 ② T FF 94 B KC 80 B FF 96 F SL 86 S SL 86 2-3 **K** ③		C FF 95 1 SAFE B SL 88 X SL 87 1-1 5 2B **1-2** 1B		B CH 86 C SL 86 S CH 88 F FF 96 F CH 88 F FF 96 B FF 95 B CH 87 D SL 87 4-2 6 E 5 1B 53 FC5-2 **1-2** BB	F SI 99 X SL 91 0-1 F9 ②		4	0	1	0	1	1	2
5 Corey Seager, L (1, 6) OBP: 0.424, SLG: 0.657	B SL 84 F FF 94 S SL 85 B SL 84 B FF 96 B FF 94 4-2 53 2B BB				D CH 74 B SL 86 F SL 87 X FF 96 2-1 **1-3** **2-H** 2B		X CH 87 0-0 53 FC5-2 6 E **1-2** **2-H** **3-H** 1B	B FC 89 B ST 84 X SI 96 2-0 **1-H** **2-H** 2B		4	0	3	5	1	1	0
6 Josh Jung, R (1, 5) OBP: 0.333, SLG: 0.500	S FF 95 1 SAFE X SL 84 0-1 P6 ②			S SL 84 S SL 86 S SL 85 0-3 **K** ①	C SL 85 B SL 87 S SL 87 D SL 87 F SL 86 S SL 86 2-3 **K** ②		C SI 96 B SI 97 C SL 92 B SL 90 F SI 99 F SL 91 X SL 91 2-2 FC6 53 FC5-2 **1-2** **2-3**	B SI 96 B ST 83 F SI 96 B SI 97 C SI 97 S ST 84 3-3 **K** ③		5	0	0	0	0	3	6
53 Adolis García, R (1, 9) OBP: 0.334, SLG: 0.493	D KC 78 F FF 94 B SL 84 C FF 94 X FF 95 2-2 **1-3** 2B			B FF 96 B KC 79 X KC 80 2-0 HR	S SL 87 X SL 86 0-1 L8 ③		C SI 99 B SI 98 X SL 91 1-1 FC5-2 ① **1-2** **2-3** **3-Hf**		C SI 95 S FF 97 B SL 87 X FF 98 1-2 L6 ①	5	1	2	1	0	0	5
30 Nathaniel Lowe, L (1, 3) OBP: 0.357, SLG: 0.425	F FF 95 F FF 95 X KC 80 0-2 L8 ③			B FF 96 C KC 80 B FF 95 S FF 95 F FF 96 B KC 82 F FF 96 X FF 96 3-2 1B		S SL 83 S SL 84 B FF 96 B SL 86 X SL 87 2-2 P5 ①	B SI 101 C SL 92 C SI 99 S SL 91 1-3 **K** ②		F SL 87 B FF 94 B SI 96 C CH 88 F FF 96 X SL 87 2-2 F8 ②	5	0	1	0	0	1	5
28 Jonah Heim, S (1, 2) OBP: 0.324, SLG: 0.452		C KC 77 F FF 94 B SL 85 S SL 84 1-3 **K** ①		B FF 95 X FF 94 1-0 F8 ②		B KC 78 B SL 85 B SL 86 C FF 96 X FF 95 3-1 F7 ②	C SL 93 D SL 92 B SL 92 B SI 99 F SL 92 F SL 92 F SL 92 X SL 94 3-2 G4-3 ③		F FF 96 B CH 90 F SL 88 B FF 95 F FF 96 X SI 94 2-2 G4-3 ③	5	0	0	0	0	1	4
20 Ezequiel Duran, R (1, 10) OBP: 0.352, SLG: 0.508		B SL 86 C KC 78 S SL 85 B SL 86 S SL 85 2-3 **K** ②		C FF 95 X SL 86 0-1 L7 ③		S SL 88 B SL 85 S SL 85 B SL 86 S FF 95 2-3 **K** ③		C SI 97 X SI 97 0-1 G6-3 ①		4	0	0	0	0	2	1
16 Travis Jankowski, L (1, 7) OBP: 0.393, SLG: 0.392		X FF 95 0-0 G3 ③	B FF 95 B FF 95 C FF 95 B SL 86 B FF 95 4-1 2 1B 5 2B BB			C SL 84 S CH 88 X FF 96 0-2 3 1B 5 1B 1B	C SI 99 X SI 98 0-1 3 1B 5 2B 1B		3	3	2	0	1	0	0
3 Leody Taveras, S (1, 8) OBP: 0.358, SLG: 0.490			C KC 74 B SL 85 B SL 85 F SL 84 B KC 80 S FF 95 3-3 **K** ①		C FF 94 S SL 86 S SL 86 0-3 **K** ①		B CH 86 F CH 84 B CH 85 X CH 86 2-1 2 BB 5 1B **1-3** 1B	X SI 97 0-0 5 2B **1-2** 1B		4	2	2	0	0	2	1
Inning Stats	R: 0 E: 0 K: 1 S: 14 H: 1 LOB: 2 BB: 1 P: 22	R: 0 E: 0 K: 2 S: 7 H: 0 LOB: 0 BB: 0 P: 10	R: 0 E: 0 K: 2 S: 7 H: 0 LOB: 0 BB: 0 P: 13	R: 1 E: 0 K: 1 S: 12 H: 2 LOB: 1 BB: 0 P: 18	R: 1 E: 0 K: 2 S: 14 H: 2 LOB: 2 BB: 1 P: 23	R: 0 E: 0 K: 1 S: 8 H: 0 LOB: 0 BB: 0 P: 15	R: 2 E: 1 K: 1 S: 26 H: 3 LOB: 3 BB: 1 P: 39	R: 2 E: 0 K: 1 S: 11 H: 3 LOB: 1 BB: 0 P: 16	R: 0 E: 0 K: 0 S: 11 H: 0 LOB: 0 BB: 0 P: 16	1B: 7 2B: 3 3B: 0 HR: 1 SF: 0 SAC: 0 DP: 0 HBP: 0						

TOP

Texas Rangers @ Chicago White Sox

Guaranteed Rate Field, Chicago, IL

Tue Jun 20 2023, 7:11 PM - 10:05 PM CDT

Att. 21,048 - Clear - 72 F

livebaseballscorecards.com

AB	39
R	6
H	11
RBI	6
BB	3
SO	11
LOB	24

PITCHER		IP	WLS	BF	H	R	ER	SO	BB	IBB	HBP	BLK	WP	HR	S	P	ERA	WHIP
84 Dylan Cease, R ERA: 4.22	(1, 1)	6.0		25	5	2	2	9	2	0	0	0	0	1	62	101	3.00	1.167
99 Keynan Middleton, R ERA: 2.52	(7, 1)	0.0	B	4	3	2	2	0	1	0	0	0	0	0	11	17	∞	∞
60 Gregory Santos, R ERA: 2.89	(7, 1)	1.2		8	2	2	2	1	0	0	0	0	0	0	22	29	10.80	1.200
39 Aaron Bummer, L ERA: 7.03	(8, 1)	0.1		2	1	0	0	1	0	0	0	0	0	0	4	9	0.00	3.000
49 Kendall Graveman, R ERA: 2.51	(9, 1)	1.0	W	3	0	0	0	0	0	0	0	0	0	0	11	16	0.00	0.000

PITCHER	IP	WLS	BF	H	R	ER	SO	BB	IBB	HBP	BLK	WP	HR	S	P	ERA	WHIP

Texas Rangers @ Chicago White Sox

Guaranteed Rate Field, Chicago, IL

Tue Jun 20 2023, 7:11 PM - 10:05 PM CDT

Att. 21,048 - Clear - 72 F

livebaseballscorecards.com

BOTTOM

Batter	1	2	3	4	5	6	7	8	9	AB	R	H	RBI	BB	SO	LOB
23 Andrew Benintendi, L (1, 7) OBP: 0.344, SLG: 0.362	X FF 93 0-0 ① L5		C FC 86 F FF 92 B FS 87 B FF 94 B FS 88 X FC 87 3-2 ① G3-1		S FF 94 1 SAFE S FF 94 X FF 94 0-2 25 G5-3 1-3 1B		T FF 92 B SL 85 B FF 91 X SL 85 2-1 2B	B FF 94 C CH 86 B FC 90 F FF 96 F SL 84 X CH 89 2-2 ③ F8		5	0	2	0	0	0	2
25 Andrew Vaughn, R (1, 3) OBP: 0.324, SLG: 0.430	C FF 94 F FS 87 F FF 94 B CU 75 F FS 87 X FF 94 1-2 74 HR 1B		B FC 87 B FS 88 X FF 94 2-0 ② P6		S FC 90 F FS 85 X FS 86 0-2 ② G5-3 1-2 3-H		B SL 85 B SL 83 C SI 94 B SL 84 B SL 85 4-1 BB			3	1	1	1	1	0	1
74 Eloy Jiménez, R (1, 10) OBP: 0.306, SLG: 0.461	B FF 95 F FS 87 X FF 94 1-1 1-H HR		F FF 93 F FS 87 F FS 87 F FF 94 F CU 75 B FC 90 F CU 76 S FS 89 1-3 ③ K		X SL 82 0-0 ③ F8		S SL 87 B SL 84 T SL 86 S SL 84 1-3 ③ K			4	1	1	2	0	2	3
30 Jake Burger, R (1, 5) OBP: 0.286, SLG: 0.563	T FF 93 X FS 87 0-1 ② G5-3			B FS 86 C FF 93 X FS 86 1-1 ① G5-3		B CU 74 S FS 86 B FF 94 B FS 88 T FF 94 B FF 94 4-2 BB		F SL 84 T SL 84 T SL 85 0-2 ① K		3	0	0	0	1	1	0
32 Gavin Sheets, L (1, 9) OBP: 0.306, SLG: 0.416 88 Luis Robert Jr., R (7, 8) OBP: 0.320, SLG: 0.535	B CU 75 X FC 88 1-0 ③ F9			S FS 86 X FS 86 0-1 ② G4-3		C FS 87 1 SAFE B FS 88 F FC 90 B FS 88 F FC 90 S FF 94 2-3 ① K		B SL 83 B SL 84 F SL 84 B SI 93 S SL 84 F SL 85 B SL 86 4-2 7 G4-3 24 1B 1 1B BB		3 0	0 1	0 0	0 0	0 1	1 0	1 0
24 Yasmani Grandal, S (1, 2) OBP: 0.318, SLG: 0.391 55 José Rodríguez, R (8, PR) (9, 4)		B CU 74 B FS 88 C FC 88 B FC 89 X FF 93 3-1 ① F7		C FC 86 B FS 88 F FF 94 B FS 88 X FS 88 2-2 ③ G4-3		C FS 88 B FC 89 F FC 90 X FF 93 1-2 ② F7		C FF 94 B CH 87 X FF 93 1-1 7 G4-3 1 1B 1-2 1B		4 0	0 1	1 0	0 0	0 0	0 0	1 0
15 Clint Frazier, R (1, 8) OBP: 0.317, SLG: 0.235 (7, 9) 7 Tim Anderson, R (8, PH) OBP: 0.290, SLG: 0.292 44 Seby Zavala, R (9, 2) OBP: 0.189, SLG: 0.280		C FF 93 C FF 95 B FS 88 F FF 94 B FS 88 B FF 97 B FF 95 4-2 28 E 28 S BB			X FF 92 0-0 ① G6-3	C FF 94 X FF 94 0-1 ③ F8		C SI 93 F SL 86 F SI 93 B SI 92 B SL 86 X SI 93 2-2 ② G4-3 1-2 2-3		2 1 0	0 0 0	0 0 0	0 0 0	1 0 0	0 0 0	1 2 0
1 Elvis Andrus, R (1, 6) OBP: 0.281, SLG: 0.277		1 SAFE C SL 83 F SL 83 C FF 95 0-3 ② K			C FS 87 B FF 94 B FS 87 B FF 95 X FF 94 3-1 HR		C SL 84 B SL 86 B SL 84 F SL 84 X SL 86 2-2 ① G5-3	C SL 86 B SL 85 B SI 94 X SL 86 2-1 28 1B 2-H 3-H 1B		4	2	2	3	0	1	1
28 Zach Remillard, R (1, 4) OBP: 0.375, SLG: 0.333 (9, 9)		C FC 87 B FF 93 S FS 87 S FS 86 1-3 ③ K			X FS 87 0-0 23 1B 25 G5-3 1B		B FF 91 S SL 84 L SL 83 X SL 85 1-2 ② F7	C SI 93 X SL 85 0-1 2-H 1B		4	1	2	1	0	1	1
Inning Stats	R: 2 E: 0 K: 0 S: 11 H: 2 LOB: 0 BB: 0 P: 14	R: 0 E: 0 K: 2 S: 11 H: 0 LOB: 1 BB: 1 P: 19	R: 0 E: 0 K: 1 S: 11 H: 0 LOB: 0 BB: 0 P: 17	R: 0 E: 0 K: 0 S: 7 H: 0 LOB: 0 BB: 0 P: 10	R: 2 E: 0 K: 0 S: 11 H: 3 LOB: 1 BB: 0 P: 14	R: 0 E: 0 K: 1 S: 11 H: 0 LOB: 1 BB: 1 P: 18	R: 0 E: 0 K: 1 S: 12 H: 1 LOB: 2 BB: 1 P: 22	R: 3 E: 0 K: 1 S: 20 H: 3 LOB: 2 BB: 1 P: 31		1B: 6 2B: 1 3B: 0 HR: 2 SF: 0 SAC: 0 DP: 0 HBP: 0				WP: 0 PB: 0 SB: 1 CS: 0 PA: 37		

	AB	33
	R	7
	H	9
	RBI	7
	BB	4
	SO	6
	LOB	13

PITCHER		IP	WLS	BF	H	R	ER	SO	BB	IBB	HBP	BLK	WP	HR	S	P	ERA	WHIP
17 Nathan Eovaldi, R ERA: 2.8	(1, 1)	6.0		25	5	4	4	4	2	0	0	0	0	2	62	92	6.00	1.167
68 Joe Barlow, R ERA: 2.57	(7, 1)	0.2		3	1	0	0	0	0	0	0	0	0	0	8	13	0.00	1.500
65 Grant Anderson, R ERA: 4.15	(7, 1)	1.0	L	8	3	3	3	2	2	0	0	0	0	0	20	34	27.00	5.000
25 José Leclerc, R ERA: 3.42	(8, 1)	0.1		1	0	0	0	0	0	0	0	0	0	0	4	6	0.00	0.000

PITCHER	IP	WLS	BF	H	R	ER	SO	BB	IBB	HBP	BLK	WP	HR	S	P	ERA	WHIP

Batter	1	2	3	4	5	6	7	8	9	AB	R	H	RBI	BB	SO	LOB
2 Marcus Semien, R (1, 4) OBP: 0.339, SLG: 0.455	B FF 92 C FF 94 X SL 83 1-1 ① F7		X FF 94 0-0 ③ 5 WP, 30 2B, 1B	B SL 86 B FF 94 F SL 86 F FF 95 X SL 85 2-2 ③ F7		X SI 94 0-0 ② G4-3			B CU 74 X SI 91 1-0 ① G5-3	5	1	1	0	0	0	1
5 Corey Seager, L (1, 6) OBP: 0.418, SLG: 0.642	B FF 96 S CH 90 B FF 95 B FF 97 X FF 95 3-1 ② G3-1		B CH 90 B SL 88 B FF 95 B FF 95 4-0 30 2B, 1-2 BB		X KC 76 0-0 ① L4	X FF 95 0-0 ③ G4-3			B FS 89 S FS 87 B FF 94 S CU 76 F FS 88 S CU 77 2-3 ② K	4	0	0	0	1	1	0
30 Nathaniel Lowe, L (1, 3) OBP: 0.363, SLG: 0.429	B SL 84 B FF 95 B FF 94 C FF 96 F FF 95 B FF 95 4-2 BB		F FF 94 B CH 89 X CH 88 1-1 1-3, 2-H 2B		C FF 93 F FF 95 B CH 87 B CH 86 B SL 88 B CH 86 4-2 53 1B, 28 HR, BB		B CU 75 C FS 88 C FF 94 B CU 77 B FF 95 F SI 94 B CU 78 4-2 BB		B SI 93 B FS 86 C CU 74 X CU 74 2-1 ③ G5-3	2	1	1	1	3	0	0
53 Adolis García, R (1, 9) OBP: 0.333, SLG: 0.489	B SL 85 C FF 95 X SL 84 1-1 ③ F7		S FF 95 B SL 84 C FF 97 F SL 87 B SL 86 B SL 86 F FF 96 C FF 97 3-3 ③ K		B KC 77 F SL 83 S FF 94 F FF 95 X SL 83 1-2 1-3 28 HR, 1B		F SI 93 F FF 94 B CU 77 S CU 77 1-3 ① K			4	1	1	0	0	2	4
6 Josh Jung, R (1, 5) OBP: 0.329, SLG: 0.493		B FF 94 B SL 86 B FF 93 C FF 95 F FF 93 S FF 94 3-3 ① K		F FF 93 B FF 94 B FF 95 F SL 84 S SL 85 2-3 ① K	F SL 84 1 SAFE S SL 82 D SL 82 C FF 94 1-3 ② K		F FS 87 C SI 93 T FF 94 0-2 ② K			4	0	0	0	0	4	3
28 Jonah Heim, S (1, 2) OBP: 0.327, SLG: 0.465		B SL 85 C FF 96 B FF 97 B CH 91 X FF 96 3-1 ② P6	B FF 95 F FF 95 B CH 90 F SL 85 F FF 96 X CH 89 2-2 20 HR, 1B		C FF 94 F FF 94 D KC 78 B CH 85 X FF 94 2-2 1-H, 3-H HR		C FS 88 B FF 94 C CU 76 1 SAFE F FS 90 X FS 88 1-2 ③ G1-3			4	2	2	3	0	0	1
20 Ezequiel Duran, R (1, 10) OBP: 0.355, SLG: 0.524		C FF 96 C FF 96 B SL 87 X SL 86 1-2 ③ G6-3	C SL 86 F FF 95 X SL 84 0-2 1-H HR	C SL 83 C CH 85 F FF 93 X SL 84 0-2 16 S, 1B			C CU 75 B SI 92 B SI 92 F SI 93 S CU 78 2-3 ① K		4	1	2	2	0	1	0
16 Travis Jankowski, L (1, 7) 47 Josh Smith, L (8, 7) OBP: 0.350, SLG: 0.337			B FF 95 B FF 93 C SL 86 C SL 86 T FF 95 2-2 ① K	B SL 87 B FF 95 B FF 97 C SL 83 B FF 94 4-1 BB	B FF 93 C CH 87 B FF 94 C KC 77 X CH 86 2-2 ③ L8, 1-2			S FS 88 B FS 88 B FF 93 B CU 75 B SI 92 4-1 3 G4-6-3, BB	2 0	0 0	0 0	0 0	2 0	1 0	1 0
3 Leody Taveras, S (1, 8) OBP: 0.352, SLG: 0.481			S SL 87 B CH 90 B FF 96 F FF 95 S CH 91 2-3 ② K	T FF 95 D CH 90 1 SAFE B FF 93 X SL 85 2-1 ② F8		B CU 76 B SI 93 C FF 94 X FS 88 2-1 ① L6		B FS 86 X SI 92 1-0 ② ③ G4-6-3, 1-2f		4	0	0	0	0	1	2
Inning Stats	R: 0 E: 0 K: 0 S: 8 H: 0 LOB: 1 BB: 1 P: 17	R: 0 E: 0 K: 1 S: 8 H: 0 LOB: 0 BB: 0 P: 15	R: 1 E: 0 K: 3 S: 14 H: 2 LOB: 2 BB: 1 P: 26	R: 2 E: 0 K: 1 S: 16 H: 2 LOB: 1 BB: 1 P: 28	R: 3 E: 0 K: 1 S: 20 H: 3 LOB: 1 BB: 1 P: 30	R: 0 E: 0 K: 0 S: 4 H: 0 LOB: 0 BB: 0 P: 6	R: 0 E: 0 K: 2 S: 13 H: 0 LOB: 1 BB: 1 P: 19	R: 0 E: 0 K: 1 S: 5 H: 0 LOB: 0 BB: 1 P: 12	R: 0 E: 0 K: 1 S: 7 H: 0 LOB: 0 BB: 0 P: 12	1B: 4 2B: 1 3B: 0 HR: 2 SF: 0 SAC: 0 DP: 1 HBP: 0	WP: 1 PB: 0 SB: 1 CS: 0 PA: 39					

PITCHER		IP	WLS	BF	H	R	ER	SO	BB	IBB	HBP	BLK	WP	HR	S	P	ERA	WHIP
34 Michael Kopech, R ERA: 4.06	(1, 1)	4.0	L	19	4	3	3	5	3	0	0	0	1	1	46	86	6.75	1.750
58 Jimmy Lambert, R ERA: 6.85	(5, 1)	1.0		7	3	3	3	1	1	0	0	0	0	1	20	30	27.00	4.000
Touki Toussaint, R ERA: 2.35	(6, 1)	4.0		13	0	0	0	4	2	0	0	0	0	0	29	49	0.00	0.500

PITCHER	IP	WLS	BF	H	R	ER	SO	BB	IBB	HBP	BLK	WP	HR	S	P	ERA	WHIP

TOP

Texas Rangers @ Chicago White Sox

Guaranteed Rate Field, Chicago, IL

Wed Jun 21 2023, 7:11 PM - 9:37 PM CDT

Att. 18,963 - Clear - 74 F

livebaseballscorecards.com

AB	33
R	6
H	7
RBI	6
BB	6
SO	10
LOB	12

Batter	1	2	3	4	5	6	7	8	9	AB	R	H	RBI	BB	SO	LOB
23 Andrew Benintendi, L (1, 7) OBP: 0.339, SLG: 0.356	B SI 90 B SI 89 F SI 91 B FC 88 X SI 91 3-1 ① F7		S CU 79 F SI 92 F CU 78 X SI 92 0-2 ② G5-3		B SI 92 F SI 91 S FC 88 S CU 80 1-3 ③ K		B SI 93 1 SAFE B SI 92 F FC 89 B SI 93 F SI 93 F FC 89 F SI 92 X CH 84 3-2 ③ L4			4	0	0	0	0	1	2
25 Andrew Vaughn, R (1, 3) OBP: 0.323, SLG: 0.438	X FC 88 0-0 ② G5-3		B SI 92 C CH 84 C FC 89 X CH 85 1-2 ③ G4-3			F FC 89 B CH 85 B FF 93 B FC 89 F SI 91 F SI 93 F CH 85 F SI 94 X FC 90 3-2 HR		C CU 84 B SL 90 F SL 89 B FF 98 B SL 89 S SL 89 3-3 ① K		4	1	1	1	0	1	0
88 Luis Robert Jr., R (1, 8) OBP: 0.322, SLG: 0.533	X SI 90 0-0 74 2B 1B			B FC 90 X CH 83 1-0 ① G5-3		B CH 85 X SI 92 1-0 ① G1-3		S SL 90 B SL 90 S SL 89 B SL 90 H FF 97 3-2 74 G6-4-3 HBP		3	1	1	0	0	0	0
74 Eloy Jiménez, R (1, 10) OBP: 0.310, SLG: 0.465	C CH 84 S CH 84 D CH 84 1 SAFE B FC 90 1 SAFE X CH 83 2-2 1-H 2B			B FC 90 B FC 90 B CH 84 C SI 90 F CH 86 B CH 86 4-2 15 FC5-4 BB		X FC 91 0-0 ② G1-4-3		B SL 90 X SL 90 1-0 ② ③ G6-4-3 1-2f		3	0	1	1	1	0	1
30 Jake Burger, R (1, 5) OBP: 0.281, SLG: 0.551	X SI 92 0-0 ③ L6			X FC 90 0-0 ② P3		C FC 90 B SI 93 B CH 84 B SI 92 X SI 92 3-1 ③ F8			C FF 96 X SL 88 0-1 ① G6-3	4	0	0	0	0	0	2
15 Clint Frazier, R (1, 9) OBP: 0.317, SLG: 0.259 32 Gavin Sheets, L (9, PH) OBP: 0.305, SLG: 0.413		F FC 91 C FC 89 B SI 92 B SI 92 B FC 89 X SI 92 3-2 ① L8		X FF 93 0-0 ③ FC5-4 1-2f			B FC 90 B FC 91 X CH 83 2-0 28 E 44 SF8 2B		B SL 80 S SL 79 C SL 82 B SL 82 S SL 82 2-3 ② K	3 1	1 0	1 0	0 0	0 0	0 1	1 0
1 Elvis Andrus, R (1, 6) OBP: 0.280, SLG: 0.272		B FC 90 B CH 85 F FC 90 C SI 93 B FC 90 X SI 92 3-2 ② P5			B SI 91 B FC 88 C SI 90 B FC 85 C SI 89 B SI 90 4-2 44 G1-3 28 SH1-3 BB		B SI 92 B SI 93 X FC 90 2-0 ① G6-3		B FF 91 X FF 91 1-0 ③ F8	3	0	0	0	1	0	1
28 Zach Remillard, R (1, 4) OBP: 0.333, SLG: 0.294		B SI 91 B CH 84 X FC 90 2-0 ③ F8			X SI 90 0-0 ① SH1-3 1-2		X CH 85 0-0 E6 2-3			2	0	0	0	0	0	1
44 Seby Zavala, R (1, 2) OBP: 0.183, SLG: 0.275			B SI 90 S CH 83 S CH 83 C SI 90 1-3 ① K		B CH 82 B SI 90 C SI 91 C FC 89 X CH 84 2-2 ② G1-3 2-3		L CH 83 X CH 84 0-1 ② SF8 3-H			2	0	0	1	0	1	1
Inning Stats	R: 1 H: 2 E: 0 LOB: 1 K: 0 BB: 0 S: 8 P: 13	R: 0 H: 0 E: 0 LOB: 0 K: 0 BB: 0 S: 7 P: 15	R: 0 H: 0 E: 0 LOB: 0 K: 1 BB: 0 S: 10 P: 12	R: 0 H: 0 E: 0 LOB: 1 K: 0 BB: 1 S: 5 P: 10	R: 0 H: 0 E: 0 LOB: 1 K: 1 BB: 1 S: 9 P: 16	R: 1 H: 1 E: 0 LOB: 0 K: 0 BB: 0 S: 10 P: 17	R: 1 H: 1 E: 1 LOB: 1 K: 0 BB: 0 S: 10 P: 17	R: 0 H: 0 E: 0 LOB: 0 K: 1 BB: 0 S: 6 P: 13	R: 0 H: 0 E: 0 LOB: 0 K: 1 BB: 0 S: 6 P: 9	1B: 1 SF: 1 2B: 2 SAC: 1 3B: 0 DP: 1 HR: 1 HBP: 1						WP: 0 PA: 34 PB: 0 SB: 0 CS: 0

PITCHER		IP	WLS	BF	H	R	ER	SO	BB	IBB	HBP	BLK	WP	HR	S	P	ERA	WHIP
54 Martín Pérez, L ERA: 4.38	(1, 1)	7.0	W	28	4	3	2	2	2	0	0	0	0	1	59	100	2.57	0.857
66 Josh Sborz, R ERA: 2.7	(8, 1)	1.1	H	4	0	0	0	1	0	0	1	0	0	0	8	15	0.00	0.000
51 Will Smith, L ERA: 2.83	(9, 1)	0.2		2	0	0	0	1	0	0	0	0	0	0	4	7	0.00	0.000

PITCHER	IP	WLS	BF	H	R	ER	SO	BB	IBB	HBP	BLK	WP	HR	S	P	ERA	WHIP

BOTTOM

Texas Rangers @ Chicago White Sox

Guaranteed Rate Field, Chicago, IL

Wed Jun 21 2023, 7:11 PM - 9:37 PM CDT

Att. 18,963 - Clear - 74 F

livebaseballscorecards.com

AB	29
R	3
H	4
RBI	3
BB	2
SO	4
LOB	9

Batter	1	2	3	4	5	6	7	8	9	10	AB	R	H	RBI	BB	SO	LOB
2 Marcus Semien, R (1, 4) OBP: 0.334, SLG: 0.448	C FC 92 F ST 86 B KC 84 X SI 93 1-2 G5-3 ①	B KC 83 F KC 84 F ST 86 F FC 90 X FC 89 2-2 FC6-4 ③ 1-2f		B KC 84 C FC 90 X ST 85 1-1 F7 ③			B SI 94 X CH 88 1-0 G5-3 ①		X CH 91 0-0 P4 ②		5	0	0	0	0	0	3
5 Corey Seager, L (1, 6) OBP: 0.418, SLG: 0.638	C ST 87 X ST 87 0-1 G6-3 ②		B KC 83 X KC 84 1-0 L5 ①	X SI 92 0-0 G3-1 ①			B SL 87 B CH 89 B SI 95 B CH 90 4-0 30 CS BB		B CH 89 X CH 89 1-0 2B		4	0	1	0	1	0	0
30 Nathaniel Lowe, L (1, 3) OBP: 0.367, SLG: 0.428	F SI 94 C KC 84 B KC 84 B ST 87 X FC 90 2-2 53 WP 1B		C SI 93 B SI 93 B FC 90 B SI 92 B ST 84 4-1 53 G1-3 BB	C SI 92 H KC 85 1-1 HBP			C SI 96 1 SAFE B SI 97 X SI 97 1-1 G4-3 ②③ 1-2		C FF 95 B CH 89 F CH 89 S FF 94 1-3 K ③	0-0 53 HR	3	1	1	0	1	1	2
53 Adolis García, R (1, 9) OBP: 0.331, SLG: 0.495	C FC 90 F SI 93 D KC 84 D ST 87 F FC 92 S SI 93 2-3 K 1-2		X ST 86 0-0 G1-3 ② 1-2	B KC 83 X SI 92 1-0 F8 ②				C SI 94 B SI 96 F SI 94 B ST 82 X SI 95 2-2 F8 ①		X ST 79 0-0 2-H HR	5	1	1	2	0	1	3
6 Josh Jung, R (1, 5) OBP: 0.327, SLG: 0.491	S SI 94 B KC 84 S FC 90 F KC 84 D ST 86 X ST 85 2-2 F9 ③		C KC 82 X SI 92 0-1 L8 ③	F FC 90 C ST 85 S ST 86 0-3 K ③				C ST 81 F SI 96 B SI 96 B SL 87 X SI 96 2-2 4 G4-3 18 1B 2B		F FF 93 B ST 81 B ST 81 F CH 87 B FF 94 C SI 93 3-3 K ①	5	1	1	0	0	2	4
4 Robbie Grossman, S (1, 10) OBP: 0.308, SLG: 0.372		C ST 84 B FC 91 C KC 83 B KC 84 X ST 86 2-2 20 1B 2B		F FC 89 X CH 91 0-1 G3-1 ①		C KC 82 B KC 82 B ST 84 C FC 89 X FC 91 2-2 G1-3 ①		B SI 97 B SI 97 C SI 97 B SI 98 X SI 98 3-1 G4-3 ② 2-3		X FF 94 0-0 G3-1 ②	5	0	1	0	0	0	1
18 Mitch Garver, R (1, 2) OBP: 0.329, SLG: 0.469 28 Jonah Heim, S (10, 2) OBP: 0.327, SLG: 0.465		C ST 84 F FC 89 F ST 84 X KC 83 0-2 G5-3 ①		C KC 83 B FC 90 X FC 89 1-1 P5 ②		B ST 85 C KC 82 B KC 84 C FC 89 X ST 85 2-2 1B		D SI 96 B SL 86 X SI 97 2-0 3-H 1B		F ST 81 C SI 92 S ST 82 0-3 K ③	5 0	0 0	2 0	1 0	0 0	1 0	1 0
20 Ezequiel Duran, R (1, 7) OBP: 0.358, SLG: 0.524		C ST 85 S FC 92 B SI 93 X SI 92 1-2 2 FC6-4 2-3 1B		F SI 93 C KC 82 B KC 84 B ST 85 X SI 91 2-2 3 1B 3 E 1B		B SI 95 B SI 96 X SI 97 2-0 F8 ②		B SI 94 C SL 86 C SI 95 F SL 87 F SI 94 S ST 84 1-3 K ③			4	1	2	0	0	1	2
3 Leody Taveras, S (1, 8) OBP: 0.350, SLG: 0.477		B ST 86 C ST 85 C SI 93 S KC 85 1-3 K ②		C KC 82 S FC 89 D KC 84 X FC 90 1-2 E8 1-H 1B		B SI 96 S SI 96 B SI 97 T SI 96 F SI 97 X SI 96 2-2 G4-3 ③			C CH 88 B CH 90 B CH 89 B CH 90 C CH 88 X CH 88 3-2 G6-3 ①		4	0	1	0	0	1	3

Inning Stats	1	2	3	4	5	6	7	8	9	10
	R: 0 E: 0 K: 1 S: 16 H: 1 LOB: 2 BB: 0 P: 23	R: 0 E: 0 K: 1 S: 17 H: 2 LOB: 2 BB: 0 P: 23	R: 0 E: 0 K: 0 S: 5 H: 0 LOB: 1 BB: 1 P: 10	R: 1 E: 1 K: 0 S: 12 H: 2 LOB: 1 BB: 0 P: 17	R: 0 E: 0 K: 1 S: 6 H: 0 LOB: 1 BB: 0 P: 8	R: 0 E: 0 K: 0 S: 11 H: 1 LOB: 1 BB: 0 P: 19	R: 0 E: 0 K: 0 S: 3 H: 0 LOB: 0 BB: 1 P: 9	R: 1 E: 0 K: 1 S: 14 H: 2 LOB: 1 BB: 0 P: 24	R: 0 E: 0 K: 1 S: 8 H: 1 LOB: 1 BB: 0 P: 13	R: 2 E: 0 K: 2 S: 8 H: 1 LOB: 0 BB: 0 P: 11

PITCHER		IP	WLS	BF	H	R	ER	SO	BB	IBB	HBP	BLK	WP	HR	S	P	ERA	WHIP
36 Clarke Schmidt, R ERA: 4.32	(1, 1)	5.1		25	6	1	0	3	1	0	1	0	1	0	62	91	0.00	1.312
70 Jimmy Cordero, R ERA: 3.34	(6, 1)	0.2		2	0	0	0	0	0	0	0	0	0	0	5	9	0.00	0.000
58 Wandy Peralta, L ERA: 2.7	(7, 1)	1.0		3	0	0	0	0	1	0	0	0	0	0	3	9	0.00	1.000
35 Clay Holmes, R ERA: 2.56	(8, 1)	1.0		5	2	1	1	1	0	0	0	0	0	0	14	24	9.00	2.000
41 Tommy Kahnle, R ERA:	(9, 1)	1.0		4	1	0	0	1	0	0	0	0	0	0	8	13	0.00	1.000

PITCHER		IP	WLS	BF	H	R	ER	SO	BB	IBB	HBP	BLK	WP	HR	S	P	ERA	WHIP
34 Michael King, R ERA: 3.15	(10, 1)	1.0	L	4	1	2	1	2	0	0	0	0	0	1	8	11	9.00	1.000

TOP

Texas Rangers @ New York Yankees

Yankee Stadium, Bronx, NY

Fri Jun 23 2023, 7:11 PM - 9:46 PM EDT

Att. 44,822 - Overcast - 69 F

livebaseballscorecards.com

AB	40
R	4
H	10
RBI	3
BB	2
SO	7
LOB	19

1B: 6	SF: 0	WP: 1	PA: 43
2B: 3	SAC: 0	PB: 0	
3B: 0	DP: 0	SB: 0	
HR: 1	HBP: 1	CS: 1	

Batter	1	2	3	4	5	6	7	8	9	10	AB	R	H	RBI	BB	SO	LOB
61 Jake Bauers, L (1, 9) OBP: 0.315, SLG: 0.473 22 Harrison Bader, R (8, PH) OBP: 0.271, SLG: 0.461 (9, 8)	C SI 92 C CU 79 B CU 80 B SI 92 B FC 90 F SI 92 B FC 90 4-2 25 G5-4-3 BB		1 SAFE F SL 84 X FC 89 0-1 ① ② G4-6-3 1-2f			C SL 82 B FF 91 F FC 89 X CU 78 1-2 ② L4		C SI 95 F SL 86 X CH 85 0-2 ③ L8			2 0 0 0 1 0 1 1 0 0 0 0 0 1						
25 Gleyber Torres, R (1, 4) OBP: 0.324, SLG: 0.422	X SL 84 0-0 ① ② G5-4-3 1-2f		B KC 79 C SL 84 B SL 83 F FC 89 X SI 91 2-2 ③ G6-3			C KC 77 C SL 82 X SL 81 0-2 ③ L6			S SL 86 B FF 94 S SL 85 X SL 86 1-2 ① G6-3		4 0 0 0 0 0 1						
27 Giancarlo Stanton, R (1, 10) OBP: 0.241, SLG: 0.394	B SI 93 F SI 92 B SI 91 S SL 85 X SL 84 2-2 ③ G3			X SI 91 0-0 ① G6-3			C SI 90 B SL 83 S SL 83 B SL 83 C SI 91 2-3 ① K		X FF 95 0-0 ② G6-3		4 0 0 0 0 1 0						
48 Anthony Rizzo, L (1, 3) OBP: 0.355, SLG: 0.439		B SL 83 C SI 92 F SL 84 H CU 80 2-2 26 2B 57 G5-3 HBP		B SI 91 C SI 92 C CU 79 F SI 92 B CU 78 F SI 92 X SL 83 2-2 ② L3			F FC 88 X FC 89 0-1 26 G6-4-3 1B		C SL 86 X FF 95 0-1 1B		3 1 2 0 0 0 0						
26 DJ LeMahieu, R (1, 5) OBP: 0.286, SLG: 0.384		C SI 91 F SI 91 B SL 84 X SL 83 1-2 57 G5-3 1-3 2B		C SI 91 X SI 92 0-1 ③ G4-3			F SI 90 B SL 82 X SI 91 1-1 ② ③ G6-4-3 1-2f		B FF 93 X SL 85 1-0 ③ P4	0-0	4 0 1 0 0 0 2						
12 Isiah Kiner-Falefa, R (1, 8) OBP: 0.280, SLG: 0.365 (9, 7)		X SL 84 0-0 ① G5-3	C SL 82 B SL 82 B SI 91 B SL 84 C FC 88 F SI 91 X SI 90 3-2 39 CS 1B				C SL 81 B SL 81 X SI 90 1-1 57 1B 66 SF8 1B			B CU 76 F SL 80 S SL 82 X SL 82 1-2 ① L8	4 1 2 0 0 0 2						
57 Billy McKinney, L (1, 7) OBP: 0.347, SLG: 0.617 (9, 9) 28 Josh Donaldson, R (10, PH) OBP: 0.197, SLG: 0.406		X CH 86 0-0 ② G5-3 2-3 3-H	B FC 88 B CH 85 S FC 89 X FC 89 2-1 ① P6				S CU 77 C CH 84 X SL 82 0-2 66 SF8 1-3 1B			C FF 94 B SL 82 C SL 81 S FF 94 1-3 ② K	3 0 1 1 0 0 2 1 0 0 0 0 1 0						
39 Jose Trevino, R (1, 2) OBP: 0.257, SLG: 0.310 95 Oswaldo Cabrera, S (8, PH) OBP: 0.236, SLG: 0.296 66 Kyle Higashioka, R (8, PH) OBP: 0.262, SLG: 0.351 (9, 2)		X SL 83 0-0 ③ G4-3	C SI 89 1 SAFE B SL 83 B SL 84 X FC 88 2-1 ② ③ P4 1-2				B CH 81 B CH 83 C SI 94 X CH 83 2-1 ① SF8 1-2 3-H			C CU 77 D SL 82 D SL 82 X SL 82 2-1 ③ P6	2 0 0 0 0 0 2 0 0 0 0 0 0 0 1 0 0 1 0 0 0						
11 Anthony Volpe, R (1, 6) OBP: 0.274, SLG: 0.361			C FC 88 B SI 91 B SL 85 B SI 92 B SI 91 4-1 61 G4-6-3 BB			C SL 81 F SL 82 S SL 82 0-3 ① K		F SI 94 T SI 95 C SI 95 0-3 ② K			2 0 0 0 1 2 1						
Inning Stats	R: 0 E: 0 K: 0 S: 7 H: 0 LOB: 0 BB: 1 P: 13	R: 1 E: 0 K: 0 S: 8 H: 1 LOB: 1 BB: 0 P: 11	R: 0 E: 0 K: 0 S: 6 H: 0 LOB: 0 BB: 1 P: 12	R: 0 E: 0 K: 0 S: 8 H: 0 LOB: 0 BB: 0 P: 10	R: 0 E: 0 K: 0 S: 8 H: 1 LOB: 0 BB: 0 P: 15	R: 0 E: 0 K: 1 S: 9 H: 0 LOB: 0 BB: 0 P: 10	R: 0 E: 0 K: 1 S: 7 H: 1 LOB: 0 BB: 0 P: 10	R: 1 E: 0 K: 1 S: 13 H: 2 LOB: 1 BB: 0 P: 16	R: 0 E: 0 K: 0 S: 7 H: 1 LOB: 1 BB: 0 P: 9	R: 0 E: 0 K: 1 S: 8 H: 0 LOB: 0 BB: 0 P: 12	1B: 5 2B: 1 3B: 0 HR: 0 SF: 1 SAC: 0 DP: 3 HBP: 1	WP: 0 PB: 0 SB: 0 CS: 1 PA: 35					

PITCHER		IP	WLS	BF	H	R	ER	SO	BB	IBB	HBP	BLK	WP	HR	S	P	ERA	WHIP
33 Dane Dunning, R ERA: 2.76	(1, 1)	7.0		25	5	2	2	2	2	0	1	0	0	0	58	87	2.57	1.000
32 John King, L ERA: 3.86	(8, 1)	1.0	B	3	0	0	0	1	0	0	0	0	0	0	8	10	0.00	0.000
68 Joe Barlow, R ERA: 2.25	(9, 1)	1.0	W	4	1	0	0	0	0	0	0	0	0	0	7	9	0.00	1.000
51 Will Smith, L ERA: 2.73	(10, 1)	1.0	S	3	0	0	0	1	0	0	0	0	0	0	8	12	0.00	0.000

PITCHER	IP	WLS	BF	H	R	ER	SO	BB	IBB	HBP	BLK	WP	HR	S	P	ERA	WHIP

BOTTOM

Texas Rangers @ New York Yankees

Yankee Stadium, Bronx, NY

Fri Jun 23 2023, 7:11 PM - 9:46 PM EDT

Att. 44,822 - Overcast - 69 F

livebaseballscorecards.com

AB	31
R	2
H	6
RBI	2
BB	2
SO	4
LOB	12

Texas Rangers @ New York Yankees

Yankee Stadium, Bronx, NY

Sat Jun 24 2023, 4:09 PM - 6:38 PM EDT

Att. 46,018 - Cloudy - 76 F

livebaseballscorecards.com

Batter	1	2	3	4	5	6	7	8	9	AB	R	H	RBI	BB	SO	LOB
2 Marcus Semien, R (1, 4) OBP: 0.338, SLG: 0.450	L7		5 G4-3 1B		1B			53 FC5 5 1B 1B	P4	5	0	3	0	0	0	2
5 Corey Seager, L (1, 6) OBP: 0.415, SLG: 0.630	F8		G4-3 1-2		G4-3			6 WP 53 FC5 1-2 1B		4	0	1	0	0	0	2
30 Nathaniel Lowe, L (1, 3) OBP: 0.365, SLG: 0.424	53 BB 6 1B BB		G6-3			K		K		3	0	0	0	1	2	3
53 Adolis García, R (1, 9) OBP: 0.333, SLG: 0.493	6 1B 1-2 BB			G6-3		1B		FC5 1-2 2-3f		3	0	1	0	1	0	2
6 Josh Jung, R (1, 5) OBP: 0.326, SLG: 0.488	1-2 2-H 1B			L8		K		K 2-3		4	0	1	0	0	2	3
28 Jonah Heim, S (1, 2) OBP: 0.330, SLG: 0.470		K		2B		F7			18 BB 1B	4	0	2	0	0	1	1
47 Josh Smith, L (9, PR) OBP: 0.350, SLG: 0.337										0	0	0	0	0	0	0
18 Mitch Garver, R (1, 10) OBP: 0.324, SLG: 0.448		F8		P3			F8		1-2 BB	3	0	0	0	1	0	1
4 Robbie Grossman, S (9, PR) OBP: 0.308, SLG: 0.372										0	0	0	0	0	0	0
20 Ezequiel Duran, R (1, 7) OBP: 0.351, SLG: 0.513		G6-3			G6-3		P5		K	4	0	0	0	0	1	2
3 Leody Taveras, S (1, 8) OBP: 0.344, SLG: 0.468			K		L7		G1-3		K	4	0	0	0	0	2	2
Inning Stats	R: 0 H: 1 E: 0 LOB: 2 K: 0 BB: 2 S: 10 P: 24	R: 0 H: 0 E: 0 LOB: 0 K: 1 BB: 0 S: 7 P: 10	R: 0 H: 1 E: 0 LOB: 1 K: 1 BB: 0 S: 14 P: 22	R: 0 H: 1 E: 0 LOB: 1 K: 0 BB: 0 S: 8 P: 13	R: 0 H: 1 E: 0 LOB: 1 K: 0 BB: 0 S: 9 P: 11	R: 0 H: 1 E: 0 LOB: 1 K: 2 BB: 0 S: 11 P: 15	R: 0 H: 0 E: 0 LOB: 0 K: 0 BB: 0 S: 6 P: 8	R: 0 H: 2 E: 0 LOB: 2 K: 2 BB: 0 S: 12 P: 20	R: 0 H: 1 E: 0 LOB: 2 K: 2 BB: 1 S: 13 P: 24	1B: 7 SF: 0 2B: 1 SAC: 0 3B: 0 DP: 0 HR: 0 HBP: 0						

PITCHER		IP	WLS	BF	H	R	ER	SO	BB	IBB	HBP	BLK	WP	HR	S	P	ERA	WHIP
40 Luis Severino, R ERA: 5.25	(1, 1)	6.0	W	24	5	0	0	4	2	0	0	0	0	0	59	95	0.00	1.167
41 Tommy Kahnle, R ERA:	(7, 1)	1.0	H	3	0	0	0	0	0	0	0	0	0	0	6	8	0.00	0.000
58 Wandy Peralta, L ERA: 2.67	(8, 1)	0.1	H	3	2	0	0	1	0	0	0	0	0	0	5	11	0.00	6.000
35 Clay Holmes, R ERA: 2.51	(8, 1)	0.2	H	2	0	0	0	1	0	0	0	0	1	0	7	9	0.00	0.000
97 Ron Marinaccio, R ERA: 3.21	(9, 1)	1.0	S	5	1	0	0	2	1	0	0	0	0	0	13	24	0.00	2.000

PITCHER	IP	WLS	BF	H	R	ER	SO	BB	IBB	HBP	BLK	WP	HR	S	P	ERA	WHIP

AB	34
R	0
H	8
RBI	0
BB	3
SO	8
LOB	18

WP: 1 PA: 37
PB: 0
SB: 0
CS: 0

Texas Rangers @ New York Yankees

Yankee Stadium, Bronx, NY

Sat Jun 24 2023, 4:09 PM - 6:38 PM EDT

Att. 46,018 - Cloudy - 76 F

livebaseballscorecards.com

BOTTOM

Batter	1	2	3	4	5	6	7	8	9	AB	R	H	RBI	BB	SO	LOB
61 Jake Bauers, L (1, 9) OBP: 0.305, SLG: 0.456 95 Oswaldo Cabrera, S (9, 9) OBP: 0.236, SLG: 0.296	C FF 95 C SL 87 B FF 97 F FF 97 F SL 88 F FF 98 F FF 97 F SL 87 S SL 86 1-3 ① **K**		B FF 97 1 SAFE X CH 88 1-0 ② **G6-3** **1-2**		X FF 95 0-0 ② **L7**			B FF 91 C SL 85 X SL 86 1-1 ① **F8**		4 0	0 0	0 0	0 0	1 0	1 0
25 Gleyber Torres, R (1, 4) OBP: 0.323, SLG: 0.418	F SL 88 B SL 88 F SL 87 F FF 97 B SL 88 X CH 90 2-2 ② **P6**		B SL 89 B FF 96 D SL 89 B FF 97 4-0 **22 1B BB**		B FF 96 B SL 87 C SL 85 C FF 96 B SL 86 X FF 95 3-2 ③ **G4-3**			C SL 86 B FF 94 X SL 86 1-1 ② **F8**		3	0	0	0	1	0	0
22 Harrison Bader, R (1, 8) OBP: 0.270, SLG: 0.453	F FF 96 B SL 88 X FF 97 1-1 ③ **L4**		B SL 89 X FF 96 1-0 **1-2** **2-3** **1B**			B SI 92 F SL 84 F SL 84 F SL 85 B FF 93 T SI 92 2-2 ① **K**		F SL 85 B FF 94 X FF 92 1-1 ③ **F7**		4	0	1	0	0	1	0
48 Anthony Rizzo, L (1, 3) OBP: 0.354, SLG: 0.438		B CU 75 F FF 96 F SL 86 F FF 97 B FF 98 F SL 88 F FF 97 T FF 97 2-2 ① **K**	B SL 88 C FF 97 C FF 96 F FF 98 S SL 88 1-3 ③ **K**			B FF 93 F FF 93 F SL 87 B FF 93 X SI 93 2-2 **1B**				3	0	1	0	0	2	3
27 Giancarlo Stanton, R (1, 10) OBP: 0.243, SLG: 0.393		C SL 88 B FF 96 B SL 88 C SL 88 X SL 88 2-2 **1B**		X FF 96 0-0 ① **F8**		C SL 87 B SL 86 B SI 93 S SL 86 F SI 93 S SI 94 2-3 ② **K**				3	0	1	0	0	1	1
57 Billy McKinney, L (1, 7) OBP: 0.346, SLG: 0.660		C CU 78 X CH 89 0-1 ② **L8**		C FF 95 B CU 77 B CH 89 B FF 96 F FF 95 X FF 97 3-2 **HR**		F FF 93 D CH 86 S SL 85 F FF 93 S SL 87 1-3 ③ **K**				3	1	1	1	0	1	2
12 Isiah Kiner-Falefa, R (1, 5) OBP: 0.275, SLG: 0.358		B SL 88 F FF 97 S SL 86 T FF 96 1-2 ③ **K**		C SL 86 B SL 86 F FF 94 B SL 86 F FF 96 X FF 96 2-2 ② **L9**			C SI 92 B SL 86 F SL 85 X SI 93 1-2 ① **G5-3**			3	0	0	0	0	1	1
66 Kyle Higashioka, R (1, 2) OBP: 0.256, SLG: 0.342			S SL 86 B SL 88 B SL 86 X SL 86 2-1 ① **P2**	B CU 78 X SL 87 1-0 ③ **G6-3**				B SL 86 C SL 85 B SL 85 B SI 91 C SL 85 F SL 85 X SL 86 3-2 ② **F9**		3	0	0	0	0	0	0
11 Anthony Volpe, R (1, 6) OBP: 0.275, SLG: 0.358			F FF 96 B FF 96 B SL 86 B FF 96 B FF 96 4-1 **22 1B 61 G6-3 BB**		X SL 86 0-0 ① **G5-3**			T SL 86 B FF 92 C SL 86 S FF 92 1-3 ③ **K**		2	0	0	0	1	1	0
Inning Stats	R: 0 E: 0 K: 1 S: 14 H: 0 LOB: 0 BB: 0 P: 18	R: 0 E: 0 K: 2 S: 14 H: 1 LOB: 1 BB: 0 P: 19	R: 0 E: 0 K: 1 S: 9 H: 1 LOB: 3 BB: 2 P: 22	R: 1 E: 0 K: 0 S: 9 H: 1 LOB: 0 BB: 0 P: 15	R: 0 E: 0 K: 0 S: 5 H: 0 LOB: 0 BB: 0 P: 8	R: 0 E: 0 K: 3 S: 15 H: 1 LOB: 1 BB: 0 P: 22	R: 0 E: 0 K: 1 S: 10 H: 0 LOB: 0 BB: 0 P: 15	R: 0 E: 0 K: 0 S: 6 H: 0 LOB: 0 BB: 0 P: 9		1B: 3 2B: 0 3B: 0 HR: 1 SF: 0 SAC: 0 DP: 0 HBP: 0						

	AB	28
	R	1
	H	4
	RBI	1
	BB	2
	SO	8
	LOB	8

WP: 0 PA: 30
PB: 0
SB: 0
CS: 0

PITCHER		IP	WLS	BF	H	R	ER	SO	BB	IBB	HBP	BLK	WP	HR	S	P	ERA	WHIP
22 Jon Gray, R ERA: 2.89	(1, 1)	5.0	L	20	3	1	1	4	2	0	0	0	0	1	51	82	1.80	1.000
65 Grant Anderson, R ERA: 3.6	(6, 1)	2.0		7	1	0	0	4	0	0	0	0	0	0	25	37	0.00	0.500
68 Joe Barlow, R ERA: 2.0	(8, 1)	1.0		3	0	0	0	0	0	0	0	0	0	0	6	9	0.00	0.000

PITCHER		IP	WLS	BF	H	R	ER	SO	BB	IBB	HBP	BLK	WP	HR	S	P	ERA	WHIP

Texas Rangers @ New York Yankees

Yankee Stadium, Bronx, NY

Sun Jun 25 2023, 1:38 PM - 4:26 PM EDT

Att. 46,064 - Partly Cloudy - 79 F

TOP

livebaseballscorecards.com

Batter	1	2	3	4	5	6	7	8	9	AB	R	H	RBI	BB	SO	LOB
2 Marcus Semien, R (1, 4) OBP: 0.339, SLG: 0.453	B FF 95 S SL 88 B SL 88 S SL 88 X SL 87 2-2 5 1B 2B	B FF 98 B SL 90 S SL 91 T FC 95 B KC 83 F SL 89 T FF 97 X CH 89 3-2 ② K 2-3		F FC 94 B SL 90 B FF 99 1 SAFE C FF 97 B FC 95 X FF 100 3-2 ② ③ F9 1-2		B SI 95 1 SAFE B SI 98 B SI 97 X SI 97 3-0 1-2 1B			B SI 92 C ST 80 B FF 93 C SI 93 B FF 94 S CH 87 3-3 ① K	5	1	2	0	0	2	2
5 Corey Seager, L (1, 6) OBP: 0.410, SLG: 0.618	B FF 96 C SL 89 B FF 97 B SL 89 C CH 89 X SL 89 3-2 2-H 1B	0-0 ③ F8			C FC 94 B CH 87 S FF 96 F SL 88 B KC 82 B FF 98 F CH 90 T FF 97 3-2 ① K	S ST 77 C ST 78 B ST 80 B ST 80 S SI 91 2-3 ③ K			B FF 95 F CH 86 C FF 96 B SI 94 F FF 95 B CH 87 X CH 86 3-2 ② F7	5	0	1	1	0	2	3
30 Nathaniel Lowe, L (1, 3) OBP: 0.366, SLG: 0.427	C FF 98 C FF 97 D SL 90 T SL 89 1-2 ① K	B FF 95 S FC 93 B FF 96 X FF 96 2-1 ① G4-3			C FF 96 B FC 93 S FF 97 X KC 82 1-2 6 1B 2B		B SI 88 B SI 88 X SI 89 2-0 ① G4-3		F SI 93 X ST 81 0-1 1B	5	0	2	0	0	1	1
53 Adolis García, R (1, 10) OBP: 0.328, SLG: 0.485	S FF 96 B FF 98 B SL 93 S SL 91 C FF 97 2-3 ② K	S FF 96 S FC 93 F SL 89 S SL 88 0-3 ② K			X FF 98 0-0 ② F9		B FF 89 B CH 79 B FF 90 C FF 90 X CH 79 3-1 ② L9		C SI 93 S FF 94 B FF 94 D ST 82 S CH 87 2-3 ③ K	5	0	0	0	0	3	3
6 Josh Jung, R (1, 5) OBP: 0.328, SLG: 0.486	C FF 97 B FF 97 1 SAFE B FF 97 B FC 94 F FF 98 F FF 97 C FF 98 2-3 ③ K	B SL 89 B FC 92 B FF 97 F FF 97 F FF 97 F FF 98 B FF 98 4-2 28 1B BB			F SL 88 B FF 98 B FF 98 T FF 98 F FF 99 X SL 91 2-2 2-3 1B		B SI 89 B ST 79 B FF 89 X SI 89 3-0 ③ G5-3			3	0	1	0	1	1	1
28 Jonah Heim, S (1, 2) OBP: 0.332, SLG: 0.482		X FF 95 0-0 HR F FF 94 S SL 91 F FF 98 X FF 97 0-2 ③ 1-3 1B			F SI 96 F SL 86 F SI 96 X SL 86 0-2 ③ G3			C FF 94 X FF 94 0-1 ① F7		4	1	2	1	0	0	2
4 Robbie Grossman, S (1, 9) OBP: 0.303, SLG: 0.365		C FF 96 C FC 94 S FF 97 0-3 ① K S FC 95 C FF 98 F SL 90 F FF 98 X FC 95 0-2 ③ F8				F SI 96 B SI 97 S SL 88 X SI 96 1-2 ① L7		C FF 94 B ST 86 B FF 94 X FF 94 2-1 ② F8		4	0	0	0	0	1	2
20 Ezequiel Duran, R (1, 7) OBP: 0.354, SLG: 0.523		S SL 88 F FF 96 B FF 96 X FF 97 1-2 3 BLK 3 2B 2B		S SL 90 S FC 93 F KC 82 F FF 97 B FF 98 F SL 90 X KC 83 1-2 ① G6-3		X SI 96 0-0 ② G4-3		B ST 85 X FF 94 1-0 2B		4	1	2	0	0	0	0
3 Leody Taveras, S (1, 8) OBP: 0.351, SLG: 0.476		C FF 96 F FF 97 B FF 96 B FF 98 X FF 98 2-2 2 S 2-H 2B		B FF 96 F FF 97 X FF 97 1-1 2 F9 1B		B SI 96 S SI 97 B SI 97 B SI 98 B SI 96 4-1 2 1B BB		C CH 83 B CH 84 S FF 95 B CH 83 X CH 83 2-2 ③ G4-3		3	0	2	1	1	0	1
Inning Stats	R: 1 E: 0 K: 3 S: 17 H: 2 LOB: 1 BB: 0 P: 27	R: 2 E: 0 K: 2 S: 15 H: 3 LOB: 1 BB: 0 P: 21	R: 0 E: 0 K: 1 S: 18 H: 1 LOB: 2 BB: 1 P: 24	R: 0 E: 0 K: 0 S: 11 H: 1 LOB: 0 BB: 0 P: 16	R: 0 E: 0 K: 1 S: 17 H: 2 LOB: 2 BB: 0 P: 23	R: 0 E: 0 K: 1 S: 9 H: 1 LOB: 2 BB: 1 P: 19	R: 0 E: 0 K: 0 S: 4 H: 0 LOB: 0 BB: 0 P: 12	R: 0 E: 0 K: 0 S: 8 H: 1 LOB: 1 BB: 0 P: 13	R: 0 E: 0 K: 2 S: 12 H: 1 LOB: 1 BB: 0 P: 20	1B: 6 2B: 5 3B: 0 HR: 1 SF: 0 SAC: 0 DP: 0 HBP: 0						

	AB	38
	R	3
	H	12
	RBI	3
	BB	2
	SO	10
	LOB	15

WP: 0 PA: 40
PB: 0
SB: 1
CS: 0

PITCHER		IP	WLS	BF	H	R	ER	SO	BB	IBB	HBP	BLK	WP	HR	S	P	ERA	WHIP
45 Gerrit Cole, R ERA: 2.78	(1, 1)	4.2		23	9	3	3	7	1	0	0	1	0	1	74	107	5.79	2.143
70 Jimmy Cordero, R ERA: 3.23	(5, 1)	1.0		5	1	0	0	0	1	0	0	0	0	0	10	18	0.00	2.000
63 Nick Ramirez, L ERA: 1.56	(6, 1)	1.1		4	0	0	0	1	0	0	0	0	0	0	7	17	0.00	0.000
97 Ron Marinaccio, R ERA: 3.12	(8, 1)	1.0	W	4	1	0	0	0	0	0	0	0	0	0	8	13	0.00	1.000
34 Michael King, R ERA: 3.07	(9, 1)	1.0	S	4	1	0	0	2	0	0	0	0	0	0	12	20	0.00	1.000

PITCHER	IP	WLS	BF	H	R	ER	SO	BB	IBB	HBP	BLK	WP	HR	S	P	ERA	WHIP

Batter	1	2	3	4	5	6	7	8	9	AB	R	H	RBI	BB	SO	LOB
25 Gleyber Torres, R (1, 4) OBP: 0.322, SLG: 0.419	C FF 95 F FS 87 B FS 85 B FF 95 X FS 88 2-2 22 F4-6 2B		C CU 73 B FF 93 F SL 83 F CU 75 B FS 89 T FF 94 2-2 ① K			B FC 88 F FS 87 B CU 75 C FS 87 B CU 75 X FS 87 3-2 ① F9		B CH 84 X CH 84 1-0 ① F9		4	0	1	0	0	1	2
22 Harrison Bader, R (1, 8) OBP: 0.278, SLG: 0.473	F FF 94 B FS 84 X FC 90 1-1 ①② F4-6 2-2		B SL 84 X FC 91 1-0 ② G1-3			B FS 86 B FC 90 C FC 91 F FF 94 B FS 88 X FF 94 3-2 48 G3-1 2B		S SL 84 D SL 84 X FF 95 1-1 27 1B 1-H 2-H 2B		4	1	2	2	0	0	1
48 Anthony Rizzo, L (1, 3) OBP: 0.353, SLG: 0.433	S CU 75 S FF 96 B CU 75 F FF 95 S FS 86 1-3 ③ K		B FC 89 S CU 75 X FS 88 1-1 ③ G4-3			B FS 88 B CU 75 C FS 87 B FC 90 X FS 88 3-1 ② G3-1 2-3		0-0 61 L4-6 27 1B IBB		3	0	0	0	1	1	1
27 Giancarlo Stanton, R (1, 10) OBP: 0.252, SLG: 0.391		B FF 95 B FS 86 B FF 95 F FF 95 B FF 94 4-1 61 2B 26 2B BB	F FF 95 S CU 76 B FF 94 F FS 88 B FF 95 S CU 76 2-3 ① K			B SL 88 C FF 96 B FF 94 C SL 89 F FF 97 C SL 89 1-3 ③ K		C SL 83 B SL 83 B FF 96 X SL 85 2-1 1-2 2-H 1B		3	1	1	1	1	2	1
61 Jake Bauers, L (1, 9) OBP: 0.311, SLG: 0.462 66 Kyle Higashioka, R (9, 2) OBP: 0.256, SLG: 0.342		F CU 74 C FS 86 B FF 94 F FF 94 F FS 86 B FF 94 F FC 90 X FF 96 2-2 26 2B 1-3 2B	B FC 90 C FS 88 B FC 90 B CU 76 B FC 90 4-1 26 G4-6-3 BB			C CU 83 S FF 97 F FF 97 B CU 87 F FF 97 B SL 89 F FF 98 T CU 87 2-2 ① K		F SL 89 B FF 97 C CH 87 B FF 98 F CH 87 X CH 88 2-2 ②③ L4-6 2-2		3 0	1 0	1 0	0 0	1 0	1 0	2 0
26 DJ LeMahieu, R (1, 5) OBP: 0.286, SLG: 0.387		F FF 94 X FS 87 0-1 57 G3-1 2-H 3-H 2B	X FF 94 0-0 ②③ G4-6-3 1-2f			B SL 89 F FF 97 S FF 98 B SL 89 X FF 98 2-2 ② L9				3	0	1	2	0	0	1
57 Billy McKinney, L (1, 7) OBP: 0.327, SLG: 0.623		C CU 73 X FS 86 0-1 ① G3-1 2-3		B CU 74 S FS 89 X FS 88 1-1 ① G4-3		B CU 86 C CU 85 B FF 97 F CU 85 S CU 87 2-3 ③ K				3	0	0	0	0	1	1
11 Anthony Volpe, R (1, 6) OBP: 0.275, SLG: 0.362		B FF 94 C FF 94 B FF 94 S FS 88 S FF 94 2-3 ② K		C CU 76 B FF 94 B FF 94 F FC 90 S FS 88 2-3 ② K				B SI 92 B SI 93 X SI 93 2-0 22 2B 2B		3	1	1	0	0	2	1
39 Jose Trevino, R (1, 2) OBP: 0.259, SLG: 0.311 95 Oswaldo Cabrera, S (8, PR) OBP: 0.236, SLG: 0.296 (9, 9)		B FF 95 X FF 94 1-0 ③ G4-3		X FF 95 0-0 ③ L9				B SI 93 B SI 94 C SI 93 L SI 93 X CH 85 2-2 22 2B 1B		3 0	0 1	1 0	0 0	0 0	0 0	1 0
Inning Stats	R: 0 E: 0 K: 1 S: 9 H: 1 LOB: 0 BB: 0 P: 13	R: 2 E: 0 K: 1 S: 15 H: 2 LOB: 1 BB: 1 P: 24	R: 0 E: 0 K: 1 S: 7 H: 0 LOB: 0 BB: 0 P: 11	R: 0 E: 0 K: 1 S: 6 H: 0 LOB: 0 BB: 1 P: 12	R: 0 E: 0 K: 1 S: 6 H: 0 LOB: 0 BB: 0 P: 9	R: 0 E: 0 K: 1 S: 12 H: 1 LOB: 1 BB: 0 P: 22	R: 0 E: 0 K: 2 S: 12 H: 0 LOB: 0 BB: 0 P: 18	R: 3 E: 0 K: 0 S: 13 H: 4 LOB: 1 BB: 1 P: 23		1B: 2 2B: 8 3B: 0 HR: 0 SF: 0 SAC: 0 DP: 3 HBP: 0						

PITCHER	IP	WLS	BF	H	R	ER	SO	BB	IBB	HBP	BLK	WP	HR	S	P	ERA	WHIP
17 Nathan Eovaldi, R (1, 1) ERA: 2.82	5.2		21	4	2	2	5	2	0	0	0	0	0	51	86	3.18	1.059
66 Josh Sborz, R (6, 1) ERA: 2.59	1.1	H	4	0	0	0	3	0	0	0	0	0	0	16	23	0.00	0.000
32 John King, L (8, 1) ERA: 5.02	0.1	L	3	2	2	2	0	0	0	0	0	0	0	5	10	54.00	6.000
57 Yerry Rodríguez, R (8, 1) ERA: 4.5	0.2	B	4	2	1	1	0	0	1	0	0	0	0	8	13	13.50	3.000

PITCHER	IP	WLS	BF	H	R	ER	SO	BB	IBB	HBP	BLK	WP	HR	S	P	ERA	WHIP

BOTTOM

Texas Rangers @ New York Yankees

Yankee Stadium, Bronx, NY

Sun Jun 25 2023, 1:38 PM - 4:26 PM EDT

Att. 46,064 - Partly Cloudy - 79 F

livebaseballscorecards.com

AB	29
R	5
H	8
RBI	5
BB	3
SO	8
LOB	11

Detroit Tigers @ Texas Rangers

Globe Life Field, Arlington, TX

Mon Jun 26 2023, 7:08 PM - 9:58 PM CDT

Att. 22,320 - Roof Closed - 74 F

livebaseballscorecards.com

Batter	1	2	3	4	5	6	7	8	9	AB	R	H	RBI	BB	SO	LOB
8 Matt Vierling, R (1, 8) (8, 9) OBP: 0.338, SLG: 0.421	C FF 91 F FF 92 B FF 93 X CH 85 1-2 ① P3		X CH 84 0-0 20 BB, 77 HR, 1B	B FF 92 C FF 92 F FF 92 X SL 85 1-2 ③ G6-3			C FF 95 X SL 87 0-1 77 1B, 28 SF9, 1B		B SL 85 B FF 96 X SL 86 2-0 2B	5	2	3	0	0	0	2
20 Spencer Torkelson, R (1, 3) OBP: 0.298, SLG: 0.360	S FF 93 B FF 93 B FF 93 B CH 83 F FF 92 C FF 94 3-3 ② K		B FF 92 F FF 91 B CH 84 F FF 92 F FF 93 B SL 84 B CH 83 4-2 1-2 77 HR, BB		B CH 83 X FF 92 1-0 ① G5-3		B FF 95 F FF 95 F FF 96 B FF 96 B CH 88 S FF 95 3-3 ① K		B SL 85 S SL 86 B FF 96 C FF 98 X SL 84 2-2 ① G5-3	4	1	0	0	1	2	2
77 Andy Ibáñez, R (1, 9) OBP: 0.273, SLG: 0.422 15 Jake Marisnick, R (8, 8) OBP: 0.259, SLG: 0.280	S SL 84 F FF 94 S SL 84 0-3 ③ K		C SL 84 X CH 85 0-1 1-H 2-H HR		C FF 92 F SL 82 B FF 93 S FF 94 1-3 ② K		C FF 96 X FF 96 0-1 1-3 1B		C FF 90 F FF 90 B CH 82 F FF 92 X FC 86 1-2 ② F7	4 1	1 0	2 0	3 0	0 0	2 0	0 1
28 Javier Báez, R (1, 6) OBP: 0.264, SLG: 0.333		X FF 91 0-0 ① L1-6-3	B FF 93 X SL 82 1-0 ② P6		F FF 93 X SL 84 0-1 ③ F8		B FF 95 B CH 88 F FF 96 F FF 96 B FF 96 X FF 95 3-2 ② SF9, 3-H		C FF 90 F CH 83 B FF 92 B CH 83 B FF 92 F FF 91 F FF 90 S CH 82 3-3 ③ K	4	0	0	1	0	1	1
13 Eric Haase, R (1, 7) OBP: 0.277, SLG: 0.319		C FF 92 B FF 92 B CH 84 S FF 92 B FF 94 F FF 94 X SL 83 3-2 7 SF7, 3B	S FF 94 B FF 93 S FF 93 X FF 95 1-2 ③ F9			B SL 82 F FF 92 X FF 93 1-1 ① F8	S SL 88 S CH 88 B FF 96 X FF 97 1-2 ③ P3			4	1	1	0	0	0	1
7 Jonathan Schoop, R (1, 5) OBP: 0.281, SLG: 0.261 39 Zach McKinstry, L (8, PH) (8, 5) OBP: 0.331, SLG: 0.365		S FF 93 B FF 94 X CH 86 1-1 ② SF7, 3-H		F FF 91 F FF 92 B FF 93 F SL 84 F FF 93 X FF 94 1-2 ① G4-3		S CH 84 B FF 93 F FF 93 B FF 93 S FF 93 2-3 ② K		S SL 84 S CH 86 B CH 88 F FF 97 F SL 83 S SL 86 1-3 ① K		2 1	0 0	0 0	1 0	0 0	1 1	0 0
24 Miguel Cabrera, R (1, 10) OBP: 0.321, SLG: 0.324		B FF 93 B FF 93 B FF 92 B FF 91 4-0 BB	B FF 93 F FF 92 F SL 82 X FF 93 1-2 34 BB, 1B		X CH 84 0-0 34 HR, 1B		C SL 85 X FF 98 0-1 ② F9			3	1	2	0	1	0	0
34 Jake Rogers, R (1, 2) OBP: 0.284, SLG: 0.456		C SL 84 B FF 93 B SL 85 S FF 94 F FF 94 S FF 94 2-3 ③ K		B SL 82 C FF 93 B FF 93 D SL 84 C FF 92 F FF 92 B FF 92 4-2 1-2 BB		S FF 94 B FF 94 S SL 83 X FF 94 1-2 1-H HR		S SL 86 B SL 84 B SL 86 C FF 97 X FF 98 2-2 1B		3	1	2	2	1	1	1
59 Zack Short, R (1, 4) OBP: 0.311, SLG: 0.400			C FF 92 B FF 91 B SL 83 C FF 91 F FF 92 F FF 92 B SL 85 X FF 92 3-2 ① F7	X FF 92 0-0 ② F3		B FF 94 B FF 94 B FF 94 C FF 94 F FF 94 F FF 94 X FF 96 3-2 ③ F7		B FF 95 C SL 87 B FF 96 F FF 95 X SL 86 2-2 ③ F9		4	0	0	0	0	0	3

	AB	35
	R	7
	H	10
	RBI	7
	BB	3
	SO	8
	LOB	11

Inning Stats	1	2	3	4	5	6	7	8	9	1B: 6	SF: 2	WP: 0	PA: 40
	R: 0 E: 0 K: 2 S: 9 H: 0 LOB: 0 BB: 0 P: 13	R: 1 E: 0 K: 1 S: 11 H: 1 LOB: 1 BB: 1 P: 21	R: 3 E: 0 K: 0 S: 15 H: 2 LOB: 0 BB: 1 P: 24	R: 0 E: 0 K: 0 S: 15 H: 1 LOB: 2 BB: 1 P: 22	R: 0 E: 0 K: 1 S: 6 H: 0 LOB: 0 BB: 0 P: 8	R: 2 E: 0 K: 1 S: 13 H: 2 LOB: 0 BB: 0 P: 20	R: 1 E: 0 K: 1 S: 13 H: 2 LOB: 1 BB: 0 P: 20	R: 0 E: 0 K: 1 S: 13 H: 1 LOB: 1 BB: 0 P: 18	R: 0 E: 0 K: 1 S: 13 H: 1 LOB: 1 BB: 0 P: 21	2B: 1 3B: 1 HR: 2	SAC: 0 DP: 0 HBP: 0	PB: 0 SB: 0 CS: 0	

PITCHER		IP	WLS	BF	H	R	ER	SO	BB	IBB	HBP	BLK	WP	HR	S	P	ERA	WHIP
44 Andrew Heaney, L ERA: 4.38	(1, 1)	5.2	L	26	6	6	6	5	3	0	0	0	0	2	65	101	9.53	1.588
46 Brock Burke, L ERA: 3.3	(6, 1)	1.1		6	2	1	1	1	0	0	0	0	0	0	17	27	6.75	1.500
57 Yerry Rodríguez, R ERA: 3.68	(8, 1)	1.1		6	2	0	0	1	0	0	0	0	0	0	17	26	0.00	1.500
61 Cody Bradford, L ERA: 5.4	(9, 1)	0.2		2	0	0	0	1	0	0	0	0	0	0	9	13	0.00	0.000

PITCHER	IP	WLS	BF	H	R	ER	SO	BB	IBB	HBP	BLK	WP	HR	S	P	ERA	WHIP

Detroit Tigers @ Texas Rangers

Globe Life Field, Arlington, TX

Mon Jun 26 2023, 7:08 PM - 9:58 PM CDT

Att. 22,320 - Roof Closed - 74 F

BOTTOM

livebaseballscorecards.com

Batter	1	2	3	4	5	6	7	8	9	AB	R	H	RBI	BB	SO	LOB
2 Marcus Semien, R (1, 4) OBP: 0.342, SLG: 0.462	S FF 92 X FF 92 0-1 HR		C SL 85 F CH 84 B SL 83 S CH 85 1-3 ② K		C CH 82 B FC 89 X FC 89 1-1 5 HBP 1B		X FC 88 0-0 ② P4		C CU 78 B CH 84 C FC 89 D CU 81 B FF 92 B FC 89 4-2 1-2 2-3 BB	4	1	2	1	1	1	1
5 Corey Seager, L (1, 6) OBP: 0.409, SLG: 0.608	C SL 80 F SI 93 B SL 79 B SL 80 S FF 93 2-3 ① K		B CU 80 C FF 91 B CH 85 B CH 85 C CH 84 F FF 92 B CH 84 4-2 BB		F SI 91 H SI 91 1-1 1-2 HBP		C FC 88 B SL 84 X SI 90 1-1 ③ G6-3		X SL 83 0-0 ③ F7	3	0	0	0	1	1	4
6 Josh Jung, R (1, 5) OBP: 0.324, SLG: 0.480	C SL 80 F FF 94 F SL 80 B CH 82 B FF 94 S SI 93 2-3 ② K		F FF 91 B CH 84 F CH 84 B SL 84 S CH 84 2-3 ③ K		C FC 90 B CH 83 B FC 88 C FC 88 F FF 92 B FF 91 F FC 87 F CH 83 F FC 88 3-3 C FC 88 ② K			S SI 95 S SL 88 B SI 98 S SI 97 1-3 ① K		4	0	0	0	0	4	3
53 Adolis García, R (1, 9) OBP: 0.327, SLG: 0.492	B CH 81 B FF 92 C FF 94 C FF 95 S FF 95 2-3 ③ K			C SL 84 X FF 92 0-1 HR	C FC 89 S FC 88 X FC 88 0-2 ③ F8			B SI 96 B SI 97 X SI 97 2-0 ② G6-3		4	1	1	1	0	1	2
30 Nathaniel Lowe, L (1, 3) OBP: 0.368, SLG: 0.431		B FF 93 C SL 83 X CH 87 1-1 2B		F FF 92 B FF 91 B CH 85 F SL 85 B CH 85 X CH 85 3-2 ① G4-3		C FF 89 B SL 81 X SL 82 1-1 28 G6-4-3 1B		C SL 89 C SI 97 B CH 93 B SI 97 C SI 98 2-3 ③ K		4	0	2	0	0	1	0
28 Jonah Heim, S (1, 2) OBP: 0.331, SLG: 0.478		S SL 86 F SL 86 B SL 84 S FF 96 1-3 ① K		C SL 85 B CH 86 X FF 92 1-1 20 FC6-4 1B		F FC 87 X FC 87 0-1 ①② G6-4-3 1-2f			C FF 92 X CH 82 0-1 ① G5-3	4	0	1	0	0	1	2
18 Mitch Garver, R (1, 10) OBP: 0.321, SLG: 0.429	B FF 95 C SL 85 F SL 86 B FF 96 S FF 95 2-3 ② K		B CH 85 C SL 84 F FF 91 S CH 84 1-3 ② K		B CH 83 C FF 91 F FF 91 S FF 91 1-3 ③ K				B CH 83 F FF 90 B CU 78 C CH 83 B FF 92 B FF 91 4-2 2 BB 20 1B BB	3	0	0	0	1	3	2
20 Ezequiel Duran, R (1, 7) OBP: 0.356, SLG: 0.527	F SL 87 B FF 95 S SL 82 B CH 83 T CH 83 2-2 ③ K			F FF 91 X SL 84 0-1 ③ FC6-4 1-2f			X CH 82 0-0 2B		X FC 88 0-0 2 BB 1-2 1B	4	0	2	0	0	1	2
3 Leody Taveras, S (1, 8) OBP: 0.345, SLG: 0.467			B SL 82 B FF 90 B FF 91 C FF 91 X FF 91 3-1 ① F6		B FC 89 C FF 91 C FC 87 C FF 92 1-3 ① K		C FC 87 F FC 90 F FC 87 S FF 91 0-3 ① K		C CH 84 B FF 92 S CH 83 D CH 84 F FF 92 C FF 92 2-3 ② K	4	0	0	0	0	3	3

Inning Stats																								
	R: 1	H: 1	R: 0	H: 1	R: 0	H: 0	R: 1	H: 2	R: 0	H: 1	R: 0	H: 1	R: 0	H: 1	R: 0	H: 0	R: 0	H: 1	1B: 4	SF: 0	WP: 0	PA: 38
	E: 0	LOB: 0	E: 0	LOB: 1	E: 0	LOB: 1	E: 0	LOB: 1	E: 0	LOB: 2	E: 0	LOB: 0	E: 0	LOB: 1	E: 0	LOB: 0	E: 0	LOB: 3	2B: 2	SAC: 0	PB: 0	
	K: 3	BB: 0	K: 3	BB: 0	K: 2	BB: 1	K: 1	BB: 0	K: 2	BB: 0	K: 1	BB: 0	K: 1	BB: 1	K: 2	BB: 0	K: 1	BB: 2	3B: 0	DP: 1	SB: 0	
	S: 12	P: 18	S: 11	P: 17	S: 11	P: 21	S: 12	P: 17	S: 16	P: 22	S: 7	P: 9	S: 8	P: 9	S: 7	P: 12	S: 12	P: 22	HR: 2	HBP: 1	CS: 0	

PITCHER		IP	WLS	BF	H	R	ER	SO	BB	IBB	HBP	BLK	WP	HR	S	P	ERA	WHIP
48 Matthew Boyd, L ERA: 5.45	(1, 1)	0.2		3	1	1	1	2	0	0	0	0	0	1	9	13	13.50	1.500
19 Will Vest, R ERA: 2.73	(1, 1)	1.0		4	1	0	0	3	0	0	0	0	0	0	11	17	0.00	1.000
53 Mason Englert, R ERA: 4.63	(2, 1)	2.1	W	10	2	1	1	4	1	0	0	0	0	1	26	43	3.86	1.286
70 Tyler Alexander, L ERA: 4.17	(5, 1)	3.0	H	12	3	0	0	4	0	0	1	0	0	0	31	40	0.00	1.000
68 Jason Foley, R ERA: 2.36	(8, 1)	1.0		3	0	0	0	2	0	0	0	0	0	0	7	12	0.00	0.000

PITCHER		IP	WLS	BF	H	R	ER	SO	BB	IBB	HBP	BLK	WP	HR	S	P	ERA	WHIP
87 Tyler Holton, L ERA: 1.98	(9, 1)	1.0		6	1	0	0	1	2	0	0	0	0	0	12	22	0.00	3.000

AB	34
R	2
H	8
RBI	2
BB	3
SO	16
LOB	19

Batter	1	2	3	4	5	6	7	8	9	AB	R	H	RBI	BB	SO	LOB
8 Matt Vierling, R (1, 9) (8, 8) OBP: 0.332, SLG: 0.413	B SI 91 F FC 89 X CH 83 1-1 ① G6-3		C CU 76 B FF 91 C FC 89 F SI 92 C SI 93 1-3 ① K		B FC 90 B SI 93 C SI 93 B FC 90 X SI 94 3-1 ② G4-3 2-3			C FF 97 B FF 98 B SL 88 C SL 87 F FF 97 B CU 85 F SL 88 T FF 96 3-2 ② K		4	0	0	0	0	2	1
20 Spencer Torkelson, R (1, 3) OBP: 0.297, SLG: 0.369	B SI 91 S CH 83 B CH 83 C FC 91 B SI 92 X CH 84 3-2 ② G5-3		F FC 88 C FF 92 X SI 92 0-2 ② F9		C SI 94 S CH 86 C SI 94 0-3 ③ K			B CU 85 C SL 89 X SL 88 1-1 HR		4	1	1	1	0	1	1
77 Andy Ibáñez, R (1, 4) OBP: 0.266, SLG: 0.411	B FC 91 B CH 84 F SI 91 X CH 85 2-1 ③ G5-3		B CH 84 C FC 90 B SI 92 F CH 84 X SI 93 2-2 ③ G5-3			B SI 91 F CH 82 C SI 93 F SI 92 B CH 84 S FC 91 2-3 ① K		C SL 89 X FF 96 0-1 ③ F9		4	0	0	0	0	1	0
28 Javier Báez, R (1, 6) OBP: 0.264, SLG: 0.332		B FF 91 B FC 89 X SI 90 2-0 7 1B, 24 1B, 1B		C FF 91 B FC 90 F CH 83 X FC 89 1-2 ① F9		X FC 90 0-0 ② G6-3			B SI 92 C SL 85 C SI 93 X SL 86 1-2 ① G6-3	4	1	1	0	0	0	0
7 Jonathan Schoop, R (1, 5) OBP: 0.280, SLG: 0.261		C SI 91 D CH 83 S CH 84 B SI 91 X CH 82 2-2 24 1B, 18 1B, 1-3, 1B		X SI 92 0-0 ② P6		B SI 93 S CH 84 X SI 93 1-1 ③ L9			C SI 94 X SL 86 0-1 ② G5-3	4	1	1	0	0	0	0
24 Miguel Cabrera, R (1, 10) OBP: 0.325, SLG: 0.324		B FC 90 X CH 84 1-0 18 1B, 1-2, 3-H, 1B		B FF 92 B FC 90 B SI 91 B SI 90 4-0 BB			C SL 87 B SL 89 X FF 96 1-1 ① G6-3		B SI 94 F SL 87 X SL 86 1-1 ③ F9	3	0	1	1	1	0	0
18 Tyler Nevin, R (1, 7) OBP: 0.217, SLG: 0.220 30 Kerry Carpenter, L (7, PH) (7, 7) OBP: 0.326, SLG: 0.488		F SI 92 B FC 91 C SI 92 F FF 92 X CH 84 1-2 15 G5-4-3, 1-2, 2-H, 1B		C SI 92 B SI 92 B FC 89 X SI 91 2-1 ③ G3			B CU 85 C FF 97 X SL 89 1-1 ② F8			2 1	0 0	1 0	1 0	0 0	0 0	1 0
34 Jake Rogers, R (1, 2) OBP: 0.285, SLG: 0.449		F SI 91 B CH 84 C FC 90 S CH 84 1-3 ① K			B FC 88 B CH 82 S CH 82 B SI 90 B SI 92 4-1 8 G4-3, 15 SH1-3, BB		B CU 85 B FF 97 B SL 88 C FF 96 C SL 89 S FF 97 3-3 ③ K			2	0	0	0	1	2	2
15 Jake Marisnick, R (1, 8) OBP: 0.255, SLG: 0.275 39 Zach McKinstry, L (8, PH) (8, 9) OBP: 0.329, SLG: 0.363		C SI 91 B FC 90 B FC 89 F CH 84 X SI 92 2-2 ② ③ G5-4-3, 1-2f			M FC 90 X CH 84 0-1 ① SH1-3, 1-2			C CU 84 C SL 88 S SL 88 0-3 ① K		1 1	0 0	0 0	0 0	0 0	0 1	2 0
Inning Stats	R: 0 E: 0 K: 0 S: 7 H: 0 LOB: 0 BB: 0 P: 13	R: 2 E: 0 K: 1 S: 15 H: 4 LOB: 1 BB: 0 P: 24	R: 0 E: 0 K: 1 S: 10 H: 0 LOB: 0 BB: 0 P: 13	R: 0 E: 0 K: 0 S: 6 H: 0 LOB: 1 BB: 1 P: 13	R: 0 E: 0 K: 1 S: 8 H: 0 LOB: 1 BB: 1 P: 15	R: 0 E: 0 K: 1 S: 7 H: 0 LOB: 0 BB: 0 P: 10	R: 0 E: 0 K: 1 S: 7 H: 0 LOB: 0 BB: 0 P: 12	R: 1 E: 0 K: 2 S: 12 H: 1 LOB: 0 BB: 0 P: 16	R: 0 E: 0 K: 0 S: 7 H: 0 LOB: 0 BB: 0 P: 9	1B: 4 2B: 0 3B: 0 HR: 1 SF: 0 SAC: 1 DP: 1 HBP: 0						

PITCHER	IP	WLS	BF	H	R	ER	SO	BB	IBB	HBP	BLK	WP	HR	S	P	ERA	WHIP
54 Martín Pérez, L (1, 1) ERA: 4.28	6.0		23	4	2	2	4	2	0	0	0	0	0	53	88	3.00	1.000
66 Josh Sborz, R (7, 1) ERA: 2.7	2.0	W	7	1	1	1	3	0	0	0	0	0	1	19	28	4.50	0.500
65 Grant Anderson, R (9, 1) ERA: 3.38	1.0		3	0	0	0	0	0	0	0	0	0	0	7	9	0.00	0.000

PITCHER	IP	WLS	BF	H	R	ER	SO	BB	IBB	HBP	BLK	WP	HR	S	P	ERA	WHIP

TOP

Detroit Tigers @ Texas Rangers

Globe Life Field, Arlington, TX

Tue Jun 27 2023, 7:09 PM - 9:40 PM CDT

Att. 22,805 - Roof Closed - 74 F

livebaseballscorecards.com

AB	30
R	3
H	5
RBI	3
BB	2
SO	7
LOB	7

Detroit Tigers @ Texas Rangers

Globe Life Field, Arlington, TX

Tue Jun 27 2023, 7:09 PM - 9:40 PM CDT

Att. 22,805 - Roof Closed - 74 F

BOTTOM

livebaseballscorecards.com

Batter	1	2	3	4	5	6	7	8	9	AB	R	H	RBI	BB	SO	LOB
2 Marcus Semien, R (1, 4) OBP: 0.343, SLG: 0.461	B FF 93 B ST 84 X FF 92 2-0 ① F7		B ST 83 X FF 93 1-0 ① G5-3		B FF 93 B ST 81 X FF 94 2-0 5 G4-6-3 1B	X SL 86 0-0 ③ F7		B SI 93 F FF 94 F FF 95 X ST 84 1-2 5 2B 1B		5	1	2	0	0	0	2
5 Corey Seager, L (1, 6) OBP: 0.409, SLG: 0.608	C FF 95 F CH 90 B FF 97 X CU 81 1-2 ② G3		B CU 82 X CU 80 1-0 1B		X CU 81 0-0 ② ③ G4-6-3 1-2f		X FF 94 0-0 ① G6-3	D FC 87 S FC 86 C FC 87 B FC 86 F SL 85 X FC 86 2-2 30 1B 1-H 2B		5	1	2	1	0	0	1
30 Nathaniel Lowe, L (1, 3) OBP: 0.374, SLG: 0.433	B ST 82 C FF 94 B CU 79 B FF 93 X FF 94 3-1 1B		F FF 93 B FF 95 F CU 79 1 SAFE F FF 95 F FF 95 X CU 82 1-2 ② F8			B CU 80 B FF 92 B FF 92 B FF 92 4-0 28 G4-3 53 HBP 4 SF8 BB	B SL 87 B FF 94 F FF 94 B SL 87 B ST 81 4-1 53 BB BB	C FC 86 B FF 94 X FC 88 1-1 53 HR 2-H 1B		3	2	2	1	2	0	1
53 Adolis García, R (1, 9) OBP: 0.331, SLG: 0.500	C FF 93 F ST 84 B ST 85 S FF 96 1-3 ③ K		B ST 82 F FF 92 X ST 83 1-1 ③ F8			C FF 92 H FF 93 1-1 6 WP 28 G4-3 6 1B 1-2 HBP	B FF 94 B FF 95 B SL 86 B FF 94 4-0 1-2 BB	C FC 89 F CU 79 D CU 80 F FF 94 F CU 79 B FC 88 F CU 80 D CU 78 X FC 88 3-2 1-H HR		3	2	1	2	1	1	2
28 Jonah Heim, S (1, 2) OBP: 0.332, SLG: 0.475		B FF 94 B CH 88 C FF 94 B FF 93 B FF 94 4-1 4 FC1-6 BB		X FF 92 0-0 ① P5		C CU 79 X CU 81 0-1 ① G4-3 1-2 2-3	C ST 83 X ST 83 0-1 ② F7	X CU 80 0-0 1B		4	0	1	0	1	0	4
4 Robbie Grossman, S (1, 10) OBP: 0.297, SLG: 0.358		B FF 93 C CU 79 X CU 78 1-1 ① FC1-6 16 BB 1-2f		F FF 92 C FF 95 X FF 96 0-2 ② L8		C CU 81 F CU 80 X FF 97 0-2 ② SF8 3-H	S ST 83 C ST 83 X ST 83 0-2 ③ G1-3	C FC 89 B FF 93 B CU 79 C FC 86 X CU 80 2-2 ③ F8		4	0	0	1	0	0	4
16 Travis Jankowski, L (1, 8) OBP: 0.407, SLG: 0.385 6 Josh Jung, R (6, PH) OBP: 0.325, SLG: 0.480 (7, 5)	1 SAFE B FF 94 B CU 81 C FF 93 D CU 78 B FF 94 4-1 47 FC4-6 1-2 BB		S FF 94 B FF 95 B CU 80 B FF 92 B FF 92 4-1 20 E BB			B FF 90 B FS 81 S FS 80 C FF 91 B FS 81 F FS 82 F FF 91 X FS 82 3-2 20 1B 3 1B 2-H 1B		B ST 84 S SI 92 F SI 92 B ST 83 F ST 84 B ST 84 C SL 86 3-3 ① K		0 2	0 1	0 1	0 1	2 0	0 1	0 0
20 Ezequiel Duran, R (1, 7) OBP: 0.359, SLG: 0.541	C ST 82 F ST 84 S FF 94 0-3 ② K		C FF 92 B ST 82 1 SAFE F ST 83 F ST 84 B FF 95 C FF 94 2-3 ③ K 1-2			X FS 81 0-0 3 1B 1-2 1B		B SI 94 S SL 88 B FF 94 T ST 84 F ST 84 F SL 87 F SI 94 F FF 95 F SI 93 3-2 B ST 84 F SL 88 X SL 83 HR		4	1	2	1	0	2	3
47 Josh Smith, L (1, 5) OBP: 0.344, SLG: 0.330 3 Leody Taveras, S (6, PH) OBP: 0.347, SLG: 0.468 (7, 8)	B FF 94 C FF 93 X CU 80 1-1 ③ FC4-6 1-2f				B FF 93 C FF 92 B CH 88 S FF 90 B CU 80 T FF 93 3-2 ① K	D FF 91 S FS 82 X FS 82 1-1 1-3 2-H 1B		X SL 88 0-0 ② G4-3		2 2	0 0	0 1	0 1	0 0	1 0	2 0
Inning Stats	R: 0 E: 0 K: 1 S: 9 H: 1 LOB: 1 BB: 0 P: 16	R: 0 E: 0 K: 1 S: 9 H: 0 LOB: 2 BB: 2 P: 19	R: 0 E: 0 K: 0 S: 9 H: 1 LOB: 1 BB: 0 P: 13	R: 0 E: 1 K: 1 S: 9 H: 0 LOB: 1 BB: 1 P: 15	R: 0 E: 0 K: 1 S: 5 H: 1 LOB: 0 BB: 0 P: 10	R: 3 E: 0 K: 0 S: 15 H: 3 LOB: 2 BB: 1 P: 24	R: 0 E: 0 K: 0 S: 7 H: 0 LOB: 2 BB: 2 P: 15	R: 5 E: 0 K: 1 S: 33 H: 6 LOB: 1 BB: 0 P: 48		1B: 9 2B: 1 3B: 0 HR: 2 SF: 1 SAC: 0 DP: 1 HBP: 1				WP: 1 PB: 0 SB: 0 CS: 0 PA: 42		

	AB	34
	R	8
	H	12
	RBI	8
	BB	6
	SO	5
	LOB	19

PITCHER		IP	WLS	BF	H	R	ER	SO	BB	IBB	HBP	BLK	WP	HR	S	P	ERA	WHIP
25 Matt Manning, R ERA: 4.15	(1, 1)	5.2		24	3	2	2	4	4	0	1	0	0	0	47	84	3.18	1.235
36 Chasen Shreve, L ERA: 4.34	(6, 1)	0.0	B	3	3	1	1	0	0	0	0	0	1	0	8	12	∞	∞
52 Brendan White, R ERA: 5.23	(6, 1)	2.0	L	10	2	2	2	1	2	0	0	0	0	1	25	40	9.00	2.000
Anthony Misiewicz, L ERA: 8.64	(8, 1)	0.1		5	4	3	3	0	0	0	0	0	0	1	16	24	81.00	12.000

PITCHER		IP	WLS	BF	H	R	ER	SO	BB	IBB	HBP	BLK	WP	HR	S	P	ERA	WHIP

Batter	1	2	3	4	5	6	7	8	9	AB	R	H	RBI	BB	SO	LOB
39 Zach McKinstry, L (1, 7) (8, 6) OBP: 0.332, SLG: 0.370	B SI 90 X CH 86 1-0 1B		C FF 90 B SL 82 F FC 88 S SL 82 1-3 ③ K			C CH 84 X FC 88 0-1 2B			B FC 85 X FC 86 1-0 ② G3-1	4	0	2	0	0	1	0
77 Andy Ibáñez, R (1, 4) OBP: 0.265, SLG: 0.406	B SI 91 1 SAFE C SI 91 F FC 90 X SL 83 1-2 ① F8			B SL 82 B SI 89 X SI 90 2-0 ① G5-3		F FC 88 X SI 90 0-1 ③ G5-3			B SI 88 F FC 87 F SL 80 X SI 90 1-2 30 HR 1B	4	1	1	0	0	0	2
30 Kerry Carpenter, L (1, 9) OBP: 0.324, SLG: 0.504	C FC 89 S CH 86 C SI 91 0-3 ② K			B CU 77 S CH 86 C FC 88 B SL 82 F SI 90 C SI 91 2-3 ② K			B CH 82 X CH 83 1-0 ① G6-3		F FC 86 B FC 87 X CH 85 1-1 1-H HR	4	1	1	2	0	2	1
28 Javier Báez, R (1, 6) OBP: 0.261, SLG: 0.329 34 Jake Rogers, R (8, 7) OBP: 0.289, SLG: 0.453	C SL 83 F SI 92 D SL 83 1 SAFE F SI 92 S SL 83 1-3 ③ K			B FC 88 C SI 90 B SL 83 S SL 82 F SI 91 B SL 82 S SL 82 3-3 ③ K			B SI 88 C FC 87 F SL 80 C SI 89 1-3 ② K		C FF 97 X SL 83 0-1 1B	3 1	0 0	0 1	0 0	0 0	3 0	1 0
13 Eric Haase, R (1, 2) OBP: 0.271, SLG: 0.313		C SI 90 B SI 92 B SL 83 X SI 91 2-1 ① P3			S SL 80 B SL 80 X SI 90 1-1 ① G5-3		C KC 76 X SI 89 0-1 ③ F8		B FF 96 S FF 96 X FF 95 1-1 ③ F8	4	0	0	0	0	0	1
24 Miguel Cabrera, R (1, 10) OBP: 0.321, SLG: 0.319 7 Jonathan Schoop, R (7, 1) OBP: 0.278, SLG: 0.258		C SI 91 B SI 91 F SL 83 X SI 92 1-2 ② G6-3			C FC 87 S CH 85 B FC 88 S SL 82 1-3 ② K			C CH 87 F SL 79 T SL 79 0-2 ① K		2 1	0 0	0 0	0 0	0 0	1 1	0 0
18 Tyler Nevin, R (1, 3) OBP: 0.204, SLG: 0.205		B SI 90 B SI 90 X FC 89 2-0 ③ F9			C SI 90 S CH 85 F FC 89 F SL 81 X FC 87 0-2 ③ G6-3			C FC 85 X SI 88 0-1 ② G4-3		3	0	0	0	0	0	0
59 Zack Short, R (1, 5) OBP: 0.303, SLG: 0.388			C SI 89 C SI 90 X SL 82 0-2 ① G6-3			C KC 76 F SI 89 C FF 89 0-3 ① K		B SL 79 C SL 79 X CH 84 1-1 ③ L7		3	0	0	0	0	1	0
15 Jake Marisnick, R (1, 8) OBP: 0.241, SLG: 0.259			X SI 90 0-0 ② G5-3			F SL 81 C SI 90 B SI 91 X SL 82 1-2 ② G5-3			F CH 88 C FC 86 S SL 80 0-3 ① K	3	0	0	0	0	1	0
Inning Stats	R: 0 E: 0 K: 2 S: 11 H: 1 LOB: 1 BB: 0 P: 14	R: 0 E: 0 K: 0 S: 6 H: 0 LOB: 0 BB: 0 P: 11	R: 0 E: 0 K: 1 S: 7 H: 0 LOB: 0 BB: 0 P: 8	R: 0 E: 0 K: 2 S: 9 H: 0 LOB: 0 BB: 0 P: 16	R: 0 E: 0 K: 1 S: 10 H: 0 LOB: 0 BB: 0 P: 12	R: 0 E: 0 K: 1 S: 10 H: 1 LOB: 1 BB: 0 P: 11	R: 0 E: 0 K: 1 S: 6 H: 0 LOB: 0 BB: 0 P: 8	R: 0 E: 0 K: 1 S: 7 H: 0 LOB: 0 BB: 0 P: 8	R: 2 E: 0 K: 1 S: 13 H: 3 LOB: 1 BB: 0 P: 17	1B: 3 2B: 1 3B: 0 HR: 1	SF: 0 SAC: 0 DP: 0 HBP: 0			WP: 0 PB: 0 SB: 0 CS: 0	PA: 32	

PITCHER	IP	WLS	BF	H	R	ER	SO	BB	IBB	HBP	BLK	WP	HR	S	P	ERA	WHIP
33 Dane Dunning, R (1, 1) ERA: 2.69	8.2	W	30	4	2	2	10	0	0	0	0	0	1	75	100	2.08	0.462
57 Yerry Rodríguez, R (9, 1) ERA: 3.52	0.1		2	1	0	0	0	0	0	0	0	0	0	4	5	0.00	3.000

PITCHER	IP	WLS	BF	H	R	ER	SO	BB	IBB	HBP	BLK	WP	HR	S	P	ERA	WHIP

TOP

Detroit Tigers @ Texas Rangers

Globe Life Field, Arlington, TX

Wed Jun 28 2023, 7:08 PM - 9:35 PM CDT

Att. 27,192 - Roof Closed - 74 F

livebaseballscorecards.com

AB	32
R	2
H	5
RBI	2
BB	0
SO	10
LOB	5

Detroit Tigers @ Texas Rangers

Globe Life Field, Arlington, TX

Wed Jun 28 2023, 7:08 PM - 9:35 PM CDT

Att. 27,192 - Roof Closed - 74 F

BOTTOM

livebaseballscorecards.com

Batter	1	2	3	4	5	6	7	8	9	AB	R	H	RBI	BB	SO	LOB
2 Marcus Semien, R (1, 4) OBP: 0.341, SLG: 0.460	5 2B	F8	F8		FC6-4 1-2f		F9 2-3			5	1	1	0	0	0	6
5 Corey Seager, L (1, 6) OBP: 0.411, SLG: 0.609	6 1B 2B 2-H	K	K			53 HR BB	30 BB 53 2B 1B 3-H			3	2	1	1	1	2	0
47 Josh Smith, L (7, 6) OBP: 0.350, SLG: 0.337										1	1	1	1	0	0	0
30 Nathaniel Lowe, L (1, 3) OBP: 0.374, SLG: 0.431	G5-3	G6-3		53 1B 1B		K	53 2B BB 1-2			4	0	1	0	1	1	2
53 Adolis García, R (1, 9) OBP: 0.335, SLG: 0.515	E5 6 1B 20 1B	K		1B 1-2		HR 1-H	2B 1-3 2-H			5	2	3	3	0	1	1
6 Josh Jung, R (1, 5) OBP: 0.326, SLG: 0.488	18 BB 20 1B 3 1B 1B 1-2 2-H		HR	K		K	L8			5	2	2	2	0	2	4
28 Jonah Heim, S (1, 2) OBP: 0.331, SLG: 0.469	L7		K	F9		BB	G3			3	0	0	0	1	1	4
55 Sam Huff, R (8, 2) OBP: 0.286, SLG: 0.167										1	0	0	0	0	0	0
20 Ezequiel Duran, R (1, 7) OBP: 0.364, SLG: 0.555	3 1B 18 BB 1B 1-2 2-H		HR		2 FC6-4 BB	K				4	1	2	2	1	2	1
18 Mitch Garver, R (1, 10) OBP: 0.325, SLG: 0.419	3 1B BB 1-2 2-3		F7	F8			G6-3			4	0	1	0	1	0	1
3 Leody Taveras, S (1, 8) OBP: 0.348, SLG: 0.470	1B 1-2 2-3 3-H		E6	P3			2 F9 47 1B 2B		F8	5	1	2	1	0	0	2

Inning Stats									
	R: 4 H: 5 E: 1 LOB: 3 K: 0 BB: 1 S: 22 P: 32	R: 0 H: 0 E: 0 LOB: 0 K: 2 BB: 0 S: 8 P: 12	R: 2 H: 2 E: 1 LOB: 1 K: 1 BB: 0 S: 14 P: 24	R: 0 H: 2 E: 0 LOB: 2 K: 2 BB: 0 S: 16 P: 21	R: 0 H: 0 E: 0 LOB: 1 K: 0 BB: 1 S: 6 P: 12	R: 2 H: 1 E: 0 LOB: 1 K: 3 BB: 2 S: 17 P: 32	R: 2 H: 3 E: 0 LOB: 2 K: 0 BB: 1 S: 16 P: 26	R: 0 H: 1 E: 0 LOB: 1 K: 1 BB: 0 S: 11 P: 14	

AB	40	
R	10	
H	14	
RBI	10	
BB	5	
SO	9	
LOB	21	

PITCHER		IP	WLS	BF	H	R	ER	SO	BB	IBB	HBP	BLK	WP	HR	S	P	ERA	WHIP	PITCHER	IP	WLS	BF	H	R	ER	SO	BB	IBB	HBP	BLK	WP	HR	S	P	ERA	WHIP
43 Joey Wentz, L ERA: 6.78	(1, 1)	4.2	L	27	9	6	4	5	2	0	0	0	0	2	64	97	7.71	2.357																	
50 Garrett Hill, R ERA: 9.88	(5, 1)	2.0		13	4	4	4	3	3	0	0	0	0	1	33	59	18.00	3.500																	
7 Jonathan Schoop, R ERA:	(7, 1)	1.1		5	1	0	0	1	0	0	0	0	0	0	13	17	0.00	0.750																	
7 Jonathan Schoop, R ERA:	(7, 1)	1.1		5	1	0	0	1	0	0	0	0	0	0	13	17	0.00	0.750																	

1B: 7	SF: 0	WP: 0	PA: 45	
2B: 4	SAC: 0	PB: 0		
3B: 0	DP: 0	SB: 0		
HR: 3	HBP: 0	CS: 0		

Batter	1	2	3	4	5	6	7	8	9	AB	R	H	RBI	BB	SO	LOB
8 Matt Vierling, R (1, 7) (6, 8) OBP: 0.338, SLG: 0.415	C FF 90 F FF 91 B CH 84 B FF 91 X CH 82 2-2 P3	F FF 90 C FF 91 X CH 83 0-2 3-H 1B			C CH 80 F FF 89 F FF 91 B FF 91 F FF 90 F CH 83 B FF 90 F FF 90 2-2 X FF 91 F9		C SL 85 F FF 92 X SL 85 0-2 77 1B 20 BB 1B	B CH 86 C SI 95 B SI 95 B SI 95 F CH 86 B SI 96 4-2 20 HR BB		4	2	2	1	1	0	0
20 Spencer Torkelson, R (1, 3) OBP: 0.304, SLG: 0.392	B FF 91 B FF 91 B FC 88 C FF 90 B FF 91 4-1 77 BB BB	S CH 83 B CH 82 B FC 87 1 SAFE S FF 91 X FF 91 2-2 F9			C FF 91 X FF 91 0-1 HR		F FF 93 B SL 86 B SL 86 B SL 85 B FF 93 4-1 28 1B 77 1B 1-2 BB	C SI 95 F SI 95 B CH 86 F CH 86 F SI 95 B CH 85 X CH 86 2-2 1-H 2-H HR		3	2	2	4	2	0	1
77 Andy Ibáñez, R (1, 4) OBP: 0.269, SLG: 0.403	C FF 90 B FF 90 B FC 87 B CH 83 F FF 91 B FF 90 4-2 1-2 BB	C FF 90 B FC 87 F FF 90 S FF 91 1-3 K			B CH 81 B CH 82 C SI 91 C SL 83 S SL 84 2-3 K		C FF 92 F FF 92 X SL 88 0-2 28 1B 1-2 2-H 1B	B CH 86 X SI 94 1-0 G6-3		4	0	1	1	1	2	0
28 Javier Báez, R (1, 10) OBP: 0.263, SLG: 0.330	S CH 82 S CH 83 B FF 91 S CH 82 1-3 K	C FF 90 F CH 82 S FF 92 0-3 K			F SI 92 X SL 84 0-1 1B		X SL 87 0-0 7 G6-4-3 1-2 2-3 1B	S CH 86 B CH 87 X CH 86 1-1 G5-3		5	0	2	0	0	2	2
30 Kerry Carpenter, L (1, 9) OBP: 0.319, SLG: 0.492	C FF 91 X FF 90 0-1 G4-3	F FC 88 X SL 82 0-1 1B			F SL 84 F FF 92 B FF 93 F FF 93 D CH 87 F SL 84 B CH 87 X SL 85 3-2 F9		S SI 93 F SI 93 F CH 85 S SI 95 0-3 K		F FF 96 S FF 97 F SL 87 F FF 98 B CH 85 F SL 86 F FF 99 T CH 88 1-2 K	5	0	1	0	0	2	6
7 Jonathan Schoop, R (1, 5) OBP: 0.268, SLG: 0.248		C FF 91 B CH 83 F FF 91 F FF 92 B CH 83 S CH 83 2-3 K	C CH 83 F FF 90 F FF 91 D CH 82 F FF 90 S CH 83 1-3 K			X SL 85 0-0 F7	X CH 84 0-0 G6-4-3 1-2f		X FF 99 0-0 G4-3	5	0	0	0	0	2	4
34 Jake Rogers, R (1, 2) OBP: 0.299, SLG: 0.458		B CH 82 B CH 83 B FF 91 S FF 90 C FF 91 B CH 83 4-2 15 3B BB		F FF 88 B CH 82 B FC 87 X FF 90 2-1 F9		B SL 85 B SL 86 B SI 92 C SI 92 C SI 93 F SL 87 B SI 93 4-2 BB		C CH 84 F CH 84 B FF 93 X CH 82 1-2 39 1B 2B	F FF 98 S FF 99 F FF 100 S FF 99 0-3 K	3	2	1	0	2	1	0
59 Zack Short, R (1, 6) OBP: 0.292, SLG: 0.373		C FC 88 F FF 90 S FF 92 0-3 K		F FF 90 S FF 90 C FF 90 0-3 K		C SL 85 S SL 85 F SL 86 X FF 94 0-2 P3		C SI 94 B CH 85 C SI 94 X SL 87 1-2 G5-3		4	0	0	0	0	2	3
15 Jake Marisnick, R (1, 8) OBP: 0.250, SLG: 0.304 39 Zach McKinstry, L (6, PH) (6, 7) OBP: 0.333, SLG: 0.372		F FF 90 S SL 83 X FF 91 0-2 1-H 8 1B 3B		B FF 90 S FF 90 L FF 91 B CH 84 F FF 90 S CH 82 2-3 K		B SL 84 X SL 86 1-0 F7		C SL 87 S SI 94 F SI 95 F CH 86 X SL 86 0-2 2-H 20 HR 1B		2 2	1 1	1 1	1 1	0 0	1 0	0 1
Inning Stats	R: 0 E: 0 K: 1 S: 11 H: 0 LOB: 2 BB: 2 P: 22	R: 2 E: 0 K: 2 S: 18 H: 2 LOB: 1 BB: 1 P: 26	R: 0 E: 0 K: 3 S: 13 H: 1 LOB: 1 BB: 0 P: 15	R: 0 E: 0 K: 2 S: 9 H: 0 LOB: 0 BB: 0 P: 13	R: 1 E: 0 K: 1 S: 20 H: 2 LOB: 1 BB: 0 P: 27	R: 0 E: 0 K: 0 S: 9 H: 0 LOB: 1 BB: 1 P: 14	R: 1 E: 0 K: 1 S: 13 H: 3 LOB: 2 BB: 1 P: 17	R: 4 E: 0 K: 0 S: 22 H: 3 LOB: 0 BB: 1 P: 32	R: 0 E: 0 K: 2 S: 12 H: 0 LOB: 0 BB: 0 P: 13	1B: 7 2B: 1 3B: 1 HR: 2 SF: 0 SAC: 0 DP: 1 HBP: 0	WP: 0 PB: 0 SB: 0 CS: 0 PA: 43					

TOP

Detroit Tigers @ Texas Rangers

Globe Life Field, Arlington, TX

Thu Jun 29 2023, 1:09 PM - 4:02 PM CDT

Att. 26,977 - Roof Closed - 74 F

livebaseballscorecards.com

AB	37
R	8
H	11
RBI	8
BB	6
SO	12
LOB	17

PITCHER		IP	WLS	BF	H	R	ER	SO	BB	IBB	HBP	BLK	WP	HR	S	P	ERA	WHIP
61 Cody Bradford, L ERA: 5.59	(1, 1)	4.1		20	4	3	3	8	3	0	0	0	0	1	61	88	6.23	1.615
65 Grant Anderson, R ERA: 3.06	(5, 1)	1.2		7	1	0	0	1	1	0	0	0	0	0	19	29	0.00	1.200
68 Joe Barlow, R ERA: 3.0	(7, 1)	0.0	L	4	3	1	1	0	1	0	0	0	0	0	8	12	∞	∞
32 John King, L ERA: 6.61	(7, 1)	2.0		9	3	4	4	1	1	0	0	0	0	1	27	37	18.00	2.000
57 Yerry Rodríguez, R ERA: 3.12	(9, 1)	1.0		3	0	0	0	2	0	0	0	0	0	0	12	13	0.00	0.000

PITCHER	IP	WLS	BF	H	R	ER	SO	BB	IBB	HBP	BLK	WP	HR	S	P	ERA	WHIP

Batter	1	2	3	4	5	6	7	8	9	AB	R	H	RBI	BB	SO	LOB
2 Marcus Semien, R (1, 4) OBP: 0.345, SLG: 0.461	S SL 86 B SL 86 X SI 94 1-1 30 BB 6 1B 1B	C CH 83 T FF 92 S FF 92 0-3 ③ K			F FC 85 X CH 82 0-1 ① F8		X FC 91 0-0 1B		D KC 88 B SI 96 C KC 87 S KC 86 D KC 86 F KC 86 D KC 89 4-2 16 BB 1-2 2-3 BB	4	1	2	0	1	1	1
16 Travis Jankowski, L (1, 7) OBP: 0.414, SLG: 0.398	C FF 94 B FF 95 C SL 86 B CU 79 X FF 96 2-2 ① F8		B FF 90 C SI 90 X SL 83 1-1 30 G6-3 1B		C SL 79 B SI 90 C FF 90 X SI 90 1-2 30 G3 2B		F FF 95 B FF 96 D CH 88 C FF 96 D CH 90 X FF 96 3-2 ② F7		B KC 88 B SI 94 B SI 96 B SI 96 4-0 1-2 2-3 3-H BB	4	0	2	1	1	0	2
30 Nathaniel Lowe, L (1, 3) OBP: 0.372, SLG: 0.427	F FF 95 B CU 78 B FF 94 F FF 95 B FF 95 F FF 95 F SL 88 B FF 96 4-2 6 1B 1-2 BB		C SI 91 X SI 92 0-1 ①② G6-3 1-2f		C SI 91 X SL 81 0-1 ② G3 2-3		C FF 97 B FC 92 B FF 97 B CH 89 S FF 96 C FF 98 3-3 ③ K		C KC 88 X KC 88 0-1 ② SF7 3-H	3	0	0	1	1	1	3
53 Adolis García, R (1, 9) OBP: 0.333, SLG: 0.510	C SI 95 B SL 87 C SI 95 C FF 95 1-3 ② K		S CH 84 B CH 83 T FF 92 B SL 84 X FC 89 2-2 1B		B FC 86 C FC 87 B FC 87 B FF 91 S FC 88 F SI 91 F FF 91 F FC 87 F FF 92 3-2 ③ X SI 91 G5-3			B SI 95 X SI 97 1-0 ① F9	B SI 96 C SI 95 X SI 95 1-1 ③ L4	5	0	1	0	0	1	5
6 Josh Jung, R (1, 5) OBP: 0.325, SLG: 0.485	B SI 95 F SL 86 S SL 85 X SL 86 1-2 1-2 2-H 1B		C FF 92 C FF 93 S FF 92 0-3 ③ K			X SL 83 0-0 ① L6		X SI 96 0-0 ② G1-4-3		4	0	1	1	0	1	1
3 Leody Taveras, S (1, 8) OBP: 0.346, SLG: 0.479	C SL 86 C FF 95 D CH 88 X FF 95 1-2 ③ L8			S FC 88 C CU 77 F FF 91 X CH 83 0-2 ① F6		B SL 83 X FF 90 1-0 HR		C SI 97 B CH 91 B SI 97 B CH 90 X SI 96 3-1 ③ G6-3		4	1	1	1	0	0	2
20 Ezequiel Duran, R (1, 10) OBP: 0.367, SLG: 0.567		S FF 93 B SI 94 F FF 94 X SL 86 1-2 ① L8		S FF 92 C FF 92 B FF 93 F CH 84 F FF 92 F SI 92 B FF 92 X CH 84 2-2 HR		F FF 92 F CH 84 B SL 84 X CH 84 1-2 ② L5			S SI 95 B KC 87 F SI 94 X SI 96 1-2 2 BB 47 1B 16 BB 1B	4	2	2	1	0	0	0
18 Mitch Garver, R (1, 2) OBP: 0.322, SLG: 0.410		S SL 85 S SL 84 B SL 85 F SL 85 B FF 96 F FF 96 C SI 95 2-3 ② K		B CU 79 X FF 91 1-0 47 G5-6-3 1B		C SL 83 S SL 83 B SL 84 X CH 85 1-2 ③ G1-3			C KC 86 X KC 86 0-1 ① F7	4	0	1	0	0	1	1
47 Josh Smith, L (1, 6) OBP: 0.354, SLG: 0.343		B SL 84 X FF 96 1-0 1B		B FF 89 B FC 87 X FF 90 2-0 ②③ G5-6-3 1-2f			B FF 95 F FC 90 C CH 89 S FF 96 1-3 ① K		X KC 88 0-0 16 BB 2 BB 30 SF7 1-2 1B	4	1	2	0	0	1	1
Inning Stats	R: 1 H: 2 E: 0 LOB: 2 K: 1 BB: 1 S: 18 P: 28	R: 0 H: 1 E: 0 LOB: 1 K: 2 BB: 0 S: 12 P: 16	R: 0 H: 2 E: 0 LOB: 1 K: 1 BB: 0 S: 10 P: 13	R: 1 H: 2 E: 0 LOB: 0 K: 0 BB: 0 S: 12 P: 17	R: 0 H: 1 E: 0 LOB: 1 K: 0 BB: 0 S: 14 P: 18	R: 1 H: 1 E: 0 LOB: 0 K: 0 BB: 0 S: 8 P: 11	R: 0 H: 1 E: 0 LOB: 1 K: 2 BB: 0 S: 10 P: 17	R: 0 H: 0 E: 0 LOB: 0 K: 0 BB: 0 S: 4 P: 8	R: 2 H: 2 E: 0 LOB: 2 K: 0 BB: 2 S: 13 P: 23	1B: 9 SF: 1 2B: 1 SAC: 0 3B: 0 DP: 2 HR: 2 HBP: 0						

PITCHER		IP	WLS	BF	H	R	ER	SO	BB	IBB	HBP	BLK	WP	HR	S	P	ERA	WHIP
45 Reese Olson, R ERA: 4.78	(1, 1)	1.2		9	3	1	1	2	1	0	0	0	0	0	27	41	5.40	2.400
87 Tyler Holton, L ERA: 2.11	(2, 1)	1.2		8	4	1	1	2	0	0	0	0	0	1	24	30	5.40	2.400
70 Tyler Alexander, L ERA: 4.01	(4, 1)	1.2		5	1	0	0	0	0	0	0	0	0	0	15	21	0.00	0.600
53 Mason Englert, R ERA: 4.73	(6, 1)	1.0	W	4	1	1	1	0	0	0	0	0	0	1	8	11	9.00	1.000
67 José Cisnero, R ERA: 2.03	(7, 1)	1.0	H	4	1	0	0	2	0	0	0	0	0	0	10	17	0.00	1.000
68 Jason Foley, R ERA: 2.29	(8, 1)	1.0		3	0	0	0	0	0	0	0	0	0	0	4	8	0.00	0.000
55 Alex Lange, R ERA: 4.13	(9, 1)	1.0		7	2	2	2	0	2	0	0	0	0	0	13	23	18.00	4.000

BOTTOM

Detroit Tigers @ Texas Rangers

Globe Life Field, Arlington, TX

Thu Jun 29 2023, 1:09 PM - 4:02 PM CDT

Att. 26,977 - Roof Closed - 74 F

livebaseballscorecards.com

AB	36
R	5
H	12
RBI	5
BB	3
SO	6
LOB	16

Batter	1	2	3	4	5	6	7	8	9	AB	R	H	RBI	BB	SO	LOB
27 Jose Altuve, R (1, 4) OBP: 0.380, SLG: 0.486	X FF 96 0-0 HR		C SL 87 B SL 88 F SL 87 B FF 97 F SL 87 C FF 96 2-3 ② K		B FF 96 X SL 89 1-0 ② G6-3 3-H		B FF 94 C FF 95 S SL 87 B FF 98 F FF 96 X SL 88 2-2 ① G5-3		B ST 84 C ST 83 B FF 95 F ST 83 X ST 84 2-2 ③ F8	5	1	1	2	0	1	1
2 Alex Bregman, R (1, 5) OBP: 0.348, SLG: 0.409	B FF 96 F SL 87 C FF 96 C SL 86 1-3 ① K		C SL 88 B FF 96 F CH 89 B SL 88 B FF 97 F CH 89 F FF 97 B FF 95 4-2 BB		B FF 96 B SL 88 B FF 97 C FF 96 B SL 88 4-1 BB		F SI 94 B FF 97 S FF 96 X SL 88 1-2 ② P3			2	0	0	0	2	1	0
30 Kyle Tucker, L (1, 9) OBP: 0.358, SLG: 0.459	C CU 76 F FF 96 B SL 88 X FF 97 1-2 ② G3-1		B FF 97 C SL 85 D CH 89 B SL 86 T FF 96 F SL 89 X FF 97 3-2 ③ G4-3		X CH 90 0-0 ③ F7		T FF 97 B SI 95 B SL 89 X SL 89 2-1 1B			4	0	1	0	0	0	3
79 José Abreu, R (1, 3) OBP: 0.287, SLG: 0.340	B SL 88 B FF 96 X SL 87 2-0 ③ P5			C FF 96 F SL 88 X FF 97 0-2 ① G6-3		X SL 85 0-0 21 1B 14 2B 1B	C FF 95 B FF 96 D CH 89 X FF 95 2-1 ③ F9			4	1	1	0	0	0	1
21 Yainer Diaz, R (1, 10) OBP: 0.286, SLG: 0.493		X SL 86 0-0 ① F8		B SL 89 F FF 96 F SL 86 S SL 89 1-3 ② K		S SL 87 X FF 95 0-1 14 2B 1-2 1B		F FF 94 B CH 89 X CH 89 1-1 ① L8		4	1	1	0	0	1	0
14 Mauricio Dubón, R (1, 6) OBP: 0.308, SLG: 0.409		C SL 86 B SL 86 X SL 85 1-1 ② F9		B SL 88 F SL 89 X FF 96 1-1 ③ G6-3		C FF 96 L SL 87 F SL 87 X FF 96 0-2 6 SF9 1-H 2-H 2B		S FF 97 B FF 97 X CH 89 1-1 ② L4		4	1	1	2	0	0	0
20 Chas McCormick, R (1, 7) OBP: 0.335, SLG: 0.444		F FF 96 X SL 87 0-1 6 S 1B		C FF 94 S SL 86 X FF 96 0-2 15 SH3-4 6 1B 27 G6-3 1B		S SL 87 B CU 75 S SL 88 F FF 96 B SL 87 S SL 87 2-3 ① K		B FF 98 S FF 96 X FF 98 1-1 ③ F7		4	1	2	0	0	1	1
6 Jake Meyers, R (1, 8) OBP: 0.317, SLG: 0.386		B FF 96 C FF 96 B SL 87 F FF 96 F FF 95 1 SAFE B SL 87 X FF 97 3-2 ③ P1 1-2		C SL 88 S SL 88 B FF 97 B SL 88 1 SAFE X FF 97 2-2 15 SH3-4 1-2 1B		B FF 96 S SL 86 B SL 88 X FF 96 2-1 ② SF9 3-H			X ST 82 0-0 ① G5-3	3	0	1	1	0	0	1
15 Martín Maldonado, R (1, 2) OBP: 0.265, SLG: 0.295			B FF 96 F SL 86 X SL 87 1-1 ① L5		X SL 86 0-0 ① SH3-4 1-2 2-3	B FF 96 T FF 95 B SL 86 X FF 94 2-1 ③ P4			B FF 94 S FF 95 F ST 83 X ST 83 1-2 ② G5-3	3	0	0	0	0	0	0
Inning Stats	R: 1 E: 0 K: 1 S: 8 H: 1 LOB: 0 BB: 0 P: 12	R: 0 E: 0 K: 0 S: 9 H: 1 LOB: 1 BB: 0 P: 13	R: 0 E: 0 K: 1 S: 14 H: 0 LOB: 1 BB: 1 P: 24	R: 0 E: 0 K: 1 S: 8 H: 0 LOB: 0 BB: 0 P: 10	R: 1 E: 0 K: 0 S: 10 H: 2 LOB: 2 BB: 1 P: 17	R: 3 E: 0 K: 1 S: 15 H: 3 LOB: 0 BB: 0 P: 21	R: 0 E: 0 K: 0 S: 11 H: 1 LOB: 1 BB: 0 P: 18	R: 0 E: 0 K: 0 S: 6 H: 0 LOB: 0 BB: 0 P: 9	R: 0 E: 0 K: 0 S: 7 H: 0 LOB: 0 BB: 0 P: 10	1B: 6 2B: 1 3B: 0 HR: 1 SF: 1 SAC: 1 DP: 0 HBP: 0						

TOP

Houston Astros @ Texas Rangers

Globe Life Field, Arlington, TX

Fri Jun 30 2023, 7:09 PM - 9:34 PM CDT

Att. 39,174 - Roof Closed - 74 F

livebaseballscorecards.com

AB	33
R	5
H	8
RBI	5
BB	2
SO	4
LOB	7

WP: 0 PA: 37
PB: 0
SB: 1
CS: 0

PITCHER		IP	WLS	BF	H	R	ER	SO	BB	IBB	HBP	BLK	WP	HR	S	P	ERA	WHIP
22 Jon Gray, R ERA: 3.21	(1, 1)	6.0	L	27	7	5	5	4	2	0	0	0	0	1	64	97	7.50	1.500
46 Brock Burke, L ERA: 3.09	(7, 1)	2.0		7	1	0	0	0	0	0	0	0	0	0	17	27	0.00	0.500
49 Glenn Otto, R ERA:	(9, 1)	1.0		3	0	0	0	0	0	0	0	0	0	0	7	10	0.00	0.000

PITCHER		IP	WLS	BF	H	R	ER	SO	BB	IBB	HBP	BLK	WP	HR	S	P	ERA	WHIP

Houston Astros @ Texas Rangers

Globe Life Field, Arlington, TX

Fri Jun 30 2023, 7:09 PM - 9:34 PM CDT

Att. 39,174 - Roof Closed - 74 F

BOTTOM

livebaseballscorecards.com

Batter	1	2	3	4	5	6	7	8	9	AB	R	H	RBI	BB	SO	LOB
2 Marcus Semien, R (1, 4) OBP: 0.344, SLG: 0.457	C FF 94 B FF 94 S SL 88 B SL 88 B SL 88 B FF 95 4-2 5 1B 30 G4-6-3 BB	C SL 86 F FF 95 F CH 86 X SL 86 0-2 ① G5-3	B SL 88 C SL 88 X SL 88 1-1 ① G5-3	F FF 93 C SL 85 B FF 93 F FF 93 X FS 83 1-2 ③ G5-3				3	1	0	0	1	0	0
5 Corey Seager, L (1, 6) OBP: 0.412, SLG: 0.605	B FF 94 F FF 94 B CH 86 T FF 94 X SL 87 2-2 30 G4-6-3 1-3 1B	X CH 87 0-0 ② F6	S FF 94 S FF 94 B FF 95 F FF 95 F CH 86 F FF 96 B SL 88 F CH 87 F FF 95 4-2 B FF 95 B SL 88 BB				F FF 96 X SL 84 0-1 ① L7		3	0	1	0	1	0	0
30 Nathaniel Lowe, L (1, 3) OBP: 0.368, SLG: 0.421	B FF 94 X FF 94 1-0 ① ② G4-6-3 1-2f 3-H	B CU 78 C FF 94 X SL 89 1-1 ③ F8	F SL 88 C FF 93 F SL 87 X SL 87 0-2 ② P3				F SL 83 S SL 85 S SL 87 0-3 ② K		4	0	0	0	0	1	2
53 Adolis García, R (1, 9) OBP: 0.332, SLG: 0.510	S SL 89 S FF 94 B SL 88 B SL 88 F FF 94 S FF 94 2-3 ③ K		C FF 94 F FF 94 B SL 87 X SL 89 1-2 ① F7	F FF 92 X SL 87 0-1 ③ P6			S FF 98 F FF 98 X FF 99 0-2 2B		4	0	1	0	0	1	1
6 Josh Jung, R (1, 5) OBP: 0.327, SLG: 0.494		S SL 88 S SL 88 B SL 86 B SL 89 B SL 88 F SL 90 B FF 96 4-2 20 F8 28 E BB	F SL 89 X FF 94 0-1 HR	B ST 80 F ST 79 B ST 77 S CU 72 S CU 73 2-3 ① K			B SL 89 F SL 88 B FF 97 S SL 88 X SL 88 2-2 ③ G6-3		3	1	1	1	1	1	1
28 Jonah Heim, S (1, 2) OBP: 0.330, SLG: 0.477		B FF 94 B SL 88 F FF 94 F FF 94 X FF 95 2-2 ① L4 1-2	B CU 78 S FF 94 X FF 95 1-1 HR	B FC 90 F CU 74 F FC 89 F FC 90 X CU 73 1-2 ② G4-3				C CU 81 B CU 82 B SL 90 B FF 94 C SL 90 S SL 91 3-3 ① K	4	1	1	1	0	1	1
20 Ezequiel Duran, R (1, 10) OBP: 0.361, SLG: 0.557		X SL 88 0-0 ② F8 2-3	B SL 86 B SL 88 F SL 87 S SL 88 S FF 95 2-3 ② K	S FC 90 S FC 88 C CU 73 0-3 ③ K				C FF 96 B CU 84 X SL 89 1-1 ② L9	4	0	0	0	0	2	1
16 Travis Jankowski, L (1, 7) OBP: 0.417, SLG: 0.396		B FF 95 B FF 95 B FF 94 C FF 94 B FF 95 4-1 BB	C FF 96 S CH 87 X CH 86 0-2 1B			B FF 91 C FF 91 C FF 93 B FF 93 F FF 93 B FF 93 X FF 93 3-2 ① P5		C CU 82 S SL 90 B SL 90 X FF 96 1-2 ③ F7	3	0	1	0	1	0	0
3 Leody Taveras, S (1, 8) OBP: 0.342, SLG: 0.473		B FF 95 B CH 85 X FF 95 2-0 ③ F8	B FF 94 B FF 94 X FF 94 2-0 ③ F7				B FS 82 F FF 93 C FS 82 F FS 83 S FF 93 1-3 ② K		3	0	0	0	0	1	3

	AB	R	H	RBI	BB	SO	LOB
	31	3	5	2	4	7	9

Inning Stats	1	2	3	4	5	6	7	8	9	1B	SF	WP	PA
R	1	0	0	2	0	0	0	0	0	2	0	0	35
H	1	0	0	3	0	0	0	1	0	2B 1	SAC 0	PB 0	
E	0	1	0	1	0	0	0	0	0	3B 0	DP 1	SB 0	
LOB	0	2	0	1	1	1	0	0	0	HR 2	HBP 0	CS 0	
K	1	0	0	1	0	0	1	0	1				
BB	1	2	0	0	1	0	0	0	0				
S	10	9	7	14	15	10	12	11	8				
P	19	21	8	20	20	13	17	13	13				

PITCHER		IP	WLS	BF	H	R	ER	SO	BB	IBB	HBP	BLK	WP	HR	S	P	ERA	WHIP
56 Ronel Blanco, R ERA: 4.73	(1, 1)	5.0	W	22	4	3	3	2	4	0	0	0	0	2	55	88	5.40	1.600
88 Phil Maton, R ERA: 1.77	(6, 1)	1.0	H	3	0	0	0	2	0	0	0	0	0	0	10	13	0.00	0.000
50 Héctor Neris, R ERA: 1.1	(7, 1)	1.0	H	3	0	0	0	1	0	0	0	0	0	0	12	17	0.00	0.000
52 Bryan Abreu, R ERA: 2.61	(8, 1)	1.0	H	4	1	0	0	1	0	0	0	0	0	0	11	13	0.00	1.000
55 Ryan Pressly, R ERA: 2.8	(9, 1)	1.0	S	3	0	0	0	1	0	0	0	0	0	0	8	13	0.00	0.000

PITCHER	IP	WLS	BF	H	R	ER	SO	BB	IBB	HBP	BLK	WP	HR	S	P	ERA	WHIP

Houston Astros @ Texas Rangers

Globe Life Field, Arlington, TX

Sat Jul 01 2023, 3:08 PM - 5:49 PM CDT

Att. 40,380 - Roof Closed - 74 F

livebaseballscorecards.com

Batter	1	2	3	4	5	6	7	8	9	AB	R	H	RBI	BB	SO	LOB
27 Jose Altuve, R (1, 4) OBP: 0.368, SLG: 0.469	X FF 96 0-0 ① G6-3		X CU 78 0-0 ③ G6-3			B FC 93 F SL 84 F FS 88 B FF 97 C CU 78 2-3 ② K			B SL 85 X FF 92 1-0 ② G6-3	4	0	0	0	0	1	0
2 Alex Bregman, R (1, 5) OBP: 0.350, SLG: 0.411	B FF 97 X FF 97 1-0 ② G6-3			B FC 90 B FF 96 C FC 92 B CU 76 F FF 96 F FC 91 F CU 77 B FF 99 4-2 30 G6-3 BB		C CU 77 F FS 89 B FF 97 F SL 84 S FS 88 1-3 ③ K			B FF 94 B FF 92 C FF 94 B SL 87 C SL 86 X FF 94 3-2 30 HR 2B	3	1	1	0	1	1	0
30 Kyle Tucker, L (1, 9) OBP: 0.360, SLG: 0.469	S FF 96 X FC 92 0-1 79 CS 1B			D CU 76 F FC 90 D FS 88 X FC 90 2-1 ①② G6-3 1-2f			B FF 93 X CU 76 1-0 ① P3		B CU 75 X SL 85 1-0 2-H HR	4	1	2	2	0	0	1
79 José Abreu, R (1, 3) OBP: 0.286, SLG: 0.337	C FC 92 S SL 84 B CU 77 1-2 ③ CS 1-2	S CU 76 S FS 89 X SL 83 0-2 ① G6-3		C FC 92 B SL 84 F FF 97 B FF 96 S CU 78 2-3 ③ K			S FS 89 F CU 76 B FF 96 F FS 89 B SL 82 B FF 97 B FS 87 4-2 21 G6-4-3 BB		C CU 77 S FF 94 X SL 84 0-2 ③ G4-3	3	0	0	0	1	1	0
21 Yainer Diaz, R (1, 10) OBP: 0.287, SLG: 0.490		B CU 78 F FC 93 X FS 89 1-1 ① 14 BB 1B			C CU 76 T CU 77 X CU 76 0-2 ① F8		S FC 90 D SL 84 F CU 77 X SL 83 1-2 ②③ G6-4-3 1-2f			3	0	1	0	0	0	1
14 Mauricio Dubón, R (1, 6) OBP: 0.308, SLG: 0.406		B FF 96 D FC 86 S FS 88 F FF 95 B SL 84 B FS 86 4-2 9 G6-4-3 1-2 BB			B FF 96 F FS 88 X SL 82 1-1 ② G1-3			C SL 88 B SL 88 S FF 97 X CU 86 1-2 ① G4-3		2	0	0	0	1	0	0
9 Corey Julks, R (1, 7) OBP: 0.307, SLG: 0.394		C FC 90 S FF 96 B FS 88 B SL 86 X FF 96 2-2 ②③ G6-4-3 1-2f			S FF 96 B FS 86 B SL 86 B FS 89 F FC 92 B FF 97 4-2 BB			F FF 97 B SL 89 C SL 88 C CU 86 1-3 ② K		2	0	0	0	1	1	2
6 Jake Meyers, R (1, 8) OBP: 0.313, SLG: 0.380			S CU 76 C FS 88 B FF 96 B FF 96 B FS 90 F FF 96 C FC 92 3-3 ① K		B CU 76 B FF 94 X FC 91 2-0 ③ G5-3			B CU 84 B FF 98 F SL 87 C FF 97 X CU 85 2-2 ③ G5-3		3	0	0	0	0	1	1
15 Martín Maldonado, R (1, 2) OBP: 0.261, SLG: 0.290			C FF 96 F FC 92 F FF 96 B CU 77 S SL 86 1-3 ② K			B FC 89 F FF 94 B CU 77 X FC 90 2-1 ① P2			C FF 93 X SL 87 0-1 ① G5-3	3	0	0	0	0	1	0
Inning Stats	R: 0 H: 1 E: 0 LOB: 0 K: 0 BB: 0 S: 6 P: 8	R: 0 H: 1 E: 0 LOB: 1 K: 0 BB: 1 S: 10 P: 17	R: 0 H: 0 E: 0 LOB: 0 K: 2 BB: 0 S: 9 P: 13	R: 0 H: 0 E: 0 LOB: 0 K: 1 BB: 1 S: 9 P: 17	R: 0 H: 0 E: 0 LOB: 1 K: 0 BB: 1 S: 8 P: 15	R: 0 H: 0 E: 0 LOB: 0 K: 2 BB: 0 S: 9 P: 14	R: 0 H: 0 E: 0 LOB: 0 K: 0 BB: 1 S: 7 P: 13	R: 0 H: 0 E: 0 LOB: 0 K: 1 BB: 0 S: 9 P: 13	R: 2 H: 2 E: 0 LOB: 0 K: 0 BB: 0 S: 10 P: 15	1B: 2 SF: 0 2B: 1 SAC: 0 3B: 0 DP: 3 HR: 1 HBP: 0						

	AB	27
	R	2
	H	4
	RBI	2
	BB	4
	SO	6
	LOB	5

WP: 0 PA: 32
PB: 0
SB: 0
CS: 1

PITCHER		IP	WLS	BF	H	R	ER	SO	BB	IBB	HBP	BLK	WP	HR	S	P	ERA	WHIP
17 Nathan Eovaldi, R ERA: 2.64	(1, 1)	7.0	W	23	2	0	0	5	4	0	0	0	0	0	58	97	0.00	0.857
66 Josh Sborz, R ERA: 2.62	(8, 1)	1.0		3	0	0	0	1	0	0	0	0	0	0	9	13	0.00	0.000
68 Joe Barlow, R ERA: 4.66	(9, 1)	0.2		4	2	2	2	0	0	0	0	0	0	1	7	12	27.00	3.000
51 Will Smith, L ERA: 2.7	(9, 1)	0.1		1	0	0	0	0	0	0	0	0	0	0	3	3	0.00	0.000

PITCHER		IP	WLS	BF	H	R	ER	SO	BB	IBB	HBP	BLK	WP	HR	S	P	ERA	WHIP

Batter	1	2	3	4	5	6	7	8	9	AB	R	H	RBI	BB	SO	LOB
2 Marcus Semien, R (1, 4) OBP: 0.349, SLG: 0.460	B FF 97 B FF 96 F FF 95 C FF 96 X FC 94 2-2 30 G5-3 5 S 1B		F FF 94 B FF 95 1 SAFE B FF 94 X FF 96 2-1 ① 1-3 1B	1 SAFE B FC 91 S FF 96 F FF 96 B FS 88 B FS 87 F FF 96 X KC 83 3-2 5 1B 1-H 1B		F ST 79 F FF 91 B CH 86 X ST 81 1-2 ② G5-3		B SL 90 B SL 90 S FF 96 F FF 96 B FF 97 F SI 96 B FF 98 4-2 30 E 1-2 BB		4	0	3	1	1	0	1
5 Corey Seager, L (1, 6) OBP: 0.416, SLG: 0.603	F FF 96 B FF 97 S FF 97 D KC 85 B FF 96 C FF 96 3-3 ① K 1-2		B KC 84 F KC 83 S FF 96 3 SAFE F FF 97 X KC 86 1-2 53 F9 30 1B 3-H 1B	B FC 91 B FF 94 X FF 94 2-0 1-3 1B		B CH 87 F CH 87 B CH 86 T FF 91 B FF 91 B CH 87 4-2 BB		F FF 96 C CH 92 B CH 92 S FF 98 1-3 ① K		4	0	2	1	1	2	3
30 Nathaniel Lowe, L (1, 3) OBP: 0.365, SLG: 0.418	B KC 84 B FF 96 X FC 92 2-0 ② G5-3 2-3		S FF 96 B FF 96 X FC 92 1-1 1-2 1B	S FF 96 F FF 95 F FF 97 X KC 82 0-2 ③ G1-3		B FF 92 F FF 91 X ST 79 1-1 ③ L9		B FF 96 B CH 92 S FF 96 F FF 96 B FF 96 X FF 94 3-2 ② F8 1-3 2-H		5	0	1	0	0	0	6
53 Adolis García, R (1, 9) OBP: 0.331, SLG: 0.508	F FF 97 S FF 98 S FF 97 0-3 ③ K		X KC 82 0-0 ② F9 2-3		C FF 90 F SI 91 F FF 90 B ST 81 S ST 80 1-3 ① K		X FF 98 0-0 6 2B 2B	F SI 97 S FF 97 X SI 96 0-2 ③ F8		5	1	1	0	0	2	4
6 Josh Jung, R (1, 5) OBP: 0.326, SLG: 0.494		B ST 84 C FC 92 B FC 95 C FF 97 B FF 97 F FF 96 C FF 96 3-3 ① K	C FC 92 F FC 92 1 SAFE F FF 97 F FF 96 S KC 82 0-3 ③ K		S ST 79 F ST 79 B ST 80 B ST 80 F SI 91 C FF 91 2-3 ② K		B SL 87 C SL 89 S FF 98 B FF 98 B SL 89 F SL 90 F FF 98 F SL 88 X SL 89 3-2 2-H 2B			4	0	1	1	0	3	2
28 Jonah Heim, S (1, 2) OBP: 0.336, SLG: 0.489		B KC 85 B KC 84 C FF 96 B FF 97 X FF 96 3-1 2B		B FF 94 B FF 96 X FC 90 2-0 A4 08 20 2-3 16 1B 2B	B FF 92 X FF 92 1-0 1B		S FF 98 S FF 98 B FF 99 X FF 98 1-2 ① F7			4	1	3	0	0	0	1
20 Ezequiel Duran, R (1, 10) OBP: 0.354, SLG: 0.547		B FC 93 B FF 96 F FF 96 F FF 95 F FF 98 F KC 83 D ST 86 X KC 84 3-2 ② L9		S FF 94 B FF 94 F FF 95 B FF 95 C FF 95 2-3 ① K2-3 2-3	C ST 79 F SI 91 B FF 91 S ST 80 1-3 ③ K		F FS 88 B FF 98 F FF 97 F FS 89 B FF 99 X FF 98 2-2 ② F9			4	0	0	0	0	2	4
16 Travis Jankowski, L (1, 7) OBP: 0.419, SLG: 0.400		B FF 94 S FF 96 B FF 96 F FF 96 F FF 96 B KC 83 S FC 94 3-3 ③ K		B FC 91 C FC 90 B FF 96 X FF 95 2-1 2 S 2 1B 3-H 1B		B ST 78 B FF 90 B FF 91 C FF 90 C FF 90 X FF 91 3-2 3 S 1B		B FF 98 C FF 96 D FS 88 F FF 98 X FF 99 2-2 ③ F7		4	1	2	1	0	1	2
3 Leody Taveras, S (1, 8) OBP: 0.345, SLG: 0.474			X KC 82 0-0 2 1B 5 1B 1B	B FF 95 X FC 91 1-0 ② F7		F FF 91 F CH 86 B CH 85 S CH 88 1-3 ① K 1-2		F FF 97 S SL 89 B FF 98 F FF 97 F SL 89 X CH 91 1-2 30 F8 2 S 30 E 1B		4	2	2	0	0	1	2
Inning Stats	R: 0 E: 0 K: 2 S: 10 H: 1 LOB: 1 BB: 0 P: 17	R: 0 E: 0 K: 2 S: 15 H: 1 LOB: 1 BB: 0 P: 27	R: 1 E: 0 K: 1 S: 15 H: 4 LOB: 2 BB: 0 P: 19	R: 2 E: 0 K: 1 S: 16 H: 4 LOB: 2 BB: 0 P: 28	R: 0 E: 0 K: 3 S: 12 H: 1 LOB: 1 BB: 0 P: 17	R: 0 E: 0 K: 1 S: 13 H: 1 LOB: 2 BB: 1 P: 23	R: 1 E: 0 K: 0 S: 17 H: 2 LOB: 1 BB: 0 P: 25	R: 1 E: 1 K: 1 S: 17 H: 1 LOB: 1 BB: 1 P: 26		1B: 11 2B: 4 3B: 0 HR: 0 SF: 0 SAC: 0 DP: 0 HBP: 0		WP: 0 PB: 0 SB: 4 CS: 0 PA: 40	

PITCHER		IP	WLS	BF	H	R	ER	SO	BB	IBB	HBP	BLK	WP	HR	S	P	ERA	WHIP
58 Hunter Brown, R ERA: 3.76	(1, 1)	4.0	L	21	10	3	3	6	0	0	0	0	0	0	56	91	6.75	2.500
61 Seth Martinez, R ERA: 4.24	(5, 1)	2.0		9	2	0	0	4	1	0	0	0	0	0	25	40	0.00	1.500
45 Ryne Stanek, R ERA: 4.39	(7, 1)	1.0		5	2	1	1	0	0	0	0	0	0	0	17	25	9.00	2.000
47 Rafael Montero, R ERA: 7.08	(8, 1)	1.0		5	1	1	0	1	1	0	0	0	0	0	17	26	0.00	2.000

PITCHER	IP	WLS	BF	H	R	ER	SO	BB	IBB	HBP	BLK	WP	HR	S	P	ERA	WHIP

BOTTOM

Houston Astros @ Texas Rangers

Globe Life Field, Arlington, TX

Sat Jul 01 2023, 3:08 PM - 5:49 PM CDT

Att. 40,380 - Roof Closed - 74 F

livebaseballscorecards.com

AB	38
R	5
H	15
RBI	4
BB	2
SO	11
LOB	25

Houston Astros @ Texas Rangers

Globe Life Field, Arlington, TX

Sun Jul 02 2023, 1:41 PM - 4:19 PM CDT

Att. 39,580 - Roof Closed - 74 F

livebaseballscorecards.com

Batter	1	2	3	4	5	6	7	8	9	AB	R	H	RBI	BB	SO	LOB
27 Jose Altuve, R (1, 4) OBP: 0.370, SLG: 0.492	B FF 94 C SL 81 S FF 94 F FF 95 F SL 82 F SL 82 F FF 96 F CH 86 F SL 83 2-3 B FF 85 F CH 85 F FF 96 F FF 97 S SL 83 K ①		L SL 83 F SL 83 B FF 94 X FF 95 1-2 F9 ③		C CH 84 B FF 93 F SL 83 S CH 86 1-3 K ③		B FF 100 C FF 99 X SL 90 1-1 1B		B SI 91 X FF 94 1-0 HR	5	1	2	1	0	2	1
2 Alex Bregman, R (1, 5) OBP: 0.345, SLG: 0.405	C FF 95 B FF 94 F SL 82 B FF 95 S FF 94 2-3 K ②			C FF 92 F CH 83 B FF 93 X FF 94 1-2 F8 ①		C SI 93 B SL 86 B SL 85 X SI 93 2-1 G5-3 ①	B FF 99 B FF 98 1 SAFE F FF 99 F SL 88 B SI 99 X SI 99 3-2 G4-3 ③		C SI 94 B FF 95 F SL 87 B FF 95 F FF 94 F SL 87 B SI 93 X FF 92 3-2 F7 ①	5	0	0	0	0	1	1
30 Kyle Tucker, L (1, 9) OBP: 0.361, SLG: 0.466	X FF 95 0-0 G5-3 ③			C FF 94 C FF 94 B FF 95 B SL 83 B FF 94 B SL 83 4-2 14 1B BB		B FF 94 C FF 93 B FF 94 B FF 94 X FF 94 3-1 79 1B 14 2B 1B		B CU 84 B CU 84 X FF 97 2-0 L9 ①	C SI 94 B SI 95 X FF 96 1-1 G6-3 ②	4	1	1	0	1	0	0
79 José Abreu, R (1, 3) OBP: 0.291, SLG: 0.344		C FF 94 X SL 82 0-1 2B		C FF 92 B FF 92 B CH 85 F FF 93 X FF 92 2-2 F8 ②		B SL 85 X SI 93 1-0 14 2B 1-3 1B		C SL 89 B FF 98 F FF 98 X CU 87 1-2 9 BB 14 BB 20 3B 1B	B SI 94 B FF 95 F SI 92 X FF 95 2-1 F8 ③	5	1	3	0	0	0	1
14 Mauricio Dubón, R (1, 6) OBP: 0.315, SLG: 0.412		B FF 93 F FF 93 F FF 94 X SL 83 1-2 G6-3 ①		C CH 84 F FF 92 X SL 83 0-2 1-2 1B		C SI 94 B SL 86 X SI 93 1-1 1-3 3-H 2B		B SL 89 F SL 90 B SL 89 B FF 97 D SL 90 4-1 9 BB 20 3B 1-2 BB		3	1	2	1	1	0	1
21 Yainer Diaz, R (1, 10) OBP: 0.280, SLG: 0.477		S FF 94 S FF 93 S FF 94 0-3 K ②		S FF 93 F FF 93 F FF 93 S CH 85 0-3 K ③		C SL 87 S SL 87 B SL 87 S FF 93 1-3 K ②		X SL 89 0-0 F8 ②		4	0	0	0	0	3	7
9 Corey Julks, R (1, 7) OBP: 0.306, SLG: 0.389		F FF 94 B CH 85 B FF 93 F FF 94 B FF 95 S SL 84 3-3 K ③			C CH 82 B FF 92 S CH 83 B FF 94 S CH 84 2-3 K ①	X SL 87 0-0 F8 ③		C SL 90 B SL 90 B FF 98 B SL 89 F FF 98 B SL 91 4-2 20 3B 1-2 2-3 BB		3	1	0	0	1	2	3
20 Chas McCormick, R (1, 8) OBP: 0.339, SLG: 0.458			X FF 93 0-0 F8 ①		M SL 81 S SL 82 B FF 93 F FF 94 X SL 83 1-2 1B		F FF 98 C FF 97 B SI 100 S SL 90 1-3 K ①	X FF 97 0-0 1-H 2-H 3-H 3B		4	0	2	3	0	1	0
15 Martín Maldonado, R (1, 2) OBP: 0.256, SLG: 0.284			C FF 92 B FF 93 C SL 83 F SL 83 B FF 94 F SL 83 S SL 82 2-3 K ②		B FF 92 X CH 83 1-0 F8 ②		F FF 99 C SI 100 S SI 102 0-3 K ②	S SI 92 S FF 95 C FF 96 0-3 K ③		4	0	0	0	0	3	2

AB	37								
R	5								
H	10								
RBI	5								
BB	3								
SO	12								
LOB	16								

Inning Stats	1	2	3	4	5	6	7	8	9	1B: 6	SF: 0	WP: 0	PA: 40
	R: 0 E: 0 K: 2 S: 16 H: 0 LOB: 0 BB: 0 P: 20	R: 0 E: 0 K: 2 S: 11 H: 1 LOB: 1 BB: 0 P: 15	R: 0 E: 0 K: 1 S: 9 H: 0 LOB: 0 BB: 0 P: 12	R: 0 E: 0 K: 1 S: 15 H: 1 LOB: 2 BB: 1 P: 22	R: 0 E: 0 K: 2 S: 11 H: 1 LOB: 1 BB: 0 P: 16	R: 1 E: 0 K: 1 S: 11 H: 3 LOB: 2 BB: 0 P: 19	R: 0 E: 0 K: 2 S: 11 H: 1 LOB: 1 BB: 0 P: 16	R: 3 E: 0 K: 1 S: 12 H: 2 LOB: 1 BB: 2 P: 23	R: 1 E: 0 K: 0 S: 10 H: 1 LOB: 0 BB: 0 P: 17	2B: 2 3B: 1 HR: 1	SAC: 0 DP: 0 HBP: 0	PB: 0 SB: 0 CS: 0	

PITCHER		IP	WLS	BF	H	R	ER	SO	BB	IBB	HBP	BLK	WP	HR	S	P	ERA	WHIP
44 Andrew Heaney, L ERA: 4.12	(1, 1)	5.0		19	3	0	0	8	1	0	0	0	0	0	62	85	0.00	0.800
65 Grant Anderson, R ERA: 3.38	(6, 1)	1.0	B	6	3	1	1	1	0	0	0	0	0	0	11	19	9.00	3.000
45 Aroldis Chapman, L ERA: 2.37	(7, 1)	1.0		4	1	0	0	2	0	0	0	0	0	0	11	16	0.00	1.000
66 Josh Sborz, R ERA: 3.34	(8, 1)	0.2	L	6	2	3	3	0	2	0	0	0	0	0	9	20	40.50	6.000
46 Brock Burke, L ERA: 3.24	(8, 1)	1.1		5	1	1	1	1	0	0	0	0	0	1	13	20	6.75	0.750

PITCHER	IP	WLS	BF	H	R	ER	SO	BB	IBB	HBP	BLK	WP	HR	S	P	ERA	WHIP

BOTTOM

Houston Astros @ Texas Rangers

Globe Life Field, Arlington, TX

Sun Jul 02 2023, 1:41 PM - 4:19 PM CDT

Att. 39,580 - Roof Closed - 74 F

livebaseballscorecards.com

Batter	1	2	3	4	5	6	7	8	9	AB	R	H	RBI	BB	SO	LOB
2 Marcus Semien, R (1, 4) OBP: 0.351, SLG: 0.462	C FF 96 X FF 96 0-1 ① F9		F ST 83 B ST 85 S FC 90 B CH 89 B FC 89 B FF 94 4-2 53 G5-3 30 HBP BB		X FF 94 0-0 5 G4-3 2B		F FF 93 C FF 94 X FF 93 0-2 ③ F8			3	0	1	0	1	0	1
5 Corey Seager, L (1, 6) OBP: 0.418, SLG: 0.606	X FF 96 0-0 30 2B 53 SF3 1B		B FF 96 B FF 94 C CH 87 1 SAFE B CH 88 F FF 95 X FF 96 3-2 ① F8		C FC 90 B FC 88 S CU 81 X CU 82 1-2 ② G4-3 2-3			B SL 82 B FF 96 B FF 96 X FF 96 3-0 30 HR 2B		4	2	2	0	0	0	2
30 Nathaniel Lowe, L (1, 3) OBP: 0.369, SLG: 0.433	B FF 95 B FF 96 X FF 95 2-0 1-3 2B		B FC 90 C CU 80 D CU 83 S CH 87 1 SAFE H FF 94 3-2 1-2 HBP		B CU 82 C CU 82 F SI 93 F FF 94 C SI 93 1-3 ③ K			D SL 88 C FF 98 D SL 85 B SL 90 F SL 88 X SL 88 3-2 2-H HR		3	1	2	2	0	1	1
53 Adolis García, R (1, 9) OBP: 0.327, SLG: 0.503	X FF 96 0-0 ② SF3 3-H		B FC 90 C FF 94 S FF 94 F FF 95 F ST 86 X FC 90 1-2 ②③ G5-3 2-3f			B FC 88 X FC 88 1-0 ① F7		S FF 99 F FF 100 F SL 89 B SL 90 B SL 90 S SL 89 2-3 ① K		3	0	0	1	0	1	2
6 Josh Jung, R (1, 5) OBP: 0.323, SLG: 0.487	X ST 85 0-0 ③ G6-3			B ST 84 C FF 94 C FF 95 F FC 89 X FF 95 1-2 ① L3		X ST 81 0-0 ② F8		S SL 90 B FF 99 S SL 89 F SL 88 B FF 99 F FF 98 F SL 88 S FF 98 2-3 ② K		4	0	0	0	0	1	1
28 Jonah Heim, S (1, 2) OBP: 0.334, SLG: 0.484		B CU 81 B CU 81 X FF 96 2-0 ① F8		F CU 82 B CU 81 B FF 94 B FF 94 B FF 94 4-1 BB		C FC 89 F CU 74 B FC 91 S FC 90 1-3 ③ K		B FF 98 S FF 98 X FF 98 1-1 ③ F7		3	0	0	0	1	1	0
20 Ezequiel Duran, R (1, 7) OBP: 0.349, SLG: 0.537		C ST 85 B FC 88 B FC 90 S FF 96 B FF 97 S ST 86 3-3 ② K		B FC 87 B ST 84 S FF 94 T FF 93 F FF 95 T FC 90 2-2 ② K			S FS 80 B FF 91 S FF 92 S FF 92 1-3 ① K		B SL 90 B SL 88 C FF 94 F SL 89 C FF 95 2-3 ① K	4	0	0	0	0	4	1
3 Leody Taveras, S (1, 8) OBP: 0.347, SLG: 0.478		C FF 96 S CU 84 X CU 83 0-2 2B		C FF 94 C FF 95 B FF 94 D CH 88 F FF 95 T CH 87 2-2 ③ K			F FF 93 S FF 93 F FF 93 X FS 83 0-2 1B		X FF 96 0-0 ② G6-3	4	0	2	0	0	1	1
47 Josh Smith, L (1, 10) OBP: 0.352, SLG: 0.340 18 Mitch Garver, R (5, PH) OBP: 0.315, SLG: 0.400 (6, 10) 16 Travis Jankowski, L (9, PH) OBP: 0.416, SLG: 0.397		B FF 94 B FF 94 X FF 94 2-0 ③ L8			C CU 81 C CU 81 B CU 82 F CU 82 T FC 89 1-2 ① K		B FF 92 F FF 92 1 SAFE C FF 93 F SI 93 S FF 94 1-3 ② K		C FF 95 S CU 83 X CU 82 0-2 ③ G4-3	1 2 1	0 0 0	0 0 0	0 0 0	0 0 0	0 2 0	1 1 0

Inning Stats	1	2	3	4	5	6	7	8	9
	R: 1 E: 0 K: 0 S: 6	H: 2 LOB: 1 BB: 0 P: 8	R: 0 E: 0 K: 1 S: 8	H: 1 LOB: 1 BB: 0 P: 15	R: 0 E: 0 K: 0 S: 12	H: 0 LOB: 1 BB: 1 P: 23	R: 0 E: 0 K: 2 S: 13	H: 0 LOB: 1 BB: 1 P: 22	R: 0 E: 0 K: 2 S: 12	H: 1 LOB: 1 BB: 0 P: 15	R: 0 E: 0 K: 1 S: 5	H: 0 LOB: 0 BB: 0 P: 7	R: 0 E: 0 K: 2 S: 14	H: 1 LOB: 1 BB: 0 P: 16	R: 2 E: 0 K: 2 S: 16	H: 2 LOB: 0 BB: 0 P: 27	R: 0 E: 0 K: 1 S: 7	H: 0 LOB: 0 BB: 0 P: 9

	AB	32
	R	3
	H	7
	RBI	3
	BB	2
	SO	11
	LOB	11

	1B: 2	SF: 1
	2B: 4	SAC: 0
	3B: 0	DP: 1
	HR: 1	HBP: 1

	WP: 0	PA: 36
	PB: 0	
	SB: 0	
	CS: 0	

PITCHER		IP	WLS	BF	H	R	ER	SO	BB	IBB	HBP	BLK	WP	HR	S	P	ERA	WHIP
66 Shawn Dubin, R ERA: 7.0	(1, 1)	4.0		17	3	1	1	3	2	0	1	0	0	0	39	68	2.25	1.250
67 Parker Mushinski, L ERA: 4.15	(5, 1)	1.0		4	1	0	0	2	0	0	0	0	0	0	12	15	0.00	1.000
88 Phil Maton, R ERA: 1.73	(6, 1)	1.0		3	0	0	0	1	0	0	0	0	0	0	5	7	0.00	0.000
50 Héctor Neris, R ERA: 1.07	(7, 1)	1.0	W	4	1	0	0	2	0	0	0	0	0	0	14	16	0.00	1.000
52 Bryan Abreu, R ERA: 3.0	(8, 1)	1.0	H	5	2	2	2	2	0	0	0	0	0	1	16	27	18.00	2.000

PITCHER		IP	WLS	BF	H	R	ER	SO	BB	IBB	HBP	BLK	WP	HR	S	P	ERA	WHIP
55 Ryan Pressly, R ERA: 2.72	(9, 1)	1.0	S	3	0	0	0	1	0	0	0	0	0	0	7	9	0.00	0.000

Houston Astros @ Texas Rangers

Globe Life Field, Arlington, TX

Mon Jul 03 2023, 1:09 PM - 4:13 PM CDT

Att. 38,936 - Roof Closed - 74 F

TOP

livebaseballscorecards.com

Batter	1	2	3	4	5	6	7	8	9	AB	R	H	RBI	BB	SO	LOB
27 Jose Altuve, R (1, 4) OBP: 0.371, SLG: 0.479	B SI 90 B SI 90 C CH 82 B FC 88 B CH 82 4-1 30 2B BB	X CU 77 0-0 ① F8		B KC 80 B ST 81 B ST 81 B FF 93 4-0 30 1B 2 1B BB	B FC 87 C FF 89 B CH 81 B FC 88 C CH 80 S CH 82 3-3 ③ K			B FF 100 C FF 99 B FF 100 B FF 99 X FF 98 3-1 ② P2		3	1	0	0	2	1	3
14 Mauricio Dubón, R (1, 6) OBP: 0.313, SLG: 0.408	F FC 88 F CH 82 B SI 89 B CH 83 B FC 89 X SI 90 3-2 ① F9	B CU 77 B CH 82 B FC 89 C SI 91 X FC 90 3-1 30 HR 1-2 2-3 1B		C FF 94 S FF 94 D ST 83 F ST 82 S ST 81 1-3 ② K		C CH 81 S CH 81 B CH 82 F FF 91 F CH 83 X FC 86 1-2 ① L5		F FF 99 B FS 90 B FF 100 X SL 89 2-1 ③ G5-3		5	1	1	0	0	1	2
30 Kyle Tucker, L (1, 9) OBP: 0.370, SLG: 0.487	B SI 91 X SI 88 1-0 1-3 2B	F SI 91 B CH 84 F SI 92 B SI 91 F CH 84 B SL 82 F SI 91 F CH 85 X SI 91 3-2 1-H 2-H 3-H HR		D KC 80 F FF 94 B FF 94 X ST 82 2-1 2 1B 79 HR 1-2 1B		F FF 90 H FF 91 1-1 HBP			X SL 80 0-0 79 2B 1B	4	3	4	4	0	0	0
2 Alex Bregman, R (1, 5) OBP: 0.343, SLG: 0.402	C SI 91 B CH 83 X FC 89 1-1 ② P3	C FF 93 X ST 83 0-1 ② F8		B FF 93 X FF 93 1-0 79 HR 1-3 2-H 1B		C CH 80 1 SAFE B FF 90 C CH 80 C FF 90 1-3 ② K			B FF 93 C CU 78 B FF 93 D SL 81 F FF 93 F FF 95 1 SAFE X FF 94 3-2 ① F8	5	1	1	1	0	1	4
79 José Abreu, R (1, 3) OBP: 0.292, SLG: 0.358	C FC 89 B CH 83 F SI 90 X CH 83 1-2 ③ L4	B KC 81 S FF 94 C ST 82 B FF 95 S ST 82 2-3 ③ K		C ST 82 X FF 94 0-1 2-H 3-H HR		1 SAFE C CH 80 B FF 90 F CH 81 C FF 92 1-3 ③ K			B CU 78 X FF 94 1-0 20 2B 1-H 2B	5	2	2	4	0	2	3
20 Chas McCormick, R (1, 8) OBP: 0.341, SLG: 0.481		B FC 87 B FF 89 B FC 87 C SI 90 C FC 88 X SI 91 3-2 HR	C KC 79 X ST 82 0-1 ① G1-3	B ST 82 B ST 82 X ST 82 2-0 ③ P9			X SL 81 0-0 ① B1-3		X SL 83 0-0 21 L7 2-H 2B	5	1	2	2	0	0	0
21 Yainer Diaz, R (1, 10) OBP: 0.277, SLG: 0.487		F CH 83 F CH 83 F SI 90 B CH 82 X FC 88 1-2 HR	S ST 82 X ST 82 0-1 ② G5-3		C ST 81 B KC 80 B ST 80 C FF 92 X ST 81 2-2 ① G5-3		C CH 81 F CH 82 B FF 91 B CH 85 S FF 90 2-3 ② K		S SL 83 F SL 82 X SL 82 0-2 ② L7 2-3	5	1	1	1	0	1	1
9 Corey Julks, R (1, 7) OBP: 0.308, SLG: 0.389		X SI 90 0-0 14 1B 15 BB 30 HR 1B	C FF 95 B ST 84 S ST 83 B FF 95 X ST 83 2-2 ③ L8		B KC 81 X FF 92 1-0 15 F8 15 S 1B		C FF 90 X CH 83 0-1 ③ F9		S SL 82 D SL 82 B SL 81 F FF 93 X SL 82 2-2 ③ G6-3	5	1	2	0	0	0	1
15 Martín Maldonado, R (1, 2) OBP: 0.256, SLG: 0.280		C FC 88 1 SAFE S SI 89 B FC 88 B FC 88 F SI 90 B FC 88 F FC 87 F SI 90 4-2 F SI 90 B CH 83 14 1B 30 HR 1-2 BB		B FF 93 C ST 81 F ST 81 X ST 82 1-2 ① P4	D ST 81 1 SAFE S FF 92 S ST 81 F ST 81 F FF 93 X ST 81 1-2 ② F8 1-3			F FF 95 B FF 96 C SL 87 S FF 100 1-3 ① K		3	1	0	0	1	1	1

Inning Stats	1	2	3	4	5	6	7	8	9
	R: 0 E: 0 K: 0 S: 10	R: 6 E: 0 K: 1 S: 28	R: 0 E: 0 K: 0 S: 7	R: 4 E: 0 K: 1 S: 13	R: 0 E: 0 K: 1 S: 12	R: 0 E: 0 K: 2 S: 12	R: 0 E: 0 K: 1 S: 6	R: 0 E: 0 K: 1 S: 7	R: 2 E: 0 K: 0 S: 13
	H: 1 LOB: 2 BB: 1 P: 20	H: 5 LOB: 0 BB: 1 P: 44	H: 0 LOB: 0 BB: 0 P: 9	H: 3 LOB: 0 BB: 1 P: 24	H: 1 LOB: 1 BB: 0 P: 19	H: 0 LOB: 1 BB: 0 P: 16	H: 0 LOB: 0 BB: 0 P: 8	H: 0 LOB: 0 BB: 0 P: 13	H: 3 LOB: 1 BB: 0 P: 19

	AB	40
	R	12
	H	13
	RBI	12
	BB	3
	SO	7
	LOB	15

	1B: 6	SF: 0	WP: 0	PA: 44
	2B: 3	SAC: 0	PB: 0	
	3B: 0	DP: 0	SB: 1	
	HR: 4	HBP: 1	CS: 0	

PITCHER		IP	WLS	BF	H	R	ER	SO	BB	IBB	HBP	BLK	WP	HR	S	P	ERA	WHIP
54 Martín Pérez, L ERA: 4.81	(1, 1)	1.1		12	6	6	6	0	2	0	0	0	0	3	33	57	40.50	6.000
49 Glenn Otto, R ERA: 8.31	(2, 1)	3.1		15	4	4	4	2	1	0	0	0	0	1	34	53	10.80	1.500
61 Cody Bradford, L ERA: 4.98	(5, 1)	2.1		8	0	0	0	4	0	0	1	0	0	0	21	30	0.00	0.000
45 Aroldis Chapman, L ERA: 2.3	(8, 1)	1.0		3	0	0	0	1	0	0	0	0	0	0	7	13	0.00	0.000
51 Will Smith, L ERA: 3.19	(9, 1)	1.0	L	6	3	2	2	0	0	0	0	0	0	0	13	19	18.00	3.000

PITCHER	IP	WLS	BF	H	R	ER	SO	BB	IBB	HBP	BLK	WP	HR	S	P	ERA	WHIP

Batter	1	2	3	4	5	6	7	8	9	AB	R	H	RBI	BB	SO	LOB
2 Marcus Semien, R (1, 4) OBP: 0.347, SLG: 0.456	B FF 92 B FF 92 X FF 92 2-0 P6 ①		B SL 80 C SL 78 F FF 93 X SL 79 1-2 E6 5 S	B SL 81 F FF 93 S SL 81 B SL 80 T FF 93 2-2 K ③		B SL 89 S SL 90 B SL 90 F FF 97 F SL 89 B FF 99 X FF 98 3-2 F9 ①		B SL 88 D SL 89 C SL 89 X SL 89 2-1 FC5 2-3		5	0	0	0	0	1	2
5 Corey Seager, L (1, 6) OBP: 0.413, SLG: 0.604	X FF 93 0-0 F8 ②		C SL 78 F SL 80 S KC 78 0-3 K 1-2 ②		X SL 78 0-0 53 1B 2B	F FF 98 B FF 98 B FF 98 S FF 98 X FF 97 2-2 F7 ②		B SL 90 F SL 88 S SL 89 X SL 88 1-2 SF7 3-H ②		4	1	1	1	0	1	1
30 Nathaniel Lowe, L (1, 3) OBP: 0.365, SLG: 0.426	C FF 93 B KC 77 F SL 77 X FF 93 1-2 F8 ③		B KC 76 B SL 79 F FF 93 F FF 92 F KC 78 X FF 93 2-2 G3 ③		B FF 92 B SL 79 B SL 78 C FF 92 C FF 92 X FF 93 3-2 L8 ①	B FS 88 F FF 98 S FF 98 F FF 97 X FS 89 1-2 G3 ③		1 SAFE B FF 98 B FF 98 B FF 99 X FF 98 3-0 F7 ③		5	0	0	0	0	0	3
53 Adolis García, R (1, 9) OBP: 0.328, SLG: 0.511		C FF 92 B FF 92 C FF 92 B FF 92 B SL 79 F FF 92 F FF 93 F FF 93 X FF 93 3-2 F9 ①		C FF 92 F SL 80 B FF 92 S FF 93 1-3 K ①	C FF 92 F FF 92 B FF 93 B FF 93 X SL 81 2-2 28 BB 6 1B 16 E 2-H 1B		B FS 82 X FF 93 1-0 HR		X SL 90 0-0 G6-3 ①	5	2	2	2	0	1	0
6 Josh Jung, R (1, 5) OBP: 0.324, SLG: 0.486		B SL 79 C FF 93 F FF 93 B FF 93 B SL 79 T FF 93 3-2 K ②		C FF 94 F FF 93 B SL 81 F SL 80 X FF 94 1-2 28 1B 16 HR 1B	B SL 80 B SL 80 X SL 78 2-0 28 BB 16 1B 1-2 1B		C FF 94 S SI 93 S FS 82 0-3 K ①		B SL 90 S SL 87 B SL 90 X SL 90 2-1 L8 ②	5	2	2	0	0	2	0
28 Jonah Heim, S (1, 2) OBP: 0.336, SLG: 0.480		B FF 92 X FF 92 1-0 G3 ③		D SL 81 S FF 93 F FF 93 F KC 78 X KC 78 1-2 16 HR 1-2 1B	B FC 89 F CU 73 B CU 74 B FC 90 B FC 90 4-1 16 E 16 1B 3 G6-3 1-2 2-3 BB		B FF 94 F FF 94 X FS 82 1-1 P5 ②		C CU 82 B SL 90 S CH 90 F CU 83 F FF 94 C FF 96 1-3 K ③	4	2	1	0	1	1	0
16 Travis Jankowski, L (1, 7) OBP: 0.426, SLG: 0.433			C FF 92 B FF 92 X FF 92 1-1 3 HR 1B	B FF 94 B SL 78 X FF 92 2-0 1-H 2-H HR	B CU 74 F CU 74 F FC 90 X CU 74 1-2 E7 3 G6-3 1-3 2-H 3-H 1B		X FF 94 0-0 F7 ③			4	2	3	5	0	0	0
3 Leody Taveras, S (1, 8) OBP: 0.353, SLG: 0.494			S SL 79 B FF 93 F FF 92 X FF 92 1-2 1-H HR	C SL 80 X KC 76 0-1 47 G6-3 1B	S CU 74 F CU 73 1 SAFE X CU 73 0-2 G6-3 ② 1-2 3-H			B SL 87 S FF 97 S FF 97 X FF 99 1-2 2 E 47 SH1 5 SF7 1B		4	2	3	3	0	0	1
47 Josh Smith, L (1, 10) OBP: 0.344, SLG: 0.330			X FF 92 0-0 F9 ①	1 SAFE C FF 92 B FF 91 X SL 78 1-1 G6-3 ② 1-2	F CU 74 S CU 75 D CU 71 S CU 74 1-3 K ③			X FF 95 0-0 SH1 ① 1-2		3	0	0	0	0	1	2
Inning Stats	R: 0 E: 0 K: 0 S: 5 H: 0 LOB: 0 BB: 0 P: 8	R: 0 E: 0 K: 1 S: 10 H: 0 LOB: 0 BB: 0 P: 17	R: 2 E: 1 K: 1 S: 16 H: 2 LOB: 1 BB: 0 P: 21	R: 3 E: 0 K: 2 S: 19 H: 4 LOB: 1 BB: 0 P: 27	R: 4 E: 1 K: 1 S: 18 H: 4 LOB: 1 BB: 1 P: 31	R: 0 E: 0 K: 0 S: 11 H: 0 LOB: 0 BB: 0 P: 17	R: 1 E: 0 K: 1 S: 7 H: 1 LOB: 0 BB: 0 P: 9	R: 1 E: 1 K: 0 S: 10 H: 1 LOB: 1 BB: 0 P: 17	R: 0 E: 0 K: 1 S: 8 H: 0 LOB: 0 BB: 0 P: 11	1B: 8 2B: 1 3B: 0 HR: 3 SF: 1 SAC: 1 DP: 0 HBP: 0						

BOTTOM

Houston Astros @ Texas Rangers

Globe Life Field, Arlington, TX

Mon Jul 03 2023, 1:09 PM - 4:13 PM CDT

Att. 38,936 - Roof Closed - 74 F

livebaseballscorecards.com

AB	39
R	11
H	12
RBI	11
BB	1
SO	7
LOB	9

WP: 0 PA: 42
PB: 0
SB: 1
CS: 0

PITCHER		IP	WLS	BF	H	R	ER	SO	BB	IBB	HBP	BLK	WP	HR	S	P	ERA	WHIP
53 Cristian Javier, R ERA: 4.34	(1, 1)	4.1		23	9	8	8	4	0	0	0	0	0	2	58	88	16.61	2.077
88 Phil Maton, R ERA: 1.7	(5, 1)	0.2		4	1	1	0	1	1	0	0	0	0	0	10	16	0.00	3.000
45 Ryne Stanek, R ERA: 4.23	(6, 1)	1.0	H	3	0	0	0	0	0	0	0	0	0	0	11	17	0.00	0.000
50 Héctor Neris, R ERA: 1.3	(7, 1)	1.0	B	4	1	1	1	1	0	0	0	0	0	1	7	9	9.00	1.000
52 Bryan Abreu, R ERA: 2.93	(8, 1)	1.0	W	5	1	1	0	0	0	0	0	0	0	0	10	17	0.00	1.000

PITCHER		IP	WLS	BF	H	R	ER	SO	BB	IBB	HBP	BLK	WP	HR	S	P	ERA	WHIP
55 Ryan Pressly, R ERA: 2.65	(9, 1)	1.0	S	3	0	0	0	1	0	0	0	0	0	0	8	11	0.00	0.000

Batter	1	2	3	4	5	6	7	8	9	AB	R	H	RBI	BB	SO	LOB
2 Marcus Semien, R (1, 4) OBP: 0.345, SLG: 0.451	C SI 91 F SI 92 F SI 91 B CU 78 S CU 78 1-3 K2-3	D FF 96 X SL 84 1-0 G6-3		X FF 95 0-0 G5-3			B SI 94 B FC 89 B FC 88 F SI 94 S FC 89 B SI 94 4-2 5 BB 6 2B BB	F SI 90 X ST 80 0-1 P3		4	1	0	0	1	1	2
5 Corey Seager, L (1, 6) OBP: 0.413, SLG: 0.597	S CU 78 B CU 78 B CU 78 X SI 91 2-1 G4-3		S CU 76 F FF 94 X ST 81 0-2 53 G6-4-3 6 1B 1B		F SL 88 F ST 77 X CU 76 0-2 F9		B FC 88 B SI 94 C SI 95 B FC 89 B SI 94 4-1 6 2B 18 BB 1-2 BB	X ST 80 0-0 E6		4	1	1	0	1	0	0
6 Josh Jung, R (1, 5) OBP: 0.325, SLG: 0.488	C CU 78 B CU 79 T SI 92 S CU 78 1-3 K		X SL 89 0-0 53 G6-4-3 1-2 1B		B FF 95 X FF 94 1-0 L4		D FC 88 X FC 88 1-0 18 BB 1-3 2-H 2B	F FC 84 X FC 85 0-1 F9		5	0	2	1	0	1	1
53 Adolis García, R (1, 9) OBP: 0.326, SLG: 0.505		X CU 77 0-0 P4	D CU 76 B FF 95 B SL 88 C FF 94 X FF 94 3-1 G6-4-3 1-2f 2-3		B CH 86 B FF 95 F CU 76 X FF 94 2-1 F9		B SL 85 S FC 90 F SI 96 B SL 84 X SI 94 2-2 F8		B SL 83 C SL 82 B FF 93 B SL 84 B SI 93 4-1 30 G6-4-3 BB	4	0	0	0	1	0	4
30 Nathaniel Lowe, L (1, 3) OBP: 0.365, SLG: 0.424		C SI 91 C SI 91 B CU 79 X CU 78 1-2 20 1B 18 HR 1B	C CU 77 X ST 79 0-1 F9			F FF 91 B ST 79 F FF 93 B CU 77 B FF 95 F SL 88 X ST 80 3-2 G3 0-0 18 BB IBB			B SI 93 X SI 92 1-0 G6-4-3 1-2f	4	1	1	0	1	0	2
20 Ezequiel Duran, R (1, 10) OBP: 0.346, SLG: 0.530		T FF 95 B FF 94 F FF 96 X SL 84 1-2 18 HR 1-2 1B		F SL 87 B CH 85 X SL 88 1-1 F9		B CU 74 B CU 74 F FF 94 F FF 95 F CU 77 S CH 86 2-3 K	B SL 84 X SL 83 1-0 F9		C SL 84 C SL 84 B SL 84 X SL 84 1-2 F8	5	1	1	0	0	1	3
18 Mitch Garver, R (1, 2) OBP: 0.344, SLG: 0.463		X FF 96 0-0 1-H 2-H HR		C CU 76 B CH 86 B CU 78 F SL 90 X FF 95 2-2 4 2B 2B		B CU 74 B CU 75 B SL 90 B SL 88 4-0 4 1B BB	B SL 85 B SI 95 B SI 94 F SI 95 B FF 94 4-1 1-2 2-3 3-H BB			2	2	2	4	2	0	0
4 Robbie Grossman, S (1, 7) OBP: 0.304, SLG: 0.370		X FF 97 0-0 1B		C CU 76 B SL 89 B FF 95 C FF 94 X SL 88 2-2 3 G4-3 2-H 2B		X FF 92 0-0 1-2 1B	C FC 88 F CH 84 S CH 84 0-3 K			4	0	3	1	0	1	3
3 Leody Taveras, S (1, 8) OBP: 0.348, SLG: 0.486		X FC 93 0-0 F8		B CU 76 2 SAFE B FF 94 X SL 89 2-0 G4-3 2-3		B FC 87 F SI 94 F FC 88 S CH 85 1-3 K		C ST 78 F SI 90 B CH 84 B FC 86 X SI 92 2-2 G4-3		4	0	0	0	0	1	4
Inning Stats	R: 0 E: 0 K: 2 S: 9 H: 0 LOB: 0 BB: 0 P: 13	R: 3 E: 0 K: 0 S: 11 H: 4 LOB: 1 BB: 0 P: 14	R: 0 E: 0 K: 0 S: 8 H: 2 LOB: 1 BB: 0 P: 11	R: 1 E: 0 K: 0 S: 10 H: 2 LOB: 1 BB: 0 P: 17	R: 0 E: 0 K: 0 S: 6 H: 0 LOB: 0 BB: 0 P: 9	R: 0 E: 0 K: 2 S: 12 H: 1 LOB: 2 BB: 1 P: 22	R: 2 E: 0 K: 1 S: 12 H: 1 LOB: 3 BB: 4 P: 28	R: 0 E: 1 K: 0 S: 8 H: 0 LOB: 1 BB: 0 P: 10	R: 0 E: 0 K: 0 S: 5 H: 0 LOB: 0 BB: 1 P: 11	1B: 6 2B: 3 3B: 0 HR: 1 SF: 0 SAC: 0 DP: 2 HBP: 0						

TOP

Texas Rangers @ Boston Red Sox

Fenway Park, Boston, MA

Tue Jul 04 2023, 1:38 PM - 6:04 PM EDT

Att. 36,136 - Overcast - 73 F

livebaseballscorecards.com

AB	36
R	6
H	10
RBI	6
BB	6
SO	5
LOB	19

PITCHER		IP	WLS	BF	H	R	ER	SO	BB	IBB	HBP	BLK	WP	HR	S	P	ERA	WHIP
83 Brennan Bernardino, L ERA: 2.7	(1, 1)	1.1		5	1	1	1	2	0	0	0	0	0	0	13	18	6.75	0.750
61 Kaleb Ort, R ERA: 6.26	(2, 1)	0.2	L	5	3	2	2	0	0	0	0	0	0	1	7	9	27.00	4.500
72 Chris Murphy, L ERA: 1.98	(3, 1)	3.2		16	5	1	1	1	1	0	0	0	0	0	33	55	2.46	1.636
63 Justin Garza, R ERA: 5.71	(6, 1)	1.1		9	1	2	2	2	3	1	0	0	0	0	15	32	13.50	3.000
75 Brandon Walter, L ERA: 3.52	(8, 1)	1.0		4	0	0	0	0	0	0	0	0	0	0	8	10	0.00	0.000

PITCHER		IP	WLS	BF	H	R	ER	SO	BB	IBB	HBP	BLK	WP	HR	S	P	ERA	WHIP
67 Tayler Scott, R ERA: 7.71	(9, 1)	1.0		3	0	0	0	0	1	0	0	0	0	0	5	11	0.00	1.000

WP: 0 PA: 42
PB: 0
SB: 0
CS: 0

BOTTOM

Batter	1	2	3	4	5	6	7	8	9	AB	R	H	RBI	BB	SO	LOB
16 Jarren Duran, L (1, 8) OBP: 0.360, SLG: 0.495 30 Rob Refsnyder, R (7, PH) OBP: 0.392, SLG: 0.354 (8, 8)	F SI 91 S FC 90 X SL 83 0-2 99 G6-3 3B		B FC 90 F SI 92 B FF 92 F CH 86 F SI 93 F FC 90 B FF 91 X SI 92 3-2 2B		X CH 85 0-0 ③ P6		B SI 91 F SI 92 X FF 94 1-1 ③ F8		B SL 89 C FF 97 S SL 88 B FF 97 F SL 90 2-2 CI 1-2	3 1	1 0	2 0	0 0	0 0	0 0	1 1
99 Alex Verdugo, L (1, 9) OBP: 0.358, SLG: 0.457	B FC 89 F FC 89 X SI 93 1-1 ① G6-3 3-H		X CH 86 0-0 ③ F9			C CH 83 X CH 86 0-1 ① L8		F FF 94 C SI 92 B SL 87 X SL 86 1-2 ① G4-3	C FF 90 D SL 81 X SL 81 1-1 ③ P4	5	0	0	1	0	0	3
7 Masataka Yoshida, L (1, 7) OBP: 0.379, SLG: 0.477	B CU 78 C FF 91 B CH 87 X FC 90 2-1 ② F7			C SI 91 F SL 83 B CH 87 X SI 92 1-2 ① G4-3		C SI 90 X CH 85 0-1 11 1B 1B		B FF 96 F FF 93 F SL 86 B SL 87 X SI 92 2-2 2 PB 2 1B 1B		4	1	2	0	0	0	0
11 Rafael Devers, L (1, 5) OBP: 0.325, SLG: 0.502	X SI 92 0-0 ③ G3			B FC 90 X CH 87 1-0 ② F9		B FC 88 B FC 88 C SI 91 B SI 90 X SI 91 3-1 1-2 1B		B FF 95 S FF 94 C SI 93 S FF 97 1-3 ② K		4	0	1	0	0	1	1
2 Justin Turner, R (1, 10) OBP: 0.352, SLG: 0.460 (9, 3)		B SI 90 C SI 91 F SL 83 S SL 83 1-3 ① K		C SL 84 C SL 84 B FF 91 B CH 88 B SI 92 X SI 92 3-2 1B		B SI 90 S FC 90 F SL 84 S SL 84 1-3 ② K		B FF 92 F SI 92 B FF 94 F FF 94 F FF 94 F FF 95 X SL 91 2-2 1-H 1B		4	0	2	1	0	2	2
36 Triston Casas, L (1, 3) OBP: 0.325, SLG: 0.395 18 Adam Duvall, R (8, PH) OBP: 0.333, SLG: 0.515 67 Tayler Scott, R (9, 1)		C SI 92 F CH 87 C SI 93 0-3 ② K		S CH 86 B SI 92 F FF 90 X CH 86 1-2 ③ P5		S CU 77 X CH 85 0-1 ③ F8		B SL 88 F SL 87 C SL 89 B FF 96 F SL 89 C CU 86 2-3 ③ K		3 1 0	0 0 0	0 0 0	0 0 0	1 1 0	3 1 0	
39 Christian Arroyo, R (1, 4) OBP: 0.272, SLG: 0.376		C SL 83 B SL 84 B SL 82 C SI 93 B FC 92 C SI 93 3-3 ③ K			F FC 88 B SL 82 F FC 89 X SL 83 1-2 70 G1-6-3 1B		F SL 83 F SL 85 B SL 86 B FF 93 F SL 85 F SI 93 X SL 84 2-2 ① L9		F FF 97 X SL 88 0-1 30 DI 1B	4	0	2	0	0	1	0
70 David Hamilton, L (1, 6) OBP: 0.241, SLG: 0.160		C CU 77 F CH 86 F FF 91 X CH 88 0-2 ① L5			F CH 86 B FC 89 B CH 85 X SI 89 2-1 ① ② G1-6-3 1-2f		C SL 85 F SL 84 B FF 92 B CH 89 X SL 85 2-2 ② F7		B CU 83 B SL 89 C FF 97 F FF 96 C CU 85 2-3 ① K	4	0	0	0	0	1	2
12 Connor Wong, R (1, 2) OBP: 0.284, SLG: 0.398		B SL 85 C SI 92 F FC 89 F SL 83 X SI 92 1-2 ② F9			B FC 89 B FC 88 C SI 89 C SI 91 F CH 86 B SI 91 B SI 91 4-2 BB		X SL 86 0-0 2B		S FF 97 F SL 89 B FF 97 F FF 97 C SL 88 1-3 ② K	3	0	1	0	1	1	1
Inning Stats	R: 1 E: 0 K: 0 S: 8 H: 1 LOB: 0 BB: 0 P: 11	R: 0 E: 0 K: 3 S: 9 H: 0 LOB: 0 BB: 0 P: 13	R: 0 E: 0 K: 0 S: 14 H: 1 LOB: 1 BB: 0 P: 18	R: 0 E: 0 K: 0 S: 10 H: 1 LOB: 1 BB: 0 P: 16	R: 0 E: 0 K: 0 S: 9 H: 1 LOB: 1 BB: 1 P: 16	R: 0 E: 0 K: 1 S: 11 H: 2 LOB: 2 BB: 0 P: 15	R: 0 E: 0 K: 0 S: 11 H: 1 LOB: 1 BB: 0 P: 16	R: 1 E: 0 K: 2 S: 18 H: 2 LOB: 1 BB: 0 P: 26	R: 0 E: 1 K: 2 S: 14 H: 1 LOB: 2 BB: 0 P: 20	1B: 7 2B: 2 3B: 1 HR: 0 SF: 0 SAC: 0 DP: 1 HBP: 0						

PITCHER		IP	WLS	BF	H	R	ER	SO	BB	IBB	HBP	BLK	WP	HR	S	P	ERA	WHIP
33 Dane Dunning, R ERA: 2.61	(1, 1)	6.0	W	24	6	1	1	4	1	0	0	0	0	0	61	89	1.50	1.167
65 Grant Anderson, R ERA: 3.26	(7, 1)	0.2		3	1	0	0	0	0	0	0	0	0	0	9	13	0.00	1.500
46 Brock Burke, L ERA: 3.15	(7, 1)	1.0		5	2	1	0	1	0	0	0	0	0	0	16	23	0.00	2.000
66 Josh Sborz, R ERA: 3.25	(8, 1)	1.0		5	1	0	0	3	0	0	0	0	0	0	16	23	0.00	1.000
51 Will Smith, L ERA: 3.16	(9, 1)	0.1	S	1	0	0	0	0	0	0	0	0	0	0	2	3	0.00	0.000

PITCHER	IP	WLS	BF	H	R	ER	SO	BB	IBB	HBP	BLK	WP	HR	S	P	ERA	WHIP

Texas Rangers @ Boston Red Sox

Fenway Park, Boston, MA

Tue Jul 04 2023, 1:38 PM - 6:04 PM EDT

Att. 36,136 - Overcast - 73 F

livebaseballscorecards.com

AB	36
R	2
H	10
RBI	2
BB	1
SO	8
LOB	15

WP: 0 PA: 38
PB: 1
SB: 0
CS: 0

Batter	1	2	3	4	5	6	7	8	9	AB	R	H	RBI	BB	SO	LOB
2 Marcus Semien, R (1, 4) OBP: 0.341, SLG: 0.446	B SI 94 B SI 94 C FF 95 S CH 85 X FF 95 2-2 ① F9	C SL 83 B SI 94 X SI 93 1-1 ③ FC6-4 1-2f			F CH 84 X SL 84 0-1 ③ G4-3		2 SAFE D SL 84 C FF 94 B CH 85 B SL 83 X CH 84 3-1 ③ L7			4	0	0	0	0	0	3
5 Corey Seager, L (1, 6) OBP: 0.418, SLG: 0.605	F FF 94 B CH 85 F CH 84 X FF 96 1-2 30 2B 1B	F SL 84 S CH 86 B SI 95 X FC 88 1-2 30 G4-6-3 1B				B CH 85 X FF 95 1-0 30 F9 53 HR 2B		B FC 93 F FC 93 B FS 85 F FC 92 F FF 96 F FS 88 X FC 93 2-2 ① G3		4	1	3	0	0	0	0
30 Nathaniel Lowe, L (1, 3) OBP: 0.364, SLG: 0.425	B CH 85 X FF 94 1-0 1-3 2B	F FF 96 D SL 86 B CH 85 B CH 83 X SI 95 3-1 ① ② G4-6-3 1-2f				F FF 96 B FC 88 F FC 88 X SL 85 1-2 ① F9 2-3		C FC 94 X FF 97 0-1 ② G6-3		4	0	1	0	0	0	2
53 Adolis García, R (1, 9) OBP: 0.328, SLG: 0.514	C SL 85 F CH 85 B FF 95 D SI 94 F SI 94 F SL 85 F FF 96 S CH 86 2-3 ② K	B SI 96 B SI 96 C SI 94 S CH 84 X CH 85 2-2 ③ F8				F CH 84 B CH 84 X SI 94 1-1 3-H HR		S FC 91 X SI 96 0-1 1B		4	1	2	2	0	1	2
6 Josh Jung, R (1, 5) OBP: 0.321, SLG: 0.482	D SL 84 C SL 84 B FF 94 B SI 94 S SI 93 F SL 83 X FF 96 3-2 ③ F8			S SI 94 S SI 93 S CH 85 0-3 ① K		X SI 96 0-0 ② G6-3		C FC 93 F SI 95 S FF 96 0-3 ③ K		4	0	0	0	0	2	3
28 Jonah Heim, S (1, 2) OBP: 0.331, SLG: 0.473		B SI 94 F CH 85 X SI 94 1-1 ① G6-3		C SL 85 B FF 95 X FC 90 1-1 ② G3		F CH 86 B SI 96 S CH 86 X CH 88 1-2 ③ G4-3			C FC 92 C FC 95 F SI 97 F FC 96 X SL 85 0-2 ① G4-3	4	0	0	0	0	0	0
18 Mitch Garver, R (1, 10) OBP: 0.340, SLG: 0.453		C SI 95 X SL 85 0-1 4 FC4-6 1B		C SI 94 C SI 95 B FC 88 B CH 85 X SI 95 2-2 ③ F8			B SI 95 X SI 94 1-0 ① P4		B FC 94 X FC 94 1-0 ② P2	4	0	1	0	0	0	0
4 Robbie Grossman, S (1, 7) OBP: 0.303, SLG: 0.372		S CH 85 B CH 84 B SI 94 F SI 94 F CH 86 B CH 85 F SI 94 X SI 95 3-2 ② FC4-6 16 1B 1-2f			F SL 83 X CH 86 0-1 ① P6		B CH 86 B CH 86 S SI 94 C SI 93 B CH 87 X SI 94 3-2 2B		B FC 95 F FC 95 B SL 83 X FC 94 2-1 ③ L3	4	0	1	0	0	0	1
16 Travis Jankowski, L (1, 8) OBP: 0.424, SLG: 0.431		X SI 95 0-0 2 FC6-4 1B 1-2			B SL 84 C SI 95 S CH 86 B FF 96 C SI 94 2-3 ② K		D SL 83 F FF 95 X CH 85 1-1 ② F7			3	0	1	0	0	1	1
Inning Stats	R: 0 H: 2 E: 0 LOB: 2 K: 1 BB: 0 S: 17 P: 26	R: 0 H: 2 E: 0 LOB: 2 K: 0 BB: 0 S: 12 P: 17	R: 0 H: 1 E: 0 LOB: 0 K: 0 BB: 0 S: 8 P: 14	R: 0 H: 0 E: 0 LOB: 0 K: 1 BB: 0 S: 8 P: 11	R: 0 H: 0 E: 0 LOB: 0 K: 1 BB: 0 S: 7 P: 9	R: 2 H: 2 E: 0 LOB: 0 K: 0 BB: 0 S: 10 P: 14	R: 0 H: 1 E: 0 LOB: 1 K: 0 BB: 0 S: 8 P: 16	R: 0 H: 1 E: 0 LOB: 1 K: 1 BB: 0 S: 12 P: 14	R: 0 H: 0 E: 0 LOB: 0 K: 0 BB: 0 S: 8 P: 11	1B: 5 SF: 0 2B: 3 SAC: 0 3B: 0 DP: 1 HR: 1 HBP: 0						

TOP

Texas Rangers @ Boston Red Sox

Fenway Park, Boston, MA

Wed Jul 05 2023, 7:13 PM - 9:33 PM EDT

Att. 31,568 - Partly Cloudy - 80 F

livebaseballscorecards.com

AB	35
R	2
H	9
RBI	2
BB	0
SO	4
LOB	12

PITCHER	IP	WLS	BF	H	R	ER	SO	BB	IBB	HBP	BLK	WP	HR	S	P	ERA	WHIP
66 Brayan Bello, R (1, 1) ERA: 3.04	7.0	W	28	8	2	2	3	0	0	0	0	0	1	70	107	2.57	1.143
55 Chris Martin, R (8, 1) ERA: 1.67	1.0	H	4	1	0	0	1	0	0	0	0	0	0	12	14	0.00	1.000
74 Kenley Jansen, R (9, 1) ERA: 3.34	1.0	S	3	0	0	0	0	0	0	0	0	0	0	8	11	0.00	0.000

PITCHER	IP	WLS	BF	H	R	ER	SO	BB	IBB	HBP	BLK	WP	HR	S	P	ERA	WHIP

WP: 0 PA: 35
PB: 0
SB: 0
CS: 0

BOTTOM

Texas Rangers @ Boston Red Sox

Fenway Park, Boston, MA

Wed Jul 05 2023, 7:13 PM - 9:33 PM EDT

Att. 31,568 - Partly Cloudy - 80 F

livebaseballscorecards.com

Batter	1	2	3	4	5	6	7	8	9	AB	R	H	RBI	BB	SO	LOB
16 Jarren Duran, L (1, 7) OBP: 0.358, SLG: 0.491	X FF 94 0-0 7 S 2 1B 1B	T FF 96 B FF 96 X CH 89 1-1 ② F7		C FF 94 C FF 95 X FF 97 0-2 ③ G4-3 1-2		F FF 96 B FF 95 X SL 87 1-1 ③ G4-3				4	1	1	0	0	0	4
7 Masataka Yoshida, L (1, 10) OBP: 0.380, SLG: 0.481	B FF 94 C FF 95 1 SAFE B SL 87 B CH 88 X FF 95 3-1 ① G5-3 1-2	C CU 77 X FF 95 0-1 ③ G4-3			C CU 75 F SL 87 X FF 94 0-2 2 1B 2B		C SI 92 B SL 84 F SI 93 X SL 84 1-2 2 G5-4-3 1B			4	1	2	0	0	0	2
2 Justin Turner, R (1, 3) OBP: 0.354, SLG: 0.461	B FF 96 C SL 86 S SL 86 X FF 96 1-2 99 BB 18 1B 2-H 1B		C FF 95 B SL 86 B SL 86 X FF 95 2-1 ① G4-3		F SL 86 X CH 88 0-1 99 G6-3 2-H 1B		B SI 93 F SL 85 B CH 85 B SI 95 X SI 94 3-1 ①② G5-4-3 1-2f			4	1	2	2	0	0	1
11 Rafael Devers, L (1, 5) OBP: 0.321, SLG: 0.495	B FF 96 X FF 95 1-0 ② L9		F FF 96 F FF 97 B FF 96 B SL 87 X FF 97 2-2 ② L7		F SL 87 B FF 95 B CH 88 T FF 93 X FF 95 2-2 ① L9		C SI 94 X SI 94 0-1 ③ G4-3			4	0	0	0	0	0	2
99 Alex Verdugo, L (1, 9) OBP: 0.357, SLG: 0.453	B FF 96 B FF 95 B CH 89 B FF 95 4-0 18 1B 1-2 BB		B CU 76 X CH 89 1-0 ③ F8		B FF 96 C FF 95 B CH 89 B SL 86 X FF 94 3-1 ②③ G6-3 1-2f			C SI 93 F SI 92 X SI 94 0-2 ① G6-3		3	0	0	0	1	0	1
18 Adam Duvall, R (1, 8) OBP: 0.330, SLG: 0.505	S SL 89 S SL 88 X SL 86 0-2 1-3 2-H 1B			C SL 86 C FF 95 B SL 87 F FF 96 B SL 88 S SL 87 2-3 ① K		C SL 85 X FF 94 0-1 ① L5		C SI 94 F CH 84 C SI 94 0-3 ② K		4	0	1	1	0	2	0
39 Christian Arroyo, R (1, 4) OBP: 0.278, SLG: 0.375	B SL 88 X FF 95 1-0 ③ L6			C FF 96 F SL 87 B FF 96 X SL 86 1-2 70 CS 1B		B FF 95 B FF 94 B SL 83 C FF 94 B FF 94 4-1 70 2B 70 E BB		X SI 93 0-0 ③ G6-3		3	1	1	0	1	0	2
70 David Hamilton, L (1, 6) OBP: 0.281, SLG: 0.222		F FF 94 X CH 87 0-1 ① G4-3		B CU 77 C CH 88 B FF 95 T FF 94 B SL 87 B FF 95 4-2 ② 12 1B 1-2 BB		X FF 94 0-0 E9 1-H 2B				2	0	1	0	1	0	0
12 Connor Wong, R (1, 2) OBP: 0.289, SLG: 0.402		C SL 86 B FF 96 S SL 88 B SL 87 X SL 87 2-2 1B		X SL 86 0-0 16 S 1-3 1B		F SL 86 B FF 95 S SL 86 S SL 87 1-3 ② K				3	0	2	0	0	1	1

Inning Stats	1	2	3	4	5	6	7	8	9
	R: 2 E: 0 K: 0 S: 11 H: 3 LOB: 2 BB: 1 P: 21	R: 0 E: 0 K: 0 S: 9 H: 1 LOB: 1 BB: 0 P: 12	R: 0 E: 0 K: 0 S: 6 H: 0 LOB: 0 BB: 0 P: 11	R: 0 E: 0 K: 1 S: 13 H: 2 LOB: 2 BB: 1 P: 20	R: 1 E: 0 K: 0 S: 10 H: 2 LOB: 0 BB: 0 P: 15	R: 1 E: 1 K: 1 S: 9 H: 1 LOB: 1 BB: 1 P: 15	R: 0 E: 0 K: 0 S: 7 H: 1 LOB: 0 BB: 0 P: 11	R: 0 E: 0 K: 1 S: 7 H: 0 LOB: 0 BB: 0 P: 7	

| | | | |

Batter	1	2	3	4	5	6	7	8	9	AB	R	H	RBI	BB	SO	LOB
2 Marcus Semien, R (1, 4) OBP: 0.337, SLG: 0.440	B FF 93 X FC 88 1-0 ① G5-3	X ST 82 0-0 ③ F8		B FC 86 D FC 88 C FF 94 D FC 88 F FF 94 S FC 88 3-3 ③ K		X FC 87 0-0 ③ L7		F SI 97 F FC 88 B SL 87 B SL 86 X FC 90 2-2 ③ P3		5	0	0	0	0	1	4
5 Corey Seager, L (1, 6) OBP: 0.422, SLG: 0.618	B FC 88 F FC 90 X FS 83 1-1 ② G3		B FF 92 B FF 93 F FF 93 X FC 88 2-1 30 G4-6-3 1B		C SL 77 S SL 78 B SL 79 B SI 93 F SI 92 S SI 92 2-3 ① K		C ST 79 B SI 93 X ST 81 1-1 30 2B 1B		B SI 95 B FC 90 F FC 88 X SI 95 2-1 HR	5	1	3	1	0	1	0
30 Nathaniel Lowe, L (1, 3) OBP: 0.362, SLG: 0.424	C FC 89 B KC 81 X FC 89 1-1 ③ P1		X KC 79 0-0 ① ② G4-6-3 1-2f		C SL 78 F SI 92 F SL 78 S SL 78 0-3 ② K		C ST 80 B ST 81 X SI 92 1-1 1-3 2B		B FC 89 B FC 90 B SI 95 C SI 95 X FC 89 3-1 ① F8	5	0	1	0	0	1	1
53 Adolis García, R (1, 9) OBP: 0.332, SLG: 0.515		X KC 79 0-0 28 1B 2B	B FF 93 C ST 82 C FF 93 F FF 94 S SL 83 1-3 ③ K		F SI 91 B ST 77 B CH 85 C ST 76 F ST 77 B SI 93 B SI 92 4-2 6 2B 6 E BB		B SL 87 S SI 97 D FC 89 S FC 90 X FC 92 2-2 ① G4-3		C SL 84 B SI 95 B SI 94 B FC 87 C SI 95 B SI 95 4-2 6 G1-6-3 BB	3	2	1	0	2	1	2
6 Josh Jung, R (1, 5) OBP: 0.322, SLG: 0.487		B FC 88 F FC 89 T SL 82 B FF 92 B FF 93 F FC 87 X SL 83 3-2 ① F8		B FF 92 X SL 83 1-0 20 1B 4 SF9 2B	C SI 91 X ST 76 0-1 E7 1-H 28 2B 2B		S FC 92 F SI 98 S FF 97 0-3 ② K		X FC 92 0-0 ②③ G1-6-3 1-2f	5	2	2	0	0	1	4
28 Jonah Heim, S (1, 2) OBP: 0.337, SLG: 0.479		C FC 88 X FS 82 0-1 20 2B 2-H 1B		B FF 92 S FF 92 B FF 93 S KC 79 F FF 93 F FC 87 F FF 94 X FS 81 2-2 ① L9	B SI 90 B ST 76 X SI 90 2-0 2-H 2B		0-0 IBB			3	0	2	2	1	0	1
20 Ezequiel Duran, R (1, 10) OBP: 0.348, SLG: 0.534		F ST 82 S SL 84 B FF 94 F FF 93 X KC 80 1-2 1-3 2B		T FF 93 B SL 84 D FC 89 X FC 88 2-1 4 SF9 3 1B 2-3 1B	S ST 76 S ST 76 B SI 91 C SI 91 1-3 ③ K		S FC 92 X SI 98 0-1 ③ G4-3			4	1	2	0	0	1	4
4 Robbie Grossman, S (1, 7) OBP: 0.302, SLG: 0.369		B FF 93 B FF 94 B FC 88 B FF 94 4-0 BB		B FC 88 B FC 89 B FF 94 X FF 94 3-0 ② SF9 1-2 3-H		C ST 79 F FC 86 B FC 92 B ST 80 F FC 87 B FF 92 F FC 86 C SI 91 3-3 ① K		F SI 95 F FC 90 B CH 94 X SL 86 1-2 ① P4		2	0	0	1	1	1	0
3 Leody Taveras, S (1, 8) OBP: 0.346, SLG: 0.483		B FC 88 F FC 87 F FF 94 B FS 81 B FC 88 F FC 88 C FF 94 3-3 ② K		B FC 89 F FF 94 T FF 93 X FF 94 1-2 2-H 1B		C ST 80 B ST 80 X ST 80 1-1 ② G6-3		B SL 88 X SI 97 1-0 ② G6-3		4	0	1	1	0	1	3
Inning Stats	R: 0 E: 0 K: 0 S: 5 H: 0 LOB: 0 BB: 0 P: 8	R: 1 E: 0 K: 1 S: 16 H: 3 LOB: 3 BB: 1 P: 27	R: 0 E: 0 K: 1 S: 7 H: 1 LOB: 0 BB: 0 P: 10	R: 2 E: 0 K: 1 S: 16 H: 3 LOB: 1 BB: 0 P: 28	R: 2 E: 1 K: 3 S: 17 H: 2 LOB: 1 BB: 1 P: 26	R: 0 E: 0 K: 1 S: 8 H: 0 LOB: 0 BB: 0 P: 12	R: 0 E: 0 K: 1 S: 12 H: 2 LOB: 3 BB: 1 P: 16	R: 0 E: 0 K: 0 S: 7 H: 0 LOB: 0 BB: 0 P: 11	R: 1 E: 0 K: 0 S: 7 H: 1 LOB: 0 BB: 1 P: 16	1B: 5 2B: 6 3B: 0 HR: 1 SF: 1 SAC: 0 DP: 2 HBP: 0						

TOP

Texas Rangers @ Boston Red Sox

Fenway Park, Boston, MA

Thu Jul 06 2023, 7:12 PM - 10:26 PM EDT

Att. 33,847 - Partly Cloudy - 88 F

livebaseballscorecards.com

AB	36
R	6
H	12
RBI	5
BB	4
SO	8
LOB	19

PITCHER		IP	WLS	BF	H	R	ER	SO	BB	IBB	HBP	BLK	WP	HR	S	P	ERA	WHIP
50 Kutter Crawford, R ERA: 4.11	(1, 1)	4.0		19	7	3	3	3	1	0	0	0	0	0	44	73	6.75	2.000
78 Joe Jacques, L ERA: 6.23	(5, 1)	1.0		6	2	2	2	3	1	0	0	0	0	0	17	26	18.00	3.000
75 Brandon Walter, L ERA: 3.12	(6, 1)	1.0		5	2	0	0	1	0	0	0	0	0	0	12	18	0.00	2.000
25 Josh Winckowski, R ERA: 3.14	(7, 1)	2.0	W	7	0	0	0	1	0	1	0	0	0	0	15	21	0.00	0.000
63 Justin Garza, R ERA: 6.11	(9, 1)	0.1		3	1	1	1	0	1	0	0	0	0	1	6	15	27.00	6.000

PITCHER		IP	WLS	BF	H	R	ER	SO	BB	IBB	HBP	BLK	WP	HR	S	P	ERA	WHIP
55 Chris Martin, R ERA: 1.63	(9, 1)	0.2		1	0	0	0	0	0	0	0	0	0	0	1	1	0.00	0.000

Batter	1	2	3	4	5	6	7	8	9	AB	R	H	RBI	BB	SO	LOB
99 Alex Verdugo, L (1, 9) OBP: 0.355, SLG: 0.447	B FF 92 C FS 85 F FF 95 B FS 87 B FS 87 B FF 95 4-2 7 G4-3 2 1B 11 G4-3 BB	X CU 76 0-0 ③ F9		B FF 93 B FF 95 C FC 90 B FS 88 X FS 88 3-1 ② G4-3 2-3		B SI 92 S FF 94 B FF 94 X FF 94 2-1 ② FC5-4 1-2f 2-3	X SI 93 0-0 ② FC6-4 2 1B 7 1B 1-2f 2-3			4	2	0	0	1	0	7
2 Justin Turner, R (1, 10) OBP: 0.357, SLG: 0.461	X FF 94 0-0 11 G4-3 7 G4-3 1-2 1B		C FC 90 B SL 83 B FF 94 F FC 90 B SL 83 F FF 95 B FF 96 4-2 7 1B 11 2B BB	C FF 94 F FF 93 B FF 94 B CU 76 D FS 88 F SL 82 X FF 94 3-2 ③ G1-3		B SL 89 B FF 97 X SL 90 2-0 ③ G3-1	B SI 94 B CH 83 B SI 93 C SI 93 C CH 85 X SI 95 3-2 11 1B 7 1B 1-3 3-H 1B			4	1	2	1	1	0	3
7 Masataka Yoshida, L (1, 7) OBP: 0.380, SLG: 0.479	B CU 75 C FF 93 B FC 90 X FF 94 2-1 ① G4-3 1-2 2-3		C FC 89 S FS 87 D FS 86 X FF 95 1-2 11 2B 18 SF9 1-2 1B		B FF 92 X FS 87 1-0 ① G6-3		 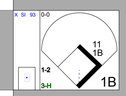		5	1	2	1	0	0	2
11 Rafael Devers, L (1, 5) OBP: 0.325, SLG: 0.498	B FF 96 X FF 94 1-0 ② G4-3 2-3 3-H		B FF 95 F FS 88 B FF 94 X FS 89 2-1 36 G6-3 1-3 2-H 2B		X FF 92 0-0 ② F8		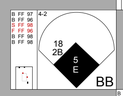 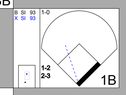		4	1	2	2	1	0	1
18 Adam Duvall, R (1, 8) OBP: 0.325, SLG: 0.505	C FC 90 D FS 87 X SL 84 1-1 ③ G4-3		B FC 90 S FS 88 B FS 87 X FC 90 2-1 ① SF9 3-H		C FF 93 F FS 87 B FS 86 C FF 94 1-3 ③ K		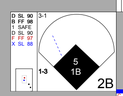 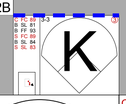		4	1	1	1	0	2	4
36 Triston Casas, L (1, 3) OBP: 0.326, SLG: 0.390		B CU 73 B CU 73 C FC 88 X FF 94 2-1 ① G6-3 S CU 74 B FS 85 B FS 87 X FF 94 2-1 ② G6-3 2-3				B FS 86 S CU 74 F CU 74 B CU 76 B FS 88 B FC 86 4-2 5 FC5-4 BB	B CU 84 F CU 86 S CU 86 B FF 98 D CU 88 B CU 86 4-2 5 E 5 1B 39 1B BB	C SL 80 F CH 86 B FF 94 F CH 87 S SL 83 1-3 ① K		3	1	0	0	2	1	1
5 Enrique Hernández, R (1, 4) (7, 6) OBP: 0.284, SLG: 0.332		B FC 88 B FF 94 B FC 91 B FF 95 4-0 12 1B BB	C FF 94 F FC 90 S SL 83 0-3 ③ K			C FC 89 D FS 86 B FF 94 F FC 89 B FF 96 X FC 90 3-2 ① FC5-4 30 1B 1-2f	S SL 86 F SL 87 F SL 87 B SL 87 X SI 94 1-2 E7 39 1B 12 1B 1-3 2-H 3-H 1B	F FF 94 B FC 88 C SL 82 S SL 82 1-3 ② K		4	2	1	2	1	2	2
70 David Hamilton, L (1, 6) OBP: 0.265, SLG: 0.207 16 Jarren Duran, L (6, PH) OBP: 0.358, SLG: 0.491 30 Rob Refsnyder, R (6, PH) OBP: 0.396, SLG: 0.359 39 Christian Arroyo, R (7, 4) OBP: 0.280, SLG: 0.377		S FS 87 F FC 90 B FS 88 C FF 94 1-3 ② K		C FS 85 X FS 88 0-1 ① G4-3		B FF 93 X SI 92 1-0 99 FC5-4 12 HBP 2-H 1B	S SI 94 B SL 87 F SI 93 F SL 86 X SI 94 1-2 99 FC6-4 12 2B 2 1B 2-3 3-H 1B	B FF 94 F FF 93 X FC 88 1-1 ③ L6		2 0 1 2	0 0 0 1	0 0 1 1	0 0 1 1	0 0 0 0	1 0 0 0	1 0 0 0
12 Connor Wong, R (1, 2) OBP: 0.302, SLG: 0.416		S CU 77 S SL 82 F FS 88 B FF 94 F SL 83 X FC 90 1-2 1B		C FF 93 X SL 83 0-1 99 G4-3 2B		H FF 94 1-0 99 FC5-4 1-2 HBP	L SL 87 B SL 87 L SI 94 X SL 86 1-2 99 FC6-4 3-H 1B			3	0	3	1	0	0	0
Inning Stats	R: 1 H: 1 E: 0 LOB: 1 K: 0 BB: 1 S: 8 P: 16	R: 0 H: 1 E: 0 LOB: 2 K: 1 BB: 1 S: 11 P: 19	R: 2 H: 2 E: 0 LOB: 1 K: 1 BB: 1 S: 15 P: 26	R: 0 H: 1 E: 0 LOB: 1 K: 0 BB: 0 S: 10 P: 16	R: 0 H: 0 E: 0 LOB: 0 K: 1 BB: 0 S: 5 P: 7	R: 1 H: 1 E: 1 LOB: 2 K: 0 BB: 1 S: 9 P: 22	R: 6 H: 7 E: 1 LOB: 3 K: 1 BB: 2 S: 32 P: 54	R: 0 H: 0 E: 0 LOB: 0 K: 2 BB: 0 S: 9 P: 12		1B: 10 SF: 1 2B: 3 SAC: 0 3B: 0 DP: 0 HR: 0 HBP: 1						

BOTTOM

Texas Rangers @ Boston Red Sox

Fenway Park, Boston, MA

Thu Jul 06 2023, 7:12 PM - 10:26 PM EDT

Att. 33,847 - Partly Cloudy - 88 F

livebaseballscorecards.com

AB	36
R	10
H	13
RBI	10
BB	6
SO	6
LOB	21

PITCHER		IP	WLS	BF	H	R	ER	SO	BB	IBB	HBP	BLK	WP	HR	S	P	ERA	WHIP
17 Nathan Eovaldi, R ERA: 2.83	(1, 1)	5.1		25	5	4	4	3	4	0	0	0	0	0	54	96	6.75	1.688
46 Brock Burke, L ERA: 3.12	(6, 1)	0.1	H	3	1	0	0	0	0	0	1	0	0	0	3	7	0.00	3.000
66 Josh Sborz, R ERA: 3.93	(6, 1)	0.2	L	5	1	3	3	0	2	0	0	0	0	0	13	27	40.50	4.500
65 Grant Anderson, R ERA: 4.66	(7, 1)	0.0	B	3	3	1	1	0	0	0	0	0	0	0	11	14	∞	∞
32 John King, L ERA: 5.79	(7, 1)	0.1		4	3	2	2	0	0	0	0	0	0	0	6	10	54.00	9.000

PITCHER		IP	WLS	BF	H	R	ER	SO	BB	IBB	HBP	BLK	WP	HR	S	P	ERA	WHIP
25 José Leclerc, R ERA: 3.24	(7, 1)	1.1		4	0	0	0	3	0	0	0	0	0	0	12	18	0.00	0.000

Texas Rangers @ Washington Nationals

Nationals Park, Washington, DC

Fri Jul 07 2023, 7:05 PM - 9:32 PM EDT

Att. 19,322 - Clear - 85 F

TOP

livebaseballscorecards.com

Batter	1	2	3	4	5	6	7	8	9	AB	R	H	RBI	BB	SO	LOB
2 Marcus Semien, R (1, 4) OBP: 0.338, SLG: 0.440	F FF 90 B SL 82 B SL 82 B FF 90 B FF 90 4-1 5 2B 53 G4-3 BB	C FF 89 F FF 88 X FF 91 0-2 2B			X SL 81 0-0 ① G6-3	B ST 76 B SL 81 F FF 88 F FF 86 B CH 82 C FF 89 3-3 ③		C SI 93 X SL 84 0-1 ③ F7		4	1	1	0	1	1	0
5 Corey Seager, L (1, 6) OBP: 0.421, SLG: 0.630	F FF 90 X FF 90 0-1 53 G4-3 28 1B 1-3 2B	X SI 89 0-0 ③ F7			S CU 77 B CH 81 C FF 88 F FF 88 B SL 79 S CH 82 2-3 ② K		B FF 91 B FF 92 X SI 92 2-0 HR		B CU 78 T SI 93 X FF 94 1-1 ① F8	5	2	2	1	0	1	1
30 Nathaniel Lowe, L (1, 3) OBP: 0.360, SLG: 0.421	F SL 79 S FF 90 F FF 91 F FF 92 F FF 91 D SL 83 T FF 91 1-2 ① K		B CU 78 X CU 78 1-0 ① G4-3		B FF 87 C CU 76 B CU 77 B FF 88 X FF 88 3-1 53 2B 6 1B 1B		B CU 78 S FF 94 F CU 79 F CU 81 F FF 95 C CH 87 1-3 ① K		F CH 86 F FF 95 B FF 96 X FF 96 1-2 ② F7	5	1	1	0	0	2	2
53 Adolis García, R (1, 9) OBP: 0.332, SLG: 0.525	C FF 91 X FF 90 0-1 ② G4-3 2-3 3-H		B SL 80 B FF 87 F FF 89 C FF 89 B ST 78 X FF 89 3-2 ② G5-3		B FF 89 F FF 87 X CH 82 1-1 6 1B 1-3 2B		B SI 91 C FF 94 X SL 84 1-1 HR		X SI 93 0-0 ③ F8	5	2	2	2	0	0	1
6 Josh Jung, R (1, 5) OBP: 0.324, SLG: 0.485	B ST 77 B FF 90 S SL 81 B SI 88 C SL 83 B FF 92 4-2 28 1B BB		B FF 88 B FF 89 F SL 80 F FF 90 S FF 90 2-3 ③ K		F FF 90 F FF 88 F FF 88 X FF 90 1-2 28 BB 2-H 3-H 1B		B FF 94 F FF 94 X FF 94 1-1 ② G6-3			3	0	1	2	1	1	0
28 Jonah Heim, S (1, 2) OBP: 0.339, SLG: 0.477	X FF 89 0-0 1-2 3-H 1B			C FF 88 B FF 88 F FF 87 F ST 77 B FF 90 X FF 88 2-2 ① F8	B CH 83 F CH 83 B FF 88 B FF 88 B FF 87 4-1 1-2 BB		C FF 93 B CH 87 B CH 87 F CU 80 F FF 95 S FF 96 2-3 ③ K			3	0	1	1	1	1	0
16 Travis Jankowski, L (1, 7) OBP: 0.419, SLG: 0.425	C FF 90 X FF 89 0-1 ③ F7			B FF 88 C FF 87 B SL 80 F CU 77 X FF 89 2-2 ② G1-3	B SI 88 B SI 86 X FF 88 2-0 ③ G3			B FF 93 B FF 95 C FF 93 C FF 95 F FF 96 X CU 80 2-2 20 WP 20 S 20 SF9 1B		4	1	1	0	0	0	4
20 Ezequiel Duran, R (1, 10) OBP: 0.346, SLG: 0.536		F FF 89 F SL 80 F FF 89 B ST 76 S ST 78 1-3 ① K		X SL 81 0-0 2B		F FF 86 X FF 88 0-1 ① G6-3		C SI 95 B SI 95 B FF 92 F SI 93 X SI 94 2-2 ① SF9 1-H		3	0	1	1	0	1	0
3 Leody Taveras, S (1, 8) OBP: 0.341, SLG: 0.476		B SI 88 S CH 84 B FF 88 X FF 89 2-1 ② L5		F FF 88 B SI 87 F FF 87 X CH 82 1-2 ③ G3-1		B CH 84 F FF 87 B CH 82 F FF 87 F CH 83 F CH 82 B CH 83 X CU 75 3-2 ② L6		B CH 87 C FF 93 S CH 87 X FF 95 1-2 ② G3		4	0	0	0	0	0	1
Inning Stats	R: 2 E: 0 K: 1 S: 16 H: 2 LOB: 2 BB: 2 P: 25	R: 0 E: 0 K: 1 S: 10 H: 1 LOB: 1 BB: 0 P: 13	R: 0 E: 0 K: 1 S: 7 H: 0 LOB: 0 BB: 0 P: 13	R: 0 E: 0 K: 0 S: 11 H: 1 LOB: 1 BB: 0 P: 16	R: 2 E: 0 K: 1 S: 14 H: 3 LOB: 2 BB: 1 P: 27	R: 0 E: 0 K: 1 S: 10 H: 0 LOB: 0 BB: 0 P: 16	R: 2 E: 0 K: 2 S: 14 H: 2 LOB: 0 BB: 0 P: 21	R: 1 E: 0 K: 0 S: 12 H: 1 LOB: 0 BB: 0 P: 17	R: 0 E: 0 K: 0 S: 6 H: 0 LOB: 0 BB: 0 P: 8	1B: 4 2B: 4 3B: 0 HR: 2	SF: 1 SAC: 0 DP: 0 HBP: 0					

	AB	36
	R	7
	H	10
	RBI	7
	BB	3
	SO	7
	LOB	9

WP: 1 PA: 40
PB: 0
SB: 1
CS: 0

PITCHER		IP	WLS	BF	H	R	ER	SO	BB	IBB	HBP	BLK	WP	HR	S	P	ERA	WHIP
32 Trevor Williams, R ERA: 4.45	(1, 1)	6.0	L	28	7	4	4	5	3	0	0	0	0	0	68	110	6.00	1.667
60 Joan Adon, R ERA: 9.0	(7, 1)	3.0		12	3	3	3	2	0	0	0	0	1	2	32	46	9.00	1.000

PITCHER		IP	WLS	BF	H	R	ER	SO	BB	IBB	HBP	BLK	WP	HR	S	P	ERA	WHIP

Batter	1	2	3	4	5	6	7	8	9	AB	R	H	RBI	BB	SO	LOB
5 CJ Abrams, L (1, 6) OBP: 0.284, SLG: 0.392	C FF 89 C FF 90 B SL 85 B FF 90 X FF 91 2-2 ① G4-3		C FF 89 B FF 90 F CH 80 B FF 91 F FF 89 B SL 84 B FF 89 4-2 28 G6-4-3 1-2 BB		B FC 86 F FF 89 B FF 90 F CH 82 F FF 91 X SL 83 2-2 28 S 1B		F ST 81 F FF 94 T ST 82 0-2 ③ K			3	0	1	0	1	1	0
28 Lane Thomas, R (1, 9) OBP: 0.348, SLG: 0.501	B FF 90 C FC 87 X CH 83 1-1 ② F9		F SL 82 F FF 89 F FF 90 D CH 82 X FC 87 1-2 ②③ G6-4-3 1-2f		C FF 89 B FF 88 B FC 85 F FF 88 B CH 80 X FF 90 3-2 ③ P3 1-2			X FF 93 0-0 ① G6-3		4	0	0	0	0	0	3
45 Joey Meneses, R (1, 10) OBP: 0.324, SLG: 0.382	C FF 90 B CH 82 S FF 91 B FF 91 B FC 88 X FF 90 3-2 HR			B SL 82 B CH 81 B FF 90 C FF 90 F FC 87 X FF 90 3-2 ① G5-3		X FF 93 0-0 HR		C FF 99 B FF 98 S SL 89 X SI 100 1-2 ② G5-3		4	2	2	2	0	0	0
36 Stone Garrett, R (1, 7) OBP: 0.329, SLG: 0.416	C FF 90 X FC 87 0-1 ③ F8			B FC 87 C FF 90 S CH 82 F FF 91 S CH 83 1-3 ② K		B ST 81 C ST 82 B ST 82 B FF 93 B FF 93 4-1 BB		B FF 99 F FF 98 B FS 91 B SL 86 S FF 96 C SL 89 3-3 ③ K		3	0	0	0	1	2	0
14 Ildemaro Vargas, S (1, 5) OBP: 0.318, SLG: 0.440		C FF 90 F FF 90 X CH 82 0-2 ① G6-3		B CH 83 F CH 82 S FF 90 F FF 90 F FC 87 X CH 82 1-2 22 1B 1B		B KC 80 1 SAFE B KC 78 C FF 93 S ST 81 S ST 82 2-3 ① K			C SL 78 B SL 79 B SL 79 X FF 92 2-1 ① F8	4	0	1	0	0	1	1
22 Dominic Smith, L (1, 3) OBP: 0.326, SLG: 0.330		B FC 86 X FF 91 1-0 ② F8		B FC 86 B FC 86 B FF 90 C FF 89 C CH 80 X FF 90 3-2 1-3 1B		B ST 81 F FF 93 S ST 82 S ST 81 1-3 ② K			C SL 80 F SL 81 S SL 80 0-3 ② K2-3	4	0	1	0	0	2	1
15 Riley Adams, R (1, 2) OBP: 0.329, SLG: 0.507		C FF 89 B FF 90 B CH 82 F FF 90 B FF 90 X FF 90 3-2 ③ P3		C FF 89 C FF 90 F FC 86 X FF 89 0-2 ③ F9		S ST 82 B ST 81 C ST 82 B FF 94 S ST 82 2-3 ③ K2-3			B CU 75 B FF 92 B SL 80 C FF 91 C FF 91 S SL 82 3-3 ③ K	4	0	0	0	0	2	3
2 Luis García Jr., L (1, 4) OBP: 0.299, SLG: 0.371			B FC 86 X FF 90 1-0 ① F8		B FF 89 F FF 89 F SL 84 X FF 90 1-2 ① L4		C FF 91 X KC 80 0-1 ① G1-3			3	0	0	0	0	0	0
17 Alex Call, R (1, 8) OBP: 0.305, SLG: 0.306			B CH 82 F FF 91 C FC 86 F FF 90 X CH 83 1-2 5 BB 1B		B FC 85 B CH 82 F FF 90 C FF 89 B FF 90 X FF 89 3-2 ② P5		C ST 81 X FF 93 0-1 ② F9			3	0	1	0	0	0	0
Inning Stats	R: 1 E: 0 K: 0 S: 10 H: 1 LOB: 0 BB: 0 P: 16	R: 0 E: 0 K: 0 S: 7 H: 0 LOB: 0 BB: 0 P: 11	R: 0 E: 0 K: 0 S: 12 H: 1 LOB: 1 BB: 1 P: 19	R: 0 E: 0 K: 1 S: 19 H: 2 LOB: 2 BB: 0 P: 27	R: 0 E: 0 K: 0 S: 13 H: 1 LOB: 1 BB: 0 P: 22	R: 1 E: 0 K: 3 S: 11 H: 1 LOB: 1 BB: 1 P: 20	R: 0 E: 0 K: 1 S: 7 H: 0 LOB: 0 BB: 0 P: 7	R: 0 E: 0 K: 1 S: 7 H: 0 LOB: 0 BB: 0 P: 11	R: 0 E: 0 K: 2 S: 8 H: 0 LOB: 0 BB: 0 P: 13	1B: 4 2B: 0 3B: 0 HR: 2 SF: 0 SAC: 0 DP: 1 HBP: 0						

BOTTOM

Texas Rangers @ Washington Nationals

Nationals Park, Washington, DC

Fri Jul 07 2023, 7:05 PM - 9:32 PM EDT

Att. 19,322 - Clear - 85 F

livebaseballscorecards.com

AB	32
R	2
H	6
RBI	2
BB	2
SO	8
LOB	8

PITCHER		IP	WLS	BF	H	R	ER	SO	BB	IBB	HBP	BLK	WP	HR	S	P	ERA	WHIP
61 Cody Bradford, L ERA: 4.39	(1, 1)	5.0	W	20	5	1	1	1	1	0	0	0	0	1	61	95	1.80	1.200
49 Glenn Otto, R ERA: 7.11	(6, 1)	2.0	H	8	1	1	1	4	1	0	0	0	0	1	18	27	4.50	1.000
45 Aroldis Chapman, L ERA: 2.23	(8, 1)	1.0		3	0	0	0	1	0	0	0	0	0	0	7	11	0.00	0.000
51 Will Smith, L ERA: 3.06	(9, 1)	1.0		3	0	0	0	2	0	0	0	0	0	0	8	13	0.00	0.000

PITCHER	IP	WLS	BF	H	R	ER	SO	BB	IBB	HBP	BLK	WP	HR	S	P	ERA	WHIP

Batter	1	2	3	4	5	6	7	8	9	AB	R	H	RBI	BB	SO	LOB
2 Marcus Semien, R (1, 4) OBP: 0.337, SLG: 0.437	B FF 97 B FF 96 C FF 96 X SI 97 2-1 G5-3		B SI 97 B SI 91 B SI 96 B FF 96 4-0 5 FC4-6 BB		C CU 78 X CU 82 0-1 F8		C SL 88 B SL 87 S SL 84 B SL 87 B FF 96 X SL 86 3-2 G5-3			3	0	0	0	1	0	1
5 Corey Seager, L (1, 6) OBP: 0.415, SLG: 0.620	B CU 80 F CU 82 X FF 97 1-1 F8		X CH 89 0-0 FC4-6 1-2f		F CU 80 B SI 92 S CU 83 X FF 96 1-2 G4-3		F SL 88 S CH 86 F SL 86 B FF 94 S FF 95 1-3 K			4	0	0	0	0	1	2
30 Nathaniel Lowe, L (1, 3) OBP: 0.361, SLG: 0.425	X FF 97 0-0 1B		B FF 94 C CU 80 C FF 96 S FF 95 1-3 K		C CU 81 X SI 93 0-1 2B		B FF 95 2 SAFE C SL 86 X SL 85 1-1 F8			4	0	2	0	0	1	2
53 Adolis García, R (1, 9) OBP: 0.332, SLG: 0.520 4 Robbie Grossman, S (8, 7) OBP: 0.302, SLG: 0.369	B SI 96 F CU 82 X FF 96 1-1 F9			C SI 96 S FF 96 B FF 95 B FF 95 B FF 96 B SI 95 4-2 6 HR BB	B CU 84 F FF 95 C CU 83 B CU 83 B FF 96 F CU 82 X SI 95 3-2 G5-3			C FF 98 F FF 99 B FF 98 B FF 98 S FF 98 2-3 K		3 0	1 0	0 0	0 0	1 0	1 0	2 0
6 Josh Jung, R (1, 5) OBP: 0.326, SLG: 0.503		C SI 96 S CU 82 X FF 95 0-2 F8		F SI 96 B CU 82 X SI 94 1-1 1-H HR		X FF 96 0-0 HR		B FS 88 S FF 98 B FS 90 F FF 98 F FF 97 F FS 89 X FS 89 2-2 F9		4	2	2	3	0	0	0
28 Jonah Heim, S (1, 2) OBP: 0.338, SLG: 0.474		C CU 81 S CU 82 B CU 83 F CU 81 X FF 96 1-2 16 FC3-6 1B		C CU 82 C CU 82 X CU 82 0-2 G4-3		C SL 86 B FF 95 B FF 94 F SL 86 F SL 86 X FF 97 2-2 P5		C FS 90 S FS 91 S FS 90 0-3 K		4	0	1	0	0	1	0
16 Travis Jankowski, L (1, 7) (8, 9) OBP: 0.414, SLG: 0.420		C FF 96 F SI 96 X FF 97 0-2 FC3-6 1-2f		B CU 82 B FF 96 C FF 94 B FF 96 X FF 95 3-1 F8		B FF 96 F SL 88 X FF 96 1-1 20 G6-4-3 1B			B SL 86 C FF 96 B FF 96 F FF 95 F FF 96 X FF 96 2-2 G6-3	4	0	1	0	0	0	1
20 Ezequiel Duran, R (1, 10) OBP: 0.345, SLG: 0.531		F CU 84 F CU 84 B FF 97 X CU 84 1-2 G1-3		B SI 96 X SI 96 1-0 1B		X SL 85 0-0 G6-4-3 1-2f			B FF 96 B FF 95 X FF 95 2-0 L6	4	0	1	0	0	0	2
3 Leody Taveras, S (1, 8) OBP: 0.340, SLG: 0.476			B FF 95 C FF 96 C CU 80 B CU 80 X CU 80 2-2 F8	C SI 93 C FF 94 F FF 94 D CU 80 X CU 80 1-2 G1-3		X SL 86 0-0 2B			S SL 84 B FF 97 X FF 96 1-1 G4-3	4	0	1	0	0	0	1
Inning Stats	R: 0 E: 0 K: 0 S: 7 H: 1 LOB: 1 BB: 0 P: 11	R: 0 E: 0 K: 0 S: 13 H: 1 LOB: 1 BB: 0 P: 15	R: 0 E: 1 K: 1 S: 7 H: 0 LOB: 1 BB: 1 P: 14	R: 2 E: 0 K: 0 S: 14 H: 2 LOB: 1 BB: 1 P: 24	R: 0 E: 0 K: 0 S: 11 H: 1 LOB: 1 BB: 0 P: 15	R: 1 E: 0 K: 0 S: 8 H: 2 LOB: 0 BB: 0 P: 11	R: 0 E: 0 K: 1 S: 10 H: 1 LOB: 1 BB: 0 P: 15	R: 0 E: 0 K: 2 S: 11 H: 0 LOB: 0 BB: 0 P: 15	R: 0 E: 0 K: 0 S: 7 H: 0 LOB: 0 BB: 0 P: 12	1B: 4 2B: 2 3B: 0 HR: 2 SF: 0 SAC: 0 DP: 1 HBP: 0						WP: 0 PB: 0 SB: 0 CS: 0 PA: 36	

PITCHER	IP	WLS	BF	H	R	ER	SO	BB	IBB	HBP	BLK	WP	HR	S	P	ERA	WHIP
74 Jake Irvin, R (1, 1) ERA: 4.6	5.0	W	22	5	2	2	1	2	0	0	0	0	1	52	79	3.60	1.400
51 Jordan Weems, R (6, 1) ERA: 2.21	2.0		8	3	1	1	1	0	0	0	0	0	1	18	26	4.50	1.500
67 Kyle Finnegan, R (8, 1) ERA: 3.41	1.0		3	0	0	0	2	0	0	0	0	0	0	11	15	0.00	0.000
54 Amos Willingham, R (9, 1) ERA: 8.44	1.0		3	0	0	0	0	0	0	0	0	0	0	7	12	0.00	0.000

PITCHER	IP	WLS	BF	H	R	ER	SO	BB	IBB	HBP	BLK	WP	HR	S	P	ERA	WHIP

TOP

Texas Rangers @ Washington Nationals

Nationals Park, Washington, DC

Sat Jul 08 2023, 4:06 PM - 7:35 PM EDT

Att. 29,402 - Cloudy - 87 F

livebaseballscorecards.com

AB	34
R	3
H	8
RBI	3
BB	2
SO	4
LOB	11

Texas Rangers @ Washington Nationals

Nationals Park, Washington, DC

Sat Jul 08 2023, 4:06 PM - 7:35 PM EDT

Att. 29,402 - Cloudy - 87 F

BOTTOM

livebaseballscorecards.com

Batter	1	2	3	4	5	6	7	8	9	AB	R	H	RBI	BB	SO	LOB
5 CJ Abrams, L (1, 6) OBP: 0.287, SLG: 0.394	S FF 92 C FF 93 X FF 94 0-2: 9 HR 28 1B 1B	B SL 83 X FF 93 1-0 ①: P5		C SI 93 B FF 93 B SI 91 X SI 94 2-1: 45 S 1B		X FF 94 0-0 ①: L7				4	1	2	0	0	0	1
28 Lane Thomas, R (1, 9) OBP: 0.349, SLG: 0.501	X FF 92 0-0 1-2: 9 HR 1B	X SL 81 0-0: 45 S 45 2B 1B		C SL 85 S SI 94 S SL 86 1 SAFE 0-3 ①: K		F SL 87 B SL 86 S SL 85 C SI 94 1-3 ②③: K 1-2				4	2	2	0	0	2	2
9 Jeimer Candelario, S (1, 10) OBP: 0.338, SLG: 0.481	S SL 82 B SL 83 C FF 93 D SL 83 F FF 94 F SL 83 X CH 85 2-2 1-H 2-H: HR	B FF 92 C FF 92 D SL 83 B FF 92 S FF 93 T FF 93 3-2 ②: K		S FF 95 F FF 95 S FF 95 0-3 ②: K			X SL 84 0-0 ①: P5			4	1	1	3	0	2	2
45 Joey Meneses, R (1, 3) OBP: 0.326, SLG: 0.396 22 Dominic Smith, L (8, 3) OBP: 0.326, SLG: 0.330	B SL 81 B SL 81 X FF 93 2-0: HR	C SL 83 B CH 84 S CH 83 F SL 83 X FF 93 1-2 1-H: 2B		1 SAFE C SL 87 X SL 87 0-1 ③: G5-3 1-2			C SL 87 C SL 83 B SL 85 X SL 84 1-2 ②: G5-3			4 0	1 0	2 0	2 0	0 0	0 0	1 0
20 Keibert Ruiz, S (1, 2) OBP: 0.276, SLG: 0.355	X FF 94 0-0 ①: G5-3	C CH 84 C FF 93 S SL 82 0-3 ③: K			C SL 86 C FF 94 X SL 85 0-2 ①: F9		X FF 94 0-0 ③: F8			4	0	0	0	0	1	1
36 Stone Garrett, R (1, 7) OBP: 0.322, SLG: 0.405	C FF 93 F CH 84 B FF 93 B SL 83 S CH 85 2-3 ②: K		C FF 92 F SL 82 B FF 93 F FF 93 B SL 83 F FF 93 B CH 85 T FF 93 3-2 ①: K		B SI 95 X SL 87 1-0 ②: G5-3			S FF 93 X CH 89 0-1 ①: G6-3		4	0	0	0	0	2	0
14 Ildemaro Vargas, S (1, 5) OBP: 0.315, SLG: 0.432	C FF 93 B FF 93 B CH 84 C FF 93 B FF 94 F FF 93 X FF 93 3-2 ③: F8		F CH 84 F FF 92 B FF 92 X FF 92 1-2 ②: F9		B SL 85 B SI 91 X SI 92 2-0: 1B			X FF 95 0-0 ②: P3		4	0	1	0	0	0	0
2 Luis García Jr., L (1, 4) OBP: 0.305, SLG: 0.380		B FF 91 C FF 92 B SL 81 T SL 80 B SL 82 F FF 93 B FF 93 4-2: 17 HR BB	B FF 93 F FF 93 X SL 83 1-1: E4 3B		C FF 94 F FF 94 X SL 86 0-2 ③: G6-3			X FF 95 0-0: 1B		3	2	2	0	1	0	1
17 Alex Call, R (1, 8) OBP: 0.308, SLG: 0.322		C SL 83 X FF 92 0-1 1-H: HR	B FF 91 B CH 84 F FF 92 X FF 91 2-1 ③: G5-3			B SL 85 F SL 85 B SI 94 C SL 86 X SL 85 2-2: 28 CS 1B		X FF 95 0-0 ③: F9		4	1	2	2	0	0	1

Inning Stats	1	2	3	4	5	6	7	8	9
	R: 4 E: 0 K: 1 S: 18 H: 4 LOB: 0 BB: 0 P: 27	R: 3 E: 0 K: 2 S: 17 H: 3 LOB: 1 BB: 1 P: 26	R: 1 E: 1 K: 1 S: 12 H: 1 LOB: 0 BB: 0 P: 19	R: 0 E: 0 K: 2 S: 10 H: 1 LOB: 1 BB: 0 P: 12	R: 0 E: 0 K: 0 S: 8 H: 1 LOB: 1 BB: 0 P: 11	R: 0 E: 0 K: 1 S: 7 H: 1 LOB: 1 BB: 0 P: 10	R: 0 E: 0 K: 0 S: 5 H: 0 LOB: 0 BB: 0 P: 6	R: 0 E: 0 K: 0 S: 5 H: 1 LOB: 1 BB: 0 P: 5	

	AB	35
	R	8
	H	12
	RBI	7
	BB	1
	SO	7
	LOB	9

1B: 7 SF: 0
2B: 2 SAC: 0
3B: 1 DP: 1
HR: 3 HBP: 0

WP: 0 PA: 36
PB: 0
SB: 2
CS: 1

PITCHER		IP	WLS	BF	H	R	ER	SO	BB	IBB	HBP	BLK	WP	HR	S	P	ERA	WHIP
44 Andrew Heaney, L ERA: 4.71	(1, 1)	3.0	L	18	8	8	7	4	1	0	0	0	0	3	47	72	21.00	3.000
65 Grant Anderson, R ERA: 3.86	(4, 1)	4.0		14	3	0	0	3	0	0	0	0	0	0	30	39	0.00	0.750
46 Brock Burke, L ERA: 3.03	(8, 1)	1.0		4	1	0	0	0	0	0	0	0	0	0	5	5	0.00	1.000

PITCHER	IP	WLS	BF	H	R	ER	SO	BB	IBB	HBP	BLK	WP	HR	S	P	ERA	WHIP

Texas Rangers @ Washington Nationals

Nationals Park, Washington, DC

Sun Jul 09 2023, 12:06 PM - 2:30 PM EDT

Att. 17,547 - Cloudy - 83 F

TOP

livebaseballscorecards.com

Batter	1	2	3	4	5	6	7	8	9	AB	R	H	RBI	BB	SO	LOB
2 Marcus Semien, R (1, 4) OBP: 0.338, SLG: 0.438	F FF 92 B FF 92 B SI 93 S SL 81 C SI 93 2-3 ① K			F CH 79 B FF 92 T SL 82 B SL 82 X SI 94 2-2 ① G6-3		X SL 79 0-0 5 F7 53 1B 2B		B FF 96 F CH 85 B CH 86 B FF 96 C FF 95 B FF 96 4-2 5 FC6-4 BB	C SL 87 F FS 90 D SL 87 X FF 99 1-2 ②③ G6-4-3 1-2f	4	1	1	0	1	1	2
5 Corey Seager, L (1, 6) OBP: 0.413, SLG: 0.613	C SL 81 F SL 81 F SL 82 S SL 82 0-3 ② K			S SL 82 B SL 81 F SL 83 X SL 82 1-2 6 1B 1B		B FF 91 B FF 92 X SL 79 2-0 ① F7 2-3		X FF 96 0-0 ① FC6-4 6 1B 53 FC5-4 1-2f		4	1	1	0	0	1	2
6 Josh Jung, R (1, 5) OBP: 0.331, SLG: 0.504	C SL 81 S SL 82 S SL 83 0-3 ③ K			S SL 81 X FF 93 0-1 1-2 1B		B FF 92 B FF 92 B SL 79 B SL 80 4-0 53 1B BB		B FF 96 F CH 87 B CH 85 B FF 96 X FF 97 3-1 53 FC5-4 1-3 1B		3	0	2	0	1	1	0
53 Adolis García, R (1, 10) OBP: 0.331, SLG: 0.517		B FF 91 F FF 91 F FF 92 C SI 94 1-3 ① K		X FF 93 0-0 ② F9		B FF 93 B FF 92 X FF 93 2-0 1-2 3-H 1B		C FF 98 B FF 97 F FF 97 F FF 98 F FF 97 F CH 86 X FF 98 1-2 ② FC5-4 30 BB 1-2f 3-H		4	0	1	2	0	1	3
30 Nathaniel Lowe, L (1, 3) OBP: 0.360, SLG: 0.421		X SL 81 0-0 ② P5		C SI 93 X SL 82 0-1 ③ G4-3		F SI 93 X SI 92 0-1 ② L6		C FF 96 B FF 96 B FF 97 B FF 97 F FF 96 F FF 97 B FF 97 4-2 1-2 BB		3	0	0	0	1	0	4
18 Mitch Garver, R (1, 2) OBP: 0.337, SLG: 0.444		B SL 80 B SL 82 C SL 77 C SI 94 X SI 94 2-2 ③ G4-3			F FF 91 X SL 81 0-1 20 FC1-4 1B	B FF 93 B FF 92 C SL 79 X FF 92 2-1 ③ G5-3		B FS 89 B FF 97 X FF 97 2-0 ③ L9		4	0	1	0	0	0	4
4 Robbie Grossman, S (1, 9) OBP: 0.298, SLG: 0.362			X SL 80 0-0 ① P4		B SI 92 B FF 92 F SI 93 F FF 92 B SI 94 X SL 82 3-2 ① F7		B SI 92 C SL 78 X SL 80 1-1 ① F7		B CU 83 F FF 99 B FF 100 F FF 99 X FF 100 2-2 ① F7	4	0	0	0	0	0	1
20 Ezequiel Duran, R (1, 7) OBP: 0.344, SLG: 0.526			C FF 91 F FF 92 B SL 83 B SL 84 S SI 94 2-3 ② K		F FF 93 B FF 94 X FF 93 1-1 ② FC1-4 1-2f		C FF 91 S SL 81 F SL 83 B SL 82 B SI 93 F SI 93 F FF 94 X FF 93 2-2 ② F8		C FF 99 B SL 86 F FF 99 X FF 100 1-2 3 1B 1B	4	0	1	0	0	1	1
3 Leody Taveras, S (1, 8) OBP: 0.339, SLG: 0.473			B SI 93 B SI 94 C SI 92 X SI 93 2-1 ③ G6-3		1 SAFE B SI 93 X SI 93 1-0 ③ G1-3		C SL 78 C SL 81 B SI 93 C FF 94 1-3 ③ K		X FF 99 0-0 2 G6-4-3 1-2 1B	4	0	1	0	0	1	1

Inning Stats																																	
	R: 0	H: 0		R: 0	H: 0		R: 0	H: 0		R: 0	H: 2		R: 0	H: 1		R: 1	H: 2		R: 0	H: 0		R: 1	H: 1		R: 0	H: 2		1B: 7	SF: 0		WP: 0	PA: 37	
	E: 0	LOB: 0		E: 0	LOB: 0		E: 0	LOB: 2		K: 0	LOB: 2		E: 0	LOB: 1		E: 0	LOB: 2		E: 0	LOB: 0		E: 0	LOB: 2		E: 0	LOB: 1		2B: 1	SAC: 0		PB: 0		
	K: 3	BB: 0		K: 1	BB: 0		K: 0	BB: 0		S: 11	BB: 1		K: 0	BB: 0		K: 0	BB: 1		K: 1	BB: 0		K: 0	BB: 2		K: 0	BB: 0		3B: 0	DP: 1		SB: 0		
	S: 10	P: 12		S: 7	P: 10		S: 6	P: 10			P: 14		S: 8	P: 13		S: 7	P: 17		S: 11	P: 15		S: 15	P: 29		S: 10	P: 14		HR: 0	HBP: 0		CS: 0		

PITCHER		IP	WLS	BF	H	R	ER	SO	BB	IBB	HBP	BLK	WP	HR	S	P	ERA	WHIP
46 Patrick Corbin, L ERA: 4.89	(1, 1)	7.0	W	27	5	1	1	6	1	0	0	0	0	0	60	91	1.29	0.857
Jose Ferrer, L ERA: 1.8	(8, 1)	0.2		5	1	1	1	0	2	0	0	0	0	0	14	26	13.50	4.500
67 Kyle Finnegan, R ERA: 3.38	(8, 1)	0.1		1	0	0	0	0	0	0	0	0	0	0	1	3	0.00	0.000
73 Hunter Harvey, R ERA: 3.2	(9, 1)	1.0		4	2	0	0	0	0	0	0	0	0	0	10	14	0.00	2.000

PITCHER		IP	WLS	BF	H	R	ER	SO	BB	IBB	HBP	BLK	WP	HR	S	P	ERA	WHIP

AB	34
R	2
H	8
RBI	2
BB	3
SO	6
LOB	18

BOTTOM

Texas Rangers @ Washington Nationals

Nationals Park, Washington, DC

Sun Jul 09 2023, 12:06 PM - 2:30 PM EDT

Att. 17,547 - Cloudy - 83 F

livebaseballscorecards.com

Batter	1	2	3	4	5	6	7	8	9	AB	R	H	RBI	BB	SO	LOB
5 CJ Abrams, L (1, 6) OBP: 0.292, SLG: 0.397	B FC 88 X SI 91 1-0 G4-3 ①		F CU 78 C FC 91 X SL 83 0-2 F7 ② 1-2		B FC 89 1 SAFE X FC 89 1-0 28 1B 1-2 1B	X FF 98 0-0 28 S 1-3 2-H 1B		C SL 82 S FF 94 F CH 88 F SL 81 X FF 95 0-2 1B		5	0	3	1	0	0	1
28 Lane Thomas, R (1, 9) OBP: 0.347, SLG: 0.497	C SI 91 F FC 89 B SL 85 X SI 92 1-2 E1 9 G4-6-3		F FC 90 F SL 84 F SL 84 B FF 91 B CH 85 S SI 92 2-3 K ③		C SL 85 B SL 85 C FC 89 X SL 83 1-2 9 G4-6-3 1-2 2-H 1B	F SL 89 1 SAFE S SL 90 B FF 97 D SL 91 T FF 97 2-2 K ③ 1-2		F FF 96 1 SAFE B SL 80 X FF 95 1-1 G5-3 ③		5	0	1	1	0	2	4
9 Jeimer Candelario, S (1, 5) OBP: 0.337, SLG: 0.478	B CU 78 C CU 78 B CH 85 X CH 86 2-1 G4-6-3 ②③ 1-2f			C CH 85 S CU 79 F CH 86 B SI 92 F FC 89 B CH 88 X CH 86 2-2 20 1B 1B	B CU 79 D CU 80 X SI 92 2-0 G4-6-3 ②③ 1-2f		C CU 83 B CU 85 B CU 85 F SL 88 S CU 86 2-3 K ①			4	0	1	0	0	1	3
45 Joey Meneses, R (1, 10) OBP: 0.328, SLG: 0.404		F SL 82 B SL 84 F FC 89 F SL 84 B SI 91 B FC 89 F SI 91 F CH 86 B SL 83 4-2 BB		C SI 90 S SL 84 S SL 84 0-3 K ①		B FC 88 C FC 88 F SL 83 B SL 82 C SI 91 2-3 K ①	B SL 88 S SL 89 X FF 97 1-1 HR			3	1	1	1	1	2	1
20 Keibert Ruiz, S (1, 2) OBP: 0.279, SLG: 0.360		C CH 86 B CH 86 X FC 90 1-1 F9 ①		B CH 85 X SI 91 1-0 1B ②		C CU 78 X SL 82 0-1 2 1B 17 1B 2B	B CU 85 F CU 84 S SL 88 S CU 87 1-3 K ②			4	1	2	0	0	1	1
23 Corey Dickerson, L (1, 7) OBP: 0.278, SLG: 0.358 36 Stone Garrett, R (7, 7) OBP: 0.326, SLG: 0.429		F SI 91 F SI 93 F CU 81 X CH 87 0-2 F7 ②		B FC 88 F CH 85 F CH 86 X FF 92 1-2 F8 ③		B CH 86 F SI 92 X CH 86 1-1 L8 ② S S SL 88 X SL 88 0-2 HR				3 1	0 1	0 1	0 1	0 0	0 0	3 0
22 Dominic Smith, L (1, 3) OBP: 0.328, SLG: 0.340		B CU 78 F FC 88 X CH 86 1-1 P6 ③			X SI 91 0-0 HR	H CU 79 1-0 2 1B 17 1B HBP S SL 81 X CH 86		0-1 F7 ③		3	2	1	1	0	0	1
2 Luis García Jr., L (1, 4) OBP: 0.307, SLG: 0.382			C CH 86 F SI 92 B CH 87 T FF 93 1-2 K ①		X CH 85 0-0 17 FC6-4 1B	B CU 83 C CU 83 X SL 89 1-1 17 5 1B 1B 1-2 2-3		B SL 86 B FF 93 B FF 93 C SI 93 C FF 93 X CH 89 3-2 F8 ①		4	1	2	0	0	1	0
17 Alex Call, R (1, 8) OBP: 0.311, SLG: 0.322			C SI 92 B SL 86 B SI 93 S CH 86 B SL 84 B SI 93 4-2 5 S BB		C SL 82 X SI 91 0-1 FC6-4 5 1B 28 1B ① 1-2f	C FF 95 X SL 88 0-1 5 1B 1-2 2-H 3-H 1B		X FF 95 0-0 P3 ②		3	1	1	2	1	0	1
Inning Stats	R: 0 E: 1 K: 0 S: 6 H: 0 LOB: 0 BB: 0 P: 10	R: 0 E: 0 K: 0 S: 13 H: 0 LOB: 1 BB: 1 P: 19	R: 0 E: 0 K: 2 S: 12 H: 0 LOB: 1 BB: 1 P: 19	R: 0 E: 0 K: 1 S: 12 H: 2 LOB: 1 BB: 0 P: 16	R: 2 E: 0 K: 0 S: 9 H: 4 LOB: 1 BB: 0 P: 13	R: 3 E: 0 K: 2 S: 15 H: 4 LOB: 2 BB: 0 P: 22	R: 2 E: 0 K: 2 S: 13 H: 2 LOB: 0 BB: 0 P: 17	R: 0 E: 0 K: 0 S: 11 H: 1 LOB: 1 BB: 0 P: 15		1B: 9 2B: 1 3B: 0 HR: 3 SF: 0 SAC: 0 DP: 2 HBP: 1				WP: 0 PB: 0 SB: 2 CS: 0 PA: 38		

	AB	35
	R	7
	H	13
	RBI	7
	BB	2
	SO	7
	LOB	15

PITCHER		IP	WLS	BF	H	R	ER	SO	BB	IBB	HBP	BLK	WP	HR	S	P	ERA	WHIP
33 Dane Dunning, R ERA: 2.84	(1, 1)	5.2	L	25	7	4	4	4	2	0	1	0	0	1	59	88	6.35	1.588
66 Josh Sborz, R ERA: 4.54	(6, 1)	1.0		8	5	3	3	3	0	0	0	0	0	2	19	26	27.00	5.000
25 José Leclerc, R ERA: 3.08	(7, 1)	1.1		5	1	0	0	0	0	0	0	0	0	0	13	17	0.00	0.750

PITCHER	IP	WLS	BF	H	R	ER	SO	BB	IBB	HBP	BLK	WP	HR	S	P	ERA	WHIP

Cleveland Guardians @ Texas Rangers

Globe Life Field, Arlington, TX

Fri Jul 14 2023, 7:09 PM - 9:59 PM CDT

Att. 33,863 - Roof Closed - 74 F

livebaseballscorecards.com

Batter	1	2	3	4	5	6	7	8	9	AB	R	H	RBI	BB	SO	LOB
38 Steven Kwan, L (1, 7) OBP: 0.337, SLG: 0.348	C FF 95 X FF 96 0-1 ① G5-3		B CU 77 F FF 96 B FF 95 B CH 88 C FF 94 F FF 95 B SL 87 4-2 1 FC4-6 BB		C FF 94 F FF 95 X FF 96 0-2 ① G5-3		B FF 95 X FF 96 1-0 11 1B 1B		F FF 95 C CH 88 B SL 84 B FF 94 B CH 89 X FF 95 3-2 ① F8 1-2	4	0	1	0	1	0	1
1 Amed Rosario, R (1, 6) OBP: 0.310, SLG: 0.359	C FF 96 B SL 86 X SL 88 1-1 ② G3-1		F SL 86 1 SAFE X SL 88 0-1 ① FC4-6 11 G6-3 22 HR 1-2f		C FF 96 F SL 88 X SL 86 0-2 22 WP 1B		X FF 94 0-0 ② F9		B FF 95 C SL 83 F SL 80 B FF 96 S SL 82 2-3 ② K	5	1	1	0	0	1	3
11 José Ramírez, S (1, 5) OBP: 0.362, SLG: 0.501	B FF 96 B SL 87 F CH 88 F FF 96 B SL 89 F SL 86 X FF 96 3-2 ③ F4		C SL 88 B FF 95 B CH 89 1 SAFE D SL 87 F FF 96 X SL 88 3-2 ② G6-3 1-2		C FF 96 B CH 90 X SL 87 1-1 ② F7		B FF 96 F FF 96 X FF 95 1-1 22 S 1-3 1B		C CH 88 C SL 83 F SL 81 B FF 95 D SL 83 X FC 89 2-2 ③ G5-3	5	0	1	0	0	0	3
22 Josh Naylor, L (1, 3) OBP: 0.349, SLG: 0.492		F CU 76 X FF 96 0-1 ① L4	D SL 89 F FF 96 B FF 96 X SL 88 2-1 2-H HR		B CU 77 B CU 78 B CH 90 3-0 1-2 IBB		C FF 96 B FF 96 B FF 97 2-1 1-2 IBB			2	1	1	2	2	0	0
0 Andrés Giménez, L (1, 4) OBP: 0.319, SLG: 0.385		B CU 76 X CH 89 1-0 ② F7	B CU 78 B SL 88 C FF 94 B CH 88 C FF 94 B FF 94 4-2 BB		C CH 89 C FF 96 D SL 88 S FF 96 1-3 ③ K		X FF 97 0-0 ③ F7			3	0	0	0	1	1	5
55 Josh Bell, S (1, 10) OBP: 0.318, SLG: 0.380		B FF 97 X FF 96 1-0 1B	X CU 78 0-0 ③ F8			F FF 95 B SL 88 F SL 88 B FF 96 F SL 88 C CH 90 2-3 ① K		B FF 98 F FF 97 S FS 86 X FS 90 1-2 ① P3		4	0	1	0	0	1	1
17 Will Brennan, L (1, 9) OBP: 0.295, SLG: 0.388		C FF 96 F FF 96 S SL 87 0-3 ③ K	X CH 88 0-0 ① G3			B FF 96 X CH 88 1-0 ② G4-3		B FF 99 C SL 88 S SL 87 F SI 101 X SL 89 1-2 ② G4-3		4	0	0	0	0	1	1
7 Myles Straw, R (1, 8) OBP: 0.303, SLG: 0.299			X FF 94 0-0 23 HR 1B	B SL 86 X FF 95 1-0 ② G5-3		B SL 89 C SL 87 S SL 86 B SL 87 C FF 96 2-3 ③ K		B SL 86 F FF 97 S SI 102 1-3 ③ K		4	1	1	0	0	2	0
23 Bo Naylor, L (1, 2) OBP: 0.283, SLG: 0.364			B FF 96 X CH 88 1-0 1-H HR	B CU 78 B CU 76 B FF 94 F FF 95 F FF 96 X SL 86 3-2 ③ P5			C SL 88 B FF 96 F FF 95 B SL 89 F FF 97 C FF 96 2-3 ① K		B FF 93 C FF 94 X CH 87 1-1 38 WP 1B	4	1	2	2	0	1	0
Inning Stats	R: 0 E: 0 K: 0 S: 8 H: 0 LOB: 0 BB: 0 P: 12	R: 0 E: 0 K: 1 S: 7 H: 1 LOB: 1 BB: 0 P: 9	R: 4 E: 0 K: 0 S: 15 H: 3 LOB: 1 BB: 2 P: 29	R: 0 E: 0 K: 0 S: 5 H: 0 LOB: 0 BB: 0 P: 9	R: 0 E: 0 K: 1 S: 11 H: 1 LOB: 2 BB: 1 P: 16	R: 0 E: 0 K: 2 S: 8 H: 0 LOB: 0 BB: 0 P: 13	R: 0 E: 0 K: 1 S: 10 H: 2 LOB: 3 BB: 1 P: 16	R: 0 E: 0 K: 1 S: 10 H: 0 LOB: 0 BB: 0 P: 13	R: 0 E: 0 K: 1 S: 12 H: 1 LOB: 1 BB: 0 P: 20	1B: 6 2B: 0 3B: 0 HR: 2 SF: 0 SAC: 0 DP: 0 HBP: 0						

TOP

AB	35
R	4
H	8
RBI	4
BB	4
SO	7
LOB	14

WP: 2 PA: 39
PB: 0
SB: 1
CS: 0

PITCHER		IP	WLS	BF	H	R	ER	SO	BB	IBB	HBP	BLK	WP	HR	S	P	ERA	WHIP
22 Jon Gray, R ERA: 3.45	(1, 1)	6.0		26	5	4	4	4	2	1	0	0	1	2	54	88	6.00	1.167
46 Brock Burke, L ERA: 2.95	(7, 1)	1.0	W	6	2	0	0	1	0	1	0	0	0	0	10	16	0.00	2.000
45 Aroldis Chapman, L ERA: 2.16	(8, 1)	1.0		3	0	0	0	1	0	0	0	0	0	0	10	13	0.00	0.000
25 José Leclerc, R ERA: 2.96	(9, 1)	1.0		4	1	0	0	1	0	0	0	0	1	0	12	20	0.00	1.000

PITCHER	IP	WLS	BF	H	R	ER	SO	BB	IBB	HBP	BLK	WP	HR	S	P	ERA	WHIP

BOTTOM

Cleveland Guardians @ Texas Rangers

Globe Life Field, Arlington, TX

Fri Jul 14 2023, 7:09 PM - 9:59 PM CDT

Att. 33,863 - Roof Closed - 74 F

livebaseballscorecards.com

Batter	1	2	3	4	5	6	7	8	9	AB	R	H	RBI	BB	SO	LOB
2 Marcus Semien, R (1, 4) OBP: 0.336, SLG: 0.433	C FC 89 B FC 89 F SI 94 X CU 78 1-2 ① F7		F SI 92 F FC 88 X SI 93 0-2 ①② F8-5 2-3		B FC 85 B SL 80 X SI 90 2-0 ② P3		B FF 96 B CU 79 B CU 80 B SL 94 4-0 5 2B BB	C FF 94 X FC 88 0-1 ① F8		4	1	0	0	1	0	1
5 Corey Seager, L (1, 6) OBP: 0.416, SLG: 0.628	S FC 90 S CU 80 B CU 79 B CU 78 B FC 90 F FC 90 F CU 79 F CU 79 B FC 89 4-2 30 1B BB		B FF 91 F FF 92 X FC 87 1-1 ③ G3		F FC 86 X FC 86 0-1 ③ L8		F FF 95 X SL 85 0-1 30 1B 53 1B 1-H 2B	S FF 96 B FF 95 X FF 94 1-1 HR		4	2	2	2	1	0	0
30 Nathaniel Lowe, L (1, 3) OBP: 0.368, SLG: 0.439	B CU 78 B FF 92 F FF 92 X CU 78 2-1 1-2 1B			B FF 90 F FC 87 B FF 90 X CU 77 2-1 HR		B FF 92 B CH 79 B FF 93 B FF 92 4-0 6 1B 6 PB 28 1B BB	B SL 86 D SL 87 X SI 96 2-0 53 1B 28 2B 2-3 1B	F FC 88 S FF 94 B CU 78 B CU 78 B FF 95 X FC 88 3-2 53 HR 2B		4	4	4	1	1	0	0
53 Adolis García, R (1, 9) OBP: 0.334, SLG: 0.527	C FC 88 B SI 93 F FC 87 B SL 82 C SI 94 2-3 ② K			F SI 92 B CU 78 F CU 77 F SI 93 X FC 86 1-2 28 G3 6 F9 16 1B 1B		B SL 85 S SL 84 F CH 78 X CH 78 1-2 ① F8	S SL 85 S SL 84 X FF 96 0-2 28 2B 1-2 3-H 1B	B FC 88 B FC 86 T FC 89 X FC 88 2-1 2-H HR		5	3	3	3	0	1	3
6 Josh Jung, R (1, 5) OBP: 0.329, SLG: 0.500	X FC 88 0-0 ③ F9			B SL 82 F SL 80 F SI 91 F SI 90 X SL 80 1-2 ① F9 1-2		1 SAFE D SL 87 F CH 77 B FF 92 B CU 84 S SL 85 F FF 93 F FF 93 F CH 80 3-2 16 HBP 28 1B 1-3 1B	C SL 86 S SL 85 S SL 86 0-3 ① K	S FF 94 B FF 95 F FC 88 S CH 81 1-3 ② K		5	0	1	0	0	2	5
28 Jonah Heim, S (1, 2) OBP: 0.342, SLG: 0.490		B FF 90 B FC 88 B FF 91 C FF 92 C FC 88 C CU 78 3-3 ① K		X FC 85 0-0 ② G3 2-3		C SL 84 X CH 78 0-1 16 HBP 1-2 3-H 1B	C FF 97 F FF 96 B SL 86 F FF 96 X FF 97 1-2 3 1B 1-H 2-H 2B	X FC 88 0-0 HR		5	2	3	4	0	1	1
16 Travis Jankowski, L (1, 7) OBP: 0.427, SLG: 0.425		C FC 87 S FC 88 F CU 77 X FF 92 0-2 ② F8		B FC 86 F FC 87 B FC 87 X FC 88 2-1 20 S 3-H 1B		S SL 79 H FF 91 1-1 1-2 2-3 HBP	B SL 86 B FF 96 C FF 96 B FF 95 F FF 95 B SL 84 4-2 3 1B 3 1B BB	X FF 95 0-0 13 BB 1B		3	0	2	1	1	0	0
20 Ezequiel Duran, R (1, 10) OBP: 0.338, SLG: 0.518 13 Brad Miller, L (8, PH) OBP: 0.316, SLG: 0.333 (9, 10)		C SI 92 B FC 88 X FC 88 1-1 ③ G6-3		1 SAFE B FC 87 X SI 91 1-0 ③ P6 1-2		C SL 79 C SL 78 S FF 91 0-3 ② K	S SL 86 D SL 85 F SL 85 B SL 83 S SL 85 2-3 ② K	B CU 78 F FF 95 B CU 78 B CH 84 F FF 94 B CH 84 4-2 1-2 BB		4 0	0 0	0 0	0 0	0 1	2 0	6 0
3 Leody Taveras, S (1, 8) OBP: 0.340, SLG: 0.475			B FF 90 C FF 91 B FC 88 C SI 92 F CU 78 B CU 78 F FC 86 X SI 93 3-2 2 F8-5 2B		C FC 88 C CU 75 X CU 75 0-2 ① F8	C FF 92 T SL 79 X FF 92 0-2 ③ L8	F FF 96 C FF 96 D SL 85 X FF 96 1-2 ③ 1-H 2-H 1B	X FF 95 0-0 ③ F7		5	0	2	1	0	0	5
Inning Stats	R: 0 E: 0 K: 1 S: 14 H: 1 LOB: 2 BB: 1 P: 23	R: 0 E: 0 K: 1 S: 9 H: 0 LOB: 0 BB: 0 P: 13	R: 0 E: 0 K: 0 S: 10 H: 1 LOB: 0 BB: 0 P: 14	R: 2 E: 0 K: 0 S: 14 H: 3 LOB: 1 BB: 0 P: 21	R: 0 E: 0 K: 0 S: 6 H: 0 LOB: 0 BB: 0 P: 8	R: 1 E: 0 K: 1 S: 18 H: 2 LOB: 3 BB: 1 P: 27	R: 5 E: 0 K: 2 S: 21 H: 5 LOB: 2 BB: 2 P: 35	R: 4 E: 0 K: 1 S: 17 H: 5 LOB: 2 BB: 1 P: 28		1B: 9 2B: 5 3B: 0 HR: 4 SF: 0 SAC: 0 DP: 1 HBP: 1				WP: 0 PB: 1 SB: 1 CS: 0 PA: 45		

	AB	39
	R	12
	H	17
	RBI	12
	BB	5
	SO	6
	LOB	21

PITCHER		IP	WLS	BF	H	R	ER	SO	BB	IBB	HBP	BLK	WP	HR	S	P	ERA	WHIP
43 Aaron Civale, R ERA: 2.65	(1, 1)	5.0		20	5	2	2	2	1	0	0	0	0	1	53	79	3.60	1.200
49 Eli Morgan, R ERA: 2.11	(6, 1)	0.1	H	4	2	1	1	0	1	0	0	0	0	0	11	19	27.00	9.000
52 Nick Sandlin, R ERA: 2.6	(6, 1)	0.2	H	3	0	0	0	1	0	0	1	0	0	0	7	8	0.00	0.000
31 Sam Hentges, L ERA: 5.4	(7, 1)	0.0	L	3	2	3	3	0	1	0	0	0	0	0	3	9	∞	∞
62 Enyel De Los Santos, R ERA: 2.89	(7, 1)	1.0		6	3	2	2	2	1	0	0	0	0	0	18	26	18.00	4.000

PITCHER		IP	WLS	BF	H	R	ER	SO	BB	IBB	HBP	BLK	WP	HR	S	P	ERA	WHIP
36 Cody Morris, R ERA: 12.0	(8, 1)	1.0		9	5	4	4	1	1	0	0	0	0	3	17	28	36.00	6.000

Cleveland Guardians @ Texas Rangers

Globe Life Field, Arlington, TX

Sat Jul 15 2023, 3:08 PM - 5:36 PM CDT

Att. 37,730 - Roof Closed - 74 F

TOP

livebaseballscorecards.com

Batter	1	2	3	4	5	6	7	8	9	AB	R	H	RBI	BB	SO	LOB
38 Steven Kwan, L (1, 7) OBP: 0.336, SLG: 0.347	C FF 92 X FF 92 0-1 ① G6-3		C SL 84 B SL 86 B FF 93 X FF 92 2-1 1B		B FF 92 B SL 86 X FF 93 2-0 ② G6-3		C SL 80 1 SAFE B SL 80 X FF 92 1-1 ③ P6			4	0	1	0	0	0	2
1 Amed Rosario, R (1, 6) OBP: 0.307, SLG: 0.355	C FF 93 C SL 83 B FF 93 T FF 93 1-2 ② K		S FF 93 S FF 92 F FF 92 X SL 86 1-2 ② F9		C SL 83 B FF 93 X CH 84 1-1 ③ L6			F SL 79 B FF 90 F FF 91 S SL 80 1-3 ① K		4	0	0	0	0	2	2
11 José Ramírez, S (1, 5) OBP: 0.360, SLG: 0.499	B FF 93 B FF 93 F FF 94 X SL 84 2-1 1B		B FF 93 B FF 92 X FF 92 2-0 ③ F8			F FF 92 X CH 84 0-1 ① F9		C FF 91 X FF 92 0-1 ② F9		4	0	1	0	0	0	1
22 Josh Naylor, L (1, 10) OBP: 0.348, SLG: 0.492	X FF 94 0-0 ③ G6-3			B SL 83 B SL 82 F FF 93 X FF 93 2-1 ① L7		S SL 84 B SL 85 F SL 84 F SL 85 X FF 93 1-2 55 S 2B		F SL 81 B SL 82 S SL 82 F SL 83 F SL 81 F FF 92 X SL 83 1-2 ③ F8		4	0	1	0	0	0	1
55 Josh Bell, S (1, 3) OBP: 0.321, SLG: 0.379		B FF 93 F FF 92 S FF 93 X FF 93 1-2 1B		B CH 84 B FF 92 T FF 92 S CH 84 F SL 84 F FF 93 X SL 84 2-2 ② F9		F CH 85 B FF 93 B CH 84 B FF 93 B FF 92 4-1 2 G4-6-3 2-3 BB			S FF 95 B FF 98 F FF 96 X SI 100 1-2 ① G6-3	3	0	1	0	1	0	0
2 Tyler Freeman, R (1, 4) OBP: 0.347, SLG: 0.391		F FF 93 F CH 85 X FF 93 0-2 ① L9		B CH 83 X FF 93 1-0 1B		C SL 84 B SL 83 X SI 93 1-1 ② ③ G4-6-3 1-2f			C FF 99 B SL 88 C SL 87 S SI 100 1-3 ② K	4	0	1	0	0	1	3
12 David Fry, R (1, 9) OBP: 0.321, SLG: 0.347 17 Will Brennan, L (7, PH) OBP: 0.301, SLG: 0.393 (7, 9)		S SL 85 F FF 93 B SL 86 T FF 93 1-2 ② K		B FF 92 F FF 92 F SL 85 X CH 85 1-2 ③ G3			B FF 93 B CH 86 B FF 93 C FF 92 X SL 84 3-1 7 FC6-4 1B		X FF 98 0-0 1B	2 2	0 0	0 2	0 0	0 0	1 0	2 0
7 Myles Straw, R (1, 8) OBP: 0.300, SLG: 0.295		F FF 93 B FF 93 F CH 84 B FF 93 B FF 93 S FF 93 3-3 ③ K			C SL 82 F FF 91 B FF 92 B SL 82 F CH 84 S CH 84 2-3 ① K		B SI 92 C SL 84 1 SAFE X SL 84 1-1 ① FC6-4 1-2f		C FF 99 F FF 101 S SI 102 0-3 ③ K	4	0	0	0	0	3	3
35 Cam Gallagher, R (1, 2) OBP: 0.171, SLG: 0.190 23 Bo Naylor, L (7, PH) OBP: 0.279, SLG: 0.357 (7, 2)			C FF 92 S FF 92 B FF 93 B FF 93 X FF 93 2-2 ① L3		X SL 82 0-0 2B		F SL 80 C SL 79 S SL 82 0-3 ② K			2 1	0 0	1 0	0 0	0 0	0 1	0 1
Inning Stats	R: 0 E: 0 K: 1 S: 8 H: 1 LOB: 1 BB: 0 P: 11	R: 0 E: 0 K: 2 S: 12 H: 1 LOB: 1 BB: 0 P: 17	R: 0 E: 0 K: 0 S: 9 H: 1 LOB: 1 BB: 0 P: 16	R: 0 E: 0 K: 0 S: 11 H: 1 LOB: 1 BB: 0 P: 17	R: 0 E: 0 K: 1 S: 9 H: 1 LOB: 1 BB: 0 P: 14	R: 0 E: 0 K: 0 S: 9 H: 1 LOB: 1 BB: 1 P: 15	R: 0 E: 0 K: 1 S: 9 H: 1 LOB: 1 BB: 0 P: 14	R: 0 E: 0 K: 1 S: 11 H: 0 LOB: 0 BB: 0 P: 13	R: 0 E: 0 K: 2 S: 10 H: 1 LOB: 1 BB: 0 P: 12	1B: 6 2B: 2 3B: 0 HR: 0	SF: 0 SAC: 0 DP: 1 HBP: 0			WP: 0 PB: 0 SB: 1 CS: 0	PA: 35	

	AB	34
	R	0
	H	8
	RBI	0
	BB	1
	SO	8
	LOB	15

PITCHER		IP	WLS	BF	H	R	ER	SO	BB	IBB	HBP	BLK	WP	HR	S	P	ERA	WHIP
44 Andrew Heaney, L ERA: 4.43	(1, 1)	5.1	W	23	6	0	0	4	1	0	0	0	0	0	56	87	0.00	1.312
65 Grant Anderson, R ERA: 3.7	(6, 1)	1.0	H	3	1	0	0	0	0	0	0	0	0	0	6	11	0.00	1.000
51 Will Smith, L ERA: 2.91	(7, 1)	1.2	H	5	0	0	0	2	0	0	0	0	0	0	16	19	0.00	0.000
45 Aroldis Chapman, L ERA: 2.1	(9, 1)	1.0	S	4	1	0	0	2	0	0	0	0	0	0	10	12	0.00	1.000

PITCHER	IP	WLS	BF	H	R	ER	SO	BB	IBB	HBP	BLK	WP	HR	S	P	ERA	WHIP

Batter	1	2	3	4	5	6	7	8	9	AB	R	H	RBI	BB	SO	LOB
2 Marcus Semien, R (1, 4) OBP: 0.338, SLG: 0.435	B FF 96 B FF 97 B FF 97 X FF 97 3-0 5 2B 53 FC6-4 1B	B SL 85 F SL 85 S FF 98 X FF 96 1-2 ② SF9 1-2 2-3 3-H		B CU 76 C FF 95 F FF 95 B SL 83 F SL 83 X FF 96 2-2 ③ G4-3			B SL 87 C SL 85 X FF 94 1-1 1B			3	1	2	1	0	0	0
5 Corey Seager, L (1, 6) OBP: 0.417, SLG: 0.629	S FF 97 F FF 98 X CU 77 0-2 53 FC6-4 1-3 2B	F CH 90 S FF 98 B FF 98 B FF 98 B CH 91 B CH 90 4-2 BB			C FF 94 F FF 95 B SL 82 S CH 88 1-3 ① K		D CU 75 X FF 93 1-0 ③ G3			3	0	1	0	1	1	1
30 Nathaniel Lowe, L (1, 3) OBP: 0.367, SLG: 0.435	F FF 97 S FF 98 B FF 98 F SL 84 B FF 99 B FF 98 B FF 98 4-2 53 FC6-4 BB	C FF 98 C CU 78 S FF 98 0-3 ③ K			F FF 96 F FF 96 B FF 95 X SL 83 1-2 ② F9			F SL 90 X SI 97 0-1 ① G5-3		3	0	0	0	1	1	3
53 Adolis García, R (1, 9) OBP: 0.333, SLG: 0.522	B FF 97 X FF 97 1-0 ① FC6-4 6 G1-6-3 1-2f 2-3 3-H		X SL 84 0-0 ① G5-3		B FF 95 B FF 94 C FF 95 S SL 85 S FF 96 2-3 ③ K			B FF 96 C FF 97 F FF 97 B SL 90 F CU 81 B FF 96 B SL 89 4-2 6 K2 BB		3	0	0	1	1	1	2
6 Josh Jung, R (1, 5) OBP: 0.326, SLG: 0.494	X SL 85 0-0 ② ③ G1-6-3 1-2f		C FF 96 F SL 83 B FF 97 B FF 97 F SL 83 S SL 83 2-3 ② K			S ST 84 F ST 84 B ST 83 C FF 96 1-3 ① K		B FF 96 S FF 96 S SL 88 1 SAFE S SL 88 1-3 ② ③ K2 1-2f		4	0	0	0	0	3	3
28 Jonah Heim, S (1, 2) OBP: 0.345, SLG: 0.490		C FF 96 B CH 89 C FF 97 F SL 84 F FF 97 B CH 90 X CH 91 2-2 16 1B 2 E 1B	S FF 95 B CU 77 B CU 75 B FF 95 F CH 88 B FF 96 4-2 BB			B ST 84 C SL 90 B ST 84 S FF 95 B ST 84 X FF 94 3-2 ② F7				2	1	1	0	1	0	0
16 Travis Jankowski, L (1, 7) OBP: 0.425, SLG: 0.423		B FF 98 B FF 97 C FF 97 F FF 98 B CH 88 F FF 97 X SL 83 3-2 2 SF9 3 S 1-3 1B	C FF 96 D CU 77 X FF 95 1-1 ③ L6			C ST 84 B SL 89 C SL 88 B FF 95 B FF 95 C ST 84 3-3 ③ K				3	0	1	0	0	1	1
18 Mitch Garver, R (1, 10) OBP: 0.327, SLG: 0.430		B SL 87 B FF 96 C FF 98 X FF 98 2-1 ① L4		F SL 83 B CU 77 X SL 80 1-1 ① G3-1			F FF 92 B SL 85 F SL 86 B FF 93 B SL 87 F FF 93 F FF 94 T SL 87 3-2 ① K			3	0	0	0	0	1	2
3 Leody Taveras, S (1, 8) OBP: 0.340, SLG: 0.472		B FF 96 B CU 78 B FF 97 B FF 97 4-0 2 E 1-2 BB		C FF 94 X CH 88 0-1 ② L7			C CU 75 T FF 94 F CU 76 F CU 76 F FF 93 B FF 94 S CU 76 1-3 ② K			2	0	0	0	1	1	0
Inning Stats	R: 1 E: 0 K: 0 S: 9 H: 2 LOB: 1 BB: 1 P: 17	R: 1 E: 1 K: 1 S: 19 H: 2 LOB: 3 BB: 2 P: 35	R: 0 E: 0 K: 1 S: 9 H: 0 LOB: 1 BB: 1 P: 16	R: 0 E: 0 K: 0 S: 8 H: 0 LOB: 0 BB: 0 P: 11	R: 0 E: 0 K: 2 S: 9 H: 0 LOB: 0 BB: 0 P: 13	R: 0 E: 0 K: 2 S: 9 H: 0 LOB: 0 BB: 0 P: 16	R: 0 E: 0 K: 2 S: 14 H: 1 LOB: 1 BB: 0 P: 20	R: 0 E: 0 K: 1 S: 8 H: 0 LOB: 1 BB: 1 P: 13		1B: 4 2B: 2 3B: 0 HR: 0 SF: 1 SAC: 0 DP: 2 HBP: 0				WP: 0 PB: 0 SB: 1 CS: 0 PA: 32		

PITCHER		IP	WLS	BF	H	R	ER	SO	BB	IBB	HBP	BLK	WP	HR	S	P	ERA	WHIP
63 Gavin Williams, R ERA: 3.94	(1, 1)	5.0	L	22	4	2	2	4	4	0	0	0	0	0	54	92	3.60	1.600
58 Michael Kelly, R ERA:	(6, 1)	1.0		3	0	0	0	2	0	0	0	0	0	0	9	16	0.00	0.000
44 Xzavion Curry, R ERA: 3.04	(7, 1)	1.0		4	1	0	0	2	0	0	0	0	0	0	14	20	0.00	1.000
29 Tim Herrin, L ERA: 5.24	(8, 1)	1.0		3	0	0	0	1	1	0	0	0	0	0	8	13	0.00	1.000

PITCHER	IP	WLS	BF	H	R	ER	SO	BB	IBB	HBP	BLK	WP	HR	S	P	ERA	WHIP

BOTTOM

Cleveland Guardians @ Texas Rangers

Globe Life Field, Arlington, TX

Sat Jul 15 2023, 3:08 PM - 5:36 PM CDT

Att. 37,730 - Roof Closed - 74 F

livebaseballscorecards.com

AB	26
R	2
H	5
RBI	2
BB	5
SO	9
LOB	12

Batter	1	2	3	4	5	6	7	8	9	AB	R	H	RBI	BB	SO	LOB
38 Steven Kwan, L (1, 7) OBP: 0.341, SLG: 0.364	B SI 90 X SI 90 1-0 HR	C CU 79 B SI 91 X SI 92 1-1 1-2 2-H 3-H 1B		X SI 92 0-0 FC6-4 1-2f			B FC 87 B SL 84 C FF 90 C FF 91 X FF 91 2-2 2B		B SL 80 C SL 79 F SL 81 X FF 91 1-2 1 FC5-4 1B	5	1	4	3	0	0	1
1 Amed Rosario, R (1, 6) OBP: 0.303, SLG: 0.350	C SI 91 B CH 84 C FC 89 C SI 90 1-3 K	S FF 92 X FC 90 0-1 2-3 L8		B SI 90 X CH 82 1-0 F8			F FF 90 F FF 89 F FF 91 B FC 86 S FF 89 1-3 K		B FF 91 F SL 80 X SL 80 1-1 1-2f FC5-4	5	0	0	0	0	2	5
11 José Ramírez, S (1, 10) OBP: 0.358, SLG: 0.493	C SI 90 B SI 91 F FC 90 B SI 91 B SI 91 4-2 22 FC3-6 BB	B SI 90 1 SAFE C CH 83 B CH 90 F FC 90 X SI 91 2-2 G6-3			B FC 87 F FF 90 B FC 89 B SI 90 F FF 91 C FC 90 3-3 K		B FF 89 B FF 90 F FF 90 C CH 81 B CH 82 F FF 90 S FF 89 3-3 K		B SL 81 F FF 91 F SL 81 B SL 82 X SL 82 2-2 L3	4	0	0	0	1	2	4
22 Josh Naylor, L (1, 3) OBP: 0.349, SLG: 0.495	B SI 90 X SI 91 1-0 FC3-6 1-2f	B CU 78 X FC 88 1-0 P5			X FC 88 0-0 0 G3-6 1B			B SL 85 B FF 89 X SL 85 2-0 12 HR 2B		4	1	2	0	0	0	1
0 Andrés Giménez, L (1, 4) OBP: 0.315, SLG: 0.380	X SI 91 0-0 G4-3	C SI 90 B SI 89 B CU 78 B SI 89 X SI 91 3-1 G3-1			B SL 84 F SI 90 F CH 83 F CH 84 F SI 92 D FC 86 X SI 91 2-2 G3-6 1-2f			B FF 89 C FF 88 B SL 84 F FF 89 F FF 90 X FF 89 2-2 P6		4	0	0	0	0	0	3
12 David Fry, R (1, 2) OBP: 0.351, SLG: 0.423		C FC 88 B SI 90 F CH 83 F FC 89 F SI 91 B SI 92 X CH 85 2-2 7 1B 38 1B 17 G5-3 1B	B SI 90 B SI 90 F CH 83 B SI 92 C SI 91 B SI 90 4-2 BB			C FF 90 F FF 91 F FF 91 B CH 83 C FF 91 1-3 K		B FF 89 F FF 89 X FF 88 1-1 2-H HR		3	2	2	2	1	1	0
17 Will Brennan, L (1, 9) OBP: 0.296, SLG: 0.387		S SI 91 B SI 91 F CH 84 F FC 90 X SI 91 1-2 1-2 G5-3	B CU 78 B SI 90 1 SAFE C SI 90 X SL 83 2-1 F8			B SL 82 C FF 91 X FF 91 1-1 P5		C FC 86 B FC 87 F FF 90 F FC 87 X FF 92 1-2 P5		4	0	0	0	0	0	2
13 Gabriel Arias, R (1, 5) OBP: 0.291, SLG: 0.307	B SI 92 B FC 90 B SI 90 F SI 91 B SI 91 4-1 7 1B 38 1B BB			B CH 81 B SI 88 X FF 89 2-0 L7		S FF 91 B CH 83 F FF 91 F FF 92 B FC 86 F FF 91 X CH 83 2-2 F9		C CH 81 B CH 82 F FF 90 F CH 81 X CH 82 1-2 G5-3		3	1	0	0	1	0	0
7 Myles Straw, R (1, 8) OBP: 0.302, SLG: 0.295		X FC 88 0-0 1 L8 38 1B 1-2 2-3 1B		B CU 77 C SI 89 C SI 90 B FC 87 B SI 90 B SI 90 4-2 38 FC6-4 BB			B FF 90 B FF 90 B FF 90 C FF 90 S FF 91 C FF 90 3-3 K		B FF 90 B FF 91 B FF 91 C FF 90 S FF 91 F FF 92 S SL 81 3-3 K	3	0	1	0	1	2	0
Inning Stats	R: 1 E: 0 K: 1 S: 8 H: 1 LOB: 1 BB: 1 P: 15	R: 2 E: 0 K: 0 S: 18 H: 3 LOB: 2 BB: 1 P: 28	R: 0 E: 0 K: 0 S: 7 H: 0 LOB: 1 BB: 1 P: 17	R: 0 E: 0 K: 0 S: 5 H: 0 LOB: 1 BB: 1 P: 12	R: 0 E: 0 K: 1 S: 9 H: 1 LOB: 0 BB: 0 P: 14	R: 0 E: 0 K: 1 S: 11 H: 0 LOB: 0 BB: 0 P: 15	R: 0 E: 0 K: 3 S: 14 H: 1 LOB: 1 BB: 0 P: 23	R: 2 E: 0 K: 0 S: 15 H: 2 LOB: 0 BB: 0 P: 22	R: 0 E: 0 K: 1 S: 12 H: 1 LOB: 1 BB: 0 P: 19	1B: 5 2B: 2 3B: 0 HR: 2 SF: 0 SAC: 0 DP: 1 HBP: 0						

TOP

Cleveland Guardians @ Texas Rangers

Globe Life Field, Arlington, TX

Sun Jul 16 2023, 1:39 PM - 4:22 PM CDT

Att. 33,957 - Roof Closed - 74 F

livebaseballscorecards.com

AB	35
R	5
H	9
RBI	5
BB	4
SO	7
LOB	16

PITCHER		IP	WLS	BF	H	R	ER	SO	BB	IBB	HBP	BLK	WP	HR	S	P	ERA	WHIP
54 Martín Pérez, L ERA: 4.84	(1, 1)	5.0		23	5	3	3	2	4	0	0	0	0	1	47	86	5.40	1.800
61 Cody Bradford, L ERA: 4.55	(6, 1)	3.0	W	12	3	2	2	4	0	0	0	0	0	1	40	60	6.00	1.000
51 Will Smith, L ERA: 2.83	(9, 1)	1.0	S	4	1	0	0	1	0	0	0	0	0	0	12	19	0.00	1.000

PITCHER	IP	WLS	BF	H	R	ER	SO	BB	IBB	HBP	BLK	WP	HR	S	P	ERA	WHIP

BOTTOM

Cleveland Guardians @ Texas Rangers

Globe Life Field, Arlington, TX

Sun Jul 16 2023, 1:39 PM - 4:22 PM CDT

Att. 33,957 - Roof Closed - 74 F

livebaseballscorecards.com

Batter	1	2	3	4	5	6	7	8	9	AB	R	H	RBI	BB	SO	LOB
2 Marcus Semien, R (1, 4) OBP: 0.342, SLG: 0.443	C FF 93 B SL 84 F SL 84 X FF 94 1-2 HR		S SL 88 S SL 86 B SL 85 B SL 86 F FF 96 B FF 97 B SL 88 4-2 5 1B 30 1B BB		F SL 85 B FF 96 F FF 96 B SL 87 X FF 97 2-2 ② F8			B FF 96 F FF 95 B FF 96 F FF 95 B FF 96 B SL 86 4-2 5 BB 30 1B BB		2	3	1	1	2	0	0
5 Corey Seager, L (1, 6) OBP: 0.418, SLG: 0.625	X CU 78 0-0 ① F8		B FF 96 B CH 84 X CH 85 2-0 30 1B 1-2 1B		B CH 83 B CH 83 X CU 78 2-0 ③ L1-6-3			S FS 86 B FS 85 B FS 86 B FS 85 F FF 94 B FS 88 4-2 30 1B 53 2B 1-2 BB		3	1	1	0	1	0	0
30 Nathaniel Lowe, L (1, 3) OBP: 0.368, SLG: 0.436	B FF 96 F FF 95 C FF 96 B CH 85 X FF 95 2-2 ② L8		F CH 84 B FF 96 B CH 84 F FF 96 F SL 85 X CH 83 2-2 1-3 2-H 1B			B CU 78 C CH 84 F CH 85 S FF 95 1-3 ① K		F FF 95 B FF 95 B FF 94 X FF 95 2-1 53 2B 6 1B 1-2 2-H 1B		4	1	2	2	0	1	0
53 Adolis García, R (1, 9) OBP: 0.335, SLG: 0.525	S SL 86 B SL 87 X SL 86 1-1 ③ G5-3		B SL 87 S SL 88 B FF 96 S FF 96 S SL 88 2-3 ② K			S SL 85 X SL 86 0-1 6 G5-4-3 1B		B SL 86 F SL 85 B FF 95 X SL 85 2-1 6 1B 1-3 2-H 2B		4	1	2	1	0	1	2
6 Josh Jung, R (1, 5) OBP: 0.325, SLG: 0.492		C SL 84 B SL 85 X SL 84 1-1 ① G1-3	S SL 85 S FF 96 B FF 99 S SL 89 1-3 ③ K			C FF 96 B FF 96 S SL 86 B FF 96 F SL 86 B FF 96 X SL 86 3-2 ②③ G5-4-3 1-2f		X SL 86 0-0 2-H 3-H 1B		4	0	1	2	0	1	3
28 Jonah Heim, S (1, 2) OBP: 0.340, SLG: 0.483		C CU 78 B FF 95 B FF 95 F FF 94 X CH 84 2-2 ② L8		F FF 94 F FF 96 F FF 96 F CU 79 X SL 86 0-2 ① F5			B FF 96 B FF 95 X FF 95 2-0 ① L9	C CU 79 B CU 78 F FF 96 1 SAFE X CU 78 1-2 ② F7		4	0	0	0	0	0	1
16 Travis Jankowski, L (1, 7) OBP: 0.421, SLG: 0.418	B FF 94 X FF 95 1-0 1B		C CU 78 B FF 95 C CH 85 B CH 84 X FF 96 2-2 ② L1				X FF 96 0-0 ② G4-3	B FF 95 B FF 97 B FF 96 C FF 97 X FF 96 3-1 ③ G3		4	0	1	0	0	0	1
20 Ezequiel Duran, R (1, 10) OBP: 0.336, SLG: 0.514 4 Robbie Grossman, S (7, PH) OBP: 0.297, SLG: 0.361 (8, 10)	C SL 86 F SL 85 D SL 86 1 SAFE F FF 96 F FF 96 S FF 96 1-3 ③ K		F SL 87 F SL 84 B SL 87 F SL 87 B FF 97 S CU 80 2-3 ③ K				S CH 88 B CH 89 C FF 96 X CH 89 1-2 ③ G1			2 1	0 0	0 0	0 0	2 0	1 0
3 Leody Taveras, S (1, 8) OBP: 0.337, SLG: 0.467			C FF 95 S CH 84 X FF 96 0-2 ① G6-3		S CU 78 C CH 83 F CH 81 S CU 78 0-3 ① K			F FF 96 X FS 86 0-1 ① L7		3	0	0	0	0	1	0
Inning Stats	R: 1 H: 1 E: 0 LOB: 0 K: 0 BB: 0 S: 9 P: 13	R: 0 H: 1 E: 0 LOB: 1 K: 1 BB: 0 S: 11 P: 16	R: 1 H: 2 E: 0 LOB: 2 K: 2 BB: 1 S: 17 P: 28	R: 0 H: 0 E: 0 LOB: 0 K: 1 BB: 0 S: 12 P: 16	R: 0 H: 0 E: 0 LOB: 0 K: 1 BB: 0 S: 8 P: 12	R: 0 H: 1 E: 0 LOB: 0 K: 1 BB: 0 S: 9 P: 13	R: 0 H: 0 E: 0 LOB: 0 K: 0 BB: 0 S: 5 P: 8	R: 4 H: 3 E: 0 LOB: 1 K: 0 BB: 2 S: 16 P: 32		1B: 6 2B: 1 3B: 0 HR: 1	SF: 0 SAC: 0 DP: 1 HBP: 0					

	AB	31
	R	6
	H	8
	RBI	6
	BB	3
	SO	6
	LOB	8

PITCHER		IP	WLS	BF	H	R	ER	SO	BB	IBB	HBP	BLK	WP	HR	S	P	ERA	WHIP
61 Tanner Bibee, R ERA: 3.32	(1, 1)	6.0		23	5	2	2	6	1	0	0	0	0	1	66	98	3.00	1.000
62 Enyel De Los Santos, R ERA: 2.82	(7, 1)	1.0	H	3	0	0	0	0	0	0	0	0	0	0	5	8	0.00	0.000
37 Trevor Stephan, R ERA: 3.43	(8, 1)	0.1	L	6	3	4	4	0	2	0	0	0	0	0	11	23	108.00	15.000
31 Sam Hentges, L ERA: 5.25	(8, 1)	0.2		2	0	0	0	0	0	0	0	0	0	0	5	9	0.00	0.000

PITCHER	IP	WLS	BF	H	R	ER	SO	BB	IBB	HBP	BLK	WP	HR	S	P	ERA	WHIP

Tampa Bay Rays @ Texas Rangers

Globe Life Field, Arlington, TX

Mon Jul 17 2023, 7:07 PM - 9:14 PM CDT

Att. 29,901 - Roof Closed - 74 F

TOP

livebaseballscorecards.com

Batter	1	2	3	4	5	6	7	8	9	AB	R	H	RBI	BB	SO	LOB
2 Yandy Díaz, R (1, 3) OBP: 0.406, SLG: 0.512	B SI 92 B FC 89 X SI 92 2-0 55 FC3-6 5 BB 56 SF8 1B		X FC 88 0-0 ① F9		B SI 90 B SI 92 F SI 91 B SL 84 F SI 91 S CH 86 3-3 ① K		C FC 87 B SI 90 B SI 91 S CH 85 B SL 84 X SI 91 3-2 ③ G6-3			4	1	1	0	0	1	0
5 Wander Franco, S (1, 6) OBP: 0.340, SLG: 0.452	B SI 91 C SI 92 B CH 85 B SI 92 B SI 93 4-1 55 FC3-6 1-2 BB		C CU 78 X CH 87 0-1 ② G4-3		C CH 85 B FC 88 B CH 86 X FF 91 2-1 ② F8			C SL 82 B CH 87 S CH 87 X FF 95 1-2 ① F8		3	0	0	0	1	0	0
55 Luke Raley, L (1, 9) OBP: 0.361, SLG: 0.569	X FC 90 0-0 ① FC3-6 8 S 1-2f 2-3		B CU 78 B FC 88 S CH 86 X CH 85 2-1 1B		H CU 79 1-0 HBP			S FF 95 F FF 94 B CH 88 S CH 88 1-3 ② K		3	0	1	0	0	1	2
56 Randy Arozarena, R (1, 7) OBP: 0.381, SLG: 0.459	X SI 92 0-0 ② SF8 3-H		B FC 88 B FC 89 C CH 86 F SI 91 B SL 83 X SI 91 3-2 ③ F8		X SI 90 0-0 ③ G6-3			F FC 90 F FF 95 B SL 83 B SL 82 F FF 96 X CH 88 2-2 ③ F9		3	0	0	1	0	0	2
8 Brandon Lowe, L (1, 4) OBP: 0.306, SLG: 0.397 17 Isaac Paredes, R (9, PH) OBP: 0.363, SLG: 0.502 (9, 5)	F FC 88 B SI 92 B SI 92 F CH 87 B CH 87 X CH 87 3-2 ③ L9 1-2			X SI 89 0-0 ① F8	B SI 89 F FC 86 B CH 86 F FC 88 B CH 85 F CH 85 F FC 89 X CH 85 3-2 ① P4				B FF 99 B FF 98 S SL 90 F SL 89 S SI 102 2-3 ① K	3 1	0 0	0 0	0 0	0 0	0 1	1 0
22 Jose Siri, R (1, 8) OBP: 0.264, SLG: 0.522		B SL 84 F SI 92 F CH 87 S SL 84 1-3 ① K		X SL 83 0-0 15 1B 15 WP 1B	S SI 91 S SL 82 X SL 82 0-2 ② G5-3				C FS 90 S FF 101 C SI 103 0-3 ② K	4	0	1	0	0	2	0
15 Josh Lowe, L (1, 10) OBP: 0.315, SLG: 0.496 87 Harold Ramírez, R (9, PH) OBP: 0.327, SLG: 0.454 (9, 10)		B CU 78 S FC 89 B FF 91 S FC 91 X FF 92 2-2 HR	B FC 89 1 SAFE F FC 88 B CH 85 C SI 91 B CU 80 X CH 86 3-2 6 S 1-3 1B		X FC 88 0-0 ③ L8				S SL 91 B SL 90 F FS 91 B SI 103 B SI 102 C FS 91 3-3 ③ K	3 1	1 0	2 0	1 0	0 0	0 1	0 0
6 Taylor Walls, S (1, 5) OBP: 0.311, SLG: 0.356 (9, 4)		C CU 78 B SI 91 C SI 92 C SI 92 1-3 ② K	S CH 85 F FC 89 B SI 91 S SL 82 1-3 ② K 1-2				B FC 87 C FC 87 F CH 85 F SI 91 B CH 85 B FC 87 X SI 90 3-2 ① F7			3	0	0	0	0	2	2
14 Christian Bethancourt, R (1, 2) OBP: 0.249, SLG: 0.390		B SL 83 X SL 83 1-0 ③ L5		X SI 90 0-0 ③ F9			S SL 82 X SL 82 0-1 ② G6-3			3	0	0	0	0	0	2
Inning Stats	R: 1 E: 0 K: 0 S: 7 H: 1 LOB: 1 BB: 1 P: 16	R: 1 E: 0 K: 2 S: 10 H: 1 LOB: 0 BB: 0 P: 15	R: 0 E: 0 K: 0 S: 8 H: 1 LOB: 1 BB: 0 P: 13	R: 0 E: 0 K: 1 S: 9 H: 2 LOB: 2 BB: 0 P: 13	R: 0 E: 0 K: 1 S: 6 H: 0 LOB: 1 BB: 0 P: 12	R: 0 E: 0 K: 0 S: 9 H: 0 LOB: 0 BB: 0 P: 12	R: 0 E: 0 K: 0 S: 9 H: 0 LOB: 0 BB: 0 P: 15	R: 0 E: 0 K: 1 S: 10 H: 0 LOB: 0 BB: 0 P: 14	R: 0 E: 0 K: 3 S: 9 H: 0 LOB: 0 BB: 0 P: 14	1B: 4 2B: 0 3B: 0 HR: 1 SF: 1 SAC: 0 DP: 0 HBP: 1						

AB	31
R	2
H	5
RBI	2
BB	1
SO	8
LOB	9

WP: 1 PA: 34
PB: 0
SB: 2
CS: 0

PITCHER		IP	WLS	BF	H	R	ER	SO	BB	IBB	HBP	BLK	WP	HR	S	P	ERA	WHIP
33 Dane Dunning, R ERA: 2.82	(1, 1)	7.0		28	5	2	2	4	1	0	1	0	1	1	58	96	2.57	0.857
25 José Leclerc, R ERA: 2.86	(8, 1)	1.0		3	0	0	0	1	0	0	0	0	0	0	10	14	0.00	0.000
45 Aroldis Chapman, L ERA: 2.04	(9, 1)	1.0	W	3	0	0	0	3	0	0	0	0	0	0	9	14	0.00	0.000

PITCHER	IP	WLS	BF	H	R	ER	SO	BB	IBB	HBP	BLK	WP	HR	S	P	ERA	WHIP

Tampa Bay Rays @ Texas Rangers

Globe Life Field, Arlington, TX

Mon Jul 17 2023, 7:07 PM - 9:14 PM CDT

Att. 29,901 - Roof Closed - 74 F

BOTTOM

Batter	1	2	3	4	5	6	7	8	9	AB	R	H	RBI	BB	SO	LOB
2 Marcus Semien, R (1, 4) OBP: 0.343, SLG: 0.442	C FF 97 B CU 84 S CH 88 B FF 99 X CH 87 2-2 5 G4-6-3 1B			B CH 86 C CH 87 B FF 96 X FF 96 2-1 ① G4-3		X CU 85 0-0 ② F7		B FF 93 B SL 85 F SL 86 B FF 93 C SL 84 D SL 83 4-2 BB		3	0	1	0	1	0	0
5 Corey Seager, L (1, 6) OBP: 0.413, SLG: 0.615	F SL 92 B CU 84 C FF 98 X SL 92 1-2 ① ② G4-6-3 1-2f			S CU 87 B SL 92 X FF 98 1-1 ② P5		B SL 93 X CU 86 1-0 ③ G4-3		D SL 84 D SL 85 T SL 84 T FF 92 X SL 84 2-2 ③ F6		4	0	0	0	0	0	3
6 Josh Jung, R (1, 5) OBP: 0.324, SLG: 0.492 47 Josh Smith, L (9, PR) OBP: 0.344, SLG: 0.330	C CH 88 B CU 86 S FF 98 S CH 89 1-3 ③ K			X CU 87 0-0 ③ G6-3			C ST 80 B ST 81 F FF 95 F ST 81 S CH 92 1-3 ① K		S SL 88 X FF 100 0-1 30 G4-3 18 WP 2B	4 0	0 1	1 0	0 0	0 0	2 0	0 0
53 Adolis García, R (1, 9) OBP: 0.332, SLG: 0.519		C FF 96 F CU 84 S FF 98 0-3 ① K			C FF 96 B CU 86 F CH 88 B FF 97 S FF 97 2-3 ① K		X ST 80 0-0 ② P5		B SL 88 S SL 88 D FF 100 S SL 89 B FF 100 C FF 100 3-3 ① K	4	0	0	0	0	3	1
30 Nathaniel Lowe, L (1, 3) OBP: 0.367, SLG: 0.434		B CU 84 X SL 91 1-0 ② G6-3			F FF 98 F FF 98 F FF 98 F CH 88 B FF 99 X SL 93 1-2 ② G6-3		B CH 91 B CH 88 X CH 90 2-0 1B		X FF 100 0-0 ② G4-3 2-3	4	0	1	0	0	0	1
18 Mitch Garver, R (1, 2) OBP: 0.318, SLG: 0.417		B FF 97 F FF 97 B SL 94 B FF 98 F FF 97 S FF 99 3-3 ③ K			C CU 85 S CH 88 X FF 98 0-2 ③ L7		C ST 80 B ST 81 X CH 90 1-1 ③ G6-3		B SL 88 F SL 88 B FF 100 2-1 WP 3-H	4	0	0	0	0	1	2
4 Robbie Grossman, S (1, 10) OBP: 0.301, SLG: 0.369			B CU 84 C CH 87 C FF 97 S CH 88 1-3 ① K			C CU 85 X FF 96 0-1 20 HR 1B		B FF 91 X FF 91 1-0 2B		3	1	2	0	0	1	0
20 Ezequiel Duran, R (1, 7) OBP: 0.336, SLG: 0.523 16 Travis Jankowski, L (9, 7) OBP: 0.421, SLG: 0.418			C CH 88 T FF 98 F CH 90 F CU 87 X FF 98 0-2 ② P4			F CH 87 S CH 86 B CH 88 X FF 97 1-2 1-H HR		S SL 84 C FF 92 S SL 84 0-3 ① K		3 0	1 0	1 0	2 0	0 0	1 0	1 0
3 Leody Taveras, S (1, 8) OBP: 0.333, SLG: 0.462			X FF 98 0-0 ③ G4-3			C FF 97 F CU 85 F FF 98 S CH 89 0-3 ① K		F SL 85 F FF 93 S FF 93 0-3 ② K		3	0	0	0	0	2	1
Inning Stats	R: 0 E: 0 K: 1 S: 9 H: 1 LOB: 0 BB: 0 P: 13	R: 0 E: 0 K: 2 S: 7 H: 0 LOB: 0 BB: 0 P: 11	R: 0 E: 0 K: 1 S: 9 H: 0 LOB: 0 BB: 0 P: 10	R: 0 E: 0 K: 0 S: 5 H: 0 LOB: 0 BB: 0 P: 8	R: 0 E: 0 K: 1 S: 11 H: 0 LOB: 0 BB: 0 P: 14	R: 2 E: 0 K: 1 S: 11 H: 2 LOB: 0 BB: 0 P: 13	R: 0 E: 0 K: 1 S: 8 H: 1 LOB: 1 BB: 0 P: 12	R: 0 E: 0 K: 2 S: 12 H: 1 LOB: 2 BB: 1 P: 19	R: 1 E: 0 K: 1 S: 7 H: 1 LOB: 1 BB: 0 P: 12	1B: 3 2B: 2 3B: 0 HR: 1 SF: 0 SAC: 0 DP: 1 HBP: 0						WP: 1 PB: 0 SB: 0 CS: 0 PA: 33	

livebaseballscorecards.com

AB	32
R	3
H	6
RBI	2
BB	1
SO	10
LOB	9

PITCHER		IP	WLS	BF	H	R	ER	SO	BB	IBB	HBP	BLK	WP	HR	S	P	ERA	WHIP
18 Shane McClanahan, L ERA: 2.56	(1, 1)	6.0		20	3	2	2	6	0	0	0	0	0	1	52	69	3.00	0.500
47 Jason Adam, R ERA: 2.75	(7, 1)	1.0		4	1	0	0	1	0	0	0	0	0	0	8	12	0.00	1.000
38 Colin Poche, L ERA: 2.06	(8, 1)	1.0		5	1	0	0	2	1	0	0	0	0	0	12	19	0.00	2.000
29 Pete Fairbanks, R ERA: 1.89	(9, 1)	0.2	L	4	1	1	1	1	0	0	0	0	1	0	7	12	13.50	1.500

PITCHER	IP	WLS	BF	H	R	ER	SO	BB	IBB	HBP	BLK	WP	HR	S	P	ERA	WHIP

Batter	1	2	3	4	5	6	7	8	9	AB	R	H	RBI	BB	SO	LOB
2 Yandy Díaz, R (1, 3) OBP: 0.403, SLG: 0.505	X FF 94 0-0 ① L9		X FF 91 0-0 ① F9		B FS 86 F FS 87 B FS 87 C FF 93 X FF 93 2-2 ③ L5		B SL 84 C FF 94 F CH 86 B FF 95 D SL 82 B FF 95 4-2 5 G4-6-3 BB		C SL 80 B SL 79 X FF 92 1-1 ③ G4-3	4	0	0	0	1	0	1
5 Wander Franco, S (1, 6) OBP: 0.337, SLG: 0.447	C FF 93 X FS 88 0-1 ② G4-3		X FF 91 0-0 ② F7			B FC 86 F FS 86 X FC 88 1-1 ① F9	C SL 85 X CH 86 0-1 ②③ G4-6-3 1-2f			4	0	0	0	0	0	2
55 Luke Raley, L (1, 9) OBP: 0.359, SLG: 0.563	C FF 94 F FC 89 F FF 95 B CU 75 S FS 87 1-3 ③ K		B FF 93 B FF 92 C CU 74 X FF 93 2-1 ③ G3-1			B CU 73 B FC 88 X FF 92 2-0 17 BB 1B		L SL 84 B FF 92 B FF 92 X SL 86 2-1 ① P2		4	0	1	0	0	1	0
56 Randy Arozarena, R (1, 7) OBP: 0.382, SLG: 0.472		B FS 85 C FF 92 F FC 89 X FF 96 1-2 8 G6-3 2B		B FF 92 S FS 87 X FS 87 1-1 ① G6-3		B FS 86 C FC 89 B FF 93 C FS 86 1 SAFE X FF 94 2-2 ② F8		B SL 85 C SI 93 B SL 86 B SL 85 C SI 93 X SI 94 3-2 HR		4	1	2	1	0	0	1
17 Isaac Paredes, R (1, 5) OBP: 0.362, SLG: 0.496		S CU 75 X CU 76 0-1 ① P3		C FF 93 B FC 91 S CU 75 B FS 87 F FF 93 F FS 88 B FS 87 S FS 89 3-3 ② K		1 SAFE D FS 87 B FS 86 B FC 89 B FF 93 4-0 1-2 BB		F SL 87 F FF 94 X SL 85 0-2 ② F8		3	0	0	0	1	1	1
8 Brandon Lowe, L (1, 4) OBP: 0.305, SLG: 0.409		F FC 88 X FS 87 0-1 ② G6-3 2-3		S CU 75 B FS 88 S FF 93 B CU 76 F FF 94 F FS 89 F FS 87 X FF 93 2-2 ③ P2		D CU 76 C CU 74 F FF 92 X CU 75 1-2 ③ G3-1		C CH 88 B CH 88 X FF 94 1-1 HR		4	1	1	1	0	0	3
87 Harold Ramírez, R (1, 10) OBP: 0.330, SLG: 0.450		D CU 75 F FC 89 B FF 94 S CU 75 D FS 87 B CU 77 4-2 15 BB BB			S CU 73 B CU 74 S FS 87 B FF 93 B FS 88 H FF 92 4-2 21 G6-3 HBP		B SL 81 S SL 81 B SL 80 F FC 90 X FF 93 2-2 ① F4	C SL 86 F SL 82 X SL 84 0-2 ③ L7		2	0	0	0	1	0	0
15 Josh Lowe, L (1, 8) OBP: 0.318, SLG: 0.496 13 Manuel Margot, R (9, PH) OBP: 0.303, SLG: 0.359		B FF 94 S FF 94 B FF 93 F FC 90 D CU 76 F FF 94 F FS 88 B FC 90 4-2 1-2 BB			B CU 72 F FF 92 F FS 85 X FS 86 1-2 ① L8		F FF 94 B CH 88 F FF 94 B FF 94 B SL 82 F SL 82 F FF 94 X FF 95 3-2 21 2B 1B		F SL 78 B SL 78 S SL 79 X SL 80 1-2 ① G5-3	2 1	1 0	1 0	0 0	1 0	0 0	1 0
21 Francisco Mejía, S (1, 2) OBP: 0.255, SLG: 0.399		X FF 93 0-0 ③ G6-3			B CU 74 B FS 85 X FC 86 2-0 ② G6-3 1-2		1 SAFE X CH 86 0-0 1-H 2B		C FF 93 F SL 80 X SL 81 0-2 ② F4	4	0	1	1	0	0	4
Inning Stats	R: 0 E: 0 K: 1 S: 7 H: 0 LOB: 0 BB: 0 P: 8	R: 0 E: 0 K: 0 S: 14 H: 1 LOB: 3 BB: 2 P: 23	R: 0 E: 0 K: 0 S: 4 H: 0 LOB: 0 BB: 0 P: 6	R: 0 E: 0 K: 1 S: 13 H: 0 LOB: 0 BB: 0 P: 19	R: 0 E: 0 K: 0 S: 9 H: 0 LOB: 1 BB: 0 P: 18	R: 0 E: 0 K: 0 S: 9 H: 1 LOB: 2 BB: 1 P: 19	R: 1 E: 0 K: 0 S: 13 H: 2 LOB: 1 BB: 1 P: 22	R: 2 E: 0 K: 0 S: 13 H: 2 LOB: 0 BB: 0 P: 19	R: 0 E: 0 K: 0 S: 8 H: 0 LOB: 0 BB: 0 P: 10	1B: 2 2B: 2 3B: 0 HR: 2 SF: 0 SAC: 0 DP: 1 HBP: 1						

TOP

Tampa Bay Rays @ Texas Rangers

Globe Life Field, Arlington, TX

Tue Jul 18 2023, 7:07 PM - 9:44 PM CDT

Att. 34,677 - Roof Closed - 74 F

livebaseballscorecards.com

AB	32
R	3
H	6
RBI	3
BB	4
SO	2
LOB	13

PITCHER		IP	WLS	BF	H	R	ER	SO	BB	IBB	HBP	BLK	WP	HR	S	P	ERA	WHIP
17 Nathan Eovaldi, R ERA: 2.69	(1, 1)	6.0	W	24	2	0	0	2	3	0	1	0	0	0	56	93	0.00	0.833
25 José Leclerc, R ERA: 3.14	(7, 1)	0.1	H	4	2	1	1	0	1	0	0	0	0	0	11	20	27.00	9.000
65 Grant Anderson, R ERA: 4.15	(7, 1)	1.2	H	6	2	2	2	0	0	0	0	0	0	2	15	21	10.80	1.200
51 Will Smith, L ERA: 2.75	(9, 1)	1.0	S	3	0	0	0	0	0	0	0	0	0	0	8	10	0.00	0.000

PITCHER		IP	WLS	BF	H	R	ER	SO	BB	IBB	HBP	BLK	WP	HR	S	P	ERA	WHIP

WP: 0 PB: 0 SB: 0 CS: 0 PA: 37

Batter	1	2	3	4	5	6	7	8	9	AB	R	H	RBI	BB	SO	LOB
2 Marcus Semien, R (1, 4) OBP: 0.347, SLG: 0.453	X FF 98 0-0 ① F9		X FF 97 0-0 HR		C FC 90 B FC 87 X FC 87 1-1 1B		B FF 97 C SI 97 B SI 97 X SI 98 2-1 1-2 5 HR 1B			4	2	3	1	0	0	0
5 Corey Seager, L (1, 6) OBP: 0.410, SLG: 0.621	F FF 96 C FF 98 B CU 80 B FF 98 B FS 92 T FF 99 3-2 ② K		F CU 80 S FS 91 B CU 80 S FF 98 1-3 ② K		D CU 80 F FS 89 B FS 90 F FF 96 F CU 80 S FS 90 2-3 ③ K		X SI 98 0-0 1-H 2-H HR			4	1	1	3	0	3	1
30 Nathaniel Lowe, L (1, 3) OBP: 0.366, SLG: 0.432	B FF 97 B FF 97 F FF 97 F FF 98 F FF 99 S CU 81 2-3 ③ K		F FS 92 B FF 98 C FS 91 B FF 99 F FF 98 T FS 91 2-2 ③ K			X FS 87 0-0 53 BB 16 2B 1B	C FF 97 F SI 98 B FF 97 B SL 87 S FF 98 2-3 ① K			4	1	1	0	0	3	0
53 Adolis García, R (1, 9) OBP: 0.331, SLG: 0.515		C FF 95 C FC 90 F FF 97 B CU 80 B FC 90 B FF 99 X FF 98 3-2 ① F9		C FC 90 F FC 90 X FF 97 0-2 ① F8		F FC 87 B FF 95 1 SAFE S FC 87 F FC 86 F CU 78 B FC 88 F FF 95 D CU 80 4-2 F FC 89 D FC 88 16 2B 1-2 BB	C SL 87 X SL 88 0-1 ② G6-3			3	0	0	0	1	0	0
6 Josh Jung, R (1, 5) OBP: 0.323, SLG: 0.488		B FC 92 B FC 90 B FF 97 C FF 97 C FF 97 T FF 99 3-2 ② K		F CU 79 S FC 88 B CU 81 B FF 98 B CU 80 F FC 90 B FC 91 4-2 16 FC4 BB		C FC 91 D FC 91 F FC 90 S FC 88 1-3 ① K	B SL 87 B FF 97 S SI 97 X SI 96 2-1 ③ G6-3			3	0	0	0	1	2	2
28 Jonah Heim, S (1, 2) OBP: 0.339, SLG: 0.480		C FF 98 B FS 92 B FS 92 B FF 99 X FF 98 3-1 16 1B 1B		F CU 80 F FF 96 D CU 81 S FS 90 1-3 ② K		X FS 89 0-0 ② F4		C SL 87 F SI 96 X SL 88 0-2 ① G3-1		4	0	1	0	0	1	3
16 Travis Jankowski, L (1, 7) OBP: 0.423, SLG: 0.428		B FF 97 F FF 97 F FF 96 X FF 98 1-2 1-2 1B		C CU 81 C FS 90 F FF 97 X FS 90 0-2 ③ FC4 1-2f		X FS 89 0-0 1-3 2-H 2B		C SI 97 B SL 89 X SL 88 1-1 ② G4-3		4	0	2	1	0	0	1
20 Ezequiel Duran, R (1, 10) OBP: 0.335, SLG: 0.517		X FC 91 0-0 ③ L8			B FC 86 S FC 89 F FF 96 T FC 88 1-2 ① K	S FC 91 S FC 89 D FC 90 S FC 90 1-3 ③ K		F SL 87 B SI 97 B SL 87 B SI 97 B SI 96 4-1 BB		3	0	0	0	1	2	4
3 Leody Taveras, S (1, 8) OBP: 0.332, SLG: 0.457			X FF 96 0-0 ① G4-3		S CU 79 F FS 91 F CU 81 B FF 97 S FS 91 1-3 ② K		C SI 98 B SI 99 B SI 99 F SI 98 B FF 98 B SI 99 4-2 2 1B 5 HR BB	C FF 97 F SL 89 S FF 98 0-3 ③ K		3	1	0	0	1	2	1
Inning Stats	R: 0 E: 0 K: 2 S: 8 H: 0 LOB: 0 BB: 0 P: 13	R: 0 E: 0 K: 1 S: 13 H: 2 LOB: 2 BB: 0 P: 23	R: 1 E: 0 K: 2 S: 9 H: 1 LOB: 0 BB: 0 P: 12	R: 0 E: 0 K: 1 S: 13 H: 0 LOB: 1 BB: 1 P: 18	R: 0 E: 0 K: 3 S: 13 H: 1 LOB: 1 BB: 0 P: 18	R: 1 E: 0 K: 2 S: 15 H: 2 LOB: 2 BB: 1 P: 21	R: 3 E: 0 K: 1 S: 12 H: 2 LOB: 0 BB: 1 P: 22	R: 0 E: 0 K: 1 S: 9 H: 0 LOB: 1 BB: 1 P: 14		1B: 5 2B: 1 3B: 0 HR: 2 SF: 0 SAC: 0 DP: 0 HBP: 0				WP: 0 PB: 0 SB: 0 CS: 0 PA: 36		

PITCHER		IP	WLS	BF	H	R	ER	SO	BB	IBB	HBP	BLK	WP	HR	S	P	ERA	WHIP
45 Taj Bradley, R ERA: 5.29	(1, 1)	5.0	L	22	5	2	2	9	2	0	0	0	0	1	63	95	3.60	1.400
26 Robert Stephenson, R ERA: 4.3	(6, 1)	1.0		4	1	0	0	2	0	0	0	0	0	0	8	10	0.00	1.000
99 Javy Guerra, R ERA: 6.05	(7, 1)	2.0		10	2	3	3	2	2	0	0	0	0	1	21	36	13.50	2.000

PITCHER	IP	WLS	BF	H	R	ER	SO	BB	IBB	HBP	BLK	WP	HR	S	P	ERA	WHIP

BOTTOM

Tampa Bay Rays @ Texas Rangers

Globe Life Field, Arlington, TX

Tue Jul 18 2023, 7:07 PM - 9:44 PM CDT

Att. 34,677 - Roof Closed - 74 F

livebaseballscorecards.com

AB	32
R	5
H	8
RBI	5
BB	4
SO	13
LOB	12

Batter	1	2	3	4	5	6	7	8	9	AB	R	H	RBI	BB	SO	LOB
2 Yandy Díaz, R (1, 3) OBP: 0.404, SLG: 0.505	C FF 95 C FF 95 S SL 87 0-3 K		S FF 95 1 SAFE C FF 96 X SL 88 0-2 1-2 1B		S FF 96 D SL 87 S FF 96 X FF 96 1-2 1B			B FC 98 C FC 93 B FC 92 B FC 90 C FC 92 S FC 89 3-3 K		4	0	2	0	0	2	0
55 Luke Raley, L (1, 7) OBP: 0.356, SLG: 0.558 56 Randy Arozarena, R (5, PH) OBP: 0.380, SLG: 0.469 (5, 7)	B CU 75 S SL 87 T FF 95 B SL 88 S SL 87 2-3 K		F SL 88 2 SAFE B SL 85 B FF 96 F SL 84 S SL 87 2-3 K 2-3		X SL 85 0-0 F8			C FC 91 B FC 93 B FC 92 F FC 93 F FC 92 S ST 88 2-3 K		2 2	0 0	0 0	0 0	0 0	2 1	2 2
17 Isaac Paredes, R (1, 5) OBP: 0.360, SLG: 0.493	C CU 76 S SL 87 F SL 86 B FF 96 X SL 85 1-2 G5-3			S CU 76 B SL 87 C SL 87 B SL 86 X FF 96 2-2 22 G4-6-3 8 1B 1B	C FF 94 D CH 88 D CH 89 B SI 93 X SI 93 3-1 F8			X FC 92 0-0 F4		4	0	1	0	0	0	2
8 Brandon Lowe, L (1, 4) OBP: 0.304, SLG: 0.406		B FF 95 B FF 94 X CH 87 2-0 L3		C SL 86 C SL 87 X SL 86 0-2 22 G4-6-3 1-2 1B		C FF 96 S SL 88 X SL 89 0-2 G6-3			C FF 91 X FC 86 0-1 L4	4	0	1	0	0	0	0
22 Jose Siri, R (1, 8) OBP: 0.268, SLG: 0.536		F FF 95 X SL 87 0-1 15 FC5-4 1B		B FF 95 C FF 95 X SL 87 1-1 G4-6-3 1-2f 2-3		B FF 95 S FF 95 S FF 95 F FF 97 B CH 90 F FF 96 C FF 96 2-3 K			F FF 90 F FF 91 B CH 84 X FF 92 1-2 HR	4	1	2	1	0	1	2
15 Josh Lowe, L (1, 10) OBP: 0.317, SLG: 0.491		C CU 76 X FF 94 0-1 FC5-4 1-2f 13 2B		B FF 95 F SL 89 B SL 88 B FF 95 B SL 89 4-1 BB		B FF 96 B SL 89 C FF 95 F SL 88 S SL 90 2-3 K			C FC 87 S SL 82 X SL 85 0-2 G6-3	3	0	0	0	1	1	1
13 Manuel Margot, R (1, 9) OBP: 0.306, SLG: 0.366		S FF 96 1 SAFE X FF 95 0-1 1-H 2B		C CU 76 D SL 88 1 SAFE F FF 95 F SL 87 S SL 88 1-3 K			C SL 88 X CH 90 0-1 5 CS 1B		C FF 91 B CH 83 B CH 83 X FF 91 2-1 F4	4	0	2	0	0	1	2
6 Taylor Walls, S (1, 6) OBP: 0.312, SLG: 0.356 21 Francisco Mejía, S (7, 2) OBP: 0.255, SLG: 0.399			B CU 76 C CU 75 X FF 95 1-1 55 K 2 1B 1B		C CU 76 X SL 86 0-1 F7			C FF 94 F FF 94 B FF 96 F FF 94 1 SAFE F FF 94 B FF 94 S CH 88 2-3 K		3 0	0 0	1 0	0 0	0 0	1 0	1 0
14 Christian Bethancourt, R (1, 2) OBP: 0.251, SLG: 0.391 5 Wander Franco, S (7, PH) OBP: 0.336, SLG: 0.446 (7, 6)			S SL 87 X SL 87 0-1 F7		X SL 86 0-0 2 1B 1B			B FC 91 B FC 92 F FC 92 F FC 91 B FF 100 S FC 92 3-3 K 1-2		2 1	0 0	1 0	0 0	0 0	0 1	1 1
Inning Stats	R: 0 E: 0 K: 2 S: 10 H: 0 LOB: 0 BB: 0 P: 13	R: 0 E: 0 K: 0 S: 7 H: 2 LOB: 2 BB: 0 P: 9	R: 0 E: 0 K: 1 S: 10 H: 2 LOB: 0 BB: 0 P: 13	R: 0 E: 0 K: 1 S: 13 H: 2 LOB: 2 BB: 1 P: 21	R: 0 E: 0 K: 0 S: 9 H: 2 LOB: 2 BB: 0 P: 13	R: 0 E: 0 K: 2 S: 11 H: 0 LOB: 0 BB: 0 P: 15	R: 0 E: 0 K: 2 S: 10 H: 1 LOB: 1 BB: 0 P: 15	R: 0 E: 0 K: 2 S: 8 H: 0 LOB: 0 BB: 0 P: 13	R: 1 E: 0 K: 0 S: 10 H: 1 LOB: 0 BB: 0 P: 13	1B: 8 2B: 2 3B: 0 HR: 1 SF: 0 SAC: 0 DP: 2 HBP: 0						

PITCHER		IP	WLS	BF	H	R	ER	SO	BB	IBB	HBP	BLK	WP	HR	S	P	ERA	WHIP
22 Jon Gray, R ERA: 3.31	(1, 1)	4.1		19	8	0	0	4	1	0	0	0	0	0	46	63	0.00	2.077
46 Brock Burke, L ERA: 2.79	(5, 1)	2.0	W	7	1	0	0	3	0	0	0	0	0	0	21	30	0.00	0.500
58 Alex Speas, R ERA:	(7, 1)	1.2	H	4	0	0	0	3	0	0	0	0	0	0	11	19	0.00	0.000
61 Cody Bradford, L ERA: 4.7	(9, 1)	1.0		4	1	1	1	0	0	0	0	0	0	1	10	13	9.00	1.000

PITCHER	IP	WLS	BF	H	R	ER	SO	BB	IBB	HBP	BLK	WP	HR	S	P	ERA	WHIP

TOP

Tampa Bay Rays @ Texas Rangers

Globe Life Field, Arlington, TX

Wed Jul 19 2023, 1:08 PM - 3:46 PM CDT

Att. 31,591 - Roof Closed - 74 F

livebaseballscorecards.com

AB	33
R	1
H	10
RBI	1
BB	1
SO	10
LOB	14

WP: 0 PA: 34
PB: 0
SB: 0
CS: 1

Tampa Bay Rays @ Texas Rangers

Globe Life Field, Arlington, TX

Wed Jul 19 2023, 1:08 PM - 3:46 PM CDT

Att. 31,591 - Roof Closed - 74 F

BOTTOM

Batter	1	2	3	4	5	6	7	8	9	AB	R	H	RBI	BB	SO	LOB
2 Marcus Semien, R (1, 4) OBP: 0.344, SLG: 0.448	F FF 93 C FF 95 B FS 85 B ST 81 B FS 85 S SL 88 3-3 K ①		S SL 87 F SL 87 X ST 80 0-2 F7 ①		X FC 91 0-0 F8 ①		C FC 92 C SI 96 B FC 90 X ST 88 1-2 F7 ② 1-2			4	0	0	0	0	1	1
5 Corey Seager, L (1, 6) OBP: 0.408, SLG: 0.615	F FS 85 F FS 83 B SL 89 X FS 85 1-2 G4-3 ②		X SL 87 0-0 53 FC6-4 1B		B FC 92 F FC 91 S SI 96 F FC 92 F FF 96 X FC 92 1-2 F8 ②		F FC 92 F FC 92 F SI 97 F FC 93 D ST 87 B SI 97 S FC 93 2-3 K ③			4	0	1	0	0	1	1
30 Nathaniel Lowe, L (1, 3) OBP: 0.367, SLG: 0.435	B FF 94 S FF 94 F FF 94 B FF 94 F FF 94 X FS 84 2-2 1B		B FF 93 F FF 93 F FF 93 B FF 94 F SL 88 C FF 92 2-3 K ②		F FF 95 F FF 96 B FC 92 T FF 96 1-2 K ③			X SI 91 0-0 28 HR 2B		4	1	2	0	0	2	1
53 Adolis García, R (1, 9) OBP: 0.330, SLG: 0.511 47 Josh Smith, L (8, PR) OBP: 0.344, SLG: 0.330 (9, 7)	S SL 88 C SL 88 C FF 93 0-3 K ③		X SL 87 0-0 FC6-4 ③ 1-2f			B FC 91 X FC 92 1-0 G6-3 ①		F ST 75 B SI 91 F SI 91 B SI 91 F ST 77 F ST 76 H FC 89 3-2 28 HR HBP		3 0	0 1	0 0	0 0	0 0	1 0	2 0
6 Josh Jung, R (1, 5) OBP: 0.323, SLG: 0.485		X SL 88 0-0 1B		X FF 92 0-0 L9 ①		S FF 95 S FF 95 F SL 85 X FF 96 0-2 F9 ②		X SI 89 0-0 F8 ①		4	0	1	0	0	0	2
28 Jonah Heim, S (1, 2) OBP: 0.341, SLG: 0.494		B SL 88 B SL 89 B FF 93 C FF 93 X FF 94 3-1 P5 ①		C SL 88 B FF 93 F SL 87 X FF 94 1-2 16 G1 2B		S SI 96 B FC 92 S SI 96 X FF 96 1-2 P5 ③		B FC 87 S ST 76 B ST 76 X FC 84 2-1 1-H 2-H HR		4	1	2	3	0	0	1
16 Travis Jankowski, L (1, 7) OBP: 0.424, SLG: 0.426 (9, 9)		B FF 93 C FF 94 F FF 93 F FF 94 X FS 84 1-2 L8 ②		T FF 95 2 SAFE B FF 95 C FF 95 X FF 95 1-2 G1 ② 2-3			F FC 93 B FC 94 F FC 94 X CU 86 1-2 4 S 3 1B 1B	B ST 76 B SI 91 B SI 91 B SI 91 4-0 BB		3	1	1	0	1	0	2
4 Robbie Grossman, S (1, 10) OBP: 0.300, SLG: 0.364		B SL 89 C FF 94 F SL 88 S FS 84 1-3 K2-3 ③		B FF 96 B FF 97 B FF 96 C FF 96 B FF 95 4-1 BB			F FC 93 1 SAFE 1 SAFE B SI 96 C FC 92 B SI 97 X ST 88 2-2 P3 ① 1-2	C ST 76 C SI 90 1 SAFE B FC 86 S ST 76 1-3 K ②		3	0	0	0	1	2	3
3 Leody Taveras, S (1, 8) OBP: 0.334, SLG: 0.468			X FS 84 0-0 HR	C FF 96 S FF 97 F FF 96 X FF 97 0-2 F9 ③			C SI 97 C FC 93 D CU 86 F ST 89 X CU 86 1-2 2 S 2-H 1B	C SI 90 X ST 75 0-1 P6 ③		4	1	2	2	0	0	3
Inning Stats	R: 0 E: 0 K: 2 S: 13 H: 1 LOB: 1 BB: 0 P: 19	R: 0 E: 0 K: 1 S: 10 H: 1 LOB: 1 BB: 0 P: 15	R: 1 E: 0 K: 1 S: 10 H: 2 LOB: 1 BB: 0 P: 12	R: 0 E: 0 K: 0 S: 12 H: 1 LOB: 2 BB: 1 P: 18	R: 0 E: 0 K: 1 S: 9 H: 0 LOB: 0 BB: 0 P: 11	R: 0 E: 0 K: 0 S: 8 H: 0 LOB: 0 BB: 0 P: 10	R: 1 E: 0 K: 1 S: 18 H: 2 LOB: 1 BB: 0 P: 25	R: 3 E: 0 K: 1 S: 13 H: 2 LOB: 1 BB: 1 P: 23		1B: 5 2B: 2 3B: 0 HR: 2 SF: 0 SAC: 0 DP: 0 HBP: 1		WP: 0 PB: 0 SB: 2 CS: 0 PA: 36			

livebaseballscorecards.com

AB	33
R	5
H	9
RBI	5
BB	2
SO	7
LOB	16

PITCHER		IP	WLS	BF	H	R	ER	SO	BB	IBB	HBP	BLK	WP	HR	S	P	ERA	WHIP
52 Zack Littell, R ERA: 5.56	(1, 1)	3.1	L	15	5	1	1	4	0	0	0	0	0	1	37	51	2.70	1.500
30 Jake Diekman, L ERA: 4.26	(4, 1)	0.2		3	0	0	0	0	1	0	0	0	0	0	8	13	0.00	1.500
64 Shawn Armstrong, R ERA: 0.79	(5, 1)	2.0		6	0	0	0	1	0	0	0	0	0	0	17	21	0.00	0.000
58 Calvin Faucher, R ERA: 5.4	(7, 1)	1.0		5	2	1	1	1	0	0	0	0	0	0	18	25	9.00	2.000
49 Kevin Kelly, R ERA: 3.16	(8, 1)	1.0		7	2	3	3	1	1	0	1	0	0	1	13	23	27.00	3.000

PITCHER	IP	WLS	BF	H	R	ER	SO	BB	IBB	HBP	BLK	WP	HR	S	P	ERA	WHIP

Los Angeles Dodgers @ Texas Rangers

Globe Life Field, Arlington, TX

Fri Jul 21 2023, 7:08 PM - 10:28 PM CDT

Att. 39,808 - Roof Closed - 74 F

livebaseballscorecards.com

Batter	1	2	3	4	5	6	7	8	9	AB	R	H	RBI	BB	SO	LOB
50 Mookie Betts, R (1, 9) OBP: 0.382, SLG: 0.573	B FF 92 T FF 92 C SL 84 S FF 93 1-3 ① **K**		B FF 94 X FF 92 1-0 ① **F8** **2-3**		C FF 93 X CH 84 0-1 ② **F9**		B FC 93 C FC 90 S FC 90 F ST 87 F FC 92 B FC 98 B FC 90 D FC 90 4-2 16 1B, 5 WP, 28 BB **BB**	F SL 85 B SL 85 B SI 94 F SL 87 F SI 94 B SL 87 B SI 95 4-2 16 2B **BB** **2-3**	B SI 94 X SL 86 1-0 **1-H** **2-H** 2B	4	2	1	2	2	1	2
5 Freddie Freeman, L (1, 3) OBP: 0.405, SLG: 0.565	S SL 84 S SL 85 B SL 83 B SL 84 F FF 94 B SL 84 B SL 82 4-2 **BB**		X FF 93 0-0 28 1B **1-H** **3-H** 2B		X SL 83 0-0 **HR**		B FC 95 B FC 90 F FC 90 2-1 28 BB, 16 1B, 13 FC6-4 **1-2** **IBB**	B FF 94 B CH 87 F SL 88 C SL 87 C SI 95 2-3 ② **K**	S FF 94 B SL 86 F SL 88 F SL 86 B FF 93 S FF 94 2-3 ③ **K**	4	3	2	3	2	2	3
16 Will Smith, R (1, 2) OBP: 0.401, SLG: 0.498	X FF 93 0-0 ② **F9**		C SL 83 B FF 93 X CH 85 1-1 ② **L4**		B FF 93 B FF 93 C SL 82 S CH 83 X FF 94 2-2 ③ **F9**		B FC 90 C FC 89 B FC 95 F FC 88 D FC 88 X FC 89 3-2 13 FC6-4, 28 BB **1-2** **2-3** 1B	X SL 89 0-0 28 1B **1-H** **3-H** 2B		5	1	2	2	0	0	2
28 J.D. Martinez, R (1, 10) OBP: 0.309, SLG: 0.558	C SL 82 B FF 93 C SL 83 S SL 84 1-3 ③ **K**		B SL 85 B FF 93 F SL 83 X SL 84 2-1 ③ **2-H** 1B			B SL 80 S FF 93 F SL 80 F CH 85 S FC 88 1-3 ① **K**	B FC 92 D FC 90 B FC 90 C FC 89 S FC 90 B FC 90 4-2 13 FC6-4 **1-2** **2-3** **3-H** **BB**	F SI 93 C SL 84 X SL 85 0-2 **2-H** 1B		4	0	2	3	1	2	1
3 Chris Taylor, R (1, 7) OBP: 0.274, SLG: 0.454		B FF 93 C SL 82 B SL 84 S FF 92 F SL 85 B FF 94 F SL 83 F FF 92 X FF 92 3-2 ① **F9**		X FF 92 0-0 ① **F9**		C SL 81 B SL 82 B FC 88 B FC 88 C FF 93 X SL 82 3-2 33 1B **1B**	B FF 88 S CH 79 X FC 86 1-1 ① **F3**	C SI 93 B SL 86 B SL 88 B SI 94 F SL 86 F SI 94 F SI 94 F SL 86 X SL 86 3-2 ③ **P3**		5	0	1	0	0	0	4
13 Max Muncy, L (1, 5)		C FF 94 X SL 84 0-1 ② **G4-3**		C SL 83 B FF 92 B SL 83 B SL 82 B FF 92 4-1 11 G5-3, 89 1B **BB**		C SL 82 B CH 86 C FC 89 1 SAFE 1 SAFE F SL 81 B FF 94 X CH 88 2-2 ② **P6**	C FC 86 F FC 87 X FF 90 0-2 **1-2f** **2-3** **3-H** **FC6-4**		C SL 85 F SL 87 B SI 94 X SI 94 1-2 50 2B 2B	4	1	1	1	1	0	3
89 Jonny DeLuca, R (1, 8) OBP: 0.289, SLG: 0.343	S FF 94 B FF 93 B SL 83 F FF 93 S CH 84 2-3 ③ **K**		C SL 83 B FF 93 X CH 84 1-1 **1-2** 1B			S FC 90 1 SAFE F FF 94 B FF 95 B SL 81 X FF 95 2-2 11 BB **1-3** 1B	B FF 89 C FC 86 X FF 89 1-1 ③ **G4-3**		S SL 87 C SL 87 F SL 85 B FF 94 S FF 94 1-3 ① **K**	2	0	1	0	0	1	0
33 James Outman, L (6, PH) OBP: 0.332, SLG: 0.429 (6, 8)										3	0	1	0	0	1	3
11 Miguel Rojas, R (1, 6) OBP: 0.285, SLG: 0.276			C FF 92 B FF 92 B CH 85 B FF 92 B FF 91 4-1 50 F8, 60 1B, 5 2B **BB**	F FF 93 B FF 93 C FF 92 X CH 85 1-2 ② ③ **G5-3** **2-3f**		B FF 96 S SL 84 B SL 82 S FF 96 B FF 96 F SL 83 B FF 96 4-2 **1-2** **BB**		F FF 89 F FF 91 X CH 80 0-2 50 S, 60 SH3-4, 16 2B **1B**	C SI 95 F SI 94 H FF 94 1-2 50 2B **HBP**	2	3	1	0	2	0	2
60 Yonny Hernández, S (1, 4) OBP: 0.222, SLG: 0.250			X SL 84 0-0 5 2B **1-2** 1B		C FF 92 B FF 92 X CH 83 1-1 ① **G6-3**	C FF 94 F FF 94 F FF 95 B FF 95 F FF 95 B FF 96 X FF 94 2-2 ③ **P4**		L FC 87 1 SAFE X FF 89 0-1 ① **SH3-4** **1-2**	B FF 93 C SL 86 B CH 88 S SL 86 B SL 85 S FF 94 3-3 ② **K**	4	1	1	0	0	1	5
Inning Stats	R: 0 E: 0 K: 2 S: 10 H: 0 LOB: 1 BB: 1 P: 16	R: 0 E: 0 K: 1 S: 11 H: 0 LOB: 0 BB: 0 P: 16	R: 3 E: 0 K: 0 S: 8 H: 3 LOB: 2 BB: 1 P: 16	R: 0 E: 0 K: 0 S: 7 H: 1 LOB: 1 BB: 1 P: 13	R: 1 E: 0 K: 0 S: 8 H: 1 LOB: 0 BB: 0 P: 11	R: 0 E: 0 K: 1 S: 22 H: 2 LOB: 3 BB: 1 P: 36	R: 2 E: 0 K: 0 S: 17 H: 1 LOB: 2 BB: 3 P: 32	R: 3 E: 0 K: 1 S: 21 H: 3 LOB: 1 BB: 1 P: 30	R: 2 E: 0 K: 3 S: 17 H: 2 LOB: 1 BB: 0 P: 26	1B: 8 2B: 4 3B: 0 HR: 1 SF: 0 SAC: 1 DP: 1 HBP: 1	WP: 1 PB: 0 SB: 1 CS: 0 PA: 47					

PITCHER		IP	WLS	BF	H	R	ER	SO	BB	IBB	HBP	BLK	WP	HR	S	P	ERA	WHIP
44 Andrew Heaney, L ERA: 4.58	(1, 1)	5.0		21	5	4	4	3	3	0	0	0	0	1	44	72	7.20	1.600
25 José Leclerc, R ERA: 3.07	(6, 1)	0.2		5	2	0	0	1	1	0	0	0	0	0	17	29	0.00	4.500
46 Brock Burke, L ERA: 2.77	(6, 1)	0.1		1	0	0	0	0	0	0	0	0	0	0	5	7	0.00	0.000
58 Alex Speas, R ERA: 10.8	(7, 1)	0.0	L	4	1	2	2	0	2	1	0	0	1	0	10	23	∞	∞
61 Cody Bradford, L ERA: 4.78	(7, 1)	1.1		5	1	1	1	0	0	0	0	0	0	0	12	14	6.75	0.750

PITCHER		IP	WLS	BF	H	R	ER	SO	BB	IBB	HBP	BLK	WP	HR	S	P	ERA	WHIP
65 Grant Anderson, R ERA: 5.2	(8, 1)	1.2		11	4	4	4	4	1	0	1	0	0	0	33	51	21.60	3.000

TOP

AB	37
R	11
H	13
RBI	11
BB	8
SO	8
LOB	25

BOTTOM

Los Angeles Dodgers @ Texas Rangers

Globe Life Field, Arlington, TX

Fri Jul 21 2023, 7:08 PM - 10:28 PM CDT

Att. 39,808 - Roof Closed - 74 F

livebaseballscorecards.com

Batter	1	2	3	4	5	6	7	8	9	AB	R	H	RBI	BB	SO	LOB
2 Marcus Semien, R (1, 4) OBP: 0.341, SLG: 0.444	P4		F8		F8			P5		4	0	0	0	0	0	0
5 Corey Seager, L (1, 6) 47 Josh Smith, L (8, PR) OBP: 0.344, SLG: 0.330 (9, 6) OBP: 0.413, SLG: 0.631	30 HR BB		K			HR		53 BB 2B		3 0	2 0	2 0	1 0	1 0	1 0	0 0
30 Nathaniel Lowe, L (1, 3) OBP: 0.370, SLG: 0.444	1-H HR			53 2B 28 SF9 BB		K		6 F9-2-6 53 BB BB		2	2	1	2	2	1	0
53 Adolis García, R (1, 9) OBP: 0.334, SLG: 0.513	G6-3			28 SF9 16 SF7 1-3 2B		6 BB BB		1-2 2-3 BB		2	1	1	0	2	0	0
6 Josh Jung, R (1, 5) OBP: 0.324, SLG: 0.483	K			20 CS BB		28 G4-6-3 1-2 BB		F9-2-6 2-3		2	0	0	0	2	1	3
28 Jonah Heim, S (1, 2) OBP: 0.337, SLG: 0.489		K		SF9 2-3 3-H		G4-6-3 1-2f			L8	3	0	0	1	0	1	2
16 Travis Jankowski, L (1, 7) OBP: 0.417, SLG: 0.420 18 Mitch Garver, R (9, PH) OBP: 0.315, SLG: 0.412		K		SF7 3-H			G6-3	G5-3		2 1	0 0	0 0	1 0	0 0	1 0	0 0
20 Ezequiel Duran, R (1, 10) OBP: 0.333, SLG: 0.511		K		CS 1-2	K		G6-3		BB	3	0	0	0	1	2	0
3 Leody Taveras, S (1, 8) OBP: 0.330, SLG: 0.462			G3-1		L8		F7		F9	4	0	0	0	0	0	1
Inning Stats	R: 2 E: 0 K: 1 S: 13 H: 1 LOB: 0 BB: 1 P: 25	R: 0 E: 0 K: 3 S: 15 H: 0 LOB: 0 BB: 0 P: 19	R: 0 E: 0 K: 1 S: 12 H: 0 LOB: 0 BB: 0 P: 16	R: 2 E: 0 K: 0 S: 10 H: 1 LOB: 0 BB: 2 P: 21	R: 0 E: 0 K: 1 S: 6 H: 0 LOB: 0 BB: 0 P: 11	R: 1 E: 0 K: 1 S: 12 H: 1 LOB: 1 BB: 2 P: 25	R: 0 E: 0 K: 0 S: 7 H: 0 LOB: 0 BB: 0 P: 13	R: 0 E: 0 K: 0 S: 8 H: 1 LOB: 3 BB: 2 P: 16	R: 0 E: 0 K: 0 S: 9 H: 0 LOB: 1 BB: 1 P: 14	1B: 0 2B: 3 3B: 0 HR: 2 SF: 2 SAC: 0 DP: 2 HBP: 0							

AB	26
R	5
H	4
RBI	5
BB	8
SO	7
LOB	6

WP: 0 PB: 0 SB: 0 CS: 1 PA: 37

PITCHER		IP	WLS	BF	H	R	ER	SO	BB	IBB	HBP	BLK	WP	HR	S	P	ERA	WHIP
26 Tony Gonsolin, R ERA: 3.94	(1, 1)	5.0		19	2	4	4	6	3	0	0	0	0	1	56	92	7.20	1.000
51 Alex Vesia, L ERA: 6.2	(6, 1)	0.1		3	1	1	1	1	1	0	0	0	0	1	9	17	27.00	6.000
57 Ryan Brasier, R ERA: 5.03	(6, 1)	0.2	W	2	0	0	0	0	1	0	0	0	0	0	3	8	0.00	1.500
48 Brusdar Graterol, R ERA: 1.74	(7, 1)	1.0	H	3	0	0	0	0	0	0	0	0	0	0	7	13	0.00	0.000
64 Caleb Ferguson, L ERA: 2.48	(8, 1)	1.0		5	1	0	0	0	2	0	0	0	0	0	8	16	0.00	3.000

PITCHER		IP	WLS	BF	H	R	ER	SO	BB	IBB	HBP	BLK	WP	HR	S	P	ERA	WHIP
63 Justin Bruihl, L ERA: 3.22	(9, 1)	1.0		4	0	0	0	0	1	0	0	0	0	0	9	14	0.00	1.000

Batter	1	2	3	4	5	6	7	8	9	AB	R	H	RBI	BB	SO	LOB
50 Mookie Betts, R (1, 4) OBP: 0.381, SLG: 0.569 60 Yonny Hernández, S (5, 4) OBP: 0.250, SLG: 0.235	B SI 91 B SI 91 B SI 92 C SI 91 X SI 92 3-1 ① G5-3	B SI 90 X FC 89 1-0 ③ L8		C ST 83 F ST 83 X ST 83 0-2 ② L7	B ST 82 C ST 80 B FF 92 F ST 82 X KC 80 2-2 1-3 1B		F SL 87 B FF 96 S SL 86 S SL 86 1-3 ③ K		B FA 80 C FA 82 B FA 82 B FA 80 F FA 79 F FA 82 B FA 80 4-2 89 HR 1-2 BB	4 1	0 1	1 0	0 0	0 1	0 1	2 0
5 Freddie Freeman, L (1, 3) OBP: 0.409, SLG: 0.584 89 Jonny DeLuca, R (8, 9) OBP: 0.308, SLG: 0.444	C SI 92 B FC 90 B FC 88 B CH 86 F FC 88 X CH 86 3-2 16 G5-4-3 1B		B CH 85 C SI 90 B SI 90 F FC 89 X SL 81 2-2 HR	1 SAFE F FF 93 X KC 81 0-1 1-H HR	F FF 93 F FF 94 B FF 94 X FF 94 1-2 ② F7			C CH 85 B FF 97 X FF 94 1-1 16 1B 13 2B 1B	B FA 72 B FA 77 X FA 77 2-0 1-H 2-H HR	5 1	3 1	4 1	3 3	0 0	0 0	2 0
16 Will Smith, R (1, 2) OBP: 0.400, SLG: 0.492	C SI 91 B SL 83 F FC 89 B FF 91 F SI 92 F FC 89 F SI 91 1 SAFE X SI 92 2-2 ②③ G5-4-3 1-2f		B FC 89 C SI 91 B FC 90 X SI 91 2-1 ① G6-3	B FF 94 B ST 83 B ST 82 B FF 92 4-0 13 BB 28 HR BB	S ST 83 B FF 93 S ST 82 B FF 93 F KC 80 B ST 83 T ST 83 3-2 ③ K			B FF 97 C FF 98 S SL 84 F FF 98 F SL 85 B SL 82 X SL 86 2-2 13 2B 28 SF8 1-2 1B	B FA 74 B FA 72 C FA 72 X FA 75 2-1 ② P4	5	2	1	0	1	1	3
13 Max Muncy, L (1, 5) OBP: 0.328, SLG: 0.470		B CU 76 C SL 82 C FC 89 X SI 91 1-2 E9 6 2B 1B	C CU 77 B CU 78 B SI 91 X CH 85 2-1 HR	B KC 80 B KC 80 B FF 93 B FF 93 4-0 28 HR 1-2 BB		C FF 97 F FF 97 F FF 97 S SL 85 0-3 ① K		S SL 86 B FF 96 X FF 96 1-1 28 SF8 6 1B 1-3 2-H 2B	S FA 70 C FA 76 B FA 82 B EP 65 B FA 80 X FA 78 3-2 ③ G6-3	5	4	3	2	1	1	0
28 J.D. Martinez, R (1, 10) OBP: 0.313, SLG: 0.568		B SI 91 C FC 89 F SL 83 F FC 89 B SI 91 B CH 85 F SI 92 F SI 91 F SL 83 4-2 B FC 89 6 2B 33 1B BB	B SI 90 C SI 91 B SL 82 S FC 88 X SI 90 2-2 1B	B ST 83 S ST 83 F FF 93 F FF 95 B KC 80 X ST 82 2-2 1-H 2-H HR		B FF 97 C FF 98 F FF 97 F SL 86 F SL 84 S FF 98 2-3 ② K		B FA 76 C FA 74 B FA 78 X FA 69 2-1 ① SF8 2-3 3-H		3	2	2	4	1	1	0
6 David Peralta, L (1, 7) OBP: 0.319, SLG: 0.424		D SL 84 B CH 86 F FC 89 F SL 82 F SL 83 D CU 78 X FC 89 3-2 33 1B 11 G4-6-3 1-3 2-H 2B	C SL 81 F SL 84 D SL 83 T FF 90 1-2 ② K	F FF 93 F ST 83 X FF 94 0-2 1B		S SL 86 X SL 85 0-1 2B		C FA 73 X FA 80 0-1 23 G6-3 3-H 1B		5	1	4	2	0	1	1
23 Jason Heyward, L (1, 9) OBP: 0.347, SLG: 0.455 (8, 3)		B FC 87 B FC 88 B FC 90 B SI 92 4-0 11 G4-6-3 33 1B BB	B CU 78 F CU 77 B FC 89 F FC 88 X SI 89 2-2 ③ F8	C ST 82 B ST 83 S ST 82 S KC 81 1-3 ③ K		B FF 96 C CH 85 T SL 84 B FF 98 C FF 96 2-3 ③ K		F FA 76 B FA 79 F FA 75 X FA 84 1-2 ②③ G6-3 1-2f		4	0	0	0	1	2	4
33 James Outman, L (1, 8) OBP: 0.333, SLG: 0.426		B FC 89 B SI 91 C SI 90 X FC 89 2-1 11 G4-6-3 1-2 2-3 3-H 1B		S KC 80 B KC 80 F ST 82 F KC 81 B FF 94 B FF 95 S FF 94 3-3 ① K	X KC 81 0-0 ① G4-3		B SL 84 B SL 86 C FF 96 F FF 97 X SL 84 2-2 ① F7		C FA 74 F FA 81 B FA 77 B FA 81 F FA 75 B FA 83 B FA 81 4-2 60 BB 89 HR BB	4	1	1	1	1	1	0
11 Miguel Rojas, R (1, 6) OBP: 0.287, SLG: 0.276		F SL 82 X SL 83 0-1 ①② G4-6-3 1-2f 2-3 3-H		B ST 82 C ST 83 B ST 81 B ST 83 C FF 94 B FF 95 4-2 5 HR BB	B FF 92 F FF 93 B FF 92 X ST 81 2-1 50 1B 1B		S SL 84 B SL 84 F FF 98 F SL 85 F FF 97 C FF 99 1-3 ② K		B FA 76 X FA 77 1-0 ① L7	4	1	1	0	1	1	3
Inning Stats	R: 0 E: 0 K: 0 S: 11 H: 1 LOB: 0 BB: 0 P: 19	R: 3 E: 1 K: 0 S: 18 H: 3 LOB: 1 BB: 2 P: 33	R: 2 E: 0 K: 1 S: 16 H: 3 LOB: 1 BB: 0 P: 27	R: 5 E: 0 K: 2 S: 21 H: 3 LOB: 1 BB: 3 P: 39	R: 0 E: 0 K: 1 S: 13 H: 2 LOB: 2 BB: 0 P: 21	R: 0 E: 0 K: 3 S: 13 H: 1 LOB: 1 BB: 0 P: 17	R: 0 E: 0 K: 2 S: 11 H: 0 LOB: 0 BB: 0 P: 15	R: 3 E: 0 K: 0 S: 16 H: 4 LOB: 0 BB: 0 P: 23	R: 3 E: 0 K: 0 S: 13 H: 1 LOB: 0 BB: 2 P: 29	1B: 10 2B: 3 3B: 0 HR: 5 SF: 1 SAC: 0 DP: 3 HBP: 0						

PITCHER		IP	WLS	BF	H	R	ER	SO	BB	IBB	HBP	BLK	WP	HR	S	P	ERA	WHIP
33 Dane Dunning, R ERA: 3.18	(1, 1)	3.0	L	16	7	5	5	1	2	0	0	0	0	2	45	79	15.00	3.000
49 Glenn Otto, R ERA: 10.8	(4, 1)	2.0		14	5	5	5	3	3	0	0	0	0	2	34	60	22.50	4.000
57 Yerry Rodríguez, R ERA: 5.06	(6, 1)	2.0		10	4	3	3	5	0	0	0	0	0	0	33	45	13.50	2.000
13 Brad Miller, R ERA: 13.5	(8, 1)	2.0		9	2	3	3	0	2	0	0	0	0	1	20	39	13.50	2.000

PITCHER	IP	WLS	BF	H	R	ER	SO	BB	IBB	HBP	BLK	WP	HR	S	P	ERA	WHIP

TOP

Los Angeles Dodgers @ Texas Rangers

Globe Life Field, Arlington, TX

Sat Jul 22 2023, 3:08 PM - 5:57 PM CDT

Att. 40,738 - Roof Closed - 72 F

livebaseballscorecards.com

AB	41
R	16
H	18
RBI	15
BB	7
SO	9
LOB	15

WP: 0	PB: 0	SB: 0	CS: 0
PA: 49			

Batter	1	2	3	4	5	6	7	8	9	AB	R	H	RBI	BB	SO	LOB
2 Marcus Semien, R (1, 4) OBP: 0.340, SLG: 0.449	B SI 98 X SI 97 1-0 HR		B SL 92 C CU 79 C SL 89 X FF 99 1-2 ② F7		B SL 88 C SL 87 F FF 96 X CU 78 1-2 ② F8		F ST 84 F SI 95 B ST 82 X ST 82 1-2 ③ F7		X FF 93 0-0 ③ G4-3	4	1	1	1	0	0	1
47 Josh Smith, L (8, 4) OBP: 0.341, SLG: 0.327										1	0	0	0	0	0	2
16 Travis Jankowski, L (1, 7) OBP: 0.413, SLG: 0.416	C FF 98 F CU 80 S CU 80 0-3 ① K		X FF 99 0-0 ③ G4-3		X FF 97 0-0 30 3B 1-2 1B			C FF 93 X SL 84 0-1 ① F8		4	1	1	0	0	1	0
30 Nathaniel Lowe, L (1, 3) OBP: 0.372, SLG: 0.449	B CU 78 B FF 97 C FF 98 F SL 86 B SL 91 F FF 98 T CU 79 3-2 ② K			C FF 98 F FF 98 X SL 89 0-2 ① F7	B CU 77 D CU 77 X FF 97 2-0 1-H 2-H 3B			S FF 93 B FF 94 X SL 82 1-1 1B		4	0	2	2	0	1	0
55 Sam Huff, R (9, 3) OBP: 0.286, SLG: 0.167										0	0	0	0	0	0	0
53 Adolis García, R (1, 9) OBP: 0.335, SLG: 0.512	C SL 88 S CU 79 X FF 99 0-2 ③ L3			H SI 98 1-0 6 2B HBP	F FF 98 C CH 88 X SL 88 0-2 ③ F9			S FF 94 S FF 93 B FF 94 B FF 94 X FF 94 2-2 ② L9		1	0	0	0	0	0	0
4 Robbie Grossman, S (5, PH) (6, 9) OBP: 0.298, SLG: 0.361										2	0	0	0	0	0	2
6 Josh Jung, R (1, 5) OBP: 0.326, SLG: 0.485		B FF 97 S SI 97 X SL 88 1-1 28 FC3-6 1B		X SL 88 0-0 1-3 2B		S SL 90 F SL 90 X SL 88 0-2 ① P6		B SL 85 S FF 93 S FF 94 D SL 85 X FF 93 2-2 ③ F8		4	0	2	0	0	0	1
28 Jonah Heim, S (1, 10) OBP: 0.334, SLG: 0.484		B CU 78 F FF 98 B FF 98 X CH 87 2-1 ① FC3-6 18 1B 1-2f		B FF 98 S FF 96 X FF 98 1-1 ② F7		F FF 98 B CU 78 C FF 98 B SL 88 X FF 99 2-2 ② P6			X FF 92 0-0 ① F8	3	0	0	0	0	0	3
18 Mitch Garver, R (1, 2) OBP: 0.313, SLG: 0.406	C SL 86 B SL 87 B CU 78 B FF 98 X FF 98 3-1 20 G4-6-3 1-2 1B			B CU 79 B SI 99 C SL 89 S SL 92 S SL 88 2-3 ③ K		B SI 99 C SL 88 F CU 81 B SL 88 S SL 86 2-3 ③ K			S FF 93 X FF 94 0-1 ② L9	4	0	1	0	0	2	2
20 Ezequiel Duran, R (1, 6) OBP: 0.336, SLG: 0.509	B SI 99 S SI 98 B SL 87 X SI 98 2-1 ②③ G4-6-3 1-2f				C FF 96 X SL 88 0-1 16 1B 30 3B 1B		B SI 94 F SI 94 C ST 81 X ST 83 1-2 ① G5-3		B FF 92 F FF 93 B FF 92 F FF 92 F FF 92 F SL 81 B FF 93 B FF 92 4-2 3 1B BB	3	1	1	0	1	0	2
3 Leody Taveras, S (1, 8) OBP: 0.329, SLG: 0.459			C FF 98 F CH 88 F SI 97 C CU 81 0-3 ① K		B CH 87 B FF 98 B FF 95 C FF 96 C FF 96 C FF 98 3-3 ① K		B ST 82 B FF 94 C FF 95 F FF 95 B ST 82 S ST 82 3-3 ② K		X FF 93 0-0 1-3 1B	4	0	1	0	0	3	1
Inning Stats	R: 1 E: 0 K: 2 S: 11 H: 1 LOB: 0 BB: 0 P: 15	R: 0 E: 1 K: 0 S: 8 H: 2 LOB: 1 BB: 0 P: 16	R: 0 E: 0 K: 1 S: 8 H: 0 LOB: 0 BB: 0 P: 9	R: 0 E: 0 K: 1 S: 9 H: 1 LOB: 2 BB: 0 P: 13	R: 2 E: 0 K: 1 S: 13 H: 3 LOB: 1 BB: 0 P: 19	R: 0 E: 0 K: 1 S: 9 H: 0 LOB: 0 BB: 0 P: 13	R: 0 E: 0 K: 1 S: 9 H: 0 LOB: 0 BB: 0 P: 14	R: 0 E: 0 K: 0 S: 10 H: 1 LOB: 1 BB: 0 P: 15	R: 0 E: 0 K: 0 S: 9 H: 1 LOB: 2 BB: 1 P: 13	1B: 6 2B: 1 3B: 1 HR: 1 SF: 0 SAC: 0 DP: 1 HBP: 1						

PITCHER	IP	WLS	BF	H	R	ER	SO	BB	IBB	HBP	BLK	WP	HR	S	P	ERA	WHIP
28 Bobby Miller, R (1, 1) ERA: 4.28	6.0	W	25	7	3	3	6	0	0	1	0	0	1	58	85	4.50	1.167
38 Yency Almonte, R (7, 1) ERA: 4.65	1.0		3	0	0	0	1	0	0	0	0	0	0	9	14	0.00	0.000
52 Phil Bickford, R (8, 1) ERA: 5.26	2.0		9	2	0	0	0	1	0	0	0	0	0	19	28	0.00	1.500

PITCHER	IP	WLS	BF	H	R	ER	SO	BB	IBB	HBP	BLK	WP	HR	S	P	ERA	WHIP

BOTTOM

Los Angeles Dodgers @ Texas Rangers

Globe Life Field, Arlington, TX

Sat Jul 22 2023, 3:08 PM - 5:57 PM CDT

Att. 40,738 - Roof Closed - 72 F

livebaseballscorecards.com

AB	34
R	3
H	9
RBI	3
BB	1
SO	7
LOB	14

WP: 0	PA: 37								
PB: 0									
SB: 0									
CS: 0									

Batter	1	2	3	4	5	6	7	8	9	AB	R	H	RBI	BB	SO	LOB
50 Mookie Betts, R (1, 4) (8, 9) OBP: 0.380, SLG: 0.569	B FF 91 B FC 89 B SI 91 C SI 91 X FC 90 3-1 5 1B 13 HR 2B	C FC 90 B FF 92 F SI 90 C SI 93 1-3 K ③		X FC 91 0-0 F9 ③			B FF 96 B FF 95 X FF 95 2-0 G5-3 ②			4	1	1	0	0	1	1
5 Freddie Freeman, L (1, 3) OBP: 0.412, SLG: 0.585	X SI 93 0-0 3 BB 13 HR 2-3 1B		C SI 90 B CU 79 B SI 91 B FC 89 B SI 92 4-1 16 2B BB		F CH 82 S FF 91 B CU 78 B SI 92 X CH 83 2-2 1B		B FF 96 X FF 96 1-0 G4-3 ③			3	1	2	0	1	0	0
16 Will Smith, R (1, 10) OBP: 0.398, SLG: 0.493	X CU 80 0-0 F7 ①		C SI 91 B CH 85 1 SAFE X CH 84 1-1 1-3 2B		C CU 77 X CH 83 0-1 F8 ①			T FF 99 C FF 99 F SI 102 B SI 103 B FS 89 F SI 101 X SL 92 2-2 P3 ①		4	0	1	0	0	0	3
3 Chris Taylor, R (1, 7) OBP: 0.278, SLG: 0.457	B SI 92 B SI 91 B CH 85 B SI 92 4-0 13 HR 1-2 BB		B SI 92 C FC 90 B FF 92 X FF 93 2-1 F7 ①		X SI 92 0-0 F8 ②			X FF 100 0-0 2B		3	1	1	0	1	0	3
13 Max Muncy, L (1, 5) OBP: 0.327, SLG: 0.477	B SI 91 B SI 92 C SI 92 X FC 91 2-1 1-H 2-H 3-H HR		C SI 92 F SI 93 S CH 85 0-3 K ②		D CU 79 B SI 92 T SI 92 F CH 84 C SI 92 2-3 K ③			C SL 90 D SL 88 S SL 90 S FF 101 1-3 K ②		4	1	1	4	0	3	4
33 James Outman, L (1, 8) OBP: 0.330, SLG: 0.422 60 Yonny Hernández, S (8, PH) (8, 4) OBP: 0.238, SLG: 0.222	X SI 92 0-0 G3-1 ②		C SI 93 S SI 93 F CH 85 F SI 93 B SI 93 F CH 86 B SI 92 F CU 80 F SI 93 3-2 D CH 84 X SI 88 G4-3 ③			C SI 90 S FC 88 C SI 91 0-3 K ①		C SL 90 S FS 92 S SI 103 0-3 K ③		3 1	0 0	0 0	0 0	0 0	1 1	2 1
11 Miguel Rojas, R (1, 6) OBP: 0.282, SLG: 0.271	C SI 91 B CH 83 X SI 91 1-1 L8 ③			C FC 89 C SI 90 X SI 91 0-2 F8 ①		X CH 84 0-0 G5-3 ②			C FF 90 X SL 80 0-1 F8 ①	4	0	0	0	0	0	0
89 Jonny DeLuca, R (1, 9) (8, 8) OBP: 0.326, SLG: 0.450		X CH 82 0-0 F8 ①		C SI 91 F FC 91 F SI 92 B CH 84 B FC 90 X CH 84 2-2 1B		B SI 91 C CH 83 B FC 88 B FC 88 F SI 91 F CH 84 F SI 92 C FC 89 3-3 K ③			B FF 91 B SL 80 F FF 90 C SL 79 F SL 81 F FF 92 X FF 92 2-2 15 G6-4-3 1B	4	0	2	0	0	1	0
15 Austin Barnes, R (1, 2) OBP: 0.186, SLG: 0.123		C SI 90 B FF 91 B CH 84 X SI 91 2-1 F9 ②		C SI 91 T SI 91 F CH 84 B SI 91 C SI 93 1-3 K ②			B FF 94 C FF 94 X FF 94 1-1 G6-3 ①		F FF 90 B FF 92 F FF 92 F SL 82 B FF 92 X FF 92 2-2 G6-4-3 ②③ 1-2f	4	0	0	0	0	1	2
Inning Stats	R: 4 E: 0 K: 0 S: 9 H: 3 LOB: 0 BB: 1 P: 19	R: 0 E: 0 K: 1 S: 6 H: 0 LOB: 0 BB: 0 P: 9	R: 0 E: 0 K: 1 S: 16 H: 1 LOB: 2 BB: 1 P: 26	R: 0 E: 0 K: 1 S: 12 H: 1 LOB: 1 BB: 0 P: 15	R: 0 E: 0 K: 1 S: 9 H: 1 LOB: 1 BB: 0 P: 13	R: 0 E: 0 K: 2 S: 9 H: 0 LOB: 0 BB: 0 P: 12	R: 0 E: 0 K: 0 S: 4 H: 0 LOB: 0 BB: 0 P: 8	R: 0 E: 0 K: 2 S: 12 H: 1 LOB: 1 BB: 0 P: 15	R: 0 E: 0 K: 0 S: 11 H: 1 LOB: 0 BB: 0 P: 15	1B: 4 2B: 3 3B: 0 HR: 1 SF: 0 SAC: 0 DP: 1 HBP: 0						

PITCHER		IP	WLS	BF	H	R	ER	SO	BB	IBB	HBP	BLK	WP	HR	S	P	ERA	WHIP
54 Martín Pérez, L ERA: 4.91	(1, 1)	6.0	W	26	6	4	4	6	2	0	0	0	0	1	61	94	6.00	1.333
46 Brock Burke, L ERA: 2.7	(7, 1)	1.0		3	0	0	0	0	0	0	0	0	0	0	4	8	0.00	0.000
45 Aroldis Chapman, L ERA: 1.98	(8, 1)	1.0		4	1	0	0	2	0	0	0	0	0	0	12	15	0.00	1.000
51 Will Smith, L ERA: 2.68	(9, 1)	1.0		3	1	0	0	0	0	0	0	0	0	0	11	15	0.00	1.000

PITCHER	IP	WLS	BF	H	R	ER	SO	BB	IBB	HBP	BLK	WP	HR	S	P	ERA	WHIP

TOP

Los Angeles Dodgers @ Texas Rangers

Globe Life Field, Arlington, TX

Sun Jul 23 2023, 1:40 PM - 4:02 PM CDT

Att. 39,632 - Roof Closed - 74 F

livebaseballscorecards.com

AB	34
R	4
H	8
RBI	4
BB	2
SO	8
LOB	16

BOTTOM

Los Angeles Dodgers @ Texas Rangers

Globe Life Field, Arlington, TX

Sun Jul 23 2023, 1:40 PM - 4:02 PM CDT

Att. 39,632 - Roof Closed - 74 F

livebaseballscorecards.com

Batter	1	2	3	4	5	6	7	8	9	AB	R	H	RBI	BB	SO	LOB
2 Marcus Semien, R (1, 4) OBP: 0.338, SLG: 0.446	X FF 94 0-0 ① F9	C SL 86 X FF 94 0-1 ② 30 1B 6 1B 1B 1-2 2-H	B SL 86 S SL 86 B ST 77 X SL 86 2-1 ② P3		C FF 95 B SL 88 X FF 95 1-1 ③ F4			F FC 86 X ST 77 0-1 ② F8		5	1	1	1	0	0	1
16 Travis Jankowski, L (1, 9) OBP: 0.408, SLG: 0.405	B FF 94 B FF 95 B FF 95 C FF 93 B FF 95 4-1 30 S 28 2B BB	X FF 95 0-0 ② F8	M CH 82 F FF 95 F CH 82 X FF 95 0-2 ③ F7			C ST 85 B FC 92 F ST 85 T FF 97 1-2 ① K		C SI 89 C SI 88 S ST 80 0-3 ③ K		4	1	0	0	1	2	3
30 Nathaniel Lowe, L (1, 3) OBP: 0.373, SLG: 0.448	B FF 94 B SL 86 F FF 94 1 SAFE B FF 95 B FF 94 4-1 28 2B BB 1-2	S FF 95 X FF 95 0-1 6 1B 1B 1-3 2-H		T ST 79 B CH 82 B FF 96 C SL 86 F CH 84 S FF 96 2-3 ① K		C FC 94 B FC 93 B FC 94 F FC 94 F ST 87 B ST 87 X FC 92 3-2 ② G4-3				3	1	1	1	1	1	0
6 Josh Jung, R (1, 5) OBP: 0.325, SLG: 0.483	S SL 85 F FF 95 X SL 87 0-2 ② L9	F SL 85 X SL 86 0-1 1-2 3-H 1B		B ST 80 S SL 87 S FF 96 T ST 80 1-2 ② K		F ST 86 S SI 96 B ST 86 S ST 86 1-3 ③ K				4	0	1	1	0	2	2
28 Jonah Heim, S (1, 2) OBP: 0.336, SLG: 0.486	B FF 94 X FF 95 1-0 1-H 2-H 2B	C CH 82 F FF 94 F CH 81 F FF 95 B SL 86 F CH 81 B FF 95 S CH 81 2-3 ③ K		B ST 79 B FF 96 C CH 82 B FF 96 F CH 83 F FF 96 F ST 79 B FF 95 4-2 20 E BB			C FC 91 B FC 92 B SL 82 X FC 91 2-1 ① G4-3			3	1	1	2	1	1	2
20 Ezequiel Duran, R (1, 6) OBP: 0.338, SLG: 0.513	B FF 94 X FF 94 1-0 ③ P4		B FF 93 C CH 82 X CH 82 1-1 13 1B 3 2B 1B	F FF 94 1 SAFE F FF 95 X ST 80 0-2 E6 1-H 2B			X SI 96 0-0 ② G6-3			4	1	2	1	0	0	1
13 Brad Miller, L (1, 10) OBP: 0.339, SLG: 0.365		B FF 95 B CH 83 B FF 94 C FF 94 F FF 95 B FF 95 4-2 47 BB 2 1B BB	F FF 93 C CH 81 X CH 82 0-2 3 2B 1-2 1B	S FF 93 F FF 93 B FF 94 S SL 86 1-3 ③ K			X FC 92 0-0 2B			3	2	2	0	1	1	1
3 Leody Taveras, S (1, 8) OBP: 0.328, SLG: 0.459		C FF 94 F CH 83 S CH 82 0-3 ① K	F FF 94 S FF 94 X FF 95 0-2 1-H 2-H 2B		B FF 93 B FF 93 B FF 94 C FF 94 X FF 94 3-1 ① P3		X FC 92 0-0 ③ G6-3			4	0	1	2	0	1	2
47 Josh Smith, L (1, 7) OBP: 0.341, SLG: 0.321 4 Robbie Grossman, S (8, PH) OBP: 0.297, SLG: 0.360 (9, 7)		B FF 95 B FF 93 B FF 93 C FF 94 F FF 94 B FF 94 4-2 2 1B 30 1B 1-2 BB	B SL 80 S FF 94 F FF 94 X CH 82 1-2 ① L3		S FF 95 S FF 95 B FF 95 C FF 95 1-3 ② K			C ST 77 B ST 77 F SI 87 B ST 77 T FC 85 2-2 ① K		2 1	1 0	0 0	0 0	1 0	1 1	1 0
Inning Stats	R: 2 E: 0 K: 0 S: 8 H: 1 LOB: 1 BB: 2 P: 18	R: 3 E: 0 K: 2 S: 20 H: 3 LOB: 2 BB: 2 P: 30	R: 2 E: 0 K: 0 S: 17 H: 3 LOB: 1 BB: 0 P: 21	R: 1 E: 1 K: 3 S: 17 H: 1 LOB: 1 BB: 1 P: 25	R: 0 E: 0 K: 1 S: 7 H: 0 LOB: 0 BB: 0 P: 12	R: 0 E: 0 K: 2 S: 10 H: 0 LOB: 0 BB: 0 P: 15	R: 0 E: 0 K: 0 S: 5 H: 1 LOB: 1 BB: 0 P: 7	R: 0 E: 0 K: 2 S: 8 H: 0 LOB: 0 BB: 0 P: 10		1B: 5 2B: 4 3B: 0 HR: 0	SF: 0 SAC: 0 DP: 0 HBP: 0			WP: 0 PB: 0 SB: 1 CS: 0	PA: 38	

	AB	33
	R	8
	H	9
	RBI	8
	BB	5
	SO	10
	LOB	13

PITCHER		IP	WLS	BF	H	R	ER	SO	BB	IBB	HBP	BLK	WP	HR	S	P	ERA	WHIP
80 Emmet Sheehan, R ERA: 6.75	(1, 1)	3.2	L	24	8	8	8	4	5	0	0	0	0	0	59	90	19.64	3.545
51 Alex Vesia, L ERA: 5.88	(4, 1)	1.1		4	0	0	0	2	0	0	0	0	0	0	10	16	0.00	0.000
59 Evan Phillips, R ERA: 2.35	(6, 1)	1.0		3	0	0	0	2	0	0	0	0	0	0	10	15	0.00	0.000
57 Ryan Brasier, R ERA: 4.89	(7, 1)	1.0		4	1	0	0	0	0	0	0	0	0	0	5	7	0.00	1.000
63 Justin Bruihl, L ERA: 3.09	(8, 1)	1.0		3	0	0	0	2	0	0	0	0	0	0	8	10	0.00	0.000

PITCHER	IP	WLS	BF	H	R	ER	SO	BB	IBB	HBP	BLK	WP	HR	S	P	ERA	WHIP

Texas Rangers @ Houston Astros

Minute Maid Park, Houston, TX

Mon Jul 24 2023, 7:11 PM - 10:25 PM CDT

Att. 37,973 - Roof Closed - 73 F

TOP

livebaseballscorecards.com

Batter	1	2	3	4	5	6	7	8	9	AB	R	H	RBI	BB	SO	LOB
2 Marcus Semien, R (1, 4) OBP: 0.339, SLG: 0.445	X FF 92 0-0 ① G5-3	X SL 82 0-0 ② F8		B FF 91 C SI 91 F CH 86 X SL 82 1-2 16 CS 1B		C FF 94 B CU 84 F CU 82 S CU 82 1-3 ③ K		B SL 87 C FF 96 B SL 88 X SL 88 2-1 1B		5	0	2	0	0	1	2
16 Travis Jankowski, L (1, 9) OBP: 0.407, SLG: 0.405	B FF 91 C FF 93 B CH 87 S CH 87 F CH 88 X FF 92 2-2 ② F9	B CU 80 X CH 87 1-0 30 1B 1-2 3-H 1B		1 SAFE B CH 86 T CH 86 B FF 92 B FF 92 C FF 93 C FF 93 3-3 ① ② K 1-2			B CU 75 X FC 89 1-0 E8 6 1B 28 BB 1B	B FF 97 C SL 89 F SL 88 B FF 98 X SL 87 2-2 ① L8		5	1	2	1	0	1	2
30 Nathaniel Lowe, L (1, 3) OBP: 0.375, SLG: 0.448	B FF 92 F FF 92 F FF 92 F CU 80 B FF 92 F CU 79 B CU 79 F CU 79 F CH 88 4-2 6 HR BB B FF 92	C FF 92 X CU 80 0-1 1-3 2-H 1B		B CU 80 X FF 92 1-0 ③ F7			B FC 90 B CU 76 B CU 76 B FC 90 4-0 28 BB 6 1B 18 BB BB	B FF 96 C FF 97 F FF 97 F FF 98 F SL 88 1 SAFE S SL 90 1-3 ② K		3	2	1	1	2	1	1
6 Josh Jung, R (1, 5) OBP: 0.326, SLG: 0.490	B SI 92 B SI 92 F SI 93 F SL 83 X SI 92 2-2 1-H HR	C FF 91 B FF 92 D SL 83 S SI 92 S CH 87 2-3 ③ K2-3			B SL 82 B FF 91 S SI 92 S SL 82 F SL 83 F CH 87 F FF 92 S CH 88 2-3 ① K		B CU 75 F ST 80 B FC 89 B CU 74 F ST 80 X CU 75 3-2 18 BB 28 BB 3 SF8 1-2 2-3 1B	S FF 98 S FF 98 1 SAFE B FF 98 S SL 90 1-3 ③ K		5	2	2	2	0	3	3
28 Jonah Heim, S (1, 2) OBP: 0.334, SLG: 0.480	C CU 78 F CU 79 X CU 79 0-2 ③ G4-3		X FF 90 0-0 ① G4-3		B FF 92 B FF 92 S CH 88 X CU 80 2-1 ② P5		B FC 90 B FC 90 C FC 89 B CU 75 F ST 80 B FC 88 4-2 3 SF8 18 BB 1-2 2-3 3-H BB		B CU 82 S CU 82 S SL 89 S SL 90 1-3 ① K	4	0	0	1	1	1	0
20 Ezequiel Duran, R (1, 6) OBP: 0.339, SLG: 0.509		B FF 91 X FF 91 1-0 ① G6-3	B FF 90 B FF 92 X SI 92 2-0 3 WP 13 S 1B		B FF 92 C FF 93 B SI 91 F SI 92 B FF 92 B CH 87 4-2 BB		F FF 98 B FF 99 X FF 98 1-1 ① F7		X SL 91 0-0 ② L9	4	0	1	0	1	0	3
13 Brad Miller, L (1, 10) OBP: 0.344, SLG: 0.358 18 Mitch Garver, R (5, PH) OBP: 0.322, SLG: 0.408 (5, 10) 4 Robbie Grossman, S (9, PR) OBP: 0.297, SLG: 0.360 (9, 10)		B FF 90 C FF 91 B CU 78 B CH 86 B FF 90 4-1 3 BB 47 E BB	B FF 91 C FF 92 B CH 87 B FF 92 F FF 92 F FF 92 S FF 92 3-3 ② K 1-2		1 SAFE S CU 83 F CU 82 B FC 91 F FC 89 D CU 84 B CU 83 X FC 90 3-2 ③ F9		B SL 88 S SL 88 D SL 89 C FF 97 B SL 89 F FF 98 F FF 98 F FF 99 D SL 89 4-2 1-2 2-3 3-H BB		C CU 83 X FF 95 0-1 1B	1 2 0	1 0 0	0 1 0	0 1 0	1 1 0	1 0 0	1 1 0
3 Leody Taveras, S (1, 8) OBP: 0.326, SLG: 0.455		B CU 78 D CU 78 B CH 87 B FF 92 4-0 47 E 16 1B 1-2 BB	C FF 92 B CU 80 B CH 87 S CH 87 F FF 92 F CU 80 S CH 87 2-3 ③ K 2-3			C CU 81 B CU 82 B CU 82 B CU 82 S FC 89 S FC 90 3-3 ① K	X FF 98 0-0 ② SF8 2-3 3-H		B FF 96 X CU 82 1-0 ③ F4	3	1	0	1	1	2	2
47 Josh Smith, L (1, 7) OBP: 0.338, SLG: 0.345		D FF 92 B FF 91 C FF 92 B CH 87 C FF 92 F FF 92 X FF 93 3-2 E3 16 1B 30 1B 1-3 2-H		X FF 91 0-0 HR		B SI 94 F SI 93 C ST 81 C SI 93 1-3 ② K	B FS 86 F FF 98 F FF 98 X FS 89 1-2 ③ F8			4	2	1	1	0	1	3
Inning Stats	R: 2 E: 0 K: 0 S: 17 H: 1 LOB: 0 BB: 1 P: 25	R: 3 E: 1 K: 1 S: 13 H: 2 LOB: 2 BB: 2 P: 28	R: 0 E: 0 K: 2 S: 11 H: 1 LOB: 1 BB: 0 P: 18	R: 1 E: 0 K: 1 S: 8 H: 2 LOB: 0 BB: 0 P: 13	R: 0 E: 0 K: 1 S: 14 H: 0 LOB: 1 BB: 1 P: 25	R: 0 E: 0 K: 3 S: 9 H: 0 LOB: 0 BB: 0 P: 14	R: 3 E: 1 K: 0 S: 17 H: 2 LOB: 2 BB: 3 P: 35	R: 0 E: 0 K: 2 S: 13 H: 1 LOB: 1 BB: 0 P: 19	R: 0 E: 0 K: 1 S: 7 H: 1 LOB: 1 BB: 0 P: 9	1B: 8 2B: 0 3B: 0 HR: 2 SF: 1 SAC: 0 DP: 0 HBP: 0						

	AB	36
	R	9
	H	10
	RBI	8
	BB	7
	SO	11
	LOB	18

WP: 1 PB: 0 SB: 1 CS: 1 PA: 44

PITCHER		IP	WLS	BF	H	R	ER	SO	BB	IBB	HBP	BLK	WP	HR	S	P	ERA	WHIP
64 Brandon Bielak, R ERA: 3.62	(1, 1)	4.2		24	6	6	3	5	4	0	0	0	1	2	59	102	5.79	2.143
67 Parker Mushinski, L ERA: 3.18	(5, 1)	1.1		4	0	0	0	3	0	0	0	0	0	0	13	21	0.00	0.000
88 Phil Maton, R ERA: 3.0	(7, 1)	0.0		4	2	3	3	0	2	0	0	0	0	0	6	18	∞	∞
45 Ryne Stanek, R ERA: 4.63	(7, 1)	1.0		4	0	0	0	0	1	0	0	0	0	0	11	17	0.00	1.000
52 Bryan Abreu, R ERA: 2.61	(8, 1)	1.0		4	1	0	0	2	0	0	0	0	0	0	13	19	0.00	1.000

PITCHER		IP	WLS	BF	H	R	ER	SO	BB	IBB	HBP	BLK	WP	HR	S	P	ERA	WHIP
55 Ryan Pressly, R ERA: 2.78	(9, 1)	1.0	W	4	1	0	0	1	0	0	0	0	0	0	7	9	0.00	1.000

Texas Rangers @ Houston Astros

Minute Maid Park, Houston, TX

Mon Jul 24 2023, 7:11 PM - 10:25 PM CDT

Att. 37,973 - Roof Closed - 73 F

livebaseballscorecards.com

BOTTOM

Batter	1	2	3	4	5	6	7	8	9	AB	R	H	RBI	BB	SO	LOB
14 Mauricio Dubón, R (1, 4) OBP: 0.292, SLG: 0.380	X FF 94 0-0 30 BB, 2 1B, 79 BB, 1B	S SL 89 X SL 87 0-1 ② F9		X SL 89 0-0 ③ F9		L SL 80 S SL 82 B SL 82 B FC 89 X FF 95 2-2 ③ F7		B FF 96 F FF 95 B CH 90 F FF 94 C SL 87 2-3 ② K		5	1	1	0	0	1	1
2 Alex Bregman, R (1, 5) OBP: 0.346, SLG: 0.424	C FF 95 F SL 87 B SL 88 X FF 96 1-2 79 BB, 30 BB, 20 2B, 1-2, 1B	B FF 96 S SL 89 B SL 89 B FF 96 X FF 95 3-1 2B			B SL 87 C FF 94 B CH 88 X SL 86 2-1 79 BB, 30 1B, 20 SF9, 1B		S FF 99 S FF 100 S SI 102 0-3 ① K	B SL 88 X FF 96 1-0 ③ P4		5	2	3	0	0	1	0
30 Kyle Tucker, L (1, 9) OBP: 0.384, SLG: 0.514	C SL 88 D SL 89 B CH 89 S SL 88 B FF 97 F SL 87 B FF 96 4-2 79 BB, 20 2B, 1-2, 2-3, BB	X CU 78 0-0 ③ G4-3			B FF 96 B SL 87 F SL 87 B CH 88 X FF 95 3-1 20 SF9, 79 BB, 21 SF8, 1-2, 1B		B FF 101 C SL 89 B SL 90 B SL 89 B FF 98 4-1 79 BB, 20 HR, BB		C FC 95 B FF 100 B FF 100 C FC 95 B FC 92 B FC 94 4-2 20 BB, 21 1B, BB	2	4	1	0	3	0	1
79 José Abreu, R (1, 3) OBP: 0.296, SLG: 0.349	B SL 88 B SL 89 C FF 97 B SL 88 B FF 96 4-1 20 2B, 3 G6-3, 1-2, 2-3, 3-H, BB		F SL 87 S SL 88 F SL 88 S SL 89 0-3 ① K		B SL 89 B FF 95 B SL 89 B FF 95 4-0 3 FC6-4, 1-2, 2-3, BB		B FF 99 1 SAFE B FF 98 S SL 89 D SL 91 1 SAFE B FF 98 4-1 20 HR, 1-2, BB		B FC 91 C FC 93 D FC 91 D FC 95 C FC 96 F FC 93 F FC 92 S FC 93 3-3 ① K	2	2	0	1	3	2	1
20 Chas McCormick, R (1, 7) OBP: 0.371, SLG: 0.531 (8, 8)	F SL 89 D SL 89 X FF 96 1-1 1-3, 2-H, 3-H, 2B		C SL 88 F SL 88 S SL 88 0-3 ② K		X SL 88 0-0 ① SF9, 2-3, 3-H		X FF 97 0-0 1-H, 2-H, HR		B FC 97 B FC 94 D FC 92 C FC 93 C FC 94 B FC 90 4-2 21 1B, 1-2, BB	3	1	2	6	1	1	0
21 Yainer Diaz, R (1, 10) OBP: 0.284, SLG: 0.488	F SL 87 S SL 88 S SL 88 0-3 ① K	B CU 77 X SL 88 1-0 ③ G6-3			S SL 89 X SL 89 0-1 ② SF8, 3-H		B FF 100 B SL 89 S SL 90 X SL 86 2-1 E6		C FC 94 F FC 93 X FC 94 0-2 1-2, 2-H, 1B	4	0	1	2	0	1	2
3 Jeremy Peña, R (1, 6) OBP: 0.288, SLG: 0.370	F SL 88 B SL 88 X SL 87 1-1 ② G6-3, 3-H			C SL 88 B SL 88 X SL 88 1-1 ① F9	F FF 96 X SL 88 0-1 ③ FC6-4, 1-2f		B FF 98 S SL 88 X SL 88 1-1 ② F8			4	0	0	1	0	0	3
6 Jake Meyers, R (1, 8) OBP: 0.302, SLG: 0.374 9 Corey Julks, R (7, PH) OBP: 0.315, SLG: 0.375 (8, 7)	B FF 96 B SL 88 C SL 89 B FF 96 C FF 95 F FF 96 T SL 87 3-2 ③ K			B FF 95 S SL 89 S SL 90 S FF 96 1-3 ② K		S FC 89 S SL 81 F SL 81 B FF 94 S SL 82 1-3 ① K	C FF 100 C FF 99 S SI 103 0-3 ③ K			3 1	0 0	0 0	0 0	0 0	3 1	1 1
15 Martín Maldonado, R (1, 2) OBP: 0.237, SLG: 0.286		B SL 87 C FF 95 F SL 87 S FF 96 1-3 ① K		B SL 89 X SL 87 1-0 1B		B FF 95 B SL 82 C FF 95 S SL 82 B FF 96 F FF 95 F SL 82 S FC 88 3-3 ② K		S FF 95 X SI 94 0-1 ① G5-3		4	0	1	0	0	2	0
Inning Stats	R: 4 E: 0 K: 2 S: 19 H: 3 LOB: 1 BB: 2 P: 33	R: 0 E: 0 K: 1 S: 8 H: 1 LOB: 1 BB: 0 P: 12	R: 0 E: 0 K: 2 S: 8 H: 0 LOB: 0 BB: 0 P: 9	R: 0 E: 0 K: 1 S: 7 H: 1 LOB: 1 BB: 0 P: 10	R: 2 E: 0 K: 0 S: 9 H: 2 LOB: 1 BB: 1 P: 18	R: 0 E: 0 K: 2 S: 12 H: 0 LOB: 0 BB: 0 P: 18	R: 3 E: 1 K: 2 S: 13 H: 1 LOB: 1 BB: 2 P: 24	R: 0 E: 0 K: 1 S: 6 H: 0 LOB: 0 BB: 0 P: 9	R: 1 E: 0 K: 1 S: 12 H: 1 LOB: 2 BB: 2 P: 23	1B: 6 2B: 2 3B: 0 HR: 1 SF: 2 SAC: 0 DP: 0 HBP: 0						

AB	**33**																	
R	**10**																	
H	**9**																	
RBI	**10**																	
BB	**7**																	
SO	**12**																	
LOB	**10**																	

WP: 0 PB: 0 SB: 0 CS: 0 PA: 42

PITCHER		IP	WLS	BF	H	R	ER	SO	BB	IBB	HBP	BLK	WP	HR	S	P	ERA	WHIP
22 Jon Gray, R ERA: 3.66	(1, 1)	5.0		25	7	6	6	6	3	0	0	0	0	0	51	82	10.80	2.000
25 José Leclerc, R ERA: 2.97	(6, 1)	1.0		3	0	0	0	2	0	0	0	0	0	0	12	18	0.00	0.000
45 Aroldis Chapman, L ERA: 2.65	(7, 1)	1.0	B	7	1	3	3	2	2	0	0	0	0	1	13	24	27.00	3.000
46 Brock Burke, L ERA: 2.63	(8, 1)	1.0		3	0	0	0	1	0	0	0	0	0	0	6	9	0.00	0.000
58 Alex Speas, R ERA: 13.5	(9, 1)	0.1	L	4	1	1	1	1	2	0	0	0	0	0	12	23	27.00	9.000

PITCHER	IP	WLS	BF	H	R	ER	SO	BB	IBB	HBP	BLK	WP	HR	S	P	ERA	WHIP

Texas Rangers @ Houston Astros

Minute Maid Park, Houston, TX

Tue Jul 25 2023, 7:10 PM - 9:30 PM CDT

Att. 40,520 - Roof Closed - 73 F

TOP

Batter	1	2	3	4	5	6	7	8	9	AB	R	H	RBI	BB	SO	LOB
2 Marcus Semien, R (1, 4) OBP: 0.340, SLG: 0.446	0-1 F9 ①		0-0 F8 ③			1-1 1B; 30 FC4-6; 16 1B; 53 FC6		1-2 1B; 16 2B		4	1	2	0	0	0	1
16 Travis Jankowski, L (1, 7) OBP: 0.409, SLG: 0.413	0-0 F7 ②			1-2 F7 ①		0-0 1B; 30 FC4-6; 1-2		0-2 2B ②; 1-H		4	0	2	0	0	0	0
30 Nathaniel Lowe, L (1, 3) OBP: 0.376, SLG: 0.447	0-1 G1-3 ③			3-1 1B		1-0 FC4-6 ②; 53 E; 1-2f; 2-3		4-0 BB		3	0	1	0	1	0	2
53 Adolis García, R (1, 9) OBP: 0.334, SLG: 0.509		2-2 1B; 28 G3-6-3		1-1 F9 ②		0-1 FC6; 1-2; 3-H		0-3 K ③		4	0	1	0	0	1	4
6 Josh Jung, R (1, 5) OBP: 0.323, SLG: 0.485		1-3 K ①		0-0 F8 ③		2-3 ꓘ ③			1-1 F9 ①	4	0	0	0	0	2	4
28 Jonah Heim, S (1, 2) OBP: 0.339, SLG: 0.482		3-2 G3-6-3 ② ③; 1-2f			3-2 1B; 18 G6-4-3		4-0 BB; 18 G6-4-3		0-2 1B; 18 HR	3	1	2	0	1	0	1
20 Ezequiel Duran, R (1, 6) OBP: 0.334, SLG: 0.502			2-2 L5 ①		2-2 L7 ①		1-0 L8 ①		2-0 F9 ②	4	0	0	0	0	0	3
18 Mitch Garver, R (1, 10) OBP: 0.328, SLG: 0.434			4-1 BB		0-0 G6-4-3 ② ③; 1-2f		0-0 G6-4-3 ② ③; 1-2f		3-2 HR; 1-H	3	1	1	2	1	0	2
3 Leody Taveras, S (1, 8) OBP: 0.322, SLG: 0.449			0-0 L7 ②			1-3 ꓘ ①		0-2 F9 ①	0-1 L9 ③	4	0	0	0	0	1	1

Inning Stats	1	2	3	4	5	6	7	8	9
R	0	0	0	0	0	1	0	0	2
H	0	1	0	1	1	2	0	2	2
E	0	0	0	0	0	1	0	0	0
LOB	0	0	1	1	0	2	1	2	0
K	0	1	0	0	0	2	0	1	0
BB	0	0	1	0	0	0	1	1	0
S	5	9	7	9	8	12	2	14	11
P	5	15	13	14	13	17	7	19	17

1B: 7 SF: 0
2B: 1 SAC: 0
3B: 0 DP: 3
HR: 1 HBP: 0

WP: 0 PA: 36
PB: 0
SB: 0
CS: 0

AB	33
R	3
H	9
RBI	2
BB	3
SO	4
LOB	18

livebaseballscorecards.com

PITCHER		IP	WLS	BF	H	R	ER	SO	BB	IBB	HBP	BLK	WP	HR	S	P	ERA	WHIP
68 J.P. France, R (ERA: 2.87)	(1, 1)	7.0	W	26	5	1	0	3	2	0	0	0	0	0	52	84	0.00	1.000
50 Héctor Neris, R (ERA: 1.44)	(8, 1)	1.0	H	5	2	0	0	1	1	0	0	0	0	0	14	19	0.00	3.000
55 Ryan Pressly, R (ERA: 3.11)	(9, 1)	1.0	S	5	2	2	2	0	0	0	0	0	0	1	11	17	18.00	2.000

PITCHER	IP	WLS	BF	H	R	ER	SO	BB	IBB	HBP	BLK	WP	HR	S	P	ERA	WHIP

Texas Rangers @ Houston Astros

Minute Maid Park, Houston, TX

Tue Jul 25 2023, 7:10 PM - 9:30 PM CDT

Att. 40,520 - Roof Closed - 73 F

livebaseballscorecards.com

BOTTOM

Batter	1	2	3	4	5	6	7	8	9	AB	R	H	RBI	BB	SO	LOB
14 Mauricio Dubón, R (1, 4) OBP: 0.289, SLG: 0.375	B SL 84 C SL 83 B SL 84 F FF 97 F FF 98 B SL 85 X FF 98 3-2 F9 ①		F FC 86 B CH 82 X FF 91 1-1 P3 ①		S FC 86 X CH 81 0-1 G6-3 ② 2-3		B FF 90 B CH 82 X CH 82 2-0 F8 ②			4	0	0	0	0	0	1
3 Jeremy Peña, R (1, 6) OBP: 0.288, SLG: 0.368	B SL 87 F FF 98 F FF 98 S FF 99 1-3 K ②		S CH 81 F FF 90 B CH 82 B FF 91 F FC 87 X FF 91 2-2 30 FC3-6 1B		C FF 90 S CH 82 B CH 81 S FF 91 1-3 K ③		F FF 90 F FC 86 X FF 91 0-2 L8 ③			4	0	1	0	0	2	1
30 Kyle Tucker, L (1, 9) OBP: 0.385, SLG: 0.522	F FF 98 B FF 99 S FF 98 X FF 99 1-2 F7 ③		D FF 90 X FF 90 1-0 FC3-6 ② 1-2f			B FF 90 F FF 90 C CH 81 B FF 91 X FC 86 2-2 HR		B FF 89 F CH 81 B FF 90 C FF 90 X FF 90 2-2 2 S 1B		4	1	2	1	0	0	1
2 Alex Bregman, R (1, 5) OBP: 0.345, SLG: 0.421		B FF 96 B SL 84 C FF 98 C FF 98 F FF 98 B CH 87 B FF 99 4-2 20 WP 79 1B 20 2B BB	X FF 90 0-0 F7 ③			C CH 81 C CH 83 F FF 90 B CH 83 F FF 90 B FC 86 X CH 82 2-2 G5-3 ①		C SL 85 B SL 85 B FF 96 B SL 86 X SL 88 3-1 P3 ① 1-2		3	1	0	0	1	0	2
79 José Abreu, R (1, 3) OBP: 0.298, SLG: 0.350		D SL 84 C FF 97 B SL 84 X FF 96 2-1 20 2B 9 SF7 1-2 1B	C FF 90 X CH 83 0-1 G6-3 ①			B FC 86 B CH 81 X CH 83 2-0 21 FC6-4 1B		C FF 96 D SL 87 X SL 87 1-1 F9 ②		4	1	2	0	0	0	1
20 Chas McCormick, R (1, 8) OBP: 0.369, SLG: 0.531		C SL 85 B SL 86 B SL 86 B SL 85 X SL 85 3-1 1-3 2-H 2B	B FF 91 B FC 87 C FC 86 X FF 90 2-1 F8 ②			S FC 86 F FC 86 F FF 90 F CH 82 F FC 86 S CH 81 0-3 K ②		F SL 85 X SL 85 0-1 G5-3 ③		4	0	1	1	0	1	2
21 Yainer Diaz, R (1, 10) OBP: 0.280, SLG: 0.481		B SL 85 C FF 98 F SL 86 S FF 98 1-3 K ①	X FF 90 0-0 F9 ③			F FF 89 B FF 89 S CH 80 X CH 81 1-2 FC6-4 ③ 1-2f				3	0	0	0	0	1	3
9 Corey Julks, R (1, 7) OBP: 0.312, SLG: 0.373		B FF 98 F SL 85 X SL 86 1-1 SF7 ② 3-H			C FF 90 C FF 90 B CH 83 F FF 91 F FC 87 X FF 90 1-2 F8 ①		C FF 89 F SL 85 S FF 90 0-3 K ①			2	0	0	1	0	1	0
15 Martín Maldonado, R (1, 2) OBP: 0.242, SLG: 0.308		B FF 97 C FF 97 C SL 86 B FF 99 B FF 99 S FF 97 3-3 K ③			C FF 89 B FF 90 X FC 86 1-1 14 G6-3 2B		C FF 89 B FF 90 B FF 89 S FF 89 X FF 90 2-2 HR			3	1	2	1	0	1	1
Inning Stats	R: 0 E: 0 K: 1 S: 10 H: 0 LOB: 0 BB: 0 P: 15	R: 2 E: 0 K: 2 S: 15 H: 2 LOB: 1 BB: 1 P: 29	R: 0 E: 0 K: 0 S: 8 H: 1 LOB: 1 BB: 0 P: 12	R: 0 E: 0 K: 0 S: 5 H: 0 LOB: 0 BB: 0 P: 7	R: 0 E: 0 K: 1 S: 12 H: 1 LOB: 1 BB: 0 P: 15	R: 1 E: 0 K: 1 S: 18 H: 2 LOB: 1 BB: 0 P: 25	R: 1 E: 0 K: 1 S: 10 H: 1 LOB: 0 BB: 0 P: 14	R: 0 E: 0 K: 0 S: 9 H: 1 LOB: 1 BB: 0 P: 15		1B: 4 2B: 2 3B: 0 HR: 2 SF: 1 SAC: 0 DP: 0 HBP: 0						

	AB	31
	R	4
	H	8
	RBI	4
	BB	1
	SO	6
	LOB	12

WP: 1 PA: 33
PB: 0
SB: 1
CS: 0

PITCHER		IP	WLS	BF	H	R	ER	SO	BB	IBB	HBP	BLK	WP	HR	S	P	ERA	WHIP
57 Yerry Rodríguez, R ERA: 5.68	(1, 1)	2.0	L	9	2	2	2	3	1	0	0	0	1	0	25	44	9.00	1.500
61 Cody Bradford, L ERA: 4.62	(3, 1)	5.0		21	6	2	2	3	0	0	0	0	0	2	56	78	3.60	1.200
36 Spencer Howard, R ERA: 27.0	(8, 1)	1.0		3	0	0	0	0	0	0	0	0	0	0	6	10	0.00	0.000

PITCHER	IP	WLS	BF	H	R	ER	SO	BB	IBB	HBP	BLK	WP	HR	S	P	ERA	WHIP

Batter	1	2	3	4	5	6	7	8	9	AB	R	H	RBI	BB	SO	LOB
2 Marcus Semien, R (1, 4) OBP: 0.346, SLG: 0.457	C SI 95 F SI 96 F SI 98 X CU 81 0-2 20 G6-4-3 1B		H FF 95 1-0 30 HR HBP	X SI 95 0-0 1-H HR	1 SAFE X ST 79 0-0 30 BB 20 1B 53 HR 1-2 1B		B FC 90 C ST 79 X FC 89 1-1 53 FC5-4 1B		F FF 98 F FF 97 B FF 99 F FF 97 B FF 99 X FS 89 2-2 ① G4-3	3	3	3	2	0	0	0
47 Josh Smith, L (5, 4) OBP: 0.340, SLG: 0.347										2	0	1	0	0	0	0
20 Ezequiel Duran, R (1, 6) OBP: 0.334, SLG: 0.496	1 SAFE B SI 95 C SI 94 C SI 95 F SI 98 X CH 92 1-2 ① ② G6-4-3 1-2f		B CH 90 B SI 95 X SI 94 2-0 ② L9	T CH 89 B CU 77 B CH 89 B SI 96 B SI 96 4-1 30 WP 30 PB BB	X SI 89 0-0 30 BB 53 HR 1-2 2-3 1B		F FC 91 B CU 82 S CU 82 C FF 94 1-3 ① K		B FF 98 F FF 98 F FF 98 B SL 90 S FF 99 2-3 ② K	5	1	1	0	1	2	3
30 Nathaniel Lowe, L (1, 3) OBP: 0.380, SLG: 0.455	F SI 96 B SI 96 X SI 97 1-1 53 FC6-4 1B		C SI 95 B CH 89 S CH 89 B CU 81 1 SAFE F CH 90 B CH 92 X CU 80 3-2 1-H HR	1 SAFE C SI 95 B CH 90 B CH 89 D SI 95 B FF 96 4-1 1-3 BB	C FF 91 B CH 86 S CH 85 B CH 86 F ST 81 B FF 91 B FF 90 4-2 53 HR 1-2 2-3 3-H BB		F FF 93 F FC 90 F FF 93 X ST 80 0-2 ② F8		B FF 98 F FF 98 X FS 88 1-1 ③ F8	4	2	2	3	2	0	1
53 Adolis García, R (1, 9) OBP: 0.333, SLG: 0.513	B SI 96 X SI 96 1-0 ③ FC6-4 1-2f		B SI 96 B SI 95 F SI 96 X SI 96 2-1 ③ G5-3	B SI 89 B SI 89 F FF 90 B FF 90 F FF 89 S ST 80 3-3 ③ K	F FF 90 B FF 88 X FF 89 1-1 1-H 2-H 3-H HR		F FC 90 X FF 94 0-1 ③ FC5-4 1-2f			5	1	1	4	0	1	4
6 Josh Jung, R (1, 5) OBP: 0.324, SLG: 0.484		C CU 80 B CU 81 S SI 94 F CU 81 F CU 80 X SI 96 1-2 1B		B CU 80 C SI 92 F SI 93 X CH 90 1-2 ① G5-3	F FF 91 B SI 88 S SI 90 1-1 F9 C SI 96 F SI 97 C SL 88 0-2 ③ K			B CU 82 X FF 93 1-0 18 1B 1B		5	0	2	0	0	1	0
28 Jonah Heim, S (1, 2) OBP: 0.337, SLG: 0.479		C CH 89 C SI 96 D CH 92 X CH 91 1-2 ① P3		B CH 90 F CH 89 B SI 95 S CU 80 S CU 81 2-3 ② K	X ST 80 0-0 HR	B SL 87 S SI 96 X SI 96 1-1 ① G5-3		B FC 90 B FC 90 C FC 89 C CU 81 S CU 83 2-3 ① K		1	0	0	0	0	0	1
55 Sam Huff, R (4, PH) OBP: 0.294, SLG: 0.400 (4, 2)										4	1	1	1	0	2	1
18 Mitch Garver, R (1, 10) OBP: 0.339, SLG: 0.436	B SI 96 C SI 95 X SI 96 1-1 ② F9		B SI 93 B CU 80 C SI 94 B SI 95 X SI 94 3-1 4 2B 3 1B 1B	B FF 90 S ST 82 X ST 80 1-1 ② G6-3	C SL 88 B SI 96 B SL 87 B SL 88 B CH 92 4-1 BB			B FC 89 C CU 81 F CU 82 B CU 82 B FC 88 X CU 82 3-2 1-2 1B		4	1	2	0	1	0	1
4 Robbie Grossman, S (1, 7) OBP: 0.299, SLG: 0.373	C SI 94 C SI 97 B CU 81 B CU 82 X CH 91 2-2 ③ G5-3		B SI 94 X SI 95 1-0 3 1B 1-3 2B	B FF 91 C CH 86 X FF 90 1-1 3 1B 3B	X FF 97 0-0 ② F7			X FC 88 0-0 ② F8		5	2	2	0	0	0	4
3 Leody Taveras, S (1, 8) OBP: 0.324, SLG: 0.448			B CU 78 B SI 94 X SI 93 2-0 ① F9	B CH 89 D SI 96 X CH 89 2-0 2 HR 2-H 3-H 1B	S CH 87 X FF 91 0-1 20 1B 2 1B 30 BB 3-H 1B	T FF 97 X CH 93 0-1 ③ G4-3		C FF 92 X CU 82 0-1 ③ L9		5	2	2	3	0	0	3
Inning Stats	R: 0 H: 2 E: 0 LOB: 1 K: 0 BB: 0 S: 11 P: 14	R: 0 H: 1 E: 0 LOB: 1 K: 0 BB: 0 S: 13 P: 18	R: 2 H: 1 E: 0 LOB: 0 K: 0 BB: 0 S: 8 P: 18	R: 4 H: 4 E: 0 LOB: 2 K: 2 BB: 2 S: 16 P: 36	R: 7 H: 6 E: 0 LOB: 0 K: 1 BB: 1 S: 19 P: 27	R: 0 H: 0 E: 0 LOB: 1 K: 0 BB: 1 S: 6 P: 11	R: 0 H: 1 E: 0 LOB: 1 K: 1 BB: 0 S: 11 P: 13	R: 0 H: 2 E: 0 LOB: 2 K: 1 BB: 0 S: 10 P: 16	R: 0 H: 0 E: 0 LOB: 0 K: 1 BB: 0 S: 9 P: 14	1B: 11 SF: 0 2B: 1 SAC: 0 3B: 1 DP: 1 HR: 4 HBP: 1						

TOP

Texas Rangers @ Houston Astros

Minute Maid Park, Houston, TX

Wed Jul 26 2023, 7:13 PM - 10:10 PM CDT
Att. 40,398 - Roof Closed - 73 F

livebaseballscorecards.com

AB	43
R	13
H	17
RBI	13
BB	4
SO	6
LOB	18

WP: 1 PA: 48
PB: 1
SB: 0
CS: 0

PITCHER		IP	WLS	BF	H	R	ER	SO	BB	IBB	HBP	BLK	WP	HR	S	P	ERA	WHIP
Framber Valdez, L ERA: 3.29	(1, 1)	3.2	L	21	8	6	6	1	2	0	1	0	1	2	45	80	14.73	2.727
61 Seth Martinez, R ERA: 5.31	(4, 1)	1.0		10	6	7	7	1	1	0	0	0	0	2	19	30	63.00	7.000
47 Rafael Montero, R ERA: 6.07	(5, 1)	1.1		5	0	0	0	1	1	0	0	0	0	0	9	14	0.00	0.750
67 Parker Mushinski, L ERA: 2.35	(7, 1)	2.0		9	3	0	0	2	0	0	0	0	0	0	21	29	0.00	1.500
45 Ryne Stanek, R ERA: 4.5	(9, 1)	1.0		3	0	0	0	1	0	0	0	0	0	0	9	14	0.00	0.000

PITCHER	IP	WLS	BF	H	R	ER	SO	BB	IBB	HBP	BLK	WP	HR	S	P	ERA	WHIP

BOTTOM

Batter	1	2	3	4	5	6	7	8	9	AB	R	H	RBI	BB	SO	LOB
27 Jose Altuve, R (1, 4) OBP: 0.363, SLG: 0.468	B FF 92 F SL 83 X FF 94 1-1 ① G5-3		F SL 82 F SL 82 F CH 84 X FF 94 0-2 ① G4-3		C CH 82 C FF 93 B CH 84 F FF 94 B FF 93 F SL 82 X CH 84 2-2 ② G5-3		C FF 95 B SL 80 F FC 89 B SL 81 F SL 83 S FF 94 2-3 ② K		B FF 94 B FF 94 F FF 94 X FC 87 2-1 ③ G1-3	3	0	0	0	0	0	0
16 Grae Kessinger, R (6, 4) OBP: 0.355, SLG: 0.385 (8, 5)										2	0	0	0	0	1	0
3 Jeremy Peña, R (1, 6) OBP: 0.290, SLG: 0.373	B FF 93 B FF 92 C FF 93 F SL 86 F FF 94 F SL 84 F FF 94 B FF 95 X FF 93 3-2 2 HR 2B		X SL 84 0-0 ② F8		S CH 84 X FF 93 0-1 30 BB 1B		C FC 88 F SL 82 B SL 82 B FF 95 S SL 82 2-3 ③ K			4	1	2	0	0	1	0
30 Kyle Tucker, L (1, 9) OBP: 0.387, SLG: 0.521	C FF 94 B FF 92 F FF 93 D SL 86 B FF 93 B FF 94 4-2 2 HR BB		C FF 94 B SL 82 B SL 83 X FF 94 2-1 ③ G4-3		D SL 81 B SL 82 B FF 93 B FF 93 4-0 1-2 BB			C FF 92 B SL 82 B FF 94 B FC 89 S FF 93 C FF 94 3-3 ① K		1	1	0	0	2	0	0
6 Jake Meyers, R (8, 8) OBP: 0.301, SLG: 0.372										1	0	0	0	0	1	0
2 Alex Bregman, R (1, 5) OBP: 0.347, SLG: 0.430	F CH 85 B FF 93 B CH 85 F FF 93 F FF 93 X SL 86 2-2 1-H 2-H HR			X FF 92 0-0 44 BB 1B	B CH 85 B FF 93 C FF 93 F CH 85 X CH 84 2-2 ③ F7			B FC 88 S FC 88 F SI 93 X SL 82 1-2 ② F9		3	1	2	3	0	0	2
14 Mauricio Dubón, R (8, 4) OBP: 0.288, SLG: 0.374										1	0	0	0	0	0	0
44 Yordan Alvarez, L (1, 10) OBP: 0.394, SLG: 0.593	C FF 94 F SL 86 F SL 84 H FF 93 1-2 79 G5-4-3 HBP			D SL 84 B SL 83 F FF 93 B SL 83 B FF 93 4-1 1-2 BB		X FF 95 0-0 2B		X FC 90 0-0 ③ G3		2	0	1	0	1	0	0
79 José Abreu, R (1, 3) OBP: 0.295, SLG: 0.346	C FF 93 X CH 84 0-1 ② ③ G5-4-3 1-2f			B CH 84 F FF 92 B CH 84 X FF 92 2-1 ① F9		B FF 95 S FF 94 X SL 82 1-1 ① F7			C FF 93 F FC 89 F SL 81 F CH 88 F FF 92 F SL 81 X SL 81 0-2 ① L5	4	0	0	0	0	0	4
20 Chas McCormick, R (1, 8) OBP: 0.367, SLG: 0.523 (8, 9)		C SL 82 S FF 92 B SL 84 S SL 83 1-3 ① K		F SL 82 B CH 84 F CH 83 D SL 82 S FF 93 2-3 ② K		C FC 88 B FF 95 B SL 82 X FF 96 2-1 ② G6-3			B FC 88 B CU 78 C FC 90 B FC 90 B FC 91 4-1 21 HR BB	3	1	0	0	1	2	3
9 Corey Julks, R (1, 7) OBP: 0.308, SLG: 0.367		C FF 93 S CH 85 B CH 86 B FF 93 F FF 93 X SL 82 2-2 ② F8		X CH 85 0-0 ③ P3		X FF 95 0-0 ③ L9			C FF 92 C FC 88 D SL 82 T SI 92 1-2 ② K	4	0	0	0	0	1	4
15 Martín Maldonado, R (1, 2) OBP: 0.241, SLG: 0.306		B FF 93 C SL 82 S FF 93 S SL 83 1-3 ③ K			B FF 92 C FF 91 X CH 83 1-1 ① G6-3		S SL 81 B SL 80 F FC 87 X FF 94 1-2 ① F7		X SL 80 0-0 1-H HR	1	0	0	0	0	1	0
21 Yainer Diaz, R (5, 2) OBP: 0.281, SLG: 0.493										3	1	1	2	0	0	0
Inning Stats	R: 3 E: 0 K: 0 S: 19 H: 2 LOB: 0 BB: 1 P: 30	R: 0 E: 0 K: 2 S: 10 H: 0 LOB: 0 BB: 0 P: 14	R: 0 E: 0 K: 0 S: 7 H: 0 LOB: 0 BB: 0 P: 9	R: 0 E: 0 K: 1 S: 8 H: 1 LOB: 2 BB: 1 P: 16	R: 0 E: 0 K: 0 S: 12 H: 1 LOB: 2 BB: 1 P: 21	R: 0 E: 0 K: 0 S: 6 H: 1 LOB: 1 BB: 0 P: 9	R: 0 E: 0 K: 2 S: 10 H: 0 LOB: 0 BB: 0 P: 15	R: 0 E: 0 K: 1 S: 7 H: 0 LOB: 0 BB: 0 P: 11	R: 2 E: 0 K: 1 S: 14 H: 1 LOB: 0 BB: 1 P: 21	1B: 2 2B: 2 3B: 0 HR: 2	SF: 0 SAC: 0 DP: 1 HBP: 1			WP: 0 PB: 0 SB: 0 CS: 0	PA: 37		

PITCHER		IP	WLS	BF	H	R	ER	SO	BB	IBB	HBP	BLK	WP	HR	S	P	ERA	WHIP
44 Andrew Heaney, L ERA: 4.62	(1, 1)	5.0	W	22	4	3	3	3	3	0	1	0	0	1	56	90	5.40	1.400
25 José Leclerc, R ERA: 2.78	(6, 1)	2.0		7	1	0	0	2	0	0	0	0	0	0	16	24	0.00	0.500
43 Owen White, R ERA: 11.25	(8, 1)	2.0		8	1	2	2	2	1	0	0	0	0	1	21	32	9.00	1.000

PITCHER	IP	WLS	BF	H	R	ER	SO	BB	IBB	HBP	BLK	WP	HR	S	P	ERA	WHIP

Texas Rangers @ Houston Astros

Minute Maid Park, Houston, TX

Wed Jul 26 2023, 7:13 PM - 10:10 PM CDT

Att. 40,398 - Roof Closed - 73 F

livebaseballscorecards.com

AB	32
R	5
H	6
RBI	5
BB	4
SO	7
LOB	13

Texas Rangers @ San Diego Padres

Petco Park, San Diego, CA

Fri Jul 28 2023, 7:02 PM - 9:39 PM PDT

Att. 44,241 - Clear - 73 F

TOP

livebaseballscorecards.com

Batter	1	2	3	4	5	6	7	8	9	AB	R	H	RBI	BB	SO	LOB
2 Marcus Semien, R (1, 4) OBP: 0.344, SLG: 0.453	F FC 90 F SL 81 B CU 82 S SL 82 1-3 K		C CU 80 X SI 93 0-1 G4-3		B CU 80 C FC 91 S FC 90 B CU 82 F CH 87 B SL 81 F CH 86 F CH 87 F FF 94 3-2 X SI 93 G5-3			B FF 92 X SI 90 1-0 F7	D ST 83 B SI 98 B SI 98 B FF 97 4-0 1-2 2-3 3-H BB	4	0	0	1	1	1	0
16 Travis Jankowski, L (1, 7) OBP: 0.399, SLG: 0.401	C FC 91 B FC 91 B CU 82 B FC 91 X FF 94 3-1 G6-3		B CU 79 C FF 93 B CH 88 F FC 89 F FF 93 X SL 82 2-2 G4-3			F FC 89 B SL 80 B CH 86 X FC 90 2-1 L9		F FF 92 F ST 74 X ST 74 0-2 L9	C SI 97 C ST 81 S ST 82 0-3 K	5	0	0	0	0	1	3
30 Nathaniel Lowe, L (1, 3) OBP: 0.383, SLG: 0.455	B CU 80 C FC 91 S CU 81 S FF 93 1-3 K			B CU 79 F CU 81 S FF 92 B CH 86 F CU 81 B CU 81 B FC 90 4-2 6 2B BB		B CU 79 C FC 89 F FC 91 B FF 94 X CU 82 2-2 6 2B 1B		C FF 92 B SI 91 B SI 91 F ST 75 B ST 74 B SI 91 4-2 BB		2	0	1	0	2	1	0
53 Adolis García, R (1, 9) OBP: 0.332, SLG: 0.510		B FC 90 X SI 92 1-0 6 FC5-4 1B		B SI 94 C FC 91 B SI 94 S CH 87 F CU 82 S FF 94 2-3 K		B FC 91 C CH 86 B SI 93 X CU 81 2-1 F8		S ST 75 C SI 92 B FF 92 B ST 74 S FF 92 2-3 K		4	0	1	0	0	2	3
6 Josh Jung, R (1, 5) OBP: 0.328, SLG: 0.491		C FC 91 F SL 81 D CU 81 F SI 93 B SL 82 X CU 82 2-2 FC5-4 18 BB 1-2f		S SL 83 C SL 83 X SL 83 0-2 1-3 2B		F FC 90 F FF 93 X CU 81 0-2 1-3 2B			C SI 97 X SI 99 0-1 3 1B 4 BB 2 BB 1B	4	1	3	0	0	0	1
4 Robbie Grossman, S (1, 10) OBP: 0.298, SLG: 0.368		C CU 80 X FF 94 0-1 F9		C CU 80 D CH 88 S CH 88 F CU 82 B FF 94 B CU 81 S CH 88 3-3 K		X SL 82 0-0 F9			B FF 97 S FS 88 B FS 89 B FF 98 B SI 97 4-1 2 BB 3 1B 1-2 BB	3	0	0	0	1	1	5
18 Mitch Garver, R (1, 2) OBP: 0.339, SLG: 0.429 55 Sam Huff, R (7, 2) OBP: 0.278, SLG: 0.375		B CU 80 C FC 88 B SL 81 B FC 91 B FC 91 4-1 1-2 BB		C CU 82 C SI 94 B SL 83 F FF 95 B CH 88 B CU 82 X CU 82 3-2 F7			B SI 94 C SI 94 F FC 92 B CU 83 B SI 95 F SI 95 S SI 96 3-3 K		X SI 98 0-0 L9	2 1	0 0	0 0	0 0	1 0	1 0	2 2
20 Ezequiel Duran, R (1, 6) OBP: 0.330, SLG: 0.490		B FC 91 S SL 83 F SL 82 S SL 80 1-3 K			X SI 92 0-0 G2		B SI 94 S FC 91 F SI 95 S CH 82 1-3 K		C SI 98 D ST 81 S ST 82 C ST 81 1-3 K	4	0	0	0	0	3	4
3 Leody Taveras, S (1, 8) OBP: 0.323, SLG: 0.446			X FC 89 0-0 G4-3		C CU 79 F CH 87 F CU 80 B CU 81 F FF 92 X SI 94 1-2 G6-3		B FC 91 B CH 82 B SI 94 C FF 94 X SI 94 3-1 G5-3		X SI 98 0-0 2 BB 1-2 2-3 1B	4	0	1	0	0	0	0
Inning Stats	R: 0 E: 0 K: 2 S: 8 H: 0 LOB: 0 BB: 0 P: 13	R: 0 E: 0 K: 1 S: 11 H: 1 LOB: 2 BB: 1 P: 19	R: 0 E: 0 K: 0 S: 7 H: 0 LOB: 0 BB: 0 P: 9	R: 0 E: 0 K: 2 S: 18 H: 1 LOB: 2 BB: 1 P: 30	R: 0 E: 0 K: 0 S: 13 H: 0 LOB: 0 BB: 0 P: 17	R: 0 E: 0 K: 0 S: 11 H: 2 LOB: 2 BB: 0 P: 17	R: 0 E: 0 K: 2 S: 9 H: 0 LOB: 0 BB: 0 P: 16	R: 0 E: 0 K: 1 S: 9 H: 0 LOB: 1 BB: 1 P: 16	R: 1 E: 0 K: 2 S: 11 H: 2 LOB: 3 BB: 2 P: 20	1B: 4 2B: 2 3B: 0 HR: 0 SF: 0 SAC: 0 DP: 0 HBP: 0						

	AB	33
	R	1
	H	6
	RBI	1
	BB	5
	SO	10
	LOB	20

PITCHER	IP	WLS	BF	H	R	ER	SO	BB	IBB	HBP	BLK	WP	HR	S	P	ERA	WHIP
44 Joe Musgrove, R (1, 1) ERA: 3.05	6.0	W	24	4	0	0	5	2	0	0	0	0	0	68	105	0.00	1.000
21 Nick Martinez, R (7, 1) ERA: 3.79	1.0		3	0	0	0	2	0	0	0	0	0	0	9	16	0.00	0.000
59 Tom Cosgrove, L (8, 1) ERA: 1.93	1.0		4	0	0	0	1	1	0	0	0	0	0	9	16	0.00	1.000
66 Luis García, R (9, 1) ERA: 5.4	1.0		7	2	1	1	2	2	0	0	0	0	0	11	20	9.00	4.000

PITCHER	IP	WLS	BF	H	R	ER	SO	BB	IBB	HBP	BLK	WP	HR	S	P	ERA	WHIP

WP: 0 PB: 0 SB: 0 CS: 0 PA: 38

Batter	1	2	3	4	5	6	7	8	9	AB	R	H	RBI	BB	SO	LOB
7 Ha-Seong Kim, R (1, 4) OBP: 0.369, SLG: 0.445	X SI 91 0-0 23 S 22 1B 1B		B SI 90 C FC 89 C SI 91 D SL 84 B FF 89 F FC 90 B SI 90 4-2 22 BB 1-2 BB		C SL 80 F FC 88 X SL 81 0-2 ① P4	B SL 83 B SL 84 C FF 97 B FF 96 B FF 96 4-1 23 1B 13 1B BB		C SL 86 D SL 85 S SL 85 B FF 96 X SL 86 2-2 ① F8		2	2	1	0	2	0	0
17 Matthew Batten, R (8, 4) OBP: 0.417, SLG: 0.600										1	0	0	0	0	0	2
23 Fernando Tatis Jr., R (1, 9) OBP: 0.338, SLG: 0.504	B FC 87 B FC 89 C SI 90 F SI 91 B FC 89 F SI 92 1 SAFE S SI 92 3-3 ① K 1-2		L FC 88 F FC 88 B FF 90 S SL 83 1-3 ① K		F FC 88 S SL 82 X FC 89 0-2 HR	S SL 83 D SL 81 X FF 97 1-1 13 1B 1-2 2-3 3-H 1B		S SL 86 B SL 86 C FF 96 B SL 86 D SL 83 S FF 96 3-3 ② K		5	1	2	2	0	3	5
22 Juan Soto, L (1, 7) OBP: 0.420, SLG: 0.503	B CU 77 S SI 92 X FC 89 1-1 2-H 1B		B CU 78 B SI 91 B SI 92 C SI 91 B CH 86 4-1 1-2 2-3 BB		C SI 91 X CU 77 0-1 1B	F FF 97 B CH 85 T FF 97 S FF 98 1-3 ② K		C FF 96 S SL 85 S SL 84 0-3 ③ K		3	0	2	1	1	1	3
38 Taylor Kohlwey, L (8, PH) OBP: 0.154, SLG: 0.154										1	0	0	0	0	1	2
(9, 7)																
13 Manny Machado, R (1, 5) OBP: 0.315, SLG: 0.471	X SI 90 0-0 ② P5		B FC 89 C FC 90 B SL 84 X SI 91 2-1 ② SF8 3-H		F SL 81 S SL 82 S SL 81 0-3 ② K	C FF 97 X FF 96 0-1 ③ 1-3 2-H 3-H 1B				3	0	1	3	0	1	2
2 Xander Bogaerts, R (1, 6) OBP: 0.345, SLG: 0.397	C FC 89 C SI 91 X SL 84 0-2 ③ P4		C SL 83 B SI 92 B FC 90 C SI 91 S SL 83 2-3 ③ K		B SI 90 B FC 88 C SI 90 B CH 84 F FC 89 X SI 90 3-2 ③ G4-3		C SL 84 S SL 83 B SL 82 X FF 96 1-2 ① G4-3			4	0	0	0	0	1	4
9 Jake Cronenworth, L (1, 3) OBP: 0.303, SLG: 0.355		B SI 91 B SI 92 F SI 91 X SI 92 2-1 ① G3		C CH 84 B SI 91 X SL 82 1-1 99 G4-3 2B		C FF 95 X FF 96 0-1 12 BB 99 2B 1B	B FF 96 S CH 81 X SL 84 1-1 ② G3-1			4	1	2	0	0	0	0
12 Luis Campusano, R (1, 10) OBP: 0.302, SLG: 0.460	F SL 82 F SL 84 F SL 84 B FF 91 X SI 91 1-2 ② G5-3		F SL 82 X SL 82 0-1 ① P6		B SL 84 B SL 84 C FF 97 B FF 97 B FF 96 4-1 99 2B 23 1B 1-2 BB	C SL 84 B SL 84 X SL 84 1-1 ③ F9				3	1	0	0	1	0	1
99 Gary Sánchez, R (1, 2) OBP: 0.283, SLG: 0.442	C SI 92 B SL 83 B FC 90 F SI 92 F CH 86 B SL 83 X SL 83 3-2 ③ G5-3		C SL 80 X SL 81 0-1 ② G4-3 2-3		C FF 97 B SL 83 C SL 84 X SL 84 1-2 23 1B 13 1B 1-3 2-H 2B			B SL 83 F FF 95 C FF 96 B SL 85 B SL 86 B FF 97 4-2 1 BB BB		3	1	1	1	1	0	1
1 Trent Grisham, L (1, 8) OBP: 0.317, SLG: 0.383			B SL 81 B SI 90 B FC 89 B SI 92 4-0 22 BB 7 WP 13 SF8 BB		C SI 90 C SI 92 D SL 84 B FF 90 B SI 92 X CH 86 3-2 ③ G3	B FF 97 X FF 97 1-0 ① P6		B FF 96 B FF 95 C FF 96 S CH 83 D SL 84 B FF 95 4-2 1-2 BB		2	1	0	0	2	0	3
Inning Stats	R: 1 E: 0 K: 1 S: 11 H: 2 LOB: 1 BB: 0 P: 15	R: 0 E: 0 K: 0 S: 10 H: 0 LOB: 0 BB: 0 P: 16	R: 1 E: 0 K: 2 S: 12 H: 0 LOB: 2 BB: 3 P: 29	R: 0 E: 0 K: 0 S: 9 H: 1 LOB: 1 BB: 0 P: 13	R: 1 E: 0 K: 1 S: 14 H: 2 LOB: 1 BB: 0 P: 17	R: 4 E: 0 K: 1 S: 15 H: 4 LOB: 2 BB: 2 P: 27	R: 0 E: 0 K: 0 S: 7 H: 0 LOB: 0 BB: 0 P: 10	R: 0 E: 0 K: 2 S: 13 H: 0 LOB: 2 BB: 2 P: 26		1B: 6 2B: 2 3B: 0 HR: 1 SF: 1 SAC: 0 DP: 0 HBP: 0		WP: 1 PB: 0 SB: 1 CS: 0 PA: 39		

BOTTOM

Texas Rangers @ San Diego Padres

Petco Park, San Diego, CA

Fri Jul 28 2023, 7:02 PM - 9:39 PM PDT

Att. 44,241 - Clear - 73 F

livebaseballscorecards.com

AB	31
R	7
H	9
RBI	7
BB	7
SO	7
LOB	23

PITCHER		IP	WLS	BF	H	R	ER	SO	BB	IBB	HBP	BLK	WP	HR	S	P	ERA	WHIP
33 Dane Dunning, R ERA: 3.28	(1, 1)	5.0	L	23	5	3	3	4	3	0	0	0	1	1	56	90	5.40	1.600
57 Yerry Rodríguez, R ERA: 7.9	(6, 1)	1.0		8	4	4	4	1	2	0	0	0	0	0	15	27	36.00	6.000
36 Spencer Howard, R ERA: 10.8	(7, 1)	2.0		8	0	0	0	2	2	0	0	0	0	0	20	36	0.00	1.000

PITCHER	IP	WLS	BF	H	R	ER	SO	BB	IBB	HBP	BLK	WP	HR	S	P	ERA	WHIP

Batter	1	2	3	4	5	6	7	8	9	AB	R	H	RBI	BB	SO	LOB
2 Marcus Semien, R (1, 4) OBP: 0.344, SLG: 0.450	B SI 94 F SI 94 B FC 91 B SI 94 B SL 85 4-1 16 BB BB	F SI 94 C KC 76 C SI 94 0-3 ③ K			B SL 87 C SI 95 B CU 73 C SI 94 F ST 83 F SI 96 X FS 88 2-2 ③ G5-3		C ST 80 B ST 82 B FF 94 F ST 81 X ST 82 2-2 ③ P4			3	0	0	0	1	1	4
16 Travis Jankowski, L (1, 7) OBP: 0.396, SLG: 0.394	1 SAFE B ST 83 D SL 87 B SL 86 B SI 93 4-0 1-2 BB		B SI 92 X SI 92 1-0 ① L8			B SI 93 X SL 84 1-0 ① P5		B FF 96 C FF 96 B CH 88 X FF 98 2-1 ① G6-3		3	0	0	0	1	0	0
30 Nathaniel Lowe, L (1, 3) OBP: 0.380, SLG: 0.450	S SI 95 X KC 78 0-1 ① P3		C KC 77 B FC 91 F SI 94 X FF 94 1-2 ② G4-3			C SI 93 B CU 70 B SI 93 F SL 87 F KC 80 F FF 94 C SI 95 2-3 ② K		C FF 97 F CH 91 F CH 91 B FF 98 B FF 100 B FF 99 F FF 99 S FF 99 3-3 ② K		4	0	0	0	0	2	2
53 Adolis García, R (1, 9) OBP: 0.331, SLG: 0.508	B SI 94 C SI 94 B FS 88 F SI 94 B CU 75 F SI 95 F SI 96 C SI 95 3-3 ② K		C SI 94 B FF 94 C SI 95 B KC 80 S SI 95 2-3 ③ K			B SI 96 X SI 95 1-0 1B		B FC 90 C FF 96 B CH 91 X FF 98 2-1 ③ F9		4	0	1	0	0	2	2
6 Josh Jung, R (1, 5) OBP: 0.325, SLG: 0.486	C FF 95 B SL 86 B SI 95 F SI 94 S FF 96 2-3 ③ K			B SL 86 X SI 93 1-0 ① L8		F SL 86 S FF 95 B FF 96 D KC 80 C FF 96 2-3 ③ K			B SI 94 F SI 94 B SL 84 F SI 95 S SI 96 2-3 ① K	4	0	0	0	0	3	3
3 Leody Taveras, S (1, 8) OBP: 0.322, SLG: 0.446		X ST 79 0-0 47 1B 2B		B SI 93 B SI 93 F SL 84 F SL 85 B SI 95 X KC 78 3-2 ② P3			B ST 80 S ST 80 F ST 80 B FF 92 S ST 80 2-3 ① K		B SL 84 S SI 95 B SI 96 B SI 95 F SI 94 F SI 96 F SL 84 X SI 95 3-2 ② L8	4	0	1	0	0	1	0
18 Mitch Garver, R (1, 2) OBP: 0.336, SLG: 0.431		C SL 85 B SI 95 B SL 86 F SI 93 S KC 77 2-3 ① K		F SL 84 C FF 95 B SI 96 B SI 96 S SL 87 2-3 ③ K			B ST 80 F ST 79 F FF 94 X ST 80 1-2 2B		C SL 84 F SI 95 F SI 97 B SL 85 S SL 86 1-3 ③ K	4	0	1	0	0	3	1
55 Sam Huff, R (1, 10) OBP: 0.238, SLG: 0.316		F SL 86 2 SAFE C FF 95 C FF 96 0-3 ② K			S SL 85 B FF 94 X SI 94 1-1 ① G3		F ST 80 B FF 94 S ST 81 B ST 82 S FF 95 2-3 ② K			3	0	0	0	0	2	2
47 Josh Smith, L (1, 6) OBP: 0.347, SLG: 0.350		B SI 95 B SI 94 X FF 95 2-0 2-3 1B			B SI 94 C SL 85 X SI 94 1-1 ② G3-1		C ST 81 S ST 83 B FF 92 F ST 84 B CH 86 B ST 81 F ST 79 F ST 79 F FF 93 4-2 B ST 79 BB			2	0	1	0	1	0	0
Inning Stats	R: 0 E: 0 K: 2 S: 11 H: 0 LOB: 2 BB: 2 P: 24	R: 0 E: 0 K: 3 S: 11 H: 2 LOB: 2 BB: 0 P: 15	R: 0 E: 0 K: 1 S: 7 H: 0 LOB: 0 BB: 0 P: 11	R: 0 E: 0 K: 1 S: 7 H: 0 LOB: 0 BB: 0 P: 13	R: 0 E: 0 K: 0 S: 9 H: 0 LOB: 0 BB: 0 P: 13	R: 0 E: 0 K: 2 S: 10 H: 1 LOB: 1 BB: 0 P: 16	R: 0 E: 0 K: 2 S: 18 H: 1 LOB: 2 BB: 1 P: 29	R: 0 E: 0 K: 1 S: 9 H: 0 LOB: 0 BB: 0 P: 16	R: 0 E: 0 K: 2 S: 12 H: 0 LOB: 0 BB: 0 P: 18	1B: 2 2B: 2 3B: 0 HR: 0 SF: 0 SAC: 0 DP: 0 HBP: 0						

Texas Rangers @ San Diego Padres

Petco Park, San Diego, CA

Sat Jul 29 2023, 5:41 PM - 8:15 PM PDT

Att. 42,677 - Clear - 74 F

TOP

livebaseballscorecards.com

AB	31
R	0
H	4
RBI	0
BB	3
SO	14
LOB	14

WP: 0 PA: 34
PB: 0
SB: 0
CS: 0

PITCHER		IP	WLS	BF	H	R	ER	SO	BB	IBB	HBP	BLK	WP	HR	S	P	ERA	WHIP
11 Yu Darvish, R ERA: 4.53	(1, 1)	6.0	W	23	3	0	0	9	2	0	0	0	0	0	55	92	0.00	0.833
36 Steven Wilson, R ERA: 2.51	(7, 1)	1.0		5	1	0	0	2	1	0	0	0	0	0	18	29	0.00	2.000
75 Robert Suarez, R ERA: 2.25	(8, 1)	1.0		3	0	0	0	1	0	0	0	0	0	0	9	16	0.00	0.000
71 Josh Hader, L ERA: 0.92	(9, 1)	1.0		3	0	0	0	2	0	0	0	0	0	0	12	18	0.00	0.000

PITCHER	IP	WLS	BF	H	R	ER	SO	BB	IBB	HBP	BLK	WP	HR	S	P	ERA	WHIP

Texas Rangers @ San Diego Padres

Petco Park, San Diego, CA

Sat Jul 29 2023, 5:41 PM - 8:15 PM PDT

Att. 42,677 - Clear - 74 F

livebaseballscorecards.com

BOTTOM

Batter	1	2	3	4	5	6	7	8	9	AB	R	H	RBI	BB	SO	LOB
7 Ha-Seong Kim, R (1, 4) OBP: 0.370, SLG: 0.446	C SI 91 B FC 91 B FC 90 X SI 92 2-1 ① G4-3	B CH 84 C SI 94 X CH 86 1-1 ② 1-3 2-H 3-H 1B			C SI 90 X CU 76 0-1 22 BLK 1B	B FC 89 C FC 89 F FF 95 C SL 82 1-3 ③ K				4	0	2	2	0	1	3
23 Fernando Tatis Jr., R (1, 9) OBP: 0.334, SLG: 0.499	B FC 92 C SI 93 X CH 84 1-1 ② G6-3	F FC 91 C SI 92 B CH 86 B FC 89 B SI 93 X FC 89 3-2 ③ G6-3			B SI 90 X FC 88 1-0 ① F8		X FF 95 0-0 ① F8			4	0	0	0	0	0	2
22 Juan Soto, L (1, 7) OBP: 0.418, SLG: 0.500	C SI 93 C SI 92 F SI 91 B CH 86 B SI 93 X SI 93 2-2 ③ G6-3		B SI 90 X SI 92 1-0 2 F9 13 1B 1B		B SI 91 C SI 92 B CH 84 X SI 93 2-1 ② F7 1-2		C FF 94 B SI 95 F FC 90 F CH 89 B FF 94 F FC 89 B CH 88 C SL 84 3-3 ② K			4	0	1	0	0	1	1
13 Manny Machado, R (1, 5) OBP: 0.317, SLG: 0.470		B SI 91 B FC 89 B SI 91 B FF 92 4-0 9 1B 2 1B 12 1B BB	B SI 92 C FC 91 C FF 92 X SI 92 1-2 9 L1-3 1-2 1B		X FC 91 0-0 ③ G4-3		B FC 88 X FC 88 1-0 ③ P3			3	1	1	0	1	0	1
2 Xander Bogaerts, R (1, 6) OBP: 0.344, SLG: 0.396		C SI 93 C SI 92 F FF 93 X CH 84 0-2 12 1B 9 1B 99 BB 1-2 1B	B SI 92 D FC 90 X SI 92 2-0 ① F9 2-3		X SI 91 0-0 ① F8			C SL 86 B SL 88 C CU 84 F CU 85 F FF 96 F CU 84 X SL 88 1-2 ① G5-3		4	1	1	0	0	0	2
9 Jake Cronenworth, L (1, 3) OBP: 0.305, SLG: 0.357		C SI 93 X FC 91 0-1 99 BB 12 1B 7 1B 1-2 2-3 1B	C FF 92 X SI 92 0-1 ② ③ L1-3 1-1		B SI 92 B SI 91 X SI 92 2-0 1 S 12 1B 1B			B CU 84 F CU 83 B FF 97 F SL 86 B CU 83 F SL 87 C FF 96 3-3 ② K		4	1	2	0	0	1	2
12 Luis Campusano, R (1, 2) OBP: 0.316, SLG: 0.463		C FC 91 C SI 93 X SI 94 0-2 99 BB 7 1B 1-2 2-3 3-H 1B	C SI 90 B FF 91 B FC 89 F SI 91 B FC 90 C SI 92 3-3 ① K		C FC 90 F FC 90 B SI 93 B FC 89 1 SAFE X CH 85 2-2 1 BB 1-2 1B			S SL 88 X SL 89 0-1 ③ G6-3	4	1	2	1	0	1	0
99 Gary Sánchez, R (1, 10) OBP: 0.284, SLG: 0.436		B SI 93 B FC 91 B FC 91 C SI 92 B SI 92 4-1 7 1B 1-2 2-3 3-H BB	B CU 77 C SI 92 B FC 88 B FC 88 F SI 91 X FC 89 3-2 ② F9		B SI 93 C SI 93 F FC 90 X FC 90 1-2 ② F9					2	0	0	1	1	0	2
1 Trent Grisham, L (1, 8) OBP: 0.318, SLG: 0.380		C SI 94 C SI 93 X CH 85 0-2 ① F7	C SI 92 B SL 84 X SI 92 1-1 ③ P6		B CU 77 2 SAFE F SI 93 F SI 93 B CH 85 B SI 92 2 SAFE F FC 91 B SI 93 4-2 1-2 2-3 BB					2	0	0	0	1	0	3
Inning Stats	R: 0 E: 0 K: 0 S: 8 H: 0 LOB: 0 BB: 0 P: 13	R: 4 E: 0 K: 0 S: 18 H: 4 LOB: 1 BB: 2 P: 30	R: 0 E: 0 K: 0 S: 7 H: 2 LOB: 1 BB: 0 P: 11	R: 0 E: 0 K: 1 S: 8 H: 0 LOB: 0 BB: 0 P: 15	R: 0 E: 0 K: 0 S: 6 H: 1 LOB: 1 BB: 0 P: 9	R: 0 E: 0 K: 1 S: 14 H: 2 LOB: 3 BB: 1 P: 24	R: 0 E: 0 K: 1 S: 7 H: 0 LOB: 0 BB: 0 P: 11	R: 0 E: 0 K: 1 S: 12 H: 0 LOB: 0 BB: 0 P: 16		1B: 9 2B: 1 3B: 0 HR: 0 SF: 0 SAC: 0 DP: 1 HBP: 0			WP: 0 PB: 0 SB: 1 CS: 0 PA: 34	

	AB	31
	R	4
	H	9
	RBI	4
	BB	3
	SO	4
	LOB	16

PITCHER		IP	WLS	BF	H	R	ER	SO	BB	IBB	HBP	BLK	WP	HR	S	P	ERA	WHIP
54 Martín Pérez, L ERA: 4.98	(1, 1)	5.2	L	27	9	4	4	1	3	0	0	1	0	0	58	98	6.35	2.118
25 José Leclerc, R ERA: 2.67	(6, 1)	1.1		4	0	0	0	2	0	0	0	0	0	0	10	15	0.00	0.000
66 Josh Sborz, R ERA: 4.42	(8, 1)	1.0		3	0	0	0	1	0	0	0	0	0	0	12	16	0.00	0.000

PITCHER	IP	WLS	BF	H	R	ER	SO	BB	IBB	HBP	BLK	WP	HR	S	P	ERA	WHIP

Texas Rangers @ San Diego Padres

Petco Park, San Diego, CA

Sun Jul 30 2023, 1:11 PM - 4:19 PM PDT

Att. 42,943 - Partly Cloudy - 77 F

TOP

livebaseballscorecards.com

Batter	1	2	3	4	5	6	7	8	9	AB	R	H	RBI	BB	SO	LOB
2 Marcus Semien, R (1, 4) OBP: 0.342, SLG: 0.447	G6-3		L8	K		1B			F7	5	0	1	2	0	1	1
4 Robbie Grossman, S (1, 7) OBP: 0.307, SLG: 0.369	30 1B BB		53 1B 53 WP BB		1B	K			30 2B BB	2	0	1	0	3	1	1
30 Nathaniel Lowe, L (1, 3) OBP: 0.382, SLG: 0.453	1B		K	K	K		6 G5-4-3 BB		2B	4	0	2	0	1	2	2
8 Bubba Thompson, R (9, PR) OBP: 0.237, SLG: 0.283										0	0	0	0	0	0	0
53 Adolis García, R (1, 9) OBP: 0.332, SLG: 0.505	K		6 S 1B	P4			F8		BB	4	0	1	0	1	1	4
6 Josh Jung, R (1, 5) OBP: 0.321, SLG: 0.480	K		G3	L5			G5-4-3		F9	5	0	0	0	0	1	9
18 Mitch Garver, R (1, 10) OBP: 0.341, SLG: 0.429		BB		F8		55 G3-1 2 1B 20 1B 1B		K		3	1	1	0	1	1	0
20 Ezequiel Duran, R (1, 6) OBP: 0.332, SLG: 0.488		K		3 S 3 E BB		55 G3-1 2 1B 1B		G5-3		3	2	1	0	1	1	1
55 Sam Huff, R (1, 2) OBP: 0.200, SLG: 0.261		K		K		G3-1		G5-3		4	0	0	0	0	2	4
3 Leody Taveras, S (1, 8) OBP: 0.321, SLG: 0.444		K		E1 2 S 1B		K			K	4	0	1	0	0	3	3
Inning Stats	R: 0 E: 0 K: 2 S: 13 H: 1 LOB: 2 BB: 1 P: 20	R: 0 E: 0 K: 3 S: 11 H: 0 LOB: 1 BB: 1 P: 18	R: 0 E: 0 K: 1 S: 13 H: 1 LOB: 2 BB: 1 P: 22	R: 1 E: 1 K: 2 S: 12 H: 1 LOB: 1 BB: 1 P: 22	R: 0 E: 0 K: 1 S: 12 H: 1 LOB: 1 BB: 0 P: 19	R: 2 E: 0 K: 2 S: 11 H: 3 LOB: 1 BB: 0 P: 15	R: 0 E: 0 K: 0 S: 5 H: 0 LOB: 0 BB: 1 P: 10	R: 0 E: 0 K: 1 S: 11 H: 0 LOB: 0 BB: 0 P: 18	R: 0 E: 0 K: 1 S: 18 H: 1 LOB: 3 BB: 2 P: 31	1B: 7 2B: 1 3B: 0 HR: 0 SF: 0 SAC: 0 DP: 1 HBP: 0							

AB	34
R	3
H	8
RBI	2
BB	7
SO	13
LOB	25

WP: 1 PA: 41
PB: 0
SB: 3
CS: 0

PITCHER		IP	WLS	BF	H	R	ER	SO	BB	IBB	HBP	BLK	WP	HR	S	P	ERA	WHIP
4 Blake Snell, L ERA: 2.5	(1, 1)	5.0	W	23	4	1	0	9	4	0	0	0	1	0	61	101	0.00	1.600
21 Nick Martinez, R ERA: 3.98	(6, 1)	1.0	H	6	3	2	2	2	0	0	0	0	0	0	11	15	18.00	3.000
36 Steven Wilson, R ERA: 2.45	(7, 1)	1.0	H	3	0	0	0	0	1	0	0	0	0	0	5	10	0.00	1.000
75 Robert Suarez, R ERA: 1.8	(8, 1)	1.0	H	3	0	0	0	1	0	0	0	0	0	0	11	18	0.00	0.000
71 Josh Hader, L ERA: 0.9	(9, 1)	1.0	S	6	1	0	0	1	2	0	0	0	0	0	18	31	0.00	3.000

PITCHER	IP	WLS	BF	H	R	ER	SO	BB	IBB	HBP	BLK	WP	HR	S	P	ERA	WHIP

Batter	1	2	3	4	5	6	7	8	9	AB	R	H	RBI	BB	SO	LOB
7 Ha-Seong Kim, R (1, 4) OBP: 0.374, SLG: 0.447	B FF 91 B FF 90 B CH 82 4-2 22 S BB		C FF 89 B SL 85 L FF 90 F FC 86 F CH 82 B CH 81 X FF 91 2-2 13 1B 22 BB 2 SF8 1B	B SL 82 M SL 81 B FF 93 L FF 93 X SL 84 2-2 ① F7		C FF 95 C FF 95 B SI 91 B FF 98 X FF 96 2-2 ① F9		F FF 91 B SL 80 S SL 80 F SL 82 X FF 93 1-2 ① G1-3 1-2	1 1 1 0 1 0 0						
17 Matthew Batten, R (4, 4) OBP: 0.333, SLG: 0.462										3 0 0 0 0 0 2						
30 Alfonso Rivas III, L (9, 3) OBP: 0.294, SLG: 0.333										0 0 0 0 0 0 0						
23 Fernando Tatis Jr., R (1, 9) OBP: 0.332, SLG: 0.494	D CH 82 C CH 81 F FC 88 X CH 80 1-2 ① F7		B FC 85 B CH 81 F FF 90 X CH 80 2-1 ① L8	B FC 90 C FC 90 B SL 84 X SL 84 2-1 ② FC5-4 22 2B 1-2f		B FF 97 C FF 98 B SI 91 X FF 96 2-1 ② F9		B FF 93 X FF 92 1-0 E7 13 S 2-H 1B		5 1 1 1 0 0 3						
22 Juan Soto, L (1, 7) OBP: 0.420, SLG: 0.503	B FF 90 S FC 87 1 SAFE S CH 81 S FF 92 1-3 ② K 1-2		B FF 90 B FC 86 C FF 89 F SL 85 B CH 81 F FC 88 1 SAFE B CH 80 4-2 9 BB 13 1B 1-2 BB	X FF 95 0-0 13 1B 1-H 2B		X SL 89 0-0 1B		S SL 82 D SL 82 F SL 83 F FF 94 B FF 94 S SL 83 2-3 ② K		4 0 2 1 1 2 2						
13 Manny Machado, R (1, 5) OBP: 0.318, SLG: 0.469	C FF 90 C FF 91 B FF 91 D CH 82 F FC 87 S FF 92 2-3 ③ K		B FF 89 C CH 81 F FC 86 X FF 91 1-2 9 BB 1-2 2-3 1B	F SI 94 B FF 96 F FF 96 D SL 89 X SL 88 2-2 2-3 1B		B SL 84 F SI 92 B SI 91 X SL 84 2-1 ③ F9		C FF 94 S SL 82 X FF 94 0-2 ③ F9 2-3		5 0 2 0 0 1 3						
2 Xander Bogaerts, R (1, 6) OBP: 0.346, SLG: 0.398		X FF 89 0-0 9 1B 1B	B CH 81 C FF 90 X CH 82 1-1 ② SF8 3-H	X FF 95 0-0 ③ F9			C SI 92 B SL 85 X SL 85 1-1 1B			3 0 2 1 0 0 2						
9 Jake Cronenworth, L (1, 3) OBP: 0.309, SLG: 0.359 (9, 4)		C FC 86 X FC 87 0-1 1-2 1B	C FF 89 C FF 89 B SL 84 F FF 90 D SL 84 B FF 90 B FF 90 4-2 1-2 2-3 BB	C SL 87 F FF 96 B FF 97 X FF 96 1-2 12 G1-6-3 1B			B FF 93 X FF 93 1-0 ① B5			3 0 2 0 1 0 1						
12 Luis Campusano, R (1, 10) OBP: 0.295, SLG: 0.431		B FF 90 S CH 81 T FC 87 B FF 91 S FC 86 2-3 ① K	D FC 87 B FF 90 C FF 90 F FF 90 B SL 84 S FF 91 3-3 ③ K		X FF 95 0-0 ①② G1-6-3 1-2f		C SI 93 C SL 86 B SL 87 B SI 94 F SL 87 S FF 94 2-3 ② K		4 0 0 0 0 3 7						
99 Gary Sánchez, R (1, 2) OBP: 0.289, SLG: 0.475		C FF 90 F FC 86 B CH 81 B FF 91 F FF 91 B FF 91 S FC 86 3-3 ② K		X FF 95 0-0 HR	B FF 96 C SL 88 X CH 88 1-1 HR		C SL 87 X SL 86 0-1 ③ L4			4 2 2 2 0 1 3						
1 Trent Grisham, L (1, 8) OBP: 0.319, SLG: 0.380		D FF 89 X FF 90 1-0 ③ G3		B FF 94 F FF 94 B FC 90 H FC 90 3-1 23 FC5-4 HBP	B FF 96 F FF 95 F FF 97 C SL 89 1-3 ③ K			B SL 80 X FF 91 1-0 17 S 23 E 1B		3 1 1 0 0 1 2						
Inning Stats	R: 0 E: 0 K: 2 S: 13 H: 0 LOB: 1 BB: 1 P: 21	R: 0 E: 0 K: 2 S: 11 H: 2 LOB: 2 BB: 0 P: 17	R: 1 E: 0 K: 1 S: 21 H: 2 LOB: 3 BB: 2 P: 38	R: 2 E: 0 K: 0 S: 12 H: 3 LOB: 2 BB: 0 P: 21	R: 1 E: 0 K: 1 S: 9 H: 2 LOB: 0 BB: 0 P: 12	R: 0 E: 0 K: 0 S: 8 H: 1 LOB: 1 BB: 0 P: 14	R: 0 E: 0 K: 1 S: 9 H: 1 LOB: 1 BB: 0 P: 13	R: 1 E: 1 K: 1 S: 13 H: 2 LOB: 1 BB: 0 P: 18		1B: 10 2B: 1 3B: 0 HR: 2 SF: 1 SAC: 0 DP: 1 HBP: 1			WP: 0 PB: 0 SB: 3 CS: 0 PA: 40		

BOTTOM

Texas Rangers @ San Diego Padres

Petco Park, San Diego, CA

Sun Jul 30 2023, 1:11 PM - 4:19 PM PDT

Att. 42,943 - Partly Cloudy - 77 F

livebaseballscorecards.com

AB	35
R	5
H	13
RBI	5
BB	3
SO	8
LOB	25

PITCHER		IP	WLS	BF	H	R	ER	SO	BB	IBB	HBP	BLK	WP	HR	S	P	ERA	WHIP
61 Cody Bradford, L ERA: 4.5	(1, 1)	3.0		16	4	1	1	5	3	0	0	0	0	0	45	76	3.00	2.333
25 José Leclerc, R ERA: 3.15	(4, 1)	0.2	L	4	1	2	2	0	0	0	1	0	0	1	7	14	27.00	1.500
46 Brock Burke, L ERA: 2.72	(4, 1)	2.0		10	5	1	1	1	0	0	0	0	0	1	20	29	4.50	2.500
65 Grant Anderson, R ERA: 4.97	(6, 1)	1.1		5	1	0	0	1	0	0	0	0	0	0	11	17	0.00	0.750
51 Will Smith, L ERA: 2.84	(8, 1)	1.0		5	2	1	1	1	0	0	0	0	0	0	13	18	9.00	2.000

PITCHER	IP	WLS	BF	H	R	ER	SO	BB	IBB	HBP	BLK	WP	HR	S	P	ERA	WHIP

Batter	1	2	3	4	5	6	7	8	9	AB	R	H	RBI	BB	SO	LOB
7 Tim Anderson, R (1, 6) OBP: 0.285, SLG: 0.292	F FF 93 F FF 93 B FF 93 B FF 93 F SL 81 B FF 93 S FF 93 3-3 ① K			X SL 80 0-0 ① 74 S 1B		F FF 93 T FF 92 B FF 94 S SL 82 1-3 ③ K			B FF 92 X FF 92 1-0 ① F9	4	0	1	0	0	2	0
10 Yoán Moncada, S (1, 5) OBP: 0.273, SLG: 0.348	S FF 93 B FF 94 F FF 93 S CH 85 1-3 ② K			T FF 92 C SL 80 B FF 92 B FF 92 C FF 92 2-3 ① K			B FF 92 F SL 81 B FF 92 X FF 92 2-1 1B		B CU 76 C SL 80 B SL 81 F FF 92 C FF 94 2-3 ② K	4	0	1	0	0	3	1
88 Luis Robert Jr., R (1, 8) OBP: 0.320, SLG: 0.553	C SL 81 S SL 81 B FF 94 B FF 94 F FF 94 F SL 81 B SL 81 C CH 85 3-3 ③ K			F SL 81 B SL 81 1 SAFE B FF 93 X CH 84 2-1 ② F8			S SL 88 S SL 88 D SL 89 S SL 88 1-3 ① K		B SL 82 X SL 80 1-0 ③ F7	4	0	0	0	0	2	2
74 Eloy Jiménez, R (1, 10) OBP: 0.327, SLG: 0.471		X CH 83 0-0 ① G1-3		B FF 93 S FF 92 B FF 94 S SL 82 C SL 81 2-3 ③ K 1-2			X SL 89 0-0 ② F8			3	0	0	0	0	1	2
23 Andrew Benintendi, L (1, 7) OBP: 0.344, SLG: 0.363		B FF 93 F FF 93 F FF 94 B SL 82 X SL 81 2-2 ② G6-3			C SL 80 X SL 80 0-1 ① F8		B FF 96 C CU 84 S FF 96 X CU 86 1-2 ③ G3			3	0	0	0	0	0	1
25 Andrew Vaughn, R (1, 3) OBP: 0.318, SLG: 0.426		C FF 93 C FF 93 F SL 82 T FF 93 0-2 ③ K			F FF 92 B FF 92 B FF 92 X CH 84 2-1 ② G6-3			X FF 96 0-0 1B		3	0	1	0	0	1	0
22 Oscar Colás, L (1, 9) OBP: 0.252, SLG: 0.262 28 Zach Remillard, R (8, PH) OBP: 0.354, SLG: 0.378 (8, 9)			S SL 80 X FF 92 0-1 ① L7		F FF 93 S SL 81 F SL 81 F FF 94 B SL 81 B SL 80 S SL 80 2-3 ③ K			C FF 96 1 SAFE B SI 96 S SL 87 S SI 99 1-3 ① K		2 1	0 0	0 0	0 0	0 0	1 1	0 1
1 Elvis Andrus, R (1, 4) OBP: 0.281, SLG: 0.275			F FF 93 F FF 92 S SL 82 0-3 ② K			B SL 79 B CH 83 X FF 91 2-0 ① F9		C SL 87 D FS 91 B FS 88 F SL 85 F SI 101 T SL 88 2-2 ② K		3	0	0	0	0	2	1
44 Seby Zavala, R (1, 2) OBP: 0.205, SLG: 0.285 24 Yasmani Grandal, S (8, PH) OBP: 0.316, SLG: 0.380 (8, 2)			B FF 93 F FF 92 C FF 92 S SL 81 1-3 ③ K			C FF 93 F FF 92 T FF 92 0-2 ② K		B SL 87 C FF 96 S SL 88 S FS 93 1-3 ③ K		2 1	0 0	0 0	0 0	0 0	2 1	0 1
Inning Stats	R: 0 E: 0 K: 3 S: 12 H: 0 LOB: 0 BB: 0 P: 19	R: 0 E: 0 K: 1 S: 8 H: 0 LOB: 0 BB: 0 P: 10	R: 0 E: 0 K: 2 S: 8 H: 0 LOB: 0 BB: 0 P: 9	R: 0 E: 0 K: 2 S: 9 H: 1 LOB: 1 BB: 0 P: 15	R: 0 E: 0 K: 1 S: 9 H: 0 LOB: 0 BB: 0 P: 13	R: 0 E: 0 K: 2 S: 7 H: 0 LOB: 0 BB: 0 P: 10	R: 0 E: 0 K: 1 S: 9 H: 1 LOB: 1 BB: 0 P: 13	R: 0 E: 0 K: 3 S: 11 H: 1 LOB: 1 BB: 0 P: 15	R: 0 E: 0 K: 1 S: 5 H: 0 LOB: 0 BB: 0 P: 9	1B: 3 2B: 0 3B: 0 HR: 0	SF: 0 SAC: 0 DP: 0 HBP: 0			WP: 0 PB: 0 SB: 1 CS: 0	PA: 30	

TOP

Chicago White Sox @ Texas Rangers

Globe Life Field, Arlington, TX

Tue Aug 01 2023, 7:10 PM - 9:07 PM CDT

Att. 28,988 - Roof Closed - 74 F

livebaseballscorecards.com

AB	30
R	0
H	3
RBI	0
BB	0
SO	16
LOB	9

PITCHER		IP	WLS	BF	H	R	ER	SO	BB	IBB	HBP	BLK	WP	HR	S	P	ERA	WHIP
44 Andrew Heaney, L ERA: 4.36	(1, 1)	6.0	W	20	2	0	0	11	0	0	0	0	0	0	55	80	0.00	0.333
66 Josh Sborz, R ERA: 4.31	(7, 1)	1.0	H	3	0	0	0	1	0	0	0	0	0	0	7	9	0.00	0.000
45 Aroldis Chapman, L ERA: 2.58	(8, 1)	1.0	H	4	1	0	0	3	0	0	0	0	0	0	11	15	0.00	1.000
51 Will Smith, L ERA: 2.77	(9, 1)	1.0	S	3	0	0	0	1	0	0	0	0	0	0	5	9	0.00	0.000

PITCHER	IP	WLS	BF	H	R	ER	SO	BB	IBB	HBP	BLK	WP	HR	S	P	ERA	WHIP

BOTTOM

Chicago White Sox @ Texas Rangers

Globe Life Field, Arlington, TX

Tue Aug 01 2023, 7:10 PM - 9:07 PM CDT

Att. 28,988 - Roof Closed - 74 F

livebaseballscorecards.com

Batter	1	2	3	4	5	6	7	8	9	AB	R	H	RBI	BB	SO	LOB
2 Marcus Semien, R (1, 4) OBP: 0.344, SLG: 0.448	B FF 92 C SL 86 B FF 94 X FF 93 2-1 ① F7			X SL 85 0-0 30 G4-6-3 16 BB 1B		C CU 74 C FF 93 B CU 75 B FF 94 B SL 83 X SL 84 3-2 16 G6-3 1B				3	0	2	0	0	0	0
16 Travis Jankowski, L (1, 7) OBP: 0.395, SLG: 0.390	C CU 75 X CH 86 0-1 ② G3-1			B FF 92 B SL 86 B SL 87 B FF 93 4-0 30 G4-6-3 1-2 BB		X FF 93 0-0 ②③ G6-3 1-2f				2	0	0	0	1	0	1
30 Nathaniel Lowe, L (1, 3) OBP: 0.380, SLG: 0.450	B FF 93 C SL 84 F FF 93 B SL 87 C FF 95 2-3 ③ K			S CU 75 B SL 85 X FF 93 1-1 ①② G4-6-3 1-2f 2-3			B SL 85 C SI 93 B SI 93 X SL 86 2-1 ① F6			3	0	0	0	0	1	2
53 Adolis García, R (1, 9) OBP: 0.332, SLG: 0.511		B FF 94 C FF 93 B SL 84 F SL 86 B FF 94 S FF 95 3-3 ① K		C FF 93 B FF 92 D SL 86 X FF 93 2-1 ③ G1-3			B SI 95 X ST 82 1-0 HR			3	1	1	1	0	1	1
6 Josh Jung, R (1, 5) OBP: 0.319, SLG: 0.477		F SL 86 B SL 85 C SL 87 F FF 93 B FF 96 C SL 86 2-3 ② K			X FF 92 0-0 ① F9		F SI 96 B SL 86 S SL 86 F SL 88 C SI 95 1-3 ② K			3	0	0	0	0	2	0
18 Mitch Garver, R (1, 2) OBP: 0.341, SLG: 0.451		C SL 87 B FF 94 B FF 95 B FF 94 C SL 86 S SL 86 3-3 ③ K			X FF 92 0-0 HR		B SL 86 B SI 94 X SL 84 2-0 ③ P6			3	1	1	1	0	1	0
13 Brad Miller, L (1, 10) OBP: 0.328, SLG: 0.339			B FF 93 C CU 75 B SL 88 C SL 86 F FF 93 X SL 86 2-2 ① G3-1		F CU 74 B CU 74 C FF 94 B FF 94 X SL 84 2-2 ② F9			C FC 94 B CU 83 B FC 94 X FC 93 2-1 ① F8		3	0	0	0	0	0	0
20 Ezequiel Duran, R (1, 6) OBP: 0.329, SLG: 0.483			C SL 85 S SL 83 B FF 94 B SL 85 B CU 76 S FF 94 3-3 ② K		C CU 74 C CU 74 C SL 82 0-3 ③ K			F SL 84 B FC 93 F FC 94 B SI 94 B FC 96 X SL 86 3-2 ② F7		3	0	0	0	0	2	0
3 Leody Taveras, S (1, 8) OBP: 0.318, SLG: 0.440			F CU 76 B SL 85 B CH 86 B FF 93 F SL 85 X FF 94 3-2 ③ G6-3			S CU 74 F FF 92 B SL 84 X SL 83 1-2 ① F7		C SL 85 F FC 96 B SI 96 X CH 84 1-2 ③ G4-3		3	0	0	0	0	0	0
Inning Stats	R: 0 E: 0 K: 1 S: 7 H: 0 LOB: 0 BB: 0 P: 11	R: 0 E: 0 K: 3 S: 10 H: 0 LOB: 0 BB: 0 P: 18	R: 0 E: 0 K: 1 S: 10 H: 0 LOB: 0 BB: 0 P: 18	R: 0 E: 0 K: 0 S: 5 H: 1 LOB: 1 BB: 1 P: 12	R: 1 E: 0 K: 1 S: 8 H: 1 LOB: 0 BB: 0 P: 10	R: 0 E: 0 K: 0 S: 7 H: 1 LOB: 0 BB: 0 P: 11	R: 1 E: 0 K: 1 S: 8 H: 1 LOB: 0 BB: 0 P: 14	R: 0 E: 0 K: 0 S: 8 H: 0 LOB: 0 BB: 0 P: 14		1B: 2 2B: 0 3B: 0 HR: 2 SF: 0 SAC: 0 DP: 2 HBP: 0				WP: 0 PB: 0 SB: 0 CS: 0 PA: 27		

PITCHER		IP	WLS	BF	H	R	ER	SO	BB	IBB	HBP	BLK	WP	HR	S	P	ERA	WHIP
62 Jesse Scholtens, R ERA: 3.07	(1, 1)	6.0	L	20	3	1	1	6	1	0	0	0	0	1	47	80	1.50	0.667
59 Declan Cronin, R ERA: 9.0	(7, 1)	1.0		4	1	1	1	1	0	0	0	0	0	1	8	14	9.00	1.000
41 Bryan Shaw, R ERA: 7.59	(8, 1)	1.0		3	0	0	0	0	0	0	0	0	0	0	8	14	0.00	0.000

PITCHER	IP	WLS	BF	H	R	ER	SO	BB	IBB	HBP	BLK	WP	HR	S	P	ERA	WHIP

AB	26
R	2
H	4
RBI	2
BB	1
SO	7
LOB	4

Batter	1	2	3	4	5	6	7	8	9	AB	R	H	RBI	BB	SO	LOB
7 Tim Anderson, R (1, 6) OBP: 0.283, SLG: 0.289 1 Elvis Andrus, R (7, 6) OBP: 0.280, SLG: 0.274	F SI 91 C SL 83 X SL 81 0-2 G6-3		C SL 82 X SL 84 0-1 G6-3			C SL 81 X SL 82 0-1 G5-3		C CU 80 B SL 89 X FF 94 1-1 L8		3 1	0 0	0 0	0 0	0 0	0 0	0 0
10 Yoán Moncada, S (1, 5) OBP: 0.273, SLG: 0.345	X SI 92 0-0 G6-3		B CH 86 C FC 90 F CH 87 S FC 90 1-3 K			B SL 80 X CH 86 1-0 L9			X CU 80 0-0 74 G6-4-3 1B	4	0	1	0	0	1	0
88 Luis Robert Jr., R (1, 8) OBP: 0.320, SLG: 0.551 32 Gavin Sheets, L (7, 9) OBP: 0.289, SLG: 0.353	F SI 93 F SL 83 F SL 84 X SI 92 0-2 74 1B 1B		F SI 92 C SI 92 C SI 93 0-3 K			X SL 82 0-0 F8			B FF 93 F CU 81 C CH 86 F SL 87 B CU 82 B FF 93 C FF 94 3-3 K	3 1	0 0	1 0	0 0	0 0	1 1	0 1
74 Eloy Jiménez, R (1, 10) OBP: 0.326, SLG: 0.468	F SL 83 1 SAFE X SL 84 0-1 23 BB 1-3 1B			X SI 92 0-0 G6-3			C SL 80 S SI 91 B SL 83 B SI 92 S SL 82 2-3 K		S SL 89 B SL 87 X FF 93 1-1 G6-4-3 1-2f	4	0	1	0	0	1	1
23 Andrew Benintendi, L (1, 7) OBP: 0.344, SLG: 0.361	C SI 92 B FC 91 B FC 90 D CH 87 F FC 92 F SI 92 D SL 85 4-2 1-2 BB			B FC 90 C SI 92 B SI 93 B CH 87 X SI 93 3-1 L6			C KC 78 B FC 90 B CH 86 B SI 90 F FC 89 F KC 78 C SI 92 3-3 K			2	0	0	0	1	1	0
25 Andrew Vaughn, R (1, 3) OBP: 0.316, SLG: 0.422	D SL 84 X SI 92 1-0 G3			C SI 91 C SI 92 B SL 84 S SL 84 1-3 K			F SI 92 S SL 82 C SL 82 0-3 K			3	0	0	0	0	2	3
22 Oscar Colás, L (1, 9) OBP: 0.247, SLG: 0.257 (7, 8)		F FC 90 F CH 86 X SL 84 0-2 G4-3			C KC 77 B CH 87 B SI 92 B FC 90 C SI 93 T FC 90 3-2 K			S SI 91 B CH 86 B SI 90 S FC 90 F CH 86 S KC 79 2-3 K		3	0	0	0	0	2	0
28 Zach Remillard, R (1, 4) OBP: 0.343, SLG: 0.366		B SL 82 B SI 92 C SI 93 B SL 83 S SI 92 X SI 93 3-2 G4-3			M SI 92 X SL 83 0-1 G4-3			C SI 90 C SL 82 S SL 81 0-3 K		3	0	0	0	0	1	0
44 Seby Zavala, R (1, 2) OBP: 0.207, SLG: 0.304		B SI 92 F SI 93 B SI 93 S FC 91 S SL 85 2-3 K			C SI 91 B FC 90 C SI 92 B FF 91 F SL 83 S SL 84 2-3 K			F SL 81 B SI 92 C SI 91 B SL 82 F SI 91 B SL 82 X SL 80 3-2 HR		3	1	1	1	0	2	0
Inning Stats	R: 0 E: 0 K: 0 S: 14 H: 2 LOB: 3 BB: 1 P: 19	R: 0 E: 0 K: 1 S: 9 H: 0 LOB: 0 BB: 0 P: 14	R: 0 E: 0 K: 2 S: 8 H: 0 LOB: 0 BB: 0 P: 9	R: 0 E: 0 K: 1 S: 6 H: 0 LOB: 0 BB: 0 P: 10	R: 0 E: 0 K: 2 S: 9 H: 0 LOB: 0 BB: 0 P: 14	R: 0 E: 0 K: 0 S: 4 H: 0 LOB: 0 BB: 0 P: 5	R: 0 E: 0 K: 3 S: 10 H: 0 LOB: 0 BB: 0 P: 15	R: 1 E: 0 K: 2 S: 13 H: 1 LOB: 0 BB: 0 P: 19	R: 0 E: 0 K: 1 S: 7 H: 1 LOB: 0 BB: 0 P: 11	1B: 3 2B: 0 3B: 0 HR: 1 SF: 0 SAC: 0 DP: 1 HBP: 0						

PITCHER		IP	WLS	BF	H	R	ER	SO	BB	IBB	HBP	BLK	WP	HR	S	P	ERA	WHIP
33 Dane Dunning, R ERA: 3.14	(1, 1)	7.2	W	27	3	1	1	11	1	0	0	0	0	1	71	102	1.17	0.522
35 Chris Stratton, R ERA: 4.09	(8, 1)	1.1		4	1	0	0	1	0	0	0	0	0	0	9	14	0.00	0.750

PITCHER	IP	WLS	BF	H	R	ER	SO	BB	IBB	HBP	BLK	WP	HR	S	P	ERA	WHIP

TOP

Chicago White Sox @ Texas Rangers

Globe Life Field, Arlington, TX

Wed Aug 02 2023, 7:08 PM - 9:33 PM CDT

Att. 28,735 - Roof Closed - 74 F

livebaseballscorecards.com

AB	30
R	1
H	4
RBI	1
BB	1
SO	12
LOB	5

WP: 0 PA: 31
PB: 0
SB: 0
CS: 0

Batter	1	2	3	4	5	6	7	8	9	AB	R	H	RBI	BB	SO	LOB
2 Marcus Semien, R (1, 4) OBP: 0.346, SLG: 0.454	B FF 95 C FF 95 C SL 86 B FF 95 X SL 87 2-2 5 HR 1B	B FF 96 C FF 94 C FF 95 D SL 88 D SL 87 F FF 96 F FF 95 B SL 88 4-2 5 1B 30 1B 1-2 BB	B CH 87 D CH 87 X FF 93 2-0 ① F8	C FF 93 X CH 87 0-1 ③ G1-3		X SI 95 0-0 2-H HR		X CH 84 0-0 ③ G5-3		5	3	2	2	1	0	3
5 Corey Seager, L (1, 6) OBP: 0.414, SLG: 0.640 47 Josh Smith, L (6, 6) OBP: 0.352, SLG: 0.350	B FF 96 X KC 79 1-0 1-H HR	S SL 87 B FF 96 X FF 96 1-1 53 BB 30 1B 6 G5-3 1-3 2-H 1B	X SL 87 0-0 ② G4-3 2-3		C FF 91 B FF 92 B SL 87 X CU 81 2-1 ① P5	B SI 93 B SL 78 B SI 94 B SI 93 4-0 BB				4 0	2 0	2 0	3 0	0 1	0 0	1 0
30 Nathaniel Lowe, L (1, 3) OBP: 0.383, SLG: 0.452 20 Ezequiel Duran, R (6, 3) OBP: 0.328, SLG: 0.481 (7, 7)	B FF 95 B FF 96 C FF 96 F FF 96 F FF 97 B SL 87 X FF 96 3-2 16 FC5-4 6 HBP 1B	B SL 86 C FF 96 B KC 82 X FF 95 2-1 6 G5-3 53 BB 16 2B 1-2 3-H 1B	B SL 88 B CU 81 C FF 95 B CU 84 B SL 88 4-1 53 BB BB		T CU 81 C FF 94 B SL 87 F CU 82 S FF 94 1-3 ② K	C SI 92 C SL 79 B SL 81 D SI 93 C SI 93 2-3 ③ K				3 1	1 0	2 0	1 0	1 0	1 0	0 1
53 Adolis García, R (1, 9) OBP: 0.336, SLG: 0.511 11 Austin Hedges, R (7, 2) OBP: 0.236, SLG: 0.228	S SL 88 B FF 96 B FF 96 S FF 96 B SL 86 F FF 96 F SL 87 X SL 88 3-2 ① L7	C KC 82 D SL 89 S SL 87 B FF 96 B FF 96 B FF 97 4-2 6 G5-3 16 2B 1-2 2-3 BB	C SL 88 B CH 88 B FF 94 B FF 94 B SL 87 4-1 6 FC6-4 1-2 BB		C FF 93 B CH 88 C CU 82 B FF 93 X CH 86 2-2 6 HR 1B		X SI 93 0-0 ① G4-3			2 1	2 0	1 0	0 0	2 0	0 0	1 0
6 Josh Jung, R (1, 5) OBP: 0.322, SLG: 0.487	S FF 96 B FF 95 S SL 86 H FF 95 2-2 16 FC5-4 1-2 HBP	B SL 89 F SL 86 X SL 88 1-1 ② G5-3 1-2 2-3 3-H	F CU 81 X FF 92 0-1 ③ FC6-4 1-2f		F FF 93 F SL 88 X CU 81 0-2 1-H HR		B SL 81 B SI 92 X SI 93 2-0 4 G4-3 2B			4	1	2	3	0	0	5
16 Travis Jankowski, L (1, 7) OBP: 0.392, SLG: 0.392 4 Robbie Grossman, S (7, 9) OBP: 0.306, SLG: 0.368	C FF 95 F SL 85 F FF 95 X CH 74 0-2 ② FC5-4 1-2f 2-3	C KC 82 B CH 79 F FF 96 F FF 95 X KC 83 1-2 2-H 3-H 2B		B FF 93 F FF 92 B CU 80 X SL 87 2-1 ① F7	T FF 93 F FF 93 B CU 83 X FF 93 1-2 ③ F7		B SL 80 X SI 93 1-0 ② G4-3 2-3			4 1	0 0	1 0	2 0	0 0	0 0	2 1
18 Mitch Garver, R (1, 10) OBP: 0.343, SLG: 0.444	B SL 87 C FF 95 F FF 94 S SL 86 1-3 ③ K	S SL 89 B FF 97 F FF 96 D SL 88 F KC 82 F FF 96 B FF 95 B FF 96 4-2 BB		B FF 92 B SL 86 X CH 88 2-0 3 FC6-4 1B		C SI 92 B SI 93 X SI 94 1-1 ① G4-3	B SI 94 C SI 93 D SI 94 F SI 94 S SL 81 2-3 ③ K			4	0	1	0	1	2	3
3 Leody Taveras, S (1, 8) OBP: 0.317, SLG: 0.440	B FF 94 B SL 85 F FF 96 X FF 96 3-1 ① G4-3			F FF 94 D CH 88 B SL 87 S CH 87 X CH 87 2-2 ② FC6-4 55 1B 1-2f		S SI 95 X SL 81 0-1 2 HR 2B		F CH 82 B CH 84 S FF 90 S CH 86 1-3 ① K		5	1	1	0	0	1	3
55 Sam Huff, R (1, 2) OBP: 0.267, SLG: 0.357 (7, 3)	B FF 95 B FF 96 X SL 87 2-0 2 BB 5 1B 1B	X FF 92 0-0 5 G4-3 2B		F CU 80 B CH 87 F CH 87 F FF 94 B CU 83 X FF 94 2-2 1-2 1B		B SI 94 C SI 93 D SI 93 C SL 81 F SI 94 F SL 81 B SL 81 T SI 94 3-2 ② K		B FF 91 X CH 81 1-0 ② F9		5	1	3	0	0	1	1
Inning Stats	R: 2 E: 0 K: 1 S: 22 H: 3 LOB: 2 BB: 0 P: 34	R: 5 E: 0 K: 0 S: 25 H: 4 LOB: 2 BB: 3 P: 48	R: 0 E: 0 K: 0 S: 7 H: 1 LOB: 3 BB: 2 P: 17	R: 0 E: 0 K: 0 S: 12 H: 2 LOB: 2 BB: 0 P: 20	R: 2 E: 0 K: 1 S: 15 H: 2 LOB: 0 BB: 0 P: 21	R: 2 E: 0 K: 2 S: 13 H: 2 LOB: 1 BB: 1 P: 23	R: 0 E: 0 K: 1 S: 6 H: 1 LOB: 1 BB: 0 P: 11	R: 0 E: 0 K: 1 S: 5 H: 0 LOB: 0 BB: 0 P: 7		1B: 8 2B: 4 3B: 0 HR: 3 SF: 0 SAC: 0 DP: 0 HBP: 1		WP: 0 PB: 0 SB: 0 CS: 0 PA: 46		

PITCHER		IP	WLS	BF	H	R	ER	SO	BB	IBB	HBP	BLK	WP	HR	S	P	ERA	WHIP
84 Dylan Cease, R ERA: 4.61	(1, 1)	1.2	L	16	7	7	7	1	3	0	1	0	0	1	45	79	37.80	6.000
57 Tanner Banks, L ERA: 4.5	(2, 1)	3.1		17	5	2	2	1	2	0	0	0	0	1	36	61	5.40	2.100
66 Edgar Navarro, R ERA: 6.0	(6, 1)	2.0		10	3	2	2	3	1	0	0	0	0	1	19	34	9.00	2.000
67 Sammy Peralta, L ERA: 4.91	(8, 1)	1.0		3	0	0	0	1	0	0	0	0	0	0	5	7	0.00	0.000

PITCHER	IP	WLS	BF	H	R	ER	SO	BB	IBB	HBP	BLK	WP	HR	S	P	ERA	WHIP

BOTTOM

Chicago White Sox @ Texas Rangers

Globe Life Field, Arlington, TX

Wed Aug 02 2023, 7:08 PM - 9:33 PM CDT

Att. 28,735 - Roof Closed - 74 F

livebaseballscorecards.com

AB	39
R	11
H	15
RBI	11
BB	6
SO	6
LOB	21

Batter	1	2	3	4	5	6	7	8	9	AB	R	H	RBI	BB	SO	LOB
7 Tim Anderson, R (1, 6) OBP: 0.285, SLG: 0.291	C SL 84 X FF 94 0-1 10 BB 23 1B 24 BB 1B	C SL 83 X SL 82 0-1 ①② G4-6-3 1-2f		X SL 84 0-0 1B			C SL 89 S SL 89 S SL 89 0-3 ② K		B FF 92 F SL 78 B SL 81 S FF 92 S FF 93 2-3 ② K	5	1	2	0	0	2	2
23 Andrew Benintendi, L (1, 7) OBP: 0.345, SLG: 0.362	S FF 92 X FC 88 0-1 24 BB 10 BB 32 1B 1-2 1B	S FF 93 X CH 84 0-1 25 1B 1B		F FF 94 F CU 75 S CH 84 0-3 ③ K			B FF 97 X CU 85 1-0 ③ F7		C SL 80 D SL 82 F SL 82 T FF 93 1-2 ③ K	5	1	2	0	0	2	2
25 Andrew Vaughn, R (1, 3) OBP: 0.315, SLG: 0.421	S SL 84 F SL 84 D SL 83 S SL 84 1-3 ① K	B FF 94 B FF 93 F FF 94 1 SAFE S SL 84 X CU 75 2-2 1-2 1B			B CU 76 X FF 94 1-0 ① G4-3			X SL 86 0-0 ① L7		4	0	1	0	0	1	2
10 Yoán Moncada, S (1, 5) OBP: 0.278, SLG: 0.345	C FF 94 B CU 74 C FF 96 B CH 84 B FF 95 F FF 94 F FF 95 B CH 85 4-2 24 BB 32 1B 1-2 2-3 BB	F FF 94 B CH 82 D CH 83 F FF 94 S FC 88 2-3 ③ K			F CH 84 B FF 94 B CU 75 X FF 94 2-1 ② L7			B SI 100 C SI 98 S FS 91 B SI 100 X FS 91 2-2 43 K 43 WP 1B		3	1	1	0	1	1	2
24 Yasmani Grandal, S (1, 2) OBP: 0.315, SLG: 0.376	B CU 75 B CU 74 S FF 94 B FF 96 B FF 95 4-1 32 1B 1-2 2-3 3-H BB		S FF 92 B CU 74 C CH 83 T CH 83 1-2 ① K		B FF 93 C CH 84 F CU 76 B FF 94 B FC 87 F FF 94 S FF 95 3-3 ③ K			X FF 98 0-0 ② P4		3	0	0	1	1	2	1
43 Trayce Thompson, R (1, 8) OBP: 0.297, SLG: 0.347	F FF 94 F SL 84 D SL 85 B FF 95 C FF 94 2-3 ② K		C SL 84 S FF 94 B SL 84 X SL 84 1-2 ② G5-3			S CU 75 B FF 94 B FF 93 S FF 94 B SL 85 S SL 84 3-3 ① K		B FF 100 B FF 99 F FF 99 C FS 90 B SI 102 S SL 90 3-3 K 1-3		4	0	0	0	0	3	4
32 Gavin Sheets, L (1, 10) OBP: 0.289, SLG: 0.353 74 Eloy Jiménez, R (8, PH) OBP: 0.325, SLG: 0.467 (8, 10)	F FF 95 C CU 75 X FF 94 0-2 1-2 2-H 3-H 1B		S CU 75 X FF 94 0-1 ③ G5-3			S CH 84 B CH 84 F FF 94 S FC 89 1-3 ② K		S SL 87 D SL 89 X FF 99 1-1 ③ G5-3		3 1	0 0	1 0	2 0	0 0	1 0	0 2
28 Zach Remillard, R (1, 4) OBP: 0.330, SLG: 0.351	S SL 84 B SL 83 C FF 95 D SL 84 F FF 95 B CH 84 F FF 95 X FF 95 3-2 ③ F8			F FF 93 C SL 83 S CU 74 0-3 ① K		B FF 94 C SL 84 F CU 75 B FF 95 B FF 95 X FF 94 3-2 ③ P4			C SL 78 X SL 79 0-1 ① G3	4	0	0	0	0	1	2
22 Oscar Colás, L (1, 9) OBP: 0.253, SLG: 0.264		B FF 92 B FF 92 S FF 94 F FC 89 X CU 76 2-2 7 G4-6-3 1B		F FC 87 F FF 93 X CH 84 0-2 ② P5			B CU 84 B CU 84 S FF 97 C SL 88 S CU 86 2-3 ① K		X FF 91 0-0 1B	4	0	2	0	0	1	0
Inning Stats	R: 3 E: 0 K: 2 S: 23 H: 3 LOB: 2 BB: 2 P: 37	R: 0 E: 0 K: 1 S: 13 H: 3 LOB: 2 BB: 0 P: 19	R: 0 E: 0 K: 1 S: 8 H: 0 LOB: 0 BB: 0 P: 10	R: 0 E: 0 K: 2 S: 10 H: 1 LOB: 1 BB: 0 P: 10	R: 0 E: 0 K: 1 S: 7 H: 0 LOB: 0 BB: 0 P: 13	R: 0 E: 0 K: 2 S: 9 H: 0 LOB: 0 BB: 0 P: 16	R: 0 E: 0 K: 2 S: 7 H: 0 LOB: 0 BB: 0 P: 10	R: 0 E: 0 K: 1 S: 10 H: 1 LOB: 2 BB: 0 P: 16	R: 0 E: 0 K: 2 S: 9 H: 1 LOB: 1 BB: 0 P: 12	1B: 9 2B: 0 3B: 0 HR: 0 SF: 0 SAC: 0 DP: 1 HBP: 0						

PITCHER		IP	WLS	BF	H	R	ER	SO	BB	IBB	HBP	BLK	WP	HR	S	P	ERA	WHIP
31 Max Scherzer, R ERA: 4.04	(1, 1)	6.0	W	26	7	3	3	9	2	0	0	0	0	0	70	105	4.50	1.500
66 Josh Sborz, R ERA: 4.2	(7, 1)	1.0	H	3	0	0	0	2	0	0	0	0	0	0	7	10	0.00	0.000
45 Aroldis Chapman, L ERA: 2.52	(8, 1)	1.0	H	5	1	0	0	1	0	0	0	0	1	0	10	16	0.00	1.000
51 Will Smith, L ERA: 2.7	(9, 1)	1.0	S	4	1	0	0	2	0	0	0	0	0	0	9	12	0.00	1.000

PITCHER	IP	WLS	BF	H	R	ER	SO	BB	IBB	HBP	BLK	WP	HR	S	P	ERA	WHIP

TOP

Chicago White Sox @ Texas Rangers

Globe Life Field, Arlington, TX

Thu Aug 03 2023, 1:07 PM - 3:34 PM CDT

Att. 29,804 - Roof Closed - 74 F

livebaseballscorecards.com

AB	36
R	3
H	9
RBI	3
BB	2
SO	14
LOB	17

WP: 2 PA: 38
PB: 0
SB: 0
CS: 0

Batter	1	2	3	4	5	6	7	8	9	AB	R	H	RBI	BB	SO	LOB
2 Marcus Semien, R (1, 4) OBP: 0.347, SLG: 0.460	C SI 91 B CU 76 C SI 91 X CU 76 1-2 ① L8		B CU 76 B FS 86 B SI 93 C FF 94 B SI 92 4-1 30 BB 53 1B BB	F FF 94 B SL 88 X CU 76 1-1 HR			B ST 81 B FC 89 X SI 95 2-0 ① G6-3			3	2	1	1	1	0	0
5 Corey Seager, L (1, 10) OBP: 0.408, SLG: 0.631	X SI 94 0-0 ② G3-1		B SI 94 X FF 94 1-0 ① F8	S FS 89 X FS 90 0-1 ③ G3-1			S ST 84 B FC 87 B ST 82 C ST 82 S ST 84 2-3 ② K			4	0	0	0	0	1	1
30 Nathaniel Lowe, L (1, 3) OBP: 0.382, SLG: 0.448	C FF 94 C SI 93 C FS 90 0-3 ③ K		C SI 94 B FS 86 1 SAFE F FF 94 B FF 94 B FS 87 B SI 93 4-2 53 1B 1-2 BB	X FF 93 0-0 ① L4			C SI 94 B ST 84 B SI 95 X SI 93 2-1 ③ G5-3			3	0	0	0	1	1	0
53 Adolis García, R (1, 9) OBP: 0.335, SLG: 0.509		B FF 93 B CU 76 C SI 92 X SI 92 2-1 ① G5-3	B SI 94 B FF 93 X SI 94 2-0 1-2 2-H 1B	F FS 87 T FF 93 S FF 94 0-3 ② K				C SL 91 C SI 98 F SI 98 B SL 92 B SL 92 S SL 93 2-3 ① K		4	0	1	1	0	2	0
6 Josh Jung, R (1, 5) OBP: 0.324, SLG: 0.487		B CU 75 B CU 76 S FF 93 C SI 93 B CU 77 X SI 93 3-2 16 BB 47 2B 1B	B FF 95 C SI 94 S CU 77 B CU 78 C SI 94 2-3 ② K	B FF 94 F SI 93 S FS 88 F SI 93 F SI 93 S CU 78 1-3 ③ K				B SI 99 X SL 90 1-0 16 G4-3 18 1B 1B		4	2	2	0	0	2	2
16 Travis Jankowski, L (1, 7) OBP: 0.394, SLG: 0.388		B SI 94 B SI 93 C FF 94 B FS 87 B FF 94 4-1 47 2B 1-2 BB	B FF 95 D CU 77 X SI 94 2-0 ③ P6			B FS 85 B FF 92 C SI 91 F SI 91 B CU 77 B FF 92 4-2 20 G4-3 18 S BB		C SI 98 X SI 99 0-1 ② G4-3 1-2		2	0	0	0	2	0	3
18 Mitch Garver, R (1, 2) OBP: 0.347, SLG: 0.469	B FF 95 C SI 93 B SI 95 C CU 76 C FF 95 2-3 ② K		B CU 74 C CU 73 F FF 93 B SL 88 B SI 93 X SI 94 3-2 HR	C FF 92 1 SAFE C FF 93 F CU 77 T CU 76 0-2 ① K 1-2				B SL 92 X SL 92 1-0 20 1B 2-H 1B		4	1	2	2	0	2	3
47 Josh Smith, L (1, 6) OBP: 0.354, SLG: 0.361 20 Ezequiel Duran, R (6, PH) OBP: 0.329, SLG: 0.481 (7, 6)	C CU 76 X FF 95 0-1 1-3 2-H 2B		F FF 95 C FS 88 C CU 78 0-3 ① K			C ST 82 F ST 83 B SI 94 F SI 94 X ST 84 1-2 ② G4-3 2-3		F SI 99 F SL 91 D SL 90 X SI 99 1-2 1-3 1B		2 2	0 0	1 1	1 0	0 0	1 0	0 1
3 Leody Taveras, S (1, 8) OBP: 0.313, SLG: 0.434	D CU 78 F CU 77 F FS 89 S SI 95 1-3 ③ K		S FS 88 L FS 89 B FF 93 B CU 77 F CU 78 S FS 88 2-3 ② K			B ST 81 S ST 82 C ST 82 B SI 95 X ST 84 2-2 ③ G1-3		C SL 91 X SL 91 0-1 ③ L7		4	0	0	0	0	2	5
Inning Stats	R: 0 E: 0 K: 1 S: 7 H: 0 LOB: 0 BB: 0 P: 8	R: 1 E: 0 K: 2 S: 14 H: 2 LOB: 2 BB: 1 P: 26	R: 1 E: 0 K: 1 S: 9 H: 1 LOB: 2 BB: 2 P: 24	R: 2 E: 0 K: 2 S: 14 H: 2 LOB: 2 BB: 0 P: 20	R: 0 E: 0 K: 2 S: 9 H: 0 LOB: 0 BB: 0 P: 10	R: 0 E: 0 K: 1 S: 13 H: 0 LOB: 1 BB: 1 P: 20	R: 0 E: 0 K: 1 S: 6 H: 0 LOB: 0 BB: 0 P: 12	R: 1 E: 0 K: 1 S: 13 H: 3 LOB: 2 BB: 0 P: 18		1B: 5 2B: 1 3B: 0 HR: 2 SF: 0 SAC: 0 DP: 0 HBP: 0				WP: 0 PB: 0 SB: 1 CS: 0 PA: 36		

PITCHER		IP	WLS	BF	H	R	ER	SO	BB	IBB	HBP	BLK	WP	HR	S	P	ERA	WHIP
Touki Toussaint, R ERA: 3.92	(1, 1)	5.1	L	25	5	4	4	9	4	0	0	0	0	2	59	98	6.75	1.688
39 Aaron Bummer, L ERA: 6.39	(6, 1)	1.2		5	0	0	0	1	0	0	0	0	0	0	13	22	0.00	0.000
60 Gregory Santos, R ERA: 2.75	(8, 1)	1.0		6	3	1	1	1	0	0	0	0	0	0	13	18	9.00	3.000

PITCHER	IP	WLS	BF	H	R	ER	SO	BB	IBB	HBP	BLK	WP	HR	S	P	ERA	WHIP

BOTTOM

Chicago White Sox @ Texas Rangers

Globe Life Field, Arlington, TX

Thu Aug 03 2023, 1:07 PM - 3:34 PM CDT

Att. 29,804 - Roof Closed - 74 F

livebaseballscorecards.com

AB	32
R	5
H	8
RBI	5
BB	4
SO	11
LOB	15

Miami Marlins @ Texas Rangers

Globe Life Field, Arlington, TX

Fri Aug 04 2023, 7:08 PM - 9:32 PM CDT

Att. 33,362 - Roof Closed - 74 F

TOP

livebaseballscorecards.com

Batter	1	2	3	4	5	6	7	8	9	AB	R	H	RBI	BB	SO	LOB
3 Luis Arraez, L (1, 4) OBP: 0.422, SLG: 0.468	C SI 92 X SI 94 0-1 9 2B 1B	X FC 89 0-0 ③ G4-3			B SI 94 F SI 94 X SI 94 1-1 ③ G4-3			B FF 93 S FF 93 B FF 94 F FF 93 B CU 82 X FF 94 3-2 ① G5-3		4	1	1	0	0	0	1
12 Jorge Soler, R (1, 9) OBP: 0.330, SLG: 0.489	F CU 80 B CH 84 F CH 84 S FF 93 1-3 ① K		F SI 92 B CU 80 X FF 93 1-1 9 G6-4-3 1B			X CH 83 0-0 ① G6-3		C SL 89 X FF 93 0-1 ② F8		4	0	1	0	0	1	1
9 Josh Bell, S (1, 10) OBP: 0.324, SLG: 0.396	C SI 94 X FF 94 0-1 1-H 2B		C CH 83 D CH 85 F SI 94 X CU 82 1-2 ① ② G6-4-3 1-2f			C SI 93 F CH 83 S CH 84 0-3 ② K		B CU 81 F CU 81 F SL 87 S FF 95 1-3 ③ K		4	0	1	1	0	2	1
14 Bryan De La Cruz, R (1, 7) OBP: 0.317, SLG: 0.438	C CU 80 B CU 81 F SI 93 D CU 81 F CH 83 X FF 94 2-2 ② L9		F SI 94 S FC 88 X CH 83 0-2 ③ G6-3			C CU 80 S FC 90 B FC 90 B CH 83 F SI 94 X CU 82 2-2 ③ F9			B SL 87 S SL 86 S FF 93 B SL 87 F FF 94 F FF 95 X SL 88 2-2 36 E 1B	4	0	1	0	0	0	1
24 Avisaíl García, R (1, 8) OBP: 0.272, SLG: 0.365	B CU 81 S CU 80 D SI 93 F FF 94 S FC 89 2-3 ③ K			F SI 94 S FC 88 0-2 ① K			S FC 86 B CH 82 X SI 92 1-1 10 FC5 36 BB 1B		F SL 87 B SL 88 C FF 94 S CU 82 1-3 ① K	4	0	1	0	0	3	2
36 Jake Burger, R (1, 5) OBP: 0.282, SLG: 0.515		X SI 92 0-0 ① F4		C CU 80 F FC 88 F FC 88 B FF 94 B CU 81 X CH 83 2-2 ② G4-3			B CH 82 B FC 88 B FC 89 B SI 90 4-0 2 WP 10 FC5 1-2 BB		B FF 94 S SL 87 F SL 87 1 SAFE B FF 94 S CH 88 2-3 ② K 1-2	3	0	0	0	1	1	1
5 Jon Berti, R (1, 6) OBP: 0.332, SLG: 0.385		B SI 93 F SI 93 B FF 93 X CH 82 2-1 HR		B FF 94 B FC 89 T SI 94 X SI 94 2-1 ③ G6-3			F SL 89 F SL 90 T SL 89 0-2 ① K		X SL 88 0-0 ③ G5-3	4	1	1	1	0	1	3
10 Yuli Gurriel, R (1, 3) OBP: 0.328, SLG: 0.383		C CU 80 F FC 88 C SI 94 0-3 ② K			F CU 80 F FC 89 S CU 82 0-3 ① K		D SL 90 X SL 89 1-0 ② FC5 2 WP 1-2 2-3f			3	0	0	0	0	2	2
4 Nick Fortes, R (1, 2) OBP: 0.266, SLG: 0.295 2 Jazz Chisholm Jr., L (7, PH) OBP: 0.305, SLG: 0.459 58 Jacob Stallings, R (7, 2) OBP: 0.287, SLG: 0.263		B SI 94 B SI 94 B SI 93 C SI 93 F SI 93 X FF 94 3-2 2B			X CH 82 0-0 ② G6-3		C CU 87 B FF 98 S CU 86 B FF 99 X CU 87 2-2 ③ P5 1-2 2-3			2 0 1 0 0 0 0 1 0 0 0 0 0 2 0 0 0 0 0 0 0						
Inning Stats	R: 1 E: 0 K: 2 S: 14 H: 2 LOB: 1 BB: 0 P: 19	R: 1 E: 0 K: 1 S: 10 H: 2 LOB: 1 BB: 0 P: 15	R: 0 E: 0 K: 0 S: 8 H: 1 LOB: 0 BB: 0 P: 10	R: 0 E: 0 K: 1 S: 8 H: 0 LOB: 0 BB: 0 P: 12	R: 0 E: 0 K: 1 S: 6 H: 0 LOB: 0 BB: 0 P: 7	R: 0 E: 0 K: 1 S: 8 H: 0 LOB: 0 BB: 0 P: 10	R: 0 E: 0 K: 1 S: 9 H: 1 LOB: 2 BB: 1 P: 17	R: 0 E: 0 K: 1 S: 8 H: 0 LOB: 0 BB: 0 P: 12	R: 0 E: 1 K: 2 S: 12 H: 1 LOB: 1 BB: 0 P: 17	1B: 4 2B: 2 3B: 0 HR: 1 SF: 0 SAC: 0 DP: 1 HBP: 0						

	AB	33
	R	2
	H	7
	RBI	2
	BB	1
	SO	10
	LOB	14

WP: 1 PA: 34
PB: 0
SB: 0
CS: 0

PITCHER		IP	WLS	BF	H	R	ER	SO	BB	IBB	HBP	BLK	WP	HR	S	P	ERA	WHIP
52 Jordan Montgomery, L ERA: 3.4	(1, 1)	6.0	W	24	6	2	2	6	1	0	0	0	0	1	56	80	3.00	1.167
66 Josh Sborz, R ERA: 4.1	(7, 1)	1.0	H	3	0	0	0	1	0	0	0	0	1	0	7	10	0.00	0.000
35 Chris Stratton, R ERA: 3.95	(8, 1)	2.0		7	1	0	0	3	0	0	0	0	0	0	20	29	0.00	0.500

PITCHER		IP	WLS	BF	H	R	ER	SO	BB	IBB	HBP	BLK	WP	HR	S	P	ERA	WHIP

Miami Marlins @ Texas Rangers

Globe Life Field, Arlington, TX

Fri Aug 04 2023, 7:08 PM - 9:32 PM CDT

Att. 33,362 - Roof Closed - 74 F

BOTTOM

Batter	1	2	3	4	5	6	7	8	9	AB	R	H	RBI	BB	SO	LOB
2 Marcus Semien, R (1, 4) OBP: 0.346, SLG: 0.461	B SI 96 C FF 96 C CH 89 S SL 86 1-3 K ①	C SL 84 S SL 89 S FF 98 0-3 K ③			F CH 86 1 SAFE S CH 89 X SI 97 0-2 F9 ①		C SL 88 F SI 97 B KC 85 B SL 86 B SI 98 F SL 88 F SI 97 X KC 82 3-2 5 G4-3, 6 SF7, 2B 1-H			4	1	1	1	0	2	2
5 Corey Seager, L (1, 6) OBP: 0.406, SLG: 0.636	B FF 97 X CH 88 1-0 HR		S FF 96 S SL 86 X SL 86 0-2 G3 ①		D SL 86 S SL 84 C SL 86 F SL 87 B SI 98 C SL 84 2-3 K ②		F KC 84 X SI 96 0-1 G4-3 ① 2-3			4	1	1	1	0	1	2
6 Josh Jung, R (1, 5) OBP: 0.321, SLG: 0.483	C SI 96 B FF 97 B CH 88 X CH 89 2-1 G6-3 ②		S SL 85 S CH 89 B CH 89 F FF 98 B CH 90 B FF 97 F SI 98 T CH 91 3-2 K ②		B CH 88 B SI 96 F SI 96 1 SAFE T FF 98 X CH 90 2-2 F8 ③		X SI 97 0-0 SF7 ② 3-H			3	0	0	1	0	1	1
53 Adolis García, R (1, 9) OBP: 0.341, SLG: 0.530	B FF 96 C FF 96 C FF 96 B SI 98 B CH 87 B CH 90 4-2 BB		X SI 98 0-0 HR			B FF 95 B SL 90 X FF 96 2-0 HR	B SI 97 C SL 88 B CH 89 X SI 97 2-1 E7 2B			3	2	3	2	1	0	0
30 Nathaniel Lowe, L (1, 3) OBP: 0.379, SLG: 0.444	C FF 98 S FF 98 C FF 98 0-3 K ③		B FF 98 B FF 97 F FF 98 T FF 97 C SL 87 2-3 K ③			S FF 96 X SL 85 0-1 F9 ①	C FF 95 B ST 83 S FF 96 B FF 97 S ST 84 2-3 K ③			4	0	0	0	0	3	2
18 Mitch Garver, R (1, 2) OBP: 0.358, SLG: 0.474		X FF 96 0-0 3 2B, 1B		C FF 95 B SL 89 B CH 88 S FF 96 X SL 86 2-2 4 G6-4-3, 1B		B KC 84 B SI 95 B SI 97 F SI 97 F SI 97 B SI 97 4-2 BB		B CU 74 C FC 83 X FF 90 1-1 P3 ①		3	1	2	0	1	0	0
4 Robbie Grossman, S (1, 10) OBP: 0.305, SLG: 0.366		C SI 96 B CH 89 B FF 97 S FF 97 B SL 85 C FF 98 3-3 K ①		B FF 96 B CH 89 X SI 96 2-0 G6-4-3 ① ② 1-2f		1 SAFE C KC 84 S SI 98 S KC 85 0-3 K ②		C CH 82 C FF 90 X ST 79 0-2 3 FC6-4, 1B		4	0	1	0	0	2	3
20 Ezequiel Duran, R (1, 7) OBP: 0.326, SLG: 0.477 16 Travis Jankowski, L (7, 7) OBP: 0.393, SLG: 0.386		B SL 85 F CH 88 1 SAFE B FF 97 S FF 97 S FF 98 2-3 K ②		X FF 96 0-0 F6 ③		F SL 88 F SI 98 F SI 97 F KC 85 X SI 98 0-2 G4-3 ③		B FF 88 B ST 79 C FF 88 B CH 83 X FF 88 3-1 P5 ②		3 1	0 0	0 0	0 0	0 0	1 0	2 1
3 Leody Taveras, S (1, 8) OBP: 0.318, SLG: 0.439		B CH 88 F FF 96 F FF 97 B FF 98 B CH 89 X FF 98 3-2 1-H 2B			C CH 92 B FF 96 B SL 84 B FC 92 B SI 96 4-1 BB		B KC 82 B SI 96 X SI 96 2-0 2 2B, 1B		X CU 75 0-0 FC6-4 ③ 1-2f	3	1	2	1	1	0	1
Inning Stats	R: 1 H: 1 E: 0 LOB: 1 K: 2 BB: 1 S: 11 P: 19	R: 1 H: 2 E: 0 LOB: 1 K: 3 BB: 0 S: 13 P: 21	R: 1 H: 1 E: 0 LOB: 0 K: 2 BB: 0 S: 12 P: 17	R: 0 H: 1 E: 0 LOB: 0 K: 0 BB: 0 S: 5 P: 9	R: 0 H: 0 E: 0 LOB: 1 K: 1 BB: 1 S: 11 P: 19	R: 1 H: 1 E: 0 LOB: 1 K: 1 BB: 1 S: 13 P: 19	R: 2 H: 3 E: 1 LOB: 1 K: 1 BB: 0 S: 14 P: 23	R: 0 H: 1 E: 0 LOB: 1 K: 0 BB: 0 S: 8 P: 12		1B: 4 SF: 1 2B: 3 SAC: 0 3B: 0 DP: 1 HR: 3 HBP: 0						

livebaseballscorecards.com

AB	32
R	6
H	10
RBI	6
BB	3
SO	10
LOB	14

WP: 0 PA: 36
PB: 0
SB: 0
CS: 0

PITCHER		IP	WLS	BF	H	R	ER	SO	BB	IBB	HBP	BLK	WP	HR	S	P	ERA	WHIP
44 Jesús Luzardo, L ERA: 3.31	(1, 1)	5.1	L	23	6	4	4	8	2	0	0	0	0	3	55	90	6.75	1.500
52 Jorge López, R ERA: 5.03	(6, 1)	1.1		8	3	2	2	1	1	0	0	0	0	0	21	32	13.50	3.000
35 A.J. Puk, L ERA: 4.75	(7, 1)	0.1		1	0	0	0	1	0	0	0	0	0	0	3	5	0.00	0.000
38 Devin Smeltzer, L ERA: 5.79	(8, 1)	1.0		4	1	0	0	0	0	0	0	0	0	0	8	12	0.00	1.000

PITCHER	IP	WLS	BF	H	R	ER	SO	BB	IBB	HBP	BLK	WP	HR	S	P	ERA	WHIP

Batter	1	2	3	4	5	6	7	8	9	AB	R	H	RBI	BB	SO	LOB
3 Luis Arraez, L (1, 4) OBP: 0.422, SLG: 0.470	B FF 96 C FF 95 F SL 88 T FF 96 1-2 ① K		F FF 95 F CH 89 B SL 88 X FF 96 1-2 12 2B 1B	X FF 96 0-0 2-H 2B			F FF 97 T SL 92 S SL 88 0-3 ① K	X FS 94 0-0 ③ G3		5	1	2	1	0	2	2
12 Jorge Soler, R (1, 10) OBP: 0.333, SLG: 0.490	C SL 87 F FF 96 X SL 89 0-2 ② L8		B SL 89 X FF 97 1-0 9 F7 2 1B 1-H 2-H 2B	X SL 88 0-0 ③ P3			B SL 86 B SL 87 C SI 94 T SL 87 B SL 87 B SL 86 4-2 9 BB BB		B CU 75 C CU 76 B FF 90 B SL 81 B FF 92 4-1 36 HR BB	3	2	1	2	2	0	1
9 Josh Bell, S (1, 3) OBP: 0.325, SLG: 0.392	B FF 97 B CH 89 F FF 96 B SL 88 B SL 86 4-1 2 BB BB		C SL 86 B FF 97 X CU 77 1-1 ① F7 2-3		C CU 77 F SL 86 S CH 88 0-3 ① K		B FF 95 C FF 95 B CH 85 B CH 86 B FF 95 4-1 1-2 BB		S SL 79 B SL 81 X SL 79 1-1 ① P4	3	0	0	0	2	1	2
2 Jazz Chisholm Jr., L (1, 8) OBP: 0.312, SLG: 0.462 36 Jake Burger, R (3, 5) OBP: 0.282, SLG: 0.523	F CU 77 B FF 97 S CU 78 B FF 98 D SL 88 F SL 87 B FF 96 4-2 1-2 BB		B CU 78 F FF 95 X FF 95 1-1 5 CS 3-H 1B		S SL 86 B SL 88 S SL 87 S SL 87 1-3 ② K		B SL 88 C SI 94 B SL 88 F SI 95 X SI 95 2-2 ② F3		X SL 80 0-0 1-H HR	1 3	0 1	1 1	1 2	1 0	0 1	0 2
14 Bryan De La Cruz, R (1, 7) OBP: 0.313, SLG: 0.433 (3, 9) (8, 7)	B SL 89 X SL 88 1-0 ③ F8		T FF 95 X FF 95 0-1 ② L8		C FF 96 X SL 88 0-1 ③ L8		B SL 88 S SL 87 B SL 87 C SL 86 S SL 88 2-3 ③ K		B FF 94 B SL 82 X FF 93 2-0 ② G6-3	5	0	0	0	0	1	5
5 Jon Berti, R (1, 5) OBP: 0.333, SLG: 0.385 (3, 7) (8, 6)		B SL 88 X SL 87 1-0 ① F8	C SL 87 0-1 ③ CS 1-2	C SL 86 F SL 87 X FF 95 0-2 4 SH1-4 7 1B 18 SF8 1B	S SL 86 B FF 94 B SL 88 T SL 87 F SL 88 S SL 89 2-3 ① K			C FF 98 B FF 98 X SL 87 1-1 7 1B 1B	X FF 93 0-0 ③ P4	5	1	2	0	0	1	0
7 Jesús Sánchez, L (1, 9) OBP: 0.328, SLG: 0.472 (3, 8)		C FF 96 C SL 88 S SL 90 0-3 ② K	C SL 87 X FF 96 0-1 4 SH1-4 3 2B 1-2 1B		C SL 89 F FF 96 B SL 89 F SL 89 B FF 96 S FF 95 2-3 ② K			X SL 86 0-0 1-2 1B		4	1	2	0	0	2	0
4 Nick Fortes, R (1, 2) OBP: 0.267, SLG: 0.309		C FF 96 S SL 89 T SL 87 0-2 ③ K	B SL 89 X SL 87 1-0 ① SH1-4 1-2 2-3		C SI 94 B CH 89 B CH 88 B FF 97 X FF 95 3-1 HR			F FF 99 C FF 100 B SI 102 D SI 101 C SL 88 2-3 ① K		3	1	1	1	0	2	2
18 Joey Wendle, L (1, 6) OBP: 0.274, SLG: 0.330 24 Avisaíl García, R (8, PH) OBP: 0.269, SLG: 0.360 (8, 9)			C FF 95 B CH 88 B CH 88 X FF 94 2-1 3 1B 12 2B 1B	F CH 88 S SL 87 B SL 89 D SL 90 X CH 89 2-2 ② SF8 3-H	C SL 90 F SL 90 B SL 90 F FF 98 C FF 97 1-3 ③ K			B FF 101 S FF 99 B FS 91 D SL 88 C SL 88 C SL 87 3-3 ② K		2 1	1 0	1 0	1 0	0 0	1 1	0 2
Inning Stats	R: 0 E: 0 K: 1 S: 11 H: 0 LOB: 2 BB: 2 P: 21	R: 0 E: 0 K: 2 S: 7 H: 0 LOB: 0 BB: 0 P: 8	R: 3 E: 0 K: 0 S: 13 H: 4 LOB: 0 BB: 0 P: 19	R: 2 E: 0 K: 0 S: 11 H: 3 LOB: 1 BB: 0 P: 14	R: 0 E: 0 K: 2 S: 8 H: 0 LOB: 0 BB: 0 P: 9	R: 1 E: 0 K: 3 S: 14 H: 1 LOB: 0 BB: 0 P: 22	R: 0 E: 0 K: 2 S: 12 H: 0 LOB: 2 BB: 2 P: 24	R: 0 E: 0 K: 2 S: 10 H: 2 LOB: 2 BB: 0 P: 16	R: 2 E: 0 K: 0 S: 6 H: 1 LOB: 0 BB: 1 P: 13	1B: 7 2B: 2 3B: 0 HR: 2 SF: 1 SAC: 1 DP: 0 HBP: 0						

PITCHER		IP	WLS	BF	H	R	ER	SO	BB	IBB	HBP	BLK	WP	HR	S	P	ERA	WHIP
22 Jon Gray, R ERA: 3.88	(1, 1)	5.1	W	24	7	5	5	6	2	0	0	0	0	0	54	77	8.44	1.688
46 Brock Burke, L ERA: 2.86	(6, 1)	1.0	H	4	1	1	1	3	0	0	0	0	0	1	13	19	9.00	1.000
65 Grant Anderson, R ERA: 4.85	(7, 1)	0.2	H	4	0	0	0	1	2	0	0	0	0	0	9	21	0.00	3.000
45 Aroldis Chapman, L ERA: 2.45	(8, 1)	1.0	H	5	2	0	0	2	0	0	0	0	0	0	10	16	0.00	2.000
51 Will Smith, L ERA: 3.07	(9, 1)	1.0	S	5	1	2	2	0	1	0	0	0	0	1	6	13	18.00	2.000

PITCHER	IP	WLS	BF	H	R	ER	SO	BB	IBB	HBP	BLK	WP	HR	S	P	ERA	WHIP

TOP

Miami Marlins @ Texas Rangers

Globe Life Field, Arlington, TX

Sat Aug 05 2023, 3:09 PM - 5:58 PM CDT

Att. 38,583 - Roof Closed - 74 F

livebaseballscorecards.com

AB	35
R	8
H	11
RBI	8
BB	5
SO	12
LOB	16

MIAMI

Miami Marlins @ Texas Rangers

Globe Life Field, Arlington, TX

Sat Aug 05 2023, 3:09 PM - 5:58 PM CDT

Att. 38,583 - Roof Closed - 74 F

BOTTOM

livebaseballscorecards.com

Batter	1	2	3	4	5	6	7	8	9	AB	R	H	RBI	BB	SO	LOB
2 Marcus Semien, R (1, 4) OBP: 0.349, SLG: 0.462	X FF 93 0-0 ① L7		S SL 84 B CH 89 B FF 95 B FF 95 F SL 82 B SL 83 4-2 5 G3 BB		C FF 95 C FF 94 B ST 83 B FF 96 X ST 82 2-2 5 HR 2B	C FF 97 C CH 88 B CH 88 X FF 96 1-2 ③ F8		B FF 95 C FF 94 F FF 94 B ST 82 F ST 82 D ST 83 F CH 85 B FF 96 4-2 30 2B BB		3	1	1	0	2	0	0
5 Corey Seager, L (1, 6) OBP: 0.410, SLG: 0.645	C FF 93 X CH 88 0-1 1B		B CH 88 S SL 83 X CH 90 1-1 ② G3 1-2		B FF 96 B FF 95 X CH 85 2-0 2-H HR		B ST 81 B ST 83 B FF 95 F FF 96 B FF 96 4-1 30 2B BB	B ST 82 T FF 95 C FF 96 B ST 83 S ST 82 2-3 ② K		4	2	2	2	1	1	3
30 Nathaniel Lowe, L (1, 3) OBP: 0.379, SLG: 0.448	B FF 94 B SL 80 X FF 94 2-0 ② F7		C SL 83 B FF 94 B CH 88 F SL 83 C FF 95 2-3 ③ K		B FF 97 C FF 96 C FF 95 B ST 83 B FF 97 S FF 96 3-3 ① K		C FF 96 1 SAFE S ST 83 F FF 95 F ST 82 B FF 97 B FF 96 1 SAFE F FF 97 3-2 1-H 2B	C ST 82 B ST 83 B FF 96 C FF 97 X FF 97 2-2 1-3 2-H 2B		5	0	2	2	0	2	2
53 Adolis García, R (1, 9) OBP: 0.341, SLG: 0.526	C SL 82 S FF 94 S SL 84 0-3 ③ K			S CH 88 S FF 94 B FF 93 B SL 84 B FF 95 F SL 84 F FF 95 F SL 82 F CH 89 4-2 B FF 96 6 1B 4 HR BB	B FF 96 B CH 86 B FF 97 B FF 97 4-0 6 HR BB		B ST 81 B FF 96 D ST 83 C FF 96 S ST 82 C FF 96 3-3 ① K	C SI 96 B FF 98 F CH 88 X FC 87 1-2 ③ G5-3		3	2	0	0	2	2	4
6 Josh Jung, R (1, 5) OBP: 0.325, SLG: 0.492		F SL 80 X FF 94 0-1 ① F9		X SL 84 0-0 4 HR 1-3 1B	X ST 82 0-0 1-H HR		B FF 96 B FF 96 B FF 96 C FF 96 F CH 86 B FF 97 4-2 BB			3	2	2	2	1	0	0
4 Robbie Grossman, S (1, 10) OBP: 0.307, SLG: 0.377		B SL 82 B FF 95 B FF 95 B FF 93 4-0 BB	C SL 83 B CH 90 F SL 84 F FF 96 X SL 85 1-2 1-H 3-H HR		B FF 96 B FF 97 C FF 97 X FF 97 2-1 ② G4-3		C ST 82 D ST 83 C CH 86 B FF 96 F FF 96 F FF 96 F CH 86 B FF 97 C FF 97 3-3 ② K			3	1	1	3	1	1	2
20 Ezequiel Duran, R (1, 7) OBP: 0.322, SLG: 0.470 16 Travis Jankowski, L (8, 7) OBP: 0.393, SLG: 0.386		B CH 89 F FF 95 F FF 94 C SL 83 1-3 ② K		F FF 93 X SL 83 0-1 ① P2	X ST 83 0-0 ③ P3		B FF 96 X FF 96 1-0 ③ P3			4 0	0 0	0 0	0 0	0 0	1 0	3 0
3 Leody Taveras, S (1, 8) OBP: 0.317, SLG: 0.437		B SL 82 S SL 82 S CH 89 B SL 84 B FF 95 C CH 86 3-3 ③ K		B SL 82 C FF 94 B FF 92 B SL 81 C SL 81 S SL 81 3-3 ② K		C ST 80 B ST 82 T FF 95 S FF 96 1-3 ① K		F ST 80 F ST 80 X FF 94 0-2 11 SH1-3 30 2B 1B		4	1	1	0	0	3	1
11 Austin Hedges, R (1, 2) OBP: 0.232, SLG: 0.224			C FF 94 B SL 84 S FF 94 X SL 84 1-2 ① P2	B SL 82 F FF 94 S FF 94 S FF 95 1-3 ③ K		B FF 97 B FF 96 X FF 95 2-0 ② P6		X FF 94 0-0 ① SH1-3 1-2		3	0	0	0	0	1	0
Inning Stats	R: 0 E: 0 K: 1 S: 7 H: 1 LOB: 1 BB: 0 P: 9	R: 0 E: 0 K: 2 S: 8 H: 0 LOB: 1 BB: 1 P: 16	R: 0 E: 0 K: 1 S: 10 H: 0 LOB: 1 BB: 1 P: 18	R: 3 E: 0 K: 2 S: 19 H: 2 LOB: 0 BB: 1 P: 28	R: 4 E: 0 K: 1 S: 11 H: 3 LOB: 0 BB: 1 P: 24	R: 0 E: 0 K: 1 S: 7 H: 0 LOB: 0 BB: 0 P: 11	R: 1 E: 0 K: 2 S: 20 H: 1 LOB: 2 BB: 2 P: 38	R: 1 E: 0 K: 1 S: 17 H: 2 LOB: 2 BB: 1 P: 26		1B: 3 2B: 3 3B: 0 HR: 3	SF: 0 SAC: 1 DP: 0 HBP: 0			WP: 0 PB: 0 SB: 0 CS: 0	PA: 40	

	AB	32
	R	9
	H	9
	RBI	9
	BB	7
	SO	11
	LOB	15

PITCHER		IP	WLS	BF	H	R	ER	SO	BB	IBB	HBP	BLK	WP	HR	S	P	ERA	WHIP
62 George Soriano, R ERA: 2.67	(1, 1)	3.0		15	3	3	3	4	3	0	0	0	0	1	36	59	9.00	2.000
48 Steven Okert, L ERA: 2.85	(4, 1)	1.0		3	0	0	0	2	0	0	0	0	0	0	8	12	0.00	0.000
Ryan Weathers, L ERA: 6.89	(5, 1)	3.2	L	21	6	6	6	5	4	0	0	0	0	2	52	95	14.73	2.727
31 Huascar Brazoban, R ERA: 4.1	(8, 1)	0.1		1	0	0	0	0	0	0	0	0	0	0	3	4	0.00	0.000

PITCHER	IP	WLS	BF	H	R	ER	SO	BB	IBB	HBP	BLK	WP	HR	S	P	ERA	WHIP

Batter	1	2	3	4	5	6	7	8	9	AB	R	H	RBI	BB	SO	LOB
3 Luis Arraez, L (1, 4) OBP: 0.420, SLG: 0.468	X FF 93 0-0 ① G5-3		C FF 92 F SL 82 B SL 82 S SL 81 1-3 ② K			S SL 81 B SL 82 X FF 92 1-1 12 FC5-4 1-2 1B		X CH 90 0-0 ② G3-1		4	0	1	0	0	1	0
12 Jorge Soler, R (1, 9) OBP: 0.332, SLG: 0.486	C FF 92 B SL 81 S SL 81 B FF 93 F SL 81 B SL 82 B FF 94 4-2 9 G5-4-3 BB		B FF 92 B FF 92 S FF 92 X FF 93 2-1 ③ F9			B FF 93 B SL 80 B FF 92 F FF 94 X FF 93 3-1 ① ② FC5-4 9 1B 1-2 2-3		S FC 90 C SL 81 B SL 83 B SL 82 B FF 95 F FC 92 X FF 95 3-2 ③ F7		3	0	0	0	1	0	2
9 Josh Bell, S (1, 10) OBP: 0.325, SLG: 0.391	S SL 81 S CH 83 B CH 84 X FF 93 1-2 ② ③ G5-4-3 1-2f			B CH 81 F CH 82 F CH 82 C FF 94 1-3 ① K		B CH 85 F FF 92 B CH 84 B CH 82 X FF 93 3-1 1-2 1B			C CH 82 S CH 83 X FC 89 0-2 ① G5-3	4	0	1	0	0	1	1
14 Bryan De La Cruz, R (1, 8) OBP: 0.313, SLG: 0.433		C FF 92 X CH 84 0-1 ① G6-3		F FF 93 F FF 93 X FF 93 0-2 ② G5-3		F FF 94 F SL 87 F FF 93 B SL 88 X FF 94 1-2 ③ P4			C SI 92 B SI 92 B FC 90 B CH 84 T SI 92 X SI 92 3-2 2B	4	0	1	0	0	0	2
36 Jake Burger, R (1, 5) OBP: 0.282, SLG: 0.519		B CH 84 B FF 93 X FF 92 2-0 10 1B 1B		B FF 93 C FF 93 F CH 84 B FF 94 F FF 94 B SL 82 X CH 83 3-2 ③ F4			S SL 87 F FF 92 X CH 86 0-2 ① G4-3		S CH 85 F CH 85 X FC 92 0-2 ② F9	4	0	1	0	0	0	1
24 Avisaíl García, R (1, 7) OBP: 0.258, SLG: 0.344		S SL 81 B SL 81 S SL 82 S FF 93 1-3 ② K			C FF 92 F SL 80 B SL 81 B FF 93 F FF 93 F FF 92 B SL 81 X FF 93 3-2 ① G6-3		B SL 87 F SL 87 T CH 88 B SL 88 F FF 93 B CH 88 X FF 94 3-2 ② G6-3		B FF 93 S FC 90 C SI 92 D CH 86 S CH 85 2-3 ③ K	4	0	0	0	0	2	2
10 Yuli Gurriel, R (1, 3) OBP: 0.332, SLG: 0.391		X SL 82 0-0 1-2 1B			C FF 93 T FF 94 X FF 93 0-2 ② F8		F FF 95 B SL 88 C FF 94 F FF 94 X SL 87 1-2 2B			3	0	2	0	0	0	0
5 Jon Berti, R (1, 6) OBP: 0.330, SLG: 0.381		C FF 93 C FF 93 B FF 94 S FF 94 1-3 ③ K			S CH 83 B FF 92 X CH 84 1-1 ③ G6-3		B SL 89 X SL 88 1-0 ③ F9			3	0	0	0	0	1	3
58 Jacob Stallings, R (1, 2) OBP: 0.288, SLG: 0.260			X FF 92 0-0 ① F9			B FF 92 B FF 92 B FF 91 C FF 90 B FF 91 4-1 12 3 FC5-4 1B BB		C FC 90 S SL 82 B SL 82 B FF 94 X SL 83 2-2 ① G5-3		2	0	0	0	1	0	0
Inning Stats	R: 0 H: 0 E: 0 LOB: 0 K: 0 BB: 1 S: 7 P: 12	R: 0 H: 2 E: 0 LOB: 2 K: 2 BB: 0 S: 10 P: 14	R: 0 H: 0 E: 0 LOB: 0 K: 1 BB: 0 S: 6 P: 9	R: 0 H: 0 E: 0 LOB: 0 K: 1 BB: 0 S: 10 P: 14	R: 0 H: 0 E: 0 LOB: 0 K: 0 BB: 0 S: 10 P: 14	R: 0 H: 2 E: 0 LOB: 2 K: 0 BB: 1 S: 11 P: 23	R: 0 H: 1 E: 0 LOB: 1 K: 0 BB: 0 S: 12 P: 17	R: 0 H: 0 E: 0 LOB: 0 K: 0 BB: 0 S: 8 P: 13	R: 0 H: 1 E: 0 LOB: 1 K: 1 BB: 0 S: 12 P: 17	1B: 4 2B: 3 3B: 0 HR: 0	SF: 0 SAC: 0 DP: 2 HBP: 0			WP: 0 PB: 0 SB: 0 CS: 0	PA: 33		

TOP

Miami Marlins @ Texas Rangers

Globe Life Field, Arlington, TX

Sun Aug 06 2023, 1:37 PM - 3:58 PM CDT

Att. 34,569 - Roof Closed - 74 F

livebaseballscorecards.com

AB	31
R	0
H	6
RBI	0
BB	2
SO	5
LOB	11

MIAMI

PITCHER		IP	WLS	BF	H	R	ER	SO	BB	IBB	HBP	BLK	WP	HR	S	P	ERA	WHIP
44 Andrew Heaney, L ERA: 4.14	(1, 1)	5.2	W	21	4	0	0	4	2	0	0	0	0	0	50	81	0.00	1.059
35 Chris Stratton, R ERA: 3.86	(6, 1)	1.1	H	5	1	0	0	0	0	0	0	0	0	0	16	22	0.00	0.750
25 José Leclerc, R ERA: 3.06	(8, 1)	1.0		3	0	0	0	0	0	0	0	0	0	0	8	13	0.00	0.000
54 Martín Pérez, L ERA: 4.94	(9, 1)	1.0		4	1	0	0	1	0	0	0	0	0	0	12	17	0.00	1.000

PITCHER	IP	WLS	BF	H	R	ER	SO	BB	IBB	HBP	BLK	WP	HR	S	P	ERA	WHIP

Batter	1	2	3	4	5	6	7	8	9	AB	R	H	RBI	BB	SO	LOB
2 Marcus Semien, R (1, 4) OBP: 0.350, SLG: 0.469	C SL 90 X SI 97 0-1 G6-3 ①		B CH 89 C CH 88 C SL 89 B FF 97 F SI 97 X CH 90 2-2 30 S 30 HR 1B		B SI 96 X SL 88 1-0 HR		S FF 96 X FF 95 0-1 F7 ①			4	2	2	1	0	0	1
16 Travis Jankowski, L (1, 7) OBP: 0.385, SLG: 0.378	B SI 96 F FF 97 B CH 91 X CH 90 2-1 G4-3 ②		B CH 90 1 SAFE F CH 89 F FF 97 B CH 90 C CH 91 2-3 K ①		C FF 96 B FF 97 B CH 90 B CH 90 X FF 97 3-1 L8 ①		F FF 95 B FF 96 C SL 83 F FF 95 B FF 95 S SL 83 2-3 K ②			4	0	0	0	0	2	2
30 Nathaniel Lowe, L (1, 3) OBP: 0.378, SLG: 0.453	F FF 97 B FF 98 B SL 91 F SI 98 F FF 98 X SL 91 2-2 F7 ③		B FF 98 C FF 96 D CH 92 F FF 98 B SL 89 X SL 89 3-2 1-H HR		X SI 97 0-0 G6-3 ②		C FF 94 S FF 95 S SL 84 0-3 K ③			4	1	1	2	0	1	1
53 Adolis García, R (1, 9) OBP: 0.343, SLG: 0.533		F SI 95 B FF 97 F SL 89 X SL 90 1-2 6 E 18 1B 1B	X SL 90 0-0 E6		B FF 98 B SI 97 C CH 90 S SI 97 S FF 98 2-3 K ③			X SL 84 0-0 HR		4	2	2	1	0	1	0
6 Josh Jung, R (1, 5) OBP: 0.323, SLG: 0.489 20 Ezequiel Duran, R (6, 6) OBP: 0.326, SLG: 0.482		C SI 96 B SI 96 B CH 91 C SI 98 F CH 89 X SL 91 2-2 FC6 47 18 FC4-6 1B 1-2	S SL 89 B SI 97 F SI 97 S SL 89 1-3 K ②			F CH 88 X FF 97 0-1 HR		B SI 95 B FF 97 F FF 95 B SL 85 B FF 96 4-1 BB		2 1	0 1	0 1	0 1	1 0	2 0	2 0
4 Robbie Grossman, S (1, 10) OBP: 0.303, SLG: 0.372		B SL 88 D CH 91 F SI 98 X FF 98 2-1 F5 ①	C FF 97 1 SAFE F FF 98 B CH 91 F CH 91 F FF 98 S FF 98 1-3 K ③			B SL 87 F SL 87 S CH 90 C SI 98 1-3 K ①		B FF 96 C SI 94 S SL 85 F FF 97 F SL 85 S SI 96 1-3 K ①		4	0	0	0	0	3	4
18 Mitch Garver, R (1, 2) OBP: 0.355, SLG: 0.467		B SL 90 B SI 98 F CH 91 F SI 97 F CH 92 F FF 99 B SL 90 X SI 98 3-2 47 FC4-6 1-2 2-H 1B	C SI 95 S SL 89 S FF 98 0-3 K ①			B SI 97 S CH 91 F SI 97 F SL 90 X CH 92 1-2 P6 ②		C SI 95 S SL 85 D SL 87 S FF 96 1-3 K ②		4	0	1	1	0	2	1
47 Josh Smith, L (1, 6) OBP: 0.344, SLG: 0.349 (6, 5)		B CH 91 S CH 91 X SI 98 1-1 FC4-6 ② 1-2f 2-3	C SL 88 S FF 97 F CH 92 X CH 91 0-2 G4-3 ②			B CH 90 T FF 98 X FF 98 1-1 G6-3 ③		C SI 95 B SL 86 C SI 95 X FF 96 1-2 G3 ③		4	0	0	0	0	0	3
3 Leody Taveras, S (1, 8) OBP: 0.317, SLG: 0.439		X CH 91 0-0 G6-3 ③	S SI 97 B CH 91 F CH 90 B FF 98 S FF 98 2-3 K ③				C FF 96 B FF 95 B FF 96 F FF 96 F SL 84 B FF 95 F FF 96 F FF 96 X SL 83 3-2 2B			3	0	1	0	0	1	2
Inning Stats	R: 0 E: 0 K: 0 S: 8 H: 0 LOB: 0 BB: 0 P: 12	R: 1 E: 1 K: 0 S: 17 H: 2 LOB: 2 BB: 0 P: 26	R: 2 E: 1 K: 3 S: 19 H: 2 LOB: 1 BB: 0 P: 28	R: 0 E: 0 K: 2 S: 10 H: 0 LOB: 0 BB: 0 P: 12	R: 1 E: 0 K: 1 S: 7 H: 1 LOB: 0 BB: 0 P: 13	R: 1 E: 0 K: 1 S: 11 H: 1 LOB: 0 BB: 0 P: 14	R: 0 E: 0 K: 2 S: 15 H: 1 LOB: 1 BB: 0 P: 20	R: 1 E: 0 K: 2 S: 13 H: 1 LOB: 1 BB: 1 P: 20		1B: 3 2B: 1 3B: 0 HR: 4 SF: 0 SAC: 0 DP: 0 HBP: 0				WP: 0 PB: 0 SB: 1 CS: 0 PA: 35		

PITCHER		IP	WLS	BF	H	R	ER	SO	BB	IBB	HBP	BLK	WP	HR	S	P	ERA	WHIP
22 Sandy Alcantara, R ERA: 4.28	(1, 1)	6.0	L	26	6	5	4	7	0	0	0	0	0	3	72	105	6.00	1.000
43 Andrew Nardi, L ERA: 3.03	(7, 1)	1.0		4	1	0	0	2	0	0	0	0	0	0	15	20	0.00	1.000
Geoff Hartlieb, R ERA: 9.0	(8, 1)	1.0		5	1	1	1	2	1	0	0	0	0	1	13	20	9.00	2.000

PITCHER	IP	WLS	BF	H	R	ER	SO	BB	IBB	HBP	BLK	WP	HR	S	P	ERA	WHIP

BOTTOM

Miami Marlins @ Texas Rangers

Globe Life Field, Arlington, TX

Sun Aug 06 2023, 1:37 PM - 3:58 PM CDT

Att. 34,569 - Roof Closed - 74 F

livebaseballscorecards.com

AB	34
R	6
H	8
RBI	6
BB	1
SO	11
LOB	16

Texas Rangers @ Oakland Athletics

Oakland Coliseum, Oakland, CA

Mon Aug 07 2023, 6:43 PM - 9:24 PM PDT

Att. 4,013 - Clear - 70 F

TOP

livebaseballscorecards.com

Batter	1	2	3	4	5	6	7	8	9	AB	R	H	RBI	BB	SO	LOB
2 Marcus Semien, R (1, 4) OBP: 0.350, SLG: 0.466	B FF 92 B CH 83 B FF 94 X FF 92 3-0 ① F8		B CH 85 B CH 85 C FF 95 X FF 94 2-1 ③ F8		C ST 81 C CH 86 B CH 86 B FF 95 B CH 86 F CH 86 B FF 96 4-2 5 2B BB		B SI 98 B SI 99 B CH 90 B SI 98 4-0 30 E 5 G6-3 1-2 BB	C SL 83 1 SAFE D SL 82 F FF 92 D SL 83 X SL 81 2-2 ③ F8		3	0	0	0	2	0	1
5 Corey Seager, L (1, 6) OBP: 0.409, SLG: 0.644	S ST 83 S ST 80 F ST 82 X ST 82 0-2 ② F9			S ST 81 X FF 92 0-1 53 2B 18 2B 1B	S ST 82 X ST 82 0-1 1-3 2B		B SL 82 X SL 82 1-0 ② G6-3 1-2 2-3		F SL 84 S FF 95 F FF 95 B CU 79 S SL 86 1-3 ① K	5	1	2	0	0	1	2
30 Nathaniel Lowe, L (1, 3) OBP: 0.374, SLG: 0.448	F FF 95 B FF 95 F FF 95 X ST 82 1-2 ③ G4-3			B ST 79 B FF 92 X FF 93 2-0 ① F7	C ST 83 X FF 92 0-1 ③ G4-3		C SI 93 X SI 93 0-1 E1 2-3 3-H		C CU 77 S SL 85 B CU 79 S FF 96 1-3 ② K	5	0	0	0	0	1	4
53 Adolis García, R (1, 9) OBP: 0.343, SLG: 0.532		C FF 93 B FF 94 S CH 84 B CH 83 F ST 83 F FF 94 B CH 84 F CH 84 C FF 95 3-3 ① K		X CH 84 0-0 18 2B 1-3 2B		B CH 85 B CH 85 C FF 93 B FF 92 C CH 85 S FF 94 3-3 ① K	B SL 81 B SI 92 C SI 92 T SL 81 X SL 82 2-2 ③ F8		B FF 94 B FS 89 F CU 78 T FS 88 B FF 95 B FS 88 4-2 BB	4	1	1	0	1	2	2
18 Mitch Garver, R (1, 2) OBP: 0.365, SLG: 0.489 36 Jonathan Ornelas, R (8, PR) 11 Austin Hedges, R (8, 2) OBP: 0.231, SLG: 0.223		C FF 95 F FF 94 B ST 82 B ST 82 B FF 94 F FF 94 S CH 84 3-3 ② K		F FF 94 C ST 82 X ST 82 0-2 4 G6-3 2-H 3-H 2B		B FF 93 B FF 93 B CH 85 X FF 92 3-0 2B		B FF 89 C SL 78 C SL 78 X SL 80 1-2 20 SH1-4 4 BB 16 FC4 1B	C CU 78 F FF 96 F FF 95 B FS 89 B FS 88 X FF 95 2-2 ③ P6	4 0 1 1	0 1 0 0	3 0 0 0	2 0 0 0	0 0 0 0	1 0 0 0	0 0 1
4 Robbie Grossman, S (1, 7) OBP: 0.306, SLG: 0.375 51 Will Smith, R (9, 1)		X FF 93 0-0 2B		C ST 81 X FF 94 0-1 ② G6-3 2-3		D ST 80 X CH 84 1-0 ② G6-3		C SL 80 1 SAFE B SL 79 B FF 91 B SL 80 B FF 90 4-1 16 FC4 20 SH1-4 3 SF8 1-2 BB		3 0	1 0	1 0	0 0	1 0	0 0	2 0
20 Ezequiel Duran, R (1, 5) OBP: 0.323, SLG: 0.477		S ST 81 B ST 81 B FF 94 S CH 84 C FF 95 2-3 ③ K		X FF 94 0-0 ③ G6-3		D ST 82 F ST 81 S CH 85 F FF 94 F FF 95 D ST 83 S ST 81 2-3 ③ K		D SL 82 C SL 81 B FF 91 X FF 91 2-1 ① SH1-4 1-2 2-3		3	0	0	0	0	2	3
55 Sam Huff, R (1, 10) OBP: 0.250, SLG: 0.333 16 Travis Jankowski, L (7, PH) OBP: 0.386, SLG: 0.376 (7, 10) (9, 7)		C FF 92 F FF 94 C ST 81 0-3 ① K		S CH 85 B FF 95 F FF 94 X CH 86 1-2 ① G5-3		F FF 98 B SL 84 B CH 88 B CH 90 B SL 84 4-1 5 G6-3 2 BB 30 E BB	B SL 81 X SL 81 1-0 FC4 2-3 3-H		2 1	0 1	0 1	0 1	1 1	0 0	0 2
3 Leody Taveras, S (1, 8) OBP: 0.314, SLG: 0.435		C ST 81 F ST 81 S ST 82 0-3 ② K		C FF 95 X ST 82 0-1 ② F8		L CH 91 1 SAFE S CH 89 X FF 97 0-2 ① F7	X FF 92 0-0 ② SF8 3-H		3	0	0	1	0	1	1

| Inning Stats | | |

Texas Rangers @ Oakland Athletics

Oakland Coliseum, Oakland, CA

Mon Aug 07 2023, 6:43 PM - 9:24 PM PDT

Att. 4,013 - Clear - 70 F

livebaseballscorecards.com

BOTTOM

Batter	1	2	3	4	5	6	7	8	9	AB	R	H	RBI	BB	SO	LOB
48 Cody Thomas, L (1, 10) OBP: 0.318, SLG: 0.400 26 Jonah Bride, R (9, PH) OBP: 0.309, SLG: 0.228	B SI 91 S CH 86 F SI 92 X CH 87 1-2 ① P5		S CH 84 B SI 92 F CH 86 S FF 91 1-3 ② K		B KC 78 B CH 86 B FC 90 C SI 91 B SI 91 4-1 33 1B BB		B FF 98 S SL 88 B CU 86 S FF 97 B FF 97 F FF 97 F SL 88 X FF 97 3-2 1B		B CU 77 C FF 91 D SL 81 X FF 91 2-1 ③ FC5-4 1-2f	3 1	0 0	1 0	0 0	1 0	1 0	1 1
33 JJ Bleday, L (1, 8) OBP: 0.313, SLG: 0.357	C SL 84 X CH 87 0-1 ② G4-3		B CH 85 B SI 93 B CH 86 C SI 92 F CH 85 B SI 92 4-2 20 2B BB		X CH 85 0-0 1-2 1B		B SL 90 C SL 88 F FF 97 S FF 98 1-3 ③ K			3	1	1	0	1	1	1
20 Zack Gelof, R (1, 4) OBP: 0.321, SLG: 0.558	C SL 83 B SL 84 C SI 92 B SL 84 T SI 92 2-2 ③ K		C SI 92 B SL 83 2 SAFE B SI 92 X SI 93 2-1 1-H 2-H 2B		S SI 90 B SI 92 S SL 83 B SI 91 S SL 84 2-3 ③ K			C FF 96 C FF 98 F SI 100 F SI 100 B SI 102 S SL 90 1-3 ① K		4	0	1	2	0	3	2
15 Seth Brown, L (1, 9) OBP: 0.297, SLG: 0.425 12 Aledmys Díaz, R (8, PH) OBP: 0.269, SLG: 0.287 (9, 3)		X FC 89 0-0 ① G4-3	B SI 92 B FC 90 C SI 92 X CH 86 2-1 ③ L3			C SI 90 F SL 82 X SI 90 0-2 2B		B FS 89 B SL 88 B SL 86 B FF 94 4-0 BB		3 0	0 0	1 0	0 0	0 1	0 0	1 0
37 Tyler Soderstrom, L (1, 3) OBP: 0.271, SLG: 0.231 25 Brent Rooker, R (8, PH) OBP: 0.331, SLG: 0.466 (9, 9)		B SI 91 B SI 92 S FC 89 F CH 86 F SI 91 B SL 83 F SI 92 S FC 90 3-3 ② K		B SL 81 B SI 92 B SI 91 C SI 92 C SI 92 X FF 89 3-2 ① F7		B SI 90 C SI 90 F CH 85 B FF 90 B CH 87 C FC 89 3-3 ① K		B FF 97 C FF 96 C SL 86 C SI 99 1-3 ② K		3 1	0 0	0 0	0 0	0 1	2 1	1 1
13 Jordan Diaz, R (1, 5) OBP: 0.304, SLG: 0.429		S SL 83 F SI 92 S SL 84 0-3 ③ K		T SI 92 X SL 82 0-1 23 G4-6-3 1B		X SI 91 0-0 ② G5-3		S FS 88 D FF 100 F SL 87 C SI 101 1-3 ③ K		4	0	1	0	0	2	2
23 Shea Langeliers, R (1, 2) OBP: 0.266, SLG: 0.364			C SI 91 B FC 89 B SL 83 X SI 92 2-1 ① G5-3	X SI 91 0-0 ② ③ G4-6-3 1-2f		B SL 81 X SI 90 1-0 ③ F8			B FF 91 F FF 90 S SL 81 B SL 81 F SL 81 B FF 91 D SL 81 4-2 26 FC5-4 BB	3	0	0	0	1	0	2
5 Tony Kemp, L (1, 7) OBP: 0.304, SLG: 0.308 1 Esteury Ruiz, R (9, PH) OBP: 0.308, SLG: 0.327			B KC 79 C CH 86 B CH 87 B SI 92 B FC 90 4-1 10 2B BB		B KC 76 C SI 90 X CH 85 1-1 ① F9		C CU 83 X SL 88 0-1 ① L3		B FF 93 C FF 91 X SL 81 1-1 ① F7	2 1	1 0	0 0	0 0	1 0	0 0	0 1
10 Nick Allen, R (1, 6) OBP: 0.240, SLG: 0.274			C SI 92 S SL 82 D SL 82 X SL 83 1-2 1-H 20 2B 2B		F SI 91 B SI 91 B FC 90 B SI 91 X SI 91 3-1 ② G6-3		X SL 88 0-0 ② G6-3		B CU 77 C FF 92 F SL 80 F SL 81 F SL 80 D SL 81 F FF 92 D SL 81 S SL 81 3-3 ② K	4	1	1	1	0	1	1
Inning Stats	R: 0 E: 0 K: 1 S: 8 H: 0 LOB: 0 BB: 0 P: 11	R: 0 E: 0 K: 2 S: 9 H: 0 LOB: 0 BB: 0 P: 12	R: 3 E: 0 K: 1 S: 15 H: 2 LOB: 1 BB: 2 P: 31	R: 0 E: 0 K: 0 S: 6 H: 1 LOB: 0 BB: 0 P: 9	R: 0 E: 0 K: 1 S: 9 H: 1 LOB: 2 BB: 1 P: 19	R: 0 E: 0 K: 1 S: 8 H: 1 LOB: 1 BB: 0 P: 12	R: 0 E: 0 K: 1 S: 11 H: 1 LOB: 1 BB: 0 P: 15	R: 0 E: 0 K: 3 S: 11 H: 0 LOB: 1 BB: 1 P: 18	R: 0 E: 0 K: 1 S: 13 H: 0 LOB: 1 BB: 1 P: 23	1B: 3 2B: 3 3B: 0 HR: 0 SF: 0 SAC: 0 DP: 1 HBP: 0						

	AB	32
	R	3
	H	6
	RBI	3
	BB	5
	SO	11
	LOB	14

PITCHER		IP	WLS	BF	H	R	ER	SO	BB	IBB	HBP	BLK	WP	HR	S	P	ERA	WHIP
33 Dane Dunning, R ERA: 3.21	(1, 1)	6.0		25	5	3	3	6	3	0	0	0	0	0	55	94	4.50	1.333
66 Josh Sborz, R ERA: 4.01	(7, 1)	1.0	W	4	1	0	0	1	0	0	0	0	0	0	11	15	0.00	1.000
45 Aroldis Chapman, L ERA: 2.4	(8, 1)	1.0	H	4	0	0	0	3	1	0	0	0	0	0	11	18	0.00	1.000
51 Will Smith, L ERA: 3.0	(9, 1)	1.0	S	4	0	0	0	1	1	0	0	0	0	0	13	23	0.00	1.000

PITCHER	IP	WLS	BF	H	R	ER	SO	BB	IBB	HBP	BLK	WP	HR	S	P	ERA	WHIP

Batter	1	2	3	4	5	6	7	8	9	AB	R	H	RBI	BB	SO	LOB
2 Marcus Semien, R (1, 4) OBP: 0.351, SLG: 0.465	F FF 95 F FF 95 B FF 94 F ST 83 S SL 83 1-3 **K** ①	S ST 82 B FF 94 B SL 83 X SL 84 2-1 **1B** 1-2 2-3		X CH 85 0-0 5 2B **1B** 2-H		C SL 85 B SI 95 B CH 84 X SI 94 2-1 **G6-3** ③		B SI 93 C SL 85 S SI 94 S SI 94 1-3 **K** ③		5	1	2	1	0	2	2
5 Corey Seager, L (1, 6) OBP: 0.412, SLG: 0.657	C SL 83 X ST 83 0-1 30 FC3-6 **1B**	B FF 95 C SL 84 T FF 94 S ST 83 1-3 **K** ③		D SL 83 F FF 93 X ST 81 1-1 **2B** 1-H			B SI 95 X CH 82 1-0 **HR**		X SI 94 0-0 **G3-1** ①	5	1	3	2	0	1	3
30 Nathaniel Lowe, L (1, 3) OBP: 0.376, SLG: 0.453	B FF 94 X SL 83 1-0 **FC3-6** ② 1-2f		F FF 92 B FF 92 C ST 81 F ST 82 X FF 93 1-2 **F7** ①	B FF 94 B SL 82 F FF 93 F FF 92 B ST 81 B ST 81 4-2 **BB**			F SI 94 B SI 94 B CH 82 X SI 94 2-1 18 L4 **2B**		F SI 94 X CH 82 0-1 16 BB **2B**	4	0	2	0	1	0	1
53 Adolis García, R (1, 9) OBP: 0.342, SLG: 0.527	C ST 82 S FF 94 F SL 83 T FF 95 0-2 **K** ③		C FF 93 B CH 86 C CH 86 F FF 94 X SL 83 1-2 **F7** ②	F FF 93 B CH 85 S SL 81 B FF 93 S FF 93 2-3 **K** ③			B SI 95 S CH 83 F SI 94 B CH 81 B SI 94 F CH 83 F SI 94 S CH 81 3-3 **K** ①		B SI 95 S SI 94 B SL 85 F SI 94 B SL 84 F SI 95 B CH 83 4-2 16 BB **BB**	4	0	0	0	1	3	4
18 Mitch Garver, R (1, 2) OBP: 0.354, SLG: 0.473		C ST 81 F ST 81 F SL 83 F FF 95 B FF 94 X ST 82 1-2 **P5** ①	B CH 85 X FF 93 1-1 **L7** ③		C SI 95 S SL 82 S CH 84 0-3 **K** ①		X SI 94 0-0 **L4** ②③ 2-2		C SL 84 B SI 94 F SI 94 B SI 94 B CH 83 X SI 93 3-2 **F7** ②	5	0	0	0	0	1	3
4 Robbie Grossman, S (1, 7) OBP: 0.312, SLG: 0.386 16 Travis Jankowski, L (8, PR) OBP: 0.389, SLG: 0.376 (8, 7)		B ST 82 X FF 94 1-0 20 1B **2B**		B ST 80 B CH 83 B SL 81 C FF 92 F FF 93 F FF 94 X FF 94 3-2 55 2B **2B**	B CH 84 B SI 96 C CH 82 F SI 95 B SI 97 C SI 94 3-3 **K** ②			B SI 94 B CH 81 S SI 93 B CH 80 B SI 93 4-1 3 3B **BB**	C SI 95 B SI 96 B SI 95 D CH 83 B SI 94 4-1 1-2 2-3 **BB**	3 0	2 1	2 0	0 0	1 1	1 0	0 0
20 Ezequiel Duran, R (1, 5) OBP: 0.322, SLG: 0.474 47 Josh Smith, L (9, PH) OBP: 0.342, SLG: 0.346 (9, 5)	B SL 83 B CH 84 S SL 83 B SL 83 F SL 83 F CH 85 X FF 95 3-2 2 1B 55 1B **1B** 2-H			X CH 86 0-0 **P4** ① 2-3 **K** ③	F SI 95 F SI 96 B SI 96 F CH 84 B SI 95 S CH 82			X SI 92 0-0 **P4** ① 1-1 **F9** ③	C FC 86 B FC 86 X CH 84	4 1	0 0	1 0	1 0	0 0	1 0	2 3
55 Sam Huff, R (1, 10) OBP: 0.278, SLG: 0.382	B FF 95 X CH 85 1-0 2 1B **1B** 1-2			C FF 94 X SL 82 0-1 2 1B **2B** 2-H		F SI 95 B SI 95 S SL 84 B SI 96 F SI 95 F CH 81 X SI 94 2-2 **F9** ①		1 SAFE X SL 83 0-0 **F7** ②		4	1	2	1	0	0	1
3 Leody Taveras, S (1, 8) OBP: 0.313, SLG: 0.439	B SL 83 F SL 83 C FF 95 S SL 82 1-3 **K** ②			C CH 84 S FF 94 F FF 94 B CH 86 B FF 93 S SL 82 2-3 **K** ②		C CH 81 B SI 95 F CH 81 B SI 95 B CH 82 F CH 80 F SI 94 X CH 82 3-2 **G4-3** ②		X SI 94 0-0 **3B** 1-H		4	0	1	1	0	2	3
Inning Stats	R: 0 E: 0 K: 2 S: 11 H: 1 LOB: 1 BB: 0 P: 13	R: 1 E: 0 K: 2 S: 19 H: 4 LOB: 3 BB: 0 P: 29	R: 0 E: 0 K: 0 S: 10 H: 0 LOB: 0 BB: 0 P: 13	R: 3 E: 0 K: 2 S: 19 H: 4 LOB: 2 BB: 1 P: 31	R: 0 E: 0 K: 3 S: 10 H: 0 LOB: 0 BB: 0 P: 15	R: 0 E: 0 K: 0 S: 12 H: 0 LOB: 0 BB: 0 P: 19	R: 1 E: 0 K: 1 S: 9 H: 2 LOB: 0 BB: 0 P: 15	R: 1 E: 0 K: 1 S: 7 H: 1 LOB: 2 BB: 1 P: 12	R: 0 E: 0 K: 0 S: 12 H: 1 LOB: 3 BB: 2 P: 24	1B: 5 2B: 7 3B: 1 HR: 1 SF: 0 SAC: 0 DP: 1 HBP: 0						

PITCHER		IP	WLS	BF	H	R	ER	SO	BB	IBB	HBP	BLK	WP	HR	S	P	ERA	WHIP
38 JP Sears, L ERA: 4.23	(1, 1)	4.0	L	22	9	4	4	6	1	0	0	0	0	0	59	86	9.00	2.500
55 Adrián Martínez, R ERA: 5.4	(5, 1)	4.2		20	4	2	2	5	3	0	0	0	0	1	48	82	3.86	1.500
31 Zach Neal, R ERA: 7.94	(9, 1)	0.1		1	0	0	0	0	0	0	0	0	0	0	2	3	0.00	0.000

PITCHER	IP	WLS	BF	H	R	ER	SO	BB	IBB	HBP	BLK	WP	HR	S	P	ERA	WHIP

TOP

Texas Rangers @ Oakland Athletics

Oakland Coliseum, Oakland, CA

Tue Aug 08 2023, 6:42 PM - 9:13 PM PDT

Att. 5,419 - Clear - 66 F

livebaseballscorecards.com

AB	39
R	6
H	13
RBI	6
BB	4
SO	11
LOB	22

WP: 0 PA: 43
PB: 0
SB: 0
CS: 0

Batter	1	2	3	4	5	6	7	8	9	AB	R	H	RBI	BB	SO	LOB
5 Tony Kemp, L (1, 7) OBP: 0.300, SLG: 0.304	C FF 93 S FF 94 B FF 94 X FF 95 1-2 ① G3		C CU 74 X FF 94 0-1 ③ F8			B CH 82 X CH 84 1-0 ① G3-1		C FF 95 B CH 88 B SI 91 F FF 94 S SL 87 2-3 ② K		4	0	0	0	0	1	0
33 JJ Bleday, L (1, 9) OBP: 0.316, SLG: 0.370	X FF 94 0-0 ② G4-3			C FF 92 B CH 82 X FF 93 1-1 HR		B CU 75 B FF 93 B CH 83 B FF 93 4-0 BB		X SL 86 0-0 ③ G3-1		3	1	1	1	1	0	0
20 Zack Gelof, R (1, 4) OBP: 0.318, SLG: 0.538	F FF 94 B CH 83 B FF 94 B SL 85 B FF 95 4-1 BB			B SL 85 X FF 93 1-0 ① G6-3		C CU 75 X FF 94 0-1 ② L9			F SI 92 X FF 94 0-1 ① F8	3	0	0	0	1	0	1
15 Seth Brown, L (1, 3) OBP: 0.293, SLG: 0.419 26 Jonah Bride, R (9, PH) OBP: 0.304, SLG: 0.224	C FF 94 F FC 90 D CH 85 S CH 84 1-3 ③ K			C CH 83 C FF 95 X FC 87 0-2 ② F9		X CH 84 0-0 ③ F8			C SL 85 F SL 88 X FF 95 0-2 ② F9	3 1	0 0	0 0	0 0	0 0	1 0	2 0
37 Tyler Soderstrom, L (1, 2) OBP: 0.254, SLG: 0.214		F FF 92 B CU 75 X CH 85 1-1 ① F8		B CU 74 S FC 88 F FF 94 S CU 75 1-3 ③ K			B CH 82 X FC 88 1-0 ① G1-3		F SL 85 X SL 86 0-1 ③ G3-1	4	0	0	0	0	1	0
13 Jordan Diaz, R (1, 5) OBP: 0.305, SLG: 0.427		S SL 84 C FF 94 B SL 84 B CH 84 F FF 94 X SL 85 2-2 ② L9		C FF 93 B CU 73 S FC 86 B CH 85 F CU 76 S SL 85 2-3 ① K			B FF 93 B FF 92 F FC 93 S CH 84 X FC 90 2-2 1B			3	0	1	0	0	1	0
25 Brent Rooker, R (1, 10) OBP: 0.328, SLG: 0.461		S SL 85 X FF 93 0-1 ③ F9		C SL 84 F SL 84 F FF 96 B CH 84 B FF 94 S CU 74 2-3 ② K			F FF 93 X SL 86 0-1 ② F8			3	0	0	0	0	1	1
10 Nick Allen, R (1, 6) OBP: 0.242, SLG: 0.275			B SL 84 C SL 84 B FF 93 X FF 93 2-1 ① F9	B FF 94 T FF 94 X SL 84 1-1 1 S 1B			X FF 93 0-0 ③ B1-3			3	0	1	0	0	0	1
1 Esteury Ruiz, R (1, 8) OBP: 0.306, SLG: 0.324			C FF 93 L FF 95 B SL 84 S SL 83 1-3 ② K	S SL 84 F FF 94 F CH 83 B FF 95 B CH 83 B FF 95 F SL 85 C FF 94 3-3 ③ K 1-2				B FF 94 S FF 94 X CH 87 1-1 ① G6-3		3	0	0	0	0	2	1
Inning Stats	R: 0 H: 0 E: 0 LOB: 1 K: 1 BB: 1 S: 8 P: 14	R: 0 H: 0 E: 0 LOB: 0 K: 0 BB: 0 S: 8 P: 11	R: 0 H: 0 E: 0 LOB: 0 K: 1 BB: 0 S: 7 P: 10	R: 1 H: 1 E: 0 LOB: 0 K: 1 BB: 0 S: 9 P: 12	R: 0 H: 0 E: 0 LOB: 1 K: 3 BB: 1 S: 15 P: 23	R: 0 H: 0 E: 0 LOB: 1 K: 0 BB: 1 S: 4 P: 9	R: 0 H: 1 E: 0 LOB: 1 K: 0 BB: 0 S: 7 P: 10	R: 0 H: 0 E: 0 LOB: 0 K: 1 BB: 0 S: 6 P: 9	R: 0 H: 0 E: 0 LOB: 0 K: 0 BB: 0 S: 7 P: 7	1B: 2 2B: 0 3B: 0 HR: 1	SF: 0 SAC: 0 DP: 0 HBP: 0			WP: 0 PB: 0 SB: 1 CS: 0	PA: 32		

PITCHER		IP	WLS	BF	H	R	ER	SO	BB	IBB	HBP	BLK	WP	HR	S	P	ERA	WHIP
31 Max Scherzer, R ERA: 3.88	(1, 1)	7.0	W	26	3	1	1	6	2	0	0	0	0	1	58	89	1.29	0.714
46 Brock Burke, L ERA: 2.74	(8, 1)	2.0		6	0	0	0	1	0	0	0	0	0	0	13	16	0.00	0.000

PITCHER	IP	WLS	BF	H	R	ER	SO	BB	IBB	HBP	BLK	WP	HR	S	P	ERA	WHIP

BOTTOM

Texas Rangers @ Oakland Athletics

Oakland Coliseum, Oakland, CA

Tue Aug 08 2023, 6:42 PM - 9:13 PM PDT

Att. 5,419 - Clear - 66 F

livebaseballscorecards.com

AB	30
R	1
H	3
RBI	1
BB	2
SO	7
LOB	6

Batter	1	2	3	4	5	6	7	8	9	AB	R	H	RBI	BB	SO	LOB
2 Marcus Semien, R (1, 4) OBP: 0.350, SLG: 0.462	X FF 91 0-0 ① F7		B CU 81 B SL 87 C FF 97 B FF 97 B SL 87 4-1 BB		C FF 95 X FF 94 0-1 ③ FC5-4 1-2f			X SI 94 0-0 ① FC6-4 1-2f		3	0	0	0	1	0	2
16 Travis Jankowski, L (1, 7) OBP: 0.388, SLG: 0.375 18 Mitch Garver, R (8, PH) OBP: 0.352, SLG: 0.469 36 Jonathan Ornelas, R (8, 6)	B FF 92 C SL 87 C CU 81 B FF 91 B CH 88 F CU 83 F SL 89 F FF 92 C CU 81 3-3 ② K		D CH 86 S CH 85 B FF 97 B CH 86 X FF 96 3-1 ② L9			B FF 93 B CH 87 B CH 85 C FF 93 X FF 93 3-1 1B		C SI 93 B SI 93 T SL 82 1 SAFE S FF 93 1-3 ② K		3 1 0	0 0 0	1 0 0	0 0 0	0 0 0	1 1 0	2 1 0
30 Nathaniel Lowe, L (1, 3) OBP: 0.374, SLG: 0.449	S CU 83 B CH 88 F SL 88 F SL 88 B FF 92 F CU 83 X SL 88 2-2 ③ L9		F FF 96 B FF 95 C CU 79 F FF 98 X CU 82 1-2 ③ G4-3			X CU 78 0-0 ① F7		X SL 81 0-0 ③ F8		4	0	0	0	0	0	4
53 Adolis García, R (1, 9) OBP: 0.341, SLG: 0.524		B CU 82 B SL 86 B FF 91 C SL 88 B SI 91 4-1 BB		C FF 95 C FF 95 B SL 89 B SL 88 C FF 97 2-3 ① K		B CU 79 B SL 86 F SL 86 B FF 93 S FF 92 X FF 94 3-2 ② L6			C FF 94 B FF 96 C CH 88 S FF 96 1-3 ① K	3	0	0	0	1	2	1
3 Leody Taveras, S (1, 8) OBP: 0.310, SLG: 0.434		S SL 88 X CH 88 0-1 ① F7		C CU 81 S CH 87 T CH 86 0-2 ② K		X CU 78 0-0 ③ G6-3			F SL 85 X CH 90 0-1 ② F9	4	0	0	0	0	1	2
55 Sam Huff, R (1, 2) OBP: 0.275, SLG: 0.368		B SL 87 1 SAFE S SL 88 F SI 90 D SL 89 S SL 89 2-3 ② K		B FF 97 B SL 88 C SL 87 C FF 96 B FF 96 S SL 89 3-3 ③ K			C SI 94 F SI 94 S SL 85 0-3 ① K		C FF 95 X SL 86 0-1 4 1B 1B	4	0	1	0	0	3	1
4 Robbie Grossman, S (1, 10) OBP: 0.311, SLG: 0.384		C SL 89 D CU 83 D CH 88 B FF 90 X SL 88 3-1 ③ F8			B FF 94 C CH 85 B CH 86 B FF 95 C FF 95 X FF 96 3-2 ① F7		C SL 84 B CH 86 B CH 87 F FF 96 X FF 95 2-2 ② G4-3		B SL 83 X CH 88 1-0 1-2 1B	4	0	1	0	0	0	1
47 Josh Smith, L (1, 5) OBP: 0.340, SLG: 0.351 (8, 7)			B FF 97 X FF 96 1-0 2B		C CU 79 B CU 82 F CH 86 F FF 96 X FF 96 1-2 ② G4-3		B FF 92 B SL 82 B SL 83 C FF 95 C FF 94 S SL 83 3-3 ③ K		C FF 95 X SL 87 0-1 ③ L6	4	0	1	0	0	1	2
20 Ezequiel Duran, R (1, 6) OBP: 0.325, SLG: 0.473 (8, 5)			B SL 90 F SL 88 F FF 97 B SL 88 C FF 97 2-3 ① K		S SL 88 B SL 89 B SL 86 S FF 95 B FF 96 F FF 97 B FF 96 4-2 2 FC5-4 BB			B SI 95 H SI 94 2-0 2 FC6-4 HBP		1	0	0	0	1	1	1
Inning Stats	R: 0 E: 0 K: 1 S: 12 H: 0 LOB: 0 BB: 0 P: 17	R: 0 E: 0 K: 1 S: 8 H: 0 LOB: 1 BB: 1 P: 17	R: 0 E: 0 K: 1 S: 11 H: 1 LOB: 2 BB: 1 P: 22	R: 0 E: 0 K: 3 S: 9 H: 0 LOB: 0 BB: 0 P: 14	R: 0 E: 0 K: 0 S: 12 H: 0 LOB: 1 BB: 1 P: 20	R: 0 E: 0 K: 0 S: 7 H: 1 LOB: 1 BB: 0 P: 13	R: 0 E: 0 K: 2 S: 9 H: 0 LOB: 0 BB: 0 P: 14	R: 0 E: 0 K: 1 S: 5 H: 0 LOB: 1 BB: 0 P: 8	R: 0 E: 0 K: 1 S: 10 H: 2 LOB: 2 BB: 0 P: 12	1B: 3 2B: 1 3B: 0 HR: 0	SF: 0 SAC: 0 DP: 0 HBP: 1					

TOP

Texas Rangers @ Oakland Athletics

Oakland Coliseum, Oakland, CA

Wed Aug 09 2023, 12:37 PM - 2:53 PM PDT

Att. 6,372 - Sunny - 71 F

livebaseballscorecards.com

AB	31
R	0
H	4
RBI	0
BB	3
SO	10
LOB	17

PITCHER		IP	WLS	BF	H	R	ER	SO	BB	IBB	HBP	BLK	WP	HR	S	P	ERA	WHIP
29 Austin Pruitt, R ERA: 3.2	(1, 1)	2.0		7	0	0	0	2	1	0	0	0	0	0	20	34	0.00	0.500
62 Freddy Tarnok, R ERA: 4.91	(3, 1)	4.0	W	16	2	0	0	4	2	0	0	0	0	0	39	69	0.00	1.000
53 Angel Felipe, R ERA: 1.98	(7, 1)	1.1	H	5	0	0	0	2	0	0	1	0	0	0	10	17	0.00	0.000
54 Kirby Snead, L ERA: 4.15	(8, 1)	0.2	H	2	0	0	0	1	0	0	0	0	0	0	4	5	0.00	0.000
65 Trevor May, R ERA: 4.02	(9, 1)	1.0	S	5	2	0	0	1	0	0	0	0	0	0	10	12	0.00	2.000

PITCHER	IP	WLS	BF	H	R	ER	SO	BB	IBB	HBP	BLK	WP	HR	S	P	ERA	WHIP

Batter	1	2	3	4	5	6	7	8	9	AB	R	H	RBI	BB	SO	LOB
1 Esteury Ruiz, R (1, 8) OBP: 0.305, SLG: 0.323	S CU 78 S CH 82 S CU 80 0-3 ① K		S CU 81 B CU 82 X CH 84 1-1 26 S 26 SF7 1B		B CU 81 D SI 91 S SI 92 B SI 92 F CH 84 C SI 94 3-3 ② K 1-2		F SL 87 L SL 87 X CU 80 0-2 ② L5			4	1	1	0	0	2	1
26 Jonah Bride, R (1, 5) OBP: 0.292, SLG: 0.217 15 Seth Brown, L (7, PH) OBP: 0.292, SLG: 0.417 (8, 3)	C SI 93 S CH 83 B CH 83 F FF 93 B CH 84 B SI 93 X SI 94 3-2 ② G5-3		B SI 91 1 SAFE B SI 91 C CH 83 B SI 91 C SI 94 F CU 80 F SI 93 F SI 93 3-2 ② X CU 82 SF7 1-H		X SI 94 0-0 ③ F9		X CH 87 0-0 ③ F8			2 1	0 0	0 0	1 0	0 0	0 0	1 0
20 Zack Gelof, R (1, 4) OBP: 0.315, SLG: 0.560	B SI 95 C CH 84 X CU 81 1-1 ③ F9		F SI 94 B CU 82 B SI 94 X CH 84 2-1 ③ F7			B CH 82 X SI 92 1-0 HR		B SL 87 X SL 87 1-0 ① G5-3		4	1	1	1	0	0	0
25 Brent Rooker, R (1, 9) OBP: 0.328, SLG: 0.460 5 Tony Kemp, L (8, PH) OBP: 0.299, SLG: 0.303 (9, 7)		S SI 92 B CH 82 X CH 82 1-1 ① G1-3		X SI 93 0-0 1B	F CH 83 B SI 93 X CH 83 1-1 ① F7			B CH 87 S FF 93 F FF 93 X CH 88 1-2 ② G4-3		3 1	0 0	1 0	0 0	0 0	0 0	0 0
13 Jordan Diaz, R (1, 10) OBP: 0.310, SLG: 0.435		B CU 80 C FF 92 B CH 83 X FC 89 2-1 12 1B 1B		C SI 94 B CH 84 X CH 84 1-1 ① F9	S SI 94 X CH 85 0-1 2B			B SL 88 S SL 87 C FF 94 B SL 87 C FF 94 2-3 ③ K		4	0	2	0	0	1	1
12 Aledmys Díaz, R (1, 3) OBP: 0.274, SLG: 0.289 (8, 5)		C SI 94 T SI 93 X FC 89 0-2 1-2 1B		C SI 93 X CH 84 0-1 ② L7	B SI 94 B SI 94 B CH 83 B SI 93 4-0 BB					2	0	1	0	1	0	1
23 Shea Langeliers, R (1, 2) OBP: 0.263, SLG: 0.361		C CH 84 B SI 91 X CH 83 1-1 ② F9		B CH 84 X CH 84 1-0 ③ G4-3	F SI 93 C FF 94 B CH 85 F SI 95 F CU 82 B FF 93 S CH 84 2-3 ② K					3	0	0	0	0	1	5
33 JJ Bleday, L (1, 7) OBP: 0.313, SLG: 0.365 (9, 9)		F FC 89 F SI 93 D CU 82 B FC 89 B SI 93 T SI 92 3-2 ③ K			B FC 88 B FC 88 S SI 92 F FC 88 X SI 93 2-2 ① G4-3	F FC 88 F SI 94 D CU 80 C FC 90 1-3 ③ K				3	0	0	0	0	2	4
10 Nick Allen, R (1, 6) OBP: 0.243, SLG: 0.276			C CU 79 B CU 79 S CH 83 X CU 81 1-2 ① P5		X CU 80 0-0 1 S 1B		F FF 93 B FF 92 X SL 86 1-1 ① G6-3			3	0	1	0	0	0	0
Inning Stats	R: 0 E: 0 K: 1 S: 9 H: 0 LOB: 0 BB: 0 P: 13	R: 0 E: 0 K: 1 S: 12 H: 2 LOB: 2 BB: 0 P: 19	R: 1 E: 0 K: 0 S: 13 H: 1 LOB: 0 BB: 0 P: 20	R: 0 E: 0 K: 0 S: 6 H: 1 LOB: 1 BB: 0 P: 8	R: 0 E: 0 K: 1 S: 8 H: 1 LOB: 1 BB: 0 P: 13	R: 1 E: 0 K: 2 S: 13 H: 2 LOB: 2 BB: 1 P: 22	R: 0 E: 0 K: 0 S: 6 H: 0 LOB: 0 BB: 0 P: 7	R: 0 E: 0 K: 1 S: 7 H: 0 LOB: 0 BB: 0 P: 11		1B: 5 2B: 1 3B: 0 HR: 1 SF: 1 SAC: 0 DP: 0 HBP: 0					

PITCHER		IP	WLS	BF	H	R	ER	SO	BB	IBB	HBP	BLK	WP	HR	S	P	ERA	WHIP
52 Jordan Montgomery, L ERA: 3.38	(1, 1)	6.0	L	26	7	2	2	5	1	0	0	0	0	1	61	95	3.00	1.333
35 Chris Stratton, R ERA: 3.73	(7, 1)	2.0		6	0	0	0	1	0	0	0	0	0	0	13	18	0.00	0.000

PITCHER	IP	WLS	BF	H	R	ER	SO	BB	IBB	HBP	BLK	WP	HR	S	P	ERA	WHIP

BOTTOM

Texas Rangers @ Oakland Athletics

Oakland Coliseum, Oakland, CA

Wed Aug 09 2023, 12:37 PM - 2:53 PM PDT

Att. 6,372 - Sunny - 71 F

livebaseballscorecards.com

AB	30
R	2
H	7
RBI	2
BB	1
SO	6
LOB	13

Texas Rangers @ San Francisco Giants

Oracle Park, San Francisco, CA

Fri Aug 11 2023, 7:17 PM - 9:35 PM PDT

Att. 35,689 - Partly Cloudy - 64 F

livebaseballscorecards.com

TOP

Batter	1	2	3	4	5	6	7	8	9	AB	R	H	RBI	BB	SO	LOB
2 Marcus Semien, R (1, 4) OBP: 0.351, SLG: 0.462	F SI 91 S CH 82 S CH 84 0-3 K		C SL 86 B FF 92 S CH 82 B CH 84 X FF 94 2-2 5 FC4-6 1B		C CH 82 X SL 87 0-1 G6-3			F SL 81 X SI 93 0-1 5 FC3-6 1B		4	0	2	0	0	1	0
5 Corey Seager, L (1, 6) OBP: 0.407, SLG: 0.648	B SI 92 T SI 92 S SI 91 B SI 91 B SL 83 F SI 92 C SI 91 3-3 K		B SL 87 X CH 83 1-0 FC4-6 1-2f			B CH 81 S CH 82 B CH 82 X SI 93 2-1 L8		X ST 80 0-0 FC3-6 30 PB 1-2f		4	0	0	0	0	1	2
53 Adolis García, R (1, 9) OBP: 0.340, SLG: 0.520	C SI 91 B SI 92 B CH 83 B SI 91 C SI 91 B SI 92 4-2 BB		B SL 89 S SL 88 T FF 93 B FF 93 B SL 89 C SL 89 3-3 K			X KC 75 0-0 F8		B SI 94 F ST 80 B SI 93 B SI 94 S ST 80 F SI 94 S SI 94 3-3 K		3	0	0	0	1	2	2
30 Nathaniel Lowe, L (1, 3) OBP: 0.373, SLG: 0.454	S SI 90 X SI 92 0-1 F7		C SL 88 S FF 92 C FF 95 0-3 K			B KC 74 B KC 74 F FF 92 X SL 85 2-1 HR		C SI 93 B SI 92 C SI 94 B ST 79 S ST 79 2-3 K 1-2		4	1	1	1	0	2	3
18 Mitch Garver, R (1, 2) OBP: 0.349, SLG: 0.483		B FF 93 C SL 86 F SI 88 B SL 88 X SL 87 2-2 G1-3		C KC 74 S SI 88 B SL 86 B SL 88 X SI 90 2-2 F7		X SL 87 0-0 HR		S SI 93 D ST 79 B ST 81 B SI 95 C SI 93 F SI 94 C ST 80 3-3 K		4	1	1	1	0	1	2
50 J.P. Martínez, L (1, 7)		B FF 93 S FF 93 X FF 93 1-1 F8		B SL 85 C FF 93 B FF 93 B FF 92 X FF 92 3-1 P5		C FF 93 B SL 87 F FF 93 T FF 93 1-2 K			B FF 93 S FF 94 B SL 86 B SL 85 B FF 92 4-1 BB	3	0	0	0	1	1	0
20 Ezequiel Duran, R (1, 10) OBP: 0.324, SLG: 0.470		C SL 87 X SL 87 0-1 47 1B 1B		F SI 91 C SL 88 B FF 92 F CH 84 B SL 89 X FF 93 2-2 L8			B SL 81 F SL 81 C SI 94 B SL 83 B SI 94 F SL 82 X SL 83 3-2 F7		X SL 86 0-0 F9	4	0	1	0	0	0	1
47 Josh Smith, L (1, 5) OBP: 0.338, SLG: 0.348		S CH 81 B CH 82 X SL 87 1-1 1-2 1B			B KC 74 C KC 74 X CH 81 1-1 G4-3		B SI 94 C SL 81 X SL 81 1-1 G3		X SL 86 0-0 L9	4	0	1	0	0	0	1
3 Leody Taveras, S (1, 8) OBP: 0.307, SLG: 0.429		C SI 92 B CH 82 F CH 83 F FF 94 B CH 83 F CH 85 X SI 94 2-2 G6-3			B KC 74 X SL 85 1-0 F7		C SI 92 B SI 94 C SI 94 X SI 94 1-2 G5-3		C FF 95 1 SAFE B FF 95 X SL 86 1-1 F8	4	0	0	0	0	0	3
Inning Stats	R: 0 E: 0 K: 2 S: 11 H: 0 LOB: 1 BB: 1 P: 18	R: 0 E: 0 K: 0 S: 14 H: 2 LOB: 2 BB: 0 P: 20	R: 0 E: 0 K: 2 S: 10 H: 1 LOB: 1 BB: 0 P: 16	R: 0 E: 0 K: 0 S: 9 H: 0 LOB: 0 BB: 0 P: 16	R: 0 E: 0 K: 0 S: 5 H: 0 LOB: 0 BB: 0 P: 7	R: 2 E: 0 K: 1 S: 9 H: 2 LOB: 0 BB: 0 P: 14	R: 0 E: 0 K: 0 S: 9 H: 0 LOB: 0 BB: 0 P: 14	R: 0 E: 0 K: 3 S: 14 H: 1 LOB: 2 BB: 0 P: 22	R: 0 E: 0 K: 0 S: 5 H: 0 LOB: 1 BB: 1 P: 10	1B: 4 2B: 0 3B: 0 HR: 2 SF: 0 SAC: 0 DP: 0 HBP: 0						

	AB	34
	R	2
	H	6
	RBI	2
	BB	2
	SO	8
	LOB	14

WP: 0 PB: 1 SB: 0 CS: 0 PA: 36

PITCHER		IP	WLS	BF	H	R	ER	SO	BB	IBB	HBP	BLK	WP	HR	S	P	ERA	WHIP
54 Scott Alexander, L ERA: 3.89	(1, 1)	1.0		4	0	0	0	2	1	0	0	0	0	0	11	18	0.00	1.000
48 Ross Stripling, R ERA: 5.1	(2, 1)	5.0	L	20	5	2	2	3	0	0	0	0	0	2	47	73	3.60	1.000
74 Ryan Walker, R ERA: 2.4	(7, 1)	1.0		4	1	0	0	0	0	0	0	0	0	0	11	16	0.00	1.000
33 Taylor Rogers, L ERA: 2.45	(8, 1)	1.0		4	0	0	0	3	0	0	0	0	0	0	12	20	0.00	0.000
77 Luke Jackson, R ERA: 2.3	(9, 1)	1.0		4	0	0	0	0	1	0	0	0	0	0	5	10	0.00	1.000

PITCHER		IP	WLS	BF	H	R	ER	SO	BB	IBB	HBP	BLK	WP	HR	S	P	ERA	WHIP

BOTTOM

Batter	1	2	3	4	5	6	7	8	9	AB	R	H	RBI	BB	SO	LOB
31 LaMonte Wade Jr., L (1, 3) OBP: 0.393, SLG: 0.420	B FF 95 C FF 95 F CH 87 S FF 95 1-3 K ①		B SL 88 C SL 88 B CH 90 S SL 89 B FF 96 F FF 95 S SL 88 3-3 K ③			B FF 96 C FF 95 B CU 78 X FF 95 2-1 G3-1 ②			C CU 75 F FF 92 B FF 93 B SL 80 X FF 94 2-2 E8 39 G5-3 2B	3	0	0	0	0	2	0
12 Heliot Ramos, R (9, PH) OBP: 0.250, SLG: 0.333										1	1	1	0	0	0	0
39 Thairo Estrada, R (1, 4) (9, 6) OBP: 0.319, SLG: 0.416	F FF 96 F FF 96 X FF 96 0-2 G4-3 ②			C SL 87 X SL 87 0-1 F8 ①		C FF 96 S SL 89 B SL 89 S SL 88 1-3 K ③			F FF 93 B SL 82 X FF 92 1-1 G5-3 ① 3-H	4	0	0	1	0	1	0
41 Wilmer Flores, R (1, 10) OBP: 0.360, SLG: 0.537	C SL 88 C SL 89 B SL 89 B FF 95 F FF 96 X SL 88 2-2 G1-3 ③			B FF 94 X FF 94 1-0 G6-3 ②			C FF 95 X SL 87 0-1 F8 ①		C CU 77 X SL 81 0-1 F7 ②	4	0	0	0	0	0	0
23 Joc Pederson, L (1, 7) OBP: 0.348, SLG: 0.421		X SL 87 0-0 1B		B SL 88 F FF 95 X SL 88 1-1 F8 ③			C FF 95 B SL 90 X FF 94 1-1 G4-3 ②		X FF 94 0-0 F8 ③	4	0	1	0	0	0	0
7 J.D. Davis, R (1, 5) OBP: 0.329, SLG: 0.421		B SL 89 C FF 95 S SL 87 B FF 96 S FF 96 2-3 K ①			B FF 95 S FF 94 S SL 88 S SL 89 1-3 K ①		B FF 95 F FF 95 F SL 88 S SL 88 1-3 K ③			3	0	0	0	0	3	1
8 Michael Conforto, L (1, 9) OBP: 0.327, SLG: 0.383		C SL 88 B FF 96 F SL 89 X CU 78 1-2 F7 ②			C CH 88 F FF 95 B FF 97 F CH 89 X SL 89 1-2 G5-3 ②			C SL 88 C FF 98 C SI 100 0-3 K ①		2	0	0	0	0	0	1
13 Austin Slater, R (8, PH) (9, 9) OBP: 0.341, SLG: 0.413										1	0	0	0	0	1	0
14 Patrick Bailey, S (1, 2) OBP: 0.313, SLG: 0.412		B FF 97 B SL 88 C FF 96 B CH 88 C FF 96 F FF 95 S SL 89 3-3 K ③			F SL 90 X FF 96 0-1 1B			B SL 88 C FF 98 B SL 90 C SL 88 F SI 101 F SI 100 B SL 91 B SL 90 4-2 46 WP BB		2	0	1	0	1	1	1
35 Brandon Crawford, L (1, 6) OBP: 0.275, SLG: 0.336			B CU 79 F CH 88 F FF 95 B SL 88 X FF 97 2-2 G4-3 ①		C FF 95 B FF 96 X SL 87 1-1 F8 ③			D FF 98 C FF 98 B SL 88 B FF 96 S SL 90 S SL 89 3-3 K ② 1-3		2	0	0	0	0	0	1
46 Mark Mathias, R (8, PH) (9, 4) OBP: 0.338, SLG: 0.259										1	0	0	0	0	1	1
29 Luis Matos, R (1, 8) OBP: 0.302, SLG: 0.316			S SL 88 S SL 88 F SL 90 B FF 96 X SL 89 1-2 G6-3 ②			B FF 95 X SL 88 1-0 G5-3 ①		C FF 98 F FF 99 S SI 101 0-3 K ③		3	0	0	0	0	1	1
Inning Stats	R: 0 H: 0 E: 0 LOB: 0 K: 1 BB: 0 S: 10 P: 13	R: 0 H: 1 E: 0 LOB: 1 K: 2 BB: 0 S: 11 P: 17	R: 0 H: 0 E: 0 LOB: 0 K: 1 BB: 0 S: 11 P: 17	R: 0 H: 0 E: 0 LOB: 0 K: 0 BB: 0 S: 5 P: 7	R: 0 H: 1 E: 0 LOB: 1 K: 1 BB: 0 S: 11 P: 14	R: 0 H: 0 E: 0 LOB: 0 K: 1 BB: 0 S: 6 P: 10	R: 0 H: 0 E: 0 LOB: 0 K: 1 BB: 0 S: 7 P: 9	R: 0 H: 0 E: 0 LOB: 1 K: 3 BB: 1 S: 13 P: 20	R: 1 H: 1 E: 1 LOB: 0 K: 0 BB: 0 S: 8 P: 11	1B: 2 SF: 0 2B: 1 SAC: 0 3B: 0 DP: 0 HR: 0 HBP: 0						

PITCHER		IP	WLS	BF	H	R	ER	SO	BB	IBB	HBP	BLK	WP	HR	S	P	ERA	WHIP
22 Jon Gray, R ERA: 3.65	(1, 1)	7.0	W	23	2	0	0	7	0	0	0	0	0	0	61	87	0.00	0.286
45 Aroldis Chapman, L ERA: 2.34	(8, 1)	1.0	H	4	0	0	0	3	1	0	0	0	1	0	13	20	0.00	1.000
51 Will Smith, L ERA: 3.14	(9, 1)	1.0	S	4	1	1	1	0	0	0	0	0	0	0	8	11	9.00	1.000

PITCHER	IP	WLS	BF	H	R	ER	SO	BB	IBB	HBP	BLK	WP	HR	S	P	ERA	WHIP

Texas Rangers @ San Francisco Giants

Oracle Park, San Francisco, CA

Fri Aug 11 2023, 7:17 PM - 9:35 PM PDT

Att. 35,689 - Partly Cloudy - 64 F

livebaseballscorecards.com

AB	30
R	1
H	3
RBI	1
BB	1
SO	10
LOB	6

WP: 2 PA: 31
PB: 0
SB: 0
CS: 0

Texas Rangers @ San Francisco Giants

Oracle Park, San Francisco, CA

Sat Aug 12 2023, 6:08 PM - 8:50 PM PDT

Att. 33,112 - Clear - 67 F

TOP

livebaseballscorecards.com

Batter	1	2	3	4	5	6	7	8	9	AB	R	H	RBI	BB	SO	LOB
2 Marcus Semien, R (1, 4) OBP: 0.350, SLG: 0.464	F SI 93 B FS 89 C FS 89 B FS 89 X FS 89 2-2 ① F7		S FS 89 C FS 90 C FS 89 0-3 ② K	S SI 95 B FS 89 B SL 85 X FS 89 2-1 ②③ G6-4-3 1-2f		B CH 85 B CH 84 F SI 90 B CH 84 X SI 90 3-1 ② P4			C SL 80 X SI 90 0-1 5 1B 3B	5	1	1	0	0	1	3
5 Corey Seager, L (1, 6) OBP: 0.410, SLG: 0.657	B SI 94 B FS 88 C FS 88 X SI 93 2-1 HR		B FS 89 X FS 88 1-0 ③ G5-3		F FS 89 F SI 93 B FS 89 F FS 89 B KC 84 B FS 90 F FS 88 B SI 92 4-2 18 1B 53 1B 50 SF8 BB	F SI 90 X SL 80 0-1 ③ F7			F SI 91 C SL 82 F SL 81 F SI 91 X SL 81 0-2 30 E 30 1B 18 1B 3-H 1B	4	3	2	2	1	0	0
30 Nathaniel Lowe, L (1, 3) OBP: 0.373, SLG: 0.454	B KC 83 C KC 83 X SI 94 1-1 ② G6-3			B SI 95 C SI 94 S FS 88 B FS 89 B SI 92 X SI 92 3-2 53 1B 18 1B 1B	D KC 84 F FS 88 B FS 88 F SI 94 1 SAFE B FS 88 F FS 87 F SI 94 C SI 94 3-3 ① K		C SI 89 B CH 84 C SI 89 B CH 83 S SI 89 2-3 ① K		X CH 84 0-0 E1 18 1B 1-3 1B	5	2	2	0	0	2	1
53 Adolis García, R (1, 9) OBP: 0.341, SLG: 0.519	B KC 85 B SI 94 C SI 93 B FS 88 C SI 94 X SI 94 3-2 ③ G1-3			B SI 94 B FS 90 S SI 94 D KC 85 S SI 94 X SI 94 3-2 50 1B 18 1B 20 SF8 1-2 1B	C SI 94 F FS 89 B SI 94 X SI 93 1-2 18 1B 20 1B 1-2 1B		B SI 90 C CH 84 B CH 84 B SI 89 F CH 84 S SI 90 3-3 ② K		B CH 85 B SI 90 B CH 86 F CH 84 F CH 85 F SI 91 X CH 86 3-2 ① F9	5	2	2	0	0	1	2
18 Mitch Garver, R (1, 2) OBP: 0.356, SLG: 0.487		C KC 84 B KC 84 B SI 94 S FS 90 B FS 90 C SI 95 3-3 ① K		X SI 95 0-0 47 BB 50 1B 3 1B 1-2 2-H 1B	B KC 84 F SI 94 X FS 88 1-1 20 1B 1-2 2-3 1B		B SI 90 B CH 84 C CH 85 F SI 90 F SI 91 X CH 85 2-2 ③ F7		B SL 82 F CH 85 F SI 90 F SI 92 B CH 86 X SI 92 2-2 50 1B 2-H 3-H 1B	5	1	3	3	0	1	0
50 J.P. Martínez, L (1, 7) OBP: 0.333, SLG: 0.286		B KC 82 F SI 94 X FS 89 1-1 ② L6		B FS 90 X SI 94 1-0 3 1B 47 BB 1-2 2-3 1B	F SI 90 C SL 82 B SI 92 X SL 82 1-2 ② SF8 3-H			L SI 91 C SI 90 S SI 91 0-3 ① K	C SL 81 B FF 93 X SL 82 1-1 1-2 1B	4	0	2	1	0	1	0
20 Ezequiel Duran, R (1, 10) OBP: 0.328, SLG: 0.483		S KC 84 B KC 83 C SI 94 X KC 83 1-2 2B		X KC 83 0-0 ① SF8 3-H	X SL 82 0-0 1-2 2-H 1B			X SI 89 0-0 3B	C SI 93 S SL 83 S SL 86 0-3 ② K	4	0	3	2	0	1	2
47 Josh Smith, L (1, 5) OBP: 0.333, SLG: 0.338		X FS 88 0-0 ③ G4-3		D FS 89 F FS 90 B KC 84 F FS 88 F SI 94 B FS 86 D FS 88 4-2 3 1B 1-2 2-3 BB	D CH 85 F CH 84 S SI 92 B CH 85 F CH 85 B SI 91 X CH 85 3-2 ③ G3-1			C SI 91 C SI 92 F SI 91 X CH 84 0-2 ② G1-4	B CH 87 C SL 83 X CH 86 1-1 ③ G1	4	0	0	0	1	0	6
3 Leody Taveras, S (1, 8) OBP: 0.307, SLG: 0.427			B KC 81 X FS 87 1-0 ① G4-3	F KC 84 C SI 93 X FS 87 0-2 2 G6-4-3 1-2 2-3 3-H 1B		B SI 90 S SI 90 F SI 90 X SI 91 1-2 ① F9		X SI 90 0-0 ③ G4-3		4	0	1	1	0	0	1
Inning Stats	R: 1 E: 0 K: 0 S: 10 H: 1 LOB: 0 BB: 0 P: 18	R: 0 E: 0 K: 1 S: 9 H: 1 LOB: 1 BB: 0 P: 14	R: 0 E: 0 K: 1 S: 5 H: 0 LOB: 0 BB: 0 P: 7	R: 3 E: 0 K: 0 S: 17 H: 5 LOB: 2 BB: 1 P: 30	R: 2 E: 0 K: 1 S: 22 H: 3 LOB: 2 BB: 1 P: 35	R: 0 E: 0 K: 0 S: 7 H: 0 LOB: 0 BB: 0 P: 11	R: 0 E: 0 K: 2 S: 10 H: 0 LOB: 0 BB: 0 P: 17	R: 0 E: 0 K: 1 S: 9 H: 1 LOB: 1 BB: 0 P: 9	R: 3 E: 1 K: 1 S: 23 H: 5 LOB: 2 BB: 0 P: 30	1B: 12 2B: 1 3B: 2 HR: 1 SF: 2 SAC: 0 DP: 1 HBP: 0						

	AB	40
	R	9
	H	16
	RBI	9
	BB	2
	SO	7
	LOB	15

WP: 0 PB: 0 SB: 0 CS: 0 PA: 44

PITCHER		IP	WLS	BF	H	R	ER	SO	BB	IBB	HBP	BLK	WP	HR	S	P	ERA	WHIP
38 Alex Cobb, R ERA: 3.62	(1, 1)	4.1	L	23	9	6	6	3	2	0	0	0	0	1	55	92	12.46	2.538
57 Alex Wood, L ERA: 4.92	(5, 1)	4.0		18	6	3	3	3	0	0	0	0	0	0	50	70	6.75	1.500
34 Jakob Junis, R ERA: 4.36	(9, 1)	0.2		3	1	0	0	1	0	0	0	0	0	0	7	9	0.00	1.500

PITCHER	IP	WLS	BF	H	R	ER	SO	BB	IBB	HBP	BLK	WP	HR	S	P	ERA	WHIP

Texas Rangers @ San Francisco Giants

Oracle Park, San Francisco, CA

Sat Aug 12 2023, 6:08 PM - 8:50 PM PDT

Att. 33,112 - Clear - 67 F

livebaseballscorecards.com

BOTTOM

Batter	1	2	3	4	5	6	7	8	9	AB	R	H	RBI	BB	SO	LOB
13 Austin Slater, R (1, 8) OBP: 0.336, SLG: 0.407 2 Blake Sabol, L (5, PH) (6, 7) OBP: 0.309, SLG: 0.413	X FF 91 0-0 ① F9	B SL 84 B SL 85 C SI 93 B SI 94 C SI 92 X SL 85 3-2 ② ③ G3-6-1 1-2f			B SL 84 B FF 92 B SI 91 C SI 91 B SI 91 4-1 41 F8 39 1B BB		B CU 80 X CU 80 1-0 ① P5		C SL 84 F SL 87 B SL 85 C FF 95 1-3 ② K	2 0 0 0 0 0 3 2 0 0 0 1 1 1
39 Thairo Estrada, R (1, 6) OBP: 0.320, SLG: 0.416	C FF 91 F FF 90 X SL 80 0-2 ② F7		B SL 82 C SI 91 B SL 85 X SL 85 2-1 7 WP 41 G6-3 1B		C SL 82 C SI 91 X SL 85 0-2 1-2 1B		B SL 86 X SL 86 1-0 ② F7		F FF 94 S SL 87 F FF 94 S FF 95 0-3 ③ K 1-2	5 0 2 0 0 1 1
41 Wilmer Flores, R (1, 3) OBP: 0.359, SLG: 0.537	C SL 80 F SL 80 F FF 92 B FF 91 F SL 80 B FF 92 B CH 84 X FF 93 3-2 14 1B 2B		C SI 93 1 SAFE X SI 93 0-1 ① G6-3 1-2		F FF 93 B SL 87 X FF 92 1-1 ① F8 2-3		B CU 82 B SL 86 X FF 93 2-0 ③ F9			4 1 1 0 0 0 3
14 Patrick Bailey, S (1, 2) OBP: 0.312, SLG: 0.409	T SL 80 X CH 84 0-1 2-H 1B	B CH 86 F SL 86 B CH 87 C FF 95 X SL 86 2-2 ② F7			B SL 87 C FF 94 F CH 86 T FF 93 1-2 ② K			B CU 83 C SL 87 B FF 96 X SL 86 2-1 ① F8		4 0 1 1 0 1 3
7 J.D. Davis, R (1, 5) OBP: 0.326, SLG: 0.417	F CH 83 B FF 91 X CH 84 1-1 ③ G6-3	C SI 94 B FF 93 B SL 87 S SL 86 B SI 95 F SL 87 X SI 94 3-2 ③ G5-3 2-3			X SL 87 0-0 ③ G6-3			B SL 88 T SL 88 S SL 89 B FF 97 X SL 89 2-2 ② G6-3		4 0 0 0 0 0 4
29 Luis Matos, R (1, 7) OBP: 0.308, SLG: 0.318 (6, 8) 23 Joc Pederson, L (8, PH) OBP: 0.347, SLG: 0.419 (9, 9)		C FF 92 B FF 91 B SL 81 B FF 91 F FF 91 B FF 92 4-2 8 1B BB		B SL 84 B SI 92 B SI 90 C SI 91 X SI 92 3-1 ① G4-3		C FF 92 B FF 92 X SL 85 1-1 8 BB 1B		C FF 96 B CU 86 X FF 97 1-1 ③ F8		2 0 1 0 1 0 0 1 0 0 0 0 0 0
8 Michael Conforto, L (1, 10) OBP: 0.332, SLG: 0.394		C FF 92 B FF 92 C SL 80 B FF 89 X SL 81 2-2 12 BB 1-3 1B		C SL 85 X SL 84 0-1 HR		B FF 92 C CH 86 1 SAFE B FF 92 B FF 93 B FF 93 4-1 46 G6-4-3 1-2 BB			B FF 94 S FF 93 C SI 92 B FF 95 F FF 96 X SL 88 2-2 ① G4-3	3 1 2 1 1 0 0
12 Heliot Ramos, R (1, 9) OBP: 0.281, SLG: 0.433 (9, 8)		B FF 92 S FF 92 F SL 80 B FF 92 B FF 92 D CH 85 4-2 13 G3-6-1 1-2 BB		C SI 92 X SI 91 0-1 ② G3-1		F SL 86 X SL 87 0-1 ① F9			B SL 86 B SL 86 B FF 94 C FF 93 X SI 92 3-1 HR	3 1 1 1 1 0 2
46 Mark Mathias, R (1, 4) OBP: 0.333, SLG: 0.258		B SL 81 D CH 82 B FF 91 C FF 90 F FF 91 S FF 92 3-3 ① K		C SI 92 B SL 84 C SI 92 X SL 85 2-2 ③ G5-3		C FF 93 X SL 87 0-1 ② ③ G6-4-3 1-2f			B FF 94 X FF 94 1-0 39 DI 1B	4 0 1 0 0 1 5
Inning Stats	R: 1 H: 2 E: 0 LOB: 1 K: 0 BB: 0 S: 13 P: 17	R: 0 H: 1 E: 0 LOB: 2 K: 1 BB: 2 S: 13 P: 29	R: 0 H: 1 E: 0 LOB: 1 K: 0 BB: 0 S: 11 P: 18	R: 1 H: 1 E: 0 LOB: 0 K: 0 BB: 0 S: 9 P: 14	R: 0 H: 1 E: 0 LOB: 2 K: 1 BB: 1 S: 10 P: 16	R: 0 H: 1 E: 0 LOB: 1 K: 0 BB: 1 S: 7 P: 12	R: 0 H: 0 E: 0 LOB: 0 K: 0 BB: 0 S: 3 P: 7	R: 0 H: 0 E: 0 LOB: 0 K: 0 BB: 0 S: 7 P: 12	R: 1 H: 2 E: 0 LOB: 1 K: 2 BB: 0 S: 14 P: 21	1B: 6 SF: 0 2B: 1 SAC: 0 3B: 0 DP: 2 HR: 2 HBP: 0						WP: 1 PA: 38 PB: 0 SB: 0 CS: 0	

	AB	R	H	RBI	BB	SO	LOB
AB	34						
R	3						
H	9						
RBI	3						
BB	4						
SO	4						
LOB	22						

PITCHER		IP	WLS	BF	H	R	ER	SO	BB	IBB	HBP	BLK	WP	HR	S	P	ERA	WHIP
44 Andrew Heaney, L ERA: 4.17	(1, 1)	1.1		9	3	1	1	1	2	0	0	0	0	0	23	40	6.75	3.750
65 Grant Anderson, R ERA: 4.73	(2, 1)	2.2	W	11	3	1	1	0	1	0	0	0	1	1	27	46	3.38	1.500
35 Chris Stratton, R ERA: 3.55	(5, 1)	3.0	H	10	1	0	0	1	1	0	0	0	0	0	16	27	0.00	0.667
66 Josh Sborz, R ERA: 3.92	(8, 1)	1.0		3	0	0	0	0	0	0	0	0	0	0	7	12	0.00	0.000
46 Brock Burke, L ERA: 2.87	(9, 1)	1.0		5	2	1	1	2	0	0	0	0	0	1	14	21	9.00	2.000

PITCHER	IP	WLS	BF	H	R	ER	SO	BB	IBB	HBP	BLK	WP	HR	S	P	ERA	WHIP

Batter	1	2	3	4	5	6	7	8	9	10	AB	R	H	RBI	BB	SO	LOB
2 Marcus Semien, R (1, 4) OBP: 0.352, SLG: 0.464	C SI 92 B CH 89 C SI 94 B CH 88 X CH 89 2-2 30 FC4-6 5 1B 1B		B SI 91 C CH 86 B CH 87 B SI 93 F CH 88 F ST 84 X CH 88 3-2 ① G4-3		B CH 87 S CH 88 X SI 92 1-1 1B			B CH 86 C CH 88 B CH 88 C SI 92 X ST 85 2-2 ① F9		B SI 97 B SI 97 B SI 97 F SI 96 F FC 98 B FC 100 4-2 5 G4-6-3 1-2 3-H BB	4	0	2	0	1	0	0
5 Corey Seager, L (1, 6) OBP: 0.407, SLG: 0.649	X CH 89 0-0 30 FC4-6 1-2 1B		X ST 84 0-0 ② L8		D CH 87 X CH 87 1-0 ③ G5-3			B CH 87 X CH 88 1-0 ② L8		S SI 98 X SI 98 0-1 ② ③ G4-6-3 1-2f	5	0	1	0	0	0	3
30 Nathaniel Lowe, L (1, 3) OBP: 0.370, SLG: 0.450	X CH 88 0-0 ① FC4-6 1-2f 2-3		C FF 93 B CH 88 F CH 88 F FF 93 S FF 93 1-3 ③ K			F CH 87 B CH 86 X CH 87 1-1 ① G4-3		C CH 87 X CH 87 0-1 ③ G4-3			4	0	0	0	0	1	2
53 Adolis García, R (1, 10) OBP: 0.338, SLG: 0.514	C ST 84 F SI 94 S ST 86 0-3 ② K			F CH 86 C CH 88 B CH 89 X ST 85 1-2 ① G4-3		X SI 91 0-0 ② G5-3			B CH 88 F CH 89 B ST 86 X CH 88 2-1 ① F8		4	0	0	0	0	1	2
28 Jonah Heim, S (1, 2) OBP: 0.336, SLG: 0.474	B ST 85 S SI 94 X CH 90 1-1 ③ G4-3			B ST 84 B CH 88 F CH 88 B FF 93 S CH 89 B CH 87 4-2 50 1B BB		C CH 86 F CH 87 F CH 88 B FF 93 B FF 92 B CH 88 F CH 87 S FF 92 3-3 ③ K			B CH 88 X CH 88 1-0 ② G3-1		3	0	0	0	1	1	2
50 J.P. Martínez, L (1, 9) OBP: 0.385, SLG: 0.455		C ST 84 S FF 93 X CH 89 0-2 ① G4-3		C ST 84 F CH 88 X FF 93 0-2 20 G1-4-3 1-3 1B			X CH 87 0-0 ① F8		C ST 85 B CH 89 B CH 89 C ST 84 X CH 90 2-2 20 1B 2B		4	1	2	0	0	0	0
20 Ezequiel Duran, R (1, 7) OBP: 0.333, SLG: 0.484		H SI 92 1-0 3 E 3 S HBP		B SI 92 X CH 88 1-0 ② ③ G1-4-3 1-2f			X CH 86 0-0 47 G3 1B		S SL 88 X SL 88 0-1 47 CS 2-H 1B	0-0 47 1B 2 BLK	3	1	2	1	0	0	2
47 Josh Smith, L (1, 5) OBP: 0.331, SLG: 0.336		C CH 87 1 SAFE F CH 86 B FF 94 S CH 87 1-3 ② K			C SI 91 F CH 88 S CH 89 0-3 ① K		S CH 87 C CH 87 1 SAFE X CH 88 0-2 ② G3 1-2		1 SAFE C FC 100 0-1 ③ CS 1-2	F FC 99 F FC 100 B FC 99 X SL 90 1-2 2 BLK 2-3 1B	4	0	1	0	0	2	2
3 Leody Taveras, S (1, 8) OBP: 0.303, SLG: 0.423		C ST 85 B SI 93 B CH 89 C ST 85 F CH 88 F CH 88 X CH 88 2-2 ③ G4-3 1-3			C CH 86 F SI 92 F CH 87 B CH 88 C ST 84 1-3 ② K		X CH 88 0-0 ③ G4-3			B FC 99 F FC 98 C FC 98 B FC 98 S FC 100 2-3 ① K	4	0	0	0	0	2	4
Inning Stats	R: 0 H: 2 E: 0 LOB: 2 K: 1 BB: 0 S: 10 P: 13	R: 0 H: 0 E: 0 LOB: 1 K: 1 BB: 0 S: 11 P: 15	R: 0 H: 0 E: 0 LOB: 0 K: 1 BB: 0 S: 9 P: 13	R: 0 H: 1 E: 0 LOB: 1 K: 0 BB: 1 S: 9 P: 15	R: 0 H: 1 E: 0 LOB: 1 K: 2 BB: 0 S: 10 P: 13	R: 0 H: 0 E: 0 LOB: 0 K: 1 BB: 0 S: 8 P: 12	R: 0 H: 1 E: 0 LOB: 1 K: 0 BB: 0 S: 6 P: 6	R: 0 H: 0 E: 0 LOB: 0 K: 0 BB: 0 S: 6 P: 9	R: 1 H: 2 E: 0 LOB: 0 K: 0 BB: 0 S: 9 P: 14	R: 1 H: 1 E: 0 LOB: 1 K: 1 BB: 1 S: 10 P: 17	1B: 7 SF: 0 2B: 1 SAC: 0 3B: 0 DP: 2 HR: 0 HBP: 1						

PITCHER		IP	WLS	BF	H	R	ER	SO	BB	IBB	HBP	BLK	WP	HR	S	P	ERA	WHIP
62 Logan Webb, R ERA: 3.26	(1, 1)	8.2		33	6	1	1	6	1	0	1	0	0	0	75	107	1.04	0.808
75 Camilo Doval, R ERA: 2.36	(9, 1)	1.1	W	5	2	1	0	1	1	0	0	1	0	0	13	20	0.00	2.250

PITCHER	IP	WLS	BF	H	R	ER	SO	BB	IBB	HBP	BLK	WP	HR	S	P	ERA	WHIP

TOP

Texas Rangers @ San Francisco Giants

Oracle Park, San Francisco, CA

Sun Aug 13 2023, 1:06 PM - 3:35 PM PDT

Att. 35,648 - Sunny - 72 F

livebaseballscorecards.com

AB	35
R	2
H	8
RBI	1
BB	2
SO	7
LOB	17

WP: 0 PA: 39
PB: 0
SB: 1
CS: 1

Batter	1	2	3	4	5	6	7	8	9	10	AB	R	H	RBI	BB	SO	LOB
31 LaMonte Wade Jr., L (1, 3) OBP: 0.389, SLG: 0.415 41 Wilmer Flores, R (9, PH) OBP: 0.358, SLG: 0.535 (10, 3)	X SI 90 0-0 ① L9		C CH 85 B FC 90 X CH 86 1-1 ② G3-1		F FC 89 F CH 85 X SI 91 0-2 ② G4-3		S CH 84 B CH 84 X FC 88 1-1 ③ F7		C FF 100 C FF 100 F SI 103 S SI 102 0-3 ③ K	0-0 14 HR	4 1	0 1	0 0	0 0	0 0	0 1	1 1
39 Thairo Estrada, R (1, 4) OBP: 0.324, SLG: 0.422 (10, 6)	C SI 90 S SL 83 B SL 81 C SI 92 1-3 ② K		B SL 81 S SL 82 B SL 82 X SI 90 2-1 1B		B SL 82 C SI 92 X CH 87 1-1 1B			C SL 82 F SL 82 X FF 95 0-2 2B		C SL 79 B SL 80 D SL 80 X FF 92 2-1 ① P3	5	0	3	0	0	1	0
23 Joc Pederson, L (1, 10) OBP: 0.345, SLG: 0.415	C KC 78 F FC 91 B SI 93 X SI 93 1-2 1B		X CH 84 0-0 ③ F7		F FC 88 1 SAFE X CH 85 0-1 ③ G4-3			B FC 91 B CH 88 F CH 88 F FC 93 S SL 83 2-3 ① K		C SL 81 S SL 81 F SL 82 S SL 82 0-3 ② K	5	0	1	0	0	2	3
14 Patrick Bailey, S (1, 2) OBP: 0.314, SLG: 0.422	S SI 91 B CH 86 S SL 82 S SL 82 1-3 ③ K			B CH 84 F SI 91 S FC 89 X SL 81 1-2 8 1B 1B		C FC 86 B CH 84 C CH 85 F SI 91 B SI 90 X SL 82 2-2 ① G4-3		B FF 96 D CH 88 F FC 93 D SL 84 X CH 89 3-1 ② G5-3		C SL 77 D SL 80 X FF 93 1-1 2-H HR	5	1	2	2	0	1	2
8 Michael Conforto, L (1, 9) OBP: 0.336, SLG: 0.405		B KC 76 F CH 84 X SI 91 1-1 HR		X SI 91 0-0 1-3 1B		B CH 84 S CH 84 X CH 84 1-1 ② G4-3		0-0 IBB			3	1	2	1	1	0	0
7 J.D. Davis, R (1, 5) OBP: 0.323, SLG: 0.412		C SI 90 S SL 82 S SL 82 0-3 ① K		B SL 82 S SI 91 S SL 81 B SL 82 C SI 91 2-3 ① K		B SI 89 S SL 82 B SI 90 S SL 80 F SL 81 C SI 91 2-3 ③ K		B FF 96 B FF 96 S FF 96 F FF 96 D FC 90 X SL 85 3-2 ③ G5-3			4	0	0	0	0	3	4
2 Blake Sabol, L (1, 7) OBP: 0.309, SLG: 0.412 29 Luis Matos, R (8, 8) OBP: 0.306, SLG: 0.316		C SL 80 S CH 86 B SL 81 S SL 82 1-3 ② K		B CH 83 F SL 81 L CH 85 F SI 91 B SL 81 S SI 91 2-3 ② K			B KC 75 X CH 84 1-0 1B		S FF 96 F FF 97 F SI 101 C SI 100 0-3 ① K		3 1	0 0	1 0	0 0	0 0	2 1	2 0
12 Heliot Ramos, R (1, 8) OBP: 0.278, SLG: 0.441 (8, 7)		C SI 90 B SL 81 S SL 81 C SI 91 1-3 ③ K		S SL 81 C SL 81 F SL 81 S SI 91 0-3 ③ K			C SI 89 D SL 82 F SI 89 S SI 90 1-3 ① K		B FF 98 F FF 97 S FF 98 F SI 101 X SI 98 1-2 2B		4	0	1	0	0	3	3
35 Brandon Crawford, L (1, 6) OBP: 0.271, SLG: 0.332 13 Austin Slater, R (9, PH) OBP: 0.333, SLG: 0.403 46 Mark Mathias, R (10, 4) OBP: 0.333, SLG: 0.258			B KC 76 C SI 91 B CH 87 B SI 92 X SI 92 3-1 ① G4-3		F SL 80 F CH 86 F SI 91 B SL 82 B FC 89 B SI 92 S CH 86 3-3 ① K		C KC 76 C CH 83 B SI 91 F CH 85 F SL 81 F SI 90 S CH 85 1-3 ② K		F FF 98 B SL 88 F SL 85 F SI 99 C SI 102 1-3 ② K		3 1 0	0 0 0	0 0 0	0 0 0	0 0 0	2 1 0	1 1 0
Inning Stats	R: 0 H: 1 E: 0 LOB: 1 K: 2 BB: 0 S: 10 P: 13	R: 1 H: 1 E: 0 LOB: 0 K: 3 BB: 0 S: 11 P: 14	R: 0 H: 1 E: 0 LOB: 1 K: 0 BB: 0 S: 7 P: 13	R: 0 H: 2 E: 0 LOB: 2 K: 3 BB: 0 S: 15 P: 20	R: 0 H: 1 E: 0 LOB: 1 K: 1 BB: 0 S: 11 P: 15	R: 0 H: 0 E: 0 LOB: 0 K: 1 BB: 0 S: 10 P: 15	R: 0 H: 1 E: 0 LOB: 1 K: 2 BB: 0 S: 12 P: 16	R: 0 H: 1 E: 0 LOB: 2 K: 1 BB: 1 S: 12 P: 20	R: 0 H: 1 E: 0 LOB: 1 K: 3 BB: 0 S: 16 P: 18	R: 2 H: 1 E: 0 LOB: 0 K: 1 BB: 0 S: 8 P: 11	1B: 6 2B: 2 3B: 0 HR: 2	SF: 0 SAC: 0 DP: 0 HBP: 0	WP: 0 PB: 0 SB: 0 CS: 0	PA: 40			

PITCHER		IP	WLS	BF	H	R	ER	SO	BB	IBB	HBP	BLK	WP	HR	S	P	ERA	WHIP
33 Dane Dunning, R ERA: 3.1	(1, 1)	7.0		28	7	1	1	12	0	0	0	0	0	1	76	106	1.29	1.000
25 José Leclerc, R ERA: 2.97	(8, 1)	1.0		5	1	0	0	1	0	1	0	0	0	0	12	20	0.00	1.000
45 Aroldis Chapman, L ERA: 2.28	(9, 1)	1.0		4	1	0	0	3	0	0	0	0	0	0	16	18	0.00	1.000
51 Will Smith, L ERA: 3.3	(10, 1)	0.2	L	3	1	2	1	1	0	0	0	0	0	1	8	11	13.50	1.500

PITCHER	IP	WLS	BF	H	R	ER	SO	BB	IBB	HBP	BLK	WP	HR	S	P	ERA	WHIP

BOTTOM

Texas Rangers @ San Francisco Giants

Oracle Park, San Francisco, CA

Sun Aug 13 2023, 1:06 PM - 3:35 PM PDT

Att. 35,648 - Sunny - 72 F

livebaseballscorecards.com

AB	39
R	3
H	10
RBI	3
BB	1
SO	17
LOB	18

Batter	1	2	3	4	5	6	7	8	9	AB	R	H	RBI	BB	SO	LOB
16 Mickey Moniak, L (1, 8) OBP: 0.315, SLG: 0.512	B FF 94 S FF 94 B FF 93 S FC 90 S FF 94 2-3 ① **K**		S CH 85 S FF 95 F FC 88 S FF 95 0-3 ③ **K**			B FF 95 C CU 76 S FF 94 F CU 77 F FC 88 C FF 95 1-3 ③ **K**			B SI 92 F SI 93 X FC 90 1-1 ③ **F7**	4	0	0	0	0	3	0
17 Shohei Ohtani, L (1, 10) OBP: 0.406, SLG: 0.661	C FF 96 B FF 94 F FC 90 F CH 86 F FF 95 S FC 89 1-3 ② **K**			C FF 94 S FF 95 F CH 87 B CH 86 S CU 78 1-3 ① **K**			X CH 85 0-0 ① **P5**			3	0	0	0	0	2	0
Brandon Drury, R (1, 4) OBP: 0.312, SLG: 0.483	C SL 85 B FF 94 C SL 85 1-2 ③ **K**			B FF 94 S SL 86 B FF 95 F FF 94 B CH 86 X CU 76 3-2 ② **G6-3**			C FF 94 B FF 94 F FF 94 F FF 95 B SL 84 S SL 85 2-3 ② **K**			3	0	0	0	0	2	0
8 Mike Moustakas, L (1, 3) OBP: 0.328, SLG: 0.451 35 Chad Wallach, R (8, 3) OBP: 0.276, SLG: 0.402		C CU 75 F FF 93 B CU 74 F FF 94 F FC 89 F CH 84 F FF 95 F CU 75 F FC 89 1-2 X CH 85 12 BB 1B		B FF 95 F CH 85 F CU 77 X FF 95 1-2 ③ **G6-3**			C FF 94 F FC 89 F FF 96 S FC 89 0-3 ③ **K**			3 0	0 0	1 0	0 0	0 0	1 0	0 0
2 Luis Rengifo, S (1, 5) OBP: 0.318, SLG: 0.394		C FF 94 B FF 94 F FF 95 X CH 85 1-2 ① **F8**			X CH 84 0-0 ① **G4-3**			C CH 85 X CU 79 0-1 ① **F8**		3	0	0	0	0	0	1
12 Hunter Renfroe, R (1, 9) OBP: 0.305, SLG: 0.439 39 Jordyn Adams, R (8, PH) (8, 9)		B SL 85 B FF 94 B SL 85 B FF 94 4-0 21 L4-3 **1-2** BB			C FF 94 B FF 94 B FC 86 F FF 95 X CH 86 2-2 ② **G3-1**			C SI 94 F FC 92 F CU 80 S CU 80 0-3 ② **K**		1 1	0 0	0 0	0 0	1 0	0 1	0 0
21 Matt Thaiss, L (1, 2) OBP: 0.329, SLG: 0.336		F FF 94 S FF 95 B FF 94 B CH 84 X CH 85 2-2 ②③ **L4-3** **1-1**			S FC 90 S FF 94 B FF 95 B FF 95 F CH 85 X FF 95 2-2 ③ **G3-1**			X SI 94 0-0 ③ **G2-3**		3	0	0	0	0	0	2
15 Randal Grichuk, R (1, 7) OBP: 0.338, SLG: 0.467			B FF 93 X FF 93 1-0 ① **G6-3**			C SL 85 C SL 85 S SL 85 0-3 ① **K2-3**			X SI 92 0-0 ① **G4-3**	3	0	0	0	0	1	0
4 Andrew Velazquez, S (1, 6) OBP: 0.306, SLG: 0.333			C FF 92 F CU 75 B FF 94 B CU 76 B FF 94 F FF 94 S CH 84 3-3 ② **K**			S FF 94 C FC 89 S FC 88 0-3 ② **K**			C SI 93 X FC 91 0-1 ② **G6-3**	3	0	0	0	0	2	0
Inning Stats	R: 0 E: 0 K: 3 S: 10 H: 0 LOB: 0 BB: 0 P: 14	R: 0 E: 0 K: 0 S: 15 H: 1 LOB: 1 BB: 1 P: 23	R: 0 E: 0 K: 2 S: 9 H: 0 LOB: 0 BB: 0 P: 13	R: 0 E: 0 K: 1 S: 10 H: 0 LOB: 0 BB: 0 P: 15	R: 0 E: 0 K: 0 S: 8 H: 0 LOB: 0 BB: 0 P: 12	R: 0 E: 0 K: 3 S: 11 H: 0 LOB: 0 BB: 0 P: 12	R: 0 E: 0 K: 2 S: 9 H: 0 LOB: 0 BB: 0 P: 11	R: 0 E: 0 K: 1 S: 7 H: 0 LOB: 0 BB: 0 P: 7	R: 0 E: 0 K: 0 S: 5 H: 0 LOB: 0 BB: 0 P: 6	1B: 1 2B: 1 3B: 0 HR: 0	SF: 0 SAC: 0 DP: 1 HBP: 0					

TOP

Los Angeles Angels @ Texas Rangers

Globe Life Field, Arlington, TX

Mon Aug 14 2023, 7:08 PM - 9:46 PM CDT

Att. 27,743 - Roof Closed - 74 F

livebaseballscorecards.com

AB	27
R	0
H	1
RBI	0
BB	1
SO	12
LOB	3

PITCHER		IP	WLS	BF	H	R	ER	SO	BB	IBB	HBP	BLK	WP	HR	S	P	ERA	WHIP
31 Max Scherzer, R ERA: 3.67	(1, 1)	7.0	W	22	1	0	0	11	1	0	0	0	0	0	72	100	0.00	0.286
54 Martín Pérez, L ERA: 4.85	(8, 1)	2.0		6	0	0	0	1	0	0	0	0	0	0	12	13	0.00	0.000

PITCHER		IP	WLS	BF	H	R	ER	SO	BB	IBB	HBP	BLK	WP	HR	S	P	ERA	WHIP

Batter	1	2	3	4	5	6	7	8	9	AB	R	H	RBI	BB	SO	LOB
2 Marcus Semien, R (1, 4) OBP: 0.354, SLG: 0.470	B FF 90 B CH 81 X SI 91 2-0 E6 18 BB 53 S	C CH 82 B CH 81 X SL 88 1-1 E8 2-H 3-H 1B	C CU 77 B CH 82 B FF 94 B CH 80 B FF 93 4-1 5 WP 1-2 2-3 3-H BB		C CH 91 T FF 96 F FF 95 X SL 89 0-2 ③ F4		B CU 81 C FF 94 D SL 88 F SL 87 X FF 94 2-2 1-H 2-H HR	X EP 38 0-0 ② G5-3		5	1	2	5	1	0	2
5 Corey Seager, L (1, 6) OBP: 0.407, SLG: 0.647 16 Travis Jankowski, L (8, 9) OBP: 0.387, SLG: 0.373	D SL 86 C SI 93 F SI 93 D SL 88 1 SAFE S SL 89 2-3 ① K	1 SAFE B ST 86 F ST 85 F SI 94 1 SAFE S SI 94 1-3 ② K	B CU 81 B FF 96 2-0 1-2 2-3 3-H IBB			F SL 88 B FF 94 B CH 91 X FF 96 2-1 18 2B 2B	F SI 91 B SI 92 X SI 92 1-1 ② L8	D EP 38 F FA 83 D EP 41 X FA 84 2-1 ③ F8		4 1	1 0	1 0	0 0	1 0	2 0	2 1
30 Nathaniel Lowe, L (1, 3) OBP: 0.368, SLG: 0.447	C SI 94 F SI 94 C SI 93 0-3 ② K	S SL 87 F SI 94 S ST 82 0-3 ③ K	S CU 82 B FF 96 D CU 83 C FF 96 S CU 82 2-3 ③ K			B SL 88 X CU 83 1-0 ① F7	B SI 92 C SI 93 X SI 92 1-1 53 HR 1B			5	1	1	0	0	3	6
53 Adolis García, R (1, 9) OBP: 0.341, SLG: 0.519 11 Austin Hedges, R (8, 2) OBP: 0.231, SLG: 0.223	B CU 78 C CH 82 B SI 93 S CH 81 F CH 82 B FF 95 B CH 82 4-2 18 BB 1-2 BB		C CU 76 B SI 89 S CH 80 B CH 81 B CH 82 F SL 88 B SL 88 4-2 20 BB 18 1B 50 SF8 BB	C FF 95 S FF 96 B SL 90 B FF 97 F FF 97 F CH 91 B SL 91 F SL 90 S SL 91 3-3 ① K		X SL 89 0-0 ② G5-3	B SI 94 X CH 80 1-0 1-H HR			3 0	2 0	1 0	2 0	2 0	1 0	1 0
18 Mitch Garver, R (1, 2) OBP: 0.369, SLG: 0.497 47 Josh Smith, L (8, 6) OBP: 0.331, SLG: 0.336	C CU 78 B FF 95 B FF 94 B CU 77 B SL 87 4-1 1-2 2-3 BB		B SL 88 X SI 93 1-0 3 1B 20 BB 2 BB 1-2 1B	B CU 82 B FF 97 F CH 92 C CH 92 B FF 97 X CH 92 3-2 ② G6-3		B FF 95 F FF 94 X CH 90 1-1 2-H 2B	B SI 93 C SI 94 B FC 83 B SI 93 C FC 84 F SI 94 B SI 92 4-2 20 WP BB			3 0	1 0	2 0	1 0	2 0	0 0	0 0
20 Ezequiel Duran, R (1, 5) OBP: 0.331, SLG: 0.479	F CU 78 B CH 82 B CH 82 F SI 94 S CH 83 2-3 ③ K		2 SAFE B SI 94 B CH 82 F SI 92 B CH 82 B SI 92 4-1 2 BB 3 1B 5 WP 1-2 2-3 BB	B FF 97 S CU 83 B SL 91 C SL 90 S FF 96 2-3 ③ K		S FF 94 B SL 88 F FF 95 C SL 89 1-3 ③ K	B CH 80 F SI 93 S SI 94 B SI 94 B CH 81 X SI 93 3-2 ③ F9 1-2			4	1	0	0	1	3	5
4 Robbie Grossman, S (1, 10) OBP: 0.315, SLG: 0.393		B SL 87 B SI 91 S SI 93 B SL 87 C SI 94 B SI 95 4-2 3 SH1-3 50 1B 2 E BB	B SI 94 C SI 93 F CH 80 B CH 83 S SL 88 2-3 ① K		B CU 81 X CH 90 1-0 2B	C SL 87 B FF 94 B SL 88 F SL 88 X SL 88 2-2 2 HR 2B	B EP 39 C FA 74 F FA 80 X EP 42 1-2 E6 50 FC4-6		4 AB 37	2 R 12	2 H 13	0 RBI 10	1 BB 8	1 SO 11	3 LOB 25
50 J.P. Martínez, L (1, 7) OBP: 0.389, SLG: 0.467	B SL 88 F SI 93 B SI 94 X SI 94 2-1 3 SH1-3 2 E 1-2 1B		S SL 87 B SL 88 F SI 95 F ST 86 X SL 88 1-2 ② SF8 3-H		B FF 94 C FF 94 S SL 89 T FF 96 1-2 ① K	C CU 82 T FF 94 B FF 94 D CH 89 X CH 91 2-2 2 HR 1B	B EP 44 C FA 82 B FA 83 X EP 42 2-1 ① FC4-6 3 2B 1-2f		4	3	2	1	0	1	2
3 Leody Taveras, S (1, 8) OBP: 0.305, SLG: 0.426		X CU 77 0-0 ① SH1-3 1-2 2-3	B CU 78 F SI 93 D CH 82 F CH 82 X SI 94 2-2 5 WP 2 BB 1-2 2-3 1B		X CU 81 0-0 ② F8		B FF 94 C FF 94 X SL 88 1-1 ① F5	B EP 45 X FA 84 1-0 1-H 2B		4	0	2	1	0	0	3
Inning Stats	R: 0 E: 1 K: 3 S: 14 H: 0 LOB: 3 BB: 2 P: 28	R: 2 E: 1 K: 2 S: 13 H: 2 LOB: 1 BB: 1 P: 21	R: 3 E: 0 K: 2 S: 19 H: 2 LOB: 3 BB: 4 P: 41	R: 0 E: 0 K: 2 S: 12 H: 0 LOB: 0 BB: 0 P: 20	R: 0 E: 0 K: 1 S: 9 H: 1 LOB: 1 BB: 0 P: 11	R: 1 E: 0 K: 1 S: 9 H: 2 LOB: 0 BB: 0 P: 14	R: 5 E: 0 K: 0 S: 22 H: 5 LOB: 1 BB: 1 P: 39	R: 1 E: 1 K: 0 S: 9 H: 1 LOB: 1 BB: 0 P: 15		1B: 6 2B: 5 3B: 0 HR: 2 SF: 1 SAC: 1 DP: 0 HBP: 0					WP: 2 PB: 0 SB: 1 CS: 0 PA: 47	

PITCHER		IP	WLS	BF	H	R	ER	SO	BB	IBB	HBP	BLK	WP	HR	S	P	ERA	WHIP
43 Patrick Sandoval, L ERA: 4.09	(1, 1)	2.2	L	19	4	5	4	6	6	0	0	0	0	0	43	83	13.50	3.750
47 Griffin Canning, R ERA: 4.69	(3, 1)	3.2		18	6	4	4	5	0	1	0	0	1	1	44	70	9.82	1.636
28 Aaron Loup, L ERA: 5.5	(7, 1)	0.2		5	2	2	2	0	1	0	0	0	1	1	11	21	27.00	4.500
5 Eduardo Escobar, R ERA:	(8, 1)	1.0		5	1	1	0	0	0	0	0	0	0	0	9	15	0.00	1.000

PITCHER	IP	WLS	BF	H	R	ER	SO	BB	IBB	HBP	BLK	WP	HR	S	P	ERA	WHIP

BOTTOM

Los Angeles Angels @ Texas Rangers

Globe Life Field, Arlington, TX

Mon Aug 14 2023, 7:08 PM - 9:46 PM CDT

Att. 27,743 - Roof Closed - 74 F

livebaseballscorecards.com

Batter	1	2	3	4	5	6	7	8	9	AB	R	H	RBI	BB	SO	LOB
2 Luis Rengifo, S (1, 6) OBP: 0.317, SLG: 0.392	C SI 93 S CH 83 S CH 83 0-3 ① K		X CH 84 0-0 ② G5-3		D CU 82 X CH 83 1-0 1-2 2-H 1B			F FF 98 C SL 89 F SI 102 F SI 102 B FS 94 F SI 102 T SI 102 1-2 ① K		4	0	1	1	0	2	0
17 Shohei Ohtani, L (1, 10) OBP: 0.405, SLG: 0.657	B SI 94 X SI 93 1-0 25 CS 1B		B SI 95 B SI 93 X SI 94 2-0 ③ G3-1		S CU 82 S CU 83 C SI 93 0-3 ③ K			F SL 90 B SL 91 C FF 102 X SI 103 1-2 ② G4-3		4	0	1	0	0	1	2
Brandon Drury, R (1, 4) OBP: 0.309, SLG: 0.477	B CU 81 S SI 94 C SI 94 D CH 85 S SI 94 2-3 ② K			S CU 79 B CH 83 B SI 93 C CU 79 X SI 94 2-2 ① L6		F SI 92 C FF 92 B CU 81 S CU 81 1-3 ① K2-3		S FF 101 S FF 100 X SI 102 0-2 ③ G6-3		4	0	0	0	0	2	1
25 C.J. Cron, R (1, 3) OBP: 0.299, SLG: 0.441	B CH 83 B FF 95 C SI 94 1 SAFE 2-1 ③ CS 1-2	B CH 83 X FF 94 1-0 5 FC5-4 12 E 1B		C SI 95 B CH 84 F CU 81 F CU 82 S FF 93 1-3 ② K		C FF 92 B CH 82 T CH 82 F FF 93 X CU 81 1-2 ② L8			C FF 94 C SL 86 B SL 86 X FF 94 1-2 15 HR 1B	4	1	2	0	0	1	0
15 Randal Grichuk, R (1, 7) OBP: 0.340, SLG: 0.478		B SI 94 B CH 84 C FF 94 S CH 82 C SI 94 2-3 ① K		X CU 82 0-0 ③ G6-3		X SI 93 0-0 1B			F SL 87 X SL 87 0-1 1-H HR	4	1	2	2	0	1	1
12 Hunter Renfroe, R (1, 9) OBP: 0.303, SLG: 0.434		F FF 95 C FF 90 B CH 83 X SI 94 1-2 E5 5 FC5-4 1-2			B CH 82 S CU 80 X FF 92 1-1 ① G5-3	C FF 93 D CU 82 B FF 93 F FF 93 D CU 81 C FF 94 3-3 ③ K			C FF 94 F SL 86 F FF 94 B CU 81 B CU 82 X FF 93 2-2 ① F8	4	0	0	0	0	1	2
5 Eduardo Escobar, S (1, 5) OBP: 0.281, SLG: 0.374		S CU 80 X CU 81 0-1 ② FC5-4 1-2f 2-3			C CU 80 F CH 82 B CU 81 X CU 80 1-2 35 1B 2 1B 1B		C CU 85 F CU 84 B FF 96 S CU 85 1-3 ① K		B CU 80 B CH 86 C FF 92 B SL 88 F FF 92 X CU 81 3-2 ② P5	4	1	1	0	0	1	2
35 Chad Wallach, R (1, 2) OBP: 0.279, SLG: 0.403 21 Matt Thaiss, L (7, PH) OBP: 0.326, SLG: 0.333 (7, 2)		B FF 94 B FF 94 F SI 94 F CH 84 C SI 94 2-3 ③ K			S CH 83 C CH 83 B SI 94 B CU 82 B SI 94 F CH 83 F SI 94 F FF 93 F FF 94 3-2 X CH 83 2 1B 1-2 1B		F CU 85 S FF 97 B FF 97 S CU 86 1-3 ② K		B SL 78 C SL 79 F SL 80 X SL 80 1-2 ③ G6-3	2 2	0 0	1 0	0 0	0 0	1 1	2 0
39 Jordyn Adams, R (1, 8) 16 Mickey Moniak, L (7, PH) OBP: 0.314, SLG: 0.510 (7, 8)			F SI 92 C CH 82 B CH 82 X SI 93 1-2 ① F9		F CH 81 S CH 83 S CU 83 0-3 ② K		X FF 96 0-0 ③ F7			2 1	0 0	0 0	0 0	0 0	1 0	2 0
Inning Stats	R: 0 E: 0 K: 2 S: 8 H: 1 LOB: 0 BB: 0 P: 13	R: 0 E: 1 K: 2 S: 12 H: 1 LOB: 2 BB: 0 P: 18	R: 0 E: 0 K: 0 S: 5 H: 0 LOB: 0 BB: 0 P: 8	R: 0 E: 0 K: 1 S: 8 H: 0 LOB: 0 BB: 0 P: 11	R: 1 E: 0 K: 2 S: 19 H: 3 LOB: 2 BB: 0 P: 25	R: 0 E: 0 K: 2 S: 11 H: 1 LOB: 1 BB: 0 P: 16	R: 0 E: 0 K: 2 S: 7 H: 0 LOB: 0 BB: 0 P: 9	R: 0 E: 0 K: 1 S: 12 H: 0 LOB: 0 BB: 0 P: 14	R: 2 E: 0 K: 0 S: 15 H: 2 LOB: 0 BB: 0 P: 22	1B: 7 2B: 0 3B: 0 HR: 1 SF: 0 SAC: 0 DP: 0 HBP: 0						

TOP

Los Angeles Angels @ Texas Rangers

Globe Life Field, Arlington, TX

Tue Aug 15 2023, 7:09 PM - 9:47 PM CDT

Att. 26,166 - Roof Closed - 74 F

livebaseballscorecards.com

AB	35
R	3
H	8
RBI	3
BB	0
SO	12
LOB	12

PITCHER		IP	WLS	BF	H	R	ER	SO	BB	IBB	HBP	BLK	WP	HR	S	P	ERA	WHIP
52 Jordan Montgomery, L ERA: 3.3	(1, 1)	6.0	W	24	6	1	1	9	0	0	0	0	0	0	63	91	1.50	1.000
66 Josh Sborz, R ERA: 3.83	(7, 1)	1.0	H	3	0	0	0	2	0	0	0	0	0	0	7	9	0.00	0.000
45 Aroldis Chapman, L ERA: 2.23	(8, 1)	1.0		3	0	0	0	1	0	0	0	0	0	0	12	14	0.00	0.000
35 Chris Stratton, R ERA: 3.8	(9, 1)	0.2		4	2	2	2	0	0	0	0	0	0	1	12	18	27.00	3.000
51 Will Smith, L ERA: 3.27	(9, 1)	0.1		1	0	0	0	0	0	0	0	0	0	0	3	4	0.00	0.000

PITCHER		IP	WLS	BF	H	R	ER	SO	BB	IBB	HBP	BLK	WP	HR	S	P	ERA	WHIP

BOTTOM

Los Angeles Angels @ Texas Rangers

Globe Life Field, Arlington, TX

Tue Aug 15 2023, 7:09 PM - 9:47 PM CDT

Att. 26,166 - Roof Closed - 74 F

livebaseballscorecards.com

Batter	1	2	3	4	5	6	7	8	9	AB	R	H	RBI	BB	SO	LOB
2 Marcus Semien, R (1, 4) OBP: 0.354, SLG: 0.472	C FF 94 B SL 84 B SL 84 C FF 94 F CH 82 B FF 94 S CH 84 3-3 ① **K**	C FF 95 S SL 87 X FF 95 0-2 5 HR 1-H 3B	F CH 83 1 SAFE F FF 94 F SL 87 D CH 85 1 SAFE B CH 84 X SL 87 2-2 ③ **G5-3**		B FC 82 F SI 91 S CH 79 B SI 93 S CH 81 2-3 ① **K**	B FC 94 B FF 97 F FF 96 B FF 97 D FF 94 4-1 5 1B 1-2 2-3 BB		4	1	1	1	1	2	1
5 Corey Seager, L (1, 6) OBP: 0.410, SLG: 0.666	X CH 84 0-0 ② **G4-3**	F CH 83 X FF 95 0-1 3-H HR	F FF 95 F SL 85 B FF 95 B CH 83 F SL 86 B FF 95 X SL 85 3-2 ① **P5**		X SI 91 0-0 HR	X SL 87 0-0 1-3 2-H 3-H 1B		5	2	3	5	0	0	0
30 Nathaniel Lowe, L (1, 3) OBP: 0.369, SLG: 0.448	C SL 86 B FF 95 F FF 95 B SL 88 X CH 83 2-2 ③ **F8**	X FF 95 0-0 53 G6-4-3 1B	B CU 80 C FF 96 X SL 86 1-1 53 F9 2B		B FC 84 B SI 93 F SI 93 X SI 94 2-1 ② **G5-3**	X SL 87 0-0 ③ **G3**		5	0	2	0	0	0	2
53 Adolis García, R (1, 9) OBP: 0.340, SLG: 0.516		C FF 94 B FF 92 S CH 83 B FF 94 F SL 85 B CH 82 F FF 95 S CH 82 3-3 ① **K**	S CH 84 B FF 95 C FF 95 X FF 94 1-2 ① ② G6-4-3 1-2f	C FF 95 X SL 86 0-1 ② F9 2-3	B FC 93 B FC 92 B FF 95 S FF 96 C FC 93 B FC 92 4-2 BB			3	0	0	0	1	1	2
18 Mitch Garver, R (1, 10) OBP: 0.368, SLG: 0.500		B FF 96 F FF 94 F SL 86 B SL 87 X FF 96 2-2 2B	X SL 88 0-0 ③ **G6-3**	C CH 84 B FF 95 D SL 87 F CH 83 B FF 95 T CH 82 3-2 **CI**	C FC 93 B FC 92 F FF 97 F SL 86 S SL 87 1-3 ③ **K**			3	0	1	0	0	1	1
28 Jonah Heim, S (1, 2) OBP: 0.335, SLG: 0.472		F CH 83 C FF 95 S FF 95 0-3 ② **K**	C SL 84 C CH 83 B FF 96 X CH 83 1-2 ① L4	B SL 86 S FF 95 S FF 96 B FF 96 S FF 94 2-3 ③ **K**			C FF 96 B FF 96 C FF 96 B SL 86 F FF 96 B SL 87 F FF 97 X FC 94 3-2 2 BB 20 1B 5 1B 1B		4	1	1	0	0	2	3
50 J.P. Martínez, L (1, 8) OBP: 0.409, SLG: 0.444		B FF 95 F CH 84 B CH 83 B FF 94 T CH 82 D CH 84 4-2 BB	C SL 86 X FF 96 0-1 20 1B 16 SF8 1B	C SL 85 B FF 94 L FF 94 B FF 95 X CH 82 2-2 ① **G5-3**			T FC 93 F FC 92 F FF 97 S SL 87 0-3 ① **K**		3	1	1	0	1	1	1
20 Ezequiel Duran, R (1, 5) OBP: 0.333, SLG: 0.479		X SL 86 0-0 ③ **P3**	X SL 86 0-0 1-3 1B	B FF 94 F FF 95 S FF 95 F FF 96 B CH 84 F FF 94 F CH 83 F FF 94 F SL 86 2-3 S CH 83 ② **K**			X FC 93 0-0 2 BB 5 1B 1-2 1B		4	1	2	0	0	1	2
16 Travis Jankowski, L (1, 7) OBP: 0.384, SLG: 0.369			B FF 95 B CH 80 C FF 93 C FF 95 B CH 84 B FF 93 4-2 2 3B BB	B FF 95 X SL 86 1-0 ② SF8 3-H	C FF 97 B FF 95 B SL 86 X FF 95 2-1 ③ **L9**		X FF 97 0-0 ② **F8**		2	1	0	1	1	0	2

Inning Stats	1	2	3	4	5	6	7	8	9
	R: 0 E: 0 K: 1 S: 8 H: 0 LOB: 0 BB: 0 P: 13	R: 0 E: 0 K: 2 S: 14 H: 1 LOB: 2 BB: 1 P: 23	R: 3 E: 0 K: 0 S: 12 H: 3 LOB: 0 BB: 1 P: 17	R: 1 E: 0 K: 0 S: 11 H: 2 LOB: 1 BB: 0 P: 15	R: 0 E: 1 K: 1 S: 14 H: 1 LOB: 2 BB: 0 P: 23	R: 0 E: 0 K: 1 S: 13 H: 0 LOB: 0 BB: 0 P: 19	R: 1 E: 0 K: 2 S: 12 H: 1 LOB: 1 BB: 1 P: 21	R: 2 E: 0 K: 1 S: 14 H: 3 LOB: 2 BB: 1 P: 21	

	AB	33
	R	7
	H	11
	RBI	7
	BB	4
	SO	8
	LOB	14

1B: 6 SF: 1
2B: 2 SAC: 0
3B: 1 DP: 1
HR: 2 HBP: 0

WP: 0 PA: 39
PB: 0
SB: 0
CS: 0

PITCHER		IP	WLS	BF	H	R	ER	SO	BB	IBB	HBP	BLK	WP	HR	S	P	ERA	WHIP
24 Lucas Giolito, R ERA: 4.44	(1, 1)	6.0	L	27	7	4	4	5	2	0	0	0	0	1	72	110	6.00	1.500
28 Aaron Loup, L ERA: 5.65	(7, 1)	0.2		3	1	1	1	1	0	0	0	0	0	1	6	10	13.50	1.500
52 Dominic Leone, R ERA: 4.34	(7, 1)	1.1		9	3	2	2	2	2	0	0	0	0	0	20	32	13.50	3.750

PITCHER	IP	WLS	BF	H	R	ER	SO	BB	IBB	HBP	BLK	WP	HR	S	P	ERA	WHIP

Los Angeles Angels @ Texas Rangers

Globe Life Field, Arlington, TX

Wed Aug 16 2023, 7:10 PM - 9:34 PM CDT

Att. 31,004 - Roof Closed - 74 F

TOP

livebaseballscorecards.com

Batter	1	2	3	4	5	6	7	8	9	AB	R	H	RBI	BB	SO	LOB
16 Mickey Moniak, L (1, 8) OBP: 0.309, SLG: 0.502	S FF 96 B FF 96 F FF 96 F FF 97 F SL 88 B SL 90 F FF 96 F CH 90 S SL 87 2-3 ① **K**	X SL 88 0-0 ③ **P6**			B CU 79 X SL 86 1-0 ② **F8**			B FF 97 S SL 87 S SL 88 X FF 101 1-2 ① **G4-3**		4	0	0	0	0	1	1
17 Shohei Ohtani, L (1, 10) OBP: 0.407, SLG: 0.664	B CH 90 X FF 96 1-0 **HR**		S SL 88 B SL 89 F CH 90 F FF 97 F SL 89 X FF 97 1-2 **G4-6-3** **1B**		B CH 89 B CH 89 C SL 90 X CH 90 2-1 ③ **F7**			F SI 101 B SI 101 S SL 89 X SI 103 1-2 **1B**		4	1	3	1	0	0	0
Brandon Drury, R (1, 4) OBP: 0.305, SLG: 0.471	B FF 96 C FF 95 F FF 96 X SL 89 1-2 ② **F9**		C SL 88 F FF 96 B FF 97 X SL 88 1-2 ① ② **G4-6-3** **1-2f**			C SL 88 S SL 87 B SL 88 S FF 96 1-3 ① **K**		1 SAFE B FF 99 S SL 89 F SL 90 S SI 102 1-3 ② **K**		4	0	0	0	0	2	2
8 Mike Moustakas, L (1, 3) OBP: 0.330, SLG: 0.452	B CU 79 B CU 79 X FF 95 2-0 2 HBP **1B**		B FF 96 B CH 88 X SL 87 2-0 ③ **G4-3**			B FF 96 C CU 78 B CH 89 B FF 96 F SL 88 X FF 96 3-2 **1B**		S FF 101 X SL 90 0-1 ③ **G1-6-3**		4	0	2	0	0	0	1
2 Luis Rengifo, S (1, 6) OBP: 0.316, SLG: 0.388	H SL 88 1-0 **1-2** **HBP**			X SL 87 0-0 ① **F8**		X SL 87 0-0 ② **L7**			F SL 88 S SL 88 X SL 87 0-2 ① **G3**	3	0	0	0	0	0	1
21 Matt Thaiss, L (1, 2) OBP: 0.329, SLG: 0.346	B FF 95 B FF 95 C SL 87 S SL 88 S FF 96 2-3 ③ **K**			C SL 87 S FF 96 B SL 89 F SL 88 B FF 96 B SL 88 B FF 96 4-2 **BB**		B FF 97 X CH 89 1-0 ③ **F7**			M FF 96 C FF 97 B FF 97 B SL 88 X FF 97 2-2 **HR**	3	1	1	1	1	1	3
12 Hunter Renfroe, R (1, 9) OBP: 0.302, SLG: 0.433		S FF 96 X SL 88 0-1 15 G6-4-3 5 1B **1B**		D SL 89 X SL 88 1-0 ② **F7**			X FF 96 0-0 ① **G4-3**		X SL 90 0-0 ② **G1**	4	0	1	0	0	0	1
5 Eduardo Escobar, S (1, 5) OBP: 0.284, SLG: 0.373		X SL 88 0-0 15 G6-4-3 **1-2** **1B**		C SL 87 B FF 96 X SL 87 1-1 ③ **F8**			B FF 95 F SL 88 F SL 89 B FF 97 B FF 97 F SL 89 F SL 89 B SL 87 4-2 15 CS **BB**		F SL 89 F SL 88 S CU 87 0-3 ③ **K2-3**	3	0	1	0	1	1	1
15 Randal Grichuk, R (1, 7) OBP: 0.336, SLG: 0.473		D SL 89 B FF 95 F SL 88 X FF 96 2-1 ① ② **G6-4-3** **1-2f** **2-3**			C SL 87 X FF 94 0-1 ① **G6-3**		B FF 96 C SL 87 S SL 88 S SL 89 1-3 ② ③ **K** **1-2**			3	0	0	0	0	1	3

	AB	32
	R	2
	H	8
	RBI	2
	BB	2
	SO	6
	LOB	13

Inning Stats	1	2	3	4	5	6	7	8	9	1B: 6	SF: 0	WP: 0	PA: 35
R:	1	0	0	0	0	0	0	0	1	2B: 0	SAC: 0	PB: 0	
E:	0	0	0	0	0	0	0	0	0	3B: 0	DP: 2	SB: 0	
K:	2	0	0	0	0	1	1	1	1	HR: 2	HBP: 1	CS: 1	
S:	15	6	9	7	5	8	8	11	10				
H:	2	2	1	0	0	1	0	1	1				
LOB:	2	1	0	1	0	1	1	1	0				
BB:	0	0	0	1	0	0	1	0	0				
P:	24	8	13	13	8	13	13	14	12				

PITCHER		IP	WLS	BF	H	R	ER	SO	BB	IBB	HBP	BLK	WP	HR	S	P	ERA	WHIP
22 Jon Gray, R ERA: 3.52	(1, 1)	7.0	L	27	6	1	1	4	2	0	1	0	0	1	58	92	1.29	1.143
45 Aroldis Chapman, L ERA: 2.18	(8, 1)	1.0		4	1	0	0	1	0	0	0	0	0	0	11	14	0.00	1.000
66 Josh Sborz, R ERA: 3.94	(9, 1)	1.0		4	1	1	1	1	0	0	0	0	0	1	10	12	9.00	1.000

PITCHER		IP	WLS	BF	H	R	ER	SO	BB	IBB	HBP	BLK	WP	HR	S	P	ERA	WHIP

Batter	1	2	3	4	5	6	7	8	9	AB	R	H	RBI	BB	SO	LOB
2 Marcus Semien, R (1, 4) OBP: 0.353, SLG: 0.472	F FF 92 X FF 94 0-1 ① P3		B SL 89 C FF 94 B CU 73 B FF 94 F CU 73 F SL 90 X CU 73 3-2 ② F8			X CU 73 0-0 ① G5-3		B SL 86 X CU 73 1-0 2B		4	0	1	0	0	0	0
5 Corey Seager, L (1, 6) OBP: 0.411, SLG: 0.661	B FF 94 B FF 93 B FF 95 B FF 94 4-0 30 FC6 BB		F SL 89 B FF 94 C CU 75 X SL 89 1-2 ③ L8			X FF 93 0-0 ② G3		0-0 IBB		2	0	0	0	2	0	0
53 Adolis García, R (1, 9) OBP: 0.337, SLG: 0.511	X CU 74 0-0 ② F4			F CU 72 S SL 89 C FF 94 0-3 ① K		C FF 94 B SL 90 S SL 88 X SL 85 1-2 ③ F7		C FF 97 S FF 97 F FF 98 S FF 99 0-3 ② K		4	0	0	0	0	2	3
30 Nathaniel Lowe, L (1, 3) OBP: 0.366, SLG: 0.445	C FF 93 B SL 89 X FF 94 1-1 ③ FC6 1-2f			B FF 94 X FF 94 1-0 ② G4-3			C SL 87 S CU 74 B FF 93 X CU 75 1-2 ① P3	S FF 99 C FF 99 B FF 99 F SL 88 B SL 87 F FF 100 X SL 85 2-2 ③ F7		4	0	0	0	0	0	3
18 Mitch Garver, R (1, 2) OBP: 0.376, SLG: 0.500 47 Josh Smith, L (9, PR) OBP: 0.331, SLG: 0.336		B CU 74 C FF 94 C CU 76 X SL 88 1-2 ① F4		F FF 94 B CH 86 B FF 94 B CU 74 D SL 88 4-1 BB			B SL 87 B FF 94 B CU 74 B FF 93 4-0 4 BB BB		B SL 85 B FF 97 B FF 98 C FF 97 X FF 96 3-1 50 1B 1B	2 0	0 0	1 0	0 0	2 0	0 0	0 0
20 Ezequiel Duran, R (1, 5) OBP: 0.331, SLG: 0.474 50 J.P. Martínez, L (9, PH) OBP: 0.435, SLG: 0.474	C SL 90 X CH 86 0-1 E6			C CU 74 D SL 90 B CU 73 S FF 94 F FF 94 B SL 88 S SL 89 3-3 ③ K			F SL 88 S FF 94 F FF 95 B CU 75 F CU 73 X FF 94 1-2 ② P3		B FF 98 S FF 98 F FF 98 B FF 98 X FF 97 2-2 1-2 1B	3 1	0 0	0 1	0 0	0 0	1 0	2 0
4 Robbie Grossman, S (1, 10) OBP: 0.316, SLG: 0.390 28 Jonah Heim, S (9, PH) OBP: 0.334, SLG: 0.470	B CU 73 B FF 94 C CU 73 B FF 94 C FF 94 F FF 95 1 SAFE X CU 75 3-2 ② F7				C SL 86 B FF 92 T FF 94 1-2 ① K		F SL 86 B FF 94 B FF 94 C CU 73 B ST 83 B CU 72 4-2 1-2 BB		B FF 98 S FF 95 F FF 97 F FF 99 B SL 89 F FF 98 B FF 98 F FF 98 S FF 98 3-3 ① K	2 1	0 0	0 0	0 0	1 0	1 1	1 2
16 Travis Jankowski, L (1, 7) OBP: 0.378, SLG: 0.362	C FF 94 B FF 94 B SL 89 X FF 94 2-1 ③ G3				C FF 93 B SL 89 S FF 94 B CU 76 C FF 93 2-3 ② K		C CU 74 D SL 90 B CU 75 D FF 94 F FF 95 F FF 94 F FF 94 X FF 94 3-2 ③ G5-3		B FF 98 C FF 98 X FF 98 1-1 ② F9	4	0	0	0	0	1	5
3 Leody Taveras, S (1, 8) OBP: 0.302, SLG: 0.422			C CU 72 X FF 93 0-1 ① L9		S SL 89 B SL 89 F CU 74 B SL 87 C FF 92 2-3 ③ K			B SL 85 X FF 90 1-0 ① G4-3	B SL 89 S FF 99 F FF 99 S FF 100 1-3 ③ K	4	0	0	0	0	2	2
Inning Stats	R: 0 E: 0 K: 0 S: 5 H: 0 LOB: 1 BB: 1 P: 10	R: 0 E: 1 K: 0 S: 11 H: 0 LOB: 1 BB: 0 P: 17	R: 0 E: 0 K: 0 S: 9 H: 0 LOB: 0 BB: 0 P: 13	R: 0 E: 0 K: 2 S: 9 H: 0 LOB: 1 BB: 1 P: 17	R: 0 E: 0 K: 3 S: 8 H: 0 LOB: 0 BB: 0 P: 13	R: 0 E: 0 K: 0 S: 5 H: 0 LOB: 0 BB: 0 P: 6	R: 0 E: 0 K: 0 S: 15 H: 0 LOB: 2 BB: 2 P: 28	R: 0 E: 0 K: 1 S: 11 H: 1 LOB: 2 BB: 1 P: 15	R: 0 E: 0 K: 2 S: 16 H: 2 LOB: 2 BB: 0 P: 26	1B: 2 2B: 1 3B: 0 HR: 0	SF: 0 SAC: 0 DP: 0 HBP: 0					WP: 0 PB: 0 SB: 0 CS: 0	PA: 36

PITCHER		IP	WLS	BF	H	R	ER	SO	BB	IBB	HBP	BLK	WP	HR	S	P	ERA	WHIP
48 Reid Detmers, L ERA: 4.93	(1, 1)	7.1	W	28	1	0	0	5	4	0	0	0	0	0	64	108	0.00	0.682
41 Reynaldo López, R ERA: 3.81	(8, 1)	0.2	H	3	0	0	0	1	0	1	0	0	0	0	9	11	0.00	0.000
53 Carlos Estévez, R ERA: 3.35	(9, 1)	1.0	S	5	2	0	0	2	0	0	0	0	0	0	16	26	0.00	2.000

PITCHER	IP	WLS	BF	H	R	ER	SO	BB	IBB	HBP	BLK	WP	HR	S	P	ERA	WHIP

BOTTOM

Los Angeles Angels @ Texas Rangers

Globe Life Field, Arlington, TX

Wed Aug 16 2023, 7:10 PM - 9:34 PM CDT

Att. 31,004 - Roof Closed - 74 F

livebaseballscorecards.com

AB	31
R	0
H	3
RBI	0
BB	5
SO	8
LOB	18

Milwaukee Brewers @ Texas Rangers

Globe Life Field, Arlington, TX

Fri Aug 18 2023, 7:08 PM - 10:14 PM CDT

Att. 33,797 - Roof Closed - 74 F

TOP

livebaseballscorecards.com

Batter	1	2	3	4	5	6	7	8	9	AB	R	H	RBI	BB	SO	LOB
22 Christian Yelich, L (1, 10) OBP: 0.376, SLG: 0.460	1-2 24 G5-3 1B		1-1 24 2B 2B	1-2 ② P6			4-1 24 1B 41 HR BB	0-0 41 BB 24 1B 21 FC6-4 IBB		3	3	2	0	2	0	1
24 William Contreras, R (1, 2) OBP: 0.346, SLG: 0.443	1-1 ① G5-3 1-2		1-1 41 G4-3 21 2B 2-H 2B	0-0 ③ F9			0-1 41 HR 1-2 1B	2-2 21 FC6-4 41 BB 1-2 2-H 3-H 1B		5	2	3	3	0	0	2
41 Carlos Santana, S (1, 3) OBP: 0.300, SLG: 0.403	2-3 ② K		2-2 ① G4-3 2-3		0-1 ① F8		2-2 1-H 2-H HR	4-2 21 FC6-4 1-2 2-3 BB		4	1	1	3	1	1	2
21 Mark Canha, R (1, 7) OBP: 0.332, SLG: 0.375	0-1 ③ G6-3		0-1 27 1B 3-H 2B		2-2 ② K		3-3 ① K	1-2 ② FC6-4 27 CS 1-2f 2-3 3-H		5	1	1	2	0	2	3
27 Willy Adames, R (1, 6) OBP: 0.289, SLG: 0.378	C CH 82 F CH 85 B SL 81 B FF 92 F SL 81 X CH 84 2-2 0 1B 1B		B FF 92 2 SAFE B CH 83 B CH 84 C FF 92 X CH 84 3-1 2-H 1B		0-2 ③ F9		2-1 14 G5-4-3 1B	1-2 ③ CS 1-2	X FF 94 0-0 ① P2	5	0	3	1	0	0	0
14 Andruw Monasterio, R (1, 5) OBP: 0.353, SLG: 0.381	B FF 92 B FF 91 C FF 91 B FF 92 S FF 92 S FF 91 3-3 ① K		F FF 92 S FF 90 X FF 92 0-2 ② F8			B SL 87 B SL 86 X FF 92 2-0 ① L7	B FF 94 X FF 94 1-0 ②③ G5-4-3 1-2f		B FF 95 S SL 83 B SL 81 B FF 95 C FF 95 X FC 91 3-2 ② F8	5	0	0	0	0	1	3
28 Joey Wiemer, R (1, 8) OBP: 0.290, SLG: 0.380 10 Sal Frelick, L (6, PH) OBP: 0.379, SLG: 0.411 (6, 8)	B FF 92 1 SAFE B FF 92 S FF 92 B CU 80 S FF 93 S FF 93 3-3 ② K		S SL 80 X SL 80 0-1 ③ G4-3			C CU 80 X SL 87 0-1 ② F9		C SL 85 B FF 96 C FF 95 X SL 88 1-2 ① G6-3	B SL 82 F CH 88 B SL 83 X FC 92 2-1 ③ G3-1	2 3	0 0	0 0	0 0	0 0	1 0	2 0
0 Brice Turang, L (1, 4) OBP: 0.298, SLG: 0.333	B CU 80 C FF 93 B FF 93 B FF 93 C FF 93 X FF 93 3-2 15 FC5-4 1-2 1B			C SL 80 B SL 80 B FF 92 B FF 90 C FF 90 B SL 80 4-2 BB		B CU 79 C CH 86 F CH 86 X CU 80 1-2 15 S 1B		F FF 95 C SL 87 F FF 97 X SL 87 0-2 15 2B 24 1B 1B		3	1	3	0	1	0	0
15 Tyrone Taylor, R (1, 9) OBP: 0.209, SLG: 0.336	S CH 84 C FF 93 X CH 84 0-2 ③ FC5-4 1-2f			C FF 90 F CH 83 B FF 90 B FF 91 1 SAFE F CH 83 X FF 91 2-2 ① F8		B FF 94 1 SAFE B FF 93 B FF 93 C FF 93 X FF 94 3-1 ③ F9 1-2		F FF 94 C FF 94 X FF 94 0-2 24 1B 1-3 2B		4	1	1	0	0	0	4
Inning Stats	R: 0 E: 0 K: 1 S: 12 H: 1 LOB: 1 BB: 0 P: 16	R: 0 E: 0 K: 2 S: 16 H: 2 LOB: 2 BB: 0 P: 27	R: 3 E: 0 K: 0 S: 18 H: 4 LOB: 1 BB: 0 P: 25	R: 0 E: 0 K: 0 S: 10 H: 0 LOB: 1 BB: 1 P: 17	R: 0 E: 0 K: 1 S: 10 H: 0 LOB: 0 BB: 0 P: 12	R: 0 E: 0 K: 0 S: 8 H: 1 LOB: 1 BB: 0 P: 14	R: 3 E: 0 K: 1 S: 12 H: 3 LOB: 0 BB: 1 P: 24	R: 3 E: 0 K: 0 S: 20 H: 3 LOB: 1 BB: 2 P: 29	R: 0 E: 0 K: 0 S: 6 H: 0 LOB: 0 BB: 0 P: 11	1B: 9 2B: 4 3B: 0 HR: 1	SF: 0 SAC: 0 DP: 1 HBP: 0					

	AB	39
	R	9
	H	14
	RBI	9
	BB	4
	SO	5
	LOB	17

WP: 0 PB: 0 SB: 1 CS: 1 PA: 44

PITCHER		IP	WLS	BF	H	R	ER	SO	BB	IBB	HBP	BLK	WP	HR	S	P	ERA	WHIP
44 Andrew Heaney, L ERA: 4.27	(1, 1)	3.2		19	7	3	3	3	1	0	0	0	0	0	55	84	7.36	2.182
35 Chris Stratton, R ERA: 3.66	(4, 1)	2.1		8	1	0	0	1	0	0	0	0	0	0	19	27	0.00	0.429
66 Josh Sborz, R ERA: 4.5	(7, 1)	0.1	L	5	3	3	3	1	1	0	0	0	0	1	11	22	81.00	12.000
46 Brock Burke, L ERA: 3.38	(7, 1)	1.0		5	2	3	3	0	0	1	0	0	0	0	11	13	27.00	2.000
65 Grant Anderson, R ERA: 4.64	(8, 1)	0.2		3	1	0	0	0	1	0	0	0	0	0	10	18	0.00	3.000

PITCHER		IP	WLS	BF	H	R	ER	SO	BB	IBB	HBP	BLK	WP	HR	S	P	ERA	WHIP
25 José Leclerc, R ERA: 2.89	(9, 1)	1.0		3	0	0	0	0	0	0	0	0	0	0	6	11	0.00	0.000

Milwaukee Brewers @ Texas Rangers

Globe Life Field, Arlington, TX

Fri Aug 18 2023, 7:08 PM - 10:14 PM CDT

Att. 33,797 - Roof Closed - 74 F

livebaseballscorecards.com

BOTTOM

Batter	1	2	3	4	5	6	7	8	9	AB	R	H	RBI	BB	SO	LOB
2 Marcus Semien, R (1, 4) OBP: 0.352, SLG: 0.468	B FF 93 C FF 95 B SI 93 B FF 94 B FF 94 4-1 30 F9 30 S BB		B FF 96 S FF 96 C FF 96 F FF 98 B FF 98 F FF 97 X FF 97 2-2 ③ F8		C SL 87 B SL 87 B SL 87 F SI 95 F FF 96 S CH 86 2-3 ③ K		B SL 88 B SL 88 X SI 100 2-0 ② ③ G5-4-3 1-2f		F FF 94 B CH 83 B CH 84 X CH 82 2-1 ② G5-3 2-H	4	0	0	1	1	1	1
5 Corey Seager, L (1, 6) OBP: 0.411, SLG: 0.659	C FF 94 X FF 95 0-1 ① F9			B SI 95 F CH 84 F FF 97 B CH 86 F FF 97 F FF 97 B CH 85 F FF 97 F FF 96 4-2 F FF 96 F FF 97 B FF 98 30 HR BB		B CU 82 B CU 81 B CH 84 S FF 93 X SI 95 3-1 53 1B 2B		X ST 80 0-0 ① P6	C CH 83 X CH 82 0-1 ③ F8	4	2	1	0	1	0	1
30 Nathaniel Lowe, L (1, 3) OBP: 0.365, SLG: 0.449	B FF 93 B CH 82 F CH 84 F CH 83 B FF 95 X CU 82 3-2 ② F9 1-3			C SI 95 B FF 97 D CH 85 X FF 95 2-1 1-H HR		B CH 84 B CH 84 C CH 84 X CH 84 2-1 ① P6		C ST 80 B SI 88 F SI 88 S ST 80 1-3 ② K		4	1	1	2	0	1	2
53 Adolis García, R (1, 9) OBP: 0.337, SLG: 0.509	X SI 94 0-0 ③ P6			B SI 95 B SL 86 S SL 87 F SI 96 S FF 96 2-3 ① K		C SI 96 S SL 90 F SL 92 B SL 90 X SL 91 1-2 18 WP 18 S 2-H 1B		C CH 83 B FF 89 B FF 89 X ST 80 2-1 ③ G6-3		4	0	1	1	0	1	1
18 Mitch Garver, R (1, 10) OBP: 0.379, SLG: 0.515		C CU 79 X SI 93 0-1 ① F8		C SI 96 X CU 85 0-1 HR		B SL 90 C SI 96 B SI 97 B SI 96 X SI 96 3-1 ② G5-3 1-3			B SI 92 F SI 91 B FF 92 C FF 92 B SL 84 B FF 92 4-2 4 2B 50 G4-3 BB	3	2	1	1	1	0	1
28 Jonah Heim, S (1, 2) OBP: 0.334, SLG: 0.467 4 Robbie Grossman, S (9, PH) OBP: 0.318, SLG: 0.396		C FF 94 B CH 84 B CH 84 C CH 83 B FF 95 F FF 95 X FF 96 3-2 ② G5-3		C FF 97 S CH 86 F FF 96 X CH 85 0-2 ② P6		B SL 93 B SI 96 B SI 96 B SI 96 4-0 BB			B SI 92 F SI 92 C FF 92 F SI 92 B FF 93 X FF 93 2-2 50 G4-3 1-3 20 2B 2B	2 1	0 1	0 1	0 0	1 0	0 0	0 0
50 J.P. Martínez, L (1, 8) OBP: 0.370, SLG: 0.391		C CU 80 X CH 85 0-1 ③ F9		B CH 86 F CH 86 F CH 86 F FF 97 S FF 96 1-3 ③ K		C SL 90 S SL 91 C SI 97 0-3 ③ K			B SL 82 B SL 82 C SI 91 X FF 91 2-1 ① G4-3 2-3 3-H	4	0	0	1	0	2	3
47 Josh Smith, L (1, 5) OBP: 0.326, SLG: 0.329 20 Ezequiel Duran, R (9, PH) OBP: 0.332, SLG: 0.479			C FF 96 F CH 84 X FF 95 0-2 ① L5		B CU 81 C CH 84 S CH 85 F FF 95 T FF 96 1-2 ① K		F SI 99 B SI 98 B SL 87 B SI 98 X SI 99 3-1 ① G3		B FF 91 B FF 91 X SI 91 2-0 16 2B 2B 3-H	3 1	0 1	0 1	0 1	0 0	1 0	0 0
16 Travis Jankowski, L (1, 7) OBP: 0.380, SLG: 0.369			C CU 82 C FF 96 X FF 96 0-2 ② F7		C FF 96 X FF 96 0-1 ② G4-3		X SI 99 0-0 2 G5-4-3 1B		F FC 91 B CH 83 X FF 96 1-1 2 WP 2 G5-3 2-H 2B	4	1	2	1	0	0	0

| Inning Stats | | |

Batter	1	2	3	4	5	6	7	8	9	AB	R	H	RBI	BB	SO	LOB
22 Christian Yelich, L (1, 7) OBP: 0.373, SLG: 0.455	B FC 90 B CH 85 X FC 90 2-0 ① G1-3		C FC 90 S SL 82 B SL 81 X SI 92 1-2 ① G4-3	T FC 88 S FC 89 F FC 89 X CH 84 0-2 ③ G4-3		C SI 93 X SI 94 0-1 ③ G1-3		X SI 93 0-0 ③ G3		5	0	0	0	0	0	3
24 William Contreras, R (1, 2) OBP: 0.344, SLG: 0.442	C SI 91 S CH 86 B CH 85 F SI 92 B SL 82 B SL 83 C SI 93 3-3 ② K		B FC 90 X SI 92 1-0 ② G5-3		X FC 87 0-0 ① F4		B SI 92 S CH 84 F FC 91 F CH 84 F CU 80 F CH 85 B SI 94 X FC 91 2-2 41 2B 2B		F SI 91 C FC 89 B CH 83 B FC 89 X CH 83 2-2 ① G4-3	5	1	1	0	0	1	0
41 Carlos Santana, S (1, 3) OBP: 0.303, SLG: 0.414	F FC 90 S SL 82 B CH 86 F SI 92 B SL 82 X SL 82 2-2 HR		B FC 89 C CH 85 S CH 86 B FC 90 B FC 90 F CH 86 B FC 89 4-2 10 27 1B BB		C FC 88 B CH 85 C SL 81 F FF 90 B CH 85 T FC 90 2-2 ② K		B FC 91 C SI 93 X CH 84 1-1 28 F9 2-H 2B		X CU 78 0-0 ② F9	4	2	2	2	1	1	0
10 Sal Frelick, L (1, 8) OBP: 0.388, SLG: 0.421 28 Joey Wiemer, R (7, PH) OBP: 0.291, SLG: 0.381 (7, 8)	B KC 76 F SI 92 F SL 82 F SI 92 X FC 90 1-2 27 1B 1B		X FC 88 0-0 27 1B 1-2 1B		B SL 79 X SI 90 1-0 ③ G3	X CU 79 0-0 ① F9 2-3			X SI 92 0-0 27 1B 21 1B 1B	3 2	0 1	2 1	0 0	0 0	0 0	0 1
27 Willy Adames, R (1, 6) OBP: 0.296, SLG: 0.391	B SI 90 F SI 91 T CH 85 X CH 85 1-2 1B		B SI 90 F SI 91 S SL 81 B SI 91 X SI 90 2-2 1-2 2-H 1B			B SL 80 F SI 89 S CH 85 B SI 91 B SL 81 X SI 91 3-2 HR	B FC 91 C SI 93 B FC 94 F FC 91 B CH 85 F FC 90 B SI 93 4-2 21 G6-4-3 BB		C CH 83 T SI 90 D CH 84 X SI 91 1-2 21 1B 1-3 1B	4	1	4	2	1	0	0
11 Rowdy Tellez, L (1, 10) OBP: 0.283, SLG: 0.385 21 Mark Canha, R (6, PH) OBP: 0.335, SLG: 0.381 (6, 10)	X KC 76 0-0 ③ G4-3		C SI 91 X CH 86 0-1 ③ G4-3			C SI 92 X CH 84 0-1 14 1B 2B	B CU 79 F SI 92 F SI 93 1 SAFE X SI 94 1-2 ②③ G6-4-3 1-2f		F SI 93 B FC 90 D CH 83 X FC 91 2-1 1-2 3-H 1B	2 3	0 1	0 2	0 1	0 0	0 0	4 2
14 Andruw Monasterio, R (1, 5) OBP: 0.349, SLG: 0.376		B SI 91 B SI 91 B FC 90 C SI 92 F SI 91 S FC 89 3-3 ① K		C SL 78 B SL 80 B SI 90 X SI 90 2-1 ① G6-3		B SI 93 S SI 93 X FC 91 1-1 0 G4-6-3 2-H 1B		B SI 92 B SI 93 C SI 92 B CH 84 F SI 91 C SI 93 3-3 ① K	C CH 84 D CH 83 B SI 89 X CH 82 2-1 ③ P5	5	0	1	1	0	2	2
0 Brice Turang, L (1, 4) OBP: 0.294, SLG: 0.329		C SI 92 B CH 86 B FC 88 F SI 91 C SI 92 2-3 ② K		C KC 75 C CH 84 B SI 91 F SL 81 B CH 86 F SI 90 X SL 81 2-2 ② P3		L SI 93 X SI 91 0-1 ①② G4-6-3 1-2f		C CU 78 F SI 92 X CU 78 0-2 ② F9		4	0	0	0	0	1	1
15 Tyrone Taylor, R (1, 9) OBP: 0.226, SLG: 0.344		C SI 91 B SL 83 S SL 82 B SL 82 X SI 91 2-2 ③ G5-3		C SL 80 B SL 82 F SI 90 B SL 82 F SI 91 X SL 81 2-2 1B		S CU 80 B CH 84 B SI 93 B FC 89 C SI 93 D FC 90 4-2 BB		B SI 93 B CH 83 X SI 92 2-0 1B		3	0	2	0	1	0	0

| Inning Stats | | |

Milwaukee Brewers @ Texas Rangers

Globe Life Field, Arlington, TX

Sat Aug 19 2023, 3:07 PM - 5:52 PM CDT

Att. 39,578 - Roof Closed - 74 F

BOTTOM

Batter	1	2	3	4	5	6	7	8	9	AB	R	H	RBI	BB	SO	LOB
2 Marcus Semien, R (1, 4) OBP: 0.350, SLG: 0.465	B FF 93 X FF 93 1-0 ① F8		B FF 95 C CH 88 F FF 96 B SL 83 S CU 75 2-3 ② K		B CU 79 B CU 79 X FF 95 2-0 ② G6-3		F SI 100 B SL 89 S SL 89 S SL 90 1-3 ③ K			4	0	0	0	0	2	2
5 Corey Seager, L (1, 6) OBP: 0.412, SLG: 0.656	S FF 94 B FF 92 F CH 88 S CU 78 1-3 ② K		S CH 90 1 SAFE D CH 89 B CH 89 B FF 94 C CU 78 F CU 78 F FF 96 F CU 80 4-2 D CU 79 30 BB 1-2 BB		B CH 89 B FF 96 S CU 77 B CU 79 S CU 76 2-3 ③ K			X SL 81 0-0 1B		3	0	1	0	1	2	0
30 Nathaniel Lowe, L (1, 3) OBP: 0.366, SLG: 0.449	B CU 79 C CH 88 T FF 92 B FF 94 C FF 93 2-3 ③ K		B FF 94 S FF 95 B FF 94 D CH 90 B FF 94 4-1 1-2 2-3 BB			C FF 93 F CU 78 B FF 94 B FF 94 F FF 95 X FF 93 2-2 1B		B CH 85 C CH 86 F FF 94 S SL 84 1-3 ① K		3	0	1	0	1	2	1
53 Adolis García, R (1, 9) OBP: 0.334, SLG: 0.504		C FF 96 B CU 79 B SL 83 S SL 82 B FF 94 S FF 94 3-3 ① K	S FF 94 S FF 96 F FF 95 D SL 83 B FF 94 B FF 95 X FF 96 3-2 ③ P3			F SL 84 B FF 92 S FF 95 S FF 94 1-3 ① K		B SI 96 F SI 95 C SL 83 S FF 95 1-3 ② K		4	0	0	0	0	3	5
18 Mitch Garver, R (1, 10) OBP: 0.371, SLG: 0.503		B SL 82 C CU 79 C CU 78 S SL 84 1-3 ② K		C FF 95 S SL 83 B FF 96 C FF 97 1-3 ① K		S CU 79 S SL 84 B FF 95 D CH 88 X CU 74 2-2 ② P3		B SL 85 B SL 84 B SI 94 X SI 95 3-0 ③ L8		4	0	0	0	0	2	2
28 Jonah Heim, S (1, 2) OBP: 0.335, SLG: 0.468 4 Robbie Grossman, S (6, PH) OBP: 0.317, SLG: 0.394 11 Austin Hedges, R (7, 2) OBP: 0.231, SLG: 0.223 50 J.P. Martínez, L (9, PH) OBP: 0.357, SLG: 0.375		C FF 94 C CU 77 B FF 92 S FF 94 1-3 ③ K		B CH 89 X SL 83 1-0 1B		B ST 79 C CH 81 C ST 80 X CH 79 1-2 ③ G5-3			C FF 98 S FF 101 B KC 89 B FF 100 S FF 100 2-3 ① K	2 1 0 1	0 0 0 0	1 0 0 0	0 0 0 0	0 0 0 0	1 0 0 1	0 1 0 0
16 Travis Jankowski, L (1, 7) OBP: 0.382, SLG: 0.369			C CH 87 C CU 78 B CH 88 F FF 95 F FF 95 F CU 79 X FF 94 1-2 20 1B 3 FC6 1B	C CU 79 B CH 89 F CH 89 B FF 94 X CU 78 2-2 ② F6			B ST 78 B FF 87 C SI 86 F SI 87 B ST 80 B ST 79 4-2 BB		B KC 87 S KC 87 X FF 98 1-1 ② L8	3	1	1	0	1	0	1
20 Ezequiel Duran, R (1, 5) OBP: 0.332, SLG: 0.476			C FF 95 B SL 82 B CH 88 X CH 90 2-1 3 FC6 1-3 1B	F CU 78 B FF 95 S FF 95 F FF 96 C FF 97 1-3 ③ K			B CH 81 T CH 81 C ST 80 F FF 89 F CH 81 S FF 90 1-3 ① K		C FF 100 F FF 100 F FF 101 F FF 100 S KC 88 0-3 ③ K	4	0	1	0	0	3	2
3 Leody Taveras, S (1, 8) OBP: 0.300, SLG: 0.419			B FF 94 C CH 90 X CH 90 1-1 ① FC6 30 BB 5 BLK 1-2f 3-H		C CU 79 B CH 88 S CU 78 B FF 94 C FF 96 2-3 ① K		B CH 81 B CH 81 C FF 89 F CH 80 F ST 79 C FF 90 2-3 ② K			3	0	0	1	0	2	2
Inning Stats	R: 0 E: 0 K: 2 S: 7 H: 0 LOB: 0 BB: 0 P: 11	R: 0 E: 0 K: 3 S: 9 H: 0 LOB: 0 BB: 0 P: 14	R: 1 E: 0 K: 1 S: 23 H: 2 LOB: 3 BB: 2 P: 40	R: 0 E: 0 K: 2 S: 11 H: 1 LOB: 1 BB: 0 P: 16	R: 0 E: 0 K: 2 S: 7 H: 0 LOB: 0 BB: 0 P: 13	R: 0 E: 0 K: 1 S: 13 H: 1 LOB: 1 BB: 0 P: 19	R: 0 E: 0 K: 3 S: 14 H: 0 LOB: 1 BB: 1 P: 22	R: 0 E: 0 K: 2 S: 8 H: 1 LOB: 1 BB: 0 P: 13	R: 0 E: 0 K: 2 S: 10 H: 0 LOB: 0 BB: 0 P: 13	1B: 5 2B: 0 3B: 0 HR: 0 SF: 0 SAC: 0 DP: 0 HBP: 0						

livebaseballscorecards.com

AB	32
R	1
H	5
RBI	1
BB	3
SO	18
LOB	16

WP: 0 PB: 0 SB: 0 CS: 0 PA: 35

PITCHER		IP	WLS	BF	H	R	ER	SO	BB	IBB	HBP	BLK	WP	HR	S	P	ERA	WHIP
51 Freddy Peralta, R ERA: 3.97	(1, 1)	5.2	W	23	4	1	1	11	2	0	0	1	0	0	67	109	1.59	1.059
55 Hoby Milner, L ERA: 2.31	(6, 1)	1.0	H	4	0	0	0	2	1	0	0	0	0	0	14	22	0.00	1.000
45 Abner Uribe, R ERA: 1.08	(7, 1)	0.1		1	0	0	0	1	0	0	0	0	0	0	3	4	0.00	0.000
31 Joel Payamps, R ERA: 1.88	(8, 1)	1.0		4	1	0	0	2	0	0	0	0	0	0	8	13	0.00	1.000
29 Trevor Megill, R ERA: 4.58	(9, 1)	1.0		3	0	0	0	2	0	0	0	0	0	0	10	13	0.00	0.000

PITCHER	IP	WLS	BF	H	R	ER	SO	BB	IBB	HBP	BLK	WP	HR	S	P	ERA	WHIP

Milwaukee Brewers @ Texas Rangers

Globe Life Field, Arlington, TX

Sun Aug 20 2023, 1:38 PM - 4:45 PM CDT

Att. 37,138 - Roof Closed - 74 F

livebaseballscorecards.com

Batter	1	2	3	4	5	6	7	8	9	AB	R	H	RBI	BB	SO	LOB
22 Christian Yelich, L (1, 7) OBP: 0.373, SLG: 0.456	C FF 93 B FF 93 C FC 89 F FF 95 X CU 76 1-2 G4-3 ①		X FC 89 0-0 27 HBP, 21 BB, 11 BB 1-2 1B	B CU 74 B FF 93 C CH 83 F FF 94 X CH 84 2-2 2-H 2B		B FF 95 B SL 86 X SL 84 2-0 G3 ③		C FF 92 B FF 90 X SL 81 1-1 G4-3 ①		5	1	2	1	0	0	2
21 Mark Canha, R (1, 9) OBP: 0.337, SLG: 0.379 28 Joey Wiemer, R (7, 8) OBP: 0.290, SLG: 0.379	C FF 94 F FF 95 X SL 85 0-2 G6-3 ②		C FF 95 S SL 86 B SL 84 D CU 76 F FF 95 B CH 84 B CH 83 4-2 11 BB, 27 HBP 1-2 2-3 BB	X SI 92 0-0 G4-3 ③			B SL 82 B FC 90 B FF 94 B FF 95 4-0 27 E BB	F CU 74 F SL 81 S SL 80 0-3 K ②		2	0	0	0	2	0	1
										1	0	0	0	0	1	1
41 Carlos Santana, S (1, 3) OBP: 0.302, SLG: 0.411	C CU 75 B FF 95 B FC 89 X FF 95 2-1 P5 ③		C FF 95 S FC 91 S FC 89 0-3 K ②		C SL 84 B SL 75 B SI 93 X SL 86 2-1 F8 ①		S FF 95 D CH 89 F CH 88 B SL 83 B FC 90 F CH 89 F CH 90 C FF 96 3-3 K ①	C FF 92 D SL 80 B FF 91 S SL 79 X CU 78 2-2 3-H 1B		5	0	1	1	0	2	4
27 Willy Adames, R (1, 6) OBP: 0.295, SLG: 0.387		C FF 93 B FF 94 S SL 85 B SL 86 F SL 84 F FF 95 B CH 84 S FF 95 3-3 K ①	C SL 85 C FF 96 D SL 84 H FF 96 2-2 11 BB 1-2 2-3 3-H HBP		B SI 94 C SI 92 B FF 93 C SL 85 F SL 87 S SI 93 2-3 K ②		B FF 97 1 SAFE F SL 84 F CH 88 B FF 96 X SL 83 2-2 1-2 FC5	B FF 93 B SL 87 S FF 94 F FF 94 S CH 86 2-3 K ③		4	0	0	1	0	3	2
11 Rowdy Tellez, L (1, 10) OBP: 0.288, SLG: 0.382		B FF 94 B FC 90 B FF 95 B FF 94 4-0 BB	B CH 83 S FC 90 B FF 94 B CH 83 B FF 96 4-1 1-2 2-3 3-H BB		B FF 94 B SL 86 B SI 93 B SI 94 4-0 BB		B FF 97 C FC 89 S SL 82 B CH 88 B CH 89 S FF 96 3-3 K ②		C CU 80 F CU 81 B CH 87 B FF 94 X SL 87 2-2 F6 ①	2	0	0	1	3	1	2
14 Andruw Monasterio, R (1, 5) OBP: 0.340, SLG: 0.365		C FF 95 B SL 84 C FF 95 B FF 95 D SL 85 X CU 76 3-2 P6 ②	C FF 95 D SL 85 F FF 95 B SL 84 F SL 83 F FF 94 F FF 94 F CU 74 B SL 83 3-2 X FF 93 P6 ③		C SL 86 X SL 86 0-1 L8 ③		B FF 96 B FF 96 B FF 96 C FF 95 C FC 91 F FF 96 S SL 84 3-3 K ③		C FF 94 F FF 93 X SL 87 0-2 F9 ②	5	0	0	0	0	1	7
7 Victor Caratini, S (1, 2) OBP: 0.333, SLG: 0.374		C CU 74 B FF 95 B FF 94 S CU 75 F FC 88 F FF 95 F FC 88 S CH 84 2-3 K ③		C CU 72 X FF 91 0-1 P6 ①		X FF 94 0-0 E5		C CU 72 B SL 77 B FF 90 X SL 78 2-1 E5 0 1B 15 3B 1B	C CU 80 X CU 80 0-1 F9 ③	5	1	1	0	0	1	1
0 Brice Turang, L (1, 4) OBP: 0.293, SLG: 0.328			C FF 92 B FF 94 F CU 75 B CH 84 S FF 95 2-3 K ①	C CH 82 C CH 82 F FF 93 B FC 87 F FF 93 F FC 89 B CH 84 F CH 84 F FF 94 2-2 F CU 76 X FC 88 F9 ②		C FF 94 C SL 88 B SL 87 X SL 86 1-2 F7 ①		L SL 79 B SL 80 X SL 79 1-1 15 S 15 3B 2-3 1B		4	1	1	0	0	1	1
15 Tyrone Taylor, R (1, 8) OBP: 0.241, SLG: 0.374 (7, 9)			C FF 93 B FF 94 B FF 94 F FF 94 B CH 85 F SL 85 B FF 94 4-2 21 BB, 22 1B, 27 HBP BB	X FF 92 0-0 22 2B		B SL 86 S CH 88 X FF 95 1-1 F8 ②		C SL 80 B SL 80 F SL 80 X FF 92 1-2 41 1-H 3-H 1B 3B		3	3	2	2	1	0	1

Inning Stats	1	2	3	4	5	6	7	8	9
	R: 0 E: 0 K: 0 S: 9	R: 0 E: 0 K: 2 S: 14	R: 2 E: 0 K: 2 S: 23	R: 1 E: 0 K: 0 S: 16	R: 0 E: 0 K: 1 S: 8	R: 0 E: 1 K: 0 S: 7	R: 0 E: 1 K: 3 S: 15	R: 3 E: 1 K: 2 S: 18	R: 0 E: 0 K: 0 S: 8
	H: 0 LOB: 0 BB: 0 P: 12	H: 0 LOB: 1 BB: 1 P: 26	H: 1 LOB: 3 BB: 3 P: 42	H: 2 LOB: 1 BB: 0 P: 20	H: 0 LOB: 1 BB: 1 P: 16	H: 0 LOB: 1 BB: 0 P: 11	H: 0 LOB: 2 BB: 1 P: 30	H: 4 LOB: 1 BB: 0 P: 27	H: 0 LOB: 0 BB: 0 P: 10

TOP	
AB	36
R	6
H	7
RBI	6
BB	6
SO	10
LOB	22

1B: 4	SF: 0	WP: 0	PA: 43
2B: 2	SAC: 0	PB: 0	
3B: 1	DP: 0	SB: 1	
HR: 0	HBP: 1	CS: 0	

PITCHER		IP	WLS	BF	H	R	ER	SO	BB	IBB	HBP	BLK	WP	HR	S	P	ERA	WHIP
31 Max Scherzer, R ERA: 3.77	(1, 1)	3.2	L	19	3	3	3	4	4	0	1	0	0	0	61	99	7.36	1.909
65 Grant Anderson, R ERA: 4.46	(4, 1)	1.1		5	0	0	0	1	1	0	0	0	0	0	9	17	0.00	0.750
46 Brock Burke, L ERA: 3.31	(6, 1)	1.0		4	0	0	0	0	0	0	0	0	0	0	7	11	0.00	0.000
25 José Leclerc, R ERA: 2.82	(7, 1)	1.0		5	0	0	0	3	1	0	0	0	0	0	15	30	0.00	1.000
51 Will Smith, L ERA: 3.83	(8, 1)	0.2		6	4	3	3	1	0	0	0	0	0	0	15	22	40.50	6.000

PITCHER		IP	WLS	BF	H	R	ER	SO	BB	IBB	HBP	BLK	WP	HR	S	P	ERA	WHIP
35 Chris Stratton, R ERA: 3.59	(8, 1)	1.1		4	0	0	0	1	0	0	0	0	0	0	11	15	0.00	0.000

Batter	1	2	3	4	5	6	7	8	9	AB	R	H	RBI	BB	SO	LOB
2 Marcus Semien, R (1, 4) OBP: 0.348, SLG: 0.462	C SI 90 B SI 92 B SI 91 C SL 81 S SI 91 2-3 ① **K**		C SI 89 B FF 92 B SI 91 F SI 91 X SI 92 2-2 ① F9		B SL 78 C SL 81 X SI 91 1-1 1B		C SL 90 B SI 96 S SI 96 B SL 93 D SL 93 F SI 97 T SI 96 3-2 ② **K**		C CU 78 F SI 93 X FC 87 0-2 E5 5 WP 5 DI	5	0	1	0	0	2	1
5 Corey Seager, L (1, 6) OBP: 0.414, SLG: 0.664	B SL 81 B CU 79 B SI 92 S SI 92 X SI 92 3-1 30 1B 1B		B SI 92 X CU 80 1-0 HR		B SI 92 X SI 91 1-0 ① L9		X SI 98 0-0 ③ FC4-6 1-2f		F FC 89 B SI 94 B FC 88 B FC 90 D FC 91 4-1 1-3 BB	4	1	2	1	1	0	2
30 Nathaniel Lowe, L (1, 3) OBP: 0.368, SLG: 0.451	B SI 93 X SI 92 1-0 1-2 1B		C SL 81 B CH 84 X FF 92 1-1 2B		C SL 82 B SL 80 1 SAFE B SL 81 F SI 92 S SI 92 2-3 ② **K**			B SL 92 C SI 96 B SI 97 C SI 91 B SL 92 F SL 91 B SI 98 4-2 BB	C FF 95 T FF 96 X FF 95 0-2 ③ L7	4	0	2	0	1	1	3
18 Mitch Garver, R (1, 2) OBP: 0.364, SLG: 0.491	C SL 83 C SI 91 F SI 92 B SI 90 D SL 83 X SI 92 2-2 ② F8		C SI 92 B SI 92 S SL 81 X FF 93 1-2 ② P3		B SI 92 X SI 92 1-0 ③ L8			C SL 91 B SL 92 B SI 97 C SL 90 T SL 90 2-2 ① **K**		4	0	0	0	0	1	5
16 Travis Jankowski, L (1, 7) OBP: 0.376, SLG: 0.362	F SI 91 B SI 92 X CU 79 1-1 ③ P5		B SI 92 B SI 92 C SL 79 X SI 92 2-1 ③ G4-3			C FF 98 S KC 87 B FF 99 C KC 86 1-3 ① **K**		B SI 95 C SL 91 C SL 92 F SL 91 X SL 90 1-2 ② F9		4	0	0	0	0	1	4
50 J.P. Martínez, L (1, 9) OBP: 0.313, SLG: 0.321		B SI 91 M SI 90 C CU 78 F FF 91 S SL 82 1-3 ① **K**		X SL 81 0-0 ① P4		B KC 87 B KC 86 B FF 98 C FF 100 C FF 100 X FF 98 3-2 ② F8		B SI 97 C SL 91 C SL 92 S SL 92 1-3 ③ **K**		4	0	0	0	0	2	1
20 Ezequiel Duran, R (1, 5) OBP: 0.336, SLG: 0.478		B SI 92 B FF 93 B SI 92 D SI 92 4-0 BB		C SI 90 F SI 92 X FF 93 0-2 1B		C FF 100 B FF 99 S KC 88 X KC 86 1-2 ③ G5-3			F FC 88 F CU 79 F CU 79 X SI 92 0-2 E4 4 G4-3 3 G4-3 1B	3	1	2	0	1	0	0
4 Robbie Grossman, S (1, 10) OBP: 0.316, SLG: 0.392		C SL 82 C FF 92 F CU 79 C SI 91 0-3 ② **K**		B SI 92 F SI 92 F SL 80 B SI 91 C SL 83 2-3 ② **K**			B FF 98 B FF 99 F FF 99 C KC 86 B KC 88 X FF 100 3-2 5 FC4-6 1B		X SI 93 0-0 ① G4-3 2-3	4	0	1	0	0	2	3
3 Leody Taveras, S (1, 8) OBP: 0.297, SLG: 0.414		C SI 92 F FF 93 B FF 93 F SL 82 S SI 92 1-3 ③ **K**		F SI 92 F CU 79 F SI 92 T SL 83 0-2 ③ **K**			C FF 98 T FF 100 B FF 100 X KC 88 1-2 ① P5		F FC 89 F SI 92 B CU 79 F CU 79 X FF 93 1-2 ② G4-3 3-H	4	0	0	1	0	2	3
Inning Stats	R: 0 E: 0 K: 1 S: 12 H: 2 LOB: 2 BB: 0 P: 21	R: 0 E: 0 K: 3 S: 12 H: 0 LOB: 1 BB: 1 P: 18	R: 1 E: 0 K: 0 S: 11 H: 2 LOB: 1 BB: 0 P: 18	R: 0 E: 0 K: 2 S: 11 H: 1 LOB: 1 BB: 0 P: 13	R: 0 E: 0 K: 1 S: 7 H: 1 LOB: 1 BB: 0 P: 12	R: 0 E: 0 K: 1 S: 9 H: 0 LOB: 0 BB: 0 P: 14	R: 0 E: 0 K: 1 S: 11 H: 1 LOB: 1 BB: 0 P: 18	R: 0 E: 0 K: 2 S: 13 H: 0 LOB: 1 BB: 1 P: 21	R: 1 E: 2 K: 0 S: 16 H: 1 LOB: 2 BB: 1 P: 21	1B: 6 2B: 1 3B: 0 HR: 1	SF: 0 SAC: 0 DP: 0 HBP: 0					

PITCHER		IP	WLS	BF	H	R	ER	SO	BB	IBB	HBP	BLK	WP	HR	S	P	ERA	WHIP
37 Adrian Houser, R ERA: 4.28	(1, 1)	5.0	W	22	6	1	1	7	1	0	0	0	0	1	53	82	1.80	1.400
29 Trevor Megill, R ERA: 4.29	(6, 1)	1.1	H	5	1	0	0	1	0	0	0	0	0	0	15	24	0.00	0.750
59 Elvis Peguero, R ERA: 3.73	(7, 1)	1.2	H	6	0	0	0	3	1	0	0	0	0	0	18	29	0.00	0.600
46 Bryse Wilson, R ERA: 3.26	(9, 1)	0.2		5	1	1	0	0	1	0	0	0	1	0	13	18	0.00	3.000
38 Devin Williams, R ERA: 1.52	(9, 1)	0.1	S	1	0	0	0	0	0	0	0	0	0	0	3	3	0.00	0.000

PITCHER	IP	WLS	BF	H	R	ER	SO	BB	IBB	HBP	BLK	WP	HR	S	P	ERA	WHIP

BOTTOM

Milwaukee Brewers @ Texas Rangers

Globe Life Field, Arlington, TX

Sun Aug 20 2023, 1:38 PM - 4:45 PM CDT

Att. 37,138 - Roof Closed - 74 F

livebaseballscorecards.com

AB	36
R	2
H	8
RBI	2
BB	3
SO	11
LOB	22

1B: 6	SF: 0	WP: 1	PA: 39
2B: 1	SAC: 0	PB: 0	
3B: 0	DP: 0	SB: 0	
HR: 1	HBP: 0	CS: 0	

Texas Rangers @ Arizona Diamondbacks

Chase Field, Phoenix, AZ

Mon Aug 21 2023, 6:40 PM - 9:33 PM MST

Att. 21,829 - Roof Closed - 77 F

livebaseballscorecards.com

Batter	1	2	3	4	5	6	7	8	9	10	11	AB	R	H	RBI	BB	SO	LOB
2 Marcus Semien, R (1, 4) OBP: 0.349, SLG: 0.461	F FF 89 X CH 82 0-1 5 FC4-6 1B		S SL 82 B FF 94 X FF 95 1-1 30 S 1B 2-3			B SL 82 C SL 80 B SL 82 X FF 93 2-1 F7 ①		B FF 100 C SL 88 C FF 99 F SL 90 1 SAFE C FF 102 1-3 K 1-3 ②			C SL 85 X SL 86 0-1 G4-3 ② 2-3	5	0	2	0	0	1	1
5 Corey Seager, L (1, 6) OBP: 0.411, SLG: 0.655	X SI 91 0-0 FC4-6 30 FC4-6 ① 1-2f		C FF 94 F FF 96 F FF 95 1 SAFE S SL 86 0-3 K ②			X CU 71 0-0 G4-3 ②		S FS 86 S FS 86 X FF 101 0-2 F7 ③			0-0 30 S 30 2B IBB	4	1	0	0	1	1	4
30 Nathaniel Lowe, L (1, 3) OBP: 0.367, SLG: 0.451	B SI 90 X SI 90 1-0 FC4-6 ② 1-2f		F FF 96 B FF 95 B FF 95 X FF 93 2-1 L8 ③ 1-2			C FF 94 B FF 94 X FF 94 1-1 G6-3 ③			C SI 96 F SI 97 X SI 96 0-2 F7 ①		S FF 96 F FF 96 B FF 96 D SL 87 X FF 96 2-2 1-H 3-H 2B	5	0	1	2	0	0	3
53 Adolis García, R (1, 9) OBP: 0.333, SLG: 0.508	C FF 92 C FF 92 B FF 92 S FF 94 1-3 K ③			F FF 92 B FF 94 S FF 94 S FF 95 1-3 K ①			C FF 94 B FF 94 B SL 84 X FF 93 2-1 HR		C SI 97 C SI 96 X SI 96 0-2 L6 ②		B FF 96 F SL 86 C FF 95 B FF 97 S SL 87 2-3 K ③	5	1	1	1	0	3	2
18 Mitch Garver, R (1, 10) OBP: 0.356, SLG: 0.480 50 J.P. Martínez, L (10, PR) OBP: 0.313, SLG: 0.321 (10, 10)		C FF 91 S FS 84 B FS 84 B FF 93 F FS 84 S SL 87 2-3 K ①		C FF 95 B SL 85 C FF 96 B SL 86 F SL 85 X FF 96 2-2 G4-3 ②			C SL 83 B FF 93 C SL 81 F FF 95 B SL 85 F SL 83 X SL 83 2-2 F8 ①		C SL 83 B SL 82 B SI 95 X SI 96 2-1 G4-3 ③	0-0 16 G4-3	4 0	0 0	0 0	0 0	0 0	1 0	0 0
4 Robbie Grossman, S (1, 7) OBP: 0.313, SLG: 0.388 16 Travis Jankowski, L (7, 7) OBP: 0.374, SLG: 0.360		B FF 93 B FS 85 C FF 92 C FF 93 S FS 85 2-3 K ②		C FF 95 X FS 84 0-1 F9 ③			C FF 94 B FF 93 F FF 93 B FF 95 F SL 83 X FF 94 2-2 F8 ②			F FF 91 B FF 91 B FF 92 C ST 82 F FF 92 F FF 92 X ST 84 2-2 G4-3 ① 2-3	3 1	0 0	0 0	0 0	0 0	1 0	0 0
28 Jonah Heim, S (1, 2) OBP: 0.332, SLG: 0.462		F FF 93 F FF 92 B FF 92 F FF 93 B SL 88 B FS 85 F FF 92 X FF 93 3-2 F7 ③			X FF 93 0-0 F6 ①		B FF 93 C FF 92 B FF 93 X FF 92 2-1 F7 ③			X FF 91 0-0 F7 ②	4	0	0	0	0	0	1
20 Ezequiel Duran, R (1, 5) OBP: 0.332, SLG: 0.472			C FF 94 X SL 83 0-1 L9 ① S FF 95 S FF 95 B FF 96 F SL 84 F FF 96 B CU 75 F SL 83 F FF 96 B FS 82 3-2 2 1B 2B F FF 95 X SL 82		C FF 94 B FF 94 C FF 94 X FF 94 1-2 G3-1 ② C CU 72 F FF 96 X FF 95 0-2 G4-3 ③		S SL 87 B SL 88 S FF 100 B FF 100 S SL 89 2-3 K ① B SL 88 B FF 100 B FF 99 C FF 101 B FF 100 4-1 2 E BB		C ST 84 B ST 84 S FF 91 D ST 84 F FF 92 S FF 92 2-3 K ③	0-0 2 G4-3 30 2B C FF 94 F FF 94 B FF 95 S SL 85 1-3 K2-3 ①	4 3	1 0	0 1	0 0	0 1	2 1	1 0
Inning Stats	R: 0 H: 1 E: 0 LOB: 1 K: 1 BB: 0 S: 7 P: 9	R: 0 H: 0 E: 0 LOB: 0 K: 2 BB: 0 S: 12 P: 19	R: 0 H: 2 E: 0 LOB: 2 K: 1 BB: 0 S: 18 P: 24	R: 0 H: 0 E: 0 LOB: 0 K: 1 BB: 0 S: 9 P: 12	R: 0 H: 0 E: 0 LOB: 0 K: 0 BB: 0 S: 7 P: 8	R: 0 H: 0 E: 0 LOB: 0 K: 0 BB: 0 S: 5 P: 8	R: 1 H: 1 E: 0 LOB: 0 K: 0 BB: 0 S: 13 P: 21	R: 0 H: 0 E: 1 LOB: 1 K: 2 BB: 1 S: 11 P: 18	R: 0 H: 0 E: 0 LOB: 0 K: 0 BB: 0 S: 8 P: 10	R: 0 H: 0 E: 0 LOB: 1 K: 1 BB: 0 S: 10 P: 14	R: 2 H: 1 E: 0 LOB: 1 K: 2 BB: 1 S: 11 P: 16	1B: 2 2B: 2 3B: 0 HR: 1	SF: 0 SAC: 0 DP: 0 HBP: 0					

TOP

AB	38
R	3
H	5
RBI	3
BB	2
SO	10
LOB	12

WP: 0	PA: 40
PB: 0	
SB: 2	
CS: 0	

PITCHER		IP	WLS	BF	H	R	ER	SO	BB	IBB	HBP	BLK	WP	HR	S	P	ERA	WHIP
35 Joe Mantiply, L ERA: 6.45	(1, 1)	0.2		3	1	0	0	0	0	0	0	0	0	0	4	5	0.00	1.500
30 Scott McGough, R ERA: 4.48	(1, 1)	1.1		4	0	0	0	3	0	0	0	0	0	0	15	23	0.00	0.000
43 Slade Cecconi, R ERA: 2.93	(3, 1)	5.0		18	3	1	1	2	0	0	0	0	0	1	52	73	1.80	0.600
63 Justin Martinez, R ERA: 8.59	(8, 1)	1.0		4	0	0	0	2	1	0	0	0	0	0	11	18	0.00	1.000
50 Miguel Castro, R ERA: 5.08	(9, 1)	1.0		3	0	0	0	0	0	0	0	0	0	0	8	10	0.00	0.000

PITCHER		IP	WLS	BF	H	R	ER	SO	BB	IBB	HBP	BLK	WP	HR	S	P	ERA	WHIP
38 Paul Sewald, R ERA: 3.06	(10, 1)	1.0		3	0	0	0	1	0	0	0	0	0	0	10	14	0.00	0.000
37 Kevin Ginkel, R ERA: 2.26	(11, 1)	1.0	W	5	1	2	1	2	0	1	0	0	0	0	11	16	9.00	1.000

Texas Rangers @ Arizona Diamondbacks

Chase Field, Phoenix, AZ

Mon Aug 21 2023, 6:40 PM - 9:33 PM MST

Att. 21,829 - Roof Closed - 77 F

BOTTOM

Batter	1	2	3	4	5	6	7	8	9	10	11	AB	R	H	RBI	BB	SO	LOB
4 Ketel Marte, S (1, 4) OBP: 0.353, SLG: 0.478	B SI 93 S CH 82 B SI 92 F CH 82 S FF 93 2-3 ① K			B CU 78 S CH 81 C SI 91 X CU 79 1-2 28 F8 28 PB 1B		B CH 83 1 SAFE B SI 92 B SI 93 X SI 93 3-0 ② L9			X FS 92 0-0 HR		0-0 2 2B 28 2B IBB	4	2	2	1	1	1	1
16 Buddy Kennedy, R (1, 5) OBP: 0.368, SLG: 0.143 2 Geraldo Perdomo, S (10, 5) OBP: 0.366, SLG: 0.401	B SI 92 S SI 93 B CH 83 F SI 93 B FF 94 B SI 92 4-2 28 G6-4-3 BB			C SI 92 F CH 81 D CH 83 B SI 92 F CH 83 S SI 94 2-3 ① K		X SI 93 0-0 ③ L8			C FF 101 X FF 100 0-1 ② G4-3		C FF 92 B CH 86 X FF 92 1-1 1-3 28 2B 3-H 2B	3 1	0 1	0 1	0 1	1 0	1 0	2 0
28 Tommy Pham, R (1, 9) OBP: 0.336, SLG: 0.478	B CU 78 C SI 93 B CH 83 S CH 83 X SI 93 2-2 ② ③ G6-4-3 1-2f			S CH 83 B CH 85 X CU 79 1-1 ② F8 1-3			B CU 79 B CH 82 C SI 90 F SI 91 S CH 82 2-3 ① K		B SI 101 C FF 99 F FF 99 B SI 102 F SI 100 F SI 102 F SI 102 B SI 103 F SI 102 3-2 ③ X SI 101 L4	0-0	C CU 77 B SL 83 D SL 83 X FF 92 2-1 2-H 3-H 2B	5	0	1	2	0	1	2
53 Christian Walker, R (1, 3) OBP: 0.348, SLG: 0.531		C SI 92 S CH 82 B CU 81 B SI 93 S CU 79 2-3 ① K		B SI 93 X CU 80 1-0 ③ F8			S CH 82 C CH 82 B CH 83 F SI 92 B CU 82 B CH 83 X CH 80 3-2 ② G6-3			B FF 96 B FF 96 F FF 98 S FF 96 X SI 101 2-2 ① G6-3		4	0	0	0	0	1	1
12 Lourdes Gurriel Jr., R (1, 7) OBP: 0.304, SLG: 0.461		F SI 94 B CH 83 B CH 82 X SI 94 2-1 ② L8			C CH 82 B CH 83 F SI 93 X FF 93 1-2 14 G6-4-3 1B		X SI 93 0-0 ③ G4-3			0-0 IBB		3	0	1	0	1	0	0
3 Evan Longoria, R (1, 10) OBP: 0.304, SLG: 0.497 6 Jace Peterson, L (8, PR) OBP: 0.309, SLG: 0.305 (9, 10)		C CU 81 B FF 93 X CU 80 1-1 ③ G1-3			F SI 92 C SI 91 B CH 83 S CU 83 1-3 ① K			X SI 91 0-0 14 G6-4-3 1B		B FF 98 X FF 99 1-0 ② F7		3 1	0 0	1 0	0 0	0 0	1 0	1 1
14 Gabriel Moreno, R (1, 2) OBP: 0.312, SLG: 0.381			C SI 91 B CH 82 S CH 82 X CU 80 1-2 ① G6-3		X SI 92 0-0 ② ③ G6-4-3 1-2f			D CH 82 C CH 81 1 SAFE F SI 91 X CU 81 1-2 ① ② G6-4-3 1-2f		C FF 100 F FF 101 F SI 101 F SI 102 S SI 102 0-3 ③ K	0-0 13 F9 2 2B	4	1	0	0	0	1	3
13 Nick Ahmed, R (1, 6) OBP: 0.265, SLG: 0.328			B SI 92 S CH 83 B CH 82 X SI 93 2-1 ② G6-3			F SI 92 B CH 82 X CH 83 1-1 ① P4		B CH 83 S CH 83 F SI 93 S CU 81 1-3 ③ K2-3			F SL 80 C FF 91 B SL 81 X FF 92 1-2 ① F9 2-3	4	0	0	0	0	1	1
5 Alek Thomas, L (1, 8) OBP: 0.288, SLG: 0.418 7 Corbin Carroll, L (11, PH) OBP: 0.353, SLG: 0.501			X SI 91 0-0 ③ G3			X SI 91 0-0 1B			C FF 99 F FF 100 B SL 91 F FF 100 F SI 102 B SL 88 S FF 101 2-3 ① K		S SL 82 F SL 81 F SL 81 X SL 81 0-2 ② P2	3 1	0 0	1 0	0 0	0 0	1 1	0 1
Inning Stats	R: 0 E: 0 K: 1 S: 8 H: 0 LOB: 0 BB: 1 P: 16	R: 0 E: 0 K: 1 S: 7 H: 0 LOB: 0 BB: 0 P: 12	R: 0 E: 0 K: 0 S: 6 H: 0 LOB: 0 BB: 0 P: 9	R: 0 E: 0 K: 1 S: 10 H: 1 LOB: 1 BB: 0 P: 15	R: 0 E: 0 K: 1 S: 7 H: 1 LOB: 0 BB: 0 P: 9	R: 0 E: 0 K: 0 S: 5 H: 1 LOB: 1 BB: 0 P: 9	R: 0 E: 0 K: 1 S: 8 H: 0 LOB: 0 BB: 0 P: 13	R: 0 E: 0 K: 1 S: 7 H: 1 LOB: 1 BB: 0 P: 9	R: 1 E: 0 K: 1 S: 15 H: 1 LOB: 0 BB: 0 P: 20	R: 0 E: 0 K: 1 S: 9 H: 0 LOB: 1 BB: 1 P: 12	R: 3 E: 0 K: 0 S: 11 H: 2 LOB: 1 BB: 1 P: 15	1B: 4 2B: 2 3B: 0 HR: 1 SF: 0 SAC: 0 DP: 3 HBP: 0	WP: 0 PB: 1 SB: 0 CS: 0 PA: 39						

livebaseballscorecards.com

	AB	36
	R	4
	H	7
	RBI	4
	BB	3
	SO	8
	LOB	13

PITCHER	IP	WLS	BF	H	R	ER	SO	BB	IBB	HBP	BLK	WP	HR	S	P	ERA	WHIP
52 Jordan Montgomery, L (1, 1) ERA: 3.12	8.0		26	4	0	0	6	1	0	0	0	0	0	58	92	0.00	0.625
45 Aroldis Chapman, L (9, 1) ERA: 2.28	2.0	B	8	1	1	1	2	0	1	0	0	0	1	24	32	4.50	0.500
51 Will Smith, L (11, 1) ERA: 4.17	0.2	L	5	2	3	2	0	0	1	0	0	0	0	11	15	27.00	3.000

PITCHER	IP	WLS	BF	H	R	ER	SO	BB	IBB	HBP	BLK	WP	HR	S	P	ERA	WHIP

Texas Rangers @ Arizona Diamondbacks

Chase Field, Phoenix, AZ

Tue Aug 22 2023, 6:42 PM - 9:31 PM MST

Att. 19,003 - Roof Closed - 76 F

livebaseballscorecards.com

TOP

Batter	1	2	3	4	5	6	7	8	9	AB	R	H	RBI	BB	SO	LOB
2 Marcus Semien, R (1, 4) OBP: 0.349, SLG: 0.463	F FF 95 B KC 84 F FF 95 T CH 89 1-2 ① K		C FF 93 F FF 93 F FF 93 X FF 93 0-2 5 FC6-4 1B		X FF 94 0-0 2B		F FF 100 F FS 87 S FS 87 0-3 ① K		C ST 83 B ST 83 B FF 91 F FF 91 B ST 84 X FF 92 3-2 ① F8	5	0	2	0	0	2	2
5 Corey Seager, L (1, 6) OBP: 0.414, SLG: 0.654	X FF 94 0-0 1B		D CH 88 1 SAFE B FF 93 X FF 93 2-0 ① FC6-4 30 BB 1-2f		F FF 94 S KC 85 B FF 94 F FF 95 S CH 88 1-3 ③ K		D SL 85 F FF 91 B SL 86 F SL 85 F SL 84 X FF 92 2-2 30 1B 1B 2-H 3-H		B FF 92 S ST 84 B FF 91 F FF 92 B FF 94 B ST 83 4-2 53 1B 30 1B BB	4	0	2	2	1	1	2
30 Nathaniel Lowe, L (1, 3) OBP: 0.369, SLG: 0.451	C FF 94 S FF 95 1 SAFE B FF 94 D KC 84 B FF 94 T FF 95 3-2 ② K		D CH 88 D KC 84 B FF 94 B FF 95 4-0 53 G6-4-3 1-2 BB			C FF 91 B KC 80 X FF 91 1-1 ① G3	T FF 92 C SL 86 D SL 86 X FF 93 1-2 1B 1-2		B ST 84 C FF 92 F FF 92 B FF 93 B FF 93 X FF 92 3-2 53 1B 1-2 1B	4	0	2	0	1	1	1
53 Adolis García, R (1, 9) OBP: 0.331, SLG: 0.504	F FF 95 1 SAFE S FF 94 F FF 94 B FF 95 F FF 94 S CH 88 1-3 ③ K		F FF 94 D KC 83 X FF 93 1-1 ② ③ G6-4-3 1-2f			F CH 86 F CH 88 B CH 88 C FF 93 1-3 ② K	S FC 88 B SL 87 B FF 92 B SL 85 X FF 92 3-1 ② F7		S FF 93 X FF 92 0-1 1-2 2-3 1B	5	0	1	0	0	2	5
18 Mitch Garver, R (1, 10) OBP: 0.357, SLG: 0.495		B FF 94 F FF 93 B KC 83 X FF 94 2-1 20 1B 1B		X FF 92 0-0 ① L7		C KC 84 B FF 93 X KC 82 1-1 HR	B SI 97 C SI 96 X SI 95 1-1 ③ L9		F ST 84 F ST 85 F FF 93 B FF 92 F ST 84 S ST 85 1-3 ② K	5	1	2	1	0	1	5
16 Travis Jankowski, L (1, 7) OBP: 0.371, SLG: 0.356		B FF 94 X FF 93 1-0 ① L9		C KC 83 B KC 83 B FF 94 B KC 82 F FF 94 C FF 94 3-3 ② K		C FF 94 X FF 93 0-1 1B		X FF 94 0-0 ① P6	C FF 93 X FF 93 0-1 ③ G5-3	5	0	1	0	0	1	4
28 Jonah Heim, S (1, 2) OBP: 0.328, SLG: 0.457		C FF 94 S CH 87 T FF 94 0-2 ② K		S KC 84 C FF 94 S FF 94 0-3 ③ K		T FF 94 1 SAFE B CH 89 F CH 88 S KC 84 1-3 ③ K2-3		C FF 95 B FF 95 B FF 95 S SL 85 X SL 86 2-2 ② F9		4	0	0	0	0	3	2
20 Ezequiel Duran, R (1, 5) OBP: 0.337, SLG: 0.474		D FF 90 C KC 83 B FF 93 F FF 93 X CH 87 2-2 1-2 1B		B FF 92 F FF 93 F FF 93 B KC 82 S KC 83 2-3 ① K			B SL 88 B FF 97 B FF 98 B FF 99 4-0 3 2B 5 1B BB		F SL 86 F FF 97 B FF 95 B SL 86 X FF 96 2-2 1B	3	1	2	0	1	1	0
3 Leody Taveras, S (1, 8) OBP: 0.299, SLG: 0.417		B FF 94 C FF 95 X CH 88 1-1 ③ G3			C KC 83 S FF 93 B KC 82 F KC 83 S KC 84 1-3 ② K2-3		C FF 99 S FS 87 B FS 85 D FS 87 F FF 99 X SL 90 2-2 1-3 5 1B 2B		C FF 96 F FF 95 D SL 88 D SL 88 F FF 97 X FF 96 2-2 ③ G4-3	4	1	1	0	0	1	3
Inning Stats	R: 0 E: 0 K: 3 S: 12 H: 1 LOB: 1 BB: 0 P: 17	R: 0 E: 0 K: 1 S: 11 H: 2 LOB: 2 BB: 0 P: 17	R: 0 E: 0 K: 0 S: 7 H: 1 LOB: 1 BB: 1 P: 14	R: 0 E: 0 K: 2 S: 7 H: 0 LOB: 0 BB: 0 P: 10	R: 0 E: 0 K: 3 S: 12 H: 1 LOB: 1 BB: 0 P: 16	R: 1 E: 0 K: 2 S: 12 H: 2 LOB: 1 BB: 0 P: 16	R: 2 E: 0 K: 1 S: 18 H: 3 LOB: 2 BB: 1 P: 31	R: 0 E: 0 K: 0 S: 11 H: 1 LOB: 1 BB: 0 P: 17	R: 0 E: 0 K: 1 S: 17 H: 2 LOB: 3 BB: 1 P: 28	1B: 10 2B: 2 3B: 0 HR: 1 SF: 0 SAC: 0 DP: 1 HBP: 0						

AB	39
R	3
H	13
RBI	3
BB	3
SO	13
LOB	24

WP: 0 PB: 0 SB: 0 CS: 0 PA: 42

PITCHER		IP	WLS	BF	H	R	ER	SO	BB	IBB	HBP	BLK	WP	HR	S	P	ERA	WHIP
23 Zac Gallen, R ERA: 3.11	(1, 1)	6.0	W	25	7	1	1	11	1	0	0	0	0	1	61	90	1.50	1.333
63 Justin Martinez, R ERA: 10.57	(7, 1)	0.1		3	1	2	2	1	1	0	0	0	0	0	7	13	54.00	6.000
24 Kyle Nelson, L ERA: 2.91	(7, 1)	0.1		3	2	0	0	0	0	0	0	0	0	0	9	15	0.00	6.000
50 Miguel Castro, R ERA: 5.05	(7, 1)	0.1	H	1	0	0	0	0	0	0	0	0	0	0	2	3	0.00	0.000
37 Kevin Ginkel, R ERA: 2.22	(8, 1)	1.0	H	4	1	0	0	0	0	0	0	0	0	0	11	17	0.00	1.000

PITCHER		IP	WLS	BF	H	R	ER	SO	BB	IBB	HBP	BLK	WP	HR	S	P	ERA	WHIP
38 Paul Sewald, R ERA: 3.0	(9, 1)	1.0	S	6	2	0	0	1	1	0	0	0	0	0	17	28	0.00	3.000

BOTTOM

Batter	1	2	3	4	5	6	7	8	9	AB	R	H	RBI	BB	SO	LOB
7 Corbin Carroll, L (1, 9) OBP: 0.354, SLG: 0.502	X FF 96 0-0 ① G4-3	S SL 88 F SL 89 D SL 89 B FF 96 B SL 90 X SL 88 3-2 E1 4 S 1-3 2-H 1B			X SL 86 0-0 28 1B 4 1B 12 SF9 1-2 1B	X SL 85 0-0 ② SF7 3-H				3	1	2	2	0	0	0
4 Ketel Marte, S (1, 4) OBP: 0.353, SLG: 0.476	C SL 88 S SL 87 B SL 88 B FF 96 F SL 88 T FF 96 2-2 ② K	B SL 87 C SL 88 1 SAFE S SL 88 F CU 78 F FF 96 B SL 88 B SL 88 F SL 90 3-3 ③ K 1-2			X CH 89 0-0 12 SF9 28 1B 1-2 2-3 1B	B FF 95 S FF 95 F CH 88 F FF 95 S CH 87 1-3 ③ K				4	0	1	0	0	3	2
28 Tommy Pham, R (1, 7) OBP: 0.335, SLG: 0.475	C FF 97 C SL 89 F SL 89 C FF 97 0-3 ③ K		C CU 78 B SL 89 F FF 95 B SL 87 X FF 97 2-2 ① G4-3		B SI 93 B SI 92 X SL 85 2-0 5 S 1-2 2-3 3-H 1B		B SL 82 C FC 90 S SL 83 S FC 89 1-3 ① K			4	0	1	1	0	2	0
53 Christian Walker, R (1, 3) OBP: 0.347, SLG: 0.528		B SL 88 C SL 87 X FF 95 1-1 5 BB 12 1B 6 G4-6-3 1B	C FF 96 F FF 96 B SL 90 S SL 89 1-3 ② K		B SL 88 B SI 93 C SI 92 X SL 86 2-1 ① L3		C FF 96 S FF 95 B SL 83 X SL 82 1-2 ② G5-3			4	1	1	0	0	1	3
12 Lourdes Gurriel Jr., R (1, 10) OBP: 0.303, SLG: 0.460		F SL 89 D SL 90 X SL 89 1-1 6 G4-6-3 5 BB 14 1B 1-2 1B	S SL 89 B SL 90 X FF 97 1-1 ③ G6-3		B SL 86 X SI 94 1-0 ② SF9 2-3 3-H		B FC 89 S SL 83 X SL 84 1-1 ③ G6-3			3	1	1	1	0	0	0
5 Alek Thomas, L (1, 8) OBP: 0.291, SLG: 0.414		C FF 96 B SL 89 B SL 89 B CH 90 B FF 96 4-1 6 G4-6-3 1-2 2-3 BB	C SL 87 F SL 89 B FF 96 C SL 90 1-3 ① K		B FF 92 1-0 1-2 IBB			B CH 87 X SL 82 1-0 ① F8		2	0	0	0	2	1	0
6 Jace Peterson, L (1, 5) OBP: 0.310, SLG: 0.304 16 Buddy Kennedy, R (5, PH) OBP: 0.333, SLG: 0.125 (6, 5) 13 Nick Ahmed, R (9, 6) OBP: 0.265, SLG: 0.328		B CU 78 B FF 96 C FF 96 X FF 96 2-1 ① ② G4-6-3 1-2f 2-3 3-H		C CU 78 S SL 90 B FF 97 B SL 90 B FF 96 B FF 96 4-2 14 G6-4-3 BB	B SI 91 C FF 92 B CH 86 C FF 93 X FF 93 2-2 ③ F9			B FF 95 X FC 91 1-0 ② P5		1 2 0	0 0 0	0 0 0	0 0 0	1 0 0	0 0 0	2 3 0
14 Gabriel Moreno, R (1, 2) OBP: 0.315, SLG: 0.386		F FF 97 F SL 88 X FF 97 0-2 2 BB 7 E 3-H 1B		C SL 89 F SL 88 X SL 89 0-2 ② ③ G6-4-3 1-2f		S FF 93 C CH 87 B CH 86 F FF 95 F FF 95 B FF 95 X SL 87 2-2 2 SH5-3 7 SF7 2B			F FF 96 B FF 95 F SL 82 B CH 88 X FC 89 2-2 ③ G6-3		4	2	2	1	0	0	1
2 Geraldo Perdomo, S (1, 6) OBP: 0.369, SLG: 0.402 (9, 5)		B SL 87 B FF 95 F FF 96 C SL 87 B SL 88 B SL 87 4-2 7 E 7 1B 1-2 BB			C CU 76 C FF 95 F SL 89 B SL 89 B FF 96 X CU 78 2-2 4 1B 7 1B 28 1B 1B	L FF 93 X FF 93 0-1 ① SH5-3 2-3				1	1	1	0	1	0	0
Inning Stats	R: 0 E: 0 K: 2 S: 9 H: 0 LOB: 0 BB: 0 P: 11	R: 3 E: 1 K: 1 S: 21 H: 4 LOB: 2 BB: 2 P: 39	R: 0 E: 0 K: 1 S: 8 H: 0 LOB: 0 BB: 0 P: 12	R: 0 E: 0 K: 1 S: 8 H: 0 LOB: 0 BB: 1 P: 13	R: 2 E: 0 K: 0 S: 13 H: 4 LOB: 3 BB: 1 P: 23	R: 1 E: 0 K: 1 S: 12 H: 1 LOB: 0 BB: 0 P: 15	R: 0 E: 0 K: 1 S: 8 H: 0 LOB: 0 BB: 0 P: 11	R: 0 E: 0 K: 0 S: 5 H: 0 LOB: 0 BB: 0 P: 9		1B: 8 2B: 1 3B: 0 HR: 0	SF: 2 SAC: 1 DP: 2 HBP: 0		WP: 0 PB: 0 SB: 2 CS: 0	PA: 35	

PITCHER		IP	WLS	BF	H	R	ER	SO	BB	IBB	HBP	BLK	WP	HR	S	P	ERA	WHIP
22 Jon Gray, R ERA: 3.76	(1, 1)	4.0	L	20	7	5	5	5	3	0	0	0	0	0	52	83	11.25	2.500
65 Grant Anderson, R ERA: 4.37	(5, 1)	0.2		4	1	0	0	0	0	1	0	0	0	0	4	10	0.00	1.500
46 Brock Burke, L ERA: 3.4	(5, 1)	1.1		5	1	1	1	1	0	0	0	0	0	0	15	20	6.75	0.750
25 José Leclerc, R ERA: 2.68	(7, 1)	2.0		6	0	0	0	1	0	0	0	0	0	0	13	20	0.00	0.000

PITCHER	IP	WLS	BF	H	R	ER	SO	BB	IBB	HBP	BLK	WP	HR	S	P	ERA	WHIP

Texas Rangers @ Arizona Diamondbacks

Chase Field, Phoenix, AZ

Tue Aug 22 2023, 6:42 PM - 9:31 PM MST

Att. 19,003 - Roof Closed - 76 F

livebaseballscorecards.com

AB	28
R	6
H	9
RBI	5
BB	4
SO	7
LOB	11

Batter	1	2	3	4	5	6	7	8	9	AB	R	H	RBI	BB	SO	LOB
2 Marcus Semien, R (1, 4) OBP: 0.348, SLG: 0.466	S SI 96 B SI 96 S CH 90 B CH 91 F SI 96 X CH 90 2-2 HR		B SI 95 C ST 85 F SI 96 B ST 86 S ST 84 2-3 ② K	B ST 86 C ST 84 B SI 94 X ST 84 2-1 ② F6		B SI 95 S CH 89 X SI 96 1-1 ③ G6-3			B ST 88 C SI 97 C SI 97 B ST 89 S CH 91 2-3 ① K	5	1	1	1	0	2	0
5 Corey Seager, L (1, 6) OBP: 0.416, SLG: 0.661	F FF 96 B FF 96 F ST 86 B CU 84 S FF 96 2-3 ① K		B FF 95 B CH 88 X CH 88 2-0 HR	F FF 93 S FF 94 X ST 85 0-2 1B			B FF 95 X CH 89 1-0 ① F7		B CH 92 F FF 97 B ST 88 B ST 86 S ST 88 F ST 87 B ST 85 4-2 30 G4-6-3 BB	4	1	2	1	1	1	0
30 Nathaniel Lowe, L (1, 3) OBP: 0.369, SLG: 0.449	B FF 95 F FF 94 B FF 95 F CH 89 B FF 96 X CH 90 3-2 ② G4-3		B FF 94 X CH 89 1-0 18 BB 53 1B 16 1B 1B	C CH 88 F CU 82 S CU 84 0-3 ③ K			C CH 90 B FF 96 B FF 95 B CH 90 B CH 89 4-1 18 FC6-4 BB		B FF 96 C FF 96 X CH 92 1-1 ②③ G4-6-3 1-2f	4	1	1	0	1	1	2
53 Adolis García, R (1, 9) OBP: 0.331, SLG: 0.502	C FF 96 X FF 96 0-1 ③ G4-3		F FF 96 X FF 95 0-1 18 BB 16 1B 1-2 1B		B FF 94 S CH 88 S FF 95 B CH 88 X FF 96 2-2 ① F9		B CH 90 F FF 94 F FF 94 B ST 84 S CH 91 2-3 ② K			4	1	1	0	0	1	1
18 Mitch Garver, R (1, 10) OBP: 0.355, SLG: 0.487		F SI 94 B ST 83 S ST 86 X ST 84 1-2 ① F7	B ST 86 B SI 95 S SI 95 C ST 85 B ST 86 F CH 90 F ST 86 B CH 90 4-2 16 1B 1-2 2-3 BB		B CH 89 X SI 94 1-0 ② F8		C SL 85 B SL 86 X SI 94 1-1 ③ FC6-4 1-2f			3	0	0	0	1	0	1
16 Travis Jankowski, L (1, 7) OBP: 0.376, SLG: 0.364		X CH 88 0-0 20 1B 1B	B ST 86 C CH 89 B ST 86 S ST 85 F FF 96 X ST 85 2-2 1-2 2-H 3-H 1B		C CU 81 B CH 88 X FF 93 1-1 20 S 1B			B CU 78 C CH 89 S CH 89 B FF 95 B CH 91 C CH 90 3-3 ① K		4	0	3	2	0	1	0
20 Ezequiel Duran, R (1, 5) OBP: 0.339, SLG: 0.473		C SI 94 X SI 94 0-1 28 G3-6 1-3 1B	F SI 96 F ST 86 S FF 95 0-3 ③ K		1 SAFE B FF 94 X SI 94 1-0 ③ G6-3 1-2			F SI 95 B CH 89 F SI 95 B FF 95 F CH 91 F FF 96 F SL 84 F SI 94 B ST 82 4-2 B CH 88 3 S BB		3	0	1	0	1	1	3
28 Jonah Heim, S (1, 2) OBP: 0.325, SLG: 0.452		D CU 82 B CH 88 X CH 88 2-0 ②③ G3-6 1-2f		F CH 87 B FF 94 S FF 93 B FF 95 X CU 83 2-2 ① P2		C CU 79 X CH 89 0-1 ① G4-3		X CH 88 0-0 ② F7		4	0	0	0	0	0	3
3 Leody Taveras, S (1, 8) OBP: 0.298, SLG: 0.423			X CH 86 0-0 ① G1-3	B FF 93 F CH 87 B CH 89 B FF 94 X FF 94 3-1 HR		C CU 78 C CH 89 B CU 79 B SL 85 S CH 90 2-3 ② K		B CU 79 D CH 89 F CH 89 X CH 89 2-1 ③ F9 1-2		4	1	1	1	0	1	1
Inning Stats	R: 1 E: 0 K: 1 S: 12 H: 1 LOB: 0 BB: 0 P: 19	R: 0 E: 0 K: 0 S: 7 H: 2 LOB: 1 BB: 0 P: 10	R: 3 E: 0 K: 2 S: 19 H: 4 LOB: 2 BB: 1 P: 30	R: 1 E: 0 K: 1 S: 13 H: 2 LOB: 1 BB: 0 P: 20	R: 0 E: 0 K: 0 S: 7 H: 1 LOB: 1 BB: 0 P: 12	R: 0 E: 0 K: 1 S: 7 H: 0 LOB: 0 BB: 0 P: 10	R: 0 E: 0 K: 1 S: 7 H: 0 LOB: 1 BB: 1 P: 15	R: 0 E: 0 K: 1 S: 12 H: 0 LOB: 1 BB: 1 P: 21	R: 0 E: 0 K: 1 S: 8 H: 0 LOB: 0 BB: 1 P: 15	1B: 7 2B: 0 3B: 0 HR: 3 SF: 0 SAC: 0 DP: 2 HBP: 0						

TOP

Texas Rangers @ Minnesota Twins

Target Field, Minneapolis, MN

Thu Aug 24 2023, 6:13 PM - 8:45 PM CDT

Att. 23,333 - Partly Cloudy - 84 F

livebaseballscorecards.com

AB	35
R	5
H	10
RBI	5
BB	4
SO	8
LOB	11

PITCHER		IP	WLS	BF	H	R	ER	SO	BB	IBB	HBP	BLK	WP	HR	S	P	ERA	WHIP
49 Pablo López, R ERA: 3.69	(1, 1)	5.0		25	10	5	5	4	1	0	0	0	0	3	58	91	9.00	2.200
74 Josh Winder, R ERA: 4.84	(6, 1)	3.0	W	11	0	0	0	3	2	0	0	0	0	0	26	46	0.00	0.667
22 Griffin Jax, R ERA: 3.38	(9, 1)	1.0	S	3	0	0	0	1	1	0	0	0	0	0	8	15	0.00	1.000

PITCHER	IP	WLS	BF	H	R	ER	SO	BB	IBB	HBP	BLK	WP	HR	S	P	ERA	WHIP

Texas Rangers @ Minnesota Twins

Target Field, Minneapolis, MN

Thu Aug 24 2023, 6:13 PM - 8:45 PM CDT

Att. 23,333 - Partly Cloudy - 84 F

livebaseballscorecards.com

BOTTOM

Batter	1	2	3	4	5	6	7	8	9	AB	R	H	RBI	BB	SO	LOB
39 Donovan Solano, R (1, 3) (9, 4) OBP: 0.368, SLG: 0.398	F FF 91 X CH 82 0-1 ① G4-3		C SL 81 B FF 91 X FF 91 1-1 2B		C SL 80 F SL 81 T FF 92 0-2 ① K		C FF 94 S SL 81 B SL 82 B FC 89 T FF 96 2-2 ② K			4	0	1	0	0	2	0
11 Jorge Polanco, S (1, 10) OBP: 0.319, SLG: 0.423	B SL 83 B SL 82 B FF 91 B FF 90 4-0 4 FC6-4 BB		D SL 84 X CH 82 1-0 ① F9		B SL 81 C CH 81 B SL 82 C SL 80 F SL 80 F FF 93 F FF 92 F SL 82 X SL 82 2-2 1B		B SL 82 S CH 88 S SL 83 C SL 84 1-3 ③ K			3	0	1	0	1	1	1
16 Jordan Luplow, R (1, 7) OBP: 0.340, SLG: 0.349 38 Matt Wallner, L (5, PH) (6, 7) OBP: 0.341, SLG: 0.504	C FF 92 C FF 92 B FF 92 B CH 84 F FF 93 B SL 84 S FF 91 3-3 ② K		B FF 90 X SL 82 1-0 ② F9		B FF 93 S FF 92 S FF 93 B FF 93 B SL 88 C FF 93 3-3 ② K			F FF 96 B CU 86 X FF 97 1-1 4 2B 1B		2 2	0 1	0 1	0 0	0 1	1 1	2 1
4 Carlos Correa, R (1, 6) OBP: 0.310, SLG: 0.401	S CH 83 X CH 84 0-1 ③ FC6-4 1-2f		B FF 91 C CH 84 F SL 83 D SL 83 X CH 83 2-2 ③ F9		F FF 95 X SL 88 0-1 ③ G6-3			C CU 85 B SL 88 X SL 90 1-1 26 G6-3 27 HR 1-H 2B		4	1	1	1	0	0	3
23 Royce Lewis, R (1, 5) OBP: 0.368, SLG: 0.512		C FF 92 S CH 84 X CH 84 0-2 26 CS 1B		X FF 91 0-0 2B		B CU 80 B SL 88 X SL 87 2-0 HR		B SL 91 B FF 98 S SL 91 D SL 90 B SL 89 4-1 26 G6-3 BB		3	1	3	1	1	0	0
26 Max Kepler, L (1, 9) OBP: 0.303, SLG: 0.468		B SL 83 F FF 91 B SL 83 C SL 82 B SL 83 1 SAFE F FF 92 C SL 82 3-3 ① ② K 1-2		F SL 82 B FF 91 B FF 92 X SL 81 2-1 ① F9		C CU 81 B CH 87 B FF 91 X FF 92 2-1 ① L8		X SL 79 0-0 ① ② G6-3 1-2f 2-3		4	0	0	0	0	1	4
12 Kyle Farmer, R (1, 4) OBP: 0.311, SLG: 0.396 47 Edouard Julien, L (6, PH) (7, 4) OBP: 0.379, SLG: 0.473 27 Ryan Jeffers, R (8, PH) OBP: 0.380, SLG: 0.493 13 Joey Gallo, L (9, 3) OBP: 0.304, SLG: 0.447		B FF 93 X CH 83 1-0 HR		C SL 82 F SL 81 C FF 92 F SL 82 S SL 82 0-3 ② K		B SL 87 C SL 87 C FF 93 B SL 88 C FF 92 2-3 ② K		X SL 81 0-0 3-H HR		2 1 1 0	1 0 1 0	1 0 1 0	1 0 2 0	0 0 0 0	1 1 0 0	1 0 0 0
8 Christian Vázquez, R (1, 2) OBP: 0.285, SLG: 0.317		C FF 92 B FF 91 F CH 84 X FF 92 1-2 ③ G6-3		S SL 81 S FF 92 F SL 82 C FF 93 0-3 ③ K		B SL 89 B FF 92 C FF 93 X SL 88 2-1 ③ P2		S FF 92 B SL 82 F SL 82 X FF 91 1-2 ③ G6-3		4	0	0	0	0	1	1
2 Michael Taylor, R (1, 8) OBP: 0.278, SLG: 0.452			F FF 90 B FF 90 S CH 82 B FF 91 B FF 90 X CH 82 3-2 HR		X FF 90 0-0 HR		B FC 89 F FC 91 F FF 94 B SL 82 B SL 82 X FC 91 3-2 ① G6-3			3	2	2	2	0	0	0
Inning Stats	R: 0 E: 0 K: 1 S: 8 H: 0 LOB: 1 BB: 1 P: 15	R: 1 E: 0 K: 1 S: 11 H: 2 LOB: 0 BB: 0 P: 16	R: 1 E: 0 K: 0 S: 10 H: 2 LOB: 1 BB: 0 P: 18	R: 0 E: 0 K: 2 S: 12 H: 1 LOB: 1 BB: 0 P: 14	R: 1 E: 0 K: 2 S: 16 H: 2 LOB: 1 BB: 0 P: 21	R: 1 E: 0 K: 1 S: 8 H: 1 LOB: 0 BB: 0 P: 16	R: 0 E: 0 K: 2 S: 9 H: 0 LOB: 0 BB: 0 P: 15	R: 3 E: 0 K: 0 S: 10 H: 3 LOB: 0 BB: 1 P: 17		1B: 3 2B: 4 3B: 0 HR: 5 SF: 0 SAC: 0 DP: 2 HBP: 0				WP: 0 PB: 0 SB: 0 CS: 1 PA: 35		

	AB	33
	R	7
	H	11
	RBI	7
	BB	2
	SO	9
	LOB	13

PITCHER		IP	WLS	BF	H	R	ER	SO	BB	IBB	HBP	BLK	WP	HR	S	P	ERA	WHIP
44 Andrew Heaney, L ERA: 4.34	(1, 1)	4.1		20	7	3	3	5	1	0	0	0	0	3	52	76	6.23	1.846
35 Chris Stratton, R ERA: 3.63	(5, 1)	1.2		6	1	1	1	2	0	0	0	0	0	1	13	24	5.40	0.600
25 José Leclerc, R ERA: 2.61	(7, 1)	1.0	H	3	0	0	0	2	0	0	0	0	0	0	9	15	0.00	0.000
66 Josh Sborz, R ERA: 4.89	(8, 1)	0.0	L	3	2	3	3	0	1	0	0	0	0	0	5	11	∞	∞
51 Will Smith, L ERA: 4.27	(8, 1)	1.0		3	1	0	0	0	0	0	0	0	0	1	5	6	0.00	1.000

PITCHER	IP	WLS	BF	H	R	ER	SO	BB	IBB	HBP	BLK	WP	HR	S	P	ERA	WHIP

Texas Rangers @ Minnesota Twins

Target Field, Minneapolis, MN

Fri Aug 25 2023, 7:11 PM - 9:37 PM CDT

Att. 25,144 - Partly Cloudy - 84 F

TOP

livebaseballscorecards.com

Batter	1	2	3	4	5	6	7	8	9	AB	R	H	RBI	BB	SO	LOB
2 Marcus Semien, R (1, 4) OBP: 0.346, SLG: 0.462	C SI 93 X ST 85 0-1 F9		F SI 93 B CH 88 S SI 94 S ST 85 1-3 K 1-2		B ST 86 X SI 94 1-0 G5-3			C SI 92 B FS 86 C SI 92 X FS 88 1-2 G5-3		4	0	0	0	0	1	2
5 Corey Seager, L (1, 6) OBP: 0.417, SLG: 0.662 47 Josh Smith, L (8, 6) OBP: 0.326, SLG: 0.329	T FF 94 X CH 90 0-1 2B		B FF 94 S ST 84 B ST 84 B FF 93 X ST 85 3-1 F9			X FF 93 0-0 F7		B FF 95 X FS 86 1-0 30 PB 30 1B 1B		4 0	1 0	2 0	0 0	0 0	0 0	1 0
30 Nathaniel Lowe, L (1, 3) OBP: 0.370, SLG: 0.450	B FF 93 B FF 94 F FC 87 X FF 94 2-1 F7		B CH 89 X FF 93 1-0 G1-3			C FF 94 B CH 89 X FF 95 1-1 18 FC6-4 1B		B FS 86 B FF 94 F FF 94 F FF 94 B FS 87 X FF 93 3-2 1-H 53 G4-3 1B		4	0	2	1	0	0	2
53 Adolis García, R (1, 9) OBP: 0.328, SLG: 0.498	C SI 94 C SI 94 B FF 94 S ST 85 1-3 K			X SI 93 0-0 G6-3		F ST 85 S SI 94 D ST 87 X ST 85 1-2 F9		X SI 93 0-0 G4-3 1-2		4	0	0	0	0	1	3
18 Mitch Garver, R (1, 10) OBP: 0.358, SLG: 0.500 28 Jonah Heim, S (8, 2) OBP: 0.325, SLG: 0.452		B FC 88 B FC 87 C SI 93 F SI 93 F ST 85 B SI 94 X SI 94 3-2 HR		H SI 92 1-0 16 G4-6-3 HBP		B ST 87 C FC 89 D ST 86 X FC 89 2-1 FC6-4 1-2f		C CU 81 B CU 82 B FS 87 B SI 92 X SI 93 3-1 P5		3 0	1 0	1 0	1 0	0 0	0 0	2 0
16 Travis Jankowski, L (1, 7) OBP: 0.371, SLG: 0.357		B FF 94 X FF 94 1-0 L9		C CU 79 X CU 80 0-1 G4-6-3 1-2f			B CU 80 B FC 88 C FF 93 X FF 94 2-1 G3-1		C CU 80 C CU 80 B FF 95 B FF 94 X FF 93 2-2 F8	4	0	0	0	0	0	1
20 Ezequiel Duran, R (1, 5) OBP: 0.336, SLG: 0.469 50 J.P. Martínez, L (9, PH) OBP: 0.303, SLG: 0.310		X SI 94 0-0 G4-3			B SI 93 B SI 94 F FF 93 X FF 94 2-1 F8		C ST 84 F ST 86 C ST 85 0-3 K		F FF 93 S FF 95 B CU 82 S FF 95 1-3 K	3 1	0 0	0 0	0 0	0 0	1 1	0 0
3 Leody Taveras, S (1, 8) OBP: 0.300, SLG: 0.429		C CU 80 X FC 88 0-1 L7			B CU 80 X CU 81 1-0 2B		X FC 88 0-0 2B		B CU 80 F CU 81 T FF 94 F FF 95 X FS 87 1-2 G3	4	0	2	0	0	0	0
11 Austin Hedges, R (1, 2) OBP: 0.232, SLG: 0.225 (8, 1)			B FF 93 S FF 93 S FF 94 B ST 84 F FF 94 X FF 94 2-2 2 WP 1B		C FC 88 X ST 84 0-1 F7		S FC 90 B ST 86 B FF 94 S FC 88 B ST 86 S ST 86 3-3 K			3	0	1	0	0	1	2
Inning Stats	R: 0 E: 0 K: 1 S: 9 H: 1 LOB: 1 BB: 0 P: 12	R: 1 E: 0 K: 0 S: 8 H: 1 LOB: 0 BB: 0 P: 12	R: 0 E: 0 K: 1 S: 10 H: 1 LOB: 1 BB: 0 P: 17	R: 0 E: 0 K: 0 S: 3 H: 0 LOB: 0 BB: 0 P: 4	R: 0 E: 0 K: 0 S: 6 H: 1 LOB: 1 BB: 0 P: 10	R: 0 E: 0 K: 0 S: 8 H: 1 LOB: 1 BB: 0 P: 12	R: 0 E: 0 K: 2 S: 9 H: 1 LOB: 1 BB: 0 P: 14	R: 1 E: 0 K: 0 S: 10 H: 2 LOB: 1 BB: 0 P: 18	R: 0 E: 0 K: 1 S: 10 H: 0 LOB: 0 BB: 0 P: 14	1B: 4 2B: 3 3B: 0 HR: 1 SF: 0 SAC: 0 DP: 1 HBP: 1						

	AB	34
	R	2
	H	8
	RBI	2
	BB	0
	SO	5
	LOB	13

WP: 1 PB: 1 SB: 0 CS: 0 PA: 35

PITCHER		IP	WLS	BF	H	R	ER	SO	BB	IBB	HBP	BLK	WP	HR	S	P	ERA	WHIP
54 Sonny Gray, R ERA: 3.06	(1, 1)	7.0	W	27	6	1	1	4	0	0	1	0	1	1	53	81	1.29	0.857
77 Cole Sands, R ERA: 3.57	(8, 1)	2.0		8	2	1	0	1	0	0	0	0	0	0	20	32	0.00	1.000

PITCHER		IP	WLS	BF	H	R	ER	SO	BB	IBB	HBP	BLK	WP	HR	S	P	ERA	WHIP

Batter	1	2	3	4	5	6	7	8	9	AB	R	H	RBI	BB	SO	LOB
47 Edouard Julien, L (1, 10) OBP: 0.378, SLG: 0.479	B FF 92 B FF 92 B SI 92 C SI 92 B FF 91 4-1 4 G6-4-3 11 BB 38 3B BB	B SI 88 B FF 88 S SI 92 F SI 92 C SI 92 2-3 ② K		S FC 89 C KC 78 C SI 91 0-3 ① K		F SI 93 F FF 92 B CU 80 S CU 80 1-3 ② K	S FF 94 X FF 94 0-1 1-H 2-H HR	C FA 65 F FA 68 S FA 78 0-3 ③ K		5	2	1	3	1	4	3
11 Jorge Polanco, S (1, 4) OBP: 0.325, SLG: 0.422	B SI 92 F FC 90 D KC 79 B SI 90 S FC 90 F FC 91 B FC 90 4-2 4 G6-4-3 1-2 BB	X SI 92 0-0 ③ F8		C KC 78 C FC 91 X SL 82 0-2 26 BB 1-2 1B		F SI 93 X CH 86 0-1 ③ G5-3	B SL 86 B FF 93 S FF 93 F SL 86 B FF 94 B FF 93 4-2 BB			3	0	1	0	2	0	0
4 Carlos Correa, R (1, 6) OBP: 0.308, SLG: 0.406	C SI 92 X SI 92 0-1 ① ② G6-4-3 1-2f 2-3		C SI 91 F SL 82 B SL 81 B SI 92 B SI 92 C SI 91 3-3 ① K	X SI 90 0-0 ② F7			C SI 92 X FC 90 0-1 HR 2-2 G4-3			5	1	1	1	0	1	5
26 Max Kepler, L (1, 9) OBP: 0.310, SLG: 0.482	S CH 86 B FC 90 B KC 80 B CH 88 B FF 92 4-1 23 BB 38 3B BB		X CH 86 0-0 23 1B 2B	D KC 79 B FC 90 F FF 90 C FC 89 B SI 91 B SI 91 4-2 1-2 2-3 BB			X SI 93 0-0 ① G3	B EP 54 B FA 59 C FA 60 B FA 58 C FA 61 X FA 71 3-2 HR		3	2	2	1	2	0	0
23 Royce Lewis, R (1, 5) OBP: 0.377, SLG: 0.508	B SI 91 B SI 91 B FC 90 B SI 92 4-0 38 3B 1-2 BB		C SL 82 X SI 91 0-1 27 HBP 2-3 1B	C SI 91 F SL 82 S SL 82 0-3 ③ K			B CH 83 B SI 92 F CH 84 B FC 91 F SI 91 B SI 93 4-2 38 HBP 27 1B BB	C FA 60 X FA 64 0-1 ① F8		3	2	1	0	2	1	3
38 Matt Wallner, L (1, 7) OBP: 0.350, SLG: 0.528	B FC 90 F SI 92 X CH 87 1-1 27 1B 1-H 2-H 3-H 3B		B FC 89 B FC 90 F FF 91 S KC 78 B SI 92 C SI 92 3-3 ② K	X SI 92 0-0 ① G4-3			H SI 90 1-0 27 1B 39 1B 1-2 HBP	C FA 61 B EP 54 T FA 61 B FA 81 B FA 58 F FA 63 X FA 62 3-2 39 1B 2B		4	3	2	3	0	1	2
27 Ryan Jeffers, R (1, 2) OBP: 0.389, SLG: 0.495	D SL 82 B SI 92 F SI 92 D SL 84 X SI 92 3-1 3-H 1B		H SI 91 1-0 1-2 HBP	X SI 91 0-0 ② G6-3			X SI 93 0-0 39 1B 47 HR 1-2 2-H 1B	C FA 61 B FA 61 B FA 61 H FA 65 3-1 39 1B HBP		3	1	2	2	0	0	0
13 Joey Gallo, L (1, 8) OBP: 0.302, SLG: 0.444 16 Jordan Luplow, R (4, 8) OBP: 0.321, SLG: 0.326	C CH 85 C FF 91 B CH 87 X CH 85 1-2 ③ G4-3		S FC 90 C FC 90 C SI 92 0-3 ③ K	C SI 93 B CH 85 X CH 84 1-1 ③ G5-3			B SL 86 S SL 85 C SL 84 B SL 88 C SI 95 2-3 ② K	B FA 63 F FA 65 X FA 65 1-1 ② F7		2 3	0 0	0 0	0 0	0 0	1 1	4 4
39 Donovan Solano, R (1, 3) OBP: 0.371, SLG: 0.399		X SI 91 0-0 ① G6-3		B SI 91 B SL 83 C SI 90 B SI 92 B SI 91 4-1 26 BB 11 1B BB		C SI 92 X FC 91 0-1 ① G4-3	F SI 94 T SI 94 X SL 88 0-2 47 HR 1-2 2-H 1B	X FA 62 0-0 1-2 2-H 1B		4	1	2	2	1	0	0
Inning Stats	R: 4 E: 0 K: 0 S: 14 H: 2 LOB: 1 BB: 4 P: 35	R: 0 E: 0 K: 1 S: 5 H: 0 LOB: 0 BB: 0 P: 7	R: 0 E: 0 K: 3 S: 12 H: 2 LOB: 3 BB: 0 P: 19	R: 0 E: 0 K: 2 S: 13 H: 1 LOB: 3 BB: 2 P: 21	R: 0 E: 0 K: 0 S: 4 H: 0 LOB: 0 BB: 0 P: 5	R: 0 E: 0 K: 1 S: 7 H: 0 LOB: 0 BB: 0 P: 8	R: 6 E: 0 K: 1 S: 19 H: 4 LOB: 1 BB: 2 P: 32	R: 2 E: 0 K: 1 S: 16 H: 3 LOB: 2 BB: 0 P: 26		1B: 6 2B: 2 3B: 1 HR: 3 SF: 0 SAC: 0 DP: 1 HBP: 3				WP: 0 PB: 0 SB: 0 CS: 0 PA: 46	

PITCHER		IP	WLS	BF	H	R	ER	SO	BB	IBB	HBP	BLK	WP	HR	S	P	ERA	WHIP
33 Dane Dunning, R ERA: 3.36	(1, 1)	4.0	L	23	5	4	4	6	6	0	1	0	0	0	44	82	9.00	2.750
54 Martín Pérez, L ERA: 5.05	(5, 1)	2.1		10	1	3	3	1	1	0	1	0	0	1	16	23	11.57	0.857
65 Grant Anderson, R ERA: 5.05	(7, 1)	0.2		6	3	3	3	1	1	0	0	0	0	1	14	22	40.50	6.000
11 Austin Hedges, R ERA: 18.0	(8, 1)	1.0		7	3	2	2	1	0	0	1	0	0	1	16	26	18.00	3.000

PITCHER	IP	WLS	BF	H	R	ER	SO	BB	IBB	HBP	BLK	WP	HR	S	P	ERA	WHIP

BOTTOM

Texas Rangers @ Minnesota Twins

Target Field, Minneapolis, MN

Fri Aug 25 2023, 7:11 PM - 9:37 PM CDT

Att. 25,144 - Partly Cloudy - 84 F

livebaseballscorecards.com

AB	35
R	12
H	12
RBI	12
BB	8
SO	9
LOB	21

Batter	1	2	3	4	5	6	7	8	9	AB	R	H	RBI	BB	SO	LOB
2 Marcus Semien, R (1, 4) OBP: 0.348, SLG: 0.462	F FF 93 B FF 95 C SL 84 C FF 94 1-3 K		F SL 83 B FS 86 F FF 92 B FF 92 C ST 78 2-3 K		B FS 82 B FS 82 B FF 90 C FF 90 B FF 90 4-1 1-2 BB			C CU 88 X FS 99 0-1 30 CS 1B	C SI 91 F SI 92 F CH 86 H SI 92 1-2 30 BB 1-2 2-3 3-H HBP	3	0	1	1	1	2	0
5 Corey Seager, L (1, 6) OBP: 0.412, SLG: 0.654	C FF 94 S FF 94 B FS 88 B FF 94 B FS 84 S FF 93 3-3 K		S FF 92 B FS 86 X FS 85 1-1 P5		B FS 81 S FF 91 1 SAFE F FF 90 B FF 90 D FS 84 F FF 91 X FS 83 3-2 G3 2-3			B FS 98 S FF 100 D FS 98 F FS 98 1 SAFE S FF 102 2-3 K	F FF 92 X CH 85 0-1 SF8 3-H	4	0	0	1	0	2	3
30 Nathaniel Lowe, L (1, 3) OBP: 0.372, SLG: 0.449	C FF 93 X FF 93 0-1 1B		B FF 92 B FS 85 C FS 85 B FS 85 F FF 92 B FF 91 4-2 BB			F FF 92 C ST 80 B ST 81 S FF 92 1-3 K		B FS 99 F FS 97 B FF 102 F FS 98 S FF 102 2-3 1-2 K	C CH 85 B FF 91 B FF 91 D CH 85 B FF 90 4-1 1-2 2-3 BB	3	0	1	0	2	2	1
53 Adolis García, R (1, 9) OBP: 0.329, SLG: 0.503	F FF 93 S FF 93 S FF 92 0-3 K		S FS 84 S FF 90 S ST 78 0-3 K			X FF 93 0-0 HR			20 HBP 18 1B 4 BB 1B L9	5	2	2	1	0	2	5
18 Mitch Garver, R (1, 2) OBP: 0.361, SLG: 0.515 50 J.P. Martínez, L (9, PR) OBP: 0.303, SLG: 0.310 28 Jonah Heim, S (9, 2) OBP: 0.325, SLG: 0.452		B SL 85 B SL 84 B SL 83 X FF 91 3-0 HR		B SL 83 B FS 83 B SL 82 C FS 83 C FS 82 X FS 83 3-2 G6-3		C ST 80 C ST 81 B CU 74 X CU 73 1-2 L5			C ST 86 B CH 92 X CH 92 1-1 4 BB 20 HBP 3 BB 1-2 1B	4 0 0	1 1 0	2 0 0	1 0 0	0 0 0	0 0 0	0 0 0
16 Travis Jankowski, L (1, 7) OBP: 0.365, SLG: 0.351		C FF 92 F FF 92 B FS 85 X FS 85 1-2 G5-3		C FF 91 X FF 91 0-1 L8		X FF 92 0-0 G1-3			C ST 88 B CH 92 F CH 92 F FF 97 C FF 97 1-3 K	4	0	0	0	0	1	2
20 Ezequiel Duran, R (1, 5) OBP: 0.338, SLG: 0.468		X FF 92 0-0 4 2B 1B		C FF 91 C FF 92 S ST 79 0-3 K			F FF 94 F FF 95 B FF 96 X FF 97 1-2 P5		H SI 97 1-0 3 BB 4 BB 2 HBP 1-2 2-3 HBP	3	1	1	0	0	1	0
4 Robbie Grossman, S (1, 10) OBP: 0.315, SLG: 0.391		S FF 91 X FF 91 0-1 1-H 2B			B FF 91 C SL 81 F SL 83 F FF 91 B FS 83 S SL 81 2-3 K		F FC 88 B FS 86 B FC 89 X FC 88 2-1 P5		C ST 88 F ST 88 B CH 92 B CH 92 B ST 88 F ST 87 B ST 87 4-2 2 HBP 3 BB 5 SF8 1-2 2-3 3-H BB	3	1	1	1	1	1	0
3 Leody Taveras, S (1, 8) OBP: 0.302, SLG: 0.428		F FS 82 B FS 83 F FS 83 F FF 92 B FS 83 F FF 93 X FS 85 2-2 G4-3			X FS 82 0-0 5 CS 2 BB 1B		B FS 84 B FC 88 F FC 88 S FS 85 F FF 98 X FC 87 2-2 L9		S CH 92 B CH 92 B ST 86 B CH 92 S FF 97 F FF 97 B CH 91 4-2 30 BB 2 HBP 1-2 2-3 3-H BB	3	0	1	1	1	0	1
Inning Stats	R: 0 E: 0 K: 3 S: 11 H: 1 LOB: 1 BB: 0 P: 15	R: 1 E: 0 K: 0 S: 12 H: 3 LOB: 1 BB: 0 P: 18	R: 0 E: 0 K: 2 S: 10 H: 0 LOB: 1 BB: 1 P: 17	R: 0 E: 0 K: 1 S: 8 H: 0 LOB: 0 BB: 0 P: 11	R: 0 E: 0 K: 1 S: 10 H: 1 LOB: 1 BB: 1 P: 19	R: 1 E: 0 K: 1 S: 8 H: 1 LOB: 0 BB: 0 P: 10	R: 0 E: 0 K: 0 S: 9 H: 0 LOB: 0 BB: 0 P: 14	R: 0 E: 0 K: 2 S: 8 H: 1 LOB: 1 BB: 0 P: 12	R: 4 E: 0 K: 1 S: 22 H: 2 LOB: 3 BB: 3 P: 40	1B: 6 2B: 2 3B: 0 HR: 2 SF: 1 SAC: 0 DP: 1 HBP: 2						

TOP

Texas Rangers @ Minnesota Twins

Target Field, Minneapolis, MN

Sat Aug 26 2023, 6:17 PM - 8:58 PM CDT

Att. 25,843 - Overcast - 72 F

livebaseballscorecards.com

AB	32
R	6
H	9
RBI	6
BB	5
SO	11
LOB	12

PITCHER		IP	WLS	BF	H	R	ER	SO	BB	IBB	HBP	BLK	WP	HR	S	P	ERA	WHIP
41 Joe Ryan, R ERA: 4.33	(1, 1)	5.0		20	5	1	1	7	2	0	0	0	0	1	51	80	1.80	1.400
56 Caleb Thielbar, L ERA: 2.75	(6, 1)	1.0		4	1	1	1	1	0	0	0	0	0	1	8	10	9.00	1.000
15 Emilio Pagán, R ERA: 3.23	(7, 1)	1.0		3	0	0	0	0	0	0	0	0	0	0	9	14	0.00	0.000
59 Jhoan Duran, R ERA: 2.63	(8, 1)	1.0		3	1	0	0	2	0	0	0	0	0	0	8	12	0.00	1.000
22 Griffin Jax, R ERA: 4.02	(9, 1)	0.1	L	6	2	4	4	1	2	0	1	0	0	0	15	28	108.00	12.000

PITCHER		IP	WLS	BF	H	R	ER	SO	BB	IBB	HBP	BLK	WP	HR	S	P	ERA	WHIP
58 Dylan Floro, R ERA: 4.99	(9, 1)	0.2		4	0	0	0	0	1	0	1	0	0	0	7	12	0.00	1.500

Batter	1	2	3	4	5	6	7	8	9	AB	R	H	RBI	BB	SO	LOB
47 Edouard Julien, L (1, 10) OBP: 0.378, SLG: 0.482 12 Kyle Farmer, R (8, PH) OBP: 0.310, SLG: 0.395 (9, 10)	F FF 93 B FF 94 B FC 88 B FF 93 C FF 93 F FF 95 C CU 77 3-3 ① K		F FF 92 B FF 93 T CH 83 X FF 93 1-2 ① 26 2B 2B		C FF 93 B CU 76 X CH 84 1-1 ③ L4			B FF 96 C FF 94 B SL 89 C SL 87 F FF 95 S FF 96 2-3 ② K		3 1	1 0	1 0	0 0	0 0	1 1	0 0
11 Jorge Polanco, S (1, 4) OBP: 0.328, SLG: 0.438	S FF 93 B CU 77 C CU 76 B FF 94 F FF 94 X FC 88 2-2 ② F8		C CU 76 B FC 88 X FF 94 1-1 ② F7			C CU 76 X FF 92 0-1 HR		C SL 87 S SL 88 X SL 89 0-2 1B		4	1	2	1	0	0	1
26 Max Kepler, L (1, 9) OBP: 0.312, SLG: 0.485	C FF 94 B FC 90 X FF 94 1-1 4 BB 1B		B FF 94 F FF 94 B FC 88 S CH 84 F CU 77 D CU 77 X FF 95 3-2 2-H 2B			F FF 93 F FC 88 B CH 84 S FC 89 1-3 ① K		X SL 88 0-0 ③ G4-3		4	0	2	1	0	1	1
4 Carlos Correa, R (1, 6) OBP: 0.308, SLG: 0.403	B FF 94 B FF 94 B FF 94 C FF 93 B FF 94 4-1 1-2 BB		S SL 85 C FF 94 S CU 76 0-3 ③ K			S SL 84 B CH 84 B FF 94 F CH 83 C SL 84 2-3 ② K			B FF 100 C FF 99 S FF 99 F SI 102 B SI 102 X SL 90 2-2 ① P4	3	0	0	0	1	2	1
38 Matt Wallner, L (1, 7) OBP: 0.342, SLG: 0.516 16 Jordan Luplow, R (9, PH) OBP: 0.333, SLG: 0.326	S FF 95 F FF 94 F CU 77 B FF 95 B FF 94 B FC 90 C CU 77 3-3 ③ K			F CH 84 S FF 93 C SL 86 0-3 ① K		X CU 75 0-0 ③ F8			B FF 99 B FF 100 B SL 88 D FF 99 4-0 39 DI BB	3 0	0 0	0 0	0 0	0 1	2 0	2 0
23 Royce Lewis, R (1, 5) OBP: 0.366, SLG: 0.492		C FF 92 X FF 93 0-1 ① P4		C SL 84 B SL 83 F FF 93 B SL 84 F CU 75 X SL 84 2-2 ② P6			X CU 76 0-0 ① L5		C FF 98 S SL 88 B SI 102 S SI 101 1-3 ② K	4	0	0	0	0	1	1
39 Donovan Solano, R (1, 3) OBP: 0.367, SLG: 0.394		C FF 92 F FF 94 B SL 85 B SL 85 X SL 85 2-2 ② F7		S SL 84 F FF 94 B CH 84 X FF 94 1-2 ③ P3			F FF 92 S CH 84 B FF 94 S SL 84 1-3 ② K		C FF 101 X FF 101 0-1 1-2 ③ F9	4	0	0	0	0	1	1
13 Joey Gallo, L (1, 8) OBP: 0.299, SLG: 0.439		B FF 94 F FC 88 B FF 93 C CU 76 B FF 94 S CH 85 3-3 ③ K			F CH 84 S CH 85 C CU 76 0-3 ① K		F FF 94 F CU 77 B CH 86 S CH 84 1-3 ③ K			3	0	0	0	0	3	0
8 Christian Vázquez, R (1, 2) OBP: 0.282, SLG: 0.313			X FF 92 0-0 ① L9		B SL 84 X FF 93 1-0 ② L8			S SL 86 C CH 89 B FF 96 B FF 97 F FF 95 X CH 89 2-2 ① G6-3		3	0	0	0	0	0	0
Inning Stats	R: 0 H: 1 E: 0 LOB: 2 K: 2 BB: 1 S: 15 P: 28	R: 0 H: 0 E: 0 LOB: 0 K: 1 BB: 0 S: 8 P: 13	R: 1 H: 2 E: 0 LOB: 1 K: 1 BB: 0 S: 13 P: 18	R: 0 H: 0 E: 0 LOB: 0 K: 1 BB: 0 S: 10 P: 13	R: 0 H: 0 E: 0 LOB: 0 K: 1 BB: 0 S: 6 P: 8	R: 1 H: 1 E: 0 LOB: 0 K: 2 BB: 0 S: 9 P: 12	R: 0 H: 0 E: 0 LOB: 0 K: 2 BB: 0 S: 7 P: 9	R: 0 H: 1 E: 0 LOB: 1 K: 1 BB: 0 S: 12 P: 16	R: 0 H: 0 E: 0 LOB: 1 K: 1 BB: 1 S: 9 P: 16	1B: 2 2B: 2 3B: 0 HR: 1	SF: 0 SAC: 0 DP: 0 HBP: 0			WP: 0 PB: 0 SB: 0 CS: 0		PA: 34	

PITCHER		IP	WLS	BF	H	R	ER	SO	BB	IBB	HBP	BLK	WP	HR	S	P	ERA	WHIP
31 Max Scherzer, R ERA: 3.71	(1, 1)	7.0		26	4	2	2	10	1	0	0	0	0	1	68	101	2.57	0.714
46 Brock Burke, L ERA: 3.33	(8, 1)	1.0	W	4	1	0	0	1	0	0	0	0	0	0	12	16	0.00	1.000
45 Aroldis Chapman, L ERA: 2.23	(9, 1)	1.0		4	0	0	0	1	1	0	0	0	0	0	9	16	0.00	1.000

PITCHER	IP	WLS	BF	H	R	ER	SO	BB	IBB	HBP	BLK	WP	HR	S	P	ERA	WHIP

BOTTOM

Texas Rangers @ Minnesota Twins

Target Field, Minneapolis, MN

Sat Aug 26 2023, 6:17 PM - 8:58 PM CDT

Att. 25,843 - Overcast - 72 F

livebaseballscorecards.com

AB	32
R	2
H	5
RBI	2
BB	2
SO	12
LOB	7

Texas Rangers @ Minnesota Twins

Target Field, Minneapolis, MN

Sun Aug 27 2023, 1:13 PM - 5:22 PM CDT

Att. 24,431 - Partly Cloudy - 71 F

livebaseballscorecards.com

Batter	1	2	3	4	5	6	7	8	9	10	11	12	13	AB	R	H	RBI	BB	SO	LOB
2 Marcus Semien, R (1, 4) OBP: 0.349, SLG: 0.461	F7		1B		5 G3-6-3 1B		F7		5 1B BB			F8 2-3		5	0	2	0	1	0	2
5 Corey Seager, L (1, 6) OBP: 0.408, SLG: 0.648	F7		F7		G3-6-3 1-2f		F9 2-3		1-2 1B			SF7 3-H		5	0	1	1	0	0	4
30 Nathaniel Lowe, L (1, 3) OBP: 0.370, SLG: 0.448	L9			18 1B 28 HR 2B	G4-3		G4-3		L6	0-0		K2-3	0-0	6	1	1	0	0	1	4
18 Mitch Garver, R (1, 10) OBP: 0.360, SLG: 0.508	K			4 BB 28 HR 1B 2-3	F9	BB	K	1B	K	E6 53 G5-4-3			BB	5	1	1	0	1	2	0
4 Robbie Grossman, S (1, 7) OBP: 0.320, SLG: 0.392	G1-3			28 HR BB 1-2	K	BB		1B		L7			K	2	1	1	0	2	0	0
16 Travis Jankowski, L (8, PR) OBP: 0.362, SLG: 0.348 (8, 7)														2	0	0	0	0	1	2
50 J.P. Martínez, L (1, 9) OBP: 0.306, SLG: 0.406		HR		K	K	K		L7		G5-4-3 1-2f	0-0		K	3	1	1	1	0	2	4
53 Adolis García, R (8, PH) OBP: 0.327, SLG: 0.500 (8, 9)														3	0	0	0	0	1	3
28 Jonah Heim, S (1, 2) OBP: 0.322, SLG: 0.455	G5-3			1-H 2-H 3-H HR	G4-3		G4-3	F8			L8	G6-3		6	1	1	4	0	0	3
47 Josh Smith, L (1, 5) OBP: 0.322, SLG: 0.324	K			F7	5 F9 3 1B 1B				K		K			2	0	0	0	0	1	0
20 Ezequiel Duran, R (7, PH) OBP: 0.338, SLG: 0.467 (7, 5)														3	0	1	0	0	2	0
3 Leody Taveras, S (1, 8) OBP: 0.301, SLG: 0.425	K			G6-3	1-2 1B				F8		K	2 F8 5 SF7		5	1	1	0	0	2	0

Inning Stats																									
	R: 0	E: 0	K: 0	S: 9	H: 0	LOB: 0	BB: 0	P: 11	R: 1	E: 0	K: 1	S: 17	H: 1	LOB: 0	BB: 0	P: 24	R: 0	E: 0	K: 2	S: 9	H: 1	LOB: 1	BB: 0	P: 12
	R: 4	E: 0	K: 1	S: 17	H: 3	LOB: 0	BB: 1	P: 26	R: 0	E: 0	K: 0	S: 6	H: 1	LOB: 0	BB: 0	P: 9	R: 0	E: 0	K: 1	S: 11	H: 0	LOB: 1	BB: 1	P: 20
	R: 0	E: 0	K: 0	S: 8	H: 2	LOB: 2	BB: 0	P: 10	R: 0	E: 0	K: 1	S: 10	H: 1	LOB: 1	BB: 0	P: 17	R: 0	E: 0	K: 1	S: 10	H: 1	LOB: 2	BB: 1	P: 20
	R: 0	E: 1	K: 0	S: 6	H: 0	LOB: 0	BB: 0	P: 9	R: 0	E: 0	K: 2	S: 10	H: 0	LOB: 0	BB: 0	P: 11	R: 1	E: 0	K: 1	S: 7	H: 0	LOB: 0	BB: 0	P: 11
	R: 0	E: 0	K: 2	S: 11	H: 0	LOB: 1	BB: 1	P: 19																

PITCHER		IP	WLS	BF	H	R	ER	SO	BB	IBB	HBP	BLK	WP	HR	S	P	ERA	WHIP
17 Bailey Ober, R	(1, 1)	4.0		18	5	5	5	4	1	0	0	0	0	2	52	73	11.25	1.500
ERA: 3.67																		
60 Dallas Keuchel, L	(5, 1)	5.0		21	5	0	0	3	2	0	0	0	0	0	45	76	0.00	1.400
ERA: 3.5																		
59 Jhoan Duran, R	(10, 1)	1.0		3	0	0	0	0	0	0	0	0	0	0	6	9	0.00	0.000
ERA: 2.58																		
56 Caleb Thielbar, L	(11, 1)	1.0		3	0	0	0	2	0	0	0	0	0	0	10	11	0.00	0.000
ERA: 2.61																		
15 Emilio Pagán, R	(12, 1)	1.0		3	0	1	0	1	0	0	0	0	0	0	7	11	0.00	0.000
ERA: 3.18																		

PITCHER		IP	WLS	BF	H	R	ER	SO	BB	IBB	HBP	BLK	WP	HR	S	P	ERA	WHIP
58 Dylan Floro, R	(13, 1)	1.0	W	4	0	0	0	2	1	0	0	0	0	0	11	19	0.00	1.000
ERA: 4.89																		

TOP

AB	47
R	6
H	10
RBI	6
BB	4
SO	12
LOB	22

1B: 7	2B: 1	3B: 0	HR: 2	SF: 1	SAC: 0	DP: 2	HBP: 0	PA: 52	WP: 0	PB: 0	SB: 0	CS: 0
---	---	---	---	---	---	---	---	---	---	---	---	---

Texas Rangers @ Minnesota Twins

Target Field, Minneapolis, MN

Sun Aug 27 2023, 1:13 PM - 5:22 PM CDT

Att. 24,431 - Partly Cloudy - 71 F

livebaseballscorecards.com

BOTTOM

Batter	1	2	3	4	5	6	7	8	9	10	11	12	13	AB	R	H	RBI	BB	SO	LOB
39 Donovan Solano, R (1, 3) (9, 4) OBP: 0.372, SLG: 0.396	S SI 92 F FF 92 B CU 80 F SI 92 S CH 84 1-3 ① K			C CU 79 B FF 93 B CH 83 T CH 83 X SI 94 2-2 ① F8		B CH 81 S CH 83 F FF 92 B CU 80 B SI 94 X SI 94 3-2 4 BB, 11 1B, 23 HR 1B	B FF 93 B CH 88 B SL 85 C FF 93 B FF 93 4-1 BB		D SL 91 1 SAFE B SL 87 C FF 99 F FF 99 X SI 100 2-2 26 WP, 1-H 1B			F FF 94 B CH 88 F CH 88 B FF 95 B FF 94 F FF 93 B FF 94 4-2 11 FC5, 11 WP BB		4	1	2	1	2	1	0
11 Jorge Polanco, S (1, 4) (9, 5) OBP: 0.328, SLG: 0.435	B SI 94 S CH 82 F CH 83 X FC 86 1-2 ② L5			B CH 83 X CH 84 1-0 1B		C CU 79 B CH 84 S SI 93 B SI 94 X CH 84 2-2 4 BB, 1-2 23 HR 1B	C CU 81 C FF 92 F CU 81 F CH 87 B FF 94 F CU 82 D CH 87 D CH 86 F CU 82 3-2 X FF 84 ③ F7		B FF 100 C FF 100 C SI 99 B SI 101 T SI 101 2-2 ② K			C FF 94 B SL 89 F SL 89 F SL 89 F FF 96 X SL 89 1-2 ① FC5, 26 1B, 1-3 2-H		6	1	2	1	0	1	2
16 Jordan Luplow, R (1, 7) OBP: 0.316, SLG: 0.306 26 Max Kepler, L (8, PH) OBP: 0.317, SLG: 0.488 (9, 9)	T FF 94 X FF 93 0-1 ③ F9			C SI 93 X SI 94 0-1 ② F9		B FC 87 C SI 93 F SI 94 D CU 81 B SI 95 X SI 94 3-2 ① F9		X FF 96 0-0 4 BB, 1B	B FF 102 B FF 98 B FF 101 C FF 101 B FF 99 4-1 1-2 BB			B FF 95 X SL 88 1-0 4 G4-6-3, 1-2 1B		3 2	0 0	0 2	0 0	0 1	0 0	3 0
4 Carlos Correa, R (1, 6) OBP: 0.308, SLG: 0.400		C SI 92 X CH 83 0-1 ① F7		C CH 83 B CH 84 F SI 94 F CU 82 D CU 82 X CH 84 2-2 ③ P3		D CH 84 F CH 83 C SI 94 D CU 83 B SI 94 B CH 82 4-2 23 HR, 1-2 2-3 BB		B FC 93 C FC 91 D SL 82 D CH 89 C FF 97 B FF 96 4-2 1-2 BB	S SL 89 B SI 100 C SL 88 B SI 101 F SI 100 F SL 88 F SI 102 B SI 101 S SL 88 3-3 ③ K	0-0		F FF 95 X FF 96 0-1 ② G4-6-3, 1-2f ③	0-0 38 BB, 2 BB	4	2	0	0	2	1	5
23 Royce Lewis, R (1, 10) OBP: 0.358, SLG: 0.500		S CH 84 S CH 84 B FF 93 F CH 84 B FF 94 F CU 80 T CH 83 2-2 ② K			T SI 92 B CH 83 B CH 84 S SI 93 X CH 83 2-2 ① G5-3	C SL 88 X SL 87 0-1 1-H 2-H 3-H HR		X SI 96 0-0 ① F4		C FF 97 B CU 86 F FF 98 F CU 87 X SL 91 1-2 ① L9			B SL 89 C SI 99 B SL 88 B SL 90 C SL 87 S SL 88 3-3 ① K	6	1	1	4	0	2	2
27 Ryan Jeffers, R (1, 2) OBP: 0.383, SLG: 0.484	B SI 94 C FF 93 F FF 93 C SI 95 1-3 ③ K				B SI 93 S FF 93 B FF 94 B CH 84 B SI 94 4-1 38 F9, 12 1B BB	B CU 81 F FF 94 B FF 93 F SL 88 C FF 94 2-3 ② K		S FC 92 T FF 96 B SL 84 D SL 83 F FF 97 D SL 84 S FC 92 3-3 ② K		B CU 86 T FF 98 X FF 98 1-1 ② F9			S SL 88 S SL 89 S SL 90 0-3 ② K	5	0	0	0	1	4	2
12 Kyle Farmer, R (1, 5) OBP: 0.310, SLG: 0.394 47 Edouard Julien, L (8, PH) OBP: 0.378, SLG: 0.462 8 Christian Vázquez, R (8, PH) OBP: 0.280, SLG: 0.311 (9, 3) 13 Joey Gallo, L (11, PR) OBP: 0.301, SLG: 0.439 (12, 3)		C CU 80 C SI 92 X SI 94 0-2 ① L9			X SI 93 0-0 1-2 1B	B FF 94 B FF 93 F FF 94 X FF 93 2-1 ③ P3		C CU 77 F SL 82 F FF 93 B FF 93 S SL 83 2-3 ③ K2-3		X SL 90 0-0 ③ G1-3	0-0 38 P3-6		B CH 91 B CH 90 B SI 98 B SL 88 4-0 2 BB, 38 BB BB	3 0 2	0 0 0	1 0 0	0 0 0	0 0 1	0 0 2	0 0 2
38 Matt Wallner, L (1, 9) OBP: 0.336, SLG: 0.496 (9, 7)		X SI 94 0-0 ② L6			B SI 94 X SI 93 1-0 ② F9, 2-3		B FF 93 B FF 93 F FF 93 C CU 81 B FF 93 S FF 93 3-3 ① K		B FF 98 B FF 96 S FF 96 B SL 88 C FF 96 S FF 98 3-3 ① K			B FF 97 S FF 97 S FF 97 F FF 97 D CU 88 X FF 98 2-2 ① ② P3-6, 2-3f		C SI 100 B SI 98 S SL 88 B SL 90 B SI 99 B SL 89 4-2 2 BB, 1-2 2-3 BB	5	0	0	0	1	2	2
2 Michael Taylor, R (1, 8) OBP: 0.279, SLG: 0.446		S SI 94 B CH 85 F FF 94 B CH 84 B CH 85 X SI 94 3-2 ③ F9			B SI 95 C CH 83 B FF 93 C SI 94 B SI 95 S CH 84 3-3 ③ K		S CU 82 B CU 82 X FF 92 1-1 ② F8		B FF 100 B FF 99 B FF 98 B FF 100 4-0 39 1B, 39 1B BB			F CU 86 B CU 86 B SL 89 C SL 88 X FF 97 2-2 ③ F8	0-0 11 WP, 11 FC5	B SI 99 B SI 100 B SI 98 B SI 100 4-0 1-2 2-3 3-H BB	4	2	0	1	2	1	2
Inning Stats	R: 0 E: 0 K: 1 S: 9 H: 0 LOB: 0 BB: 0 P: 11	R: 0 E: 0 K: 2 S: 10 H: 0 LOB: 0 BB: 0 P: 13	R: 0 E: 0 K: 0 S: 7 H: 0 LOB: 0 BB: 0 P: 10	R: 0 E: 0 K: 0 S: 10 H: 1 LOB: 1 BB: 0 P: 15	R: 0 E: 0 K: 1 S: 9 H: 1 LOB: 2 BB: 1 P: 19	R: 4 E: 0 K: 1 S: 18 H: 3 LOB: 0 BB: 1 P: 34	R: 0 E: 0 K: 1 S: 13 H: 0 LOB: 1 BB: 1 P: 24	R: 0 E: 0 K: 2 S: 11 H: 1 LOB: 1 BB: 1 P: 20	R: 1 E: 0 K: 3 S: 16 H: 1 LOB: 2 BB: 2 P: 34	R: 0 E: 0 K: 0 S: 7 H: 0 LOB: 0 BB: 0 P: 9	R: 0 E: 0 K: 0 S: 7 H: 0 LOB: 0 BB: 0 P: 11	R: 1 E: 0 K: 0 S: 11 H: 1 LOB: 1 BB: 1 P: 17	R: 1 E: 0 K: 2 S: 8 H: 0 LOB: 3 BB: 3 P: 23	1B: 7 2B: 1 3B: 0 HR: 1	SF: 0 SAC: 0 DP: 2 HBP: 0	WP: 2 PB: 0 SB: 0 CS: 0	PA: 54					

	AB	44
	R	7
	H	8
	RBI	7
	BB	10
	SO	13
	LOB	20

PITCHER		IP	WLS	BF	H	R	ER	SO	BB	IBB	HBP	BLK	WP	HR	S	P	ERA	WHIP
52 Jordan Montgomery, L ERA: 3.19	(1, 1)	5.1		22	4	3	3	4	2	0	0	0	0	0	56	91	5.06	1.125
35 Chris Stratton, R ERA: 3.68	(6, 1)	1.2	H	7	1	1	1	2	1	0	0	0	0	1	20	35	5.40	1.200
25 José Leclerc, R ERA: 2.57	(8, 1)	0.2	H	4	1	0	0	1	1	0	0	0	0	0	8	15	0.00	3.000
51 Will Smith, L ERA: 4.24	(8, 1)	0.1	H	1	0	0	0	1	0	0	0	0	0	0	3	5	0.00	0.000
45 Aroldis Chapman, L ERA: 2.37	(9, 1)	1.0	B	6	1	1	1	3	2	0	0	0	1	0	16	34	9.00	3.000

PITCHER		IP	WLS	BF	H	R	ER	SO	BB	IBB	HBP	BLK	WP	HR	S	P	ERA	WHIP
66 Josh Sborz, R ERA: 4.89	(10, 1)	2.0		5	0	0	0	0	0	0	0	0	0	0	14	20	0.00	0.000
46 Brock Burke, L ERA: 3.27	(12, 1)	1.0	B	4	1	1	0	0	1	0	0	0	1	0	11	17	0.00	2.000
72 Jonathan Hernández, R ERA: 6.45	(13, 1)	0.2	L	5	0	1	0	2	3	0	0	0	0	0	8	23	0.00	4.500

Texas Rangers @ New York Mets

Citi Field, Flushing, NY

Mon Aug 28 2023, 7:13 PM - 9:54 PM EDT

Att. 21,696 - Cloudy - 73 F

TOP

livebaseballscorecards.com

Batter	1	2	3	4	5	6	7	8	9	AB	R	H	RBI	BB	SO	LOB
2 Marcus Semien, R (1, 4) OBP: 0.348, SLG: 0.461	F FF 96 B FF 96 B SL 87 X FF 96 2-1 L9		X SL 85 0-0 L7			B FF 94 B CH 86 C FF 94 X FF 95 2-1 30 G6-3 53 2B 2B		C FC 86 B CH 84 F FC 87 X ST 80 1-2 G4-3	C FC 91 B SI 94 B FC 90 F FC 91 S SI 94 2-3 K	5	1	1	0	0	1	3
5 Corey Seager, L (1, 6) OBP: 0.413, SLG: 0.652	B FF 97 C FF 96 B SL 88 S FF 96 B FF 98 C FF 98 3-3 K			C SL 86 X FF 95 0-1 1B		X SL 84 0-0 30 G6-3 1B		F ST 81 F ST 82 X ST 79 0-2 30 PB 4 FC4-6 2B	0-0 30 1B IBB	4	1	3	0	1	1	0
30 Nathaniel Lowe, L (1, 3) OBP: 0.372, SLG: 0.448	F FF 96 S FF 98 X FF 98 0-2 53 FC6-4 1B			C FF 94 B SL 86 B FF 95 F FF 94 C SL 85 2-3 K		B SL 86 B FF 95 B FF 95 C FF 94 F FF 95 X FF 96 3-2 G6-3 1-2f 2-3		B SI 89 B SI 91 B SI 89 C FC 85 B FC 84 4-1 4 FC4-6 53 BB 2-3 BB	C FC 92 B SI 95 X FC 91 2-1 1-3 2-H 3-H 1B	4	0	2	2	1	1	3
53 Adolis García, R (1, 9) OBP: 0.328, SLG: 0.500	C SL 85 S SL 87 D SL 86 D SL 86 X FF 96 2-2 FC6-4 1-2f			F SL 86 D FF 95 F FF 94 1 SAFE F SL 86 1 SAFE B SL 87 F FF 95 T CH 87 2-2 K		B FF 94 B SL 86 B CH 86 C FF 96 X FF 96 3-1 3-H 2B		D CH 87 F SI 95 B CH 87 B SI 94 B SI 93 4-1 4 FC4-6 1-2 BB	B FC 90 S SI 95 F SI 94 S FC 90 1-3 K	4	0	1	1	1	2	4
4 Robbie Grossman, S (1, 10) OBP: 0.317, SLG: 0.386 16 Travis Jankowski, L (8, PR) OBP: 0.362, SLG: 0.348 (8, 10)		B FF 95 F FF 95 T FF 96 B FF 96 B CH 89 X FF 98 3-2 L7		B FF 96 F FF 94 B FF 95 C FF 96 F FF 96 C CU 79 2-3 K		C FF 96 B FF 94 C CH 86 S FF 97 1-3 K		B FC 94 F FC 94 X FC 94 1-1 FC4-6 1-2f 2-3 3-H		4	0	0	1	0	2	4
50 J.P. Martínez, L (1, 7) OBP: 0.275, SLG: 0.361		B CU 78 C FF 96 F FF 96 F FF 98 C CU 80 1-3 K			X FF 95 0-0 L9		T FF 96 B FF 97 F CH 89 S FF 97 1-3 K	1 SAFE C FC 94 B FC 94 C FC 94 X FC 94 1-2 F8		4	0	0	0	0	2	2
28 Jonah Heim, S (1, 2) OBP: 0.327, SLG: 0.457 47 Josh Smith, L (9, PR) OBP: 0.322, SLG: 0.324 11 Austin Hedges, R (9, 2) OBP: 0.232, SLG: 0.225		C FF 96 B FF 97 B FF 96 C FF 97 B FF 95 C FF 97 3-3 K			B FF 96 C FF 95 B FF 96 S FF 96 B FF 95 F FF 96 B FF 97 4-2 BB		S FF 97 F FF 97 F FF 98 B FF 97 X CH 89 1-2 1B		X FC 91 0-0 20 2B 30 1B 1B	3 0 0	0 1 0	2 0 0	0 0 0	1 0 0	1 0 0	0 0 0
20 Ezequiel Duran, R (1, 5) OBP: 0.337, SLG: 0.467			S SL 86 X SL 85 0-1 L7		F FF 94 X SL 84 0-1 F7		B FF 96 C FF 96 C SL 87 X SL 82 1-2 F9		C FC 91 T SI 94 F FF 94 X SI 95 0-2 1-3 30 1B 2B	4	1	1	0	0	0	2
3 Leody Taveras, S (1, 8) OBP: 0.298, SLG: 0.421			C FF 96 B FF 95 B CH 86 F FF 97 F FF 97 S CU 80 2-3 K		C CH 84 X FF 96 0-1 L8		X FF 96 0-0 G4-3		C FF 93 B FF 94 B FC 91 S SI 94 B FF 95 S FC 90 3-3 K	4	0	0	0	0	2	5
Inning Stats	R: 0 E: 0 K: 1 S: 11 H: 1 LOB: 1 BB: 0 P: 18	R: 0 E: 0 K: 2 S: 10 H: 0 LOB: 0 BB: 0 P: 17	R: 0 E: 0 K: 1 S: 7 H: 0 LOB: 0 BB: 0 P: 9	R: 0 E: 0 K: 3 S: 14 H: 1 LOB: 1 BB: 0 P: 20	R: 0 E: 0 K: 0 S: 8 H: 0 LOB: 1 BB: 1 P: 12	R: 1 E: 0 K: 1 S: 11 H: 3 LOB: 1 BB: 0 P: 20	R: 0 E: 0 K: 1 S: 11 H: 1 LOB: 1 BB: 0 P: 14	R: 1 E: 0 K: 0 S: 13 H: 1 LOB: 2 BB: 2 P: 24	R: 2 E: 0 K: 3 S: 16 H: 3 LOB: 2 BB: 1 P: 24	1B: 6 2B: 4 3B: 0 HR: 0 SF: 0 SAC: 0 DP: 1 HBP: 0						WP: 0 PB: 1 SB: 0 CS: 0 PA: 40

	AB	36
	R	4
	H	10
	RBI	4
	BB	4
	SO	12
	LOB	23

PITCHER		IP	WLS	BF	H	R	ER	SO	BB	IBB	HBP	BLK	WP	HR	S	P	ERA	WHIP
38 Tylor Megill, R ERA: 5.29	(1, 1)	6.0		23	5	1	1	8	1	0	0	0	0	0	61	96	1.50	1.000
71 Sean Reid-Foley, R ERA:	(7, 1)	1.0	H	4	1	0	0	1	0	0	0	0	0	0	11	14	0.00	1.000
25 Brooks Raley, L ERA: 2.64	(8, 1)	0.1	H	3	1	1	1	0	1	0	0	0	0	0	7	12	27.00	6.000
45 Sam Coonrod, R ERA: 1.93	(8, 1)	0.2	H	3	0	0	0	0	1	0	0	0	0	0	6	12	0.00	1.500
33 Trevor Gott, R ERA: 4.82	(9, 1)	1.0	L	7	3	2	2	3	0	1	0	0	0	0	16	24	18.00	3.000

PITCHER	IP	WLS	BF	H	R	ER	SO	BB	IBB	HBP	BLK	WP	HR	S	P	ERA	WHIP

Texas Rangers @ New York Mets

Citi Field, Flushing, NY

Mon Aug 28 2023, 7:13 PM - 9:54 PM EDT

Att. 21,696 - Cloudy - 73 F

livebaseballscorecards.com

BOTTOM

Batter	1	2	3	4	5	6	7	8	9	AB	R	H	RBI	BB	SO	LOB
9 Brandon Nimmo, L (1, 8) OBP: 0.356, SLG: 0.435	B FF 95 C FF 95 B SL 87 F FF 95 S SL 88 2-3 ① K		X FF 97 0-0 1-H HR		C CU 80 1 SAFE B CH 90 F FF 97 D SL 88 B FF 97 D SL 90 4-2 1-2 BB			B SI 90 C SI 91 F SI 92 F SI 92 F CH 85 B SI 93 B FC 90 X SI 94 3-2 ① F7		3	1	1	2	1	1	0
12 Francisco Lindor, S (1, 6) OBP: 0.335, SLG: 0.466	C SL 87 C SL 89 S FF 98 0-3 ② K		B SL 90 B SL 89 X SL 90 2-0 ③ F9		S FF 97 S SL 90 B SL 90 F FF 97 B SL 90 X SL 91 2-2 ③ G6-3			S CH 85 B SI 92 F CH 84 S FC 89 1-3 ② K		4	0	0	0	0	2	2
1 Jeff McNeil, L (1, 4) OBP: 0.332, SLG: 0.351	S FF 98 L FF 97 B FF 98 B SL 89 X FF 98 2-2 ③ F9			F SL 87 F FF 96 S SL 89 0-3 ① K		S CH 89 X FF 95 0-1 ① G5-3		S SI 92 X SI 92 0-1 ③ L3		4	0	0	0	0	1	0
20 Pete Alonso, R (1, 3) OBP: 0.324, SLG: 0.519		F FF 96 S SL 88 F SL 88 F FF 97 S SL 89 0-3 ① K		B SL 90 X SL 89 1-0 ② G6-3		F SL 89 S FF 95 S SL 89 0-3 ② K			B FF 95 S SL 83 B FC 90 F FF 95 S SL 83 2-3 ① K	4	0	0	0	0	3	0
32 Daniel Vogelbach, L (1, 10) OBP: 0.329, SLG: 0.395		B CU 80 C FF 97 X SL 88 1-1 ② F8		C FF 96 S SL 89 F SL 90 T FF 97 0-2 ③ K		S SL 88 S CH 89 C FF 96 0-3 ③ K			C FF 95 C CH 88 C CH 89 0-3 ② K	4	0	0	0	0	3	0
29 DJ Stewart, L (1, 9) OBP: 0.351, SLG: 0.585 26 Tim Locastro, R (9, 7) OBP: 0.333, SLG: 0.286 4 Francisco Alvarez, R (9, PH) OBP: 0.289, SLG: 0.440 15 Danny Mendick, R (9, PR) OBP: 0.226, SLG: 0.288		F FF 97 B SL 89 F CH 89 S FF 98 1-3 ③ K			B CU 78 B FF 95 X SL 87 2-0 HR		B SI 91 F SI 91 F SI 91 H SI 92 2-2 27 G4-3 2 SH2-3 HBP		B FC 91 S FC 91 B SL 83 B SL 84 B FC 91 4-1 BB	2 0 0 0	1 0 0 0	1 0 0 0	1 0 0 0	0 0 1 0	1 0 0 0	0 0 0 0
2 Omar Narváez, L (1, 2) OBP: 0.283, SLG: 0.271			C FF 96 S FF 96 F FF 96 X SL 89 0-2 9 HR 1B		B FF 96 C FF 96 X FF 96 1-1 ① P6		X FC 89 0-0 ① SH2-3 1-2		F FF 96 X FC 92 0-1 ③ L9	3	1	1	0	0	0	1
27 Mark Vientos, R (1, 5) OBP: 0.226, SLG: 0.274 19 Jonathan Aráuz, S (8, 5) OBP: 0.211, SLG: 0.250			B FF 97 C SL 88 S SL 88 S SL 88 1-3 ① K		F SL 90 X FF 96 0-1 ② F9		C FC 90 C CH 84 B FC 90 X SI 93 1-2 ② G4-3 2-3			3 0	0 0	0 0	0 0	0 0	1 0	2 0
30 Rafael Ortega, L (1, 7) OBP: 0.330, SLG: 0.299 (9, 9)			C FF 97 B SL 89 F FF 97 D SL 90 F SL 89 X CH 90 2-2 ② L7		C SL 89 F SL 90 B SL 89 B FF 96 F SL 89 B SL 91 F FF 96 F SL 89 X FF 96 3-2 9 S 1B		M SI 92 F SI 92 B CH 84 C SI 92 1-3 ③ K			3	0	1	0	0	1	2

Inning Stats																										
	R: 0	E: 0	K: 2	S: 9	H: 0	LOB: 0	BB: 0	P: 13	R: 0	E: 0	K: 2	S: 10	H: 0	LOB: 0	BB: 0	P: 12	R: 2	E: 0	K: 1	S: 13	H: 2	LOB: 0	BB: 0	P: 18	R: 0	E: 0	K: 2	S: 8	H: 0	LOB: 0	BB: 0	P: 9
	R: 1	E: 0	K: 0	S: 17	H: 2	LOB: 2	BB: 1	P: 29	R: 0	E: 0	K: 2	S: 8	H: 0	LOB: 0	BB: 0	P: 8	R: 0	E: 0	K: 1	S: 9	H: 0	LOB: 1	BB: 0	P: 13	R: 0	E: 0	K: 1	S: 10	H: 0	LOB: 0	BB: 0	P: 14
	R: 0	E: 0	K: 2	S: 9	H: 0	LOB: 1	BB: 1	P: 15																		

	1B: 2	2B: 0	3B: 0	HR: 2	SF: 0	SAC: 1	DP: 0	HBP: 1	WP: 0	PB: 0	SB: 1	CS: 0	PA: 34

	AB	30
	R	3
	H	4
	RBI	3
	BB	2
	SO	13
	LOB	7

PITCHER		IP	WLS	BF	H	R	ER	SO	BB	IBB	HBP	BLK	WP	HR	S	P	ERA	WHIP
22 Jon Gray, R ERA: 3.79	(1, 1)	6.0		23	4	3	3	9	1	0	0	0	0	2	65	89	4.50	0.833
54 Martín Pérez, L ERA: 4.96	(7, 1)	2.0	W	7	0	0	0	2	0	0	1	0	0	0	19	27	0.00	0.000
25 José Leclerc, R ERA: 2.51	(9, 1)	1.0	S	4	0	0	0	2	1	0	0	0	0	0	9	15	0.00	1.000

PITCHER		IP	WLS	BF	H	R	ER	SO	BB	IBB	HBP	BLK	WP	HR	S	P	ERA	WHIP

Texas Rangers @ New York Mets

Citi Field, Flushing, NY

Tue Aug 29 2023, 7:11 PM - 9:36 PM EDT

Att. 29,353 - Cloudy - 76 F

TOP

livebaseballscorecards.com

Batter	1	2	3	4	5	6	7	8	9	AB	R	H	RBI	BB	SO	LOB
2 Marcus Semien, R (1, 4) OBP: 0.347, SLG: 0.458	F FF 92 X FF 90 0-1 ① G5-3		B SI 89 C CH 85 B CU 77 B CH 86 C FF 91 F SI 91 B CH 85 4-2 BB		C SI 90 X CH 84 0-1 ③ G4-3			X FF 93 0-0 ① G3		3	0	0	0	1	0	1
5 Corey Seager, L (1, 6) OBP: 0.409, SLG: 0.644	F FF 92 B FF 91 B FF 92 S SV 80 F FF 92 C SI 92 2-3 ② K		B FF 90 X SI 90 1-0 ③ L8			B SV 78 B SV 78 F FF 90 B SI 91 X SI 90 3-1 ① F9		X FF 94 0-0 ② G4-3		4	0	0	0	0	1	1
30 Nathaniel Lowe, L (1, 3) OBP: 0.373, SLG: 0.449	B SI 92 C FF 93 F SI 92 B SV 78 X SI 92 2-2 2B			C FF 90 B SV 79 B SI 90 B FF 90 F FF 90 B CH 85 4-2 53 G4-6-3 BB		C SV 78 S SI 90 B SI 89 F FF 90 B CU 77 X SI 90 2-2 ② L8		C FF 94 C CH 88 B CH 89 S FF 94 1-3 ③ K		3	0	1	0	1	1	0
53 Adolis García, R (1, 9) OBP: 0.325, SLG: 0.496	B FF 91 C FF 91 S CH 87 S FF 92 1-3 ③ K			D CH 87 S FF 90 B FF 90 X FF 92 2-1 ①② G4-6-3 1-2f		B CH 85 X FF 90 1-0 ③ F7			F FF 94 F CH 86 B FF 93 B FF 94 S CH 88 2-3 ① K	4	0	0	0	0	2	2
18 Mitch Garver, R (1, 10) OBP: 0.367, SLG: 0.522		C CU 78 F CH 86 F FF 92 B SV 77 B CU 78 B SI 92 F SI 92 C SI 92 3-3 ① K		C CU 77 B CU 78 B CH 86 B SI 90 C SI 90 B SI 90 4-2 BB			B SL 84 X FF 95 1-0 HR		C FF 94 B CH 87 B SL 83 S CH 87 B FF 94 B FF 92 4-2 20 WP 16 1B 20 1B BB	2	2	1	1	2	1	0
4 Robbie Grossman, S (1, 7) OBP: 0.320, SLG: 0.387 16 Travis Jankowski, L (7, PR) OBP: 0.365, SLG: 0.351 (7, 7)		C SI 92 B CU 79 B SI 92 B CU 78 C CU 77 F SI 92 X CH 88 3-2 20 G4-6-3 1B		S SI 90 F CH 85 B CU 76 B CH 85 X SI 90 2-2 ③ P3			B FF 95 B FF 94 B FF 93 B FF 95 4-0 20 S BB		B FF 94 X FF 92 1-0 20 1B 20 WP 1-2 1B	2 1	0 0	1 1	0 0	1 0	0 0	1 0
20 Ezequiel Duran, R (1, 5) OBP: 0.336, SLG: 0.465		B CH 86 B SI 91 X SI 91 2-0 ②③ G4-6-3 1-2f			B CU 76 B SI 89 X SI 90 2-0 ① G4-3		1 SAFE S CU 77 B CU 78 S FF 95 X CU 80 1-2 ① F8 1-2		S FF 93 F FF 93 F FF 94 B CH 85 X SL 83 1-2 28 L6-3 1-3 2-H 1B	4	0	1	1	0	0	2
11 Austin Hedges, R (1, 2) OBP: 0.230, SLG: 0.222 28 Jonah Heim, S (7, PH) OBP: 0.325, SLG: 0.455 (7, 2)			B CU 79 C SI 90 C SI 91 B FF 90 C CU 78 2-3 ① K		F SI 89 S FF 89 S CH 84 0-3 ② K		F FF 96 C FF 95 B FF 95 B CH 87 B FF 96 T CU 79 3-2 ② K		B CH 88 B FC 94 B FC 93 C SI 95 X SI 95 3-1 ②③ L6-3 1-1	2 2	0 0	0 0	0 0	0 0	2 1	0 4
3 Leody Taveras, S (1, 8) OBP: 0.298, SLG: 0.420			X SI 91 0-0 ② G4-3		B FF 90 F SI 90 B FF 88 X CH 85 2-1 1B		B FF 95 D CH 86 S FF 95 X FF 95 2-1 ③ G3			3	0	1	0	0	0	2
Inning Stats	R: 0 E: 0 K: 2 S: 12 H: 1 LOB: 1 BB: 0 P: 17	R: 0 E: 0 K: 1 S: 10 H: 1 LOB: 0 BB: 0 P: 18	R: 0 E: 0 K: 1 S: 8 H: 0 LOB: 1 BB: 1 P: 15	R: 0 E: 0 K: 0 S: 9 H: 0 LOB: 1 BB: 2 P: 21	R: 0 E: 0 K: 1 S: 8 H: 1 LOB: 1 BB: 0 P: 12	R: 0 E: 0 K: 0 S: 7 H: 0 LOB: 0 BB: 0 P: 13	R: 1 E: 0 K: 1 S: 9 H: 1 LOB: 2 BB: 1 P: 20	R: 0 E: 0 K: 1 S: 5 H: 0 LOB: 0 BB: 0 P: 6	R: 1 E: 0 K: 1 S: 12 H: 2 LOB: 1 BB: 1 P: 23	1B: 4 2B: 2 3B: 0 HR: 1 SF: 0 SAC: 0 DP: 3 HBP: 0						

	AB	30
	R	2
	H	6
	RBI	2
	BB	5
	SO	8
	LOB	13

WP: 1 PB: 0 SB: 1 CS: 0 PA: 35

PITCHER		IP	WLS	BF	H	R	ER	SO	BB	IBB	HBP	BLK	WP	HR	S	P	ERA	WHIP
62 Jose Quintana, L ERA: 3.26	(1, 1)	6.0		22	3	0	0	5	3	0	0	0	0	0	54	96	0.00	1.000
40 Drew Smith, R ERA: 4.05	(7, 1)	1.0	L	5	1	1	1	1	1	0	0	0	0	1	9	20	9.00	2.000
Phil Bickford, R ERA: 5.72	(8, 1)	1.1		7	2	1	1	2	1	0	0	0	1	0	15	24	6.75	2.250
45 Sam Coonrod, R ERA: 1.69	(9, 1)	0.2		1	0	0	0	0	0	0	0	0	0	0	2	5	0.00	0.000

PITCHER	IP	WLS	BF	H	R	ER	SO	BB	IBB	HBP	BLK	WP	HR	S	P	ERA	WHIP

Batter	1	2	3	4	5	6	7	8	9	AB	R	H	RBI	BB	SO	LOB
9 Brandon Nimmo, L (1, 8) OBP: 0.355, SLG: 0.433	C FF 92 B FF 93 C FF 93 X SL 83 1-2 ① L3		X SL 82 0-0 ①② G3-6-4 1-2f			B FF 92 B FF 92 C FF 92 C FF 92 B FF 93 X FF 92 3-2 1 1B 1B		B FF 90 C FF 91 C FF 90 X FF 91 1-2 ① F9		4	0	1	0	0	0	1
12 Francisco Lindor, S (1, 6) OBP: 0.332, SLG: 0.463	F FF 92 B FF 93 X CH 84 1-1 ② G6-3		C FF 93 X SL 83 0-1 ③ G5-3			F CH 84 F FF 92 F CH 84 S FF 92 0-3 ① K		C FF 91 X CH 85 0-1 ② F9		4	0	0	0	0	1	1
1 Jeff McNeil, L (1, 9) OBP: 0.333, SLG: 0.352	B FF 93 F FF 92 F SL 83 S SL 84 1-3 ③ K			X SL 82 0-0 1B		F FF 92 F FF 90 X SL 83 0-2 1-2 1B		X SL 81 0-0 ③ B1-3		4	0	2	0	0	1	0
20 Pete Alonso, R (1, 3) OBP: 0.323, SLG: 0.515		C FF 93 B FF 92 B FF 93 C CH 84 F FF 93 F CH 85 B FF 94 F FF 94 B FF 94 4-2 4 FC5-4 BB		F CH 84 F FF 92 B CH 84 S SL 84 1-3 ① K		C FF 93 X FF 92 0-1 ② P3			F FF 98 C SL 87 S SI 101 0-3 ① K	3	0	0	0	1	2	3
4 Francisco Alvarez, R (1, 2) OBP: 0.286, SLG: 0.434		S CH 84 X CH 85 0-1 ① FC5-4 27 1B 1-2f		B FF 92 F CH 84 B FF 92 F FF 92 T FF 93 2-2 ② K		B SL 88 F FF 93 C FF 93 B CU 82 C SL 88 2-3 ③ K			B SL 88 X FF 99 1-0 ② L8	4	0	0	0	0	2	4
27 Mark Vientos, R (1, 10) OBP: 0.234, SLG: 0.305		X CH 84 0-0 1-2 1B		B SL 83 C FF 93 B FF 92 B SL 85 S FF 92 S FF 93 3-3 ③ K			S SL 85 S CH 89 B FF 94 S SL 87 1-3 ① K		C FF 99 F FS 92 X SI 101 0-2 HR	4	1	2	1	0	2	1
15 Danny Mendick, R (1, 4) OBP: 0.227, SLG: 0.286		B FF 93 B FF 92 S FF 92 F FF 92 X FF 93 2-2 ② F9			C FF 92 X CH 83 0-1 ① G1-3		B SL 85 B FF 94 C FF 93 F FF 94 F FF 94 F FF 94 X CH 87 2-2 26 FC5-4 1B		X FF 100 0-0 ③ G6-3	4	0	1	0	0	0	2
19 Jonathan Araúz, S (1, 5) OBP: 0.200, SLG: 0.236		C SL 84 D CH 85 D SL 84 C CH 84 C FF 94 2-3 ③ K			B FF 92 S CH 84 F FF 93 F SL 83 F SL 81 F CH 84 F FF 92 X SL 81 1-2 ② F8		C SL 86 B CH 89 B FF 94 1 SAFE F FF 93 C FF 94 2-3 ② K			3	0	0	0	0	2	3
26 Tim Locastro, R (1, 7) OBP: 0.333, SLG: 0.292			T FF 91 C FF 92 X FF 93 0-2 9 G3-6-4 1B		F FF 93 C SL 82 T CH 84 0-2 ③ K		F FF 92 X FF 92 0-1 ③ FC5-4 1-2f			3	0	1	0	0	1	1
Inning Stats	R: 0 E: 0 K: 1 S: 8 H: 0 LOB: 0 BB: 0 P: 11	R: 0 E: 0 K: 1 S: 14 H: 1 LOB: 2 BB: 1 P: 22	R: 0 E: 0 K: 0 S: 6 H: 1 LOB: 0 BB: 0 P: 6	R: 0 E: 0 K: 3 S: 10 H: 1 LOB: 1 BB: 0 P: 16	R: 0 E: 0 K: 1 S: 12 H: 0 LOB: 0 BB: 0 P: 13	R: 0 E: 0 K: 2 S: 15 H: 2 LOB: 2 BB: 0 P: 20	R: 0 E: 0 K: 2 S: 13 H: 1 LOB: 1 BB: 0 P: 18	R: 0 E: 0 K: 0 S: 6 H: 0 LOB: 0 BB: 0 P: 7	R: 1 E: 0 K: 1 S: 8 H: 1 LOB: 0 BB: 0 P: 9	1B: 6 2B: 0 3B: 0 HR: 1 SF: 0 SAC: 0 DP: 1 HBP: 0						

BOTTOM

Texas Rangers @ New York Mets

Citi Field, Flushing, NY

Tue Aug 29 2023, 7:11 PM - 9:36 PM EDT

Att. 29,353 - Cloudy - 76 F

livebaseballscorecards.com

AB	33
R	1
H	7
RBI	1
BB	1
SO	11
LOB	16

WP: 0 PB: 0 SB: 0 CS: 0 PA: 34

PITCHER		IP	WLS	BF	H	R	ER	SO	BB	IBB	HBP	BLK	WP	HR	S	P	ERA	WHIP
44 Andrew Heaney, L ERA: 4.16	(1, 1)	5.1		21	5	0	0	7	1	0	0	0	0	0	60	81	0.00	1.125
35 Chris Stratton, R ERA: 3.64	(6, 1)	0.2	W	2	0	0	0	1	0	0	0	0	0	0	5	7	0.00	0.000
46 Brock Burke, L ERA: 3.21	(7, 1)	1.0	H	4	1	0	0	2	0	0	0	0	0	0	13	18	0.00	1.000
51 Will Smith, L ERA: 4.15	(8, 1)	1.0	H	3	0	0	0	0	0	0	0	0	0	0	6	7	0.00	0.000
45 Aroldis Chapman, L ERA: 2.5	(9, 1)	1.0	S	4	1	1	1	1	0	0	0	0	0	1	8	9	9.00	1.000

PITCHER	IP	WLS	BF	H	R	ER	SO	BB	IBB	HBP	BLK	WP	HR	S	P	ERA	WHIP

Batter	1	2	3	4	5	6	7	8	9	10	AB	R	H	RBI	BB	SO	LOB
2 Marcus Semien, R (1, 4) OBP: 0.346, SLG: 0.456	C FC 85 C SL 78 B SI 91 B SL 78 F FC 84 X FF 92 2-2 ① F4		B SL 79 B FC 85 F FF 90 B FC 86 X FF 90 3-1 ③ L7			B FC 85 C FC 83 S SL 79 1 SAFE B SL 79 F FC 85 X FF 90 2-2 ① P4		B SI 90 B FC 87 F FC 86 X FC 85 2-1 5 1B 53 HBP 1B	C FF 94 D ST 82 X FF 94 1-1 ① F9		5	1	1	0	0	0	2
5 Corey Seager, L (1, 6) OBP: 0.411, SLG: 0.651	X FF 92 0-0 ② G3-1			B FC 85 S CH 83 B FF 89 F FC 85 F SL 78 B CH 83 X FF 90 3-2 HR		B CH 89 B FF 96 1 SAFE S CH 89 B CH 89 S CH 89 F CH 90 B FF 96 4-2 53 BB 30 BB 1-2 BB		C ST 80 B ST 80 X SI 89 1-1 53 HBP 30 BB 18 G1-2-3 1-3 1B	F ST 82 B FF 94 B FF 94 F ST 82 F FF 93 B FF 94 X FF 94 3-2 ② P5		4	1	2	1	1	0	1
30 Nathaniel Lowe, L (1, 3) OBP: 0.375, SLG: 0.449	C SI 90 S FF 91 B FF 90 X CH 84 1-2 53 FC5-4 1B			F FC 86 B CH 84 F SI 90 B FF 90 B FF 90 S FC 86 3-3 ① K		S FF 95 F FF 95 B FF 97 D CH 91 B FF 96 B FF 97 4-2 53 BB 1-2 2-3 BB		C ST 80 1 SAFE F ST 81 B SI 90 B SI 90 B ST 81 1 SAFE F SI 89 B SI 89 4-2 18 G1-2-3 53 HBP 28 1B 1-2 BB	1 SAFE B FC 88 C FC 89 B FF 94 F ST 82 B ST 82 C FF 94 3-3 ③ K 1-2	0-0 18 BB 16 G3-2-4	3	1	1	0	2	2	1
53 Adolis García, R (1, 9) OBP: 0.328, SLG: 0.495	B SI 91 C SL 79 X SL 79 1-1 ③ FC5-4 1-2f				B ST 91 X CH 84 0-1 ② F8	B FF 96 C SL 85 B SL 87 C FF 96 F FF 97 D CH 91 F FF 97 F FF 97 D SL 88 4-2 1-2 2-3 3-H BB		B ST 78 B ST 78 F SI 92 B SI 93 C SI 92 H SI 92 4-2 18 G1-2-3 28 1B 1-2 2-3 3-H HBP		B ST 81 C FF 94 B ST 83 B ST 83 X FC 90 3-1 18 BB 1B	3	1	1	2	1	0	1
18 Mitch Garver, R (1, 10) OBP: 0.363, SLG: 0.512 50 J.P. Martínez, L (10, PR) OBP: 0.275, SLG: 0.361 (10, 10)		S SL 79 B SL 79 T SL 78 B SL 78 F FF 91 C FF 92 2-3 ① K		B SL 79 X FC 85 1-0 ③ G5-3		C SL 85 B SL 87 C FF 96 S SL 86 1-3 ② K		B ST 80 X SI 92 1-0 ① ② G1-2-3 1-2 2-3 3-Hf		C ST 82 F ST 83 B FF 94 F FF 94 B ST 82 B ST 83 B FC 90 4-2 1-2 2-3 BB	4 0	0 0	0 0	0 0	1 0	2 0	6 0
28 Jonah Heim, S (1, 2) OBP: 0.323, SLG: 0.451		B FF 91 F FC 86 B FF 91 F FC 86 F CH 86 X FF 91 2-2 ② P4			B SL 77 F FC 84 B FF 89 F SI 90 X FF 90 2-2 ① G3-1	B FF 95 C FF 95 B FF 96 S FF 96 F FF 98 F FF 97 F CH 89 B FF 97 C FF 97 3-3 ③ K		C FC 84 X CH 87 0-1 16 BB 2-H 3-H 1B		B FF 94 C ST 82 F ST 84 X FF 94 1-2 ① L6	5	0	1	2	0	1	6
16 Travis Jankowski, L (1, 7) OBP: 0.362, SLG: 0.345		X FF 92 0-0 ③ G4-3			C FF 91 B FF 90 F CH 83 S CH 84 1-3 ② K		C CU 78 B CU 80 X FC 88 1-1 ① P4	F SI 92 B FC 86 C SI 92 B ST 79 B SI 93 B SI 92 4-2 1-2 BB		X ST 82 0-0 ② ③ G3-2-4 3-Hf	4	0	0	0	1	1	3
20 Ezequiel Duran, R (1, 5) OBP: 0.333, SLG: 0.460			C FF 90 B SL 79 S SL 77 B FF 90 X FC 85 2-2 ① G5-3		B FF 92 X FC 85 1-0 ③ G2-3		B FC 89 B FC 88 F SI 93 C SI 93 S FC 87 2-3 ② K	C ST 79 F ST 78 B SI 92 B SI 93 B ST 81 F ST 80 F SI 93 F ST 78 X SI 91 3-2 ③ G5-3			4	0	0	0	0	1	2
3 Leody Taveras, S (1, 8) OBP: 0.300, SLG: 0.420			S CH 84 X CH 84 0-1 ② F8			X CH 82 0-0 30 BB 5 BB 53 BB 1B	B FC 88 C SI 93 B SI 93 B FC 90 C SI 93 X FC 89 3-2 ③ F8		B ST 81 B ST 81 F FF 92 C FF 94 B FF 95 F FF 95 D ST 82 4-2 30 E BB		3	1	1	0	1	0	0

Inning Stats												
	R: 0 E: 0 K: 0 S: 10	H: 1 LOB: 1 BB: 0 P: 14	R: 0 E: 0 K: 1 S: 9	H: 0 LOB: 0 BB: 0 P: 13	R: 0 E: 0 K: 0 S: 7	H: 0 LOB: 0 BB: 0 P: 12	R: 1 E: 0 K: 1 S: 12	H: 1 LOB: 0 BB: 0 P: 21	R: 0 E: 0 K: 1 S: 7	H: 0 LOB: 0 BB: 0 P: 11	R: 1 E: 0 K: 2 S: 24	H: 1 LOB: 3 BB: 3 P: 42
	R: 0 E: 0 K: 1 S: 8	H: 0 LOB: 0 BB: 0 P: 14	R: 3 E: 0 K: 0 S: 20	H: 3 LOB: 2 BB: 2 P: 39	R: 0 E: 1 K: 1 S: 12	H: 0 LOB: 1 BB: 1 P: 23	R: 0 E: 0 K: 0 S: 9	H: 1 LOB: 2 BB: 1 P: 17	1B: 6 2B: 0 3B: 0 HR: 1	SF: 0 SAC: 0 DP: 2 HBP: 1	WP: 0 PB: 0 SB: 0 CS: 0	PA: 43

PITCHER	IP	WLS	BF	H	R	ER	SO	BB	IBB	HBP	BLK	WP	HR	S	P	ERA	WHIP
72 Denyi Reyes, R (1, 1) ERA: 6.23	5.1		19	3	2	2	3	0	0	0	0	0	1	50	78	3.38	0.562
71 Sean Reid-Foley, R (6, 1) ERA: 4.72	0.2	H	5	0	0	0	2	3	0	0	0	0	0	19	35	0.00	4.500
33 Trevor Gott, R (7, 1) ERA: 3.25	1.0	H	3	0	0	0	1	0	0	0	0	0	0	8	14	0.00	0.000
25 Brooks Raley, L (8, 1) ERA: 3.06	0.0		3	2	3	3	0	1	0	0	0	0	0	7	14	∞	∞
0 Adam Ottavino, R (8, 1) ERA: 3.06	1.0	B	5	1	0	0	0	1	0	1	0	0	0	13	25	0.00	2.000

PITCHER	IP	WLS	BF	H	R	ER	SO	BB	IBB	HBP	BLK	WP	HR	S	P	ERA	WHIP
43 Jeff Brigham, R (9, 1) ERA: 4.83	2.0	W	8	1	0	0	1	2	0	0	0	0	0	21	40	0.00	1.500

TOP

Texas Rangers @ New York Mets

Citi Field, Flushing, NY

Wed Aug 30 2023, 6:41 PM - 9:57 PM EDT

Att. 23,849 - Partly Cloudy - 81 F

livebaseballscorecards.com

AB	35
R	5
H	7
RBI	5
BB	7
SO	7
LOB	22

Texas Rangers @ New York Mets

Citi Field, Flushing, NY

Wed Aug 30 2023, 6:41 PM - 9:57 PM EDT

Att. 23,849 - Partly Cloudy - 81 F

livebaseballscorecards.com

Batter	1	2	3	4	5	6	7	8	9	10	AB	R	H	RBI	BB	SO	LOB
9 Brandon Nimmo, L (1, 8) OBP: 0.356, SLG: 0.435	C SI 90 B FC 90 S FC 90 F FF 91 C SI 92 1-3 K	B KC 78 F FF 91 B FF 90 B FF 92 F FF 90 F FC 89 X FF 91 3-2 1-3 2-H 2B		S FC 88 1 SAFE B CH 84 C FC 90 B FF 90 B SL 82 3-2 CS 1-2	B SI 91 F SI 91 S CH 83 X SI 92 1-2 G4-3		C SL 83 B SI 91 F SI 91 B SI 92 X SI 92 2-2 12 G6-4-3 1B		C FF 91 S SL 81 B SL 82 X FF 92 1-2 G5-3		5	0	2	1	0	1	0
12 Francisco Lindor, S (1, 6) OBP: 0.333, SLG: 0.461	B SL 82 X FC 89 1-0 F6	X SL 82 0-0 G3			B FC 89 B CH 84 F SI 92 X FC 89 2-1 1 2B 1B		C CH 83 B CH 84 X SI 91 1-1 G6-4-3 1-2f		B FF 91 B CH 84 B CH 85 B FF 90 4-0 1 S BB		4	0	1	0	1	0	3
1 Jeff McNeil, L (1, 4) OBP: 0.332, SLG: 0.352	X FC 90 0-0 F8		F SL 80 F CH 86 B FF 90 B SL 83 S FC 89 2-3 K		F SI 90 B SI 91 X CH 83 1-1 1-3 2B		F SL 85 B SI 91 B SI 93 F SI 92 X SI 92 2-2 G4-3		B SL 83 1 SAFE B SL 82 C SL 82 F SL 82 D SL 83 X SL 82 3-2 1-2 P5	0-0 4 BB 29 HBP	5	1	1	0	0	1	1
20 Pete Alonso, R (1, 3) OBP: 0.326, SLG: 0.514		C SI 90 B SI 92 S SL 82 X SI 91 1-2 F7	B SI 90 B SI 91 C SL 81 X SI 90 2-1 L1		0-0 4 G4-6-3 IBB			C SL 81 B SL 82 X FC 91 1-1 29 HR 1B		0-0 29 HBP 4 BB IBB	3	1	1	0	2	0	0
32 Daniel Vogelbach, L (1, 10) OBP: 0.333, SLG: 0.409 4 Francisco Alvarez, R (5, PH) OBP: 0.287, SLG: 0.432 (6, 10)		B FC 90 C SI 92 F FC 90 X SI 92 1-2 HR	B CH 84 B CH 86 B FC 90 C SI 90 B FC 88 4-1 BB		D CH 85 S CH 85 X SI 93 1-1 G4-6-3 1-2f			B FC 92 S SL 82 B SL 83 C FF 96 S SL 82 2-3 K		S FF 97 B FF 100 F SL 85 D SL 88 B SI 101 B SL 85 4-2 29 HBP 1-2 2-3 BB	1 2	1 0	1 0	1 0	1 1	0 1	0 4
29 DJ Stewart, L (1, 9) OBP: 0.364, SLG: 0.651		B KC 78 F FC 90 X FF 91 1-1 HR	F FC 90 D CH 87 B FF 90 C CH 86 S CH 85 2-3 K		F CU 77 B FC 88 X SI 90 1-1 G4-3			X FF 94 0-0 1-H HR	H FF 96 1-0 1-2 2-3 3-H HBP	4	2	2	4	0	1	1
2 Omar Narváez, L (1, 2) OBP: 0.282, SLG: 0.270	B SI 92 B SI 91 X SI 91 2-0 L6		C SI 89 F FC 89 B SI 91 S FC 88 1-3 K		C CU 78 F SL 84 B CU 78 B SI 92 X SI 93 2-2 1B			F SL 79 S SL 79 B SL 80 S SL 80 1-3 K		4	0	1	0	0	2	0
27 Mark Vientos, R (1, 5) OBP: 0.236, SLG: 0.305 19 Jonathan Araúz, S (8, 5) OBP: 0.197, SLG: 0.232	C SL 82 S SL 82 X SL 82 0-2 30 BB 9 2B 1B		F SI 90 F SL 81 X SI 89 0-2 G5-3		C CH 84 B CH 84 S FC 90 S CH 85 1-3 K			C CU 75 F SL 80 D SL 80 X SL 80 1-2 F5		3 1	1 0	1 0	0 0	0 0	1 0	1 0
30 Rafael Ortega, L (1, 7) OBP: 0.337, SLG: 0.300	B FC 89 F SI 90 B CH 86 B FC 90 B CH 85 4-1 9 2B 1-2 BB		F SI 90 S CH 86 B FC 89 B FC 90 X CH 85 2-2 9 CS 1B		F CU 79 X SI 92 0-1 G1-3				B SL 79 C SL 78 B SL 80 F SL 81 B SL 82 C FF 92 3-3 K	3	0	1	0	1	1	1
Inning Stats	R: 0 E: 0 K: 1 S: 6 H: 0 LOB: 0 BB: 0 P: 8	R: 3 E: 0 K: 0 S: 18 H: 4 LOB: 2 BB: 1 P: 30	R: 0 E: 0 K: 2 S: 9 H: 0 LOB: 1 BB: 1 P: 19	R: 0 E: 0 K: 1 S: 11 H: 1 LOB: 0 BB: 0 P: 17	R: 0 E: 0 K: 0 S: 9 H: 2 LOB: 2 BB: 1 P: 14	R: 0 E: 0 K: 1 S: 10 H: 1 LOB: 1 BB: 0 P: 14	R: 0 E: 0 K: 0 S: 8 H: 1 LOB: 0 BB: 0 P: 13	R: 2 E: 0 K: 2 S: 12 H: 2 LOB: 0 BB: 0 P: 17	R: 0 E: 0 K: 1 S: 9 H: 0 LOB: 1 BB: 1 P: 20	R: 1 E: 0 K: 0 S: 2 H: 0 LOB: 3 BB: 2 P: 7	1B: 6 2B: 2 3B: 0 HR: 3	SF: 0 SAC: 0 DP: 2 HBP: 1	WP: 0 PB: 0 SB: 1 CS: 1	PA: 43			

PITCHER	IP	WLS	BF	H	R	ER	SO	BB	IBB	HBP	BLK	WP	HR	S	P	ERA	WHIP
33 Dane Dunning, R (1, 1) ERA: 3.45	4.0		18	5	3	3	4	2	0	0	0	0	2	44	74	6.75	1.750
54 Martín Pérez, L (5, 1) ERA: 4.84	3.0		12	4	0	0	1	0	1	0	0	0	0	27	41	0.00	1.333
25 José Leclerc, R (8, 1) ERA: 2.91	0.1	B	3	2	2	2	1	0	0	0	0	0	1	6	9	54.00	6.000
51 Will Smith, L (8, 1) ERA: 4.01	1.2		6	0	0	0	2	1	0	0	0	0	0	15	28	0.00	0.600
45 Aroldis Chapman, L (10, 1) ERA: 2.5	0.0	L	3	0	1	0	0	1	1	1	0	0	0	2	7	∞	∞

PITCHER	IP	WLS	BF	H	R	ER	SO	BB	IBB	HBP	BLK	WP	HR	S	P	ERA	WHIP

BOTTOM

AB	35
R	6
H	11
RBI	6
BB	6
SO	8
LOB	11

Minnesota Twins @ Texas Rangers

Globe Life Field, Arlington, TX

Fri Sep 01 2023, 7:08 PM - 9:25 PM CDT

Att. 26,940 - Roof Closed - 74 F

TOP

livebaseballscorecards.com

Batter	1	2	3	4	5	6	7	8	9	AB	R	H	RBI	BB	SO	LOB
47 Edouard Julien, L (1, 10) OBP: 0.372, SLG: 0.462 27 Ryan Jeffers, R (8, PH) OBP: 0.373, SLG: 0.471 (8, 10)	C FF 93 F FF 93 S CH 85 0-3 ① K		B CU 76 S FC 90 B CH 86 B FF 95 F FC 90 S CH 86 3-3 ③ K			C FF 93 B CU 77 F FF 95 F FC 88 F FF 95 B FC 87 B FC 90 C FF 95 3-3 ① K		X CU 84 0-0 ① 11 HR 2B	B FF 94 S FF 94 S ST 82 F ST 83 D ST 83 F FF 94 F ST 81 B ST 83 X FF 94 3-2 ③ G4-3 1-2 2-3	3 2	0 1	0 1	0 0	0 0	3 0	0 2
11 Jorge Polanco, S (1, 4) OBP: 0.337, SLG: 0.465	B FF 94 S FF 95 C FC 91 C CU 76 1-3 ② K			S CU 76 B FF 94 S FC 90 B CH 85 X CH 85 2-2 ① L6		B FC 89 C FC 89 B FF 94 C CU 76 B FC 88 S CU 76 3-3 ② K		B CU 85 C FF 97 C CU 86 B SL 88 F CU 86 X FF 98 2-2 2-H HR		4	1	1	2	0	2	0
23 Royce Lewis, R (1, 5) OBP: 0.352, SLG: 0.513	B SL 85 B FF 94 X FF 95 2-0 ③ P3			C CU 78 B FF 94 S SL 86 F FF 96 F FF 96 X SL 86 2-2 4 S 1B		C FF 94 F FF 96 B CH 85 F FF 95 X CU 77 1-2 ③ F8		C CU 85 X FF 97 0-1 ① F6		4	0	1	0	0	0	0
26 Max Kepler, L (1, 9) OBP: 0.319, SLG: 0.483		B FF 93 F CU 76 B FF 94 B CH 84 F FF 95 B CU 76 4-2 38 G3-1 38 PB BB		X FC 90 0-0 ② F7			X SL 86 0-0 ① G6-3	C CU 86 B CU 86 C CU 85 S CU 87 1-3 ② K		3	0	0	0	1	1	1
4 Carlos Correa, R (1, 6) OBP: 0.304, SLG: 0.390		X FF 94 0-0 ① L4		C FF 95 B SL 85 B SL 84 X FF 95 2-1 ③ F8 1-2			C CH 88 X FF 96 0-1 16 HR 1B	C CU 86 B CU 87 C SL 88 X CU 86 1-2 ③ L8		4	1	1	0	0	0	2
38 Matt Wallner, L (1, 7) OBP: 0.349, SLG: 0.500 16 Jordan Luplow, R (7, PH) OBP: 0.311, SLG: 0.358 (7, 7) 2 Michael Taylor, R (9, 8) OBP: 0.280, SLG: 0.452		B FF 95 X FF 95 1-0 ② G3-1 1-3			B FC 88 S FF 93 B CU 76 B CU 76 B FC 88 4-1 8 G5-3 BB		B FF 93 B FF 93 F FF 94 C SL 84 X FF 94 2-2 1-H HR		C ST 82 X ST 82 0-1 ① G5-3	1 2 0	0 1 0	0 1 0	0 2 0	1 0 0	0 0 0	1 0 0
45 Andrew Stevenson, L (1, 8) OBP: 0.250, SLG: 0.250 (9, 7)		C CU 76 C FF 95 B CU 77 S FF 96 1-3 ③ K			B FF 94 X FF 94 1-0 ① F7		X FF 97 0-0 ② B5-3		B KC 81 B ST 82 S FF 94 X ST 82 2-1 27 S 8 S 1B	4	0	1	0	0	1	2
8 Christian Vázquez, R (1, 2) OBP: 0.276, SLG: 0.316			F FF 94 S CH 85 B SL 86 B FF 94 X SL 86 2-2 ① G4-3		C FF 93 X SL 84 0-1 ② G5-3 1-2		F SL 89 S FF 97 F FF 98 B SL 88 X FF 96 1-2 HR		F ST 81 B ST 81 S FF 93 1 SAFE S FF 96 1-3 ② K 1-2	4	1	1	1	0	1	2
13 Joey Gallo, L (1, 3) OBP: 0.301, SLG: 0.431			B FF 95 F FC 91 S FF 96 C FF 96 1-3 ② K		D CU 75 B CH 84 C CU 76 F FF 95 X CH 85 2-2 ③ G3-1		C SL 88 C SL 88 S FF 97 0-3 ③ K		C ST 83 S FF 96 B ST 83 F FF 96 B ST 82 B ST 82 B ST 82 4-2 27 S BB	3	0	0	0	1	2	1

Inning Stats	1	2	3	4	5	6	7	8	9	1B: 3	SF: 0	WP: 0	PA: 37
	R: 0 E: 0 K: 2 S: 7 H: 0 LOB: 0 BB: 0 P: 10	R: 0 E: 0 K: 1 S: 7 H: 0 LOB: 0 BB: 1 P: 13	R: 0 E: 0 K: 2 S: 9 H: 0 LOB: 0 BB: 0 P: 15	R: 0 E: 0 K: 0 S: 11 H: 1 LOB: 1 BB: 0 P: 17	R: 0 E: 0 K: 0 S: 7 H: 0 LOB: 1 BB: 1 P: 14	R: 0 E: 0 K: 2 S: 12 H: 0 LOB: 0 BB: 0 P: 19	R: 3 E: 0 K: 1 S: 14 H: 3 LOB: 0 BB: 0 P: 17	R: 2 E: 0 K: 1 S: 13 H: 2 LOB: 0 BB: 0 P: 17	R: 0 E: 0 K: 1 S: 16 H: 1 LOB: 2 BB: 1 P: 26	2B: 1 3B: 0 HR: 3	SAC: 0 DP: 0 HBP: 0	PB: 1 SB: 4 CS: 0	

PITCHER		IP	WLS	BF	H	R	ER	SO	BB	IBB	HBP	BLK	WP	HR	S	P	ERA	WHIP
31 Max Scherzer, R ERA: 3.55	(1, 1)	6.0		21	1	0	0	7	2	0	0	0	0	0	53	88	0.00	0.500
46 Brock Burke, L ERA: 3.64	(7, 1)	1.0	L	6	3	3	3	1	0	0	0	0	0	2	14	17	27.00	3.000
66 Josh Sborz, R ERA: 4.96	(8, 1)	1.0		5	2	2	2	1	0	0	0	0	0	1	13	17	18.00	2.000
49 Glenn Otto, R ERA: 9.64	(9, 1)	1.0		5	1	0	0	1	1	0	0	0	0	0	16	26	0.00	2.000

PITCHER	IP	WLS	BF	H	R	ER	SO	BB	IBB	HBP	BLK	WP	HR	S	P	ERA	WHIP

AB	34
R	5
H	7
RBI	5
BB	3
SO	10
LOB	11

Batter	1	2	3	4	5	6	7	8	9	AB	R	H	RBI	BB	SO	LOB
2 Marcus Semien, R (1, 4) OBP: 0.346, SLG: 0.453	X FF 94 0-0 ① F7		B SL 85 B FF 92 X FF 93 2-0 ③ F7			H FS 84 1-0 5 G3-6 HBP			B CU 88 B CU 88 X FF 102 2-0 ① L9	3	0	0	0	0	0	1
5 Corey Seager, L (1, 6) OBP: 0.410, SLG: 0.655	B FS 87 B FF 94 S FF 93 X FF 94 2-1 ② L8			S FS 86 C FF 92 F FF 94 B FS 88 X FF 93 1-2 HR		X FS 82 0-0 ①② G3-6 1-2f			B FS 98 S FS 98 X FS 97 1-1 ② F8	4	1	1	1	0	0	1
30 Nathaniel Lowe, L (1, 3) OBP: 0.374, SLG: 0.447	C FF 94 F FS 89 F FF 94 B FS 88 X FF 94 1-2 ③ G4-3			F FF 92 F FF 93 B FS 88 X FS 86 1-2 1B		F FF 92 F FF 92 S FS 86 0-3 ③ K			S FF 103 S FF 102 C FF 102 0-3 ③ K	4	0	1	0	0	2	0
53 Adolis García, R (1, 9) OBP: 0.326, SLG: 0.492		F FS 86 B FF 93 S FF 93 S FF 94 1-3 ① K		B FF 90 F FS 85 B FF 92 F FS 84 B FF 92 X FF 92 3-2 ① P4			B SI 96 X CH 90 1-0 ① P3			3	0	0	0	0	1	1
18 Mitch Garver, R (1, 10) OBP: 0.359, SLG: 0.505		C SL 85 B FS 87 B ST 77 S SL 83 F ST 79 S FS 86 2-3 ② K		X SL 85 0-0 ② F8			B ST 88 F ST 88 C ST 87 B ST 88 X SI 97 2-2 ② L6			3	0	0	0	0	1	1
28 Jonah Heim, S (1, 2) OBP: 0.321, SLG: 0.447		B FF 93 F FF 93 B FF 95 C FF 93 S FF 94 2-3 ③ K		F FF 91 B FS 85 D FS 84 F FF 91 F FF 91 X FF 92 2-2 ③ F9			C FF 97 B FF 98 S CH 92 S ST 90 1-3 ③ K			3	0	0	0	0	2	1
4 Robbie Grossman, S (1, 7) OBP: 0.320, SLG: 0.390			B FS 82 S FS 83 C SL 83 X SL 85 1-2 2B		X FS 84 0-0 ① F8			B ST 81 C CU 72 F CU 73 X ST 80 1-2 ① G5-3		3	0	1	0	0	0	0
20 Ezequiel Duran, R (1, 5) OBP: 0.330, SLG: 0.456			C FF 93 B ST 78 F FF 93 S FF 93 1-3 ① K		S FF 92 B ST 79 S FF 92 S FF 92 1-3 ② K			F FF 92 X FF 94 0-1 ② L8		3	0	0	0	0	2	1
3 Leody Taveras, S (1, 8) OBP: 0.298, SLG: 0.417			F FF 92 S FF 93 F FF 94 F FS 86 C FF 94 0-3 ② K		X FS 85 0-0 ③ G4-3			B FF 93 X FF 93 1-0 ③ P4		3	0	0	0	0	1	1
Inning Stats	R: 0 E: 0 K: 0 S: 7 H: 0 LOB: 0 BB: 0 P: 10	R: 0 E: 0 K: 3 S: 10 H: 0 LOB: 0 BB: 0 P: 15	R: 0 E: 0 K: 2 S: 12 H: 1 LOB: 1 BB: 0 P: 16	R: 1 E: 0 K: 0 S: 15 H: 2 LOB: 1 BB: 0 P: 22	R: 0 E: 0 K: 1 S: 5 H: 0 LOB: 0 BB: 0 P: 6	R: 0 E: 0 K: 1 S: 4 H: 0 LOB: 0 BB: 0 P: 5	R: 0 E: 0 K: 1 S: 7 H: 0 LOB: 0 BB: 0 P: 11	R: 0 E: 0 K: 0 S: 6 H: 0 LOB: 0 BB: 0 P: 8	R: 0 E: 0 K: 1 S: 6 H: 0 LOB: 0 BB: 0 P: 9	1B: 1 2B: 1 3B: 0 HR: 1 SF: 0 SAC: 0 DP: 1 HBP: 1						

PITCHER		IP	WLS	BF	H	R	ER	SO	BB	IBB	HBP	BLK	WP	HR	S	P	ERA	WHIP
41 Joe Ryan, R ERA: 4.2	(1, 1)	6.0	W	21	3	1	1	7	0	0	1	0	0	1	53	74	1.50	0.500
22 Griffin Jax, R ERA: 4.07	(7, 1)	1.0	H	3	0	0	0	1	0	0	0	0	0	0	7	11	0.00	0.000
56 Caleb Thielbar, L ERA: 2.45	(8, 1)	1.0		3	0	0	0	0	0	0	0	0	0	0	6	8	0.00	0.000
59 Jhoan Duran, R ERA: 2.65	(9, 1)	1.0		3	0	0	0	1	0	0	0	0	0	0	6	9	0.00	0.000

PITCHER	IP	WLS	BF	H	R	ER	SO	BB	IBB	HBP	BLK	WP	HR	S	P	ERA	WHIP

BOTTOM

Minnesota Twins @ Texas Rangers

Globe Life Field, Arlington, TX

Fri Sep 01 2023, 7:08 PM - 9:25 PM CDT

Att. 26,940 - Roof Closed - 74 F

livebaseballscorecards.com

AB	29
R	1
H	3
RBI	1
BB	0
SO	9
LOB	7

WP: 0 PA: 30
PB: 0
SB: 0
CS: 0

Batter	1	2	3	4	5	6	7	8	9	10	AB	R	H	RBI	BB	SO	LOB
39 Donovan Solano, R (1, 3) (8, 4) OBP: 0.381, SLG: 0.414	B SI 93 C SI 92 S SI 94 X SI 94 1-2 23 G6-4-3 11 1B 1B		C CU 80 S CU 81 B CU 82 B CH 83 F SI 94 X FC 86 2-2 HR	S CU 81 X FF 94 0-1 2-H 3-H 1B		B FC 90 F SI 92 C SI 93 B SI 93 B CH 85 X FC 91 3-2 1B			C SL 86 X FF 99 0-1 ② F8		5	1	4	3	0	0	0
11 Jorge Polanco, S (1, 10) OBP: 0.335, SLG: 0.459	C SI 93 X CH 84 0-1 23 G6-4-3 1-2 1B		F SI 94 B CU 82 F CU 80 B FF 94 X SI 94 2-2 ③ L6	B FF 93 B FF 93 F FF 93 1 SAFE F FF 93 F CU 81 B CU 82 T FF 94 3-2 ③ K		C SI 94 S CU 81 C SI 93 0-3 ③ K			S SL 89 S SI 100 F SI 102 B FS 91 B SI 102 C SL 89 2-3 ③ K	0-0 23 WP 4 1B	5	1	1	0	0	3	2
23 Royce Lewis, R (1, 5) OBP: 0.347, SLG: 0.500	C CU 81 B CU 82 F CH 84 X CU 82 1-2 ①② G6-4-3 1-2f 2-3			B CU 80 X CU 79 1-0 ① F9	C FF 93 B FF 94 C FF 93 F CU 81 X FF 94 1-2 ① F9		F FF 95 B FF 95 B FC 90 S FF 95 F FF 96 F FF 97 B SL 83 T FC 92 3-2 ① K			B FF 97 B SL 86 B FF 96 C FF 98 C SL 85 B SL 86 4-2 4 1B 26 1B 2-3 BB	4	1	0	0	1	1	2
4 Carlos Correa, R (1, 6) OBP: 0.305, SLG: 0.390	B SI 94 X SI 93 1-0 ③ G6-3			C CU 80 S CU 80 X SI 92 0-2 ② G5-3	C FF 94 C FF 93 F CH 88 X CU 81 0-2 26 1B 1B		B FF 96 X SI 95 1-0 ② L3			C SL 87 X SI 99 0-1 26 1B 27 SF7 1-2 3-H 1B	5	1	2	1	0	0	1
16 Jordan Luplow, R (1, 7) OBP: 0.317, SLG: 0.364 26 Max Kepler, L (5, PH) (5, 9) OBP: 0.322, SLG: 0.485		B FF 92 X FF 92 1-0 ① F7		C CU 81 B CH 84 B CU 81 X FF 94 2-1 12 BB 27 1B 1B	C CU 82 X CU 81 0-1 1-2 1B		B FF 96 X CH 88 1-0 ③ F7			F FF 97 B SL 87 X SL 88 1-1 1-3 2-H 1B	2 3	1 0	1 2	0 1	0 0	0 0	0 0
12 Kyle Farmer, R (1, 4) OBP: 0.311, SLG: 0.392 47 Edouard Julien, L (5, PH) (5, 4) OBP: 0.373, SLG: 0.462 13 Joey Gallo, L (8, PR) (8, 3) OBP: 0.300, SLG: 0.430		X SI 94 0-0 ② G4-3		B SI 94 B SI 94 C SI 94 B SI 94 B SI 94 4-1 38 BB 27 1B 2 2B 1-2 BB	B FF 94 B FF 93 C FF 94 C FF 94 C CH 86 3-3 ② K			C SL 80 B SL 81 B FF 93 B SL 81 X FF 94 3-1 38 CS 1B		S FF 89 B FC 86 B FC 85 C FF 89 X FF 90 2-2 ① P5	1 2 1	1 0 0	0 1 0	0 0 0	1 0 0	0 1 0	0 2 2
27 Ryan Jeffers, R (1, 2) OBP: 0.369, SLG: 0.468		C SI 93 B FF 93 B FF 93 X CH 83 2-1 ③ F7		B FF 94 S FF 93 S FF 94 X CH 84 1-2 38 BB 2 2B 1-2 2-H 1B	X FF 93 0-0 ③ G6-3			B FF 92 F FF 92 B CH 88 B FF 93 F FF 93 C FF 94 3-3 ① K		L FF 90 X CH 81 0-1 ② SF7 3-H	4	1	1	2	0	1	3
38 Matt Wallner, L (1, 9) (5, 7) OBP: 0.345, SLG: 0.486			B FF 92 B FF 93 C SI 93 X SI 94 2-1 ① G4-3	B SI 94 F FF 94 C SI 93 B CU 82 B FF 94 B SI 93 4-2 2 2B 39 1B 1-2 2-3 BB		B SI 92 B SI 92 X SI 93 2-0 ① G3		S FF 94 S FF 94 S SL 82 0-3 ②③ K 1-2		B FF 90 F FF 90 S FC 86 S FF 91 1-3 ③ K	4	1	0	0	1	2	2
2 Michael Taylor, R (1, 8) OBP: 0.281, SLG: 0.456 45 Andrew Stevenson, L (4, 8) OBP: 0.167, SLG: 0.167			B SI 93 F FF 94 S FC 85 X CU 81 1-2 ② G5-3	B FF 93 S FF 92 B CU 81 X CH 83 2-1 39 1B 1-3 2-H 3-H 2B					C SL 80 T SL 80 X SL 80 0-2 ① F7		2 2	1 0	1 0	2 0	0 0	0 0	0 0
Inning Stats	R: 0 E: 0 K: 0 S: 9 H: 2 LOB: 1 BB: 0 P: 12	R: 0 E: 0 K: 0 S: 4 H: 0 LOB: 0 BB: 0 P: 7	R: 1 E: 0 K: 0 S: 12 H: 1 LOB: 0 BB: 0 P: 19	R: 5 E: 0 K: 1 S: 20 H: 4 LOB: 1 BB: 2 P: 37	R: 0 E: 0 K: 1 S: 14 H: 2 LOB: 2 BB: 0 P: 18	R: 0 E: 0 K: 1 S: 9 H: 1 LOB: 1 BB: 0 P: 17	R: 0 E: 0 K: 1 S: 7 H: 0 LOB: 0 BB: 0 P: 12	R: 0 E: 0 K: 2 S: 8 H: 1 LOB: 1 BB: 0 P: 14	R: 0 E: 0 K: 1 S: 9 H: 0 LOB: 0 BB: 0 P: 11	R: 3 E: 0 K: 1 S: 14 H: 2 LOB: 1 BB: 1 P: 22	1B: 11 2B: 2 3B: 0 HR: 1 SF: 1 SAC: 0 DP: 2 HBP: 0						

PITCHER		IP	WLS	BF	H	R	ER	SO	BB	IBB	HBP	BLK	WP	HR	S	P	ERA	WHIP
52 Jordan Montgomery, L ERA: 3.46	(1, 1)	3.2		19	7	6	6	0	2	0	0	0	0	1	41	68	14.73	2.455
35 Chris Stratton, R ERA: 3.58	(4, 1)	1.1		6	2	0	0	2	0	0	0	0	0	0	18	25	0.00	1.500
54 Martín Pérez, L ERA: 4.8	(6, 1)	1.0		4	1	0	0	1	0	0	0	0	0	0	9	17	0.00	1.000
25 José Leclerc, R ERA: 2.84	(7, 1)	1.0		3	0	0	0	1	0	0	0	0	0	0	7	12	0.00	0.000
51 Will Smith, L ERA: 3.91	(8, 1)	1.1		4	1	0	0	2	0	0	0	0	0	0	11	17	0.00	0.750

PITCHER		IP	WLS	BF	H	R	ER	SO	BB	IBB	HBP	BLK	WP	HR	S	P	ERA	WHIP
45 Aroldis Chapman, L ERA: 2.82	(9, 1)	0.2	L	5	2	2	1	1	1	0	0	0	1	0	12	19	13.50	4.500
61 Cody Bradford, L ERA: 4.39	(10, 1)	1.0		3	0	1	1	1	0	0	0	0	0	0	8	11	9.00	0.000

TOP

Minnesota Twins @ Texas Rangers

Globe Life Field, Arlington, TX

Sat Sep 02 2023, 6:17 PM - 9:39 PM CDT

Att. 36,555 - Roof Closed - 74 F

livebaseballscorecards.com

AB	40
R	9
H	13
RBI	9
BB	3
SO	8
LOB	14

WP: 1	PB: 0	SB: 0	CS: 1	PA:	44

Batter	1	2	3	4	5	6	7	8	9	10	AB	R	H	RBI	BB	SO	LOB
2 Marcus Semien, R (1, 4) OBP: 0.344, SLG: 0.453	X SI 88 0-0 5 G3-1 53 HR 2B	X CH 81 0-0 ③ G6-3		C SI 92 F SI 91 B SL 84 X SL 83 1-2 ③ G6-3 1-2			S SI 97 1 SAFE F SI 97 X ST 87 0-2 ② F8		F FF 93 F FF 94 F SL 83 S SL 82 0-3 ② K		5	1	1	0	0	1	3
5 Corey Seager, L (1, 6) OBP: 0.405, SLG: 0.646	F SL 78 B SL 78 X SI 88 1-1 ① G3-1 2-3		S SI 87 X SL 78 0-1 ① G3		X SI 94 0-0 ① G6-3		F FF 92 F FF 93 B ST 82 B ST 81 B FF 94 X FF 94 3-2 ③ G4-3 1-2		C FF 94 C FF 94 B SL 83 B SL 83 B SL 82 X FF 94 3-2 ③ P5	0-0 28 WP 28 1B	5	1	0	0	0	0	2
30 Nathaniel Lowe, L (1, 3) OBP: 0.372, SLG: 0.444	B SI 88 F SI 89 X SI 89 1-1 ② G4-3		B SI 87 C SI 87 C SL 77 B SI 87 F CH 81 S SI 88 2-3 ② K2-3		B SI 94 B SI 93 C FC 92 X SI 94 2-1 ② G5-3			B FF 96 B FF 96 S FF 96 F FF 96 B FC 89 B FF 98 4-2 18 BB 53 BB 4 SF8 BB		F FF 102 B FF 102 B FS 96 F FF 101 B CU 84 S FF 102 3-3 ① K	4	1	0	0	1	2	1
53 Adolis García, R (1, 9) OBP: 0.327, SLG: 0.496	C FC 86 F FC 86 B CH 81 X FC 85 1-2 3-H HR		B FC 86 F FC 86 X CH 81 1-1 ③ G6-3		C FC 93 B SL 83 S SL 83 S SL 83 1-3 ③ K			B FF 96 B FF 96 B FF 95 C FF 96 B FF 95 4-1 4 SF8 18 BB 1-2 BB		F FF 102 B FF 102 F FF 102 F FS 98 X FF 102 1-2 ② F9	4	1	1	2	1	1	0
18 Mitch Garver, R (1, 2) OBP: 0.361, SLG: 0.500 16 Travis Jankowski, L (8, PR) OBP: 0.362, SLG: 0.345 28 Jonah Heim, S (9, 2) OBP: 0.323, SLG: 0.449	B SI 88 C SI 88 B CH 81 X CH 81 2-1 ③ G4-3			B FC 85 B SI 86 B SI 87 B SI 86 4-0 50 FC3-6 4 1B 3 1B BB		C SL 84 B ST 83 X SL 85 1-1 ① F9		D FC 90 B FC 88 B FC 87 B FF 96 4-0 1-2 2-3 BB		C FF 102 S FF 102 F FF 102 B FF 102 X FF 102 1-2 2-H 4 1B 1B	2 0 1	1 0 0	0 0 1	0 0 1	2 0 1	0 0 0	0 0 0
4 Robbie Grossman, S (1, 7) OBP: 0.324, SLG: 0.398		F FC 84 B CH 80 B CH 81 C SI 87 X CH 81 2-2 20 WP 55 HR 2B	B SI 87 C CH 80 C SL 78 X FC 86 1-2 50 FC3-6 1-2 1B		C SL 86 X SL 86 0-1 ② F8		X FC 90 0-0 ① SF8 2-3 3-H		X FS 97 0-0 1-2 1B	4	1	3	1	0	0	0
20 Ezequiel Duran, R (1, 5) OBP: 0.327, SLG: 0.451 47 Josh Smith, L (10, PH) OBP: 0.320, SLG: 0.322	S FC 85 S FC 86 B SL 79 D FC 86 F SI 88 X FC 85 2-2 ① P6 2-3		B SI 88 F FC 85 S FC 86 B FC 87 S FC 85 2-3 ① K		X SI 96 0-0 ③ G4-3			1 SAFE C FF 96 X FF 97 0-1 ② P4	C FF 101 F FF 101 B FF 102 C CU 88 1-3 ③ K	4 1	0 0	0 0	0 0	0 1	1 2	5 2
55 Sam Huff, R (1, 10) OBP: 0.293, SLG: 0.462 50 J.P. Martínez, L (4, PH) OBP: 0.256, SLG: 0.333 (5, 10)	X FC 85 0-0 3-H HR	B FF 92 F FF 91 X CH 85 1-1 ② FC3-6 3 1B 1-2f 2-3					C ST 88 C ST 86 S ST 89 0-3 ① K	B FF 96 B FF 95 1 SAFE B FC 87 F FF 95 S FF 95 S FF 96 3-3 ③ K			1 3	1 0	1 0	2 0	0 2	0 4	0 4
3 Leody Taveras, S (1, 8) OBP: 0.300, SLG: 0.418		B SI 88 S CH 81 B SI 88 B FC 85 X SI 88 3-1 ② G6-3	X CH 85 0-0 2 S 1-3 3-H 1B				X CH 92 0-0 5 S 1B		C FF 92 B FF 94 B FF 92 S FF 93 X FF 94 2-2 ① F9		4	0	2	1	0	0	0
Inning Stats	R: 2 E: 0 K: 0 S: 10 H: 2 LOB: 0 BB: 0 P: 15	R: 2 E: 0 K: 0 S: 11 H: 2 LOB: 0 BB: 0 P: 18	R: 0 E: 0 K: 1 S: 8 H: 0 LOB: 0 BB: 0 P: 11	R: 1 E: 0 K: 1 S: 12 H: 2 LOB: 2 BB: 1 P: 21	R: 0 E: 0 K: 1 S: 6 H: 0 LOB: 0 BB: 0 P: 9	R: 0 E: 0 K: 0 S: 5 H: 0 LOB: 0 BB: 0 P: 6	R: 0 E: 0 K: 1 S: 10 H: 1 LOB: 1 BB: 0 P: 13	R: 1 E: 0 K: 1 S: 9 H: 0 LOB: 2 BB: 3 P: 24	R: 0 E: 0 K: 1 S: 10 H: 0 LOB: 0 BB: 0 P: 15	R: 1 E: 0 K: 2 S: 15 H: 2 LOB: 2 BB: 0 P: 21	1B: 5 2B: 2 3B: 0 HR: 2	SF: 1 SAC: 0 DP: 0 HBP: 0	WP: 2 PB: 0 SB: 2 CS: 0	PA: 43			

PITCHER		IP	WLS	BF	H	R	ER	SO	BB	IBB	HBP	BLK	WP	HR	S	P	ERA	WHIP
60 Dallas Keuchel, L ERA: 5.06	(1, 1)	3.1		16	5	5	5	2	1	0	0	0	1	2	35	57	13.50	1.800
58 Dylan Floro, R ERA: 4.83	(4, 1)	0.2		3	1	0	0	0	0	0	0	0	0	0	6	8	0.00	1.500
55 Kody Funderburk, L ERA: 2.7	(5, 1)	1.0	H	3	0	0	0	1	0	0	0	0	0	0	6	9	0.00	0.000
74 Josh Winder, R ERA: 4.1	(6, 1)	1.0	H	3	0	0	0	0	0	0	0	0	0	0	5	6	0.00	0.000
22 Griffin Jax, R ERA: 4.02	(7, 1)	0.2	H	3	1	0	0	1	0	0	0	0	0	0	7	7	0.00	1.500

PITCHER		IP	WLS	BF	H	R	ER	SO	BB	IBB	HBP	BLK	WP	HR	S	P	ERA	WHIP
56 Caleb Thielbar, L ERA: 2.42	(7, 1)	0.1	H	1	0	0	0	0	0	0	0	0	0	0	3	6	0.00	0.000
15 Emilio Pagán, R ERA: 3.49	(8, 1)	1.0	B	6	0	1	1	1	3	0	0	0	0	0	9	24	9.00	3.000
53 Brent Headrick, L ERA: 5.91	(9, 1)	1.0	W	3	0	0	0	1	0	0	0	0	0	0	10	15	0.00	0.000
59 Jhoan Duran, R ERA: 2.6	(10, 1)	1.0	S	5	2	1	0	2	0	0	0	0	1	0	15	21	0.00	2.000

Minnesota Twins @ Texas Rangers

Globe Life Field, Arlington, TX

Sat Sep 02 2023, 6:17 PM - 9:39 PM CDT

Att. 36,555 - Roof Closed - 74 F

livebaseballscorecards.com

AB	38
R	7
H	9
RBI	7
BB	4
SO	8
LOB	17

Minnesota Twins @ Texas Rangers

Globe Life Field, Arlington, TX

Sun Sep 03 2023, 1:38 PM - 4:45 PM CDT

Att. 35,531 - Roof Closed - 74 F

TOP

livebaseballscorecards.com

Batter	1	2	3	4	5	6	7	8	9	AB	R	H	RBI	BB	SO	LOB
47 Edouard Julien, L (1, 10) OBP: 0.375, SLG: 0.468	X FF 96 0-0 23 G5-3 2B		S CU 81 B SL 88 B FF 97 S SL 88 C FF 97 2-3 ② K		X FF 96 0-0 11 BB 23 HR 1B	C SL 87 T FF 97 B SI 91 F FF 97 F SL 88 F SL 87 F CH 90 S FF 97 1-3 ② K		B SL 84 F FC 90 S FF 96 B SL 85 B FF 96 B SL 85 4-2 11 PB 23 1B BB		3	1	2	0	0	1	0
16 Jordan Luplow, R (6, PH) OBP: 0.323, SLG: 0.357 (6, 10)										1	1	0	0	1	1	0
11 Jorge Polanco, S (1, 4) OBP: 0.340, SLG: 0.455	F SL 91 D SL 90 F FF 96 X SL 89 1-2 ① P6		B SL 90 B CH 90 C FF 97 C SL 90 F SL 91 B FF 97 B SL 89 4-2 BB		B CU 80 C SL 88 B SL 89 F FF 96 B SL 90 B SL 91 4-2 23 HR 1-2 BB	F SL 88 F FF 96 F SL 88 B FF 96 S SL 88 1-3 ③ K		B SL 84 B SL 83 F FC 92 C CH 89 B SL 85 D CH 90 4-2 26 S 23 1B 1-2 BB		2	1	0	0	3	1	1
23 Royce Lewis, R (1, 5) OBP: 0.354, SLG: 0.521	C FF 97 X FF 97 0-1 ② G5-3 2-3		B FF 97 C SL 90 C SL 89 F FF 97 F FF 96 B SL 90 C SL 90 2-3 ③ K		B FF 97 B SL 90 F FF 96 X SL 90 2-1 1-H 2-H HR		X CH 87 0-0 26 4 1B 1B	C SI 96 S SI 96 F SI 96 D CH 89 X SI 97 1-2 26 S 1-2 2-H 1B		5	2	3	4	0	1	2
26 Max Kepler, L (1, 9) OBP: 0.323, SLG: 0.482	C CU 79 B FF 97 S FF 96 F FF 98 S SL 89 1-3 ③ K			C SL 88 B FF 96 F FF 96 C FF 97 1-3 ① K	X CU 80 0-0 ② P6		S FF 95 B SL 88 F FF 95 D SL 88 X SL 87 2-2 45 G3 4 1B 1-2 1B	F FF 91 F FF 91 B SL 81 D SL 81 B FF 92 B FF 93 4-2 4 G4-3 1-2 2-3 BB		4	0	1	0	1	2	1
4 Carlos Correa, R (1, 6) OBP: 0.308, SLG: 0.392		F FF 96 C CH 89 C FF 97 0-3 ① K		X SL 89 0-0 45 1B 1B	X FF 98 0-0 38 1B 1B		B FF 95 C FF 93 B FF 94 X SL 88 2-1 45 G3 1-2 2-H 1B	S SL 83 B SL 85 F FF 93 X FF 92 1-2 ② ③ G4-3 1-2f		5	0	3	1	0	1	3
38 Matt Wallner, L (1, 7) OBP: 0.349, SLG: 0.483		T FF 97 B SL 88 F FF 97 B FF 97 B FF 98 B FF 97 4-2 45 FC4-6 BB		B FF 96 C FF 96 B CH 88 S FF 96 F FF 97 B FF 97 S FF 97 3-3 ② K	B CU 80 X FF 96 1-0 45 BB 1-3 1B		B FF 93 B FF 93 C CU 81 F FF 93 B FF 95 F FF 94 X FF 95 3-2 ① P5		F CH 80 B CH 82 F FF 91 B FF 90 B CH 80 F FF 90 X FF 90 3-2 ① G3	3	0	1	0	1	1	3
50 Willi Castro, S (9, PH) OBP: 0.321, SLG: 0.369 (9, 8)										1	0	0	0	0	0	0
45 Andrew Stevenson, L (1, 8) OBP: 0.300, SLG: 0.222	C CU 81 S CH 89 X CH 89 0-2 ② FC4-6 1-2f			X CH 90 0-0 1-2 1B	B CH 90 B CH 90 B FF 96 C FF 96 B CH 89 4-1 1-2 BB		X CU 82 0-0 ② G3 1-2 2-3		C FF 90 S FC 88 C FF 91 0-3 ② K	3	0	1	0	1	0	3
12 Kyle Farmer, R (9, PH) OBP: 0.310, SLG: 0.391 (9, 7)										1	0	0	0	0	1	0
8 Christian Vázquez, R (1, 2) OBP: 0.271, SLG: 0.310		B SL 89 B FF 96 1 SAFE X FF 96 2-0 ③ G4-3		F SL 90 C FF 97 F FF 97 S SL 90 0-3 ③ K	B FF 97 F FF 96 S SL 90 F FF 97 F SL 91 S SL 90 1-3 ③ K		C FF 93 D SL 88 B FF 92 X SL 89 2-1 ③ G3-1		B CH 82 C FF 90 C FC 87 X CH 83 1-2 ③ F7	5	0	0	0	0	2	8
13 Joey Gallo, L (1, 3) OBP: 0.298, SLG: 0.427			C CU 79 B CH 89 S CH 88 B FF 97 X CH 90 2-2 ① G3		F CH 89 X CH 90 0-1 ① G3-1	X FF 95 0-0 ① P2		C SL 83 F FC 90 B SL 83 F FF 97 S FC 91 1-3 ① K		2	0	0	0	0	0	0
39 Donovan Solano, R (6, PH) OBP: 0.379, SLG: 0.411 (6, 3)										2	0	0	0	0	1	0
Inning Stats	R: 0 E: 0 K: 1 S: 10 H: 1 LOB: 1 BB: 0 P: 12	R: 0 E: 0 K: 1 S: 9 H: 0 LOB: 1 BB: 1 P: 15	R: 0 E: 0 K: 2 S: 14 H: 0 LOB: 1 BB: 1 P: 24	R: 0 E: 0 K: 3 S: 13 H: 2 LOB: 2 BB: 0 P: 17	R: 3 E: 0 K: 1 S: 16 H: 4 LOB: 3 BB: 2 P: 28	R: 0 E: 0 K: 2 S: 12 H: 0 LOB: 0 BB: 0 P: 14	R: 1 E: 0 K: 0 S: 13 H: 3 LOB: 2 BB: 0 P: 22	R: 1 E: 0 K: 1 S: 17 H: 1 LOB: 2 BB: 3 P: 32	R: 0 E: 0 K: 1 S: 10 H: 0 LOB: 0 BB: 0 P: 14	1B: 9 2B: 1 3B: 0 HR: 1 SF: 0 SAC: 0 DP: 1 HBP: 0	WP: 0 PB: 1 SB: 2 CS: 0 PA: 44					

	AB	37
	R	5
	H	11
	RBI	5
	BB	7
	SO	12
	LOB	21

PITCHER		IP	WLS	BF	H	R	ER	SO	BB	IBB	HBP	BLK	WP	HR	S	P	ERA	WHIP
22 Jon Gray, R ERA: 3.85	(1, 1)	5.0		26	7	3	3	8	4	0	0	0	0	1	62	96	5.40	2.200
46 Brock Burke, L ERA: 3.74	(6, 1)	1.0		5	2	1	1	2	0	0	0	0	0	0	16	20	9.00	2.000
35 Chris Stratton, R ERA: 3.53	(7, 1)	1.0	B	4	1	0	0	0	0	0	0	0	0	0	9	16	0.00	1.000
25 José Leclerc, R ERA: 3.02	(8, 1)	0.1	B	4	1	1	1	1	2	0	0	0	0	0	12	22	27.00	9.000
51 Will Smith, L ERA: 3.86	(8, 1)	0.2		2	0	0	0	0	1	0	0	0	0	0	5	10	0.00	1.500

PITCHER		IP	WLS	BF	H	R	ER	SO	BB	IBB	HBP	BLK	WP	HR	S	P	ERA	WHIP
61 Cody Bradford, L ERA: 4.29	(9, 1)	1.0	W	3	0	0	0	1	0	0	0	0	0	0	10	14	0.00	0.000

Minnesota Twins @ Texas Rangers

Globe Life Field, Arlington, TX

Sun Sep 03 2023, 1:38 PM - 4:45 PM CDT

Att. 35,531 - Roof Closed - 74 F

BOTTOM

livebaseballscorecards.com

Batter	1	2	3	4	5	6	7	8	9	AB	R	H	RBI	BB	SO	LOB
2 Marcus Semien, R (1, 4) OBP: 0.345, SLG: 0.451	C FS 84 F SL 83 X FS 84 0-2 ① G6-3	B SI 90 B SI 89 X FS 82 2-0 ① G5-3		S SL 82 B SI 90 X SI 91 1-1 30 G4-6-3 1B		B CU 81 C SI 93 C SI 93 B FF 95 B CU 82 B SI 93 4-2 30 BB 5 1B 53 WP BB		C FC 92 S FC 91 X SL 82 0-2 ① F9 2-3		4	1	1	0	1	0	2
5 Corey Seager, L (1, 6) OBP: 0.405, SLG: 0.643	S FS 84 B FF 92 X FS 84 1-1 30 1B 18 HR 1B	X FS 82 0-0 ② G4-3 2-3		F SL 81 B FS 83 X FS 83 1-1 ① F7		X FS 88 0-0 53 WP 30 BB 1-2 1B		C SL 82 F SI 84 F SI 96 S SL 86 0-3 ② K		5	1	2	0	0	1	3
30 Nathaniel Lowe, L (1, 3) OBP: 0.374, SLG: 0.443	X FF 91 0-0 18 HR 1-2 1B	B FS 83 B FF 91 F FS 83 F FF 92 3 SAFE C FS 83 B FS 84 4-2 53 S BB		B CU 77 B FS 82 1 SAFE F FS 83 X FF 92 2-1 ②③ G4-6-3 1-2f		B FF 95 F FF 95 B FS 87 B FF 95 F FF 95 B FF 95 4-2 53 WP 1-2 2-3 BB		C SI 95 F SI 95 B SL 85 D SL 84 X SI 95 2-2 ③ G6-3		3	1	1	0	2	0	2
53 Adolis García, R (1, 9) OBP: 0.326, SLG: 0.499	B FS 84 S FF 92 F FF 91 S SL 83 1-3 ② K	T FF 93 C FF 92 D SL 84 F FS 85 S FF 92 1-3 ③ K 1-2			B FF 91 S FS 82 S FF 92 F SL 83 B FS 85 B FF 93 S FF 92 3-3 ① K	S FF 94 F FF 95 F FF 96 B CU 83 F FF 95 B FS 87 S FF 95 2-3 ③ K 1-2 2-3 3-H			B FF 96 F FF 96 F FF 96 B SL 84 X FF 96 2-2 HR	5	1	1	1	0	4	6
18 Mitch Garver, R (1, 10) OBP: 0.371, SLG: 0.537	C FS 85 X SL 83 0-1 1-H 2-H HR	B SI 90 B SL 82 F SL 82 S FS 84 X FS 84 2-2 28 2B 1B			X SI 93 0-0 28 FC5-6 1B		C SI 91 B FC 88 X FC 88 1-1 HR			4	2	4	4	0	0	0
28 Jonah Heim, S (1, 2) OBP: 0.324, SLG: 0.455	X FF 92 0-0 2B	B FS 82 X FF 90 1-0 1-3 2B			D CU 78 B FS 83 C FS 83 C FS 83 X FF 92 2-2 ② FC5-6 1-2f		B CU 80 F FF 93 B FF 93 B FS 86 F FF 93 X FF 93 3-2 ① G4-3			4	0	2	0	0	0	1
4 Robbie Grossman, S (1, 7) OBP: 0.323, SLG: 0.394 16 Travis Jankowski, L (8, 7) OBP: 0.362, SLG: 0.345	B FS 84 B FS 84 B FS 83 C FF 91 F ST 81 B FS 82 4-2 BB	X FF 90 0-0 ① G3			B CU 77 B FF 92 C SL 79 X FF 92 2-1 ③ F6		B FF 93 C FF 93 B CU 80 F FF 93 S FF 93 2-3 ② K			3 0	0 0	0 0	0 0	1 0	1 0	3 0
47 Josh Smith, L (1, 5) OBP: 0.313, SLG: 0.314	B FS 83 C SL 81 F FS 83 B FF 91 X SL 81 2-2 ③ F9	C FS 83 B FS 82 X FF 90 1-1 ② G6-3				B CU 79 C FS 84 B FS 85 B FS 85 C FF 92 C FF 93 3-3 ① K	C CU 80 F FS 86 F FF 95 B FS 86 S FF 94 1-3 ③ K			4	0	0	0	0	2	4
3 Leody Taveras, S (1, 8) OBP: 0.302, SLG: 0.423		X FF 91 0-0 5 G4-3 2B	X CU 77 0-0 ③ G4-3			B CU 81 B FF 93 F FF 94 S FS 86 X FF 94 2-2 ② F8		B SI 94 X FC 92 1-0 2 F9 2B		4	0	2	0	0	0	2

Inning Stats																																			
	R: 3	H: 4		R: 0	H: 1		R: 0	H: 2		R: 0	H: 1		R: 0	H: 1		R: 1	H: 1		R: 1	H: 1		R: 0	H: 1		R: 1	H: 1		1B: 6	SF: 0		WP: 1	PA: 40			
	E: 0	LOB: 2		E: 0	LOB: 2		E: 0	LOB: 2		E: 0	LOB: 0		E: 0	LOB: 1		E: 2	LOB: 2		E: 0	LOB: 0		E: 0	LOB: 1		E: 0	LOB: 0		2B: 4	SAC: 0		PB: 0				
	K: 1	BB: 1		K: 1	BB: 1		K: 0	BB: 0		K: 0	BB: 0		K: 1	BB: 0		S: 16	BB: 2		K: 2	BB: 0		K: 1	BB: 0		K: 0	BB: 0		3B: 0	DP: 1		SB: 1				
	S: 17	P: 25		S: 9	P: 16		S: 8	P: 12		S: 6	P: 10		S: 10	P: 17			P: 31		S: 12	P: 19		S: 11	P: 14		S: 3	P: 5		HR: 3	HBP: 0		CS: 0				

PITCHER		IP	WLS	BF	H	R	ER	SO	BB	IBB	HBP	BLK	WP	HR	S	P	ERA	WHIP
18 Kenta Maeda, R ERA: 4.73	(1, 1)	5.0		25	9	3	3	3	2	0	0	0	0	1	50	80	5.40	2.200
77 Cole Sands, R ERA: 3.74	(6, 1)	2.0		10	2	2	2	4	2	0	0	0	1	1	28	50	9.00	2.000
55 Kody Funderburk, L ERA: 2.08	(8, 1)	1.0		4	1	0	0	1	0	0	0	0	0	0	11	14	0.00	1.000
74 Josh Winder, R ERA: 4.44	(9, 1)	0.0	L	1	1	1	1	0	0	0	0	0	0	1	3	5	∞	∞

PITCHER	IP	WLS	BF	H	R	ER	SO	BB	IBB	HBP	BLK	WP	HR	S	P	ERA	WHIP

AB	36
R	6
H	13
RBI	5
BB	4
SO	8
LOB	23

Houston Astros @ Texas Rangers

Globe Life Field, Arlington, TX

Mon Sep 04 2023, 3:09 PM - 6:12 PM CDT

Att. 39,181 - Roof Closed - 74 F

TOP

livebaseballscorecards.com

Batter	1	2	3	4	5	6	7	8	9	AB	R	H	RBI	BB	SO	LOB
27 Jose Altuve, R (1, 4) OBP: 0.403, SLG: 0.529	F FF 94 C CH 85 B CH 85 X FF 94 1-2 G6-3		X CH 84 0-0 F9		B FF 93 C CH 85 X CH 85 1-1 E1 3 1B 2 1B 1-3 1B	B FF 96 X ST 82 1-0 HR	B SL 89 B SL 88 B FF 96 C FF 95 X FF 95 3-1 1B		B CH 85 F CH 85 B SI 92 X FC 90 2-1 HR	6	3	4	2	0	0	0
3 Jeremy Peña, R (1, 6) OBP: 0.323, SLG: 0.389	C FF 94 S CH 86 B CH 85 X FF 94 1-2 L7		C FF 92 B CH 84 S CH 83 B FF 94 B CH 83 X CH 84 3-2 F7		X FF 92 0-0 44 BB 2 1B 2-3 3-H 1B	X SI 95 0-0 G4-3	S CU 85 X CU 86 0-1 1B		F EP 52 F EP 56 B FA 73 X EP 53 1-2 F9	6	1	2	1	0	0	0
44 Yordan Alvarez, L (1, 10) OBP: 0.402, SLG: 0.559	B FF 95 B FF 94 B FF 95 C FF 92 B FF 93 4-1 30 WP 2 1B BB		C FF 94 B SL 82 B FF 94 X FF 94 2-1 G6-3		F FF 92 B SL 85 B FF 93 S SL 85 B SL 83 F SL 83 F FF 94 D SL 84 4-2 30 BB 2 1B 1-2 BB		30 1B 2 1B 79 BB BB G4-3		C EP 50 B EP 50 X EP 55 1-1 F7	3	1	0	0	3	0	1
2 Alex Bregman, R (1, 5) OBP: 0.370, SLG: 0.451 16 Grae Kessinger, R (9, 5) OBP: 0.293, SLG: 0.333	C SL 80 X FF 93 0-1 30 WP 1-2 1B			C FF 92 B FF 92 B FF 92 B CH 83 B FF 91 4-1 30 G4-6-3 BB	X FF 93 0-0 30 BB 1-2 2-H 3-H 1B		C SL 87 X SL 88 0-1 79 BB 30 1B 20 E 1-2 1B	B CU 80 X CH 84 1-0 30 G4-3 2B		4	1	4	2	1	0	0
										0	0	0	0	0	0	0
30 Kyle Tucker, L (1, 9) OBP: 0.371, SLG: 0.509 6 Jake Meyers, R (9, 8) OBP: 0.300, SLG: 0.380	C FF 94 C FF 94 B FF 94 B SL 80 X FF 94 2-2 F7 1-2 2-3			B FF 91 B FF 93 S FF 93 C SL 82 X FF 94 2-2 G4-6-3 1-2f	C FF 94 F FF 94 B FF 94 D SL 84 F FF 94 D SL 83 B FF 94 4-2 1-2 2-3 BB		F FF 97 B CU 86 F CU 85 B FF 97 F FF 97 F CU 88 X FF 97 2-2 79 BB 20 FC6 1-2 2-3 1B	F SI 94 C CH 86 X SI 94 0-2 G4-3 2-3		4	1	1	0	1	0	4
										0	0	0	0	0	0	0
79 José Abreu, R (1, 3) OBP: 0.292, SLG: 0.348		X CH 83 0-0 F7		C FF 93 B CH 84 S FF 93 X SL 83 1-2 P2	C ST 83 S ST 84 X ST 82 0-2 G6-3		B SL 88 T FF 97 F FF 96 D CU 88 B CU 85 D FF 97 4-2 20 E 20 FC6 21 HR 1-2 2-3 3-H BB	B FC 92 C SI 93 X CH 84 1-1 P4		4	1	0	1	1	0	4
20 Chas McCormick, R (1, 7) OBP: 0.366, SLG: 0.514 (9, 9)		X SL 82 0-0 2B			F FF 92 H FF 91 1-1 21 FC6-4 HBP	C ST 84 C ST 84 X ST 85 0-2 21 CS 1B	F FF 96 X SL 89 0-1 FC6 21 HR 1-3 2-H 3-H	B SI 94 B FC 90 C SI 92 C FC 91 F SI 93 B CH 86 T FC 92 3-2 K		4	1	2	1	0	1	2
21 Yainer Diaz, R (1, 2) OBP: 0.306, SLG: 0.538		S FF 93 T FF 92 B FF 92 S CH 84 1-3 K			T FF 91 B CH 84 F FF 91 X CH 84 1-2 FC6-4 27 E 27 1B 3 1B 1-2f	B FF 94 B ST 82 F ST 82 1 SAFE B FF 93 F FF 95 S ST 83 3-3 K 1-2	F FF 98 X SL 89 0-1 1-H 3-H HR		B FF 91 F CH 84 X SI 91 1-2 F9	5	2	1	3	0	2	3
14 Mauricio Dubón, R (1, 8) OBP: 0.304, SLG: 0.404 (9, 7)		S FF 93 B CH 84 S FF 93 B FF 94 F SL 81 F FF 94 B CH 86 X FF 93 3-2 F9			T FF 92 B FF 92 X SL 80 1-1 F9	X ST 82 0-0 HR	C CU 84 B FF 97 X CU 84 1-1 F9		B SI 92 B FC 90 X SI 92 2-0 HR	5	2	2	2	0	0	2
Inning Stats	R: 0 E: 0 K: 0 S: 12 H: 1 LOB: 2 BB: 1 P: 20	R: 0 E: 0 K: 1 S: 10 H: 1 LOB: 1 BB: 0 P: 14	R: 0 E: 0 K: 0 S: 6 H: 0 LOB: 0 BB: 0 P: 11	R: 0 E: 0 K: 0 S: 7 H: 0 LOB: 0 BB: 1 P: 14	R: 3 E: 1 K: 0 S: 20 H: 3 LOB: 3 BB: 2 P: 32	R: 2 E: 0 K: 1 S: 9 H: 3 LOB: 0 BB: 0 P: 13	R: 6 E: 1 K: 0 S: 24 H: 5 LOB: 1 BB: 2 P: 39	R: 0 E: 0 K: 1 S: 10 H: 1 LOB: 1 BB: 0 P: 15	R: 2 E: 0 K: 0 S: 11 H: 2 LOB: 0 BB: 0 P: 18	1B: 9 2B: 3 3B: 0 HR: 5 SF: 0 SAC: 0 DP: 2 HBP: 1						

	AB	41
	R	13
	H	16
	RBI	12
	BB	6
	SO	3
	LOB	16

WP: 1 PA: 48
PB: 0
SB: 0
CS: 1

PITCHER		IP	WLS	BF	H	R	ER	SO	BB	IBB	HBP	BLK	WP	HR	S	P	ERA	WHIP
44 Andrew Heaney, L ERA: 4.22	(1, 1)	4.2		23	5	3	3	1	4	0	1	0	1	0	52	88	5.79	1.929
49 Glenn Otto, R ERA: 10.13	(5, 1)	1.1		6	3	2	2	1	0	0	0	0	0	2	12	16	13.50	2.250
66 Josh Sborz, R ERA: 5.8	(7, 1)	0.2	L	9	5	6	5	0	2	0	0	0	0	1	22	36	67.50	10.500
54 Martín Pérez, L ERA: 4.88	(7, 1)	1.2		8	3	2	2	1	0	0	0	0	0	2	18	29	10.80	1.800
11 Austin Hedges, R ERA: 10.8	(9, 1)	0.2		2	0	0	0	0	0	0	0	0	0	0	5	7	0.00	0.000

PITCHER	IP	WLS	BF	H	R	ER	SO	BB	IBB	HBP	BLK	WP	HR	S	P	ERA	WHIP

BOTTOM

Houston Astros @ Texas Rangers

Globe Life Field, Arlington, TX

Mon Sep 04 2023, 3:09 PM - 6:12 PM CDT

Att. 39,181 - Roof Closed - 74 F

livebaseballscorecards.com

Batter	1	2	3	4	5	6	7	8	9	AB	R	H	RBI	BB	SO	LOB
2 Marcus Semien, R (1, 4) OBP: 0.344, SLG: 0.448	B FF 93 B FF 93 F FF 93 B FC 87 F FF 92 F FF 93 B CU 76 4-2 5 HR BB	X FF 94 0-0 ③ L8			C FF 92 F FC 87 B CH 81 X FF 92 1-2 ① F9		B FF 96 F FF 97 X FF 97 1-1 ① P3		T FC 87 F ST 79 F CU 72 B CU 74 S FC 89 1-3 ① K	4	1	0	0	1	1	3
5 Corey Seager, L (1, 6) OBP: 0.407, SLG: 0.658	X FF 93 0-0 1-H HR		F FF 94 B FF 92 F CH 81 X FF 92 1-2 ① F8		B FF 92 C FF 92 X FF 92 1-1 HR		X SL 86 0-0 ② L3		F ST 79 X CU 72 0-1 1-2 1B	5	2	3	3	0	0	0
30 Nathaniel Lowe, L (1, 3) OBP: 0.371, SLG: 0.439	B CU 75 B CU 76 X CH 82 2-0 ① G3		C CU 76 C CH 82 F CU 78 B FF 93 X FF 93 1-2 ② G4-3		S CH 81 B CH 81 F FF 93 F CU 78 S CH 82 1-3 ② K		B FF 97 C SL 86 C FF 98 B SL 88 S FF 99 2-3 ③ K		X CU 75 0-0 ② F6	5	0	0	0	0	2	2
53 Adolis García, R (1, 9) OBP: 0.325, SLG: 0.498	C FF 94 S FF 93 S FF 94 0-3 ② K		B FF 94 F FF 94 S FF 93 F FF 93 X ST 80 1-2 18 1B 2B		X FF 93 0-0 ③ G6-3			F FF 93 F FF 94 B FF 94 C FF 94 1-3 ① K	S ST 80 S CU 73 D CU 74 D ST 80 B FC 88 X ST 80 3-2 ③ G5-3	5	1	1	0	0	2	2
18 Mitch Garver, R (1, 10) OBP: 0.378, SLG: 0.553	B FC 87 B CU 76 C FF 93 F FC 87 F FC 87 X CU 76 2-2 ③ P6		B CU 75 F FC 87 F CU 75 B FF 93 B FC 88 X FC 85 3-2 2-H 1B			X FF 92 0-0 HR		B SL 87 B SI 94 B SI 94 C FF 94 C SL 86 B SL 87 4-2 BB		3	1	2	2	1	0	0
28 Jonah Heim, S (1, 2) OBP: 0.324, SLG: 0.453		X FF 93 0-0 ① G6-3	C FF 94 D CU 77 X FF 93 1-1 ③ F7			S CU 75 X CU 76 0-1 1B		C FF 93 X FS 82 0-1 ② F8		4	0	1	0	0	0	2
4 Robbie Grossman, S (1, 7) OBP: 0.323, SLG: 0.392 16 Travis Jankowski, L (7, 7) OBP: 0.360, SLG: 0.343	B FF 93 C FF 94 F CU 76 B FF 93 B CH 83 B FF 93 4-2 47 BB BB			C FF 92 B FF 92 F CU 76 1-2 ① K		C FF 96 F FF 96 S FF 96 0-3 ① K		B FF 93 F FF 93 B FF 94 F FF 94 F FF 94 X FF 94 2-2 ③ F7		2 1	0 0	0 0	0 0	1 0	2 0	1 1
47 Josh Smith, L (1, 5) OBP: 0.317, SLG: 0.333	B CH 80 B FF 94 S FF 94 B CH 82 B FF 94 4-1 1-2 BB			B FF 93 B FF 93 F FF 92 C FF 93 X FF 94 2-2 ② F8		B FF 97 F FF 97 D CH 92 F FF 97 X CH 92 2-2 ② F8			F FF 97 B FF 98 B FF 98 F FF 97 B FF 98 X FF 98 3-2 HR	3	1	1	1	1	0	1
3 Leody Taveras, S (1, 8) OBP: 0.301, SLG: 0.421	S CU 74 D CU 77 F CH 81 S CU 78 1-3 ② K			C FF 93 S CH 82 S CH 83 0-3 ③ K		X FF 97 0-0 ③ F7			B FF 99 F FS 87 S FS 88 B FS 89 X FF 98 2-2 5 1B 1B	4	0	1	0	0	2	3

Inning Stats	1	2	3	4	5	6	7	8	9
	R: 2 E: 0 K: 1 S: 12 H: 1 LOB: 0 BB: 1 P: 20	R: 0 E: 0 K: 1 S: 8 H: 0 LOB: 2 BB: 2 P: 17	R: 1 E: 0 K: 0 S: 16 H: 2 LOB: 1 BB: 0 P: 23	R: 0 E: 0 K: 2 S: 8 H: 0 LOB: 0 BB: 0 P: 11	R: 1 E: 0 K: 1 S: 10 H: 1 LOB: 0 BB: 0 P: 13	R: 1 E: 0 K: 1 S: 10 H: 2 LOB: 1 BB: 0 P: 12	R: 0 E: 0 K: 1 S: 6 H: 0 LOB: 0 BB: 0 P: 9	R: 0 E: 0 K: 1 S: 11 H: 0 LOB: 1 BB: 1 P: 18	R: 1 E: 0 K: 1 S: 16 H: 3 LOB: 2 BB: 0 P: 25

	AB	36
	R	6
	H	9
	RBI	6
	BB	4
	SO	9
	LOB	15

	1B: 4	SF: 0	WP: 0	PA: 40
	2B: 1	SAC: 0	PB: 0	
	3B: 0	DP: 0	SB: 0	
	HR: 4	HBP: 0	CS: 0	

PITCHER		IP	WLS	BF	H	R	ER	SO	BB	IBB	HBP	BLK	WP	HR	S	P	ERA	WHIP
68 J.P. France, R ERA: 3.72	(1, 1)	5.0		24	6	5	5	5	3	0	0	0	0	3	57	87	9.00	1.800
47 Rafael Montero, R ERA: 5.06	(6, 1)	1.0	W	3	0	0	0	1	0	0	0	0	0	0	7	9	0.00	0.000
52 Bryan Abreu, R ERA: 2.0	(7, 1)	1.0		3	0	0	0	1	0	0	0	0	0	0	6	9	0.00	0.000
50 Héctor Neris, R ERA: 1.86	(8, 1)	1.0		4	0	0	0	1	1	0	0	0	0	0	11	18	0.00	1.000
45 Ryne Stanek, R ERA: 4.07	(9, 1)	0.0		2	2	1	1	0	0	0	0	0	0	1	6	11	∞	∞

PITCHER		IP	WLS	BF	H	R	ER	SO	BB	IBB	HBP	BLK	WP	HR	S	P	ERA	WHIP
88 Phil Maton, R ERA: 3.3	(9, 1)	1.0		4	1	0	0	1	0	0	0	0	0	0	10	14	0.00	1.000

Houston Astros @ Texas Rangers

Globe Life Field, Arlington, TX

Tue Sep 05 2023, 7:10 PM - 9:40 PM CDT

Att. 33,678 - Roof Closed - 74 F

TOP

livebaseballscorecards.com

Batter	1	2	3	4	5	6	7	8	9	AB	R	H	RBI	BB	SO	LOB
27 Jose Altuve, R (1, 4) OBP: 0.406, SLG: 0.563	B FF 94 B FF 95 B FC 90 C FF 95 X FF 95 3-1 HR	B FS 88 B FF 93 B FS 88 F FC 90 X SL 84 3-1 HR	C FC 90 X FC 91 0-1 HR		C SI 93 S SI 92 X CH 87 0-2 ② G5-3		C SL 82 S SI 92 S SI 92 0-3 ② K		F EP 51 X EP 48 0-1 44 1B 1B	5	3	3	3	0	1	0
16 Grae Kessinger, R (7, 4) OBP: 0.310, SLG: 0.351										1	0	1	0	0	0	0
3 Jeremy Peña, R (1, 6) OBP: 0.325, SLG: 0.390	X FF 94 0-0 2 FC5-4 44 1B 79 FC6-4 1B	B SI 91 X SI 92 1-0 30 BB 2 1B 79 1B 1B	F SI 91 B CH 87 X SI 92 1-1 G4-3		F KC 77 F SI 92 B KC 78 X SI 92 1-2 ③ F9		F SI 92 S CH 86 X SI 91 0-2 44 HR 1B		X EP 53 0-0 ① F7	6	3	3	0	0	0	1
44 Yordan Alvarez, L (1, 10) OBP: 0.403, SLG: 0.567	B FC 92 C CU 76 B FF 93 X FS 88 2-1 2 FC5-4 1-2 1B	X FC 90 0-0 ② F8	X SL 82 0-0 ② F8			B FC 90 C CH 85 C SI 91 B FC 90 F SL 82 B SI 92 X CH 85 3-2 ① F8	C FF 93 B FS 83 X FF 92 1-1 1-H HR		B EP 52 X EP 54 1-0 2 G6-4-3 1-2 1B	6	1	3	2	0	0	1
2 Alex Bregman, R (1, 5) OBP: 0.370, SLG: 0.449	X FF 94 0-0 ① FC5-4 79 FC6-4 30 BB 20 1B 1-2f 2-3	B SI 92 X SI 91 1-0 30 BB 79 1B 1-2 1B	B SL 84 B SI 92 B FC 90 C SI 92 X SI 92 3-1 ③ G6-3			C SI 92 C SL 84 B SI 93 B SI 92 B SL 84 C SI 92 3-3 ② K	H FS 83 1-0 HBP		C EP 53 B EP 51 B EP 53 X EP 54 2-1 ②③ G6-4-3 1-2f	5	2	1	0	0	1	4
30 Kyle Tucker, L (1, 9) OBP: 0.374, SLG: 0.509	C FS 87 B FS 87 B FC 89 B FF 94 B FS 87 4-1 79 FC6-4 1-2 BB	B SL 81 S FC 90 B FC 91 F CH 86 B SI 92 B FC 90 4-2 79 1B 1-2 2-3 BB		B SI 92 X SI 91 1-0 79 G6-4-3 1B		F CH 84 S CH 85 B FC 92 F CH 86 S SL 83 1-3 ③ K	X FC 85 0-0 ③ F8			2	0	1	0	2	1	0
6 Jake Meyers, R (7, PH) OBP: 0.299, SLG: 0.378										1	0	0	0	0	0	1
	(7, 7)															
79 José Abreu, R (1, 3) OBP: 0.292, SLG: 0.347	F SL 85 S CU 76 X SL 84 0-2 ② FC6-4 20 1B 1-2 2-3 3-H	B SL 82 C SI 92 X SL 83 1-1 20 FC6-4 1-3 2-H 3-H 1B		C SI 91 F SI 92 B KC 77 X SL 83 1-2 ①② G6-4-3 1-2f			B FC 88 F SI 90 X SI 90 1-1 ① G6-3	C FF 91 X FS 84 0-1 1B		4	0	1	3	0	0	3
28 Jon Singleton, L (7, 3) OBP: 0.284, SLG: 0.280										1	0	1	0	0	0	0
20 Chas McCormick, R (1, 7) OBP: 0.369, SLG: 0.516	X CU 76 0-0 1-2 3-H 1B	X SI 92 0-0 ③ FC6-4 1-2f		C SI 91 B SI 92 B SL 84 C SI 93 B SI 92 B SI 91 4-2 BB			B SL 83 S CH 85 X SI 92 1-1 14 2B 2B	F FF 91 D FS 84 S FS 84 B FF 92 F FS 83 S FF 92 2-3 ① K		4	1	2	1	1	1	3
	(7, 9)															
14 Mauricio Dubón, R (1, 8) OBP: 0.305, SLG: 0.406	B FF 94 F FF 94 D FS 88 F FC 89 B FF 94 F FF 95 X FC 89 3-2 ③ L8		C SI 91 F SI 92 X SL 82 0-2 15 HR 1B	B SI 91 F SI 91 X CH 85 1-1 ③ G1-3			S FF 91 F FF 91 D SL 82 X CH 86 1-2 15 HR 2-H 2B	F FF 91 S FS 84 X FS 83 0-2 ② P4		5	2	2	1	0	0	4
15 Martín Maldonado, R (1, 2) OBP: 0.254, SLG: 0.344		F SL 82 F SL 82 C FF 94 0-3 ① K	B FF 92 X SL 82 1-0 1-H HR		C KC 76 C SI 92 S KC 78 0-3 ① K		S FC 88 S SL 82 B SI 90 F SL 79 B SI 91 B SI 92 X FC 90 3-2 2-H HR	C FC 83 F FF 92 D FS 85 S FS 84 1-3 ③ K		5	2	2	4	0	3	1

Inning Stats	1	2	3	4	5	6	7	8	9
	R: 3 E: 0 K: 0 S: 15	R: 3 E: 0 K: 1 S: 13	R: 3 E: 0 K: 0 S: 11	R: 0 E: 0 K: 0 S: 8	R: 0 E: 0 K: 1 S: 9	R: 0 E: 0 K: 2 S: 11	R: 5 E: 0 K: 1 S: 20	R: 0 E: 0 K: 2 S: 12	R: 0 E: 0 K: 0 S: 6
	H: 4 LOB: 2 BB: 1 P: 27	H: 4 LOB: 2 BB: 1 P: 23	H: 3 LOB: 0 BB: 0 P: 16	H: 1 LOB: 1 BB: 1 P: 15	H: 0 LOB: 0 BB: 0 P: 10	H: 0 LOB: 0 BB: 0 P: 18	H: 5 LOB: 1 BB: 0 P: 28	H: 1 LOB: 1 BB: 0 P: 15	H: 2 LOB: 1 BB: 0 P: 9

AB	45
R	14
H	20
RBI	14
BB	3
SO	7
LOB	18

| | | | | | | | | | | | | | | |

BOTTOM

Batter	1	2	3	4	5	6	7	8	9	AB	R	H	RBI	BB	SO	LOB
2 Marcus Semien, R (1, 4) OBP: 0.346, SLG: 0.449	C SI 94 F SI 94 B SI 95 B CU 81 F CU 82 S CH 91 2-3 K		B CH 90 B SI 96 B SI 97 C SI 96 B SI 97 4-1 BB		D SI 96 X CH 90 1-0 1-3 2-H 1B		B CH 87 X SI 95 1-0 2-3 1B		F SI 95 F SI 96 B CH 92 X SL 87 1-2 G1-3	4	0	2	1	1	1	1
5 Corey Seager, L (1, 6) OBP: 0.405, SLG: 0.654 47 Josh Smith, L (4, 6) OBP: 0.314, SLG: 0.329	F FC 90 F SI 96 B FC 89 F FC 90 S SI 97 1-3 K		F SI 96 S SI 97 T FC 92 0-2 K		X SI 95 0-0 G4-3		D FC 91 F SI 95 S SI 94 S FC 90 1-3 K			2	0	0	0	0	2	2
										2	0	0	0	0	1	4
30 Nathaniel Lowe, L (1, 3) OBP: 0.370, SLG: 0.437	X SI 95 0-0 G3			B FC 89 B SI 95 F SI 94 X SI 95 2-1 G6-3		B SI 95 B SI 95 B SI 95 C SI 95 D SI 94 4-1 18 BB BB	C FC 90 X FC 90 0-1 F8			3	0	0	0	1	0	2
53 Adolis García, R (1, 9) OBP: 0.323, SLG: 0.495 50 J.P. Martínez, L (8, 9) OBP: 0.250, SLG: 0.325		C SI 94 F SI 95 B SI 96 F CU 79 X SI 96 1-2 G4-3		X CU 80 0-0 F9		F SI 95 X SI 97 0-1 L8		B FF 93 X FF 94 1-0 P5		3	0	0	0	0	0	1
										1	0	0	0	0	0	0
18 Mitch Garver, R (1, 10) OBP: 0.381, SLG: 0.553 11 Austin Hedges, R (8, PH) OBP: 0.234, SLG: 0.227 (9, 1)		C SI 95 S CH 89 X CH 91 0-2 4 G5-4-3 1B		B SI 97 C SI 95 F CU 80 X FC 90 1-2 F9		C CU 79 B CU 82 B SI 97 B CH 91 B SI 96 4-1 1-2 BB		X SI 93 0-0 16 G4-6-3 1B		2	0	1	0	1	0	0
										1	0	1	0	0	0	0
4 Robbie Grossman, S (1, 7) OBP: 0.323, SLG: 0.389 16 Travis Jankowski, L (8, 7) OBP: 0.359, SLG: 0.342	B CU 78 B SI 95 F SI 95 F CH 90 X SI 96 2-2 G5-4-3 1-2f				B SI 93 C CU 80 B SI 95 B CH 91 B SI 95 4-1 28 FC5-4 BB	F SI 96 B CU 81 F CU 82 B CH 90 F SI 95 X CU 81 2-2 F9		B FF 95 X FF 94 1-0 G4-6-3 1-2f		2	0	0	0	1	0	3
										1	0	0	0	0	0	1
28 Jonah Heim, S (1, 2) OBP: 0.325, SLG: 0.453 55 Sam Huff, R (6, 2) OBP: 0.279, SLG: 0.439			C SI 94 B SI 96 X CU 80 1-1 3 G3 20 PB 1B		F SI 95 X SI 96 0-1 FC5-4 3 1B 2 1B 1-2f	X CU 82 0-0 G5-3			S SL 86 B SL 86 F SI 95 S SL 87 1-3 K	2	1	1	0	0	0	1
										2	0	0	0	0	1	2
20 Ezequiel Duran, R (1, 5) OBP: 0.326, SLG: 0.449			B SI 94 S SI 96 B SI 96 X SI 96 2-1 G6-3 1-2		D SI 95 X SI 96 1-0 L8		B SI 93 C CU 77 C CU 80 X CU 80 1-2 G6-3		F SI 96 X SI 96 0-1 1B	4	0	1	0	0	0	2
3 Leody Taveras, S (1, 8) OBP: 0.303, SLG: 0.424			X CU 79 0-0 G3 2-3		X SI 95 0-0 2 1B 1-2 1B		F CU 80 B FC 87 S CU 80 X CU 80 1-2 2 1B 2B		C FF 96 B CH 90 B CH 90 X FF 96 2-1 L8	4	0	2	0	0	0	2

Inning Stats	1	2	3	4	5	6	7	8	9
	R: 0 E: 0 K: 2 S: 9 H: 0 LOB: 0 BB: 0 P: 12	R: 0 E: 0 K: 0 S: 10 H: 1 LOB: 0 BB: 0 P: 13	R: 0 E: 0 K: 1 S: 9 H: 1 LOB: 2 BB: 1 P: 16	R: 0 E: 0 K: 0 S: 6 H: 0 LOB: 0 BB: 0 P: 9	R: 1 E: 0 K: 0 S: 7 H: 2 LOB: 2 BB: 1 P: 13	R: 0 E: 0 K: 0 S: 9 H: 0 LOB: 2 BB: 2 P: 19	R: 0 E: 0 K: 1 S: 12 H: 2 LOB: 2 BB: 0 P: 16	R: 0 E: 0 K: 0 S: 3 H: 1 LOB: 0 BB: 0 P: 5	R: 0 E: 0 K: 1 S: 10 H: 1 LOB: 1 BB: 0 P: 14

	1B	SF	PA
	7	0	37
	1	0	
	0	2	
	0	0	
	0	0	
	0	0	

PITCHER	IP	WLS	BF	H	R	ER	SO	BB	IBB	HBP	BLK	WP	HR	S	P	ERA	WHIP
Framber Valdez, L (1, 1) ERA: 3.3	7.0	W	30	6	1	1	4	4	0	0	0	0	0	62	98	1.29	1.429
60 Joel Kuhnel, R (8, 1) ERA: 7.56	2.0		7	2	0	0	1	0	0	0	0	0	0	13	19	0.00	1.000

PITCHER	IP	WLS	BF	H	R	ER	SO	BB	IBB	HBP	BLK	WP	HR	S	P	ERA	WHIP

Houston Astros @ Texas Rangers

Globe Life Field, Arlington, TX

Tue Sep 05 2023, 7:10 PM - 9:40 PM CDT

Att. 33,678 - Roof Closed - 74 F

livebaseballscorecards.com

AB	33
R	1
H	8
RBI	1
BB	4
SO	5
LOB	21

Houston Astros @ Texas Rangers

Globe Life Field, Arlington, TX

Wed Sep 06 2023, 7:08 PM - 9:52 PM CDT

Att. 36,417 - Roof Closed - 74 F

TOP

livebaseballscorecards.com

Batter	1	2	3	4	5	6	7	8	9	AB	R	H	RBI	BB	SO	LOB
27 Jose Altuve, R (1, 4) OBP: 0.403, SLG: 0.555 16 Grae Kessinger, R (9, PH) OBP: 0.302, SLG: 0.342 (9, 4)	F FF 95 B SL 85 C FF 94 B CH 85 S CH 86 2-3 K ①	X CU 76 0-0 F6 ③		X CU 81 0-0 G6-3 ①		H SI 95 1-0 44 FC3-6 HBP		C FS 91 B SL 88 F SL 87 B SI 102 X FS 92 2-2 G5-3 ①	S SI 95 B FF 96 S FF 95 C FF 97 1-3 K ②	4 1	0 0	0 0	0 0	0 0	1 1	1 1
3 Jeremy Peña, R (1, 6) OBP: 0.325, SLG: 0.391	X SL 83 0-0 44 HR 2B	B SL 86 S SL 86 B FF 94 B FF 93 X FF 93 3-1 2 F9 44 BB 79 HR 1B	B FF 94 X FF 94 1-0 P3 ②			S SI 95 S SL 84 S SL 85 0-3 K ①		C FF 101 F SL 89 S FS 93 0-3 K ②	C SI 94 X CH 89 0-1 FC6-4 ③ 1-2f	6	2	2	0	0	2	2
44 Yordan Alvarez, L (1, 10) OBP: 0.405, SLG: 0.574	B CU 74 C CU 74 X FF 94 1-1 2-H HR	B CU 75 B FC 89 C CU 76 B FC 89 B FC 89 4-1 30 BB 79 HR 1-2 BB	B CU 81 C CU 80 B FF 94 B CU 80 B FF 94 4-1 BB			C FF 90 B FF 90 X FC 86 1-1 FC3-6 2 2B 1-2f ②		S SL 90 C SL 88 T SL 90 0-2 K ③		3	2	1	2	2	1	1
2 Alex Bregman, R (1, 5) OBP: 0.370, SLG: 0.450	C FF 94 B SL 84 B FF 94 F FF 94 X CH 85 2-2 G5-3 ②	F CU 76 X FF 94 0-1 F9 ① 2-3	B FF 95 C FF 93 B FF 93 C FF 94 X FF 94 3-2 L8 ③			B FF 91 F FF 90 F CH 82 B FF 92 B CH 82 X FF 91 3-2 1-3 2B			B SI 93 C CH 91 X CH 88 1-1 30 1B 79 HR 1B	5	1	2	0	0	0	3
30 Kyle Tucker, L (1, 9) OBP: 0.376, SLG: 0.508 6 Jake Meyers, R (9, 7) OBP: 0.299, SLG: 0.378	F FF 94 C FC 88 F FF 95 S CU 75 0-3 K ③	B CU 76 3 SAFE B FC 88 B FF 94 F FF 94 B CH 83 4-1 79 HR 1-2 BB	B CU 80 F FF 93 B CH 86 C FF 94 B CU 82 F FF 94 B FF 93 4-2 79 2B 23 SF7 BB			C FC 87 F FC 89 X FF 92 0-2 G5-3 ③			B FF 95 X SI 93 1-0 1-3 79 HR 1B	3 0	3 0	1 0	0 0	2 0	1 0	2 0
79 José Abreu, R (1, 3) OBP: 0.295, SLG: 0.365		X SL 85 0-0 F7 ①	B CU 76 S FF 94 X SL 84 1-1 1-H 2-H 3-H HR		B FF 94 S FF 94 F FF 93 B CU 81 1 SAFE B FF 93 X FF 93 3-2 14 1B 1-3 2B		C CH 82 F FC 87 F FF 91 F CH 81 F FF 91 F FF 91 X CH 82 0-2 G1-3 ①		X SL 85 0-0 1-H 3-H HR	5	2	3	7	0	0	0
23 Michael Brantley, L (1, 7) OBP: 0.300, SLG: 0.684 20 Chas McCormick, R (7, 7) OBP: 0.371, SLG: 0.527 (9, 9)		B FF 92 C FF 94 X CU 77 1-1 HR	C FF 94 S FF 94 F FF 94 X FC 88 0-2 L7 ②		B CU 82 C FF 93 X FF 92 1-1 SF7 ① 3-H		C FF 91 B FC 88 B FC 86 X FF 91 2-1 14 E 14 FC5 1B		S CH 90 F FF 98 F CH 89 X SI 91 0-2 HR	3 1	1 1	2 1	2 1	0 0	0 0	0 0
14 Mauricio Dubón, R (1, 8) OBP: 0.304, SLG: 0.404		S FF 93 X SL 85 0-1 G6-3 ②	B FF 93 S FF 94 F SL 84 S CU 73 1-3 K		D SL 89 F SL 88 F FF 93 X CU 81 1-2 15 G6-4-3 2-3 1B		B CH 82 X FC 88 1-0 FC5 15 G4-3 1-3		F FF 97 F FF 97 S FF 98 0-3 K ①	5	0	1	0	0	2	1
15 Martín Maldonado, R (1, 2) OBP: 0.256, SLG: 0.343		C FF 94 X FF 94 0-1 1B	B SL 84 F SL 84 S SL 83 F FF 94 S CU 74 1-3 K ③		F SI 95 X SI 95 0-1 ② ③ G6-4-3 1-2f		C FF 90 C FF 91 B CH 82 B FF 92 F CH 81 X FF 91 2-2 ② ③ G4-3 1-2f		B FF 98 B FF 96 F FF 94 F FF 95 B FF 96 F FF 95 B FF 94 4-2 3 FC6-4 BB	4	0	1	0	1	1	5

Inning Stats																								
	R: 2	H: 2	R: 1	H: 2	R: 4	H: 2	R: 0	H: 0	R: 1	H: 2	R: 0	H: 1	R: 0	H: 1	R: 0	H: 0	R: 4	H: 4	1B: 6	SF: 1	WP: 1	PA: 47
	E: 0	LOB: 0	E: 0	LOB: 1	E: 0	LOB: 1	E: 0	LOB: 1	E: 0	LOB: 1	E: 0	LOB: 2	E: 1	LOB: 1	E: 0	LOB: 0	E: 0	LOB: 1	2B: 3	SAC: 0	PB: 0	
	K: 2	BB: 0	K: 0	BB: 0	K: 2	BB: 2	K: 0	BB: 1	K: 0	BB: 1	K: 1	BB: 0	K: 0	BB: 0	K: 2	BB: 0	K: 2	BB: 1	3B: 0	DP: 2	SB: 0	
	S: 13	P: 18	S: 8	P: 9	S: 19	P: 33	S: 6	P: 14	S: 13	P: 22	S: 11	P: 16	S: 14	P: 19	S: 9	P: 11	S: 19	P: 26	HR: 5	HBP: 1	CS: 0	

PITCHER		IP	WLS	BF	H	R	ER	SO	BB	IBB	HBP	BLK	WP	HR	S	P	ERA	WHIP
31 Max Scherzer, R ERA: 3.91	(1, 1)	3.0	L	18	6	7	7	4	2	0	0	0	1	3	40	60	21.00	2.667
35 Chris Stratton, R ERA: 3.58	(4, 1)	1.1		8	2	1	1	0	2	0	0	0	0	0	17	34	6.75	3.000
25 José Leclerc, R ERA: 2.96	(5, 1)	1.0		3	0	0	0	1	0	0	1	0	0	0	5	6	0.00	0.000
61 Cody Bradford, L ERA: 4.12	(6, 1)	1.2		7	2	0	0	0	0	0	0	0	0	0	22	31	0.00	1.200
45 Aroldis Chapman, L ERA: 2.77	(8, 1)	1.0		3	0	0	0	2	0	0	0	0	0	0	9	11	0.00	0.000

PITCHER		IP	WLS	BF	H	R	ER	SO	BB	IBB	HBP	BLK	WP	HR	S	P	ERA	WHIP
46 Brock Burke, L ERA: 4.31	(9, 1)	1.0		8	4	4	4	2	1	0	0	0	0	2	19	26	36.00	5.000

AB	40
R	12
H	14
RBI	12
BB	5
SO	9
LOB	16

Houston Astros @ Texas Rangers

Globe Life Field, Arlington, TX

Wed Sep 06 2023, 7:08 PM - 9:52 PM CDT

Att. 36,417 - Roof Closed - 74 F

BOTTOM

livebaseballscorecards.com

Batter	1	2	3	4	5	6	7	8	9	AB	R	H	RBI	BB	SO	LOB
2 Marcus Semien, R (1, 4) OBP: 0.350, SLG: 0.463	X FF 94 0-0 HR		B SL 86 B FF 95 B FF 95 C FF 95 X FF 96 3-1 1B		B CU 78 S SL 88 X CH 87 1-1 30 S 1-2 2-H 1B			F SL 85 X SI 96 0-1 HR		4	2	4	3	0	0	0
5 Corey Seager, L (1, 6) OBP: 0.401, SLG: 0.648	F FF 95 F FF 95 B SL 88 B SL 88 C SL 86 2-3 K ①		B CH 84 B SL 86 X SL 85 2-0 F8 ②		X CH 86 0-0 F7 ② 2-3			C CH 88 B FF 97 X CH 88 1-1 F7 ①		4	0	0	0	0	1	3
30 Nathaniel Lowe, L (1, 3) OBP: 0.370, SLG: 0.435	S SL 86 X SL 87 0-1 1B		B CU 75 B CU 76 C FF 95 X SL 86 2-1 F9 ③		B FF 95 B CU 79 C CU 78 S FF 96 B CU 81 F CU 79 S FF 96 3-3 K ③ 1-2			B CU 84 C FF 97 F FF 96 S FF 96 1-3 K ②		4	0	1	0	0	2	3
53 Adolis García, R (1, 9) OBP: 0.322, SLG: 0.494 4 Robbie Grossman, S (2, 9) OBP: 0.321, SLG: 0.385	F FF 94 X FF 95 0-1 P3 ②			X FF 94 0-0 F8 ①		C CU 76 S SL 85 B CU 80 X CU 79 1-2 F8 ①		B FF 97 B FF 97 X FF 96 2-0 G3-1 ③		1 3	0 0	0 0	0 0	0 0	0 0	1 0
18 Mitch Garver, R (1, 10) OBP: 0.375, SLG: 0.543	B SL 87 B SL 88 X SL 86 2-0 F7 ③			C CU 77 C CH 86 F CH 87 F CH 86 B CU 79 F CU 79 S SL 89 1-3 K ②		F SL 87 B CU 77 F CU 79 T FF 95 1-2 K ②			S FF 95 S CH 90 B CU 84 S CU 83 1-3 K ①	4	0	0	0	0	3	1
28 Jonah Heim, S (1, 2) OBP: 0.321, SLG: 0.448		F FF 94 S FF 95 B FF 96 X FF 95 1-2 G4-3 ①		B FF 94 B CU 77 F FF 95 S FF 94 B FF 95 S FF 95 3-3 K ③		S FF 94 X FF 94 0-1 F7 ③			B FF 93 C FF 95 B SL 90 S CH 91 X CU 82 2-2 F7 ②	4	0	0	0	0	1	0
16 Travis Jankowski, L (1, 7) OBP: 0.354, SLG: 0.336		C CU 78 B FF 96 C SL 85 C SL 86 1-3 K ②		F FF 92 B SL 84 B SL 86 X SL 88 2-1 E4 3 S 2 1B			C FF 92 S CU 77 F FF 94 B SL 86 X SL 86 1-2 F8 ①		X SL 90 0-0 G3 ③	4	1	0	0	0	1	0
47 Josh Smith, L (1, 5) OBP: 0.309, SLG: 0.323		C SL 86 F FF 96 B FF 96 B CU 78 X CU 78 2-2 G3-1 ③			X SL 86 0-0 F9 ①		B FF 92 F FF 93 S FF 94 X FF 94 1-2 F8 ②			3	0	0	0	0	0	1
3 Leody Taveras, S (1, 8) OBP: 0.303, SLG: 0.422			F FF 92 X CU 76 0-1 G4-3 ①		D CU 76 C CU 77 B FF 94 B FF 94 B FF 93 4-1 5 F7 2 1B 1-2 BB		F CU 77 S CH 85 B SL 87 B CU 79 B CH 85 X FF 95 3-2 F9 ③			2	0	0	0	1	0	0

Inning Stats	1	2	3	4	5	6	7	8	9
	R: 1 E: 0 K: 1 S: 9	R: 0 E: 0 K: 1 S: 9	R: 0 E: 0 K: 0 S: 7	R: 0 E: 0 K: 2 S: 10	R: 1 E: 1 K: 1 S: 11	R: 0 E: 0 K: 1 S: 8	R: 0 E: 0 K: 0 S: 10	R: 1 E: 0 K: 1 S: 8	R: 0 E: 0 K: 1 S: 7
	H: 2 LOB: 1 BB: 0 P: 13	H: 0 LOB: 0 BB: 0 P: 13	H: 1 LOB: 1 BB: 0 P: 14	H: 0 LOB: 0 BB: 0 P: 14	H: 1 LOB: 2 BB: 1 P: 21	H: 0 LOB: 0 BB: 0 P: 10	H: 0 LOB: 0 BB: 0 P: 15	H: 1 LOB: 0 BB: 0 P: 12	H: 0 LOB: 0 BB: 0 P: 10

	AB	33
	R	3
	H	5
	RBI	3
	BB	1
	SO	8
	LOB	9

	1B: 3	SF: 0	WP: 0	PA: 34
	2B: 0	SAC: 0	PB: 0	
	3B: 0	DP: 0	SB: 2	
	HR: 2	HBP: 0	CS: 0	

PITCHER		IP	WLS	BF	H	R	ER	SO	BB	IBB	HBP	BLK	WP	HR	S	P	ERA	WHIP
35 Justin Verlander, R ERA: 3.23	(1, 1)	7.0	W	27	4	2	1	6	1	0	0	0	0	1	64	100	1.29	0.714
31 Kendall Graveman, R ERA: 3.25	(8, 1)	1.0		4	1	1	1	1	0	0	0	0	0	1	8	12	9.00	1.000
55 Ryan Pressly, R ERA: 3.26	(9, 1)	1.0		3	0	0	0	1	0	0	0	0	0	0	7	10	0.00	0.000

PITCHER		IP	WLS	BF	H	R	ER	SO	BB	IBB	HBP	BLK	WP	HR	S	P	ERA	WHIP

Batter	1	2	3	4	5	6	7	8	9	AB	R	H	RBI	BB	SO	LOB
20 Zack Gelof, R (1, 4) OBP: 0.335, SLG: 0.526	S SI 93 B CH 83 B SI 94 B SI 92 X SI 94 3-1 49 G3-1 2B		C CU 78 S CH 83 B CU 80 X CU 81 1-2 ① L5		S SI 94 F SI 95 C SI 95 0-3 ① K		B FC 92 C FC 91 X SI 95 1-1 49 CS 25 BB 1B		C FC 85 B FS 83 B FF 93 B FC 85 B FF 93 4-1 BB	4	1	2	0	1	1	0
25 Brent Rooker, R (1, 9) OBP: 0.328, SLG: 0.463 2 Lawrence Butler, L (9, 8) OBP: 0.268, SLG: 0.449	S CU 80 B CU 81 B FF 94 B CH 83 X SI 94 3-1 ① G6-3		S CU 80 B CU 80 C SI 94 F CU 81 X CU 82 1-2 12 1B 1B		F SI 94 C SI 95 S CU 83 0-3 ② K		B SL 85 D SL 84 B SI 95 C SI 95 B FC 92 4-1 49 2B 1-2 BB		X FF 92 0-0 ① P4	4 0	1 0	1 0	0 0	1 0	1 0	2 0
49 Ryan Noda, L (1, 3) OBP: 0.373, SLG: 0.425	F SI 94 S FF 94 F FF 94 X SI 94 0-2 ② G3-1 2-H		C SI 94 B SI 95 S CU 82 S SI 96 1-3 ② K		B CU 82 F SI 95 X CU 81 1-1 ③ G6-3		C SL 84 C FC 92 F FF 97 B CH 89 B FF 97 B SL 84 X FF 97 3-2 ② 5 BB 1-H 2-3 2B		S FF 95 C FF 98 B FF 98 S FF 96 1-3 ② K	5	0	1	2	0	2	2
12 Aledmys Díaz, R (1, 7) OBP: 0.286, SLG: 0.343 15 Seth Brown, L (7, PH) OBP: 0.280, SLG: 0.405 (7, 7)	B CU 80 F FF 94 B FF 94 X FF 93 2-1 2B		C CH 85 S CH 85 D CU 83 X CH 85 1-2 13 FC5-4 1-2 1B			C SI 94 B SI 94 F SI 94 B CU 82 C SI 94 2-3 ① K	B SL 86 F FC 92 B CH 89 F CH 90 B FC 93 B CH 90 4-2 5 BB BB		S SL 87 B SL 90 B SL 88 F SL 88 C FF 98 2-3 ③ K	3 1	0 0	2 0	0 0	0 1	1 1	0 1
13 Jordan Diaz, R (1, 10) OBP: 0.294, SLG: 0.403 5 Tony Kemp, L (7, PH) OBP: 0.310, SLG: 0.311 (7, 10)	F FF 93 X CU 81 0-1 ③ L9		C SI 94 B SI 95 X CH 84 1-1 ③ FC5-4 1-2f			X SI 95 0-0 ② G6-3	B FF 91 B FF 92 B FF 93 C FF 91 C FF 92 B FS 84 4-2 1-2 2-3 BB			3 0	0 0	0 0	0 0	0 1	0 0	3 0
4 Kevin Smith, R (1, 5) OBP: 0.229, SLG: 0.373		B SI 92 T SI 93 C SI 93 B SI 94 X CU 80 2-2 ① F9		F SI 94 F SI 94 B FF 94 S CU 82 1-3 ① K		B SI 94 X SI 94 1-0 23 HR 2B	C FC 85 B FF 92 C FF 92 S FF 93 1-3 ③ K			4	1	1	0	0	2	3
23 Shea Langeliers, R (1, 2) OBP: 0.267, SLG: 0.387		C CU 80 C SI 94 B CU 82 B CH 84 B SI 94 T SI 94 3-2 ② K		F CH 84 B CH 85 X SI 95 1-1 ② L9		X CH 84 0-0 2-H HR		B FC 85 F FF 92 X FS 83 1-1 ① F4		4	1	1	2	0	1	0
10 Nick Allen, R (1, 6) OBP: 0.254, SLG: 0.275		B SI 94 B SI 94 B CH 83 B SI 94 4-0 1 WP 1 1B BB		X CH 85 0-0 ③ G5-3		C SL 81 B FF 95 S SL 82 F FF 96 B SL 81 F SI 95 X FC 90 2-2 ③ F9		B FC 85 B FF 92 B FF 92 C FF 92 F FF 93 X FF 92 3-2 ② G6-3		3	1	0	0	1	0	0
1 Esteury Ruiz, R (1, 8) OBP: 0.306, SLG: 0.343 (9, 9)		C CU 81 F CU 81 B CU 81 X SI 94 1-2 ③ 1-H 1B			C CU 80 F CU 80 X CU 81 0-2 HR		X FF 96 0-0 ① P3	C FS 83 C FC 85 F FF 93 S FS 84 0-3 ③ K		4	1	2	2	0	1	0
Inning Stats	R: 1 E: 0 K: 0 S: 12 H: 2 LOB: 1 BB: 0 P: 20	R: 1 E: 0 K: 1 S: 9 H: 1 LOB: 2 BB: 1 P: 19	R: 0 E: 0 K: 1 S: 15 H: 2 LOB: 2 BB: 0 P: 20	R: 0 E: 0 K: 1 S: 6 H: 0 LOB: 0 BB: 0 P: 8	R: 1 E: 0 K: 2 S: 11 H: 1 LOB: 0 BB: 0 P: 12	R: 2 E: 0 K: 1 S: 11 H: 2 LOB: 0 BB: 0 P: 16	R: 1 E: 0 K: 1 S: 15 H: 2 LOB: 3 BB: 3 P: 32	R: 0 E: 0 K: 1 S: 9 H: 0 LOB: 0 BB: 0 P: 13	R: 0 E: 0 K: 2 S: 8 H: 0 LOB: 1 BB: 1 P: 15	1B: 4 2B: 4 3B: 0 HR: 2 SF: 0 SAC: 0 DP: 0 HBP: 0						

PITCHER		IP	WLS	BF	H	R	ER	SO	BB	IBB	HBP	BLK	WP	HR	S	P	ERA	WHIP
52 Jordan Montgomery, L ERA: 3.62	(1, 1)	5.2	L	25	8	5	5	6	1	0	0	0	1	2	59	88	7.94	1.588
25 José Leclerc, R ERA: 3.09	(6, 1)	1.0		6	2	1	1	0	2	0	0	0	0	0	15	29	9.00	4.000
21 Ian Kennedy, R ERA: 6.23	(7, 1)	1.2		7	0	0	0	2	2	0	0	0	0	0	16	29	0.00	1.200
46 Brock Burke, L ERA: 4.26	(9, 1)	0.2		2	0	0	0	2	0	0	0	0	0	0	6	9	0.00	0.000

PITCHER	IP	WLS	BF	H	R	ER	SO	BB	IBB	HBP	BLK	WP	HR	S	P	ERA	WHIP

TOP

Oakland Athletics @ Texas Rangers

Globe Life Field, Arlington, TX

Fri Sep 08 2023, 7:09 PM - 10:12 PM CDT

Att. 28,203 - Roof Closed - 74 F

livebaseballscorecards.com

AB	35
R	6
H	10
RBI	6
BB	5
SO	10
LOB	11

WP: 1 PA: 40
PB: 0
SB: 0
CS: 1

Oakland Athletics @ Texas Rangers

Globe Life Field, Arlington, TX

Fri Sep 08 2023, 7:09 PM - 10:12 PM CDT

Att. 28,203 - Roof Closed - 74 F

BOTTOM

Batter	1	2	3	4	5	6	7	8	9	AB	R	H	RBI	BB	SO	LOB
2 Marcus Semien, R (1, 4) OBP: 0.350, SLG: 0.464	S FF 92 B FC 90 X FC 90 1-1 5 HR 1B	B SL 83 1 SAFE C SI 92 F SI 92 D SL 83 B SL 82 1 SAFE X SI 92 3-2 ① F8		B FF 94 C FF 94 X FC 91 1-1 E7 30 1B 2B	S SL 89 F SL 88 X CH 79 0-2 ③ F7			X FF 94 0-0 ②③ G5-4-3 1-2f		5	2	2	0	0	0	2
5 Corey Seager, L (1, 6) OBP: 0.401, SLG: 0.651	F SI 92 B FC 91 F CH 88 B CH 88 B SI 93 X CH 87 3-2 1-H HR	F FC 90 S FC 90 D CU 81 1 SAFE F SI 92 D SL 83 B FC 91 F SI 93 S CU 82 3-3 ② K 1-2		B SL 84 F SL 94 T FF 95 B SL 85 S FF 95 2-3 ① K		B CH 80 F FF 94 B FF 94 F CH 80 H FF 94 3-2 30 G4-6-3 HBP			X FF 95 0-0 ① P5	4	1	1	2	0	2	2
30 Nathaniel Lowe, L (1, 3) OBP: 0.371, SLG: 0.435	B CU 81 C SI 92 B CH 87 B SI 93 B FC 89 4-1 20 1B 3 1B BB	D CH 87 F CH 85 B FC 89 B FC 89 B SI 92 4-1 18 BB BB		B FF 94 F FF 95 B FF 94 B FF 95 F SL 83 X FF 94 3-2 3 BB 28 BB 3-H 1B		F SL 89 X CH 80 0-1 ①② G4-6-3 1-2f			C FF 94 B SL 82 B SL 86 X CH 89 2-1 ② L7	3	0	1	1	2	0	1
18 Mitch Garver, R (1, 10) OBP: 0.375, SLG: 0.537	B SI 93 B SL 82 C SI 92 F SI 92 S SL 82 2-3 ① K	B FF 93 B FC 90 B FC 91 B SI 92 4-0 1-2 2-3 BB		X FC 90 0-0 ② F7		B FF 93 C FF 93 C FF 94 B FF 94 B SL 88 X FF 94 3-2 ③ G6-3			B FF 95 C FF 95 B ST 81 B SL 85 X FF 95 3-1 1B	4	0	1	0	1	1	2
28 Jonah Heim, S (1, 2) OBP: 0.320, SLG: 0.444	C SI 92 F SL 83 B FF 92 F CU 80 B SI 93 C SI 93 2-3 ② K	F CU 80 S CH 86 B SL 82 B SI 92 X CH 87 2-2 ③ F7		B FF 95 B FF 94 B SL 84 C FF 94 B FF 94 4-1 3 BB 1-2 BB			X FF 98 0-0 ① F7		B FF 95 B CH 88 C CH 88 B FF 96 F FF 96 X FF 96 3-2 ③ L9	4	0	0	0	1	1	5
3 Leody Taveras, S (1, 8) OBP: 0.307, SLG: 0.424	B FC 90 F CU 79 B CH 88 X SI 92 2-1 20 1B 1-2 1B		B SL 79 F CU 78 X FC 88 1-1 1B	B FF 94 C FF 94 B FC 91 B FF 95 S FF 94 B FF 94 4-2 1-2 2-3 BB			B FF 99 B CH 88 C CH 89 F FF 98 C FF 99 2-3 ② K			3	0	2	0	1	1	0
20 Ezequiel Duran, R (1, 7) OBP: 0.325, SLG: 0.447	B SL 83 B SL 83 X SI 93 2-0 1-2 2-3 1B		B FF 93 1 SAFE B SL 82 F SI 93 B SI 92 C SI 93 S SI 93 3-3 ① K	F FC 91 B FF 94 B FF 93 X FC 90 2-1 ③ L8			S SL 88 B FC 90 C FC 89 T FF 99 1-2 ③ K			4	0	1	0	0	2	4
47 Josh Smith, L (1, 5) OBP: 0.302, SLG: 0.315	B CU 80 B FC 88 B FC 88 C FF 90 X SI 91 3-1 ③ L8		B CU 80 L CH 86 X CH 86 1-1 ② F8		C FF 94 F FF 94 T FF 94 0-2 ① K			F FF 93 C SL 80 B SL 84 B SL 81 F FF 94 B SL 82 X SL 79 3-2 ① F9		4	0	0	0	0	1	4
32 Evan Carter, L (1, 9) OBP: 0.500, SLG: 0.333		S SI 91 B CH 86 B FC 89 C CH 85 X FF 91 2-2 18 BB 5 S 1B	F FC 90 B FC 91 B SI 92 S CH 87 1 SAFE C SI 93 2-3 ③ K		B FF 95 B CH 79 B CH 79 C FF 94 C FF 94 F FF 94 C FF 94 3-3 ② K			F SL 82 B SL 84 B SL 80 B FF 94 C SL 79 B SL 80 4-2 2 G5-4-3 BB		3	0	1	0	1	2	1
Inning Stats	R: 2 E: 0 K: 2 S: 18 H: 4 LOB: 3 BB: 1 P: 37	R: 0 E: 0 K: 1 S: 15 H: 1 LOB: 3 BB: 2 P: 33	R: 0 E: 0 K: 2 S: 10 H: 1 LOB: 1 BB: 0 P: 17	R: 1 E: 1 K: 1 S: 14 H: 2 LOB: 3 BB: 2 P: 30	R: 0 E: 0 K: 2 S: 10 H: 0 LOB: 0 BB: 0 P: 13	R: 0 E: 0 K: 0 S: 7 H: 0 LOB: 0 BB: 0 P: 13	R: 0 E: 0 K: 2 S: 7 H: 0 LOB: 0 BB: 0 P: 10	R: 0 E: 0 K: 2 S: 7 H: 0 LOB: 0 BB: 1 P: 14	R: 0 E: 0 K: 0 S: 8 H: 1 LOB: 1 BB: 0 P: 16	1B: 7 2B: 1 3B: 0 HR: 1 SF: 0 SAC: 0 DP: 2 HBP: 1						

livebaseballscorecards.com

AB	34
R	3
H	9
RBI	3
BB	6
SO	10
LOB	21

WP: 0 PB: 0 SB: 1 CS: 0 PA: 41

PITCHER		IP	WLS	BF	H	R	ER	SO	BB	IBB	HBP	BLK	WP	HR	S	P	ERA	WHIP
58 Paul Blackburn, R ERA: 3.88	(1, 1)	3.0		18	6	2	2	5	3	0	0	0	0	1	43	87	6.00	3.000
67 Easton Lucas, L ERA: 9.0	(4, 1)	1.0		7	2	1	1	1	2	0	0	0	0	0	14	30	9.00	4.000
17 Devin Sweet, R ERA: 4.5	(5, 1)	2.0	W	6	0	0	0	2	0	0	1	0	0	0	17	26	0.00	0.000
70 Lucas Erceg, R ERA: 5.44	(7, 1)	1.0	H	3	0	0	0	2	0	0	0	0	0	0	7	10	0.00	0.000
56 Dany Jiménez, R ERA: 4.02	(8, 1)	1.0	H	3	0	0	0	0	1	0	0	0	0	0	7	14	0.00	1.000

PITCHER		IP	WLS	BF	H	R	ER	SO	BB	IBB	HBP	BLK	WP	HR	S	P	ERA	WHIP
65 Trevor May, R ERA: 3.79	(9, 1)	1.0	S	4	1	0	0	0	0	0	0	0	0	0	8	16	0.00	1.000

Oakland Athletics @ Texas Rangers

Globe Life Field, Arlington, TX

Sat Sep 09 2023, 6:11 PM - 9:14 PM CDT

Att. 34,166 - Roof Closed - 74 F

TOP

livebaseballscorecards.com

Batter	1	2	3	4	5	6	7	8	9	AB	R	H	RBI	BB	SO	LOB
49 Ryan Noda, L (1, 3) OBP: 0.374, SLG: 0.424 44 Carlos Pérez, R (9, PH) OBP: 0.293, SLG: 0.372	B FF 95 B FF 95 C FC 90 S FS 88 B CU 77 F FS 86 B FF 95 4-2 BB		F CU 75 B FC 90 X FF 94 1-1 20 1B 1B		X SI 92 0-0 ① G4-3		F FF 93 C CU 81 1 SAFE C CU 81 0-3 ② K		1 SAFE C FF 97 S FF 98 B SI 102 B SI 100 S SL 90 2-3 ② K	3 1	0 0	1 0	0 0	1 0	1 0	1 1
20 Zack Gelof, R (1, 4) OBP: 0.341, SLG: 0.541	C FC 90 S FS 88 D FS 87 S FC 90 1-3 ① K		S FS 88 B FF 96 C FS 86 D FS 88 X FC 90 2-2 15 WP 1-3 1B		S SI 91 F SI 91 S CU 79 0-3 ② K		B FF 93 C FF 94 S CH 87 B CH 87 X FF 93 2-2 1-H HR		B FS 90 C FF 98 B SL 87 D SL 87 C FF 98 D FF 101 4-2 1-2 BB	4	1	2	2	1	2	1
15 Seth Brown, L (1, 9) OBP: 0.283, SLG: 0.405 13 Jordan Diaz, R (9, PH) OBP: 0.293, SLG: 0.401	B FC 89 S FS 88 B FC 89 X FF 94 2-1 ② P5		B SI 92 S SI 91 1 SAFE B CU 79 B SI 92 F SI 92 B CH 84 4-2 1-2 BB		B SI 91 B FF 90 S SI 91 B SI 91 X SI 92 3-1 ③ F8		F SL 80 X SL 80 0-1 1B		B FF 97 C FF 97 X FF 97 1-1 ③ G6-3	3 1	0 0	1 0	0 0	1 0	0 0	1 2
25 Brent Rooker, R (1, 10) OBP: 0.325, SLG: 0.458	B FF 95 C FF 94 B FC 90 S FF 95 1 SAFE S SL 85 2-3 ③ K		S CU 80 F CH 84 B CH 83 D CU 81 F CH 85 C SI 93 2-3 ② K			C FF 94 S FF 94 B CU 81 S FF 93 1-3 ① K	S CU 75 S FF 92 X SL 81 0-2 ③ F8			4	0	0	0	0	3	5
23 Shea Langeliers, R (1, 2) OBP: 0.269, SLG: 0.389		C FF 94 X FF 93 0-1 2B	C SI 92 D CU 81 B CH 84 F SI 92 B CH 87 X CH 85 3-2 ③ G5-3			C FF 94 S SL 87 H CH 86 1-2 HBP		F FF 91 B SL 82 F SL 82 B FF 93 X FF 93 2-2 ① F4		3	0	1	0	0	0	3
2 Lawrence Butler, L (1, 8) OBP: 0.257, SLG: 0.431 1 Esteury Ruiz, R (8, PH) OBP: 0.308, SLG: 0.345 (8, 8)		B FS 87 S FS 87 C CU 76 S FF 95 1-3 ① K		B SI 92 C SI 92 C SI 92 X CU 80 1-2 ① G3		B FF 93 C CU 80 S CH 85 F FF 93 F CU 82 F CH 87 F CH 86 X FF 92 1-2 ② P5		B FF 91 F FF 92 X SL 81 1-1 4 K 1B	3 1	0 0	0 1	0 0	0 0	1 0	2 0
4 Kevin Smith, R (1, 5) OBP: 0.239, SLG: 0.371		C FF 96 S FC 92 B FF 94 D CU 77 B FC 91 B FF 96 4-2 5 G4-3 BB		F SI 92 X CH 85 0-1 1B		S FF 94 C FF 94 B FF 93 F FF 93 B SL 88 S FF 94 2-3 ③ K		B CU 77 1 SAFE S SL 83 F SL 83 S SL 83 1-3 ② ③ K 1-2	3	0	1	0	1	2	2
5 Tony Kemp, L (1, 7) OBP: 0.310, SLG: 0.309 12 Aledmys Díaz, R (9, PH) OBP: 0.285, SLG: 0.342		T FS 88 X FS 88 0-1 ② ③ G4-3 1-2f		B SI 91 B SI 92 C CH 84 B CH 84 C SI 93 F CH 84 C SI 92 3-3 ② K			B CU 79 B FF 93 C FF 92 C FF 93 F CH 86 B FF 93 F FF 94 F CH 86 B FF 93 4-2 20 S 20 HR BB		B SL 87 F FF 96 X SL 87 1-1 ① G5-3	2 1	1 0	0 0	0 0	1 0	1 0	3 0
10 Nick Allen, R (1, 6) OBP: 0.254, SLG: 0.272			C FC 89 B SL 84 B FS 89 B FC 88 X FF 94 3-1 ① F8	B CH 85 C CH 85 S SI 91 1 SAFE B SI 93 B CH 87 X SI 94 3-2 ③ G6-3			X SL 88 0-0 ① F9		B FF 98 B FF 99 B SL 89 C FF 98 B SL 86 4-1 20 BB BB	3	0	0	0	1	0	2
Inning Stats	R: 0 E: 0 K: 2 S: 11 H: 0 LOB: 1 BB: 1 P: 20	R: 0 E: 0 K: 1 S: 9 H: 1 LOB: 1 BB: 1 P: 14	R: 0 E: 0 K: 1 S: 16 H: 2 LOB: 3 BB: 1 P: 31	R: 0 E: 0 K: 1 S: 12 H: 1 LOB: 1 BB: 0 P: 19	R: 0 E: 0 K: 1 S: 6 H: 0 LOB: 0 BB: 0 P: 9	R: 0 E: 0 K: 2 S: 16 H: 0 LOB: 1 BB: 0 P: 21	R: 2 E: 0 K: 1 S: 17 H: 2 LOB: 1 BB: 1 P: 23	R: 0 E: 0 K: 1 S: 8 H: 1 LOB: 0 BB: 0 P: 12	R: 0 E: 0 K: 1 S: 10 H: 0 LOB: 2 BB: 2 P: 22	1B: 5 2B: 1 3B: 0 HR: 1 SF: 0 SAC: 0 DP: 1 HBP: 1						

	AB	32
	R	2
	H	7
	RBI	2
	BB	6
	SO	11
	LOB	23

WP: 1 PB: 0 SB: 1 CS: 0 PA: 39

PITCHER		IP	WLS	BF	H	R	ER	SO	BB	IBB	HBP	BLK	WP	HR	S	P	ERA	WHIP
17 Nathan Eovaldi, R ERA: 2.9	(1, 1)	2.1		11	3	0	0	3	2	0	0	0	0	0	27	47	0.00	2.143
54 Martín Pérez, L ERA: 4.78	(3, 1)	2.2		10	1	0	0	3	1	0	0	0	1	0	27	46	0.00	0.750
35 Chris Stratton, R ERA: 3.74	(6, 1)	1.2		8	1	2	2	3	1	0	1	0	0	1	28	39	10.80	1.200
51 Will Smith, L ERA: 3.76	(7, 1)	1.1	W	5	2	0	0	1	0	0	0	0	0	0	13	17	0.00	1.500
45 Aroldis Chapman, L ERA: 2.72	(9, 1)	1.0	S	5	0	0	0	1	2	0	0	0	0	0	10	22	0.00	2.000

PITCHER	IP	WLS	BF	H	R	ER	SO	BB	IBB	HBP	BLK	WP	HR	S	P	ERA	WHIP

Oakland Athletics @ Texas Rangers

Globe Life Field, Arlington, TX

Sat Sep 09 2023, 6:11 PM - 9:14 PM CDT

Att. 34,166 - Roof Closed - 74 F

BOTTOM

Batter	1	2	3	4	5	6	7	8	9	AB	R	H	RBI	BB	SO	LOB
2 Marcus Semien, R (1, 4) OBP: 0.348, SLG: 0.461	B FF 92 F FF 92 F SV 81 B CU 78 F FF 92 X FF 94 2-2 ① F8		C CU 77 X CH 84 0-1 ① G6-3		B CH 90 X FF 96 1-0 ③ F8		B SL 87 C SL 86 X FF 98 1-1 ① F8			4	0	0	0	0	0	1
5 Corey Seager, L (1, 6) OBP: 0.398, SLG: 0.645	X CU 81 0-0 ② F9		S SV 82 X SI 94 0-1 ② G3			B FF 95 B CU 81 F FF 94 F SL 88 B SL 90 S SL 90 3-3 ① K	F FF 99 S CH 92 F FF 99 B FF 99 F CH 91 X FF 99 1-2 ② L9			4	0	0	0	0	1	0
4 Robbie Grossman, S (1, 9) OBP: 0.325, SLG: 0.384 32 Evan Carter, L (9, 9) OBP: 0.500, SLG: 0.333	B CU 78 B CU 79 B FF 95 C FF 93 C FF 94 F FF 93 B FF 93 4-2 18 BB BB		B FF 93 C CH 84 B SV 82 C SV 80 B FF 94 F FF 93 C SV 82 3-3 ③ K			B CU 83 B CH 88 B CH 89 C FF 96 B FF 97 4-1 18 1B 30 1B BB	C FC 89 S CH 91 B CH 91 B FF 98 B SL 88 B CH 90 4-2 30 BB 18 BB 36 WP BB			1	2	0	0	3	1	0
										0	0	0	0	0	0	0
18 Mitch Garver, R (1, 10) OBP: 0.385, SLG: 0.539	C FF 94 B FF 93 B CU 79 D CU 79 B FF 94 4-1 1-2 BB			F FF 92 F FF 92 H CU 79 1-2 30 G6-3 HBP		B FF 95 F FF 95 1 SAFE X SL 89 1-1 30 1B 3 1B 1-2 1B	B SI 98 C SI 98 F SI 98 B SL 87 B FF 99 B SI 99 4-2 36 WP 30 BB 1-2 BB			1	1	1	0	2	0	0
30 Nathaniel Lowe, L (1, 3) OBP: 0.372, SLG: 0.434	D SV 82 C FF 94 F SI 94 B SV 82 F SV 82 S FF 94 2-3 ③ K			C CU 77 F SV 82 F SV 81 B FF 95 X SI 94 1-2 ①② G6-3 1-2f		B FF 95 B FF 94 F FF 95 C FF 95 F SL 89 X SL 90 2-2 3 1B 1-3 2-H 1B	D SI 99 B CH 90 B CH 91 C FF 99 S SI 99 F FF 99 B FF 99 4-2 36 WP 1-2 2-3 BB			3	0	1	1	1	1	3
20 Ezequiel Duran, R (1, 7) OBP: 0.325, SLG: 0.446 16 Travis Jankowski, L (7, 7) OBP: 0.354, SLG: 0.336 36 Jonathan Ornelas, R (7, PH) (8, 5)		X FF 93 0-0 1B		B CU 80 C CU 79 B FF 93 F FF 93 F SV 83 S CU 82 2-3 ③ K		B CU 81 X FF 95 1-0 ② P3	C SL 81 T FF 93 B SL 81 X FF 93 1-2 ③ L9 1-2 2-3 3-H			3 0 1	0 0 0	1 0 0	0 0 0	0 0 0	1 0 0	2 0 2
3 Leody Taveras, S (1, 8) OBP: 0.308, SLG: 0.425		B CU 77 C CU 78 C FF 94 T FF 94 1-2 ① K			C FF 97 F FF 98 F FF 98 B CU 84 B CU 83 F SL 91 F FF 98 B CH 92 F FF 97 3-2 X SL 89 1B	C CU 81 F FF 96 F FF 97 D CU 84 X FF 97 1-2 47 BB 1-3 3-H 1B		C SI 90 B CU 75 C FF 94 B SL 79 X FF 91 2-2 ① G4-3		4	0	2	1	0	1	1
47 Josh Smith, L (1, 5) OBP: 0.301, SLG: 0.310 (8, 7)		C FF 94 F SI 93 1 SAFE F SV 82 T FF 94 0-2 ② K			B FF 96 C SL 88 B FF 94 1 SAFE C SL 89 X SL 90 2-2 ① F8	C CU 80 B SL 89 1 SAFE SL 89 B FF 94 C SL 88 D SL 89 4-2 1-2 BB		S SL 80 B SL 84 F SL 82 B SL 83 F FF 94 X FF 94 2-2 ② G6-3		3	0	0	0	1	1	2
11 Austin Hedges, R (1, 2) OBP: 0.229, SLG: 0.222		B CU 77 C CH 85 X FF 94 1-1 ③ P2			1 SAFE C CU 82 S FF 96 X FF 97 0-2 ② L9	C CU 79 B FF 95 X FF 95 1-1 ③ F8		S SL 81 B CH 87 X CH 87 1-1 ③ G5-3		4	0	0	0	0	0	5
Inning Stats	R: 0 E: 0 K: 1 S: 13 H: 0 LOB: 2 BB: 2 P: 25	R: 0 E: 0 K: 2 S: 10 H: 1 LOB: 1 BB: 0 P: 12	R: 0 E: 0 K: 1 S: 8 H: 0 LOB: 0 BB: 0 P: 11	R: 0 E: 0 K: 1 S: 10 H: 0 LOB: 0 BB: 0 P: 14	R: 0 E: 0 K: 0 S: 14 H: 1 LOB: 1 BB: 0 P: 20	R: 2 E: 0 K: 1 S: 19 H: 3 LOB: 3 BB: 2 P: 36	R: 1 E: 0 K: 0 S: 18 H: 0 LOB: 2 BB: 3 P: 33	R: 0 E: 0 K: 0 S: 9 H: 0 LOB: 0 BB: 0 P: 14		1B: 5 2B: 0 3B: 0 HR: 0	SF: 0 SAC: 0 DP: 1 HBP: 1		WP: 1 PB: 0 SB: 0 CS: 0	PA: 36	

PITCHER		IP	WLS	BF	H	R	ER	SO	BB	IBB	HBP	BLK	WP	HR	S	P	ERA	WHIP
16 Sean Newcomb, L ERA: 0.75	(1, 1)	4.0		15	1	0	0	5	2	0	1	0	0	0	41	62	0.00	0.750
39 Kyle Muller, L ERA: 7.66	(5, 1)	2.0		12	4	2	2	1	2	0	0	0	0	0	33	56	9.00	3.000
70 Lucas Erceg, R ERA: 5.55	(7, 1)	0.2	L	5	0	1	1	0	3	0	0	0	0	0	15	29	13.50	4.500
60 Francisco Pérez, L ERA: 6.0	(7, 1)	1.1		4	0	0	0	0	0	0	0	0	1	0	12	18	0.00	0.000

PITCHER	IP	WLS	BF	H	R	ER	SO	BB	IBB	HBP	BLK	WP	HR	S	P	ERA	WHIP

livebaseballscorecards.com

AB	28
R	3
H	5
RBI	2
BB	7
SO	6
LOB	16

Batter	1	2	3	4	5	6	7	8	9	AB	R	H	RBI	BB	SO	LOB
5 Tony Kemp, L (1, 7) OBP: 0.310, SLG: 0.308	C FF 95 S FF 96 F FF 97 B CH 89 F SL 89 F CH 90 C FF 97 1-3 K ①		C FF 97 X CH 89 0-1 L8 ②	B FF 93 X FF 92 1-0 20 S 1B		1 SAFE B FF 92 C FF 92 X SL 80 1-1 F7 ②③ 1-2		X FF 96 0-0 20 WP 1B		4	0	1	0	0	1	1
12 Aledmys Díaz, R (8, PH) OBP: 0.288, SLG: 0.344	(8, 7)									1	0	1	0	0	0	0
20 Zack Gelof, R (1, 4) OBP: 0.338, SLG: 0.530	C SL 89 S SL 89 B FF 98 B SL 90 B SL 89 X FF 96 3-2 G6-3 ②		B FF 96 B SL 89 C SL 88 S FF 96 B FF 96 F SL 88 B FF 96 4-2 49 BB 15 1B BB	C FF 92 C CH 84 C SL 80 0-3 K ② 1-2			C FF 92 X CH 83 0-1 G5-3 ①	F SI 93 B FF 98 X FF 95 1-1 F9 ③ 1-2		4	1	0	0	1	1	2
49 Ryan Noda, L (1, 3) OBP: 0.377, SLG: 0.425	C CU 79 C FF 96 B FF 97 F SL 90 X FF 97 1-2 1B		S SL 89 B SL 88 B FF 97 1 SAFE F SL 88 B FF 97 F SL 89 B FF 96 4-2 15 1B 13 1B 1-2 BB	C FF 93 B SL 82 S FF 93 C FF 94 1-3 K ③			B FF 93 X FF 92 1-0 15 2B 1B		C FC 88 C CH 84 S FF 92 0-3 K ①	4	1	2	0	1	2	1
15 Seth Brown, L (1, 10) OBP: 0.286, SLG: 0.409	B FF 96 B CH 89 S CH 88 B FF 96 X FF 96 3-1 G4-3 ③		B CH 89 C CH 89 B FF 96 X SL 89 2-1 13 1B 2 E 1-3 1B 2-H	B SL 82 C SL 82 C FF 92 S SL 80 1-3 K ①			B SL 85 S SL 82 B FF 93 S SL 82 B SL 83 F FF 93 F FF 93 F SL 82 X FF 94 3-2 2B 1-3		X FF 92 0-0 F8 ②	4	1	2	1	0	1	1
44 Carlos Pérez, R (9, PH) OBP: 0.291, SLG: 0.369										1	0	0	0	0	0	0
13 Jordan Díaz, R (1, 5) OBP: 0.295, SLG: 0.405		F FF 96 S SL 88 S SL 89 0-3 K ①	F FF 96 C SL 88 D SL 89 X FF 96 1-2 2 E 1B 3-H	B FF 93 X FF 92 1-0 2B			C SL 83 B SI 95 S SL 82 D SL 82 S FC 92 2-3 K ②		C FF 91 X CH 84 0-1 G4-3 ③	5	0	2	1	0	2	2
2 Lawrence Butler, L (1, 8) OBP: 0.256, SLG: 0.413		B CU 77 B FF 96 F CH 89 X SL 88 2-1 G4-3 ②	S SL 82 X SL 83 0-1 E5 1-3 2-H	C SL 81 B FF 94 F SL 82 C FF 94 1-3 K ②			B CH 89 S CH 89 B FC 92 B CH 89 B SI 95 4-1 BB			3	0	0	0	1	1	2
4 Kevin Smith, R (1, 6) OBP: 0.239, SLG: 0.361		F FF 96 B SL 87 F FF 96 S SL 88 1-3 K ③	S FF 93 H FF 93 1-1 HBP	C SL 82 S FF 94 S FF 94 0-3 K ③			B FF 97 S SL 85 F FF 97 S FC 93 1-3 K ③			3	0	0	0	0	3	4
21 Tyler Soderstrom, L (1, 2) OBP: 0.231, SLG: 0.263		X CU 77 0-0 HR B FF 94 S SL 84 S SL 84 B FF 94 S SL 84 2-3 K ③				S SL 82 B FF 93 C FF 92 F SL 81 B SL 83 B FF 94 F SL 81 F FF 93 B FF 92 4-2 1 FC5-4 BB		B FF 97 C FF 95 F FF 95 X SL 87 1-2 G6-3 ①		3	1	1	1	1	1	3
1 Esteury Ruiz, R (1, 9) OBP: 0.305, SLG: 0.341			X SL 85 0-0 G5-3 ① C FF 92 B FF 92 F SL 82 F FF 93 B SL 82 X SL 81 2-2 G4-3 ①			X FF 92 0-0 FC5-4 5 CS ① 1-2f		C FF 95 X FF 96 0-1 G1-3 ②		4	0	0	0	0	0	1
Inning Stats	R: 0 E: 0 K: 1 S: 15 H: 1 LOB: 1 BB: 0 P: 23	R: 0 E: 0 K: 2 S: 8 H: 0 LOB: 0 BB: 0 P: 11	R: 4 E: 1 K: 1 S: 21 H: 3 LOB: 3 BB: 2 P: 35	R: 0 E: 0 K: 2 S: 11 H: 1 LOB: 1 BB: 0 P: 15	R: 0 E: 0 K: 3 S: 10 H: 1 LOB: 1 BB: 0 P: 13	R: 0 E: 0 K: 0 S: 8 H: 0 LOB: 0 BB: 1 P: 13	R: 0 E: 0 K: 2 S: 16 H: 2 LOB: 3 BB: 1 P: 27	R: 0 E: 0 K: 0 S: 8 H: 1 LOB: 1 BB: 0 P: 10	R: 0 E: 0 K: 1 S: 6 H: 0 LOB: 0 BB: 0 P: 6	1B: 6 2B: 2 3B: 0 HR: 1	SF: 0 SAC: 0 DP: 0 HBP: 1	WP: 1 PB: 0 SB: 1 CS: 1	PA: 41				

PITCHER		IP	WLS	BF	H	R	ER	SO	BB	IBB	HBP	BLK	WP	HR	S	P	ERA	WHIP
22 Jon Gray, R ERA: 3.96	(1, 1)	2.2		14	4	4	3	3	2	0	0	0	0	1	38	60	10.12	2.250
44 Andrew Heaney, L ERA: 4.1	(3, 1)	3.2	W	17	4	0	0	6	1	0	1	0	0	0	44	63	0.00	1.364
25 José Leclerc, R ERA: 3.04	(7, 1)	0.2		3	0	0	0	2	1	0	0	0	0	0	7	14	0.00	1.500
46 Brock Burke, L ERA: 4.19	(8, 1)	1.0		4	1	0	0	0	0	0	0	0	1	0	8	10	0.00	1.000
61 Cody Bradford, L ERA: 4.03	(9, 1)	1.0		3	0	0	0	1	0	0	0	0	0	0	6	6	0.00	0.000

PITCHER	IP	WLS	BF	H	R	ER	SO	BB	IBB	HBP	BLK	WP	HR	S	P	ERA	WHIP

TOP

Oakland Athletics @ Texas Rangers

Globe Life Field, Arlington, TX

Sun Sep 10 2023, 1:40 PM - 4:22 PM CDT

Att. 26,189 - Roof Closed - 74 F

livebaseballscorecards.com

AB	36
R	4
H	9
RBI	3
BB	4
SO	12
LOB	17

Oakland Athletics @ Texas Rangers

Globe Life Field, Arlington, TX

Sun Sep 10 2023, 1:40 PM - 4:22 PM CDT

Att. 26,189 - Roof Closed - 74 F

livebaseballscorecards.com

BOTTOM

Batter	1	2	3	4	5	6	7	8	9	AB	R	H	RBI	BB	SO	LOB
2 Marcus Semien, R (1, 4) OBP: 0.351, SLG: 0.475	X SI 95 0-0 HR	B FF 98 B SL 85 F SI 97 F FF 98 X SL 87 2-2 5 WP 2B			1 SAFE B SL 84 X FF 93 1-0 ① FC1-4 5 2B 30 E 1-2f	X SL 84 0-0 HR		B FF 95 F FF 94 B CH 87 X FF 95 2-1 1B		5	3	4	2	0	0	1
5 Corey Seager, L (1, 6) OBP: 0.398, SLG: 0.652	C FF 95 C FF 95 X FF 96 0-2 ① G1-6-3	D CU 78 S CH 88 B CH 88 X SI 96 2-1 ③ F7 2-3			F FF 94 X SI 94 0-1 30 E 1-3 2B	X SI 94 0-0 HR		S FC 89 C SL 83 B FF 94 X FF 95 1-2 ③ F7		5	2	2	1	0	0	2
30 Nathaniel Lowe, L (1, 3) OBP: 0.375, SLG: 0.435	F SI 96 H SL 86 1-1 18 2B 4 2B HBP		C FF 95 B CU 80 B CH 87 B SI 96 F SI 96 C FF 98 3-3 ① K		F CU 77 X FF 94 0-1 E7 2-H 3-H 1B	X CH 82 0-0 1B				3	1	2	2	0	1	0
18 Mitch Garver, R (1, 10) OBP: 0.387, SLG: 0.541	B SL 84 B SI 95 C SL 86 F SI 96 X SL 84 2-2 4 2B 1-3 2B		B CU 78 B SL 86 C SL 84 F SI 97 B SL 87 3-2 4 G1-6-3 BB		C SI 93 B SL 82 B SI 94 X CH 82 2-1 ② P6	B SI 93 F SI 93 F CH 82 F SI 93 B SL 83 C SI 93 2-3 ③ K				3	1	1	0	1	1	2
4 Robbie Grossman, S (1, 9) OBP: 0.324, SLG: 0.386 16 Travis Jankowski, L (8, 9) OBP: 0.354, SLG: 0.336	C FF 98 B FF 98 X SL 85 1-1 2-H 3-H 2B		B CH 85 F CU 78 C FF 95 X FF 96 1-2 ② ③ G1-6-3 1-2f		C SI 94 B CH 81 X CH 82 1-1 ③ F9		B SI 92 X CH 80 1-0 ① G4-3			4 0	0 0	1 0	2 0	0 0	0 0	2 0
3 Leody Taveras, S (1, 8) OBP: 0.308, SLG: 0.423	C FF 95 X SI 95 0-1 ② L7			B CH 86 C CH 88 S SL 85 B CU 80 B FF 97 C SI 97 3-3 ① K		F SI 95 B SI 95 C CH 82 B SI 94 X SI 94 2-2 47 3B 1B	S SI 93 S SI 93 B CH 81 X SI 93 1-2 ② P2			4	1	1	0	0	1	1
28 Jonah Heim, S (1, 2) OBP: 0.317, SLG: 0.439	F FF 94 B FF 96 B SI 95 X CH 87 2-1 ③ G3			B FF 96 F SI 96 B CH 88 X CH 87 2-1 ② G1-3		X CH 81 0-0 ① L8	B SI 93 F SI 94 B CH 82 F SI 94 C SI 93 2-3 ③ K			4	0	0	0	0	1	2
47 Josh Smith, L (1, 5) OBP: 0.305, SLG: 0.322		B FF 97 C SI 95 F FF 96 B FF 98 F CH 88 F FF 98 F FF 97 F SL 87 F SI 98 4-2 B SL 86 B FF 98 32 G1-6-3 BB		F SI 96 B FF 100 C CH 86 F CU 80 S FF 99 1-3 ③ K		F SI 95 1 SAFE L SI 94 B SI 94 D CH 81 X SI 95 2-2 32 SF8 1-H 3B		B FF 93 X FC 88 1-0 ① P5		3	1	1	1	1	1	0
32 Evan Carter, L (1, 7) OBP: 0.375, SLG: 0.200		C CU 77 X FF 95 0-1 ① ② G1-6-3 1-2f			B SI 95 B CH 87 C SI 96 B SI 96 S SI 95 B SI 95 4-2 2 FC1-4 BB	C SI 95 B SI 95 X CH 82 1-1 ② SF8 3-H		C FF 93 B FC 89 S FF 93 B SL 83 B FC 90 S FC 88 3-3 ② K		2	0	0	1	1	1	1
Inning Stats	R: 3 E: 0 K: 0 S: 14 H: 3 LOB: 1 BB: 0 P: 20	R: 0 E: 0 K: 0 S: 14 H: 1 LOB: 1 BB: 1 P: 22	R: 0 E: 0 K: 1 S: 8 H: 0 LOB: 0 BB: 1 P: 15	R: 0 E: 0 K: 2 S: 9 H: 0 LOB: 0 BB: 0 P: 15	R: 2 E: 1 K: 0 S: 11 H: 2 LOB: 1 BB: 1 P: 19	R: 4 E: 0 K: 1 S: 16 H: 5 LOB: 1 BB: 0 P: 23	R: 0 E: 0 K: 1 S: 7 H: 0 LOB: 0 BB: 0 P: 11	R: 0 E: 0 K: 1 S: 9 H: 1 LOB: 1 BB: 0 P: 16								

AB	33
R	9
H	12
RBI	9
BB	3
SO	6
LOB	11

1B: 4	SF: 1	WP: 1	PA: 38
2B: 4	SAC: 0	PB: 0	
3B: 1	DP: 2	SB: 0	
HR: 3	HBP: 1	CS: 0	

PITCHER		IP	WLS	BF	H	R	ER	SO	BB	IBB	HBP	BLK	WP	HR	S	P	ERA	WHIP
46 Luis Medina, R ERA: 5.68	(1, 1)	4.1	L	21	6	5	5	3	3	0	1	0	1	1	52	84	10.38	2.077
55 Adrián Martínez, R ERA: 5.77	(5, 1)	2.2		13	5	4	4	2	0	0	0	0	0	2	27	41	13.50	1.875
67 Easton Lucas, L ERA: 4.5	(8, 1)	1.0		4	1	0	0	1	0	0	0	0	0	0	9	16	0.00	1.000

PITCHER	IP	WLS	BF	H	R	ER	SO	BB	IBB	HBP	BLK	WP	HR	S	P	ERA	WHIP

Batter	1	2	3	4	5	6	7	8	9	AB	R	H	RBI	BB	SO	LOB
2 Marcus Semien, R (1, 4) OBP: 0.352, SLG: 0.474	C SI 93 B SI 94 X ST 73 1-1 ① F7		B CH 84 B SI 90 C FC 86 S SI 92 X FF 93 2-2 30 BB 1B		X SI 92 0-0 ①② G5-3 1-2 3-Hf		B FF 95 B FF 95 B SL 87 B FF 95 4-0 5 2B 4 SF8 BB	C SL 84 S CU 74 S CU 74 0-3 ① K		4	1	1	0	1	1	2
5 Corey Seager, L (1, 6) OBP: 0.398, SLG: 0.651	X SI 94 0-0 ② G5-3		S SL 79 C CH 85 C SI 92 0-3 ① K		S FS 82 2 SAFE B ST 77 X FF 93 1-1 2-H 1B		F FC 88 X SI 94 0-1 3 BB 28 HR 2B 1-3	F SL 84 B SL 88 B CU 74 F FF 96 X FF 97 2-2 ② L7		5	1	2	1	0	1	1
30 Nathaniel Lowe, L (1, 3) OBP: 0.375, SLG: 0.433	B FF 93 C CU 71 B SI 93 C SI 94 C SI 93 2-3 ③ K		B CH 83 B CH 84 B SI 91 B SI 91 4-0 18 G6-4-3 BB 1-2		B SI 93 C FS 82 F FS 81 B FS 82 B CU 72 F CH 85 X FC 92 3-2 ③ G6-3		C FC 88 B FC 89 S FF 96 B FF 97 C FF 96 2-3 ① K	F FF 96 B FF 96 B CU 76 B CU 74 B FF 96 4-1 18 BB BB		3	0	0	0	2	2	3
18 Mitch Garver, R (1, 10) OBP: 0.391, SLG: 0.536		F FC 86 B CU 71 B SI 92 B SI 91 3-1 3 FC3-6 4 1B 47 G1 BB	C SI 91 F CH 86 B SI 89 X SI 91 1-2 ②③ G6-4-3 1-2f			B SL 81 B CU 67 F SI 90 F SI 90 X CH 83 2-2 ① P3	0-0 3 BB 28 HR IBB	S SL 84 D CU 74 C CU 73 B FF 95 B SL 85 B FF 94 4-2 1-2 BB		2	2	0	0	3	0	2
4 Robbie Grossman, S (1, 9) OBP: 0.326, SLG: 0.388 16 Travis Jankowski, L (7, 9) OBP: 0.353, SLG: 0.335		X SI 92 0-0 3 FC3-6 1-2 1B		B FC 90 C SI 92 B CU 70 X FC 88 2-1 ① P5		B FS 84 B CU 70 C SI 92 C CU 70 B FS 84 X SI 92 3-2 3 1B 28 WP 1B	S CU 80 X FC 87 0-1 ② SF8 3-H	X FF 94 0-0 ③ G4-3		3 1	1 0	2 0	1 0	0 0	0 0	0 2
3 Leody Taveras, S (1, 8) OBP: 0.311, SLG: 0.424		C SI 92 X SI 93 0-1 ① FC3-6 47 G1 47 S 1-2f 2-3		B FS 79 C SI 92 F CU 70 X FC 91 1-2 28 G3-6-1 1B		F CH 86 F FC 88 B CU 70 X CH 83 1-2 28 WP 28 2B 1B 1-3	B FF 96 S FF 97 F FF 96 B FF 98 F FF 97 D FC 88 B FF 97 4-2 28 HR BB 1-2 2-3		B FF 94 C FF 94 C CU 75 B CU 74 X FF 95 2-2 ① F7	4	2	2	0	1	0	2
28 Jonah Heim, S (1, 2) OBP: 0.318, SLG: 0.449		C CU 70 F CU 72 B ST 72 F FF 93 S FC 90 1-3 ② K		D SI 90 X CH 84 1-0 ②③ G3-6-1 1-2f		C CU 72 B SL 83 B FS 78 F ST 74 B FS 83 X FC 89 3-2 1-H 3-H 2B	S FF 96 B SI 98 B CU 82 B FC 89 C FF 97 X FF 96 3-2 1-H 2-H 3-H HR		C CU 74 B CU 75 X SL 85 1-1 ② G3	5	1	2	5	0	1	3
47 Josh Smith, L (1, 5) OBP: 0.307, SLG: 0.316		D CU 72 C FC 89 B FC 91 B SI 93 C SL 82 F ST 74 F FC 91 F FC 91 X SI 93 3-2 ③ G1 1-3 3-H			B SI 92 B SI 90 B FF 90 B SI 90 4-0 32 1B 2 G5-3 BB	F FF 94 F FF 96 B FF 96 X FF 96 1-2 ② F7	B SI 96 B FF 96 B FF 96 C SI 96 B FF 96 4-1 BB		X FF 94 0-0 ③ L9	3	0	0	0	2	0	2
32 Evan Carter, L (1, 7) OBP: 0.417, SLG: 0.667			C FC 85 X FC 88 0-1 HR		C SI 91 F CH 84 1 SAFE B CH 83 B CU 70 F CH 84 B SI 90 X SI 92 3-2 2 G5-3 5 1B 1-3 1B	B SL 86 F SL 86 B SL 85 S FF 96 C FF 96 2-3 ③ K	B FF 94 B CU 74 B FF 95 C FF 94 X FF 94 3-1 ③ L9			4	2	2	1	0	1	2
Inning Stats	R: 0 E: 0 K: 1 S: 6 H: 0 LOB: 0 BB: 0 P: 9	R: 1 E: 0 K: 1 S: 14 H: 1 LOB: 1 BB: 1 P: 21	R: 1 E: 0 K: 1 S: 11 H: 2 LOB: 1 BB: 1 P: 18	R: 0 E: 0 K: 0 S: 6 H: 1 LOB: 0 BB: 0 P: 10	R: 1 E: 0 K: 0 S: 11 H: 2 LOB: 1 BB: 1 P: 22	R: 2 E: 0 K: 1 S: 18 H: 3 LOB: 1 BB: 0 P: 30	R: 5 E: 0 K: 1 S: 16 H: 2 LOB: 1 BB: 4 P: 36	R: 0 E: 0 K: 1 S: 10 H: 0 LOB: 2 BB: 2 P: 20	R: 0 E: 0 K: 0 S: 6 H: 0 LOB: 0 BB: 0 P: 9	1B: 7 2B: 3 3B: 0 HR: 2 SF: 1 SAC: 0 DP: 3 HBP: 0						

PITCHER		IP	WLS	BF	H	R	ER	SO	BB	IBB	HBP	BLK	WP	HR	S	P	ERA	WHIP
40 Chris Bassitt, R ERA: 3.83	(1, 1)	5.1	L	25	9	5	5	3	3	0	0	0	1	1	60	101	8.44	2.250
37 Chad Green, R ERA: 6.75	(6, 1)	0.2		3	0	1	1	1	1	0	0	0	0	0	6	13	13.50	1.500
92 Génesis Cabrera, L ERA: 4.03	(7, 1)	0.2		7	2	4	4	1	2	1	0	0	0	1	14	27	54.00	6.000
44 Bowden Francis, R ERA: 1.57	(7, 1)	2.1		9	0	0	0	1	2	0	0	0	0	0	18	34	0.00	0.857

PITCHER	IP	WLS	BF	H	R	ER	SO	BB	IBB	HBP	BLK	WP	HR	S	P	ERA	WHIP

TOP

Texas Rangers @ Toronto Blue Jays

Rogers Centre, Toronto, ON

Mon Sep 11 2023, 7:09 PM - 10:02 PM EDT

Att. 23,451 - Clear - 72 F

livebaseballscorecards.com

AB	34
R	10
H	11
RBI	8
BB	9
SO	6
LOB	19

WP: 1 PA: 44
PB: 0
SB: 1
CS: 0

Texas Rangers @ Toronto Blue Jays

Rogers Centre, Toronto, ON

Mon Sep 11 2023, 7:09 PM - 10:02 PM EDT

Att. 23,451 - Clear - 72 F

livebaseballscorecards.com

BOTTOM

Batter	1	2	3	4	5	6	7	8	9	AB	R	H	RBI	BB	SO	LOB
4 George Springer, R (1, 9) OBP: 0.337, SLG: 0.414	C FC 89 X SI 92 0-1 ① G6-3	X SL 82 0-0 1-2 2-3 3-H 1B			S SL 81 S SL 82 F SL 82 X SI 90 0-2 ① 2-H 1B		T SL 86 C SL 86 F SL 87 C FF 94 0-3 ② K			4	0	2	1	0	1	1
11 Bo Bichette, R (1, 6) OBP: 0.341, SLG: 0.482	C SI 91 X SL 83 0-1 ② G6-3	X SL 82 0-0 ③ F8			F SI 89 B SL 82 X SI 91 1-1 ② G6-3		B FF 93 B SL 86 F FF 93 D SL 87 X FF 93 3-1 ③ P6			4	0	0	0	0	0	5
27 Vladimir Guerrero Jr., R (1, 3) OBP: 0.342, SLG: 0.432 28 Ernie Clement, R (9, 5) OBP: 0.383, SLG: 0.511	B SL 80 B SI 91 F SI 92 F SI 92 S SL 82 2-3 ③ K		F SL 81 S SL 82 S SL 82 0-3 ① K		D SL 82 C SI 91 B SL 82 F SL 82 S SL 82 2-3 ③ K			C SI 90 C SI 90 B FF 91 F CH 84 X SI 92 1-2 ① G5-3		4 0	0 0	0 0	0 0	0 0	3 0	1 0
13 Brandon Belt, L (1, 10) OBP: 0.369, SLG: 0.470 48 Spencer Horwitz, L (6, PH) OBP: 0.400, SLG: 0.462 (7, 10)		C FC 89 S FC 90 C SI 92 0-3 ① K	B FC 89 C FC 90 S FC 91 B FF 91 S FC 91 2-3 ② K			S SL 79 S CH 85 F CH 84 F SI 91 B SL 82 X SI 91 1-2 36 F9 36 WP 8 SF8 1B		S CU 79 C SI 92 B CU 79 C SI 92 1-3 ② K		2 2	0 1	0 1	0 0	0 0	2 1	0 0
36 Davis Schneider, R (1, 4) OBP: 0.500, SLG: 0.779		B SI 92 B SI 92 B FC 91 C SI 92 X FC 90 3-1 8 BB 30 1B 1B	B KC 76 C SI 92 X SI 90 1-1 ③ F9			C SI 90 B SL 83 X SL 81 1-1 ① F9 1-3		B FF 92 C SI 92 S CU 80 B SI 92 C SI 92 2-3 ③ K		4	1	1	0	0	1	1
8 Cavan Biggio, L (1, 5) OBP: 0.330, SLG: 0.384 (9, 3)		C SI 92 B FF 90 B CH 86 B FF 92 B SI 91 4-1 39 BB 30 1B 4 1B 1-2 BB	C SI 90 B FC 89 B CH 85 F SI 91 F SI 92 X FC 88 2-2 ① G1-3		X FC 88 0-0 ② SF8 3-H				B FF 93 B FF 92 X FF 92 2-0 HR	2	2	1	2	1	0	0
30 Alejandro Kirk, R (1, 2) OBP: 0.339, SLG: 0.354		X SI 91 0-0 4 1B 39 BB 1-2 2-H 1B	B SI 90 C SL 83 F SI 91 B SL 83 C SI 92 2-3 ② K		C KC 76 B SL 81 X SI 90 1-1 ③ G6-3				X FF 92 0-0 ① L8	4	0	1	1	0	1	0
25 Daulton Varsho, L (1, 7) OBP: 0.286, SLG: 0.371		C FC 90 B CH 83 F FC 90 F SL 82 B SI 92 B CH 85 C SI 92 3-3 ② K	C FF 88 C CH 85 X SI 92 0-2 ③ G3				F SL 86 F CH 84 F SL 80 F SI 90 B SL 80 F SI 90 F CH 83 B CH 84 B FC 88 4-2 F SI 80 F FC 88 B SI 90 BB		B FS 84 F FF 92 S FS 84 B FS 83 X FS 85 2-2 ② G4-3	3	0	0	0	1	1	2
39 Kevin Kiermaier, L (1, 8) OBP: 0.334, SLG: 0.438		D KC 79 B FC 90 B SI 91 C SI 92 B SI 92 4-1 4 1B 1-2 2-3 BB			S KC 76 B KC 76 X SI 92 1-1 4 1B 2B		C CU 80 F CH 84 C CH 86 0-3 ① K		F FF 92 F FS 84 B FS 84 B FS 83 B FF 92 X FF 92 3-2 ③ G4-3	3	0	1	0	1	1	1
Inning Stats	R: 0 E: 0 K: 1 S: 7 H: 0 LOB: 0 BB: 0 P: 9	R: 2 E: 0 K: 2 S: 14 H: 3 LOB: 3 BB: 2 P: 28	R: 0 E: 0 K: 2 S: 8 H: 0 LOB: 0 BB: 0 P: 11	R: 0 E: 0 K: 1 S: 10 H: 0 LOB: 0 BB: 0 P: 14	R: 0 E: 0 K: 1 S: 11 H: 2 LOB: 1 BB: 0 P: 15	R: 1 E: 0 K: 0 S: 10 H: 1 LOB: 0 BB: 0 P: 13	R: 0 E: 0 K: 2 S: 17 H: 0 LOB: 1 BB: 1 P: 24	R: 0 E: 0 K: 2 S: 10 H: 0 LOB: 0 BB: 0 P: 14	R: 1 E: 0 K: 0 S: 8 H: 1 LOB: 0 BB: 0 P: 15	1B: 5 2B: 1 3B: 0 HR: 1 SF: 1 SAC: 0 DP: 0 HBP: 0	WP: 1 PB: 0 SB: 0 CS: 0 PA: 36					

	AB	32
	R	4
	H	7
	RBI	4
	BB	3
	SO	11
	LOB	11

PITCHER		IP	WLS	BF	H	R	ER	SO	BB	IBB	HBP	BLK	WP	HR	S	P	ERA	WHIP
33 Dane Dunning, R ERA: 3.91	(1, 1)	6.0	W	26	6	3	3	7	3	0	0	0	1	0	68	102	4.50	1.500
35 Chris Stratton, R ERA: 3.69	(7, 1)	1.0		3	0	0	0	2	0	0	0	0	0	0	9	12	0.00	0.000
54 Martín Pérez, L ERA: 4.74	(8, 1)	1.0		3	0	0	0	2	0	0	0	0	0	0	10	14	0.00	0.000
21 Ian Kennedy, R ERA: 6.43	(9, 1)	1.0		4	1	1	1	0	0	0	0	0	0	1	8	15	9.00	1.000

PITCHER	IP	WLS	BF	H	R	ER	SO	BB	IBB	HBP	BLK	WP	HR	S	P	ERA	WHIP

Batter	1	2	3	4	5	6	7	8	9	AB	R	H	RBI	BB	SO	LOB
2 Marcus Semien, R (1, 4) OBP: 0.349, SLG: 0.470	X SI 86 0-0 ① P3		C CU 66 F CH 78 X FC 87 0-2 ③ G6-3		B FC 85 C CH 78 X CH 78 1-1 ③ F9		C FF 95 X SL 94 0-1 ② G1-3		S CH 82 D CH 81 S FF 93 B FF 94 F CH 82 F FF 93 F FF 94 X FF 93 2-2 ② F9 2-3	5	0	0	0	0	0	3
5 Corey Seager, L (1, 6) OBP: 0.402, SLG: 0.657	C FF 88 T CU 66 B FF 90 B FC 86 B CU 67 X FF 90 3-2 ② G4-3			X FC 84 0-0 4 HR 1B		S CU 68 B CH 79 B FF 89 X CU 67 2-1 18 1B 28 SF9 2B	C SI 94 B SI 96 X SL 88 1-1 2-H 2B		0-0 16 1B 1-2 IBB	4	2	3	1	1	0	0
4 Robbie Grossman, S (1, 9) OBP: 0.328, SLG: 0.397 16 Travis Jankowski, L (7, 9) OBP: 0.355, SLG: 0.337	C CU 68 C FC 86 B CH 76 B FC 86 B CU 66 F FC 87 B CH 79 4-2 BB			X FC 86 0-0 1-H HR		B CH 79 F CH 79 B FF 88 F CU 70 F FC 87 C CH 79 2-3 ① K	C SI 94 C SI 95 B SL 86 S SI 94 2-3 ③ K		X FF 93 0-0 1-2 2-3 3-H 1B	3 1	1 0	1 1	2 1	1 0	2 0	2 0
18 Mitch Garver, R (1, 10) OBP: 0.387, SLG: 0.529	F FF 88 X FF 88 0-1 ③ P2			C SI 87 B FC 84 X CH 78 1-1 ① G6-3		X CU 71 0-0 2-3 1B		X SL 86 0-0 ① L8	C FF 92 S CH 83 X CH 82 0-2 ③ P5	5	0	1	0	0	0	4
28 Jonah Heim, S (1, 2) OBP: 0.317, SLG: 0.448		C SI 87 X FC 86 0-1 ① G5-3		X SI 88 0-0 1B		C FC 87 S FF 89 F FC 86 B CH 79 X FC 87 1-2 ② SF9 3-H		B FF 94 B SL 87 F FF 96 C FF 95 B FS 87 X FS 86 3-2 ② G6-3		3	0	1	1	0	0	0
30 Nathaniel Lowe, L (1, 3) OBP: 0.372, SLG: 0.430		B FF 89 C FC 86 S FF 89 B FF 90 X FF 90 2-2 ② F7		C FC 84 S FF 87 F FF 88 C CU 63 0-3 ② K		B FF 88 C FC 85 T CU 67 S FF 89 1-3 ③ K		B FF 95 C FS 86 T FF 95 B FF 94 X FS 87 2-2 ③ G4-3		4	0	0	0	0	2	2
20 Ezequiel Duran, R (1, 7) OBP: 0.324, SLG: 0.444 32 Evan Carter, L (7, PH) OBP: 0.429, SLG: 0.600 (7, 7)		C CU 69 B CH 78 F CH 79 B FF 90 X CU 65 2-2 ③ F8		F FF 88 F FF 89 X CU 62 0-2 ③ G6-3			C CU 83 B CU 84 S CH 88 F FF 96 B CU 86 B FF 97 C FF 95 3-3 ① K		C FF 93 B FF 94 B CH 82 B FF 93 3-1 2 F9 3 S 16 1B BB	2 1	0 1	0 1	0 1	0 1	0 1	1 0
3 Leody Taveras, S (1, 8) OBP: 0.310, SLG: 0.425			B SI 87 F FF 87 F FF 88 X FF 89 1-2 ① P3		S CH 78 F FF 88 B CU 70 C FF 91 1-3 ① K		B SL 91 B CH 88 X FF 95 2-0 47 2B 2B		S CH 81 1 SAFE C CH 82 F CH 82 S CH 82 0-3 ① K 1-2	4	1	1	0	0	2	1
36 Jonathan Ornelas, R (1, 5) 47 Josh Smith, L (7, PH) OBP: 0.314, SLG: 0.326 (7, 5)			B CU 70 C FC 86 B CH 78 S CH 78 C FF 90 2-3 ② K		S CH 78 X CH 78 0-1 ② F6		F FF 96 B FF 95 X CU 85 1-1 5 2B 2-H 2B		B FF 94 B CH 82 B FF 94 C FF 93 F FF 93 B FF 93 4-2 16 1B 5 IBB BB	2 1	0 1	0 1	0 1	0 1	1 0	0 0
Inning Stats	R: 0 E: 0 K: 0 S: 9 H: 0 LOB: 1 BB: 1 P: 16	R: 0 E: 0 K: 0 S: 8 H: 0 LOB: 0 BB: 0 P: 12	R: 0 E: 0 K: 1 S: 9 H: 0 LOB: 0 BB: 0 P: 12	R: 2 E: 0 K: 1 S: 12 H: 3 LOB: 1 BB: 0 P: 13	R: 0 E: 0 K: 1 S: 7 H: 0 LOB: 0 BB: 0 P: 9	R: 1 E: 0 K: 2 S: 14 H: 2 LOB: 1 BB: 0 P: 20	R: 2 E: 0 K: 2 S: 14 H: 3 LOB: 1 BB: 0 P: 23	R: 0 E: 0 K: 0 S: 7 H: 0 LOB: 0 BB: 0 P: 12	R: 1 E: 0 K: 1 S: 17 H: 1 LOB: 3 BB: 3 P: 26	1B: 4 2B: 4 3B: 0 HR: 1 SF: 1 SAC: 0 DP: 0 HBP: 0						

PITCHER		IP	WLS	BF	H	R	ER	SO	BB	IBB	HBP	BLK	WP	HR	S	P	ERA	WHIP
99 Hyun Jin Ryu, L ERA: 2.93	(1, 1)	6.0	L	24	5	3	3	5	1	0	0	0	0	1	59	82	4.50	1.000
93 Yimi García, R ERA: 4.32	(7, 1)	0.2		4	2	2	2	1	0	0	0	0	0	0	9	15	27.00	3.000
58 Tim Mayza, L ERA: 1.31	(7, 1)	0.1		2	1	0	0	1	0	0	0	0	0	0	5	8	0.00	3.000
50 Erik Swanson, R ERA: 3.05	(8, 1)	1.0		3	0	0	0	0	0	0	0	0	0	0	7	12	0.00	0.000
33 Trevor Richards, R ERA: 4.13	(9, 1)	1.0		7	1	1	1	1	2	1	0	0	0	0	17	26	9.00	3.000

PITCHER	IP	WLS	BF	H	R	ER	SO	BB	IBB	HBP	BLK	WP	HR	S	P	ERA	WHIP

TOP

Texas Rangers @ Toronto Blue Jays

Rogers Centre, Toronto, ON

Tue Sep 12 2023, 7:07 PM - 9:46 PM EDT

Att. 30,479 - Roof Closed - 68 F

livebaseballscorecards.com

AB	35
R	6
H	9
RBI	6
BB	4
SO	8
LOB	13

Texas Rangers @ Toronto Blue Jays

Rogers Centre, Toronto, ON

Tue Sep 12 2023, 7:07 PM - 9:46 PM EDT

Att. 30,479 - Roof Closed - 68 F

livebaseballscorecards.com

BOTTOM

Batter	1	2	3	4	5	6	7	8	9	AB	R	H	RBI	BB	SO	LOB
4 George Springer, R (1, 9) (8, 8) OBP: 0.336, SLG: 0.413	B FF 93 B SL 85 C FF 94 B SL 86 X FF 94 3-1 ① P3		C SL 86 B FF 94 C FF 95 F CH 84 X FF 95 1-2 11 G4-3 1B			C FF 94 S CH 84 F SL 86 F FC 89 B FF 94 B CH 84 X SL 84 2-2 ① G4-3		T SL 88 B FF 94 B SL 87 C FF 93 B CU 82 F FF 93 X FF 94 3-2 ① G4-3		4	0	1	0	0	0	0
11 Bo Bichette, R (1, 6) OBP: 0.338, SLG: 0.478	F FF 93 X SL 86 0-1 ② L9		B FF 94 X FF 95 1-0 ② ③ G4-3 1-2f			C CU 74 X SI 94 0-1 ② F9		B FF 94 X FF 94 1-0 ② G6-3		4	0	0	0	0	0	1
27 Vladimir Guerrero Jr., R (1, 10) OBP: 0.340, SLG: 0.429	B FF 95 C CU 75 X FF 94 1-1 ③ F8			B SL 86 C SL 86 S FF 95 F CU 77 B CH 86 X FF 96 2-2 ① G6-3		S SL 82 F SL 81 S SL 83 0-3 ③ K		F SL 87 B SL 88 F FF 94 B SL 88 F FF 94 F CH 88 F SL 87 X SL 87 3-2 ③ F7		4	0	0	0	0	1	0
48 Spencer Horwitz, L (1, 3) OBP: 0.394, SLG: 0.483 15 Whit Merrifield, R (9, PH) OBP: 0.324, SLG: 0.395		X FF 94 0-0 ① G4-3		C CU 75 F CH 86 B CH 86 S FC 89 1-3 ② K			B SL 81 X SL 83 1-0 36 F9 8 1B 2B		B SL 87 C FF 96 S SL 88 S SI 100 1-3 ① K	3 1	1 0	1 0	0 0	0 0	1 1	0 0
36 Davis Schneider, R (1, 4) OBP: 0.500, SLG: 0.815 (8, 7)		C FF 93 C FF 93 B SL 86 S CH 83 1-3 ② K		X SL 85 0-0 2B			B FC 92 F FF 96 D SL 85 B SL 85 X FF 96 3-1 ① F9 2-3		B FF 98 X SL 88 1-0 HR	4	1	2	1	0	1	1
8 Cavan Biggio, L (1, 5) OBP: 0.332, SLG: 0.391 (8, 9)		C FF 94 B FC 88 X FF 94 1-1 2B		B FF 95 C FC 89 F FF 94 F FC 88 F FF 96 B FF 95 B CU 76 X FF 96 3-2 ③ F7			B FF 95 B FF 94 F FF 93 B FF 94 X FF 94 3-1 5 2B 28 G3 3-H 1B		C SL 88 C SL 87 S FF 100 0-3 ② K	4	1	2	1	0	1	1
25 Daulton Varsho, L (1, 7) OBP: 0.287, SLG: 0.370 5 Santiago Espinal, R (7, PH) OBP: 0.306, SLG: 0.327 (8, 5)		B CU 76 T FF 95 D CH 84 B FC 89 B CH 84 4-1 BB			S FF 94 F CU 76 X CH 84 0-2 ① G3-1		X SL 85 0-0 28 G3 1-3 2B		B FF 99 B FF 100 X SL 88 2-0 ③ F7	1 2	0 0	0 1	0 0	1 0	0 0	0 0
39 Kevin Kiermaier, L (1, 8) OBP: 0.332, SLG: 0.436 28 Ernie Clement, R (7, PH) OBP: 0.375, SLG: 0.500 (8, 4)		F CU 75 B FC 90 X CU 75 1-1 ③ G3			B CH 85 B FF 94 S CU 76 C FF 95 X CU 76 2-2 ② F8		T FF 95 B FF 96 F CH 88 X FF 96 1-2 ② G3 2-3 3-H			2 1	0 0	0 0	0 1	0 0	0 0	2 1
55 Tyler Heineman, S (1, 2) OBP: 0.351, SLG: 0.233 30 Alejandro Kirk, R (7, PH) OBP: 0.338, SLG: 0.353 (8, 2)			C FF 93 F FF 93 B FC 89 X CH 84 1-2 ① L4		X FF 94 0-0 ③ F8		C FF 93 D SL 88 C FF 92 F FF 93 B SL 87 F FF 93 X SL 87 2-2 ③ G6-3			2 1	0 0	0 0	0 0	0 0	0 0	0 1

	AB	33
	R	3
	H	7
	RBI	3
	BB	1
	SO	5
	LOB	7

Inning Stats																				
	R: 0 E: 0 K: 0 S: 6	H: 0 LOB: 0 BB: 0 P: 10	R: 0 E: 0 K: 1 S: 9	H: 1 LOB: 2 BB: 1 P: 16	R: 0 E: 0 K: 0 S: 8	H: 1 LOB: 0 BB: 0 P: 11	R: 0 E: 0 K: 1 S: 13	H: 1 LOB: 1 BB: 0 P: 19	R: 0 E: 0 K: 0 S: 7	H: 0 LOB: 0 BB: 0 P: 9	R: 0 E: 0 K: 1 S: 10	H: 0 LOB: 0 BB: 0 P: 12	R: 2 E: 0 K: 0 S: 14	H: 3 LOB: 1 BB: 0 P: 24	R: 0 E: 0 K: 0 S: 11	H: 0 LOB: 0 BB: 0 P: 18	R: 1 E: 0 K: 2 S: 8	H: 1 LOB: 0 BB: 0 P: 12	1B: 2 2B: 4 3B: 0 HR: 1	SF: 0 SAC: 0 DP: 1 HBP: 0	WP: 0 PB: 0 SB: 0 CS: 0	PA: 34

PITCHER		IP	WLS	BF	H	R	ER	SO	BB	IBB	HBP	BLK	WP	HR	S	P	ERA	WHIP
31 Max Scherzer, R ERA: 3.77	(1, 1)	5.1	W	19	3	0	0	2	1	0	0	0	0	0	48	72	0.00	0.750
25 José Leclerc, R ERA: 3.17	(6, 1)	1.0	H	4	1	1	1	1	0	0	0	0	0	0	8	12	9.00	1.000
46 Brock Burke, L ERA: 4.32	(7, 1)	0.1		3	2	1	1	0	0	0	0	0	0	0	6	10	27.00	6.000
35 Chris Stratton, R ERA: 3.63	(7, 1)	1.1	H	4	0	0	0	0	0	0	0	0	0	0	16	25	0.00	0.000
45 Aroldis Chapman, L ERA: 2.83	(9, 1)	1.0		4	1	1	1	2	0	0	0	0	0	1	8	12	9.00	1.000

PITCHER	IP	WLS	BF	H	R	ER	SO	BB	IBB	HBP	BLK	WP	HR	S	P	ERA	WHIP

Batter	1	2	3	4	5	6	7	8	9	AB	R	H	RBI	BB	SO	LOB
2 Marcus Semien, R (1, 4) OBP: 0.348, SLG: 0.468	B FF 94 X CU 81 1-0 ① L9		B CU 84 B CU 84 C FF 94 X CU 85 2-1 ③ F7		F CU 83 X CH 88 0-1 ② G1-3		F SI 96 C SI 97 B FF 97 C SI 99 1-3 ① K		B FF 96 X FF 95 1-0 5 G3-6-1 1-2 1B	5	0	1	0	0	1	0
5 Corey Seager, L (1, 6) OBP: 0.402, SLG: 0.653	C SL 88 B FF 94 B SL 90 X SL 87 2-1 ② G3-1			F FF 94 B FF 94 F CU 84 B FF 95 B SL 89 F SL 89 B SL 89 4-2 4 1B 28 1B BB	B CU 82 F CU 83 S SL 88 F SL 89 X FF 93 1-2 4 HR 1B		F SI 99 B FF 99 B SI 99 F SI 99 X FF 98 2-2 ② F8		S FF 96 X FF 96 0-1 ① ② G3-6-1 1-2f 2-3	4	2	1	0	1	0	2
4 Robbie Grossman, S (1, 9) OBP: 0.334, SLG: 0.409	B FF 94 B FF 94 C CU 82 X CU 83 2-1 ③ F8			F FF 94 X FF 94 0-1 28 1B 30 HR 1-2 1B	B SL 88 F CU 83 B CH 89 X CU 84 2-1 1-H HR		B SI 100 B SI 99 B SI 100 B SI 100 4-0 28 WP 18 1B BB		S FF 95 B FF 95 S SL 85 B FF 97 F FF 95 B FF 96 B FF 96 4-2 18 HR BB	3	3	2	2	2	0	0
18 Mitch Garver, R (1, 10) OBP: 0.387, SLG: 0.539		C FF 94 B CH 88 X CU 84 1-1 ① G6-3		C CU 84 S CH 89 F CH 90 B FF 95 B CH 89 X SL 88 2-2 ① F4	X FF 95 0-0 ③ F9		B SI 100 C SI 99 C SI 99 B ST 84 X SI 101 2-2 28 WP 1-2 1B		C SL 86 X FF 95 0-1 1-H 3-H HR	5	1	2	3	0	0	2
28 Jonah Heim, S (1, 2) OBP: 0.316, SLG: 0.445 11 Austin Hedges, R (9, 2) OBP: 0.229, SLG: 0.222		B FF 95 C SL 90 X FF 95 1-1 ② G4-3		C SL 90 C CH 89 F SL 89 F FF 95 X SL 90 0-2 30 HR 1-2 2-H 1B		C FF 95 B SL 85 F FF 95 B CU 76 F SL 84 S FF 96 2-3 ① K	B FF 100 B SI 99 B SI 100 C SI 100 X SI 98 3-1 ③ G4-3 1-2 2-3		B SL 86 C CH 88 F FF 95 S FF 96 1-3 ③ K	5 0	1 0	1 0	1 0	0 0	2 0	2 0
30 Nathaniel Lowe, L (1, 3) OBP: 0.375, SLG: 0.436	B FF 94 B FF 95 C SL 88 B SL 89 B SL 89 4-1 20 FC5-4 BB		C FF 95 B FF 95 X SL 89 1-1 1-H 2-H HR		C FF 96 F FF 96 B FF 96 F FF 96 X CU 74 1-2 47 1B 32 1B 1B			B SI 95 C SI 96 T FF 96 S FF 98 1-3 ① K		3	2	2	3	1	1	0
20 Ezequiel Duran, R (1, 7) OBP: 0.322, SLG: 0.442 16 Travis Jankowski, L (6, PH) OBP: 0.352, SLG: 0.335 (6, 7)	S CU 84 X CU 84 0-1 ③ FC5-4 1-2f		B FF 94 B CU 82 C CU 84 B FF 94 X CU 83 3-1 ② G6-3		B FF 94 B SL 85 C FF 95 D CU 75 X FF 93 3-1 ② F9			B SI 96 X FC 88 1-0 ② G4-3		2 2	0 0	0 0	0 0	0 0	0 0	1 1
36 Jonathan Ornelas, R (1, 5) 47 Josh Smith, L (6, PH) OBP: 0.316, SLG: 0.328 (6, 5)		C CU 84 F FF 94 B FF 95 B SL 90 S CU 85 2-3 ① K	C CU 83 C FF 93 F FF 93 B CU 84 B FF 92 F CU 84 C CU 83 2-3 ③ K			B CU 74 B CU 73 F FF 95 T FF 96 B FF 96 F FF 95 X FF 96 3-2 32 1B 1-2 1B		F SI 96 X FF 96 0-1 ③ P4	2 2	0 0	0 1	0 0	0 0	2 0	0 0
32 Evan Carter, L (1, 8) OBP: 0.444, SLG: 0.571		C SL 91 B FF 95 S SL 90 B SL 90 B SL 90 S SL 89 3-3 ② K			C FF 92 B FF 93 C CU 81 X CU 83 1-2 ① P5	B CU 74 C CU 74 C SL 85 X FF 96 1-2 ③ 1-3 2-H 1B			X SL 85 0-0 5 G3-6-1 2 1B 18 HR 1B	4	1	2	1	0	1	0
Inning Stats	R: 0 E: 0 K: 0 S: 5 H: 0 LOB: 0 BB: 0 P: 10	R: 0 E: 0 K: 0 S: 7 H: 0 LOB: 1 BB: 1 P: 13	R: 0 E: 0 K: 2 S: 8 H: 0 LOB: 0 BB: 0 P: 15	R: 4 E: 0 K: 1 S: 23 H: 3 LOB: 0 BB: 1 P: 35	R: 2 E: 0 K: 0 S: 12 H: 2 LOB: 0 BB: 0 P: 16	R: 1 E: 0 K: 1 S: 17 H: 3 LOB: 2 BB: 0 P: 27	R: 0 E: 0 K: 1 S: 11 H: 1 LOB: 2 BB: 1 P: 23	R: 0 E: 0 K: 1 S: 6 H: 0 LOB: 0 BB: 0 P: 8	R: 3 E: 0 K: 1 S: 12 H: 3 LOB: 0 BB: 1 P: 18	1B: 9 2B: 0 3B: 0 HR: 3 SF: 0 SAC: 0 DP: 1 HBP: 0						

TOP

Texas Rangers @ Toronto Blue Jays

Rogers Centre, Toronto, ON

Wed Sep 13 2023, 7:07 PM - 9:34 PM EDT

Att. 25,495 - Partly Cloudy - 65 F

livebaseballscorecards.com

AB	37
R	10
H	12
RBI	10
BB	4
SO	7
LOB	8

PITCHER		IP	WLS	BF	H	R	ER	SO	BB	IBB	HBP	BLK	WP	HR	S	P	ERA	WHIP
16 Yusei Kikuchi, L ERA: 3.81	(1, 1)	5.0	L	22	5	6	6	3	2	0	0	0	0	2	55	89	10.80	1.400
44 Bowden Francis, R ERA: 1.78	(6, 1)	1.0		5	3	1	1	1	0	0	0	0	0	0	17	27	9.00	3.000
12 Jordan Hicks, R ERA: 3.43	(7, 1)	1.0		5	1	0	0	1	1	0	0	0	1	0	11	23	0.00	2.000
92 Génesis Cabrera, L ERA: 3.96	(8, 1)	1.0		3	0	0	0	1	0	0	0	0	0	0	6	8	0.00	0.000
37 Chad Green, R ERA: 10.8	(9, 1)	1.0		6	3	3	3	1	1	0	0	0	0	1	12	18	27.00	4.000

PITCHER	IP	WLS	BF	H	R	ER	SO	BB	IBB	HBP	BLK	WP	HR	S	P	ERA	WHIP

BOTTOM

Texas Rangers @ Toronto Blue Jays

Rogers Centre, Toronto, ON

Wed Sep 13 2023, 7:07 PM - 9:34 PM EDT

Att. 25,495 - Partly Cloudy - 65 F

livebaseballscorecards.com

Batter	1	2	3	4	5	6	7	8	9	AB	R	H	RBI	BB	SO	LOB
4 George Springer, R (1, 9) OBP: 0.334, SLG: 0.410	F SI 92 B SI 93 X FF 92 1-1 ① P4		X SI 91 0-0 ② F9			C SI 92 F CH 82 S SI 92 0-3 ① K		B CU 76 C SI 90 D CU 79 X SI 90 2-1 ②③ G4-6-3 1-2f		3	0	0	0	0	1	1
38 Nathan Lukes, L (7, 9) OBP: 0.290, SLG: 0.308										1	0	0	0	0	0	1
11 Bo Bichette, R (1, 10) OBP: 0.336, SLG: 0.474	F SI 93 B SI 94 F SI 92 B CU 82 B CH 84 X SI 93 3-2 ② F9		B SI 91 F FF 93 B FF 94 F SI 93 F CU 80 B SI 94 X FF 94 3-2 ③ G4-3			S CU 80 B SI 92 S CU 80 S CU 81 1-3 ② K			B FF 93 C FS 82 B FS 84 B FF 92 X FF 92 3-1 ① G4-3	4	0	0	0	0	1	1
27 Vladimir Guerrero Jr., R (1, 3) OBP: 0.340, SLG: 0.428	B SI 94 C SI 94 X SI 94 1-1 1B			B SI 92 B SI 92 B SI 92 C SI 92 X SI 92 3-1 ① P3		B SI 92 B SI 92 C SI 93 X SI 93 2-1 ③ F9			B FS 84 C FF 92 S FS 85 S FS 85 1-3 ② K	3	0	1	0	0	0	0
48 Spencer Horwitz, L (9, 3) OBP: 0.382, SLG: 0.467										1	0	0	0	0	1	0
36 Davis Schneider, R (1, 4) OBP: 0.481, SLG: 0.776	F SI 94 D CH 84 X SI 93 1-1 ③ F7			B CU 81 X SI 93 1-0 ② L7			B SI 91 X SI 91 1-0 ① G5-3		B FF 92 C FF 93 C FF 91 X FS 84 1-2 ③ F8	4	0	0	0	0	0	1
15 Whit Merrifield, R (1, 7) OBP: 0.322, SLG: 0.393		B CU 79 B SI 94 C SI 93 B SI 93 X SI 94 3-1 ① P3		B SI 94 B CH 83 X SI 93 2-0 ③ F9			B SI 90 C SI 92 F CH 83 B CU 80 F SI 93 X SI 92 2-2 ② F9			3	0	0	0	0	0	0
5 Santiago Espinal, R (1, 5) OBP: 0.311, SLG: 0.332		F SI 94 B SI 95 X CH 84 1-1 30 G3-6-3 1B			C SI 93 B SI 93 F FC 87 X SI 94 1-2 ① F8		B CU 81 B SI 92 B SI 92 C SI 92 F SI 92 X FF 93 3-2 1B			3	0	2	0	0	0	0
30 Alejandro Kirk, R (1, 2) OBP: 0.338, SLG: 0.351		X SI 94 0-0 ②③ G3-6-3 1-2f			B SI 93 B CH 83 C SI 94 B CH 84 C SI 93 F CH 84 B SI 94 4-2 BB		B CH 83 B SI 92 X SI 92 2-0 ③ L5			2	0	0	0	1	0	2
55 Tyler Heineman, S (8, 2) OBP: 0.351, SLG: 0.233										0	0	0	0	0	0	0
28 Ernie Clement, R (1, 6) OBP: 0.392, SLG: 0.510			C SI 94 B CU 80 X SI 93 1-1 1B		C FF 93 B CU 81 B FF 93 X SI 93 2-1 ② L8			X SI 90 0-0 38 G4-6-3 1B		3	0	2	0	0	0	1
25 Daulton Varsho, L (1, 8) OBP: 0.285, SLG: 0.367			B SI 94 F SI 94 C CU 79 B SI 94 S CU 81 2-3 ① K		B CU 81 B SI 93 F SI 93 X SI 94 2-1 ③ G4-3			B SI 90 X SI 91 1-0 ① L7		3	0	0	0	0	1	3

	AB	30
	R	0
	H	5
	RBI	0
	BB	1
	SO	4
	LOB	10

Inning Stats	1	2	3	4	5	6	7	8	9
	R: 0 E: 0 K: 0 S: 9	H: 1 LOB: 1 BB: 0 P: 15	R: 0 E: 0 K: 0 S: 5	H: 1 LOB: 0 BB: 0 P: 9	R: 0 E: 0 K: 1 S: 10	H: 1 LOB: 1 BB: 0 P: 16	R: 0 E: 0 K: 0 S: 4	H: 0 LOB: 0 BB: 0 P: 10	R: 0 E: 0 K: 0 S: 10	H: 0 LOB: 1 BB: 1 P: 19	R: 0 E: 0 K: 2 S: 8	H: 0 LOB: 0 BB: 0 P: 11	R: 0 E: 0 K: 0 S: 9	H: 1 LOB: 1 BB: 0 P: 17	R: 0 E: 0 K: 0 S: 4	H: 1 LOB: 0 BB: 0 P: 7	R: 0 E: 0 K: 1 S: 8	H: 0 LOB: 0 BB: 0 P: 13

	1B: 5	SF: 0	WP: 0	PA: 31
	2B: 0	SAC: 0	PB: 0	
	3B: 0	DP: 2	SB: 0	
	HR: 0	HBP: 0	CS: 0	

PITCHER		IP	WLS	BF	H	R	ER	SO	BB	IBB	HBP	BLK	WP	HR	S	P	ERA	WHIP
52 Jordan Montgomery, L ERA: 3.47	(1, 1)	7.0	W	25	4	0	0	3	1	0	0	0	0	0	55	97	0.00	0.714
54 Martín Pérez, L ERA: 4.71	(8, 1)	1.0		3	1	0	0	0	0	0	0	0	0	0	4	7	0.00	1.000
21 Ian Kennedy, R ERA: 6.0	(9, 1)	1.0		3	0	0	0	1	0	0	0	0	0	0	8	13	0.00	0.000

PITCHER	IP	WLS	BF	H	R	ER	SO	BB	IBB	HBP	BLK	WP	HR	S	P	ERA	WHIP

Texas Rangers @ Toronto Blue Jays

Rogers Centre, Toronto, ON

Thu Sep 14 2023, 7:09 PM - 10:27 PM EDT

Att. 37,594 - Clear - 65 F

TOP

livebaseballscorecards.com

Batter	1	2	3	4	5	6	7	8	9	AB	R	H	RBI	BB	SO	LOB
2 Marcus Semien, R (1, 4) OBP: 0.349, SLG: 0.468	F FF 96 X FF 95 0-1 ① L9	C FF 97 B FS 89 S FS 89 B FS 90 B FF 96 F FF 96 1 SAFE F FS 90 B FF 97 4-2 5 2B 1-2 BB		B FF 95 S FS 87 S FS 89 C FS 89 1-3 ② K		C SI 92 F SI 92 B SL 84 B SL 84 F SI 93 F SL 87 C SI 93 3-3 ① K		X FF 92 0-0 30 1B 1-3 2-H 2B	B CU 76 B SL 87 B SL 86 B FF 94 4-0 36 HBP BB	4	2	1	1	2	2	1
5 Corey Seager, L (1, 6) OBP: 0.406, SLG: 0.663 36 Jonathan Ornelas, R (9, PH) (9, 6)	F FF 96 X FS 87 0-1 HR	F FF 96 X FF 98 0-1 1-H 2-H 2B		X FS 90 0-0 30 BB 1-3 1B		F SI 94 B SL 88 X SI 94 1-1 ② G4-3		0-0 3 SH 30 1B 4 BB IBB	H FF 93 1-0 30 G6-3 1-2 HBP	4 0	2 0	3 0	3 0	1 0	0 0	0 0
30 Nathaniel Lowe, L (1, 3) OBP: 0.376, SLG: 0.435	B FF 94 B FF 94 B FS 88 C FF 94 C FF 94 F FF 94 D FS 88 4-2 4 1B BB	X SL 85 0-0 ③ P6		B SL 83 C FS 88 B FS 87 B FF 96 S FS 89 B FS 89 4-2 1-2 BB		C SI 95 C SI 94 X SI 95 0-2 ③ G1-3		B FF 92 C CH 82 B CH 82 D FF 91 X FF 92 3-1 4 BB 3 SH 47 SF8 1-2 2-H 3-H 1B	C FF 95 F CU 74 F FF 96 F FF 96 B CU 75 F FF 94 F FF 95 F CU 74 B CU 75 3-2 ② ③ B FF 96 F FF 94 F FF 95 F SL 86 X FF 94 G6-3 1-2f	4	1	1	2	2	0	3
18 Mitch Garver, R (1, 10) OBP: 0.383, SLG: 0.533 55 Sam Huff, R (7, PH) OBP: 0.273, SLG: 0.429 (7, 10) 3 Leody Taveras, S (8, PH) OBP: 0.310, SLG: 0.425 (8, 10)	D SL 85 S FS 87 B FS 87 F FF 96 C FF 96 2-3 ② K	C FF 95 X FS 88 0-1 ① G5-3	F FS 88 X FS 89 0-1 ③ L8				C SL 87 S FS 85 B FS 86 S FS 86 1-3 ① K	B CU 83 X FF 93 1-0 SH 47 SF8 4 BB 1-2 2-3	3 1 0	0 0 0	0 0 0	0 0 0	0 0 0	1 1 0	4 0 0
4 Robbie Grossman, S (1, 9) OBP: 0.340, SLG: 0.411	B FS 87 B FS 88 X FS 87 1-1 1-2 1B	C SL 81 B FF 94 F FS 88 B FF 96 F FF 97 B FS 89 X FS 88 3-2 ② L8			B FF 93 B SL 82 F FF 93 B FS 87 C FF 95 F FF 95 F FS 87 B FF 96 4-2 20 G5-3 28 S BB		B FF 93 X SL 89 1-0 28 1B 1B	C SL 90 D CU 86 B CU 84 B SL 89 B SL 89 4-1 1-2 2-3 3-H BB	3	0	2	1	2	0	0
28 Jonah Heim, S (1, 2) OBP: 0.317, SLG: 0.451	S FS 89 B FF 96 C FF 96 C FF 97 1-3 ③ K	X FF 96 0-0 HR			1 SAFE S FS 88 S FS 87 D FS 89 F FS 88 B FF 97 C FF 97 2-3 ① 1-2 K		B FS 85 X FS 86 1-0 47 G4-6-3 1-2 1B	C FF 95 B FF 95 C FF 95 D CU 86 F FF 95 S FF 96 2-3 ① K	5	1	2	1	0	3	6
47 Josh Smith, L (1, 5) OBP: 0.313, SLG: 0.322		B FF 92 C SL 80 X FS 86 1-1 ① F9 C FF 96 B FF 96 B FF 95 B SL 84 C FF 96 F FS 88 X FS 87 3-2 ③ G4-3			B SL 84 S FS 88 D FS 89 B FF 97 D SL 86 4-1 20 G5-3 BB		C SL 88 S FF 94 F FF 95 F FF 96 F FS 88 B FF 94 X FS 86 1-2 ② ③ G4-6-3 1-2f	B FF 94 X CU 86 1-0 ② SF8 2-3 3-H	3	0	0	1	1	0	2
20 Ezequiel Duran, R (1, 7) OBP: 0.323, SLG: 0.444 16 Travis Jankowski, L (8, 7) OBP: 0.352, SLG: 0.335		X SL 83 0-0 2 BB 5 2B 1B		B FF 95 X SL 84 1-0 ① G5-3	C FS 88 S FF 96 F FF 97 D FS 89 F FF 98 B FF 96 D FS 88 X FF 97 3-2 ② G5-3 1-2 2-3			X SI 91 X FF 91 2 2B 2B R SI 95 2-0 R SL 88 R SL 90 F9	5 0	2 0	2 0	0 0	0 0	0 0	4 0
32 Evan Carter, L (1, 8) OBP: 0.435, SLG: 0.471		B FF 94 S FS 86 C FF 95 1 SAFE B FS 88 S FF 96 2-3 ② K		C ST 79 B FS 87 S FS 87 B FF 97 B FS 87 F FF 95 B FF 96 4-2 5 1B BB	B SI 93 C SI 93 B SL 87 C SI 94 X SL 89 2-2 ③ G4-3			B FF 92 B FF 92 C CH 81 B CH 81 2 SAFE B FF 92 4-1 2 2B 30 1B BB	S FF 95 B FF 96 C CU 74 S FF 96 1-3 ① K	3	1	0	0	2	2	3

Inning Stats																							
	R: 1	H: 2	R: 2	H: 2	R: 1	H: 1	R: 0	H: 1	R: 0	H: 0	R: 0	H: 0	R: 0	H: 2	R: 5	H: 3	R: 0	H: 0	1B: 6	SF: 1	WP: 0	PA: 48	
	E: 0	LOB: 2	E: 0	LOB: 1	E: 0	LOB: 0	E: 0	LOB: 3	E: 0	LOB: 2	E: 0	LOB: 0	E: 0	LOB: 1	E: 0	LOB: 2	E: 0	LOB: 1	2B: 3	SAC: 1	PB: 0		
	K: 2	BB: 1	K: 1	BB: 1	K: 0	BB: 0	K: 1	BB: 2	K: 1	BB: 2	K: 1	BB: 0	K: 1	BB: 0	K: 1	BB: 3	K: 1	BB: 1	3B: 0	DP: 2	SB: 1		
	S: 15	P: 23	S: 13	P: 20	S: 11	P: 17	S: 12	P: 22	S: 17	P: 32	S: 10	P: 14	S: 11	P: 15	S: 13	P: 31	S: 14	P: 23	HR: 2	HBP: 1	CS: 0		

PITCHER		IP	WLS	BF	H	R	ER	SO	BB	IBB	HBP	BLK	WP	HR	S	P	ERA	WHIP
34 Kevin Gausman, R ERA: 3.4	(1, 1)	4.2	L	26	6	4	4	5	6	0	0	0	0	2	65	109	7.71	2.571
58 Tim Mayza, L ERA: 1.28	(5, 1)	1.1		4	0	0	0	1	0	0	0	0	0	0	13	19	0.00	0.000
50 Erik Swanson, R ERA: 3.0	(7, 1)	1.0		4	2	0	0	1	0	0	0	0	0	0	11	15	0.00	2.000
33 Trevor Richards, R ERA: 4.82	(8, 1)	0.0		5	3	5	5	0	1	1	0	0	0	0	5	13	∞	∞
93 Yimi García, R ERA: 4.25	(8, 1)	1.0		5	0	0	0	1	1	0	0	0	0	0	8	18	0.00	1.000

PITCHER		IP	WLS	BF	H	R	ER	SO	BB	IBB	HBP	BLK	WP	HR	S	P	ERA	WHIP
44 Bowden Francis, R ERA: 1.73	(9, 1)	1.0		4	0	0	0	1	1	0	1	0	0	0	14	23	0.00	1.000

AB	35
R	9
H	11
RBI	9
BB	10
SO	9
LOB	23

Texas Rangers @ Toronto Blue Jays

Rogers Centre, Toronto, ON

Thu Sep 14 2023, 7:09 PM - 10:27 PM EDT

Att. 37,594 - Clear - 65 F

BOTTOM

livebaseballscorecards.com

Batter	1	2	3	4	5	6	7	8	9	AB	R	H	RBI	BB	SO	LOB
4 George Springer, R (1, 10) OBP: 0.334, SLG: 0.408	B FF 93 F FF 95 B SL 82 S FC 89 X SL 83 2-2 ① F8	B FC 91 B FF 94 B FC 90 B FF 95 4-0 1-2 BB			F SL 80 B FF 90 F FF 90 T FF 91 1-2 ① K		B SI 96 C SL 84 F SL 84 S FC 91 1-3 ② K			3	0	0	0	1	2	1
11 Bo Bichette, R (1, 6) OBP: 0.339, SLG: 0.477	B FF 92 X FF 92 1-0 27 HR 1B	B FF 94 S FS 89 F FF 94 S FS 90 1-3 ③ K			T SL 81 X FF 91 0-1 2B		B SI 97 F SI 97 B SL 84 B SL 84 B FC 92 4-1 1-2 BB			3	1	2	0	1	1	3
27 Vladimir Guerrero Jr., R (1, 3) OBP: 0.339, SLG: 0.432	F SL 84 B SL 84 X SL 81 1-1 1-H HR		X FC 90 0-0 ① F9		C FF 92 F FF 91 B CH 83 F FF 92 S FF 91 1-3 ② K		S FF 97 D SL 84 S FF 97 B FF 96 B SL 85 S FF 96 3-3 ③ K			4	1	1	2	0	2	3
36 Davis Schneider, R (1, 4) OBP: 0.464, SLG: 0.742	B FF 94 C FF 94 B FC 89 S FS 89 B FF 94 F FS 88 X FC 90 3-2 ② G5-3		C FF 93 S FS 88 B FC 90 F FS 89 F FS 88 C SL 83 1-3 ② K		S CH 82 B FF 92 B CH 83 C FF 91 B FF 92 F CH 83 S FF 92 3-3 ③ K			C FF 94 S FF 94 B SL 82 B CH 87 X FC 90 2-2 ① L5		4	0	0	0	0	2	1
8 Cavan Biggio, L (1, 9) OBP: 0.327, SLG: 0.384	C CU 76 S FS 88 B FS 89 X FF 94 1-2 ③ P5		B FS 87 S CU 75 B FS 88 S FC 91 B CU 77 C FF 95 3-3 ③ K			B FF 91 F FF 90 B FC 87 X CH 83 2-1 ① G3		B SL 79 X FF 91 1-0 ② G4-3		4	0	0	0	0	1	0
26 Matt Chapman, R (1, 5) OBP: 0.338, SLG: 0.428		B FF 94 F FC 88 F SL 83 B FF 94 B FS 90 F FC 91 B FF 94 4-2 15 FC3-6 BB		B FC 89 F FF 91 X SL 81 1-1 ① P3		C FF 91 C FF 92 F FF 92 B FF 92 B CH 84 S FF 91 2-3 ② K		X FF 91 0-0 ③ G5-3		3	0	0	0	1	1	0
15 Whit Merrifield, R (1, 7) OBP: 0.321, SLG: 0.391		C FC 90 F FS 88 B FF 93 D FS 89 X SL 84 2-2 ① FC3-6 39 FC3-6 30 BB 1-2f		C CU 75 B FS 87 F SL 82 B FF 96 X FS 89 2-2 1B		B CH 84 X FF 92 1-0 ③ G5-3			C SI 98 F SI 98 S SL 88 0-3 ① K	4	0	1	0	0	1	1
30 Alejandro Kirk, R (1, 2) OBP: 0.340, SLG: 0.349		B FF 95 B FF 94 T FC 90 B FF 95 B FC 90 4-1 39 FC3-6 1-2 BB		B FF 90 1 SAFE C FF 90 D CH 81 B CH 82 X FF 90 3-1 ② F8			B FF 90 B CH 83 F FF 91 B CH 83 B FF 91 4-1 11 BB		C SI 97 S SL 87 F SL 89 F SI 97 B SL 88 X SL 88 1-2 ② G4-3	2	0	0	0	2	0	1
39 Kevin Kiermaier, L (1, 8) 5 Santiago Espinal, R (7, PH) 25 Daulton Varsho, L (8, 8) OBP: 0.331, SLG: 0.433 OBP: 0.309, SLG: 0.330 OBP: 0.285, SLG: 0.367		B CU 75 C FS 88 D FS 90 B FC 90 F FF 93 X FS 89 3-2 ② FC3-6 4 BB 1-2f 2-3		C FC 87 X FC 87 0-1 ③ G5-3			B SL 84 C SI 96 C FC 92 F SL 83 F SI 96 B SL 85 S FF 96 2-3 ① K		S SI 98 C SI 97 F SL 88 B CH 90 B SL 89 B SI 96 X SI 97 3-2 ③ G3-1	2 1 1	0 0 0	0 0 0	0 0 0	0 0 0	0 1 0	3 1 0
Inning Stats	R: 2 E: 0 K: 0 S: 13 H: 2 LOB: 0 BB: 0 P: 21	R: 0 E: 0 K: 1 S: 13 H: 0 LOB: 3 BB: 3 P: 31	R: 0 E: 0 K: 2 S: 9 H: 0 LOB: 0 BB: 0 P: 13	R: 0 E: 0 K: 0 S: 9 H: 1 LOB: 1 BB: 0 P: 15	R: 0 E: 0 K: 3 S: 13 H: 1 LOB: 1 BB: 0 P: 18	R: 0 E: 0 K: 1 S: 7 H: 0 LOB: 0 BB: 0 P: 12	R: 0 E: 0 K: 3 S: 13 H: 0 LOB: 2 BB: 2 P: 27	R: 0 E: 0 K: 0 S: 5 H: 0 LOB: 0 BB: 0 P: 8	R: 0 E: 0 K: 1 S: 12 H: 0 LOB: 0 BB: 0 P: 16	1B: 2 2B: 1 3B: 0 HR: 1	SF: 0 SAC: 0 DP: 0 HBP: 0			WP: 0 PB: 0 SB: 0 CS: 0	PA: 36		

	AB	31
	R	2
	H	4
	RBI	2
	BB	5
	SO	11
	LOB	14

PITCHER		IP	WLS	BF	H	R	ER	SO	BB	IBB	HBP	BLK	WP	HR	S	P	ERA	WHIP
17 Nathan Eovaldi, R ERA: 2.96	(1, 1)	3.1		16	3	2	2	3	3	0	0	0	0	1	40	73	5.40	1.800
61 Cody Bradford, L ERA: 3.8	(4, 1)	2.2	W	10	1	0	0	4	1	0	0	0	0	0	25	42	0.00	0.750
25 José Leclerc, R ERA: 3.08	(7, 1)	1.1	H	5	0	0	0	3	1	0	0	0	0	0	15	27	0.00	0.750
51 Will Smith, L ERA: 3.71	(8, 1)	0.2		2	0	0	0	0	0	0	0	0	0	0	2	3	0.00	0.000
72 Jonathan Hernández, R ERA: 6.17	(9, 1)	1.0		3	0	0	0	1	0	0	0	0	0	0	12	16	0.00	0.000

PITCHER	IP	WLS	BF	H	R	ER	SO	BB	IBB	HBP	BLK	WP	HR	S	P	ERA	WHIP

Texas Rangers @ Cleveland Guardians

Progressive Field, Cleveland, OH

Fri Sep 15 2023, 7:13 PM - 9:56 PM EDT

Att. 21,043 - Clear - 67 F

TOP

livebaseballscorecards.com

Batter	1	2	3	4	5	6	7	8	9	AB	R	H	RBI	BB	SO	LOB
2 Marcus Semien, R (1, 4) OBP: 0.349, SLG: 0.466 55 Sam Huff, R (7, 3) (8, 2) OBP: 0.289, SLG: 0.512	B FF 92 C CH 79 F CH 80 B SL 84 B CH 81 F CH 80 B FF 93 4-2 BB		B SL 84 B SL 83 C CH 80 C CH 80 S CH 81 2-3 ③ K			F FF 94 C SL 82 F SL 82 B SL 84 B CH 83 S SL 81 2-3 ③ K			B FF 93 X FF 94 1-0 HR	2 1	0 1	0 1	0 1	1 0	2 0	0 0
5 Corey Seager, L (1, 6) OBP: 0.406, SLG: 0.663 36 Jonathan Ornelas, R (7, 6) OBP: 0.286, SLG: 0.167	X CH 79 0-0 ① F8			F FF 91 X SL 82 0-1 ① F7			B SL 80 S CH 79 B CH 79 F CH 79 B FF 92 X FF 91 3-2 30 G3 2B		C FF 93 S SL 86 B SL 88 X CH 79 1-2 4 BB 18 1B 11 1B 1B	3 1	0 1	1 1	0 1	0 0	0 0	1 0
30 Nathaniel Lowe, L (1, 3) OBP: 0.374, SLG: 0.433 16 Travis Jankowski, L (7, 7) OBP: 0.351, SLG: 0.333	F FF 92 C FF 92 B SL 83 B FF 92 B CH 81 T FF 93 3-2 ② K			C CH 80 B CH 79 B FF 92 B CH 80 X CH 80 3-1 ② P5			F SL 84 F FF 92 B CH 80 F FF 93 B FF 93 X CH 81 2-2 ① G3 2-3		C FF 92 B FF 92 B CH 79 C CH 78 B CH 79 C FF 92 3-3 ② K	3 1	0 0	0 0	0 0	0 0	1 1	2 1
18 Mitch Garver, R (1, 10) OBP: 0.381, SLG: 0.528 (8, 3)	F SL 83 S SL 84 D CH 82 D CH 82 S SL 84 2-3 ③ K			C FF 93 X SL 82 0-1 ③ F9			C CH 81 X CH 81 0-1 ② F9		C FF 92 B CH 80 X CH 78 1-1 4 BB 11 1B 1-2 1B	4	1	1	0	0	1	2
4 Robbie Grossman, S (1, 9) OBP: 0.339, SLG: 0.407		C CH 80 C CH 79 F CH 80 C FF 92 0-3 ① K			B CU 73 C CH 75 X FF 91 1-1 ① G6-3		B CH 80 C CH 81 C CH 82 C CH 81 1-3 ③ K		C CH 78 B FF 93 C FF 92 B FF 94 B SL 86 F FF 92 B FF 92 4-2 11 1B 1-2 2-3 BB	3	0	0	0	1	2	1
28 Jonah Heim, S (1, 2) OBP: 0.316, SLG: 0.449 11 Austin Hedges, R (7, 2) (8, 1) OBP: 0.232, SLG: 0.225		C SL 82 F FF 93 S FF 93 0-3 ② K			B FF 93 F FF 92 B CH 80 F CH 78 F FF 93 S CH 79 2-3 ② K			C CU 77 C FF 95 B FF 96 S CU 78 1-3 ① K	F FF 92 C SL 86 F SL 86 X SL 86 0-2 1-2 2-H 3-H 1B	2 2	0 0	0 1	0 2	0 0	2 1	0 0
47 Josh Smith, L (1, 5) OBP: 0.307, SLG: 0.315		F FF 94 S CH 81 X CH 81 0-2 ③ G3			B CH 80 C CH 80 S CH 81 B FF 89 S CH 81 2-3 ③ K			C SL 87 X SL 88 0-1 ② F7	B FF 92 C FF 91 F FF 94 S CH 80 1-3 ③ K	4	0	0	0	0	2	2
20 Ezequiel Duran, R (1, 7) (7, 4) OBP: 0.321, SLG: 0.440			C FF 90 S FF 92 F CH 81 F FF 92 B FF 94 B CH 81 T CH 80 2-2 ① K			S CH 79 B CH 80 B CH 79 T FF 91 C FF 90 2-3 ① K		C CU 80 F CU 80 S CU 80 0-3 ③ K2-3		3	0	0	0	0	3	0
32 Evan Carter, L (1, 8) OBP: 0.423, SLG: 0.500			C FF 91 F SL 84 X SL 83 0-2 ② 2B			C CH 80 C FF 93 B FF 92 S FF 94 1-3 ② K			S FF 92 F FF 93 F FF 93 B CH 80 S CH 79 1-3 ① K	3	0	1	0	0	2	0
Inning Stats	R: 0 E: 0 K: 2 S: 10 H: 0 LOB: 1 BB: 1 P: 19	R: 0 E: 0 K: 2 S: 10 H: 0 LOB: 0 BB: 0 P: 10	R: 0 E: 0 K: 2 S: 11 H: 1 LOB: 0 BB: 0 P: 15	R: 0 E: 0 K: 0 S: 6 H: 0 LOB: 0 BB: 0 P: 9	R: 0 E: 0 K: 2 S: 9 H: 0 LOB: 0 BB: 0 P: 14	R: 0 E: 0 K: 3 S: 10 H: 0 LOB: 0 BB: 0 P: 15	R: 0 E: 0 K: 1 S: 12 H: 1 LOB: 1 BB: 0 P: 18	R: 0 E: 0 K: 2 S: 8 H: 0 LOB: 0 BB: 0 P: 9	R: 3 E: 0 K: 3 S: 23 H: 4 LOB: 2 BB: 1 P: 35	1B: 3 2B: 2 3B: 0 HR: 1 SF: 0 SAC: 0 DP: 0 HBP: 0						

	AB	32
	R	3
	H	6
	RBI	3
	BB	2
	SO	17
	LOB	9

WP: 0 PB: 0 SB: 0 CS: 0 PA: 34

PITCHER		IP	WLS	BF	H	R	ER	SO	BB	IBB	HBP	BLK	WP	HR	S	P	ERA	WHIP
27 Lucas Giolito, R ERA: 4.59	(1, 1)	7.0	W	23	2	0	0	12	1	0	0	0	0	0	68	100	0.00	0.429
31 Sam Hentges, L ERA: 3.83	(8, 1)	1.0		3	0	0	0	2	0	0	0	0	0	0	8	9	0.00	0.000
49 Eli Morgan, R ERA: 4.03	(9, 1)	1.0		8	4	3	3	3	1	0	0	0	0	1	23	35	27.00	5.000

PITCHER	IP	WLS	BF	H	R	ER	SO	BB	IBB	HBP	BLK	WP	HR	S	P	ERA	WHIP

Batter	1	2	3	4	5	6	7	8	9	AB	R	H	RBI	BB	SO	LOB
38 Steven Kwan, L (1, 7) OBP: 0.341, SLG: 0.373	B FF 96 B FF 95 X FF 96 2-0 11 FC3-6 1B	S CU 81 X CH 90 0-1 ③ F7		C FF 96 F FF 97 X SL 91 0-2 ② F7		C SL 80 B SL 80 B FF 92 D SL 81 C FF 92 C FF 93 3-3 ① K	B FF 93 C FF 92 S FS 84 B FS 84 F FF 92 B FS 84 D FS 85 4-2 22 WP 22 1B BB			4	1	1	0	1	1	4
11 José Ramírez, S (1, 5) OBP: 0.352, SLG: 0.483 8 José Tena, L (8, 5) OBP: 0.286, SLG: 0.263	C SL 88 X CH 90 0-1 ① FC3-6 22 CS 1-2f		C FF 95 F CH 89 F SL 88 B FF 96 F CH 90 F SL 90 B CH 90 B FF 96 F CH 90 3-2 ① X SL 80 L8	S CH 90 B CH 90 B FF 97 B CH 90 S FF 96 D CH 90 4-2 22 1B BB		B CH 84 X FF 92 1-0 22 2B 2-H 2B	B FS 83 C FS 84 X FS 83 1-1 ② F9			4 1 1 1 1 0 2 0 0 0 0 0 0 0					
22 Josh Naylor, L (1, 3) OBP: 0.352, SLG: 0.509 12 David Fry, R (7, PR) OBP: 0.311, SLG: 0.400 (8, 3)	C SL 90 D CH 90 T CU 80 B FF 97 B FF 96 S SL 89 3-3 ②③ K 1-2		X CH 90 0-0 10 1B 1B	C SL 90 X CH 89 0-1 1-2 2-H 1B		B SL 81 X FF 92 1-0 56 G3 0 1B 2-H 2B	F FF 93 F FF 92 D FS 83 B FS 85 X FF 92 2-2 56 HR 1-H 1B			5 1 4 3 0 1 1 0 1 0 0 0 0 0					
56 Kole Calhoun, L (1, 10) OBP: 0.307, SLG: 0.393		C FF 96 B FF 95 B CH 89 F FF 96 B SL 89 X FF 96 3-2 ① P6	X CH 89 0-0 ② L9	X SL 82 0-0 ③ P6		C FF 92 T FF 91 F SL 80 X SL 80 0-2 ② G3 2-3	C FF 92 X FF 92 0-1 1-H HR			5	1	1	2	0	0	4
10 Ramón Laureano, R (1, 8) OBP: 0.300, SLG: 0.377		C FF 97 F FF 96 H FF 97 1-2 0 HR HBP	S CU 79 B SL 90 X FF 96 1-1 1-3 1B		C FF 92 B FF 92 B SL 82 X FF 91 2-1 HR	C CH 84 B FF 92 D CH 85 F FF 93 B CH 85 B CH 84 4-2 0 1B 17 2B BB	C FC 85 B FS 84 B FS 84 B FF 92 B FF 93 4-1 BB			2	3	2	1	2	0	0
0 Andrés Giménez, L (1, 4) OBP: 0.313, SLG: 0.385 2 Tyler Freeman, R (8, 4) OBP: 0.295, SLG: 0.331	X CU 78 0-0 1-H HR	B CH 90 B SL 90 H FF 96 3-0 HBP			C SL 82 C FF 93 B SL 81 S SL 80 1-3 ① K	B SL 80 S SL 80 B FF 92 S FF 91 B FF 92 F SL 82 F SL 82 F FF 93 X SL 82 3-2 17 2B 1-3 3-H 1B	S FF 92 D FS 85 F FS 83 B FF 92 S FS 83 2-3 ③ K			4 2 2 3 0 2 1 0 0 0 0 0 0 0					
17 Will Brennan, L (1, 9) OBP: 0.296, SLG: 0.361	B FF 96 B CH 90 B FF 96 B FF 96 4-0 13 1B BB	B CU 78 X CH 89 1-0 ③ F8			C FF 93 B FF 92 F SL 81 X SL 81 1-2 ② G1-3	C FF 92 B FF 91 S SL 82 B FF 92 F SL 81 X SL 79 2-2 1-H 3-H 2B		X FA 44 0-0 ① L8		4	0	1	2	1	0	3
13 Gabriel Arias, R (1, 6) OBP: 0.282, SLG: 0.354	D SL 91 S SL 89 F FF 97 F FF 97 X SL 89 1-2 1B			X SL 88 0-0 23 S 22 1B 1B	S FF 92 B FF 92 F SL 81 B FF 93 B FF 94 S FF 94 3-3 ③ K	C FC 84 S FF 92 S FF 92 0-3 ③ K		B FA 46 F FA 50 X FA 48 1-1 ② L7		5	1	2	0	0	2	1
23 Bo Naylor, L (1, 2) OBP: 0.322, SLG: 0.431		C SL 88 S FF 97 S FF 98 0-3 ② K		S CH 88 B FF 96 D SL 88 C FF 95 B FF 96 S SL 89 3-3 ① K 1-2		X FF 92 0-0 11 WP 11 2B 2B	B FS 84 C FF 92 B FS 83 S FS 83 B FF 91 S FF 92 3-3 ① K	B FA 74 B FA 51 F FA 52 B FA 50 X FA 56 3-1 ③ P2		5	1	1	0	0	3	3
Inning Stats	R: 0 E: 0 K: 1 S: 6 H: 1 LOB: 0 BB: 0 P: 11	R: 2 E: 0 K: 1 S: 15 H: 2 LOB: 2 BB: 1 P: 24	R: 0 E: 0 K: 0 S: 12 H: 2 LOB: 3 BB: 0 P: 20	R: 1 E: 0 K: 1 S: 12 H: 2 LOB: 2 BB: 1 P: 19	R: 1 E: 0 K: 2 S: 11 H: 1 LOB: 0 BB: 0 P: 18	R: 5 E: 0 K: 2 S: 25 H: 5 LOB: 1 BB: 1 P: 39	R: 3 E: 0 K: 2 S: 17 H: 2 LOB: 1 BB: 2 P: 33	R: 0 E: 0 K: 0 S: 5 H: 0 LOB: 0 BB: 0 P: 9		1B: 8 2B: 4 3B: 0 HR: 3 SF: 0 SAC: 0 DP: 0 HBP: 2					

PITCHER		IP	WLS	BF	H	R	ER	SO	BB	IBB	HBP	BLK	WP	HR	S	P	ERA	WHIP
22 Jon Gray, R ERA: 4.05	(1, 1)	3.2	L	21	7	3	3	3	2	0	2	0	0	1	44	73	7.36	2.455
44 Andrew Heaney, L ERA: 4.43	(4, 1)	2.0		13	6	6	6	3	1	0	0	0	1	1	34	55	27.00	3.500
21 Ian Kennedy, R ERA: 7.16	(6, 1)	1.1		8	2	3	3	3	2	0	0	0	1	1	20	36	20.25	3.000
11 Austin Hedges, R ERA: 4.91	(8, 1)	1.0		3	0	0	0	0	0	0	0	0	0	0	5	9	0.00	0.000

PITCHER	IP	WLS	BF	H	R	ER	SO	BB	IBB	HBP	BLK	WP	HR	S	P	ERA	WHIP

BOTTOM

Texas Rangers @ Cleveland Guardians

Progressive Field, Cleveland, OH

Fri Sep 15 2023, 7:13 PM - 9:56 PM EDT

Att. 21,043 - Clear - 67 F

livebaseballscorecards.com

AB	38
R	12
H	15
RBI	12
BB	5
SO	9
LOB	19

WP: 2 PA: 45
PB: 0
SB: 1
CS: 1

Texas Rangers @ Cleveland Guardians

Progressive Field, Cleveland, OH

Sat Sep 16 2023, 6:11 PM - 8:47 PM EDT

Att. 25,263 - Partly Cloudy - 69 F

TOP

livebaseballscorecards.com

Batter	1	2	3	4	5	6	7	8	9	AB	R	H	RBI	BB	SO	LOB
2 Marcus Semien, R (1, 4) OBP: 0.349, SLG: 0.467	C FF 93 S CH 85 F CH 83 X SL 84 0-2 ① F8		C FF 94 F FF 94 D SL 85 S CH 84 1-3 ② K		F SL 85 1 SAFE B FF 93 F CH 83 1 SAFE F CH 83 X SL 83 1-2 1-H 2B			B FF 97 B SL 87 X FF 96 2-0 ② L7		4	0	1	1	0	1	1
5 Corey Seager, L (1, 6) OBP: 0.403, SLG: 0.657	X CH 85 0-0 ② G4-3		C SL 84 B CH 83 S CH 84 B SL 86 B FF 94 X SL 86 3-2 ③ G4-3		X FF 92 0-0 ③ L9			F FF 97 S FF 96 B CH 86 S CH 87 1-3 ③ K		4	0	0	0	0	1	2
30 Nathaniel Lowe, L (1, 3) OBP: 0.375, SLG: 0.435	C FF 94 X FF 94 0-1 ① 2B			B SL 84 B FF 93 F FF 92 B FF 93 X SL 82 3-1 ① F4		C FF 91 X CH 85 0-1 ① G4-3			C FC 99 F FC 98 B FC 99 F FC 99 X FC 100 1-2 18 G5-4-3 1B	4	0	2	0	0	0	0
18 Mitch Garver, R (1, 10) OBP: 0.376, SLG: 0.520	C FF 95 B SL 86 F SL 85 X SL 84 1-2 ③ G6-3			B CH 83 F SL 84 S SL 83 B FF 94 C FF 94 2-3 ② K		B CU 80 B SL 83 B FF 92 C FF 92 F FF 94 X FF 94 3-2 ② F9			C SL 89 S FC 99 X SL 91 0-2 ①② G5-4-3 1-2f	4	0	0	0	0	1	2
4 Robbie Grossman, S (1, 9) OBP: 0.339, SLG: 0.407 16 Travis Jankowski, L (8, 9) OBP: 0.350, SLG: 0.332		F FF 93 S CH 84 B CH 84 F CH 84 F FF 94 S CH 84 1-3 ① K		B CU 77 C CH 85 B FF 93 F CH 84 F CH 85 X CH 85 2-2 ③ 1B		C FF 93 C CH 85 B FF 93 X CH 86 1-2 ③ P6			F FC 101 C FC 100 S SL 92 0-3 ③ K2-3	3 1	0 0	1 0	0 0	0 0	1 1	0 0
28 Jonah Heim, S (1, 2) OBP: 0.313, SLG: 0.446		C SL 84 F FF 94 B FF 96 S FF 96 1-3 ② K		F FF 93 B FF 93 B SL 83 F CH 84 X CH 84 2-2 ③ G1-3			S FF 94 C CU 78 T CU 79 0-2 ① K			3	0	0	0	0	2	1
47 Josh Smith, L (1, 5) OBP: 0.303, SLG: 0.310		C CH 85 F CH 86 X FF 96 0-2 ③ G5-3			B SL 82 C FF 93 C FF 92 B CH 84 X FF 92 2-2 ① L5		S SL 87 F SI 94 X SI 95 0-2 ② G1-3			3	0	0	0	0	0	0
3 Leody Taveras, S (1, 8) OBP: 0.311, SLG: 0.424			C FF 93 C FF 94 F SL 83 X FF 95 0-2 32 G4-3 1B		C FF 93 X FF 92 0-1 ② G1-3		B CU 79 B CU 78 B CU 78 C FF 95 X FF 95 3-1 ③ G4-3			3	0	1	0	0	0	0
32 Evan Carter, L (1, 7) OBP: 0.414, SLG: 0.478			B CH 83 B CH 83 C FF 93 B CH 84 F FF 93 X FF 95 3-2 ① G4-3 1-2		X FF 94 0-0 2 2B 1B			B FF 95 B FF 96 X FF 96 2-0 ① G6-3		3	1	1	0	0	0	1
Inning Stats	R: 0 E: 0 K: 0 S: 10 H: 1 LOB: 1 BB: 0 P: 11	R: 0 E: 0 K: 2 S: 11 H: 0 LOB: 0 BB: 0 P: 13	R: 0 E: 0 K: 1 S: 13 H: 1 LOB: 1 BB: 0 P: 20	R: 0 E: 0 K: 1 S: 12 H: 1 LOB: 1 BB: 0 P: 21	R: 1 E: 0 K: 0 S: 11 H: 2 LOB: 1 BB: 0 P: 14	R: 0 E: 0 K: 0 S: 8 H: 0 LOB: 0 BB: 0 P: 12	R: 0 E: 0 K: 1 S: 8 H: 0 LOB: 0 BB: 0 P: 11	R: 0 E: 0 K: 1 S: 5 H: 0 LOB: 0 BB: 0 P: 10	R: 0 E: 0 K: 1 S: 10 H: 1 LOB: 0 BB: 0 P: 11	1B: 4 2B: 2 3B: 0 HR: 0	SF: 0 SAC: 0 DP: 1 HBP: 0	WP: 0 PB: 0 SB: 0 CS: 0	PA: 32			

	AB	32
	R	1
	H	6
	RBI	1
	BB	0
	SO	7
	LOB	7

PITCHER		IP	WLS	BF	H	R	ER	SO	BB	IBB	HBP	BLK	WP	HR	S	P	ERA	WHIP
61 Tanner Bibee, R ERA: 2.98	(1, 1)	5.1		21	5	1	1	4	0	0	0	0	0	0	59	81	1.69	0.938
62 Enyel De Los Santos, R ERA: 3.43	(6, 1)	0.2		2	0	0	0	0	0	0	0	0	0	0	6	10	0.00	0.000
31 Sam Hentges, L ERA: 3.75	(7, 1)	1.0		3	0	0	0	1	0	0	0	0	0	0	8	11	0.00	0.000
40 Reynaldo López, R ERA: 3.5	(8, 1)	1.0	W	3	0	0	0	1	0	0	0	0	0	0	5	10	0.00	0.000
48 Emmanuel Clase, R ERA: 3.01	(9, 1)	1.0	S	3	1	0	0	1	0	0	0	0	0	0	10	11	0.00	1.000

PITCHER		IP	WLS	BF	H	R	ER	SO	BB	IBB	HBP	BLK	WP	HR	S	P	ERA	WHIP

Texas Rangers @ Cleveland Guardians

Progressive Field, Cleveland, OH

Sat Sep 16 2023, 6:11 PM - 8:47 PM EDT

Att. 25,263 - Partly Cloudy - 69 F

livebaseballscorecards.com

BOTTOM

Batter	1	2	3	4	5	6	7	8	9	AB	R	H	RBI	BB	SO	LOB
38 Steven Kwan, L (1, 7) OBP: 0.343, SLG: 0.374	C SI 90 X SI 91 0-1 ① F7	B SL 81 D SI 90 B FC 88 C SI 90 B FC 90 4-1 1-2 2-3 BB		X SI 90 0-0 ③ L7			F SI 92 B CU 80 X SI 91 1-1 11 FC5-4 1B	B CH 89 B FC 93 B SI 96 C FF 96 C SI 96 X FC 92 3-2 1-3 2-H 1B		4	0	2	1	1	0	0
11 José Ramírez, S (1, 5) OBP: 0.352, SLG: 0.482	B FC 88 X CH 86 1-0 22 1B 1B	C KC 77 B FC 89 B CH 86 F SI 91 D SL 82 S CH 85 3-3 ③ K			B SL 79 C FC 88 B CH 85 X FC 88 2-1 56 S 1B		D CH 83 B CU 78 C FC 88 X CH 84 2-1 ② FC5-4 22 1B 1-2f	S CH 90 S CH 89 F SL 84 X FF 97 0-2 ③ F9		5	0	2	0	0	1	6
22 Josh Naylor, L (1, 3) OBP: 0.353, SLG: 0.509	B FC 89 X SI 91 1-0 1-2 1B		B FC 89 X FC 88 1-0 ① F7		F CH 83 S CH 84 F FC 90 S CH 85 0-3 ① K		C SI 90 B SI 92 D CU 80 X SI 91 2-1 56 S 1-3 1B			4	0	2	0	0	1	1
56 Kole Calhoun, L (1, 10) OBP: 0.312, SLG: 0.392	C SI 91 F FC 91 S CH 86 0-3 ② K		X FC 88 0-0 17 BB 1B		B CH 85 B CH 86 F FC 90 B CH 85 B CH 86 4-1 0 G4-6-3 1-2 BB		B SL 81 S SL 80 D SL 80 B FF 92 S SL 81 X SL 80 3-2 ③ L3 1-2			3	0	1	0	1	1	4
0 Andrés Giménez, L (1, 4) OBP: 0.310, SLG: 0.382	B CH 86 F CH 87 B SL 82 S FC 89 F CH 85 F SI 92 X KC 78 2-2 ③ L8		C CH 84 S FC 88 X FC 90 0-2 ② P6		F FC 88 S CH 85 D CH 86 F FC 89 F SL 82 X CH 86 1-2 ② ③ G4-6-3 1-2f			B SL 78 C SL 80 S SL 80 X SL 80 1-2 ① L7		4	0	0	0	0	0	5
17 Will Brennan, L (1, 9) OBP: 0.299, SLG: 0.363 10 Ramón Laureano, R (6, PH) OBP: 0.301, SLG: 0.381 (7, 9)		C FC 88 X CH 86 0-1 23 CS 1B	B KC 75 B SI 91 F FC 88 S FC 88 B FC 89 B CH 86 4-2 1-2 BB			C CU 79 X CH 83 0-1 ① G5-3		B FF 91 F FF 91 B CH 86 F FF 92 F SL 81 X FF 92 2-2 2 1B 2B		1 2	0 1	1 1	0 0	1 0	0 0	0 0
23 Bo Naylor, L (1, 2) OBP: 0.325, SLG: 0.429		B KC 76 B FC 90 B FC 89 X SI 91 3-0 ① 38 BB 7 S 1-2 1B	C CH 86 X SI 91 0-1 ③ P5			F SI 92 B CU 79 X SI 92 1-1 ② L7		B SL 81 D SL 82 C SL 82 B SL 82 B FF 92 4-1 2 1B 38 1B BB		3	1	1	0	1	0	2
7 Myles Straw, R (1, 8) OBP: 0.292, SLG: 0.285		C SI 90 B SI 90 B SL 82 H SI 90 3-1 38 BB 1-2 HBP		C SL 79 B SI 90 C SI 90 X SI 90 1-2 ① G5-3		B CU 78 B SI 91 C SI 91 X FC 89 2-1 ③ G6-3		B FC 90 X SI 93 1-0 ② F6		3	0	0	0	0	0	2
8 José Tena, L (1, 6) OBP: 0.261, SLG: 0.238 2 Tyler Freeman, R (7, PH) OBP: 0.298, SLG: 0.333 (8, 6)		C FC 88 2 SAFE B FC 88 B CH 85 B SI 91 S FC 89 C SI 90 3-3 ② K		C KC 75 B FC 88 F FC 89 S CH 84 1-3 ② K			C SI 90 B CH 84 X CH 83 1-1 ① L7	D SL 84 C SI 95 F SL 85 B FF 97 X SL 83 2-2 38 1B 1-2 2-H 1B		2 2	0 0	0 1	0 1	0 0	2 0	2 0
Inning Stats	R: 0 E: 0 K: 1 S: 12 H: 2 LOB: 2 BB: 0 P: 16	R: 0 E: 0 K: 2 S: 11 H: 2 LOB: 3 BB: 1 P: 27	R: 0 E: 0 K: 0 S: 9 H: 1 LOB: 2 BB: 1 P: 14	R: 0 E: 0 K: 1 S: 7 H: 0 LOB: 0 BB: 0 P: 9	R: 0 E: 0 K: 1 S: 12 H: 1 LOB: 1 BB: 1 P: 19	R: 0 E: 0 K: 0 S: 6 H: 0 LOB: 0 BB: 0 P: 9	R: 0 E: 0 K: 0 S: 11 H: 2 LOB: 2 BB: 0 P: 20	R: 2 E: 0 K: 0 S: 19 H: 3 LOB: 2 BB: 1 P: 32		1B: 10 2B: 1 3B: 0 HR: 0 SF: 0 SAC: 0 DP: 1 HBP: 1					WP: 0 PB: 0 SB: 3 CS: 1 PA: 38	

	AB	R	H	RBI	BB	SO	LOB
AB	**33**						
R	**2**						
H	**11**						
RBI	**2**						
BB	**4**						
SO	**5**						
LOB	**22**						

PITCHER		IP	WLS	BF	H	R	ER	SO	BB	IBB	HBP	BLK	WP	HR	S	P	ERA	WHIP
33 Dane Dunning, R ERA: 3.78	(1, 1)	5.0		23	6	0	0	5	3	0	1	0	0	0	51	85	0.00	1.800
54 Martín Pérez, L ERA: 4.65	(6, 1)	1.2	H	7	2	0	0	0	0	0	0	0	0	0	14	23	0.00	1.200
51 Will Smith, L ERA: 4.0	(7, 1)	0.2	L	4	1	2	2	0	1	0	0	0	0	0	11	21	27.00	3.000
25 José Leclerc, R ERA: 3.04	(8, 1)	0.2	B	4	2	0	0	0	0	0	0	0	0	0	11	17	0.00	3.000

PITCHER	IP	WLS	BF	H	R	ER	SO	BB	IBB	HBP	BLK	WP	HR	S	P	ERA	WHIP

Texas Rangers @ Cleveland Guardians

Progressive Field, Cleveland, OH

Sun Sep 17 2023, 1:43 PM - 4:07 PM EDT

Att. 19,361 - Sunny - 71 F

TOP

livebaseballscorecards.com

Batter	1	2	3	4	5	6	7	8	9	AB	R	H	RBI	BB	SO	LOB
2 Marcus Semien, R (1, 4) OBP: 0.348, SLG: 0.465	F FF 95 B CU 74 F SL 85 F FF 95 B CU 77 F FF 96 X SL 86 2-2 L7		B FF 95 F FF 95 B FF 95 F CU 77 X SL 86 2-2 F8		X SL 85 0-0 F9		B CH 85 X FF 94 1-0 1-2 2-3 1B		B SI 91 C SL 79 C FF 90 B FF 90 B FF 92 X SL 78 3-2 1-H 2B	4	0	1	0	0	0	1
20 Ezequiel Duran, R (7, 4) OBP: 0.323, SLG: 0.444										1	0	1	1	0	0	0
5 Corey Seager, L (1, 6) OBP: 0.399, SLG: 0.651	X CH 88 0-0 F7		F FF 95 S FF 95 B CH 88 B FF 96 S CU 77 2-3 K		C CU 74 X CH 86 0-1 L8		B KC 83 S KC 84 F FF 94 S KC 84 1-3 K		C SL 78 F FF 91 C SL 77 0-3	4	0	0	0	0	2	4
36 Jonathan Ornelas, R (7, 6) OBP: 0.250, SLG: 0.143										1	0	0	0	0	1	1
30 Nathaniel Lowe, L (1, 3) OBP: 0.374, SLG: 0.433	C FF 95 C FF 93 S SL 85 0-3 K		B CU 77 B FF 95 B CU 77 C FF 95 F FF 95 B FF 97 4-2 BB			B SL 85 C FF 92 B FF 94 B SL 86 X CU 76 2-2 G4-3	C FF 94 X KC 83 0-1 G3-1			3	0	0	0	1	1	3
55 Sam Huff, R (7, 3) OBP: 0.289, SLG: 0.512										0	0	0	0	0	0	0
18 Mitch Garver, R (1, 10) OBP: 0.371, SLG: 0.512		B FF 93 X SL 85 1-0 L6	C CU 75 B FF 95 S SL 86 F FF 96 S CU 76 1-3 K			B FF 93 S FF 93 X CU 76 1-1 F7		B FF 92 F FF 92 B CU 75 F FF 93 B SL 81 F FF 92 S SL 84 3-3 K		4	0	0	0	0	2	1
4 Robbie Grossman, S (1, 9) OBP: 0.338, SLG: 0.405		C CU 75 B FF 94 F FF 94 S SL 85 1-3 K		X FF 94 0-0 F8		C SL 84 B CU 76 X FF 92 1-1 1B		B SL 85 F SL 86 B FF 94 C FF 93 X SL 84 2-2 L3		4	0	1	0	0	1	0
16 Travis Jankowski, L (8, 9) OBP: 0.350, SLG: 0.332										0	0	0	0	0	0	0
3 Leody Taveras, S (1, 8) OBP: 0.310, SLG: 0.425		C FF 95 B CU 74 B CU 75 B FF 95 X FF 95 3-1 47 2B 2B		B FF 93 C SL 87 C CH 87 B CU 76 B FF 95 S CU 78 3-3 K		C FF 93 S CU 75 X FF 93 0-2 G4-3		S CU 74 X SL 84 0-1 F8		4	1	1	0	0	1	1
47 Josh Smith, L (1, 5) OBP: 0.302, SLG: 0.314		F FF 94 F FF 95 B FF 95 B CH 89 F CH 89 B FF 96 X SL 87 3-2 2-H 2B		B FF 94 B FF 94 C FF 94 C FF 94 X CH 88 2-2 G4-3			B FF 94 C FF 95 B KC 84 F FF 94 C KC 84 2-3 K		C FF 90 B FS 84 C SI 91 F SL 78 X FS 85 1-2 G4-3	4	0	1	1	0	1	0
32 Evan Carter, L (1, 7) OBP: 0.455, SLG: 0.480		B FF 95 B FF 95 2-0 IBB			C FF 93 B CH 86 B CH 86 B FF 93 F FF 92 F FF 93 S SL 86 3-3 K		C KC 84 B FF 95 B KC 85 F FF 92 B CH 85 B FF 94 4-2 2 1B 11 1B BB		C SL 79 B FF 91 S FS 83 X SI 91 1-2 20 2B 1B	2	1	1	0	2	1	0
11 Austin Hedges, R (1, 2) OBP: 0.237, SLG: 0.231		C SL 87 T FF 96 S SL 88 0-3 K			B FF 94 B SL 85 C FF 93 S FF 94 F FF 95 X SL 86 2-2 1B		B FF 94 F FF 95 C CH 84 F FF 94 X KC 84 1-2 2 1B 1-2 1B		C FF 91 S SL 77 B SL 76 C SL 77 1-3 K	4	0	2	0	0	2	3

Inning Stats																		
	R: 0 E: 0 K: 1 S: 9	H: 0 LOB: 0 BB: 0 P: 11	R: 1 E: 0 K: 2 S: 13	H: 2 LOB: 2 BB: 1 P: 23	R: 0 E: 0 K: 2 S: 12	H: 0 LOB: 1 BB: 1 P: 21	R: 0 E: 0 K: 1 S: 7	H: 0 LOB: 0 BB: 0 P: 12	R: 0 E: 0 K: 1 S: 11	H: 1 LOB: 1 BB: 0 P: 16	R: 0 E: 0 K: 0 S: 10	H: 1 LOB: 1 BB: 0 P: 14	R: 0 E: 0 K: 2 S: 15	H: 2 LOB: 3 BB: 1 P: 24	R: 0 E: 0 K: 1 S: 9	H: 0 LOB: 0 BB: 0 P: 14	R: 1 E: 0 K: 2 S: 16	H: 2 LOB: 1 BB: 0 P: 22

	AB	35
	R	2
	H	8
	RBI	2
	BB	3
	SO	12
	LOB	14

	1B: 5	SF: 0
	2B: 3	SAC: 0
	3B: 0	DP: 0
	HR: 0	HBP: 0

	WP: 0	PA: 38
	PB: 0	
	SB: 0	
	CS: 0	

PITCHER		IP	WLS	BF	H	R	ER	SO	BB	IBB	HBP	BLK	WP	HR	S	P	ERA	WHIP
63 Gavin Williams, R ERA: 3.29	(1, 1)	6.0	W	24	4	1	1	7	1	1	0	0	0	0	62	97	1.50	0.833
55 Matt Moore, L ERA: 2.77	(7, 1)	1.0		6	2	0	0	2	1	0	0	0	0	0	15	24	0.00	3.000
44 Xzavion Curry, R ERA: 4.05	(8, 1)	1.0		3	0	0	0	1	0	0	0	0	0	0	9	14	0.00	0.000
52 Nick Sandlin, R ERA: 3.9	(9, 1)	1.0		5	2	1	1	2	0	0	0	0	0	0	16	22	9.00	2.000

PITCHER		IP	WLS	BF	H	R	ER	SO	BB	IBB	HBP	BLK	WP	HR	S	P	ERA	WHIP

Texas Rangers @ Cleveland Guardians

Progressive Field, Cleveland, OH

Sun Sep 17 2023, 1:43 PM - 4:07 PM EDT

Att. 19,361 - Sunny - 71 F

livebaseballscorecards.com

BOTTOM

Batter	1	2	3	4	5	6	7	8	9	AB	R	H	RBI	BB	SO	LOB
38 Steven Kwan, L (1, 7) OBP: 0.344, SLG: 0.375	B FF 90 B FF 90 C FF 90 X FF 91 2-1 2B		C FF 92 B FF 91 B CH 83 X CH 85 2-1 G4-3 ③	C SI 98 X CH 89 0-1 10 HBP 11 G1-3 0 2B 1-3 2-H 1B		B SI 95 B SI 96 B SI 95 C SI 96 X SI 96 3-1 G4-3 ①		C SL 84 F FF 95 B FF 95 F SL 84 F FF 94 C SL 84 1-3 K ③		5	1	2	1	0	1	0
11 José Ramírez, S (1, 10) OBP: 0.352, SLG: 0.486	C FF 90 B CH 82 C CH 82 X FF 92 1-2 G4-3 ①			C CH 82 C FF 91 C FF 91 B CH 82 X FF 82 2-2 HR X SI 98 0-0 G1-3 ② 1-2 3-H		C SL 88 X SL 88 0-1 G4-3 ②				4	1	1	2	0	0	2
22 Josh Naylor, L (1, 3) OBP: 0.354, SLG: 0.507 12 David Fry, R (9, 3) OBP: 0.311, SLG: 0.400	F FF 90 S FF 92 B SL 85 D SL 82 X FF 91 2-2 F8 ②			B CH 82 C CH 84 C SL 84 X FF 87 2-1 10 2B 0 1B 1B 0-0 10 HBP 0 2B IBB		S SL 88 X SI 96 0-1 G5-3 ③				3 0	2 0	1 0	0 0	1 0	0 0	1 0
10 Ramón Laureano, R (1, 8) OBP: 0.306, SLG: 0.387	B CH 82 B FF 92 C CH 83 X CH 83 2-1 F9 ③			C CH 82 S FF 90 S FF 86 X CH 83 1-2 0 1B 2 1B 1-3 2B B SL 88 B SL 87 C SI 96 C SL 86 B SL 98 H SI 97 4-2 0 2B 1-2 2-3 HBP			B SL 87 X SL 86 1-0 17 FC6 1B			3	1	2	0	0	0	1
0 Andrés Giménez, L (1, 4) OBP: 0.312, SLG: 0.385 8 José Tena, L (9, 4) OBP: 0.261, SLG: 0.238		C FF 90 X CH 82 0-1 G4-3 ①	C FF 90 B FF 90 B CH 83 X FF 90 2-1 G4-3 ①	C FF 90 B CH 82 B FF 91 C FF 91 F FF 91 F CH 83 X FC 86 3-2 17 1B 2 1B 13 1B 2-3 3-H 1B C SI 97 S SL 86 X SI 97 1-1 1-3 2-H 3-H 2B			B FF 95 X FF 94 1-0 P2 ①			4 0	1 0	2 0	3 0	0 0	0 0	1 0
2 Tyler Freeman, R (1, 5) OBP: 0.297, SLG: 0.331		X FF 90 0-0 F9 ②		X FF 91 0-0 17 1B 13 1B 1-2 3-H 1B C SI 97 X SL 88 0-1 L7 ③			C FF 94 X CH 85 0-1 P3 ②			4	1	1	1	0	0	3
17 Will Brennan, L (1, 9) OBP: 0.299, SLG: 0.362		C FF 90 B FC 86 F FF 90 X SL 83 1-2 L4 ③		B FC 86 F FF 90 B FC 87 T FF 91 F FF 91 X SL 82 2-2 13 1B 38 1B 1-2 2-3 1B X SI 96 0-0 G4-3 ①			B SL 85 B FF 95 F FF 95 S FF 96 X SL 86 2-2 FC6 ③ 1-2f			4	1	1	0	0	0	1
13 Gabriel Arias, R (1, 6) OBP: 0.282, SLG: 0.353			C FF 89 S FF 90 S FF 92 0-3 K ①	C SI 97 C SI 96 D SL 87 X SI 98 1-2 38 1B 11 G1-3 1-2 2-H 3-H 1B F SI 97 S SL 88 B SL 88 X SI 96 1-2 G6-3 ②				S FF 94 S FF 95 X FF 93 0-2 F9 ①		4	1	1	2	0	1	0
35 Cam Gallagher, R (1, 2) OBP: 0.164, SLG: 0.179			C FF 91 B FF 90 S FF 91 B FF 92 S FF 91 2-3 K ②	B SI 97 C SI 97 L SI 97 C SI 97 1-3 K ①		B SI 96 X SI 96 1-0 G5-3 ③		C FF 95 F FF 95 B FF 95 B CH 86 B FF 95 X FF 95 3-2 L9 ②		4	0	0	0	0	2	2
Inning Stats	R: 0 E: 0 K: 0 S: 10 H: 1 LOB: 1 BB: 0 P: 17	R: 0 E: 0 K: 0 S: 6 H: 0 LOB: 0 BB: 0 P: 7	R: 0 E: 0 K: 2 S: 8 H: 0 LOB: 0 BB: 0 P: 12	R: 9 E: 0 K: 1 S: 34 H: 9 LOB: 2 BB: 1 P: 51	R: 0 E: 0 K: 0 S: 5 H: 0 LOB: 0 BB: 0 P: 7	R: 0 E: 0 K: 0 S: 6 H: 0 LOB: 0 BB: 0 P: 9	R: 0 E: 0 K: 0 S: 7 H: 1 LOB: 1 BB: 0 P: 11	R: 0 E: 0 K: 1 S: 11 H: 0 LOB: 0 BB: 0 P: 15		1B: 7 2B: 3 3B: 0 HR: 1 SF: 0 SAC: 0 DP: 0 HBP: 1						

AB	35
R	9
H	11
RBI	9
BB	1
SO	4
LOB	11

PITCHER		IP	WLS	BF	H	R	ER	SO	BB	IBB	HBP	BLK	WP	HR	S	P	ERA	WHIP
61 Cody Bradford, L ERA: 4.65	(1, 1)	3.0	L	16	7	6	6	2	0	0	0	0	0	1	42	64	18.00	2.333
72 Jonathan Hernández, R ERA: 6.49	(4, 1)	3.0		15	4	3	3	1	0	1	1	0	0	0	28	41	9.00	1.333
67 Jacob Latz, L ERA:	(7, 1)	2.0		6	0	0	0	1	0	0	0	0	0	0	17	24	0.00	0.000

PITCHER	IP	WLS	BF	H	R	ER	SO	BB	IBB	HBP	BLK	WP	HR	S	P	ERA	WHIP

Batter	1	2	3	4	5	6	7	8	9	AB	R	H	RBI	BB	SO	LOB
43 Ceddanne Rafaela, R (1, 8) OBP: 0.321, SLG: 0.500	S CU 79 S CU 79 B CU 79 B SI 93 X SI 92 2-2 ① F9		S CU 82 D CU 80 F FF 94 S CU 81 1-3 ③ K2-3		L SI 94 S CU 81 D CU 80 B FF 94 B SI 94 F CU 80 X SI 94 3-2 ③ F9			C SL 81 C SL 80 T SL 81 0-2 ① K		4	0	0	0	0	2	4
11 Rafael Devers, L (1, 5) OBP: 0.358, SLG: 0.522	B SI 92 X SI 93 1-0 30 G6-4-3 1B			B SI 92 B CH 83 B SI 92 C SI 92 X CH 83 3-1 19 WP 30 S 1B		F SI 92 B FF 94 S CH 84 C SI 94 1-3 ① K		0-0 30 1B 18 SF9 IBB		3	1	2	0	1	1	0
30 Rob Refsnyder, R (1, 7) OBP: 0.363, SLG: 0.311 99 Alex Verdugo, L (9, 9) OBP: 0.327, SLG: 0.432	C SI 94 X CU 80 0-1 ② ③ G6-4-3 1-2f			S CU 80 S CU 80 B CU 81 S CH 81 1-3 ① K 1-2		X CU 81 0-0 ② G5-3		B CU 77 C SL 81 C SL 80 B SL 82 D FF 92 X FF 93 3-2 18 SF9 1B 1-3 2-H 3-H		4 0	0 0	1 0	2 0	0 0	1 0	2 0
18 Adam Duvall, R (1, 9) OBP: 0.307, SLG: 0.527 (9, 7)		S SI 93 F SI 94 B SI 94 S CU 81 1-3 ① K		X SI 94 0-0 ② L6		S CH 83 B CH 84 S CU 81 B CU 81 C SI 94 2-3 ③ K		B SL 89 C FF 94 X SL 88 1-1 ② SF9 1-2 3-H		3	0	0	1	0	2	1
19 Pablo Reyes, R (1, 6) OBP: 0.341, SLG: 0.391		X CU 80 0-0 ② P3		B CU 80 C SI 93 C SI 92 D CU 80 B SI 94 X CH 83 3-2 ③ G5-3 2-3			B SI 92 B CH 83 C CH 84 X SI 93 2-1 ① P3	B FF 93 B FF 94 S SL 88 B FF 93 F FF 94 F FF 94 X SL 87 3-2 ③ F8		4	0	0	0	0	0	2
10 Trevor Story, R (1, 10) OBP: 0.218, SLG: 0.299		C SI 93 S CU 80 S CU 82 0-3 ③ K			S CU 79 B CU 80 X SI 94 1-1 ① L9		C CU 80 C FF 93 F SI 93 X CU 82 0-2 ② F8		B SL 87 B FF 93 F SL 87 F SL 87 B CU 81 B SL 87 4-2 29 F8 BB	3	0	0	0	1	1	0
29 Bobby Dalbec, R (1, 3) OBP: 0.333, SLG: 0.316			C SI 92 C CH 82 F CU 80 X SI 93 0-2 1B		C CH 83 B CU 80 B SI 94 F CH 84 B FC 88 X CH 84 3-2 17 1B 2B		C SI 94 S CU 81 F CU 81 S FF 93 0-3 ③ K		B SL 87 1 SAFE F SL 87 1 SAFE X SL 88 1-1 ① ② F8 1-2	4	1	2	0	0	1	1
17 Luis Urías, R (1, 4) OBP: 0.333, SLG: 0.302			C CU 80 S CH 83 S CH 84 0-3 ① K		C CU 80 C SI 95 D CU 81 B SI 95 X CH 84 2-2 12 G5-3 1B 2-H			C CU 76 B SL 80 B FF 92 C SL 80 B SL 82 F FF 93 F SL 83 D SL 81 4-2 12 2B 30 1B BB	B FF 92 F FF 94 B SL 87 F FF 93 F FF 93 B CH 88 X SL 87 3-2 1B	3	1	2	1	1	1	1
12 Connor Wong, R (1, 2) OBP: 0.299, SLG: 0.406			D CU 81 F SI 94 X CU 81 1-1 ② L5		C CU 78 C SI 93 B SI 94 1 SAFE X SI 93 1-2 ② G5-3 1-2			B CU 76 F SL 81 X FF 92 1-1 30 1B 2B 1-3	B FF 96 F FF 95 C FF 97 F CH 90 F FF 96 F SL 86 S FF 96 1-3 ③ K	4	1	1	0	0	1	3
Inning Stats	R: 0 E: 0 K: 0 S: 6 H: 1 LOB: 0 BB: 0 P: 9	R: 0 E: 0 K: 2 S: 7 H: 0 LOB: 0 BB: 0 P: 8	R: 0 E: 0 K: 2 S: 13 H: 1 LOB: 0 BB: 0 P: 15	R: 0 E: 0 K: 1 S: 9 H: 1 LOB: 1 BB: 0 P: 16	R: 1 E: 0 K: 0 S: 15 H: 2 LOB: 1 BB: 0 P: 25	R: 0 E: 0 K: 2 S: 7 H: 0 LOB: 0 BB: 0 P: 10	R: 0 E: 0 K: 1 S: 10 H: 0 LOB: 0 BB: 0 P: 12	R: 3 E: 0 K: 1 S: 18 H: 2 LOB: 1 BB: 2 P: 30	R: 0 E: 0 K: 1 S: 14 H: 1 LOB: 1 BB: 1 P: 23	1B: 6 2B: 2 3B: 0 HR: 0 SF: 1 SAC: 0 DP: 1 HBP: 0						

PITCHER		IP	WLS	BF	H	R	ER	SO	BB	IBB	HBP	BLK	WP	HR	S	P	ERA	WHIP
52 Jordan Montgomery, L ERA: 3.38	(1, 1)	7.0		25	5	1	1	8	0	0	0	0	1	0	67	95	1.29	0.714
51 Will Smith, L ERA: 4.47	(8, 1)	0.1	L	5	2	3	3	1	1	1	0	0	0	0	12	20	81.00	9.000
35 Chris Stratton, R ERA: 3.57	(8, 1)	1.1		5	1	0	0	0	1	0	0	0	0	0	14	26	0.00	1.500
46 Brock Burke, L ERA: 4.3	(9, 1)	0.1		1	0	0	0	1	0	0	0	0	0	0	6	7	0.00	0.000

PITCHER	IP	WLS	BF	H	R	ER	SO	BB	IBB	HBP	BLK	WP	HR	S	P	ERA	WHIP

TOP

Boston Red Sox @ Texas Rangers

Globe Life Field, Arlington, TX

Mon Sep 18 2023, 7:09 PM - 9:43 PM CDT

Att. 27,375 - Roof Closed - 74 F

livebaseballscorecards.com

AB	32
R	4
H	8
RBI	4
BB	3
SO	10
LOB	14

WP: 1 PA: 36
PB: 0
SB: 1
CS: 0

Boston Red Sox @ Texas Rangers

Globe Life Field, Arlington, TX

Mon Sep 18 2023, 7:09 PM - 9:43 PM CDT

Att. 27,375 - Roof Closed - 74 F

BOTTOM

Batter	1	2	3	4	5	6	7	8	9	AB	R	H	RBI	BB	SO	LOB
2 Marcus Semien, R (1, 4) OBP: 0.349, SLG: 0.470	X FF 91 0-0 HR		C FC 89 B ST 83 B FC 89 F FC 90 B ST 81 F FC 90 S FF 94 3-3 ② K			B FF 92 S FC 89 B SL 83 X FC 90 2-1 3-H 1B		C ST 78 X CH 82 0-1 ① G5-3		4	1	2	2	0	1	0
5 Corey Seager, L (1, 6) OBP: 0.396, SLG: 0.645	F FF 90 X FF 92 0-1 ① P6		B FC 90 F FS 83 F FF 93 B SL 82 F FF 94 X KC 79 2-2 ③ G6-3			X FC 89 0-0 ① F9		B CH 82 X SI 95 1-0 ② G4-3		4	0	0	0	0	0	1
30 Nathaniel Lowe, L (1, 3) OBP: 0.374, SLG: 0.432	C KC 78 B KC 79 B FF 92 X FC 88 2-1 1B			X FC 88 0-0 ① P5		C KC 77 B FS 82 F FF 93 C FS 82 1-3 ② K		B CH 82 X CH 82 1-0 ③ G4-3		4	0	1	0	0	1	1
18 Mitch Garver, R (1, 10) OBP: 0.366, SLG: 0.504	C FC 88 F FC 89 B ST 82 S SL 82 1-3 ② K			C FF 92 X KC 80 0-1 ② F9		B FC 89 F FC 87 S SL 81 B SL 84 F SL 83 B SL 83 F FC 89 X ST 82 3-2 ③ P5			B FF 95 F FF 96 C SI 95 S FF 97 1-3 ① K	4	0	0	0	0	2	2
6 Josh Jung, R (1, 5) OBP: 0.323, SLG: 0.487	B FC 89 B SL 81 B FC 89 C FF 94 X FC 88 3-1 ③ F7			X KC 79 0-0 ③ G4-3			F SI 97 C FC 88 C SL 86 0-3 ① K		B SI 96 F FC 93 X FF 95 1-1 28 FC5-6 1B	4	0	1	0	0	1	1
53 Adolis García, R (1, 9) OBP: 0.322, SLG: 0.491		F FF 92 F ST 82 S FF 94 0-3 ① K			F SL 81 X SL 82 0-1 ① P3		B SI 97 S SL 83 B SL 87 B SL 84 C SI 97 B SL 88 4-2 3 BB BB		C SI 95 F FF 97 S FS 90 0-3 ② K	3	0	0	0	1	2	1
28 Jonah Heim, S (1, 2) OBP: 0.311, SLG: 0.442		B FF 93 B FF 94 S FF 93 B FF 94 X FC 90 3-1 ② G3			F FF 93 B FF 92 F FF 92 F FF 94 F FF 94 B FF 93 X FF 93 3-2 ② L4		C SI 96 C SI 96 T FF 97 0-2 ② K		S FF 97 C FF 96 F FS 89 F FF 96 F FS 89 B FC 93 F FF 96 X FC 92 1-2 ③ FC5-6 1-2f	4	0	0	0	0	1	2
3 Leody Taveras, S (1, 8) OBP: 0.310, SLG: 0.423		C KC 78 S FC 90 B FF 94 S FF 94 1-3 ③ K			F FC 88 F FF 93 F ST 82 B FF 94 S SL 82 1-3 ③ K		B SL 81 D SL 87 B SL 86 B SL 88 4-0 1-2 BB			2	0	0	0	1	2	0
32 Evan Carter, L (1, 7) OBP: 0.444, SLG: 0.536			C KC 79 B FF 92 S FF 92 B FF 94 S FF 93 2-3 ① K			C KC 78 X FF 93 0-1 2 1B 3B	B SI 96 C SI 96 F SL 88 B CH 94 S FC 89 2-3 ③ K			3	1	1	0	0	2	2
Inning Stats	R: 1 E: 0 K: 1 S: 10 H: 2 LOB: 1 BB: 0 P: 16	R: 0 E: 0 K: 2 S: 8 H: 0 LOB: 0 BB: 0 P: 12	R: 0 E: 0 K: 2 S: 11 H: 0 LOB: 0 BB: 0 P: 18	R: 0 E: 0 K: 0 S: 4 H: 0 LOB: 0 BB: 0 P: 4	R: 0 E: 0 K: 1 S: 11 H: 0 LOB: 0 BB: 0 P: 15	R: 1 E: 0 K: 1 S: 13 H: 2 LOB: 1 BB: 0 P: 19	R: 0 E: 0 K: 3 S: 11 H: 0 LOB: 2 BB: 2 P: 21	R: 0 E: 0 K: 0 S: 4 H: 0 LOB: 0 BB: 0 P: 6	R: 0 E: 0 K: 2 S: 15 H: 1 LOB: 1 BB: 0 P: 18	1B: 3 2B: 0 3B: 1 HR: 1 SF: 0 SAC: 0 DP: 0 HBP: 0						WP: 0 PB: 0 SB: 0 CS: 0 PA: 34	

livebaseballscorecards.com

AB	32
R	2
H	5
RBI	2
BB	2
SO	12
LOB	10

PITCHER		IP	WLS	BF	H	R	ER	SO	BB	IBB	HBP	BLK	WP	HR	S	P	ERA	WHIP
50 Kutter Crawford, R ERA: 4.19	(1, 1)	6.0		22	4	2	2	7	0	0	0	0	0	1	57	84	3.00	0.667
25 Josh Winckowski, R ERA: 2.88	(7, 1)	1.0	W	5	0	0	0	3	2	0	0	0	0	0	11	21	0.00	2.000
22 Garrett Whitlock, R ERA: 5.19	(8, 1)	1.0	H	3	0	0	0	0	0	0	0	0	0	0	4	6	0.00	0.000
55 Chris Martin, R ERA: 1.07	(9, 1)	1.0	S	4	1	0	0	2	0	0	0	0	0	0	15	18	0.00	1.000

PITCHER	IP	WLS	BF	H	R	ER	SO	BB	IBB	HBP	BLK	WP	HR	S	P	ERA	WHIP

Boston Red Sox @ Texas Rangers

Globe Life Field, Arlington, TX

Tue Sep 19 2023, 7:09 PM - 10:04 PM CDT

Att. 26,617 - Roof Closed - 74 F

TOP

livebaseballscorecards.com

Batter	1	2	3	4	5	6	7	8	9	AB	R	H	RBI	BB	SO	LOB
99 Alex Verdugo, L (1, 9) OBP: 0.327, SLG: 0.431	B FF 94 X FC 91 1-0 ① G3-1		F FC 89 D CU 76 X FC 88 1-1 ① L3		B CU 72 X CU 75 1-0 11 G5-6-3 1B		B FF 93 C FF 92 C FF 93 X FF 94 1-2 FC6 1-3 2-H			4	0	1	0	0	0	3
11 Rafael Devers, L (1, 5) OBP: 0.357, SLG: 0.519	C FF 95 F FS 88 S CU 77 0-3 ② K		F FC 89 F FF 94 B FF 94 B FF 94 F CU 76 B FS 86 F FC 90 B FF 93 4-2 2 G5-3 7 1B 1-2 2-3 BB		B FF 93 F FC 88 B CU 74 B FF 92 X FF 93 3-1 ①② G5-6-3 1-2f		S FF 99 C SI 101 C SI 103 0-3 ② K			3	1	0	0	1	2	3
2 Justin Turner, R (1, 10) OBP: 0.349, SLG: 0.468	C FF 96 F FC 91 X FF 95 0-2 1B		B FC 88 X FC 90 1-0 ② G5-3 1-2 2-3 3-H		C FF 93 B FS 86 C FC 90 B FF 95 B FS 89 X FC 89 3-2 ③ G5-3		B SI 101 C SL 90 S SI 99 B SI 103 B SI 102 X SL 89 3-2 ③ G5-3			4	0	1	1	0	0	4
7 Masataka Yoshida, L (1, 7) OBP: 0.338, SLG: 0.444	C FF 93 F FC 89 B FS 87 X FF 94 1-2 ③ G4-3		B FC 88 B FF 93 X FS 87 2-0 18 1B 2-H 3-H 1B			C FF 92 F FF 92 B SL 87 C FF 92 1-3 ① K		C SL 84 C SL 86 X FF 98 0-2 ① G6-3		4	0	1	2	0	1	1
18 Adam Duvall, R (1, 8) OBP: 0.306, SLG: 0.524		C CU 75 X SL 82 0-1 ① F7	C FF 94 X FC 90 0-1 1-2 1B			S FF 93 B CH 87 C FF 94 X FF 92 1-2 ② F8		C FF 98 B FS 91 S FS 89 S SI 100 1-3 ② K		4	0	1	0	0	1	0
10 Trevor Story, R (1, 6) OBP: 0.219, SLG: 0.292		C CU 75 B SL 82 F FS 87 B FS 85 B SL 83 D FS 89 4-2 12 G6-4-3 BB	B CU 74 X FS 85 1-0 ③ F7			B FF 92 B CU 81 X SL 86 2-0 ③ P4		C FF 99 B SI 100 B SL 88 F FF 98 S SI 101 2-3 ③ K		3	0	0	0	1	1	2
12 Connor Wong, R (1, 2) OBP: 0.296, SLG: 0.403 3 Reese McGuire, L (9, PH) OBP: 0.316, SLG: 0.368		S CU 75 B FS 86 X FF 94 1-1 ②③ G6-4-3 1-2f		B FS 86 B CU 73 F FF 92 F FF 93 F CU 75 S FS 87 2-3 ① K			C SL 81 B FF 93 C SL 82 B FF 93 S SL 81 2-3 ① K		S SL 84 X CH 89 0-1 ① G5-3	3 1	0 0	0 0	0 0	2 0	1 0	1 0
29 Bobby Dalbec, R (1, 3) OBP: 0.360, SLG: 0.364			B FS 87 B FF 94 F CU 75 B SL 83 F FF 93 B CU 76 4-2 11 BB 17 HBP 2 G5-3 BB	C CU 74 F CU 75 C FF 93 0-3 ② K			B SL 82 C FF 93 S SL 82 B FF 94 F SL 81 X SL 81 2-2 99 E 2B		B SL 84 S SL 83 B FF 96 F SL 85 S FF 97 2-3 ② K	3	2	1	0	1	2	0
17 Luis Urías, R (1, 4) OBP: 0.337, SLG: 0.298			C CU 76 B FF 93 F FS 88 1 SAFE B FF 94 F CU 76 F FC 88 H FS 86 3-2 2 G5-3 11 BB 7 1B 1-2 HBP	B FS 87 F FC 89 B CU 76 X FF 93 2-1 ③ F8			B SL 84 B FF 93 C FF 93 B SL 82 F SL 81 F FF 93 B FF 94 4-2 99 E 99 FC6 BB		F FF 97 X SL 86 0-1 ③ G1-3	2	1	0	0	1	0	0
Inning Stats	R: 0 E: 0 K: 1 S: 10 H: 1 LOB: 1 BB: 0 P: 12	R: 0 E: 0 K: 0 S: 6 H: 0 LOB: 0 BB: 1 P: 11	R: 3 E: 0 K: 0 S: 17 H: 2 LOB: 2 BB: 2 P: 33	R: 0 E: 0 K: 2 S: 9 H: 0 LOB: 0 BB: 0 P: 13	R: 0 E: 0 K: 0 S: 6 H: 1 LOB: 0 BB: 0 P: 13	R: 0 E: 0 K: 1 S: 7 H: 0 LOB: 0 BB: 0 P: 11	R: 1 E: 1 K: 2 S: 19 H: 1 LOB: 2 BB: 1 P: 31	R: 0 E: 0 K: 2 S: 9 H: 0 LOB: 0 BB: 0 P: 12	R: 0 E: 0 K: 1 S: 7 H: 0 LOB: 0 BB: 0 P: 9	1B: 4 2B: 1 3B: 0 HR: 0 SF: 0 SAC: 0 DP: 2 HBP: 1						

	AB	31
	R	4
	H	5
	RBI	3
	BB	4
	SO	9
	LOB	14

PITCHER		IP	WLS	BF	H	R	ER	SO	BB	IBB	HBP	BLK	WP	HR	S	P	ERA	WHIP
17 Nathan Eovaldi, R ERA: 3.05	(1, 1)	5.0		21	4	3	3	3	3	0	1	0	0	0	48	82	5.40	1.400
35 Chris Stratton, R ERA: 3.53	(6, 1)	1.0		3	0	0	0	1	0	0	0	0	0	0	7	11	0.00	0.000
44 Andrew Heaney, L ERA: 4.42	(7, 1)	0.1	B	4	1	1	0	1	1	0	0	0	0	0	13	22	0.00	6.000
45 Aroldis Chapman, L ERA: 2.75	(7, 1)	1.2	W	5	0	0	0	3	0	0	0	0	0	0	15	21	0.00	0.000
25 José Leclerc, R ERA: 2.98	(9, 1)	1.0	S	3	0	0	0	1	0	0	0	0	0	0	7	9	0.00	0.000

PITCHER		IP	WLS	BF	H	R	ER	SO	BB	IBB	HBP	BLK	WP	HR	S	P	ERA	WHIP

Batter	1	2	3	4	5	6	7	8	9	AB	R	H	RBI	BB	SO	LOB
2 Marcus Semien, R (1, 4) OBP: 0.349, SLG: 0.469	F SI 94 B SL 84 B SL 84 B SI 95 F SI 95 X SI 94 3-2 ① G6-3		B SL 85 C SL 84 B SI 95 B SL 85 F SI 95 F SI 95 X SI 94 3-2 ① F9		C SI 95 B FS 89 C SI 95 B SI 95 X SI 96 2-2 30 G5-6-3 1-2 2-H 1B		B SL 90 F CU 76 C CH 87 H FF 94 2-2 5 1B 6 1B HBP	F SL 82 X FC 88 0-1 ② F9		4	1	1	1	0	0	0
5 Corey Seager, L (1, 6) OBP: 0.394, SLG: 0.640	B FS 90 B SL 84 B SL 84 X SI 95 3-0 ② G3-1		C FC 88 F FS 88 S SL 84 0-3 ② K		B CU 77 B SI 91 C SI 91 S CU 78 B CU 78 C SI 91 3-3 ① K		B CU 76 X SL 88 1-0 6 1B 28 BB 1-2 1B	X SL 83 0-0 E4		5	1	1	0	0	2	2
30 Nathaniel Lowe, L (1, 3) OBP: 0.372, SLG: 0.429	B SL 84 S SI 93 B FS 88 C SL 85 S SL 84 2-3 ③ K		C FS 89 X FC 87 0-1 ③ L8		B CU 79 B CU 78 S SI 91 X SI 92 2-1 ②③ G5-6-3 1-2f		B SL 88 D FF 94 C SL 87 B SL 87 X FF 92 3-1 ① F6	B SL 82 B FF 94 D SL 84 D SL 83 4-0 BB		4	0	0	0	1	1	4
6 Josh Jung, R (1, 5) OBP: 0.321, SLG: 0.484		C SL 86 F SL 84 F SL 83 S SI 94 0-3 ① K	X SI 94 0-0 ① F9			B SI 94 B SI 93 C SI 94 C SI 95 C SI 95 2-3 ① K	X FF 94 0-0 28 BB 1-3 2-H 1B	C SL 83 S SL 83 B SL 83 S FC 88 1-3 ③ K		5	0	1	1	0	3	2
4 Robbie Grossman, S (1, 10) OBP: 0.340, SLG: 0.402		B SI 94 C SI 94 F SL 84 F SL 84 B FS 88 X SL 85 2-2 ② G5-3	C SI 94 B FS 88 F FC 86 B FS 88 B SL 83 F SL 84 F SI 95 B SI 96 4-2 BB			B SI 96 F SI 95 C SI 94 X SL 85 1-2 ② P5	B FF 94 B ST 79 C ST 80 B CH 87 B ST 80 4-1 28 BB BB			2	0	0	0	2	0	0
53 Adolis García, R (1, 9) OBP: 0.323, SLG: 0.496		C SL 84 C SL 83 B SL 83 X SI 96 1-2 HR	B SL 84 F SL 84 F FS 88 B SL 84 B SL 85 S SI 96 3-3 ② K			C SI 95 B SL 86 S SI 95 F SI 95 B SI 95 F SI 95 F SI 96 B SL 84 F SI 95 4-2 B SI 94 28 2B BB	C FF 93 B ST 81 F FF 94 F CH 88 B FF 92 F ST 80 F SI 93 S FF 94 2-3 ② K			3	2	1	1	1	2	4
28 Jonah Heim, S (1, 2) OBP: 0.315, SLG: 0.448		B SI 96 X SI 95 1-0 2B	C SL 85 B SL 85 F FF 96 X FS 90 1-2 ③ F8			C SI 94 B SI 94 F SI 95 B SI 94 1 SAFE X SI 94 2-2 3 1B 1-H 2B	B ST 81 B FF 93 B FF 93 B FF 92 4-0 1-2 2-3 3-H BB			3	1	2	2	1	0	1
3 Leody Taveras, S (1, 8) OBP: 0.314, SLG: 0.423		B SL 84 B SL 84 B SI 93 B SI 94 4-0 BB			C SL 83 S SL 83 B SL 83 B SL 83 B SI 94 B SI 93 4-2 32 BB 2 1B BB	C SI 94 C SI 94 X SI 94 0-2 2-H 1B	C ST 80 C ST 81 F FF 93 F FF 93 C ST 81 0-3 ③ K			2	1	1	1	2	1	3
32 Evan Carter, L (1, 7) OBP: 0.425, SLG: 0.484		C SL 84 B SL 84 B SL 84 C SL 84 F SL 84 B FF 94 X SL 85 3-2 ③ F7			B SI 94 B SL 83 C SI 95 B FS 89 B SI 94 4-1 2 1B 1-2 BB	C SI 92 C SI 93 F SL 85 B SI 94 X SI 94 1-2 ③ G4-3		S SL 83 F FC 88 B SL 83 B FF 94 X SL 83 2-2 ① P2		3	0	0	0	1	0	3
Inning Stats	R: 0 E: 0 K: 1 S: 7 H: 0 LOB: 0 BB: 0 P: 15	R: 1 E: 0 K: 1 S: 16 H: 2 LOB: 2 BB: 1 P: 27	R: 0 E: 0 K: 1 S: 9 H: 0 LOB: 0 BB: 0 P: 12	R: 0 E: 0 K: 1 S: 11 H: 0 LOB: 1 BB: 1 P: 19	R: 1 E: 0 K: 1 S: 11 H: 1 LOB: 1 BB: 2 P: 26	R: 2 E: 0 K: 1 S: 22 H: 2 LOB: 1 BB: 1 P: 32	R: 2 E: 0 K: 2 S: 18 H: 2 LOB: 3 BB: 2 P: 34	R: 0 E: 1 K: 1 S: 9 H: 0 LOB: 2 BB: 1 P: 16		1B: 4 2B: 2 3B: 0 HR: 1 SF: 0 SAC: 0 DP: 1 HBP: 1					WP: 0 PB: 0 SB: 0 CS: 0 PA: 40	

PITCHER		IP	WLS	BF	H	R	ER	SO	BB	IBB	HBP	BLK	WP	HR	S	P	ERA	WHIP
89 Tanner Houck, R ERA: 4.92	(1, 1)	4.0		19	3	2	2	4	4	0	0	0	0	1	49	89	4.50	1.750
83 Brennan Bernardino, L ERA: 3.42	(5, 1)	1.0		2	0	0	0	1	0	0	0	0	0	0	5	10	0.00	0.000
68 Mauricio Llovera, R ERA: 4.65	(6, 1)	1.0	B	6	2	2	2	1	1	0	0	0	0	0	22	32	18.00	3.000
72 Chris Murphy, L ERA: 4.73	(7, 1)	0.1	L	3	1	2	2	0	0	0	1	0	0	0	5	11	54.00	3.000
46 John Schreiber, R ERA: 3.8	(7, 1)	0.2		5	1	0	0	2	2	0	0	0	0	0	13	23	0.00	4.500

PITCHER		IP	WLS	BF	H	R	ER	SO	BB	IBB	HBP	BLK	WP	HR	S	P	ERA	WHIP
56 Zack Weiss, R ERA: 3.46	(8, 1)	1.0		5	0	0	0	1	1	0	0	0	0	0	9	16	0.00	1.000

BOTTOM

Boston Red Sox @ Texas Rangers

Globe Life Field, Arlington, TX

Tue Sep 19 2023, 7:09 PM - 10:04 PM CDT

Att. 26,617 - Roof Closed - 74 F

livebaseballscorecards.com

AB	31
R	6
H	7
RBI	6
BB	8
SO	9
LOB	19

Batter	1	2	3	4	5	6	7	8	9	AB	R	H	RBI	BB	SO	LOB
43 Ceddanne Rafaela, R (1, 6) OBP: 0.328, SLG: 0.492	C SL 89 F SL 90 F FF 97 S SL 92 0-3 ① **K**	B CU 80 X SL 90 1-0 **1B**			C CU 80 X CU 79 0-1 ② **G5-3**		F CH 82 B CH 83 B SI 92 X SI 91 2-1 ②③ **G1-4-3** 1-2f		B CU 78 D CH 87 X FF 91 2-0 **1B** 1-3 3-H	5	0	2	1	0	1	2
11 Rafael Devers, L (1, 5) OBP: 0.355, SLG: 0.516 12 Connor Wong, R (7, 4) OBP: 0.295, SLG: 0.401	B FF 97 B FF 97 X FF 97 2-0 ② **P6**	B FF 96 B FF 96 F FF 95 F FF 96 X FF 96 2-2 ③ **G4-3**			C SI 93 B SI 92 B SI 91 F SI 92 F FF 93 F CH 84 X SI 94 2-2 ③ **G5-3**			C SI 99 B SL 89 C SI 98 S SL 88 1-3 ① **K**	X CH 87 0-0 ③ **G6-3**	3 2	0 0	0 0	0 0	0 1	0 2	1 2
2 Justin Turner, R (1, 10) OBP: 0.351, SLG: 0.467 30 Rob Refsnyder, R (8, PH) OBP: 0.366, SLG: 0.315 (8, 10)	B FF 97 B FF 97 C SL 90 C FF 96 B FF 97 B SL 90 4-2 **99 1B 18 HR BB**		C FF 95 X FF 96 0-1 ① **F9**			C SI 91 B CH 84 C SI 91 F SI 92 F CH 85 B FF 92 F SI 92 F CU 80 B FC 92 4-2 B SI 92 **99 G3-6 BB**		B SI 99 B SL 89 B SI 99 C SI 98 X SI 99 3-1 **1B**		1 1	1 0	0 1	0 0	2 0	0 0	0 0
99 Alex Verdugo, L (1, 9) OBP: 0.326, SLG: 0.430	B SL 90 F FF 96 X FF 96 1-1 **18 HR** 1-2 **1B**		C SI 92 F SI 91 X SI 93 0-2 ② **G4-3**			X SI 93 0-0 ①② **G3-6** 1-2f		B SL 90 F SL 89 C SL 87 F CH 90 S SL 89 1-3 ② **K**		4	1	1	0	0	1	2
18 Adam Duvall, R (1, 8) OBP: 0.308, SLG: 0.533	F SL 89 X FF 96 0-1 **HR** 1-H 2-H		S CU 80 S CH 84 S CH 84 0-3 ③ **K**			C CH 84 C CH 84 X SI 93 0-2 **7 WP 1B**		B SI 98 C SL 88 S SL 88 S SL 88 1-3 ③ **K**		4	1	2	3	0	2	1
7 Masataka Yoshida, L (1, 7) OBP: 0.337, SLG: 0.442	C FF 96 S SL 89 F SL 90 F FF 96 B SL 90 X SL 90 1-2 ③ **G6-3**			C SI 90 F CU 80 C SI 92 0-3 ① **K**		C SI 93 B CU 81 S SI 93 B SI 93 X CH 85 2-2 ③ **G4-3** 1-2			S SL 79 B SL 79 X SL 78 1-1 **19 F8 43 1B 29 1B 1B**	4	1	1	0	0	1	1
29 Bobby Dalbec, R (1, 3) OBP: 0.379, SLG: 0.500		X SL 90 0-0 **HR**		B SI 92 B CH 84 B CH 84 C SI 92 S SI 92 S SI 93 3-3 ② **K**			C SI 90 S CH 83 S CH 83 0-3 ① **K**		X CU 75 0-0 **43 1B** 1-2 **1B**	4	1	2	1	0	2	0
3 Reese McGuire, L (1, 2) OBP: 0.314, SLG: 0.365		C FF 96 F SL 90 X SL 89 0-2 ① **G5-3**		C SI 93 C SI 92 B CU 81 B SI 94 F SI 90 F SI 93 X CU 80 2-2 ③ **G3**			F SI 91 X SI 92 0-1 **17 1B 1B**		B FF 92 C FF 91 S SL 80 D SL 82 S SL 80 2-3 ① **K**	4	0	1	0	0	1	2
17 Luis Urías, R (1, 4) OBP: 0.337, SLG: 0.299 52 Wilyer Abreu, L (7, PR) OBP: 0.435, SLG: 0.509 19 Pablo Reyes, R (7, 5) OBP: 0.339, SLG: 0.389		C FF 96 X SL 91 0-1 ② **G5-3**			C CU 79 B CH 83 C SI 92 S CH 83 1-3 ① **K**		X CH 83 0-0 **43 G1-4-3** 1-2 **1B**		C FF 91 B FF 92 B CU 77 X CH 86 2-1 ② **F8** 2-3	3 0 1	0 0 0	1 0 0	0 0 0	0 0 0	1 0 0	0 0 2
Inning Stats	R: 3 E: 0 K: 1 S: 16 H: 2 LOB: 0 BB: 1 P: 24	R: 1 E: 0 K: 0 S: 10 H: 2 LOB: 1 BB: 0 P: 13	R: 0 E: 0 K: 1 S: 8 H: 0 LOB: 0 BB: 0 P: 8	R: 0 E: 0 K: 2 S: 11 H: 0 LOB: 0 BB: 0 P: 16	R: 0 E: 0 K: 1 S: 10 H: 0 LOB: 0 BB: 0 P: 13	R: 0 E: 0 K: 0 S: 13 H: 1 LOB: 1 BB: 1 P: 19	R: 0 E: 0 K: 1 S: 8 H: 2 LOB: 2 BB: 0 P: 10	R: 0 E: 0 K: 3 S: 12 H: 1 LOB: 1 BB: 0 P: 18	R: 1 E: 0 K: 1 S: 10 H: 3 LOB: 2 BB: 0 P: 17	1B: 9 2B: 0 3B: 0 HR: 2 SF: 0 SAC: 0 DP: 2 HBP: 0						WP: 1 PB: 0 SB: 0 CS: 0 PA: 38

PITCHER		IP	WLS	BF	H	R	ER	SO	BB	IBB	HBP	BLK	WP	HR	S	P	ERA	WHIP
22 Jon Gray, R ERA: 4.22	(1, 1)	2.1		12	4	4	4	1	1	0	0	0	0	2	28	39	15.43	2.143
54 Martín Pérez, L ERA: 4.49	(3, 1)	4.2	W	16	3	0	0	5	1	0	0	0	1	0	48	64	0.00	0.857
72 Jonathan Hernández, R ERA: 6.26	(8, 1)	1.0		4	1	0	0	3	0	0	0	0	0	0	12	18	0.00	1.000
51 Will Smith, L ERA: 4.55	(9, 1)	1.0		6	3	1	1	1	0	0	0	0	0	0	10	17	9.00	3.000

PITCHER	IP	WLS	BF	H	R	ER	SO	BB	IBB	HBP	BLK	WP	HR	S	P	ERA	WHIP

TOP

Boston Red Sox @ Texas Rangers

Globe Life Field, Arlington, TX

Wed Sep 20 2023, 1:09 PM - 3:52 PM CDT

Att. 28,519 - Roof Closed - 74 F

livebaseballscorecards.com

AB	36
R	5
H	11
RBI	5
BB	2
SO	10
LOB	13

Boston Red Sox @ Texas Rangers

Globe Life Field, Arlington, TX

Wed Sep 20 2023, 1:09 PM - 3:52 PM CDT

Att. 28,519 - Roof Closed - 74 F

BOTTOM

Batter	1	2	3	4	5	6	7	8	9	AB	R	H	RBI	BB	SO	LOB
2 Marcus Semien, R (1, 4) OBP: 0.353, SLG: 0.471 20 Ezequiel Duran, R (8, 4) OBP: 0.324, SLG: 0.446	C SI 97 F CH 88 B CH 86 B FF 94 B SL 88 F SI 96 F SL 87 B SI 96 4-2 30 G3-6-1 BB	X SI 97 0-0 5 G3-6 2-H 3-H 1B	B SL 87 B CH 87 B CH 87 C SI 96 B SL 87 4-1 1-2 2-3 3-H BB		B ST 82 C ST 82 X ST 82 1-1 E5 5 2B	C ST 80 F SI 93 X ST 80 0-2 5 G1-3 2B		X SI 91 0-0 47 HBP 1B		3 1 2 3 2 0 0 1 0 1 0 0 0 0						
5 Corey Seager, L (1, 6) OBP: 0.392, SLG: 0.637 47 Josh Smith, L (7, 6) OBP: 0.305, SLG: 0.314	B SI 95 X CH 85 1-0 F7	S SL 88 B FF 96 B SI 96 B SL 87 X CH 87 3-1 G3-6 1-2f	X SI 97 0-0 G3		X FF 97 0-0 6 HR 1-H 2B	X FF 93 0-0 G1-3 2-3		B CU 77 B CU 77 C SI 89 H SI 89 3-1 30 FC4 1-2 HBP		5 1 1 1 0 0 6 0 0 0 0 0 0 0						
30 Nathaniel Lowe, L (1, 3) OBP: 0.370, SLG: 0.426	X SL 87 0-0 G3-6-1 1-2f	S SL 88 B FF 97 B SL 88 F CH 87 B SI 96 F SI 95 X SI 96 3-2 G5-3		C FF 97 B FF 97 X CH 89 1-1 6 1B 53 2B 1B	B FF 96 B ST 84 F ST 83 S FF 95 S ST 83 2-3 K	C ST 81 F FF 93 F FF 92 F ST 81 C FF 94 0-3 K		C SI 90 S SI 92 X CU 78 0-2 FC4 1-2f		6 1 1 0 0 2 5						
6 Josh Jung, R (1, 5) OBP: 0.324, SLG: 0.492		C SL 86 F SI 93 B SL 86 X SL 88 1-2 53 BB 28 HR 1B	B SI 96 C CH 86 S FF 95 B FF 96 S CH 87 2-3 K	B ST 82 X FF 96 1-0 53 2B 3 SF8 1-2 1B	C FF 96 X FF 95 0-1 2-H HR		S SL 84 C SL 85 S SL 85 0-3 K			5 3 3 2 0 2 0						
53 Adolis García, R (1, 9) OBP: 0.324, SLG: 0.496 11 Austin Hedges, R (8, 2) OBP: 0.237, SLG: 0.231		C SI 95 B FF 94 B CH 85 S CH 86 B SI 95 F CH 85 B SI 95 4-2 28 HR 1-2 BB	B SL 87 S FF 95 B FF 95 F SL 88 F CH 87 F FF 97 F SI 96 S FF 95 2-3 K	X ST 82 0-0 3 SF8 1-3 2-H 2B	B ST 84 X ST 82 1-0 F9		X FF 95 0-0 L1-3			4 1 1 1 1 1 0 0 0 0 0 0 0 0						
28 Jonah Heim, S (1, 2) OBP: 0.316, SLG: 0.454 16 Travis Jankowski, L (7, PH) OBP: 0.352, SLG: 0.332 (8, 9)		X CH 86 0-0 1-H 2-H HR	B FF 97 B FF 95 B FF 94 B FF 95 4-0 18 HBP 3 1B BB	S FF 97 S FF 97 S FF 97 0-3 K	B FF 96 B FF 96 C FF 96 X FF 95 2-1 F7		B SL 83 C SL 82 B FF 95 B SL 83 B SL 83 4-1 BB			3 2 1 3 1 1 2 0 0 0 0 1 0 0						
18 Mitch Garver, R (1, 10) OBP: 0.370, SLG: 0.513		B SL 88 B SL 87 C SI 96 X SI 96 2-1 HR	B SL 84 H FF 95 2-0 32 1B 3 1B 2 BB 1-2 HBP	B FF 96 B ST 83 B FF 96 B FF 97 4-0 3 SF8 BB		C FF 92 F ST 80 X ST 80 0-2 L7	C SL 82 C FF 94 F SL 84 C SL 82 0-3 K			3 2 1 1 1 1 1						
3 Leody Taveras, S (1, 8) OBP: 0.317, SLG: 0.425		S SL 88 B SL 88 C SI 96 X SL 87 1-2 32 2B 2 1B 1B	S SL 87 F CH 86 F FF 96 B FF 96 F CH 87 X SI 96 1-2 2 BB 32 1B 1-2 2-H 1B	B FF 96 C ST 82 F ST 84 X FF 96 2-2 SF8 1-2 2-3 3-H		B ST 79 B SI 92 C SI 92 B ST 79 F SI 93 B ST 80 4-2 32 HR BB			C CU 75 B SI 90 F CU 76 X CU 77 1-2 G5-3		3 2 2 2 1 0 0						
32 Evan Carter, L (1, 7) OBP: 0.455, SLG: 0.629 4 Robbie Grossman, S (8, PH) OBP: 0.339, SLG: 0.401 (9, 7)		C SI 95 B FF 95 B CH 87 B CH 86 X SI 97 3-1 2 1B 1-3 2B	B CH 88 X CH 87 1-0 2 BB 1-2 2-3 1B	B ST 82 X FF 96 1-0 G4-3	B FF 94 B ST 79 C ST 80 C FF 93 B FF 93 F ST 79 X ST 80 3-2 1-H HR			B CU 76 X SI 90 1-0 F8		4 2 3 2 0 0 2 1 0 0 0 0 0 0						
Inning Stats	R: 0 E: 0 K: 0 S: 6 H: 0 LOB: 0 BB: 1 P: 11	R: 6 E: 0 K: 0 S: 21 H: 6 LOB: 0 BB: 1 P: 38	R: 2 E: 0 K: 2 S: 17 H: 2 LOB: 3 BB: 2 P: 33	R: 2 E: 0 K: 1 S: 11 H: 3 LOB: 2 BB: 1 P: 20	R: 3 E: 1 K: 1 S: 11 H: 2 LOB: 0 BB: 0 P: 17	R: 2 E: 0 K: 1 S: 18 H: 2 LOB: 1 BB: 1 P: 25	R: 0 E: 0 K: 2 S: 9 H: 0 LOB: 1 BB: 1 P: 13	R: 0 E: 0 K: 0 S: 9 H: 1 LOB: 2 BB: 0 P: 14		1B: 8 2B: 4 3B: 0 HR: 4 SF: 1 SAC: 0 DP: 2 HBP: 2			WP: 0 PB: 0 SB: 0 CS: 0 PA: 48	

livebaseballscorecards.com

AB	38
R	15
H	16
RBI	15
BB	7
SO	7
LOB	16

PITCHER		IP	WLS	BF	H	R	ER	SO	BB	IBB	HBP	BLK	WP	HR	S	P	ERA	WHIP
66 Brayan Bello, R ERA: 4.11	(1, 1)	3.0	L	20	8	8	8	2	4	0	1	0	0	2	44	82	24.00	4.000
73 Nick Robertson, R ERA: 6.33	(4, 1)	2.0		13	5	5	4	2	1	0	0	0	0	1	22	37	18.00	3.000
46 John Schreiber, R ERA: 4.12	(6, 1)	1.0		6	2	2	2	1	1	0	0	0	0	1	18	25	18.00	3.000
56 Zack Weiss, R ERA: 3.21	(7, 1)	1.0		4	0	0	0	2	1	0	0	0	0	0	9	13	0.00	1.000
83 Brennan Bernardino, L ERA: 3.35	(8, 1)	1.0		5	1	0	0	0	0	0	1	0	0	0	9	14	0.00	1.000

PITCHER	IP	WLS	BF	H	R	ER	SO	BB	IBB	HBP	BLK	WP	HR	S	P	ERA	WHIP

Batter	1	2	3	4	5	6	7	8	9	AB	R	H	RBI	BB	SO	LOB
3 J.P. Crawford, L (1, 6) OBP: 0.379, SLG: 0.428	X SI 91 0-0 G4-3		C SL 80 B SL 82 C FC 89 F SL 82 B SI 92 X SL 82 2-2 F8			C FC 88 C CH 86 F SL 82 B SL 80 C CH 86 X FC 91 2-2 29 HR 44 HBP 1B X FF 86 0-0 G6-3			B SL 86 C FF 95 B SL 87 X FF 96 2-1 29 2B 28 1B 1B	5	2	2	0	0	0	3
44 Julio Rodríguez, R (1, 8) OBP: 0.341, SLG: 0.495	C SI 91 S SL 83 F SL 81 X SL 82 0-2 G5-3			S SL 80 X SL 81 0-1 G1-3		F SL 79 B SI 90 B SL 81 1 SAFE F SI 91 H SI 91 3-2 1-2 29 HR HBP	C FF 93 B FF 93 B SL 81 C FF 93 F FF 94 S FF 94 2-3 K		B SI 98 S FF 97 S SI 98 S SI 102 1-3 K	4	1	0	0	0	2	1
29 Cal Raleigh, S (1, 2) OBP: 0.312, SLG: 0.477	B KC 76 F FC 90 X CH 86 1-1 G4-3			X SL 80 0-0 G5-3		B SL 80 C FC 90 X CH 86 1-1 1-H 2-H HR	B FF 94 F FF 94 F FF 94 B FF 95 B SL 83 X FF 94 3-2 F8		1 SAFE X FF 98 0-0 1-3 28 1B 2B	5	1	2	3	0	0	0
35 Teoscar Hernández, R (1, 9) OBP: 0.310, SLG: 0.444		S SL 81 F SL 81 B SL 81 X SL 82 1-2 G5-3		B SL 80 C SL 81 F SI 92 B SL 78 B SL 81 F SL 80 B SI 91 4-2 28 FC4 BB		X SL 79 0-0 G6-3	B CH 86 X SL 82 1-0 E5		B SL 88 C SI 99 S SL 89 F SI 100 S SL 88 1-3 K	4	0	0	0	1	1	2
28 Eugenio Suárez, R (1, 5) OBP: 0.324, SLG: 0.390		B FC 88 S SL 82 S SL 82 C CH 86 1-3 K		X SI 91 0-0 FC4 1-2f		C SL 78 B SL 81 B SI 92 C SI 92 F SL 80 X SI 91 2-2 8 1B 10 BB 4 BB 1B	C FF 93 S FF 93 B FF 94 F SL 83 B FF 94 S FF 94 2-3 K		X SI 100 0-0 2-3 3-H 10 BB 1B	5	1	2	1	0	2	2
10 Jarred Kelenic, L (1, 7) OBP: 0.329, SLG: 0.431		B KC 77 B CH 87 B CH 87 B SI 92 4-0 BB			X SL 79 0-0 2B	B CU 79 B CH 86 B FF 93 B FF 93 4-0 4 BB 8 1B 1-2 BB		C SL 81 S SL 81 B SL 83 B SL 81 B FF 94 B SL 81 4-2 BB	B SL 88 B FF 97 S SL 87 B SL 88 B FF 99 4-1 1-2 BB	1	0	1	0	4	0	0
23 Ty France, R (1, 3) OBP: 0.335, SLG: 0.357		B SL 81 C FC 89 F SL 81 S SI 91 1-3 K			X SL 80 0-0 G5-3	C FF 93 D SL 88 F FF 93 S FF 94 1-3 K		B FF 94 X FF 92 1-0 F8	X FF 98 0-0 G5-3	5	0	0	0	0	2	8
8 Dominic Canzone, L (1, 10) OBP: 0.266, SLG: 0.415 0 Sam Haggerty, S (8, PH) OBP: 0.333, SLG: 0.317 (8, 10)			C SI 91 C CH 86 X SL 81 0-2 F7		S CH 85 X CH 85 0-1 G1-3	C CU 81 X CH 88 0-1 4 BB 1-2 2-3 1B		X FF 93 0-0 F7		3 1	0 0	1 0	0 0	0 0	0 0	1 1
4 Josh Rojas, L (1, 4) OBP: 0.302, SLG: 0.325 25 Dylan Moore, R (8, PH) OBP: 0.300, SLG: 0.432 (8, 4)			B KC 75 B SI 93 X FC 90 2-0 P5		B FC 89 X CH 86 1-0 F9	B CU 83 C FF 94 B CH 88 B FF 95 D FF 95 4-1 1-2 2-3 3-H BB		B SL 81 S FF 93 S CH 86 X CH 86 1-2 G6-3		2 1	0 0	0 0	1 0	1 0	0 0	1 1
Inning Stats	R: 0 E: 0 K: 0 S: 7 H: 0 LOB: 0 BB: 0 P: 8	R: 0 E: 0 K: 2 S: 9 H: 0 LOB: 1 BB: 1 P: 16	R: 0 E: 0 K: 0 S: 8 H: 0 LOB: 0 BB: 0 P: 12	R: 0 E: 0 K: 0 S: 7 H: 0 LOB: 1 BB: 1 P: 11	R: 0 E: 0 K: 0 S: 5 H: 1 LOB: 1 BB: 0 P: 6	R: 4 E: 0 K: 1 S: 22 H: 4 LOB: 3 BB: 2 P: 39	R: 0 E: 1 K: 2 S: 12 H: 0 LOB: 1 BB: 0 P: 20	R: 0 E: 0 K: 0 S: 7 H: 0 LOB: 1 BB: 1 P: 13	R: 1 E: 0 K: 2 S: 13 H: 3 LOB: 3 BB: 1 P: 21	1B: 5 2B: 2 3B: 0 HR: 1 SF: 0 SAC: 0 DP: 0 HBP: 1						

PITCHER		IP	WLS	BF	H	R	ER	SO	BB	IBB	HBP	BLK	WP	HR	S	P	ERA	WHIP
33 Dane Dunning, R ERA: 3.88	(1, 1)	5.1	W	23	4	4	4	2	2	0	1	0	0	1	51	76	6.75	1.125
35 Chris Stratton, R ERA: 3.51	(6, 1)	0.1		4	1	0	0	1	2	0	0	0	0	0	6	15	0.00	9.000
44 Andrew Heaney, L ERA: 4.35	(6, 1)	2.1	H	9	0	0	0	2	1	0	0	0	0	0	20	34	0.00	0.429
45 Aroldis Chapman, L ERA: 2.86	(9, 1)	1.0		7	3	1	1	2	1	0	0	0	0	0	13	21	9.00	4.000

PITCHER	IP	WLS	BF	H	R	ER	SO	BB	IBB	HBP	BLK	WP	HR	S	P	ERA	WHIP

TOP

Seattle Mariners @ Texas Rangers

Globe Life Field, Arlington, TX

Fri Sep 22 2023, 7:08 PM - 9:47 PM CDT

Att. 35,431 - Roof Closed - 74 F

livebaseballscorecards.com

AB	36
R	5
H	8
RBI	5
BB	6
SO	7
LOB	20

WP: 0	PA: 43		
PB: 0			
SB: 0			
CS: 0			

Batter	1	2	3	4	5	6	7	8	9	AB	R	H	RBI	BB	SO	LOB
2 Marcus Semien, R (1, 4) OBP: 0.351, SLG: 0.468	C FF 95 B SL 86 X FF 96 1-1 ① F8	B SI 96 C SL 87 C SI 96 S FF 96 1-3 ② K			X ST 79 0-0 ① L8	B SL 84 F SI 94 C CH 87 B FF 96 X SL 84 2-2 ② G6-3				4	0	0	0	0	1	1
5 Corey Seager, L (1, 6) OBP: 0.393, SLG: 0.643	X FF 96 0-0 HR	T ST 82 B CH 88 B CH 88 B SL 87 X ST 81 3-1 ③ G3-1			1 SAFE S FF 94 B CH 84 S CH 83 D SL 88 D SL 88 X ST 80 3-2 30 FC3-6 1-3 1B	X SI 95 0-0 ③ G4-3				4	1	2	1	0	0	0
30 Nathaniel Lowe, L (1, 3) OBP: 0.368, SLG: 0.423	C FF 97 B SI 96 B FF 96 F FF 97 X FF 96 2-2 ② G4-3		C SI 80 B FF 95 X FF 95 1-1 ① L8		C SI 92 B SI 91 T SI 92 X SI 94 1-2 ② FC3-6 53 BB 6 1B 28 BB 1-2f 3-H		C SI 95 S FF 96 B FF 97 B SI 96 S FF 96 2-3 ① K			4	1	0	1	0	1	1
6 Josh Jung, R (1, 5) OBP: 0.326, SLG: 0.494	C ST 81 C FF 97 B SL 88 X SI 96 1-2 2B		C FF 95 C SI 95 X ST 83 0-2 ② G6-3		S ST 83 X CH 86 0-1 28 BB 53 BB 18 1B 1-2 1B		C FF 96 B SL 87 F SL 85 B ST 84 S SL 87 2-3 ② K			4	1	2	0	0	1	0
53 Adolis García, R (1, 9) OBP: 0.323, SLG: 0.493	B FF 96 F FF 96 F FF 95 X FF 96 1-2 ③ F9		F SL 88 X SI 95 0-1 ③ G5-3		B FF 93 B CH 86 F ST 83 B CH 86 B FF 93 4-1 28 BB 18 1B 1-2 2-3 BB		S FF 95 T FF 96 X SL 85 0-2 ③ G6-3			3	1	0	0	1	0	1
28 Jonah Heim, S (1, 2) OBP: 0.318, SLG: 0.453		C ST 79 B FF 96 S FF 95 F FF 95 B FF 95 F SL 88 X FF 96 2-2 3 1B 32 HR		X FF 93 0-0 ① F9	B SI 93 B CH 86 C ST 82 B SI 92 S SI 91 B SI 93 4-2 18 1B 1-2 2-3 3-H BB			B ST 82 F SL 88 F FF 95 S SL 86 1-3 ① K2-3		3	1	1	1	1	0	
18 Mitch Garver, R (1, 10) OBP: 0.369, SLG: 0.509		C FF 95 B ST 79 B ST 79 C SL 87 B SL 86 S FF 94 3-3 ① K		C FF 96 B SL 88 F SL 87 B FF 96 X SI 94 3-2 ② G6-3	F ST 80 X FF 94 0-1 1-2 2-H 3-H 1B			S FF 95 B SL 88 X SL 86 1-1 ② G5-3		4	0	1	2	0	1	1
3 Leody Taveras, S (1, 8) OBP: 0.316, SLG: 0.423		C ST 80 B FF 95 B SI 96 S FF 94 X FF 96 2-2 32 HR 1-2 1B		F ST 81 X CH 86 0-1 ③ P4	C FF 94 X ST 79 0-1 ③ F9			B FF 94 B SL 84 S SL 86 B FF 95 F FF 94 X SL 88 3-2 ③ G3-1		4	1	1	0	0	0	2
32 Evan Carter, L (1, 7) OBP: 0.468, SLG: 0.703		X CH 84 0-0 1-H 2-H HR			B FF 94 B FF 96 F FF 95 C FF 94 B SL 87 B FF 95 4-2 5 1B 5 S 30 FC3-6 BB	X SI 94 0-0 ① G5-3				2	2	1	3	1	0	0
Inning Stats	R: 1 E: 0 K: 0 S: 12 H: 2 LOB: 1 BB: 0 P: 17	R: 3 E: 0 K: 2 S: 17 H: 3 LOB: 0 BB: 0 P: 28	R: 0 E: 0 K: 0 S: 7 H: 0 LOB: 0 BB: 0 P: 8	R: 0 E: 0 K: 0 S: 6 H: 0 LOB: 0 BB: 0 P: 9	R: 4 E: 0 K: 0 S: 18 H: 3 LOB: 2 BB: 3 P: 34	R: 0 E: 0 K: 0 S: 5 H: 0 LOB: 0 BB: 0 P: 7	R: 0 E: 0 K: 2 S: 9 H: 0 LOB: 0 BB: 0 P: 13	R: 0 E: 0 K: 1 S: 8 H: 0 LOB: 0 BB: 0 P: 13		1B: 5 2B: 1 3B: 0 HR: 2 SF: 0 SAC: 0 DP: 0 HBP: 0					WP: 0 PB: 0 SB: 1 CS: 0 PA: 35	

BOTTOM

Seattle Mariners @ Texas Rangers

Globe Life Field, Arlington, TX

Fri Sep 22 2023, 7:08 PM - 9:47 PM CDT

Att. 35,431 - Roof Closed - 74 F

livebaseballscorecards.com

AB	32
R	8
H	8
RBI	8
BB	3
SO	5
LOB	6

PITCHER		IP	WLS	BF	H	R	ER	SO	BB	IBB	HBP	BLK	WP	HR	S	P	ERA	WHIP
50 Bryce Miller, R ERA: 4.17	(1, 1)	4.1	L	20	6	6	6	2	1	0	0	0	0	2	48	75	12.46	1.615
60 Tayler Saucedo, L ERA: 3.74	(5, 1)	0.1		4	1	0	0	0	2	0	0	0	0	0	8	17	0.00	9.000
46 Trent Thornton, R ERA: 2.03	(5, 1)	0.1		2	1	2	2	0	0	0	0	0	0	0	4	4	54.00	3.000
55 Gabe Speier, L ERA: 3.93	(6, 1)	1.1		4	0	0	0	1	0	0	0	0	0	0	8	12	0.00	0.000
49 Isaiah Campbell, R ERA: 3.16	(7, 1)	1.2		5	0	0	0	2	0	0	0	0	0	0	14	21	0.00	0.000

PITCHER	IP	WLS	BF	H	R	ER	SO	BB	IBB	HBP	BLK	WP	HR	S	P	ERA	WHIP

Seattle Mariners @ Texas Rangers

Globe Life Field, Arlington, TX

Sat Sep 23 2023, 6:08 PM - 8:35 PM CDT

Att. 36,900 - Roof Closed - 74 F

TOP

livebaseballscorecards.com

Batter	1	2	3	4	5	6	7	8	9	AB	R	H	RBI	BB	SO	LOB
3 J.P. Crawford, L (1, 6) OBP: 0.378, SLG: 0.427	B SI 91 C SI 92 B CU 79 C SI 92 X SI 93 2-2 G1-3		C SI 94 B CU 80 F SI 93 X CU 82 1-2 44 G5-3 1B		C SI 91 X SI 90 0-1 F5		B SI 93 X SI 93 1-0 G4-3			4	0	1	0	0	0	0
44 Julio Rodríguez, R (1, 8) OBP: 0.341, SLG: 0.495	B FF 93 F FF 94 S CH 83 B CH 84 X FF 93 2-2 35 FC6-5 2B		B FF 93 S FF 92 S CH 83 D CU 82 X CH 84 2-2 G5-3 1-2		X CH 83 0-0 G2-3			C SL 84 X SI 96 0-1 G6-3		4	0	1	0	0	0	1
35 Teoscar Hernández, R (1, 10) OBP: 0.311, SLG: 0.443	C CU 79 X CU 81 0-1 FC6-5 2-3		B CH 83 B CU 80 B CH 84 B SI 93 4-0 BB		F CU 78 X CH 83 0-1 1B			C FC 92 S SL 84 B SL 83 S FC 92 1-3 K		3	0	1	0	1	1	1
29 Cal Raleigh, S (1, 2) OBP: 0.310, SLG: 0.473	B FF 92 X CH 83 1-0 P3		B FF 94 F FF 93 B FF 93 F CH 84 D CU 82 S FF 94 3-3 K		B FF 92 S CU 80 B FF 92 B CH 83 X SI 93 3-1 F8			C SL 86 X FF 97 0-1 G5-3		4	0	0	0	0	1	4
28 Eugenio Suárez, R (1, 5) OBP: 0.322, SLG: 0.387		F SI 92 X CU 80 0-1 F9	B CU 78 C SI 91 B CH 84 F SI 92 S FF 94 2-3 K		C CU 79 B CU 79 X FF 91 1-1 L7				B SL 84 C FC 91 B SL 84 S FF 97 B FC 92 F SL 86 F FC 92 S FF 98 3-3 K	4	0	0	0	0	2	0
23 Ty France, R (1, 3) OBP: 0.336, SLG: 0.358		B SI 92 C SI 92 F SI 93 X SI 94 1-2 1B	F SI 94 X FF 94 0-1 L6		B CU 79 X FF 92 1-0 L7				C FC 93 X SI 96 0-1 10 BB 1B	4	0	2	0	0	0	0
25 Dylan Moore, R (1, 9) OBP: 0.301, SLG: 0.437 10 Jarred Kelenic, L (9, PH) OBP: 0.331, SLG: 0.431		D SI 92 F CH 84 S CH 84 S CU 81 1-3 K	B CH 83 B CH 84 X SI 93 2-0 2B		B CH 84 X CH 83 1-0 G5-3				B FF 94 B SL 84 C SL 84 B SL 82 3-1 1-2 BB	3 0	0 0	1 0	0 0	0 1	1 0	1 0
0 Sam Haggerty, S (1, 7) OBP: 0.330, SLG: 0.306		C CU 80 S CH 83 S CU 80 0-3 K	B CU 80 S CH 84 B CH 84 B CU 80 B SI 90 4-1 BB				F CU 79 F CH 82 X CU 79 0-2 G6-3		C FF 95 B SI 97 X SL 84 1-1 F8	3	0	0	0	1	1	3
76 José Caballero, R (1, 4) OBP: 0.347, SLG: 0.324 22 Luis Torrens, R (9, PH) OBP: 0.321, SLG: 0.385			C SI 92 B CH 82 S CH 84 B SI 94 F SI 94 B CU 80 F SI 93 X SI 94 3-2 G5-3	F SI 94 C CU 81 S CU 82 0-3 K2-3			S CU 80 B CU 80 C CU 80 B CU 81 F SI 93 F CU 81 F FF 93 S CH 84 2-3 K		D FS 93 C FF 98 X SL 88 1-1 G6-3	3 1	0 0	0 0	0 0	0 0	2 0	2 2

| Inning Stats | | | |

Seattle Mariners @ Texas Rangers

Globe Life Field, Arlington, TX

Sat Sep 23 2023, 6:08 PM - 8:35 PM CDT

Att. 36,900 - Roof Closed - 74 F

BOTTOM

livebaseballscorecards.com

Batter	1	2	3	4	5	6	7	8	9	AB	R	H	RBI	BB	SO	LOB
2 Marcus Semien, R (1, 4) OBP: 0.349, SLG: 0.466	F FF 96 X SL 88 0-1 G5-3 ①		B KC 79 C SL 89 F SL 89 S SL 90 1-3 K ②		F SL 87 X SL 87 0-1 G5-3 ①		C SL 85 B SL 88 S SL 90 B SL 90 S SI 98 2-3 K ①			4	0	0	0	0	2	1
5 Corey Seager, L (1, 6) OBP: 0.394, SLG: 0.641	B KC 80 X SL 91 1-0 G3-1 ②		B FS 86 B FS 85 X SL 90 2-0 G6-3 ③		0-0 IBB		X SL 88 0-0 30 G5-6-3 1B			3	0	1	0	1	0	0
30 Nathaniel Lowe, L (1, 3) OBP: 0.366, SLG: 0.420	B FF 97 F FF 96 B SL 89 F FF 97 B SL 89 F FF 97 X FF 98 3-2 L5 ③			F SL 88 B FF 98 X SL 88 1-1 F8 ①	X SL 87 0-0 F7 ②		C FF 98 B FF 98 C SI 97 D SL 89 X FF 98 2-2 G5-6-3 ②③ 1-2f			4	0	0	0	0	0	3
6 Josh Jung, R (1, 5) OBP: 0.323, SLG: 0.490		C SL 90 B KC 78 X FF 98 1-1 F8 ①		B SL 90 S SL 88 X SL 89 1-1 G5-3 ②	S SL 89 D SL 90 X SL 88 1-1 FC5 ③ 2-3f			C SI 95 B SL 82 X SI 94 1-1 G6-3 ①		4	0	0	0	0	0	2
53 Adolis García, R (1, 9) OBP: 0.326, SLG: 0.496		B KC 77 B FS 88 F FF 97 F SL 88 B FS 86 X FF 98 3-2 28 G4-3 18 1B 2B		B SL 88 B SL 88 S SL 88 B FF 97 S SL 88 B FF 98 4-2 28 S 28 1B BB		F FF 96 B SL 86 S FS 84 B FS 84 S FS 85 2-3 K ①		C SL 83 S FC 94 X SL 82 0-2 18 CS 1B		3	2	2	0	1	1	0
28 Jonah Heim, S (1, 2) OBP: 0.319, SLG: 0.453		C SL 89 B FF 96 S SL 88 X FF 98 1-2 G4-3 ② 2-3		B KC 79 B SL 86 F SL 89 S FF 96 F FS 85 X FF 97 2-2 18 1B 1-H 1B		B SL 88 S SL 88 F FS 85 B SL 87 F FF 96 B SL 89 B SL 89 4-2 32 WP 3 BB BB		C SL 83 B FC 92 1 SAFE B FC 93 B FC 93 S SI 95 T FC 94 3-2 K ②		3	0	1	1	1	1	2
18 Mitch Garver, R (1, 10) OBP: 0.371, SLG: 0.511		C SL 89 F SL 89 D FS 86 X FS 85 1-2 3-H 1B		F SL 86 F SL 90 D SL 88 X SL 88 1-2 1-3 1B		B SL 88 S SL 88 C SL 86 X KC 78 1-2 F9 ②		1 SAFE C SL 84 0-1 CS ③ 1-2		3	0	2	1	0	0	1
3 Leody Taveras, S (1, 8) OBP: 0.316, SLG: 0.421		X FF 97 0-0 G4-3 ③		X FS 86 0-0 F7 ③		S FS 86 S FS 84 B FS 84 B FS 83 B FF 96 B SL 89 4-2 32 WP 1-2 BB				2	0	0	0	1	0	3
32 Evan Carter, L (1, 7) OBP: 0.460, SLG: 0.700			S FF 97 C FF 97 B FS 88 F SL 90 X FF 97 1-2 G3-1 ①		C FF 95 X FF 96 0-1 6 FC5 2B		B SL 87 C SL 88 F SL 88 F KC 84 F FF 98 X KC 85 1-2 G4-1 ③ 1-2 2-3			3	0	1	0	0	0	2
Inning Stats	R: 0 E: 0 K: 0 S: 7 H: 0 LOB: 0 BB: 0 P: 11	R: 1 E: 0 K: 0 S: 12 H: 2 LOB: 1 BB: 0 P: 18	R: 0 E: 0 K: 1 S: 8 H: 0 LOB: 0 BB: 0 P: 12	R: 1 E: 0 K: 0 S: 14 H: 2 LOB: 2 BB: 1 P: 23	R: 0 E: 0 K: 0 S: 7 H: 1 LOB: 2 BB: 1 P: 8	R: 0 E: 0 K: 1 S: 16 H: 0 LOB: 2 BB: 2 P: 28	R: 0 E: 0 K: 1 S: 7 H: 1 LOB: 0 BB: 0 P: 11	R: 0 E: 0 K: 1 S: 9 H: 1 LOB: 0 BB: 0 P: 13		1B: 5 2B: 2 3B: 0 HR: 0 SF: 0 SAC: 0 DP: 1 HBP: 0			WP: 1 PB: 0 SB: 1 CS: 1 PA: 34	

	AB	29
	R	2
	H	7
	RBI	2
	BB	4
	SO	4
	LOB	14

PITCHER		IP	WLS	BF	H	R	ER	SO	BB	IBB	HBP	BLK	WP	HR	S	P	ERA	WHIP
36 Logan Gilbert, R ERA: 3.75	(1, 1)	5.2	L	26	5	2	2	2	3	1	0	0	0	0	59	94	3.18	1.412
47 Matt Brash, R ERA: 2.96	(6, 1)	1.1		4	1	0	0	1	0	0	0	0	1	0	12	17	0.00	0.750
48 Justin Topa, R ERA: 2.34	(8, 1)	1.0		3	1	0	0	1	0	0	0	0	0	0	9	13	0.00	1.000

PITCHER	IP	WLS	BF	H	R	ER	SO	BB	IBB	HBP	BLK	WP	HR	S	P	ERA	WHIP

Seattle Mariners @ Texas Rangers

Globe Life Field, Arlington, TX

Sun Sep 24 2023, 1:37 PM - 4:39 PM CDT

Att. 35,412 - Roof Closed - 74 F

livebaseballscorecards.com

Batter	1	2	3	4	5	6	7	8	9	AB	R	H	RBI	BB	SO	LOB
3 J.P. Crawford, L (1, 6) OBP: 0.378, SLG: 0.432	X FF 93 0-0 ① L9		B FF 92 B FC 87 C CU 73 F FS 86 F FF 94 X FS 85 2-2 HR		X FF 93 0-0 ③ G6-3		B SI 92 C SI 92 B SI 93 C CU 80 T SI 93 2-2 ② K	B SL 89 B SL 87 F SI 99 C SL 89 B SL 88 F SL 86 F SI 98 X SL 88 3-2 44 2B 1B		5	1	2	1	0	1	1
44 Julio Rodríguez, R (1, 8) OBP: 0.343, SLG: 0.497	C FF 93 F FS 87 B FS 85 B FF 96 B FS 85 S FS 86 3-3 ② K		S FS 85 B SL 84 F FF 93 B FF 95 B FS 87 S FS 87 3-3 ② K			X FF 93 0-0 29 1B 10 FC4-6 1B	C SI 93 F CH 85 B SI 93 B SI 92 B CH 85 B SI 93 4-2 29 BB 35 1B BB	B SL 86 C SI 98 F SL 87 F SL 87 X SL 86 1-2 1-3 2B		4	2	2	0	1	2	0
29 Cal Raleigh, S (1, 2) OBP: 0.311, SLG: 0.471	B CU 74 X FS 85 1-0 ③ G4-3		B FC 89 C FF 92 S CU 76 X FF 93 1-2 ③ L8			C FC 88 X FS 84 0-1 10 FC4-6 35 BB 1-3 28 SF8 1B	F FF 93 B CH 85 F CH 84 B CH 84 D CH 84 B SI 93 4-2 35 1B 10 1B 1-2 BB	S FF 95 C FF 97 S FF 96 0-3 ③ K		4	2	1	0	1	1	2
35 Teoscar Hernández, R (1, 9) OBP: 0.313, SLG: 0.449		B SL 83 C FC 88 T FS 87 B SL 82 B FS 87 X FC 88 3-2 HR		C CU 72 F FF 92 S FS 84 0-3 ① K		C FS 84 B FS 85 B FC 90 F FF 93 F FS 87 D CU 74 F FS 86 4-2 10 FC4-6 1-2 BB	B SL 88 S FF 94 C SL 88 F FF 93 X CU 81 1-2 10 1B 28 1B 1-2 2-H 1B	C SL 85 S CH 97 S SL 85 0-3 ① K		4	2	2	2	1	2	0
10 Jarred Kelenic, L (1, 7) OBP: 0.332, SLG: 0.429		B CU 73 C FF 93 B FS 86 F FC 90 B CU 75 B FS 86 4-2 20 S 23 1B BB		B FC 86 B FF 92 B FS 86 C FF 92 X FF 92 3-1 ② L8		C SI 92 B CU 81 C SI 93 D CU 81 X SI 92 2-2 ① FC4-6 0 3B 1-2f 2-3 3-H	C CU 81 F CH 88 B FF 93 D CH 86 X CU 80 2-2 28 1B 1-3 2-H 1B	B SL 85 S CH 91 B CH 91 F FC 93 S FF 98 2-3 ② K		4	1	1	2	1	1	2
28 Eugenio Suárez, R (1, 5) OBP: 0.322, SLG: 0.390 76 José Caballero, R (9, PR) OBP: 0.347, SLG: 0.324		C FF 94 B SL 83 D FS 86 1 SAFE F FF 93 S FS 83 2-3 ① K		B CU 74 B FC 88 F FF 93 C FF 93 S CU 75 2-3 ③ K		B CH 83 B CH 84 F SI 92 B FC 92 X CH 84 3-1 ② SF8 3-H	C FF 94 F FF 92 X FF 93 0-2 1-2 3-H 1B	S SL 87 B SL 86 C FF 99 B SL 87 X SL 86 2-2 2B		4 0	0 0	2 0	2 0	0 0	2 0	1 0
20 Mike Ford, L (1, 10) OBP: 0.317, SLG: 0.483 0 Sam Haggerty, S (6, PH) OBP: 0.337, SLG: 0.337 (6, 10) 8 Dominic Canzone, L (7, PH) OBP: 0.263, SLG: 0.410 (7, 10)		B FC 88 D FS 85 C FS 84 F FC 88 S FS 84 2-3 ② K 1-2		C CU 72 S FC 87 F FF 92 B CU 73 X FS 86 1-2 ① F8		F CU 79 F CH 84 X CH 84 0-2 1-H 3B	C SL 86 X SL 86 0-1 ③ P5	B CH 90 B CH 90 X FC 93 2-0 ③ G3-1		2 1 2	0 0 0	0 1 0	0 1 0	1 1 0	1 0 3	1 0
23 Ty France, R (1, 3) OBP: 0.337, SLG: 0.361		X SL 83 0-0 ③ 2-H 1B		C FF 92 X FS 87 0-1 4 G3-1 2B		C SI 93 C SI 92 B SI 92 D CU 80 X FC 92 2-2 ③ F8		X SL 88 0-0 ① G1-3		4	0	2	0	0	0	1
4 Josh Rojas, L (1, 4) OBP: 0.301, SLG: 0.323 25 Dylan Moore, R (7, PH) OBP: 0.297, SLG: 0.431 (7, 4)			C CU 73 B FS 87 B FF 92 B FS 84 X FF 92 3-1 ① G6-3		X CU 71 0-0 ② G3-1 2-3		C CU 79 B CH 83 B CH 84 B SI 91 X SI 92 3-1 ① P3	B SL 87 X SI 97 1-0 ② G3		2 2	0 0	0 0	0 0	0 0	1 0	1 0
Inning Stats	R: 0 E: 0 K: 1 S: 5 H: 0 LOB: 0 BB: 0 P: 9	R: 1 E: 0 K: 2 S: 12 H: 2 LOB: 2 BB: 1 P: 23	R: 1 E: 0 K: 1 S: 12 H: 1 LOB: 0 BB: 0 P: 21	R: 0 E: 0 K: 2 S: 8 H: 0 LOB: 0 BB: 0 P: 13	R: 0 E: 0 K: 0 S: 8 H: 1 LOB: 1 BB: 0 P: 9	R: 3 E: 0 K: 0 S: 18 H: 3 LOB: 1 BB: 1 P: 29	R: 3 E: 0 K: 1 S: 21 H: 3 LOB: 2 BB: 2 P: 37	R: 0 E: 0 K: 1 S: 14 H: 2 LOB: 2 BB: 0 P: 19	R: 0 E: 0 K: 2 S: 10 H: 1 LOB: 1 BB: 0 P: 16	1B: 7 2B: 3 3B: 1 HR: 2 SF: 1 SAC: 0 DP: 0 HBP: 0						

TOP	
AB	38
R	8
H	13
RBI	8
BB	4
SO	10
LOB	12

WP: 0 PB: 0 SB: 1 CS: 0 PA: 43

PITCHER		IP	WLS	BF	H	R	ER	SO	BB	IBB	HBP	BLK	WP	HR	S	P	ERA	WHIP
17 Nathan Eovaldi, R ERA: 3.26	(1, 1)	5.0	W	22	6	5	5	6	2	0	0	0	0	2	52	86	9.00	1.600
54 Martín Pérez, L ERA: 4.57	(6, 1)	1.2	H	8	1	2	2	1	2	0	0	0	0	0	20	40	10.80	1.800
35 Chris Stratton, R ERA: 3.62	(7, 1)	0.0		3	3	1	1	0	0	0	0	0	0	0	10	13	∞	∞
72 Jonathan Hernández, R ERA: 6.04	(7, 1)	1.0	H	5	2	0	0	0	0	0	0	0	0	0	13	18	0.00	2.000
46 Brock Burke, L ERA: 4.27	(8, 1)	0.1	H	1	0	0	0	1	0	0	0	0	0	0	3	3	0.00	0.000

PITCHER		IP	WLS	BF	H	R	ER	SO	BB	IBB	HBP	BLK	WP	HR	S	P	ERA	WHIP
25 José Leclerc, R ERA: 2.85	(9, 1)	1.0	S	4	1	0	0	2	0	0	0	0	0	0	10	16	0.00	1.000

Seattle Mariners @ Texas Rangers

Globe Life Field, Arlington, TX

Sun Sep 24 2023, 1:37 PM - 4:39 PM CDT

Att. 35,412 - Roof Closed - 74 F

livebaseballscorecards.com

BOTTOM

Batter	1	2	3	4	5	6	7	8	9	AB	R	H	RBI	BB	SO	LOB
2 Marcus Semien, R (1, 4) OBP: 0.350, SLG: 0.475	B FF 94 B SL 86 X SI 95 2-0 HR		F FF 96 C SL 90 F SL 91 S SL 89 0-3 ② K X CH 87 0-0 HR			X SL 82 0-0 ③ G6-3				4	2	2	2	0	1	1
5 Corey Seager, L (1, 6) OBP: 0.394, SLG: 0.645	B ST 82 B CH 89 S SL 89 B SL 90 X SL 90 3-1 ① L3		X ST 82 0-0 1-H HR T SI 95 B FF 96 B FF 95 X SI 95 2-1 ③ F7				S SL 89 B FF 98 S SI 98 H FF 99 2-2 6 G6-3 30 G5-3 HBP			3	1	1	2	0	0	0
30 Nathaniel Lowe, L (1, 3) OBP: 0.365, SLG: 0.418	B FF 96 F FF 96 X FF 96 1-1 ② L7		B FF 96 C SI 95 F FF 95 F SL 87 B SI 95 B SL 89 B FF 96 4-2 BB		S FF 93 F SL 82 F FF 95 X SI 94 0-2 ① G1-4-3		C FF 98 X SI 98 0-1 ① G5-3 1-2			3	0	0	0	1	0	1
6 Josh Jung, R (1, 5) OBP: 0.320, SLG: 0.486	C FF 96 C SL 90 F ST 83 X SL 87 0-2 ③ G5-3		C SL 87 B SL 90 F SL 88 B SL 89 F FF 97 B SI 96 F SL 90 C SI 96 3-3 ③ K		B SL 82 X SL 81 1-0 ② P4		C SL 88 S SL 88 F SL 89 X SI 98 0-2 ② G6-3 2-3			4	0	0	0	0	1	2
53 Adolis García, R (1, 9) OBP: 0.326, SLG: 0.500		C FF 94 S SL 87 B FF 96 B SL 90 C FF 96 2-3 ① K		F SL 87 X FF 94 0-1 HR	F SI 95 B FS 90 F FS 88 B SL 84 S SL 83 2-3 ③ K		B SI 99 C SL 90 X SI 99 1-1 ③ G6-3			4	1	1	1	0	2	1
28 Jonah Heim, S (1, 2) OBP: 0.317, SLG: 0.449		S FF 96 B CH 90 F SL 88 F FF 96 F SL 88 B FF 96 F SI 96 X SL 89 2-2 ② P5		B SL 86 F SL 88 B CH 90 F FF 95 F SL 90 S FF 96 2-3 ① K		C SL 82 C FS 90 X FF 94 0-2 ① L8		X CH 85 0-0 ① G3		4	0	0	0	0	1	0
18 Mitch Garver, R (1, 10) OBP: 0.373, SLG: 0.509		S FF 95 F SL 88 B SL 89 F SI 95 C SL 89 1-3 ③ K		X SL 88 0-0 3 HR 1B		B SL 82 B SL 82 C SI 95 F SL 81 B SL 83 B FF 94 4-2 32 HR BB		C SL 82 T SI 95 B SL 84 X SL 82 1-2 ② L7		3	2	1	0	1	1	0
3 Leody Taveras, S (1, 8) OBP: 0.319, SLG: 0.429			C FF 95 C CH 88 F FF 96 B SL 89 B CH 91 F FF 96 B ST 82 B SI 94 4-2 5 HR BB	B SI 94 C SI 95 B CH 89 F FF 95 X SL 88 2-2 1-H HR		F FF 94 X SI 94 0-1 ② L7		C FC 92 S CH 86 F FC 94 X SI 94 0-2 1B		3	2	2	2	1	0	1
32 Evan Carter, L (1, 7) OBP: 0.444, SLG: 0.727			C FF 96 B FF 96 C FF 95 B FF 95 C FF 96 2-3 ① K	C FF 95 B SL 83 F SI 94 B SL 85 S FF 94 2-3 ② K		F SL 82 X FF 94 0-1 1-H HR		B CH 85 B FC 92 C SL 82 B CH 86 C SI 94 F FC 93 S SI 94 3-3 ③ K		4	1	1	2	0	3	2
Inning Stats	R: 1 E: 0 K: 0 S: 9 H: 1 LOB: 0 BB: 0 P: 15	R: 0 E: 0 K: 2 S: 13 H: 0 LOB: 0 BB: 0 P: 18	R: 2 E: 0 K: 3 S: 21 H: 1 LOB: 1 BB: 2 P: 34	R: 4 E: 0 K: 2 S: 16 H: 4 LOB: 0 BB: 0 P: 24	R: 0 E: 0 K: 1 S: 8 H: 0 LOB: 0 BB: 0 P: 11	R: 2 E: 0 K: 0 S: 10 H: 1 LOB: 0 BB: 1 P: 14	R: 0 E: 0 K: 0 S: 10 H: 0 LOB: 1 BB: 0 P: 13	R: 0 E: 0 K: 1 S: 12 H: 1 LOB: 1 BB: 0 P: 16		1B: 2 2B: 0 3B: 0 HR: 6 SF: 0 SAC: 0 DP: 0 HBP: 1					WP: 0 PB: 0 SB: 0 CS: 0 PA: 36	

	AB	32
	R	9
	H	8
	RBI	9
	BB	3
	SO	9
	LOB	8

PITCHER		IP	WLS	BF	H	R	ER	SO	BB	IBB	HBP	BLK	WP	HR	S	P	ERA	WHIP
22 Bryan Woo, R ERA: 4.39	(1, 1)	3.1	L	17	5	6	6	6	2	0	0	0	0	4	53	81	16.20	2.100
55 Gabe Speier, L ERA: 4.06	(4, 1)	0.2		3	1	1	1	1	0	0	0	0	0	1	6	10	13.50	1.500
41 Eduard Bazardo, R ERA: 5.27	(5, 1)	2.0		8	1	2	2	1	1	0	0	0	0	1	18	25	9.00	1.000
75 Andrés Muñoz, R ERA: 2.7	(7, 1)	1.0		4	0	0	0	0	0	0	1	0	0	0	10	13	0.00	0.000
48 Justin Topa, R ERA: 2.31	(8, 1)	1.0		4	1	0	0	1	0	0	0	0	0	0	12	16	0.00	1.000

PITCHER	IP	WLS	BF	H	R	ER	SO	BB	IBB	HBP	BLK	WP	HR	S	P	ERA	WHIP

Texas Rangers @ Los Angeles Angels

Angel Stadium, Anaheim, CA

Mon Sep 25 2023, 6:40 PM - 9:19 PM PDT

Att. 25,208 - Clear - 73 F

TOP

livebaseballscorecards.com

Batter	1	2	3	4	5	6	7	8	9	AB	R	H	RBI	BB	SO	LOB
2 Marcus Semien, R (1, 4) OBP: 0.348, SLG: 0.478	F SI 96 F FF 96 F SL 90 B FF 96 S CH 85 1-3 K		B CH 84 B SL 90 C FF 93 F FF 96 X FF 96 2-2 L9		C CH 81 C FF 91 B FF 91 X ST 77 1-2 P6		X SL 81 0-0 HR	F FF 93 B SL 86 B SL 85 B FF 93 S SL 86 X SL 87 3-2 F7 1-2 3-H		5	1	1	1	0	1	1
5 Corey Seager, L (1, 6) OBP: 0.393, SLG: 0.640	X SI 97 0-0 4 BB 1B		S SL 88 B SL 90 B SL 91 F SI 96 C ST 84 2-3 K		B ST 77 S ST 78 C SI 92 X ST 77 1-2 P4		F FF 91 B SL 84 B SL 82 F SL 85 X SL 84 2-2 G4-3		S CH 86 S CH 85 F CH 85 B CH 84 X FF 93 1-2 F8	5	0	1	0	0	1	0
4 Robbie Grossman, S (1, 7) OBP: 0.341, SLG: 0.400 32 Evan Carter, L (6, 7) OBP: 0.446, SLG: 0.717	B SL 91 B SI 97 B CU 79 B FF 95 4-0 6 G6-4-3 1-2 BB		B FF 97 C SL 89 B CH 84 S CH 84 B ST 85 B CH 83 4-2 BB		C FF 92 C ST 78 B CH 83 B CH 82 X ST 77 2-2 F9		B SL 83 B FF 91 C FF 92 B SL 84 X FF 92 3-1 1B		L CU 82 C SI 93 B CH 85 B CH 85 F SI 93 S CH 87 2-3 K	1 2	0 0	0 1	0 0	2 0	0 1	0 0
6 Josh Jung, R (1, 5) OBP: 0.317, SLG: 0.480	B CH 85 F FF 97 B CH 84 B FF 97 F SL 90 X SL 91 3-2 G6-4-3 1-2f		F FF 93 S CH 83 1 SAFE X CH 82 0-2 F7			B SL 85 F SI 90 C SI 92 X CU 78 1-2 P4	B FF 92 X SL 85 1-0 F9		X SL 87 0-0 F8	5	0	0	0	0	0	4
53 Adolis García, R (1, 9) OBP: 0.327, SLG: 0.505		X SI 93 0-0 L8		S CU 73 B FF 93 B CH 83 B CH 84 D SL 89 4-1 30 L9 18 BB BB		B CU 78 X SI 92 1-0 HR	D SL 84 B FF 92 X SL 86 2-0 F9			3	1	1	1	1	0	1
18 Mitch Garver, R (1, 10) OBP: 0.381, SLG: 0.525		B CU 76 B CU 78 B SI 95 C FF 95 X FF 96 3-1 3 WP 28 BB 1B		B FF 93 C SI 95 B SL 87 B SI 95 C SI 94 B SI 94 4-2 3 FC6-4 1-2 BB		C SL 86 B SL 86 B SI 91 F CU 77 X CU 78 2-2 HR		B SL 81 X FF 90 1-0 30 G4-6-3 1B		3	1	3	1	1	0	0
30 Nathaniel Lowe, L (1, 3) OBP: 0.365, SLG: 0.422		B SL 90 X FF 95 1-0 F7		B SL 84 B FF 90 X ST 76 2-0 L9 2-3		F SI 92 B SL 86 X SL 86 1-1 HR		F SL 84 B SL 83 S CH 83 B CH 82 B FF 92 X SL 86 3-2 G4-6-3 1-2f		4	1	1	1	0	0	4
28 Jonah Heim, S (1, 2) OBP: 0.318, SLG: 0.446		S CH 84 B FF 96 F SL 89 F CH 83 B ST 82 F FF 96 D SL 89 B CH 85 4-2 3 WP 1-2 BB		F FF 91 B CH 82 S CH 81 X CH 82 1-2 L4		B CU 78 F SI 92 X CH 86 1-1 L3		C SL 86 B SL 83 B CH 84 B SL 85 F SL 86 B FF 91 4-2 3 1B 2 WP BB		2	1	0	0	2	0	2
3 Leody Taveras, S (1, 8) OBP: 0.319, SLG: 0.428		C FF 95 B SL 91 X FF 94 1-1 F9 1-2 2-3		C FF 93 B CH 74 B FF 91 B CH 83 X FF 92 3-1 FC6-4 1-2f		C SL 85 X SI 92 0-1 F7		C SL 84 C FF 93 D SL 84 X FF 93 1-2 2 WP 1-3 1B		4	0	1	0	0	0	4
Inning Stats	R: 0 E: 0 K: 1 S: 8 H: 1 LOB: 1 BB: 1 P: 16	R: 0 E: 0 K: 0 S: 10 H: 1 LOB: 2 BB: 1 P: 19	R: 0 E: 0 K: 1 S: 11 H: 0 LOB: 1 BB: 1 P: 19	R: 0 E: 0 K: 0 S: 9 H: 0 LOB: 2 BB: 2 P: 23	R: 0 E: 0 K: 0 S: 9 H: 0 LOB: 0 BB: 0 P: 13	R: 3 E: 0 K: 0 S: 13 H: 3 LOB: 0 BB: 0 P: 19	R: 1 E: 0 K: 0 S: 8 H: 2 LOB: 1 BB: 0 P: 16	R: 1 E: 0 K: 0 S: 13 H: 2 LOB: 1 BB: 1 P: 25	R: 0 E: 0 K: 1 S: 9 H: 0 LOB: 0 BB: 0 P: 12	1B: 5 2B: 0 3B: 0 HR: 4 SF: 0 SAC: 0 DP: 2 HBP: 0						

	AB	34
	R	5
	H	9
	RBI	4
	BB	6
	SO	3
	LOB	16

WP: 2 PB: 0 SB: 0 CS: 0 PA: 40

PITCHER		IP	WLS	BF	H	R	ER	SO	BB	IBB	HBP	BLK	WP	HR	S	P	ERA	WHIP
43 Patrick Sandoval, L ERA: 4.11	(1, 1)	3.0		15	2	0	0	2	5	0	0	0	1	0	32	65	0.00	2.333
54 José Suarez, L ERA: 8.51	(4, 1)	2.0		6	0	0	0	0	0	0	0	0	0	0	15	25	0.00	0.000
46 Jimmy Herget, R ERA: 4.5	(6, 1)	1.0	L	6	3	3	3	0	0	0	0	0	0	3	13	19	27.00	3.000
51 Jaime Barria, R ERA: 5.68	(7, 1)	2.0		10	4	2	2	0	1	0	0	0	1	1	21	41	9.00	2.500
41 Carson Fulmer, R ERA: 5.4	(9, 1)	1.0		3	0	0	0	1	0	0	0	0	0	0	9	12	0.00	0.000

PITCHER	IP	WLS	BF	H	R	ER	SO	BB	IBB	HBP	BLK	WP	HR	S	P	ERA	WHIP

BOTTOM

Texas Rangers @ Los Angeles Angels

Angel Stadium, Anaheim, CA

Mon Sep 25 2023, 6:40 PM - 9:19 PM PDT

Att. 25,208 - Clear - 73 F

livebaseballscorecards.com

Batter	1	2	3	4	5	6	7	8	9	AB	R	H	RBI	BB	SO	LOB
18 Nolan Schanuel, L (1, 3) OBP: 0.407, SLG: 0.343	F FF 95 X CH 88 0-1 2B		F SL 88 B FF 96 C CH 90 C SL 90 1-3 ① K		B CH 90 F FF 96 B SL 88 B FF 96 C FF 95 F FF 96 F FF 96 C SL 90 3-3 ②③ K 1-2		F SL 88 X SL 87 0-1 ③ G4-3			3	0	1	0	0	2	2
5 Eduardo Escobar, S (7, 5) OBP: 0.268, SLG: 0.346										1	0	0	0	0	0	3
9 Zach Neto, R (1, 6) OBP: 0.301, SLG: 0.381	M SL 90 B FF 97 X SL 88 1-1 ① F9		B SL 90 S SL 89 S SL 89 S SL 90 1-3 ② K			S SL 89 X SL 88 0-1 ① L7		C SL 89 B SL 88 X SI 97 1-1 ① G1-3		4	0	0	0	0	1	2
Brandon Drury, R (1, 10) OBP: 0.301, SLG: 0.477	S SL 90 S SL 89 F FF 98 C SL 91 0-3 ② K		B SL 89 C SL 89 X SL 89 1-1 ③ P3			F FF 95 C SL 88 X SL 89 0-2 ② P4		S SL 88 F SL 87 B SI 97 B SL 89 B SI 98 S SL 86 3-3 ② K		4	0	0	0	0	2	2
8 Mike Moustakas, L (1, 5) (7, 3) OBP: 0.299, SLG: 0.400	B CU 81 B FF 96 C FF 97 F CH 90 F FF 97 S FF 97 2-3 ③ K			B FF 95 B CH 88 X FF 95 2-0 ① F8		C CU 79 B FF 95 B CH 90 F FF 95 X FF 95 2-2 ③ P6		B SL 80 B FF 93 B FF 92 C FF 92 F FF 92 F FF 93 F FF 95 F SL 82 F FF 94 3-2 X FF 94 ③ L7		4	0	0	0	0	1	1
14 Logan O'Hoppe, R (1, 2) OBP: 0.274, SLG: 0.491		X FF 95 0-0 HR		F SL 89 F SL 90 X SL 89 0-2 1B			C SL 84 S SL 87 X SI 98 0-2 ① G6-3		C FF 92 B CH 85 S CH 85 B FF 93 X FF 94 2-2 ① G5-3	4	1	2	1	0	0	0
15 Randal Grichuk, R (1, 7) OBP: 0.324, SLG: 0.461		B SL 90 C SL 88 S SL 90 B FF 96 X SL 90 2-2 ① L8		S SL 90 X SL 90 0-1 ② F8			C SL 87 F SI 98 X SL 88 0-2 38 1B 7 1B 1B		X FF 94 0-0 ② F9	4	0	1	0	0	0	1
7 Jo Adell, R (1, 8) OBP: 0.302, SLG: 0.590	S SL 90 C SL 89 B FF 96 X SL 90 1-2 ② G4-3			S FF 96 B SL 90 C SL 89 D SL 90 B FF 96 C SL 88 3-3 ③ K			X SI 98 0-0 38 1B 1-2 1B		S FF 94 F FF 94 B FF 95 B CH 86 F FF 94 X FF 94 2-2 ③ F9	4	0	1	0	0	1	1
20 Jared Walsh, L (1, 9) OBP: 0.227, SLG: 0.296	C CU 79 B FF 96 F CH 90 S FF 97 1-3 ③ K				B FF 95 C SL 89 X CH 88 1-1 ① P6		S SL 88 B CH 91 S SL 87 S SL 87 1-3 ② K			3	0	0	0	0	2	2
38 Michael Stefanic, R (1, 4) OBP: 0.411, SLG: 0.354			B FF 95 F FF 95 X FF 96 1-1 1B		B SL 89 F FF 96 X SL 89 1-1 18 CS 1B		B SI 98 B SL 89 F SI 97 X SI 99 2-1 1-2 2-3 1B			3	0	3	0	0	0	0

	AB	34
	R	1
	H	8
	RBI	1
	BB	0
	SO	9
	LOB	14

Inning Stats	1	2	3	4	5	6	7	8	9	1B: 6	SF: 0	WP: 0	PA: 34
	R: 0 E: 0 K: 2 S: 12 H: 1 LOB: 1 BB: 0 P: 15	R: 1 E: 0 K: 1 S: 10 H: 1 LOB: 0 BB: 0 P: 14	R: 0 E: 0 K: 2 S: 10 H: 1 LOB: 1 BB: 0 P: 14	R: 0 E: 0 K: 1 S: 9 H: 1 LOB: 1 BB: 0 P: 14	R: 0 E: 0 K: 1 S: 9 H: 1 LOB: 0 BB: 0 P: 14	R: 0 E: 0 K: 0 S: 8 H: 0 LOB: 0 BB: 0 P: 10	R: 0 E: 0 K: 1 S: 14 H: 3 LOB: 3 BB: 0 P: 17	R: 0 E: 0 K: 1 S: 12 H: 0 LOB: 0 BB: 0 P: 19	R: 0 E: 0 K: 0 S: 8 H: 0 LOB: 0 BB: 0 P: 12	2B: 1 3B: 0 HR: 1	SAC: 0 DP: 0 HBP: 0	PB: 0 SB: 0 CS: 1	

PITCHER		IP	WLS	BF	H	R	ER	SO	BB	IBB	HBP	BLK	WP	HR	S	P	ERA	WHIP
22 Jon Gray, R ERA: 4.12	(1, 1)	6.0	W	22	5	1	1	7	0	0	0	0	0	1	58	81	1.50	0.833
72 Jonathan Hernández, R ERA: 5.7	(7, 1)	1.2	H	8	3	0	0	2	0	0	0	0	0	0	19	26	0.00	1.800
44 Andrew Heaney, L ERA: 4.31	(8, 1)	1.1		4	0	0	0	0	0	0	0	0	0	0	15	22	0.00	0.000

PITCHER	IP	WLS	BF	H	R	ER	SO	BB	IBB	HBP	BLK	WP	HR	S	P	ERA	WHIP

Batter	1	2	3	4	5	6	7	8	9	AB	R	H	RBI	BB	SO	LOB
2 Marcus Semien, R (1, 4) OBP: 0.349, SLG: 0.478	X FF 94 0-0 5 1B 4 G5-4-3 2B	B CH 83 B FF 94 X FF 94 2-0 ③ G4-3			C CU 72 C FF 93 B SL 85 S SL 88 1-3 ① K		B CU 70 B SL 85 B CH 81 C FF 92 S CH 84 F CH 83 B FF 92 4-2 BB		F FC 86 B ST 80 C FC 85 S SL 81 1-3 ② K	3	1	1	0	1	1	2
32 Evan Carter, L (7, 7) OBP: 0.439, SLG: 0.702										1	0	0	0	0	1	1
5 Corey Seager, L (1, 6) OBP: 0.394, SLG: 0.640	B SL 86 X SL 87 1-0 4 G5-4-3 2-3 1B		X FF 93 0-0 ① G3-1		F SL 87 F CU 74 H FF 93 1-2 HBP		B CU 72 B FF 93 X FF 93 2-0 ③ G4-3		X FC 84 0-0 1-H HR	2	0	1	0	0	0	0
47 Josh Smith, L (6, 6) OBP: 0.307, SLG: 0.332										2	1	1	2	0	0	1
4 Robbie Grossman, S (1, 7) OBP: 0.341, SLG: 0.398	X FF 93 0-0 ① ② G5-4-3 1-2f 3-H		B CU 72 C FF 94 B CH 84 B FF 94 B CH 85 4-1 BB		B CH 83 B CH 83 C FF 92 F SL 84 C CU 72 2-3 ② K			X SI 93 0-0 ① F9	C FF 92 B CH 86 C ST 81 F ST 82 S FF 94 1-3 ③ K	2	0	0	0	1	1	2
20 Ezequiel Duran, R (6, 7) OBP: 0.323, SLG: 0.443										2	0	0	0	0	1	0
(7, 4)																
6 Josh Jung, R (1, 5) OBP: 0.319, SLG: 0.479	B CU 73 B FF 94 C FF 94 B FF 95 B CH 86 4-1 BB		B CU 72 C CU 72 F FF 92 X SL 87 1-2 ② F8		F FF 94 C CH 85 F FF 93 S CU 74 0-3 ③ K2-3			B FC 89 X SI 95 1-0 16 WP 1B		3	0	1	0	1	1	2
53 Adolis García, R (1, 9) OBP: 0.325, SLG: 0.502	C FF 94 X SL 89 0-1 ③ F8		B FF 93 1 SAFE S CU 72 B CH 83 S FF 93 B FF 94 C FF 94 3-3 ③ K			S FF 92 B CU 72 T CH 83 S SL 88 1-3 ① K		B FF 96 C FF 95 B FF 94 B CH 92 B FF 95 4-1 1-2 BB		3	0	0	0	0	2	2
16 Travis Jankowski, L (6, 9) OBP: 0.354, SLG: 0.332										0	0	0	0	1	0	0
18 Mitch Garver, R (1, 10) OBP: 0.382, SLG: 0.523		B CU 71 B CU 73 B FF 93 B FF 92 4-0 3 FC6-4 28 1B BB	B FF 92 X FF 93 1-0 1B			B CU 71 B CU 74 B FF 92 C FF 92 X FF 93 3-1 ② F8		C SI 95 F FC 90 B SI 95 B FC 89 B FF 94 F SI 94 X CH 93 3-2 ② F7		3	0	1	0	1	0	2
30 Nathaniel Lowe, L (1, 3) OBP: 0.363, SLG: 0.419		C FF 93 F FF 93 F FF 93 S CU 74 0-3 ① K	B FF 93 F SL 86 B SL 86 S FF 94 F FF 94 C CU 75 2-3 ① K			C SL 87 B FF 92 C CU 74 X SL 85 1-2 ③ G6-3		S FF 95 F FF 96 B SI 96 B CH 93 T FF 95 2-2 ③ K		4	0	0	0	0	3	4
28 Jonah Heim, S (1, 2) OBP: 0.319, SLG: 0.447	F CH 85 X CH 84 0-1 3 FC6-4 1-2 1B		F FF 93 X CU 73 0-1 ② F9				B FF 92 X FF 93 1-0 ① G6-3		X FF 93 0-0 E5 47 HR	2	0	1	0	0	0	1
11 Austin Hedges, R (6, 2) OBP: 0.235, SLG: 0.228										2	1	0	0	0	0	0
3 Leody Taveras, S (1, 8) OBP: 0.316, SLG: 0.424		B FF 93 B FF 94 X CH 84 2-0 ② FC6-4 1-2f 2-3		F CH 84 X SL 83 0-1 ③ L7			B CU 70 C CU 72 B CH 82 X FF 93 2-1 ② L9		C FC 84 B FF 93 C FC 85 S ST 81 1-3 ① K	4	0	0	0	0	1	4

Inning Stats																						
	R: 1	H: 2	R: 0	H: 1	R: 0	H: 0	R: 0	H: 1	R: 0	H: 0	R: 0	H: 0	R: 0	H: 1	R: 2	H: 1	1B: 4	SF: 0	WP: 1	PA: 39
	E: 0	LOB: 1	E: 0	LOB: 2	E: 0	LOB: 1	E: 0	LOB: 1	E: 0	LOB: 0	E: 0	LOB: 0	E: 0	LOB: 1	E: 1	LOB: 0	2B: 1	SAC: 0	PB: 0	
	K: 0	BB: 1	K: 1	BB: 1	K: 1	BB: 0	K: 3	BB: 0	K: 1	BB: 0	K: 1	BB: 1	K: 0	BB: 1	K: 3	BB: 0	3B: 0	DP: 1	SB: 0	
	S: 6	P: 11	S: 8	P: 16	S: 8	P: 16	S: 12	P: 16	S: 8	P: 13	S: 7	P: 16	S: 10	P: 20	S: 12	P: 15	HR: 1	HBP: 1	CS: 0	

PITCHER		IP	WLS	BF	H	R	ER	SO	BB	IBB	HBP	BLK	WP	HR	S	P	ERA	WHIP
48 Reid Detmers, L ERA: 4.48	(1, 1)	7.0	W	29	4	1	1	7	4	0	1	0	0	0	58	100	1.29	1.143
68 José Marte, R ERA: 8.68	(8, 1)	1.0		5	1	0	0	1	1	0	0	0	1	0	10	20	0.00	2.000
66 Kolton Ingram, L ERA: 8.44	(9, 1)	1.0		5	1	2	0	3	0	0	0	0	0	1	12	15	0.00	1.000

PITCHER	IP	WLS	BF	H	R	ER	SO	BB	IBB	HBP	BLK	WP	HR	S	P	ERA	WHIP

TOP

Texas Rangers @ Los Angeles Angels

Angel Stadium, Anaheim, CA

Tue Sep 26 2023, 6:39 PM - 9:15 PM PDT

Att. 26,976 - Clear - 75 F

livebaseballscorecards.com

AB	33
R	3
H	6
RBI	2
BB	5
SO	11
LOB	21

Batter	1	2	3	4	5	6	7	8	9	AB	R	H	RBI	BB	SO	LOB
15 Randal Grichuk, R (1, 7) OBP: 0.327, SLG: 0.464	C FF 92 S FF 91 B CH 84 X FF 92 1-2 9 1B HR 1B		B CH 82 S FF 91 C CH 83 S CH 85 1-3 ① K		X CH 82 0-0 9 SF9 1-3 WP 2B	B FF 96 S CH 85 B CH 85 B FF 95 C FF 96 X FF 94 3-2 ① F9		B FF 87 B CH 84 F SL 79 F FF 88 B CH 86 F SL 80 B FF 90 4-2 BB		4	2	2	0	1	1	1
9 Zach Neto, R (1, 6) OBP: 0.299, SLG: 0.379	B SL 83 C FF 92 X FF 92 1-1 1-2 HR 1B		F SL 82 B CH 83 X FF 91 1-1 ② G5-3		C FF 92 S FF 93 F FF 94 F CH 86 X FF 93 0-2 ① SF9 2-3 3-H	B SL 86 X FF 96 1-0 ② ③ G5-4-3 1-2f		S CU 77 X SL 80 0-1 ③ L5		4	1	1	1	0	0	2
Brandon Drury, R (1, 3) OBP: 0.304, SLG: 0.486 4 Brett Phillips, L (7, PR) OBP: 0.284, SLG: 0.356 (8, 8)	B FF 92 X FF 91 1-0 1-H 2-H HR		X CH 83 0-0 ③ G1-6-3		C SL 86 B FF 92 3 SAFE F FF 93 B SL 89 F FF 93 F SL 87 X FF 94 2-2 7 1B 14 1B 5 G3 3-H 1B		C CU 77 S SL 86 X FF 94 0-2 5 BB 1B			4 0	2 0	3 0	3 0	0 0	0 0	0 0
14 Logan O'Hoppe, R (1, 2) OBP: 0.279, SLG: 0.497	B CH 82 F CH 84 F FF 92 S CH 83 1-3 ① K			B CH 82 B CH 83 B FF 90 C FF 90 S CH 82 X CH 82 3-2 7 1B 5 G5-3 2B	F FF 93 D CH 86 X FF 93 1-1 5 G3 7 1B 38 1B 1-2 1B		C CH 84 D CH 86 B FF 94 C CH 85 S SL 87 2-3 ① K			4	2	2	0	0	2	1
7 Jo Adell, R (1, 8) OBP: 0.319, SLG: 0.581 (8, 9)	B FF 92 F FF 92 B CH 83 F FF 92 F FF 93 S CH 84 2-3 ② K			B FF 90 C CH 82 F FF 91 F CH 82 B FF 91 X FF 91 2-2 38 G4-3 5 G5-3 2-3 1B	F SL 87 C FF 92 X FF 93 0-2 5 G3 38 1B 1-2 2-3 1B		S FF 95 F FF 95 B FF 94 S CH 86 1-3 ② K			4	1	2	0	0	2	1
5 Eduardo Escobar, S (1, 10) OBP: 0.267, SLG: 0.343	C SL 84 B CH 84 B FF 92 S CH 83 B CH 84 X CH 84 3-2 ③ G5-3			B CH 82 X CH 83 1-0 ① G5-3 1-2 3-H	B CU 79 C CU 80 B CH 87 S FF 93 D CU 82 F FF 94 X SL 88 3-2 ② G3 1-2 2-3 3-H		B CU 76 B CH 84 B FF 94 C FF 94 B FF 95 4-1 1-2 BB			3	0	0	2	1	0	3
38 Michael Stefanic, R (1, 5) OBP: 0.400, SLG: 0.346		B SL 84 X FF 91 1-0 ① L8		F FF 90 X CH 83 0-1 ② G4-3 2-3	C FF 93 C FF 94 X FF 94 0-2 2-H 3-H 1B		C FF 95 B SL 86 F FF 95 B FF 94 F CH 86 B SL 86 X FF 95 3-2 ③ G6-3			4	0	1	2	0	0	3
20 Jared Walsh, L (1, 9) OBP: 0.219, SLG: 0.284 (8, 3)		B FF 91 S FF 92 S CH 83 B FF 92 B CH 84 X FF 91 3-2 ② F9		X FC 87 0-0 ③ L5	F FF 95 B SL 87 B SL 86 X FF 95 2-1 ③ F7			S SL 80 S SL 80 B SL 80 S SL 80 1-3 ① K		4	0	0	0	0	1	2
22 David Fletcher, R (1, 4) OBP: 0.280, SLG: 0.325		F FF 91 B CH 83 B CH 83 B FF 91 C FF 91 F FF 91 X FF 91 3-2 ③ G4-3			B SL 84 B FF 89 F CH 82 F FF 90 F FF 90 B CH 85 X FF 91 3-2 15 2B 9 SF9 1B	B FF 94 F CH 85 B CH 85 C FF 95 F CH 86 B CH 86 B FF 94 4-2 9 G5-4-3 BB		B CH 85 C FF 92 B CH 85 X FF 90 2-1 ② G4-3		3	1	1	0	1	0	0
Inning Stats	R: 3 E: 0 K: 2 S: 16 H: 3 LOB: 0 BB: 0 P: 25	R: 0 E: 0 K: 0 S: 8 H: 0 LOB: 0 BB: 0 P: 15	R: 0 E: 0 K: 1 S: 6 H: 0 LOB: 0 BB: 0 P: 8	R: 1 E: 0 K: 0 S: 11 H: 2 LOB: 1 BB: 0 P: 17	R: 5 E: 0 K: 0 S: 29 H: 6 LOB: 1 BB: 0 P: 40	R: 0 E: 0 K: 0 S: 7 H: 0 LOB: 0 BB: 1 P: 15	R: 0 E: 0 K: 2 S: 14 H: 1 LOB: 2 BB: 1 P: 24	R: 0 E: 0 K: 1 S: 10 H: 0 LOB: 1 BB: 1 P: 17		1B: 9 2B: 2 3B: 0 HR: 1 SF: 1 SAC: 0 DP: 1 HBP: 0						

BOTTOM

Texas Rangers @ Los Angeles Angels

Angel Stadium, Anaheim, CA

Tue Sep 26 2023, 6:39 PM - 9:15 PM PDT

Att. 26,976 - Clear - 75 F

livebaseballscorecards.com

AB	34
R	9
H	12
RBI	8
BB	3
SO	6
LOB	13

PITCHER		IP	WLS	BF	H	R	ER	SO	BB	IBB	HBP	BLK	WP	HR	S	P	ERA	WHIP
61 Cody Bradford, L ERA: 5.3	(1, 1)	4.0	L	19	7	6	6	3	0	0	0	0	0	1	46	73	13.50	1.750
35 Chris Stratton, R ERA: 3.92	(5, 1)	0.2		6	4	3	3	0	0	0	0	0	1	0	22	28	40.50	6.000
67 Jacob Latz, L ERA:	(5, 1)	2.1		9	1	0	0	2	2	0	0	0	0	0	23	43	0.00	1.286
51 Will Smith, L ERA: 4.47	(8, 1)	1.0		4	0	0	0	1	1	0	0	0	0	0	10	17	0.00	1.000

PITCHER	IP	WLS	BF	H	R	ER	SO	BB	IBB	HBP	BLK	WP	HR	S	P	ERA	WHIP

Texas Rangers @ Los Angeles Angels

Angel Stadium, Anaheim, CA

Wed Sep 27 2023, 6:40 PM - 9:14 PM PDT

Att. 30,020 - Partly Cloudy - 75 F

TOP

livebaseballscorecards.com

Batter	1	2	3	4	5	6	7	8	9	AB	R	H	RBI	BB	SO	LOB
2 Marcus Semien, R (1, 4) OBP: 0.350, SLG: 0.482	B FF 94 B FF 95 C CH 90 X SL 88 2-1 53 2B 1B	D CH 90 D SL 90 S CH 90 C FF 95 F CH 90 F FF 96 F SL 90 F CU 81 S CH 90 2-3 K ③			B CU 80 B CH 89 B SL 88 C FF 94 X SL 89 3-1 P4 ②		B ST 84 B FC 86 B FC 88 C FC 86 S ST 83 X FF 94 3-2 P3 ③		F FF 98 C SL 88 F FF 97 F SL 90 B SL 86 F FF 98 X FF 99 1-2 HR	5	2	2	1	0	1	2
5 Corey Seager, L (1, 6) OBP: 0.394, SLG: 0.637	F CH 89 X CH 90 0-1 F8 ①	X CH 88 0-0 F7 ①			B SL 90 B FF 94 F SL 89 X CH 90 2-1 G4-3 ③			X FF 101 0-0 53 G6-4-3 30 BB 1B	B CH 88 B SL 86 F FF 99 C FF 98 B FF 99 X FF 98 3-2 53 PB 30 WP 1B	5	0	2	0	0	0	1
30 Nathaniel Lowe, L (1, 3) OBP: 0.363, SLG: 0.417	B FF 95 F FF 95 F FF 95 S CU 82 1-3 K ②	B FF 93 B FF 94 C CH 90 F SL 89 F SL 90 B FF 95 X SL 90 3-2 G4-3 ②			C CU 81 F SL 88 B CH 90 F SL 89 X CU 81 1-2 G4-1 ①			S FF 102 F FF 102 F FF 102 B SL 86 F FF 100 B FF 101 D SL 87 B FF 102 4-2 53 G6-4-3 1-2 BB	B CU 77 F SI 96 C SI 95 B CU 81 F SI 95 F SI 96 D CU 83 B SI 96 4-2 53 PB 1-2 BB	3	0	0	0	2	1	1
53 Adolis García, R (1, 9) OBP: 0.326, SLG: 0.508	S CU 82 C FF 96 1 SAFE F FF 96 B CH 90 X CU 81 1-2 1-H 2B	S FF 95 F CH 90 B CH 92 F FF 96 F CH 92 B SL 89 F CH 91 F CH 91 B FF 96 3-2 X FF 97 HR			S SL 89 B CH 91 F SL 89 B FF 94 X CH 91 2-2 F8 ②			B SL 85 X FF 100 1-0 G6-4-3 ①② 1-2f 2-3	S CU 83 B SI 97 B SI 96 S CU 83 D CU 84 F CU 82 X SI 96 3-2 F8 ③ 1-2 2-3	5	1	2	2	0	0	4
6 Josh Jung, R (1, 5) OBP: 0.318, SLG: 0.477	C FF 95 S SL 88 D CH 91 S SL 90 1-3 K ③	S SL 90 B SL 89 B CH 90 F CH 90 X SL 90 2-2 G5-3 ③			X CH 91 0-0 28 BB 1B			S SL 88 S SL 87 F SL 86 B FF 102 F SL 86 S FF 100 1-3 K ③		4	0	1	0	0	2	2
28 Jonah Heim, S (1, 2) OBP: 0.320, SLG: 0.446		F CU 81 B FF 94 S FF 95 S FF 94 1-3 K ①	B SL 87 X SL 87 1-0 F8 ①		B FF 94 S FF 94 S FF 94 1 SAFE B FF 95 F FF 94 1 SAFE B FF 94 D CU 83 4-2 1-2 BB				C FF 95 X FF 96 0-1 32 HR 1B	3	1	1	0	1	1	0
18 Mitch Garver, R (1, 10) OBP: 0.381, SLG: 0.519		B FF 95 C CU 81 B FF 96 F CH 90 X SL 89 2-2 32 BB 1B	B FF 95 F CH 89 B CU 80 X CH 90 2-1 P2 ②		C SL 89 X SL 88 0-1 G1-6-3 ③				B SL 83 F FF 95 S SL 86 F SL 86 F FF 96 F FF 97 S FF 98 1-3 K ①	4	0	1	0	0	1	3
3 Leody Taveras, S (1, 8) OBP: 0.314, SLG: 0.421		C CH 90 F CH 91 B FF 94 B FF 94 S CH 90 2-3 K ②	S SL 89 B CH 90 B CU 80 X CU 81 2-1 F6 ③				B FC 89 F FC 90 F FC 90 S CH 87 1-3 K ①		B FF 98 X FF 97 1-0 F8 ②	4	0	0	0	0	2	2
32 Evan Carter, L (1, 7) OBP: 0.443, SLG: 0.740		C CU 82 B FF 94 B FF 95 C CU 81 B FF 95 B CH 90 4-2 1-2 BB			X CH 89 0-0 G3-1 ①		B FF 94 B ST 83 B FC 88 C FF 93 X FC 89 3-1 G3 ②		C CH 90 B FF 98 B FF 98 C SL 86 F FF 98 F FF 96 X CH 90 2-2 1-H HR	3	1	1	2	1	0	0
Inning Stats	R: 1 E: 0 K: 2 S: 14 H: 2 LOB: 1 BB: 0 P: 19	R: 0 E: 0 K: 3 S: 18 H: 1 LOB: 2 BB: 1 P: 29	R: 1 E: 0 K: 0 S: 15 H: 1 LOB: 0 BB: 0 P: 23	R: 0 E: 0 K: 0 S: 5 H: 0 LOB: 0 BB: 0 P: 10	R: 0 E: 0 K: 0 S: 5 H: 0 LOB: 0 BB: 0 P: 10	R: 0 E: 0 K: 0 S: 13 H: 1 LOB: 2 BB: 1 P: 20	R: 0 E: 0 K: 1 S: 8 H: 0 LOB: 0 BB: 0 P: 15	R: 0 E: 0 K: 1 S: 11 H: 1 LOB: 1 BB: 1 P: 17	R: 3 E: 0 K: 1 S: 31 H: 4 LOB: 2 BB: 1 P: 46	1B: 6 2B: 1 3B: 0 HR: 3 SF: 0 SAC: 0 DP: 1 HBP: 0						

	AB	36
	R	5
	H	10
	RBI	5
	BB	4
	SO	8
	LOB	15

WP: 1 PB: 1 SB: 0 CS: 0 PA: 40

PITCHER		IP	WLS	BF	H	R	ER	SO	BB	IBB	HBP	BLK	WP	HR	S	P	ERA	WHIP
47 Griffin Canning, R ERA: 4.32	(1, 1)	6.0	L	25	5	2	2	5	2	0	0	0	0	1	70	111	3.00	1.167
60 Andrew Wantz, R ERA: 3.86	(7, 1)	1.0		3	0	0	0	1	0	0	0	0	0	0	8	15	0.00	0.000
44 Ben Joyce, R ERA: 1.8	(8, 1)	1.0		4	1	0	0	1	1	0	0	0	0	0	11	17	0.00	2.000
53 Carlos Estévez, R ERA: 3.9	(9, 1)	0.2		6	4	3	3	1	0	0	0	0	0	2	23	31	40.50	6.000
71 Kelvin Caceres, R ERA:	(9, 1)	0.1		2	0	0	0	0	1	0	0	0	1	0	8	15	0.00	3.000

PITCHER		IP	WLS	BF	H	R	ER	SO	BB	IBB	HBP	BLK	WP	HR	S	P	ERA	WHIP

BOTTOM

Texas Rangers @ Los Angeles Angels

Angel Stadium, Anaheim, CA

Wed Sep 27 2023, 6:40 PM - 9:14 PM PDT

Att. 30,020 - Partly Cloudy - 75 F

livebaseballscorecards.com

Batter	1	2	3	4	5	6	7	8	9	AB	R	H	RBI	BB	SO	LOB
15 Randal Grichuk, R (1, 7) OBP: 0.325, SLG: 0.460	C SI 90 S SL 80 F SL 80 B SI 93 B SL 82 X SI 92 2-2 ① L9		F SL 80 C FC 91 F SI 92 S CH 86 0-3 ③ K		B KC 75 S SL 80 X SL 79 1-1 ③ F7			C FF 99 C FF 98 F SI 100 C SI 102 0-3 ③ K		4	0	0	0	0	2	2
9 Zach Neto, R (1, 6) OBP: 0.302, SLG: 0.376	S SL 80 S SL 81 S SL 81 0-3 ② K			B SL 80 B SL 81 B SI 92 B SI 90 4-0 FC5-4 BB		B SI 90 C SL 80 B SL 80 C SI 90 S SL 80 2-3 ① K			C FC 91 B SL 84 B FF 96 B FC 91 S FF 96 F FF 98 B FF 97 4-2 BB	2	0	0	0	2	2	0
Brandon Drury, R (1, 3) OBP: 0.302, SLG: 0.482	B SL 80 C SL 80 C SI 94 B SL 82 C SI 94 2-3 ③ K			X SL 79 0-0 ① FC5-4 14 1B 1-2f		C SI 91 F SL 80 S SL 80 0-3 ② K			C SL 85 S SL 85 F FC 94 S FF 99 0-3 ① K	4	0	0	0	0	3	2
8 Mike Moustakas, L (1, 10) OBP: 0.296, SLG: 0.395		B KC 74 C CH 85 S FC 90 T CH 85 1-2 ① K		S CH 83 X CH 84 0-1 ② P6		X FC 89 0-0 ③ P3			B FC 92 S CH 89 F CH 90 F FF 98 S FF 98 1-3 ② K	4	0	0	0	0	2	2
14 Logan O'Hoppe, R (1, 2) OBP: 0.278, SLG: 0.491		B SL 80 B SL 81 C SL 80 F SI 93 F SL 82 X SI 92 2-2 ② F9		B SL 79 B SL 80 X SI 90 2-0 1-2 1B			C SL 78 F SL 79 X SL 81 0-2 ① P2		X FC 90 0-0 ③ F7	4	0	1	0	0	0	1
7 Jo Adell, R (1, 8) OBP: 0.300, SLG: 0.543		B SL 81 S SL 81 B SI 92 F SL 80 X SL 81 2-2 ③ P6		X SL 80 0-0 ③ G1-3			X SI 90 0-0 ② G5-3			3	0	0	0	0	0	2
38 Michael Stefanic, R (1, 5) OBP: 0.397, SLG: 0.382			C SI 91 B SL 80 B SI 93 X SI 92 2-1 3B		B SI 90 B FC 90 X SI 91 2-0 ① L8		B SI 89 B FC 88 C SI 90 X FC 89 2-1 ③ G6-3			3	0	1	0	0	0	0
20 Jared Walsh, L (1, 9) OBP: 0.216, SLG: 0.279 5 Eduardo Escobar, S (8, PH) OBP: 0.266, SLG: 0.342 4 Brett Phillips, L (9, 9) OBP: 0.284, SLG: 0.356			F FC 89 C SI 92 B SI 92 F SL 81 B CH 86 S FF 91 2-3 ① K		B FC 90 B CH 84 X CH 84 2-0 ② G3			B SL 87 S FF 96 B SL 87 B SL 86 C FF 97 X FS 87 3-2 ① F7		2 1 0	0 0 0	0 0 0	0 0 0	1 0 0	1 0 0	1 0 0
22 David Fletcher, R (1, 4) OBP: 0.282, SLG: 0.325			T SI 91 F SI 93 B SL 82 X SI 92 1-2 ② G3		F SI 90 B SL 80 X CH 88 1-1 1B			B FF 99 C FF 97 X FS 90 1-1 ② G6-3		3	0	1	0	0	0	1

	AB	30
	R	0
	H	3
	RBI	0
	BB	2
	SO	10
	LOB	11

Inning Stats	1	2	3	4	5	6	7	8	9	1B: 2	SF: 0	WP: 0	PA: 32
	R: 0 E: 0 K: 2 S: 10	H: 0 LOB: 0 BB: 0 P: 14	R: 0 E: 0 K: 1 S: 10	H: 0 LOB: 0 BB: 0 P: 15	R: 0 E: 0 K: 2 S: 13	H: 1 LOB: 1 BB: 0 P: 18	R: 0 E: 0 K: 0 S: 5	H: 1 LOB: 2 BB: 1 P: 11	R: 0 E: 0 K: 0 S: 6	H: 1 LOB: 1 BB: 0 P: 12	R: 0 E: 0 K: 2 S: 7	H: 0 LOB: 0 BB: 0 P: 9	R: 0 E: 0 K: 0 S: 6	H: 0 LOB: 0 BB: 0 P: 8	R: 0 E: 0 K: 1 S: 9	H: 0 LOB: 0 BB: 0 P: 13	R: 0 E: 0 K: 2 S: 12	H: 0 LOB: 1 BB: 1 P: 17	2B: 0 3B: 1 HR: 0	SAC: 0 DP: 0 HBP: 0	PB: 0 SB: 0 CS: 0	

PITCHER		IP	WLS	BF	H	R	ER	SO	BB	IBB	HBP	BLK	WP	HR	S	P	ERA	WHIP
33 Dane Dunning, R ERA: 3.72	(1, 1)	7.0	W	25	3	0	0	7	1	0	0	0	0	0	57	87	0.00	0.571
45 Aroldis Chapman, L ERA: 2.78	(8, 1)	1.0	H	3	0	0	0	1	0	0	0	0	0	0	9	13	0.00	0.000
25 José Leclerc, R ERA: 2.8	(9, 1)	1.0		4	0	0	0	2	1	0	0	0	0	0	12	17	0.00	1.000

PITCHER		IP	WLS	BF	H	R	ER	SO	BB	IBB	HBP	BLK	WP	HR	S	P	ERA	WHIP

Batter	1	2	3	4	5	6	7	8	9	AB	R	H	RBI	BB	SO	LOB
2 Marcus Semien, R (1, 4) OBP: 0.348, SLG: 0.480	S FF 96 B SL 92 X SL 89 1-1 L8		X FS 85 0-0 L7			C SL 88 B KC 78 S SL 88 B SL 88 X SL 87 2-2 G5-3		F SL 88 B SL 87 S FF 96 B SL 87 B SL 88 S SL 87 3-3 K		4	0	0	0	0	1	0
5 Corey Seager, L (1, 6) OBP: 0.393, SLG: 0.634	B FS 89 F FS 84 B FF 97 F FS 85 B SL 89 F FS 85 F FS 84 S FF 98 3-3 K			S SL 90 F FS 86 B FS 84 B SL 90 X FS 85 2-2 G4-3		B FS 85 B SL 88 S FS 86 X FS 84 2-1 1B			S SL 87 S SL 84 B SL 84 S SL 86 1-3 K	4	0	1	0	0	2	0
30 Nathaniel Lowe, L (1, 3) OBP: 0.361, SLG: 0.414	F FF 97 B KC 81 F FF 97 B SL 91 F SL 91 B FS 83 F SL 89 F FF 97 F SL 89 3-3 C FF 86 K			B KC 80 X SL 89 1-0 G1-3		C FF 95 S SL 88 B FF 97 X FF 97 1-2 G6-3			C SI 96 B SI 95 B SI 96 S FF 95 S FF 96 2-3 K	4	0	0	0	0	2	1
53 Adolis García, R (1, 9) OBP: 0.327, SLG: 0.513		B FF 97 C FF 97 B KC 79 S SL 89 F SL 89 F FS 86 F FF 97 F FS 85 F FS 86 2-3 S SL 90 K		B SL 87 S SL 90 X SL 88 1-1 HR			B SL 87 B SL 88 F ST 82 B FF 95 B FF 94 4-1 BB		B FF 98 C FF 99 S SL 87 X SL 88 1-2 L7	3	1	1	1	1	1	0
6 Josh Jung, R (1, 5) OBP: 0.316, SLG: 0.474		C SL 89 X SL 90 0-1 G6-3		F FF 96 B KC 78 X SL 88 1-1 G5-3			B SL 87 B SL 88 X SL 87 2-0 L8			3	0	0	0	0	0	1
28 Jonah Heim, S (1, 2) OBP: 0.318, SLG: 0.443		B FF 96 F SL 89 X FF 96 1-1 F7			F FF 95 X SL 89 0-1 G1-3		D SL 82 C SL 86 F SL 85 S FF 93 1-3 K			3	0	0	0	0	1	1
18 Mitch Garver, R (1, 10) OBP: 0.377, SLG: 0.514			B FF 94 F SL 87 S KC 77 F KC 78 B SL 88 X SL 87 2-2 P3		C FF 95 B FF 96 C FF 96 B FS 86 F SL 89 S KC 78 2-3 K		B SL 86 X SL 86 1-0 P2			3	0	0	0	0	1	1
3 Leody Taveras, S (1, 8) OBP: 0.314, SLG: 0.426			B SL 88 C SL 89 B FS 84 X FF 96 2-1 HR		C FS 85 B FS 86 B SL 90 F SL 89 X SL 88 2-2 G4-3			F SI 95 B FF 96 F FF 96 X SL 87 1-2 G4-3		3	1	1	1	0	0	0
32 Evan Carter, L (1, 7) OBP: 0.422, SLG: 0.698			C FF 96 B FF 96 C FF 96 B FS 87 F FS 86 B FS 86 S SL 89 3-3 K			B FF 96 F FF 96 C FF 96 X SL 89 1-2 L9		X SI 95 0-0 G3-1		3	0	0	0	0	1	0
Inning Stats	R: 0 E: 0 K: 2 S: 14 H: 0 LOB: 0 BB: 0 P: 21	R: 0 E: 0 K: 1 S: 12 H: 0 LOB: 0 BB: 0 P: 15	R: 1 E: 0 K: 1 S: 11 H: 1 LOB: 0 BB: 0 P: 18	R: 1 E: 0 K: 0 S: 8 H: 1 LOB: 0 BB: 0 P: 13	R: 0 E: 0 K: 1 S: 9 H: 0 LOB: 0 BB: 0 P: 13	R: 0 E: 0 K: 0 S: 11 H: 1 LOB: 1 BB: 0 P: 17	R: 0 E: 0 K: 1 S: 6 H: 0 LOB: 1 BB: 1 P: 14	R: 0 E: 0 K: 1 S: 7 H: 0 LOB: 0 BB: 0 P: 11	R: 0 E: 0 K: 2 S: 9 H: 0 LOB: 0 BB: 0 P: 13	1B: 1 2B: 0 3B: 0 HR: 2 SF: 0 SAC: 0 DP: 0 HBP: 0						

TOP

Texas Rangers @ Seattle Mariners

T-Mobile Park, Seattle, WA

Thu Sep 28 2023, 6:41 PM - 9:15 PM PDT

Att. 43,817 - Roof Closed - 54 F

livebaseballscorecards.com

AB	30
R	2
H	3
RBI	2
BB	1
SO	9
LOB	4

WP: 0 PB: 0 SB: 0 CS: 0 PA: 31

PITCHER		IP	WLS	BF	H	R	ER	SO	BB	IBB	HBP	BLK	WP	HR	S	P	ERA	WHIP
36 Logan Gilbert, R ERA: 3.73	(1, 1)	6.0		21	3	2	2	5	0	0	0	0	0	2	65	97	3.00	0.500
49 Isaiah Campbell, R ERA: 3.04	(7, 1)	1.0		4	0	0	0	1	1	0	0	0	0	0	6	14	0.00	1.000
55 Gabe Speier, L ERA: 3.88	(8, 1)	1.2		5	0	0	0	3	0	0	0	0	0	0	13	20	0.00	0.000
75 Andrés Muñoz, R ERA: 2.81	(9, 1)	0.1	W	1	0	0	0	0	0	0	0	0	0	0	3	4	0.00	0.000

Texas Rangers @ Seattle Mariners

T-Mobile Park, Seattle, WA

Thu Sep 28 2023, 6:41 PM - 9:15 PM PDT

Att. 43,817 - Roof Closed - 54 F

livebaseballscorecards.com

BOTTOM

Batter	1	2	3	4	5	6	7	8	9	AB	R	H	RBI	BB	SO	LOB
3 J.P. Crawford, L (1, 6) OBP: 0.380, SLG: 0.435	C SI 92 F CU 79 B SI 94 B SI 93 X SI 93 2-2 G6-3 ①		D CU 80 F SI 91 B SI 94 X CH 84 2-1 F6 ③		B SI 89 C SI 91 1 SAFE C SI 90 X SI 92 1-2 1-3 1B ②		X FF 93 0-0 P5 ③		C SL 87 B SL 85 X SI 98 1-1 1-3 2-H 3-H 2B	5	0	2	2	0	0	2
44 Julio Rodríguez, R (1, 8) OBP: 0.339, SLG: 0.493	B FF 93 F CH 83 C FF 93 S SI 93 1-3 K ②			X CU 79 0-0 HR	B FF 93 B FF 94 X FF 94 2-0 G3 ③			X SI 95 0-0 L8 ①		4	1	1	1	0	1	1
28 Eugenio Suárez, R (1, 5) OBP: 0.324, SLG: 0.387	C CU 79 B CH 84 B FF 92 F SI 94 S CU 81 2-3 K ③			B FF 92 B CH 84 F SI 92 C FF 93 S CU 81 2-3 K ①		X CU 79 0-0 2B		B FF 95 X SL 84 1-0 P2 ②		4	0	1	0	0	2	0
35 Teoscar Hernández, R (1, 9) OBP: 0.307, SLG: 0.439		B SI 92 B CH 84 B CH 83 F SI 92 S CH 83 C CU 80 3-3 K ①		X CH 84 0-0 G3-1 ②		B FF 92 X CH 82 1-0 G5-3 ①		B SL 84 C SL 84 B SL 84 F FC 90 F SL 85 S SL 85 2-3 K ③		4	0	0	0	0	2	1
29 Cal Raleigh, S (1, 2) OBP: 0.312, SLG: 0.466		F FF 92 S CH 85 B FF 94 X CU 79 1-2 F8 ②		S CH 83 B CH 83 C FF 92 X CH 84 1-2 25 WP 1B		S FF 92 B FF 92 B FF 92 F CH 83 X FF 94 2-2 F7 ②			B FF 98 X FF 98 1-0 23 WP 25 1B 3 2B 1B	4	1	2	0	0	0	1
25 Dylan Moore, R (1, 7) OBP: 0.302, SLG: 0.434		C CH 84 B CH 84 S CU 80 B CU 81 B CH 84 X CH 85 3-2 L5 ③		C CU 80 C CU 79 F CU 80 B CH 85 B CU 80 B SI 92 F CU 79 F SI 93 B SI 94 4-2 1-2 BB		B CH 84 D CU 80 C CH 83 S FF 93 S CU 81 2-3 K ③			C SL 84 X FS 91 0-1 23 WP 3 2B 1-2 1B	3	1	1	0	1	1	1
23 Ty France, R (1, 3) OBP: 0.335, SLG: 0.362			X SI 92 0-0 L1 ①	C FF 92 F FF 93 B FF 93 D CH 85 X FF 93 2-2 P4 ③			B FF 93 B FF 93 C FF 91 S FF 92 F FF 94 S FF 93 2-3 K ①		B FF 100 B FF 98 B FF 98 B FF 100 4-0 3 2B 1-2 2-3 BB	3	0	0	0	1	1	2
0 Sam Haggerty, S (1, 10) OBP: 0.359, SLG: 0.341 20 Mike Ford, L (9, PH) OBP: 0.318, SLG: 0.479			C SI 93 B CH 83 B CH 84 B SI 92 B SI 92 4-1 76 S BB		S CU 78 B CU 80 X SI 92 1-1 F9 ①		B SL 79 B FF 93 B FF 93 C FF 91 B FF 91 4-1 BB		S SL 87 X SL 86 0-1 F8 ①	1 1	0 0	0 0	0 0	2 0	0 0	0 3
76 José Caballero, R (1, 4) OBP: 0.344, SLG: 0.322 4 Josh Rojas, L (9, PH) OBP: 0.304, SLG: 0.329			C SI 93 B CU 79 B SI 92 F SI 93 X CU 81 2-2 F9 ② 1-2		X SI 94 0-0 3 1B 1B		C FF 92 F CH 84 D CH 85 B FF 93 C SL 79 2-3 K ②		F SI 98 S CH 88 B SL 88 X SI 98 1-2 P5 ②	3 1	0 0	1 0	0 0	0 0	1 0	2 3
Inning Stats	R: 0 E: 0 K: 2 S: 9 H: 0 LOB: 0 BB: 0 P: 14	R: 0 E: 0 K: 1 S: 9 H: 0 LOB: 0 BB: 0 P: 16	R: 0 E: 0 K: 0 S: 7 H: 0 LOB: 1 BB: 1 P: 15	R: 1 E: 0 K: 1 S: 16 H: 2 LOB: 2 BB: 1 P: 25	R: 0 E: 0 K: 0 S: 7 H: 2 LOB: 1 BB: 0 P: 11	R: 0 E: 0 K: 1 S: 8 H: 1 LOB: 1 BB: 0 P: 13	R: 0 E: 0 K: 2 S: 9 H: 0 LOB: 1 BB: 1 P: 17	R: 0 E: 0 K: 1 S: 6 H: 0 LOB: 0 BB: 0 P: 9	R: 2 E: 0 K: 0 S: 10 H: 3 LOB: 2 BB: 1 P: 17	1B: 5 2B: 2 3B: 0 HR: 1 SF: 0 SAC: 0 DP: 0 HBP: 0						

	AB	R	H	RBI	BB	SO	LOB
	33	3	8	3	4	8	16

WP: 2 PB: 0 SB: 1 CS: 0 — PA: 37

PITCHER		IP	WLS	BF	H	R	ER	SO	BB	IBB	HBP	BLK	WP	HR	S	P	ERA	WHIP
52 Jordan Montgomery, L ERA: 3.2	(1, 1)	6.0		24	5	1	1	5	2	0	0	0	1	1	56	94	1.50	1.167
44 Andrew Heaney, L ERA: 4.28	(7, 1)	1.0	H	4	0	0	0	2	1	0	0	0	0	0	9	17	0.00	1.000
25 José Leclerc, R ERA: 2.75	(8, 1)	1.0	H	3	0	0	0	1	0	0	0	0	0	0	6	9	0.00	0.000
45 Aroldis Chapman, L ERA: 3.09	(9, 1)	0.0	L	3	2	2	2	0	1	0	0	0	1	0	3	8	∞	∞
72 Jonathan Hernández, R ERA: 5.58	(9, 1)	0.2	B	3	1	0	0	0	0	0	0	0	0	0	7	9	0.00	1.500

PITCHER	IP	WLS	BF	H	R	ER	SO	BB	IBB	HBP	BLK	WP	HR	S	P	ERA	WHIP

Texas Rangers @ Seattle Mariners

T-Mobile Park, Seattle, WA

Fri Sep 29 2023, 7:11 PM - 9:59 PM PDT

Att. 45,274 - Roof Closed - 55 F

livebaseballscorecards.com

Batter	1	2	3	4	5	6	7	8	9	AB	R	H	RBI	BB	SO	LOB
2 Marcus Semien, R (1, 4) OBP: 0.350, SLG: 0.480 20 Ezequiel Duran, R (7, 4) OBP: 0.324, SLG: 0.443	B FF 96 C SL 88 C SL 89 C FF 97 1-3 ① K		X SL 86 0-0 18 F9 5 BB 1B		B SI 93 X SI 93 1-0 1B		C FF 96 B SL 89 B SL 88 B FF 95 B FF 94 4-1 BB		B FF 97 B FC 93 C FF 97 B FF 97 S FF 97 B FF 98 4-2 BB	3 0	0 0	2 0	0 0	1 1	1 0	0 0
5 Corey Seager, L (1, 6) OBP: 0.395, SLG: 0.632 47 Josh Smith, L (6, 6) OBP: 0.304, SLG: 0.328	B CH 91 B SL 90 B CH 90 B FF 97 4-0 53 BB BB		B ST 96 B SI 95 S FF 94 B FF 95 B SI 96 4-1 30 HBP 1-2 BB		B ST 83 C SI 92 D ST 83 B ST 83 F SI 93 F SI 92 F SI 93 X FF 92 3-2 ① L8		F FF 96 B FF 96 B FF 96 S SL 88 X SL 89 2-2 ③ F7		X FF 97 0-0 ② F7	1 2	0 0	0 0	0 0	2 0	0 0	1 3
18 Mitch Garver, R (1, 10) OBP: 0.375, SLG: 0.507	C SL 87 S SL 90 B ST 84 B SL 90 F FF 96 B SI 96 C SL 88 3-3 ② K		C SI 96 B SL 89 X SL 88 1-1 ① F9 2-3		X SI 93 0-0 ② F8			B SL 82 B FF 93 C FF 92 B SI 93 S FF 93 B FF 94 4-2 16 DI BB	X FF 98 0-0 ③ F8	4	0	0	0	1	1	6
53 Adolis García, R (1, 9) OBP: 0.327, SLG: 0.511 16 Travis Jankowski, L (6, 9) OBP: 0.357, SLG: 0.332	B FF 97 S SL 89 C FF 96 B FF 97 B SL 91 D SL 90 4-2 1-2 BB		S FF 94 S SI 96 S FF 96 0-3 ② K		F SL 88 B FF 94 F ST 80 B FF 94 C FF 95 2-3 ③ K			B FF 92 B FF 93 B FF 93 C SI 95 F SI 93 B SI 94 4-2 1-2 BB		2 0	0 0	0 0	0 0	1 1	2 0	3 0
30 Nathaniel Lowe, L (1, 3) OBP: 0.360, SLG: 0.412	F FF 96 C FF 97 D SL 90 F FF 98 F SI 97 B FF 96 B ST 81 S SL 89 3-3 ③ K		B FF 95 F FF 96 F FF 96 B SI 96 F FF 96 H SL 90 3-2 1-2 HBP			B FF 93 B SL 88 C FF 94 C FF 95 F CU 80 B CU 80 X FF 95 3-2 ① G6-3		C SL 79 S SL 83 B SL 82 F SL 82 S FS 88 1-3 ① K	3	0	0	0	0	2	4
6 Josh Jung, R (1, 5) OBP: 0.316, SLG: 0.472		B SL 88 T SL 86 B SL 87 F SI 95 X SL 86 2-2 1B	B SI 97 B SI 97 S FF 96 B SL 90 F FF 96 X FF 96 3-2 ③ F7			B SL 90 F ST 78 C SL 88 B FF 94 B CU 80 X FF 93 3-2 ② L5		S SL 81 F SL 80 B SL 83 S SL 83 1-3 ② K	4	0	1	0	0	1	5
28 Jonah Heim, S (1, 2) OBP: 0.316, SLG: 0.440 11 Austin Hedges, R (6, 2) OBP: 0.234, SLG: 0.227		B FF 96 S FF 96 B FF 96 X FF 96 2-1 ① F7		F SL 87 S FF 94 B CH 91 X FF 95 1-2 ① F7		C ST 79 B ST 79 B FF 92 X FF 94 2-1 ③ G3-1		C SL 81 C FF 94 S SL 82 0-3 ③ K	3 1	0 0	0 0	0 0	0 0	0 1	1 2
3 Leody Taveras, S (1, 8) OBP: 0.313, SLG: 0.425 4 Robbie Grossman, S (6, 7) OBP: 0.342, SLG: 0.397		B SL 90 B FF 96 B FF 95 C SI 96 F FF 95 X FF 96 3-2 ② F8		C SL 88 B SL 88 B SL 87 C FF 94 X FF 96 2-2 ② G3-1			B FF 95 F FF 95 B ST 83 C FF 96 S SL 89 2-3 ① K		F FF 96 B FF 97 B SL 88 C FF 97 B SL 88 B FF 97 4-2 32 G4-3 BB	2 1	0 0	0 0	0 0	0 1	0 1	1 0
32 Evan Carter, L (1, 7) OBP: 0.397, SLG: 0.649 (6, 8)		C FF 96 S FF 95 B FF 95 B FF 96 C FF 96 2-3 ③ K		B ST 83 C SI 93 S ST 84 S ST 83 1-3 ③ K			B FF 94 C FF 95 C FF 93 S FF 96 1-3 ② K		X FF 98 0-0 ① G4-3 1-2	4	0	0	0	0	3	2
Inning Stats	R: 0 E: 0 K: 3 S: 14 H: 0 LOB: 2 BB: 2 P: 29	R: 0 E: 0 K: 1 S: 11 H: 1 LOB: 1 BB: 0 P: 20	R: 0 E: 0 K: 1 S: 13 H: 1 LOB: 3 BB: 1 P: 24	R: 0 E: 0 K: 1 S: 9 H: 0 LOB: 0 BB: 0 P: 13	R: 0 E: 0 K: 1 S: 10 H: 1 LOB: 1 BB: 0 P: 16	R: 0 E: 0 K: 0 S: 9 H: 0 LOB: 0 BB: 0 P: 17	R: 0 E: 0 K: 2 S: 10 H: 0 LOB: 1 BB: 1 P: 19	R: 0 E: 0 K: 3 S: 14 H: 0 LOB: 2 BB: 2 P: 24	R: 0 E: 0 K: 0 S: 7 H: 0 LOB: 2 BB: 2 P: 15	1B: 3 2B: 0 3B: 0 HR: 0 SF: 0 SAC: 0 DP: 0 HBP: 1						

TOP

AB	30
R	0
H	3
RBI	0
BB	8
SO	12
LOB	28

WP: 0 PA: 39
PB: 0
SB: 0
CS: 0

PITCHER		IP	WLS	BF	H	R	ER	SO	BB	IBB	HBP	BLK	WP	HR	S	P	ERA	WHIP
22 Bryan Woo, R ERA: 4.21	(1, 1)	3.2		17	2	0	0	5	3	0	1	0	0	0	44	82	0.00	1.364
60 Tayler Saucedo, L ERA: 3.64	(4, 1)	0.2		3	1	0	0	1	0	0	0	0	0	0	9	14	0.00	1.500
46 Trent Thornton, R ERA: 2.08	(5, 1)	1.2	W	5	0	0	0	1	0	0	0	0	0	0	13	23	0.00	0.000
49 Isaiah Campbell, R ERA: 2.93	(7, 1)	1.0		4	0	0	0	2	1	0	0	0	0	0	10	19	0.00	1.000
41 Eduard Bazardo, R ERA: 4.91	(8, 1)	1.0		5	0	0	0	3	2	0	0	0	0	0	14	24	0.00	2.000

PITCHER		IP	WLS	BF	H	R	ER	SO	BB	IBB	HBP	BLK	WP	HR	S	P	ERA	WHIP
54 Dominic Leone, R ERA: 4.67	(9, 1)	1.0		5	0	0	0	0	2	0	0	0	0	0	7	15	0.00	2.000

Texas Rangers @ Seattle Mariners

T-Mobile Park, Seattle, WA

Fri Sep 29 2023, 7:11 PM - 9:59 PM PDT

Att. 45,274 - Roof Closed - 55 F

BOTTOM

Batter	1	2	3	4	5	6	7	8	9	AB	R	H	RBI	BB	SO	LOB
3 J.P. Crawford, L (1, 6) OBP: 0.381, SLG: 0.440 76 José Caballero, R (8, 6) OBP: 0.344, SLG: 0.322	C FF 94 S FF 95 B FF 94 T CU 77 1-2 ① K		B FF 96 B FS 88 B FS 89 B FF 94 4-0 28 2B BB	B SL 88 F FF 94 B FF 96 B FF 94 X FF 93 3-1 1-H 2-H 3-H HR			B FF 94 B SL 86 C FF 94 F FF 94 B SL 89 C SL 86 3-3 ① K			3	2	1	4	1	2	0
										0	0	0	0	0	0	0
44 Julio Rodríguez, R (1, 8) OBP: 0.337, SLG: 0.490 8 Dominic Canzone, L (9, 7) OBP: 0.263, SLG: 0.406	S FF 96 F FS 87 S FS 89 0-3 ② K		C FS 88 F FS 88 S FF 95 0-3 ② K	B FF 95 F FF 95 X CH 89 1-1 ② G5-3			S CH 85 F FF 95 X CH 85 0-2 ② G1-3			4	0	0	0	0	2	1
										0	0	0	0	0	0	0
28 Eugenio Suárez, R (1, 5) OBP: 0.323, SLG: 0.387	B CU 76 B FF 97 X FC 91 2-0 ③ G5-3		B CU 75 B FS 89 F FF 95 B FF 96 C FF 96 X FF 95 3-2 1-H 2B	S SL 87 B FF 95 B FF 94 F FF 94 C SL 87 2-3 ③ K			C FF 95 X CH 86 0-1 ③ G6-3			4	0	1	1	0	1	0
29 Cal Raleigh, S (1, 2) OBP: 0.310, SLG: 0.462		C CU 76 S FF 95 X FF 95 0-2 ① L5	D FS 88 B FF 94 X FC 91 2-0 ③ F6		C CU 85 F FF 98 B SL 90 B FF 98 B CU 86 S FF 98 3-3 ① K			S CH 83 B CH 84 F CH 84 F FF 94 S FF 94 1-3 ① K		4	0	0	0	0	2	1
35 Teoscar Hernández, R (1, 9) OBP: 0.307, SLG: 0.438 0 Sam Haggerty, S (8, 7) OBP: 0.365, SLG: 0.341 (9, 8)		C FF 95 B FF 95 S FF 97 B FS 90 B FF 97 X FS 90 3-2 ② G6-3		S FF 94 X FS 88 0-1 23 HBP 20 BB 4 1B 1B	B CU 84 S SL 89 T SL 89 S FF 98 1-3 ② K			S CU 80 B CH 85 C CH 85 B FF 95 B CH 85 F CH 86 F FF 94 B FF 93 4-2 BB		3	1	1	0	0	1	0
										0	0	0	0	1	0	0
20 Mike Ford, L (1, 10) OBP: 0.319, SLG: 0.475 22 Luis Torrens, R (8, PH) OBP: 0.310, SLG: 0.370 (9, 10)		S FS 91 C CU 77 F FF 97 B FS 88 F FF 95 B CU 77 S FS 90 2-3 ③ K		B FS 88 B FC 90 B FF 95 B FF 92 4-0 4 1B 23 HBP 3 HR 1-2 BB	B CU 85 C FF 98 B SL 91 B FF 97 F FF 97 C SL 88 3-3 ③ K			S CU 79 F FF 93 X CH 84 0-2 ② L7		2	1	0	0	1	2	0
										1	0	0	0	0	0	1
23 Ty France, R (1, 3) OBP: 0.336, SLG: 0.367			S FF 94 B FS 88 X FC 89 1-1 HR	B CU 76 C FF 94 F FF 95 F FS 87 F FF 96 B FS 87 F FF 93 2 SAFE D CU 78 4-2 H FF 94 4 1B 3 HR 1-2 2-3 HBP		C CU 76 X FF 90 0-1 ① F7		B FF 94 X FF 94 1-0 ③ L7		3	2	1	1	0	0	1
10 Jarred Kelenic, L (1, 7) OBP: 0.326, SLG: 0.420 (8, 9)			F FF 95 B FF 94 S FS 88 F FF 94 B CU 76 B FF 96 X FS 89 3-2 ① G4-3	B FF 95 S FS 88 C FC 91 B FF 94 B FS 89 F FS 84 S FC 89 3-3 ① K		S SL 81 S SL 80 B SL 81 S SL 81 1-3 ② K				3	0	0	0	0	2	3
4 Josh Rojas, L (1, 4) OBP: 0.307, SLG: 0.342			B CU 74 X FF 94 1-0 HR	C FS 87 C FS 87 B FF 95 X FS 87 1-2 2-3 3-H 3 HR 1B		C FF 92 B SL 80 B FF 92 C FF 91 X SL 81 2-2 ③ G3				3	2	2	2	0	0	0
Inning Stats	R: 0 E: 0 K: 2 S: 7 H: 0 LOB: 0 BB: 0 P: 10	R: 0 E: 0 K: 1 S: 11 H: 0 LOB: 0 BB: 0 P: 16	R: 3 E: 0 K: 1 S: 14 H: 3 LOB: 1 BB: 1 P: 28	R: 5 E: 0 K: 2 S: 21 H: 3 LOB: 0 BB: 1 P: 39	R: 0 E: 0 K: 3 S: 9 H: 0 LOB: 0 BB: 0 P: 16	R: 0 E: 0 K: 1 S: 8 H: 0 LOB: 0 BB: 0 P: 11	R: 0 E: 0 K: 1 S: 8 H: 0 LOB: 0 BB: 0 P: 11	R: 0 E: 0 K: 1 S: 12 H: 0 LOB: 1 BB: 1 P: 18		1B: 2 2B: 1 3B: 0 HR: 3 SF: 0 SAC: 0 DP: 0 HBP: 1					WP: 0 PB: 0 SB: 0 CS: 0	PA: 34

livebaseballscorecards.com

	AB	30
	R	8
	H	6
	RBI	8
	BB	3
	SO	12
	LOB	7

PITCHER		IP	WLS	BF	H	R	ER	SO	BB	IBB	HBP	BLK	WP	HR	S	P	ERA	WHIP
17 Nathan Eovaldi, R ERA: 3.63	(1, 1)	3.1	L	18	5	7	7	5	2	0	1	0	0	2	46	80	18.90	2.100
46 Brock Burke, L ERA: 4.37	(4, 1)	0.2		3	1	1	1	1	0	0	0	0	0	1	7	13	13.50	1.500
66 Josh Sborz, R ERA: 5.68	(5, 1)	1.0		3	0	0	0	3	0	0	0	0	0	0	9	16	0.00	0.000
51 Will Smith, L ERA: 4.4	(6, 1)	1.0		3	0	0	0	1	0	0	0	0	0	0	8	11	0.00	0.000
Jacob Latz, L ERA:	(7, 1)	2.0		7	0	0	0	2	1	0	0	0	0	0	20	29	0.00	0.500

PITCHER	IP	WLS	BF	H	R	ER	SO	BB	IBB	HBP	BLK	WP	HR	S	P	ERA	WHIP

Texas Rangers @ Seattle Mariners

T-Mobile Park, Seattle, WA

Sat Sep 30 2023, 4:17 PM - 7:28 PM PDT

Att. 44,694 - Roof Closed - 63 F

TOP

livebaseballscorecards.com

Batter	1	2	3	4	5	6	7	8	9	AB	R	H	RBI	BB	SO	LOB
2 Marcus Semien, R (1, 4) OBP: 0.350, SLG: 0.480	X FF 96 0-0 ① P3		30 1B BB B SL 96 1-2 ③ L7		B SL 86 X FF 96 1-0 ② L7			C SL 91 B SL 89 X SI 99 1-1 1-H 2B		4	1	1	1	1	0	3
5 Corey Seager, L (1, 6) OBP: 0.393, SLG: 0.628	B FF 96 B SL 86 B SI 97 F FF 97 S CH 89 S FF 98 3-3 ② K		B CH 89 F SL 86 X CH 89 1-1 ① F7	B SL 88 B SI 96 S SL 87 B SL 89 X SL 89 3-1 6 HBP 53 WP 28 BB 1B	F SI 95 C SI 94 B SL 86 S SL 86 1-3 ③ K			B SL 90 X SL 89 1-0 ① F7		5	1	1	0	0	2	2
4 Robbie Grossman, S (1, 10) OBP: 0.340, SLG: 0.394	S FF 98 C FF 98 B FF 98 F CH 90 B FF 98 F SL 87 X CH 90 2-2 1B		C SL 87 F FF 96 S FF 97 0-3 ② K	C SL 88 F SL 86 D KC 87 F FF 97 F SL 89 B SI 99 B KC 85 X SL 87 3-2 ① P5		C SL 81 B SL 80 X FS 86 1-1 ① F8		B FF 100 B FF 100 C SI 99 C FF 100 S SL 89 2-3 ② K		5	0	1	0	0	2	3
53 Adolis García, R (1, 9) OBP: 0.328, SLG: 0.509	C FF 98 F FF 97 S FF 97 0-3 ③ K		B CH 89 F CH 89 X SI 96 1-1 30 1B 28 1B 1-2 1B	F SI 99 B SL 89 B SL 91 B SL 89 B SL 90 4-1 28 BB 6 HBP 1-2 BB		B FF 94 X SL 81 1-0 ② G5-3		S FF 100 F SL 90 D SL 89 B FF 100 B FF 101 S SL 89 3-3 ③ K		4	1	1	0	1	2	2
30 Nathaniel Lowe, L (1, 3) OBP: 0.362, SLG: 0.416		B FF 96 C FF 96 B FF 96 F FF 96 B SI 96 F FF 97 B FF 97 4-2 28 FC3-6 BB	F FF 96 F FF 97 D SL 87 B SL 86 B FF 97 X FF 97 3-2 6 BB 28 1B 1-3 2-H 1B	C FC 90 B SI 97 C SL 88 S SL 86 1-3 ② K		B SL 84 B SL 83 C SL 81 F SL 83 B FF 94 F SL 82 S FS 88 3-3 ③ K		B SL 80 C SL 82 B FC 94 X SI 93 2-1 3B	4	1	2	1	1	2	2
6 Josh Jung, R (1, 5) OBP: 0.316, SLG: 0.469		C SL 85 B SL 86 C SL 86 C FF 97 1-3 ① K	B SL 86 S SL 86 F SI 96 B SL 88 B FF 96 F FF 96 D SL 86 4-2 28 1B 3 1B 1-2 BB	C SL 90 S SL 90 B FC 91 H SI 97 2-2 28 BB 1-2 2-3 HBP			F SL 80 B SL 83 F SL 80 X FS 88 1-2 ① L8		C SL 82 F SI 95 B SL 82 C SI 95 1-3 ① K	3	1	0	0	1	2	2
28 Jonah Heim, S (1, 2) OBP: 0.317, SLG: 0.438		F FF 96 X SI 97 0-1 ② FC3-6 3 BB 1-2f	F CH 88 C FF 96 F FF 95 F FF 96 F SL 86 X CH 89 0-2 32 BB 3 1B 1-3 2-H 3-H 1B	B SL 90 B SL 88 B FF 98 C FF 96 B FF 98 4-1 1-2 2-3 3-H BB			B ST 84 B SI 92 C ST 81 F SI 92 F CH 86 B SI 94 F CH 88 F FF 93 S SI 92 3-3 ② K		X FC 93 0-0 ② G6-3	4	0	1	3	1	1	2
3 Leody Taveras, S (1, 8) OBP: 0.314, SLG: 0.423		C FF 96 B CH 89 S CH 89 F FF 97 B CH 90 F CH 89 B CH 89 B CH 89 4-2 1-2 BB	X CH 88 0-0 32 BB 1-2 3-H 1B	S SL 86 S SL 86 D SL 84 S SL 84 1-3 ③ K			B ST 84 C ST 84 F SI 93 B CH 87 B CH 87 X ST 83 3-2 ③ P6		B SL 81 B FC 92 C FC 93 C FC 93 B FC 95 C SI 93 3-3 ③ K	4	0	1	1	1	2	4
32 Evan Carter, L (1, 7) OBP: 0.403, SLG: 0.627		B FF 97 F FF 97 B FF 97 B FF 97 F FF 97 X FF 98 3-2 ③ F7	B FF 96 F FF 95 B FF 96 C FF 96 F FF 96 B CH 89 B FF 96 4-2 1-2 2-3 BB		C FF 95 C FF 95 B SL 85 B SL 87 F FF 96 S SL 85 2-3 ① K			F FF 99 B SI 98 B SI 98 B FF 99 B SI 98 4-1 2 2B BB		2	1	0	0	2	1	2
Inning Stats	R: 0 E: 0 K: 2 S: 12 H: 1 LOB: 1 BB: 0 P: 17	R: 0 E: 0 K: 1 S: 15 H: 0 LOB: 2 BB: 2 P: 27	R: 4 E: 0 K: 1 S: 28 H: 4 LOB: 3 BB: 3 P: 46	R: 1 E: 0 K: 2 S: 17 H: 1 LOB: 3 BB: 2 P: 35	R: 0 E: 0 K: 2 S: 8 H: 0 LOB: 0 BB: 0 P: 12	R: 0 E: 0 K: 1 S: 7 H: 0 LOB: 0 BB: 0 P: 12	R: 0 E: 0 K: 1 S: 12 H: 0 LOB: 0 BB: 0 P: 19	R: 1 E: 0 K: 2 S: 10 H: 1 LOB: 1 BB: 1 P: 21	R: 0 E: 0 K: 2 S: 9 H: 1 LOB: 1 BB: 0 P: 15	1B: 6 2B: 1 3B: 1 HR: 0 SF: 0 SAC: 0 DP: 0 HBP: 1						WP: 1 PB: 0 SB: 0 CS: 0 PA: 44

	AB	35
	R	6
	H	8
	RBI	6
	BB	8
	SO	14
	LOB	22

PITCHER		IP	WLS	BF	H	R	ER	SO	BB	IBB	HBP	BLK	WP	HR	S	P	ERA	WHIP
58 Luis Castillo, R ERA: 3.34	(1, 1)	2.2	L	18	5	4	4	4	5	0	0	0	0	0	52	86	13.50	3.750
47 Matt Brash, R ERA: 3.06	(3, 1)	1.0		7	1	1	1	1	2	0	1	0	1	0	17	35	9.00	3.000
55 Gabe Speier, L ERA: 3.79	(4, 1)	1.1		4	0	0	0	3	0	0	0	0	0	0	11	16	0.00	0.000
41 Eduard Bazardo, R ERA: 4.5	(6, 1)	1.1		4	0	0	0	1	0	0	0	0	0	0	10	16	0.00	0.000
60 Tayler Saucedo, L ERA: 3.59	(7, 1)	0.2		2	0	0	0	1	0	0	0	0	0	0	9	15	0.00	0.000

PITCHER		IP	WLS	BF	H	R	ER	SO	BB	IBB	HBP	BLK	WP	HR	S	P	ERA	WHIP
75 Andrés Muñoz, R ERA: 2.94	(8, 1)	1.0		5	1	1	1	2	1	0	0	0	0	0	10	21	9.00	2.000
48 Justin Topa, R ERA: 2.61	(9, 1)	1.0		4	1	0	0	2	0	0	0	0	0	0	9	15	0.00	1.000

Texas Rangers @ Seattle Mariners

T-Mobile Park, Seattle, WA

Sat Sep 30 2023, 4:17 PM - 7:28 PM PDT

Att. 44,694 - Roof Closed - 63 F

livebaseballscorecards.com

BOTTOM

Batter	1	2	3	4	5	6	7	8	9	AB	R	H	RBI	BB	SO	LOB
3 J.P. Crawford, L (1, 6) OBP: 0.381, SLG: 0.441	C FF 93 B SL 80 B SL 80 F FF 94 B FF 94 X FF 93 3-2 29 FC5-4 1B		C SL 79 B FF 92 C FF 91 X SL 81 1-2 G3-1 ①		B FF 92 X FF 93 1-0 1-2 2-3 1B		C CH 83 F FF 93 F CH 83 F FF 92 B SL 84 X FF 91 1-2 P2 ③			4	0	2	0	0	0	0
44 Julio Rodríguez, R (1, 8) OBP: 0.335, SLG: 0.487	B FF 94 B FF 93 F FF 92 F SL 78 B FF 94 X FF 93 3-2 F9 ①		X CH 83 0-0 G1-3 ②		B FF 97 X SL 89 1-0 F7 ②			B FF 91 C FF 91 F CH 82 F FF 92 S CH 83 1-3 K ①		4	0	0	0	0	1	4
28 Eugenio Suárez, R (1, 5) OBP: 0.323, SLG: 0.392	F FF 92 D SL 81 F FF 93 F SL 79 X FF 92 1-2 F9 ②		C FF 92 B CH 84 F FF 93 F FF 93 C SL 80 1-3 K ③		B CU 85 X FF 97 1-0 G5-3 ③			C SL 83 B CH 83 B FF 91 X FF 91 2-1 HR		4	1	1	1	0	1	4
29 Cal Raleigh, S (1, 2) OBP: 0.307, SLG: 0.459	B CH 84 C FF 94 S FF 93 F FF 93 B SL 80 X CH 85 2-2 FC5-4 ③ 1-2f			B CH 83 X FF 91 1-0 P5 ①		X CU 85 0-0 G4-3 ①		B CH 82 S CH 84 B CH 84 X FF 90 2-1 F7 ②		4	0	0	0	0	0	1
35 Teoscar Hernández, R (1, 9) OBP: 0.305, SLG: 0.435		B SL 78 B FF 92 B CH 83 C FF 91 F FF 92 S FF 93 3-3 K ①		C SL 80 S FF 93 B FF 93 B SL 80 X FF 93 2-2 F9 ②		C SL 89 F SL 90 X CU 86 0-2 G4-3 ②		C SL 86 X SL 84 0-1 P3 ③		4	0	0	0	0	1	0
25 Dylan Moore, R (1, 7) OBP: 0.305, SLG: 0.431 10 Jarred Kelenic, L (6, PH) OBP: 0.327, SLG: 0.420 (7, 7)		C CH 84 B CH 85 B SL 80 B CH 84 B FF 93 4-1 4 1B BB		C SL 78 C SL 80 B CH 85 B FF 93 B SL 80 X SL 78 3-2 L7 ③		B CU 84 C FF 97 X SL 89 1-1 1B			C FF 97 B CH 90 F SL 87 S CH 92 1-3 K ①	1 2	0 0	0 1	0 0	1 0	0 1	0 0
23 Ty France, R (1, 3) OBP: 0.335, SLG: 0.366		X FF 92 0-0 P2 ②			C FF 93 B FF 92 X CH 84 1-1 3 1B 0 1B 1B	B SL 89 X FF 98 1-0 F9 ③			B FF 97 S FF 98 S SL 86 X FF 98 1-2 G4-3 ②	4	0	1	0	0	0	2
4 Josh Rojas, L (1, 4) OBP: 0.306, SLG: 0.341		B FF 94 B FF 93 1 SAFE B FF 94 C FF 92 X FF 93 3-1 1-2 1B			C SL 81 B SL 81 F SL 82 B FF 93 B FF 93 X FF 92 3-2 F8 ①		C SL 82 B FF 92 B SL 84 B FF 91 F FF 92 F FF 91 F FF 91 X FF 92 3-2 G3 ①		C SL 85 B CH 90 B FF 97 F FF 97 S CH 92 2-3 K ③	4	0	1	0	0	1	1
0 Sam Haggerty, S (1, 10) OBP: 0.364, SLG: 0.341		C SL 79 F FF 93 F SL 80 F CH 84 F FF 93 F SL 79 X CH 85 0-2 F8 ③			B CH 84 B SL 80 C FF 91 X SL 78 2-1 3 1B 1-2 1B		C CH 82 S FC 88 B CH 84 F FF 92 S CH 84 1-3 K ②			3	0	1	0	0	1	2
Inning Stats	R: 0 E: 0 K: 0 S: 14 H: 1 LOB: 1 BB: 0 P: 23	R: 0 E: 0 K: 1 S: 14 H: 1 LOB: 2 BB: 1 P: 24	R: 0 E: 0 K: 1 S: 8 H: 0 LOB: 0 BB: 0 P: 10	R: 0 E: 0 K: 0 S: 7 H: 0 LOB: 0 BB: 0 P: 13	R: 0 E: 0 K: 0 S: 10 H: 3 LOB: 3 BB: 0 P: 19	R: 0 E: 0 K: 0 S: 7 H: 1 LOB: 1 BB: 0 P: 9	R: 0 E: 0 K: 1 S: 14 H: 0 LOB: 0 BB: 0 P: 19	R: 1 E: 0 K: 1 S: 10 H: 1 LOB: 0 BB: 0 P: 15	R: 0 E: 0 K: 2 S: 9 H: 0 LOB: 0 BB: 0 P: 13	1B: 6 2B: 0 3B: 0 HR: 1 SF: 0 SAC: 0 DP: 0 HBP: 0						

	AB	34
	R	1
	H	7
	RBI	1
	BB	1
	SO	6
	LOB	14

WP: 0 PA: 35
PB: 0
SB: 0
CS: 0

PITCHER		IP	WLS	BF	H	R	ER	SO	BB	IBB	HBP	BLK	WP	HR	S	P	ERA	WHIP
44 Andrew Heaney, L ERA: 4.15	(1, 1)	4.1		19	5	0	0	2	1	0	0	0	0	0	51	85	0.00	1.385
66 Josh Sborz, R ERA: 5.5	(5, 1)	1.2	W	6	1	0	0	0	0	0	0	0	0	0	9	13	0.00	0.600
61 Cody Bradford, L ERA: 5.3	(7, 1)	1.2		6	1	1	1	2	0	0	0	0	0	1	22	32	5.40	0.600
25 José Leclerc, R ERA: 2.68	(8, 1)	1.1		4	0	0	0	2	0	0	0	0	0	0	11	15	0.00	0.000

PITCHER	IP	WLS	BF	H	R	ER	SO	BB	IBB	HBP	BLK	WP	HR	S	P	ERA	WHIP

Batter	1	2	3	4	5	6	7	8	9	AB	R	H	RBI	BB	SO	LOB
2 Marcus Semien, R (1, 4) OBP: 0.348, SLG: 0.478	X FF 97 0-0 ① L7		F SL 88 B FF 97 B FF 97 F SL 90 B FF 97 X SI 96 3-2 ③ G6-3			C SI 97 B SI 96 S FF 97 F FF 97 F FS 86 F SL 90 B SL 89 B FS 86 C FF 96 3-3 ② K			B SL 86 C SL 86 B SL 86 B SL 85 C SL 85 S SL 85 3-3 ① K	4	0	0	0	0	2	2
5 Corey Seager, L (1, 6) OBP: 0.390, SLG: 0.623	B SL 88 F FF 97 X FS 85 1-1 ② F7			S KN 73 F FF 98 B FS 86 F SI 98 B FS 86 S FS 86 2-3 ① K		B SL 90 S FS 85 B FF 97 S FS 86 F FS 87 X FF 97 2-2 ③ G4-3			X SL 86 0-0 ② F7	4	0	0	0	0	1	1
18 Mitch Garver, R (1, 10) OBP: 0.370, SLG: 0.500	F KC 84 B SL 88 F SL 90 S FS 86 1-3 ③ K			C SI 96 C SI 98 B FF 98 S FF 98 1-3 ② K			B SL 84 B SL 87 C FF 96 X FF 94 2-1 ① G6-3		B SL 86 B SL 86 X SL 84 2-0 ③ F7	4	0	0	0	0	2	1
53 Adolis García, R (1, 9) OBP: 0.328, SLG: 0.508		X FF 96 0-0 ① F9		B FS 86 C FS 86 X SL 88 1-1 1B			B FF 98 C FF 96 B FF 97 S SL 87 F SL 86 C SL 86 2-3 ② K			3	0	1	0	0	1	0
30 Nathaniel Lowe, L (1, 3) OBP: 0.360, SLG: 0.414		C FS 85 C SL 89 C SI 98 0-3 ② K		C SI 97 X SI 96 0-1 ③ F8			C SL 86 B FF 98 B FF 97 S SL 85 B SL 85 F SL 85 S SL 86 3-3 ③ K			3	0	0	0	0	2	1
6 Josh Jung, R (1, 5) OBP: 0.315, SLG: 0.467		B SL 90 F SI 97 S SL 90 S FS 87 1-3 ③ K			B SI 94 B SL 88 X SL 87 2-0 ① G6-3			C ST 79 F ST 80 B CU 79 B FF 94 C SI 94 2-3 ① K		3	0	0	0	0	2	0
28 Jonah Heim, S (1, 2) OBP: 0.317, SLG: 0.438			C FF 96 F FF 96 B FS 86 X FS 86 1-2 ① P5		S SL 89 F SL 88 X FF 97 0-2 3 G4-6-3 1B			B FF 94 B ST 79 B ST 79 C ST 78 C CU 78 X SI 93 3-2 ② G4-3		3	0	1	0	0	0	0
3 Leody Taveras, S (1, 8) OBP: 0.312, SLG: 0.421			C FF 97 B FS 86 X SL 90 1-1 ② G1-3		B FS 85 D SL 88 X FF 96 2-0 ② ③ G4-6-3 1-2f			B CU 80 X SI 94 1-0 ③ G4-3		3	0	0	0	0	0	1
32 Evan Carter, L (1, 7) OBP: 0.413, SLG: 0.645			X FF 97 0-0 2B			B KN 77 B SL 88 B FF 95 C FF 95 C FF 96 S FF 96 3-3 ① K			F FF 94 B ST 82 X FF 95 1-1 1B	3	0	2	0	0	1	0
Inning Stats	R: 0 E: 0 K: 1 S: 6 H: 0 LOB: 0 BB: 0 P: 8	R: 0 E: 0 K: 2 S: 7 H: 0 LOB: 0 BB: 0 P: 8	R: 0 E: 0 K: 0 S: 9 H: 1 LOB: 1 BB: 0 P: 14	R: 0 E: 0 K: 2 S: 11 H: 1 LOB: 1 BB: 0 P: 15	R: 0 E: 0 K: 0 S: 5 H: 1 LOB: 0 BB: 0 P: 9	R: 0 E: 0 K: 2 S: 13 H: 0 LOB: 0 BB: 0 P: 21	R: 0 E: 0 K: 2 S: 10 H: 0 LOB: 0 BB: 0 P: 17	R: 0 E: 0 K: 1 S: 7 H: 0 LOB: 0 BB: 0 P: 13	R: 0 E: 0 K: 1 S: 7 H: 1 LOB: 1 BB: 0 P: 13	1B: 3 2B: 1 3B: 0 HR: 0 SF: 0 SAC: 0 DP: 1 HBP: 0						

TOP

Texas Rangers @ Seattle Mariners

T-Mobile Park, Seattle, WA

Sun Oct 01 2023, 12:12 PM - 2:12 PM PDT

Att. 43,997 - Partly Cloudy - 57 F

livebaseballscorecards.com

AB	30
R	0
H	4
RBI	0
BB	0
SO	11
LOB	6

PITCHER		IP	WLS	BF	H	R	ER	SO	BB	IBB	HBP	BLK	WP	HR	S	P	ERA	WHIP
68 George Kirby, R ERA: 3.35	(1, 1)	6.0	W	20	3	0	0	7	0	0	0	0	0	0	51	75	0.00	0.500
52 Prelander Berroa, R ERA:	(7, 1)	1.0	H	3	0	0	0	2	0	0	0	0	0	0	10	17	0.00	0.000
46 Trent Thornton, R ERA: 2.01	(8, 1)	1.0	H	3	0	0	0	1	0	0	0	0	0	0	7	13	0.00	0.000
49 Isaiah Campbell, R ERA: 2.83	(9, 1)	1.0	S	4	1	0	0	1	0	0	0	0	0	0	7	13	0.00	1.000

PITCHER	IP	WLS	BF	H	R	ER	SO	BB	IBB	HBP	BLK	WP	HR	S	P	ERA	WHIP

WP: 0 PA: 30
PB: 0
SB: 0
CS: 0

Texas Rangers @ Seattle Mariners

T-Mobile Park, Seattle, WA

Sun Oct 01 2023, 12:12 PM - 2:12 PM PDT

Att. 43,997 - Partly Cloudy - 57 F

livebaseballscorecards.com

BOTTOM

Batter	1	2	3	4	5	6	7	8	9	AB	R	H	RBI	BB	SO	LOB
3 J.P. Crawford, L (1, 6) OBP: 0.380, SLG: 0.438	X FC 88 0-0 ① G5-3		D KC 78 C CH 86 X SL 81 1-1 ② F9		X CU 79 0-0 ① P2			C SL 84 B SL 82 X SI 95 1-1 ① F8		3	0	0	0	0	0	1
25 Dylan Moore, R (6, 6) OBP: 0.303, SLG: 0.428 (7, 8)										1	0	0	0	0	0	0
44 Julio Rodríguez, R (1, 8) OBP: 0.333, SLG: 0.485	C SI 89 S SL 81 S SL 82 0-3 ② K		F SL 80 D SL 81 B SI 91 B SL 81 X SI 91 3-1 ③ FC5-4 1-2f		X FC 93 0-0 ② G4-3			C SL 84 C SL 84 S SL 86 0-3 ② K		3	0	0	0	0	1	1
76 José Caballero, R (7, 6) OBP: 0.343, SLG: 0.320										1	0	0	0	0	1	0
29 Cal Raleigh, S (1, 2) OBP: 0.306, SLG: 0.456	F FC 88 S FC 89 S SL 82 0-3 ③ K			B CH 84 B FC 89 X CH 85 2-0 ① F7	B FC 92 B FC 94 B CH 84 C FC 92 F CH 84 F SI 93 S FC 93 3-3 ③ K			B SI 96 C SL 84 B SL 83 C SI 96 S SL 88 2-3 ③ K		3	0	0	0	0	2	0
22 Luis Torrens, R (7, 2) OBP: 0.300, SLG: 0.357										1	0	0	0	0	1	0
28 Eugenio Suárez, R (1, 5) OBP: 0.323, SLG: 0.391		C SI 90 S SL 81 S SL 81 0-3 ① K		C SL 80 B SI 91 X SI 91 1-1 ① 23 BB 10 1B 8 G3 1B		C CU 78 B CH 84 X SI 93 1-1 ① F9				3	1	1	0	0	1	0
10 Jarred Kelenic, L (1, 9) OBP: 0.327, SLG: 0.419		B SL 78 F FC 89 X CH 86 1-1 ② G3		C CH 86 B CH 84 T SL 80 X SL 81 1-2 8 G3 23 BB 1-2 1B		B SI 92 C SI 92 B CU 79 C SI 93 S SI 94 2-3 ② K				3	0	1	0	0	1	0
23 Ty France, R (1, 3) OBP: 0.337, SLG: 0.366		S SL 79 S SL 81 X SL 80 0-2 1B		C SI 91 C SL 80 F SL 80 B SI 92 D SL 81 B SI 92 B SL 82 4-2 8 G3 1-2 2-3 BB		C SI 93 X CH 86 0-1 ③ F8				2	0	1	0	1	0	0
8 Dominic Canzone, L (1, 7) OBP: 0.258, SLG: 0.399		B SL 80 T CH 85 F CH 84 S SL 81 1-3 ③ K		C CU 80 X SI 92 0-1 ② G3 1-2 2-3 3-H			C SI 92 B CU 80 B SI 92 S CH 84 C SI 92 2-3 ① K			3	0	0	1	0	2	3
20 Mike Ford, L (1, 10) OBP: 0.323, SLG: 0.475			F FC 89 X FC 88 0-1 44 FC5-4 1B	H SI 92 1-0 HBP			S SI 91 F CU 79 S SI 92 0-3 ② K			2	0	1	0	0	1	0
4 Josh Rojas, L (1, 4) OBP: 0.303, SLG: 0.338			C SL 80 B CH 86 F FC 90 B CH 84 B SI 92 F CH 86 X SL 81 3-2 ① P6	S CU 80 B CU 80 S SI 92 X SI 92 1-2 ③ G3			C SI 93 B SI 93 C CU 81 F SI 93 F CH 84 B SI 93 X SI 93 2-2 ③ G1-3			3	0	0	0	0	0	4
Inning Stats	R: 0 E: 0 K: 2 S: 7 H: 0 LOB: 0 BB: 0 P: 7	R: 0 E: 0 K: 2 S: 11 H: 1 LOB: 1 BB: 0 P: 13	R: 0 E: 0 K: 0 S: 10 H: 1 LOB: 1 BB: 0 P: 17	R: 1 E: 0 K: 0 S: 14 H: 2 LOB: 3 BB: 1 P: 24	R: 0 E: 0 K: 1 S: 6 H: 0 LOB: 0 BB: 0 P: 9	R: 0 E: 0 K: 1 S: 7 H: 0 LOB: 0 BB: 0 P: 10	R: 0 E: 0 K: 2 S: 11 H: 0 LOB: 0 BB: 0 P: 15	R: 0 E: 0 K: 2 S: 8 H: 0 LOB: 0 BB: 0 P: 11		1B: 4 2B: 0 3B: 0 HR: 0 SF: 0 SAC: 0 DP: 0 HBP: 1						

	AB	R	H	RBI	BB	SO	LOB
AB	28						
R	1						
H	4						
RBI	1						
BB	1						
SO	10						
LOB	9						

WP: 0 PA: 30
PB: 0
SB: 0
CS: 0

PITCHER		IP	WLS	BF	H	R	ER	SO	BB	IBB	HBP	BLK	WP	HR	S	P	ERA	WHIP
33 Dane Dunning, R ERA: 3.7	(1, 1)	3.1	L	15	4	1	1	4	1	0	0	0	0	0	37	54	2.70	1.500
54 Martín Pérez, L ERA: 4.45	(4, 1)	3.2		12	0	0	0	4	0	0	1	0	0	0	29	41	0.00	0.000
72 Jonathan Hernández, R ERA: 5.4	(8, 1)	1.0		3	0	0	0	2	0	0	0	0	0	0	8	11	0.00	0.000

PITCHER		IP	WLS	BF	H	R	ER	SO	BB	IBB	HBP	BLK	WP	HR	S	P	ERA	WHIP

Batter	1	2	3	4	5	6	7	8	9	AB	R	H	RBI	BB	SO	LOB
2 Marcus Semien, R (1, 4)	X FF 95 0-0 ① F7	C FF 96 B FF 96 X SL 89 1-1 ③ G6-3 1-2		B FF 96 C CU 83 C FF 98 X FF 98 1-2 ③ P6		B FF 96 B CU 82 B FF 94 B FF 95 4-0 5 1B 5 E 1-2 BB		X FF 95 0-0 ① F9		4	1	0	0	1	0	5
5 Corey Seager, L (1, 6) OBP: 0.600, SLG: 0.750	B FF 98 S SL 91 S SL 90 B CU 86 X SL 88 2-2 E3		B SL 88 F FF 93 C FF 97 S CU 85 1-3 ① K		X CU 82 0-0 53 1B 28 WP 2B	X CH 81 0-0 E8 1-H 2-H 1B		B ST 82 S FF 95 B FF 95 B FF 95 B ST 83 4-1 BB		4	1	2	1	1	1	0
4 Robbie Grossman, S (1, 10)	C FF 96 S SL 90 F CU 84 F SL 91 B FF 97 B FF 97 S SL 90 2-3 ② K		X FF 97 0-0 ② G3-1		B CU 83 C FF 96 D CU 84 S FF 96 B FF 97 B FF 97 4-2 28 WP 53 1B BB	C CH 82 S CH 82 D CH 82 D CH 82 X FF 93 2-2 ① F7		C FF 96 B CH 86 C FF 95 B CH 88 S FF 96 2-3 ② K		4	0	0	0	1	2	4
53 Adolis García, R (1, 9) OBP: 0.200, SLG: 0.200	B FF 95 C FF 96 S FF 97 B FF 96 S CU 85 2-3 ③ K		B FF 96 X FF 97 1-0 E6		F FF 95 B SL 90 S SL 91 X FF 98 1-2 28 WP 2-3 1B	D CH 83 S FF 93 F FF 94 B FF 93 X CH 83 2-2 ② G5-3		B CH 89 F FF 96 S FF 97 B FF 97 S FF 97 2-3 ③ K		5	0	1	0	0	2	4
30 Nathaniel Lowe, L (1, 3) OBP: 0.200, SLG: 0.200		B FF 96 C FF 96 B CU 84 B FF 97 X FF 96 3-1 3 1B 6 SF9 1B	C FF 96 C FF 98 C FF 99 0-3 ③ K		D FF 96 X CU 81 1-0 ① F5	B CH 82 X CH 83 1-0 ③ G3-1			X SI 96 0-0 ① G1-3	5	1	1	0	0	1	5
28 Jonah Heim, S (1, 2) OBP: 0.400, SLG: 0.250		C FF 96 D FF 98 F FF 96 S FF 96 1-3 ① K		B FF 96 X FF 95 1-0 32 2B 1B	B FF 95 B CU 81 D CU 82 B FF 97 4-0 1-2 2-3 3-H BB		B CH 81 X CH 82 1-0 ① G4-3		C SI 96 B SI 96 F SI 94 B SL 89 F SI 95 X SI 95 2-2 ② F7	4	0	1	0	1	1	1
3 Leody Taveras, S (1, 8) OBP: 0.400, SLG: 0.400		B SL 91 F SL 89 X SL 88 1-1 32 E 32 S 1-3 1B	B SL 89 C FF 96 C FF 96 B FF 98 C CU 82 2-3 ① K		S FF 94 F CU 83 S CU 82 0-3 ② K	C CH 82 B CH 82 F CH 82 B FF 94 X CH 83 2-2 ② L7			X SI 95 0-0 1B	5	0	2	0	0	2	4
6 Josh Jung, R (1, 5)		C SL 90 X CU 82 0-1 ② SF9 3-H	X FF 97 0-0 ② L8		B CU 83 S SL 91 S CU 84 S CU 84 1-3 ③ K	C CH 83 B ST 80 C CH 82 X CH 82 1-2 ③ G6-3			C SL 89 C SI 95 S SL 89 0-3 ③ K	4	0	0	1	0	2	5
32 Evan Carter, L (1, 7) OBP: 1.000, SLG: 2.000		B SL 87 1 SAFE B SL 89 F FF 96 B FF 96 S SL 90 B FF 97 4-2 2 S 1-3 BB	X FF 97 0-0 1-3 2B	B CU 80 F SL 88 B SL 90 B SL 90 C FF 95 B FF 96 4-2 2 BB 5 1B BB				B FF 95 C FF 96 C ST 84 F ST 85 X FF 95 1-2 2B		2	1	2	0	2	0	0
Inning Stats	R: 0 E: 1 K: 2 S: 12 H: 0 LOB: 1 BB: 0 P: 18	R: 1 E: 0 K: 1 S: 13 H: 2 LOB: 2 BB: 1 P: 23	R: 0 E: 1 K: 2 S: 8 H: 0 LOB: 1 BB: 0 P: 10	R: 0 E: 0 K: 1 S: 9 H: 2 LOB: 2 BB: 0 P: 13	R: 1 E: 0 K: 2 S: 13 H: 2 LOB: 3 BB: 2 P: 24	R: 2 E: 1 K: 0 S: 10 H: 1 LOB: 1 BB: 2 P: 23	R: 0 E: 0 K: 0 S: 7 H: 0 LOB: 0 BB: 0 P: 11	R: 0 E: 0 K: 2 S: 12 H: 1 LOB: 2 BB: 1 P: 21	R: 0 E: 0 K: 1 S: 9 H: 1 LOB: 1 BB: 0 P: 11	1B: 6 2B: 3 3B: 0 HR: 0 SF: 1 SAC: 0 DP: 0 HBP: 0						

TOP

Texas Rangers @ Tampa Bay Rays

Tropicana Field, St. Petersburg, FL

Tue Oct 03 2023, 3:08 PM - 5:48 PM EDT

Att. 19,704 - Dome - 72 F

livebaseballscorecards.com

AB	37
R	4
H	9
RBI	2
BB	6
SO	11
LOB	28

WP: 1 PA: 44
PB: 0
SB: 2
CS: 0

PITCHER		IP	WLS	BF	H	R	ER	SO	BB	IBB	HBP	BLK	WP	HR	S	P	ERA	WHIP
20 Tyler Glasnow, R ERA: 5.4	(1, 1)	5.0	L	28	6	4	3	8	5	0	0	0	1	0	57	98	5.40	2.200
48 Chris Devenski, R ERA:	(6, 1)	2.0		7	1	0	0	0	0	0	0	0	0	0	15	24	0.00	0.500
30 Jake Diekman, L ERA:	(8, 1)	1.0		5	1	0	0	2	1	0	0	0	0	0	12	21	0.00	2.000
36 Andrew Kittredge, R ERA:	(9, 1)	1.0		4	1	0	0	1	0	0	0	0	0	0	9	11	0.00	1.000

PITCHER	IP	WLS	BF	H	R	ER	SO	BB	IBB	HBP	BLK	WP	HR	S	P	ERA	WHIP

Texas Rangers @ Tampa Bay Rays

Tropicana Field, St. Petersburg, FL

Tue Oct 03 2023, 3:08 PM - 5:48 PM EDT

Att. 19,704 - Dome - 72 F

BOTTOM

livebaseballscorecards.com

Batter	1	2	3	4	5	6	7	8	9	AB	R	H	RBI	BB	SO	LOB
2 Yandy Díaz, R (1, 3)	F9		K		F8			G6-3		4	0	0	0	0	1	0
56 Randy Arozarena, R (1, 7) OBP: 0.500, SLG: 0.750	87 FC6-4 1B		87 F9 2B			G5-3		K		4	0	2	0	0	1	0
87 Harold Ramírez, R (1, 10)	FC6-4 1-2f		F9 2-3			K		G6-3		4	0	0	0	0	1	2
17 Isaac Paredes, R (1, 5) OBP: 0.250, SLG: 0.250	L7		P3			E7 1B			P6	4	0	1	0	0	0	2
25 Curtis Mead, R (1, 4) OBP: 0.333, SLG: 0.333 62 Jonathan Aranda, L (9, PH)		6 1B 13 SH1-3 1B		G3-1		G5-3			K	3 1	0 0	1 0	0 0	0 0	0 1	1 0
13 Manuel Margot, R (1, 9) 15 Josh Lowe, L (9, PH)		SH1-3 1-2		K			L5		BB	2 0	0 0	0 0	0 0	0 1	1 0	0 0
6 Taylor Walls, S (1, 6) OBP: 0.500, SLG: 0.500		2-3 1B		G5-3			1B		F8	4	0	2	0	0	0	1
22 Jose Siri, R (1, 8)		B1			P3		F7			3	0	0	0	0	0	3
50 René Pinto, R (1, 2) 1 Junior Caminero, R (7, PH) 14 Christian Bethancourt, R (8, 2)		K			G6-3		K			2 1 0	0 0 0	0 0 0	0 0 0	0 0 0	1 1 0	2 1 0

Inning Stats																					
	R: 0	H: 1	R: 0	H: 2	R: 0	H: 1	R: 0	H: 0	R: 0	H: 0	R: 0	H: 1	R: 0	H: 1	R: 0	H: 0	R: 0	H: 0	1B: 5	SF: 0	WP: 0	PA: 34
	E: 0	LOB: 1	E: 0	LOB: 2	E: 0	LOB: 1	K: 0	LOB: 0	K: 0	LOB: 0	E: 1	LOB: 1	E: 0	LOB: 0	K: 1	LOB: 0	E: 0	LOB: 1	2B: 1	SAC: 1	PB: 0	
	K: 0	BB: 0	K: 1	BB: 0	K: 1	BB: 0	K: 0	BB: 0	K: 1	BB: 0	K: 1	BB: 0	K: 1	BB: 1	E: 0	BB: 0	K: 1	BB: 1	3B: 0	DP: 0	SB: 0	
	S: 7	P: 11	S: 8	P: 12	S: 9	P: 15	S: 7	P: 9	S: 7	P: 12	S: 12	P: 16	S: 11	P: 18	S: 12	P: 14	S: 8	P: 18	HR: 0	HBP: 0	CS: 0	

PITCHER	IP	WLS	BF	H	R	ER	SO	BB	IBB	HBP	BLK	WP	HR	S	P	ERA	WHIP
52 Jordan Montgomery, L (1, 1) ERA:	7.0	W	27	6	0	0	5	0	0	0	0	0	0	61	93	0.00	0.857
45 Aroldis Chapman, L (8, 1) ERA:	1.0		3	0	0	0	1	0	0	0	0	0	0	12	14	0.00	0.000
25 José Leclerc, R (9, 1) ERA:	1.0		4	0	0	0	1	1	0	0	0	0	0	8	18	0.00	1.000

PITCHER	IP	WLS	BF	H	R	ER	SO	BB	IBB	HBP	BLK	WP	HR	S	P	ERA	WHIP

AB	32
R	0
H	6
RBI	0
BB	1
SO	7
LOB	12

Texas Rangers @ Tampa Bay Rays

Tropicana Field, St. Petersburg, FL

Wed Oct 04 2023, 3:08 PM - 5:47 PM EDT

Att. 20,198 - Dome - 72 F

livebaseballscorecards.com

Batter	1	2	3	4	5	6	7	8	9	AB	R	H	RBI	BB	SO	LOB
2 Marcus Semien, R (1, 4) OBP: 0.200, SLG: 0.222	X SI 92 0-0 ① F9		C FC 88 C SI 92 F FC 89 F FF 92 X CU 82 0-2 ①② G5-4-3 1-2f 2-3	C SI 92 S ST 80 S CU 81 0-3 ③ K		B FF 93 F FF 93 C FF 92 D SL 83 F FF 93 F FF 93 F SL 82 X FF 93 2-2 5 2B 2-H 2B		C FF 93 X SI 93 0-1 ② L8		5	1	1	1	0	1	3
5 Corey Seager, L (1, 6) OBP: 0.700, SLG: 1.000	B SI 93 X CH 86 1-0 2B		0-0 IBB		X ST 80 0-0 4 1B 30 G1-3 1B	B FF 93 C FF 93 X FF 92 1-1 2-H 2B		C SL 86 D FS 86 C SI 92 S ST 80 1-3 ③ K		4	1	3	1	1	1	1
4 Robbie Grossman, S (1, 10) OBP: 0.200, SLG: 0.111	C FC 90 B CU 79 X FC 90 1-1 ② P3		C ST 82 B SI 92 F FC 90 D CU 83 S SI 93 2-3 ③ K		B ST 80 X SI 91 1-0 30 G1-3 1-3 1B	C SL 83 C FF 92 B SL 82 X FF 91 1-2 ③ P3			B FF 92 S SL 89 F FS 84 B SI 92 C ST 80 2-3 ① K	5	0	1	0	0	2	4
53 Adolis García, R (1, 9) OBP: 0.200, SLG: 0.500	C SI 93 S FC 91 B FF 94 B SI 93 X FC 91 2-2 ③ G6-3			S SI 91 B FC 87 X FC 86 1-1 HR	X SI 92 0-0 ① L5		C SI 94 B FF 94 C SI 95 S FF 95 1-3 ① K		B FF 92 S SI 92 B FF 93 B ST 79 S SL 90 X FF 94 3-2 ② P4	5	1	1	1	0	1	3
30 Nathaniel Lowe, L (1, 3) OBP: 0.200, SLG: 0.200		B SI 91 S FC 89 B SI 91 F FC 89 B SI 92 X FC 89 3-2 ① L8		F FC 89 C SI 92 F ST 81 B SI 91 F FF 92 S FC 88 1-3 ① K	C SI 92 B ST 81 X SI 91 1-1 ② G1-3 1-2 3-H		S SI 95 S FC 92 F SI 96 B FF 95 F FC 93 X FF 95 1-2 1B		B FF 94 F FS 85 F ST 79 S SI 93 1-3 ③ K	5	0	1	1	0	2	1
28 Jonah Heim, S (1, 2) OBP: 0.333, SLG: 0.250		B FC 89 F SI 91 C ST 81 B SI 92 X SI 92 2-2 3 L3 1B		F SI 92 X FC 88 0-1 ② L3	C ST 80 B SI 91 X ST 80 1-1 ③ F8		C SI 94 F SI 95 F FF 94 F FC 92 X SI 96 0-2 ② F8			4	0	1	0	0	0	2
3 Leody Taveras, S (1, 8) OBP: 0.333, SLG: 0.333		B SI 92 F CU 80 X FC 90 1-1 ②③ L3 1-1		X CU 80 0-0 6 S 6 3B 1B		S FF 92 S SL 83 F SL 84 F FF 93 B FF 94 C FF 93 1-3 ① K	C SI 96 B SI 95 B SL 85 F FC 92 B SL 84 X SI 94 3-2 ③ L7			4	1	1	0	0	1	2
6 Josh Jung, R (1, 5) OBP: 0.333, SLG: 0.875			B FC 86 X CU 77 1-0 2 G5-4-3 2B	B CU 80 B SI 92 C FC 88 F SI 92 B ST 81 X SI 93 3-2 32 HR 1-H 3B		X SL 84 0-0 2 2B 2B		F FF 93 F FS 85 B ST 81 F SI 93 B FS 85 F SL 88 S FF 93 2-3 ① K		4	2	3	1	0	1	0
32 Evan Carter, L (1, 7) OBP: 0.875, SLG: 2.000			F FC 89 B ST 80 C SI 92 B CU 80 B CU 80 B SI 92 4-2 2 G5-4-3 BB	X FC 89 0-0 3-H HR		B FF 93 D SL 85 C FF 94 S SL 84 S SL 83 S SL 82 2-3 ② K		B FS 85 C SI 93 F ST 80 F FS 85 F FF 95 B FS 85 F SI 94 F FF 95 H ST 81 3-2 HBP		2	1	1	2	1	1	1
Inning Stats	R: 0 E: 0 K: 0 S: 7 H: 1 LOB: 1 BB: 0 P: 11	R: 0 E: 0 K: 0 S: 8 H: 1 LOB: 0 BB: 0 P: 14	R: 0 E: 0 K: 1 S: 11 H: 1 LOB: 2 BB: 2 P: 18	R: 4 E: 0 K: 2 S: 17 H: 4 LOB: 0 BB: 0 P: 22	R: 1 E: 0 K: 0 S: 7 H: 2 LOB: 1 BB: 0 P: 10	R: 2 E: 0 K: 2 S: 21 H: 3 LOB: 1 BB: 0 P: 28	R: 0 E: 0 K: 1 S: 16 H: 1 LOB: 1 BB: 0 P: 21	R: 0 E: 0 K: 2 S: 16 H: 0 LOB: 1 BB: 0 P: 22	R: 0 E: 0 K: 2 S: 9 H: 0 LOB: 0 BB: 0 P: 15	1B: 5 2B: 6 3B: 1 HR: 2 SF: 0 SAC: 0 DP: 2 HBP: 1	WP: 0 PB: 0 SB: 1 CS: 0 PA: 41					

TOP	
AB	38
R	7
H	13
RBI	7
BB	2
SO	10
LOB	17

PITCHER		IP	WLS	BF	H	R	ER	SO	BB	IBB	HBP	BLK	WP	HR	S	P	ERA	WHIP
24 Zach Eflin, R ERA: 9.0	(1, 1)	5.0	L	24	9	5	5	3	1	1	0	0	0	2	50	75	9.00	2.000
38 Colin Poche, L ERA: 18.0	(6, 1)	1.0		6	3	2	2	2	0	0	0	0	0	0	21	28	18.00	3.000
64 Shawn Armstrong, R ERA:	(7, 1)	1.0		4	1	0	0	1	0	0	0	0	0	0	16	21	0.00	1.000
52 Zack Littell, R ERA:	(8, 1)	2.0		7	0	0	0	4	0	0	1	0	0	0	25	37	0.00	0.000

PITCHER		IP	WLS	BF	H	R	ER	SO	BB	IBB	HBP	BLK	WP	HR	S	P	ERA	WHIP

Batter	1	2	3	4	5	6	7	8	9	AB	R	H	RBI	BB	SO	LOB
2 Yandy Díaz, R (1, 3) OBP: 0.125, SLG: 0.125	X FF 95 0-0 87 G6-4-3 1B		B FF 95 F FS 88 B FF 95 B FC 91 F FS 89 X FF 94 3-2 ③ P6			B FF 94 X FC 90 1-0 ② F8		C FF 97 S FF 96 B CU 87 X FF 96 1-2 ② G6-3		4	0	1	0	0	0	0
56 Randy Arozarena, R (1, 7) OBP: 0.375, SLG: 0.500	F FS 87 B FF 94 C CU 76 S FS 85 1-3 ① K			C FF 94 X FF 95 0-1 1B		C CU 76 B FS 89 C FC 87 B CU 76 X FS 88 2-2 ③ G5-3		X CU 84 0-0 ③ G6-3		4	0	1	0	0	1	1
87 Harold Ramírez, R (1, 10) OBP: 0.125, SLG: 0.125	S CU 74 S FS 86 X FS 86 0-2 ② G6-4-3 1-2f ③			C FF 95 B FS 86 C FC 90 B FF 95 F FS 88 S CU 75 2-3 ① K			C FC 90 B CU 76 S FS 89 F FF 95 B CU 78 F FS 90 X FC 88 2-2 ① G6-3		X SL 83 0-0 17 2B 1B	4	0	1	0	0	1	2
15 Josh Lowe, L (1, 9) OBP: 0.400, SLG: 0.250		C FF 94 B FF 94 B CU 76 X FF 95 2-1 ① F7		X FS 87 0-0 ② L9			X FF 94 0-0 17 1B 25 1B 1B		S FF 96 F FF 96 B CH 90 D CH 90 X FF 97 2-2 ① F7	4	1	1	0	0	0	2
17 Isaac Paredes, R (1, 5) OBP: 0.375, SLG: 0.500		C FC 92 B CU 77 B FC 88 F FS 89 B FS 89 C FF 96 3-3 ② K		F FS 88 F CU 76 T FF 95 0-2 ③ K			B FC 91 C FF 95 X FS 89 1-1 25 1B 1-2 1B		B SL 85 B FC 91 F FF 97 X FC 92 2-1 1-3 2B	4	0	2	0	0	2	1
13 Manuel Margot, R (1, 8) OBP: 0.167, SLG: 0.167		C FF 96 B CU 77 B FC 91 B FF 96 F FF 95 X FF 95 3-2 ① 1B			C FF 95 X FC 89 0-1 ① L8		C CU 76 B FF 95 X FC 90 1-1 ② F8		F FF 98 D SL 84 B SL 85 T FF 98 F FF 98 S SL 86 2-3 ② K	4	0	1	0	0	1	4
25 Curtis Mead, R (1, 4) OBP: 0.333, SLG: 0.333		C FF 96 S CU 76 D CU 76 S FS 88 1-3 ③ K2-3			F FF 96 0-1 CI 6 G4-6-3		F FF 95 S FS 87 F FF 96 F FS 89 D CU 76 F FF 96 D FS 89 X FS 88 2-2 1-2 2-H 1B		C FF 98 F FF 98 D SL 87 F FF 98 D SL 86 F FF 97 D SL 86 C FF 98 3-3 ③ K	3	0	1	1	0	2	3
6 Taylor Walls, S (1, 6) OBP: 0.333, SLG: 0.333 1 Junior Caminero, R (7, PH) (8, 6)			B CU 73 F FF 94 F FF 94 B CU 76 S FS 89 2-3 ① K	B FS 88 S FS 88 D FS 88 X FF 94 2-1 ② ③ G4-6-3 1-2f			C SL 88 B SL 90 B SL 90 B FF 97 X SL 87 3-1 ③ F7			2 1	0 0	0 0	0 0	0 0	1 0	1 2
50 René Pinto, R (1, 2)			S FF 94 S CU 77 F FF 96 F CU 76 B FS 88 B FF 96 S FF 96 2-3 ② K			F FF 94 S FC 91 F CU 76 S CU 76 0-3 ① K		B CU 83 S FF 95 S CU 84 S FF 97 1-3 ① K		3	0	0	0	0	3	0
Inning Stats	R: 0 E: 0 K: 1 S: 7 H: 1 LOB: 0 BB: 0 P: 8	R: 0 E: 0 K: 2 S: 11 H: 1 LOB: 1 BB: 0 P: 20	R: 0 E: 0 K: 2 S: 11 H: 0 LOB: 0 BB: 0 P: 18	R: 0 E: 0 K: 2 S: 10 H: 1 LOB: 1 BB: 0 P: 12	R: 0 E: 1 K: 0 S: 5 H: 0 LOB: 0 BB: 0 P: 7	R: 0 E: 0 K: 1 S: 8 H: 0 LOB: 0 BB: 0 P: 11	R: 1 E: 0 K: 0 S: 18 H: 3 LOB: 2 BB: 0 P: 27	R: 0 E: 0 K: 1 S: 7 H: 0 LOB: 0 BB: 0 P: 9	R: 0 E: 0 K: 2 S: 15 H: 2 LOB: 2 BB: 0 P: 24	1B: 7 2B: 1 3B: 0 HR: 0 SF: 0 SAC: 0 DP: 2 HBP: 0						WP: 0 PB: 0 SB: 0 CS: 0 PA: 34

PITCHER		IP	WLS	BF	H	R	ER	SO	BB	IBB	HBP	BLK	WP	HR	S	P	ERA	WHIP
17 Nathan Eovaldi, R ERA: 1.35	(1, 1)	6.2	W	25	6	1	1	8	0	0	0	0	0	0	68	98	1.35	0.900
66 Josh Sborz, R ERA:	(7, 1)	1.1		4	0	0	0	1	0	0	0	0	0	0	9	14	0.00	0.000
25 José Leclerc, R ERA:	(9, 1)	1.0		5	2	0	0	2	0	0	0	0	0	0	15	24	0.00	2.000

PITCHER	IP	WLS	BF	H	R	ER	SO	BB	IBB	HBP	BLK	WP	HR	S	P	ERA	WHIP

BOTTOM

Texas Rangers @ Tampa Bay Rays

Tropicana Field, St. Petersburg, FL

Wed Oct 04 2023, 3:08 PM - 5:47 PM EDT

Att. 20,198 - Dome - 72 F

livebaseballscorecards.com

AB	33
R	1
H	8
RBI	1
BB	0
SO	11
LOB	16

Texas Rangers @ Baltimore Orioles

Oriole Park at Camden Yards, Baltimore, MD

Sat Oct 07 2023, 2:16 PM - 5:25 PM EDT

Att. 46,450 - Cloudy - 63 F

livebaseballscorecards.com

Batter	1	2	3	4	5	6	7	8	9	AB	R	H	RBI	BB	SO	LOB
2 Marcus Semien, R (1, 4) OBP: 0.133, SLG: 0.143	F SI 96 C SI 96 T SL 89 0-2 ① K		B SL 88 C SL 87 B SI 95 C SL 88 F SI 94 X SL 87 2-2 ② G6-3	S SL 89 B SI 95 F SI 95 S CU 86 1-3 ③ K		1 SAFE B ST 84 B ST 86 B FF 96 X FF 98 3-0 ② F8			B FF 94 F SL 84 S SL 84 B SL 84 S CH 87 2-3 ① K	5	0	0	0	0	3	4
5 Corey Seager, L (1, 6) OBP: 0.667, SLG: 0.818	X FF 96 0-0 ② L7		B CU 84 T SI 94 B CU 85 X SI 95 2-1 ③ G4-3		B FF 93 F FF 93 S SI 94 B SI 94 B SI 95 X CU 86 3-2 32 BB 1B	S SL 88 B FF 98 B FF 98 B SL 86 S SL 87 F SL 88 B FF 97 4-2 1-2 BB			C SI 97 B SI 98 S SL 83 B SL 84 B SL 82 B SI 98 4-2 BB	3	0	1	0	2	0	0
4 Robbie Grossman, S (1, 10) OBP: 0.200, SLG: 0.214	C FF 96 B CU 86 B CU 85 C SL 90 B FF 96 F SL 90 X SL 89 3-2 2B			F CU 82 C CU 83 B CU 84 B SI 95 C FF 94 2-3 ① K	C SI 94 F CU 84 C SI 96 0-3 ① K	F FF 98 B CH 90 B CH 87 F FF 96 S CH 88 2-3 ③ K			F SI 97 C SI 98 C SI 99 0-3 ② K	5	0	1	0	0	4	4
53 Adolis García, R (1, 9) OBP: 0.200, SLG: 0.467	S SL 90 F SL 90 B SI 97 S SI 97 1-3 ③ K			F SL 87 B SL 87 X SI 94 1-1 32 2B 2B	B SL 88 S SL 89 B SL 88 S SL 89 B SL 88 S SL 89 3-3 ② K		F FF 96 F FF 96 B CH 88 S FF 98 1-3 ① K		C SI 98 C SI 98 B FF 99 S FF 99 1-3 ③ K	5	1	1	0	0	4	3
32 Evan Carter, L (1, 7) OBP: 0.833, SLG: 1.667		B SL 88 B FF 94 B SI 95 C FF 95 B FF 95 4-1 BB		X SL 88 0-0 2-H 28 1B 2B	B FC 87 B FC 85 C FC 85 F FF 91 B FC 88 B FC 87 4-2 1-2 28 FC6-4 BB		C SL 88 B CU 82 S FF 96 B FF 94 X SL 86 2-2 ② G3-1			2	1	1	1	2	0	0
28 Jonah Heim, S (1, 2) OBP: 0.308, SLG: 0.250		C FF 94 B CU 84 F CU 84 T FF 95 1-2 ① K		S FF 94 X CU 84 0-1 2-H 3 1B 30 1B 1B	B FF 92 X SI 92 1-0 ③ FC6-4 1-2f		T CU 82 X CH 89 0-1 ③ F7			4	0	1	1	0	1	3
30 Nathaniel Lowe, L (1, 3) OBP: 0.214, SLG: 0.214		B FF 95 1 SAFE F FF 94 C FF 95 T SI 96 1-2 ② K		C FF 94 B FF 93 S SL 89 X CU 85 1-2 3 1B 1-2 1B		X SI 91 0-0 ① G2-3		B FF 97 C FF 96 C FF 96 B FF 97 S FF 96 2-3 ① K		4	0	1	0	0	2	1
6 Josh Jung, R (1, 5) OBP: 0.308, SLG: 0.917		C SL 88 C SI 95 S SL 88 0-3 ③ K		X SI 95 0-0 ② F9		C FF 95 B ST 84 X FF 95 1-1 HR		F FF 95 X SL 85 0-1 ② F9		4	1	1	1	0	1	3
3 Leody Taveras, S (1, 8) OBP: 0.385, SLG: 0.333			B FF 94 B SL 88 B FF 94 C FF 93 X FF 94 3-1 ① L8	C SL 88 B CU 83 X FF 94 1-1 1-2 2-3 1B		B CH 87 F FF 95 B CH 86 B CH 86 B FF 95 4-1 5 BB BB		C FF 96 F CU 76 S FF 96 0-3 ③ K		3	0	1	0	1	1	0
Inning Stats	R: 0 E: 0 K: 2 S: 11 H: 1 LOB: 1 BB: 0 P: 15	R: 0 E: 0 K: 3 S: 10 H: 0 LOB: 1 BB: 1 P: 16	R: 0 E: 0 K: 0 S: 8 H: 0 LOB: 0 BB: 0 P: 15	R: 2 E: 0 K: 2 S: 17 H: 5 LOB: 3 BB: 0 P: 23	R: 0 E: 0 K: 2 S: 12 H: 1 LOB: 2 BB: 1 P: 23	R: 1 E: 0 K: 1 S: 11 H: 1 LOB: 2 BB: 2 P: 25	R: 0 E: 0 K: 1 S: 8 H: 0 LOB: 0 BB: 0 P: 11	R: 0 E: 0 K: 2 S: 8 H: 0 LOB: 0 BB: 0 P: 10	R: 0 E: 0 K: 3 S: 11 H: 0 LOB: 1 BB: 1 P: 18	1B: 4 2B: 3 3B: 0 HR: 1 SF: 0 SAC: 0 DP: 0 HBP: 0						

TOP	
AB	35
R	3
H	8
RBI	3
BB	5
SO	16
LOB	18
WP: 0 PB: 0 SB: 0 CS: 0	PA: 40

PITCHER		IP	WLS	BF	H	R	ER	SO	BB	IBB	HBP	BLK	WP	HR	S	P	ERA	WHIP
Kyle Bradish, R ERA: 3.86	(1, 1)	4.2	L	22	7	2	2	9	1	0	0	0	0	0	55	84	3.86	1.714
54 Danny Coulombe, L ERA:	(5, 1)	0.2		3	0	0	0	0	1	0	0	0	0	0	4	9	0.00	1.500
66 Jacob Webb, R ERA: 27.0	(6, 1)	0.1		3	1	1	1	0	1	0	0	0	0	1	4	12	27.00	6.000
24 DL Hall, L ERA:	(6, 1)	1.2		6	0	0	0	3	1	0	0	0	0	0	17	28	0.00	0.600
68 Tyler Wells, R ERA:	(8, 1)	1.0		3	0	0	0	2	0	0	0	0	0	0	8	10	0.00	0.000

PITCHER		IP	WLS	BF	H	R	ER	SO	BB	IBB	HBP	BLK	WP	HR	S	P	ERA	WHIP
58 Cionel Pérez, L ERA:	(9, 1)	0.2		3	0	0	0	2	1	0	0	0	0	0	8	13	0.00	1.500

Texas Rangers @ Baltimore Orioles

Oriole Park at Camden Yards, Baltimore, MD

Sat Oct 07 2023, 2:16 PM - 5:25 PM EDT

Att. 46,450 - Cloudy - 63 F

livebaseballscorecards.com

BOTTOM

Batter	1	2	3	4	5	6	7	8	9	AB	R	H	RBI	BB	SO	LOB
21 Austin Hays, R (1, 7)	X FF 93 0-0 ① G4-3		C CH 84 F SL 83 X SL 84 0-2 ③ G5-3		B SI 92 S SI 92 X SL 82 1-1 ②③ G5-4-3 1-2f			B SL 88 B SL 86 B FF 99 B FF 98 4-0 25 G5-4-3 35 WP BB		3	0	0	0	1	0	1
35 Adley Rutschman, S (1, 2)	C FF 91 F CH 84 X FF 93 0-2 ② G6-3			C SL 81 X SL 80 0-1 ① F8		C SI 91 B CU 78 F CH 87 C SI 92 1-3 ① K		B FF 98 C SL 86 B FS 91 B FF 98 D SL 89 4-1 25 G5-4-3 1-2 BB		3	0	0	0	1	1	0
25 Anthony Santander, S (1, 10) OBP: 0.750, SLG: 1.667	B SL 84 C SL 83 B CH 86 X CH 85 2-1 1B			B FF 92 B CH 81 B FF 91 C FF 90 C FF 91 F SL 82 B CH 82 4-2 6 2B BB		C CU 75 X CH 87 0-1 HR		C FF 99 X FF 99 0-1 ①② G5-4-3 1-2f 2-3		3	2	2	1	1	0	2
6 Ryan Mountcastle, R (1, 3) OBP: 0.250, SLG: 0.500	B FF 93 C CH 85 S FF 93 B CH 86 F FF 93 F CH 85 B CH 86 F FF 93 X CH 85 3-2 ③ G5-3			X CH 84 0-0 1-H 2B		C SL 80 C SI 92 X SL 82 0-2 ② F8		T FF 100 B FF 101 B FF 100 F SL 89 S SI 101 2-3 ③ K		4	0	1	1	0	1	2
2 Gunnar Henderson, L (1, 6) OBP: 0.250, SLG: 0.250 (8, 5)		C FF 94 B SL 83 B SL 82 B FF 92 F FF 91 F SL 83 S FF 94 3-3 ① K		D SL 87 B FF 93 X FF 93 2-0 ② P6		C SL 81 S SL 80 B SL 81 B SL 82 S SL 81 2-3 ③ K			B FF 97 X CH 90 1-0 34 CS 1B	4	0	1	0	0	2	1
34 Aaron Hicks, S (1, 9)		B FF 92 B FF 92 X FF 92 2-0 ② P3		B FC 90 F FC 90 D SL 84 S FC 91 D SL 82 B SI 93 4-2 BB			B CU 84 B FF 97 B FF 96 B FF 96 4-0 BB		D FF 98 B FF 99 1 SAFE F FC 93 B CH 89 F FF 98 S FF 98 3-3 ①② K 1-2	2	0	0	0	2	1	1
11 Jordan Westburg, R (1, 4) 12 Adam Frazier, L (4, PH) (5, 4)		C FF 94 B SL 84 X FF 92 1-1 ③ F9		B SI 93 B CH 88 S SI 92 X FC 90 2-1 ③ P3			B FF 96 B CU 82 B FF 97 C FF 96 S FF 96 X FF 96 3-2 ① F9		B SL 83 X SL 84 1-0 ③ G5-3	1 3	0 0	0 0	0 0	0 0	0 0	0 3
31 Cedric Mullins, L (1, 8)			B SL 85 S SL 83 C SL 83 B FF 94 B SL 83 F FF 92 F SL 82 X FF 92 3-2 ① L6		B FC 91 C SI 93 B CH 87 F FC 90 X SI 93 2-2 ① L7			C CU 85 B FF 98 F CU 84 S CU 87 1-3 ② K		3	0	0	0	0	1	1
29 Ramón Urías, R (1, 5) OBP: 0.500, SLG: 0.500 32 Ryan O'Hearn, L (7, PH) 3 Jorge Mateo, R (8, 6)			C SL 84 X CH 84 0-1 ② G5-3		C SI 93 F CH 88 X CH 88 0-2 21 G5-4-3 1B			B FF 98 C CU 86 S CU 87 B FF 98 F CU 86 C FF 99 2-3 ③ K		2 1 0	0 0 0	1 0 0	0 0 0	0 0 0	0 1 0	0 1 0
Inning Stats	R: 0 H: 1 E: 0 LOB: 1 K: 0 BB: 0 S: 12 P: 17	R: 0 H: 0 E: 0 LOB: 0 K: 1 BB: 0 S: 7 P: 13	R: 0 H: 0 E: 0 LOB: 0 K: 0 BB: 0 S: 10 P: 13	R: 1 H: 1 E: 0 LOB: 2 K: 0 BB: 2 S: 11 P: 23	R: 0 H: 1 E: 0 LOB: 0 K: 0 BB: 0 S: 8 P: 11	R: 1 H: 1 E: 0 LOB: 0 K: 2 BB: 0 S: 11 P: 14	R: 0 H: 0 E: 0 LOB: 1 K: 2 BB: 1 S: 10 P: 20	R: 0 H: 0 E: 0 LOB: 1 K: 1 BB: 2 S: 6 P: 16	R: 0 H: 1 E: 0 LOB: 0 K: 1 BB: 0 S: 5 P: 10	1B: 3 SF: 0 2B: 1 SAC: 0 3B: 0 DP: 2 HR: 1 HBP: 0						WP: 1 PA: 34 PB: 0 SB: 0 CS: 1

	AB	R	H	RBI	BB	SO	LOB
AB	29						
R	2						
H	5						
RBI	2						
BB	5						
SO	7						
LOB	12						

PITCHER	IP	WLS	BF	H	R	ER	SO	BB	IBB	HBP	BLK	WP	HR	S	P	ERA	WHIP
44 Andrew Heaney, L (1, 1) ERA: 2.45	3.2		14	2	1	1	1	1	0	0	0	0	0	36	56	2.46	0.818
33 Dane Dunning, R (4, 1) ERA: 4.5	2.0	W	8	2	1	1	1	1	0	0	0	0	1	20	30	4.50	1.500
51 Will Smith, L (6, 1) ERA:	0.1	H	1	0	0	0	1	0	0	0	0	0	0	3	5	0.00	0.000
66 Josh Sborz, R (7, 1) ERA:	1.0	H	4	0	0	0	2	1	0	0	0	0	0	10	20	0.00	1.000
45 Aroldis Chapman, L (8, 1) ERA:	1.0	H	4	0	0	0	1	2	0	0	0	1	0	6	16	0.00	2.000

PITCHER	IP	WLS	BF	H	R	ER	SO	BB	IBB	HBP	BLK	WP	HR	S	P	ERA	WHIP
25 José Leclerc, R (9, 1) ERA:	1.0	S	3	1	0	0	1	0	0	0	0	0	0	5	10	0.00	1.000

Texas Rangers @ Baltimore Orioles

Oriole Park at Camden Yards, Baltimore, MD

Sun Oct 08 2023, 4:08 PM - 7:52 PM EDT

Att. 46,475 - Cloudy - 60 F

livebaseballscorecards.com

Batter	1	2	3	4	5	6	7	8	9	AB	R	H	RBI	BB	SO	LOB
2 Marcus Semien, R (1, 4) OBP: 0.238, SLG: 0.211	B FF 100 F FF 99 F ST 85 X ST 83 1-2 32 BB 5 BB 1B	X CU 82 0-0 ① G1-3 2-3	C SL 89 D SL 89 1 SAFE B SL 87 B SL 87 B FF 95 4-1 5 BB 18 HR 1-2 BB		X FF 93 0-0 18 G5-3 5 BB 1-2 1B		C FF 93 C SL 83 F CH 87 B SL 86 X CH 86 1-2 ① G1-3		X SI 97 0-0 ② G6-3 3-H	5	1	2	1	1	0	1
5 Corey Seager, L (1, 6) OBP: 0.714, SLG: 0.750	F FF 99 B FF 100 B FF 100 S CH 85 B FF 100 B CH 86 4-2 32 BB 1-2 BB	B FF 98 F FF 98 B FF 98 B FF 98 F FF 98 B FF 99 4-2 18 1B 53 1B BB	B FF 95 B FF 96 S SL 88 B CH 83 B FF 95 4-1 18 HR 1-2 2-3 BB		D KC 78 B SI 90 F SL 85 D KC 79 D SL 86 4-1 18 G5-3 1-2 2-3 BB		B CU 76 B CH 87 S FF 93 F FF 94 B CH 88 X FF 95 3-2 ② F7		B SL 88 S CH 91 S CH 90 B CH 91 F FF 97 F CH 92 F SI 98 B CH 92 B CH 91 4-2 BB	1	2	0	0	5	0	0
18 Mitch Garver, R (1, 10) OBP: 0.333, SLG: 0.833	C CU 83 B FF 99 F FF 99 F FF 100 S CH 85 1-3 ① K	C CH 85 S CH 84 X CH 84 0-2 32 FC6-4 53 1B 28 1B 1-2 3-H 1B	C ST 84 D ST 86 D CH 87 B FF 94 X FF 94 3-1 1-H 2-H 3-H HR		C SL 84 S KC 79 D KC 80 D KC 80 X SL 84 2-2 ①② G5-3 1-2 2-3f 3-H		B FF 94 C SL 85 B SL 84 B CH 87 X FF 93 3-1 ③ F9		X SI 97 0-0 ③ F8	6	2	2	5	0	1	5
53 Adolis García, R (1, 9) OBP: 0.250, SLG: 0.450	S FF 99 F FF 99 S FF 100 0-3 ② K	C FF 98 B CH 84 X FF 97 1-1 32 FC6-4 1-2 2-H 1B	C ST 85 S ST 85 B ST 86 X FF 95 1-2 ② P4		B SL 86 B SL 85 X SL 84 2-0 ③ G6-3			X SI 92 0-0 28 G6-3 1B		5	0	2	1	0	1	3
32 Evan Carter, L (1, 7) OBP: 0.706, SLG: 1.100	C FF 99 B FF 99 C FF 98 B FF 99 B FF 99 B FF 100 4-2 1-2 2-3 BB	S CH 84 S CH 83 X FF 98 0-2 ② FC6-4 28 1B 1-2f 2-3	C FF 94 B FF 94 B CH 88 S CH 87 B FF 95 X FF 95 3-2 ③ L6			B FF 93 B KC 77 C FF 92 S SL 84 F KC 77 X FF 94 2-2 30 G5-3 1B		B SL 80 B SL 80 B SI 94 C FF 96 S SI 96 1 SAFE C SI 96 3-3 ① K		4	0	1	0	1	1	3
28 Jonah Heim, S (1, 2) OBP: 0.278, SLG: 0.235	F FF 100 S CH 85 X FF 99 0-2 ③ F7	S FF 98 1 SAFE S FF 98 X FF 98 0-2 1-3 3-H 1B	B CH 86 S CH 85 S CH 86 F FF 96 X CH 86 1-2 ① F7			B FF 94 C SL 85 1 SAFE F FF 95 F KC 80 1 SAFE B FF 90 T FF 93 2-2 ① K		F FF 96 B FF 98 D SI 96 X SI 96 2-1 ② G6-3 1-2		5	0	1	1	0	1	5
30 Nathaniel Lowe, L (1, 3) OBP: 0.211, SLG: 0.167		6 1B 3 2B BB B 32 92 C SL 91 C FC 86 D FC 87 B FF 90 2-3 K	C ST 86 F FF 95 X ST 86 0-2 ② F8			1 SAFE C FF 92 B FF 94 F FF 93 B FF 92 F FF 94 D KC 78 X FF 94 3-2 ② G5-3 1-2		F SI 96 T SI 97 C FF 98 0-3 ③ K		4	1	0	0	1	2	4
6 Josh Jung, R (1, 5) OBP: 0.389, SLG: 0.875		B FF 98 D CH 86 X FF 97 2-0 3 2B 1-3 1B	B FF 95 C SL 87 B CH 82 X SL 86 2-1 ① F8	C FF 95 B CH 86 F CH 87 S ST 86 1-3 ③ K		F FF 91 B FF 91 D SL 85 T KC 79 B FF 92 B SL 85 4-2 BB		T SI 97 B SL 86 X SI 97 1-1 3 G6-3 2 G6-3 2B		4	2	2	0	1	1	0
3 Leody Taveras, S (1, 8) OBP: 0.444, SLG: 0.400		B FF 98 S FF 98 C FF 98 X FF 98 1-2 2 G1-3 18 1B 1-H 3-H 2B	B FF 96 C SL 86 B CH 82 B FF 94 B FF 95 4-1 5 BB 2 BB 18 HR BB		B KC 78 B FF 93 B SL 85 C FF 93 B FF 93 4-1 5 BB 2 1B 18 G5-3 BB	B KC 77 X SL 82 1-0 ③ F8		C CH 91 B FF 97 C SI 97 D CH 92 B FF 97 X CH 92 3-2 ① G6-3 2-3	3	3	1	2	2	0	3
Inning Stats	R: 0 E: 0 K: 2 S: 17 H: 1 LOB: 3 BB: 2 P: 27	R: 5 E: 0 K: 1 S: 23 H: 5 LOB: 2 BB: 2 P: 37	R: 4 E: 0 K: 0 S: 13 H: 1 LOB: 0 BB: 3 P: 34	R: 0 E: 0 K: 1 S: 10 H: 0 LOB: 0 BB: 0 P: 12	R: 1 E: 0 K: 0 S: 7 H: 1 LOB: 1 BB: 2 P: 19	R: 0 E: 0 K: 1 S: 15 H: 1 LOB: 2 BB: 1 P: 27	R: 0 E: 0 K: 0 S: 9 H: 0 LOB: 0 BB: 0 P: 16	R: 0 E: 0 K: 2 S: 9 H: 1 LOB: 1 BB: 0 P: 14	R: 1 E: 0 K: 0 S: 12 H: 1 LOB: 1 BB: 1 P: 20	1B: 8 2B: 2 3B: 0 HR: 1 SF: 0 SAC: 0 DP: 1 HBP: 0						

TOP	
AB	37
R	11
H	11
RBI	10
BB	11
SO	7
LOB	24

WP: 0 PB: 0 SB: 0 CS: 0 PA: 48

PITCHER		IP	WLS	BF	H	R	ER	SO	BB	IBB	HBP	BLK	WP	HR	S	P	ERA	WHIP
30 Grayson Rodriguez, R ERA: 27.0	(1, 1)	1.2	L	15	6	5	5	2	4	0	0	0	0	0	37	59	27.00	6.000
54 Danny Coulombe, L ERA:	(2, 1)	0.1		1	0	0	0	1	0	0	0	0	0	0	3	5	0.00	0.000
43 Bryan Baker, R ERA: 81.0	(3, 1)	0.1		4	0	3	3	0	3	0	0	0	0	0	5	19	81.00	9.000
66 Jacob Webb, R ERA: 9.0	(3, 1)	1.2		6	1	1	1	1	0	0	0	0	0	1	18	27	5.40	0.600
15 Jack Flaherty, R ERA: 4.5	(5, 1)	2.0		10	2	1	1	1	3	0	0	0	0	0	22	46	4.50	2.500

PITCHER		IP	WLS	BF	H	R	ER	SO	BB	IBB	HBP	BLK	WP	HR	S	P	ERA	WHIP
68 Tyler Wells, R ERA:	(7, 1)	1.0		3	0	0	0	0	0	0	0	0	0	0	9	16	0.00	0.000
58 Cionel Pérez, L ERA:	(8, 1)	1.0		4	1	0	0	2	0	0	0	0	0	0	9	14	0.00	1.000
78 Yennier Cano, R ERA: 9.0	(9, 1)	1.0		5	1	1	1	0	1	0	0	0	0	0	12	20	9.00	2.000

Texas Rangers @ Baltimore Orioles

Oriole Park at Camden Yards, Baltimore, MD

Sun Oct 08 2023, 4:08 PM - 7:52 PM EDT

Att. 46,475 - Cloudy - 60 F

livebaseballscorecards.com

BOTTOM

Batter	1	2	3	4	5	6	7	8	9	AB	R	H	RBI	BB	SO	LOB
35 Adley Rutschman, S (1, 2) OBP: 0.222, SLG: 0.250	P3	G5-3		FC6		G3		2B		5	0	1	0	0	0	3
6 Ryan Mountcastle, R (1, 3) OBP: 0.222, SLG: 0.375	1B	G6-3		SF9		K		G6-3		4	1	1	1	0	1	4
25 Anthony Santander, S (1, 10) OBP: 0.333, SLG: 0.625	P6		P2	P4		P5			L8	5	0	0	0	0	0	3
2 Gunnar Henderson, L (1, 5) OBP: 0.444, SLG: 0.750	1B		K		HR		K		BB	4	3	2	1	1	2	0
21 Austin Hays, R (1, 7) OBP: 0.556, SLG: 0.571	BB		2B		1B		K		1B	4	1	3	0	1	1	0
34 Aaron Hicks, S (1, 9) OBP: 0.444, SLG: 0.714	1B		P4		FC5-4		F9		HR	5	1	2	5	0	0	2
11 Jordan Westburg, R (1, 4) 32 Ryan O'Hearn, L (9, PH)	FC5-4			2B	F9			K	L7	4 1	1 0	1 0	0 0	0 0	1 0	3 0
31 Cedric Mullins, L (1, 8)		K		F8	G4-3			F8	K	5	0	0	0	0	2	2
3 Jorge Mateo, R (1, 6) OBP: 1.000, SLG: 1.500		2B		1B		2B		1B		4	1	4	1	0	0	0
Inning Stats	R: 2 E: 0 K: 0 S: 18 H: 3 LOB: 2 BB: 1 P: 32	R: 0 E: 0 K: 1 S: 15 H: 1 LOB: 1 BB: 0 P: 22	R: 0 E: 0 K: 1 S: 9 H: 1 LOB: 1 BB: 0 P: 14	R: 2 E: 1 K: 0 S: 8 H: 2 LOB: 1 BB: 0 P: 12	R: 1 E: 0 K: 0 S: 11 H: 2 LOB: 1 BB: 0 P: 17	R: 0 E: 0 K: 1 S: 13 H: 1 LOB: 1 BB: 0 P: 18	R: 0 E: 0 K: 2 S: 8 H: 0 LOB: 0 BB: 0 P: 9	R: 0 E: 0 K: 1 S: 13 H: 2 LOB: 2 BB: 0 P: 16	R: 3 E: 0 K: 1 S: 14 H: 2 LOB: 0 BB: 1 P: 23	1B: 7 2B: 5 3B: 0 HR: 2 SF: 1 SAC: 0 DP: 0 HBP: 0	WP: 1 PB: 0 SB: 0 CS: 0 PA: 44					

	AB	41
	R	8
	H	14
	RBI	8
	BB	2
	SO	7
	LOB	17

PITCHER		IP	WLS	BF	H	R	ER	SO	BB	IBB	HBP	BLK	WP	HR	S	P	ERA	WHIP
52 Jordan Montgomery, L ERA: 3.27	(1, 1)	4.0		23	9	5	4	2	1	0	0	0	1	1	55	88	9.00	2.500
61 Cody Bradford, L ERA:	(5, 1)	3.2	W	14	3	0	0	4	0	0	0	0	0	0	39	51	0.00	0.818
66 Josh Sborz, R ERA:	(8, 1)	0.1		1	0	0	0	0	0	0	0	0	0	0	1	1	0.00	0.000
46 Brock Burke, L ERA: 54.0	(9, 1)	0.1		3	1	2	2	0	1	0	0	0	0	0	7	12	54.00	6.000
25 José Leclerc, R ERA: 2.45	(9, 1)	0.2		3	1	1	1	1	0	0	0	0	0	1	7	11	13.50	1.500

PITCHER		IP	WLS	BF	H	R	ER	SO	BB	IBB	HBP	BLK	WP	HR	S	P	ERA	WHIP

Baltimore Orioles @ Texas Rangers

Globe Life Field, Arlington, TX

Tue Oct 10 2023, 7:04 PM - 9:52 PM CDT

Att. 40,861 - Roof Closed - 74 F

TOP

livebaseballscorecards.com

Batter	1	2	3	4	5	6	7	8	9	AB	R	H	RBI	BB	SO	LOB
2 Gunnar Henderson, L (1, 6) (8, 5) OBP: 0.538, SLG: 0.750	B FF 95 B FF 96 X FC 91 2-0 ① F8		F FC 92 S FF 97 B FF 97 B FS 89 X FC 92 2-2 1B		F FS 90 X FC 90 0-1 2-H 1B			C FF 101 B SL 92 X FF 101 1-1 6 BB 25 BB 1B		4	0	3	1	0	0	0
35 Adley Rutschman, S (1, 2) OBP: 0.154, SLG: 0.167	C FF 94 F CU 77 B FF 96 S FS 90 1-3 ② K		C FC 91 S FS 89 F FF 97 X CU 78 0-2 ③ F8		B FF 95 F FF 95 F FC 91 F FS 87 F FF 96 F FS 89 F FF 95 F FC 92 1 SAFE 1-2 X CU 78 ③ G4-3			B SI 101 B SL 90 1 SAFE F FF 100 X FF 98 2-1 ② F9		4	0	0	0	0	1	3
25 Anthony Santander, S (1, 9) OBP: 0.385, SLG: 0.545	X CU 77 0-0 1B			F FF 96 F FC 93 B FS 90 B FF 97 X FS 90 2-2 ① G3-1		X FF 96 0-0 ① L6		B FF 101 B FF 100 B FF 101 B FF 100 4-0 1-2 6 BB BB		3	0	1	0	1	0	0
6 Ryan Mountcastle, R (1, 3) OBP: 0.231, SLG: 0.273	C FF 96 F FS 89 S FF 95 0-3 ③ K			S FS 88 F FF 95 F CU 78 B FF 98 F FS 88 S FS 89 1-3 ② K		C FC 90 S FS 88 X FS 88 0-2 ② G3-1		B FF 99 B SL 86 B FF 100 B FF 97 4-0 1-2 2-3 BB		3	0	0	0	1	2	1
32 Ryan O'Hearn, L (1, 10) OBP: 0.200, SLG: 0.200 34 Aaron Hicks, S (8, PH) OBP: 0.400, SLG: 0.625 (8, 10)		C FF 95 F FS 90 B FF 96 F FS 89 X FF 96 1-2 ① G1-3		B CU 76 X FC 91 1-0 1B		B FS 89 X FS 87 1-1 ③ G6-3		B SL 84 C FC 93 S FC 94 B FF 97 B SL 86 F SL 85 X FC 93 3-2 ③ G3-1		3 1	0 0	1 0	0 0	0 0	0 0	0 3
21 Austin Hays, R (1, 7) OBP: 0.385, SLG: 0.364		X FF 96 0-0 ② G4-3		S FC 91 S FC 90 S FF 96 0-3 ③ K			B FC 91 S FS 89 B FC 90 S FS 89 B FF 96 C FF 97 3-3 ① K		F FF 97 B SL 84 X FC 93 1-1 ① P5	4	0	0	0	0	2	1
31 Cedric Mullins, L (1, 8)		C FF 95 C FS 89 X FS 89 0-2 ③ G3-1			C FF 94 F FC 91 B FS 88 B FF 95 X CU 77 2-2 ① L9		X FF 96 0-0 ② F7		X SI 97 0-0 ② G4-3	4	0	0	0	0	0	0
11 Jordan Westburg, R (1, 5) OBP: 0.222, SLG: 0.333 (8, 4)			C FF 96 C CU 77 S CU 78 0-3 ① K		X CU 78 0-0 12 G1-3 2 1B 1B		F FS 88 S FF 95 B FS 90 F FF 97 B CU 79 B FS 91 F FF 95 F FS 88 F FF 97 3-3 ③ K		S FF 97 F SL 84 S FF 98 0-3 ③ K	4	1	1	0	0	3	0
12 Adam Frazier, L (1, 4) 3 Jorge Mateo, R (8, PH) OBP: 0.800, SLG: 1.200 (8, 6)			F FF 97 S FS 89 X FS 89 0-2 ② L7		B FC 90 B FS 88 C FC 92 F FS 86 X FS 88 2-2 ② G1-3 1-2			C FF 99 B FF 99 S FF 98 B SI 102 S SI 102 2-3 ① K		2 1	0 0	0 0	0 0	0 0	0 1	1 0
Inning Stats	R: 0 H: 1 E: 0 LOB: 1 K: 2 BB: 0 S: 8 P: 11	R: 0 H: 0 E: 0 LOB: 0 K: 0 BB: 0 S: 8 P: 9	R: 0 H: 1 E: 0 LOB: 1 K: 1 BB: 0 S: 13 P: 15	R: 0 H: 1 E: 0 LOB: 1 K: 2 BB: 0 S: 12 P: 16	R: 1 H: 2 E: 0 LOB: 1 K: 0 BB: 0 S: 17 P: 22	R: 0 H: 0 E: 0 LOB: 0 K: 0 BB: 0 S: 6 P: 7	R: 0 H: 0 E: 0 LOB: 0 K: 2 BB: 0 S: 12 P: 18	R: 0 H: 1 E: 0 LOB: 3 K: 1 BB: 2 S: 11 P: 27	R: 0 H: 0 E: 0 LOB: 0 K: 1 BB: 0 S: 6 P: 7	1B: 6 SF: 0 2B: 0 SAC: 0 3B: 0 DP: 0 HR: 0 HBP: 0					WP: 0 PA: 35 PB: 0 SB: 0 CS: 0	

	AB	33
	R	1
	H	6
	RBI	1
	BB	2
	SO	9
	LOB	9

PITCHER		IP	WLS	BF	H	R	ER	SO	BB	IBB	HBP	BLK	WP	HR	S	P	ERA	WHIP
17 Nathan Eovaldi, R ERA: 1.32	(1, 1)	7.0	W	26	5	1	1	7	0	0	0	0	0	0	76	98	1.29	0.714
45 Aroldis Chapman, L ERA:	(8, 1)	0.2		5	1	0	0	1	2	0	0	0	0	0	7	20	0.00	4.500
25 José Leclerc, R ERA: 1.8	(8, 1)	1.1		4	0	0	0	1	0	0	0	0	0	0	10	14	0.00	0.000

PITCHER	IP	WLS	BF	H	R	ER	SO	BB	IBB	HBP	BLK	WP	HR	S	P	ERA	WHIP

Baltimore Orioles @ Texas Rangers

Globe Life Field, Arlington, TX

Tue Oct 10 2023, 7:04 PM - 9:52 PM CDT

Att. 40,861 - Roof Closed - 74 F

BOTTOM

livebaseballscorecards.com

Batter	1	2	3	4	5	6	7	8	9	AB	R	H	RBI	BB	SO	LOB
2 Marcus Semien, R (1, 4) OBP: 0.240, SLG: 0.261	B FF 94 B FF 94 C FC 87 B FF 93 X FF 94 3-1 ① P3	S FC 90 C FC 89 B FC 90 1 SAFE B FF 95 X FC 89 2-2 18 2B 1-3 2B		B SI 92 B ST 82 B ST 81 C FF 91 X SI 93 3-1 ① L5		B SI 92 X SI 93 1-0 ③ F9				4	1	1	0	0	0	0
5 Corey Seager, L (1, 6) OBP: 0.720, SLG: 0.929	F CU 79 B FF 96 X CH 84 1-1 HR	0-0 18 2B 53 HR IBB		S CH 88 B FF 93 B CH 88 B FF 94 B SI 92 4-1 18 G5-4-3 BB			B SL 91 B FF 97 X SL 88 2-0 ① F7			2	2	1	1	2	0	0
18 Mitch Garver, R (1, 10) OBP: 0.400, SLG: 0.800	C FC 90 F SI 92 B CU 80 B FC 90 X CH 85 2-2 ② P2	C CU 79 X CH 85 0-1 53 HR 1-3 2-H 3-H 2B		B SI 93 S ST 82 X ST 81 1-1 ②③ G5-4-3 1-2f			B FF 98 C CU 83 X CH 87 1-1 1B			4	1	2	2	0	0	1
53 Adolis García, R (1, 9) OBP: 0.292, SLG: 0.583	C FF 94 S SI 92 X CU 81 0-2 32 1B 1B	B FF 95 S FC 90 F FF 92 X FF 94 1-2 2-H 3-H HR			B ST 82 B FC 89 F ST 80 F SI 91 S ST 82 2-3 ① K		C FF 98 S FF 96 S FF 98 0-3 ② K			4	1	2	3	0	2	1
32 Evan Carter, L (1, 7) OBP: 0.619, SLG: 0.857	B FF 94 X FF 94 1-0 1-2 1B	X FF 94 0-0 ③ P6			B CU 80 X FF 93 1-0 ② L6		B SL 89 C SL 87 B FF 97 C SL 87 F FF 96 B CU 84 F SL 86 C CH 86 3-3 ③ K			4	0	1	0	0	1	1
28 Jonah Heim, S (1, 2) OBP: 0.273, SLG: 0.238	D CU 81 B FF 94 S FF 94 X FC 88 2-1 ③ F8		C CH 87 X FF 94 0-1 1B		B FF 93 B CH 88 X FF 93 2-0 ③ F8			B FF 96 F FF 97 S FF 96 X FF 96 1-2 ① F9		4	0	1	0	0	0	2
30 Nathaniel Lowe, L (1, 3) OBP: 0.217, SLG: 0.318		C FF 92 C FF 92 F FF 94 B FF 95 B FC 89 F FF 93 B FF 95 F FF 95 F FC 91 3-2 ① L7 F SI 93 F FF 95 F FF 96 F FC 91 K SI 94	B FF 95 T FF 95 C FF 94 B FF 95 S FF 95 2-3 ① K			B FF 92 C CU 78 X FF 92 1-1 HR		B FF 98 B FF 96 B FF 96 C FF 95 F SL 88 F FF 97 S CH 85 3-3 ② K		4	1	1	1	0	2	1
6 Josh Jung, R (1, 5) OBP: 0.409, SLG: 0.800		X SI 92 0-0 2 2B 18 2B 1B	F FF 94 F FF 94 F CH 88 X SL 86 0-2 ② F8			C ST 81 X ST 81 0-1 ① F8		C SL 88 X SI 96 0-1 1B		4	1	2	0	0	0	1
3 Leody Taveras, S (1, 8) OBP: 0.364, SLG: 0.316		C FF 94 D CU 80 S FF 94 X FF 94 1-2 ② P5	F FF 95 B CH 87 F CH 87 B FF 96 F CH 86 F CH 87 X FF 96 2-2 ③ F7			B CU 79 X CH 86 1-0 ② G3-1		B SI 96 X CH 90 1-0 ③ L8		4	0	0	0	0	0	3
Inning Stats	R: 1 H: 3 E: 0 LOB: 2 K: 0 BB: 0 S: 13 P: 22	R: 5 H: 4 E: 0 LOB: 0 K: 0 BB: 1 S: 25 P: 32	R: 0 H: 1 E: 0 LOB: 1 K: 1 BB: 0 S: 14 P: 18	R: 0 H: 0 E: 0 LOB: 0 K: 0 BB: 1 S: 5 P: 13	R: 0 H: 0 E: 0 LOB: 0 K: 1 BB: 0 S: 5 P: 10	R: 1 H: 1 E: 0 LOB: 0 K: 0 BB: 0 S: 6 P: 9	R: 0 H: 1 E: 0 LOB: 1 K: 2 BB: 0 S: 11 P: 17	R: 0 H: 1 E: 0 LOB: 1 K: 1 BB: 0 S: 10 P: 15		1B: 6 SF: 0 2B: 2 SAC: 0 3B: 0 DP: 1 HR: 3 HBP: 0						

	AB	34
	R	7
	H	11
	RBI	7
	BB	2
	SO	5
	LOB	10

WP: 0 PA: 36
PB: 0
SB: 0
CS: 0

PITCHER		IP	WLS	BF	H	R	ER	SO	BB	IBB	HBP	BLK	WP	HR	S	P	ERA	WHIP
64 Dean Kremer, R ERA: 32.4	(1, 1)	1.2	L	13	7	6	6	0	0	1	0	0	0	2	37	53	32.40	4.200
68 Tyler Wells, R ERA:	(2, 1)	1.1		5	1	0	0	1	0	0	0	0	0	0	15	19	0.00	0.750
48 Kyle Gibson, R ERA: 3.0	(4, 1)	3.0		10	1	1	1	1	1	0	0	0	0	1	16	32	3.00	0.667
24 DL Hall, L ERA:	(7, 1)	1.2		6	1	0	0	3	0	0	0	0	0	0	18	28	0.00	0.600
78 Yennier Cano, R ERA: 6.75	(8, 1)	0.1		2	1	0	0	0	0	0	0	0	0	0	3	4	0.00	3.000

PITCHER	IP	WLS	BF	H	R	ER	SO	BB	IBB	HBP	BLK	WP	HR	S	P	ERA	WHIP

Texas Rangers @ Houston Astros

Minute Maid Park, Houston, TX

Sun Oct 15 2023, 7:17 PM - 10:05 PM CDT

Att. 42,872 - Roof Closed - 73 F

TOP

livebaseballscorecards.com

Batter	1	2	3	4	5	6	7	8	9	AB	R	H	RBI	BB	SO	LOB
2 Marcus Semien, R (1, 4) OBP: 0.207, SLG: 0.222	F FF 94 C SL 87 B SL 89 X SL 88 1-2 ① G4-3	B SL 90 B SL 89 F SL 88 F FF 96 F SL 89 F SL 89 X SL 88 2-2 ③ P4			C SL 87 B FF 95 C FF 95 F FF 96 B CU 80 X SL 86 2-2 ② L8		F FF 94 B FF 94 S FF 95 X FF 94 1-2 ③ P3			4	0	0	0	0	0	5
5 Corey Seager, L (1, 6) OBP: 0.655, SLG: 0.778	X CU 78 0-0 18 G1-4-3 1B	F FF 94 X SL 86 0-1 ① P5			C FF 95 F FF 94 S CU 79 0-3 ③ K			B FS 83 B FS 82 F FS 83 B FS 83 F FS 84 S FS 84 3-3 ① K		4	0	1	0	0	2	0
18 Mitch Garver, R (1, 10) OBP: 0.286, SLG: 0.571	B SL 86 X SL 85 1-0 ②③ G1-4-3 1-2f	C CU 78 B SL 87 B SL 86 X SL 86 2-1 ② F8				S SL 87 B SL 87 S CU 78 C FF 95 1-3 ① K		C FF 95 S SL 90 B FF 94 X FS 85 1-2 ② G4-3		4	0	0	0	0	1	1
53 Adolis García, R (1, 9) OBP: 0.250, SLG: 0.500		X FF 93 0-0 ① G6-3	F FF 94 F FF 94 B SL 88 B SL 88 X FF 94 2-2 ③ P3			B FF 95 C FF 95 X FF 95 1-1 ② P3		S FF 94 B FF 94 X FF 94 1-1 ③ P6		4	0	0	0	0	0	0
32 Evan Carter, L (1, 7) OBP: 0.560, SLG: 0.778		B CU 76 B FF 94 X FF 94 2-0 28 1B 2B	C CU 76 X CU 77 0-1 ① G4-3			C FF 95 B CU 79 X FF 94 1-1 ③ L9			C FF 97 C SL 84 B FF 99 C FF 98 1-3 ① K	4	1	1	0	0	1	0
28 Jonah Heim, S (1, 2) OBP: 0.308, SLG: 0.250		B SL 85 X FF 94 1-0 3 BB 6 1B 2-H 1B	F FF 93 B FF 93 B FF 93 X FF 94 2-1 ② P5				B SL 87 B SL 86 B FF 94 C FF 92 F FF 93 B FF 95 4-2 3 1B BB		X SL 84 0-0 ② G6-3	3	0	1	1	1	0	0
30 Nathaniel Lowe, L (1, 3) OBP: 0.185, SLG: 0.269		X CU 78 0-0 ② F8		B CU 78 F SL 85 S SL 86 F FF 94 X SL 86 1-2 ③ F7			B CH 85 F FF 94 F FF 94 B FF 94 B FF 94 F FF 95 C FF 95 3-3 ① K		C FF 99 F SL 88 B FF 99 S FF 100 1-3 ③ K	4	0	0	0	0	2	2
6 Josh Jung, R (1, 5) OBP: 0.400, SLG: 0.739		F FF 95 X SL 87 0-1 3 BB 1-2 1B			F FF 93 B FF 94 F FF 94 B FF 96 F FF 94 F SL 87 B SL 87 C FF 94 3-3 ① K		S SL 86 B CU 77 1 SAFE B CU 77 S SL 86 D SL 88 S SL 87 3-3 ② K			3	0	1	0	0	2	1
3 Leody Taveras, S (1, 8) OBP: 0.440, SLG: 0.524		D CU 80 B CU 80 B CU 78 B FF 95 4-0 1-2 2-3 BB			F FF 95 F FF 94 B CH 84 F SL 85 X SL 87 1-2 HR		1 SAFE X FF 94 0-0 1-2 1B			2	1	2	1	1	0	0
Inning Stats	R: 0 E: 0 K: 0 S: 5 H: 1 LOB: 0 BB: 0 P: 7	R: 1 E: 0 K: 0 S: 11 H: 3 LOB: 3 BB: 1 P: 20	R: 0 E: 0 K: 0 S: 7 H: 0 LOB: 0 BB: 0 P: 11	R: 0 E: 0 K: 0 S: 8 H: 0 LOB: 0 BB: 0 P: 11	R: 1 E: 0 K: 2 S: 16 H: 1 LOB: 0 BB: 0 P: 22	R: 0 E: 0 K: 1 S: 7 H: 0 LOB: 0 BB: 0 P: 10	R: 0 E: 0 K: 2 S: 13 H: 1 LOB: 2 BB: 1 P: 24	R: 0 E: 0 K: 1 S: 8 H: 0 LOB: 0 BB: 0 P: 13	R: 0 E: 0 K: 2 S: 7 H: 0 LOB: 0 BB: 0 P: 9	1B: 4 2B: 1 3B: 0 HR: 1 SF: 0 SAC: 0 DP: 1 HBP: 0						

AB	32
R	2
H	6
RBI	2
BB	2
SO	8
LOB	9

WP: 0 PB: 0 SB: 0 CS: 0 PA: 34

PITCHER		IP	WLS	BF	H	R	ER	SO	BB	IBB	HBP	BLK	WP	HR	S	P	ERA	WHIP
35 Justin Verlander, R ERA: 1.42	(1, 1)	6.2	L	27	6	2	2	5	2	0	0	0	0	1	64	101	2.70	1.200
50 Héctor Neris, R ERA: 10.8	(7, 1)	1.1		4	0	0	0	1	0	0	0	0	0	0	11	17	0.00	0.000
52 Bryan Abreu, R ERA:	(9, 1)	1.0		3	0	0	0	2	0	0	0	0	0	0	7	9	0.00	0.000

PITCHER	IP	WLS	BF	H	R	ER	SO	BB	IBB	HBP	BLK	WP	HR	S	P	ERA	WHIP

Texas Rangers @ Houston Astros

Minute Maid Park, Houston, TX

Sun Oct 15 2023, 7:17 PM - 10:05 PM CDT

Att. 42,872 - Roof Closed - 73 F

livebaseballscorecards.com

BOTTOM

Batter	1	2	3	4	5	6	7	8	9	AB	R	H	RBI	BB	SO	LOB
27 Jose Altuve, R (1, 4) OBP: 0.238, SLG: 0.350	C CU 80 B CH 83 X SI 94 1-1 ① F7		C CH 85 B CU 80 F CU 80 X SI 95 1-2 ② P4		C SI 93 X CU 80 0-1 ① L7			B CU 86 C CU 83 B CU 85 B SL 88 B FF 96 4-1 2 F7-6-4 BB		3	0	0	0	1	0	1
2 Alex Bregman, R (1, 5) OBP: 0.286, SLG: 0.368	C SI 94 X CU 81 0-1 ② L7		B SI 94 B FF 94 C SI 94 S CH 84 B SI 95 X SI 94 3-2 1-2 1B		B CU 80 B FF 92 C SI 93 X CU 79 2-1 ② G6-3			B FF 98 C SL 86 B FF 98 1 SAFE X SL 87 2-1 ① ② F7-6-4 1-2		4	0	1	0	0	0	1
44 Yordan Alvarez, L (1, 10) OBP: 0.381, SLG: 1.050	F SI 94 B SI 94 C CU 81 F SI 94 S CU 80 1-3 ③ K		B SI 93 S FF 93 F SI 94 B FF 93 B CH 84 F SI 94 S CU 81 3-3 ③ K		B CU 80 B SI 93 C SI 91 S CU 81 S CU 80 2-3 ③ K			C FF 100 B FF 99 B SL 87 X SL 86 2-1 ③ G3		4	0	0	0	0	3	2
79 José Abreu, R (1, 3) OBP: 0.333, SLG: 0.750		C CU 78 F FF 91 B CU 80 B CH 83 F FF 93 B SI 94 X CH 84 3-2 30 FC4-6 1B		C SI 93 B CU 79 S CU 79 S FF 94 1-3 ① K		F SI 91 C CU 79 B SI 92 F CU 80 S CU 81 1-3 ① K			B SL 84 B SI 96 S FF 98 B FC 92 X FF 99 3-1 ① L8	4	0	1	0	0	2	0
30 Kyle Tucker, L (1, 9) OBP: 0.238, SLG: 0.167		X SI 94 0-0 ① FC4-6 1-2f		C SI 94 B SI 94 F CU 79 X SI 93 1-2 ② F8		X SI 93 0-0 ② G1-3			C FF 98 S FC 93 B FF 98 B FF 98 X SL 86 2-2 ② G4-3	4	0	0	0	0	0	1
20 Chas McCormick, R (1, 7) OBP: 0.333, SLG: 0.333		F CU 79 F CU 80 X SI 95 0-2 ② F8		B CU 79 X CH 83 1-0 3 1B 14 1B 1B		X CU 80 0-0 ③ G5-3			C FC 92 B SL 84 B SI 97 B FF 98 S FF 98 T FF 98 3-2 ③ K	4	0	1	0	0	1	1
14 Mauricio Dubón, R (1, 8) OBP: 0.375, SLG: 0.375		F FF 94 X FF 92 0-1 ③ F9		X FF 91 0-0 3 1B 1-2 1B			B FF 92 B CU 78 F FF 92 X SI 92 2-1 ① L8			3	0	1	0	0	0	1
3 Jeremy Peña, R (1, 6) OBP: 0.316, SLG: 0.333			B CU 80 F CH 83 F CU 79 B CU 80 X SI 94 2-2 ① G6-3	B CH 83 X CU 79 1-0 1-2 2-3 1B			S SL 90 B SL 91 F SL 89 F FF 98 B CU 87 X SL 87 2-2 ② F8			3	0	1	0	0	0	0
15 Martín Maldonado, R (1, 2) OBP: 0.267, SLG: 0.154 21 Yainer Diaz, R (7, PH) (8, 2)			F SI 94 B CU 81 C SI 93 B CU 81 B CU 80 B SI 94 4-2 2 1B BB	F SI 93 B FF 93 F FF 93 S FF 94 1-3 ③ K			X SL 89 0-0 ③ G6-3			1	0	0	0	1	1	3
										1	0	0	0	0	0	0
Inning Stats	R: 0 E: 0 K: 1 S: 8 H: 0 LOB: 0 BB: 0 P: 10	R: 0 E: 0 K: 0 S: 10 H: 1 LOB: 1 BB: 0 P: 13	R: 0 E: 0 K: 1 S: 15 H: 1 LOB: 2 BB: 1 P: 28	R: 0 E: 0 K: 2 S: 12 H: 3 LOB: 3 BB: 0 P: 17	R: 0 E: 0 K: 1 S: 7 H: 0 LOB: 0 BB: 0 P: 11	R: 0 E: 0 K: 1 S: 6 H: 0 LOB: 0 BB: 0 P: 7	R: 0 E: 0 K: 0 S: 7 H: 0 LOB: 0 BB: 0 P: 11	R: 0 E: 0 K: 0 S: 5 H: 0 LOB: 0 BB: 1 P: 13	R: 0 E: 0 K: 1 S: 8 H: 0 LOB: 0 BB: 0 P: 16	1B: 5 2B: 1 3B: 0 HR: 0 SF: 0 SAC: 0 DP: 1 HBP: 0						

AB	31
R	0
H	5
RBI	0
BB	2
SO	7
LOB	10

WP: 0 PA: 33
PB: 0
SB: 0
CS: 0

PITCHER		IP	WLS	BF	H	R	ER	SO	BB	IBB	HBP	BLK	WP	HR	S	P	ERA	WHIP
52 Jordan Montgomery, L ERA: 2.08	(1, 1)	6.1	W	25	5	0	0	6	1	0	0	0	0	0	60	90	0.00	0.947
66 Josh Sborz, R ERA:	(7, 1)	0.2	H	3	0	0	0	0	1	0	0	0	0	0	6	12	0.00	1.500
45 Aroldis Chapman, L ERA:	(8, 1)	1.0	H	2	0	0	0	0	0	0	0	0	0	0	4	8	0.00	0.000
25 José Leclerc, R ERA: 1.5	(9, 1)	1.0	S	3	0	0	0	1	0	0	0	0	0	0	8	16	0.00	0.000

PITCHER	IP	WLS	BF	H	R	ER	SO	BB	IBB	HBP	BLK	WP	HR	S	P	ERA	WHIP

Batter	1	2	3	4	5	6	7	8	9	AB	R	H	RBI	BB	SO	LOB
2 Marcus Semien, R (1, 4) OBP: 0.235, SLG: 0.250	X SI 94 0-0 4 E 5 1B 4 E 1B	X CH 90 0-0 4 FC6-4 1B	1 SAFE B SL 87 C FF 94 B SL 87 C CH 90 S FF 95 2-3 ③ K 1-2			F CH 81 X CH 80 0-1 ② ③ L5 3-3			F FF 95 B SL 89 B FF 94 F CU 82 S CH 90 2-3 ① K 1-2	5	1	2	0	0	2	3
5 Corey Seager, L (1, 6) OBP: 0.588, SLG: 0.652	X SI 94 0-0 4 E 53 1B 1-2 1B	B FC 89 C FC 90 C FC 91 D FC 91 B CU 78 F FC 89 S FC 92 3-3 ① K		B CH 90 X FF 94 1-0 ① L8			C FC 88 B FF 92 F CH 81 B CU 78 B CH 80 F FC 89 S CU 75 3-3 ① K		F SL 90 B SL 91 X CH 90 1-1 ② G3 2-3	5	1	1	0	0	2	2
4 Robbie Grossman, S (1, 7) OBP: 0.176, SLG: 0.188 32 Evan Carter, L (3, 7) OBP: 0.536, SLG: 0.700	D CU 80 D CH 88 F SI 94 C SI 95 X CU 80 2-2 E1 53 1B 18 1B 1-3 2-H	1 SAFE X CH 89 0-0 ② FC6-4 53 HBP 1-2f		B FF 95 S CH 92 B CH 91 X CH 91 2-1 ② F7			C CU 74 B CH 81 C CH 82 B FF 93 B CU 76 B CH 81 4-2 53 G5-3 BB		F CU 83 F CH 89 B CU 84 F CU 82 F SL 89 B CH 91 B CU 81 X SL 89 3-2 ③ G4-3	2 2	1 0	0 0	0 0	0 1	0 0	2 1
53 Adolis García, R (1, 9) OBP: 0.281, SLG: 0.484	X SI 95 0-0 18 1B 30 1B 2-3 3-H 1B	F SI 96 B CU 78 S CU 79 D CU 81 H FC 90 3-2 1-2 HBP		F FF 96 F FF 96 B FF 95 S FF 95 1-3 ③ K			B FC 88 S FC 88 1 SAFE B CU 74 X ST 80 2-1 ② G5-3 1-2			3	1	1	1	0	1	1
18 Mitch Garver, R (1, 10) OBP: 0.278, SLG: 0.500	B CU 78 X CH 87 1-0 30 1B 1-2 3-H 1B	C FC 87 F FC 90 S CU 82 0-3 ③ K			C FC 89 B ST 80 X ST 80 1-1 ① P5		B ST 81 B CU 75 X ST 81 2-0 ③ G1-3			4	0	1	1	0	1	3
28 Jonah Heim, S (1, 2) OBP: 0.300, SLG: 0.357	F CH 90 F CU 79 T CH 92 0-2 ① K		F SL 82 F SI 93 B CU 80 X SL 83 1-2 HR		B CU 75 B CH 82 C CH 82 F FC 88 F CU 76 B FC 87 X CH 81 3-2 ② F9			C SL 85 B FF 96 F SL 86 S SL 85 1-3 ① K		4	1	1	1	0	2	2
30 Nathaniel Lowe, L (1, 3) OBP: 0.194, SLG: 0.267	C SI 96 F SI 95 X SI 96 0-2 1-2 2-H 1B		B FC 90 B SI 94 C SI 94 F SL 94 F SL 84 F SI 95 S CU 80 2-3 ① K		C CU 75 B FF 93 B FC 88 X CH 82 2-1 ③ F8			X SL 84 0-0 ② P6		4	0	1	1	0	1	0
6 Josh Jung, R (1, 5) OBP: 0.345, SLG: 0.630	B CH 90 F CH 90 F CH 90 D CU 81 S CU 79 2-3 ② K		S CU 80 B CU 81 F CH 90 S CU 81 1-3 ② K			C FF 92 B FC 87 F FC 87 X ST 80 1-2 ① L8		B FF 96 B SL 86 F SL 87 S SL 87 B FF 98 S SL 88 3-3 ③ K		4	0	0	0	0	3	2
3 Leody Taveras, S (1, 8) OBP: 0.483, SLG: 0.609	B CU 78 B CH 90 B SI 94 C SI 93 F SI 94 X CU 80 3-2 ③ F8		B CH 92 B CH 90 S SI 95 B SI 95 B SI 94 4-1 2 S BB			B FF 92 C CH 82 B CH 82 F FF 92 X CU 77 2-2 2 L5 3B			B CU 83 B CH 89 B FF 93 B FF 94 4-0 5 G3 2 WP BB	2	0	1	0	2	0	2
Inning Stats	R: 4 H: 5 E: 1 LOB: 2 K: 2 BB: 0 S: 19 P: 27	R: 0 H: 1 E: 0 LOB: 2 K: 2 BB: 0 S: 11 P: 17	R: 1 H: 1 E: 0 LOB: 1 K: 3 BB: 1 S: 15 P: 25	R: 0 H: 0 E: 0 LOB: 0 K: 1 BB: 0 S: 6 P: 10	R: 0 H: 0 E: 0 LOB: 0 K: 0 BB: 0 S: 8 P: 14	R: 0 H: 1 E: 0 LOB: 0 K: 0 BB: 0 S: 8 P: 11	R: 0 H: 0 E: 0 LOB: 1 K: 1 BB: 1 S: 9 P: 20	R: 0 H: 0 E: 0 LOB: 0 K: 2 BB: 0 S: 7 P: 11	R: 0 H: 0 E: 0 LOB: 1 K: 1 BB: 1 S: 10 P: 20	1B: 6 SF: 0 2B: 1 SAC: 0 3B: 1 DP: 1 HR: 1 HBP: 1						WP: 1 PA: 39 PB: 0 SB: 1 CS: 0

PITCHER		IP	WLS	BF	H	R	ER	SO	BB	IBB	HBP	BLK	WP	HR	S	P	ERA	WHIP
Framber Valdez, L ERA: 11.57	(1, 1)	2.2	L	18	7	5	4	6	1	0	1	0	0	1	42	64	13.50	3.000
47 Rafael Montero, R ERA:	(3, 1)	1.1		4	0	0	0	2	0	0	0	0	0	0	9	15	0.00	0.000
68 J.P. France, R ERA:	(5, 1)	2.1		8	1	0	0	1	1	0	0	0	0	0	22	38	0.00	0.857
88 Phil Maton, R ERA:	(7, 1)	0.2		2	0	0	0	0	0	0	0	0	0	0	3	7	0.00	0.000
52 Bryan Abreu, R ERA:	(8, 1)	1.0		3	0	0	0	2	0	0	0	0	0	0	7	11	0.00	0.000

PITCHER		IP	WLS	BF	H	R	ER	SO	BB	IBB	HBP	BLK	WP	HR	S	P	ERA	WHIP
55 Ryan Pressly, R ERA:	(9, 1)	1.0		4	0	0	0	1	1	0	0	0	1	0	10	20	0.00	1.000

Texas Rangers @ Houston Astros

Minute Maid Park, Houston, TX

Mon Oct 16 2023, 3:39 PM - 6:40 PM CDT

Att. 42,879 - Roof Closed - 73 F

TOP

livebaseballscorecards.com

AB	35
R	5
H	8
RBI	4
BB	3
SO	12
LOB	18

Texas Rangers @ Houston Astros

Minute Maid Park, Houston, TX

Mon Oct 16 2023, 3:39 PM - 6:40 PM CDT

Att. 42,879 - Roof Closed - 73 F

livebaseballscorecards.com

BOTTOM

Batter	1	2	3	4	5	6	7	8	9	AB	R	H	RBI	BB	SO	LOB
27 Jose Altuve, R (1, 4) OBP: 0.192, SLG: 0.280	B FS 87 F FS 88 B FC 92 F FF 96 F FS 87 B FF 97 X FF 96 3-2 ① F9		X FS 88 0-0 ③ G6-3		C CU 79 F FC 93 B FF 95 S FS 90 1-3 ② K		S CU 85 C CU 87 B CU 88 B SL 90 B FF 97 C CU 85 3-3 ③ K		B CH 90 B FC 92 C FC 91 B CH 90 X FF 98 3-1 ③ F8	5	0	0	0	0	2	3
2 Alex Bregman, R (1, 5) OBP: 0.280, SLG: 0.478	X FC 93 0-0 ② G5-3			C FC 92 C FF 96 B FS 89 F FF 96 X FS 91 1-2 HR	B FF 95 X FC 93 1-0 ③ G5-3			X FF 98 0-0 ① F8		4	1	1	1	0	0	3
30 Kyle Tucker, L (1, 9) OBP: 0.200, SLG: 0.136	B FF 95 C FC 92 X FS 89 1-1 ③ L3			X CU 77 0-0 ① P5		B FS 90 F FS 88 F FF 96 S CU 78 1-3 ① K		S FF 99 B FF 98 B FF 99 B SL 89 C FF 98 X FF 100 3-2 ② G4-3		4	0	0	0	0	1	0
44 Yordan Alvarez, L (1, 10) OBP: 0.440, SLG: 1.261		B FF 95 F FC 92 B CU 77 X FF 95 2-1 HR		C CU 77 B FC 92 B FS 91 F FC 93 C CU 77 2-3 ② K		B FC 91 B FS 89 C FS 88 B FS 90 B FF 96 4-1 23 2B BB		X SL 89 0-0 HR		3	3	2	2	1	1	0
79 José Abreu, R (1, 3) OBP: 0.320, SLG: 0.652		C CU 77 X FC 88 0-1 ① G5-3		B FF 96 B FC 93 C CU 77 C FS 90 F FF 96 S CU 78 2-3 ③ K		C CU 77 C FF 96 S FF 95 0-3 ② K		C SL 82 B SL 81 B FC 92 B SL 83 B FC 92 4-1 20 FC5 23 BB BB		3	0	0	0	1	2	1
23 Michael Brantley, L (1, 7) OBP: 0.438, SLG: 0.643		C FF 96 S FS 89 C FS 89 0-3 ② K			B CU 76 F FS 89 S FS 89 B FC 91 B FS 90 F FS 88 X FF 94 3-2 3 E 20 1B 1B	C FS 89 X FC 91 0-1 1-H 2B		B SI 96 B CH 89 B CH 89 B FF 96 4-0 1-2 BB		3	0	2	1	1	1	0
20 Chas McCormick, R (1, 8) OBP: 0.316, SLG: 0.316		F FS 90 X CU 78 0-1 ③ G5-3			B CU 77 S FS 87 X FC 92 1-1 3 E 1-2 1B	S FS 89 T FS 88 S FS 88 0-3 ③ K		D SL 85 S FC 94 X SL 85 1-1 ③ FC5 2-3f		4	0	1	0	0	1	3
3 Jeremy Peña, R (1, 6) OBP: 0.261, SLG: 0.273			C FC 92 B FC 88 B FS 87 F FC 93 B FF 96 X FF 95 3-2 ① F9		B FC 92 X FC 92 1-0 E5 1-2 2-3		S SL 88 B SL 89 S FF 97 B CU 86 F FF 97 X SL 90 2-2 ① G6-3		C SL 82 S FC 91 B SL 84 X FF 96 1-2 ① F9	4	0	0	0	0	0	2
15 Martín Maldonado, R (1, 2) OBP: 0.250, SLG: 0.143 21 Yainer Diaz, R (5, PH) (6, 2)			C FF 95 B FC 92 S FC 91 S FS 89 1-3 ② K		B FC 89 F FF 95 D FC 91 S FC 93 F FF 96 S CU 79 2-3 ① K		C CU 84 B SL 88 X FF 98 1-1 ② G6-3		F FC 91 B FC 90 X SL 84 1-1 ② G5-3	1 3	0 0	0 0	0 0	0 0	1 1	0 3
Inning Stats	R: 0 E: 0 K: 0 S: 7 H: 0 LOB: 0 BB: 0 P: 11	R: 1 E: 0 K: 1 S: 9 H: 1 LOB: 0 BB: 0 P: 11	R: 0 E: 0 K: 1 S: 7 H: 0 LOB: 0 BB: 0 P: 11	R: 1 E: 0 K: 2 S: 12 H: 1 LOB: 0 BB: 0 P: 17	R: 0 E: 1 K: 2 S: 15 H: 2 LOB: 3 BB: 0 P: 24	R: 1 E: 0 K: 3 S: 12 H: 1 LOB: 1 BB: 1 P: 17	R: 0 E: 0 K: 1 S: 9 H: 0 LOB: 0 BB: 0 P: 15	R: 1 E: 0 K: 0 S: 8 H: 1 LOB: 2 BB: 2 P: 20	R: 0 E: 0 K: 0 S: 7 H: 0 LOB: 0 BB: 0 P: 12	1B: 2 2B: 1 3B: 0 HR: 3 SF: 0 SAC: 0 DP: 0 HBP: 0						

	AB	34
	R	4
	H	6
	RBI	4
	BB	3
	SO	10
	LOB	15

PITCHER		IP	WLS	BF	H	R	ER	SO	BB	IBB	HBP	BLK	WP	HR	S	P	ERA	WHIP
17 Nathan Eovaldi, R ERA: 2.29	(1, 1)	6.0	W	25	5	3	3	9	1	0	0	0	0	2	62	91	4.50	1.000
66 Josh Sborz, R ERA:	(7, 1)	1.0	H	3	0	0	0	1	0	0	0	0	0	0	9	15	0.00	0.000
45 Aroldis Chapman, L ERA: 2.08	(8, 1)	0.2	H	3	1	1	1	0	0	0	0	0	0	1	5	8	13.50	1.500
25 José Leclerc, R ERA: 1.23	(8, 1)	1.1	S	6	0	0	0	0	2	0	0	0	0	0	10	24	0.00	1.500

PITCHER		IP	WLS	BF	H	R	ER	SO	BB	IBB	HBP	BLK	WP	HR	S	P	ERA	WHIP

Batter	1	2	3	4	5	6	7	8	9	AB	R	H	RBI	BB	SO	LOB
27 Jose Altuve, R (1, 4) OBP: 0.226, SLG: 0.400	B FF 95 X CU 76 1-0 ① F8		B SL 84 F SL 85 S FF 94 F CU 75 X FF 95 1-2 HR		B CH 80 X SL 79 1-0 ① F8		B CH 86 D CH 86 C FF 93 F CH 86 X CH 87 2-2 2 BB 44 1B 1-2 1B	B SL 92 B FF 98 B SL 91 F FF 97 F SL 90 X SL 92 3-2 ② FC6-5 1-2 2-3f		5	2	2	1	0	0	2
23 Michael Brantley, L (1, 7) OBP: 0.333, SLG: 0.474 20 Chas McCormick, R (9, 7) OBP: 0.316, SLG: 0.316	C FF 93 C FF 94 S CU 78 0-3 ② K		B FF 94 X FC 88 1-0 ① F7		C FF 90 C FF 91 B FF 91 X FC 86 1-2 ② P5		B SL 81 X SL 81 1-0 ② L8	C SI 91 X SI 92 0-1 ③ G4-3		5 0	0 0	0 0	0 0	0 0	1 0	4 0
2 Alex Bregman, R (1, 5) OBP: 0.267, SLG: 0.407	S FF 94 B FC 88 X FF 95 1-1 ③ F8		C FF 94 X SL 85 0-1 ② P4		C SL 80 X FF 91 0-1 ③ L9		B SL 80 B FF 92 B SL 80 C FF 93 D SL 79 4-1 44 1B 1-2 2-3 BB		X CU 79 0-0 ① F8	4	0	0	0	1	0	0
44 Yordan Alvarez, L (1, 10) OBP: 0.467, SLG: 1.148		C CU 77 F FF 94 H FC 89 1-2 14 1B 30 BB 15 WP HBP	B CU 77 C CU 76 S FF 94 B CU 78 B FF 95 X CU 76 3-2 ③ P6			B FF 91 B FF 90 X SL 84 2-0 ① F8	S FF 93 B FF 94 B SL 82 C FF 92 X FF 93 2-2 1-3 2-H 3-H 1B		B SI 92 C SI 93 B CH 85 F SI 91 F SI 93 B CH 87 X SI 93 3-2 30 2B 1B	4	1	2	2	0	0	0
79 José Abreu, R (1, 3) OBP: 0.300, SLG: 0.607		C CU 75 B FF 94 F SL 85 C FF 95 1-3 ① K	X SL 85 0-0 30 G4-3 14 1B 2B		X FF 93 0-0 ② L9	X SL 89 0-0 ③ F8			C SI 94 F CH 86 B SI 92 F SI 94 F CH 83 X SI 90 1-2 ② P3	5	1	1	0	0	1	4
30 Kyle Tucker, L (1, 9) OBP: 0.300, SLG: 0.208		C FF 95 B FF 95 B FC 88 B FF 95 B CH 84 4-1 15 WP 14 1B 15 1B 1-2 BB	T FC 87 C FF 93 X FF 94 0-2 ① G4-3 2-3		C CU 79 B FF 93 B CU 82 B FF 93 B FF 93 4-1 BB			B FF 98 B FF 97 B FF 97 3-0 14 1B 3 1B BB	F SI 93 X SI 92 0-1 ③ 1-H 2B	2	2	1	0	3	0	1
14 Mauricio Dubón, R (1, 8) OBP: 0.500, SLG: 0.500		F FF 94 X SL 86 0-1 15 WP 15 1B 1-2 2-3 1B	F FF 94 D CH 84 S CU 75 F FF 94 D SL 83 D SL 85 X FF 93 3-2 3-H 1B		D FF 94 F FF 93 F FF 93 X FF 92 1-2 ③ F9			X FF 97 0-0 27 FC6-5 3 1B 1-3 1B		4	1	3	1	0	0	1
3 Jeremy Peña, R (1, 6) OBP: 0.259, SLG: 0.269		B SL 86 C FF 94 X FF 96 1-1 ② F4	S SL 84 B SL 84 C FF 93 B CH 84 S CU 75 2-3 ② K			B FF 92 X SL 86 1-0 ① G6-3	X SL 91 0-0 27 FC6-5 1-2 3-H 1B		4	0	1	1	0	1	4
15 Martín Maldonado, R (1, 2) OBP: 0.300, SLG: 0.222		C FF 95 B SL 86 X FF 94 1-1 ③ 1-H 2-H 3-H 1B	B FF 93 C FF 93 1 SAFE F FF 94 C SL 83 1-3 ③ K			B FF 92 X FF 91 1-0 2 BB 27 1B 44 1B	L SL 91 L SL 92 S SL 92 0-3 ① K		4	1	2	2	0	2	3
Inning Stats	R: 0 H: 0 E: 0 LOB: 0 K: 1 BB: 0 S: 6 P: 8	R: 3 H: 2 E: 0 LOB: 2 K: 1 BB: 1 S: 12 P: 20	R: 1 H: 1 E: 0 LOB: 0 K: 0 BB: 0 S: 10 P: 15	R: 1 H: 2 E: 0 LOB: 1 K: 2 BB: 0 S: 14 P: 20	R: 0 H: 0 E: 0 LOB: 0 K: 0 BB: 0 S: 6 P: 8	R: 0 H: 0 E: 0 LOB: 1 K: 0 BB: 1 S: 6 P: 13	R: 2 H: 3 E: 0 LOB: 2 K: 0 BB: 1 S: 11 P: 22	R: 1 H: 2 E: 0 LOB: 2 K: 1 BB: 1 S: 10 P: 16	R: 0 H: 2 E: 0 LOB: 2 K: 0 BB: 0 S: 12 P: 16	1B: 9 SF: 0 2B: 2 SAC: 0 3B: 0 DP: 0 HR: 1 HBP: 1						WP: 1 PA: 42 PB: 0 SB: 0 CS: 0

TOP

Houston Astros @ Texas Rangers

Globe Life Field, Arlington, TX

Wed Oct 18 2023, 7:03 PM - 10:08 PM CDT

Att. 42,368 - Roof Closed - 74 F

livebaseballscorecards.com

AB	37
R	8
H	12
RBI	7
BB	4
SO	5
LOB	19

PITCHER		IP	WLS	BF	H	R	ER	SO	BB	IBB	HBP	BLK	WP	HR	S	P	ERA	WHIP
31 Max Scherzer, R ERA: 11.25	(1, 1)	4.0	L	18	5	5	5	4	1	0	1	0	1	1	42	63	11.25	1.500
61 Cody Bradford, L ERA:	(5, 1)	1.1		4	0	0	0	0	0	0	0	0	0	0	7	11	0.00	0.000
35 Chris Stratton, R ERA: 18.0	(6, 1)	1.0		6	2	2	2	0	1	0	0	0	0	0	10	19	18.00	3.000
51 Will Smith, L ERA:	(7, 1)	0.1		3	1	0	0	0	1	0	0	0	0	0	5	12	0.00	6.000
22 Jon Gray, R ERA: 9.0	(7, 1)	1.0		6	2	1	1	1	1	0	0	0	0	0	9	15	9.00	3.000

PITCHER		IP	WLS	BF	H	R	ER	SO	BB	IBB	HBP	BLK	WP	HR	S	P	ERA	WHIP
54 Martín Pérez, L ERA:	(8, 1)	1.1		5	2	0	0	0	0	0	0	0	0	0	14	18	0.00	1.500

BOTTOM

Houston Astros @ Texas Rangers

Globe Life Field, Arlington, TX

Wed Oct 18 2023, 7:03 PM - 10:08 PM CDT

Att. 42,368 - Roof Closed - 74 F

livebaseballscorecards.com

Batter	1	2	3	4	5	6	7	8	9	AB	R	H	RBI	BB	SO	LOB
2 Marcus Semien, R (1, 4) OBP: 0.237, SLG: 0.229	B FF 93 B FF 93 X FF 93 2-0 ① P4		C SL 82 D SL 82 F FF 95 B SL 82 1 SAFE X SL 81 2-2 ③ G6-3			B SL 80 X FF 94 1-0 ① F7		B SL 87 B SL 88 B FF 97 C FF 96 B FF 96 4-1 32 G4-3 53 1B BB		3	1	0	0	1	0	1
5 Corey Seager, L (1, 6) OBP: 0.526, SLG: 0.556	X FF 94 0-0 ② F8			B FF 92 F FF 92 X FF 93 1-1 ① F8		F FF 93 F FF 93 B FF 92 B CH 83 B FF 93 X FF 93 3-2 ② F8		X FF 98 0-0 ① F7		4	0	0	0	0	0	1
32 Evan Carter, L (1, 7) OBP: 0.500, SLG: 0.667	S FF 94 B FF 94 F FF 94 B FF 95 B FF 94 S FF 93 3-3 ③ K			C SL 79 S CH 83 B FF 95 T SL 80 1-2 ② K		B FF 92 C FF 93 S FF 93 B CH 82 F FF 93 F FF 93 F SL 80 X FF 92 2-2 2B		C FF 98 S SL 86 D SL 88 X FF 98 1-2 ② G4-3 1-2		4	0	1	0	0	2	1
53 Adolis García, R (1, 9) OBP: 0.278, SLG: 0.457		C FF 93 B FF 92 X FF 94 1-1 ① G5-3		S FF 94 X FF 93 0-1 ③ F8		F FF 94 F FF 94 B FF 94 F FF 95 B FS 84 X FF 94 2-2 ③ F7		C FF 98 X FF 100 0-1 2-H 1B		4	0	1	1	0	0	1
28 Jonah Heim, S (1, 2) OBP: 0.265, SLG: 0.313		F FF 95 B KC 78 X FF 94 1-1 ② P5			B SL 79 B SL 80 X FF 94 2-0 ① P5		B FF 92 X FF 92 1-0 ① F9	B SL 85 S SL 88 B FF 100 S FF 98 X FF 100 2-2 ③ F8		4	0	0	0	0	0	1
18 Mitch Garver, R (1, 10) OBP: 0.273, SLG: 0.429 16 Travis Jankowski, L (9, PR)		B SL 81 B SL 81 B FF 94 C FF 93 S FF 93 X FF 94 3-2 ③ F9			C SL 80 X KC 78 0-1 ② G5-3		C SI 93 B FF 93 F SI 94 S FF 93 1-3 ② K		C SL 90 B CU 82 F SL 89 B FF 94 B FF 95 B CU 83 4-2 6 G6-4-3 BB	3 0	0 0	0 0	0 0	1 0	1 0	0 0
30 Nathaniel Lowe, L (1, 3) OBP: 0.229, SLG: 0.294			B SL 80 B SL 79 X FF 94 2-0 ① F8		C SL 81 S CH 83 F FF 94 B KC 78 X FF 95 1-2 6 HR 1B		B FF 93 C FF 93 X SL 87 1-1 6 HR 1B		C CU 82 S CU 83 S FF 95 0-3 ① K	4	2	2	0	0	1	1
6 Josh Jung, R (1, 5) OBP: 0.364, SLG: 0.806			B FF 95 S FF 94 B SL 82 S FF 94 F FF 95 C SL 83 2-3 ② K		F FF 94 F SL 82 B SL 79 X SL 79 1-2 1-H HR		C FF 93 B FF 94 X FF 93 1-1 1-H HR		S SL 89 F CU 83 D CH 91 X SL 90 1-2 ② ③ G6-4-3 1-2f	4	2	2	4	0	1	1
3 Leody Taveras, S (1, 8) OBP: 0.469, SLG: 0.560			C FF 95 B FF 95 S CH 86 B FF 94 B CH 85 B FF 94 4-2 BB		B SL 80 C FF 93 B FF 94 X FF 93 2-1 ③ F7		X FF 94 0-0 ③ F7			2	0	0	0	1	0	0

	AB	32
	R	5
	H	6
	RBI	5
	BB	3
	SO	5
	LOB	7

Inning Stats	1	2	3	4	5	6	7	8	9	1B: 3	SF: 0	WP: 0	PA: 35
	R: 0 E: 0 K: 1 S: 5 H: 0 LOB: 0 BB: 0 P: 10	R: 0 E: 0 K: 0 S: 7 H: 0 LOB: 0 BB: 0 P: 12	R: 0 E: 0 K: 1 S: 10 H: 0 LOB: 1 BB: 1 P: 20	R: 0 E: 0 K: 1 S: 7 H: 0 LOB: 0 BB: 0 P: 9	R: 2 E: 0 K: 0 S: 12 H: 2 LOB: 0 BB: 0 P: 18	R: 0 E: 0 K: 0 S: 14 H: 1 LOB: 1 BB: 0 P: 22	R: 2 E: 0 K: 1 S: 9 H: 2 LOB: 0 BB: 0 P: 13	R: 1 E: 0 K: 0 S: 10 H: 1 LOB: 1 BB: 1 P: 17	R: 0 E: 0 K: 1 S: 8 H: 0 LOB: 1 BB: 1 P: 13	2B: 1 3B: 0 HR: 2	SAC: 0 DP: 1 HBP: 0	PB: 0 SB: 0 CS: 0	

PITCHER		IP	WLS	BF	H	R	ER	SO	BB	IBB	HBP	BLK	WP	HR	S	P	ERA	WHIP
53 Cristian Javier, R ERA: 1.69	(1, 1)	5.2	W	21	3	2	2	3	1	0	0	0	0	1	51	85	3.18	0.706
50 Héctor Neris, R ERA: 11.57	(6, 1)	1.1	H	6	2	2	2	1	0	0	0	0	0	1	13	19	13.50	1.500
52 Bryan Abreu, R ERA: 1.42	(8, 1)	1.0		5	1	1	1	0	1	0	0	0	0	0	10	17	9.00	2.000
55 Ryan Pressly, R ERA:	(9, 1)	1.0	S	3	0	0	0	1	1	0	0	0	0	0	8	13	0.00	1.000

PITCHER	IP	WLS	BF	H	R	ER	SO	BB	IBB	HBP	BLK	WP	HR	S	P	ERA	WHIP

Batter	1	2	3	4	5	6	7	8	9	AB	R	H	RBI	BB	SO	LOB
27 Jose Altuve, R (1, 4) OBP: 0.306, SLG: 0.500	C FF 93 B CH 84 X CH 84 1-1 14 1B 2 3B 2B	F KC 77 F CH 85 F SL 83 X SI 90 0-2 44 FC4 2 BB 1B		B CH 85 F CH 85 B SI 91 D CH 85 B SI 90 4-1 44 SF8 14 1B 79 HR 1-2 BB		F CU 80 B SL 87 X FF 91 1-1 ① G6-3		X CU 80 0-0 14 G5-3 44 1B 2B		4	3	3	0	1	0	0
14 Mauricio Dubón, R (1, 8) OBP: 0.471, SLG: 0.471	B FF 92 F FF 92 X CH 85 1-1 2 3B 2-3 1B	B FC 88 B FC 89 C SI 92 F SI 93 F SI 92 F SL 82 F FC 90 1 SAFE S SL 83 2-3 ① K		X SI 91 0-0 79 HR 1-2 2-3 1B		B FF 91 F CU 80 X FF 90 1-1 ② F9		B FC 90 B FF 93 X SI 91 2-0 ① G5-3 2-3		5	2	2	0	0	1	2
2 Alex Bregman, R (1, 5) OBP: 0.314, SLG: 0.467	B FF 94 S FF 94 X FF 93 1-1 44 1B 1-H 3-H 3B	1 SAFE B SL 83 C SI 93 D SL 82 C FC 90 F SI 92 D SL 83 B SI 92 4-2 44 FC4 1-2 BB		B FC 89 F FC 89 F SI 90 D SL 82 F FC 90 S CH 85 2-3 ① K		B CU 82 B FF 91 C FF 92 B FF 92 F FF 91 B FF 92 4-2 BB		C SI 92 B CH 85 C SI 92 C SI 92 1-3 ② K		3	1	1	2	2	2	4
44 Yordan Alvarez, L (1, 10) OBP: 0.457, SLG: 1.065	X FF 93 0-0 3 1B 79 G2-3 3-H 1B	B CU 79 X FC 91 1-0 ② FC4 79 FC6-4 1-2f 2-3		B FF 90 F FF 90 C FF 90 B CH 81 F CH 82 B FF 91 F CH 81 F FF 91 X CH 81 3-2 ② SF8 2-3 3-H		S SL 81 B SL 81 B FF 92 X SL 80 2-1 ③ G5-3		C SI 92 B SI 92 F CU 80 D SL 83 B SI 93 X SI 92 3-2 79 BB 3-H 1B		4	0	2	3	0	0	3
79 José Abreu, R (1, 3) OBP: 0.343, SLG: 0.677	X CH 85 0-0 ① G2-3 1-2	B KC 78 C SI 91 B SL 83 X SI 91 2-1 ③ FC6-4 1-2f		F CH 82 F FF 90 B FF 93 B CH 82 F FF 92 X FF 91 2-2 1-H 3-H HR			B FF 90 S SL 82 B SL 81 B FF 90 S SL 80 F SL 81 B FF 92 4-2 30 S 20 HR BB	C SI 91 D CH 84 B FC 89 B CH 83 B SI 90 4-1 1-2 BB		3	2	1	3	2	0	3
30 Kyle Tucker, L (1, 9) OBP: 0.257, SLG: 0.172	C FF 94 D SL 82 B FF 94 C FF 93 B FF 94 X FF 93 3-2 ② G1-3		S CU 77 X FC 90 0-1 ① G6-3	C FF 91 B SL 86 F FF 90 B FF 92 X FF 91 2-2 ③ F8			C SL 81 S SL 82 B SL 82 S SL 83 1-3 ① K 1-2	C SI 93 X SI 92 0-1 ③ F7		5	0	0	0	0	1	4
20 Chas McCormick, R (1, 7) OBP: 0.333, SLG: 0.435	B FF 92 B SL 81 F FF 92 B FF 93 B FF 93 4-1 3 1B BB		X SL 81 0-0 ② G5-3		C FF 93 B SL 85 X FF 91 1-1 ① L7		F CU 78 X SL 81 0-1 2-H HR		C CU 78 X FF 91 0-1 ① G5-3	4	1	1	2	1	0	0
3 Jeremy Peña, R (1, 6) OBP: 0.281, SLG: 0.267	D SL 84 B SI 92 C SI 92 S SL 84 D SL 85 X SI 92 3-2 1-2 2-3 1B		C SI 91 B SL 83 S SL 82 B SL 82 C SI 92 2-3 ③ K		C CU 81 C FF 93 C FF 92 0-3 ② K		C CU 77 H FF 91 1-1 15 G6-4-3 HBP		F SI 91 X CH 83 0-1 ② G3	4	0	1	0	0	2	0
15 Martín Maldonado, R (1, 2) OBP: 0.280, SLG: 0.182	B SI 92 C SI 93 S SL 83 B SI 93 D SL 85 S SI 92 3-3 ③ K			C SI 90 S SL 82 B SL 82 B SI 92 B SI 92 B SI 92 4-2 14 1B 27 BB 44 SF8 BB	C FF 92 B FF 93 F CU 81 F FF 92 S FF 92 1-3 ③ K		B FF 93 X FF 92 1-0 ②③ G6-4-3 1-2f		B SI 92 B FC 88 X SI 91 2-0 ③ G6-3	4	1	0	0	1	2	4
Inning Stats	R: 3 E: 0 K: 1 S: 18 H: 5 LOB: 3 BB: 1 P: 34	R: 0 E: 0 K: 1 S: 16 H: 1 LOB: 2 BB: 1 P: 25	R: 0 E: 0 K: 1 S: 6 H: 0 LOB: 0 BB: 0 P: 8	R: 4 E: 0 K: 1 S: 21 H: 2 LOB: 0 BB: 2 P: 38	R: 0 E: 0 K: 2 S: 9 H: 0 LOB: 0 BB: 0 P: 11	R: 0 E: 0 K: 0 S: 8 H: 0 LOB: 1 BB: 1 P: 16	R: 2 E: 0 K: 1 S: 10 H: 1 LOB: 0 BB: 1 P: 17	R: 1 E: 0 K: 1 S: 11 H: 2 LOB: 2 BB: 1 P: 21	R: 0 E: 0 K: 0 S: 5 H: 0 LOB: 0 BB: 0 P: 7	1B: 6 2B: 2 3B: 1 HR: 2 SF: 1 SAC: 0 DP: 1 HBP: 1						

PITCHER		IP	WLS	BF	H	R	ER	SO	BB	IBB	HBP	BLK	WP	HR	S	P	ERA	WHIP
44 Andrew Heaney, L ERA: 8.31	(1, 1)	0.2		7	4	3	3	0	1	0	0	0	0	0	12	22	40.50	7.500
33 Dane Dunning, R ERA: 7.71	(1, 1)	2.2	L	14	3	3	3	4	3	0	0	0	0	0	36	63	10.12	2.250
61 Cody Bradford, L ERA: 1.59	(4, 1)	0.2		3	1	1	1	0	0	0	0	0	0	1	13	20	13.50	1.500
35 Chris Stratton, R ERA: 6.75	(5, 1)	1.2		6	0	0	0	2	1	0	0	0	0	0	15	23	0.00	0.600
51 Will Smith, L ERA: 9.0	(6, 1)	1.1		6	1	2	2	1	1	0	1	0	0	1	12	21	13.50	1.500

PITCHER		IP	WLS	BF	H	R	ER	SO	BB	IBB	HBP	BLK	WP	HR	S	P	ERA	WHIP
54 Martín Pérez, L ERA: 2.7	(8, 1)	2.0		9	2	1	1	1	1	0	0	0	0	0	16	28	4.50	1.500

TOP

Houston Astros @ Texas Rangers

Globe Life Field, Arlington, TX

Thu Oct 19 2023, 7:04 PM - 10:17 PM CDT

Att. 42,060 - Clear - 78 F

livebaseballscorecards.com

AB	36
R	10
H	11
RBI	10
BB	7
SO	8
LOB	20

WP: 0 PA: 45
PB: 0
SB: 1
CS: 0

Houston Astros @ Texas Rangers

Globe Life Field, Arlington, TX

Thu Oct 19 2023, 7:04 PM - 10:17 PM CDT

Att. 42,060 - Clear - 78 F

livebaseballscorecards.com

Batter	1	2	3	4	5	6	7	8	9	AB	R	H	RBI	BB	SO	LOB
2 Marcus Semien, R (1, 4) OBP: 0.238, SLG: 0.231	C FF 92 B ST 82 B ST 79 B FF 93 F FF 93 X FF 94 3-2 ① L8		C FF 91 C CH 86 F ST 80 F ST 79 F CH 86 X FF 93 0-2 ① P3		X FC 93 0-0 5 L3 1-2 1B			B ST 81 F FC 88 C FC 89 F CU 72 X ST 82 1-2 ① G1-3		4	0	1	0	0	0	0
5 Corey Seager, L (1, 6) OBP: 0.524, SLG: 0.645	B FF 94 X FF 94 1-0 ② F7		X FF 92 0-0 HR		B FC 96 B FC 94 X FC 94 2-0 ①② L3 1-1			X CU 75 0-0 1B		4	1	2	1	0	0	2
32 Evan Carter, L (1, 7) OBP: 0.472, SLG: 0.607	F FF 92 F FF 93 B CH 88 B CH 85 F FF 94 X CH 87 2-2 ③ P6		B FF 93 C CU 80 X CU 79 1-1 53 1B 1B		X KC 84 0-0 ③ L8			F FC 89 F FC 88 F CU 74 C FC 89 0-3 ② K		4	0	1	0	0	1	2
53 Adolis García, R (1, 9) OBP: 0.300, SLG: 0.538		F FF 92 S FF 92 B FF 93 F FF 93 B CH 86 X CH 87 2-2 HR	S FF 93 B FF 93 1 SAFE B FF 91 X FF 91 2-1 18 G5-4-3 1-2 1B			X FF 96 0-0 ① L8		F FC 89 F FC 89 F FC 90 S ST 81 0-3 ③ K		4	1	2	1	0	1	1
18 Mitch Garver, R (1, 10) OBP: 0.269, SLG: 0.375		B ST 79 B CH 85 B SI 93 C SI 92 B ST 79 4-1 ② 30 2B 6 SF7 BB	X SL 87 0-0 ②③ G5-4-3 1-2f			C FC 93 C FC 94 B FF 96 F FF 97 B KC 85 F FC 94 X FF 96 2-2 ② G6-3			B SI 96 F SI 95 X CH 92 1-1 ① G6-3	3	1	0	0	1	0	2
28 Jonah Heim, S (1, 2) OBP: 0.263, SLG: 0.286		F FF 93 B FF 93 X CU 79 1-1 ① F8	C FF 96 S FF 95 S FF 97 X FF 98 1-2 ① L7			B FF 96 S FF 95 S FF 96 F FF 96 X FF 97 1-2 ③ G4-3			B FF 96 B FF 98 B FF 96 C FF 96 B FF 97 4-1 BB	3	0	0	0	1	0	1
30 Nathaniel Lowe, L (1, 3) OBP: 0.231, SLG: 0.316		B CU 80 F FF 93 X FF 92 1-1 1-3 2B	C FF 98 B KC 85 F FF 97 S FF 97 1-3 ② K				C FC 89 B CU 73 F FC 90 B FC 91 F ST 81 F FC 90 F FC 90 B CU 75 X FC 90 3-2 ① L7		C FF 97 B FF 97 C CH 92 F FF 97 B FF 97 F FF 97 B CH 91 S CH 92 3-3 ② K	4	0	1	0	0	2	1
6 Josh Jung, R (1, 5) OBP: 0.324, SLG: 0.735		C SI 94 B ST 82 B ST 81 F SI 94 B ST 81 X CH 86 3-2 ② SF7 3-H	C FF 98 C FF 98 C FF 99 0-3 ③ K				B FC 89 F FC 89 X ST 80 1-1 ② G4-3		F SI 96 X SI 96 0-1 ③ G5-3	3	0	0	1	0	1	1
3 Leody Taveras, S (1, 8) OBP: 0.457, SLG: 0.536		C CU 80 S CH 86 S CH 87 0-3 ③ K			B FF 96 F FF 96 B KC 86 X FF 95 2-1 2 1B 1B		X FC 89 0-0 ③ G4-3			3	0	1	0	0	1	1
Inning Stats	R: 0 E: 0 K: 0 S: 8 H: 0 LOB: 0 BB: 0 P: 14	R: 2 E: 0 K: 1 S: 15 H: 2 LOB: 1 BB: 1 P: 26	R: 1 E: 0 K: 0 S: 12 H: 3 LOB: 1 BB: 0 P: 15	R: 0 E: 0 K: 2 S: 9 H: 0 LOB: 0 BB: 0 P: 11	R: 0 E: 0 K: 0 S: 5 H: 2 LOB: 1 BB: 0 P: 9	R: 0 E: 0 K: 0 S: 10 H: 0 LOB: 0 BB: 0 P: 13	R: 0 E: 0 K: 0 S: 9 H: 0 LOB: 0 BB: 0 P: 13	R: 0 E: 0 K: 2 S: 13 H: 1 LOB: 1 BB: 0 P: 14	R: 0 E: 0 K: 1 S: 10 H: 0 LOB: 1 BB: 1 P: 18	1B: 5 2B: 2 3B: 0 HR: 2 SF: 1 SAC: 0 DP: 2 HBP: 0						

	AB	32
	R	3
	H	8
	RBI	3
	BB	2
	SO	6
	LOB	11

WP: 0 PB: 0 SB: 0 CS: 0 PA: 35

PITCHER		IP	WLS	BF	H	R	ER	SO	BB	IBB	HBP	BLK	WP	HR	S	P	ERA	WHIP
65 José Urquidy, R ERA: 5.63	(1, 1)	2.1		13	5	3	3	1	1	0	0	0	0	2	34	54	11.57	2.571
45 Ryne Stanek, R ERA: 4.5	(3, 1)	0.2	W	1	0	0	0	0	0	0	0	0	0	0	1	1	0.00	0.000
58 Hunter Brown, R ERA: 1.8	(4, 1)	3.0	H	10	2	0	0	2	0	0	0	0	0	0	24	33	0.00	0.667
88 Phil Maton, R ERA:	(7, 1)	2.0		7	1	0	0	2	0	0	0	0	0	0	22	27	0.00	0.500
47 Rafael Montero, R ERA:	(9, 1)	1.0		4	0	0	0	1	1	0	0	0	0	0	10	18	0.00	1.000

PITCHER	IP	WLS	BF	H	R	ER	SO	BB	IBB	HBP	BLK	WP	HR	S	P	ERA	WHIP

Houston Astros @ Texas Rangers

Globe Life Field, Arlington, TX

Fri Oct 20 2023, 4:07 PM - 7:21 PM CDT

Att. 41,519 - Roof Closed - 73 F

TOP

livebaseballscorecards.com

Batter	1	2	3	4	5	6	7	8	9	AB	R	H	RBI	BB	SO	LOB
27 Jose Altuve, R (1, 4) OBP: 0.293, SLG: 0.538	X SI 93 0-0 ① G4-3		X CH 83 0-0 ② G6-3		B CU 78 X CU 79 1-0 ③ B2-3		X CU 85 0-0 ① L7		C SL 85 X CH 90 0-1 1-H 2-H HR	5	1	1	3	0	0	3
14 Mauricio Dubón, R (1, 8) OBP: 0.364, SLG: 0.364	X SI 93 0-0 ② G4-3		C FF 93 F FF 94 B CU 80 X FF 94 1-2 ③ G6-3			S SI 92 B CH 83 F FF 92 S CU 81 1-3 ① K	F FF 98 B FF 98 S CU 87 S FF 98 1-3 ② K		B FF 98 X SL 86 1-0 ① F7	5	0	0	0	0	2	2
2 Alex Bregman, R (1, 5) OBP: 0.325, SLG: 0.529	C SI 93 B CH 83 X SI 93 1-1 HR			B SI 92 C SI 93 B CU 79 F SI 92 F CU 80 F CH 83 F FF 94 F CU 81 X SI 95 2-2 ① L9		C CU 80 B CU 81 B SI 90 B SI 93 B SI 93 4-1 44 1B 79 1B BB	D CU 87 F SL 89 S SL 90 C FF 98 1-3 ③ K		B SL 86 F FF 98 F FC 90 B FF 96 X SL 85 2-2 ② L4	4	2	1	1	1	1	2
44 Yordan Alvarez, L (1, 10) OBP: 0.450, SLG: 0.972	B SI 93 F SI 92 C CU 79 B CU 81 B SI 93 X CU 79 3-2 79 FC1-6-4 1B			F SI 94 C SI 94 S CU 80 0-3 ② K		C SI 95 C SI 91 B SI 92 D CU 80 F SI 95 F SI 93 F CU 82 X SI 93 2-2 79 1B 1-3 1B		B FF 101 B FF 97 C FF 99 C SL 89 S FF 101 2-3 ① K	C FF 97 S FF 97 S CH 91 0-3 ③ K	5	0	2	0	0	3	1
79 José Abreu, R (1, 3) OBP: 0.333, SLG: 0.629	C SI 94 X SI 93 0-1 ③ FC1-6-4 1-2f			S CU 80 S CU 80 B CU 78 B SI 94 S CU 81 2-3 ③ K		S CU 80 S CU 80 X CU 79 0-2 30 BB 1-3 3-H 1B		B FS 93 B FF 100 C FF 101 B SL 91 S FF 100 F SI 101 X SI 102 3-2 ② F9		4	0	1	1	0	1	1
30 Kyle Tucker, L (1, 9) OBP: 0.308, SLG: 0.250		B SI 92 X SI 92 1-0 ① G4-3			C SI 93 X CU 79 0-1 15 F9 3 E 1B	B SI 92 B SI 92 B SI 92 B SI 93 4-0 1-2 BB		B FF 102 B FF 100 X FF 100 2-0 2B		3	0	2	0	1	0	0
20 Chas McCormick, R (1, 7) OBP: 0.296, SLG: 0.385 23 Michael Brantley, L (8, PH) OBP: 0.318, SLG: 0.450 (8, 7)		B FF 92 F FF 93 B FF 94 C CU 79 X FF 93 2-2 ② G5-3			1 SAFE F CU 79 X FF 92 0-1 ① F8	C CU 86 X CU 86 0-1 ② L9		C SL 83 S CH 89 B FF 97 F CH 90 B FF 96 B SL 84 F CH 90 X FF 98 3-2 ③ P4		3	0	0	0	0	0	4
										1	0	0	0	0	0	1
3 Jeremy Peña, R (1, 6) OBP: 0.257, SLG: 0.242 21 Yainer Diaz, R (9, PH) OBP: 0.091, SLG: 0.091 (9, 2)		S CU 80 B SI 94 X CU 80 1-1 ③ G6-3			B CH 83 B SI 91 X SI 91 2-0 FC6 1-2	X CU 86 0-0 ③ G4-3			C SL 83 B FC 90 B SL 83 X SI 96 2-1 28 BB 27 HR 1B	3	0	0	0	0	0	4
										1	1	1	0	0	0	0
15 Martín Maldonado, R (1, 2) OBP: 0.286, SLG: 0.167 28 Jon Singleton, L (9, PH) 16 Grae Kessinger, R (9, PR) (9, 6)			C SI 92 B CU 80 X SI 92 1-1 ① F9		X SI 92 0-0 ② F9 2-3		B FF 97 B FF 97 C FF 96 S FF 96 B CU 86 B FF 96 4-2 BB		B SI 96 B CH 88 B SI 96 C FF 96 C FF 96 D CH 90 4-2 27 HR 1-2 BB	2	0	0	0	1	0	2
										0	0	0	0	1	0	0
										0	1	0	0	0	0	0

	AB	R	H	RBI	BB	SO	LOB
	36	5	8	5	4	7	20

Inning Stats	1	2	3	4	5	6	7	8	9	1B	SF	WP	PA
R	1	0	0	0	0	1	0	0	3	5	0	0	40
E	0	0	0	0	1	0	0	0	0	2B 1	SAC 0	PB 0	
K	0	0	0	2	0	1	2	1	1	3B 0	DP 0	SB 0	
S	9	6	6	13	7	16	9	13	13	HR 2	HBP 0	CS 0	
H	2	0	0	0	1	2	0	1	2				
LOB	1	0	0	0	2	3	1	1	1				
BB	0	0	0	0	0	2	1	0	1				
P	13	10	8	17	10	27	15	23	22				

PITCHER		IP	WLS	BF	H	R	ER	SO	BB	IBB	HBP	BLK	WP	HR	S	P	ERA	WHIP
52 Jordan Montgomery, L ERA: 2.38	(1, 1)	5.1		24	5	2	2	3	2	0	0	0	0	1	54	82	3.38	1.312
66 Josh Sborz, R ERA:	(6, 1)	1.2		6	0	0	0	2	1	0	0	0	0	0	12	18	0.00	0.600
45 Aroldis Chapman, L ERA: 1.8	(8, 1)	0.2	H	3	1	0	0	1	0	0	0	0	0	0	8	15	0.00	1.500
25 José Leclerc, R ERA: 4.15	(8, 1)	1.1	L	7	2	3	3	1	1	0	0	0	0	1	18	30	20.25	2.250

PITCHER		IP	WLS	BF	H	R	ER	SO	BB	IBB	HBP	BLK	WP	HR	S	P	ERA	WHIP

Houston Astros @ Texas Rangers

Globe Life Field, Arlington, TX

Fri Oct 20 2023, 4:07 PM - 7:21 PM CDT

Att. 41,519 - Roof Closed - 73 F

BOTTOM

Batter	1	2	3	4	5	6	7	8	9	AB	R	H	RBI	BB	SO	LOB
2 Marcus Semien, R (1, 4) OBP: 0.213, SLG: 0.205	B FF 94 X FF 94 1-0 ① P4		X FF 96 0-0 ② P3			B FF 94 F FF 93 S FF 94 X SL 86 1-2 ① P6	X FS 84 0-0 ② G2-3		B SL 90 S CU 84 X SL 90 1-1 ① L6	5	0	0	0	0	0	4
5 Corey Seager, L (1, 6) OBP: 0.489, SLG: 0.611	X FF 94 0-0 ② P5		X FF 97 0-0 ③ F7			B FF 94 F FF 94 X SL 84 1-1 32 1B 53 HR 2B	B FS 85 B FS 85 S FS 85 B FS 85 X FS 84 3-1 ③ G3-1		B CU 84 X SL 90 1-0 ② F8	5	1	1	0	0	0	4
32 Evan Carter, L (1, 7) OBP: 0.463, SLG: 0.563	C FF 94 B FF 95 S FF 94 F FF 94 B CH 85 T FF 95 2-2 ③ K			C FF 94 B CH 85 C FF 94 X FF 95 1-2 ① F9		X FF 94 0-0 2-3 53 HR 1B		B FF 97 B SL 85 B FF 96 C FF 96 B FF 96 4-1 3 FC3-6 53 HBP BB	B CU 85 C CH 90 F CU 84 B FF 95 S CU 84 2-3 ③ K	4	1	1	0	1	2	2
53 Adolis García, R (1, 9) OBP: 0.318, SLG: 0.595 16 Travis Jankowski, L (8, PR) (9, 9)		X FF 94 0-0 ① G5-3		B FF 95 S FF 94 C FF 96 B FF 95 X SL 88 2-2 ② F8		X FF 95 0-0 1-H 3-H HR		H FF 99 1-0 1-2 3 FC3-6 HBP		3 0	1 0	1 0	3 0	0 0	0 0	0 0
3 Leody Taveras, S (1, 8) OBP: 0.410, SLG: 0.469		C FF 94 B CH 85 F FF 95 F FF 95 B CH 87 C CU 79 2-3 ② K		F CH 83 B CH 86 X CH 85 1-1 ③ P5		C CU 78 X CH 84 0-1 ② P6		L CU 80 X CU 81 0-1 ① FC3-6 30 S 1-2f 2-3		4	0	0	0	0	1	2
6 Josh Jung, R (1, 5) OBP: 0.317, SLG: 0.684		B FF 95 C FF 95 B CU 80 X CU 78 2-1 ③ G6-3			C FF 95 B FF 94 S SL 86 F FF 95 B CU 81 B SL 87 X FF 96 3-2 ① F9	B SL 86 B FF 96 X SL 85 2-0 30 BB 1B		C SL 89 C FF 95 F FF 96 S CU 82 0-3 ② K		4	0	1	0	0	1	2
30 Nathaniel Lowe, L (1, 3) OBP: 0.256, SLG: 0.390			S FF 94 X FF 94 0-1 ① F7		B FF 95 B FF 95 F FF 94 S FF 95 X FF 95 2-2 HR	B FS 83 B FS 82 1 SAFE B FF 93 B FS 82 4-0 1-2 BB		F SL 90 C CU 82 C FF 95 0-3 ③ K 1-2		3	1	1	1	1	1	2
18 Mitch Garver, R (1, 10) OBP: 0.300, SLG: 0.370 47 Josh Smith, L (9, PR)			C FF 95 B SL 86 B SL 87 B FF 95 B SL 87 4-1 28 1B BB		C CU 79 C SL 86 B SL 89 B FF 96 C SL 88 2-3 ② K	C FS 83 F SI 95 X FF 94 0-2 ③ F8			B SL 91 X SL 89 1-0 28 1B 1B	3 0	0 0	1 0	0 0	1 0	1 0	2 0
28 Jonah Heim, S (1, 2) OBP: 0.286, SLG: 0.308 4 Robbie Grossman, S (9, PR) OBP: 0.176, SLG: 0.188			F FF 94 B FF 95 L FF 94 F FF 95 B CU 79 1 SAFE X FF 95 2-2 1-3 1B		F CU 78 F FF 95 F SL 87 X FF 96 0-2 ③ P6		B FS 81 B FS 82 F FF 94 X FF 94 2-1 ① F8		S CU 84 D CU 84 X FF 95 1-1 1-2 1B	4 0	0 0	2 0	0 0	0 0	0 0	0 0
Inning Stats	R: 0 E: 0 K: 1 S: 6 H: 0 LOB: 0 BB: 0 P: 9	R: 0 E: 0 K: 1 S: 7 H: 0 LOB: 0 BB: 0 P: 11	R: 0 E: 0 K: 0 S: 9 H: 1 LOB: 2 BB: 1 P: 15	R: 0 E: 0 K: 0 S: 8 H: 0 LOB: 0 BB: 0 P: 12	R: 1 E: 0 K: 1 S: 14 H: 1 LOB: 0 BB: 0 P: 21	R: 3 E: 0 K: 0 S: 13 H: 4 LOB: 2 BB: 1 P: 21	R: 0 E: 0 K: 0 S: 5 H: 0 LOB: 0 BB: 0 P: 10	R: 0 E: 0 K: 2 S: 10 H: 0 LOB: 3 BB: 1 P: 15	R: 0 E: 0 K: 1 S: 9 H: 2 LOB: 2 BB: 0 P: 15	1B: 5 2B: 1 3B: 0 HR: 2 SF: 0 SAC: 0 DP: 0 HBP: 1						

PITCHER		IP	WLS	BF	H	R	ER	SO	BB	IBB	HBP	BLK	WP	HR	S	P	ERA	WHIP
35 Justin Verlander, R ERA: 2.95	(1, 1)	5.2		24	6	4	4	3	1	0	0	0	0	2	54	82	6.35	1.235
50 Héctor Neris, R ERA: 9.0	(6, 1)	1.1		5	0	0	0	0	1	0	0	0	0	0	8	17	0.00	0.750
52 Bryan Abreu, R ERA: 1.42	(8, 1)	0.0		2	0	0	0	0	1	0	1	0	0	0	1	6	∞	∞
55 Ryan Pressly, R ERA:	(8, 1)	2.0	W	8	2	0	0	3	0	0	0	0	0	0	18	24	0.00	1.000

PITCHER	IP	WLS	BF	H	R	ER	SO	BB	IBB	HBP	BLK	WP	HR	S	P	ERA	WHIP

AB	35
R	4
H	8
RBI	4
BB	3
SO	6
LOB	18

livebaseballscorecards.com

WP: 0 PB: 0 SB: 1 CS: 0 PA: 39

Texas Rangers @ Houston Astros

Minute Maid Park, Houston, TX

Sun Oct 22 2023, 7:05 PM - 10:11 PM CDT

Att. 42,368 - Roof Closed - 73 F

livebaseballscorecards.com

Batter	1	2	3	4	5	6	7	8	9	AB	R	H	RBI	BB	SO	LOB
2 Marcus Semien, R (1, 4) OBP: 0.269, SLG: 0.234	B SI 95 B CU 79 B SI 94 B SI 93 4-0 BB		B CH 91 S CH 91 X CU 81 1-1 ② P3		B CU 81 F CH 88 B CU 78 B CU 81 1 SAFE D CH 87 4-1 1-2 BB		B FF 94 1 SAFE 1 SAFE C SL 88 X FF 92 1-1 1-2 1B		B FF 96 S FF 96 S FF 97 F FF 97 B FF 96 F CH 91 F FF 96 X SL 89 2-2 5 HBP 53 HR 1-2 2-3 1B	3	1	2	0	2	0	0
5 Corey Seager, L (1, 6) OBP: 0.462, SLG: 0.550	B SI 95 X SI 95 1-0 ① P5		B FC 88 B FC 90 F SI 96 F SI 95 S FC 88 2-3 ③ K		X SI 95 0-0 ② L4		F FS 82 B FS 84 B FS 84 X FS 83 2-1 ③ G3-1		B FF 98 H FF 97 2-0 53 HR 1-2 2-3 3-H HBP	4	1	0	1	0	1	5
4 Robbie Grossman, S (1, 7) OBP: 0.158, SLG: 0.167 32 Evan Carter, L (4, 7) OBP: 0.455, SLG: 0.543	C CU 80 B SI 96 D CU 81 1 SAFE C CH 87 C CU 81 2-3 ② K			X CH 90 0-0 ① F8	B SI 95 C SI 94 C SI 96 D FC 90 S FC 90 2-3 ③ K			B FF 96 F FF 95 X SL 85 1-1 53 S 18 2B 1B	C FF 98 D FS 88 F FF 98 F FF 98 S FS 89 1-3 ① K	2 3	0 1	0 1	0 0	0 0	1 2	1 5
53 Adolis García, R (1, 9) OBP: 0.306, SLG: 0.617	F CU 81 S CU 81 1 SAFE B CU 80 S CU 82 1-3 ③ K2-3			S CU 81 B CU 81 F CH 91 F CU 81 F CU 82 S SI 97 1-3 ② K		C FC 89 F FC 91 B CU 75 F CU 74 S ST 82 1-3 ① K		B FF 99 S FF 98 F FF 99 S SL 88 1-3 ① 1-2 K	S FF 97 B FF 97 X FF 97 1-1 1-H 2-H 3-H HR	5	1	1	4	0	4	2
18 Mitch Garver, R (1, 10) OBP: 0.353, SLG: 0.548 16 Travis Jankowski, L (8, PR) (8, 10)		X SI 94 0-0 HR		C SI 96 C CU 81 F CU 81 F FC 90 B CU 81 B CH 92 B CH 93 X CU 83 3-2 28 HR 1B		F ST 83 X ST 79 0-1 ② F8		B SL 88 C SL 89 B SL 90 D SL 87 X SL 88 3-1 2-H 2B	B FF 96 X FF 97 1-0 ② F9	4 1	2 0	3 0	2 0	0 0	0 0	0 0
28 Jonah Heim, S (1, 2) OBP: 0.277, SLG: 0.364		S CU 80 S CU 81 X CU 81 0-2 ① G5-3		F CH 91 X CH 88 0-1 1-H HR		X CU 75 0-0 ③ G3		S FF 98 B FF 98 F FF 99 F SL 88 X FF 100 1-2 ② F7	B FS 88 B FS 88 X FF 96 2-0 ③ F9	5	1	1	2	0	0	1
30 Nathaniel Lowe, L (1, 3) OBP: 0.255, SLG: 0.378		C FC 90 B SI 96 F SI 95 B FC 91 F FC 90 X CU 79 2-2 6 G6-4-3 1B		F SI 95 B SI 94 F SI 96 F FC 90 X SI 95 1-2 ③ G4-3			B FF 93 X FS 81 1-0 ① G3	F FF 99 T FF 99 S SL 89 0-3 ③ K		4	0	1	0	0	1	1
6 Josh Jung, R (1, 5) OBP: 0.333, SLG: 0.650		C CU 78 C CH 91 X CU 80 0-2 ②③ G6-4-3 1-2f			S CU 79 B CU 77 B CH 88 S CU 80 B SI 95 S CU 81 3-3 ① K		B SL 87 B FF 93 B FS 82 B SI 93 4-0 2 1B BB		B FF 96 C FF 95 B FF 97 F FF 96 B SL 88 F SI 96 F SI 96 F FF 96 F CH 91 4-2 B FF 88 2 1B 3 E 5 HBP BB	2	1	0	0	2	1	1
3 Leody Taveras, S (1, 8) OBP: 0.395, SLG: 0.444			C CH 90 F CU 80 B CU 82 F CU 81 B SI 96 X SI 96 2-2 ① G4-3		B CU 82 S CH 89 X CU 80 1-1 2 BB 1B		X FS 83 0-0 ② P6		C CH 92 X CH 92 0-1 5 HBP 2 1B 53 HR 1-2 E4	4	1	1	0	0	0	2
Inning Stats	R: 0 E: 0 K: 2 S: 7 H: 0 LOB: 1 BB: 1 P: 15	R: 1 E: 0 K: 0 S: 11 H: 2 LOB: 0 BB: 0 P: 13	R: 0 E: 0 K: 1 S: 9 H: 0 LOB: 0 BB: 0 P: 14	R: 2 E: 0 K: 1 S: 17 H: 2 LOB: 0 BB: 0 P: 22	R: 0 E: 0 K: 2 S: 10 H: 1 LOB: 2 BB: 1 P: 20	R: 0 E: 0 K: 1 S: 7 H: 0 LOB: 0 BB: 0 P: 8	R: 0 E: 0 K: 0 S: 6 H: 1 LOB: 2 BB: 1 P: 14	R: 1 E: 0 K: 2 S: 14 H: 2 LOB: 1 BB: 0 P: 20	R: 5 E: 1 K: 1 S: 22 H: 2 LOB: 0 BB: 1 P: 35	1B: 6 2B: 1 3B: 0 HR: 3 SF: 0 SAC: 0 DP: 1 HBP: 1	WP: 0 PB: 0 SB: 1 CS: 0 PA: 42					

	AB	37
	R	9
	H	10
	RBI	9
	BB	4
	SO	10
	LOB	18

PITCHER		IP	WLS	BF	H	R	ER	SO	BB	IBB	HBP	BLK	WP	HR	S	P	ERA	WHIP
Framber Valdez, L ERA: 9.0	(1, 1)	5.0	L	21	5	3	3	6	2	0	0	0	0	2	54	84	5.40	1.400
88 Phil Maton, R ERA:	(6, 1)	1.0		3	0	0	0	1	0	0	0	0	0	0	7	8	0.00	0.000
50 Héctor Neris, R ERA: 7.71	(7, 1)	1.0		5	1	0	0	0	1	0	0	0	0	0	6	14	0.00	2.000
52 Bryan Abreu, R ERA: 2.45	(8, 1)	1.0		5	2	1	1	2	0	0	0	0	0	0	14	20	9.00	2.000
47 Rafael Montero, R ERA: 3.6	(9, 1)	0.0		3	1	3	3	0	1	0	0	0	0	0	14	20	∞	∞

PITCHER		IP	WLS	BF	H	R	ER	SO	BB	IBB	HBP	BLK	WP	HR	S	P	ERA	WHIP
45 Ryne Stanek, R ERA: 9.0	(9, 1)	1.0		5	1	2	1	1	0	0	1	0	0	1	8	15	9.00	1.000

BOTTOM

Texas Rangers @ Houston Astros

Minute Maid Park, Houston, TX

Sun Oct 22 2023, 7:05 PM - 10:11 PM CDT

Att. 42,368 - Roof Closed - 73 F

livebaseballscorecards.com

Batter	1	2	3	4	5	6	7	8	9	AB	R	H	RBI	BB	SO	LOB
27 Jose Altuve, R (1, 4) OBP: 0.304, SLG: 0.523	B FF 96 C FF 96 B CU 79 X FF 96 2-1 23 S 44 1B 1B		X FF 95 0-0 ① F8		X FF 94 0-0 ① P5		B FF 96 F FS 87 B CU 79 X FC 93 2-1 23 G4-6-3 1B		X FF 92 0-0 ② G6-3	5	1	2	0	0	0	1
23 Michael Brantley, L (1, 7) OBP: 0.333, SLG: 0.391	B FF 96 C FS 87 B FS 89 F FF 96 D FS 91 B FS 89 4-2 44 1B 1-2 BB		B FF 94 B FS 90 C FC 92 B FF 96 B FF 94 4-1 44 IBB BB		C CU 75 S FS 86 F FS 87 B FF 96 S FS 86 1-3 ② K		B FF 95 B CU 81 F FF 95 C FF 96 X CU 84 2-2 ②③ G4-6-3 1-2f		C FF 92 X SL 82 0-1 ③ G1-3	3	0	0	0	2	1	2
2 Alex Bregman, R (1, 5) OBP: 0.318, SLG: 0.486	C FC 91 B FC 93 F FF 96 B FC 91 X FS 89 1-2 ① F8		C CU 77 B FC 91 C FF 97 B FF 96 C FC 92 2-3 ② K		B CU 77 B FC 90 B FF 96 C FF 95 X FC 90 3-1 ③ P2			B CU 83 B SL 88 C FF 96 B SL 88 C FF 96 B FF 96 4-2 30 BB 79 1B BB		3	0	0	0	1	1	4
44 Yordan Alvarez, L (1, 10) OBP: 0.477, SLG: 0.949	B CU 78 X FC 92 1-0 1-2 2-H 1B		B FS 88 B CU 76 2-0 79 FC6-4 1-2 IBB			X FF 96 0-0 30 FC3-6 14 SF9 79 1B 1B		F CU 85 C CU 85 S FF 97 0-3 ① K		3	1	2	1	1	1	1
79 José Abreu, R (1, 3) OBP: 0.349, SLG: 0.615	X CU 77 0-0 ② L6		B FF 96 D FS 88 C FF 96 X CU 77 2-1 ③ FC6-4 1-2f			D CU 77 X FF 94 1-0 30 FC3-6 1-2 1B		B CU 85 X CU 84 1-0 30 BB 1-2 1B		4	0	2	0	0	0	4
30 Kyle Tucker, L (1, 9) OBP: 0.302, SLG: 0.229	C FF 96 B FS 87 F FS 87 B FF 96 D CU 78 F FS 88 S FF 97 3-3 ③ K			X CU 76 0-0 ① P2		L FS 87 X FC 91 0-1 ① FC3-6 3 FC6-4 1-2f 2-3		B FF 96 B FF 98 B FC 92 C FF 97 B CH 90 4-1 1-2 2-3 BB		3	0	0	0	1	1	4
14 Mauricio Dubón, R (1, 8) OBP: 0.308, SLG: 0.320		T FF 95 X FF 94 0-1 ① G4-3		B FF 95 F CU 76 B FF 94 B FF 96 F FF 94 X FF 95 3-2 ② G4-3		S FF 93 1 SAFE F FF 94 X FF 94 0-2 ② SF9 3-H		S FC 92 S FC 92 X FC 92 0-2 ② L6		3	0	0	1	0	0	3
3 Jeremy Peña, R (1, 6) OBP: 0.237, SLG: 0.222 28 Jon Singleton, L (8, PH) 16 Grae Kessinger, R (9, 6)		C FC 91 B FF 96 F CU 78 B FF 98 B FS 88 C FF 97 3-3 ② K		X CU 76 0-0 ③ G1-3		1 SAFE X FS 87 0-0 ③ FC6-4 1-2f		B FF 98 C FF 98 F FC 92 B FF 98 B SL 85 F FF 97 F FF 98 S FC 92 3-3 ③ K		3 1 0	0 0 0	0 0 0	0 0 0	0 0 0	1 1 0	1 3 0
15 Martín Maldonado, R (1, 2) OBP: 0.290, SLG: 0.154 21 Yainer Diaz, R (9, PH) OBP: 0.083, SLG: 0.083		B CU 77 X FF 96 1-0 ③ G6-3			B FF 95 H FF 94 2-0 HBP		C FF 96 X CU 77 0-1 ① L7		X FF 93 0-0 ① G6-3	2 1	0 0	0 0	0 0	0 0	0 0	0 0
Inning Stats	R: 1 E: 0 K: 1 S: 14 H: 2 LOB: 2 BB: 1 P: 25	R: 0 E: 0 K: 1 S: 6 H: 0 LOB: 0 BB: 0 P: 10	R: 0 E: 0 K: 1 S: 7 H: 0 LOB: 2 BB: 2 P: 17	R: 0 E: 0 K: 0 S: 5 H: 0 LOB: 0 BB: 0 P: 8	R: 0 E: 0 K: 1 S: 7 H: 0 LOB: 1 BB: 0 P: 13	R: 1 E: 0 K: 0 S: 8 H: 2 LOB: 1 BB: 0 P: 9	R: 0 E: 0 K: 0 S: 7 H: 1 LOB: 0 BB: 0 P: 11	R: 0 E: 0 K: 2 S: 15 H: 1 LOB: 3 BB: 2 P: 27	R: 0 E: 0 K: 0 S: 4 H: 0 LOB: 0 BB: 0 P: 4	1B: 6 2B: 0 3B: 0 HR: 0	SF: 1 SAC: 0 DP: 1 HBP: 1		WP: 0 PB: 0 SB: 1 CS: 0	PA: 38			

	AB	31
	R	2
	H	6
	RBI	2
	BB	5
	SO	6
	LOB	23

PITCHER	IP	WLS	BF	H	R	ER	SO	BB	IBB	HBP	BLK	WP	HR	S	P	ERA	WHIP
17 Nathan Eovaldi, R (1, 1) ERA: 2.42	6.1	W	28	5	2	2	4	2	1	1	0	0	0	51	88	2.84	1.105
66 Josh Sborz, R (7, 1) ERA:	1.0	H	4	1	0	0	1	1	0	0	0	0	0	9	16	0.00	2.000
25 José Leclerc, R (8, 1) ERA: 3.86	0.2	H	3	0	0	0	1	1	0	0	0	0	0	9	16	0.00	1.500
44 Andrew Heaney, L (9, 1) ERA: 6.75	1.0		3	0	0	0	0	0	0	0	0	0	0	4	4	0.00	0.000

PITCHER	IP	WLS	BF	H	R	ER	SO	BB	IBB	HBP	BLK	WP	HR	S	P	ERA	WHIP

Batter	1	2	3	4	5	6	7	8	9	AB	R	H	RBI	BB	SO	LOB
2 Marcus Semien, R (1, 4) OBP: 0.276, SLG: 0.231	B FF 94 X FF 93 1-0 ① G6-3	B FC 94 X FF 96 1-0 ② F8		D ST 82 B FC 89 B FF 94 B FF 93 4-0 5 1B 32 2B 1-2 BB	X SL 87 0-0 ② P3		X ST 78 0-0 ② L5		X FF 97 0-0 1B	5	1	1	0	1	0	0
5 Corey Seager, L (1, 6) OBP: 0.483, SLG: 0.644	B FF 94 X FF 94 1-0 HR	B FS 90 S FS 90 B FS 90 B FS 89 X FC 94 3-1 2B		S CU 76 X CU 77 0-1 32 2B 53 1B 1-2 2-3 1B	B FS 84 B FS 84 B FS 84 C FS 84 B FS 84 4-1 BB		X FF 94 0-0 ③ F8		B SL 84 B FF 97 X FS 87 2-0 ③ F9	5	2	3	1	1	0	1
32 Evan Carter, L (1, 7) OBP: 0.449, SLG: 0.538	B FF 94 B SL 81 B FF 93 C FF 93 B FF 93 4-1 53 S 53 1B BB	B FF 97 B FF 97 C FF 97 C FF 97 X FF 98 2-2 ③ G5-3		D CU 76 X CH 83 1-0 53 1B 1-3 2-H 3-H 2B	T FF 93 C FF 93 X FS 84 0-2 ③ P6			C FF 92 F FF 92 X FF 92 0-2 ① G6-3		4	2	1	2	1	0	2
53 Adolis García, R (1, 9) OBP: 0.352, SLG: 0.750	B FF 94 S FF 94 F FF 95 B SL 82 B SL 82 X FF 94 3-2 18 S 18 1B 1-H 1B		C FF 96 B KC 84 C FF 97 B KC 85 B KC 82 X FF 96 3-2 HR	D ST 81 B CU 76 X CU 75 2-0 28 1B 2-H 3-H 1B		S SL 88 X SL 88 0-1 ① P3		X CU 78 0-0 HR		5	3	4	5	0	0	0
18 Mitch Garver, R (1, 10) OBP: 0.368, SLG: 0.529 16 Travis Jankowski, L (8, PH) OBP: 0.500, SLG: 0.500 (8, 10)	1 SAFE C SL 82 B FF 95 B SL 80 S SL 80 X SL 81 2-2 28 1B 1-H 1B		B FC 94 B FC 93 B FC 93 C FF 96 F FF 96 C FF 96 3-3 ① K	1 SAFE B FC 89 X FC 88 1-0 ② P6		B FF 98 H FF 97 2-0 30 HR HBP		B CH 83 S FF 92 S FF 92 X FF 92 1-2 1B	3 1	1 0	1 1	1 0	0 0	1 0	1 0
28 Jonah Heim, S (1, 2) OBP: 0.288, SLG: 0.367	F KC 78 F FF 94 X FF 95 0-2 6 S 2-3 1B		C KC 82 F FF 96 F KC 84 B KC 83 B KC 84 B FF 96 X FF 94 3-2 ② G4-3	F FC 89 B CU 76 B FC 89 X CH 83 2-1 30 BB 1-3 1B		F SL 86 S SL 88 C SL 86 0-3 ② K		X CU 79 0-0 ② P4		5	0	2	0	0	1	2
30 Nathaniel Lowe, L (1, 3) OBP: 0.269, SLG: 0.429	C CU 74 F FC 89 B CU 72 S CU 74 1-3 ② K		F KC 83 B FF 96 B FF 96 C FS 89 C FF 96 2-3 ③ K	B FF 93 B FF 93 B FF 93 B FS 82 4-0 1-2 BB		B FF 97 S SL 87 B FF 97 B FF 97 X SL 87 3-1 1-H HR		B CH 83 C CH 85 F FF 93 B CH 83 F CU 79 F FF 93 S CH 85 2-3 ③ K		4	1	1	2	1	3	3
6 Josh Jung, R (1, 5) OBP: 0.320, SLG: 0.600	C ST 81 B ST 82 S CU 74 B CU 74 S FC 91 2-3 ③ K 1-2			5 1B 2 BB 32 2B 1B C SI 94 B SL 88 F SI 94 X FS 84 2-2 ③ G6-3		S SL 88 S SL 87 X SL 88 0-2 ③ G4-3			B FF 97 C SL 86 C SL 86 B SL 86 F FF 97 B FS 88 X FF 96 3-2 ① G6-3	5	1	1	0	0	1	5
3 Leody Taveras, S (1, 8) OBP: 0.354, SLG: 0.390		B KC 84 C FF 96 B FS 89 B FF 96 X FF 95 3-1 ① G6-3		B CH 82 B CH 82 C FF 94 F CH 82 S CU 76 2-3 ① K	B FS 81 C FF 92 B FS 80 F FS 83 S FF 94 2-3 ① K		B CU 77 S FF 93 B CU 80 X CH 84 2-1 ① F8		F FF 97 C FF 97 X FF 98 0-2 ② G6-3	5	0	0	0	0	2	1
Inning Stats	R: 3 H: 4 E: 0 LOB: 2 K: 2 BB: 1 S: 18 P: 32	R: 0 H: 1 E: 0 LOB: 1 K: 0 BB: 0 S: 8 P: 17	R: 1 H: 1 E: 0 LOB: 0 K: 2 BB: 0 S: 13 P: 24	R: 4 H: 5 E: 0 LOB: 3 K: 1 BB: 2 S: 16 P: 37	R: 0 H: 0 E: 0 LOB: 1 K: 1 BB: 1 S: 8 P: 14	R: 2 H: 1 E: 0 LOB: 0 K: 1 BB: 0 S: 10 P: 15	R: 0 H: 0 E: 0 LOB: 0 K: 0 BB: 0 S: 4 P: 6	R: 1 H: 2 E: 0 LOB: 1 K: 1 BB: 0 S: 13 P: 16	R: 0 H: 1 E: 0 LOB: 1 K: 0 BB: 0 S: 9 P: 14	1B: 9 SF: 0 2B: 2 SAC: 0 3B: 0 DP: 0 HR: 4 HBP: 1						

PITCHER		IP	WLS	BF	H	R	ER	SO	BB	IBB	HBP	BLK	WP	HR	S	P	ERA	WHIP
53 Cristian Javier, R ERA: 4.09	(1, 1)	0.1	L	6	4	3	3	0	1	0	0	0	0	1	12	23	81.00	15.000
88 Phil Maton, R ERA:	(1, 1)	0.2		2	0	0	0	2	0	0	0	0	0	0	6	9	0.00	0.000
58 Hunter Brown, R ERA: 2.57	(2, 1)	2.0		8	2	1	1	2	0	0	0	0	0	1	21	41	4.50	1.000
68 J.P. France, R ERA: 12.0	(4, 1)	0.2		8	5	4	4	1	1	0	0	0	0	0	13	28	54.00	9.000
50 Héctor Neris, R ERA: 6.48	(4, 1)	1.1		6	0	0	0	1	2	0	0	0	0	0	11	23	0.00	1.500

PITCHER		IP	WLS	BF	H	R	ER	SO	BB	IBB	HBP	BLK	WP	HR	S	P	ERA	WHIP
52 Bryan Abreu, R ERA: 4.32	(6, 1)	1.0		5	1	2	2	1	0	0	1	0	0	1	10	15	18.00	1.000
65 José Urquidy, R ERA: 5.4	(7, 1)	2.0		8	2	1	1	1	0	0	0	0	0	1	17	22	4.50	1.000
45 Ryne Stanek, R ERA: 6.75	(9, 1)	1.0		4	1	0	0	0	0	0	0	0	0	0	9	14	0.00	1.000

TOP

Texas Rangers @ Houston Astros

Minute Maid Park, Houston, TX

Mon Oct 23 2023, 7:07 PM - 10:26 PM CDT

Att. 42,814 - Roof Closed - 73 F

livebaseballscorecards.com

AB	42
R	11
H	15
RBI	11
BB	4
SO	8
LOB	15

WP: 0	PA: 47		
PB: 0			
SB: 3			
CS: 0			

Texas Rangers @ Houston Astros

Minute Maid Park, Houston, TX

Mon Oct 23 2023, 7:07 PM - 10:26 PM CDT

Att. 42,814 - Roof Closed - 73 F

BOTTOM

Batter	1	2	3	4	5	6	7	8	9	AB	R	H	RBI	BB	SO	LOB
27 Jose Altuve, R (1, 4) OBP: 0.314, SLG: 0.592	X FF 94 0-0 79 1B 2B		C FF 94 X CU 75 0-1 ① G4-3	B CU 79 C SI 93 B CH 84 D CU 80 X SI 94 3-1 ③ F9			C CU 85 S CU 87 F CU 88 F FF 97 B SL 90 X CU 86 1-2 ② G5-3		X FF 96 0-0 HR	5	2	2	1	0	0	2
2 Alex Bregman, R (1, 5) OBP: 0.347, SLG: 0.585	B CU 75 B FF 95 F FC 90 F FC 90 X CH 84 2-2 ① G6-3		S FF 93 B FC 89 B FF 93 X FF 94 2-2 HR		X SI 92 0-0 ① G6-3		B CU 86 C SL 89 B FF 97 C SL 88 B FF 97 X SL 88 3-2 44 1B 2B		C FF 97 B SL 85 B SL 84 B FF 98 B FF 98 4-1 79 1B BB	4	2	2	1	1	0	1
44 Yordan Alvarez, L (1, 10) OBP: 0.510, SLG: 0.977	B CU 75 B CU 75 B FF 95 3-0 79 1B IBB		C CU 77 F FF 94 F CU 76 F CH 84 F FF 94 F FC 89 X CU 74 0-2 3B		F SI 93 X SI 93 0-1 1B		F FF 100 X FF 101 0-1 2-H 1B		F SL 84 F FF 98 F SL 86 S SL 85 0-3 ① K	4	0	3	1	1	1	1
79 José Abreu, R (1, 3) OBP: 0.354, SLG: 0.591	B CU 76 C FF 96 X SL 84 1-1 23 G4-6-3 1-3 2-H 1B		F FF 94 S CU 74 X FF 95 0-2 ② G5-3		B CU 81 S SI 92 B CU 82 S CU 81 F CU 82 F FF 93 X CU 81 2-2 ② F9		X FF 101 0-0 ③ G4-3		C FF 98 S SL 84 X FF 98 0-2 1-2 1B	5	0	2	1	0	0	3
23 Michael Brantley, L (1, 7) OBP: 0.281, SLG: 0.321	X FF 95 0-0 ② ③ G4-6-3 1-2f		B CU 81 X SI 93 1-0 ③ L6		X CU 80 0-0 ③ G6-3			B SL 88 F FF 98 B FF 99 C SL 88 X SI 100 2-2 ① G3	C FF 97 B CH 90 F SL 84 D CH 92 F FC 92 B CH 90 X FF 97 3-2 ② F6	5	0	0	0	0	0	6
30 Kyle Tucker, L (1, 9) OBP: 0.292, SLG: 0.225		X FF 93 0-0 ① F7		F SI 93 C SI 93 S CU 80 0-3 ① K		B FF 97 F FF 96 B CU 85 X FF 96 2-1 ① F8		B FF 100 F FF 100 F SL 90 X SI 102 1-2 3 F9 20 HBP 1B	F FF 97 B CH 91 S FC 93 X FF 98 1-2 ③ G4-3	5	0	1	0	0	1	2
20 Chas McCormick, R (1, 8) OBP: 0.355, SLG: 0.393		B FF 94 B CH 84 S FF 94 B CU 76 B FF 95 4-1 3 S BB		S CU 79 B FF 93 F CU 80 X CU 81 1-2 3 1B 1B		F CU 84 X SL 89 0-1 ② L9		C FF 101 F FF 100 H SI 104 1-2 1-2 HBP		2	0	1	0	1	0	0
3 Jeremy Peña, R (1, 6) OBP: 0.238, SLG: 0.225		B FF 94 F CU 76 F FF 94 B SL 85 S FF 95 2-3 ② K 1-2		B CU 78 B SI 91 B CH 84 C SI 93 X SI 94 3-1 1-2 1B		C FF 97 B CU 87 S CU 85 F FF 97 X CU 85 1-2 ③ G2-3		B FF 102 C FF 100 S FS 92 X SI 101 1-2 ② F9 2-3		4	0	1	0	0	1	3
15 Martín Maldonado, R (1, 2) OBP: 0.273, SLG: 0.143 21 Yainer Diaz, R (7, 2) OBP: 0.071, SLG: 0.071		C FF 95 S CU 74 S SL 85 0-3 ③ K		C SI 93 X CU 81 0-1 ② F9			F SL 88 X SL 89 0-1 ① F9	B FF 100 X FF 100 1-0 ③ L9		2 2	0 0	0 0	0 0	0 0	1 0	3 2
Inning Stats	R: 1 E: 0 K: 0 S: 7 H: 2 LOB: 1 BB: 1 P: 13	R: 0 E: 0 K: 2 S: 8 H: 0 LOB: 1 BB: 1 P: 14	R: 1 E: 0 K: 0 S: 16 H: 2 LOB: 1 BB: 0 P: 19	R: 0 E: 0 K: 1 S: 12 H: 2 LOB: 2 BB: 0 P: 19	R: 0 E: 0 K: 0 S: 9 H: 1 LOB: 1 BB: 0 P: 11	R: 0 E: 0 K: 0 S: 8 H: 0 LOB: 0 BB: 0 P: 11	R: 1 E: 0 K: 0 S: 13 H: 2 LOB: 1 BB: 0 P: 17	R: 0 E: 0 K: 0 S: 12 H: 1 LOB: 2 BB: 0 P: 18	R: 1 E: 0 K: 1 S: 16 H: 2 LOB: 2 BB: 1 P: 24	1B: 7 2B: 2 3B: 1 HR: 2	SF: 0 SAC: 0 DP: 1 HBP: 1						

livebaseballscorecards.com

AB	38
R	4
H	12
RBI	4
BB	3
SO	4
LOB	23

PITCHER		IP	WLS	BF	H	R	ER	SO	BB	IBB	HBP	BLK	WP	HR	S	P	ERA	WHIP
31 Max Scherzer, R ERA: 9.45	(1, 1)	2.2		13	4	2	2	2	1	1	0	0	0	1	30	44	6.75	1.875
52 Jordan Montgomery, L ERA: 2.16	(3, 1)	2.1	W	10	3	0	0	1	0	0	0	0	0	0	22	32	0.00	1.286
66 Josh Sborz, R ERA: 1.04	(6, 1)	1.2		6	1	1	1	0	0	0	0	0	0	0	18	25	5.40	0.600
45 Aroldis Chapman, L ERA: 1.42	(7, 1)	1.1		7	2	0	0	0	0	0	1	0	0	0	15	21	0.00	1.500
25 José Leclerc, R ERA: 4.35	(9, 1)	1.0		6	2	1	1	1	1	0	0	0	0	1	16	24	9.00	3.000

PITCHER		IP	WLS	BF	H	R	ER	SO	BB	IBB	HBP	BLK	WP	HR	S	P	ERA	WHIP

WP: 0 PB: 0 SB: 1 CS: 0 PA: 42

Batter	1	2	3	4	5	6	7	8	9	10	11	AB	R	H	RBI	BB	SO	LOB
7 Corbin Carroll, L (1, 9) OBP: 0.379, SLG: 0.469	F FF 95 S FF 96 X FS 89 0-2 ① G3-1		S FC 92 C FF 95 X FS 88 0-2 ① 4 FC3 2-H 3-H 3B		1 SAFE P FS 91 1 SAFE B FC 90 B FF 94 C FF 95 S FC 90 S FF 94 3-3 ① K 1-2		C FF 90 B FF 91 X CH 82 1-1 ① B1-3		B SL 81 X SL 79 1-0 ③ L9	0-0 C CH 89 B FF 97 C FF 96 F CH 89 X FF 97 1-2 ① L4		5	1	1	2	0	1	1
4 Ketel Marte, S (1, 4) OBP: 0.367, SLG: 0.586	F CU 76 S FS 89 B FS 87 F FF 98 B FS 85 X CU 78 2-2 ② G3-1		B CU 76 B FS 89 T FS 89 B FF 94 X FS 88 3-1 FC3 14 S 3-H		B FS 88 F FS 88 B FC 90 X CU 76 2-1 14 G6-3 2-H 2B		C FF 90 X CH 83 0-1 ② G4-3					5	0	1	2	0	0	0
14 Gabriel Moreno, R (1, 2) OBP: 0.308, SLG: 0.458	B FF 97 C FF 97 B FC 91 S FS 89 B FC 91 S FS 88 3-3 ③ K		F FC 91 B CU 76 1 SAFE F FC 92 T FS 88 1-2 ② K 1-2		B CU 77 B FC 90 F FC 89 X FS 88 2-1 ② G6-3 2-3		S SL 87 C SL 88 X FF 97 0-2 ③ L9			B SL 86 C SL 85 B FF 98 F FC 92 B FF 98 F SL 85 T FF 97 3-2 ② K		5	0	0	0	0	3	2
53 Christian Walker, R (1, 3) OBP: 0.351, SLG: 0.302		C FF 95 F CU 77 B FC 89 B FF 96 B CU 77 C FF 95 3-3 ① K	B FC 90 F FS 88 F FF 95 B FF 97 B CU 78 S FS 89 3-3 ③ K		B FF 94 B CU 77 B FC 90 F FF 86 B FS 89 4-1 28 S BB			F SL 89 F FF 96 S SL 89 0-3 ① K		S SL 85 S FF 96 X SL 86 0-2 ③ F8	0-0	4	0	0	0	1	3	1
28 Tommy Pham, R (1, 10) OBP: 0.229, SLG: 0.404		C FF 97 S FS 89 S FS 89 0-3 ② K		B CU 76 X FS 88 1-0 HR	C SL 82 B SL 84 X SI 94 1-1 ③ G3-1 1-2			C FF 97 B SL 90 B SL 90 F FF 96 F FF 97 S SL 90 2-3 ② K			C SL 84 X SL 83 0-1 ① F7	5	1	1	1	0	2	2
12 Lourdes Gurriel Jr., R (1, 7) OBP: 0.259, SLG: 0.415		C CU 78 F FF 96 F FF 96 S CU 79 0-3 ③ K		C FC 91 T CU 77 X FF 96 0-2 ① G6-3		F SI 92 X SL 82 0-1 ① G6-3		B FF 96 S SL 89 C FF 96 B SL 90 X FF 97 2-2 1B			F FF 97 B SI 96 S FF 97 F FF 98 S SL 85 1-3 ② K	5	0	1	0	0	2	0
5 Alek Thomas, L (1, 8) OBP: 0.302, SLG: 0.553			C FS 88 F FF 96 X FS 89 0-2 2 SH1-4 3 1B 7 3B 1B	B CU 76 B FF 96 S FS 89 S FS 90 F FF 96 X CU 77 2-2 ② G3-1		B CU 77 C SI 94 F SI 93 X CH 86 1-2 2 S 1B		B FF 97 F FF 96 D CH 90 B FF 97 F FF 97 S FF 97 3-3 ③ K		B FF 97 S CH 89 B SI 97 X SL 85 2-1 ③ P5	5	1	2	0	0	1	1
3 Evan Longoria, R (1, 5) 13 Emmanuel Rivera, R (9, 5) OBP: 0.217, SLG: 0.195 OBP: 0.167, SLG: 0.167			X FF 96 0-0 2 SH1-4 7 3B 1-2 1B	C CU 77 S FS 89 B FF 96 B CU 80 C FF 97 2-3 ③ K		C SI 91 B SL 82 F SI 92 B SL 83 1 SAFE X SI 93 2-2 ② F9			C SL 88 S SL 87 S SL 89 0-3 ① K		4 0	1 0	1 0	0 0	0 0	2 0	1 0
2 Geraldo Perdomo, S (1, 6) OBP: 0.364, SLG: 0.436			X FS 89 0-0 ① SH1-4 1-2 2-3		C FF 93 B FS 88 X FF 95 1-1 7 S 4 2B 1B		F FF 90 1 SAFE B FF 90 B CH 82 B FF 90 C FF 90 X FF 91 3-2 ③ L4 1-2		C SL 79 F FF 90 B SL 81 B SL 81 X FF 91 2-2 ② G5-3		3	1	1	0	0	0	1

Inning Stats	1	2	3	4	5	6	7	8	9	10	11
	R: 0 E: 0 K: 1 S: 10 H: 0 LOB: 0 BB: 0 P: 15	R: 0 E: 0 K: 3 S: 10 H: 0 LOB: 0 BB: 0 P: 13	R: 3 E: 0 K: 2 S: 16 H: 3 LOB: 1 BB: 0 P: 23	R: 1 E: 0 K: 1 S: 11 H: 1 LOB: 0 BB: 0 P: 16	R: 1 E: 0 K: 1 S: 13 H: 2 LOB: 2 BB: 1 P: 25	R: 0 E: 0 K: 0 S: 11 H: 1 LOB: 1 BB: 0 P: 17	R: 0 E: 0 K: 0 S: 7 H: 0 LOB: 0 BB: 0 P: 8	R: 0 E: 0 K: 3 S: 13 H: 1 LOB: 1 BB: 0 P: 20	R: 0 E: 0 K: 1 S: 7 H: 0 LOB: 0 BB: 0 P: 10	R: 0 E: 0 K: 1 S: 11 H: 0 LOB: 0 BB: 0 P: 15	R: 0 E: 0 K: 1 S: 8 H: 0 LOB: 0 BB: 0 P: 11

PITCHER		IP	WLS	BF	H	R	ER	SO	BB	IBB	HBP	BLK	WP	HR	S	P	ERA	WHIP
17 Nathan Eovaldi, R ERA: 3.52	(1, 1)	4.2		22	6	5	5	8	1	0	0	0	0	1	58	89	9.64	1.500
33 Dane Dunning, R ERA: 6.35	(5, 1)	1.0		4	1	0	0	0	0	0	0	0	0	0	10	14	0.00	1.000
61 Cody Bradford, L ERA: 1.35	(6, 1)	1.0		3	0	0	0	0	0	0	0	0	0	0	7	11	0.00	0.000
22 Jon Gray, R ERA: 3.38	(7, 1)	1.2		6	1	0	0	4	0	0	0	0	0	0	19	26	0.00	0.600
51 Will Smith, L ERA: 6.75	(9, 1)	0.2		2	0	0	0	0	0	0	0	0	0	0	4	7	0.00	0.000

PITCHER		IP	WLS	BF	H	R	ER	SO	BB	IBB	HBP	BLK	WP	HR	S	P	ERA	WHIP
25 José Leclerc, R ERA: 3.65	(10, 1)	2.0	W	6	0	0	0	2	0	0	0	0	0	0	19	26	0.00	0.000

TOP

Arizona Diamondbacks @ Texas Rangers

Globe Life Field, Arlington, TX

Fri Oct 27 2023, 7:07 PM - 11:09 PM CDT

Att. 42,472 - Roof Closed - 73 F

livebaseballscorecards.com

AB	41
R	5
H	8
RBI	5
BB	1
SO	14
LOB	9

1B: 5	SF: 0	WP: 0	PA: 43
2B: 1	SAC: 1	PB: 0	
3B: 1	DP: 0	SB: 4	
HR: 1	HBP: 0	CS: 0	

Batter	1	2	3	4	5	6	7	8	9	10	11	AB	R	H	RBI	BB	SO	LOB
2 Marcus Semien, R (1, 4) OBP: 0.266, SLG: 0.224	B FF 95 C FF 95 F SL 90 X CH 88 1-2 G6-3 ①		C KC 82 F FC 90 B SL 88 S CH 89 1-3 K ②	S KC 81 B SL 89 D CH 88 F CH 88 X CH 88 2-2 F7 ③			C CH 81 F FF 90 B CH 82 X FF 90 1-2 L7 ①		S ST 87 F ST 86 S FF 92 0-3 K ①	X FC 90 0-0 1-2 1B		6	0	1	0	0	2	2
5 Corey Seager, L (1, 6) OBP: 0.484, SLG: 0.673	B FC 94 B FC 92 B FF 95 C FF 96 F FC 92 B KC 82 4-2 32 2B BB		B FC 92 S CH 88 B CH 89 B FF 94 B FF 95 4-1 32 2B 18 BB BB		C CH 87 B FF 94 F FF 94 X KC 83 1-2 G3 ①		F SI 90 T SI 90 B CU 82 F CU 81 S SI 91 1-3 K ②		X FF 94 0-0 1-H HR	D SL 86 D SL 85 X SL 86 2-0 G4-3 ③	0-0	4	3	1	2	2	1	2
32 Evan Carter, L (1, 7) OBP: 0.436, SLG: 0.556	C FF 96 B FF 95 B CH 88 F FF 96 F FF 96 X FF 96 2-2 53 1B 1-H 2B		C CH 89 B FC 92 X FF 96 1-1 18 BB 1-3 2B		S KC 82 F FF 94 F KC 83 B FF 94 B CH 88 S KC 82 2-3 K ②		B CU 80 F SI 91 S CU 80 B CU 82 F SI 91 X CU 82 2-2 P6 ③		C ST 86 F FF 93 B FF 94 F FF 94 F FF 93 S ST 86 1-3 K ②		S SL 85 B SL 86 S SL 85 B SL 85 X SL 86 2-2 F9 ①	6	1	2	1	0	2	0
53 Adolis García, R (1, 9) OBP: 0.400, SLG: 0.804	B FF 95 C SL 90 D CH 89 B FF 96 X KC 83 3-1 18 G5-4-3 2-H 1B		F CH 91 B FF 94 B FF 95 C FC 91 D KC 82 B CH 89 4-2 18 BB BB		S FF 94 B KC 82 X SL 89 1-1 G6-3 ③			C SL 87 B FF 95 B FF 96 B SL 86 C FF 96 F SL 88 F SL 88 X SL 87 3-2 28 WP 1B	C FF 93 F ST 86 H FF 92 1-2 18 S HBP		B SL 87 B CH 92 S CH 90 B CH 91 X SI 97 3-1 HR	4	1	3	2	1	0	0
18 Mitch Garver, R (1, 10) OBP: 0.372, SLG: 0.486	D CH 90 C FF 96 T FF 95 1 SAFE X SL 91 1-2 G5-4-3 ② ③ 1-2f		F FF 95 B CH 89 B CH 89 B SL 91 C KC 83 F FF 96 F FF 96 B CH 90 4-2 1-2 2-3 3-H BB			C SI 90 X SI 90 1-1 G6-3 ①		B SI 94 C SL 86 S SL 86 S FF 97 1-3 K ① 1-2 IBB	B FF 92 1-0			3	0	0	1	2	1	2
28 Jonah Heim, S (1, 2) OBP: 0.304, SLG: 0.353 47 Josh Smith, L (8, PR) 11 Austin Hedges, R (9, 2)		C FF 94 F FC 91 F FF 93 X CH 87 0-2 G4-3 ①	F CH 89 X CH 89 0-1 F8 ③			B SI 91 B SI 91 B SI 90 B SI 91 4-0 6 1B BB		B FF 96 B FF 95 S SL 86 B FF 96 F FF 95 F FF 96 F SL 88 F FF 97 D FF 96 4-2 1-2 BB	S ST 85 S ST 85 S ST 85 0-3 K ③	0-0		2 0 1	0 0 0	0 0 0	0 0 0	2 0 1	0 0 0	3 0 2
30 Nathaniel Lowe, L (1, 3) OBP: 0.263, SLG: 0.396		C FF 94 C FF 94 B FF 94 B FF 94 X CH 88 2-2 G4-3 ②		F FF 93 X FF 93 0-1 F7 ①		B SI 91 S SI 90 X SI 90 1-1 F9 ②		B FF 94 S FF 94 S FF 94 X FF 96 1-2 F7 ②		C SL 84 S SL 85 B SL 86 B SL 86 B FF 91 B SL 84 4-2 6 G6-4-3 BB		4	0	0	0	1	0	3
6 Josh Jung, R (1, 5) OBP: 0.327, SLG: 0.580		C SL 90 C FF 95 F CH 89 S KC 80 0-3 K ③		B SL 89 C SL 88 B CH 88 X SL 88 2-1 1B		X SI 91 0-0 1-2 1B		F SI 93 B FF 94 X SI 93 1-1 G6-3 ③		F FC 87 B FC 88 X FF 91 1-1 G6-4-3 ① ② 1-2f		5	0	2	0	0	1	3
3 Leody Taveras, S (1, 8) OBP: 0.358, SLG: 0.364			C FF 93 S CH 87 B CH 88 B FF 95 S CH 88 2-3 K ①	B CH 88 1 SAFE F FF 94 C CH 87 S KC 82 1-3 K ②		B SL 80 F SI 90 C SL 78 F FF 93 F FF 92 X FF 92 1-2 P2 ③			C FF 91 B FF 92 B FF 92 B FF 92 4-1 5 HR BB	C FC 88 B FF 91 S SL 85 B FC 88 B SL 86 B FF 92 4-2 2 1B BB		3	1	0	0	2	2	3
Inning Stats	R: 2 H: 2 E: 0 LOB: 0 K: 0 BB: 1 S: 14 P: 25	R: 0 H: 0 E: 0 LOB: 0 K: 1 BB: 0 S: 11 P: 13	R: 1 H: 1 E: 0 LOB: 3 K: 2 BB: 3 S: 17 P: 33	R: 0 H: 1 E: 0 LOB: 1 K: 1 BB: 0 S: 10 P: 15	R: 0 H: 0 E: 0 LOB: 0 K: 1 BB: 0 S: 9 P: 10	R: 0 H: 1 E: 0 LOB: 2 K: 0 BB: 1 S: 10 P: 17	R: 0 H: 0 E: 0 LOB: 0 K: 1 BB: 0 S: 11 P: 15	R: 0 H: 1 E: 0 LOB: 2 K: 1 BB: 1 S: 18 P: 28	R: 2 H: 1 E: 0 LOB: 2 K: 3 BB: 2 S: 15 P: 22	R: 0 H: 1 E: 0 LOB: 2 K: 0 BB: 2 S: 8 P: 19	R: 1 H: 1 E: 0 LOB: 0 K: 0 BB: 0 S: 5 P: 10	1B: 5 2B: 2 3B: 0 HR: 2	SF: 0 SAC: 0 DP: 2 HBP: 1		WP: 1 PB: 0 SB: 1 CS: 0	PA: 49		

PITCHER		IP	WLS	BF	H	R	ER	SO	BB	IBB	HBP	BLK	WP	HR	S	P	ERA	WHIP
23 Zac Gallen, R ERA: 5.27	(1, 1)	5.0		22	4	3	3	5	4	0	0	0	0	0	61	99	5.40	1.600
81 Ryan Thompson, R ERA: 2.31	(6, 1)	1.0	H	5	1	0	0	0	1	0	0	0	0	0	10	17	0.00	2.000
35 Joe Mantiply, L ERA: 4.26	(7, 1)	1.0	H	3	0	0	0	1	0	0	0	0	0	0	11	15	0.00	0.000
37 Kevin Ginkel, R ERA:	(8, 1)	1.0	H	5	1	0	0	1	1	0	0	0	1	0	18	28	0.00	2.000
38 Paul Sewald, R ERA: 2.0	(9, 1)	1.0	B	7	1	2	2	3	1	1	1	0	0	1	15	22	18.00	2.000

PITCHER		IP	WLS	BF	H	R	ER	SO	BB	IBB	HBP	BLK	WP	HR	S	P	ERA	WHIP
24 Kyle Nelson, L ERA: 2.7	(10, 1)	1.1		6	1	0	0	0	2	0	0	0	0	0	11	24	0.00	2.250
50 Miguel Castro, R ERA: 7.2	(11, 1)	0.0	L	1	1	1	1	0	0	0	0	0	0	1	2	5	∞	∞

BOTTOM

Arizona Diamondbacks @ Texas Rangers

Globe Life Field, Arlington, TX

Fri Oct 27 2023, 7:07 PM - 11:09 PM CDT

Att. 42,472 - Roof Closed - 73 F

livebaseballscorecards.com

AB	38
R	6
H	9
RBI	6
BB	10
SO	10
LOB	20

Arizona Diamondbacks @ Texas Rangers

Globe Life Field, Arlington, TX

Sat Oct 28 2023, 7:05 PM - 10:05 PM CDT

Att. 42,500 - Roof Closed - 74 F

TOP

livebaseballscorecards.com

Batter	1	2	3	4	5	6	7	8	9	AB	R	H	RBI	BB	SO	LOB
4 Ketel Marte, S (1, 4) OBP: 0.354, SLG: 0.556	X CU 78 0-0 ① G6-3		C SI 93 B CH 83 X FF 92 1-1 ③ F8		X CH 81 0-0 ② P4		B FF 92 X CH 85 1-0 ② G5-3	B CH 86 S SI 92 X CH 85 1-1 7 1B 1-2 2-H 3-H 1B		5	0	1	2	0	0	3
7 Corbin Carroll, L (1, 9) OBP: 0.381, SLG: 0.463	F SI 92 B CH 83 B SI 93 F SI 92 B CU 80 X SI 93 3-2 ② G4-3			X SI 91 0-0 ① P6	C SI 93 B SI 93 T CH 83 F SI 90 B SI 94 D CU 81 X SI 94 3-2 ③ P5 1-2		C FF 94 X FF 93 0-1 14 BB 2-H 1B	X SI 94 0-0 1-3 2-H 1B		5	0	2	2	0	0	1
14 Gabriel Moreno, R (1, 2) OBP: 0.316, SLG: 0.500	B SI 92 C CH 83 B CH 85 B SI 93 F SI 92 F FF 93 X CH 84 3-2 ③ P4			B CU 78 C SI 91 F CU 78 B SI 92 F CU 78 B CU 79 F SI 91 X SI 93 3-2 HR		X CH 82 0-0 ① G2-3	C SL 81 1 SAFE F SL 82 1 SAFE B SL 84 B SI 94 D SL 84 D SL 82 4-2 1-2 BB	C CU 78 F CH 84 C FC 91 0-3 ③ K		4	1	1	1	1	1	2
53 Christian Walker, R (1, 3) OBP: 0.339, SLG: 0.292		C FF 91 X FF 92 0-1 ① G6-3		X CU 78 0-0 ② G5-3		C SI 91 X CH 83 0-1 ② P3	S SL 82 B SL 84 X SI 93 1-1 ③ G1-3		C SI 91 B FF 90 S CH 84 X FC 90 1-2 6 FC4-6 1B	5	0	1	0	0	0	2
28 Tommy Pham, R (1, 10) OBP: 0.288, SLG: 0.490 6 Jace Peterson, L (9, PH) (9, 10)		C SI 92 X CH 84 0-1 12 G4-6-3 1B		X SI 92 0-0 12 1B 2B		B CH 83 B CH 83 X SI 93 2-0 5 PO 2B		B FF 93 S FF 93 C SL 87 F FF 93 B CH 87 F SL 88 B FF 93 F FF 94 X FF 94 3-2 2 BB 12 SH1-3 4 1B 1B	D SI 92 F SI 92 B CU 80 F SI 93 B SI 92 X SI 93 3-2 ① FC4-6 5 G6-3 12 1B 13 1B 1-2f	4 1	2 1	4 1	0 0	0 0	0 0	0 1
12 Lourdes Gurriel Jr., R (1, 7) OBP: 0.293, SLG: 0.429		C SI 90 X CU 77 0-1 ② ③ G4-6-3 1-2f		B SI 92 X FF 92 1-0 2-H 1B		0-0 IBB		X FF 94 0-0 ① SH1-3 1-2	F SI 93 F CH 85 X CH 84 0-2 5 G6-3 13 1B 1-2 1B	3	1	2	1	1	0	1
5 Alek Thomas, L (1, 8) OBP: 0.313, SLG: 0.558			X SI 92 0-0 2 G6-3 3 SH1-3 1B	B CU 77 C SI 89 X CU 79 1-1 ③ G3		2 SAFE 0-0 ③ PO 2-3	B CU 79 C SI 92 X CU 78 1-1 3 1B 2B	C CU 80 C FF 92 B CH 86 B FF 93 F FF 93 D CH 87 F FF 93 F FF 93 C CU 81 3-3 ② K	B SI 93 X CU 80 1-0 ② G6-3 1-2 2-3	5	1	2	0	0	1	4
3 Evan Longoria, R (1, 5) OBP: 0.229, SLG: 0.209 26 Pavin Smith, L (8, PH) OBP: 0.400, SLG: 0.333 13 Emmanuel Rivera, R (8, PH) OBP: 0.286, SLG: 0.231 (8, 5)			X CU 77 0-0 ① SH1-3 1-2		B CU 78 B CU 78 B SI 91 C SI 91 X SI 92 3-1 ① G6-3		B FF 91 X CU 80 1-0 2 SH1-4 7 1B 2-H 1B	C SI 92 D CH 84 B SI 93 B SI 93 S CH 84 B SI 93 4-2 2 BB 4 1B BB	S CU 79 B CH 83 B SI 93 X CH 83 2-1 ③ 2-H 3-H 1B	2 0 1	1 0 1	1 0 1	1 0 2	0 0 0	0 0 0
2 Geraldo Perdomo, S (1, 6) OBP: 0.383, SLG: 0.439			C FF 90 C SI 89 B SI 90 2 SAFE X CU 79 1-2 ② G6-3 2-3		S CU 80 F FF 91 B CU 81 F CU 80 B FF 92 X FF 92 2-2 7 S 1B		L FF 92 X FF 92 0-1 ① SH1-4 1-2	C CU 80 C SI 92 F CH 85 B SI 93 B CH 85 B SI 94 D CH 84 4-2 4 1B 7 1B 1-2 2-3 BB		2	1	1	0	1	0	1

	AB	R	H	RBI	BB	SO	LOB
	37	9	16	9	4	2	15

Inning Stats																																		
	R: 0	E: 0	K: 0	S: 8	H: 0	LOB: 0	BB: 0	P: 14	R: 0	E: 0	K: 0	S: 6	H: 1	LOB: 0	BB: 0	P: 6	R: 0	E: 0	K: 0	S: 7	H: 1	LOB: 1	BB: 0	P: 9	R: 2	E: 0	K: 0	S: 11	H: 3	LOB: 1	BB: 0	P: 16	R: 0	E: 0	K: 0	S: 11	H: 1	LOB: 1	BB: 0	P: 19
	R: 0	E: 0	K: 0	S: 4	H: 1	LOB: 1	BB: 1	P: 6	R: 2	E: 0	K: 0	S: 12	H: 3	LOB: 2	BB: 1	P: 20	R: 3	E: 0	K: 2	S: 24	H: 3	LOB: 2	BB: 2	P: 39	R: 2	E: 0	K: 0	S: 12	H: 3	LOB: 2	BB: 0	P: 19	1B: 12	2B: 3	3B: 0	HR: 1	SF: 0	SAC: 3	DP: 1	HBP: 0	WP: 0	PB: 0	SB: 1	CS: 0	PA: 45

PITCHER		IP	WLS	BF	H	R	ER	SO	BB	IBB	HBP	BLK	WP	HR	S	P	ERA	WHIP
52 Jordan Montgomery, L ERA: 2.9	(1, 1)	6.0	L	26	9	4	4	0	0	1	0	0	0	1	50	75	6.00	1.500
44 Andrew Heaney, L ERA: 6.0	(7, 1)	0.2		3	1	0	0	0	0	0	0	0	0	0	5	6	0.00	1.500
33 Dane Dunning, R ERA: 6.0	(7, 1)	0.1		2	0	0	0	0	1	0	0	0	0	0	4	9	0.00	3.000
35 Chris Stratton, R ERA: 8.1	(8, 1)	0.2		3	1	1	1	1	0	0	0	0	0	0	13	19	13.50	1.500
54 Martín Pérez, L ERA: 9.64	(8, 1)	1.1		10	5	4	4	1	2	0	0	0	0	0	23	39	27.00	5.250

PITCHER	IP	WLS	BF	H	R	ER	SO	BB	IBB	HBP	BLK	WP	HR	S	P	ERA	WHIP

BOTTOM

Batter	1	2	3	4	5	6	7	8	9	AB	R	H	RBI	BB	SO	LOB
2 Marcus Semien, R (1, 4) OBP: 0.265, SLG: 0.226	C FF 93 S FC 91 B SL 86 B SI 93 F CH 90 F CH 90 S SL 87 2-3 ① **K**			S FF 92 X CH 89 0-1 ① **F7**		C SL 85 C FC 92 B SI 94 B SL 87 C FF 93 2-3 ① **K**			F SI 91 B SI 92 F CU 83 X SI 93 1-2 **53 DI 1B**	4	0	1	0	0	2	0
5 Corey Seager, L (1, 6) OBP: 0.456, SLG: 0.623	B SI 94 X CH 90 1-0 ② **P6**			X SI 93 0-0 ② **L8**		B SI 94 C SI 94 F CH 90 B FF 93 F CH 90 S FC 92 2-3 ② **K**			X CU 83 0-0 ① **L8**	4	0	0	0	0	1	1
32 Evan Carter, L (1, 7) OBP: 0.431, SLG: 0.542 4 Robbie Grossman, S (9, PH) OBP: 0.150, SLG: 0.158	C FF 93 B FC 92 F FC 92 C FC 93 1-3 ③ **K**			F FF 93 X CH 89 0-1 **1B**		C CU 83 B CH 91 F FC 92 S CU 85 1-3 ③ **K**			B FF 97 C FC 90 F FC 90 C SL 85 1-3 ② **K**	3 1	0 0	1 0	0 0	0 0	2 1	0 1
53 Adolis García, R (1, 9) OBP: 0.391, SLG: 0.763		C FF 93 X CH 90 0-1 ① **G5-3**		B FF 92 1 SAFE X CH 90 1-0 ③ **F9**			B SL 85 C FC 91 S FF 93 B FF 93 F CU 84 C FF 94 2-3 ① **K**		B FC 90 1 SAFE F FC 91 B FF 97 B FC 90 D FC 91 4-1 **1-2 BB**	3	0	0	0	1	1	1
18 Mitch Garver, R (1, 10) OBP: 0.362, SLG: 0.537		C FF 92 S SL 86 B SL 87 X SI 93 1-2 ② **P5**			C FC 91 B SL 85 X SI 93 1-1 **HR**		C FC 92 S FC 92 X SL 87 0-2 ② **G5-3**		B FF 98 B FC 90 C FF 97 S FF 97 X FF 97 2-2 ③ **L5**	4	1	1	1	0	0	2
28 Jonah Heim, S (1, 2) OBP: 0.288, SLG: 0.333		X FC 93 0-0 ③ **F8**			F CH 89 B SI 94 F FC 92 B FC 92 X CH 90 2-2 ① **G3-1**		B FF 93 B SI 93 C CH 89 B FF 93 C FC 92 C SI 94 3-3 ③ **K**			3	0	0	0	0	1	0
30 Nathaniel Lowe, L (1, 3) OBP: 0.250, SLG: 0.375			B FF 92 F CH 89 B FC 91 F FC 91 F FC 92 F CH 90 C FC 93 2-3 ① **K**		X CU 83 0-0 ② **F7**			C SI 89 B CU 83 F SI 90 X CU 83 1-2 ① **G4-3**		3	0	0	0	0	1	0
6 Josh Jung, R (1, 5) OBP: 0.328, SLG: 0.566			C SI 94 B FC 92 B FF 93 F SL 86 B CH 90 X SI 94 3-2 ② **G6-3**		X CH 90 0-0 **1B**			B SI 91 B SI 91 X SI 92 2-0 ② **G5-3**		3	0	1	0	0	0	0
3 Leody Taveras, S (1, 8) OBP: 0.339, SLG: 0.340			C SI 92 S CH 89 S CH 90 0-3 ③ **K**		C SI 93 B CH 89 1 SAFE B CH 90 C FF 93 F FC 92 X CH 90 2-2 ③ **G1-3**			C SI 92 C SI 91 B SI 93 B SI 93 X CU 84 2-2 ③ **G6-3**		3	0	0	0	0	1	1
Inning Stats	R: 0 E: 0 K: 2 S: 9 H: 0 LOB: 0 BB: 0 P: 13	R: 0 E: 0 K: 0 S: 6 H: 0 LOB: 0 BB: 0 P: 7	R: 0 E: 0 K: 2 S: 11 H: 0 LOB: 0 BB: 0 P: 16	R: 0 E: 0 K: 0 S: 6 H: 1 LOB: 1 BB: 0 P: 7	R: 1 E: 0 K: 0 S: 11 H: 2 LOB: 1 BB: 0 P: 16	R: 0 E: 0 K: 3 S: 10 H: 0 LOB: 0 BB: 0 P: 15	R: 0 E: 0 K: 2 S: 10 H: 0 LOB: 0 BB: 0 P: 15	R: 0 E: 0 K: 0 S: 7 H: 0 LOB: 0 BB: 0 P: 12	R: 0 E: 0 K: 1 S: 11 H: 1 LOB: 2 BB: 1 P: 19	1B: 3 2B: 0 3B: 0 HR: 1 SF: 0 SAC: 0 DP: 0 HBP: 0						

PITCHER		IP	WLS	BF	H	R	ER	SO	BB	IBB	HBP	BLK	WP	HR	S	P	ERA	WHIP
29 Merrill Kelly, R ERA: 2.25	(1, 1)	7.0	W	24	3	1	1	9	0	0	0	0	0	1	63	89	1.29	0.429
57 Andrew Saalfrank, L ERA: 3.86	(8, 1)	1.1		5	1	0	0	0	0	0	0	0	0	0	11	17	0.00	0.750
65 Luis Frías, R ERA: 2.08	(9, 1)	0.2		3	0	0	0	1	1	0	0	0	0	0	7	14	0.00	1.500

PITCHER	IP	WLS	BF	H	R	ER	SO	BB	IBB	HBP	BLK	WP	HR	S	P	ERA	WHIP

Arizona Diamondbacks @ Texas Rangers

Globe Life Field, Arlington, TX

Sat Oct 28 2023, 7:05 PM - 10:05 PM CDT

Att. 42,500 - Roof Closed - 74 F

livebaseballscorecards.com

AB	31
R	1
H	4
RBI	1
BB	1
SO	10
LOB	6

WP: 0	PA: 32		
PB: 0			
SB: 0			
CS: 0			

Batter	1	2	3	4	5	6	7	8	9	AB	R	H	RBI	BB	SO	LOB
2 Marcus Semien, R (1, 4) OBP: 0.264, SLG: 0.227	F FF 94 B ST 87 B SI 94 B FF 95 X FF 94 3-1 ① F9		F ST 85 B SI 94 B SI 84 X FF 94 2-1 5 HR 3-H 1B		C FF 92 B ST 87 X ST 84 1-1 ③ G5-3			B FF 96 C FF 97 B FF 97 X FF 97 2-1 ① G4-3		4	1	1	1	0	0	1
5 Corey Seager, L (1, 6) OBP: 0.444, SLG: 0.649	X SI 94 0-0 ② G3-1		X CH 87 0-0 1-H HR			B SI 94 B SI 93 X CH 87 2-0 ① F8		B FC 91 C FF 97 T FF 97 S FC 92 1-3 ② K		4	1	1	2	0	1	0
53 Adolis García, R (1, 9) OBP: 0.382, SLG: 0.726 16 Travis Jankowski, L (8, 9) OBP: 0.500, SLG: 0.500	C FF 94 B ST 86 B ST 86 X CH 88 2-1 ③ F8		S FF 95 C FF 94 F FF 93 F SI 95 B ST 85 T FF 94 1-2 ③ K			S ST 86 S FF 94 B ST 84 B CH 88 F FF 95 B ST 86 B ST 85 4-2 32 1B BB		B FC 90 X FF 98 1-0 ③ F8		3 0	0 0	0 0	0 0	1 0	1 0	0 0
32 Evan Carter, L (1, 7) OBP: 0.452, SLG: 0.549		C CU 79 X CH 88 0-1 18 G1-4-3 1B		B SI 93 S CH 86 X FF 93 1-1 ① G4-3		B SI 96 B CH 89 C CH 90 X SI 95 2-1 1-2 1B			B FF 96 B FF 96 B FF 95 B FF 96 4-0 BB	3	0	2	0	1	0	0
18 Mitch Garver, R (1, 10) OBP: 0.333, SLG: 0.489		B ST 83 F ST 85 X SI 93 1-1 ① ② G1-4-3 1-2f		B ST 85 C FF 93 F SI 93 S ST 85 1-3 ② K		C SL 81 B SL 83 B SL 82 C SI 96 F CH 89 X SL 82 2-2 ② F8			C FF 95 X FF 96 0-1 ① F8	4	0	0	0	0	1	4
28 Jonah Heim, S (1, 2) OBP: 0.270, SLG: 0.310		S SI 94 T FF 94 X FF 94 0-2 ③ F8		B CH 87 C SI 93 B SI 94 X FF 94 2-1 ③ F7		X CH 92 0-0 ③ G5-3			C FF 96 1 SAFE S FF 96 1 SAFE B FF 97 S SL 85 1-3 ② K	4	0	0	0	0	1	3
30 Nathaniel Lowe, L (1, 3) OBP: 0.266, SLG: 0.390			T FF 94 C SI 93 F FF 93 B SI 94 F ST 85 F FF 94 B CH 88 B FF 94 X SI 94 3-2 3 G4-3 2 1B 2B		B SI 93 S FF 93 B FF 93 F SI 93 F FF 94 B FF 92 B FF 92 4-2 BB		F SL 85 B FF 91 B SL 85 X FF 91 2-1 ① F7		B SI 93 C SI 92 F SI 92 X SI 92 1-2 ③ G1-4-3	3	1	1	0	1	0	1
6 Josh Jung, R (1, 5) OBP: 0.311, SLG: 0.536			C SI 94 B ST 86 F SI 93 S SI 94 1-3 ① K		C ST 86 S ST 85 F SI 93 B ST 85 F FF 92 S ST 85 1-3 ① K		B FC 88 B FF 91 X FC 89 2-0 ② G6-3			3	0	0	0	0	2	2
3 Leody Taveras, S (1, 8) OBP: 0.322, SLG: 0.320			S SI 92 F FF 94 B FF 93 B CH 86 X SI 94 2-2 ② G4-3 2-3		F CH 85 B SI 92 X CH 85 1-1 ② L5		C FC 88 B FC 88 B FF 91 C FF 91 X SL 86 2-2 ③ G5-3			3	0	0	0	0	0	2
Inning Stats	R: 0 E: 0 K: 0 S: 5 H: 0 LOB: 0 BB: 0 P: 10	R: 0 E: 0 K: 0 S: 7 H: 1 LOB: 0 BB: 0 P: 8	R: 3 E: 0 K: 2 S: 20 H: 3 LOB: 0 BB: 0 P: 29	R: 0 E: 0 K: 1 S: 7 H: 0 LOB: 0 BB: 0 P: 11	R: 0 E: 0 K: 1 S: 12 H: 0 LOB: 1 BB: 1 P: 19	R: 0 E: 0 K: 0 S: 11 H: 1 LOB: 2 BB: 1 P: 21	R: 0 E: 0 K: 0 S: 6 H: 0 LOB: 0 BB: 0 P: 12	R: 0 E: 0 K: 1 S: 6 H: 0 LOB: 0 BB: 0 P: 10	R: 0 E: 0 K: 1 S: 8 H: 0 LOB: 1 BB: 1 P: 14	1B: 3 2B: 1 3B: 0 HR: 1 SF: 0 SAC: 0 DP: 1 HBP: 0						

PITCHER		IP	WLS	BF	H	R	ER	SO	BB	IBB	HBP	BLK	WP	HR	S	P	ERA	WHIP
32 Brandon Pfaadt, R ERA: 3.27	(1, 1)	5.1	L	21	4	3	3	4	2	0	0	0	0	1	55	87	5.06	1.125
50 Miguel Castro, R ERA: 6.35	(6, 1)	0.2		3	1	0	0	0	0	0	0	0	0	0	7	11	0.00	1.500
24 Kyle Nelson, L ERA: 2.08	(7, 1)	1.0		3	0	0	0	0	0	0	0	0	0	0	6	12	0.00	0.000
65 Luis Frías, R ERA: 1.5	(8, 1)	1.2		6	0	0	0	2	1	0	0	0	0	0	11	20	0.00	0.600
57 Andrew Saalfrank, L ERA: 3.6	(9, 1)	0.1		1	0	0	0	0	0	0	0	0	0	0	3	4	0.00	0.000

PITCHER	IP	WLS	BF	H	R	ER	SO	BB	IBB	HBP	BLK	WP	HR	S	P	ERA	WHIP

TOP

Texas Rangers @ Arizona Diamondbacks

Chase Field, Phoenix, AZ

Mon Oct 30 2023, 5:05 PM - 7:55 PM MST

Att. 48,517 - Clear - 78 F

livebaseballscorecards.com

AB	31
R	3
H	5
RBI	3
BB	3
SO	6
LOB	13

WP: 0	PA: 34		
PB: 0			
SB: 0			
CS: 0			

BOTTOM

Texas Rangers @ Arizona Diamondbacks

Chase Field, Phoenix, AZ

Mon Oct 30 2023, 5:05 PM - 7:55 PM MST

Att. 48,517 - Clear - 78 F

livebaseballscorecards.com

Batter	1	2	3	4	5	6	7	8	9	AB	R	H	RBI	BB	SO	LOB
7 Corbin Carroll, L (1, 9) OBP: 0.373, SLG: 0.439	B CU 78 C FF 94 B FC 89 S FF 94 X FC 90 2-2 ① G6-3		B FC 88 B FF 93 B FC 88 C FF 92 B FF 92 4-1 4 WP BB			F FF 96 F FF 97 S FF 98 0-3 ② K		B FF 100 F FF 100 1 SAFE C FF 100 B FF 100 F FF 100 C SL 89 2-3 ① K		3	0	0	0	1	2	1
4 Ketel Marte, S (1, 4) OBP: 0.362, SLG: 0.545	B FF 94 B CH 84 B FF 94 C FF 94 B CH 84 4-1 14 G5-4-3 BB		F CH 81 B CH 81 X FF 94 1-1 ③ F7 1-2			X FF 97 0-0 1B		X SI 101 0-0 ②③ G 1-2f		3	0	1	0	1	0	2
14 Gabriel Moreno, R (1, 2) OBP: 0.295, SLG: 0.464	C SL 86 X SL 85 0-1 ②③ G5-4-3 1-2f			C SL 89 B SL 89 S FF 97 B SL 91 F FF 97 F SL 88 S SL 90 2-3 ① K		X SL 92 0-0 ③ F9			B SL 84 B SL 83 B FF 97 C FF 96 C FC 91 X SL 85 3-2 ① G5-3	4	0	0	0	0	1	2
53 Christian Walker, R (1, 3) OBP: 0.333, SLG: 0.308		X FF 94 0-0 28 1B 2B		C SL 89 X SL 90 0-1 ② G5-3			B SL 89 X SL 88 1-0 ① G4-3		C FC 90 F SL 83 B FF 98 B SL 84 F FC 91 S SL 85 2-3 ② K	4	0	1	0	0	1	0
28 Tommy Pham, R (1, 10) OBP: 0.304, SLG: 0.509		D SL 86 X SL 85 1-0 ① 2-H 1B		F FF 98 X SL 90 0-1 ③ F8			B CU 84 X CU 84 1-0 2B		C SI 97 F SL 82 B SL 83 S FF 98 1-3 ③ K	4	0	2	0	0	1	0
12 Lourdes Gurriel Jr., R (1, 7) OBP: 0.279, SLG: 0.407		F FF 94 X CU 74 0-1 ② P4			F FF 96 C FF 97 F FF 97 X SL 90 0-2 ① G5-3		C CU 85 F FF 98 S CU 88 0-3 ② K			3	0	0	0	0	1	2
5 Alek Thomas, L (1, 8) OBP: 0.294, SLG: 0.522		C CU 74 B FF 95 X FF 95 1-1 ③ G1-5-3			X CU 80 0-0 ② G1		C CU 86 B FF 99 F FF 98 B CU 87 F FF 97 F CU 87 F CU 86 B SL 90 S CU 86 3-3 ③ K			3	0	0	0	0	1	2
3 Evan Longoria, R (1, 5) OBP: 0.220, SLG: 0.200 26 Pavin Smith, L (8, PH) OBP: 0.400, SLG: 0.333 13 Emmanuel Rivera, R (8, PH) OBP: 0.333, SLG: 0.357 (9, 5)			C CU 76 C FF 95 B SL 86 S SL 86 1-3 ① K		T FF 98 F SL 90 B SL 90 X SL 89 1-2 ③ P3			B FF 100 C FF 96 B FF 97 F FF 96 X SI 100 2-2 2 1B 2B		2 0 1	0 0 1	0 0 1	0 0 0	0 0 0	1 0 0	0 0 0
2 Geraldo Perdomo, S (1, 6) OBP: 0.380, SLG: 0.432			C CU 74 B FF 94 F FF 94 X FC 88 1-2 ② F9			B FF 96 C FF 96 C SL 90 B SL 90 S FF 96 2-3 ① K		F FF 98 B FF 99 B SL 87 X FF 98 2-1 4 G 2-H 1B		3	0	1	1	0	1	0
Inning Stats	R: 0 E: 0 K: 0 S: 6 H: 0 LOB: 0 BB: 1 P: 12	R: 0 E: 0 K: 0 S: 6 H: 2 LOB: 1 BB: 0 P: 8	R: 0 E: 0 K: 1 S: 9 H: 0 LOB: 1 BB: 1 P: 16	R: 0 E: 0 K: 1 S: 9 H: 0 LOB: 0 BB: 0 P: 11	R: 0 E: 0 K: 0 S: 8 H: 0 LOB: 0 BB: 0 P: 9	R: 0 E: 0 K: 2 S: 8 H: 1 LOB: 1 BB: 0 P: 10	R: 0 E: 0 K: 2 S: 11 H: 1 LOB: 1 BB: 0 P: 16	R: 1 E: 0 K: 1 S: 10 H: 2 LOB: 0 BB: 0 P: 16	R: 0 E: 0 K: 2 S: 10 H: 0 LOB: 0 BB: 0 P: 16	1B: 3 2B: 3 3B: 0 HR: 0 SF: 0 SAC: 0 DP: 2 HBP: 0						

	AB	30
	R	1
	H	6
	RBI	1
	BB	2
	SO	9
	LOB	9

WP: 1 PA: 32
PB: 0
SB: 0
CS: 0

PITCHER		IP	WLS	BF	H	R	ER	SO	BB	IBB	HBP	BLK	WP	HR	S	P	ERA	WHIP
31 Max Scherzer, R ERA: 6.52	(1, 1)	3.0		11	2	0	0	1	2	0	0	0	1	0	21	36	0.00	1.333
22 Jon Gray, R ERA: 1.59	(4, 1)	3.0	W	10	1	0	0	3	0	0	0	0	0	0	25	30	0.00	0.333
66 Josh Sborz, R ERA: 0.93	(7, 1)	1.0	H	4	1	0	0	2	0	0	0	0	0	0	11	16	0.00	1.000
45 Aroldis Chapman, L ERA: 2.45	(8, 1)	1.0	H	4	2	1	1	1	0	0	0	0	0	0	10	16	9.00	2.000
25 José Leclerc, R ERA: 3.38	(9, 1)	1.0	S	3	0	0	0	2	0	0	0	0	0	0	10	16	0.00	0.000

PITCHER	IP	WLS	BF	H	R	ER	SO	BB	IBB	HBP	BLK	WP	HR	S	P	ERA	WHIP

Texas Rangers @ Arizona Diamondbacks

Chase Field, Phoenix, AZ

Tue Oct 31 2023, 5:07 PM - 8:23 PM MST

Att. 48,388 - Clear - 78 F

livebaseballscorecards.com

Batter	1	2	3	4	5	6	7	8	9	AB	R	H	RBI	BB	SO	LOB
2 Marcus Semien, R (1, 4) OBP: 0.273, SLG: 0.310	S SI 90 B SI 90 B CH 82 B SI 89 S SI 89 F SI 89 F SI 89 X SI 90 3-2 ① G6-3	F SL 80 B SL 82 S CH 89 X SL 80 1-2 5 HR 1-H 2-H 3B	T FF 97 X FF 96 0-1 2-H 3-H HR			X FF 94 0-0 ② P2		C SL 82 B SL 81 F FF 94 B FF 93 C SL 80 2-3 ③ K		5	2	2	5	0	1	0
5 Corey Seager, L (1, 6) OBP: 0.442, SLG: 0.694 47 Josh Smith, L (9, PR) (9, 6)	X SI 90 0-0 ② F7	D SL 87 X SL 86 1-0 3-H HR	S FC 91 B FC 90 F FC 91 S FF 97 1-3 ③ K			B FF 96 F FF 95 F FF 95 S FF 95 1-3 ③ K			X FF 92 0-0 2B	5 0	1 0	2 0	2 0	0 0	2 0	0 0
18 Mitch Garver, R (1, 10) OBP: 0.321, SLG: 0.449	S CH 82 B CH 82 S CU 80 F CH 83 B FF 92 B CU 80 F CH 82 B SI 91 4-2 BB	B FC 90 B FC 90 X SL 87 2-0 ③ G5-3		C SL 81 B FF 95 B SL 80 F FF 95 B CU 80 S SL 81 3-3 ① K			B CU 78 C FF 93 S SL 80 F SL 80 T FF 94 1-2 ① K		C SL 79 F FF 92 B FF 94 S SL 82 1-3 ① K	4	0	0	0	1	3	1
32 Evan Carter, L (1, 7) OBP: 0.433, SLG: 0.509	C CU 79 C SI 92 X CU 80 0-2 ③ F8		B SL 85 C FF 91 B SL 85 B FF 92 X FF 91 3-1 ① G3	B FF 96 X FF 95 1-0 ② G3			B CU 79 F CU 79 X FF 94 1-1 ② G1-3		H SI 90 1-0 6 G6-4-3 HBP	4	0	0	0	0	0	1
6 Josh Jung, R (1, 5) OBP: 0.333, SLG: 0.557		F SI 90 B CH 82 C SI 91 B SI 90 X SI 91 2-2 28 G4-3 3 WP 2B	B FC 89 X SL 86 1-0 28 E 30 1B 16 2B 1B	F FF 96 F FF 96 X SL 83 0-2 ③ F8			B SL 82 B FF 94 C SL 82 X FF 94 2-1 1B		X SI 90 0-0 ② ③ G6-4-3 1-2f	5	2	3	0	0	0	2
30 Nathaniel Lowe, L (1, 3) OBP: 0.265, SLG: 0.381		S CU 81 F CU 81 S CU 82 0-3 ① K	C FF 92 F SL 87 D SL 86 F FF 93 D SL 86 B FF 93 X FF 92 3-2 28 E 16 2B 1-2 1B		C FF 94 B FF 93 C FF 95 B FF 94 F FF 95 X SL 80 2-2 ① F8		X FF 93 0-0 ③ L7			4	1	1	0	0	1	2
28 Jonah Heim, S (1, 2) OBP: 0.269, SLG: 0.355		B SI 96 B CH 89 C SI 96 F SI 95 B CH 89 X SI 94 3-2 ② G4-3 2-3	X FC 87 0-0 FC3 16 2B 2 HR 1-2 2-3		B FF 95 F FF 94 T FF 95 C FF 96 1-3 ② K			C FF 93 B FF 93 X CH 82 1-1 HR		4	2	1	1	0	1	3
3 Leody Taveras, S (1, 8) OBP: 0.317, SLG: 0.302		B CH 90 C SL 80 B CH 90 C SI 94 B CH 91 B SI 95 4-2 16 1B 2 3B 3-H BB	B FF 95 C FF 95 B FF 95 C FC 90 F FC 90 B FC 88 S FC 90 3-3 ② K		X CU 79 0-0 ③ P5			B FF 94 B FF 93 C FF 92 C FF 92 X FF 94 2-2 ① G6-3		3	1	0	0	1	1	3
16 Travis Jankowski, L (1, 9) OBP: 0.500, SLG: 0.667		S SI 96 X SI 94 0-1 2 3B 1-2 1B	C FC 89 B SL 84 X FC 89 1-1 2 HR 1-3 2-H 3-H 2B			B CU 77 B FF 94 C FF 92 B CU 78 X FF 92 3-1 ① G4-3		C FF 92 B FF 93 C FF 93 B FF 94 X FF 93 2-2 ② G1-3		4	2	2	2	0	0	0
Inning Stats	R: 0 E: 0 K: 0 S: 13 H: 0 LOB: 1 BB: 1 P: 20	R: 5 E: 0 K: 1 S: 18 H: 4 LOB: 0 BB: 1 P: 31	R: 5 E: 1 K: 2 S: 19 H: 4 LOB: 0 BB: 0 P: 31	R: 0 E: 0 K: 1 S: 7 H: 0 LOB: 0 BB: 0 P: 11	R: 0 E: 0 K: 1 S: 8 H: 0 LOB: 0 BB: 0 P: 11	R: 0 E: 0 K: 1 S: 6 H: 0 LOB: 0 BB: 0 P: 10	R: 0 E: 0 K: 1 S: 9 H: 1 LOB: 1 BB: 0 P: 13	R: 1 E: 0 K: 1 S: 11 H: 1 LOB: 0 BB: 0 P: 18	R: 0 E: 0 K: 1 S: 5 H: 1 LOB: 1 BB: 0 P: 7	1B: 4 2B: 3 3B: 1 HR: 3 SF: 0 SAC: 0 DP: 1 HBP: 1						

TOP	
AB	38
R	11
H	11
RBI	10
BB	2
SO	9
LOB	12
WP: 1	PA: 41
PB: 0	
SB: 0	
CS: 0	

PITCHER		IP	WLS	BF	H	R	ER	SO	BB	IBB	HBP	BLK	WP	HR	S	P	ERA	WHIP
35 Joe Mantiply, L ERA: 4.7	(1, 1)	1.1	L	6	1	1	1	1	1	0	0	0	0	0	19	28	6.75	1.500
50 Miguel Castro, R ERA: 10.5	(2, 1)	0.1		4	2	2	2	0	1	0	0	0	1	0	10	18	54.00	9.000
24 Kyle Nelson, L ERA: 3.6	(2, 1)	0.2		5	3	4	2	0	0	0	0	0	0	1	9	19	27.00	4.500
65 Luis Frías, R ERA: 1.35	(3, 1)	0.2		5	2	3	0	2	0	0	0	0	0	1	12	17	0.00	3.000
19 Ryne Nelson, R ERA: 5.68	(4, 1)	5.1		19	3	1	1	6	0	0	0	0	0	1	45	68	1.69	0.562

PITCHER		IP	WLS	BF	H	R	ER	SO	BB	IBB	HBP	BLK	WP	HR	S	P	ERA	WHIP
57 Andrew Saalfrank, L ERA: 3.18	(9, 1)	0.2		2	0	0	0	0	0	0	1	0	0	0	1	2	0.00	0.000

Batter	1	2	3	4	5	6	7	8	9	AB	R	H	RBI	BB	SO	LOB
4 Ketel Marte, S (1, 4) OBP: 0.365, SLG: 0.549	B FF 93 C CH 82 B CH 84 X FF 92 2-1 53 CS 1B		C CH 83 S SL 80 X FF 92 0-2 2B		C SL 79 X CH 83 0-1 ② G3 1-2			B FF 95 B FF 94 F FF 94 F FF 94 X CH 88 2-2 ① F8	F FF 92 S SL 82 S SL 83 0-3 ① K	5	0	2	0	0	1	3
7 Corbin Carroll, L (1, 9) OBP: 0.361, SLG: 0.419	F FF 92 C FF 92 1 SAFE B FF 94 S CH 83 1-3 ① K		B FF 93 X SL 81 1-0 ③ G3-1		F CH 81 X FF 92 0-1 ③ G1-3			C FF 96 X SL 86 0-1 53 1B 14 1B 28 SF9 1B	B FF 94 C FF 92 S SL 82 F SL 82 S FF 93 1-3 ② K 1-2	5	1	1	0	0	2	5
14 Gabriel Moreno, R (1, 2) OBP: 0.318, SLG: 0.467	B FF 93 F CH 83 C FF 94 1 SAFE F FF 93 F CH 84 S FF 92 1-3 ② K			B CH 82 C FF 91 B CH 84 B FF 92 B FF 89 4-1 53 2B 12 SF9 BB		C SI 93 S SL 94 B SL 84 B SL 83 F SI 94 X SL 83 2-2 ① G5-3		B SI 93 S FF 94 B CH 88 X CH 88 2-1 28 SF9 12 HR 53 1B 1-2 1B	B FF 96 B FF 95 C FF 96 F FO 91 X SL 84 2-2 2-H 3-H 1B	4	2	2	2	1	1	1
53 Christian Walker, R (1, 3) OBP: 0.352, SLG: 0.351	B CH 84 F FF 93 B FF 91 2-1 ③ CS 1-2	C SL 80 B CH 84 F FF 92 X CH 85 1-2 ① G6-3		X CH 84 0-0 12 SF9 1-3 2B		F SL 83 B SL 84 B SI 93 S SL 83 B SI 93 X SL 83 3-2 28 1B 1B		B FF 95 B FF 95 X FF 96 2-0 12 HR 1-2 2-3 1B	S SL 85 F SL 84 B FF 95 B FF 97 X SL 83 2-2 ③ P3	5	1	3	0	0	0	1
28 Tommy Pham, R (1, 10) OBP: 0.300, SLG: 0.500		B FF 93 C CH 83 X CH 84 1-1 ② F8	B FF 92 F FF 91 B CH 82 B FF 90 F FF 91 C FF 92 3-3 ① K		X SI 92 0-0 12 G6-4-3 1-2 1B			B FF 92 C FF 92 S CH 86 B FF 92 F CH 86 F FF 93 F CU 79 B FF 94 F FF 92 3-2 ② X FF 93 SF9 2-3 3-H		3	0	1	1	0	1	2
12 Lourdes Gurriel Jr., R (1, 7) OBP: 0.292, SLG: 0.468		C FF 93 B FF 92 X SL 81 1-1 1B	B FF 92 F FF 92 B FF 93 X FF 92 2-1 ② SF9 2-3 3-H		C FC 89 B SI 93 X SI 93 1-1 ②③ G6-4-3 1-2f			S CU 81 X FF 92 0-1 1-H 3-H HR		3	1	2	4	0	0	2
5 Alek Thomas, L (1, 8) OBP: 0.273, SLG: 0.480		B FF 92 S SL 83 D SL 82 F FF 92 D SL 86 X FF 92 3-2 ③ L7	D SL 83 B FF 92 X FF 91 2-0 ③ G4-3			B FF 90 F FF 90 S CH 82 F FF 92 F CH 83 B SL 84 F FF 92 F CH 83 S CH 83 2-3 ① K	C CU 78 S CH 84 X CH 86 0-2 ③ G6-3		4	0	0	0	0	1	2
13 Emmanuel Rivera, R (1, 5) OBP: 0.278, SLG: 0.294 26 Pavin Smith, L (9, PH) OBP: 0.400, SLG: 0.333 10 Jordan Lawlar, R (9, PH)			C FF 92 B FF 92 F FF 91 B FF 92 F SL 81 B FF 92 F FF 91 X FF 92 3-2 ① L7		C FF 91 B FF 91 X CH 83 1-1 ① G5-3		X FF 90 0-0 ② F9		S SL 80 C SL 81 B SL 80 F SL 81 B FF 92 B SL 80 B FF 92 4-2 2 1B 14 1B BB	3 0 0	0 0 1	0 0 0	0 0 0	0 0 1	0 0 0	0 0 0
2 Geraldo Perdomo, S (1, 6) OBP: 0.389, SLG: 0.426			B FF 92 X CH 82 1-0 ② G6-3		C SL 80 B CH 84 S FF 91 B SL 80 B SL 79 B FF 91 4-2 4 G3 BB		C CH 83 B SL 82 X FF 91 1-1 ③ F9		C SL 80 X SL 81 0-1 7 DI 14 1B 1-3 1B	3	1	1	0	1	0	0
Inning Stats	R: 0 E: 0 K: 2 S: 11 H: 1 LOB: 0 BB: 0 P: 17	R: 0 E: 0 K: 0 S: 10 H: 1 LOB: 1 BB: 0 P: 16	R: 0 E: 0 K: 0 S: 10 H: 1 LOB: 1 BB: 1 P: 15	R: 1 E: 0 K: 1 S: 8 H: 1 LOB: 1 BB: 1 P: 19	R: 0 E: 0 K: 0 S: 8 H: 0 LOB: 1 BB: 1 P: 13	R: 0 E: 0 K: 0 S: 10 H: 2 LOB: 1 BB: 0 P: 16	R: 0 E: 0 K: 1 S: 10 H: 0 LOB: 0 BB: 0 P: 13	R: 4 E: 0 K: 0 S: 20 H: 4 LOB: 0 BB: 0 P: 29	R: 2 E: 0 K: 2 S: 19 H: 2 LOB: 1 BB: 1 P: 28	1B: 9 2B: 2 3B: 0 HR: 1 SF: 2 SAC: 0 DP: 1 HBP: 0						WP: 0 PB: 0 SB: 0 CS: 1 PA: 41

PITCHER		IP	WLS	BF	H	R	ER	SO	BB	IBB	HBP	BLK	WP	HR	S	P	ERA	WHIP
44 Andrew Heaney, L ERA: 4.09	(1, 1)	5.0	W	20	4	1	1	3	2	0	0	0	0	0	47	80	1.80	1.200
33 Dane Dunning, R ERA: 5.14	(6, 1)	1.0		4	2	0	0	0	0	0	0	0	0	0	10	16	0.00	2.000
61 Cody Bradford, L ERA: 1.17	(7, 1)	1.0		3	0	0	0	1	0	0	0	0	0	0	10	13	0.00	0.000
46 Brock Burke, L ERA: 67.5	(8, 1)	0.1		4	3	3	3	0	0	0	0	0	0	0	8	14	81.00	9.000
35 Chris Stratton, R ERA: 9.0	(8, 1)	0.2		3	1	1	1	0	0	0	0	0	0	1	12	15	13.50	1.500

PITCHER		IP	WLS	BF	H	R	ER	SO	BB	IBB	HBP	BLK	WP	HR	S	P	ERA	WHIP
51 Will Smith, L ERA: 10.8	(9, 1)	0.2		4	1	2	2	2	1	0	0	0	0	0	13	18	27.00	3.000
25 José Leclerc, R ERA: 3.29	(9, 1)	0.1		2	1	0	0	0	0	0	0	0	0	0	6	10	0.00	3.000

BOTTOM

Texas Rangers @ Arizona Diamondbacks

Chase Field, Phoenix, AZ

Tue Oct 31 2023, 5:07 PM - 8:23 PM MST

Att. 48,388 - Clear - 78 F

livebaseballscorecards.com

AB	35
R	7
H	12
RBI	7
BB	3
SO	6
LOB	16

Batter	1	2	3	4	5	6	7	8	9	AB	R	H	RBI	BB	SO	LOB
2 Marcus Semien, R (1, 4) OBP: 0.280, SLG: 0.355	B FF 94 B FF 96 F FF 95 X FF 95 2-1 F8			X KC 82 0-0 G6-3		B FC 89 F FF 94 F FF 94 F CH 88 B KC 82 F SL 88 S FF 94 2-3 K		B SL 88 F FF 96 1 SAFE X SI 95 1-1 5 BB 1-2 1B	F ST 86 X FF 92 0-1 3-H HR	5	1	2	2	0	1	0
5 Corey Seager, L (1, 6) OBP: 0.451, SLG: 0.682	B CH 89 C KC 83 C FF 95 F KC 83 X CH 88 1-2 G6-3			X CH 87 0-0 G4-3			B CH 86 S KC 82 F KC 82 X KC 81 1-2 32 2B 18 1B 1B	F SL 89 F SL 89 B FF 98 B FF 97 B SL 88 B SL 88 4-2 1-2 2-3 BB	S ST 86 X ST 86 0-1 1B	4	1	2	0	1	0	0
32 Evan Carter, L (1, 7) OBP: 0.417, SLG: 0.500	C KC 84 B FF 95 F KC 84 S KC 84 1-3 K			B FF 94 C FF 92 B KC 83 C FF 93 B FF 94 S KC 83 3-3 K			B FF 94 X KC 83 1-0 18 1B 30 FC3-2-5-1 1-3 2B	B FF 96 B FF 96 C SI 95 C SI 96 S SL 89 2-3 K	C FF 92 B ST 85 F ST 85 B FF 92 B FF 93 T ST 84 3-2 K	5	0	1	0	0	4	4
18 Mitch Garver, R (1, 10) OBP: 0.317, SLG: 0.434		B FF 94 C KC 82 C FF 95 S KC 82 1-3 K			C FF 93 B FC 88 S KC 82 B KC 82 F FF 95 F FF 94 F SL 87 X KC 83 2-2 F7		F KC 83 X FF 94 0-1 30 FC3-2-5-1 2-3 3-H 1B	B SL 88 C SI 96 F SI 96 D SL 90 X SI 95 2-2 G6-3		4	0	1	1	0	1	3
6 Josh Jung, R (1, 5) OBP: 0.329, SLG: 0.538		B FF 96 X SL 89 1-0 G6-3			B FF 94 S CH 88 F KC 83 F FF 95 X CH 89 1-2 F7		S SL 87 F SL 88 S FF 92 0-3 K		X FF 91 0-0 30 1B 28 1B 1B	4	1	1	0	0	1	2
30 Nathaniel Lowe, L (1, 3) OBP: 0.278, SLG: 0.379		X FF 95 0-0 G4-3			B FF 94 C CH 88 B FF 94 B CH 86 D FF 95 4-1 BB		B FF 96 C SL 87 B FF 96 X SL 87 2-1 FC3-2-5-1 1-2 3-H		B ST 85 B FF 92 X FF 93 2-0 28 1B 28 E 1-2 1B	3	1	1	0	1	0	2
28 Jonah Heim, S (1, 2) OBP: 0.268, SLG: 0.348			X FF 94 0-0 G4-3		C FF 93 F FF 93 B FF 93 F FF 94 F FF 94 S KC 82 1-3 K		B FF 97 B FF 97 X FF 97 2-0 P2		X FF 93 0-0 E8 2 HR 1-H 2-H 1B	4	1	1	1	0	1	3
3 Leody Taveras, S (1, 8) OBP: 0.299, SLG: 0.281			B FF 93 C KC 83 B FF 94 F KC 82 X KC 82 2-2 F8			X FF 93 0-0 G4-3		X FF 95 0-0 B5-3	C ST 85 F FF 92 D ST 86 T FF 93 1-2 K	4	0	0	0	0	1	1
16 Travis Jankowski, L (1, 9) OBP: 0.400, SLG: 0.444			X FF 94 0-0 G6-3			B FF 93 B KC 81 B FF 92 C FF 93 X FF 93 3-1 F7		B FF 96 B SL 87 C FF 96 B SL 88 B FF 95 4-1 5 BB 2 1B BB	X FF 92 0-0 G6-3	3	0	0	0	1	0	1
Inning Stats	R: 0 E: 0 K: 1 S: 9 H: 0 LOB: 0 BB: 0 P: 13	R: 0 E: 0 K: 1 S: 5 H: 0 LOB: 0 BB: 0 P: 7	R: 0 E: 0 K: 0 S: 5 H: 0 LOB: 0 BB: 0 P: 7	R: 0 E: 0 K: 1 S: 5 H: 0 LOB: 0 BB: 0 P: 8	R: 0 E: 0 K: 1 S: 16 H: 0 LOB: 1 BB: 1 P: 24	R: 0 E: 0 K: 1 S: 8 H: 0 LOB: 0 BB: 0 P: 13	R: 1 E: 0 K: 1 S: 12 H: 3 LOB: 2 BB: 0 P: 18	R: 0 E: 0 K: 1 S: 12 H: 1 LOB: 3 BB: 2 P: 25	R: 4 E: 1 K: 2 S: 14 H: 5 LOB: 1 BB: 0 P: 20	1B: 7 2B: 1 3B: 0 HR: 1 SF: 0 SAC: 0 DP: 0 HBP: 0	WP: 0 PB: 0 SB: 0 CS: 0 PA: 39					

PITCHER		IP	WLS	BF	H	R	ER	SO	BB	IBB	HBP	BLK	WP	HR	S	P	ERA	WHIP
23 Zac Gallen, R ERA: 4.54	(1, 1)	6.1	L	23	3	1	1	6	1	0	0	0	0	0	57	83	1.42	0.632
37 Kevin Ginkel, R ERA:	(7, 1)	1.2		8	1	0	0	1	2	0	0	0	0	0	15	32	0.00	1.800
38 Paul Sewald, R ERA: 5.4	(9, 1)	1.0		8	5	4	4	2	0	0	0	0	0	1	14	20	36.00	5.000

PITCHER	IP	WLS	BF	H	R	ER	SO	BB	IBB	HBP	BLK	WP	HR	S	P	ERA	WHIP

TOP

Texas Rangers @ Arizona Diamondbacks

Chase Field, Phoenix, AZ

Wed Nov 01 2023, 5:07 PM - 8:00 PM MST

Att. 48,511 - Clear - 79 F

livebaseballscorecards.com

AB	36
R	5
H	9
RBI	4
BB	3
SO	9
LOB	16

Texas Rangers @ Arizona Diamondbacks

Chase Field, Phoenix, AZ

Wed Nov 01 2023, 5:07 PM - 8:00 PM MST

Att. 48,511 - Clear - 79 F

livebaseballscorecards.com

Batter	1	2	3	4	5	6	7	8	9	AB	R	H	RBI	BB	SO	LOB
7 Corbin Carroll, L (1, 9) OBP: 0.364, SLG: 0.409	B CU 75 B FF 96 B FC 91 B FF 96 4-0 4 G4-3 4 S BB	X FF 95 0-0 14 SH1-3 4 BB 1B	X FC 90 0-0 ① F9	B FF 100 X FF 99 1-0 ① L7	B CU 84 X FF 96 1-0 ② P2	4	0	1	0	1	0	0
4 Ketel Marte, S (1, 4) OBP: 0.380, SLG: 0.534	C FF 96 L FS 86 X FS 87 0-2 ① G4-3 1-3	D FS 87 B FF 94 D FC 91 1 SAFE B FF 94 4-0 14 SH1-3 1-2 BB	B FS 85 S FS 86 B FF 95 B FS 87 F FF 95 D FS 88 4-2 53 1B BB	B FF 99 B FF 100 B FF 101 B FF 100 4-0 BB	B FF 96 F FF 95 C CU 84 B FF 97 C CU 85 2-3 ③ K	2	0	0	0	3	1	1
14 Gabriel Moreno, R (1, 2) OBP: 0.304, SLG: 0.444	C FC 92 B FS 89 X FC 92 1-1 ② G6-3	X FC 89 0-0 ① SH1-3 1-2 2-3	C FS 88 B FC 89 C FC 90 C FF 95 1-3 ② K	1 SAFE B FF 100 C FF 99 F SI 100 S SI 101 1-3 ② K	3	0	0	0	0	2	3
53 Christian Walker, R (1, 3) OBP: 0.360, SLG: 0.350	B CU 79 F FC 92 S FF 96 F FF 97 B FS 87 F FF 97 B FC 90 B FF 96 4-2 28 FC6-4 BB	B CU 77 D FS 89 F FF 95 F FC 90 F FS 88 S FF 96 2-3 ② K	X FC 91 0-0 28 S 1-3 1B	B SL 91 D SL 91 F FF 98 X SL 90 2-1 ③ L8	3	0	1	0	1	1	3
28 Tommy Pham, R (1, 10) OBP: 0.297, SLG: 0.475	F FF 96 X FF 96 0-1 ③ FC6-4 1-2f	X FS 90 0-0 ③ G6-3	F CU 76 B FF 96 D FF 94 B FC 91 D FS 90 4-1 1-2 BB	B SL 89 B SL 86 B FF 95 C FF 95 F FF 95 S FF 94 3-3 ① K	3	0	0	0	1	1	4
12 Lourdes Gurriel Jr., R (1, 7) OBP: 0.290, SLG: 0.455	C FF 96 T FC 92 X FF 96 0-2 5 G6-3 1B	B FC 91 B CU 77 C FC 90 F FF 95 X CU 78 2-2 ① F7	X CU 77 0-0 ③ G6-3	X CU 86 0-0 ② G6-3	4	0	1	0	0	0	3
5 Alek Thomas, L (1, 8) OBP: 0.271, SLG: 0.463	F FS 89 F FS 87 B FF 94 1 SAFE X FS 88 1-2 ① G6-3 1-2	C FF 95 F FF 96 B CU 78 F FC 92 X FS 88 1-2 ② G4-3	S FS 89 F FF 94 F CU 76 F FS 88 X FF 96 0-2 ① G1-3	T CU 87 X CU 88 0-1 1B	4	0	1	0	0	0	1
3 Evan Longoria, R (1, 5) OBP: 0.226, SLG: 0.229 26 Pavin Smith, L (8, PH) OBP: 0.364, SLG: 0.300 13 Emmanuel Rivera, R (9, 5) OBP: 0.278, SLG: 0.294	X CU 77 0-0 ② L7	B FC 92 B FF 96 X FC 92 2-0 2B	F FC 91 S FS 88 S FS 86 0-3 ② K	D CU 87 C FF 97 F FF 97 D CU 88 F FF 98 C CU 88 2-3 ③ K	3 1 0	0 0 0	1 0 0	0 0 0	0 0 0	1 1 0	1 1 0
2 Geraldo Perdomo, S (1, 6) OBP: 0.362, SLG: 0.392	C CU 76 S FS 87 B FF 95 B FS 87 F FS 88 B FF 95 X CU 77 3-2 ③ F9	C FS 89 B FS 87 B CU 76 F FF 95 B CU 75 C FF 94 3-3 ③ K	F FS 89 B FS 87 C CU 76 C FC 92 1-3 ③ K	C FF 95 C CU 85 B CU 86 F FF 96 C CU 86 1-3 ① K	4	0	0	0	0	3	2

Inning Stats	1	2	3	4	5	6	7	8	9
	R: 0 H: 0 E: 0 LOB: 2 K: 0 BB: 2 S: 11 P: 20	R: 0 H: 1 E: 0 LOB: 1 K: 0 BB: 0 S: 11 P: 15	R: 0 H: 1 E: 0 LOB: 2 K: 1 BB: 1 S: 7 P: 13	R: 0 H: 1 E: 0 LOB: 1 K: 1 BB: 0 S: 11 P: 19	R: 0 H: 1 E: 0 LOB: 3 K: 1 BB: 2 S: 9 P: 18	R: 0 H: 0 E: 0 LOB: 0 K: 1 BB: 0 S: 11 P: 12	R: 0 H: 0 E: 0 LOB: 1 K: 1 BB: 1 S: 6 P: 14	R: 0 H: 1 E: 0 LOB: 1 K: 2 BB: 0 S: 10 P: 15	R: 0 H: 0 E: 0 LOB: 0 K: 2 BB: 0 S: 8 P: 12

PITCHER	IP	WLS	BF	H	R	ER	SO	BB	IBB	HBP	BLK	WP	HR	S	P	ERA	WHIP
17 Nathan Eovaldi, R (1, 1) ERA: 2.95	6.0	W	27	4	0	0	5	5	0	0	0	0	0	60	97	0.00	1.500
45 Aroldis Chapman, L (7, 1) ERA: 2.25	0.2	H	3	0	0	0	1	1	0	0	0	0	0	4	10	0.00	1.500
66 Josh Sborz, R (7, 1) ERA: 0.75	2.1	S	8	1	0	0	4	0	0	0	0	0	0	20	31	0.00	0.429

PITCHER	IP	WLS	BF	H	R	ER	SO	BB	IBB	HBP	BLK	WP	HR	S	P	ERA	WHIP

BOTTOM	
AB	31
R	0
H	5
RBI	0
BB	6
SO	10
LOB	19

1B: 4	SF: 0	WP: 0	PA: 38
2B: 1	SAC: 1	PB: 0	
3B: 0	DP: 0	SB: 2	
HR: 0	HBP: 0	CS: 0	